

**Houston Astros - 1993**

Batter	1	2	3	4	5	6	7	8	9	AB R H RBI BB SO LOB	TOP	
Lenny Dykstra, L (1, 8) B F X	1-1 G3		1-2 G3		1-2 G3			2-0 G3-1		4 0 0 0 0 0 0		
Mickey Morandini, L (1, 4) OBP: 0.250, SLG: 0.250 B X	1-0 E S 1B			2-3 K	0-0 G4-3			3-3 K		4 0 1 0 0 2 0		
John Kruk, L (1, 3) OBP: 0.750, SLG: 1.000 B SAFE B B B	4-1 CS 1-3 BB			4-1 1B 2B BB		0-0 G4-3			0-1 G4-3 1B 2B	2 2 1 0 2 0 0		
Dave Hollins, S (1, 5) OBP: 0.250, SLG: 0.250 F F F B B B S	3-3 K 1-2			1-0 2B FC1-2 1B		2-1 G6-3			0-0 G4-3	4 0 1 0 0 1 3		
Darren Daulton, L (1, 2) OBP: 0.500, SLG: 0.667 F X		0-1 P8		0-1 FC1-2 1B 2B		0-1 G4-3			4-0 G4-3 1B BB	3 1 1 1 1 0 0		
Milt Thompson, L (1, 7) Pete Incaviglia, R (9, PH) OBP: 1.000, SLG: 1.000 X T B S	1-2 G4-3			0-1 FC1-2 1B			2-3 K		0-0 G4-3 1B	3 0 0 0 0 1 2 1 0 1 1 0 0 0		
Jim Eisenreich, L (1, 9) OBP: 0.250, SLG: 0.250 X B B C B	2-2 G6-3			1-0 1-2 3-H 1B		0-0 G4-3			1-2 F7	4 0 1 1 0 0 2		
Juan Bell, R (1, 6) B S C S B X			1-3 K	1-1 G3			3-2 L7		0-2 G4-3	4 0 0 0 0 1 4		
Terry Mulholland, R (1, 1) F X			0-1 F9		0-3 K			0-3 K		3 0 0 0 0 2 0		
<b>Inning Stats</b>	R: 0 H: 1 E: 0 LOB: 2 K: 1 BB: 1 S: 9 P: 18	R: 0 H: 0 E: 0 LOB: 0 K: 0 BB: 0 S: 9 P: 12	R: 0 H: 0 E: 0 LOB: 0 K: 1 BB: 0 S: 8 P: 10	R: 2 H: 3 E: 0 LOB: 2 K: 1 BB: 1 S: 12 P: 21	R: 0 H: 0 E: 0 LOB: 0 K: 1 BB: 0 S: 7 P: 8	R: 0 H: 0 E: 0 LOB: 0 K: 0 BB: 0 S: 5 P: 7	R: 0 H: 0 E: 0 LOB: 0 K: 1 BB: 0 S: 7 P: 12	R: 0 H: 0 E: 0 LOB: 0 K: 2 BB: 0 S: 9 P: 14	R: 1 H: 2 E: 0 LOB: 2 K: 0 BB: 1 S: 10 P: 15	1B: 4 SF: 0 2B: 3 SAC: 0 3B: 0 DP: 1 HR: 0 HBP: 0	WP: 0 PA: 35 PB: 0 SB: 1 CS: 1	
<b>PITCHER</b>	IP WLS BF H R ER SO BB IBB HBP BLK WP HR S P ERA WHIP											
Doug Drabek, R (1, 1) ERA: 2.25	8.0 L 29 4 2 2 7 2 0 0 0 0 0 0 66 102 2.25 0.750											
Xavier Hernandez, R (9, 1) ERA: 27.0	0.1 3 1 1 1 0 1 0 0 0 0 0 0 3 7 27.00 6.000											
Eric Bell, L (9, 1) ERA:	0.2 3 1 0 0 0 0 0 0 0 0 0 0 7 8 0.00 1.500											

Philadelphia Phillies @ Houston Astros  
Astrodome, Houston, TX  
Mon Apr 05 1993, 8:05 PM EDT  
Att: 44,560 - Dome - 72 F

livebaseballscorecards.com

AB	32
R	3
H	6
RBI	3
BB	3
SO	7
LOB	11



Batter	1	2	3	4	5	6	7	8	9	AB R H RBI BB SO LOB
Craig Biggio, R OBP: 0.250, SLG: 0.250 (1, 4)	1-2 F8 5 BB E 1B		2-2 G5-3			2-3 K		1-1 E6 2-3		4 1 1 0 0 1 1
Steve Finley, L (1, 8)	0-2 L7		2-0 G3			1-2 L5		2-0 G4-3 1 SAFE		4 0 0 0 0 0 4
5 Jeff Bagwell, R (1, 3)	4-0 E BB 1-2		0-1 G3			0-2 F9		0-0 P9		3 0 0 0 1 0 0
Eric Anthony, L OBP: 0.250, SLG: 0.250 (1, 9)	1-2 F8 2-3		1-1 G1-4-3 1B			0-3 K		0-0 F8		4 0 1 0 0 1 2
Ken Caminiti, S OBP: 0.250, SLG: 0.250 (1, 5)	1-0 E6 1-2 3-H		1-2 G1-4-3 1-2f			0-0 G6-3		1-2 1B		4 0 1 0 0 0 2
Luis Gonzalez, L (1, 7)	0-1 F9		2-0 G5-3			0-1 G4-3		0-0 G1-3		4 0 0 0 0 0 3
Andujar Cedeno, R (1, 6)		2-1 G4-3			0-3 K		3-2 F9			3 0 0 0 0 1 0
Eddie Taubensee, L (1, 2)		0-0 G6-3			0-2 G4-3		1-2 G1-3			3 0 0 0 0 0 0
Doug Drabek, R Chris James, R (8, PH) Rick Parker, R (8, PR) Xavier Hernandez, L Eric Bell, L (9, 1)		0-2 L6			0-0 P7		1-2 E 2B			2 0 0 0 0 0 0 1 0 1 0


Inning Stats	R: 1	H: 1	E: 1	K: 0	S: 12	LOB: 2	BB: 1	P: 19	R: 0	H: 0	E: 0	K: 0	S: 6	LOB: 0	BB: 0	P: 8	R: 0	H: 0	E: 0	K: 0	S: 7	LOB: 0	BB: 0	P: 11	R: 0	H: 1	E: 0	K: 0	S: 8	LOB: 0	BB: 0	P: 12	R: 0	H: 0	E: 0	K: 1	S: 9	LOB: 0	BB: 0	P: 9	R: 0	H: 0	E: 0	K: 1	S: 9	LOB: 0	BB: 0	P: 12	R: 0	H: 0	E: 0	K: 1	S: 6	LOB: 0	BB: 0	P: 6	R: 0	H: 1	E: 1	K: 0	S: 12	LOB: 3	BB: 0	P: 20	R: 0	H: 1	E: 0	K: 0	S: 6	LOB: 1	BB: 0	P: 7	1B: 3	SF: 0	2B: 1	SAC: 0	3B: 0	DP: 1	HR: 0	HBP: 0	WP: 0	PA: 33
PITCHER Terry Mulholland, L ERA:	(1, 1)	IP	WLS	BF	H	R	ER	SO	BB	IBB	HBP	BLK	WP	HR	S	P	ERA	WHIP																																																																
		9.0	W	33	4	1	0	3	1	0	0	0	0	0	75	104	0.00	0.556																																																																

**BOTTOM**

**Philadelphia Phillies @ Houston Astros**  
Astrodome, Houston, TX

Mon Apr 05 1993, 8:05 PM EDT  
Att. 44,560 - Dome - 72 F

AB	32
R	1
H	4
RBI	0
BB	1
SO	3
LOB	12



PITCHER	IP	WLS	BF	H	R	ER	SO	BB	IBB	HBP	BLK	WP	HR	S	P	ERA	WHIP
Terry Mulholland, L ERA:	(1, 1)	9.0	W	33	4	1	0	3	1	0	0	0	0	75	104	0.00	0.556

Batter	1	2	3	4	5	6	7	8	9	AB R H RBI BB SO LOB	TOP											
Lenny Dykstra, L OBP: 0.333, SLG: 0.625 (1, 8)	2-2 PB 3B	1-3 K		1-0 G3			1-0 2B		4-2 G5-4-3 BB	4 1 2 0 1 1 1												
Mariano Duncan, R OBP: 0.200, SLG: 0.200 (1, 4)	3-2 L8	1-1 2-H 1B			0-1 F8		2-0 G4-3		0-1 G5-4-3 1-2f	5 0 1 1 0 0 2												
John Kruk, L OBP: 0.625, SLG: 1.000 (1, 3)	1-1 1B 2B	1-0 F7			2-3 K			1-2 2B 2B		4 2 2 0 0 1 1												
Dave Hollins, S OBP: 0.375, SLG: 0.500 (1, 5)	1-2 2-H 1B 1B		0-1 L5		0-2 P2			0-0 2B 2B		4 0 2 2 0 0 0												
Darren Daulton, L OBP: 0.375, SLG: 0.429 (1, 2)	0-1 1B		1-3 K			0-0 G4-3		1-0 P7		4 0 1 0 0 1 1												
Pete Incaviglia, R OBP: 0.500, SLG: 1.250 (1, 7) Milt Thompson, L (8, PH) (8, 7)	1-3 K		1-2 HR			1-3 K		4-2 BB		3 1 1 1 0 2 2 0 0 0 0 1 0 0												
Wes Chamberlain, R (1, 9) Jim Eisenreich, L (8, PH) (8, 9)	1-2 G4-3		0-0 F7			0-0 F7		1-2 L9		3 0 0 0 0 0 2 1 0 0 0 0 0 2												
Juan Bell, R (1, 6)		1-2 SH3-4 1B HBP		2-2 F7			0-0 G6-3	1-2 F7		3 1 0 0 0 0 2												
Curt Schilling, R (1, 1) Mitch Williams, L (9, 1)		0-1 SH3-4		0-0 G3			0-1 L4		1-1 G4-3	3 0 0 0 0 0 0 0 0 0 0 0 0 0												
<b>Inning Stats</b>	R: 2 E: 0 K: 1 S: 26	H: 4 LOB: 2 BB: 0 P: 35	R: 1 E: 0 K: 1 S: 10	H: 1 LOB: 1 BB: 0 P: 14	R: 1 E: 0 K: 1 S: 9	H: 1 LOB: 0 BB: 0 P: 11	R: 0 E: 0 K: 0 S: 7	H: 0 LOB: 0 BB: 0 P: 10	R: 0 E: 0 K: 1 S: 10	H: 0 LOB: 0 BB: 0 P: 12	R: 0 E: 0 K: 1 S: 5	H: 0 LOB: 0 BB: 0 P: 6	R: 0 E: 0 K: 0 S: 5	H: 1 LOB: 1 BB: 0 P: 8	R: 1 E: 0 K: 0 S: 14	H: 2 LOB: 2 BB: 1 P: 22	R: 0 E: 0 K: 0 S: 6	H: 0 LOB: 0 BB: 1 P: 11	1B: 3 2B: 4 3B: 1 HR: 1	SF: 0 SAC: 1 DP: 1 HBP: 1	WP: 0 PB: 1 SB: 0 CS: 0	PA: 38
<b>PITCHER</b>	IP WLS BF H R ER SO BB IBB HBP BLK WP HR S P ERA WHIP																				<b>PITCHER</b>	IP WLS BF H R ER SO BB IBB HBP BLK WP HR S P ERA WHIP
Greg Swindell, L ERA: 6.14 (1, 1)	7.1 L 32 9 5 5 5 0 0 1 0 0 1 77 103 6.14 1.227																					
Darryl Kile, R ERA: (8, 1)	0.0 1 0 0 0 0 0 1 0 0 0 0 0 3 7 ∞ ∞																					
Eric Bell, L ERA: (8, 1)	0.2 2 0 0 0 0 0 0 0 0 0 0 0 6 8 0.00 0.000																					
Doug Jones, R ERA: (9, 1)	1.0 3 0 0 0 0 0 1 0 0 0 0 0 6 11 0.00 1.000																					

Philadelphia Phillies @ Houston Astros  
Astrodome, Houston, TX  
Tue Apr 06 1993, 8:05 PM EDT  
Att. 18,686 - Dome - 72 F

AB	34
R	5
H	9
RBI	4
BB	2
SO	5
LOB	13



Batter	1	2	3	4	5	6	7	8	9	AB	R	H	RBI	BB	SO	LOB
Craig Biggio, R OBP: 0.375, SLG: 0.286 (1, 4)	4-1 CS BB		0-0 SF7 1B		0-2 L8			3-2 P5		3	0	1	0	1	0	0
Steve Finley, L Doug Jones, R (9, 1)	0-1 L7		0-2 SF7 1-2 3-H			4-1 G5-4-3 BB		1-3 K		2	0	0	1	1	1	1
5 Jeff Bagwell, R OBP: 0.250, SLG: 0.286 (1, 3)	0-1 F8		2-2 F8			0-0 G5-4-3 1-2f			0-1 1B 2B	4	1	1	0	0	0	3
Eric Anthony, L OBP: 0.375, SLG: 0.500 (1, 9)	0-1 CS 1-2	2-2 P5		1-0 G4-3 SF8 2B		2-2 1B		3-1 L9		4	1	2	0	0	0	1
Ken Caminiti, S OBP: 0.250, SLG: 0.375 (1, 5)		1-0 2B		2-2 G4-3		1-1 L5		0-3 K		4	0	1	0	0	1	3
Luis Gonzalez, L OBP: 0.125, SLG: 0.143 (1, 7)		0-0 F7		1-0 SF8		2-2 P6		2-2 1B		3	0	1	2	0	0	1
Andujar Cedeno, R Karl Rhodes, L Kevin Bass, S (9, PH)		3-2 F8		1-3 K		1-3 K		3-3 K		3	0	0	0	0	2	1
Eddie Taubensee, L OBP: 0.167, SLG: 0.167 (1, 2)			1-1 1B SF7 1B		0-1 G1-3		2-1 F8			3	1	1	0	0	0	0
Greg Swindell, L Darryl Kile, R Eric Bell, L Casey Candaele, S (8, 6)			1-1 SH3		1-0 L5			2-2 G4-3		1	0	0	0	0	0	0

Inning Stats	R: 0	H: 0	E: 0	K: 0	S: 6	LOB: 0	BB: 1	P: 10	R: 0	H: 1	E: 0	K: 0	S: 10	LOB: 1	BB: 0	P: 16	R: 1	H: 2	E: 0	K: 0	S: 13	LOB: 1	BB: 0	P: 17	R: 1	H: 1	E: 0	K: 1	S: 8	LOB: 0	BB: 0	P: 13	R: 0	H: 0	E: 0	K: 0	S: 6	LOB: 0	BB: 0	P: 7	R: 0	H: 1	E: 0	K: 0	S: 7	LOB: 1	BB: 1	P: 14	R: 0	H: 0	E: 0	K: 1	S: 9	LOB: 0	BB: 0	P: 14	R: 0	H: 0	E: 0	K: 1	S: 10	LOB: 0	BB: 0	P: 16	R: 1	H: 2	E: 0	K: 2	S: 15	LOB: 1	BB: 0	P: 23	1B: 4	2B: 3	3B: 0	HR: 0	SF: 2	SAC: 1	DP: 1	HBP: 0	WP: 0	PB: 0	SB: 0	CS: 1	PA: 35
--------------	------	------	------	------	------	--------	-------	-------	------	------	------	------	-------	--------	-------	-------	------	------	------	------	-------	--------	-------	-------	------	------	------	------	------	--------	-------	-------	------	------	------	------	------	--------	-------	------	------	------	------	------	------	--------	-------	-------	------	------	------	------	------	--------	-------	-------	------	------	------	------	-------	--------	-------	-------	------	------	------	------	-------	--------	-------	-------	-------	-------	-------	-------	-------	--------	-------	--------	-------	-------	-------	-------	--------


PITCHER	IP	WLS	BF	H	R	ER	SO	BB	IBB	HBP	BLK	WP	HR	S	P	ERA	WHIP
Curt Schilling, R ERA: 3.38 (1, 1)	8.0	W	30	6	3	3	3	2	0	0	0	0	0	71	109	3.38	1.000
Mitch Williams, L ERA: (9, 1)	1.0	S	4	1	0	0	2	0	0	0	0	0	0	13	21	0.00	1.000

**BOTTOM**

**Philadelphia Phillies @ Houston Astros**  
Astrodome, Houston, TX

Tue Apr 06 1993, 8:05 PM EDT  
Att: 18,686 - Dome - 72 F

AB	29
R	3
H	7
RBI	3
BB	2
SO	5
LOB	11



Batter	1	2	3	4	5	6	7	8	9	10	AB	R	H	RBI	BB	SO	LOB	TOP				
Lenny Dykstra, L OBP: 0.267, SLG: 0.385 (1, 8)	F9		G4-3			BB		FC1-4-6 HR	F7	F8	5	1	0	0	1	0	6					
Mickey Morandini, L OBP: 0.333, SLG: 0.667 (1, 4)	F7			F7		K		HR		BB 1B 2B 1B	5	2	2	2	0	1	1					
John Kruk, L OBP: 0.538, SLG: 0.818 (1, 3)	F7			F7		F8		1B 2B		BB 2B 1B	5	1	2	0	0	0	1					
Dave Hollins, S OBP: 0.231, SLG: 0.308 (1, 5)		K		G4-3		K		K		K	5	0	0	0	0	4	4					
Darren Daulton, L OBP: 0.538, SLG: 0.778 (1, 2)		F8			G5-3 BB		HR	1B IBB		2B BB	2	2	1	1	3	0	0					
Milt Thompson, L OBP: 0.333, SLG: 0.375 (1, 7)		K			P4		G4-3	1B		1B 2B	5	0	2	3	0	1	1					
Jim Eisenreich, L OBP: 0.300, SLG: 0.125 (1, 9)			SH3-4 BB		G5-3		F7		G4-3	1B IBB	3	0	0	0	2	0	1					
Juan Bell, R Mariano Duncan, R OBP: 0.375, SLG: 0.375 (1, 6) (7, PH) (7, 6)			K				K			BB 1B	1	0	0	0	1	1	1					
Danny Jackson, R Ricky Jordan, R Larry Andersen, R Pete Incaviglia, R David West, L Jose DeLeon, R Wes Chamberlain, R Mitch Williams, L (1, 1) (8, PH) (8, 1) (9, PH) (9, 1) (9, 1) (10, PH) (10, 1)			SH3-4		K			FC1-4-6 1B	K	BB	1	0	0	0	0	1	2					
<b>Inning Stats</b>	R: 0 E: 0 K: 0 S: 7	H: 0 LOB: 0 BB: 0 P: 12	R: 0 E: 0 K: 2 S: 8	H: 0 LOB: 0 BB: 0 P: 13	R: 0 E: 0 K: 1 S: 10	H: 0 LOB: 1 BB: 1 P: 18	R: 0 E: 0 K: 0 S: 5	H: 0 LOB: 0 BB: 0 P: 6	R: 0 E: 0 K: 1 S: 12	H: 0 LOB: 2 BB: 2 P: 24	R: 1 E: 0 K: 1 S: 9	H: 1 LOB: 0 BB: 0 P: 11	R: 2 E: 0 K: 1 S: 18	H: 4 LOB: 2 BB: 1 P: 25	R: 0 E: 0 K: 1 S: 9	H: 1 LOB: 1 BB: 0 P: 14	R: 3 E: 0 K: 1 S: 12	H: 4 LOB: 3 BB: 3 P: 29	1B: 6 2B: 2 3B: 0 HR: 2	SF: 0 SAC: 1 DP: 0 HBP: 0	WP: 0 PB: 0 SB: 0 CS: 0	PA: 46
<b>PITCHER</b>	IP WLS BF H R ER SO BB IBB HBP BLK WP HR S P ERA WHIP																					
Pete Harnisch, R ERA: 1.29 (1, 1)	7.0	26	1	1	1	7	4	0	0	0	0	0	0	0	1	62	101	1.29	0.714			
Doug Jones, R ERA: 8.0 (8, 1)	2.0	11	5	2	2	2	0	1	0	0	0	0	1	27	39	9.00	2.500					
Eric Bell, L ERA: 13.5 (10, 1)	0.0	L	2	2	2	0	0	0	0	0	0	0	0	3	6	∞	∞					
Xavier Hernandez, R ERA: 13.5 (10, 1)	1.0	7	2	1	1	1	2	1	0	0	0	0	0	9	23	9.00	4.000					

Philadelphia Phillies @ Houston Astros  
Astrodome, Houston, TX  
Wed Apr 07 1993, 8:05 PM EDT  
Att. 16,471 - Dome

livebaseballscores.com

AB	37
R	6
H	10
RBI	6
BB	8
SO	10
LOB	18



Batter	1	2	3	4	5	6	7	8	9	10	AB	R	H	RBI	BB	SO	LOB
<b>Craig Biggio, R</b> OBP: 0.308, SLG: 0.182 (1, 4)	3-3 K		3-2 G5-3		0-0 F9			1-3 K	4-1 BB		4	0	0	0	1	2	0
<b>Steve Finley, L</b> (1, 8)	1-1 F8		0-1 P5			1-2 F9		2-1 F7	1-1 L7		5	0	0	0	0	0	3
<b>5 Jeff Bagwell, R</b> OBP: 0.385, SLG: 0.583 (1, 3)	1-2 F9			1-2 G4-3 HR 2B		1-2 G3 2B		2-1 1B		3-3 K	5	1	3	0	0	1	0
<b>Eric Anthony, L</b> OBP: 0.462, SLG: 0.455 (1, 9)		4-2 1B BB		3-3 K		3-2 G3		2-1 1B		4-2 WP BB	3	0	1	0	2	1	2
<b>Ken Caminiti, S</b> OBP: 0.231, SLG: 0.308 (1, 5)		0-0 1B		1-1 G4-3		1-1 F9		0-3 K		3-3 K	5	0	1	0	0	2	5
<b>Luis Gonzalez, L</b> OBP: 0.308, SLG: 0.833 (1, 7)		0-3 K		2-2 HR			0-0 HR		3-1 BB SH1-4 1B	1-2 G4-3	5	2	3	3	0	1	3
<b>Andujar Cedeno, R</b> OBP: 0.111, SLG: 0.111 (1, 6)		3-3 K		0-0 G4-3			2-0 FC3-6 1B		2-0 SH1-4		3	0	1	0	0	1	2
<b>Jose Uribe, S</b> (9, PH)									1-2		0	0	0	0	0	0	0
<b>Eddie Taubensee, L</b> OBP: 0.100, SLG: 0.100 (1, 2)		1-3 K			0-2 L5		0-1 FC3-6 L6-3		2-0 L8		4	0	0	0	0	1	4
<b>Pete Harnisch, S</b> (1, 1)				0-3 K		0-3 K		0-0 L6-3		1-0 BB HBP	2	0	0	0	0	2	0
<b>Kevin Bass, S</b> (7, PH)											1	0	0	0	0	0	1
<b>Doug Jones, R</b> (8, 1)											0	0	0	0	0	0	0
<b>Chris James, R</b> (9, PH)											0	0	0	0	0	0	0
<b>Eric Bell, L</b> (10, 1)											0	0	0	0	0	0	0
<b>Xavier Hernandez, L</b> (10, 1)											0	0	0	0	0	0	0


Inning Stats	R: 0	H: 0	E: 0	K: 1	S: 8	H: 0	LOB: 0	BB: 0	P: 13	R: 0	H: 1	E: 0	K: 3	S: 13	H: 0	LOB: 0	BB: 0	P: 11	R: 2	H: 2	E: 0	K: 1	S: 12	R: 0	H: 0	E: 0	K: 1	S: 7	R: 0	H: 1	E: 0	K: 0	S: 14	R: 1	H: 2	E: 0	K: 0	S: 5	R: 0	H: 2	E: 0	K: 2	S: 12	R: 0	H: 1	E: 0	K: 0	S: 7	R: 0	H: 0	E: 0	K: 2	S: 14	R: 0	H: 1	E: 0	K: 2	S: 14	R: 0	H: 0	E: 0	K: 2	S: 14	1B: 5	SF: 0	2B: 3	SAC: 1	3B: 0	DP: 1	HR: 2	HBP: 1	WP: 1	PA: 42
--------------	------	------	------	------	------	------	--------	-------	-------	------	------	------	------	-------	------	--------	-------	-------	------	------	------	------	-------	------	------	------	------	------	------	------	------	------	-------	------	------	------	------	------	------	------	------	------	-------	------	------	------	------	------	------	------	------	------	-------	------	------	------	------	-------	------	------	------	------	-------	-------	-------	-------	--------	-------	-------	-------	--------	-------	--------

PITCHER	IP	WLS	BF	H	R	ER	SO	BB	IBB	HBP	BLK	WP	HR	S	P	ERA	WHIP
<b>Danny Jackson, L</b> ERA: 3.86 (1, 1)	7.0		27	6	3	3	7	1	0	0	0	0	2	67	98	3.86	1.000
<b>Larry Andersen, R</b> ERA: (8, 1)	1.0		5	2	0	0	2	0	0	0	0	0	0	12	19	0.00	2.000
<b>David West, L</b> ERA: (9, 1)	0.2		3	1	0	0	0	0	0	0	0	0	0	4	11	0.00	1.500
<b>Jose DeLeon, R</b> ERA: (9, 1)	0.1	W	3	0	0	0	0	1	0	1	0	0	0	3	9	0.00	3.000
<b>Mitch Williams, L</b> ERA: (10, 1)	1.0	S	4	0	0	0	2	1	0	0	0	1	0	14	25	0.00	1.000

**Philadelphia Phillies @ Houston Astros**  
Astrodome, Houston, TX  
Wed Apr 07 1993, 8:05 PM EDT  
Att. 16,471 - Dome

livebaseballscorecards.com

AB	37
R	3
H	9
RBI	3
BB	3
SO	11
LOB	20



Batter	1	2	3	4	5	6	7	8	9	10	AB R H RBI BB SO LOB	TOP													
Craig Biggio, R OBP: 0.278, SLG: 0.133 (1, 4) F B X	1-1 B1-3		2-3 K		0-0 P6		1-0 F8			4-2 5 1B BB	4 1 0 0 1 1 2														
Steve Finley, L OBP: 0.167, SLG: 0.067 (1, 8) C X	0-1 1B		0-0 B2			4-0 5 HR BB	1-1 F7			0-1 B5	4 1 1 0 1 0 2														
5 Jeff Bagwell, R OBP: 0.389, SLG: 0.706 (1, 3) F B X	1-1 F8		1-0 F8			0-2 1-H HR		1-0 G5-3		1-2 1 SAFE 1 SAFE 1B HR 1B	5 2 2 2 0 0 1														
Eric Anthony, L OBP: 0.444, SLG: 0.625 (1, 9) C B X	1-1 F7			2-0 F7		3-2 HR		2-1 G3		1-0 HR 1B	5 2 2 2 0 0 1														
Ken Caminiti, S OBP: 0.222, SLG: 0.444 (1, 5) S B C		1-3 K		0-3 K		2-1 P3		2-1 F7		0-0 1-H 3-H HR	5 1 1 3 0 2 0														
Luis Gonzalez, L OBP: 0.222, SLG: 0.588 (1, 7) S X		0-1 F7		1-2 F6		0-0 L7			1-2 G1-3	2-1 F8	5 0 0 0 0 0 0														
Andujar Cedeno, R OBP: 0.286, SLG: 0.308 (1, 6) S B B X		2-1 1B 2B			0-2 1B	3-3 K			4-1 FC6-4 BB	0-2 G6-3	4 0 2 0 1 1 0														
Eddie Taubensee, L OBP: 0.143, SLG: 0.143 (1, 2) C X		0-1 1B			0-1 P4		2-2 L8		1 SAFE S 1 SAFE FC6-4 FC6-4 1-2f		4 0 1 0 0 0 2														
Mark Portugal, R OBP: 0.333, SLG: 0.333 Kevin Bass, S Doug Jones, R (1, 1) C T C B (9, PH) S T F F B X (9, 1) S T F F B X		1-3 K			1-3 K			0-1 1B	0-0 FC6-4 1-2f		3 0 1 0 0 2 3 1 0 0 0 0 0 1 0 0 0 0 0 0 0														
<b>Inning Stats</b>	R: 0 E: 0 K: 0 S: 8	H: 1 LOB: 1 BB: 0 P: 11	R: 0 E: 0 K: 2 S: 12	H: 2 LOB: 2 BB: 0 P: 16	R: 0 E: 0 K: 1 S: 5	H: 0 LOB: 0 BB: 0 P: 8	R: 0 E: 0 K: 1 S: 7	H: 0 LOB: 0 BB: 0 P: 10	R: 0 E: 0 K: 1 S: 10	H: 1 LOB: 1 BB: 0 P: 11	R: 3 E: 0 K: 1 S: 13	H: 2 LOB: 0 BB: 1 P: 25	R: 0 E: 0 K: 0 S: 9	H: 1 LOB: 1 BB: 0 P: 13	R: 0 E: 0 K: 0 S: 5	H: 0 LOB: 0 BB: 0 P: 10	R: 0 E: 0 K: 0 S: 10	H: 0 LOB: 1 BB: 1 P: 16	R: 4 E: 0 K: 0 S: 16	H: 3 LOB: 0 BB: 1 P: 24	1B: 6 2B: 1 3B: 0 HR: 3	SF: 0 SAC: 0 DP: 0 HBP: 0	WP: 0 PB: 0 SB: 0 CS: 0	PA: 43	
<b>PITCHER</b>	IP WLS BF H R ER SO BB IBB HBP BLK WP HR S P ERA WHIP												IP WLS BF H R ER SO BB IBB HBP BLK WP HR S P ERA WHIP												
Sid Fernandez, L ERA: 4.5 Jeff Innis, R ERA: Anthony Young, R ERA: 18.0	(1, 1) 6.0	(7, 1) 2.0	(9, 1) 2.0	L 11	3 4	3 4	0 0	0 0	0 0	0 0	0 0	0 1	26 40	18.00 2.500											

Houston Astros @ New York Mets  
Shea Stadium, Flushing, NY  
Fri Apr 09 1993, 7:05 PM EDT  
Att: 21,314 - Unknown - 57 F

livebaseballscores.com

AB 40  
R 7  
H 10  
RBI 7  
BB 3  
SO 6  
LOB 12





**BOTTOM**

**Houston Astros @ New York Mets**  
Shea Stadium, Flushing, NY  
Fri Apr 09 1993, 7:05 PM EDT  
Att. 21,314 - Unknown - 57 F

[livebaseballscorecards.com](http://livebaseballscorecards.com)

<b>AB</b>	34
<b>R</b>	3
<b>H</b>	8
<b>RBI</b>	2
<b>BB</b>	0
<b>SO</b>	4
<b>LOB</b>	8



AB	R	H	RBI	BB	SO	LOB
4	1	2	0	0	1	1
4	1	1	2	0	0	2
4	0	0	0	0	2	1
4	0	0	0	0	0	0
4	0	1	0	0	0	0
4	0	2	0	0	0	1
4	0	0	0	0	1	3
4	0	1	0	0	0	0
1	0	0	0	0	0	0
1	1	1	0	0	0	0
0	0	0	0	0	0	0
0	0	0	0	0	0	0
0	0	0	0	0	0	0

Batter	1	2	3	4	5	6	7	8	9	10
Vince Coleman, S OBP: 0.429, SLG: 0.385 (1, 7)	1-0 G4-6-3 1B		1-3 K			1-0 WP 3B 1B		1-1 P5		
Tony Fernandez, S OBP: 0.500, SLG: 0.444 (1, 6)	2-1 P3			0-0 G6-3		1-2 WP 3B		3-2 P5		
Eddie Murray, S OBP: 0.357, SLG: 0.385 (1, 3)	1-1 G4-6-3 1-2f			2-2 G3		2-3 K		1-3 K		
Bobby Bonilla, S OBP: 0.214, SLG: 0.429 Dave Gallagher, R OBP: 0.500, SLG: 0.333 (10, 8)		0-0 G1-3		2-1 F8		1-1 F7		2-2 P6		
Howard Johnson, S OBP: 0.308, SLG: 0.100 (1, 5)		2-1 S 1B		2-1 G5-3		2-2 P4		0-0 F7		
Joe Orsulak, L OBP: 0.500, SLG: 0.429 (10, 9)		2-2 F7		2-2 CS 1B		1-2 G6-4-3 1B		3-2 L4		
Jeff Kent, R OBP: 0.167, SLG: 0.091 (1, 4)		2-1 P2 1-2		1-3 K 1-2		0-0 G6-4-3 1-2f		0-2 F7		
Todd Hundley, S OBP: 0.500, SLG: 0.500 (1, 2)			2-2 F7			0-0 F9		2-0 SH1-4 1B		
Sid Fernandez, L Wayne Housie, S OBP: 1.000, SLG: 1.000 Jeff Innis, R Jeff McKnight, S Anthony Young, R (9, 1)			0-0 G5-3			3-1 WP 3B 1B		0-0 SH1-4 1-2		

Inning Stats	R: 0	H: 1	E: 0	LOB: 0	K: 0	BB: 0	S: 5	P: 9	R: 0	H: 1	E: 0	LOB: 1	K: 0	BB: 0	S: 8	P: 14	R: 0	H: 0	E: 0	LOB: 0	K: 1	BB: 0	S: 7	P: 10	R: 0	H: 0	E: 0	LOB: 0	K: 0	BB: 0	S: 6	P: 10	R: 0	H: 1	E: 0	LOB: 0	K: 1	BB: 0	S: 10	P: 15	R: 3	H: 3	E: 0	LOB: 0	K: 1	BB: 0	S: 12	P: 20	R: 0	H: 1	E: 0	LOB: 0	K: 0	BB: 0	S: 7	P: 10	R: 0	H: 1	E: 0	LOB: 1	K: 0	BB: 0	S: 7	P: 13	R: 0	H: 0	E: 0	LOB: 0	K: 1	BB: 0	S: 9	P: 12	R: 0	H: 0	E: 0	LOB: 0	K: 0	BB: 0	S: 8	P: 12	R: 0	H: 0	E: 0	LOB: 0	K: 0	BB: 0	S: 8	P: 12	1B: 7	SF: 0	2B: 0	SAC: 1	3B: 1	DP: 2	HR: 0	HBP: 0	WP: 2	PA: 35
--------------	------	------	------	--------	------	-------	------	------	------	------	------	--------	------	-------	------	-------	------	------	------	--------	------	-------	------	-------	------	------	------	--------	------	-------	------	-------	------	------	------	--------	------	-------	-------	-------	------	------	------	--------	------	-------	-------	-------	------	------	------	--------	------	-------	------	-------	------	------	------	--------	------	-------	------	-------	------	------	------	--------	------	-------	------	-------	------	------	------	--------	------	-------	------	-------	------	------	------	--------	------	-------	------	-------	-------	-------	-------	--------	-------	-------	-------	--------	-------	--------

PITCHER	IP	WLS	BF	H	R	ER	SO	BB	IBB	HBP	BLK	WP	HR	S	P	ERA	WHIP
Mark Portugal, R ERA: 3.38 (1, 1)	8.0		29	8	3	3	3	0	0	0	0	2	0	62	101	3.38	1.000
Doug Jones, R ERA: 3.6 (9, 1)	2.0	W	6	0	0	0	1	0	0	0	0	0	0	17	24	0.00	0.000

Batter	1	2	3	4	5	6	7	8	9	AB R H RBI BB SO LOB	TOP											
<b>Craig Biggio, R</b> OBP: 0.304, SLG: 0.250 (1, 4)	1-2 FC3-6 1B	1-1 2B		1-0 F9		2-2 P3		1-0 L6		5 1 2 0 0 0 1												
<b>Steve Finley, L</b> OBP: 0.304, SLG: 0.167 (1, 8)	2-1 SAFE 1-3 1B	4-2 5S BB		1-0 F8			4-1 G3 5 1B BB		2-1 5 1B SF8-4 1B	3 1 2 0 2 0 0												
<b>5 Jeff Bagwell, R</b> OBP: 0.435, SLG: 0.667 (1, 3)	4-1 FC3-6 BB	1-3 2B		0-0 G6-3			0-1 SAFE 1-2 G3 1B		0-1 SAFE 1-2 SF8-4 1B	4 0 2 0 1 1 2												
<b>Eric Anthony, L</b> OBP: 0.391, SLG: 0.524 (1, 9)	1-1 FC3-6 WP 2B	2-0 G4-3		1-2 F7			1-2 G3		1-1 SF8-4 1B	5 1 1 1 0 0 5												
<b>Luis Gonzalez, L</b> OBP: 0.304, SLG: 0.810 (1, 7)	1-2 2B		2-1 G4-3 SF9 1B		0-0 HR		3-2 P5		0-0 SF8-4	4 3 3 3 0 0 2												
<b>Chris Donnels, L</b> OBP: 0.200, SLG: 0.400 (1, 5)	1-0 2B		1 SAFE 2-1 SAFE G4-3		1-0 G4-3		1-2 G4-3		1-3 K	5 0 1 1 0 1 4												
<b>Scott Servais, R</b> OBP: 0.500, SLG: 0.500 (1, 2)	4-2 BB		1-0 SF9		2-2 G1-3			0-0 FC3-5-6 E 1B		2 0 1 1 1 0 0												
<b>Andujar Cedeno, R</b> OBP: 0.278, SLG: 0.294 (1, 6)	3-2 L4		0-0 1B		2-1 G6-3			0-1 E5 FC3-5-6		4 0 1 0 0 0 3												
<b>Doug Drabek, R</b> (1, 1)		1-3 K	1-3 K		0-1 G6-3			0-1 FC3-5-6		4 0 0 0 0 2 3												
<b>Inning Stats</b>	R: 3 E: 0 K: 0 S: 19	H: 4 LOB: 2 BB: 2 P: 36	R: 0 E: 0 K: 2 S: 11	H: 1 LOB: 2 BB: 1 P: 20	R: 1 E: 0 K: 1 S: 9	H: 2 LOB: 1 BB: 0 P: 15	R: 0 E: 0 K: 0 S: 3	H: 0 LOB: 0 BB: 0 P: 5	R: 1 E: 0 K: 0 S: 8	H: 1 LOB: 0 BB: 0 P: 12	R: 0 E: 0 K: 0 S: 7	H: 0 LOB: 0 BB: 0 P: 11	R: 0 E: 0 K: 0 S: 12	H: 1 LOB: 2 BB: 1 P: 21	R: 0 E: 1 K: 0 S: 6	H: 1 LOB: 1 BB: 0 P: 7	R: 1 E: 0 K: 1 S: 10	H: 3 LOB: 1 BB: 0 P: 14	1B: 9 2B: 4 3B: 0 HR: 1	SF: 2 SAC: 0 DP: 2 HBP: 0	WP: 1 PB: 0 SB: 3 CS: 0	PA: 42
<b>PITCHER</b>	IP WLS BF H R ER SO BB IBB HBP BLK WP HR S P ERA WHIP																					
<b>Dwight Gooden, R</b> ERA: 3.0 (1, 1)	6.0 L 28 8 5 5 3 3 0 0 0 1 1 57 99 7.50 1.833																					
<b>Mike Maddux, R</b> ERA: (7, 1)	1.0 5 1 0 0 0 1 0 0 0 0 0 12 21 0.00 2.000																					
<b>Mike Draper, R</b> ERA: 4.5 (8, 1)	2.0 9 4 1 1 1 0 0 0 0 0 0 16 21 4.50 2.000																					

**Houston Astros @ New York Mets**  
Shea Stadium, Flushing, NY  
Sat Apr 10 1993, 3:33 AM EDT  
Att. 21,419 - Overcast - 61 F

livebaseballscorecards.com

AB	36
R	6
H	13
RBI	6
BB	4
SO	4
LOB	20



**BOTTOM**

**Houston Astros @ New York Mets**  
 Shea Stadium, Flushing, NY  
 Sat Apr 10 1993, 3:33 AM EDT  
 Att. 21,419 - Overcast - 61 F

livebaseballscorecards.com

<b>AB</b>	<b>34</b>
<b>R</b>	<b>3</b>
<b>H</b>	<b>8</b>
<b>RBI</b>	<b>3</b>
<b>BB</b>	<b>3</b>
<b>SO</b>	<b>3</b>
<b>LOB</b>	<b>17</b>



WP: 2	PA: 37
PB: 0	
SB: 1	
CS: 0	

AB	R	H	RBI	BB	SO	LOB
4	1	1	1	1	0	0
3	1	0	0	1	0	1
4	0	1	0	0	0	2
4	0	2	1	0	0	0
4	0	1	1	0	1	2
4	0	1	0	0	0	4
3	1	2	0	1	1	2
4	0	0	0	0	0	4
2	0	0	0	0	0	2
0	0	0	0	0	0	0
1	0	0	0	0	0	0
0	0	0	0	0	0	0
1	0	0	0	0	1	0

Batter	1	2	3	4	5	6	7	8	9
<b>Vince Coleman, S</b> OBP: 0.421, SLG: 0.353 (1, 7)	4-1 WP S 1B BB	3-1 2-H 1B			0-1 B3		0-0 G4-3		1-0 L9
<b>Tony Fernandez, S</b> OBP: 0.444, SLG: 0.333 (1, 6)	4-1 1B BB	2-1 G3			0-1 G3		2-2 G4-3		
<b>Eddie Murray, S</b> OBP: 0.333, SLG: 0.353 (1, 3)	0-0 P4		1-0 G3-1		2-1 F8			1-2 1B 1B	
<b>Bobby Bonilla, S</b> OBP: 0.278, SLG: 0.444 (1, 9)	0-1 1B 1B		0-1 L4		0-0 L4			0-0 1B 1B	
<b>Howard Johnson, S</b> OBP: 0.294, SLG: 0.143 (1, 5)	1-1 G4-6-3 1B		1-3 K2-3		2-1 L6			0-1 F8	
<b>Joe Orsulak, L</b> OBP: 0.417, SLG: 0.455 (1, 8)	1-1 G4-6-3			0-0 B1-3		1-0 2B		0-0 F9	
<b>Jeff Kent, R</b> OBP: 0.313, SLG: 0.286 (1, 4)		0-1 WP 1B 2B		1-2 G1-5-3 1B		4-2 BB		1-3 K2-3	
<b>Todd Hundley, S</b> OBP: 0.375, SLG: 0.357 (1, 2)		1-0 F7		0-0 G1-5-3		0-0 G3-1		0-1 G4-3	
<b>Dwight Gooden, R</b> OBP: 0.167, SLG: 0.167 (7, 1)		0-0 P4		0-0 G4-3			0-1 L3		1-3 K
<b>Wayne Housie, S</b> OBP: 0.500, SLG: 0.500 (7, PH)									
<b>Mike Draper, R</b> (8, 1)									
<b>Chico Walker, S</b> (9, PH)									

Inning Stats	R	H	E	K	S	R	H	E	K	S	R	H	E	K	S	R	H	E	K	S	R	H	E	K	S	R	H	E	K	S	R	H	E	K	S		
	2	2	0	9		1	2	0	0	9	0	0	0	1	0	0	0	0	6	0	0	0	0	0	0	0	0	0	0	0	0	0	0	0	0	0	0

PITCHER	IP	WLS	BF	H	R	ER	SO	BB	IBB	HBP	BLK	WP	HR	S	P	ERA	WHIP
<b>Doug Drabek, R</b> ERA: 2.65 (1, 1)	9.0	W	37	8	3	3	3	3	0	0	0	2	0	71	104	3.00	1.222

Houston Astros @ New York Mets  
 Shea Stadium, Flushing, NY  
 Sun Apr 11 1993, 3:33 AM EDT  
 Att. 21,856 - Sunny - 62 F

livebaseballscorecards.com



WP: 0 PA: 42  
 PB: 0  
 SB: 0  
 CS: 1

AB 36  
 R 5  
 H 11  
 RBI 5  
 BB 3  
 SO 3  
 LOB 22

AB	R	H	RBI	BB	SO	LOB
4	2	1	0	1	0	2
5	1	2	0	0	0	1
5	0	1	1	0	2	3
3	1	3	2	1	0	0
0	0	0	0	0	0	0
1	0	0	0	0	0	0
0	0	0	0	0	0	0
5	0	1	1	0	0	5
3	1	1	0	0	0	2
4	0	1	1	0	0	3
0	0	0	0	0	0	0
0	0	0	0	0	0	0
3	0	1	0	1	0	4
2	0	0	0	0	1	2
1	0	0	0	0	0	0

1B	2B	3B	HR	SF	SAC	DP	HBP
8	2	1	0	0	1	0	1

Batter	1	2	3	4	5	6	7	8	9
Craig Biggio, R (1, 4) OBP: 0.321, SLG: 0.250	4-0 5 G3-1 1B BB	1-1 G3			2-2 1B 1B	0-2 F8		1-1 G5-3	
Steve Finley, L (1, 8) OBP: 0.321, SLG: 0.261	1-1 F7		2-2 G3		2-1 1B 1B		0-0 5 1B 2B	2-2 G6-3	
5 Jeff Bagwell, R (1, 3) OBP: 0.393, SLG: 0.577	2-0 G3-1 1-2		0-1 G5-3		0-3 K		1-0 HBP FC5-2 1B		2-3 K
Chris James, R (1, 9) OBP: 1.000, SLG: 1.500 Karl Rhodes, L (7, PR) (7, 9)	3-2 1B		0-0 1B 2B		2-2 1B		4-2 FC5-2 HBP BB		0-2 G4-3
Eric Anthony, L (9, PH) OBP: 0.375, SLG: 0.500 Doug Jones, R (9, 1)	2-H 1B		0-1 1B		1-2 3-H 1B		0-0 P5		3-2 F7
Ken Caminiti, S (1, 5) OBP: 0.217, SLG: 0.391	0-1 P6		0-1 CS 1B		3-1 P7		0-0 P5		3-2 F7
Luis Gonzalez, L (1, 7) OBP: 0.333, SLG: 0.750		3-2 3B 1B	1 SAFE 0-0 CS	0-1 G3-1	1-1 G4-3		3-2 FC5-2 1-2 2-3 HBP		3-2 FC5-2 1-2 2-3 HBP
Andujar Cedeno, R (1, 6) OBP: 0.273, SLG: 0.381 Xavier Hernandez, L (7, 1) Kevin Bass, S (9, 9)		1-0 1-H 3B		0-0 L5		0-0 L9		1-0 FC5-2 1-2 2-3 3-H	
Eddie Taubensee, L (1, 2) OBP: 0.222, SLG: 0.176		0-0 P3		3-2 1B		4-2 SH3-4 BB		3-2 G3-1	
Greg Swindell, L (1, 1) Jose Uribe, S (7, 6)		1-3 K		1-0 P9		0-0 SH3-4		1-1 G1-3	

Inning	R	H	E	K	S	H	LOB	BB	IBB	HBP	BLK	WP	HR	S	P	ERA	WHIP
1	1	1	0	0	8	1	1	0	0	0	0	0	0	12	16	8.31	2.308
2	1	2	0	1	10	2	1	0	0	0	0	0	0	12	11	0.00	0.600
3	1	2	0	0	8	2	0	0	0	0	0	0	0	12	24	9.00	3.000
4	0	1	0	0	7	1	0	0	0	0	0	0	0	11	27	0.00	0.000
5	1	3	0	1	16	2	0	0	0	0	0	0	0	26			
6	0	0	0	0	8	1	1	0	0	0	0	0	0	12			
7	1	2	0	0	12	3	1	0	0	0	0	0	0	24			
8	0	0	0	0	8	0	0	0	0	0	0	0	0	12			
9	0	0	0	1	10	0	0	1	0	0	0	0	0	15			

PITCHER	IP	WLS	BF	H	R	ER	SO	BB	IBB	HBP	BLK	WP	HR	S	P	ERA	WHIP
Pete Schourek, L (1, 1) ERA: 8.31	4.1	L	22	9	4	4	2	1	0	0	0	0	0	45	73	8.31	2.308
Anthony Young, R (5, 1) ERA: 9.82	1.2		6	0	0	0	0	1	0	0	0	0	0	12	20	0.00	0.600
Jeff Innis, R (7, 1) ERA: 3.0	1.0		7	2	1	1	0	1	0	1	0	0	0	12	24	9.00	3.000
Mike Maddux, R (8, 1) ERA:	2.0		6	0	0	0	1	0	0	0	0	0	0	18	27	0.00	0.000

**BOTTOM**

**Houston Astros @ New York Mets**  
 Shea Stadium, Flushing, NY  
 Sun Apr 11 1993, 3:33 AM EDT  
 Att: 21,856 - Sunny - 62 F

livebaseballscorecards.com

<b>AB</b>	<b>33</b>
<b>R</b>	<b>4</b>
<b>H</b>	<b>7</b>
<b>RBI</b>	<b>4</b>
<b>BB</b>	<b>1</b>
<b>SO</b>	<b>5</b>
<b>LOB</b>	<b>7</b>



AB R H RBI BB SO LOB

4	0	0	0	0	1	2
3	1	2	0	1	0	0
4	1	1	2	0	1	2
4	1	1	0	0	0	1
4	0	0	0	0	1	1
4	0	0	0	0	1	1
3	1	1	1	0	0	0
1	0	0	0	0	0	0
2	0	0	0	0	0	0
0	0	0	0	0	0	0
1	0	1	0	0	0	0
0	0	0	0	0	0	0
1B: 5	SF: 0	WP: 2	PA: 34			
2B: 1	SAC: 0	PB: 0				
3B: 0	DP: 1	SB: 0				
HR: 1	HBP: 0	CS: 0				

Batter	1	2	3	4	5	6	7	8	9
Vince Coleman, S (1, 7) OBP: 0.348, SLG: 0.286	1-2 G1-3		0-1 P3			2-2 L5	0-3 K		
Tony Fernandez, S (1, 6) OBP: 0.500, SLG: 0.400	4-2 BB			1-0 G5-4-3 1B			2-0 HR 1B	1-0 P5	
Eddie Murray, S (1, 3) OBP: 0.318, SLG: 0.476	1-2 L6			0-2 G5-4-3 1-2f			1-0 HR	2-3 K	
Bobby Bonilla, S (1, 9) OBP: 0.273, SLG: 0.409	1-1 G6-3			1-1 G5-3			1-0 WP 2B 1B	2-1 F9	
Howard Johnson, S (1, 5) OBP: 0.238, SLG: 0.111		0-0 G5-3			0-0 F7		2-3 K	0-1 G5-3	
Jeff Kent, R (1, 4) OBP: 0.250, SLG: 0.222		2-0 F8			0-1 F9		2-1 L5	1-3 K	
Dave Gallagher, R (1, 8) OBP: 0.428, SLG: 0.500		1-2 G6-3			1-0 G6-3		2-0 WP 1B 2B	3-1 G4-3	
Todd Hundley, S (8, 2) OBP: 0.353, SLG: 0.333									
Charlie O'Brien, R (1, 2) Ryan Thompson, R (7, PH)			3-2 P6			3-1 P6	3-1 1B		
Joe Orsulak, L (7, PH) OBP: 0.462, SLG: 0.500							2-H 1B		
Pete Schourek, L (1, 1) Anthony Young, R (5, 1) Jeff McKnight, S (6, PH) Jeff Innis, R (7, 1) Chico Walker, S (7, PH) Mike Maddux, L (8, 1)			1-3 K			2-2 G1-3	SAFE 1-1 SAFE	1-2 1B	

Inning Stats	R: 0	H: 0	E: 0	K: 0	S: 16	R: 0	H: 0	E: 0	K: 0	S: 5	R: 0	H: 1	E: 0	K: 1	S: 8	R: 0	H: 0	E: 0	K: 0	S: 4	R: 0	H: 0	E: 0	K: 0	S: 8	R: 4	H: 6	E: 0	K: 2	S: 17	R: 0	H: 0	E: 0	K: 1	S: 8	R: 0	H: 0	E: 0	K: 1	S: 7	1B: 5	SF: 0	WP: 2	PA: 34
	LOB: 1	BB: 1	BB: 1	BB: 1	BB: 23	LOB: 0	BB: 0	BB: 0	BB: 0	BB: 8	LOB: 0	BB: 0	LOB: 0	BB: 0	BB: 8	LOB: 0	BB: 0	LOB: 0	BB: 0	BB: 5	LOB: 0	BB: 0	LOB: 2	BB: 0	BB: 15	H: 0	LOB: 0	H: 0	LOB: 0	H: 0	LOB: 0	H: 0	LOB: 0	H: 0	LOB: 0	H: 0	LOB: 0	2B: 1	SAC: 0	PB: 0	CS: 0			

PITCHER	IP	WLS	BF	H	R	ER	SO	BB	IBB	HBP	BLK	WP	HR	S	P	ERA	WHIP
Greg Swindell, L (1, 1) ERA: 5.79	6.2	W	25	5	4	4	2	1	0	0	0	1	1	57	91	5.40	0.900
Xavier Hernandez, R (7, 1) ERA: 6.75	1.1		6	2	0	0	2	0	0	0	0	1	0	15	24	0.00	1.500
Doug Jones, R (8, 1) ERA: 3.0	1.0	S	3	0	0	0	1	0	0	0	0	0	0	7	11	0.00	0.000



**BOTTOM**

**Houston Astros @ Montreal Expos**  
 Olympic Stadium, Montreal, QB  
 Tue Apr 13 1993, 3:33 AM EDT  
 Att. 51,539 - Dome

livebaseballscorecards.com

<b>AB</b>	<b>33</b>
<b>R</b>	<b>6</b>
<b>H</b>	<b>9</b>
<b>RBI</b>	<b>6</b>
<b>BB</b>	<b>6</b>
<b>SO</b>	<b>3</b>
<b>LOB</b>	<b>15</b>



WP: 0	PA: 41
PB: 0	SB: 0
CS: 0	

AB	R	H	RBI	BB	SO	LOB
5	1	1	0	0	0	0
4	0	1	0	0	0	0
4	0	1	0	1	0	2
2	1	0	0	2	0	3
1	0	0	0	0	1	0
4	2	2	2	1	0	1
4	0	2	2	0	1	2
1	0	0	1	2	0	1
3	0	0	0	0	1	5
1	1	1	1	0	0	0
3	1	1	0	0	0	1
0	0	0	0	0	0	0
0	0	0	0	0	0	0
0	0	0	0	0	0	0
1	0	0	0	0	0	0
0	0	0	0	0	0	0

Batter	1	2	3	4	5	6	7	8	9
<b>Mike Lansing, R</b> OBP: 0.438, SLG: 0.677 (1, 4)	1-0 G1-3		1-2 SH1-4 2B 1B	0-0 F7		3-1 G5-3		1-0 G5-3	
<b>Ted Wood, L</b> OBP: 0.333, SLG: 0.300 (1, 7)	0-1 G4-3		0-1 SH1-4 1-2 2-3	2-2 1B 1B		3-2 G4-3		0-0 F9	
<b>Marquis Grissom, R</b> OBP: 0.371, SLG: 0.455 (1, 8)	0-1 G1-3		3-2 F8	0-1 1-2 1B		4-1 BB		1-2 L7	
<b>John Vander Wal, L</b> OBP: 0.476, SLG: 0.556 <b>Archi Cianfrocco, R</b> OBP: 0.188, SLG: 0.375 (1, 3) (7, 3)		4-1 BB BB	4-0 2B 1B BB	3-2 G3		3-2 G6-3		2-3 K	
<b>Moises Alou, R</b> OBP: 0.389, SLG: 0.600 (1, 9)		2-0 P4	3-2 1-3 2-H 3-H 1B 2B		4-1 2B SF8 BB		0-0 L4-3 1B		0-0 F8
<b>Wil Cordero, R</b> OBP: 0.323, SLG: 0.345 (1, 6)		1-3 K	0-0 2-H 3-H 1B		0-2 2B		0-0 P3		
<b>Sean Berry, R</b> OBP: 0.500, SLG: 0.273 (1, 5)		4-2 BB	4-0 IBB		2-1 SF8		0-1 L4-3		
<b>Tim Laker, R</b> OBP: 0.176, SLG: 0.267 <b>Darrin Fletcher, L</b> OBP: 0.429, SLG: 1.000 (8, PH) (9, 2)		3-3 K2-3	1-2 F7		1-0 P4			0-1 HR	
<b>Ken Hill, R</b> OBP: 0.167, SLG: 0.167 <b>Jeff Fassero, L</b> <b>Mel Rojas, R</b> <b>Brian Barnes, L</b> OBP: 1.000, SLG: 1.000 <b>Frank Bolick, S</b> OBP: 0.250, SLG: 0.313 <b>Bruce Walton, R</b> (1, 1) (8, 1) (8, 1) (8, 1) (8, PH) (9, 1)			3-2 SH1-4 1B 2B 1B	0-1 F9	2-1 G6-3		1-1 P6		

Inning Stats	R: 0	H: 0	E: 0	K: 0	S: 5	LOB: 0	BB: 0	P: 6	R: 0	H: 0	E: 0	K: 2	S: 11	LOB: 2	BB: 2	P: 25	R: 4	H: 4	E: 0	K: 0	S: 21	LOB: 2	BB: 2	P: 40	R: 0	H: 2	E: 0	K: 0	S: 14	LOB: 2	BB: 0	P: 19	R: 1	H: 1	E: 0	K: 0	S: 9	LOB: 1	BB: 1	P: 18	R: 0	H: 0	E: 0	K: 0	S: 11	LOB: 1	BB: 1	P: 23	R: 0	H: 1	E: 0	K: 0	S: 4	LOB: 0	BB: 0	P: 4	R: 1	H: 1	E: 0	K: 1	S: 8	LOB: 0	BB: 0	P: 8	R: 0	H: 0	E: 0	K: 1	S: 8	LOB: 0	BB: 0	P: 11	1B: 6	SF: 1	2B: 3	SAC: 1	3B: 0	DP: 1	HR: 1	HBP: 0	WP: 0	PA: 41
--------------	------	------	------	------	------	--------	-------	------	------	------	------	------	-------	--------	-------	-------	------	------	------	------	-------	--------	-------	-------	------	------	------	------	-------	--------	-------	-------	------	------	------	------	------	--------	-------	-------	------	------	------	------	-------	--------	-------	-------	------	------	------	------	------	--------	-------	------	------	------	------	------	------	--------	-------	------	------	------	------	------	------	--------	-------	-------	-------	-------	-------	--------	-------	-------	-------	--------	-------	--------

PITCHER	IP	WLS	BF	H	R	ER	SO	BB	IBB	HBP	BLK	WP	HR	S	P	ERA	WHIP
<b>Pete Harnisch, R</b> ERA: 4.09 (1, 1)	4.0		22	6	4	4	2	3	1	0	0	0	0	51	90	9.00	2.250
<b>Brian Williams, R</b> ERA: 3.0 (5, 1)	3.0	W	12	2	1	1	0	2	0	0	0	0	0	24	45	3.00	1.333
<b>Doug Jones, R</b> ERA: 3.38 (8, 1)	2.0		7	1	1	1	1	0	0	0	0	0	1	14	19	4.50	0.500

Houston Astros @ Montreal Expos  
 Olympic Stadium, Montreal, QB  
 Wed Apr 14 1993, 7:05 PM EDT  
 Att. 12,345 - Dome

livebaseballscorecards.com



WP: 2 PA: 47  
 PB: 0  
 SB: 1  
 CS: 0

AB 38  
 R 9  
 H 14  
 RBI 7  
 BB 4  
 SO 4  
 LOB 22

AB R H RBI BB SO LOB

6 0 1 0 0 0 4

5 2 2 1 1 1 3

4 1 1 0 1 1 2

4 0 1 0 1 0 2

5 2 3 2 0 0 3

4 2 2 0 0 0 1  
 0 0 0 0 0 0 0

3 2 2 1 0 0 2

3 0 1 1 1 2 2

2 0 1 1 0 0 1  
 1 0 0 0 0 0 1  
 0 0 0 0 0 0 0  
 0 0 0 0 0 0 0  
 1 0 0 1 0 0 1  
 0 0 0 0 0 0 0

1B: 11 SF: 1  
 2B: 2 SAC: 4  
 3B: 0 DP: 0  
 HR: 1 HBP: 0

Batter	1	2	3	4	5	6	7	8	9
Casey Candaele, S (1, 4) OBP: 0.143, SLG: 0.143	0-1 F8		1-1 G1-3	1-2 F7		3-2 WP 1B		1-1 G1-3	2-0 FC4-6
Steve Finley, L (1, 8) OBP: 0.333, SLG: 0.364	0-2 1B		1-0 G6-3		4-0 G4-3 1B BB	1-3 K		0-2 HR	0-0 G3
5 Jeff Bagwell, R (1, 3) OBP: 0.421, SLG: 0.559	3-3 K		0-0 G6-3		1-0 L4		4-2 1B BB	0-1 G4-3 2B	
Eric Anthony, L (1, 9) OBP: 0.412, SLG: 0.448	4-1 BB			2-1 F8	0-2 G4-3		1-2 SH1-4 1B FC5-2 1B	0-1 G4-3	
Ken Caminiti, S (1, 5) OBP: 0.333, SLG: 0.500	1-0 F9			0-0 2B SF8 1B	0-1 1B		2-2 FC5-2 SH1-4 WP 1B	1-1 G4-3	
Kevin Bass, S (1, 7) OBP: 0.286, SLG: 0.429 Karl Rhodes, L (9, 7)		2-2 G6-3		1-1 1B 2B	1-0 F7		1-0 SH1-4		0-0 SH2-3 SH FC6 1B
Scott Servais, R (1, 2) OBP: 0.500, SLG: 0.600		2-2 1B		0-0 SF8		0-1 1B SH3-4 WP 1B	2-1 FC5-2 WP 1B	0-1 SH FC4-6 SH2-3	
Andujar Cedeno, R (1, 6) OBP: 0.333, SLG: 0.429		1-3 K		3-0 1B IBB		1-3 K	2-2 1B	1-1 SH2-3	
Mark Portugal, R (1, 1) OBP: 0.400, SLG: 0.400 Chris James, R (7, PH) OBP: 0.750, SLG: 1.000 Eric Bell, L (7, 1) Xavier Hernandez, L (7, 1) Chris Donnels, L (9, PH) OBP: 0.167, SLG: 0.333 Doug Jones, R (9, 1)		2-1 F8		0-0 1B		0-0 SH3-4	2-2 F9	2-1 FC6 FC4-6	

Inning Stats	R: 0	H: 1	E: 0	LOB: 2	K: 1	BB: 1	S: 11	P: 19
	R: 0	H: 1	E: 0	LOB: 1	K: 1	BB: 0	S: 11	P: 18
	R: 0	H: 0	E: 0	LOB: 0	K: 0	BB: 0	S: 4	P: 6
	R: 2	H: 3	E: 0	LOB: 2	K: 0	BB: 1	S: 14	P: 22
	R: 1	H: 1	E: 0	LOB: 1	K: 0	BB: 1	S: 8	P: 14
	R: 1	H: 2	E: 0	LOB: 1	K: 2	BB: 0	S: 13	P: 18
	R: 3	H: 3	E: 0	LOB: 1	K: 0	BB: 1	S: 20	P: 34
	R: 1	H: 2	E: 0	LOB: 1	K: 0	BB: 0	S: 11	P: 13

PITCHER	IP	WLS	BF	H	R	ER	SO	BB	IBB	HBP	BLK	WP	HR	S	P	ERA	WHIP
Chris Nabholz, L (1, 1) ERA: 9.82	6.0		29	8	4	4	4	2	1	0	0	1	0	61	97	6.00	1.667
Mike Gardiner, R (7, 1) ERA: 13.5	0.0	L	3	2	3	3	0	1	0	0	0	0	0	10	17	∞	∞
Brian Barnes, L (7, 1) ERA: 7.71	1.0		4	1	0	0	0	0	0	0	0	1	0	10	17	0.00	1.000
Bruce Walton, R (8, 1) ERA: 9.53	2.0		11	3	2	2	0	0	0	0	0	0	1	20	27	9.00	1.500

WP: 2 PA: 47  
 PB: 0  
 SB: 1  
 CS: 0

AB 38  
 R 9  
 H 14  
 RBI 7  
 BB 4  
 SO 4  
 LOB 22



BOTTOM

Houston Astros @ Montreal Expos  
Olympic Stadium, Montreal, QB

Wed Apr 14 1993, 7:05 PM EDT  
Att. 12,345 - Dome

livebaseballscorecards.com

AB	32
R	5
H	6
RBI	4
BB	2
SO	7
LOB	6



WP:	0	PA:	35
PB:	0		
SB:	0		
CS:	0		

AB	R	H	RBI	BB	SO	LOB
4	1	1	0	0	2	1
4	2	2	0	0	0	0
3	2	1	3	1	0	0
3	0	0	0	0	1	2
0	0	0	0	0	0	0
0	0	0	0	0	0	0
1	0	0	0	0	0	0
3	0	0	1	0	1	0
3	0	0	0	1	1	0
2	0	0	0	0	0	1
2	0	1	0	0	0	0
2	0	0	0	0	1	0
2	0	1	0	0	1	1
2	0	0	0	0	0	0
0	0	0	0	0	0	0
1	0	0	0	0	0	1
0	0	0	0	0	0	0

Batter	1	2	3	4	5	6	7	8	9
Mike Lansing, R OBP: 0.417, SLG: 0.657 (1, 4)	1-1 G3		1-3 K			0-0 1B E	2-3 K		
Ted Wood, L OBP: 0.375, SLG: 0.357 (1, 7)	3-2 G4-3			1-2 HR 1B		0-1 E E 1B		2-1 G1-3	
Marquis Grissom, R OBP: 0.385, SLG: 0.528 (1, 8)	4-1 BB			0-0 1-H HR		3-1 E6 G4-3 SF8		2-1 G6-3	
John Vander Wal, L OBP: 0.417, SLG: 0.476 Mike Gardiner, S (7, 1) SAFE Brian Barnes, L OBP: 1.000, SLG: 1.000 Lou Frazier, S OBP: 0.455, SLG: 0.333 (8, 3)	3-1 P4		2-3 K	2-3 K		1-1 G4-3		0-0 P6	
Moises Alou, R OBP: 0.350, SLG: 0.553 (1, 9)		0-0 G5-3		1-2 G5-3		1-1 SF8		2-3 K	
Wil Cordero, R OBP: 0.314, SLG: 0.313 (1, 6)		4-1 BB G3-6-3		0-1 F9		1-1 F8		1-3 K	
Darrin Fletcher, L OBP: 0.333, SLG: 0.778 Tim Laker, R OBP: 0.211, SLG: 0.294 (8, 2)		2-0 G3-6-3 1-2f			2-1 F9		0-0 L8		1-1 1B
Sean Berry, R OBP: 0.450, SLG: 0.231 Frank Bolick, S OBP: 0.278, SLG: 0.389 (8, 5)			0-3 K		0-1 F9		2-1 G3 2B		3-3 K
Chris Nabholz, L Arch Cianfrocco, R OBP: 0.180, SLG: 0.375 Larry Walker, L OBP: 0.385, SLG: 0.800 Bruce Walton, R (8, 1)			0-0 F9		0-0 L4		1-2 G3		

Inning Stats	R: 0	H: 0	E: 0	LOB: 1	K: 0	P: 20	R: 0	H: 0	E: 0	LOB: 0	K: 0	P: 9	R: 0	H: 0	E: 0	LOB: 0	K: 2	P: 8	R: 2	H: 2	E: 0	LOB: 0	K: 1	P: 20	R: 0	H: 0	E: 0	LOB: 0	K: 0	P: 7	R: 3	H: 2	E: 1	LOB: 0	K: 0	P: 17	R: 0	H: 1	E: 0	LOB: 1	K: 1	P: 15	R: 0	H: 0	E: 0	LOB: 0	K: 0	P: 9	R: 0	H: 1	E: 0	LOB: 1	K: 3	P: 19	1B: 3	SF: 1	2B: 2	SAC: 0	3B: 0	DP: 1	HR: 1	HBP: 0	WP: 0	PA: 35
--------------	------	------	------	--------	------	-------	------	------	------	--------	------	------	------	------	------	--------	------	------	------	------	------	--------	------	-------	------	------	------	--------	------	------	------	------	------	--------	------	-------	------	------	------	--------	------	-------	------	------	------	--------	------	------	------	------	------	--------	------	-------	-------	-------	-------	--------	-------	-------	-------	--------	-------	--------

PITCHER	IP	WLS	BF	H	R	ER	SO	BB	IBB	HBP	BLK	WP	HR	S	P	ERA	WHIP
Mark Portugal, R ERA: 3.86 (1, 1)	6.0	W	24	4	5	3	3	2	0	0	0	0	1	51	81	4.50	1.000
Eric Bell, L ERA: 10.8 (7, 1)	0.1		1	0	0	0	0	0	0	0	0	0	0	1	1	0.00	0.000
Xavier Hernandez, R ERA: 4.15 (7, 1)	1.2		6	1	0	0	1	0	0	0	0	0	0	14	23	0.00	0.600
Doug Jones, R ERA: 3.0 (9, 1)	1.0		4	1	0	0	3	0	0	0	0	0	0	12	19	0.00	1.000

Batter	1	2	3	4	5	6	7	8	9	AB R H RBI BB SO LOB	TOP																	
<b>Craig Biggio, R</b> (1, 4) OBP: 0.297, SLG: 0.219	3-2 G1-3 1B		2-2 F8		3-2 F8		2-3 K			4 0 1 0 0 1 0																		
<b>Steve Finley, L</b> (1, 8) OBP: 0.302, SLG: 0.324	3-3 K		0-1 G5-3		3-2 G1-3			2-2 F7		4 0 0 0 0 1 1																		
<b>5 Jeff Bagwell, R</b> (1, 3) OBP: 0.381, SLG: 0.500	0-1 G1-3		0-0 G6-3		2-2 G6-3			3-2 G5-3		4 0 0 0 0 0 1																		
<b>Eric Anthony, L</b> (1, 9) OBP: 0.395, SLG: 0.424	2-2 G6-3			3-2 G3 BB SF8 1B		1-0 F7		2-3 K		4 1 1 0 0 1 1																		
<b>Ken Caminiti, S</b> (1, 5) OBP: 0.351, SLG: 0.486		2-2 2B 1B		4-2 SF8 G3 1-2 BB		0-0 G3		1-0 G3		3 0 1 0 1 0 0																		
<b>Luis Gonzalez, L</b> (1, 7) OBP: 0.324, SLG: 0.710		1-0 SAFE 1-H 2B		1-0 G3		2-0 2B		0-0 F7		4 0 2 0 0 0 2																		
<b>Eddie Taubensee, L</b> (1, 2) OBP: 0.200, SLG: 0.304		2-3 K		1-2 SF8		1-1 F8		3-2 2B		2 0 0 1 0 1 2																		
<b>Chris James, R</b> (9, PH) OBP: 0.778, SLG: 1.143				2-3 3-H						1 0 1 0 0 0 0																		
<b>Rick Parker, R</b> (9, PR) OBP: 0.500, SLG: 0.500										0 0 0 0 0 0 0																		
<b>Jose Uribe, S</b> (1, 6) OBP: 0.313, SLG: 0.400		4-0 IBB		4-0 IBB			0-0 P6		2-2 F7	0 0 0 0 2 0 0																		
<b>Andujar Cedeno, R</b> (6, 6) OBP: 0.313, SLG: 0.400										2 0 0 0 0 0 1																		
<b>Doug Drabek, R</b> (1, 1)		1-3 SAFE K		0-1 L6			1-0 P4			3 0 0 0 0 1 4																		
<b>Inning Stats</b>	R: 0 E: 0 K: 1 S: 13	H: 1 LOB: 1 BB: 0 P: 21	R: 0 E: 0 K: 2 S: 10	H: 2 LOB: 2 BB: 1 P: 20	R: 0 E: 0 K: 0 S: 8	H: 0 LOB: 0 BB: 0 P: 10	R: 1 E: 0 K: 0 S: 12	H: 1 LOB: 2 BB: 2 P: 25	R: 0 E: 0 K: 0 S: 10	H: 0 LOB: 0 BB: 0 P: 18	R: 0 E: 0 K: 1 S: 6	H: 0 LOB: 0 BB: 0 P: 9	R: 0 E: 0 K: 1 S: 10	H: 0 LOB: 0 BB: 0 P: 17	R: 0 E: 0 K: 0 S: 9	H: 1 LOB: 1 BB: 0 P: 15	1B: 3 2B: 3 3B: 0 HR: 0	SF: 1 SAC: 0 DP: 0 HBP: 0	WP: 0 PB: 0 SB: 1 CS: 0	PA: 35								
<b>PITCHER</b>	IP WLS BF H R ER SO BB IBB HBP BLK WP HR S P ERA WHIP																											
<b>Dennis Martinez, R</b> (1, 1) ERA: 4.85	0.0		17	3	1	1	3	1	2	0	0	0	0	39	69	2.25	1.000											
<b>Mike Gardiner, R</b> (1, 1) ERA: 7.36	4.0																											
<b>Jimmy Jones, R</b> (5, 1) ERA: 3.72	4.2	W	16	2	0	0	2	0	0	0	0	0	0	37	63	0.00	0.429											
<b>Mel Rojas, R</b> (9, 1) ERA: 8.31	0.1	S	1	0	0	0	0	0	0	0	0	0	0	3	5	0.00	0.000											

Houston Astros @ Montreal Expos  
Olympic Stadium, Montreal, QB  
Thu Apr 15 1993, 3:33 AM EDT  
Att. 13,377 - Dome

livebaseballscorecards.com

AB	31
R	1
H	6
RBI	1
BB	3
SO	5
LOB	12



Batter	1	2	3	4	5	6	7	8	9
Mike Lansing, R OBP: 0.425, SLG: 0.718 (1, 4) C C B B S	2-3 K ①			0-1 G4-3 SH1-3 1B C X		2-0 HR 1-H B B X		2-2 G6-3 B B C C X	
Ted Wood, L OBP: 0.333, SLG: 0.313 (1, 7) C B B F X	2-2 G1-3 ②			0-0 SH1-3 1-2 1 SAFE 1 SAFE X		0-0 G1-3 ②			
Marquis Grissom, R OBP: 0.357, SLG: 0.487 (1, 8) X	0-0 F8 ③			2-2 G4-3 2-3 C B B F X		3-3 K ③			
John Vander Wal, L OBP: 0.370, SLG: 0.417 Archi Cianfrocco, R OBP: 0.188, SLG: 0.375 (1, 3) (8, 3) B B X		2-0 G3-1 ①		2-0 G3 ③		0-3 K2-3 ①			
Moises Alou, R OBP: 0.349, SLG: 0.537 (1, 9) C T B B B B		3-3 K ②			1-2 G6-3 ①		1-1 WP G6-3 1B B B X		
Wil Cordero, R OBP: 0.289, SLG: 0.286 (1, 6) X C		0-1 G5-3 ③			1-1 G5-3 ②		1-1 G6-3 ② 1 SAFE 1 SAFE X		
Sean Berry, R OBP: 0.391, SLG: 0.188 (1, 5) C T B B S S			3-3 K ①		0-0 F7 ③		1-3 K ③ 2-3		
Tim Spehr, R OBP: 0.364, SLG: 0.875 (1, 2) B B C C S T C B S			2-3 K ②			2-2 HR S 1B B C C B X		1-3 K ①	
Dennis Martinez, R OBP: 0.500, SLG: 0.750 Mike Gardiner, S Jimmy Jones, R Mel Rojas, R (1, 1) (1, 1) (5, 1) (9, 1) C B S C C			1-3 K ③			1-3 K ① 1 SAFE L S L		1-2 G6-3 ② B S X	

Inning Stats	R: 0	H: 0	R: 0	H: 0	R: 0	H: 0	R: 0	H: 0	R: 2	H: 2	R: 0	H: 1	R: 0	H: 0	R: 0	H: 0
	E: 0	LOB: 0	E: 0	LOB: 0	E: 0	LOB: 0	E: 0	LOB: 0	E: 0	LOB: 0	E: 0	LOB: 1	E: 0	LOB: 0	E: 0	LOB: 0
	K: 1	BB: 0	K: 1	BB: 0	K: 3	BB: 0	K: 0	BB: 0	K: 2	BB: 0	K: 2	BB: 0	K: 0	BB: 0	K: 1	BB: 0
	S: 7	P: 11	S: 6	P: 11	S: 9	P: 15	S: 7	P: 11	S: 11	P: 19	S: 10	P: 13	S: 9	P: 13	S: 9	P: 13

PITCHER	IP	WLS	BF	H	R	ER	SO	BB	IBB	HBP	BLK	WP	HR	S	P	ERA	WHIP
Doug Drabek, R ERA: 2.52 (1, 1)	8.0	L	28	4	2	2	10	0	0	0	0	1	1	65	101	2.25	0.500

**BOTTOM**

AB	R	H	RBI	BB	SO	LOB
4	1	2	2	0	1	0
2	0	0	0	0	0	0
3	0	0	0	0	1	1
3	0	0	0	0	1	1
0	0	0	0	0	0	0
3	0	1	0	0	1	0
3	0	0	0	0	0	1
3	0	0	0	0	2	1
3	1	1	0	0	2	0
0	0	0	0	0	0	0
1	0	0	0	0	1	0
2	0	0	0	0	1	1
0	0	0	0	0	0	0

<b>AB</b>	<b>27</b>
<b>R</b>	<b>2</b>
<b>H</b>	<b>4</b>
<b>RBI</b>	<b>2</b>
<b>BB</b>	<b>0</b>
<b>SO</b>	<b>10</b>
<b>LOB</b>	<b>5</b>



WP	PA	2B	3B	HR	SF	SAC	DP	HBP	PB	SB	CS
1	28	0	0	1	0	0	0	0	0	1	0

**Houston Astros @ Montreal Expos**  
**Olympic Stadium, Montreal, QB**  
 Thu Apr 15 1993, 3:33 AM EDT  
 Att. 13,377 - Dome

[livebaseballscorecards.com](http://livebaseballscorecards.com)

Batter	1	2	3	4	5	6	7	8	9	AB R H RBI BB SO LOB	TOP
<b>Chuck Carr, S</b> (1, 8) OBP: 0.250, SLG: 0.273 F S B B X	2-2 SH5-4 1B 2B		2-2 L6 1B		3-3 K 1B		0-0 F7 1B		3-2 G6-3 1-2 1B	5 1 1 0 0 1 2	
<b>Bret Barberie, S</b> (1, 4) OBP: 0.390, SLG: 0.286 <b>Rick Renteria, R</b> (5, PH) OBP: 0.200, SLG: 0.200 (5, 4) X	0-0 SH5-4 2-3 1B		1-1 CS 1B		1-1 F9 1B		0-2 F9 1B		1-0 P8 1B	1 0 1 0 0 0 0 3 0 0 0 0 0 2	
<b>Jeff Conine, R</b> (1, 7) OBP: 0.476, SLG: 0.389 B X	1-0 G1-3 1B		1-2 1-2 1B		4-2 1B BB			2-3 K 1B	3-1 2-H 1B	4 0 2 1 1 1 1	
<b>Orestes Destrade, S</b> (1, 3) OBP: 0.349, SLG: 0.316 X	0-0 FC6-4 1B 3-H		0-1 P2 1B		1-1 F7 1B			2-2 1B 1B	1-1 P3 1B	5 1 2 1 0 0 3	
<b>Benito Santiago, R</b> (1, 2) OBP: 0.324, SLG: 0.412 F B F 1 SAFE F X	2-2 FC6-4 1-2f 1B			0-1 G5-3 1B		3-2 1-2 1B		1-1 1B 1B		4 0 2 0 0 0 1	
<b>Junior Felix, S</b> (1, 9) OBP: 0.211, SLG: 0.263 F B X		1-1 FC6-4 1B		0-3 K 1B		0-1 P3 1B		1-0 P2 1B		4 0 1 0 0 1 4	
<b>Dave Magadan, L</b> (1, 5) OBP: 0.405, SLG: 0.323 B 1 SAFE C 1 SAFE 1 B 1 SAFE F 1 SAFE F 1 SAFE X		2-2 F8 1B		3-2 2B		1-0 G3 1B		1-2 1-3 2-H 1B		4 0 2 1 0 0 3	
<b>Alex Arias, R</b> (1, 6) OBP: 0.167, SLG: 0.333 B X		1-0 FC6-4 FC4-6 1-2f 1B		0-1 G1-3 1B			1-1 G3 2B	3-1 F9 1B		4 0 1 0 0 0 4	
<b>Charlie Hough, R</b> (1, 1) <b>Monty Fariss, R</b> (5, PH) <b>Richie Lewis, R</b> (5, 1) <b>Scott Pose, L</b> (7, PH) <b>Joe Klink, L</b> (7, 1) <b>Walt Weiss, S</b> (9, PH) OBP: 0.250, SLG: 0.270 OBP: 0.472, SLG: 0.370 C X		0-1 FC4-6 1-2f 1B		2-3 K 1B		2-2 G3 2-3 2B		4-0 G6-3 1B BB		1 0 0 0 0 0 1 1 0 0 0 0 1 0 0 0 0 0 0 0 0 1 0 0 0 0 0 1 0 0 0 0 0 0 0 0 1 0 0 1 0 0	
<b>Inning Stats</b>	R: 1 H: 2 E: 0 LOB: 1 K: 0 BB: 0 S: 11 P: 16	R: 0 H: 1 E: 0 LOB: 1 K: 0 BB: 0 S: 9 P: 13	R: 0 H: 2 E: 0 LOB: 1 K: 0 BB: 0 S: 11 P: 15	R: 0 H: 1 E: 0 LOB: 1 K: 1 BB: 0 S: 10 P: 13	R: 0 H: 0 E: 0 LOB: 0 K: 2 BB: 0 S: 12 P: 18	R: 0 H: 1 E: 0 LOB: 2 K: 0 BB: 1 S: 11 P: 20	R: 0 H: 1 E: 0 LOB: 1 K: 0 BB: 0 S: 9 P: 12	R: 1 H: 3 E: 0 LOB: 2 K: 1 BB: 0 S: 14 P: 24	R: 1 H: 1 E: 0 LOB: 1 K: 0 BB: 1 S: 8 P: 20	1B: 9 SF: 0 2B: 3 SAC: 1 3B: 0 DP: 0 HR: 0 HBP: 0	WP: 0 PA: 40 PB: 0 SB: 0 CS: 1
<b>PITCHER</b> <b>Greg Swindell, L</b> (1, 1) ERA: 4.57 <b>Eric Bell, L</b> (8, 1) ERA: 9.0	IP WLS BF H R ER SO BB IBB HBP BLK WP HR S P ERA WHIP 7.2 W 34 11 2 2 4 1 0 0 0 0 0 85 126 2.35 1.565 1.1 6 1 1 1 0 1 0 0 0 0 0 10 25 6.75 1.500					<b>PITCHER</b> IP WLS BF H R ER SO BB IBB HBP BLK WP HR S P ERA WHIP					

**Florida Marlins @ Houston Astros**  
 Astrodome, Houston, TX  
 Fri Apr 16 1993, 8:05 PM EDT  
 Att. 34,579 - Dome  
[livebaseballscorecards.com](http://livebaseballscorecards.com)

AB	37
R	3
H	12
RBI	3
BB	2
SO	4
LOB	22



Batter	1	2	3	4	5	6	7	8	9
<b>Craig Biggio, R</b> (1, 4) OBP: 0.293, SLG: 0.222 <b>Casey Candaele, S</b> (8, PH) OBP: 0.250, SLG: 0.250 (9, 4)	2-2 G6-3	0-1 G4-3		0-1 1B 5 3B 1B		1-0 G5-3		2-0 E BB 1B	
<b>Steve Finley, L</b> (1, 8) OBP: 0.319, SLG: 0.341 <b>Rick Parker, R</b> (8, PH) OBP: 0.667, SLG: 0.500 (9, 8)	3-1 G4-3		3-2 F8	1-1 1B 5 3B 1B		1-0 2B 1B		4-2 E BB	
<b>5 Jeff Bagwell, R</b> (1, 3) OBP: 0.404, SLG: 0.571	1-0 2B		4-2 1B BB	1-1 3B 1-H 2-H 3-H		2-0 F8		0-3 K	
<b>Eric Anthony, L</b> (1, 9) OBP: 0.429, SLG: 0.514 <b>Kevin Bass, S</b> (8, PH) OBP: 0.250, SLG: 0.375 (9, 9)	1-1 PB 2B 2-H		3-2 1B	1-1 G4-3		2-0 WP 2B 1-H		2-3 K	
<b>Ken Caminiti, S</b> (1, 5) OBP: 0.357, SLG: 0.487	1-3 K 2-3		1-0 F7		2-3 K	4-1 BB		0-2 E6 2B 1-H 2-H	
<b>Luis Gonzalez, L</b> (1, 7) OBP: 0.308, SLG: 0.639		0-1 2B 1B	0-3 K		3-2 G3	1-2 G4-1		0-1 F8	
<b>Andujar Cedeno, R</b> (1, 6) OBP: 0.306, SLG: 0.382		1 SAFE 1B SAFE 2-0 F8			0-0 G5-3	0-1 2B 1B		1-1 G6-3	
<b>Eddie Taubensee, L</b> (1, 2) OBP: 0.207, SLG: 0.333		B SAFE B SAFE 1B SAFE 3-1 L8			1-3 K	0-1 2B 1-H		1-1 F8	
<b>Greg Swindell, L</b> (1, 1) OBP: 0.286, SLG: 0.429 <b>Eric Bell, L</b> (8, 1)		F B X 1-1 2B 1-H			0-2 1B 5 3B 1B	0-0 F9		3-1 G5-3	

Inning Stats	R: 1 E: 0 K: 1 S: 11	H: 2 LOB: 1 BB: 0 P: 19	R: 1 E: 0 K: 0 S: 9	H: 2 LOB: 1 BB: 0 P: 15	R: 0 E: 0 K: 1 S: 12	H: 1 LOB: 2 BB: 1 P: 23	R: 3 E: 0 K: 1 S: 15	H: 4 LOB: 1 BB: 0 P: 19	R: 1 E: 0 K: 1 S: 11	H: 2 LOB: 1 BB: 0 P: 16	R: 1 E: 0 K: 0 S: 8	H: 2 LOB: 2 BB: 1 P: 19	R: 0 E: 0 K: 0 S: 6	H: 0 LOB: 0 BB: 0 P: 11	R: 2 E: 1 K: 2 S: 16	H: 2 LOB: 1 BB: 1 P: 24
--------------	-------------------------------	----------------------------------	------------------------------	----------------------------------	-------------------------------	----------------------------------	-------------------------------	----------------------------------	-------------------------------	----------------------------------	------------------------------	----------------------------------	------------------------------	----------------------------------	-------------------------------	----------------------------------


PITCHER	IP	WLS	BF	H	R	ER	SO	BB	IBB	HBP	BLK	WP	HR	S	P	ERA	WHIP
<b>Charlie Hough, R</b> (1, 1) ERA: 4.5	4.0	L	22	9	5	5	3	1	0	0	0	0	0	47	76	11.25	2.500
<b>Richie Lewis, R</b> (5, 1) ERA: 3.24	2.0		11	4	2	2	1	1	0	0	0	1	0	19	35	9.00	2.500
<b>Joe Klink, L</b> (7, 1) ERA: 5.79	2.0		9	2	2	2	2	1	0	0	0	0	0	22	35	9.00	1.500

**BOTTOM**

AB	R	H	RBI	BB	SO	LOB
4	1	1	0	0	0	1
1	1	1	0	0	0	0
4	2	2	0	0	0	0
0	1	0	0	1	0	0
4	1	2	3	1	1	3
4	0	3	2	0	0	1
1	0	0	0	0	1	2
4	0	1	2	1	2	3
5	1	1	0	0	1	5
4	1	1	0	0	0	1
4	0	1	1	0	1	1
4	1	2	1	0	0	1
0	0	0	0	0	0	0

**Florida Marlins @ Houston Astros**  
Astrodome, Houston, TX  
Fri Apr 16 1993, 8:05 PM EDT  
Att. 34,579 - Dome

AB	39
R	9
H	15
RBI	9
BB	3
SO	6
LOB	18



1B	2B	3B	HR	SF	SAC	DP	HBP	WP	PA
8	6	1	0	0	0	0	0	1	42


PITCHER	IP	WLS	BF	H	R	ER	SO	BB	IBB	HBP	BLK	WP	HR	S	P	ERA	WHIP
---------	----	-----	----	---	---	----	----	----	-----	-----	-----	----	----	---	---	-----	------

Batter	1	2	3	4	5	6	7	8	9	AB R H RBI BB SO LOB	TOP																									
<b>Chuck Carr, S</b> (1, 8) <small>OBP: 0.176, SLG: 0.188</small>	0-0 B1-3		2-1 G6-3		2-3 K		0-1 FC1-6 WP S FC3 1-2f 2-3	0-1 F7		5 1 0 0 0 1 3																										
<b>Junior Felix, S</b> (1, 9) <small>OBP: 0.209, SLG: 0.326</small>	1-1 G4-3			2-1 HR		3-3 K	2-1 FC3 1B 1-H 3-H		1-3 K	5 2 1 2 0 2 0																										
<b>Dave Magadan, L</b> (1, 5) <small>OBP: 0.381, SLG: 0.306</small>	2-3 K			0-0 L4		3-1 G4-3 BLK 1B	2-1 G6-3		2-0 F9	5 0 1 0 0 1 1																										
<b>Orestes Destrade, S</b> (1, 3) <small>OBP: 0.354, SLG: 0.326</small> <b>Trevor Hoffman, R</b> (9, 1)		3-3 K		1-0 1B		2-0 G4-3	2-1 1B 2B 1B 2-H		3-1 F8	5 1 2 1 0 1 1 0 0 0 0 0 0 0																										
<b>Jeff Conine, R</b> (1, 7) <small>OBP: 0.457, SLG: 0.375</small>		2-3 K		2-0 F8		3-1 F8	3-2 2B 1B 1-2			4 1 1 0 0 1 2																										
<b>Benito Santiago, R</b> (1, 2) <small>OBP: 0.341, SLG: 0.526</small>		2-1 G6-3		0-0 G4-3						4 1 2 3 0 0 1																										
<b>Alex Arias, R</b> (1, 4) <small>OBP: 0.300, SLG: 0.556</small>			3-2 SF7 3B		2-2 E6 G5-6-3 1B					3 2 1 0 1 0 1																										
<b>Walt Weiss, S</b> (1, 6) <small>OBP: 0.475, SLG: 0.400</small>			1-0 SF7		2-0 G5-6-3 1B		2-1 FC1-6 1B WP 1B		2-3 K	3 1 2 1 0 1 0																										
<b>Jack Armstrong, R</b> (1, 1) <small>OBP: 0.125, SLG: 0.125</small> <b>Scott Pose, L</b> (9, 7) <small>OBP: 0.256, SLG: 0.270</small>			0-0 G5-3		0-0 G5-6-3		0-1 FC1-6 1B		0-1 F7	4 0 1 1 0 0 2 0 0 0 0 0 0 0																										
<b>Inning Stats</b>	R: 0 E: 0 K: 1 S: 7	H: 0 LOB: 0 BB: 0 P: 10	R: 0 E: 0 K: 2 S: 8	H: 0 LOB: 0 BB: 0 P: 15	R: 1 E: 0 K: 0 S: 7	H: 1 LOB: 0 BB: 0 P: 13	R: 1 E: 0 K: 0 S: 6	H: 2 LOB: 1 BB: 0 P: 11	R: 0 E: 1 K: 1 S: 8	H: 1 LOB: 1 BB: 0 P: 14	R: 0 E: 0 K: 1 S: 10	H: 1 LOB: 1 BB: 0 P: 21	R: 7 E: 1 K: 0 S: 24	H: 6 LOB: 1 BB: 1 P: 39	R: 0 E: 0 K: 1 S: 10	H: 0 LOB: 0 BB: 0 P: 12	R: 0 E: 0 K: 1 S: 7	H: 0 LOB: 0 BB: 0 P: 13	1B: 7 2B: 1 3B: 1 HR: 2	SF: 1 SAC: 0 DP: 1 HBP: 0	WP: 1 PB: 0 SB: 1 CS: 0	PA: 40														
<b>PITCHER</b>	IP WLS BF H R ER SO BB IBB HBP BLK WP HR S P ERA WHIP																																			
<b>Darryl Kile, R</b> (1, 1) <small>ERA: 3.6</small>	5.0		19	4	2	2	4	0	0	0	0	0	1	36	63	3.60	0.800																			
<b>Brian Williams, R</b> (6, 1) <small>ERA: 12.46</small>	1.1	L	10	4	5	5	1	1	0	0	1	1	1	24	42	33.75	3.750																			
<b>Eric Bell, L</b> (7, 1) <small>ERA: 9.64</small>	1.2		8	3	2	2	1	0	0	0	0	0	0	20	30	10.80	1.800																			
<b>Xavier Hernandez, R</b> (9, 1) <small>ERA: 3.38</small>	1.0		3	0	0	0	1	0	0	0	0	0	0	7	13	0.00	0.000																			

**Florida Marlins @ Houston Astros**  
 Astrodome, Houston, TX  
 Sat Apr 17 1993, 8:05 PM EDT  
 Att. 29,459 - Dome

[livebaseballscorecards.com](http://livebaseballscorecards.com)

<b>AB</b>	<b>38</b>
<b>R</b>	<b>9</b>
<b>H</b>	<b>11</b>
<b>RBI</b>	<b>8</b>
<b>BB</b>	<b>1</b>
<b>SO</b>	<b>7</b>
<b>LOB</b>	<b>11</b>





Batter	1	2	3	4	5	6	7	8	9	AB R H RBI BB SO LOB	TOP
<b>Chuck Carr, S</b> (1, 8) OBP: 0.190, SLG: 0.200	1-2 		1-1 		1-2 		1-2 			4 0 1 0 0 0 0	<b>Florida Marlins @ Houston Astros</b> Astrodome, Houston, TX Sun Apr 18 1993, 4:33 AM EDT Att. 22,702 - Dome
<b>Junior Felix, S</b> (1, 9) OBP: 0.191, SLG: 0.298	3-3 		2-3 		0-1 			1-1 		4 0 0 0 0 2 1	
<b>Dave Magadan, L</b> (1, 5) OBP: 0.413, SLG: 0.297	4-2 		4-2 			4-2 		1-1 		1 0 0 0 3 0 0	
<b>Orestes Destrade, S</b> (1, 3) <b>Bryan Harvey, R</b> (8, 1)	3-2 		2-2 			2-1 		0-3 		4 0 1 0 0 1 3 0 0 0 0 0 0 0	
<b>Benito Santiago, R</b> (1, 2) OBP: 0.333, SLG: 0.500		1-3 		0-0 		0-0 		0-3 		4 0 1 0 0 2 2	
<b>Greg Briley, L</b> (1, 7) OBP: 0.182, SLG: 0.182		3-2 		1-0 		0-0 		1-2 		4 0 1 0 0 0 3	
<b>Alex Arias, R</b> (1, 4) OBP: 0.214, SLG: 0.385		1-1 		1-1 		2-2 		0-1 		4 0 0 0 0 0 4	
<b>Walt Weiss, S</b> (1, 6) OBP: 0.442, SLG: 0.364		0-1 		2-3 			1-0 			3 0 0 0 0 1 2	
<b>Chris Hammond, L</b> (1, 1) <b>Scott Pose, L</b> (7, PH) <b>Cris Carpenter, R</b> (7, 1) <b>Jeff Conine, R</b> (8, 3)			1-3 		0-3 					2 0 0 0 0 2 0 1 0 0 0 0 1 0 0 0 0 0 0 0 0 0 0 0 0 0 0 0	
<b>Inning Stats</b>	R: 0 H: 0 E: 0 LOB: 1 K: 1 BB: 1 S: 11 P: 22	R: 0 H: 1 E: 0 LOB: 1 K: 1 BB: 0 S: 10 P: 15	R: 0 H: 1 E: 0 LOB: 2 K: 2 BB: 1 S: 15 P: 25	R: 0 H: 1 E: 0 LOB: 1 K: 1 BB: 0 S: 7 P: 11	R: 0 H: 0 E: 0 LOB: 0 K: 1 BB: 0 S: 8 P: 9	R: 0 H: 1 E: 0 LOB: 2 K: 0 BB: 1 S: 10 P: 18	R: 0 H: 0 E: 0 LOB: 0 K: 1 BB: 0 S: 7 P: 9	R: 0 H: 0 E: 0 LOB: 0 K: 1 BB: 0 S: 9 P: 10	1B: 4 SF: 0 2B: 0 SAC: 0 3B: 0 DP: 0 HR: 0 HBP: 0	WP: 0 PA: 34 PB: 1 SB: 4 CS: 0	
<b>PITCHER</b> <b>Pete Harnisch, R</b> (1, 1) ERA: 2.5 <b>Doug Jones, R</b> (8, 1) ERA: 2.45	IP WLS BF H R ER SO BB IBB HBP BLK WP HR S P ERA WHIP										

livebaseballscorecards.com

AB	31
R	0
H	4
RBI	0
BB	3
SO	9
LOB	15







Batter	1	2	3	4	5	6	7	8	9	AB R H RBI BB SO LOB	TOP									
<b>Craig Biggio, R</b> (1, 4) OBP: 0.264, SLG: 0.191	1-1 G5-3		0-0 5 BB 1B		1-1 F9			4-1 1B 5 G6-4-3 BB		3 1 1 0 1 0 0										
<b>Steve Finley, L</b> (1, 8) OBP: 0.310, SLG: 0.300	4-2 BB BB		0-3 SAFE K		0-1 F7			2-2 1-3 5 G6-4-3 1B		3 0 1 0 1 1 1										
<b>5 Jeff Bagwell, R</b> (1, 3) OBP: 0.356, SLG: 0.472	1-0 SAFE F7		4-1 SAFE 1-2 BB		2-2 F8			0-1 SAFE G6-4-3 1-2f		3 0 0 0 1 0 2										
<b>Eric Anthony, L</b> (1, 9) OBP: 0.415, SLG: 0.574	4-2 SAFE 1-2 BB		2-1 F8		3-2 G1-3			0-3 3-H K		3 0 0 0 1 1 2										
<b>Ken Caminiti, S</b> (1, 5) OBP: 0.340, SLG: 0.438	0-1 P2		1-2 G4-3		2-1 F9			3-2 G6-3		4 0 0 0 0 0 2										
<b>Luis Gonzalez, L</b> (1, 7) OBP: 0.300, SLG: 0.617		1-0 F9	2-2 S 1B		1-3 K			3-2 L5		4 0 1 0 0 1 0										
<b>Andujar Cedeno, R</b> (1, 6) OBP: 0.267, SLG: 0.310		0-3 K	1-3 K		4-1 FC6 BB			1-2 P3		2 0 0 0 0 2 1										
<b>Chris Donnels, L</b> (7, PH) OBP: 0.250, SLG: 0.286			1-2 K		1-0 P4					0 0 0 0 1 0 0	<b>AB 29</b>									
<b>Jose Uribe, S</b> (7, 6)										0 0 0 0 0 0 0	<b>R 1</b>									
<b>Chris James, R</b> (9, PH) OBP: 0.636, SLG: 0.889										1 0 0 0 0 0 0	<b>H 3</b>									
<b>Eddie Taubensee, L</b> (1, 2) OBP: 0.222, SLG: 0.333		0-0 L9	3-2 G6-3		0-2 FC6					3 0 0 0 0 0 2	<b>RBI 0</b>									
<b>Mark Portugal, R</b> (1, 1) OBP: 0.286, SLG: 0.286			2-2 G1-3		0-0 L7						<b>BB 5</b>									
<b>Kevin Bass, S</b> (7, PH) OBP: 0.222, SLG: 0.333											<b>SO 5</b>									
<b>Darryl Kile, R</b> (7, 1)											<b>LOB 11</b>									
<b>Eric Bell, L</b> (7, 1)																				
<b>Brian Williams, R</b> (7, 1)																				
<b>Inning Stats</b>	R: 0 E: 0 K: 0 S: 9	H: 0 LOB: 2 BB: 2 P: 19	R: 0 E: 0 K: 1 S: 6	H: 0 LOB: 0 BB: 0 P: 7	R: 0 E: 0 K: 1 S: 11	H: 1 LOB: 2 BB: 1 P: 19	R: 0 E: 0 K: 1 S: 13	H: 1 LOB: 1 BB: 0 P: 20	R: 0 E: 0 K: 0 S: 5	H: 0 LOB: 0 BB: 0 P: 6	R: 0 E: 0 K: 1 S: 8	H: 0 LOB: 1 BB: 1 P: 14	R: 1 E: 0 K: 1 S: 9	H: 1 LOB: 0 BB: 1 P: 15	R: 0 E: 0 K: 0 S: 11	H: 0 LOB: 0 BB: 0 P: 18	1B: 3 2B: 0 3B: 0 HR: 0	SF: 0 SAC: 0 DP: 1 HBP: 0	WP: 0 PB: 0 SB: 2 CS: 0	PA: 34
<b>PITCHER</b>	IP WLS BF H R ER SO BB IBB HBP BLK WP HR S P ERA WHIP																			
<b>Mike Harkey, R</b> (1, 1) ERA: 0.63	7.0 W 28 2 1 1 4 5 0 0 0 0 0 0 61 105 1.29 1.000																			
<b>Paul Assenmacher, L</b> (8, 1) ERA: 4.76	0.0 1 1 0 0 0 0 0 0 0 0 0 0 3 5 ∞ ∞																			
<b>Bob Scanlan, R</b> (8, 1) ERA: 7.5	1.0 2 0 0 0 1 0 0 0 0 0 0 0 5 5 0.00 0.000																			
<b>Randy Myers, L</b> (9, 1) ERA:	1.0 S 3 0 0 0 0 0 0 0 0 0 0 0 11 18 0.00 0.000																			

Houston Astros @ Chicago Cubs  
Wrigley Field, Chicago, IL  
Tue Apr 20 1993, 7:05 PM CDT  
Att. 22,946 - Unknown - 36 F

livebaseballscorecards.com



Batter	1	2	3	4	5	6	7	8	9
<b>Dwight Smith, L</b> OBP: 0.545, SLG: 0.889 (1, 8) (9, 9)	1-1 G4-3 G5-3 1B		2-1 SH5-3 1B	1-1 FC6-4 1B			4-1 S SH BB	1-0 G3	
<b>Rey Sanchez, R</b> OBP: 0.278, SLG: 0.269 (1, 6)	1-0 G5-3		0-0 SH5-3	1-0 FC6-4			0-1 SH		
<b>Mark Grace, L</b> OBP: 0.474, SLG: 0.653 (1, 3)	3-2 G4-3		0-0 BB 1B				4-2 BB		
<b>Derrick May, L</b> OBP: 0.439, SLG: 0.649 (1, 7)	2-1 1B		4-2 BB				1-3 K		
<b>Candy Maldonado, R</b> OBP: 0.241, SLG: 0.308 <b>Randy Myers, L</b> (9, 1)	3-1 G5-3		1-2 P2				3-3 K		
<b>Steve Buechele, R</b> OBP: 0.275, SLG: 0.311 (1, 5)			1-2 L8				3-3 K		
<b>Rick Wilkins, L</b> OBP: 0.148, SLG: 0.042 (1, 2)			0-2 L9				1-0 F8	0-2 L9	
<b>Jose Vizcaino, S</b> OBP: 0.319, SLG: 0.395 (1, 4)			2-2 1B				2-0 FC4-6	0-0 E6	
<b>Mike Harkey, R</b> OBP: 0.286, SLG: 0.333 <b>Paul Assenmacher, L</b> OBP: 1.000, SLG: 1.000 <b>Bob Scanlan, R</b> (8, 1) <b>Willie Wilson, S</b> OBP: 0.286, SLG: 0.340 (8, PH) (9, 8)			0-1 G4-3				1-3 K	2-3 K	

AB	R	H	RBI	BB	SO	LOB
4	2	3	0	1	0	1
2	0	0	0	0	0	3
3	0	1	1	1	0	1
3	0	1	1	1	1	3
4	0	0	0	0	1	6
0	0	0	0	0	0	0
3	0	0	0	1	1	5
4	0	0	0	0	0	1
4	0	1	0	0	0	1
2	0	0	0	1	1	2
0	0	0	0	0	0	0
0	0	0	0	0	0	0
1	0	0	0	0	1	1

**BOTTOM**

**Houston Astros @ Chicago Cubs**  
Wrigley Field, Chicago, IL  
Tue Apr 20 1993, 7:05 PM CDT  
Att: 22,946 - Unknown - 36 F

livebaseballscores.com

<b>AB</b>	<b>30</b>
<b>R</b>	<b>2</b>
<b>H</b>	<b>6</b>
<b>RBI</b>	<b>2</b>
<b>BB</b>	<b>5</b>
<b>SO</b>	<b>5</b>
<b>LOB</b>	<b>24</b>



1B: 5	SF: 0
2B: 1	SAC: 2
3B: 0	DP: 0
HR: 0	HBP: 0

WP: 0	PA: 37
PB: 0	
SB: 2	
CS: 0	

Inning Stats	R	H	E	K	S	R	H	E	K	S	R	H	E	K	S	R	H	E	K	S	R	H	E	K	S
<b>Mark Portugal, R</b> ERA: 3.6 (1, 1)	6.0	WLS: 2	BF: 27	H: 6	R: 2	ER: 2	SO: 1	BB: 3	IBB: 0	HBP: 0	BLK: 0	WP: 0	HR: 0	S: 59	P: 105	ERA: 3.00	WHIP: 1.500								
<b>Darryl Kile, R</b> ERA: 3.6 (7, 1)	0.0		2	0	0	0	0	1	0	0	0	0	0	3	7	∞	∞								
<b>Eric Bell, L</b> ERA: 9.0 (7, 1)	0.1		2	0	0	0	1	1	0	0	0	0	0	6	11	0.00	3.000								
<b>Brian Williams, R</b> ERA: 9.0 (7, 1)	1.2		6	0	0	0	3	0	0	0	0	0	0	15	24	0.00	0.000								

PITCHER	IP	WLS	BF	H	R	ER	SO	BB	IBB	HBP	BLK	WP	HR	S	P	ERA	WHIP
<b>Mark Portugal, R</b> ERA: 3.6 (1, 1)	6.0	2	27	6	2	2	1	3	0	0	0	0	0	59	105	3.00	1.500
<b>Darryl Kile, R</b> ERA: 3.6 (7, 1)	0.0		2	0	0	0	0	1	0	0	0	0	0	3	7	∞	∞
<b>Eric Bell, L</b> ERA: 9.0 (7, 1)	0.1		2	0	0	0	1	1	0	0	0	0	0	6	11	0.00	3.000
<b>Brian Williams, R</b> ERA: 9.0 (7, 1)	1.2		6	0	0	0	3	0	0	0	0	0	0	15	24	0.00	0.000

Batter	1	2	3	4	5	6	7	8	9	AB R H RBI BB SO LOB	TOP
<b>Craig Biggio, R</b> OBP: 0.259, SLG: 0.192 (1, 4)	1-2 L7		1-1 L7		1-1 1B 5 1B 1B		0-2 G5-3		3-2 G5-3	5 1 1 0 0 0 0	
<b>Steve Finley, L</b> OBP: 0.317, SLG: 0.309 (1, 8)	2-1 1B 5 1B 1B		0-1 E6 5 FC5-4		1-1 G4-6-3 5 1B 1B		0-2 F8		0-0 B1-3	5 0 2 0 0 0 0	
<b>5 Jeff Bagwell, R</b> OBP: 0.381, SLG: 0.482 (1, 3)	1-1 G1-3 1B		1-1 FC5-4 1-2f		0-0 G4-6-3 1B		4-2 BB			3 0 2 1 1 0 1	
<b>Eric Anthony, L</b> OBP: 0.404, SLG: 0.549 (1, 9)	2-1 G1-3 1-2			2-1 G1-6-3 1B		1-1 G4-6-3 1-2f 2-3		2-0 G4-3		4 0 1 0 0 0 5	
<b>Ken Caminiti, S</b> OBP: 0.316, SLG: 0.404 (1, 5)	2-3 K			0-0 G1-6-3 1-2f		1-1 G3		1-0 G6-3		4 0 0 0 0 1 4	
<b>Luis Gonzalez, L</b> OBP: 0.315, SLG: 0.600 (1, 7)		1-1 F7		4-1 1B 1B BB		2-0 E G6-3 1B		1-3 K		3 1 1 0 1 1 0	
<b>Scott Servais, R</b> OBP: 0.467, SLG: 0.500 (1, 2)		2-2 F8		0-0 1B 1B		0-0 G6-3 1-2		0-0 1B		4 0 2 0 0 0 1	
<b>Jose Uribe, S</b> OBP: 0.429, SLG: 0.200 (1, 6)		0-0 P7		0-0 1-2 3-H 1B		2-2 E6 G5-4-3 2-3		0-0 G6-3		4 0 1 1 0 0 2	
<b>Doug Drabek, R</b> (1, 1)			0-1 P6		1-3 K		0-1 G5-4-3 1-2f		0-3 K	4 0 0 0 0 2 4	
<b>Inning Stats</b>	R: 0 H: 2 E: 0 LOB: 2 K: 1 BB: 0 S: 13 P: 20	R: 0 H: 0 E: 0 LOB: 0 K: 0 BB: 0 S: 7 P: 10	R: 0 H: 0 E: 1 LOB: 1 K: 0 BB: 0 S: 8 P: 11	R: 1 H: 3 E: 0 LOB: 2 K: 1 BB: 1 S: 9 P: 16	R: 1 H: 3 E: 0 LOB: 1 K: 0 BB: 0 S: 9 P: 13	R: 0 H: 1 E: 1 LOB: 1 K: 0 BB: 0 S: 9 P: 13	R: 0 H: 0 E: 0 LOB: 1 K: 0 BB: 1 S: 11 P: 17	R: 0 H: 1 E: 0 LOB: 1 K: 1 BB: 0 S: 6 P: 8	R: 0 H: 0 E: 0 LOB: 0 K: 1 BB: 0 S: 7 P: 10	1B: 10 SF: 0 2B: 0 SAC: 0 3B: 0 DP: 3 HR: 0 HBP: 0	WP: 0 PA: 38 PB: 0 SB: 0 CS: 0
<b>PITCHER</b>	IP WLS BF H R ER SO BB IBB HBP BLK WP HR S P ERA WHIP										
<b>Mike Morgan, R</b> ERA: 2.6 (1, 1)	7.0 L 31 9 2 2 2 2 2 0 0 0 0 0 0 66 100 2.57 1.571										
<b>Dan Plesac, L</b> ERA: 4.15 (8, 1)	2.0 7 1 0 0 2 0 0 0 0 0 0 0 0 13 18 0.00 0.500										

**Houston Astros @ Chicago Cubs**  
**Wrigley Field, Chicago, IL**  
Wed Apr 21 1993, 3:33 AM CDT  
Att. 22,943 - Sunny - 36 F

[livebaseballscorecards.com](http://livebaseballscorecards.com)

<b>AB</b>	<b>36</b>
<b>R</b>	<b>2</b>
<b>H</b>	<b>10</b>
<b>RBI</b>	<b>2</b>
<b>BB</b>	<b>2</b>
<b>SO</b>	<b>4</b>
<b>LOB</b>	<b>17</b>



Batter	1	2	3	4	5	6	7	8	9	AB	R	H	RBI	BB	SO	LOB
Dwight Smith, L OBP: 0.400, SLG: 0.615 (1, 8)	3-1 G3-1 ①		1-3 K ①		0-0 G4-3 ③			3-1 G3 ①		4	0	0	0	0	1	0
Rey Sanchez, R OBP: 0.293, SLG: 0.286 (1, 6)	1-0 G5-3 ②		2-2 1B ②			1-1 1B ①		0-0 G6-3 ②		4	0	2	0	0	0	0
Mark Grace, L OBP: 0.459, SLG: 0.623 (1, 3)	0-1 WP 1B ①		0-0 L5 ②			3-1 F9 ①		3-2 G4-3 ③		4	0	1	0	0	0	2
Derrick May, L OBP: 0.422, SLG: 0.600 (1, 7)	4-2 SAFE 1-2 BB ①		0-0 G4-3 ③			2-2 SAFE SAFE L7 ②		0-0 G4-3 ①		3	0	0	0	1	0	2
Sammy Sosa, R OBP: 0.298, SLG: 0.463 (1, 9)	0-3 K ③			0-0 G5-3 ①		2-3 SAFE SAFE K ③		1-3 K ②		4	0	0	0	0	3	3
Steve Buechele, R OBP: 0.273, SLG: 0.306 (1, 5)		0-0 F7 ①		0-1 G6-4-3 1B ①		2-3 K ①		2-2 F8 ③		4	0	1	0	0	1	0
Jose Vizcaino, S OBP: 0.320, SLG: 0.391 (1, 4)		1-0 L7 ②		2-2 SAFE SAFE G6-4-3 1-2f ②		0-0 1B ②		0-3 K ②		3	0	1	0	0	0	1
Matt Walbeck, S OBP: 0.308, SLG: 0.538 (1, 2)		1-2 1B ①		2-1 G4-3 ①		0-3 SAFE SAFE K ②		0-0 G5-3 ③		3	0	1	0	0	1	1
Mike Morgan, R (1, 1)		2-3 K ③		2-2 G4-3 ②		0-0 G5-3 ③				2	0	0	0	0	1	1
Willie Wilson, S OBP: 0.280, SLG: 0.333 (7, PH)										1	0	0	0	0	0	1
Dan Plesac, L (8, 1)										0	0	0	0	0	0	0

Inning Stats	R: 0	H: 1	E: 0	LOB: 2	K: 1	BB: 1	S: 10	R: 0	H: 1	E: 0	LOB: 1	K: 1	BB: 0	S: 9	R: 0	H: 1	E: 0	LOB: 1	K: 1	BB: 0	S: 10	R: 0	H: 1	E: 0	LOB: 0	K: 0	BB: 0	S: 6	R: 0	H: 0	E: 0	LOB: 0	K: 0	BB: 0	S: 6	R: 0	H: 1	E: 0	LOB: 1	K: 1	BB: 0	S: 10	R: 0	H: 1	E: 0	LOB: 1	K: 2	BB: 0	S: 8	R: 0	H: 0	E: 0	LOB: 0	K: 0	BB: 0	S: 9	R: 0	H: 0	E: 0	LOB: 0	K: 1	BB: 0	S: 8	R: 0	H: 0	E: 0	LOB: 0	K: 1	BB: 0	S: 11	1B: 6	SF: 0	2B: 0	SAC: 0	3B: 0	DP: 1	HR: 0	HBP: 0	WP: 1	PA: 33
PITCHER Doug Drabek, R ERA: 1.85 (1, 1)	IP	WLS	BF	H	R	ER	SO	BB	IBB	HBP	BLK	WP	HR	S	P	ERA	WHIP																			PITCHER	IP	WLS	BF	H	R	ER	SO	BB	IBB	HBP	BLK	WP	HR	S	P	ERA	WHIP																											

**BOTTOM**

**Houston Astros @ Chicago Cubs**  
 Wrigley Field, Chicago, IL  
 Wed Apr 21 1993, 3:33 AM CDT  
 Att: 22,943 - Sunny - 36 F

AB	32
R	0
H	6
RBI	0
BB	1
SO	7
LOB	11



WP: 1	PA: 33
PB: 0	SB: 0
CS: 0	

livebaseballscorecards.com

Batter	1	2	3	4	5	6	7	8	9	AB R H RBI BB SO LOB	TOP																									
<b>Craig Biggio, R</b> OBP: 0.254, SLG: 0.211 (1, 4) X	0-0 2B		2-3 K		1-2 F7		2-2 F8		1-0 F7	5 0 1 0 0 1 1																										
<b>Steve Finley, L</b> OBP: 0.309, SLG: 0.288 (1, 8) L X	0-2 L8		4-1 5 2B BB		2-2 G4-3		0-0 L8		0-3 K	4 0 0 0 1 1 2																										
<b>5 Jeff Bagwell, R</b> OBP: 0.368, SLG: 0.475 (1, 3) B X	1-0 G5-3		1-1 SAFE 2B		0-2 G4-3		1-1 F8		3-2 F8	5 0 1 0 0 0 2																										
<b>Eric Anthony, L</b> OBP: 0.393, SLG: 0.519 (1, 9) B X	2-0 L5-3		2-1 P3			1-2 G6-3		4-2 2B BB		3 1 0 0 1 0 3																										
<b>Ken Caminiti, S</b> OBP: 0.328, SLG: 0.429 (1, 5) S B X		2-1 G6-4-3 HBP 1B		0-1 E5 F9 FC6-4 HBP		2-2 G5-3		3-2 SAFE SAFE SAFE SAFE 2B 2B		4 2 2 0 0 0 0																										
<b>Luis Gonzalez, L</b> OBP: 0.362, SLG: 0.635 (1, 7) H		1-0 G6-4-3 HBP		3-2 SAFE SAFE SAFE SAFE HBP HBP		1-1 S 1B		0-0 WP E 2B		2 1 2 2 0 0 0																										
<b>Andujar Cedeno, R</b> OBP: 0.265, SLG: 0.289 (1, 6) B B X		2-1 G6-4-3 1-2f 2-3		2-2 SAFE L L X		4-1 SAFE SAFE SAFE SAFE IBB		2-0 G6-3 2-3		3 0 0 0 1 0 5																										
<b>Eddie Taubensee, L</b> OBP: 0.200, SLG: 0.297 (1, 2) B B X		1-1 G4-3		2-1 SAFE F F F X		2-2 F8		1-1 SAFE G6-3		4 0 0 1 0 0 4																										
<b>Greg Swindell, L</b> OBP: 0.273, SLG: 0.364 <b>Doug Jones, R</b> (9, 1) S			2-3 K		0-3 K		0-0 1B		1-0 L9	4 0 1 0 0 2 1 0 0 0 0 0 0 0																										
<b>Inning Stats</b>	R: 0 E: 0 K: 0 S: 6	H: 1 LOB: 1 BB: 0 P: 9	R: 0 E: 0 K: 0 S: 6	H: 1 LOB: 1 BB: 0 P: 12	R: 0 E: 0 K: 2 S: 13	H: 1 LOB: 2 BB: 1 P: 24	R: 1 E: 1 K: 1 S: 12	H: 0 LOB: 1 BB: 0 P: 19	R: 0 E: 0 K: 0 S: 10	H: 0 LOB: 0 BB: 0 P: 13	R: 0 E: 0 K: 0 S: 12	H: 1 LOB: 2 BB: 1 P: 22	R: 0 E: 0 K: 0 S: 8	H: 1 LOB: 1 BB: 0 P: 11	R: 3 E: 1 K: 0 S: 11	H: 2 LOB: 0 BB: 1 P: 22	R: 0 E: 0 K: 1 S: 7	H: 0 LOB: 0 BB: 0 P: 11	1B: 3 2B: 4 3B: 0 HR: 0	SF: 0 SAC: 0 DP: 1 HBP: 2	WP: 1 PB: 0 SB: 1 CS: 0	PA: 39														
<b>PITCHER</b>	IP WLS BF H R ER SO BB IBB HBP BLK WP HR S P ERA WHIP																																			
<b>Dave Otto, L</b> ERA: 4.15 (1, 1)	7.0		30	5	1	0	3	1	1	2	0	0	0	67	110	0.00	0.857																			
<b>Denny Neagle, L</b> ERA: 5.06 (8, 1)	0.0	L	3	2	3	2	0	1	0	0	0	0	0	7	14	∞	∞																			
<b>Paul Wagner, R</b> ERA: 3.0 (8, 1)	2.0		6	0	0	0	1	0	0	0	0	1	0	11	19	0.00	0.000																			

Houston Astros @ Pittsburgh Pirates  
 Three Rivers Stadium, Pittsburgh, PA  
 Fri Apr 23 1993, 7:05 PM EDT  
 Att. 13,487 - Unknown

livebaseballscorecards.com

AB	34
R	4
H	7
RBI	3
BB	3
SO	4
LOB	18





Batter	1	2	3	4	5	6	7	8	9	AB	R	H	RBI	BB	SO	LOB	TOP										
<b>Craig Biggio, R</b> (1, 4) OBP: 0.250, SLG: 0.210	1-2 P6		0-1 1B	0-1 FC4-6		1-1 G6-3		0-0 FC	1-3 K	6	0	1	0	0	1	3											
<b>Steve Finley, L</b> (1, 8) OBP: 0.315, SLG: 0.286 <b>Casey Candaele, S</b> (8, 6) OBP: 0.222, SLG: 0.222	1-2 L8		0-1 P5	0-3 K		2-2 1B		1-2 2B		4	1	1	0	0	1	3											
<b>5 Jeff Bagwell, R</b> (1, 3) OBP: 0.384, SLG: 0.477	3-1 1B		1-2 1B		2-2 G6-3	1-0 FC5-4		4-0 2B		4	1	2	0	1	0	1											
<b>Eric Anthony, L</b> (1, 9) OBP: 0.409, SLG: 0.552 <b>Scott Servais, R</b> (8, 2) OBP: 0.467, SLG: 0.500	4-0 BB		2-3 K		1-1 1B	0-0 P6		1-1 1B		4	2	2	2	1	1	3											
<b>Ken Caminiti, S</b> (1, 5) OBP: 0.333, SLG: 0.417	3-2 F8			1-1 G6-3	1-1 1B		2-0 L7	4-0 1B		4	1	1	0	1	0	2											
<b>Luis Gonzalez, L</b> (1, 7) OBP: 0.381, SLG: 0.625		1-0 G6-3		0-0 1B	4-2 1B	1-2 BB	1-1 P3	3-1 1B		4	1	2	1	1	0	0											
<b>Andujar Cedeno, R</b> (1, 6) OBP: 0.284, SLG: 0.282 <b>Xavier Hernandez, L</b> (7, 1) <b>Chris James, R</b> (8, PH) <b>Doug Jones, R</b> (8, 1)		3-1 L5		1-1 1B	0-1 SF8	1-2 BB	3-2 P3	0-3 K		3	1	1	1	0	0	0											
<b>Eddie Taubensee, L</b> (1, 2) OBP: 0.250, SLG: 0.325 <b>Rick Parker, R</b> (8, PR) OBP: 0.500, SLG: 0.333		2-0 G3		1-0 1B	4-0 1B	4-0 IBB		0-1 1B	1-3 K	3	0	2	1	1	0	0											
<b>Pete Harnisch, S</b> (1, 1) OBP: 0.125, SLG: 0.125 <b>Jose Uribe, S</b> (7, 6) OBP: 0.429, SLG: 0.200 <b>Kevin Bass, S</b> (8, PH) OBP: 0.273, SLG: 0.364			0-2 G6-3	0-2 1B	0-2 FC6-4			1-1 FC	1-1 G4-3	3	0	1	1	0	0	3											
<b>Inning Stats</b>	R: 0 E: 0 K: 0 S: 14	H: 1 LOB: 2 BB: 1 P: 26	R: 0 E: 0 K: 0 S: 4	H: 0 LOB: 0 BB: 0 P: 10	R: 0 E: 0 K: 1 S: 13	H: 2 LOB: 2 BB: 0 P: 16	R: 2 E: 0 K: 1 S: 15	H: 4 LOB: 2 BB: 0 P: 18	R: 1 E: 0 K: 0 S: 14	H: 2 LOB: 3 BB: 2 P: 26	R: 0 E: 0 K: 0 S: 10	H: 1 LOB: 1 BB: 0 P: 14	R: 0 E: 0 K: 0 S: 6	H: 0 LOB: 0 BB: 0 P: 12	R: 5 E: 2 K: 1 S: 14	H: 4 LOB: 2 BB: 2 P: 28	R: 0 E: 0 K: 2 S: 8	H: 0 LOB: 0 BB: 0 P: 11	1B: 12 2B: 2 3B: 0 HR: 0	SF: 1 SAC: 1 DP: 0 HBP: 1	WP: 0 PB: 0 SB: 0 CS: 1	PA: 46					
<b>PITCHER</b>	IP	WLS	BF	H	R	ER	SO	BB	IBB	HBP	BLK	WP	HR	S	P	ERA	WHIP										
<b>Bob Walk, R</b> (1, 1) ERA: 5.33	7.0		36	12	5	5	2	2	1	0	0	0	0	80	127	6.43	2.000										
<b>Paul Wagner, R</b> (8, 1) ERA: 2.92	0.1		1	0	0	0	0	0	0	0	0	0	0	1	1	0.00	0.000										
<b>John Candelaria, L</b> (8, 1) ERA: 9.39	0.1	L	5	2	3	2	0	1	1	1	0	0	0	6	19	54.00	9.000										
<b>Blas Minor, R</b> (8, 1) ERA: 1.59	1.1		4	0	0	0	3	0	0	0	0	0	0	11	14	0.00	0.000										

Houston Astros @ Pittsburgh Pirates  
Three Rivers Stadium, Pittsburgh, PA

Sat Apr 24 1993, 7:05 PM EDT  
Att: 19,498 - Unknown

livebaseballscorecards.com

AB	39
R	8
H	14
RBI	6
BB	5
SO	5
LOB	17





BOTTOM

Houston Astros @ Pittsburgh Pirates  
Three Rivers Stadium, Pittsburgh, PA

Sat Apr 24 1993, 7:05 PM EDT  
Att. 19,498 - Unknown

AB	36
R	4
H	10
RBI	4
BB	7
SO	8
LOB	26



WP:	0	PA:	43
PB:	0	SB:	0
CS:	0		

AB R H RBI BB SO LOB

5	1	2	0	0	1	1
3	0	0	0	2	2	3
5	1	2	1	0	1	1
4	0	1	0	1	0	2
2	1	2	1	3	0	0
3	1	1	0	1	1	5
0	0	0	0	0	0	0
1	0	0	0	0	0	2
5	0	1	1	0	0	9
4	0	1	1	0	1	1
3	0	0	0	0	1	1
0	0	0	0	0	0	0
0	0	0	0	0	0	0
1	0	0	0	0	1	1

Batter	1	2	3	4	5	6	7	8	9
Al Martin, L OBP: 0.276, SLG: 0.491 (1, 7)	3-2 1B 3B	2-1 L9		2-1 1B		1-0 G3		0-3 K	
Jay Bell, R OBP: 0.338, SLG: 0.423 (1, 6)	4-1 BB 1B BB		4-2 L3 BB	1-0 F9			2-3 K2-3	0-3 K	
Andy Van Slyke, L OBP: 0.333, SLG: 0.441 (1, 8)	0-0 BB 1B		2-2 L3		1-0 F8		2-1 1B 2B	1-3 K	
Jeff King, R OBP: 0.380, SLG: 0.313 (1, 5)	0-1 P2		1-1 F8		2-1 P3		4-2 1B BB	2-1 FC4-6 1B 1B	
Orlando Merced, S OBP: 0.433, SLG: 0.373 (8, 3)	4-1 1-2 2-3 BB			4-1 1B 2B BB	4-1 BB BB		1-2 1-2 2-H 1B	2-2 FC4-6 1B	
Kevin Young, R OBP: 0.348, SLG: 0.382 Blas Minor, R OBP: 0.385, SLG: 0.417 Tom Foley, L OBP: 0.385, SLG: 0.417 (9, PH)	1-1 P2		0-2 2B G6-3 1B		4-0 1-2 BB		0-3 K	1-2 FC4-6	
Don Slaught, R OBP: 0.481, SLG: 0.511 (1, 2)	1-1 P3		0-0 1B 2B		3-2 G6-3		1-0 L7	1-0 F8	
Carlos Garcia, R OBP: 0.311, SLG: 0.345 (1, 4)		1-3 K		0-0 G6-3		1-1 G6-3		1-2 2B	
Bob Walk, R OBP: 0.222, SLG: 0.222 Paul Wagner, R OBP: 0.318, SLG: 0.211 John Candelaria, L OBP: 0.318, SLG: 0.211 Dave Clark, L OBP: 0.318, SLG: 0.211 (8, 9)		1-3 K		0-0 F7		0-0 F8		0-3 K	

Inning Stats	R: 1	H: 2	E: 0	K: 0	S: 12	R: 0	H: 0	E: 0	K: 2	S: 8	R: 0	H: 0	E: 0	K: 0	S: 7	R: 2	H: 3	E: 0	K: 0	S: 10	R: 0	H: 0	E: 0	K: 0	S: 8	R: 1	H: 2	E: 0	K: 2	S: 14	R: 0	H: 1	E: 0	K: 3	S: 14	R: 0	H: 2	E: 0	K: 1	S: 12	1B: 6	2B: 4	3B: 1	HR: 0	SF: 0	SAC: 0	DP: 1	HBP: 0	WP: 0	PB: 0	SB: 0	CS: 0	PA: 43
--------------	------	------	------	------	-------	------	------	------	------	------	------	------	------	------	------	------	------	------	------	-------	------	------	------	------	------	------	------	------	------	-------	------	------	------	------	-------	------	------	------	------	-------	-------	-------	-------	-------	-------	--------	-------	--------	-------	-------	-------	-------	--------

PITCHER	IP	WLS	BF	H	R	ER	SO	BB	IBB	HBP	BLK	WP	HR	S	P	ERA	WHIP
Pete Hamisch, R ERA: 3.0 (1, 1)	6.0		28	5	3	3	2	6	0	0	0	0	0	49	96	4.50	1.833
Xavier Hernandez, R ERA: 4.26 (7, 1)	1.0	W	6	2	1	1	2	1	0	0	0	0	0	14	24	9.00	3.000
Doug Jones, R ERA: 1.98 (8, 1)	2.0		9	3	0	0	4	0	0	0	0	0	0	26	34	0.00	1.500

Batter	1	2	3	4	5	6	7	8	9	AB R H RBI BB SO LOB	TOP														
<b>Craig Biggio, R</b> (1, 4) OBP: 0.250, SLG: 0.212	0-1 G4-3		0-1 5 2B 1-2 1B		0-2 F9			1-1 G5-3		4 0 1 0 0 0 0															
<b>Rick Parker, R</b> (1, 8) OBP: 0.250, SLG: 0.143	3-2 F9		0-0 B1-6		0-1 P9			1-1 L1-3		4 0 0 0 0 0 2															
<b>5 Jeff Bagwell, R</b> (1, 3) OBP: 0.377, SLG: 0.478	1-2 G4-3		0-0 1-3 2B						0-0 F8	4 0 1 0 0 0 0															
<b>Chris James, R</b> (1, 7) OBP: 0.500, SLG: 0.714		0-1 G4-3 2B	1-1 F9			2-0 P6			0-3 K	4 1 1 0 0 1 2															
<b>Ken Caminiti, S</b> (1, 5) OBP: 0.314, SLG: 0.391		3-1 G4-3		0-2 F8		1-2 F8			1-3 K	4 0 0 0 0 1 1															
<b>Kevin Bass, S</b> (1, 9) OBP: 0.286, SLG: 0.429		0-1 G5-3 2B		3-3 K			1-2 G4-3			3 0 1 1 0 1 0															
<b>Scott Servais, R</b> (1, 2) OBP: 0.444, SLG: 0.667		1-0 G5-3		0-0 HR			3-3 K			3 1 1 1 0 1 1															
<b>Jose Uribe, S</b> (1, 6) OBP: 0.300, SLG: 0.125		3-2 G5-3		0-1 F9			0-1 G6-3			3 0 0 0 0 0 1															
<b>Mark Portugal, R</b> (1, 1) OBP: 0.333, SLG: 0.250			4-2 B1-6 1B BB		1-3 K			2-1 G6-3		1 0 0 0 1 1 0															
<b>Mark Grant, R</b> (6, 1)										0 0 0 0 0 0 0															
<b>Casey Candaele, S</b> (8, PH) OBP: 0.200, SLG: 0.200										1 0 0 0 0 0 0															
<b>Brian Williams, R</b> (8, 1)										0 0 0 0 0 0 0															
<b>Inning Stats</b>	R: 0 E: 0 K: 0 S: 10	H: 0 LOB: 0 BB: 0 P: 14	R: 1 E: 0 K: 0 S: 10	H: 2 LOB: 1 BB: 0 P: 17	R: 0 E: 0 K: 0 S: 9	H: 2 LOB: 2 BB: 1 P: 14	R: 1 E: 0 K: 1 S: 9	H: 1 LOB: 0 BB: 0 P: 12	R: 0 E: 0 K: 1 S: 9	H: 0 LOB: 0 BB: 0 P: 10	R: 0 E: 0 K: 0 S: 8	H: 0 LOB: 0 BB: 0 P: 14	R: 0 E: 0 K: 1 S: 9	H: 0 LOB: 0 BB: 0 P: 13	R: 0 E: 0 K: 0 S: 6	H: 0 LOB: 0 BB: 0 P: 10	R: 0 E: 0 K: 2 S: 8	H: 0 LOB: 0 BB: 0 P: 9	1B: 1 2B: 4 3B: 0 HR: 1	SF: 0 SAC: 0 DP: 1 HBP: 0	WP: 0 PB: 0 SB: 0 CS: 0	PA: 32			
<b>PITCHER</b>	IP	WLS	BF	H	R	ER	SO	BB	IBB	HBP	BLK	WP	HR	S	P	ERA	WHIP								
<b>Randy Tomlin, L</b> (1, 1) ERA: 4.57	8.0	W	29	5	2	2	3	1	0	0	0	0	1	70	104	2.25	0.750								
<b>Stan Belinda, R</b> (9, 1) ERA: 3.0	1.0		3	0	0	0	2	0	0	0	0	0	0	8	9	0.00	0.000								

Houston Astros @ Pittsburgh Pirates  
Three Rivers Stadium, Pittsburgh, PA

Sun Apr 25 1993, 3:33 AM EDT  
Att. 15,102 - Overcast - 71 F

livebaseballscorecards.com

AB	31
R	2
H	5
RBI	2
BB	1
SO	5
LOB	7



Batter	1	2	3	4	5	6	7	8	9
<b>Al Martin, L</b> OBP: 0.274, SLG: 0.475 (1, 7)	1-3 K		2-0 F7		0-0 SH 1B		1-3 K		
<b>Jay Bell, R</b> OBP: 0.363, SLG: 0.446 (1, 6)	2-2 1B		1-0 1B		1-1 SH 1B G3-1		1-2 1B G4-6-3		
<b>Andy Van Slyke, L</b> OBP: 0.329, SLG: 0.431 (1, 8)	0-1 F7		1-3 K		1-1 PO G3-1 1B		0-1 G4-6-3		
<b>Jeff King, R</b> OBP: 0.386, SLG: 0.329 (1, 5)	0-1 G5-3			2-2 G4-3 1B 2B	3-0 P3			4-1 1B E BB	
<b>Orlando Merced, S</b> OBP: 0.438, SLG: 0.382 (1, 9)		2-2 FC6-4 1B		1-0 G4-3	2-1 G3-1			0-1 E5 SF8 1B	
<b>Kevin Young, R</b> OBP: 0.358, SLG: 0.386 (1, 3)		0-0 FC6-4 1-2f		1-0 1B	1-0 PO	4-0 1B SF7 BB		0-0 SF8	
<b>Don Slaught, R</b> OBP: 0.464, SLG: 0.490 (1, 2)		3-1 L7		2-2 F8		1-0 G4-6-3 1B		2-0 F8	
<b>Tom Foley, L</b> OBP: 0.294, SLG: 0.333 (1, 4)		0-0 G3		0-3 K		1-0 SF7		3-1 F7	
<b>Randy Tomlin, L</b> OBP: 0.250, SLG: 0.250 (1, 1)			1-0 F8		2-0 SH 1B				
<b>Stan Belinda, R</b> (9, 1)									

AB	R	H	RBI	BB	SO	LOB
4	1	1	0	0	2	0
3	1	3	0	0	0	0
4	0	1	1	0	1	3
3	2	1	0	1	0	3
4	1	2	1	0	0	2
2	1	1	2	1	0	1
4	0	1	0	0	0	2
3	0	0	1	0	1	2
3	1	1	0	0	0	1
0	0	0	0	0	0	0

WP	HR	S	P	ERA	WHIP
0	0	0	36	0	0

**Houston Astros @ Pittsburgh Pirates**  
Three Rivers Stadium, Pittsburgh, PA

Sun Apr 25 1993, 3:33 AM EDT  
Att. 15,102 - Overcast - 71 F

livebaseballscorecards.com

<b>AB</b>	<b>30</b>
<b>R</b>	<b>7</b>
<b>H</b>	<b>11</b>
<b>RBI</b>	<b>5</b>
<b>BB</b>	<b>2</b>
<b>SO</b>	<b>4</b>
<b>LOB</b>	<b>14</b>



Inning Stats		R: 0	H: 1	E: 0	K: 1	S: 12	R: 0	H: 1	E: 0	K: 0	S: 7	R: 0	H: 1	E: 0	K: 1	S: 7	R: 1	H: 2	E: 0	K: 1	S: 12	R: 3	H: 3	E: 1	K: 0	S: 9	R: 0	H: 1	E: 0	K: 1	S: 9	R: 2	H: 1	E: 1	K: 0	S: 7																		
PITCHER		IP	WLS	BF	H	R	ER	SO	BB	IBB	HBP	BLK	WP	HR	S	P	ERA	WHIP	PITCHER		IP	WLS	BF	H	R	ER	SO	BB	IBB	HBP	BLK	WP	HR	S	P	ERA	WHIP																	
<b>Mark Portugal, R</b> ERA: 4.32 (1, 1)	5.0	L	25	9	5	4	3	3	1	0	0	0	0	0	48	82	7.20	2.000	<b>Mark Grant, R</b> ERA: (6, 1)		2.0		5	1	0	0	1	0	0	0	0	0	13	16	0.00	0.500	<b>Brian Williams, R</b> ERA: 7.71 (8, 1)		1.0		5	1	2	0	0	1	0	0	0	0	7	16	0.00	2.000

Batter	1	2	3	4	5	6	7	8	9	AB R H RBI BB SO LOB	TOP											
<b>Bernard Gilkey, R</b> (1, 7) OBP: 0.404, SLG: 0.480	2-3 K		4-2 G4-3 S BB		2-2 G5-3			1-0 1 SAFE 1 SAFE 1 SAFE 1-3 1B 2B		3 1 1 0 1 1 0												
<b>Ozzie Smith, S</b> (1, 6) OBP: 0.307, SLG: 0.338	1-1 F7		1-1 G4-3			1-2 G1-3		0-0 2 SAFE 1-3 2-H 3-H 1B		4 0 1 2 0 0 1												
<b>Gregg Jefferies, S</b> (1, 3) OBP: 0.324, SLG: 0.453 <b>Rod Brewer, L</b> (9, 3) OBP: 0.276, SLG: 0.250	1-1 1B		0-2 G4-3			1-2 G3-1		2-1 1 SAFE 1 SAFE 1 SAFE 1 SAFE 1-1 F9		4 0 1 0 0 0 2 0 0 0 0 0 0 0												
<b>Todd Zeile, R</b> (1, 5) OBP: 0.380, SLG: 0.371	2-3 K			2-1 P9		0-0 G1-3		1-1 1 SAFE 1 SAFE 1 SAFE 1 SAFE P9		4 0 0 0 0 1 2												
<b>Mark Whiten, S</b> (1, 9) OBP: 0.316, SLG: 0.451		2-1 E4 1B G4-3		2-1 S 1B			2-1 F7	2-2 CS 1-2	0-3 K	4 1 1 0 0 1 0												
<b>Ray Lankford, L</b> (1, 8) OBP: 0.318, SLG: 0.328		3-2 1 SAFE 1 SAFE 1-3 1B		3-3 K			0-0 G3		2-1 F8	4 0 1 0 0 1 1												
<b>Luis Alicea, S</b> (1, 4) OBP: 0.455, SLG: 0.368		0-0 G4-3 3-H		0-0 G4-3			1-0 1B		1-3 K	4 0 1 1 0 1 1												
<b>Hector Villanueva, R</b> (1, 2) OBP: 0.286, SLG: 0.500		1-3 K			0-0 L5		1-0 F7			3 0 0 0 0 1 1												
<b>Joe Magrane, R</b> (1, 1) <b>José Oquendo, S</b> (8, PH) OBP: 0.444, SLG: 0.286 <b>Geronimo Pena, S</b> (8, PR) OBP: 0.377, SLG: 0.400 <b>Les Lancaster, R</b> (8, 1) <b>Lee Smith, R</b> (9, 1)			3-2 P5		0-0 F7			4-1 2B 1B BB		2 0 0 0 0 0 0 0 0 0 0 1 0 0 0 1 0 0 0 0 0 0 0 0 0 0 0 0 0 0 0 0 0 0 0												
<b>Inning Stats</b>	R: 0 E: 0 K: 2 S: 11	H: 1 LOB: 1 BB: 0 P: 17	R: 1 E: 1 K: 1 S: 10	H: 1 LOB: 0 BB: 0 P: 16	R: 0 E: 0 K: 0 S: 10	H: 0 LOB: 1 BB: 1 P: 18	R: 0 E: 0 K: 1 S: 9	H: 1 LOB: 1 BB: 0 P: 16	R: 0 E: 0 K: 0 S: 5	H: 0 LOB: 0 BB: 0 P: 7	R: 0 E: 0 K: 0 S: 7	H: 0 LOB: 0 BB: 0 P: 9	R: 0 E: 0 K: 0 S: 6	H: 1 LOB: 1 BB: 0 P: 9	R: 2 E: 0 K: 0 S: 10	H: 2 LOB: 1 BB: 1 P: 19	R: 0 E: 0 K: 2 S: 8	H: 0 LOB: 0 BB: 0 P: 11	1B: 5 2B: 1 3B: 0 HR: 0	SF: 0 SAC: 0 DP: 0 HBP: 0	WP: 0 PB: 0 SB: 2 CS: 1	PA: 35
<b>PITCHER</b>	IP WLS BF H R ER SO BB IBB HBP BLK WP HR S P ERA WHIP																					
<b>Doug Drabek, R</b> (1, 1) ERA: 1.98	7.0 L 29 6 3 2 4 2 0 0 0 0 0 0 61 100 2.57 1.143																					
<b>Eric Bell, L</b> (8, 1) ERA: 8.44	0.1 1 0 0 0 0 0 0 0 0 0 0 0 2 4 0.00 0.000																					
<b>Xavier Hernandez, R</b> (8, 1) ERA: 3.38	1.2 4 0 0 0 2 0 0 0 0 0 0 0 13 18 0.00 0.000																					

**St. Louis Cardinals @ Houston Astros**  
Astrodome, Houston, TX  
Mon Apr 26 1993, 8:05 PM EDT  
Att. 16,511 - Dome

[livebaseballscorecards.com](http://livebaseballscorecards.com)

**AB 32**  
**R 3**  
**H 6**  
**RBI 3**  
**BB 2**  
**SO 6**  
**LOB 8**



Batter	1	2	3	4	5	6	7	8	9	AB	R	H	RBI	BB	SO	LOB
<b>Craig Biggio, R</b> OBP: 0.263, SLG: 0.217 (1, 4)	4-2 SH1-3 5 G6-3 BB	1-1 G6-3			2-2 G4-3			0-2 G6-3 1B		3	1	1	0	1	0	2
<b>Rick Parker, R</b> OBP: 0.200, SLG: 0.111 <b>Kevin Bass, S</b> OBP: 0.267, SLG: 0.400 (8, PH) (9, 9)	2-1 SH1-3 1-3		2-2 G6-3		0-0 G6-3			1-1 G6-3 1-2f		2	0	0	0	0	0	0
<b>5 Jeff Bagwell, R</b> OBP: 0.370, SLG: 0.466 (1, 3)	3-2 G6-3 3-H		3-1 F9					1-0 G4-6-3 1B		4	0	1	1	0	1	0
<b>Eric Anthony, L</b> OBP: 0.400, SLG: 0.548 (1, 9) (9, 8)	2-0 G4-3		0-2 2B					0-0 P7		4	0	1	0	0	0	1
<b>Ken Caminiti, S</b> OBP: 0.311, SLG: 0.373 (1, 5)		4-2 HBP 2B BB	1-1 F8					1-1 G4-6-3 1-2f		3	1	0	0	1	1	2
<b>Luis Gonzalez, L</b> OBP: 0.394, SLG: 0.621 (1, 7)		3-1 2B 1-2 HBP		0-2 CS 1B				0-2 G5-3		2	0	1	0	0	0	0
<b>Andujar Cedeno, R</b> OBP: 0.286, SLG: 0.333 <b>Xavier Hernandez, L</b> (8, 1)		0-0 1-3 2-H 2B		1-1 G5-3 1-2				1-1 CS 1B		3	0	2	1	0	0	1
<b>Eddie Taubensee, L</b> OBP: 0.234, SLG: 0.302 (1, 2)		1-0 P8		1-2 G6-3				2-2 F8 1-2		3	0	0	0	0	0	3
<b>Doug Drabek, R</b> (1, 1) <b>Eric Bell, L</b> (8, 1) <b>Casey Candaele, S</b> OBP: 0.182, SLG: 0.182 (8, 6)		2-3 K		0-1 P6				1-2 G3-1		2	0	0	0	0	1	2
<b>Inning Stats</b>	R: 1 E: 0 K: 0 S: 8	H: 0 LOB: 0 BB: 1 P: 19	R: 1 E: 0 K: 1 S: 10	H: 1 LOB: 2 BB: 1 P: 21	R: 0 E: 0 K: 0 S: 11	H: 1 LOB: 1 BB: 0 P: 17	R: 0 E: 0 K: 0 S: 8	H: 1 LOB: 0 BB: 0 P: 10	R: 0 E: 0 K: 0 S: 6	H: 1 LOB: 0 BB: 0 P: 8	R: 0 E: 0 K: 0 S: 4	H: 1 LOB: 0 BB: 0 P: 6	R: 0 E: 0 K: 0 S: 8	H: 1 LOB: 0 BB: 0 P: 11	R: 0 E: 0 K: 0 S: 8	H: 0 LOB: 0 BB: 0 P: 10
<b>PITCHER</b>	IP WLS BF H R ER SO	W W 3 1 0 0 0	26 26 3 1 0 0 2	H R ER SO	5 2 2 1	2 2 0 0	2 0 0 0	0 0 0 0	0 0 0 0	0 0 8 10	0 0 8 11	0 0 8 11	0 0 8 11	0 0 8 11	0 0 8 11	0 0 8 11
<b>Joe Magrane, L</b> ERA: 3.76 <b>Les Lancaster, R</b> ERA: 6.35 <b>Lee Smith, R</b> ERA: 1.13	(1, 1) (8, 1) (9, 1)															

**BOTTOM**

**St. Louis Cardinals @ Houston Astros**  
Astrodome, Houston, TX  
Mon Apr 26 1993, 8:05 PM EDT  
Att. 16,511 - Dome


livebaseballscores.com

<b>AB</b>	<b>28</b>
<b>R</b>	<b>2</b>
<b>H</b>	<b>6</b>
<b>RBI</b>	<b>2</b>
<b>BB</b>	<b>2</b>
<b>SO</b>	<b>3</b>
<b>LOB</b>	<b>12</b>



WP: 0	PA: 32
PB: 0	
SB: 1	
CS: 2	

PITCHER	IP	WLS	BF	H	R	ER	SO	BB	IBB	HBP	BLK	WP	HR	S	P	ERA	WHIP
<b>Joe Magrane, L</b> ERA: 3.76	(1, 1)	7.0	26	5	2	2	1	2	0	0	0	0	0	55	92	2.57	1.000
<b>Les Lancaster, R</b> ERA: 6.35	(8, 1)	1.0	3	1	0	0	0	0	0	0	0	0	0	8	10	0.00	1.000
<b>Lee Smith, R</b> ERA: 1.13	(9, 1)	1.0	3	0	0	0	2	0	0	0	0	0	0	8	11	0.00	0.000

Batter	1	2	3	4	5	6	7	8	9	AB R H RBI BB SO LOB	TOP		
<b>Bernard Gilkey, R</b> (1, 7) OBP: 0.426, SLG: 0.481	3-2 G4-3 BLK G6-3 1B		4-2 WP BB		4-2 1B BLK SF7 BB		1-1 F8			2 2 1 0 2 0 0			
<b>Ozzie Smith, S</b> (1, 6) OBP: 0.304, SLG: 0.333	1-2 G4-3		0-0 P5		1-0 BB 1-3 1B		3-2 L7			4 0 1 0 0 0 2			
<b>Gregg Jefferies, S</b> (1, 3) OBP: 0.306, SLG: 0.433	0-2 G6-3		2-1 G6-3		1-1 SF7			1-1 G5-3		3 0 0 2 0 0 1			
<b>Mark Whiten, S</b> (1, 9) OBP: 0.349, SLG: 0.466	1-2 3-H 1B		4-2 SAFE BB		4-2 3-H BB			2-1 1B		2 0 2 0 2 0 0			
<b>Todd Zeile, R</b> (1, 5) OBP: 0.361, SLG: 0.351	2-0 G5-3		3-2 G5-3		2-2 G6-3			1-2 F7		4 0 0 0 0 0 6			
<b>Ray Lankford, L</b> (1, 8) OBP: 0.314, SLG: 0.311				3-3 K		1-2 G6-3		3-3 K		3 0 0 0 1 2 1			
<b>Geronimo Pena, S</b> (1, 4) OBP: 0.356, SLG: 0.375			0-0 F7		0-0 L7		1-2 F8		1-0 G3	4 0 0 0 0 0 1	AB 30 R 2 H 4 RBI 2 BB 5 SO 5 LOB 13		
<b>Tom Pagnozzi, R</b> (1, 2) OBP: 0.190, SLG: 0.222			2-1 L7		3-3 K		0-0 L7		0-0 P3	4 0 0 0 0 1 1			
<b>Rheal Cormier, L</b> (1, 1) OBP: 0.182, SLG: 0.182			2-3 K			2-1 G3-1		0-1 F7		2-3 K	1 0 0 0 0 1 1 1 0 0 0 0 0 0 0 0 0 0 0 0 0 1 0 0 0 0 0 0 0 0 0 0 0 0 0 1 0 0 0 0 1 0		
<b>Rod Brewer, L</b> (5, PH) OBP: 0.263, SLG: 0.235													
<b>Tom Urbani, L</b> (5, 1)													
<b>Stan Royer, R</b> (7, PH)													
<b>Les Lancaster, R</b> (7, 1)													
<b>Gerald Perry, L</b> (9, PH) OBP: 0.426, SLG: 0.800													
<b>Inning Stats</b>	R: 1 H: 2 E: 0 LOB: 1 K: 0 BB: 0 S: 13 P: 20	R: 0 H: 0 E: 0 LOB: 1 K: 1 BB: 1 S: 11 P: 19	R: 0 H: 0 E: 0 LOB: 2 K: 0 BB: 2 S: 11 P: 24	R: 0 H: 0 E: 0 LOB: 0 K: 2 BB: 0 S: 8 P: 14	R: 1 H: 1 E: 0 LOB: 2 K: 0 BB: 2 S: 13 P: 27	R: 0 H: 0 E: 0 LOB: 0 K: 0 BB: 0 S: 7 P: 9	R: 0 H: 0 E: 0 LOB: 0 K: 0 BB: 0 S: 8 P: 12	R: 0 H: 1 E: 0 LOB: 1 K: 1 BB: 0 S: 10 P: 17	R: 0 H: 0 E: 0 LOB: 0 K: 1 BB: 0 S: 5 P: 8	1B: 4 SF: 1 2B: 0 SAC: 0 3B: 0 DP: 0 HR: 0 HBP: 0	WP: 1 PA: 36 PB: 0 SB: 0 CS: 0		
<b>PITCHER</b>	IP WLS BF H R ER SO BB IBB HBP BLK WP HR S P ERA WHIP											<b>PITCHER</b>	IP WLS BF H R ER SO BB IBB HBP BLK WP HR S P ERA WHIP
<b>Darryl Kile, R</b> (1, 1) ERA: 3.6	5.0 W 23 3 2 2 3 5 0 0 2 1 0 56 104 3.60 1.600												
<b>Brian Williams, R</b> (6, 1) ERA: 4.91	4.0 S 13 1 0 0 2 0 0 0 0 0 0 30 46 0.00 0.250												

St. Louis Cardinals @ Houston Astros  
Astrodome, Houston, TX  
Tue Apr 27 1993, 8:05 PM EDT  
Att. 14,624 - Dome

livebaseballscorecards.com

Batter	1	2	3	4	5	6	7	8	9
<b>Craig Biggio, R</b> (1, 4) OBP: 0.296, SLG: 0.288	0-0 1B 5 1B	4-1 BB G4-6-3		0-0 3B 2-H 3-H		0-2 2B		0-1 F7	
<b>Luis Gonzalez, L</b> (1, 7) OBP: 0.394, SLG: 0.597	2-1 1B 5 1B G3-1	2-0 SAFE G4-6-3		1-0 L3		1-0 G5-3		4-1 5 BB	
<b>5 Jeff Bagwell, R</b> (1, 3) OBP: 0.372, SLG: 0.455	1-0 1B G3-1 HR		1-2 L6		1-3 K	4-1 BB		2-2 E5	
<b>Eric Anthony, L</b> (1, 8) OBP: 0.373, SLG: 0.507	1-2 G3-1		1-1 G5-3		2-1 F9	1-2 L8		0-1 G5-3	
<b>Ken Caminiti, S</b> (1, 5) OBP: 0.308, SLG: 0.408	1-2 HR		0-0 G4-3		1-2 F9		0-0 F7		
<b>Chris James, R</b> (1, 9) OBP: 0.500, SLG: 0.833	1-0 F9			1-1 SH2-4 3B 1B		1-1 HR	0-3 K		
<b>Rick Parker, R</b> (8, 8) OBP: 0.200, SLG: 0.111									
<b>Andujar Cedeno, R</b> (1, 6) OBP: 0.333, SLG: 0.418	1-1 2B			0-1 SH2-4 3B 1B		1-1 E 1B	0-0 2B		
<b>Eddie Taubensee, L</b> (1, 2) OBP: 0.216, SLG: 0.277	2-3 K			0-3 K		1-3 K	0-0 F8		
<b>Darryl Kile, R</b> (1, 1)		0-3 K		0-0 SH2-4		0-1 SH		1-0 F8	
<b>Brian Williams, R</b> (6, 1)									

AB	R	H	RBI	BB	SO	LOB
4	1	3	2	1	0	0
4	1	1	0	1	0	3
4	1	1	1	1	1	1
5	0	0	1	0	0	5
4	1	1	2	0	0	0
4	2	2	1	0	1	0
0	0	0	0	0	0	0
4	2	4	0	0	0	0
4	0	0	0	0	3	5
1	0	0	0	0	1	0
1	1	0	0	0	0	0

**BOTTOM**

**St. Louis Cardinals @ Houston Astros**  
Astrodome, Houston, TX  
Tue Apr 27 1993, 8:05 PM EDT  
Att. 14,624 - Dome

AB	35
R	9
H	12
RBI	7
BB	3
SO	6
LOB	14



1B:	6	SF:	0
2B:	3	SAC:	2
3B:	1	DP:	1
HR:	2	HBP:	0

WP:	0	PA:	40
PB:	0		
SB:	0		
CS:	0		

Inning	R	H	E	K	S	L	W	B	I	H	B	P	ER	LOB
1	4	5	0	1	25									
2	0	0	0	1	5									
3	0	0	0	0	6									
4	2	3	0	1	11									
5	0	0	0	1	10									
6	3	3	1	1	18									
7	0	1	0	1	6									
8	0	0	1	1	10									

PITCHER	IP	WLS	BF	H	R	ER	SO	BB	IBB	HBP	BLK	WP	HR	S	P	ERA	WHIP
<b>Rheal Cormier, L</b> (1, 1) ERA: 4.08	4.0		20	8	6	6	3	1	0	0	0	0	1	39	57	13.50	2.250
<b>Tom Urbani, L</b> (5, 1) ERA: 16.62	2.0		11	3	3	2	2	1	0	0	0	0	1	28	41	9.00	2.000
<b>Les Lancaster, R</b> (7, 1) ERA: 5.4	2.0		9	1	0	0	1	1	0	0	0	0	0	16	23	0.00	1.000

Batter	1	2	3	4	5	6	7	8	9	AB	R	H	RBI	BB	SO	LOB	TOP																		
<b>Willie Wilson, S</b> OBP: 0.277, SLG: 0.323 (1, 8) C X	0-1 <b>G6-3</b> 1		0-0 <b>L7</b> 3			0-1 <b>G1-3</b> 1		1-2 <b>P3</b> 1		4	0	0	0	0	0	0																			
<b>Rey Sanchez, R</b> OBP: 0.286, SLG: 0.280 (1, 6) B X	1-0 <b>F8</b> 2			0-0 <b>G6-3</b> 1		1-1 <b>G6-3</b> 2		0-0 <b>G1-3</b> 2		4	0	0	0	0	0	0																			
<b>Mark Grace, L</b> OBP: 0.372, SLG: 0.494 (1, 3) C X	0-1 <b>F7</b> 3			2-0 <b>F8</b> 2		1-0 <b>L3</b> 3		0-0 <b>G3</b> 3		4	0	0	0	0	0	0																			
<b>Candy Maldonado, R</b> OBP: 0.256, SLG: 0.375 (1, 7) B X		1-0 <b>P4</b> 1		1-1 <b>G5-3</b> 3			0-0 <b>G5-3</b> 1		0-1 <b>L7</b> 1	4	0	0	0	0	0	0																			
<b>Sammy Sosa, R</b> OBP: 0.272, SLG: 0.474 (1, 9) X		0-0 <b>G5-3</b> <b>1B</b> <b>1B</b>			1-3 <b>K</b> 1		0-1 <b>G6-3</b> 2		0-1 <b>G4-3</b> 2	4	0	1	0	0	1	0																			
<b>Steve Buechele, R</b> OBP: 0.304, SLG: 0.389 (1, 5) SAFE SAFE SAFE SAFE SAFE SAFE X C C T T C T C X T T T T C T C X T T T C X T		1-2 <b>G5-3</b> 2			1-1 <b>1B</b> <b>1B</b>		3-1 <b>1B</b> <b>1B</b>		0-1 <b>F9</b> 3	4	1	2	0	0	0	1																			
<b>Jose Vizcaino, S</b> OBP: 0.384, SLG: 0.418 (1, 4) C T T C T T C X T T T C X T		0-2 <b>1B</b> <b>2-H</b> 3			3-1 <b>FC6-4</b> <b>1B</b>		0-0 <b>1B</b> <b>1B</b>			3	0	3	0	0	0	0																			
<b>Steve Lake, R</b> OBP: 0.304, SLG: 0.455 (1, 2) S B T T C T T C X T T T C X T			1-3 <b>K</b> 1		1-2 <b>L5</b> 2		0-1 <b>1B</b> <b>2-H</b> 3			3	0	1	1	0	1	2																			
<b>Jose Guzman, R</b> (1, 1) X			0-1 <b>L9</b> 2			1-0 <b>FC6-4</b> <b>1-2f</b> 3		1-0 <b>G4-3</b> 3		1	0	0	0	0	0	0																			
<b>Tommy Shields, L</b> OBP: 0.214, SLG: 0.214 (5, PH) <b>Chuck McElroy, L</b> (5, 1) <b>Eric Yelding, R</b> OBP: 0.250, SLG: 0.250 (7, PH) <b>Dan Plesac, L</b> (7, 1)										1	0	0	0	0	0	0																			
										1	0	0	0	0	0	2																			
										0	0	0	0	0	0	0																			
										1	0	0	0	0	0	2																			
										0	0	0	0	0	0	0																			
<b>Inning Stats</b>	R: 0 E: 0 K: 0 S: 5 H: 0 LOB: 0 BB: 0 P: 6	R: 0 E: 0 K: 0 S: 10 H: 2 LOB: 2 BB: 0 P: 12	R: 0 E: 0 K: 1 S: 6 H: 0 LOB: 0 BB: 0 P: 7	R: 0 E: 0 K: 0 S: 4 H: 0 LOB: 0 BB: 0 P: 7	R: 0 E: 0 K: 1 S: 13 H: 2 LOB: 2 BB: 0 P: 20	R: 0 E: 0 K: 0 S: 5 H: 0 LOB: 0 BB: 0 P: 7	R: 1 E: 0 K: 0 S: 9 H: 3 LOB: 2 BB: 0 P: 13	R: 0 E: 0 K: 0 S: 6 H: 0 LOB: 0 BB: 0 P: 7	R: 0 E: 0 K: 0 S: 6 H: 0 LOB: 0 BB: 0 P: 6	R: 0 E: 0 K: 0 S: 6 H: 0 LOB: 0 BB: 0 P: 6	1B: 7 2B: 0 3B: 0 HR: 0 SF: 0 SAC: 0 DP: 0 HBP: 0	WP: 0 PB: 0 SB: 0 CS: 0	PA: 33																						
<b>PITCHER</b>	IP	WLS	BF	H	R	ER	SO	BB	IBB	HBP	BLK	WP	HR	S	P	ERA	WHIP	<b>PITCHER</b>	IP	WLS	BF	H	R	ER	SO	BB	IBB	HBP	BLK	WP	HR	S	P	ERA	WHIP
<b>Greg Swindell, L</b> ERA: 3.08 (1, 1)	8.0	W	30	7	1	1	2	0	0	0	0	0	0	58	79	1.12	0.875	<b>Doug Jones, R</b> ERA: 1.84 (9, 1)	1.0		3	0	0	0	0	0	0	0	0	0	6	6	0.00	0.000	

**Chicago Cubs @ Houston Astros**  
Astrodome, Houston, TX  
Wed Apr 28 1993, 8:05 PM EDT  
Att. 16,814 - Dome

livebaseballscorecards.com

<b>AB</b>	<b>33</b>
<b>R</b>	<b>1</b>
<b>H</b>	<b>7</b>
<b>RBI</b>	<b>1</b>
<b>BB</b>	<b>0</b>
<b>SO</b>	<b>2</b>
<b>LOB</b>	<b>7</b>





BOTTOM

Chicago Cubs @ Houston Astros  
Astrodome, Houston, TX

Wed Apr 28 1993, 8:05 PM EDT  
Att. 16,814 - Dome

livebaseballscorecards.com

AB	31
R	6
H	8
RBI	4
BB	4
SO	4
LOB	9



WP:	1	PA:	35
PB:	0	SB:	2
CS:	0		

AB R H RBI BB SO LOB

2	1	0	0	2	0	0
4	1	1	0	0	0	1
4	0	1	1	0	0	2
4	0	1	0	0	1	1
4	1	1	1	0	1	2
3	0	1	0	1	0	0
3	1	1	0	1	2	1
4	1	1	1	0	0	2
3	1	1	1	0	0	0
0	0	0	0	0	0	0


1B:	6	SF:	0
2B:	0	SAC:	0
3B:	1	DP:	1
HR:	1	HBP:	0

IP	WLS	BF	H	R	ER	SO	BB	IBB	HBP	BLK	WP	HR	S	P	ERA	WHIP
4.0	L	23	6	6	5	2	4	0	0	1	1	1	47	85	11.25	2.500
2.0		6	0	0	0	1	0	0	0	0	0	0	14	19	0.00	0.000
2.0		6	2	0	0	1	0	0	0	0	0	0	16	20	0.00	1.000

Batter	1	2	3	4	5	6	7	8	9
<b>Craig Biggio, R</b> OBP: 0.306, SLG: 0.280 (1, 4)	2-1 L9	4-0 E 1-2 BB		4-0 5 WP 5 1B BB		1-2 G6-3			
<b>Luis Gonzalez, L</b> OBP: 0.387, SLG: 0.576 (1, 7)	1-1 G3-1	0-0 E3 1-3 2-H		1-0 5 1B 5 WP S 1B		0-2 G5-3			
<b>5 Jeff Bagwell, R</b> OBP: 0.367, SLG: 0.444 (1, 3)	0-0 F9	0-2 F8		2-1 S 1-3 2-H 1B		2-1 L4			
<b>Eric Anthony, L</b> OBP: 0.367, SLG: 0.493 (1, 8)		1-1 G4-3	1-0 G6-3	3-3 K 1-2 3-H		0-0 G5-4-3 1B			
<b>Ken Caminiti, S</b> OBP: 0.305, SLG: 0.440 (1, 5)		1-2 HR	3-2 G6-3	2-3 K		0-1 G5-4-3 1-2f			
<b>Kevin Bass, S</b> OBP: 0.316, SLG: 0.389 (1, 9)		2-2 G4-3	4-2 BB BB		0-0 P6		1-0 K 1B		
<b>Andujar Cedeno, R</b> OBP: 0.344, SLG: 0.414 (1, 6)		0-0 BLK 3B 1B	1 SAFE 4-1 1 SAFE 1 SAFE 1B BB	1-2 BB	1-3 K2-3		1-3 1 SAFE 1 SAFE 1 SAFE 1B K 1-2		
<b>Eddie Taubensee, L</b> OBP: 0.218, SLG: 0.314 (1, 2)		3-1 1B 3B	1-1 F7		1-1 L8		0-1 P6		
<b>Greg Swindell, L</b> OBP: 0.286, SLG: 0.357 <b>Doug Jones, R</b> (9, 1)		0-0 BB E 1B 3-H		1-1 F8		2-1 P6			

Inning Stats	R:	H:	E:	K:	S:	H:	LOB:	BB:	P:	R:	H:	E:	K:	S:	R:	H:	E:	K:	S:	R:	H:	E:	K:	S:	R:	H:	E:	K:	S:	R:	H:	E:	K:	S:	R:	H:	E:	K:	S:																														
	0	0	0	0	8	4	2	1	27	0	0	0	0	24	2	2	0	2	26	0	0	0	1	8	0	0	0	1	11	0	1	0	0	7	0	1	0	1	13	0	0	0	0	0	0	0	0	0	0	0	0	0	0	0	0	0	0	0	0	0	0	0	0	0	0	0	0	0	0

PITCHER	IP	WLS	BF	H	R	ER	SO	BB	IBB	HBP	BLK	WP	HR	S	P	ERA	WHIP
<b>Jose Guzman, R</b> ERA: 2.81 (1, 1)	4.0	L	23	6	6	5	2	4	0	0	1	1	1	47	85	11.25	2.500
<b>Chuck McElroy, L</b> ERA: 1.93 (5, 1)	2.0		6	0	0	0	1	0	0	0	0	0	0	14	19	0.00	0.000
<b>Dan Plesac, L</b> ERA: 6.1 (7, 1)	2.0		6	2	0	0	1	0	0	0	0	0	0	16	20	0.00	1.000

Batter	1	2	3	4	5	6	7	8	9	AB R H RBI BB SO LOB	TOP											
Dwight Smith, L (1, 8) OBP: 0.441, SLG: 0.733	1-1 G4-3		2-2 G3		2-3 K		2-2 2B			4 0 1 0 0 1 0												
Jose Vizcaino, S (1, 4) OBP: 0.377, SLG: 0.408	0-1 G3			0-0 1B S 1B		0-1 G4-3	0-0 P5			4 1 1 0 0 0 1												
Mark Grace, L (1, 3) OBP: 0.378, SLG: 0.488	0-1 G4-3			3-0 1B 1-3 1B		4-1 E 1B 1B BB	1-2 L7			3 1 1 0 1 0 1												
Derrick May, L (1, 7) OBP: 0.410, SLG: 0.537		1-0 F7		2-1 1-2 3-H 1B		0-1 E9 1-3 1B		1-0 CS 1B		4 1 3 1 0 0 0												
Candy Maldonado, R (1, 9) OBP: 0.234, SLG: 0.341		2-2 P3		2-2 P2		1-2 P3		3-3 K 1-2		4 0 0 0 0 1 5												
Steve Buechele, R (1, 5) OBP: 0.301, SLG: 0.382		1-3 K		1-1 F9		1-1 1B 2-H 3-H		1-3 K		4 0 1 2 0 2 2												
Rick Wilkins, L (1, 2) OBP: 0.209, SLG: 0.184			3-2 HR		0-0 L3		4-0 IBB			3 1 1 1 1 0 2												
Rey Sanchez, R (1, 6) OBP: 0.273, SLG: 0.267			1-0 G5-3		2-1 G5-3	0-2 G1-3			0-0 L1-3	4 0 0 0 0 0 2	AB 34 R 4 H 8 RBI 4 BB 2 SO 6 LOB 13											
Greg Hibbard, L (1, 1) Eric Yelding, R (7, PH) Jose Bautista, R (7, 1) Sammy Sosa, R (9, PH)			0-3 K		0-2 G6-3		3-2 G5-3		1-0 F8	4 0 0 0 0 0 2												
									0-3 K	2 0 0 0 0 1 0 1 0 0 0 0 0 0 0 0 0 0 0 0 0 1 0 0 0 0 1 0												
<b>Inning Stats</b>	R: 0 E: 0 K: 0 S: 6	H: 0 LOB: 0 BB: 0 P: 7	R: 0 E: 0 K: 1 S: 7	H: 0 LOB: 0 BB: 0 P: 11	R: 1 E: 0 K: 1 S: 11	H: 1 LOB: 0 BB: 0 P: 17	R: 1 E: 0 K: 0 S: 11	H: 3 LOB: 2 BB: 0 P: 19	R: 0 E: 0 K: 1 S: 11	H: 0 LOB: 0 BB: 0 P: 15	R: 2 E: 1 K: 0 S: 14	H: 2 LOB: 2 BB: 2 P: 24	R: 0 E: 0 K: 0 S: 10	H: 1 LOB: 1 BB: 0 P: 16	R: 0 E: 0 K: 2 S: 7	H: 1 LOB: 0 BB: 0 P: 12	R: 0 E: 0 K: 1 S: 6	H: 0 LOB: 0 BB: 0 P: 7	1B: 6 2B: 1 3B: 0 HR: 1	SF: 0 SAC: 0 DP: 0 HBP: 0	WP: 0 PB: 0 SB: 1 CS: 1	PA: 36
<b>PITCHER</b>	IP WLS BF H R ER SO BB IBB HBP BLK WP HR S P ERA WHIP																					
Pete Harnisch, R (1, 1) ERA: 3.3	6.0 W 26 6 4 3 3 1 1 0 0 0 1 60 93 4.50 1.167																					
Xavier Hernandez, R (7, 1) ERA: 2.7	2.0 7 2 0 0 2 0 0 0 0 0 0 17 28 0.00 1.000																					
Doug Jones, R (9, 1) ERA: 1.72	1.0 S 3 0 0 0 1 0 0 0 0 0 0 6 7 0.00 0.000																					

Chicago Cubs @ Houston Astros  
Astrodome, Houston, TX  
Thu Apr 29 1993, 8:05 PM EDT  
Att. 16,403 - Dome

livebaseballscorecards.com

Batter	1	2	3	4	5	6	7	8	9	AB	R	H	RBI	BB	SO	LOB
<b>Craig Biggio, R</b> OBP: 0.337, SLG: 0.359 (1, 4)	0-0 BLK 2B	3-1 2-H 1B		4-0 IBB		1-1 HR				3	1	3	2	1	0	0
<b>Luis Gonzalez, L</b> OBP: 0.367, SLG: 0.543 (1, 7)	0-0 L9	1-2 G1-3		1-0 F8		2-2 F7				4	0	0	0	0	0	4
<b>5 Jeff Bagwell, R</b> OBP: 0.363, SLG: 0.482 (1, 3)	4-0 2-3 BB		0-0 HR		4-2 1B SF8 BB		1-2 L9			2	2	1	1	2	0	0
<b>Eric Anthony, L</b> OBP: 0.386, SLG: 0.507 (1, 8) (9, 9)	3-3 K		1-0 G5-4-3 1B		2-2 1-3 2B 1B		0-0 PO 1B			4	0	3	0	0	1	2
<b>Ken Caminiti, S</b> OBP: 0.291, SLG: 0.418 (1, 5)	2-2 L7		1-1 G5-4-3 1-2f		0-3 K		0-3 K			4	0	0	0	0	2	6
<b>Chris James, R</b> OBP: 0.478, SLG: 0.950 (1, 9) <b>Jack Daugherty, S</b> (8, PH) <b>Rick Parker, R</b> OBP: 0.200, SLG: 0.111 (9, 8)		2-1 HR	2-2 G6-3		1-0 1 SAFE SF8		1-0 1 SAFE PO	1-2 G4-3		2	1	1	2	0	0	0
<b>Scott Servais, R</b> OBP: 0.455, SLG: 0.684 (1, 2)		1-2 G5-3		1-0 SH2-4 1B	2-2 1 SAFE 1-H 2B			2-0 G6-3		4	0	2	0	0	0	0
<b>Andujar Cedeno, R</b> OBP: 0.338, SLG: 0.393 (1, 6)		0-1 G6-3		1-0 F8		2-1 P4		4-0 BB		3	0	0	0	1	0	1
<b>Pete Hamisch, S</b> OBP: 0.222, SLG: 0.333 (1, 1) <b>Casey Candaele, S</b> OBP: 0.167, SLG: 0.167 (6, PH) <b>Xavier Hernandez, L</b> (7, 1) <b>Kevin Bass, S</b> OBP: 0.300, SLG: 0.368 (8, PH) <b>Doug Jones, R</b> (9, 1)		0-0 1B 2B		0-1 SH2-4		0-0 G5-3		1-0 G3		1	1	1	0	0	0	0

Inning Stats	R: 0	H: 1	E: 0	K: 1	S: 9	R: 2	H: 3	E: 0	K: 0	S: 14	R: 1	H: 2	E: 0	K: 0	S: 7	R: 0	H: 1	E: 0	K: 0	S: 5	R: 1	H: 2	E: 0	K: 1	S: 13	R: 1	H: 1	E: 0	K: 0	S: 8	R: 0	H: 1	E: 0	K: 1	S: 8	R: 0	H: 0	E: 0	K: 0	S: 5
	LOB: 2	BB: 1	P: 18	LOB: 1	BB: 0	P: 21	LOB: 0	BB: 0	P: 11	LOB: 2	BB: 1	P: 12	LOB: 2	BB: 1	P: 22	LOB: 0	BB: 0	P: 13	LOB: 0	BB: 0	P: 9	LOB: 1	BB: 1	P: 13	LOB: 0	BB: 0	P: 9	LOB: 1	BB: 1	P: 13	LOB: 0	BB: 0	P: 13	LOB: 0	BB: 0	P: 13	LOB: 0	BB: 0	P: 13	

PITCHER	IP	WLS	BF	H	R	ER	SO	BB	IBB	HBP	BLK	WP	HR	S	P	ERA	WHIP
<b>Greg Hibbard, L</b> ERA: 5.83 (1, 1)	6.0	L	29	10	5	5	2	2	1	0	1	0	3	56	97	7.50	2.000
<b>Jose Bautista, R</b> ERA: 5.87 (7, 1)	2.0		7	1	0	0	1	1	0	0	0	0	0	13	22	0.00	1.000


**BOTTOM**

**Chicago Cubs @ Houston Astros**  
Astrodome, Houston, TX

Thu Apr 29 1993, 8:05 PM EDT  
Att. 16,403 - Dome

<b>AB</b>	<b>30</b>
<b>R</b>	<b>5</b>
<b>H</b>	<b>11</b>
<b>RBI</b>	<b>5</b>
<b>BB</b>	<b>4</b>
<b>SO</b>	<b>3</b>
<b>LOB</b>	<b>14</b>

livebaseballscorecards.com



<b>WP: 0</b>	<b>PA: 37</b>
<b>PB: 0</b>	
<b>SB: 0</b>	
<b>CS: 0</b>	

Batter	1	2	3	4	5	6	7	8	9	AB R H RBI BB SO LOB	TOP									
Al Martin, L (1, 7) OBP: 0.267, SLG: 0.452	3-3 K			0-1 G6-3		2-2 F8		1-3 K		4 0 0 0 0 2 0	<b>Pittsburgh Pirates @ Houston Astros</b> Astrodome, Houston, TX Fri Apr 30 1993, 8:05 PM EDT Att. 31,867 - Dome									
Jay Bell, R (1, 6) OBP: 0.376, SLG: 0.465	2-2 F8			0-0 G4-3		2-2 G5-3		2-2 G6-3		4 0 0 0 0 0 0										
Andy Van Slyke, L (1, 8) OBP: 0.327, SLG: 0.400	2-2 G4-3			1-2 F9			0-0 G3	0-0 1B		4 0 1 0 0 0 0										
Orlando Merced, S (1, 9) OBP: 0.443, SLG: 0.388		2-3 K			3-3 K		3-2 1B	2-3 K		4 1 1 0 0 3 1										
Jeff King, R (1, 5) OBP: 0.356, SLG: 0.307		0-1 F9			2-0 E5 1B		0-1 L9		2-1 F7	4 1 1 0 0 0 1										
Kevin Young, R (1, 3) OBP: 0.321, SLG: 0.328		1-1 F9			0-1 G1-3 1B		1 SAFE 4-2 1B	0-1 F8		3 0 0 0 1 0 1										
Don Slaught, R (1, 2) OBP: 0.464, SLG: 0.467			2-3 K		1-0 1B		3-2 1B	0-1 F7		4 0 2 2 0 1 0										
Carlos Garcia, R (1, 4) OBP: 0.301, SLG: 0.358			2-1 L5		1-1 G1		1-2 1B			3 0 1 0 0 0 1										
Bob Walk, R (1, 1) OBP: 0.182, SLG: 0.182			0-0 P4			0-0 G5-3	1-3 K			2 0 0 0 0 0 0										
Dave Clark, L (7, PH) OBP: 0.367, SLG: 0.308										1 0 0 0 0 1 3										
Paul Wagner, R (7, 1)										0 0 0 0 0 0 0										
Rich Robertson, L (7, 1)										0 0 0 0 0 0 0										
Dennis Moeller, R (8, 1)										0 0 0 0 0 0 0										
<b>Inning Stats</b>	R: 0 E: 0 K: 1 S: 12	H: 0 LOB: 0 BB: 0 P: 19	R: 0 E: 0 K: 1 S: 7	H: 0 LOB: 0 BB: 0 P: 10	R: 0 E: 0 K: 1 S: 6	H: 0 LOB: 0 BB: 0 P: 7	R: 1 E: 1 K: 1 S: 11	H: 2 LOB: 1 BB: 0 P: 18	R: 0 E: 0 K: 0 S: 8	H: 0 LOB: 0 BB: 0 P: 12	R: 1 E: 0 K: 1 S: 18	H: 3 LOB: 3 BB: 1 P: 30	R: 0 E: 0 K: 2 S: 10	H: 1 LOB: 1 BB: 0 P: 15	R: 0 E: 0 K: 0 S: 6	H: 0 LOB: 0 BB: 0 P: 8	1B: 6 2B: 0 3B: 0 HR: 0	SF: 0 SAC: 0 DP: 0 HBP: 0	WP: 0 PB: 0 SB: 1 CS: 0	PA: 34
<b>PITCHER</b>	IP WLS BF H R ER SO BB IBB HBP BLK WP HR S P ERA WHIP																			
Mark Portugal, R (1, 1) ERA: 3.69	6.2 W 25 4 2 1 4 1 0 0 0 0 0 62 98 1.35 0.750																			
Xavier Hernandez, R (7, 1) ERA: 2.19	2.1 S 9 2 0 0 3 0 0 0 0 0 0 22 31 0.00 0.857																			

livebaseballscorecards.com

AB	33
R	2
H	6
RBI	2
BB	1
SO	7
LOB	7



Batter	1	2	3	4	5	6	7	8	9
<b>Craig Biggio, R</b> OBP: 0.362, SLG: 0.375 (1, 4)	1-2 1B 2B		4-2 CS BB		0-2 F8		4-0 5 1B 1B BB	4-1 5 BB 1B HBP BB	
<b>Luis Gonzalez, L</b> OBP: 0.381, SLG: 0.534 (1, 7)	2-2 F8		4-1 5 BB 1-2 BB		0-0 5 HR 1B		0-0 F9	3-2 1B 5 BB 1B HBP	
<b>5 Jeff Bagwell, R</b> OBP: 0.404, SLG: 0.523 <b>Jack Daugherty, S</b> (9, 3)	2-3 K		4-1 1-2 BB		0-0 HR		1-1 1B 1B	4-2 1B 1B BB	
<b>Eric Anthony, L</b> OBP: 0.398, SLG: 0.513 (1, 8) (7, 9)	0-0 1B		1-3 K		0-3 K		0-1 1-2 2-H 1B	0-2 1-2 2-3 3-H 1B	
<b>Ken Caminiti, S</b> OBP: 0.286, SLG: 0.405 <b>Chris Donnels, L</b> OBP: 0.250, SLG: 0.286 (1, 5) (9, 5)	2-3 K		2-3 G4-3		0-1 G4-3		0-0 P5	1-1 1-2 2-H 3-H 1B	
<b>Kevin Bass, S</b> OBP: 0.304, SLG: 0.364 <b>Xavier Hernandez, L</b> (1, 9) (7, 1)		0-1 G6-3		0-1 L4-3 1B		2-2 P2		G4-3	
<b>Andujar Cedeno, R</b> OBP: 0.347, SLG: 0.400 (1, 6)		2-3 K		0-0 L4-3			0-1 HR 1B	1-2 S 1B HBP 1B	
<b>Eddie Taubensee, L</b> OBP: 0.237, SLG: 0.382 (1, 2)		0-0 G1-3		1-2 G3-1			3-2 1-H HR	1-2 HBP 5 BB BB 1B	
<b>Mark Portugal, R</b> OBP: 0.273, SLG: 0.200 <b>Casey Candaele, S</b> OBP: 0.143, SLG: 0.143 (1, 1) (7, 8)			2-2 G5-3		0-2 L6		0-2 F7	1-3 K	

AB	R	H	RBI	BB	SO	LOB
2	3	1	0	3	0	0
3	2	1	1	1	0	2
3	2	2	3	2	1	1
0	0	0	0	0	0	0
5	0	3	3	0	2	2
5	0	1	2	0	1	3
0	0	0	0	0	0	0
3	0	1	0	0	0	0
2	0	0	0	0	0	2
4	2	2	0	0	1	1
4	2	2	2	0	0	0
2	0	0	0	0	0	0
2	0	0	0	0	1	2


**BOTTOM**

**Pittsburgh Pirates @ Houston Astros**  
Astrodome, Houston, TX

Fri Apr 30 1993, 8:05 PM EDT  
Att. 31,867 - Dome

livebaseballscorecards.com

<b>AB</b>	<b>35</b>
<b>R</b>	<b>11</b>
<b>H</b>	<b>13</b>
<b>RBI</b>	<b>11</b>
<b>BB</b>	<b>6</b>
<b>SO</b>	<b>6</b>
<b>LOB</b>	<b>13</b>



Inning Stats	R: 1	H: 2	E: 0	K: 2	S: 14	LOB: 1	BB: 0	P: 21
	R: 0	H: 0 <td>E: 0</td> <td>K: 1</td> <td>S: 6 <td>LOB: 0 <td>BB: 0 <td>P: 8 </td></td></td></td>	E: 0	K: 1	S: 6 <td>LOB: 0 <td>BB: 0 <td>P: 8 </td></td></td>	LOB: 0 <td>BB: 0 <td>P: 8 </td></td>	BB: 0 <td>P: 8 </td>	P: 8
	R: 0	H: 0 <td>E: 0</td> <td>K: 1</td> <td>S: 11 <td>LOB: 2 <td>BB: 3 <td>P: 26 </td></td></td></td>	E: 0	K: 1	S: 11 <td>LOB: 2 <td>BB: 3 <td>P: 26 </td></td></td>	LOB: 2 <td>BB: 3 <td>P: 26 </td></td>	BB: 3 <td>P: 26 </td>	P: 26
	R: 0	H: 1 <td>E: 0</td> <td>K: 0</td> <td>S: 5 <td>LOB: 0 <td>BB: 0 <td>P: 5 </td></td></td></td>	E: 0	K: 0	S: 5 <td>LOB: 0 <td>BB: 0 <td>P: 5 </td></td></td>	LOB: 0 <td>BB: 0 <td>P: 5 </td></td>	BB: 0 <td>P: 5 </td>	P: 5
	R: 0	H: 0 <td>E: 0</td> <td>K: 0</td> <td>S: 9 <td>LOB: 0 <td>BB: 0 <td>P: 10 </td></td></td></td>	E: 0	K: 0	S: 9 <td>LOB: 0 <td>BB: 0 <td>P: 10 </td></td></td>	LOB: 0 <td>BB: 0 <td>P: 10 </td></td>	BB: 0 <td>P: 10 </td>	P: 10
	R: 2	H: 2 <td>E: 0</td> <td>K: 1</td> <td>S: 11 <td>LOB: 0 <td>BB: 0 <td>P: 13 </td></td></td></td>	E: 0	K: 1	S: 11 <td>LOB: 0 <td>BB: 0 <td>P: 13 </td></td></td>	LOB: 0 <td>BB: 0 <td>P: 13 </td></td>	BB: 0 <td>P: 13 </td>	P: 13
	R: 3	H: 4 <td>E: 0</td> <td>K: 0</td> <td>S: 16 <td>LOB: 2 <td>BB: 1 <td>P: 23 </td></td></td></td>	E: 0	K: 0	S: 16 <td>LOB: 2 <td>BB: 1 <td>P: 23 </td></td></td>	LOB: 2 <td>BB: 1 <td>P: 23 </td></td>	BB: 1 <td>P: 23 </td>	P: 23
	R: 5	H: 4 <td>E: 0</td> <td>K: 1</td> <td>S: 29 <td>LOB: 2 <td>BB: 2 <td>P: 46 </td></td></td></td>	E: 0	K: 1	S: 29 <td>LOB: 2 <td>BB: 2 <td>P: 46 </td></td></td>	LOB: 2 <td>BB: 2 <td>P: 46 </td></td>	BB: 2 <td>P: 46 </td>	P: 46

1B:	2B:	3B:	HR:	SF:	SAC:	DP:	HBP:
10	2	0	2	0	0	1	1

WP:	PA:
0	42

PITCHER	IP	WLS	BF	H	R	ER	SO	BB	IBB	HBP	BLK	WP	HR	S	P	ERA	WHIP
<b>Bob Walk, R</b> ERA: 5.17 (1, 1)	6.0	L	24	5	3	3	5	3	0	0	0	0	1	56	83	4.50	1.333
<b>Paul Wagner, R</b> ERA: 4.2 (7, 1)	0.1		4	2	3	3	0	1	0	0	0	0	1	10	16	81.00	9.000
<b>Rich Robertson, L</b> ERA: (7, 1)	0.2		4	2	0	0	0	0	0	0	0	0	0	6	7	0.00	3.000
<b>Dennis Moeller, L</b> ERA: 10.61 (8, 1)	1.0		10	4	5	5	1	2	0	1	0	0	0	29	46	45.00	6.000

Batter	1	2	3	4	5	6	7	8	9	AB R H RBI BB SO LOB	TOP											
Al Martin, L (1, 7) OBP: 0.266, SLG: 0.468	1-0 1B 3B	2-3 K			0-1 F8		1-2 P3			4 1 1 0 0 1 0												
Jay Bell, R (1, 6) OBP: 0.381, SLG: 0.461	0-0 1B 1B		2-1 G5-3		4-1 BB			0-3 K		3 1 1 1 1 1 0												
Andy Van Slyke, L (1, 8) OBP: 0.314, SLG: 0.383	3-H 3-2 F7		1-1 L7		3-3 K			2-2 G3-1		4 0 0 0 0 1 2												
Jeff King, R (1, 5) OBP: 0.352, SLG: 0.304	1-1 1B 1B		2-1 G6-3			2-2 G6-3		3-2 G6-3		4 0 1 0 0 0 0												
Orlando Merced, S (1, 9) OBP: 0.446, SLG: 0.394	1-1 1B 1B			1-0 G5-3 1B 1B		0-1 F8		3-3 K		4 0 2 1 0 1 0												
Kevin Young, R (1, 3) OBP: 0.305, SLG: 0.310	1-3 K			3-2 F9		0-0 G5-3		1-0 L7		4 0 0 0 0 1 3												
Don Slaught, R (1, 2) OBP: 0.452, SLG: 0.453	0-1 P3			1-1 1B			0-1 F8		1-1 F9	4 0 1 0 0 0 2												
Carlos Garcia, R (1, 4) OBP: 0.303, SLG: 0.371				0-1 G5-3			3-2 WP G3-1 2B			3 1 1 0 0 0 2												
Randy Tomlin, L (1, 1) OBP: 0.200, SLG: 0.200							3-1 G3-1			2 0 0 0 0 0 0												
Tom Foley, L (7, PH) OBP: 0.321, SLG: 0.480										1 0 0 1 0 0 0												
Blas Minor, R (7, 1)										0 0 0 0 0 0 0												
Denny Neagle, L (8, 1)										0 0 0 0 0 0 0												
<b>Inning Stats</b>	R: 2 E: 0 K: 1 S: 14	H: 4 LOB: 2 BB: 0 P: 21	R: 0 E: 0 K: 1 S: 8	H: 0 LOB: 0 BB: 0 P: 12	R: 0 E: 0 K: 0 S: 6	H: 0 LOB: 0 BB: 0 P: 11	R: 0 E: 0 K: 0 S: 10	H: 2 LOB: 1 BB: 0 P: 14	R: 0 E: 0 K: 1 S: 7	H: 0 LOB: 1 BB: 1 P: 14	R: 0 E: 0 K: 0 S: 8	H: 0 LOB: 0 BB: 0 P: 10	R: 1 E: 0 K: 0 S: 11	H: 1 LOB: 0 BB: 0 P: 18	R: 0 E: 0 K: 1 S: 12	H: 0 LOB: 0 BB: 0 P: 17	R: 0 E: 0 K: 1 S: 6	H: 0 LOB: 0 BB: 0 P: 11	1B: 5 2B: 1 3B: 1 HR: 0	SF: 0 SAC: 0 DP: 1 HBP: 0	WP: 1 PB: 0 SB: 0 CS: 0	PA: 34
<b>PITCHER</b>	IP WLS BF H R ER SO BB IBB HBP BLK WP HR S P ERA WHIP																					
Doug Drabek, R (1, 1) ERA: 2.25	7.0 W 28 7 3 3 3 1 0 0 0 1 0 64 100 3.86 1.143																					
Brian Williams, R (8, 1) ERA: 4.15	2.0 6 0 0 0 2 0 0 0 0 0 0 18 28 0.00 0.000																					

Pittsburgh Pirates @ Houston Astros  
Astrodome, Houston, TX  
Sat May 01 1993, 8:05 PM EDT  
Att. 39,242 - Dome

livebaseballscorecards.com

AB 33  
R 3  
H 7  
RBI 3  
BB 1  
SO 5  
LOB 9



Batter	1	2	3	4	5	6	7	8	9
<b>Craig Biggio, R</b> OBP: 0.367, SLG: 0.405 (1, 4)	0-1 G1-3		2-2 G4-3		2-2 F8 5 SF9 2B		3-2 5 1B 2B		
<b>Luis Gonzalez, L</b> OBP: 0.375, SLG: 0.519 (1, 7)	2-2 G6-3		2-0 5 2B 1B		2-0 F8		2-1 P6		
<b>5 Jeff Bagwell, R</b> OBP: 0.417, SLG: 0.545 (1, 3)	4-1 BB		1-0 1B 2B		2-0 SF9		0-2 FC6-4 1B		
<b>Eric Anthony, L</b> OBP: 0.400, SLG: 0.512 (1, 8)	0-1 F8		0-0 2B 1B		1-1 G6-3		0-0 FC6-4		
<b>Kevin Bass, S</b> OBP: 0.280, SLG: 0.333 (5, PH)									
<b>Brian Williams, R</b> (8, 1)									
<b>Ken Caminiti, S</b> OBP: 0.284, SLG: 0.409 (1, 5)		2-0 G6-3	0-0 S 1B 2B			0-0 F8		0-0 F7	
<b>Chris James, R</b> OBP: 0.407, SLG: 0.792 (1, 9)		1-0 P6	1-3 K			3-3 K		1-2 F9	
<b>Scott Servais, R</b> OBP: 0.423, SLG: 0.652 (1, 2)		2-1 G6-3		2-0 P9		0-0 G6-3		2-1 2B	
<b>Andujar Cedeno, R</b> OBP: 0.355, SLG: 0.406 (1, 6)			2-1 G4-3 SH1-4 1B 1B		0-0 L9-3 1B		2-3 K	1-1 G6-3	
<b>Doug Drabek, R</b> (1, 1)									
<b>Chris Donnels, L</b> OBP: 0.333, SLG: 0.500 (7, PH)			2-1 SH1-4	0-1 SAFE SAFE L9-3			1-0 2B 2B		
<b>Casey Candaele, S</b> OBP: 0.143, SLG: 0.143 (8, 8)									

AB	R	H	RBI	BB	SO	LOB
4	2	2	1	0	0	1
4	1	1	1	0	0	2
2	1	2	2	1	0	0
2	1	1	2	0	0	1
2	0	0	0	0	0	1
0	0	0	0	0	0	0
4	0	1	1	0	0	0
4	0	0	0	0	2	1
4	0	1	0	0	0	0
4	1	2	0	0	1	1
1	0	0	0	0	0	1
1	1	1	0	0	0	0
0	0	0	0	0	0	0


**BOTTOM**

**Pittsburgh Pirates @ Houston Astros**  
Astrodome, Houston, TX

Sat May 01 1993, 8:05 PM EDT  
Att. 39,242 - Dome

livebaseballscorecards.com

<b>AB</b>	<b>32</b>
<b>R</b>	<b>7</b>
<b>H</b>	<b>11</b>
<b>RBI</b>	<b>7</b>
<b>BB</b>	<b>1</b>
<b>SO</b>	<b>3</b>
<b>LOB</b>	<b>8</b>



Inning Stats		R	H	E	K	S	IP	WLS	BF	H	R	ER	SO	BB	IBB	HBP	BLK	WP	HR	S	P	ERA	WHIP
<b>Randy Tomlin, L</b> ERA: 5.2 (1, 1)	6.0	0	0	0	0	0	6.0	L	25	7	5	5	2	1	0	0	0	0	0	45	78	7.50	1.333
<b>Blas Minor, R</b> ERA: 2.35 (7, 1)	1.0	0	3	2	0	0	1.0		6	3	2	2	1	0	0	0	0	0	0	13	21	18.00	3.000
<b>Denny Neagle, L</b> ERA: 4.38 (8, 1)	1.0	0	1	0	0	0	1.0		4	1	0	0	0	0	0	0	0	0	0	9	13	0.00	1.000

WP	PA	ERA	WHIP
0	35		
0			
1			
0			

Batter	1	2	3	4	5	6	7	8	9	AB R H RBI BB SO LOB	TOP			
<b>Lonnie Smith, R</b> OBP: 0.400, SLG: 0.432 (1, 7) F B B B X	3-2 1B HR 1B		1-2 F9		1-3 K		0-1 P4		1-3 K	5 1 1 0 0 2 1				
<b>Jay Bell, R</b> OBP: 0.373, SLG: 0.457 (1, 6) C F B B 1 C	1-3 K		2-2 G6-3		2-0 F9		2-0 F9		1-1 2B	5 0 1 0 0 1 2				
<b>Andy Van Slyke, L</b> OBP: 0.336, SLG: 0.398 (1, 8) X	0-0 1B HR		0-3 K		1-1 FC6-4 1B			2-0 CS 1B	4-0 IBB	4 1 3 0 0 1 1 0				
<b>Jeff King, R</b> OBP: 0.364, SLG: 0.375 (1, 5) B X	1-0 HR 1-H 2-H			1-0 HR	0-1 FC6-4			4-2 E 2B BB	0-0 P9	4 3 2 4 1 0 3				
<b>Lloyd McClendon, R</b> OBP: 0.125, SLG: 0.087 (1, 9) <b>Orlando Merced, S</b> OBP: 0.440, SLG: 0.389 (8, 9) B B X	2-0 F8			0-0 FC6-4 1B		1-1 G5-3		2-2 E8 2B	1-1 G1-3	4 1 1 0 0 0 1 1 0 0 0 0 0 2				
<b>Kevin Young, R</b> OBP: 0.314, SLG: 0.311 (1, 3) S C B S	1-3 K			0-0 FC6-4 1B		3-2 CS 1B		4-0 2B G3-2-3 IBB		3 0 1 0 0 1 1 1				
<b>Tom Prince, R</b> OBP: 0.348, SLG: 0.400 (1, 2) F L X		0-2 F7		1 SAFE 1 SAFE 2-2 X C B 1 SAFE C C C 1 SAFE	2-2 FC6-4 1B		1-1 P4		3-2 2B	4 0 2 2 0 0 1				
<b>Carlos Garcia, R</b> OBP: 0.313, SLG: 0.370 (1, 4) C C C X		0-2 G4-3		F X	0-1 FC6-4 1B		1 SAFE 1 SAFE 2-2 C F B P	2-2 CS	2-0 SH3-4 1B	3 0 1 0 1 0 2				
<b>Steve Cooke, R</b> <b>Stan Belinda, R</b> (8, 1) C F C B X		1-3 K		B X	1-0 FC6-4		X	0-0 SH3-4 1B	1-2 G3-2-3	3 0 0 0 0 1 5 0 0 0 0 0 0 0				
<b>Inning Stats</b>	R: 3 H: 3 E: 0 LOB: 0 K: 2 BB: 0 S: 12 P: 20	R: 0 H: 0 E: 0 LOB: 0 K: 1 BB: 0 S: 9 P: 10	R: 0 H: 0 E: 0 LOB: 0 K: 1 BB: 0 S: 9 P: 12	R: 1 H: 3 E: 0 LOB: 2 K: 0 BB: 0 S: 10 P: 14	R: 0 H: 1 E: 0 LOB: 1 K: 1 BB: 0 S: 8 P: 12	R: 0 H: 1 E: 0 LOB: 0 K: 0 BB: 0 S: 10 P: 16	R: 0 H: 1 E: 0 LOB: 1 K: 0 BB: 0 S: 5 P: 9	R: 2 H: 2 E: 1 LOB: 2 K: 0 BB: 3 S: 15 P: 34	R: 0 H: 1 E: 0 LOB: 2 K: 1 BB: 1 S: 8 P: 15	1B: 8 SF: 0 2B: 2 SAC: 1 3B: 0 DP: 1 HR: 2 HBP: 0	WP: 0 PA: 42 PB: 0 SB: 0 CS: 2			
<b>PITCHER</b>	IP WLS BF H R ER SO BB IBB HBP BLK WP HR S P ERA WHIP												<b>PITCHER</b>	IP WLS BF H R ER SO BB IBB HBP BLK WP HR S P ERA WHIP
<b>Greg Swindell, L</b> ERA: 3.56 (1, 1)	5.0 L 22 7 4 4 5 0 0 0 0 0 0 2 48 68 7.20 1.400													
<b>Darryl Kile, R</b> ERA: 3.0 (6, 1)	2.0 7 2 0 0 0 0 0 0 0 0 0 0 15 25 0.00 1.000													
<b>Eric Bell, L</b> ERA: 8.44 (8, 1)	0.0 1 1 1 1 0 0 0 0 0 0 0 0 1 3 ∞ ∞													
<b>Mark Grant, R</b> ERA: 2.25 (8, 1)	2.0 11 2 1 0 1 2 2 0 0 0 0 0 22 46 0.00 2.000													

Pittsburgh Pirates @ Houston Astros  
Astrodome, Houston, TX

Sun May 02 1993, 4:33 AM EDT  
Att. 24,485 - Dome

[livebaseballscorecards.com](http://livebaseballscorecards.com)

AB	36
R	6
H	12
RBI	6
BB	4
SO	6
LOB	18





Batter	1	2	3	4	5	6	7	8	9	AB R H RBI BB SO LOB
<b>Craig Biggio, R</b> OBP: 0.379, SLG: 0.409 (1, 4)	2-1 FC4-6 1B	0-0 1-2 2-3 1B			3-1 B2		0-1 F9		4-0 G3 BB	4 0 2 0 1 0 1
<b>Luis Gonzalez, L</b> OBP: 0.355, SLG: 0.488 (1, 7)	2-0 FC4-6 5 1B 1-2f	1-3 K			2-2 G3-1			1-1 G4-3	0-1 G3 1-2 2-3	5 0 0 0 0 1 6
<b>5 Jeff Bagwell, R</b> OBP: 0.417, SLG: 0.570 (1, 3)	0-0 FC5-4 1-2 1B		1-1 G5-3			1-2 F7		1-0 HR	2-3 K	5 1 2 1 0 1 2
<b>Eric Anthony, L</b> OBP: 0.394, SLG: 0.500 (1, 8)	2-3 K		0-0 G3			0-1 G6-3		1-0 1B 1B		4 0 1 0 0 1 2
<b>Ken Caminiti, S</b> OBP: 0.283, SLG: 0.402 (1, 5)	0-1 FC5-4 1-2f		2-2 P4			1-2 G6-3		2-0 S 1-3 1B		4 0 1 0 0 0 2
<b>Chris James, R</b> OBP: 0.400, SLG: 0.852 <b>Jack Daugherty, S</b> (8, PH) (9, 9)		1-0 G3		1-1 G5-3		2-1 HR		1-1 P4 1-2		3 1 1 1 0 0 0 1 0 0 0 0 0 2
<b>Scott Servais, R</b> OBP: 0.400, SLG: 0.577 (1, 2)		4-1 1B 1B BB		3-2 G6-3		2-1 G6-3		2-3 K		3 0 0 0 1 1 2
<b>Andujar Cedeno, R</b> OBP: 0.375, SLG: 0.417 (1, 6)		0-1 1B 1-2 1B		0-3 K		1-1 1B		4-0 G3 S BB		3 0 2 0 1 1 0
<b>Greg Swindell, L</b> OBP: 0.207, SLG: 0.333 <b>Casey Candaele, S</b> OBP: 0.133, SLG: 0.133 <b>Darryl Kile, R</b> (6, 1) <b>Kevin Bass, S</b> OBP: 0.269, SLG: 0.320 <b>Eric Bell, L</b> (8, 1) <b>Mark Grant, R</b> (8, 1) <b>Chris Donnels, L</b> OBP: 0.300, SLG: 0.444 (9, PH)		0-3 SAFE K		0-0 G5-3		1-0 L7		1-3 K 1-2		1 0 0 0 0 0 1 2 1 0 0 0 0 0 0 0 0 0 0 0 0 0 0 0 1 0 0 0 0 0 0 1 0 0 0 0 0 0 0 0 0 0 0 0 0 0 0 0 1 0 0 0 0 0 1 1

**BOTTOM**

**Pittsburgh Pirates @ Houston Astros**  
Astrodome, Houston, TX  
Sun May 02 1993, 4:33 AM EDT  
Att. 24,485 - Dome

livebaseballscores.com

<b>AB</b>	<b>36</b>
<b>R</b>	<b>2</b>
<b>H</b>	<b>9</b>
<b>RBI</b>	<b>2</b>
<b>BB</b>	<b>3</b>
<b>SO</b>	<b>7</b>
<b>LOB</b>	<b>21</b>



Inning Stats	R: 0	H: 2	E: 0	LOB: 2	K: 1	P: 15	R: 0	H: 2	E: 0	LOB: 3	K: 2	P: 18	R: 0	H: 0	E: 0	LOB: 0	K: 0	P: 9	R: 0	H: 0	E: 0	LOB: 0	K: 0	P: 12	R: 0	H: 0	E: 0	LOB: 0	K: 0	P: 11	R: 0	H: 0	E: 0	LOB: 0	K: 0	P: 10	R: 1	H: 2	E: 0	LOB: 1	K: 0	P: 15	R: 1	H: 3	E: 0	LOB: 2	K: 1	P: 19	R: 0	H: 0	E: 0	LOB: 2	K: 2	P: 19	1B: 7	SF: 0	2B: 0	SAC: 0	3B: 0	DP: 0	HR: 2	HBP: 0	WP: 0	PA: 39
--------------	------	------	------	--------	------	-------	------	------	------	--------	------	-------	------	------	------	--------	------	------	------	------	------	--------	------	-------	------	------	------	--------	------	-------	------	------	------	--------	------	-------	------	------	------	--------	------	-------	------	------	------	--------	------	-------	------	------	------	--------	------	-------	-------	-------	-------	--------	-------	-------	-------	--------	-------	--------

PITCHER	IP	WLS	BF	H	R	ER	SO	BB	IBB	HBP	BLK	WP	HR	S	P	ERA	WHIP
<b>Steve Cooke, L</b> ERA: 4.06 (1, 1)	7.1	W	31	8	2	2	4	1	0	0	0	0	2	62	97	2.46	1.227
<b>Stan Belinda, R</b> ERA: 2.31 (8, 1)	1.2		8	1	0	0	3	2	0	0	0	0	0	15	31	0.00	1.800

Batter	1	2	3	4	5	6	7	8	9	AB R H RBI BB SO LOB	TOP						
<b>Craig Biggio, R</b> (1, 4) OBP: 0.374, SLG: 0.413	0-0 G5-3			0-1 G1-3		1-1 F8 1-H 2B		2-1 F9		4 0 1 1 0 0 1							
<b>Luis Gonzalez, L</b> (1, 7) OBP: 0.340, SLG: 0.465	1-1 F7			0-0 G3-1		0-0 F8 2-3		1-0 G4-3		4 0 0 0 0 0 1							
<b>5 Jeff Bagwell, R</b> (1, 3) OBP: 0.411, SLG: 0.552	2-0 G5-3			4-0 2B BB		3-2 G5-3		2-2 F9		3 0 0 0 1 0 1							
<b>Eric Anthony, L</b> (1, 8) OBP: 0.388, SLG: 0.500			3-2 G1-3	1-1 1-H 2B		2-3 K		1-0 G4-3		4 0 1 0 0 1 0							
<b>Chris Donnels, L</b> (1, 5) OBP: 0.308, SLG: 0.417			0-1 P6		0-3 K		0-1 G5-4-3 1B			3 0 1 0 0 1 0							
<b>Kevin Bass, S</b> (1, 9) OBP: 0.241, SLG: 0.286			0-1 L8		1-2 L9		0-0 G5-4-3 1-2f			3 0 0 0 0 0 1							
<b>Andujar Cedeno, R</b> (1, 6) OBP: 0.366, SLG: 0.405			1-2 G5-3		2-2 G5-3		3-2 FC2-6 1B			2 0 0 0 0 0 0							
<b>Darryl Kile, R</b> (5, 1)										0 0 0 0 0 0 0							
<b>Jack Daugherty, S</b> (8, PH) OBP: 0.333, SLG: 0.333										1 0 1 0 0 0 0							
<b>Mark Grant, R</b> (8, 1)										0 0 0 0 0 0 0							
<b>Eddie Taubensee, L</b> (1, 2) OBP: 0.258, SLG: 0.397			1-0 G6-4-3 1B		1-2 2B 1B		1-1 FC2-6 G4-3 1-2f			3 1 2 0 0 0 1							
<b>Pete Harnisch, S</b> (1, 1) OBP: 0.200, SLG: 0.300			0-2 G6-4-3		2-3 K		0-0 G4-3			1 0 0 0 0 0 1							
<b>Jose Uribe, S</b> (5, 6) OBP: 0.250, SLG: 0.100										2 0 0 0 0 1 2							
<b>Inning Stats</b>	R: 0 E: 0 K: 0 S: 4 H: 0 LOB: 0 BB: 0 P: 7	R: 0 E: 0 K: 0 S: 7 H: 0 LOB: 0 BB: 0 P: 10	R: 0 E: 0 K: 0 S: 7 H: 1 LOB: 0 BB: 0 P: 9	R: 0 E: 0 K: 0 S: 5 H: 1 LOB: 2 BB: 1 P: 10	R: 0 E: 0 K: 1 S: 10 H: 0 LOB: 0 BB: 0 P: 13	R: 1 E: 0 K: 1 S: 12 H: 2 LOB: 1 BB: 0 P: 19	R: 0 E: 0 K: 1 S: 8 H: 1 LOB: 0 BB: 0 P: 10	R: 0 E: 0 K: 0 S: 8 H: 1 LOB: 1 BB: 0 P: 14	R: 0 E: 0 K: 0 S: 6 H: 0 LOB: 0 BB: 0 P: 10	1B: 4 2B: 2 3B: 0 HR: 0 SF: 0 SAC: 0 DP: 2 HBP: 0	WP: 0 PB: 0 SB: 0 CS: 0 PA: 31						
<b>PITCHER</b> <b>Bob Tewksbury, R</b> (1, 1) ERA: 3.03	IP: 9.0 WLS: W BF: 31 H: 6 R: 1 ER: 1 SO: 3 BB: 1 IBB: 0 HBP: 0 BLK: 0 WP: 0 HR: 0 S: 67 P: 102 ERA: 1.00 WHIP: 0.778																
<b>PITCHER</b>	IP	WLS	BF	H	R	ER	SO	BB	IBB	HBP	BLK	WP	HR	S	P	ERA	WHIP

**Houston Astros @ St. Louis Cardinals**  
**Busch Stadium, St. Louis, MO**  
 Tue May 04 1993, 7:05 PM CDT  
 Att. 23,203 - Unknown - 72 F

[livebaseballscorecards.com](http://livebaseballscorecards.com)

AB	30
R	1
H	6
RBI	1
BB	1
SO	3
LOB	8



Batter	1	2	3	4	5	6	7	8	9
<b>Geronimo Pena, S</b> (1, 4) OBP: 0.324, SLG: 0.307	3-2 <b>K</b>	3-2 <b>P5</b>			0-1 <b>F9</b>	2-2 <b>P7</b>		2-3 <b>K</b>	
<b>Ozzie Smith, S</b> (1, 6) OBP: 0.320, SLG: 0.340	2-2 <b>L7</b>		1-0 <b>G6-3</b> <b>1B</b>		1-1 <b>BB</b> <b>1B</b>	0-2 <b>G1-3</b>		1-1 <b>G3-1</b>	
<b>Gregg Jefferies, S</b> (1, 3) OBP: 0.350, SLG: 0.483	2-2 <b>G3</b>		1 SAFE 2-2 <b>G6-3</b> <b>1-2</b>		1 SAFE 4-0 <b>1B</b> <b>BB</b>	4-0 <b>BB</b>			
<b>Ray Lankford, L</b> (1, 8) OBP: 0.337, SLG: 0.306		1-2 <b>F8</b> <b>1B</b> <b>1B</b>	1-2 <b>K</b>		1-2 <b>1B</b> <b>2B</b> <b>1B</b>	0-3 <b>K</b>			
<b>Mark Whiten, S</b> (1, 9) OBP: 0.355, SLG: 0.464		0-1 <b>F8</b> <b>1B</b> <b>1B</b>	0-1 <b>F7</b>		0-2 <b>1B</b> <b>2B</b> <b>1B</b>		2-0 <b>F7</b>		
<b>Todd Zeile, R</b> (1, 5) OBP: 0.358, SLG: 0.361		0-0 <b>F8</b> <b>1-2</b> <b>2-3</b>		2-1 <b>L6</b>	2-2 <b>1B</b> <b>E</b> <b>2B</b>	2-2 <b>G3-6-3</b> <b>1B</b>			
<b>Luis Alicea, S</b> (1, 7) OBP: 0.441, SLG: 0.367		4-0 <b>WP</b> <b>1B</b> <b>IBB</b>		2-2 <b>1B</b>	2-2 <b>E</b> <b>1B</b>	1-2 <b>G3-6-3</b> <b>1-2f</b>			
<b>Rod Brewer, L</b> (9, 7) OBP: 0.265, SLG: 0.226									
<b>Tom Pagnozzi, R</b> (1, 2) OBP: 0.259, SLG: 0.315		3-1 <b>P2</b>		1-1 <b>P5</b>	0-1 <b>E5</b>		0-0 <b>2B</b>		
<b>Bob Tewksbury, R</b> (1, 1) OBP: 0.364, SLG: 0.300		2-2 <b>1B</b>		0-3 <b>K</b>	2-2 <b>P3</b>		2-2 <b>B3</b>		

AB	R	H	RBI	BB	SO	LOB
5	0	0	0	0	2	3
5	1	2	0	0	0	1
2	1	0	0	2	0	1
4	2	2	1	0	2	2
4	1	2	1	0	0	1
4	1	2	1	0	0	2
3	0	2	0	1	0	1
0	0	0	0	0	0	0
4	0	1	0	0	0	5
4	0	1	2	0	1	4

AB	R	H	RBI	BB	SO	LOB
35	6	12	5	3	5	20

Inning Stats		R: 0	H: 0	E: 0	K: 1	S: 9	LOB: 0	BB: 0	P: 16
R: 2		H: 3	E: 0	K: 0	S: 15	LOB: 2	BB: 1	P: 28	
R: 0		H: 1	E: 0	K: 1	S: 10	LOB: 1	BB: 0	P: 14	
R: 0		H: 1	E: 0	K: 1	S: 11	LOB: 1	BB: 1	P: 16	
R: 4		H: 5	E: 1	K: 0	S: 25	LOB: 2	BB: 1	P: 37	
R: 0		H: 0	E: 0	K: 1	S: 10	LOB: 1	BB: 1	P: 16	
R: 0		H: 1	E: 0	K: 0	S: 5	LOB: 0	BB: 0	P: 9	
R: 0		H: 1	E: 0	K: 1	S: 9	LOB: 1	BB: 0	P: 14	

PITCHER	IP	WLS	BF	H	R	ER	SO	BB	IBB	HBP	BLK	WP	HR	S	P	ERA	WHIP
<b>Pete Harnisch, R</b> (1, 1) ERA: 4.15	4.2	L	24	9	6	5	3	1	1	0	0	1	0	60	97	9.64	2.143
<b>Darryl Kile, R</b> (5, 1) ERA: 2.51	2.1		10	2	0	0	1	1	0	0	0	0	0	25	39	0.00	1.286
<b>Mark Grant, R</b> (8, 1) ERA: 1.8	1.0		4	1	0	0	1	0	0	0	0	0	0	9	14	0.00	1.000

PITCHER	IP	WLS	BF	H	R	ER	SO	BB	IBB	HBP	BLK	WP	HR	S	P	ERA	WHIP

**Houston Astros @ St. Louis Cardinals**  
 Busch Stadium, St. Louis, MO  
 Tue May 04 1993, 7:05 PM CDT  
 Att: 23,203 - Unknown - 72 F

livebaseballscorecards.com



Batter	1	2	3	4	5	6	7	8	9	AB R H RBI BB SO LOB	TOP		
<b>Craig Biggio, R</b> OBP: 0.396, SLG: 0.469 (1, 4)	1-1 FC3-6 1B		2-2 HR		1-1 E 5 SF7 1B	3-2 1B		1-1 CI 1B		4 2 4 1 0 0 0			
<b>Luis Gonzalez, L</b> OBP: 0.333, SLG: 0.451 (1, 7)	0-1 FC3-6 5 G5-4-3 1-2f		3-3 H		0-0 E4 BB	1-1 F8		3-2 5 WP 1B		5 0 1 1 0 1 4			
<b>5 Jeff Bagwell, R</b> OBP: 0.402, SLG: 0.535 (1, 3)	1-0 G5-4-3 1-2f		1-2 G1-3		0-0 SF7		1-1 P6	4-1 G4-6-3 IBB		3 0 0 1 1 0 1			
<b>Eric Anthony, L</b> OBP: 0.388, SLG: 0.500 (1, 8) (9, 9)		1-1 G4-3		1-1 G3	4-2 1-2 BB		0-0 2B	0-0 G4-6-3 1-2f		4 0 1 0 1 0 3			
<b>Ken Caminiti, S</b> OBP: 0.288, SLG: 0.433 (1, 5)		1-0 G4-3 1B		1-0 HR	3-2 G3		2-3 K	0-0 F9		5 1 2 1 0 1 3			
<b>Kevin Bass, S</b> OBP: 0.265, SLG: 0.313 (1, 9) <b>Doug Jones, R</b> (9, 1)		2-2 G4-3 1-2 SAFE		2-0 L8	2-2 1B WP 2B		4-0 IBB	0-2 L4		4 1 1 0 1 0 1 0 0 0 0 0 0 0			
<b>Scott Servais, R</b> OBP: 0.400, SLG: 0.533 (1, 2)		4-2 FC6-4 BB		1-3 K	0-0 1B		1-1 G1-3	2-2 F9		4 0 1 0 1 1 2			
<b>Andujar Cedeno, R</b> OBP: 0.360, SLG: 0.397 (1, 6)		1-0 FC6-4 1-2f			0-0 F8	2-2 F9		1-2 CI 1B 1B		4 1 1 0 0 0 2			
<b>Mark Portugal, R</b> OBP: 0.357, SLG: 0.250 (1, 1) <b>Xavier Hernandez, L</b> (6, 1) <b>Rick Parker, R</b> OBP: 0.200, SLG: 0.111 (9, 8)			1-1 F8		4-2 1B E BB	2-0 1B		2-3 K		2 1 1 0 1 0 0 1 0 0 0 0 1 1 0 0 0 0 0 0 0			
<b>Inning Stats</b>	R: 0 E: 0 K: 0 S: 5 H: 1 LOB: 0 BB: 0 P: 7	R: 0 E: 0 K: 0 S: 12 H: 1 LOB: 2 BB: 1 P: 21	R: 1 E: 0 K: 1 S: 13 H: 1 LOB: 0 BB: 0 P: 20	R: 1 E: 0 K: 1 S: 7 H: 1 LOB: 0 BB: 0 P: 12	R: 2 E: 1 K: 0 S: 12 H: 1 LOB: 2 BB: 2 P: 24	R: 1 E: 0 K: 0 S: 16 H: 4 LOB: 2 BB: 0 P: 25	R: 0 E: 0 K: 1 S: 8 H: 1 LOB: 2 BB: 1 P: 16	R: 1 E: 1 K: 1 S: 16 H: 2 LOB: 2 BB: 1 P: 27	R: 0 E: 0 K: 0 S: 8 H: 0 LOB: 0 BB: 0 P: 10	1B: 8 2B: 2 3B: 0 HR: 2 SF: 1 SAC: 0 DP: 2 HBP: 0	WP: 2 PB: 0 SB: 0 CS: 0 PA: 43		
<b>PITCHER</b>	IP WLS BF H R ER SO BB IBB HBP BLK WP HR S P ERA WHIP											<b>PITCHER</b>	IP WLS BF H R ER SO BB IBB HBP BLK WP HR S P ERA WHIP
<b>Donovan Osborne, L</b> ERA: 3.44 (1, 1)	4.2 L 22 5 4 2 2 3 0 0 0 0 0 2 46 78 3.86 1.714												
<b>Les Lancaster, R</b> ERA: 4.15 (5, 1)	0.1 1 0 0 0 0 0 0 0 0 0 0 0 3 6 0.00 0.000												
<b>Omar Olivares, R</b> ERA: 2.25 (6, 1)	2.0 11 5 1 1 1 0 1 0 0 0 1 0 24 41 4.50 2.500												
<b>Mike Perez, R</b> ERA: 3.71 (8, 1)	0.1 3 1 1 0 1 0 0 0 0 0 0 0 8 12 0.00 3.000												
<b>Rob Murphy, L</b> ERA: 2.25 (8, 1)	1.2 6 1 0 0 0 0 0 1 0 0 1 0 16 25 0.00 0.600												

**Houston Astros @ St. Louis Cardinals**  
 Busch Stadium, St. Louis, MO  
 Wed May 05 1993, 7:05 PM CDT  
 Att. 27,864 - Unknown - 82 F

livebaseballscorecards.com

<b>AB</b>	36
<b>R</b>	6
<b>H</b>	12
<b>RBI</b>	4
<b>BB</b>	5
<b>SO</b>	4
<b>LOB</b>	17



Batter	1	2	3	4	5	6	7	8	9	AB	R	H	RBI	BB	SO	LOB
Luis Alicea, S OBP: 0.447, SLG: 0.382 (1, 4)	1-0 F7 ①		0-1 1B G6-3 2-3 1B		1-0 F7 ②		2-1 G4-3-6 1B			4	0	2	0	0	0	0
Ozzie Smith, S OBP: 0.308, SLG: 0.327 (1, 6)	3-2 L7 ②		1-0 G6-3 ②		0-0 B1-3 ③		0-0 G4-3-6 ② ③ 1-2f			4	0	0	1	0	0	2
Gregg Jefferies, S OBP: 0.346, SLG: 0.473 (1, 3)	3-2 G4-3 ③		3-2 1B ③							4	0	1	0	0	1	0
Ray Lankford, L OBP: 0.333, SLG: 0.295 (1, 8)		1-1 L9 ①	1 SAFE 0-1 F8 ③			4-1 1B BB		0-0 L9 ②		3	1	0	0	1	0	2
Mark Whiten, S OBP: 0.360, SLG: 0.460 (1, 9)		4-1 E S G6-3 BB			0-0 G4-3 ①		0-0 1B 1B		2-3 K ③	3	1	1	0	1	1	0
Todd Zeile, R OBP: 0.354, SLG: 0.356 (1, 5)		1 SAFE 3-2 G6-3 ② 1-H			0-0 L7 ②		0-1 1B 1B		0-3 K ①	4	0	1	2	0	1	0
Rod Brewer, L OBP: 0.263, SLG: 0.229 (1, 7)		1-2 P4 ③			0-0 1B		0-3 K ②		0-1 G5-3 ②	4	0	1	0	0	1	2
Tom Pagnozzi, R OBP: 0.259, SLG: 0.303 (1, 2)			4-2 1B SH1-4 G6-3 BB		1-0 F8 ③		2-1 L7 ③		0-0 G6-3 ③	3	1	0	0	1	0	3
Donovan Osborne, S OBP: 0.300, SLG: 0.222 Les Lancaster, R (5, PH) José Quiendo, S OBP: 0.316, SLG: 0.188 Omar Olivares, R OBP: 0.197, SLG: 0.167 Stan Royer, R (7, PH) Mike Perez, R (8, 1) Rob Murphy, L (8, 1)			1-2 SH1-4 ①			3-3 K ①		0-3 K ①		0	0	0	0	0	0	0

Inning Stats	R: 0	H: 0	E: 0	K: 0	S: 7	R: 1	H: 0	E: 0	K: 0	S: 9	R: 1	H: 2	E: 0	K: 0	S: 14	R: 0	H: 1	E: 0	K: 0	S: 4	R: 0	H: 0	E: 0	K: 1	S: 7	R: 1	H: 2	E: 0	K: 1	S: 10	R: 0	H: 1	E: 0	K: 1	S: 6	R: 0	H: 0	E: 0	K: 2	S: 7	R: 0	H: 0	E: 0	K: 1	S: 6	R: 0	H: 0	E: 0	K: 1	S: 6	1B: 6	SF: 0	2B: 0	SAC: 1	3B: 0	DP: 1	HR: 0	HBP: 0	WP: 0	PA: 35
PITCHER	IP	WLS	BF	H	R	ER	SO	BB	IBB	HBP	BLK	WP	HR	S	P	ERA	WHIP																																											
Mark Portugal, R ERA: 3.65 (1, 1)	5.1	W	24	5	3	2	1	3	0	0	0	0	0	46	81	3.38	1.500																																											
Xavier Hernandez, R ERA: 1.8 (6, 1)	2.2		8	1	0	0	4	0	0	0	0	0	0	18	26	0.00	0.375																																											
Doug Jones, R ERA: 1.82 (9, 1)	1.0	S	3	0	0	0	1	0	0	0	0	0	0	6	6	0.00	0.000																																											

BOTTOM

Houston Astros @ St. Louis Cardinals  
 Busch Stadium, St. Louis, MO  
 Wed May 05 1993, 7:05 PM CDT  
 Att: 27,864 - Unknown - 82 F

livebaseballscorecards.com

AB	31
R	3
H	6
RBI	3
BB	3
SO	6
LOB	9



Batter	1	2	3	4	5	6	7	8	9	AB R H RBI BB SO LOB	TOP											
Roberto Kelly, R OBP: 0.287, SLG: 0.419 (1, 8) B F X	1-1 1B 2B		1-2 G6-4-3 1-2f			0-3 K			1-2 2B 1B	4 1 2 0 0 1 1												
Jeff Branson, L OBP: 0.400, SLG: 0.435 (1, 4) B C F B S	2-3 K			0-0 G1-3		1-0 1B			3-2 G4-3 1-H 2B	4 1 2 1 0 1 1												
Barry Larkin, R OBP: 0.393, SLG: 0.353 (1, 6) B C X	1-1 1B 2-H			2-0 S 1B		2-2 G5-3			0-1 G4-3 2-3	4 0 2 0 0 0 2												
Kevin Mitchell, R OBP: 0.397, SLG: 0.561 Jeff Reardon, R (9, 1) C 1 SAFE X	0-1 L5			2-2 L7		0-0 P3			0-2 HR 3-H	4 1 1 2 0 0 2 0 0 0 0 0 0 0												
Chris Sabo, R OBP: 0.257, SLG: 0.425 (1, 5) C B F X		1-2 F8		3-2 F7 1-2		0-0 G5-3			0-1 HR 2B	4 1 1 0 0 0 1												
Randy Milligan, R OBP: 0.402, SLG: 0.337 (1, 3) C B F X		3-2 F9			3-2 F9		0-1 G5-3		0-0 L7	4 0 0 0 0 0 1												
Reggie Sanders, R OBP: 0.314, SLG: 0.418 (1, 9) B X			1-0 G6-3			2-2 G5-3-4-5 1B			2-1 HR 2-H	4 1 2 2 0 1 0												
Joe Oliver, R OBP: 0.311, SLG: 0.418 (1, 2) B C B S X			2-2 G5-3			0-0 G5-3-4-5 1-3f			1-0 P3	4 0 0 0 0 0 1												
Tim Belcher, R OBP: 0.091, SLG: 0.091 Gary Varsho, L OBP: 0.414, SLG: 0.391 Milt Hill, R Cesar Hernandez, R OBP: 0.143, SLG: 0.100 (8, PH) (8, 1) (9, 7) B F T B X			2-2 G6-4-3 1B			0-0 F8				2 0 1 0 0 0 0 1 0												
<b>Inning Stats</b>	R: 0 E: 0 K: 1 S: 9	H: 2 LOB: 1 BB: 0 P: 13	R: 0 E: 0 K: 0 S: 8	H: 0 LOB: 0 BB: 0 P: 13	R: 0 E: 0 K: 0 S: 9	H: 1 LOB: 0 BB: 0 P: 14	R: 0 E: 0 K: 0 S: 12	H: 1 LOB: 1 BB: 0 P: 18	R: 0 E: 0 K: 0 S: 7	H: 1 LOB: 0 BB: 0 P: 12	R: 0 E: 0 K: 1 S: 8	H: 1 LOB: 1 BB: 0 P: 11	R: 0 E: 0 K: 0 S: 4	H: 0 LOB: 0 BB: 0 P: 4	R: 0 E: 0 K: 1 S: 8	H: 0 LOB: 0 BB: 0 P: 13	R: 5 E: 0 K: 0 S: 18	H: 5 LOB: 0 BB: 0 P: 25	1B: 6 2B: 4 3B: 0 HR: 2	SF: 0 SAC: 0 DP: 2 HBP: 0	WP: 0 PA: 35 PB: 0 SB: 1 CS: 0	
<b>PITCHER</b> Doug Drabek, R ERA: 2.25 Doug Jones, R ERA: 3.06	IP 8.0 1.0	WLS 29 L	BF 29 6	H 8 3	R 2 3	ER 2 3	SO 3 0	BB 0 0	IBB 0 0	HBP 0 0	BLK 0 0	WP 0 0	HR 0 2	S 72 11	P 109 14	ERA 2.25 27.00	WHIP 1.000 3.000					

Cincinnati Reds @ Houston Astros  
Astrodome, Houston, TX  
Thu May 06 1993, 8:05 PM EDT  
Att. 21,453 - Dome

livebaseballscorecards.com

AB	35
R	5
H	11
RBI	5
BB	0
SO	3
LOB	9



Batter	1	2	3	4	5	6	7	8	9	AB R H RBI BB SO LOB
<b>Craig Biggio, R</b> OBP: 0.383, SLG: 0.450 (1, 4)	1-0 F7	0-1 G4-3			1-3 K			3-2 F9		4 0 0 0 0 1 2
<b>Luis Gonzalez, L</b> OBP: 0.340, SLG: 0.479 (1, 7)	2-0 F7		4-1 BB		1-2 L9			0-0 HR		3 1 1 1 1 0 0
<b>5 Jeff Bagwell, R</b> OBP: 0.405, SLG: 0.563 (1, 3)	0-1 HR		2-3 K			0-3 K		2-2 HR		4 2 2 1 0 2 1
<b>Eric Anthony, L</b> OBP: 0.383, SLG: 0.520 (1, 8)	2-1 HR		1-3 K		1-0 G5-3			0-0 G3-1		4 1 1 2 0 1 1
<b>Ken Caminiti, S</b> OBP: 0.287, SLG: 0.426 (1, 5)	0-3 K		0-0 G4-3		1-0 G6-3			2-0 L1-3		4 0 1 0 0 1 1
<b>Rick Parker, R</b> OBP: 0.200, SLG: 0.111 (9, PR)								1-2 1B		0 0 0 0 0 0 0
<b>Kevin Bass, S</b> OBP: 0.237, SLG: 0.278 (1, 9)		3-3 K		0-0 G5-3		1-2 L7		0-3 K		4 0 0 0 0 2 1
<b>Andujar Cedeno, R</b> OBP: 0.356, SLG: 0.390 (1, 6)		2-1 E		1-1 G5-3		0-0 P4		0-1 L1-3		4 0 1 0 0 0 2
<b>Eddie Taubensee, L</b> OBP: 0.262, SLG: 0.383 (1, 2)		4-1 SAFE		0-0 G3-1		2-0 F8		4-2 BB		2 0 0 0 1 0 0
<b>Chris Donnels, L</b> OBP: 0.357, SLG: 0.417 (9, PH)		1-3 BB								0 0 0 0 1 0 0
<b>Doug Drabek, R</b> (1, 1)		1-2 K			1-3 K			1-2 G5-3		3 0 0 0 0 2 2
<b>Doug Jones, R</b> (9, 1)										0 0 0 0 0 0 0
<b>Casey Candaele, S</b> OBP: 0.125, SLG: 0.125 (9, PH)								0-1 F7		1 0 0 0 0 0 2

Inning Stats	R: 2 E: 0 K: 1 S: 9	H: 2 LOB: 0 BB: 0 P: 14	R: 0 E: 1 K: 2 S: 12	H: 1 LOB: 2 BB: 1 P: 21	R: 0 E: 0 K: 2 S: 8	H: 0 LOB: 1 BB: 1 P: 15	R: 0 E: 0 K: 0 S: 4	H: 0 LOB: 0 BB: 0 P: 5	R: 0 E: 0 K: 2 S: 9	H: 0 LOB: 0 BB: 0 P: 12	R: 0 E: 0 K: 1 S: 5	H: 0 LOB: 0 BB: 0 P: 7	R: 0 E: 0 K: 0 S: 5	H: 0 LOB: 0 BB: 0 P: 8	R: 2 E: 0 K: 0 S: 15	H: 2 LOB: 0 BB: 0 P: 21	R: 0 E: 0 K: 1 S: 11	H: 1 LOB: 2 BB: 1 P: 17	1B: 3 2B: 0 3B: 0 HR: 3	SF: 0 SAC: 0 DP: 0 HBP: 0	WP: 0 PB: 0 SB: 2 CS: 0	PA: 36
--------------	------------------------------	----------------------------------	-------------------------------	----------------------------------	------------------------------	----------------------------------	------------------------------	---------------------------------	------------------------------	----------------------------------	------------------------------	---------------------------------	------------------------------	---------------------------------	-------------------------------	----------------------------------	-------------------------------	----------------------------------	----------------------------------	------------------------------------	----------------------------------	--------

PITCHER	IP	WLS	BF	H	R	ER	SO	BB	IBB	HBP	BLK	WP	HR	S	P	ERA	WHIP
<b>Tim Belcher, R</b> ERA: 5.05 (1, 1)	7.0		26	3	2	2	8	2	0	0	0	0	1	52	82	2.57	0.714
<b>Milt Hill, R</b> ERA: 2.35 (8, 1)	1.0	W	5	2	2	2	0	0	0	0	0	0	2	15	21	18.00	2.000
<b>Jeff Reardon, R</b> ERA: 2.45 (9, 1)	1.0	S	5	1	0	0	1	1	0	0	0	0	0	11	17	0.00	2.000

**BOTTOM**

**Cincinnati Reds @ Houston Astros**  
Astrodome, Houston, TX

Thu May 06 1993, 8:05 PM EDT  
Att. 21,453 - Dome

<b>AB</b>	<b>33</b>
<b>R</b>	<b>4</b>
<b>H</b>	<b>6</b>
<b>RBI</b>	<b>4</b>
<b>BB</b>	<b>3</b>
<b>SO</b>	<b>9</b>
<b>LOB</b>	<b>12</b>



PITCHER	IP	WLS	BF	H	R	ER	SO	BB	IBB	HBP	BLK	WP	HR	S	P	ERA	WHIP
---------	----	-----	----	---	---	----	----	----	-----	-----	-----	----	----	---	---	-----	------

Batter	1	2	3	4	5	6	7	8	9	AB R H RBI BB SO LOB	TOP										
Roberto Kelly, R OBP: 0.283, SLG: 0.409 (1, 8)	0-0 F9	0-1 G1-3		0-0 1B		1-2 G6-3		0-0 G1-3		5 0 1 0 0 0 2											
Juan Samuel, R OBP: 0.172, SLG: 0.222 (1, 4)	1-2 G4-3		1-1 F8	1-3 K		0-1 E S 1B		0-1 G6-3		5 1 1 0 0 1 1											
Barry Larkin, R OBP: 0.410, SLG: 0.368 (1, 6)	1-2 1B		4-1 1B BB	2-2 G5-4-3 1B		2-2 G4-6-3 1B		1-0 F9		4 1 3 1 1 0 0											
Kevin Mitchell, R OBP: 0.382, SLG: 0.532 Cesar Hernandez, R OBP: 0.143, SLG: 0.100 (1, 7) (9, 7)	2-2 G4-3		1-2 1B HR 1B	0-0 G5-4-3 1-2f		1-1 G4-6-3 1-2f		1-3 K		5 1 1 0 0 1 4 0 0 0 0 0 0 0											
Chris Sabo, R OBP: 0.280, SLG: 0.445 (1, 5)		4-0 1B BB BB	1-1 1-2 HR 3-H 1B		2-0 G4-3 FC3 2B		1-2 G1-3 1B		2-0 G5-3	4 3 3 1 1 0 0											
Randy Milligan, R OBP: 0.396, SLG: 0.367 (1, 3)		1-0 F9	0-1 1-H 2-H HR		1-0 G4-3		2-1 G1-3			4 1 1 3 0 0 3											
Reggie Sanders, R OBP: 0.330, SLG: 0.419 (1, 9)		1 SAFE 1 SAFE 1B BB 1B	4-2 1B BB 1-2 1B	1-0 1B		2-1 FC3		4-0 G6-3 IBB		2 0 1 0 2 0 0											
Joe Oliver, R OBP: 0.309, SLG: 0.412 (1, 2)		1-0 SH1-4 1B	0-1 L4		2-3 K		2-1 G6-3			4 0 1 1 0 1 4											
Jose Rijo, R OBP: 0.412, SLG: 0.286 Bill Landrum, R OBP: 0.153, SLG: 0.273 Cecil Espy, S Greg Cadaret, L Steve Foster, R Jeff Reardon, R (1, 1) (7, 1) (8, PH) (8, 1) (8, 1) (8, 1)		1-1 SH1-4	1-3 K		0-0 F8			2-0 G1-3		2 0 0 0 0 1 2 0 0 0 0 0 0 0 1 0											
<b>Inning Stats</b>	R: 0 E: 0 K: 0 S: 10	H: 1 LOB: 1 BB: 0 P: 14	R: 1 E: 0 K: 0 S: 9	H: 1 LOB: 2 BB: 2 P: 20	R: 4 E: 0 K: 1 S: 16	H: 4 LOB: 1 BB: 1 P: 25	R: 0 E: 0 K: 1 S: 8	H: 2 LOB: 1 BB: 0 P: 11	R: 1 E: 1 K: 0 S: 10	H: 1 LOB: 1 BB: 0 P: 17	R: 1 E: 1 K: 0 S: 10	H: 2 LOB: 0 BB: 0 P: 14	R: 0 E: 0 K: 0 S: 7	H: 1 LOB: 1 BB: 1 P: 16	R: 0 E: 0 K: 0 S: 4	H: 0 LOB: 0 BB: 0 P: 6	R: 0 E: 0 K: 1 S: 5	H: 0 LOB: 0 BB: 0 P: 9	1B: 10 2B: 1 3B: 0 HR: 1	SF: 0 SAC: 1 DP: 3 HBP: 0	WP: 0 PA: 41 PB: 0 SB: 1 CS: 0
<b>PITCHER</b>	IP WLS BF H R ER SO BB IBB HBP BLK WP HR S P ERA WHIP																				
Greg Swindell, L ERA: 4.3 Mark Grant, R ERA: 1.29 Tom Edens, R ERA: 6.75 Brian Williams, R ERA: 3.68 Xavier Hernandez, R ERA: 1.69 (1, 1) (4, 1) (6, 1) (7, 1) (9, 1)	3.0 L 18 6 5 5 1 3 0 0 0 0 0 1 35 59 15.00 3.000																				

Cincinnati Reds @ Houston Astros  
Astrodome, Houston, TX  
Fri May 07 1993, 8:05 PM EDT  
Att. 31,845 - Dome

livebaseballscorecards.com

AB	36
R	7
H	12
RBI	6
BB	4
SO	4
LOB	16





BOTTOM

Cincinnati Reds @ Houston Astros  
Astrodome, Houston, TX  
Fri May 07 1993, 8:05 PM EDT  
Att. 31,845 - Dome

livebaseballscorecards.com

AB	35
R	5
H	9
RBI	5
BB	4
SO	2
LOB	14



WP:	1	PA:	39
PB:	0		
SB:	0		
CS:	0		

AB R H RBI BB SO LOB

4	0	1	0	1	0	2
5	0	1	0	0	1	2
5	2	2	1	0	1	2
3	0	0	0	1	0	1
4	1	1	1	0	0	1
4	0	1	0	0	0	1
3	1	2	1	0	0	1
0	0	0	0	0	0	0
1	0	0	0	0	0	1
1	0	1	2	0	0	0
0	0	0	0	0	0	0
1	0	0	0	1	0	0
1B:	6	SF:	0			
2B:	2	SAC:	0			
3B:	0	DP:	1			
HR:	1	HBP:	0			

Batter	1	2	3	4	5	6	7	8	9
<b>Craig Biggio, R</b> OBP: 0.383, SLG: 0.442 (1, 4)	3-2 F9 ①		1-2 P4 ③		4-0 BB		2-1 G5-4-3 ①②		2-1 1B 1B
<b>Luis Gonzalez, L</b> OBP: 0.333, SLG: 0.465 (1, 7)	3-3 K			3-2 L1-3 ①	3-2 G4-3 ③		1-0 G5-3 ③		0-2 1B 1B
<b>5 Jeff Bagwell, R</b> OBP: 0.405, SLG: 0.593 (1, 3)	2-1 G6-3 ③			2-3 K		0-0 G3-1 1B 2B		3-2 HR	0-2 F8 ③
<b>Eric Anthony, L</b> OBP: 0.378, SLG: 0.505 (1, 8)			1-1 G4-3 ①		3-2 F7 ③	0-0 G3-1 ①		4-2 G4-3 WP BB	
<b>Ken Caminiti, S</b> OBP: 0.286, SLG: 0.419 (1, 5)			1-1 G1-3 ②		0-0 F8	0-0 1B FC6-4 1B		2-2 G5-3 ①	
<b>Kevin Bass, S</b> OBP: 0.238, SLG: 0.275 (1, 9)			1-0 G3 ③		2-1 P5 ②	3-2 1B FC6-4 1B		0-0 G4-3 ②	
<b>Andujar Cedeno, R</b> OBP: 0.366, SLG: 0.412 (1, 6)			0-0 G4-3 1B		1-0 1B 2B	2-2 1B FC6-4 1B		1-0 G6-3 ③	
<b>Brian Williams, R</b> (7, 1)									
<b>Chris James, R</b> OBP: 0.387, SLG: 0.821 (8, PH)									
<b>Xavier Hernandez, L</b> (9, 1)									
<b>Eddie Taubensee, L</b> OBP: 0.261, SLG: 0.365 (1, 2)			2-2 F9 ①		4-0 1B 1B BB	2-1 G3 ③			0-2 F8 ①
<b>Greg Swindell, L</b> OBP: 0.207, SLG: 0.333 (1, 1)					3-2 BB 1B		4-2 G5-4-3 BB		3-2 P6 ②
<b>Casey Candaele, S</b> OBP: 0.118, SLG: 0.118 (3, PH)									
<b>Mark Grant, R</b> (4, 1)									
<b>Chris Dannels, L</b> OBP: 0.400, SLG: 0.462 (5, PH)									
<b>Tom Edens, R</b> (6, 1)									
<b>Jose Uribe, S</b> OBP: 0.286, SLG: 0.091 (7, 8)									

Inning Stats	R: 0 E: 0 K: 1 S: 9	H: 0 LOB: 0 BB: 0 P: 17	R: 0 E: 0 K: 0 S: 5	H: 0 LOB: 0 BB: 0 P: 8	R: 0 E: 0 K: 0 S: 13	H: 1 LOB: 1 BB: 0 P: 16	R: 0 E: 0 K: 1 S: 11	H: 0 LOB: 0 BB: 0 P: 19	R: 2 E: 0 K: 0 S: 13	H: 2 LOB: 2 BB: 2 P: 30	R: 2 E: 0 K: 0 S: 13	H: 3 LOB: 1 BB: 0 P: 20	R: 0 E: 0 K: 0 S: 7	H: 0 LOB: 0 BB: 1 P: 14	R: 1 E: 0 K: 0 S: 10	H: 1 LOB: 1 BB: 1 P: 20	R: 0 E: 0 K: 0 S: 16	H: 2 LOB: 2 BB: 0 P: 21	1B: 6 2B: 2 3B: 0 HR: 1	SF: 0 SAC: 0 DP: 1 HBP: 0
--------------	------------------------------	----------------------------------	------------------------------	---------------------------------	-------------------------------	----------------------------------	-------------------------------	----------------------------------	-------------------------------	----------------------------------	-------------------------------	----------------------------------	------------------------------	----------------------------------	-------------------------------	----------------------------------	-------------------------------	----------------------------------	----------------------------------	------------------------------------

PITCHER	IP	WLS	BF	H	R	ER	SO	BB	IBB	HBP	BLK	WP	HR	S	P	ERA	WHIP
<b>Jose Rijo, R</b> ERA: 3.19 (1, 1)	6.0	W	26	6	4	4	2	2	0	0	0	0	0	64	110	6.00	1.333
<b>Bill Landrum, R</b> ERA: 1.64 (7, 1)	1.0		3	0	0	0	0	1	0	0	0	0	0	7	14	0.00	1.000
<b>Greg Cadaret, L</b> ERA: 0.93 (8, 1)	0.1		3	1	1	1	0	1	0	0	0	1	1	8	17	27.00	6.000
<b>Steve Foster, R</b> ERA: 1.33 (8, 1)	0.2		2	0	0	0	0	0	0	0	0	0	0	2	3	0.00	0.000
<b>Jeff Reardon, R</b> ERA: 2.25 (9, 1)	1.0	S	5	2	0	0	0	0	0	0	0	0	0	16	21	0.00	2.000

Cincinnati Reds @ Houston Astros  
Astrodome, Houston, TX  
Sat May 08 1993, 8:05 PM EDT  
Att. 25,134 - Dome

livebaseballscorecards.com

AB	34
R	1
H	7
RBI	1
BB	3
SO	8
LOB	18



AB R H RBI BB SO LOB

2	1	1	0	1	0	0
2	0	0	0	0	0	0
5	0	2	0	0	1	3
5	0	1	0	0	0	4
2	0	1	1	1	0	1
0	0	0	0	0	0	0
3	0	1	0	0	0	2
3	0	1	0	0	1	5
1	0	0	0	0	0	0
4	0	0	0	0	2	1
3	0	0	0	1	2	0
1	0	0	0	0	0	0
1	0	0	0	0	1	2
1	0	0	0	0	1	0
0	0	0	0	0	0	0
1	0	0	0	0	0	0

1B:	5	SF:	1
2B:	2	SAC:	0
3B:	0	DP:	0
HR:	0	HBP:	1

WP:	1	PA:	39
PB:	0		
SB:	0		
CS:	0		

Batter	1	2	3	4	5	6	7	8	9
Roberto Kelly, R (1, 8) OBP: 0.293, SLG: 0.411 Cesar Hernandez, R (5, 8) OBP: 0.130, SLG: 0.091	4-2 HBP BB BB		1-0 FC6-4 1B		0-2 E5 1B SF9		2-1 F9		2-2 F7
Jeff Branson, L (1, 4) OBP: 0.400, SLG: 0.464	1-3 SAFE SAFE		3-1 FC6-4 WP 1-2f		1-0 F7		2-2 FC4-6 1B		2-1 2B
Barry Larkin, R (1, 6) OBP: 0.402, SLG: 0.360	1-0-0 SAFE SAFE		1-2 L7		2-2 1B 1B		2-0 FC4-6 1B 1-2f		3-2 G4-3
Kevin Mitchell, R (1, 7) OBP: 0.389, SLG: 0.531 Juan Samuel, R (7, 7) OBP: 0.172, SLG: 0.222	4-2 HBP BB		2-2 G5-3		1-0 SF9 3-H		3-1 1B		1-2 1B
Chris Sabo, R (1, 5) OBP: 0.287, SLG: 0.442	2-0 HBP			3-2 G6-3	1-0 1B		2-2 F7		
Randy Milligan, R (1, 3) OBP: 0.394, SLG: 0.376 Dan Wilson, R (6, 2) OBP: 0.400, SLG: 0.444	0-3 HBP			1-0 2B	0-1 G1-3		2-1 F9		
Reggie Sanders, R (1, 9) OBP: 0.319, SLG: 0.402		3-3 K		2-3 K		3-1 G1-3	2-0 F7		
Joe Oliver, R (1, 2) OBP: 0.307, SLG: 0.400		1-3 K		4-2 BB		3-3 K	0-1 F8		
John Smiley, L (1, 1) OBP: 0.333, SLG: 0.375 Gary Varsho, L (4, PH) OBP: 0.400, SLG: 0.375 Milt Hill, R (4, 1) Greg Cadaret, L (8, 1) Cecil Espy, S (9, PH) OBP: 0.404, SLG: 0.265		3-2 F7		1-3 K		1-3 K	0-2 F8		
<b>Inning Stats</b>	R: 0 E: 0 K: 2 S: 17 H: 0 LOB: 3 BB: 2 P: 28	R: 0 E: 0 K: 2 S: 11 H: 0 LOB: 0 BB: 0 P: 18	R: 0 E: 0 K: 0 S: 10 H: 1 LOB: 1 BB: 0 P: 17	R: 0 E: 0 K: 2 S: 14 H: 1 LOB: 2 BB: 1 P: 25	R: 1 E: 1 K: 0 S: 11 H: 2 LOB: 2 BB: 0 P: 16	R: 0 E: 0 K: 2 S: 9 H: 0 LOB: 0 BB: 0 P: 16	R: 0 E: 0 K: 0 S: 11 H: 2 LOB: 2 BB: 0 P: 22	R: 0 E: 0 K: 0 S: 5 H: 0 LOB: 0 BB: 0 P: 9	R: 0 E: 0 K: 0 S: 12 H: 1 LOB: 1 BB: 0 P: 19
<b>PITCHER</b>	IP WLS BF H R ER SO BB IBB HBP BLK WP HR S P ERA WHIP	IP WLS BF H R ER SO BB IBB HBP BLK WP HR S P ERA WHIP	IP WLS BF H R ER SO BB IBB HBP BLK WP HR S P ERA WHIP	IP WLS BF H R ER SO BB IBB HBP BLK WP HR S P ERA WHIP	IP WLS BF H R ER SO BB IBB HBP BLK WP HR S P ERA WHIP	IP WLS BF H R ER SO BB IBB HBP BLK WP HR S P ERA WHIP	IP WLS BF H R ER SO BB IBB HBP BLK WP HR S P ERA WHIP	IP WLS BF H R ER SO BB IBB HBP BLK WP HR S P ERA WHIP	IP WLS BF H R ER SO BB IBB HBP BLK WP HR S P ERA WHIP
Darryl Kile, R (1, 1) ERA: 1.77 Eric Bell, L (7, 1) ERA: 6.14 Tom Edens, R (9, 1) ERA: 3.86	6.0 W 27 4 1 0 8 3 0 1 0 1 0 72 120 0.00 1.167	2.0 8 2 0 0 0 0 0 0 0 0 0 0 16 31 0.00 1.000	1.0 4 1 0 0 0 0 0 0 0 0 0 0 12 19 0.00 1.000						

**BOTTOM**

**Cincinnati Reds @ Houston Astros**  
 Astrodome, Houston, TX  
 Sat May 08 1993, 8:05 PM EDT  
 Att. 25,134 - Dome

livebaseballscorecards.com

<b>AB</b>	<b>37</b>
<b>R</b>	<b>12</b>
<b>H</b>	<b>15</b>
<b>RBI</b>	<b>12</b>
<b>BB</b>	<b>6</b>
<b>SO</b>	<b>4</b>
<b>LOB</b>	<b>17</b>



WP: 0	PA: 43
PB: 0	
SB: 2	
CS: 0	

AB	R	H	RBI	BB	SO	LOB
3	2	3	0	0	0	0
2	0	0	0	0	0	0
4	2	0	0	1	0	2
2	3	2	3	3	0	0
5	2	3	2	0	1	2
3	1	1	1	0	0	3
1	0	1	0	1	0	0
3	1	1	2	0	1	2
2	0	1	1	0	0	1
4	1	1	1	1	1	3
4	0	2	2	0	1	1
0	0	0	0	0	0	0
0	0	0	0	0	0	0
3	0	0	0	0	0	3
1	0	0	0	0	0	0
1B: 10	SF: 0	WP: 0	PA: 43			
2B: 2	SAC: 0	PB: 0				
3B: 0	DP: 2	SB: 2				
HR: 3	HBP: 0	CS: 0				

Batter	1	2	3	4	5	6	7	8	9
<b>Craig Biggio, R</b> (1, 4) OBP: 0.398, SLG: 0.467 <b>Casey Candaele, S</b> (5, 4) OBP: 0.105, SLG: 0.105	1-1 5 HR 2B	0-1 FC3-6 1B		0-1 E5 5 1B 1B	1-1 F8		1-0 F8		
<b>Luis Gonzalez, L</b> (1, 7) OBP: 0.328, SLG: 0.447	4-0 5 S 5 HR BB	1-1 SAFE FC3-6 5 BB 1B		1-2 P6	0-0 P5		1-2 F8		
<b>5 Jeff Bagwell, R</b> (1, 3) OBP: 0.427, SLG: 0.627	2-0 1-H 2-H HR	4-1 SAFE 1B BB		2-2 1B 1B	4-1 BB BB		4-2 1B BB		
<b>Eric Anthony, L</b> (1, 8) OBP: 0.388, SLG: 0.519	0-0 HR 2B	3-2 G4-6-3 1-2 2-H 1B		0-2 1B 1B	0-3 K		0-0 F8		
<b>Ken Caminiti, S</b> (1, 5) OBP: 0.287, SLG: 0.417 <b>Chris Donnels, L</b> (5, 5) OBP: 0.471, SLG: 0.500	1-0 G1-3	2-1 G4-6-3 1-2f		1-2 1B BB 1B			1-0 1B 1B		
<b>Chris James, R</b> (1, 9) OBP: 0.382, SLG: 0.871 <b>Rick Parker, R</b> (6, 8) OBP: 0.250, SLG: 0.182	1-0 2-H HR		0-1 F8	2-3 K			2-1 P6		
<b>Scott Servais, R</b> (1, 2) OBP: 0.400, SLG: 0.588	0-3 K		3-2 HR	4-1 1B BB			2-1 F9		
<b>Andujar Cedeno, R</b> (1, 6) OBP: 0.371, SLG: 0.416 <b>Eric Bell, L</b> (7, 1) <b>Tom Edens, R</b> (9, 1)	1-0 1B		1-1 G6-3	1-1 1B			1-3 K		
<b>Darryl Kile, R</b> (1, 1) <b>Jose Uribe, S</b> (7, 6) OBP: 0.267, SLG: 0.083	1-2 F7		1-1 P6	0-0 P5			1-1 F9		

Inning Stats	R	H	E	K	S	LOB	BB	P
1	5	5	0	13	24	1	1	2
2	1	2	0	10	20	1	1	1
3	1	1	0	9	14	0	0	1
4	4	5	1	21	32	2	1	3
5	0	0	0	7	12	0	1	0
6	0	0	0	8	17	0	1	0
7	0	0	0	6	9	0	0	0
8	1	2	0	10	17	0	1	2
9	0	0	0	0	0	0	0	0

PITCHER	IP	WLS	BF	H	R	ER	SO	BB	IBB	HBP	BLK	WP	HR	S	P	ERA	WHIP
<b>John Smiley, L</b> (1, 1) ERA: 7.08	3.0	L	18	8	7	7	1	2	0	0	0	0	3	32	58	21.00	3.333
<b>Milt Hill, R</b> (4, 1) ERA: 4.63	4.0		20	5	4	4	3	3	0	0	0	0	0	42	70	9.00	2.000
<b>Greg Cadaret, L</b> (8, 1) ERA: 1.69	1.0		5	2	1	1	0	1	0	0	0	0	0	10	17	9.00	3.000

Batter	1	2	3	4	5	6	7	8	9	AB R H RBI BB SO LOB	TOP											
Roberto Kelly, R OBP: 0.300, SLG: 0.448 (1, 8)	F8			HR	2B			G6-3		4 1 2 1 0 0 0	<p>Cincinnati Reds @ Houston Astros</p> <p>Astrodome, Houston, TX</p> <p>Sun May 09 1993, 8:05 PM EDT</p> <p>Att. 15,040 - Dome</p>											
Jeff Branson, L OBP: 0.412, SLG: 0.469 (1, 4)	K			1B	K			FC6-4 1B	4 0 2 0 0 2 1													
Barry Larkin, R OBP: 0.397, SLG: 0.357 (1, 6)	F7			F9		WP 1B		K	4 0 1 0 0 1 2													
Kevin Mitchell, R OBP: 0.368, SLG: 0.500 (1, 7)		F9		K		SAFE K		FC6-4	4 0 0 0 0 2 3													
Chris Sabo, R OBP: 0.278, SLG: 0.427 (1, 5)		K		G1-3		K		G5-3	4 0 0 0 0 2 2													
Randy Milligan, R OBP: 0.381, SLG: 0.361 (1, 3)		F8			F9	F8		L6	4 0 0 0 0 0 1													
Reggie Sanders, R OBP: 0.316, SLG: 0.396 (1, 9)			K		HR 1B			G6-3	4 1 1 0 0 2 0													
Joe Oliver, R OBP: 0.316, SLG: 0.430 (1, 2)			K		HR	G4-6-3 BB			2 1 1 2 1 1 0													
Tim Pugh, R OBP: 0.091, SLG: 0.091 Kevin Wickander, L Cecil Espy, S Bill Landrum, R	F7			K		G4-6-3			2 0 0 0 0 1 0													
<b>Inning Stats</b>	R: 0 E: 0 K: 1 S: 9	H: 0 LOB: 0 BB: 0 P: 12	R: 0 E: 0 K: 1 S: 8	H: 0 LOB: 0 BB: 0 P: 13	R: 0 E: 0 K: 2 S: 13	H: 0 LOB: 0 BB: 0 P: 17	R: 1 E: 0 K: 1 S: 11	H: 2 LOB: 1 BB: 0 P: 16	R: 2 E: 0 K: 2 S: 14	H: 3 LOB: 1 BB: 0 P: 22	R: 0 E: 0 K: 2 S: 10	H: 1 LOB: 1 BB: 0 P: 14	R: 0 E: 0 K: 1 S: 8	H: 0 LOB: 0 BB: 1 P: 13	R: 0 E: 0 K: 1 S: 8	H: 1 LOB: 1 BB: 0 P: 12	R: 0 E: 0 K: 0 S: 5	H: 0 LOB: 0 BB: 0 P: 5	1B: 4 2B: 1 3B: 0 HR: 2	SF: 0 SAC: 0 DP: 1 HBP: 0	WP: 1 PB: 0 SB: 0 CS: 0	PA: 34
<b>PITCHER</b>	IP WLS BF H R ER SO BB IBB HBP BLK WP HR S P ERA WHIP												IP WLS BF H R ER SO BB IBB HBP BLK WP HR S P ERA WHIP									
Pete Harnisch, R ERA: 4.1 Xavier Hernandez, R ERA: 1.59 Doug Jones, R ERA: 2.89	(1, 1) 7.0 W 27 6 3 3 10 1 0 0 0 1 2 73 107 3.86 1.000												(8, 1) 1.0 4 1 0 0 1 0 0 0 0 0 0 8 12 0.00 1.000	(9, 1) 1.0 S 3 0 0 0 0 0 0 0 0 0 0 5 5 0.00 0.000								

livebaseballscorecards.com

AB	33
R	3
H	7
RBI	3
BB	1
SO	11
LOB	10



Batter	1	2	3	4	5	6	7	8	9
<b>Craig Biggio, R</b> OBP: 0.383, SLG: 0.446 (1, 4)									
<b>Luis Gonzalez, L</b> OBP: 0.339, SLG: 0.449 (1, 7)									
<b>5 Jeff Bagwell, R</b> OBP: 0.437, SLG: 0.628 (1, 3)									
<b>Eric Anthony, L</b> OBP: 0.392, SLG: 0.518 (1, 8)									
<b>Ken Caminiti, S</b> OBP: 0.277, SLG: 0.402 (1, 5)									
<b>Kevin Bass, S</b> OBP: 0.283, SLG: 0.302 (1, 9)									
<b>Andujar Cedeno, R</b> OBP: 0.366, SLG: 0.402 (1, 6)									
<b>Eddie Taubensee, L</b> OBP: 0.288, SLG: 0.379 (1, 2)									
<b>Pete Harnisch, S</b> OBP: 0.231, SLG: 0.250 (1, 1)									
<b>Xavier Hernandez, L</b> OBP: 0.444, SLG: 0.467 (8, PH)									
<b>Doug Jones, R</b> OBP: 0.444, SLG: 0.467 (9, 1)									

Inning Stats	R: 5	H: 5	LOB: 2	K: 1	S: 16	R: 1	H: 2	LOB: 2	K: 1	S: 13	R: 0	H: 1	LOB: 0	K: 1	S: 7	R: 0	H: 1	LOB: 1	K: 1	S: 7	R: 0	H: 0	LOB: 2	K: 0	S: 10	R: 0	H: 0	LOB: 1	K: 0	S: 8	R: 0	H: 1	LOB: 0	K: 0	S: 8	R: 0	H: 0	LOB: 0	K: 0	S: 8
--------------	------	------	--------	------	-------	------	------	--------	------	-------	------	------	--------	------	------	------	------	--------	------	------	------	------	--------	------	-------	------	------	--------	------	------	------	------	--------	------	------	------	------	--------	------	------

PITCHER	IP	WLS	BF	H	R	ER	SO	BB	IBB	HBP	BLK	WP	HR	S	P	ERA	WHIP
<b>Tim Pugh, R</b> ERA: 4.72 (1, 1)	5.0	L	28	9	6	5	4	3	0	1	0	0	0	53	89	9.00	2.400
<b>Kevin Wickander, L</b> ERA: 3.72 (8, 1)	1.0		4	0	0	0	0	1	0	1	0	1	0	8	16	0.00	1.000
<b>Bill Landrum, R</b> ERA: 1.38 (7, 1)	2.0		6	1	0	0	0	0	0	0	0	0	0	16	24	0.00	0.500

**AB R H RBI BB SO LOB**

**5 0 0 0 0 1 4**

**4 1 2 0 0 0 0**

**3 2 2 0 1 0 1**

**4 1 2 1 0 1 3**

**4 1 0 1 0 0 5**

**3 1 2 1 0 0 0**

**3 0 0 0 1 1 3**

**3 0 2 2 1 0 1**

**2 0 0 0 1 1 3**

**0 0 0 0 0 0 0**

**1 0 0 0 0 0 0**

**0 0 0 0 0 0 0**

**1B: 10 SF: 0**  
**2B: 1 SAC: 0**  
**3B: 0 DP: 2**  
**HR: 0 HBP: 2**

**WP: 1 PA: 38**  
**PB: 0**  
**SB: 1**  
**CS: 0**

**AB 32**  
**R 6**  
**H 10**  
**RBI 5**  
**BB 4**  
**SO 4**  
**LOB 20**

**Cincinnati Reds @ Houston Astros**  
Astrodome, Houston, TX  
Sun May 09 1993, 8:05 PM EDT  
Att. 15,040 - Dome

livebaseballscorecards.com

Batter	1	2	3	4	5	6	7	8	9	AB R H RBI BB SO LOB	
<b>Otis Nixon, S</b> (1, 8) OBP: 0.336, SLG: 0.260 BB F BB X	3-1 E6 1B		2-1 1B 2B 1B	2-1 G6-3		4-2 BB BB 1-2		0-2 G6-3		4 1 1 0 1 0 1	
<b>Jeff Blauser, R</b> (1, 6) OBP: 0.442, SLG: 0.473 C SAFE C SAFE C	0-3 K		3-1 1B 2B 1B	2-1 P4		4-0 BB BB 1-2 2-3		0-3 K		4 1 1 0 1 2 2	
<b>Terry Pendleton, S</b> (1, 5) OBP: 0.253, SLG: 0.271 B SAFE C X	1-1 WP 1-3 1B		0-1 2B 1-2 2-3 1B		2-2 G4-3	2-3 K		2-2 L7		5 0 2 0 0 1 3	
<b>David Justice, L</b> (1, 9) OBP: 0.310, SLG: 0.457 S C S	0-3 K 1-2		0-3 K		1-2 G4-3	2-1 G3-1		1-3 K		5 0 0 0 0 3 8	
<b>Ron Gant, R</b> (1, 7) OBP: 0.304, SLG: 0.376 B S X B X	1-2 F9		0-0 L4-6 1-3 2-H 3-H 2B		1-1 1B 1B		3-2 CS 1B			4 0 3 2 0 0 2	
<b>Sid Bream, L</b> (1, 3) OBP: 0.358, SLG: 0.436 B BB B		4-0 BLK 1B BB	4-0 IBB		1 SAFE 1 SAFE X 1-2 1B		1 SAFE 1 SAFE B S X 1-1 G6-3			2 0 1 0 2 0 1	
<b>Damon Berryhill, S</b> (1, 2) OBP: 0.310, SLG: 0.472 B S C S B X		2-3 K 1-2	1-0 L4-6		0-1 G4-3		0-3 K2-1-3			4 0 0 0 0 2 6	
<b>Mark Lemke, S</b> (1, 4) OBP: 0.397, SLG: 0.463 C B X		1-1 1B 2-H		0-0 SH3-4 1B		1-1 G4-3		0-0 F8		4 0 2 0 0 0 0	
<b>Greg Maddux, R</b> (1, 1) OBP: 0.316, SLG: 0.368 <b>Jay Howell, R</b> (8, 1) <b>Mike Stanton, L</b> (8, 1)	2-3 K		0-0 SH3-4	1-2 1B		2-1 BB BB 1B		0-1 G4-3		3 0 1 0 0 1 1 0 0 0 0 0 0 0 0 0 0 0 0 0 0	
<b>Inning Stats</b>	R: 0 H: 1 E: 1 LOB: 2 K: 2 BB: 0 S: 15 P: 20	R: 0 H: 1 E: 0 LOB: 1 K: 2 BB: 1 S: 9 P: 18	R: 2 H: 4 E: 0 LOB: 2 K: 1 BB: 1 S: 11 P: 21	R: 0 H: 1 E: 0 LOB: 1 K: 0 BB: 0 S: 6 P: 10	R: 0 H: 2 E: 0 LOB: 2 K: 0 BB: 0 S: 12 P: 16	R: 0 H: 1 E: 0 LOB: 3 K: 1 BB: 2 S: 12 P: 27	R: 0 H: 1 E: 0 LOB: 0 K: 1 BB: 0 S: 8 P: 12	R: 0 H: 0 E: 0 LOB: 0 K: 0 BB: 0 S: 6 P: 6	R: 0 H: 0 E: 0 LOB: 0 K: 2 BB: 0 S: 10 P: 13	1B: 10 SF: 0 2B: 2 SAC: 1 3B: 0 DP: 1 HR: 0 HBP: 0	WP: 1 PA: 40 PB: 0 SB: 0 CS: 1
<b>PITCHER</b> <b>Mark Portugal, R</b> (1, 1) ERA: 3.61 <b>Brian Williams, R</b> (6, 1) ERA: 3.31 <b>Xavier Hernandez, R</b> (8, 1) ERA: 1.5 <b>Doug Jones, R</b> (9, 1) ERA: 2.75	IP WLS BF H R ER SO BB IBB HBP BLK WP HR S P ERA WHIP 5.1 0 29 10 2 2 5 3 1 0 1 1 0 59 102 3.38 2.438 1.2 0 5 1 0 0 2 0 0 0 0 0 0 14 22 0.00 0.600 1.0 W 3 0 0 0 0 0 0 0 0 0 0 0 6 6 0.00 0.000 1.0 S 3 0 0 0 0 2 0 0 0 0 0 0 10 13 0.00 0.000	<b>PITCHER</b> IP WLS BF H R ER SO BB IBB HBP BLK WP HR S P ERA WHIP									

Atlanta Braves @ Houston Astros  
 Astrodome, Houston, TX  
 Mon May 10 1993, 8:05 PM EDT  
 Att. 15,599 - Dome

livebaseballscorecards.com

AB	35
R	2
H	11
RBI	2
BB	4
SO	9
LOB	24



Batter	1	2	3	4	5	6	7	8	9
<b>Craig Biggio, R</b> OBP: 0.371, SLG: 0.431 (1, 4)	1-3 K		0-0 G4-3			3-2 G6-3		1-3 K	
<b>Casey Candaele, S</b> OBP: 0.130, SLG: 0.174 (1, 8)	2-2 P7			1-3 K		1-2 F7		1-0 BB 2B	
<b>5 Jeff Bagwell, R</b> OBP: 0.432, SLG: 0.612 (1, 3)	3-3 K			2-2 F9		0-0 E5		4-0 BB 2B IBB	
<b>Eric Anthony, L</b> OBP: 0.387, SLG: 0.504 (1, 9)			3-1 G4-3		1-0 G3-1	2-0 F8		4-2 2B WP BB	
<b>Ken Caminiti, S</b> OBP: 0.276, SLG: 0.405 (1, 5)			1-3 K		1-3 K		1-0 F9	0-0 WP 2B	
<b>Luis Gonzalez, L</b> OBP: 0.328, SLG: 0.432 (1, 7)			2-1 G3		0-0 G4-3		1-3 K	2-3 K	
<b>Andujar Cedeno, R</b> OBP: 0.369, SLG: 0.415 (1, 6)			1-1 G4-3		0-0 2B		3-1 G3-1		
<b>Brian Williams, R</b> (6, 1)									
<b>Chris Donnels, L</b> OBP: 0.421, SLG: 0.438 (7, PH)									
<b>Xavier Hernandez, L</b> (8, 1)									
<b>Scott Servais, R</b> OBP: 0.400, SLG: 0.588 (9, 2)									
<b>Eddie Taubensee, L</b> OBP: 0.289, SLG: 0.391 (1, 2)			2-2 E5 SH1-4		1-1 G4-3			0-0 SH5-4 2B	
<b>Rick Parker, R</b> OBP: 0.250, SLG: 0.182 (8, PR)									
<b>Doug Jones, R</b> (9, 1)									
<b>Mark Portugal, R</b> OBP: 0.357, SLG: 0.250 (1, 1)			0-0 SH1-4			1-0 G6-3 1B		0-1 SH5-4	
<b>Jose Uribe, S</b> OBP: 0.313, SLG: 0.154 (6, 6)									

Inning Stats	R: 0	H: 0	E: 0	K: 2	S: 9	LOB: 0	BB: 0	P: 15
	R: 0	H: 0	E: 0	K: 1	S: 7 <td>LOB: 0</td> <td>BB: 0</td> <td>P: 13 </td>	LOB: 0	BB: 0	P: 13
	R: 0	H: 0	E: 1	K: 0	S: 7 <td>LOB: 1</td> <td>BB: 0</td> <td>P: 10 </td>	LOB: 1	BB: 0	P: 10
	R: 0	H: 0	E: 0	K: 1	S: 7 <td>LOB: 0</td> <td>BB: 0</td> <td>P: 11 </td>	LOB: 0	BB: 0	P: 11
	R: 0	H: 1	E: 0	K: 1	S: 7 <td>LOB: 1</td> <td>BB: 0</td> <td>P: 9 </td>	LOB: 1	BB: 0	P: 9
	R: 1	H: 1	E: 1	K: 0	S: 11 <td>LOB: 1</td> <td>BB: 0</td> <td>P: 18 </td>	LOB: 1	BB: 0	P: 18
	R: 0	H: 0	E: 0	K: 1	S: 6 <td>LOB: 0</td> <td>BB: 0</td> <td>P: 11 </td>	LOB: 0	BB: 0	P: 11
	R: 4	H: 3	E: 0	K: 2	S: 13 <td>LOB: 2</td> <td>BB: 2</td> <td>P: 25 </td>	LOB: 2	BB: 2	P: 25
	1B: 1	SF: 0	2B: 4	3B: 0	HR: 0	SAC: 2	DP: 0	HBP: 0

PITCHER	IP	WLS	BF	H	R	ER	SO	BB	IBB	HBP	BLK	WP	HR	S	P	ERA	WHIP
<b>Greg Maddux, R</b> ERA: 2.81 (1, 1)	7.0		26	3	2	1	6	0	0	0	0	0	0	55	88	1.29	0.429
<b>Jay Howell, R</b> ERA: 3.68 (8, 1)	0.2	L	4	1	0	0	1	0	1	0	0	0	0	6	12	0.00	1.500
<b>Mike Stanton, L</b> ERA: 4.61 (8, 1)	0.1		3	1	3	3	1	1	0	0	0	1	0	6	12	81.00	6.000

**BOTTOM**

**Atlanta Braves @ Houston Astros**  
Astrodome, Houston, TX

Mon May 10 1993, 8:05 PM EDT  
Att. 15,599 - Dome

AB	29
R	5
H	5
RBI	3
BB	2
SO	8
LOB	8



WP	PA	3B	DP	CS	ERA	WHIP
1	33	0	0	0		

Batter	1	2	3	4	5	6	7	8	9	AB R H RBI BB SO LOB	TOP
<b>Otis Nixon, S</b> (1, 8) <small>OBP: 0.346, SLG: 0.269</small>	0-2 		4-2 		2-2 		0-0 			3 2 2 0 1 0 0	
<b>Jeff Blauser, R</b> (1, 6) <small>OBP: 0.449, SLG: 0.496</small> <b>Rafael Belliard, R</b> (9, 6) <small>OBP: 0.286, SLG: 0.263</small>	1-1 		1-1 		2-0 		0-0 			4 1 3 1 0 0 0 0 0 0 0 0 0 0	
<b>Terry Pendleton, S</b> (1, 5) <small>OBP: 0.247, SLG: 0.263</small>	0-0 		0-1 		0-0 			1-2 		4 0 0 1 0 0 4	
<b>David Justice, L</b> (1, 9) <small>OBP: 0.302, SLG: 0.447</small>	2-2 		2-0 		1-1 			2-3 		3 0 0 1 0 1 2	
<b>Ron Gant, R</b> (1, 7) <small>OBP: 0.309, SLG: 0.400</small>		4-0 		2-3 		3-0 		2-0 		3 2 1 1 1 1 0	
<b>Sid Bream, L</b> (1, 3) <small>OBP: 0.355, SLG: 0.429</small>		0-0 		2-2 		2-2 		1-3 		4 0 1 0 0 1 1	
<b>Greg Olson, R</b> (1, 2) <small>OBP: 0.319, SLG: 0.269</small>		2-3 		1-2 		0-0 		0-3 		4 0 1 0 0 2 2	
<b>Mark Lemke, S</b> (1, 4) <small>OBP: 0.392, SLG: 0.455</small>		2-1 		1-1 		0-0 		0-0 		4 0 1 1 0 0 1	
<b>29 John Smoltz, R</b> (1, 1) <small>OBP: 0.294, SLG: 0.353</small> <b>Kent Mercker, L</b> (7, 1) <small>OBP: 0.294, SLG: 0.353</small> <b>Greg McMichael, R</b> (8, 1) <small>OBP: 0.294, SLG: 0.353</small> <b>Mike Stanton, L</b> (9, 1) <small>OBP: 0.294, SLG: 0.353</small>		1-0 		0-0 		2-1 				3 0 0 0 0 0 1 0	
<b>Inning Stats</b>	R: 0 H: 2 E: 0 LOB: 1 K: 0 BB: 0 S: 9 P: 12	R: 1 H: 1 E: 0 LOB: 1 K: 1 BB: 1 S: 8 P: 17	R: 2 H: 1 E: 0 LOB: 0 K: 1 BB: 1 S: 13 P: 22	R: 0 H: 1 E: 0 LOB: 0 K: 0 BB: 0 S: 8 P: 12	R: 1 H: 2 E: 0 LOB: 1 K: 0 BB: 0 S: 10 P: 14	R: 1 H: 2 E: 0 LOB: 0 K: 0 BB: 0 S: 6 P: 11	R: 0 H: 0 E: 0 LOB: 0 K: 0 BB: 0 S: 4 P: 6	R: 0 H: 0 E: 0 LOB: 0 K: 1 BB: 0 S: 8 P: 13	R: 0 H: 0 E: 0 LOB: 0 K: 2 BB: 0 S: 7 P: 8	1B: 6 SF: 1 2B: 2 SAC: 0 3B: 0 DP: 2 HR: 1 HBP: 0	WP: 0 PA: 35 PB: 0 SB: 2 CS: 1
<b>PITCHER</b> <b>Doug Drabek, R</b> (1, 1) <small>ERA: 2.71</small> <b>Brian Williams, R</b> (8, 1) <small>ERA: 3.12</small> <b>Xavier Hernandez, R</b> (9, 1) <small>ERA: 1.42</small>	IP WLS BF H R ER SO BB IBB HBP BLK WP HR S P ERA WHIP 7.0 L 29 9 5 5 2 2 0 0 0 0 0 1 58 94 6.43 1.571 1.0 3 0 0 0 1 0 0 0 0 0 0 0 8 13 0.00 0.000 1.0 3 0 0 0 2 0 0 0 0 0 0 0 7 8 0.00 0.000	<b>PITCHER</b> IP WLS BF H R ER SO BB IBB HBP BLK WP HR S P ERA WHIP									

Atlanta Braves @ Houston Astros  
Astrodome, Houston, TX  
Tue May 11 1993, 8:05 PM EDT  
Att. 22,890 - Dome

livebaseballscorecards.com

AB	32
R	5
H	9
RBI	5
BB	2
SO	5
LOB	11





Batter	1	2	3	4	5	6	7	8	9	AB	R	H	RBI	BB	SO	LOB
<b>Craig Biggio, R</b> OBP: 0.365, SLG: 0.417 (1, 4)	4-2 BB 1B 2B BB	0-0 P6		1-0 FC6-4 1-2f			2-2 F8	2-3 K		4	1	0	0	1	1	4
<b>Luis Gonzalez, L</b> OBP: 0.331, SLG: 0.435 (1, 7)	0-0 F8	0-1 G3-1			3-2 L8		1-0 5 1B 2B		4-2 BB	4	1	1	0	1	0	1
<b>5 Jeff Bagwell, R</b> OBP: 0.431, SLG: 0.603 (1, 3)	1 SAFE F9	2-2 G5-3			1-2 FC4-6 1B		3-0 2-H 1B		1-0 F8	5	0	2	1	0	0	2
<b>Eric Anthony, L</b> OBP: 0.380, SLG: 0.492 (1, 8)	1-0 BB 1-2 2B 1B		3-2 G6-3		1-1 FC4-6 1-2f		1-3 K		1-2 F8	5	1	1	0	0	1	3
<b>Ken Caminiti, S</b> OBP: 0.273, SLG: 0.392 (1, 5)	4-1 2B BB 1-2 2-3		0-0 P5		0-0 F8			1-2 G5-3	0-3 K	4	1	0	0	1	1	2
<b>Kevin Bass, S</b> OBP: 0.280, SLG: 0.319 (1, 9)	0-1 1B 2B 1-H 2-H 3-H		1-3 K			1-0 F9		0-1 L6		4	0	1	3	0	1	0
<b>Andujar Cedeno, R</b> OBP: 0.383, SLG: 0.417 (8, PR)	0-0 S 2-3 1B			4-0 G6-4-3 BB		1-3 K		4-0 WP BB BB		2	0	1	0	2	1	0
<b>Rick Parker, R</b> OBP: 0.250, SLG: 0.182 (9, 2)										0	0	0	0	0	0	0
<b>Scott Servais, R</b> OBP: 0.400, SLG: 0.588 (8, PH)										0	0	0	0	0	0	0
<b>Eddie Taubensee, L</b> OBP: 0.291, SLG: 0.380 (8, PH)	4-2 1B 1-2 IBB		1-1 G6-4-3 1-2f			0-0 P4		4-1 WP BB BB		2	0	0	0	1	0	1
<b>Chris James, R</b> OBP: 0.400, SLG: 0.871 (8, PR)										0	0	0	0	1	0	0
<b>Jose Uribe, S</b> OBP: 0.313, SLG: 0.154 (9, 6)										0	0	0	0	0	0	0
<b>Doug Drabek, R</b> OBP: 0.048, SLG: 0.048 (7, PH)	0-0 L9			1-1 FC6-4 1B			3-1 P2	1-3 K		2	0	1	0	0	0	3
<b>Chris Donnels, L</b> OBP: 0.400, SLG: 0.412 (8, 1)										1	0	0	0	0	0	0
<b>Brian Williams, R</b> OBP: 0.125, SLG: 0.167 (8, PH)										0	0	0	0	0	0	0
<b>Casey Candaele, S</b> OBP: 0.125, SLG: 0.167 (9, 1)										1	0	0	0	0	1	2
<b>Xavier Hernandez, L</b> (9, 1)										0	0	0	0	0	0	0

Inning Stats	R: 3	H: 3	E: 0	K: 0	S: 14	LOB: 3	BB: 3	P: 29	R: 0	H: 0	E: 0	K: 0	S: 7	LOB: 0	BB: 0	P: 10	R: 0	H: 0	E: 0	K: 1	S: 7	LOB: 1	BB: 1	P: 11	R: 0	H: 1	E: 0	K: 0	S: 5	LOB: 0	BB: 0	P: 15	R: 0	H: 0	E: 0	K: 1	S: 5	LOB: 0	BB: 0	P: 7	R: 1	H: 2	E: 0	K: 1	S: 11	LOB: 1	BB: 0	P: 21	R: 0	H: 0	E: 0	K: 2	S: 12	LOB: 3	BB: 2	P: 24	R: 0	H: 0	E: 0	K: 1	S: 10	LOB: 1	BB: 1	P: 16	1B: 5	SF: 0	2B: 2	SAC: 0	3B: 0	DP: 1	HR: 0	HBP: 0
--------------	------	------	------	------	-------	--------	-------	-------	------	------	------	------	------	--------	-------	-------	------	------	------	------	------	--------	-------	-------	------	------	------	------	------	--------	-------	-------	------	------	------	------	------	--------	-------	------	------	------	------	------	-------	--------	-------	-------	------	------	------	------	-------	--------	-------	-------	------	------	------	------	-------	--------	-------	-------	-------	-------	-------	--------	-------	-------	-------	--------

PITCHER	IP	WLS	BF	H	R	ER	SO	BB	IBB	HBP	BLK	WP	HR	S	P	ERA	WHIP
<b>29 John Smoltz, R</b> ERA: 2.89 (1, 1)	6.2		30	7	4	4	2	3	1	0	0	0	0	56	101	5.40	1.500
<b>Kent Mercker, L</b> ERA: 4.5 (7, 1)	1.0		4	0	0	0	1	1	0	0	0	0	0	8	14	0.00	1.000
<b>Greg McMichael, R</b> ERA: 3.2 (8, 1)	0.1		3	0	0	0	2	1	0	0	0	1	0	7	14	0.00	3.000
<b>Mike Stanton, L</b> ERA: 4.3 (9, 1)	1.0	S	4	0	0	0	1	1	0	0	0	0	0	10	16	0.00	1.000

**BOTTOM**

**Atlanta Braves @ Houston Astros**  
Astrodome, Houston, TX

Tue May 11 1993, 8:05 PM EDT  
Att. 22,890 - Dome

AB	34
R	4
H	7
RBI	4
BB	7
SO	6
LOB	18

livebaseballscorecards.com



WP: 1	PA: 41
PB: 0	
SB: 1	
CS: 0	

Batter	1	2	3	4	5	6	7	8	9	AB R H RBI BB SO LOB	TOP											
Otis Nixon, S OBP: 0.348, SLG: 0.274 (1, 8)	0-0 1B S		0-1 B2-3		0-0 E6		2-2 1B 1B		0-2 E3 1B	5 2 2 0 0 0 1												
Jeff Blauser, R OBP: 0.448, SLG: 0.493 Mike Stanton, L (9, 1)	2-3 K 1-2		0-1 F8		2-2 G5-3		0-1 1B 1B		2-1 1B 1-H 3-H	5 1 2 2 0 1 2 0 0 0 0 0 0 0												
Terry Pendleton, S OBP: 0.245, SLG: 0.261 (1, 5)	0-3 K			2-1 F7		0-0 G5-3		1-1 1B 1-2 3-H	3-2 P7	5 0 1 1 0 1 3												
Ron Gant, R OBP: 0.315, SLG: 0.403 (1, 7)	1-2 G4-3 2-3			1-2 BB 1B		3-2 P4		0-0 1B 1-3 2-H		4 0 2 1 0 0 1												
David Justice, L OBP: 0.301, SLG: 0.441 (1, 9)				2-0 BB 1-2 1B		1-2 E3		1-2 F9		4 0 1 0 0 0 0												
Francisco Cabrera, R OBP: 0.333, SLG: 0.483 Sid Bream, L OBP: 0.351, SLG: 0.424 (8, PH) (8, 3)				4-1 BB 1-2 2-3 BB		1-3 K		1-3 K		2 1 1 1 1 1 1 1 0 0 0 0 1 0												
Greg Olson, R OBP: 0.305, SLG: 0.256 (1, 2)				0-1 L4		3-2 G4-3		0-0 F9		4 0 0 0 0 0 4												
Mark Lemke, S OBP: 0.379, SLG: 0.437 (1, 4)				2-2 L7			1-2 G5-3		1-3 K	4 0 0 0 0 1 3												
Steve Avery, L OBP: 0.186, SLG: 0.133 Greg McMichael, R Kent Mercker, L Ryan Klesko, L Tony Tarasco, L Rafael Bellard, R OBP: 0.286, SLG: 0.263 (1, 1) (7, 1) (8, 1) (9, PH) (9, PR) (9, 6)				0-0 F9		0-3 K		0-0 F9	4-2 E 1B BB	3 0 0 0 0 0 1 0 1 0 0 0 0 1 0 0 0 0 0 0 0 0 0 0 0 0 0 0												
<b>Inning Stats</b>	R: 0 E: 0 K: 2 S: 11	H: 1 LOB: 1 BB: 0 P: 14	R: 1 E: 0 K: 0 S: 7	H: 1 LOB: 0 BB: 0 P: 12	R: 0 E: 0 K: 0 S: 5	H: 0 LOB: 0 BB: 0 P: 5	R: 0 E: 0 K: 0 S: 12	H: 2 LOB: 3 BB: 1 P: 23	R: 0 E: 1 K: 1 S: 8	H: 0 LOB: 1 BB: 0 P: 10	R: 0 E: 1 K: 1 S: 12	H: 0 LOB: 1 BB: 0 P: 20	R: 2 E: 0 K: 0 S: 12	H: 4 LOB: 2 BB: 0 P: 16	R: 0 E: 0 K: 1 S: 8	H: 0 LOB: 0 BB: 0 P: 10	R: 2 E: 1 K: 1 S: 13	H: 1 LOB: 1 BB: 1 P: 23	1B: 8 2B: 0 3B: 0 HR: 1	SF: 0 SAC: 0 DP: 0 HBP: 0	WP: 0 PB: 0 SB: 4 CS: 0	PA: 39
<b>PITCHER</b>	IP WLS BF H R ER SO BB IBB HBP BLK WP HR S P ERA WHIP	IP WLS BF H R ER SO BB IBB HBP BLK WP HR S P ERA WHIP																				
Greg Swindell, L ERA: 4.25 (1, 1)	7.0 L 31 8 3 3 4 1 0 0 0 0 1 67 100 3.86 1.286	Xavier Hernandez, R ERA: 1.71 (8, 1)	2.0 8 1 2 1 2 1 0 0 0 0 0 0 21 33 4.50 1.000																			

Atlanta Braves @ Houston Astros  
Astrodome, Houston, TX  
Wed May 12 1993, 8:05 PM EDT  
Att. 21,024 - Dome

livebaseballscorecards.com

AB	37
R	5
H	9
RBI	5
BB	2
SO	6
LOB	15



Batter	1	2	3	4	5	6	7	8	9	AB	R	H	RBI	BB	SO	LOB
<b>Craig Biggio, R</b> OBP: 0.369, SLG: 0.419 (1, 4)	2-3 		0-1 			0-0 	0-1 			4	0	2	0	0	1	1
<b>Luis Gonzalez, L</b> OBP: 0.336, SLG: 0.427 (1, 7)	4-1 		1-2 			4-2 				2	1	0	0	2	1	1
<b>5 Jeff Bagwell, R</b> OBP: 0.432, SLG: 0.600 (1, 3)	3-2 					1-0 				4	0	2	0	0	0	1
<b>Eric Anthony, L</b> OBP: 0.376, SLG: 0.484 (1, 8)	2-2 					1-3 				4	0	1	1	0	2	4
<b>Ken Caminiti, S</b> OBP: 0.265, SLG: 0.379 (1, 5)	0-2 					0-0 				4	0	0	0	0	0	5
<b>Chris James, R</b> OBP: 0.385, SLG: 0.794 (1, 9)		2-1 				0-2 				3	1	0	0	1	0	0
<b>Scott Servais, R</b> OBP: 0.364, SLG: 0.526 (1, 2)		0-0 				3-1 				4	0	0	0	0	0	1
<b>Andujar Cedeno, R</b> OBP: 0.378, SLG: 0.420 (1, 6)		2-1 				1-3 				4	0	1	1	0	1	0
<b>Greg Swindell, L</b> OBP: 0.235, SLG: 0.294 (1, 1)			0-0 			1-0 				2	0	0	0	0	0	0
<b>Kevin Bass, S</b> OBP: 0.275, SLG: 0.313 (7, PH)							2-2 			1	0	0	0	0	0	1
<b>Xavier Hernandez, L</b> (8, 1)										0	0	0	0	0	0	0

**BOTTOM**

**Atlanta Braves @ Houston Astros**  
Astrodome, Houston, TX  
Wed May 12 1993, 8:05 PM EDT  
Att. 21,024 - Dome

[livebaseballscorecards.com](http://livebaseballscorecards.com)

<b>AB</b>	<b>32</b>
<b>R</b>	<b>2</b>
<b>H</b>	<b>6</b>
<b>RBI</b>	<b>2</b>
<b>BB</b>	<b>3</b>
<b>SO</b>	<b>5</b>
<b>LOB</b>	<b>14</b>



Inning Stats		R: 1	H: 1	R: 0	H: 0	R: 0	H: 1	R: 0	H: 0	R: 0	H: 2	R: 1	H: 1	R: 0	H: 1	R: 0	H: 0	1B: 5	SF: 0	WP: 1	PA: 35
		E: 0	LOB: 1	E: 0	LOB: 0	E: 0	LOB: 0	E: 0	LOB: 0	E: 0	LOB: 3	E: 0	LOB: 1	E: 0	LOB: 1	E: 0	LOB: 0	2B: 1	SAC: 0	PB: 0	
		K: 1	BB: 1	K: 0	BB: 0	K: 0	BB: 0	K: 1	BB: 1	K: 0	BB: 1	K: 0	BB: 1	K: 1	BB: 0	K: 0	BB: 0	3B: 0	DP: 0	SB: 2	
		S: 15	P: 26	S: 5	P: 9	S: 6	P: 7	S: 6	P: 11	S: 10	P: 14	S: 9	P: 16	S: 11	P: 20	S: 10	P: 18	HR: 0	HBP: 0	CS: 1	
<b>PITCHER</b>	<b>IP</b>	<b>WLS</b>	<b>BF</b>	<b>H</b>	<b>R</b>	<b>ER</b>	<b>SO</b>	<b>BB</b>	<b>IBB</b>	<b>HBP</b>	<b>BLK</b>	<b>WP</b>	<b>HR</b>	<b>S</b>	<b>P</b>	<b>ERA</b>	<b>WHIP</b>				
<b>Steve Avery, L</b> ERA: 3.57 (1, 1)	6.1	W	26	5	2	2	4	3	0	0	0	0	0	57	96	2.84	1.263				
<b>Greg McMichael, R</b> ERA: 3.05 (7, 1)	1.0		4	1	0	0	1	0	0	0	0	0	0	10	14	0.00	1.000				
<b>Kent Mercker, L</b> ERA: 4.22 (8, 1)	0.2		2	0	0	0	0	0	0	0	0	1	0	5	11	0.00	0.000				
<b>Mike Stanton, L</b> ERA: 4.02 (9, 1)	1.0	S	3	0	0	0	0	0	0	0	0	0	0	9	13	0.00	0.000				

Batter	1	2	3	4	5	6	7	8	9	AB R H RBI BB SO LOB	TOP													
<b>Brett Butler, L</b> (1, 8) OBP: 0.401, SLG: 0.333	2-3 <b>K</b>		1-0 <b>F9</b>			1-0 <b>B1</b>		0-1 <b>G5-3</b>		4 0 0 0 0 1 2														
<b>Jody Reed, R</b> (1, 4) OBP: 0.297, SLG: 0.303	3-1 <b>P2</b>			1-0 <b>P6</b>		3-2 <b>P4</b>		2-2 <b>1B</b>		4 0 1 0 0 0 1														
<b>Mitch Webster, S</b> (1, 7) OBP: 0.333, SLG: 0.450	0-0 <b>F8</b>			4-2 <b>CS</b> <b>BB</b>			1-0 <b>G6-3</b>	2-0 <b>F9</b>		3 0 0 0 1 0 1														
<b>Tim Wallach, R</b> (1, 5) OBP: 0.265, SLG: 0.384		2-3 <b>K</b>		2-1 <b>P4</b>			0-1 <b>1B</b> <b>BB</b> <b>E</b> <b>1B</b>		1-0 <b>G5-3</b>	4 1 1 0 0 1 1														
<b>Cory Snyder, R</b> (1, 9) OBP: 0.360, SLG: 0.349		2-3 <b>K</b>			1-2 <b>G6-3</b>		4-0 <b>E</b> <b>BB</b>		2-3 <b>K</b>	3 0 0 0 1 2 0														
<b>Eric Karros, R</b> (1, 3) OBP: 0.289, SLG: 0.361		3-2 <b>F8</b>			2-2 <b>G5-3</b>		3-2 <b>P4</b>		2-2 <b>G6-3</b>	4 0 0 0 0 0 2														
<b>Carlos Hernandez, R</b> (1, 2) OBP: 0.176, SLG: 0.176			1-2 <b>G4-3</b>		2-1 <b>F7</b>		0-0 <b>E3</b> <b>1B</b>			3 0 1 0 0 0 0														
<b>Jose Offerman, S</b> (1, 6) OBP: 0.359, SLG: 0.304			3-3 <b>K</b>			0-0 <b>1B</b>	1-3 <b>K</b>			3 0 1 0 0 2 2														
<b>Tom Candiotti, R</b> (1, 1) OBP: 0.231, SLG: 0.250			1-0 <b>2B</b>			0-3 <b>K</b>		0-0 <b>G4-3</b>		1 0 1 0 0 0 0														
<b>Steve Wilson, L</b> (5, 1)										0 0 0 0 0 0 0														
<b>Ricky Tricek, R</b> (5, 1)										1 0 0 0 0 1 1														
<b>Dave Hansen, L</b> (8, PH) OBP: 0.154, SLG: 0.154										1 0 0 0 0 0 0														
<b>Omar Daal, L</b> (8, 1)										0 0 0 0 0 0 0														
<b>Inning Stats</b>	R: 0 E: 0 K: 1 S: 6	H: 0 LOB: 0 BB: 0 P: 11	R: 0 E: 0 K: 2 S: 11	H: 0 LOB: 0 BB: 0 P: 18	R: 0 E: 0 K: 1 S: 9	H: 1 LOB: 1 BB: 0 P: 15	R: 0 E: 0 K: 0 S: 5	H: 0 LOB: 0 BB: 1 P: 12	R: 0 E: 0 K: 0 S: 10	H: 0 LOB: 0 BB: 0 P: 15	R: 0 E: 0 K: 1 S: 8	H: 1 LOB: 1 BB: 0 P: 12	R: 1 E: 1 K: 1 S: 11	H: 2 LOB: 2 BB: 1 P: 20	R: 0 E: 0 K: 0 S: 8	H: 1 LOB: 1 BB: 0 P: 12	R: 0 E: 0 K: 1 S: 7	H: 0 LOB: 0 BB: 0 P: 12	1B: 4 2B: 1 3B: 0 HR: 0	SF: 0 SAC: 0 DP: 0 HBP: 0	WP: 0 PB: 0 SB: 0 CS: 1	PA: 33		
<b>PITCHER</b>	IP	WLS	BF	H	R	ER	SO	BB	IBB	HBP	BLK	WP	HR	S	P	ERA	WHIP							
<b>Pete Harnisch, R</b> (1, 1) ERA: 3.44	8.0	W	30	5	1	0	6	2	0	0	0	0	0	68	115	0.00	0.875							
<b>Tom Edens, R</b> (9, 1) ERA: 2.7	1.0		3	0	0	0	1	0	0	0	0	0	0	7	12	0.00	0.000							

**Los Angeles Dodgers @ Houston Astros**  
 Astrodome, Houston, TX  
 Fri May 14 1993, 8:05 PM EDT  
 Att. 34,445 - Dome

<b>AB</b>	<b>31</b>
<b>R</b>	<b>1</b>
<b>H</b>	<b>5</b>
<b>RBI</b>	<b>0</b>
<b>BB</b>	<b>2</b>
<b>SO</b>	<b>7</b>
<b>LOB</b>	<b>10</b>



WP: 0	PA: 33
PB: 0	
SB: 0	
CS: 1	

1B: 4	SF: 0
2B: 1	SAC: 0
3B: 0	DP: 0
HR: 0	HBP: 0

BOTTOM

Los Angeles Dodgers @ Houston Astros  
Astrodome, Houston, TX  
Fri May 14 1993, 8:05 PM EDT  
Att. 34,445 - Dome

livebaseballscorecards.com

AB	35
R	9
H	13
RBI	8
BB	3
SO	5
LOB	8



WP:	0	PA:	38
PB:	0		
SB:	1		
CS:	0		

AB	R	H	RBI	BB	SO	LOB
5	1	1	0	0	0	1
5	1	2	1	0	0	1
3	1	2	2	1	0	0
4	1	2	0	0	0	2
4	1	1	3	0	2	2
3	1	0	0	1	1	0
4	1	3	2	0	1	0
4	1	1	0	0	1	2
3	1	1	0	0	0	0
0	0	0	0	1	0	0
0	0	0	0	0	0	0
1B:	11	SF:	0			
2B:	1	SAC:	0			
3B:	0	DP:	2			
HR:	1	HBP:	0			

Batter	1	2	3	4	5	6	7	8	9
<b>Craig Biggio, R</b> OBP: 0.363, SLG: 0.411 (1, 4)	0-1 L5		2-2 G4-3		2-1 5 1B 1B	2-1 P3		2-1 F9	
<b>Steve Finley, L</b> OBP: 0.321, SLG: 0.294 (1, 8)	2-0 F8		3-2 5 1B 1B		0-2 1B 5 1B 2B 1B	3-2 G4-3		1-1 P5	
<b>5 Jeff Bagwell, R</b> OBP: 0.441, SLG: 0.602 (1, 3)	4-2 1B BB		1-0 1B		3-1 1B 2B 1B		0-1 P3		
<b>Eric Anthony, L</b> OBP: 0.380, SLG: 0.484 (1, 9)	1-1 1B		3-2 F8		0-1 2B 1B	1-1 G4-3			
<b>Ken Caminiti, S</b> OBP: 0.265, SLG: 0.383 (1, 5)	0-3 K			1-1 G3-1	0-1 S E 2B		2-3 K		
<b>Luis Gonzalez, L</b> OBP: 0.333, SLG: 0.417 (1, 7)		1-1 G3-1		1-1 G3	3-3 K		4-1 HR BB		
<b>Scott Servais, R</b> OBP: 0.396, SLG: 0.619 (1, 2)		0-2 G5-4-3 1B		2-3 K	1-0 G4-3 1B		0-1 1-H HR		
<b>Andujar Cedeno, R</b> OBP: 0.374, SLG: 0.413 (1, 6)		0-0 G5-4-3			1-2 1B		3-3 K		
<b>Pete Harnisch, S</b> OBP: 0.250, SLG: 0.267 (1, 1)			0-1 F7		0-1 1B 5 1B 1B	2-2 G6-3		4-2 BB	
<b>Rick Parker, R</b> OBP: 0.308, SLG: 0.182 (8, PH)									
<b>Tom Edens, R</b> (9, 1)									

Inning Stats	R: 0	H: 1	R: 0	H: 1	R: 0	H: 2	R: 0	H: 0	R: 7	H: 8	R: 0	H: 0	R: 0	H: 1
	E: 0	LOB: 2	E: 0	LOB: 0	E: 0	LOB: 2	E: 0	LOB: 0	E: 1	LOB: 0	E: 0	LOB: 0	E: 0	LOB: 1
	K: 1	BB: 1	K: 0	BB: 0	K: 1	BB: 0	K: 1	BB: 0	K: 1	BB: 0	K: 1	BB: 0	K: 1	BB: 2
	S: 10	P: 17	S: 6	P: 7	S: 12	P: 21	S: 8	P: 12	S: 21	P: 32	S: 8	P: 15	S: 11	P: 26

PITCHER	IP	WLS	BF	H	R	ER	SO	BB	IBB	HBP	BLK	WP	HR	S	P	ERA	WHIP
<b>Tom Candiotti, R</b> ERA: 4.93 (1, 1)	4.0	L	21	9	5	5	2	1	0	0	0	0	0	46	73	11.25	2.500
<b>Steve Wilson, L</b> ERA: 4.09 (5, 1)	0.1		4	3	2	2	1	0	0	0	0	0	0	9	13	54.00	9.000
<b>Ricky Tricek, R</b> ERA: 3.1 (5, 1)	2.2		7	0	0	0	1	0	0	0	0	0	0	21	32	0.00	0.000
<b>Omar Daal, L</b> ERA: 4.5 (8, 1)	1.0		6	1	2	2	1	2	0	0	0	0	1	12	26	18.00	3.000





Batter	1	2	3	4	5	6	7	8	9	AB R H RBI BB SO LOB	TOP											
<b>Brett Butler, L</b> (1, 8) OBP: 0.391, SLG: 0.326	0-1 G4-3		1-2 L5		1-1 P6		1-2 1B		0-1 B1-3	5 0 1 0 0 0 0												
<b>Jose Offerman, S</b> (1, 6) OBP: 0.355, SLG: 0.311	0-1 G4-3		0-0 2B			0-0 G4-3	1-3 1-2			4 0 1 0 0 1 1												
<b>Eric Davis, R</b> (1, 7) OBP: 0.300, SLG: 0.254	1-3 1B		2-1 G5-3			4-2 1B BB		2-3 K		3 1 0 0 1 2 1												
<b>Tim Wallach, R</b> (1, 5) OBP: 0.250, SLG: 0.361		1-3 K		0-0 G5-3		1 SAFE 0-3 K		1-3 K		4 0 0 0 0 3 1												
<b>Mike Piazza, R</b> (1, 2) OBP: 0.383, SLG: 0.529 <b>Mike Sharperson, R</b> (8, PR) OBP: 0.284, SLG: 0.214 <b>Carlos Hernandez, R</b> (8, 2) OBP: 0.176, SLG: 0.176		1-0 1B		3-2 1B		2-1 2B 1B		0-2 1B		4 1 4 1 0 0 0 0 0 0 0 0 0 0 0 0 0 0 0 0 0												
<b>Cory Snyder, R</b> (1, 9) OBP: 0.379, SLG: 0.380		1-0 1B		0-1 F8		2-1 2B		4-1 BB		3 0 2 1 1 0 1												
<b>Eric Karros, R</b> (1, 3) OBP: 0.280, SLG: 0.343		2-3 K		1-0 P3		0-1 F7		2-1 P5		4 0 0 0 0 1 6												
<b>Jody Reed, R</b> (1, 4) OBP: 0.287, SLG: 0.286		1-1 FC5-4		2-1 G5-3		1-1 F9		1-1 L9		4 0 0 0 0 0 2												
<b>Pedro Astacio, R</b> (1, 1) OBP: 0.077, SLG: 0.077 <b>Lenny Harris, L</b> (7, PH) OBP: 0.250, SLG: 0.269 <b>Pedro Martinez, R</b> (7, 1) <b>Mitch Webster, S</b> (9, PH) OBP: 0.300, SLG: 0.400			0-2 G5-3		0-3 K		3-3 K		0-0 P6	2 0 0 0 0 1 0 1 0 0 0 0 1 0 0 0 0 0 0 0 0 1 0 0 0 0 0 0												
<b>Inning Stats</b>	R: 0 E: 0 K: 1 S: 7	H: 0 LOB: 0 BB: 0 P: 8	R: 0 E: 0 K: 2 S: 12	H: 2 LOB: 2 BB: 0 P: 18	R: 0 E: 0 K: 0 S: 9	H: 1 LOB: 1 BB: 0 P: 12	R: 0 E: 0 K: 0 S: 10	H: 1 LOB: 1 BB: 0 P: 14	R: 0 E: 0 K: 1 S: 7	H: 0 LOB: 0 BB: 0 P: 10	R: 2 E: 0 K: 1 S: 13	H: 2 LOB: 1 BB: 1 P: 21	R: 0 E: 0 K: 2 S: 12	H: 1 LOB: 1 BB: 0 P: 18	R: 0 E: 0 K: 2 S: 12	H: 1 LOB: 2 BB: 1 P: 21	R: 0 E: 0 K: 0 S: 5	H: 0 LOB: 0 BB: 0 P: 6	1B: 6 2B: 2 3B: 0 HR: 0	SF: 0 SAC: 0 DP: 0 HBP: 0	WP: 0 PB: 0 SB: 2 CS: 0	PA: 37
<b>PITCHER</b>	IP WLS BF H R ER SO BB IBB HBP BLK WP HR S P ERA WHIP																					
<b>Doug Drabek, R</b> (1, 1) ERA: 2.67	7.2 W 33 8 2 2 9 2 0 0 0 0 0 80 118 2.35 1.304																					
<b>Xavier Hernandez, R</b> (8, 1) ERA: 1.64	0.1 1 0 0 0 0 0 0 0 0 0 0 2 4 0.00 0.000																					
<b>Doug Jones, R</b> (9, 1) ERA: 2.49	1.0 S 3 0 0 0 0 0 0 0 0 0 0 5 6 0.00 0.000																					

**Los Angeles Dodgers @ Houston Astros**  
 Astrodome, Houston, TX  
 Sun May 16 1993, 4:33 AM EDT  
 Att. 33,940 - Dome

[livebaseballscorecards.com](http://livebaseballscorecards.com)

<b>AB</b>	<b>35</b>
<b>R</b>	<b>2</b>
<b>H</b>	<b>8</b>
<b>RBI</b>	<b>2</b>
<b>BB</b>	<b>2</b>
<b>SO</b>	<b>9</b>
<b>LOB</b>	<b>12</b>





Batter	1	2	3	4	5	6	7	8	9	AB	R	H	RBI	BB	SO	LOB	
<b>Craig Biggio, R</b> OBP: 0.355, SLG: 0.442 (1, 4)	0-0 HR		1-3 K		1-0 G4-3		1-0 F9			4	1	1	1	0	1	1	
<b>Steve Finley, L</b> OBP: 0.314, SLG: 0.270 (1, 8)	3-1 G4-3		2-1 F8			0-1 P4		1-0 HBP		3	0	0	0	0	0	0	
<b>5 Jeff Bagwell, R</b> OBP: 0.438, SLG: 0.588 (1, 3)	1-2 1B		0-0 G5-3			1-2 FC6-4 1B		1 SAFE 1 SAFE 1 SAFE 1 SAFE 1 SAFE 1 S	2-3 K	4	0	2	0	0	1	1	
<b>Eric Anthony, L</b> OBP: 0.366, SLG: 0.463 (1, 9)	1-0 F9			3-1 CS 1B		1-0 FC6-4 1B		1 SAFE 1 SAFE 1 SAFE 1 S	3-2 F9	4	0	1	0	0	0	3	
<b>Ken Caminiti, S</b> OBP: 0.271, SLG: 0.390 (1, 5)	1-0 G4-3			2-3 K		0-0 1B		1 SAFE 1 SAFE 1 SAFE 1 S	2-2 G3-1	4	0	1	0	0	1	3	
<b>Luis Gonzalez, L</b> OBP: 0.331, SLG: 0.421 (1, 7)		1-0 G3-1		0-3 K		3-3 K				3	0	0	0	0	2	2	
<b>Andujar Cedeno, R</b> OBP: 0.393, SLG: 0.468 (1, 6)		2-2 1B			1-1 1B 2B		2-1 G4-3			3	1	2	0	0	0	0	
<b>Eddie Taubensee, L</b> OBP: 0.291, SLG: 0.364 (1, 2)		0-0 F8			1-1 F7		0-0 P6			3	0	0	0	0	0	2	
<b>Doug Drabek, R</b> OBP: 0.125, SLG: 0.250 (1, 1)		1-1 F7			2-1 G4-3 1B		3-2 HR			3	1	2	2	0	0	1	
<b>Xavier Hernandez, L</b> (8, 1)										0	0	0	0	0	0	0	
<b>Doug Jones, R</b> (9, 1)										0	0	0	0	0	0	0	
<b>Inning Stats</b>	R: 1 E: 0 K: 0 S: 8	H: 2 LOB: 1 BB: 0 P: 14	R: 0 E: 0 K: 0 S: 9	H: 1 LOB: 1 BB: 0 P: 13	R: 0 E: 0 K: 1 S: 7	H: 1 LOB: 0 BB: 0 P: 10	R: 0 E: 0 K: 2 S: 8	H: 1 LOB: 0 BB: 0 P: 13	R: 1 E: 0 K: 1 S: 12	H: 2 LOB: 2 BB: 0 P: 17	R: 1 E: 0 K: 0 S: 7	H: 1 LOB: 0 BB: 0 P: 13	R: 0 E: 0 K: 1 S: 9	H: 0 LOB: 1 BB: 0 P: 17	1B: 6 2B: 1 3B: 0 HR: 2	SF: 0 SAC: 0 DP: 1 HBP: 1	
<b>PITCHER</b> <b>Pedro Astacio, R</b> ERA: 4.35 (1, 1)	IP: 6.0	WLS: 24	BF: 8	H: 8	R: 2	ER: 2	SO: 4	BB: 0	IBB: 0	HBP: 0	BLK: 0	WP: 0	HR: 1	S: 51	P: 79	ERA: 3.00	WHIP: 1.333
<b>Pedro Martinez, R</b> ERA: 2.42 (7, 1)	IP: 2.0	WLS: 8	BF: 1	H: 1	R: 1	ER: 1	SO: 1	BB: 0	IBB: 0	HBP: 1	BLK: 0	WP: 0	HR: 1	S: 16	P: 30	ERA: 4.50	WHIP: 0.500

**BOTTOM**

**Los Angeles Dodgers @ Houston Astros**  
Astrodome, Houston, TX  
Sun May 16 1993, 4:33 AM EDT  
Att. 33,940 - Dome

[livebaseballscorecards.com](http://livebaseballscorecards.com)

<b>AB</b>	<b>31</b>
<b>R</b>	<b>3</b>
<b>H</b>	<b>9</b>
<b>RBI</b>	<b>3</b>
<b>BB</b>	<b>0</b>
<b>SO</b>	<b>5</b>
<b>LOB</b>	<b>13</b>



WP: 0	PA: 32
PB: 0	
SB: 0	
CS: 1	

Batter	1	2	3	4	5	6	7	8	9	10	AB	R	H	RBI	BB	SO	LOB
--------	---	---	---	---	---	---	---	---	---	----	----	---	---	-----	----	----	-----

**TOP**

<b>Craig Biggio, R</b> OBP: 0.360, SLG: 0.441 (1, 4)	0-1 <b>L7</b>	0-0 <b>G4-6-3</b> 1-2f			1 SAFE 1 SAFE 1-2 <b>SH1-3</b> <b>1B</b>		1 SAFE 1 SAFE 1-2 <b>5 HR</b> <b>FC3-5</b> <b>1B</b>	4-0 <b>IBB</b>		1-1 <b>F7</b>	5	2	2	0	1	0	2
<b>Steve Finley, L</b> OBP: 0.300, SLG: 0.256 (1, 8)	2-2 <b>P5</b>		1-0 <b>G4-3</b>		0-1 <b>SH1-3</b> 1-2 2-3		1-1 <b>FC3-5</b> <b>5 HR</b>	0-1 <b>F9</b>			4	1	0	0	0	0	4
<b>5 Jeff Bagwell, R</b> OBP: 0.436, SLG: 0.603 (1, 3)	2-2 <b>FC4-6</b> <b>1B</b>		3-3 <b>K</b>		2-3 <b>K</b>		0-2 <b>HR</b> 1-H 2-H		0-2 <b>F9</b>		5	1	2	3	0	2	2
<b>Eric Anthony, L</b> OBP: 0.380, SLG: 0.471 (1, 9)	2-2 <b>FC4-6</b> 1-2f		4-2 <b>BB</b>		3-2 <b>1B</b> 2-H 3-H		3-1 <b>1B</b>		3-2 <b>G6-3</b> <b>1B</b>		4	0	3	2	1	0	1
<b>Ken Caminiti, S</b> OBP: 0.268, SLG: 0.404 (1, 5)		1-0 <b>HR</b>	2-3 <b>K</b>		3-1 <b>P3</b>		3-2 <b>K</b>		3-2 <b>G6-3</b> 1-2		5	1	1	1	0	2	4
<b>Chris James, R</b> OBP: 0.381, SLG: 0.750 <b>Kevin Bass, S</b> OBP: 0.288, SLG: 0.306 <b>Brian Williams, R</b> OBP: 0.313, SLG: 0.154 <b>Xavier Hernandez, L</b> OBP: 0.338, SLG: 0.421 <b>Luis Gonzalez, L</b> OBP: 0.338, SLG: 0.421 <b>Doug Jones, R</b> OBP: 0.338, SLG: 0.421		4-2 <b>G5-4-3</b> <b>1B</b> <b>BB</b>		0-1 <b>F9</b>		1-0 <b>G6-3</b>	1-1 <b>F8</b>		4-0 <b>IBB</b>		2	1	0	0	1	0	0
<b>Scott Servais, R</b> OBP: 0.385, SLG: 0.587 <b>Jose Uribe, S</b> OBP: 0.313, SLG: 0.154 <b>Eddie Taubensee, L</b> OBP: 0.287, SLG: 0.359		0-0 <b>G5-4-3</b> 1-2		2-3 <b>K</b>		0-0 <b>G5-3</b>		0-0 <b>SH1-4</b> <b>1B</b>		3-3 <b>K</b>	4	0	1	0	0	1	1
<b>Andujar Cedeno, R</b> OBP: 0.389, SLG: 0.456 (1, 6)		1-0 <b>1B</b> <b>HBP</b>		3-3 <b>K</b>		2-3 <b>K</b>		1 SAFE 1 SAFE 0-0 <b>SH1-4</b>		1-2 <b>G6-3</b>	3	0	0	0	0	2	0
<b>Greg Swindell, L</b> OBP: 0.278, SLG: 0.333 <b>Rick Parker, R</b> OBP: 0.286, SLG: 0.167 <b>Mark Grant, R</b> OBP: 0.143, SLG: 0.148 <b>Casey Candaele, S</b> OBP: 0.143, SLG: 0.148		0-0 <b>G4-6-3</b> <b>1B</b> 1-2 2-H			0-1 <b>E6</b> <b>SH1-3</b> <b>1B</b> <b>1B</b>		4-1 <b>FC3-5</b> <b>1B</b> <b>BB</b>		1-1 <b>G5-3</b>	1-1 <b>G1-4-3</b>	1	0	1	1	0	0	0

**Houston Astros @ San Francisco Giants**  
Candlestick Park, San Francisco, CA  
Mon May 17 1993, 6:33 AM EDT  
Att: 17,618 - Sunny - 66 F

AB	38
R	7
H	10
RBI	7
BB	5
SO	8
LOB	19



Inning Stats		R: 0	H: 1	E: 0	LOB: 1	K: 0	BB: 0	S: 13	P: 19									
PITCHER		IP	WLS	BF	H	R	ER	SO	BB	IBB	HBP	BLK	WP	HR	S	P	ERA	WHIP
<b>Bud Black, L</b> ERA: 3.41		6.0		27	5	5	3	6	3	0	1	0	0	1	70	112	4.50	1.333
<b>Michael Jackson, R</b> ERA: 2.01		0.2		5	3	2	2	1	0	0	0	0	0	1	14	21	27.00	4.500
<b>Bryan Hickerson, L</b> ERA: 6.27		1.1		6	1	0	0	0	0	1	0	0	0	8	14	0.00	0.750	
<b>Rod Beck, R</b> ERA: 1.71		1.0		5	1	0	0	1	0	1	0	0	0	18	31	0.00	1.000	
<b>Dave Burba, R</b> ERA: 5.54		1.0	W	3	0	0	0	0	0	0	0	0	0	7	10	0.00	0.000	

WP: 0	PA: 46
PB: 0	
SB: 0	
CS: 0	

Batter	1	2	3	4	5	6	7	8	9	10	AB	R	H	RBI	BB	SO	LOB	BOTTOM										
<b>Darren Lewis, R</b> OBP: 0.326, SLG: 0.435 (1, 8)	L4		FC6-4 2B G4-3 1-2f			B1-3		FC5-4 1-2f				6	1	2	2	0	0	2	<b>Houston Astros @ San Francisco Giants</b> Candlestick Park, San Francisco, CA Mon May 17 1993, 6:33 AM EDT Att: 17,618 - Sunny - 66 F <a href="http://livebaseballscorecards.com">livebaseballscorecards.com</a>									
<b>Robby Thompson, R</b> OBP: 0.314, SLG: 0.355 (1, 4)			G4-3 HR 1-3	L5 3-2			G6-3			SF8 0-0 3-H	4	1	1	1	1	1	1											
<b>Will Clark, L</b> OBP: 0.323, SLG: 0.296 (1, 3)			G4-3 2-3 3-H		F7 0-0		HR BB 4-1	G3-1 0-2			4	1	1	1	1	0	3											
<b>Matt Williams, R</b> OBP: 0.368, SLG: 0.634 (1, 5)	F8 0-0		HR 3-H 1-1		G6-3 1-0		P2 3-2		G6-3 1-1		5	1	1	2	0	0	2											
<b>Barry Bonds, L</b> OBP: 0.545, SLG: 0.813 (1, 7)		K 3-3	CS BB 4-2		FC5 1B 2-1		HR 1-H 1-1		1B 1-2		4	1	3	2	1	1	0											
<b>Mark Carreon, R</b> OBP: 0.490, SLG: 0.651 (1, 9) <b>Rod Beck, R</b> (9, 1) <b>Jeff Reed, L</b> OBP: 0.346, SLG: 0.386 (9, PH) <b>Dave Burba, R</b> OBP: 0.333, SLG: 0.500 (10, 1)		K 1-2	CS 1-1	SH3-4 1B 2-2	1B 1-2		1B 1-2		F8 0-2		4	1	3	0	0	1	0											
<b>Royce Clayton, R</b> OBP: 0.318, SLG: 0.359 (1, 6)		BLK S 1B 1-1		SH3-4 3B 1B 1-2	FC5 2-3f 0-1		F8 1-2		L9 0-0		5	1	2	0	0	0	4											
<b>Kirt Manwaring, R</b> OBP: 0.354, SLG: 0.379 (1, 2)		K 1-3		F9 0-0		G3 0-0		F7 0-0		1B SH1-4 SF8 1B 0-1	5	1	1	0	0	1	3											
<b>Bud Black, L</b> OBP: 0.231, SLG: 0.231 (1, 1) <b>Michael Jackson, R</b> (7, 1) <b>Bryan Hickerson, L</b> (7, 1) <b>Willie McGee, S</b> OBP: 0.327, SLG: 0.327 (8, PH) (9, 9)			FC6-4 1B 1-1	SH3-4 0-1		F8 1-0		FC5-4 BB 4-2		SH1-4 1-2	2	0	1	0	0	0	0											
<b>Inning Stats</b>	R: 0 E: 0 K: 1 S: 10	H: 1 LOB: 1 BB: 0 P: 15	R: 0 E: 0 K: 3 S: 14	H: 1 LOB: 0 BB: 0 P: 19	R: 3 E: 0 K: 0 S: 13	H: 3 LOB: 1 BB: 0 P: 21	R: 2 E: 0 K: 0 S: 18	H: 3 LOB: 0 BB: 0 P: 26	R: 0 E: 0 K: 0 S: 8	H: 2 LOB: 2 BB: 0 P: 13	R: 0 E: 0 K: 0 S: 4	H: 0 LOB: 0 BB: 0 P: 5	R: 2 E: 0 K: 0 S: 15	H: 2 LOB: 1 BB: 1 P: 24	R: 0 E: 1 K: 0 S: 8	H: 0 LOB: 2 BB: 2 P: 17	R: 0 E: 0 K: 0 S: 10	H: 1 LOB: 1 BB: 0 P: 12		R: 1 E: 0 K: 0 S: 6	H: 2 LOB: 1 BB: 0 P: 6	1B: 11 2B: 1 3B: 1 HR: 2	SF: 1 SAC: 2 DP: 0 HBP: 0	WP: 0 PB: 0 SB: 1 CS: 1	PA: 48			
<b>PITCHER</b>	IP WLS BF H R ER SO BB IBB HBP BLK WP HR S P ERA WHIP	IP WLS BF H R ER SO BB IBB HBP BLK WP HR S P ERA WHIP	IP WLS BF H R ER SO BB IBB HBP BLK WP HR S P ERA WHIP	IP WLS BF H R ER SO BB IBB HBP BLK WP HR S P ERA WHIP	IP WLS BF H R ER SO BB IBB HBP BLK WP HR S P ERA WHIP	IP WLS BF H R ER SO BB IBB HBP BLK WP HR S P ERA WHIP	IP WLS BF H R ER SO BB IBB HBP BLK WP HR S P ERA WHIP	IP WLS BF H R ER SO BB IBB HBP BLK WP HR S P ERA WHIP	IP WLS BF H R ER SO BB IBB HBP BLK WP HR S P ERA WHIP	IP WLS BF H R ER SO BB IBB HBP BLK WP HR S P ERA WHIP	IP WLS BF H R ER SO BB IBB HBP BLK WP HR S P ERA WHIP	IP WLS BF H R ER SO BB IBB HBP BLK WP HR S P ERA WHIP	IP WLS BF H R ER SO BB IBB HBP BLK WP HR S P ERA WHIP	IP WLS BF H R ER SO BB IBB HBP BLK WP HR S P ERA WHIP	IP WLS BF H R ER SO BB IBB HBP BLK WP HR S P ERA WHIP	IP WLS BF H R ER SO BB IBB HBP BLK WP HR S P ERA WHIP	IP WLS BF H R ER SO BB IBB HBP BLK WP HR S P ERA WHIP	IP WLS BF H R ER SO BB IBB HBP BLK WP HR S P ERA WHIP	IP WLS BF H R ER SO BB IBB HBP BLK WP HR S P ERA WHIP	IP WLS BF H R ER SO BB IBB HBP BLK WP HR S P ERA WHIP	IP WLS BF H R ER SO BB IBB HBP BLK WP HR S P ERA WHIP	IP WLS BF H R ER SO BB IBB HBP BLK WP HR S P ERA WHIP	IP WLS BF H R ER SO BB IBB HBP BLK WP HR S P ERA WHIP	IP WLS BF H R ER SO BB IBB HBP BLK WP HR S P ERA WHIP	IP WLS BF H R ER SO BB IBB HBP BLK WP HR S P ERA WHIP	IP WLS BF H R ER SO BB IBB HBP BLK WP HR S P ERA WHIP	IP WLS BF H R ER SO BB IBB HBP BLK WP HR S P ERA WHIP	IP WLS BF H R ER SO BB IBB HBP BLK WP HR S P ERA WHIP



Batter	1	2	3	4	5	6	7	8	9	AB R H RBI BB SO LOB	TOP											
<b>Craig Biggio, R</b> (1, 4) OBP: 0.352, SLG: 0.429	1-2 F9		0-0 G5-3			1-1 P5	1-1 F8			4 0 0 0 0 0 2	<b>Houston Astros @ San Francisco Giants</b> Candlestick Park, San Francisco, CA Tue May 18 1993, 10:05 PM EDT Att. 19,798 - Unknown - 64 F											
<b>Steve Finley, L</b> (1, 8) OBP: 0.298, SLG: 0.247	4-2 5 1B 1B BB		2-2 G1-3			2-2 P4		1-2 G3		3 1 0 0 1 0 0												
<b>5 Jeff Bagwell, R</b> (1, 3) OBP: 0.444, SLG: 0.607	2-0 1B 1-2 1B			0-1 1B		0-0 1B		1-3 K		4 0 3 0 0 1 0												
<b>Eric Anthony, L</b> (1, 9) OBP: 0.377, SLG: 0.465	0-1 1B 1-3 2-H 1B			1-1 P5		1-1 G4-3		0-0 G4-3		4 0 1 1 0 0 2												
<b>Ken Caminiti, S</b> (1, 5) OBP: 0.268, SLG: 0.400	2-1 G1-6-3 1-2f			0-0 F7		1-1 1B 1B		2-2 P5		4 1 1 0 0 0 3												
<b>Luis Gonzalez, L</b> (1, 7) OBP: 0.333, SLG: 0.415		2-2 F9		0-1 F7		1-0 1B 1-2 1B		0-3 K		4 0 1 0 0 1 1												
<b>Andujar Cedeno, R</b> (1, 6) OBP: 0.377, SLG: 0.441		0-1 G5-3		1-0 G5-3		1-3 K		2-3 K		4 0 0 0 0 2 2												
<b>Eddie Taubensee, L</b> (1, 2) OBP: 0.278, SLG: 0.346		0-0 L7		2-3 K		2-3 K				3 0 0 0 0 2 2												
<b>Darryl Kile, R</b> (1, 1)			1-2 P2		0-1 P2		1-0 1B			2 0 0 0 0 0 0												
<b>Tom Edens, R</b> (5, 1)										0 0 0 0 0 0 0												
<b>Kevin Bass, S</b> (7, PH) OBP: 0.283, SLG: 0.320										1 0 1 1 0 0 0												
<b>Mark Grant, R</b> (7, 1)										0 0 0 0 0 0 0												
<b>Inning Stats</b>	R: 1 E: 0 K: 0 S: 11	H: 2 LOB: 1 BB: 1 P: 20	R: 0 E: 0 K: 0 S: 12	H: 0 LOB: 0 BB: 0 P: 14	R: 0 E: 0 K: 0 S: 9	H: 0 LOB: 0 BB: 0 P: 12	R: 0 E: 0 K: 0 S: 7	H: 1 LOB: 1 BB: 0 P: 8	R: 0 E: 0 K: 1 S: 7	H: 0 LOB: 0 BB: 0 P: 10	R: 0 E: 0 K: 0 S: 8	H: 1 LOB: 1 BB: 0 P: 12	R: 1 E: 0 K: 2 S: 12	H: 3 LOB: 2 BB: 0 P: 19	R: 0 E: 0 K: 1 S: 7	H: 0 LOB: 0 BB: 0 P: 9	R: 0 E: 0 K: 2 S: 9	H: 0 LOB: 0 BB: 0 P: 13	1B: 7 2B: 0 3B: 0 HR: 0	SF: 0 SAC: 0 DP: 1 HBP: 0	WP: 0 PB: 0 SB: 0 CS: 0	PA: 34
<b>PITCHER</b> <b>John Burkett, R</b> (1, 1) ERA: 2.69	IP: 9.0 WLS: W BF: 34 H: 7 R: 2 ER: 2 SO: 6 BB: 1 IBB: 0 HBP: 0 BLK: 0 WP: 0 HR: 0 S: 82 P: 117 ERA: 2.00 WHIP: 0.889											<b>PITCHER</b>	IP: 9.0 WLS: W BF: 34 H: 7 R: 2 ER: 2 SO: 6 BB: 1 IBB: 0 HBP: 0 BLK: 0 WP: 0 HR: 0 S: 82 P: 117 ERA: 2.00 WHIP: 0.889									

livebaseballscorecards.com

AB	33
R	2
H	7
RBI	2
BB	1
SO	6
LOB	12



Batter	1	2	3	4	5	6	7	8	9
<b>Darren Lewis, R</b> OBP: 0.314, SLG: 0.419 (1, 8)	2-3 K	3-2 P3			2-2 P4	1-2 F7		2-1 B1-3	
<b>Robby Thompson, R</b> OBP: 0.317, SLG: 0.352 (1, 4)	2-2 G4-3		2-1 G6-3		2-0 2B 1-2 2B HBP	1-1 2-H 1B		2-2 F7	
<b>Will Clark, L</b> OBP: 0.327, SLG: 0.308 (1, 3)	1-2 HBP 1B		1-0 G4-3		1-2 2B 1-3 2-H		0-1 G1-3		
<b>Matt Williams, R</b> OBP: 0.371, SLG: 0.634 (1, 5)	3-2 SAFE 1-2 HBP		1-2 G1-4-3		1-2 BB 1B 2B 2-H 3-H		1-0 P3		
<b>Barry Bonds, L</b> OBP: 0.544, SLG: 0.802 (1, 7)	0-0 F8			3-1 P5	4-0 1B BB 1B IBB		1-1 1B E 1B		
<b>Willie McGee, S</b> OBP: 0.344, SLG: 0.336 (1, 9)		3-1 1B G6-3 1B		4-1 CS BB	4-0 1B BB		2-2 SAFE SAFE 1-3 1B		
<b>Royce Clayton, R</b> OBP: 0.329, SLG: 0.366 (1, 6)		0-0 SAFE G6-3 1-3 1B		3-1 G6-3 1-2	0-0 1B 1-3 2-H 3-H		4-0 SAFE FC6-4 BB		
<b>Kirt Manwaring, R</b> OBP: 0.360, SLG: 0.378 (1, 2)		1-0 G5-3			1-1 HBP 2B HBP	3-2 SH2-4 1B		0-0 FC6-4	
<b>John Burkett, R</b> OBP: 0.136, SLG: 0.136 (1, 1)		2-2 G6-3			0-3 K	0-0 SH2-4		0-3 K	

Inning Stats	R: 0 E: 0 K: 1 S: 15	H: 1 LOB: 2 BB: 0 P: 23	R: 1 E: 0 K: 0 S: 12	H: 2 LOB: 1 BB: 0 P: 21	R: 0 E: 0 K: 0 S: 7	H: 0 LOB: 0 BB: 0 P: 11	R: 0 E: 0 K: 0 S: 6	H: 0 LOB: 0 BB: 1 P: 15	R: 5 E: 0 K: 1 S: 16	H: 3 LOB: 2 BB: 2 P: 31	R: 0 E: 0 K: 0 S: 9	H: 2 LOB: 2 BB: 0 P: 14	R: 1 E: 0 K: 0 S: 10	H: 2 LOB: 2 BB: 1 P: 18	R: 0 E: 0 K: 1 S: 8	H: 0 LOB: 0 BB: 0 P: 12
--------------	-------------------------------	----------------------------------	-------------------------------	----------------------------------	------------------------------	----------------------------------	------------------------------	----------------------------------	-------------------------------	----------------------------------	------------------------------	----------------------------------	-------------------------------	----------------------------------	------------------------------	----------------------------------

PITCHER	IP	WLS	BF	H	R	ER	SO	BB	IBB	HBP	BLK	WP	HR	S	P	ERA	WHIP
<b>Darryl Kile, R</b> ERA: 3.6 (1, 1)	4.2	L	23	5	6	6	2	1	1	3	0	0	0	55	96	11.57	1.286
<b>Tom Edens, R</b> ERA: 1.93 (5, 1)	1.1		6	3	0	0	0	1	0	0	0	0	0	10	19	0.00	3.000
<b>Mark Grant, R</b> ERA: 0.82 (7, 1)	2.0		9	2	1	0	1	1	0	0	0	0	0	18	30	0.00	1.500

**BOTTOM**

AB R H RBI BB SO LOB

5 0 0 0 0 1 3

4 1 1 0 0 0 0

4 1 2 1 0 0 0

3 1 1 2 0 0 0

3 2 1 0 1 0 2

2 1 2 0 2 0 0

3 0 2 2 1 0 1

3 1 1 0 0 0 4

3 0 0 1 0 2 2

**AB 30**  
**R 7**  
**H 10**  
**RBI 6**  
**BB 4**  
**SO 3**  
**LOB 12**

**GIANTS**

1B: 8 SF: 0  
2B: 2 SAC: 1  
3B: 0 DP: 0  
HR: 0 HBP: 3

WP: 0 PA: 38  
PB: 0  
SB: 2  
CS: 1

**Houston Astros @ San Francisco Giants**  
Candlestick Park, San Francisco, CA

Tue May 18 1993, 10:05 PM EDT  
Att: 19,798 - Unknown - 64 F

livebaseballscorecards.com

**Houston Astros @ San Francisco Giants**  
 Candlestick Park, San Francisco, CA

Wed May 19 1993, 6:33 AM EDT  
 Att. 20,267 - Cloudy - 70 F



Batter	1	2	3	4	5	6	7	8	9	AB	R	H	RBI	BB	SO	LOB	TOP
<b>Craig Biggio, R</b> (1, 4) OBP: 0.355, SLG: 0.433	0-1 F7		0-1 2B		2-2 5 1B HBP		0-1 G6-3			3	1	1	0	0	0	2	
<b>Steve Finley, L</b> (1, 8) OBP: 0.296, SLG: 0.247	0-1 L8		1-1 F9		1-0 5 1B 1B		0-1 L1-3			4	0	1	0	0	0	2	
<b>5 Jeff Bagwell, R</b> (1, 3) OBP: 0.445, SLG: 0.604	1-1 G5-3			0-0 1B SF7	1-1 1B			2-0 G5-3		4	1	2	1	0	0	0	
<b>Eric Anthony, L</b> (1, 9) OBP: 0.367, SLG: 0.452		2-2 F9		1-0 P7	1-1 F8			1-0 F8		4	0	0	0	0	0	3	
<b>Ken Caminiti, S</b> (1, 5) OBP: 0.274, SLG: 0.409		2-1 2B		2-0 1B		0-0 P5		2-2 F7		4	0	2	0	0	0	0	
<b>Luis Gonzalez, L</b> (1, 7) OBP: 0.325, SLG: 0.406		2-2 F9		0-0 SF7		1-2 F8			2-3 K	3	0	0	1	0	1	1	
<b>Andujar Cedeno, R</b> (1, 6) OBP: 0.373, SLG: 0.459		0-0 G6-3		3-2 F8		2-2 F9			3-1 HR	4	1	1	1	0	0	2	
<b>Eddie Taubensee, L</b> (1, 2) OBP: 0.280, SLG: 0.345 <b>Chris Donnels, L</b> (9, PH) OBP: 0.381, SLG: 0.389			1-0 P3		0-0 G4-3		3-2 G6-3 BB 1B		1-1 L4	3	0	1	0	0	0	0	
<b>Pete Harnisch, S</b> (1, 1) OBP: 0.222, SLG: 0.235 <b>Casey Candaele, S</b> (7, PH) OBP: 0.172, SLG: 0.148 <b>Brian Williams, R</b> (7, 1) <b>Kevin Bass, S</b> (9, PH) OBP: 0.278, SLG: 0.314			1-2 L9		2-2 G3-1		4-0 G6-3 BB		0-1 G4-3	2	0	0	0	0	0	0	
<b>Inning Stats</b>	R: 0 E: 0 K: 0 S: 6 H: 0 LOB: 0 BB: 0 P: 7	R: 0 E: 0 K: 0 S: 12 H: 1 LOB: 1 BB: 0 P: 18	R: 0 E: 0 K: 0 S: 8 H: 1 LOB: 1 BB: 0 P: 11	R: 1 E: 0 K: 0 S: 7 H: 2 LOB: 1 BB: 0 P: 13	R: 1 E: 0 K: 0 S: 16 H: 2 LOB: 2 BB: 0 P: 23	R: 0 E: 0 K: 0 S: 7 H: 0 LOB: 0 BB: 0 P: 10	R: 0 E: 0 K: 0 S: 7 H: 1 LOB: 1 BB: 1 P: 14	R: 0 E: 0 K: 0 S: 5 H: 0 LOB: 0 BB: 0 P: 10	R: 1 E: 0 K: 1 S: 9 H: 1 LOB: 0 BB: 0 P: 15	1B: 5 2B: 2 3B: 0 HR: 1 SF: 1 SAC: 0 DP: 1 HBP: 1	WP: 0 PB: 0 SB: 0 CS: 0	PA: 36					
<b>PITCHER</b>	IP	WLS	BF	H	R	ER	SO	BB	IBB	HBP	BLK	WP	HR	S	P	ERA	WHIP
<b>Jeff Brantley, R</b> (1, 1) ERA: 4.11	6.0	W	27	7	2	2	0	1	0	1	0	0	0	59	92	3.00	1.333
<b>Dave Burba, R</b> (7, 1) ERA: 5.14	2.0		5	0	0	0	0	0	0	0	0	0	0	9	14	0.00	0.000
<b>Rod Beck, R</b> (9, 1) ERA: 2.05	1.0		4	1	1	1	1	0	0	0	0	0	1	9	15	9.00	1.000

livebaseballscorecards.com

AB	33
R	3
H	8
RBI	3
BB	1
SO	1
LOB	10

Batter	1	2	3	4	5	6	7	8	9	AB	R	H	RBI	BB	SO	LOB
Darren Lewis, R OBP: 0.306, SLG: 0.406 (1, 8)	0-1 E6 2B	3-3 K			1-2 G6-3		1-0 L6-4			4	1	0	0	0	1	1
Robby Thompson, R OBP: 0.315, SLG: 0.356 (1, 4)	3-1 F9 1-2	1-0 P2			0-0 L9			1-1 1B 2B		4	1	1	0	0	0	1
Will Clark, L OBP: 0.326, SLG: 0.313 (1, 3)	1-1 1B 2B		1-2 F7		0-0 G4-3			3-3 K		4	1	1	1	0	1	1
Matt Williams, R OBP: 0.374, SLG: 0.631 (1, 5)	2-2 3B 1B		1-3 K			0-0 F7		1-0 CS 1B		4	1	2	2	0	1	0
Barry Bonds, L OBP: 0.543, SLG: 0.791 (1, 7)	0-1 3B 1B		0-0 P5			1-1 FC6-4 HBP		3-3 K		3	1	1	0	0	1	1
Willie McGee, S OBP: 0.343, SLG: 0.349 (1, 9)	3-2 SF9 3B			2-1 G4-3		1 SAFE 1 SAFE 1 SAFE 1 B 1 X	2-0 F7			3	1	1	2	0	0	1
Royce Clayton, R OBP: 0.323, SLG: 0.361 (1, 6)	0-1 SF9			2-0 F8			0-0 FC6-4			2	0	0	1	0	0	1
Kirt Manwaring, R OBP: 0.359, SLG: 0.370 (1, 2)	2-3 K			4-2 BB			0-0 E6 L6-4 SH1-4			2	0	0	0	1	1	0
Jeff Brantley, R OBP: 0.125, SLG: 0.125 (1, 1)			1-2 G3				1-2 SH1-4			2	0	0	0	0	1	1
Dave Burba, R OBP: 0.333, SLG: 0.500 (7, 1)					0-3 K					0	0	0	0	0	0	0
Rod Beck, R (9, 1)										0	0	0	0	0	0	0

Inning Stats	R: 5	H: 4	E: 1	LOB: 0	K: 1	P: 32	R: 0	H: 0	E: 0	LOB: 0	K: 1	P: 7	R: 0	H: 0	E: 0	LOB: 0	K: 0	P: 8	R: 1	H: 2	E: 0	LOB: 1	K: 2	P: 19	
	S: 21	BB: 0					S: 7	BB: 0					S: 5	BB: 0					S: 11	BB: 0					

PITCHER	IP	WLS	BF	H	R	ER	SO	BB	IBB	HBP	BLK	WP	HR	S	P	ERA	WHIP
Pete Harnisch, R ERA: 3.56 (1, 1)	6.0	L	25	4	5	3	4	1	0	1	0	0	0	53	83	4.50	0.833
Brian Williams, R ERA: 3.66 (7, 1)	2.0		7	2	1	1	2	0	0	0	0	0	0	17	27	4.50	1.000

**BOTTOM**

**Houston Astros @ San Francisco Giants**  
Candlestick Park, San Francisco, CA

Wed May 19 1993, 6:33 AM EDT  
Att. 20,267 - Cloudy - 70 F

AB	28
R	6
H	6
RBI	6
BB	1
SO	6
LOB	7

**GIANTS**

1B: 3	SF: 1	WP: 0	PA: 32
2B: 4	SAC: 1	PB: 0	
3B: 1	DP: 2	SB: 1	
HR: 0	HBP: 1	CS: 1	

Batter	1	2	3	4	5	6	7	8	9	10	AB R H RBI BB SO LOB	TOP														
Craig Biggio, R OBP: 0.356, SLG: 0.435 (1, 4)	F7		K			SH1-3 5 1B 2B	G3			5 2B HBP	4 1 1 0 0 1 1	<b>Houston Astros @ San Diego Padres</b> Jack Murphy Stadium, San Diego, CA Fri May 21 1993, 10:05 PM EDT Att. 13,763 - Unknown														
Steve Finley, L OBP: 0.294, SLG: 0.247 (1, 8)	F7		FC4-6			SH1-3		CS 5 BB 1B		K	4 0 1 0 0 1 2															
5 Jeff Bagwell, R OBP: 0.449, SLG: 0.608 (1, 3)	G6-3				F9	G3 2B 1B		CS BB		2B	4 1 2 1 1 0 0															
Eric Anthony, L OBP: 0.356, SLG: 0.437 (1, 9)		F8		L6		G3		K		G3-1	5 0 0 0 0 1 5															
Ken Caminiti, S OBP: 0.280, SLG: 0.418 (1, 5)		F9-2 2B 1B		K				G5-3			4 0 2 1 0 1 2															
Luis Gonzalez, L OBP: 0.329, SLG: 0.412 (1, 7)											3 0 1 0 1 0 0															
Scott Servais, R OBP: 0.375, SLG: 0.560 (1, 2)											4 0 1 0 0 0 4															
Andujar Cedeno, R OBP: 0.362, SLG: 0.444 Doug Jones, R (9, 1)			K								4 0 0 0 0 1 1 0 0 0 0 0 0 0															
Mark Portugal, R OBP: 0.350, SLG: 0.294 Al Osuna, R Xavier Hernandez, L Jose Uribe, S OBP: 0.294, SLG: 0.143 (1, 1) (8, 1) (8, 1) (9, 6)											3 0 1 0 0 0 1 0 0 0 0 0 0 0 0 0 0 0 0 0 0 1 0 0 0 0 0 0															
<b>Inning Stats</b>	R: 0 E: 0 K: 0 S: 7	H: 0 LOB: 0 BB: 0 P: 13	R: 0 E: 0 K: 0 S: 6	H: 2 LOB: 1 BB: 0 P: 9	R: 0 E: 0 K: 2 S: 12	H: 1 LOB: 1 BB: 0 P: 18	R: 0 E: 0 K: 1 S: 8	H: 0 LOB: 0 BB: 0 P: 13	R: 0 E: 0 K: 0 S: 8	H: 1 LOB: 1 BB: 0 P: 10	R: 2 E: 0 K: 0 S: 12		H: 3 LOB: 2 BB: 1 P: 25	R: 0 E: 0 K: 0 S: 7	H: 0 LOB: 0 BB: 0 P: 9	R: 0 E: 0 K: 1 S: 12	H: 1 LOB: 1 BB: 1 P: 21	R: 0 E: 0 K: 0 S: 6	H: 0 LOB: 0 BB: 0 P: 10	R: 0 E: 0 K: 1 S: 10	H: 1 LOB: 2 BB: 0 P: 16	1B: 5 2B: 5 3B: 0 HR: 0	SF: 0 SAC: 1 DP: 1 HBP: 1	WP: 0 PB: 0 SB: 0 CS: 2	PA: 40	
<b>PITCHER</b>	IP WLS BF H R ER SO BB IBB HBP BLK WP HR S P ERA WHIP																									
Wally Whitehurst, R ERA: 3.57 Pat Gomez, L ERA: 4.95 Tim Scott, R ERA: 3.0 Rich Rodriguez, L ERA: 4.5	(1, 1) (8, 1) (9, 1) (10, 1)	7.0 1.0 1.2 0.1	28 4 7 1	7 1 1 0	2 0 0 0	2 0 0 0	3 1 1 0	0 0 0 0	0 0 0 0	0 0 0 0	0 0 0 0	60 12 13 3	97 21 21 5	2.57 0.00 0.00 0.00	1.000 2.000 0.600 0.000											

livebaseballscorecards.com

AB 36  
R 2  
H 9  
RBI 2  
BB 2  
SO 5  
LOB 16







Houston Astros @ San Diego Padres  
 Jack Murphy Stadium, San Diego, CA

Sat May 22 1993, 10:05 PM EDT  
 Att. 16,684 - Unknown

livebaseballscorecards.com

AB	31
R	4
H	5
RBI	4
BB	4
SO	8
LOB	6



Batter	1	2	3	4	5	6	7	8	9	AB R H RBI BB SO LOB
<b>Craig Biggio, R</b> (1, 4) OBP: 0.348, SLG: 0.424	0-1 F8		2-3 K		2-2 L3		1-1 G6-3			4 0 0 0 0 1 0
<b>Steve Finley, L</b> (1, 8) OBP: 0.302, SLG: 0.272	4-0 5 WP 5 S SF9 BB		2-1 F8		0-2 3B		2-2 G4-3			3 1 1 0 1 0 0
<b>5 Jeff Bagwell, R</b> (1, 3) OBP: 0.445, SLG: 0.622	3-1 SF9 1-H		2-1 HR		0-2 F8		1-2 G5-3			3 1 1 2 0 0 1
<b>Eric Anthony, L</b> (1, 9) OBP: 0.353, SLG: 0.429	4-2 BB		2-3 K		1-2 F7		2-3 K			3 0 0 0 1 2 0
<b>Ken Caminiti, S</b> (1, 5) OBP: 0.285, SLG: 0.459	0-0 F7		2-2 HR		0-1 IHR		3-2 F7			4 2 2 2 0 0 1
<b>Luis Gonzalez, L</b> (1, 7) OBP: 0.323, SLG: 0.403		2-2 P6	1-1 P6		1-0 F9		4-0 BB BB			3 0 0 0 0 0 0
<b>Darryl Kile, R</b> (6, 1)										0 0 0 0 0 0 0
<b>Tom Edens, R</b> (8, 1)										0 0 0 0 0 0 0
<b>Chris Donnels, L</b> (9, PH) OBP: 0.409, SLG: 0.389										0 0 0 0 1 0 0
<b>Scott Servais, R</b> (1, 2) OBP: 0.350, SLG: 0.519		3-1 F8	1-3 K		3-2 G6-3		1-3 K			4 0 0 0 0 2 1
<b>Andujar Cedeno, R</b> (1, 6) OBP: 0.366, SLG: 0.450		0-0 2B	2-3 K		1-3 K		4-1 FC4-6 BB			3 0 1 0 1 2 0
<b>Doug Drabek, R</b> (1, 1) OBP: 0.115, SLG: 0.231		0-1 F9	1-3 K		3-2 G3		1-1 FC4-6 1-2f			2 0 0 0 0 1 1
<b>Al Osuna, R</b> (6, 1)										0 0 0 0 0 0 0
<b>Kevin Bass, S</b> (6, 7) OBP: 0.268, SLG: 0.302										2 0 0 0 0 0 2

Inning Stats	R: 1	H: 0	E: 0	K: 0	S: 7	P: 18	R: 0	H: 1	E: 0	K: 0	S: 10	P: 15	R: 1	H: 1	E: 0	K: 2	S: 11	P: 17	R: 0	H: 1	E: 0	K: 1	S: 15	P: 18	R: 1	H: 1	E: 0	K: 0	S: 9	P: 14	R: 0	H: 0	E: 0	K: 1	S: 10	P: 15	R: 0	H: 0	E: 0	K: 1	S: 12	P: 17	R: 0	H: 0	E: 0	K: 1	S: 10	P: 23	1B: 0	SF: 1	2B: 1	SAC: 0	3B: 1	DP: 0	HR: 3	HBP: 0	WP: 1	PA: 36
--------------	------	------	------	------	------	-------	------	------	------	------	-------	-------	------	------	------	------	-------	-------	------	------	------	------	-------	-------	------	------	------	------	------	-------	------	------	------	------	-------	-------	------	------	------	------	-------	-------	------	------	------	------	-------	-------	-------	-------	-------	--------	-------	-------	-------	--------	-------	--------

PITCHER	IP	WLS	BF	H	R	ER	SO	BB	IBB	HBP	BLK	WP	HR	S	P	ERA	WHIP
<b>Andy Benes, R</b> (1, 1) ERA: 2.74	6.0	W	25	5	4	4	5	2	0	0	0	1	2	62	100	6.00	1.167
<b>Roger Mason, R</b> (7, 1) ERA: 1.63	2.0		6	0	0	0	2	0	0	0	0	0	0	22	32	0.00	0.000
<b>Jeremy Hernandez, R</b> (9, 1) ERA: 4.55	1.0		5	0	0	0	1	2	0	0	0	0	0	10	23	0.00	2.000

PITCHER	IP	WLS	BF	H	R	ER	SO	BB	IBB	HBP	BLK	WP	HR	S	P	ERA	WHIP
---------	----	-----	----	---	---	----	----	----	-----	-----	-----	----	----	---	---	-----	------

Batter	1	2	3	4	5	6	7	8	9	AB	R	H	RBI	BB	SO	LOB
Tony Gwynn, L (1, 9) OBP: 0.364, SLG: 0.424	2-1 F7		0-1 BB 1B SF8 1B	0-0 F7		2-1 SF9 WP SF7 1B	2-2			5	2	3	0	0	0	0
Jeff Gardner, L (1, 4) OBP: 0.313, SLG: 0.365	0-0 G6-3		1-0 SF8 BB 2B 1B	3-1 G4-3		4-2 1B BB 1B-2 2-3 BB	3-2 F7			4	1	1	0	1	0	1
Gary Sheffield, R (1, 5) OBP: 0.333, SLG: 0.480	2-3 K		4-2 SF8 2B BB 1-2 2-3	2-3 K		2-0 SF9 2-3 3-H		1-1 BB 2B 1B		3	2	1	1	1	2	0
Fred McGriff, L (1, 3) OBP: 0.352, SLG: 0.444		2-3 K	1-2 SF8 1-2 2-3 3-H		2-0 2B 2-1 1B	4-1 1B BB 1-2		4-1 2B BB 1-2		2	1	1	1	2	1	0
Phil Plantier, L (1, 7) OBP: 0.295, SLG: 0.423		2-2 FC3-6 1B HBP	0-1 1B E 2B 2-H 3-H		1-0 2B 1-3	2-2 SF7 3-H		0-0 1-H 2-H 2B		2	1	2	3	0	0	0
Roger Mason, R (7, 1)										0	0	0	0	0	0	0
Phil Clark, R (8, PH) OBP: 0.353, SLG: 0.404										1	0	1	2	0	0	0
Jeremy Hernandez, R (9, 1)										0	0	0	0	0	0	0
Derek Bell, R (1, 8) OBP: 0.338, SLG: 0.462		3-2 FC3-6 1B	0-0 E 1B 2-3		1-2 F8	0-1 1B 1-2 2-3		2-1 G5-3		5	1	3	0	0	0	3
Kurt Stillwell, S (1, 6) OBP: 0.318, SLG: 0.350		0-0 FC3-6 S 1-2f 2-3	0-1 E7 FC6-2 2B 1-H 3-H		4-0 IBB	3-2 F8		4-0 IBB		3	0	1	2	2	0	5
Bob Geren, R (1, 2) OBP: 0.282, SLG: 0.328		4-2 BB 1-2	2-2 FC6-2 3-H		1-3 K		2-1 G6-3	2-1 F8		4	0	0	0	1	1	6
Andy Benes, R (1, 1) OBP: 0.227, SLG: 0.429		2-3 K 3-H	1-1 G5-3		1-1 2-1 3-H	0-0 WP 1B SF9 1B		3-2 G3-1		2	0	0	0	0	1	4
Darrell Sherman, L (6, PH) OBP: 0.315, SLG: 0.238										3	1	1	0	0	0	2

Inning Stats	R: 0	H: 0	E: 0	K: 1	S: 6	R: 0	H: 1	E: 0	K: 2	S: 14	R: 5	H: 5	E: 1	K: 0	S: 21	R: 0	H: 0	E: 0	K: 1	S: 6	R: 0	H: 2	E: 0	K: 1	S: 10	R: 2	H: 3	E: 0	K: 0	S: 20	R: 0	H: 1	E: 0	K: 0	S: 14	R: 2	H: 2	E: 0	K: 0	S: 11
	LOB: 0	BB: 10				LOB: 3	BB: 1				LOB: 1	BB: 1				LOB: 0	BB: 0				LOB: 3	BB: 1				LOB: 1	BB: 2			LOB: 3	BB: 2			LOB: 1	BB: 2			LOB: 2	BB: 2	

PITCHER																	1B: 10	SF: 3	WP: 1	PA: 45
IP	WLS	BF	H	R	ER	SO	BB	IBB	HBP	BLK	WP	HR	S	P	ERA	WHIP	2B: 4	SAC: 0	PB: 0	
Doug Drabek, R (1, 1) ERA: 3.21	5.0	L	28	9	6	6	5	2	0	0	0	0	58	98	10.80	2.200	3B: 0 <td>DP: 0 <td>SB: 1 </td></td>	DP: 0 <td>SB: 1 </td>	SB: 1	
Al Osuna, L (6, 1) ERA: 6.75	0.2		5	1	1	0	2	0	0	0	1	0	12	26	13.50	4.500	HR: 0 <td>HBP: 1 <td>CS: 0</td> </td>	HBP: 1 <td>CS: 0</td>	CS: 0	
Darryl Kile, R (6, 1) ERA: 3.42	1.1		6	2	0	0	0	0	0	0	0	0	21	32	0.00	1.500				
Tom Edens, R (8, 1) ERA: 4.76	1.0		7	2	2	0	1	1	0	0	0	0	11	27	18.00	3.000				

BOTTOM

Houston Astros @ San Diego Padres  
 Jack Murphy Stadium, San Diego, CA  
 Sat May 22 1993, 10:05 PM EDT  
 Att. 16,684 - Unknown

livebaseballscorecards.com

AB	34
R	9
H	14
RBI	9
BB	7
SO	5
LOB	21



Batter	1	2	3	4	5	6	7	8	9	AB R H RBI BB SO LOB	TOP											
<b>Craig Biggio, R</b> (1, 4) OBP: 0.361, SLG: 0.479	0-1 1B 2B	2-2 HR	0-1 WP 2-H 1B		1-0 HR		0-3 K			5 3 4 3 0 1 0												
<b>Steve Finley, L</b> (1, 8) OBP: 0.306, SLG: 0.289	2-2 5 1B 1B	1-0 2B	3-2 F8		0-2 G3			1-0 B1-3		5 2 2 0 0 0 1												
<b>Kevin Bass, S</b> (1, 9) OBP: 0.279, SLG: 0.328	0-0 5 1B 1B	0-1 5 1B 2B			0-1 G3		1-0 G4-3	2-2 F7		5 2 2 2 0 0 0												
<b>5 Jeff Bagwell, R</b> (1, 3) OBP: 0.449, SLG: 0.627	1-0 G1-6-3 1B	0-0 S 1B			1-2 1B 2B		2-2 F8	3-1 F8		5 1 3 2 0 0 0												
<b>Ken Caminiti, S</b> (1, 5) OBP: 0.288, SLG: 0.457	3-1 G1-6-3 1-2f 2-3 1B	0-2 P5			1-2 1B 1B		2-2 1B	0-0 F7		5 0 2 1 0 0 3												
<b>Chris James, R</b> (1, 7) OBP: 0.404, SLG: 0.725	0-1 BB 1B	2-2 G5-3			0-0 1B		2-2 K	4-2 BB		4 0 2 1 1 1 2												
<b>Luis Gonzalez, L</b> (9, PR) OBP: 0.323, SLG: 0.403		1-2 BB			1-2 1B		2-0 G4-3	2-2 L9		0 0 0 0 0 0 0												
<b>Andujar Cedeno, R</b> (1, 6) OBP: 0.366, SLG: 0.443	4-2 1-2 BB		0-0 CI SH1-4 1B		1-3 K		0-0 1B	2-2 F7		2 1 0 0 1 1 3												
<b>Xavier Hernandez, L</b> (6, 1) OBP: 0.351, SLG: 0.426					1-3 K			0-0 F7		0 0 0 0 0 0 0												
<b>Eric Anthony, L</b> (9, PH) OBP: 0.351, SLG: 0.426										1 0 0 0 0 0 1												
<b>Doug Jones, R</b> (9, 1)										0 0 0 0 0 0 0												
<b>Eddie Taubensee, L</b> (1, 2) OBP: 0.276, SLG: 0.337	0-0 G3		1-3 K		1-3 K			0-0 F7		5 0 1 0 0 2 6												
<b>Greg Swindell, L</b> (1, 1) OBP: 0.250, SLG: 0.300			0-0 SH1-4					1-0 F8		2 0 0 0 0 1 0												
<b>Jose Uribe, S</b> (6, 6) OBP: 0.278, SLG: 0.133			1-2 SH1-4		1-0 G6-3					1 0 0 0 0 0 0												
<b>Inning Stats</b>	R: 3 E: 0 K: 0 S: 18	H: 5 LOB: 2 BB: 1 P: 28	R: 3 E: 0 K: 1 S: 17	H: 4 LOB: 1 BB: 0 P: 24	R: 1 E: 1 K: 1 S: 10	H: 1 LOB: 1 BB: 0 P: 14	R: 1 E: 0 K: 2 S: 16	H: 3 LOB: 2 BB: 0 P: 20	R: 1 E: 0 K: 0 S: 6	H: 1 LOB: 0 BB: 0 P: 9	R: 0 E: 0 K: 1 S: 11	H: 1 LOB: 1 BB: 0 P: 19	R: 0 E: 0 K: 1 S: 5	H: 1 LOB: 0 BB: 0 P: 6	R: 0 E: 0 K: 0 S: 6	H: 0 LOB: 0 BB: 0 P: 12	R: 0 E: 0 K: 0 S: 8	H: 0 LOB: 1 BB: 1 P: 14	1B: 10 2B: 4 3B: 0 HR: 2	SF: 0 SAC: 1 DP: 1 HBP: 0	WP: 1 PB: 0 SB: 1 CS: 0	PA: 44
<b>PITCHER</b>	IP WLS BF H R ER SO BB IBB HBP BLK WP HR S P ERA WHIP																					
<b>Dave Eiland, R</b> (1, 1) ERA: 5.32	1.1 L 12 8 6 6 1 1 0 0 0 0 0 1 28 43 40.50 6.750																					
<b>Tim Scott, R</b> (2, 1) ERA: 3.28	3.2 18 6 3 2 3 0 0 0 0 0 1 1 39 52 4.91 1.636																					
<b>Pat Gomez, L</b> (6, 1) ERA: 4.71	1.0 4 1 0 0 1 0 0 0 0 0 0 0 11 19 0.00 1.000																					
<b>Jeremy Hernandez, R</b> (7, 1) ERA: 4.11	3.0 10 1 0 0 1 1 0 0 0 0 0 0 19 32 0.00 0.667																					

Houston Astros @ San Diego Padres  
Jack Murphy Stadium, San Diego, CA

Sun May 23 1993, 6:33 AM EDT  
Att. 13,895 - Unknown - 74 F

AB	40
R	9
H	16
RBI	9
BB	2
SO	6
LOB	16



WP: 1	PA: 44
PB: 0	
SB: 1	
CS: 0	

livebaseballscorecards.com

BOTTOM

Houston Astros @ San Diego Padres  
Jack Murphy Stadium, San Diego, CA

Sun May 23 1993, 6:33 AM EDT  
Att: 13,895 - Unknown - 74 F

livebaseballscorecards.com

AB	36
R	7
H	9
RBI	7
BB	2
SO	8
LOB	9



WP:	1	PA:	38
PB:	0	SB:	1
CS:	0		

AB R H RBI BB SO LOB

5	1	2	1	0	0	0
2	1	1	0	1	0	0
0	0	0	0	0	0	0
1	0	0	0	0	0	1
0	0	0	0	0	0	0
1	0	0	0	0	1	0
4	0	1	1	0	0	1
3	1	0	1	1	0	2
4	2	2	2	0	1	1
3	0	0	0	0	2	1
1	0	0	0	0	1	0
4	1	1	1	0	1	1
4	0	2	1	0	1	0
0	0	0	0	0	0	0
1	0	0	0	0	1	1
3	1	0	0	0	0	1

Batter	1	2	3	4	5	6	7	8	9
Tony Gwynn, L OBP: 0.365, SLG: 0.429 (1, 9)	0-0 L7 ①		1-1 F7 ①		0-0 1B 1B	1-0 1-H 2B			0-0 F9 ②
Ricky Gutierrez, R OBP: 0.380, SLG: 0.317 Pat Gomez, L (6, 1)	4-2 BB		1-2 G6-3 ②		3-2 WP 1B 1B 1B	1-2 G1-3 ③			0-3 K ③
Kurt Stillwell, S OBP: 0.313, SLG: 0.344 Jeremy Hernandez, R (7, 1)									
Guillermo Velasquez, L OBP: 0.280, SLG: 0.227 (9, PH)									
Gary Sheffield, R OBP: 0.331, SLG: 0.474 (1, 5)	3-1 F7 ②		1-2 G6-3 ③		0-0 G4-3 WP 1B 1B				0-1 F9 ①
Fred McGriff, L OBP: 0.350, SLG: 0.435 (1, 3)	2-2 F7 ③			4-2 HR BB	2-1 G4-3 ②				0-0 F7 ②
Derek Bell, R OBP: 0.342, SLG: 0.483 (1, 8)		0-1 2B 1B		0-1 1-H HR	2-2 G4-3 ③				1-3 K ③
Tim Teufel, R OBP: 0.397, SLG: 0.587 Jeff Gardner, L OBP: 0.310, SLG: 0.362 (8, PH) (9, 4)			1-3 K ①			0-0 L9 ①			2-3 K ①
Phil Plantier, L OBP: 0.293, SLG: 0.451 (1, 7)			2-2 F8 ②		2-3 K ②	0-2 HR			3-1 F8 ②
Dan Walters, R OBP: 0.255, SLG: 0.266 (1, 2)			1-1 1-H 2B		1-2 G1-3 ③	2-1 FC5-4 1B			1-3 K ③
Dave Eiland, R OBP: 0.083, SLG: 0.083 Tim Scott, R (2, 1)			1-3 K ③			0-0 FC5-4 2B			1-0 G6-3 ①
Craig Shipley, R OBP: 0.206, SLG: 0.318 (5, PH) (6, 6)					0-1 G5-3 ①	0-0 1-2f 2B			

Inning Stats	R: 0 E: 0 K: 0 S: 11	H: 0 LOB: 1 BB: 1 P: 20	R: 1 E: 0 K: 2 S: 14	H: 2 LOB: 1 BB: 0 P: 19	R: 0 E: 0 K: 0 S: 8	H: 0 LOB: 0 BB: 0 P: 11	R: 2 E: 0 K: 2 S: 13	H: 1 LOB: 0 BB: 1 P: 21	R: 2 E: 0 K: 0 S: 13	H: 3 LOB: 1 BB: 0 P: 20	R: 2 E: 0 K: 1 S: 11	H: 3 LOB: 1 BB: 0 P: 15	R: 0 E: 0 K: 1 S: 6	H: 0 LOB: 0 BB: 0 P: 7	R: 0 E: 0 K: 2 S: 8	H: 0 LOB: 0 BB: 0 P: 14	R: 0 E: 0 K: 1 S: 5	H: 0 LOB: 0 BB: 0 P: 6	1B: 5 2B: 2 3B: 0 HR: 2	SF: 0 SAC: 0 DP: 0 HBP: 0	WP: 1 PB: 0 SB: 1 CS: 0	PA: 38
--------------	-------------------------------	----------------------------------	-------------------------------	----------------------------------	------------------------------	----------------------------------	-------------------------------	----------------------------------	-------------------------------	----------------------------------	-------------------------------	----------------------------------	------------------------------	---------------------------------	------------------------------	----------------------------------	------------------------------	---------------------------------	----------------------------------	------------------------------------	----------------------------------	--------

PITCHER	IP	WLS	BF	H	R	ER	SO	BB	IBB	HBP	BLK	WP	HR	S	P	ERA	WHIP
Greg Swindell, L ERA: 5.34 (1, 1)	5.1	W	26	8	7	7	4	2	0	0	0	1	2	65	99	11.81	1.875
Xavier Hernandez, R ERA: 1.69 (6, 1)	2.2		9	1	0	0	3	0	0	0	0	0	0	19	28	0.00	0.375
Doug Jones, R ERA: 3.51 (9, 1)	1.0	S	3	0	0	0	1	0	0	0	0	0	0	5	6	0.00	0.000

Batter	1	2	3	4	5	6	7	8	9	AB R H RBI BB SO LOB	TOP																
Eric Young Sr. R (1, 4) OBP: 0.341, SLG: 0.373	1-2 G5-3	2-2 FC5 2B		2-1 F8			0-0 E 1B 1B	1-1 G6-3		5 1 2 0 0 0 2																	
Alex Cole, L (1, 8) OBP: 0.333, SLG: 0.315	1-1 HR 1B	4-1 BB			2-2 G4-3		2-1 E7 G4-3 1B	1-2 F7		4 2 2 0 1 0 1																	
Daryl Boston, L (1, 7) OBP: 0.345, SLG: 0.402	0-0 HR	0-0 FC5			1-3 K		2-0 P4		2-2 G1	5 1 1 2 0 1 3																	
Charlie Hayes, R (1, 5) OBP: 0.326, SLG: 0.494	1-0 G4-3		0-1 P8		1-2 FC4 1B		1-1 G4-3		1-2 G4-3	5 0 1 1 0 0 0																	
Joe Girardi, R (1, 2) OBP: 0.297, SLG: 0.367	0-0 S 1B		1-0 G1-3		0-0 FC4		0-0 G5-3		2-0 P3	5 0 1 0 0 0 1																	
Jerald Clark, R (1, 3) OBP: 0.295, SLG: 0.438	3-2 G1-3		3-3 K			0-0 F9		1-1 S WP 2B 1B		4 1 1 0 0 1 1																	
Dante Bichette, R (1, 9) OBP: 0.331, SLG: 0.438		2-3 K		0-3 K		0-1 F8		1-3 K		4 0 0 0 0 3 1																	
Nelson Liriano, S (1, 6) OBP: 0.350, SLG: 0.361		1-2 HR		4-2 SH3-4 BB		2-2 1B		4-2 S 2B BB		2 2 2 1 2 0 0																	
Lance Painter, L Jay Garner, L Mark Grant, R Jeff Parnett, R Gary Wayne, L Jim Tatum, S Bruce Ruffin, S Darren Holmes, R Andy Ashby, R		0-3 K		0-1 SH3-4		2-3 K		0-1 G6-3 2B		1 0 0 0 0 0 1 0 1 0 0 0 0 0 1 1 0 1 0 1 2 0																	
<b>Inning Stats</b>	R: 2 E: 0 K: 0 S: 13	H: 3 LOB: 1 BB: 0 P: 19	R: 1 E: 0 K: 2 S: 14	H: 2 LOB: 2 BB: 1 P: 23	R: 0 E: 0 K: 1 S: 7	H: 0 LOB: 0 BB: 0 P: 11	R: 0 E: 0 K: 1 S: 11	H: 0 LOB: 1 BB: 1 P: 17	R: 0 E: 0 K: 1 S: 10	H: 1 LOB: 1 BB: 0 P: 14	R: 0 E: 0 K: 1 S: 9	H: 1 LOB: 1 BB: 0 P: 13	R: 2 E: 1 K: 0 S: 7	H: 2 LOB: 0 BB: 0 P: 12	R: 2 E: 0 K: 1 S: 15	H: 2 LOB: 1 BB: 1 P: 23	R: 0 E: 0 K: 0 S: 8	H: 0 LOB: 0 BB: 0 P: 13	1B: 7 2B: 2 3B: 0 HR: 2	SF: 0 SAC: 1 DP: 0 HBP: 0	WP: 1 PB: 0 SB: 3 CS: 0	PA: 41					
<b>PITCHER</b>	IP WLS BF H R ER SO BB IBB HBP BLK WP HR S P ERA WHIP																										
Pete Harnisch, R (1, 1) ERA: 3.65	6.0		27	7	3	3	6	2	0	0	0	0	2	64	97	4.50	1.500										
Xavier Hernandez, R (7, 1) ERA: 2.25	1.1	L	9	4	4	2	1	1	0	0	0	1	0	16	27	13.50	3.750										
Brian Williams, R (8, 1) ERA: 3.38	1.2		5	0	0	0	0	0	0	0	0	0	0	14	21	0.00	0.000										

**Colorado Rockies @ Houston Astros**  
Astrodome, Houston, TX  
Tue May 25 1993, 8:05 PM EDT  
Att. 18,812 - Dome

[livebaseballscorecards.com](http://livebaseballscorecards.com)

AB	37
R	7
H	11
RBI	6
BB	3
SO	7
LOB	10



BOTTOM

Colorado Rockies @ Houston Astros  
Astrodome, Houston, TX  
Tue May 25 1993, 8:05 PM EDT  
Att. 18,812 - Dome

livebaseballscorecards.com

AB	35
R	5
H	11
RBI	5
BB	4
SO	2
LOB	17



WP	1	PA	40
PB	0		
SB	0		
CS	1		

AB R H RBI BB SO LOB

4	2	2	1	1	0	0
4	0	0	0	1	0	2
5	2	3	0	0	0	2
2	1	1	0	2	0	1
4	0	3	3	0	0	1
3	0	1	1	0	0	2
1	0	0	0	0	0	2
3	0	0	0	0	0	2
1	0	0	0	0	1	2
0	0	0	0	0	0	0
4	0	1	0	0	1	2
2	0	0	0	0	0	0
1	0	0	0	0	0	1
0	0	0	0	0	0	0
0	0	0	0	0	0	0
1	0	0	0	0	0	0

Batter	1	2	3	4	5	6	7	8	9
<b>Craig Biggio, R</b> OBP: 0.367, SLG: 0.497 (1, 4)	2-2 P8		4-1 5E 5 1B BB	2-2 HR			1-2 F7		2-2 FC4-6 1B
<b>Steve Finley, L</b> OBP: 0.302, SLG: 0.277 (1, 8)	2-1 F8		1-2 F8	1-0 F7			4-2 CS BB		0-0 FC4-6 5 FC6-4 1-2f
<b>5 Jeff Bagwell, R</b> OBP: 0.453, SLG: 0.633 (1, 3)	3-2 1B 2B		0-1 E9 BB 1B		2-0 FC4-6 1B		1-0 F9		1-2 FC6-4 1-2f
<b>Eric Anthony, L</b> OBP: 0.360, SLG: 0.427 (1, 9)	4-0 1B 2B BB		4-0 F9 1B BB		1-2 FC4-6 G4-6-3 1-2f		2-1 CS	2-1 2B 1B	
<b>Ken Caminiti, S</b> OBP: 0.299, SLG: 0.470 (1, 5)	3-0 2B 1B		1-0 F9 1B		1-0 G4-6-3 1-2f			0-1 2B	
<b>Chris James, R</b> OBP: 0.400, SLG: 0.721 <b>Luis Gonzalez, L</b> OBP: 0.321, SLG: 0.400 (8, PH) (9, 7)	0-1 2B		2-1 F9			3-2 L7		1-0 F8	
<b>Scott Servais, R</b> OBP: 0.333, SLG: 0.491 <b>Kevin Bass, S</b> OBP: 0.274, SLG: 0.322 <b>Eddie Taubensee, L</b> OBP: 0.276, SLG: 0.337 (9, 2)		2-2 G5-3	0-0 G6-3			1-0 F9		1-3 K	
<b>Andujar Cedeno, R</b> OBP: 0.362, SLG: 0.444 (1, 6)		1-1 L3		3-2 G5-3		1-0 WP 2B		3-3 K	
<b>Pete Hamisch, S</b> OBP: 0.200, SLG: 0.211 <b>Casey Candaele, S</b> OBP: 0.167, SLG: 0.143 <b>Xavier Hernandez, L</b> <b>Brian Williams, R</b> <b>Chris Donnels, L</b> OBP: 0.391, SLG: 0.368 (9, PH)		0-1 G4-3		0-0 F8		3-2 G3			2-1 G6-3

Inning Stats	R: 2	H: 3	E: 0	LOB: 2	K: 0	BB: 1	S: 12	R: 0	H: 0	E: 0	LOB: 0	K: 0	BB: 0	S: 8	R: 2	H: 2	E: 1	LOB: 2	K: 0	BB: 2	S: 11	R: 1	H: 1	E: 0	LOB: 0	K: 0	BB: 0	S: 8	R: 0	H: 1	E: 0	LOB: 0	K: 0	BB: 0	S: 5	R: 0	H: 0	E: 0	LOB: 0	K: 0	BB: 1	S: 7	R: 0	H: 2	E: 0	LOB: 2	K: 2	BB: 0	S: 12	R: 0	H: 1	E: 0	LOB: 1	K: 0	BB: 0	S: 10	1B: 6	SF: 0	2B: 4	SAC: 0	3B: 0	DP: 1	HR: 1	HBP: 0	WP: 1	PA: 40
<b>PITCHER</b>	IP	WLS	BF	H	R	ER	SO	BB	IBB	HBP	BLK	WP	HR	S	P	ERA	WHIP																																																	
<b>Lance Painter, L</b> ERA: 10.61 (1, 1)	5.0		23	7	5	5	0	3	0	0	0	0	1	8	16	9.00	2.000																																																	
<b>Mark Grant, R</b> ERA: 1.93 (6, 1)	1.0		4	1	0	0	0	0	0	0	0	0	0	8	16	0.00	1.000																																																	
<b>Jeff Parrett, R</b> ERA: 4.46 (7, 1)	0.2		3	0	0	0	0	1	0	0	0	0	0	6	12	0.00	1.500																																																	
<b>Gary Wayne, L</b> ERA: 3.18 (7, 1)	0.1	W	0	0	0	0	0	0	0	0	0	0	0	1	3	0.00	0.000																																																	
<b>Bruce Ruffin, L</b> ERA: 5.29 (8, 1)	0.0		1	1	0	0	0	0	0	0	0	0	0	2	4	∞	∞																																																	
<b>PITCHER</b>	IP	WLS	BF	H	R	ER	SO	BB	IBB	HBP	BLK	WP	HR	S	P	ERA	WHIP																																																	
<b>Darren Holmes, R</b> ERA: 12.71 (8, 1)	1.0		4	1	0	0	2	0	0	0	0	0	0	10	15	0.00	1.000																																																	
<b>Andy Ashby, R</b> ERA: 5.44 (9, 1)	1.0	S	4	1	0	0	0	0	0	0	0	0	0	10	15	0.00	1.000																																																	

Colorado Rockies @ Houston Astros  
Astrodome, Houston, TX  
Wed May 26 1993, 8:05 PM EDT  
Att. 22,267 - Dome

livebaseballscorecards.com

AB	37
R	3
H	12
RBI	3
BB	4
SO	6
LOB	24



Batter	1	2	3	4	5	6	7	8	9	AB	R	H	RBI	BB	SO	LOB
Eric Young Sr. R (1, 4) OBP: 0.342, SLG: 0.373	G5-3		1B		G6-3		1B	G3-1		5	0	2	0	0	0	3
Alex Cole, L (1, 8) OBP: 0.333, SLG: 0.311	B2-3		G4-3				K		0-1	2	0	0	0	1	0	1
Jim Tatum, R (7, PH) OBP: 0.205, SLG: 0.318										2	0	1	0	0	1	3
Danny Sheaffer, R (9, PR) OBP: 0.290, SLG: 0.452										0	0	0	0	0	0	0
Daryl Boston, L (1, 7) OBP: 0.348, SLG: 0.390	1B				G6-3	1B	L4		0-0	3	1	0	0	2	0	5
Charlie Hayes, R (1, 5) OBP: 0.323, SLG: 0.485	1B				F9			G4-3	0-3	5	0	1	0	0	2	2
Joe Girardi, R (1, 2) OBP: 0.300, SLG: 0.368			L4-3		G6-3	1B	K	1B	2-3	5	2	2	0	0	1	1
Jerald Clark, R (1, 3) OBP: 0.294, SLG: 0.432			L9		G6-3	1B	G5-3	1B		4	0	1	0	0	0	2
Dante Bichette, R (1, 9) OBP: 0.341, SLG: 0.446			G6-3		1B	1B	G5-3	1B		4	0	3	3	0	0	0
Nelson Liriano, S (1, 6) OBP: 0.386, SLG: 0.385			K		1B	1B		1B	0-0	3	0	2	0	1	1	0
Armando Revnoso, R (1, 1) OBP: 0.118, SLG: 0.250			G5-3		G1-3			B5	0-3	2	0	0	0	0	0	2
Gary Wayne, L (6, 1)										0	0	0	0	0	0	0
Freddie Benavides, R (7, PH) OBP: 0.209, SLG: 0.219										1	0	0	0	0	0	2
Bryn Smith, R (7, 1)										0	0	0	0	0	0	0
Jay Gainer, L (8, PH) OBP: 0.273, SLG: 0.276										1	0	0	0	0	1	3
Darren Holmes, R (8, 1)										0	0	0	0	0	0	0
Jeff Parrett, R (9, 1) OBP: 0.333, SLG: 0.333										0	0	0	0	0	0	0

Batter	1	2	3	4	5	6	7	8	9
Eric Young Sr. R (1, 4) OBP: 0.342, SLG: 0.373	3-2		2-0		3-2		1-2	2-1	
Alex Cole, L (1, 8) OBP: 0.333, SLG: 0.311	0-0		2-1		4-2		0-3		0-1
Jim Tatum, R (7, PH) OBP: 0.205, SLG: 0.318									
Danny Sheaffer, R (9, PR) OBP: 0.290, SLG: 0.452									
Daryl Boston, L (1, 7) OBP: 0.348, SLG: 0.390	4-1				4-2		1-0		0-0
Charlie Hayes, R (1, 5) OBP: 0.323, SLG: 0.485	0-1				0-1		1-3		0-3
Joe Girardi, R (1, 2) OBP: 0.300, SLG: 0.368			1-0		2-0		0-1		2-3
Jerald Clark, R (1, 3) OBP: 0.294, SLG: 0.432			0-1		2-1		0-2		0-0
Dante Bichette, R (1, 9) OBP: 0.341, SLG: 0.446			1-1		0-0		0-1		0-0
Nelson Liriano, S (1, 6) OBP: 0.386, SLG: 0.385			2-3		2-1		1 SAFE		0-0
Armando Revnoso, R (1, 1) OBP: 0.118, SLG: 0.250			0-1		0-1		0-1		0-3
Gary Wayne, L (6, 1)									
Freddie Benavides, R (7, PH) OBP: 0.209, SLG: 0.219									
Bryn Smith, R (7, 1)									
Jay Gainer, L (8, PH) OBP: 0.273, SLG: 0.276									
Darren Holmes, R (8, 1)									
Jeff Parrett, R (9, 1) OBP: 0.333, SLG: 0.333									

Inning Stats	R: 0	H: 1	E: 0	K: 0	S: 7	P: 14	R: 0	H: 0	E: 0	K: 0	S: 5	P: 7	R: 0	H: 1	E: 0	K: 1	S: 8	R: 2	H: 3	E: 0	K: 0	S: 14	P: 22	R: 0	H: 0	E: 0	K: 1	S: 8	P: 18	R: 0	H: 3	E: 0	K: 1	S: 13	P: 15	R: 1	H: 3	E: 0	K: 1	S: 15	P: 24	R: 0	H: 1	E: 0	K: 2	S: 10	P: 12	1B: 12	SF: 0	2B: 0	SAC: 0	3B: 0	DP: 0	HR: 0	HBP: 0	WP: 0	PA: 41
--------------	------	------	------	------	------	-------	------	------	------	------	------	------	------	------	------	------	------	------	------	------	------	-------	-------	------	------	------	------	------	-------	------	------	------	------	-------	-------	------	------	------	------	-------	-------	------	------	------	------	-------	-------	--------	-------	-------	--------	-------	-------	-------	--------	-------	--------

PITCHER	IP	WLS	BF	H	R	ER	SO	BB	IBB	HBP	BLK	WP	HR	S	P	ERA	WHIP
Mark Portugal, R (1, 1) ERA: 2.85	3.1		13	2	1	1	1	2	0	0	0	0	0	24	43	2.70	1.200
Tom Edens, R (4, 1) ERA: 4.91	1.2		8	3	1	1	0	1	0	0	0	0	0	18	32	5.40	2.400
Brian Williams, R (6, 1) ERA: 3.18	1.1		7	3	0	0	1	0	0	0	0	0	0	17	19	0.00	2.250
Al Osuna, L (7, 1) ERA: 4.5	0.2		2	0	0	0	1	0	0	0	0	0	0	4	5	0.00	0.000
Doug Jones, R (8, 1) ERA: 3.58	2.0	L	11	4	1	1	3	1	0	0	0	0	0	25	36	4.50	2.500



Batter	1	2	3	4	5	6	7	8	9	AB	R	H	RBI	BB	SO	LOB
<b>Craig Biggio, R</b> OBP: 0.359, SLG: 0.485 (1, 4)	2-2 G4-3		1-2 K		1-3 K		1-3 K			4	0	0	0	0	3	3
<b>Steve Finley, L</b> OBP: 0.300, SLG: 0.276 (1, 8)	3-2 5 1B		1-1 G1-3			2-1 G4-3	1-0 G4-3			4	0	1	0	0	0	1
<b>5 Jeff Bagwell, R</b> OBP: 0.454, SLG: 0.647 (1, 3)	1-2 1B			0-0 G1-3		1-1 HR		1-0 L4		4	1	2	1	0	0	0
<b>Eric Anthony, L</b> OBP: 0.364, SLG: 0.425 (1, 9)	1-3 K			0-0 G3		4-1 BB		0-1 FC6 1B		3	0	1	0	1	1	2
<b>Ken Caminiti, S</b> OBP: 0.292, SLG: 0.459 (1, 5)	2-0 G3			3-1 G4-3		2-0 F9		1-3 K		4	0	0	0	0	1	4
<b>Luis Gonzalez, L</b> OBP: 0.325, SLG: 0.403 (1, 7)		0-0 G4-6-3 1B			1-0 BB 1B	2-0 F7		1-2 FC6		4	0	2	0	0	0	2
<b>Andujar Cedeno, R</b> OBP: 0.366, SLG: 0.464 (1, 6)		2-1 G4-6-3 1-2f			4-2 BB		1-2 HR		0-3 K	3	1	1	1	1	1	1
<b>Eddie Taubensee, L</b> OBP: 0.267, SLG: 0.326 (1, 2)		3-2 G3-1			2-3 K		2-2 G4-3		0-2 G3-1	3	0	0	0	0	1	2
<b>Casey Candaele, S</b> OBP: 0.161, SLG: 0.138 (9, PH)										1	0	0	0	0	0	0
<b>Mark Portugal, R</b> OBP: 0.333, SLG: 0.278 (1, 1)			3-2 G4-3		1-3 K		1-1 1B		2-0 P6	1	0	0	0	0	0	0
<b>Tom Edgents, R</b> OBP: 0.375, SLG: 0.350 (4, 1)										0	0	0	0	0	0	0
<b>Chris Donnels, L</b> OBP: 0.286, SLG: 0.333 (5, PH)										0	0	0	0	0	1	2
<b>Brian Williams, R</b> OBP: 0.392, SLG: 0.705 (6, 1)										0	0	0	0	0	0	0
<b>Al Osuna, R</b> OBP: 0.286, SLG: 0.333 (7, PH)										0	0	0	0	0	0	0
<b>Kevin Bass, S</b> OBP: 0.286, SLG: 0.333 (7, PH)										1	0	1	0	0	0	0
<b>Doug Jones, R</b> OBP: 0.392, SLG: 0.705 (8, 1)										0	0	0	0	0	0	0
<b>Chris James, R</b> OBP: 0.392, SLG: 0.705 (9, PH)										0	0	0	0	0	0	0

Inning Stats	R: 0	H: 2	E: 0	K: 1	S: 15	H: 1	LOB: 2	BB: 0	P: 24	R: 0	H: 1	E: 0	K: 0	S: 6	R: 0	H: 0	E: 0	K: 1	S: 11	R: 0	H: 0	E: 0	K: 0	S: 4	R: 0	H: 1	E: 0	K: 3	S: 15	R: 1	H: 1	E: 0	K: 0	S: 7	R: 1	H: 2	E: 0	K: 1	S: 17	R: 0	H: 1	E: 0	K: 1	S: 9	R: 0	H: 0	E: 0	K: 1	S: 7	R: 0	H: 0	E: 0	K: 1	S: 7	1B: 6	SF: 0	2B: 0	3B: 0	HR: 2	WP: 0	PB: 0	SB: 0	CS: 0	PA: 36
<b>PITCHER</b>	IP	WLS	BF	H	R	ER	SO	BB	IBB	HBP	BLK	WP	HR	S	P	ERA	WHIP																																															
<b>Armando Reynoso, R</b> ERA: 3.53 (1, 1)	5.2		23	5	1	1	5	2	0	0	0	0	1	57	97	1.59	1.235																																															
<b>Gary Wayne, L</b> ERA: 3.12 (6, 1)	0.1		1	0	0	0	0	0	0	0	0	0	0	1	3	0.00	0.000																																															
<b>Bryn Smith, R</b> ERA: 7.99 (7, 1)	1.0	W	5	2	1	1	1	0	0	0	0	0	0	1	17	22	9.00	2.000																																														
<b>Darren Holmes, R</b> ERA: 11.68 (8, 1)	1.0		4	1	0	0	1	0	0	0	0	0	0	9	12	0.00	1.000																																															
<b>Jeff Parrett, R</b> ERA: 4.33 (9, 1)	1.0	S	3	0	0	0	1	0	0	0	0	0	0	7	9	0.00	0.000																																															

**BOTTOM**

**Colorado Rockies @ Houston Astros**  
Astrodome, Houston, TX  
Wed May 26 1993, 8:05 PM EDT  
Att. 22,267 - Dome

livebaseballscorecards.com

<b>AB</b>	34
<b>R</b>	2
<b>H</b>	8
<b>RBI</b>	2
<b>BB</b>	2
<b>SO</b>	8
<b>LOB</b>	17



Batter	1	2	3	4	5	6	7	8	9	AB R H RBI BB SO LOB	TOP	
Eric Young Sr. R OBP: 0.340, SLG: 0.371 (1, 4)	2-2 G4-3 S 1B		1-0 G1-3		2-2 F7			0-2 F8		4 0 1 0 0 0 1		
Alex Cole, L OBP: 0.325, SLG: 0.301 (1, 8)	1-1 G4-3 1-3		0-0 G1-4-3			0-0 F7		0-2 F7		4 0 0 0 0 0 1		
Daryl Boston, L OBP: 0.336, SLG: 0.375 (1, 7)	2-1 P2		0-1 G3			2-1 G3		0-0 F9		4 0 0 0 0 0 1		
Charlie Hayes, R OBP: 0.326, SLG: 0.486 (1, 5)	2-3 K			3-2 G3		1-0 1B		0-0 FC5-4 1B		4 0 2 0 0 1 1		
Joe Girardi, R OBP: 0.299, SLG: 0.365 (1, 2)				0-0 G4-3		0-0 L3		0-0 FC5-4 1B 1-2f		4 0 1 0 0 0 2		
Jerald Clark, R OBP: 0.293, SLG: 0.426 (1, 3)		1 SAFE F9		0-0 P6			1-0 1B	0-2 F7		4 0 1 0 0 0 2		
Dante Bichette, R OBP: 0.345, SLG: 0.447 (1, 9)					1-2 FC4-6 1B		0-3 K	1-1 FC6-4 1B		4 0 2 0 0 1 2		
Nelson Liriano, S OBP: 0.375, SLG: 0.357 (1, 6)					0-0 FC4-6 SH5-4 1-2f		1-0 F7	1-0 FC6-4 1-2f		3 0 0 0 1 0 4		
David Nied, R OBP: 0.278, SLG: 0.188 Darren Holmes, R (6, 1)					0-2 SH5-4 1 SAFE		0-2 F8			1 0 0 0 0 1 2		
Jim Tatum, R OBP: 0.200, SLG: 0.311 Bryn Smith, R Gary Wayne, L (7, 1)										0 0 0 0 0 0 0		
										1 0 0 0 0 0 1		
										0 0 0 0 0 0 0		
										0 0 0 0 0 0 0		
										0 0 0 0 0 0 0		
<b>Inning Stats</b>	R: 0 H: 1 E: 0 LOB: 1 K: 1 BB: 0 S: 11 P: 18	R: 0 H: 1 E: 0 LOB: 2 K: 1 BB: 1 S: 8 P: 13	R: 0 H: 0 E: 0 LOB: 0 K: 0 BB: 0 S: 4 P: 5	R: 0 H: 0 E: 0 LOB: 0 K: 0 BB: 0 S: 6 P: 9	R: 0 H: 1 E: 0 LOB: 1 K: 0 BB: 0 S: 13 P: 16	R: 0 H: 1 E: 0 LOB: 1 K: 0 BB: 0 S: 5 P: 8	R: 0 H: 1 E: 0 LOB: 1 K: 1 BB: 0 S: 10 P: 12	R: 0 H: 0 E: 0 LOB: 0 K: 0 BB: 0 S: 9 P: 9	R: 0 H: 2 E: 0 LOB: 2 K: 0 BB: 0 S: 8 P: 10	1B: 7 SF: 0 2B: 0 SAC: 1 3B: 0 DP: 0 HR: 0 HBP: 0	WP: 0 PA: 35 PB: 0 SB: 1 CS: 0	
<b>PITCHER</b> Doug Drabek, R ERA: 2.87 (1, 1)	IP WLS BF H R ER SO BB IBB HBP BLK WP HR S P ERA WHIP	9.0 W 35 7 0 0 3 0 1 0 0 0 0 0 74 100 0.00 0.778										

Colorado Rockies @ Houston Astros  
Astrodome, Houston, TX  
Thu May 27 1993, 8:05 PM EDT  
Att. 22,372 - Dome

livebaseballscorecards.com

AB 33  
R 0  
H 7  
RBI 0  
BB 1  
SO 3  
LOB 17



Batter	1	2	3	4	5	6	7	8	9
<b>Craig Biggio, R</b> OBP: 0.371, SLG: 0.489 (1, 4)	1-0 P4		1-1 G4-3 1B		0-0 5 2B SF7 1B		4-2 5 BB 1B BB	4-2 WP 3B BB	
<b>Steve Finley, L</b> OBP: 0.312, SLG: 0.309 (1, 8)	3-2 5 1B 1B		1-2 G4-3 1-2f		0-0 P4		0-1 BB 5 BB SF9 1B	1-1 1-H 3B	
<b>5 Jeff Bagwell, R</b> OBP: 0.458, SLG: 0.649 (1, 3)	1-1 G4-6-3 1B			1-1 F8	0-1 1-3 2-H 3-H 2B		4-1 BB BB	1-0 F8	
<b>Eric Anthony, L</b> OBP: 0.361, SLG: 0.423 (1, 9)	0-0 G4-6-3 1-2f			2-1 HR 1B	1-0 SF7		1-3 K		
<b>Ken Caminiti, S</b> OBP: 0.291, SLG: 0.451 (1, 5)		2-2 K		0-0 F8	3-0 G4-3		4-0 FC6-4 BB		
<b>Chris Donnels, L</b> OBP: 0.375, SLG: 0.350 (9, 5)									
<b>Luis Gonzalez, L</b> OBP: 0.329, SLG: 0.425 (1, 7)		2-0 P6		1 SAFE 0-0 1-H HR		1-1 G6-4-3 HBP	0-0 SF9		
<b>Andujar Cedeno, R</b> OBP: 0.363, SLG: 0.458 (1, 6)		2-1 G4-3		1-0 CS 1B		0-1 G6-4-3 1-2f	1-1 FC6-4 1-2f		
<b>Eddie Taubensee, L</b> OBP: 0.286, SLG: 0.337 (1, 2)			0-0 1B SH1-4 1B	1-2 CS 1-2	1-1 1B 5 2B SH 1B	4-2 BB	1-2 F8		
<b>Doug Drabek, R</b> OBP: 0.107, SLG: 0.214 (1, 1)			2-0 SH1-4 1-2		1-0 SH 5 2B 1B	0-0 F8	1-0 G4-3		

Inning Stats	R: 0	H: 2	E: 0	K: 0	S: 7	LOB: 1	BB: 0	P: 12	R: 0	H: 0	E: 0	K: 1	S: 6	LOB: 0	BB: 0	P: 12	R: 0	H: 2	E: 0	K: 0	S: 8	LOB: 1	BB: 0	P: 11	R: 2	H: 3	E: 0	K: 0	S: 9	LOB: 0	BB: 0	P: 14	R: 3	H: 3	E: 0	K: 0	S: 9	LOB: 1	BB: 0	P: 15	R: 0	H: 0	E: 0	K: 0	S: 7	LOB: 1	BB: 1	P: 12	R: 2	H: 1	E: 0	K: 1	S: 12	LOB: 2	BB: 3	P: 26	R: 1	H: 1	E: 0	K: 0	S: 12	LOB: 1	BB: 1	P: 20	R: 2	H: 1	E: 0	K: 1	S: 12	LOB: 2	BB: 3	P: 26	R: 1	H: 1	E: 0	K: 0	S: 12	LOB: 1	BB: 1	P: 20
--------------	------	------	------	------	------	--------	-------	-------	------	------	------	------	------	--------	-------	-------	------	------	------	------	------	--------	-------	-------	------	------	------	------	------	--------	-------	-------	------	------	------	------	------	--------	-------	-------	------	------	------	------	------	--------	-------	-------	------	------	------	------	-------	--------	-------	-------	------	------	------	------	-------	--------	-------	-------	------	------	------	------	-------	--------	-------	-------	------	------	------	------	-------	--------	-------	-------

PITCHER	IP	WLS	BF	H	R	ER	SO	BB	IBB	HBP	BLK	WP	HR	S	P	ERA	WHIP
<b>David Nied, R</b> ERA: 5.68 (1, 1)	5.0	L	23	10	5	5	1	0	0	0	0	0	1	39	64	9.00	2.000
<b>Darren Holmes, R</b> ERA: 10.8 (6, 1)	1.0		4	0	0	0	0	1	0	1	0	0	0	7	12	0.00	1.000
<b>Bryn Smith, R</b> ERA: 8.75 (7, 1)	0.0		3	1	2	2	0	2	0	0	0	0	0	5	13	∞	∞
<b>Gary Wayne, L</b> ERA: 3.26 (7, 1)	2.0		9	1	1	1	1	2	0	0	0	1	0	19	33	4.50	1.500

AB R H RBI BB SO LOB

3	3	2	0	2	0	0
5	1	3	1	0	0	5
4	0	2	2	1	0	1
3	1	1	1	0	1	5
3	0	0	1	1	1	2
0	0	0	0	0	0	0
2	1	1	3	0	0	0
4	0	1	0	0	0	3
3	1	2	0	1	0	0
2	1	0	0	0	0	1

AB	R	H	RBI	BB	SO	LOB
29	8	12	8	5	2	17

WP	PA
1	40

**Colorado Rockies @ Houston Astros**  
Astrodome, Houston, TX  
Thu May 27 1993, 8:05 PM EDT  
Att. 22,372 - Dome

livebaseballscorecards.com



Batter	1	2	3	4	5	6	7	8	9	10	11	12	AB R H RBI BB SO LOB	TOP													
Craig Biggio, R OBP: 0.369, SLG: 0.480	G5-3	WP 1B		1B BB		G1-6-3			F8		P4		5 0 1 0 1 0 1	<b>Houston Astros @ Florida Marlins</b> <b>Joe Robbie Stadium, Miami, FL</b> Fri May 28 1993, 7:05 PM EDT Att. 37,874 - Unknown - 77 F													
Steve Finley, L OBP: 0.313, SLG: 0.310	BB 1B	G4-3		1B			G6-3		G3		G5-3		6 0 2 0 0 0 1														
5 Jeff Bagwell, R OBP: 0.444, SLG: 0.628	K		G5-3	G1-3			K		G6-3			G5-3	6 0 0 0 0 2 4														
Eric Anthony, L OBP: 0.371, SLG: 0.449	BB		L6				HR		2B			1B BB	4 1 2 1 2 0 0														
Ken Caminiti, S OBP: 0.290, SLG: 0.483 Xavier Hernandez, L (7, 1) Brian Williams, R (9, 1) Kevin Bass, S OBP: 0.297, SLG: 0.344 Doug Jones, R (10, 1) Chris James, R OBP: 0.385, SLG: 0.689 Casey Candaele, S OBP: 0.161, SLG: 0.138	P6		HR				P5		G6-3		1B BLK 1B	P2	4 1 1 1 0 0 0 3 0 0 0 0 0 0 0 0 1 0 1 0 0 0 0 0 0 0 0 0 0 0 0 0 1 0 0 0 0 0 0 1 0 0 0 0 0 0 0 0														
Luis Gonzalez, L OBP: 0.324, SLG: 0.414		P4	G3				P6		G6-3		F7		6 0 1 0 0 0 1														
Andujar Cedeno, R OBP: 0.368, SLG: 0.459 Tom Edens, R (12, 1)		HR 1B		1B SH3-4 1B			F9		G6-3		S 1B	G5-3	6 1 3 0 0 0 2 0 0 0 0 0 0 0														
Eddie Taubensee, L OBP: 0.291, SLG: 0.370		HR		K			G6-3		G6-3		P5		5 1 2 2 0 1 3														
Greg Swindell, L OBP: 0.273, SLG: 0.318 Chris Donnels, L OBP: 0.346, SLG: 0.318		G6-3		SH3-4			G1-6-3 1B		G4-3		G4-3		2 0 1 0 0 0 0 2 0 0 0 0 0 1														
<b>Inning Stats</b>	R: 0 E: 0 K: 1 S: 11	H: 1 LOB: 2 BB: 1 P: 22	R: 2 E: 0 K: 0 S: 15	H: 3 LOB: 1 BB: 0 P: 21	R: 1 E: 0 K: 0 S: 12	H: 1 LOB: 0 BB: 0 P: 17	R: 0 E: 0 K: 1 S: 13	H: 2 LOB: 3 BB: 1 P: 18	R: 1 E: 0 K: 0 S: 5	H: 1 LOB: 0 BB: 0 P: 9	R: 0 E: 0 K: 1 S: 7	H: 1 LOB: 1 BB: 0 P: 9	R: 0 E: 0 K: 0 S: 8		H: 1 LOB: 1 BB: 0 P: 14	R: 0 E: 0 K: 0 S: 7	H: 0 LOB: 0 BB: 0 P: 9	R: 0 E: 0 K: 0 S: 10	H: 2 LOB: 2 BB: 0 P: 18	R: 0 E: 0 K: 0 S: 8	H: 0 LOB: 0 BB: 0 P: 12	R: 0 E: 0 K: 0 S: 7	H: 1 LOB: 2 BB: 1 P: 16	1B: 10 2B: 1 3B: 0 HR: 3	SF: 0 SAC: 1 DP: 1 HBP: 0	WP: 1 PA: 52 PB: 0 SB: 1 CS: 0	
<b>PITCHER</b>	IP WLS BF H R ER LOB SO P ERA WHIP	IP WLS BF H R ER LOB SO P ERA WHIP	IP WLS BF H R ER LOB SO P ERA WHIP	IP WLS BF H R ER LOB SO P ERA WHIP	IP WLS BF H R ER LOB SO P ERA WHIP	IP WLS BF H R ER LOB SO P ERA WHIP	IP WLS BF H R ER LOB SO P ERA WHIP	IP WLS BF H R ER LOB SO P ERA WHIP	IP WLS BF H R ER LOB SO P ERA WHIP	IP WLS BF H R ER LOB SO P ERA WHIP	IP WLS BF H R ER LOB SO P ERA WHIP	IP WLS BF H R ER LOB SO P ERA WHIP	IP WLS BF H R ER LOB SO P ERA WHIP		IP WLS BF H R ER LOB SO P ERA WHIP	IP WLS BF H R ER LOB SO P ERA WHIP	IP WLS BF H R ER LOB SO P ERA WHIP	IP WLS BF H R ER LOB SO P ERA WHIP	IP WLS BF H R ER LOB SO P ERA WHIP	IP WLS BF H R ER LOB SO P ERA WHIP	IP WLS BF H R ER LOB SO P ERA WHIP	IP WLS BF H R ER LOB SO P ERA WHIP	IP WLS BF H R ER LOB SO P ERA WHIP	IP WLS BF H R ER LOB SO P ERA WHIP	IP WLS BF H R ER LOB SO P ERA WHIP	IP WLS BF H R ER LOB SO P ERA WHIP	IP WLS BF H R ER LOB SO P ERA WHIP
Jack Armstrong, R ERA: 3.88	(1, 1)	5.0	WLS	25	8	4	4	2	2	2	2	2	2		7.20	2.000											
Cris Carpenter, R ERA: 6.06	(6, 1)	1.0		3	1	0	0	0	0	0	0	0	0	0.00	1.000												
Matt Turner, R ERA:	(7, 1)	2.0		8	2	0	0	1	0	0	0	0	0	0.00	1.000												
Trevor Hoffman, R ERA: 3.65	(9, 1)	1.1		5	1	0	0	0	0	0	0	0	0	0.00	0.750												
Joe Klink, L ERA: 3.27	(10, 1)	0.1		1	0	0	0	0	0	0	0	0	0	0.00	0.000												
Bryan Harvey, R ERA: 1.54	(10, 1)	1.1		5	1	0	0	0	1	0	0	0	0	0.00	0.750												
Richie Lewis, R ERA: 2.55	(12, 1)	1.0	W	5	1	0	0	0	1	0	0	0	0	0.00	2.000												

AB	48
R	4
H	14
RBI	4
BB	3
SO	3
LOB	17



Batter	1	2	3	4	5	6	7	8	9	10	11	12	AB R H RBI BB SO LOB
Chuck Carr, S OBP: 0.352, SLG: 0.342 (1, 8)	0-0 B4-3	3-2 G5-3		1-2 E5		0-1 K		3-2 K		2-1 G4-3		2-1 1B	7 0 2 3 0 1 3
Bret Barberie, S OBP: 0.404, SLG: 0.317 (1, 4)	0-2 FC6-4 1B		1-1 2B 1B	1-0 CS	0-1 1B	2-3 K			2-3 K		0-1 F7		6 0 3 0 0 2 1
Benito Santiago, R OBP: 0.297, SLG: 0.356 (1, 2)	0-1 FC6-4 E S 1-2f		1-1 F9		1-2 F7		0-3 K		0-0 G5-3		1-3 K		6 0 0 0 0 2 3
Orestes Destrade, S OBP: 0.305, SLG: 0.318 (1, 3)	2-2 E5		0-0 1-3 2B		2-2 P4		0-0 HR 1B		3-0 WP 1B		4-0 FC6-4 BB		5 1 3 0 1 0 2
Dave Magadan, L OBP: 0.421, SLG: 0.395 Bryan Harvey, R (10, 1) Rick Renteria, R OBP: 0.360, SLG: 0.348 Richie Lewis, R (12, 1)	2-2 F8		4-2 BB		0-3 K		3-1 HR 1H HR		4-0 1B		2-2 FC6-4 1-2f		3 1 1 2 2 1 3 0 0 0 0 0 0 0 1 0 0 0 0 0 1 0 0 0 0 0 0 0
Jeff Conine, R OBP: 0.374, SLG: 0.360 (1, 7)		0-0 E5 FC3-5 BB	1-3 K		2-3 K		2-0 G5-3		1-2 G3-1			4-2 FC4-6 SH1-3-4 1B BB	5 1 0 0 1 2 5
Geronimo Berroa, R OBP: 0.200, SLG: 0.143 Trevor Hoffman, R (9, 1) Joe Klink, L (10, 1) Alex Arias, R OBP: 0.377, SLG: 0.360 (10, 5)		2-3 K	2-2 K		0-1 2B 1B		0-0 G6-3			2-2 G4-3 SH1-4 1B		0-0 SH1-3-4	4 1 1 0 0 2 4 0 0 0 0 0 0 0 1 0 1 0 0 0 0
Walt Weiss, S OBP: 0.409, SLG: 0.368 (1, 6)		4-2 FC3-5 1-2 BB		0-0 G5-3		0-1 1B 2B		0-0 L9		0-1 SH1-4		4-0 FC4-6 1B IBB	3 1 1 0 2 0 0
Jack Armstrong, R Cris Carpenter, R Monty Fariss, R Matt Turner, R Greg Briley, L	0-0 FC3-5 1-2 2-3f		0-0 F8		1-3 K		1-2 P2			3-1 G4-3		3-2 FC4-6 1B 1-2f 2-3	2 0 0 0 0 0 2 0 0 0 0 0 0 0 1 0 0 0 0 0 1 2 0 0 0 0 0 0 0 3 0 0 0 0 0 0 3

Inning Stats	R: 0	H: 1	E: 1	K: 0	S: 12	LOB: 2	BB: 0	P: 16
	R: 0	H: 0	E: 1	K: 1	S: 13 <td>LOB: 2</td> <td>BB: 1</td> <td>P: 22</td>	LOB: 2	BB: 1	P: 22
	R: 0	H: 2	E: 0	K: 2	S: 13 <td>LOB: 3</td> <td>BB: 1</td> <td>P: 22</td>	LOB: 3	BB: 1	P: 22
	R: 0	H: 0	E: 1	K: 0	S: 7 <td>LOB: 0</td> <td>BB: 0</td> <td>P: 9</td>	LOB: 0	BB: 0	P: 9
	R: 0	H: 1	E: 0	K: 1	S: 13 <td>LOB: 1</td> <td>BB: 0</td> <td>P: 16</td>	LOB: 1	BB: 0	P: 16
	R: 2	H: 3	E: 0	K: 3	S: 15 <td>LOB: 1</td> <td>BB: 0</td> <td>P: 20</td>	LOB: 1	BB: 0	P: 20
	R: 2	H: 2	E: 0	K: 1	S: 8 <td>LOB: 0</td> <td>BB: 0</td> <td>P: 13</td>	LOB: 0	BB: 0	P: 13
	R: 0	H: 0	E: 0	K: 1	S: 8 <td>LOB: 0</td> <td>BB: 0</td> <td>P: 12</td>	LOB: 0	BB: 0	P: 12
	R: 0	H: 1	E: 0	K: 1	S: 8 <td>LOB: 2</td> <td>BB: 1</td> <td>P: 18</td>	LOB: 2	BB: 1	P: 18
	R: 0	H: 1	E: 0	K: 0	S: 9 <td>LOB: 1</td> <td>BB: 0</td> <td>P: 16</td>	LOB: 1	BB: 0	P: 16
	R: 0	H: 0	E: 0	K: 1	S: 8 <td>LOB: 1</td> <td>BB: 1</td> <td>P: 15</td>	LOB: 1	BB: 1	P: 15
	R: 1	H: 1	E: 0	K: 0	S: 9 <td>LOB: 2</td> <td>BB: 2</td> <td>P: 22</td>	LOB: 2	BB: 2	P: 22
	1B: 9	2B: 2	3B: 0	HR: 1	SF: 0	SAC: 2	DP: 0	HBP: 0

PITCHER	IP	WLS	BF	H	R	ER	SO	BB	IBB	HBP	BLK	WP	HR	S	P	ERA	WHIP
Greg Swindell, L ERA: 5.14	6.0		29	7	2	2	7	2	0	0	0	0	0	73	105	3.00	1.500
Xavier Hernandez, R ERA: 2.7	2.0		8	2	2	2	2	0	0	0	0	0	1	16	25	9.00	1.000
Brian Williams, R ERA: 3.04	1.0		5	1	0	0	1	0	1	0	0	1	0	8	18	0.00	1.000
Doug Jones, R ERA: 3.34	2.0		8	1	0	0	1	1	0	0	0	0	0	17	31	0.00	1.000
Tom Edens, R ERA: 5.63	0.2	L	5	1	1	1	0	1	1	0	0	0	0	9	22	13.50	3.000

**BOTTOM**

**Houston Astros @ Florida Marlins**  
**Joe Robbie Stadium, Miami, FL**  
 Fri May 28 1993, 7:05 PM EDT  
 Att: 37,874 - Unknown - 77 F

AB	47
R	5
H	12
RBI	5
BB	6
SO	11
LOB	29

WP: 1 PA: 56  
 PB: 0  
 SB: 1  
 CS: 1



PITCHER	IP	WLS	BF	H	R	ER	SO	BB	IBB	HBP	BLK	WP	HR	S	P	ERA	WHIP
Greg Swindell, L ERA: 5.14	6.0		29	7	2	2	7	2	0	0	0	0	0	73	105	3.00	1.500
Xavier Hernandez, R ERA: 2.7	2.0		8	2	2	2	2	0	0	0	0	0	1	16	25	9.00	1.000
Brian Williams, R ERA: 3.04	1.0		5	1	0	0	1	0	1	0	0	1	0	8	18	0.00	1.000
Doug Jones, R ERA: 3.34	2.0		8	1	0	0	1	1	0	0	0	0	0	17	31	0.00	1.000
Tom Edens, R ERA: 5.63	0.2	L	5	1	1	1	0	1	1	0	0	0	0	9	22	13.50	3.000

Batter	1	2	3	4	5	6	7	8	9	AB R H RBI BB SO LOB	TOP											
<b>Craig Biggio, R</b> (1, 4) OBP: 0.375, SLG: 0.478	4-0 2B 5 PB BB	4-2 FC1-6 BB		3-3 K			0-1 FC1-2 1B		0-0 G6-3	3 1 1 0 2 1 0												
<b>Steve Finley, L</b> (1, 8) OBP: 0.309, SLG: 0.314	1-1 5 PB 2B	2-1 FC1-6 5 S 1-2f			1-2 F8		1-1 FC1-2 5 G5-4-3		2-2 G3-1	5 1 1 0 0 0 4												
<b>Jeff Bagwell, R</b> (1, 3) OBP: 0.441, SLG: 0.617	4-1 FC5-4 BB	3-2 F8			1-1 P3		0-0 G5-4-3			3 0 0 0 1 0 3												
<b>Eric Anthony, L</b> (1, 9) OBP: 0.368, SLG: 0.444	1-0 FC5-4 1B		1-3 K		1-3 K			2-1 F9 BLK 1B		4 2 1 0 0 2 1												
<b>Ken Caminiti, S</b> (1, 5) OBP: 0.284, SLG: 0.453	0-2 F9		2-3 K2-3			0-0 G4-3		0-2 F8		4 0 0 0 0 1 2												
<b>Luis Gonzalez, L</b> (1, 7) OBP: 0.333, SLG: 0.429	2-2 1B		0-0 2B			1-0 1B		1-2 F9		4 0 3 1 0 0 1												
<b>Scott Servais, R</b> (1, 2) OBP: 0.333, SLG: 0.483	0-0 1B		0-0 G6-3			2-2 F7		2-2 1B		3 0 1 0 0 0 2												
<b>Kevin Bass, S</b> (8, PH) OBP: 0.308, SLG: 0.355	1-3 1B					1-2 F8				1 0 1 1 0 0 0												
<b>Eddie Taubensee, L</b> (8, 2) OBP: 0.291, SLG: 0.370								3-H 1B		0 0 0 0 0 0 0												
<b>Andujar Cedeno, R</b> (1, 6) OBP: 0.359, SLG: 0.447	0-0 F8			0-1 G6-3		0-0 F8		0-1 G6-3		4 0 0 0 0 0 4												
<b>Darryl Kile, R</b> (1, 1)		2-2 G6-3		1-2 G5-3			0-1 FC1-2 1B 2B		0-0 G1-3	2 0 0 0 0 0 0												
<b>Chris Donnels, L</b> (7, PH) OBP: 0.370, SLG: 0.391										1 0 1 0 0 0 0												
<b>Rick Parker, R</b> (7, PR) OBP: 0.296, SLG: 0.167										0 0 0 0 0 0 0												
<b>Tom Edens, R</b> (7, 1)										0 0 0 0 0 0 0												
<b>Al Osuna, R</b> (7, 1)										0 0 0 0 0 0 0												
<b>Casey Candaele, S</b> (8, PH) OBP: 0.196, SLG: 0.133										1 0 0 0 0 0 0												
<b>Doug Jones, R</b> (8, 1)										0 0 0 0 0 0 0												
<b>Inning Stats</b>	R: 3 E: 0 K: 0 S: 12	H: 3 LOB: 2 BB: 2 P: 24	R: 0 E: 0 K: 0 S: 11	H: 0 LOB: 1 BB: 1 P: 22	R: 0 E: 0 K: 2 S: 8	H: 1 LOB: 1 BB: 0 P: 11	R: 0 E: 0 K: 1 S: 8	H: 0 LOB: 0 BB: 0 P: 12	R: 0 E: 0 K: 1 S: 8	H: 0 LOB: 0 BB: 0 P: 11	R: 0 E: 0 K: 0 S: 6	H: 1 LOB: 1 BB: 0 P: 9	R: 0 E: 0 K: 0 S: 7	H: 2 LOB: 1 BB: 0 P: 8	R: 1 E: 0 K: 0 S: 15	H: 2 LOB: 1 BB: 0 P: 20	R: 0 E: 0 K: 0 S: 5	H: 0 LOB: 0 BB: 0 P: 7	1B: 6 2B: 3 3B: 0 HR: 0	SF: 0 SAC: 0 DP: 1 HBP: 0	WP: 0 PB: 2 SB: 3 CS: 0	PA: 38
<b>PITCHER</b>	IP WLS BF H R ER SO BB IBB HBP BLK WP HR S P ERA WHIP																					
<b>Charlie Hough, R</b> (1, 1) ERA: 5.21	7.0 L 30 7 3 3 4 3 0 0 0 0 0 0 60 97 3.86 1.429																					
<b>Joe Klink, L</b> (8, 1) ERA: 3.86	0.2 3 1 1 1 0 0 0 0 0 1 0 0 10 13 13.50 1.500																					
<b>Jim Corsi, R</b> (8, 1) ERA: 7.84	1.1 5 1 0 0 0 0 0 0 0 0 0 0 10 14 0.00 0.750																					

Houston Astros @ Florida Marlins  
Joe Robbie Stadium, Miami, FL

livebaseballscorecards.com

AB	35
R	4
H	9
RBI	2
BB	3
SO	4
LOB	17



Sat May 29 1993, 7:05 PM EDT  
Att. 40,520 - Unknown - 76 F

Batter	1	2	3	4	5	6	7	8	9	AB	R	H	RBI	BB	SO	LOB	BOTTOM
--------	---	---	---	---	---	---	---	---	---	----	---	---	-----	----	----	-----	--------

<b>Chuck Carr, S</b> <small>OBP: 0.350, SLG: 0.340</small> <small>(1, 8)</small>										4	0	1	0	0	0	0	<h3>Houston Astros @ Florida Marlins</h3> <p>Joe Robbie Stadium, Miami, FL</p> <p>Sat May 29 1993, 7:05 PM EDT  Att: 40,520 - Unknown - 76 F</p>
--	--	--	--	--	--	--	--	--	--	---	---	---	---	---	---	---	--

<b>Bret Barberie, S</b> <small>OBP: 0.373, SLG: 0.289</small> <small>(1, 4)</small> <b>Joe Klink, L</b> <small>(8, 1)</small> <b>Jim Corsi, R</b> <small>(8, 1)</small>										4	0	0	0	0	0	2	<p>livebaseballscorecards.com</p> <table border="1"> <tr> <td><b>AB</b></td> <td><b>32</b></td> </tr> <tr> <td><b>R</b></td> <td><b>2</b></td> </tr> <tr> <td><b>H</b></td> <td><b>4</b></td> </tr> <tr> <td><b>RBI</b></td> <td><b>2</b></td> </tr> <tr> <td><b>BB</b></td> <td><b>4</b></td> </tr> <tr> <td><b>SO</b></td> <td><b>5</b></td> </tr> <tr> <td><b>LOB</b></td> <td><b>12</b></td> </tr> </table>	<b>AB</b>	<b>32</b>	<b>R</b>	<b>2</b>	<b>H</b>	<b>4</b>	<b>RBI</b>	<b>2</b>	<b>BB</b>	<b>4</b>	<b>SO</b>	<b>5</b>	<b>LOB</b>	<b>12</b>
<b>AB</b>	<b>32</b>																														
<b>R</b>	<b>2</b>																														
<b>H</b>	<b>4</b>																														
<b>RBI</b>	<b>2</b>																														
<b>BB</b>	<b>4</b>																														
<b>SO</b>	<b>5</b>																														
<b>LOB</b>	<b>12</b>																														

<b>Dave Magadan, L</b> <small>OBP: 0.422, SLG: 0.389</small> <small>(1, 5)</small>										2	1	0	0	2	0	3	
--	--	--	--	--	--	--	--	--	--	---	---	---	---	---	---	---	--

<b>Orestes Destrade, S</b> <small>OBP: 0.303, SLG: 0.333</small> <small>(1, 3)</small>										4	1	1	2	0	1	1	
--	--	--	--	--	--	--	--	--	--	---	---	---	---	---	---	---	--

<b>Benito Santiago, R</b> <small>OBP: 0.290, SLG: 0.347</small> <small>(1, 2)</small>										4	0	0	0	0	2	0	
---	--	--	--	--	--	--	--	--	--	---	---	---	---	---	---	---	--

<b>Greg Briley, L</b> <small>OBP: 0.286, SLG: 0.340</small> <small>(1, 9)</small>										4	0	1	0	0	1	0	
---	--	--	--	--	--	--	--	--	--	---	---	---	---	---	---	---	--

<b>Jeff Conine, R</b> <small>OBP: 0.372, SLG: 0.354</small> <small>(1, 7)</small>										3	0	0	0	1	0	0	
---	--	--	--	--	--	--	--	--	--	---	---	---	---	---	---	---	--

<b>Walt Weiss, S</b> <small>OBP: 0.411, SLG: 0.367</small> <small>(1, 6)</small>										3	0	1	0	1	0	2	
--	--	--	--	--	--	--	--	--	--	---	---	---	---	---	---	---	--

<b>Charlie Hough, R</b> <small>(1, 1)</small> <b>Rick Renneria, R</b> <small>OBP: 0.351, SLG: 0.338</small> <small>(7, PH)</small> <small>(8, 4)</small>										2	0	0	0	0	1	3	
---	--	--	--	--	--	--	--	--	--	---	---	---	---	---	---	---	--

<b>Inning Stats</b>	R: 2 E: 0 K: 1 S: 16	H: 1 LOB: 0 BB: 1 P: 29	R: 0 E: 0 K: 1 S: 14	H: 0 LOB: 1 BB: 1 P: 25	R: 0 E: 0 K: 0 S: 6	H: 0 LOB: 1 BB: 1 P: 16	R: 0 E: 0 K: 0 S: 10	H: 1 LOB: 2 BB: 1 P: 20	R: 0 E: 0 K: 1 S: 10	H: 0 LOB: 0 BB: 0 P: 12	R: 0 E: 1 K: 0 S: 9	H: 2 LOB: 3 BB: 0 P: 16	R: 0 E: 0 K: 2 S: 10	H: 0 LOB: 0 BB: 0 P: 13	R: 0 E: 0 K: 0 S: 6	H: 0 LOB: 0 BB: 0 P: 11	1B: 3 2B: 0 3B: 0 HR: 1	SF: 0 SAC: 0 DP: 0 HBP: 0	WP: 0 PB: 0 SB: 0 CS: 0	PA: 36
---------------------	-------------------------------	----------------------------------	-------------------------------	----------------------------------	------------------------------	----------------------------------	-------------------------------	----------------------------------	-------------------------------	----------------------------------	------------------------------	----------------------------------	-------------------------------	----------------------------------	------------------------------	----------------------------------	----------------------------------	------------------------------------	----------------------------------	--------

PITCHER	IP	WLS	BF	H	R	ER	SO	BB	IBB	HBP	BLK	WP	HR	S	P	ERA	WHIP
<b>Darryl Kile, R</b> <small>ERA: 3.34</small>	(1, 1)	6.0	24	2	2	2	3	4	0	0	0	0	1	63	118	3.00	1.000
<b>Tom Edens, R</b> <small>ERA: 5.19</small>	(7, 1)	0.2	5	2	0	0	0	0	0	0	0	0	0	8	15	0.00	3.000
<b>Al Osuna, L</b> <small>ERA: 2.7</small>	(7, 1)	1.1	4	0	0	0	2	0	0	0	0	0	0	11	14	0.00	0.000
<b>Doug Jones, R</b> <small>ERA: 3.23</small>	(9, 1)	1.0	3	0	0	0	0	0	0	0	0	0	0	6	11	0.00	0.000

Batter	1	2	3	4	5	6	7	8	9	AB R H RBI BB SO LOB	TOP									
Casey Candaele, S (1, 4) OBP: 0.194, SLG: 0.206	3-2 F9	3-2 F8			1-0 2B			3-1 1B 5 SF9 1B		4 1 2 0 0 0 2										
Steve Finley, L (1, 8) OBP: 0.314, SLG: 0.320	0-0 5 G1-3 1B		1-3 K		0-1 G4-3			1-0 1B		4 0 2 0 0 1 1										
5 Jeff Bagwell, R (1, 3) OBP: 0.437, SLG: 0.613	1-1 G1-3 1-2		2-3 K				1-0 G3-6-3 1B	0-0 SF9		3 0 1 1 0 1 1										
Eric Anthony, L (1, 9) OBP: 0.361, SLG: 0.434	2-0 G3-1		1-1 G4-3			2-2 G3-6-3 1-2f		3-3 3-H 3-3 K		4 0 0 0 0 1 3										
Ken Caminiti, S (1, 5) OBP: 0.284, SLG: 0.449					1-1 G4-3		1-1 P4		0-0 G5-4-3 1B	4 0 1 0 0 1 0										
Luis Gonzalez, L (1, 7) OBP: 0.332, SLG: 0.444					1-1 G3-1			3-3 K	2-1 L7	4 1 1 1 0 1 1										
Andujar Cedeno, R (1, 6) OBP: 0.357, SLG: 0.442					1-2 F9			2-2 F8	1-1 G5-4-3 1-2f	4 0 1 0 0 0 1										
Doug Jones, R (9, 1)										0 0 0 0 0 0 0										
Eddie Taubensee, L (1, 2) OBP: 0.292, SLG: 0.363					1-0 F9			2-3 K		2 0 0 0 1 1 0										
Pete Harnisch, S (1, 1) OBP: 0.190, SLG: 0.200					0-2 B1-3					1 0 0 0 0 0 0										
Chris Donnels, L (8, PH) OBP: 0.357, SLG: 0.375										1 0 0 0 0 1 0										
Xavier Hernandez, L (8, 1)										0 0 0 0 0 0 0										
Al Osuna, R (8, 1)										0 0 0 0 0 0 0										
Jose Uribe, S (9, 6) OBP: 0.278, SLG: 0.133										0 0 0 0 0 0 0										
<b>Inning Stats</b>	R: 0 E: 0 K: 0 S: 7	H: 1 LOB: 1 BB: 0 P: 13	R: 1 E: 0 K: 1 S: 16	H: 2 LOB: 2 BB: 1 P: 30	R: 0 E: 0 K: 2 S: 11	H: 0 LOB: 0 BB: 0 P: 15	R: 0 E: 0 K: 0 S: 7	H: 0 LOB: 0 BB: 0 P: 10	R: 0 E: 0 K: 2 S: 7	H: 1 LOB: 1 BB: 0 P: 9	R: 0 E: 0 K: 0 S: 10	H: 0 LOB: 0 BB: 0 P: 17	R: 1 E: 0 K: 2 S: 10	H: 2 LOB: 1 BB: 0 P: 19	R: 0 E: 0 K: 0 S: 5	H: 1 LOB: 0 BB: 0 P: 8	1B: 6 2B: 1 3B: 0 HR: 1	SF: 1 SAC: 1 DP: 2 HBP: 0	WP: 0 PB: 0 SB: 2 CS: 0	PA: 34
<b>PITCHER</b>	IP WLS BF H R ER SO BB IBB HBP BLK WP HR S P ERA WHIP																			
Luis Aquino, R (1, 1) ERA: 2.28	7.2 L 30 7 2 2 6 1 0 0 0 0 0 1 72 118 2.35 1.043																			
Joe Klink, L (8, 1) ERA: 3.75	0.1 1 0 0 0 1 0 0 0 0 0 0 3 6 0.00 0.000																			
Matt Turner, R (9, 1) ERA:	1.0 3 1 0 0 0 0 0 0 0 0 0 5 8 0.00 1.000																			

Houston Astros @ Florida Marlins  
Joe Robbie Stadium, Miami, FL

Sun May 30 1993, 3:33 AM EDT  
Att. 36,686 - Overcast - 79 F

livebaseballscorecards.com

AB	31
R	2
H	8
RBI	2
BB	1
SO	7
LOB	9







Batter	1	2	3	4	5	6	7	8	9	AB R H RBI BB SO LOB	TOP																									
<b>Delino DeShields, L</b> (1, 4) OBP: 0.400, SLG: 0.363	2-3 K		3-1 1B		3-2 G1-3			4-0 1B BB		3 0 1 0 1 1 1																										
<b>Mike Lansing, R</b> (1, 5) OBP: 0.373, SLG: 0.440	2-1 BB HBP		2-1 L8			0-3 K		2-0 1B		3 0 1 0 0 1 1																										
<b>Marquis Grissom, R</b> (1, 8) OBP: 0.369, SLG: 0.475	4-0 BB			4-1 BB BB		4-1 S 1B BB		0-1 P2		1 1 0 0 3 0 2																										
<b>Matt Stairs, L</b> (1, 7) OBP: 0.250, SLG: 0.250	0-1 G4-6-3			1-0 P2		2-2 1B		1-0 L8		3 0 1 1 0 0 3																										
<b>Jeff Fassero, L</b> (6, 1)										0 0 0 0 0 0 0																										
<b>Darrin Fletcher, L</b> (8, PH) OBP: 0.302, SLG: 0.330										1 0 0 0 0 0 2																										
<b>Mel Rojas, R</b> (8, 1)										0 0 0 0 0 0 0																										
<b>Greg Colbrunn, R</b> (1, 3) OBP: 0.341, SLG: 0.518		2-1 G6-3		2-2 G6-3		2-0 F7			1-0 F9	4 0 0 0 0 0 1																										
<b>John Vander Wal, L</b> (1, 9) OBP: 0.340, SLG: 0.424		0-1 G1-3		0-0 G4-3			3-3 K		3-2 K	3 0 0 0 0 1 1																										
<b>Moises Alou, R</b> (8, 9) OBP: 0.356, SLG: 0.443										1 0 0 0 0 1 0																										
<b>Wil Cordero, R</b> (1, 6) OBP: 0.286, SLG: 0.413		1-0 G5-3			0-3 K		0-1 F9		0-0 2B	4 0 1 0 0 1 0																										
<b>Tim Laker, R</b> (1, 2) OBP: 0.188, SLG: 0.233			2-0 G6-3		1-1 S 1B		3-3 K		0-1 L5	3 0 1 0 0 1 0																										
<b>Frank Bolick, S</b> (9, PH) OBP: 0.324, SLG: 0.404										1 0 0 0 0 0 1																										
<b>Brian Barnes, L</b> (1, 1) OBP: 0.286, SLG: 0.167			2-3 K		1-3 K			3-2 L8		2 0 0 0 0 2 1																										
<b>Lou Frazier, S</b> (6, 7) OBP: 0.371, SLG: 0.456										1 0 0 0 0 0 0																										
<b>Inning Stats</b>	R: 0 E: 0 K: 1 S: 8	H: 0 LOB: 1 BB: 1 P: 16	R: 0 E: 0 K: 0 S: 5	H: 0 LOB: 0 BB: 0 P: 8	R: 0 E: 0 K: 1 S: 8	H: 1 LOB: 1 BB: 0 P: 17	R: 0 E: 0 K: 0 S: 7	H: 0 LOB: 1 BB: 1 P: 13	R: 0 E: 0 K: 2 S: 11	H: 1 LOB: 1 BB: 0 P: 16	R: 1 E: 0 K: 1 S: 8	H: 1 LOB: 0 BB: 1 P: 16	R: 0 E: 0 K: 2 S: 9	H: 0 LOB: 0 BB: 0 P: 15	R: 0 E: 0 K: 0 S: 7	H: 1 LOB: 2 BB: 1 P: 17	R: 0 E: 0 K: 1 S: 8	H: 1 LOB: 1 BB: 0 P: 12	1B: 4 2B: 1 3B: 0 HR: 0	SF: 0 SAC: 0 DP: 1 HBP: 1	WP: 0 PB: 0 SB: 2 CS: 0	PA: 35														
<b>PITCHER</b>	IP WLS BF H R ER SO BB IBB HBP BLK WP HR S P ERA WHIP																																			
<b>Brian Williams, R</b> (1, 1) ERA: 2.64	7.0	26	3	1	1	7	3	0	1	0	0	0	0	56	101	1.29	0.857																			
<b>Doug Jones, R</b> (8, 1) ERA: 3.24	2.0	9	2	0	0	1	1	0	0	0	0	0	0	15	29	0.00	1.500																			

**Montreal Expos @ Houston Astros**  
Astrodome, Houston, TX  
Mon May 31 1993, 4:33 AM EDT  
Att. 21,176 - Dome

[livebaseballscorecards.com](http://livebaseballscorecards.com)

<b>AB</b>	30
<b>R</b>	1
<b>H</b>	5
<b>RBI</b>	1
<b>BB</b>	4
<b>SO</b>	8
<b>LOB</b>	13





Batter	1	2	3	4	5	6	7	8	9	AB R H RBI BB SO LOB	TOP
Delino DeShields, L (1, 4) OBP: 0.397, SLG: 0.360	1-0 G1-3		2-2 G5-3			2-1 F9			3-2 SH2-4 1B	4 1 1 0 0 0 1	
Lou Frazier, S (1, 7) OBP: 0.369, SLG: 0.450	3-1 G3			1-2 G3		2-1 CS 1B			0-0 SH2-4 1-2	3 0 1 0 0 0 0	
Marquis Grissom, R (1, 8) OBP: 0.362, SLG: 0.464	3-3 K			3-2 F7		2-0 F8 1-2			1-2 G6-3	4 0 0 0 0 1 2	
Frank Bolick, S (1, 3) OBP: 0.321, SLG: 0.398 Greg Colbrunn, R (9, PR) OBP: 0.341, SLG: 0.518 (9, 3)		2-0 P2		0-1 L9			0-3 K		3-2 2-H 1B	4 0 1 1 0 1 0 0 0 0 0 0 0 0	
John Vander Wal, L (1, 9) OBP: 0.347, SLG: 0.420 Moises Alou, R (9, 9) OBP: 0.356, SLG: 0.443		3-1 F8			3-1 1B SF7 1B		4-2 G4-6-3 BB		0-2 G3	3 1 1 0 1 0 1 0 0 0 0 0 0 0	
Darrin Fletcher, L (1, 2) OBP: 0.303, SLG: 0.330		2-0 G3			0-0 1B		0-1 G4-6-3 1-2f			3 0 1 0 0 0 1	
Mike Lansing, R (1, 5) OBP: 0.367, SLG: 0.435			0-0 P3		3-2 SF7			1-2 F9		2 0 0 1 0 0 0	
Wil Cordero, R (1, 6) OBP: 0.284, SLG: 0.407			1-2 E4 SH3-4		1-0 P5			2-2 G5-3		3 0 0 0 0 0 1	
Ken Hill, R (1, 1) OBP: 0.222, SLG: 0.200 Matt Stairs, L (8, PH) OBP: 0.200, SLG: 0.200 Jeff Fassero, L (8, 1) John Wetteland, R (8, 1)			1-0 SH3-4		1-3 K			2-2 P6		1 0 0 0 0 1 1 1 0	
<b>Inning Stats</b>	R: 0 H: 0 E: 0 LOB: 0 K: 1 BB: 0 S: 9 P: 16	R: 0 H: 0 E: 0 LOB: 0 K: 0 BB: 0 S: 4 P: 11	R: 0 H: 0 E: 1 LOB: 1 K: 0 BB: 0 S: 8 P: 12	R: 0 H: 0 E: 0 LOB: 0 K: 0 BB: 0 S: 8 P: 12	R: 1 H: 2 E: 0 LOB: 1 K: 1 BB: 0 S: 10 P: 18	R: 0 H: 1 E: 0 LOB: 0 K: 0 BB: 0 S: 6 P: 11	R: 0 H: 0 E: 0 LOB: 0 K: 1 BB: 1 S: 7 P: 11	R: 0 H: 0 E: 0 LOB: 0 K: 0 BB: 0 S: 9 P: 14	R: 1 H: 2 E: 0 LOB: 1 K: 0 BB: 0 S: 14 P: 21	1B: 5 SF: 1 2B: 0 SAC: 2 3B: 0 DP: 1 HR: 0 HBP: 0	WP: 0 PA: 32 PB: 0 SB: 0 CS: 1
<b>PITCHER</b> Doug Drabek, R (1, 1) ERA: 2.79	IP WLS BF H R ER SO BB IBB HBP BLK WP HR S P ERA WHIP										
	9.0 L 32 5 2 2 3 1 0 0 0 0 0 0 75 126 2.00 0.667										

**Montreal Expos @ Houston Astros**  
 Astrodome, Houston, TX  
 Tue Jun 01 1993, 8:05 PM EDT  
 Att. 21,132 - Dome

[livebaseballscorecards.com](http://livebaseballscorecards.com)

**AB** 28  
**R** 2  
**H** 5  
**RBI** 2  
**BB** 1  
**SO** 3  
**LOB** 7



**BOTTOM**

**Montreal Expos @ Houston Astros**  
 Astrodome, Houston, TX  
 Tue Jun 01 1993, 8:05 PM EDT  
 Att. 21,132 - Dome

[livebaseballscorecards.com](http://livebaseballscorecards.com)

<b>AB</b>	<b>33</b>
<b>R</b>	<b>1</b>
<b>H</b>	<b>8</b>
<b>RBI</b>	<b>1</b>
<b>BB</b>	<b>4</b>
<b>SO</b>	<b>2</b>
<b>LOB</b>	<b>20</b>



WP: 0	PA: 39
PB: 0	
SB: 0	
CS: 0	

AB	R	H	RBI	BB	SO	LOB
4	0	1	0	1	1	2
4	0	1	0	1	0	3
5	0	0	0	0	0	5
3	1	0	0	1	0	2
4	0	2	0	0	0	1
3	0	2	0	0	1	0
0	0	0	0	0	0	0
4	0	1	1	0	0	3
2	0	1	0	1	0	0
1	0	0	0	0	0	1
0	0	0	0	0	0	0
2	0	1	0	1	0	0
1	0	0	0	0	0	1
0	0	0	0	0	0	0
2	0	0	0	0	0	3
1	0	0	0	0	0	0

Batter	1	2	3	4	5	6	7	8	9
<b>Craig Biggio, R</b> OBP: 0.382, SLG: 0.487 (1, 4)	0-0 FC3-6 1B		2-3 K		0-0 F8		0-2 F8		4-2 G3 BB
<b>Steve Finley, L</b> OBP: 0.315, SLG: 0.318 (1, 8)	1-2 FC3-6 5 G3 1-2f		4-2 FC5-4 BB		0-2 G4-3		0-0 1B		0-2 G3
<b>5 Jeff Bagwell, R</b> OBP: 0.429, SLG: 0.591 (1, 3)	1-0 G3		2-2 FC5-4		0-1 F8		0-0 P9		3-2 G6-3
<b>Eric Anthony, L</b> OBP: 0.357, SLG: 0.425 (1, 9)	2-2 L4		1-2 F7		4-2 1B BB		0-0 G3		
<b>Ken Caminiti, S</b> OBP: 0.287, SLG: 0.443 (1, 5)		2-2 G1-3		0-0 1B 1B		0-0 F7		0-0 SH1-3 1B	
<b>Chris James, R</b> OBP: 0.397, SLG: 0.660 (1, 7)		2-3 K		1-0 G6-3 1B		1-2 1B 1B		1-0 SH1-3	
<b>Luis Gonzalez, L</b> OBP: 0.326, SLG: 0.436 (9, 7)				1-2 1B		1-2 1B		1-2 1B	
<b>Scott Servais, R</b> OBP: 0.329, SLG: 0.469 (1, 2)		3-2 G1-3		3-2 G6-3 1-2f		0-1 1B		0-1 G5-3	
<b>Jose Uribe, S</b> OBP: 0.333, SLG: 0.176 (1, 6)			0-1 P4		0-0 SH1-3 1B		4-0 FC6 IBB		2-2 G4-3
<b>Chris Donnels, L</b> OBP: 0.345, SLG: 0.360 (8, PH)					0-0 SH1-3		1-0 FC6		
<b>Andujar Cedeno, R</b> OBP: 0.356, SLG: 0.440 (9, 6)									
<b>Doug Drabek, R</b> OBP: 0.100, SLG: 0.200 (1, 1)			1-0 E5 BB		0-0 SH1-3		1-0 FC6		0-1 G6-3
<b>Kevin Bass, S</b> OBP: 0.299, SLG: 0.344 (9, PH)					1-2 1B		1-2f		

R	H	E	K	S
0	1	0	0	12
0	0	0	0	10
0	0	0	0	17
0	2	0	0	15
0	1	0	0	7
1	2	0	0	21
0	1	0	0	6
0	1	0	0	12
0	0	0	0	21

R	H	E	K	S
0	1	0	0	12
0	0	0	0	10
0	0	0	0	17
0	2	0	0	15
0	1	0	0	7
1	2	0	0	21
0	1	0	0	6
0	1	0	0	12
0	0	0	0	21

R	H	E	K	S
0	1	0	0	12
0	0	0	0	10
0	0	0	0	17
0	2	0	0	15
0	1	0	0	7
1	2	0	0	21
0	1	0	0	6
0	1	0	0	12
0	0	0	0	21

R	H	E	K	S
0	1	0	0	12
0	0	0	0	10
0	0	0	0	17
0	2	0	0	15
0	1	0	0	7
1	2	0	0	21
0	1	0	0	6
0	1	0	0	12
0	0	0	0	21

R	H	E	K	S
0	1	0	0	12
0	0	0	0	10
0	0	0	0	17
0	2	0	0	15
0	1	0	0	7
1	2	0	0	21
0	1	0	0	6
0	1	0	0	12
0	0	0	0	21

Inning Stats															PITCHER																	
R	H	E	K	S	R	H	E	K	S	R	H	E	K	S	IP	WLS	BF	H	R	ER	SO	BB	IBB	HBP	BLK	WP	HR	S	P	ERA	WHIP	
0	1	0	0	12	0	0	0	0	10	0	0	0	0	17	7.0		31	7	1	1	2	2	1	0	0	0	0	0	63	98	1.29	1.286
0	0	0	0	10	0	0	0	0	17	0	0	0	0	10	0.0		1	1	0	0	0	0	0	0	0	0	0	1	1	∞	∞	
0	0	0	0	17	0	0	0	0	10	0	0	0	0	10	2.0	W	7	0	0	0	0	1	0	0	0	0	0	22	32	0.00	0.500	

PITCHER	IP	WLS	BF	H	R	ER	SO	BB	IBB	HBP	BLK	WP	HR	S	P	ERA	WHIP
<b>Ken Hill, R</b> ERA: 2.32 (1, 1)	7.0		31	7	1	1	2	2	1	0	0	0	0	63	98	1.29	1.286
<b>Jeff Fassero, L</b> ERA: 2.54 (8, 1)	0.0		1	1	0	0	0	0	0	0	0	0	0	1	1	∞	∞
<b>John Wetteland, R</b> ERA: 1.99 (8, 1)	2.0	W	7	0	0	0	0	1	0	0	0	0	0	22	32	0.00	0.500

Batter	1	2	3	4	5	6	7	8	9	AB R H RBI BB SO LOB	TOP																							
<b>Delino DeShields, L</b> OBP: 0.397, SLG: 0.357 (1, 4)	1-2 L7	4-0 BB			1-0 G3		2-0 P6		3-2 1B	4 0 1 1 1 0 1																								
<b>Lou Frazier, S</b> OBP: 0.362, SLG: 0.429 (1, 7)	1-3 K	3-2 F8			1-0 F8			4-1 1B BB		3 0 0 0 1 1 3																								
<b>Marquis Grissom, R</b> OBP: 0.369, SLG: 0.497 (1, 8)	2-2 HR				2-2 L3		1-1 G5-3 3B	1-1 G6-4-3 1B		4 2 3 1 0 0 0																								
<b>Greg Colbrunn, R</b> OBP: 0.330, SLG: 0.500 <b>John Vander Wal, L</b> OBP: 0.343, SLG: 0.416 (8, PH) (8, 3)	2-1 F8				2-2 F7		2-2 L1-3	1-2 F7		3 0 0 0 0 0 1 1 0 0 0 0 0 2																								
<b>Moises Alou, R</b> OBP: 0.354, SLG: 0.444 (1, 9)		0-0 SH 1B 2B			1-2 G6-3		2-1 G5-3	0-1 G6-4-3		4 1 1 1 0 0 2																								
<b>Mike Lansing, R</b> OBP: 0.366, SLG: 0.433 (1, 5)		0-0 SH 1B 2-3			0-1 G6-4-3 1B		3-2 G4-3		1-1 L4-3	3 0 1 0 0 0 0																								
<b>Wil Cordero, R</b> OBP: 0.276, SLG: 0.398 (1, 6)		1-0 P3			2-1 G6-4-3		0-1 G6-3		2-3 K	4 0 0 0 0 1 3																								
<b>Tim Laker, R</b> OBP: 0.206, SLG: 0.250 <b>Darrin Fletcher, L</b> OBP: 0.306, SLG: 0.327 (7, PH) (7, 2)		0-1 SH1-4 1B			3-2 F8		1-3 K		2-1 1B HBP	2 0 1 1 0 0 0 1 0 0 0 0 1 0 0 1 0 0 0 0 0																								
<b>Tim McIntosh, R</b> OBP: 0.200, SLG: 0.300 (9, PR) (9, 2)		1-3 3-H 1B					0-0 1B		1-0 1B	0 0 0 0 0 0 0 0 0 0 0 0 0 0 1 0 0 0 0 0 0 1 0 1 0 0 0 0 0 0 0 0 0 0 0 1 0 1 0 0 0 0 0 0 0 0 0 0 0																								
<b>Gil Heredia, R</b> <b>Mike Gardiner, S</b> <b>Sean Berry, R</b> OBP: 0.253, SLG: 0.256 <b>Kent Bottenfield, R</b> OBP: 0.194, SLG: 0.083 <b>Matt Stairs, L</b> OBP: 0.333, SLG: 0.333 <b>Jeff Frasero, L</b> <b>Frank Bolick, S</b> OBP: 0.327, SLG: 0.404 <b>Mel Rojas, R</b> (1, 1) (3, 1) (5, PH) (5, 1) (7, PH) (7, 1) (9, PH) (9, 1)		0-1 SH1-4			3-2 L7				1-0 1B	0 0 0 0 0 0 0 0 0 0 0 0 0 0 1 0 0 0 0 0 0 0 0 0 0 0 0 0 1 0 1 0 0 0 0 0 0 0 0 0 0 0 1 0 1 0 0 0 0 0 0 0 0 0 0 0																								
<b>Inning Stats</b>	R: 1 E: 0 K: 1 S: 17	H: 1 LOB: 0 BB: 0 P: 23	R: 1 E: 1 K: 0 S: 10	H: 2 LOB: 3 BB: 1 P: 18	R: 0 E: 0 K: 0 S: 10	H: 0 LOB: 0 BB: 0 P: 15	R: 0 E: 0 K: 0 S: 7	H: 1 LOB: 0 BB: 0 P: 12	R: 0 E: 0 K: 0 S: 7	H: 0 LOB: 0 BB: 0 P: 12	R: 1 E: 0 K: 0 S: 12	H: 1 LOB: 0 BB: 0 P: 20	R: 0 E: 0 K: 1 S: 9	H: 1 LOB: 1 BB: 0 P: 12	R: 0 E: 0 K: 0 S: 9	H: 1 LOB: 1 BB: 1 P: 14	R: 1 E: 0 K: 1 S: 11	H: 2 LOB: 2 BB: 0 P: 20	1B: 6 2B: 1 3B: 1 HR: 1	SF: 0 SAC: 2 DP: 2 HBP: 1	WP: 0 PB: 0 SB: 0 CS: 0	PA: 37												
<b>PITCHER</b>	IP WLS BF H R ER SO BB IBB HBP BLK WP HR S P ERA WHIP																																	
<b>Greg Swindell, L</b> ERA: 5.09 <b>Xavier Hernandez, R</b> ERA: 2.48 <b>Doug Jones, R</b> ERA: 3.41	(1, 1) (7, 1) (9, 1)	6.0 2.0 1.0	24 8 5	5 2 2	3 0 1	3 0 1	1 1 0	0 0 0	0 0 1	0 0 0	0 0 0	1 18 11	63 26 20	100 0.00 9.00	1.000 1.500 2.000																			

**Montreal Expos @ Houston Astros**  
Astrodome, Houston, TX  
Wed Jun 02 1993, 4:33 AM EDT  
Att. 21,405 - Dome

[livebaseballscorecards.com](http://livebaseballscorecards.com)

AB	32
R	4
H	9
RBI	4
BB	2
SO	3
LOB	12





Batter	1	2	3	4	5	6	7	8	9	AB R H RBI BB SO LOB	TOP																						
Vince Coleman, S (1, 7) OBP: 0.290, SLG: 0.333	2-3 K		0-2 G4-3			1-1 FC3-6		3-1 F7		4 0 0 0 0 1 2																							
Tony Fernandez, S (1, 6) OBP: 0.322, SLG: 0.287	3-2 F7		1-0 F9			2-1 F7		1-3 K		4 0 0 0 0 1 2																							
Eddie Murray, S (1, 3) OBP: 0.318, SLG: 0.418	2-3 K			2-2 P5		2-3 K			0-0 G6-3	4 0 0 0 0 2 1																							
Bobby Bonilla, S (1, 9) OBP: 0.329, SLG: 0.500		0-3 K		1-3 K			4-2 G4-6-3 BB		0-0 G6-3 1B	3 0 1 0 1 2 0																							
Joe Orsulak, L (1, 8) OBP: 0.331, SLG: 0.358		0-0 HR 1B		1-0 P4			0-1 G4-6-3 1-2f		0-0 G6-3 1-2f	4 1 1 0 0 0 2																							
Howard Johnson, S (1, 5) OBP: 0.354, SLG: 0.364		1-3 K			1-1 P6		1-1 1B			3 0 1 0 0 1 1																							
Jeff Kent, R (1, 4) OBP: 0.298, SLG: 0.387		2-0 1B SAFE			2-2 G6-3		0-1 F9			3 1 1 2 0 0 1																							
Jeff Innis, R (7, 1)		1-H HR								0 0 0 0 0 0 0																							
Paul Gibson, R (7, 1)										0 0 0 0 0 0 0																							
Todd Hundley, S (1, 2) OBP: 0.282, SLG: 0.417		1-2 P3			1-0 F8			1-1 G1-3		3 0 0 0 0 0 0																							
Frank Tanana, L (1, 1) OBP: 0.105, SLG: 0.105			0-2 G1-3			0-2 FC3-6 1B		2-1 1B		2 0 1 0 0 0 0																							
Chico Walker, S (7, 4) OBP: 0.250, SLG: 0.333										1 0 1 0 0 0 0																							
<b>Inning Stats</b>	R: 0 E: 0 K: 2 S: 10	H: 0 LOB: 0 BB: 0 P: 17	R: 2 E: 0 K: 2 S: 12	H: 2 LOB: 0 BB: 0 P: 16	R: 0 E: 0 K: 0 S: 7	H: 0 LOB: 0 BB: 0 P: 8	R: 0 E: 0 K: 1 S: 7	H: 0 LOB: 0 BB: 0 P: 11	R: 0 E: 0 K: 0 S: 6	H: 0 LOB: 0 BB: 0 P: 10	R: 0 E: 0 K: 1 S: 11	H: 1 LOB: 1 BB: 0 P: 16	R: 0 E: 0 K: 0 S: 11	H: 1 LOB: 1 BB: 1 P: 16	R: 0 E: 0 K: 0 S: 9	H: 1 LOB: 1 BB: 0 P: 16	R: 0 E: 0 K: 0 S: 3	H: 1 LOB: 0 BB: 0 P: 3	1B: 5 2B: 0 3B: 0 HR: 1	SF: 0 SAC: 0 DP: 2 HBP: 0	WP: 0 PB: 0 SB: 0 CS: 0	PA: 32											
<b>PITCHER</b> Pete Harnisch, R (1, 1) ERA: 3.13	IP 9.0	WLS W	BF 32	H 6	R 2	ER 2	SO 7	BB 1	IBB 0	HBP 0	BLK 0	WP 0	HR 1	S 76	P 113	ERA 2.00	WHIP 0.778																
											<b>PITCHER</b>	IP	WLS	BF	H	R	ER	SO	BB	IBB	HBP	BLK	WP	HR	S	P	ERA	WHIP					

**New York Mets @ Houston Astros**  
Astrodome, Houston, TX  
Fri Jun 04 1993, 8:05 PM EDT  
Att. 33,022 - Dome

[livebaseballscorecards.com](http://livebaseballscorecards.com)

**AB 31**  
**R 2**  
**H 6**  
**RBI 2**  
**BB 1**  
**SO 7**  
**LOB 9**





Batter	1	2	3	4	5	6	7	8	9	AB	R	H	RBI	BB	SO	LOB
<b>Craig Biggio, R</b> OBP: 0.382, SLG: 0.492 (1, 4)	F7		HBP		HR		BB			2	1	1	3	1	0	0
<b>Steve Finley, L</b> OBP: 0.304, SLG: 0.300 (1, 8)	G1-3		P6		P7		F7			4	0	0	0	0	0	4
<b>5 Jeff Bagwell, R</b> OBP: 0.422, SLG: 0.576 (1, 3)	L7			G4-3	G6-3			L8		4	0	0	0	0	0	0
<b>Eric Anthony, L</b> OBP: 0.346, SLG: 0.415 (1, 9)		K		K		K		K		4	0	0	0	0	4	0
<b>Ken Caminiti, S</b> OBP: 0.295, SLG: 0.455 (1, 5)		F7		G5-3		FC4-6 1B		1B 2B		4	1	2	0	0	0	0
<b>Luis Gonzalez, L</b> OBP: 0.328, SLG: 0.426 (1, 7)		K			G4-3	FC4-6 CS		1B BB		3	1	0	0	1	1	1
<b>Scott Servais, R</b> OBP: 0.372, SLG: 0.507 (1, 2)			SH2-4 1B		1B 2B	CS		F7 1B E 1B		4	2	3	0	0	0	0
<b>Andujar Cedeno, R</b> OBP: 0.368, SLG: 0.446 (1, 6)			F7		1B HR 1B			SH1-4 1B		4	1	3	2	0	0	1
<b>Pete Harnisch, S</b> OBP: 0.217, SLG: 0.227 (1, 1)			SH2-4		HR 1B			G1-3		2	1	1	1	0	0	1

Inning Stats		R: 0	H: 0	E: 0	K: 0	S: 9	R: 0	H: 0	E: 0	K: 2	S: 7	R: 0	H: 1	E: 0	K: 0	S: 9	R: 0	H: 0	E: 0	K: 1	S: 9	R: 4	H: 4	E: 0	K: 0	S: 11	R: 0	H: 1	E: 0	K: 1	S: 8	R: 0	H: 1	E: 0	K: 0	S: 12	R: 3	H: 3	E: 1	K: 1	S: 17	1B: 7	2B: 2	3B: 0	HR: 1	SF: 0	SAC: 2	DP: 0	HBP: 1	WP: 0	PA: 37
<b>Frank Tanana, L</b> ERA: 4.37 (1, 1)	IP	WLS	BF	H	R	ER	SO	BB	IBB	HBP	BLK	WP	HR	S	P	ERA	WHIP																																		
<b>Jeff Innis, R</b> ERA: 4.05 (7, 1)	0.2		4	1	0	0	0	1	0	0	0	0	0	8	13	0.00	3.000																																		
<b>Paul Gibson, L</b> ERA: 3.0 (7, 1)	1.1		8	3	3	2	1	1	0	0	0	0	0	21	34	13.50	3.000																																		


**BOTTOM**


**New York Mets @ Houston Astros**  
Astrodome, Houston, TX

Fri Jun 04 1993, 8:05 PM EDT  
Att. 33,022 - Dome

livebaseballscorecards.com

<b>AB</b>	<b>31</b>
<b>R</b>	<b>7</b>
<b>H</b>	<b>10</b>
<b>RBI</b>	<b>6</b>
<b>BB</b>	<b>2</b>
<b>SO</b>	<b>5</b>
<b>LOB</b>	<b>7</b>



Batter	1	2	3	4	5	6	7	8	9	AB R H RBI BB SO LOB	TOP																
Vince Coleman, S OBP: 0.292, SLG: 0.339 (1, 7) X	0-0 1B 1B	2-3 K		1-1 2B		1-1 F7			3-2 G6-3	5 1 2 0 0 1 1																	
Tony Fernandez, S OBP: 0.326, SLG: 0.292 (1, 6) B SAFE	2-2 F8 1B 2B 1B	1-3 K		3-3 K			1-1 PB 1B		0-0 G4-3	4 1 2 0 0 2 1 0 0 0 0 0 0 0 1 0 0 0 0 0 0																	
Eddie Murray, S OBP: 0.317, SLG: 0.414 (1, 3) F X	0-1 2B 1B 1B	1-3 K			1-1 G4-3		1-0 F9			4 1 1 1 0 1 1																	
Bobby Bonilla, S OBP: 0.327, SLG: 0.500 (1, 9) C B X	1-1 F8		0-0 F7-5 2B		2-2 F7		2-3 K 1-2			4 0 1 0 0 1 3																	
Joe Orsulak, L OBP: 0.336, SLG: 0.366 (1, 8) X	0-0 1B 2B		2-1 F7-5 HBP		1-2 F7		1-0 G5-3			3 1 1 1 0 0 1																	
Howard Johnson, S OBP: 0.357, SLG: 0.382 (1, 5) X	4-0 1B IBB		0-1 F7-5 1-2 2-3		0-0 HR		1-3 K			3 1 1 1 1 1 2																	
Jeff Kent, R OBP: 0.297, SLG: 0.383 (1, 4) B S F B X	2-2 1-2 2-H 3-H 1B		1-3 K		2-1 G5-3		0-3 K			4 0 1 2 0 2 1	AB 35 R 5 H 9 RBI 5 BB 2 SO 11 LOB 14																
Todd Hundley, S OBP: 0.274, SLG: 0.404 (1, 2) F B S	1-3 K		1-3 K		1-0 F8		1-1 P4			4 0 0 0 0 2 2																	
Bret Saberhagen, R OBP: 0.192, SLG: 0.130 (1, 1) B S F C B X	2-2 L6		0-0 B1-3		4-2 BB		1-3 K			2 0 0 0 1 0 2 0 1 0 0 0 0 1 0																	
<b>Inning Stats</b>	R: 4 E: 0 K: 1 S: 19	H: 5 LOB: 2 BB: 1 P: 31	R: 0 E: 0 K: 3 S: 9	H: 0 LOB: 0 BB: 0 P: 13	R: 0 E: 0 K: 1 S: 8	H: 1 LOB: 1 BB: 0 P: 11	R: 0 E: 0 K: 2 S: 9	H: 1 LOB: 1 BB: 0 P: 14	R: 0 E: 0 K: 0 S: 9	H: 0 LOB: 0 BB: 0 P: 13	R: 1 E: 0 K: 0 S: 8	H: 1 LOB: 1 BB: 1 P: 16	R: 0 E: 0 K: 1 S: 7	H: 1 LOB: 1 BB: 0 P: 12	R: 0 E: 0 K: 2 S: 8	H: 0 LOB: 0 BB: 0 P: 10	R: 0 E: 0 K: 1 S: 7	H: 0 LOB: 0 BB: 0 P: 11	1B: 5 2B: 4 3B: 0 HR: 1	SF: 0 SAC: 0 DP: 1 HBP: 1	WP: 0 PB: 1 SB: 0 CS: 0	PA: 38					
<b>PITCHER</b>	IP WLS BF H R ER SO BB IBB HBP BLK WP HR S P ERA WHIP																										
Mark Portugal, R ERA: 3.18 (1, 1)	5.0		23	7	4	4	7	0	1	1	0	0	0	54	82	7.20	1.400										
Darryl Kile, R ERA: 3.51 (6, 1)	1.0	W	5	1	1	1	0	1	0	0	0	0	1	8	16	9.00	2.000										
Juan Agosto, L ERA: (7, 1)	1.0		4	1	0	0	1	0	0	0	0	0	0	7	12	0.00	1.000										
Xavier Hernandez, R ERA: 2.34 (8, 1)	2.0	S	6	0	0	0	3	0	0	0	0	0	0	15	21	0.00	0.000										

**New York Mets @ Houston Astros**  
Astrodome, Houston, TX  
Sat Jun 05 1993, 8:05 PM EDT  
Att. 32,012 - Dome - 68 F

[livebaseballscorecards.com](http://livebaseballscorecards.com)

BOTTOM

New York Mets @ Houston Astros  
Astrodome, Houston, TX  
Sat Jun 05 1993, 8:05 PM EDT  
Att: 32,012 - Dome - 68 F

livebaseballscorecards.com

AB 36  
R 7  
H 13  
RBI 7  
BB 1  
SO 5  
LOB 13



WP: 1 PA: 38  
PB: 0  
SB: 1  
CS: 0

AB	R	H	RBI	BB	SO	LOB
5	0	1	0	0	0	2
5	1	2	0	0	1	2
4	1	1	1	0	1	2
4	1	2	1	0	1	0
4	1	1	1	0	0	2
4	1	2	1	0	0	1
3	1	0	0	1	0	1
4	1	3	1	0	1	1
1	0	0	0	0	0	1
1	0	0	0	0	1	1
0	0	0	0	0	0	0
1	0	1	2	0	0	0
0	0	0	0	0	0	0
0	0	0	0	0	0	0
1B: 8	SF: 0					
2B: 4	SAC: 1					
3B: 1	DP: 1					
HR: 0	HBP: 0					

Batter	1	2	3	4	5	6	7	8	9							
<b>Craig Biggio, R</b> OBP: 0.378, SLG: 0.485 (1, 4)	2-1 P4		2-2 P6		0-2 G6-3	1-1 F8		2-1 1B								
<b>Steve Finley, L</b> OBP: 0.307, SLG: 0.317 (1, 8)	2-3 K		1-0 G1-3			0-2 3B		2-2 G4-3								
<b>5 Jeff Bagwell, R</b> OBP: 0.419, SLG: 0.574 (1, 3)	0-1 1B 2B		1-0 F9			0-0 3B										
<b>Eric Anthony, L</b> OBP: 0.349, SLG: 0.417 (1, 9)	0-0 BLK 1B			3-3 K		3-1 2B 1B		1-1 E3								
<b>Ken Caminiti, S</b> OBP: 0.294, SLG: 0.456 (1, 5)	3-1 L8			0-1 L7		2-2 2B		1-2 P6								
<b>Luis Gonzalez, L</b> OBP: 0.332, SLG: 0.434 (1, 7)		1-1 1B		0-2 G3		0-2 WP 1B 2B		0-0 G4-6-3								
<b>Scott Servais, R</b> OBP: 0.366, SLG: 0.486 (1, 2)		2-2 F7			2-2 G6-3	4-1 1B 2B		1-0 G5-3								
<b>Andujar Cedeno, R</b> OBP: 0.376, SLG: 0.453 (1, 6)			0-3 K		2-1 S 1B	0-0 2B 1B		0-1 1B SH1-4								
<b>Mark Portugal, R</b> OBP: 0.318, SLG: 0.263 (5, PH)						3-3 K		0-0 SH1-4								
<b>Chris Donnels, L</b> OBP: 0.333, SLG: 0.345 (6, 1)																
<b>Darryl Kile, R</b> (6, 1)																
<b>Kevin Bass, S</b> OBP: 0.304, SLG: 0.364 (7, 1)																
<b>Juan Agosto, L</b> (8, 1)																
<b>Xavier Hernandez, L</b> (8, 1)																
<b>Inning Stats</b>	R: 1 H: 2 E: 0 LOB: 1 K: 1 BB: 0 S: 10 P: 17	R: 0 H: 1 E: 0 LOB: 1 K: 1 BB: 0 S: 10 P: 14	R: 0 H: 0 E: 0 LOB: 0 K: 0 BB: 0 S: 5 P: 9	R: 0 H: 0 E: 0 LOB: 0 K: 1 BB: 0 S: 9 P: 12	R: 0 H: 1 E: 0 LOB: 1 K: 1 BB: 0 S: 12 P: 19	R: 6 H: 7 E: 0 LOB: 2 K: 1 BB: 1 S: 24 P: 38	R: 0 H: 0 E: 1 LOB: 0 K: 0 BB: 0 S: 7 P: 9	R: 0 H: 2 E: 0 LOB: 2 K: 0 BB: 0 S: 9 P: 14								
<b>PITCHER</b>	IP WLS BF H R ER SO BB IBB HBP BLK WP HR S P ERA WHIP															
<b>Bret Saberhagen, R</b> ERA: 3.47 (1, 1)	5.1		8	5	5	4	0	0	0	0	0	0	58	91	8.44	1.500
<b>Mike Maddux, R</b> ERA: 5.53 (6, 1)	0.0	L	2	1	0	0	1	0	0	0	1	0	2	6	∞	∞
<b>Paul Gibson, L</b> ERA: 2.7 (6, 1)	0.2		4	2	2	1	0	0	0	0	0	0	10	12	27.00	3.000
<b>Eric Hillman, L</b> ERA: 4.94 (7, 1)	2.0		8	2	0	0	0	0	0	0	0	0	16	23	0.00	1.000



BOTTOM

New York Mets @ Houston Astros  
Astrodome, Houston, TX  
Sun Jun 06 1993, 4:33 AM EDT  
Att. 28,469 - Dome

livebaseballscorecards.com

AB	36
R	5
H	11
RBI	5
BB	2
SO	7
LOB	11



WP:	0	PA:	38
PB:	0	SB:	1
CS:	0		

AB	R	H	RBI	BB	SO	LOB	
5	0	0	0	0	2	2	
5	0	1	0	0	0	0	
3	0	0	0	1	0	0	
4	1	2	0	0	1	3	
0	0	0	0	0	0	0	
0	0	0	0	0	0	0	
3	1	1	2	1	1	0	
4	1	1	0	0	1	3	
4	1	3	1	0	0	0	
4	1	1	1	0	2	3	
2	0	1	1	0	0	0	
1	0	1	0	0	0	0	
0	0	0	0	0	0	0	
0	0	0	0	0	0	0	
1	0	0	0	0	0	0	
1B:	4	SF:	0	WP:	0	PA:	38
2B:	5	SAC:	0	PB:	0	SB:	1
3B:	0	DP:	0	CS:	0		
HR:	2	HBP:	0				

Batter	1	2	3	4	5	6	7	8	9							
<b>Craig Biggio, R</b> OBP: 0.370, SLG: 0.473 (1, 4)	2-2 L4	0-3 K		2-3 K		1-0 F8		2-1 G5-3								
<b>Steve Finley, L</b> OBP: 0.304, SLG: 0.313 (1, 8)	1-0 F8	2-0 5 BB 1B		0-1 B1-3			0-1 F8	2-0 F7								
<b>5 Jeff Bagwell, R</b> OBP: 0.416, SLG: 0.566 (1, 3)	1-1 E5 2B	4-0 SAFE BB			0-1 G6-3		1-1 G5-3									
<b>Chris James, R</b> OBP: 0.403, SLG: 0.667 (1, 9)	1-1	1-3 K		1-1 G5-3			1-1 HR 1B									
<b>Xavier Hernandez, L</b> (8, 1)	1-3 2B															
<b>Doug Jones, R</b> (9, 1)																
<b>Ken Caminiti, S</b> OBP: 0.298, SLG: 0.469 (1, 5)	4-1 BB		2-0 G6-3		0-3 K		2-1 SAFE HR									
<b>Luis Gonzalez, L</b> OBP: 0.330, SLG: 0.429 (1, 7)	0-0 P6		1-0 G3			2-3 K	0-0 2B 1B									
<b>Scott Servais, R</b> OBP: 0.384, SLG: 0.538 (1, 2)		0-1 2B 2B	2-1 2B			2-1 F8	2-2 SAFE SAFE 2B									
<b>Andujar Cedeno, R</b> OBP: 0.374, SLG: 0.466 (1, 6)		2-3 K	2-2 G6-3			3-2 HR	1-3 K									
<b>Doug Drabek, R</b> OBP: 0.125, SLG: 0.250 (1, 1)		2-1 1B 2B		2-0 G5-3		2-1 1B		0-0 F8								
<b>Casey Candaele, S</b> OBP: 0.237, SLG: 0.250 (6, PH)																
<b>Brian Williams, R</b> (7, 1)																
<b>Al Osuna, R</b> (7, 1)																
<b>Eric Anthony, L</b> OBP: 0.347, SLG: 0.415 (8, 9)		2-H 2B														
<b>Inning Stats</b>	R: 0 H: 1 E: 1 K: 0 S: 10	H: 1 LOB: 3 BB: 1 P: 19	R: 1 H: 3 E: 0 K: 3 S: 14	H: 3 LOB: 3 BB: 1 P: 25	R: 0 H: 1 E: 0 K: 0 S: 7	H: 1 LOB: 1 BB: 0 P: 14	R: 0 H: 0 E: 0 K: 1 S: 7	H: 0 LOB: 0 BB: 0 P: 11	R: 0 H: 0 E: 0 K: 1 S: 7	H: 0 LOB: 0 BB: 0 P: 8	R: 1 H: 2 E: 0 K: 1 S: 12	H: 2 LOB: 1 BB: 0 P: 22	R: 3 H: 4 E: 0 K: 1 S: 15	H: 4 LOB: 1 BB: 0 P: 22	R: 0 H: 0 E: 0 K: 0 S: 4	H: 0 LOB: 0 BB: 0 P: 8

PITCHER	IP	WLS	BF	H	R	ER	SO	BB	IBB	HBP	BLK	WP	HR	S	P	ERA	WHIP
<b>Pete Schourek, L</b> ERA: 5.73 (1, 1)	6.2	L	34	11	5	5	6	2	0	0	0	0	2	69	117	6.75	1.950
<b>Jeff Innis, R</b> ERA: 4.0 (7, 1)	0.1		1	0	0	0	1	0	0	0	0	0	0	3	4	0.00	0.000
<b>Mike Draper, R</b> ERA: 4.57 (8, 1)	1.0		3	0	0	0	0	0	0	0	0	0	0	4	8	0.00	0.000

Batter	1	2	3	4	5	6	7	8	9	AB R H RBI BB SO LOB	TOP											
<b>Craig Biggio, R</b> (1, 4) OBP: 0.367, SLG: 0.481	1-1 F7		2-2 P4			3-2 F9	0-2 G3-1		1-1 HR	5 1 1 1 0 0 3												
<b>Kevin Bass, S</b> (1, 8) OBP: 0.297, SLG: 0.394	0-0 G4-3			2-0 G6-3		1-0 HR		1-3 K	2-1 F8	5 1 1 1 0 1 0												
<b>5 Jeff Bagwell, R</b> (1, 3) OBP: 0.413, SLG: 0.565	0-2 G4-3			2-1 G4-3 2B		2-3 K		2-1 P3		4 0 1 0 0 1 0												
<b>Eric Anthony, L</b> (1, 9) OBP: 0.346, SLG: 0.411		3-1 CS 1B		2-1 G4-3		0-0 F7		0-3 K		4 0 1 0 0 1 1												
<b>Ken Caminiti, S</b> (1, 5) OBP: 0.306, SLG: 0.471		0-1 SAFE 1B		4-0 BB		1-0 F8		3-2 HR BB 1B		3 1 2 0 1 0 0												
<b>Luis Gonzalez, L</b> (1, 7) OBP: 0.333, SLG: 0.428		0-3 K		1-2 G3-1		0-0 FC6 1B		4-0 HR BB		3 1 1 0 1 1 4												
<b>Scott Servais, R</b> (1, 2) OBP: 0.378, SLG: 0.561		3-3 K			2-2 G4-3	2-1 L4		3-2 HR 1-H 2-H		4 1 1 3 0 1 3												
<b>Andujar Cedeno, R</b> (1, 6) OBP: 0.371, SLG: 0.461			2-2 G4-3		2-2 G5-3	0-0 FC6 1B		0-3 K		4 0 1 0 0 1 0												
<b>Greg Swindell, L</b> (1, 1) OBP: 0.231, SLG: 0.269			0-1 F8		0-1 G6-3	2-2 FC6		2-3 K		2 0 0 0 0 0 0												
<b>Casey Candaele, S</b> (7, PH) OBP: 0.231, SLG: 0.243										1 0 0 0 0 0 0 2												
<b>Brian Williams, R</b> (7, 1)										0 0 0 0 0 0 0 0												
<b>Al Osuna, R</b> (7, 1)										0 0 0 0 0 0 0 0												
<b>Tom Edens, R</b> (8, 1)										0 0 0 0 0 0 0 0												
<b>Chris James, R</b> (9, PH) OBP: 0.397, SLG: 0.655										1 0 0 0 0 0 1 0												
<b>Inning Stats</b>	R: 0 E: 0 K: 0 S: 6	H: 0 LOB: 0 BB: 0 P: 7	R: 0 E: 0 K: 2 S: 11	H: 2 LOB: 2 BB: 0 P: 17	R: 0 E: 0 K: 0 S: 12	H: 0 LOB: 0 BB: 0 P: 16	R: 0 E: 0 K: 0 S: 8	H: 1 LOB: 2 BB: 1 P: 19	R: 0 E: 0 K: 0 S: 9	H: 0 LOB: 0 BB: 0 P: 13	R: 1 E: 0 K: 1 S: 9	H: 1 LOB: 0 BB: 0 P: 15	R: 0 E: 0 K: 0 S: 12	H: 2 LOB: 3 BB: 0 P: 17	R: 0 E: 0 K: 2 S: 8	H: 0 LOB: 0 BB: 0 P: 11	R: 4 E: 0 K: 2 S: 19	H: 3 LOB: 0 BB: 1 P: 34	1B: 5 2B: 2 3B: 0 HR: 3	SF: 0 SAC: 0 DP: 1 HBP: 0	WP: 0 PB: 0 SB: 0 CS: 1	PA: 38
<b>PITCHER</b>	IP WLS BF H R ER SO BB IBB HBP BLK WP HR S P ERA WHIP																					
<b>Danny Jackson, L</b> (1, 1) ERA: 3.57	6.2 W 27 6 1 1 3 1 0 0 0 0 1 64 101 1.35 1.050																					
<b>Larry Andersen, R</b> (7, 1) ERA: 3.0	0.1 1 0 0 0 0 0 0 0 0 0 0 3 3 0.00 0.000																					
<b>David West, L</b> (8, 1) ERA: 2.45	1.2 9 3 4 4 4 1 0 0 0 0 2 25 41 21.60 2.400																					
<b>Mitch Williams, L</b> (9, 1) ERA: 3.48	0.1 S 1 0 0 0 0 0 0 0 0 0 0 2 4 0.00 0.000																					

Houston Astros @ Philadelphia Phillies  
Veterans Stadium, Philadelphia, PA  
Mon Jun 07 1993, 7:05 PM EDT  
Att. 26,445 - Unknown - 75 F

livebaseballscorecards.com

AB	36
R	5
H	9
RBI	5
BB	2
SO	7
LOB	13



Batter	1	2	3	4	5	6	7	8	9
Lenny Dykstra, L OBP: 0.384, SLG: 0.401 (1, 8)	3-2 P4 ①		3-2 1B 1B ①			4-2 3B BB ①	4-0 3B IBB ①		
Mariano Duncan, R OBP: 0.287, SLG: 0.434 (1, 4)	0-2 K ②		2-2 1B ②			0-1 SF8 3B ②	1-1 1B 3B ②		
John Kruk, L OBP: 0.483, SLG: 0.516 David West, L OBP: 1.000, SLG: 1.500 Mitch Williams, L (9, 1)	3-2 1B ③		1-1 G1-3 ③			0-0 G4-3 ③	2-1 2B 1B ③		
Dave Hollins, S OBP: 0.394, SLG: 0.505 (1, 5)	0-2 F9 ③			0-0 L7 ①		1-0 SF8 ②	0-0 2B ③		
Darren Daulton, L OBP: 0.398, SLG: 0.566 (1, 2)		1-1 1B 2B ②		3-2 L4 ②		1-1 1B 2B ②	2-0 P4 ③		
Pete Incaviglia, R OBP: 0.326, SLG: 0.603 (1, 7)		0-0 G3-6 1B ③		0-0 P3 ③		1-2 1B ③		1-3 K ①	
Wes Chamberlain, R OBP: 0.305, SLG: 0.493 Ricky Jordan, R OBP: 0.366, SLG: 0.432 (8, 3)		1-0 G3-6 ②			1-2 F8 ①		1-2 SH3-4 1B ①	0-0 L7 ②	
Joe Millette, R OBP: 0.333, SLG: 0.333 (1, 6)		1-2 F7 ③			1-1 P2 ②		1-0 SH3-4 ①	1-0 1B ③	
Danny Jackson, R OBP: 0.214, SLG: 0.160 Larry Andersen, R OBP: 1.000, SLG: 1.000 Jim Eisenreich, L OBP: 0.415, SLG: 0.473 (8, 9)			2-3 K ①			1-3 K ③	1-3 K ②	0-0 G3 ③	

Inning Stats	R: 0	H: 1	E: 0	K: 1	S: 13	R: 0	H: 2	E: 0	K: 0	S: 9	R: 0	H: 2	E: 0	K: 1	S: 14	R: 0	H: 0	E: 0	K: 0	S: 6	R: 0	H: 0	E: 0	K: 1	S: 10	R: 3	H: 3	E: 0	K: 0	S: 17	R: 4	H: 4	E: 0	K: 1	S: 13	R: 0	H: 1	E: 0	K: 1	S: 6
	LOB: 1	BB: 0	P: 19	LOB: 1	BB: 0	P: 12	LOB: 1	BB: 0	P: 22	LOB: 0	BB: 0	P: 9	LOB: 0	BB: 0	P: 13	LOB: 1	BB: 1	P: 24	LOB: 1	BB: 1	P: 25	LOB: 1	BB: 0	P: 8	LOB: 1	BB: 0	P: 8	LOB: 1	BB: 0	P: 8	LOB: 1	BB: 0	P: 8	LOB: 1	BB: 0	P: 8	LOB: 1	BB: 0	P: 8	

PITCHER	IP	WLS	BF	H	R	ER	SO	BB	IBB	HBP	BLK	WP	HR	S	P	ERA	WHIP
Greg Swindell, L ERA: 5.04 (1, 1)	6.0	L	24	8	3	3	3	1	0	0	0	0	0	69	99	4.50	1.500
Brian Williams, R ERA: 3.98 (7, 1)	0.2		7	4	4	4	1	0	1	0	0	0	0	12	22	54.00	6.000
Al Osuna, L ERA: 1.8 (7, PH)	0.1		1	0	0	0	0	0	0	0	0	0	0	1	3	0.00	0.000
Tom Edens, R ERA: 4.66 (8, 1)	1.0		4	1	0	0	1	0	0	0	0	0	0	6	8	0.00	1.000


**BOTTOM**

**Houston Astros @ Philadelphia Phillies**  
Veterans Stadium, Philadelphia, PA

Mon Jun 07 1993, 7:05 PM EDT  
Att: 26,445 - Unknown - 75 F

AB	32
R	7
H	13
RBI	7
BB	2
SO	5
LOB	9

livebaseballscores.com



1B: 8	SF: 1	WP: 0	PA: 36
2B: 3	SAC: 1	PB: 0	
3B: 2	DP: 1	SB: 0	
HR: 0	HBP: 0	CS: 0	

Batter	1	2	3	4	5	6	7	8	9	AB R H RBI BB SO LOB	TOP											
<b>Craig Biggio, R</b> (1, 4) OBP: 0.367, SLG: 0.481	0-1 3B 2B	1-2 F7			3-2 G3-1		2-2 G6-3		1-0 2B 5 HBP	4 2 1 0 0 0 1												
<b>Steve Finley, L</b> (1, 8) OBP: 0.306, SLG: 0.323	0-0 P2		2-2 G3			2-2 1B E 1B	0-2 G3		0-0 5 1-3 2B	5 2 2 0 0 0 1												
<b>5 Jeff Bagwell, R</b> (1, 3) OBP: 0.409, SLG: 0.554	4-2 3B BB		0-2 P4			1-3 K	0-0 F8		0-0 E6 2-H 3-H	4 1 0 0 1 1 1												
<b>Eric Anthony, L</b> (1, 9) OBP: 0.351, SLG: 0.423	3-0 3B 1-H 2-H		2-2 L8			2-1 E8 1B 1-H		1-3 K2-3	4-2 BB	4 1 2 2 1 1 0												
<b>Ken Caminiti, S</b> (1, 5) OBP: 0.308, SLG: 0.474	3-2 L3			2-3 K		1-1 WP BB 2-H 1B		3-2 G3 2B	0-0 P3	5 0 2 1 0 1 3												
<b>Luis Gonzalez, L</b> (1, 7) OBP: 0.327, SLG: 0.418	1-2 F7			0-3 K		2-2 P6		0-0 G3		4 0 0 0 0 1 3												
<b>Scott Servais, R</b> (1, 2) OBP: 0.372, SLG: 0.541					1-3 K		4-1 WP BB 1-2	1-3 K		3 0 0 0 1 2 1												
<b>Andujar Cedeno, R</b> (1, 6) OBP: 0.374, SLG: 0.456					0-0 F8		4-1 1-2 2-3 IBB		0-0 F8	2 0 0 0 2 0 0												
<b>Darryl Kile, R</b> (1, 1)					0-3 K		2-3 K		2-2 L9	2 0 0 0 0 2 3												
<b>Al Osuna, R</b> (6, 1)										0 0 0 0 0 0 0												
<b>Doug Jones, R</b> (8, 1)										0 0 0 0 0 0 0												
<b>Kevin Bass, S</b> (8, 7) OBP: 0.283, SLG: 0.389										1 0 0 0 0 0 0												
<b>Inning Stats</b>	R: 2 E: 0 K: 0 S: 12	H: 2 LOB: 1 BB: 1 P: 23	R: 0 E: 0 K: 0 S: 9	H: 0 LOB: 1 BB: 1 P: 17	R: 0 E: 0 K: 0 S: 10	H: 0 LOB: 0 BB: 0 P: 14	R: 0 E: 0 K: 3 S: 9	H: 0 LOB: 0 BB: 0 P: 12	R: 0 E: 0 K: 1 S: 7	H: 0 LOB: 0 BB: 0 P: 10	R: 2 E: 1 K: 2 S: 19	H: 3 LOB: 3 BB: 2 P: 37	R: 0 E: 0 K: 0 S: 8	H: 0 LOB: 0 BB: 0 P: 10	R: 0 E: 0 K: 2 S: 10	H: 1 LOB: 1 BB: 0 P: 15	R: 2 E: 1 K: 0 S: 10	H: 1 LOB: 2 BB: 1 P: 17	1B: 3 2B: 3 3B: 1 HR: 0	SF: 0 SAC: 1 DP: 0 HBP: 1	WP: 1 PB: 0 SB: 0 CS: 0	PA: 41
<b>PITCHER</b>	IP WLS BF H R ER SO BB IBB HBP BLK WP HR S P ERA WHIP																					
<b>Ben Rivera, R</b> (1, 1) ERA: 4.25	6.0 L 27 5 4 4 6 3 1 0 0 1 0 66 113 6.00 1.333																					
<b>Mark Davis, L</b> (7, 1) ERA: 4.66	2.0 7 1 0 0 2 0 0 0 0 0 0 18 25 0.00 0.500																					
<b>Jose DeLeon, R</b> (9, 1) ERA: 5.0	1.0 7 1 2 0 0 1 0 1 0 0 0 10 17 0.00 2.000																					

Houston Astros @ Philadelphia Phillies  
Veterans Stadium, Philadelphia, PA  
Tue Jun 08 1993, 7:05 PM EDT  
Att. 24,669 - Unknown - 74 F

livebaseballscorecards.com

AB	34
R	6
H	7
RBI	3
BB	5
SO	8
LOB	13





BOTTOM

Houston Astros @ Philadelphia Phillies  
Veterans Stadium, Philadelphia, PA

Tue Jun 08 1993, 7:05 PM EDT  
Att: 24,669 - Unknown - 74 F

livebaseballscorecards.com

AB	31
R	3
H	7
RBI	3
BB	4
SO	8
LOB	17



WP:	0	PA:	39
PB:	0	SB:	0
CS:	0		

AB R H RBI BB SO LOB

5	1	3	1	0	0	0
4	1	1	0	0	0	1
4	0	1	0	1	1	2
2	0	0	1	1	1	2
3	1	0	0	1	2	5
3	0	0	0	1	1	0
4	0	1	0	0	1	2
2	0	1	1	0	1	1
2	0	0	0	0	1	2
1	0	0	0	0	0	1
0	0	0	0	0	0	0
1	0	0	0	0	0	1
0	0	0	0	0	0	0

1B:	6	SF:	2
2B:	0	SAC:	0
3B:	0	DP:	1
HR:	1	HBP:	2

Batter	1	2	3	4	5	6	7	8	9
Lenny Dykstra, L OBP: 0.388, SLG: 0.418 (1, 8)	1-0 G3		3-2 G4-6-3 1B		1-1 FC4-6 1B		2-2 HR		1-2 G4-3
Mariano Duncan, R OBP: 0.291, SLG: 0.429 (1, 6)	3-2 1B SF7 HBP		0-0 G4-6-3 1-2f		0-0 FC4-6 1B		3-1 P7		3-2 G5-3
John Kruk, L OBP: 0.481, SLG: 0.511 (1, 3)	3-1 1B		4-1 BB BB		2-0 F7		2-3 K2-3		0-2 L8
Dave Hollins, S OBP: 0.392, SLG: 0.500 (1, 5)	1-0 SF7		4-1 BB		3-2 FC4-6 1-2f 2-3		3-3 K		
Darren Daulton, L OBP: 0.396, SLG: 0.557 (1, 2)	3-3 K		1-0 F7		2-3 K			4-0 G6-3 BB SF8 BB	
Jim Eisenreich, L OBP: 0.407, SLG: 0.455 (1, 9)		3-1 G4-3		1-0 G3		1-3 K		4-1 G6-3 BB	
Pete Incaviglia, R OBP: 0.324, SLG: 0.593 (1, 7)		0-3 K		0-0 G4-3		1-1 1B		0-0 G6-3	
Mickey Morandini, L OBP: 0.286, SLG: 0.346 (1, 4)		0-0 1B		3-1 HBP		1-3 K		1-0 SF8	
Ben Rivera, R OBP: 0.125, SLG: 0.125 (1, 1)		1-3 K		0-0 G3-1		2-1 F7		1-2 P8	
Ricky Jordan, R OBP: 0.357, SLG: 0.421 (6, PH)									
Mark Davis, L (7, 1)									
Milt Thompson, L OBP: 0.301, SLG: 0.240 (8, PH)									
Jose DeLeon, R (9, 1)									

Inning Stats	R: 1	H: 1	E: 0	K: 1	S: 10	R: 0	H: 1	E: 0	K: 2	S: 9	R: 0	H: 1	E: 0	K: 0	S: 7	R: 0	H: 0	E: 0	K: 0	S: 4	R: 0	H: 2	E: 0	K: 1	S: 10	R: 0	H: 1	E: 0	K: 2	S: 11	R: 1	H: 1	E: 0	K: 2	S: 14	R: 1	H: 0	E: 0	K: 0	S: 6	R: 0	H: 0	E: 0	K: 0	S: 10	1B: 6	SF: 2	2B: 0	SAC: 0	3B: 0	DP: 1	HR: 1	HBP: 2
--------------	------	------	------	------	-------	------	------	------	------	------	------	------	------	------	------	------	------	------	------	------	------	------	------	------	-------	------	------	------	------	-------	------	------	------	------	-------	------	------	------	------	------	------	------	------	------	-------	-------	-------	-------	--------	-------	-------	-------	--------

PITCHER	IP	WLS	BF	H	R	ER	SO	BB	IBB	HBP	BLK	WP	HR	S	P	ERA	WHIP
Darryl Kile, R ERA: 3.26 (1, 1)	5.1	W	25	6	1	1	5	2	0	2	0	0	0	46	87	1.69	1.500
Al Osuna, L ERA: 4.05 (6, 1)	1.2		8	1	2	2	3	2	0	0	0	0	1	20	41	10.80	1.800
Doug Jones, R ERA: 3.13 (8, 1)	2.0	S	6	0	0	0	0	0	0	0	0	0	0	15	21	0.00	0.000

Batter	1	2	3	4	5	6	7	8	9	AB R H RBI BB SO LOB	TOP
Craig Biggio, R (1, 4) OBP: 0.361, SLG: 0.472 Tom Edens, R (8, 1)	0-0 P6		1-3 K		2-0 F8			1-1 G6-3		4 0 0 0 0 1 0 0 0 0 0 0 0 0	
Steve Finley, L (1, 8) OBP: 0.299, SLG: 0.314	0-3 K		1-1 G3			1-2 G3		0-3 K		4 0 0 0 0 2 0	
5 Jeff Bagwell, R (1, 3) OBP: 0.414, SLG: 0.558	0-1 1B		0-0 1B			2-1 1B			2-1 G5-3	4 0 3 0 0 0 0	
Eric Anthony, L (1, 9) OBP: 0.354, SLG: 0.424	0-0 1B		3-3 K			1-2 L9		0-0 FC5-4	0-0 1B	4 0 2 0 0 1 2	
Ken Caminiti, S (1, 5) OBP: 0.303, SLG: 0.466	0-0 L7			2-2 G5-3		0-0 F7		2-2 FC5-4	2-2 FC6-4	4 0 0 0 0 0 4	
Chris James, R (1, 7) OBP: 0.373, SLG: 0.610		2-2 F8		0-2 G5-3			0-3 K		0-1 FC6-4	4 0 0 0 0 1 1	
Scott Servais, R (1, 2) OBP: 0.361, SLG: 0.523		1-3 K		0-0 G6-3			1-1 G5-3			3 0 0 0 0 1 0	
Jose Uribe, S (1, 6) OBP: 0.333, SLG: 0.200		0-0 1B			2-1 G6-3		1-2 L8			3 0 1 0 0 0 0	
Pete Harnisch, S (1, 1) OBP: 0.200, SLG: 0.208 Juan Agosto, L (5, 1) Casey Candaele, S (8, PH) OBP: 0.225, SLG: 0.237		0-3 K			1-3 K			1-3 K		2 0 0 0 0 2 1 0 0 0 0 0 0 0 1 0 0 0 0 1 0	
<b>Inning Stats</b>	R: 0 H: 2 E: 0 LOB: 2 K: 1 BB: 0 S: 8 P: 8	R: 0 H: 1 E: 0 LOB: 1 K: 2 BB: 0 S: 10 P: 13	R: 0 H: 1 E: 0 LOB: 1 K: 2 BB: 0 S: 10 P: 15	R: 0 H: 0 E: 0 LOB: 0 K: 0 BB: 0 S: 8 P: 10	R: 0 H: 0 E: 0 LOB: 0 K: 1 BB: 0 S: 6 P: 11	R: 0 H: 1 E: 0 LOB: 1 K: 0 BB: 0 S: 11 P: 15	R: 0 H: 0 E: 0 LOB: 0 K: 1 BB: 0 S: 10 P: 12	R: 0 H: 0 E: 0 LOB: 0 K: 2 BB: 0 S: 8 P: 10	R: 0 H: 1 E: 0 LOB: 1 K: 0 BB: 0 S: 8 P: 12	1B: 6 SF: 0 2B: 0 SAC: 0 3B: 0 DP: 0 HR: 0 HBP: 0	WP: 0 PA: 33 PB: 0 SB: 0 CS: 0
<b>PITCHER</b> Terry Mulholland, L (1, 1) ERA: 2.53	IP WLS BF H R ER SO BB IBB HBP BLK WP HR S P ERA WHIP										

Houston Astros @ Philadelphia Phillies  
Veterans Stadium, Philadelphia, PA  
Wed Jun 09 1993, 7:05 PM EDT  
Att. 25,389 - Unknown - 80 F

livebaseballscorecards.com

AB	33
R	0
H	6
RBI	0
BB	0
SO	9
LOB	8



Batter	1	2	3	4	5	6	7	8	9	AB	R	H	RBI	BB	SO	LOB	BOTTOM			
Lenny Dykstra, L OBP: 0.388, SLG: 0.430 (1, 8)	1-3 K	2-2 F8		2-2 HR		1-2 G4-3		2-1 FC6-4 1B		5	1	2	1	0	1	1	<b>Houston Astros @ Philadelphia Phillies</b> Veterans Stadium, Philadelphia, PA Wed Jun 09 1993, 7:05 PM EDT Att: 25,389 - Unknown - 80 F			
Mariano Duncan, R OBP: 0.283, SLG: 0.417 (1, 6)	0-3 K		2-2 G6-3	2-0 P3		2-1 G6-3		0-0 FC6-4 1-2f		5	0	0	0	0	1	1				
John Kruk, L OBP: 0.485, SLG: 0.519 (1, 3)	1-0 1B		4-2 FC3-6 1B 2B BB	0-1 G6-3			0-0 G4-3 HR 2B			3	2	2	0	1	0	0				
Dave Hollins, S OBP: 0.390, SLG: 0.495 (1, 5)	2-0 F8		3-1 FC3-6 1B SAFE		2-3 K		0-0 L9			4	0	1	0	0	1	2				
Darren Daulton, L OBP: 0.397, SLG: 0.571 (1, 2)		1-0 HR	3-2 FC3-6 2B 1-2f 2-3		2-1 E1 HR 1B		1-1 G4-3			4	2	2	1	0	0	3				
Jim Eisenreich, L OBP: 0.422, SLG: 0.543 (1, 9)		3-1 1B 3B	0-0 2B	1-3 3-H 2B	2-1 F7		0-0 HR			4	2	3	3	0	0	1				
Milt Thompson, L OBP: 0.307, SLG: 0.266 (1, 7)		2-3 K	4-0 IBB		1-0 HR		1-0 G4-3			3	1	1	2	1	1	1				
Mickey Morandini, L OBP: 0.285, SLG: 0.344 (1, 4)		0-0 1B	2-3 K		2-3 K			0-0 G4-3		4	0	1	1	0	2	3				
Terry Mulholland, R OBP: 0.097, SLG: 0.067 (1, 1)		2-3 K		2-2 G3		2-2 G4-3		0-3 K		4	0	0	0	0	2	1				
<b>Inning Stats</b>	R: 0 E: 0 K: 2 S: 9	H: 1 LOB: 1 BB: 0 P: 13	R: 2 E: 0 K: 2 S: 14	H: 3 LOB: 1 BB: 2 P: 24	R: 1 E: 0 K: 1 S: 16	H: 2 LOB: 3 BB: 2 P: 34	R: 1 E: 0 K: 0 S: 11	H: 1 LOB: 0 BB: 0 P: 17	R: 2 E: 1 K: 2 S: 12	H: 2 LOB: 0 BB: 0 P: 21	R: 0 E: 0 K: 0 S: 8	H: 0 LOB: 0 BB: 0 P: 13	R: 2 E: 0 K: 0 S: 6	H: 2 LOB: 0 BB: 0 P: 8	R: 0 E: 0 K: 1 S: 7	H: 1 LOB: 1 BB: 0 P: 9	1B: 5 2B: 2 3B: 1 HR: 4	SF: 0 SAC: 0 DP: 0 HBP: 0	WP: 0 PB: 0 SB: 1 CS: 0	PA: 38
<b>PITCHER</b>	IP WLS L	WLS L	BF L	H R ER SO	H R ER SO	H R ER SO	H R ER SO	H R ER SO	H R ER SO	H R ER SO	H R ER SO	H R ER SO	H R ER SO	H R ER SO	H R ER SO	H R ER SO	ERA WHIP	ERA WHIP		
Pete Harnisch, R ERA: 3.61 (1, 1)	4.2		25	9 6 6 6	9 6 6 6	9 6 6 6	9 6 6 6	9 6 6 6	9 6 6 6	9 6 6 6	9 6 6 6	9 6 6 6	9 6 6 6	9 6 6 6	9 6 6 6	9 6 6 6	11.57	2.143		
Juan Agosto, L ERA: 5.4 (5, 1)	2.1		9	2 2 2 1	2 2 2 1	2 2 2 1	2 2 2 1	2 2 2 1	2 2 2 1	2 2 2 1	2 2 2 1	2 2 2 1	2 2 2 1	2 2 2 1	2 2 2 1	2 2 2 1	7.71	0.857		
Tom Edens, R ERA: 4.22 (8, 1)	1.0		4	1 0 0 1	1 0 0 1	1 0 0 1	1 0 0 1	1 0 0 1	1 0 0 1	1 0 0 1	1 0 0 1	1 0 0 1	1 0 0 1	1 0 0 1	1 0 0 1	1 0 0 1	0.00	1.000		

livebaseballscorecards.com

**AB** 36  
**R** 8  
**H** 12  
**RBI** 8  
**BB** 2  
**SO** 8  
**LOB** 13



Batter	1	2	3	4	5	6	7	8	9	AB R H RBI BB SO LOB	TOP																
<b>Craig Biggio, R</b> OBP: 0.362, SLG: 0.489 (1, 4) C B X	1-1 HR	1-1 2-H 2B		1-1 L8		3-2 G5-3			0-2 G6-3	5 1 2 2 0 0 1																	
<b>Steve Finley, L</b> OBP: 0.297, SLG: 0.323 (1, 8) C C B S	1-3 K	0-0 L4		2-2 G4-3			1-3 K		1-1 3B	5 0 1 0 0 2 1																	
<b>5 Jeff Bagwell, R</b> OBP: 0.418, SLG: 0.566 (1, 3) B C B B B	4-1 1B BB		X	0-0 G6-4-3 3B		2-1 WP 1B		0-1 F9	0-2 F9 3B	4 1 2 0 1 0 1																	
<b>Eric Anthony, L</b> OBP: 0.357, SLG: 0.426 (1, 9) B 1 SAFE X	1-0 1B		B S S B X	2-2 G6-4-3 1B		3-2 P6		3-3 K		4 0 2 0 0 1 1																	
<b>Ken Caminiti, S</b> OBP: 0.302, SLG: 0.462 (1, 5) B X	1-0 L5		B S 1 SAFE C 1 SAFE B X	3-2 P4		3-2 P6		1-0 CS 1B		4 0 1 0 0 0 5																	
<b>Luis Gonzalez, L</b> OBP: 0.322, SLG: 0.412 (1, 7) B 1 SAFE X	2-0 P9		S C 1 SAFE F B 1 SAFE B X	2-2 G6-4-3		2-2 G4-3		3-3 K		3 0 0 1 0 0 4																	
<b>Brian Williams, R</b> (5, 1) <b>Chris Donnels, L</b> OBP: 0.324, SLG: 0.333 (8, PH) <b>Xavier Hernandez, L</b> (8, 1)				1-2 3-H				1-2 K		0 0 0 0 0 0 0																	
<b>Scott Servais, R</b> OBP: 0.386, SLG: 0.571 (1, 2) X		0-0 SH3 2B 1B	B B B C F B B	4-2		2-0 FC5-4 1B		2-1 HR		3 2 3 1 1 0 0																	
<b>Andujar Cedeno, R</b> OBP: 0.366, SLG: 0.446 (1, 6) B F 1 SAFE S 1 SAFE F 1 SAFE S 1 SAFE F 1 SAFE		2-2 L9		0-0 G5-3		2-2 FC5-4 CS		2-3 K		4 0 0 0 0 1 4																	
<b>Mark Portugal, R</b> OBP: 0.304, SLG: 0.250 (1, 1) <b>Kevin Bass, S</b> OBP: 0.299, SLG: 0.392 (5, 7) L X		0-1 SH3		2-1 G4-3		1-1 1B		1-1 G4-3		1 0 0 0 0 0 0																	
<b>Inning Stats</b>	R: 1 E: 0 K: 1 S: 9	H: 2 LOB: 2 BB: 1 P: 19	R: 1 E: 0 K: 0 S: 11	H: 2 LOB: 1 BB: 0 P: 14	R: 1 E: 0 K: 0 S: 14	H: 2 LOB: 2 BB: 1 P: 25	R: 0 E: 0 K: 0 S: 9	H: 0 LOB: 0 BB: 0 P: 14	R: 0 E: 0 K: 0 S: 12	H: 1 LOB: 1 BB: 0 P: 22	R: 0 E: 0 K: 0 S: 9	H: 2 LOB: 1 BB: 0 P: 17	R: 0 E: 0 K: 2 S: 10	H: 0 LOB: 0 BB: 0 P: 14	R: 1 E: 0 K: 2 S: 10	H: 2 LOB: 0 BB: 0 P: 18	R: 0 E: 0 K: 0 S: 11	H: 1 LOB: 1 BB: 0 P: 13	1B: 7 2B: 2 3B: 2 HR: 2	SF: 0 SAC: 1 DP: 1 HBP: 0	WP: 2 PA: 39 PB: 0 SB: 0 CS: 2						
<b>PITCHER</b> <b>Armando Reynoso, R</b> ERA: 3.69 (1, 1) <b>Keith Shepherd, R</b> ERA: (6, 1) <b>Jeff Parrett, R</b> ERA: 5.57 (8, 1) <b>Darren Holmes, R</b> ERA: 7.32 (9, 1)	IP	WLS	BF	H	R	ER	SO	BB	IBB	HBP	BLK	WP	HR	S	P	ERA	WHIP										
	5.0		24	7	3	3	1	2	0	0	0	1	1	55	94	5.40	1.800										
	2.0		7	2	0	0	2	0	0	0	0	0	0	19	31	0.00	1.000										
	1.0	W	4	2	1	1	2	0	0	0	0	0	1	10	18	9.00	2.000										
	1.0	S	4	1	0	0	0	0	0	0	0	0	0	11	13	0.00	1.000										

Houston Astros @ Colorado Rockies  
Mile High Stadium, Denver, CO

Fri Jun 11 1993, 9:05 PM EDT  
Att. 57,136 - Unknown - 82 F

AB	36
R	4
H	12
RBI	4
BB	2
SO	5
LOB	18



WP	2	PA	39
PB	0		
SB	0		
CS	2		

WP	2	PA	39	ERA	WHIP
----	---	----	----	-----	------

Batter	1	2	3	4	5	6	7	8	9	AB R H RBI BB SO LOB								
Alex Cole, L (1, 8) OBP: 0.332, SLG: 0.310	4-1 G1-6-3 BB		4-2 G6-3 BB		2-1 FC6-4 1B	3-2 L7		3-2 F7		3 1 0 0 2 0 2								
Nelson Liriano, S (1, 6) OBP: 0.329, SLG: 0.294 Keith Shepherd, R (6, 1)	2-2 G1-6-3		4-0 G6-3 BB		2-2 BB 1B		4-0 G4-3 BB			2 0 1 1 1 0 1								
Daryl Boston, L (7, PH) OBP: 0.318, SLG: 0.339 Jeff Parrett, R (8, 1) Darren Holmes, R (9, 1)	1-2f		1-2 BB		1-H 1B					0 0 0 0 0 0 0								
Chris Jones, R (1, 9) OBP: 0.417, SLG: 0.618	1-0 L7		2-1 G6-3		4-2 BB 1B		0-2 G4-3			3 1 0 0 1 0 3								
Andres Galarraga, R (1, 3) OBP: 0.438, SLG: 0.639		1-0 L9	2-2 G6-3		0-0 1B 1B		4-0 BB			3 0 1 0 1 0 1								
Charlie Hayes, R (1, 5) OBP: 0.333, SLG: 0.466		4-1 2B BB		X	2-2 G4-3 1B		1-1 F9			3 1 2 1 1 0 1								
Jerald Clark, R (1, 7) OBP: 0.310, SLG: 0.424		2-0 E7 FC5 2B		3-2 L8		1-2 1B		0-2 SH3-4 1B		4 2 3 0 0 0 1								
Eric Young Sr., R (1, 4) OBP: 0.321, SLG: 0.327		0-0 FC5 G3		3-1 G4-3		2-2 F8		0-0 SH3-4		3 0 0 1 0 0 4								
Danny Sheaffer, R (1, 2) OBP: 0.254, SLG: 0.339		1-2 G3		1-0 G6-3		0-1 G5-3		2-3 K		4 0 0 0 0 1 3								
Armando Reynoso, R (1, 1) OBP: 0.087, SLG: 0.182 Jim Tatum, R (5, PH) OBP: 0.250, SLG: 0.320 Pedro Castellano, R (6, 6) OBP: 0.313, SLG: 0.286		1-3 K		4-0 FC6-4 BB		3-3 K		1-1 1B		1 0 0 0 0 1 1								
Inning Stats	R: 0 E: 0 K: 0 S: 5	H: 0 LOB: 0 BB: 1 P: 12	R: 2 E: 2 K: 1 S: 11	H: 1 LOB: 1 BB: 1 P: 20	R: 0 E: 0 K: 0 S: 7	H: 1 LOB: 1 BB: 0 P: 14	R: 2 E: 0 K: 0 S: 24	H: 4 LOB: 3 BB: 2 P: 41	R: 0 E: 0 K: 1 S: 10	H: 0 LOB: 0 BB: 0 P: 16	R: 0 E: 0 K: 0 S: 5	H: 0 LOB: 1 BB: 2 P: 14	R: 1 E: 0 K: 1 S: 13	H: 2 LOB: 1 BB: 0 P: 19	1B: 7 2B: 1 3B: 0 HR: 0	SF: 0 SAC: 1 DP: 3 HBP: 0	WP: 0 PB: 0 SB: 4 CS: 0	PA: 37

BOTTOM

Houston Astros @ Colorado Rockies  
Mile High Stadium, Denver, CO

Fri Jun 11 1993, 9:05 PM EDT  
Att: 57,136 - Unknown - 82 F

AB	28
R	5
H	8
RBI	4
BB	8
SO	3
LOB	17



PITCHER	IP	WLS	BF	H	R	ER	SO	BB	IBB	HBP	BLK	WP	HR	S	P	ERA	WHIP
Mark Portugal, R (1, 1) ERA: 3.36	4.2		23	5	4	3	1	6	0	0	0	0	0	46	94	5.79	2.357
Brian Williams, R (5, 1) ERA: 3.71	2.1		9	1	0	0	1	2	0	0	0	0	0	23	42	0.00	1.286
Xavier Hernandez, R (8, 1) ERA: 2.45	1.0	L	5	2	1	1	1	0	0	0	0	0	0	13	19	9.00	2.000

# Houston Astros @ Colorado Rockies

## Mile High Stadium, Denver, CO

Sat Jun 12 1993, 9:05 PM EDT  
Att. 60,864 - Unknown - 86 F

[livebaseballscorecards.com](http://livebaseballscorecards.com)



WP: 2 PA: 46  
PB: 0  
SB: 0  
CS: 0

Batter	1	2	3	4	5	6	7	8	9	AB	R	H	RBI	BB	SO	LOB	TOP				
<b>Craig Biggio, R</b> (1, 4) OBP: 0.365, SLG: 0.498	0-0 G6-3		0-0 G6-3		4-0 E IBB		4-0 G1-4-3 IBB		0-3 K	4	1	1	1	2	1	2					
<b>Steve Finley, L</b> (1, 8) OBP: 0.294, SLG: 0.315	2-2 G4-3		4-2 FC4-6 2B BB	2-1 G3	3-1 E4 5 FC5-4		0-0 G1-4-3			4	1	0	0	1	0	4					
<b>5 Jeff Bagwell, R</b> (1, 3) OBP: 0.414, SLG: 0.556	1-2 G4-3		0-0 E3 FC4-6	2-0 G6-3	1-2 FC5-4			4-2 L5-3 BB		4	0	0	0	1	0	4					
<b>Eric Anthony, L</b> (1, 9) OBP: 0.357, SLG: 0.420		4-0 1B 1B BB	0-1 FC4-6 2B	4-1 BLK BB		2-3 K		1-0 L5-3		3	2	0	0	2	1	3					
<b>Ken Caminiti, S</b> (1, 5) OBP: 0.308, SLG: 0.474		1-2 G5-4-3 1B 1B	1-1 1B 2B	0-1 F8		2-2 E7 1B 2B		0-0 F9		5	3	3	2	0	0	1					
<b>Luis Gonzalez, L</b> (1, 7) OBP: 0.333, SLG: 0.419		0-1 G5-4-3 1B	4-0 FC4 1B IBB		0-3 K2-3	2-0 G6-3 1B		2-2 2B 1B		4	2	3	2	1	1	0					
<b>Andujar Cedeno, R</b> (1, 6) OBP: 0.369, SLG: 0.444		2-2 G5-4-3	1-0 E 1B		4-2 WP 1B BB		0-0 G6-3		1-2 1B 2B	3	1	1	1	1	0	3					
<b>Al Osuna, R</b> (7, 1)										0	0	0	0	0	0	0					
<b>Doug Jones, R</b> (7, 1)										0	0	0	0	0	0	0					
<b>Casey Candaele, S</b> (7, 6) OBP: 0.244, SLG: 0.282		1-2 2-3	1-2 2-H 1B				1-2 1B		1-3 1B 2B	0	0	0	0	0	0	0					
<b>Eddie Taubensee, L</b> (1, 2) OBP: 0.314, SLG: 0.376		2-1 1B	0-0 FC4		3-1 E SH1-4 1B		2-2 SH2-4 1B		0-2 1B	5	0	4	4	0	0	1					
<b>Doug Drabek, R</b> (1, 1) OBP: 0.118, SLG: 0.235										2	0	0	0	0	1	3					
<b>Xavier Hernandez, L</b> (6, 1)										0	0	0	0	0	0	0					
<b>Jose Uribe, S</b> (6, 6) OBP: 0.333, SLG: 0.200										0	0	0	0	0	0	0					
<b>Juan Agosto, L</b> (8, 1)										0	0	0	0	0	0	0					
<b>Chris Donnels, L</b> (8, 5) OBP: 0.314, SLG: 0.323										1	0	0	0	0	0	0					
<b>Inning Stats</b>	R: 0 E: 0 K: 0 S: 7	H: 0 LOB: 0 BB: 0 P: 10	R: 2 E: 0 K: 0 S: 12	H: 3 LOB: 1 BB: 1 P: 21	R: 5 E: 2 K: 1 S: 20	H: 3 LOB: 2 BB: 2 P: 33	R: 0 E: 0 K: 0 S: 6	H: 0 LOB: 1 BB: 1 P: 14	R: 1 E: 1 K: 1 S: 15	H: 1 LOB: 3 BB: 2 P: 31	R: 1 E: 1 K: 1 S: 9	H: 2 LOB: 0 BB: 0 P: 15	R: 0 E: 0 K: 0 S: 5	H: 1 LOB: 1 BB: 1 P: 13	R: 0 E: 0 K: 0 S: 4	H: 0 LOB: 0 BB: 1 P: 9	R: 2 E: 0 K: 1 S: 14	H: 3 LOB: 0 BB: 0 P: 18	1B: 9 2B: 4 3B: 0 HR: 1	SF: 0 SAC: 2 DP: 4 HBP: 0	WP: 2 PA: 46
<b>PITCHER</b>	IP	WLS	BF	H	R	ER	SO	BB	IBB	HBP	BLK	WP	HR	S	P	ERA	WHIP				
<b>Andy Ashby, R</b> (1, 1) ERA: 7.51	2.1		16	6	7	5	0	2	1	0	0	0	1	32	54	19.29	3.429				
<b>Scott Fredrickson, R</b> (3, 1) ERA: 4.26	1.2		7	0	0	0	1	1	0	0	1	0	0	13	24	0.00	0.600				
<b>Gary Wayne, L</b> (5, 1) ERA: 5.47	2.0		11	3	2	2	2	1	1	0	0	1	0	24	46	9.00	2.000				
<b>Butch Henry, L</b> (7, 1) ERA: 6.39	1.0		4	1	0	0	0	0	1	0	0	0	0	5	13	0.00	1.000				
<b>Keith Shepherd, R</b> (8, 1) ERA:	1.0	W	3	0	0	0	0	1	0	0	0	0	0	4	9	0.00	1.000				
<b>PITCHER</b>	IP	WLS	BF	H	R	ER	SO	BB	IBB	HBP	BLK	WP	HR	S	P	ERA	WHIP				
<b>Darren Holmes, R</b> (9, 1) ERA: 7.84	1.0		5	3	2	2	1	0	0	0	0	0	0	14	18	18.00	3.000				

Batter	1	2	3	4	5	6	7	8	9
Alex Cole, L OBP: 0.326, SLG: 0.304 Gary Wayne, L Chris Jones, R Butch Henry, L Keith Shepherd, R Pedro Castellano, R Darren Holmes, R	2-3 K		0-0 G4-3	2-1 L7		0-0 F7	0-0 G1-3	1-2 FC5-4	
Vinny Castilla, R OBP: 0.345, SLG: 0.442	3-1 G4-3			0-0 F8	0-0 F9	2-1 1B		0-0 1B	
Dante Bichette, R OBP: 0.362, SLG: 0.512	0-2 G6-3			0-0 HR	2-2 WP	1-1 1B		1-2 2B	
Andres Galarraga, R OBP: 0.437, SLG: 0.649		0-1 G6-3		3-1 HR	1-3 K	0-0 G6-4-3		0-0 1B	
Charlie Hayes, R OBP: 0.343, SLG: 0.484		1-0 1B		0-1 1B	1-2 1B		1-1 G4-3	2-2 1B	
Jerald Clark, R OBP: 0.318, SLG: 0.426		4-0 BB		1-2 1B	1-1 F8		3-2 L9	0-2 1B	
Eric Young Sr., R OBP: 0.322, SLG: 0.325 Nelson Liriano, S OBP: 0.342, SLG: 0.300		0-0 G6-4-3		4-0 1B		4-1 2B	1-1 1B	1-3 K	
Danny Sheaffer, R OBP: 0.250, SLG: 0.333 Daryl Boston, L OBP: 0.324, SLG: 0.353			1-2 P3	1-1 1B		0-0 1B	1-2 E6	2-1 L5	
Andy Ashby, R OBP: 0.214, SLG: 0.214 Scott Fredrickson, R Jim Tatum, R Jayhawk Owens, R			1-3 K	0-1 FC6-5		1-0 1B	1-2 1B	2-2 1B	

AB	R	H	RBI	BB	SO	LOB
3	0	0	0	0	1	2
0	0	0	0	0	0	0
1	0	0	0	0	0	1
1	0	0	0	0	0	2
0	0	0	0	0	0	0
1	0	0	0	0	0	1
0	0	0	0	0	0	0
5	1	2	0	0	0	0
5	3	4	1	0	0	0
5	2	2	3	0	1	3
5	2	4	2	0	0	0
4	2	2	2	1	0	1
1	0	0	0	1	0	2
2	2	1	0	1	1	1
1	0	0	0	0	0	0
4	1	2	2	0	0	2
0	0	0	0	0	0	0
1	0	0	0	0	1	0
1	0	0	1	0	0	2
3	1	3	3	0	0	0


**BOTTOM**

**Houston Astros @ Colorado Rockies**  
Mile High Stadium, Denver, CO

Sat Jun 12 1993, 9:05 PM EDT  
Att: 60,864 - Unknown - 86 F

livebaseballscorecards.com

AB	43
R	14
H	20
RBI	14
BB	3
SO	4
LOB	17



Inning Stats		R: 0	H: 0	R: 0	H: 1	R: 0	H: 0	R: 4	H: 5	R: 1	H: 2	R: 3	H: 4	R: 1	H: 2	R: 5	H: 6
E: 0	LOB: 0	E: 0	LOB: 1	E: 0	LOB: 0	E: 0	LOB: 2	E: 0	LOB: 1	E: 1	LOB: 2	E: 0	LOB: 1	E: 1	LOB: 2	E: 0	LOB: 1
K: 1	BB: 0	K: 0	BB: 1	K: 1	BB: 0	K: 0	BB: 1	K: 0	BB: 1	K: 0	BB: 0	K: 0	BB: 1	K: 0	BB: 0	K: 1	BB: 0
S: 11	P: 16	S: 4	P: 9	S: 7	P: 9	S: 15	P: 26	S: 13	P: 18	S: 9	P: 17	S: 16	P: 23	S: 16	P: 23	S: 25	P: 34

PITCHER		IP	WLS	BF	H	R	ER	SO	BB	IBB	HBP	BLK	WP	HR	S	P	ERA	WHIP
Doug Drabek, R	(1, 1)	5.0		26	9	7	7	3	3	0	0	0	1	1	52	84	12.60	2.400
Xavier Hernandez, R	(6, 1)	1.2		7	3	1	1	0	0	0	0	0	1	0	14	22	5.40	1.800
Al Osuna, L	(7, 1)	0.0		2	1	0	0	0	0	0	0	0	0	0	5	7	∞	∞
Doug Jones, R	(7, 1)	0.1	L	7	6	6	5	0	0	0	0	0	0	0	16	20	135.00	18.000
Juan Agosto, L	(8, 1)	1.0		4	1	0	0	1	0	0	0	0	0	0	13	19	0.00	1.000

Batter	1	2	3	4	5	6	7	8	9	AB R H RBI BB SO LOB	TOP											
<b>Craig Biggio, R</b> (1, 4) OBP: 0.366, SLG: 0.502	1-3 K		2-2 5 3B		4-0 1-2 BB		0-0 F9		3-2 L6	4 0 1 0 1 1 4												
<b>Kevin Bass, S</b> (1, 9) OBP: 0.284, SLG: 0.372	1-3 K		2-2 G4-3		2-0 FC6-5			3-2 F7		4 0 0 0 0 1 3												
<b>5 Jeff Bagwell, R</b> (1, 3) OBP: 0.408, SLG: 0.546	2-3 K		1-1 G5-2-5-4			2-3 K		0-0 F9		4 0 0 0 0 2 1												
<b>Chris James, R</b> (1, 7) OBP: 0.352, SLG: 0.571 <b>Steve Finley, L</b> (8, PR) OBP: 0.294, SLG: 0.315 (8, 8)			1-3 K		1-2 F7		1-1 P3		2-2 E3	4 0 0 0 0 1 0 0 0 0 0 0 0 0												
<b>Ken Caminiti, S</b> (1, 5) OBP: 0.303, SLG: 0.466			2-3 K		1-2 P3		0-0 G5-3		3-1 F7	4 0 0 0 0 1 1												
<b>Andujar Cedeno, R</b> (1, 6) OBP: 0.368, SLG: 0.447			3-2 1B 2B		1-3 K		2-0 CI F9 1B		1-2 G5-3	3 1 1 0 0 1 0												
<b>Scott Servais, R</b> (1, 2) OBP: 0.381, SLG: 0.558			3-2 1B 1B 2-H		2-2 P4		1 SAFE 3-2 P3		0-3 K	4 0 1 1 0 1 1												
<b>Casey Candaele, S</b> (1, 8) OBP: 0.289, SLG: 0.326 (8, 7)			1-2 SAFE SAFE SAFE 1-2 1B		1-3 K		1-1 SAFE 1-2 1B		2-2 BB 1B	4 0 3 0 0 1 0												
<b>Greg Swindell, L</b> (1, 1) OBP: 0.214, SLG: 0.250 <b>Eric Anthony, L</b> (7, PH) OBP: 0.355, SLG: 0.418 <b>Al Osuna, R</b> (7, 1) <b>Brian Williams, R</b> (7, 1) <b>Juan Agosto, L</b> (8, 1) <b>Tom Edens, R</b> (8, 1) <b>Luis Gonzalez, L</b> (9, PH) OBP: 0.336, SLG: 0.419			0-0 G6-3		0-0 E3 FC6-5 BB		0-0 F9		4-2 BB	2 0 0 0 0 0 2 1 0 0 0 0 0 2 0 1 0 0												
<b>Inning Stats</b>	R: 0 E: 0 K: 3 S: 9	H: 0 LOB: 0 BB: 0 P: 13	R: 1 E: 0 K: 2 S: 20	H: 3 LOB: 2 BB: 0 P: 30	R: 0 E: 0 K: 0 S: 9	H: 1 LOB: 0 BB: 0 P: 14	R: 0 E: 0 K: 1 S: 9	H: 0 LOB: 0 BB: 0 P: 12	R: 0 E: 1 K: 1 S: 9	H: 0 LOB: 2 BB: 1 P: 18	R: 0 E: 0 K: 1 S: 6	H: 0 LOB: 0 BB: 0 P: 9	R: 0 E: 1 K: 0 S: 8	H: 1 LOB: 2 BB: 0 P: 14	R: 0 E: 1 K: 0 S: 9	H: 0 LOB: 1 BB: 0 P: 17	R: 0 E: 0 K: 1 S: 16	H: 1 LOB: 2 BB: 1 P: 26	1B: 4 2B: 2 3B: 1 HR: 0	SF: 0 SAC: 0 DP: 1 HBP: 0	WP: 0 PB: 0 SB: 0 CS: 0	PA: 37
<b>PITCHER</b>	IP WLS BF H R ER SO BB IBB HBP BLK WP HR S P ERA WHIP																					
<b>Bruce Ruffin, L</b> (1, 1) ERA: 4.09	6.2 W 27 5 1 1 8 1 0 0 0 0 0 0 69 109 1.35 0.900																					
<b>Keith Shepherd, R</b> (7, 1) ERA:	1.1 5 0 0 0 0 0 0 0 0 0 0 0 10 18 0.00 0.000																					
<b>Darren Holmes, R</b> (9, 1) ERA: 7.59	0.2 4 1 0 0 1 1 0 0 0 0 0 0 13 20 0.00 3.000																					
<b>Mark Grant, R</b> (9, 1) ERA: 1.88	0.1 1 0 0 0 0 0 0 0 0 0 0 0 3 6 0.00 0.000																					

**Houston Astros @ Colorado Rockies**  
**Mile High Stadium, Denver, CO**  
 Sun Jun 13 1993, 5:33 AM EDT  
 Att. 60,349 - Sunny - 72 F

[livebaseballscorecards.com](http://livebaseballscorecards.com)

<b>AB</b>	34
<b>R</b>	1
<b>H</b>	6
<b>RBI</b>	1
<b>BB</b>	2
<b>SO</b>	9
<b>LOB</b>	14





Batter	1	2	3	4	5	6	7	8	9
<b>Eric Young Sr., R</b> OBP: 0.324, SLG: 0.324 (1, 4)	2-2 G5-3	2-0 L9		4-2 BB			0-0 G4-3	2-1 WP 1B 1B	
<b>Vinny Castilla, R</b> OBP: 0.348, SLG: 0.459 (1, 6)	0-0 G6-3		1-0 F8	1-3 K			1-2 3B	2-0 1B 1B	
<b>Dante Bichette, R</b> OBP: 0.371, SLG: 0.524 (1, 9)	0-0 HR 1B		1-2 BB 2B 1B			2-1 G4-3 2B	2-0 F8	3-2 1B 1B	
<b>Andres Galarraga, R</b> OBP: 0.441, SLG: 0.663 (1, 3)	0-0 HR		4-0 2B BB			0-0 G4-3		G4-3	
<b>Charlie Hayes, R</b> OBP: 0.344, SLG: 0.479 (1, 5)	0-0 1B CS 1B		1-3 K			3-2 G5-2-5-3		F9 BB	
<b>Jerald Clark, R</b> OBP: 0.328, SLG: 0.436 (1, 7)	1-1 1-3 1B		2-0 1-3 2-H 2B			1-2 G5-3		4-0 BLK 1B BB	
<b>Chris Jones, R</b> OBP: 0.375, SLG: 0.553 (1, 8)	1-2 CS	0-1 G1-3	1-3 K			2-2 P4		1-1 F9	
<b>Keith Shepherd, R</b> (7, 1)								2-3	
<b>Jim Tatum, R</b> OBP: 0.241, SLG: 0.308 (8, PH)									
<b>Alex Cole, L</b> OBP: 0.326, SLG: 0.304 (9, 8)									
<b>Jayhawk Owens, R</b> OBP: 0.600, SLG: 0.556 (1, 2)						2-0 G6-3	0-0 F7	4-2 1B BB	
<b>Bruce Ruffin, S</b> (1, 1)								1-2 G4-3	2-2 1B 1B
<b>Daryl Boston, L</b> OBP: 0.321, SLG: 0.350 (7, 8)									
<b>Pedro Castellano, R</b> OBP: 0.333, SLG: 0.313 (8, PH)									
<b>Darren Holmes, R</b> (9, 1)									
<b>Mark Grant, R</b> (9, 1)									

Inning Stats	R: 2	H: 4	E: 0	K: 0	S: 11	LOB: 1	BB: 0	P: 15	R: 0	H: 1	E: 0	K: 0	S: 9	LOB: 1	BB: 0	P: 14	R: 1	H: 2	E: 0	K: 2	S: 11	LOB: 2	BB: 1	P: 21	R: 0	H: 0	E: 0	K: 2	S: 9	LOB: 0	BB: 0	P: 13	R: 0	H: 0	E: 0	K: 0	S: 7	LOB: 0	BB: 0	P: 10	R: 0	H: 1	E: 0	K: 0	S: 9	LOB: 1	BB: 0	P: 13	R: 6	H: 5	E: 0	K: 0	S: 22	LOB: 2	BB: 3	P: 47
--------------	------	------	------	------	-------	--------	-------	-------	------	------	------	------	------	--------	-------	-------	------	------	------	------	-------	--------	-------	-------	------	------	------	------	------	--------	-------	-------	------	------	------	------	------	--------	-------	-------	------	------	------	------	------	--------	-------	-------	------	------	------	------	-------	--------	-------	-------

PITCHER	IP	WLS	BF	H	R	ER	SO	BB	IBB	HBP	BLK	WP	HR	S	P	ERA	WHIP
<b>Greg Swindell, L</b> ERA: 5.0 (1, 1)	6.0	L	26	8	3	3	4	2	0	0	0	0	1	55	90	4.50	1.667
<b>Al Osuna, L</b> ERA: 3.86 (7, 1)	0.1		1	0	0	0	0	0	0	0	0	0	0	3	4	0.00	0.000
<b>Brian Williams, R</b> ERA: 4.33 (7, 1)	1.1		8	1	3	3	0	3	0	0	1	0	0	15	31	20.25	3.000
<b>Juan Agosto, L</b> ERA: 8.31 (8, 1)	0.0		2	2	0	0	0	0	0	0	0	0	0	6	10	∞	∞
<b>Tom Edens, R</b> ERA: 4.91 (8, 1)	0.1		4	3	3	3	0	0	0	0	0	1	0	7	15	81.00	9.000

**BOTTOM**

**Houston Astros @ Colorado Rockies**  
Mile High Stadium, Denver, CO

Sun Jun 13 1993, 5:33 AM EDT  
Att: 60,349 - Sunny - 72 F


AB	R	H	RBI	BB	SO	LOB
4	1	1	1	1	0	1
5	1	2	1	0	1	1
5	2	4	1	0	0	1
4	1	2	3	1	0	1
4	1	1	0	1	1	5
3	1	2	1	1	0	0
3	0	0	0	0	1	2
0	0	0	0	0	0	0
1	0	0	0	0	0	2
0	0	0	0	0	0	0
3	1	1	0	1	0	0
1	0	0	0	0	1	0
1	0	0	0	0	0	0
1	1	1	1	1	0	0
0	0	0	0	0	0	0
0	0	0	0	0	0	0

1B	2B	3B	HR	SF	SAC	DP	HBP	WP	PA
10	3	1	1	0	1	1	0	1	42

AB	35	R	9	H	14	RBI	8	BB	5	SO	4	LOB	13
----	----	---	---	---	----	-----	---	----	---	----	---	-----	----

**livebaseballscores.com**


**ROCKIES**

Batter	1	2	3	4	5	6	7	8	9	AB R H RBI BB SO LOB	TOP		
Bill Bean, L (1, 9) OBP: 0.231, SLG: 0.308	0-2 F7		0-0 F9		1-2 F7		1-3 K			4 0 0 0 0 1 1			
Jeff Gardner, L (1, 4) OBP: 0.341, SLG: 0.358	2-0 F8			2-2 E6 BB 2B		3-1 G4-3		2-1 G6-3		4 1 0 0 0 0 0			
Gary Sheffield, R (1, 5) OBP: 0.343, SLG: 0.480	0-3 K			1-0 F7		0-1 P4		1-1 G6-3		4 0 0 0 0 1 1			
Fred McGriff, L (1, 3) OBP: 0.338, SLG: 0.466		2-2 1B 3B		4-2 2B FC6-2 BB		4-2 1B S BB		2-1 HR		2 2 2 1 2 0 0			
Phil Plantier, L (1, 7) OBP: 0.298, SLG: 0.469		2-2 1B		2-0 FC6-2 2B		3-2 1B		3-3 K		4 0 3 2 0 1 0			
Derek Bell, R (1, 8) OBP: 0.340, SLG: 0.467		0-3 K		1-2 FC6-2		0-3 K		0-0 G5-3		4 0 0 0 0 2 5			
Kevin Higgins, L (1, 2) OBP: 0.313, SLG: 0.256		2-2 G4-3-4-3-6-3 1-2f		1-0 F7		1-1 SH5-4 1B		0-1 G4-3		4 0 1 0 0 0 3			
Ricky Gutierrez, R (1, 6) OBP: 0.364, SLG: 0.333			1-3 K		2-3 K		1-3 K		0-0 1B	4 0 1 0 0 3 1	AB 33 R 3 H 7 RBI 3 BB 2 SO 10 LOB 12		
Wally Whitehurst, R (1, 1) OBP: 0.083, SLG: 0.083 Rich Rodriguez, L (7, 1) Gene Harris, R (8, 1)			0-3 K		2-3 K		0-0 SH5-4		0-2 G5-3	2 0 0 0 0 2 0 0 0 0 0 0 0 0 1 0 0 0 0 0 1			
Inning Stats	R: 0 E: 0 K: 1 S: 8 H: 0 LOB: 0 BB: 0 P: 10	R: 1 E: 0 K: 1 S: 13 H: 2 LOB: 0 BB: 0 P: 19	R: 0 E: 0 K: 2 S: 7 H: 0 LOB: 0 BB: 0 P: 8	R: 1 E: 1 K: 0 S: 15 H: 1 LOB: 2 BB: 1 P: 26	R: 0 E: 0 K: 2 S: 10 H: 0 LOB: 0 BB: 0 P: 15	R: 0 E: 0 K: 1 S: 12 H: 1 LOB: 2 BB: 1 P: 22	R: 0 E: 0 K: 2 S: 10 H: 1 LOB: 1 BB: 0 P: 13	R: 1 E: 0 K: 1 S: 9 H: 1 LOB: 0 BB: 0 P: 17	R: 0 E: 0 K: 0 S: 7 H: 1 LOB: 1 BB: 0 P: 7	1B: 4 2B: 1 3B: 1 HR: 1 SF: 0 SAC: 1 DP: 1 HBP: 0	WP: 0 PB: 0 SB: 1 CS: 0 PA: 36		
PITCHER	IP WLS BF H R ER SO BB IBB HBP BLK WP HR S P ERA WHIP											PITCHER	IP WLS BF H R ER SO BB IBB HBP BLK WP HR S P ERA WHIP
Pete Harnisch, R (1, 1) ERA: 3.43 Xavier Hernandez, R (8, 1) ERA: 2.68	7.0 L 28 5 2 1 9 2 0 0 0 0 0 0 75 113 1.29 1.000												

San Diego Padres @ Houston Astros  
Astrodome, Houston, TX  
Tue Jun 15 1993, 8:05 PM EDT  
Att. 18,381 - Dome

[livebaseballscorecards.com](http://livebaseballscorecards.com)



Batter	1	2	3	4	5	6	7	8	9	AB R H RBI BB SO LOB	TOP													
<b>Bill Bean, L</b> (1, 9) <small>OBP: 0.235, SLG: 0.250</small> <b>Craig Shipley, R</b> (9, PH) <small>OBP: 0.248, SLG: 0.330</small>	0-0 F9		1-1 G5-3			3-2 G4-3		2-2 1B FC5-6 HBP	0-1 F8	3 1 0 0 0 0 0 1 0 0 0 0 0 2														
<b>Jeff Gardner, L</b> (1, 4) <small>OBP: 0.332, SLG: 0.347</small> (7, 6)	3-2 G4-3		1-1 G4-3			1-2 K		0-3 K	1-0 L9	5 0 0 0 0 2 4														
<b>Derek Bell, R</b> (1, 8) <small>OBP: 0.343, SLG: 0.467</small>	1-2 HR 1B			0-2 G5-3		0-3 K		0-1 FC5-6 1B 1-3 2-H		4 1 2 1 0 1 0														
<b>Fred McGriff, L</b> (1, 3) <small>OBP: 0.341, SLG: 0.479</small>	0-0 1-H HR			2-3 K			1-0 BB 1B 1B	1-2 FC5-6 1B 1-2f 3-H		4 1 2 3 0 1 1														
<b>Phil Plantier, L</b> (1, 7) <small>OBP: 0.303, SLG: 0.470</small>	3-2 F8			3-2 G4-3			0-2 BB 1B	1-2 1-3 1B		4 0 2 0 0 0 0														
<b>Tim Teufel, R</b> (1, 5) <small>OBP: 0.340, SLG: 0.500</small> (7, 4)					4-0 BB G4-6-3		1-1 B1	1-1 L5		3 0 0 0 1 1 4														
<b>Kevin Higgins, L</b> (1, 2) <small>OBP: 0.314, SLG: 0.244</small> <b>Pat Gomez, L</b> (7, 1) <b>Kurt Stillwell, S</b> (9, PH) <small>OBP: 0.303, SLG: 0.303</small>			3-1 L9		2-2 G4-6-3 1-2f		4-0 BB G5-4-3 1-2 2-3 BB	0-3 K		2 0 0 0 1 0 1 0 0 0 0 0 0 0 1 0 0 0 0 1 0	<b>AB</b> 35 <b>R</b> 4 <b>H</b> 10 <b>RBI</b> 4 <b>BB</b> 2 <b>SO</b> 7 <b>LOB</b> 16													
<b>Ricky Gutierrez, R</b> (1, 6) <small>OBP: 0.366, SLG: 0.337</small> <b>Gary Sheffield, R</b> (7, PH) <small>OBP: 0.344, SLG: 0.481</small> (7, 5)			1-2 F9		0-2 1B		1-0 G5-4-3 1-2f	0-0 F8 1B 1B		2 0 1 0 0 0 0 2 0 1 0 0 0 3														
<b>Doug Brocail, L</b> (1, 1) <b>Phil Clark, R</b> (7, 2) <small>OBP: 0.365, SLG: 0.486</small>			0-3 K		0-0 G4-3			3-1 1B 2B	0-1 1B	2 0 0 0 0 1 1 2 1 2 0 0 0 0														
<b>Inning Stats</b>	R: 2 E: 0 K: 0 S: 11	H: 2 LOB: 0 BB: 0 P: 18	R: 0 E: 0 K: 1 S: 8	H: 0 LOB: 0 BB: 0 P: 15	R: 0 E: 0 K: 1 S: 7	H: 0 LOB: 0 BB: 0 P: 9	R: 0 E: 0 K: 1 S: 11	H: 0 LOB: 0 BB: 0 P: 16	R: 0 E: 0 K: 2 S: 10	H: 1 LOB: 1 BB: 1 P: 15	R: 0 E: 0 K: 2 S: 10	H: 0 LOB: 0 BB: 0 P: 14	R: 0 E: 0 K: 0 S: 9	H: 2 LOB: 2 BB: 1 P: 16	R: 2 E: 0 K: 1 S: 18	H: 3 LOB: 2 BB: 0 P: 26	R: 0 E: 0 K: 1 S: 9	H: 2 LOB: 2 BB: 0 P: 10	1B: 8 2B: 1 3B: 0 HR: 1	SF: 0 SAC: 0 DP: 2 HBP: 1	WP: 0 PB: 0 SB: 0 CS: 0	PA: 38		
<b>PITCHER</b>	IP WLS BF H R ER SO BB IBB HBP BLK WP HR S P ERA WHIP																							
<b>Mark Portugal, R</b> (1, 1) <small>ERA: 3.32</small> <b>Xavier Hernandez, R</b> (7, 1) <small>ERA: 2.63</small> <b>Doug Jones, R</b> (8, 1) <small>ERA: 4.62</small> <b>Al Osuna, L</b> (9, 1) <small>ERA: 3.52</small>	6.1 W 25 5 2 2 5 2 0 0 0 0 0 1 64 101 2.84 1.105	0.2 1 0 0 0 0 0 0 0 0 0 0 0 1 2 0.00 0.000	1.1 10 5 2 2 2 0 0 0 1 0 0 0 24 32 13.50 3.750	0.2 S 2 0 0 0 0 0 0 0 0 0 0 0 3 4 0.00 0.000																				

**San Diego Padres @ Houston Astros**  
 Astrodome, Houston, TX  
 Wed Jun 16 1993, 8:05 PM EDT  
 Att. 17,715 - Dome

[livebaseballscorecards.com](http://livebaseballscorecards.com)

Batter	1	2	3	4	5	6	7	8	9	AB	R	H	RBI	BB	SO	LOB						
<b>Craig Biggio, R</b> OBP: 0.359, SLG: 0.490 (1, 4)	1-3 K		1-1 E6 5 1B		0-0 F9		1-0 G5-3			4	0	0	0	0	1	1						
<b>Andujar Cedeno, R</b> OBP: 0.370, SLG: 0.454 (1, 6)	0-2 F8		1-3 K		2-1 CI		0-0 E8 5 BLK 1B			3	1	1	1	0	1	1						
<b>5 Jeff Bagwell, R</b> OBP: 0.410, SLG: 0.544 (1, 3)	0-0 1B		0-0 1-2 1B		1-3 K		2-2 1B			4	0	3	0	0	1	1						
<b>Ken Caminiti, S</b> OBP: 0.302, SLG: 0.458 (1, 5)	0-0 F7		2-2 G4-3		0-1 1B 1B		1-3 K			4	1	1	0	0	1	4						
<b>Eric Anthony, L</b> OBP: 0.348, SLG: 0.405 (1, 9)		0-1 G3		0-0 G4-3		1-0 F7		2-0 G4-3		4	0	0	0	0	0	2						
<b>Doug Jones, R</b> (8, 1)										0	0	0	0	0	0	0						
<b>Al Osuna, R</b> (9, 1)										0	0	0	0	0	0	0						
<b>Luis Gonzalez, L</b> OBP: 0.333, SLG: 0.412 (1, 7)		0-0 F7		2-3 K		1-1 1B 1-2 1B		2-2 P6		4	0	1	0	0	1	0						
<b>Scott Servais, R</b> OBP: 0.372, SLG: 0.563 (1, 2)		2-2 G2-3		3-1 HR		1-0 1-3 2-H 1B		1-0 F8		4	1	2	2	0	0	0						
<b>Steve Finley, L</b> OBP: 0.287, SLG: 0.307 (1, 8)			1-2 G4-3		1-2 G4-3		0-0 F8		1-1 G4-3		4	0	0	0	0	1						
<b>Mark Portugal, R</b> OBP: 0.320, SLG: 0.409 (1, 1)			2-1 HR							2	1	1	1	0	1	0						
<b>Xavier Hernandez, L</b> (7, 1)										0	0	0	0	0	0	0						
<b>Casey Candaele, S</b> OBP: 0.304, SLG: 0.364 (7, PH)					1-3 K					1	1	1	0	0	0	0						
<b>Casey Candaele, S</b> (8, 9)																						
<b>Inning Stats</b>	R: 0 E: 0 K: 1 S: 8	H: 1 LOB: 1 BB: 0 P: 9	R: 0 E: 0 K: 0 S: 6	H: 0 LOB: 0 BB: 0 P: 8	R: 1 E: 1 K: 1 S: 14	H: 2 LOB: 2 BB: 0 P: 21	R: 1 E: 0 K: 1 S: 9	H: 1 LOB: 0 BB: 0 P: 15	R: 0 E: 1 K: 2 S: 10	H: 0 LOB: 1 BB: 0 P: 14	R: 1 E: 0 K: 0 S: 7	H: 3 LOB: 1 BB: 0 P: 10	R: 2 E: 1 K: 1 S: 12	H: 3 LOB: 1 BB: 0 P: 20	R: 0 E: 0 K: 0 S: 7	H: 0 LOB: 0 BB: 0 P: 11	1B: 7 2B: 1 3B: 0 HR: 2	SF: 0 SAC: 0 DP: 0 HBP: 0	WP: 0 PB: 0 SB: 0 CS: 0	PA: 35		
<b>PITCHER</b>	IP WLS L	WLS L	H R	R ER	SO BB	BB IBB	HBP BLK	WP HR	S P	ERA WHIP												
<b>Doug Brocail, R</b> ERA: 5.09 (1, 1)	6.1		10	5	5	0	0	0	2	61	7.11	1.579										
<b>Pat Gomez, L</b> ERA: 4.34 (7, 1)	1.2		0	0	1	0	0	0	12	19	0.00	0.000										

**BOTTOM**

**San Diego Padres @ Houston Astros**  
Astrodome, Houston, TX  
Wed Jun 16 1993, 8:05 PM EDT  
Att. 17,715 - Dome

[livebaseballscorecards.com](http://livebaseballscorecards.com)

<b>AB</b>	<b>34</b>
<b>R</b>	<b>5</b>
<b>H</b>	<b>10</b>
<b>RBI</b>	<b>4</b>
<b>BB</b>	<b>0</b>
<b>SO</b>	<b>6</b>
<b>LOB</b>	<b>10</b>



Batter	1	2	3	4	5	6	7	8	9	AB R H RBI BB SO LOB	TOP									
Bill Bean, L (1, 9) OBP: 0.238, SLG: 0.250	0-0 P4		1-0 G4-3		2-1 G4-6-3 1B			1-2 F7		4 0 1 0 0 0 0	<b>San Diego Padres @ Houston Astros</b> Astrodome, Houston, TX Thu Jun 17 1993, 8:05 PM EDT Att. 19,803 - Dome									
Jeff Gardner, L (1, 4) OBP: 0.340, SLG: 0.364	3-2 1B 3B		4-2 BB BB		1-0 G4-6-3 1-2f			1-1 1B		3 1 2 0 1 0 1										
Gary Sheffield, R (1, 5) OBP: 0.346, SLG: 0.479	2-0 G4-6-3 1B		4-2 1-2 BB		0-0 G1-3			2-1 P5		3 0 1 1 1 0 1										
Fred McGriff, L (1, 3) OBP: 0.336, SLG: 0.471	0-0 G4-6-3 1-2f		2-2 F8		2-1 G4-3			1-0 G3		4 0 0 0 0 0 4										
Phil Plantier, L (1, 7) OBP: 0.308, SLG: 0.467		4-1 1B BB	2-1 F7		0-0 G2-3			2-1 G4-3 WP 1B		3 0 1 0 1 0 2										
Derek Bell, R (1, 8) OBP: 0.337, SLG: 0.459		0-3 K		0-1 L3			2-3 K	1-3 K		4 0 0 0 0 3 2										
Kevin Higgins, L (1, 2) OBP: 0.309, SLG: 0.245		3-2 F8		0-0 F7			2-2 1B	2-2 G4-3 1-3		4 0 1 0 0 0 2										
Ricky Gutierrez, R (1, 6) OBP: 0.365, SLG: 0.337		0-2 1B		2-2 G6-3			0-3 K	3-3 K		3 0 1 0 0 1 1										
Kurt Stillwell, S (9, PH) OBP: 0.300, SLG: 0.300		1-2 1B								1 0 0 0 0 1 1										
Andy Benes, R (1, 1) OBP: 0.182, SLG: 0.313		0-3 K					1-3 K			3 0 0 0 0 3 3										
Mark Ettles, R (8, 1)										0 0 0 0 0 0 0										
<b>Inning Stats</b>	R: 1 E: 0 K: 0 S: 9	H: 2 LOB: 0 BB: 0 P: 14	R: 0 E: 0 K: 2 S: 14	H: 1 LOB: 2 BB: 1 P: 21	R: 0 E: 0 K: 0 S: 12	H: 0 LOB: 2 BB: 2 P: 25	R: 0 E: 0 K: 0 S: 6	H: 0 LOB: 0 BB: 0 P: 8	R: 0 E: 0 K: 1 S: 6	H: 1 LOB: 0 BB: 0 P: 10	R: 0 E: 0 K: 3 S: 12	H: 1 LOB: 1 BB: 0 P: 18	R: 0 E: 0 K: 0 S: 9	H: 1 LOB: 1 BB: 0 P: 14	R: 0 E: 0 K: 2 S: 13	H: 1 LOB: 1 BB: 0 P: 21	1B: 6 2B: 0 3B: 1 HR: 0	SF: 0 SAC: 0 DP: 2 HBP: 0	WP: 1 PB: 0 SB: 0 CS: 0	PA: 35
<b>PITCHER</b>	IP WLS BF H R ER SO BB IBB HBP BLK WP HR S P ERA WHIP																			
Darryl Kile, R (1, 1) ERA: 2.96	7.0 W 27 5 1 1 6 3 0 0 0 0 0 0 63 102 1.29 1.143																			
Brian Williams, R (8, 1) ERA: 4.1	2.0 S 8 2 0 0 2 0 0 0 0 0 1 0 22 35 0.00 1.000																			

livebaseballscorecards.com

<b>AB</b>	32
<b>R</b>	1
<b>H</b>	7
<b>RBI</b>	1
<b>BB</b>	3
<b>SO</b>	8
<b>LOB</b>	17



Batter	1	2	3	4	5	6	7	8	9	AB	R	H	RBI	BB	SO	LOB
<b>Craig Biggio, R</b> (1, 4) OBP: 0.357, SLG: 0.492	0-1 G6-3		1-1 2B		1-1 G6-3		2-2 SF9			3	0	1	1	0	0	0
<b>Andujar Cedeno, R</b> (1, 6) OBP: 0.368, SLG: 0.465	1-2 F8		3-3 K			0-0 HR	2-0 F8			4	1	1	1	0	1	1
<b>5 Jeff Bagwell, R</b> (1, 3) OBP: 0.404, SLG: 0.535	0-0 L9		1-1 G6-3			0-1 F8		3-2 G6-3		4	0	0	0	0	0	1
<b>Ken Caminiti, S</b> (1, 5) OBP: 0.301, SLG: 0.455		0-0 G3-1		1-1 F9		1-3 K		3-1 WP G1-3 1B		4	0	1	0	0	1	0
<b>Eric Anthony, L</b> (1, 9) OBP: 0.347, SLG: 0.402		2-3 K		3-1 FC5-4 1B		1-1 F9		0-1 G1-3		4	0	1	0	0	1	1
<b>Scott Servais, R</b> (1, 2) OBP: 0.368, SLG: 0.547		4-0 BB BB		0-1 FC5-4 1-2f			2-1 P4	2-3 K		3	0	0	0	1	1	2
<b>Luis Gonzalez, L</b> (1, 7) OBP: 0.338, SLG: 0.410		4-2 1-2 BB		1-3 K			4-0 1B 2B BB			1	1	0	0	2	1	1
<b>Steve Finley, L</b> (1, 8) OBP: 0.286, SLG: 0.307		2-3 K		1-2 F9			0-0 2B 1B	1-3 2B 1B		3	1	1	0	0	1	2
<b>Darryl Kile, R</b> (1, 1) <b>Kevin Bass, S</b> (7, PH) <b>Brian Williams, R</b> (8, 1)			0-0 G4-3		3-2 G4-3		1-0 BLK SF9 2B			2	0	0	0	0	0	0

Inning Stats	R: 0	H: 0	E: 0	K: 0	S: 6	R: 0	H: 0	E: 0	K: 2	S: 13	R: 0	H: 1	E: 0	K: 1	S: 10	R: 0	H: 1	E: 0	K: 1	S: 9	R: 0	H: 0	E: 0	K: 0	S: 9	R: 1	H: 1	E: 0	K: 1	S: 8	R: 3	H: 2	E: 0	K: 0	S: 9	R: 0	H: 1	E: 0	K: 1	S: 10
	LOB: 0	BB: 0	P: 7	LOB: 2	BB: 2	P: 25	LOB: 1	BB: 0	P: 15	LOB: 1	BB: 0	P: 14	LOB: 0	BB: 0	P: 14	LOB: 0	BB: 0	P: 10	LOB: 0	BB: 1	P: 20	LOB: 1	BB: 0	P: 18	LOB: 1	BB: 0	P: 18	LOB: 0	SAC: 0	DP: 0	HBP: 0	WP: 1	PA: 33	CS: 0						

PITCHER	IP	WLS	BF	H	R	ER	SO	BB	IBB	HBP	BLK	WP	HR	S	P	ERA	WHIP
<b>Andy Benes, R</b> (1, 1) ERA: 2.88	7.0	L	29	5	4	4	5	3	0	0	1	0	1	64	105	5.14	1.143
<b>Mark Ettles, R</b> (8, 1) ERA: 2.84	1.0		4	1	0	0	1	0	0	0	0	1	0	10	18	0.00	1.000

**BOTTOM**

**San Diego Padres @ Houston Astros**  
Astrodome, Houston, TX  
Thu Jun 17 1993, 8:05 PM EDT  
Att. 19,803 - Dome

[livebaseballscorecards.com](http://livebaseballscorecards.com)

<b>AB</b>	<b>29</b>
<b>R</b>	<b>4</b>
<b>H</b>	<b>6</b>
<b>RBI</b>	<b>4</b>
<b>BB</b>	<b>3</b>
<b>SO</b>	<b>6</b>
<b>LOB</b>	<b>8</b>







Batter	1	2	3	4	5	6	7	8	9	AB	R	H	RBI	BB	SO	LOB
Craig Biggio, R OBP: 0.359, SLG: 0.490 (1, 4)	1-1 SH1-3 FC1-5-4 1B		1-2 K			2-2 F9 2-3		4-1 BB		3	0	1	0	1	1	2
Andujar Cedeno, R OBP: 0.365, SLG: 0.460 Doug Jones, R (7, 1)	0-0 SH1-3		1-3 K			0-1 G1-3		1-0 G4-3		2	0	0	0	0	1	2
Chris James, R OBP: 0.347, SLG: 0.563 Luis Gonzalez, L OBP: 0.336, SLG: 0.408 Juan Agosto, L (8, PH)	1-2									0	0	0	0	0	0	0
5 Jeff Bagwell, R OBP: 0.402, SLG: 0.531 (1, 3)	1-0 FC1-5-4					3-2 CS 1B		1-2 P3		2-2 F9	4	0	1	0	0	2
Ken Caminiti, S OBP: 0.296, SLG: 0.448 (1, 5)	2-3 K					1-2 G6-3 1-2		0-0 F8		0-1 G5-3	4	0	0	0	1	2
Eric Anthony, L OBP: 0.345, SLG: 0.399 (1, 9)						0-0 L8		2-0 P6		0-2 G4-3	4	0	1	0	0	0
Scott Servais, R OBP: 0.358, SLG: 0.532 (1, 2)						0-0 G2-3		3-3 K			3	0	0	0	1	1
Casey Candaele, S OBP: 0.306, SLG: 0.348 (1, 7)						4-0 CS BB		0-1 G6-3			2	0	0	1	0	0
Steve Finley, L OBP: 0.294, SLG: 0.313 (1, 8)						1-2 L9 1-2		1-1 BB 1B			3	0	2	0	0	1
Doug Drabek, R OBP: 0.118, SLG: 0.235 Kevin Bass, S OBP: 0.298, SLG: 0.407 (6, PH)						0-0 SH1-4 1B		2-2 F7			0	0	0	0	0	0
						1-2 SH1-4		1-0 F9 2B			2	0	1	0	0	1

BOTTOM	
AB	28
R	0
H	6
RBI	0
BB	2
SO	4
LOB	13

Inning Stats	
R: 0 E: 0 K: 1 S: 7	H: 1 LOB: 1 BB: 0 P: 11
R: 0 E: 0 K: 0 S: 8	H: 1 LOB: 0 BB: 0 P: 13
R: 0 E: 0 K: 2 S: 8	H: 1 LOB: 1 BB: 0 P: 10
R: 0 E: 0 K: 0 S: 7	H: 1 LOB: 0 BB: 0 P: 11
R: 0 E: 0 K: 0 S: 2	H: 0 LOB: 0 BB: 1 P: 7
R: 0 E: 0 K: 10 S: 10	H: 1 LOB: 1 BB: 0 P: 14
R: 0 E: 0 K: 1 S: 9	H: 0 LOB: 0 BB: 0 P: 14
R: 0 E: 0 K: 9 S: 9	H: 1 LOB: 2 BB: 1 P: 17
R: 0 E: 0 K: 0 S: 8	H: 0 LOB: 0 BB: 0 P: 10

PITCHER										PITCHER										WP: 0 PA: 32															
IP	WLS	BF	H	R	ER	SO	BB	IBB	HBP	BLK	WP	HR	S	P	ERA	WHIP	IP	WLS	BF	H	R	ER	SO	BB	IBB	HBP	BLK	WP	HR	S	P	ERA	WHIP	1B:	SF:
7.2	W	28	6	0	0	4	2	0	0	0	0	0	59	95	0.00	1.043																		2B: 1	SAC: 2
1.1		4	0	0	0	0	0	0	0	0	0	0	9	12	0.00	0.000																		3B: 0	DP: 1
																																	HR: 0	HBP: 0	

San Francisco Giants @ Houston Astros  
Astrodome, Houston, TX  
Fri Jun 18 1993, 8:05 PM EDT  
Att. 38,365 - Dome



1B:	SF:
5	0
2B:	1
3B:	0
HR:	0
SAC:	2
DP:	1
HBP:	0

Batter	1	2	3	4	5	6	7	8	9	AB R H RBI BB SO LOB	TOP																
Darren Lewis, R OBP: 0.320, SLG: 0.372 (1, 8)	4-2 FC3-5 S BB	2-0 F9		1-1 F9			0-0 G5-3		0-1 E6 2B 2B	4 1 0 0 1 0 3																	
Mike Benjamin, R OBP: 0.206, SLG: 0.254 Robby Thompson, R OBP: 0.356, SLG: 0.434 (1, 4) (9, PH) (9, 4)	1-0 FC3-5 1B HR		1-0 F7		0-0 F7		2-1 L7		1-1 2B 2B	4 1 0 0 0 0 1 1 1 1 2 0 0 0																	
Will Clark, L OBP: 0.341, SLG: 0.357 (1, 3)	1-2 HR 1B		0-1 1B 1B 1B		2-1 G3			1-0 F8	4-0 2B IBB	4 3 2 0 1 0 0																	
Matt Williams, R OBP: 0.331, SLG: 0.591 (1, 5)	1-1 HR		0-1 1B 1B		0-0 F9			2-1 G6-3	0-2 1B 2B	5 2 3 6 0 0 0																	
Barry Bonds, L OBP: 0.484, SLG: 0.725 (1, 7)	2-2 F7		0-0 1B 1B			1-1 L5		3-2 1B	1-0 BLK 1B	5 0 3 1 0 0 0																	
Mark Carreon, R OBP: 0.430, SLG: 0.515 Dave Martinez, L OBP: 0.289, SLG: 0.348 (1, 9) (9, PH) (9, 9)	1-3 K		2-3 K			4-2 FC6-4 BB		0-2 L5	0-0 BLK 1B	3 0 0 0 1 2 4 1 0 1 0 0 0 0																	
Royce Clayton, R OBP: 0.316, SLG: 0.346 (1, 6)			2-2 F8		2-2 1B		1-2 F9		G4-3 G6-3	5 0 1 1 0 0 3																	
Kirt Manwaring, R OBP: 0.365, SLG: 0.350 Dave Righetti, L (1, 2) (9, 1)			0-1 F8		2-2 F3		0-0 FC6-4		2B L4	5 1 1 0 0 0 3 0 0 0 0 0 0 0																	
John Burkett, R OBP: 0.147, SLG: 0.121 Michael Jackson, R OBP: 0.500, SLG: 1.000 Jeff Reed, L OBP: 0.321, SLG: 0.400 (1, 1) (8, 1) (9, PH) (9, 2)			1-1 1B		0-2 G1-3		1-3 K		4-1 E 2B BB	3 0 1 0 0 1 0 0 0 0 0 0 0 0 0 1 0 0 1 0 0																	
Inning Stats	R: 3 E: 0 K: 1 S: 17	H: 2 LOB: 0 BB: 1 P: 27	R: 0 E: 0 K: 0 S: 8	H: 1 LOB: 1 BB: 0 P: 11	R: 1 E: 0 K: 1 S: 13	H: 4 LOB: 2 BB: 0 P: 18	R: 0 E: 0 K: 0 S: 10	H: 0 LOB: 0 BB: 0 P: 13	R: 0 E: 0 K: 0 S: 4	H: 0 LOB: 0 BB: 0 P: 6	R: 0 E: 0 K: 0 S: 8	H: 0 LOB: 1 BB: 1 P: 14	R: 0 E: 0 K: 1 S: 6	H: 0 LOB: 0 BB: 0 P: 9	R: 0 E: 0 K: 0 S: 9	H: 1 LOB: 1 BB: 0 P: 15	R: 6 E: 1 K: 0 S: 19	H: 5 LOB: 2 BB: 2 P: 32	1B: 9 2B: 3 3B: 0 HR: 1	SF: 0 SAC: 0 DP: 0 HBP: 0	WP: 0 PB: 0 SB: 1 CS: 0	PA: 44					
PITCHER	IP	WLS	BF	H	R	ER	SO	BB	IBB	HBP	BLK	WP	HR	S	P	ERA	WHIP										
Greg Swindell, L ERA: 5.01 (1, 1)	7.0	L	29	7	4	4	3	2	0	0	0	0	1	66	98	5.14	1.286										
Al Osuna, L ERA: 3.12 (8, 1)	1.0		4	1	0	0	0	0	0	0	0	0	0	9	15	0.00	1.000										
Xavier Hernandez, R ERA: 3.7 (9, 1)	0.1		7	3	6	5	0	1	1	0	0	0	0	12	23	135.00	12.000										
Juan Agosto, L ERA: 6.0 (9, 1)	0.2		4	2	0	0	0	0	0	0	1	0	0	7	9	0.00	3.000										

San Francisco Giants @ Houston Astros  
Astrodome, Houston, TX  
Sat Jun 19 1993, 8:05 PM EDT  
Att. 49,075 - Dome

AB	40
R	10
H	13
RBI	10
BB	4
SO	3
LOB	14



1B	9
2B	3
3B	0
HR	1

Batter	1	2	3	4	5	6	7	8	9	AB	R	H	RBI	BB	SO	LOB
<b>Craig Biggio, R</b> OBP: 0.354, SLG: 0.482 (1, 4)	1-1 G5-3	0-0 G4-3			2-1 G4-3		2-2 P3			4	0	0	0	0	0	2
<b>Steve Finley, L</b> OBP: 0.293, SLG: 0.312 (1, 8)	1-2 G1-3		1-2 F6		1-0 G6-4-3 1B			1-2 P5		4	0	1	0	0	0	0
<b>5 Jeff Bagwell, R</b> OBP: 0.396, SLG: 0.522 (1, 3)	1-0 G5-3		0-2 G6-3		0-0 G6-4-3 1-2f			1-1 G1-3		4	0	0	0	0	0	1
<b>Ken Caminiti, S</b> OBP: 0.295, SLG: 0.444 (1, 5)		1-1 G5-3	0-0 S 1B		0-0 F7			1-0 G4-3		4	0	1	0	0	0	0
<b>Eric Anthony, L</b> OBP: 0.344, SLG: 0.397 (1, 9)		0-0 HBP 1B 1B	1-3 K		0-0 B1-3				2-3 K	4	1	1	0	0	2	1
<b>Luis Gonzalez, L</b> OBP: 0.339, SLG: 0.410 (1, 7)		0-0 HBP 1B 1B		0-0 G4-1 S 1B		1-1 L3			0-3 K	4	1	2	0	0	1	0
<b>Andujar Cedeno, R</b> OBP: 0.367, SLG: 0.459 (1, 6)		3-2 1B SH4-3 HBP		1-0 F7					0-0 G5-3 SH2-4 1B	3	1	1	0	0	0	1
<b>Eddie Taubensee, L</b> OBP: 0.317, SLG: 0.378 (1, 2)		3-2 SH4-3 1B		2-1 G4-1					0-0 SH2-4	2	0	1	2	0	0	1
<b>Greg Swindell, L</b> OBP: 0.207, SLG: 0.241 <b>Kevin Bass, S</b> OBP: 0.294, SLG: 0.402 <b>Al Osuna, R</b> <b>Xavier Hernandez, L</b> <b>Juan Agosto, L</b>		0-1 SH4-3		2-3 K					0-1 G5-3	1	0	0	0	1	0	1

Inning Stats	R: 0	H: 0	E: 0	K: 0	S: 6	R: 3	H: 3	E: 0	K: 0	S: 13	R: 0	H: 1	E: 0	K: 1	S: 11	R: 0	H: 1	E: 0	K: 1	S: 8	R: 0	H: 1	E: 0	K: 0	S: 4	R: 0	H: 0	E: 0	K: 0	S: 4	R: 0	H: 1	E: 0	K: 0	S: 8	R: 0	H: 0	E: 0	K: 0	S: 6	R: 0	H: 0	E: 0	K: 2	S: 10	R: 0	H: 0	E: 0	K: 0	S: 10	1B: 7	2B: 0	3B: 0	HR: 0	SF: 0	SAC: 2	DP: 1	HBP: 1	WP: 0	PA: 34
--------------	------	------	------	------	------	------	------	------	------	-------	------	------	------	------	-------	------	------	------	------	------	------	------	------	------	------	------	------	------	------	------	------	------	------	------	------	------	------	------	------	------	------	------	------	------	-------	------	------	------	------	-------	-------	-------	-------	-------	-------	--------	-------	--------	-------	--------

PITCHER	IP	WLS	BF	H	R	ER	SO	BB	IBB	HBP	BLK	WP	HR	S	P	ERA	WHIP
<b>John Burkett, R</b> ERA: 3.3 (1, 1)	7.0	W	28	7	3	3	2	0	0	1	0	0	0	54	76	3.86	1.000
<b>Michael Jackson, R</b> ERA: 1.64 (8, 1)	1.0		3	0	0	0	0	0	0	0	0	0	0	6	9	0.00	0.000
<b>Dave Righetti, L</b> ERA: 3.97 (9, 1)	1.0		3	0	0	0	2	0	0	0	0	0	0	10	15	0.00	0.000

BOTTOM

San Francisco Giants @ Houston Astros  
Astrodome, Houston, TX  
Sat Jun 19 1993, 8:05 PM EDT  
Att. 49,075 - Dome

livebaseballscorecards.com

AB	31
R	3
H	7
RBI	3
BB	0
SO	4
LOB	8



TOP

San Francisco Giants @ Houston Astros  
Astrodome, Houston, TX

Sun Jun 20 1993, 4:33 AM EDT  
Att. 29,790 - Dome

livebaseballscorecards.com

AB	36
R	8
H	10
RBI	8
BB	2
SO	8
LOB	13



AB R H RBI BB SO LOB

5	0	1	1	0	0	1
5	1	1	0	0	1	2
5	2	2	2	0	2	2
5	1	1	0	0	1	0
3	1	1	1	1	0	2
3	2	2	3	1	1	0
4	0	1	0	0	2	2
4	1	1	0	0	0	4
0	0	0	0	0	0	0
1	0	0	0	0	1	0
0	0	0	0	0	0	0
1	0	0	0	0	0	0
0	0	0	0	0	0	0
0	0	0	1	0	0	0
0	0	0	0	0	0	0
0	0	0	0	0	0	0
0	0	0	0	0	0	0
0	0	0	0	0	0	0

1B:	6	SF:	1
2B:	1	SAC:	1
3B:	0	DP:	0
HR:	3	HBP:	0

WP:	0	PA:	40
PB:	0		
SB:	1		
CS:	0		

Batter	1	2	3	4	5	6	7	8	9																				
Darren Lewis, R OBP: 0.318, SLG: 0.368 (1, 8) C B X	1-1 F9		2-2 1-2 2-H 1B		2-1 F8		1-1 B1-3	1-0 P6																					
Robby Thompson, R OBP: 0.353, SLG: 0.429 (1, 4) C S B F X	2-2 G4-3		2-3 K		1-2 G1-3		3-2 HR 1B	2-1 G5-3																					
Will Clark, L OBP: 0.342, SLG: 0.370 (1, 3) F B X	2-1 F7		3-3 K			3-2 HR 1B	0-0 HR	1-3 K																					
Matt Williams, R OBP: 0.329, SLG: 0.585 (1, 5) B X		1-0 P6		3-3 K		1-1 HR 1B	1-0 F8	2-0 G6-3																					
Barry Bonds, L OBP: 0.484, SLG: 0.733 (1, 7) X		0-0 F8		4-2 2B BB		0-2 F7		1-0 HR																					
Dave Martinez, L OBP: 0.313, SLG: 0.417 (1, 9) C C B C		1-3 K		1-0 1-3 2B		3-1 HR		4-0 S 1B SF8 BB																					
Kirt Manwaring, R OBP: 0.363, SLG: 0.348 (1, 2) B S F C S F F B X			1-3 K	0-3 K		2-2 F8		1-0 SAFE SAFE 1B																					
Mike Benjamin, R OBP: 0.209, SLG: 0.254 (1, 6) X			0-0 SH 1B	1-0 P6		1-2 G5-3		0-1 P4																					
Bryan Hickerson, L (1, 1) X			0-0 SH		0-3 K		1-2 F8	2-1 SF8																					
Dave Burba, R OBP: 0.286, SLG: 0.429 (4, 1) S S																													
Jeff Brantley, R OBP: 0.087, SLG: 0.087 (6, 1) S																													
Willie McGee, S OBP: 0.382, SLG: 0.401 (7, PH) S																													
Dave Righetti, L (7, 1) S																													
Mark Carreon, R OBP: 0.425, SLG: 0.515 (8, PH) S																													
Kevin Rogers, L (8, 1) S																													
Rod Beck, R (9, 1) S																													
Inning Stats	R: 0 E: 0 K: 0 S: 8	H: 0 LOB: 0 BB: 0 P: 13	R: 0 E: 0 K: 1 S: 5	H: 0 LOB: 0 BB: 0 P: 7	R: 1 E: 0 K: 3 S: 18	H: 2 LOB: 2 BB: 0 P: 26	R: 0 E: 0 K: 2 S: 11	H: 1 LOB: 2 BB: 1 P: 20	R: 0 E: 0 K: 1 S: 8	H: 0 LOB: 0 BB: 0 P: 11	R: 3 E: 0 K: 0 S: 21	H: 3 LOB: 0 BB: 0 P: 31	R: 2 E: 0 K: 0 S: 11	H: 2 LOB: 0 BB: 0 P: 17	R: 2 E: 0 K: 0 S: 7	H: 2 LOB: 1 BB: 1 P: 16	R: 0 E: 0 K: 1 S: 6	H: 0 LOB: 0 BB: 0 P: 11											
PITCHER	IP	WLS	BF	H	R	ER	SO	BB	IBB	HBP	BLK	WP	HR	S	P	ERA	WHIP												
Pete Harnisch, R ERA: 3.59 (1, 1)	6.0		26	6	4	4	7	1	0	0	0	0	1	71	108	6.00	1.167												
Brian Williams, R ERA: 4.46 (7, 1)	1.0	L	5	2	2	2	0	0	0	0	0	0	1	11	17	18.00	2.000												
Al Osuna, L ERA: 5.0 (8, 1)	0.1		4	2	2	2	0	1	0	0	0	0	1	4	10	54.00	9.000												
Xavier Hernandez, R ERA: 3.64 (8, 1)	0.2		2	0	0	0	0	0	0	0	0	0	0	3	6	0.00	0.000												
Tom Edens, R ERA: 4.5 (9, 1)	1.0		3	0	0	0	1	0	0	0	0	0	0	6	11	0.00	0.000												

BOTTOM

San Francisco Giants @ Houston Astros  
Astrodome, Houston, TX

Sun Jun 20 1993, 4:33 AM EDT  
Att. 29,790 - Dome

AB	32
R	5
H	9
RBI	4
BB	7
SO	9
LOB	19



WP	0	PA	42
PB	0		
SB	1		
CS	0		

Batter	1	2	3	4	5	6	7	8	9	AB	R	H	RBI	BB	SO	LOB						
<b>Craig Biggio, R</b> OBP: 0.359, SLG: 0.498 (1, 4)	0-0 HR	1-0 G6-4-3		1-1 1B		4-0 5 SF8 BB		1-3 K		4	2	2	1	1	1	3						
<b>Casey Candaele, S</b> OBP: 0.333, SLG: 0.347 (1, 8)	4-2 G6-4-3 5 1B BB	1-2 G3		2-2 5 G6-3 5 S 1B		4-2 BB		0-1 G1-3		3	0	1	1	2	0	2						
<b>5 Jeff Bagwell, R</b> OBP: 0.397, SLG: 0.526 (1, 3)	2-2 G6-4-3 1B		3-0 G4-3 1B	1-2 G6-3		2-2 SF8		1-1 F9		4	1	2	1	0	0	1						
<b>Ken Caminiti, S</b> OBP: 0.290, SLG: 0.436 (1, 5)	0-1 G6-4-3		0-1 G4-3	1-3 K		2-3 K		0-3 K		5	0	0	0	0	3	6						
<b>Chris James, R</b> OBP: 0.342, SLG: 0.537 (1, 7)	4-2 BB		1-3 K		3-2 K		3-3 K		2-2 BB	3	0	0	0	1	3	1						
<b>Al Osuna, R</b> (8, 1)										0	0	0	0	0	0	0						
<b>Xavier Hernandez, L</b> (8, 1)										0	0	0	0	0	0	0						
<b>Tom Edens, R</b> (9, 1)										0	0	0	0	0	0	0						
<b>Luis Gonzalez, L</b> OBP: 0.342, SLG: 0.413 (9, PH)										1	0	1	0	0	0	0						
<b>Kevin Bass, S</b> OBP: 0.289, SLG: 0.384 (1, 9)	1-1 F8		4-0 1B BB		0-0 F8		2-2 G5-3		0-3 K	4	0	0	0	1	1	3						
<b>Scott Servais, R</b> OBP: 0.363, SLG: 0.527 (1, 2)		4-1 SH BB G6-4-3 BB	0-1 1-2 1B		2-2 F9		1-0 F8			3	1	1	1	1	0	0						
<b>Andujar Cedeno, R</b> OBP: 0.374, SLG: 0.462 (1, 6)		4-0 G6-4-3 SH BB	0-0 F8		0-2 BB 5 SF8 SH1-4 1B		1-2 1B			3	1	2	0	1	0	2						
<b>Pete Harnisch, S</b> OBP: 0.214, SLG: 0.192 (1, 1)		1 SAFE 2-2 SH		0-0 L4		1 SAFE 0-1 SH1-4		2-3 K		1	0	0	0	0	0	0						
<b>Brian Williams, R</b> (7, 1)										0	0	0	0	0	0	0						
<b>Eric Anthony, L</b> OBP: 0.342, SLG: 0.395 (8, 9)		1-2 2-3 G6-4-3								1	0	0	0	0	1	1						
<b>Inning Stats</b>	R: 1 E: 0 K: 0 S: 12	H: 2 LOB: 2 BB: 2 P: 23	R: 1 E: 1 K: 0 S: 8	H: 0 LOB: 1 BB: 2 P: 20	R: 1 E: 0 K: 1 S: 11	H: 2 LOB: 2 BB: 1 P: 19	R: 1 E: 0 K: 1 S: 13	H: 2 LOB: 1 BB: 0 P: 18	R: 0 E: 0 K: 1 S: 10	H: 0 LOB: 0 BB: 0 P: 15	R: 1 E: 0 K: 1 S: 18	H: 1 LOB: 2 BB: 2 P: 30	R: 0 E: 0 K: 1 S: 9	H: 0 LOB: 0 BB: 0 P: 15	R: 0 E: 0 K: 2 S: 12	H: 1 LOB: 1 BB: 0 P: 16	R: 0 E: 0 K: 2 S: 12	H: 1 LOB: 1 BB: 0 P: 15	1B: 6 2B: 2 3B: 0 HR: 1	SF: 1 SAC: 2 DP: 2 HBP: 0	WP: 0 PB: 0 SB: 1 CS: 0	PA: 42
<b>PITCHER</b>	IP	WLS	BF	H	R	ER	SO	BB	IBB	HBP	BLK	WP	HR	S	P	ERA	WHIP					
<b>Bryan Hickerson, L</b> ERA: 4.68 (1, 1)	3.0		17	4	3	3	1	5	0	0	0	0	0	31	62	9.00	3.000					
<b>Dave Burba, R</b> ERA: 4.83 (4, 1)	2.1		11	3	2	2	2	1	0	0	0	0	0	28	42	7.71	1.714					
<b>Jeff Brantley, R</b> ERA: 4.76 (6, 1)	0.2	W	3	0	0	0	1	1	0	0	0	0	0	13	21	0.00	1.500					
<b>Dave Righetti, L</b> ERA: 3.8 (7, 1)	1.0		3	0	0	0	1	0	0	0	0	0	0	9	15	0.00	0.000					
<b>Kevin Rogers, L</b> ERA: 2.77 (8, 1)	1.0		4	1	0	0	2	0	0	0	0	0	0	12	16	0.00	1.000					
<b>PITCHER</b>	IP	WLS	BF	H	R	ER	SO	BB	IBB	HBP	BLK	WP	HR	S	P	ERA	WHIP					
<b>Rod Beck, R</b> ERA: 1.57 (9, 1)	1.0		4	1	0	0	2	0	0	0	0	0	0	12	15	0.00	1.000					

livebaseballscorecards.com

Batter	1	2	3	4	5	6	7	8	9	AB R H RBI BB SO LOB	TOP	
<b>Craig Biggio, R</b> (1, 4) OBP: 0.364, SLG: 0.498	1-1 5 BB 1B		3-1 G5-3			4-2 FC4-6 BB		4-2 FC4 BB		2 0 1 0 2 0 0	<b>Houston Astros @ Los Angeles Dodgers</b> <b>Dodger Stadium, Los Angeles, CA</b> Mon Jun 21 1993, 7:05 PM PDT Att. 48,436 - Unknown - 70 F <a href="http://livebaseballscorecards.com">livebaseballscorecards.com</a>	
<b>Steve Finley, L</b> (1, 8) OBP: 0.287, SLG: 0.305 <b>Doug Jones, R</b> (8, 1)	1-1 F8		3-2 P5			0-0 FC4-6 G5-4-3		1-2 FC4		4 0 0 0 0 0 3 0 0 0 0 0 0 0		
<b>5 Jeff Bagwell, R</b> (1, 3) OBP: 0.395, SLG: 0.520	4-1 SAFE 1-2 BB		2-1 F8			0-0 G5-4-3			1-0 F8	3 0 0 0 1 0 1		
<b>Ken Caminiti, S</b> (1, 5) OBP: 0.289, SLG: 0.431	1-3 K			1-3 K			4-1 S BB		0-0 F9	3 0 0 0 1 2 2		
<b>Eric Anthony, L</b> (1, 9) OBP: 0.337, SLG: 0.388	3-2 G4-3			2-0 F7			3-2 SAFE F7		0-1 G4-3	4 0 0 0 0 0 3		
<b>Luis Gonzalez, L</b> (1, 7) OBP: 0.342, SLG: 0.416		1-1 G3-1 2B		3-2 F8			3-3 K			3 0 1 0 0 1 1		
<b>Andujar Cedeno, R</b> (1, 6) OBP: 0.369, SLG: 0.455					0-1 G5-3		1-1 G6-3			3 0 0 0 0 0 2		
<b>Eddie Taubensee, L</b> (1, 2) OBP: 0.310, SLG: 0.368		3-2 SAFE G3-1 2-3			1-3 K			3-2 P5		3 0 0 0 0 1 1		
<b>Mark Portugal, R</b> (1, 1) OBP: 0.296, SLG: 0.375 <b>Casey Candaele, S</b> (8, PH) OBP: 0.327, SLG: 0.340 (8, 8)					2-2 F9			1-3 K		2 0 0 0 0 0 1 1 0 0 0 0 1 0		
<b>Inning Stats</b>	R: 0 H: 1 E: 0 LOB: 2 K: 1 BB: 1 S: 11 P: 21	R: 0 H: 1 E: 0 LOB: 1 K: 0 BB: 0 S: 9 P: 13	R: 0 H: 0 E: 0 LOB: 0 K: 0 BB: 0 S: 7 P: 15	R: 0 H: 0 E: 0 LOB: 0 K: 1 BB: 0 S: 7 P: 13	R: 0 H: 0 E: 0 LOB: 0 K: 1 BB: 0 S: 8 P: 11	R: 0 H: 0 E: 0 LOB: 0 K: 0 BB: 1 S: 8 P: 12	R: 0 H: 0 E: 0 LOB: 1 K: 1 BB: 1 S: 10 P: 21	R: 0 H: 0 E: 0 LOB: 1 K: 1 BB: 1 S: 14 P: 23	R: 0 H: 0 E: 0 LOB: 0 K: 0 BB: 0 S: 4 P: 5	1B: 1 SF: 0 2B: 1 SAC: 0 3B: 0 DP: 1 HR: 0 HBP: 0	WP: 0 PA: 32 PB: 0 SB: 1 CS: 0	
<b>PITCHER</b> <b>Ramon Martinez, R</b> (1, 1) ERA: 2.96	IP WLS BF H R ER SO BB IBB HBP BLK WP HR S P ERA WHIP	9.0 W 32 2 0 0 5 4 0 0 0 0 0 0 78 134 0.00 0.667										

AB	28
R	0
H	2
RBI	0
BB	4
SO	5
LOB	14



Batter	1	2	3	4	5	6	7	8	9	AB	R	H	RBI	BB	SO	LOB
Brett Butler, L (1, 8) OBP: 0.381, SLG: 0.358	2-2 F7		0-0 F9		1-3 K	2-2 FC6-4		1-0 1B		5	0	2	0	0	1	1
Jose Offerman, S (1, 6) OBP: 0.343, SLG: 0.329	2-1 G4-3		4-1 BB		0-1 HR	0-1 F8		3-2 1B		4	2	2	1	1	0	1
Eric Davis, R (1, 7) OBP: 0.314, SLG: 0.341	0-0 1B		4-1 BB		4-2 HR	0-0 F9		2-2 FC5-2		3	2	1	0	2	0	3
Tim Wallach, R (1, 5) OBP: 0.260, SLG: 0.369 Mike Sharperson, R (8, PH) OBP: 0.229, SLG: 0.267	2-0 F9		0-0 F8		0-3 K	0-0 FC6-4		4-1 1B		4	0	0	0	0	1	7
Mike Piazza, R (1, 2) OBP: 0.382, SLG: 0.591		1-3 K		1-1 F7	0-0 HR		0-1 G5-3	0-2 1B		5	1	2	5	0	1	0
Cory Snyder, R (1, 9) OBP: 0.400, SLG: 0.466		1-3 K		4-1 G4-3	0-1 1B		0-0 P4	0-0 1B		4	0	2	1	1	1	0
Eric Karros, R (1, 3) OBP: 0.319, SLG: 0.411		0-2 G4-3		2-1 G4-3	3-2 WP		0-0 G6-3	0-3 K		5	0	2	0	0	1	2
Lenny Harris, L (1, 4) OBP: 0.322, SLG: 0.321			0-0 F9	2-0 G4-3	4-0 IBB			1-1 1B		3	1	2	0	1	0	2
Ramon Martinez, R (1, 1) OBP: 0.156, SLG: 0.194			1-1 SH1-4	0-3 K	2-3 K			0-2 SH3-4		2	0	0	0	0	2	5

Inning Stats	R: 0 E: 0 K: 0 S: 11	H: 1 LOB: 1 BB: 0 P: 16	R: 0 E: 0 K: 2 S: 9	H: 0 LOB: 0 BB: 0 P: 11	R: 0 E: 0 K: 0 S: 7	H: 1 LOB: 3 BB: 2 P: 16	R: 0 E: 0 K: 1 S: 9	H: 1 LOB: 2 BB: 1 P: 18	R: 3 E: 0 K: 3 S: 20	H: 4 LOB: 3 BB: 2 P: 34	R: 0 E: 0 K: 0 S: 7	H: 1 LOB: 1 BB: 0 P: 9	R: 0 E: 0 K: 0 S: 4	H: 0 LOB: 0 BB: 0 P: 4	R: 4 E: 0 K: 1 S: 22	H: 5 LOB: 2 BB: 1 P: 33	1B: 12 2B: 0 3B: 0 HR: 1	SF: 0 SAC: 2 DP: 0 HBP: 0	
PITCHER	IP	WLS	BF	H	R	ER	SO	BB	IBB	HBP	BLK	WP	HR	S	P	ERA	WHIP	WP: 1 PB: 0 SB: 2 CS: 0	PA: 43
Mark Portugal, R (1, 1) ERA: 3.36	7.0	L	34	8	3	3	6	4	1	0	0	1	1	67	108	3.86	1.714		
Doug Jones, R (8, 1) ERA: 5.36	1.0		9	5	4	4	1	1	0	0	0	0	0	22	33	36.00	6.000		


**BOTTOM**

**Houston Astros @ Los Angeles Dodgers**  
 Dodger Stadium, Los Angeles, CA

Mon Jun 21 1993, 7:05 PM PDT  
 Att: 48,436 - Unknown - 70 F

livebaseballscores.com

**AB 35**  
**R 7**  
**H 13**  
**RBI 7**  
**BB 6**  
**SO 7**  
**LOB 21**



Batter	1	2	3	4	5	6	7	8	9	AB R H RBI BB SO LOB	TOP											
<b>Craig Biggio, R</b> (1, 4) OBP: 0.358, SLG: 0.488	1-2 F7		2-1 L5		2-1 F8		3-3 K		0-2 P4	5 0 0 0 0 1 2												
<b>Kevin Bass, S</b> (1, 9) OBP: 0.295, SLG: 0.385	2-0 G4-3		0-1 G4-3			3-1 FC3-6 1B	2-1 G6-3		1-1 E2 5 HR 1B	5 2 2 1 0 0 0												
<b>5 Jeff Bagwell, R</b> (1, 3) OBP: 0.398, SLG: 0.536	2-0 2B			2-3 K		1-0 FC3-6 1B		3-2 F9	1-2 HR	5 2 3 2 0 1 0												
<b>Ken Caminiti, S</b> (1, 5) OBP: 0.291, SLG: 0.428	0-1 G5-3			2-2 1B		0-3 K		4-2 1B BB	2-2 F7	4 0 1 0 1 1 3												
<b>Eric Anthony, L</b> (1, 8) OBP: 0.341, SLG: 0.392		2-1 G5-3 1B		1-2 F9		0-0 CI FC3-6		2-2 FC4-6 1B		3 0 2 0 0 0 1												
<b>Steve Finley, L</b> (8, PR) OBP: 0.287, SLG: 0.305										0 0 0 0 0 0 0												
<b>Luis Gonzalez, L</b> (1, 7) OBP: 0.337, SLG: 0.410		1-1 F8		0-0 L1-3		0-0 FC3-6		1-3 K		3 0 0 1 0 0 4												
<b>Chris James, R</b> (8, PH) OBP: 0.338, SLG: 0.529										1 0 0 0 0 1 2												
<b>Casey Candaele, S</b> (9, 7) OBP: 0.327, SLG: 0.340						1-2f 2-3 3-H				0 0 0 0 0 0 0												
<b>Scott Servais, R</b> (1, 2) OBP: 0.352, SLG: 0.509		1-1 G5-3			0-0 G1-3	3-2 E6 FC5-4		1-1 FC4-6		4 0 0 0 0 0 4												
<b>Andujar Cedeno, R</b> (1, 6) OBP: 0.367, SLG: 0.456		3-3 K			2-1 2B	0-0 FC5-4			1-2 E6 E	4 1 1 0 0 1 3												
<b>Darryl Kile, R</b> (1, 1)			0-0 F7		1-3 K		1-2 G6-3		0-3 K	4 0 0 0 0 2 2												
<b>Inning Stats</b>	R: 0 E: 0 K: 0 S: 7	H: 1 LOB: 1 BB: 0 P: 12	R: 0 E: 0 K: 1 S: 9	H: 1 LOB: 1 BB: 0 P: 16	R: 0 E: 0 K: 0 S: 5	H: 0 LOB: 0 BB: 0 P: 7	R: 0 E: 0 K: 1 S: 13	H: 1 LOB: 1 BB: 0 P: 18	R: 0 E: 0 K: 1 S: 8	H: 1 LOB: 1 BB: 0 P: 13	R: 2 E: 2 K: 1 S: 13	H: 2 LOB: 2 BB: 0 P: 20	R: 0 E: 0 K: 1 S: 8	H: 0 LOB: 0 BB: 0 P: 14	R: 0 E: 0 K: 1 S: 17	H: 1 LOB: 2 BB: 1 P: 28	R: 3 E: 3 K: 1 S: 18	H: 2 LOB: 0 BB: 0 P: 23	1B: 6 2B: 2 3B: 0 HR: 1	SF: 0 SAC: 0 DP: 0 HBP: 0	WP: 0 PB: 0 SB: 2 CS: 0	PA: 40
<b>PITCHER</b>	IP WLS BF H R ER SO BB IBB HBP BLK WP HR S P ERA WHIP																					
<b>Kevin Gross, R</b> (1, 1) ERA: 4.19	7.1 L 32 7 2 0 5 1 0 0 0 0 0 0 0 75 121 0.00 1.091																					
<b>Omar Daal, L</b> (8, 1) ERA: 3.27	0.1 1 0 0 0 1 0 0 0 0 0 0 0 3 4 0.00 0.000																					
<b>Roger McDowell, R</b> (8, 1) ERA: 1.56	1.1 7 2 3 0 1 0 0 0 0 0 0 1 20 26 0.00 1.500																					

Houston Astros @ Los Angeles Dodgers  
Dodger Stadium, Los Angeles, CA

Tue Jun 22 1993, 7:05 PM PDT  
Att. 33,039 - Unknown - 76 F

AB 38  
R 5  
H 9  
RBI 4  
BB 1  
SO 7  
LOB 21



WP: 0 PA: 40  
PB: 0  
SB: 2  
CS: 0

livebaseballscorecards.com



Batter	1	2	3	4	5	6	7	8	9	AB R H RBI BB SO LOB
<b>Brett Butler, L</b> OBP: 0.381, SLG: 0.359 (1, 8) C F B X	1-2 G5-3 ①		X 0-0 WP 1B		B B C X 2-1 1-2 1B		B L L X 1-2 L7 ②		B B C X 2-1 FC4-6 ③ 1-2f	5 0 2 0 0 0 1
<b>Jose Offerman, S</b> OBP: 0.345, SLG: 0.332 (1, 6) B B C F X	3-2 FC6-4 1B		1 SAFE 1 SAFE 2-3 C C C 1 SAFE 1-2		B X 1-0 F8 ②		B B B B X 3-2 CS 1B			4 0 2 0 0 1 3
<b>Eric Davis, R</b> OBP: 0.313, SLG: 0.356 (1, 7) S 1 SAFE B X	1-1 F7 ②			B B B X 3-1 HR	B B B X 2-2 G4-3 ③		C 1 SAFE 1-1 CS ③ 1-2	C B B F S 2-3 K ①		4 1 1 1 0 1 3
<b>Mike Piazza, R</b> OBP: 0.380, SLG: 0.585 (1, 2) <b>Tom Goodwin, L</b> (8, PR) <b>Carlos Hernandez, R</b> OBP: 0.310, SLG: 0.464 (9, 2) B X	1-0 FC6-4 ③ 1-2f		B B B X 3-1 G3 ①		X 0-0 G1-3 ①		C F F X 0-2 1B			4 0 1 0 0 0 1 0 0 0 0 0 0 0 0 0 0 0 0 0 0
<b>Cory Snyder, R</b> OBP: 0.402, SLG: 0.470 (1, 9) C B B B C		2-3 K ①		S C C F B B X 3-2 HBP	B X 1-0 F9 ②	B X 2-1 G5-3 ②		X 0-0 F7 ②		3 0 1 0 0 1 1
<b>Eric Karros, R</b> OBP: 0.314, SLG: 0.405 (1, 3) B B B X C F C B X		3-2 F8 ②		B X 1-0 F7 ③	B B C X 2-1 G5-3 ②	B B C X 4-0 BB		1 SAFE 1 SAFE 1-2 SAFE P X G5-3 ③		4 0 0 0 0 0 3
<b>Dave Hansen, L</b> OBP: 0.385, SLG: 0.273 (1, 5) B X		1-0 P5 ③		C B B X 2-1 F7 ③	B B B X 4-0 BB			X 0-0 F7 ①		3 0 0 0 1 0 1
<b>Lenny Harris, L</b> OBP: 0.317, SLG: 0.316 (1, 4) B X			1-0 G6-3 ①		C B S X 1-2 F7 ① B X	1-0 G4-3 ③		B B C B X 3-1 FC4-6 1B		4 0 1 0 0 0 2
<b>Kevin Gross, R</b> OBP: 0.214, SLG: 0.370 (1, 1) <b>Omar Daal, L</b> (8, 1) <b>Roger McDowell, R</b> OBP: 0.500, SLG: 0.500 (8, 1) <b>Mitch Webster, S</b> OBP: 0.320, SLG: 0.359 (9, PH) B F X			1-1 L5 ②		B C X 1-1 1B 1B		B B C B X 2-3 K ①	B X 1-0 F8 ②		3 0 1 0 0 1 0 0 0 0 0 0 0 0 0 0 0 0 0 0 0 1 0 0 0 0 0 1

<b>Inning Stats</b>	R: 0 E: 0 K: 0 S: 9	H: 1 LOB: 1 BB: 0 P: 15	R: 0 E: 0 K: 1 S: 7	H: 0 LOB: 0 BB: 0 P: 13	R: 0 E: 0 K: 1 S: 7	H: 1 LOB: 1 BB: 0 P: 11	R: 1 E: 0 K: 0 S: 11	H: 1 LOB: 1 BB: 0 P: 23	R: 0 E: 0 K: 0 S: 11	H: 2 LOB: 2 BB: 0 P: 18	R: 0 E: 0 K: 0 S: 5	H: 1 LOB: 2 BB: 1 P: 13	R: 0 E: 0 K: 1 S: 11	H: 1 LOB: 0 BB: 0 P: 17	R: 0 E: 0 K: 1 S: 11	H: 1 LOB: 1 BB: 0 P: 13	R: 0 E: 0 K: 0 S: 6	H: 1 LOB: 1 BB: 0 P: 12	1B: 7 2B: 1 3B: 0 HR: 1	SF: 0 SAC: 0 DP: 0 HBP: 1	WP: 1 PB: 0 SB: 0 CS: 1	PA: 38
<b>PITCHER</b> <b>Darryl Kile, R</b> ERA: 2.63 (1, 1)	IP 9.0	WLS W	BF 37	H 9	R 1	ER 1	SO 4	BB 1	IBB 0	HBP 1	BLK 0	WP 1	HR 1	S 78	P 135	ERA 1.00	WHIP 1.111					


**BOTTOM**

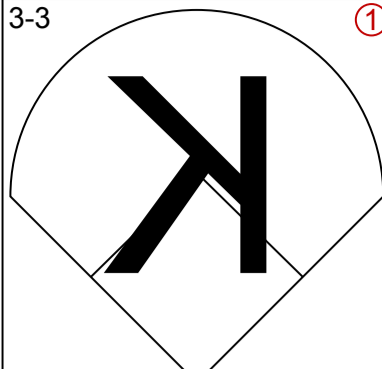
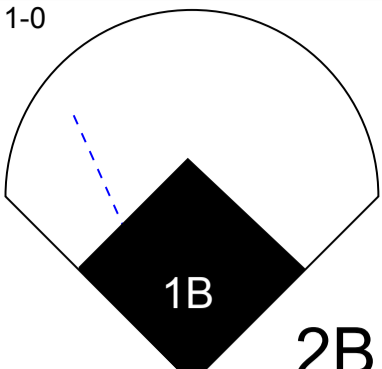
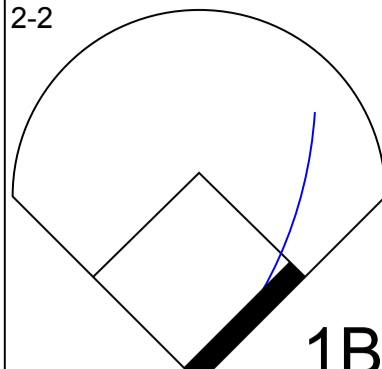
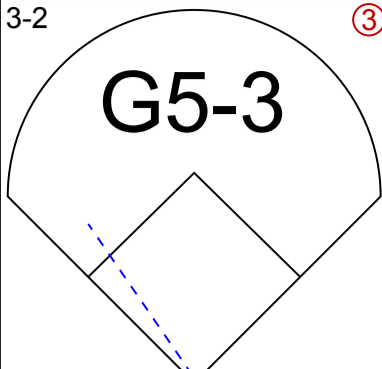
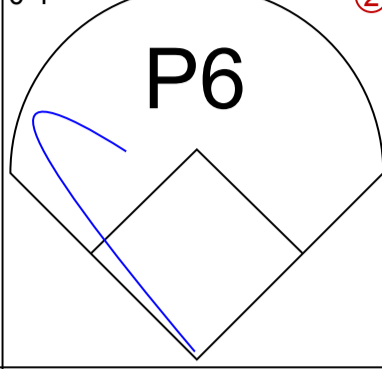
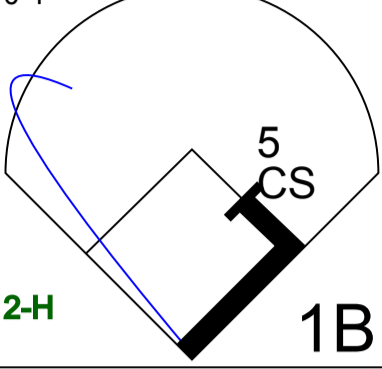
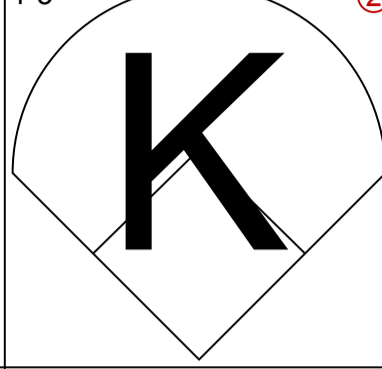
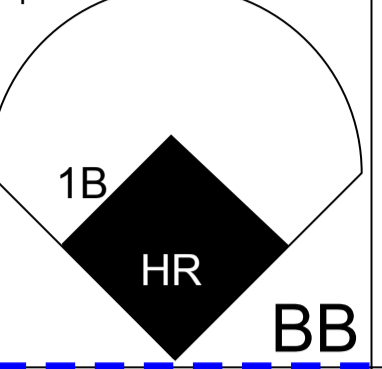
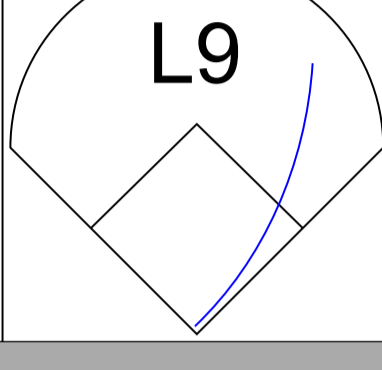
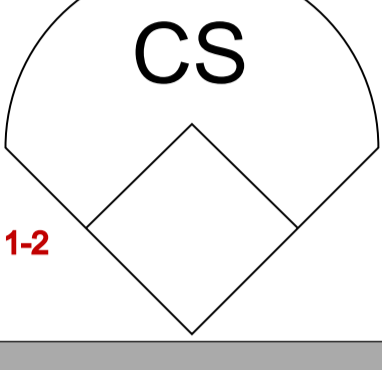
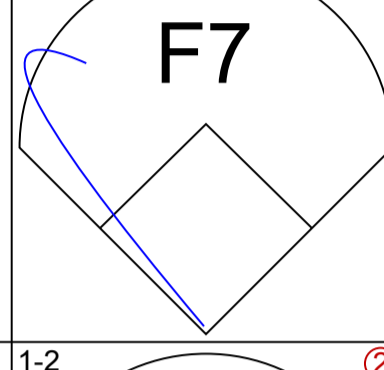
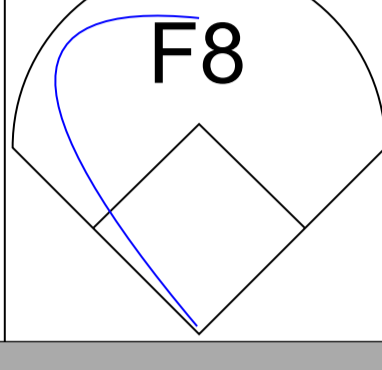
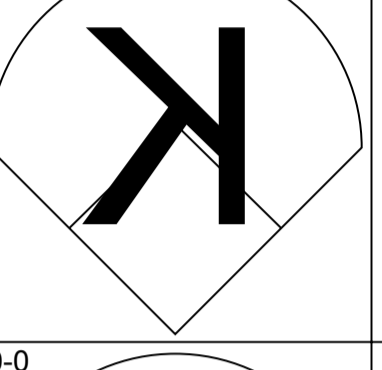
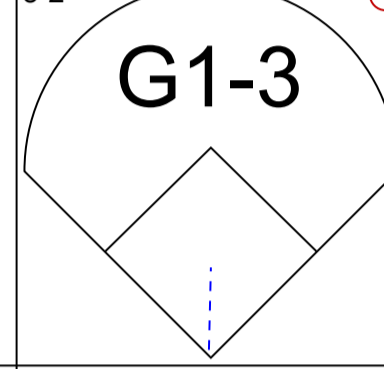
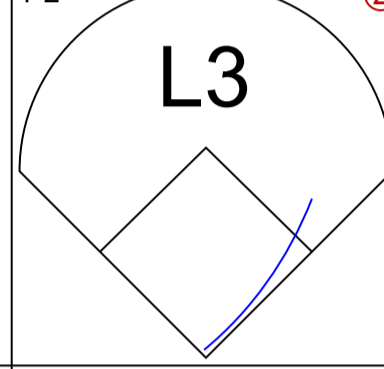

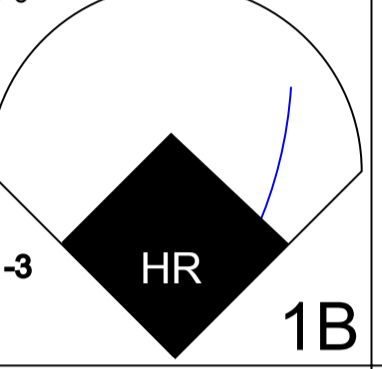
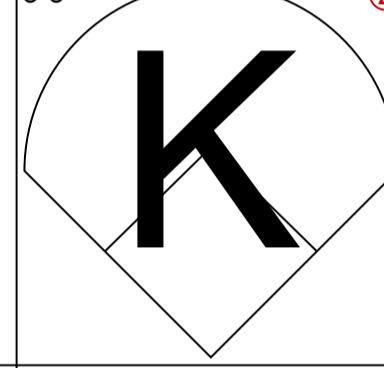
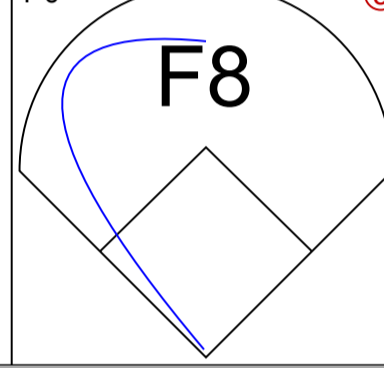
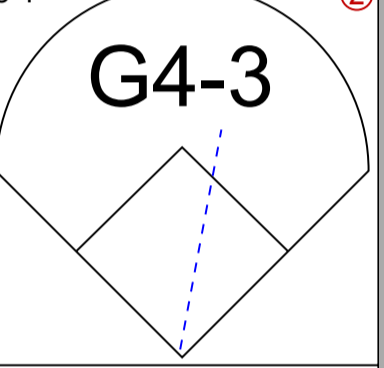
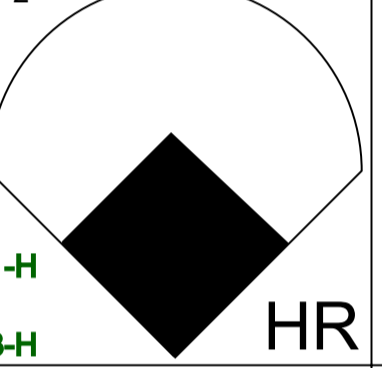
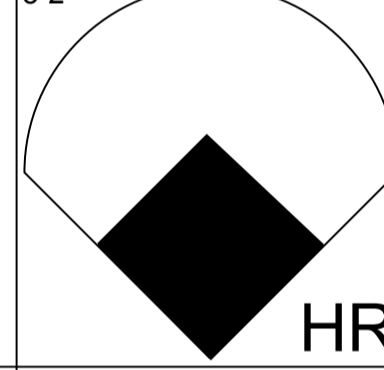
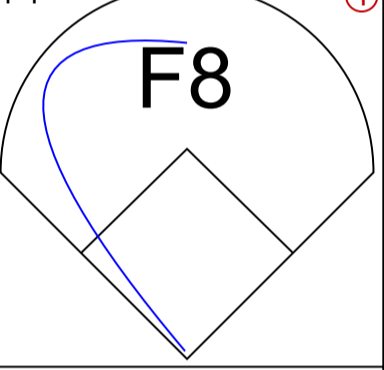
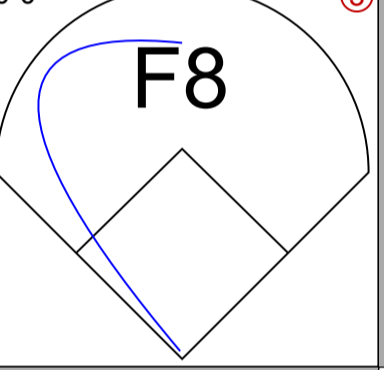
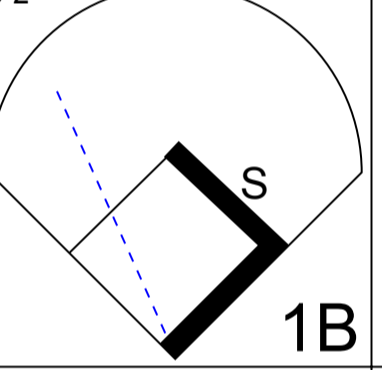
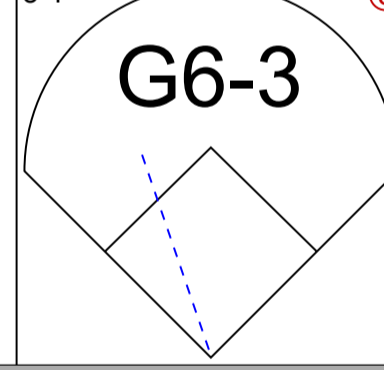
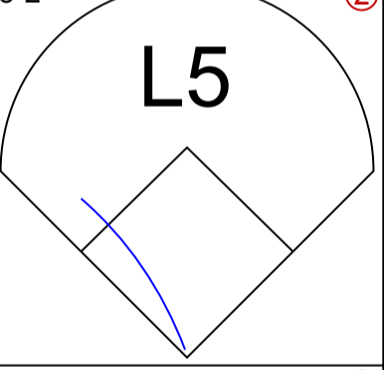
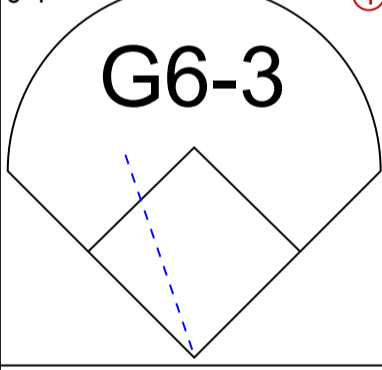
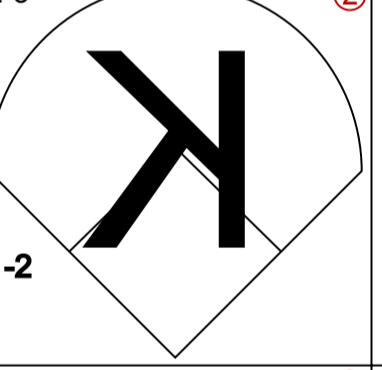
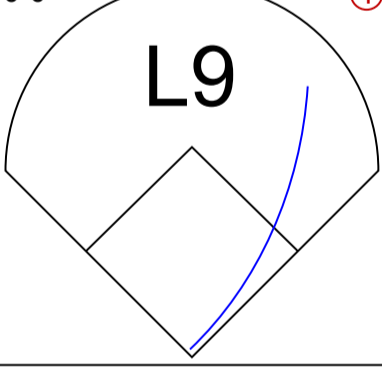
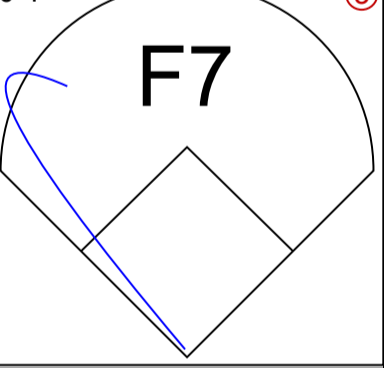
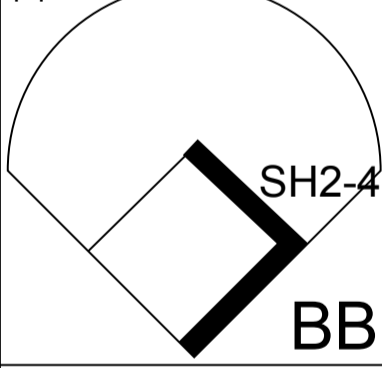
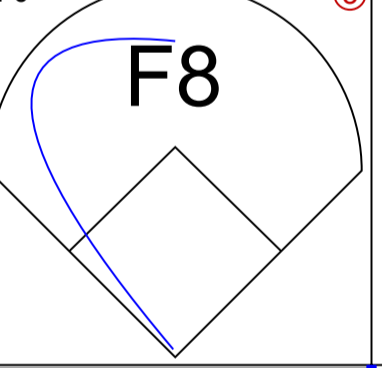
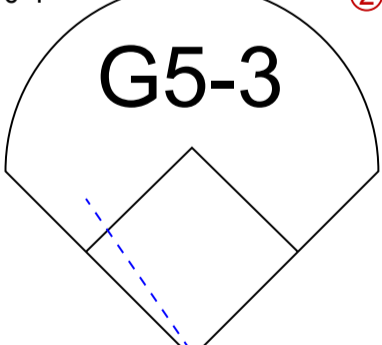
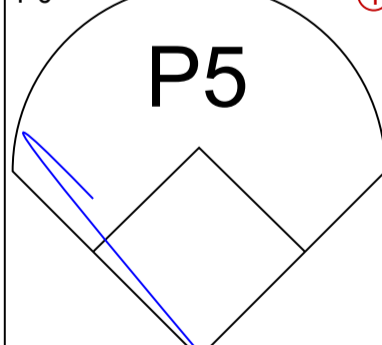
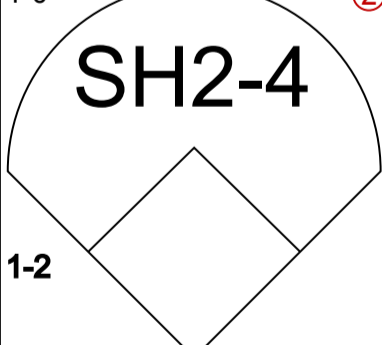
**Houston Astros @ Los Angeles Dodgers**  
Dodger Stadium, Los Angeles, CA

Tue Jun 22 1993, 7:05 PM PDT  
Att: 33,039 - Unknown - 76 F

livebaseballscorecards.com

<b>AB</b>	<b>35</b>
<b>R</b>	<b>1</b>
<b>H</b>	<b>9</b>
<b>RBI</b>	<b>1</b>
<b>BB</b>	<b>1</b>
<b>SO</b>	<b>4</b>
<b>LOB</b>	<b>16</b>



Batter	1	2	3	4	5	6	7	8	9	AB R H RBI BB SO LOB	
<b>Craig Biggio, R</b> OBP: 0.360, SLG: 0.492 (1, 4)	3-3 		1-0  1B 2B			2-2  1B		3-2  G5-3		4 1 2 0 0 1 1	
<b>Steve Finley, L</b> OBP: 0.291, SLG: 0.306 (1, 8)	0-1 		0-1  5 CS 2-H 1B			1-3 			4-1  1B BB	3 1 1 1 1 1 1	
<b>5 Jeff Bagwell, R</b> OBP: 0.393, SLG: 0.528 (1, 3)	2-1 		2-0  CS 1-2		1-0  F7			1-1  F8		1-3 	4 0 0 0 0 1 2
<b>Ken Caminiti, S</b> OBP: 0.291, SLG: 0.425 (1, 5)		3-2 			1-2  L3			2-3  K		0-0  1B	4 1 1 0 0 1 0
<b>Eric Anthony, L</b> OBP: 0.340, SLG: 0.402 (1, 9)		3-3 			1-0  F8			3-1  G4-3		1-2  1-H 3-H HR	4 1 1 3 0 1 0
<b>Luis Gonzalez, L</b> OBP: 0.340, SLG: 0.426 (1, 7)		3-2 			1-1  F8			0-0  F8		3-2  S 1B	4 1 2 1 0 0 0
<b>Scott Servais, R</b> OBP: 0.341, SLG: 0.492 (1, 2)		3-1 			3-2  L5			0-1  G6-3		2-3 	4 0 0 0 0 1 1
<b>Andujar Cedeno, R</b> OBP: 0.365, SLG: 0.450 (1, 6)			0-0 			0-1  F7		4-1  SH2-4 BB		2-0  F8	3 0 0 0 1 0 1
<b>Doug Drabek, R</b> OBP: 0.111, SLG: 0.222 (1, 1)			0-1 			1-0  P5		1-0  SH2-4			2 0 0 0 0 0 0
<b>Brian Williams, R</b> (9, 1)											0 0 0 0 0 0 0
<b>Jose Uribe, S</b> OBP: 0.333, SLG: 0.200 (9, 6)											0 0 0 0 0 0 0

TOP	
<b>Houston Astros @ Los Angeles Dodgers</b> Dodger Stadium, Los Angeles, CA	Wed Jun 23 1993, 7:05 PM PDT Att. 52,203 - Unknown - 76 F
<b>AB</b> 32 <b>R</b> 5 <b>H</b> 7 <b>RBI</b> 5 <b>BB</b> 2 <b>SO</b> 6 <b>LOB</b> 6	

Inning Stats	R: 0	H: 0	E: 0	K: 1	S: 7	P: 12	R: 1	H: 1	E: 0	K: 1	S: 12	P: 24	R: 1	H: 2	E: 0	K: 0	S: 6	P: 9	R: 0	H: 0	E: 0	K: 0	S: 6	P: 9	R: 0	H: 0	E: 0	K: 1	S: 7	P: 11	R: 0	H: 1	E: 0	K: 1	S: 9	P: 14	R: 0	H: 0	E: 0	K: 1	S: 6	P: 11	R: 0	H: 0	E: 0	K: 0	S: 8	P: 16	R: 3	H: 3	E: 0	K: 2	S: 19	P: 32	1B: 4	2B: 1	3B: 0	HR: 2	SF: 0	SAC: 1	DP: 0	HBP: 0	WP: 0	PB: 0	SB: 1	CS: 1	PA: 36
--------------	------	------	------	------	------	-------	------	------	------	------	-------	-------	------	------	------	------	------	------	------	------	------	------	------	------	------	------	------	------	------	-------	------	------	------	------	------	-------	------	------	------	------	------	-------	------	------	------	------	------	-------	------	------	------	------	-------	-------	-------	-------	-------	-------	-------	--------	-------	--------	-------	-------	-------	-------	--------

PITCHER	IP	WLS	BF	H	R	ER	SO	BB	IBB	HBP	BLK	WP	HR	S	P	ERA	WHIP
<b>Tom Candiotti, R</b> ERA: 3.49 (1, 1)	8.0		29	4	3	3	4	2	0	0	0	0	1	62	111	3.38	0.750
<b>Jim Gott, R</b> ERA: 2.09 (9, 1)	1.0	L	6	3	2	2	2	0	0	0	0	0	1	18	27	18.00	3.000

PITCHER	IP	WLS	BF	H	R	ER	SO	BB	IBB	HBP	BLK	WP	HR	S	P	ERA	WHIP
---------	----	-----	----	---	---	----	----	----	-----	-----	-----	----	----	---	---	-----	------

Batter	1	2	3	4	5	6	7	8	9	AB	R	H	RBI	BB	SO	LOB
<b>Brett Butler, L</b> OBP: 0.379, SLG: 0.359 (1, 8) C X	0-1 G4-3 ①		B X 1-0 FC5 S 1B		C B B X 2-1 SF7 ②			X 0-0 G3 ①		3	0	1	1	0	0	0
<b>Jose Offerman, S</b> OBP: 0.348, SLG: 0.332 (1, 6) F B X	1-2 F8 ②		B B B B 4-0 1B 1-2 BB		X 0-0 G6-3 ③			B X 1-0 E E 1B		3	1	1	0	1	0	1
<b>Eric Davis, R</b> OBP: 0.311, SLG: 0.353 (1, 7) B X	1-0 E5		B B C X 2-1 FC5 ③ 2-3f		C S B X 1-2 G4-3 ①			B 1 SAFE 1 SAFE B 1 SAFE X 2-0 E4 CS 1B 1-H		4	0	1	1	0	0	2
<b>Tim Wallach, R</b> OBP: 0.260, SLG: 0.365 (1, 5) B F B X	2-2 G6-3 ③		B X 1-0 G6-3 ①		B S S S 1-3 K ②			2 SAFE H 1-0 CS HBP		3	0	0	0	0	1	1
<b>Cory Snyder, R</b> OBP: 0.399, SLG: 0.471 (1, 9) X		0-0 F9 ①		X 0-0 F8-5 2B		X 0-0 G2-3 ③		B B F F S 3-3 K ② ③ 1-2 2-3		4	0	1	0	0	1	2
<b>Eric Karros, R</b> OBP: 0.317, SLG: 0.415 (1, 3) F B B X		2-1 P7 ②		B B S X 2-1 F8-5 ② ③ 2-3			B X 1-0 HR		B B F B B B 4-2 G3-6-3 BB	3	1	1	1	1	0	1
<b>Carlos Hernandez, R</b> OBP: 0.281, SLG: 0.419 (1, 2) <b>Mike Piazza, R</b> OBP: 0.378, SLG: 0.583 (9, PH)		1-0 G6-3 ③		B X 0-1 G4-3 ①		F X 0-1 G5-3 ①		C X 0-1 G3-6-3 ① ② 1-2f		3	0	0	0	0	0	0
<b>Lenny Harris, L</b> OBP: 0.313, SLG: 0.328 (1, 4) C B F X		1-2 P4 ①		B B X 2-0 E SF7 2B		B B X 2-0 L8 ②		X 0-0 G4-3 ③		4	1	1	0	0	0	0
<b>Tom Candiotti, R</b> OBP: 0.143, SLG: 0.148 (1, 1) <b>Jim Gott, R</b> (9, 1)		2-2 G4-3 ②		C B F X 0-0 E6 ③ 2-3		X 0-0 K ③		F C B S 1-3 K		3	0	0	0	0	1	1
										0	0	0	0	0	0	0

Inning Stats	R: 0	H: 0	E: 1	LOB: 1	K: 0	BB: 0	S: 9	P: 13
	R: 0	H: 0	E: 0	LOB: 0	K: 0	BB: 0	S: 4	P: 7
	R: 0	H: 1	E: 0	LOB: 2	K: 0	BB: 1	S: 9	P: 19
	R: 0	H: 1	E: 0	LOB: 0	K: 0	BB: 0	S: 4	P: 7
	R: 1	H: 1	E: 1	LOB: 1	K: 0	BB: 0	S: 7	P: 11
	R: 0	H: 0	E: 0	LOB: 0	K: 1	BB: 0	S: 8	P: 10
	R: 1	H: 1	E: 0	LOB: 0	K: 1	BB: 0	S: 7	P: 9
	R: 1	H: 2	E: 1	LOB: 1	K: 1	BB: 0	S: 6	P: 13
	R: 0	H: 0	E: 0	LOB: 0	K: 0	BB: 1	S: 6	P: 12
	1B: 3	SF: 1	2B: 3	SAC: 0	3B: 0	DP: 2	HR: 1	HBP: 1

PITCHER	IP	WLS	BF	H	R	ER	SO	BB	IBB	HBP	BLK	WP	HR	S	P	ERA	WHIP
<b>Doug Drabek, R</b> ERA: 3.34 (1, 1)	8.0	W	33	6	3	2	3	2	0	0	0	0	1	57	96	2.25	1.000
<b>Brian Williams, R</b> ERA: 4.35 (9, 1)	1.0	S	2	0	0	0	0	0	0	0	0	0	0	3	5	0.00	0.000

**BOTTOM**

**Houston Astros @ Los Angeles Dodgers**  
Dodger Stadium, Los Angeles, CA

Wed Jun 23 1993, 7:05 PM PDT  
Att: 52,203 - Unknown - 76 F

[livebaseballscorecards.com](http://livebaseballscorecards.com)

<b>AB</b>	<b>31</b>
<b>R</b>	<b>3</b>
<b>H</b>	<b>6</b>
<b>RBI</b>	<b>3</b>
<b>BB</b>	<b>2</b>
<b>SO</b>	<b>3</b>
<b>LOB</b>	<b>9</b>



WP: 0	PA: 35
PB: 0	
SB: 1	
CS: 2	

Batter	1	2	3	4	5	6	7	8	9	AB R H RBI BB SO LOB	TOP												
<b>Craig Biggio, R</b> OBP: 0.357, SLG: 0.487 (1, 4) X	0-0 G5-3		0-1 1B 1B		2-3 K		0-0 G6-3		0-1 F7	5 0 1 0 0 1 1													
<b>Steve Finley, L</b> OBP: 0.295, SLG: 0.306 (1, 8) C F X	0-2 G5-3		0-1 1-2 1B		2-0 G4-3		4-0 FC4-6 BB			3 0 1 0 1 0 0													
<b>Luis Gonzalez, L</b> OBP: 0.339, SLG: 0.423 (1, 7) B X	1-0 5 FC6-4 1B		1-1 G4-3		1-1 F8		0-0 FC4-6 1-2f			4 0 1 0 0 0 4													
<b>5 Jeff Bagwell, R</b> OBP: 0.391, SLG: 0.524 (1, 3) X	0-0 FC6-4 1-2f			2-1 G5-3		3-1 G4-3 G1-3 1B		0-0 F8		4 0 1 0 0 0 1													
<b>Eric Anthony, L</b> OBP: 0.336, SLG: 0.397 (1, 9) C F X		1-2 F8		1-0 F7		0-1 G1-3 1-2		4-2 G6-3 BB		3 0 0 0 1 0 1													
<b>Chris Donnels, L</b> OBP: 0.300, SLG: 0.306 (1, 5) C F X		1-3 K		2-0 1B 1B		0-0 G4-3 2-3		0-0 G6-3 1-2		4 1 1 0 0 1 2													
<b>Scott Servais, R</b> OBP: 0.338, SLG: 0.484 (1, 2) X			0-0 G6-3		0-1 1-2 1B 1B		1-2 G4-3		0-0 G5-3	4 0 1 0 0 0 2													
<b>Andujar Cedeno, R</b> OBP: 0.367, SLG: 0.450 (1, 6) S F X			0-2 CS 1B		0-1 1-2 2-H 1B		3-2 E6 G6-3 SH3-4		0-1 L9	4 0 2 1 0 0 0													
<b>Greg Swindell, L</b> OBP: 0.194, SLG: 0.226 (1, 1) B L 1 SAFE			1-3 K		0-2 L5		1-1 SH3-4		1-3 K	2 0 0 0 0 1 3 1 0 0 0 0 1 0 0 0 0 0 0 0 0													
<b>Brian Williams, R</b> (7, 1)																							
<b>Al Osuna, R</b> (9, 1)																							
<b>Inning Stats</b>	R: 0 E: 0 K: 0 S: 6	H: 1 LOB: 1 BB: 0 P: 7	R: 0 E: 0 K: 1 S: 8	H: 0 LOB: 0 BB: 0 P: 10	R: 0 E: 0 K: 1 S: 13	H: 3 LOB: 2 BB: 0 P: 15	R: 1 E: 0 K: 0 S: 11	H: 3 LOB: 2 BB: 0 P: 16	R: 0 E: 0 K: 1 S: 6	H: 0 LOB: 0 BB: 0 P: 11	R: 0 E: 0 K: 0 S: 8	H: 1 LOB: 1 BB: 0 P: 12	R: 0 E: 1 K: 0 S: 8	H: 0 LOB: 2 BB: 1 P: 16	R: 0 E: 0 K: 0 S: 5	H: 0 LOB: 1 BB: 1 P: 9	R: 0 E: 0 K: 1 S: 7	H: 0 LOB: 0 BB: 0 P: 8	1B: 8 2B: 1 3B: 0 HR: 0	SF: 0 SAC: 1 DP: 1 HBP: 0	WP: 0 PB: 0 SB: 0 CS: 1	PA: 37	
<b>PITCHER</b> <b>Orel Hershiser, R</b> ERA: 3.82 (1, 1)	IP 9.0	WLS L	BF 37	H 8	R 1	ER 1	SO 4	BB 2	IBB 0	HBP 0	BLK 0	WP 0	HR 0	S 72	P 104	ERA 1.00	WHIP 1.111						<b>PITCHER</b> IP WLS BF H R ER SO BB IBB HBP BLK WP HR S P ERA WHIP

Houston Astros @ Los Angeles Dodgers  
Dodger Stadium, Los Angeles, CA  
Thu Jun 24 1993, 3:33 AM PDT  
Att. 36,765 - Sunny - 94 F

livebaseballscorecards.com

AB	34
R	1
H	8
RBI	1
BB	2
SO	4
LOB	14



BOTTOM

Houston Astros @ Los Angeles Dodgers  
Dodger Stadium, Los Angeles, CA  
Thu Jun 24 1993, 3:33 AM PDT  
Att. 36,765 - Sunny - 94 F

livebaseballscorecards.com

AB 35  
R 0  
H 8  
RBI 0  
BB 1  
SO 6  
LOB 13



WP: 0 PA: 36  
PB: 0  
SB: 0  
CS: 0

AB R H RBI BB SO LOB

4 0 3 0 0 0 0

4 0 1 0 0 1 3

4 0 1 0 0 0 4

2 0 0 0 0 1 1  
2 0 0 0 0 0 0

3 0 0 0 1 1 0

4 0 1 0 0 0 1

4 0 0 0 0 1 1

3 0 0 0 0 0 1  
1 0 1 0 0 0 0  
0 0 0 0 0 0 0

3 0 1 0 0 2 1  
0 0 0 0 0 0 0  
1 0 0 0 0 0 1

1B: 7 SF: 0  
2B: 1 SAC: 0  
3B: 0 DP: 1  
HR: 0 HBP: 0

Table with 9 columns (Batter 1-9) and 10 rows (Batters: Brett Butler, Jose Offerman, Eric Davis, Tim Wallach, Mitch Webster, Mike Piazza, Cory Snyder, Eric Karros, Mike Sharperson, Henry Rodriguez, Tom Goodwin, Orel Hershiser, Lenny Harris, Carlos Hernandez). Each cell contains a batter's name, stats, and a baseball diamond diagram with pitch types and counts.

Table with 2 columns (Pitcher) and 10 rows (Batters: Brett Butler, Jose Offerman, Eric Davis, Tim Wallach, Mitch Webster, Mike Piazza, Cory Snyder, Eric Karros, Mike Sharperson, Henry Rodriguez, Tom Goodwin, Orel Hershiser, Lenny Harris, Carlos Hernandez). Each cell contains a pitcher's name and stats.

Inning Stats

Table with 2 columns (Pitcher) and 3 rows (Greg Swindell, Brian Williams, Al Osuna). Each cell contains a pitcher's name and stats.

R: 0 H: 1 E: 0 LOB: 1 K: 0 BB: 0 S: 12 P: 19 R: 0 H: 1 E: 0 LOB: 1 K: 1 BB: 0 S: 8 P: 9 R: 0 H: 1 E: 1 LOB: 1 K: 2 BB: 0 S: 8 P: 13 R: 0 H: 0 E: 0 LOB: 0 K: 1 BB: 0 S: 7 P: 12 R: 0 H: 3 E: 0 LOB: 3 K: 0 BB: 0 S: 12 P: 21 R: 0 H: 0 E: 0 LOB: 0 K: 0 BB: 1 S: 7 P: 13 R: 0 H: 1 E: 1 LOB: 2 K: 1 BB: 0 S: 11 P: 21 R: 0 H: 0 E: 0 LOB: 0 K: 1 BB: 0 S: 10 P: 14 R: 0 H: 1 E: 0 LOB: 1 K: 0 BB: 0 S: 6 P: 9

Table with 2 columns (Pitcher) and 3 rows (Greg Swindell, Brian Williams, Al Osuna). Each cell contains a pitcher's name and stats.

Batter	1	2	3	4	5	6	7	8	9	AB R H RBI BB SO LOB	TOP											
<b>Craig Biggio, R</b> (1, 4) OBP: 0.356, SLG: 0.482	1-2 F8	4-0 IBB			0-1 F8		0-2 G6-3			3 0 0 0 1 0 1												
<b>Steve Finley, L</b> (1, 8) OBP: 0.290, SLG: 0.300	0-1 L7	1-1 F9			3-1 E3		1-2 G1-3			4 0 0 0 0 0 4												
<b>Al Osuna, R</b> (7, 1)					1-3					0 0 0 0 0 0 0												
<b>Xavier Hernandez, L</b> (8, 1)										0 0 0 0 0 0 0												
<b>5 Jeff Bagwell, R</b> (1, 3) OBP: 0.389, SLG: 0.522	3-2 1B				0-1 F9			0-2 G5-3		3 0 1 1 0 0 0												
<b>Ken Caminiti, S</b> (1, 5) OBP: 0.288, SLG: 0.421	2-2 L5				1-1 SF8			0-1 G6-3		3 0 0 0 0 0 2												
<b>Doug Jones, R</b> (5, 1)					3-H P9					0 0 0 0 0 0 0												
<b>Chris Donnels, L</b> (7, 5) OBP: 0.293, SLG: 0.297										1 0 0 0 0 0 0												
<b>Eric Anthony, L</b> (1, 9) OBP: 0.337, SLG: 0.394					1-2 G6-3			2-3 K		4 0 1 0 0 1 0												
<b>Chris James, R</b> (1, 7) OBP: 0.358, SLG: 0.549						0-2 2B F7-2-5-4 1B				3 1 2 0 1 1 0												
<b>Scott Servais, R</b> (1, 2) OBP: 0.336, SLG: 0.477					0-3 K			4-2 BB		4 0 1 0 0 0 3												
<b>Jose Uribe, S</b> (1, 6) OBP: 0.333, SLG: 0.217					1-0 F7			2-2 F9		3 0 1 1 0 1 1												
<b>Rick Parker, R</b> (9, PH) OBP: 0.267, SLG: 0.154					1-0 E 1B 1B			1-3 2-H 1B		1 0 0 0 0 1 1												
<b>Pete Harnisch, S</b> (1, 1) OBP: 0.207, SLG: 0.185					3-2 P3			3-3 K		3 0 1 1 0 1 1												
<b>Tom Edens, R</b> (3, 1)					1-3 2-H 1B			1-3 K		1 0 0 0 0 1 2												
<b>Casey Candaele, S</b> (5, PH) OBP: 0.328, SLG: 0.327					1-3 K			3-2 G4-3		0 0 0 0 0 0 0												
<b>Inning Stats</b>	R: 0 E: 0 K: 0 S: 12	H: 1 LOB: 1 BB: 0 P: 18	R: 1 E: 1 K: 1 S: 18	H: 3 LOB: 3 BB: 1 P: 31	R: 0 E: 0 K: 0 S: 8	H: 0 LOB: 0 BB: 0 P: 10	R: 0 E: 0 K: 1 S: 7	H: 0 LOB: 0 BB: 0 P: 11	R: 1 E: 1 K: 0 S: 10	H: 0 LOB: 1 BB: 1 P: 20	R: 0 E: 0 K: 1 S: 16	H: 2 LOB: 1 BB: 0 P: 19	R: 0 E: 0 K: 0 S: 7	H: 0 LOB: 0 BB: 0 P: 9	R: 0 E: 0 K: 1 S: 8	H: 0 LOB: 0 BB: 0 P: 10	R: 0 E: 0 K: 1 S: 14	H: 0 LOB: 1 BB: 1 P: 26	1B: 5 2B: 2 3B: 0 HR: 0	SF: 1 SAC: 0 DP: 1 HBP: 0	WP: 0 PB: 0 SB: 0 CS: 0	PA: 36
<b>PITCHER</b>	IP WLS BF H R ER SO BB IBB HBP BLK WP HR S P ERA WHIP																					
<b>Steve Avery, L</b> (1, 1) ERA: 2.79	6.0 W 26 6 2 1 3 1 1 0 0 0 0 71 109 1.50 1.167																					
<b>Greg McMichael, R</b> (7, 1) ERA: 3.05	2.0 6 0 0 0 1 0 0 0 0 0 0 15 19 0.00 0.000																					
<b>Kent Mercker, L</b> (9, 1) ERA: 3.27	1.0 4 0 0 0 1 1 0 0 0 0 0 14 26 0.00 1.000																					

Houston Astros @ Atlanta Braves  
Atlanta-Fulton County Stadium, Atlanta, GA

Fri Jun 25 1993, 7:05 PM EDT  
Att: 48,769 - Unknown

livebaseballscorecards.com

AB	32
R	2
H	6
RBI	2
BB	3
SO	5
LOB	15



Batter	1	2	3	4	5	6	7	8	9
Deion Sanders, L (1, 8) OBP: 0.266, SLG: 0.351	1-2 S 1B	0-0 BB SF 1B	2-3 K 3-H		0-3 K			1-0 P6	
Jeff Blausler, R (1, 6) OBP: 0.429, SLG: 0.452	2-3 K 1-2	4-2 SF BB 1-2 2-3 3-H	1-1 2B			2-0 G6-3		0-0 G5-4-3 1-2f	
Terry Pendleton, S (1, 5) OBP: 0.288, SLG: 0.349	3-3 K2-3	0-1 SF 1-3 2-H 3-H	1-2 P6			2-2 P2			
David Justice, L (1, 9) OBP: 0.307, SLG: 0.427	3-2 G3	1-0 P4		1-2 F9		0-2 L7			
Ron Gant, R (1, 7) OBP: 0.339, SLG: 0.525		E6 1B		2-3 K			2-3 K		
Sid Bream, L (1, 3) OBP: 0.321, SLG: 0.403		1-0 E4 FC3-6 1B	2-2 2B	1-1 FC6-4 1B			2-3 K		
Brian Hunter, R (7, PH) (8, 3) OBP: 0.160, SLG: 0.217		1-3 1B	1B	1B					
Greg Olson, R (1, 2) OBP: 0.302, SLG: 0.282		1-0 FC3-6 1B	0-0 2B	2-1 FC6-4			1-2 FC6-4 1B		
Mark Lemke, S (1, 4) OBP: 0.352, SLG: 0.400		2-2 FC3-6 1B 1-2f 2-3	2-2 G4-3 WP 2B		0-2 G1-3		0-0 FC6-4		
Rafael Belliard, R (6, 4) OBP: 0.294, SLG: 0.233		1-2f 2-3	2-H				1-2f		
Steve Avery, L (1, 1) OBP: 0.167, SLG: 0.171		0-2 BB 1B	1-0 G4-3		0-0 P4			4-2 G5-4-3 BB	
Greg McMichael, R (7, 1) OBP: 0.290, SLG: 0.300		1-2 SF 1B	2-3						
Bill Pecota, R (8, PH) OBP: 0.290, SLG: 0.300									
Kent Mercker, L (9, 1) OBP: 0.290, SLG: 0.300									

Inning Stats	R: 0 E: 0 K: 2 S: 15	H: 1 LOB: 1 BB: 0 P: 24	R: 5 E: 3 K: 1 S: 22	H: 3 LOB: 2 BB: 1 P: 33	R: 3 E: 0 K: 1 S: 19	H: 4 LOB: 1 BB: 0 P: 28	R: 0 E: 0 K: 1 S: 10	H: 1 LOB: 1 BB: 0 P: 16	R: 0 E: 0 K: 1 S: 10	H: 0 LOB: 0 BB: 0 P: 10	R: 0 E: 0 K: 2 S: 10	H: 1 LOB: 1 BB: 0 P: 15	R: 0 E: 0 K: 0 S: 5	H: 0 LOB: 0 BB: 1 P: 10
--------------	-------------------------------	----------------------------------	-------------------------------	----------------------------------	-------------------------------	----------------------------------	-------------------------------	----------------------------------	-------------------------------	----------------------------------	-------------------------------	----------------------------------	------------------------------	----------------------------------

PITCHER	IP	WLS	BF	H	R	ER	SO	BB	IBB	HBP	BLK	WP	HR	S	P	ERA	WHIP
Pete Hamisch, R (1, 1) ERA: 3.79	2.0	L	17	7	8	3	3	1	0	0	0	0	0	46	70	13.50	4.000
Tom Edens, R (3, 1) ERA: 3.86	2.0		8	2	0	0	2	0	0	0	0	1	0	20	31	0.00	1.000
Doug Jones, R (5, 1) ERA: 5.11	2.0		6	0	0	0	1	0	0	0	0	0	0	17	21	0.00	0.000
Al Osuna, L (7, 1) ERA: 4.35	1.0		4	1	0	0	2	0	0	0	0	0	0	10	15	0.00	1.000
Xavier Hernandez, R (8, 1) ERA: 3.56	1.0		3	0	0	0	0	1	0	0	0	0	0	5	10	0.00	1.000

**BOTTOM**

**Houston Astros @ Atlanta Braves**  
Atlanta-Fulton County Stadium, Atlanta, GA

livebaseballscorecards.com

<b>AB</b>	<b>35</b>
<b>R</b>	<b>8</b>
<b>H</b>	<b>10</b>
<b>RBI</b>	<b>6</b>
<b>BB</b>	<b>2</b>
<b>SO</b>	<b>8</b>
<b>LOB</b>	<b>16</b>

1B: 7	SF: 1	WP: 1	PA: 38
2B: 3	SAC: 0	PB: 0	
3B: 0	DP: 1	SB: 1	
HR: 0	HBP: 0	CS: 0	



Fri Jun 25 1993, 7:05 PM EDT  
Att. 48,769 - Unknown

# Houston Astros @ Atlanta Braves

## Atlanta-Fulton County Stadium, Atlanta, GA

Sat Jun 26 1993, 7:05 PM EDT  
Att: 47,864 - Unknown

AB	36
R	5
H	12
RBI	4
BB	7
SO	4
LOB	21



Batter	1	2	3	4	5	6	7	8	9	AB R H RBI BB SO LOB
<b>Craig Biggio, R</b> (1, 4) OBP: 0.353, SLG: 0.477	1-1 G6-3		1-0 FC6-4 2-H 1B		0-1 L9		1-1 G4-3		2-2 L9	5 0 1 1 0 0 1
<b>Kevin Bass, S</b> (1, 9) OBP: 0.300, SLG: 0.372	3-1 G5-3		1-2 FC6-4 1-2f		4-1 1B 5 BB BB		3-3 K		4-0 5 BB E BB	3 1 0 0 2 1 2
<b>5 Jeff Bagwell, R</b> (1, 3) OBP: 0.396, SLG: 0.535	1-3 K			0-0 HR	4-1 1B 1-2 BB		3-2 1B		4-2 E 1B BB	3 2 2 2 2 1 0
<b>Ken Caminiti, S</b> (1, 5) OBP: 0.293, SLG: 0.422		1-0 L4-3 1B		4-2 G1-4-3 BB	2-1 FC6-4 1-2 2-3 1B		1-1 L7		1-1 L7	4 0 2 0 1 0 3
<b>Chris James, R</b> (1, 7) OBP: 0.337, SLG: 0.513		2-3 K		0-0 G1-4-3 1-2f	0-2 FC6-4 1-2f			3-2 G6-3	0-1 E3 1B	5 0 0 0 0 1 6 0 0 0 0 0 0 0
<b>Doug Jones, R</b> (9, 1)									1-3 2-H	
<b>Andujar Cedeno, R</b> (1, 6) OBP: 0.372, SLG: 0.463		0-0 L4-3 1-2		0-1 3B		0-0 P3		2-0 CS 1B	1-2 S 1B	5 0 3 1 0 0 1
<b>Scott Servais, R</b> (1, 2) OBP: 0.347, SLG: 0.477			1-1 F9	4-1 BB		4-1 G6-4-3 BB		2-2 1B 1-2	3-2 F8	2 0 1 0 2 0 0 0 0 0 0 0 0 0 0 0 0 0 0 0 0 1 0 0 0 0 0 2
<b>Jose Uribe, S</b> (8, PR) OBP: 0.333, SLG: 0.217									1-2	
<b>Brian Williams, R</b> (8, 1)										
<b>Luis Gonzalez, L</b> (9, PH) OBP: 0.337, SLG: 0.421										
<b>Rick Parker, R</b> (1, 8) OBP: 0.316, SLG: 0.294			2-1 E 1B 2B	2-2 K		2-1 G6-4-3 1-2f		1-1 1B		4 1 2 0 0 1 3
<b>Mark Portugal, R</b> (1, 1) OBP: 0.278, SLG: 0.346			0-0 G6-3							2 0 0 0 0 0 1
<b>Steve Finley, L</b> (7, PH) OBP: 0.293, SLG: 0.308										1 1 1 0 0 0 0
<b>Xavier Hernandez, L</b> (7, 1)										0 0 0 0 0 0 0
<b>Casey Candaele, S</b> (8, PH) OBP: 0.322, SLG: 0.321										1 0 0 0 0 0 2
<b>Eddie Taubensee, L</b> (8, 2) OBP: 0.310, SLG: 0.368										0 0 0 0 0 0 0

Inning Stats	R: 0	H: 0	E: 0	K: 1	S: 7	P: 12	R: 0	H: 1	E: 0	K: 1	S: 5	P: 8	R: 1	H: 2	E: 1	K: 0	S: 9	P: 14	R: 1	H: 2	E: 0	K: 1	S: 12	P: 22	R: 0	H: 1	E: 0	K: 0	S: 13	P: 24	R: 0	H: 0	E: 0	K: 0	S: 4	P: 10	R: 1	H: 2	E: 0	K: 1	S: 16	P: 26	R: 0	H: 3	E: 0	K: 0	S: 11	P: 19	R: 2	H: 1	E: 1	K: 0	S: 23	P: 38	1B: 8	2B: 3	3B: 1	HR: 1	SF: 0	SAC: 0	DP: 3	HBP: 0	WP: 0	PB: 0	SB: 1	CS: 1	PA: 43
--------------	------	------	------	------	------	-------	------	------	------	------	------	------	------	------	------	------	------	-------	------	------	------	------	-------	-------	------	------	------	------	-------	-------	------	------	------	------	------	-------	------	------	------	------	-------	-------	------	------	------	------	-------	-------	------	------	------	------	-------	-------	-------	-------	-------	-------	-------	--------	-------	--------	-------	-------	-------	-------	--------

PITCHER	IP	WLS	BF	H	R	ER	SO	BB	IBB	HBP	BLK	WP	HR	S	P	ERA	WHIP
<b>Tom Glavine, L</b> (1, 1) ERA: 2.91	7.2		35	11	3	3	4	5	0	0	0	0	1	75	133	3.52	2.087
<b>Mark Wohlers, R</b> (8, 1) ERA: 4.7	0.1		1	0	0	0	0	0	0	0	0	0	0	2	2	0.00	0.000
<b>Mike Stanton, L</b> (9, 1) ERA: 3.33	1.0	W	7	1	2	0	0	2	0	0	0	0	0	23	38	0.00	3.000



Batter	1	2	3	4	5	6	7	8	9	AB	R	H	RBI	BB	SO	LOB
Deion Sanders, L OBP: 0.259, SLG: 0.341 (1, 8)	2-2 G3			0-2 G3	1-0 G6-3			0-1 G4-3		4	0	0	0	0	0	1
Jeff Blauser, R OBP: 0.429, SLG: 0.449 (1, 6)	2-1 G6-3			4-1 1B HR BB		2-0 G6-3		4-2 HR BB		2	2	0	0	2	0	0
Terry Pendleton, S OBP: 0.291, SLG: 0.361 (1, 5)	1-3 K			1-1 HR 1B	1-2 HR 1B	1-0 G6-3		1-1 HR		4	2	2	2	0	1	0
David Justice, L OBP: 0.306, SLG: 0.435 (1, 9)		1-0 G3-1		1-1 HR	1-1 HR	2-2 L8		3-1 G3		4	1	1	3	0	0	0
Ron Gant, R OBP: 0.338, SLG: 0.520 (1, 7)		0-0 L3 1B		3-3 K			2-3 K2-3		1-3 K	4	0	1	0	0	3	0
Sid Bream, L OBP: 0.322, SLG: 0.402 Brian Hunter, R OBP: 0.157, SLG: 0.213 (7, PR) (8, 3)		3-1 SAFE L3		2-1 G6-3			1-2 G5-4-3 1B		0-2 F9	3	0	1	0	0	0	1
Greg Olson, R OBP: 0.301, SLG: 0.281 Bill Pecota, R OBP: 0.290, SLG: 0.300 (1, 2) (9, PR)			1-3 K		1-0 L8		0-0 G5-4-3		0-2 1B 1B	4	0	1	0	0	1	1
Mark Lemke, S OBP: 0.354, SLG: 0.399 (1, 4)			1-0 G4-3		4-1 S BB		0-0 L8		1-2 SAFE 1B 1B	3	0	1	0	1	0	2
Tom Glavine, L OBP: 0.220, SLG: 0.158 Mark Wohlers, R (8, 1) Otis Nixon, S OBP: 0.328, SLG: 0.261 Mike Stanton, L (9, 1) Damon Berryhill, S OBP: 0.307, SLG: 0.466 (9, PH)			2-2 G3		1-2 G6-3		0-3 K		0-0 1B 1-2 2-H	2	0	0	0	0	0	1

Inning Stats	R: 0	H: 0	E: 0	K: 1	S: 9	R: 0	H: 1	E: 0	K: 0	S: 4	R: 0	H: 0	E: 0	K: 1	S: 8	R: 3	H: 2	E: 0	K: 1	S: 13	R: 0	H: 0	E: 0	K: 0	S: 6	R: 0	H: 0	E: 0	K: 1	S: 5	R: 0	H: 1	E: 0	K: 1	S: 9	R: 2	H: 1	E: 0	K: 1	S: 12	R: 1	H: 3	E: 0	K: 1	S: 14	1B: 6	SF: 0	2B: 1	3B: 0	HR: 2	WP: 0	PB: 0	SB: 1	CS: 0	PA: 36
--------------	------	------	------	------	------	------	------	------	------	------	------	------	------	------	------	------	------	------	------	-------	------	------	------	------	------	------	------	------	------	------	------	------	------	------	------	------	------	------	------	-------	------	------	------	------	-------	-------	-------	-------	-------	-------	-------	-------	-------	-------	--------

PITCHER	IP	WLS	BF	H	R	ER	SO	BB	IBB	HBP	BLK	WP	HR	S	P	ERA	WHIP
Mark Portugal, R ERA: 3.44 (1, 1)	6.0		22	3	3	3	3	2	0	0	0	0	1	45	81	4.50	0.833
Xavier Hernandez, R ERA: 3.48 (7, 1)	1.0		4	1	0	0	1	0	0	0	0	0	0	9	12	0.00	1.000
Brian Williams, R ERA: 4.46 (8, 1)	1.0		5	1	2	2	1	1	0	0	0	0	1	12	20	18.00	2.000
Doug Jones, R ERA: 5.24 (9, 1)	0.2	L	5	3	1	1	1	0	0	0	0	0	0	14	16	13.50	4.500

BOTTOM

Houston Astros @ Atlanta Braves  
Atlanta-Fulton County Stadium, Atlanta, GA

Sat Jun 26 1993, 7:05 PM EDT  
Att. 47,864 - Unknown

livebaseballscorecards.com

AB	33
R	6
H	8
RBI	6
BB	3
SO	6
LOB	6



Batter	1	2	3	4	5	6	7	8	9	AB R H RBI BB SO LOB	TOP
<b>Craig Biggio, R</b> (1, 4) OBP: 0.349, SLG: 0.470	1-0 L7		1-2 P4		1-0 G6-3		2-2 F8			4 0 0 0 0 0 1	<b>Houston Astros @ Atlanta Braves</b> Atlanta-Fulton County Stadium, Atlanta, GA Sun Jun 27 1993, 3:33 AM EDT Att: 48,796 - Cloudy
<b>Steve Finley, L</b> (1, 8) OBP: 0.292, SLG: 0.307	3-2 G4-3		0-0 P4 G4-6-3 1B		0-3 K		0-2 P2			4 0 1 0 0 1 0	
<b>Luis Gonzalez, L</b> (1, 7) OBP: 0.340, SLG: 0.424	4-2 BB		2-1 G4-6-3 1-2f		1-1 1B 2B		1-0 G1-3			3 1 1 0 1 0 2	
<b>Ken Caminiti, S</b> (1, 5) OBP: 0.294, SLG: 0.421 <b>5 Jeff Bagwell, R</b> (6, PR) OBP: 0.394, SLG: 0.533 (6, 3)	1-3 K		0-1 G3-1		3-2 IBB 2-1 1B		1-1 G5-3			3 0 1 1 0 1 1 1 0 0 0 0 0 0	
<b>Eric Anthony, L</b> (1, 9) OBP: 0.336, SLG: 0.392		0-0 E5 G3-1 1B	1-1 E5 1B SF7		1-1 1B 1-2 1B		0-1 G3-1			4 2 1 0 0 0 0	
<b>Chris Donnels, L</b> (1, 3) OBP: 0.269, SLG: 0.293 (6, 5)		2-2 G3-1 1-3	0-1 1B 1-3		1-2 P6		1-3 K			4 0 1 0 0 1 3	
<b>Andujar Cedeno, R</b> (1, 6) OBP: 0.370, SLG: 0.461 <b>Xavier Hernandez, L</b> (9, 1)		0-0 G1-6-3 1B 3-H	3-2 SF7 3-H		1-1 P3		2-2 G3-1			3 0 1 2 0 0 2 0 0 0 0 0 0 0	
<b>Eddie Taubensee, L</b> (1, 2) OBP: 0.308, SLG: 0.359		0-0 G1-6-3 1-2f	1-0 G1-3		4-0 1-2 2-3 IBB		0-1 G4-3			3 0 0 0 1 0 2	
<b>Darryl Kile, R</b> (1, 1) <b>Jose Uribe, S</b> (9, 6) OBP: 0.333, SLG: 0.217			4-1 1B BB		1-2 G3-1		0-1 2-1 3-H			2 0 0 0 1 0 0 0 0 0 0 0 0 0	
<b>Inning Stats</b>	R: 0 H: 0 E: 0 LOB: 1 K: 1 BB: 1 S: 12 P: 21	R: 1 H: 1 E: 1 LOB: 0 K: 0 BB: 0 S: 6 P: 8	R: 0 H: 1 E: 0 LOB: 1 K: 0 BB: 1 S: 8 P: 15	R: 1 H: 1 E: 1 LOB: 1 K: 0 BB: 0 S: 10 P: 15	R: 0 H: 0 E: 0 LOB: 0 K: 1 BB: 0 S: 7 P: 9	R: 1 H: 3 E: 0 LOB: 3 K: 0 BB: 1 S: 15 P: 26	R: 0 H: 0 E: 0 LOB: 0 K: 0 BB: 0 S: 7 P: 10	R: 0 H: 0 E: 0 LOB: 0 K: 1 BB: 0 S: 10 P: 13	1B: 5 SF: 1 2B: 1 SAC: 0 3B: 0 DP: 2 HR: 0 HBP: 0	WP: 0 PA: 35 PB: 0 SB: 1 CS: 0	
<b>PITCHER</b>	IP WLS BF H R ER SO BB IBB HBP BLK WP HR S P ERA WHIP										
<b>Greg Maddux, R</b> (1, 1) ERA: 2.71	7.0 L 30 6 3 1 2 2 1 0 0 0 0 0 65 104 1.29 1.143										
<b>Greg McMichael, R</b> (8, 1) ERA: 2.9	2.0 6 0 0 0 1 0 0 0 0 0 0 0 15 20 0.00 0.000										

livebaseballscorecards.com

<b>AB</b>	<b>31</b>
<b>R</b>	<b>3</b>
<b>H</b>	<b>6</b>
<b>RBI</b>	<b>3</b>
<b>BB</b>	<b>3</b>
<b>SO</b>	<b>3</b>
<b>LOB</b>	<b>11</b>



**BOTTOM**

**Houston Astros @ Atlanta Braves**  
 Atlanta-Fulton County Stadium, Atlanta, GA

Sun Jun 27 1993, 3:33 AM EDT  
 Att. 48,796 - Cloudy

livebaseballscorecards.com

<b>AB</b>	<b>33</b>
<b>R</b>	<b>0</b>
<b>H</b>	<b>5</b>
<b>RBI</b>	<b>0</b>
<b>BB</b>	<b>4</b>
<b>SO</b>	<b>8</b>
<b>LOB</b>	<b>22</b>



<b>WP:</b> 0	<b>PA:</b> 37
<b>PB:</b> 0	
<b>SB:</b> 1	
<b>CS:</b> 0	

AB	R	H	RBI	BB	SO	LOB
5	0	3	0	0	1	2

4	0	0	0	0	1	3
---	---	---	---	---	---	---

3	0	0	0	1	0	3
---	---	---	---	---	---	---

2	0	0	0	2	0	3
---	---	---	---	---	---	---

4	0	0	0	0	4	6
---	---	---	---	---	---	---

4	0	1	0	0	0	1
---	---	---	---	---	---	---

4	0	0	0	0	1	2
---	---	---	---	---	---	---

3	0	0	0	1	0	1
---	---	---	---	---	---	---

2	0	0	0	0	1	1
1	0	0	0	0	0	0
0	0	0	0	0	0	0
1	0	1	0	0	0	0
0	0	0	0	0	0	0

1B:	5	SF:	0
2B:	0	SAC:	0
3B:	0	DP:	0
HR:	0	HBP:	0

WP	HR	S	P	ERA	WHIP
0	0	0	0	0.00	1.038

WP	HR	S	P	ERA	WHIP
0	0	0	0	0.00	0.000

Batter	1	2	3	4	5	6	7	8	9
<b>Otis Nixon, S</b> OBP: 0.333, SLG: 0.270 (1, 8)	1-0 1B 		2-1 1B 		1-0 1B 		3-3 		1-0 G1-3 
<b>Jeff Blausler, R</b> OBP: 0.424, SLG: 0.442 (1, 6)	1-1 L9 		0-0 F8 		1-0 P7 			0-3 K 	
<b>Terry Pendleton, S</b> OBP: 0.291, SLG: 0.358 (1, 5)	2-0 FC3 		2-0 P4 		0-1 P3 			4-0 BB 	
<b>David Justice, L</b> OBP: 0.308, SLG: 0.432 (1, 9)	0-0 P8 		4-2 BB 		4-2 BB 			0-0 P5 	
<b>Ron Gant, R</b> OBP: 0.333, SLG: 0.513 (1, 7)	3-3 K 		1-3 K 		1-3 K 			3-3 K 	
<b>Sid Bream, L</b> OBP: 0.320, SLG: 0.399 (1, 3)		3-2 G3 1B 		2-2 L7 		0-0 F8 			0-2 G6-3 
<b>Damon Berryhill, S</b> OBP: 0.298, SLG: 0.451 (1, 2)		1-2 P6 		1-1 F7 		0-1 F9 			1-3 K 
<b>Mark Lemke, S</b> OBP: 0.353, SLG: 0.394 (1, 4)		2-1 G3 		3-2 F8 			2-1 G6-3 		4-2 1B BB 
<b>Greg Maddux, R</b> OBP: 0.233, SLG: 0.238 (1, 1)		1-3 K 		1-1 G4-3 			1-0 F8 		2-0 1B 
<b>Deion Sanders, L</b> OBP: 0.257, SLG: 0.338 (7, PH)									1-2 1B 
<b>Greg McMichael, R</b> (8, 1)									
<b>Francisco Cabrera, R</b> OBP: 0.367, SLG: 0.500 (9, PH)									
<b>Rafael Belliard, R</b> OBP: 0.294, SLG: 0.233 (9, PR)									

Inning Stats	R: 0	H: 1	E: 1	LOB: 2	K: 1	S: 9	R: 0	H: 1	E: 0	LOB: 1	K: 1	S: 12	R: 0	H: 1	E: 0	LOB: 2	K: 1	S: 11	R: 0	H: 0	E: 0	LOB: 0	K: 0	S: 9	R: 0	H: 1	E: 0	LOB: 1	K: 1	S: 6	R: 0	H: 0	E: 0	LOB: 1	K: 1	S: 9	R: 0	H: 0	E: 0	LOB: 0	K: 1	S: 6	R: 0	H: 0	E: 0	LOB: 1	K: 2	S: 12	R: 0	H: 0	E: 0	LOB: 2	K: 1	S: 11	1B: 5	2B: 0	3B: 0	HR: 0	SF: 0	SAC: 0	DP: 0	HBP: 0	WP: 0	PA: 37
--------------	------	------	------	--------	------	------	------	------	------	--------	------	-------	------	------	------	--------	------	-------	------	------	------	--------	------	------	------	------	------	--------	------	------	------	------	------	--------	------	------	------	------	------	--------	------	------	------	------	------	--------	------	-------	------	------	------	--------	------	-------	-------	-------	-------	-------	-------	--------	-------	--------	-------	--------

PITCHER	IP	WLS	BF	H	R	ER	SO	BB	IBB	HBP	BLK	WP	HR	S	P	ERA	WHIP
<b>Darryl Kile, R</b> ERA: 2.27 (1, 1)	8.2	W	36	5	0	0	8	4	0	0	0	0	0	84	140	0.00	1.038
<b>Xavier Hernandez, R</b> ERA: 3.45 (9, 1)	0.1	S	1	0	0	0	0	0	0	0	0	0	0	1	2	0.00	0.000

PITCHER	IP	WLS	BF	H	R	ER	SO	BB	IBB	HBP	BLK	WP	HR	S	P	ERA	WHIP
<b>Darryl Kile, R</b> ERA: 2.27 (1, 1)	8.2	W	36	5	0	0	8	4	0	0	0	0	0	84	140	0.00	1.038
<b>Xavier Hernandez, R</b> ERA: 3.45 (9, 1)	0.1	S	1	0	0	0	0	0	0	0	0	0	0	1	2	0.00	0.000

Batter	1	2	3	4	5	6	7	8	9	AB R H RBI BB SO LOB	TOP											
<b>Craig Biggio, R</b> (1, 4) OBP: 0.351, SLG: 0.472	0-3 K		0-0 F9			0-0 2B		4-0 5B BB		3 0 1 0 1 1 1												
<b>Steve Finley, L</b> (1, 8) OBP: 0.288, SLG: 0.303	3-1 F7		0-3 K			0-2 P4		2-2 F7		3 0 0 0 0 1 2												
<b>Chris James, R</b> (8, PH) OBP: 0.333, SLG: 0.506										1 0 0 0 0 0 1												
<b>Brian Williams, R</b> (8, 1)										0 0 0 0 0 0 0												
<b>Al Osuna, R</b> (8, 1)										0 0 0 0 0 0 0												
<b>Tom Edens, R</b> (8, 1)										0 0 0 0 0 0 0												
<b>5 Jeff Bagwell, R</b> (1, 3) OBP: 0.393, SLG: 0.529	2-1 G5-3			1-2 G6-3		0-1 P6		1-0 S 1B		4 0 1 0 0 0 1												
<b>Ken Caminiti, S</b> (1, 5) OBP: 0.290, SLG: 0.415		1-3 K		2-2 G6-3		2-1 F9		2-2 F8		4 0 0 0 0 1 3												
<b>Kevin Bass, S</b> (1, 9) OBP: 0.288, SLG: 0.357		3-1 G6-3		1-1 G5-3			0-0 G6-3		3-3 K	4 0 0 0 0 1 0												
<b>Scott Servais, R</b> (1, 2) OBP: 0.351, SLG: 0.478		2-1 1B			0-3 K		1-1 FC6-4 1B		2-3 K	4 0 2 0 0 2 0												
<b>Luis Gonzalez, L</b> (1, 7) OBP: 0.338, SLG: 0.421		1-1 F7			2-0 1B		1-1 F7		0-3 K	4 0 1 0 0 1 2												
<b>Andujar Cedeno, R</b> (1, 6) OBP: 0.370, SLG: 0.459			2-2 SH1-4 1B		1-0 F9		2-1 FC6-4			3 0 1 0 0 0 2												
<b>Doug Drabek, R</b> (1, 1) OBP: 0.108, SLG: 0.216			0-0 SH1-4		3-2 L8			0-2 F9		1 0 0 0 0 0 1												
<b>Rick Parker, R</b> (8, PH) OBP: 0.300, SLG: 0.278										1 0 0 0 0 0 0												
<b>Inning Stats</b>	R: 0 E: 0 K: 1 S: 7	H: 0 LOB: 0 BB: 0 P: 12	R: 0 E: 0 K: 1 S: 9	H: 1 LOB: 1 BB: 0 P: 16	R: 0 E: 0 K: 1 S: 8	H: 1 LOB: 1 BB: 0 P: 10	R: 0 E: 0 K: 0 S: 12	H: 0 LOB: 0 BB: 0 P: 16	R: 0 E: 0 K: 1 S: 9	H: 1 LOB: 1 BB: 0 P: 15	R: 0 E: 0 K: 0 S: 10	H: 1 LOB: 1 BB: 0 P: 12	R: 0 E: 0 K: 0 S: 7	H: 1 LOB: 1 BB: 0 P: 11	R: 0 E: 0 K: 3 S: 12	H: 1 LOB: 2 BB: 1 P: 21	R: 0 E: 0 K: 3 S: 9	H: 0 LOB: 0 BB: 0 P: 14	1B: 5 2B: 1 3B: 0 HR: 0	SF: 0 SAC: 1 DP: 0 HBP: 0	WP: 0 PB: 0 SB: 2 CS: 0	PA: 34
<b>PITCHER</b>	IP WLS BF H R ER SO BB IBB HBP BLK WP HR S P ERA WHIP																					
<b>Tom Browning, L</b> (1, 1) ERA: 5.28	7.2 W 29 5 0 0 4 1 0 0 0 0 0 0 70 106 0.00 0.783																					
<b>Jeff Reardon, R</b> (8, 1) ERA: 2.63	0.0 1 1 0 0 0 0 0 0 0 0 0 0 1 2 ∞ ∞																					
<b>Rob Dibble, R</b> (8, 1) ERA: 3.38	1.1 S 4 0 0 0 3 0 0 0 0 0 0 0 12 19 0.00 0.000																					

Houston Astros @ Cincinnati Reds  
Riverfront Stadium, Cincinnati, OH

Tue Jun 29 1993, 7:05 PM EDT  
Att. 29,215 - Unknown - 83 F

livebaseballscorecards.com

AB	32
R	0
H	6
RBI	0
BB	1
SO	7
LOB	13



Batter	1	2	3	4	5	6	7	8	9	AB	R	H	RBI	BB	SO	LOB
<b>Bip Roberts, S</b> OBP: 0.333, SLG: 0.308 (1, 7) (8, 4)	0-1 L7		2-1 L5		2-1 L7			1 SAFE 2-1 1 SAFE L F C X		4	0	1	0	0	0	0
<b>Barry Larkin, R</b> OBP: 0.391, SLG: 0.419 (1, 6) X	0-0 F7		1-2 HR			2-2 G6-3		2 SAFE 3-1 B B C X		4	1	1	1	0	0	2
<b>Hal Morris, L</b> OBP: 0.310, SLG: 0.300 (1, 3) B X	1-0 G4-3		2-2 F7			0-2 F8		F B X		3	0	0	1	0	0	0
<b>Reggie Sanders, R</b> OBP: 0.339, SLG: 0.429 (1, 9)		1-0 F7		4-1 G4-6-3 BB		3-0 G5-3		3-H 4-2 B B F B B		2	0	0	0	2	0	0
<b>Roberto Kelly, R</b> OBP: 0.355, SLG: 0.466 (1, 8)		1-0 2B 1B		1-1 G4-6-3 1-2f			0-3 K	0-0 F8		4	1	1	0	0	1	3
<b>Chris Sabo, R</b> OBP: 0.287, SLG: 0.395 (1, 5)		1-0 G4-3 1-H 2B		1-0 1B			1-0 P5			3	0	2	1	0	0	0
<b>Jeff Branson, L</b> OBP: 0.362, SLG: 0.424 (1, 4)		1-1 G4-3 2-3		0-0 G3			3-2 2B			3	0	1	0	0	0	2
<b>Joe Oliver, R</b> OBP: 0.279, SLG: 0.383 (1, 2)		1-1 G5-3			0-1 F9		2-2 P4			3	0	0	0	0	0	2
<b>Tom Browning, L</b> OBP: 0.214, SLG: 0.269 <b>Jeff Reardon, R</b> (8, 1) <b>Rob Dibble, L</b> OBP: 1.000, SLG: 1.000 <b>Jacob Brumfield, R</b> OBP: 0.410, SLG: 0.344 (8, 7)			0-0 G4-3		1-1 G4-3			1-1 G4-3 1B SF9 1B		2	0	0	0	0	0	0
<b>Inning Stats</b>	R: 0 E: 0 K: 0 S: 4	H: 0 LOB: 0 BB: 0 P: 5	R: 1 E: 0 K: 0 S: 7	H: 2 LOB: 1 BB: 0 P: 12	R: 1 E: 0 K: 0 S: 9	H: 1 LOB: 0 BB: 0 P: 14	R: 0 E: 0 K: 0 S: 5	H: 1 LOB: 1 BB: 0 P: 11	R: 0 E: 0 K: 0 S: 6	H: 0 LOB: 0 BB: 0 P: 9	R: 0 E: 0 K: 0 S: 7	H: 0 LOB: 0 BB: 0 P: 12	R: 0 E: 0 K: 1 S: 11	H: 1 LOB: 1 BB: 0 P: 17	R: 1 E: 0 K: 0 S: 12	H: 2 LOB: 2 BB: 1 P: 22

**BOTTOM**

**Houston Astros @ Cincinnati Reds**  
Riverfront Stadium, Cincinnati, OH

Tue Jun 29 1993, 7:05 PM EDT  
Att: 29,215 - Unknown - 83 F

[livebaseballscorecards.com](http://livebaseballscorecards.com)

<b>AB</b>	<b>29</b>
<b>R</b>	<b>3</b>
<b>H</b>	<b>7</b>
<b>RBI</b>	<b>3</b>
<b>BB</b>	<b>2</b>
<b>SO</b>	<b>1</b>
<b>LOB</b>	<b>9</b>



PITCHER																	1B	SF	WP	PA
IP	WLS	BF	H	R	ER	SO	BB	IBB	HBP	BLK	WP	HR	S	P	ERA	WHIP	1B	SF	WP	PA
Doug Drabek, R ERA: 3.29 (1, 1)	7.0	L	26	5	2	2	1	1	0	0	0	1	49	80	2.57	0.857	4	1	0	32
Brian Williams, R ERA: 4.64 (8, 1)	0.1		3	2	1	1	0	0	0	0	0	0	7	12	27.00	6.000	2	0	0	
Al Osuna, L ERA: 4.22 (8, 1)	0.1		1	0	0	0	0	0	0	0	0	0	2	3	0.00	0.000	0	0	0	
Tom Edens, R ERA: 3.77 (8, 1)	0.1		2	0	0	0	1	0	0	0	0	0	3	7	0.00	3.000	0	0	0	

Batter	1	2	3	4	5	6	7	8	9	AB R H RBI BB SO LOB	TOP														
<b>Craig Biggio, R</b> OBP: 0.352, SLG: 0.474 (1, 4)	2-2 F8		0-1 1B 5 1B 2B 2-H		1-0 G6-3		1-2 F8		0-1 FC5-4 1B	5 1 2 1 0 0 0															
<b>Luis Gonzalez, L</b> OBP: 0.336, SLG: 0.416 (1, 7)	1-0 F9		2-1 5 1B 1B 2-3		2-2 G1		1-0 G6-3		0-0 FC5-4 1-2f	5 0 1 0 0 0 1															
<b>5 Jeff Bagwell, R</b> OBP: 0.391, SLG: 0.525 (1, 3)	2-3 K		1-0 1B 1-2 3-H		2-3 K		0-1 G6-3			4 0 1 1 0 2 0															
<b>Ken Caminiti, S</b> OBP: 0.289, SLG: 0.416 (1, 5)		1-0 F9	0-0 F7			0-1 G6-3 1B 2B		0-0 G4-3		4 1 1 0 0 0 2															
<b>Eric Anthony, L</b> OBP: 0.331, SLG: 0.386 (1, 9)		1-0 F8	2-1 G4-3			1-2 G6-3 2-3		2-0 G6-3		4 0 0 0 0 0 3															
<b>Andujar Cedeno, R</b> OBP: 0.372, SLG: 0.460 (1, 6)		1-3 K		2-1 P6		3-1 1B 1B 3-H		2-2 FC6-4 1B		4 0 2 1 0 1 0															
<b>Xavier Hernandez, L</b> (8, 1)										0 0 0 0 0 0 0															
<b>Al Osuna, R</b> (8, 1)										0 0 0 0 0 0 0															
<b>Brian Williams, R</b> (9, 1)										0 0 0 0 0 0 0															
<b>Kevin Bass, S</b> OBP: 0.288, SLG: 0.357 (9, 7)										0 0 0 0 0 0 0															
<b>Scott Servais, R</b> OBP: 0.349, SLG: 0.493 (1, 2)			2-1 HR	3-2 F9		1-1 F9		2-1 FC6-4		4 1 1 1 0 0 2															
<b>Steve Finley, L</b> OBP: 0.296, SLG: 0.311 (1, 8)			0-1 SH3-4 2B 1B	0-1 1B		1-1 1B				4 1 3 0 0 0 0															
<b>Greg Swindell, L</b> OBP: 0.182, SLG: 0.212 (1, 1)			0-1 SH3-4	1-1 F9		0-3 K				2 0 0 0 0 1 3															
<b>Doug Jones, R</b> (7, 1)										0 0 0 0 0 0 0															
<b>Jose Uribe, S</b> OBP: 0.321, SLG: 0.208 (8, 6)			1-2 1B						1-1 P4	1 0 0 0 0 0 0															
<b>Inning Stats</b>	R: 0 E: 0 K: 1 S: 7	H: 0 LOB: 0 BB: 0 P: 12	R: 0 E: 0 K: 1 S: 5	H: 0 LOB: 0 BB: 0 P: 8	R: 3 E: 0 K: 0 S: 14	H: 5 LOB: 2 BB: 0 P: 21	R: 0 E: 0 K: 0 S: 10	H: 1 LOB: 1 BB: 0 P: 16	R: 0 E: 0 K: 1 S: 8	H: 0 LOB: 0 BB: 0 P: 13	R: 1 E: 0 K: 1 S: 15	H: 3 LOB: 2 BB: 0 P: 20	R: 0 E: 0 K: 0 S: 7	H: 0 LOB: 0 BB: 0 P: 9	R: 0 E: 0 K: 0 S: 8	H: 1 LOB: 1 BB: 0 P: 13	R: 0 E: 0 K: 0 S: 6	H: 1 LOB: 1 BB: 0 P: 7	1B: 8 2B: 2 3B: 0 HR: 1	SF: 0 SAC: 1 DP: 0 HBP: 0	WP: 0 PB: 0 SB: 0 CS: 0	PA: 38			
<b>PITCHER</b>	IP	WLS	BF	H	R	ER	SO	BB	IBB	HBP	BLK	WP	HR	S	P	ERA	WHIP								
<b>Tim Belcher, R</b> ERA: 3.49 (1, 1)	7.0		30	9	4	4	4	0	0	0	0	0	1	66	99	5.14	1.286								
<b>Bobby Ayala, R</b> ERA: 2.97 (8, 1)	1.0		4	1	0	0	0	0	0	0	0	0	0	8	13	0.00	1.000								
<b>Jeff Reardon, R</b> ERA: 2.54 (9, 1)	1.0	W	4	1	0	0	0	0	0	0	0	0	0	6	7	0.00	1.000								

Houston Astros @ Cincinnati Reds  
Riverfront Stadium, Cincinnati, OH

Wed Jun 30 1993, 7:05 PM EDT  
Att. 27,380 - Unknown - 84 F

AB	37
R	4
H	11
RBI	4
BB	0
SO	4
LOB	11



WP	0	PA	38
PB	0		
SB	0		
CS	0		

livebaseballscorecards.com

BOTTOM

Houston Astros @ Cincinnati Reds  
Riverfront Stadium, Cincinnati, OH

Wed Jun 30 1993, 7:05 PM EDT  
Att: 27,380 - Unknown - 84 F

livebaseballscorecards.com

AB	32
R	5
H	10
RBI	5
BB	5
SO	1
LOB	15



WP:	0	PA:	40
PB:	0		
SB:	1		
CS:	0		

AB R H RBI BB SO LOB

5 1 2 0 0 1 2

3 0 1 0 0 0 1

4 0 1 0 1 0 2

4 0 1 0 0 0 3

0 1 0 0 0 0 0

0 0 0 1 1 0 0

4 2 3 2 0 0 0

0 0 0 0 0 0 0

3 1 1 1 0 0 0

2 0 0 0 2 0 1

4 0 0 0 0 0 4

2 0 1 1 0 0 0

0 0 0 0 1 0 0

0 0 0 0 0 0 0

1 0 0 0 0 0 2

0 0 0 0 0 0 0

1B: 7 SF: 1  
2B: 1 SAC: 2  
3B: 0 DP: 0  
HR: 2 HBP: 0

Batter	1	2	3	4	5	6	7	8	9
Barry Larkin, R OBP: 0.391, SLG: 0.422 (1, 6)	1-1 SH1-3 2B		2-2 P5	2-1 F9			0-3 K		1-2 1B SH 1B BB
Jeff Branson, L OBP: 0.361, SLG: 0.422 (1, 4)	0-0 SH1-3 2-3		1-2 BB 1B		0-0 B3		3-2 P4		0-0 SH 1B BB 1B
Reggie Sanders, R OBP: 0.340, SLG: 0.426 (1, 9)	1-2 P2		4-2 BB		1-1 F8		1-1 FC6-4 1-2f		0-0 BB 1B
Kevin Mitchell, R OBP: 0.406, SLG: 0.611 (1, 7)	0-0 P3		1-2 G5-3		1-2 G5-3			2-1 E 1B SF9 1B	4-1 BB
Jacob Brumfield, R OBP: 0.410, SLG: 0.344 (8, PR)									
Gary Varsho, L OBP: 0.364, SLG: 0.383 (9, PH)									
Randy Milligan, R OBP: 0.390, SLG: 0.406 (1, 3)		0-0 P4						1-2 E 1B	
Juan Samuel, R OBP: 0.221, SLG: 0.311 (8, PR)									
Roberto Kelly, R OBP: 0.353, SLG: 0.465 (1, 8)		1-1 P2			3-2 S G5-3 1B		2-2 F9	2-0 SF9	
Chris Sabo, R OBP: 0.291, SLG: 0.392 (1, 5)		4-2 BB			1-1 G5-3		3-2 L8	4-0 IBB	
Joe Oliver, R OBP: 0.274, SLG: 0.377 (1, 2)		2-2 L8			0-0 L9		0-0 P5	0-1 F8	
Tim Belcher, R OBP: 0.184, SLG: 0.189 (1, 1)			2-2 P4		2-2		4-0 FC6-4 BB	2-0 G3	
Bip Roberts, S OBP: 0.336, SLG: 0.308 (7, PH)									
Bobby Ayala, R (8, 1)									
Hal Morris, L OBP: 0.307, SLG: 0.296 (8, PH)									
Jeff Reardon, R (9, 1)									

Inning Stats	R: 0	H: 1	E: 0	LOB: 1	K: 0	BB: 0	S: 7	R: 0	H: 0	E: 0	LOB: 1	K: 0	BB: 1	S: 9	R: 0	H: 1	E: 0	LOB: 2	K: 0	BB: 1	S: 18	R: 2	H: 3	E: 0	LOB: 1	K: 0	BB: 0	S: 14	R: 0	H: 0	E: 0	LOB: 0	K: 0	BB: 0	S: 7	R: 1	H: 1	E: 0	LOB: 0	K: 0	BB: 0	S: 11	R: 0	H: 0	E: 0	LOB: 1	K: 1	BB: 1	S: 9	R: 1	H: 2	E: 1	LOB: 2	K: 0	BB: 1	S: 9	R: 1	H: 2	E: 0	LOB: 3	K: 0	BB: 1	S: 6	1B: 7	SF: 1	2B: 1	SAC: 2	3B: 0	DP: 0	HR: 2	HBP: 0	WP: 0	PA: 40
--------------	------	------	------	--------	------	-------	------	------	------	------	--------	------	-------	------	------	------	------	--------	------	-------	-------	------	------	------	--------	------	-------	-------	------	------	------	--------	------	-------	------	------	------	------	--------	------	-------	-------	------	------	------	--------	------	-------	------	------	------	------	--------	------	-------	------	------	------	------	--------	------	-------	------	-------	-------	-------	--------	-------	-------	-------	--------	-------	--------

PITCHER	IP	WLS	BF	H	R	ER	SO	BB	IBB	HBP	BLK	WP	HR	S	P	ERA	WHIP
Greg Swindell, L ERA: 4.67 (1, 1)	6.0		26	6	3	3	0	2	0	0	0	0	2	66	102	4.50	1.333
Doug Jones, R ERA: 5.09 (7, 1)	1.1		8	2	1	0	1	1	1	0	0	0	0	15	31	0.00	2.250
Xavier Hernandez, R ERA: 3.43 (8, 1)	0.1	L	1	0	0	0	0	0	0	0	0	0	0	2	2	0.00	0.000
Al Osuna, L ERA: 4.91 (8, 1)	0.1		3	1	1	1	0	0	0	0	0	0	0	5	8	27.00	3.000
Brian Williams, R ERA: 4.64 (9, 1)	0.0		2	1	0	0	0	1	0	0	0	0	0	2	6	∞	∞





Batter	1	2	3	4	5	6	7	8	9	AB	R	H	RBI	BB	SO	LOB			
Barry Larkin, R (1, 6) OBP: 0.388, SLG: 0.418	0-0 G4-3		2-2 G6-3		0-1 E4		0-0 F9		1-0 1B	5	0	1	0	0	0	1			
Jeff Branson, L (1, 4) OBP: 0.366, SLG: 0.434	3-1 2B		1-1 G4-3		0-3 K			1-2 1B		4	0	2	0	0	1	2			
Hal Morris, L (1, 3) OBP: 0.315, SLG: 0.298	2-0 F8		1-0 1B		4-2 BB			0-0 P4		3	0	1	0	1	0	2			
Kevin Mitchell, R (1, 7) OBP: 0.399, SLG: 0.600 Jacob Brumfield, R (9, 7) OBP: 0.410, SLG: 0.344	2-3 K		1-0 G6-3		2-2 F9			3-1 F9		4	0	0	0	0	1	6			
Roberto Kelly, R (1, 8) OBP: 0.355, SLG: 0.478					2-3 K			0-0 2B		4	1	2	1	0	1	0			
Reggie Sanders, R (1, 9) OBP: 0.336, SLG: 0.420					0-2 L5			0-0 G5-3		4	0	0	0	0	1	2			
Chris Sabo, R (1, 5) OBP: 0.294, SLG: 0.395					1-1 P3			2-1 G6-3		3	0	1	0	1	0	0			
Dan Wilson, R (1, 2) OBP: 0.328, SLG: 0.269					0-1 SH3-4			1-1 F8		4	0	1	0	0	0	2			
Jose Rijo, R (1, 1) OBP: 0.262, SLG: 0.231 Bip Roberts, S (7, PH) OBP: 0.334, SLG: 0.307 Kevin Wickander, L (8, 1) Greg Cadaret, L (8, 1) Gary Varsho, L (9, PH) OBP: 0.357, SLG: 0.375					0-0 SH3-4			3-2 G4-3		1	0	0	0	0	1	1			
<b>Inning Stats</b>	R: 0 E: 0 K: 1 S: 7	H: 1 LOB: 1 BB: 0 P: 14	R: 1 E: 0 K: 1 S: 14	H: 1 LOB: 1 BB: 1 P: 22	R: 0 E: 0 K: 0 S: 7	H: 1 LOB: 0 BB: 0 P: 11	R: 0 E: 1 K: 1 S: 18	H: 1 LOB: 3 BB: 1 P: 24	R: 0 E: 0 K: 1 S: 12	H: 0 LOB: 0 BB: 0 P: 19	R: 0 E: 0 K: 0 S: 7	H: 0 LOB: 0 BB: 0 P: 11	R: 0 E: 0 K: 0 S: 8	H: 2 LOB: 2 BB: 0 P: 12	R: 0 E: 0 K: 0 S: 5	H: 2 LOB: 2 BB: 0 P: 8	1B: 4 2B: 3 3B: 0 HR: 1	SF: 0 SAC: 1 DP: 0 HBP: 0	
<b>PITCHER</b>	IP WLS BF H R ER SO	IP WLS BF H R ER SO	IP WLS BF H R ER SO	IP WLS BF H R ER SO	IP WLS BF H R ER SO	IP WLS BF H R ER SO	IP WLS BF H R ER SO	IP WLS BF H R ER SO	IP WLS BF H R ER SO	IP WLS BF H R ER SO	IP WLS BF H R ER SO	IP WLS BF H R ER SO	IP WLS BF H R ER SO	IP WLS BF H R ER SO	IP WLS BF H R ER SO	IP WLS BF H R ER SO	IP WLS BF H R ER SO	IP WLS BF H R ER SO	
Pete Hamisch, R (1, 1) ERA: 3.59	8.0	3.59	33	6	1	1	5	2	0	0	0	0	0	0	0	0	0	0	0
Xavier Hernandez, R (9, 1) ERA: 3.35	1.0	3.35	4	2	0	0	0	0	0	0	0	0	0	0	0	0	0	0	0

**BOTTOM**

**Houston Astros @ Cincinnati Reds**  
Riverfront Stadium, Cincinnati, OH

Thu Jul 01 1993, 7:05 PM EDT  
Att: 24,551 - Unknown - 81 F

livebaseballscorecards.com

<b>AB</b>	<b>34</b>
<b>R</b>	<b>1</b>
<b>H</b>	<b>8</b>
<b>RBI</b>	<b>1</b>
<b>BB</b>	<b>2</b>
<b>SO</b>	<b>5</b>
<b>LOB</b>	<b>17</b>



WP: 0	PA: 37
PB: 0	
SB: 0	
CS: 0	

Batter	1	2	3	4	5	6	7	8	9	AB R H RBI BB SO LOB	TOP											
<b>Bernard Gilkey, R</b> (1, 7) OBP: 0.393, SLG: 0.510	0-0 F7		4-0 BB		0-0 F8		0-0 1B 1B		0-0 G5-4-3	4 0 1 0 1 0 2												
<b>Luis Alicea, S</b> (1, 4) OBP: 0.381, SLG: 0.398	0-3 K		0-0 F2		0-0 F9		0-3 K			4 0 0 0 0 2 4												
<b>Gregg Jefferies, S</b> (1, 3) OBP: 0.386, SLG: 0.505	0-0 G3-1			0-0 B5-3		0-0 S 2B 1B	0-0 FC6-4 1B			4 1 2 0 0 0 0												
<b>Todd Zeile, R</b> (1, 5) OBP: 0.316, SLG: 0.342		0-0 F9		0-0 WP 1B 1B		0-3 K	0-0 FC6-4			4 0 1 0 0 1 4												
<b>Brian Jordan, R</b> (1, 8) OBP: 0.309, SLG: 0.413		0-0 FC3-6 1B		0-0 WP 1B		0-0 2B		0-0 G3-1		4 0 3 1 0 0 0												
<b>Rod Brewer, L</b> (1, 9) OBP: 0.289, SLG: 0.284		0-0 FC3-6 1-2f		0-3 K		0-3 K		0-0 G3		4 0 0 0 0 2 4												
<b>Tom Pagnozzi, R</b> (1, 2) OBP: 0.278, SLG: 0.369		0-3 K		0-0 G4-3		0-0 F7		0-3 K		4 0 0 0 0 2 4												
<b>José Oquendo, S</b> (1, 6) OBP: 0.367, SLG: 0.240			0-0 G4-3		0-0 F7		4-0 1B 1B BB		0-0 L5	3 0 0 0 1 0 0												
<b>Joe Magrane, R</b> (1, 1) OBP: 0.129, SLG: 0.129			0-3 K		0-0 1B		0-3 K		0-0 G5-4-3 1B	1 0 0 0 0 0 1 0 1 0 1 0 0 0 0 0 0 0 0 0 0 0 0 0 1 0 0 0 0 0 1 1 0 0 0 0 0 0 0 0 0 0 0 0 0 0 0 0 1 0 1 0 0 0 0 0												
<b>Tracy Woodson, R</b> (5, PH) OBP: 0.245, SLG: 0.255																						
<b>Les Lancaster, R</b> (5, 1)																						
<b>Geronimo Pena, S</b> (7, PH) OBP: 0.340, SLG: 0.379																						
<b>Lee Guetterman, L</b> (7, 1)																						
<b>Omar Olivares, R</b> (8, 1)																						
<b>Gerald Perry, L</b> (9, PH) OBP: 0.200, SLG: 0.200 OBP: 0.428, SLG: 0.528																						
<b>Inning Stats</b>	R: 0 E: 0 K: 1 S: 5	H: 0 LOB: 0 BB: 0 P: 5	R: 0 E: 0 K: 1 S: 6	H: 1 LOB: 1 BB: 0 P: 6	R: 0 E: 0 K: 1 S: 5	H: 0 LOB: 1 BB: 1 P: 9	R: 0 E: 0 K: 1 S: 7	H: 2 LOB: 2 BB: 0 P: 7	R: 0 E: 0 K: 0 S: 4	H: 1 LOB: 1 BB: 0 P: 4	R: 1 E: 0 K: 2 S: 9	H: 2 LOB: 1 BB: 0 P: 9	R: 0 E: 0 K: 2 S: 9	H: 2 LOB: 3 BB: 1 P: 13	R: 0 E: 0 K: 1 S: 5	H: 0 LOB: 0 BB: 0 P: 5	R: 0 E: 0 K: 0 S: 3	H: 1 LOB: 0 BB: 0 P: 3	1B: 8 2B: 1 3B: 0 HR: 0	SF: 0 SAC: 0 DP: 1 HBP: 0	WP: 1 PB: 0 SB: 1 CS: 0	PA: 37
<b>PITCHER</b>	IP WLS BF H R ER SO BB IBB HBP BLK WP HR S P ERA WHIP												<b>PITCHER</b>	IP WLS BF H R ER SO BB IBB HBP BLK WP HR S P ERA WHIP								
<b>Mark Portugal, R</b> (1, 1) ERA: 3.28	7.0 W 31 8 1 1 8 2 0 0 0 1 0 45 53 1.29 1.429																					
<b>Doug Jones, R</b> (8, 1) ERA: 4.98	1.0 3 0 0 0 1 0 0 0 0 0 0 5 5 0.00 0.000																					
<b>Tom Edens, R</b> (9, 1) ERA: 3.52	1.0 3 1 0 0 0 0 0 0 0 0 0 3 3 0.00 1.000																					

**St. Louis Cardinals @ Houston Astros**  
Astrodome, Houston, TX  
Fri Jul 02 1993 8:05 PM EDT  
Att. 35,582 - Dome

[livebaseballscorecards.com](http://livebaseballscorecards.com)

<b>AB</b>	<b>35</b>
<b>R</b>	<b>1</b>
<b>H</b>	<b>9</b>
<b>RBI</b>	<b>1</b>
<b>BB</b>	<b>2</b>
<b>SO</b>	<b>9</b>
<b>LOB</b>	<b>19</b>



Batter	1	2	3	4	5	6	7	8	9	AB	R	H	RBI	BB	SO	LOB
<b>Craig Biggio, R</b> OBP: 0.351, SLG: 0.464 (1, 4) X	0-0 F7 ①			4-0 5 1B BB	0-0 G6-3 ①		0-0 E1 5 S SF9			3	2	0	0	1	0	0
<b>Luis Gonzalez, L</b> OBP: 0.336, SLG: 0.423 (1, 7) X	0-0 F8 ②			0-0 5 1B FC5-4 1B	0-0 G1-3 ②		4-0 5 SF9 5 S FC6-2 BB			3	1	1	0	1	0	0
<b>5 Jeff Bagwell, R</b> OBP: 0.395, SLG: 0.524 (1, 3) X	0-0 G2-3 ③			0-0 FC5-4 1B	4-0 1B E BB		0-0 SF9 1-3 2-H			2	1	1	2	1	0	0
<b>Ken Caminiti, S</b> OBP: 0.288, SLG: 0.410 (1, 5) X		0-0 G6-3 ①		0-0 FC5-4 ① HR	0-0 E8 ① PB 1B		0-0 FC6-2 ②			4	1	1	1	0	0	2
<b>Eric Anthony, L</b> OBP: 0.339, SLG: 0.386 (1, 9) X		0-3 K ②		4-0 1-2 HR BB	4-0 2-3 BB		0-0 F9 ③			2	1	0	0	2	1	1
<b>Andujar Cedeno, R</b> OBP: 0.364, SLG: 0.449 (1, 6) X		0-0 F8 ③		0-0 P5 ②	0-3 K ③					4	0	0	0	0	1	4
<b>Scott Servais, R</b> OBP: 0.346, SLG: 0.507 (1, 2) X			0-0 G4-3 ①	0-0 1-H 2-H HR		0-3 K ①				4	1	1	3	0	1	0
<b>Steve Finley, L</b> OBP: 0.299, SLG: 0.314 (1, 8) X			0-0 G6-3 ②	0-0 1B		0-0 F8 ②				4	0	1	0	0	0	0
<b>Mark Portugal, R</b> OBP: 0.250, SLG: 0.310 (1, 1) X			0-0 G5-3 ③	0-0 F4 ③		0-0 G6-3 ③				3	0	0	0	0	0	1
<b>Doug Jones, R</b> (8, 1)										0	0	0	0	0	0	0
<b>Tom Edens, R</b> (9, 1)										0	0	0	0	0	0	0

Inning Stats	R: 0	H: 0	E: 0	LOB: 0	K: 0	S: 3	R: 0	H: 0	E: 0	LOB: 0	K: 1	S: 5	R: 0	H: 0	E: 0	LOB: 0	K: 0	S: 3	R: 5	H: 4	E: 0	LOB: 1	K: 0	S: 7	R: 1	H: 1	E: 1	LOB: 2	K: 1	S: 6	R: 0	H: 0	E: 0	LOB: 0	K: 1	S: 5	R: 1	H: 0	E: 1	LOB: 1	K: 0	S: 4	R: 0	H: 0	E: 0	LOB: 0	K: 0	S: 3	R: 0	H: 0	E: 0	LOB: 0	K: 0	S: 3	1B: 4	SF: 1	2B: 0	SAC: 0	3B: 0	DP: 0	HR: 1	HBP: 0	WP: 0	PA: 35
--------------	------	------	------	--------	------	------	------	------	------	--------	------	------	------	------	------	--------	------	------	------	------	------	--------	------	------	------	------	------	--------	------	------	------	------	------	--------	------	------	------	------	------	--------	------	------	------	------	------	--------	------	------	------	------	------	--------	------	------	-------	-------	-------	--------	-------	-------	-------	--------	-------	--------

PITCHER	IP	WLS	BF	H	R	ER	SO	BB	IBB	HBP	BLK	WP	HR	S	P	ERA	WHIP
<b>Joe Magrane, L</b> ERA: 3.77 (1, 1)	4.0	L	18	4	5	5	1	2	0	0	0	0	1	18	26	11.25	1.500
<b>Les Lancaster, R</b> ERA: 3.18 (5, 1)	2.0		9	1	1	0	2	2	0	0	0	0	0	11	19	0.00	1.500
<b>Lee Guetterman, L</b> ERA: (7, 1)	1.0		5	0	1	0	0	1	0	0	0	0	0	4	8	0.00	1.000
<b>Omar Olivares, R</b> ERA: 4.33 (8, 1)	1.0		3	0	0	0	0	0	0	0	0	0	0	3	3	0.00	0.000


**BOTTOM**

**St. Louis Cardinals @ Houston Astros**  
Astrodome, Houston, TX

Fri Jul 02 1993, 8:05 PM EDT  
Att. 35,582 - Dome

livebaseballscorecards.com

<b>AB</b>	<b>29</b>
<b>R</b>	<b>7</b>
<b>H</b>	<b>5</b>
<b>RBI</b>	<b>6</b>
<b>BB</b>	<b>5</b>
<b>SO</b>	<b>3</b>
<b>LOB</b>	<b>8</b>



Batter	1	2	3	4	5	6	7	8	9	AB R H RBI BB SO LOB	TOP																						
<b>Bernard Gilkey, R</b> (1, 7) OBP: 0.387, SLG: 0.502	0-0 F8		0-0 G6-3		0-0 G4-3			0-0 F7		4 0 0 0 0 0 0	<b>St. Louis Cardinals @ Houston Astros</b> Astrodome, Houston, TX Sat Jul 03 1993, 8:05 PM EDT Att. 25,642 - Dome																						
<b>Ozzie Smith, S</b> (1, 6) OBP: 0.323, SLG: 0.349	0-0 G1-3		0-0 G3-1			0-0 G4-3		4-0 BB		3 0 0 0 1 0 0																							
<b>Gregg Jefferies, S</b> (1, 3) OBP: 0.384, SLG: 0.502 <b>Rob Murphy, L</b> (8, 1) OBP: 1.000, SLG: 1.000	0-0 E3 1B			0-0 F8		0-0 1B		0-0 G4-3		4 0 1 0 0 0 1 0 0 0 0 0 0 0																							
<b>Todd Zeile, R</b> (1, 5) OBP: 0.318, SLG: 0.344	0-0 1-3 1B			0-0 F9		0-0 G4-6-3 1B			0-0 G1-3	4 0 2 0 0 0 0																							
<b>Mark Whiten, S</b> (1, 9) OBP: 0.316, SLG: 0.388 <b>José Oquendo, S</b> (9, PR) OBP: 0.367, SLG: 0.240	0-0 G6-3			0-0 3B		0-0 G4-6-3 1-2f			0-0 1B	4 0 2 0 0 0 4 0 0 0 0 0 0 0																							
<b>Brian Jordan, R</b> (1, 8) OBP: 0.306, SLG: 0.394		0-0 G6-3		1-0 HBP			0-3 K		0-3 K	3 0 0 0 0 2 1																							
<b>Geronimo Pena, S</b> (1, 4) OBP: 0.338, SLG: 0.376		0-0 G4-6-3 1B		0-3 K			0-0 F9		0-0 F7	4 0 1 0 0 1 3																							
<b>Tom Pagnozzi, R</b> (1, 2) OBP: 0.272, SLG: 0.360		0-0 G4-6-3 1-2f			0-3 K		0-3 K			3 0 0 0 0 2 1																							
<b>Rheal Cormier, L</b> (1, 1) OBP: 0.200, SLG: 0.200 <b>Omar Olivares, R</b> (3, 1) OBP: 0.200, SLG: 0.200 <b>Rod Brewer, L</b> (5, PH) OBP: 0.286, SLG: 0.280 <b>Les Lancaster, R</b> (5, 1) <b>Mike Perez, R</b> (7, 1) <b>Gerald Perry, L</b> (8, PH) OBP: 0.419, SLG: 0.514 (8, 3)			0-0 G6-3		0-0 F7			0-0 G5-3		1 0 0 0 0 0 0 0 0 0 0 0 0 0 1 0 1 0 0 0 0 0 0																							
<b>Inning Stats</b>	R: 0 E: 1 K: 0 S: 5	H: 1 LOB: 2 BB: 0 P: 5	R: 0 E: 0 K: 0 S: 3	H: 1 LOB: 0 BB: 0 P: 3	R: 0 E: 0 K: 0 S: 3	H: 0 LOB: 0 BB: 0 P: 3	R: 0 E: 0 K: 1 S: 6	H: 1 LOB: 2 BB: 0 P: 7	R: 0 E: 0 K: 1 S: 5	H: 0 LOB: 0 BB: 0 P: 5	R: 0 E: 0 K: 0 S: 4	H: 2 LOB: 1 BB: 0 P: 4	R: 0 E: 0 K: 2 S: 7	H: 0 LOB: 0 BB: 0 P: 7	R: 0 E: 0 K: 0 S: 3	H: 0 LOB: 1 BB: 1 P: 7	R: 0 E: 0 K: 1 S: 6	H: 1 LOB: 1 BB: 0 P: 6	1B: 5 2B: 0 3B: 1 HR: 0	SF: 0 SAC: 0 DP: 2 HBP: 1	WP: 0 PB: 0 SB: 0 CS: 0	PA: 34											
<b>PITCHER</b> <b>Darryl Kile, R</b> (1, 1) ERA: 1.99	IP 9.0	WLS W	BF 34	H 6	R 0	ER 0	SO 5	BB 1	IBB 0	HBP 1	BLK 0	WP 0	HR 0	S 42	P 47	ERA 0.00	WHIP 0.778																
											<b>PITCHER</b>	IP	WLS	BF	H	R	ER	SO	BB	IBB	HBP	BLK	WP	HR	S	P	ERA	WHIP					

livebaseballscorecards.com

AB	32
R	0
H	6
RBI	0
BB	1
SO	5
LOB	10



Batter	1	2	3	4	5	6	7	8	9	AB	R	H	RBI	BB	SO	LOB
<b>Craig Biggio, R</b> OBP: 0.356, SLG: 0.466 (1, 4)	0-0 F8		0-0 1B 5 1B E	4-0 BB			0-0 G1-6-3 1B			3	1	2	0	1	0	0
<b>Luis Gonzalez, L</b> OBP: 0.335, SLG: 0.420 (1, 7)	0-0 5 G1-4-3 1B		0-3 K	0-0 F8			0-0 G1-6-3 1-2f			4	0	1	0	0	1	4
<b>5 Jeff Bagwell, R</b> OBP: 0.396, SLG: 0.524 (1, 3)	0-0 G1-4-3 1-2f		0-0 E 1B 1-2 3-H		0-0 F8		0-0 1B			4	0	2	1	0	0	1
<b>Ken Caminiti, S</b> OBP: 0.294, SLG: 0.414 (1, 5)		0-0 HR 1B	0-0 E9 G1-6-3 1B 1-2 2-H		0-0 FC3-6 1B		0-0 G1-3			4	1	3	0	0	0	1
<b>Eric Anthony, L</b> OBP: 0.338, SLG: 0.396 (1, 9)		0-0 HR	0-0 G1-6-3		0-0 FC3-6			0-0 F5		4	1	1	2	0	0	3
<b>Andujar Cedeno, R</b> OBP: 0.363, SLG: 0.450 (1, 6)		0-0 G6-3		0-0 G4-3 3B 2B		0-0 L6		0-0 F9		4	1	1	0	0	0	1
<b>Scott Servais, R</b> OBP: 0.338, SLG: 0.493 (1, 2)		0-0 G6-3		0-0 G4-3			0-0 F9		0-0 G1-3	4	0	0	0	0	0	1
<b>Steve Finley, L</b> OBP: 0.305, SLG: 0.332 (1, 8)		0-0 2B		0-0 CS 3B			0-0 F5			3	0	2	1	0	0	0
<b>Darryl Kile, R</b> OBP: 0.130, SLG: 0.273 (1, 1)			0-0 1B 5 1B 2B	0-0 HR			0-3 K			3	2	2	1	0	1	0

Inning Stats	R: 0	H: 1	E: 0	LOB: 0	K: 0	P: 3	R: 2	H: 3	E: 0	LOB: 1	K: 0	P: 5	R: 2	H: 4	E: 1	LOB: 1	K: 1	P: 8	R: 2	H: 3	E: 0	LOB: 1	K: 0	P: 9	R: 0	H: 1	E: 0	LOB: 1	K: 0	P: 4	R: 0	H: 0	E: 0	LOB: 0	K: 1	P: 5	R: 0	H: 2	E: 0	LOB: 1	K: 0	P: 4	R: 0	H: 0	E: 0	LOB: 0	K: 0	P: 3
	0	1	0	0	0	3	2	3	0	1	0	5	2	4	1	1	8	2	8	0	3	0	1	9	0	1	0	0	0	0	4	0	0	0	1	5	0	2	0	0	4	0	0	0	0	3		


PITCHER	IP	WLS	BF	H	R	ER	SO	BB	IBB	HBP	BLK	WP	HR	S	P	ERA	WHIP
<b>Rheal Cormier, L</b> ERA: 4.5 (1, 1)	2.1	L	12	7	4	3	1	0	0	0	0	0	1	14	14	11.57	3.000
<b>Omar Olivares, R</b> ERA: 4.5 (3, 1)	1.2		8	4	2	2	0	1	0	0	0	0	1	7	11	10.80	3.000
<b>Les Lancaster, R</b> ERA: 3.04 (5, 1)	2.0		7	1	0	0	1	0	0	0	0	0	0	9	9	0.00	0.500
<b>Mike Perez, R</b> ERA: 2.3 (7, 1)	1.0		4	2	0	0	0	0	0	0	0	0	0	4	4	0.00	2.000
<b>Rob Murphy, L</b> ERA: 3.06 (8, 1)	1.0		3	0	0	0	0	0	0	0	0	0	0	3	3	0.00	0.000

**BOTTOM**

**St. Louis Cardinals @ Houston Astros**  
Astrodome, Houston, TX

Sat Jul 03 1993, 8:05 PM EDT  
Att. 25,642 - Dome

AB	33
R	6
H	14
RBI	5
BB	1
SO	2
LOB	11



WP	HR	S	P	ERA	WHIP
0	0	3	3	0.00	0.000

Batter	1	2	3	4	5	6	7	8	9	AB R H RBI BB SO LOB	TOP																								
<b>Geronimo Pena, S</b> (1, 4) OBP: 0.332, SLG: 0.368	1-3 			0-1 	1-0 			0-2 		4 0 0 0 0 1 2																									
<b>Ozzie Smith, S</b> (1, 6) OBP: 0.318, SLG: 0.344	0-0 			0-1 		2-2 		0-0 		4 0 0 0 0 0 1																									
<b>Lee Smith, R</b> (8, 1)								1-2f 		0 0 0 0 0 0 0																									
<b>Gregg Jefferies, S</b> (1, 3) OBP: 0.380, SLG: 0.495	1-2 			1-3 		0-0 		2-2 		4 0 0 0 0 1 1																									
<b>Todd Zeile, R</b> (1, 5) OBP: 0.321, SLG: 0.346		2-3 			1-1 	1-0 			1-1 	4 2 2 0 0 1 0																									
<b>Bernard Gilkey, R</b> (1, 7) OBP: 0.385, SLG: 0.498		1-3 			0-0 		1-3 		1-1 	4 1 1 0 0 2 1																									
<b>Brian Jordan, R</b> (1, 8) OBP: 0.303, SLG: 0.414		2-3 			0-0 		1-2 		1-3 	4 1 1 2 0 2 1																									
<b>Rod Brewer, L</b> (1, 9) OBP: 0.307, SLG: 0.316			2-3 		0-1 		0-0 		2-2 	4 0 3 2 0 1 0																									
<b>Tom Pagnozzi, R</b> (1, 2) OBP: 0.266, SLG: 0.352			1-1 		0-1 		1-0 		1-0 	3 0 0 0 0 0 2																									
<b>Erik Pappas, R</b> (8, 2) OBP: 0.410, SLG: 0.394									1-2f 	1 0 0 0 0 0 1																									
<b>Rene Arocha, R</b> (1, 1) OBP: 0.042, SLG: 0.042			0-0 		3-3 			0-0 		1 0 0 0 0 0 0																									
<b>Gerald Perry, L</b> (5, PH) OBP: 0.409, SLG: 0.500										1 0 0 0 0 0 1 1																									
<b>Lee Guetterman, L</b> (5, 1)										0 0 0 0 0 0 0 0																									
<b>Mike Perez, R</b> (7, 1)										0 0 0 0 0 0 0 0																									
<b>José Oquendo, S</b> (8, PH) OBP: 0.377, SLG: 0.255										1 0 1 0 0 0 0 0																									
<b>Inning Stats</b>	R: 0 E: 0 K: 1 S: 7	H: 0 LOB: 0 BB: 0 P: 9	R: 0 E: 0 K: 3 S: 9	H: 0 LOB: 0 BB: 0 P: 14	R: 0 E: 0 K: 1 S: 7	H: 0 LOB: 0 BB: 0 P: 10	R: 0 E: 0 K: 1 S: 7	H: 0 LOB: 0 BB: 0 P: 8	R: 3 E: 0 K: 1 S: 13	H: 4 LOB: 1 BB: 0 P: 18	R: 0 E: 0 K: 0 S: 6	H: 0 LOB: 0 BB: 0 P: 9	R: 0 E: 0 K: 1 S: 9	H: 1 LOB: 1 BB: 0 P: 12	R: 0 E: 0 K: 0 S: 10	H: 1 LOB: 1 BB: 0 P: 12	R: 1 E: 0 K: 1 S: 11	H: 2 LOB: 1 BB: 0 P: 17	1B: 6 2B: 1 3B: 1 HR: 0	SF: 0 SAC: 0 DP: 0 HBP: 0	WP: 1 PB: 0 SB: 0 CS: 0	PA: 35													
<b>PITCHER</b> <b>Doug Drabek, R</b> (1, 1) ERA: 3.34	IP 9.0	WLS W	BF 35	H 8	R 4	ER 4	SO 9	BB 0	IBB 0	HBP 0	BLK 0	WP 1	HR 0	S 79	P 109	ERA 4.00	WHIP 0.889	<b>PITCHER</b>	IP 9.0	WLS W	BF 35	H 8	R 4	ER 4	SO 9	BB 0	IBB 0	HBP 0	BLK 0	WP 1	HR 0	S 79	P 109	ERA 4.00	WHIP 0.889

**St. Louis Cardinals @ Houston Astros**  
Astrodome, Houston, TX  
Sun Jul 04 1993, 4:33 AM EDT  
Att. 24,737 - Dome

[livebaseballscorecards.com](http://livebaseballscorecards.com)

<b>AB</b>	<b>35</b>
<b>R</b>	<b>4</b>
<b>H</b>	<b>8</b>
<b>RBI</b>	<b>4</b>
<b>BB</b>	<b>0</b>
<b>SO</b>	<b>9</b>
<b>LOB</b>	<b>10</b>



Batter	1	2	3	4	5	6	7	8	9
<b>Casey Candaele, S</b> (1, 4) OBP: 0.328, SLG: 0.345	2-2 G6-3	2-3 K			0-1 E 2B		3-1 1B	1-2 F9	
<b>Luis Gonzalez, L</b> (1, 7) OBP: 0.337, SLG: 0.422	3-1 1B		1-1 G4-3		2-2 E9 G6-3 SF8 1B		0-0 P7		
<b>5 Jeff Bagwell, R</b> (1, 3) OBP: 0.392, SLG: 0.517	3-2 G5-3		0-1 G6-3		0-0 G6-3		3-0 L6		
<b>Ken Caminiti, S</b> (1, 5) OBP: 0.300, SLG: 0.416	2-2 1B		4-1 2B BB		0-1 SF8		4-0 1B 2B IBB		
<b>Chris Donnels, L</b> (8, 5) OBP: 0.269, SLG: 0.293									
<b>Eric Anthony, L</b> (1, 9) OBP: 0.340, SLG: 0.401	2-2 G4-3		0-0 2B		3-H 1-2 F9		0-0 2B 1B		
<b>Andujar Cedeno, R</b> (1, 6) OBP: 0.368, SLG: 0.458		0-0 HR 1B		2-3 K		1-2 FC4-6 1B	0-1 2B		
<b>Eddie Taubensee, L</b> (1, 2) OBP: 0.319, SLG: 0.411		0-0 HR		1-1 HR		3-1 FC4-6	3-1 G4-3		
<b>Steve Finley, L</b> (1, 8) OBP: 0.306, SLG: 0.335		1-0 1B		2-0 1B		0-1 F9		1-2 P6	
<b>Doug Drabek, R</b> (1, 1) OBP: 0.098, SLG: 0.195		2-2 G1-6-3		1-3 K		0-0 G1-3		0-3 K	

AB	R	H	RBI	BB	SO	LOB	BOTTOM	
5	2	2	0	0	1	0		
4	2	2	0	0	0	1		
4	0	0	0	0	0	3		
1	2	1	2	2	0	0		
0	0	0	0	0	0	0		
4	0	2	2	0	0	1		
4	1	3	1	0	1	0		
4	2	2	3	0	0	3		
4	0	2	0	0	0	1		
4	0	0	0	0	2	3		

**St. Louis Cardinals @ Houston Astros**  
Astrodome, Houston, TX  
Sun Jul 04 1993, 4:33 AM EDT  
Att. 24,737 - Dome

AB	34
R	9
H	14
RBI	8
BB	2
SO	4
LOB	12



Inning Stats	R	H	E	K	S	R	H	E	K	S	R	H	E	K	S	R	H	E	K	S	R	H	E	K	S	R	H	E	K	S
	1	2	0	19		2	3	0	9		0	0	0	10		2	2	1	12		0	0	0	10		0	0	0	12	

PITCHER	IP	WLS	BF	H	R	ER	SO	BB	IBB	HBP	BLK	WP	HR	S	P	ERA	WHIP
<b>Rene Arocha, R</b> (1, 1) ERA: 3.66	4.0	L	18	8	5	5	3	1	0	0	0	0	2	44	72	11.25	2.250
<b>Lee Guetterman, L</b> (5, 1) ERA: 4.5	2.2		14	5	4	3	0	0	1	0	0	0	0	25	41	10.12	1.875
<b>Mike Perez, R</b> (7, 1) ERA: 2.28	0.1		2	1	0	0	0	0	0	0	0	0	0	4	7	0.00	3.000
<b>Lee Smith, R</b> (8, 1) ERA: 3.51	1.0		3	0	0	0	1	0	0	0	0	0	0	10	12	0.00	0.000

PITCHER	IP	WLS	BF	H	R	ER	SO	BB	IBB	HBP	BLK	WP	HR	S	P	ERA	WHIP

1B: 9	SF: 1	WP: 0	PA: 37
2B: 3	SAC: 0	PB: 0	
3B: 0	DP: 1	SB: 2	
HR: 2	HBP: 0	CS: 1	

Batter	1	2	3	4	5	6	7	8	9	AB	R	H	RBI	BB	SO	LOB	TOP										
<b>Geronimo Pena, S</b> (1, 4) <small>OBP: 0.333, SLG: 0.368</small> <b>José Oquendo, S</b> (8, 4) <small>OBP: 0.377, SLG: 0.255</small>	3-2 G5-3	1-0 SF7		1-2 CS 1B		1-3 K		2-2 1B HBP		3	1	1	1	0	1	0											
<b>Ozzie Smith, S</b> (1, 6) <small>OBP: 0.320, SLG: 0.345</small>	1-2 HR 1B	1-0 E6		2-0 F8		0-0 G5-3		1-0 1B		5	1	2	1	0	0	2											
<b>Gregg Jefferies, S</b> (1, 3) <small>OBP: 0.383, SLG: 0.510</small> <b>Rod Brewer, L</b> (9, 3) <small>OBP: 0.307, SLG: 0.316</small>	1-1 HR	1-2 F7		2-2 CS 1-2	2-2 P3 1B 2B	2-2 G3-1		0-0 1B		5	2	3	3	0	0	2											
<b>Todd Zeile, R</b> (1, 5) <small>OBP: 0.319, SLG: 0.351</small>	0-1 1B 3B		2-3 K		0-0 P5		0-0 G6-3	0-3 K		5	1	1	0	0	2	3											
<b>Bernard Gilkey, R</b> (1, 7) <small>OBP: 0.389, SLG: 0.498</small>	1-2 CS 1B		2-2 S 1B		0-0 P3		0-0 L9	4-0 HR BB		4	1	2	1	1	0	1											
<b>Brian Jordan, R</b> (1, 8) <small>OBP: 0.309, SLG: 0.446</small>	2-2 G6-3		1-0 P3		4-2 1B BB		3-2 G6-3	2-2 HR		4	2	1	2	1	0	2											
<b>Erik Pappas, R</b> (1, 9) <small>OBP: 0.418, SLG: 0.392</small>		4-2 2B SF7 BB	1-2 BB		3-2 1B		2-2 F8	1-2 F8		3	1	1	1	2	0	0											
<b>Tom Pagnozzi, R</b> (1, 2) <small>OBP: 0.278, SLG: 0.368</small>		1-2 E 2B	2-1 P4		1-2 1B		0-0 SH2-4 1B	0-0 F9		5	1	3	1	0	0	2											
<b>Donovan Osborne, S</b> (1, 1) <small>OBP: 0.216, SLG: 0.171</small> <b>Mike Perez, R</b> (7, 1) <b>Rob Murphy, L</b> (7, 1) <small>OBP: 0.500, SLG: 0.500</small> <b>Lee Smith, R</b> (9, 1)		1-1 F9		2-1 G6-3	0-0 P2		0-0 SH2-4	0-3 K		3	0	0	0	0	0	4											
<b>Inning Stats</b>	R: 3 E: 0 K: 0 S: 20	H: 4 LOB: 0 BB: 0 P: 28	R: 1 E: 1 K: 0 S: 15	H: 1 LOB: 2 BB: 1 P: 24	R: 0 E: 0 K: 1 S: 12	H: 1 LOB: 2 BB: 1 P: 23	R: 0 E: 0 K: 0 S: 9	H: 1 LOB: 0 BB: 0 P: 15	R: 2 E: 0 K: 0 S: 14	H: 3 LOB: 2 BB: 1 P: 24	R: 0 E: 0 K: 1 S: 8	H: 0 LOB: 0 BB: 0 P: 11	R: 0 E: 0 K: 0 S: 5	H: 0 LOB: 0 BB: 0 P: 8	R: 2 E: 0 K: 1 S: 19	H: 3 LOB: 2 BB: 0 P: 24	R: 2 E: 0 K: 1 S: 12	H: 1 LOB: 0 BB: 1 P: 19	1B: 9 2B: 2 3B: 1 HR: 2	SF: 1 SAC: 1 DP: 0 HBP: 1	WP: 0 PB: 0 SB: 1 CS: 2	PA: 46					
<b>PITCHER</b>	IP	WLS	BF	H	R	ER	SO	BB	IBB	HBP	BLK	WP	HR	S	P	ERA	WHIP										
<b>Greg Swindell, L</b> (1, 1) <small>ERA: 4.95</small>	5.0	L	27	10	6	6	1	3	0	0	0	0	1	70	114	10.80	2.600										
<b>Tom Edens, R</b> (6, 1) <small>ERA: 3.12</small>	2.0		6	0	0	0	1	0	0	0	0	0	0	13	19	0.00	0.000										
<b>Doug Jones, R</b> (8, 1) <small>ERA: 5.63</small>	1.0		9	4	4	4	1	1	0	1	0	0	1	24	35	36.00	5.000										
<b>Brian Williams, R</b> (9, 1) <small>ERA: 4.53</small>	1.0		3	0	0	0	1	0	0	0	0	0	0	7	8	0.00	0.000										

**St. Louis Cardinals @ Houston Astros**  
 Astrodome, Houston, TX  
 Mon Jul 05 1993, 4:33 AM EDT  
 Att. 19,959 - Dome

[livebaseballscorecards.com](http://livebaseballscorecards.com)

**AB** 38  
**R** 10  
**H** 14  
**RBI** 10  
**BB** 4  
**SO** 4  
**LOB** 16





BOTTOM

St. Louis Cardinals @ Houston Astros  
Astrodome, Houston, TX  
Mon Jul 05 1993, 4:33 AM EDT  
Att. 19,959 - Dome

livebaseballscorecards.com

AB 37  
R 4  
H 10  
RBI 4  
BB 2  
SO 1  
LOB 17



WP: 0 PA: 40  
PB: 0  
SB: 0  
CS: 0

AB R H RBI BB SO LOB

5 0 2 0 0 0 0

5 0 0 0 0 1 4

4 1 1 1 1 0 0

4 1 0 0 1 0 3

4 0 2 0 0 0 1

3 1 1 0 0 0 1

4 1 2 2 0 0 3

4 0 0 0 0 0 4

1 0 0 0 0 0 1  
1 0 0 0 0 0 0  
0 0 0 0 0 0 0  
1 0 1 1 0 0 0  
0 0 0 0 0 0 0  
0 0 0 0 0 0 0  
1 0 1 0 0 0 0

1B: 7 SF: 0  
2B: 2 SAC: 0  
3B: 0 DP: 0  
HR: 1 HBP: 1

Batter	1	2	3	4	5	6	7	8	9
<b>Craig Biggio, R</b> OBP: 0.356, SLG: 0.465 (1, 4)	1-2 F7		1-2 P9		1-1 F9		0-0 1B		2-1 1B
<b>Kevin Bass, S</b> OBP: 0.275, SLG: 0.340 (1, 7)	0-0 P9		0-0 F8		3-2 G1-3		3-3 K		3-2 F9
<b>5 Jeff Bagwell, R</b> OBP: 0.392, SLG: 0.523 (1, 3)	0-0 F8		0-0 F8			1-1 F9		0-0 HR	4-2 BB
<b>Ken Caminiti, S</b> OBP: 0.298, SLG: 0.411 (1, 5)		4-0 2B 1B BB		0-1 F8		0-0 G1-3		1-0 P6	2-0 P6
<b>Eric Anthony, L</b> OBP: 0.342, SLG: 0.402 (1, 9)		2-2 P6		0-0 G1-3 HBP 1B		0-0 G4-3		1-2 1B	
<b>Andujar Cedeno, R</b> OBP: 0.370, SLG: 0.461 (1, 6)		3-2 SAFE 1B 2B		2-2 SAFE G1-3 HBP 1B		1-0 F9		2-1 F7	
<b>Scott Servais, R</b> OBP: 0.341, SLG: 0.500 (1, 2)		0-1 2-H 3-H 1B		1-1 G1-3 1-2 2-3		2-1 G4-3 1B 2B		1-1 G4-3	
<b>Steve Finley, L</b> OBP: 0.302, SLG: 0.329 (1, 8)		1-1 F9		3-2 G3		1-0 G4-3			0-1 P6
<b>Greg Swindell, L</b> OBP: 0.176, SLG: 0.206 (1, 1)		0-1 F8			2-2 G6-3		0-1 1B 1B		1-1 5 BB 1B 1B

Inning Stats	R: 0	H: 0	E: 0	K: 5	S: 5	WLS	BF	H	R	ER	SO	BB	IBB	HBP	BLK	WP	HR	S	P	ERA	WHIP
	0	0	0	5	5		27	5	3	3	0	1	0	1	0	0	0	55	84	4.05	0.900
	2	2	0	13	13			2	2	1	23	0	0	0	0	0	0	1	1		
	0	0	0	5	5			0	0	0	0	0	0	0	0	0	0	1	1	∞	∞
	0	0	0	12	12			0	0	0	18	0	0	0	0	0	0	26	44	4.50	2.500
	0	0	0	10	10			0	0	0	16	0	0	0	0	0	0	1	3	0.00	0.000
	1	2	0	11	11			1	2	0	18	0	0	0	0	0	0	11	18		
	0	0	0	9	9			0	0	0	14	0	0	0	0	0	0	9	14		
	0	2	0	14	14			0	2	1	26	0	0	0	0	0	0	14	26		

PITCHER	IP	WLS	BF	H	R	ER	SO	BB	IBB	HBP	BLK	WP	HR	S	P	ERA	WHIP
<b>Donovan Osborne, L</b> ERA: 3.55 (1, 1)	6.2		27	5	3	3	0	0	0	0	0	0	0	1	1	∞	∞
<b>Mike Perez, R</b> ERA: 2.28 (7, 1)	0.0		1	1	0	0	0	0	0	0	0	0	0	1	1		
<b>Rob Murphy, L</b> ERA: 3.15 (7, 1)	2.0		11	4	1	1	1	1	0	0	0	0	0	26	44	4.50	2.500
<b>Lee Smith, R</b> ERA: 3.48 (9, 1)	0.1		1	0	0	0	0	0	0	0	0	0	0	1	3	0.00	0.000

Batter	1	2	3	4	5	6	7	8	9	AB R H RBI BB SO LOB	TOP											
Carlos Garcia, R (1, 4) OBP: 0.301, SLG: 0.369	0-0 BB 1B	0-0 2-H 1B		0-0 P3		0-0 G6-3		0-0 P4		5 0 2 1 0 0 1												
Jay Bell, R (1, 6) OBP: 0.375, SLG: 0.436	0-0 F7	0-0 F9			0-3 K	0-0 WP 1B		0-0 F8		5 0 1 1 0 1 2												
Al Martin, L (1, 8) OBP: 0.302, SLG: 0.435	4-0 G4-3 1-2 BB		4-0 G4-3 S SF8 BB		0-0 G4-3	0-0 G1-3		0-0 G3		3 1 0 0 2 0 1												
Orlando Merced, S (1, 9) OBP: 0.455, SLG: 0.492	0-0 G4-3 1-2f		0-0 G4-3		0-0 G3		0-3 K		0-3 K	5 0 0 0 0 2 3												
Jeff King, R (1, 5) OBP: 0.347, SLG: 0.392		0-0 HR	0-0 SF8			0-0 S 1B 1B	4-0 WP E BB	0-0 F9		3 3 2 2 1 0 0												
Dave Clark, L (1, 7) OBP: 0.339, SLG: 0.349		0-0 F7	0-0 3-H			4-0 1B 2B BB	0-0 E1 1B SF8	0-0 1B		3 1 1 0 1 0 0												
Will Pennyfeather, R (7, PR) OBP: 0.194, SLG: 0.226										1 1 1 0 0 0 0												
Don Slaught, R (1, 2) OBP: 0.363, SLG: 0.450		0-0 HR	0-3 K			0-0 2B 1B	0-0 2-3 1B	0-0 L6		5 2 3 2 0 1 2												
Kevin Young, R (1, 3) OBP: 0.303, SLG: 0.340		0-0 1B 2B		0-0 G1-3		0-0 SH1-4 1B 2B	0-0 SF8			3 2 2 3 0 0 0												
Jeff Ballard, L (1, 1) Stan Belinda, R (9, 1)		0-3 K	0-0 P5		0-0 K	0-0 SH1-4	0-3 K			3 0 0 0 0 2 3												
										0 0 0 0 0 0 0												
<b>Inning Stats</b>	R: 0 E: 0 K: 0 S: 3	H: 1 LOB: 1 BB: 1 P: 7	R: 3 E: 0 K: 1 S: 9	H: 4 LOB: 1 BB: 0 P: 9	R: 1 E: 0 K: 1 S: 6	H: 1 LOB: 1 BB: 1 P: 10	R: 0 E: 0 K: 0 S: 3	H: 0 LOB: 0 BB: 0 P: 3	R: 0 E: 0 K: 1 S: 5	H: 0 LOB: 0 BB: 0 P: 5	R: 4 E: 0 K: 0 S: 7	H: 4 LOB: 1 BB: 1 P: 11	R: 2 E: 1 K: 2 S: 9	H: 1 LOB: 2 BB: 1 P: 13	R: 0 E: 0 K: 0 S: 3	H: 0 LOB: 0 BB: 0 P: 3	R: 0 E: 0 K: 1 S: 6	H: 1 LOB: 1 BB: 0 P: 6	1B: 7 2B: 3 3B: 0 HR: 2	SF: 2 SAC: 1 DP: 1 HBP: 0	WP: 2 PB: 0 SB: 2 CS: 0	PA: 43
<b>PITCHER</b>	IP WLS BF H R ER SO BB IBB HBP BLK WP HR S P ERA WHIP																				<b>PITCHER</b>	IP WLS BF H R ER SO BB IBB HBP BLK WP HR S P ERA WHIP
Pete Harnisch, R (1, 1) ERA: 4.0	5.0 L 25 8 7 7 3 3 0 0 0 0 2 28 40 12.60 2.200																					
Brian Williams, R (6, 1) ERA: 4.53	2.0 11 3 3 1 2 1 0 0 0 2 0 14 18 4.50 2.000																					
Al Osuna, L (8, 1) ERA: 4.5	1.0 3 0 0 0 0 0 0 0 0 0 0 3 3 0.00 0.000																					
Xavier Hernandez, R (9, 1) ERA: 3.28	1.0 4 1 0 0 0 1 0 0 0 0 0 6 6 0.00 1.000																					

Pittsburgh Pirates @ Houston Astros  
Astrodome, Houston, TX  
Tue Jul 06 1993, 8:05 PM EDT  
Att. 17,582 - Dome

livebaseballscorecards.com

AB	36
R	10
H	12
RBI	9
BB	4
SO	6
LOB	12



Batter	1	2	3	4	5	6	7	8	9	AB R H RBI BB SO LOB
<b>Craig Biggio, R</b> OBP: 0.358, SLG: 0.469 (1, 4)	0-0 G5-3 1B 1B	0-0 1B 2B		0-0 F8			0-3 K			4 1 2 1 0 1 0
<b>Andujar Cedeno, R</b> OBP: 0.372, SLG: 0.462 (1, 6)	0-0 G5-3 1B 1B	0-0 G6-3			0-3 K			0-0 G6-4-3 1B		4 1 2 0 0 1 2
<b>5 Jeff Bagwell, R</b> OBP: 0.393, SLG: 0.521 (1, 3)	0-0 G5-3 1B 1B	4-0 G5-4-3 IBB			0-0 G6-4-3 1B			0-0 G6-4-3 1B		3 0 1 0 1 0 3
<b>Ken Caminiti, S</b> OBP: 0.301, SLG: 0.412 (1, 5)	0-0 2B 1B	0-0 G5-4-3			0-0 G6-4-3			0-0 1B		4 0 2 2 0 0 4
<b>Eric Anthony, L</b> OBP: 0.338, SLG: 0.396 (1, 9)	0-3 K		0-0 F9		0-0 G4-3			0-0 G3		4 0 0 0 0 1 2
<b>Chris James, R</b> OBP: 0.337, SLG: 0.512 (1, 7)	0-0 2B		0-0 G5-3		0-0 F3			0-0 F8		4 0 1 0 0 0 0
<b>Scott Servais, R</b> OBP: 0.333, SLG: 0.487 (1, 2)	0-0 G6-3		0-0 G5-3		0-0 G5-3			0-0 G6-3		4 0 0 0 0 0 2
<b>Steve Finley, L</b> OBP: 0.305, SLG: 0.332 (1, 8)		0-0 SH 2B 1B		0-0 G3			0-0 F8		0-0 1B	4 1 2 0 0 0 0
<b>Pete Harnisch, S</b> OBP: 0.188, SLG: 0.167 (1, 1)		0-0 SH		0-3 K2-3			0-0 F7		0-3 K	1 0 0 0 0 0 1 0 0 0 0 0 0 0 0 0 1 0 1 0 0 0 0 0 1 1
<b>Brian Williams, R</b> OBP: 0.318, SLG: 0.333 (7, PH)										
<b>Casey Candaele, S</b> OBP: 0.318, SLG: 0.333 (8, 1)										
<b>Al Osuna, R</b> OBP: 0.338, SLG: 0.368 (9, PH)										
<b>Xavier Hernandez, L</b> OBP: 0.338, SLG: 0.368 (9, PH)										
<b>Rick Parker, R</b> OBP: 0.273, SLG: 0.337 (9, PH)										
<b>Kevin Bass, S</b> OBP: 0.273, SLG: 0.337 (9, PH)										

Inning Stats	R: 2	H: 4	E: 0	K: 1	S: 9	LOB: 2	BB: 0	P: 9	R: 1	H: 2	E: 0	K: 0	S: 5	LOB: 2	BB: 1	P: 9	R: 0	H: 0	E: 0	K: 0	S: 3	LOB: 0	BB: 0	P: 3	R: 0	H: 0	E: 0	K: 1	S: 5	LOB: 0	BB: 0	P: 5	R: 0	H: 1	E: 0	K: 1	S: 5	LOB: 0	BB: 0	P: 5	R: 0	H: 0	E: 0	K: 0	S: 3	LOB: 0	BB: 0	P: 3	R: 0	H: 0	E: 0	K: 1	S: 5	LOB: 0	BB: 0	P: 5	R: 0	H: 2	E: 0	K: 0	S: 4	LOB: 1	BB: 0	P: 4	R: 0	H: 1	E: 0	K: 1	S: 6	LOB: 1	BB: 0	P: 6	1B: 8	SF: 0	2B: 2	SAC: 1	3B: 0	DP: 3	HR: 0	HBP: 0	WP: 0	PA: 36
<b>PITCHER</b>	IP	WLS	BF	H	R	ER	SO	BB	IBB	HBP	BLK	WP	HR	S	P	ERA	WHIP																																																																	
<b>Jeff Ballard, L</b> ERA: 3.12 (1, 1)	8.2	W	35	10	3	3	4	0	1	0	0	0	0	42	46	3.12	1.154																																																																	
<b>Stan Belinda, R</b> ERA: 2.5 (9, 1)	0.1		1	0	0	0	1	0	0	0	0	0	0	3	3	0.00	0.000																																																																	


**BOTTOM**

**Pittsburgh Pirates @ Houston Astros**  
Astrodome, Houston, TX

Tue Jul 06 1993, 8:05 PM EDT  
Att. 17,582 - Dome

livebaseballscorecards.com

<b>AB</b>	<b>34</b>
<b>R</b>	<b>3</b>
<b>H</b>	<b>10</b>
<b>RBI</b>	<b>3</b>
<b>BB</b>	<b>1</b>
<b>SO</b>	<b>5</b>
<b>LOB</b>	<b>14</b>



Batter	1	2	3	4	5	6	7	8	9	AB R H RBI BB SO LOB	TOP		
<b>Carlos Garcia, R</b> OBP: 0.307, SLG: 0.375 (1, 4) WP 2B	0-1 G6-3		2-2 1B S 1B	4-1 BB 1B 2B HBP	0-1 G4-3			0-2 G5-3		4 2 2 0 0 0 1			
<b>Jay Bell, R</b> OBP: 0.373, SLG: 0.432 (1, 6) G6-3	0-0 G6-3		3-2 G6-3	2-2 BB 2B 1B		2-0 P6		0-3 K		5 1 1 0 0 1 2			
<b>Al Martin, L</b> OBP: 0.304, SLG: 0.432 (1, 8) (7, 7) K	2-3 K		0-2 1B 1B 1B	4-0 2B 1B BB		1-3 K		1-3 K		4 1 1 0 1 3 1			
<b>Orlando Merced, S</b> OBP: 0.455, SLG: 0.494 (1, 9) K	1-3 K		2-1 1B 1B	1-0 1B 2B		1-2 G6-3		3-2 F7		5 0 2 3 0 1 1			
<b>Jeff King, R</b> OBP: 0.354, SLG: 0.398 (1, 5) 1B HBP 1B		0-2 1B HBP 1B	1-2 1B	0-0 G4-6-3 1B		1-2 P4		1-2 1B		5 0 4 1 0 0 0			
<b>Lonnie Smith, R</b> OBP: 0.389, SLG: 0.361 (1, 7) <b>Will Pennyfeather, R</b> OBP: 0.188, SLG: 0.219 (7, 8) 1B HBP G4-6-3	1-1 1B HBP		0-1 F9	0-1 G4-6-3		1-0 F8		1-3 K		3 0 0 0 0 0 5 1 0 0 0 0 1 1			
<b>Don Slaughter, R</b> OBP: 0.363, SLG: 0.446 (1, 2) 1B	1-0 1B		0-1 F9			1-3 K		2-3 K		4 0 1 0 1 2 4			
<b>Kevin Young, R</b> OBP: 0.306, SLG: 0.343 (1, 3) FC4-2-6 1B	2-1 FC4-2-6 1B			0-3 K		3-1 SH3-4 1B		1-2 1B		4 0 2 0 0 1 3			
<b>Tim Wakefield, R</b> OBP: 0.129, SLG: 0.290 (1, 1) <b>Paul Wagner, R</b> OBP: 0.278, SLG: 0.235 (4, 1) <b>John Candelaria, L</b> (8, 1) <b>Joel Johnston, R</b> (8, 1) <b>Stan Belinda, R</b> (9, 1) K2-3	1-3 K2-3			0-0 HR		0-1 SH3-4		3-3 K		2 1 1 1 0 1 2 1 0 0 0 0 1 2 0			
<b>Inning Stats</b>	R: 0 H: 1 E: 0 LOB: 1 K: 2 BB: 0 S: 9 P: 12	R: 0 H: 2 E: 0 LOB: 2 K: 1 BB: 0 S: 10 P: 15	R: 1 H: 4 E: 0 LOB: 3 K: 0 BB: 0 S: 20 P: 28	R: 4 H: 4 E: 0 LOB: 1 K: 1 BB: 1 S: 14 P: 24	R: 0 H: 1 E: 0 LOB: 1 K: 1 BB: 0 S: 9 P: 13	R: 0 H: 0 E: 0 LOB: 0 K: 1 BB: 0 S: 7 P: 11	R: 0 H: 1 E: 0 LOB: 2 K: 1 BB: 1 S: 10 P: 20	R: 0 H: 0 E: 0 LOB: 0 K: 2 BB: 0 S: 9 P: 10	R: 0 H: 1 E: 0 LOB: 1 K: 2 BB: 0 S: 12 P: 19	1B: 11 SF: 0 2B: 2 SAC: 1 3B: 0 DP: 2 HR: 1 HBP: 2	WP: 1 PA: 43 PB: 0 SB: 1 CS: 0		
<b>PITCHER</b>	IP WLS BF H R ER SO BB IBB HBP BLK WP HR S P ERA WHIP											<b>PITCHER</b>	IP WLS BF H R ER SO BB IBB HBP BLK WP HR S P ERA WHIP
<b>Mark Portugal, R</b> ERA: 3.62 (1, 1)	3.1 L 22 10 5 5 4 1 0 2 0 1 1 50 76 13.50 3.300												
<b>Tom Edens, R</b> ERA: 3.0 (4, 1)	0.2 2 1 0 0 0 0 0 0 0 0 0 3 3 0.00 1.500												
<b>Todd Jones, R</b> ERA: (5, 1)	2.2 11 2 0 0 2 1 0 0 0 0 0 23 38 0.00 1.125												
<b>Xavier Hernandez, R</b> ERA: 3.12 (7, 1)	2.1 8 1 0 0 5 0 0 0 0 0 0 24 35 0.00 0.429												

Pittsburgh Pirates @ Houston Astros  
Astrodome, Houston, TX  
Wed Jul 07 1993, 8:05 PM EDT  
Att. 24,682 - Dome

livebaseballscorecards.com

AB	38
R	5
H	14
RBI	5
BB	2
SO	11
LOB	22



Batter	1	2	3	4	5	6	7	8	9	AB	R	H	RBI	BB	SO	LOB
Craig Biggio, R (1, 4) OBP: 0.356, SLG: 0.468	3-3 K		0-0 WP 2B	0-0 G1-3			0-3 K2-3		2-2 F7	5	0	1	0	0	2	4
Luis Gonzalez, L (1, 7) OBP: 0.338, SLG: 0.417	4-2 BB		3-3 K		1-2 F9		1-2 F7		4-2 BB	3	0	0	0	2	1	1
5 Jeff Bagwell, R (1, 3) OBP: 0.396, SLG: 0.521	3-1 F9			0-0 1B SF7	1B	4-1 BB		0-0 BB	1-1 F9	4	1	2	0	1	0	3
Ken Caminiti, S (1, 5) OBP: 0.303, SLG: 0.411	1-2 G4-3			3-2 2B 1B	1B	0-3 K		4-2 BB		3	1	1	0	1	1	2
Eric Anthony, L (1, 9) OBP: 0.333, SLG: 0.391		1-1 P2		1-0 P4		0-0 G3		1-3 K		4	0	0	0	0	1	5
Andujar Cedeno, R (1, 6) OBP: 0.370, SLG: 0.460		0-0 G5-3		0-0 SF7		2-1 F9-3 1B		3-2 P4		3	0	1	1	0	0	2
Scott Servais, R (1, 2) OBP: 0.331, SLG: 0.487		1-3 K		0-1 1B 2B		3-2 F9-3 1-2		1-3 K		4	0	1	0	0	2	3
Steve Finley, L (1, 8) Xavier Hernandez, L (7, 1) Kevin Bass, S (9, PH) OBP: 0.305, SLG: 0.329 OBP: 0.270, SLG: 0.333			1-2 G3-1	4-0 1B BB		0-3 K		1-1 G4-3		2	0	0	0	1	1	0
Mark Portugal, R (1, 1) Tom Edens, R (4, 1) Chris Donnels, L (4, PH) Todd Jones, L (5, 1) Casey Candaele, S (7, 8) OBP: 0.242, SLG: 0.300 OBP: 0.304, SLG: 0.310 OBP: 0.324, SLG: 0.328			2-2 F7	2-1 1B		0-1 G4-3		4-1 BB		1	0	0	0	0	0	0

Inning Stats	R: 0 E: 0 K: 1 S: 10	H: 0 LOB: 1 BB: 1 P: 21	R: 0 E: 0 K: 1 S: 6	H: 0 LOB: 0 BB: 0 P: 8	R: 0 E: 0 K: 1 S: 11	H: 1 LOB: 1 BB: 0 P: 17	R: 2 E: 0 K: 0 S: 12	H: 4 LOB: 3 BB: 1 P: 22	R: 0 E: 0 K: 1 S: 9	H: 0 LOB: 1 BB: 1 P: 14	R: 0 E: 0 K: 1 S: 11	H: 1 LOB: 0 BB: 0 P: 16	R: 0 E: 0 K: 1 S: 8	H: 0 LOB: 0 BB: 0 P: 9	R: 0 E: 0 K: 2 S: 16	H: 1 LOB: 2 BB: 1 P: 25	R: 0 E: 0 K: 0 S: 12	H: 0 LOB: 2 BB: 2 P: 24	1B: 5 2B: 3 3B: 0 HR: 0	SF: 1 SAC: 0 DP: 1 HBP: 0
--------------	-------------------------------	----------------------------------	------------------------------	---------------------------------	-------------------------------	----------------------------------	-------------------------------	----------------------------------	------------------------------	----------------------------------	-------------------------------	----------------------------------	------------------------------	---------------------------------	-------------------------------	----------------------------------	-------------------------------	----------------------------------	----------------------------------	------------------------------------


**BOTTOM**

**Pittsburgh Pirates @ Houston Astros**  
Astrodome, Houston, TX

Wed Jul 07 1993, 8:05 PM EDT  
Att. 24,682 - Dome

<b>AB</b>	<b>32</b>
<b>R</b>	<b>2</b>
<b>H</b>	<b>7</b>
<b>RBI</b>	<b>2</b>
<b>BB</b>	<b>6</b>
<b>SO</b>	<b>8</b>
<b>LOB</b>	<b>20</b>

livebaseballscores.com



PITCHER	IP	WLS	BF	H	R	ER	SO	BB	IBB	HBP	BLK	WP	HR	S	P	ERA	WHIP
Tim Wakefield, R (1, 1) ERA: 6.35	3.2		18	5	2	2	3	2	0	0	0	1	0	38	67	4.91	1.909
Paul Wagner, R (4, 1) ERA: 4.56	3.1	W	13	2	0	0	3	2	0	0	0	0	0	33	48	0.00	1.200
John Candelaria, L (8, 1) ERA: 8.24	0.1		1	0	0	0	1	0	0	0	0	0	0	5	6	0.00	0.000
Joel Johnston, R (8, 1) ERA:	1.1		6	0	0	0	1	2	0	0	0	0	0	17	32	0.00	1.500
Stan Belinda, R (9, 1) ERA: 2.48	0.1	S	1	0	0	0	0	0	0	0	0	0	0	2	3	0.00	0.000

Batter	1	2	3	4	5	6	7	8	9	AB R H RBI BB SO LOB	TOP		
Carlos Garcia, R (1, 4) OBP: 0.308, SLG: 0.380	1-1 L5-3 1B		2-3 K			3-2 G6-3		0-0 1B 2B	0-1 G5-3	5 1 2 0 0 1 1			
Jay Bell, R (1, 6) OBP: 0.369, SLG: 0.427	0-1 L5-3 1-2		1-2 G4-3 1-2f			1-3 K		1-0 F8		4 0 0 0 0 1 3			
Al Martin, L (1, 8) OBP: 0.307, SLG: 0.430	3-2 HBP					2-1 G4-3		1-1 1B 1B 2-H 1B		3 0 1 1 0 0 0			
Orlando Merced, S (1, 9) OBP: 0.455, SLG: 0.492	0-1 G4-3					2-3 K		1-1 1B 1B 1-2 1B		3 1 1 0 1 1 1			
Jeff King, R (1, 5) OBP: 0.355, SLG: 0.409						2-3 K		0-2 1-H HR HR		4 1 2 2 0 1 2			
Dave Clark, L (1, 7) Lloyd McClendon, R (8, PH) OBP: 0.252, SLG: 0.258 (8, 7)						2-0 G4-3		1-1 1B SF7 1B		3 1 1 0 0 0 1 1 0 1 0 0 0 0			
Kevin Young, R (1, 3) OBP: 0.305, SLG: 0.341						0-3 K		0-0 1-3 1B		4 0 1 0 0 1 4			
Tom Prince, R (1, 2) OBP: 0.258, SLG: 0.302						1-3 K		1-0 SF7		3 0 0 1 0 1 1			
Zane Smith, L (1, 1) Blas Minor, R (6, 1) Tom Foley, L (7, PH) Denny Neagle, L (7, 1) Will Pennyfeather, R (9, PH) OBP: 0.182, SLG: 0.212			2-2 G4-3 1B					0-0 F7		2 0 1 0 0 0 0 0 0 0 0 0 0 0 1 0 0 0 0 0 1 0 0 0 0 0 0 0 1 0 0 0 0 1 0			
<b>Inning Stats</b>	R: 0 H: 1 E: 0 LOB: 1 K: 0 BB: 0 S: 8 P: 12	R: 0 H: 1 E: 0 LOB: 1 K: 0 BB: 0 S: 5 P: 6	R: 0 H: 1 E: 0 LOB: 0 K: 1 BB: 0 S: 11 P: 16	R: 0 H: 0 E: 0 LOB: 0 K: 2 BB: 0 S: 9 P: 15	R: 0 H: 0 E: 0 LOB: 0 K: 2 BB: 0 S: 7 P: 10	R: 0 H: 0 E: 0 LOB: 0 K: 1 BB: 0 S: 8 P: 12	R: 3 H: 3 E: 0 LOB: 1 K: 0 BB: 1 S: 14 P: 25	R: 1 H: 4 E: 0 LOB: 3 K: 0 BB: 0 S: 10 P: 18	R: 0 H: 0 E: 0 LOB: 0 K: 1 BB: 0 S: 7 P: 10	1B: 8 SF: 1 2B: 2 SAC: 0 3B: 0 DP: 2 HR: 1 HBP: 1	WP: 0 PA: 37 PB: 0 SB: 0 CS: 0		
<b>PITCHER</b>	IP WLS BF H R ER SO BB IBB HBP BLK WP HR S P ERA WHIP											<b>PITCHER</b>	IP WLS BF H R ER SO BB IBB HBP BLK WP HR S P ERA WHIP
Darryl Kile, R (1, 1) ERA: 2.26	7.1 W 30 8 4 4 6 1 0 1 0 0 0 1 66 102 4.91 1.227												
Al Osuna, L (8, 1) ERA: 4.38	0.1 2 1 0 0 0 0 0 0 0 0 0 0 3 6 0.00 3.000												
Tom Edens, R (8, 1) ERA: 2.79	1.1 5 1 0 0 1 0 0 0 0 0 0 0 10 16 0.00 0.750												

Pittsburgh Pirates @ Houston Astros  
Astrodome, Houston, TX  
Thu Jul 08 1993, 8:05 PM EDT  
Att. 19,999 - Dome

livebaseballscorecards.com

AB 34  
R 4  
H 10  
RBI 4  
BB 1  
SO 7  
LOB 14



Batter	1	2	3	4	5	6	7	8	9	AB	R	H	RBI	BB	SO	LOB
<b>Craig Biggio, R</b> OBP: 0.355, SLG: 0.463 (1, 4) <b>Casey Candaele, S</b> OBP: 0.319, SLG: 0.323 (7, PH) (8, 4)	0-1 P6	3-2 L6			2-1 G6-3	4-1 1B 5 2B BB	0-1 G6-3			3	1	0	0	1	0	1
<b>Kevin Bass, S</b> OBP: 0.293, SLG: 0.349 (1, 9)	4-0 5 WP 5 S 1B BB		0-0 5 G6-4-3 1B		0-1 5 S 1B	1-0 5 2B 1B	2-1 F7			4	2	3	1	1	0	1
<b>5 Jeff Bagwell, R</b> OBP: 0.396, SLG: 0.521 (1, 3)	4-2 F9 1B 1-3 BB		0-1 G6-4-3		1-2 K	3-0 1-H 3-H 2B	1-3 K			4	0	1	2	1	2	2
<b>Ken Caminiti, S</b> OBP: 0.307, SLG: 0.415 (1, 5)	3-0 1-2 3-H 1B		1-1 F9					4-1 1B BB		4	1	2	1	1	1	1
<b>Chris James, R</b> OBP: 0.337, SLG: 0.529 <b>Luis Gonzalez, L</b> OBP: 0.339, SLG: 0.417 (1, 7) (7, 7)	0-1 F9 2-3			0-0 G6-3		2-1 2-H HR 3B	0-0 BB BB 3B 1B	0-1 F8		3	1	1	1	0	0	2
<b>Andujar Cedeno, R</b> OBP: 0.374, SLG: 0.472 (1, 6)	1-1 F9			1-1 P3		0-0 3-H HR	4-2 1-2 3B BB BB	0-0 1-2 1B		4	2	2	2	1	0	2
<b>Scott Servais, R</b> OBP: 0.339, SLG: 0.484 (1, 2)		1-2 SH2-4 1B		2-2 E6		2-2 FC4-6 HBP	4-0 1-2 2-3 3B BB	1-3 K2-3		3	1	1	0	1	1	2
<b>Steve Finley, L</b> OBP: 0.304, SLG: 0.336 (1, 8)			0-0 F9		0-1 P2		1-1 FC4-6 SH1-4 1B	1-0 1-H 2-H 3-H 3B		4	1	1	3	0	0	3
<b>Darryl Kile, R</b> OBP: 0.120, SLG: 0.250 <b>Al Osuna, R</b> <b>Tom Edens, R</b> (1, 1) (8, 1) (8, 1)							0-1 G6-3	2-2 SH1-4	1-3 K							

Inning Stats	R: 1	H: 1	E: 0	K: 0	S: 9	R: 0	H: 1	E: 0	K: 0	S: 10	R: 0	H: 1	E: 0	K: 0	S: 5	R: 0	H: 0	E: 1	K: 0	S: 9	R: 0	H: 1	E: 0	K: 1	S: 9	R: 6	H: 5	E: 0	K: 1	S: 20	R: 3	H: 2	E: 0	K: 1	S: 12	R: 0	H: 1	E: 0	K: 2	S: 10
	LOB: 2	BB: 2	P: 21	LOB: 1	BB: 0	LOB: 0	BB: 0	LOB: 1	BB: 0	P: 15	LOB: 0	BB: 0	LOB: 0	BB: 0	P: 6	LOB: 1	BB: 0	LOB: 1	BB: 0	P: 12	LOB: 1	BB: 0	LOB: 1	BB: 0	P: 12	LOB: 1	BB: 1	LOB: 1	BB: 2	LOB: 1	BB: 2	LOB: 2	BB: 1	P: 16	LOB: 2	BB: 1	P: 16			

PITCHER	IP	WLS	BF	H	R	ER	SO	BB	IBB	HBP	BLK	WP	HR	S	P	ERA	WHIP
<b>Zane Smith, L</b> ERA: 6.23 (1, 1)	5.0	L	24	7	4	4	1	2	0	0	0	1	1	48	75	7.20	1.800
<b>Blas Minor, R</b> ERA: 3.92 (6, 1)	1.0		7	2	3	3	1	1	0	1	0	0	0	14	28	27.00	3.000
<b>Denny Neagle, L</b> ERA: 6.12 (7, 1)	2.0		12	3	3	3	3	3	0	0	0	0	0	22	40	13.50	3.000

**BOTTOM**

AB	R	H	RBI	BB	SO	LOB
3	1	0	0	1	0	1
1	0	0	0	0	0	1
4	2	3	1	1	0	1
4	0	1	2	1	2	2
4	1	2	1	1	1	1
3	1	1	1	0	0	2
2	1	1	0	0	0	1
4	2	2	2	1	0	2
3	1	1	0	1	1	2
4	1	1	3	0	0	3
2	0	0	0	0	1	1
0	0	0	0	0	0	0
0	0	0	0	0	0	0

AB	R	H	RBI	BB	SO	LOB
34	10	12	10	6	5	17

**Pittsburgh Pirates @ Houston Astros**  
Astrodome, Houston, TX  
Thu Jul 08 1993, 8:05 PM EDT  
Att. 19,999 - Dome

livebaseballscorecards.com

AB	R	H	RBI	BB	SO	LOB
34	10	12	10	6	5	17



WP	PA
1	43

Batter	1	2	3	4	5	6	7	8	9	AB R H RBI BB SO LOB	TOP											
<b>Craig Biggio, R</b> (1, 4) OBP: 0.351, SLG: 0.458	1-3 K2-3		0-0 G6-3	1-2 G6-3			2-2 G5-3			4 0 0 0 0 1 1												
<b>Luis Gonzalez, L</b> (1, 7) OBP: 0.341, SLG: 0.420	0-0 2B		1-0 5 HR HBP		1-3 K		0-0 F7			3 1 1 0 0 1 0												
<b>5 Jeff Bagwell, R</b> (1, 3) OBP: 0.395, SLG: 0.527	3-2 G5-3		1-2 HR		2-2 L9		1-1 G6-3			4 1 1 2 0 0 1												
<b>Ken Caminiti, S</b> (1, 5) OBP: 0.307, SLG: 0.413	2-3 K		1-2 FC3-6 1B		2-0 G6-3		1-1 F8			4 0 1 0 0 1 1												
<b>Eric Anthony, L</b> (1, 9) OBP: 0.329, SLG: 0.385		1-3 K	2-0 FC3-6 1-2f		0-1 L3		0-0 F7			4 0 0 0 0 1 1												
<b>Andujar Cedeno, R</b> (1, 6) OBP: 0.369, SLG: 0.465		0-0 G5-3	1-1 G5-3		0-0 L6			2-3 K		4 0 0 0 0 1 1												
<b>Scott Servais, R</b> (1, 2) OBP: 0.348, SLG: 0.485		2-1 1B HBP		3-3 K		4-2 BB		0-0 1B		2 0 1 0 1 1 0												
<b>Steve Finley, L</b> (1, 8) OBP: 0.308, SLG: 0.337		0-1 1B		4-0 G4-3 S BB		0-0 F7		0-1 F7		2 0 1 0 1 0 1												
<b>Kevin Bass, S</b> (9, PH) OBP: 0.291, SLG: 0.345		1-2 1B								1 0 0 0 0 0 1												
<b>Doug Drabek, R</b> (1, 1) OBP: 0.093, SLG: 0.186		0-0 G1-3		3-2 G4-3			3-2 G3		1-3 K	2 0 0 0 0 0 3												
<b>Casey Candaele, S</b> (7, PH) OBP: 0.314, SLG: 0.317										1 0 0 0 0 0 0												
<b>Al Osuna, R</b> (7, 1)										0 0 0 0 0 0 0												
<b>Doug Jones, R</b> (8, 1)										0 0 0 0 0 0 0												
<b>Chris James, R</b> (9, PH) OBP: 0.333, SLG: 0.523										1 0 0 0 0 1 1												
<b>Inning Stats</b>	R: 0 E: 0 K: 2 S: 10	H: 1 LOB: 1 BB: 0 P: 16	R: 0 E: 0 K: 1 S: 8	H: 1 LOB: 2 BB: 0 P: 11	R: 2 E: 1 K: 0 S: 10	H: 2 LOB: 1 BB: 0 P: 16	R: 0 E: 0 K: 1 S: 12	H: 0 LOB: 1 BB: 1 P: 23	R: 0 E: 0 K: 1 S: 7	H: 0 LOB: 0 BB: 0 P: 12	R: 0 E: 0 K: 0 S: 6	H: 0 LOB: 1 BB: 1 P: 10	R: 0 E: 0 K: 0 S: 9	H: 0 LOB: 0 BB: 0 P: 14	R: 0 E: 0 K: 0 S: 5	H: 0 LOB: 0 BB: 0 P: 7	R: 0 E: 0 K: 2 S: 9	H: 1 LOB: 1 BB: 0 P: 12	1B: 3 2B: 1 3B: 0 HR: 1	SF: 0 SAC: 0 DP: 0 HBP: 2	WP: 0 PB: 0 SB: 1 CS: 0	PA: 36
<b>PITCHER</b>	IP WLS BF H R ER SO BB IBB HBP BLK WP HR S P ERA WHIP																					
<b>Mike Morgan, R</b> (1, 1) ERA: 3.86	8.1 W 34 5 2 2 6 2 0 2 0 0 0 1 71 115 2.16 0.840																					
<b>Randy Myers, L</b> (9, 1) ERA: 2.37	0.2 S 2 0 0 0 1 0 0 0 0 0 0 0 5 6 0.00 0.000																					

Houston Astros @ Chicago Cubs  
Wrigley Field, Chicago, IL  
Fri Jul 09 1993, 3:33 AM CDT  
Att. 35,361 - Sunny - 86 F

livebaseballscorecards.com

AB	32
R	2
H	5
RBI	2
BB	2
SO	7
LOB	11





Batter	1	2	3	4	5	6	7	8	9
<b>Willie Wilson, S</b> <small>OBP: 0.294, SLG: 0.335</small> (1, 8)	0-1 	1-1 		0-1 		2-1 			
<b>Jose Vizcaino, S</b> <small>OBP: 0.357, SLG: 0.390</small> (1, 6)	4-2 	1-1 		1-3 			1-2 		
<b>23 Ryne Sandberg, R</b> <small>OBP: 0.350, SLG: 0.398</small> (1, 4)	3-1 	3-1 		0-1 			1-1 		
<b>Mark Grace, L</b> <small>OBP: 0.389, SLG: 0.517</small> (1, 3)	0-0 	3-2 			3-2 		2-1 		
<b>Derrick May, L</b> <small>OBP: 0.350, SLG: 0.454</small> (1, 7)	1-0 		1-1 		1-2 		1-3 		
<b>Sammy Sosa, R</b> <small>OBP: 0.312, SLG: 0.500</small> (1, 9)	3-2 		1-3 		0-0 		2-2 		
<b>Rick Wilkins, L</b> <small>OBP: 0.388, SLG: 0.591</small> (1, 2)	4-0 		1-1 		1-1 		3-2 		
<b>Eric Yelding, R</b> <small>OBP: 0.275, SLG: 0.333</small> (1, 5)	2-2 		1-2 			2-2 		3-2 	
<b>Mike Morgan, R</b> <small>OBP: 0.081, SLG: 0.029</small> <b>Randy Myers, L</b> <small>OBP: 0.667, SLG: 1.000</small> (1, 1) (9, 1)	1-3 			1-2 		1-0 			

AB	R	H	RBI	BB	SO	LOB
4	1	2	0	0	0	0
2	1	0	0	1	1	1
3	1	1	1	0	0	1
4	2	2	2	0	0	0
4	0	1	1	0	1	0
4	0	1	0	0	1	2
3	0	1	0	1	0	1
4	0	1	1	0	0	2
3	0	0	0	0	1	3
0	0	0	0	0	0	0

**BOTTOM**

**Houston Astros @ Chicago Cubs**  
 Wrigley Field, Chicago, IL  
 Fri Jul 09 1993, 3:33 AM CDT  
 Att. 35,361 - Sunny - 86 F

[livebaseballscorecards.com](http://livebaseballscorecards.com)

<b>AB</b>	<b>31</b>
<b>R</b>	<b>5</b>
<b>H</b>	<b>9</b>
<b>RBI</b>	<b>5</b>
<b>BB</b>	<b>2</b>
<b>SO</b>	<b>4</b>
<b>LOB</b>	<b>10</b>



1B: 7	SF: 1
2B: 1	SAC: 1
3B: 0	DP: 0
HR: 1	HBP: 0

WP: 0	PA: 35
PB: 0	
SB: 2	
CS: 0	

Inning Stats		R	H	E	K	S	H	LOB	BB	IBB	HBP	BLK	WP	HR	S	P	ERA	WHIP
<b>PITCHER</b> <b>Doug Drabek, R</b> (1, 1) <small>ERA: 3.52</small>		6.0	4	0	1	28	8	5	5	3	1	1	0	0	68	110	7.50	1.500
<b>Al Osuna, L</b> (7, 1) <small>ERA: 3.95</small>		1.1	4	0	0	0	0	0	1	0	0	0	0	11	16	0.00	0.000	
<b>Doug Jones, R</b> (8, 1) <small>ERA: 5.55</small>		0.2	3	1	0	0	0	0	0	0	0	0	0	16	24	0.00	1.500	

PITCHER		IP	WLS	BF	H	R	ER	SO	BB	IBB	HBP	BLK	WP	HR	S	P	ERA	WHIP
<b>Doug Drabek, R</b> (1, 1) <small>ERA: 3.52</small>		6.0	4	28	8	5	5	3	1	1	0	0	0	0	68	110	7.50	1.500
<b>Al Osuna, L</b> (7, 1) <small>ERA: 3.95</small>		1.1	4	0	0	0	0	1	0	0	0	0	0	11	16	0.00	0.000	
<b>Doug Jones, R</b> (8, 1) <small>ERA: 5.55</small>		0.2	3	1	0	0	0	0	0	0	0	0	0	16	24	0.00	1.500	

Batter	1	2	3	4	5	6	7	8	9	AB R H RBI BB SO LOB	TOP											
<b>Craig Biggio, R</b> (1, 4) OBP: 0.355, SLG: 0.464	1-2 2B 1B		0-1 3B 2B			2-2 HR 1B		2-2 F8		4 3 3 0 0 0 0												
<b>Luis Gonzalez, L</b> (1, 7) OBP: 0.350, SLG: 0.450	1-0 1-H 2B		0-0 2-H 3B			2-1 1-H HR		4-1 5 1B BB		3 1 3 4 1 0 0												
<b>5 Jeff Bagwell, R</b> (1, 3) OBP: 0.393, SLG: 0.523	0-0 F7		3-0 G6-3			0-3 K		1-1 1-3 1B		4 0 1 0 0 1 1												
<b>Ken Caminiti, S</b> (1, 5) OBP: 0.303, SLG: 0.408	1-0 G4-3				1-0 F9	0-3 K		2-3 1-2 K		4 0 0 0 0 2 2												
<b>Eric Anthony, L</b> (1, 9) OBP: 0.325, SLG: 0.380					1-0 F7	1-3 K		1-2 F8		4 0 0 0 0 1 0												
<b>Scott Servais, R</b> (1, 2) OBP: 0.341, SLG: 0.473					0-1 G6-3			2-3 K		4 0 0 0 0 1 0												
<b>Steve Finley, L</b> (1, 8) OBP: 0.304, SLG: 0.332					0-0 B2			0-0 F8		4 0 0 0 0 0 0												
<b>Jose Uribe, S</b> (1, 6) OBP: 0.313, SLG: 0.214					2-1 F9			0-0 G4-3		3 0 0 0 0 0 0												
<b>Pete Harnisch, S</b> (1, 1) OBP: 0.171, SLG: 0.152					2-2 G6-3	2-3 K		1-1 G4-3		3 0 0 0 0 1 0												
<b>Inning Stats</b>	R: 1 E: 0 K: 0 S: 6	H: 2 LOB: 0 BB: 0 P: 9	R: 0 E: 0 K: 0 S: 6	H: 0 LOB: 0 BB: 0 P: 11	R: 1 E: 0 K: 0 S: 13	H: 2 LOB: 1 BB: 0 P: 19	R: 0 E: 0 K: 0 S: 4	H: 0 LOB: 0 BB: 0 P: 6	R: 0 E: 0 K: 1 S: 6	H: 0 LOB: 0 BB: 0 P: 10	R: 2 E: 0 K: 3 S: 17	H: 2 LOB: 0 BB: 0 P: 21	R: 0 E: 0 K: 0 S: 5	H: 0 LOB: 0 BB: 0 P: 6	R: 0 E: 0 K: 1 S: 17	H: 1 LOB: 2 BB: 1 P: 27	R: 0 E: 0 K: 1 S: 8	H: 0 LOB: 0 BB: 0 P: 11	1B: 3 2B: 2 3B: 1 HR: 1	SF: 0 SAC: 0 DP: 0 HBP: 0	WP: 0 PB: 0 SB: 1 CS: 0	PA: 34
<b>PITCHER</b>	IP WLS BF H R ER SO BB IBB HBP BLK WP HR S P ERA WHIP																					
<b>Mike Harkey, R</b> (1, 1) ERA: 4.44	6.0 L 23 6 4 4 4 0 0 0 0 0 1 52 76 6.00 1.000																					
<b>Shawn Boskie, R</b> (7, 1) ERA: 4.26	2.0 8 1 0 0 1 1 0 0 0 0 0 22 33 0.00 1.000																					
<b>Dan Plesac, L</b> (9, 1) ERA: 4.76	1.0 3 0 0 0 0 1 0 0 0 0 0 8 11 0.00 0.000																					

Houston Astros @ Chicago Cubs  
Wrigley Field, Chicago, IL  
Sat Jul 10 1993, 3:33 AM CDT  
Sunny - 75 F

livebaseballscorecards.com

AB	33
R	4
H	7
RBI	4
BB	1
SO	6
LOB	3



Batter	1	2	3	4	5	6	7	8	9	AB	R	H	RBI	BB	SO	LOB
Willie Wilson, S OBP: 0.287, SLG: 0.327 Dan Plesac, L (1, 8) (9, 1)	1-3 K			3-3 K		3-3 K2-3		3-3 K		4	0	0	0	0	4	2
Jose Vizcaino, S OBP: 0.353, SLG: 0.385 (1, 6)	1-0 F7			2-1 G4-3			0-0 G6-3		1-1 F8	4	0	0	0	0	0	0
23 Ryne Sandberg, R OBP: 0.344, SLG: 0.391 (1, 4)	1-1 L9			1-0 E6			1-2 P3		2-1 F7	4	0	0	0	0	0	0
Mark Grace, L OBP: 0.390, SLG: 0.515 (1, 3)			4-2 FC5-4 BB		0-0 P6		2-0 1B		1-3 K	3	0	1	0	1	1	1
Derrick May, L OBP: 0.347, SLG: 0.449 (1, 7)			0-1 FC5-4 FC4-6 1-2f		0-0 G3-1		2-3 K			3	0	0	0	0	1	2
Sammy Sosa, R OBP: 0.312, SLG: 0.497 (1, 9) (9, 8)			1-0 FC4-6 CS 1-2f		1-1 F9				4-1 BB BB	2	0	0	0	1	0	1
Rick Wilkins, L OBP: 0.383, SLG: 0.584 (1, 2)			1-0 CS 1-2	0-0 L7	0-0 P6			2-2 L8		3	0	0	0	0	0	1
Eric Yelding, R OBP: 0.279, SLG: 0.317 (1, 5)			0-3 K			1-0 G6-3		4-1 BB BB BB		2	0	0	0	1	1	0
Mike Harkey, R OBP: 0.200, SLG: 0.208 Doug Jennings, L OBP: 0.310, SLG: 0.385 Shawn Boskie, R OBP: 0.250, SLG: 0.250 Candy Maldonado, R OBP: 0.272, SLG: 0.279 (1, 1) (6, PH) (7, 1) (8, PH) (9, 9)			2-3 K			1-3 K		1-3 K		1	0	0	0	0	1	0

Inning Stats	R: 0	H: 0	R: 0	H: 0	R: 0	H: 0	R: 0	H: 0	R: 0	H: 0	R: 0	H: 1	R: 0	H: 0	R: 0	H: 0	R: 0	H: 0	1B: 1	SF: 0	WP: 0	PA: 32
	E: 0	LOB: 0	E: 0	LOB: 0	E: 0	LOB: 0	E: 0	LOB: 0	E: 0	LOB: 0	E: 0	LOB: 1	E: 0	LOB: 1	E: 0	LOB: 2	E: 0	LOB: 0	2B: 0	SAC: 0	PB: 0	
	K: 1	BB: 0	K: 0	BB: 1	K: 2	BB: 0	K: 1	BB: 0	K: 0	BB: 0	K: 2	BB: 0	K: 1	BB: 0	K: 2	BB: 2	K: 1	BB: 0	3B: 0	DP: 0	SB: 0	
	S: 6	P: 9	S: 7	P: 12	S: 8	P: 10	S: 9	P: 15	S: 4	P: 5	S: 10	P: 15	S: 8	P: 13	S: 12	P: 26	S: 7	P: 11	HR: 0	HBP: 0	CS: 1	

PITCHER	IP	WLS	BF	H	R	ER	SO	BB	IBB	HBP	BLK	WP	HR	S	P	ERA	WHIP	IP	WLS	BF	H	R	ER	SO	BB	IBB	HBP	BLK	WP	HR	S	P	ERA	WHIP	
Pete Harnisch, R ERA: 3.7 (1, 1)	9.0	W	31	1	0	0	10	3	0	0	0	0	0	71	116	0.00	0.444																		

BOTTOM

Houston Astros @ Chicago Cubs  
Wrigley Field, Chicago, IL  
Sat Jul 10 1993, 3:33 AM CDT  
Sunny - 75 F

livebaseballscorecards.com

AB	28
R	0
H	1
RBI	0
BB	3
SO	10
LOB	9



Batter	1	2	3	4	5	6	7	8	9	AB R H RBI BB SO LOB	TOP											
<b>Craig Biggio, R</b> (1, 4) OBP: 0.358, SLG: 0.474	4-0 BB CS	2-3 K			1-3 K		1-2 2B		0-0 1B	4 2 2 0 1 2 1												
<b>Kevin Bass, S</b> (1, 9) OBP: 0.303, SLG: 0.374	2-2 G6-3 HR 2B		0-3 K			1-0 G3-1	1-0 2B		1-2 1B	5 2 3 2 0 1 0												
<b>5 Jeff Bagwell, R</b> (1, 3) OBP: 0.396, SLG: 0.531	1-1 G6-3		0-0 F8			2-1 2B	1-1 2B		0-1 1B	5 0 3 1 0 0 1												
<b>Luis Gonzalez, L</b> (1, 7) OBP: 0.354, SLG: 0.460	0-1 HR		0-1 L5			4-0 IBB	4-0 1B		1-1 G3	3 1 1 2 2 0 2												
<b>Andujar Cedeno, R</b> (1, 6) OBP: 0.370, SLG: 0.464	0-0 1B			1-3 K2-3		2-3 K	0-1 1B		1-3 K	5 0 2 0 0 3 4												
<b>Chris Donnels, L</b> (1, 5) OBP: 0.306, SLG: 0.295	0-3 K		3-1 G5-3			4-2 BB	0-1 L8		3-1 G6-3	2 0 0 0 1 1 1												
<b>Ken Caminiti, S</b> (7, PH) OBP: 0.301, SLG: 0.406										2 0 0 0 0 0 5												
<b>Eddie Taubensee, L</b> (1, 2) OBP: 0.310, SLG: 0.398			1-2 G6-3		1-3 K	1-1 FC6-4		1-0 G3		4 0 0 0 0 1 3												
<b>Steve Finley, L</b> (1, 8) OBP: 0.299, SLG: 0.327			2-0 P4		0-0 F8		3-3 K	2-2 G4-3		4 0 0 0 0 1 0												
<b>Brian Williams, R</b> (1, 1) OBP: 0.200, SLG: 0.400			1-2 2B		2-2 F8		1-0 G5-3	0-3 K		2 0 1 0 0 0 0												
<b>Eric Anthony, L</b> (7, PH) OBP: 0.324, SLG: 0.379										1 0 0 0 0 0 0												
<b>Tom Edens, R</b> (7, 1)										1 0 0 0 0 1 0												
<b>Al Osuna, R</b> (8, 1)										0 0 0 0 0 0 0												
<b>Xavier Hernandez, L</b> (9, 1)										0 0 0 0 0 0 0												
<b>Inning Stats</b>	R: 2 E: 0 K: 1 S: 12	H: 3 LOB: 1 BB: 1 P: 19	R: 0 E: 0 K: 1 S: 10	H: 1 LOB: 1 BB: 0 P: 16	R: 0 E: 0 K: 1 S: 6	H: 0 LOB: 0 BB: 0 P: 6	R: 0 E: 0 K: 2 S: 8	H: 0 LOB: 0 BB: 0 P: 13	R: 0 E: 0 K: 1 S: 9	H: 0 LOB: 0 BB: 0 P: 12	R: 0 E: 1 K: 1 S: 10	H: 1 LOB: 3 BB: 2 P: 24	R: 2 E: 0 K: 1 S: 14	H: 4 LOB: 3 BB: 1 P: 25	R: 0 E: 0 K: 1 S: 7	H: 0 LOB: 0 BB: 0 P: 10	R: 1 E: 0 K: 1 S: 14	H: 3 LOB: 2 BB: 0 P: 20	1B: 4 2B: 6 3B: 1 HR: 1	SF: 0 SAC: 0 DP: 0 HBP: 0	WP: 0 PB: 0 SB: 1 CS: 1	PA: 42
<b>PITCHER</b>	IP WLS BF H R ER SO BB IBB HBP BLK WP HR S P ERA WHIP																					
<b>Jose Guzman, R</b> (1, 1) ERA: 4.46	6.2 L 29 7 4 4 8 2 1 0 0 0 1 63 104 5.40 1.350																					
<b>Bob Scanlan, R</b> (7, 1) ERA: 3.67	0.0 3 2 0 0 0 0 0 1 0 0 0 0 4 9 ∞ ∞																					
<b>Paul Assenmacher, L</b> (7, 1) ERA: 3.38	1.1 4 0 0 0 1 0 0 0 0 0 0 9 12 0.00 0.000																					
<b>Jose Bautista, R</b> (9, 1) ERA: 2.73	1.0 6 3 1 1 1 0 0 0 0 0 0 14 20 9.00 3.000																					

Houston Astros @ Chicago Cubs  
Wrigley Field, Chicago, IL  
Sat Jul 10 1993, 7:05 PM CDT  
Att: 39,008 - Unknown

livebaseballscorecards.com

AB	38
R	5
H	12
RBI	5
BB	4
SO	10
LOB	17



BOTTOM

Houston Astros @ Chicago Cubs  
Wrigley Field, Chicago, IL  
Sat Jul 10 1993, 7:05 PM CDT  
Att. 39,008 - Unknown

livebaseballscorecards.com

AB 33  
R 2  
H 6  
RBI 2  
BB 1  
SO 4  
LOB 8



WP: 0 PA: 34  
PB: 0  
SB: 0  
CS: 0

AB R H RBI BB SO LOB

4	1	2	0	0	0	0
4	1	1	0	0	0	1
3	0	2	2	1	0	0
4	0	0	0	0	1	4
0	0	0	0	0	0	0
4	0	0	0	0	0	1
4	0	1	0	0	1	0
2	0	0	0	0	0	1
2	0	0	0	0	1	0
3	0	0	0	0	1	1
2	0	0	0	0	0	0
0	0	0	0	0	0	0
0	0	0	0	0	0	0
1	0	0	0	0	0	0

1B: 5 SF: 0  
2B: 1 SAC: 0  
3B: 0 DP: 0  
HR: 0 HBP: 0

Batter	1	2	3	4	5	6	7	8	9
Jose Vizcaino, S OBP: 0.355, SLG: 0.386 (1, 6)	3-2 G1-3 ①		1-0 F7 ③			2-1 2B 1B		0-0 1B	
23 Ryne Sandberg, R OBP: 0.343, SLG: 0.393 (1, 4)	1-2 G5-3 ②			1-1 F9 ①		1-1 1B 2B		1-1 SAFE F9 ②	
Mark Grace, L OBP: 0.394, SLG: 0.516 (1, 3)	4-1 BB			3-2 G6-3 ②		2-0 1B		0-0 1-2 1B	
Derrick May, L OBP: 0.342, SLG: 0.443 (1, 7)	1-1 L4 ③			2-2 G5-3 ③		2-3 K ②		1-2 F9 ③	
Jose Bautista, R OBP: 0.125, SLG: 0.125 (9, 1)									
Sammy Sosa, R OBP: 0.309, SLG: 0.491 (1, 8) (9, 9)		3-2 G5-6-3 ①			0-0 G6-3 ①	0-1 F8 ③			1-1 G4-3 ①
Candy Maldonado, R OBP: 0.271, SLG: 0.278 (1, 9) (9, 7)		0-0 G6-3 ②			1-1 FC5-4 1B		1-3 K ①	0-0 L5 ②	
Steve Lake, R OBP: 0.254, SLG: 0.397 (1, 2)		3-1 F8 ③			2-2 F7 ②		1-2 P6 ②	0-3 K ③	
Rick Wilkins, L OBP: 0.380, SLG: 0.579 (7, PH) (8, 2)									
Eric Yelding, R OBP: 0.261, SLG: 0.295 (1, 5)			1-3 K ①		0-0 FC5-4 ③		1-1 L8 ③		
Jose Guzman, R OBP: 0.105, SLG: 0.081 (1, 1)			0-0 G4-3 ②			0-0 P4 ①		0-0 F8 ①	
Bob Scatena, R (7, 1)									
Paul Assenmacher, L OBP: 0.500, SLG: 0.500 (8, PH)									
Doug Jennings, L OBP: 0.170, SLG: 0.385 (8, PH)									
Willie Wilson, S OBP: 0.286, SLG: 0.325 (9, 8)									

Inning Stats	R: 0	H: 0	E: 0	K: 0	S: 10	R: 0	H: 0	E: 0	K: 0	S: 6	R: 0	H: 0	E: 0	K: 1	S: 7	R: 0	H: 0	E: 0	K: 0	S: 8	R: 0	H: 1	E: 0	K: 0	S: 8	R: 2	H: 3	E: 0	K: 1	S: 15	R: 0	H: 0	E: 0	K: 1	S: 9	R: 0	H: 2	E: 0	K: 0	S: 9	R: 0	H: 0	E: 0	K: 1	S: 6			
	LOB: 1	BB: 1				LOB: 0	BB: 0				LOB: 0	BB: 0		LOB: 1	BB: 0	LOB: 1	BB: 0				LOB: 0	BB: 0		LOB: 1	BB: 0	LOB: 1	BB: 0	LOB: 1	BB: 0	LOB: 0	BB: 0	LOB: 2	BB: 0	LOB: 0	BB: 0	LOB: 2	BB: 0	LOB: 0	BB: 0	LOB: 0	BB: 0	LOB: 0	BB: 0	LOB: 0	BB: 0	LOB: 0	BB: 0	LOB: 0

PITCHER	IP	WLS	BF	H	R	ER	SO	BB	IBB	HBP	BLK	WP	HR	S	P	ERA	WHIP
Brian Williams, R ERA: 4.35 (1, 1)	6.0	W	23	4	2	2	2	1	0	0	0	0	0	54	87	3.00	0.833
Tom Edens, R ERA: 2.66 (7, 1)	1.0		3	0	0	0	1	0	0	0	0	0	0	9	12	0.00	0.000
Al Osuna, L ERA: 3.68 (8, 1)	1.0		5	2	0	0	0	0	0	0	0	0	0	9	11	0.00	2.000
Xavier Hernandez, R ERA: 3.06 (9, 1)	1.0	S	3	0	0	0	1	0	0	0	0	0	0	6	7	0.00	0.000

Batter	1	2	3	4	5	6	7	8	9	AB R H RBI BB SO LOB	TOP	
Craig Biggio, R (1, 4) OBP: 0.357, SLG: 0.470 Casey Candaele, S (9, PH) OBP: 0.310, SLG: 0.313 (9, 4)	0-1 P3			4-1 G1-4-3 BB		1 SAFE 0-0 FC5 2B	0-1 FC6-4		0-0 L5	3 1 0 0 1 0 1 1 0 0 0 0 0 1		
Luis Gonzalez, L (1, 7) OBP: 0.352, SLG: 0.459	2-1 G4-3			0-0 G1-4-3		0-0 G3	1-3 K		1-2 G1-3 1B 2B	5 1 1 1 0 1 3		
5 Jeff Bagwell, R (1, 3) OBP: 0.393, SLG: 0.524	0-2 G5-3			1-2 G1-3		4-1 2B BB		1-1 G6-3	2-2 G1-3	4 1 0 0 1 0 2		
Ken Caminiti, S (1, 5) OBP: 0.304, SLG: 0.413 Chris Donnels, L (9, PH) OBP: 0.320, SLG: 0.311 (9, 5)		1-1 L9		3-1 G6-3		0-0 HR 2B		2-2 HR 2B	0-0 1B	4 2 2 2 0 0 1 1 0 1 1 0 0 0		
Chris James, R (1, 9) OBP: 0.333, SLG: 0.511 Steve Finley, L (7, 8) OBP: 0.301, SLG: 0.340		1-0 G6-3			1-0 P6	4-0 HR IBB		1-0 HR	1-3 K	2 1 0 0 1 0 0 2 1 1 2 0 1 1		
Eric Anthony, L (1, 8) OBP: 0.323, SLG: 0.387 (7, 9)		1-1 F7			2-2 G3	2-2 HR		2-3 K		4 1 1 3 0 1 0		
Scott Servais, R (1, 2) OBP: 0.339, SLG: 0.468			0-2 F8		0-3 K	1-1 P3		1-1 1B		4 0 1 0 0 1 0		
Andujar Cedeno, R (1, 6) OBP: 0.371, SLG: 0.462 Doug Jones, R (9, 1)			2-2 P3			0-1 FC5 1B	4-0 FC3-6 BB	1-1 F9		3 1 1 0 1 0 1 0 0 0 0 0 0 0		
Mark Portugal, R (1, 1) OBP: 0.222, SLG: 0.273 Tom Edens, R (8, 1) Jose Uribe, S (8, 6) OBP: 0.333, SLG: 0.214			1-1 F9			0-3 K	0-1 FC3-6 FC6-4		4-1 2B BB	3 0 0 0 0 1 2 0 0 0 0 0 0 0 0 1 0 0 1 0 0		
<b>Inning Stats</b>	R: 0 H: 0 E: 0 LOB: 0 K: 0 BB: 0 S: 7 P: 9	R: 0 H: 0 E: 0 LOB: 0 K: 0 BB: 0 S: 5 P: 8	R: 0 H: 0 E: 0 LOB: 0 K: 0 BB: 0 S: 8 P: 11	R: 0 H: 0 E: 0 LOB: 1 K: 0 BB: 1 S: 8 P: 16	R: 0 H: 0 E: 0 LOB: 0 K: 1 BB: 0 S: 7 P: 10	R: 6 H: 3 E: 1 LOB: 0 K: 1 BB: 2 S: 14 P: 25	R: 0 H: 0 E: 0 LOB: 1 K: 1 BB: 1 S: 8 P: 12	R: 2 H: 3 E: 0 LOB: 1 K: 1 BB: 0 S: 13 P: 21	R: 2 H: 2 E: 0 LOB: 1 K: 1 BB: 1 S: 12 P: 20	1B: 3 SF: 0 2B: 3 SAC: 0 3B: 0 DP: 0 HR: 2 HBP: 0	WP: 0 PA: 41 PB: 0 SB: 0 CS: 0	
<b>PITCHER</b>	IP WLS BF H R ER SO BB IBB HBP BLK WP HR S P ERA WHIP											
Greg Hibbard, L (1, 1) ERA: 3.99	6.0 L 25 3 6 0 2 2 1 0 0 0 0 1 49 79 0.00 0.833											
Jose Bautista, R (7, 1) ERA: 2.83	1.1 6 1 1 1 1 1 1 0 0 0 0 0 13 20 6.75 1.500											
Paul Assenmacher, L (8, 1) ERA: 3.6	0.1 3 2 1 1 1 1 0 0 0 0 0 1 6 10 27.00 6.000											
Shawn Boskie, R (8, 1) ERA: 4.19	0.1 1 0 0 0 0 0 0 0 0 0 0 0 2 3 0.00 0.000											
Bob Scanlan, R (9, 1) ERA: 4.01	1.0 6 2 2 2 1 1 0 0 0 0 0 0 12 20 18.00 3.000											

Houston Astros @ Chicago Cubs  
Wrigley Field, Chicago, IL  
Sun Jul 11 1993, 3:33 AM CDT  
Att. 38,379 - Sunny - 73 F

livebaseballscorecards.com

AB	36
R	10
H	8
RBI	9
BB	5
SO	5
LOB	12



BOTTOM

Houston Astros @ Chicago Cubs  
Wrigley Field, Chicago, IL  
Sun Jul 11 1993, 3:33 AM CDT  
Att. 38,379 - Sunny - 73 F

livebaseballscorecards.com

AB	27
R	1
H	3
RBI	1
BB	5
SO	4
LOB	10



WP	0	PA	33
PB	0		
SB	0		
CS	0		

AB R H RBI BB SO LOB

4	0	0	1	0	1	2
3	0	0	0	1	1	2
3	0	0	0	1	0	1
3	0	0	0	1	0	1
4	0	2	0	0	0	0
4	0	0	0	0	1	2
3	1	1	0	0	1	1
0	0	0	0	0	0	0
0	0	0	0	0	0	0
0	0	0	0	0	0	0
1	0	0	0	2	0	0
0	0	0	0	0	0	0
1	0	0	0	0	0	0
0	0	0	0	0	0	0
1	0	0	0	0	0	1

Batter	1	2	3	4	5	6	7	8	9
Jose Vizcaino, S (1, 6) OBP: 0.350, SLG: 0.381	1-0 F7		3-2 G3-1			1-3 K		2-1 G4-3	
23 Ryne Sandberg, R (1, 4) OBP: 0.341, SLG: 0.388	1-2 L5		3-3 K			4-0 BB		3-2 P4	
Mark Grace, L (1, 3) OBP: 0.393, SLG: 0.511	3-1 G3-1			4-1 G3-6-3 BB		3-1 G3		2-2 G3	
Derrick May, L (1, 7) OBP: 0.341, SLG: 0.438		1-1 F8		1-0 G3-6-3 1-2f		4-2 2B BB		1-0 F9	
Rick Wilkins, L (1, 2) OBP: 0.382, SLG: 0.582		2-2 G3		1-0 G4-3		2-1 2B		1-1 FC6-4 1B	
Sammy Sosa, R (1, 8) (8, 9) OBP: 0.305, SLG: 0.484		2-2 F8			0-3 K	0-0 G5-3		0-2 FC6-4 1-2f	
Candy Maldonado, R (1, 9) Paul Assenmacher, L (8, 1) Shawn Boskie, R (8, 1) Bob Scanlan, R (9, 1) OBP: 0.273, SLG: 0.280 OBP: 0.500, SLG: 0.500 OBP: 0.250, SLG: 0.250			1-0 SH1 BB G3-1 1B		2-2 P4	0-3 K			
Eric Yelding, R (1, 5) OBP: 0.286, SLG: 0.289			4-2 1 SAFE G3-1 SH1 1-2 BB		3-1 F8		4-1 G4-3 G3-1 BB		
Greg Hibbard, L (1, 1) Doug Jennings, L (6, PH) Jose Bautista, R (7, 1) Willie Wilson, S (8, 8) OBP: 0.302, SLG: 0.375 OBP: 0.125, SLG: 0.125 OBP: 0.284, SLG: 0.323			2 SAFE SH1 1-2 2-3			1-1 G4-3		0-2 G3-1 1-2	

Inning Stats	R: 0	H: 0	E: 0	K: 0	S: 6	LOB: 0	BB: 0	P: 11	R: 0	H: 0	E: 0	K: 0	S: 8	LOB: 0	BB: 0	P: 13	R: 1	H: 1	E: 0	K: 1	S: 15	LOB: 1	BB: 1	P: 26	R: 0	H: 0	E: 0	K: 0	S: 3	LOB: 0	BB: 1	P: 9	R: 0	H: 0	E: 0	K: 1	S: 9	LOB: 0	BB: 0	P: 14	R: 0	H: 0	E: 0	K: 1	S: 7	LOB: 1	BB: 1	P: 16	R: 0	H: 1	E: 0	K: 1	S: 10	LOB: 1	BB: 1	P: 16	R: 0	H: 0	E: 0	K: 0	S: 12	LOB: 1	BB: 1	P: 21	R: 0	H: 1	E: 0	K: 0	S: 10	LOB: 1	BB: 0	P: 14
--------------	------	------	------	------	------	--------	-------	-------	------	------	------	------	------	--------	-------	-------	------	------	------	------	-------	--------	-------	-------	------	------	------	------	------	--------	-------	------	------	------	------	------	------	--------	-------	-------	------	------	------	------	------	--------	-------	-------	------	------	------	------	-------	--------	-------	-------	------	------	------	------	-------	--------	-------	-------	------	------	------	------	-------	--------	-------	-------

PITCHER	IP	WLS	BF	H	R	ER	SO	BB	IBB	HBP	BLK	WP	HR	S	P	ERA	WHIP
Mark Portugal, R (1, 1) ERA: 3.47	7.0	W	26	2	1	1	4	5	0	0	0	0	0	59	110	1.29	1.000
Tom Edens, R (8, 1) ERA: 2.53	1.0		3	0	0	0	0	0	0	0	0	0	0	11	16	0.00	0.000
Doug Jones, R (9, 1) ERA: 5.44	1.0		4	1	0	0	0	0	0	0	0	0	0	10	14	0.00	1.000

1B	2	SF	0
2B	1	SAC	1
3B	0	DP	1
HR	0	HBP	0

WP	0	PA	33
PB	0		
SB	0		
CS	0		

Batter	1	2	3	4	5	6	7	8	9	AB R H RBI BB SO LOB	TOP											
<b>Craig Biggio, R</b> (1, 4) OBP: 0.359, SLG: 0.479	1-1 F8		2-2 HR			2-3 K		2-2 G6-4-3 1B		4 1 2 1 0 1 0												
<b>Steve Finley, L</b> (1, 8) OBP: 0.304, SLG: 0.342	2-1 FC5 G5-3 1B		1-2 G3			2-0 1B 1B		1-1 L8		4 0 2 0 0 0 1												
<b>5 Jeff Bagwell, R</b> (1, 3) OBP: 0.389, SLG: 0.518	0-1 G5-3			2-3 K		2-3 K SAFE		2-2 G6-4-3 1-2f		4 0 0 0 0 2 3												
<b>Luis Gonzalez, L</b> (1, 7) OBP: 0.350, SLG: 0.456	1-0 FC5			0-0 G1-3		0-0 1B		1-3 K		4 0 1 0 0 1 1												
<b>Ken Caminiti, S</b> (1, 5) OBP: 0.302, SLG: 0.410 <b>Chris Donnels, L</b> (4, 5) OBP: 0.327, SLG: 0.340			1-3 K		0-0 F7		0-0 G4-3		3-2 1B 2B	2 0 0 0 0 1 0 2 1 1 0 0 0 2												
<b>Eric Anthony, L</b> (1, 9) OBP: 0.325, SLG: 0.389			2-0 G1-6-3 1B		1-2 G4-3		3-1 P5		1-2 2-H 1B	4 0 2 1 0 0 0												
<b>Andujar Cedeno, R</b> (1, 6) OBP: 0.370, SLG: 0.459			0-1 G1-6-3 1-2f		2-3 K		3-2 1B 1B		0-1 SAFE F9	4 0 1 0 0 1 2												
<b>Eddie Taubensee, L</b> (1, 2) OBP: 0.315, SLG: 0.402			1-2 G3		2-1 1B		0-0 G4-6-3 1B		1-3 K	4 0 2 0 0 1 1												
<b>Doug Drabek, R</b> (1, 1) OBP: 0.089, SLG: 0.178 <b>Kevin Bass, S</b> (7, PH) OBP: 0.301, SLG: 0.371 <b>Todd Jones, L</b> (7, 1)			1-3 K		1-3 K		1-0 G4-6-3 1-2f			2 0 0 0 0 2 1 1 0 0 0 0 0 2 0 0 0 0 0 0 0												
<b>Inning Stats</b>	R: 0 E: 0 K: 0 S: 7	H: 1 LOB: 1 BB: 0 P: 11	R: 0 E: 0 K: 1 S: 6	H: 1 LOB: 0 BB: 0 P: 9	R: 1 E: 0 K: 1 S: 12	H: 1 LOB: 0 BB: 0 P: 17	R: 0 E: 0 K: 1 S: 5	H: 0 LOB: 0 BB: 0 P: 7	R: 0 E: 0 K: 2 S: 15	H: 1 LOB: 1 BB: 0 P: 21	R: 0 E: 0 K: 2 S: 10	H: 2 LOB: 2 BB: 0 P: 16	R: 0 E: 0 K: 0 S: 8	H: 2 LOB: 1 BB: 0 P: 15	R: 0 E: 0 K: 0 S: 11	H: 1 LOB: 0 BB: 0 P: 16	R: 1 E: 0 K: 2 S: 16	H: 2 LOB: 1 BB: 0 P: 22	1B: 9 2B: 1 3B: 0 HR: 1	SF: 0 SAC: 0 DP: 3 HBP: 0	WP: 0 PB: 0 SB: 0 CS: 0	PA: 35
<b>PITCHER</b>	IP WLS BF H R ER SO BB IBB HBP BLK WP HR S P ERA WHIP																					
<b>Rene Arocha, R</b> (1, 1) ERA: 3.3	7.0 W 28 9 1 1 7 0 0 0 0 0 1 69 104 1.29 1.286																					
<b>Rob Murphy, L</b> (8, 1) ERA: 3.13	1.0 2 0 0 0 0 0 0 0 0 0 0 5 8 0.00 0.000																					
<b>Lee Smith, R</b> (9, 1) ERA: 4.21	1.0 S 5 2 1 1 2 0 0 0 0 0 0 16 22 9.00 2.000																					

**Houston Astros @ St. Louis Cardinals**  
 Busch Stadium, St. Louis, MO  
 Thu Jul 15 1993, 7:05 PM CDT  
 Att. 35,739 - Unknown - 80 F

livebaseballscorecards.com

AB	35
R	2
H	11
RBI	2
BB	0
SO	9
LOB	13





Batter	1	2	3	4	5	6	7	8	9	AB R H RBI BB SO LOB
<b>Bernard Gilkey, R</b> (1, 7) OBP: 0.387, SLG: 0.495	1-2 CS 1B		1-2 G6-3		2-2 SAFE F8		2-0 F7			4 0 1 0 0 0 2
<b>Ozzie Smith, S</b> (1, 6) OBP: 0.326, SLG: 0.353	3-1 F7			1-2 L5	1-0 G4-3		1-0 G6-3			4 0 0 0 0 0 2
<b>Gregg Jefferies, S</b> (1, 3) OBP: 0.369, SLG: 0.508	0-3 K			2-0 G5-3		0-0 G6-3		2-1 S 1B		4 0 1 0 0 1 0
<b>Todd Zeile, R</b> (1, 5) OBP: 0.325, SLG: 0.368		3-3 K		2-1 1B HR 1B		2-1 G3-1 WP 2B		1 SAFE 1 SAFE 1 SAFE 1 SAFE 1 SAFE 1 SAFE 1 SAFE 1 SAFE 3-3 F B S K 1-2		4 2 2 0 0 2 1
<b>Ray Lankford, L</b> (1, 8) OBP: 0.386, SLG: 0.352		0-0 G3		0-0 HR 1B		1-1 G3-1		2-3 K		4 1 1 0 0 1 2
<b>Mark Whiten, S</b> (1, 9) OBP: 0.318, SLG: 0.404		1-0 G4-3		2-0 HR		4-2 WP BB		1-1 G3-1		3 1 1 3 1 0 1
<b>Luis Alicea, S</b> (1, 4) OBP: 0.379, SLG: 0.394			0-1 F7	0-2 L9		4-0 IBB				2 0 0 0 1 0 0
<b>Tom Pagnozzi, R</b> (1, 2) OBP: 0.284, SLG: 0.360			1-2 SH5-4 1B		0-0 1B		0-3 K			3 0 2 0 0 1 2
<b>Rene Arocha, R</b> (1, 1) OBP: 0.036, SLG: 0.036			0-0 SH5-4		1-3 K		0-3 K			2 0 0 0 0 2 1
<b>Rob Murphy, L</b> (8, 1) OBP: 0.500, SLG: 0.500			1-2							0 0 0 0 0 0 0
<b>Lee Smith, R</b> (9, 1)										0 0 0 0 0 0 0

Inning Stats	R: 0 E: 0 K: 1 S: 9	H: 1 LOB: 0 BB: 0 P: 13	R: 0 E: 0 K: 1 S: 5	H: 0 LOB: 0 BB: 0 P: 9	R: 0 E: 0 K: 0 S: 9	H: 1 LOB: 1 BB: 0 P: 11	R: 3 E: 0 K: 0 S: 11	H: 3 LOB: 0 BB: 0 P: 18	R: 0 E: 0 K: 1 S: 8	H: 1 LOB: 1 BB: 0 P: 12	R: 1 E: 0 K: 1 S: 10	H: 1 LOB: 2 BB: 2 P: 21	R: 0 E: 0 K: 1 S: 5	H: 0 LOB: 0 BB: 0 P: 8	R: 0 E: 0 K: 2 S: 11	H: 1 LOB: 1 BB: 0 P: 19	1B: 6 2B: 1 3B: 0 HR: 1	SF: 0 SAC: 1 DP: 0 HBP: 0
--------------	------------------------------	----------------------------------	------------------------------	---------------------------------	------------------------------	----------------------------------	-------------------------------	----------------------------------	------------------------------	----------------------------------	-------------------------------	----------------------------------	------------------------------	---------------------------------	-------------------------------	----------------------------------	----------------------------------	------------------------------------


PITCHER	IP	WLS	BF	H	R	ER	SO	BB	IBB	HBP	BLK	WP	HR	S	P	ERA	WHIP
<b>Doug Drabek, R</b> (1, 1) ERA: 3.62	6.0	L	26	7	4	4	4	1	1	0	0	1	1	52	84	6.00	1.333
<b>Todd Jones, R</b> (7, 1) ERA:	2.0		7	1	0	0	3	0	0	0	0	0	0	16	27	0.00	0.500

**BOTTOM**

**Houston Astros @ St. Louis Cardinals**  
 Busch Stadium, St. Louis, MO

Thu Jul 15 1993, 7:05 PM CDT  
 Att: 35,739 - Unknown - 80 F

<b>AB</b>	<b>30</b>
<b>R</b>	<b>4</b>
<b>H</b>	<b>8</b>
<b>RBI</b>	<b>3</b>
<b>BB</b>	<b>2</b>
<b>SO</b>	<b>7</b>
<b>LOB</b>	<b>11</b>



WP: 1	PA: 33
PB: 0	
SB: 1	
CS: 1	

PITCHER	IP	WLS	BF	H	R	ER	SO	BB	IBB	HBP	BLK	WP	HR	S	P	ERA	WHIP
---------	----	-----	----	---	---	----	----	----	-----	-----	-----	----	----	---	---	-----	------

Batter	1	2	3	4	5	6	7	8	9	AB R H RBI BB SO LOB	TOP																
<b>Craig Biggio, R</b> OBP: 0.362, SLG: 0.484 (1, 4)	2-2 G6-3		1-2 2B 5 2B 1B	0-1 FC6-4			2-2 2B	1-0 1B		5 1 3 2 0 0 2																	
<b>Luis Gonzalez, L</b> OBP: 0.361, SLG: 0.467 (1, 7)	0-0 5 G4-6-3 1B		0-1 1 SAFE 1 SAFE 1 SAFE 1 SAFE 5 2B 2B		1-2 1B 1B		4-2 5 G6-4-3 BB	0-0 5 FC4-6 1B		4 1 4 1 1 0 0																	
<b>5 Jeff Bagwell, R</b> OBP: 0.387, SLG: 0.516 (1, 3)	0-0 G4-6-3 1-2f		1-2 G4-3 2B		2-3 K		1-1 G6-4-3 1-2f	0-1 FC4-6 1-2f		5 0 1 2 0 1 7																	
<b>Eric Anthony, L</b> OBP: 0.329, SLG: 0.400 (1, 9) (8, 8)		4-1 G4-6-3 BB	3-1 G4-3		1 SAFE 2-1 1 SAFE 1-3 1B			0-0 HR	3-2 L7	4 1 2 1 1 0 1																	
<b>Andujar Cedeno, R</b> OBP: 0.370, SLG: 0.458 <b>Doug Jones, R</b> (9, 1)		0-1 F9	2-2 G6-3		2-1 G4-6-3 1-2f			0-1 1B	0-1 CS 1B	5 1 2 0 0 0 4 0 0 0 0 0 0 0																	
<b>Scott Servais, R</b> OBP: 0.335, SLG: 0.460 (1, 2)	2-0 G4-6-3 1-2f			1-3 K		0-0 F7		1-0 FC4-6 1B 1B	0-0 B2	5 1 1 1 0 1 2																	
<b>Chris Donnels, L</b> OBP: 0.357, SLG: 0.380 (1, 5)			4-1 1B BB 2B	0-0 1B 2B		2-2 G6-3		2-2 FC4-6 1B	1-2 CS	3 1 2 0 1 0 0																	
<b>Steve Finley, L</b> OBP: 0.304, SLG: 0.342 <b>Tom Edens, R</b> (8, 1) <b>Chris James, R</b> OBP: 0.330, SLG: 0.506 <b>Xavier Hernandez, L</b> (8, 1) <b>Al Osuna, R</b> (8, 1) <b>Jose Uribe, S</b> OBP: 0.333, SLG: 0.214 (9, 6)			0-0 1B SH1-4 2B 1B	3-2 P6		1-3 K		3-2 L7		3 1 1 0 0 1 1 0 0 0 0 0 0 0 1 0 0 0 0 0 2 0																	
<b>Darryl Kile, R</b> OBP: 0.120, SLG: 0.250 <b>Shane Reynolds, R</b> OBP: 1.000, SLG: 1.000 <b>Casey Candaele, S</b> OBP: 0.306, SLG: 0.308 <b>Kevin Bass, S</b> OBP: 0.298, SLG: 0.368 (8, PH) (8, 9)			0-1 SH1-4	1-1 FC6-4 1B		1-1 G4-3		3-2 FC4-6 1B 1B		0 0 0 0 0 0 0 1 0 1 0 0 0 0 1 0 0 0 0 0 0 1 0 0 0 0 0 2																	
<b>Inning Stats</b>	R: 0 E: 0 K: 0 S: 7	H: 1 LOB: 0 BB: 0 P: 9	R: 0 E: 0 K: 0 S: 4	H: 0 LOB: 0 BB: 1 P: 10	R: 4 E: 0 K: 0 S: 22	H: 4 LOB: 1 BB: 1 P: 33	R: 0 E: 0 K: 1 S: 13	H: 2 LOB: 2 BB: 0 P: 18	R: 0 E: 0 K: 1 S: 11	H: 2 LOB: 1 BB: 0 P: 17	R: 0 E: 0 K: 1 S: 7	H: 0 LOB: 0 BB: 0 P: 10	R: 0 E: 0 K: 0 S: 10	H: 1 LOB: 1 BB: 1 P: 18	R: 3 E: 1 K: 0 S: 19	H: 6 LOB: 3 BB: 0 P: 29	R: 0 E: 0 K: 0 S: 10	H: 1 LOB: 0 BB: 0 P: 14	1B: 12 2B: 4 3B: 0 HR: 1	SF: 0 SAC: 1 DP: 4 HBP: 0	WP: 0 PB: 0 SB: 0 CS: 1	PA: 43					
<b>PITCHER</b>	IP	WLS	BF	H	R	ER	SO	BB	IBB	HBP	BLK	WP	HR	S	P	ERA	WHIP										
<b>Joe Magrane, L</b> ERA: 3.86 (1, 1)	2.1		12	5	4	4	0	2	0	0	0	0	0	27	41	15.43	3.000										
<b>Rheal Cormier, L</b> ERA: 4.25 (3, 1)	3.2		14	4	0	0	3	0	0	0	0	0	0	37	56	0.00	1.091										
<b>Omar Olivares, R</b> ERA: 4.71 (7, 1)	1.0		4	1	0	0	0	1	0	0	0	0	0	10	18	0.00	2.000										
<b>Lee Guetterman, L</b> ERA: 6.23 (8, 1)	1.0	L	9	6	3	3	0	0	0	0	0	0	1	19	29	27.00	6.000										
<b>Rob Murphy, L</b> ERA: 3.05 (9, 1)	1.0		3	1	0	0	0	0	0	0	0	0	0	10	14	0.00	1.000										

**Houston Astros @ St. Louis Cardinals**  
 Busch Stadium, St. Louis, MO  
 Fri Jul 16 1993, 7:05 PM CDT  
 Att. 47,928 - Unknown - 89 F

livebaseballscorecards.com

<b>AB</b>	38
<b>R</b>	7
<b>H</b>	17
<b>RBI</b>	7
<b>BB</b>	3
<b>SO</b>	3
<b>LOB</b>	21



BOTTOM

Houston Astros @ St. Louis Cardinals  
Busch Stadium, St. Louis, MO  
Fri Jul 16 1993, 7:05 PM CDT  
Att: 47,928 - Unknown - 89 F

livebaseballscores.com

AB 37  
R 6  
H 12  
RBI 6  
BB 6  
SO 7  
LOB 19



WP: 0 PA: 44  
PB: 0  
SB: 2  
CS: 0

AB R H RBI BB SO LOB

4 1 1 1 1 0 0

4 1 2 0 1 0 1

4 1 3 1 1 0 1

4 1 1 1 1 1 3

5 1 3 1 0 0 3

3 0 1 1 1 1 1

0 0 0 0 0 0 0

0 0 0 0 0 0 0

1 0 0 0 0 1 0

4 1 1 0 1 1 4

3 0 0 1 0 2 4

1 0 0 0 0 1 0

1 0 0 0 0 0 1

1 0 0 0 0 0 0

1 0 0 0 0 0 0

0 0 0 0 0 0 0

1 0 0 0 0 0 1

1B: 11 SF: 1  
2B: 1 SAC: 0  
3B: 0 DP: 1  
HR: 0 HBP: 0

Batter	1	2	3	4	5	6	7	8	9
<b>Bernard Gilkey, R</b> (1, 7) OBP: 0.387, SLG: 0.491	2-2 F8		0-0 F8	4-0 G4-3 BB		1-0 G5-3		0-0 1B 1B	
<b>Ozzie Smith, S</b> (1, 6) OBP: 0.330, SLG: 0.355	2-2 L8		1-2 1B 1B	1-2 G4-3		4-1 BB		1-0 1B 1B	
<b>Gregg Jefferies, S</b> (1, 3) OBP: 0.395, SLG: 0.510	3-1 1B		2-2 1B 1B	4-0 IBB		1-0 L9		1-2 1B	
<b>Todd Zeile, R</b> (1, 5) OBP: 0.326, SLG: 0.366	2-3 K		1-1 1B 1B	1-1 F8		2-2 F8		4-1 FC3-6 BB	
<b>Ray Lankford, L</b> (1, 8)		1-1 G6-3 SF9 2B	3-2 1B 1B		2-1 G5-4-3 BB 1B		3-1 G4-3	0-0 FC3-6	
<b>Mark Whiten, S</b> (1, 9) OBP: 0.320, SLG: 0.403		0-1 G6-3	0-1 1B		4-0 G5-4-3 BB		1-3 K		2-3 K
<b>Lee Guetterman, L</b> (8, 1)					1-2 BB				
<b>Rob Murphy, L</b> (9, 1) OBP: 0.500, SLG: 0.500		2-3 1B	1-2 1B						
<b>Erik Pappas, R</b> (9, PH) OBP: 0.391, SLG: 0.368			1-2 1B						
<b>Luis Alicea, S</b> (1, 4) OBP: 0.379, SLG: 0.390		4-2 SF9 BB	1-2 L7		0-2 G5-4-3			2-2 F8 1B 1B	1-3 K
<b>Tom Pagnozzi, R</b> (1, 2) OBP: 0.277, SLG: 0.353			1-3 K		2-2 G4-3			0-3 K	1-3 K
<b>Gerald Perry, L</b> (9, PH) OBP: 0.404, SLG: 0.561								1-2 K	
<b>Joe Magrane, R</b> (1, 1) OBP: 0.143, SLG: 0.147		0-0 P7			0-1 G6-3			1-0 F8	
<b>Rheal Cormier, L</b> (3, 1) OBP: 0.192, SLG: 0.192									
<b>Rod Brewer, L</b> (6, PH) OBP: 0.316, SLG: 0.318									
<b>Omar Olivares, R</b> (7, 1) OBP: 0.250, SLG: 0.313									
<b>Brian Jordan, R</b> (8, 9) OBP: 0.324, SLG: 0.463									

Inning Stats	R: 0	H: 1	E: 0	LOB: 1	K: 1	BB: 0	S: 13	R: 1	H: 1	E: 0	LOB: 1	K: 0	BB: 1	S: 8	R: 3	H: 5	E: 0	LOB: 2	K: 1	BB: 0	S: 23	R: 0	H: 0	E: 0	LOB: 2	K: 0	BB: 2	S: 7	R: 0	H: 1	E: 0	LOB: 1	K: 0	BB: 1	S: 10	R: 0	H: 0	E: 0	LOB: 1	K: 0	BB: 1	S: 6	R: 0	H: 0	E: 0	LOB: 0	K: 1	BB: 0	S: 9	R: 2	H: 4	E: 0	LOB: 3	K: 1	BB: 1	S: 16	R: 0	H: 0	E: 0	LOB: 0	K: 3	BB: 0	S: 10	R: 0	H: 0	E: 0	LOB: 0	K: 3	BB: 0	S: 10	1B: 11	SF: 1	2B: 1	SAC: 0	3B: 0	DP: 1	HR: 0	HBP: 0	WP: 0	PA: 44
--------------	------	------	------	--------	------	-------	-------	------	------	------	--------	------	-------	------	------	------	------	--------	------	-------	-------	------	------	------	--------	------	-------	------	------	------	------	--------	------	-------	-------	------	------	------	--------	------	-------	------	------	------	------	--------	------	-------	------	------	------	------	--------	------	-------	-------	------	------	------	--------	------	-------	-------	------	------	------	--------	------	-------	-------	--------	-------	-------	--------	-------	-------	-------	--------	-------	--------

PITCHER	IP	WLS	BF	H	R	ER	SO	BB	IBB	HBP	BLK	WP	HR	S	P	ERA	WHIP
<b>Darryl Kile, R</b> (1, 1) ERA: 2.63	2.1		15	7	4	4	1	1	0	0	0	0	0	38	58	15.43	3.429
<b>Shane Reynolds, R</b> (3, 1) ERA:	2.2		11	1	0	0	1	2	1	0	0	0	0	23	42	0.00	1.125
<b>Tom Edens, R</b> (6, 1) ERA: 2.31	2.0	W	7	0	0	0	1	1	0	0	0	0	0	15	27	0.00	0.500
<b>Xavier Hernandez, R</b> (8, 1) ERA: 3.38	0.2		7	4	2	2	1	1	0	0	0	0	0	15	24	27.00	7.500
<b>Al Osuna, L</b> (8, 1) ERA: 3.52	0.2		2	0	0	0	1	0	0	0	0	0	0	5	7	0.00	0.000
PITCHER	IP	WLS	BF	H	R	ER	SO	BB	IBB	HBP	BLK	WP	HR	S	P	ERA	WHIP
<b>Doug Jones, R</b> (9, 1) ERA: 5.36	0.2		2	0	0	0	2	0	0	0	0	0	0	0	0	0.00	0.000

Batter	1	2	3	4	5	6	7	8	9	AB R H RBI BB SO LOB	TOP											
<b>Craig Biggio, R</b> (1, 4) OBP: 0.362, SLG: 0.482	1-1 FC3-6 HBP		0-2 5 WP 1B		3-2 SF7 2-H		1-1 P3		1-0 P2	3 0 1 1 0 0 0												
<b>Steve Finley, L</b> (1, 8) OBP: 0.305, SLG: 0.341	0-0 FC3-6 1-2f		1-0 F7		1-1 G4-3			2-2 1B FC4-6 1B		4 1 1 0 0 0 2												
<b>5 Jeff Bagwell, R</b> (1, 3) OBP: 0.383, SLG: 0.510	0-2 F8		2-1 F9 1-2		0-0 G6-3			1-1 B1		4 0 0 0 0 0 3												
<b>Luis Gonzalez, L</b> (1, 7) OBP: 0.363, SLG: 0.468	2-2 P6 1-2			0-0 P6		0-1 G4-3 1B 1B		2-2 FC4-6 1B 1-3		4 0 2 0 0 0 1												
<b>Eric Anthony, L</b> (1, 9) OBP: 0.326, SLG: 0.398		2-1 G6-3		0-1 F7		1-2 G4-3 1B 1-2		0-0 FC4-6 1B 1-2f		4 0 1 1 0 0 1												
<b>Chris Donnels, L</b> (1, 5) OBP: 0.367, SLG: 0.389		0-3 K		1-0 1B		1-0 G4-3 1-2 2-3		0-1 FC6-4 1B 1-2		4 0 2 0 0 1 2												
<b>Andujar Cedeno, R</b> (1, 6) OBP: 0.366, SLG: 0.452		1-2 G5-3		3-2 G5-3		1-3 K		0-2 FC6-4 1-2f		4 0 0 0 0 1 5												
<b>Eddie Taubensee, L</b> (1, 2) OBP: 0.322, SLG: 0.430 <b>Kevin Bass, S</b> (9, PH) OBP: 0.296, SLG: 0.364			0-1 HR		0-0 WP SF7 SH1-3 1B		2-2 G5-3		0-3 K	3 2 2 1 0 0 0 1 0 0 0 0 1 0												
<b>Brian Williams, R</b> (1, 1) OBP: 0.167, SLG: 0.333 <b>Rick Parker, R</b> (7, PH) OBP: 0.318, SLG: 0.350 <b>Todd Jones, L</b> (7, 1) <b>Xavier Hernandez, L</b> (7, 1) <b>Doug Jones, R</b> (8, 1) <b>Chris James, R</b> (9, PH) OBP: 0.327, SLG: 0.500			0-3 K		0-0 SH1-3 1-2		1-0 G5-3		3-2 K	1 0 0 0 0 0 1 0 1 0 1 0 0 0 0 0 1 0												
<b>Inning Stats</b>	R: 0 E: 0 K: 0 S: 8	H: 0 LOB: 1 BB: 0 P: 11	R: 0 E: 0 K: 1 S: 8	H: 0 LOB: 0 BB: 0 P: 11	R: 1 E: 0 K: 1 S: 13	H: 2 LOB: 1 BB: 0 P: 15	R: 0 E: 0 K: 0 S: 8	H: 1 LOB: 1 BB: 0 P: 12	R: 1 E: 0 K: 0 S: 7	H: 1 LOB: 0 BB: 0 P: 11	R: 0 E: 0 K: 1 S: 10	H: 2 LOB: 2 BB: 0 P: 13	R: 0 E: 0 K: 0 S: 7	H: 0 LOB: 0 BB: 0 P: 11	R: 1 E: 0 K: 0 S: 17	H: 3 LOB: 2 BB: 0 P: 22	R: 0 E: 0 K: 2 S: 7	H: 0 LOB: 0 BB: 0 P: 11	1B: 8 2B: 0 3B: 0 HR: 1	SF: 1 SAC: 1 DP: 0 HBP: 1	WP: 2 PB: 0 SB: 2 CS: 0	PA: 37
<b>PITCHER</b>	IP WLS BF H R ER SO BB IBB HBP BLK WP HR S P ERA WHIP												<b>PITCHER</b>	IP WLS BF H R ER SO BB IBB HBP BLK WP HR S P ERA WHIP								
<b>Bob Tewksbury, R</b> (1, 1) ERA: 3.67	7.0 W 28 6 2 2 3 0 0 1 0 2 1 61 84 2.57 0.857																					
<b>Rob Murphy, L</b> (8, 1) ERA: 3.2	1.0 6 3 1 1 0 0 0 0 0 0 0 17 22 9.00 3.000																					
<b>Lee Smith, R</b> (9, 1) ERA: 4.1	1.0 S 3 0 0 0 2 0 0 0 0 0 0 7 11 0.00 0.000																					

**Houston Astros @ St. Louis Cardinals**  
**Busch Stadium, St. Louis, MO**  
 Sat Jul 17 1993, 3:33 AM CDT  
 Att. 46,571 - Sunny - 92 F

[livebaseballscorecards.com](http://livebaseballscorecards.com)

AB	34
R	3
H	9
RBI	3
BB	0
SO	5
LOB	14



Batter	1	2	3	4	5	6	7	8	9
Luis Alicea, S OBP: 0.380, SLG: 0.383 Lee Smith, R (9, 1)	1-0 G5-3		1-2 FC4-6 HBP		3-3 K		4-2 1B G3-1 1B BB	0-3 K	
Ozzie Smith, S OBP: 0.331, SLG: 0.355 (1, 6)	2-2 G5-3		1-0 FC4-6 BB 1-2f 2-3		4-2 WP BB BB		0-0 G3-1 1B SF8 1B		
Gregg Jefferies, S OBP: 0.398, SLG: 0.510 (1, 3)	0-0 G6-3		4-0 FC6-4 BB 1-2		4-0 WP BB 1-2		0-1 G3-1 1B 1-2 2-3		
Todd Zeile, R OBP: 0.325, SLG: 0.374 (1, 5)		2-0 HR	3-1 FC6-4 1-2f		2-2 K		1-0 G3-1 1-2 2-3 3-H		
Ray Lankford, L OBP: 0.391, SLG: 0.359 (1, 8)		1-3 K		4-0 WP FC5-4 BB	2-2 G1-3 1-2 2-3		4-0 IBB		
Mark Whiten, S OBP: 0.323, SLG: 0.414 (1, 9)		1-0 G4-3		4-1 SAFE FC5-4 BB 1-3		0-0 HR	0-0 SF8 3-H		
Brian Jordan, R OBP: 0.312, SLG: 0.444 (1, 7)		0-2 F8		1-0 FC5-4 G6-3 1-2f 3-H		0-1 F9	1-1 F9		
Tom Pagnozzi, R OBP: 0.276, SLG: 0.350 (1, 2)			0-2 F8	3-2 G6-3 1-2		3-2 L6		2-2 G3-6-3 1B	
Bob Tewksbury, R OBP: 0.244, SLG: 0.209 Rob Murphy, L OBP: 0.500, SLG: 0.500 Gerald Perry, L OBP: 0.396, SLG: 0.548 José Oquendo, S OBP: 0.365, SLG: 0.245 (8, 1) (8, PH) (9, 4)			0-0 FC4-6 HBP 1B	0-0 F8		0-3 K	0-0 G3-6-3 1-2f		

Inning Stats	R: 0	H: 0	E: 0	K: 0	S: 5	R: 1	H: 1	E: 0	K: 1	S: 8	R: 0	H: 1	E: 0	K: 0	S: 9	R: 1	H: 0	E: 1	K: 0	S: 6	R: 0	H: 0	E: 0	K: 2	S: 14	R: 1	H: 1	E: 0	K: 1	S: 9	R: 2	H: 2	E: 0	K: 0	S: 10	R: 0	H: 1	E: 0	K: 1	S: 7
	0	0	0	0	8	1	1	0	1	8	0	0	0	0	9	0	0	0	0	18	0	0	0	2	29	0	1	0	0	12	0	2	0	0	20	0	1	0	9	

PITCHER	IP	WLS	BF	H	R	ER	SO	BB	IBB	HBP	BLK	WP	HR	S	P	ERA	WHIP
Brian Williams, R ERA: 4.37 (1, 1)	6.0	L	27	3	3	3	4	5	0	0	0	2	2	51	97	4.50	1.333
Todd Jones, R ERA: 3.6 (7, 1)	0.1		5	2	2	2	0	1	1	0	0	0	0	7	16	54.00	9.000
Xavier Hernandez, R ERA: 3.33 (7, 1)	0.2		2	0	0	0	0	0	0	0	0	0	0	3	4	0.00	0.000
Doug Jones, R ERA: 5.26 (8, 1)	1.0		3	1	0	0	1	0	0	0	0	0	0	7	9	0.00	1.000

AB	R	H	RBI	BB	SO	LOB
3	1	0	0	1	2	0
0	0	0	0	0	0	0
3	1	1	0	1	0	2
2	0	1	0	2	0	0
4	1	1	2	0	1	7
2	1	0	0	2	1	2
2	1	1	2	1	0	0
4	0	0	1	0	0	3
4	0	1	0	0	0	1
3	0	1	0	0	1	1
0	0	0	0	0	0	0
1	0	0	0	0	0	1
0	0	0	0	0	0	0


WP	PA	ERA	WHIP
2	37		
0			
0			

**Houston Astros @ St. Louis Cardinals**  
 Busch Stadium, St. Louis, MO  
 Sat Jul 17 1993, 3:33 AM CDT  
 Att. 46,571 - Sunny - 92 F

livebaseballscorecards.com

AB	28
R	5
H	6
RBI	5
BB	7
SO	5
LOB	17



Batter	1	2	3	4	5	6	7	8	9	10	11	AB R H RBI BB SO LOB	TOP				
Craig Biggio, R (1, 4) OBP: 0.363, SLG: 0.483 Jose Uribe, S (3, 6) OBP: 0.351, SLG: 0.226	0-0 E7 5 CS 1B		0-0 F8		4-0 G4-3 E BB		0-0 G1-2-3 5 2B 1B	0-0 F8			0-0 G6-3	2 0 1 0 0 0 1 3 1 1 0 1 0 1					
Luis Gonzalez, L (1, 7) OBP: 0.363, SLG: 0.465	4-0 5 CS BB		0-0 5 HR 1B		0-0 G4-3		0-3 K		0-0 L4			4 1 1 0 1 1 2					
5 Jeff Bagwell, R (1, 3) OBP: 0.383, SLG: 0.520	0-3 K 1-2 2-3		0-0 HR		0-0 L1		0-0 2B		0-3 K			5 1 2 3 0 2 3					
Chris James, R (1, 9) OBP: 0.349, SLG: 0.505	4-0 BB		0-0 G5-3 1B		0-0 E7 1B 1B		4-0 IBB		0-3 K			3 1 2 1 2 1 0					
Andujar Cedeno, R (1, 6) OBP: 0.363, SLG: 0.448 (3, 5)	0-0 F9		0-0 G5-3 1-2		0-0 1B 2-H		0-0 G1-2-3 3-H			0-0 F7		5 0 1 1 0 0 6					
Scott Servais, R (1, 2) OBP: 0.332, SLG: 0.459		0-0 G6-3	0-0 G5-3		0-0 F8			0-0 2B 2B		0-0 F3		5 1 1 0 0 0 2					
Chris Donnels, L (1, 5) OBP: 0.338, SLG: 0.356 (3, 4) Doug Jones, R (10, 1) Al Osuna, R (11, 1)		0-0 G3		0-3 K		0-0 G4-3		0-0 F9		0-0 P3		5 0 0 0 0 1 1 0 0 0 0 0 0 0 0 0 0 0 0 0 0	AB 42 R 6 H 12 RBI 6 BB 4 SO 6 LOB 18				
Rick Parker, R (1, 8) OBP: 0.333, SLG: 0.400 (10, 4)		0-0 F3		0-0 CS 1B		0-0 G6-3		0-0 2B				5 0 2 1 0 1 0					
Mark Portugal, R (1, 1) OBP: 0.237, SLG: 0.286 Eric Anthony, L (6, PH) OBP: 0.327, SLG: 0.397 Tom Edens, R (6, 1) Kevin Bass, S (8, PH) OBP: 0.294, SLG: 0.361 Xavier Hernandez, L (8, 1) Steve Finley, L (10, 8) OBP: 0.302, SLG: 0.340			0-0 5 HR 1B 1B		0-0 F7 1-2		0-0 F2		0-0 G5-3		0-0 G4-3	2 1 1 0 0 0 1 1 0 0 0 0 0 0 0 0 0 0 0 0 0 1 0 0 0 0 0 1 1 0 0 0 0 0 0 1 0 0 0 0 0 0					
<b>Inning Stats</b>	R: 0 H: 1 E: 1 LOB: 2 K: 1 BB: 2 S: 5 P: 13	R: 0 H: 0 E: 0 LOB: 0 K: 0 BB: 0 S: 3 P: 3	R: 3 H: 4 E: 0 LOB: 1 K: 0 BB: 0 S: 7 P: 7	R: 0 H: 1 E: 0 LOB: 0 K: 1 BB: 0 S: 5 P: 5	R: 2 H: 2 E: 1 LOB: 1 K: 0 BB: 1 S: 5 P: 9	R: 0 H: 0 E: 0 LOB: 0 K: 0 BB: 0 S: 3 P: 3	R: 0 H: 2 E: 0 LOB: 2 K: 1 BB: 1 S: 6 P: 10	R: 1 H: 2 E: 0 LOB: 1 K: 0 BB: 0 S: 5 P: 5	R: 0 H: 0 E: 0 LOB: 0 K: 2 BB: 0 S: 7 P: 7	R: 0 H: 0 E: 0 LOB: 0 K: 0 BB: 0 S: 3 P: 3	R: 0 H: 0 E: 0 LOB: 0 K: 1 BB: 0 S: 5 P: 5	1B: 8 SF: 0 2B: 3 SAC: 0 3B: 0 DP: 1 HR: 1 HBP: 0	WP: 0 PA: 46 PB: 0 SB: 0 CS: 3				
<b>PITCHER</b>	IP WLS BF H R ER SO BB IBB HBP BLK WP HR S P ERA WHIP																
Allen Watson, L (1, 1) ERA: 3.75	6.0		8	5	4	2	3	0	0	0	0	0	1	28	40	6.00	1.833
Rheal Cormier, L (7, 1) ERA: 4.26	2.0		10	4	1	1	1	0	1	0	0	0	0	11	15	4.50	2.000
Lee Smith, R (9, 1) ERA: 3.99	1.0		3	0	0	0	2	0	0	0	0	0	0	7	7	0.00	0.000
Lee Guetterman, L (10, 1) ERA: 5.06	2.0	W	6	0	0	0	1	0	0	0	0	0	0	8	8	0.00	0.000

Houston Astros @ St. Louis Cardinals  
 Busch Stadium, St. Louis, MO  
 Sun Jul 18 1993, 3:33 AM CDT  
 Att: 37,345 - Unknown - 97 F

livebaseballscorecards.com

Batter	1	2	3	4	5	6	7	8	9	10	11	AB R H RBI BB SO LOB	BOTTOM	
<b>Bernard Gilkey, R</b> (1, 7) OBP: 0.388, SLG: 0.497 <b>Lee Smith, R</b> (9, 1) <b>Lee Guetterman, L</b> (10, 1) <b>Ozzie Smith, S</b> (11, PH) OBP: 0.333, SLG: 0.355												5 0 2 0 0 0 1 0 0 0 0 0 0 0 0 0 0 0 0 0 0 0 1 0 0 1 0 0	<b>Houston Astros @ St. Louis Cardinals</b> Busch Stadium, St. Louis, MO Sun Jul 18 1993, 3:33 AM CDT Att: 37,345 - Unknown - 97 F  <b>AB 42</b> <b>R 7</b> <b>H 13</b> <b>RBI 6</b> <b>BB 5</b> <b>SO 3</b> <b>LOB 22</b>	
<b>Luis Alicaia, S</b> (1, 4) OBP: 0.383, SLG: 0.383												5 1 2 0 1 2 4		
<b>Gregg Jefferies, S</b> (1, 3) OBP: 0.395, SLG: 0.506 <b>Rod Brewer, L</b> (5, 3) OBP: 0.320, SLG: 0.322												3 0 0 0 0 0 4 2 1 1 0 0 0 0		
<b>Todd Zeile, R</b> (1, 5) OBP: 0.331, SLG: 0.379												4 2 2 0 2 0 3		
<b>Mark Whiten, S</b> (1, 9) OBP: 0.323, SLG: 0.423												5 2 2 3 0 0 3		
<b>Brian Jordan, R</b> (1, 8) OBP: 0.316, SLG: 0.437												4 0 1 1 0 0 2		
<b>Erik Pappas, R</b> (1, 2) OBP: 0.392, SLG: 0.369												5 0 2 2 0 0 0		
<b>José Oquendo, S</b> (1, 6) OBP: 0.373, SLG: 0.250 <b>Tim Jones, L</b> (8, PR) (9, 6)												3 0 1 0 1 0 3 1 0 0 0 0 1 0		
<b>Allen Watson, L</b> (1, 1) <b>Gerald Perry, L</b> (6, PH) OBP: 0.388, SLG: 0.535 <b>Rheal Cormier, L</b> (7, 1) OBP: 0.192, SLG: 0.192 <b>Ray Lankford, L</b> (8, PH) OBP: 0.388, SLG: 0.356 (9, 8)												2 0 0 0 0 0 0 1 0 0 0 0 0 1 0 0 0 0 0 0 0 2 0 0 0 0 0 1		
<b>Inning Stats</b>	R: 3 H: 3 E: 1 LOB: 2 K: 0 BB: 0 S: 7 P: 8	R: 0 H: 0 E: 1 LOB: 1 K: 0 BB: 0 S: 4 P: 4	R: 1 H: 3 E: 0 LOB: 1 K: 0 BB: 0 S: 5 P: 5	R: 0 H: 1 E: 0 LOB: 2 K: 0 BB: 1 S: 4 P: 8	R: 0 H: 1 E: 0 LOB: 0 K: 0 BB: 0 S: 3 P: 3	R: 0 H: 0 E: 0 LOB: 0 K: 0 BB: 1 S: 2 P: 6	R: 2 H: 2 E: 0 LOB: 0 K: 1 BB: 0 S: 7 P: 7	R: 0 H: 2 E: 0 LOB: 3 K: 1 BB: 0 S: 7 P: 7	R: 0 H: 0 E: 0 LOB: 1 K: 0 BB: 1 S: 3 P: 7	R: 0 H: 0 E: 0 LOB: 0 K: 1 BB: 0 S: 5 P: 5	R: 1 H: 1 E: 0 LOB: 2 K: 0 BB: 2 S: 3 P: 11	1B: 9 SF: 1 2B: 3 SAC: 1 3B: 0 DP: 2 HR: 1 HBP: 1		WP: 0 PA: 50 PB: 0 SB: 0 CS: 1
<b>PITCHER</b>	IP WLS BF H R ER SO BB IBB HBP BLK WP HR S P ERA WHIP													IP WLS BF H R ER SO BB IBB HBP BLK WP HR S P ERA WHIP
<b>Mark Portugal, R</b> (1, 1) ERA: 3.4	5.0 25 8 4 1 0 1 0 1 0 1 0 0 0 23 28 1.80 1.800												IP WLS BF H R ER SO BB IBB HBP BLK WP HR S P ERA WHIP	
<b>Tom Edens, R</b> (6, 1) ERA: 2.84	2.0 8 2 2 2 1 1 0 0 0 0 0 1 9 13 9.00 1.500												IP WLS BF H R ER SO BB IBB HBP BLK WP HR S P ERA WHIP	
<b>Xavier Hernandez, R</b> (8, 1) ERA: 3.21	2.0 9 2 0 0 1 1 0 0 0 0 0 0 10 14 0.00 1.500												IP WLS BF H R ER SO BB IBB HBP BLK WP HR S P ERA WHIP	
<b>Doug Jones, R</b> (10, 1) ERA: 5.3	1.1 L 7 1 1 1 1 1 1 1 0 0 0 0 7 15 6.75 1.500												IP WLS BF H R ER SO BB IBB HBP BLK WP HR S P ERA WHIP	
<b>Al Osuna, L</b> (11, 1) ERA: 3.45	0.1 1 0 0 0 0 0 0 0 0 0 0 0 0 1 1 0.00 0.000												IP WLS BF H R ER SO BB IBB HBP BLK WP HR S P ERA WHIP	

**Houston Astros @ St. Louis Cardinals**  
 Busch Stadium, St. Louis, MO  
 Sun Jul 18 1993, 3:33 AM CDT  
 Att: 37,345 - Unknown - 97 F

**AB 42**  
**R 7**  
**H 13**  
**RBI 6**  
**BB 5**  
**SO 3**  
**LOB 22**



Batter	1	2	3	4	5	6	7	8	9	AB R H RBI BB SO LOB	TOP											
<b>Craig Biggio, R</b> (1, 4) OBP: 0.361, SLG: 0.479	1-3 K		1-1 1B		1-3 K		1-1 F7	1-2 G6-4-3		5 0 1 0 0 2 2												
<b>Steve Finley, L</b> (1, 8) OBP: 0.307, SLG: 0.344	3-3 K		2-2 1B		2-0 G4-3		1-1 5 1B SF7		0-0 5 G6-4-3 1B	5 1 3 0 0 1 0												
<b>5 Jeff Bagwell, R</b> (1, 3) OBP: 0.383, SLG: 0.518	1-1 1B		3-2 F9		2-3 K		2-1 SF7 1B		0-2 G6-4-3	5 0 2 0 0 1 3												
<b>Eric Anthony, L</b> (1, 9) OBP: 0.331, SLG: 0.411 <b>Doug Jones, R</b> (9, 1)	1-1 G1-3			2-2 1B FC1-2 1B		0-1 HR	1-0 SF7		2-0 1B	4 1 3 2 0 0 1 0 0 0 0 0 0 0												
<b>Luis Gonzalez, L</b> (1, 7) OBP: 0.370, SLG: 0.467		4-1 G5-4-3 BB		1-2 FC1-2 1B 1B		0-1 G5-4-3 1B	4-1 BB		1-0 G1-3	3 1 2 0 2 0 1												
<b>Andujar Cedeno, R</b> (1, 6) OBP: 0.359, SLG: 0.442 <b>Todd Jones, L</b> (7, 1) <b>Kevin Bass, S</b> (9, 9) OBP: 0.294, SLG: 0.361		0-0 G5-4-3		0-1 FC1-2 1B		1-2 G5-4-3	2-1 G5-3			4 1 0 0 0 0 6 0 0 0 0 0 0 0 0 0 0 0 0 0 0												
<b>Chris Donnels, L</b> (1, 5) OBP: 0.362, SLG: 0.361		3-3 K		1-2 1B		4-2 BB		4-1 FC6-4 BB		2 0 1 2 2 1 0												
<b>Eddie Taubensee, L</b> (1, 2) OBP: 0.314, SLG: 0.417			0-1 F9		0-0 F7		2-2 K		1-2 FC6-4 HBP	4 0 0 0 0 1 4												
<b>Pete Harnisch, S</b> (1, 1) OBP: 0.158, SLG: 0.139 <b>Jose Uribe, S</b> (7, 6) OBP: 0.368, SLG: 0.226			1-1 P3		0-3 K		1-0 F8		1-2 G6-4-3 HBP	3 0 0 0 0 1 3 0 0 0 0 0 0 0												
<b>Inning Stats</b>	R: 0 E: 0 K: 2 S: 13	H: 1 LOB: 1 BB: 0 P: 19	R: 0 E: 0 K: 1 S: 5	H: 0 LOB: 0 BB: 1 P: 12	R: 0 E: 0 K: 1 S: 15	H: 2 LOB: 2 BB: 0 P: 22	R: 2 E: 0 K: 1 S: 16	H: 3 LOB: 1 BB: 0 P: 20	R: 0 E: 0 K: 2 S: 7	H: 0 LOB: 0 BB: 0 P: 12	R: 1 E: 0 K: 1 S: 15	H: 2 LOB: 2 BB: 1 P: 22	R: 1 E: 0 K: 0 S: 10	H: 2 LOB: 2 BB: 1 P: 21	R: 0 E: 0 K: 0 S: 11	H: 0 LOB: 1 BB: 1 P: 18	R: 0 E: 0 K: 0 S: 6	H: 2 LOB: 1 BB: 0 P: 9	1B: 11 2B: 0 3B: 0 HR: 1	SF: 1 SAC: 0 DP: 3 HBP: 1	WP: 0 PB: 0 SB: 0 CS: 0	PA: 41
<b>PITCHER</b>	IP WLS BF H R ER SO BB IBB HBP BLK WP HR S P ERA WHIP																					
<b>Bob Walk, R</b> (1, 1) ERA: 4.88	6.1 L 30 10 4 4 7 2 0 0 0 0 0 1 77 117 5.68 1.895																					
<b>Jeff Ballard, L</b> (7, 1) ERA: 2.61	0.2 3 0 0 0 0 1 0 0 0 0 0 0 4 11 0.00 1.500																					
<b>Dave Otto, L</b> (8, 1) ERA: 4.29	2.0 8 2 0 0 0 1 0 1 0 0 0 0 17 27 0.00 1.500																					

Houston Astros @ Pittsburgh Pirates  
Three Rivers Stadium, Pittsburgh, PA

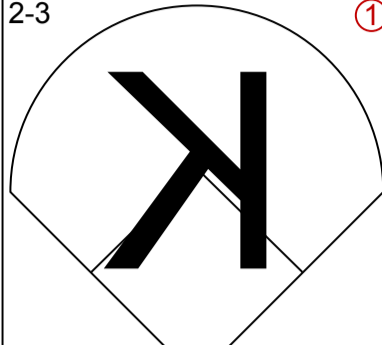
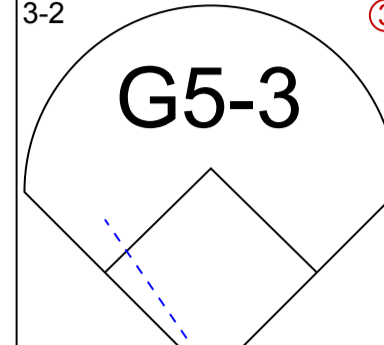
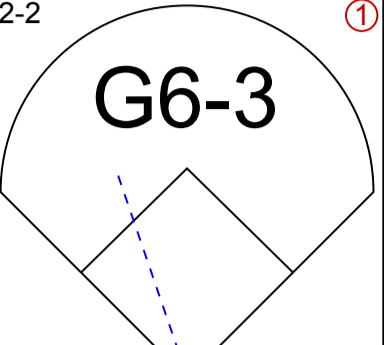
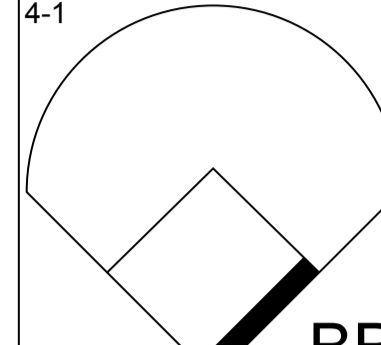
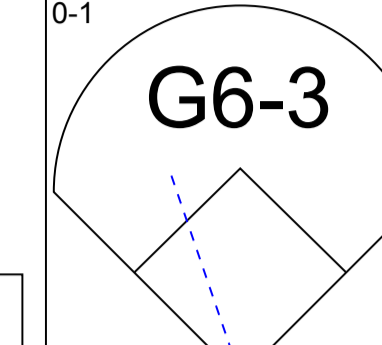
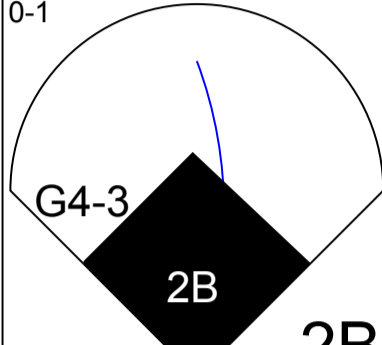
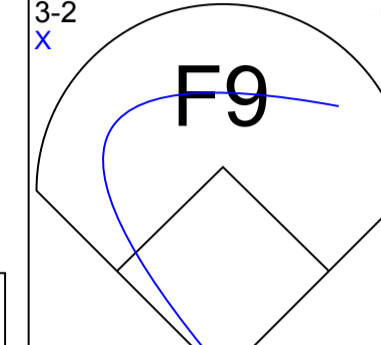
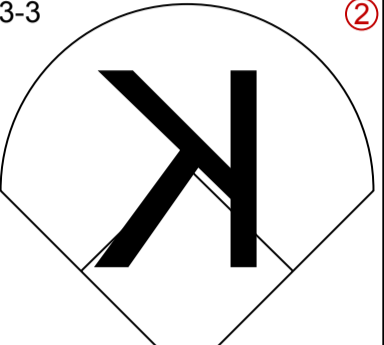
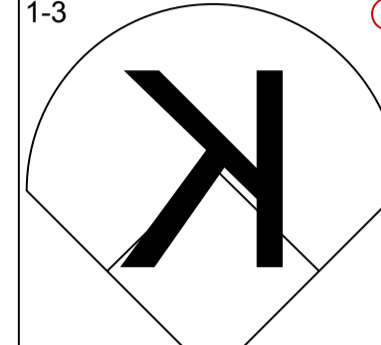
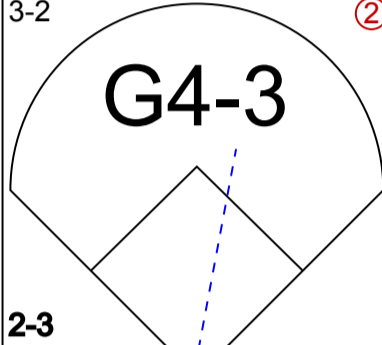
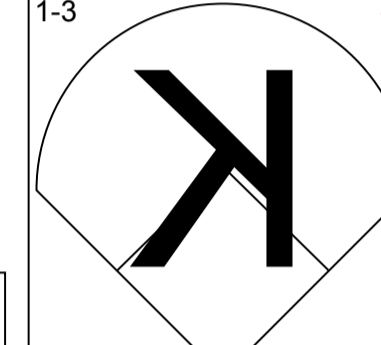
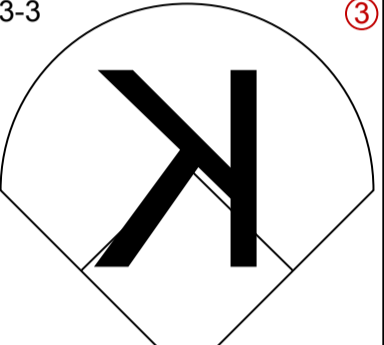
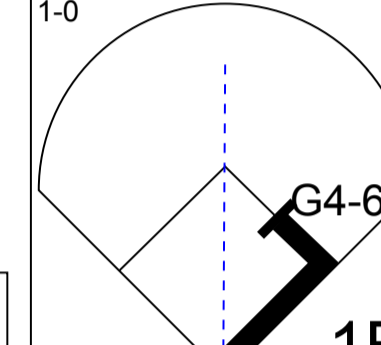
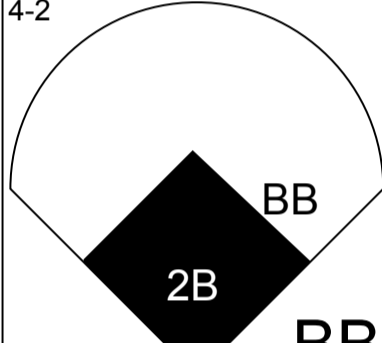
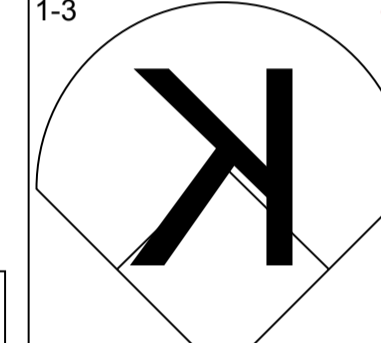
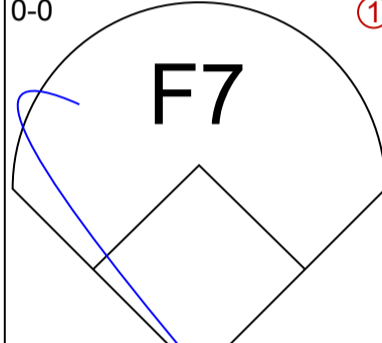
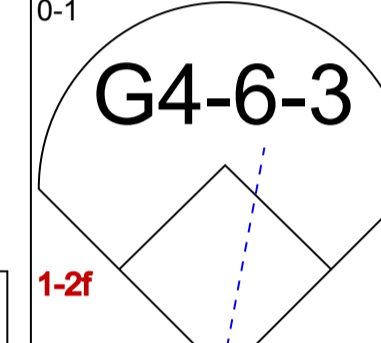
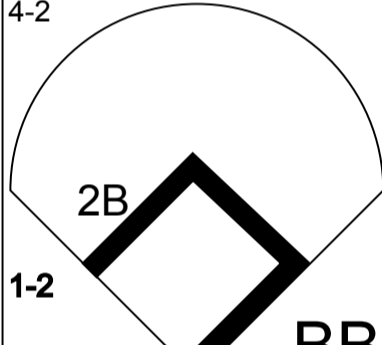
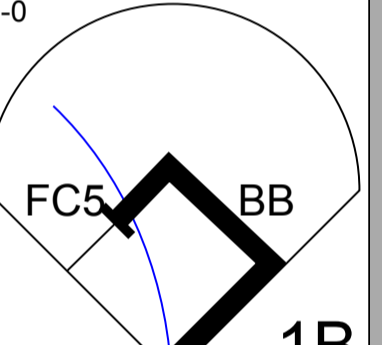
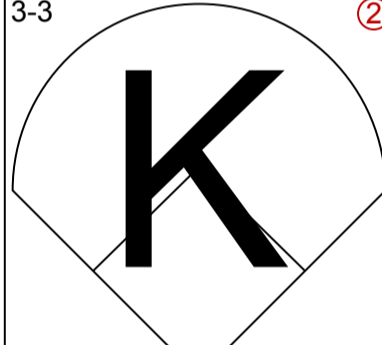
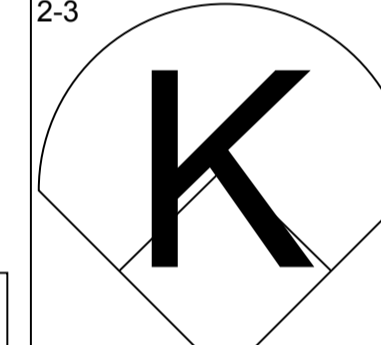
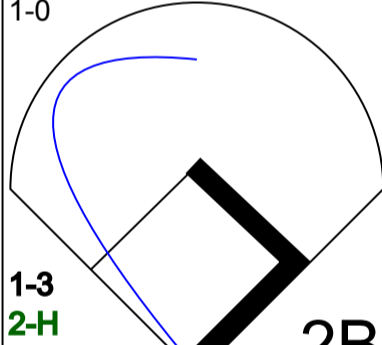
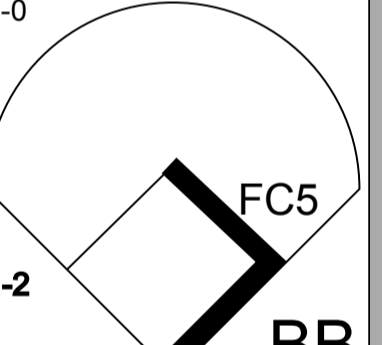
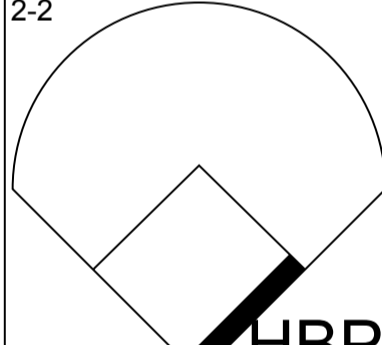
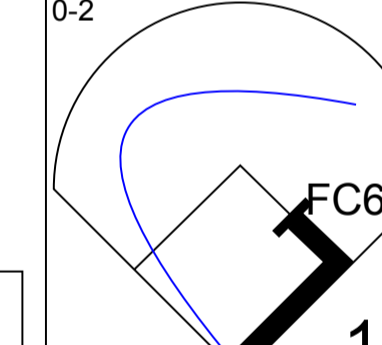
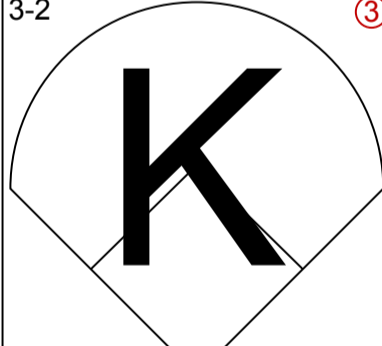
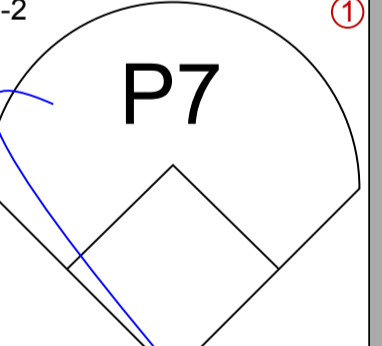
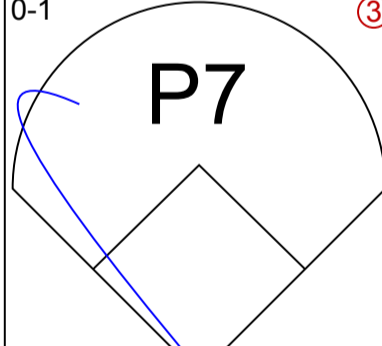
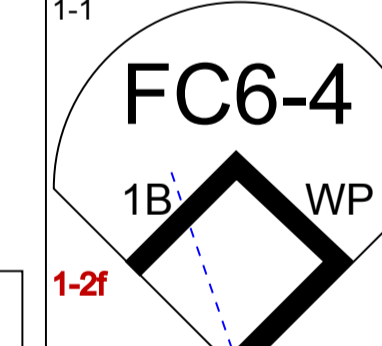
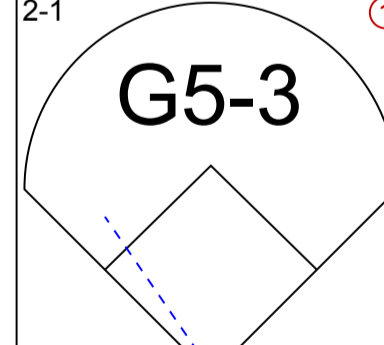
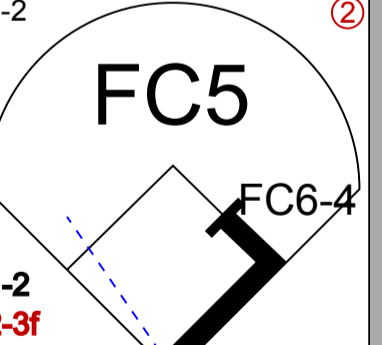
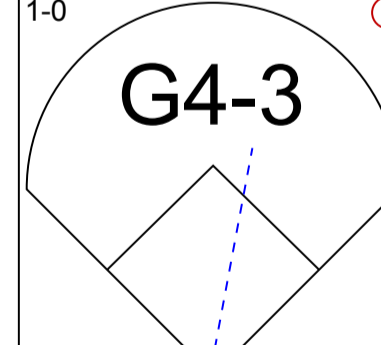
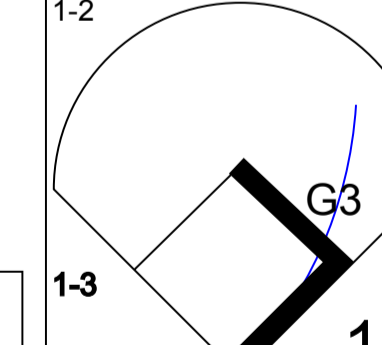
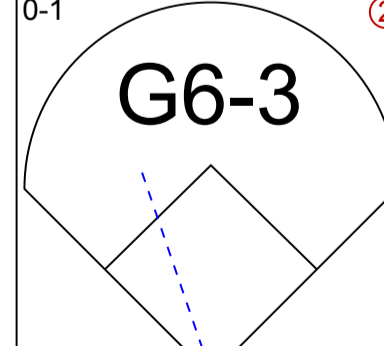
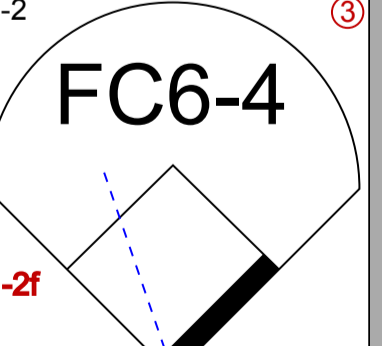
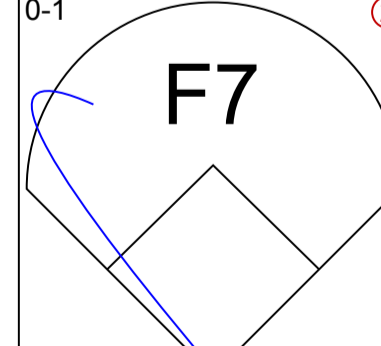
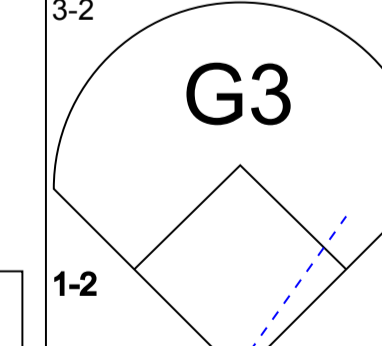
Mon Jul 19 1993, 7:05 PM EDT  
Att. 14,068 - Unknown - 80 F

livebaseballscorecards.com


AB	35
R	4
H	12
RBI	4
BB	4
SO	7
LOB	20





Batter	1	2	3	4	5	6	7	8	9	AB R H RBI BB SO LOB
<b>Carlos Garcia, R</b> OBP: 0.310, SLG: 0.388 (1, 4)	2-3 	3-2 G5-3 			2-2 G6-3 		4-1  BB		0-1 G6-3 	4 0 0 0 1 1 2
<b>Jay Bell, R</b> OBP: 0.364, SLG: 0.425 (1, 6)	0-1 G4-3 2B 		3-2 F9 		3-3 		1-3 			4 1 1 0 0 2 1
<b>Al Martin, L</b> OBP: 0.311, SLG: 0.423 (1, 7)	3-2 G4-3 		1-3 		3-3 			1-0  G4-6-3 1B		4 0 1 0 0 2 1
<b>Jeff King, R</b> OBP: 0.348, SLG: 0.396 (1, 5)	4-2  BB 2B BB		1-3 		0-0 F7 			0-1 G4-6-3 1-2f 		3 1 0 0 1 1 1
<b>Dave Clark, L</b> OBP: 0.347, SLG: 0.363 (1, 9)	4-2  BB 2B 1-2 BB			2-0  FC5 BB 1B		3-3 		2-3 		3 0 1 0 1 2 0
<b>Don Slaught, R</b> OBP: 0.363, SLG: 0.440 (1, 2)	1-0  2B			4-0 SAFE  FC5 1-2 BB		2-2  HBP		0-2  FC6-4 1B		2 0 2 2 1 0 0
<b>Scott Bullett, L</b> OBP: 0.250, SLG: 0.375 (1, 8)	3-2 			1-2  P7		0-1  P7		1-1  FC6-4 1B WP 1-2f		4 0 0 0 0 1 6
<b>Kevin Young, R</b> OBP: 0.296, SLG: 0.326 (1, 3)		2-1  G5-3		2-2  FC5 FC6-4 1-2 2-3f		1-0  G4-3		1-2  G3 1B		4 0 1 0 0 0 2
<b>Bob Walk, R</b> OBP: 0.100, SLG: 0.125 (1, 1)		0-1  G6-3		2-2  FC6-4 1-2f		0-1  F7		3-2  G3		2 0 0 0 0 0 2
<b>Jeff Ballard, L</b> (7, 1)										0 0 0 0 0 0 0
<b>Lonnie Smith, R</b> OBP: 0.381, SLG: 0.354 (7, PH)										1 0 0 0 0 0 0
<b>Dave Otto, L</b> OBP: 0.222, SLG: 0.389 (8, 1)										0 0 0 0 0 0 0
<b>Lloyd McClendon, R</b> OBP: 0.265, SLG: 0.257 (9, PH)										1 0 0 0 0 0 2

Inning Stats	R: 2 E: 0 K: 2 S: 21	H: 2 LOB: 2 BB: 2 P: 38	R: 0 E: 0 K: 0 S: 8	H: 0 LOB: 0 BB: 0 P: 13	R: 0 E: 0 K: 2 S: 13	H: 0 LOB: 0 BB: 0 P: 18	R: 0 E: 0 K: 0 S: 16	H: 1 LOB: 2 BB: 1 P: 27	R: 0 E: 0 K: 2 S: 14	H: 0 LOB: 0 BB: 0 P: 22	R: 0 E: 0 K: 1 S: 8	H: 0 LOB: 1 BB: 0 P: 13	R: 0 E: 0 K: 1 S: 7	H: 0 LOB: 1 BB: 1 P: 13	R: 0 E: 0 K: 1 S: 7	H: 1 LOB: 0 BB: 0 P: 10	R: 0 E: 0 K: 0 S: 14	H: 2 LOB: 2 BB: 0 P: 19	1B: 4 2B: 2 3B: 0 HR: 0	SF: 0 SAC: 0 DP: 1 HBP: 1
--------------	-------------------------------	----------------------------------	------------------------------	----------------------------------	-------------------------------	----------------------------------	-------------------------------	----------------------------------	-------------------------------	----------------------------------	------------------------------	----------------------------------	------------------------------	----------------------------------	------------------------------	----------------------------------	-------------------------------	----------------------------------	----------------------------------	------------------------------------

BOTTOM	
<b>AB</b>	32
<b>R</b>	2
<b>H</b>	6
<b>RBI</b>	2
<b>BB</b>	4
<b>SO</b>	9
<b>LOB</b>	17
	
<b>WP: 1</b>	<b>PA: 37</b>
<b>PB: 0</b>	<b>ERA</b>
<b>SB: 0</b>	<b>WHIP</b>
<b>CS: 0</b>	

**Houston Astros @ Pittsburgh Pirates**  
**Three Rivers Stadium, Pittsburgh, PA**  
 Mon Jul 19 1993, 7:05 PM EDT  
 Att: 14,068 - Unknown - 80 F

PITCHER	IP	WLS	BF	H	R	ER	SO	BB	IBB	HBP	BLK	WP	HR	S	P	ERA	WHIP
<b>Pete Harnisch, R</b> ERA: 3.66 (1, 1)	6.0	W	25	3	2	2	7	3	0	1	0	0	0	80	131	3.00	1.000
<b>Todd Jones, R</b> ERA: 2.45 (7, 1)	2.1		10	3	0	0	2	1	0	0	0	1	0	23	34	0.00	1.714
<b>Doug Jones, R</b> ERA: 5.23 (9, 1)	0.2	S	2	0	0	0	0	0	0	0	0	0	0	5	8	0.00	0.000

Batter	1	2	3	4	5	6	7	8	9	AB R H RBI BB SO LOB	TOP											
<b>Craig Biggio, R</b> (1, 4) OBP: 0.357, SLG: 0.473	0-0 F9			x 0-0 P4		x 0-0 F9		x 0-0 F7		4 0 0 0 0 0 0												
<b>Luis Gonzalez, L</b> (1, 7) OBP: 0.368, SLG: 0.464	0-0 G3-1			x 0-0 G6-4-3 1B		x 0-0 L7			x 0-0 P3	4 0 1 0 0 0 0												
<b>5 Jeff Bagwell, R</b> (1, 3) OBP: 0.384, SLG: 0.527	0-0 G3			x 0-0 G6-4-3 1-2f			x 0-0 FC4-6 1B		x 0-0 HR	4 1 2 1 0 0 1												
<b>Eric Anthony, L</b> (1, 9) (8, 8) OBP: 0.328, SLG: 0.406		0-3 K		x 0-0 G4-3		x 0-0 FC4-6 FC4-6 BB 1-2f			x 0-0 G1-3	4 0 0 0 0 1 1												
<b>Andujar Cedeno, R</b> (1, 6) OBP: 0.357, SLG: 0.438		0-0 G1-3		x 0-0 G4-3		BB BB BB 1-2 FC4-6 BB			x 0-0 G4-3	3 0 0 0 1 0 0												
<b>Chris Donnels, L</b> (1, 5) OBP: 0.361, SLG: 0.391		0-0 G1-3		x 0-0 3B		x 0-0 FC4-6 FC6-4 1-2f 2-3				3 0 1 0 0 0 2												
<b>Scott Servais, R</b> (1, 2) OBP: 0.332, SLG: 0.454		0-3 K		H 1-0 HBP		x 0-0 FC6-4 1-2f				2 0 0 0 0 1 2												
<b>Steve Finley, L</b> (1, 8) OBP: 0.305, SLG: 0.342		0-0 G6-3		0-3 K				x 0-0 F8		2 0 0 0 0 1 2												
<b>Chris James, R</b> (8, PH) OBP: 0.346, SLG: 0.500		0-0 G5-3								1 0 0 0 0 0 0												
<b>Doug Drabek, R</b> (1, 1) OBP: 0.085, SLG: 0.170				x 0-0 G1-3				x 0-0 P6		2 0 0 0 0 0 0												
<b>Kevin Bass, S</b> (8, PH) OBP: 0.291, SLG: 0.358										1 0 0 0 0 0 0												
<b>Xavier Hernandez, L</b> (8, 1)										0 0 0 0 0 0 0												
<b>Inning Stats</b>	R: 0 E: 0 K: 0 S: 3	H: 0 LOB: 0 BB: 0 P: 3	R: 0 E: 0 K: 1 S: 5	H: 0 LOB: 0 BB: 0 P: 5	R: 0 E: 0 K: 1 S: 5	H: 0 LOB: 0 BB: 0 P: 5	R: 0 E: 0 K: 0 S: 3	H: 1 LOB: 0 BB: 0 P: 3	R: 0 E: 0 K: 1 S: 6	H: 1 LOB: 2 BB: 0 P: 7	R: 0 E: 0 K: 0 S: 3	H: 0 LOB: 0 BB: 0 P: 3	R: 0 E: 0 K: 0 S: 4	H: 1 LOB: 2 BB: 1 P: 8	R: 0 E: 0 K: 0 S: 3	H: 0 LOB: 0 BB: 0 P: 3	R: 1 E: 0 K: 0 S: 4	H: 1 LOB: 0 BB: 0 P: 4	1B: 2 2B: 0 3B: 1 HR: 1	SF: 0 SAC: 0 DP: 1 HBP: 1	WP: 0 PB: 0 SB: 0 CS: 0	PA: 32
<b>PITCHER Randy Tomlin, L</b> (1, 1) ERA: 4.26	IP: 9.0 WLS: W BF: 32 H: 4 R: 1 ER: 1 SO: 3 BB: 1 IBB: 0 HBP: 1 BLK: 0 WP: 0 HR: 1 S: 36 P: 41 ERA: 1.00 WHIP: 0.556											<b>PITCHER</b>	IP: 9.0 WLS: W BF: 32 H: 4 R: 1 ER: 1 SO: 3 BB: 1 IBB: 0 HBP: 1 BLK: 0 WP: 0 HR: 1 S: 36 P: 41 ERA: 1.00 WHIP: 0.556									

Houston Astros @ Pittsburgh Pirates  
Three Rivers Stadium, Pittsburgh, PA

Tue Jul 20 1993, 7:05 PM EDT  
Att. 18,008 - Unknown - 83 F

livebaseballscorecards.com

AB	30
R	1
H	4
RBI	1
BB	1
SO	3
LOB	8



Batter	1	2	3	4	5	6	7	8	9	AB	R	H	RBI	BB	SO	LOB	BOTTOM
--------	---	---	---	---	---	---	---	---	---	----	---	---	-----	----	----	-----	--------

<b>Carlos Garcia, R</b> <small>(1, 4)</small> <small>OBP: 0.313, SLG: 0.385</small>	<small>4-0</small> 			<small>0-3</small> 		<small>0-3</small> 		<small>4-0</small> 		2	0	0	0	2	2	0	
<b>Jay Bell, R</b> <small>(1, 6)</small> <small>OBP: 0.363, SLG: 0.423</small>	<small>0-0</small> 			<small>0-0</small> 		<small>0-0</small> 		<small>0-3</small> 		4	0	1	0	0	1	2	
<b>Al Martin, L</b> <small>(1, 8)</small> <small>OBP: 0.310, SLG: 0.424</small>	<small>0-3</small> 			<small>0-0</small> 		<small>0-3</small> 		<small>0-0</small> 		4	1	1	0	0	2	2	
<b>Jeff King, R</b> <small>(1, 5)</small> <small>OBP: 0.350, SLG: 0.397</small>		<small>0-0</small> 		<small>0-0</small> 			<small>0-0</small> 	<small>0-0</small> 		4	1	2	1	0	0	1	
<b>Lonnie Smith, R</b> <small>(1, 7)</small> <small>OBP: 0.377, SLG: 0.348</small>		<small>0-0</small> 		<small>0-0</small> 			<small>0-0</small> 			2	0	0	0	0	0	1	
<b>Don Slaught, R</b> <small>(1, 2)</small> <small>OBP: 0.363, SLG: 0.439</small>		<small>0-0</small> 				<small>0-0</small> 		<small>0-0</small> 		3	0	1	1	0	0	0	
<b>Scott Bullett, L</b> <small>(1, 9)</small> <small>OBP: 0.211, SLG: 0.316</small>			<small>0-0</small> 			<small>0-0</small> 		<small>0-0</small> 		3	0	0	0	0	0	1	
<b>Kevin Young, R</b> <small>(1, 3)</small> <small>OBP: 0.296, SLG: 0.324</small>			<small>0-0</small> 			<small>0-3</small> 		<small>4-0</small> 		2	0	0	0	1	1	0	
<b>Randy Tomlin, L</b> <small>(1, 1)</small> <small>OBP: 0.115, SLG: 0.115</small>			<small>0-0</small> 			<small>0-0</small> 		<small>0-0</small> 		3	0	0	0	0	0	2	

Inning Stats	R: 0	H: 0	E: 0	K: 1	S: 4	LOB: 0	BB: 1	P: 8	R: 0	H: 0	E: 0	K: 0	S: 3	LOB: 0	BB: 0	P: 3	R: 0	H: 0	E: 0	K: 0	S: 3	LOB: 0	BB: 0	P: 3	R: 1	H: 2	E: 0	K: 1	S: 7	LOB: 1	BB: 0	P: 7	R: 0	H: 0	E: 0	K: 1	S: 5	LOB: 0	BB: 0	P: 5	R: 0	H: 1	E: 0	K: 2	S: 8	LOB: 1	BB: 0	P: 8	R: 1	H: 2	E: 1	K: 0	S: 5	LOB: 2	BB: 1	P: 9	R: 0	H: 0	E: 0	K: 1	S: 5	LOB: 1	BB: 1	P: 9	1B: 4	SF: 0	2B: 1	SAC: 1	3B: 0	DP: 1	HR: 0	HBP: 0	WP: 0	PA: 31	PB: 0	SB: 3	CS: 0
--------------	------	------	------	------	------	--------	-------	------	------	------	------	------	------	--------	-------	------	------	------	------	------	------	--------	-------	------	------	------	------	------	------	--------	-------	------	------	------	------	------	------	--------	-------	------	------	------	------	------	------	--------	-------	------	------	------	------	------	------	--------	-------	------	------	------	------	------	------	--------	-------	------	-------	-------	-------	--------	-------	-------	-------	--------	-------	--------	-------	-------	-------


PITCHER	IP	WLS	BF	H	R	ER	SO	BB	IBB	HBP	BLK	WP	HR	S	P	ERA	WHIP
Doug Drabek, R	(1, 1)	7.0	L	27	5	2	5	2	0	0	0	0	0	35	43	2.57	1.000
Xavier Hernandez, R	(8, 1)	1.0		4	0	0	1	1	0	0	0	0	0	5	9	0.00	1.000

**Houston Astros @ Pittsburgh Pirates**  
 Three Rivers Stadium, Pittsburgh, PA  
 Tue Jul 20 1993, 7:05 PM EDT  
 Att: 18,008 - Unknown - 83 F

**AB 27**  
**R 2**  
**H 5**  
**RBI 2**  
**BB 3**  
**SO 6**  
**LOB 9**



**WP: 0**  
**PB: 0**  
**SB: 3**  
**CS: 0**

Batter	1	2	3	4	5	6	7	8	9	AB R H RBI BB SO LOB	TOP											
Craig Biggio, R (1, 4) OBP: 0.356, SLG: 0.473	0-0 G6-3		0-0 F8 2B		0-3 K		0-0 F9			4 0 1 0 0 1 3												
Steve Finley, L (1, 8) OBP: 0.308, SLG: 0.348	0-0 5 2B 1B		0-0 F8		0-0 SF8 1B 2B		0-0 F5			4 2 2 2 0 0 1												
5 Jeff Bagwell, R (1, 3) OBP: 0.385, SLG: 0.528	0-0 WP 1-H 2B		0-0 L7		4-0 1B IBB		0-0 L8			3 0 1 1 1 0 1												
Chris James, R (1, 9) Eric Anthony, L (8, PH) OBP: 0.327, SLG: 0.404	0-0 G5-3			0-0 F9	0-0 SF8			0-0 G3		2 0 0 1 0 0 1 1 0 0 0 0 0 0												
Luis Gonzalez, L (1, 7) OBP: 0.370, SLG: 0.463	0-0 G3			4-0 G5-4-3 BB	0-0 1-2 1B			0-0 F7		3 0 1 1 1 0 1												
Scott Servais, R (1, 2) OBP: 0.325, SLG: 0.444		0-0 G5-3		0-0 G5-4-3 1-2f	0-0 G6-3			0-0 P4		4 0 0 0 0 0 3												
Chris Donnels, L (1, 5) OBP: 0.355, SLG: 0.373		0-0 G4-3			4-0 SH 2B BB	0-3 K2-3			0-0 G3-1	3 1 0 0 1 1 0	AB 30 R 5 H 5 RBI 5 BB 4 SO 3 LOB 10											
Jose Uribe, S (1, 6) OBP: 0.357, SLG: 0.206		0-0 P4			4-0 SH 2B BB	0-0 G5-3			0-0 F7	3 1 0 0 1 0 0												
Darryl Kile, R (1, 1) Al Osuna, R (8, 1) Kevin Bass, S (9, PH) Doug Jones, R (9, 1) OBP: 0.111, SLG: 0.231 OBP: 0.289, SLG: 0.355			0-0 G6-3		0-0 SH 2B SF8	0-3 K			0-0 F7	2 1 0 0 0 1 0 0 0 0 0 0 0 0 1 0 0 0 0 0 0 0 0 0 0 0 0 0												
<b>Inning Stats</b>	R: 1 E: 0 K: 0 S: 5	H: 2 LOB: 1 BB: 0 P: 5	R: 0 E: 0 K: 0 S: 3	H: 0 LOB: 0 BB: 0 P: 3	R: 0 E: 0 K: 0 S: 4	H: 1 LOB: 1 BB: 0 P: 4	R: 0 E: 0 K: 0 S: 2	H: 0 LOB: 0 BB: 1 P: 6	R: 4 E: 1 K: 1 S: 8	H: 2 LOB: 2 BB: 3 P: 20	R: 0 E: 0 K: 2 S: 7	H: 0 LOB: 0 BB: 0 P: 7	R: 0 E: 0 K: 0 S: 3	H: 0 LOB: 0 BB: 0 P: 3	R: 0 E: 0 K: 0 S: 3	H: 0 LOB: 0 BB: 0 P: 3	R: 0 E: 0 K: 0 S: 3	H: 0 LOB: 0 BB: 0 P: 3	1B: 2 2B: 3 3B: 0 HR: 0	SF: 1 SAC: 1 DP: 1 HBP: 0	WP: 1 PB: 0 SB: 1 CS: 0	PA: 36
<b>PITCHER</b>	IP WLS BF H R ER SO BB IBB HBP BLK WP HR S P ERA WHIP																					
Steve Cooke, L (1, 1) ERA: 3.62	4.2 L 23 5 5 3 1 3 1 0 0 0 1 0 21 37 5.79 1.714																					
Blas Minor, R (5, 1) ERA: 3.63	1.1 4 0 0 0 2 0 0 0 0 0 0 0 8 8 0.00 0.000																					
Denny Neagle, L (7, 1) ERA: 5.98	1.0 3 0 0 0 0 0 0 0 0 0 0 0 3 3 0.00 0.000																					
Joel Johnston, R (8, 1) ERA:	2.0 6 0 0 0 0 0 0 0 0 0 0 0 6 6 0.00 0.000																					

Houston Astros @ Pittsburgh Pirates  
 Three Rivers Stadium, Pittsburgh, PA  
 Wed Jul 21 1993, 7:05 PM EDT  
 Att. 28,227 - Unknown - 78 F

livebaseballscorecards.com

Batter	1	2	3	4	5	6	7	8	9	AB R H RBI BB SO LOB
<b>Carlos Garcia, R</b> (1, 4) OBP: 0.312, SLG: 0.394	0-0 G3-1		0-0 G6-4-3			0-3 K		0-0 HR		4 1 1 1 0 1 1
<b>Jay Bell, R</b> (1, 6) OBP: 0.360, SLG: 0.418	0-0 G4-3		0-0 G5-3			0-0 G6-3		0-3 K2-3		4 0 0 0 0 1 0
<b>Al Martin, L</b> (1, 7) OBP: 0.309, SLG: 0.419	4-0 2B BB			0-3 K			0-0 L8	0-0 F7		3 1 0 0 1 1 0
<b>Jeff King, R</b> (1, 5) OBP: 0.354, SLG: 0.404	0-0 2B			0-3 K			0-0 1B BB	0-0 FC6-4		4 1 3 1 0 1 0
<b>Dave Clark, L</b> (1, 9) OBP: 0.340, SLG: 0.354	0-0 F8			0-0 G4-3			0-3 K	0-0 FC6-4		3 0 0 0 0 1 2
<b>John Wehner, R</b> (8, PH) OBP: 0.320, SLG: 0.190										1 0 0 0 0 0 1
<b>Don Slaught, R</b> (1, 2) OBP: 0.365, SLG: 0.438		0-3 K			0-3 K		4-0 BB 1B		0-0 E4	3 0 1 0 1 2 0
<b>Scott Bullett, L</b> (1, 8) OBP: 0.261, SLG: 0.348		0-0 B5-3			0-0 CS		0-0 BB		0-3 K	4 0 2 0 0 1 1
<b>Kevin Young, R</b> (1, 3) OBP: 0.301, SLG: 0.321		0-3 K			0-3 K		4-0 BB		4-0 G6-4-3	2 0 0 1 2 2 1
<b>Steve Cooke, R</b> (1, 1) OBP: 0.111, SLG: 0.114			0-0 G6-4-3			0-3 K	0-0 F7		0-0 G6-4-3	1 0 1 0 0 0 0
<b>Blas Minor, R</b> (5, 1) OBP: 0.111, SLG: 0.111										0 0 0 0 0 0 0
<b>Lonnie Smith, R</b> (6, PH) OBP: 0.374, SLG: 0.346										1 0 0 0 0 0 1 0
<b>Denny Neagle, L</b> (7, 1) OBP: 0.374, SLG: 0.346										0 0 0 0 0 0 0 0
<b>Lloyd McClendon, R</b> (7, PH) OBP: 0.283, SLG: 0.255										1 0 0 0 0 0 0 3
<b>Joel Johnston, R</b> (8, 1) OBP: 0.333, SLG: 0.429										0 0 0 0 0 0 0 0
<b>Ben Shelton, R</b> (9, PH) OBP: 0.333, SLG: 0.429										1 0 0 0 0 0 0 2

**BOTTOM**

**Houston Astros @ Pittsburgh Pirates**  
 Three Rivers Stadium, Pittsburgh, PA  
 Wed Jul 21 1993, 7:05 PM EDT  
 Att: 28,227 - Unknown - 78 F

AB	32
R	3
H	8
RBI	3
BB	4
SO	11
LOB	11



Inning Stats	R: 1	H: 1	R: 0	H: 0	R: 0	H: 1	R: 0	H: 1	R: 0	H: 0	R: 1	H: 2	R: 1	H: 2	R: 0	H: 1	1B: 6	SF: 0	WP: 0	PA: 36		
	E: 0	LOB: 1	E: 0	LOB: 0	E: 0	LOB: 0	E: 0	LOB: 1	E: 0	LOB: 0	E: 0	LOB: 3	E: 0	LOB: 1	E: 1	LOB: 1	2B: 2	SAC: 0	PB: 0			
	K: 0	BB: 1	K: 2	BB: 0	K: 2	BB: 0	K: 2	BB: 0	K: 1	BB: 2	K: 1	BB: 2	K: 1	BB: 0	K: 1	BB: 1	3B: 0	DP: 3	SB: 1			
	S: 4	P: 8	S: 7	P: 7	S: 7	P: 7	S: 7	P: 7	S: 7	P: 7	S: 7	P: 15	S: 7	P: 7	S: 5	P: 9	HR: 1	HBP: 0	CS: 1			
PITCHER	IP	WLS	BF	H	R	ER	SO	BB	IBB	HBP	BLK	WP	HR	S	P	ERA	WHIP				ERA	WHIP
<b>Darryl Kile, R</b> (1, 1) ERA: 2.71	7.2	W	31	7	3	3	10	3	0	0	0	0	1	48	60	3.52	1.304					
<b>Al Osuna, L</b> (8, 1) ERA: 3.38	0.1		1	0	0	0	0	0	0	0	0	0	0	1	1	0.00	0.000					
<b>Doug Jones, R</b> (9, 1) ERA: 5.13	1.0	S	4	1	0	0	1	1	0	0	0	0	0	5	9	0.00	2.000					

Chicago Cubs @ Houston Astros  
Astrodome, Houston, TX  
Thu Jul 22 1993, 8:05 PM EDT  
Att. 24,334 - Dome

livebaseballscorecards.com

AB	36
R	4
H	9
RBI	4
BB	4
SO	10
LOB	22



WP:	1	PA:	40
PB:	0		
SB:	0		
CS:	0		

Batter	1	2	3	4	5	6	7	8	9	AB	R	H	RBI	BB	SO	LOB
Rey Sanchez, R (1, 6) OBP: 0.355, SLG: 0.384	1-1 F9 23 E 1B		0-2 G5-3	1-1 1-3 23 2B 1B		1-2 2B		0-0 G6-3		5	1	3	0	0	0	1
23 Ryne Sandberg, R (1, 4) OBP: 0.349, SLG: 0.417	0-2 E4		1-0 G6-3	1-2 F9 2B		4-0 BB		1-1 G6-3		4	0	1	2	1	0	1
Mark Grace, L (1, 3) OBP: 0.389, SLG: 0.485	0-1 F9		4-1 2B BB	4-0 IBB		1-0 F8		2-0 G6-3		3	0	0	0	2	0	3
Derrick May, L (1, 7) OBP: 0.349, SLG: 0.444	2-3 K		0-0 2B	1-1 F9 2-3		3-2 F9		0-3 K		5	0	1	0	0	2	4
Sammy Sosa, R (1, 8) OBP: 0.307, SLG: 0.492	1-3 K		0-0 G6-3	2-3 K		3-1 P3		1-2 G6-3		4	0	0	0	0	2	6
Rick Wilkins, L (1, 2) OBP: 0.383, SLG: 0.578		3-2 1B		1-3 K HR	4-2 BB		1-2 G6-3			3	1	1	0	1	1	0
Kevin Roberson, S (1, 9) OBP: 0.222, SLG: 0.520		1-3 K		1-0 1-H HR	0-3 K		1-0 F8			4	1	1	2	0	2	2
Steve Buechele, R (1, 5) OBP: 0.301, SLG: 0.422		2-1 F8		2-1 1B 23 2B 1B	0-2 G4-6-3		2-1 2B			4	1	2	0	0	0	2
Mike Harkey, R (1, 1) OBP: 0.161, SLG: 0.167		0-1 F8		0-3 K		1-3 K		0-3 K2-3		3	0	0	0	0	2	2
Jose Bautista, R (6, 1) OBP: 0.125, SLG: 0.125										0	0	0	0	0	0	0
Dan Plesac, L (6, 1)										0	0	0	0	0	0	0
Doug Jennings, L (8, PH) OBP: 0.319, SLG: 0.455										1	0	0	0	0	1	1
Shawn Boskie, R (8, 1) OBP: 0.167, SLG: 0.167										0	0	0	0	0	0	0

Inning Stats	R	H	E	K	S	H	LOB	BB	IBB	HBP	BLK	WP	HR	S	P	ERA	WHIP
	0	1	1	2	13	1	2	0	0	0	0	0	0	1	17		
	0	1	0	1	11	0	1	0	0	0	0	0	0	0	17		
	0	1	0	1	7	0	2	0	0	0	0	0	0	0	12		
	4	4	0	3	19	0	2	0	0	0	0	0	0	3	32		
	0	0	0	1	8	0	0	0	0	0	0	0	0	0	12		
	0	1	0	1	9	0	1	0	0	0	0	0	0	0	16		
	0	0	0	0	8	0	0	0	0	0	0	0	0	0	15		
	0	0	0	0	7	0	0	0	0	0	0	0	0	0	10		
	0	0	0	0	6	0	0	0	0	0	0	0	0	0	9		

PITCHER	IP	WLS	BF	H	R	ER	SO	BB	IBB	HBP	BLK	WP	HR	S	P	ERA	WHIP
Brian Williams, R (1, 1) ERA: 4.52	6.0	W	30	8	4	4	8	3	1	0	0	1	1	67	106	6.00	1.833
Al Osuna, L (7, 1) ERA: 3.18	1.0		3	0	0	0	0	0	0	0	0	0	0	8	15	0.00	0.000
Xavier Hernandez, R (8, 1) ERA: 3.04	2.0		7	1	0	0	2	0	0	0	0	0	0	13	19	0.00	0.500

BOTTOM

Chicago Cubs @ Houston Astros  
Astrodome, Houston, TX

Thu Jul 22 1993, 8:05 PM EDT  
Att. 24,334 - Dome

livebaseballscorecards.com

AB	33
R	9
H	12
RBI	9
BB	4
SO	2
LOB	11



WP:	0	PA:	38
PB:	0	SB:	0
CS:	0		

AB	R	H	RBI	BB	SO	LOB	
5	0	2	4	0	1	0	
5	0	1	1	0	0	2	
4	0	0	0	0	0	2	
4	2	2	1	0	0	0	
3	2	2	0	1	0	1	
3	1	2	1	1	0	1	
3	1	2	1	0	1	0	
2	2	0	0	2	0	2	
2	1	0	0	0	0	3	
1	0	1	1	0	0	0	
0	0	0	0	0	0	0	
1	0	0	0	0	0	0	
1B:	11	SF:	0	WP:	0	PA:	38
2B:	1	SAC:	1	PB:	0	SB:	0
3B:	0	DP:	2	CS:	0		
HR:	1	HBP:	0				

Batter	1	2	3	4	5	6	7	8	9
<b>Craig Biggio, R</b> OBP: 0.357, SLG: 0.472 (1, 4)	1-0 F7	1-2 1B			0-0 G5-3	0-2 1B		1-3 K	
<b>Steve Finley, L</b> OBP: 0.306, SLG: 0.345 (1, 8)	1-2 P2	2-2 1B			1-2 F9	1-0 L8-4		3-1 G6-3	
<b>5 Jeff Bagwell, R</b> OBP: 0.362, SLG: 0.522 (1, 3)	0-2 G1	1-1 F9			1-2 G1-3		1-1 P2		
<b>Luis Gonzalez, L</b> OBP: 0.371, SLG: 0.473 (1, 7)		0-1 G3	1-2 G3			0-0 HR	1-0 G3		
<b>Eric Anthony, L</b> OBP: 0.331, SLG: 0.407 (1, 9)		2-1 G3	1-1 G6-4-3			4-1 SH5-3	0-1 BB		
<b>Chris Donnels, L</b> OBP: 0.375, SLG: 0.386 (1, 5)		0-0 BB	0-2 G6-4-3			1-0 1B	4-0 1B		
<b>Scott Servais, R</b> OBP: 0.330, SLG: 0.447 (1, 2)		0-0 FC3-2		2-3 K		0-0 SH5-3	0-0 FC5-4		
<b>Andujar Cedeno, R</b> OBP: 0.359, SLG: 0.435 (1, 6)		4-2 FC3-2		1-1 F9		4-0 1B	0-0 FC5-4		
<b>Brian Williams, R</b> OBP: 0.125, SLG: 0.250 (1, 1)		2-2 FC3-2		0-0 F7		2-1 L8-4		0-0 F7	
<b>Kevin Bass, S</b> OBP: 0.295, SLG: 0.361 (6, PH)									
<b>Al Osuna, R</b> (7, 1)									
<b>Xavier Hernandez, L</b> (8, 1)									

Inning	R	H	E	K	S	H	LOB	BB	P
1	0	0	0	0	7	5	2	1	32
2	0	0	0	0	8	1	0	0	10
3	0	0	0	0	7	0	0	0	9
4	0	0	0	1	8	0	0	0	9
5	0	0	0	1	53	0	0	0	26
6	0	0	0	0	15	4	1	2	13
7	1	2	0	0	7	2	1	0	10
8	0	0	0	1	6	0	0	0	3
9	0	0	0	0	1	1	0	0	0

PITCHER	IP	WLS	BF	H	R	ER	SO	BB	IBB	HBP	BLK	WP	HR	S	P	ERA	WHIP
<b>Mike Harkey, R</b> ERA: 4.5 (1, 1)	5.0	L	24	8	7	7	1	2	0	0	0	0	1	53	78	12.60	2.000
<b>Jose Bautista, R</b> ERA: 2.88 (6, 1)	0.1		4	2	1	1	0	0	1	0	0	0	0	10	16	27.00	6.000
<b>Dan Plesac, L</b> ERA: 4.89 (6, 1)	1.2		7	2	1	1	0	1	0	0	0	0	0	8	15	5.40	1.800
<b>Shawn Boskie, R</b> ERA: 4.32 (8, 1)	1.0		3	0	0	0	1	0	0	0	0	0	0	6	10	0.00	0.000

Chicago Cubs @ Houston Astros  
Astrodome, Houston, TX  
Fri Jul 23 1993, 8:05 PM EDT  
Att. 43,472 - Dome

livebaseballscorecards.com

AB	34
R	1
H	7
RBI	1
BB	1
SO	5
LOB	12



WP:	0	PA:	35
PB:	0		
SB:	0		
CS:	0		

Batter	1	2	3	4	5	6	7	8	9	AB	R	H	RBI	BB	SO	LOB
Rey Sanchez, R (1, 6) OBP: 0.358, SLG: 0.386	0-1 L6		0-0 1B			0-1 G3 23 G4-3 1B		1-0 L1-5-3		4	0	2	0	0	0	0
23 Ryne Sandberg, R (1, 4) OBP: 0.348, SLG: 0.426	1-0 HR		2-2 P4			0-1 G4-3 1-2		2-3 K		4	1	1	1	0	1	2
Mark Grace, L (1, 3) OBP: 0.385, SLG: 0.480	1-0 L9			2-2 G4-3		0-0 G3 2-3		0-1 L7		4	0	0	0	0	0	1
Derrick May, L (1, 7) OBP: 0.351, SLG: 0.443	0-0 G1-3			0-0 1B		4-1 BB		3-2 G3-1		3	0	1	0	1	0	0
Sammy Sosa, R (1, 8) OBP: 0.304, SLG: 0.486		1-0 G5-3		0-3 K		3-2 G5-3		2-2 P4		4	0	0	0	0	1	3
Rick Wilkins, L (1, 2) OBP: 0.385, SLG: 0.577		0-1 L9		0-0 F7			1-2 1B	1-1 1B		4	0	2	0	0	0	1
Kevin Roberson, S (1, 9) OBP: 0.226, SLG: 0.483		0-2 G4-3			2-0 F8		0-2 P5	3-1 1B		4	0	1	0	0	0	1
Steve Buechele, R (1, 5) OBP: 0.297, SLG: 0.415			2-2 P3		0-0 P9		2-1 F9	0-3 K		4	0	0	0	0	1	3
Greg Hibbard, L (1, 1) Jose Vizcaino, S (7, PH) Bob Scanlan, R (7, 1) Dan Plesac, L (8, 1)			0-3 K		2-0 P5		0-3 K			2	0	0	0	0	1	0
										1	0	0	0	0	1	1
										0	0	0	0	0	0	0
										0	0	0	0	0	0	0

Batter	1	2	3	4	5	6	7	8	9	
<b>Inning Stats</b>	R: 1 E: 0 K: 0 S: 5 H: 1 LOB: 0 BB: 0 P: 7	R: 0 E: 0 K: 0 S: 6 H: 0 LOB: 0 BB: 0 P: 7	R: 0 E: 0 K: 1 S: 10 H: 1 LOB: 1 BB: 0 P: 14	R: 0 E: 0 K: 1 S: 8 H: 1 LOB: 1 BB: 0 P: 10	R: 0 E: 0 K: 0 S: 3 H: 0 LOB: 0 BB: 0 P: 7	R: 0 E: 0 K: 0 S: 9 H: 1 LOB: 2 BB: 1 P: 16	R: 0 E: 0 K: 1 S: 13 H: 1 LOB: 1 BB: 0 P: 16	R: 0 E: 0 K: 1 S: 7 H: 0 LOB: 0 BB: 0 P: 10	R: 0 E: 0 K: 1 S: 17 H: 2 LOB: 2 BB: 0 P: 26	1B: 6 2B: 0 3B: 0 HR: 1 SF: 0 SAC: 0 DP: 0 HBP: 0

PITCHER	IP	WLS	BF	H	R	ER	SO	BB	IBB	HBP	BLK	WP	HR	S	P	ERA	WHIP
Mark Portugal, R (1, 1) ERA: 3.23	8.2	W	34	7	1	1	4	1	0	0	0	0	1	75	110	1.04	0.923
Doug Jones, R (9, 1) ERA: 5.1	0.1	S	1	0	0	0	1	0	0	0	0	0	0	3	3	0.00	0.000



Batter	1	2	3	4	5	6	7	8	9
<b>Craig Biggio, R</b> OBP: 0.358, SLG: 0.474 (1, 4)	0-0 G5-3		4-1 1B BB		0-2 G1-3			2-1 BLK 2B	
<b>Luis Gonzalez, L</b> OBP: 0.379, SLG: 0.483 (1, 7)	1-2 5 CS 1B		0-0 5 G6-4-3 1B			1-2 5 1B 5 E 1B		2-2 5 G3 2-H E 2B	
<b>5 Jeff Bagwell, R</b> OBP: 0.363, SLG: 0.520 (1, 3)	4-2 SAFE BB		0-0 G6-4-3 1-2f			1-1 SAFE SF8 1B		1-1 G3	
<b>Ken Caminiti, S</b> OBP: 0.301, SLG: 0.410 (1, 5)	3-1 P3			1-0 F7		1-1 SF8		2-0 E7 G6-3 1B	
<b>Chris James, R</b> OBP: 0.336, SLG: 0.495 (1, 9)		0-0 G6-3		1-0 2B		1-3 K		3-H 2-2 G6-3	
<b>Steve Finley, L</b> OBP: 0.305, SLG: 0.344 (8, PH) (9, 8)									
<b>Eric Anthony, L</b> OBP: 0.328, SLG: 0.402 (1, 8) (9, 9)		0-3 K		1-1 G6-3		0-1 F9		3-H 2-3 K	
<b>Scott Servais, R</b> OBP: 0.330, SLG: 0.443 (1, 2)		4-1 BB		1-2 G5-3			2-3 K		
<b>Andujar Cedeno, R</b> OBP: 0.356, SLG: 0.430 (1, 6)		0-1 L8			0-0 G6-3		0-0 G4-3		
<b>Mark Portugal, R</b> OBP: 0.220, SLG: 0.263 (1, 1)			2-1 G6-3		0-0 G5-3		1-3 K		
<b>Doug Jones, R</b> (9, 1)									

Inning Stats	R: 0	H: 1	E: 0	LOB: 1	K: 0	P: 20	R: 0	H: 0	E: 0	LOB: 1	K: 1	P: 11	R: 0	H: 1	E: 0	LOB: 1	K: 0	P: 11	R: 0	H: 1	E: 0	LOB: 1	K: 0	P: 12	R: 0	H: 0	E: 0	LOB: 0	K: 0	P: 5	R: 2	H: 2	E: 1	LOB: 0	K: 1	P: 16	R: 0	H: 0	E: 0	LOB: 0	K: 2	P: 10	R: 3	H: 3	E: 1	LOB: 0	K: 1	P: 25	
	12	20	7	11	5	11	8	12	5	5	13	16	7	10	14	25																																	

PITCHER	IP	WLS	BF	H	R	ER	SO	BB	IBB	HBP	BLK	WP	HR	S	P	ERA	WHIP
<b>Greg Hibbard, L</b> ERA: 3.83 (1, 1)	6.0	L	24	5	2	1	2	3	0	0	0	0	0	50	75	1.50	1.333
<b>Bob Scanlan, R</b> ERA: 4.21 (7, 1)	1.1		7	3	3	2	2	0	0	0	1	0	0	15	25	13.50	2.250
<b>Dan Plesac, L</b> ERA: 4.81 (8, 1)	0.2		2	0	0	0	1	0	0	0	0	0	0	6	10	0.00	0.000

**BOTTOM**


**Chicago Cubs @ Houston Astros**  
Astrodome, Houston, TX

Fri Jul 23 1993, 8:05 PM EDT  
Att. 43,472 - Dome

AB	R	H	RBI	BB	SO	LOB
3	1	1	0	1	0	0
4	2	4	1	0	0	0
3	1	1	0	1	0	3
3	1	1	2	0	0	1
3	0	1	0	0	1	0
1	0	0	1	0	0	0
4	0	0	0	0	2	1
2	0	0	0	1	1	1
3	0	0	0	0	0	1
3	0	0	0	0	1	0
0	0	0	0	0	0	0

livebaseballscorecards.com

AB	29
R	5
H	8
RBI	4
BB	3
SO	5
LOB	7



WP	PA
0	33
PB	0
SB	0
CS	1

Chicago Cubs @ Houston Astros  
Astrodome, Houston, TX

Sat Jul 24 1993, 4:33 AM EDT  
Att. 31,984 - Dome

livebaseballscorecards.com



Batter	1	2	3	4	5	6	7	8	9	AB R H RBI BB SO LOB	TOP	
<b>Rey Sanchez, R</b> (1, 6) OBP: 0.359, SLG: 0.384	1-1 G5-3	0-0 FC1		4-2 23 G1-3 1B BB	1-1 1B			0-0 G6-3		4 0 1 1 1 0 1		
<b>Jose Vizcaino, S</b> (1, 5) OBP: 0.351, SLG: 0.373	4-0 1B 23 1B 2B BB	1-1 P6		1-0 23 G1-3 1B	0-0 G1-3			1-0 F9		4 1 1 0 1 0 4		
<b>23 Ryne Sandberg, R</b> (1, 4) OBP: 0.349, SLG: 0.425	2-2 1B 2B 1B	1-3 K		0-2 G1-3		1-3 K2-3		1-1 1B		5 1 2 0 0 2 4		
<b>Mark Grace, L</b> (1, 3) OBP: 0.387, SLG: 0.484	0-0 1-2 2-3 2B 1B		2-0 G4-3 1B	0-0 L9		0-0 G3-1 2B		0-0 F8		5 1 3 0 0 0 3		
<b>Derrick May, L</b> (1, 7) OBP: 0.351, SLG: 0.444	1-0 1-H 2-H 3-H 2B		1-1 G4-3		2-2 G4-3	2-1 G3-1		4-2 S 1B BB		4 1 1 3 1 0 2		
<b>Sammy Sosa, R</b> (1, 8) OBP: 0.303, SLG: 0.485	0-1 G5-3	1-2 P3		0-0 1B 2B	1-1 F7			1 SAFE 1-2 G5-3	2-2 G5-3	5 1 1 0 0 0 4		
<b>Kevin Roberson, S</b> (1, 9) OBP: 0.250, SLG: 0.455 <b>Randy Myers, L</b> (9, 1) OBP: 0.667, SLG: 1.000	3-3 K	2-1 G4-3		1-2 F9		4-1 CS BB		1-2 G3-6-3 1B	1-2 2-H	4 0 1 1 1 1 3 0 0 0 0 0 0 0	<b>AB 38</b> <b>R 7</b> <b>H 13</b> <b>RBI 7</b> <b>BB 5</b> <b>SO 4</b> <b>LOB 24</b>	
<b>Steve Lake, R</b> (1, 2) OBP: 0.281, SLG: 0.452		1-2 SH3 1B		0-0 HR	4-0 E 1B 1B IBB		0-3 K	0-0 G3-6-3	1-2f	4 2 2 1 1 1 2		
<b>Frank Castillo, R</b> (1, 1) OBP: 0.219, SLG: 0.194 <b>Paul Assenmacher, L</b> (7, 1) OBP: 0.500, SLG: 0.500 <b>Willie Wilson, S</b> (9, 8) OBP: 0.281, SLG: 0.319		1-0 SH3		0-0 G6-3	0-0 E8 1B 1B		2-1 G5-3			3 0 1 1 0 0 1 0 0 0 0 0 0 0 0 0 0 0 0 0 0		
<b>Inning Stats</b>	R: 3 H: 3 E: 0 LOB: 1 K: 1 BB: 1 S: 13 P: 24	R: 0 H: 1 E: 0 LOB: 2 K: 1 BB: 0 S: 10 P: 14	R: 0 H: 1 E: 0 LOB: 1 K: 0 BB: 0 S: 8 P: 14	R: 1 H: 2 E: 0 LOB: 2 K: 0 BB: 1 S: 11 P: 16	R: 2 H: 3 E: 1 LOB: 2 K: 0 BB: 1 S: 11 P: 19	R: 0 H: 1 E: 0 LOB: 1 K: 1 BB: 0 S: 8 P: 12	R: 0 H: 0 E: 0 LOB: 0 K: 1 BB: 1 S: 6 P: 12	R: 0 H: 1 E: 0 LOB: 1 K: 0 BB: 0 S: 5 P: 7	R: 1 H: 1 E: 0 LOB: 0 K: 0 BB: 1 S: 9 P: 16	1B: 9 SF: 0 2B: 3 SAC: 1 3B: 0 DP: 1 HR: 1 HBP: 0	WP: 0 PA: 44 PB: 0 SB: 1 CS: 1	
<b>PITCHER</b>	IP WLS BF H R ER SO BB IBB HBP BLK WP HR S P ERA WHIP											IP WLS BF H R ER SO BB IBB HBP BLK WP HR S P ERA WHIP
<b>Pete Harnisch, R</b> (1, 1) ERA: 3.88	4.2 L 27 9 6 5 2 2 1 0 0 0 0 1 50 83 9.64 2.357											
<b>Shane Reynolds, R</b> (5, 1) ERA:	0.1 2 1 0 0 0 0 0 0 0 0 0 0 3 4 0.00 3.000											
<b>Todd Jones, R</b> (6, 1) ERA: 1.93	2.0 7 1 0 0 2 1 0 0 0 0 0 0 14 24 0.00 1.000											
<b>Tom Edens, R</b> (8, 1) ERA: 2.96	2.0 8 2 1 1 0 1 0 0 0 0 0 0 14 23 4.50 1.500											

BOTTOM

Chicago Cubs @ Houston Astros  
Astrodome, Houston, TX

Sat Jul 24 1993, 4:33 AM EDT  
Att. 31,984 - Dome

livebaseballscorecards.com

AB	35
R	6
H	10
RBI	5
BB	1
SO	0
LOB	14



WP:	0	PA:	39
PB:	0		
SB:	0		
CS:	1		

AB R H RBI BB SO LOB

4	0	1	0	0	0	0
4	0	1	0	0	0	1
1	0	0	0	0	0	0
3	0	0	0	0	0	2
4	0	0	0	0	0	3
4	1	3	0	0	0	0
4	2	1	0	0	0	3
4	0	0	0	0	0	3
2	1	2	1	1	0	0
1	1	1	1	0	0	0
1	0	0	0	0	0	0
0	0	0	0	0	0	0
1	0	0	0	0	0	1
0	0	0	0	0	0	0
0	0	0	0	0	0	0
1	1	1	3	0	0	0

1B:	8	SF:	0
2B:	1	SAC:	0
3B:	0	DP:	1
HR:	1	HBP:	2

Batter	1	2	3	4	5	6	7	8	9
Craig Biggio, R OBP: 0.359, SLG: 0.472 (1, 4)	1-0 P3		3-2 CS HBP			1-1 1B		2-2 P4	2-2 F9
Steve Finley, L OBP: 0.304, SLG: 0.343 Scott Servais, R OBP: 0.329, SLG: 0.440 (1, 8) (9, PH)	0-1 F9		1-0 CS	0-0 B1		1-0 P3		1-1 1B	1-2 P3
5 Jeff Bagwell, R OBP: 0.362, SLG: 0.516 (1, 3)	1-1 G6-3			1-1 1B HBP		0-1 P6		0-0 L8	
Luis Gonzalez, L OBP: 0.374, SLG: 0.477 (1, 7)		2-2 G1-3		1-1 F7		0-0 L3		2-1 P8	
Ken Caminiti, S OBP: 0.306, SLG: 0.414 (1, 5)		1-0 P8		1-2 1B		1-0 FC3-6 1B		0-1 1B 1B	
Eric Anthony, L OBP: 0.327, SLG: 0.400 (1, 9)		2-2 P6		0-0 G6-3		1-0 FC3-6 1B BLK		2-0 1B HR 1B	
Andujar Cedeno, R OBP: 0.352, SLG: 0.425 (1, 6)			1-2 L8		1-2 P2	0-0 P3		0-1 F9	
Eddie Taubensee, L OBP: 0.327, SLG: 0.433 Rick Parker, R OBP: 0.357, SLG: 0.423 (1, 2) (9, PH)			2-1 E 2B		4-2 G3-6-1 BB	3-2 1B		1-0 HR 1B	
Pete Harnisch, S OBP: 0.154, SLG: 0.135 Shane Reynolds, R OBP: 1.000, SLG: 1.000 Chris Donnels, L OBP: 0.370, SLG: 0.380 Todd Jones, L (8, 1) Kevin Bass, S OBP: 0.292, SLG: 0.358 Tom Edens, R (8, 1) Chris James, R OBP: 0.342, SLG: 0.530 (9, PH)			0-1 L3		1-1 G3-6-1	2-2 P8		2-1 HR	

Inning Stats	R: 0	H: 0	E: 0	LOB: 0	K: 0	BB: 0	S: 5	P: 7	R: 0	H: 0	E: 0	LOB: 0	K: 0	BB: 0	S: 7	R: 1	H: 1	E: 1	LOB: 0	K: 0	BB: 0	S: 11	R: 0	H: 1	E: 0	LOB: 2	K: 0	BB: 0	S: 8	R: 0	H: 0	E: 0	LOB: 0	K: 0	BB: 1	S: 7	R: 0	H: 1	E: 0	LOB: 1	K: 0	BB: 0	S: 6	R: 1	H: 2	E: 0	LOB: 1	K: 0	BB: 0	S: 9	R: 0	H: 1	E: 0	LOB: 1	K: 0	BB: 0	S: 9	R: 0	H: 1	E: 0	LOB: 1	K: 0	BB: 0	S: 15	R: 4	H: 4	E: 0	LOB: 0	K: 0	BB: 0	S: 15	1B: 8	SF: 0	2B: 1	SAC: 0	3B: 0	DP: 1	HR: 1	HBP: 2	WP: 0	PA: 39
--------------	------	------	------	--------	------	-------	------	------	------	------	------	--------	------	-------	------	------	------	------	--------	------	-------	-------	------	------	------	--------	------	-------	------	------	------	------	--------	------	-------	------	------	------	------	--------	------	-------	------	------	------	------	--------	------	-------	------	------	------	------	--------	------	-------	------	------	------	------	--------	------	-------	-------	------	------	------	--------	------	-------	-------	-------	-------	-------	--------	-------	-------	-------	--------	-------	--------

PITCHER	IP	WLS	BF	H	R	ER	SO	BB	IBB	HBP	BLK	WP	HR	S	P	ERA	WHIP
Frank Castillo, R ERA: 4.58 (1, 1)	6.2	W	26	5	2	1	0	1	0	0	1	0	0	50	80	1.35	0.900
Paul Assenmacher, L ERA: 3.41 (7, 1)	1.1		5	1	0	0	0	0	0	0	0	0	0	12	19	0.00	0.750
Randy Myers, L ERA: 3.19 (9, 1)	1.0		7	4	4	4	0	0	0	0	0	0	1	15	23	36.00	4.000

Batter	1	2	3	4	5	6	7	8	9	10	11	AB R H RBI BB SO LOB	TOP
<b>Rey Sanchez, R</b> OBP: 0.354, SLG: 0.376 (1, 6)	4-1 G4-6-3 1B BB		X 0-0 F8			C S B X 1-2 G5-3		B X 1-0 G6-3	C X 0-1 G6-3		B F B X 2-1 FC1-2 WP	5 0 0 0 1 0 2	
<b>Jose Vizcaino, S</b> OBP: 0.348, SLG: 0.369 (1, 4)	0-2 G4-6-3 1B		C C C X 0-3			B X 1-0 G3		C X 0-1 L4		B B C X 2-1 F8	F S F X 1-2 P6	6 0 1 0 0 1 1	
<b>Mark Grace, L</b> OBP: 0.390, SLG: 0.484 (1, 3)	1-1 G4-6-3 1-2f 2-3			X 0-0 G4-3 G3-6-3 1B		B F B B X 4-2 BB		X 0-0 1B 1B		B F X 1-1 G5-3		4 0 2 0 1 0 2	
<b>Derrick May, L</b> OBP: 0.352, SLG: 0.443 (1, 7)	1-1 G3-1			B X 1-0 G3-6-3		B B B C X 3-1 F9		B X 1-0 BB 1B		B C X 1-1 1B		5 0 2 0 0 0 3	
<b>Rick Wilkins, L</b> OBP: 0.382, SLG: 0.569 (1, 2)		F C X 0-2 G3		B X 1-0 G4-3		X 0-0 G3-1		S B B B X 4-1 BB		B S X 1-1 F9		4 0 0 0 1 0 2	
<b>Sammy Sosa, R</b> OBP: 0.307, SLG: 0.485 (1, 8)		B S B B X 4-2 S BB		B F X 1-1 G5-3		X 0-0 1B 1B		C B S X 1-2 P2			F B X 1-1 SH 1B 1B	4 1 2 0 1 0 4	
<b>Steve Buechele, R</b> OBP: 0.296, SLG: 0.413 (1, 5)		1 SAFE X 0-0 F8		B X 1-0 G6-3		1 SAFE X 0-0 1B		B B S S X 1-3 K			X 0-0 SH SH5-3 1B FC1-2	4 0 1 0 0 1 1	AB 41
<b>Kevin Roberson, S</b> OBP: 0.268, SLG: 0.526 (1, 9)		1 SAFE B X 2-0 G3-1		S B B X 3-2 G1-3		S B S S X 1-3 K		X 0-0 K		B B C X 0-1 HR	B B C X 1-2 FC1-2 SH5-3 WP 1B	5 2 2 2 0 1 3	R 3
<b>Mike Morgan, R</b> 23 <b>Ryne Sandberg, R</b> <b>Jose Bautista, R</b> <b>Dan Plesac, L</b> <b>Shane Bieber, R</b> <b>Doug Mientkiewicz, L</b> <b>Bob Scanlan, R</b> <b>Eric Yelding, R</b> <b>Randy Ryan, L</b>			S B X 1-3 K		X 0-2 F9		S B C B X 2-3 K		S X 0-1 F9		B X 1-0 SH5-3	2 0 0 0 0 1 0 1 0 0 0 0 0 1 2 0	H 10
<b>Inning Stats</b>	R: 0 H: 1 E: 0 LOB: 1 K: 0 BB: 1 S: 8 P: 14	R: 0 H: 0 E: 0 LOB: 1 K: 0 BB: 1 S: 7 P: 13	R: 0 H: 0 E: 0 LOB: 0 K: 2 BB: 0 S: 7 P: 8	R: 0 H: 1 E: 0 LOB: 1 K: 0 BB: 0 S: 5 P: 8	R: 0 H: 0 E: 0 LOB: 0 K: 0 BB: 0 S: 7 P: 11	R: 0 H: 0 E: 0 LOB: 1 K: 0 BB: 1 S: 9 P: 18	R: 0 H: 2 E: 0 LOB: 2 K: 2 BB: 0 S: 11 P: 14	R: 0 H: 2 E: 0 LOB: 3 K: 0 BB: 1 S: 9 P: 16	R: 1 H: 1 E: 0 LOB: 0 K: 1 BB: 0 S: 8 P: 9	R: 0 H: 1 E: 0 LOB: 1 K: 0 BB: 0 S: 8 P: 13	R: 2 H: 2 E: 1 LOB: 1 K: 0 BB: 0 S: 14 P: 20	1B: 9 SF: 0 2B: 0 SAC: 2 3B: 0 DP: 1 HR: 1 HBP: 0	WP: 1 PA: 47 PB: 0 SB: 1 CS: 0
<b>PITCHER</b>	IP WLS BF H R ER SO BB IBB HBP BLK WP HR S P ERA WHIP												
<b>Doug Drabek, R</b> ERA: 3.4 (1, 1)	7.2 31 6 0 0 4 3 0 0 0 0 0 0 59 93 0.00 1.174												
<b>Al Osuna, L</b> ERA: 3.18 (8, 1)	0.0 1 0 0 0 0 1 0 0 0 0 0 0 1 5 ∞ ∞												
<b>Xavier Hernandez, R</b> ERA: 3.12 (8, 1)	1.1 5 1 1 1 1 0 0 0 0 0 0 0 1 11 13 6.75 0.750												
<b>Doug Jones, R</b> ERA: 5.08 (10, 1)	2.0 L 10 3 2 1 0 0 0 0 0 0 1 0 22 33 4.50 1.500												

Chicago Cubs @ Houston Astros  
Astrodome, Houston, TX  
Sun Jul 25 1993, 4:33 AM EDT  
Att. 32,889 - Dome

AB	41
R	3
H	10
RBI	2
BB	4
SO	5
LOB	20



Batter	1	2	3	4	5	6	7	8	9	10	11	AB R H RBI BB SO LOB	BOTTOM			
Craig Biggio, R (1, 4) OBP: 0.359, SLG: 0.468	4-1 WP BB SF8 BB		1-3 K		4-2 FC5-4 BB		2-3 K			0-0 L8		3 1 0 0 2 2 1	<b>Chicago Cubs @ Houston Astros</b> Astrodome, Houston, TX Sun Jul 25 1993, 4:33 AM EDT Att: 32,889 - Dome			
Steve Finley, L (1, 8) OBP: 0.306, SLG: 0.341	4-0 SF8 WP BB		1-2 F7		0-0 F7		0-1 FC6-4 BB			1-0 G4-3		4 0 1 0 1 0 2				
5 Jeff Bagwell, R (1, 3) OBP: 0.377, SLG: 0.509	2-3 K				2-0 FC5-4		2-2 FC6-4			1-0 G6-3		5 0 0 0 0 1 6				
Luis Gonzalez, L (1, 7) OBP: 0.372, SLG: 0.477	1-0 SF8											4 0 1 1 0 1 0				
Ken Caminiti, S (1, 5) OBP: 0.305, SLG: 0.413	0-0 F7											5 0 1 0 0 1 2				
Eric Anthony, L (1, 9) OBP: 0.331, SLG: 0.404												4 0 2 0 1 0 1				
Scott Servais, R (1, 2) OBP: 0.327, SLG: 0.437												4 0 1 0 0 1 4				
Rick Parker, R (9, PR) OBP: 0.357, SLG: 0.423												0 0 0 0 0 0 0				
Doug Jones, R (10, 1)												0 0 0 0 0 0 0				
Chris James, R (11, PH) OBP: 0.339, SLG: 0.525												1 0 0 0 0 0 1				
Jose Uribe, S (1, 6) OBP: 0.348, SLG: 0.211												4 0 1 0 0 0 2				
Doug Drabek, R (1, 1) OBP: 0.100, SLG: 0.200												3 0 1 0 0 1 1				
Al Osuna, R (8, 1)												0 0 0 0 0 0 0				
Xavier Hernandez, L (8, 1)												0 0 0 0 0 0 0				
Chris Donnels, L (9, PH) OBP: 0.366, SLG: 0.375												1 0 0 0 0 0 1				
Eddie Taubensee, L (10, 2) OBP: 0.327, SLG: 0.433												0 0 0 0 0 0 0				
<b>Inning Stats</b>	R: 1 H: 0 E: 0 LOB: 1 K: 1 BB: 2 S: 6 P: 17	R: 0 H: 1 E: 0 LOB: 0 K: 0 BB: 0 S: 6 P: 9	R: 0 H: 0 E: 0 LOB: 0 K: 1 BB: 0 S: 9 P: 13	R: 0 H: 1 E: 0 LOB: 2 K: 1 BB: 1 S: 6 P: 13	R: 0 H: 1 E: 0 LOB: 2 K: 1 BB: 1 S: 8 P: 15	R: 0 H: 1 E: 0 LOB: 1 K: 2 BB: 0 S: 12 P: 17	R: 0 H: 2 E: 0 LOB: 2 K: 1 BB: 0 S: 14 P: 22	R: 0 H: 0 E: 0 LOB: 0 K: 0 BB: 0 S: 10 P: 16	R: 0 H: 1 E: 0 LOB: 1 K: 0 BB: 0 S: 6 P: 7	R: 0 H: 0 E: 0 LOB: 0 K: 0 BB: 0 S: 3 P: 5	R: 0 H: 1 E: 0 LOB: 1 K: 0 BB: 0 S: 8 P: 14	1B: 4 SF: 1 2B: 4 SAC: 0 3B: 0 DP: 2 HR: 0 HBP: 0	WP: 1 PA: 43 PB: 0 SB: 1 CS: 0			
<b>PITCHER</b>	IP WLS BF H R ER SO BB IBB HBP BLK WP HR S P ERA WHIP															
Mike Morgan, R (1, 1) ERA: 3.67	6.0	25	4	1	1	6	3	1	0	0	1	0	47	84	1.50	1.167
Jose Bautista, R (7, 1) ERA: 2.84	0.2	3	1	0	0	1	0	0	0	0	0	0	9	15	0.00	1.500
Dan Plesac, L (7, 1) ERA: 4.81	0.0	1	1	0	0	0	0	0	0	0	0	0	2	2	∞	∞
Shawn Boskie, R (7, 1) ERA: 4.1	1.1	4	0	0	0	0	0	0	0	0	0	0	13	21	0.00	0.000
Bob Scanlan, R (9, 1) ERA: 4.04	2.0	W 6	1	0	0	0	0	0	0	0	0	0	9	12	0.00	0.500
<b>PITCHER</b>	IP WLS BF H R ER SO BB IBB HBP BLK WP HR S P ERA WHIP															
Randy Myers, L (11, 1) ERA: 3.12	1.0	S 4	1	0	0	0	0	0	0	0	0	0	8	14	0.00	1.000



Batter	1	2	3	4	5	6	7	8	9	AB R H RBI BB SO LOB	TOP											
<b>Bip Roberts, S</b> (1, 4) OBP: 0.335, SLG: 0.308 (7, 7)	2-2 BB G5-3 1B	1-3 K	2-1 FC4-6 1-2f			0-0 F9			2-2 G5-3	5 1 1 0 0 1 5												
<b>Hal Morris, L</b> (1, 3) OBP: 0.343, SLG: 0.342	4-0 SAFE G5-3 1-2 G5-3 BB	2-3 K		1-0 G4-3		3-3 K			1-2 F7	4 1 0 0 1 2 3												
<b>Chris Sabo, R</b> (1, 5) OBP: 0.332, SLG: 0.447	4-1 G5-3 1-2 2-3 BB		0-2 F8	3-1 G4-3		1-2 G4-3			3-2 HR	4 1 1 1 1 0 0												
<b>Kevin Mitchell, R</b> (1, 7) OBP: 0.394, SLG: 0.629 <b>Barry Larkin, R</b> (7, PR) OBP: 0.392, SLG: 0.444 (7, 6)	1-0 G5-3 1-2 2-3 3-H		2-1 1B 1B	2-2 L7		1-2 2B			0-0 1B	4 1 2 1 0 0 2 1 0 1 0 0 0 0												
<b>Reggie Sanders, R</b> (1, 9) OBP: 0.334, SLG: 0.422	1-2 G5-3 2-3 3-H		1-2 1B 1B		3-3 K				2-2 G5-3	5 1 1 1 0 2 3												
<b>Joe Oliver, R</b> (1, 2) OBP: 0.284, SLG: 0.399	0-3 K		2-2 1B 1B		3-3 K				0-0 F8	4 1 1 0 0 2 2												
<b>Jeff Branson, L</b> (1, 6) OBP: 0.321, SLG: 0.368 (7, 4)		4-2 SH1-4 HBP BB	0-1 1B 1B		2-1 G4-3				2-3 K	3 0 1 2 1 1 0												
<b>Jacob Brumfield, R</b> (1, 8) OBP: 0.354, SLG: 0.478		1-0 SH1-4 HBP	2-3 K			2-1 SH3-4 1B			0-0 E5 CS	3 0 1 0 0 1 2												
<b>Jose Rijo, R</b> (1, 1) OBP: 0.264, SLG: 0.240 <b>Kevin Wickander, L</b> (9, 1) <b>Rob Dibble, L</b> (9, 1) OBP: 1.000, SLG: 1.000		0-0 SH1-4	0-1 FC4-6 1B			0-0 SH3-4			1-2 F7	2 0 1 1 0 0 1 0 0 0 0 0 0 0 0 0 0 0 0 0 0												
<b>Inning Stats</b>	R: 2 E: 0 K: 1 S: 13	H: 1 LOB: 1 BB: 2 P: 25	R: 0 E: 0 K: 2 S: 12	H: 0 LOB: 2 BB: 1 P: 20	R: 3 E: 0 K: 1 S: 22	H: 5 LOB: 2 BB: 0 P: 31	R: 0 E: 0 K: 0 S: 6	H: 0 LOB: 0 BB: 0 P: 12	R: 0 E: 0 K: 2 S: 10	H: 0 LOB: 0 BB: 0 P: 18	R: 0 E: 0 K: 1 S: 8	H: 1 LOB: 1 BB: 0 P: 13	R: 0 E: 0 K: 1 S: 10	H: 1 LOB: 1 BB: 0 P: 15	R: 0 E: 1 K: 1 S: 10	H: 0 LOB: 0 BB: 0 P: 13	R: 1 E: 0 K: 0 S: 17	H: 2 LOB: 1 BB: 0 P: 25	1B: 8 2B: 1 3B: 0 HR: 1	SF: 0 SAC: 2 DP: 0 HBP: 1	WP: 0 PB: 0 SB: 0 CS: 1	PA: 41
<b>PITCHER</b>	IP WLS BF H R ER SO BB IBB HBP BLK WP HR S P ERA WHIP																					
<b>Darryl Kile, R</b> (1, 1) ERA: 3.12	2.2 L 18 6 5 5 4 3 0 1 0 0 0 45 72 16.88 3.375																					
<b>Todd Jones, R</b> (3, 1) ERA: 1.54	2.1 7 0 0 0 2 0 0 0 0 0 0 18 34 0.00 0.000																					
<b>Greg Swindell, L</b> (6, 1) ERA: 4.82	3.0 11 2 0 0 3 0 0 0 0 0 0 28 41 0.00 0.667																					
<b>Tom Edens, R</b> (9, 1) ERA: 3.18	1.0 5 2 1 1 0 0 0 0 0 0 0 1 17 25 9.00 2.000																					

Cincinnati Reds @ Houston Astros  
Astrodome, Houston, TX  
Mon Jul 26 1993, 8:05 PM EDT  
Att. 16,161 - Dome

livebaseballscorecards.com

AB 35  
R 6  
H 10  
RBI 6  
BB 3  
SO 9  
LOB 18



Batter	1	2	3	4	5	6	7	8	9	AB	R	H	RBI	BB	SO	LOB
<b>Craig Biggio, R</b> OBP: 0.360, SLG: 0.468 (1, 4)	1-2 5B 1B		0-2 E3		2-1 G3			1-0 FC4-8 1B		4	1	2	0	0	0	0
<b>Steve Finley, L</b> OBP: 0.302, SLG: 0.337 (1, 8)	1-3 K		2-3 K			1-2 G4-3		0-2 FC4-6 DI 1-2f 2-3		4	0	0	0	0	2	4
<b>5 Jeff Bagwell, R</b> OBP: 0.378, SLG: 0.509 (1, 3)	3-2 E9 1B		2-1 F8			3-2 1B		1-3 K		4	0	2	0	0	1	3
<b>Luis Gonzalez, L</b> OBP: 0.388, SLG: 0.471 (1, 7)	3-3 K		0-2 L8			2-2 L4		3-1 F9		4	0	0	0	0	1	5
<b>Tom Edens, R</b> (9, 1)								1-2		0	0	0	0	0	0	0
<b>Ken Caminiti, S</b> OBP: 0.302, SLG: 0.409 (1, 5)	2-3 K			1-1 F7		0-0 G4-3			2-2 F8	4	0	0	0	0	1	2
<b>Eric Anthony, L</b> OBP: 0.330, SLG: 0.401 (1, 9)		0-1 G3		2-3 K			0-3 K		4-2 BB BB	3	0	0	0	1	2	0
<b>Andujar Cedeno, R</b> OBP: 0.353, SLG: 0.427 (1, 6)		2-1 2B		2-3 K			1-3 K		4-2 1B BB	3	0	1	0	1	2	0
<b>Eddie Taubensee, L</b> OBP: 0.321, SLG: 0.424 (1, 2)		0-1 L8			0-0 F7		1-1 L3		0-3 K	3	0	0	0	0	0	1
<b>Scott Servais, R</b> OBP: 0.326, SLG: 0.434 (9, PH)									1-2 BB	1	0	0	0	0	1	2
<b>Darryl Kile, R</b> OBP: 0.187, SLG: 0.222 (1, 1)		1-3 K			1-0 G4-3			4-2 FC4-6 1B BB	2-0 F8	1	0	0	0	0	1	1
<b>Todd Jones, L</b> (3, 1)										0	0	0	0	0	0	0
<b>Chris Donnels, L</b> OBP: 0.381, SLG: 0.370 (5, PH)										0	0	0	0	0	0	0
<b>Greg Swindell, L</b> OBP: 0.176, SLG: 0.206 (6, 1)										0	0	0	0	0	0	0
<b>Kevin Bass, S</b> OBP: 0.286, SLG: 0.355 (8, PH)										0	0	0	0	0	0	0
<b>Kevin Bass, S</b> (9, 7)										1	0	0	0	1	0	2

Inning Stats	R: 1	H: 2	E: 1	K: 3	S: 15	LOB: 1	BB: 0	P: 25	R: 0	H: 1	E: 0	K: 1	S: 9	LOB: 1	BB: 0	P: 12	R: 0	H: 0	E: 1	K: 1	S: 12	LOB: 1	BB: 0	P: 16	R: 0	H: 0	E: 0	K: 2	S: 10	LOB: 0	BB: 0	P: 15	R: 0	H: 0	E: 0	K: 0	S: 4	LOB: 0	BB: 0	P: 7	R: 0	H: 1	E: 0	K: 0	S: 13	LOB: 1	BB: 0	P: 19	R: 0	H: 0	E: 0	K: 2	S: 10	LOB: 0	BB: 0	P: 12	R: 0	H: 1	E: 0	K: 1	S: 15	LOB: 2	BB: 1	P: 24	R: 0	H: 0	E: 0	K: 1	S: 14	LOB: 2	BB: 2	P: 26	1B: 4	SF: 0	2B: 1	SAC: 0	3B: 0	DP: 0	HR: 0	HBP: 0	WP: 0	PA: 36
--------------	------	------	------	------	-------	--------	-------	-------	------	------	------	------	------	--------	-------	-------	------	------	------	------	-------	--------	-------	-------	------	------	------	------	-------	--------	-------	-------	------	------	------	------	------	--------	-------	------	------	------	------	------	-------	--------	-------	-------	------	------	------	------	-------	--------	-------	-------	------	------	------	------	-------	--------	-------	-------	------	------	------	------	-------	--------	-------	-------	-------	-------	-------	--------	-------	-------	-------	--------	-------	--------

PITCHER	IP	WLS	BF	H	R	ER	SO	BB	IBB	HBP	BLK	WP	HR	S	P	ERA	WHIP
<b>Jose Rijo, R</b> ERA: 2.87 (1, 1)	8.0		31	5	1	0	10	1	0	0	0	0	0	88	130	0.00	0.750
<b>Kevin Wickander, L</b> ERA: 4.05 (9, 1)	0.1		3	0	0	0	0	2	0	0	0	0	0	10	20	0.00	6.000
<b>Rob Dibble, R</b> ERA: 2.39 (9, 1)	0.2		2	0	0	0	1	0	0	0	0	0	0	4	6	0.00	0.000

**BOTTOM**

**Cincinnati Reds @ Houston Astros**  
Astrodome, Houston, TX

Mon Jul 26 1993, 8:05 PM EDT  
Att. 16,161 - Dome

<b>AB</b>	<b>33</b>
<b>R</b>	<b>1</b>
<b>H</b>	<b>5</b>
<b>RBI</b>	<b>0</b>
<b>BB</b>	<b>3</b>
<b>SO</b>	<b>11</b>
<b>LOB</b>	<b>20</b>



Batter	1	2	3	4	5	6	7	8	9	AB R H RBI BB SO LOB	TOP											
<b>Bip Roberts, S</b> (1, 4) OBP: 0.340, SLG: 0.308	4-0 L7-3 BB		3-3 K		0-2 1B	2-2 G1-3			4-1 BB	3 0 1 0 2 1 2												
<b>Hal Morris, L</b> (1, 3) OBP: 0.333, SLG: 0.331	2-1 L7-3 1-2		0-0 G3-1		0-1 L7			0-0 G5-3	2-2 F7	5 0 0 0 0 0 5												
<b>Barry Larkin, R</b> (1, 6) OBP: 0.393, SLG: 0.444	1-3 K			0-0 G1-3		2-2 G1-3 HBP 2B		1-2 G6-4-3 1B		4 1 2 0 0 1 0												
<b>Kevin Mitchell, R</b> (1, 7) OBP: 0.392, SLG: 0.621		0-0 G4-3		2-0 G6-3		1-0 G1-3 2B HBP		1-0 G6-4-3		3 1 0 0 0 0 1												
<b>Chris Sabo, R</b> (1, 5) OBP: 0.329, SLG: 0.442		2-3 K		3-3 K		0-0 G1-3 1-2 2-3		2-3 K		4 0 0 0 0 3 2												
<b>Reggie Sanders, R</b> (1, 9) OBP: 0.339, SLG: 0.438		1-1 1B			0-1 HR	0-0 2B 2B		3-1 P4		4 2 3 3 0 0 0												
<b>Joe Oliver, R</b> (1, 2) OBP: 0.281, SLG: 0.394		1-2 G5-3			0-1 F9	1-0 G6-3		1-3 K		4 0 0 0 0 1 2												
<b>Jacob Brumfield, R</b> (1, 8) OBP: 0.359, SLG: 0.483			3-3 K		4-2 1B BB	2-2 1B 2B		1-2 G4-3		3 1 1 1 1 1 0												
<b>Tom Browning, L</b> (1, 1) OBP: 0.216, SLG: 0.294			1-2 2B		0-1 F9	1-2 1B		3-2 F9		1 0 1 0 0 0 0												
<b>Scott Service, R</b> (3, 1) OBP: 0.291, SLG: 0.346										0 0 0 0 0 0 0												
<b>Gary Varsho, L</b> (5, PH) OBP: 0.291, SLG: 0.346										1 0 0 0 0 0 1												
<b>Jerry Spradlin, S</b> (5, 1) OBP: 0.440, SLG: 0.682										0 0 0 0 0 0 0												
<b>Jack Daugherty, S</b> (6, PH) OBP: 0.440, SLG: 0.682										1 0 1 1 0 0 0												
<b>Bobby Ayala, R</b> (6, 1) OBP: 0.320, SLG: 0.366										0 0 0 0 0 0 0												
<b>Jeff Branson, L</b> (9, PH) OBP: 0.320, SLG: 0.366										1 0 0 0 0 0 0												
<b>Inning Stats</b>	R: 0 E: 0 K: 1 S: 6	H: 0 LOB: 0 BB: 1 P: 13	R: 0 E: 0 K: 1 S: 9	H: 1 LOB: 1 BB: 0 P: 13	R: 0 E: 0 K: 2 S: 12	H: 1 LOB: 1 BB: 0 P: 19	R: 0 E: 0 K: 1 S: 7	H: 0 LOB: 0 BB: 0 P: 12	R: 1 E: 0 K: 0 S: 15	H: 2 LOB: 2 BB: 1 P: 19	R: 4 E: 0 K: 0 S: 17	H: 4 LOB: 1 BB: 0 P: 26	R: 0 E: 0 K: 0 S: 5	H: 1 LOB: 0 BB: 0 P: 7	R: 0 E: 0 K: 2 S: 9	H: 0 LOB: 0 BB: 0 P: 15	R: 0 E: 0 K: 0 S: 15	H: 0 LOB: 1 BB: 1 P: 24	1B: 5 2B: 4 3B: 0 HR: 1	SF: 0 SAC: 0 DP: 2 HBP: 1	WP: 0 PB: 0 SB: 0 CS: 0	PA: 38
<b>PITCHER</b>	IP WLS BF H R ER SO BB IBB HBP BLK WP HR S P ERA WHIP																					
<b>Brian Williams, R</b> (1, 1) ERA: 4.8	5.2 W 26 7 5 5 5 2 0 1 0 0 1 58 91 7.94 1.588																					
<b>Xavier Hernandez, R</b> (6, 1) ERA: 3.0	2.1 8 2 0 0 2 0 0 0 0 0 0 22 33 0.00 0.857																					
<b>Doug Jones, R</b> (9, 1) ERA: 4.99	1.0 S 4 0 0 0 0 1 0 0 0 0 0 15 24 0.00 1.000																					

Cincinnati Reds @ Houston Astros  
Astrodome, Houston, TX  
Tue Jul 27 1993, 8:05 PM EDT  
Att. 17,232 - Dome

livebaseballscorecards.com

AB	34
R	5
H	9
RBI	5
BB	3
SO	7
LOB	13





Batter	1	2	3	4	5	6	7	8	9
<b>Craig Biggio, R</b> OBP: 0.362, SLG: 0.467 (1, 4)	2-0 G1-3 HBP		3-1 FC5-2 1B 1B	2-3 K		3-3 K			
<b>Rick Parker, R</b> OBP: 0.375, SLG: 0.433 (1, 8) (6, 7)	0-1 G1-3		0-0 FC5-2 1B 1B	0-0 1B		3-3 K			
<b>5 Jeff Bagwell, R</b> OBP: 0.375, SLG: 0.504 (1, 3)	1-1 F8		0-1 FC5-2 1B HR	1-3 K		0-0 G6-3			
<b>Ken Caminiti, S</b> OBP: 0.301, SLG: 0.407 (1, 5)		1-1 G6-3	1-2 HR 1B	0-0 G6-3		1-1 G6-3			
<b>Kevin Bass, S</b> OBP: 0.301, SLG: 0.383 (1, 9)		2-0 FC4-6 1B	1-1 HR		2-1 F7		2-0 G4-3		
<b>Luis Gonzalez, L</b> OBP: 0.367, SLG: 0.473 <b>Xavier Hernandez, L</b> (6, 1) <b>Eric Anthony, L</b> OBP: 0.329, SLG: 0.399 <b>Doug Jones, R</b> (8, PH) (9, 1)		1-1 FC4-6 2B	2-1 2B		1-1 G4-3		1-3 K		
<b>Scott Servais, R</b> OBP: 0.324, SLG: 0.436 (1, 2)		0-2 2B	1-0 P6		3-1 P4		1-1 G6-3		
<b>Andujar Cedeno, R</b> OBP: 0.352, SLG: 0.423 (1, 6)		2-2 G4-3	4-2 BB			3-2 G6-3		3-1 G6-3	
<b>Brian Williams, R</b> OBP: 0.200, SLG: 0.300 <b>Steve Finley, L</b> OBP: 0.304, SLG: 0.342 (1, 1) (6, 8)			1-2 FC5-2 1B K			0-0 2B			

Inning Stats	R: 0	H: 0	E: 0	K: 0	S: 4	R: 1	H: 2	E: 0	K: 0	S: 12	R: 5	H: 6	E: 0	K: 1	S: 24	R: 0	H: 1	E: 0	K: 2	S: 10	R: 0	H: 0	E: 0	K: 0	S: 6	R: 0	H: 1	E: 0	K: 2	S: 10	R: 0	H: 0	E: 0	K: 0	S: 4	R: 0	H: 0	E: 0	K: 1	S: 7	R: 0	H: 0	E: 0	K: 0	S: 12
	0	0	0	0	4	1	2	0	0	12	5	6	0	1	24	0	1	0	2	10	0	0	0	0	6	0	0	0	1	10	0	0	0	4	0	0	0	0	7	0	0	0	0	12	
	LOB: 0	BB: 0				LOB: 1	BB: 0				LOB: 2	BB: 1				LOB: 0	BB: 0				LOB: 0	BB: 0					LOB: 1	BB: 0			LOB: 0	BB: 0													

PITCHER	IP	WLS	BF	H	R	ER	SO	BB	IBB	HBP	BLK	WP	HR	S	P	ERA	WHIP
<b>Tom Browning, L</b> ERA: 5.15 (1, 1)	2.1	L	15	8	6	6	0	0	0	1	0	0	1	32	50	23.14	3.429
<b>Scott Service, R</b> ERA: 3.77 (3, 1)	1.2		7	1	0	0	3	1	0	0	0	0	0	18	26	0.00	1.200
<b>Jerry Spradlin, R</b> ERA: 3.21 (5, 1)	1.0		3	0	0	0	0	0	0	0	0	0	0	6	12	0.00	0.000
<b>Bobby Ayala, R</b> ERA: 3.38 (6, 1)	3.0		10	1	0	0	3	0	0	0	0	0	0	21	38	0.00	0.333

**BOTTOM**

**Cincinnati Reds @ Houston Astros**  
Astrodome, Houston, TX  
Tue Jul 27 1993, 8:05 PM EDT  
Att. 17,232 - Dome

AB	R	H	RBI	BB	SO	LOB
3	1	1	0	0	2	1
4	1	2	0	0	1	2
4	1	0	0	0	1	5
4	1	1	2	0	0	1
4	1	2	3	0	0	0
3	1	1	0	0	0	1
0	0	0	0	0	0	0
1	0	0	0	0	1	0
0	0	0	0	0	0	0
4	0	1	1	0	0	1
3	0	0	0	1	0	1
2	0	1	0	0	1	2
1	0	1	0	0	0	0

AB	33
R	6
H	10
RBI	6
BB	1
SO	6
LOB	14

WP: 0 PA: 35  
PB: 0  
SB: 0  
CS: 1



1B	2B	3B	HR	SF	SAC	DP	HBP	WP	HR	S	P	ERA	WHIP
6	3	0	1	0	0	0	1	0	0	0	0	0.00	0.333

Batter	1	2	3	4	5	6	7	8	9	AB R H RBI BB SO LOB	TOP											
<b>Bip Roberts, S</b> (1, 4) OBP: 0.334, SLG: 0.303	1-2 L8	0-3 K			0-2 G6-3		0-3 K		0-3 K	5 0 0 0 0 3 2												
<b>Hal Morris, L</b> (1, 3) OBP: 0.335, SLG: 0.333	1-0 G1-3		0-1 FC4-6 1B		2-1 G5-4-3 1B		0-2 G3		1-3 K	5 0 2 0 0 1 0												
<b>Barry Larkin, R</b> (1, 6) OBP: 0.394, SLG: 0.448	0-2 1B 1B		2-2 FC4-6 1B 1-2f		0-2 G5-4-3 1-2f		2-0 2B 2B			4 1 2 0 0 0 2												
<b>Kevin Mitchell, R</b> (1, 7) OBP: 0.397, SLG: 0.627	3-0 1B		2-0 F9		0-0 1B E 1B		1-1 WP 2B 2-H			4 1 3 1 0 0 1												
<b>Chris Sabo, R</b> (1, 5) OBP: 0.331, SLG: 0.442	3-3 K		1-1 1B		1-2 E 1B		2-2 G5-3			4 0 2 0 0 1 3												
<b>Reggie Sanders, R</b> (1, 9) OBP: 0.338, SLG: 0.435		0-3 K	0-0 F7		0-0 E9 1B 1-3 2-H		1-1 G5-3			4 0 1 0 0 1 2												
<b>Joe Oliver, R</b> (1, 2) OBP: 0.280, SLG: 0.393		1-1 1B 1B		3-2 G5-3		0-3 K		0-0 F7		4 0 1 0 0 1 2												
<b>Jacob Brumfield, R</b> (1, 8) OBP: 0.348, SLG: 0.467		2-2 P4		2-3 K		0-3 K		1-0 L7		4 0 0 0 0 2 3												
<b>Tim Pugh, R</b> (1, 1) OBP: 0.200, SLG: 0.179 <b>Kevin Wickander, L</b> (5, 1) <b>Jack Daugherty, S</b> (6, PH) <b>Jerry Spradlin, S</b> (6, 1) <b>Jeff Reardon, R</b> (8, 1) <b>Jeff Branson, L</b> (9, PH) OBP: 0.318, SLG: 0.364		1-0 1B		0-0 L1		2-1 F8		3-1 G6-3		2 0 1 0 0 0 0 0 0 0 0 0 0 0 1 0 0 0 0 0 2 0 0 0 0 0 0 0 0 0 0 0 0 0 0 1 0 0 0 0 0 0												
<b>Inning Stats</b>	R: 0 E: 0 K: 1 S: 13	H: 2 LOB: 2 BB: 0 P: 21	R: 0 E: 0 K: 2 S: 13	H: 2 LOB: 2 BB: 0 P: 17	R: 0 E: 0 K: 0 S: 13	H: 2 LOB: 2 BB: 0 P: 18	R: 0 E: 0 K: 1 S: 8	H: 0 LOB: 0 BB: 0 P: 13	R: 0 E: 0 K: 0 S: 8	H: 1 LOB: 0 BB: 0 P: 10	R: 1 E: 1 K: 2 S: 13	H: 3 LOB: 2 BB: 0 P: 16	R: 1 E: 0 K: 1 S: 14	H: 2 LOB: 1 BB: 0 P: 19	R: 0 E: 0 K: 0 S: 4	H: 0 LOB: 0 BB: 0 P: 6	R: 0 E: 0 K: 2 S: 10	H: 0 LOB: 0 BB: 0 P: 14	1B: 10 2B: 2 3B: 0 HR: 0	SF: 0 SAC: 0 DP: 1 HBP: 0	WP: 1 PB: 0 SB: 0 CS: 0	PA: 38
<b>PITCHER</b>	IP WLS BF H R ER SO BB IBB HBP BLK WP HR S P ERA WHIP																					
<b>Mark Portugal, R</b> (1, 1) ERA: 3.13	6.2 W 31 12 2 1 7 0 0 0 0 0 0 79 109 1.35 1.800																					
<b>Xavier Hernandez, R</b> (7, 1) ERA: 2.89	2.1 S 7 0 0 0 2 0 0 0 0 1 0 17 25 0.00 0.000																					

**Cincinnati Reds @ Houston Astros**  
Astrodome, Houston, TX  
Wed Jul 28 1993, 8:05 PM EDT  
Att. 22,567 - Dome

[livebaseballscorecards.com](http://livebaseballscorecards.com)

AB	38
R	2
H	12
RBI	1
BB	0
SO	9
LOB	17



Batter	1	2	3	4	5	6	7	8	9	AB	R	H	RBI	BB	SO	LOB
<b>Craig Biggio, R</b> OBP: 0.363, SLG: 0.467 (1, 4)	0-1 1B 5 FC5-2 1B	3-1 2-H 3-H 1B		1-3		1-1 G6-3				4	0	2	2	0	1	1
<b>Steve Finley, L</b> OBP: 0.307, SLG: 0.351 (1, 8)	2-1 1B 5 FC5-2 1B	0-0 F8			2-1 SF7 3B		2-2 F7			4	1	2	0	0	0	1
<b>5 Jeff Bagwell, R</b> OBP: 0.374, SLG: 0.506 (1, 3)	2-1 FC5-2 1B		1-0 G3-1 3B		2-0 G6-3		1-1 F8			4	1	1	0	0	0	3
<b>Luis Gonzalez, L</b> OBP: 0.366, SLG: 0.472 (1, 7)	2-2 G4-6-3 1B		0-0 G3-1		0-1 SF7		3-2 G5-3			3	0	1	2	0	0	0
<b>Ken Caminiti, S</b> OBP: 0.301, SLG: 0.405 (1, 5)	2-1 G4-6-3 1-2f		3-H 2-0 G5-3		3-2 BB 1B		0-1 G4-3			4	0	1	0	0	0	3
<b>Eric Anthony, L</b> OBP: 0.331, SLG: 0.397 (1, 9)		3-1 L7	0-0 F7		4-1 BB		4-0 G5-3 BB			2	0	0	0	2	0	0
<b>Eddie Taubensee, L</b> OBP: 0.325, SLG: 0.426 (1, 2)		0-0 SH5-4 1B 1B		3-2 G5-4-3 1B		0-3 K		1-1 G5-3 1-2		4	1	2	0	0	1	3
<b>Andujar Cedeno, R</b> OBP: 0.351, SLG: 0.421 (1, 6)		0-0 SH5-4 1B 1B		0-0 G5-4-3 1-2f		1-2 G3		0-0 P3		4	1	1	0	0	0	2
<b>Mark Portugal, R</b> OBP: 0.233, SLG: 0.256 <b>Xavier Hernandez, L</b> (7, 1)		0-0 SH5-4		4-1 BB		1-2 P6				1	0	0	0	1	0	0
										0	0	0	0	0	0	0

Inning Stats	R: 0	H: 3	E: 0	K: 0	S: 11	R: 2	H: 3	E: 0	K: 0	S: 8	R: 1	H: 1	E: 0	K: 0	S: 4	R: 0	H: 1	E: 0	K: 1	S: 10	R: 1	H: 2	E: 0	K: 1	S: 12	R: 0	H: 0	E: 0	K: 0	S: 8	R: 0	H: 0	E: 0	K: 0	S: 5	R: 0	H: 0	E: 0	K: 0	S: 5
	LOB: 2	BB: 0	P: 19	LOB: 1	BB: 0	P: 14	LOB: 0	BB: 0	P: 7	LOB: 1	BB: 1	LOB: 1	BB: 1	P: 18	LOB: 0	BB: 2	LOB: 0	BB: 0	P: 11	LOB: 0	BB: 1	LOB: 0	BB: 0	LOB: 0	BB: 0	P: 14	LOB: 1	BB: 1	LOB: 0	BB: 0	P: 10	LOB: 0	SAC: 1	DP: 2	HBP: 0	1B: 8	SF: 1	2B: 0	3B: 2	HR: 0

PITCHER	IP	WLS	BF	H	R	ER	SO	BB	IBB	HBP	BLK	WP	HR	S	P	ERA	WHIP
<b>Tim Pugh, R</b> ERA: 4.85 (1, 1)	4.2	L	23	10	4	4	1	1	0	0	0	0	0	41	73	7.71	2.357
<b>Kevin Wickander, L</b> ERA: 3.98 (5, 1)	0.1		2	0	0	0	1	1	0	0	0	0	0	4	8	0.00	3.000
<b>Jerry Spradlin, R</b> ERA: 2.81 (6, 1)	2.0		6	0	0	0	0	0	0	0	0	0	0	16	25	0.00	0.000
<b>Jeff Reardon, R</b> ERA: 2.43 (8, 1)	1.0		4	0	0	0	0	1	0	0	0	0	0	5	10	0.00	1.000

**BOTTOM**

**Cincinnati Reds @ Houston Astros**  
Astrodome, Houston, TX

Wed Jul 28 1993, 8:05 PM EDT  
Att. 22,567 - Dome

AB	30
R	4
H	10
RBI	4
BB	3
SO	2
LOB	13



WP	HR	S	P	ERA	WHIP
0	0	1	35		

Batter	1	2	3	4	5	6	7	8	9	AB R H RBI BB SO LOB	TOP	
<b>Otis Nixon, S</b> (1, 8) OBP: 0.323, SLG: 0.292 BFCX	1-2  BB 1B		3-2  G4-3			0-1  G5-3		2-3  K		4 0 1 0 0 1 0		
<b>Jeff Blauser, R</b> (1, 6) OBP: 0.414, SLG: 0.437 B1SAFE SAFE F1SAFE SBBB	4-2  G4-3 1-2 BB			2-3  K		0-1  P2		2-2  G5-3		3 0 0 0 1 1 0		
<b>Ron Gant, R</b> (1, 7) OBP: 0.343, SLG: 0.537 C1SS	0-3  K			2-2  2B		1-3  K		1-2  G6-3		4 0 1 0 0 2 2		
<b>David Justice, L</b> (1, 9) OBP: 0.344, SLG: 0.493 X	0-0  G4-3 1-2f			1-1  L9			1-0  G4-3		2-1  F7		4 0 0 0 0 0 3	
<b>Terry Pendleton, S</b> (1, 5) OBP: 0.301, SLG: 0.379 B1SAFE X		2-2  G4-6-3 1B		2-1  G4-3			1-3  K				3 0 1 0 0 1 1	
<b>Sid Bream, L</b> (1, 3) OBP: 0.317, SLG: 0.406 X		0-0  G4-6-3 1-2f			1-1  2B		4-0  BB				2 0 1 0 1 0 1	
<b>Damon Berryhill, S</b> (1, 2) OBP: 0.277, SLG: 0.408 X110S		0-2  F8			0-2  P4		0-3  K				3 0 0 0 0 1 2	
<b>Mark Lemke, S</b> (1, 4) OBP: 0.358, SLG: 0.396 S1C1C			1-3  K		1-3  K		1-1  P6				3 0 0 0 0 2 1	
<b>Kent Mercker, L</b> (1, 1) <b>Deion Sanders, L</b> (5, PH) OBP: 0.314, SLG: 0.440 <b>Steve Bedrosian, R</b> (5, 1) <b>Fred McGriff, L</b> (8, PH) OBP: 0.369, SLG: 0.555 <b>Mike Stanton, L</b> (8, 1)			1-3  K		2-1  L9		0-0  P5				1 0 0 0 0 1 0	
<b>Inning Stats</b>	R: 0 H: 1 E: 0 LOB: 1 K: 1 BB: 1 S: 9 P: 14	R: 0 H: 1 E: 0 LOB: 0 K: 0 BB: 0 S: 8 P: 10	R: 0 H: 0 E: 0 LOB: 0 K: 2 BB: 0 S: 9 P: 14	R: 0 H: 1 E: 0 LOB: 1 K: 1 BB: 0 S: 10 P: 17	R: 0 H: 1 E: 0 LOB: 1 K: 1 BB: 0 S: 11 P: 15	R: 0 H: 0 E: 0 LOB: 0 K: 2 BB: 0 S: 7 P: 8	R: 0 H: 0 E: 0 LOB: 1 K: 2 BB: 1 S: 8 P: 14	R: 0 H: 0 E: 0 LOB: 0 K: 1 BB: 0 S: 6 P: 9	R: 0 H: 0 E: 0 LOB: 0 K: 0 BB: 0 S: 8 P: 13	1B: 2 SF: 0 2B: 2 SAC: 0 3B: 0 DP: 2 HR: 0 HBP: 0	WP: 0 PA: 31 PB: 0 SB: 0 CS: 0	
<b>PITCHER</b> <b>Pete Harnisch, R</b> (1, 1) ERA: 3.63	IP WLS BF H R ER SO BB IBB HBP BLK WP HR S P ERA WHIP 9.0 W 31 4 0 0 9 2 0 0 0 0 0 0 76 114 0.00 0.667											

Atlanta Braves @ Houston Astros  
 Astrodome, Houston, TX  
 Thu Jul 29 1993, 8:05 PM EDT  
 Att. 29,060 - Dome

livebaseballscorecards.com

AB 29  
 R 0  
 H 4  
 RBI 0  
 BB 2  
 SO 9  
 LOB 11





Batter	1	2	3	4	5	6	7	8	9	AB R H RBI BB SO LOB	TOP											
Deion Sanders, L (1, 8) OBP: 0.316, SLG: 0.433	4-2 E S 1B BB	1-1 G4-3		0-0 F9			1-2 G3		4-0 IBB	3 1 0 0 2 0 0												
Jeff Blausen, R (1, 6) OBP: 0.412, SLG: 0.433	4-0 BB 1B 1B BB	3-3 K		0-0 G1-3			0-2 G4-3		0-3 K2-3	3 1 0 0 1 1 0 1 0 0 0 0 1 2												
Rafael Belliard, R (7, 6) OBP: 0.304, SLG: 0.286																						
Ron Gant, R (1, 7) OBP: 0.343, SLG: 0.534	2-3 K		3-2 G4-3		1-2 1B SF9 1B		1-2 G5-3			4 1 1 0 0 1 2												
Fred McGriff, L (1, 3) OBP: 0.370, SLG: 0.554	0-0 1B BB 1B		1-0 E6 1B		3-2 SAFE G1-6-3 1B			2-3 K		4 1 2 1 0 1 0 0 0 0 0 0 0 0												
Sid Bream, L (8, 3) OBP: 0.317, SLG: 0.406																						
David Justice, L (1, 9) OBP: 0.345, SLG: 0.493	4-1 1B 1-2 2-3 BB		0-0 1B 1-2 1B		2-0 SF9			2-3 K		2 0 1 1 1 1 0												
Terry Pendleton, S (1, 5) OBP: 0.300, SLG: 0.378	2-2 1B 1-2 2-3 3-H 1B		1-3 K		0-0 G1-6-3			1-3 K		4 0 1 1 0 2 3												
Damon Berryhill, S (1, 2) OBP: 0.282, SLG: 0.410	0-0 P6		2-2 1B 1-3 2-H 1B			1-2 G4-3			0-2 SH5-4 1B	4 0 2 1 0 0 3 0 0 0 0 0 0 0 0 0 0 0 0 0 0												
Otis Nixon, S (9, PR) OBP: 0.323, SLG: 0.292																						
Greg Olson, R (9, 2) OBP: 0.289, SLG: 0.276																						
Mark Lemke, S (1, 4) OBP: 0.355, SLG: 0.393	1-1 L8		0-1 G1-3		1-2 G6-3			1-0 SAFE SH5-4		3 0 0 0 0 0 5												
Tom Glavine, L (1, 1) OBP: 0.193, SLG: 0.167		0-0 G4-3		3-3 K		1-2 G5-3		2-3 SAFE K		3 0 0 0 0 1 0 1 0 0 0 0 1 2 0 0 0 0 0 0 0												
Francisco Cabrera, R (9, PH) OBP: 0.351, SLG: 0.478																						
Greg McMichael, R (9, 1)																						
<b>Inning Stats</b>	R: 2 E: 0 K: 1 S: 14	H: 2 LOB: 3 BB: 3 P: 30	R: 0 E: 0 K: 1 S: 6	H: 0 LOB: 0 BB: 0 P: 10	R: 1 E: 1 K: 1 S: 13	H: 2 LOB: 2 BB: 0 P: 20	R: 0 E: 0 K: 1 S: 8	H: 0 LOB: 0 BB: 0 P: 11	R: 1 E: 0 K: 0 S: 8	H: 2 LOB: 0 BB: 0 P: 14	R: 0 E: 0 K: 0 S: 9	H: 0 LOB: 0 BB: 0 P: 11	R: 0 E: 0 K: 0 S: 9	H: 0 LOB: 0 BB: 0 P: 11	R: 0 E: 0 K: 3 S: 11	H: 0 LOB: 0 BB: 0 P: 16	R: 0 E: 0 K: 2 S: 12	H: 1 LOB: 2 BB: 1 P: 19	1B: 7 2B: 0 3B: 0 HR: 0	SF: 1 SAC: 1 DP: 1 HBP: 0	WP: 0 PB: 0 SB: 1 CS: 0	PA: 38
<b>PITCHER</b>	IP WLS BF H R ER SO BB IBB HBP BLK WP HR S P ERA WHIP																					
Doug Drabek, R (1, 1) ERA: 3.46	5.0 L 24 6 4 3 4 3 0 0 0 0 0 0 49 85 5.40 1.800																					
Todd Jones, R (6, 1) ERA: 1.32	2.0 6 0 0 0 0 0 0 0 0 0 0 0 18 22 0.00 0.000																					
Al Osuna, L (8, 1) ERA: 3.0	1.0 3 0 0 0 3 0 0 0 0 0 0 0 11 16 0.00 0.000																					
Doug Jones, R (9, 1) ERA: 4.91	1.0 5 1 0 0 2 0 1 0 0 0 0 0 12 19 0.00 1.000																					

Atlanta Braves @ Houston Astros  
Astrodome, Houston, TX  
Fri Jul 30 1993, 8:05 PM EDT  
Att. 47,413 - Dome

livebaseballscorecards.com

AB 32  
R 4  
H 7  
RBI 4  
BB 4  
SO 9  
LOB 17



Batter	1	2	3	4	5	6	7	8	9	AB R H RBI BB SO LOB
<b>Craig Biggio, R</b> OBP: 0.362, SLG: 0.460 (1, 4) BB BB BB	4-1 1B BB		4-2 L4-3 BB		0-1 L9 2-3		0-1 G5-3		2-3 K	3 0 0 0 2 1 4
<b>Steve Finley, L</b> OBP: 0.308, SLG: 0.358 (1, 8) X	0-0 1B		0-2 L4-3 1-2		1-3 K			0-0 F8		4 0 1 0 0 1 3
<b>5 Jeff Bagwell, R</b> OBP: 0.376, SLG: 0.508 (1, 3) SAFE SAFE SAFE	1-2 E4 1B 1-2 2-3		2-1 G5-3		0-0 2B 1-3 3-H			2-0 FC5-4 1B		4 0 2 1 0 0 2
<b>Ken Caminiti, S</b> OBP: 0.294, SLG: 0.396 (1, 5) SAFE SAFE SAFE	3-3 K			2-0 G5-3	0-1 G3			1-2 FC5-4 1-2f		4 0 0 0 0 1 6
<b>Kevin Bass, S</b> OBP: 0.300, SLG: 0.374 (1, 7) X	0-0 G6-4-3 1-2f			4-2 FC4-6 BB		1-0 G4-3		3-3 K		3 0 0 0 1 1 4
<b>Eric Anthony, L</b> OBP: 0.330, SLG: 0.394 (1, 9) SAFE SAFE SAFE		4-2 BB		2-2 FC4-6 1-2f		1-0 F7		3-3 K		3 0 0 0 1 1 1
<b>Scott Servais, R</b> OBP: 0.328, SLG: 0.430 (1, 2) SAFE SAFE SAFE		1-3 K		0-1 G4-3		1-1 P2		1-0 1B G1-3 1B		4 0 1 0 0 1 2
<b>Andujar Cedeno, R</b> OBP: 0.351, SLG: 0.418 (1, 6) SAFE SAFE SAFE		1-1 F9			0-0 L9 5 2B 1B		4-2 G4-6-3 BB		0-0 G1-3 1-2	3 1 1 0 1 0 2
<b>Doug Drabek, R</b> OBP: 0.106, SLG: 0.196 (1, 1) <b>Rick Parker, R</b> OBP: 0.384, SLG: 0.452 (5, PH) <b>Todd Jones, L</b> OBP: 0.357, SLG: 0.365 (6, 1) <b>Chris Donnels, L</b> OBP: 0.357, SLG: 0.365 (7, PH) <b>Al Osuna, R</b> OBP: 0.365, SLG: 0.469 (8, 1) <b>Doug Jones, R</b> OBP: 0.365, SLG: 0.469 (9, 1) <b>Luis Gonzalez, L</b> OBP: 0.365, SLG: 0.469 (9, PH)		2-3 K			1-2 5 2B 1B		0-0 G4-6-3 1-2f		2-2 1B 2-3	1 0 0 0 0 0 1 1 1 0 1 0 0 0 0 0 0 0 0 0 0 0 0 0 1 0 0 0 0 0 0 1 0 1 0 1 0 0 0 0 0

**BOTTOM**

**Atlanta Braves @ Houston Astros**  
Astrodome, Houston, TX  
Fri Jul 30 1993, 8:05 PM EDT  
Att. 47,413 - Dome

[livebaseballscorecards.com](http://livebaseballscorecards.com)

<b>AB</b>	<b>32</b>
<b>R</b>	<b>1</b>
<b>H</b>	<b>7</b>
<b>RBI</b>	<b>1</b>
<b>BB</b>	<b>5</b>
<b>SO</b>	<b>7</b>
<b>LOB</b>	<b>26</b>



Inning Stats	R: 0	H: 1	LOB: 2	K: 1	P: 17	R: 0	H: 0	LOB: 1	K: 2	P: 19	R: 0	H: 0	LOB: 0	K: 0	P: 15	R: 0	H: 0	LOB: 1	K: 0	P: 18	R: 1	H: 3	LOB: 2	K: 1	P: 14	R: 0	H: 0	LOB: 0	K: 0	P: 7	R: 0	H: 0	LOB: 0	K: 0	P: 9	R: 0	H: 1	LOB: 1	K: 1	P: 14	R: 0	H: 2	LOB: 2	K: 2	P: 20	1B: 6	SF: 0	2B: 2	SAC: 0	3B: 0	DP: 3	HR: 0	HBP: 0	WP: 0	PA: 37
--------------	------	------	--------	------	-------	------	------	--------	------	-------	------	------	--------	------	-------	------	------	--------	------	-------	------	------	--------	------	-------	------	------	--------	------	------	------	------	--------	------	------	------	------	--------	------	-------	------	------	--------	------	-------	-------	-------	-------	--------	-------	-------	-------	--------	-------	--------

PITCHER	IP	WLS	BF	H	R	ER	SO	BB	IBB	HBP	BLK	WP	HR	S	P	ERA	WHIP
<b>Tom Glavine, L</b> ERA: 2.81 (1, 1)	8.0	W	32	5	1	1	5	5	0	0	0	0	0	68	113	1.12	1.250
<b>Greg McMichael, R</b> ERA: 2.47 (9, 1)	1.0	S	5	2	0	0	2	0	0	0	0	0	0	12	20	0.00	2.000

Batter	1	2	3	4	5	6	7	8	9	AB R H RBI BB SO LOB	TOP		
Deion Sanders, L (1, 8) OBP: 0.313, SLG: 0.428 Mike Stanton, L (9, 1)	0-0 P7		0-0 P5			1-0 1B	2-2 G4-3		3-2 F9	5 0 1 0 0 0 3 0 0 0 0 0 0 0			
Jeff Blauser, R (1, 6) OBP: 0.411, SLG: 0.431 Sid Bream, L (8, 3)	2-3 K			2-1 G1-3		2-2 F8		3-2 1B	4-2 WP	4 1 1 0 0 1 1 0 0 0 0 0 1 0			
Ron Gant, R (1, 7) OBP: 0.343, SLG: 0.538	1-3 K			2-1 HR		0-1 F7		1-2 K	4-1 IBB	4 1 1 1 1 2 2			
Fred McGriff, L (1, 3) OBP: 0.371, SLG: 0.565 Rafael Belliard, R (8, PR) OBP: 0.298, SLG: 0.279		3-2 F8		2-3 K			1-2 HR	2-1 1B	0-0 G4-3	4 1 2 1 0 1 0 1 0 0 0 0 0 2			
David Justice, L (1, 9) OBP: 0.346, SLG: 0.491		3-2 L9		1-1 P5			4-0 1B	4-0 1B		2 1 0 0 2 0 0			
Terry Pendleton, S (1, 5) OBP: 0.300, SLG: 0.376		0-3 K			3-2 F7		0-0 F8	0-1 1B		4 0 1 1 0 1 1			
Damon Berryhill, S (1, 2) OBP: 0.281, SLG: 0.407			2-2 F8		2-3 K		2-1 E6	3-1 P4		4 0 1 0 0 1 3			
Mark Lemke, S (1, 4) OBP: 0.357, SLG: 0.392			4-0 SH1-3		0-1 G6-3		0-0 FC2	0-0 G4-3		3 0 1 1 1 0 3			
Greg Maddux, R (1, 1) OBP: 0.167, SLG: 0.169 Otis Nixon, S (9, PH) OBP: 0.322, SLG: 0.291			2-2 SH1-3			2-1 P5	1-2 FC2		2-3 K	2 0 0 0 0 0 2 1 0 0 0 0 1 0			
<b>Inning Stats</b>	R: 0 H: 0 E: 0 LOB: 0 K: 2 BB: 0 S: 7 P: 10	R: 0 H: 0 E: 0 LOB: 0 K: 1 BB: 0 S: 10 P: 16	R: 0 H: 0 E: 0 LOB: 1 K: 0 BB: 1 S: 8 P: 16	R: 1 H: 1 E: 0 LOB: 0 K: 1 BB: 0 S: 10 P: 17	R: 0 H: 0 E: 0 LOB: 0 K: 1 BB: 0 S: 12 P: 17	R: 0 H: 1 E: 0 LOB: 1 K: 0 BB: 0 S: 9 P: 14	R: 2 H: 3 E: 1 LOB: 2 K: 0 BB: 1 S: 13 P: 23	R: 1 H: 3 E: 0 LOB: 3 K: 1 BB: 1 S: 16 P: 29	R: 0 H: 0 E: 0 LOB: 2 K: 1 BB: 2 S: 10 P: 23	1B: 5 SF: 0 2B: 1 SAC: 1 3B: 0 DP: 0 HR: 2 HBP: 0	WP: 1 PA: 40 PB: 0 SB: 1 CS: 0		
<b>PITCHER</b>	IP WLS BF H R ER SO BB IBB HBP BLK WP HR S P ERA WHIP											<b>PITCHER</b>	IP WLS BF H R ER SO BB IBB HBP BLK WP HR S P ERA WHIP
Darryl Kile, R (1, 1) ERA: 3.08	7.0 L 28 5 3 2 5 2 0 0 0 0 0 2 69 113 2.57 1.000												
Xavier Hernandez, R (8, 1) ERA: 3.02	0.1 2 1 1 1 1 0 0 0 0 0 0 0 9 13 27.00 3.000												
Al Osuna, L (8, 1) ERA: 2.95	0.1 4 2 0 0 0 0 0 1 0 0 0 0 6 15 0.00 6.000												
Tom Edens, R (8, 1) ERA: 3.03	1.1 6 0 0 0 0 1 1 1 0 0 1 0 11 24 0.00 0.750												

Atlanta Braves @ Houston Astros  
Astrodome, Houston, TX  
Sat Jul 31 1993, 4:33 AM EDT  
Att. 46,130 - Dome

livebaseballscorecards.com

AB 34  
R 4  
H 8  
RBI 4  
BB 5  
SO 7  
LOB 17





Batter	1	2	3	4	5	6	7	8	9	AB R H RBI BB SO LOB
<b>Craig Biggio, R</b> OBP: 0.361, SLG: 0.457 (1, 4) C S C	0-3 K		0-0 G5-3			1-1 SH3-4	1-1 SAFE HBP		0-1 G5-3	3 0 0 0 0 1 0
<b>Steve Finley, L</b> OBP: 0.307, SLG: 0.357 (1, 8) X	0-0 1B			2-0 G6-3		1-0 G4-3	1-0 F8			4 0 1 0 0 0 4
<b>5 Jeff Bagwell, R</b> OBP: 0.379, SLG: 0.510 (1, 3) 1 SAFE B S B X	2-1 G4-6-3 1B			1-1 G4-3 1B		2-1 1B		2-3 K		4 0 3 1 0 1 0
<b>Luis Gonzalez, L</b> OBP: 0.364, SLG: 0.470 (1, 7) F B S X	1-2 G4-6-3 1-2f			2-1 G4-3		3-1 G4-3		1-1 G3-1 2B		4 0 1 0 0 0 4
<b>Ken Caminiti, S</b> OBP: 0.291, SLG: 0.392 (1, 5) X		0-0 G6-3		1-0 G3			2-3 K	0-0 G3-1		4 0 0 0 0 1 2
<b>Eric Anthony, L</b> OBP: 0.326, SLG: 0.389 (1, 9) C T B B X		1-3 K			2-1 G3-1		0-2 G6-3	1-2 G4-3		4 0 0 0 0 1 1
<b>Eddie Taubensee, L</b> OBP: 0.325, SLG: 0.430 (1, 2) <b>Scott Servais, R</b> OBP: 0.326, SLG: 0.428 (9, PH)			3-1 L7		0-1 F8		1-2 1B 2B	2-1 F9	3 1 1 0 0 0 0 1 0 0 0 0 0 0	
<b>Andujar Cedeno, R</b> OBP: 0.350, SLG: 0.416 (1, 6) F B C B X			2-2 G3-1		2-2 G4-3		0-0 WP 1B	2-2 L7	4 0 1 1 0 0 0	
<b>Darryl Kile, R</b> OBP: 0.133, SLG: 0.241 (1, 1) <b>Chris Donnels, L</b> OBP: 0.365, SLG: 0.365 (7, PH) <b>Rick Parker, R</b> OBP: 0.394, SLG: 0.452 (7, PR) <b>Xavier Hernandez, L</b> OBP: 0.394, SLG: 0.452 (8, 1) <b>Al Osuna, R</b> OBP: 0.394, SLG: 0.452 (8, 1) <b>Tom Edens, R</b> OBP: 0.394, SLG: 0.452 (8, 1) <b>Chris James, R</b> OBP: 0.336, SLG: 0.543 (9, PH)			1-2 G5-3			2-1 G4-3 1B SH3-4 1B	SAFE SAFE HBP	1-0 HR	2 1 1 0 0 0 0 0 0 0 0 1 0 1 1 1 1 0 0 0	

**BOTTOM**

**Atlanta Braves @ Houston Astros**  
Astrodome, Houston, TX  
Sat Jul 31 1993, 4:33 AM EDT  
Att. 46,130 - Dome

livebaseballscorecards.com

<b>AB</b>	<b>34</b>
<b>R</b>	<b>3</b>
<b>H</b>	<b>9</b>
<b>RBI</b>	<b>3</b>
<b>BB</b>	<b>1</b>
<b>SO</b>	<b>4</b>
<b>LOB</b>	<b>11</b>



Inning Stats	R: 0	H: 2	E: 0	K: 1	S: 9	WLS	BF	H	R	ER	SO	BB	IBB	HBP	BLK	WP	HR	S	P	ERA	WHIP
	0	2	0	1	9		33	8	2	2	4	1	0	1	0	1	0	70	112	2.25	1.125

PITCHER	IP	WLS	BF	H	R	ER	SO	BB	IBB	HBP	BLK	WP	HR	S	P	ERA	WHIP
<b>Greg Maddux, R</b> ERA: 2.83 (1, 1)	8.0	W	33	8	2	2	4	1	0	1	0	1	0	0	1	2.25	1.125
<b>Mike Stanton, L</b> ERA: 3.82 (9, 1)	1.0	S	4	1	1	1	0	0	0	0	0	0	1	8	13	9.00	1.000

<b>WP: 2</b>	<b>PA: 37</b>
<b>PB: 0</b>	
<b>SB: 2</b>	
<b>CS: 0</b>	

Batter	1	2	3	4	5	6	7	8	9	AB R H RBI BB SO LOB	TOP	
<b>Otis Nixon, S</b> (1, 8) <small>OBP: 0.318, SLG: 0.286</small>	3-3 		0-3 		0-0 B1-3 			2-3 		4 0 0 0 0 3 0	<b>Atlanta Braves @ Houston Astros</b> Astrodome, Houston, TX Sun Aug 01 1993, 4:33 AM EDT Att. 38,275 - Dome	
<b>Jeff Blauser, R</b> (1, 6) <small>OBP: 0.409, SLG: 0.432</small> <b>Rafael Belliard, R</b> (8, 6) <small>OBP: 0.298, SLG: 0.279</small>	3-1 F8 			1-3 	1-1 			3-3 		4 0 1 0 0 2 0 0 0 0 0 0 0 0		
<b>Ron Gant, R</b> (1, 7) <small>OBP: 0.342, SLG: 0.536</small>	0-2 G6-3 			3-2 	1-1 P2 			0-0 P5 		4 1 1 0 0 0 1		
<b>Fred McGriff, L</b> (1, 3) <small>OBP: 0.370, SLG: 0.564</small> <b>Greg McMichael, R</b> (9, 1)		1-1 G4-3 		0-0 		2-1 L7 		0-0 P5 		4 1 1 1 0 0 0 0 0 0 0 0 0 0		
<b>Terry Pendleton, S</b> (1, 5) <small>OBP: 0.297, SLG: 0.373</small>		1-3 		0-1 G1-3 		1-3 		1-1 G4-3 		4 0 0 0 0 2 1		
<b>David Justice, L</b> (1, 9) <small>OBP: 0.350, SLG: 0.500</small>		3-2 		4-1 		0-0 G5-3 		1-1 		3 1 2 1 1 0 0		
<b>Greg Olson, R</b> (1, 2) <small>OBP: 0.289, SLG: 0.277</small> <b>Sid Bream, L</b> (9, PH) <small>OBP: 0.318, SLG: 0.404</small>		1-1 L5-3 		0-0 		2-2 G5-3 		2-2 G4-3 		3 0 1 1 0 0 0 1 0 0 0 0 0 1		
<b>Mark Lemke, S</b> (1, 4) <small>OBP: 0.354, SLG: 0.389</small>			1-1 P4 	2-2 L9 		0-0 L7 				3 0 0 0 0 0 2		
<b>29 John Smoltz, R</b> (1, 1) <small>OBP: 0.224, SLG: 0.178</small> <b>Damon Berryhill, S</b> (9, 2) <small>OBP: 0.281, SLG: 0.407</small>			0-0 G6-3 		2-2 L9 		2-2 G5-3 			3 0 0 0 0 0 0 0 0 0 0 0 0 0		
<b>Inning Stats</b>	R: 0 H: 0 E: 0 LOB: 0 K: 1 BB: 0 S: 9 P: 15	R: 1 H: 1 E: 0 LOB: 0 K: 1 BB: 0 S: 12 P: 18	R: 0 H: 0 E: 0 LOB: 0 K: 1 BB: 0 S: 7 P: 8	R: 2 H: 3 E: 0 LOB: 2 K: 1 BB: 1 S: 15 P: 25	R: 0 H: 1 E: 0 LOB: 1 K: 0 BB: 0 S: 9 P: 13	R: 0 H: 0 E: 0 LOB: 0 K: 1 BB: 0 S: 6 P: 9	R: 0 H: 0 E: 0 LOB: 0 K: 0 BB: 0 S: 9 P: 13	R: 0 H: 0 E: 0 LOB: 0 K: 2 BB: 0 S: 7 P: 12	R: 0 H: 1 E: 0 LOB: 1 K: 0 BB: 0 S: 9 P: 13	1B: 3 SF: 0 2B: 2 SAC: 0 3B: 0 DP: 0 HR: 1 HBP: 0	WP: 0 PA: 34 PB: 0 SB: 0 CS: 0	
<b>PITCHER</b>	IP WLS BF H R ER SO BB IBB HBP BLK WP HR S P ERA WHIP <b>Greg Swindell, L</b> (1, 1) <small>ERA: 4.84</small> <b>Todd Jones, R</b> (6, 1) <small>ERA: 1.23</small> <b>Xavier Hernandez, R</b> (7, 1) <small>ERA: 2.92</small> <b>Doug Jones, R</b> (9, 1) <small>ERA: 4.83</small>											IP WLS BF H R ER SO BB IBB HBP BLK WP HR S P ERA WHIP

livebaseballscorecards.com

<b>AB</b>	<b>33</b>
<b>R</b>	<b>3</b>
<b>H</b>	<b>6</b>
<b>RBI</b>	<b>3</b>
<b>BB</b>	<b>1</b>
<b>SO</b>	<b>7</b>
<b>LOB</b>	<b>5</b>



Batter	1	2	3	4	5	6	7	8	9	AB	R	H	RBI	BB	SO	LOB
<b>Craig Biggio, R</b> OBP: 0.358, SLG: 0.452 (1, 4)	0-2 L1		1-2 F8			1-3 K	1-1 L8			4	0	0	0	0	1	4
<b>Steve Finley, L</b> OBP: 0.305, SLG: 0.354 <b>Xavier Hernandez, L</b> (7, 1)	3-3 K		0-1 FC6-4			1-3 K		0-0 F8		3	0	0	0	0	2	1
<b>Chris Donnels, L</b> OBP: 0.360, SLG: 0.360 <b>Doug Jones, R</b> (9, 1)										0	0	0	0	0	0	0
<b>5 Jeff Bagwell, R</b> OBP: 0.360, SLG: 0.510 (1, 3)	0-0 1B						2-0 1B	0-2 G5-3		4	1	2	0	0	0	0
<b>Luis Gonzalez, L</b> OBP: 0.365, SLG: 0.470 (1, 7)	0-2 L7						0-0 1B	1-1 1B		4	1	2	0	0	0	1
<b>Ken Caminiti, S</b> OBP: 0.291, SLG: 0.390 (1, 5)		3-1 G3				1-1 G6-3	2-1 SH5-4	0-2 G3		4	0	1	0	0	0	1
<b>Eric Anthony, L</b> OBP: 0.326, SLG: 0.387 (7, 8)		0-0 F7				1-1 G3-1	3-1 SH5-4	2-1 G4-3		4	0	1	2	0	0	0
<b>Scott Servais, R</b> OBP: 0.323, SLG: 0.424 <b>Eddie Taubensee, L</b> (9, PH)		0-0 P5				2-1 F8	0-0 SH5-4	0-3 K		2	0	0	0	0	0	0
<b>Andujar Cedeno, R</b> OBP: 0.346, SLG: 0.411 (1, 6)			2-3 K			1-3 K	1-3 K2-3	0-2 F9		4	0	0	0	0	3	2
<b>Greg Swindell, L</b> OBP: 0.200, SLG: 0.229 <b>Todd Jones, L</b> (6, 1)			3-2 FC6-4			0-2 F7	4-0 IBB			1	0	1	0	0	0	0
<b>Kevin Bass, S</b> OBP: 0.303, SLG: 0.371 (7, 9)										0	0	0	0	0	0	0
										1	0	0	0	1	0	0

Inning Stats	R: 0	H: 1	E: 0	K: 1	S: 10	R: 0	H: 0	E: 0	K: 0	S: 4	R: 0	H: 1	E: 0	K: 1	S: 11	R: 0	H: 0	E: 0	K: 0	S: 4	R: 0	H: 0	E: 0	K: 1	S: 7	R: 0	H: 0	E: 0	K: 2	S: 11	R: 2	H: 4	E: 0	K: 1	S: 12	R: 0	H: 1	E: 0	K: 0	S: 9	R: 0	H: 0	E: 0	K: 1	S: 8	1B: 7	2B: 0	3B: 0	HR: 0	SF: 0	SAC: 1	DP: 0	HBP: 0	WP: 0	PB: 0	SB: 0	CS: 0	PA: 35
--------------	------	------	------	------	-------	------	------	------	------	------	------	------	------	------	-------	------	------	------	------	------	------	------	------	------	------	------	------	------	------	-------	------	------	------	------	-------	------	------	------	------	------	------	------	------	------	------	-------	-------	-------	-------	-------	--------	-------	--------	-------	-------	-------	-------	--------

PITCHER	IP	WLS	BF	H	R	ER	SO	BB	IBB	HBP	BLK	WP	HR	S	P	ERA	WHIP
<b>29 John Smoltz, R</b> ERA: 3.3 (1, 1)	8.0	W	32	7	2	2	6	0	1	0	0	0	0	68	102	2.25	0.875
<b>Greg McMichael, R</b> ERA: 2.43 (9, 1)	1.0	S	3	0	0	0	1	0	0	0	0	0	0	8	10	0.00	0.000

**BOTTOM**

**Atlanta Braves @ Houston Astros**  
Astrodome, Houston, TX

Sun Aug 01 1993, 4:33 AM EDT  
Att. 38,275 - Dome

livebaseballscorecards.com

<b>AB</b>	<b>33</b>
<b>R</b>	<b>2</b>
<b>H</b>	<b>7</b>
<b>RBI</b>	<b>2</b>
<b>BB</b>	<b>1</b>
<b>SO</b>	<b>7</b>
<b>LOB</b>	<b>9</b>



**Los Angeles Dodgers @ Houston Astros**  
 Astrodome, Houston, TX  
 Tue Aug 03 1993, 8:05 PM EDT  
 Att. 19,132 - Dome

AB	29
R	1
H	5
RBI	1
BB	5
SO	4
LOB	11



WP	1	PA	36
PB	0		
SB	0		
CS	0		

Batter	1	2	3	4	5	6	7	8	9	AB	R	H	RBI	BB	SO	LOB					
<b>Brett Butler, L</b> (1, 8) OBP: 0.383, SLG: 0.374	3-2 L8		0-1 G6-3		4-0 BB		0-0 2B			3	0	1	0	1	0	1					
<b>Jose Offerman, S</b> (1, 6) OBP: 0.339, SLG: 0.332	1-0 G3		4-1 BB		1-0 G4-6-3		1-0 SF7			2	0	0	1	1	0	2					
<b>Eric Davis, R</b> (1, 7) OBP: 0.315, SLG: 0.371	4-0 BB		1-2 F9		3-2 G5-3		3-2 F7			3	0	0	0	1	0	3					
<b>Eric Karros, R</b> (1, 3) OBP: 0.300, SLG: 0.398	0-3 K			2-2 G3-1		1-0 F8		0-0 P4		4	0	0	0	0	1	1					
<b>Mike Piazza, R</b> (1, 2) OBP: 0.355, SLG: 0.533		2-1 L7		1-1 G6-3		4-0 1B BB		1-0 F8		3	0	0	0	1	0	0					
<b>Cory Snyder, R</b> (1, 9) OBP: 0.331, SLG: 0.403		3-2 G6-3		0-1 1B		0-1 1B		2-3 K		4	0	2	0	0	1	0					
<b>Dave Hansen, L</b> (1, 5) OBP: 0.423, SLG: 0.422		1-1 L7		3-3 K		2-2 F9			2-1 G5-4-3 1B	4	0	1	0	0	1	3					
<b>Jody Reed, R</b> (1, 4) OBP: 0.336, SLG: 0.352			2-3 K SH3-4		2-1 G5-3		1-0 G6-3		1-0 G5-4-3	4	0	0	0	0	1	1					
<b>Kevin Gross, R</b> (1, 1) OBP: 0.256, SLG: 0.308		1-2 SH3-4		4-2 BB BB		1-1 2B SF7 1B		0-0 P5		0	0	0	0	1	0	0					
<b>Lenny Harris, L</b> (7, PH) OBP: 0.319, SLG: 0.328		1-2 SH3-4								1	1	1	0	0	0	0					
<b>Roger McDowell, R</b> (7, 1) OBP: 0.500, SLG: 0.500										0	0	0	0	0	0	0					
<b>Todd Worrell, R</b> (8, 1) OBP: 0.500, SLG: 0.500										0	0	0	0	0	0	0					
<b>Mitch Webster, S</b> (9, PH) OBP: 0.310, SLG: 0.364										1	0	0	0	0	0	0					
<b>Inning Stats</b>	R: 0 E: 0 K: 1 S: 7	H: 0 LOB: 1 BB: 1 P: 15	R: 0 E: 0 K: 0 S: 7	H: 0 LOB: 0 BB: 0 P: 13	R: 0 E: 0 K: 1 S: 12	H: 0 LOB: 2 BB: 1 P: 20	R: 0 E: 0 K: 1 S: 12	H: 1 LOB: 1 BB: 0 P: 18	R: 0 E: 0 K: 0 S: 5	H: 0 LOB: 1 BB: 2 P: 16	R: 0 E: 0 K: 0 S: 9	H: 1 LOB: 2 BB: 1 P: 19	R: 1 E: 0 K: 0 S: 8	H: 2 LOB: 1 BB: 0 P: 14	R: 0 E: 0 K: 1 S: 6	H: 0 LOB: 0 BB: 0 P: 9	R: 0 E: 0 K: 0 S: 4	H: 1 LOB: 0 BB: 0 P: 7	1B: 4 2B: 1 3B: 0 HR: 0	SF: 1 SAC: 1 DP: 2 HBP: 0	WP: 1 PA: 36
<b>PITCHER</b>	IP	WLS	BF	H	R	ER	SO	BB	IBB	HBP	BLK	WP	HR	S	P	ERA	WHIP				
<b>Mark Portugal, R</b> (1, 1) ERA: 3.04	6.2	W	29	4	1	1	3	5	0	0	0	1	0	57	109	1.35	1.350				
<b>Xavier Hernandez, R</b> (7, 1) ERA: 2.82	2.1	S	7	1	0	0	1	0	0	0	0	0	0	13	22	0.00	0.429				

livebaseballscorecards.com

BOTTOM

Los Angeles Dodgers @ Houston Astros  
Astrodome, Houston, TX  
Tue Aug 03 1993, 8:05 PM EDT  
Att. 19,132 - Dome

livebaseballscorecards.com

AB 32  
R 6  
H 10  
RBI 6  
BB 4  
SO 5  
LOB 17



WP: 0 PA: 38  
PB: 0  
SB: 0  
CS: 0

AB R H RBI BB SO LOB

4 0 1 1 0 1 1

5 0 1 0 0 1 2

3 0 0 0 1 1 0

4 0 0 0 0 0 2

3 1 1 0 1 1 2

3 2 3 1 1 0 0

3 1 1 1 1 0 3

4 2 2 2 0 0 4

1B: 5 SF: 1  
2B: 4 SAC: 1  
3B: 0 DP: 0  
HR: 1 HBP: 0

Batter	1	2	3	4	5	6	7	8	9
<b>Craig Biggio, R</b> OBP: 0.357, SLG: 0.450 (1, 4)	1-2 G1-3	2-3 K			2-2 F7	0-1 1B		1-0 SF7	
<b>Steve Finley, L</b> OBP: 0.303, SLG: 0.351 (1, 8)	1-1 G4-3 5 BB 1B		1-3 K		0-1 G4-3	0-0 G4-3		1-0 F8	
<b>5 Jeff Bagwell, R</b> OBP: 0.379, SLG: 0.506 (1, 3)	4-0 G4-3 1-2 BB		2-0 F8		2-2 K		0-0 F8		
<b>Eric Anthony, L</b> OBP: 0.322, SLG: 0.383 (1, 9)	2-0 G4-3 1-2 2-3		2-2 G3		1-0 G4-3	0-0 G1-3			
<b>Ken Caminiti, S</b> OBP: 0.293, SLG: 0.390 (1, 5)	3-3 K			1-1 G1-3 BB 1B	0-0 G4-3	4-2 2B BB			
<b>Luis Gonzalez, L</b> OBP: 0.372, SLG: 0.484 (1, 7)		1-1 G1-2-3 G5-3 2B		1 SAFE 4-0 G1-3 1-2 BB	0-1 1B 2B	0-1 1-H 2B			
<b>Andujar Cedeno, R</b> OBP: 0.348, SLG: 0.410 (1, 6)		4-2 G5-3 G1-2-3 BB		0-2 L9	1-1 HR 1B	1-2 L9			
<b>Eddie Taubensee, L</b> OBP: 0.327, SLG: 0.455 (1, 2)		0-0 G1-2-3 1-2 2-3		3-2 G1-3 1-2 2-3	2-1 HR		0-2 SH3 SF7 2B		
<b>Mark Portugal, R</b> OBP: 0.239, SLG: 0.262 <b>Xavier Hernandez, L</b> (7, 1)		1-2 G5-3 2-3 3-H		3-3 K	0-0 1B 1B		0-1 SH3		

Inning Stats	R: 0	H: 1	E: 0	K: 1	S: 12	R: 1	H: 1	E: 0	K: 1	S: 13	R: 0	H: 0	E: 0	K: 1	S: 7	R: 0	H: 1	E: 0	K: 1	S: 15	R: 0	H: 0	E: 0	K: 1	S: 8	R: 3	H: 5	E: 0	K: 0	S: 12	R: 1	H: 1	E: 0	K: 0	S: 9	R: 1	H: 1	E: 0	K: 0	S: 7
	LOB: 2	BB: 1	P: 23	LOB: 1	BB: 1	LOB: 0	BB: 0	LOB: 2	BB: 1	P: 26	LOB: 0	BB: 0	LOB: 2	BB: 0	P: 12	LOB: 2	BB: 0	LOB: 0	BB: 0	P: 16	LOB: 1	BB: 1	LOB: 0	BB: 0	P: 14	LOB: 0	BB: 0	LOB: 0	BB: 0	P: 9	LOB: 0	BB: 0	LOB: 0	BB: 0	P: 9	LOB: 0	BB: 0	LOB: 0	BB: 0	P: 9

PITCHER	IP	WLS	BF	H	R	ER	SO	BB	IBB	HBP	BLK	WP	HR	S	P	ERA	WHIP
<b>Kevin Gross, R</b> ERA: 4.31 (1, 1)	6.0	L	29	8	4	4	5	3	0	0	0	0	1	67	110	6.00	1.833
<b>Roger McDowell, R</b> ERA: 1.99 (7, 1)	1.0		5	1	1	1	0	1	0	0	0	0	0	9	14	9.00	2.000
<b>Todd Worrell, R</b> ERA: 9.22 (8, 1)	1.0		4	1	1	1	0	0	0	0	0	0	0	7	9	9.00	1.000

Batter	1	2	3	4	5	6	7	8	9	AB R H RBI BB SO LOB	TOP																
<b>Brett Butler, L</b> (1, 8) OBP: 0.384, SLG: 0.373	1-1 P7		4-1 CS BB			0-2 L5		1-1 FC6-4 HBP		2 0 0 0 1 0 1																	
<b>Jose Offerman, S</b> (1, 6) OBP: 0.336, SLG: 0.328	0-0 F8		2-2 CS	2-2 G6-3		0-1 L7		1-1 FC6-4		4 0 0 0 0 0 2																	
<b>Henry Rodriguez, L</b> (1, 3) OBP: 0.297, SLG: 0.451	0-1 1B			0-2 F7			1-3 K		0-0 G4-3 1B 2B	4 1 2 0 0 1 0																	
<b>Mike Piazza, R</b> (1, 2) OBP: 0.352, SLG: 0.527	1-2 P6			0-0 L7			0-1 F9		3-1 G4-3	4 0 0 0 0 0 2																	
<b>Cory Snyder, R</b> (1, 9) OBP: 0.333, SLG: 0.402		0-1 F7			1-2 F7		4-2 HR BB		3-2 G4-3 1B WP 1B	3 2 1 1 1 0 0																	
<b>Dave Hansen, L</b> (1, 5) <b>Mike Sharperson, R</b> (9, PH) OBP: 0.277, SLG: 0.367		1-3 K			1-2 L8		1-1 HR		1 SAFE 2-2 L6-4 1B 1B	3 1 1 2 0 1 0 1 0 1 0 0 0 0																	
<b>Raul Mondesi, R</b> (1, 7) <b>Mitch Webster, S</b> (9, PH) OBP: 0.314, SLG: 0.369		3-3 K			1-2 F9		2-3 K		1-1 1B 1-2 1B	3 0 0 0 0 0 2 1 0 1 1 0 0 0																	
<b>Jody Reed, R</b> (1, 4) OBP: 0.331, SLG: 0.347			1-1 L9			2-2 F9		0-1 G5-3	1-0 L6-4	4 0 0 0 0 0 2																	
<b>Tom Candiotti, R</b> (1, 1) <b>Lenny Harris, L</b> (8, PH) <b>Pedro Martinez, R</b> (8, 1) <b>Jim Gott, R</b> (9, 1) <b>Eric Davis, R</b> (9, 7) OBP: 0.315, SLG: 0.371			1-2 P4			1-2 E 2B		3-1 G4-3		2 0 1 0 0 0 0 1 0																	
<b>Inning Stats</b>	R: 0 E: 0 K: 0 S: 8	H: 1 LOB: 1 BB: 0 P: 10	R: 0 E: 0 K: 2 S: 9	H: 0 LOB: 0 BB: 0 P: 13	R: 0 E: 0 K: 0 S: 12	H: 0 LOB: 0 BB: 1 P: 19	R: 0 E: 0 K: 0 S: 7	H: 0 LOB: 0 BB: 0 P: 9	R: 0 E: 0 K: 0 S: 10	H: 0 LOB: 0 BB: 0 P: 13	R: 0 E: 1 K: 0 S: 11	H: 1 LOB: 1 BB: 0 P: 14	R: 2 E: 0 K: 2 S: 14	H: 1 LOB: 0 BB: 1 P: 22	R: 0 E: 0 K: 0 S: 8	H: 0 LOB: 1 BB: 0 P: 12	R: 2 E: 0 K: 0 S: 12	H: 4 LOB: 1 BB: 0 P: 22	1B: 4 2B: 3 3B: 0 HR: 1	SF: 0 SAC: 0 DP: 1 HBP: 1	WP: 1 PB: 0 SB: 0 CS: 1	PA: 36					
<b>PITCHER</b>	IP	WLS	BF	H	R	ER	SO	BB	IBB	HBP	BLK	WP	HR	S	P	ERA	WHIP										
<b>Pete Harnisch, R</b> (1, 1) ERA: 3.58	7.0	L	25	3	2	2	4	2	0	0	0	0	1	71	100	2.57	0.714										
<b>Brian Williams, R</b> (8, 1) ERA: 4.97	1.1		7	2	2	2	0	0	0	1	0	0	0	14	24	13.50	1.500										
<b>Al Osuna, L</b> (9, 1) ERA: 2.95	0.0		1	1	0	0	0	0	0	0	0	1	0	3	5	∞	∞										
<b>Tom Edens, R</b> (9, 1) ERA: 2.97	0.2		2	1	0	0	0	0	0	0	0	0	0	3	5	0.00	1.500										

**Los Angeles Dodgers @ Houston Astros**  
 Astrodome, Houston, TX  
 Wed Aug 04 1993, 8:05 PM EDT  
 Att. 23,065 - Dome

AB	32
R	4
H	7
RBI	4
BB	2
SO	4
LOB	7



BOTTOM

Los Angeles Dodgers @ Houston Astros  
Astrodome, Houston, TX  
Wed Aug 04 1993, 8:05 PM EDT  
Att. 23,065 - Dome

livebaseballscorecards.com

AB 36  
R 2  
H 10  
RBI 2  
BB 2  
SO 7  
LOB 17



WP: 0 PA: 38  
PB: 1  
SB: 1  
CS: 0

AB R H RBI BB SO LOB

5 0 2 1 0 1 1

5 0 1 0 0 1 3

3 0 0 0 1 2 1

4 1 2 0 0 0 2

4 0 3 1 0 1 1

4 1 1 0 0 1 4

3 0 0 0 0 0 1

0 0 0 0 1 0 0

4 0 0 0 0 0 2

2 0 0 0 0 0 0  
1 0 1 0 0 0 0  
0 0 0 0 0 0 0  
0 0 0 0 0 0 0  
0 0 0 0 0 0 0  
1 0 0 0 0 1 2

1B: 10 SF: 0  
2B: 0 SAC: 0  
3B: 0 DP: 1  
HR: 0 HBP: 0

Batter	1	2	3	4	5	6	7	8	9
<b>Craig Biggio, R</b> OBP: 0.357, SLG: 0.449 (1, 4)	0-0 G5-3 1B		3-1 S 1B		2-3 K		0-0 G4-3		2-1 1-2 3-H 1B
<b>Steve Finley, L</b> OBP: 0.302, SLG: 0.349 (1, 8)	1-1 G1-3		2-2 SAFE 1-2 G6-3			0-3 K		1-1 1B	1-0 G3-1
<b>5 Jeff Bagwell, R</b> OBP: 0.378, SLG: 0.502 (1, 3)	4-2 BB			2-3 K		1-1 F8		0-3 K	
<b>Eric Anthony, L</b> OBP: 0.324, SLG: 0.384 (1, 9)	2-0 P6			3-2 PB 1B		2-2 1B		3-1 P6	
<b>Ken Caminiti, S</b> OBP: 0.298, SLG: 0.394 (1, 5)		1-1 G4-6-3 1B		1-2 SAFE 1-H 1B		0-1 SAFE 1-3 1B		3-3 SAFE K	
<b>Luis Gonzalez, L</b> OBP: 0.370, SLG: 0.481 (1, 7)		0-0 G4-6-3 1-2f		0-3 SAFE K		0-0 F8		2-1 FC6-4 BB 1B	
<b>Scott Servais, R</b> OBP: 0.319, SLG: 0.418 <b>Eddie Taubensee, L</b> (9, PH) OBP: 0.331, SLG: 0.455		3-1 G6-3		1-0 G6-3			0-1 G4-3		4-2 FC6-4 BB
<b>Andujar Cedeno, R</b> OBP: 0.344, SLG: 0.405 (1, 6)			2-2 F8		1-0 F9		0-1 G5-3		1-1 FC6-4 1-2f 2-3 1B
<b>Pete Harnisch, S</b> OBP: 0.138, SLG: 0.119 <b>Kevin Bass, S</b> (7, PH) OBP: 0.308, SLG: 0.376 <b>Brian Williams, R</b> OBP: 0.200, SLG: 0.300 <b>Al Osuna, R</b> (9, 1) <b>Tom Edens, R</b> (9, 1) <b>Chris Donnels, L</b> OBP: 0.356, SLG: 0.355 (9, 5)			3-2 F7		1-0 G3-1		1-0 1B		0-3 K

Inning Stats	R: 0	H: 0	E: 0	K: 0	S: 7	H: 0	LOB: 1	BB: 1	P: 14	R: 0	H: 1	E: 0	K: 0	S: 5	H: 1	LOB: 0	BB: 0	P: 9	R: 0	H: 1	E: 0	K: 0	S: 11	R: 1	H: 2	E: 0	K: 2	S: 14	H: 0	LOB: 0	BB: 0	P: 9	R: 0	H: 2	E: 0	K: 1	S: 12	H: 1	LOB: 1	BB: 0	P: 7	R: 0	H: 1	E: 0	K: 2	S: 10	H: 1	LOB: 1	BB: 0	P: 17	R: 1	H: 2	E: 0	K: 1	S: 12	H: 2	LOB: 2	BB: 1	P: 22	1B: 10	SF: 0	2B: 0	SAC: 0	3B: 0	DP: 1	HR: 0	HBP: 0	WP: 0	PA: 38
--------------	------	------	------	------	------	------	--------	-------	-------	------	------	------	------	------	------	--------	-------	------	------	------	------	------	-------	------	------	------	------	-------	------	--------	-------	------	------	------	------	------	-------	------	--------	-------	------	------	------	------	------	-------	------	--------	-------	-------	------	------	------	------	-------	------	--------	-------	-------	--------	-------	-------	--------	-------	-------	-------	--------	-------	--------

PITCHER	IP	WLS	BF	H	R	ER	SO	BB	IBB	HBP	BLK	WP	HR	S	P	ERA	WHIP
<b>Tom Candiotti, R</b> ERA: 2.56 (1, 1)	7.0	W	28	7	1	0	4	1	0	0	0	0	0	60	96	0.00	1.143
<b>Pedro Martinez, R</b> ERA: 2.3 (8, 1)	1.0		6	2	1	1	2	1	0	0	0	0	0	14	27	9.00	3.000
<b>Jim Gott, R</b> ERA: 2.24 (9, 1)	1.0	S	4	1	0	0	1	0	0	0	0	0	0	8	12	0.00	1.000

Batter	1	2	3	4	5	6	7	8	9	AB R H RBI BB SO LOB	TOP	
<b>Brett Butler, L</b> (1, 8) OBP: 0.388, SLG: 0.385	2-1 G6-3 S 1B		0-0 1B 3B	2-2 1-2 2-H 1B		0-1 2B		0-1 G6-3		5 1 4 0 0 0 0		
<b>Jose Offerman, S</b> (1, 6) OBP: 0.337, SLG: 0.328	0-3 K 1-2		1-1 S HR 1B		2-2 F8	4-1 BB		1-3 K		4 1 1 1 1 2 1		
<b>Henry Rodriguez, L</b> (1, 7) OBP: 0.299, SLG: 0.446 <b>Raul Mondesi, R</b> (6, PH) OBP: 0.192, SLG: 0.308 (6, 7)	1-0 G6-3 2-3		0-3 K 1-2		2-2 2B 1B	1-0 G6-3		1-3 K		3 1 1 0 0 1 2 2 0 0 0 0 1 2		
<b>Eric Karros, R</b> (1, 3) OBP: 0.304, SLG: 0.408	4-1 BB		1-1 HR		1-0 WP 1-H 2B		1-2 E5 2B SF7		2-2 L5	4 2 2 3 1 0 0		
<b>Cory Snyder, R</b> (1, 9) OBP: 0.331, SLG: 0.402	2-3 K		0-0 G5-3		1-3 SAFE K		2-1 G6-3 1-3 2B		0-3 K	5 0 1 0 0 3 3		
<b>Dave Hansen, L</b> (1, 5) <b>Lenny Harris, L</b> (9, 5) OBP: 0.316, SLG: 0.325					1-0 G4-3	4-0 WP IBB		0-0 SF7		2 0 0 1 1 0 0 0 0 0 0 0 0 0		
<b>Carlos Hernandez, R</b> (1, 2) OBP: 0.254, SLG: 0.368					0-0 1B 1B	3-2 G6-3		3-1 G6-3		4 0 1 0 0 0 3		
<b>Jody Reed, R</b> (1, 4) OBP: 0.330, SLG: 0.345					0-1 1B 1-2 1B		3-1 F7		1-1 G6-3	4 0 1 0 0 0 1		
<b>Pedro Astacio, R</b> (1, 1) OBP: 0.125, SLG: 0.125 <b>Pedro Martinez, R</b> (6, 1) <b>Todd Worrell, R</b> (9, 1) <b>Jim Gott, R</b> (9, 1) <b>Mitch Webster, S</b> (9, 7) OBP: 0.314, SLG: 0.369					0-3 K	0-3 K		0-0 G4-3		1-3 K	3 0 0 0 0 2 2 1 0 0 0 0 1 0	
<b>Inning Stats</b>	R: 0 H: 1 E: 0 LOB: 2 K: 2 BB: 1 S: 10 P: 19	R: 0 H: 0 E: 0 LOB: 0 K: 0 BB: 0 S: 6 P: 10	R: 3 H: 3 E: 0 LOB: 0 K: 2 BB: 0 S: 14 P: 16	R: 0 H: 3 E: 0 LOB: 2 K: 1 BB: 0 S: 10 P: 13	R: 1 H: 2 E: 0 LOB: 2 K: 1 BB: 1 S: 17 P: 30	R: 0 H: 1 E: 0 LOB: 2 K: 0 BB: 1 S: 7 P: 15	R: 1 H: 1 E: 1 LOB: 1 K: 0 BB: 0 S: 11 P: 18	R: 0 H: 0 E: 0 LOB: 0 K: 2 BB: 0 S: 9 P: 11	R: 0 H: 0 E: 0 LOB: 0 K: 2 BB: 0 S: 9 P: 12	1B: 6 SF: 1 2B: 3 SAC: 0 3B: 1 DP: 0 HR: 1 HBP: 0	WP: 1 PA: 41 PB: 0 SB: 2 CS: 0	
<b>PITCHER</b>	IP WLS BF H R ER SO BB IBB HBP BLK WP HR S P ERA WHIP											
<b>Doug Drabek, R</b> (1, 1) ERA: 3.56	5.2 L 29 10 4 4 6 2 1 0 0 0 1 1 63 101 6.35 2.118											
<b>Al Osuna, L</b> (6, 1) ERA: 2.89	0.1 1 0 0 0 0 0 0 0 0 0 0 0 1 2 0.00 0.000											
<b>Todd Jones, R</b> (7, 1) ERA: 1.08	2.0 8 1 1 0 2 0 0 0 0 0 0 0 20 29 0.00 0.500											
<b>Doug Jones, R</b> (9, 1) ERA: 4.75	1.0 3 0 0 0 2 0 0 0 0 0 0 0 9 12 0.00 0.000											

**Los Angeles Dodgers @ Houston Astros**  
Astrodome, Houston, TX  
Thu Aug 05 1993, 4:33 AM EDT  
Att. 25,965 - Dome

AB	37
R	5
H	11
RBI	5
BB	3
SO	10
LOB	14



1B: 6	SF: 1
2B: 3	SAC: 0
3B: 1	DP: 0
HR: 1	HBP: 0



Batter	1	2	3	4	5	6	7	8	9	AB R H RBI BB SO LOB
<b>Craig Biggio, R</b> OBP: 0.360, SLG: 0.448 (1, 4) BB BB BB BB	4-1 5 CS BB		1-1 G6-3			4-1 BB BB		4-0 BB BB		1 0 0 0 3 0 0
<b>Steve Finley, L</b> OBP: 0.301, SLG: 0.346 (1, 8) CS CS CS	0-3 BB			2-3 K		4-0 BB BB 1-2 BB		2-2 G4-3		3 0 0 0 1 2 2
<b>5 Jeff Bagwell, R</b> OBP: 0.379, SLG: 0.501 (1, 3) SAFE BB BB BB	4-0 1-2 BB			3-2 G4-3		3-2 F8		0-0 1B 1B		3 1 1 0 1 0 2
<b>Eric Anthony, L</b> OBP: 0.326, SLG: 0.386 (1, 9) CS CS	0-1 G4-1			0-1 1B		1-0 F8		2-0 1B 1-2 E 1B		4 1 2 0 0 0 3
<b>Luis Gonzalez, L</b> OBP: 0.369, SLG: 0.478 (1, 7)			2-3 K		0-3 K		0-0 F7		0-0 WP 1-2 2-H 1B	4 0 1 1 0 2 1
<b>Andujar Cedeno, R</b> OBP: 0.340, SLG: 0.401 (1, 6)			3-3 K		0-2 G6-3		2-3 K		2-3 K	4 0 0 0 0 3 2
<b>Chris Donnels, L</b> OBP: 0.341, SLG: 0.338 (1, 5)			3-2 G4-3		3-2 G3		1-0 G3-1		0-0 F7	4 0 0 0 0 0 2
<b>Eddie Taubensee, L</b> OBP: 0.330, SLG: 0.450 (1, 2)			2-0 F8		0-3 K		1-1 1B		2-3 K	4 0 1 0 0 2 1
<b>Doug Drabek, R</b> OBP: 0.098, SLG: 0.192 (6, 1) <b>AI Osuna, R</b> OBP: 0.382, SLG: 0.438 (6, PH) <b>Todd Jones, L</b> OBP: 0.300, SLG: 0.373 (8, PH) <b>Kevin Bass, S</b> OBP: 0.300, SLG: 0.373 (8, PH) <b>Doug Jones, R</b> (9, 1)			3-2 L5		1-3 K		3-1 F7		1-3 2-H	1 0 0 0 0 0 0 0 0 0 0 0 0 0 1 0 0 0 0 0 1 0 0 0 0 0 0 0 1 0 0 0 0 0 0 0 0 0 0 0 0 0

Inning Stats	R: 0 E: 0 K: 1 S: 6	H: 0 LOB: 1 BB: 2 P: 14	R: 0 E: 0 K: 2 S: 12	H: 0 LOB: 0 BB: 0 P: 20	R: 0 E: 0 K: 0 S: 6	H: 0 LOB: 0 BB: 0 P: 12	R: 0 E: 0 K: 2 S: 12	H: 1 LOB: 1 BB: 0 P: 17	R: 0 E: 0 K: 1 S: 9	H: 0 LOB: 0 BB: 0 P: 12	R: 0 E: 0 K: 1 S: 9	H: 0 LOB: 2 BB: 2 P: 22	R: 0 E: 0 K: 1 S: 5	H: 0 LOB: 0 BB: 0 P: 8	R: 0 E: 0 K: 0 S: 7	H: 1 LOB: 1 BB: 1 P: 17	R: 2 E: 0 K: 2 S: 11	H: 3 LOB: 1 BB: 0 P: 17	1B: 5 2B: 0 3B: 0 HR: 0	SF: 0 SAC: 0 DP: 0 HBP: 0	WP: 2 PB: 0 SB: 0 CS: 1	PA: 35
--------------	------------------------------	----------------------------------	-------------------------------	----------------------------------	------------------------------	----------------------------------	-------------------------------	----------------------------------	------------------------------	----------------------------------	------------------------------	----------------------------------	------------------------------	---------------------------------	------------------------------	----------------------------------	-------------------------------	----------------------------------	----------------------------------	------------------------------------	----------------------------------	--------

PITCHER	IP	WLS	BF	H	R	ER	SO	BB	IBB	HBP	BLK	WP	HR	S	P	ERA	WHIP
<b>Pedro Astacio, R</b> ERA: 4.51 (1, 1)	5.2	W	21	1	0	0	7	4	0	0	0	0	0	53	95	0.00	0.882
<b>Pedro Martinez, R</b> ERA: 2.23 (6, 1)	2.1		8	1	0	0	1	1	0	0	0	0	0	13	27	0.00	0.857
<b>Todd Worrell, R</b> ERA: 10.54 (9, 1)	0.0		3	3	2	2	0	0	0	0	0	0	0	3	5	∞	∞
<b>Jim Gott, R</b> ERA: 2.2 (9, 1)	1.0	S	3	0	0	0	2	0	0	0	0	1	0	8	12	0.00	0.000

**Los Angeles Dodgers @ Houston Astros**  
Astrodome, Houston, TX  
Thu Aug 05 1993, 4:33 AM EDT  
Att. 25,965 - Dome

livebaseballscorecards.com

AB	30
R	2
H	5
RBI	1
BB	5
SO	10
LOB	13



Batter	1	2	3	4	5	6	7	8	9	AB R H RBI BB SO LOB	TOP																
<b>Craig Biggio, R</b> (1, 4) OBP: 0.359, SLG: 0.449	1-2 G5-3		1-1 G4-3 2B		1-1 G5-3			0-1 F8		4 0 1 0 0 0 2																	
<b>Steve Finley, L</b> (1, 8) OBP: 0.298, SLG: 0.341	1-2 G1-3		1-0 G4-3			1-2 G4-3		2-2 L8		4 0 0 0 0 0 2																	
<b>5 Jeff Bagwell, R</b> (1, 3) OBP: 0.378, SLG: 0.501	2-3 K		0-2 K			1-0 F9			0-0 HR 2B	4 1 1 0 0 2 1																	
<b>Eric Anthony, L</b> (1, 9) OBP: 0.328, SLG: 0.395		2-1 L4		3-1 CS 1B		1-3 K			3-2 HR 2-H	4 1 2 2 0 1 0																	
<b>Ken Caminiti, S</b> (1, 5) OBP: 0.297, SLG: 0.392		0-0 FC3-6 1B		3-2 F7 1-2			0-0 L3		3-2 F7	4 0 1 0 0 0 1																	
<b>Luis Gonzalez, L</b> (1, 7) OBP: 0.369, SLG: 0.477		1-2 FC3-6		2-2 G4-3			2-2 G5-4-3 1B		4-0 1B BB	3 1 1 0 0 0 1																	
<b>Tom Edens, R</b> (7, 1)		1-2 SAFE FC3-6								0 0 0 0 0 0 0																	
<b>Chris James, R</b> (9, PH) OBP: 0.342, SLG: 0.543		1-2 SAFE 1B								0 0 0 0 1 0 0																	
<b>Rick Parker, R</b> (9, PR) OBP: 0.382, SLG: 0.438		1-2f 2B								0 0 0 0 0 0 0																	
<b>Eddie Taubensee, L</b> (1, 2) OBP: 0.339, SLG: 0.463		1-0 1-H 2B			1-1 1B		1-1 SAFE G5-4-3		0-1 SAFE 1B	4 0 3 1 0 0 1																	
<b>Jose Uribe, S</b> (1, 6) OBP: 0.333, SLG: 0.200		0-3 K			0-0 F7			1-0 1B	3-2 K	2 0 0 0 0 1 2																	
<b>Andujar Cedeno, R</b> (8, PH) OBP: 0.341, SLG: 0.401										2 0 1 0 0 1 2																	
<b>Darryl Kile, R</b> (1, 1) OBP: 0.125, SLG: 0.226			0-3 K		0-1 SAFE F7			1-2 P6	0-2 F8	2 0 0 0 0 1 1																	
<b>Todd Jones, L</b> (5, 1)										0 0 0 0 0 0 0																	
<b>Kevin Bass, S</b> (7, 7) OBP: 0.301, SLG: 0.368										2 0 0 0 0 0 3																	
<b>Inning Stats</b>	R: 0 E: 0 K: 1 S: 9	H: 0 LOB: 0 BB: 0 P: 13	R: 1 E: 0 K: 1 S: 14	H: 2 LOB: 1 BB: 0 P: 18	R: 0 E: 0 K: 2 S: 9	H: 1 LOB: 1 BB: 0 P: 11	R: 0 E: 0 K: 0 S: 8	H: 1 LOB: 0 BB: 0 P: 16	R: 0 E: 0 K: 0 S: 7	H: 0 LOB: 0 BB: 0 P: 10	R: 0 E: 0 K: 0 S: 7	H: 1 LOB: 0 BB: 0 P: 11	R: 0 E: 0 K: 0 S: 12	H: 1 LOB: 1 BB: 0 P: 16	R: 2 E: 0 K: 1 S: 17	H: 3 LOB: 2 BB: 1 P: 30	1B: 6 2B: 3 3B: 0 HR: 1	SF: 0 SAC: 0 DP: 1 HBP: 0	WP: 0 PB: 0 SB: 0 CS: 1	PA: 36							
<b>PITCHER</b>	IP	WLS	BF	H	R	ER	SO	BB	IBB	HBP	BLK	WP	HR	S	P	ERA	WHIP										
<b>John Burkett, R</b> (1, 1) ERA: 3.25	8.0	W	30	8	2	2	5	0	0	0	0	0	0	74	105	2.25	1.000										
<b>Dave Righetti, L</b> (9, 1) ERA: 4.58	0.0		1	1	1	1	0	0	0	0	0	0	1	3	6	∞	∞										
<b>Jeff Brantley, R</b> (9, 1) ERA: 4.08	0.1		3	1	0	0	0	1	0	0	0	0	0	5	12	0.00	6.000										
<b>Rod Beck, R</b> (9, 1) ERA: 1.52	0.2	S	2	0	0	0	1	0	0	0	0	0	0	8	11	0.00	0.000										

**Houston Astros @ San Francisco Giants**  
 Candlestick Park, San Francisco, CA  
 Fri Aug 06 1993, 10:05 PM EDT  
 Att. 26,146 - Unknown

AB	35
R	3
H	10
RBI	3
BB	1
SO	6
LOB	16



Batter	1	2	3	4	5	6	7	8	9
<b>Dave Martinez, L</b> OBP: 0.302, SLG: 0.353 (1, 8)	2-1 F7		2-2 G1-3		3-2 F8	2-2 G5-3		3-3 K	
<b>Robby Thompson, R</b> OBP: 0.366, SLG: 0.468 (1, 4)	3-3 K			1-0 1B	3-0 PB 1B BB HBP		1-1 L6		
<b>Steve Scarsone, R</b> OBP: 0.347, SLG: 0.478 (5, PR) (6, 4)									
<b>Will Clark, L</b> OBP: 0.356, SLG: 0.421 (1, 3)	1-2 G3-1			1-3 K	4-1 1B PB BB		2-0 L8		
<b>Matt Williams, R</b> OBP: 0.330, SLG: 0.562 (1, 5)		0-0 F9		0-0 1B 1B	2-1 HBP 1B		0-1 BB 1B		
<b>Barry Bonds, L</b> OBP: 0.469, SLG: 0.702 (1, 7)		2-3 K		1-1 1B 1B	1-3 K		4-2 FC6-4 BB		
<b>Willie McGee, S</b> OBP: 0.379, SLG: 0.428 (1, 9)		1-3 K		0-1 1B 1B	2-1 FC4-6 HBP		1-0 FC6-4		
<b>Royce Clayton, R</b> OBP: 0.331, SLG: 0.382 (1, 6)			1-2 FC6-4 1B	1-2 P3	2-2 FC4-6		2-0 G5-3		
<b>Jeff Reed, L</b> OBP: 0.337, SLG: 0.466 (1, 2)			1-0 FC6-4 SH3	3-2 1B		0-0 L9	2-2 SH1-4 1B		
<b>John Burkett, R</b> OBP: 0.186, SLG: 0.143 (1, 1)			2-2 SH3	2-2 L3		2-2 G4-3	1-1 SH1-4		
<b>Dave Righetti, L</b> OBP: 1.000, SLG: 1.000 (9, 1)									
<b>Jeff Brantley, R</b> OBP: 0.120, SLG: 0.120 (9, 1)									
<b>Rod Beck, R</b> (9, 1)									

Inning Stats	R: 0 E: 0 K: 1 S: 12	H: 0 LOB: 0 BB: 0 P: 18	R: 0 E: 0 K: 2 S: 9	H: 0 LOB: 0 BB: 0 P: 12	R: 0 E: 0 K: 0 S: 11	H: 1 LOB: 1 BB: 0 P: 17	R: 3 E: 0 K: 1 S: 21	H: 5 LOB: 2 BB: 0 P: 30	R: 1 E: 0 K: 1 S: 15	H: 1 LOB: 3 BB: 1 P: 32	R: 0 E: 0 K: 0 S: 9	H: 0 LOB: 0 BB: 0 P: 13	R: 0 E: 0 K: 0 S: 8	H: 1 LOB: 2 BB: 1 P: 16	R: 0 E: 0 K: 1 S: 9	H: 1 LOB: 1 BB: 0 P: 17
--------------	-------------------------------	----------------------------------	------------------------------	----------------------------------	-------------------------------	----------------------------------	-------------------------------	----------------------------------	-------------------------------	----------------------------------	------------------------------	----------------------------------	------------------------------	----------------------------------	------------------------------	----------------------------------

PITCHER	IP	WLS	BF	H	R	ER	SO	BB	IBB	HBP	BLK	WP	HR	S	P	ERA	WHIP
<b>Darryl Kile, R</b> ERA: 3.3 (1, 1)	4.1	L	22	7	4	4	4	1	0	0	0	0	0	59	95	8.31	1.846
<b>Todd Jones, R</b> ERA: 0.98 (5, 1)	1.2		6	0	0	0	1	0	0	1	0	0	0	18	27	0.00	0.000
<b>Tom Edens, R</b> ERA: 2.78 (7, 1)	2.0		9	2	0	0	1	1	0	0	0	0	0	17	33	0.00	1.500

**BOTTOM**

**Houston Astros @ San Francisco Giants**  
Candlestick Park, San Francisco, CA

Fri Aug 06 1993, 10:05 PM EDT  
Att. 26,146 - Unknown

AB	R	H	RBI	BB	SO	LOB
5	0	0	0	0	1	2
2	1	1	0	0	1	0
1	1	0	0	0	0	0
3	0	0	0	1	1	1
4	1	3	2	0	0	0
3	1	1	0	1	2	2
3	0	1	1	0	1	2
4	0	1	0	0	0	5
4	0	2	1	0	0	1
2	0	0	0	0	0	2
0	0	0	0	0	0	0
0	0	0	0	0	0	0
0	0	0	0	0	0	0

1B:	8	SF:	0
2B:	1	SAC:	2
3B:	0	DP:	0
HR:	0	HBP:	2

WP:	0	PA:	37
PB:	1		
SB:	0		
CS:	0		

livebaseballscorecards.com



Batter	1	2	3	4	5	6	7	8	9	AB R H RBI BB SO LOB	TOP														
<b>Craig Biggio, R</b> (1, 4) OBP: 0.358, SLG: 0.446	1-1 G5-3		2-2 G5-3		0-1 1B		1-0 F8		2-2 FC6-2	5 0 1 2 0 0 3															
<b>Luis Gonzalez, L</b> (1, 7) OBP: 0.364, SLG: 0.470	2-3 K			0-0 P5	0-1 P5		1-3 K		0-0 FC4-2	5 0 0 0 0 2 5															
<b>5 Jeff Bagwell, R</b> (1, 3) OBP: 0.376, SLG: 0.505	0-2 G6-3			0-0 F7		1-0 HR		1-0 G4-3	0-1 L4	5 1 1 1 0 0 3															
<b>Eric Anthony, L</b> (1, 9) OBP: 0.332, SLG: 0.404		3-2 HR		2-3 K		4-0 HR		4-2 BB		2 2 1 1 2 1 0															
<b>Ken Caminiti, S</b> (1, 5) OBP: 0.299, SLG: 0.404		1-3 K			1-0 1B	3-2 HR		0-1 G3-1		4 2 2 2 0 1 1															
<b>Eddie Taubensee, L</b> (1, 2) OBP: 0.332, SLG: 0.452		3-3 K		0-1 L9	0-1 G3			3-2 G3		4 0 0 0 0 1 2															
<b>Andujar Cedeno, R</b> (1, 6) OBP: 0.340, SLG: 0.398		2-1 F8		0-0 F8	0-3 K			4-0 BB		3 0 0 0 1 1 1															
<b>Steve Finley, L</b> (1, 8) OBP: 0.300, SLG: 0.341			0-2 G3		4-0 1B	1-1 L8		2-2 FC6-2		3 1 1 0 1 0 0															
<b>Greg Swindell, L</b> (1, 1) OBP: 0.211, SLG: 0.237			2-2 F8		1-0 1B		0-0 G5-3		0-1 FC4-2	3 0 1 0 0 0 0															
<b>Xavier Hernandez, L</b> (7, 1)									1-2 FC6-2	0 0 0 0 0 0 0															
<b>Al Osuna, R</b> (8, 1)									FC4-2	0 0 0 0 0 0 0															
<b>Doug Jones, R</b> (8, 1)									FC6-2	0 0 0 0 0 0 0															
<b>Scott Servais, R</b> (8, 2) OBP: 0.322, SLG: 0.421					1-2 1B				1-2 1B	1 0 1 0 0 0 0															
<b>Inning Stats</b>	R: 0 E: 0 K: 1 S: 8	H: 0 LOB: 0 BB: 0 P: 11	R: 1 E: 0 K: 2 S: 11	H: 1 LOB: 0 BB: 0 P: 20	R: 0 E: 0 K: 0 S: 9	H: 0 LOB: 0 BB: 0 P: 13	R: 0 E: 0 K: 1 S: 5	H: 0 LOB: 0 BB: 0 P: 7	R: 2 E: 0 K: 0 S: 9	H: 3 LOB: 2 BB: 1 P: 15	R: 3 E: 0 K: 1 S: 11	H: 2 LOB: 0 BB: 1 P: 20	R: 0 E: 0 K: 1 S: 5	H: 0 LOB: 0 BB: 0 P: 7	R: 0 E: 0 K: 0 S: 8	H: 0 LOB: 1 BB: 1 P: 16	R: 0 E: 0 K: 0 S: 12	H: 2 LOB: 3 BB: 1 P: 20	1B: 4 2B: 1 3B: 0 HR: 3	SF: 0 SAC: 0 DP: 0 HBP: 0	WP: 0 PB: 0 SB: 0 CS: 0	PA: 39			
<b>PITCHER</b>	IP	WLS	BF	H	R	ER	SO	BB	IBB	HBP	BLK	WP	HR	S	P	ERA	WHIP								
<b>Scott Sanderson, R</b> (1, 1) ERA: 4.68	5.0	L	23	6	6	6	4	1	1	0	0	0	3	46	78	10.80	1.400								
<b>Dave Righetti, L</b> (6, 1) ERA: 4.46	1.0		3	0	0	0	1	0	0	0	0	0	0	7	8	0.00	0.000								
<b>Dave Burba, R</b> (7, 1) ERA: 3.95	2.0		7	0	0	0	1	1	0	0	0	0	0	13	23	0.00	0.500								
<b>Kevin Rogers, L</b> (9, 1) ERA: 2.75	1.0		6	2	0	0	0	1	0	0	0	0	0	12	20	0.00	3.000								

Houston Astros @ San Francisco Giants  
Candlestick Park, San Francisco, CA

Sat Aug 07 1993, 6:33 AM EDT  
Att. 46,316 - Overcast - 63 F

livebaseballscorecards.com

AB	35
R	6
H	8
RBI	6
BB	4
SO	6
LOB	15



BOTTOM

Houston Astros @ San Francisco Giants  
Candlestick Park, San Francisco, CA

Sat Aug 07 1993, 6:33 AM EDT  
Att. 46,316 - Overcast - 63 F

livebaseballscores.com

AB	33
R	5
H	7
RBI	5
BB	1
SO	3
LOB	8



WP	0	PA	35
PB	0	SB	0
CS	0		

AB R H RBI BB SO LOB

4	0	0	0	0	0	1
3	1	2	0	1	0	0
3	1	1	2	0	0	1
4	1	1	0	0	1	2
4	1	1	3	0	0	2
4	0	1	0	0	1	0
4	0	0	0	0	0	1
4	0	0	0	0	0	1
1	0	0	0	0	1	0
0	0	0	0	0	0	0
1	0	0	0	0	0	0
0	0	0	0	0	0	0
1	1	1	0	0	0	0
0	0	0	0	0	0	0

Batter	1	2	3	4	5	6	7	8	9
Steve Scarfone, R (1, 4) OBP: 0.329, SLG: 0.452	1-2 F7 ①			1-2 F9 ①		0-0 L5 ③		0-0 G5-3 ①	
Dave Martinez, L (1, 8) OBP: 0.312, SLG: 0.372	0-1 F8 ②			0-1 SF8 3B			3-2 FC5-4 1B	4-0 1B BB	
Will Clark, L (1, 3) OBP: 0.355, SLG: 0.421	2-2 F8 ③			0-0 SF8 ②			0-1 FC5-4 1B HR	1-1 1-2 2-H 1B	
Matt Williams, R (1, 5) OBP: 0.329, SLG: 0.559		2-1 P2 ①		0-1 G6-3 ③			0-0 1-2 HR 1B	2-3 K ②	
Barry Bonds, L (1, 7) OBP: 0.467, SLG: 0.705		0-1 P4 ②			3-2 G3 ①		1-2 1-H 2-H HR	3-1 G4-3 ③	
Willie McGee, S (1, 9) OBP: 0.377, SLG: 0.429		0-1 F8 ③			1-2 G1-3 ②		0-1 2B	1-3 K ①	
Royce Clayton, R (1, 6) OBP: 0.328, SLG: 0.378			0-0 P4 ①		1-1 G6-3 ③		0-0 L9 ②	0-0 G5-3 ②	
Kirt Manwaring, R (1, 2) OBP: 0.375, SLG: 0.379			0-2 G4-3 ②			2-1 F9 ①	1-0 G4-3 ③	0-1 G5-3 ③	
Scott Sanderson, R (1, 1) Dave Righetti, L (6, 1) Andy Aulerson, R (6, PH) Dave Burda, R (7, 1) Darren Lewis, R (8, PH) Kevin Rogers, L (9, 1)			0-3 K ③			0-1 L8 ②		0-0 E4 1B 1B	

Inning Stats	R: 0	H: 0	E: 0	K: 0	S: 10	LOB: 0	BB: 0	P: 13	R: 0	H: 0	E: 0	K: 1	S: 7	LOB: 0	BB: 0	P: 8	R: 0	H: 1	E: 0	K: 0	S: 8	LOB: 0	BB: 0	P: 9	R: 0	H: 0	E: 0	K: 0	S: 8	LOB: 0	BB: 0	P: 13	R: 3	H: 4	E: 0	K: 0	S: 14	LOB: 1	BB: 0	P: 19	R: 1	H: 2	E: 1	K: 1	S: 10	LOB: 2	BB: 1	P: 20	R: 0	H: 0	E: 0	K: 1	S: 8	LOB: 0	BB: 0	P: 9	1B: 4	SF: 1	2B: 1	SAC: 0	3B: 1	DP: 0	HR: 1	HBP: 0	WP: 0	PA: 35
--------------	------	------	------	------	-------	--------	-------	-------	------	------	------	------	------	--------	-------	------	------	------	------	------	------	--------	-------	------	------	------	------	------	------	--------	-------	-------	------	------	------	------	-------	--------	-------	-------	------	------	------	------	-------	--------	-------	-------	------	------	------	------	------	--------	-------	------	-------	-------	-------	--------	-------	-------	-------	--------	-------	--------

PITCHER	IP	WLS	BF	H	R	ER	SO	BB	IBB	HBP	BLK	WP	HR	S	P	ERA	WHIP
Greg Swindell, L (1, 1) ERA: 4.88	6.1	W	24	5	4	4	1	0	0	0	0	0	1	56	73	5.68	0.789
Xavier Hernandez, R (7, 1) ERA: 2.91	1.0		4	1	1	1	0	0	0	0	0	0	0	4	5	9.00	1.000
Al Osuna, L (8, 1) ERA: 2.89	0.0		2	1	0	0	0	1	0	0	0	0	0	2	7	∞	∞
Doug Jones, R (8, 1) ERA: 4.62	1.2	S	5	0	0	0	2	0	0	0	0	0	0	14	20	0.00	0.000

Batter	1	2	3	4	5	6	7	8	9	AB R H RBI BB SO LOB	TOP															
<b>Craig Biggio, R</b> OBP: 0.356, SLG: 0.442 (1, 4) C X	0-1 P3	4-1 BB			2-1 L8		X 0-0 P4		1-2 P3	4 0 0 0 1 0 0																
<b>Luis Gonzalez, L</b> OBP: 0.362, SLG: 0.466 (1, 7) X	0-0 P6	2-0 F7			1-0 F7		3-2 1B		0-3 K	5 0 1 0 0 1 2																
<b>5 Jeff Bagwell, R</b> OBP: 0.380, SLG: 0.515 (1, 3) B X	1-0 HR			2-1 FC6-5 2B	4-2 BB		3-3 K		4-1 BB	3 1 2 1 2 1 1																
<b>Ken Caminiti, S</b> OBP: 0.298, SLG: 0.401 (1, 5) B C S S B X	3-2 1B			1-1 FC6-5 WP 2-3	3-2 P9			1-0 L7	3-1 P6	5 0 1 0 0 0 3																
<b>Chris James, R</b> OBP: 0.333, SLG: 0.528 (1, 9) <b>Steve Finley, L</b> OBP: 0.302, SLG: 0.352 (7, 8) S B S S	1-3 K			1 SAFE 0-3 K	1-3 K			0-1 HR		3 0 0 0 0 3 2 1 1 1 1 0 0 0																
<b>Eric Anthony, L</b> OBP: 0.333, SLG: 0.403 (1, 8) (7, 9) C C C C		1-3 K		2-2 G4-3 1-2	0-0 FC6-4 1B			4-2 BLK 1B BB		3 1 1 0 1 1 1																
<b>Scott Servais, R</b> OBP: 0.321, SLG: 0.431 (1, 2) X		0-0 HR			0-3 K		1 SAFE 3-2 F8	1-3 K		4 1 1 1 0 2 2																
<b>Andujar Cedeno, R</b> OBP: 0.339, SLG: 0.396 (1, 6) S C S C		1-3 K			0-0 G1-3		1 SAFE 1-1 FC6-4 1-2f	3-2 BLK 1B		4 0 1 1 0 1 1																
<b>Mark Portugal, R</b> OBP: 0.245, SLG: 0.267 (1, 1) <b>Xavier Hernandez, L</b> (7, 1) <b>Kevin Bass, S</b> OBP: 0.299, SLG: 0.365 (8, PH) <b>Doug Jones, R</b> (8, 1) B C X		1-1 BB 1B			0-3 K			0-2 G3	1-1 F4	3 0 1 0 0 1 0 0 0 0 0 0 0 0 1 0 0 0 0 0 1 0 0 0 0 0 0 0																
<b>Inning Stats</b>	R: 1 E: 0 K: 1 S: 10	H: 2 LOB: 1 BB: 0 P: 15	R: 1 E: 0 K: 2 S: 11	H: 2 LOB: 2 BB: 1 P: 20	R: 0 E: 0 K: 1 S: 10	H: 1 LOB: 1 BB: 0 P: 15	R: 0 E: 0 K: 2 S: 7	H: 0 LOB: 0 BB: 0 P: 7	R: 0 E: 0 K: 0 S: 11	H: 0 LOB: 1 BB: 1 P: 20	R: 0 E: 0 K: 1 S: 11	H: 1 LOB: 1 BB: 0 P: 16	R: 0 E: 0 K: 1 S: 10	H: 1 LOB: 1 BB: 0 P: 16	R: 2 E: 0 K: 1 S: 15	H: 2 LOB: 1 BB: 1 P: 25	R: 0 E: 0 K: 1 S: 13	H: 0 LOB: 1 BB: 1 P: 21	1B: 5 2B: 1 3B: 0 HR: 3	SF: 0 SAC: 0 DP: 0 HBP: 0	WP: 1 PB: 0 SB: 0 CS: 0	PA: 40				
<b>PITCHER</b> <b>Bryan Hickerson, L</b> ERA: 4.72 (1, 1) <b>Jeff Brantley, R</b> ERA: 4.18 (7, 1)	IP 6.2 2.1	WLS L	BF 29 11	H 7 2	R 2 2	ER 2 2	SO 7 3	BB 2 2	IBB 0 0	HBP 0 0	BLK 0 2	WP 1 0	HR 2 1	S 67 31	P 103 52	ERA 2.70 7.71	WHIP 1.350 1.714									

Houston Astros @ San Francisco Giants  
Candlestick Park, San Francisco, CA

Sun Aug 08 1993, 6:33 AM EDT  
Att. 41,086 - Sunny - 70 F

livebaseballscorecards.com

AB	36
R	4
H	9
RBI	4
BB	4
SO	10
LOB	13



Batter	1	2	3	4	5	6	7	8	9	AB	R	H	RBI	BB	SO	LOB
<b>Dave Martinez, L</b> OBP: 0.309, SLG: 0.366 (1, 8)	2-1 G4-3 ①		2-1 L3 ③		1-1 FC6-4 BB ② 1-2f 2-3 3-H		2-0 1B ③		0-2 F9 ②	5	0	1	1	0	0	3
<b>Robby Thompson, R</b> OBP: 0.370, SLG: 0.467 (1, 4)	1-1 CS G1-3 1B			4-2 BB	4-1 BB		3-2 F9 ③		3-2 G3 ③	3	0	1	0	2	0	2
<b>Will Clark, L</b> OBP: 0.354, SLG: 0.419 (1, 3)	1-1 G1-3 ② 1-2			1-2 F7 ①	0-2 L7 ③			1-2 FC5-4 1B		4	0	1	0	0	0	5
<b>Matt Williams, R</b> OBP: 0.328, SLG: 0.554 (1, 5)	4-2 BB ③ 2-3			2-3 K ②		1-0 G1 ①		1-2 FC5-4 1B 1-2f		3	0	0	0	1	1	2
<b>Barry Bonds, L</b> OBP: 0.465, SLG: 0.699 (1, 7)		2-0 G3-1 ①		1-1 L9 ③		4-2 FC6-4 BB		2-1 F8 ②		3	0	0	0	1	0	2
<b>Willie McGee, S</b> OBP: 0.379, SLG: 0.429 (1, 9)		2-0 G4-3 ②			0-0 1B FC1 1B	1 SAFE 1 SAFE BB X	2-0 FC6-4 ② 1-2f		0-0 FC6-4 1B	4	0	2	0	0	0	1
<b>Royce Clayton, R</b> OBP: 0.327, SLG: 0.377 (1, 6)		1-0 G1-3 ③			0-1 FC1 1B FC6-4 1B 1-3	1-0 G4-3 ③		2-2 FC6-4 ③ 1-2f		4	1	1	0	0	0	3
<b>Kirt Manwaring, R</b> OBP: 0.377, SLG: 0.381 (1, 2)			1-0 L1 ①		0-0 FC6-4 FC1 1B 1-2		0-2 B2-6-3 1B		2-3 K ①	4	0	2	0	0	1	0
<b>Bryan Hickerson, L</b> OBP: 0.063, SLG: 0.063 (1, 1)			2-3 K ②		1-0 FC1 ① FC6-4		1-2 B2-6-3 ① ②		2-2 1B	2	0	0	0	0	1	3
<b>Jeff Brantley, R</b> OBP: 0.115, SLG: 0.115 (7, 1)					1-2 2-3 3-Hf					1	0	0	0	0	0	1
<b>Jeff Reed, L</b> OBP: 0.343, SLG: 0.472 (9, PH)										1	0	1	0	0	0	0

Inning Stats	R: 0	H: 1	E: 0	LOB: 1	K: 0	BB: 1	S: 9	R: 0	H: 0	E: 0	LOB: 0	K: 0	BB: 0	S: 3	R: 0	H: 0	E: 0	LOB: 0	K: 1	BB: 0	S: 6	R: 0	H: 0	E: 0	LOB: 1	K: 1	BB: 1	S: 11	R: 1	H: 3	E: 0	LOB: 3	K: 0	BB: 1	S: 11	R: 0	H: 0	E: 0	LOB: 1	K: 0	BB: 1	S: 5	R: 0	H: 2	E: 0	LOB: 1	K: 0	BB: 0	S: 12	R: 0	H: 2	E: 0	LOB: 2	K: 0	BB: 0	S: 15	R: 0	H: 1	E: 0	LOB: 1	K: 1	BB: 0	S: 14	1B: 9	SF: 0	2B: 0	SAC: 0	3B: 0	DP: 1	HR: 0	HBP: 0
--------------	------	------	------	--------	------	-------	------	------	------	------	--------	------	-------	------	------	------	------	--------	------	-------	------	------	------	------	--------	------	-------	-------	------	------	------	--------	------	-------	-------	------	------	------	--------	------	-------	------	------	------	------	--------	------	-------	-------	------	------	------	--------	------	-------	-------	------	------	------	--------	------	-------	-------	-------	-------	-------	--------	-------	-------	-------	--------

PITCHER	IP	WLS	BF	H	R	ER	SO	BB	IBB	HBP	BLK	WP	HR	S	P	ERA	WHIP
<b>Mark Portugal, R</b> ERA: 2.96 (1, 1)	6.2	W	28	6	1	1	2	4	0	0	0	0	0	54	97	1.35	1.500
<b>Xavier Hernandez, R</b> ERA: 2.9 (7, 1)	0.1		1	0	0	0	0	0	0	0	0	0	0	3	6	0.00	0.000
<b>Doug Jones, R</b> ERA: 4.48 (8, 1)	2.0	S	9	3	0	0	1	0	0	0	0	0	0	29	42	0.00	1.500

**BOTTOM**

**Houston Astros @ San Francisco Giants**  
Candlestick Park, San Francisco, CA

Sun Aug 08 1993, 6:33 AM EDT  
Att. 41,086 - Sunny - 70 F

<b>AB</b>	<b>34</b>
<b>R</b>	<b>1</b>
<b>H</b>	<b>9</b>
<b>RBI</b>	<b>1</b>
<b>BB</b>	<b>4</b>
<b>SO</b>	<b>3</b>
<b>LOB</b>	<b>22</b>

livebaseballscorecards.com



WP	HR	S	P	ERA	WHIP
0	0	0	38		

Batter	1	2	3	4	5	6	7	8	9	10	AB R H RBI BB SO LOB	TOP													
Craig Biggio, R OBP: 0.355, SLG: 0.439 (1, 4)	1-1 G5-3		1-3 K		0-2 SH1-3 1B	3-3 K			0-3 K		5 0 1 0 0 3 1														
Kevin Bass, S OBP: 0.305, SLG: 0.369 Doug Jones, R (10, 1)	1-1 G6-3		3-1 1B		1-1 SH1-3		2-3 K		1-0 1B		4 0 2 0 0 1 0 0 0 0 0 0 0 0														
5 Jeff Bagwell, R OBP: 0.381, SLG: 0.514 (1, 3)	2-2 HR 1B		1-2 1B		1-1 FC6		1-1 F9		0-1 F8		5 1 2 0 0 0 2														
Eric Anthony, L OBP: 0.334, SLG: 0.411 (1, 9)	2-2 HR		3-2 L9		3-2 F7		1-2 F7			0-0 SH 1B	5 2 2 2 0 0 4														
Ken Caminiti, S OBP: 0.297, SLG: 0.397 (1, 5)	4-0 BB		3-1 G3		3-1 G5-3			3-2 P6		1-2 F7	4 0 0 0 1 0 5														
Eddie Taubensee, L OBP: 0.328, SLG: 0.445 (1, 2)	1-0 P6			0-0 G4-3		1-0 L4		2-3 K		1-0 F8 SH 1B	5 0 1 0 0 1 1														
Andujar Cedeno, R OBP: 0.341, SLG: 0.396 Xavier Hernandez, L (8, 1) Luis Gonzalez, L OBP: 0.362, SLG: 0.466 (10, PH) (10, 7)			3-1 P6		2-1 F8		4-2 2B BB		1-2 PB 1B		3 1 1 0 1 0 0 0 0 0 0 0 0 0 0 0 0 1 0 0 0														
Steve Finley, L OBP: 0.298, SLG: 0.347 (1, 8)			3-2 F7		1-2 G3		1-3 K		0-1 G3-1		5 0 0 0 0 1 4														
Pete Harnisch, S OBP: 0.152, SLG: 0.136 Chris Donnels, L OBP: 0.349, SLG: 0.358 Al Osuna, R (6, 1) Todd Jones, L (6, 1) Jose Uribe, S OBP: 0.333, SLG: 0.200 Casey Canning, S OBP: 0.297, SLG: 0.299 (9, PH) (9, 6)			0-1 G6-3		0-0 SH1-3 1B		2-1 1B 2B		1-3 K		2 1 1 0 0 0 0 1 0 1 1 0 2 0 0 0 0 0 2														
<b>Inning Stats</b>	R: 2 E: 0 K: 0 S: 12	H: 2 LOB: 1 BB: 1 P: 23	R: 0 E: 0 K: 0 S: 8	H: 0 LOB: 0 BB: 0 P: 14	R: 0 E: 0 K: 1 S: 17	H: 2 LOB: 2 BB: 0 P: 28	R: 0 E: 0 K: 0 S: 7	H: 0 LOB: 0 BB: 0 P: 10	R: 1 E: 1 K: 0 S: 14	H: 2 LOB: 2 BB: 0 P: 22	R: 1 E: 0 K: 2 S: 13	H: 1 LOB: 1 BB: 1 P: 24	R: 0 E: 0 K: 1 S: 8	H: 0 LOB: 0 BB: 0 P: 12	R: 0 E: 0 K: 1 S: 12	H: 1 LOB: 1 BB: 0 P: 18	R: 0 E: 0 K: 2 S: 10	H: 1 LOB: 1 BB: 0 P: 12	R: 1 E: 0 K: 1 S: 14	H: 2 LOB: 2 BB: 0 P: 19	1B: 9 2B: 1 3B: 0 HR: 1	SF: 0 SAC: 2 DP: 0 HBP: 0	WP: 0 PB: 1 SB: 0 CS: 0	PA: 45	
<b>PITCHER</b>	IP WLS BF H R ER SO BB IBB HBP BLK WP HR S P ERA WHIP																								
Tim Worrell, R ERA: 6.41 (1, 1)	5.0																								
Kerry Taylor, R ERA: 6.62 (6, 1)	2.0																								
Mark Davis, L ERA: 4.84 (8, 1)	1.0																								
Trevor Hoffman, R ERA: 4.3 (9, 1)	2.0	L																							

Houston Astros @ San Diego Padres  
 Jack Murphy Stadium, San Diego, CA  
 Mon Aug 09 1993, 10:05 PM EDT  
 Att. 8,237 - Unknown - 71 F

livebaseballscorecards.com

AB 41  
 R 5  
 H 11  
 RBI 4  
 BB 2  
 SO 8  
 LOB 19







Batter	1	2	3	4	5	6	7	8	9	AB R H RBI BB SO LOB	TOP		
<b>Craig Biggio, R</b> (1, 4) OBP: 0.356, SLG: 0.442	1-2 BB 1B 1B		0-1 G4-3 5 2B		1-3 K		0-0 G6-3			4 1 2 0 0 1 0			
<b>Kevin Bass, S</b> (1, 9) OBP: 0.312, SLG: 0.375	0-2 BB 1B		0-0 G4-3		1-1 1B		1-3 K			3 0 2 0 0 0 1			
<b>Tom Edens, R</b> (5, 1)			2-3							0 0 0 0 0 0 0			
<b>Chris Donnels, L</b> (8, PH) OBP: 0.344, SLG: 0.354	1-2 BB 1B		1-2 2B		3-3 K		0-0 HR			1 0 0 0 0 1 0			
<b>Al Osuna, R</b> (8, 1)			3-H 2B							0 0 0 0 0 0 0			
<b>5 Jeff Bagwell, R</b> (1, 3) OBP: 0.382, SLG: 0.523	0-3 K		3-3 K		3-2 G1-3		2-2 G6-3			4 1 2 2 0 2 3			
<b>Eric Anthony, L</b> (1, 8) OBP: 0.331, SLG: 0.407	3-3 K		3-3 K		1-3 K		0-0 G4-3			4 0 0 0 0 2 3			
<b>Ken Caminiti, S</b> (1, 5) OBP: 0.296, SLG: 0.394	4-2 BB		0-0 F8		2-2 1B		2-2 F9			3 0 0 0 1 1 1			
<b>Luis Gonzalez, L</b> (1, 7) OBP: 0.364, SLG: 0.467	0-0 F8		2-1 CS 1B		0-0 G4-3		1-1 L1			4 0 2 0 0 0 3			
<b>Eddie Taubensee, L</b> (1, 2) OBP: 0.321, SLG: 0.435		0-1 G4-3	1-1 G3-1		0-0 G4-3		1-2 L1			4 0 0 0 0 0 2			
<b>Andujar Cedeno, R</b> (1, 6) OBP: 0.338, SLG: 0.391		2-2 F8	2-0 P6		1-1 F9		0-1 G6-3			4 0 0 0 0 0 0			
<b>Doug Drabek, R</b> (1, 1) OBP: 0.094, SLG: 0.189		3-3 K	2-1 G3-1		2-3 K					1 0 0 0 0 1 0			
<b>Casey Candaele, S</b> (5, PH) OBP: 0.289, SLG: 0.290										2 0 0 0 0 1 0			
<b>Inning Stats</b>	R: 0 H: 2 E: 0 LOB: 3 K: 2 BB: 1 S: 15 P: 23	R: 0 H: 0 E: 0 LOB: 0 K: 1 BB: 0 S: 10 P: 15	R: 1 H: 2 E: 0 LOB: 1 K: 1 BB: 0 S: 11 P: 15	R: 0 H: 1 E: 0 LOB: 0 K: 0 BB: 0 S: 5 P: 10	R: 0 H: 1 E: 0 LOB: 1 K: 2 BB: 0 S: 10 P: 17	R: 0 H: 1 E: 0 LOB: 1 K: 1 BB: 0 S: 10 P: 16	R: 0 H: 0 E: 0 LOB: 0 K: 1 BB: 0 S: 6 P: 9	R: 1 H: 1 E: 0 LOB: 0 K: 1 BB: 0 S: 11 P: 14	R: 0 H: 0 E: 0 LOB: 0 K: 0 BB: 0 S: 8 P: 11	1B: 5 SF: 0 2B: 2 SAC: 0 3B: 0 DP: 0 HR: 1 HBP: 0	WP: 0 PA: 35 PB: 0 SB: 0 CS: 1		
<b>PITCHER</b>	IP WLS BF H R ER SO BB IBB HBP BLK WP HR S P ERA WHIP											<b>PITCHER</b>	IP WLS BF H R ER SO BB IBB HBP BLK WP HR S P ERA WHIP
<b>Andy Ashby, R</b> (1, 1) ERA: 7.56	8.0 W 32 8 2 2 9 1 0 0 0 0 1 78 119 2.25 1.125												
<b>Tim Lincecum, R</b> (9, 1) ERA: 4.37	1.0 3 0 0 0 0 0 0 0 0 0 0 8 11 0.00 0.000												

Houston Astros @ San Diego Padres  
Jack Murphy Stadium, San Diego, CA

Tue Aug 10 1993, 10:05 PM EDT  
Att: 8,822 - Unknown - 73 F

livebaseballscorecards.com

AB	34
R	2
H	8
RBI	2
BB	1
SO	9
LOB	13



Batter	1	2	3	4	5	6	7	8	9
<b>Jeff Gardner, L</b> (1, 4) <small>OBP: 0.346, SLG: 0.372</small>	1-2 <b>G4-3</b>	3-2 <b>G4-3</b>		2-2 <b>E9</b> 1B	3-1 <b>F8</b>			3-2 <b>G4-3</b>	
<b>Ricky Gutierrez, R</b> (1, 6) <small>OBP: 0.347, SLG: 0.356</small>	1-0 <b>G6-3</b>		2-2 <b>G4-3</b>	3-2 <b>BB</b> <b>SF7</b> 1B		3-1 <b>G3-1</b>			
<b>Tony Gwynn, L</b> (1, 9) <small>OBP: 0.393, SLG: 0.496</small>	1-1 <b>E</b> 2B		2-2 <b>HR</b> 1B	2-1 <b>WP</b> <b>BB</b> 1B		1-0 <b>P5</b>			
<b>Phil Plantier, L</b> (1, 7) <small>OBP: 0.320, SLG: 0.519</small>	4-1 <b>E</b> <b>S</b> BB		0-0 <b>HR</b> 1B	4-2 <b>BB</b> 1B		3-2 <b>F7</b>			
<b>Derek Bell, R</b> (1, 8) <small>OBP: 0.298, SLG: 0.415</small> <b>Jarvis Brown, R</b> (2, 8) <small>OBP: 0.235, SLG: 0.267</small>	1-0 <b>E4</b> <b>S</b> 1-3 2-H		2-2 <b>P3</b>	0-2 <b>SF7</b>			0-3 <b>K</b>		
<b>Guillermo Velasquez, L</b> (1, 3) <small>OBP: 0.255, SLG: 0.253</small>	2-2 <b>F7</b> 1-2 3-H		0-1 <b>1B</b> <b>2B</b>	1-3 <b>K</b>			4-2 <b>G6-4-3</b> <b>BB</b>		
<b>Archi Cianfrocco, R</b> (1, 5) <small>OBP: 0.273, SLG: 0.428</small>		2-1 <b>1B</b>	1-1 <b>1B</b>	3-2 <b>G1-3</b> 2-3			1-0 <b>G6-4-3</b> 1-2f		
<b>Brad Ausmus, R</b> (1, 2) <small>OBP: 0.300, SLG: 0.368</small>		1-3 <b>K</b>	1-3 <b>K</b>		1-2 <b>G5-3</b>			1-2 <b>G6-4-3</b> <b>1B</b>	
<b>Andy Ashby, R</b> (1, 1) <small>OBP: 0.190, SLG: 0.190</small> <b>Tim Teufel, R</b> (8, PH) <small>OBP: 0.364, SLG: 0.458</small> <b>Tim Mauser, R</b> (9, 1)		0-3 <b>K</b>		0-0 <b>E5</b> <b>1B</b> <b>E</b>	1-1 <b>G4-3</b>			3-1 <b>G6-4-3</b> 1-2f	

Inning Stats	R: 2	H: 1	E: 1	LOB: 1	K: 0	BB: 1	S: 11	P: 21
	R: 0	H: 1	E: 0	LOB: 1	K: 2	BB: 0	S: 11	P: 17
	R: 2	H: 4	E: 0	LOB: 2	K: 1	BB: 0	S: 18	P: 26
	R: 3	H: 3	E: 2	LOB: 2	K: 1	BB: 1	S: 23	P: 38
	R: 0	H: 0	E: 0	LOB: 0	K: 0	BB: 0	S: 7	P: 12
	R: 0	H: 0	E: 0	LOB: 0	K: 1	BB: 1	S: 9	P: 14
	R: 0	H: 1	E: 0	LOB: 0	K: 0	BB: 0	S: 10	P: 17

PITCHER	IP	WLS	BF	H	R	ER	SO	BB	IBB	HBP	BLK	WP	HR	S	P	ERA	WHIP
<b>Doug Drabek, R</b> (1, 1) <small>ERA: 3.68</small>	4.0	L	25	9	7	4	4	2	0	0	0	1	1	63	102	9.00	2.750
<b>Tom Edens, R</b> (5, 1) <small>ERA: 2.55</small>	3.0		9	0	0	0	1	1	0	0	0	0	0	22	39	0.00	0.333
<b>Al Osuna, L</b> (8, 1) <small>ERA: 3.66</small>	1.0		3	1	0	0	0	0	0	0	0	0	0	10	17	0.00	1.000


**BOTTOM**

**Houston Astros @ San Diego Padres**  
**Jack Murphy Stadium, San Diego, CA**  
 Tue Aug 10 1993, 10:05 PM EDT  
 Att. 8,822 - Unknown - 73 F

AB	R	H	RBI	BB	SO	LOB
5	1	1	0	0	0	1
4	1	1	1	0	0	0
4	2	3	0	0	0	0
2	2	1	2	2	0	0
1	0	0	0	0	0	1
2	0	0	1	0	1	0
3	0	1	0	1	1	3
4	0	2	0	0	0	3
4	0	1	0	0	2	3
3	1	0	0	0	1	1
1	0	0	0	0	0	1
0	0	0	0	0	0	0

AB	33
R	7
H	10
RBI	4
BB	3
SO	5
LOB	13

**WP: 1**   **PA: 37**  
**PB: 0**   **SB: 2**  
**CS: 0**



PITCHER	IP	WLS	BF	H	R	ER	SO	BB	IBB	HBP	BLK	WP	HR	S	P	ERA	WHIP
<b>Doug Drabek, R</b> (1, 1) <small>ERA: 3.68</small>	4.0	L	25	9	7	4	4	2	0	0	0	1	1	63	102	9.00	2.750
<b>Tom Edens, R</b> (5, 1) <small>ERA: 2.55</small>	3.0		9	0	0	0	1	1	0	0	0	0	0	22	39	0.00	0.333
<b>Al Osuna, L</b> (8, 1) <small>ERA: 3.66</small>	1.0		3	1	0	0	0	0	0	0	0	0	0	10	17	0.00	1.000

Batter	1	2	3	4	5	6	7	8	9	AB R H RBI BB SO LOB	TOP											
<b>Craig Biggio, R</b> (1, 4) OBP: 0.356, SLG: 0.440	4-1 1B FC6-4 BB		1-3 K		1-2 1B HR	2-1 FC3-6			1-0 L5	4 2 1 0 1 1 2												
<b>Steve Finley, L</b> (1, 8) OBP: 0.302, SLG: 0.351	1-0 FC6-4 5 WP 1-3 SF8 1B		2-3 K		0-0 1-2 HR	0-0 F9			0-0 5 3B 1B	5 3 3 0 0 1 2												
<b>5 Jeff Bagwell, R</b> (1, 3) OBP: 0.384, SLG: 0.528	4-2 FC6-4 1-2 BB			0-0 G3 WP 1B	1-2 F8				1-0 1-H 3B	4 1 2 1 1 1 2												
<b>Eric Anthony, L</b> (1, 9) OBP: 0.332, SLG: 0.415	0-1 FC6-4 CS			2-2 G3	0-1 HR			2-2 1B	1-3 K	5 1 2 4 0 1 4												
<b>Ken Caminiti, S</b> (1, 5) OBP: 0.297, SLG: 0.392	1-2 SF8			2-0 G4-3	4-2 BB			2-3 K	4-0 IBB	2 0 0 1 2 1 1												
<b>Luis Gonzalez, L</b> (1, 7) OBP: 0.359, SLG: 0.460	2-1 CS	2-2 G3-1		2-1 F8	2-2 F8			3-3 K	2-0 P5	5 0 0 0 0 1 4												
<b>Scott Servais, R</b> (1, 2) OBP: 0.324, SLG: 0.443		1-3 K			3-1 HR	4-0 FC3-6 1B BB			0-1 G3-1	3 1 1 1 1 1 0												
<b>Andujar Cedeno, R</b> (1, 6) OBP: 0.339, SLG: 0.401		2-3 K			2-2 HR	2-0 FC3-6 1B			2-1 P5	4 1 2 1 0 1 0												
<b>Darryl Kile, R</b> (1, 1) OBP: 0.114, SLG: 0.206			2-1 F7		2-3 K	0-3 K			1-1 G1-3	3 0 0 0 0 2 2												
<b>Chris Donnels, L</b> (8, PH) OBP: 0.340, SLG: 0.349										1 0 0 0 0 0 0												
<b>Doug Jones, R</b> (8, 1)										0 0 0 0 0 0 0												
<b>Inning Stats</b>	R: 2 E: 0 K: 0 S: 10	H: 1 LOB: 0 BB: 2 P: 22	R: 0 E: 0 K: 2 S: 10	H: 0 LOB: 0 BB: 0 P: 15	R: 0 E: 0 K: 2 S: 9	H: 0 LOB: 0 BB: 0 P: 14	R: 1 E: 0 K: 0 S: 7	H: 1 LOB: 0 BB: 0 P: 13	R: 5 E: 0 K: 1 S: 23	H: 5 LOB: 1 BB: 1 P: 38	R: 0 E: 0 K: 1 S: 7	H: 1 LOB: 2 BB: 1 P: 15	R: 0 E: 0 K: 3 S: 13	H: 1 LOB: 1 BB: 0 P: 23	R: 0 E: 0 K: 0 S: 6	H: 0 LOB: 0 BB: 0 P: 9	R: 1 E: 0 K: 1 S: 8	H: 2 LOB: 2 BB: 1 P: 17	1B: 7 2B: 0 3B: 1 HR: 3	SF: 1 SAC: 0 DP: 0 HBP: 0	WP: 3 PB: 0 SB: 0 CS: 1	PA: 43
<b>PITCHER</b>	IP WLS BF H R ER SO BB IBB HBP BLK WP HR S P ERA WHIP																					
<b>Andy Benes, R</b> (1, 1) ERA: 2.95	4.2 L 23 7 8 8 5 3 0 0 0 3 3 55 96 15.43 2.143																					
<b>Pedro Martinez, L</b> (5, 1) ERA: 2.45	2.1 10 2 0 0 4 1 0 0 0 0 0 24 44 0.00 1.286																					
<b>Gene Harris, R</b> (8, 1) ERA: 2.98	1.0 3 0 0 0 0 0 0 0 0 0 0 6 9 0.00 0.000																					
<b>Mark Davis, L</b> (9, 1) ERA: 4.93	1.0 6 2 1 1 1 0 1 0 0 0 0 8 17 9.00 2.000																					

Houston Astros @ San Diego Padres  
 Jack Murphy Stadium, San Diego, CA  
 Wed Aug 11 1993, 10:05 PM EDT  
 Att. 11,141 - Unknown - 72 F

livebaseballscorecards.com

AB	36
R	9
H	11
RBI	8
BB	5
SO	10
LOB	17



Batter	1	2	3	4	5	6	7	8	9	AB R H RBI BB SO LOB
Jeff Gardner, L (1, 4) OBP: 0.344, SLG: 0.367	1-0 F7		4-2 BB HBP BB	0-3 K			0-0 G6-3		0-0 G6-3	4 1 0 0 1 1 0
Ricky Gutierrez, R (1, 6) OBP: 0.349, SLG: 0.354	4-2 E 1B BB		1-1 BB BB HR HBP	1-1 G6-3			2-3 K			2 2 0 0 1 1 0
Tony Gwynn, L (1, 9) OBP: 0.396, SLG: 0.498	1-0 1B E 1B		1-2 K			4-0 G4-6-3 BB		0-1 1B 1B		3 0 2 0 1 1 2
Phil Plantier, L (1, 7) OBP: 0.319, SLG: 0.514	1-0 E8 1B		4-2 BB HR BB			2-0 F9		2-1 F9		3 1 0 0 1 0 4
Guillermo Velasquez, L (1, 3) OBP: 0.265, SLG: 0.256	2-2 G6-4-3 1B		4-1 HR BB			3-2 G4-6-3 1-2f		1-2 F7		3 1 1 2 1 0 2
Craig Shipley, R (1, 5) OBP: 0.276, SLG: 0.339	1-0 G6-4-3 1-2f		0-3 K			0-1 CS 1B		1-2 1B		4 0 2 0 0 1 6
Bill Bean, L (1, 8) OBP: 0.286, SLG: 0.423		0-0 F7	0-2 HR			1-0 F7		1-3 K		4 1 1 4 0 1 3
Mark Davis, L (9, 1) OBP: 0.333, SLG: 0.333			1-H 2-H 3-H							0 0 0 0 0 0 0
Kevin Higgins, L (1, 2) OBP: 0.301, SLG: 0.250		2-3 K	0-0 F9			3-1 P5 1-2			0-3 K	3 0 0 0 0 1 1
Phil Clark, R (9, PH) OBP: 0.365, SLG: 0.491									0-3 K	1 0 0 0 0 1 0
Andy Benes, R (1, 1) OBP: 0.175, SLG: 0.255		3-3 K				0-0 F8			0-3 K	2 0 0 0 0 1 0
Pedro Martinez, L (5, 1)										0 0 0 0 0 0 0
Derek Bell, R (7, PH) OBP: 0.297, SLG: 0.414										1 0 0 0 0 1 0
Gene Harris, R (8, 1)										0 0 0 0 0 0 0
Jarvis Brown, R (9, 8) OBP: 0.222, SLG: 0.250										1 0 0 0 0 1 0

Inning Stats	R: 1	H: 2	E: 1	K: 0	S: 11	LOB: 2	BB: 1	P: 21	R: 0	H: 0	E: 0	K: 2	S: 7	LOB: 0	BB: 0	P: 12	R: 5	H: 1	E: 0	K: 2	S: 17	LOB: 0	BB: 3	P: 31	R: 0	H: 0	E: 0	K: 1	S: 6	LOB: 0	BB: 0	P: 7	R: 0	H: 1	E: 0	K: 0	S: 4	LOB: 0	BB: 1	P: 13	R: 0	H: 0	E: 0	K: 2	S: 8	LOB: 0	BB: 0	P: 10	R: 0	H: 2	E: 0	K: 1	S: 13	LOB: 2	BB: 0	P: 18	R: 0	H: 0	E: 0	K: 2	S: 7	LOB: 0	BB: 0	P: 7	1B: 5	SF: 0	2B: 0	SAC: 0	3B: 0	DP: 2	HR: 1	HBP: 1	WP: 0	PA: 37
--------------	------	------	------	------	-------	--------	-------	-------	------	------	------	------	------	--------	-------	-------	------	------	------	------	-------	--------	-------	-------	------	------	------	------	------	--------	-------	------	------	------	------	------	------	--------	-------	-------	------	------	------	------	------	--------	-------	-------	------	------	------	------	-------	--------	-------	-------	------	------	------	------	------	--------	-------	------	-------	-------	-------	--------	-------	-------	-------	--------	-------	--------

PITCHER	IP	WLS	BF	H	R	ER	SO	BB	IBB	HBP	BLK	WP	HR	S	P	ERA	WHIP
Darryl Kile, R (1, 1) ERA: 3.58	7.0	W	29	4	6	6	7	5	0	1	0	0	1	59	103	7.71	1.286
Doug Jones, R (8, 1) ERA: 4.28	2.0	S	8	2	0	0	3	0	0	0	0	0	0	20	25	0.00	1.000

BOTTOM

Houston Astros @ San Diego Padres  
 Jack Murphy Stadium, San Diego, CA  
 Wed Aug 11 1993, 10:05 PM EDT  
 Att. 11,141 - Unknown - 72 F

livebaseballscorecards.com

AB	31
R	6
H	6
RBI	6
BB	5
SO	10
LOB	18





BOTTOM

Houston Astros @ San Diego Padres  
Jack Murphy Stadium, San Diego, CA

Thu Aug 12 1993, 6:33 AM EDT  
Att. 10,340 - Sunny - 79 F

livebaseballscorecards.com

AB	42
R	3
H	13
RBI	2
BB	2
SO	8
LOB	26



WP:	0	PA:	44
PB:	0		
SB:	2		
CS:	0		

AB R H RBI BB SO LOB

5 0 1 0 0 0 3  
3 0 1 0 0 1 2  
2 0 0 0 0 0 0

5 1 2 0 0 0 2

4 1 1 0 1 0 2

5 1 2 0 0 1 4

5 0 1 0 0 1 4

5 0 4 2 0 1 0

3 0 1 0 0 1 2  
2 0 0 0 0 1 2

2 0 0 0 0 2 3  
0 0 0 0 1 0 0  
0 0 0 0 0 0 0  
1 0 0 0 0 0 2  
0 0 0 0 0 0 0  
0 0 0 0 0 0 0

1B: 10 SF: 0  
2B: 3 SAC: 0  
3B: 0 DP: 0  
HR: 0 HBP: 0

Batter	1	2	3	4	5	6	7	8	9
Ricky Gutierrez, R OBP: 0.346, SLG: 0.351 (1, 6)	0-0 L8 1B	1-0 E6 1-2		2-2 G5-3 1B 1B	0-0 F9			2-2 G3 1B	
Tim Teufel, R OBP: 0.363, SLG: 0.455 Jeff Gardner, L OBP: 0.342, SLG: 0.365 (6, PH) (7, 4)	0-3 K 1B	1-1 FC5 2-3f		2-0 G5-3 1B 1-2		3-2 G6-3 1B		0-1 F7 1B	
Tony Gwynn, L OBP: 0.396, SLG: 0.499 (1, 9)	1-0 E 2B		0-1 G3-1 1B	0-2 F7 1B		0-0 F8 1B		3-1 BB 1B	
Derek Bell, R OBP: 0.298, SLG: 0.412 (1, 8)	2-2 E5 1B 2-H		1-0 S 1B 1B	2-0 G5-3 1-2 2-3		3-1 G1-3 1B		4-2 BB 1-2	
Phil Clark, R OBP: 0.366, SLG: 0.488 (1, 3) (8, 2)	0-1 1B		0-0 S 1B 1B	0-0 F8 1B		1-3 K 1B		2-0 G6-3 1B	
Phil Plantier, L OBP: 0.318, SLG: 0.509 (1, 7)	1-2 G6-3 1B		2-3 K 1-2 2-3		1-0 F7 1B 1B		0-0 1B 1B	1-2 F9 1B	
Archi Cianfrocco, R OBP: 0.288, SLG: 0.446 (1, 5)		2-2 FC5 E 1B	0-1 2B 2-H 3-H 1B		1-1 2B		1-0 1B	1-3 K 1B	
Brad Ausmus, R OBP: 0.302, SLG: 0.390 Bill Bean, L OBP: 0.280, SLG: 0.414 (7, PH) (8, 3)		1-1 F9 1B	0-0 1-3 2B		1-3 K 1B		1-3 K 1B	3-2 G4-3 1B	
Scott Sanders, R OBP: 0.290, SLG: 0.200 Craig Shipley, R OBP: 0.290, SLG: 0.339 Trevor Hoffman, R OBP: 0.262, SLG: 0.253 Guillermo Velasquez, L OBP: 0.262, SLG: 0.253 Mark Davis, L OBP: 0.333, SLG: 0.333 Tim Mauser, R (9, 1)		1-3 K 1B	1-3 K 1B		4-1 BB		2-2 G6-3 1B		

Inning Stats	R: 1	H: 2	E: 1	K: 1	S: 13	LOB: 2	BB: 0	P: 17	R: 0	H: 1	E: 1	K: 1	S: 11	LOB: 2	BB: 0	P: 17	R: 2	H: 4	E: 0	K: 2	S: 16	LOB: 2	BB: 0	P: 20	R: 0	H: 2	E: 0	K: 0	S: 11	LOB: 0	BB: 0	P: 16	R: 0	H: 1	E: 0	K: 1	S: 8	LOB: 2	BB: 1	P: 15	R: 0	H: 0	E: 0	K: 0	S: 10	LOB: 0	BB: 0	P: 16	R: 0	H: 2	E: 0	K: 2	S: 13	LOB: 2	BB: 0	P: 18	R: 0	H: 1	E: 0	K: 0	S: 11	LOB: 2	BB: 1	P: 22	R: 0	H: 0	E: 0	K: 1	S: 9	LOB: 0	BB: 0	P: 14
--------------	------	------	------	------	-------	--------	-------	-------	------	------	------	------	-------	--------	-------	-------	------	------	------	------	-------	--------	-------	-------	------	------	------	------	-------	--------	-------	-------	------	------	------	------	------	--------	-------	-------	------	------	------	------	-------	--------	-------	-------	------	------	------	------	-------	--------	-------	-------	------	------	------	------	-------	--------	-------	-------	------	------	------	------	------	--------	-------	-------

PITCHER	IP	WLS	BF	H	R	ER	SO	BB	IBB	HBP	BLK	WP	HR	S	P	ERA	WHIP
Greg Swindell, L ERA: 4.83 (1, 1)	5.0	W	28	10	3	2	5	1	0	0	0	0	0	59	86	3.60	2.200
Todd Jones, R ERA: 0.84 (6, 1)	1.0		3	0	0	0	0	0	0	0	0	0	0	10	16	0.00	0.000
Xavier Hernandez, R ERA: 2.86 (7, 1)	2.0		10	3	0	0	2	1	0	0	0	0	0	24	40	0.00	2.000
Doug Jones, R ERA: 4.21 (9, 1)	1.0	S	3	0	0	0	1	0	0	0	0	0	0	9	14	0.00	0.000

Batter	1	2	3	4	5	6	7	8	9	AB R H RBI BB SO LOB	TOP						
Alex Cole, L (1, 8) OBP: 0.352, SLG: 0.321	3-2 F7		4-2 BB		4-1 CS BB		4-2 1B BB		0-2 L9	2 0 0 0 3 0 0	<p>Colorado Rockies @ Houston Astros</p> <p>Astrodome, Houston, TX</p> <p>Fri Aug 13 1993, 8:05 PM EDT Att. 37,972 - Dome</p> <p>livebaseballscorecards.com</p>						
Roberto Mejia, R (1, 4) OBP: 0.289, SLG: 0.375	1-1 B1-3		0-3 K		0-1 P3		1-1 1B		4-0 F9 1B HR BB	4 1 1 0 1 1 3							
Daryl Boston, L (1, 7) Eric Young Sr., R (9, PR) Chris Jones, R (9, 7) OBP: 0.318, SLG: 0.421 OBP: 0.330, SLG: 0.332 OBP: 0.327, SLG: 0.490	2-1 FC6-4 1B		1-1 F8		2-1 1B		2-1 F7		1-0 HR 1B	5 0 3 0 0 0 3 0 1 0 0 0 0 0 0 0 0 0 0 0 0							
Dante Bichette, R (1, 9) OBP: 0.349, SLG: 0.530	1-1 FC6-4			1-0 F8 E 1B		1-0 F8		0-0 P6	0-0 F9	5 1 1 0 0 0 6							
Charlie Hayes, R (1, 5) OBP: 0.355, SLG: 0.521		0-1 G4-3		0-0 F8		4-2 G5-4-3 BB		2-3 K	1-0 HR	4 1 1 3 1 1 1							
Jerald Clark, R (1, 3) OBP: 0.326, SLG: 0.416		3-1 1B		2-1 E7 1B		0-0 G5-4-3		1-1 P3	1-1 F8	5 1 2 0 0 0 2							
Joe Girardi, R (1, 2) OBP: 0.305, SLG: 0.360		2-0 L8		1-2 1B		1-1 FC6-4 1B		0-1 S BLK 1B		4 0 3 1 0 0 1							
Vinny Castilla, R (1, 6) Steve Reed, R (6, 1) Jim Tatum, R (8, PH) Gary Wayne, L (8, 1) Darren Holmes, R (9, 1)		0-1 G1-3		0-3 K		0-1 FC6-4		1 SAFE 4-2 1B		3 0 0 0 0 1 3 0 0 0 0 0 0 0 0 0 0 0 1 0 0 0 0 0 0 0 0 0 0 0 0 0 0 0 0							
Mo Sanford, R (1, 1) Bruce Ruffin, S (5, 1) Freddie Benavides, R (6, 6) OBP: 0.174, SLG: 0.143 OBP: 0.302, SLG: 0.366			1-0 E5 K BB		2-3 K		2-0 G6-3		0-0 G1-3	2 0 0 0 0 1 1 0 0 0 0 0 0 0 2 0 0 0 0 0 2							
Inning Stats	R: 0 H: 1 E: 0 LOB: 1 K: 0 BB: 0 S: 10 P: 17	R: 0 H: 1 E: 0 LOB: 1 K: 0 BB: 0 S: 7 P: 12	R: 0 H: 0 E: 1 LOB: 1 K: 1 BB: 1 S: 8 P: 14	R: 2 H: 3 E: 1 LOB: 1 K: 2 BB: 0 S: 14 P: 20	R: 0 H: 1 E: 0 LOB: 1 K: 0 BB: 1 S: 6 P: 13	R: 0 H: 1 E: 0 LOB: 1 K: 0 BB: 1 S: 7 P: 12	R: 0 H: 1 E: 0 LOB: 2 K: 1 BB: 1 S: 11 P: 18	R: 3 H: 2 E: 0 LOB: 1 K: 0 BB: 1 S: 8 P: 15	1B: 10 SF: 0 2B: 0 SAC: 0 3B: 0 DP: 1 HR: 1 HBP: 0	WP: 0 PA: 42 PB: 0 SB: 1 CS: 1							
PITCHER	IP WLS BF H R ER SO BB IBB HBP BLK WP HR S P ERA WHIP																
Mark Portugal, R (1, 1) ERA: 2.96	6.0	26	7	2	2	3	3	0	0	0		0	0	52	88	3.00	1.667
Todd Jones, R (7, 1) ERA: 0.77	2.0	10	2	0	0	1	2	0	0	1		0	0	19	35	0.00	2.000
Doug Jones, R (9, 1) ERA: 4.54	1.0	L 6	2	3	3	0	1	0	0	0		0	1	8	15	27.00	3.000



Batter	1	2	3	4	5	6	7	8	9	AB	R	H	RBI	BB	SO	LOB
Craig Biggio, R OBP: 0.357, SLG: 0.445 (1, 4)	G6-3		K		HR		L1		BB	4	1	1	2	1	1	1
Steve Finley, L OBP: 0.297, SLG: 0.344 (1, 8)	K			F8	P4		P5		G3	5	0	0	0	0	1	1
5 Jeff Bagwell, R OBP: 0.365, SLG: 0.528 (1, 3)	K			K	FC6-4 BB		2B			3	0	1	0	1	2	0
Eric Anthony, L OBP: 0.329, SLG: 0.411 (1, 9)		G4-3		1B	2B		G3			4	1	1	0	0	0	2
Ken Caminiti, S OBP: 0.299, SLG: 0.387 (1, 5)		K		1B	BB		G5-3		F8	3	0	0	0	1	1	0
Luis Gonzalez, L OBP: 0.357, SLG: 0.461 (1, 7)		L4		1B			K		K	4	0	1	1	0	2	0
Eddie Taubensee, L OBP: 0.318, SLG: 0.424 (1, 2)			K	L7			1B		F8	4	0	1	0	0	1	2
Andujar Cedeno, R OBP: 0.345, SLG: 0.402 (1, 6)			E	HR	BB		1B		K	2	1	1	0	2	1	0
Mark Portugal, R OBP: 0.240, SLG: 0.261 (1, 1)			F8				K		G4-3	1	0	0	0	0	0	1
Chris James, R OBP: 0.333, SLG: 0.528 (6, PH)										0	0	0	0	0	0	0
Chris Donnels, L OBP: 0.337, SLG: 0.345 (6, PH)										0	0	0	0	0	1	2
Todd Jones, L OBP: 0.337, SLG: 0.345 (7, 1)										0	0	0	0	0	0	0
Doug Jones, R OBP: 0.314, SLG: 0.384 (9, PH)										0	0	0	0	0	0	0
Kevin Bass, S OBP: 0.314, SLG: 0.384 (9, PH)										1	0	0	0	0	0	0

Inning Stats	R: 0	H: 0	E: 0	K: 2	S: 10	H: 0	LOB: 0	BB: 0	P: 12	R: 0	H: 0	E: 0	K: 1	S: 7	R: 0	H: 0	E: 1	K: 2	S: 12	R: 1	H: 2	E: 0	K: 1	S: 16	R: 2	H: 1	E: 0	K: 0	S: 8	R: 0	H: 2	E: 0	K: 2	S: 14	R: 0	H: 1	E: 0	K: 0	S: 7	R: 0	H: 0	E: 0	K: 1	S: 9	R: 0	H: 0	E: 0	K: 1	S: 7	R: 0	H: 0	E: 0	K: 1	S: 7	R: 0	H: 0	E: 0	K: 1	S: 7	1B: 3	2B: 2	3B: 0	HR: 1	SF: 0	SAC: 1	DP: 0	HBP: 0	WP: 0	PB: 0	SB: 0	CS: 0	PA: 38
--------------	------	------	------	------	-------	------	--------	-------	-------	------	------	------	------	------	------	------	------	------	-------	------	------	------	------	-------	------	------	------	------	------	------	------	------	------	-------	------	------	------	------	------	------	------	------	------	------	------	------	------	------	------	------	------	------	------	------	------	------	------	------	------	-------	-------	-------	-------	-------	--------	-------	--------	-------	-------	-------	-------	--------

PITCHER	IP	WLS	BF	H	R	ER	SO	BB	IBB	HBP	BLK	WP	HR	S	P	ERA	WHIP
Mo Sanford, R ERA: 3.18 (1, 1)	4.2		21	3	3	3	6	4	0	0	0	0	1	52	88	5.79	1.500
Bruce Ruffin, L ERA: 4.83 (5, 1)	1.0		5	2	0	0	1	0	0	0	0	0	0	12	17	0.00	2.000
Steve Reed, R ERA: 4.53 (6, 1)	1.1		5	1	0	0	1	0	0	0	0	0	0	10	18	0.00	0.750
Gary Wayne, L ERA: 5.4 (8, 1)	1.0	W	3	0	0	0	1	0	0	0	0	0	0	9	12	0.00	0.000
Darren Holmes, R ERA: 5.44 (9, 1)	1.0	S	4	0	0	0	1	1	0	0	0	0	0	7	13	0.00	1.000

BOTTOM

Colorado Rockies @ Houston Astros  
Astrodome, Houston, TX  
Fri Aug 13 1993, 8:05 PM EDT  
Att. 37,972 - Dome

livebaseballscorecards.com

AB	32
R	3
H	6
RBI	3
BB	5
SO	10
LOB	9



Batter	1	2	3	4	5	6	7	8	9	AB R H RBI BB SO LOB	TOP									
Alex Cole, L (1, 8) OBP: 0.348, SLG: 0.317	0-0 F8		0-0 FC6-4		0-3 K			0-0 G1-3		4 0 0 0 0 1 2										
Roberto Mejia, R (1, 4) OBP: 0.280, SLG: 0.361	0-3 K		0-3 K			0-0 G6-3		0-3 K		4 0 0 0 0 3 2										
Daryl Boston, L (1, 7) OBP: 0.313, SLG: 0.414	0-3 K			0-0 F2		0-3 K			0-3 K	4 0 0 0 0 3 0										
Dante Bichette, R (1, 9) OBP: 0.350, SLG: 0.531		0-0 G7-4-3		0-0 E5		0-0		4-0		3 0 1 0 1 0 0										
Charlie Hayes, R (1, 5) OBP: 0.351, SLG: 0.516		0-3 K		0-0 F7		0-0 G4-3		0-0 F9		4 0 0 0 0 1 3										
Jerald Clark, R (1, 3) OBP: 0.325, SLG: 0.414		0-0 P2		0-0 E8			0-3 K		0-0 F9	4 0 1 0 0 1 1										
Joe Girardi, R (1, 2) OBP: 0.300, SLG: 0.354			0-3 K	0-3 K			0-3 K			3 0 0 0 0 3 2										
Vinny Castilla, R (1, 6) OBP: 0.300, SLG: 0.442			0-0 FC6-4		0-0 G4-3		0-0 F8			3 0 1 0 0 0 0										
Curt Leskanic, R (7, 1)										0 0 0 0 0 0 0										
Marcus Moore, S (7, 1)										0 0 0 0 0 0 0										
Gary Wayne, L (8, 1)										0 0 0 0 0 0 0										
Greg Harris, R (1, 1) OBP: 0.227, SLG: 0.217			4-0 FC6-4		0-0 G6-3			0-0 G6-3		1 0 0 0 1 0 0										
Freddie Benavides, R (7, 6) OBP: 0.300, SLG: 0.364										1 0 0 0 0 0 0										
<b>Inning Stats</b>	R: 0 E: 0 K: 2 S: 7	H: 0 LOB: 0 BB: 0 P: 7	R: 0 E: 0 K: 1 S: 5	H: 0 LOB: 0 BB: 0 P: 5	R: 0 E: 0 K: 2 S: 8	H: 1 LOB: 2 BB: 1 P: 12	R: 0 E: 2 K: 1 S: 7	H: 1 LOB: 2 BB: 0 P: 7	R: 0 E: 0 K: 1 S: 5	H: 0 LOB: 0 BB: 0 P: 5	R: 0 E: 0 K: 2 S: 7	H: 0 LOB: 0 BB: 0 P: 7	R: 0 E: 0 K: 1 S: 5	H: 0 LOB: 0 BB: 0 P: 5	R: 0 E: 0 K: 1 S: 5	H: 0 LOB: 1 BB: 1 P: 9	1B: 1 2B: 2 3B: 0 HR: 0	SF: 0 SAC: 0 DP: 0 HBP: 0	WP: 0 PB: 0 SB: 0 CS: 0	PA: 33
<b>PITCHER</b> Pete Harnisch, R (1, 1) ERA: 3.32	IP: 9.0 WLS: W BF: 33 H: 3 R: 0 ER: 0 SO: 12 BB: 2 IBB: 0 HBP: 0 BLK: 0 WP: 0 HR: 0 S: 55 P: 63 ERA: 0.00 WHIP: 0.556																			

Colorado Rockies @ Houston Astros  
Astrodome, Houston, TX  
Sat Aug 14 1993, 8:05 PM EDT  
Att. 41,523 - Dome

livebaseballscorecards.com

AB	31
R	0
H	3
RBI	0
BB	2
SO	12
LOB	10



Table with columns for Batter, Inning (1-9), and AB R H RBI BB SO LOB. Rows include player names like Craig Biggio, Casey Candaele, Steve Finley, etc., and their performance statistics per inning.

BOTTOM

Colorado Rockies @ Houston Astros
Astrodome, Houston, TX
Sat Aug 14 1993, 8:05 PM EDT
Att. 41,523 - Dome

Summary statistics table: AB 33, R 9, H 12, RBI 8, BB 5, SO 5, LOB 17.



Inning Stats table with columns for R, H, E, K, S and Inning (1-9).

PITCHER table with columns for Name, IP, WLS, BF, H, R, ER, SO, BB, IBB, HBP, BLK, WP, HR, S, P, ERA, WHIP.

Batter	1	2	3	4	5	6	7	8	9	AB R H RBI BB SO LOB	TOP																	
Eric Young Sr. R (1, 7) OBP: 0.333, SLG: 0.332	0-0 G3-1		0-2 F8			1-0 1B		4-1 2B	4-0 FC3-2 IBB	3 2 1 0 2 0 0																		
Freddie Benavides R (1, 4) Daryl Boston L (8, PH) Jim Tatum R (8, PH) Bruce Ruffin S (8, 1) Pedro Castellano R (9, PH) Darren Holmes R (9, 1)	0-3 K		2-1 F8		3-2 G5-3	1-2 SAFE	2-3 SAFE	1-1 FC3-2	1-1 FC3-2	3 0 0 0 0 1 1 0 0 0 0 0 0 0 1 0 0 0 0 0 1 1 0 0 0 0 0 0 0 0 1 0 0 0 0 0 0 3 0 0 0 0 0 0 0 0																		
Chris Jones R (1, 8) OBP: 0.323, SLG: 0.487	0-0 G6-3		0-3 K		1-3 K	1-3 SAFE	0-0 2B	1-3 K	1-3 K	5 1 1 1 0 3 4																		
Dante Bichette R (1, 9) OBP: 0.351, SLG: 0.533		0-0 F8		1-0 G5-3		1-1 1B		1-1 2B		4 0 2 2 0 0 0																		
Charlie Hayes R (1, 5) OBP: 0.348, SLG: 0.511		0-3 K		2-0 F9		3-2 G6-3		0-2 G6-3		4 0 0 0 0 1 2																		
Jerald Clark R (1, 3) OBP: 0.330, SLG: 0.421		0-0 1B		3-2 2B		0-0 P3		1-2 BB 1B		4 1 3 0 0 0 0																		
Danny Sheaffer R (1, 2) OBP: 0.296, SLG: 0.384		0-0 G4-3		4-1 BB		1-1 G4-6-3 1B		4-1 E FC3-2 BB		2 0 1 0 2 0 1																		
Vinny Castilla R (1, 6) OBP: 0.296, SLG: 0.435			0-1 F9		1-3 K	1-3 G4-6-3		0-1 E6 FC3-2		4 0 0 0 0 1 4																		
Kent Bottenfield R (1, 1) Gary Wayne L (6, 1) Steve Reed R (6, 1) Alex Cole L (8, PH) Roberto Mejia R (8, 4) OBP: 0.211, SLG: 0.167			1-3 K		0-3 K			2-2 F7	1-0 F8	2 0 0 0 0 2 2 0 0 0 0 0 0 0 0 0 0 0 0 0 0 1 0 0 0 0 0 0 1 0 0 0 0 0 2																		
<b>Inning Stats</b>	R: 0 E: 0 K: 1 S: 5	H: 0 LOB: 0 BB: 0 P: 5	R: 0 E: 0 K: 1 S: 6	H: 1 LOB: 1 BB: 0 P: 6	R: 0 E: 0 K: 1 S: 9	H: 0 LOB: 0 BB: 0 P: 10	R: 0 E: 0 K: 2 S: 6	H: 0 LOB: 0 BB: 0 P: 9	R: 0 E: 0 K: 2 S: 15	H: 1 LOB: 2 BB: 1 P: 25	R: 1 E: 0 K: 1 S: 13	H: 2 LOB: 1 BB: 0 P: 21	R: 0 E: 0 K: 0 S: 4	H: 1 LOB: 0 BB: 0 P: 5	R: 2 E: 0 K: 1 S: 16	H: 2 LOB: 1 BB: 1 P: 25	R: 1 E: 1 K: 1 S: 14	H: 1 LOB: 3 BB: 2 P: 24	1B: 5 2B: 3 3B: 0 HR: 0	SF: 0 SAC: 0 DP: 1 HBP: 0	WP: 0 PB: 1 SB: 2 CS: 0	PA: 39						
<b>PITCHER</b>	IP WLS BF H R ER SO BB IBB HBP BLK WP HR S P ERA WHIP																											
Doug Drabek R (1, 1) ERA: 3.63	7.1		28	5	2	2	7	2	0	0	0	0	0	0	63	92	2.46	0.955										
Al Osuna L (8, 1) ERA: 3.6	0.1		1	0	0	0	1	0	0	0	0	0	0	5	7	0.00	0.000											
Xavier Hernandez R (8, 1) ERA: 2.93	1.1	L	10	3	2	1	1	1	1	0	0	0	0	20	31	6.75	3.000											

Colorado Rockies @ Houston Astros  
Astrodome, Houston, TX  
Sun Aug 15 1993, 4:33 AM EDT  
Att. 21,690 - Dome

livebaseballscorecards.com

AB	35
R	4
H	8
RBI	3
BB	4
SO	9
LOB	20



Batter	1	2	3	4	5	6	7	8	9	AB	R	H	RBI	BB	SO	LOB
Craig Biggio, R OBP: 0.358, SLG: 0.450 (1, 4)	0-0 G5-3		2-2 G6-3 1B			2-2 SH1-3 5 BB 1B	0-1 G6-4-3			4	1	2	0	0	0	1
Steve Finley, L OBP: 0.300, SLG: 0.346 (1, 8)	0-0 G4-3		0-1 G6-3 1-2f			1-0 5 BB SH1-3 1B		2-3 K		4	0	1	0	0	1	1
Luis Gonzalez, L OBP: 0.357, SLG: 0.462 (1, 7)	0-0 2B		3-2 F7			0-0 SH1-3		2-2 P8		3	1	1	0	0	0	0
Eric Anthony, L OBP: 0.332, SLG: 0.416 (1, 9)	4-0 2B BB			2-1 F8		1-3 K		1-0 G4-3		3	1	0	0	1	1	2
Ken Caminiti, S OBP: 0.303, SLG: 0.392 (1, 5)	0-0 2B			2-2 G3		4-0 5 BB IBB			0-0 1B	3	0	2	2	1	0	0
Chris Donnels, L OBP: 0.324, SLG: 0.322 (1, 3)	0-0 F9			1-1 L6		4-2 BB			1-3 K	2	0	0	0	0	0	1
5 Jeff Bagwell, R OBP: 0.387, SLG: 0.527 (6, PH) (7, 3)						1-2 2-3 3-H BB			1-3 K	1	0	0	1	1	1	1
Scott Servais, R OBP: 0.321, SLG: 0.439 (1, 2)		0-3 K			1-2 P3		2-0 G4-3		1-0 F7	2	0	0	0	0	1	0
Eddie Taubensee, L OBP: 0.314, SLG: 0.416 (6, PH) (7, 2)		0-3 K			1-1 L7			1-3 K	0-1 G3	2	0	0	0	0	0	4
Andujar Cedeno, R OBP: 0.346, SLG: 0.399 (1, 6)		0-3 K								3	0	0	0	0	2	0
Kevin Bass, S OBP: 0.312, SLG: 0.381 (9, PH)		0-0 G6-3								1	0	0	0	0	0	1
Doug Drabek, R OBP: 0.107, SLG: 0.182 (1, 1)										2	0	0	0	1	0	0
Al Osuna, R (8, 1)										0	0	0	0	0	0	0
Xavier Hernandez, L (8, 1)										0	0	0	0	0	0	0

Inning Stats	R: 2	H: 2	E: 0	K: 5	S: 5	LOB: 1	BB: 1	P: 9	R: 0	H: 0	E: 0	K: 2	S: 7	LOB: 0	BB: 0	P: 7	R: 0	H: 1	E: 0	K: 0	S: 8	LOB: 0	BB: 0	P: 13	R: 0	H: 0	E: 0	K: 0	S: 9	LOB: 0	BB: 0	P: 14	R: 0	H: 0	E: 0	K: 0	S: 6	LOB: 0	BB: 0	P: 8	R: 1	H: 2	E: 0	K: 13	S: 13	LOB: 3	BB: 2	P: 27	R: 0	H: 0	E: 0	K: 10	S: 10	LOB: 0	BB: 1	P: 15	R: 0	H: 0	E: 0	K: 1	S: 7	LOB: 0	BB: 0	P: 12	R: 0	H: 1	E: 0	K: 1	S: 7	LOB: 1	BB: 0	P: 9	1B: 4	2B: 2	3B: 0	HR: 0	SF: 0	SAC: 1	DP: 2	HBP: 0	WP: 0	PB: 0	SB: 0	CS: 0	PA: 35
--------------	------	------	------	------	------	--------	-------	------	------	------	------	------	------	--------	-------	------	------	------	------	------	------	--------	-------	-------	------	------	------	------	------	--------	-------	-------	------	------	------	------	------	--------	-------	------	------	------	------	-------	-------	--------	-------	-------	------	------	------	-------	-------	--------	-------	-------	------	------	------	------	------	--------	-------	-------	------	------	------	------	------	--------	-------	------	-------	-------	-------	-------	-------	--------	-------	--------	-------	-------	-------	-------	--------

PITCHER	IP	WLS	BF	H	R	ER	SO	BB	IBB	HBP	BLK	WP	HR	S	P	ERA	WHIP
Kent Bottenfield, R ERA: 4.99 (1, 1)	5.1		21	5	3	3	2	1	0	0	0	0	0	40	59	5.06	1.125
Gary Wayne, L ERA: 5.32 (6, 1)	0.1		2	0	0	0	1	0	1	0	0	0	0	3	8	0.00	0.000
Steve Reed, R ERA: 4.42 (6, 1)	1.1		5	0	0	0	1	2	0	0	0	0	0	15	26	0.00	1.500
Bruce Ruffin, L ERA: 4.79 (8, 1)	1.0	W	3	0	0	0	1	0	0	0	0	0	0	7	12	0.00	0.000
Darren Holmes, R ERA: 5.32 (9, 1)	1.0	S	4	1	0	0	1	0	0	0	0	0	0	7	9	0.00	1.000

**BOTTOM**


**Colorado Rockies @ Houston Astros**  
Astrodome, Houston, TX

Sun Aug 15 1993, 4:33 AM EDT  
Att. 21,690 - Dome

<b>AB</b>	<b>30</b>
<b>R</b>	<b>3</b>
<b>H</b>	<b>6</b>
<b>RBI</b>	<b>3</b>
<b>BB</b>	<b>4</b>
<b>SO</b>	<b>6</b>
<b>LOB</b>	<b>11</b>



PITCHER	IP	WLS	BF	H	R	ER	SO	BB	IBB	HBP	BLK	WP	HR	S	P	ERA	WHIP
Kent Bottenfield, R ERA: 4.99 (1, 1)	5.1		21	5	3	3	2	1	0	0	0	0	0	40	59	5.06	1.125
Gary Wayne, L ERA: 5.32 (6, 1)	0.1		2	0	0	0	1	0	1	0	0	0	0	3	8	0.00	0.000
Steve Reed, R ERA: 4.42 (6, 1)	1.1		5	0	0	0	1	2	0	0	0	0	0	15	26	0.00	1.500
Bruce Ruffin, L ERA: 4.79 (8, 1)	1.0	W	3	0	0	0	1	0	0	0	0	0	0	7	12	0.00	0.000
Darren Holmes, R ERA: 5.32 (9, 1)	1.0	S	4	1	0	0	1	0	0	0	0	0	0	7	9	0.00	1.000

Batter	1	2	3	4	5	6	7	8	9	AB R H RBI BB SO LOB	TOP	
<b>Chuck Carr, S</b> (1, 8) OBP: 0.323, SLG: 0.339 B F B B C C X F T C C X	3-2 G6-3 ①		0-0 G4-3 2B X F F B S X			0-3 K ① C C C C		1-1 G6-3 ③ B S X		4 0 1 0 0 1 0	<b>Florida Marlins @ Houston Astros</b> Astrodome, Houston, TX Tue Aug 17 1993, 8:05 PM EDT Att. 14,602 - Dome	
<b>Bret Barberie, S</b> (1, 4) OBP: 0.393, SLG: 0.430 C F F F F S C F F F S	2-3 K ②		2-2 G4-3 2-3 X F F B S X			1-3 K ② B F C F S		2-1 G2-3 1B B B C C X	4 0 1 0 0 2 1			
<b>Jeff Conine, R</b> (1, 7) OBP: 0.376, SLG: 0.423 S B B F H S B B F H	3-2 HBP ③		3-2 G5-3 X C B C B C X			2-2 FC6 1B C F C F B B X		2-2 G2-3 1-2 B F C C B X	3 0 1 0 0 0 2			
<b>Gary Sheffield, R</b> (1, 5) OBP: 0.352, SLG: 0.477 1 SAFE B 1 SAFE C C C C	1-3 K ③			3-2 K ① B S S B B T		1-2 FC6 1-2f B C S X		0-0 F7 ② X	4 0 0 0 0 2 3			
<b>Orestes Destrade, S</b> (1, 3) OBP: 0.319, SLG: 0.412 X		0-0 F9 ①		4-2 G5-4-3 BB B F B B B B			1-2 G4-3 ① B L S F X	3-2 F7 ③ C B S B B X	3 0 0 0 1 0 1			
<b>Benito Santiago, R</b> (1, 2) OBP: 0.295, SLG: 0.381 C B B F T B X B B T T B		3-2 E1 FC5-4 X B B T T B		1-2 G5-4-3 1-2f B F S X		0-0 G1-3 ② X			3 0 0 0 0 0 1			
<b>Darrell Whitmore, L</b> (1, 9) OBP: 0.240, SLG: 0.322 C C S X C S		0-2 FC5-4 1-2f X C S			3-3 K ① F B B T B		1-3 K ③ C B T S		3 0 0 0 0 2 1			
<b>Walt Weiss, S</b> (1, 6) OBP: 0.360, SLG: 0.318 1 SAFE C 1 SAFE X		0-1 G4-3 ③ 1 SAFE C 1 SAFE X			4-2 G6-4-3 BB B B B C C			0-1 F8 ① F X	2 0 0 0 1 0 1			
<b>Pat Rapp, R</b> (1, 1) OBP: 0.154, SLG: 0.154 <b>Alex Arias, R</b> (5, PH) OBP: 0.333, SLG: 0.311 <b>Robb Nen, R</b> (5, 1) <b>Greg Briley, L</b> (8, PH) OBP: 0.281, SLG: 0.318 <b>Rich Rodriguez, L</b> (8, 1)			1-3 K ① B F C		1-0 G6-4-3 1-2f B X		0-0 G6-3 ② X		1 0 0 0 0 1 0 1 0 0 0 0 0 1 0 0 0 0 0 0 0 1 0 0 0 0 0 0 0 0 0 0 0 0 0			
<b>Inning Stats</b>	R: 0 H: 0 E: 0 LOB: 1 K: 2 BB: 0 S: 14 P: 23	R: 0 H: 0 E: 1 LOB: 1 K: 0 BB: 0 S: 10 P: 13	R: 0 H: 1 E: 0 LOB: 1 K: 1 BB: 0 S: 10 P: 16	R: 0 H: 0 E: 0 LOB: 0 K: 1 BB: 1 S: 8 P: 16	R: 0 H: 0 E: 0 LOB: 0 K: 1 BB: 1 S: 9 P: 17	R: 0 H: 1 E: 0 LOB: 1 K: 2 BB: 0 S: 13 P: 17	R: 0 H: 0 E: 0 LOB: 0 K: 1 BB: 0 S: 7 P: 9	R: 0 H: 0 E: 0 LOB: 0 K: 0 BB: 0 S: 5 P: 6	R: 0 H: 1 E: 0 LOB: 1 K: 0 BB: 0 S: 9 P: 16	1B: 2 SF: 0 2B: 1 SAC: 0 3B: 0 DP: 2 HR: 0 HBP: 1		WP: 0 PA: 32 PB: 0 SB: 0 CS: 0
<b>PITCHER</b> <b>Darryl Kile, R</b> (1, 1) ERA: 3.31	IP 9.0 WLS W BF 32 H 3 R 0 ER 0 SO 8 BB 2 IBB 0 HBP 1 BLK 0 WP 0 HR 0 S 85 P 133 ERA 0.00 WHIP 0.556											<b>PITCHER</b> IP WLS BF H R ER SO BB IBB HBP BLK WP HR S P ERA WHIP

livebaseballscorecards.com

AB	29
R	0
H	3
RBI	0
BB	2
SO	8
LOB	11

BOTTOM

Florida Marlins @ Houston Astros  
Astrodome, Houston, TX  
Tue Aug 17 1993, 8:05 PM EDT  
Att. 14,602 - Dome

livebaseballscorecards.com

AB	30
R	4
H	8
RBI	3
BB	1
SO	4
LOB	9



WP:	0	PA:	31
PB:	0	SB:	0
CS:	0		

AB R H RBI BB SO LOB

4	1	2	1	0	0	0	
4	0	0	0	0	1	1	
4	1	1	1	0	0	0	
3	1	1	1	1	0	0	
3	0	0	0	0	1	1	
3	1	2	0	0	0	0	
3	0	2	0	0	0	0	
1	0	0	0	0	0	3	
2	0	0	0	0	1	2	
3	0	0	0	0	1	2	
1B:	6	SF:	0	WP:	0	PA:	31
2B:	1	SAC:	0	PB:	0		
3B:	1	DP:	1	SB:	0		
HR:	0	HBP:	0	CS:	0		

Batter	1	2	3	4	5	6	7	8	9
<b>Craig Biggio, R</b> OBP: 0.359, SLG: 0.453 (1, 4)	0-1 G6-3 ①		3-2 5 1B 2B	0-0 1B 1-3 2-H			0-2 G6-3 ③		
<b>Steve Finley, L</b> OBP: 0.297, SLG: 0.342 (1, 8)	3-2 L8 ②		0-2 F7 ②		1-3 K ①			3-1 F9 ①	
<b>5 Jeff Bagwell, R</b> OBP: 0.386, SLG: 0.524 (1, 3)	1-0 G5-3 ③		1-2 E 1B 2-H		1-0 G6-3 ②			1-1 G6-3 ②	
<b>Eric Anthony, L</b> OBP: 0.333, SLG: 0.421 (1, 9)		4-0 1B 1B BB	0-0 E4 1B 1-H 3B		2-2 G6-3 ③			3-2 P3 ③	
<b>Ken Caminiti, S</b> OBP: 0.301, SLG: 0.389 (1, 5)		0-0 F7 ①	2-3 K ③			3-2 F7 ①			
<b>Luis Gonzalez, L</b> OBP: 0.360, SLG: 0.463 (1, 7)		2-0 1B 1-2 1B		3-2 1B 1B		1-1 F8 ②			
<b>Eddie Taubensee, L</b> OBP: 0.319, SLG: 0.420 (1, 2)		2-2 1B 1-2 2-3 1B		1-0 1B 1-2 1B		1-1 G6-3 ③			
<b>Andujar Cedeno, R</b> OBP: 0.345, SLG: 0.398 (1, 6)		0-1 G6-4-3 ② ③		0-0 L8 ①			1-3 K ①		
<b>Jose Uribe, S</b> OBP: 0.320, SLG: 0.190 (3, 6)									
<b>Darryl Kile, R</b> OBP: 0.105, SLG: 0.189 (1, 1)			1-2 F8 ①	1-3 K ②			1-2 G4-3 ②		

Inning Stats	R: 0	H: 0	E: 0	K: 0	S: 6	LOB: 0	BB: 0	P: 10
	R: 0	H: 2	E: 0	K: 0	S: 8	LOB: 2	BB: 1	P: 16
	R: 3	H: 3	E: 1	K: 1	S: 18	LOB: 0	BB: 0	P: 25
	R: 1	H: 3	E: 0	K: 1	S: 9	LOB: 2	BB: 0	P: 14
	R: 0	H: 0	E: 0	K: 1	S: 7	LOB: 0	BB: 0	P: 11
	R: 0	H: 0	E: 0	K: 0	S: 12	LOB: 0	BB: 0	P: 17
	R: 0	H: 0	E: 0	K: 1	S: 9	LOB: 0	BB: 0	P: 11
	R: 0	H: 0	E: 0	K: 0	S: 7	LOB: 0	BB: 0	P: 14

PITCHER	IP	WLS	BF	H	R	ER	SO	BB	IBB	HBP	BLK	WP	HR	S	P	ERA	WHIP
<b>Pat Rapp, R</b> ERA: 4.6 (1, 1)	4.0	L	19	8	4	3	2	1	0	0	0	0	0	41	65	6.75	2.250
<b>Robb Nen, R</b> ERA: 5.92 (5, 1)	3.0		9	0	0	0	2	0	0	0	0	0	0	28	39	0.00	0.000
<b>Rich Rodriguez, L</b> ERA: 3.5 (8, 1)	1.0		3	0	0	0	0	0	0	0	0	0	0	7	14	0.00	0.000

Batter	1	2	3	4	5	6	7	8	9	AB R H RBI BB SO LOB	TOP	
<b>Chuck Carr, S</b> (1, 8) OBP: 0.320, SLG: 0.336 SF BB FF BB X	2-2 G5-3 		0-0 G1-3 		0-0 F7 			0-0 B2 		4 0 0 0 0 0 1	<b>Florida Marlins @ Houston Astros</b> Astrodome, Houston, TX Wed Aug 18 1993, 8:05 PM EDT Att. 16,018 - Dome	
<b>Bret Barberie, S</b> (1, 4) OBP: 0.391, SLG: 0.440 BB CC FF BB X	3-2 G6-3 			2-0 HR 		0-1 G5-3 		1-3 K 		4 1 1 1 0 1 0		
<b>Jeff Conine, R</b> (1, 7) OBP: 0.372, SLG: 0.420 CC BB FF SS	1-3 K 			1-0 F7 		2-2 F7 		2-3 K 		4 0 0 0 0 2 0		
<b>Gary Sheffield, R</b> (1, 5) OBP: 0.353, SLG: 0.477 FC X		0-2 CS 1B 		0-3 K 		1-2 G5-3 		3-2 G5-4-3 1B 		4 0 2 0 0 1 0		
<b>Orestes Destrade, S</b> (1, 3) OBP: 0.320, SLG: 0.413 B 1 SAFE F 1 SAFE B 1 SAFE X	2-1 FC6-4 1-2 1B 			3-2 1B 			2-2 L8 		0-2 G5-4-3 1-2f 			4 0 2 0 0 0 1
<b>Henry Cotto, R</b> (1, 9) OBP: 0.265, SLG: 0.350 B F B 1 SAFE F 1 SAFE X	2-2 FC6-4 FC5-4 1-2f 			1-3 K 			1-2 F9 S 1B 			3 0 1 0 0 1 2		
<b>Benito Santiago, R</b> (1, 2) OBP: 0.293, SLG: 0.379 S 1 SAFE B X	1-1 FC5-4 1-2f 				0-1 L9 		3-2 F9 1-3 			3 0 0 0 0 0 2		
<b>Walt Weiss, S</b> (1, 6) OBP: 0.360, SLG: 0.318 C FF CC BB X			0-3 K 		2-2 SH1-4 1B 		0-1 G5-3 			3 0 1 0 0 1 1		
<b>Jack Armstrong, R</b> (1, 1) OBP: 0.182, SLG: 0.200 <b>Alex Arias, R</b> (8, PH) OBP: 0.332, SLG: 0.310 <b>Joe Klink, L</b> (8, 1) <b>Matt Turner, R</b> (8, 1)			0-3 K 		0-1 SH1-4 			2-3 K 		1 0 0 0 0 1 0		
<b>Inning Stats</b>	R: 0 H: 0 E: 0 LOB: 0 K: 1 BB: 0 S: 12 P: 18	R: 0 H: 2 E: 0 LOB: 1 K: 0 BB: 0 S: 10 P: 15	R: 0 H: 0 E: 0 LOB: 0 K: 2 BB: 0 S: 9 P: 9	R: 1 H: 2 E: 0 LOB: 1 K: 2 BB: 0 S: 12 P: 19	R: 0 H: 1 E: 0 LOB: 1 K: 0 BB: 0 S: 8 P: 10	R: 0 H: 0 E: 0 LOB: 0 K: 0 BB: 0 S: 8 P: 11	R: 0 H: 1 E: 0 LOB: 1 K: 0 BB: 0 S: 13 P: 19	R: 0 H: 0 E: 0 LOB: 0 K: 2 BB: 0 S: 7 P: 10	R: 0 H: 1 E: 0 LOB: 0 K: 1 BB: 0 S: 9 P: 14	1B: 6 SF: 0 2B: 0 SAC: 1 3B: 0 DP: 1 HR: 1 HBP: 0		WP: 0 PA: 32 PB: 0 SB: 1 CS: 1
<b>PITCHER</b> <b>Greg Swindell, L</b> (1, 1) ERA: 4.62 <b>Todd Jones, R</b> (9, 1) ERA: 0.74	IP WLS BF H R ER SO BB IBB HBP BLK WP HR S P ERA WHIP 8.0 W 29 6 1 1 7 0 0 0 0 0 1 79 111 1.12 0.750 1.0 S 3 1 0 0 1 0 0 0 0 0 0 0 9 14 0.00 1.000	<b>PITCHER</b> IP WLS BF H R ER SO BB IBB HBP BLK WP HR S P ERA WHIP										

livebaseballscorecards.com

AB	31
R	1
H	7
RBI	1
BB	0
SO	8
LOB	7





**BOTTOM**

**Florida Marlins @ Houston Astros**  
 Astrodome, Houston, TX  
 Wed Aug 18 1993, 8:05 PM EDT  
 Att. 16,018 - Dome

livebaseballscorecards.com

**AB 29**  
**R 2**  
**H 9**  
**RBI 2**  
**BB 5**  
**SO 3**  
**LOB 21**



WP: 0 PA: 36  
 PB: 0  
 SB: 0  
 CS: 1

AB	R	H	RBI	BB	SO	LOB
2	0	0	0	2	0	0
2	0	1	0	1	0	0
4	0	2	0	0	0	2
0	0	0	0	0	0	0
3	0	0	0	0	0	4
4	1	1	0	0	0	3
4	1	3	1	0	0	0
2	0	0	0	1	0	1
1	0	0	0	0	0	2
2	0	1	0	1	1	2
1	0	0	0	0	0	2
0	0	0	0	0	0	0
3	0	0	0	0	2	5
1	0	1	1	0	0	0
0	0	0	0	0	0	0
1B: 5	SF: 0					
2B: 4	SAC: 1					
3B: 0	DP: 1					
HR: 0	HBP: 1					

Batter	1	2	3	4	5	6	7	8	9
<b>Craig Biggio, R</b> (1, 4) OBP: 0.360, SLG: 0.451	4-2 CS BB		1-2 G5-3		2-1 F8		4-2 SH1-3 BB		
<b>Steve Finley, L</b> (1, 8) OBP: 0.300, SLG: 0.343	2-2 5 G4-6-3 1B		4-2 FC6-4 5 1B BB		0-0 F8		0-0 SH1-3		
<b>5 Jeff Bagwell, R</b> (1, 3) OBP: 0.367, SLG: 0.526	2-1 G4-6-3		2-2 FC6-4 1B		3-2 2B		0-1 G6-3		
<b>Eric Anthony, L</b> (1, 9) OBP: 0.335, SLG: 0.421		1-1 FC3-6 HBP	2-2 FC6-4		1-0 G6-3		2-1 G4-3		
<b>Kevin Bass, S</b> (2, PR) OBP: 0.306, SLG: 0.373			1-2 2-3						
<b>Ken Caminiti, S</b> (1, 5) OBP: 0.300, SLG: 0.390	1-0 FC3-6 2B		1-1 P6		1-0 G3		2-2 1B FC3-2 2B		
<b>Luis Gonzalez, L</b> (1, 7) OBP: 0.363, SLG: 0.472	1-2 1-H 2B				0-1 G4-3		0-0 G3 FC3-2 1B 1B		
<b>Eddie Taubensee, L</b> (1, 2) OBP: 0.319, SLG: 0.415		4-1 FC6-4 BB			0-1 G1-3		1-0 FC3-2 G3 1B		
<b>Casey Candaele, S</b> (8, PH) OBP: 0.317, SLG: 0.329							1-2 3-H 1B		
<b>Jose Uribe, S</b> (1, 6) OBP: 0.340, SLG: 0.205		1-3 K			3-2 1B		1-1 G3		
<b>Chris Donnels, L</b> (8, PH) OBP: 0.320, SLG: 0.319							1-2 2-3		
<b>Scott Servais, R</b> (9, 2) OBP: 0.321, SLG: 0.439							1-0 1B		
<b>Greg Swindell, L</b> (1, 1) OBP: 0.209, SLG: 0.233		2-0 FC6-4			1-3 K		1-0 1B		
<b>Chris James, R</b> (8, PH) OBP: 0.339, SLG: 0.532							2-H 3-H		
<b>Todd Jones, L</b> (9, 1)									
<b>Inning Stats</b>	R: 0 H: 1 E: 0 K: 0 S: 8 LOB: 0 BB: 1 P: 16	R: 1 H: 1 E: 0 K: 1 S: 10 LOB: 2 BB: 1 P: 20	R: 0 H: 1 E: 0 K: 0 S: 14 LOB: 2 BB: 1 P: 24	R: 0 H: 1 E: 0 K: 1 S: 11 LOB: 1 BB: 0 P: 16	R: 0 H: 1 E: 0 K: 0 S: 7 LOB: 1 BB: 0 P: 13	R: 0 H: 1 E: 0 K: 1 S: 9 LOB: 2 BB: 1 P: 18	R: 0 H: 0 E: 0 K: 0 S: 8 LOB: 1 BB: 1 P: 14	R: 1 H: 3 E: 0 K: 0 S: 8 LOB: 2 BB: 0 P: 13	


PITCHER	IP	WLS	BF	H	R	ER	SO	BB	IBB	HBP	BLK	WP	HR	S	P	ERA	WHIP
<b>Jack Armstrong, R</b> (1, 1) ERA: 4.66	7.0		31	6	1	1	3	4	1	1	0	0	0	67	121	1.29	1.429
<b>Joe Klink, L</b> (8, 1) ERA: 4.61	0.0	L	2	2	1	1	0	0	0	0	0	0	0	4	6	∞	∞
<b>Matt Turner, R</b> (8, 1) ERA: 2.47	1.0		3	1	0	0	0	0	0	0	0	0	0	4	7	0.00	1.000

Batter	1	2	3	4	5	6	7	8	9	AB R H RBI BB SO LOB	TOP		
<b>Chuck Carr, S</b> (1, 8) OBP: 0.319, SLG: 0.332 BB 	4-0 		2-2 <b>L5</b> 		0-0 <b>G4-3</b> 		2-1 <b>G6-3</b> 		1-1 <b>G4-3</b> 	4 0 0 0 1 0 0			
<b>Bret Barberie, S</b> (1, 4) OBP: 0.392, SLG: 0.445 SAFE 	2-1 <b>F7</b> 		1-1 <b>F8</b> 		0-0 <b>1B</b> 		1-0 <b>2B</b> 			4 0 2 0 0 0 1			
<b>Jeff Conine, R</b> (1, 7) OBP: 0.369, SLG: 0.416 SAFE 	2-1 <b>G5-3</b> 			0-0 <b>F9</b> 	2-2 <b>L4</b> 		1-0 <b>P5</b> 			4 0 0 0 0 0 3			
<b>Gary Sheffield, R</b> (1, 5) OBP: 0.350, SLG: 0.473 	0-2 <b>L8</b> 			1-2 <b>L4</b> 	1-2 <b>K</b> 		2-3 <b>K</b> 			4 0 0 0 0 2 3			
<b>Orestes Destrade, S</b> (1, 3) OBP: 0.324, SLG: 0.415 		4-2 <b>BLK</b> 		3-2 <b>1B</b> 		2-0 <b>1B</b> 		2-3 <b>K</b> 		3 1 2 0 1 1 0			
<b>Greg Briley, L</b> (1, 9) OBP: 0.261, SLG: 0.316 	1-0 <b>L7</b> 			2-0 <b>1B</b> 		0-0 <b>G1-6-3-4</b> 		1-3 <b>K</b> 		4 1 1 0 0 1 2			
<b>Benito Santiago, R</b> (1, 2) OBP: 0.295, SLG: 0.380 <b>Matt Turner, R</b> (8, 1)	0-1 <b>L9</b> 			0-2 <b>E5</b> 		3-1 <b>1B</b> 		1-0 <b>F9</b> 		4 1 2 0 0 0 1			
<b>Walt Weiss, S</b> (1, 6) OBP: 0.361, SLG: 0.320 	2-2 <b>G1</b> 			0-1 <b>1B</b> 		3-1 <b>1B</b> 				0 0 0 0 0 0 0			
<b>Charlie Hough, R</b> (1, 1) OBP: 0.099, SLG: 0.040 <b>Darrell Whitmore, L</b> (4, PH) OBP: 0.238, SLG: 0.319 <b>Luis Aquino, R</b> (4, 1) OBP: 0.087, SLG: 0.087 <b>Rick Renteria, R</b> (6, PH) OBP: 0.322, SLG: 0.351 <b>Rich Rodriguez, L</b> (6, 1) <b>Rob Natal, R</b> (8, 2) OBP: 0.261, SLG: 0.349			1-3 <b>K</b> 	1-3 <b>K</b> 		2-3 <b>K</b> 		3-2 <b>F8</b> 	0-1 <b>G5-3</b> 	4 0 2 2 0 0 1			
<b>Inning Stats</b>	R: 0 H: 0 E: 0 LOB: 1 K: 0 BB: 1 S: 7 P: 15	R: 0 H: 0 E: 0 LOB: 1 K: 0 BB: 1 S: 9 P: 16	R: 0 H: 0 E: 0 LOB: 0 K: 1 BB: 0 S: 8 P: 12	R: 3 H: 4 E: 1 LOB: 1 K: 1 BB: 0 S: 17 P: 24	R: 0 H: 1 E: 0 LOB: 1 K: 1 BB: 0 S: 9 P: 12	R: 0 H: 3 E: 0 LOB: 2 K: 1 BB: 0 S: 10 P: 20	R: 0 H: 1 E: 0 LOB: 1 K: 1 BB: 0 S: 7 P: 13	R: 0 H: 0 E: 0 LOB: 0 K: 2 BB: 0 S: 7 P: 11	R: 0 H: 0 E: 0 LOB: 0 K: 0 BB: 0 S: 7 P: 11	1B: 8 SF: 0 2B: 1 SAC: 0 3B: 0 DP: 1 HR: 0 HBP: 0	WP: 0 PA: 37 PB: 0 SB: 0 CS: 0		
<b>PITCHER</b>	IP WLS BF H R ER SO BB IBB HBP BLK WP HR S P ERA WHIP											<b>PITCHER</b>	IP WLS BF H R ER SO BB IBB HBP BLK WP HR S P ERA WHIP
<b>Mark Portugal, R</b> (1, 1) ERA: 2.97	5.2 W 26 8 3 2 3 2 0 0 0 1 0 0 56 93 3.18 1.765												
<b>Tom Edens, R</b> (6, 1) ERA: 2.52	0.1 1 0 0 0 1 0 0 0 0 0 0 0 4 6 0.00 0.000												
<b>Xavier Hernandez, R</b> (7, 1) ERA: 2.85	2.0 7 1 0 0 3 0 0 0 0 0 0 0 14 24 0.00 0.500												
<b>Doug Jones, R</b> (9, 1) ERA: 4.48	1.0 3 0 0 0 0 0 0 0 0 0 0 0 7 11 0.00 0.000												

**Florida Marlins @ Houston Astros**  
 Astrodome, Houston, TX  
 Thu Aug 19 1993, 8:05 PM EDT  
 Att. 18,662 - Dome - 72 F

livebaseballscorecards.com

AB	35
R	3
H	9
RBI	2
BB	2
SO	7
LOB	14



BOTTOM

Florida Marlins @ Houston Astros  
Astrodome, Houston, TX  
Thu Aug 19 1993, 8:05 PM EDT  
Att. 18,662 - Dome - 72 F

livebaseballscorecards.com

AB	34
R	8
H	12
RBI	8
BB	4
SO	4
LOB	17



WP:	1	PA:	38
PB:	0	SB:	0
CS:	0		

AB	4	R	1	H	2	RBI	0	BB	1	SO	0	LOB	2
	0	0	0	0	0	0	0	0	0	0	0		

5	2	1	2	0	0	0	4						
---	---	---	---	---	---	---	---	--	--	--	--	--	--

3	2	2	0	1	0	0							
---	---	---	---	---	---	---	--	--	--	--	--	--	--

4	1	1	0	0	2	2							
---	---	---	---	---	---	---	--	--	--	--	--	--	--

4	1	1	1	0	0	5							
---	---	---	---	---	---	---	--	--	--	--	--	--	--

4	1	3	5	0	1	0							
---	---	---	---	---	---	---	--	--	--	--	--	--	--

3	0	0	0	1	0	2							
---	---	---	---	---	---	---	--	--	--	--	--	--	--

4	0	1	0	0	1	0							
---	---	---	---	---	---	---	--	--	--	--	--	--	--

2	0	1	0	0	0	0							
0	0	0	0	0	0	0							
1	0	0	0	0	0	2							
0	0	0	0	0	0	0							
0	0	0	0	1	0	0							

1B:	6	SF:	0
2B:	3	SAC:	0
3B:	0	DP:	2
HR:	3	HBP:	0

Batter	1	2	3	4	5	6	7	8	9					
Craig Biggio, R OBP: 0.363, SLG: 0.454 Doug Jones, R (9, 1)	2-0 HR 1B	0-0 2B		2-1 F9			4-0 FC1-6 BB	2-1 F7						
Steve Finley, L OBP: 0.299, SLG: 0.349 (1, 8)	3-2 SAFE 1-H HR	2-1 G1-3		1-0 G4-3			0-0 FC1-6 1B 5 BB 2B 1-2f	1-0 G4-3						
5 Jeff Bagwell, R OBP: 0.390, SLG: 0.527 (1, 3)	1-0 HR 1B		3-2 L8		0-0 G4-6-3 1B		4-2 SAFE 1-H SAFE 1-B 1-2 2B BB							
Luis Gonzalez, L OBP: 0.362, SLG: 0.469 (1, 7)	0-2 F9		1-3 K		2-3 SAFE K		2-2 2B 1B 1-2 2-3							
Ken Caminiti, S OBP: 0.300, SLG: 0.396 (1, 5)	3-1 G4-3 1-2		3-2 HR		1-0 G4-6-3 1-2f		0-0 P3							
Kevin Bass, S OBP: 0.317, SLG: 0.416 (1, 9)	1-0 HR		1-2 2B			2-3 K	2-0 1-H 2-H 3-H 2B							
Scott Servais, R OBP: 0.320, SLG: 0.434 (1, 2)	0-2 L7		0-0 G6-3			4-1 1B WP BB	0-1 G5-3							
Andujar Cedeno, R OBP: 0.344, SLG: 0.396 (1, 6)			2-3 K		0-0 G4-3		3-2 G6-4-3 1B	3-2 G6-3						
Mark Portugal, R OBP: 0.258, SLG: 0.271 Tom Edgers, R (6, 1) Rick Parker, R OBP: 0.361, SLG: 0.412 Xavier Hernandez, L (7, 1) Casey Candaele, S OBP: 0.325, SLG: 0.329 (9, 4)		1-2 P4		3-2 1B		1-1 G6-4-3 1-2f		4-2 BB						
Inning Stats	R: 4 E: 0 K: 0 S: 17	H: 4 LOB: 0 BB: 0 P: 27	R: 0 E: 0 K: 1 S: 11	H: 1 LOB: 1 BB: 0 P: 16	R: 1 E: 0 K: 1 S: 14	H: 2 LOB: 1 BB: 0 P: 22	R: 0 E: 0 K: 0 S: 7	H: 1 LOB: 1 BB: 0 P: 13	R: 0 E: 0 K: 1 S: 9	H: 1 LOB: 1 BB: 1 P: 19	R: 3 E: 0 K: 0 S: 13	H: 2 LOB: 1 BB: 2 P: 25	R: 0 E: 0 K: 0 S: 10	H: 0 LOB: 1 BB: 1 P: 20

PITCHER	IP	WLS	BF	H	R	ER	SO	BB	IBB	HBP	BLK	WP	HR	S	P	ERA	WHIP
Charlie Hough, R ERA: 4.42 (1, 1)	3.0	L	16	7	5	5	2	0	0	0	0	0	3	42	65	15.00	2.333
Luis Aquino, R ERA: 3.3 (4, 1)	2.0		7	2	0	0	1	0	0	0	0	0	0	12	21	0.00	1.000
Rich Rodriguez, L ERA: 3.86 (6, 1)	2.0		11	3	3	3	1	3	0	0	0	1	0	22	44	13.50	3.000
Matt Turner, R ERA: 2.42 (8, 1)	1.0		4	0	0	0	0	1	0	0	0	0	0	10	20	0.00	1.000

Batter	1	2	3	4	5	6	7	8	9	AB R H RBI BB SO LOB	TOP						
Lenny Dykstra, L (1, 8) OBP: 0.428, SLG: 0.482	1-1 P7		2-1 2B 1B		1-2 P5		4-2 BB		1-3 K	4 1 1 0 1 1 1							
Mariano Duncan, R (1, 4) OBP: 0.299, SLG: 0.402	2-3 K		0-1 2B		1-3 K		1-2 G5-3		0-0 F8	5 0 1 2 0 2 3							
John Kruk, L (1, 3) OBP: 0.459, SLG: 0.504	0-0 G3		1-0 P8			3-3 K		0-2 F8 3B 1B	1-3 K	5 1 1 0 0 2 1							
Dave Hollins, S (1, 5) OBP: 0.381, SLG: 0.466		4-2 L3 BB		0-0 G3		3-1 HR		4-2 F8 3B BB		2 2 1 1 2 0 0							
Darren Daulton, L (1, 2) OBP: 0.402, SLG: 0.511		1-2 F7		2-2 1B		0-0 P2		0-1 F8		4 0 1 0 0 0 3							
Jim Eisenreich, L (1, 9) OBP: 0.363, SLG: 0.468		1-2 L3		2-2 F8		2-1 G4-3		4-0 3B BB		3 0 0 0 0 0 2							
Wes Chamberlain, R (8, PH) OBP: 0.326, SLG: 0.521		1-2		1-0 P5			2-2 F7 2B		2-3 K	0 1 0 0 1 0 0							
Milt Thompson, L (1, 7) OBP: 0.349, SLG: 0.371			0-0 2B 1B		1-0 P5		0-0 F7 2B		3-2 K	4 1 2 0 0 1 4							
Kevin Stocker, S (1, 6) OBP: 0.443, SLG: 0.530			0-0 P9		2-1 FC5-6 1B		0-0 F7		1-1 2B 3B	4 0 2 3 0 0 2							
Curt Schilling, R (1, 1) OBP: 0.193, SLG: 0.182			0-1 B2		0-0 FC5-6		0-0 G4-3		0-3 K	3 0 0 0 0 0 3							
David West, L (7, 1) OBP: 0.400, SLG: 0.600					1-2					1 0 0 0 0 1 1							
Mitch Williams, L (9, 1) OBP: 1.000, SLG: 1.000										0 0 0 0 0 0 0							
<b>Inning Stats</b>	R: 0 H: 0 E: 0 LOB: 0 K: 1 BB: 0 S: 8 P: 11	R: 0 H: 0 E: 0 LOB: 0 K: 0 BB: 1 S: 9 P: 15	R: 2 H: 3 E: 0 LOB: 1 K: 0 BB: 0 S: 10 P: 14	R: 0 H: 1 E: 0 LOB: 1 K: 0 BB: 0 S: 8 P: 13	R: 0 H: 1 E: 0 LOB: 1 K: 1 BB: 0 S: 10 P: 14	R: 1 H: 1 E: 0 LOB: 0 K: 1 BB: 0 S: 9 P: 17	R: 0 H: 1 E: 0 LOB: 2 K: 0 BB: 1 S: 11 P: 18	R: 3 H: 2 E: 0 LOB: 1 K: 2 BB: 2 S: 20 P: 33	R: 0 H: 0 E: 0 LOB: 0 K: 2 BB: 0 S: 8 P: 10	1B: 5 SF: 0 2B: 3 SAC: 0 3B: 1 DP: 1 HR: 1 HBP: 0	WP: 0 PA: 39 PB: 0 SB: 0 CS: 0						
<b>PITCHER</b>	IP WLS BF H R ER SO BB IBB HBP BLK WP HR S P ERA WHIP																
Pete Harnisch, R (1, 1) ERA: 3.34	7.0		29	7	3	3	3	2	0	0	0	0	1	65	102	3.86	1.286
Todd Jones, R (8, 1) ERA: 1.48	0.0	L	2	1	2	2	0	1	0	0	0	0	0	5	9	∞	∞
Al Osuna, L (8, 1) ERA: 3.54	0.1		1	0	0	0	0	0	0	0	0	0	0	2	2	0.00	0.000
Xavier Hernandez, R (8, 1) ERA: 2.91	1.2		7	1	1	1	4	1	0	0	0	0	0	21	32	5.40	1.200

Philadelphia Phillies @ Houston Astros

Astrodome, Houston, TX

Fri Aug 20 1993, 8:05 PM EDT  
Att. 33,080 - Dome

[livebaseballscorecards.com](http://livebaseballscorecards.com)

AB	35
R	6
H	9
RBI	6
BB	4
SO	7
LOB	20



BOTTOM

Philadelphia Phillies @ Houston Astros  
Astrodome, Houston, TX  
Fri Aug 20 1993, 8:05 PM EDT  
Att. 33,080 - Dome

livebaseballscorecards.com

AB	34
R	4
H	9
RBI	4
BB	4
SO	10
LOB	18



WP:	0	PA:	40
PB:	0		
SB:	1		
CS:	0		

AB R H RBI BB SO LOB

4	0	2	1	1	1	0
5	1	2	1	0	2	2
4	0	1	1	1	0	1
3	1	1	0	1	1	3
1	0	0	0	0	1	2
4	0	1	0	0	1	4
4	0	0	0	0	2	3
2	0	0	1	0	1	1
1	0	0	0	0	1	0
3	1	1	0	1	0	0
1	0	0	0	0	0	2
1	1	1	0	0	0	0
0	0	0	0	0	0	0
0	0	0	0	0	0	0
0	0	0	0	0	0	0
1	0	0	0	0	0	0

1B:	7	SF:	1
2B:	1	SAC:	1
3B:	1	DP:	0
HR:	0	HBP:	0

WP:	0	PA:	40
PB:	0		
SB:	1		
CS:	0		

Batter	1	2	3	4	5	6	7	8	9
Craig Biggio, R OBP: 0.365, SLG: 0.454 (1, 4)	1-3 K		2-2 FC6-4 2-H 1B		1-2 L3		0-0 1B 1-2 1B		4-2 FC6-4 BB
Steve Finley, L OBP: 0.300, SLG: 0.355 (1, 8)	0-3 K		1-3 SAFE K		2-2 5 G1-4-3 3B		0-0 1-3 2-H 1B		1-1 FC6-4 2B 1-2f
5 Jeff Bagwell, R OBP: 0.390, SLG: 0.527 (1, 3)	1-0 F8		1-1 FC6-4 1-2f		2-1 G1-4-3 3-H		4-0 IBB		3-2 1-3 2B
Eric Anthony, L OBP: 0.336, SLG: 0.420 Chris James, R OBP: 0.336, SLG: 0.527 (9, PH)		3-2 FC3-6 1B		4-0 1B SF7 BB		3-3 K		2-0 P6	2-3 K
Ken Caminiti, S OBP: 0.300, SLG: 0.394 (1, 5)		2-2 FC3-6 1-2f		3-1 SAFE S 1B		1-3 K		3-2 P3	
Luis Gonzalez, L OBP: 0.359, SLG: 0.464 (1, 7)		0-2 K		0-3 K		0-0 F7		1-1 P7	
Eddie Taubensee, L OBP: 0.315, SLG: 0.411 Scott Servais, R OBP: 0.319, SLG: 0.432 (8, PH) (9, 2)		2-3 K		1-0 SF7 3-H		1-2 G5-3		3-3 K	
Andujar Cedeno, R OBP: 0.346, SLG: 0.396 (1, 6)			1-2 SH1 1B		4-1 1-2 IBB		3-2 F9	1-1 G3	
Pete Harnisch, S OBP: 0.140, SLG: 0.125 Casey Candaele, S OBP: 0.333, SLG: 0.338 Todd Jones, L Al Osuna, R Xavier Hernandez, L Kevin Bass, S OBP: 0.315, SLG: 0.413 (8, PH) (8, 1) (8, 1) (8, 1) (9, PH)			1-0 SH1		0-1 L4		3-2 1B 1B		0-0 P8

Inning Stats	R: 0	H: 0	E: 0	K: 2	S: 7	R: 0	H: 1	E: 0	K: 2	S: 13	R: 1	H: 2	E: 0	K: 1	S: 14	R: 1	H: 1	E: 0	K: 1	S: 9	R: 1	H: 1	E: 0	K: 1	S: 13	R: 0	H: 0	E: 0	K: 1	S: 7	R: 1	H: 3	E: 0	K: 0	S: 15	R: 0	H: 0	E: 0	K: 1	S: 8	R: 0	H: 1	E: 0	K: 1	S: 11	1B: 7	2B: 1	3B: 1	HR: 0	SF: 1	SAC: 1	DP: 0	HBP: 0
--------------	------	------	------	------	------	------	------	------	------	-------	------	------	------	------	-------	------	------	------	------	------	------	------	------	------	-------	------	------	------	------	------	------	------	------	------	-------	------	------	------	------	------	------	------	------	------	-------	-------	-------	-------	-------	-------	--------	-------	--------

PITCHER	IP	WLS	BF	H	R	ER	SO	BB	IBB	HBP	BLK	WP	HR	S	P	ERA	WHIP
Curt Schilling, R ERA: 4.12 (1, 1)	6.1		30	8	4	4	8	1	2	0	0	0	0	74	121	5.68	1.421
David West, L ERA: 2.83 (7, 1)	1.2	W	5	0	0	0	1	0	0	0	0	0	0	12	22	0.00	0.000
Mitch Williams, L ERA: 2.57 (9, 1)	1.0	S	5	1	0	0	1	1	0	0	0	0	0	11	21	0.00	2.000

Batter	1	2	3	4	5	6	7	8	9	10	AB R H RBI BB SO LOB	TOP		
Lenny Dykstra, L (1, 8) OBP: 0.424, SLG: 0.477	1-2 P2		0-0 F7		2-3 K			0-0 F7	2-1 F7		5 0 0 0 0 1 7	Philadelphia Phillies @ Houston Astros Astrodome, Houston, TX Sat Aug 21 1993, 8:05 PM EDT Att. 27,507 - Dome		
Mariano Duncan, R (1, 4) OBP: 0.299, SLG: 0.404 Mickey Morandini, L (8, PH) OBP: 0.290, SLG: 0.331	1-3 K		2-1 2B				0-0 G1-3	3-2 F7		0-0 G6-3	3 0 1 1 0 1 0 2 0 0 0 0 0 2			
John Kruk, L (1, 3) OBP: 0.456, SLG: 0.499	4-0 BB		2-1 G3				1-0 G3-1	2-3 K		2-0 G4-3	4 0 0 0 1 1 3			
Dave Hollins, S (1, 5) OBP: 0.377, SLG: 0.460	2-3 K				2-3 K		0-0 G3			0-0 G1-3	3-1 G3		5 0 0 0 0 2 1	
Darren Daulton, L (1, 2) OBP: 0.401, SLG: 0.507		2-0 G3			2-3 K			0-0 L3		4-2 1B	1B BB		3 0 0 0 1 1 0	
Jim Eisenreich, L (1, 9) OBP: 0.361, SLG: 0.465		1-2 F8			0-2 F9			1-1 F8		1-2 HBP	1B 1B		4 1 1 0 0 0 0	
Milt Thompson, L (1, 7) OBP: 0.348, SLG: 0.369		1-1 G6-3					0-0 F7	2-3 K		3-1 1B	HBP 1B		4 0 1 0 0 1 0	
Kevin Stocker, S (1, 6) OBP: 0.459, SLG: 0.542			0-1 SH3-4				3-2 1B	1-0 WP	1-0 1B	1-2 2-3	1B HBP		3 1 3 0 0 0 0	
Terry Mulholland, R (1, 1) OBP: 0.089, SLG: 0.073 Ricky Jordan, R (8, PH) OBP: 0.329, SLG: 0.430 Bobby Thigpen, R (8, 1) Pete Incaviglia, R (9, PH) OBP: 0.319, SLG: 0.542 Larry Andersen, R (9, 1) OBP: 1.000, SLG: 1.000 David West, L (10, 1) OBP: 0.400, SLG: 0.600			1-1 SH3-4				1-3 K	1-2 WP	1-2 1B	2-0 1B	1-2 2-3 3-H		1B	1 0 0 0 0 1 1 1 0 1 0 0 0 0 0 0 0 0 0 0 0 1 0 1 1 0 0 0 0 0 0 0 0 0 0 0 0 0 0 0 0 0
<b>Inning Stats</b>	R: 0 H: 0 E: 0 LOB: 1 K: 2 BB: 1 S: 10 P: 18	R: 0 H: 0 E: 0 LOB: 0 K: 0 BB: 0 S: 9 P: 13	R: 1 H: 2 E: 0 LOB: 1 K: 0 BB: 0 S: 9 P: 14	R: 0 H: 0 E: 0 LOB: 0 K: 2 BB: 0 S: 11 P: 15	R: 0 H: 1 E: 0 LOB: 1 K: 2 BB: 0 S: 11 P: 17	R: 0 H: 0 E: 0 LOB: 0 K: 0 BB: 0 S: 3 P: 4	R: 0 H: 0 E: 0 LOB: 0 K: 1 BB: 0 S: 6 P: 9	R: 0 H: 2 E: 0 LOB: 2 K: 1 BB: 0 S: 13 P: 20	R: 1 H: 3 E: 0 LOB: 3 K: 0 BB: 1 S: 12 P: 25	R: 0 H: 0 E: 0 LOB: 0 K: 0 BB: 0 S: 4 P: 9	1B: 7 SF: 0 2B: 1 SAC: 1 3B: 0 DP: 0 HR: 0 HBP: 1		WP: 1 PA: 40 PB: 0 SB: 1 CS: 0	
<b>PITCHER</b>	IP WLS BF H R ER SO BB IBB HBP BLK WP HR S P ERA WHIP													
Doug Drabek, R (1, 1) ERA: 3.56	8.2	W 34	H 7 R 2 ER 2 SO 8 BB 2 IBB 0 HBP 0 BLK 0 WP 1 HR 0 S 81 P 127 ERA 2.08 WHIP 1.038											
Doug Jones, R (9, 1) ERA: 4.4	1.1	W 6	H 1 R 0 ER 0 SO 0 BB 0 IBB 0 HBP 1 BLK 0 WP 0 HR 0 S 7 P 17 ERA 0.00 WHIP 0.750											

livebaseballscores.com

AB	36
R	2
H	8
RBI	2
BB	2
SO	8
LOB	14



**BOTTOM**

**Philadelphia Phillies @ Houston Astros**  
Astrodome, Houston, TX

Sat Aug 21 1993, 8:05 PM EDT  
Att: 27,507 - Dome

[livebaseballscorecards.com](http://livebaseballscorecards.com)

AB	39
R	3
H	10
RBI	3
BB	3
SO	7
LOB	17



WP: 0	PA: 42
PB: 0	
SB: 1	
CS: 0	

Batter	1	2	3	4	5	6	7	8	9	10	AB	R	H	RBI	BB	SO	LOB								
<b>Craig Biggio, R</b> OBP: 0.363, SLG: 0.450 (1, 4)	F9	G1-3			F9		1B BB		L8		4	0	0	0	1	0	2								
<b>Steve Finley, L</b> OBP: 0.303, SLG: 0.358 (1, 8)	G3		G4-3			G1 FC5-2 1B	5 1B G6-4-3 1B			0-1 S 1B	5	1	3	1	0	0	0								
<b>5 Jeff Bagwell, R</b> OBP: 0.388, SLG: 0.524 (1, 3)	E6		F8			FC5-2 G1 1B	G6-4-3			2-3	5	0	1	0	0	1	4								
<b>Ken Caminiti, S</b> OBP: 0.298, SLG: 0.391 (1, 5)	K		P6			G1				4-0 1B IBB	4	0	0	0	1	2	3								
<b>Eric Anthony, L</b> OBP: 0.333, SLG: 0.416 (1, 9)		G4-3				FC5-2				3-1 P5	4	0	0	0	0	1	2								
<b>Doug Jones, R</b> (9, 1)					K						0	0	0	0	0	0	0								
<b>Chris Donnels, L</b> OBP: 0.317, SLG: 0.315 (10, PH)						2-3 3-H				1-2 1B	1	0	0	0	0	0	2								
<b>Chris James, R</b> OBP: 0.328, SLG: 0.513 (1, 7)		G6-3			K					0-0	3	0	0	0	0	1	2								
<b>Luis Gonzalez, L</b> OBP: 0.362, SLG: 0.487 (8, PH)					K					1-2 2-H 1B	2	0	2	1	0	0	0								
<b>Scott Servais, R</b> OBP: 0.323, SLG: 0.452 (1, 2)					G5-3						3	1	2	1	0	0	0								
<b>Casey Candaele, S</b> OBP: 0.333, SLG: 0.338 (7, PR)		HR									0	1	0	0	0	0	0								
<b>Eddie Taubensee, L</b> OBP: 0.313, SLG: 0.409 (8, 2)											1	0	0	0	0	0	1								
<b>Andujar Cedeno, R</b> OBP: 0.345, SLG: 0.394 (1, 6)		BB 1B			G6-3						4	0	1	0	0	1	1								
<b>Doug Drabek, R</b> OBP: 0.136, SLG: 0.193 (1, 1)																									
<b>Kevin Bass, S</b> OBP: 0.313, SLG: 0.410 (9, 9)		BB			G5-3						2	0	1	0	1	0	0								
<b>Inning Stats</b>	R: 0 E: 1 K: 1 S: 10	H: 0 LOB: 1 BB: 0 P: 13	R: 1 E: 0 K: 0 S: 12	H: 2 LOB: 2 BB: 1 P: 21	R: 0 E: 0 K: 0 S: 6	H: 0 LOB: 0 BB: 0 P: 7	R: 0 E: 0 K: 2 S: 7	H: 0 LOB: 0 BB: 0 P: 8	R: 0 E: 0 K: 0 S: 6	H: 0 LOB: 0 BB: 0 P: 7	R: 0 E: 0 K: 0 S: 9	H: 2 LOB: 2 BB: 0 P: 15	R: 1 E: 0 K: 0 S: 10	H: 3 LOB: 2 BB: 1 P: 18	R: 0 E: 0 K: 1 S: 10	H: 1 LOB: 1 BB: 0 P: 17	R: 0 E: 0 K: 2 S: 9	H: 0 LOB: 0 BB: 0 P: 12	R: 1 E: 0 K: 1 S: 8	H: 2 LOB: 2 BB: 1 P: 17	1B: 8 2B: 2 3B: 0 HR: 1	SF: 0 SAC: 0 DP: 1 HBP: 0	WP: 0 PA: 42		
<b>PITCHER</b>	IP	WLS	BF	H	R	ER	SO	BB	IBB	HBP	BLK	WP	HR	S	P	ERA	WHIP								
<b>Terry Mulholland, L</b> ERA: 3.26 (1, 1)	7.0		30	7	2	2	3	2	0	0	0	0	1	60	89	2.57	1.286								
<b>Bobby Thigpen, R</b> ERA: 5.22 (8, 1)	1.0		4	1	0	0	1	0	0	0	0	0	0	10	17	0.00	1.000								
<b>Larry Andersen, R</b> ERA: 2.94 (9, 1)	1.1	L	6	1	1	1	3	0	1	0	0	0	0	14	23	6.75	0.750								
<b>David West, L</b> ERA: 2.82 (10, 1)	0.1		2	1	0	0	0	0	0	0	0	0	0	3	6	0.00	3.000								

Batter	1	2	3	4	5	6	7	8	9	AB R H RBI BB SO LOB	TOP		
Lenny Dykstra, L (1, 8) OBP: 0.423, SLG: 0.475 Kim Batiste, R (8, 5) OBP: 0.303, SLG: 0.442 John Kruk, L (9, PH) OBP: 0.455, SLG: 0.498	2-2 F8		2-3 K		0-0 2-H 1B			0-0 G4-3	0-0 F7	4 0 1 1 0 1 0 0 0 0 0 0 0 0 1 0 0 0 0 0 1			
Mickey Morandini, L (1, 4)	0-2 S 1B		3-3 K		1-2 L4			4-0 S 2B BB		3 1 1 0 1 1 1			
Ricky Jordan, R (1, 3) OBP: 0.317, SLG: 0.415	2-3 K		0-1 G5-3				2-0 G6-3	0-2 P3		4 0 0 0 0 1 2			
Dave Hollins, S (1, 5) OBP: 0.376, SLG: 0.460 Roger Mason, R (8, 1) OBP: 0.200, SLG: 0.200	2-1 L8			2-3 K		2-2 G5-3		0-0 2-H 2B		4 0 1 1 0 1 1 0 0 0 0 0 0 0			
Milt Thompson, L (1, 7) OBP: 0.344, SLG: 0.365 Mike Williams, R (6, 1) Jim Eisenreich, L (8, PH) OBP: 0.360, SLG: 0.463		2-1 F8		2-3 K		2-0 F7		2-2 P6		3 0 0 0 0 1 0 0 0 0 0 0 0 0 1 0 0 0 0 0 1			
Wes Chamberlain, R (1, 9) OBP: 0.325, SLG: 0.529		3-2 G5-3		2-1 G5-3			2-1 F7		3-1 HR	4 1 1 1 0 0 0			
Todd Pratt, R (1, 2) OBP: 0.329, SLG: 0.569		4-1 1B BB			3-2 1B 2B		1-0 1B		2-0 F9	3 1 2 0 1 0 0			
Kevin Stocker, S (1, 6) OBP: 0.453, SLG: 0.533		1-1 1B			2-3 K		1-1 P6		1-2 G5-3	4 0 1 0 0 1 2			
Ben Rivera, R (1, 1) OBP: 0.143, SLG: 0.100 Pete Incaviglia, R (6, 7) OBP: 0.312, SLG: 0.541		0-3 K			1-3 K		3-1 L5		0-0 1B	2 0 0 0 0 2 3 2 0 1 0 0 0 1			
<b>Inning Stats</b>	R: 0 H: 1 E: 0 LOB: 1 K: 1 BB: 0 S: 14 P: 20	R: 0 H: 1 E: 0 LOB: 2 K: 1 BB: 1 S: 11 P: 21	R: 0 H: 0 E: 0 LOB: 0 K: 2 BB: 0 S: 8 P: 13	R: 0 H: 0 E: 0 LOB: 0 K: 2 BB: 0 S: 8 P: 14	R: 1 H: 2 E: 0 LOB: 1 K: 2 BB: 0 S: 14 P: 21	R: 0 H: 0 E: 0 LOB: 0 K: 0 BB: 0 S: 5 P: 11	R: 0 H: 1 E: 0 LOB: 1 K: 0 BB: 0 S: 7 P: 14	R: 1 H: 1 E: 0 LOB: 1 K: 0 BB: 1 S: 8 P: 14	R: 1 H: 2 E: 0 LOB: 1 K: 0 BB: 0 S: 9 P: 15	1B: 5 SF: 0 2B: 2 SAC: 0 3B: 0 DP: 0 HR: 1 HBP: 0	WP: 0 PA: 37 PB: 0 SB: 2 CS: 0		
<b>PITCHER</b>	IP WLS BF H R ER SO BB IBB HBP BLK WP HR S P ERA WHIP											<b>PITCHER</b>	IP WLS BF H R ER SO BB IBB HBP BLK WP HR S P ERA WHIP
Darryl Kile, R (1, 1) ERA: 3.25 Tom Edens, R (8, 1) ERA: 2.68	7.2 W 31 6 2 2 8 2 0 0 0 0 0 0 0 72 123 2.35 1.043												

Philadelphia Phillies @ Houston Astros  
Astrodome, Houston, TX  
Sun Aug 22 1993, 4:33 AM EDT  
Att. 28,940 - Dome

livebaseballscorecards.com

AB	35
R	3
H	8
RBI	3
BB	2
SO	8
LOB	12





Batter	1	2	3	4	5	6	7	8	9
<b>Craig Biggio, R</b> OBP: 0.362, SLG: 0.455 (1, 4)	1-0 P4		3-1 HR		1-0 G6-3	3-2 F8			
<b>Steve Finley, L</b> OBP: 0.300, SLG: 0.355 (1, 8)	0-1 G1-3		0-3 K		1-0 F7		1-1 F8		
<b>5 Jeff Bagwell, R</b> OBP: 0.391, SLG: 0.532 (1, 3)	1-1 HR		0-3 K			3-1 3B 1B	1-2 BB 1B		
<b>Eric Anthony, L</b> OBP: 0.337, SLG: 0.430 (1, 9)	3-1 HR			1-2 G1		2-2 G6-4-3 3B 1-H	4-2 G1-6-3 BB		
<b>Luis Gonzalez, L</b> OBP: 0.361, SLG: 0.464 (1, 7)	1-3 K			3-1 G4-3		4-1 G6-4-3 BB	0-0 G1-6-3 1-2f		
<b>Eddie Taubensee, L</b> OBP: 0.312, SLG: 0.406 (1, 2)		0-0 G4-3		2-0 2B 1B		1-2 G6-4-3 1-2f 3-H	0-0 F8		
<b>Chris Donnels, L</b> OBP: 0.324, SLG: 0.344 (1, 5)		2-2 G3		1-1 1-H 2B		2-2 1B 2B	0-1 F9		
<b>Andujar Cedeno, R</b> OBP: 0.345, SLG: 0.394 (1, 6)		2-0 F9		2-2 G2-3		3-0 1B 1B 2-H	1-1 P4		
<b>Jose Uribe, S</b> OBP: 0.333, SLG: 0.200 (6, PR) (7, 6)									
<b>Darryl Kile, R</b> OBP: 0.122, SLG: 0.200 (1, 1)			3-3 K		0-3 K	0-0 1B			
<b>Tom Edens, R</b> (8, 1)									

AB	R	H	RBI	BB	SO	LOB
4	1	1	1	0	0	2
4	0	0	0	0	1	0
4	2	3	1	0	1	0
3	2	2	2	1	0	0
3	0	0	0	1	1	2
4	1	1	0	0	0	1
4	1	2	1	0	0	0
3	0	1	1	0	0	1
1	0	0	0	0	0	0
3	0	1	0	0	2	0
0	0	0	0	0	0	0

AB	R	H	RBI	BB	SO	LOB
33	7	11	6	2	5	6

1B	2B	3B	HR	SF	SAC	DP	HBP	WP	PA
5	2	1	3	0	0	2	0	0	35

Inning Stats															Inning Stats																																																	
R	H	E	K	S	R	H	E	K	S	R	H	E	K	S	R	H	E	K	S	R	H	E	K	S	R	H	E	K	S	R	H	E	K	S	R	H	E	K	S																									
2	2	0	1	10	0	0	0	0	5	1	1	0	3	11	1	2	0	0	11	0	0	0	1	5	3	5	0	0	17	0	0	0	0	7	0	1	0	0	15	0	0	0	0	6	0	0	0	0	0	0	0	0	0	0	0	0	0	0	0	0	0	0	0	0

PITCHER															PITCHER																																		
IP	WLS	BF	H	R	ER	SO	BB	IBB	HBP	BLK	WP	HR	S	P	ERA	WHIP	IP	WLS	BF	H	R	ER	SO	BB	IBB	HBP	BLK	WP	HR	S	P	ERA	WHIP																
5.2	L	27	10	7	7	5	1	0	0	0	0	3	56	98	11.12	1.941	1.1		5	1	0	0	0	1	0	0	0	0	12	21	0.00	1.500	1.0		3	0	0	0	0	0	0	0	0	0	0	5	6	0.00	0.000

**Philadelphia Phillies @ Houston Astros**  
Astrodome, Houston, TX  
Sun Aug 22 1993, 4:33 AM EDT  
Att. 28,940 - Dome

livebaseballscorecards.com



Batter	1	2	3	4	5	6	7	8	9	AB R H RBI BB SO LOB	TOP									
<b>Craig Biggio, R</b> (1, 4) OBP: 0.365, SLG: 0.462	0-0 2B 5 SF7 1B	4-0 BB		0-0 FC5-4 1-2f		0-0 G3			0-0 HR 1-H 2-H	4 2 2 3 1 0 2										
<b>Steve Finley, L</b> (1, 8) OBP: 0.299, SLG: 0.355	0-0 1-3 2B	0-0 P5			0-0 G5-3		0-0 G6-3		0-0 G4-3	5 0 1 0 0 0 3										
<b>5 Jeff Bagwell, R</b> (1, 3) OBP: 0.391, SLG: 0.532	0-0 SF7 3-H		0-0 1B 1B		0-0 1B 1B		0-0 F8		0-3 K	4 0 2 1 0 1 0										
<b>Eric Anthony, L</b> (1, 9) OBP: 0.333, SLG: 0.425	0-0 G1-3		0-3 K		0-0 P6		0-0 F7		0-0 G4-3	5 0 0 0 0 1 3										
<b>Luis Gonzalez, L</b> (1, 7) OBP: 0.362, SLG: 0.464	0-0 F8		0-0 1B 1-2		0-0 1B 1-3			0-3 K		4 0 2 0 0 1 1										
<b>Ken Caminiti, S</b> (1, 5) OBP: 0.296, SLG: 0.387		0-0 P6	0-0 G4-3		0-0 G4-3			0-0 P6		4 0 0 0 0 0 3										
<b>Scott Servais, R</b> (1, 2) OBP: 0.322, SLG: 0.446		4-0 SH1-4 1B BB		0-0 F9		0-3 K		0-0 F8		3 0 0 0 1 1 0										
<b>Andujar Cedeno, R</b> (1, 6) OBP: 0.349, SLG: 0.396		0-0 SH1-4 1B 1-2		4-0 FC5-4 BB		0-0 E5		0-0 BB HR 1B		3 1 2 0 1 0 0										
<b>Greg Swindell, L</b> (1, 1) OBP: 0.200, SLG: 0.222 <b>Xavier Hernandez, L</b> (8, 1) <b>Kevin Bass, S</b> (9, PH) OBP: 0.317, SLG: 0.410 <b>Doug Jones, R</b> (9, 1)		0-0 SH1-4		0-0 F8		0-3 K		4-0 BB HR BB		2 0 0 0 0 1 2 0 0 0 0 0 0 0 0 1 0 0 1 0 0 0 0 0 0 0 0 0										
<b>Inning Stats</b>	R: 1 E: 0 K: 0 S: 5	H: 2 LOB: 1 BB: 0 P: 5	R: 0 E: 0 K: 0 S: 4	H: 1 LOB: 3 BB: 2 P: 12	R: 0 E: 0 K: 1 S: 6	H: 2 LOB: 1 BB: 0 P: 6	R: 0 E: 0 K: 0 S: 3	H: 0 LOB: 1 BB: 1 P: 7	R: 0 E: 0 K: 2 S: 8	H: 0 LOB: 1 BB: 0 P: 8	R: 0 E: 0 K: 0 S: 3	H: 0 LOB: 0 BB: 0 P: 3	R: 0 E: 0 K: 1 S: 5	H: 0 LOB: 0 BB: 0 P: 5	R: 3 E: 0 K: 1 S: 7	H: 2 LOB: 0 BB: 1 P: 11	1B: 7 2B: 1 3B: 0 HR: 1	SF: 1 SAC: 1 DP: 0 HBP: 0	WP: 0 PB: 0 SB: 0 CS: 0	PA: 40
<b>PITCHER</b>	IP WLS BF H R ER SO BB IBB HBP BLK WP HR S P ERA WHIP																			
<b>Jack Armstrong, R</b> (1, 1) ERA: 4.51	7.0 L 31 7 1 1 3 3 0 0 0 0 0 0 34 46 1.29 1.429																			
<b>Matt Turner, R</b> (8, 1) ERA: 3.06	1.0 6 2 3 3 1 1 0 0 0 0 0 1 7 11 27.00 3.000																			
<b>Joe Klink, L</b> (9, 1) ERA: 4.66	1.0 3 0 0 0 0 1 0 0 0 0 0 0 5 5 0.00 0.000																			

Houston Astros @ Florida Marlins  
Joe Robbie Stadium, Miami, FL

Tue Aug 24 1993, 7:05 PM EDT  
Att. 31,423 - Unknown - 87 F

livebaseballscorecards.com

AB	34
R	4
H	9
RBI	4
BB	4
SO	5
LOB	14



BOTTOM

Houston Astros @ Florida Marlins  
Joe Robbie Stadium, Miami, FL

Tue Aug 24 1993, 7:05 PM EDT  
Att: 31,423 - Unknown - 87 F

livebaseballscorecards.com

AB	32
R	0
H	6
RBI	0
BB	2
SO	10
LOB	13



WP	0	PA	34
PB	0		
SB	0		
CS	0		

Batter	1	2	3	4	5	6	7	8	9	AB	R	H	RBI	BB	SO	LOB
Chuck Carr, S OBP: 0.316, SLG: 0.329 (1, 8)	F8		E5			G5-3		G4-6-3 1B		4	0	1	0	0	0	1
Bret Barberie, S OBP: 0.390, SLG: 0.443 (1, 4)	F9		FC5			K		P5		4	0	0	0	0	1	3
Jeff Conine, R OBP: 0.368, SLG: 0.425 (1, 7)	K				K			G4-6-3 1-2f		4	0	0	0	0	3	1
Gary Sheffield, R OBP: 0.350, SLG: 0.475 (1, 5)		P4					K		G4-3	4	0	1	0	0	1	0
Orestes Destrade, S OBP: 0.321, SLG: 0.413 (1, 3)		F8					K		2B 1B	4	0	1	0	0	2	1
Henry Cotto, R OBP: 0.269, SLG: 0.358 (1, 9)		P8					BB 1B		1-3 2B	4	0	2	0	0	0	1
Benito Santiago, R OBP: 0.295, SLG: 0.376 (1, 2)			FC5 E BB			F8		BB 1B		3	0	1	0	1	0	1
Walt Weiss, S OBP: 0.363, SLG: 0.321 (1, 6)			K			G5-3		FC6-4 BB		2	0	0	0	1	1	1
Jack Armstrong, R OBP: 0.175, SLG: 0.193 (1, 1)			K			K		FC6-4 1-2f		2	0	0	0	0	2	1
Alex Arias, R OBP: 0.330, SLG: 0.308 (7, PH)										1	0	0	0	0	0	3
Matt Turner, R (8, 1)										0	0	0	0	0	0	0
Joe Klink, L (9, 1)										0	0	0	0	0	0	0

Batter	1	2	3	4	5	6	7	8	9
Greg Swindell, L ERA: 4.4 (1, 1)									
Xavier Hernandez, R ERA: 2.87 (8, 1)									
Doug Jones, R ERA: 4.33 (9, 1)									

R: 0	H: 0	R: 0	H: 0	R: 0	H: 1	R: 0	H: 0	R: 0	H: 2	R: 0	H: 1	R: 0	H: 2	1B: 5	SF: 0	WP: 0	PA: 34
E: 0	LOB: 0	E: 0	LOB: 0	E: 1	LOB: 1	E: 0	LOB: 0	E: 0	LOB: 3	E: 0	LOB: 0	E: 0	LOB: 1	2B: 1	SAC: 0	PB: 0	
K: 1	BB: 0	K: 0	BB: 0	K: 2	BB: 1	K: 2	BB: 0	K: 2	BB: 1	K: 0	BB: 0	K: 0	BB: 0	3B: 0	DP: 1	SB: 0	
S: 5	P: 5	S: 3	P: 3	S: 8	P: 8	S: 8	P: 7	S: 9	P: 13	S: 3	P: 3	S: 4	P: 4	HR: 0	HBP: 0	CS: 0	

PITCHER	IP	WLS	BF	H	R	ER	SO	BB	IBB	HBP	BLK	WP	HR	S	P	ERA	WHIP
Greg Swindell, L ERA: 4.4 (1, 1)	7.0	W	27	3	0	0	10	2	0	0	0	0	0	45	53	0.00	0.714
Xavier Hernandez, R ERA: 2.87 (8, 1)	1.0		3	1	0	0	0	0	0	0	0	0	0	3	3	0.00	1.000
Doug Jones, R ERA: 4.33 (9, 1)	1.0		4	2	0	0	0	0	0	0	0	0	0	4	4	0.00	2.000

Batter	1	2	3	4	5	6	7	8	9	AB R H RBI BB SO LOB	TOP									
<b>Craig Biggio, R</b> (1, 4) OBP: 0.365, SLG: 0.460	0-1 G6-3	2-3 K		1-1 L1			4-2 1B 1B BB		0-0 5 F8 SH1-4 1B	4 0 1 0 1 1 3										
<b>Steve Finley, L</b> (1, 8) OBP: 0.304, SLG: 0.362	1-2 5 2B 1B		0-1 5 PB 5 SF8 2B		1-2 P6		1-2 1B 1B	0-1 SH1-4	4 2 3 0 0 0 0											
<b>5 Jeff Bagwell, R</b> (1, 3) OBP: 0.389, SLG: 0.531	1-0 1-H 2B		0-1 SF8		3-2 F9		0-0 F8	3-1 F8	4 0 1 2 0 0 3											
<b>Luis Gonzalez, L</b> (1, 7) OBP: 0.360, SLG: 0.461	2-3 K		0-0 F8		3-3 K		0-1 1-3 2-H 1B	0-0 B3	5 0 1 0 0 2 2											
<b>Kevin Bass, S</b> (1, 9) OBP: 0.316, SLG: 0.403	2-2 G4-3		1-0 F8		4-2 S BB		1-1 G4-3		3 0 0 0 1 0 3											
<b>Ken Caminiti, S</b> (1, 5) OBP: 0.298, SLG: 0.388		2-2 F8		2-1 2B G5-3 1B		2-2 F9		1-0 1B	4 1 2 0 0 0 1											
<b>Scott Servais, R</b> (1, 2) OBP: 0.321, SLG: 0.441		4-1 SH1-4 1B BB		2-3 K		1-1 G6-3		1-1 B1	3 0 0 0 1 1 3											
<b>Andujar Cedeno, R</b> (1, 6) OBP: 0.352, SLG: 0.401		3-2 SH1-4 1B		0-0 G5-3 2B		4-0 IBB		3-3 K	3 0 2 0 1 1 1											
<b>Mark Portugal, R</b> (1, 1) OBP: 0.245, SLG: 0.265		0-0 SH1-4		2-0 G5-3		0-1 G1-3		1-0 G3	1 0 0 1 0 0 1											
<b>Eric Anthony, L</b> (6, PH) OBP: 0.333, SLG: 0.424				2-3 3-H					1 0 0 0 0 0 2											
<b>Todd Jones, L</b> (6, 1)									0 0 0 0 0 0 0											
<b>Casey Candaele, S</b> (8, PH) OBP: 0.329, SLG: 0.333									1 0 0 0 0 0 1											
<b>Xavier Hernandez, L</b> (8, 1)									0 0 0 0 0 0 0											
<b>Inning Stats</b>	R: 1 E: 0 K: 1 S: 12	H: 2 LOB: 1 BB: 0 P: 18	R: 0 E: 0 K: 1 S: 12	H: 1 LOB: 2 BB: 1 P: 23	R: 1 E: 0 K: 0 S: 6	H: 1 LOB: 0 BB: 0 P: 7	R: 1 E: 0 K: 1 S: 10	H: 2 LOB: 1 BB: 0 P: 17	R: 0 E: 0 K: 0 S: 12	H: 0 LOB: 2 BB: 2 P: 23	R: 0 E: 0 K: 0 S: 11	H: 2 LOB: 2 BB: 1 P: 17	R: 0 E: 0 K: 1 S: 8	H: 1 LOB: 1 BB: 0 P: 14	R: 0 E: 0 K: 0 S: 6	H: 1 LOB: 1 BB: 0 P: 9	1B: 7 2B: 3 3B: 0 HR: 0	SF: 1 SAC: 2 DP: 0 HBP: 0	WP: 0 PB: 1 SB: 1 CS: 0	PA: 40
<b>PITCHER</b>	IP WLS BF H R ER SO BB IBB HBP BLK WP HR S P ERA WHIP																			
<b>Charlie Hough, R</b> (1, 1) ERA: 4.42	6.1 L 30 7 3 3 4 3 1 0 0 0 0 0 72 120 4.26 1.579																			
<b>Joe Klink, L</b> (7, 1) ERA: 4.55	0.2 2 1 0 0 0 0 0 0 0 0 0 0 4 5 0.00 1.500																			
<b>Luis Aquino, R</b> (8, 1) ERA: 3.47	2.0 8 2 0 0 1 0 0 0 0 0 0 0 14 23 0.00 1.000																			

Houston Astros @ Florida Marlins  
Joe Robbie Stadium, Miami, FL

Wed Aug 25 1993, 7:05 PM EDT  
Att. 29,492 - Unknown - 77 F

livebaseballscorecards.com

AB	33
R	3
H	10
RBI	3
BB	4
SO	5
LOB	20





Batter	1	2	3	4	5	6	7	8	9	10	11	12	13	AB R H RBI BB SO LOB	TOP																
<b>Craig Biggio, R</b> OBP: 0.368, SLG: 0.463 (1, 4)	1-1 1B	4-0 3B BB		1-1 G3 2B	0-0 P4			1-0 FC4-6 1B		1-2 L9		2-0 G6-4-3		6 1 3 0 1 0 6																	
<b>Steve Finley, L</b> OBP: 0.303, SLG: 0.365 (1, 8)	0-1 1B	1-1 3B		3-0 G3	1-1 FC6-4			0-1 FC4-6		1-0 G3			0-1 L8	7 0 2 1 0 0 6																	
<b>5 Jeff Bagwell, R</b> OBP: 0.386, SLG: 0.526 (1, 3)	0-1 1B	2-3 K		3-3 K				1-1 L9		2-2 F9			1-0 L8	7 0 1 0 0 2 4																	
<b>Eric Anthony, L</b> OBP: 0.332, SLG: 0.421 <b>Brian Williams, R</b> OBP: 0.200, SLG: 0.300 <b>Chris Donnels, L</b> OBP: 0.330, SLG: 0.351 <b>Al Osuna, R</b> <b>Casey Candaele, S</b> OBP: 0.333, SLG: 0.338 (1, 9) (6, 1) (9, PH) (9, 1) (9, 6)	0-3 K			3-1 G4-3	4-0 1B BB			2-1 G4-3		1-1 SH5-4 1B			3-2 FC6-4 1B	3 1 0 0 1 1 3 0 0 0 0 0 0 0 1 0 1 0 0 0 0 0 0 0 0 0 0 0 2 0 1 0 0 0 0																	
<b>Luis Gonzalez, L</b> OBP: 0.360, SLG: 0.458 (1, 7)	1-3 K			4-1 BB BB	1-0 1B BB			0-1 F8		1-0 SH5-4			1-0 G6-3	5 1 1 0 1 1 4																	
<b>Ken Caminiti, S</b> OBP: 0.302, SLG: 0.389 (1, 5)	1-2 L7			4-2 BB	0-0 WP G3-4-3 1B			1-0 G4-6-3 1B		4-0 IBB			1-1 F7	4 0 2 1 2 0 3																	
<b>Eddie Taubensee, L</b> OBP: 0.313, SLG: 0.415 (1, 2)				3-2 F7	0-0 G3-4-3			0-0 G4-6-3		1-1 F8			4-1 BB SH BB	5 1 1 2 1 0 6																	
<b>Andujar Cedeno, R</b> OBP: 0.350, SLG: 0.397 <b>Tom Edens, R</b> <b>Jose Uribe, S</b> OBP: 0.333, SLG: 0.200 <b>Doug Jones, R</b> (1, 6) (9, 1) (12, PH) (12, 1)				2-2 G5-3	1-1 P9			1-2 P4		1-2 G3			0-1 SH BB	4 0 0 0 1 0 4 0																	
<b>Pete Harnisch, S</b> OBP: 0.151, SLG: 0.120 <b>Kevin Bass, S</b> OBP: 0.322, SLG: 0.404 (1, 1) (6, 9)				2-3 K	0-0 G5-3			3-2 P7		2-2 G3 S 1B			4-0 G6-4-3 BB	2 0 0 0 0 1 0 2 0 1 0 1 0 0																	
<b>Inning Stats</b>	R: 0 E: 0 S: 15	H: 3 LOB: 3 BB: 0 P: 18	R: 2 E: 0 K: 2 S: 14	H: 2 LOB: 1 BB: 1 P: 26	R: 0 E: 0 S: 12	H: 0 LOB: 2 P: 27	R: 0 E: 0 K: 1 S: 9	H: 1 LOB: 1 BB: 0 P: 16	R: 2 E: 0 K: 0 S: 6	H: 2 LOB: 3 BB: 2 P: 17	R: 0 E: 0 K: 0 S: 5	H: 0 LOB: 0 BB: 0 P: 9	R: 0 E: 0 K: 0 S: 6	H: 1 LOB: 0 BB: 0 P: 8	R: 0 E: 0 K: 0 S: 8	H: 1 LOB: 1 BB: 0 P: 13	R: 0 E: 0 K: 0 S: 10	H: 1 LOB: 2 BB: 1 P: 18	R: 0 E: 0 K: 0 S: 12	H: 1 LOB: 1 BB: 0 P: 18	R: 0 E: 0 K: 0 S: 4	H: 0 LOB: 0 BB: 0 P: 6	R: 0 E: 0 K: 0 S: 4	H: 0 LOB: 1 BB: 2 P: 14	R: 0 E: 0 K: 0 S: 7	H: 1 LOB: 1 BB: 0 P: 12	1B: 10 2B: 1 3B: 1 HR: 1	SF: 0 SAC: 2 DP: 2 HBP: 1	WP: 1 PB: 0 SB: 1 CS: 0	PA: 59	
<b>PITCHER</b> <b>Ryan Bowen, R</b> ERA: 4.29 <b>Rich Rodriguez, L</b> ERA: 3.75 <b>Matt Turner, R</b> ERA: 2.94 <b>Bryan Harvey, R</b> ERA: 1.87 <b>Luis Aquino, R</b> ERA: 3.42 (1, 1) (5, 1) (7, 1) (9, 1) (11, 1)	IP 4.2	WLS 28	BF 8	H 4	R 4	ER 4	SO 5	BB 0	IBB 0	HBP 0	BLK 0	WP 1	HR 1	S 54	P 101	ERA 7.71	WHIP 2.786														
<b>PITCHER</b> <b>Richie Lewis, R</b> ERA: 3.1 (12, 1)	IP 1.2	WLS W	BF 5	H 1	R 0	ER 0	SO 0	BB 0	IBB 0	HBP 0	BLK 0	WP 0	HR 0	S 8	P 15	ERA 0.00	WHIP 0.600														

**Houston Astros @ Florida Marlins**  
Joe Robbie Stadium, Miami, FL  
Thu Aug 26 1993, 3:33 AM EDT  
Att: 30,005 - Sunny - 88 F

livebaseballscorecards.com

AB	48
R	4
H	13
RBI	4
BB	8
SO	5
LOB	36



Batter	1	2	3	4	5	6	7	8	9	10	11	12	13	AB R H RBI BB SO LOB	
<b>Chuck Carr, S</b> OBP: 0.315, SLG: 0.328 (1, 8)	1-2 L3-6 E 1B		0-0 F9		2-1 F7		0-0 SH1-4 1B	0-0 G3			1-0 CS 1B	0-2 F7			7 1 3 0 0 0 2
<b>Walt Weiss, S</b> OBP: 0.364, SLG: 0.317 (1, 6)	2-2 L9		1-0 F8		4-2 1B 2B BB		2-1 SH1-4		4-2 SH1-4 BB		4-0 1B BB		4-0 FC4-6 BB	2 1 0 0 4 0 1	
<b>Bret Barberie, S</b> OBP: 0.387, SLG: 0.433 (1, 4)	1-0 L3-6		1-1 G3-1		0-1 2B 1B		4-1 1B BB		0-0 SH1-4		0-0 P7		0-0 FC4-6 FC4-6	5 1 1 0 1 0 3	
<b>Gary Sheffield, R</b> OBP: 0.350, SLG: 0.471 <b>Rick Renteria, R</b> OBP: 0.330, SLG: 0.360 (4, PR) (5, 5)					0-1 2B		0-0 1B		4-0 IBB		2-2 1B		0-1 FC4-6 1B	1 0 0 0 0 1 0 4 1 3 3 1 0 1	
<b>Orestes Destrade, S</b> OBP: 0.324, SLG: 0.408 (1, 3)					2-3 K		2-0 F7		2-3 K		4-0 IBB		4-0 1B BB	4 1 0 0 3 2 6	
<b>Greg Briley, L</b> OBP: 0.254, SLG: 0.302 <b>Henry Cotto, R</b> OBP: 0.287, SLG: 0.355 (9, PH) <b>Richie Lewis, R</b> OBP: 0.500, SLG: 0.500 (12, 1)					3-0 G3-6-3 HBP 2B		2-0 K		2-1 K		2-2 IBB		0-1 FC4-6 1B	3 0 0 0 1 1 3 2 0 0 0 0 0 5	
<b>Rob Natal, R</b> OBP: 0.288, SLG: 0.340 (1, 2)					0-0 G3-6-3 1B		0-0 G5-3		2-3 K		2-1 L5		1-0 F9	6 0 2 0 0 1 0	
<b>Darrell Whitmore, L</b> OBP: 0.243, SLG: 0.333 (1, 9)					1-2 1B		2-2 G3		0-0 F7		3-2 P5		3-1 G6-3	6 0 2 1 0 0 2	
<b>Ryan Ryan, R</b> <b>Rico Rodriguez, L</b> <b>Jeff Corona, R</b> <b>Matt Turner, R</b> <b>Alex Arias, R</b> <b>Bryan Harvey, R</b> <b>Chris Hammond, L</b> <b>Luis Aguayo, R</b> <b>Genie Santiago, R</b>					1-2 L4		1-1 G4-3		4-2 BB		2-3 K		0-2 E6	1 0 0 0 0 0 0 2 1 0 0 0 0 0 0 0 1 0 0 0 0 0 0 0 0 0 0 0 0 0 0 0 1 0 0 0 0 0 0 0 1 0 0 0 0 0 0 0 1 0 0 0 0 0 0 0	

Inning Stats	R: 0	H: 1	E: 1	LOB: 0	K: 0	S: 8	P: 12	R: 1	H: 2	E: 0	LOB: 2	K: 1	S: 16	P: 23	R: 0	H: 0	E: 0	LOB: 0	K: 0	S: 4	P: 6	R: 0	H: 1	E: 0	LOB: 2	K: 0	S: 10	P: 21	R: 2	H: 2	E: 0	LOB: 1	K: 1	S: 17	P: 26	R: 0	H: 1	E: 0	LOB: 1	K: 1	S: 7	P: 10	R: 1	H: 2	E: 0	LOB: 2	K: 1	S: 9	P: 19	R: 0	H: 0	E: 0	LOB: 1	K: 1	S: 8	P: 14	R: 0	H: 0	E: 0	LOB: 2	K: 1	S: 9	P: 21	R: 0	H: 2	E: 0	LOB: 3	K: 0	S: 9	P: 22	R: 0	H: 0	E: 1	LOB: 1	K: 0	S: 9	P: 13	R: 1	H: 1	E: 0	LOB: 2	K: 0	S: 5	P: 13	1B: 11	SF: 0	2B: 2	SAC: 2	3B: 0	DP: 2	HR: 0	HBP: 1	WP: 0	PA: 60
--------------	------	------	------	--------	------	------	-------	------	------	------	--------	------	-------	-------	------	------	------	--------	------	------	------	------	------	------	--------	------	-------	-------	------	------	------	--------	------	-------	-------	------	------	------	--------	------	------	-------	------	------	------	--------	------	------	-------	------	------	------	--------	------	------	-------	------	------	------	--------	------	------	-------	------	------	------	--------	------	------	-------	------	------	------	--------	------	------	-------	------	------	------	--------	------	------	-------	--------	-------	-------	--------	-------	-------	-------	--------	-------	--------

PITCHER	IP	WLS	BF	H	R	ER	SO	BB	IBB	HBP	BLK	WP	HR	S	P	ERA	WHIP
<b>Pete Harnisch, R</b> ERA: 3.4 (1, 1)	5.0		23	6	3	3	2	3	0	1	0	0	0	55	88	5.40	1.800
<b>Brian Williams, R</b> ERA: 4.89 (6, 1)	3.0		14	3	1	1	2	2	0	0	0	0	24	43	3.00	1.667	
<b>Al Osuna, L</b> ERA: 3.43 (9, 1)	0.2		4	0	0	0	1	1	1	0	0	0	7	17	0.00	1.500	
<b>Tom Edens, R</b> ERA: 2.52 (9, 1)	2.1		10	2	0	0	1	1	1	0	0	0	19	41	0.00	1.286	
<b>Doug Jones, R</b> ERA: 4.36 (12, 1)	1.2	L	9	1	1	1	0	2	0	0	0	0	14	26	5.40	1.800	

**BOTTOM**

**Houston Astros @ Florida Marlins**  
Joe Robbie Stadium, Miami, FL  
Thu Aug 26 1993, 3:33 AM EDT  
Att: 30,005 - Sunny - 88 F

AB	R	H	RBI	BB	SO	LOB
46	5	12	5	11	6	26



Batter	1	2	3	4	5	6	7	8	9	AB R H RBI BB SO LOB	TOP											
<b>Craig Biggio, R</b> (1, 4) OBP: 0.370, SLG: 0.467	0-2 G4-6-3 1B		0-1 G6-3			0-1 G4-6-3 1B		2-2 1-H 2B		4 0 3 1 0 0 0	<b>Houston Astros @ Montreal Expos</b> <b>Olympic Stadium, Montreal, QB</b> Fri Aug 27 1993, 7:05 PM EDT Att. 16,429 - Dome											
<b>Steve Finley, L</b> (1, 8) OBP: 0.305, SLG: 0.364	0-0 G4-6-3 1-2f			1-1 G5-4-3 1B		0-1 G4-6-3 1-2f		0-0 G4-3		4 0 1 0 0 0 3												
<b>5 Jeff Bagwell, R</b> (1, 3) OBP: 0.387, SLG: 0.524	1-0 HBP			0-1 G5-4-3 1-2f			0-1 G3-6-3 1B		1-3 K	3 0 1 0 0 1 1												
<b>Eric Anthony, L</b> (1, 9) OBP: 0.331, SLG: 0.419	0-3 K			0-0 1B			2-2 G3-6-3 1-2f		0-3 K	4 0 1 0 0 2 2												
<b>Ken Caminiti, S</b> (1, 5) OBP: 0.304, SLG: 0.390		2-0 F7		2-1 G4-3			1-2 1B		2-1 WP 1B	4 0 2 0 0 0 1												
<b>Luis Gonzalez, L</b> (1, 7) OBP: 0.357, SLG: 0.453		0-0 F7			3-2 G6-3		0-1 G5-3		3-3 1-2 K	4 0 0 0 0 1 2												
<b>Eddie Taubensee, L</b> (1, 2) OBP: 0.309, SLG: 0.410		1-3 K			3-1 G4-3			1-2 G6-3		3 0 0 0 0 1 0												
<b>Andujar Cedeno, R</b> (1, 6) OBP: 0.348, SLG: 0.394			3-2 K		0-0 F8			0-0 F8		3 0 0 0 0 1 0												
<b>Doug Drabek, R</b> (1, 1) OBP: 0.131, SLG: 0.186			0-0 F8			0-3 K		4-2 2B BB		2 0 0 0 0 1 0												
<b>Kevin Bass, S</b> (8, PH) OBP: 0.328, SLG: 0.404										0 1 0 0 1 0 0												
<b>Todd Jones, L</b> (8, 1)										0 0 0 0 0 0 0												
<b>Al Osuna, R</b> (8, 1)										0 0 0 0 0 0 0												
<b>Xavier Hernandez, L</b> (8, 1)										0 0 0 0 0 0 0												
<b>Inning Stats</b>	R: 0 E: 0 K: 1 S: 7	H: 1 LOB: 1 BB: 0 P: 8	R: 0 E: 0 K: 1 S: 5	H: 0 LOB: 0 BB: 0 P: 8	R: 0 E: 0 K: 1 S: 6	H: 0 LOB: 0 BB: 0 P: 9	R: 0 E: 0 K: 0 S: 7	H: 2 LOB: 1 BB: 0 P: 10	R: 0 E: 0 K: 0 S: 6	H: 0 LOB: 0 BB: 0 P: 12	R: 0 E: 0 K: 1 S: 7	H: 1 LOB: 0 BB: 0 P: 7	R: 0 E: 0 K: 0 S: 10	H: 2 LOB: 1 BB: 0 P: 13	R: 1 E: 0 K: 0 S: 12	H: 1 LOB: 1 BB: 1 P: 19	R: 0 E: 0 K: 3 S: 14	H: 1 LOB: 1 BB: 0 P: 20	1B: 7 2B: 1 3B: 0 HR: 0	SF: 0 SAC: 0 DP: 4 HBP: 1	WP: 1 PB: 0 SB: 0 CS: 0	PA: 33
<b>PITCHER</b>	IP WLS BF H R ER SO BB IBB HBP BLK WP HR S P ERA WHIP																					
<b>Dennis Martinez, R</b> (1, 1) ERA: 4.09	8.0 W 29 7 1 1 4 1 0 1 0 0 0 0 60 86 1.12 1.000																					
<b>John Wetteland, R</b> (9, 1) ERA: 1.45	1.0 S 4 1 0 0 3 0 0 0 0 1 0 0 14 20 0.00 1.000																					

<b>AB</b>	31
<b>R</b>	1
<b>H</b>	8
<b>RBI</b>	1
<b>BB</b>	1
<b>SO</b>	7
<b>LOB</b>	9



livebaseballscorecards.com



Batter	1	2	3	4	5	6	7	8	9
<b>Marquis Grissom, R</b> OBP: 0.347, SLG: 0.421 (1, 8)	3-2 F8 S 2B 1B		X 0-0 F9			C X 0-1 G5-3		C B F S 1-3 K	
<b>Oreste Marrero, L</b> OBP: 0.257, SLG: 0.194 (1, 3)	1 SAFE F8 1-3		B X 1-0 F7			B C S B C 2-3 K		1 SAFE F X 0-1 G4-3 1-2	
<b>Moises Alou, R</b> OBP: 0.331, SLG: 0.464 (1, 9)	C F F F S 1-3 K		X 0-0 F8			C F F S 0-3 K			
<b>John Vander Wal, L</b> OBP: 0.335, SLG: 0.391 (1, 7)	B C X 1-1 HR 2B			S X 0-1 G4-6-3 1B		B B B B B C C C B B 4-2 E BB			
<b>Darrin Fletcher, L</b> OBP: 0.339, SLG: 0.378 (1, 2)	B B B C C F C C X 2-2 HR			X B C C C X 1-2 G4-6-3 1-2f					
<b>Mike Lansing, R</b> OBP: 0.348, SLG: 0.363 (1, 5)	C B B X 2-1 G6-3			X 0-0 G6-3		B B B 1 SAFE C 1 SAFE X 2-1 L5 1-3			
<b>Randy Ready, R</b> OBP: 0.338, SLG: 0.367 (1, 4)		C B X 1-1 G5-3		X 0-0 L7		C B B B X 2-2 G6-3			
<b>Wil Cordero, R</b> OBP: 0.304, SLG: 0.368 (1, 6)		C B C 0-3 K		C B X 1-1 G5-3			C B S S S S 1-3 K		
<b>Dennis Martinez, R</b> OBP: 0.183, SLG: 0.211 <b>Lou Frazier, S</b> OBP: 0.361, SLG: 0.364 <b>John Wetteland, R</b> (8, PR) (9, 1)		B B B B B X 3-2 L9		B X 1-0 L9		B B B B 4-0 BB			

Inning Stats	R: 3	H: 3	E: 0	LOB: 0	K: 1	P: 28	R: 0	H: 0	E: 0	LOB: 0	K: 1	P: 8	R: 0	H: 1	E: 0	LOB: 0	K: 0	P: 7	R: 0	H: 0	E: 0	LOB: 0	K: 0	P: 6	R: 0	H: 0	E: 1	LOB: 1	K: 0	P: 16	R: 0	H: 0	E: 1	LOB: 1	K: 2	P: 14
	S: 18	BB: 0	S: 8	BB: 0	S: 3	BB: 0	S: 8	BB: 0	S: 6	BB: 0	S: 4	BB: 0	S: 8	BB: 0	S: 8	BB: 1	S: 8	BB: 10	S: 8	BB: 1	S: 8	BB: 1	S: 8	BB: 1	S: 8	BB: 1	S: 8	BB: 1	S: 8	BB: 1	S: 8	BB: 1	S: 8	BB: 1	S: 8	BB: 1

PITCHER	IP	WLS	BF	H	R	ER	SO	BB	IBB	HBP	BLK	WP	HR	S	P	ERA	WHIP
<b>Doug Drabek, R</b> ERA: 3.57 (1, 1)	7.0	L	25	4	3	3	4	1	0	0	0	0	1	55	83	3.86	0.714
<b>Todd Jones, R</b> ERA: 1.35 (8, 1)	0.1		2	0	0	0	1	1	0	0	0	0	0	3	8	0.00	3.000
<b>Al Osuna, L</b> ERA: 3.38 (8, 1)	0.1		1	0	0	0	1	0	0	0	0	0	0	3	4	0.00	0.000
<b>Xavier Hernandez, R</b> ERA: 2.79 (8, 1)	0.1		1	0	0	0	0	0	0	0	0	0	0	2	2	0.00	0.000


**BOTTOM**

**Houston Astros @ Montreal Expos**  
Olympic Stadium, Montreal, QB

Fri Aug 27 1993, 7:05 PM EDT  
Att. 16,429 - Dome

AB	R	H	RBI	BB	SO	LOB
4	1	1	0	0	1	1
4	0	0	0	0	1	2
3	0	0	0	0	2	1
2	1	2	1	1	0	0
3	1	1	2	0	0	2
3	0	0	0	0	0	1
3	0	0	0	0	0	1
3	0	0	0	0	2	0
2	0	0	0	1	0	0
0	0	0	0	0	0	0
0	0	0	0	0	0	0

AB	27
R	3
H	4
RBI	3
BB	2
SO	6
LOB	8



WP: 0	PA: 29
PB: 0	
SB: 1	
CS: 0	

PITCHER	IP	WLS	BF	H	R	ER	SO	BB	IBB	HBP	BLK	WP	HR	S	P	ERA	WHIP
<b>Doug Drabek, R</b> ERA: 3.57 (1, 1)	7.0	L	25	4	3	3	4	1	0	0	0	0	1	55	83	3.86	0.714
<b>Todd Jones, R</b> ERA: 1.35 (8, 1)	0.1		2	0	0	0	1	1	0	0	0	0	0	3	8	0.00	3.000
<b>Al Osuna, L</b> ERA: 3.38 (8, 1)	0.1		1	0	0	0	1	0	0	0	0	0	0	3	4	0.00	0.000
<b>Xavier Hernandez, R</b> ERA: 2.79 (8, 1)	0.1		1	0	0	0	0	0	0	0	0	0	0	2	2	0.00	0.000

# Houston Astros @ Montreal Expos

## Olympic Stadium, Montreal, QB

Sat Aug 28 1993, 7:05 PM EDT  
Att. 24,203 - Dome

[livebaseballscorecards.com](http://livebaseballscorecards.com)



AB	33
R	3
H	7
RBI	3
BB	2
SO	6
LOB	10

Batter	1	2	3	4	5	6	7	8	9	AB	R	H	RBI	BB	SO	LOB									
<b>Craig Biggio, R</b> OBP: 0.369, SLG: 0.465 (1, 4)	1-1 L1		2-2 1B		2-2 F9		1-1 P4			4	0	1	0	0	0	1									
<b>Casey Candaele, S</b> OBP: 0.330, SLG: 0.333 (1, 8) (7, 6)	1-2 5 CS 1B		0-1 G5-3		0-1 F9		1-0 F9			4	0	1	0	0	0	2									
<b>5 Jeff Bagwell, R</b> OBP: 0.388, SLG: 0.525 (1, 3)	4-1 1-2 BB			3-2 2B		1-0 F9			0-2 G6-3	3	1	1	0	1	0	0									
<b>Ken Caminiti, S</b> OBP: 0.301, SLG: 0.387 (1, 5)	0-0 F7			1-3 K					0-0 G3	4	0	0	0	0	2	2									
<b>Chris James, R</b> OBP: 0.333, SLG: 0.509 (1, 7)		0-0 L8		4-2 2B		0-1 1B			2-3 K	3	1	1	0	1	1	0									
<b>Kevin Bass, S</b> OBP: 0.324, SLG: 0.406 (1, 9)		1-2 G4-3		3-1 2B		1-2 L7			1-0 P6	4	1	1	2	0	0	1									
<b>Scott Servais, R</b> OBP: 0.317, SLG: 0.435 (1, 2) <b>Eddie Taubensee, L</b> OBP: 0.307, SLG: 0.408 (9, PH)		1-1 F8		2-0 G4-3		3-2 G5-3			1-3 K	3	0	0	0	0	0	2									
<b>Jose Uribe, S</b> OBP: 0.339, SLG: 0.234 (1, 6) <b>Steve Finley, L</b> OBP: 0.304, SLG: 0.365 (7, PH) (7, 8)			0-0 F8	3-2 2B			1-1 1B		0-1 F7	2	0	1	1	0	0	0									
<b>Darryl Kile, R</b> OBP: 0.116, SLG: 0.190 (1, 1) <b>Eric Anthony, L</b> OBP: 0.331, SLG: 0.418 (7, PH) <b>Todd Jones, L</b> (7, 1)			1-3 K	1-3 K			2-2 P7			2	0	0	0	0	2	1									
<b>Inning Stats</b>	R: 0 E: 0 K: 0 S: 7	H: 1 LOB: 1 BB: 1 P: 13	R: 0 E: 0 K: 0 S: 7	H: 0 LOB: 0 BB: 0 P: 9	R: 0 E: 0 K: 1 S: 10	H: 1 LOB: 1 BB: 0 P: 13	R: 3 E: 0 K: 2 S: 22	H: 3 LOB: 1 BB: 1 P: 39	R: 0 E: 0 K: 0 S: 6	H: 0 LOB: 0 BB: 0 P: 9	R: 0 E: 0 K: 1 S: 13	H: 1 LOB: 1 BB: 0 P: 17	R: 0 E: 0 K: 0 S: 8	H: 1 LOB: 1 BB: 0 P: 13	R: 0 E: 0 K: 1 S: 7	H: 0 LOB: 0 BB: 0 P: 9	R: 0 E: 0 K: 1 S: 6	H: 0 LOB: 0 BB: 0 P: 8	1B: 4 2B: 3 3B: 0 HR: 0	SF: 0 SAC: 0 DP: 0 HBP: 0	WP: 0 PB: 0 SB: 3 CS: 1	PA: 35			
<b>PITCHER</b>	IP	WLS	BF	H	R	ER	SO	BB	IBB	HBP	BLK	WP	HR	S	P	ERA	WHIP								
<b>Kirk Rueter, L</b> ERA: 2.69 (1, 1)	5.0	W	21	5	3	3	3	2	0	0	0	0	0	52	83	5.40	1.400								
<b>Tim Scott, R</b> ERA: 2.42 (6, 1)	1.0		4	1	0	0	1	0	0	0	0	0	0	13	17	0.00	1.000								
<b>Mel Rojas, R</b> ERA: 3.03 (7, 1)	3.0	S	10	1	0	0	2	0	0	0	0	0	0	21	30	0.00	0.333								

Batter	1	2	3	4	5	6	7	8	9
<b>Marquis Grissom, R</b> OBP: 0.348, SLG: 0.422 (1, 8)	1-1 2B 1B	2-1 1B 1B			2-2 L7		1-1 G3		
<b>Oreste Marrero, L</b> OBP: 0.308, SLG: 0.265 (1, 3)	0-2 1B 2B	2-0 1B 1B			3-1 L8		4-2 HR BB		
<b>Moises Alou, R</b> OBP: 0.333, SLG: 0.471 (1, 7)	1-0 1B	2-1 G5-3			2-3 K		1-0 HR		
<b>Larry Walker, L</b> OBP: 0.370, SLG: 0.461 (1, 9)	0-0 SF7-4-3				1-3 K		0-2 P8		
<b>Darrin Fletcher, L</b> OBP: 0.341, SLG: 0.389 (1, 2)		2-1 HR			3-2 G6-4-3 1B		2-1 L7		2-1 G4-3
<b>Sean Berry, R</b> OBP: 0.336, SLG: 0.424 (1, 5)		4-2 L9 BB WP BB			3-1 G6-4-3		4-1 BB		0-1 HR
<b>Randy Ready, R</b> OBP: 0.333, SLG: 0.349 (1, 4)		4-0 WP 1B BB			1-0 F8		1-0 F7		2-0 P2
<b>Wil Cordero, R</b> OBP: 0.301, SLG: 0.366 (1, 6)		2-1 L9			1-0 G4-3		2-0 FC5		1-0 G3
<b>Mel Rojas, R</b> (7, 1)		2-3 L9					2-3f		
<b>Kirk Rueter, L</b> OBP: 0.200, SLG: 0.111 (1, 1)		0-0 B1			0-2 G4-3				
<b>Tim Scott, R</b> (6, 1)									
<b>Mike Lansing, R</b> OBP: 0.347, SLG: 0.362 (7, 6)									

AB	R	H	RBI	BB	SO	LOB
4	0	2	1	0	0	0
3	2	2	0	1	0	0
4	1	2	2	0	1	2
3	0	1	1	0	1	0
4	1	2	1	0	0	1
2	2	1	1	2	0	1
3	1	0	0	1	0	2
3	0	0	0	0	0	4
1	0	0	0	0	0	0
2	0	0	0	0	0	2
0	0	0	0	0	0	0
1	0	0	0	0	0	0

AB	R	H	RBI	BB	SO	LOB
30	7	10	6	4	2	12

Inning Stats	R	H	E	K	S	H	LOB	BB	P	R	H	E	K	S	H	LOB	BB	P	ERA	WHIP
<b>Darryl Kile, R</b> ERA: 3.38 (1, 1)	6.0	8	0	1	26	4	4	2	3	4	0	0	1	0	0	0	0	0	6.00	1.833
<b>Todd Jones, R</b> ERA: 2.2 (7, 1)	2.0	2	0	0	9	3	3	0	1	0	0	0	0	0	2	16	0	0	13.50	1.500

**Houston Astros @ Montreal Expos**  
Olympic Stadium, Montreal, QB

Sat Aug 28 1993, 7:05 PM EDT  
Att. 24,203 - Dome

[livebaseballscorecards.com](http://livebaseballscorecards.com)

**AB** 30

**R** 7


**H** 10

**RBI** 6

**BB** 4

**SO** 2

**LOB** 12



WP: 1 PA: 35  
PB: 0  
SB: 0  
CS: 0

Batter	1	2	3	4	5	6	7	8	9	AB R H RBI BB SO LOB	TOP											
<b>Craig Biggio, R</b> (1, 4) OBP: 0.368, SLG: 0.461	0-0 G5-3		0-0 F7		4-0 BB		0-3 K		0-0 FC4-6	4 0 0 1 1 1 3												
<b>Steve Finley, L</b> (1, 8) OBP: 0.307, SLG: 0.366	0-0 1B		4-0 BB		0-0 G4-3			0-0 1B	0-0 P5	4 0 2 0 1 0 3												
<b>5 Jeff Bagwell, R</b> (1, 3) OBP: 0.385, SLG: 0.521	0-3 K		0-0 G6-3			0-0 F8		0-0 F9		4 0 0 0 0 1 3												
<b>Eric Anthony, L</b> (1, 9) OBP: 0.330, SLG: 0.415	4-0 BB			0-0 P6		0-3 K		0-3 K		3 0 0 0 1 2 1												
<b>Ken Caminiti, S</b> (1, 5) OBP: 0.299, SLG: 0.383	0-0 G3-1			0-0 G4-3		0-0 G3-1		0-3 K		4 0 0 0 0 1 3												
<b>Luis Gonzalez, L</b> (1, 7) OBP: 0.356, SLG: 0.450		0-0 G4-3		0-0 G3			0-0 F9		4-0 1B	3 1 0 0 1 0 0												
<b>Eddie Taubensee, L</b> (1, 2) OBP: 0.306, SLG: 0.405		0-3 K			0-3 K		0-0 FC3-6		0-0 F8	4 0 1 0 0 2 1												
<b>Andujar Cedeno, R</b> (1, 6) OBP: 0.352, SLG: 0.397		0-0 F9			0-0 E7		0-0 FC3-6		0-0 1B	4 1 3 1 0 0 0												
<b>Greg Swindell, L</b> (1, 1) OBP: 0.213, SLG: 0.234			0-0 G6-3		0-0 BB		0-0 FC3-6		0-0 FC4-6	2 0 1 0 0 0 0												
<b>Kevin Bass, S</b> (7, PH) OBP: 0.322, SLG: 0.404										1 0 0 0 0 0 2												
<b>Tom Edens, R</b> (7, 1)										0 0 0 0 0 0 0												
<b>Chris James, R</b> (9, PH) OBP: 0.338, SLG: 0.513										1 0 1 0 0 0 0												
<b>Casey Candaele, S</b> (9, PR) OBP: 0.330, SLG: 0.333										0 0 0 0 0 0 0												
<b>Inning Stats</b>	R: 0 E: 0 K: 1 S: 6	H: 1 LOB: 2 BB: 1 P: 10	R: 0 E: 0 K: 1 S: 5	H: 0 LOB: 0 BB: 0 P: 5	R: 0 E: 0 K: 0 S: 3	H: 0 LOB: 0 BB: 1 P: 7	R: 0 E: 0 K: 0 S: 3	H: 0 LOB: 0 BB: 0 P: 3	R: 0 E: 1 K: 1 S: 6	H: 2 LOB: 2 BB: 1 P: 10	R: 0 E: 0 K: 1 S: 5	H: 0 LOB: 0 BB: 0 P: 5	R: 0 E: 0 K: 1 S: 7	H: 2 LOB: 2 BB: 0 P: 7	R: 0 E: 0 K: 2 S: 8	H: 1 LOB: 1 BB: 0 P: 8	R: 2 E: 1 K: 0 S: 5	H: 2 LOB: 2 BB: 1 P: 9	1B: 8 2B: 0 3B: 0 HR: 0	SF: 0 SAC: 0 DP: 0 HBP: 0	WP: 0 PB: 0 SB: 2 CS: 0	PA: 38
<b>PITCHER</b>	IP WLS BF H R ER SO BB IBB HBP BLK WP HR S P ERA WHIP																					
<b>Ken Hill, R</b> (1, 1) ERA: 2.75	7.0 W 28 5 0 0 5 3 0 0 0 0 0 0 35 47 0.00 1.143																					
<b>John Wetteland, R</b> (8, 1) ERA: 1.66	2.0 S 10 3 2 2 2 1 0 0 0 0 0 0 13 17 9.00 2.000																					

Houston Astros @ Montreal Expos  
Olympic Stadium, Montreal, QB  
Sun Aug 29 1993, 3:33 AM EDT  
Att. 20,701 - Dome

[livebaseballscorecards.com](http://livebaseballscorecards.com)

AB	34
R	2
H	8
RBI	2
BB	4
SO	7
LOB	16



**BOTTOM**

**Houston Astros @ Montreal Expos**  
 Olympic Stadium, Montreal, QB  
 Sun Aug 29 1993, 3:33 AM EDT  
 Att. 20,701 - Dome

[livebaseballscorecards.com](http://livebaseballscorecards.com)

<b>AB</b>	<b>29</b>
<b>R</b>	<b>3</b>
<b>H</b>	<b>6</b>
<b>RBI</b>	<b>3</b>
<b>BB</b>	<b>1</b>
<b>SO</b>	<b>4</b>
<b>LOB</b>	<b>10</b>



WP: 0	PA: 30
PB: 0	
SB: 1	
CS: 2	

AB	R	H	RBI	BB	SO	LOB
4	1	1	3	0	1	1
4	0	1	0	0	0	1
4	0	0	0	0	1	1
3	0	1	0	0	0	0
3	0	1	0	0	1	0
2	0	1	0	0	0	2
1	0	0	0	0	0	0
3	1	0	0	0	0	2
3	0	1	0	0	1	2
1	1	0	0	1	0	1
1	0	0	0	0	0	0
0	0	0	0	0	0	0
1B: 4	SF: 0	WP: 0	PA: 30			
2B: 1	SAC: 0	PB: 0				
3B: 0	DP: 1	SB: 1				
HR: 1	HBP: 0	CS: 2				

Batter	1	2	3	4	5	6	7	8	9
<b>Marquis Grissom, R</b> (1, 8) OBP: 0.347, SLG: 0.427	0-3 K ①		0-0 F9 ②		0-0 HR ①-H ②-H			0-0 G1-3 ①	
<b>Mike Lansing, R</b> (1, 6) OBP: 0.346, SLG: 0.361	0-0 G5-3 ②		0-0 G3 ③		0-0 1B E S			0-0 L8 ②	
<b>Sean Berry, R</b> (1, 5) OBP: 0.331, SLG: 0.417	0-3 K ③			0-0 F9 ①	0-0 P4 ③ 1-3			0-0 G4-3 ③	
<b>Larry Walker, L</b> (1, 9) OBP: 0.370, SLG: 0.460		0-0 1B ①		0-0 F7 ②		0-0 G3 ①			
<b>Moises Alou, R</b> (1, 7) OBP: 0.333, SLG: 0.470		0-0 1B ①		0-0 G5-3 ③		0-3 K2-3 ②			
<b>Frank Bolick, S</b> (1, 3) OBP: 0.298, SLG: 0.329		0-0 G4-6-3 ① ②			0-0 F9 E CS 1B	0-0 P6 ③			
<b>Oreste Marrero, L</b> (5, PR) OBP: 0.300, SLG: 0.257 (6, 3)		0-0 G4-6-3 ① ②							
<b>Randy Ready, R</b> (1, 4) OBP: 0.320, SLG: 0.333		0-0 G4-3 ③			0-0 E4 CS 1B 1-2 HR		0-0 G3 ①		
<b>Tim Spehr, R</b> (1, 2) OBP: 0.242, SLG: 0.310			0-0 2B ①		0-0 F9 ①		0-3 K ②		
<b>Ken Hill, R</b> (1, 1) OBP: 0.196, SLG: 0.143			0-0 B1-4 ①		4-0 BB ②		0-0 G3 ③		
<b>John Vander Wal, L</b> (7, PH) OBP: 0.333, SLG: 0.389					1-2 HR BB ①				
<b>John Wetteland, R</b> (8, 1)									

Inning Stats	R: 0	H: 0	E: 0	LOB: 0	K: 2	BB: 0	S: 7	P: 7
	R: 0	H: 2	E: 0	LOB: 1	K: 0	BB: 0	S: 4	P: 4
	R: 0	H: 1	E: 0	LOB: 1	K: 0	BB: 0	S: 4	P: 4
	R: 0	H: 0	E: 0	LOB: 0	K: 0	BB: 0	S: 3	P: 3
	R: 3	H: 3	E: 1	LOB: 2	K: 0	BB: 1	S: 6	P: 10
	R: 0	H: 0	E: 0	LOB: 0	K: 1	BB: 0	S: 5	P: 5
	R: 0	H: 0	E: 0	LOB: 0	K: 1	BB: 0	S: 5	P: 5
	R: 0	H: 0	E: 0	LOB: 0	K: 0	BB: 0	S: 3	P: 3

PITCHER	IP	WLS	BF	H	R	ER	SO	BB	IBB	HBP	BLK	WP	HR	S	P	ERA	WHIP
<b>Greg Swindell, L</b> (1, 1) ERA: 4.22	6.0	L	24	6	3	0	3	1	0	0	0	0	1	29	33	0.00	1.167
<b>Tom Edens, R</b> (7, 1) ERA: 2.4	2.0		6	0	0	0	1	0	0	0	0	0	0	8	8	0.00	0.000

Houston Astros @ New York Mets  
Shea Stadium, Flushing, NY  
Mon Aug 30 1993, 7:05 PM EDT  
Att. 18,061 - Unknown - 77 F

livebaseballscorecards.com



AB	33
R	4
H	8
RBI	4
BB	3
SO	4
LOB	13

WP:	0	PA:	37
PB:	0		
SB:	0		
CS:	2		

AB R H RBI BB SO LOB

5	1	1	2	0	0	3
4	0	0	0	0	0	0
4	0	1	0	0	1	0
3	1	1	0	1	1	2
0	0	0	0	0	0	0
4	1	3	0	0	0	1
4	0	0	0	0	0	5
3	0	0	0	1	0	1
3	0	1	1	0	1	1
1	0	0	0	0	1	0
1	0	0	1	0	0	0
1	1	1	0	0	0	0
0	0	0	0	1	0	0

1B:	6	SF:	1
2B:	1	SAC:	0
3B:	0	DP:	1
HR:	1	HBP:	0

R:	0	H:	0
E:	0	LOB:	1
K:	1	BB:	1
S:	9	P:	15

1B:	6	SF:	1
2B:	1	SAC:	0
3B:	0	DP:	1
HR:	1	HBP:	0

WP:	0	PA:	37
PB:	0		
SB:	0		
CS:	2		

WP:	0	PA:	37
PB:	0		
SB:	0		
CS:	2		

Batter	1	2	3	4	5	6	7	8	9																				
<b>Craig Biggio, R</b> (1, 4) OBP: 0.366, SLG: 0.465	1-1 L1	0-1 F9			0-0 B1			2-0 HR	0-0 L8																				
<b>Steve Finley, L</b> (1, 8) OBP: 0.304, SLG: 0.363	2-1 G6-3		2-2 G6-3		1-2 G4-3			0-0 B3																					
<b>5 Jeff Bagwell, R</b> (1, 3) OBP: 0.384, SLG: 0.519	2-3 K		1-0 E5			2-2 G6-3		0-0 1B																					
<b>Chris James, R</b> (1, 9) <b>Xavier Hernandez, L</b> (8, 1)		1-1 2B	2-2 G6-3			4-1 G3-6-3		2-3 1B																					
<b>Luis Gonzalez, L</b> (1, 7) OBP: 0.359, SLG: 0.455		1-1 1B		0-1 CS		0-2 G3-6-3		1-0 1B																					
<b>Andujar Cedeno, R</b> (1, 6) OBP: 0.349, SLG: 0.393		0-0 G6-3		0-1 F9			0-0 G6-3	1-2 F9																					
<b>Scott Servais, R</b> (1, 2) OBP: 0.316, SLG: 0.430		4-0 1B		1-2 E6			1-2 G5-3	1-0 L8																					
<b>Chris Donnels, L</b> (1, 5) <b>Eric Anthony, L</b> (8, 9) OBP: 0.329, SLG: 0.414		1-2 1B		1-3 K			2-2 G4-3	1-3 K																					
<b>Mark Portugal, R</b> (1, 1) <b>Casey Candaele, S</b> (8, PH) <b>Kevin Bass, S</b> (9, PH) OBP: 0.326, SLG: 0.404		0-1 SF8		1-0 G6-3				1-2 HR	4-2 BB																				
<b>Inning Stats</b>	R: 0 E: 0 K: 1 S: 8	H: 0 LOB: 0 BB: 0 P: 13	R: 2 E: 0 K: 0 S: 12	H: 3 LOB: 2 BB: 1 P: 19	R: 0 E: 1 K: 0 S: 9	H: 0 LOB: 0 BB: 0 P: 14	R: 0 E: 1 K: 1 S: 11	H: 1 LOB: 1 BB: 0 P: 13	R: 0 E: 0 K: 0 S: 5	H: 0 LOB: 0 BB: 0 P: 7	R: 0 E: 0 K: 0 S: 7	H: 0 LOB: 0 BB: 1 P: 13	R: 0 E: 0 K: 0 S: 7	H: 0 LOB: 0 BB: 0 P: 10	R: 2 E: 0 K: 1 S: 13	H: 4 LOB: 2 BB: 0 P: 20	R: 0 E: 0 K: 1 S: 9	H: 0 LOB: 1 BB: 1 P: 15											
<b>PITCHER</b>	IP	WLS	BF	H	R	ER	SO	BB	IBB	HBP	BLK	WP	HR	S	P	ERA	WHIP												
<b>Eric Hillman, L</b> (1, 1) ERA: 3.93	7.2		32	8	4	4	3	1	1	0	0	0	1	69	105	4.70	1.174												
<b>Mike Maddux, R</b> (8, 1) ERA: 3.36	0.1	W	1	0	0	0	0	0	0	0	0	0	0	3	4	0.00	0.000												
<b>John Franco, L</b> (9, 1) ERA: 3.1	1.0	S	4	0	0	0	1	1	0	0	0	0	0	9	15	0.00	1.000												

Batter	1	2	3	4	5	6	7	8	9
Joe Orsulak, L (1, 7) OBP: 0.339, SLG: 0.429	0-2 G3		3-2 P5			1-0 P8		2-0 HR	
Todd Hundley, S (1, 2) OBP: 0.260, SLG: 0.338	1-3 K			0-1 G3 1B		1-2 F9 HR 2B		3-2 G5-3	
Eddie Murray, S (1, 3) OBP: 0.302, SLG: 0.442	0-0 G3-1			3-2 G3 1-2		0-0 F9 2-3		0-1 G6-3	
Bobby Bonilla, S (1, 5) OBP: 0.353, SLG: 0.510		3-2 G4-3		1-0 1B 2-H		1-2 HR		3-2 L4	
Jeremy Burnitz, L (1, 9) OBP: 0.316, SLG: 0.448		0-0 G5-3		2-3 K		1-3 K			
Jeff Kent, R (1, 4) OBP: 0.330, SLG: 0.452		0-0 G6-3			1-0 F8		0-2 G3-6-3 1B		
Jeff McKnight, S (1, 6) OBP: 0.310, SLG: 0.302			2-2 F8		0-0 F7		0-1 G3-6-3 1-2f		
Ryan Thompson, R (1, 8) OBP: 0.286, SLG: 0.414			2-2 2B		0-0 1B		2-0 HR		
Eric Hillman, L (1, 1) OBP: 0.152, SLG: 0.182			0-3 K		0-1 P4		3-2 P6		
Mike Maddux, L (8, 1)									
John Franco, L (9, 1)									

AB	R	H	RBI	BB	SO	LOB
4	1	1	1	0	0	1
4	2	2	0	0	1	0
4	0	0	0	0	0	2
4	1	2	3	0	0	0
3	0	0	0	0	2	0
3	0	1	0	0	0	0
3	0	0	0	0	0	1
3	1	3	1	0	0	0
3	0	0	0	0	1	2
0	0	0	0	0	0	0
0	0	0	0	0	0	0

**BOTTOM**

**Houston Astros @ New York Mets**  
 Shea Stadium, Flushing, NY  
 Mon Aug 30 1993, 7:05 PM EDT  
 Att: 18,061 - Unknown - 77 F

AB	31
R	5
H	9
RBI	5
BB	0
SO	4
LOB	6



1B: 4	SF: 0
2B: 2	SAC: 0
3B: 0	DP: 1
HR: 3	HBP: 0

WP: 0	PA: 31
PB: 0	
SB: 0	
CS: 0	

Inning Stats		R: 0	H: 0	E: 0	LOB: 0	K: 1	BB: 0	S: 8	P: 9
R: 0	H: 0	E: 0	LOB: 0	K: 1	BB: 0	S: 8	P: 9		
R: 0	H: 0	E: 0	LOB: 0	K: 0	BB: 0	S: 5	P: 8		
R: 0	H: 1	E: 0	LOB: 1	K: 1	BB: 0	S: 12	P: 19		
R: 1	H: 2	E: 0	LOB: 0	K: 1	BB: 0	S: 11	P: 17		
R: 0	H: 1	E: 0	LOB: 1	K: 0	BB: 0	S: 5	P: 6		
R: 2	H: 2	E: 0	LOB: 0	K: 1	BB: 0	S: 13	P: 17		
R: 1	H: 2	E: 0	LOB: 0	K: 0	BB: 0	S: 9	P: 14		
R: 1	H: 1	E: 0	LOB: 0	K: 0	BB: 0	S: 10	P: 18		

PITCHER		IP	WLS	BF	H	R	ER	SO	BB	IBB	HBP	BLK	WP	HR	S	P	ERA	WHIP
Mark Portugal, R (1, 1) ERA: 3.08		7.0		27	8	4	4	4	0	0	0	0	0	2	63	90	5.14	1.143
Xavier Hernandez, R (8, 1) ERA: 2.87		1.0	L	4	1	1	1	0	0	0	0	0	0	1	10	18	9.00	1.000

Batter	1	2	3	4	5	6	7	8	9	AB R H RBI BB SO LOB	TOP	
Craig Biggio, R (1, 4) OBP: 0.369, SLG: 0.476 Todd Jones, L (8, 1) Doug Jones, R (9, 1)	2-2 G3-1		1-0 G4-3 5 1B 2B		3-1 HR		0-1 E5 CS	0-1 1B 2B		5 3 3 2 0 0 0 0 0 0 0 0 0 0 0 0 0 0 0 0 0		
Steve Finley, L (1, 8) OBP: 0.305, SLG: 0.363	1-1 G5-4-3 1B		3-1 G4-3		2-2 F7		1-3 SAFE 1-2	0-0 5 2B 1B		5 1 2 3 0 1 2		
5 Jeff Bagwell, R (1, 3) OBP: 0.388, SLG: 0.524	0-2 G5-4-3 1-2f		1-1 S 2B 1B		3-2 S 1B		0-0 2B 1B	1-2 1-H 2B		5 2 4 2 0 0 1		
Eric Anthony, L (1, 9) OBP: 0.328, SLG: 0.414		1-1 G4-3	1-3 K		0-3 K		0-2 1-H 2B	3-1 P5		5 0 1 1 0 2 3		
Luis Gonzalez, L (1, 7) OBP: 0.360, SLG: 0.456		2-3 K	1-2 2B		4-2 SAFE 1-2 BB		1-3 K		2-3 K	4 0 1 1 1 3 1		
Chris Donnels, L (1, 5) OBP: 0.325, SLG: 0.343		2-2 FC6-4 1B	0-0 L8		3-2 L7			1-1 G4-3	0-0 F7	5 0 1 0 0 0 3		
Andujar Cedeno, R (1, 6) OBP: 0.350, SLG: 0.394 Jose Uribe, S (8, 6) OBP: 0.351, SLG: 0.250	1-1 FC6-4 1-2f			2-1 G4-6-3 1B		3-2 G6-3		2-2 1B 2B 1B	1-2 WP 1B	4 1 2 0 0 0 1 1 0 1 0 0 0 0	AB 43 R 10 H 18 RBI 10 BB 1 SO 7 LOB 14	
Eddie Taubensee, L (1, 2) OBP: 0.304, SLG: 0.414			0-0 HR		0-1 G4-6-3 1-2f		1-3 K	0-0 P2	3-2 P6	5 1 1 1 0 1 3		
Pete Harnisch, S (1, 1) OBP: 0.161, SLG: 0.132 Kevin Bass, S (8, PH) OBP: 0.330, SLG: 0.407 Casey Candaele, S (8, 4) OBP: 0.337, SLG: 0.341			1-1 2B G4-3 1B		1-1 F8		0-1 F7	0-0 2B 1B		3 1 1 0 0 0 0 1 1 1 0 0 0 0 0 0 0 0 0 0 0		
<b>Inning Stats</b>	R: 0 H: 1 E: 0 LOB: 0 K: 0 BB: 0 S: 8 P: 11	R: 0 H: 1 E: 0 LOB: 1 K: 1 BB: 0 S: 12 P: 18	R: 4 H: 5 E: 0 LOB: 1 K: 1 BB: 0 S: 15 P: 23	R: 0 H: 1 E: 0 LOB: 0 K: 0 BB: 0 S: 6 P: 9	R: 1 H: 2 E: 0 LOB: 2 K: 1 BB: 1 S: 16 P: 31	R: 0 H: 0 E: 0 LOB: 0 K: 1 BB: 0 S: 8 P: 12	R: 1 H: 2 E: 1 LOB: 1 K: 2 BB: 0 S: 12 P: 14	R: 4 H: 5 E: 0 LOB: 1 K: 0 BB: 0 S: 15 P: 22	R: 0 H: 1 E: 0 LOB: 1 K: 1 BB: 0 S: 13 P: 19	1B: 11 SF: 0 2B: 5 SAC: 0 3B: 0 DP: 2 HR: 2 HBP: 0	WP: 1 PA: 44 PB: 0 SB: 2 CS: 1	
<b>PITCHER</b>	IP WLS BF H R ER SO BB IBB HBP BLK WP HR S P ERA WHIP											
Dwight Gooden, R (1, 1) ERA: 3.45	4.0 L 18 8 4 4 2 0 0 0 0 0 1 41 61 9.00 2.000											
Pete Schourek, L (5, 1) ERA: 6.44	1.0 6 2 1 1 1 1 0 0 0 0 1 16 31 9.00 3.000											
Dave Telgheder, R (6, 1) ERA: 5.62	3.0 16 7 5 5 3 0 0 0 0 0 0 35 48 15.00 2.333											
Jeff Innis, R (9, 1) ERA: 4.42	1.0 4 1 0 0 1 0 0 0 0 1 0 13 19 0.00 1.000											

Houston Astros @ New York Mets  
Shea Stadium, Flushing, NY  
Tue Aug 31 1993, 7:05 PM EDT  
Att. 18,211 - Unknown - 77 F

livebaseballscorecards.com





Batter	1	2	3	4	5	6	7	8	9	AB R H RBI BB SO LOB
Joe Orsulak, L OBP: 0.338, SLG: 0.427 (1, 7) B C F F F X X	2-2 G4-3 ①		2-0 L9 ②		3-0 F9 ③			0-0 G6-4-3 1B ① 1-2		4 0 1 0 0 0 1
Todd Hundley, S OBP: 0.257, SLG: 0.334 (1, 2) B X	1-0 F7 ②		1-0 G4-3 ③			2-3 K ①		0-0 G6-4-3 ① ② 1-2 2-3		4 0 0 0 0 1 2
Eddie Murray, S OBP: 0.299, SLG: 0.438 Jeff Innis, R (1, 3) F X (9, 1)	0-1 F7 ③			3-3 K ①		0-0 F8 ②		3-2 G4-3 ③		4 0 0 0 0 1 1 0 0 0 0 0 0 0
Bobby Bonilla, S OBP: 0.354, SLG: 0.515 (1, 5)		3-2 HR ①		4-2 CS BB ②		0-1 G4-3 ③		2-3 K ①		3 1 1 1 1 1 0
Jeremy Burnitz, L OBP: 0.319, SLG: 0.462 (1, 9)		1-0 HR ①		4-2 1-2 BB ②		2-3 K ①		1-2 F8 ②		3 1 1 1 1 1 0
Jeff Kent, R OBP: 0.327, SLG: 0.448 (1, 4)		1-0 G5-3 ①		1-2 SAFE SAFE G4-3 ③		0-0 L5 ②		0-2 F8 ③		4 0 0 0 0 0 1
Jeff McKnight, S OBP: 0.319, SLG: 0.315 (1, 6)		1-0 F8 ②		1-2 SAFE SAFE G4-3 ③		2-1 2B ①		4-2 BB ②		2 0 1 0 1 0 0
Ryan Thompson, R OBP: 0.281, SLG: 0.407 (1, 8)		2-3 K ③		0-2 SAFE SAFE G4-3 ③		0-2 K ①		1-1 P4 ③		3 0 0 0 0 2 2
Dwight Gooden, R Pete Schourek, L Ced Landrum, L Dave Teilfeder, R Chico Walker, S OBP: 0.188, SLG: 0.333 OBP: 0.276, SLG: 0.200 OBP: 0.222, SLG: 0.333 OBP: 0.117, SLG: 0.333 OBP: 0.281, SLG: 0.340 (1, 1) (5, 1) (5, PH) (6, 1) (8, PH) (9, 7)			0-2 G2-3 ①		0-3 K ②			0-1 G6-4-3 1B ① 1B		1 0 0 0 0 0 0 0 0 0 0 0 0 0 1 0 0 0 0 1 1 0 0 0 0 0 0 0 1 0 1 0 0 0 0

Inning Stats	R: 0 E: 0 K: 8 S: 8	H: 0 LOB: 0 BB: 0 P: 11	R: 2 E: 0 K: 1 S: 9	H: 2 LOB: 0 BB: 0 P: 17	R: 0 E: 0 K: 5 S: 5	H: 0 LOB: 0 BB: 0 P: 8	R: 0 E: 0 K: 1 S: 11	H: 0 LOB: 1 BB: 2 P: 23	R: 0 E: 0 K: 2 S: 10	H: 1 LOB: 1 BB: 0 P: 15	R: 0 E: 0 K: 1 S: 9	H: 0 LOB: 0 BB: 0 P: 11	R: 0 E: 0 K: 1 S: 8	H: 0 LOB: 1 BB: 1 P: 15	R: 0 E: 0 K: 0 S: 7	H: 2 LOB: 1 BB: 0 P: 10	R: 0 E: 0 K: 1 S: 10	H: 0 LOB: 0 BB: 0 P: 13	1B: 2 2B: 1 3B: 0 HR: 2	SF: 0 SAC: 0 DP: 1 HBP: 0	WP: 0 PB: 0 SB: 0 CS: 1	PA: 33
--------------	------------------------------	----------------------------------	------------------------------	----------------------------------	------------------------------	---------------------------------	-------------------------------	----------------------------------	-------------------------------	----------------------------------	------------------------------	----------------------------------	------------------------------	----------------------------------	------------------------------	----------------------------------	-------------------------------	----------------------------------	----------------------------------	------------------------------------	----------------------------------	--------

PITCHER	IP	WLS	BF	H	R	ER	SO	BB	IBB	HBP	BLK	WP	HR	S	P	ERA	WHIP
Pete Harnisch, R ERA: 3.37 (1, 1)	7.0	W	26	3	2	2	6	3	0	0	0	0	2	60	100	2.57	0.857
Todd Jones, R ERA: 2.12 (8, 1)	1.0		4	2	0	0	0	0	0	0	0	0	0	7	10	0.00	2.000
Doug Jones, R ERA: 4.3 (9, 1)	1.0		3	0	0	0	1	0	0	0	0	0	0	10	13	0.00	0.000

BOTTOM

Houston Astros @ New York Mets  
Shea Stadium, Flushing, NY  
Tue Aug 31 1993, 7:05 PM EDT  
Att. 18,211 - Unknown - 77 F

AB	30
R	2
H	5
RBI	2
BB	3
SO	7
LOB	8



Batter	1	2	3	4	5	6	7	8	9	AB R H RBI BB SO LOB	TOP	
Casey Candaele, S (1, 4) OBP: 0.333, SLG: 0.372	1-2 G6-3		1-0 HR			2-2 L6		3-2 G4-3		4 1 1 1 0 0 0		
Steve Finley, L (1, 8) OBP: 0.305, SLG: 0.361	4-1 5 2B BB		1-1 G6-3			1-0 L9		0-3 K		3 1 0 0 1 1 0		
5 Jeff Bagwell, R (1, 3) OBP: 0.387, SLG: 0.524	2-1 1-H 2B		2-1 P4			3-1 G5-3		0-3 K		4 0 1 1 0 1 0		
Chris James, R (1, 9) Eric Anthony, L (7, PR) (7, 9) OBP: 0.343, SLG: 0.512 OBP: 0.327, SLG: 0.413	1-1 P9		1-1 F8			0-1 F8 1B 2B		1-1 F8		3 0 1 0 0 0 1 1 1 0 0 0 0 0		
Luis Gonzalez, L (1, 7) OBP: 0.357, SLG: 0.451	2-3 K		1-0 F7			1-0 F7		0-3 K		4 0 0 0 0 2 2		
Andujar Cedeno, R (1, 6) OBP: 0.347, SLG: 0.390		0-2 F8	1-0 F8			0-0 F8		0-1 F9		4 0 0 0 0 0 1		
Scott Servais, R (1, 2) OBP: 0.324, SLG: 0.434		4-2 L3 BB		0-0 G6-4-3 1B		2-2 BB 1B				2 0 2 1 1 0 0		
Chris Donnels, L (1, 5) OBP: 0.325, SLG: 0.336		0-0 L3		1-2 G6-4-3		4-2 BB				2 0 0 0 1 0 2		
Doug Drabek, R (1, 1) Al Osuna, R (8, 1) Doug Jones, R (9, 1) OBP: 0.125, SLG: 0.177		1-1 P5		0-0 P4		1-3 K				3 0 0 0 0 1 2 0 0 0 0 0 0 0 0 0 0 0 0 0 0		
Inning Stats	R: 1 E: 0 K: 1 S: 11 H: 1 LOB: 1 BB: 1 P: 21	R: 0 E: 0 K: 0 S: 10 H: 0 LOB: 0 BB: 1 P: 14	R: 1 E: 0 K: 0 S: 7 H: 1 LOB: 0 BB: 0 P: 12	R: 0 E: 0 K: 0 S: 4 H: 0 LOB: 0 BB: 0 P: 7	R: 0 E: 0 K: 0 S: 5 H: 1 LOB: 0 BB: 0 P: 6	R: 0 E: 0 K: 0 S: 6 H: 0 LOB: 0 BB: 0 P: 12	R: 1 E: 0 K: 1 S: 13 H: 2 LOB: 2 BB: 1 P: 21	R: 0 E: 0 K: 2 S: 13 H: 0 LOB: 0 BB: 0 P: 16	R: 0 E: 0 K: 1 S: 8 H: 0 LOB: 0 BB: 0 P: 9	1B: 2 2B: 3 3B: 0 HR: 1 SF: 0 SAC: 0 DP: 2 HBP: 0	WP: 0 PB: 0 SB: 0 CS: 0 PA: 33	
PITCHER Sid Fernandez, L (1, 1) ERA: 3.55 Mike Maddux, R (8, 1) ERA: 3.25	IP 7.0 WLS L BF 27 H 5 R 3 ER 3 SO 2 BB 3 IBB 0 HBP 0 BLK 0 WP 0 HR 1 S 56 P 93 ERA 3.86 WHIP 1.143	IP 2.0 WLS L BF 6 H 0 R 0 ER 0 SO 3 BB 0 IBB 0 HBP 0 BLK 0 WP 0 HR 0 S 21 P 25 ERA 0.00 WHIP 0.000										

Houston Astros @ New York Mets  
Shea Stadium, Flushing, NY  
Wed Sep 01 1993, 3:33 AM EDT  
Att. 15,851 - Sunny - 85 F

[livebaseballscorecards.com](http://livebaseballscorecards.com)

AB	30
R	3
H	5
RBI	3
BB	3
SO	5
LOB	8



BOTTOM

Houston Astros @ New York Mets  
Shea Stadium, Flushing, NY  
Wed Sep 01 1993, 3:33 AM EDT  
Att. 15,851 - Sunny - 85 F

livebaseballscores.com

AB 32  
R 2  
H 8  
RBI 2  
BB 3  
SO 4  
LOB 16



WP: 0 PA: 36  
PB: 0  
SB: 0  
CS: 1

AB	R	H	RBI	BB	SO	LOB
4	0	0	0	0	0	1
4	1	1	0	0	0	0
3	1	3	1	1	0	0
4	0	2	1	0	1	1
4	0	0	0	0	0	4
3	0	1	0	1	0	2
3	0	1	0	0	0	3
3	0	0	0	1	1	2
2	0	0	0	0	0	1
1	0	0	0	0	1	1
0	0	0	0	0	0	0
1	0	0	0	0	1	1

Batter	1	2	3	4	5	6	7	8	9
Joe Orsulak, L OBP: 0.334, SLG: 0.422 (1, 7)	1-1 F8 ①	0-1 F8 ③			0-0 F8 ③		2-0 P6 ③		
Todd Hundley, S OBP: 0.257, SLG: 0.336 (1, 2)	0-0 1B 2B		0-1 G6-3 ①			1-2 F9 ①		0-1 P9 ①	
Eddie Murray, S OBP: 0.305, SLG: 0.448 (1, 3)	4-1 F8 1B BB		0-0 CS 1B			0-1 2B 1B		0-0 HR	
Bobby Bonilla, S OBP: 0.355, SLG: 0.517 (1, 5)	0-0 BB 1B 1-2 2-H		3-3 K ② ③ SAFE			2-1 2B 1-3		3-1 L9 ②	
Jeremy Burnitz, L OBP: 0.313, SLG: 0.453 (1, 9)	2-1 F8 ② 2-3			3-2 G3 ①		0-0 P1 ②		3-2 P4 ③	
Jeff Kent, R OBP: 0.329, SLG: 0.447 (1, 4)	4-1 BB 1 SAFE BB 1 SAFE BB 1 B		0-0 G6-3 ②			0-1 F9 ③		1-0 SH3-4 1B	
Jeff McKnight, S OBP: 0.320, SLG: 0.315 (1, 6)	3-2 F8 ③		0-0 L4 ③			2-2 FC5-4 1B		1-0 SH3-4 ① 1-2	
Ryan Thompson, R OBP: 0.280, SLG: 0.400 (1, 8)		1-1 F8 ①			4-0 G3-6-4 BB		1-0 FC5-4 ① 1-2f	3-3 K ②	
Sid Fernandez, L OBP: 0.190, SLG: 0.105 (1, 1)		0-0 G6-3 ②			0-0 G3-6-4 ① ②		1-3 K ②	1-3 K ③	
Chico Walker, S OBP: 0.280, SLG: 0.338 (7, PH)									
Mike Maddux, L (8, 1)									
Ced Landrum, L OBP: 0.200, SLG: 0.300 (9, PH)									

Inning Stats	R: 1	H: 2	E: 0	K: 0	S: 12	R: 0	H: 0	E: 0	K: 0	S: 5	R: 0	H: 1	E: 0	K: 1	S: 6	R: 0	H: 0	E: 0	K: 0	S: 5	R: 0	H: 0	E: 0	K: 0	S: 2	R: 0	H: 2	E: 0	K: 0	S: 15	R: 0	H: 1	E: 0	K: 1	S: 12	R: 1	H: 1	E: 0	K: 0	S: 9	R: 0	H: 1	E: 0	K: 2	S: 9	1B: 5	2B: 3	3B: 0	HR: 1	SF: 0	SAC: 1	DP: 2	HBP: 0	WP: 0	PA: 36
--------------	------	------	------	------	-------	------	------	------	------	------	------	------	------	------	------	------	------	------	------	------	------	------	------	------	------	------	------	------	------	-------	------	------	------	------	-------	------	------	------	------	------	------	------	------	------	------	-------	-------	-------	-------	-------	--------	-------	--------	-------	--------

PITCHER	IP	WLS	BF	H	R	ER	SO	BB	IBB	HBP	BLK	WP	HR	S	P	ERA	WHIP
Doug Drabek, R ERA: 3.53 (1, 1)	7.1	W	30	7	2	2	2	3	0	0	0	0	1	60	94	2.46	1.364
Al Osuna, L ERA: 3.27 (8, 1)	0.2		2	0	0	0	0	0	0	0	0	0	0	6	12	0.00	0.000
Doug Jones, R ERA: 4.24 (9, 1)	1.0	S	4	1	0	0	2	0	0	0	0	0	0	9	15	0.00	1.000

PITCHER	IP	WLS	BF	H	R	ER	SO	BB	IBB	HBP	BLK	WP	HR	S	P	ERA	WHIP
---------	----	-----	----	---	---	----	----	----	-----	-----	-----	----	----	---	---	-----	------

Batter	1	2	3	4	5	6	7	8	9	AB R H RBI BB SO LOB	TOP											
Marquis Grissom, R (1, 8) OBP: 0.348, SLG: 0.433	0-0 F7		1-3 K		0-2 FC4-6 1B		1-0 E5		3-2 G4-3	5 0 1 0 0 1 0												
Oreste Marrero, L (1, 3) OBP: 0.355, SLG: 0.327	0-3 K		1-3 K		0-1 FC4-6 1B 1-2f		2-3 K		2-3 K	5 0 0 0 0 4 2												
Rondell White, R (1, 7) OBP: 0.200, SLG: 0.200	0-0 BB 1B				0-0 G6-3		0-2 F7		1-0 F9	5 0 2 0 0 0 1												
Larry Walker, L (1, 9) OBP: 0.378, SLG: 0.479	4-1 BB 1-2 BB				1-0 WP S 2B		3-3 K		0-0 2B 1B	3 2 2 0 1 1 2												
Darrin Fletcher, L (1, 2) OBP: 0.340, SLG: 0.387	1-3 K				0-0 G5-3		2-2 G4-3		1-2 P5	4 0 0 0 0 1 4												
Sean Berry, R (1, 5) OBP: 0.354, SLG: 0.475			2-3 K		4-2 S E 2B BB		4-2 1B BB		3-2 S FC6-2 2B 1-H	2 1 1 1 2 1 0												
Randy Ready, R (1, 4) OBP: 0.360, SLG: 0.324			4-2 BB BB BB BB BB		4-1 BB 1-H 3-H BB		0-0 BB 1B 1-2 G4-6-3		4-1 FC6-2 S BB	1 0 1 0 3 0 0												
Mike Lansing, R (1, 6) OBP: 0.344, SLG: 0.357			0-0 G6-4-3 1-2f		1-3 K		0-1 G4-6-3 1-2f		1-1 FC6-2 1-3 2-H	4 0 0 0 0 1 6												
Kirk Rueter, L (1, 1) OBP: 0.174, SLG: 0.095			1-3 K		2-2 G4-3		0-0 F7		1-2 P8	3 0 0 0 0 1 0												
Lou Frazier, S (8, PH) OBP: 0.357, SLG: 0.359										1 0 0 0 0 0 2												
Mel Rojas, R (8, 1)										0 0 0 0 0 0 0												
John Wetteland, R (8, 1)										0 0 0 0 0 0 0												
<b>Inning Stats</b>	R: 0 E: 0 K: 2 S: 9	H: 1 LOB: 2 BB: 1 P: 14	R: 0 E: 0 K: 1 S: 6	H: 0 LOB: 0 BB: 1 P: 12	R: 0 E: 0 K: 3 S: 10	H: 0 LOB: 0 BB: 0 P: 13	R: 2 E: 0 K: 1 S: 9	H: 1 LOB: 1 BB: 2 P: 19	R: 0 E: 0 K: 1 S: 14	H: 2 LOB: 2 BB: 0 P: 20	R: 0 E: 0 K: 0 S: 8	H: 1 LOB: 1 BB: 1 P: 14	R: 0 E: 1 K: 1 S: 8	H: 0 LOB: 1 BB: 0 P: 11	R: 1 E: 0 K: 0 S: 16	H: 2 LOB: 2 BB: 1 P: 26	R: 0 E: 0 K: 1 S: 7	H: 0 LOB: 0 BB: 0 P: 13	1B: 5 2B: 2 3B: 0 HR: 0	SF: 0 SAC: 0 DP: 2 HBP: 0	WP: 1 PB: 0 SB: 4 CS: 0	PA: 39
<b>PITCHER</b>	IP WLS BF H R ER SO BB IBB HBP BLK WP HR S P ERA WHIP																				<b>PITCHER</b>	IP WLS BF H R ER SO BB IBB HBP BLK WP HR S P ERA WHIP
Darryl Kile, R (1, 1) ERA: 3.33	7.1 L 33 7 3 2 9 5 0 0 0 1 0 73 116 2.46 1.636																					
Brian Williams, R (8, 1) ERA: 4.84	0.2 3 0 0 0 0 0 1 0 0 0 0 0 7 13 0.00 1.500																					
Tom Edens, R (9, 1) ERA: 2.34	1.0 3 0 0 0 0 1 0 0 0 0 0 0 7 13 0.00 0.000																					

**Montreal Expos @ Houston Astros**  
Astrodome, Houston, TX  
Fri Sep 03 1993, 8:05 PM EDT  
Att. 28,257 - Dome

[livebaseballscorecards.com](http://livebaseballscorecards.com)

<b>AB</b>	<b>33</b>
<b>R</b>	<b>3</b>
<b>H</b>	<b>7</b>
<b>RBI</b>	<b>1</b>
<b>BB</b>	<b>6</b>
<b>SO</b>	<b>10</b>
<b>LOB</b>	<b>17</b>



Batter	1	2	3	4	5	6	7	8	9	AB R H RBI BB SO LOB
<b>Craig Biggio, R</b> OBP: 0.368, SLG: 0.474 (1, 4)	2-1 CS 1B		1-2 L5			3-1 L8			0-3 K	4 0 1 0 0 1 0
<b>Steve Finley, L</b> OBP: 0.307, SLG: 0.362 (1, 8)	2-2 SAFE SAFE SAFE 1-2 G6-3			1-1 G4-3			1-1 1B		2-2 D 1B	4 0 2 0 0 0 1
<b>5 Jeff Bagwell, R</b> OBP: 0.386, SLG: 0.521 (1, 3)	1-1 E1 1B			0-1 P3			1-1 F7		0-0 L9	4 0 1 0 0 0 2
<b>Chris James, R</b> OBP: 0.333, SLG: 0.496 (1, 7)	2-1 G6-3			0-0 G3			1-0 F8		2-3 K 1-2	4 0 0 0 0 1 3
<b>Ken Caminiti, S</b> OBP: 0.297, SLG: 0.381 (1, 5)			1-0 L7			3-1 F7		2-1 F9		3 0 0 0 0 0 1
<b>Kevin Bass, S</b> OBP: 0.324, SLG: 0.400 (1, 9)			2-1 G6-3			2-2 F8		1-1 L4		3 0 0 0 0 0 0
<b>Scott Servais, R</b> OBP: 0.321, SLG: 0.431 (1, 2)			1-2 G4-3			2-1 F7		2-2 2B		2 0 0 0 0 0 0
<b>Eddie Taubensee, L</b> OBP: 0.307, SLG: 0.421 (8, PH) (9, 2)										1 0 1 0 0 0 0
<b>Andujar Cedeno, R</b> OBP: 0.345, SLG: 0.388 (1, 6)			1-2 L4			0-3 K		0-3 K		3 0 0 0 0 2 1
<b>Darryl Kile, R</b> OBP: 0.111, SLG: 0.182 (1, 1)			2-3 K			1-2 F9		1-3 K		2 0 0 0 0 1 0
<b>Brian Williams, R</b> OBP: 0.200, SLG: 0.300 (8, 1)										0 0 0 0 0 0 0
<b>Eric Anthony, L</b> OBP: 0.326, SLG: 0.412 (8, PH)										1 0 0 0 0 1 1
<b>Tom Edens, R</b> (9, 1)										0 0 0 0 0 0 0

**BOTTOM**

**Montreal Expos @ Houston Astros**  
Astrodome, Houston, TX  
Fri Sep 03 1993, 8:05 PM EDT  
Att. 28,257 - Dome

[livebaseballscorecards.com](http://livebaseballscorecards.com)

<b>AB</b>	<b>31</b>
<b>R</b>	<b>0</b>
<b>H</b>	<b>5</b>
<b>RBI</b>	<b>0</b>
<b>BB</b>	<b>0</b>
<b>SO</b>	<b>6</b>
<b>LOB</b>	<b>9</b>



Inning Stats	R: 0	H: 2	E: 1	K: 0	S: 9	LOB: 1	BB: 0	P: 16	R: 0	H: 0	E: 0	K: 0	S: 6	LOB: 0	BB: 0	P: 10	R: 0	H: 0	E: 0	K: 1	S: 10	LOB: 0	BB: 0	P: 14	R: 0	H: 0	E: 0	K: 0	S: 5	LOB: 0	BB: 0	P: 6	R: 0	H: 0	E: 0	K: 0	S: 8	LOB: 0	BB: 0	P: 15	R: 0	H: 1	E: 0	K: 0	S: 7	LOB: 1	BB: 0	P: 12	R: 0	H: 1	E: 0	K: 2	S: 11	LOB: 1	BB: 0	P: 15	R: 0	H: 1	E: 0	K: 2	S: 11	LOB: 1	BB: 0	P: 15	1B: 4	SF: 0	2B: 1	SAC: 0	3B: 0	DP: 0	HR: 0	HBP: 0	WP: 0	PA: 31
--------------	------	------	------	------	------	--------	-------	-------	------	------	------	------	------	--------	-------	-------	------	------	------	------	-------	--------	-------	-------	------	------	------	------	------	--------	-------	------	------	------	------	------	------	--------	-------	-------	------	------	------	------	------	--------	-------	-------	------	------	------	------	-------	--------	-------	-------	------	------	------	------	-------	--------	-------	-------	-------	-------	-------	--------	-------	-------	-------	--------	-------	--------

PITCHER	IP	WLS	BF	H	R	ER	SO	BB	IBB	HBP	BLK	WP	HR	S	P	ERA	WHIP
<b>Kirk Rueter, L</b> ERA: 2.41 (1, 1)	7.0	W	23	3	0	0	2	0	0	0	0	0	0	53	85	0.00	0.429
<b>Mel Rojas, R</b> ERA: 2.96 (8, 1)	0.1		2	1	0	0	0	0	0	0	0	0	0	5	8	0.00	3.000
<b>John Wetteland, R</b> ERA: 1.63 (8, 1)	1.2	S	6	1	0	0	4	0	0	0	0	0	0	17	22	0.00	0.600

Batter	1	2	3	4	5	6	7	8	9	AB R H RBI BB SO LOB	TOP													
<b>Marquis Grissom, R</b> (1, 8) OBP: 0.348, SLG: 0.438	0-3 K	0-0 2-H HR		1-0 F9		2-1 G3		4-2 BB		4 1 1 2 1 1 3														
<b>Mike Lansing, R</b> (1, 4) OBP: 0.343, SLG: 0.353 (9, 6)	0-2 G5-3	0-2 G5-3			0-0 E6 HR	4-0 BB		1-2 G4-3		4 1 0 0 1 0 1														
<b>Rondell White, R</b> (1, 7) OBP: 0.200, SLG: 0.400	1-3 K		1-1 F9		2-0 1-H HR	1-3 K		2-3 K		5 1 1 2 0 3 2														
<b>Larry Walker, L</b> (1, 9) OBP: 0.376, SLG: 0.476		1-1 F7	0-0 F7		0-0 P2		1-2 G4-3		1-2 FC5-4 1B	5 0 1 0 0 0 0														
<b>Sean Berry, R</b> (1, 5) OBP: 0.347, SLG: 0.465		0-3 K	1-2 G3		0-1 F9		0-0 P9		0-0 FC5-4 1-2f	5 0 0 0 0 1 1														
<b>Wil Cordero, R</b> (1, 6) OBP: 0.311, SLG: 0.384		0-0 1B 2B		0-0 L9	1-0 1B		1-1 1B		2-2 G5-3	5 1 3 0 0 0 1														
<b>Randy Ready, R</b> (1, 3) OBP: 0.366, SLG: 0.333 (9, 4)		1-2 2B 1B		1-1 1B 1B	1-2 F7		2-2 G1-3			4 1 2 1 0 0 2														
<b>Tim Spehr, R</b> (1, 2) OBP: 0.268, SLG: 0.323		4-0 2B IBB		2-2 SH1-3 1B		2-2 G3 SH1 1B		0-2 G6-3		3 1 2 0 1 0 0														
<b>Ken Hill, R</b> (1, 1) OBP: 0.208, SLG: 0.182 <b>Brian Barnes, L</b> (9, 1) OBP: 0.190, SLG: 0.150 <b>Mel Rojas, R</b> (9, 1) <b>John Wetteland, R</b> (9, 1) <b>Oreste Marrero, L</b> (9, 3) OBP: 0.355, SLG: 0.327		2-2 HR 2B		0-0 SH1-3		0-0 SH1		1-3 K		2 1 1 2 0 1 0														
<b>Inning Stats</b>	R: 0 E: 0 K: 2 S: 10	H: 0 LOB: 0 BB: 0 P: 11	R: 5 E: 0 K: 1 S: 16	H: 4 LOB: 0 BB: 1 P: 24	R: 0 E: 0 K: 0 S: 6	H: 0 LOB: 0 BB: 0 P: 8	R: 0 E: 0 K: 0 S: 9	H: 2 LOB: 2 BB: 0 P: 13	R: 2 E: 1 K: 0 S: 9	H: 2 LOB: 1 BB: 0 P: 13	R: 0 E: 0 K: 1 S: 10	H: 1 LOB: 2 BB: 1 P: 19	R: 0 E: 0 K: 0 S: 9	H: 1 LOB: 1 BB: 0 P: 13	R: 0 E: 0 K: 1 S: 11	H: 0 LOB: 1 BB: 1 P: 17	R: 0 E: 0 K: 1 S: 10	H: 1 LOB: 1 BB: 0 P: 15	1B: 7 2B: 2 3B: 0 HR: 2	SF: 0 SAC: 2 DP: 0 HBP: 0	WP: 0 PB: 0 SB: 0 CS: 0	PA: 42		
<b>PITCHER</b>	IP WLS BF H R ER SO BB IBB HBP BLK WP HR S P ERA WHIP																							
<b>Greg Swindell, L</b> (1, 1) ERA: 4.43 <b>Brian Williams, R</b> (6, 1) ERA: 4.72 <b>Todd Jones, R</b> (8, 1) ERA: 2.05 <b>Xavier Hernandez, R</b> (9, 1) ERA: 2.83	5.0 L 25 8 7 6 3 0 1 0 0 0 2 50 69 10.80 1.600	2.0 9 2 0 0 1 1 0 0 0 0 0 19 32 0.00 1.500	1.0 4 0 0 0 1 1 0 0 0 0 0 11 17 0.00 1.000	1.0 4 1 0 0 1 0 0 0 0 0 0 10 15 0.00 1.000																				

**Montreal Expos @ Houston Astros**  
 Astrodome, Houston, TX  
 Sat Sep 04 1993, 8:05 PM EDT  
 Att. 22,771 - Dome

[livebaseballscorecards.com](http://livebaseballscorecards.com)

AB	37
R	7
H	11
RBI	7
BB	3
SO	6
LOB	10



Batter	1	2	3	4	5	6	7	8	9	AB	R	H	RBI	BB	SO	LOB
Craig Biggio, R (1, 4) X OBP: 0.369, SLG: 0.473 Xavier Hernandez, L (9, 1) Kevin Bass, S (9, PH) X OBP: 0.323, SLG: 0.398	0-0 CS 1B		1-3 K			4-1 FC4-6 1-2 BB		3-3 K	0-1 P4	3	0	1	0	1	2	0
Steve Finley, L (1, 8) X OBP: 0.306, SLG: 0.366	1-0 P6			2-2 G4-3		1-0 P6			3-1 1B 3B	4	1	1	0	0	0	3
Luis Gonzalez, L (1, 7) X OBP: 0.356, SLG: 0.450	1-1 G4-3			1-1 F8		3-2 FC4-6 1-2f			1-0 S 2B 1B	4	1	1	1	0	0	3
Eric Anthony, L (1, 9) X OBP: 0.324, SLG: 0.409				1-1 G3-1		0-0 G3			1-1 P5	4	0	0	0	0	0	3
Ken Caminiti, S (1, 5) X OBP: 0.299, SLG: 0.384									1-1 5 1B 2B	4	1	2	1	0	0	0
Chris Donnels, L (1, 3) 5 Jeff Bagwell, R (9, PH) X OBP: 0.317, SLG: 0.327 OBP: 0.387, SLG: 0.522									0-0 1B WP 1B	3	0	0	0	0	2	1
Eddie Taubensee, L (1, 2) X OBP: 0.306, SLG: 0.418									0-0 P9	4	0	1	0	0	1	2
Andujar Cedeno, R (1, 6) X OBP: 0.343, SLG: 0.386 Brian Williams, R (6, 1) Todd Jones, L (8, 1) Rick Parker, R (8, PH) X OBP: 0.368, SLG: 0.417									0-0 G5-3	2	0	0	0	0	0	1
Greg Swindell, L (1, 1) X OBP: 0.208, SLG: 0.229 Casey Candaele, S (6, 6) X OBP: 0.333, SLG: 0.371									1-1 E 1B	2	0	0	0	0	0	0
									1-1 E8	1	0	0	0	0	0	0
									0-2 BB 1B	3	0	1	0	0	0	0


**Montreal Expos @ Houston Astros**  
Astrodome, Houston, TX  
Sat Sep 04 1993, 8:05 PM EDT  
Att. 22,771 - Dome

<b>AB</b>	<b>36</b>
<b>R</b>	<b>5</b>
<b>H</b>	<b>9</b>
<b>RBI</b>	<b>4</b>
<b>BB</b>	<b>1</b>
<b>SO</b>	<b>5</b>
<b>LOB</b>	<b>14</b>

livebaseballscorecards.com

**AB 36**  
**R 5**  
**H 9**  
**RBI 4**  
**BB 1**  
**SO 5**  
**LOB 14**

WP: 1 PA: 37  
PB: 0  
SB: 2  
CS: 1



Inning Stats																																																																																																
R	H	E	K	S	R	H	E	K	S	R	H	E	K	S	R	H	E	K	S	R	H	E	K	S	R	H	E	K	S	R	H	E	K	S	R	H	E	K	S	R	H	E	K	S	R	H	E	K	S	R	H	E	K	S	R	H	E	K	S	1B	2B	3B	HR	SF	SAC	DP	HBP	WP	PA	ERA	WHIP																									
0	1	0	0	4	0	1	0	1	11	0	0	0	1	6	0	0	0	0	7	0	0	0	0	11	0	1	0	0	17	0	0	0	0	7	0	0	0	0	7	0	0	0	0	6	0	0	0	0	9	0	0	0	0	10	5	5	1	0	24	1	0	0	0	0	0	0	0	0	0	1	0	0	0	0	0	0	0	0	0	0	0	0	0	0	7	1	1	0	0	0	0	0	1	37	3.24	0.960
PITCHER																																																																																																
IP	WLS	BF	H	R	ER	SO	BB	IBB	HBP	BLK	WP	HR	S	P	ERA	WHIP	IP	WLS	BF	H	R	ER	SO	BB	IBB	HBP	BLK	WP	HR	S	P	ERA	WHIP																																																															
8.1		32	7	3	3	5	1	0	0	0	0	0	70	109	2.78	0.960	0.1		3	2	1	1	0	0	0	0	0	1	0	4	6	27.00	6.000	0.0		1	0	1	0	0	0	0	0	0	0	0	2	3	∞	∞	0.1	S	1	0	0	0	0	0	0	0	0	0	0	0	2	2	0.00	0.000																												
Ken Hill, R (1, 1) ERA: 2.78																																																																																																
Brian Barnes, L (9, 1) ERA: 4.24																																																																																																
Mel Rojas, R (9, 1) ERA: 2.96																																																																																																
John Wetteland, R (9, 1) ERA: 1.62																																																																																																

Batter	1	2	3	4	5	6	7	8	9	AB R H RBI BB SO LOB	TOP
<b>Marquis Grissom, R</b> (1, 8) OBP: 0.347, SLG: 0.435 <b>Lou Frazier, S</b> (6, 7) OBP: 0.361, SLG: 0.364	3-2 		0-1 			2-1 		2-1 		3 0 0 0 0 0 1 1 0 1 0 0 0 0	<b>Montreal Expos @ Houston Astros</b> Astrodome, Houston, TX Sun Sep 05 1993, 4:33 AM EDT Att. 19,636 - Dome
<b>John Vander Wal, L</b> (1, 3) OBP: 0.318, SLG: 0.365 (7, 9)	1-2 			3-1 		2-0 		1-1 		4 0 0 0 0 0 2	
<b>Rondell White, R</b> (1, 7) OBP: 0.158, SLG: 0.316 (6, 8)	2-3 			0-3 			2-1 	1-1 		4 0 0 0 0 2 2	
<b>Larry Walker, L</b> (1, 9) OBP: 0.376, SLG: 0.473 <b>Oreste Marrero, L</b> (7, 3) OBP: 0.349, SLG: 0.321		1-1 		0-1 			4-2 	0-0 		2 0 0 0 1 0 0 1 0 0 0 0 0 2	
<b>Darrin Fletcher, L</b> (1, 2) OBP: 0.336, SLG: 0.383		2-1 			3-3 		1-3 		0-2 	4 0 0 0 0 2 1	
<b>Wil Cordero, R</b> (1, 6) OBP: 0.313, SLG: 0.388		0-3 			2-0 		0-0 		1-1 	4 0 2 0 0 1 0	
<b>Randy Ready, R</b> (1, 4) OBP: 0.351, SLG: 0.317			0-0 		0-1 		1-1 		1-2 	4 0 0 0 0 0 3	
<b>Mike Lansing, R</b> (1, 5) OBP: 0.345, SLG: 0.354			4-1 		2-3 			0-0 		2 1 1 0 1 1 1	
<b>Jeff Fassero, L</b> (1, 1) <b>Jeff Shaw, R</b> (5, 1) <b>Joe Siddall, L</b> (6, PH) <b>Butch Henry, L</b> (6, 1) <b>Sean Berry, R</b> (8, PH) <b>Tim Scott, R</b> (8, 1)			0-3 			1-0 		2-1 		1 0 0 0 0 0 1 1 0 0 0 0 0 0 0 0 1 0 0 0 0 0 0 0 0 0 0 0 0 0 0 0 1 0 1 1 0 0 0 0 0 0 0 0 0 0 0 0	
<b>Inning Stats</b>	R: 0 H: 0 E: 0 LOB: 0 K: 1 BB: 0 S: 10 P: 16	R: 0 H: 0 E: 0 LOB: 0 K: 1 BB: 0 S: 7 P: 10	R: 0 H: 0 E: 0 LOB: 1 K: 1 BB: 1 S: 7 P: 11	R: 0 H: 0 E: 0 LOB: 0 K: 1 BB: 0 S: 7 P: 10	R: 0 H: 1 E: 0 LOB: 1 K: 2 BB: 0 S: 9 P: 16	R: 0 H: 0 E: 0 LOB: 0 K: 0 BB: 0 S: 4 P: 9	R: 0 H: 1 E: 0 LOB: 2 K: 1 BB: 1 S: 11 P: 19	R: 1 H: 3 E: 0 LOB: 2 K: 0 BB: 0 S: 10 P: 16	R: 0 H: 0 E: 0 LOB: 0 K: 0 BB: 0 S: 9 P: 11	1B: 3 SF: 0 2B: 2 SAC: 0 3B: 0 DP: 0 HR: 0 HBP: 0	WP: 0 PA: 34 PB: 0 SB: 1 CS: 0
<b>PITCHER</b> <b>Mark Portugal, R</b> (1, 1) ERA: 2.99 <b>Doug Jones, R</b> (9, 1) ERA: 4.19	IP WLS BF H R ER SO BB IBB HBP BLK WP HR S P ERA WHIP 8.0 W 31 5 1 1 7 2 0 0 0 0 0 0 65 107 1.12 0.875 1.0 3 0 0 0 0 0 0 0 0 0 0 0 9 11 0.00 0.000	<b>PITCHER</b> IP WLS BF H R ER SO BB IBB HBP BLK WP HR S P ERA WHIP									

livebaseballscorecards.com

AB	32
R	1
H	5
RBI	1
BB	2
SO	7
LOB	13





Batter	1	2	3	4	5	6	7	8	9
<b>Craig Biggio, R</b> OBP: 0.367, SLG: 0.471 <b>Doug Jones, R</b> (9, 1)	1-2 CS 1B		0-0 F7	1-3 K	1-2 P5			2-3 K	
<b>Steve Finley, L</b> OBP: 0.309, SLG: 0.367 (1, 8)	4-2 SAFE 1-2 BB		0-1 5 BB E 1B		0-1 5 BB 2B 1B		1-1 F7	2-3 K	
<b>5 Jeff Bagwell, R</b> OBP: 0.388, SLG: 0.520 (1, 3)	2-0 SAFE SAFE F8		4-2 SAFE F8 E BB 1-2		4-2 SAFE SAFE 2B BB 1-2		1-2 G6-3		
<b>Eric Anthony, L</b> OBP: 0.323, SLG: 0.409 (1, 9)	0-0 SAFE SAFE SAFE F7		0-0 E6 1-2 2-H		0-0 2B 2B 1-H 2-H		2-2 G4-3		
<b>Ken Caminiti, S</b> OBP: 0.300, SLG: 0.386 (1, 5)		4-0 2B SF8 BB	0-1 F8		2-1 HR 2B 2-H		0-0 F7		
<b>Luis Gonzalez, L</b> OBP: 0.359, SLG: 0.464 (1, 7)		1-1 SAFE SAFE 1-3 2B	3-3 K		0-0 HR		1-2 2B		
<b>Scott Servais, R</b> OBP: 0.320, SLG: 0.430 (1, 2)		0-0 SF8		0-3 K	3-2 FC1-5 BB 1B		2-3 K		
<b>Andujar Cedeno, R</b> OBP: 0.345, SLG: 0.386 (1, 6)		0-1 G5-3		1-1 SH1-4 1B	4-2 P5 FC1-5 BB		2-1 L6		
<b>Mark Portugal, R</b> OBP: 0.228, SLG: 0.250 <b>Casey Candaele, S</b> OBP: 0.330, SLG: 0.367 (8, PH) (9, 4)		0-3 K		0-0 SH1-4	0-0 FC1-5 PB 1-2 2-3f		1-1 P2		

AB	R	H	RBI	BB	SO	LOB
5	0	1	0	0	2	3
0	0	0	0	0	0	0
4	2	2	0	1	1	0
2	1	0	0	2	0	1
4	1	1	2	0	0	2
3	2	1	1	1	0	2
4	1	3	2	0	1	2
3	0	1	1	0	2	1
3	0	1	0	1	0	2
2	0	0	0	0	1	3
1	0	0	0	0	0	0

**BOTTOM**

**Montreal Expos @ Houston Astros**  
Astrodome, Houston, TX  
Sun Sep 05 1993, 4:33 AM EDT  
Att. 19,636 - Dome

[livebaseballscorecards.com](http://livebaseballscorecards.com)

<b>AB</b>	<b>31</b>
<b>R</b>	<b>7</b>
<b>H</b>	<b>10</b>
<b>RBI</b>	<b>6</b>
<b>BB</b>	<b>5</b>
<b>SO</b>	<b>7</b>
<b>LOB</b>	<b>16</b>



1B: 5	SF: 1
2B: 4	SAC: 1
3B: 0	DP: 0
HR: 1	HBP: 0

WP: 0	PA: 38
PB: 1	
SB: 0	
CS: 1	

Inning Stats		R: 0	H: 1	E: 0	LOB: 1	K: 0	BB: 1	S: 8	P: 15
<b>IP</b>	4.0	<b>WLS</b>	L	<b>BF</b>	23	<b>H</b>	7	<b>R</b>	6
<b>ER</b>	5	<b>SO</b>	4	<b>BB</b>	4	<b>IBB</b>	0	<b>HBP</b>	0
<b>BLK</b>	0	<b>WP</b>	0	<b>HR</b>	0	<b>S</b>	44	<b>P</b>	71
<b>ERA</b>	11.25	<b>WHIP</b>	2.750	<b>K</b>	2	<b>BB</b>	0	<b>S</b>	9
<b>P</b>	11	<b>HR</b>	1	<b>SH</b>	1-4	<b>FC</b>	1-5	<b>PB</b>	1
<b>ERA</b>	9.00	<b>WHIP</b>	3.000	<b>S</b>	12	<b>P</b>	19	<b>FC</b>	1-5
<b>WHIP</b>	0.500	<b>SO</b>	1	<b>BB</b>	0	<b>IBB</b>	0	<b>HBP</b>	0
<b>WHIP</b>	0.000	<b>SO</b>	2	<b>BB</b>	0	<b>IBB</b>	0	<b>HBP</b>	0
<b>WHIP</b>	0.000	<b>SO</b>	1	<b>BB</b>	0	<b>IBB</b>	0	<b>HBP</b>	0

PITCHER		IP	WLS	BF	H	R	ER	SO	BB	IBB	HBP	BLK	WP	HR	S	P	ERA	WHIP
<b>Jeff Fassero, L</b> ERA: 2.26 (1, 1)		4.0	L	23	7	6	5	4	4	0	0	0	0	0	44	71	11.25	2.750
<b>Jeff Shaw, R</b> ERA: 4.02 (5, 1)		1.0		5	2	1	1	0	1	0	0	0	0	1	11	19	9.00	3.000
<b>Butch Henry, L</b> ERA: 6.15 (6, 1)		2.0		7	1	0	0	1	0	0	0	0	0	0	17	26	0.00	0.500
<b>Tim Scott, R</b> ERA: 2.34 (8, 1)		1.0		3	0	0	0	2	0	0	0	0	0	11	16	0.00	0.000	

Batter	1	2	3	4	5	6	7	8	9	AB R H RBI BB SO LOB	TOP											
Tito Navarro, S (1, 6) FCS	0-3 K		1-1 G4-3		3-1 G4-3			0-0 G6-3	1-3 K	5 0 0 0 0 2 2												
Joe Orsulak, L (1, 7) OBP: 0.334, SLG: 0.416 BBB	4-1 1B BB		3-3 K		3-2 G4-3			4-1 BB		2 0 0 0 2 1 0												
Eddie Murray, S (1, 3) OBP: 0.311, SLG: 0.453 CX	0-1 1-2 1B G3-6-3		4-2 BB				3-1 F8	2-0 F8		3 0 1 0 1 0 1												
Bobby Bonilla, S (1, 5) OBP: 0.350, SLG: 0.521 BF	1-1 G3-6-3 1-2f		0-2 F8				3-3 K	3-1 F8		4 0 0 0 0 1 4												
Jeremy Burnitz, L (1, 9) OBP: 0.332, SLG: 0.460 CB		2-1 HR		1-1 F9			4-1 BB		4-1 FC4-6 PB BB	2 2 1 1 2 0 0												
Chico Walker, S (1, 4) OBP: 0.282, SLG: 0.353 CB		2-1 F7		1-1 G4-3 S 1B			3-0 F8		4-2 FC4-6 BB	3 0 1 0 1 0 1												
Todd Hundley, S (1, 2) OBP: 0.255, SLG: 0.341 CB		3-2 F8		2-0 G4-3 1-3			1-2 G6-3		2-1 FC4-6 PB 1-2f 2-3	4 0 0 0 0 0 3												
Ryan Thompson, R (1, 8) OBP: 0.297, SLG: 0.456 CB		1-2 2B		2-3 K			1-2 P3		2-3 K	4 0 1 0 0 2 3												
Sid Fernandez, L (1, 1) Pete Schourek, L (6, 1) Ced Landrum, L (7, PH) Jeff Innis, R (7, 1) Mauro Gozzo, R (8, 1) Jeff McKnight, S (9, PH) OBP: 0.174, SLG: 0.095 OBP: 0.276, SLG: 0.200 OBP: 0.250, SLG: 0.333		1-3 K		0-0 F9			1-1 F9		1-3 K 1-2 3-H	2 0 0 0 0 1 1 0 0 0 0 0 0 0 1 0 1 0 0 0 0 1 1												
<b>Inning Stats</b>	R: 0 E: 0 K: 1 S: 8	H: 1 LOB: 1 BB: 1 P: 13	R: 1 E: 0 K: 1 S: 14	H: 2 LOB: 1 BB: 0 P: 23	R: 0 E: 0 K: 1 S: 13	H: 0 LOB: 1 BB: 1 P: 21	R: 0 E: 0 K: 1 S: 9	H: 1 LOB: 1 BB: 0 P: 15	R: 0 E: 0 K: 0 S: 7	H: 0 LOB: 0 BB: 0 P: 13	R: 0 E: 0 K: 1 S: 8	H: 0 LOB: 1 BB: 1 P: 21	R: 0 E: 0 K: 0 S: 8	H: 0 LOB: 0 BB: 0 P: 11	R: 0 E: 0 K: 0 S: 5	H: 0 LOB: 1 BB: 1 P: 14	R: 1 E: 0 K: 3 S: 15	H: 0 LOB: 2 BB: 2 P: 29	1B: 2 2B: 1 3B: 0 HR: 1	SF: 0 SAC: 0 DP: 1 HBP: 0	WP: 0 PB: 1 SB: 1 CS: 0	PA: 37
<b>PITCHER</b>	IP WLS BF H R ER SO BB IBB HBP BLK WP HR S P ERA WHIP																					
Pete Harnisch, R (1, 1) ERA: 3.29	7.0 W 27 4 1 1 5 3 0 0 0 0 1 67 117 1.29 1.000																					
Xavier Hernandez, R (8, 1) ERA: 2.76	2.0 S 10 0 1 0 3 3 0 0 0 0 0 0 20 43 0.00 1.500																					

New York Mets @ Houston Astros  
Astrodome, Houston, TX  
Mon Sep 06 1993, 4:33 AM EDT  
Att. 18,233 - Dome

livebaseballscorecards.com

AB	31
R	2
H	4
RBI	1
BB	6
SO	8
LOB	16



BOTTOM

New York Mets @ Houston Astros  
Astrodome, Houston, TX  
Mon Sep 06 1993, 4:33 AM EDT  
Att. 18,233 - Dome

livebaseballscorecards.com

AB	30
R	7
H	7
RBI	7
BB	5
SO	5
LOB	8



WP:	0	PA:	35
PB:	0		
SB:	2		
CS:	1		

AB	R	H	RBI	BB	SO	LOB
4	0	2	0	0	1	0
0	0	0	0	0	0	0
4	1	1	0	0	0	2
3	0	0	1	1	1	1
2	3	0	0	2	0	2
3	2	2	1	1	0	0
4	1	2	5	0	1	1
0	0	0	0	0	0	0
3	0	0	0	1	0	0
4	0	0	0	0	0	2
2	0	0	0	0	2	0
1	0	0	0	0	0	0
0	0	0	0	0	0	0

Batter	1	2	3	4	5	6	7	8	9
Craig Biggio, R OBP: 0.368, SLG: 0.471 Rick Parker, R OBP: 0.366, SLG: 0.417	1-0 P4		0-2 FC4-6 1B		2-3 K		0-1 CS 1B		
Steve Finley, L OBP: 0.309, SLG: 0.368	2-1 5 G6-3 2B		1-1 FC4-6 1-2f			1-1 F8	SAFE SAFE 1B SAFE 1B SAFE	1-1 G3 1-2	
5 Jeff Bagwell, R OBP: 0.367, SLG: 0.517	1-2 G6-3 2-H		0-2 P7			4-1 FC6-4 BB		3-3 K	
Eric Anthony, L OBP: 0.325, SLG: 0.408	4-1 S 1B BB		1-0 L9			1-1 FC6-4 BB 1-2f 2B		4-1 1B HR BB	
Ken Caminiti, S OBP: 0.304, SLG: 0.387	3-2 1-H 1B			0-1 F7		4-0 1B SAFE 1B SAFE 1B 1-2 2B BB		3-2 1B SAFE 1B SAFE 1B SAFE 1-2 HR 1B	
Luis Gonzalez, L OBP: 0.360, SLG: 0.473 Jose Uribe, S OBP: 0.351, SLG: 0.250	1-3 K		3-0 L9			3-1 1-H 2-H 2B		0-0 1-H 2-H HR	
Scott Servais, R OBP: 0.319, SLG: 0.425		1-2 P6		2-2 F7		4-0 IBB		0-1 G6-3	
Casey Candaele, S OBP: 0.317, SLG: 0.351		3-2 F8			1-0 G6-3	2-2 P8		0-1 F7	
Pete Hamisch, S OBP: 0.155, SLG: 0.127 Chris Donnels, L OBP: 0.315, SLG: 0.324 Xavier Hernandez, L		1-3 K			2-3 K		2-2 F8		

Inning	R	H	E	K	S	H	LOB	BB	P	R	H	E	K	S	H	LOB	BB	P
1	2	2	0	1	15	0	1	0	11	0	0	0	7	0	0	0	14	12
2	0	0	0	0	11	0	0	0	16	0	0	0	0	0	0	0	11	12
3	0	1	0	0	9	0	1	0	11	0	0	0	7	0	0	0	12	12
4	0	0	0	0	7	0	0	0	12	0	0	0	9	0	0	0	12	22
5	0	0	0	0	9	0	0	0	14	0	0	0	9	0	0	0	14	22
6	2	1	0	2	12	0	2	0	31	0	1	0	12	0	3	0	31	31
7	0	1	0	0	9	0	0	0	12	0	1	0	0	0	0	0	12	12
8	3	2	0	1	12	0	2	0	22	0	2	0	1	0	1	0	22	22
9	0	0	0	0	0	0	0	0	0	0	0	0	0	0	0	0	0	0

PITCHER	IP	WLS	BF	H	R	ER	SO	BB	IBB	HBP	BLK	WP	HR	S	P	ERA	WHIP
Sid Fernandez, L ERA: 3.55	5.0	L	19	3	2	2	4	1	0	0	0	0	0	51	80	3.60	0.800
Pete Schourek, L ERA: 6.55	1.0		7	1	2	2	0	2	1	0	0	0	0	12	31	18.00	3.000
Jeff Innis, R ERA: 4.35	1.0		3	1	0	0	0	0	0	0	0	0	0	9	12	0.00	1.000
Mauro Gozzo, R ERA: 27.0	1.0		6	2	3	3	1	1	0	0	0	0	1	12	22	27.00	3.000

New York Mets @ Houston Astros  
Astrodome, Houston, TX

Tue Sep 07 1993, 8:05 PM EDT  
Att. 16,298 - Dome

livebaseballscorecards.com

AB 37  
R 3  
H 11  
RBI 3  
BB 5  
SO 5  
LOB 15



AB R H RBI BB SO LOB

5	1	2	0	0	0	0
5	0	1	0	0	1	2
4	1	3	2	1	0	1
1	0	1	0	1	0	0
3	0	1	0	0	0	2
3	0	1	0	1	1	2
4	1	2	1	1	0	0
5	0	0	0	0	1	5
0	0	0	0	0	0	0
3	0	0	0	1	1	3
3	0	0	0	0	0	0
1	0	0	0	0	1	0
0	0	0	0	0	0	0
0	0	0	0	0	0	0

1B: 9 SF: 0  
2B: 1 SAC: 1  
3B: 0 DP: 1  
HR: 2 HBP: 0

WP: 1 PA: 44  
PB: 0  
SB: 0  
CS: 2

TOP

Batter	1	2	3	4	5	6	7	8	9	10
Joe Orsulak, L (1, 7) OBP: 0.335, SLG: 0.416	1-1 F7		0-0 G3-4-3 HR 1B		1-1 G3 1B		3-1 P3		1-0 G4-3	
Todd Hundley, S (1, 2) OBP: 0.254, SLG: 0.339	1-2 F9		1-0 G3-4-3 1-2		1-0 G3 1-2		0-3 K2-3		1-2 1B	
Eddie Murray, S (1, 3) OBP: 0.315, SLG: 0.461	2-0 WP BB 1B		0-0 2-H HR		4-0 FC4-8 IBB		2-2 SH5-3 FC4-2 1B		2-0 G5-3	
Bobby Bonilla, S (1, 5) Chico Walker, S (3, 5) OBP: 0.352, SLG: 0.522 OBP: 0.263, SLG: 0.352	4-1 WP BB		0-0 1B		0-0 FC4-6 1-2f		0-0 FC4-2 SH5-3 1B			
Jeromy Burnitz, L (1, 9) OBP: 0.335, SLG: 0.458	1-1 F8 1-2 2-3		3-2 1-2 1B		4-1 CS 1B BB		1-1 SH5-3 1-2 2-3		0-1 F8	
Jeff Kent, R (1, 4) OBP: 0.327, SLG: 0.446		1-0 G5-3		0-2 P4		1-0 1 SAFE 1 SAFE 1-2 1B		4-0 FC4-2 IBB		3-3 K
Jeff McKnight, S (1, 6) John Franco, L (10, 1)		3-2 F9		1-1 G4-3		3-3 K		0-1 FC4-2 FC5-4		1-2 G3-1
Ryan Thompson, R (1, 8) OBP: 0.296, SLG: 0.449		2-2 F7		2-3 K		4-0 PO IBB		1-0 FC5-4 1-2f		
Bobby Jones, R (1, 1) Ced Landrum, L (9, PH) Mike Maddux, L (9, 1) Kevin Baez, R (10, 6) OBP: 0.299, SLG: 0.258		2-1 F8		1-0 G6-3		0-2 PO 1-2		1-0 F7		2-3 K

Inning Stats	R: 0	H: 1	R: 0	H: 0	R: 2	H: 4	R: 0	H: 0	R: 0	H: 1	R: 0	H: 0	R: 0	H: 2	R: 0	H: 1	R: 1	H: 1	
E: 0	LOB: 2	E: 0	LOB: 0	E: 0	LOB: 1	E: 0	LOB: 0	E: 0	LOB: 2	E: 0	LOB: 1	E: 0	LOB: 0	E: 0	LOB: 3	E: 0	LOB: 0	E: 0	LOB: 0
K: 0	BB: 1	K: 0	BB: 0	K: 0	BB: 0	K: 1	BB: 0	K: 0	BB: 2	K: 1	BB: 1	K: 1	BB: 0	K: 0	BB: 1	K: 1	BB: 0	K: 1	BB: 0
S: 10	P: 19	S: 9	P: 15	S: 9	P: 15	S: 9	P: 12	S: 5	P: 19	S: 6	P: 10	S: 10	P: 18	S: 8	P: 14	S: 14	P: 20	S: 14	P: 20

PITCHER	IP	WLS	BF	H	R	ER	SO	BB	IBB	HBP	BLK	WP	HR	S	P	ERA	WHIP
Doug Drabek, R (1, 1) ERA: 3.49	8.0		35	9	2	2	3	2	3	0	0	1	1	65	120	2.25	1.375
Todd Jones, R (9, 1) ERA: 2.2	2.0	W	8	2	1	1	2	0	0	0	0	0	1	22	34	4.50	1.000

PITCHER	IP	WLS	BF	H	R	ER	SO	BB	IBB	HBP	BLK	WP	HR	S	P	ERA	WHIP
Doug Drabek, R (1, 1) ERA: 3.49	8.0		35	9	2	2	3	2	3	0	0	1	1	65	120	2.25	1.375
Todd Jones, R (9, 1) ERA: 2.2	2.0	W	8	2	1	1	2	0	0	0	0	0	1	22	34	4.50	1.000

BOTTOM

New York Mets @ Houston Astros  
Astrodome, Houston, TX  
Tue Sep 07 1993, 8:05 PM EDT  
Att. 16,298 - Dome

livebaseballscorecards.com

AB 32  
R 4  
H 7  
RBI 3  
BB 2  
SO 4  
LOB 9



AB R H RBI BB SO LOB

3 0 0 0 0 0 0

5 0 0 1 0 0 2

4 0 1 0 0 0 1

3 1 0 0 1 0 1

3 1 2 0 0 0 0

4 0 1 1 0 1 2

3 0 0 0 0 0 2

1 1 1 0 0 0 0

3 0 1 1 0 1 1

2 0 0 0 0 2 0

1 0 1 0 0 0 0

0 0 0 0 0 0 0

0 1 0 0 1 0 0

1B: 6 SF: 0  
2B: 1 SAC: 3  
3B: 0 DP: 0  
HR: 0 HBP: 1

WP: 1 PA: 38  
PB: 0  
SB: 0  
CS: 0

Batter	1	2	3	4	5	6	7	8	9	10
Craig Biggio, R OBP: 0.367, SLG: 0.468 (1, 4)	F8		G6-3			G1-3		SH3-4		FC6-4 HBP
Steve Finley, L OBP: 0.305, SLG: 0.364 (1, 8)	F8		G1-3			P4		P3		FC6-4
5 Jeff Bagwell, R OBP: 0.386, SLG: 0.517 (1, 3)				G1-3		G6-3		G6-3		
Eric Anthony, L OBP: 0.324, SLG: 0.405 (1, 9)				F7			SH5-3 1B BB		G4-3	
Ken Caminiti, S OBP: 0.306, SLG: 0.389 (1, 5)						SH5-3			G4-3	
Luis Gonzalez, L OBP: 0.359, SLG: 0.471 (1, 7)						K		G4-3 2-H 1B	L6	
Eddie Taubensee, L OBP: 0.302, SLG: 0.412 (1, 2)										HBP SH5-3 FC6-4 1B
Rick Parker, R OBP: 0.385, SLG: 0.432 (10, PH)						P6		G4-3		
Andujar Cedeno, R OBP: 0.344, SLG: 0.385 (1, 6)						K		F9		SH5-3
Doug Drabek, R OBP: 0.121, SLG: 0.172 (1, 1)										
Kevin Bass, S OBP: 0.326, SLG: 0.401 (8, PH)										
Todd Jones, L OBP: 0.338, SLG: 0.496 (9, 1)										
Chris James, R OBP: 0.338, SLG: 0.496 (10, PH)								WP SH3-4 1B		E HBP BB

Inning Stats	R: 0	H: 1	E: 0	K: 0	S: 8	R: 1	H: 2	E: 0	K: 0	S: 11	R: 0	H: 0	E: 0	K: 1	S: 10	R: 0	H: 1	E: 0	K: 1	S: 10	R: 0	H: 0	E: 0	K: 2	S: 9	R: 1	H: 1	E: 0	K: 0	S: 7	R: 0	H: 1	E: 0	K: 0	S: 9	R: 0	H: 1	E: 0	K: 0	S: 4	R: 2	H: 1	E: 1	K: 0	S: 10	1B: 6	SF: 0	2B: 1	SAC: 3	3B: 0	DP: 0	HR: 0	HBP: 1	WP: 1	PA: 38
--------------	------	------	------	------	------	------	------	------	------	-------	------	------	------	------	-------	------	------	------	------	-------	------	------	------	------	------	------	------	------	------	------	------	------	------	------	------	------	------	------	------	------	------	------	------	------	-------	-------	-------	-------	--------	-------	-------	-------	--------	-------	--------

PITCHER	IP	WLS	BF	H	R	ER	SO	BB	IBB	HBP	BLK	WP	HR	S	P	ERA	WHIP
Bobby Jones, R ERA: 4.78 (1, 1)	8.0		30	6	2	2	4	1	0	0	0	1	0	72	114	2.25	0.875
Mike Maddux, R ERA: 3.32 (9, 1)	1.0		3	0	0	0	0	0	0	0	0	0	0	4	5	0.00	0.000
John Franco, L ERA: 4.06 (10, 1)	0.2	L	5	1	2	1	0	1	0	1	0	0	0	10	17	13.50	3.000

Batter	1	2	3	4	5	6	7	8	9	AB R H RBI BB SO LOB	TOP	
Ryan Thompson, R (1, 8) OBP: 0.292, SLG: 0.442 Chico Walker, S (9, PH) OBP: 0.282, SLG: 0.350	0-3 K			1-3 K		0-1 F8			1-3 K	3 0 0 0 0 2 0 1 0 0 0 0 1 0	<b>New York Mets @ Houston Astros</b> Astrodome, Houston, TX Wed Sep 08 1993, 8:05 PM EDT Att. 15,684 - Dome	
Jeff McKnight, S (1, 6) OBP: 0.308, SLG: 0.303	1-0 F8			4-0 WP BB			1-0 P7			2 1 0 0 1 0 0		
Eddie Murray, S (1, 3) OBP: 0.313, SLG: 0.458	0-1 F7			1-0 F7			0-2 L5			3 0 0 0 0 0 1		
Joe Orsulak, L (1, 7) OBP: 0.332, SLG: 0.413 Dave Gallagher, R (7, 7) OBP: 0.341, SLG: 0.456		1-1 G4-3		2-2 F7 1-H			0-0 G6-3			3 0 0 0 0 0 0 0 0 0 0 0 0 0		
Jeromy Burnitz, L (1, 9) OBP: 0.331, SLG: 0.451		1-1 L4			1-2 G3-1			0-3 K		3 0 0 0 0 1 0		
Jeff Kent, R (1, 4) OBP: 0.325, SLG: 0.443		1-2 K			1-0 P7			0-0 L5		3 0 0 0 0 1 0		
Butch Huskey, R (1, 5)				0-3 K		2-3 K		1-3 K		3 0 0 0 0 3 0		
Todd Hundley, S (1, 2) OBP: 0.253, SLG: 0.336				0-0 P8		0-0 F8			2-2 G6-3	3 0 0 0 0 0 0		
Frank Tanana, L (1, 1) OBP: 0.190, SLG: 0.214 Ced Landrum, L (6, PH) OBP: 0.214, SLG: 0.286 Josias Manzanillo, R (6, 1) Dave Telgheder, R (8, 1) OBP: 0.143, SLG: 0.286 Tito Navarro, S (9, PH)				0-0 F7		1-1 L7			2-3 K	1 0 0 0 0 0 0 1 0 1 0 0 0 0 1 0		
<b>Inning Stats</b>	R: 0 H: 0 E: 0 LOB: 0 K: 1 BB: 0 S: 6 P: 7	R: 0 H: 0 E: 0 LOB: 0 K: 1 BB: 0 S: 7 P: 10	R: 0 H: 0 E: 0 LOB: 0 K: 1 BB: 0 S: 5 P: 5	R: 1 H: 0 E: 0 LOB: 0 K: 1 BB: 1 S: 7 P: 15	R: 0 H: 0 E: 0 LOB: 0 K: 1 BB: 0 S: 8 P: 12	R: 0 H: 0 E: 0 LOB: 0 K: 0 BB: 0 S: 5 P: 6	R: 0 H: 0 E: 0 LOB: 0 K: 0 BB: 0 S: 5 P: 6	R: 0 H: 0 E: 0 LOB: 0 K: 2 BB: 0 S: 7 P: 8	R: 0 H: 0 E: 0 LOB: 0 K: 2 BB: 0 S: 9 P: 14	1B: 0 SF: 0 2B: 0 SAC: 0 3B: 0 DP: 0 HR: 0 HBP: 0		WP: 1 PA: 28 PB: 0 SB: 0 CS: 0
<b>PITCHER</b> Darryl Kile, R (1, 1) ERA: 3.13	IP WLS BF H R ER SO BB IBB HBP BLK WP HR S P ERA WHIP	9.0 W 28 0 1 0 9 1 0 0 0 1 0 59 83 0.00 0.111										

livebaseballscorecards.com

<b>AB</b>	27
<b>R</b>	1
<b>H</b>	0
<b>RBI</b>	0
<b>BB</b>	1
<b>SO</b>	9
<b>LOB</b>	1



Batter	1	2	3	4	5	6	7	8	9
<b>Craig Biggio, R</b> OBP: 0.367, SLG: 0.469 (1, 4)	3-2 F9		2-2 P4		0-2 G1-6-3 2B			2-1 F9	
<b>Casey Candaele, S</b> OBP: 0.315, SLG: 0.347 <b>Steve Finley, L</b> OBP: 0.305, SLG: 0.364 (8, PR) (9, 8)	2-2 E1 5 G5-3		0-0 5 2B 1B		2-1 G1-6-3			2-2 E3 5 1B 1B	
<b>5 Jeff Bagwell, R</b> OBP: 0.367, SLG: 0.519 (1, 3)	3-2 G5-3 1-2		1-2 1-H 2B		2-0 G6-3			2-0 1B 1B	
<b>Eric Anthony, L</b> OBP: 0.321, SLG: 0.401 (1, 9)		0-0 P5	3-2 G6-3		0-0 G4-3			1-3 K	
<b>Ken Caminiti, S</b> OBP: 0.308, SLG: 0.395 (1, 5)		0-1 HR		2-1 F8		3-3 K		4-0 1B E BB	
<b>Luis Gonzalez, L</b> OBP: 0.360, SLG: 0.471 (1, 7)		0-1 G4-6-3 1B		1-0 L3		3-3 K		0-0 FC5 E 1B	
<b>Scott Servais, R</b> OBP: 0.315, SLG: 0.418 (1, 2)		1-1 G4-6-3 1-2f		0-0 F8			0-0 G3	1-0 E5 1-2 3-H	
<b>Andujar Cedeno, R</b> OBP: 0.346, SLG: 0.395 (1, 6)			3-2 SH2-4 1B 2B		2-0 HR		1-3 K	0-0 FC5 2-3f	
<b>Darryl Kile, R</b> OBP: 0.106, SLG: 0.174 (1, 1)			0-0 SH2-4 2-3		0-0 P3		0-0 G4-3		

Inning Stats	R: 0 E: 1 K: 0 S: 13	H: 0 LOB: 0 BB: 0 P: 21	R: 1 E: 0 K: 0 S: 7	H: 2 LOB: 0 BB: 0 P: 8	R: 2 E: 0 K: 0 S: 17	H: 3 LOB: 1 BB: 0 P: 26	R: 0 E: 0 K: 0 S: 4	H: 0 LOB: 0 BB: 0 P: 7	R: 1 E: 0 K: 0 S: 10	H: 2 LOB: 1 BB: 0 P: 16	R: 0 E: 0 K: 2 S: 9	H: 0 LOB: 0 BB: 0 P: 15	R: 0 E: 0 K: 1 S: 5	H: 0 LOB: 0 BB: 0 P: 6	R: 3 E: 2 K: 1 S: 14	H: 2 LOB: 2 BB: 1 P: 26
--------------	-------------------------------	----------------------------------	------------------------------	---------------------------------	-------------------------------	----------------------------------	------------------------------	---------------------------------	-------------------------------	----------------------------------	------------------------------	----------------------------------	------------------------------	---------------------------------	-------------------------------	----------------------------------


PITCHER	IP	WLS	BF	H	R	ER	SO	BB	IBB	HBP	BLK	WP	HR	S	P	ERA	WHIP
<b>Frank Tanana, L</b> ERA: 4.47 (1, 1)	5.0	L	21	7	4	4	0	0	0	0	0	0	2	51	78	7.20	1.400
<b>Josias Manzanillo, R</b> ERA: 6.83 (6, 1)	2.2		12	2	3	0	4	1	0	0	0	0	0	26	44	0.00	1.125
<b>Dave Telgheder, R</b> ERA: 5.81 (8, 1)	0.1		2	0	0	0	0	0	0	0	0	0	0	2	3	0.00	0.000

**BOTTOM**

AB	R	H	RBI	BB	SO	LOB
4	0	1	0	0	0	1
4	1	1	1	0	0	1
0	1	0	0	0	0	0
4	1	2	1	0	0	2
4	0	0	0	0	1	3
3	2	1	1	1	1	0
4	0	2	2	0	1	0
4	0	0	0	0	0	2
4	2	2	1	0	1	2
2	0	0	0	0	0	0

**New York Mets @ Houston Astros**  
Astrodome, Houston, TX  
Wed Sep 08 1993, 8:05 PM EDT  
Att. 15,684 - Dome

<b>AB</b>	<b>33</b>
<b>R</b>	<b>7</b>
<b>H</b>	<b>9</b>
<b>RBI</b>	<b>6</b>
<b>BB</b>	<b>1</b>
<b>SO</b>	<b>4</b>
<b>LOB</b>	<b>11</b>



1B	2B	3B	HR	SF	SAC	DP	HBP	WP	PA
4	3	0	2	0	1	1	0	0	35

PITCHER	IP	WLS	BF	H	R	ER	SO	BB	IBB	HBP	BLK	WP	HR	S	P	ERA	WHIP
<b>Frank Tanana, L</b> ERA: 4.47 (1, 1)	5.0	L	21	7	4	4	0	0	0	0	0	0	2	51	78	7.20	1.400
<b>Josias Manzanillo, R</b> ERA: 6.83 (6, 1)	2.2		12	2	3	0	4	1	0	0	0	0	0	26	44	0.00	1.125
<b>Dave Telgheder, R</b> ERA: 5.81 (8, 1)	0.1		2	0	0	0	0	0	0	0	0	0	0	2	3	0.00	0.000

Batter	1	2	3	4	5	6	7	8	9	AB R H RBI BB SO LOB	TOP										
<b>Craig Biggio, R</b> (1, 4) OBP: 0.367, SLG: 0.469	0-0 G6-3		0-2 F9			3-2 FC5-4 1B		0-0 1B		4 0 2 0 0 0 0											
<b>Steve Finley, L</b> (1, 8) OBP: 0.307, SLG: 0.372	2-2 HR		3-2 G6-3			2-2 F8		0-0 1B		4 1 2 1 0 0 1											
<b>5 Jeff Bagwell, R</b> (1, 3) OBP: 0.387, SLG: 0.518	4-2 BB			1-1 1B		0-0 FC5-4 1-2f		0-3 K		3 0 1 0 1 1 3											
<b>Luis Gonzalez, L</b> (1, 7) OBP: 0.358, SLG: 0.467	0-3 K			0-0 F7		1-3 K		1-0 L7		4 0 0 0 0 2 4											
<b>Ken Caminiti, S</b> (1, 5) OBP: 0.307, SLG: 0.394	0-0 P4			3-1 P6			2-0 1B G3	0-1 G3		4 1 1 0 0 0 3											
<b>Eric Anthony, L</b> (1, 9) OBP: 0.321, SLG: 0.402		2-2 F8			3-1 2B		1-1 G3	1-3 K		4 0 1 0 0 1 1											
<b>Eddie Taubensee, L</b> (1, 2) OBP: 0.306, SLG: 0.414		0-2 G4-3			2-1 P6		0-1 1B 2-H	2-2 G5-3 1B		4 0 2 1 0 0 1											
<b>Andujar Cedeno, R</b> (1, 6) OBP: 0.344, SLG: 0.393		0-0 F9			0-2 G5-3		1-0 F9	1-1 G5-3		3 0 0 0 0 0 2											
<b>Kevin Bass, S</b> (9, PH) OBP: 0.324, SLG: 0.399								1-2 G5-3		1 0 0 0 0 0 1											
<b>Greg Swindell, L</b> (1, 1) OBP: 0.200, SLG: 0.220			0-1 G4-3			0-0 P6		2-0 F9		2 0 0 0 0 0 1											
<b>Chris Donnels, L</b> (7, PH) OBP: 0.312, SLG: 0.321								1-3 K		1 0 0 0 0 0 1											
<b>Brian Williams, R</b> (7, 1) OBP: 0.220, SLG: 0.300										0 0 0 0 0 0 0											
<b>Al Osuna, R</b> (8, 1) OBP: 0.300, SLG: 0.300										0 0 0 0 0 0 0											
<b>Tom Edens, R</b> (8, 1) OBP: 0.300, SLG: 0.300										0 0 0 0 0 0 0											
<b>Chris James, R</b> (9, PH) OBP: 0.336, SLG: 0.492										1 0 0 0 0 1 1											
<b>Inning Stats</b>	R: 1 E: 0 K: 1 S: 11	H: 1 LOB: 1 BB: 1 P: 17	R: 0 E: 0 K: 0 S: 8	H: 0 LOB: 0 BB: 0 P: 10	R: 0 E: 0 K: 0 S: 10	H: 0 LOB: 0 BB: 0 P: 13	R: 0 E: 0 K: 0 S: 5	H: 1 LOB: 0 BB: 0 P: 9	R: 0 E: 0 K: 0 S: 8	H: 1 LOB: 1 BB: 0 P: 13	R: 0 E: 0 K: 1 S: 11	H: 1 LOB: 1 BB: 0 P: 17	R: 1 E: 0 K: 0 S: 7	H: 2 LOB: 1 BB: 0 P: 13	R: 0 E: 0 K: 1 S: 8	H: 2 LOB: 2 BB: 0 P: 9	R: 0 E: 0 K: 2 S: 12	H: 1 LOB: 1 BB: 0 P: 17	1B: 7 2B: 1 3B: 0 HR: 1	SF: 0 SAC: 0 DP: 0 HBP: 0	WP: 0 PA: 36 PB: 0 SB: 0 CS: 0
<b>PITCHER</b>	IP WLS BF H R ER SO BB IBB HBP BLK WP HR S P ERA WHIP																				
<b>Curt Schilling, R</b> (1, 1) ERA: 4.08	8.1 W 34 9 2 2 4 1 0 0 0 0 0 1 75 111 2.16 1.200																				
<b>Mitch Williams, L</b> (9, 1) ERA: 3.38	0.2 2 0 0 0 1 0 0 0 0 0 0 0 5 7 0.00 0.000																				

Houston Astros @ Philadelphia Phillies  
Veterans Stadium, Philadelphia, PA  
Fri Sep 10 1993, 7:05 PM EDT  
Att. 31,146 - Unknown - 76 F

livebaseballscorecards.com

AB	35
R	2
H	9
RBI	2
BB	1
SO	5
LOB	19






Batter	1	2	3	4	5	6	7	8	9	AB	R	H	RBI	BB	SO	LOB
Lenny Dykstra, L OBP: 0.425, SLG: 0.490 (1, 8)	2-2 G3 3B	3-2 L7			0-0 1B S 1B		2-2 F7			4	1	2	0	0	0	1
Mariano Duncan, R OBP: 0.307, SLG: 0.411 (1, 4)	0-3 K		0-2 G5-3		1-0 G3-6 1B		2-2 L4			4	0	1	0	0	1	1
John Kruk, L OBP: 0.437, SLG: 0.481 (1, 3)	1-1 G3		1-0 F7		3-1 G3-6 1-2f			3-2 1B SF9 2B		4	1	1	1	0	0	2
Dave Hollins, S OBP: 0.374, SLG: 0.454 Kim Batiste, R OBP: 0.307, SLG: 0.453 (1, 5) (9, 5)	3-1 G5-3		0-0 BB 1B		0-0 L7			0-0 SF9 BB 1B 1B		4	1	2	0	0	0	1
Darren Daulton, L OBP: 0.401, SLG: 0.506 (1, 2)		0-1 3B 1B	4-2 BB			2-2 1B 2B		4-1 1B BB		2	2	2	0	2	0	0
Pete Incaviglia, R OBP: 0.333, SLG: 0.559 (1, 7)		0-1 1B 3B	1-0 G4-3			0-0 G6-3 1B		2-2 SF9		3	1	2	3	0	0	2
Wes Chamberlain, R OBP: 0.317, SLG: 0.512 Jim Eisenreich, L OBP: 0.376, SLG: 0.481 (1, 9) (8, PH) (9, 9)		0-0 L5		3-1 F8		3-2 G6-3		2-1 1B		3	0	0	0	0	0	2
Kevin Stocker, S OBP: 0.421, SLG: 0.444 (1, 6)		0-1 SH3-4 1B	1-3 K			0-0 P8		0-0 P7		4	0	1	1	0	1	2
Curt Schilling, R OBP: 0.188, SLG: 0.179 Mitch Williams, L OBP: 1.000, SLG: 1.000 (1, 1) (9, 1)		0-1 SH3-4	0-2 G6-3				0-2 G4-3	0-0 G6-3		3	0	0	0	0	0	2

Inning Stats	R: 1	H: 1	E: 0	K: 1	S: 11	LOB: 0	BB: 0	P: 17	R: 2	H: 3	E: 0	K: 0	S: 13	LOB: 1	BB: 0	P: 16	R: 0	H: 1	E: 0	K: 0	S: 9	LOB: 2	BB: 1	P: 15	R: 0	H: 0	E: 0	K: 1	S: 9	LOB: 0	BB: 0	P: 13	R: 0	H: 2	E: 0	K: 0	S: 5	LOB: 1	BB: 0	P: 9	R: 1	H: 2	E: 0	K: 0	S: 9	LOB: 0	BB: 0	P: 14	R: 0	H: 0	E: 0	K: 0	S: 10	LOB: 0	BB: 0	P: 14	R: 2	H: 3	E: 0	K: 0	S: 12	LOB: 2	BB: 1	P: 23
--------------	------	------	------	------	-------	--------	-------	-------	------	------	------	------	-------	--------	-------	-------	------	------	------	------	------	--------	-------	-------	------	------	------	------	------	--------	-------	-------	------	------	------	------	------	--------	-------	------	------	------	------	------	------	--------	-------	-------	------	------	------	------	-------	--------	-------	-------	------	------	------	------	-------	--------	-------	-------

PITCHER	IP	WLS	BF	H	R	ER	SO	BB	IBB	HBP	BLK	WP	HR	S	P	ERA	WHIP
Greg Swindell, L ERA: 4.49 (1, 1)	6.0	L	26	9	4	4	2	1	0	0	0	0	0	56	84	6.00	1.667
Brian Williams, R ERA: 4.89 (7, 1)	1.0		5	2	2	2	0	0	0	0	0	0	0	14	21	18.00	2.000
Al Osuna, L ERA: 3.27 (8, 1)	0.0		1	0	0	0	0	1	0	0	0	0	0	1	5	∞	∞
Tom Edens, R ERA: 2.28 (8, 1)	1.0		4	1	0	0	0	0	0	0	0	0	0	7	11	0.00	1.000

AB	R	H	RBI	BB	SO	LOB
4	1	2	0	0	0	1
4	0	1	0	0	1	1
4	1	1	1	0	0	2
4	1	2	0	0	0	1
0	0	0	0	0	0	0
2	2	2	0	2	0	0
3	1	2	3	0	0	2
3	0	0	0	0	0	2
1	0	1	1	0	0	0
4	0	1	1	0	1	2
3	0	0	0	0	0	2
0	0	0	0	0	0	0

**AB 32**  
**R 6**  
**H 12**  
**RBI 6**  
**BB 2**  
**SO 2**  
**LOB 13**



PITCHER	IP	WLS	BF	H	R	ER	SO	BB	IBB	HBP	BLK	WP	HR	S	P	ERA	WHIP
WP: 0	PA: 36	ERA: 6.00	WHIP: 1.667														

**Houston Astros @ Philadelphia Phillies**  
**Veterans Stadium, Philadelphia, PA**  
 Fri Sep 10 1993, 7:05 PM EDT  
 Att: 31,146 - Unknown - 76 F

livebaseballscorecards.com

Batter	1	2	3	4	5	6	7	8	9	AB R H RBI BB SO LOB	TOP									
<b>Craig Biggio, R</b> (1, 4) OBP: 0.366, SLG: 0.465	1-2 F8		1-1 G4-3		0-0 G6-3		2-1 P6		4-0 3B IBB	4 1 0 0 1 0 3										
<b>Steve Finley, L</b> (1, 8) OBP: 0.308, SLG: 0.379	1-3 K		0-2 G4-3		0-0 2B		1-0 G3		1-1 3B	5 0 2 3 0 1 2										
<b>Luis Gonzalez, L</b> (1, 7) OBP: 0.358, SLG: 0.465	1-2 G3			1-1 1B	4-1 BB			3-3 K	1-1 P2	4 0 1 0 1 1 1										
<b>5 Jeff Bagwell, R</b> (1, 3) OBP: 0.387, SLG: 0.516		1-1 G3		1-2 G4-3	0-0 P2			1-0 1B		4 0 1 0 0 0 3										
<b>Ken Caminiti, S</b> (1, 5) OBP: 0.307, SLG: 0.392		2-3 K		4-2 P5 BB		2-1 F9		2-0 P4		3 0 0 0 1 1 1										
<b>Eric Anthony, L</b> (1, 9) OBP: 0.319, SLG: 0.400		2-1 F7		3-1 P5		1-3 K		2-3 K		3 0 0 0 0 1 2										
<b>Kevin Bass, S</b> (8, PH) OBP: 0.323, SLG: 0.397				1-2						1 0 0 0 0 1 1										
<b>Eddie Taubensee, L</b> (1, 2) OBP: 0.301, SLG: 0.407			2-2 G6-3		3-3 K		1-3 K		3-3 K	4 0 0 0 0 3 2										
<b>Andujar Cedeno, R</b> (1, 6) OBP: 0.349, SLG: 0.401			2-2 1B 2B		0-0 2B 1B		0-0 FC1-5 2B		4-0 3B BB	3 3 3 0 1 0 0										
<b>Mark Portugal, R</b> (1, 1) OBP: 0.233, SLG: 0.255			2-2 G4-3 1B		0-3 K		0-1 FC1-5		1-0 SH3-4	3 0 1 1 0 1 2										
<b>Todd Jones, L</b> (9, 1)										0 0 0 0 0 0 0										
<b>Inning Stats</b>	R: 0 E: 0 K: 1 S: 10	H: 0 LOB: 0 BB: 0 P: 13	R: 0 E: 0 K: 1 S: 7	H: 0 LOB: 0 BB: 0 P: 12	R: 1 E: 0 K: 0 S: 15	H: 2 LOB: 1 BB: 0 P: 22	R: 0 E: 0 K: 1 S: 12	H: 1 LOB: 2 BB: 1 P: 24	R: 1 E: 0 K: 1 S: 8	H: 2 LOB: 2 BB: 1 P: 12	R: 0 E: 0 K: 0 S: 6	H: 1 LOB: 1 BB: 0 P: 9	R: 0 E: 0 K: 2 S: 10	H: 1 LOB: 1 BB: 0 P: 18	R: 2 E: 0 K: 1 S: 10	H: 1 LOB: 1 BB: 2 P: 24	1B: 4 2B: 3 3B: 1 HR: 0	SF: 0 SAC: 1 DP: 0 HBP: 0	WP: 0 PB: 0 SB: 1 CS: 0	PA: 39
<b>PITCHER</b>	IP WLS BF H R ER SO BB IBB HBP BLK WP HR S P ERA WHIP																			
<b>Mike Williams, R</b> (1, 1) ERA: 5.49	5.0 L 22 5 2 2 4 2 0 0 0 0 0 0 52 83 3.60 1.400																			
<b>Donn Pall, R</b> (6, 1) ERA: 3.02	2.0 7 1 0 0 2 0 0 0 0 0 0 0 14 21 0.00 0.500																			
<b>David West, L</b> (8, 1) ERA: 3.06	2.0 10 2 2 2 3 1 1 0 0 0 0 0 20 42 9.00 1.500																			

Houston Astros @ Philadelphia Phillies  
Veterans Stadium, Philadelphia, PA

Sat Sep 11 1993, 7:05 PM EDT  
Att. 45,738 - Unknown - 69 F

livebaseballscorecards.com

AB	34
R	4
H	8
RBI	4
BB	4
SO	9
LOB	17



Batter	1	2	3	4	5	6	7	8	9	AB	R	H	RBI	BB	SO	LOB
Lenny Dykstra, L OBP: 0.424, SLG: 0.488 (1, 8)	2-2 BB WP BB 1B	1-2 G4-3			2-2 G3-1			1-3 K		4	1	1	0	0	1	0
Mickey Morandini, L OBP: 0.303, SLG: 0.350 (1, 4)	3-1 SAFE P8		2-1 F7			0-1 1B 1B		3-3 K		4	0	1	0	0	1	1
John Kruk, L OBP: 0.438, SLG: 0.480 (1, 3)	4-1 BB 1-2 BB BB		2-3 K			3-1 SAFE SAFE 1-2 1B		3-2 F8		3	0	1	0	1	1	0
Dave Hollins, S OBP: 0.375, SLG: 0.452 (1, 5)	4-0 BB 1-2 2-3 BB		0-1 P2			0-3 K		4-1 FC4-6 BB		2	0	0	0	2	1	2
Darren Daulton, L OBP: 0.400, SLG: 0.502 (1, 2)	4-1 FC6-4 BB 1-2 2-3 3-H		0-1 P5			0-1 F7		2-1 FC4-6 1-2f		3	0	0	1	1	0	3
Jim Eisenreich, L OBP: 0.374, SLG: 0.477 (1, 9)	0-3 K		0-1 G6-3			0-0 P7		4-0 BB		3	0	0	0	1	1	5
Pete Incaviglia, R OBP: 0.330, SLG: 0.552 (1, 7)	3-1 FC6-4 1-2f		0-0 G5-3			0-0 P4		1-2 F9		4	0	0	0	0	0	5
Kevin Stocker, S OBP: 0.413, SLG: 0.435 (1, 6)		1-2 F8			2-3 K		2-1 P7		3-2 G4-3		4	0	0	0	1	2
Mike Williams, R (1, 1)		2-2 G6-3			1-0 P6		1-3 K			1	0	0	0	0	0	0
Tony Longmire, L OBP: 0.200, SLG: 0.200 (5, PH)										1	0	0	0	0	0	0
Donn Pall, R (6, 1)										0	0	0	0	0	0	0
Wes Chamberlain, R OBP: 0.316, SLG: 0.510 (7, PH)										1	0	0	0	0	1	0
David West, L OBP: 0.400, SLG: 0.600 (8, 1)										0	0	0	0	0	0	0

Inning Stats	R: 1	H: 1	E: 0	K: 1	S: 12	H: 1	LOB: 3	BB: 3	P: 32	R: 0	H: 0	E: 0	K: 0	S: 9	R: 0	H: 0	E: 0	K: 1	S: 9	R: 0	H: 0	E: 0	K: 0	S: 5	R: 0	H: 0	E: 0	K: 1	S: 7	R: 0	H: 2	E: 0	K: 1	S: 11	R: 0	H: 0	E: 0	K: 1	S: 6	R: 0	H: 0	E: 0	K: 2	S: 10	R: 0	H: 0	E: 1	K: 0	S: 12	R: 0	H: 0	E: 0	K: 0	S: 12	1B: 3	2B: 0	3B: 0	HR: 0	SF: 0	SAC: 0	DP: 0	HBP: 0	WP: 1	PA: 35
--------------	------	------	------	------	-------	------	--------	-------	-------	------	------	------	------	------	------	------	------	------	------	------	------	------	------	------	------	------	------	------	------	------	------	------	------	-------	------	------	------	------	------	------	------	------	------	-------	------	------	------	------	-------	------	------	------	------	-------	-------	-------	-------	-------	-------	--------	-------	--------	-------	--------

PITCHER	IP	WLS	BF	H	R	ER	SO	BB	IBB	HBP	BLK	WP	HR	S	P	ERA	WHIP
Mark Portugal, R ERA: 2.9 (1, 1)	8.1	W	33	3	1	1	7	5	0	0	0	1	0	72	127	1.08	0.960
Todd Jones, R ERA: 2.16 (9, 1)	0.2	S	2	0	0	0	0	0	0	0	0	0	0	9	13	0.00	0.000

**BOTTOM**

**Houston Astros @ Philadelphia Phillies**  
Veterans Stadium, Philadelphia, PA

Sat Sep 11 1993, 7:05 PM EDT  
Att: 45,738 - Unknown - 69 F

AB	30
R	1
H	3
RBI	1
BB	5
SO	7
LOB	18

livebaseballscorecards.com



Batter	1	2	3	4	5	6	7	8	9	AB R H RBI BB SO LOB	TOP										
<b>Craig Biggio, R</b> OBP: 0.365, SLG: 0.468 (1, 4)	3-2 HR	3-2 F9		2-2 P4		2-1 G5-3			2-3 K	5 1 1 1 0 1 1											
<b>Steve Finley, L</b> OBP: 0.307, SLG: 0.375 (1, 8)	4-0 1B 5 S		0-1 G3	0-2 K			2-2 G4-3		0-0 F7	4 1 0 0 1 1 1											
<b>Luis Gonzalez, L</b> OBP: 0.362, SLG: 0.470 (1, 7)	1-2 P4 SAFE		3-1 HR 1B		1-0 G3 1B 2B		0-0 G3 1B		4-0 BB 1B BB	4 3 3 0 1 0 1											
<b>5 Jeff Bagwell, R</b> OBP: 0.388, SLG: 0.516 <b>Chris Donnels, L</b> OBP: 0.318, SLG: 0.353 (1, 3)	3-2 1B 1-2 HBP		1-1 HR		0-1 G3		1-1 G3		2-2 1B BB 1B	0 0 0 0 0 0 0 4 2 2 2 0 0 2											
<b>Ken Caminiti, S</b> OBP: 0.310, SLG: 0.392 (1, 5)	3-3 K		2-0 G4-6-3 1B		0-0 1B		1-3 K		4-0 E 2B BB	4 1 2 1 1 2 3											
<b>Eric Anthony, L</b> OBP: 0.322, SLG: 0.400 (1, 9)	2-0 1B		1-0 G4-6-3		1-2 K		4-2 FC4-6 BB		1-2 E4 2B 1B	4 0 2 2 1 1 2											
<b>Eddie Taubensee, L</b> OBP: 0.303, SLG: 0.408 (1, 2)	1-2 F7		4-1 WP E BB		1-2 G6-3		2-2 FC4-6		0-0 2B	4 1 1 1 1 0 4											
<b>Andujar Cedeno, R</b> OBP: 0.345, SLG: 0.397 (1, 6)		1-3 K		1-1 E5 1-H		2-3 K		1-1 F9	0-1 F8	5 0 0 0 0 2 3											
<b>Pete Harnisch, S</b> OBP: 0.148, SLG: 0.121 <b>Xavier Hernandez, L</b> <b>Doug Jones, R</b> (7, 1) (9, 1)		1-2 P3		0-2 K		0-3 K		1-3 K		3 0 0 0 0 2 1 1 0 0 0 0 1 1 0 0 0 0 0 0 0											
<b>Inning Stats</b>	R: 2 E: 0 K: 1 S: 21	H: 2 LOB: 2 BB: 1 P: 37	R: 0 E: 0 K: 1 S: 14	H: 0 LOB: 0 BB: 0 P: 19	R: 2 E: 0 K: 0 S: 8	H: 3 LOB: 0 BB: 0 P: 15	R: 1 E: 1 K: 2 S: 12	H: 0 LOB: 1 BB: 1 P: 19	R: 1 E: 0 K: 1 S: 11	H: 2 LOB: 1 BB: 0 P: 14	R: 0 E: 0 K: 2 S: 8	H: 0 LOB: 0 BB: 0 P: 12	R: 0 E: 0 K: 1 S: 9	H: 1 LOB: 1 BB: 0 P: 13	R: 0 E: 0 K: 1 S: 10	H: 0 LOB: 1 BB: 1 P: 18	R: 3 E: 1 K: 1 S: 15	H: 3 LOB: 2 BB: 2 P: 28	1B: 7 2B: 2 3B: 0 HR: 2	SF: 0 SAC: 0 DP: 1 HBP: 1	WP: 1 PA: 44 PB: 0 SB: 1 CS: 0
<b>PITCHER</b>	IP WLS BF H R ER SO BB IBB HBP BLK WP HR S P ERA WHIP																				
<b>Ben Rivera, R</b> ERA: 5.31 (1, 1)	4.0 L 20 5 5 4 4 2 0 1 0 1 2 55 90 9.00 1.750																				
<b>Brad Brink, R</b> ERA: 4.5 (5, 1)	2.0 8 2 1 1 3 0 0 0 0 0 0 19 26 4.50 1.000																				
<b>Kevin Foster, R</b> ERA: 10.13 (7, 1)	2.2 15 4 3 3 3 3 0 0 0 0 0 32 57 10.12 2.625																				
<b>Roger Mason, R</b> ERA: 4.01 (9, 1)	0.1 1 0 0 0 0 0 0 0 0 0 0 2 2 0.00 0.000																				

Houston Astros @ Philadelphia Phillies  
Veterans Stadium, Philadelphia, PA  
Sun Sep 12 1993, 3:33 AM EDT  
Att. 46,238 - Sunny - 71 F

livebaseballscorecards.com

AB	38
R	9
H	11
RBI	7
BB	5
SO	10
LOB	19



BOTTOM

Houston Astros @ Philadelphia Phillies  
Veterans Stadium, Philadelphia, PA

Sun Sep 12 1993, 3:33 AM EDT  
Att. 46,238 - Sunny - 71 F

livebaseballscorecards.com

AB	34
R	2
H	7
RBI	1
BB	4
SO	6
LOB	19



WP:	0	PA:	39
PB:	0		
SB:	0		
CS:	0		


AB R H RBI BB SO LOB

3	0	0	0	2	0	1
5	0	1	0	0	1	2
5	0	0	0	0	1	4
2	0	1	0	2	0	1
4	0	0	0	0	0	5
4	1	1	0	0	2	1
4	0	1	0	0	1	1
3	1	3	1	0	0	0
1	0	0	0	0	1	1
1	0	0	0	0	0	1
1	0	0	0	0	0	0
1	0	0	0	0	0	1
0	0	0	0	0	0	0
0	0	0	0	0	0	0
1	0	0	0	0	0	1

Batter	1	2	3	4	5	6	7	8	9
Lenny Dykstra, L OBP: 0.424, SLG: 0.486 (1, 8)	4-0 1B BB		4-2 BB BB		0-0 G3		2-1 F9		1-0 F7
Mariano Duncan, R OBP: 0.305, SLG: 0.409 (1, 4)	1-2 F8		2-1 F7		1-1 1B		1-3 K		0-0 E5
John Kruk, L OBP: 0.434, SLG: 0.475 (1, 3)	1-2 F8		2-2 P5		2-2 F8		1-0 L7		0-3 K
Dave Hollins, S OBP: 0.377, SLG: 0.453 (1, 5)	1-2 1B		4-1 BB		2-2 G6-3			4-0 BB	
Darren Daulton, L OBP: 0.398, SLG: 0.498 (1, 2)	0-0 P5		0-1 P6		3-2 P5		2-1 F8		
Milt Thompson, L OBP: 0.344, SLG: 0.361 (1, 7)		3-1 F7		1-3 K		0-1 1B SF7		1-3 K	
Wes Chamberlain, R OBP: 0.315, SLG: 0.506 (1, 9)		1-0 P3		2-2 F8		0-0 1B E		1-3 K	
Kevin Stocker, S OBP: 0.419, SLG: 0.443 (1, 6)		1-1 1B		0-2 1B		0-0 SF7		2-1 G4-3 E 1B	
Ben Rivera, R OBP: 0.140, SLG: 0.111 Tony Longmire, L OBP: 0.167, SLG: 0.167 Brad Brink, R OBP: 0.329, SLG: 0.551 Pete Incaviglia, R OBP: 0.329, SLG: 0.551 Kevin Foster, R OBP: 0.200, SLG: 0.200 Roger Mason, R OBP: 0.410, SLG: 0.629 (1, 1) (4, PH) (5, 1) (6, PH) (7, 1) (9, 1) (9, PH)		1-3 K		2-2 P2		2-2 G4-3		0-0 G4-3	

<b>Inning Stats</b>	R: 0 E: 0 K: 0 S: 11	H: 1 LOB: 2 BB: 1 P: 18	R: 0 E: 0 K: 1 S: 9	H: 1 LOB: 1 BB: 0 P: 15	R: 0 E: 0 K: 0 S: 15	H: 0 LOB: 2 BB: 2 P: 27	R: 0 E: 0 K: 1 S: 15	H: 1 LOB: 1 BB: 0 P: 20	R: 0 E: 0 K: 0 S: 9	H: 1 LOB: 1 BB: 0 P: 14	R: 1 E: 1 K: 0 S: 10	H: 2 LOB: 1 BB: 0 P: 15	R: 0 E: 0 K: 1 S: 6	H: 0 LOB: 0 BB: 0 P: 10	R: 0 E: 0 K: 2 S: 10	H: 0 LOB: 1 BB: 1 P: 18	R: 1 E: 1 K: 1 S: 8	H: 1 LOB: 1 BB: 0 P: 11	1B: 7 2B: 0 3B: 0 HR: 0	SF: 1 SAC: 0 DP: 0 HBP: 0	WP: 0 PB: 0 SB: 0 CS: 0	PA: 39
---------------------	-------------------------------	----------------------------------	------------------------------	----------------------------------	-------------------------------	----------------------------------	-------------------------------	----------------------------------	------------------------------	----------------------------------	-------------------------------	----------------------------------	------------------------------	----------------------------------	-------------------------------	----------------------------------	------------------------------	----------------------------------	----------------------------------	------------------------------------	----------------------------------	--------

PITCHER	IP	WLS	BF	H	R	ER	SO	BB	IBB	HBP	BLK	WP	HR	S	P	ERA	WHIP
Pete Hamisch, R ERA: 3.23 (1, 1)	6.0	W	27	6	1	1	2	3	0	0	0	0	0	69	109	1.50	1.500
Xavier Hernandez, R ERA: 2.7 (7, 1)	2.0		7	0	0	0	3	1	0	0	0	0	0	16	28	0.00	0.500
Doug Jones, R ERA: 4.14 (9, 1)	1.0		5	1	1	0	1	0	0	0	0	0	0	8	11	0.00	1.000

Batter	1	2	3	4	5	6	7	8	9	AB R H RBI BB SO LOB	TOP	
<b>Craig Biggio, R</b> (1, 4) OBP: 0.365, SLG: 0.468	2-1 F8		0-1 E 1B	0-1 G5-3		0-3 K 1-2		2-2 K 1-2 1B		5 1 2 0 0 1 3		
<b>Steve Finley, L</b> (1, 8) OBP: 0.306, SLG: 0.380	1-0 G4-3		0-0 BB E 1-3 1B		0-1 1B 3B	0-3 K		1-2 G4-3		5 1 2 0 0 1 3		
<b>Luis Gonzalez, L</b> (1, 7) OBP: 0.363, SLG: 0.471	0-0 G4-3		0-0 P5		1-2 2B 1B		1-1 L8		3-2 2B	5 1 2 1 0 0 2		
<b>Eric Anthony, L</b> (1, 9) OBP: 0.321, SLG: 0.401 <b>Chris James, R</b> (9, PH) OBP: 0.333, SLG: 0.488		1-1 G5-3	2-2 E4 BB		2-1 2B		1-3 K		3-3 K	4 0 1 1 0 1 1 1 0 0 0 0 1 1		
<b>Ken Caminiti, S</b> (1, 5) OBP: 0.310, SLG: 0.391		2-3 K	4-1 BB		2-2 F9		1-1 1B		0-3 K	4 0 1 0 1 2 2		
<b>Chris Donnels, L</b> (1, 3) OBP: 0.318, SLG: 0.361 <b>Jim Lindeman, R</b> (7, PH) (7, 3)		1-1 PB 1B 2B	3-2 G4-3		2-3 K		1-3 K		0-3 K	3 1 1 0 0 1 4 2 0 0 0 0 2 2		
<b>Eddie Taubensee, L</b> (1, 2) OBP: 0.303, SLG: 0.407 <b>Rick Parker, R</b> (8, PH) OBP: 0.375, SLG: 0.421 <b>Al Osuna, R</b> (8, 1)		2-2 1B		0-0 G6-3		1-0 F8		0-3 K		3 0 1 1 0 0 1 1 0 0 0 0 1 0 0 0 0 0 0 0 0	<b>AB 40</b> <b>R 4</b> <b>H 14</b> <b>RBI 3</b> <b>BB 1</b> <b>SO 11</b> <b>LOB 21</b>	
<b>Andujar Cedeno, R</b> (1, 6) OBP: 0.349, SLG: 0.400		0-0 G4-3		1-1 SH1-4 1B		0-1 1B 1B		2-1 1B 1B		4 0 3 0 0 0 1		
<b>Doug Drabek, R</b> (1, 1) OBP: 0.119, SLG: 0.169 <b>Brian Williams, R</b> (5, 1) OBP: 0.200, SLG: 0.300 <b>Mike Brumley, S</b> (6, PH) OBP: 1.000, SLG: 1.000 <b>Tom Edens, R</b> (6, 1) <b>Scott Servais, R</b> (8, PH) OBP: 0.314, SLG: 0.416 (8, 2)			0-0 P4		1-0 SH1-4		1-2 CS 1B		1-2 K	1 0 0 0 0 0 0 0 0 0 0 0 0 0 0 0 1 0 1 0 0 0 0 0 0 0 0 0 0 0 0 0 1 0 0 0 0 1 1		
<b>Inning Stats</b>	R: 0 E: 0 K: 0 S: 4 H: 0 LOB: 0 BB: 0 P: 7	R: 1 E: 0 K: 1 S: 14 H: 2 LOB: 1 BB: 0 P: 20	R: 1 E: 1 K: 0 S: 12 H: 2 LOB: 3 BB: 1 P: 21	R: 0 E: 0 K: 0 S: 6 H: 1 LOB: 1 BB: 0 P: 8	R: 2 E: 0 K: 1 S: 14 H: 3 LOB: 1 BB: 0 P: 22	R: 0 E: 0 K: 2 S: 11 H: 2 LOB: 1 BB: 0 P: 12	R: 0 E: 0 K: 2 S: 10 H: 1 LOB: 1 BB: 0 P: 14	R: 0 E: 0 K: 2 S: 15 H: 2 LOB: 2 BB: 0 P: 21	R: 0 E: 0 K: 3 S: 13 H: 1 LOB: 1 BB: 0 P: 19	1B: 10 2B: 3 3B: 1 HR: 0 SF: 0 SAC: 1 DP: 0 HBP: 0	WP: 0 PB: 1 SB: 0 CS: 1 PA: 42	
<b>PITCHER</b>	<b>Armando Reynoso, R</b> (1, 1) ERA: 3.75 <b>Bruce Ruffin, L</b> (6, 1) ERA: 4.03	IP WLS BF H R ER SO BB IBB HBP BLK WP HR S P ERA WHIP	5.0 W 27 10 4 3 2 1 0 0 0 0 0 0 55 84 5.40 2.200	4.0 S 15 4 0 0 9 0 0 0 0 0 0 0 44 60 0.00 1.000	<b>PITCHER</b>	IP WLS BF H R ER SO BB IBB HBP BLK WP HR S P ERA WHIP						

Houston Astros @ Colorado Rockies  
Mile High Stadium, Denver, CO  
Tue Sep 14 1993, 5:33 AM EDT  
Sunny - 62 F

livebaseballscorecards.com

Batter	1	2	3	4	5	6	7	8	9
Nelson Liriano, S OBP: 0.333, SLG: 0.303 (1, 6)	3-2 F8		2-2 2B 1B	0-1 G4-3		1-1 G4-6-3 1-2f		2-1 G6-3	
Daryl Boston, L Alex Cole, L OBP: 0.318, SLG: 0.439 OBP: 0.346, SLG: 0.316 (1, 8) (8, 8)	1-0 P4		1-0 1B 2B		2-2 1B 1B		2-1 HR 3B		
Dante Bichette, R OBP: 0.347, SLG: 0.529 (1, 9)	0-2 L1-3		1-0 1B		1-1 1B 1B E		1-0 G5-3		
Andres Galarraga, R OBP: 0.412, SLG: 0.629 (1, 3)			1-0 G6-4-3 1B		0-1 G6-3 E 1B		4-0 HR IBB		
Charlie Hayes, R OBP: 0.344, SLG: 0.505 (1, 5)			1-3 K G6-4-3 1-2f		0-0 E7 G6-3 1B		1-0 HR		
Jerald Clark, R OBP: 0.323, SLG: 0.427 (1, 7)			1-2 HR		3-3 K G6-3 1-2f 2-3		0-3 K		
Danny Sheaffer, R OBP: 0.306, SLG: 0.385 (1, 2)			1-0 1B 1B		1-1 G6-3 L9		1-0 G4-3		
Roberto Mejia, R OBP: 0.285, SLG: 0.385 (1, 4)			1-0 1B 1B		1-2 1B 1B E		0-0 L5		
Armando Reynoso, R OBP: 0.161, SLG: 0.233 Bruce Ruffin, S OBP: 0.160, SLG: 0.130 Joe Girardi, R OBP: 0.315, SLG: 0.372 (1, 1) (6, 1) (6, 2)			2-0 L8		1-2 E6 1B		0-0 G4-6-3 1B		

Inning Stats	R: 0	H: 0	E: 0	K: 0	S: 7	LOB: 0	BB: 0	P: 11	R: 1	H: 3	E: 0	K: 1	S: 10	LOB: 2	BB: 0	P: 16	R: 2	H: 4	E: 0	K: 0	S: 7	LOB: 0	BB: 0	P: 12	R: 1	H: 2	E: 1	K: 1	S: 14	LOB: 1	BB: 0	P: 20	R: 2	H: 4	E: 1	K: 0	S: 14	LOB: 0	BB: 0	P: 19	R: 0	H: 1	E: 0	K: 0	S: 4	LOB: 0	BB: 0	P: 5	R: 3	H: 2	E: 0	K: 1	S: 8	LOB: 0	BB: 1	P: 17	R: 0	H: 0	E: 0	K: 0	S: 7	LOB: 0	BB: 0	P: 13
--------------	------	------	------	------	------	--------	-------	-------	------	------	------	------	-------	--------	-------	-------	------	------	------	------	------	--------	-------	-------	------	------	------	------	-------	--------	-------	-------	------	------	------	------	-------	--------	-------	-------	------	------	------	------	------	--------	-------	------	------	------	------	------	------	--------	-------	-------	------	------	------	------	------	--------	-------	-------

AB	R	H	RBI	BB	SO	LOB
5	1	1	0	0	0	2
4	3	3	1	0	0	0
0	0	0	0	0	0	0
4	1	2	1	0	0	1
3	1	2	1	1	0	0
4	1	2	3	0	1	1
4	1	1	1	0	2	2
3	0	1	0	0	0	1
4	1	2	0	0	0	0
2	0	1	0	0	0	2
1	0	0	0	0	0	0
2	0	1	0	0	0	0


**BOTTOM**

**Houston Astros @ Colorado Rockies**  
Mile High Stadium, Denver, CO

Tue Sep 14 1993, 5:33 AM EDT  
Sunny - 62 F

livebaseballscorecards.com

AB	36
R	9
H	16
RBI	7
BB	1
SO	3
LOB	9



PITCHER	IP	WLS	BF	H	R	ER	SO	BB	IBB	HBP	BLK	WP	HR	S	P	ERA	WHIP
Doug Drabek, R ERA: 3.63 (1, 1)	4.0	L	22	12	6	5	2	0	0	0	0	0	1	46	70	11.25	3.000
Brian Williams, R ERA: 4.83 (5, 1)	1.0		3	1	0	0	0	0	0	0	0	0	0	6	8	0.00	1.000
Tom Edens, R ERA: 2.78 (6, 1)	2.0		9	3	3	3	1	0	1	0	0	0	1	12	22	13.50	1.500
Al Osuna, L ERA: 3.13 (8, 1)	1.0		3	0	0	0	0	0	0	0	0	0	0	7	13	0.00	0.000

WP	PA	ERA	WHIP
0	37		

Batter	1	2	3	4	5	6	7	8	9	10	AB R H RBI BB SO LOB	TOP									
Craig Biggio, R OBP: 0.367, SLG: 0.468 (1, 4)	2-3 K		0-0 1-2 1B		4-1 1B 2-H BB		1-3 K2-3	1-2 2-H 1B			4 0 2 1 1 2 0										
Steve Finley, L OBP: 0.309, SLG: 0.386 (1, 8)	0-2 G4-3		1-1 G3-1		0-0 1-3 BB 1B		1-1 IHR	2-1 L7			5 1 2 1 0 0 3										
Luis Gonzalez, L OBP: 0.365, SLG: 0.472 (1, 7)	1-0 G1-3			0-0 2B	4-1 1-2 BB		3-2 1B E HBP	1-2 G1-3			3 1 1 0 1 0 0										
Eric Anthony, L OBP: 0.319, SLG: 0.399 Kevin Bass, S OBP: 0.325, SLG: 0.398 (1, 9) (7, PH) (7, 9)		0-0 L7		0-0 G1-3	0-0 G3-6-1		1-2 E8 1B 1B	2-1 L9			3 0 0 0 0 0 4 2 1 1 0 0 0 0										
Ken Caminiti, S OBP: 0.313, SLG: 0.392 (1, 5)		3-3 K		4-1 G3 BB		0-0 FC4-6 BB 1B	1-0 G6-4-3 1B	3-3 K			4 0 2 1 1 2 0										
Chris Donnels, L OBP: 0.314, SLG: 0.350 (1, 3)		2-1 G5-3		0-0 G3		4-0 1-2 FC4-6 BB	1-2 G6-4-3			2-2 G4-3	4 0 0 0 1 0 3										
Scott Servais, R OBP: 0.313, SLG: 0.415 Eddie Taubensee, L OBP: 0.302, SLG: 0.405 (1, 2) (4, PH) (4, 2)			2-3 K	1-2 F7		0-2 FC4-6 WP 1-2f 2-3		0-0 SH2-4 1B 1B		1-2 L3	1 0 0 0 0 1 0 4 1 1 0 0 0 4	AB 37 R 5 H 10 RBI 3 BB 5 SO 7 LOB 20									
Casey Candaele, S OBP: 0.310, SLG: 0.350 (1, 6)		0-0 P6		1-1 PB WP 2B		0-3 K		1-3 K		2-2 G6-3	5 1 1 0 0 2 3										
Darryl Kile, R OBP: 0.120, SLG: 0.167 Xavier Hernandez, L (8, 1)			4-0 1B BB		0-0 B2		2-0 F8		0-1 SH2-4		2 0 0 0 1 0 3 0 0 0 0 0 0 0										
<b>Inning Stats</b>	R: 0 E: 0 K: 1 S: 8	H: 0 LOB: 0 BB: 0 P: 11	R: 0 E: 0 K: 1 S: 9	H: 0 LOB: 0 BB: 0 P: 14	R: 0 E: 0 K: 1 S: 7	H: 1 LOB: 2 BB: 1 P: 14	R: 0 E: 0 K: 0 S: 8	H: 1 LOB: 2 BB: 1 P: 16	R: 3 E: 1 K: 1 S: 14	H: 3 LOB: 0 BB: 0 P: 22	R: 1 E: 0 K: 1 S: 11	H: 2 LOB: 1 BB: 0 P: 15	R: 0 E: 0 K: 1 S: 11	H: 0 LOB: 0 BB: 0 P: 17	R: 0 E: 0 K: 0 S: 9	H: 0 LOB: 0 BB: 0 P: 14	1B: 7 2B: 2 3B: 0 HR: 1	SF: 0 SAC: 1 DP: 2 HBP: 1	WP: 2 PB: 1 SB: 0 CS: 0	PA: 44	
<b>PITCHER</b>	IP WLS BF H R ER SO BB IBB HBP BLK WP HR S P ERA WHIP																				
Curt Leskanic, R ERA: 5.13 (1, 1)	5.0		5	1	1	3	4	0	0	0	1	0	40	69	1.80	1.800					
Gary Wayne, L ERA: 5.02 (6, 1)	2.0	10	3	3	2	2	1	0	1	0	0	0	21	35	9.00	2.000					
Steve Reed, R ERA: 4.75 (8, 1)	1.0	5	2	1	1	1	0	0	0	0	0	0	11	15	9.00	2.000					
Mike Munoz, L ERA: 3.6 (9, 1)	1.0	3	0	0	0	0	0	0	0	0	0	0	11	17	0.00	0.000					
Darren Holmes, R ERA: 4.5 (10, 1)	1.0	W 3	0	0	0	0	0	0	0	0	0	0	9	14	0.00	0.000					

Houston Astros @ Colorado Rockies  
Mile High Stadium, Denver, CO  
Tue Sep 14 1993, 9:05 PM EDT  
Att: 42,657 - Unknown - 64 F

livebaseballscorecards.com





BOTTOM

Houston Astros @ Colorado Rockies  
Mile High Stadium, Denver, CO  
Tue Sep 14 1993, 9:05 PM EDT  
Att. 42,657 - Unknown - 64 F

livebaseballscorecards.com

AB	41
R	6
H	11
RBI	6
BB	3
SO	7
LOB	21



WP	1	PA	46
PB	0		
SB	1		
CS	0		

AB R H RBI BB SO LOB

3 0 0 0 0 1 2  
1 0 0 0 0 1 2  
0 0 0 0 0 0 0  
0 0 0 0 0 0 0  
1 1 0 0 0 0 0  
0 0 0 0 0 0 0

5 1 1 0 0 0 1

5 0 2 0 0 0 1  
0 1 0 0 0 0 0

4 1 2 3 0 0 1

4 0 0 0 1 0 4

2 0 0 0 0 1 1  
2 1 1 1 1 0 0

4 1 2 0 0 1 3

2 0 1 1 0 1 1  
0 0 0 0 0 0 0  
1 0 0 0 0 1 1  
2 0 0 0 0 1 3

1B: 7 SF: 0  
2B: 4 SAC: 1  
3B: 1 DP: 1  
HR: 0 HBP: 1

Batter	1	2	3	4	5	6	7	8	9	10
Eric Young Sr. R OBP: 0.337, SLG: 0.325 (1, 7)	G3		P3-2 3-H		BB		WP 1B		L7	1B
Alex Cole, L OBP: 0.343, SLG: 0.313 Jay Garner, R OBP: 0.250, SLG: 0.250 Steve Reed, R OBP: 0.181 Mike Munoz, L OBP: 0.191 Jim Tatum, R OBP: 0.258, SLG: 0.308 Darren Holmes, R OBP: 0.101	G1-3			F7	K		K		E6 1B 2B	
Dante Bichette, R OBP: 0.345, SLG: 0.526 (1, 9)	G4-3			F8		L5		E1 G3-1 1B	L8	
Andres Galarraga, R OBP: 0.412, SLG: 0.626 Jerald Clark, R OBP: 0.323, SLG: 0.427 (1, 3)		G5-3		1B		G6-3		G3-1 2-3	2B 1B	
Charlie Hayes, R OBP: 0.346, SLG: 0.507 (1, 5)		G6-3		P4			FC6-4 HBP	E BLK 1B	1-H 3-H 2B	
Joe Girardi, R OBP: 0.313, SLG: 0.366 (1, 2)			S BB		P3	FC6-4 1-2f		E3 1B	G5-3	
Vinny Castilla, R OBP: 0.284, SLG: 0.416 Nelson Lirano, S OBP: 0.343, SLG: 0.308 (1, 6)		G6-3			K2-3		WP 1B BB	1-2 3-H 1B	E7 G6-3 SH5-4 1B	
Roberto Mejia, R OBP: 0.289, SLG: 0.403 (1, 4)			P3-2 3B		2B		F8	K	SH5-4	
Curt Leskanic, R OBP: 0.214, SLG: 0.231 Gary Wayne, L OBP: 1.000, SLG: 1.000 Daryl Boston, L OBP: 0.317, SLG: 0.438 Chris Jones, R OBP: 0.291, SLG: 0.423 (1, 1)					2B		K	K	G6-3	

Inning Stats	R: 0	H: 0	E: 0	K: 0	S: 8	R: 0	H: 0	E: 0	K: 0	S: 11	R: 0	H: 1	E: 0	K: 1	S: 5	R: 0	H: 1	E: 0	K: 0	S: 7	R: 1	H: 2	E: 0	K: 2	S: 11	R: 0	H: 0	E: 0	K: 0	S: 4	R: 0	H: 1	E: 0	K: 2	S: 17	R: 2	H: 3	E: 2	K: 2	S: 16	R: 2	H: 2	E: 1	K: 0	S: 9	R: 1	H: 1	E: 1	K: 0	S: 7	1B: 7	2B: 4	3B: 1	HR: 0	SF: 0	SAC: 1	DP: 1	HBP: 1
--------------	------	------	------	------	------	------	------	------	------	-------	------	------	------	------	------	------	------	------	------	------	------	------	------	------	-------	------	------	------	------	------	------	------	------	------	-------	------	------	------	------	-------	------	------	------	------	------	------	------	------	------	------	-------	-------	-------	-------	-------	--------	-------	--------

PITCHER	IP	WLS	BF	H	R	ER	SO	BB	IBB	HBP	BLK	WP	HR	S	P	ERA	WHIP
Darryl Kile, R ERA: 3.1	7.1		33	7	3	2	5	3	0	1	1	1	0	70	122	2.46	1.364
Xavier Hernandez, R ERA: 2.63	2.1	L	13	4	3	0	2	0	0	0	0	0	0	25	36	0.00	1.714

PITCHER	IP	WLS	BF	H	R	ER	SO	BB	IBB	HBP	BLK	WP	HR	S	P	ERA	WHIP
Darryl Kile, R ERA: 3.1	7.1		33	7	3	2	5	3	0	1	1	1	0	70	122	2.46	1.364
Xavier Hernandez, R ERA: 2.63	2.1	L	13	4	3	0	2	0	0	0	0	0	0	25	36	0.00	1.714

Batter	1	2	3	4	5	6	7	8	9	AB R H RBI BB SO LOB	TOP																	
Craig Biggio, R (1, 4) OBP: 0.369, SLG: 0.474	0-0 HR	0-0 G6-3			0-0 G1-3		4-0 SH1-4 2B BB		0-0 G4-6-3 1B	4 2 2 1 1 0 1																		
Steve Finley, L (1, 8) OBP: 0.306, SLG: 0.383	0-0 G4-3		0-0 G3-1		0-3 K		0-0 SH1-4		0-0 G4-6-3	4 0 0 0 0 1 2																		
Luis Gonzalez, L (1, 7) OBP: 0.369, SLG: 0.484	0-0 1B 1B		0-0 CS 1B			0-0 HR	0-0 CS 2B		0-3 K	5 2 4 2 0 1 1																		
Ken Caminiti, S (1, 5) OBP: 0.315, SLG: 0.392	0-0 FC3-6 1B 1B		0-0 L3			0-0 G4-3	4-0 IBB			3 0 1 0 1 0 1																		
Kevin Bass, S (1, 9) OBP: 0.333, SLG: 0.399	0-0 FC3-6 1B			4-0 G4-3 WP FC6-2 BB		4-0 1B BB	0-3 K			2 0 1 1 2 1 2																		
Brian Williams, R (7, 1) OBP: 0.200, SLG: 0.300										0 0 0 0 0 0 0																		
Doug Jones, R (8, 1)										0 0 0 0 0 0 0																		
Chris Donnels, L (1, 3) OBP: 0.314, SLG: 0.349	0-0 FC3-6			0-0 G4-3		0-0 IBB 1B		0-0 F9		3 0 1 0 0 0 3																		
Jim Lindeman, R (8, PH) (8, 3)	1-2 2-3			1-3		1-3				1 0 0 0 0 0 0																		
Eddie Taubensee, L (1, 2) OBP: 0.305, SLG: 0.410		0-0 SH1-4 1B		0-0 FC6-2		0-0 P3		0-0 L6-4 2B		4 0 2 0 0 0 3																		
Rick Parker, R (8, PR) OBP: 0.375, SLG: 0.421				3-H						0 0 0 0 0 0 0																		
Scooter Tucker, R (8, 2)										0 0 0 0 0 0 0																		
Andujar Cedeno, R (1, 6) OBP: 0.348, SLG: 0.397		0-3 K		0-3 K		4-0 1-2 IBB		0-0 L6-4		3 0 0 0 1 2 3																		
Greg Swindell, L (1, 1) OBP: 0.192, SLG: 0.212		0-0 SH1-4			0-3 K	0-0 F9			0-0 G4-6-3 1B 1B	2 0 0 0 0 1 3																		
Casey Candaele, S (7, 9) OBP: 0.316, SLG: 0.356										1 0 1 0 0 0 0																		
<b>Inning Stats</b>	R: 2 E: 0 K: 0 S: 6	H: 4 LOB: 1 BB: 0 P: 6	R: 0 E: 0 K: 1 S: 6	H: 1 LOB: 1 BB: 0 P: 6	R: 0 E: 0 K: 0 S: 3	H: 1 LOB: 0 BB: 0 P: 3	R: 0 E: 0 K: 1 S: 5	H: 0 LOB: 1 BB: 1 P: 9	R: 0 E: 0 K: 2 S: 7	H: 0 LOB: 0 BB: 0 P: 7	R: 1 E: 0 K: 0 S: 5	H: 2 LOB: 3 BB: 2 P: 13	R: 1 E: 0 K: 1 S: 5	H: 1 LOB: 2 BB: 2 P: 13	R: 0 E: 0 K: 0 S: 3	H: 1 LOB: 1 BB: 0 P: 3	R: 0 E: 0 K: 1 S: 6	H: 2 LOB: 1 BB: 0 P: 6	1B: 8 2B: 4 3B: 0 HR: 2	SF: 0 SAC: 2 DP: 3 HBP: 0	WP: 1 PB: 0 SB: 0 CS: 2	PA: 39						
<b>PITCHER</b>	IP WLS BF H R ER SO BB IBB HBP BLK WP HR S P ERA WHIP																											
Greg Harris, R (1, 1) ERA: 4.32	6.0		27	8	3	3	4	2	1	0	0	1	2	32	44	4.50	1.667											
Mike Munoz, L (7, 1) ERA: 3.86	1.1	W	7	2	1	1	1	1	1	0	0	0	0	7	15	6.75	2.250											
Willie Blair, R (8, 1) ERA: 4.93	0.2		1	0	0	0	0	0	0	0	0	0	0	1	1	0.00	0.000											
Darren Holmes, R (9, 1) ERA: 4.43	1.0	S	4	2	0	0	1	0	0	0	0	0	0	6	6	0.00	2.000											

Houston Astros @ Colorado Rockies  
Mile High Stadium, Denver, CO

Wed Sep 15 1993, 9:05 PM EDT  
Att. 40,813 - Unknown - 72 F

livebaseballscorecards.com

AB	32
R	4
H	12
RBI	4
BB	5
SO	6
LOB	19



Batter	1	2	3	4	5	6	7	8	9
Eric Young Sr., R OBP: 0.340, SLG: 0.325 (1, 8) (9, 7)	0-0 B1-3		4-0 G5-4-3 1B BB	0-3 K			0-0 E G4-3 1B	4-0 HBP 1B BB	
Joe Girardi, R OBP: 0.315, SLG: 0.371 (1, 2) (9, 7)	0-0 2B		0-0 G5-4-3 1B		0-0 F9		0-3 K	0-3 K	
Dante Bichette, R OBP: 0.348, SLG: 0.526 Chris Jones, R OBP: 0.291, SLG: 0.423 (1, 9) (9, 8)	0-0 F9		0-0 G5-4-3 1-2f 2-3		0-0 G5-4-3 1B		0-0 E8 G4-3 2B 1B	1-0 1B HBP 2-3	
Andres Galarraga, R OBP: 0.412, SLG: 0.623 (1, 3) (9, 7)	0-0 G6-3		0-0 1B		0-0 G5-4-3 1-2f		0-0 G4-3	0-0 1B	
Charlie Hayes, R OBP: 0.350, SLG: 0.515 (1, 5) (9, 7)		0-0 2B	0-0 F8			0-0 E 2B	0-0 1B 2B	0-0 IBB	
Jerald Clark, R OBP: 0.324, SLG: 0.429 (1, 7) (9, 9)		0-0 G5-3		0-0 SH5-4 2B		0-0 P3	0-0 WP 1B	0-0 F8	
Vinny Castilla, R OBP: 0.287, SLG: 0.419 Willie Blair, R OBP: 0.143, SLG: 0.147 Darren Holmes, R (8, 1) (9, 1)		0-0 2B		0-0 E5 SH5-4		0-0 E6 CS	4-0 1-2 IBB		
Roberto Mejia, R OBP: 0.286, SLG: 0.397 (1, 4) (9, 7)		0-0 F9		0-0 F8		4-0 S BB	0-0 F3		
Greg Harris, R OBP: 0.195, SLG: 0.186 Jim Tatum, R OBP: 0.255, SLG: 0.304 Mike Munoz, L (7, 1) Nelson Liriano, S OBP: 0.350, SLG: 0.315 (8, 6)		0-3 K		0-0 SH5-4		0-3 K		0-0 HBP BB 1B	

Inning Stats	R: 0	H: 1	E: 0	LOB: 1	K: 0	BB: 0	S: 4	P: 4
	R: 0	H: 2	E: 0	LOB: 2	K: 1	BB: 0	S: 7	P: 7
	R: 1	H: 2	E: 0	LOB: 1	K: 0	BB: 1	S: 4	P: 8
	R: 0	H: 1	E: 1	LOB: 2	K: 1	BB: 0	S: 7	P: 7
	R: 0	H: 1	E: 0	LOB: 0	K: 0	BB: 0	S: 3	P: 3
	R: 1	H: 1	E: 1	LOB: 1	K: 1	BB: 1	S: 6	P: 10
	R: 3	H: 4	E: 1	LOB: 2	K: 1	BB: 1	S: 9	P: 13
	R: 1	H: 2	E: 0	LOB: 3	K: 1	BB: 2	S: 6	P: 15

PITCHER	IP	WLS	BF	H	R	ER	SO	BB	IBB	HBP	BLK	WP	HR	S	P	ERA	WHIP
Greg Swindell, L ERA: 4.43 (1, 1)	6.1		29	9	3	2	4	2	0	0	0	0	0	35	43	2.84	1.737
Brian Williams, R ERA: 5.01 (7, 1)	0.2	L	6	3	2	2	0	0	1	0	0	1	0	5	9	27.00	4.500
Doug Jones, R ERA: 4.2 (8, 1)	1.0		7	2	1	1	1	1	1	1	0	0	0	6	15	9.00	3.000

**BOTTOM**


**Houston Astros @ Colorado Rockies**  
Mile High Stadium, Denver, CO

Wed Sep 15 1993, 9:05 PM EDT  
Att: 40,813 - Unknown - 72 F

AB	R	H	RBI	BB	SO	LOB
3	2	1	0	2	1	2
5	0	2	0	0	2	3
4	1	2	0	0	0	3
0	0	0	0	0	0	0
5	0	2	3	0	0	3
4	2	3	1	1	0	1
5	0	2	1	0	0	5
3	0	1	0	1	0	1
0	0	0	0	0	0	0
0	0	0	0	0	0	0
3	0	0	0	1	0	6
1	0	0	0	0	1	2
1	0	0	0	0	1	1
0	0	0	0	0	0	0
1	1	1	0	0	0	0

AB	35
R	6
H	14
RBI	5
BB	5
SO	5
LOB	27

livebaseballscores.com



WP	PA
1	42
PB	0
SB	1
CS	1

Batter	1	2	3	4	5	6	7	8	9	AB R H RBI BB SO LOB	TOP																
<b>Craig Biggio, R</b> (1, 4) OBP: 0.366, SLG: 0.470	0-1 P5		1-3 K		0-3 K		0-0 G5-3			4 0 0 0 0 2 1																	
<b>Steve Finley, L</b> (1, 8) OBP: 0.306, SLG: 0.382	3-1 G4-3		2-0 CS 2-H 1B			0-1 G3-1		0-3 K		4 0 1 1 0 1 0																	
<b>Luis Gonzalez, L</b> (1, 7) OBP: 0.370, SLG: 0.483	3-2 FC6-4 1B		3-1 CS 1-2	0-2 G6-3		4-1 1B 1B BB		0-0 G3-1		3 1 1 0 1 0 0																	
<b>Jim Lindeman, R</b> (1, 3) OBP: 0.286, SLG: 0.429	1-2 FC6-4 1-2f			1-2 2B 2B		1-2 1B 1-3 1B		0-3 K		4 1 2 0 0 1 1																	
<b>Kevin Bass, S</b> (1, 9) OBP: 0.337, SLG: 0.401		0-2 K 1B		0-3 K		1-1 1-2 3-H 1B		0-0 G4-3		4 0 2 1 0 1 1																	
<b>Chris Donnels, L</b> (1, 5) OBP: 0.319, SLG: 0.377		1-3 SAFE SAFE 1-2 K		1-1 2B 2B		2-3 K		1-1 3B		4 0 2 1 0 2 3																	
<b>Andujar Cedeno, R</b> (1, 6) OBP: 0.347, SLG: 0.398		2-1 G5-3		0-1 2B		1-3 K		0-3 K		4 0 1 0 0 2 3																	
<b>Scouter Tucker, R</b> (1, 2) OBP: 0.333, SLG: 0.333			2-1 SH3-4 1B 1B		3-2 L9		1-1 L1-3		1-2 P6	3 1 1 0 0 0 0 1 0 0 0 0 0 1																	
<b>Eric Anthony, L</b> (9, PH) OBP: 0.319, SLG: 0.398																											
<b>Mark Portugal, R</b> (1, 1) OBP: 0.226, SLG: 0.246			0-1 SH3-4		3-3 K		0-3 K			2 0 0 0 0 2 0																	
<b>Todd Jones, L</b> (8, 1)										0 0 0 0 0 0 0																	
<b>Casey Candaele, S</b> (8, 5) OBP: 0.316, SLG: 0.356			1-2							0 0 0 0 0 0 0																	
<b>Inning Stats</b>	R: 0 E: 0 K: 0 S: 11	H: 1 LOB: 1 BB: 0 P: 18	R: 0 E: 0 K: 1 S: 9	H: 1 LOB: 0 BB: 0 P: 12	R: 1 E: 0 K: 1 S: 9	H: 2 LOB: 0 BB: 0 P: 17	R: 1 E: 0 K: 1 S: 14	H: 3 LOB: 2 BB: 0 P: 16	R: 0 E: 0 K: 2 S: 9	H: 0 LOB: 0 BB: 0 P: 15	R: 1 E: 0 K: 2 S: 16	H: 2 LOB: 2 BB: 1 P: 25	R: 0 E: 0 K: 1 S: 6	H: 0 LOB: 0 BB: 0 P: 7	R: 0 E: 0 K: 2 S: 7	H: 0 LOB: 0 BB: 0 P: 7	R: 0 E: 0 K: 1 S: 10	H: 1 LOB: 1 BB: 0 P: 12	1B: 6 2B: 3 3B: 1 HR: 0	SF: 0 SAC: 1 DP: 0 HBP: 0	WP: 0 PB: 0 SB: 0 CS: 1	PA: 36					
<b>PITCHER</b>	IP	WLS	BF	H	R	ER	SO	BB	IBB	HBP	BLK	WP	HR	S	P	ERA	WHIP										
<b>Kent Bottenfield, R</b> (1, 1) ERA: 5.02	6.0		25	9	3	3	7	1	0	0	0	0	0	68	103	4.50	1.667										
<b>Steve Reed, R</b> (7, 1) ERA: 4.68	1.0		3	0	0	0	1	0	0	0	0	0	0	6	7	0.00	0.000										
<b>Bruce Ruffin, L</b> (8, 1) ERA: 4.0	1.0	W	3	0	0	0	2	0	0	0	0	0	0	7	7	0.00	0.000										
<b>Darren Holmes, R</b> (9, 1) ERA: 4.35	1.0	S	4	1	0	0	1	0	0	0	0	0	0	10	12	0.00	1.000										

**Houston Astros @ Colorado Rockies**  
**Mile High Stadium, Denver, CO**  
 Thu Sep 16 1993, 5:33 AM EDT  
 Att. 41,847 - Cloudy - 68 F

[livebaseballscorecards.com](http://livebaseballscorecards.com)

<b>AB</b>	<b>33</b>
<b>R</b>	<b>3</b>
<b>H</b>	<b>10</b>
<b>RBI</b>	<b>3</b>
<b>BB</b>	<b>1</b>
<b>SO</b>	<b>11</b>
<b>LOB</b>	<b>10</b>



Batter	1	2	3	4	5	6	7	8	9
Nelson Liriano, S OBP: 0.355, SLG: 0.333 (1, 6)	0-2 2B 1B		3-2 G3		1-2 FC4 1-2f			0-1 SH3-4 1B 2B	
Joe Girardi, R OBP: 0.315, SLG: 0.374 (1, 2)	3-1 F8 SF9 1-H 2B		1-0 G6-3			0-0 L8		0-0 SH3-4 2-3	
Daryl Boston, L OBP: 0.319, SLG: 0.442 Chris Jones, R OBP: 0.291, SLG: 0.423 (1, 8) (8, PR) (9, 8)	0-0 F8 2-3			3-1 G5-3 2B		2-1 G3		3-1 CS 1B	
Andres Galarraga, R OBP: 0.415, SLG: 0.628 (1, 3)	0-0 SF9 3-H			0-0 G5-3 1B		1-0 2B 1B		3-2 HR 1-2 2B	
Charlie Hayes, R OBP: 0.351, SLG: 0.515 (1, 5)	3-3 K			1-0 G5-3 1-2 2-3f		0-1 2B 1-3		4-0 HR IBB	
Jerald Clark, R OBP: 0.323, SLG: 0.435 (1, 9)		0-0 G1-3		2-0 P6		0-1 G4-3		0-2 HR 1-H 2-H	
Eric Young Sr., R OBP: 0.341, SLG: 0.327 (1, 7)		2-0 G4-3			2-2 G5-4-3 1B		1-2 G6-3	1-0 CS 1B	
Roberto Mejia, R OBP: 0.284, SLG: 0.391 (1, 4)		2-1 G6-3			1-0 G5-4-3 1-2f		1-0 F7	1-0 CS 1-2	
Kent Bottenfield, R OBP: 0.245, SLG: 0.213 Steve Reed, R (7, 1) Jay Gainer, L OBP: 0.243, SLG: 0.242 Bruce Ruffin, S OBP: 0.160, SLG: 0.130 Darren Holmes, R (9, 1)			2-3 K		3-1 FC4 1B		2-0 L3		

Inning Stats	R: 2 E: 0 K: 1 S: 11	H: 2 LOB: 0 BB: 0 P: 17	R: 0 E: 0 K: 0 S: 4	H: 0 LOB: 0 BB: 0 P: 8	R: 0 E: 0 K: 1 S: 7	H: 0 LOB: 0 BB: 0 P: 13	R: 0 E: 0 K: 0 S: 5	H: 2 LOB: 1 BB: 0 P: 11	R: 0 E: 0 K: 0 S: 9	H: 2 LOB: 1 BB: 0 P: 16	R: 0 E: 0 K: 0 S: 8	H: 2 LOB: 2 BB: 0 P: 11	R: 0 E: 0 K: 0 S: 5	H: 0 LOB: 0 BB: 0 P: 9	R: 4 E: 0 K: 0 S: 13	H: 5 LOB: 1 BB: 1 P: 25
--------------	-------------------------------	----------------------------------	------------------------------	---------------------------------	------------------------------	----------------------------------	------------------------------	----------------------------------	------------------------------	----------------------------------	------------------------------	----------------------------------	------------------------------	---------------------------------	-------------------------------	----------------------------------

PITCHER	IP	WLS	BF	H	R	ER	SO	BB	IBB	HBP	BLK	WP	HR	S	P	ERA	WHIP
Mark Portugal, R ERA: 2.94 (1, 1)	7.0		28	9	3	3	2	0	0	0	0	0	0	51	87	3.86	1.286
Todd Jones, R ERA: 2.88 (8, 1)	1.0	L	6	4	3	3	0	0	1	0	0	0	1	11	23	27.00	4.000

**BOTTOM**


**Houston Astros @ Colorado Rockies**  
Mile High Stadium, Denver, CO

Thu Sep 16 1993, 5:33 AM EDT  
Att. 41,847 - Cloudy - 68 F

AB	R	H	RBI	BB	SO	LOB
4	2	2	0	0	0	1
3	1	1	1	0	0	0
4	0	2	1	0	0	1
0	0	0	0	0	0	0
3	1	3	1	0	0	0
3	1	1	0	1	1	2
4	1	1	3	0	0	3
4	0	2	0	0	0	0
3	0	0	0	0	0	1
2	0	1	0	0	1	0
0	0	0	0	0	0	0
1	0	0	0	0	0	0
0	0	0	0	0	0	0
0	0	0	0	0	0	0

AB	31
R	6
H	13
RBI	6
BB	1
SO	2
LOB	8

WP: 0 PA: 35  
PB: 0  
SB: 0  
CS: 2



1B	2B	3B	HR	SF	SAC	DP	HBP
7	5	0	1	1	2	0	0

Batter	1	2	3	4	5	6	7	8	9	AB R H RBI BB SO LOB	TOP
<b>Jarvis Brown, R</b> (1, 8) OBP: 0.360, SLG: 0.385 X	0-0 F8 		2-2 G4-3 			0-0 G3 BLK 1B 			0-1 F7 	4 0 1 0 0 0 0	<b>San Diego Padres @ Houston Astros</b> Astrodome, Houston, TX Fri Sep 17 1993, 8:05 PM EDT Att. 29,595 - Dome
<b>Ricky Gutierrez, R</b> (1, 6) OBP: 0.350, SLG: 0.345 B X	1-1 F9 			3-2 G1-6-3 		2-1 G3 1-3 		0-3 K 	4 0 0 0 0 1 1		
<b>Derek Bell, R</b> (1, 9) OBP: 0.309, SLG: 0.430 B X	1-0 F8 			1-3 K 		0-0 G6-3 		0-0 G1-3 	4 0 0 0 0 1 1		
<b>Phil Plantier, L</b> (1, 7) OBP: 0.319, SLG: 0.498 B X		3-1 F8 		3-1 HBP 		3-2 P5 			2 0 0 0 0 0 0		
<b>Archi Cianfrocco, R</b> (1, 5) OBP: 0.294, SLG: 0.424 S X		3-3 K 		0-1 G4-3 		3-1 P4 			3 0 0 0 0 1 1		
<b>Dave Staton, R</b> (1, 3) OBP: 0.200, SLG: 0.444 B X		4-2 BB 			0-0 P9 		3-3 K 		2 0 0 0 1 1 0		
<b>Luis Lopez, S</b> (1, 4) OBP: 0.042, SLG: 0.043 <b>Jeff Gardner, L</b> (8, PH) OBP: 0.337, SLG: 0.362 (8, 4)	0-0 F8 				2-1 L8 		0-0 F8 	2 0 0 0 0 0 1			
<b>Brad Ausmus, R</b> (1, 2) OBP: 0.261, SLG: 0.372 S X			0-3 K 		0-1 F8 		3-2 L4 	3 0 0 0 0 1 0			
<b>Andy Benes, R</b> (1, 1) OBP: 0.143, SLG: 0.206 <b>Mark Davis, L</b> (7, 1) OBP: 0.250, SLG: 0.250 <b>Bill Bean, L</b> (7, 3) OBP: 0.283, SLG: 0.393			1-3 K 			2-3 K 	0-0 F7 	2 0 0 0 0 2 0			
									0 0 0 0 0 0 0	1 0 0 0 0 0 0	
<b>Inning Stats</b>	R: 0 H: 0 E: 0 LOB: 0 K: 0 BB: 0 S: 4 P: 6	R: 0 H: 0 E: 0 LOB: 1 K: 1 BB: 1 S: 8 P: 18	R: 0 H: 0 E: 0 LOB: 0 K: 2 BB: 0 S: 10 P: 13	R: 0 H: 0 E: 0 LOB: 1 K: 1 BB: 0 S: 9 P: 16	R: 0 H: 0 E: 0 LOB: 0 K: 0 BB: 0 S: 5 P: 7	R: 0 H: 1 E: 0 LOB: 1 K: 1 BB: 0 S: 7 P: 11	R: 0 H: 0 E: 0 LOB: 0 K: 1 BB: 0 S: 10 P: 19	R: 0 H: 0 E: 0 LOB: 0 K: 1 BB: 0 S: 8 P: 11	R: 0 H: 0 E: 0 LOB: 0 K: 1 BB: 0 S: 6 P: 6	1B: 1 SF: 0 2B: 0 SAC: 0 3B: 0 DP: 0 HR: 0 HBP: 1	WP: 0 PA: 30 PB: 0 SB: 0 CS: 0
<b>PITCHER</b> <b>Pete Harnisch, R</b> (1, 1) ERA: 3.09	IP WLS BF H R ER SO BB IBB HBP BLK WP HR S P ERA WHIP 9.0 W 30 1 0 0 7 1 0 1 1 0 0 67 107 0.00 0.222										

livebaseballscorecards.com





Batter	1	2	3	4	5	6	7	8	9	AB R H RBI BB SO LOB	TOP
Jarvis Brown, R (1, 8) OBP: 0.357, SLG: 0.380	0-0 G4-3 1B	0-0 F8			0-0 G6-3			0-0 L8		4 1 1 0 0 0 1	<b>San Diego Padres @ Houston Astros</b> Astrodome, Houston, TX Sat Sep 18 1993, 8:05 PM EDT Att. 18,611 - Dome
Jeff Gardner, L (1, 4) OBP: 0.333, SLG: 0.358	0-0 G4-3		0-0 L5		0-0 L3		0-3 K		4 0 0 0 0 1 2		
Derek Bell, R (1, 9) OBP: 0.309, SLG: 0.427	4-0 1B 1B BB		0-3 K		0-0 F8		0-0 G3		3 0 0 0 1 1 0		
Phil Plantier, L (1, 7) OBP: 0.321, SLG: 0.505	0-0 1-2 2-H 1B		0-0 G1-3		0-0 HR		0-3 K		4 1 2 2 0 1 0		
Archi Cianfrocco, R (1, 3) OBP: 0.294, SLG: 0.423 Bill Bean, L (9, PH) OBP: 0.281, SLG: 0.390	0-3 K		0-0 G6-4-3 1B		0-3 K		0-3 K		3 0 1 0 0 2 2 1 0 0 0 0 1 0		
Craig Shipley, R (1, 5) OBP: 0.271, SLG: 0.317 Guillermo Velasquez, L (9, PH) OBP: 0.265, SLG: 0.289	0-0 1-2 2-3 1B		0-3 K		0-0 G5-3		0-3 K		3 0 1 0 0 1 1 1 0 0 0 0 1 0		
Ricky Gutierrez, R (1, 6) OBP: 0.348, SLG: 0.343	0-0 G1-3		0-0 G6-4-3		0-0 G6-3		0-0 G6-3		3 0 0 0 0 0 4		
Brad Ausmus, R (1, 2) OBP: 0.263, SLG: 0.371		0-3 K		0-0 G6-3 SH1-4 1B		0-3 K		0-3 K	3 0 1 0 0 2 0		
Scott Sanders, R (1, 1) OBP: 0.071, SLG: 0.071 Melvin Nieves, S (7, PH) OBP: 0.235, SLG: 0.303 Pedro Martinez, L (7, 1)		0-0 F9		0-0 SH1-4		0-3 K			1 0 0 0 0 0 0 1 0 0 0 0 1 0 0 0 0 0 0 0 0		
<b>Inning Stats</b>	R: 1 H: 3 E: 0 LOB: 3 K: 1 BB: 1 S: 8 P: 12	R: 0 H: 0 E: 0 LOB: 0 K: 1 BB: 0 S: 5 P: 5	R: 0 H: 0 E: 0 LOB: 0 K: 1 BB: 0 S: 5 P: 5	R: 0 H: 1 E: 0 LOB: 0 K: 1 BB: 0 S: 5 P: 5	R: 0 H: 1 E: 0 LOB: 1 K: 0 BB: 0 S: 4 P: 4	R: 1 H: 1 E: 0 LOB: 0 K: 1 BB: 0 S: 6 P: 6	R: 0 H: 0 E: 0 LOB: 0 K: 2 BB: 0 S: 7 P: 7	R: 0 H: 0 E: 0 LOB: 0 K: 1 BB: 0 S: 5 P: 5	R: 0 H: 0 E: 0 LOB: 0 K: 3 BB: 0 S: 9 P: 9	1B: 5 SF: 0 2B: 0 SAC: 1 3B: 0 DP: 1 HR: 1 HBP: 0	WP: 0 PA: 33 PB: 0 SB: 0 CS: 0
<b>PITCHER</b> Doug Drabek, R (1, 1) ERA: 3.56	IP WLS BF H R ER SO BB IBB HBP BLK WP HR S P ERA WHIP										

AB	31
R	2
H	6
RBI	2
BB	1
SO	11
LOB	10



livebaseballscorecards.com



Batter	1	2	3	4	5	6	7	8	9
<b>Craig Biggio, R</b> (1, 4) OBP: 0.366, SLG: 0.469	0-0 G5-3		4-0 1B 1B BB	4-0 L6 BB BB		0-0 G6-3			
<b>Steve Finley, L</b> (1, 8) OBP: 0.307, SLG: 0.381	0-0 G4-3		0-0 1B 1B 1B	4-0 1-2 BB			0-0 L5		
<b>Luis Gonzalez, L</b> (1, 7) OBP: 0.366, SLG: 0.477	0-0 F9		0-3 K	0-0 L6 2-2			0-0 P6		
<b>Ken Caminiti, S</b> (1, 5) OBP: 0.314, SLG: 0.392		0-0 G3	0-0 1B 1B 1B		0-3 K		0-3 K		
<b>Kevin Bass, S</b> (1, 9) OBP: 0.350, SLG: 0.406		4-0 BB BB	0-0 1B 1B 1B		0-0 1B			0-0 G5-3	
<b>Chris Donnels, L</b> (1, 3) OBP: 0.331, SLG: 0.390		4-0 FC6-4 BB	0-0 FC5 1B 1B		0-0 F7			0-0 F8	
<b>Eddie Taubensee, L</b> (1, 2) OBP: 0.301, SLG: 0.403		0-3 K	0-0 FC5 1B		0-0 L8			0-0 L9	
<b>Andujar Cedeno, R</b> (1, 6) OBP: 0.345, SLG: 0.394		0-0 FC6-4	0-0 FC5			0-3 K			
<b>Doug Drabek, R</b> (1, 1) OBP: 0.114, SLG: 0.162			0-0 L4		0-0 F8		0-0 L5		

AB	R	H	RBI	BB	SO	LOB
2	1	0	0	2	0	0
3	1	1	0	1	0	0
4	0	0	0	0	1	4
4	1	1	1	0	2	0
3	1	2	1	1	0	0
3	0	1	1	1	0	1
4	0	1	1	0	1	3
3	0	0	0	0	1	4
3	0	0	0	0	0	0

**BOTTOM**

**San Diego Padres @ Houston Astros**  
Astrodome, Houston, TX  
Sat Sep 18 1993, 8:05 PM EDT  
Att. 18,611 - Dome

[livebaseballscorecards.com](http://livebaseballscorecards.com)

<b>AB</b>	<b>29</b>
<b>R</b>	<b>4</b>
<b>H</b>	<b>6</b>
<b>RBI</b>	<b>4</b>
<b>BB</b>	<b>5</b>
<b>SO</b>	<b>5</b>
<b>LOB</b>	<b>12</b>



1B: 6	SF: 0
2B: 1	SAC: 0
3B: 0	DP: 1
HR: 0	HBP: 0

WP: 0	PA: 34
PB: 0	
SB: 0	
CS: 0	

Inning Stats	R	H	E	K	S	P	IP	WLS	BF	H	R	ER	SO	BB	IBB	HBP	BLK	WP	HR	S	P	ERA	WHIP
<b>Scott Sanders, R</b> (1, 1) ERA: 4.43	0	0	0	0	3	3	6.0	L	28	6	4	4	4	5	0	0	0	0	0	31	51	6.00	1.833
<b>Pedro Martinez, L</b> (7, 1) ERA: 1.95	0	0	0	1	5	5	2.0		6	0	0	0	1	0	0	0	0	0	0	8	8	0.00	0.000

PITCHER	IP	WLS	BF	H	R	ER	SO	BB	IBB	HBP	BLK	WP	HR	S	P	ERA	WHIP
<b>Scott Sanders, R</b> (1, 1) ERA: 4.43	6.0	L	28	6	4	4	4	5	0	0	0	0	0	31	51	6.00	1.833
<b>Pedro Martinez, L</b> (7, 1) ERA: 1.95	2.0		6	0	0	0	1	0	0	0	0	0	0	8	8	0.00	0.000

Batter	1	2	3	4	5	6	7	8	9	AB R H RBI BB SO LOB	TOP														
<b>Craig Shipley, R</b> OBP: 0.274, SLG: 0.316 (1, 6) (8, 5)	1-3 		1-0 		1-0 		0-0 		0-3 	4 1 1 0 0 2 0															
<b>Bill Bean, L</b> OBP: 0.278, SLG: 0.390 (1, 8) (8, 9)	2-3 		0-1 		0-3 		1-3 		0-2 	5 0 1 1 0 3 1															
<b>Phil Clark, R</b> OBP: 0.351, SLG: 0.500 <b>Jarvis Brown, R</b> OBP: 0.353, SLG: 0.376 (1, 5) (8, PR) (8, 8)	0-2 		0-0 		2-0 		1-1 		2-2 	4 1 2 0 0 0 1 1 1 0 0 0 0 0															
<b>Phil Plantier, L</b> OBP: 0.326, SLG: 0.514 (1, 7)		4-2 		2-1 		3-1 		4-1 		2 2 2 2 2 0 0															
<b>Melvin Nieves, S</b> OBP: 0.243, SLG: 0.286 <b>Ricky Gutierrez, R</b> OBP: 0.348, SLG: 0.343 (1, 9) (8, PH) (8, 6)		0-0 		0-2 		4-2 		1-1 		2 1 0 0 1 0 2 0 0 0 0 0 0 0															
<b>Guillermo Velasquez, L</b> OBP: 0.267, SLG: 0.290 <b>Tim Teufel, R</b> OBP: 0.333, SLG: 0.424 (1, 3) (8, PH) (8, 3)		1-3 		0-3 		1-0 		3-3 		3 0 1 0 0 2 2 1 0 0 0 0 1 2															
<b>Kevin Higgins, L</b> OBP: 0.303, SLG: 0.250 <b>Brad Ausmus, R</b> OBP: 0.263, SLG: 0.371 (1, 2) (8, 2)		0-0 		2-2 		1-2 		0-1 		4 0 1 3 0 0 3 0 0 0 0 0 0 0															
<b>Luis Lopez, S</b> OBP: 0.071, SLG: 0.074 (1, 4)			3-2 		0-0 		0-0 		2-0 	4 0 1 0 0 0 1															
<b>Andy Ashby, R</b> OBP: 0.176, SLG: 0.182 <b>Derek Bell, R</b> OBP: 0.309, SLG: 0.426 <b>Mark Davis, L</b> OBP: 0.250, SLG: 0.250 (1, 1) (8, PH) (8, 1)			0-3 		2-3 		0-0 		0-2 	3 0 0 0 0 2 0 1 0 0 0 0 0 2 0 0 0 0 0 0 0															
<b>Inning Stats</b>	R: 0 E: 0 K: 2 S: 9	H: 0 LOB: 0 BB: 0 P: 12	R: 0 E: 0 K: 1 S: 8	H: 0 LOB: 1 BB: 1 P: 13	R: 1 E: 0 K: 1 S: 12	H: 2 LOB: 1 BB: 0 P: 16	R: 0 E: 0 K: 1 S: 13	H: 1 LOB: 1 BB: 0 P: 17	R: 0 E: 0 K: 2 S: 8	H: 0 LOB: 1 BB: 0 P: 11	R: 3 E: 1 K: 0 S: 10	H: 3 LOB: 0 BB: 1 P: 21	R: 0 E: 0 K: 1 S: 7	H: 0 LOB: 0 BB: 0 P: 8	R: 2 E: 0 K: 1 S: 16	H: 3 LOB: 2 BB: 1 P: 27	R: 0 E: 0 K: 1 S: 10	H: 0 LOB: 0 BB: 0 P: 12	1B: 5 2B: 4 3B: 0 HR: 1	SF: 0 SAC: 1 DP: 1 HBP: 1	WP: 1 PB: 0 SB: 0 CS: 0	PA: 39			
<b>PITCHER</b>	IP	WLS	BF	H	R	ER	SO	BB	IBB	HBP	BLK	WP	HR	S	P	ERA	WHIP								
<b>Darryl Kile, R</b> ERA: 3.13 (1, 1)	7.0	L	29	6	4	3	8	2	0	1	0	1	1	67	98	3.86	1.143								
<b>Xavier Hernandez, R</b> ERA: 2.73 (8, 1)	0.0		1	1	1	1	0	0	0	0	0	0	0	2	3	∞	∞								
<b>Al Osuna, L</b> ERA: 3.47 (8, 1)	0.1		2	0	0	0	0	1	0	0	0	0	0	3	8	0.00	3.000								
<b>Doug Jones, R</b> ERA: 4.11 (8, 1)	1.2		7	2	1	1	2	0	0	0	0	0	0	21	28	5.40	1.200								

San Diego Padres @ Houston Astros  
Astrodome, Houston, TX  
Sun Sep 19 1993, 4:33 AM EDT  
Att. 24,690 - Dome

livebaseballscorecards.com

AB	34
R	6
H	9
RBI	6
BB	3
SO	10
LOB	14



Batter	1	2	3	4	5	6	7	8	9	AB	R	H	RBI	BB	SO	LOB	BOTTOM					
<b>Craig Biggio, R</b> OBP: 0.369, SLG: 0.474 (1, 4)	1-1 G4-3 3B		2-1 G6-3 1B		2-3 K			2-0 1B		4	1	3	0	0	1	0	<b>San Diego Padres @ Houston Astros</b> Astrodome, Houston, TX Sun Sep 19 1993, 4:33 AM EDT Att. 24,690 - Dome					
<b>Steve Finley, L</b> OBP: 0.308, SLG: 0.382 (1, 8)	3-3 K		0-0 G6-3 1B		1-1 E3			3-2 1B		4	0	2	0	0	1	1						
<b>Luis Gonzalez, L</b> OBP: 0.364, SLG: 0.474 (1, 7)	0-0 G4-3		1-2 G6-3		1-0 G5-3			1-1 F9		4	0	0	1	0	0	5						
<b>Ken Caminiti, S</b> OBP: 0.313, SLG: 0.390 (1, 5)	2-2 1B		0-1 G4-3		0-0 4-3			1-1 F7		4	0	1	0	0	0	3						
<b>Kevin Bass, S</b> OBP: 0.343, SLG: 0.398 (1, 9)	3-3 K			1-1 F8		1-2 G5-3		1-3 K		4	0	0	0	0	2	3						
<b>Chris Donnels, L</b> OBP: 0.331, SLG: 0.388 (1, 3)		0-0 1B		0-0 G3-1		1-1 G4-3		0-2 G3		3	0	1	0	0	0	0						
<b>Rick Parker, R</b> OBP: 0.366, SLG: 0.410 (9, PH)										1	0	0	0	0	0	0						
<b>Eddie Taubensee, L</b> OBP: 0.298, SLG: 0.398 (1, 2)		2-0 P5		1-3 K			0-0 F8		1-3 K	3	0	0	0	0	1	0						
<b>Scooter Tucker, R</b> OBP: 0.250, SLG: 0.250 (9, PH)										1	0	0	0	0	1	0						
<b>Andujar Cedeno, R</b> OBP: 0.346, SLG: 0.401 (1, 6)		0-3 K			2-1 HR		0-3 K		2-0 1B	4	1	2	1	0	2	0						
<b>Darryl Kile, R</b> OBP: 0.136, SLG: 0.190 (1, 1)			0-0 1B		1-0 L6		0-3 K		3-3 K	2	1	1	0	0	0	0						
<b>Casey Candaele, S</b> OBP: 0.313, SLG: 0.352 (7, PH)										1	0	0	0	0	0	1						
<b>Xavier Hernandez, L</b> OBP: 0.313, SLG: 0.352 (8, 1)										0	0	0	0	0	0	0						
<b>Al Osuna, R</b> OBP: 0.313, SLG: 0.352 (8, 1)										0	0	0	0	0	0	0						
<b>Doug Jones, R</b> OBP: 0.313, SLG: 0.352 (8, 1)										0	0	0	0	0	0	0						
<b>Mike Brumley, S</b> OBP: 0.500, SLG: 0.500 (9, PH)										1	0	0	0	0	1	1						
<b>Inning Stats</b>	R: 1 E: 0 K: 2 S: 13	H: 2 LOB: 1 BB: 0 P: 22	R: 0 E: 0 K: 1 S: 5	H: 1 LOB: 0 BB: 0 P: 7	R: 1 E: 0 K: 0 S: 9	H: 3 LOB: 1 BB: 0 P: 12	R: 0 E: 0 K: 1 S: 6	H: 0 LOB: 0 BB: 0 P: 8	R: 1 E: 1 K: 1 S: 9	H: 1 LOB: 1 BB: 0 P: 16	R: 0 E: 0 K: 2 S: 6	H: 0 LOB: 0 BB: 0 P: 8	R: 0 E: 0 K: 2 S: 7	H: 0 LOB: 0 BB: 0 P: 7	R: 0 E: 0 K: 1 S: 11	H: 2 LOB: 2 BB: 0 P: 19	R: 0 E: 0 K: 2 S: 11	H: 1 LOB: 1 BB: 0 P: 17	1B: 8 2B: 0 3B: 1 HR: 1	SF: 0 SAC: 0 DP: 1 HBP: 0	WP: 0 PB: 0 SB: 0 CS: 0	PA: 36
<b>PITCHER</b>	IP WLS BF H R ER SO	IP WLS BF H R ER SO	IP WLS BF H R ER SO	IP WLS BF H R ER SO	IP WLS BF H R ER SO	IP WLS BF H R ER SO	IP WLS BF H R ER SO	IP WLS BF H R ER SO	IP WLS BF H R ER SO	IP WLS BF H R ER SO	IP WLS BF H R ER SO	IP WLS BF H R ER SO	IP WLS BF H R ER SO	IP WLS BF H R ER SO	IP WLS BF H R ER SO	IP WLS BF H R ER SO	ERA WHIP	ERA WHIP				
<b>Andy Ashby, R</b> ERA: 6.95 (1, 1)	7.0 W 27	7.0 S 9	7.0 W 27	7.0 S 9	7.0 W 27	7.0 S 9	7.0 S 9	7.0 S 9	7.0 S 9	7.0 S 9	7.0 S 9	7.0 S 9	7.0 S 9	7.0 S 9	7.0 S 9	7.0 S 9	3.86 1.000	3.86 1.000				
<b>Mark Davis, L</b> ERA: 4.0 (8, 1)	2.0 S 9	2.0 S 9	2.0 S 9	2.0 S 9	2.0 S 9	2.0 S 9	2.0 S 9	2.0 S 9	2.0 S 9	2.0 S 9	2.0 S 9	2.0 S 9	2.0 S 9	2.0 S 9	2.0 S 9	2.0 S 9	0.00 1.500	0.00 1.500				

livebaseballscorecards.com

AB	36
R	3
H	10
RBI	2
BB	0
SO	10
LOB	13



Batter	1	2	3	4	5	6	7	8	9	AB R H RBI BB SO LOB	TOP											
<b>Darren Lewis, R</b> (1, 8) OBP: 0.305, SLG: 0.329	0-2 F8		1-0 F7		1-1 G1-3	0-1 S 2B		2-0 P4		5 0 1 3 0 0 0												
<b>Robby Thompson, R</b> (1, 4) OBP: 0.380, SLG: 0.509	1-1 F7		4-2 BB		1-0 F7	2-0 F8		1-1 P3		4 0 0 0 1 0 1												
<b>Todd Benzinger, S</b> (1, 3) OBP: 0.341, SLG: 0.464	2-1 BB 1B		2-2 L7		1-0 1B		3-2 FC4 2B 1B	4-1 BB		4 1 3 0 1 0 1												
<b>Matt Williams, R</b> (1, 5) OBP: 0.332, SLG: 0.580	4-2 FC5 1-2 BB		3-3 K		3-2 F8		0-0 FC4 2B	2-2 L4		4 1 0 0 1 1 4												
<b>Barry Bonds, L</b> (1, 7) OBP: 0.463, SLG: 0.666	4-2 1-2 2-3 BB			3-2 2B 1B		3-1 E 2B	2-2 G1-3 1-H 2-H 2B		4-1 1B BB	3 2 3 2 2 0 0												
<b>Willie McGee, S</b> (1, 9) OBP: 0.352, SLG: 0.393	1-2 FC5 2-3f			0-0 1B 1-3 G6-4-3 2B		0-0 B2	3-2 G1-3	1-2 1B		5 1 2 0 0 0 5												
<b>Royce Clayton, R</b> (1, 6) OBP: 0.329, SLG: 0.371		3-3 K		2-2 G6-4-3 1B		0-1 F9	1-1 G5-3	1-3 K		5 0 1 1 0 2 4												
<b>Kirt Manwaring, R</b> (1, 2) OBP: 0.345, SLG: 0.352		0-3 K		1-0 G6-4-3		4-0 E 2B IBB	4-0 IBB	0-3 K		2 1 0 0 2 1 1												
<b>Jeff Reed, L</b> (9, PH) (9, 2)		0-3 K		1-2f 3-H						1 0 0 0 0 1 2												
<b>Jim Deshaies, L</b> (1, 1)		0-3 K		2-3 K		0-2 E5 2B	3-2 L7	0-3 K		2 0 0 0 0 2 0												
<b>Mark Carreon, R</b> (8, PH) OBP: 0.367, SLG: 0.510										1 1 0 0 0 0 2												
<b>Bryan Hickerson, L</b> (8, 1) OBP: 0.154, SLG: 0.120										1 0 0 0 0 0 2												
<b>Jeff Brantley, R</b> (8, 1) OBP: 0.115, SLG: 0.115										0 0 0 0 0 0 0												
<b>J.R. Phillips, L</b> (9, PH) OBP: 0.357, SLG: 0.786										1 0 0 0 0 1 2												
<b>Dave Rigetti, L</b> (9, 1) OBP: 1.000, SLG: 1.000										0 0 0 0 0 0 0												
<b>Inning Stats</b>	R: 0 E: 0 K: 0 S: 19	H: 1 LOB: 3 BB: 2 P: 31	R: 0 E: 0 K: 3 S: 10	H: 0 LOB: 0 BB: 0 P: 13	R: 0 E: 0 K: 1 S: 9	H: 0 LOB: 1 BB: 1 P: 19	R: 2 E: 0 K: 1 S: 16	H: 3 LOB: 0 BB: 0 P: 24	R: 0 E: 0 K: 0 S: 8	H: 1 LOB: 1 BB: 0 P: 14	R: 3 E: 1 K: 0 S: 11	H: 2 LOB: 1 BB: 1 P: 20	R: 2 E: 0 K: 0 S: 24	H: 2 LOB: 2 BB: 1 P: 40	R: 0 E: 0 K: 0 S: 7	H: 0 LOB: 1 BB: 1 P: 16	R: 0 E: 0 K: 3 S: 15	H: 1 LOB: 2 BB: 1 P: 21	1B: 6 2B: 4 3B: 0 HR: 0	SF: 0 SAC: 0 DP: 1 HBP: 0	WP: 0 PB: 0 SB: 1 CS: 0	PA: 45
<b>PITCHER</b>	IP WLS BF H R ER SO BB IBB HBP BLK WP HR S P ERA WHIP																					
<b>Greg Swindell, L</b> (1, 1) ERA: 4.39	5.2 L 28 7 5 2 5 3 1 0 0 0 0 0 72 118 3.18 1.765																					
<b>Tom Edens, R</b> (6, 1) ERA: 3.09	1.1 8 2 2 2 0 0 0 1 0 0 0 0 25 43 13.50 1.500																					
<b>Jeff Juden, R</b> (8, 1) ERA:	2.0 9 1 0 0 3 2 0 0 0 0 0 0 22 37 0.00 1.500																					

**San Francisco Giants @ Houston Astros**  
Astrodome, Houston, TX  
Mon Sep 20 1993, 8:05 PM EDT  
Att. 18,066 - Dome

[livebaseballscorecards.com](http://livebaseballscorecards.com)

AB	38
R	7
H	10
RBI	6
BB	7
SO	8
LOB	24





Batter	1	2	3	4	5	6	7	8	9	AB R H RBI BB SO LOB	TOP											
Darren Lewis, R (1, 8) OBP: 0.302, SLG: 0.326	0-0 P4		1-2 G4-3			3-3 K		1-2 G1-3		4 0 0 0 0 1 1	<b>San Francisco Giants @ Houston Astros</b> Astrodome, Houston, TX Tue Sep 21 1993, 8:05 PM EDT Att. 25,697 - Dome											
Robby Thompson, R (1, 4) OBP: 0.379, SLG: 0.506	1-3 K			2-3 K		4-2 1B BB		3-3 K		3 0 0 0 1 3 0												
Todd Benzinger, S (1, 3) OBP: 0.339, SLG: 0.459	2-3 K			1-2 F8		2-1 FC6 1B		1-0 F7		4 0 1 0 0 1 0												
Matt Williams, R (1, 5) OBP: 0.330, SLG: 0.575		1-1 G4-3		3-1 G2-3		0-0 FC6 1-2f		1-1 P3		4 0 0 0 0 0 2												
Barry Bonds, L (1, 7) OBP: 0.460, SLG: 0.661		0-3 K			1-1 G3-1		3-1 G4-3		1-1 G3-1	4 0 0 0 0 1 0												
Willie McGee, S (1, 9) OBP: 0.350, SLG: 0.390		0-0 G4-3			0-2 L7		3-2 E6			3 0 0 0 0 0 0												
Royce Clayton, R (1, 6) OBP: 0.329, SLG: 0.371			0-1 G6-3		3-1 1B		1-1 P3			3 0 1 0 0 0 1												
Kirt Manwaring, R (1, 2) OBP: 0.345, SLG: 0.352			0-0 SH2-4 1B		1-0 L5		1-1 G5-3			3 0 1 0 0 0 2												
Salomon Torres, R (1, 1) OBP: 0.300, SLG: 0.300 Kevin Rogers, L (3, 1) OBP: 0.371, SLG: 0.351 Dave Martinez, L (6, PH) OBP: 0.194, SLG: 0.241 Trevor Wilson, L (6, 1) OBP: 0.233, SLG: 0.344 Paul Faries, R (8, PH) OBP: 0.233, SLG: 0.344 Dave Righetti, L (8, 1) OBP: 1.000, SLG: 1.000			0-1 SH2-4		1-1 L9		1-2 L6			0 0 0 0 0 0 0 0 0 0 0 0 0 0 1 0 0 0 0 0 0 0 0 0 0 0 0 0 1 0 0 0 0 0 0 0 0 0 0 0 0 0												
<b>Inning Stats</b>	R: 0 E: 0 K: 2 S: 8	H: 0 LOB: 0 BB: 0 P: 11	R: 0 E: 0 K: 1 S: 6	H: 0 LOB: 0 BB: 0 P: 7	R: 0 E: 0 K: 0 S: 9	H: 1 LOB: 1 BB: 0 P: 10	R: 0 E: 0 K: 1 S: 8	H: 0 LOB: 0 BB: 0 P: 14	R: 0 E: 0 K: 0 S: 8	H: 1 LOB: 1 BB: 0 P: 13	R: 0 E: 0 K: 1 S: 10	H: 1 LOB: 2 BB: 1 P: 20	R: 0 E: 1 K: 0 S: 9	H: 0 LOB: 1 BB: 0 P: 17	R: 0 E: 0 K: 1 S: 10	H: 0 LOB: 0 BB: 0 P: 15	R: 0 E: 0 K: 0 S: 5	H: 0 LOB: 0 BB: 0 P: 8	1B: 3 2B: 0 3B: 0 HR: 0	SF: 0 SAC: 1 DP: 0 HBP: 0	WP: 0 PB: 0 SB: 0 CS: 0	PA: 32
<b>PITCHER</b> Mark Portugal, R (1, 1) ERA: 2.8	IP: 9.0 WLS: W BF: 32 H: 3 R: 0 ER: 0 SO: 6 BB: 1 IBB: 0 HBP: 0 BLK: 0 WP: 0 HR: 0 S: 73 P: 115 ERA: 0.00 WHIP: 0.444											<b>PITCHER</b>	IP: 9.0 WLS: W BF: 32 H: 3 R: 0 ER: 0 SO: 6 BB: 1 IBB: 0 HBP: 0 BLK: 0 WP: 0 HR: 0 S: 73 P: 115 ERA: 0.00 WHIP: 0.444									

AB	30
R	0
H	3
RBI	0
BB	1
SO	6
LOB	6



Batter	1	2	3	4	5	6	7	8	9
<b>Craig Biggio, R</b> OBP: 0.377, SLG: 0.477 (1, 4)	1-1 G3-1 G6-3 WP HBP		0-1 1B SF7 1B		1-0 G4-3		4-0 SF8 1B IBB	4-1 BB	
<b>Steve Finley, L</b> OBP: 0.306, SLG: 0.379 (1, 8)	1-1 G6-3		0-0 2B 1B		1-2 G4-3		1-1 SF8 1B	1-2 F8	
<b>Luis Gonzalez, L</b> OBP: 0.360, SLG: 0.469 (1, 7)	1-0 G3-1		0-0 SF7		1-1 G3		0-2 SF8		
<b>Ken Caminiti, S</b> OBP: 0.314, SLG: 0.390 (1, 5)	4-1 BB		0-0 F8		1-2 F8 FC4-2-5 2B		4-0 IBB		
<b>Eric Anthony, L</b> OBP: 0.318, SLG: 0.399 (1, 9)	1-3 K		2-0 2B		1-0 F8		0-3 K		
<b>Chris Donnels, L</b> OBP: 0.321, SLG: 0.381 (1, 3)			0-0 G4-3		3-2 G4-3		2-1 FC4-2-5	2-1 1B 2B	
<b>Eddie Taubensee, L</b> OBP: 0.297, SLG: 0.396 (1, 2)			3-1 G4-3		1-2 G6-4-3 1B		0-2 G4-3	0-0 F9	
<b>Andujar Cedeno, R</b> OBP: 0.347, SLG: 0.400 (1, 6)			3-1 L9		1-2 G6-4-3 1-2f		0-1 1B SH1-4 SF8 1B	1-1 G5-3	
<b>Mark Portugal, R</b> OBP: 0.246, SLG: 0.267 (1, 1)			0-0 1B 1B		3-2 F9		1 SAFE SH1-4	1-2 BB 1B	

Inning Stats	R: 1 E: 0 K: 1 S: 8	H: 0 LOB: 1 BB: 1 P: 16	R: 0 E: 0 K: 0 S: 5	H: 0 LOB: 0 BB: 0 P: 11	R: 3 E: 0 K: 0 S: 11	H: 4 LOB: 1 BB: 0 P: 16	R: 0 E: 0 K: 0 S: 14	H: 1 LOB: 0 BB: 0 P: 19	R: 0 E: 0 K: 0 S: 6	H: 0 LOB: 0 BB: 0 P: 9	R: 0 E: 0 K: 0 S: 9	H: 1 LOB: 1 BB: 0 P: 13	R: 1 E: 0 K: 1 S: 12	H: 2 LOB: 3 BB: 2 P: 21	R: 1 E: 0 K: 0 S: 12	H: 2 LOB: 2 BB: 1 P: 21
--------------	------------------------------	----------------------------------	------------------------------	----------------------------------	-------------------------------	----------------------------------	-------------------------------	----------------------------------	------------------------------	---------------------------------	------------------------------	----------------------------------	-------------------------------	----------------------------------	-------------------------------	----------------------------------

PITCHER	IP	WLS	BF	H	R	ER	SO	BB	IBB	HBP	BLK	WP	HR	S	P	ERA	WHIP
<b>Salomon Torres, R</b> ERA: 3.82 (1, 1)	2.2	L	14	4	4	4	1	1	0	0	0	1	0	20	36	13.50	1.875
<b>Kevin Rogers, L</b> ERA: 2.71 (3, 1)	2.1		7	1	0	0	0	0	0	0	0	0	0	24	35	0.00	0.429
<b>Trevor Wilson, L</b> ERA: 3.63 (6, 1)	2.0		11	3	1	1	1	0	2	0	0	0	0	21	34	4.50	1.500
<b>Dave Righetti, L</b> ERA: 4.98 (8, 1)	1.0		6	2	1	1	0	1	0	0	0	0	0	12	21	9.00	3.000

AB R H RBI BB SO LOB

2	2	1	0	2	0	0
5	1	2	1	0	0	3
2	0	0	2	0	0	1
2	0	1	0	2	0	1
4	0	1	1	0	2	5
4	1	1	0	0	0	2
4	0	1	0	0	0	2
4	1	1	0	0	0	2
3	1	2	1	0	0	0

WP	HR	S	P	ERA	WHIP
1	0	0	0	0	0

**San Francisco Giants @ Houston Astros**  
Astrodome, Houston, TX  
Tue Sep 21 1993, 8:05 PM EDT  
Att. 25,697 - Dome

livebaseballscorecards.com

AB	30
R	6
H	10
RBI	5
BB	4
SO	2
LOB	16



Batter	1	2	3	4	5	6	7	8	9	AB R H RBI BB SO LOB	TOP
Darren Lewis, R (1, 8) OBP: 0.302, SLG: 0.324	4-0 CS BB		0-0 G3			0-0 F9	0-0 G4-3			3 0 0 0 1 0 1	<b>San Francisco Giants @ Houston Astros</b> Astrodome, Houston, TX Wed Sep 22 1993, 8:05 PM EDT Att. 31,507 - Dome
Robby Thompson, R (1, 4) OBP: 0.378, SLG: 0.504	0-3 K				0-3 K	0-0 1B 1B		0-3 K		4 0 1 0 0 3 1	
Todd Benzinger, S (1, 3) OBP: 0.332, SLG: 0.448	0-0 G4-3				0-3 K	0-3 K		0-3 K		4 0 0 0 0 3 1	
Matt Williams, R (1, 5) OBP: 0.329, SLG: 0.573		0-0 F2			0-3 K	0-0 1B		0-0 F8		4 0 1 0 0 1 0	
Barry Bonds, L (1, 7) OBP: 0.460, SLG: 0.659		4-0 1B BB			0-0 1B S 1B	0-0 F5		0-0 G6-3		3 0 1 0 1 0 2	
Willie McGee, S (1, 9) OBP: 0.353, SLG: 0.393		0-0 G5-4-3 1B			0-0 1B		0-0 SH1-4 2B 1B	0-0 G4-3		4 1 3 0 0 0 0	
Royce Clayton, R (1, 6) OBP: 0.327, SLG: 0.368		0-0 G5-4-3			0-3 K		0-0 SH1-4	0-0 F3		3 0 0 0 0 1 4	
Kirt Manwaring, R (1, 2) OBP: 0.344, SLG: 0.354			0-0 G5-3		0-3 K2-3		0-0 2B			3 0 1 1 0 1 2	
Bill Swift, R (1, 1) OBP: 0.313, SLG: 0.284			0-3 K		0-0 F7		0-0 F8			3 0 0 0 0 1 3	
Rod Beck, R (9, 1)										0 0 0 0 0 0 0	
<b>Inning Stats</b>	R: 0 H: 0 E: 0 LOB: 0 K: 1 BB: 1 S: 4 P: 8	R: 0 H: 1 E: 0 LOB: 1 K: 0 BB: 1 S: 3 P: 7	R: 0 H: 0 E: 0 LOB: 0 K: 1 BB: 0 S: 5 P: 5	R: 0 H: 0 E: 0 LOB: 0 K: 3 BB: 0 S: 9 P: 9	R: 0 H: 2 E: 0 LOB: 2 K: 2 BB: 0 S: 9 P: 9	R: 0 H: 2 E: 0 LOB: 2 K: 1 BB: 0 S: 7 P: 7	R: 1 H: 2 E: 0 LOB: 1 K: 0 BB: 0 S: 5 P: 5	R: 0 H: 0 E: 0 LOB: 0 K: 2 BB: 0 S: 7 P: 7	R: 0 H: 0 E: 0 LOB: 0 K: 0 BB: 0 S: 3 P: 3	1B: 6 SF: 0 2B: 1 SAC: 1 3B: 0 DP: 1 HR: 0 HBP: 0	WP: 0 PA: 34 PB: 0 SB: 1 CS: 1
<b>PITCHER</b>	IP WLS BF H R ER SO BB IBB HBP BLK WP HR S P ERA WHIP										
Pete Harnisch, R (1, 1) ERA: 3.01	8.0 L 31 7 1 1 10 2 0 0 0 0 0 0 49 57 1.12 1.125										
Todd Jones, R (9, 1) ERA: 2.8	1.0 3 0 0 0 0 0 0 0 0 0 0 0 3 3 0.00 0.000										

livebaseballscorecards.com

AB	31
R	1
H	7
RBI	1
BB	2
SO	10
LOB	14





Batter	1	2	3	4	5	6	7	8	9	AB R H RBI BB SO LOB
<b>Craig Biggio, R</b> OBP: 0.376, SLG: 0.476 (1, 4)	0-0 G4-3			0-0 P6		0-0 G6-3		0-0 1B		4 0 1 0 0 0 0
<b>Steve Finley, L</b> OBP: 0.306, SLG: 0.378 (1, 8)	0-3 K			0-0 1B		0-0 G6-3		0-3 K		4 0 1 0 0 2 1
<b>Luis Gonzalez, L</b> OBP: 0.359, SLG: 0.467 (1, 7)	0-0 G4-3			0-0 F8			0-0 FC3-6 1B		0-0 F7	4 0 1 0 0 0 1
<b>Ken Caminiti, S</b> OBP: 0.314, SLG: 0.389 (1, 5)		0-0 G5-3		0-0 G4-3		0-0 FC3-6 1-2f		0-0 FC4-6 1B		4 0 1 0 0 0 2
<b>Eric Anthony, L</b> OBP: 0.318, SLG: 0.396 (1, 9)		4-0 CS BB			0-0 G4-3		0-3 K		0-0 FC4-6 1-2f	3 0 0 0 1 1 2
<b>Chris Donnels, L</b> OBP: 0.319, SLG: 0.373 (1, 3)		0-3 K 1-2			0-0 G6-3		4-0 1-2 BB		0-0 P6	3 0 0 0 1 1 2
<b>Eddie Taubensee, L</b> OBP: 0.298, SLG: 0.396 (1, 2)			0-0 L4		0-0 1B		0-3 K			3 0 1 0 0 1 2
<b>Andujar Cedeno, R</b> OBP: 0.345, SLG: 0.398 (1, 6)			0-3 K2-3		0-3 K			0-0 G1-3		2 0 0 0 0 2 1
<b>Mike Brumley, S</b> OBP: 0.333, SLG: 0.333 (8, PH) (9, 6)										1 0 0 0 0 0 0
<b>Pete Harnisch, S</b> OBP: 0.136, SLG: 0.111 (1, 1)			0-3 K					0-3 K		2 0 0 0 0 2 0
<b>Kevin Bass, S</b> OBP: 0.349, SLG: 0.405 (8, PH)										1 0 0 0 0 1 0
<b>Todd Jones, L</b> (9, 1)										0 0 0 0 0 0 0

**BOTTOM**

**San Francisco Giants @ Houston Astros**  
Astrodome, Houston, TX  
Wed Sep 22 1993, 8:05 PM EDT  
Att. 31,507 - Dome

[livebaseballscorecards.com](http://livebaseballscorecards.com)

<b>AB</b>	<b>31</b>
<b>R</b>	<b>0</b>
<b>H</b>	<b>5</b>
<b>RBI</b>	<b>0</b>
<b>BB</b>	<b>2</b>
<b>SO</b>	<b>10</b>
<b>LOB</b>	<b>11</b>



Inning Stats	R: 0	H: 0	E: 0	K: 1	S: 5	R: 0	H: 0	E: 0	K: 1	S: 4	R: 0	H: 0	E: 0	K: 2	S: 7	R: 0	H: 1	E: 0	K: 0	S: 4	R: 0	H: 1	E: 0	K: 1	S: 6	R: 0	H: 0	E: 0	K: 1	S: 5	R: 0	H: 1	E: 0	K: 2	S: 8	R: 0	H: 1	E: 0	K: 2	S: 8	R: 0	H: 1	E: 0	K: 0	S: 4	R: 0	H: 1	E: 0	K: 0	S: 4	1B: 5	SF: 0	2B: 0	SAC: 0	3B: 0	DP: 0	HR: 0	HBP: 0	WP: 0	PA: 33
--------------	------	------	------	------	------	------	------	------	------	------	------	------	------	------	------	------	------	------	------	------	------	------	------	------	------	------	------	------	------	------	------	------	------	------	------	------	------	------	------	------	------	------	------	------	------	------	------	------	------	------	-------	-------	-------	--------	-------	-------	-------	--------	-------	--------

PITCHER	IP	WLS	BF	H	R	ER	SO	BB	IBB	HBP	BLK	WP	HR	S	P	ERA	WHIP
<b>Bill Swift, R</b> ERA: 2.94 (1, 1)	8.0	W	29	4	0	0	10	2	0	0	0	0	0	47	55	0.00	0.750
<b>Rod Beck, R</b> ERA: 1.8 (9, 1)	1.0	S	4	1	0	0	0	0	0	0	0	0	0	4	4	0.00	1.000

PITCHER	IP	WLS	BF	H	R	ER	SO	BB	IBB	HBP	BLK	WP	HR	S	P	ERA	WHIP
---------	----	-----	----	---	---	----	----	----	-----	-----	-----	----	----	---	---	-----	------

Batter	1	2	3	4	5	6	7	8	9	AB R H RBI BB SO LOB	TOP											
Darren Lewis, R OBP: 0.301, SLG: 0.323 (1, 8)	3-2 G4-3 ①		1-0 G1-3 ③		0-1 F9 ③		0-0 G6-3 ①		1-1 E2 1B WP 1B	5 1 1 0 0 0 1												
Robby Thompson, R OBP: 0.378, SLG: 0.503 (1, 4)	2-1 G6-3 ②			0-1 G6-3 ①		1-1 2B SF9 1B	3-3 K ②		1-2 2B WP 1B	5 2 2 0 0 1 0												
Will Clark, L OBP: 0.353, SLG: 0.412 Todd Benzinger, S OBP: 0.335, SLG: 0.457 (1, 3) (7, 3)	1-3 K ③			1-0 FC6-4 1B		0-0 SF9 2B	1-1 G4-3 ③		2-1 F8 1-H 3-H 2B	4 1 2 0 0 1 0 1 0 1 1 0 0 0												
Matt Williams, R OBP: 0.326, SLG: 0.569 (1, 5)		0-0 E7 G6-3 G4-3		1-2 FC6-4 2B 1-2f		0-0 SF9 ①		2-1 G5-3 ①	0-0 G5-3 ①	4 1 0 1 0 0 2												
Barry Bonds, L OBP: 0.461, SLG: 0.664 Rikkert Faneyte, R OBP: 0.267, SLG: 0.154 (1, 7) (9, 7)		0-0 G4-3 ①		0-1 1-H 2B		0-0 1B 2B 3-H		2-1 1B 2B	2-1 F8 ②	5 2 3 2 0 0 2 0 0 0 0 0 0 0												
Willie McGee, S OBP: 0.355, SLG: 0.391 Luis Mercedes, R OBP: 0.333, SLG: 0.306 (1, 9) (9, PH) (9, 9)		1-1 G6-3 ②		2-2 L1 ③		4-0 1B IBB		4-0 1B IBB	2-3 K ③	2 0 0 0 2 0 2 1 0 0 0 0 1 1												
Royce Clayton, R OBP: 0.327, SLG: 0.368 (1, 6)		1-3 K ③			1-2 G6-3 ①	1-1 P6 ②		0-2 1-2 2-H 1B		4 0 1 1 0 1 3	AB 38 R 7 H 12 RBI 6 BB 2 SO 7 LOB 17											
Kirt Manwaring, R OBP: 0.346, SLG: 0.355 (1, 2)			0-3 K ①		1-2 SH3 1B	2-1 1-3 2-H 1B		1-3 K ②		4 0 2 1 0 2 2												
John Burkett, R OBP: 0.184, SLG: 0.127 Kevin Rogers, L (1, 1) (9, 1)			2-2 G3 ②		2-1 SH3 ②	1-3 K ③		0-0 G6-3 ③		3 0 0 0 0 1 4 0 0 0 0 0 0 0												
Inning Stats	R: 0 E: 0 K: 1 S: 10	H: 0 LOB: 0 BB: 0 P: 16	R: 0 E: 1 K: 1 S: 7	H: 0 LOB: 1 BB: 0 P: 9	R: 0 E: 0 K: 1 S: 7	H: 0 LOB: 0 BB: 0 P: 10	R: 1 E: 0 K: 0 S: 12	H: 2 LOB: 1 BB: 0 P: 16	R: 0 E: 0 K: 0 S: 10	H: 1 LOB: 1 BB: 0 P: 14	R: 3 E: 0 K: 1 S: 12	H: 4 LOB: 2 BB: 1 P: 21	R: 0 E: 0 K: 1 S: 7	H: 0 LOB: 0 BB: 0 P: 11	R: 1 E: 0 K: 1 S: 11	H: 2 LOB: 2 BB: 1 P: 20	R: 2 E: 1 K: 1 S: 14	H: 3 LOB: 1 BB: 0 P: 22	1B: 7 2B: 5 3B: 0 HR: 0	SF: 1 SAC: 1 DP: 0 HBP: 0	WP: 1 PB: 0 SB: 0 CS: 0	PA: 42
PITCHER	IP WLS BF H R ER SO BB IBB HBP BLK WP HR S P ERA WHIP																					
Doug Drabek, R ERA: 3.64 (1, 1)	7.1 L 34 9 5 5 5 0 2 0 0 0 0 0 72 112 6.14 1.227																					
Xavier Hernandez, R ERA: 2.71 (8, 1)	0.2 2 0 0 0 1 0 0 0 0 0 0 0 4 5 0.00 0.000																					
Doug Jones, R ERA: 4.32 (9, 1)	0.1 4 3 2 2 0 0 0 0 0 0 1 0 9 13 54.00 9.000																					
Al Osuna, L ERA: 3.38 (9, 1)	0.2 2 0 0 0 1 0 0 0 0 0 0 0 5 9 0.00 0.000																					

San Francisco Giants @ Houston Astros  
Astrodome, Houston, TX  
Thu Sep 23 1993, 8:05 PM EDT  
Att. 22,418 - Dome

livebaseballscorecards.com



Batter	1	2	3	4	5	6	7	8	9	AB	R	H	RBI	BB	SO	LOB
<b>Craig Biggio, R</b> OBP: 0.374, SLG: 0.472 (1, 4)	1-1 F8		1-3 K			0-0 F7			2-2 F8	4	0	0	0	0	1	1
<b>Steve Finley, L</b> OBP: 0.304, SLG: 0.375 (1, 8)	2-2 G3-1		0-0 G4-3			2-3 K			1-1 G1-3	4	0	0	0	0	1	1
<b>Luis Gonzalez, L</b> OBP: 0.360, SLG: 0.466 (1, 7)	0-0 FC6-4 1B					2-2 F8			3-1 HBP	3	0	1	0	0	0	0
<b>Ken Caminiti, S</b> OBP: 0.313, SLG: 0.388 (1, 5)	0-0 FC6-4					1-0 CS 1B			0-0 G5-3	4	0	1	0	0	0	2
<b>Kevin Bass, S</b> OBP: 0.349, SLG: 0.404 (1, 9)						2-2 1B			3-2 G4-3	3	0	1	0	0	0	0
<b>Chris Donnels, L</b> OBP: 0.314, SLG: 0.366 (1, 3)						3-1 F8			2-1 G6-3	3	0	0	0	0	0	1
<b>Eddie Taubensee, L</b> OBP: 0.295, SLG: 0.391 (1, 2)									0-1 F8	3	0	0	0	0	0	0
<b>Casey Candaele, S</b> OBP: 0.303, SLG: 0.339 (1, 6)									0-1 G3	3	0	0	0	0	0	0
<b>Doug Drabek, R</b> OBP: 0.111, SLG: 0.157 (1, 1)									2-2 L7	2	0	0	0	0	0	0
<b>Xavier Hernandez, L</b> (8, 1)										0	0	0	0	0	0	0
<b>Mike Brumley, S</b> OBP: 0.250, SLG: 0.250 (8, PH)										1	0	0	0	0	0	0
<b>Doug Jones, R</b> (9, 1)										0	0	0	0	0	0	0
<b>Al Osuna, R</b> (9, 1)										0	0	0	0	0	0	0

Inning Stats	R: 0	H: 1	R: 0	H: 0	R: 0	H: 0	R: 0	H: 2	R: 0	H: 0	R: 0	H: 0	R: 0	H: 0	R: 0	H: 0	R: 0	H: 0	R: 0	H: 0	R: 0	H: 0	1B: 3	SF: 0	WP: 0	PA: 31
	E: 0	LOB: 1	E: 0	LOB: 0	E: 0	LOB: 0	E: 0	LOB: 1	E: 0	LOB: 0	E: 0	LOB: 0	E: 0	LOB: 0	E: 0	LOB: 0	E: 0	LOB: 1	E: 0	LOB: 1	E: 0	LOB: 0	2B: 0	SAC: 0	PB: 0	
	K: 0	BB: 0	K: 0	BB: 0	K: 0	BB: 0	K: 0	BB: 0	K: 1	BB: 0	K: 0	BB: 0	K: 0	BB: 0	K: 0	BB: 0	K: 0	BB: 0	K: 0	BB: 0	K: 0	BB: 0	3B: 0	DP: 0	SB: 0	
	S: 7	P: 10	S: 7	P: 12	S: 7	P: 10	S: 8	P: 17	S: 9	P: 10	S: 7	P: 11	S: 6	P: 9	S: 6	P: 11	S: 9	P: 11	S: 13	P: 19	S: 13	P: 19	HR: 0	HBP: 1	CS: 1	


PITCHER	IP	WLS	BF	H	R	ER	SO	BB	IBB	HBP	BLK	WP	HR	S	P	ERA	WHIP
<b>John Burkett, R</b> ERA: 3.57 (1, 1)	8.0	W	27	3	0	0	2	0	0	0	0	0	0	59	91	0.00	0.375
<b>Kevin Rogers, L</b> ERA: 2.68 (9, 1)	1.0		4	0	0	0	0	0	0	1	0	0	0	13	19	0.00	0.000

**BOTTOM**

**San Francisco Giants @ Houston Astros**  
Astrodome, Houston, TX

Thu Sep 23 1993, 8:05 PM EDT  
Att. 22,418 - Dome

<b>AB</b>	<b>30</b>
<b>R</b>	<b>0</b>
<b>H</b>	<b>3</b>
<b>RBI</b>	<b>0</b>
<b>BB</b>	<b>0</b>
<b>SO</b>	<b>2</b>
<b>LOB</b>	<b>5</b>



PITCHER	IP	WLS	BF	H	R	ER	SO	BB	IBB	HBP	BLK	WP	HR	S	P	ERA	WHIP
<b>John Burkett, R</b> ERA: 3.57 (1, 1)	8.0	W	27	3	0	0	2	0	0	0	0	0	0	59	91	0.00	0.375
<b>Kevin Rogers, L</b> ERA: 2.68 (9, 1)	1.0		4	0	0	0	0	0	0	1	0	0	0	13	19	0.00	0.000

Batter	1	2	3	4	5	6	7	8	9	AB R H RBI BB SO LOB	TOP											
<b>Craig Biggio, R</b> (1, 4) OBP: 0.372, SLG: 0.469	2-1 F9			0-3 K	3-3 K			1-3 K		4 0 0 0 0 3 0	<b>Houston Astros @ Los Angeles Dodgers</b> <b>Dodger Stadium, Los Angeles, CA</b> Fri Sep 24 1993, 7:05 PM PDT Att. 29,442 - Unknown - 75 F											
<b>Steve Finley, L</b> (1, 8) OBP: 0.305, SLG: 0.376	3-2 F8			1-0 HR 2B		1-3 K		0-1 P2		4 1 1 0 0 1 0												
<b>Luis Gonzalez, L</b> (1, 7) OBP: 0.361, SLG: 0.466	3-2 L4			1-2 E1 HR		2-1 FC6 1B		4-2 1B BB		3 1 1 0 1 0 1												
<b>Ken Caminiti, S</b> (1, 5) OBP: 0.314, SLG: 0.394		3-2 L9		0-1 HR 1-H 2-H		2-2 F8		2-2 G4-6-3 1B		4 1 2 3 0 0 1												
<b>Kevin Bass, S</b> (1, 9) OBP: 0.342, SLG: 0.396		1-1 G4-3		0-0 G4-3		3-1 FC6 1-2f		1-2 F8		4 0 0 0 0 0 3												
<b>Chris Donnels, L</b> (1, 3) <b>Eric Anthony, L</b> (9, PH) OBP: 0.317, SLG: 0.395		2-3 K		1-0 FC6 1B		0-1 P6		0-0 G4-6-3 1-2f		3 0 1 0 0 1 0 1 0 0 0 0 0 2												
<b>Eddie Taubensee, L</b> (1, 2) OBP: 0.292, SLG: 0.387			1-2 P5	2-2 FC6 1-2f		1-0 F9				3 0 0 0 0 0 1												
<b>Andujar Cedeno, R</b> (1, 6) OBP: 0.343, SLG: 0.395			0-3 K		1-0 G6-3		0-0 F7			3 0 0 0 0 1 0												
<b>Darryl Kile, R</b> (1, 1) OBP: 0.132, SLG: 0.176 <b>Tom Edens, R</b> (4, 1) <b>Mike Brumley, S</b> (5, PH) OBP: 0.230, SLG: 0.200 <b>Shane Reynolds, R</b> (5, 1) OBP: 1.000, SLG: 1.000 <b>Casey Candaele, S</b> (8, PH) OBP: 0.300, SLG: 0.336 <b>Brian Williams, R</b> (8, 1) OBP: 0.200, SLG: 0.300			2-3 K		2-3 K		1-0 F8			1 0 0 0 0 0 1 0 0 0 0 0 0 0 0 0 1 0 0 0 0 0 1 0 0 0 0 0 0 0 0 0 1 0 0 0 0 0 0 0 0 0 0 0 0 0 0 0												
<b>Inning Stats</b>	R: 0 E: 0 K: 0 S: 8	H: 0 LOB: 0 BB: 0 P: 16	R: 0 E: 0 K: 1 S: 8	H: 0 LOB: 0 BB: 0 P: 14	R: 0 E: 0 K: 2 S: 9	H: 0 LOB: 0 BB: 0 P: 12	R: 3 E: 1 K: 1 S: 14	H: 3 LOB: 1 BB: 0 P: 19	R: 0 E: 0 K: 2 S: 7	H: 0 LOB: 0 BB: 0 P: 13		R: 0 E: 0 K: 1 S: 12	H: 1 LOB: 1 BB: 0 P: 20	R: 0 E: 0 K: 0 S: 4	H: 0 LOB: 0 BB: 0 P: 5	R: 0 E: 0 K: 1 S: 8	H: 0 LOB: 0 BB: 0 P: 10	R: 0 E: 0 K: 0 S: 10	H: 1 LOB: 1 BB: 1 P: 17	1B: 3 2B: 1 3B: 0 HR: 1	SF: 0 SAC: 0 DP: 1 HBP: 0	WP: 0 PA: 33 PB: 0 SB: 0 CS: 0
<b>PITCHER</b> <b>Pedro Astacio, R</b> (1, 1) ERA: 3.47	IP 9.0	WLS W	BF 33	H 5	R 3	ER 2	SO 8	BB 1	IBB 0	HBP 0	BLK 0	WP 0	HR 1	S 80	P 126	ERA 2.00	WHIP 0.667					

AB	32
R	3
H	5
RBI	3
BB	1
SO	8
LOB	8



WP: 0	PA: 33
PB: 0	
SB: 0	
CS: 0	

PITCHER	IP	WLS	BF	H	R	ER	SO	BB	IBB	HBP	BLK	WP	HR	S	P	ERA	WHIP
---------	----	-----	----	---	---	----	----	----	-----	-----	-----	----	----	---	---	-----	------

Batter	1	2	3	4	5	6	7	8	9	AB	R	H	RBI	BB	SO	LOB
<b>Brett Butler, L</b> OBP: 0.380, SLG: 0.369 (1, 8)	2-1 L7	2-1 G4-3		4-0 1B 1B BB		2-1 F9		2-0 FC3-6 1-2f 2-3		4	1	0	0	1	0	3
<b>Jose Offerman, S</b> OBP: 0.345, SLG: 0.335 (1, 6)	0-1 G4-3		1-2 P5	2-1 1B 1-3 2-H			3-3 K	4-2 SAFE 1B SAFE 1-2 BB		4	1	1	1	1	1	0
<b>Mike Piazza, R</b> OBP: 0.358, SLG: 0.529 (1, 2)	3-1 FC5-4 1B		3-3 K	1-0 1B 2-H 3-H			0-1 E6 1B	1-3 K		5	0	2	2	0	2	3
<b>Eric Karros, R</b> OBP: 0.290, SLG: 0.413 (1, 3)	2-0 FC5-4 1-2f		2-0 BB 1B	0-0 G1-3			0-1 P6			4	1	1	0	0	0	3
<b>Henry Rodriguez, L</b> OBP: 0.272, SLG: 0.441 <b>Raul Mondesi, R</b> OBP: 0.293, SLG: 0.389 (7, PR) (8, 7)		2-0 F9 2B 1B	4-1 1B 1-2 BB		0-0 F7		0-1 FC6-4 1-2 1B			3	1	2	0	1	0	0
<b>Cory Snyder, R</b> OBP: 0.340, SLG: 0.407 (1, 9)		1-0 SAFE 2B 1B	1-0 1-3 2-H 1B		2-3 K		0-2 FC6-4 1-2f			4	1	2	1	0	1	2
<b>Tim Wallach, R</b> OBP: 0.270, SLG: 0.349 (1, 5)		0-1 F9		2-1 WP 1B 1B	0-0 G6-3		0-1 FC4-6 1B			4	1	2	0	0	0	2
<b>Jody Reed, R</b> OBP: 0.331, SLG: 0.349 (1, 4)		1-0 1-H 3-H 2B		3-1 F7 1-2		1-1 G4-3		1-1 FC4-6 FC3-6 1-2f 1B		4	0	1	2	0	0	2
<b>Pedro Astacio, R</b> OBP: 0.164, SLG: 0.164 (1, 1)		0-3 K		0-1 P4		1-0 G2-3		0-1 SAFE FC3-6 1-2 1B		4	0	1	0	0	1	2

Inning Stats	R: 0	H: 1	E: 0	LOB: 1	K: 0	BB: 0	S: 7	R: 2	H: 3	E: 0	LOB: 1	K: 1	BB: 0	S: 10	R: 1	H: 2	E: 0	LOB: 2	K: 1	BB: 1	S: 9	R: 3	H: 3	E: 0	LOB: 1	K: 0	BB: 1	S: 10	R: 0	H: 0	E: 0	LOB: 0	K: 1	BB: 0	S: 6	R: 0	H: 0	E: 0	LOB: 0	K: 0	BB: 0	S: 5	R: 0	H: 1	E: 1	LOB: 2	K: 1	BB: 0	S: 13	R: 0	H: 2	E: 0	LOB: 3	K: 1	BB: 1	S: 15	1B: 11	SF: 0	2B: 1	SAC: 0	3B: 0	DP: 0	HR: 0	HBP: 0
--------------	------	------	------	--------	------	-------	------	------	------	------	--------	------	-------	-------	------	------	------	--------	------	-------	------	------	------	------	--------	------	-------	-------	------	------	------	--------	------	-------	------	------	------	------	--------	------	-------	------	------	------	------	--------	------	-------	-------	------	------	------	--------	------	-------	-------	--------	-------	-------	--------	-------	-------	-------	--------

PITCHER	IP	WLS	BF	H	R	ER	SO	BB	IBB	HBP	BLK	WP	HR	S	P	ERA	WHIP
<b>Darryl Kile, R</b> ERA: 3.38 (1, 1)	3.2	L	21	9	6	6	2	2	0	0	0	1	0	35	71	14.73	3.000
<b>Tom Edens, R</b> ERA: 3.06 (4, 1)	0.1		1	0	0	0	0	0	0	0	0	0	0	1	1	0.00	0.000
<b>Shane Reynolds, R</b> ERA: (5, 1)	3.0		11	1	0	0	2	0	0	0	0	0	0	24	33	0.00	0.333
<b>Brian Williams, R</b> ERA: 4.95 (8, 1)	1.0		6	2	0	0	1	1	0	0	0	0	0	15	23	0.00	3.000

**BOTTOM**

**Houston Astros @ Los Angeles Dodgers**  
Dodger Stadium, Los Angeles, CA

livebaseballscores.com

<b>AB</b>	<b>36</b>
<b>R</b>	<b>6</b>
<b>H</b>	<b>12</b>
<b>RBI</b>	<b>6</b>
<b>BB</b>	<b>3</b>
<b>SO</b>	<b>5</b>
<b>LOB</b>	<b>17</b>



<b>WP: 1</b>	<b>PA: 39</b>
<b>PB: 0</b>	
<b>SB: 1</b>	
<b>CS: 0</b>	

Fri Sep 24 1993, 7:05 PM PDT  
Att: 29,442 - Unknown - 75 F

Batter	1	2	3	4	5	6	7	8	9	AB R H RBI BB SO LOB	TOP											
<b>Craig Biggio, R</b> (1, 4) OBP: 0.374, SLG: 0.475	2-2 L6 1B		4-2 BB		3-2 F7		3-1 F7	0-0 1B 3B	0-1 2B	5 1 3 2 1 0 0												
<b>Steve Finley, L</b> (1, 8) OBP: 0.305, SLG: 0.383	0-0 1B		1-1 G4-3		2-3 K		3-1 HR	0-0 G3-1 1B	0-0 G6-3	6 2 3 2 0 1 2												
<b>Luis Gonzalez, L</b> (1, 7) OBP: 0.361, SLG: 0.465	0-0 F7			1-2 P5		0-2 FC3-6 1B	0-1 2B 1B	1-0 G3-1		5 1 2 0 0 0 3												
<b>Ken Caminiti, S</b> (1, 5) OBP: 0.315, SLG: 0.393	2-2 L6			0-0 1B		0-1 FC3-6 1B	0-0 F8	4-0 1B		4 2 1 0 1 0 4												
<b>Rick Parker, R</b> (8, PR) OBP: 0.361, SLG: 0.410										0 0 0 0 0 0 0												
<b>Xavier Hernandez, L</b> (8, 1)										0 0 0 0 0 0 0												
<b>Doug Jones, R</b> (9, 1)										0 0 0 0 0 0 0												
<b>Kevin Bass, S</b> (1, 9) OBP: 0.348, SLG: 0.403		0-1 G4-3		0-3 K		4-0 F8 1B	1-2 1B 2B	2-1 1B		4 1 2 2 1 1 1												
<b>Chris Donnels, L</b> (1, 3) OBP: 0.322, SLG: 0.373		1-2 F9		2-1 E 1B		3-2 2B 1B	1-0 1B	1-2 P6		5 2 3 1 0 0 2												
<b>Andujar Cedeno, R</b> (1, 6) OBP: 0.344, SLG: 0.395				1-2 E 1B		1-2 2B 1B	2-3 1B			5 2 2 1 0 0 4												
<b>Jose Uribe, S</b> (9, 6) OBP: 0.351, SLG: 0.250		0-1 G5-3		2-2 E2 1B		0-0 F8	3-2 P3		1-0 2B 1B	0 0 0 0 0 0 0												
<b>Scotter Tucker, R</b> (1, 2) OBP: 0.308, SLG: 0.385			3-2 G6-3	2-3 K		0-0 2B		1-0 L9	3-2 F8	5 0 1 2 0 1 1												
<b>Greg Swindell, L</b> (1, 1) OBP: 0.179, SLG: 0.196			1-3 K		0-0 F9	1-2 G1-3		0-2 3B 1B	1-1 F9	3 0 0 0 0 1 1												
<b>Casey Candaele, S</b> (8, PH) OBP: 0.303, SLG: 0.339										2 1 1 0 0 0 1												
<b>Inning Stats</b>	R: 0 E: 0 K: 0 S: 11	H: 2 LOB: 1 BB: 0 P: 15	R: 0 E: 0 K: 0 S: 7	H: 0 LOB: 0 BB: 0 P: 8	R: 0 E: 0 K: 1 S: 14	H: 0 LOB: 1 BB: 1 P: 23	R: 3 E: 1 K: 2 S: 16	H: 3 LOB: 0 BB: 0 P: 23	R: 0 E: 0 K: 1 S: 8	H: 0 LOB: 0 BB: 0 P: 13	R: 3 E: 1 K: 0 S: 13	H: 3 LOB: 1 BB: 1 P: 21	R: 2 E: 0 K: 0 S: 15	H: 4 LOB: 2 BB: 0 P: 26	R: 3 E: 0 K: 0 S: 12	H: 4 LOB: 2 BB: 1 P: 21	R: 1 E: 0 K: 0 S: 10	H: 2 LOB: 1 BB: 0 P: 15	1B: 13 2B: 4 3B: 1 HR: 1	SF: 0 SAC: 0 DP: 1 HBP: 0	WP: 1 PB: 0 SB: 0 CS: 0	PA: 47
<b>PITCHER</b>	IP WLS BF H R ER SO BB IBB HBP BLK WP HR S P ERA WHIP																					
<b>Pedro Martinez, R</b> (1, 1) ERA: 2.68	5.0 L 20 5 3 1 4 1 0 0 0 0 0 0 56 82 1.80 1.200																					
<b>Tom Candiotti, R</b> (6, 1) ERA: 3.19	1.1 9 4 4 4 0 1 0 0 0 0 0 1 17 31 27.00 3.750																					
<b>Steve Wilson, L</b> (7, 1) ERA: 4.79	0.2 5 3 1 1 0 0 0 0 0 0 0 0 11 16 13.50 4.500																					
<b>Roger McDowell, R</b> (8, 1) ERA: 2.35	0.2 7 4 3 3 0 1 0 0 0 0 1 0 9 17 40.50 7.500																					
<b>John DeSilva, R</b> (8, 1) ERA: 7.11	1.1 6 2 1 1 0 0 0 0 0 0 0 0 13 19 6.75 1.500																					

Houston Astros @ Los Angeles Dodgers  
Dodger Stadium, Los Angeles, CA  
Sat Sep 25 1993, 3:33 AM PDT  
Att. 33,461 - Sunny

AB	44
R	12
H	18
RBI	10
BB	3
SO	4
LOB	19



WP: 1	PA: 47
PB: 0	
SB: 0	
CS: 0	

BOTTOM

Houston Astros @ Los Angeles Dodgers  
Dodger Stadium, Los Angeles, CA

livebaseballscorecards.com

AB 35  
R 4  
H 9  
RBI 4  
BB 1  
SO 8  
LOB 12



WP: 0 PA: 36  
PB: 0  
SB: 1  
CS: 0

Sat Sep 25 1993, 3:33 AM PDT  
Att. 33,461 - Sunny

AB R H RBI BB SO LOB

4 0 0 0 0 0 3

4 0 0 0 0 0 2

4 2 2 2 0 0 0

3 0 0 0 0 1 0

1 0 0 0 0 1 0

3 0 0 0 0 1 0

1 0 0 0 0 1 0

3 0 0 0 0 2 0

1 1 1 0 0 0 0

3 1 3 1 0 0 0

1 0 0 0 0 0 1

2 0 2 0 1 0 0

1 0 1 1 0 0 0

1 0 0 0 0 1 2

1 0 0 0 0 1 2

0 0 0 0 0 0 0

0 0 0 0 0 0 0

1 0 0 0 0 0 1

0 0 0 0 0 0 0

0 0 0 0 0 0 0

1 0 0 0 0 0 1

1B: 3 SF: 0  
2B: 3 SAC: 0  
3B: 0 DP: 1  
HR: 3 HBP: 0

WP: 0 PA: 36  
PB: 0  
SB: 1  
CS: 0

Batter	1	2	3	4	5	6	7	8	9
<b>Brett Butler, L</b> (1, 8) OBP: 0.378, SLG: 0.366	0-0 B1-3		1-2 L7		0-2 F8		1-0 G6-3		
<b>Jose Offerman, S</b> (1, 6) OBP: 0.343, SLG: 0.333	1-0 F7		3-2 P3		0-0 G6-3			1-0 G4-3	
<b>Mike Piazza, R</b> (1, 2) OBP: 0.359, SLG: 0.540	1-2 HR		1-1 F9			1-2 HR		0-1 G1-3	
<b>Eric Karros, R</b> (1, 3) OBP: 0.289, SLG: 0.411	0-0 F9			0-3 K		2-1 F7		0-3 K	
<b>Dave Hansen, L</b> (8, PH) OBP: 0.455, SLG: 0.473									
<b>Cory Snyder, R</b> (1, 9) OBP: 0.338, SLG: 0.405		0-0 L7			0-3 K		0-0 G6-3		2-3 K
<b>Tom Goodwin, L</b> (9, 7) OBP: 0.333, SLG: 0.353									
<b>Tim Wallach, R</b> (1, 5) OBP: 0.268, SLG: 0.346		1-3 K			1-3 K		0-0 G5-3		0-2 G3 1B 2B
<b>Henry Rodriguez, L</b> (9, 3) OBP: 0.276, SLG: 0.451									
<b>Raul Mondesi, R</b> (1, 7) OBP: 0.321, SLG: 0.480		1-2 2B			2-2 1B 2B		1-0 HR		1-1 G3
<b>Jerry Brooks, R</b> (9, PH) OBP: 0.333, SLG: 1.000									2-3
<b>Jody Reed, R</b> (1, 4) OBP: 0.336, SLG: 0.353		4-0 IBB			1-0 S 1B		0-1 G6-3 1B		0-1 1B
<b>Rafael Bournigal, R</b> (9, 4) OBP: 0.500, SLG: 0.571									3-H 1B
<b>Pedro Martinez, R</b> (1, 1) OBP: 0.235, SLG: 0.212		1-3 K			3-3 SAFE K		0-0 L7		1-1 G4-3
<b>Mike Sharperson, R</b> (5, PH) OBP: 0.301, SLG: 0.372									
<b>Tom Gandini, R</b> (6, 1) OBP: 0.153, SLG: 0.172									
<b>Steve Wilson, L</b> (7, 1) OBP: 0.153, SLG: 0.172									
<b>Billy Ashley, R</b> (7, PH) OBP: 0.235, SLG: 0.212									
<b>Roger McDowell, R</b> (8, 1) OBP: 0.500, SLG: 0.500									
<b>John DeSilva, R</b> (8, 1) OBP: 0.500, SLG: 0.500									
<b>Lenny Harris, L</b> (9, PH) OBP: 0.302, SLG: 0.325									

Inning Stats	R: 1	H: 1	E: 0	LOB: 0	K: 0	S: 6	R: 0	H: 1	E: 0	LOB: 2	K: 2	S: 11	R: 0	H: 0	E: 0	LOB: 0	K: 0	S: 11	R: 0	H: 2	E: 0	LOB: 2	K: 1	S: 12	R: 1	H: 1	E: 0	LOB: 0	K: 0	S: 7	R: 1	H: 2	E: 0	LOB: 0	K: 0	S: 5	R: 0	H: 0	E: 0	LOB: 0	K: 1	S: 6	R: 1	H: 2	E: 0	LOB: 1	K: 1	S: 12	1B: 3	SF: 0	2B: 3	SAC: 0	3B: 0	DP: 1	HR: 3	HBP: 0	WP: 0	PA: 36
--------------	------	------	------	--------	------	------	------	------	------	--------	------	-------	------	------	------	--------	------	-------	------	------	------	--------	------	-------	------	------	------	--------	------	------	------	------	------	--------	------	------	------	------	------	--------	------	------	------	------	------	--------	------	-------	-------	-------	-------	--------	-------	-------	-------	--------	-------	--------

PITCHER	IP	WLS	BF	H	R	ER	SO	BB	IBB	HBP	BLK	WP	HR	S	P	ERA	WHIP
<b>Greg Swindell, L</b> (1, 1) ERA: 4.37	7.0	W	28	7	3	3	6	0	1	0	0	0	3	61	87	3.86	1.000
<b>Xavier Hernandez, R</b> (8, 1) ERA: 2.68	1.0		3	0	0	0	1	0	0	0	0	0	0	6	7	0.00	0.000
<b>Doug Jones, R</b> (9, 1) ERA: 4.37	1.0		5	2	1	1	1	0	0	0	0	0	0	12	16	9.00	2.000

PITCHER	IP	WLS	BF	H	R	ER	SO	BB	IBB	HBP	BLK	WP	HR	S	P	ERA	WHIP
---------	----	-----	----	---	---	----	----	----	-----	-----	-----	----	----	---	---	-----	------

Batter	1	2	3	4	5	6	7	8	9	AB R H RBI BB SO LOB	TOP										
<b>Craig Biggio, R</b> (1, 4) OBP: 0.373, SLG: 0.473	0-0 F9			1-3 K	3-1 1B		2-1 G5-3		1-3 K	5 0 1 0 0 2 0											
<b>Steve Finley, L</b> (1, 8) OBP: 0.305, SLG: 0.381	1-1 P5			3-2 1B BB	2-0 P4		1-2 G4-3		1-1 G6-3	5 1 1 0 0 0 1											
<b>Luis Gonzalez, L</b> (1, 7) OBP: 0.363, SLG: 0.466	4-2 CS BB			4-1 1B BB	1-2 BB		1-2 G4-3		2-2 FC5 2B	3 0 1 0 2 0 0											
<b>Ken Caminiti, S</b> (1, 5) OBP: 0.316, SLG: 0.392	0-2 CS	2-2 P5		2-2 F7		3-2 G5-3 BB 1B		0-2 L8	4-0 IBB	4 1 1 0 1 0 2											
<b>Kevin Bass, S</b> (1, 9) OBP: 0.353, SLG: 0.405			0-1 G6-3	3-1 1B		4-2 BB G5-3 BB		0-0 2B 1B	0-1 FC5	4 1 2 1 1 0 2											
<b>Chris Donnels, L</b> (1, 3) OBP: 0.324, SLG: 0.370			1-1 G3		4-1 HR BB	2-0 G5-3		1-3 K		1 1 0 0 1 0 0											
<b>Jim Lindeman, R</b> (6, PH) OBP: 0.222, SLG: 0.333						1-2 2-3		1 SAFE K	1 SAFE S	2 0 0 0 0 1 3											
<b>Andujar Cedeno, R</b> (1, 6) OBP: 0.349, SLG: 0.406			4-2 G1-6-3 BB		2-2 HR	4-0 IBB		3-2 2B		2 1 2 3 2 0 0											
<b>Scoter Tucker, R</b> (1, 2) OBP: 0.353, SLG: 0.333			2-2 F9		1-1 G5-3	4-0 FC6-4 BB		4-1 BB		2 0 0 1 2 0 1											
<b>Mark Portugal, R</b> (1, 1) OBP: 0.236, SLG: 0.258			0-2 G1-6-3		1-0 G5-3	1-1 FC6-4		2-2 F8		2 0 0 0 0 0 1											
<b>Rick Parker, R</b> (8, PH) OBP: 0.372, SLG: 0.400										1 0 0 0 0 0 0 3											
<b>Xavier Hernandez, L</b> (6, 1) OBP: 0.372, SLG: 0.400										0 0 0 0 0 0 0 0											
<b>Casey Candaele, S</b> (8, PH) OBP: 0.391, SLG: 0.336										1 0 0 0 0 0 0 2											
<b>Todd Jones, L</b> (8, 1) OBP: 0.391, SLG: 0.336										0 0 0 0 0 0 0 0											
<b>Al Osuna, R</b> (8, 1) OBP: 0.391, SLG: 0.336										0 0 0 0 0 0 0 0											
<b>Doug Jones, R</b> (9, 1) OBP: 0.391, SLG: 0.336										0 0 0 0 0 0 0 0											
<b>Inning Stats</b>	R: 0 E: 0 K: 0 S: 7	H: 0 LOB: 0 BB: 1 P: 12	R: 0 E: 0 K: 0 S: 7	H: 0 LOB: 0 BB: 0 P: 10	R: 0 E: 0 K: 0 S: 12	H: 0 LOB: 0 BB: 1 P: 18	R: 1 E: 0 K: 1 S: 13	H: 2 LOB: 2 BB: 1 P: 26	R: 2 E: 0 K: 0 S: 10	H: 2 LOB: 1 BB: 1 P: 23	R: 1 E: 0 K: 0 S: 12	H: 1 LOB: 3 BB: 3 P: 33	R: 0 E: 0 K: 0 S: 8	H: 0 LOB: 0 BB: 0 P: 12	R: 1 E: 0 K: 1 S: 15	H: 2 LOB: 2 BB: 1 P: 25	R: 0 E: 0 K: 1 S: 11	H: 1 LOB: 2 BB: 1 P: 19	1B: 5 2B: 2 3B: 0 HR: 1	SF: 0 SAC: 0 DP: 1 HBP: 0	WP: 0 PA: 42
<b>PITCHER</b>	IP WLS BF H R ER SO BB IBB HBP BLK WP HR S P ERA WHIP																				
<b>Ramon Martinez, R</b> (1, 1) ERA: 3.25	5.1 L 23 5 4 4 1 5 0 0 0 0 0 1 58 108 6.75 1.875																				
<b>Omar Daal, L</b> (6, 1) ERA: 4.98	0.1 3 0 0 0 0 1 1 0 0 0 0 0 1 11 0.00 3.000																				
<b>Ricky Tricek, R</b> (6, 1) ERA: 4.12	1.1 4 0 0 0 0 0 0 0 0 0 0 0 10 15 0.00 0.000																				
<b>Kip Gross, R</b> (8, 1) ERA: 0.75	1.0 6 2 1 1 1 1 0 0 0 0 0 0 15 25 9.00 3.000																				
<b>Steve Wilson, L</b> (9, 1) ERA: 4.57	1.0 5 1 0 0 1 0 0 1 0 0 0 0 0 11 19 0.00 1.000																				

Houston Astros @ Los Angeles Dodgers  
Dodger Stadium, Los Angeles, CA

Sun Sep 26 1993, 3:33 AM PDT  
Att. 29,985 - Sunny - 92 F

AB	32
R	5
H	8
RBI	5
BB	9
SO	3
LOB	15





Batter	1	2	3	4	5	6	7	8	9	AB R H RBI BB SO LOB
<b>Brett Butler, L</b> OBP: 0.381, SLG: 0.368 (1, 8)	4-2 SH1-3 1B BB	1-1 F7			0-1 WP 1B		1-1 B1-3 2B 1B		4-2 G5-3 SH1-4 BB	3 3 2 0 2 0 1
<b>Jose Offerman, S</b> OBP: 0.342, SLG: 0.331 (1, 6)	0-1 SH1-3 1-2		1-3 K		2-0 F7		0-0 B1-3 1-2		1-0 SH1-4 1-2	3 0 0 0 0 1 2
<b>Mike Piazza, R</b> OBP: 0.365, SLG: 0.545 (1, 2)	0-1 1B 2-H 1B		4-1 E BB		1-1 FC5-4 1-H 1B		0-1 2-H 2B		4-0 G5-3 IBB	3 0 3 3 2 0 0
<b>Eric Karros, R</b> OBP: 0.287, SLG: 0.407 (1, 3)	1-3 K		1-2 L5		0-2 FC5-4 1-2f		1-3 K		3-2 G5-3 1-2 2-3	5 0 0 0 0 2 6
<b>Henry Rodriguez, L</b> OBP: 0.281, SLG: 0.459 (1, 7)	3-2 1B		0-3 K			2-3 K		1-2 1B G4-3-6 2B	3-3 K	4 0 2 0 0 2 1 1 1 0 0 0 1 2
<b>Raul Mondesi, R</b> OBP: 0.316, SLG: 0.474 (8, PR) (9, 7)	1-2 1B									
<b>Cory Snyder, R</b> OBP: 0.338, SLG: 0.404 (1, 9)	1-1 F9			0-0 P3		3-2 P6		2-2 G4-3-6 1B		4 0 1 0 0 0 2
<b>Tim Wallach, R</b> OBP: 0.266, SLG: 0.343 (1, 5)		3-1 G5-3		1-3 K		0-0 E5 FC5-4		1-1 G4-3-6 1-2f 3-H		4 0 0 0 0 1 1
<b>Jody Reed, R</b> OBP: 0.337, SLG: 0.351 (1, 4)		4-1 SH3-4 BB		0-0 F7		1-0 FC5-4 1-2f		4-0 WP BB		2 0 0 0 2 0 1 0 0 0 0 0 0 0 0 0 0 0 0 0 0
<b>Tom Goodwin, L</b> OBP: 0.333, SLG: 0.353 (8, PR)										
<b>Steve Wilson, L</b> (9, 1)										
<b>Ramon Martinez, R</b> OBP: 0.455, SLG: 0.473 (1, 1)		0-0 SH3-4			1-1 F7		0-3 K	1-2 K		1 0 1 0 0 0 0 1 0 1 0 0 0 0 1 2
<b>Omar DaSilva, L</b> (6, 1)										
<b>Ricky Tricek, R</b> OBP: 0.250, SLG: 0.250 (7, PH)										
<b>Lenny Harris, L</b> OBP: 0.303, SLG: 0.323 (8, 1)										
<b>Kip Gross, R</b> (8, PH)										
<b>Dave Hansen, L</b> OBP: 0.455, SLG: 0.473 (8, PH)										
<b>Mike Sharperson, R</b> OBP: 0.298, SLG: 0.368 (8, PH) (9, 4)										

**BOTTOM**

**Houston Astros @ Los Angeles Dodgers**  
Dodger Stadium, Los Angeles, CA  
Sun Sep 26 1993, 3:33 AM PDT  
Att: 29,985 - Sunny - 92 F

livebaseballscores.com

<b>AB</b>	<b>32</b>
<b>R</b>	<b>4</b>
<b>H</b>	<b>8</b>
<b>RBI</b>	<b>3</b>
<b>BB</b>	<b>6</b>
<b>SO</b>	<b>9</b>
<b>LOB</b>	<b>18</b>



Inning Stats	R: 1	H: 2	E: 0	K: 19	S: 19	LOB: 2	BB: 1	P: 28	R: 0	H: 0	E: 0	K: 0	S: 6	LOB: 1	BB: 1	P: 14	R: 0	H: 0	E: 1	K: 10	S: 10	LOB: 1	BB: 1	P: 16	R: 0	H: 0	E: 0	K: 2	S: 5	LOB: 0	BB: 0	P: 6	R: 1	H: 2	E: 0	K: 10	S: 10	LOB: 1	BB: 0	P: 14	R: 0	H: 0	E: 1	K: 13	S: 13	LOB: 1	BB: 0	P: 19	R: 1	H: 2	E: 0	K: 2	S: 11	LOB: 1	BB: 0	P: 13	R: 1	H: 2	E: 0	K: 13	S: 13	LOB: 3	BB: 1	P: 23	R: 0	H: 0	E: 0	K: 11	S: 11	LOB: 2	BB: 2	P: 26	1B: 6	2B: 2	3B: 0	HR: 0	SF: 0	SAC: 3	DP: 1	HBP: 0	WP: 2	PB: 0	SB: 0	CS: 0	PA: 41
--------------	------	------	------	-------	-------	--------	-------	-------	------	------	------	------	------	--------	-------	-------	------	------	------	-------	-------	--------	-------	-------	------	------	------	------	------	--------	-------	------	------	------	------	-------	-------	--------	-------	-------	------	------	------	-------	-------	--------	-------	-------	------	------	------	------	-------	--------	-------	-------	------	------	------	-------	-------	--------	-------	-------	------	------	------	-------	-------	--------	-------	-------	-------	-------	-------	-------	-------	--------	-------	--------	-------	-------	-------	-------	--------

PITCHER	IP	WLS	BF	H	R	ER	SO	BB	IBB	HBP	BLK	WP	HR	S	P	ERA	WHIP
<b>Mark Portugal, R</b> ERA: 2.82 (1, 1)	5.0	W	22	4	2	2	4	3	0	0	0	1	0	50	78	3.60	1.400
<b>Xavier Hernandez, R</b> ERA: 2.72 (6, 1)	2.0		9	2	1	1	3	0	0	0	0	0	0	24	32	4.50	1.000
<b>Todd Jones, R</b> ERA: 3.0 (8, 1)	0.2		4	2	1	1	0	1	0	0	0	0	0	10	18	13.50	4.500
<b>Al Osuna, L</b> ERA: 3.28 (8, 1)	0.2		3	0	0	0	1	1	0	0	0	1	0	6	13	0.00	1.500
<b>Doug Jones, R</b> ERA: 4.34 (9, 1)	0.2	S	3	0	0	0	1	0	1	0	0	0	0	8	18	0.00	0.000

Batter	1	2	3	4	5	6	7	8	9	AB R H RBI BB SO LOB	TOP											
<b>Craig Biggio, R</b> OBP: 0.373, SLG: 0.471 (1, 4)	1-2 G5-3		1-1 G3-1 SH3 1B		4-2 FC6-4 BB		2-0 G6-3		2-3 K	4 0 1 0 1 1 1												
<b>Steve Finley, L</b> OBP: 0.306, SLG: 0.388 (1, 8)	2-3 K		0-1 SH3		1-1 FC6-4		1-2 HR		3-2 E 1B	4 1 2 1 0 1 1												
<b>Luis Gonzalez, L</b> OBP: 0.363, SLG: 0.466 (1, 7)	1-0 1B		2-0 G3-1		2-1 FC4-6 1B		1-2 F7		1-2 SF4	4 0 2 1 0 0 1												
<b>Ken Caminiti, S</b> OBP: 0.318, SLG: 0.394 (1, 5)	2-2 1B		3-1 F7		2-1 FC4-6 1B		1-1 HR		1-2 L5	5 1 3 0 0 0 2												
<b>Kevin Bass, S</b> OBP: 0.347, SLG: 0.397 (1, 9)	1-1 L5			2-1 L8		1-1 FC4-6 1B		0-0 P6		4 1 0 0 0 0 5												
<b>Chris Donnels, L</b> OBP: 0.317, SLG: 0.361 (1, 3)		2-1 G3		2-3 K		0-0 FC3-2-5 1B		1-1 L7		4 0 0 0 0 1 3												
<b>Andujar Cedeno, R</b> OBP: 0.350, SLG: 0.413 (1, 6)		1-3 K		1-2 G1-3		1-2 FC5-4 1B		1-0 HR		4 1 2 3 0 1 0												
<b>Scooter Tucker, R</b> OBP: 0.333, SLG: 0.316 (1, 2)		0-1 1B			1-0 F9		1-1 FC5-4		2-2 L4	4 0 1 0 0 0 2												
<b>Pete Harnisch, S</b> OBP: 0.143, SLG: 0.134 <b>Doug Jones, R</b> (9, 1)		1-0 F8			1-1 G4-3		1-1 P9		2-1 SF4 2B	4 1 1 0 0 0 1 0 0 0 0 0 0 0												
<b>Inning Stats</b>	R: 0 E: 0 K: 1 S: 12	H: 2 LOB: 2 BB: 0 P: 19	R: 0 E: 0 K: 1 S: 8	H: 1 LOB: 1 BB: 0 P: 12	R: 0 E: 0 K: 0 S: 7	H: 1 LOB: 1 BB: 0 P: 13	R: 0 E: 0 K: 1 S: 8	H: 0 LOB: 0 BB: 0 P: 13	R: 0 E: 0 K: 0 S: 9	H: 0 LOB: 1 BB: 1 P: 15	R: 1 E: 0 K: 0 S: 12	H: 3 LOB: 2 BB: 0 P: 19	R: 1 E: 0 K: 0 S: 9	H: 1 LOB: 0 BB: 0 P: 14	R: 2 E: 0 K: 0 S: 9	H: 2 LOB: 0 BB: 0 P: 14	R: 1 E: 1 K: 1 S: 15	H: 2 LOB: 1 BB: 0 P: 24	1B: 9 2B: 1 3B: 0 HR: 2	SF: 1 SAC: 1 DP: 0 HBP: 0	WP: 0 PB: 0 SB: 0 CS: 0	PA: 40
<b>PITCHER</b>	IP WLS BF H R ER SO BB IBB HBP BLK WP HR S P ERA WHIP																					
<b>Greg Maddux, R</b> ERA: 2.42 (1, 1)	7.0 L 30 8 2 2 3 1 0 0 0 0 0 1 65 105 2.57 1.286																					
<b>Mark Wohlers, R</b> ERA: 4.6 (8, 1)	1.0 5 2 2 2 0 0 0 0 0 0 0 1 9 14 18.00 2.000																					
<b>Mike Stanton, L</b> ERA: 4.8 (9, 1)	1.0 5 2 1 1 1 0 0 0 0 0 0 0 15 24 9.00 2.000																					

Houston Astros @ Atlanta Braves  
Atlanta-Fulton County Stadium, Atlanta, GA

Tue Sep 28 1993, 7:05 PM EDT  
Att. 49,242 - Unknown - 75 F

livebaseballscorecards.com

AB	37
R	5
H	12
RBI	5
BB	1
SO	4
LOB	16





Batter	1	2	3	4	5	6	7	8	9	AB	R	H	RBI	BB	SO	LOB	TOP					
<b>Craig Biggio, R</b> (1, 4) OBP: 0.372, SLG: 0.468	0-0 F7	0-0 F9		0-3 K		0-0 G5-3		4-0 G4-6-3 BB		4	0	0	0	1	1	1						
<b>Steve Finley, L</b> (1, 8) OBP: 0.305, SLG: 0.386	0-0 BB 1B		0-0 F7	0-0 F7			0-3 K	0-0 G4-6-3		5	0	1	0	0	1	3						
<b>Luis Gonzalez, L</b> (1, 7) OBP: 0.364, SLG: 0.466	0-0 F8		0-0 G3		0-0 S 1B		0-0 1B 1B		0-0 F7	5	0	2	0	0	0	1						
<b>Ken Caminiti, S</b> (1, 5) OBP: 0.321, SLG: 0.393	4-0 FC6-4 1-2 BB		4-0 2B BB		0-0 F7		0-0 F7		4-0 FC5 BB FC2 BB	2	1	0	0	3	0	2						
<b>Kevin Bass, S</b> (1, 9) OBP: 0.353, SLG: 0.404	0-0 FC6-4 1-2f		0-0 1B 2B		0-0 F8		0-0 1-2 1B		4-0 E BB	4	1	2	1	1	0	3						
<b>Andujar Cedeno, R</b> (1, 6) OBP: 0.352, SLG: 0.420		0-0 HR	0-0 2-H 1B		4-0 S BB		0-0 L4		0-0 FC5	4	1	2	2	1	0	4						
<b>Jim Lindeman, R</b> (1, 3) OBP: 0.333, SLG: 0.417		0-0 FC1-6 1B	0-0 1-2 1B		0-0 G4-3		0-0 F7		0-3 K	3	0	2	0	0	0	2						
<b>Chris Donnels, L</b> (8, PH) OBP: 0.314, SLG: 0.357										2	0	0	0	0	1	3						
<b>Scotter Tucker, R</b> (1, 2) OBP: 0.292, SLG: 0.273		0-0 FC1-6	0-0 F7		0-3 K		0-0 BB 1B		0-0 FC2	3	0	0	0	0	1	3						
<b>Eddie Taubensee, L</b> (8, PH) OBP: 0.293, SLG: 0.388		1-2f					BB 1B		3-Hf	2	0	1	0	0	0	3						
<b>Doug Drabek, R</b> (1, 1) OBP: 0.110, SLG: 0.155		0-3 K			0-0 G6-3		0-0 L4			1	0	0	0	0	1	1						
<b>Rick Parker, R</b> (4, PH) OBP: 0.364, SLG: 0.390										1	0	0	0	0	0	0						
<b>Tom Edens, R</b> (4, 1)										0	0	0	0	0	0	0						
<b>Mike Brumley, S</b> (8, PH) OBP: 0.187, SLG: 0.187										1	0	0	0	0	0	0						
<b>Shane Reynolds, R</b> (6, 1) OBP: 1.000, SLG: 1.000										0	0	0	0	0	0	0						
<b>Eric Anthony, L</b> (8, PH) OBP: 0.318, SLG: 0.397										1	0	1	0	0	0	0						
<b>Brian Williams, R</b> (8, 1) OBP: 0.200, SLG: 0.300										0	0	0	0	0	0	0						
<b>Inning Stats</b>	R: 0 E: 0 K: 0 S: 4	H: 1 LOB: 2 BB: 1 P: 8	R: 1 E: 0 K: 1 S: 7	H: 2 LOB: 1 BB: 0 P: 7	R: 2 E: 0 K: 0 S: 6	H: 3 LOB: 2 BB: 1 P: 10	R: 0 E: 0 K: 1 S: 5	H: 0 LOB: 0 BB: 0 P: 5	R: 0 E: 0 K: 0 S: 4	H: 1 LOB: 2 BB: 1 P: 8	R: 0 E: 0 K: 1 S: 5	H: 0 LOB: 0 BB: 0 P: 5	R: 0 E: 0 K: 1 S: 7	H: 2 LOB: 2 BB: 0 P: 7	R: 0 E: 0 K: 0 S: 4	H: 2 LOB: 2 BB: 1 P: 8	R: 0 E: 1 K: 1 S: 6	H: 0 LOB: 3 BB: 2 P: 14	1B: 9 2B: 1 3B: 0 HR: 1	SF: 0 SAC: 0 DP: 1 HBP: 0	WP: 0 PB: 0 SB: 3 CS: 0	PA: 44
<b>PITCHER</b>	IP	WLS	BF	H	R	ER	SO	BB	IBB	HBP	BLK	WP	HR	S	P	ERA	WHIP					
<b>Tom Glavine, L</b> (1, 1) ERA: 3.17	6.2	W	32	9	3	3	4	3	0	0	0	0	1	37	49	4.05	1.800					
<b>Jay Howell, R</b> (7, 1) ERA: 2.4	0.2		3	1	0	0	0	0	0	0	0	0	0	3	3	0.00	1.500					
<b>Greg McMichael, R</b> (8, 1) ERA: 2.13	1.2	S	9	1	0	0	1	3	0	0	0	0	0	8	20	0.00	2.400					

Houston Astros @ Atlanta Braves  
Atlanta-Fulton County Stadium, Atlanta, GA

Wed Sep 29 1993, 7:05 PM EDT  
Att. 49,032 - Unknown - 74 F

livebaseballscorecards.com

AB	38
R	3
H	11
RBI	3
BB	6
SO	5
LOB	26



Batter	1	2	3	4	5	6	7	8	9	AB	R	H	RBI	BB	SO	LOB		
<b>Otis Nixon, S</b> (1, 8) <small>OBP: 0.347, SLG: 0.312</small>	0-0 G6-3	0-0 1-2 1B		0-0 F8		0-0 G6-3				4	0	1	0	0	0	1		
<b>Jeff Blausler, R</b> (1, 6) <small>OBP: 0.399, SLG: 0.435</small>	0-0 G6-3	0-0 G1-3		0-0 2-H 2B			0-0 1B			4	0	2	1	0	0	2		
<b>Ron Gant, R</b> (1, 7) <small>OBP: 0.339, SLG: 0.508</small>	0-0 G5-3		0-0 F8	0-3 K			0-3 K			4	0	0	0	0	2	2		
<b>Fred McGriff, L</b> (1, 3) <small>OBP: 0.372, SLG: 0.548</small>		0-0 1B HR 1B	0-0 HR		0-0 G3		0-3 K			4	2	2	1	0	1	1		
<b>David Justice, L</b> (1, 9) <small>OBP: 0.352, SLG: 0.511</small> <b>Greg McMichael, R</b> (8, 1)		0-3 K	0-0 HR		0-0 F2		0-3 K			4	1	1	1	0	2	2		
<b>Terry Pendleton, S</b> (1, 5) <small>OBP: 0.308, SLG: 0.398</small>		0-0 1-2 HR 1B	0-0 F8		0-0 2B		0-3 K			4	1	2	0	0	1	0		
<b>Damon Berryhill, S</b> (1, 2) <small>OBP: 0.292, SLG: 0.383</small>		0-0 1-H 2-H HR	0-0 G3-1		0-3 K		0-3 K			4	1	1	3	0	2	1		
<b>Mark Lemke, S</b> (1, 4) <small>OBP: 0.338, SLG: 0.346</small>		0-0 G1-3		0-0 SH3-4 2B 1B		0-0 F7		0-0 G4-3		4	1	1	0	0	0	0		
<b>Tom Glavine, L</b> (1, 1) <small>OBP: 0.220, SLG: 0.192</small> <b>Jay Howell, R</b> (7, 1) <b>Tony Tarasco, L</b> (8, 9) <small>OBP: 0.243, SLG: 0.286</small>		0-0 1B 1B		0-0 SH3-4		0-0 G5-3				2	0	1	0	0	0	0		
<b>Inning Stats</b>	R: 0 E: 0 K: 0 S: 3	H: 0 LOB: 0 BB: 0 P: 3	R: 3 E: 0 K: 1 S: 10	H: 5 LOB: 2 BB: 0 P: 10	R: 2 E: 0 K: 0 S: 5	H: 2 LOB: 0 BB: 0 P: 5	R: 1 E: 0 K: 1 S: 7	H: 2 LOB: 1 BB: 0 P: 7	R: 0 E: 0 K: 1 S: 6	H: 1 LOB: 1 BB: 0 P: 6	R: 0 E: 0 K: 0 S: 3	H: 0 LOB: 0 BB: 0 P: 3	R: 0 E: 0 K: 3 S: 10	H: 1 LOB: 1 BB: 0 P: 10	R: 0 E: 0 K: 2 S: 7	H: 0 LOB: 0 BB: 0 P: 7	1B: 6 2B: 2 3B: 0 HR: 3	SF: 0 SAC: 1 DP: 0 HBP: 0

**BOTTOM**

**Houston Astros @ Atlanta Braves**  
 Atlanta-Fulton County Stadium, Atlanta, GA  
 Wed Sep 29 1993, 7:05 PM EDT  
 Att: 49,032 - Unknown - 74 F

[livebaseballscorecards.com](http://livebaseballscorecards.com)

<b>AB</b>	<b>34</b>
<b>R</b>	<b>6</b>
<b>H</b>	<b>11</b>
<b>RBI</b>	<b>6</b>
<b>BB</b>	<b>0</b>
<b>SO</b>	<b>8</b>
<b>LOB</b>	<b>9</b>



PITCHER																
IP	WLS	BF	H	R	ER	SO	BB	IBB	HBP	BLK	WP	HR	S	P	ERA	WHIP
Doug Drabek, R (1, 1)	3.0	L	16	7	5	5	1	0	0	0	0	0	18	18	15.00	2.333
Tom Edens, R (4, 1)	2.0		9	3	1	2	0	0	0	0	0	0	13	13	4.50	1.500
Shane Reynolds, R (6, 1)	2.0		7	1	0	3	0	0	0	0	0	0	13	13	0.00	0.500
Brian Williams, R (8, 1)	1.0		3	0	0	2	0	0	0	0	0	0	7	7	0.00	0.000

WP: 0	PA: 35
PB: 0	
SB: 0	
CS: 0	

Batter	1	2	3	4	5	6	7	8	9	AB R H RBI BB SO LOB	TOP											
<b>Craig Biggio, R</b> (1, 4) OBP: 0.373, SLG: 0.474	0-1 G5-3	0-0 SF8		0-0 HR	0-1 2-H 1B		1-2 3B 1B		0-2 G6-3	5 2 3 3 0 0 1												
<b>Steve Finley, L</b> (1, 8) OBP: 0.305, SLG: 0.388	4-1 BB BB	1-1 L9		2-3 K	2-3 K		0-1 SAFE SAFE 3B		3-1 F7	5 0 1 2 1 2 4												
<b>Luis Gonzalez, L</b> (1, 7) OBP: 0.362, SLG: 0.461	1-3 K	1-1 F9		0-3 K		4-2 G1-6-3 BB			1-3 K	5 0 0 0 1 3 5												
<b>Ken Caminiti, S</b> (1, 5) OBP: 0.321, SLG: 0.391	4-2 FC6-4 BB		0-0 E6 1B WP 1B	0-3 K		1-2 G1-6-3 1-2f		0-1 L4		4 1 1 0 1 1 1												
<b>Kevin Bass, S</b> (1, 9) OBP: 0.362, SLG: 0.412	3-1 FC6-4 1-2f		0-0 G4-3 WP 1B		1-0 2B	4-0 S BB		4-2 1B SF7 BB		3 2 2 0 2 0 2												
<b>Chris Donnels, L</b> (1, 3) <b>Doug Jones, R</b> (8, 1)		4-0 E 1B BB	1-0 G4-3	1-3 2B BB	4-1 2B BB	3-2 G1-3		1-1 SAFE SAFE 1B		2 2 0 0 2 0 2 0 0 0 0 0 0 0												
<b>Andujar Cedeno, R</b> (1, 6) OBP: 0.349, SLG: 0.416		1-1 E6 BB 1B SF8	0-3 K	3-2 L9			2-3 K	0-1 SF7		4 1 0 1 0 2 4												
<b>Eddie Taubensee, L</b> (1, 2) OBP: 0.298, SLG: 0.393		1-2 SAFE SAFE BB 1B	4-0 IBB	0-0 1B 2B			0-0 F8	0-1 G3		4 1 2 3 1 0 1												
<b>Darryl Kile, R</b> (1, 1) <b>Todd Jones, L</b> (5, 1) <b>Xavier Hernandez, L</b> (6, 1) <b>Jim Lindeman, R</b> (6, 3) <b>Eric Anthony, L</b> (8, PH) OBP: 0.320, SLG: 0.398		4-2 BB 1B	1-3 K	1-2 L9			1-1 1B 3B 1B	0-0 2B		2 0 0 0 1 1 3 0 0 0 0 0 0 0 0 0 0 0 0 0 0 2 1 2 0 0 0 0 1 0 1 0 0 0 0												
<b>Inning Stats</b>	R: 0 E: 0 K: 1 S: 10	H: 0 LOB: 2 BB: 2 P: 22	R: 2 E: 1 K: 0 S: 12	H: 1 LOB: 2 BB: 2 P: 24	R: 1 E: 1 K: 2 S: 10	H: 2 LOB: 2 BB: 1 P: 16	R: 1 E: 0 K: 3 S: 10	H: 1 LOB: 0 BB: 0 P: 12	R: 3 E: 0 K: 1 S: 17	H: 3 LOB: 1 BB: 1 P: 28	R: 0 E: 0 K: 0 S: 8	H: 0 LOB: 1 BB: 2 P: 20	R: 2 E: 0 K: 1 S: 17	H: 3 LOB: 1 BB: 0 P: 24	R: 1 E: 0 K: 0 S: 10	H: 1 LOB: 1 BB: 1 P: 15	R: 0 E: 0 K: 1 S: 9	H: 1 LOB: 1 BB: 0 P: 13	1B: 7 2B: 3 3B: 1 HR: 1	SF: 2 SAC: 0 DP: 1 HBP: 0	WP: 1 PB: 0 SB: 1 CS: 0	PA: 48
<b>PITCHER</b>	IP WLS BF H R ER SO BB IBB HBP BLK WP HR S P ERA WHIP																					
<b>29 John Smoltz, R</b> (1, 1) ERA: 3.62	4.0 L 24 5 6 5 6 5 1 0 0 0 1 1 44 81 11.25 2.500																					
<b>Steve Bedrosian, R</b> (5, 1) ERA: 1.64	0.2 4 2 1 1 0 0 0 0 0 0 0 0 12 16 13.50 3.000																					
<b>Mike Stanton, L</b> (5, 1) ERA: 4.67	1.1 5 0 0 0 1 2 0 0 0 0 0 0 11 25 0.00 1.500																					
<b>Marvin Freeman, R</b> (7, 1) ERA: 6.08	0.2 5 3 2 2 1 0 0 0 0 0 0 0 12 16 27.00 4.500																					
<b>Pedro Borbon, L</b> (7, 1) ERA: 21.6	0.1 1 0 0 0 0 0 0 0 0 0 0 0 5 8 0.00 0.000																					
<b>PITCHER</b>	IP WLS BF H R ER SO BB IBB HBP BLK WP HR S P ERA WHIP																					
<b>Pete Smith, R</b> (8, 1) ERA: 4.37	1.0 5 1 1 1 0 1 0 0 0 0 0 0 10 15 9.00 2.000																					
<b>Jay Howell, R</b> (9, 1) ERA: 2.35	1.0 4 1 0 0 1 0 0 0 0 0 0 0 9 13 0.00 1.000																					

**Houston Astros @ Atlanta Braves**  
Atlanta-Fulton County Stadium, Atlanta, GA

Thu Sep 30 1993, 7:05 PM EDT  
Att: 49,021 - Unknown

livebaseballscorecards.com

**AB 37**  
**R 10**  
**H 12**  
**RBI 9**  
**BB 9**  
**SO 9**  
**LOB 23**





Batter	1	2	3	4	5	6	7	8	9	AB R H RBI BB SO LOB	TOP											
<b>Craig Biggio, R</b> (1, 4) OBP: 0.373, SLG: 0.474	1-2 G4-3 G4-3 1B		1-3 K		1-1 F7 1B		1-2 F9		1-0 FC6-4 1-2f	5 0 2 0 0 1 1												
<b>Steve Finley, L</b> (1, 8) OBP: 0.305, SLG: 0.385	1-1 G4-3 1-2		1-0 F7		1-3 K		1-3 K			4 0 0 0 0 2 2												
<b>Luis Gonzalez, L</b> (1, 7) OBP: 0.361, SLG: 0.460	0-0 G4-3 2-3		1-1 CS 1B		0-0 F7 1-2		3-1 F7			4 0 1 0 0 0 2												
<b>Ken Caminiti, S</b> (1, 5) OBP: 0.321, SLG: 0.390	3-3 K		2-1 CS 1-2	1-1 1B 1B	3-3 K		3-3 K			4 1 1 0 0 3 2												
<b>Kevin Bass, S</b> (1, 9) OBP: 0.360, SLG: 0.409		3-2 2B 1B		2-2 F7		0-3 K		3-2 F8		4 1 1 0 0 1 1												
<b>Chris Donnels, L</b> (1, 3) OBP: 0.323, SLG: 0.364		3-1 G3 1-H 2B		0-3 K		3-2 S 1B		1-1 F8		3 0 2 1 0 1 1												
<b>Jim Lindeman, R</b> (8, PH) OBP: 0.400, SLG: 0.533										1 0 0 0 0 0 0												
<b>Andujar Cedeno, R</b> (1, 6) OBP: 0.348, SLG: 0.415		0-0 F9		1-0 1B 1-3 1B		0-3 K		0-1 G3		4 0 1 0 0 1 2												
<b>Eddie Taubensee, L</b> (1, 2) OBP: 0.301, SLG: 0.392		3-2 G3 2-3		0-1 1-2 3-H 1B		4-2 BB		2-3 K		3 0 1 1 1 1 1												
<b>Greg Swindell, L</b> (1, 1) OBP: 0.183, SLG: 0.200		1-3 K		0-0 G3-1		3-3 K		0-0 FC6-4 1B		4 0 1 0 0 2 5												
<b>Inning Stats</b>	R: 0 E: 0 K: 1 S: 10	H: 1 LOB: 1 BB: 0 P: 15	R: 1 E: 0 K: 1 S: 14	H: 2 LOB: 1 BB: 0 P: 24	R: 0 E: 0 K: 1 S: 7	H: 1 LOB: 0 BB: 0 P: 12	R: 1 E: 0 K: 1 S: 13	H: 3 LOB: 2 BB: 0 P: 17	R: 0 E: 0 K: 2 S: 10	H: 1 LOB: 1 BB: 0 P: 15	R: 0 E: 0 K: 3 S: 16	H: 1 LOB: 2 BB: 1 P: 26	R: 0 E: 0 K: 1 S: 8	H: 0 LOB: 0 BB: 0 P: 13	R: 0 E: 0 K: 1 S: 11	H: 0 LOB: 0 BB: 0 P: 18	R: 0 E: 0 K: 1 S: 7	H: 1 LOB: 1 BB: 0 P: 10	1B: 9 2B: 1 3B: 0 HR: 0	SF: 0 SAC: 0 DP: 0 HBP: 0	WP: 0 PB: 0 SB: 1 CS: 1	PA: 38
<b>PITCHER</b>	IP WLS BF H R ER SO BB IBB HBP BLK WP HR S P ERA WHIP																					
<b>Jose Rijo, R</b> (1, 1) ERA: 2.48	7.0 L 30 9 2 2 10 1 0 0 0 0 0 0 78 122 2.57 1.429																					
<b>Ross Powell, L</b> (8, 1) ERA: 3.38	2.0 7 1 0 0 2 0 0 0 0 0 0 0 18 28 0.00 0.500																					

Houston Astros @ Cincinnati Reds  
Riverfront Stadium, Cincinnati, OH  
Fri Oct 01 1993, 7:05 PM EDT  
Att. 26,944 - Unknown

livebaseballscorecards.com

AB	36
R	2
H	10
RBI	2
BB	1
SO	12
LOB	17





Batter	1	2	3	4	5	6	7	8	9	AB	R	H	RBI	BB	SO	LOB			
Juan Samuel, R OBP: 0.298, SLG: 0.345 (1, 4)	1-2 CS 1B			3-3 K		1-0 E7 FC6-4		0-0 1B		4	0	2	0	0	1	0			
Hal Morris, L OBP: 0.367, SLG: 0.405 (1, 3)	2-3 K			3-2 BB 1B		0-0 L8		0-0 1B FC6		4	0	2	0	0	1	2			
Reggie Sanders, R OBP: 0.345, SLG: 0.449 (1, 9)	1-3 K			3-2 P5		0-0 FC6-4 1-2f		2-3 K		4	0	0	0	0	2	6			
Chris Sabo, R OBP: 0.316, SLG: 0.442 (1, 5)	1-0 CS 1-2	0-1 G4-3		4-2 BB 1-2		2-3 K		2-1 P3		3	0	0	0	1	1	4			
Tim Costo, R OBP: 0.252, SLG: 0.371 (1, 7)		0-1 G5-3		1-0 F8			1-1 P4	1-0 FC6 1-2f		4	0	0	0	0	0	5			
Joe Oliver, R OBP: 0.278, SLG: 0.386 (1, 2)		0-2 F9			1-1 FC5-4 1B		0-2 G6-3		1-0 BLK 1B	4	0	2	0	0	0	0			
Greg Tubbs, R OBP: 0.351, SLG: 0.237 (9, PR)										0	0	0	0	0	0	0			
Thomas Howard, S OBP: 0.298, SLG: 0.383 (1, 8)			3-2 G3		3-3 K		1-1 1B		1-3 K	4	0	1	0	0	2	2			
Jeff Branson, L OBP: 0.278, SLG: 0.316 (1, 6)			2-2 G4-3		0-0 P4		3-3 K		3-3 K	3	0	0	0	0	1	2			
Ross Powell, L (8, 1)										0	0	0	0	0	0	0			
Brian Dorsett, R OBP: 0.288, SLG: 0.413 (9, PH)										1	0	0	0	0	1	1			
Jose Rijo, R OBP: 0.294, SLG: 0.354 (1, 1)			0-0 F7		0-1 FC5-4 1-2f			1-1 1B 1B		2	0	0	0	0	0	1			
Keith Kessinger, S OBP: 0.360, SLG: 0.476 (8, 6)									0-3 K	2	0	1	0	0	1	2			
<b>Inning Stats</b>	R: 0 E: 0 K: 2 S: 9	H: 1 LOB: 0 BB: 0 P: 14	R: 0 E: 0 K: 0 S: 9	H: 0 LOB: 0 BB: 0 P: 9	R: 0 E: 0 K: 1 S: 10	H: 0 LOB: 0 BB: 0 P: 15	R: 0 E: 0 K: 1 S: 8	H: 1 LOB: 1 BB: 0 P: 12	R: 0 E: 1 K: 1 S: 6	H: 0 LOB: 1 BB: 0 P: 9	R: 0 E: 0 K: 1 S: 13	H: 1 LOB: 1 BB: 0 P: 18	R: 0 E: 0 K: 1 S: 10	H: 3 LOB: 3 BB: 0 P: 16	R: 0 E: 0 K: 3 S: 16	H: 1 LOB: 2 BB: 0 P: 21	1B: 8 2B: 0 3B: 0 HR: 0	SF: 0 SAC: 0 DP: 0 HBP: 0	
<b>PITCHER</b> Greg Swindell, L ERA: 4.16 (1, 1)	IP 9.0	WLS W	BF 36	H 8	R 0	ER 0	SO 10	BB 1	IBB 0	HBP 0	BLK 1	WP 0	HR 0	S 95	P 142	ERA 0.00	WHIP 1.000		
<b>PITCHER</b>	IP	WLS	BF	H	R	ER	SO	BB	IBB	HBP	BLK	WP	HR	S	P	ERA	WHIP		

**BOTTOM**

**Houston Astros @ Cincinnati Reds**  
Riverfront Stadium, Cincinnati, OH  
Fri Oct 01 1993, 7:05 PM EDT  
Att. 26,944 - Unknown

livebaseballscorecards.com

<b>AB</b>	<b>35</b>
<b>R</b>	<b>0</b>
<b>H</b>	<b>8</b>
<b>RBI</b>	<b>0</b>
<b>BB</b>	<b>1</b>
<b>SO</b>	<b>10</b>
<b>LOB</b>	<b>25</b>



WP: 0	PA: 37
PB: 0	
SB: 0	
CS: 1	

Batter	1	2	3	4	5	6	7	8	9	AB R H RBI BB SO LOB	TOP																
Casey Candaele, S (1, 4) OBP: 0.299, SLG: 0.333	0-0 1B		1-2 F8			2-2 F8	0-0 G4-3			4 0 1 0 0 0 2																	
Steve Finley, L (1, 8) OBP: 0.304, SLG: 0.386	0-0 P4		0-1 P5			2-2 WP BB SF9 1B		0-0 G6-3 1B		4 2 2 0 0 0 2																	
Kevin Bass, S (1, 9) OBP: 0.362, SLG: 0.405	0-3 K				0-0 G4-3	4-0 SF9 WP 1-2 BB		4-2 G6-3 1B BB		2 1 0 0 2 1 1																	
Luis Gonzalez, L (1, 7) OBP: 0.360, SLG: 0.457	0-0 F9				1-0 F7	4-1 1-2 IBB		1-2 G6-3		3 0 0 0 1 0 3																	
Chris Donnels, L (1, 5) OBP: 0.323, SLG: 0.371		2-2 G3			1-2 2B	1-0 SF9		0-0 G6-4-3 1B		2 0 1 1 0 0 0																	
Mike Brumley, S (8, PH) OBP: 0.286, SLG: 0.286						2-3 3-H				1 0 1 2 0 0 0																	
Andujar Cedeno, R (1, 6) OBP: 0.346, SLG: 0.412		2-3 K			1-1 F8	0-1 F9		0-1 G6-4-3		4 0 0 0 0 1 4																	
Jim Lindeman, R (1, 3) OBP: 0.421, SLG: 0.579		1-3 K				0-0 G5-3		0-0 1B 2B		4 0 2 0 0 1 0																	
Eddie Taubensee, L (1, 2) OBP: 0.300, SLG: 0.390			2-3 K			0-0 G3-6-4 1B		1-0 F7		4 0 1 0 0 1 2																	
Mark Portugal, R (1, 1) OBP: 0.257, SLG: 0.277			0-0 1B			0-0 G3-6-4		0-0 1B		3 0 2 0 0 0 1																	
Xavier Hernandez, L (8, 1)										0 0 0 0 0 0 0																	
Jose Uribe, S (8, 6) OBP: 0.345, SLG: 0.245										1 0 0 0 0 0 1																	
<b>Inning Stats</b>	R: 0 E: 0 K: 1 S: 6	H: 1 LOB: 1 BB: 0 P: 6	R: 0 E: 0 K: 2 S: 13	H: 0 LOB: 0 BB: 0 P: 18	R: 0 E: 0 K: 1 S: 9	H: 1 LOB: 1 BB: 0 P: 12	R: 0 E: 0 K: 0 S: 7	H: 1 LOB: 1 BB: 0 P: 10	R: 0 E: 0 K: 0 S: 3	H: 1 LOB: 0 BB: 0 P: 3	R: 1 E: 0 K: 0 S: 13	H: 1 LOB: 2 BB: 2 P: 26	R: 0 E: 0 K: 0 S: 4	H: 2 LOB: 1 BB: 0 P: 5	R: 2 E: 0 K: 0 S: 10	H: 2 LOB: 0 BB: 1 P: 15	R: 0 E: 0 K: 0 S: 9	H: 1 LOB: 0 BB: 0 P: 11	1B: 8 2B: 3 3B: 0 HR: 0	SF: 1 SAC: 0 DP: 3 HBP: 0	WP: 2 PB: 0 SB: 1 CS: 0	PA: 36					
<b>PITCHER</b>	IP WLS BF H R ER SO BB IBB HBP BLK WP HR S P ERA WHIP																										
Larry Luebbers, R (1, 1) ERA: 4.54	7.0		28	7	1	1	4	1	1	0	0	1	0	55	80	1.29	1.143										
Ross Powell, L (8, 1) ERA: 4.41	0.1	L	3	1	2	2	0	1	0	0	0	0	0	7	12	54.00	6.000										
Johnny Ruffin, R (8, 1) ERA: 3.58	0.2		2	1	0	0	0	0	0	0	0	0	0	3	3	0.00	1.500										
Jerry Spradlin, R (9, 1) ERA: 3.49	1.0		3	1	0	0	0	0	0	0	0	1	0	9	11	0.00	1.000										

Houston Astros @ Cincinnati Reds  
Riverfront Stadium, Cincinnati, OH  
Sat Oct 02 1993, 3:33 AM EDT  
Att: 26,820 - Unknown

livebaseballscorecards.com

AB	32
R	3
H	10
RBI	3
BB	3
SO	4
LOB	16





Batter	1	2	3	4	5	6	7	8	9	AB R H RBI BB SO LOB	TOP																										
Casey Candaele, S (1, 4) OBP: 0.298, SLG: 0.331	0-0 F9		3-1 HR	2-0 F7			1-3 K			4 1 1 0 0 1 1																											
Mike Brumley, S (1, 9) OBP: 0.364, SLG: 0.300	4-2 BB		1-0 HR			1-3 K	0-1 G6-3			3 1 1 0 1 1 1																											
Chris Donnels, L (1, 5) OBP: 0.327, SLG: 0.391	0-1 1B		0-2 HR			0-0 F8	2-1 G6-3			4 1 2 3 0 0 0																											
Luis Gonzalez, L (1, 7) OBP: 0.361, SLG: 0.457	1-3 K		2-1 WP			0-0 F9	1-2 G4-3			2 1 1 0 0 1 2																											
Kevin Bass, S (3, 9) OBP: 0.359, SLG: 0.402			1B							2 0 0 0 0 0 0																											
Jim Lindeman, R (1, 3) OBP: 0.348, SLG: 0.478	1-1 G1-3		2-3 K			1-0 G4-3	0-3 K			4 0 0 0 0 2 3																											
Rick Parker, R (1, 8) OBP: 0.375, SLG: 0.400		0-0 CS	3-2 L7			0-1 G5-3				4 0 2 0 0 0 0																											
Scouter Tucker, R (1, 2) OBP: 0.250, SLG: 0.231		0-2 F9	1-0 P3			3-2 G6-3				4 0 0 0 0 0 2																											
Jose Uribe, S (1, 6) OBP: 0.355, SLG: 0.264		1-0 1B		0-0 F7			0-1 G4-3			4 0 2 0 0 0 2																											
Shane Reynolds, R (1, 1) OBP: 0.500, SLG: 0.500		0-1 F7		1-3 K			0-0 G4-3			1 0 0 0 0 0 1																											
Eric Anthony, L (4, PH) OBP: 0.319, SLG: 0.397										1 0 0 0 0 0 1																											
Jeff Juden, R (4, 1)										0 0 0 0 0 0 0																											
Steve Finley, L (7, PH) OBP: 0.304, SLG: 0.385										1 0 0 0 0 0 1																											
Brian Williams, R (7, 1) OBP: 0.299, SLG: 0.300										0 0 0 0 0 0 0																											
Al Osofsky, R (8, 1)										0 0 0 0 0 0 0																											
Todd Jones, L (8, 1)										0 0 0 0 0 0 0																											
Eddie Taubensee, L (9, PH) OBP: 0.290, SLG: 0.359										1 0 0 0 0 0 2																											
<b>Inning Stats</b>	R: 0 E: 0 K: 1 S: 13	H: 1 LOB: 2 BB: 1 P: 19	R: 0 E: 0 K: 0 S: 7	H: 2 LOB: 1 BB: 0 P: 8	R: 4 E: 0 K: 1 S: 20	H: 4 LOB: 0 BB: 0 P: 31	R: 0 E: 0 K: 1 S: 6	H: 0 LOB: 0 BB: 0 P: 9	R: 0 E: 0 K: 1 S: 5	H: 0 LOB: 0 BB: 0 P: 6	R: 0 E: 0 K: 0 S: 6	H: 0 LOB: 0 BB: 0 P: 10	R: 0 E: 0 K: 1 S: 8	H: 1 LOB: 1 BB: 0 P: 9	R: 0 E: 0 K: 1 S: 8	H: 0 LOB: 0 BB: 0 P: 11	R: 0 E: 1 K: 0 S: 8	H: 1 LOB: 1 BB: 0 P: 14	1B: 8 2B: 0 3B: 0 HR: 1	SF: 0 SAC: 0 DP: 1 HBP: 0	WP: 1 PB: 0 SB: 1 CS: 1	PA: 36															
<b>PITCHER</b>	IP WLS BF H R ER SO BB IBB HBP BLK WP HR S P ERA WHIP																																				
John Roper, R (1, 1) ERA: 5.63	3.0		16	7	4	4	2	1	0	0	0	1	1	40	58	12.00	2.667																				
Bobby Ayala, R (4, 1) ERA: 5.6	4.0	W	13	1	0	0	3	0	0	0	0	0	0	25	34	0.00	0.250																				
Scott Service, R (8, 1) ERA: 4.3	2.0	S	7	1	0	0	1	0	0	0	0	0	0	16	25	0.00	0.500																				

Houston Astros @ Cincinnati Reds  
Riverfront Stadium, Cincinnati, OH  
Sun Oct 03 1993, 3:33 AM EDT  
Att. 26,491 - Unknown - 57 F

livebaseballscorecards.com

AB	35
R	4
H	9
RBI	3
BB	1
SO	6
LOB	15



Batter	1	2	3	4	5	6	7	8	9
Thomas Howard, S (1, 8) OBP: 0.302, SLG: 0.386	0-2 G6-4-3 1B	0-2 G6-3 1-2f		0-0 S 2B 1B	3-3 K		2-2 F7		
Jeff Branson, L (1, 4) OBP: 0.275, SLG: 0.310	0-0 G6-4-3 1-2f		2-3 K	4-2 SAFE SAFE SAFE SAFE 2B SF9 BB		0-2 G5-3		1-3 K	
Hal Morris, L (1, 3) OBP: 0.371, SLG: 0.420	1-1 1B		2-2 BB E 1B	0-0 1-3 2-H 2B		2-2 HR		1-3 K	
Reggie Sanders, R (1, 9) OBP: 0.343, SLG: 0.444	1-3 K		4-2 E 1B BB	3-3 K		0-3 K		0-3 K	
Chris Sabo, R (1, 5) OBP: 0.315, SLG: 0.440		0-1 G4-3 1B 2B	1-0 E5 1B 1B	4-0 IBB		1-2 L6			
Joe Oliver, R (1, 2) OBP: 0.276, SLG: 0.384		1-2 G4-3	1-3 K	0-2 SF9		0-0 G4-3			
Jack Daugherty, S (1, 7) OBP: 0.338, SLG: 0.355		4-2 1B BB BB	0-2 1B	3-H 2-3 K		4-2 FC1-4 E BB			
Greg Tubbs, R (7, PR) OBP: 0.351, SLG: 0.237		1-3 3-H 1B	1-2 1B			0-0 E6 FC1-4			
Keith Kessinger, S (1, 6) OBP: 0.344, SLG: 0.407		4-1 1B BB	1-2 3-H 1B		0-1 G3	0-0 FC1-4			
John Roper, R (1, 1) OBP: 0.179, SLG: 0.179		0-1 1B	3-3 K		0-2 P3	0-0 FC1-4			
Gary Varsho, L (3, PH) OBP: 0.302, SLG: 0.358		1-2 2-3 3-H 1B				1-2f 2-3			
Bobby Ayala, R (4, 1) OBP: 0.095, SLG: 0.143									
Tim Costo, R (7, PH) OBP: 0.250, SLG: 0.367									
Scott Service, R (8, 1) OBP: 0.143, SLG: 0.143									

Inning Stats	R: 0 E: 0 K: 1 S: 9	H: 2 LOB: 1 BB: 0 P: 11	R: 1 E: 0 K: 0 S: 17	H: 2 LOB: 2 BB: 2 P: 26	R: 3 E: 1 K: 3 S: 23	H: 3 LOB: 2 BB: 1 P: 37	R: 2 E: 0 K: 2 S: 14	H: 2 LOB: 2 BB: 2 P: 27	R: 0 E: 0 K: 1 S: 10	H: 0 LOB: 0 BB: 0 P: 13	R: 1 E: 0 K: 1 S: 14	H: 1 LOB: 0 BB: 0 P: 17	R: 0 E: 1 K: 0 S: 11	H: 0 LOB: 2 BB: 1 P: 17	R: 0 E: 0 K: 3 S: 9	H: 0 LOB: 0 BB: 0 P: 11
1B: 7 2B: 2 3B: 0 HR: 1	SF: 1 SAC: 0 DP: 2 HBP: 0	WP: 0 PA: 40	ERA WHIP	ERA WHIP	ERA WHIP	ERA WHIP	ERA WHIP	ERA WHIP	ERA WHIP	ERA WHIP	ERA WHIP	ERA WHIP	ERA WHIP	ERA WHIP	ERA WHIP	

PITCHER	IP	WLS	BF	H	R	ER	SO	BB	IBB	HBP	BLK	WP	HR	S	P	ERA	WHIP
Shane Reynolds, R (1, 1) ERA: 0.82	3.0		18	7	4	1	4	3	0	0	0	0	0	49	74	3.00	3.333
Jeff Juden, R (4, 1) ERA: 5.4	3.0	L	14	3	3	3	4	1	1	0	0	0	1	38	57	9.00	1.333
Brian Williams, R (7, 1) ERA: 4.83	1.0		5	0	0	0	0	1	0	0	0	0	0	11	17	0.00	1.000
Al Osuna, L (8, 1) ERA: 3.2	0.2		2	0	0	0	2	0	0	0	0	0	0	6	8	0.00	0.000
Todd Jones, R (8, 1) ERA: 3.13	0.1		1	0	0	0	1	0	0	0	0	0	0	3	3	0.00	0.000

BOTTOM

Houston Astros @ Cincinnati Reds  
Riverfront Stadium, Cincinnati, OH  
Sun Oct 03 1993, 3:33 AM EDT  
Att: 26,491 - Unknown - 57 F

livebaseballscorecards.com

AB	33
R	7
H	10
RBI	6
BB	6
SO	11
LOB	20

