

Houston Astros - 1993

Batter	1	2	3	4	5	6	7	8	9	AB	R	H	RBI	BB	SO	LOB	TOP					
Lenny Dykstra, L (1,8)	G3		G3		G3			G3-1		4	0	0	0	0	0	0	Philadelphia Phillies @ Houston Astros Astrodome, Houston, TX Mon Apr 05 1993, 8:05 PM EDT Att: 44,560 - Dome - 72 F					
Mickey Morandini, L (1,4) OBP: 0.250, SLG: 0.250	F S 1B			K	G4-3			K		4	0	1	0	0	2	0						
John Kruk, L (1,3) OBP: 0.750, SLG: 1.000	CS BB			1B 2B BB			G4-3	G4-3 1B 2B		2	2	1	0	2	0	0						
Dave Hollins, S (1,5)	K			2B FC1-2 1B			G6-3	G4-3		4	0	1	0	0	1	3						
Darren Daulton, L (1,2) OBP: 0.500, SLG: 0.667		P8		FC1-2 1B 2B			G4-3	G4-3 1B BB		3	1	1	1	1	0	0						
Milt Thompson, L (1,7)		G4-3		FC1-2 1B			K			3	0	0	0	0	1	2						
Pete Incaviglia, R (9, PH) OBP: 1.000, SLG: 1.000				2-3 3-H 1-1				1-2 3-H 1-2 1B		1	0	1	1	0	0	0						
Jim Eisenreich, L (1,9) OBP: 0.250, SLG: 0.250		G6-3		1-2 3-H 1-1			G4-3	F7		4	0	1	1	0	0	2						
Juan Bell, R (1,6)			K	G3			L7	G4-3		4	0	0	0	0	1	4						
Terry Mulholland, R (1,1)			F9					K		3	0	0	0	0	2	0						
Inning Stats	R: 0 E: 0 K: 1 S: 9	H: 1 LOB: 2 BB: 1 P: 18	R: 0 E: 0 K: 0 S: 9	H: 0 LOB: 0 BB: 0 P: 12	R: 0 E: 0 K: 1 S: 8	H: 0 LOB: 0 BB: 0 P: 10	R: 2 E: 0 K: 1 S: 12	H: 3 LOB: 2 BB: 1 P: 21	R: 0 E: 0 K: 0 S: 7	H: 0 LOB: 0 BB: 0 P: 8	R: 0 E: 0 K: 0 S: 5	H: 0 LOB: 0 BB: 0 P: 7	R: 0 E: 0 K: 1 S: 7	H: 0 LOB: 0 BB: 0 P: 12	R: 0 E: 0 K: 2 S: 9	H: 0 LOB: 2 BB: 1 P: 14	R: 1 E: 0 K: 0 S: 10	H: 2 LOB: 2 BB: 1 P: 15	1B: 4 2B: 3 3B: 0 HR: 0	SF: 0 SAC: 0 DP: 1 HBP: 0	WP: 0 PB: 0 SB: 1 CS: 1	PA: 35
PITCHER	IP WLS BF H R ER SO BB IBB HBP BLK WP HR S P ERA WHIP	IP WLS BF H R ER SO BB IBB HBP BLK WP HR S P ERA WHIP	IP WLS BF H R ER SO BB IBB HBP BLK WP HR S P ERA WHIP	IP WLS BF H R ER SO BB IBB HBP BLK WP HR S P ERA WHIP	IP WLS BF H R ER SO BB IBB HBP BLK WP HR S P ERA WHIP	IP WLS BF H R ER SO BB IBB HBP BLK WP HR S P ERA WHIP	IP WLS BF H R ER SO BB IBB HBP BLK WP HR S P ERA WHIP	IP WLS BF H R ER SO BB IBB HBP BLK WP HR S P ERA WHIP	IP WLS BF H R ER SO BB IBB HBP BLK WP HR S P ERA WHIP	IP WLS BF H R ER SO BB IBB HBP BLK WP HR S P ERA WHIP	IP WLS BF H R ER SO BB IBB HBP BLK WP HR S P ERA WHIP	IP WLS BF H R ER SO BB IBB HBP BLK WP HR S P ERA WHIP	IP WLS BF H R ER SO BB IBB HBP BLK WP HR S P ERA WHIP	IP WLS BF H R ER SO BB IBB HBP BLK WP HR S P ERA WHIP	IP WLS BF H R ER SO BB IBB HBP BLK WP HR S P ERA WHIP	IP WLS BF H R ER SO BB IBB HBP BLK WP HR S P ERA WHIP	IP WLS BF H R ER SO BB IBB HBP BLK WP HR S P ERA WHIP					
Doug Drabek, R (1,1) ERA: 2.25	8.0	L	29	4	2	2	7	2	0	0	0	0	0	0	0	0	2.25	0.750				
Xavier Hernandez, R (9,1) ERA: 27.0	0.1	3	1	1	1	0	0	1	0	0	0	0	0	0	0	0	27.00	6.000				
Eric Bell, L (9,1) ERA:	0.2	3	1	0	0	0	0	0	0	0	0	0	0	0	0	0	0.00	1.500				

Batter	1	2	3	4	5	6	7	8	9	AB	R	H	RBI	BB	SO	LOB	BOTTOM					
Craig Biggio, R (1,4) OBP: 0.250, SLG: 0.250	F8 E 5 BB 1B		G5-3			K		E6		4	1	1	0	0	1	1	Philadelphia Phillies @ Houston Astros Astrodome, Houston, TX Mon Apr 05 1993, 8:05 PM EDT Att: 44,560 - Dome - 72 F					
Steve Finley, L (1,8)	L7		G3		L5		G4-3		4	0	0	0	0	0	4							
5 Jeff Bagwell, R (1,3)	E BB		G3		F9			P9		3	0	0	0	1	0							
Eric Anthony, L (1,9) OBP: 0.250, SLG: 0.250	F8			G1-4-3 1B		K		F8		4	0	1	0	0	1	2						
Ken Caminiti, S (1,5) OBP: 0.250, SLG: 0.250	E6		G1-4-3		G6-3			1B		4	0	1	0	0	0	2						
Luis Gonzalez, L (1,7)	F9		G5-3		G4-3			G1-3		4	0	0	0	0	0	3						
Andujar Cedeno, R (1,6)		G4-3			K		F9		3	0	0	0	0	1	0							
Eddie Taubensee, L (1,2)		G6-3			G4-3		G1-3		3	0	0	0	0	0	0							
Doug Drabek, R (1,1) Chris James, R (8, PH) Rick Parker, R (8, PH) Xavier Hernandez, L (9,1) Eric Bell, L (9,1)	L6				P7		E 2B		2	0	0	0	0	0	0	0						
Inning Stats	R: 1 E: 1 K: 0 S: 12	H: 1 LOB: 2 BB: 1 P: 19	R: 0 E: 0 K: 0 S: 6	H: 0 LOB: 0 BB: 0 P: 8	R: 0 E: 0 K: 0 S: 7	H: 0 LOB: 0 BB: 0 P: 11	R: 0 E: 0 K: 0 S: 8	H: 1 LOB: 0 BB: 0 P: 12	R: 0 E: 0 K: 1 S: 9	H: 0 LOB: 0 BB: 0 P: 9	R: 0 E: 0 K: 1 S: 9	H: 0 LOB: 0 BB: 0 P: 12	R: 0 E: 0 K: 1 S: 6	H: 0 LOB: 0 BB: 0 P: 6	R: 0 E: 1 K: 0 S: 12	H: 1 LOB: 3 BB: 0 P: 20		R: 0 E: 0 K: 0 S: 6	H: 1 LOB: 1 BB: 0 P: 7	1B: 3 2B: 1 3B: 0 HR: 0	SF: 0 SAC: 0 DP: 1 HBP: 0	WP: 0 PB: 0 SB: 0 CS: 0
PITCHER	IP WLS BF H R ER SO BB IBB HBP BLK WP HR S P ERA WHIP	IP WLS BF H R ER SO BB IBB HBP BLK WP HR S P ERA WHIP	IP WLS BF H R ER SO BB IBB HBP BLK WP HR S P ERA WHIP	IP WLS BF H R ER SO BB IBB HBP BLK WP HR S P ERA WHIP	IP WLS BF H R ER SO BB IBB HBP BLK WP HR S P ERA WHIP	IP WLS BF H R ER SO BB IBB HBP BLK WP HR S P ERA WHIP	IP WLS BF H R ER SO BB IBB HBP BLK WP HR S P ERA WHIP	IP WLS BF H R ER SO BB IBB HBP BLK WP HR S P ERA WHIP	IP WLS BF H R ER SO BB IBB HBP BLK WP HR S P ERA WHIP	IP WLS BF H R ER SO BB IBB HBP BLK WP HR S P ERA WHIP	IP WLS BF H R ER SO BB IBB HBP BLK WP HR S P ERA WHIP	IP WLS BF H R ER SO BB IBB HBP BLK WP HR S P ERA WHIP	IP WLS BF H R ER SO BB IBB HBP BLK WP HR S P ERA WHIP	IP WLS BF H R ER SO BB IBB HBP BLK WP HR S P ERA WHIP	IP WLS BF H R ER SO BB IBB HBP BLK WP HR S P ERA WHIP	IP WLS BF H R ER SO BB IBB HBP BLK WP HR S P ERA WHIP						
Terry Mulholland, L (1,1) ERA:	9.0	W	33	4	1	0	3	1	0	0	0	0	0	0	0	0	0.00	0.556				

Batter	1	2	3	4	5	6	7	8	9	AB	R	H	RBI	BB	SO	LOB	TOP					
Lenny Dykstra, L OBP: 0.333, SLG: 0.625 (1, 8)	2-2 PB 3B	1-3 K		1-0 G3			1-0 2B		4-2 G5-4-3 BB	4	1	2	0	1	1	1	Philadelphia Phillies @ Houston Astros Astrodome, Houston, TX Tue Apr 06 1993, 8:05 PM EDT Att: 18,686 - Dome - 72 F					
Mariano Duncan, R OBP: 0.200, SLG: 0.200 (1, 4)	3-2 L8	1-1 2-H 1B			0-1 F8		2-0 G4-3		0-1 G5-4-3	5	0	1	1	0	0	2						
John Kruk, L OBP: 0.625, SLG: 1.000 (1, 3)	3-H 1B	1-0 SAFE SAFE 2B			2-3 K			1-2 2B		4	2	2	0	0	1	1						
Dave Hollins, S OBP: 0.375, SLG: 0.500 (1, 5)	1-2 1B			0-1 L5		0-2 P2		0-0 2B		4	0	2	2	0	0	0						
Darren Daulton, L OBP: 0.375, SLG: 0.429 (1, 2)	0-1 1B			1-3 K			0-0 G4-3	1-0 P7		4	0	1	0	0	1	1						
Pete Incaviglia, R OBP: 0.500, SLG: 1.250 (8, PH) Milt Thompson, L (8, 7)	1-3 K			1-2 HR			1-3 K	4-2 BB		3	1	1	1	0	2	2						
Wes Chamberlain, R (8, PH) Jim Eisenreich, L OBP: 0.200, SLG: 0.200 (8, 9)	1-2 G4-3			0-0 F7			0-0 F7	1-2 L9		3	0	0	0	0	0	2						
Juan Bell, R (1, 6)		1-2 SH3-4 1B HBP		2-2 F7			0-0 G6-3	1-2 F7		3	1	0	0	0	0	2						
Curt Schilling, R Mitch Williams, L (9, 1)		0-1 SH3-4		0-0 G3			0-1 L4	1-1 G4-3		3	0	0	0	0	0	0						
Inning Stats	R: 2 E: 0 K: 1 S: 26	H: 4 LOB: 2 BB: 0 P: 35	R: 1 E: 0 K: 1 S: 10	H: 1 LOB: 1 BB: 0 P: 14	R: 1 E: 0 K: 1 S: 9	H: 1 LOB: 0 BB: 0 P: 11	R: 0 E: 0 K: 0 S: 7	H: 0 LOB: 0 BB: 0 P: 10	R: 0 E: 0 K: 1 S: 10	H: 0 LOB: 0 BB: 0 P: 12	R: 0 E: 0 K: 0 S: 5	H: 1 LOB: 1 BB: 0 P: 8	R: 1 E: 0 K: 0 S: 14	H: 2 LOB: 2 BB: 1 P: 22	R: 0 E: 0 K: 0 S: 6	H: 0 LOB: 0 BB: 1 P: 11		1B: 3 2B: 4 3B: 1 HR: 1	SF: 0 SAC: 1 DP: 1 HBP: 1	WP: 0 PB: 1 SB: 0 CS: 0	PA: 38	
PITCHER	IP	WLS	BF	H	R	ER	SO	BB	IBB	HBP	BLK	WP	HR	S	P	ERA	WHIP					
Greg Swindell, L ERA: 6.14 (1, 1)	7.1	L	32	9	5	5	5	0	0	1	0	0	0	1	77	103	6.14	1.227				
Darryl Kile, R ERA (8, 1)	0.0		1	0	0	0	0	1	0	0	0	0	0	0	3	7	∞	∞				
Eric Bell, L ERA (8, 1)	0.2		2	0	0	0	0	0	0	0	0	0	0	0	6	8	0.00	0.000				
Doug Jones, R ERA (9, 1)	1.0		3	0	0	0	0	1	0	0	0	0	0	6	11	0.00	1.000					

AB	34
R	5
H	9
RBI	4
BB	2
SO	5
LOB	13



Batter	1	2	3	4	5	6	7	8	9	AB	R	H	RBI	BB	SO	LOB	BOTTOM					
Craig Biggio, R OBP: 0.375, SLG: 0.286 (1, 4)	4-1 CS BB		0-0 SF7 1B		0-2 L8			3-2 P5		3	0	1	0	1	0	0	Philadelphia Phillies @ Houston Astros Astrodome, Houston, TX Tue Apr 06 1993, 8:05 PM EDT Att: 18,686 - Dome - 72 F					
Steve Finley, L Doug Jones, R (1, 8) (9, 1)	0-1 L7		0-2 SF7			4-1 5 G5-4-3 BB	1-3 K			2	0	0	1	1	1	1						
5 Jeff Bagwell, R OBP: 0.250, SLG: 0.286 (1, 3)	0-1 F8		3-H 2-2 F8			0-0 G5-4-3	1-2 1-2		0-1 1B 2B	4	1	1	0	0	0	3						
Eric Anthony, L OBP: 0.375, SLG: 0.500 (1, 9)	0-1 CS	2-2 P5		1-0 G4-3 SF8 2B		2-2 1B		3-1 L9		4	1	2	0	0	0	1						
Ken Caminiti, S OBP: 0.250, SLG: 0.375 (1, 5)		1-0 2B		2-2 G4-3		1-1 L5		0-3 K		4	0	1	0	0	1	3						
Luis Gonzalez, L OBP: 0.125, SLG: 0.143 (1, 7)		0-0 F7		1-0 SF8			2-2 P6	2-2 1B		3	0	1	2	0	0	1						
Andujar Cedeno, R Karl Rhodes, L Kevin Bass, S (1, 6) (9, 8) (9, PH)		3-2 F8		3-H 1-3 K			1-3 K	3-3 K		3	0	0	0	0	2	1						
Eddie Taubensee, L OBP: 0.167, SLG: 0.167 (1, 2)			1-1 1B SF7 1B		0-1 G1-3		2-1 F8			3	1	1	0	0	0	0						
Greg Swindell, L Darryl Kile, R Eric Bell, L Casey Candaele, S (1, 1) (8, 1) (8, 1) (8, 6)			1-1 SH3		1-0 L5			2-2 G4-3		1	0	0	0	0	0	0						
Inning Stats	R: 0 E: 0 K: 0 S: 6	H: 0 LOB: 0 BB: 1 P: 10	R: 0 E: 0 K: 0 S: 10	H: 1 LOB: 1 BB: 0 P: 16	R: 1 E: 0 K: 0 S: 13	H: 2 LOB: 1 BB: 0 P: 17	R: 1 E: 0 K: 1 S: 8	H: 1 LOB: 0 BB: 0 P: 13	R: 0 E: 0 K: 0 S: 6	H: 0 LOB: 0 BB: 0 P: 7	R: 0 E: 0 K: 0 S: 7	H: 1 LOB: 1 BB: 1 P: 14	R: 0 E: 0 K: 1 S: 9	H: 0 LOB: 0 BB: 0 P: 14	R: 0 E: 0 K: 1 S: 10	H: 0 LOB: 0 BB: 0 P: 16		R: 1 E: 0 K: 2 S: 15	H: 2 LOB: 1 BB: 0 P: 23	1B: 4 2B: 3 3B: 0 HR: 0	SF: 2 SAC: 1 DP: 1 HBP: 0	WP: 0 PB: 0 SB: 0 CS: 1
PITCHER	IP	WLS	BF	H	R	ER	SO	BB	IBB	HBP	BLK	WP	HR	S	P	ERA	WHIP					
Curt Schilling, R ERA: 3.38 Mitch Williams, L ERA (1, 1) (9, 1)	8.0	W	30	6	3	3	3	2	0	0	0	0	0	13	21	0.00	1.000					

AB	29
R	3
H	7
RBI	3
BB	2
SO	5
LOB	11



Batter	1	2	3	4	5	6	7	8	9	10	AB	R	H	RBI	BB	SO	LOB	TOP			
Lenny Dykstra, L OBP: 0.267, SLG: 0.385	F9		G4-3					FC1-4-6 HR	F7	F8	5	1	0	0	1	0	6				
Mickey Morandini, L OBP: 0.333, SLG: 0.667	F7			F7		K				BB 2B	5	2	2	2	0	1	1				
John Kruk, L OBP: 0.538, SLG: 0.818	F7			F7		F8		1B 2B		BB 2B	5	1	2	0	0	0	1				
Dave Hollins, S OBP: 0.231, SLG: 0.308			K	G4-3		K		K		K	5	0	0	0	0	4	4				
Darren Daulton, L OBP: 0.538, SLG: 0.776						G5-3 BB		HR		2B BB	2	2	1	1	3	0	0				
Mitt Thompson, L OBP: 0.333, SLG: 0.375			K		P4		G4-3			1B	5	0	2	3	0	1	1				
Jim Eisenreich, L OBP: 0.300, SLG: 0.125					G5-3		F7		G4-3	1B	3	0	0	0	2	0	1				
Juan Bell, R			SH3-4 BB		1-2					1B IBB											
Mariano Duncan, R OBP: 0.375, SLG: 0.375			K				K			BB	1	0	0	0	1	1	1				
Danny Jackson, R			SH3-4							1B											
Ricky Jordan, R										BB											
Larry Andersen, R										1B											
Pete Incaviglia, R										BB											
David West, L										1B											
Jose DeLeon, R										BB											
Wes Chamberlain, R										1B											
Mitch Williams, L										BB											
Inning Stats	R: 0 E: 0 K: 0 S: 7	H: 0 LOB: 0 BB: 0 P: 12	R: 0 E: 0 K: 2 S: 8	H: 0 LOB: 0 BB: 0 P: 13	R: 0 E: 0 K: 1 S: 10	H: 0 LOB: 1 BB: 1 P: 18	R: 0 E: 0 K: 0 S: 5	H: 0 LOB: 0 BB: 0 P: 6	R: 0 E: 0 K: 1 S: 12	H: 0 LOB: 2 BB: 2 P: 24	R: 1 E: 0 K: 1 S: 9	H: 1 LOB: 0 BB: 0 P: 11	R: 2 E: 0 K: 1 S: 18	H: 4 LOB: 2 BB: 1 P: 25	R: 0 E: 0 K: 1 S: 9	H: 1 LOB: 1 BB: 0 P: 14	R: 3 E: 0 K: 1 S: 12	H: 4 LOB: 3 BB: 3 P: 29	1B: 6 2B: 2 3B: 0 HR: 2	SF: 0 SAC: 1 DP: 0 HBP: 0	WP: 0 PA: 46
PITCHER	IP WLS BF H R ER SO BB IBB HBP BLK WP HR S P ERA WHIP	IP WLS BF H R ER SO BB IBB HBP BLK WP HR S P ERA WHIP	IP WLS BF H R ER SO BB IBB HBP BLK WP HR S P ERA WHIP	IP WLS BF H R ER SO BB IBB HBP BLK WP HR S P ERA WHIP	IP WLS BF H R ER SO BB IBB HBP BLK WP HR S P ERA WHIP	IP WLS BF H R ER SO BB IBB HBP BLK WP HR S P ERA WHIP	IP WLS BF H R ER SO BB IBB HBP BLK WP HR S P ERA WHIP	IP WLS BF H R ER SO BB IBB HBP BLK WP HR S P ERA WHIP	IP WLS BF H R ER SO BB IBB HBP BLK WP HR S P ERA WHIP	IP WLS BF H R ER SO BB IBB HBP BLK WP HR S P ERA WHIP	IP WLS BF H R ER SO BB IBB HBP BLK WP HR S P ERA WHIP	IP WLS BF H R ER SO BB IBB HBP BLK WP HR S P ERA WHIP	IP WLS BF H R ER SO BB IBB HBP BLK WP HR S P ERA WHIP	IP WLS BF H R ER SO BB IBB HBP BLK WP HR S P ERA WHIP	IP WLS BF H R ER SO BB IBB HBP BLK WP HR S P ERA WHIP	IP WLS BF H R ER SO BB IBB HBP BLK WP HR S P ERA WHIP	IP WLS BF H R ER SO BB IBB HBP BLK WP HR S P ERA WHIP	IP WLS BF H R ER SO BB IBB HBP BLK WP HR S P ERA WHIP	IP WLS BF H R ER SO BB IBB HBP BLK WP HR S P ERA WHIP	IP WLS BF H R ER SO BB IBB HBP BLK WP HR S P ERA WHIP	
Pete Harnisch, R ERA: 1.29	7.0	26	1	1	1	7	4	0	0	0	0	0	0	0	1	62	101	1.29	0.714		
Doug Jones, R ERA: 5.0	2.0	11	5	2	2	2	0	1	0	0	0	0	0	1	27	39	9.00	2.500			
Eric Bell, L ERA: 13.5	0.0	L	2	2	2	0	0	0	0	0	0	0	0	3	6	∞	∞	∞	∞		
Xavier Hernandez, R ERA: 13.5	1.0	7	2	1	1	1	2	1	0	0	0	0	0	9	23	9.00	4.000				

Philadelphia Phillies @ Houston Astros
Astrodome, Houston, TX
Wed Apr 07 1993, 8:05 PM EDT
Att. 16,471 - Dome

AB 37
R 6
H 10
RBI 6
BB 8
SO 10
LOB 18



Batter	1	2	3	4	5	6	7	8	9	10	AB	R	H	RBI	BB	SO	LOB	BOTTOM					
Craig Biggio, R OBP: 0.308, SLG: 0.182	K		G5-3		F9			K			4	0	0	0	1	2	0						
Steve Finley, L	F8		P5				F9	F7	L7	BB	5	0	0	0	0	0	3						
5 Jeff Bagwell, R OBP: 0.385, SLG: 0.583	F9			G4-3 HR		G3 2B		1B 1B		K	5	1	3	0	0	1	0						
Eric Anthony, L OBP: 0.462, SLG: 0.455						K		G3		WP BB	3	0	1	0	2	1	2						
Ken Caminiti, S OBP: 0.231, SLG: 0.308						G4-3		F9		K	5	0	1	0	0	2	5						
Luis Gonzalez, L OBP: 0.308, SLG: 0.833										G4-3	5	2	3	3	0	1	3						
Andujar Cedeno, R OBP: 0.111, SLG: 0.111										SH1-4 1B	3	0	1	0	0	1	2						
Jose Uribe, S											0	0	0	0	0	0	0						
Eddie Taubensee, L OBP: 0.100, SLG: 0.100										G4-3	4	0	0	0	0	1	4						
Pete Harnisch, S											2	0	0	0	0	2	0						
Kevin Bass, S											1	0	0	0	0	1	1						
Doug Jones, R											0	0	0	0	0	0	0						
Chris James, R											0	0	0	0	0	0	0						
Eric Bell, L											0	0	0	0	0	0	0						
Xavier Hernandez, L											0	0	0	0	0	0	0						
Inning Stats	R: 0 E: 0 K: 1 S: 8	H: 0 LOB: 0 BB: 0 P: 13	R: 0 E: 0 K: 3 S: 13	H: 1 LOB: 2 BB: 1 P: 21	R: 0 E: 0 K: 1 S: 8	H: 0 LOB: 0 BB: 0 P: 11	R: 2 E: 0 K: 1 S: 12	H: 2 LOB: 0 BB: 0 P: 19	R: 0 E: 0 K: 1 S: 7	H: 0 LOB: 0 BB: 0 P: 7	R: 0 E: 0 K: 0 S: 14	H: 1 LOB: 1 BB: 0 P: 20	R: 1 E: 0 K: 0 S: 5	H: 2 LOB: 0 BB: 0 P: 7	R: 0 E: 0 K: 2 S: 12	H: 2 LOB: 2 BB: 0 P: 19	R: 0 E: 0 K: 0 S: 7	H: 1 LOB: 3 BB: 1 P: 20	R: 0 E: 0 K: 2 S: 14	H: 0 LOB: 1 BB: 1 P: 25	1B: 5 2B: 3 3B: 0 HR: 2	SF: 0 SAC: 1 DP: 1 HBP: 1	WP: 1 PA: 42
PITCHER	IP WLS BF H R ER SO BB IBB HBP BLK WP HR S P ERA WHIP	IP WLS BF H R ER SO BB IBB HBP BLK WP HR S P ERA WHIP	IP WLS BF H R ER SO BB IBB HBP BLK WP HR S P ERA WHIP	IP WLS BF H R ER SO BB IBB HBP BLK WP HR S P ERA WHIP	IP WLS BF H R ER SO BB IBB HBP BLK WP HR S P ERA WHIP	IP WLS BF H R ER SO BB IBB HBP BLK WP HR S P ERA WHIP	IP WLS BF H R ER SO BB IBB HBP BLK WP HR S P ERA WHIP	IP WLS BF H R ER SO BB IBB HBP BLK WP HR S P ERA WHIP	IP WLS BF H R ER SO BB IBB HBP BLK WP HR S P ERA WHIP	IP WLS BF H R ER SO BB IBB HBP BLK WP HR S P ERA WHIP	IP WLS BF H R ER SO BB IBB HBP BLK WP HR S P ERA WHIP	IP WLS BF H R ER SO BB IBB HBP BLK WP HR S P ERA WHIP	IP WLS BF H R ER SO BB IBB HBP BLK WP HR S P ERA WHIP	IP WLS BF H R ER SO BB IBB HBP BLK WP HR S P ERA WHIP	IP WLS BF H R ER SO BB IBB HBP BLK WP HR S P ERA WHIP	IP WLS BF H R ER SO BB IBB HBP BLK WP HR S P ERA WHIP	IP WLS BF H R ER SO BB IBB HBP BLK WP HR S P ERA WHIP	IP WLS BF H R ER SO BB IBB HBP BLK WP HR S P ERA WHIP	IP WLS BF H R ER SO BB IBB HBP BLK WP HR S P ERA WHIP	IP WLS BF H R ER SO BB IBB HBP BLK WP HR S P ERA WHIP			
Danny Jackson, L ERA: 3.86	7.0	27	6	3	3	7	1	0	0	0	0	0	0	0	0	67	98	3.86	1.000				
Larry Andersen, R ERA: 1.00	1.0	5	2	0	0	2	0	0	0	0	0	0	0	0	12	19	0.00	2.000					
David West, L ERA: 0.2	0.2	3	1	0	0	0	0	0	0	0	0	0	0	4	11	0.00	1.500						
Jose DeLeon, R ERA: 0.1	0.1	W	3	0	0	0	1	0	1	0	0	0	0	3	9	0.00	3.000						
Mitch Williams, L ERA: 1.0	1.0	S	4	0	0	2	1	0	0	0	1	0	0	14	25	0.00	1.000						

Philadelphia Phillies @ Houston Astros
Astrodome, Houston, TX
Wed Apr 07 1993, 8:05 PM EDT
Att. 16,471 - Dome

AB 37
R 3
H 9
RBI 3
BB 3
SO 11
LOB 20



Batter	1	2	3	4	5	6	7	8	9	10	AB	R	H	RBI	BB	SO	LOB	TOP			
Craig Biggio, R OBP: 0.278, SLG: 0.133 (1, 4)	B1-3		K		P6		F8			5 1B 1B	4	1	0	0	1	1	2				
Steve Finley, L OBP: 0.167, SLG: 0.067 (1, 8)	B2		B2			5 HR BB	F7			B5	4	1	1	0	1	0	2				
5 Jeff Bagwell, R OBP: 0.389, SLG: 0.706 (1, 3)	F8		F8			HR			G5-3	1B HR 1B	5	2	2	2	0	0	1				
Eric Anthony, L OBP: 0.444, SLG: 0.625 (1, 9)	F7			F7		HR	G3			HR 1B	5	2	2	2	0	0	1				
Ken Caminiti, S OBP: 0.222, SLG: 0.444 (1, 5)		K		K			P3			HR 1B	5	1	1	3	0	2	0				
Luis Gonzalez, L OBP: 0.222, SLG: 0.588 (1, 7)	F7			F6			L7			HR	5	0	0	0	0	0	0				
Andujar Cedeno, R OBP: 0.286, SLG: 0.308 (1, 6)	1B 2B						K			G6-3	4	0	2	0	1	1	0				
Eddie Taubensee, L OBP: 0.143, SLG: 0.143 (1, 2)	1B						P4		L8	FC6-4 BB	4	0	1	0	0	0	2				
Mark Portugal, R OBP: 0.333, SLG: 0.333 (9, PH)							K			FC6-4	3	0	1	0	0	2	3				
Kevin Bass, S (9, PH)										FC6-4	1	0	0	0	0	0	1				
Doug Jones, R (9, 1)										FC6-4	0	0	0	0	0	0	0				
Inning Stats	R: 0 E: 0 K: 0 S: 8	H: 1 LOB: 1 BB: 0 P: 11	R: 0 E: 0 K: 2 S: 12	H: 2 LOB: 2 BB: 0 P: 16	R: 0 E: 0 K: 1 S: 5	H: 0 LOB: 0 BB: 0 P: 8	R: 0 E: 0 K: 1 S: 7	H: 1 LOB: 1 BB: 0 P: 11	R: 3 E: 0 K: 0 S: 13	H: 2 LOB: 0 BB: 1 P: 25	R: 0 E: 0 K: 0 S: 9	H: 1 LOB: 1 BB: 0 P: 13	R: 0 E: 0 K: 0 S: 5	H: 0 LOB: 0 BB: 0 P: 10	R: 0 E: 0 K: 0 S: 10	H: 0 LOB: 1 BB: 1 P: 16	R: 4 E: 0 K: 0 S: 16	H: 3 LOB: 0 BB: 1 P: 24	1B: 6 2B: 1 3B: 0 HR: 3	SF: 0 SAC: 0 DP: 0 HBP: 0	WP: 0 PA: 43 PB: 0 SB: 0 CS: 0
PITCHER	IP WLS BF H R ER SO BB IBB HBP BLK WP HR S P ERA WHIP	IP WLS BF H R ER SO BB IBB HBP BLK WP HR S P ERA WHIP	IP WLS BF H R ER SO BB IBB HBP BLK WP HR S P ERA WHIP	IP WLS BF H R ER SO BB IBB HBP BLK WP HR S P ERA WHIP	IP WLS BF H R ER SO BB IBB HBP BLK WP HR S P ERA WHIP	IP WLS BF H R ER SO BB IBB HBP BLK WP HR S P ERA WHIP	IP WLS BF H R ER SO BB IBB HBP BLK WP HR S P ERA WHIP	IP WLS BF H R ER SO BB IBB HBP BLK WP HR S P ERA WHIP	IP WLS BF H R ER SO BB IBB HBP BLK WP HR S P ERA WHIP	IP WLS BF H R ER SO BB IBB HBP BLK WP HR S P ERA WHIP	IP WLS BF H R ER SO BB IBB HBP BLK WP HR S P ERA WHIP	IP WLS BF H R ER SO BB IBB HBP BLK WP HR S P ERA WHIP	IP WLS BF H R ER SO BB IBB HBP BLK WP HR S P ERA WHIP	IP WLS BF H R ER SO BB IBB HBP BLK WP HR S P ERA WHIP	IP WLS BF H R ER SO BB IBB HBP BLK WP HR S P ERA WHIP	IP WLS BF H R ER SO BB IBB HBP BLK WP HR S P ERA WHIP	IP WLS BF H R ER SO BB IBB HBP BLK WP HR S P ERA WHIP	IP WLS BF H R ER SO BB IBB HBP BLK WP HR S P ERA WHIP	IP WLS BF H R ER SO BB IBB HBP BLK WP HR S P ERA WHIP		
Sid Fernandez, L ERA: 4.5 (1, 1)	6.0	WLS: 25	H: 6	R: 3	ER: 3	SO: 6	BB: 1	IBB: 0	HBP: 0	BLK: 0	WP: 0	HR: 2	S: 55	P: 81	ERA: 4.50	WHIP: 1.167					
Jeff Innis, R ERA: (7, 1)	2.0	WLS: 7	H: 1	R: 0	ER: 0	SO: 0	BB: 0	IBB: 0	HBP: 0	BLK: 0	WP: 0	HR: 0	S: 14	P: 23	ERA: 0.00	WHIP: 0.500					
Anthony Young, R ERA: 18.0 (9, 1)	2.0	WLS: L	H: 11	R: 3	ER: 4	SO: 4	BB: 0	IBB: 0	HBP: 0	BLK: 0	WP: 0	HR: 1	S: 26	P: 40	ERA: 18.00	WHIP: 2.500					

Houston Astros @ New York Mets
Shea Stadium, Flushing, NY
Fri Apr 09 1993, 7:05 PM EDT
Att: 21,314 - Unknown - 57 F

AB	40
R	7
H	10
RBI	7
BB	3
SO	6
LOB	12



Batter	1	2	3	4	5	6	7	8	9	10	AB	R	H	RBI	BB	SO	LOB	BOTTOM					
Vince Coleman, S OBP: 0.429, SLG: 0.385 (1, 7)	G4-6-3 1B		K			WP 3B 1B		P5			4	1	2	0	0	1	1						
Tony Fernandez, S OBP: 0.500, SLG: 0.444 (1, 6)	P3			G6-3		WP 3B		P5			4	1	1	2	0	0	2						
Eddie Murray, S OBP: 0.357, SLG: 0.385 (1, 3)	G4-6-3 1-2f			G3		K				K	4	0	0	0	0	2	1						
Bobby Bonilla, S OBP: 0.214, SLG: 0.429 (1, 9)		G1-3			F8	F7				P6	4	0	0	0	0	0	0						
Dave Gallagher, R OBP: 0.500, SLG: 0.333 (10, 8)										F7	0	0	0	0	0	0	0						
Howard Johnson, S OBP: 0.309, SLG: 0.100 (1, 5)		1B		G5-3		P4					4	0	1	0	0	0	0						
Joe Orsulak, L OBP: 0.500, SLG: 0.429 (1, 8)			F7			CS 1B		G6-4-3 1B		L4	4	0	2	0	0	0	1						
Jeff Kent, R OBP: 0.167, SLG: 0.091 (1, 4)	P2				K			G6-4-3 1-2f		F7	4	0	0	0	0	1	3						
Todd Hundley, S OBP: 0.500, SLG: 0.500 (1, 2)			F7			F9		SH1-4 1B		F7	4	0	1	0	0	0	0						
Sid Fernandez, L (1, 1)											1	0	0	0	0	0	0						
Wayne Housie, S OBP: 1.000, SLG: 1.000 (6, PH)			G5-3			WP 3B 1B		SH1-4			1	1	1	0	0	0	0						
Jeff Innis, R (7, 1)											0	0	0	0	0	0	0						
Jeff McKnight, S (8, PH)											0	0	0	0	0	0	0						
Anthony Young, R (9, 1)											0	0	0	0	0	0	0						
Inning Stats	R: 0 E: 0 K: 0 S: 5	H: 1 LOB: 0 BB: 0 P: 9	R: 0 E: 0 K: 0 S: 8	H: 1 LOB: 1 BB: 0 P: 14	R: 0 E: 0 K: 1 S: 7	H: 0 LOB: 0 BB: 0 P: 10	R: 0 E: 0 K: 0 S: 6	H: 0 LOB: 0 BB: 0 P: 10	R: 0 E: 0 K: 1 S: 10	H: 1 LOB: 0 BB: 0 P: 15	R: 3 E: 0 K: 0 S: 12	H: 3 LOB: 0 BB: 0 P: 20	R: 0 E: 0 K: 0 S: 7	H: 1 LOB: 0 BB: 0 P: 10	R: 0 E: 0 K: 0 S: 7	H: 1 LOB: 1 BB: 0 P: 13	R: 0 E: 0 K: 1 S: 9	H: 0 LOB: 0 BB: 0 P: 12	R: 0 E: 0 K: 0 S: 8	H: 0 LOB: 0 BB: 0 P: 12	1B: 7 2B: 0 3B: 1 HR: 0	SF: 0 SAC: 1 DP: 2 HBP: 0	WP: 2 PA: 35 PB: 0 SB: 1 CS: 1
PITCHER	IP WLS BF H R ER SO BB IBB HBP BLK WP HR S P ERA WHIP	IP WLS BF H R ER SO BB IBB HBP BLK WP HR S P ERA WHIP	IP WLS BF H R ER SO BB IBB HBP BLK WP HR S P ERA WHIP	IP WLS BF H R ER SO BB IBB HBP BLK WP HR S P ERA WHIP	IP WLS BF H R ER SO BB IBB HBP BLK WP HR S P ERA WHIP	IP WLS BF H R ER SO BB IBB HBP BLK WP HR S P ERA WHIP	IP WLS BF H R ER SO BB IBB HBP BLK WP HR S P ERA WHIP	IP WLS BF H R ER SO BB IBB HBP BLK WP HR S P ERA WHIP	IP WLS BF H R ER SO BB IBB HBP BLK WP HR S P ERA WHIP	IP WLS BF H R ER SO BB IBB HBP BLK WP HR S P ERA WHIP	IP WLS BF H R ER SO BB IBB HBP BLK WP HR S P ERA WHIP	IP WLS BF H R ER SO BB IBB HBP BLK WP HR S P ERA WHIP	IP WLS BF H R ER SO BB IBB HBP BLK WP HR S P ERA WHIP	IP WLS BF H R ER SO BB IBB HBP BLK WP HR S P ERA WHIP	IP WLS BF H R ER SO BB IBB HBP BLK WP HR S P ERA WHIP	IP WLS BF H R ER SO BB IBB HBP BLK WP HR S P ERA WHIP	IP WLS BF H R ER SO BB IBB HBP BLK WP HR S P ERA WHIP	IP WLS BF H R ER SO BB IBB HBP BLK WP HR S P ERA WHIP	IP WLS BF H R ER SO BB IBB HBP BLK WP HR S P ERA WHIP				
Mark Portugal, R ERA: 3.38 (1, 1)	8.0	WLS: 8	H: 8	R: 3	ER: 3	SO: 3	BB: 0	IBB: 0	HBP: 0	BLK: 0	WP: 2	HR: 0	S: 62	P: 101	ERA: 3.38	WHIP: 1.000							
Doug Jones, R ERA: 3.6 (9, 1)	2.0	WLS: W	H: 6	R: 0	ER: 0	SO: 1	BB: 0	IBB: 0	HBP: 0	BLK: 0	WP: 0	HR: 0	S: 17	P: 24	ERA: 0.00	WHIP: 0.000							

Houston Astros @ New York Mets
Shea Stadium, Flushing, NY
Fri Apr 09 1993, 7:05 PM EDT
Att: 21,314 - Unknown - 57 F

AB	34
R	3
H	8
RBI	2
BB	0
SO	4
LOB	8



Batter	1	2	3	4	5	6	7	8	9	AB	R	H	RBI	BB	SO	LOB	TOP				
Craig Biggio, R OBP: 0.304, SLG: 0.250 (1, 4)	1-2 FC3-6 1B	1-1 2B		1-0 F9		2-2 P3		1-0 L6		5	1	2	0	0	0	1					
Steve Finley, L OBP: 0.304, SLG: 0.167 (1, 8)	2-1 1B	4-2 5 BB		1-0 F8			4-1 G3 1B		2-1 1B SF8-4	3	1	2	0	2	0	0					
5 Jeff Bagwell, R OBP: 0.435, SLG: 0.667 (1, 3)	4-1 FC3-6 BB	1-3 K		0-0 G6-3			0-1 G3 1B		0-1 SF8-4 1B	4	0	2	0	1	1	2					
Eric Anthony, L OBP: 0.391, SLG: 0.524 (1, 9)	1-1 FC3-6 2B WP	2-0 G4-3		1-2 F7			1-2 G3		1-1 SF8-4 1B	5	1	1	1	0	0	5					
Luis Gonzalez, L OBP: 0.304, SLG: 0.810 (1, 7)	1-2 2B		2-1 G4-3 SF9 1B		0-0 HR		3-2 P5		0-0 SF8-4	4	3	3	3	0	0	2					
Chris Donnels, L OBP: 0.200, SLG: 0.400 (1, 5)	1-0 2B		1-3 G4-3		1-0 G4-3		1-2 G4-3		1-3 K	5	0	1	1	0	1	4					
Scott Servais, R OBP: 0.500, SLG: 0.500 (1, 2)	4-2 BB		1-0 SF9		2-2 G1-3			0-0 E 1B		2	0	1	1	1	0	0					
Andujar Cedeno, R OBP: 0.278, SLG: 0.294 (1, 6)	3-2 L4		0-0 1B		2-1 G6-3		0-1 E5		1-2 FC3-5-6	4	0	1	0	0	0	3					
Doug Drabek, R (1, 1)			1-3 K		1-3 K		0-1 G6-3		1-2 FC3-5-6	4	0	0	0	0	2	3					
Inning Stats	R: 3 E: 0 K: 0 S: 19	H: 4 LOB: 2 BB: 2 P: 36	R: 0 E: 0 K: 2 S: 11	H: 1 LOB: 1 BB: 1 P: 20	R: 1 E: 0 K: 1 S: 9	H: 2 LOB: 1 BB: 0 P: 15	R: 0 E: 0 K: 0 S: 3	H: 0 LOB: 0 BB: 0 P: 5	R: 1 E: 0 K: 0 S: 8	H: 1 LOB: 0 BB: 0 P: 12	R: 0 E: 0 K: 0 S: 12	H: 1 LOB: 2 BB: 1 P: 21	R: 0 E: 1 K: 0 S: 6	H: 1 LOB: 1 BB: 0 P: 7	R: 1 E: 0 K: 1 S: 10	H: 3 LOB: 1 BB: 0 P: 14	1B: 9 2B: 4 3B: 0 HR: 1	SF: 2 SAC: 0 DP: 2 HBP: 0	WP: 1 PB: 0 SB: 3 CS: 0	PA: 42	
PITCHER	IP	WLS	BF	H	R	ER	SO	BB	IBB	HBP	BLK	WP	HR	S	P	ERA	WHIP				
Dwight Gooden, R ERA: 3.0 (1, 1)	6.0	L	28	8	5	5	3	3	0	0	0	1	1	57	99	7.50	1.833				
Mike Maddux, R ERA (7, 1)	1.0		5	1	0	0	0	1	0	0	0	0	0	12	21	0.00	2.000				
Mike Draper, R ERA: 4.5 (8, 1)	2.0		9	4	1	1	1	0	0	0	0	0	0	16	21	4.50	2.000				

Houston Astros @ New York Mets
Shea Stadium, Flushing, NY
Sat Apr 10 1993, 3:33 AM EDT
Att: 21,419 - Overcast - 61 F

AB	36
R	6
H	13
RBI	6
BB	4
SO	4
LOB	20



Batter	1	2	3	4	5	6	7	8	9	AB	R	H	RBI	BB	SO	LOB	BOTTOM				
Vince Coleman, S OBP: 0.421, SLG: 0.353 (1, 7)	4-1 WP 1B	3-1 2H 1B			0-1 B3		0-0 G4-3		1-0 L9	4	1	1	1	1	0	0					
Tony Fernandez, S OBP: 0.444, SLG: 0.333 (1, 6)	4-1 1B	2-1 G3			0-1 G3		2-2 G4-3			3	1	0	0	1	0	1					
Eddie Murray, S OBP: 0.333, SLG: 0.353 (1, 3)	0-0 P4		1-0 G3-1		2-1 F8			1-2 1B		4	0	1	0	0	0	2					
Bobby Bonilla, S OBP: 0.278, SLG: 0.444 (1, 9)	0-1 1B		0-1 L4		0-0 L4			0-0 1B		4	0	2	1	0	0	0					
Howard Johnson, S OBP: 0.294, SLG: 0.143 (1, 5)	1-1 G4-6-3 1B		1-3 K2-3		2-1 L6			0-1 F8		4	0	1	1	0	1	2					
Joe Orsulak, L OBP: 0.417, SLG: 0.455 (1, 8)	1-1 G4-6-3			0-0 B1-3		1-0 2B		0-0 F9		4	0	1	0	0	0	4					
Jeff Kent, R OBP: 0.313, SLG: 0.286 (1, 4)		0-1 WP 1B		1-2 G1-5-3 1B		4-2 BB		1-3 K2-3		3	1	2	0	1	1	2					
Todd Hundley, S OBP: 0.375, SLG: 0.357 (1, 2)		1-0 F7		0-0 G1-5-3		0-0 G3-1			0-1 G4-3	4	0	0	0	0	0	4					
Dwight Gooden, R OBP: 0.167, SLG: 0.167 (1, 1)			0-0 P4		0-0 G4-3			0-1 L3		2	0	0	0	0	0	2					
Wayne Housie, S OBP: 0.500, SLG: 0.500 (7, PH)										1	0	0	0	0	0	0					
Mike Draper, R (8, 1)										0	0	0	0	0	0	0					
Chico Walker, S (9, PH)										1	0	0	0	0	1	0					
Inning Stats	R: 2 E: 0 K: 0 S: 9	H: 2 LOB: 1 BB: 2 P: 19	R: 1 E: 0 K: 0 S: 9	H: 2 LOB: 1 BB: 0 P: 14	R: 0 E: 0 K: 1 S: 6	H: 0 LOB: 0 BB: 0 P: 8	R: 0 E: 0 K: 0 S: 7	H: 1 LOB: 1 BB: 0 P: 8	R: 0 E: 0 K: 0 S: 6	H: 0 LOB: 0 BB: 0 P: 8	R: 0 E: 0 K: 0 S: 10	H: 1 LOB: 2 BB: 1 P: 17	R: 0 E: 0 K: 1 S: 11	H: 2 LOB: 2 BB: 0 P: 13	R: 0 E: 0 K: 1 S: 6	H: 0 LOB: 0 BB: 0 P: 8	1B: 6 2B: 2 3B: 0 HR: 0	SF: 0 SAC: 0 DP: 1 HBP: 0	WP: 2 PB: 0 SB: 1 CS: 0	PA: 37	
PITCHER	IP	WLS	BF	H	R	ER	SO	BB	IBB	HBP	BLK	WP	HR	S	P	ERA	WHIP				
Doug Drabek, R ERA: 2.65 (1, 1)	9.0	W	37	8	3	3	3	3	0	0	0	2	0	71	104	3.00	1.222				

Houston Astros @ New York Mets
Shea Stadium, Flushing, NY
Sat Apr 10 1993, 3:33 AM EDT
Att: 21,419 - Overcast - 61 F

AB	34
R	3
H	8
RBI	3
BB	3
SO	3
LOB	17



Batter	1	2	3	4	5	6	7	8	9	AB	R	H	RBI	BB	SO	LOB	TOP					
Craig Biggio, R OBP: 0.321, SLG: 0.250 (1, 4)										4	2	1	0	1	0	2						
Steve Finley, L OBP: 0.375, SLG: 0.261 (1, 8)										5	1	2	0	0	0	1						
5 Jeff Bagwell, R OBP: 0.393, SLG: 0.577 (1, 3)										5	0	1	1	1	0	2	3					
Chris James, R OBP: 1.000, SLG: 1.500 (7, PR)										3	1	3	2	1	0	0	0					
Eric Anthony, L OBP: 0.375, SLG: 0.500 (9, PH)										1	0	0	0	0	0	0	0					
Ken Caminiti, S OBP: 0.217, SLG: 0.391 (1, 5)										5	0	1	1	0	0	5						
Luis Gonzalez, L OBP: 0.333, SLG: 0.750 (1, 7)										3	1	1	0	0	0	2						
Andujar Cedeno, R OBP: 0.273, SLG: 0.381 (7, 1)										4	0	1	1	0	0	3	AB 36					
Eddie Taubensee, L OBP: 0.222, SLG: 0.176 (1, 2)										3	0	1	0	1	0	4	R 5					
Greg Swindell, L (1, 1)										2	0	0	0	0	1	2	H 11					
Jose Uribe, S (7, 6)										1	0	0	0	0	0	0	RBI 5					
Inning Stats	R: 1 E: 0 K: 0 S: 8	H: 1 LOB: 1 BB: 1 P: 18	R: 1 E: 0 K: 1 S: 10	H: 2 LOB: 1 BB: 0 P: 16	R: 1 E: 0 K: 0 S: 8	H: 2 LOB: 0 BB: 0 P: 10	R: 0 E: 0 K: 0 S: 7	H: 1 LOB: 1 BB: 0 P: 11	R: 1 E: 0 K: 1 S: 16	H: 3 LOB: 2 BB: 0 P: 26	R: 0 E: 0 K: 0 S: 8	H: 0 LOB: 1 BB: 1 P: 12	R: 1 E: 0 K: 0 S: 12	H: 2 LOB: 3 BB: 1 P: 24	R: 0 E: 0 K: 0 S: 8	H: 0 LOB: 0 BB: 0 P: 12	R: 0 E: 0 K: 1 S: 10	H: 0 LOB: 0 BB: 0 P: 15	1B: 8 2B: 2 3B: 1 HR: 0	SF: 0 SAC: 1 DP: 0 HBP: 1	WP: 0 PB: 0 SB: 0 CS: 1	PA: 42
PITCHER	IP WLS BF H R ER SO BB IBB HBP BLK WP HR S P ERA WHIP																					
Pete Schourek, L ERA: 8.31	4.1 L 22 9 4 4 2 1 0 0 0 0 0 0 45 73 8.31 2.308																					
Anthony Young, R ERA: 6.82	1.2 6 0 0 0 0 1 0 0 0 0 0 0 12 20 0.00 0.600																					
Jeff Innis, R ERA: 3.0	1.0 7 2 1 1 0 1 0 0 1 0 0 0 12 24 9.00 3.000																					
Mike Maddux, R ERA:	2.0 6 0 0 0 1 0 0 0 0 0 0 0 18 27 0.00 0.000																					

Houston Astros @ New York Mets
Shea Stadium, Flushing, NY
Sun Apr 11 1993, 3:33 AM EDT
Att: 21,856 - Sunny - 62 F

AB	36
R	5
H	11
RBI	5
BB	3
SO	3
LOB	22



Batter	1	2	3	4	5	6	7	8	9	AB	R	H	RBI	BB	SO	LOB	BOTTOM					
Vince Coleman, S OBP: 0.348, SLG: 0.286 (1, 7)										4	0	0	0	0	1	2						
Tony Fernandez, S OBP: 0.500, SLG: 0.400 (1, 6)										3	1	2	0	1	0	0						
Eddie Murray, S OBP: 0.318, SLG: 0.476 (1, 3)										4	1	1	2	0	1	2						
Bobby Bonilla, S OBP: 0.273, SLG: 0.409 (1, 9)										4	1	1	0	0	0	1						
Howard Johnson, S OBP: 0.238, SLG: 0.111 (1, 5)										4	0	0	0	0	1	1						
Jeff Kent, R OBP: 0.250, SLG: 0.222 (1, 4)										4	0	0	0	0	1	1						
Dave Gallagher, R OBP: 0.429, SLG: 0.500										3	1	1	1	0	0	0	AB 33					
Todd Hundley, S OBP: 0.353, SLG: 0.333 (8, 2)										1	0	0	0	0	0	0	R 4					
Charlie O'Brien, R (1, 2)										2	0	0	0	0	0	0	H 7					
Ryan Thompson, R (7, PH)										0	0	0	0	0	0	0	RBI 4					
Joe Orsulak, L OBP: 0.462, SLG: 0.500 (7, PH)										1	0	1	1	0	0	0	BB 1					
Pete Schourek, L Anthony Young, R Jeff McKnight, S Jeff Innis, R Chico Walker, S Mike Maddux, L										1	0	0	0	0	1	0	SO 5					
Inning Stats	R: 0 E: 0 K: 0 S: 16	H: 0 LOB: 0 BB: 1 P: 23	R: 0 E: 0 K: 0 S: 5	H: 0 LOB: 0 BB: 0 P: 8	R: 0 E: 0 K: 1 S: 8	H: 0 LOB: 0 BB: 0 P: 12	R: 0 E: 0 K: 0 S: 6	H: 1 LOB: 0 BB: 0 P: 8	R: 0 E: 0 K: 0 S: 4	H: 0 LOB: 0 BB: 0 P: 5	R: 0 E: 0 K: 0 S: 8	H: 0 LOB: 0 BB: 0 P: 15	R: 4 E: 0 K: 2 S: 17	H: 6 LOB: 2 BB: 0 P: 31	R: 0 E: 0 K: 1 S: 8	H: 0 LOB: 0 BB: 0 P: 13	R: 0 E: 0 K: 1 S: 7	H: 0 LOB: 0 BB: 0 P: 11	1B: 5 2B: 1 3B: 0 HR: 1	SF: 0 SAC: 0 DP: 1 HBP: 0	WP: 2 PB: 0 SB: 0 CS: 0	PA: 34
PITCHER	IP WLS BF H R ER SO BB IBB HBP BLK WP HR S P ERA WHIP																					
Greg Swindell, L ERA: 5.79	6.2 W 25 5 4 4 2 1 0 0 0 0 1 0 57 91 5.40 0.900																					
Xavier Hernandez, R ERA: 6.75	1.1 6 2 0 0 2 0 0 0 0 0 1 0 15 24 0.00 1.500																					
Doug Jones, R ERA: 3.0	1.0 S 3 0 0 0 1 0 0 0 0 0 0 0 7 11 0.00 0.000																					

Houston Astros @ New York Mets
Shea Stadium, Flushing, NY
Sun Apr 11 1993, 3:33 AM EDT
Att: 21,856 - Sunny - 62 F

AB	33
R	4
H	7
RBI	4
BB	1
SO	5
LOB	7



Batter	1	2	3	4	5	6	7	8	9	AB	R	H	RBI	BB	SO	LOB	TOP										
Craig Biggio, R OBP: 0.303, SLG: 0.214 (1, 4)	F8		F8		G1-3			5 1B 1-2 BB	F7	4	1	0	0	1	0	1											
Steve Finley, L OBP: 0.303, SLG: 0.250 (1, 8)	G3-1		P3			F8		5 1B 1-2 WP	G3	5	1	1	1	0	0	0											
5 Jeff Bagwell, R OBP: 0.424, SLG: 0.567 (1, 3)	WP 2B 1B		F8			F8		WP S 1-2 2-H 1B	1B	4	1	2	1	1	0	0											
Eric Anthony, L OBP: 0.414, SLG: 0.480 (1, 9)	WP 2B BB			G4-3		G3-1		G1-2-3 WP 1B BB	FC4 1B	3	2	1	0	2	0	0											
Ken Caminiti, S OBP: 0.286, SLG: 0.481 (1, 5)	1-H 2-H 2B		F8					G1-2-3 1B BB	FC4 1B	4	1	2	2	1	0	2											
Luis Gonzalez, L OBP: 0.300, SLG: 0.667 Chris James, R OBP: 0.857, SLG: 1.200 Doug Jones, R (8, 1)	P6			F7				G1-2-3 1-2 2-3 3-H		3	0	0	0	0	1	2											
Andujar Cedeno, R OBP: 0.308, SLG: 0.440 (1, 6)		F9			G3-1 2B			G6-3 2-H 3-H 1B		4	1	2	2	0	0	1											
Eddie Taubensee, L OBP: 0.227, SLG: 0.333 (1, 2)		G6-3			F7			G6-3 2-H HR		4	1	1	2	0	0	2											
Pete Harnisch, S Karl Rhodes, L Brian Williams, R Rick Parker, R OBP: 0.500, SLG: 0.500 (8, 7)			G6-3		G3-1 2-3			1B G6-3		1	0	0	0	0	0	0											
Inning Stats	R: 2 E: 0 K: 0 S: 14	H: 2 LOB: 1 BB: 1 P: 25	R: 0 E: 0 K: 0 S: 10	H: 0 LOB: 0 BB: 0 P: 15	R: 0 E: 0 K: 0 S: 6	H: 0 LOB: 0 BB: 0 P: 13	R: 0 E: 0 K: 0 S: 6	H: 0 LOB: 0 BB: 0 P: 8	R: 0 E: 0 K: 0 S: 8	H: 0 LOB: 1 BB: 0 P: 10	R: 0 E: 0 K: 1 S: 15	H: 1 LOB: 1 BB: 0 P: 21	R: 7 E: 0 K: 0 S: 29	H: 5 LOB: 0 BB: 3 P: 47	R: 0 E: 0 K: 0 S: 14	H: 1 LOB: 2 BB: 1 P: 19	1B: 6 2B: 3 3B: 0 HR: 1	SF: 0 SAC: 0 DP: 1 HBP: 0	WP: 2 PB: 0 SB: 2 CS: 0	PA: 41							
PITCHER	IP	WLS	BF	H	R	ER	SO	BB	IBB	HBP	BLK	WP	HR	S	P	ERA	WHIP										
Ken Hill, R ERA: 1.93	7.0		26	4	2	2	1	1	0	0	0	1	0	70	107	2.57	0.714										
Jeff Fassero, L ERA: 7.94	0.0	3	2	3	3	0	1	0	0	0	0	0	0	7	13	∞	∞										
Mel Rojas, R ERA: 9.0	0.0	L	3	1	0	0	0	2	0	0	0	1	0	15	23	∞	∞										
Brian Barnes, L ERA: 9.0	1.0		4	2	4	4	0	0	0	0	0	0	1	7	11	36.00	2.000										
Bruce Walton, R ERA: 9.82	1.0		5	1	0	0	0	1	0	0	0	0	0	14	19	0.00	2.000										

Houston Astros @ Montreal Expos
Olympic Stadium, Montreal, QB
Tue Apr 13 1993, 3:33 AM EDT
Att: 51,539 - Dome

AB	36
R	9
H	10
RBI	8
BB	5
SO	1
LOB	12



Batter	1	2	3	4	5	6	7	8	9	AB	R	H	RBI	BB	SO	LOB	BOTTOM										
Mike Lansing, R OBP: 0.438, SLG: 0.677 (1, 4)	G1-3		SH1-4 2B 1B	F7		G5-3		G5-3		5	1	1	0	0	0	0											
Ted Wood, L OBP: 0.333, SLG: 0.300 (1, 7)	G4-3		SH1-4	1B		G4-3		F9		4	0	1	0	0	0	0											
Marquis Grissom, R OBP: 0.371, SLG: 0.455 (1, 8)	G1-3		F8	1B					L7	4	0	1	0	1	0	2											
John Vander Wal, L OBP: 0.476, SLG: 0.556 Archi Cianfrocco, R OBP: 0.188, SLG: 0.375 (7, 3)		BB BB	2B 1B BB	G3		G6-3			K	2	1	0	0	2	0	3											
Moises Alou, R OBP: 0.389, SLG: 0.600 (1, 9)		P4	1-3 2-H 3-H 2B		2B SF8 BB				F8	4	2	2	2	1	0	1											
Wil Cordero, R OBP: 0.323, SLG: 0.345 (1, 6)		K	2-H 3-H 1B			P3				4	0	2	2	0	1	2											
Sean Berry, R OBP: 0.500, SLG: 0.273 (1, 5)		BB BB		IBB		SF8		L4-3		1	0	0	1	2	0	1											
Tim Laker, R OBP: 0.176, SLG: 0.267 Darin Fletcher, L OBP: 0.429, SLG: 1.000 (9, 2)			K2-3	F7		P4			HR	3	0	0	0	0	1	5											
Ken Hill, R OBP: 0.167, SLG: 0.167 Jeff Fassero, L Mel Rojas, R Brian Barnes, L OBP: 1.000 Frank Bolock, S OBP: 0.392, SLG: 0.393 Bruce Walton, R (9, 1)			SH1-4 2B 1B	F9		G6-3		P6		3	1	1	0	0	0	1											
Inning Stats	R: 0 E: 0 K: 0 S: 5	H: 0 LOB: 0 BB: 0 P: 6	R: 0 E: 0 K: 2 S: 11	H: 0 LOB: 2 BB: 2 P: 25	R: 4 E: 0 K: 0 S: 21	H: 4 LOB: 2 BB: 2 P: 40	R: 0 E: 0 K: 0 S: 14	H: 2 LOB: 2 BB: 0 P: 19	R: 1 E: 0 K: 0 S: 9	H: 1 LOB: 1 BB: 1 P: 18	R: 0 E: 0 K: 0 S: 11	H: 0 LOB: 1 BB: 1 P: 23	R: 0 E: 0 K: 0 S: 4	H: 1 LOB: 0 BB: 0 P: 4	R: 1 E: 0 K: 0 S: 6	H: 1 LOB: 0 BB: 0 P: 8	R: 0 E: 0 K: 1 S: 8	H: 0 LOB: 0 BB: 0 P: 11	1B: 6 2B: 3 3B: 0 HR: 1	SF: 1 SAC: 1 DP: 1 HBP: 0	WP: 0 PB: 0 SB: 0 CS: 0	PA: 41					
PITCHER	IP	WLS	BF	H	R	ER	SO	BB	IBB	HBP	BLK	WP	HR	S	P	ERA	WHIP										
Pete Harnisch, R ERA: 4.09	4.0		22	6	4	4	2	3	1	0	0	0	0	51	9.00	2.250											
Brian Williams, R ERA: 3.0	3.0	W	12	2	1	1	0	2	0	0	0	0	0	24	45	3.00	1.333										
Doug Jones, R ERA: 3.38	2.0		7	1	1	1	1	0	0	0	0	0	1	14	19	4.50	0.500										

Houston Astros @ Montreal Expos
Olympic Stadium, Montreal, QB
Tue Apr 13 1993, 3:33 AM EDT
Att: 51,539 - Dome

AB	33
R	6
H	9
RBI	6
BB	6
SO	3
LOB	15



Batter	1	2	3	4	5	6	7	8	9	AB	R	H	RBI	BB	SO	LOB	TOP					
Casey Candaele, S OBP: 0.143, SLG: 0.143 (1, 4)	F8		G1-3	F7		WP 1B		G1-3	FC4-6	6	0	1	0	0	0	4	Houston Astros @ Montreal Expos Olympic Stadium, Montreal, QB Wed Apr 14 1993, 7:05 PM EDT Att. 12,345 - Dome					
Steve Finley, L OBP: 0.333, SLG: 0.364 (1, 8)	1B		G6-3		G4-3 1B BB	K			G3	5	2	2	1	1	1	3						
5 Jeff Bagwell, R OBP: 0.421, SLG: 0.559 (1, 3)	K		G6-3		L4			1B BB	G4-3 2B	4	1	1	0	1	1	2						
Eric Anthony, L OBP: 0.412, SLG: 0.448 (1, 9)	BB			F8	G4-3			SH1-4 1B FC5-2 1B	G4-3	4	0	1	0	1	0	2						
Ken Caminiti, S OBP: 0.333, SLG: 0.500 (1, 5)	F9			2B SF8 1B				FC5-2 SH1-4 WP 1B	G4-3	5	2	3	2	0	0	3						
Kevin Bass, S OBP: 0.286, SLG: 0.429 Karl Rhodes, L (9, 7)		G6-3		1B 2B	F7			SH1-4	SH2-3 SH FC6 1B	4	2	2	0	0	0	1						
Scott Servais, R OBP: 0.500, SLG: 0.600 (1, 2)				SF8		1B WP SH3-4 1B		FC5-2 WP 1B	SH FC4-6 SH2-3	3	2	2	1	0	0	2						
Andujar Cedeno, R OBP: 0.333, SLG: 0.429 (1, 6)				1B IBB		K		K 1B	SH2-3	3	0	1	1	1	2	2						
Mark Portugal, R Chris James, R Eric Bell, L Xavier Hernandez, L Chris Donnels, L Doug Jones, R (1, 1) (7, PH) (7, 1) (7, 1) (9, PH) (9, 1)			F8			SH3-4		F9	FC6 FC4-6	2	0	1	1	0	0	1						
Inning Stats	R: 0 E: 0 K: 1 S: 11	H: 1 LOB: 2 BB: 1 P: 19	R: 0 E: 0 K: 1 S: 11	H: 1 LOB: 1 BB: 0 P: 18	R: 0 E: 0 K: 0 S: 4	H: 0 LOB: 0 BB: 0 P: 6	R: 2 E: 0 K: 0 S: 14	H: 3 LOB: 2 BB: 1 P: 22	R: 1 E: 0 K: 0 S: 8	H: 1 LOB: 1 BB: 1 P: 14	R: 1 E: 0 K: 2 S: 13	H: 2 LOB: 1 BB: 0 P: 18	R: 3 E: 0 K: 0 S: 20	H: 3 LOB: 1 BB: 1 P: 34	R: 1 E: 0 K: 0 S: 11	H: 2 LOB: 1 BB: 0 P: 13		R: 1 E: 0 K: 0 S: 9	H: 1 LOB: 2 BB: 0 P: 14	1B: 11 2B: 2 3B: 0 HR: 1	SF: 1 SAC: 4 DP: 0 HBP: 0	WP: 2 PB: 0 SB: 1 CS: 0
PITCHER	IP	WLS	BF	H	R	ER	SO	BB	IBB	HBP	BLK	WP	HR	S	P	ERA	WHIP					
Chris Nabholz, L ERA: 9.82 Mike Gardiner, R ERA: 13.5 Brian Barnes, L ERA: 7.71 Bruce Walton, R ERA: 9.53	6.0		29	8	4	4	4	2	1	0	0	1	0	61	97	6.00	1.667					

AB 38
R 9
H 14
RBI 7
BB 4
SO 4
LOB 22



Batter	1	2	3	4	5	6	7	8	9	AB	R	H	RBI	BB	SO	LOB	BOTTOM					
Mike Lansing, R OBP: 0.417, SLG: 0.657 (1, 4)	G3		K			1B E 2B	K			4	1	1	0	0	2	1	Houston Astros @ Montreal Expos Olympic Stadium, Montreal, QB Wed Apr 14 1993, 7:05 PM EDT Att. 12,345 - Dome					
Ted Wood, L OBP: 0.375, SLG: 0.357 (1, 7)	G4-3			HR 1B		E 1B		G1-3		4	2	2	0	0	0	0						
Marquis Grissom, R OBP: 0.385, SLG: 0.528 (1, 8)				HR 1B		E6 G4-3 SF8		G6-3		3	2	1	3	1	0	0						
John Vander Wal, L OBP: 0.417, SLG: 0.476 Mike Gardiner, S Brian Barnes, L Lou Frazier, S (1, 3) (7, 1) (7, 1) (8, 3)	P4			K		G4-3		P6		3	0	0	0	0	1	2						
Moises Alou, R OBP: 0.350, SLG: 0.553 (1, 9)		G5-3		G5-3		SF8		K		3	0	0	1	0	1	0						
Wil Cordero, R OBP: 0.314, SLG: 0.313 (1, 6)				F9		F8		K		3	0	0	0	1	1	0						
Darrin Fletcher, L OBP: 0.333, SLG: 0.778 Tim Laker, R OBP: 0.211, SLG: 0.294 (1, 2) (7, PH) (8, 2)		G3-6-3 BB			F9		L8		1B	2	0	0	0	0	0	1						
Sean Berry, R OBP: 0.450, SLG: 0.231 Frank Bolick, S OBP: 0.276, SLG: 0.389 (1, 5) (7, PH) (8, 5)			K		F9		G3 2B		K	2	0	0	0	0	1	0						
Chris Nabholz, L Archi Cianfrocco, R Larry Walker, L Bruce Walton, R (1, 1) (7, 3) (7, PH) (8, 1)			F9		L4		G3			2	0	0	0	0	0	0						
Inning Stats	R: 0 E: 0 K: 0 S: 9	H: 0 LOB: 1 BB: 1 P: 20	R: 0 E: 0 K: 0 S: 3	H: 0 LOB: 0 BB: 1 P: 9	R: 0 E: 0 K: 2 S: 7	H: 0 LOB: 0 BB: 0 P: 8	R: 2 E: 0 K: 1 S: 16	H: 2 LOB: 0 BB: 0 P: 20	R: 0 E: 0 K: 0 S: 5	H: 0 LOB: 0 BB: 0 P: 7	R: 3 E: 1 K: 0 S: 11	H: 2 LOB: 0 BB: 0 P: 17	R: 0 E: 0 K: 1 S: 10	H: 1 LOB: 1 BB: 0 P: 15	R: 0 E: 0 K: 0 S: 5	H: 0 LOB: 0 BB: 0 P: 9		R: 0 E: 0 K: 3 S: 12	H: 1 LOB: 1 BB: 0 P: 19	1B: 3 2B: 2 3B: 0 HR: 1	SF: 1 SAC: 0 DP: 1 HBP: 0	WP: 0 PB: 0 SB: 0 CS: 0
PITCHER	IP	WLS	BF	H	R	ER	SO	BB	IBB	HBP	BLK	WP	HR	S	P	ERA	WHIP					
Mark Portugal, R ERA: 3.86 Eric Bell, L ERA: 10.8 Xavier Hernandez, R ERA: 4.15 Doug Jones, R ERA: 3.0	6.0		24	4	5	3	3	2	0	0	0	0	0	1	1	4.50	1.000					

AB 32
R 5
H 6
RBI 4
BB 2
SO 7
LOB 6



Batter	1	2	3	4	5	6	7	8	9	AB	R	H	RBI	BB	SO	LOB	TOP				
Chuck Carr, S OBP: 0.176, SLG: 0.188	B1-3		G6-3		K		FC1-6 WP S FC3	F7		5	1	0	0	0	1	3					
Junior Felix, S OBP: 0.209, SLG: 0.326	G4-3			HR		K	FC3 1B		K	5	2	1	2	0	2	0					
Dave Magadan, L OBP: 0.381, SLG: 0.306	K			L4		G4-3 BLK 1B	G6-3		F9	5	0	1	0	0	1	1					
Orestes Destrade, S OBP: 0.354, SLG: 0.326 Trevor Hoffman, R			K		1B	G4-3	1B 2B 1B		F8	5	1	2	1	0	1	1					
Jeff Conine, R OBP: 0.457, SLG: 0.375	K			F8		F8	1B 2B 1B			4	1	1	0	0	1	2					
Benito Santiago, R OBP: 0.341, SLG: 0.526	G6-3			G4-3			HR			4	1	2	3	0	0	1					
Alex Arias, R OBP: 0.300, SLG: 0.556						E6 G5-6-3 1B SF7 3B	G6-3			3	2	1	0	1	0	1					
Walt Weiss, S OBP: 0.475, SLG: 0.400				SF7		G5-6-3 1B	FC1-6 1B WP 1B	K		3	1	2	1	0	1	0					
Jack Armstrong, R OBP: 0.125, SLG: 0.125 Scott Pose, L OBP: 0.256, SLG: 0.270			G5-3		G5-6-3		FC1-6 1B	F7		4	0	1	1	0	0	2					
										0	0	0	0	0	0	0					
Inning Stats	R: 0 E: 0 K: 1 S: 7	H: 0 LOB: 0 BB: 0 P: 10	R: 0 E: 0 K: 2 S: 8	H: 0 LOB: 0 BB: 0 P: 15	R: 1 E: 0 K: 0 S: 7	H: 1 LOB: 0 BB: 0 P: 13	R: 1 E: 0 K: 0 S: 6	H: 2 LOB: 1 BB: 0 P: 11	R: 0 E: 1 K: 1 S: 10	H: 1 LOB: 1 BB: 0 P: 21	R: 7 E: 1 K: 0 S: 24	H: 6 LOB: 1 BB: 1 P: 39	R: 0 E: 0 K: 1 S: 10	H: 0 LOB: 0 BB: 0 P: 12	R: 0 E: 0 K: 1 S: 7	H: 0 LOB: 0 BB: 0 P: 13	1B: 7 2B: 1 3B: 1 HR: 2	SF: 1 SAC: 0 DP: 1 HBP: 0	WP: 1 PB: 0 SB: 1 CS: 0	PA: 40	
PITCHER	IP WLS BF H R ER SO BB IBB HBP BLK WP HR S P ERA WHIP	IP WLS BF H R ER SO BB IBB HBP BLK WP HR S P ERA WHIP	IP WLS BF H R ER SO BB IBB HBP BLK WP HR S P ERA WHIP	IP WLS BF H R ER SO BB IBB HBP BLK WP HR S P ERA WHIP	IP WLS BF H R ER SO BB IBB HBP BLK WP HR S P ERA WHIP	IP WLS BF H R ER SO BB IBB HBP BLK WP HR S P ERA WHIP	IP WLS BF H R ER SO BB IBB HBP BLK WP HR S P ERA WHIP	IP WLS BF H R ER SO BB IBB HBP BLK WP HR S P ERA WHIP	IP WLS BF H R ER SO BB IBB HBP BLK WP HR S P ERA WHIP	IP WLS BF H R ER SO BB IBB HBP BLK WP HR S P ERA WHIP	IP WLS BF H R ER SO BB IBB HBP BLK WP HR S P ERA WHIP	IP WLS BF H R ER SO BB IBB HBP BLK WP HR S P ERA WHIP	IP WLS BF H R ER SO BB IBB HBP BLK WP HR S P ERA WHIP	IP WLS BF H R ER SO BB IBB HBP BLK WP HR S P ERA WHIP	IP WLS BF H R ER SO BB IBB HBP BLK WP HR S P ERA WHIP	IP WLS BF H R ER SO BB IBB HBP BLK WP HR S P ERA WHIP	IP WLS BF H R ER SO BB IBB HBP BLK WP HR S P ERA WHIP	IP WLS BF H R ER SO BB IBB HBP BLK WP HR S P ERA WHIP	IP WLS BF H R ER SO BB IBB HBP BLK WP HR S P ERA WHIP	IP WLS BF H R ER SO BB IBB HBP BLK WP HR S P ERA WHIP	IP WLS BF H R ER SO BB IBB HBP BLK WP HR S P ERA WHIP

Florida Marlins @ Houston Astros
Astrodome, Houston, TX
Sat Apr 17 1993, 8:05 PM EDT
Att: 29,459 - Dome

AB 38
R 9
H 11
RBI 8
BB 1
SO 7
LOB 11



Batter	1	2	3	4	5	6	7	8	9	AB	R	H	RBI	BB	SO	LOB	BOTTOM					
Craig Biggio, R OBP: 0.267, SLG: 0.200	K			K		K		F7		4	0	0	0	0	3	1						
Steve Finley, L OBP: 0.350, SLG: 0.318 Eric Bell, L	G4-3			P5		K		L5		3	0	0	0	0	1	0						
Casey Candaele, S OBP: 0.222, SLG: 0.222 Xavier Hernandez, L										1	0	0	0	0	0	1						
5 Jeff Bagwell, R OBP: 0.392, SLG: 0.543	F8			F8		G5-3			HR 1B	4	1	1	0	0	0	0						
Eric Anthony, L OBP: 0.435, SLG: 0.585		L4			FC5-4 FC6-4 1B	G4-3		HR		4	2	2	2	0	0	0						
Ken Caminiti, S OBP: 0.370, SLG: 0.500		G3			FC5-4 BB		2B	F9		3	0	1	0	1	0	0						
Luis Gonzalez, L OBP: 0.279, SLG: 0.575				K	FC5-4 FC6-4	P5		G3		4	0	0	0	0	1	3						
Andujar Cedeno, R OBP: 0.300, SLG: 0.351				K	FC6-4 2B	P6			BB	3	1	0	1	1	1	2						
Eddie Taubensee, L OBP: 0.242, SLG: 0.367				K				P4		3	0	1	1	1	1	1						
Darryl Kile, R OBP: 0.143, SLG: 0.286 Brian Williams, R Karl Rhodes, L				G6-3		K		F7		1	0	0	0	0	0	0						
										1	0	0	0	0	1	1						
										0	0	0	0	0	0	0						
										1	0	0	0	0	1							
Inning Stats	R: 0 E: 0 K: 1 S: 7	H: 0 LOB: 0 BB: 0 P: 12	R: 0 E: 0 K: 1 S: 6	H: 0 LOB: 0 BB: 0 P: 9	R: 0 E: 0 K: 2 S: 7	H: 0 LOB: 0 BB: 0 P: 13	R: 0 E: 0 K: 1 S: 7	H: 0 LOB: 0 BB: 0 P: 11	R: 2 E: 0 K: 1 S: 10	H: 2 LOB: 1 BB: 1 P: 17	R: 0 E: 0 K: 2 S: 10	H: 0 LOB: 0 BB: 0 P: 15	R: 0 E: 0 K: 0 S: 8	H: 1 LOB: 1 BB: 0 P: 12	R: 0 E: 0 K: 0 S: 9	H: 0 LOB: 1 BB: 1 P: 16	R: 2 E: 0 K: 0 S: 16	H: 2 LOB: 1 BB: 1 P: 25	1B: 2 2B: 2 3B: 0 HR: 1	SF: 0 SAC: 0 DP: 0 HBP: 0	WP: 0 PB: 0 SB: 0 CS: 0	PA: 35
PITCHER	IP WLS BF H R ER SO BB IBB HBP BLK WP HR S P ERA WHIP	IP WLS BF H R ER SO BB IBB HBP BLK WP HR S P ERA WHIP	IP WLS BF H R ER SO BB IBB HBP BLK WP HR S P ERA WHIP	IP WLS BF H R ER SO BB IBB HBP BLK WP HR S P ERA WHIP	IP WLS BF H R ER SO BB IBB HBP BLK WP HR S P ERA WHIP	IP WLS BF H R ER SO BB IBB HBP BLK WP HR S P ERA WHIP	IP WLS BF H R ER SO BB IBB HBP BLK WP HR S P ERA WHIP	IP WLS BF H R ER SO BB IBB HBP BLK WP HR S P ERA WHIP	IP WLS BF H R ER SO BB IBB HBP BLK WP HR S P ERA WHIP	IP WLS BF H R ER SO BB IBB HBP BLK WP HR S P ERA WHIP	IP WLS BF H R ER SO BB IBB HBP BLK WP HR S P ERA WHIP	IP WLS BF H R ER SO BB IBB HBP BLK WP HR S P ERA WHIP	IP WLS BF H R ER SO BB IBB HBP BLK WP HR S P ERA WHIP	IP WLS BF H R ER SO BB IBB HBP BLK WP HR S P ERA WHIP	IP WLS BF H R ER SO BB IBB HBP BLK WP HR S P ERA WHIP	IP WLS BF H R ER SO BB IBB HBP BLK WP HR S P ERA WHIP	IP WLS BF H R ER SO BB IBB HBP BLK WP HR S P ERA WHIP	IP WLS BF H R ER SO BB IBB HBP BLK WP HR S P ERA WHIP	IP WLS BF H R ER SO BB IBB HBP BLK WP HR S P ERA WHIP	IP WLS BF H R ER SO BB IBB HBP BLK WP HR S P ERA WHIP	IP WLS BF H R ER SO BB IBB HBP BLK WP HR S P ERA WHIP	

Florida Marlins @ Houston Astros
Astrodome, Houston, TX
Sat Apr 17 1993, 8:05 PM EDT
Att: 29,459 - Dome

AB 32
R 4
H 5
RBI 4
BB 3
SO 8
LOB 10



Batter	1	2	3	4	5	6	7	8	9	AB	R	H	RBI	BB	SO	LOB	TOP				
Chuck Carr, S OBP: 0.190, SLG: 0.200	F8		S 1B		G3		G4-3			4	0	1	0	0	0	0					
Junior Felix, S OBP: 0.191, SLG: 0.298	K		K		G5-3			G3		4	0	0	0	0	2	1					
Dave Magadan, L OBP: 0.313, SLG: 0.297								P7		1	0	0	0	3	0	0					
Orestes Destrade, S OBP: 0.346, SLG: 0.319 Bryan Harvey, R	P5		G3					K		4	0	1	0	0	1	3					
Bento Santiago, R OBP: 0.333, SLG: 0.500			K		G6-3 S 1B			K		4	0	1	0	0	2	2					
Greg Britley, L OBP: 0.182, SLG: 0.182			S 1B		F7			G3		4	0	1	0	0	0	3					
Alex Arias, R OBP: 0.214, SLG: 0.385			L9		G6-3			G1-3		4	0	0	0	0	0	4					
Walt Weiss, S OBP: 0.442, SLG: 0.364			G4-3		K			F8		3	0	0	0	0	1	2					
Chris Hammond, L Scott Pose, L (7, PH) Cris Carpenter, R Jeff Conine, R			K		K			K		2	0	0	0	0	2	0					
Inning Stats	R: 0 H: 0 E: 0 K: 1 S: 11	H: 0 LOB: 1 BB: 1 P: 22	R: 0 H: 1 E: 0 K: 1 S: 10	LOB: 1 BB: 0 P: 15	R: 0 H: 1 E: 0 K: 2 S: 15	H: 1 LOB: 2 BB: 1 P: 25	R: 0 H: 1 E: 0 K: 1 S: 7	H: 1 LOB: 1 BB: 0 P: 11	R: 0 H: 0 E: 0 K: 0 S: 10	H: 0 LOB: 0 BB: 1 P: 18	R: 0 H: 0 E: 0 K: 1 S: 7	H: 0 LOB: 0 BB: 0 P: 9	R: 0 H: 0 E: 0 K: 1 S: 9	H: 0 LOB: 0 BB: 0 P: 10	R: 0 H: 0 E: 0 K: 1 S: 9	H: 0 LOB: 0 BB: 0 P: 10	1B: 4 2B: 0 3B: 0 HR: 0	SF: 0 SAC: 0 DP: 0 HBP: 0	WP: 0 PB: 1 SB: 4 CS: 0	PA: 34	
PITCHER	IP	WLS	BF	H	R	ER	SO	BB	IBB	HBP	BLK	WP	HR	S	P	ERA	WHIP				
Pete Harnisch, R ERA: 2.5	7.0	W	28	4	0	0	7	3	0	0	0	0	0	68	109	0.00	1.000				
Doug Jones, R ERA: 2.45	2.0	S	6	0	0	0	2	0	0	0	0	0	0	16	19	0.00	0.000				

Florida Marlins @ Houston Astros
Astrodome, Houston, TX
Sun Apr 18, 1993, 4:33 AM EDT
Att: 22,702 - Dome

AB 31
R 0
H 4
RBI 0
BB 3
SO 9
LOB 15



Batter	1	2	3	4	5	6	7	8	9	AB	R	H	RBI	BB	SO	LOB	BOTTOM				
Craig Biggio, R OBP: 0.245, SLG: 0.182	G6-3		G5-3		G6-3			F7		4	0	0	0	0	0	0					
Steve Finley, L OBP: 0.296, SLG: 0.298			G3-1					F7		3	0	0	0	0	0	0					
5 Jeff Bagwell, R OBP: 0.364, SLG: 0.500	G6-4-3 HBP		K					K		4	0	0	0	0	2	1					
Eric Anthony, L OBP: 0.429, SLG: 0.614					K			K		3	1	1	0	0	2	0					
Ken Caminiti, S OBP: 0.367, SLG: 0.477			E5 F8 1B		F9			FC1-5 1B BB		2	1	0	0	1	0	0					
Luis Gonzalez, L OBP: 0.304, SLG: 0.651			F8					FC5 FC1-5 1B		3	1	2	1	0	0	1					
Scott Servais, R OBP: 0.455, SLG: 0.500					K			FC1-5 1B		3	0	1	1	0	1	2					
Andujar Cedeno, R OBP: 0.279, SLG: 0.325			F9					F8		3	0	0	0	0	0	3					
Pete Harnisch, S Chris James, R (7, PH) Doug Jones, R			F8		G3-1			FC5		2	0	0	0	0	0	1					
Inning Stats	R: 0 H: 0 E: 0 K: 0 S: 6	H: 2 LOB: 1 BB: 0 P: 12	R: 2 H: 2 E: 1 K: 0 S: 10	H: 2 LOB: 1 BB: 0 P: 12	R: 0 H: 0 E: 0 K: 1 S: 7	H: 0 LOB: 0 BB: 0 P: 10	R: 1 H: 1 E: 0 K: 2 S: 14	H: 1 LOB: 0 BB: 0 P: 19	R: 0 H: 0 E: 0 K: 0 S: 7	H: 0 LOB: 0 BB: 0 P: 8	R: 0 H: 0 E: 0 K: 1 S: 10	H: 0 LOB: 0 BB: 0 P: 15	R: 0 H: 1 E: 0 K: 0 S: 11	H: 1 LOB: 2 BB: 1 P: 21	R: 0 H: 0 E: 0 K: 1 S: 9	H: 0 LOB: 0 BB: 0 P: 11	1B: 2 2B: 0 3B: 1 HR: 1	SF: 0 SAC: 0 DP: 1 HBP: 1	WP: 0 PB: 0 SB: 0 CS: 0	PA: 30	
PITCHER	IP	WLS	BF	H	R	ER	SO	BB	IBB	HBP	BLK	WP	HR	S	P	ERA	WHIP				
Chris Hammond, L ERA: 4.5	6.0	L	22	3	3	2	4	3	3	1	0	0	0	54	73	3.00	0.500				
Cris Carpenter, R ERA: 3.39	1.0		5	1	0	0	0	1	0	0	0	0	0	11	21	0.00	2.000				
Bryan Harvey, R ERA: 3.6	1.0		3	0	0	0	1	0	0	0	0	0	0	9	11	0.00	0.000				

Florida Marlins @ Houston Astros
Astrodome, Houston, TX
Sun Apr 18, 1993, 4:33 AM EDT
Att: 22,702 - Dome

AB 28
R 3
H 4
RBI 2
BB 1
SO 5
LOB 10



Batter	1	2	3	4	5	6	7	8	9	AB	R	H	RBI	BB	SO	LOB	TOP			
Craig Biggio, R OBP: 0.264, SLG: 0.191 (1, 4)	1-1 G5-3 1B		0-0 5 BB 1B		1-1 F9			4-1 1B 5 S G6-4-3 BB		3	1	1	0	1	0	0				
Steve Finley, L OBP: 0.310, SLG: 0.300 (1, 8)	4-2 BB BB		0-3 K		0-1 F7			2-2 5 G6-4-3 1B		3	0	1	0	1	1	1				
5 Jeff Bagwell, R OBP: 0.356, SLG: 0.472 (1, 3)	1-0 F7		4-1 1-2 BB		2-2 F8			0-1 G6-4-3 1-2 3-H		3	0	0	0	1	0	2				
Eric Anthony, L OBP: 0.415, SLG: 0.574 (1, 9)	4-2 BB BB		2-1 F8		3-2 G1-3			0-3 K		3	0	0	0	1	1	2				
Ken Caminiti, S OBP: 0.340, SLG: 0.438 (1, 5)	0-1 P2			1-2 G4-3				2-1 F9		4	0	0	0	0	0	2				
Luis Gonzalez, L OBP: 0.300, SLG: 0.617 (1, 7)		1-0 F9		2-2 S 1B				1-3 K		4	0	1	0	0	1	0				
Andujar Cedeno, R OBP: 0.287, SLG: 0.310 (7, PH)		0-3 K		1-3 K				4-1 FC6 BB		2	0	0	0	0	2	1				
Chris Donnels, L OBP: 0.250, SLG: 0.286 (7, PH)									1-2 P3	0	0	0	0	1	0	0				
Jose Uribe, S (7, 6)										0	0	0	0	0	0	0				
Chris James, R OBP: 0.636, SLG: 0.889 (9, PH)										1	0	0	0	0	0	0				
Eddie Taubensee, L OBP: 0.222, SLG: 0.333 (1, 2)		0-0 L9		3-2 G6-3				1-0 P4		3	0	0	0	0	0	2				
Mark Portugal, R OBP: 0.288, SLG: 0.286 (7, PH)			2-2 G1-3		0-0 L7			0-2 FC6		2	0	0	0	0	0	0				
Kevin Bass, S OBP: 0.222, SLG: 0.333 (7, PH)										1	0	0	0	0	0	1				
Darryl Kile, R (7, 1)										0	0	0	0	0	0	0				
Eric Bell, L (7, 1)										0	0	0	0	0	0	0				
Brian Williams, R (7, 1)										0	0	0	0	0	0	0				
Inning Stats	R: 0 E: 0 K: 0 S: 9	H: 0 LOB: 2 BB: 2 P: 19	R: 0 E: 0 K: 1 S: 6	H: 0 LOB: 0 BB: 0 P: 7	R: 0 E: 0 K: 1 S: 11	H: 1 LOB: 2 BB: 1 P: 19	R: 0 E: 0 K: 1 S: 13	H: 1 LOB: 1 BB: 0 P: 20	R: 0 E: 0 K: 0 S: 5	H: 0 LOB: 0 BB: 0 P: 15	R: 0 E: 0 K: 1 S: 8	H: 0 LOB: 1 BB: 1 P: 14	R: 1 E: 0 K: 1 S: 9	H: 1 LOB: 0 BB: 1 P: 15	R: 0 E: 0 K: 0 S: 11	H: 0 LOB: 0 BB: 0 P: 18	1B: 3 2B: 0 3B: 0 HR: 0	SF: 0 SAC: 0 DP: 1 HBP: 0	WP: 0 PB: 0 SB: 2 CS: 0	PA: 34
PITCHER	IP	WLS	BF	H	R	ER	SO	BB	IBB	HBP	BLK	WP	HR	S	P	ERA	WHIP			
Mike Harkey, R ERA: 0.63 (1, 1)	7.0	W	28	2	1	1	4	5	0	0	0	0	0	61	105	1.29	1.000			
Paul Assenmacher, L ERA: 4.76 (8, 1)	0.0		1	1	0	0	0	0	0	0	0	0	0	3	5	∞	∞			
Bob Scanlan, R ERA: 7.5 (8, 1)	1.0		2	0	0	0	1	0	0	0	0	0	0	5	5	0.00	0.000			
Randy Myers, L ERA: (9, 1)	1.0	S	3	0	0	0	0	0	0	0	0	0	0	11	18	0.00	0.000			

Houston Astros @ Chicago Cubs
Wrigley Field, Chicago, IL
Tue Apr 20 1993, 7:05 PM CDT
Att: 22,946 - Unknown - 36 F

AB 29
R 1
H 3
RBI 0
BB 5
SO 5
LOB 11



Batter	1	2	3	4	5	6	7	8	9	AB	R	H	RBI	BB	SO	LOB	BOTTOM			
Dwight Smith, L OBP: 0.545, SLG: 0.889 (1, 8)	1-1 G4-3 G5-3 1B		2-1 SH5-3 1B		1-1 FC6-4 1B			4-1 S SH BB	1-0 G3	4	2	3	0	1	0	1				
Rey Sanchez, R OBP: 0.278, SLG: 0.269 (1, 6)	1-0 G5-3		0-0 SH5-3		1-0 FC6-4			1-2 SH S		2	0	0	0	0	0	3				
Mark Grace, L OBP: 0.474, SLG: 0.653 (1, 3)	3-2 G4-3		0-0 BB 1B		1-0 F8			4-2 1-2 2-3 BB		3	0	1	1	1	0	1				
Derrick May, L OBP: 0.439, SLG: 0.649 (1, 7)	2-1 BB 1B		4-2 3-H BB		3-2 G6-3			1-3 K		3	0	1	1	1	1	3				
Candy Maldonado, R OBP: 0.241, SLG: 0.308 (1, 9)	3-1 G5-3		1-2 P2		2-0 G5-3			3-3 K		4	0	0	0	0	1	6				
Randy Myers, L (9, 1)										0	0	0	0	0	0	0				
Steve Buechele, R OBP: 0.275, SLG: 0.311 (1, 5)		1-2 F9	1-2 L8			4-2 FC4-6 BB		3-3 K		3	0	0	0	1	1	5				
Rick Wilkins, L OBP: 0.148, SLG: 0.042 (1, 2)		0-2 L9		2-2 P6		1-0 F8		0-2 L9		4	0	0	0	0	0	1				
Jose Vizcaino, S OBP: 0.319, SLG: 0.395 (1, 4)		2-2 BB 1B		3-2 F7		2-0 FC4-6		0-0 E6		4	0	1	0	0	0	1				
Mike Harkey, R OBP: 0.286, SLG: 0.333 (1, 1)		0-1 G4-3		4-1 BB		1-3 K		2-3 K		2	0	0	0	1	1	2				
Paul Assenmacher, L OBP: 1.000, SLG: 1.000 (8, 1)										0	0	0	0	0	0	0				
Bob Scanlan, R (8, 1)										0	0	0	0	0	0	0				
Willie Wilson, S OBP: 0.286, SLG: 0.340 (8, PH)										1	0	0	0	0	1	1				
Inning Stats	R: 1 E: 0 K: 0 S: 10	H: 2 LOB: 1 BB: 0 P: 20	R: 0 E: 0 K: 0 S: 11	H: 1 LOB: 0 BB: 0 P: 14	R: 1 E: 0 K: 0 S: 14	H: 2 LOB: 2 BB: 1 P: 22	R: 0 E: 0 K: 0 S: 10	H: 1 LOB: 2 BB: 1 P: 21	R: 0 E: 0 K: 1 S: 8	H: 0 LOB: 1 BB: 1 P: 16	R: 0 E: 0 K: 3 S: 16	H: 0 LOB: 3 BB: 2 P: 31	R: 0 E: 1 K: 1 S: 8	H: 0 LOB: 1 BB: 0 P: 11	1B: 5 2B: 1 3B: 0 HR: 0	SF: 0 SAC: 2 DP: 0 HBP: 0	WP: 0 PB: 0 SB: 2 CS: 0	PA: 37		
PITCHER	IP	WLS	BF	H	R	ER	SO	BB	IBB	HBP	BLK	WP	HR	S	P	ERA	WHIP			
Mark Portugal, R ERA: 3.6 (1, 1)	6.0	L	27	6	2	2	1	3	0	0	0	0	0	59	105	3.00	1.500			
Darryl Kile, R ERA: 3.6 (7, 1)	0.0		2	0	0	0	0	1	0	0	0	0	0	3	7	∞	∞			
Eric Bell, L ERA: 9.0 (7, 1)	0.1		2	0	0	0	1	1	0	0	0	0	0	6	11	0.00	3.000			
Brian Williams, R ERA: 9.0 (7, 1)	1.2		6	0	0	0	3	0	0	0	0	0	0	15	24	0.00	0.000			

Houston Astros @ Chicago Cubs
Wrigley Field, Chicago, IL
Tue Apr 20 1993, 7:05 PM CDT
Att: 22,946 - Unknown - 36 F

AB 30
R 2
H 6
RBI 2
BB 5
SO 5
LOB 24



Batter	1	2	3	4	5	6	7	8	9	AB	R	H	RBI	BB	SO	LOB	TOP		
Craig Biggio, R OBP: 0.259, SLG: 0.192 (1,4)	L7		L7		1B		G5-3		G5-3	5	1	1	0	0	0	0			
Steve Finley, L OBP: 0.317, SLG: 0.309 (1,8)	1B		E6		1B		F8		B1-3	5	0	2	0	0	0	0			
5 Jeff Bagwell, R OBP: 0.361, SLG: 0.482 (1,3)	1B		FC5-4		1B					3	0	2	1	1	0	1			
Eric Anthony, L OBP: 0.404, SLG: 0.549 (1,9)	G1-3				G4-6-3		G4-3			4	0	1	0	0	0	5			
Ken Caminiti, S OBP: 0.316, SLG: 0.404 (1,5)	K				G1-6-3		G3		G6-3	4	0	0	0	0	1	4			
Luis Gonzalez, L OBP: 0.315, SLG: 0.600 (1,7)										3	1	1	0	1	1	0			
Scott Servais, R OBP: 0.467, SLG: 0.500 (1,2)					BB		G6-3		K	4	0	2	0	0	0	1			
Jose Uribe, S OBP: 0.429, SLG: 0.200 (1,6)					1B		E6		G6-3	4	0	1	1	0	0	2			
Doug Drabek, R (1,1)					1B		G5-4-3		K	4	0	0	0	0	2	4			
Inning Stats	R: 0 H: 2 E: 0 K: 1 S: 13	H: 2 LOB: 2 BB: 0 P: 20	R: 0 H: 0 E: 0 K: 0 S: 7	H: 0 LOB: 0 BB: 0 P: 10	R: 0 H: 0 E: 1 K: 0 S: 8	H: 0 LOB: 1 BB: 0 P: 11	R: 1 H: 3 E: 0 K: 1 S: 9	H: 3 LOB: 2 BB: 1 P: 16	R: 1 H: 3 E: 0 K: 0 S: 9	H: 3 LOB: 1 BB: 0 P: 13	R: 0 H: 1 E: 1 K: 0 S: 11	H: 0 LOB: 1 BB: 1 P: 17	R: 0 H: 1 E: 0 K: 1 S: 6	H: 1 LOB: 1 BB: 0 P: 8	R: 0 H: 0 E: 0 K: 1 S: 7	H: 0 LOB: 0 BB: 0 P: 10	1B: 10 2B: 0 3B: 0 HR: 0	SF: 0 SAC: 0 DP: 3 HBP: 0	WP: 0 PA: 38 PB: 0 SB: 0 CS: 0
PITCHER	IP	WLS	BF	H	R	ER	SO	BB	IBB	HBP	BLK	WP	HR	S	P	ERA	WHIP		
Mike Morgan, R ERA: 2.6 (1,1)	7.0	L	31	9	2	2	2	2	0	0	0	0	0	66	100	2.57	1.571		
Dan Plesac, L ERA: 4.15 (8,1)	2.0		7	1	0	0	2	0	0	0	0	0	0	13	18	0.00	0.500		

Houston Astros @ Chicago Cubs
Wrigley Field, Chicago, IL
Wed Apr 21 1993, 3:33 AM CDT
Att: 22,943 - Sunny - 36 F

AB	36
R	2
H	10
RBI	2
BB	2
SO	4
LOB	17



Batter	1	2	3	4	5	6	7	8	9	AB	R	H	RBI	BB	SO	LOB	BOTTOM				
Dwight Smith, L OBP: 0.400, SLG: 0.615 (1,8)	G3-1		K		G4-3			G3		4	0	0	0	0	1	0					
Rey Sanchez, R OBP: 0.293, SLG: 0.286 (1,6)	G5-3		1B				1B	G6-3		4	0	2	0	0	0	0					
Mark Grace, L OBP: 0.459, SLG: 0.623 (1,3)	WP		L5				F9	G4-3		4	0	1	0	0	0	2					
Derrick May, L OBP: 0.422, SLG: 0.600 (1,7)	1B		G4-3				L7	G4-3		3	0	0	0	1	0	2					
Sammy Sosa, R OBP: 0.298, SLG: 0.463 (1,9)	BB		G4-3				G4-3			3	0	0	0	1	0	2					
Sammy Sosa, R OBP: 0.298, SLG: 0.463 (1,9)	K		G5-3				K	K		4	0	0	0	0	3	3					
Steve Buechele, R OBP: 0.273, SLG: 0.306 (1,5)			F7		G6-4-3		K	F8		4	0	1	0	0	1	0					
Jose Vizcaino, S OBP: 0.320, SLG: 0.391 (1,4)			L7		G6-4-3		1B			3	0	1	0	0	0	1					
Matt Walbeck, S OBP: 0.308, SLG: 0.538 (1,2)							G4-3	K		3	0	1	0	0	1	1					
Mike Morgan, R (1,1)							G4-3	G5-3		2	0	0	0	0	1	1					
Willie Wilson, S OBP: 0.280, SLG: 0.333 (7,PH)										1	0	0	0	0	0	1					
Dan Plesac, L (8,1)										0	0	0	0	0	0	0					
Inning Stats	R: 0 H: 1 E: 0 K: 1 S: 10	H: 1 LOB: 2 BB: 1 P: 18	R: 0 H: 1 E: 0 K: 1 S: 9	H: 1 LOB: 0 BB: 0 P: 13	R: 0 H: 1 E: 0 K: 1 S: 10	H: 1 LOB: 1 BB: 0 P: 13	R: 0 H: 1 E: 0 K: 0 S: 6	H: 1 LOB: 0 BB: 0 P: 8	R: 0 H: 0 E: 0 K: 0 S: 6	H: 0 LOB: 0 BB: 0 P: 10	R: 0 H: 1 E: 0 K: 1 S: 10	H: 1 LOB: 1 BB: 0 P: 18	R: 0 H: 1 E: 0 K: 2 S: 8	H: 1 LOB: 1 BB: 0 P: 10	R: 0 H: 0 E: 0 K: 0 S: 9	H: 0 LOB: 0 BB: 0 P: 15	R: 0 H: 0 E: 0 K: 1 S: 8	H: 0 LOB: 0 BB: 0 P: 11	1B: 6 2B: 0 3B: 0 HR: 0	SF: 0 SAC: 0 DP: 1 HBP: 0	WP: 1 PA: 33 PB: 0 SB: 0 CS: 0
PITCHER	IP	WLS	BF	H	R	ER	SO	BB	IBB	HBP	BLK	WP	HR	S	P	ERA	WHIP				
Doug Drabek, R ERA: 1.85 (1,1)	9.0	W	33	6	0	0	7	1	0	0	0	1	0	76	116	0.00	0.778				

Houston Astros @ Chicago Cubs
Wrigley Field, Chicago, IL
Wed Apr 21 1993, 3:33 AM CDT
Att: 22,943 - Sunny - 36 F

AB	32
R	0
H	6
RBI	0
BB	1
SO	7
LOB	11



Batter	1	2	3	4	5	6	7	8	9	AB	R	H	RBI	BB	SO	LOB	TOP					
Craig Biggio, R OBP: 0.250, SLG: 0.210	P6		1B	FC4-6		G6-3		FC	K	6	0	1	0	0	1	3						
Steve Finley, L OBP: 0.315, SLG: 0.286	L8		P5	K						4	1	1	0	0	1	3						
Casey Candaele, S OBP: 0.222, SLG: 0.222										0	0	0	0	0	0	0						
5 Jeff Bagwell, R OBP: 0.384, SLG: 0.477										4	1	2	0	1	0	1						
Eric Anthony, L OBP: 0.409, SLG: 0.552										4	2	2	2	1	1	3						
Scott Servais, R OBP: 0.487, SLG: 0.500										0	0	0	0	0	0	0						
Ken Caminiti, S OBP: 0.333, SLG: 0.417	F8									4	1	1	0	1	0	2						
Luis Gonzalez, L OBP: 0.381, SLG: 0.625										4	1	2	1	1	0	0						
Andujar Cedeno, R OBP: 0.294, SLG: 0.292										3	1	1	1	0	0	0						
Xavier Hernandez, L OBP: 0.583, SLG: 0.800										0	0	0	0	0	0	0						
Chris James, R OBP: 0.583, SLG: 0.800										1	0	0	0	0	1	2						
Doug Jones, R OBP: 0.273, SLG: 0.364										0	0	0	0	0	0	0						
Eddie Taubensee, L OBP: 0.250, SLG: 0.325										3	0	2	1	1	0	0						
Rick Parker, R OBP: 0.500, SLG: 0.333										1	1	0	0	0	1	0						
Pete Harnisch, S OBP: 0.125, SLG: 0.125										3	0	1	1	0	0	3						
Jose Uribe, S OBP: 0.429, SLG: 0.200										0	0	0	0	0	0	0						
Kevin Bass, S OBP: 0.273, SLG: 0.364										2	0	1	0	0	0	0						
Inning Stats	R: 0 E: 0 K: 0 S: 14	H: 1 LOB: 2 BB: 1 P: 26	R: 0 E: 0 K: 0 S: 4	H: 0 LOB: 0 BB: 0 P: 10	R: 0 E: 0 K: 1 S: 13	H: 2 LOB: 2 BB: 0 P: 16	R: 2 E: 0 K: 1 S: 15	H: 4 LOB: 2 BB: 0 P: 18	R: 1 E: 0 K: 0 S: 14	H: 2 LOB: 3 BB: 2 P: 26	R: 0 E: 0 K: 0 S: 10	H: 1 LOB: 1 BB: 0 P: 14	R: 0 E: 0 K: 0 S: 6	H: 0 LOB: 0 BB: 0 P: 12	R: 5 E: 2 K: 1 S: 14	H: 4 LOB: 2 BB: 2 P: 28	R: 0 E: 0 K: 2 S: 8	H: 0 LOB: 0 BB: 0 P: 11	1B: 12 2B: 2 3B: 0 HR: 0	SF: 1 SAC: 1 DP: 0 HBP: 1	WP: 0 PB: 0 SB: 0 CS: 1	PA: 46
PITCHER	IP	WLS	BF	H	R	ER	SO	BB	IBB	HBP	BLK	WP	HR	S	P	ERA	WHIP					
Bob Walk, R ERA: 5.33	7.0		36	12	5	5	2	2	1	0	0	0	0	80	127	6.43	2.000					
Paul Wagner, R ERA: 2.92	0.1	L	1	0	0	0	0	0	0	0	0	0	0	1	1	0.00	0.000					
John Candelaria, L ERA: 9.39	0.1	L	5	2	3	2	0	1	1	1	0	0	0	6	19	54.00	9.000					
Bias Minor, R ERA: 1.59	1.1		4	0	0	0	3	0	0	0	0	0	0	11	14	0.00	0.000					

Houston Astros @ Pittsburgh Pirates
Three Rivers Stadium, Pittsburgh, PA
Sat Apr 24 1993, 7:05 PM EDT
Att: 19,498 - Unknown

AB	39
R	8
H	14
RBI	6
BB	5
SO	5
LOB	17



Batter	1	2	3	4	5	6	7	8	9	AB	R	H	RBI	BB	SO	LOB	BOTTOM					
Al Martin, L OBP: 0.276, SLG: 0.491	1B	L9				G3		K		5	1	2	0	0	1	1						
Jay Bell, R OBP: 0.338, SLG: 0.423	3B									3	0	0	0	2	2	3						
Andy Van Slyke, L OBP: 0.333, SLG: 0.441	1B									5	1	2	1	0	1	1						
Jeff King, R OBP: 0.380, SLG: 0.313	P2									4	0	1	0	1	0	2						
Orlando Merced, S OBP: 0.433, SLG: 0.373										2	1	2	1	3	0	0						
Kevin Young, R OBP: 0.348, SLG: 0.382										3	1	1	0	1	1	5						
Bias Minor, R OBP: 0.385, SLG: 0.417										0	0	0	0	0	0	0						
Tom Foley, L OBP: 0.385, SLG: 0.417										1	0	0	0	0	0	2						
Don Slaught, R OBP: 0.461, SLG: 0.511	P3									5	0	1	1	0	0	9						
Carlos Garcia, R OBP: 0.311, SLG: 0.345										4	0	1	1	0	1	1						
Bob Walk, R OBP: 0.222, SLG: 0.222										3	0	0	0	0	1	1						
Paul Wagner, R ERA: 4.26										0	0	0	0	0	0	0						
John Candelaria, L OBP: 0.318, SLG: 0.211										1	0	0	0	0	1	1						
Inning Stats	R: 1 E: 0 K: 0 S: 12	H: 2 LOB: 3 BB: 2 P: 25	R: 0 E: 0 K: 2 S: 8	H: 0 LOB: 0 BB: 0 P: 12	R: 0 E: 0 K: 0 S: 7	H: 0 LOB: 0 BB: 1 P: 14	R: 2 E: 0 K: 0 S: 10	H: 3 LOB: 2 BB: 1 P: 17	R: 0 E: 0 K: 0 S: 8	H: 0 LOB: 2 BB: 2 P: 22	R: 0 E: 0 K: 0 S: 4	H: 0 LOB: 0 BB: 0 P: 6	R: 1 E: 0 K: 2 S: 14	H: 2 LOB: 2 BB: 1 P: 24	R: 0 E: 0 K: 3 S: 14	H: 1 LOB: 1 BB: 0 P: 15	R: 0 E: 0 K: 1 S: 12	H: 2 LOB: 2 BB: 0 P: 19	1B: 6 2B: 4 3B: 1 HR: 0	SF: 0 SAC: 0 DP: 1 HBP: 0	WP: 0 PB: 0 SB: 0 CS: 0	PA: 43
PITCHER	IP	WLS	BF	H	R	ER	SO	BB	IBB	HBP	BLK	WP	HR	S	P	ERA	WHIP					
Pete Harnisch, R ERA: 3.0	6.0		28	5	3	3	2	6	0	0	0	0	0	49	96	4.50	1.833					
Xavier Hernandez, R ERA: 4.26	1.0	W	6	2	1	1	2	1	0	0	0	0	0	14	24	9.00	3.000					
Doug Jones, R ERA: 1.98	2.0		9	3	0	0	4	0	0	0	0	0	0	26	34	0.00	1.500					

Houston Astros @ Pittsburgh Pirates
Three Rivers Stadium, Pittsburgh, PA
Sat Apr 24 1993, 7:05 PM EDT
Att: 19,498 - Unknown

AB	36
R	4
H	10
RBI	4
BB	7
SO	8
LOB	26



Batter	1	2	3	4	5	6	7	8	9	AB	R	H	RBI	BB	SO	LOB	TOP				
Craig Biggio, R OBP: 0.250, SLG: 0.212 (1,4)	G4-3		F9		F9			G5-3		4	0	1	0	0	0	0	Houston Astros @ Pittsburgh Pirates Three Rivers Stadium, Pittsburgh, PA Sun Apr 25 1993, 3:33 AM EDT Att: 15,102 - Overcast - 71 F				
Rick Parker, R OBP: 0.250, SLG: 0.143 (1,8)	F9		B1-6		P9			L1-3		4	0	0	0	0	0	2					
5 Jeff Bagwell, R OBP: 0.377, SLG: 0.478 (1,3)	G4-3								F8	4	0	1	0	0	0	0					
Chris James, R OBP: 0.500, SLG: 0.714 (1,7)		G4-3	F9						P6	4	1	1	0	0	1	2					
Ken Caminiti, S OBP: 0.314, SLG: 0.391 (1,5)		G4-3			F8				F8	4	0	0	0	0	1	1					
Kevin Bass, S OBP: 0.286, SLG: 0.429 (1,9)		G5-3			K				G4-3	3	0	1	1	0	1	0					
Scott Servais, R OBP: 0.444, SLG: 0.667 (1,2)		G5-3							K	3	1	1	1	0	1	1					
Jose Uribe, S OBP: 0.300, SLG: 0.125 (1,6)		G5-3			F9				G6-3	3	0	0	0	0	0	1					
Mark Portugal, R OBP: 0.333, SLG: 0.250 (1,1)										1	0	0	0	1	1	0					
Mark Grant, R OBP: 0.200, SLG: 0.200 (6, PH)			B1-6						G6-3	0	0	0	0	0	0	0					
Casey Candaele, S OBP: 0.200, SLG: 0.200 (8, PH)										1	0	0	0	0	0	0					
Brian Williams, R OBP: 0.200, SLG: 0.200 (8,1)										0	0	0	0	0	0	0					
Inning Stats	R: 0 E: 0 K: 0 S: 10	H: 0 LOB: 0 BB: 0 P: 14	R: 1 E: 0 K: 0 S: 10	H: 2 LOB: 1 BB: 0 P: 17	R: 0 E: 0 K: 0 S: 9	H: 2 LOB: 2 BB: 1 P: 14	R: 1 E: 0 K: 1 S: 9	H: 1 LOB: 0 BB: 0 P: 12	R: 0 E: 0 K: 1 S: 9	H: 0 LOB: 0 BB: 0 P: 10	R: 0 E: 0 K: 1 S: 9	H: 0 LOB: 0 BB: 0 P: 13	R: 0 E: 0 K: 0 S: 6	H: 0 LOB: 0 BB: 0 P: 10	R: 0 E: 0 K: 2 S: 8	H: 0 LOB: 0 BB: 0 P: 9	1B: 1 2B: 4 3B: 0 HR: 1	SF: 0 SAC: 0 DP: 1 HBP: 0	WP: 0 PB: 0 SB: 0 CS: 0	PA: 32	
PITCHER	IP	WLS	BF	H	R	ER	SO	BB	IBB	HBP	BLK	WP	HR	S	P	ERA	WHIP				
Randy Tomlin, L ERA: 4.57 (1,1)	8.0	W	29	5	2	2	3	1	0	0	0	0	1	70	104	2.25	0.750				
Stan Belinda, R ERA: 3.0 (9,1)	1.0		3	0	0	0	2	0	0	0	0	0	0	8	9	0.00	0.000				

AB	31
R	2
H	5
RBI	2
BB	1
SO	5
LOB	7



Batter	1	2	3	4	5	6	7	8	9	AB	R	H	RBI	BB	SO	LOB	BOTTOM				
Al Martin, L OBP: 0.274, SLG: 0.475 (1,7)	K		F7		SH			K		4	1	1	0	0	2	0	Houston Astros @ Pittsburgh Pirates Three Rivers Stadium, Pittsburgh, PA Sun Apr 25 1993, 3:33 AM EDT Att: 15,102 - Overcast - 71 F				
Jay Bell, R OBP: 0.363, SLG: 0.446 (1,6)					SH					3	1	3	0	0	0	0					
Andy Van Slyke, L OBP: 0.329, SLG: 0.431 (1,8)										4	0	1	1	0	1	3					
Jeff King, R OBP: 0.386, SLG: 0.329 (1,5)	G5-3									3	2	1	0	1	0	3					
Orlando Merced, S OBP: 0.438, SLG: 0.382 (1,9)										4	1	2	1	0	0	2					
Kevin Young, R OBP: 0.358, SLG: 0.386 (1,3)										2	1	1	2	1	0	1					
Don Slaught, R OBP: 0.464, SLG: 0.490 (1,2)										4	0	1	0	0	0	2					
Tom Foley, L OBP: 0.294, SLG: 0.333 (1,4)										3	0	0	1	0	1	2					
Randy Tomlin, L OBP: 0.250, SLG: 0.250 (1,1)										3	1	1	0	0	0	1					
Stan Belinda, R ERA: 7.71 (9,1)										0	0	0	0	0	0	0					
Inning Stats	R: 0 E: 0 K: 1 S: 12	H: 1 LOB: 1 BB: 0 P: 15	R: 0 E: 0 K: 0 S: 7	H: 1 LOB: 1 BB: 0 P: 12	R: 0 E: 0 K: 1 S: 7	H: 1 LOB: 1 BB: 0 P: 12	R: 1 E: 0 K: 1 S: 12	H: 2 LOB: 1 BB: 0 P: 18	R: 3 E: 1 K: 0 S: 9	H: 3 LOB: 0 BB: 0 P: 19	R: 1 E: 0 K: 0 S: 5	H: 1 LOB: 1 BB: 1 P: 11	R: 0 E: 0 K: 1 S: 9	H: 1 LOB: 0 BB: 0 P: 11	R: 2 E: 1 K: 0 S: 7	H: 1 LOB: 0 BB: 1 P: 16	1B: 10 2B: 1 3B: 0 HR: 0	SF: 2 SAC: 1 DP: 2 HBP: 0	WP: 0 PB: 0 SB: 0 CS: 0	PA: 36	
PITCHER	IP	WLS	BF	H	R	ER	SO	BB	IBB	HBP	BLK	WP	HR	S	P	ERA	WHIP				
Mark Portugal, R ERA: 4.32 (1,1)	5.0	L	25	9	5	4	3	1	0	0	0	0	0	48	82	7.20	2.000				
Mark Grant, R ERA: 7.71 (6,1)	2.0		5	1	0	0	1	0	0	0	0	0	0	13	16	0.00	0.500				
Brian Williams, R ERA: 7.71 (8,1)	1.0		5	1	2	0	0	1	0	0	0	0	0	7	16	0.00	2.000				

AB	30
R	7
H	11
RBI	5
BB	2
SO	4
LOB	14



Batter	1	2	3	4	5	6	7	8	9	AB	R	H	RBI	BB	SO	LOB	TOP						
Bernard Gilkey, R OBP: 0.404, SLG: 0.480 (1, 7)										3	1	1	0	1	1	0	St. Louis Cardinals @ Houston Astros Astrodome, Houston, TX Mon Apr 26 1993, 8:05 PM EDT Att: 16,511 - Dome						
Ozzie Smith, S OBP: 0.307, SLG: 0.338 (1, 6)										4	0	1	2	0	0	1							
Gregg Jefferies, S OBP: 0.324, SLG: 0.453 Rod Brewer, L OBP: 0.278, SLG: 0.250 (9, 3)										4	0	1	0	0	0	2							
Todd Zeile, R OBP: 0.380, SLG: 0.371 (1, 5)										4	0	0	0	0	1	2							
Mark Whiten, S OBP: 0.316, SLG: 0.451 (1, 9)										4	1	1	0	0	1	0							
Ray Lankford, L OBP: 0.318, SLG: 0.328 (1, 8)										4	0	1	0	0	1	1							
Luis Alícea, S OBP: 0.455, SLG: 0.368 (1, 4)										4	0	1	1	0	1	1							
Hector Villanueva, R OBP: 0.286, SLG: 0.500 (1, 2)										3	0	0	0	0	1	1							
Joe Magrane, R (1, 1)										2	0	0	0	0	0	0							
José Oquendo, S OBP: 0.444, SLG: 0.286 (8, PH)										0	0	0	0	1	0	0							
Geronimo Peña, S OBP: 0.377, SLG: 0.400 (8, PR)										0	1	0	0	0	0	0							
Les Lancaster, R (8, 1)										0	0	0	0	0	0	0							
Lee Smith, R (9, 1)										0	0	0	0	0	0	0							
Inning Stats	R: 0 E: 0 K: 2 S: 11	H: 1 LOB: 1 BB: 0 P: 17	R: 1 E: 1 K: 1 S: 10	H: 1 LOB: 0 BB: 0 P: 16	R: 0 E: 0 K: 0 S: 10	H: 0 LOB: 1 BB: 1 P: 18	R: 0 E: 0 K: 1 S: 9	H: 1 LOB: 1 BB: 0 P: 16	R: 0 E: 0 K: 0 S: 5	H: 0 LOB: 0 BB: 0 P: 7	R: 0 E: 0 K: 0 S: 7	H: 0 LOB: 0 BB: 0 P: 9	R: 0 E: 0 K: 0 S: 6	H: 1 LOB: 1 BB: 0 P: 9	R: 2 E: 0 K: 0 S: 10	H: 2 LOB: 1 BB: 1 P: 19		R: 0 E: 0 K: 2 S: 8	H: 0 LOB: 0 BB: 0 P: 11	1B: 5 2B: 1 3B: 0 HR: 0	SF: 0 SAC: 0 DP: 0 HBP: 0	WP: 0 PB: 0 SB: 2 CS: 1	PA: 35
PITCHER	IP WLS BF H R ER SO BB IBB HBP BLK WP HR S P ERA WHIP																						
Doug Drabek, R ERA: 1.98 (1, 1)	7.0 L 29 6 3 2 4 2 0 0 0 0 0 0 0 61 100 2.57 1.143																						
Eric Bell, L ERA: 8.44 (8, 1)	0.1 1 0 0 0 0 0 0 0 0 0 0 0 0 2 4 0.00 0.000																						
Xavier Hernandez, R ERA: 3.38 (8, 1)	1.2 4 0 0 0 2 0 0 0 0 0 0 0 0 13 18 0.00 0.000																						

Batter	1	2	3	4	5	6	7	8	9	AB	R	H	RBI	BB	SO	LOB	BOTTOM						
Craig Biggio, R OBP: 0.263, SLG: 0.217 (1, 4)										3	1	1	0	1	0	2	St. Louis Cardinals @ Houston Astros Astrodome, Houston, TX Mon Apr 26 1993, 8:05 PM EDT Att: 16,511 - Dome						
Rick Parker, R OBP: 0.200, SLG: 0.111 (1, 8)										2	0	0	0	0	0	0							
Kevin Bass, S OBP: 0.267, SLG: 0.400 (9, 9)										1	0	0	0	0	0	1							
5 Jeff Bagwell, R OBP: 0.370, SLG: 0.466 (1, 3)										4	0	1	1	0	1	0							
Eric Anthony, L OBP: 0.400, SLG: 0.548 (1, 9)										4	0	1	0	0	0	1							
Ken Caminiti, S OBP: 0.311, SLG: 0.373 (1, 5)										3	1	0	0	1	1	2							
Luis Gonzalez, L OBP: 0.394, SLG: 0.621 (1, 7)										2	0	1	0	0	0	0							
Andujar Cedeno, R OBP: 0.239, SLG: 0.333 Xavier Hernandez, L (8, 1)										3	0	2	1	0	0	1							
Eddie Taubensee, L OBP: 0.234, SLG: 0.302 (1, 2)										3	0	0	0	0	0	3							
Doug Drabek, R (1, 1)										2	0	0	0	0	1	2							
Eric Bell, L (8, 1)										0	0	0	0	0	0	0							
Casey Candaele, S OBP: 0.182, SLG: 0.182 (8, 6)										1	0	0	0	0	0	0							
Inning Stats	R: 1 E: 0 K: 0 S: 8	H: 0 LOB: 0 BB: 1 P: 19	R: 1 E: 0 K: 1 S: 10	H: 1 LOB: 1 BB: 1 P: 21	R: 0 E: 0 K: 0 S: 8	H: 1 LOB: 0 BB: 0 P: 17	R: 0 E: 0 K: 0 S: 8	H: 1 LOB: 0 BB: 0 P: 10	R: 0 E: 0 K: 0 S: 6	H: 0 LOB: 0 BB: 0 P: 8	R: 0 E: 0 K: 0 S: 4	H: 1 LOB: 0 BB: 0 P: 6	R: 0 E: 0 K: 0 S: 8	H: 1 LOB: 0 BB: 0 P: 11	R: 0 E: 0 K: 0 S: 8	H: 1 LOB: 0 BB: 0 P: 10		R: 0 E: 0 K: 2 S: 8	H: 0 LOB: 0 BB: 0 P: 11	1B: 4 2B: 2 3B: 0 HR: 0	SF: 0 SAC: 1 DP: 2 HBP: 1	WP: 0 PB: 0 SB: 1 CS: 2	PA: 32
PITCHER	IP WLS BF H R ER SO BB IBB HBP BLK WP HR S P ERA WHIP																						
Joe Magrane, L ERA: 3.76 (1, 1)	7.0 W 26 5 2 2 1 0 0 0 0 0 0 0 0 55 92 2.57 1.000																						
Les Lancaster, R ERA: 6.35 (8, 1)	1.0 S 3 1 0 0 0 0 0 0 0 0 0 0 0 8 10 0.00 1.000																						
Lee Smith, R ERA: 1.13 (9, 1)	1.0 S 3 0 0 0 2 0 0 0 0 0 0 0 0 8 11 0.00 0.000																						

AB	32
R	3
H	6
RBI	3
BB	2
SO	6
LOB	8



Batter	1	2	3	4	5	6	7	8	9	AB	R	H	RBI	BB	SO	LOB	TOP			
Bernard Gilkey, R OBP: 0.426, SLG: 0.481 (1, 7)	3-2 G4-3 BLK G6-3 1B		4-2 WP BB		4-2 1B BLK SF7 BB		1-1 F8			2	2	2	1	0	2	0				
Ozzie Smith, S OBP: 0.304, SLG: 0.333 (1, 6)	1-2 G4-3		0-0 P5		1-0 BB 1B		3-2 L7			4	0	1	0	0	0	2				
Gregg Jefferies, S OBP: 0.306, SLG: 0.433 (1, 3)	0-2 G6-3		2-1 G6-3		1-1 SF7			1-1 G5-3		3	0	0	2	0	0	1				
Mark Whiten, S OBP: 0.349, SLG: 0.466 (1, 9)	1-2 1B		4-2 BB		4-2 BB			2-1 1B		2	0	2	0	2	0	0				
Todd Zeile, R OBP: 0.361, SLG: 0.351 (1, 5)	2-0 G5-3		3-2 G5-3		2-2 G6-3			1-2 F7		4	0	0	0	0	0	6				
Ray Lankford, L OBP: 0.314, SLG: 0.311 (1, 8)		4-2 BB		3-3 K		1-2 G6-3				3	0	0	0	1	2	1				
Gerónimo Pena, S OBP: 0.356, SLG: 0.375 (1, 4)		0-0 F7		0-0 L7		1-2 F8			1-0 G3	4	0	0	0	0	0	1				
Tom Pagnozzi, R OBP: 0.190, SLG: 0.222 (1, 2)		2-1 L7		3-3 K		0-0 L7			0-0 P3	4	0	0	0	0	1	1				
Rheal Cormier, L OBP: 0.182, SLG: 0.182 (5, PH)		2-3 K				2-1 G3-1			2-3 K	1	0	0	0	0	1	1				
Rod Brewer, L OBP: 0.285, SLG: 0.235 (5, 1)										0	0	0	0	0	0	0				
Tom Urbani, L OBP: 0.200, SLG: 0.111 (7, PH)										0	0	0	0	0	0	0				
Stan Royer, R OBP: 0.200, SLG: 0.111 (7, PH)										0	0	0	0	0	0	0				
Les Lancaster, R OBP: 0.200, SLG: 0.111 (7, 1)										0	0	0	0	0	0	0				
Gerald Perry, L OBP: 0.425, SLG: 0.800 (9, PH)										1	0	0	0	0	1	0				
Inning Stats	R: 1 E: 0 K: 0 S: 13	H: 2 LOB: 1 BB: 0 P: 20	R: 0 E: 0 K: 1 S: 11	H: 0 LOB: 1 BB: 1 P: 19	R: 0 E: 0 K: 0 S: 11	H: 0 LOB: 2 BB: 2 P: 24	R: 0 E: 0 K: 2 S: 8	H: 0 LOB: 2 BB: 0 P: 14	R: 1 E: 0 K: 0 S: 13	H: 1 LOB: 2 BB: 0 P: 27	R: 0 E: 0 K: 0 S: 7	H: 0 LOB: 0 BB: 0 P: 9	R: 0 E: 0 K: 1 S: 10	H: 1 LOB: 1 BB: 0 P: 17	R: 0 E: 0 K: 1 S: 5	H: 0 LOB: 0 BB: 0 P: 8	1B: 4 2B: 0 3B: 0 HR: 0	SF: 1 SAC: 0 DP: 0 HBP: 0	WP: 1 PB: 0 SB: 0 CS: 0	PA: 36
PITCHER	IP WLS BF H R ER SO BB IBB HBP BLK WP HR S P ERA WHIP																			
Darryl Kile, R ERA: 3.6 (1, 1)	5.0 W 23 3 2 2 3 5 0 0 2 1 0 56 104 3.60 1.600																			
Brian Williams, R ERA: 4.91 (6, 1)	4.0 S 13 1 0 0 2 0 0 0 0 0 0 30 46 0.00 0.250																			

St. Louis Cardinals @ Houston Astros
Astrodome, Houston, TX
Tue Apr 27 1993, 8:05 PM EDT
Att: 14,624 - Dome

AB 30
R 2
H 4
RBI 2
BB 5
SO 5
LOB 13



Batter	1	2	3	4	5	6	7	8	9	AB	R	H	RBI	BB	SO	LOB	BOTTOM			
Craig Biggio, R OBP: 0.296, SLG: 0.288 (1, 4)	0-0 5 1B 1B	4-1 G4-6-3 BB		0-0 2H 3H 3B		0-2 2B		0-1 F7		4	1	3	2	1	0	0				
Luis Gonzalez, L OBP: 0.394, SLG: 0.597 (1, 7)	2-1 5 1B G3-1 1B	2-0 G4-6-3		1-0 L3		1-0 G5-3		4-1 5 E BB		4	1	1	0	1	0	3				
5 Jeff Bagwell, R OBP: 0.372, SLG: 0.455 (1, 3)	1-0 G3-1 HR 1B		1-2 L6		1-3 K	4-1 BB		2-2 E5		4	1	1	1	1	1	1				
Eric Anthony, L OBP: 0.373, SLG: 0.507 (1, 8)	1-2 G3-1		1-1 G5-3		2-1 F9	1-2 L8		0-1 G5-3		5	0	0	1	0	0	5				
Ken Caminiti, S OBP: 0.308, SLG: 0.408 (1, 5)	1-2 2H HR		0-0 G4-3		1-2 F9			0-0 F7		4	1	1	2	0	0	0				
Chris James, R OBP: 0.500, SLG: 0.833 (1, 9)	1-0 F9			1-1 SH2-4 1B 3B		1-1 HR		0-3 K		4	2	2	1	0	1	0				
Rick Parker, R OBP: 0.200, SLG: 0.111 (8, 8)										0	0	0	0	0	0	0				
Andujar Cedeno, R OBP: 0.333, SLG: 0.418 (1, 6)	1-1 2B			0-1 SH2-4 3B 1B		1-1 E 1B		0-0 2B		4	2	4	0	0	0	0				
Eddie Taubensee, L OBP: 0.216, SLG: 0.277 (1, 2)	2-3 K			0-3 K		1-3 K		0-0 F8		4	0	0	0	0	3	5				
Darryl Kile, R (1, 1)		0-3 K		0-0 SH2-4		0-1 SH		1-0 F8		1	0	0	0	0	1	0				
Brian Williams, R (6, 1)										1	1	0	0	0	0	0				
Inning Stats	R: 4 E: 0 K: 1 S: 17	H: 5 LOB: 1 BB: 0 P: 25	R: 0 E: 0 K: 1 S: 5	H: 0 LOB: 0 BB: 1 P: 11	R: 0 E: 0 K: 0 S: 6	H: 0 LOB: 0 BB: 0 P: 8	R: 2 E: 0 K: 1 S: 11	H: 3 LOB: 1 BB: 0 P: 13	R: 0 E: 0 K: 1 S: 10	H: 0 LOB: 0 BB: 0 P: 14	R: 3 E: 1 K: 1 S: 18	H: 3 LOB: 2 BB: 1 P: 27	R: 0 E: 0 K: 1 S: 6	H: 1 LOB: 1 BB: 0 P: 6	R: 0 E: 1 K: 0 S: 10	H: 0 LOB: 2 BB: 1 P: 17	1B: 6 2B: 3 3B: 1 HR: 2	SF: 0 SAC: 2 DP: 1 HBP: 0	WP: 0 PB: 0 SB: 0 CS: 0	PA: 40
PITCHER	IP WLS BF H R ER SO BB IBB HBP BLK WP HR S P ERA WHIP																			
Rheal Cormier, L ERA: 4.08 (1, 1)	4.0 L 20 8 6 6 3 1 0 0 0 0 0 1 39 57 13.50 2.250																			
Tom Urbani, L ERA: 16.92 (5, 1)	2.0 11 3 3 2 2 1 0 0 0 0 0 1 28 41 9.00 2.000																			
Les Lancaster, R ERA: 5.4 (7, 1)	2.0 9 1 0 0 1 1 0 0 0 0 0 0 16 23 0.00 1.000																			

St. Louis Cardinals @ Houston Astros
Astrodome, Houston, TX
Tue Apr 27 1993, 8:05 PM EDT
Att: 14,624 - Dome

AB 35
R 9
H 12
RBI 7
BB 3
SO 6
LOB 14



Batter	1	2	3	4	5	6	7	8	9	AB	R	H	RBI	BB	SO	LOB	TOP					
Willie Wilson, S (1, 8) OBP: 0.277, SLG: 0.323	G6-3		L7			G1-3		P3		4	0	0	0	0	0	0	Chicago Cubs @ Houston Astros Astrodome, Houston, TX Wed Apr 28 1993, 8:05 PM EDT Att: 16,814 - Dome					
Rey Sanchez, R (1, 6) OBP: 0.286, SLG: 0.280	F8			G6-3		G6-3		G1-3		4	0	0	0	0	0							
Mark Grace, L (1, 3) OBP: 0.372, SLG: 0.494	F7			F8		L3		G3		4	0	0	0	0	0							
Candy Maldonado, R (1, 7) OBP: 0.256, SLG: 0.375		P4		G5-3		G5-3		L7		4	0	0	0	0	0							
Sammy Sosa, R (1, 9) OBP: 0.272, SLG: 0.474		G5-3 1B			K	G6-3		G4-3		4	0	1	0	0	1							
Steve Buechele, R (1, 5) OBP: 0.304, SLG: 0.389	G5-3				1B	1B		1B		4	1	2	0	0	1							
Jose Vizcaino, S (1, 4) OBP: 0.384, SLG: 0.418					1B	1B		1B		3	0	3	0	0	0							
Steve Lake, R (1, 2) OBP: 0.304, SLG: 0.455				K		L5		1B		3	0	1	1	0	1							
Jose Guzman, R (1, 1) OBP: 0.214, SLG: 0.214				L9		FC6-4		G4-3		1	0	0	0	0	0							
Tommy Shields, L (5, PH) Eric Yelding, R (7, PH) Dan Plesac, L (7, 1)						FC6-4				1	0	0	0	0	0							
Inning Stats	R: 0 E: 0 K: 0 S: 5	H: 0 LOB: 0 BB: 0 P: 6	R: 0 E: 0 K: 0 S: 10	H: 2 LOB: 2 BB: 0 P: 12	R: 0 E: 0 K: 1 S: 6	H: 0 LOB: 0 BB: 0 P: 7	R: 0 E: 0 K: 0 S: 4	H: 0 LOB: 0 BB: 0 P: 7	R: 0 E: 0 K: 1 S: 13	H: 2 LOB: 2 BB: 0 P: 20	R: 0 E: 0 K: 0 S: 5	H: 0 LOB: 0 BB: 0 P: 7	R: 1 E: 0 K: 0 S: 9	H: 3 LOB: 2 BB: 0 P: 13	R: 0 E: 0 K: 0 S: 6	H: 0 LOB: 0 BB: 0 P: 7	R: 0 E: 0 K: 0 S: 6	H: 0 LOB: 0 BB: 0 P: 6	1B: 7 2B: 0 3B: 0 HR: 0	SF: 0 SAC: 0 DP: 0 HBP: 0	WP: 0 PB: 0 SB: 0 CS: 0	PA: 33
PITCHER	IP WLS BF H R ER SO BB IBB HBP BLK WP HR S P ERA WHIP																					
Greg Swindell, L (1, 1) ERA: 3.08	8.0 W 30 7 1 1 2 0 0 0 0 0 0 58 79 1.12 0.875																					
Doug Jones, R (9, 1) ERA: 1.84	1.0 3 0 0 0 0 0 0 0 0 0 0 6 6 0.00 0.000																					

Chicago Cubs @ Houston Astros
Astrodome, Houston, TX
Wed Apr 28 1993, 8:05 PM EDT
Att: 16,814 - Dome

AB	33
R	1
H	7
RBI	1
BB	0
SO	2
LOB	7



Batter	1	2	3	4	5	6	7	8	9	AB	R	H	RBI	BB	SO	LOB	BOTTOM			
Craig Biggio, R (1, 4) OBP: 0.306, SLG: 0.280	L9					G6-3				2	1	0	0	2	0	0	Chicago Cubs @ Houston Astros Astrodome, Houston, TX Wed Apr 28 1993, 8:05 PM EDT Att: 16,814 - Dome			
Luis Gonzalez, L (1, 7) OBP: 0.387, SLG: 0.576	G3-1					G5-3				4	1	1	0	0	1					
5 Jeff Bagwell, R (1, 3) OBP: 0.367, SLG: 0.444	F9							L4		4	0	1	1	0	2					
Eric Anthony, L (1, 8) OBP: 0.367, SLG: 0.493		G4-3		G6-3		K		G5-4-3		4	0	1	0	0	1					
Ken Caminiti, S (1, 5) OBP: 0.305, SLG: 0.440				G6-3		K		G5-4-3		4	1	1	1	0	1					
Kevin Bass, S (1, 9) OBP: 0.316, SLG: 0.389		G4-3						P6		3	0	1	0	1	0					
Andujar Cedeno, R (1, 6) OBP: 0.344, SLG: 0.414								K2-3		3	1	1	0	1	2					
Eddie Taubensee, L (1, 2) OBP: 0.218, SLG: 0.314								L8		4	1	1	1	0	2					
Greg Swindell, L (1, 1) Doug Jones, R (9, 1)								P6		3	1	1	1	0	0					
Inning Stats	R: 0 E: 0 K: 0 S: 5	H: 0 LOB: 0 BB: 0 P: 8	R: 4 E: 1 K: 0 S: 16	H: 4 LOB: 2 BB: 1 P: 27	R: 0 E: 0 K: 0 S: 12	H: 0 LOB: 2 BB: 2 P: 24	R: 2 E: 0 K: 2 S: 14	H: 2 LOB: 1 BB: 1 P: 26	R: 0 E: 0 K: 1 S: 6	H: 0 LOB: 0 BB: 0 P: 8	R: 0 E: 0 K: 0 S: 8	H: 0 LOB: 0 BB: 0 P: 11	R: 0 E: 0 K: 0 S: 5	H: 1 LOB: 0 BB: 0 P: 7	R: 0 E: 0 K: 1 S: 11	H: 1 LOB: 0 BB: 0 P: 13		1B: 6 2B: 0 3B: 1 HR: 1	SF: 0 SAC: 0 DP: 1 HBP: 0	WP: 1 PB: 0 SB: 2 CS: 0
PITCHER	IP WLS BF H R ER SO BB IBB HBP BLK WP HR S P ERA WHIP																			
Jose Guzman, R (1, 1) ERA: 2.81	4.0 L 23 6 0 0 0 1 0 0 0 0 0 14 19 0.00 0.000																			
Chuck McElroy, L (5, 1) ERA: 1.93	2.0 6 0 0 0 1 0 0 0 0 0 0 14 19 0.00 0.000																			
Dan Plesac, L (7, 1) ERA: 6.1	2.0 6 2 0 0 1 0 0 0 0 0 0 16 20 0.00 1.000																			

Chicago Cubs @ Houston Astros
Astrodome, Houston, TX
Wed Apr 28 1993, 8:05 PM EDT
Att: 16,814 - Dome

AB	31
R	6
H	8
RBI	4
BB	4
SO	4
LOB	9



Batter	1	2	3	4	5	6	7	8	9	AB	R	H	RBI	BB	SO	LOB	TOP				
Dwight Smith, L (1, 8) OBP: 0.441, SLG: 0.733	G4-3		G3		K		2B			4	0	1	0	0	1	0					
Jose Vizcaino, S (1, 4) OBP: 0.377, SLG: 0.408	G3			1B		G4-3	P5			4	1	1	0	0	0	1					
Mark Grace, L (1, 3) OBP: 0.378, SLG: 0.488	G4-3			1B		E	L7			3	1	1	0	1	0	1					
Derrick May, L (1, 7) OBP: 0.410, SLG: 0.537		F7		1B		E9				4	1	3	1	0	0	0					
Candy Maldonado, R (1, 9) OBP: 0.234, SLG: 0.341	P3		P2			P3				4	0	0	0	0	1	5					
Steve Buechele, R (1, 5) OBP: 0.301, SLG: 0.382	K		F9							4	0	1	2	0	2	2					
Rick Wilkins, L (1, 2) OBP: 0.209, SLG: 0.184			HR		L3					3	1	1	1	1	0	2					
Rey Sanchez, R (1, 6) OBP: 0.273, SLG: 0.267			G5-3		G5-3	G1-3				4	0	0	0	0	0	2					
Greg Hibbard, L (1, 1) Eric Yelding, R (7, PH) Jose Bautista, R (7, 1) Sammy Sosa, R (9, PH) OBP: 0.268, SLG: 0.468	K		K		G6-3	G5-3				2	0	0	0	0	1	0					
Inning Stats	R: 0 E: 0 K: 0 S: 6	H: 0 LOB: 0 BB: 0 P: 7	R: 0 E: 0 K: 1 S: 7	H: 0 LOB: 0 BB: 0 P: 11	R: 1 E: 0 K: 1 S: 11	H: 1 LOB: 0 BB: 0 P: 17	R: 1 E: 0 K: 0 S: 11	H: 3 LOB: 2 BB: 0 P: 19	R: 0 E: 0 K: 1 S: 14	H: 0 LOB: 0 BB: 0 P: 15	R: 2 E: 1 K: 0 S: 10	H: 2 LOB: 2 BB: 0 P: 16	R: 0 E: 0 K: 2 S: 7	H: 1 LOB: 0 BB: 0 P: 12	R: 0 E: 0 K: 1 S: 6	H: 0 LOB: 0 BB: 0 P: 7	1B: 6 2B: 1 3B: 0 HR: 1	SF: 0 SAC: 0 DP: 0 HBP: 0	WP: 0 PB: 0 SB: 1 CS: 1	PA: 36	
PITCHER	IP	WLS	BF	H	R	ER	SO	BB	IBB	HBP	BLK	WP	HR	S	P	ERA	WHIP				
Pete Harnisch, R (1, 1) ERA: 3.3	6.0	W	26	6	4	3	3	1	1	0	0	0	1	60	93	4.50	1.167				
Xavier Hernandez, R (7, 1) ERA: 2.7	2.0		7	2	0	0	2	0	0	0	0	0	0	17	28	0.00	1.000				
Doug Jones, R (9, 1) ERA: 1.72	1.0	S	3	0	0	0	1	0	0	0	0	0	0	6	7	0.00	0.000				

Chicago Cubs @ Houston Astros
Astrodome, Houston, TX
Thu Apr 29 1993, 8:05 PM EDT
Att: 16,403 - Dome

AB	34
R	4
H	8
RBI	4
BB	2
SO	6
LOB	13

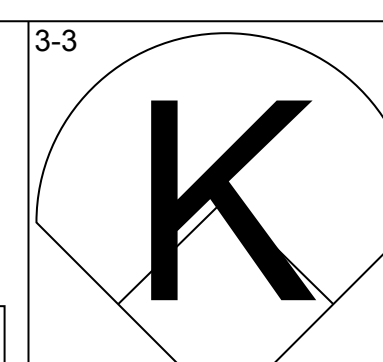
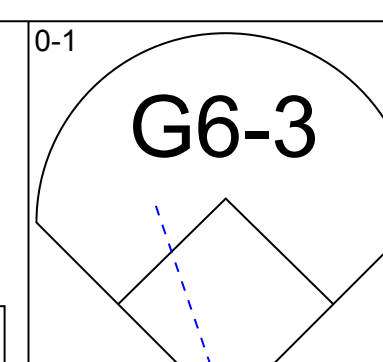
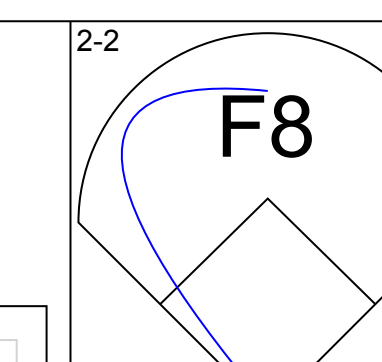
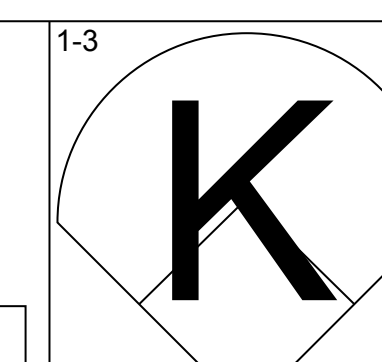
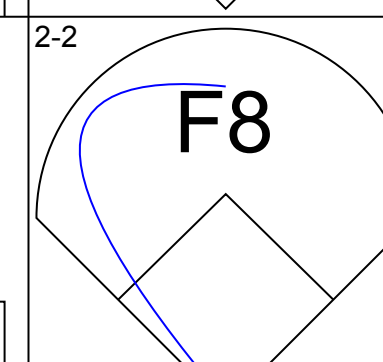
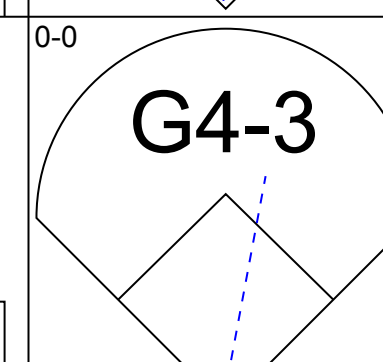
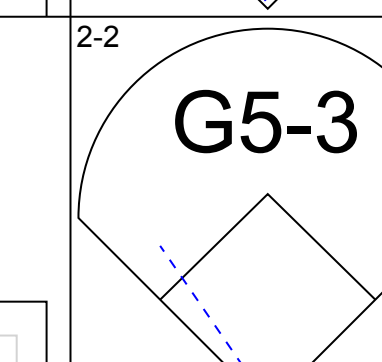
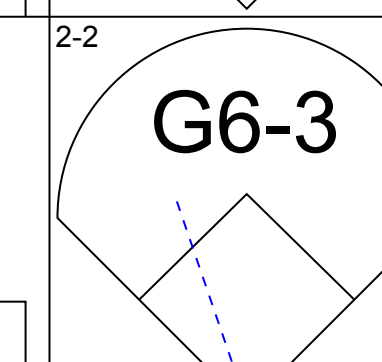
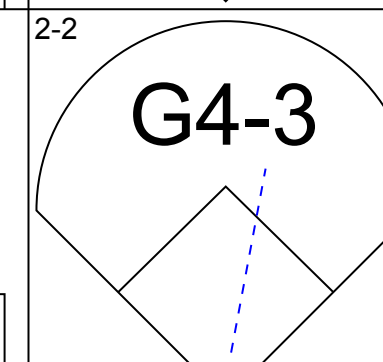
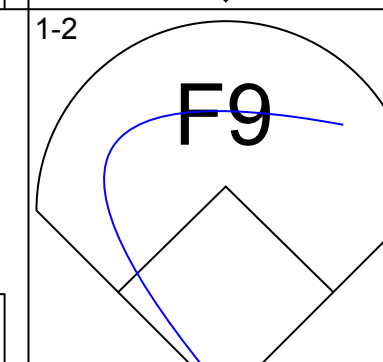
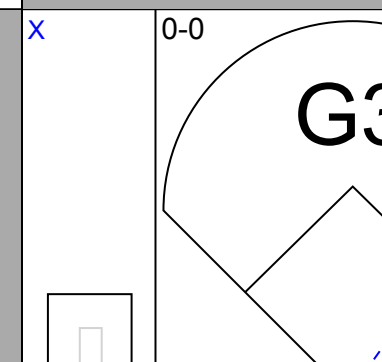
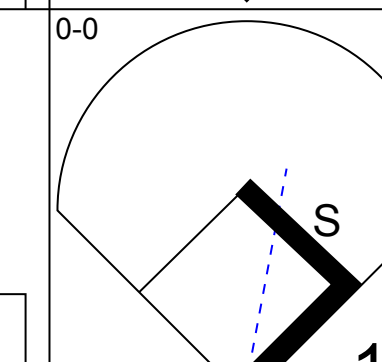
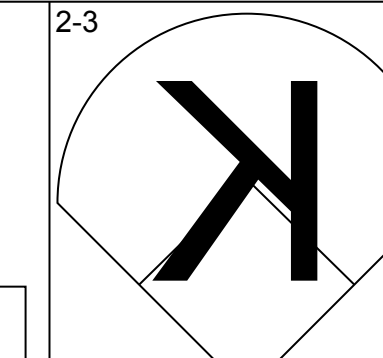
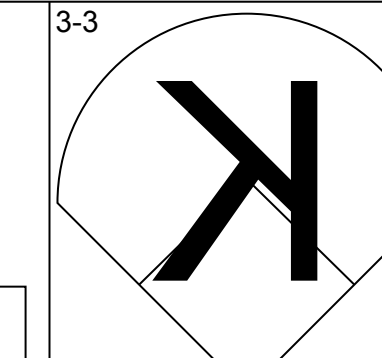
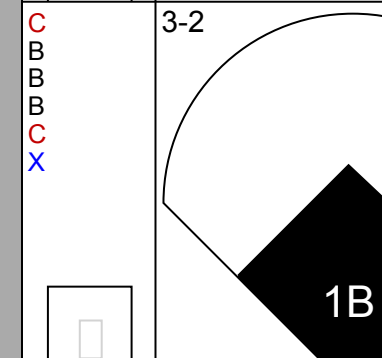
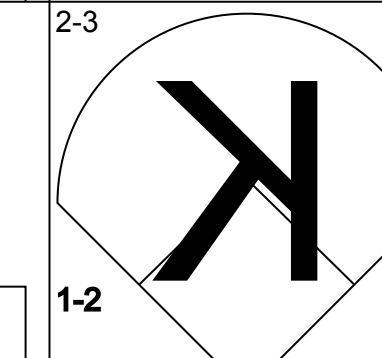
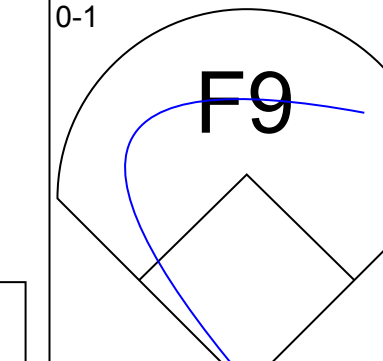
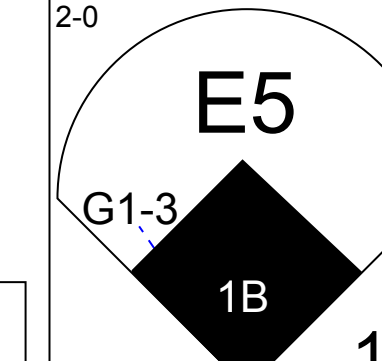

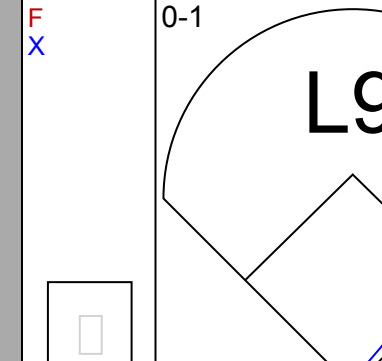
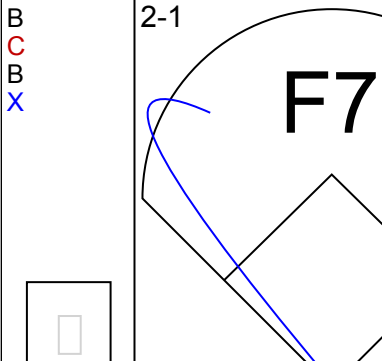
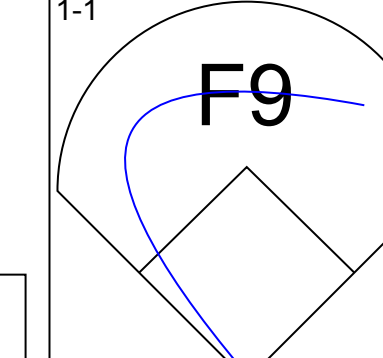
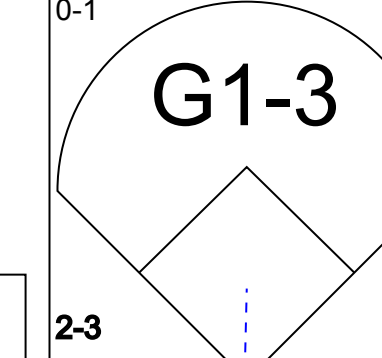

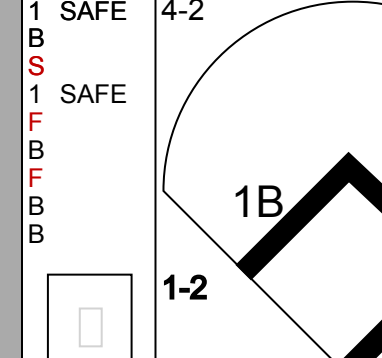

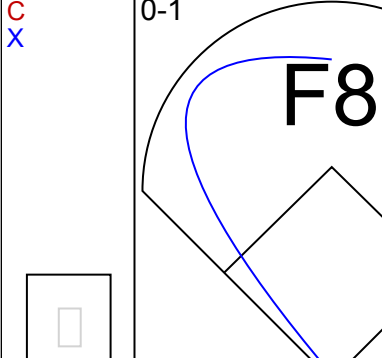
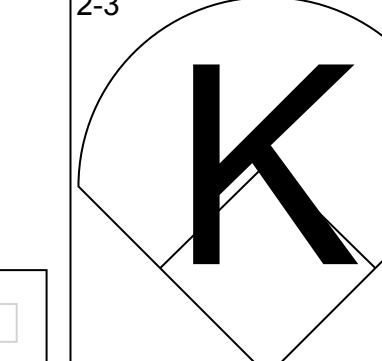
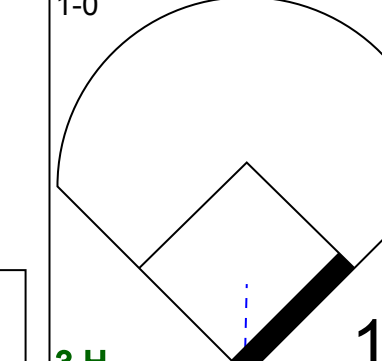

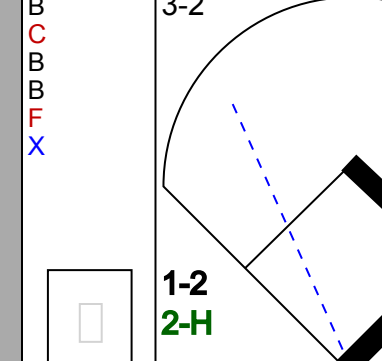
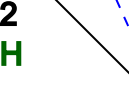
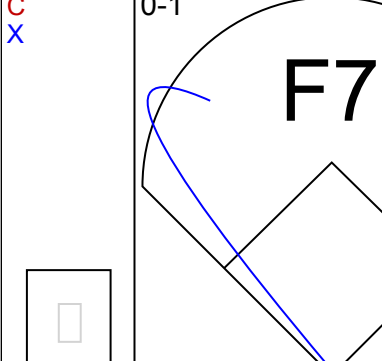
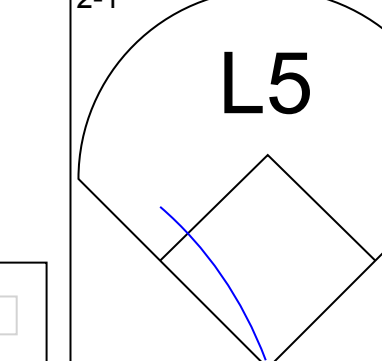
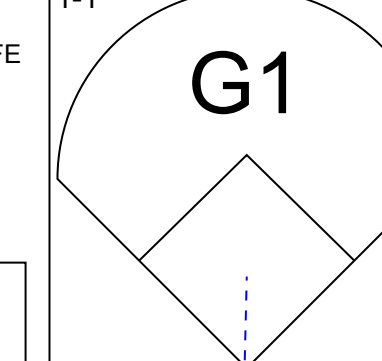
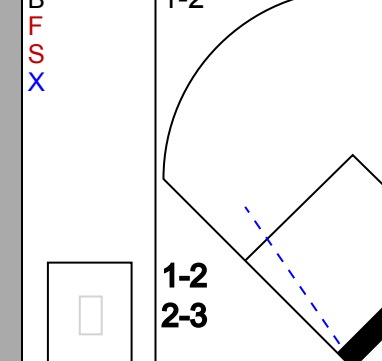
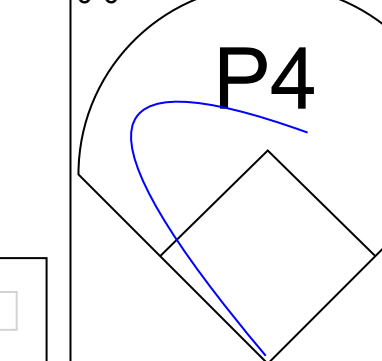
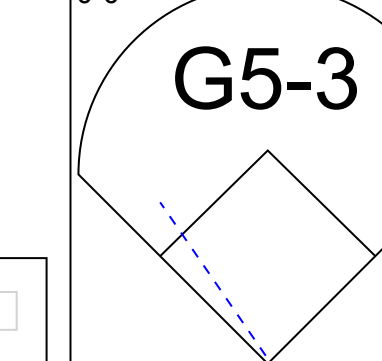



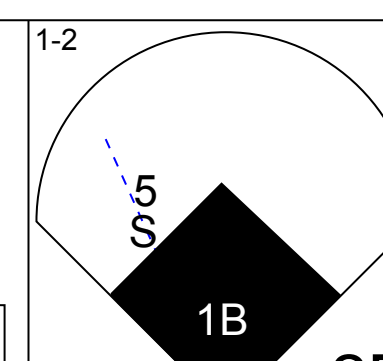
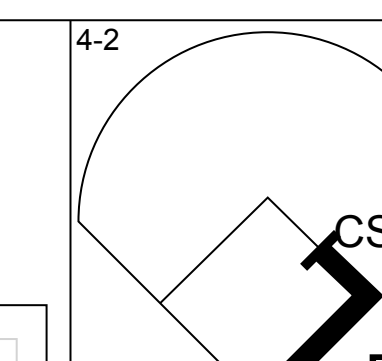
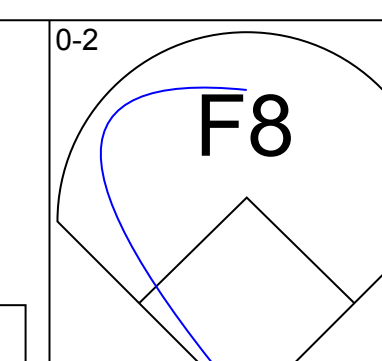
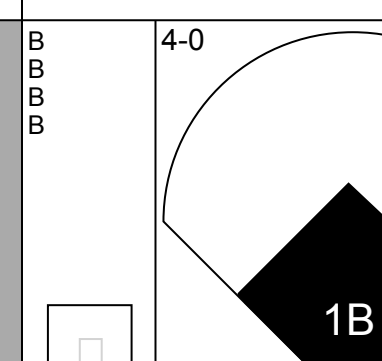
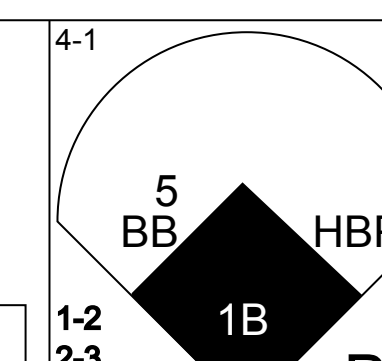
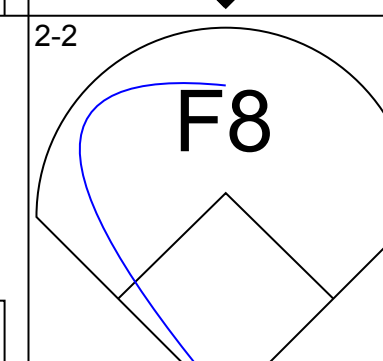
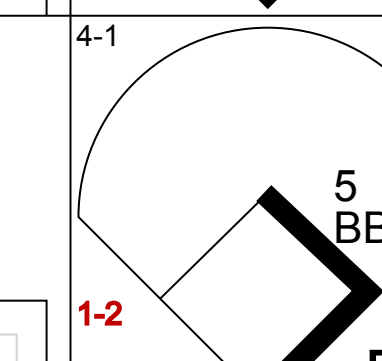
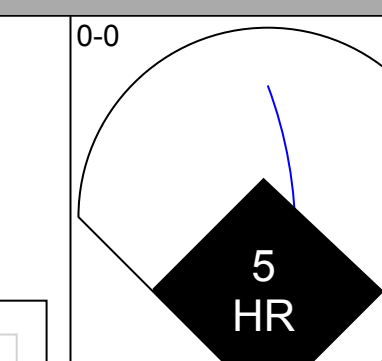
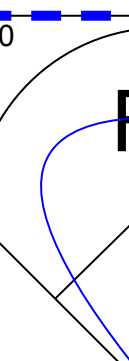
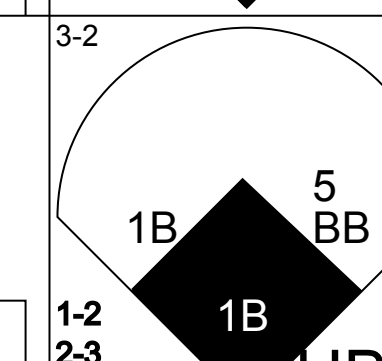
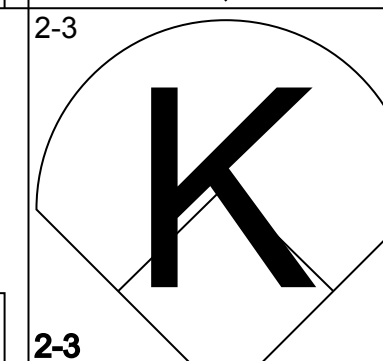
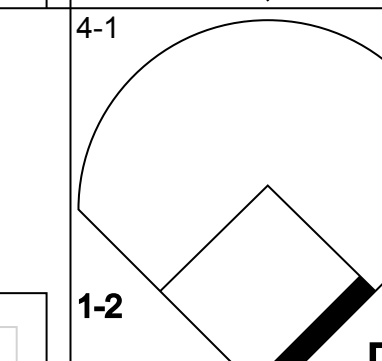
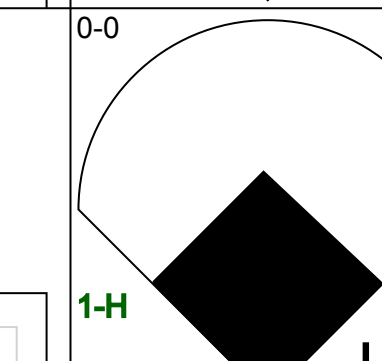

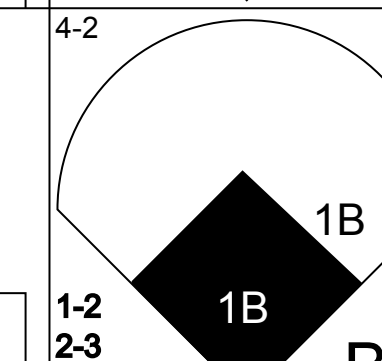
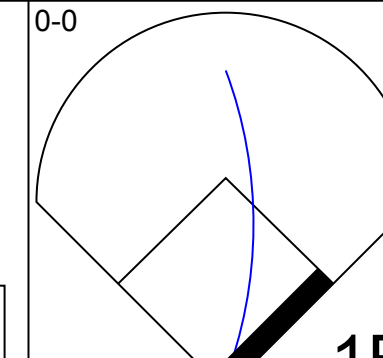
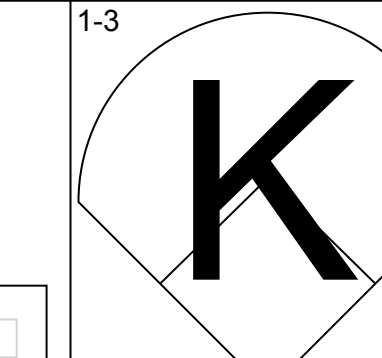
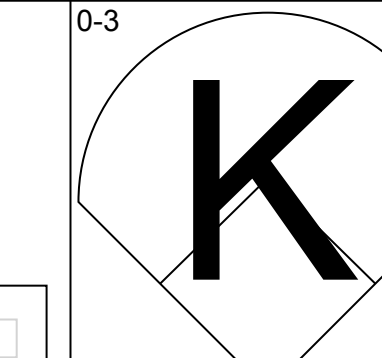

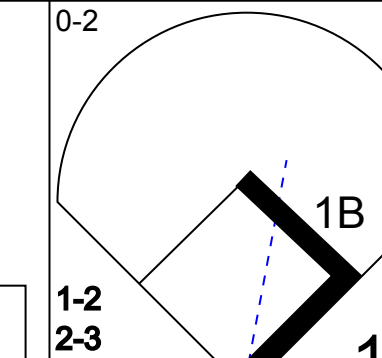
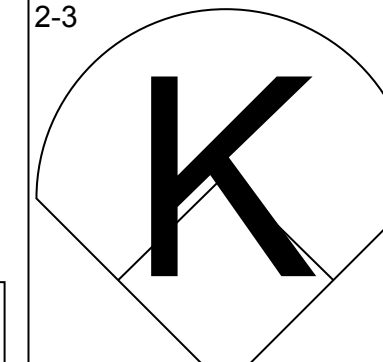

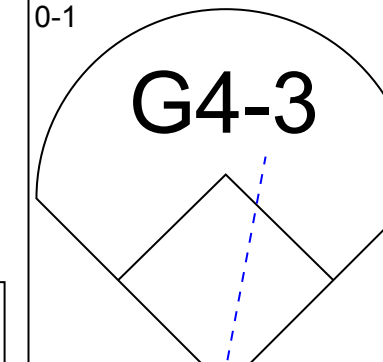
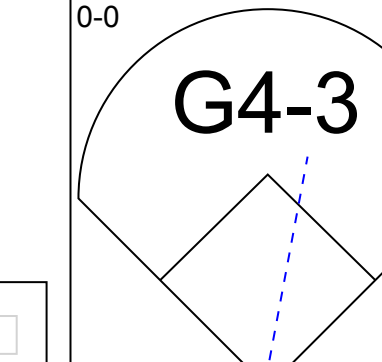
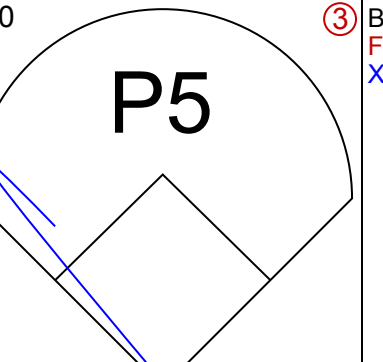
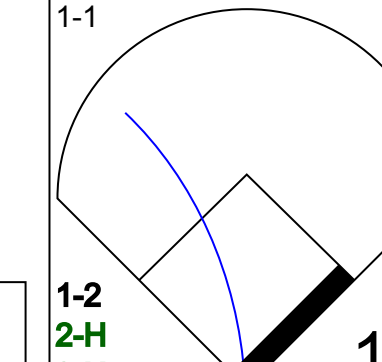


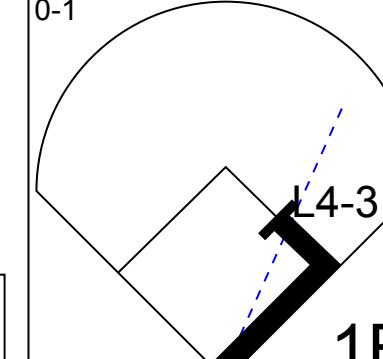
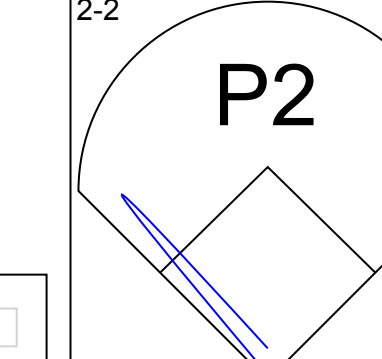

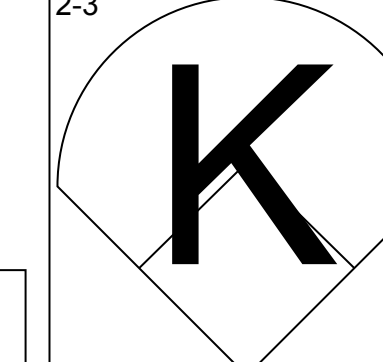

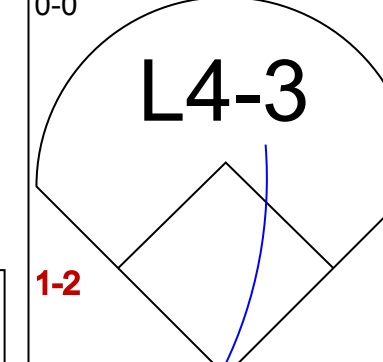

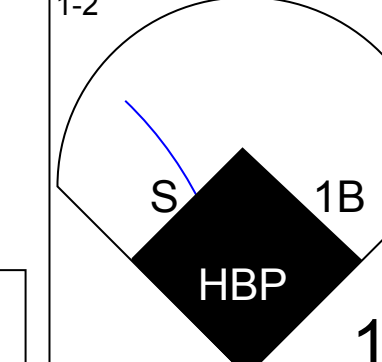
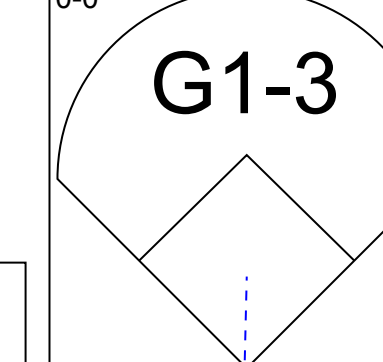



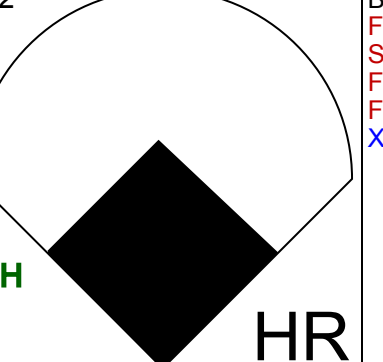

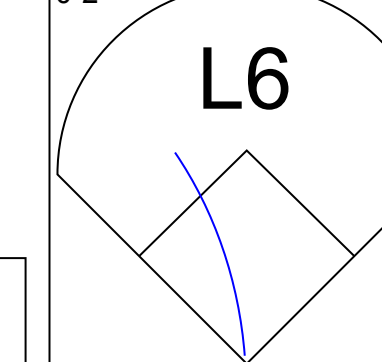
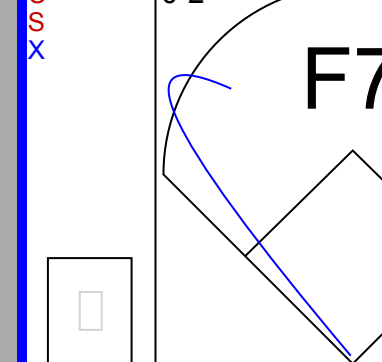
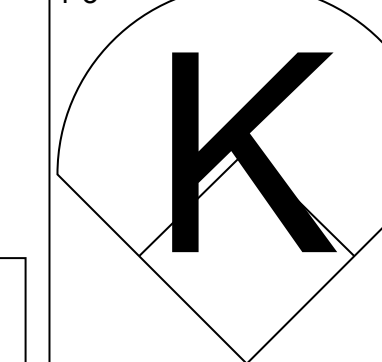

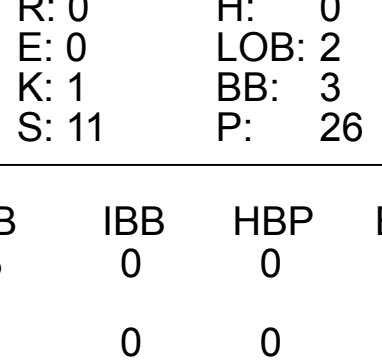
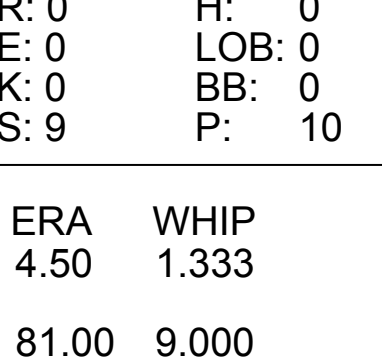
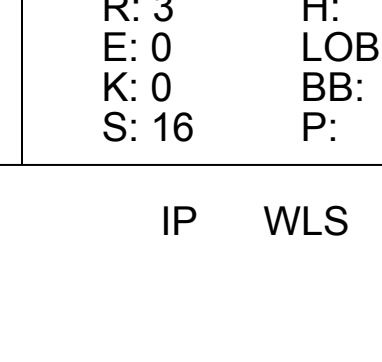
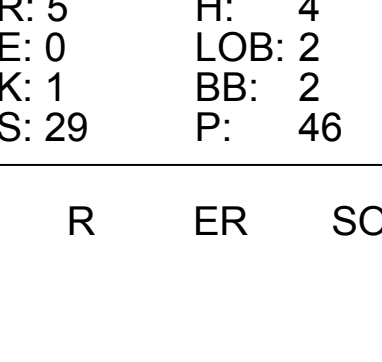

Batter	1	2	3	4	5	6	7	8	9	AB	R	H	RBI	BB	SO	LOB	BOTTOM				
Craig Biggio, R (1, 4) OBP: 0.337, SLG: 0.359	2B					HR				3	1	3	2	1	0	0					
Luis Gonzalez, L (1, 7) OBP: 0.387, SLG: 0.543	L9		G1-3		F8		F7			4	0	0	0	0	0	4					
5 Jeff Bagwell, R (1, 3) OBP: 0.383, SLG: 0.482				HR		1B				2	2	1	1	2	0	0					
Eric Anthony, L (1, 8) OBP: 0.386, SLG: 0.507	K		G5-4-3		2B		PO			4	0	3	0	0	1	2					
Ken Caminiti, S (1, 5) OBP: 0.291, SLG: 0.418	L7		G5-4-3		K		K			4	0	0	0	0	2	6					
Chris James, R (1, 9) OBP: 0.478, SLG: 0.950 Jack Daugherty, S (8, PH) Rick Parker, R (9, 8) OBP: 0.200, SLG: 0.111			G6-3		SF8		PO			2	1	1	2	0	0	0					
Scott Servais, R (1, 2) OBP: 0.455, SLG: 0.684		G5-3			SH2-4					4	0	2	0	0	0	0					
Andujar Cedeno, R (1, 6) OBP: 0.338, SLG: 0.393		G6-3			F8		P4			3	0	0	0	1	0	1					
Pete Harnisch, S (1, 1) OBP: 0.222, SLG: 0.333 Casey Candaele, S (6, PH) Xavier Hernandez, L (7, 1) Kevin Bass, S (8, PH) Doug Jones, R (9, 1) OBP: 0.300, SLG: 0.368			1B		SH2-4		G5-3			1	1	1	0	0	0	0					
Inning Stats	R: 0 E: 0 K: 1 S: 9	H: 1 LOB: 2 BB: 1 P: 18	R: 2 E: 0 K: 0 S: 14	H: 3 LOB: 1 BB: 0 P: 21	R: 1 E: 0 K: 0 S: 7	H: 2 LOB: 0 BB: 0 P: 11	R: 0 E: 0 K: 0 S: 5	H: 1 LOB: 2 BB: 1 P: 12	R: 1 E: 0 K: 0 S: 13	H: 2 LOB: 2 BB: 1 P: 22	R: 1 E: 0 K: 0 S: 8	H: 1 LOB: 0 BB: 0 P: 13	R: 0 E: 0 K: 1 S: 8	H: 1 LOB: 0 BB: 0 P: 9	R: 0 E: 0 K: 0 S: 5	H: 0 LOB: 1 BB: 1 P: 13	1B: 5 2B: 3 3B: 0 HR: 3	SF: 1 SAC: 1 DP: 1 HBP: 0	WP: 0 PB: 0 SB: 0 CS: 0	PA: 37	
PITCHER	IP	WLS	BF	H	R	ER	SO	BB	IBB	HBP	BLK	WP	HR	S	P	ERA	WHIP				
Greg Hibbard, L (1, 1) ERA: 5.83	6.0	L	29	10	5	5	2	2	1	0	1	1	3	56	97	7.50	2.000				
Jose Bautista, R (7, 1) ERA: 5.87	2.0		7	1	0	0	1	1	0	0	0	0	0	13	22	0.00	1.000				

Chicago Cubs @ Houston Astros
Astrodome, Houston, TX
Thu Apr 29 1993, 8:05 PM EDT
Att: 16,403 - Dome

AB	30
R	5
H	11
RBI	5
BB	4
SO	3
LOB	14



Batter	1	2	3	4	5	6	7	8	9	AB	R	H	RBI	BB	SO	LOB	TOP				
Al Martin, L OBP: 0.267, SLG: 0.452 (1, 7)										4	0	0	0	0	2	0	Pittsburgh Pirates @ Houston Astros Astrodome, Houston, TX Fri Apr 30 1993, 8:05 PM EDT Att: 31,867 - Dome				
Jay Bell, R OBP: 0.376, SLG: 0.465 (1, 6)										4	0	0	0	0	0	0					
Andy Van Slyke, L OBP: 0.327, SLG: 0.400 (1, 8)										4	0	1	0	0	0	0					
Orlando Merced, S OBP: 0.443, SLG: 0.388 (1, 9)										4	1	1	0	0	3	1					
Jeff King, R OBP: 0.356, SLG: 0.307 (1, 5)										4	1	1	0	0	0	1					
Kevin Young, R OBP: 0.321, SLG: 0.328 (1, 3)										3	0	0	0	1	0	1					
Don Slaught, R OBP: 0.364, SLG: 0.467 (1, 2)										4	0	2	2	0	1	0					
Carlos Garcia, R OBP: 0.301, SLG: 0.358 (1, 4)										3	0	1	0	0	0	1					
Bob Walk, R OBP: 0.182, SLG: 0.182 (1, 1)										2	0	0	0	0	0	0					
Dave Clark, L OBP: 0.367, SLG: 0.308 (7, PH)										1	0	0	0	0	1	3					
Paul Wagner, R OBP: 0.321, SLG: 0.328 (7, 1)										0	0	0	0	0	0	0					
Rich Robertson, L OBP: 0.321, SLG: 0.328 (7, 1)										0	0	0	0	0	0	0					
Dennis Moeller, R OBP: 0.321, SLG: 0.328 (8, 1)										0	0	0	0	0	0	0					
Inning Stats	R: 0 E: 0 K: 1 S: 12	H: 0 LOB: 0 BB: 0 P: 19	R: 0 E: 0 K: 1 S: 7	H: 0 LOB: 0 BB: 0 P: 10	R: 0 E: 0 K: 1 S: 6	H: 0 LOB: 0 BB: 0 P: 10	R: 0 E: 0 K: 0 S: 6	H: 0 LOB: 0 BB: 0 P: 7	R: 1 E: 1 K: 1 S: 11	H: 2 LOB: 1 BB: 0 P: 18	R: 0 E: 0 K: 0 S: 8	H: 0 LOB: 0 BB: 0 P: 12	R: 1 E: 0 K: 1 S: 18	H: 3 LOB: 3 BB: 1 P: 30	R: 0 E: 0 K: 2 S: 10	H: 1 LOB: 1 BB: 0 P: 15	R: 0 E: 0 K: 0 S: 6	H: 0 LOB: 0 BB: 0 P: 8	1B: 6 2B: 0 3B: 0 HR: 0	SF: 0 SAC: 0 DP: 0 HBP: 0	WP: 0 PA: 34 PB: 0 SB: 1 CS: 0
PITCHER	IP WLS BF H R ER SO BB IBB HBP BLK WP HR S P ERA WHIP																				
Mark Portugal, R ERA: 3.69	6.2 W 25 4 2 1 4 1 0 0 0 0 0 62 98 1.35 0.750																				
Xavier Hernandez, R ERA: 2.19	2.1 S 9 2 0 0 3 0 0 0 0 0 0 22 31 0.00 0.857																				

Batter	1	2	3	4	5	6	7	8	9	AB	R	H	RBI	BB	SO	LOB	BOTTOM		
Craig Biggio, R OBP: 0.362, SLG: 0.375 (1, 4)										2	3	1	0	3	0	0	Pittsburgh Pirates @ Houston Astros Astrodome, Houston, TX Fri Apr 30 1993, 8:05 PM EDT Att: 31,867 - Dome		
Luis Gonzalez, L OBP: 0.381, SLG: 0.534 (1, 7)										3	2	1	1	1	0	2			
5 Jeff Bagwell, R Jack Daugherty, S OBP: 0.523 (1, 3)										3	2	2	3	2	1	1			
Eric Anthony, L OBP: 0.398, SLG: 0.513 (1, 8)										5	0	3	3	0	2	2			
Ken Caminiti, S OBP: 0.286, SLG: 0.405 (1, 5)										5	0	1	2	0	1	3			
Chris Donnels, L OBP: 0.250, SLG: 0.286 (9, 5)										0	0	0	0	0	0	0			
Kevin Bass, S OBP: 0.304, SLG: 0.364 (1, 9)										3	0	1	0	0	0	0			
Xavier Hernandez, L OBP: 0.347, SLG: 0.400 (7, 1)										4	2	2	0	0	1	1			
Eddie Taubensee, L OBP: 0.237, SLG: 0.382 (1, 2)										4	2	2	2	0	0	0			
Mark Portugal, R OBP: 0.273, SLG: 0.200 (1, 1)										2	0	0	0	0	0	0			
Casey Candaele, S OBP: 0.143, SLG: 0.143 (7, 8)										2	0	0	0	0	1	2			
Inning Stats	R: 1 E: 0 K: 2 S: 14	H: 2 LOB: 1 BB: 0 P: 21	R: 0 E: 0 K: 1 S: 6	H: 0 LOB: 0 BB: 0 P: 8	R: 0 E: 0 K: 1 S: 11	H: 0 LOB: 2 BB: 3 P: 26	R: 0 E: 0 K: 0 S: 5	H: 1 LOB: 0 BB: 0 P: 5	R: 0 E: 0 K: 0 S: 9	H: 0 LOB: 0 BB: 0 P: 10	R: 2 E: 0 K: 1 S: 11	H: 2 LOB: 0 BB: 0 P: 13	R: 3 E: 0 K: 0 S: 16	H: 4 LOB: 2 BB: 1 P: 23	R: 5 E: 0 K: 1 S: 29	H: 4 LOB: 2 BB: 2 P: 46	1B: 10 2B: 2 3B: 0 HR: 2	SF: 0 SAC: 0 DP: 1 HBP: 1	WP: 0 PA: 42 PB: 0 SB: 2 CS: 1
PITCHER	IP WLS BF H R ER SO BB IBB HBP BLK WP HR S P ERA WHIP																		
Bob Walk, R ERA: 5.17	6.0 L 24 5 3 3 5 3 0 0 0 0 0 1 56 83 4.50 1.333																		
Paul Wagner, R ERA: 4.2	0.1 4 2 3 3 0 1 0 0 0 0 0 1 10 16 81.00 9.000																		
Rich Robertson, L ERA: 0.2	0.2 4 2 0 0 0 0 0 0 0 0 0 0 6 7 0.00 3.000																		
Dennis Moeller, L ERA: 10.61	1.0 10 4 5 5 1 2 0 0 1 0 0 0 29 46 45.00 6.000																		



Batter	1	2	3	4	5	6	7	8	9	AB	R	H	RBI	BB	SO	LOB	TOP							
Al Martin, L OBP: 0.266, SLG: 0.468 (1, 7)										4	1	1	0	0	1	0	Pittsburgh Pirates @ Houston Astros Astrodome, Houston, TX Sat May 01 1993, 8:05 PM EDT Att: 39,242 - Dome							
Jay Bell, R OBP: 0.381, SLG: 0.461 (1, 6)										3	1	1	1	1	1	0								
Andy Van Slyke, L OBP: 0.314, SLG: 0.383 (1, 8)										4	0	0	0	0	1	2								
Jeff King, R OBP: 0.352, SLG: 0.304 (1, 5)										4	0	1	0	0	0	0								
Orlando Merced, S OBP: 0.446, SLG: 0.394 (1, 9)										4	0	2	1	0	1	0								
Kevin Young, R OBP: 0.305, SLG: 0.310 (1, 3)										4	0	0	0	0	1	3								
Don Slaught, R OBP: 0.352, SLG: 0.453 (1, 2)										4	0	1	0	0	0	2								
Carlos Garcia, R OBP: 0.303, SLG: 0.371 (1, 4)										3	1	1	0	0	0	2								
Randy Tomlin, L OBP: 0.200, SLG: 0.200 (1, 1)										2	0	0	0	0	0	0								
Tom Foley, L OBP: 0.321, SLG: 0.480 (7, PH)										1	0	0	1	0	0	0								
Bias Minor, R (7, 1)										0	0	0	0	0	0	0								
Denny Neagle, L (8, 1)										0	0	0	0	0	0	0								
Inning Stats	R: 2 E: 0 K: 1 S: 14	H: 4 LOB: 2 BB: 0 P: 21	R: 0 E: 0 K: 1 S: 8	H: 0 LOB: 0 BB: 0 P: 12	R: 0 E: 0 K: 0 S: 6	H: 0 LOB: 0 BB: 0 P: 11	R: 0 E: 0 K: 0 S: 10	H: 2 LOB: 1 BB: 0 P: 14	R: 0 E: 0 K: 1 S: 7	H: 0 LOB: 1 BB: 1 P: 14	R: 0 E: 0 K: 0 S: 8	H: 0 LOB: 0 BB: 0 P: 10	R: 1 E: 0 K: 0 S: 11	H: 1 LOB: 0 BB: 0 P: 18	R: 0 E: 0 K: 1 S: 12	H: 0 LOB: 0 BB: 0 P: 17	R: 0 E: 0 K: 1 S: 6	H: 0 LOB: 0 BB: 0 P: 11	1B: 5 2B: 7 3B: 1 HR: 0	SF: 0 SAC: 0 DP: 1 HBP: 0	WP: 1 PB: 0 SB: 0 CS: 0	PA: 34		
PITCHER	IP WLS BF H R ER SO BB IBB HBP BLK WP HR S P ERA WHIP	IP WLS BF H R ER SO BB IBB HBP BLK WP HR S P ERA WHIP	IP WLS BF H R ER SO BB IBB HBP BLK WP HR S P ERA WHIP	IP WLS BF H R ER SO BB IBB HBP BLK WP HR S P ERA WHIP	IP WLS BF H R ER SO BB IBB HBP BLK WP HR S P ERA WHIP	IP WLS BF H R ER SO BB IBB HBP BLK WP HR S P ERA WHIP	IP WLS BF H R ER SO BB IBB HBP BLK WP HR S P ERA WHIP	IP WLS BF H R ER SO BB IBB HBP BLK WP HR S P ERA WHIP	IP WLS BF H R ER SO BB IBB HBP BLK WP HR S P ERA WHIP	IP WLS BF H R ER SO BB IBB HBP BLK WP HR S P ERA WHIP	IP WLS BF H R ER SO BB IBB HBP BLK WP HR S P ERA WHIP	IP WLS BF H R ER SO BB IBB HBP BLK WP HR S P ERA WHIP	IP WLS BF H R ER SO BB IBB HBP BLK WP HR S P ERA WHIP	IP WLS BF H R ER SO BB IBB HBP BLK WP HR S P ERA WHIP	IP WLS BF H R ER SO BB IBB HBP BLK WP HR S P ERA WHIP	IP WLS BF H R ER SO BB IBB HBP BLK WP HR S P ERA WHIP	IP WLS BF H R ER SO BB IBB HBP BLK WP HR S P ERA WHIP	IP WLS BF H R ER SO BB IBB HBP BLK WP HR S P ERA WHIP	IP WLS BF H R ER SO BB IBB HBP BLK WP HR S P ERA WHIP	IP WLS BF H R ER SO BB IBB HBP BLK WP HR S P ERA WHIP	IP WLS BF H R ER SO BB IBB HBP BLK WP HR S P ERA WHIP	IP WLS BF H R ER SO BB IBB HBP BLK WP HR S P ERA WHIP	IP WLS BF H R ER SO BB IBB HBP BLK WP HR S P ERA WHIP	IP WLS BF H R ER SO BB IBB HBP BLK WP HR S P ERA WHIP

Pittsburgh Pirates @ Houston Astros
 Astrodome, Houston, TX
 Sat May 01 1993, 8:05 PM EDT
 Att: 39,242 - Dome

AB 33
 R 3
 H 7
 RBI 3
 BB 1
 SO 5
 LOB 9

Batter	1	2	3	4	5	6	7	8	9	AB	R	H	RBI	BB	SO	LOB	BOTTOM							
Craig Biggio, R OBP: 0.367, SLG: 0.405 (1, 4)										4	2	2	1	0	0	1	Pittsburgh Pirates @ Houston Astros Astrodome, Houston, TX Sat May 01 1993, 8:05 PM EDT Att: 39,242 - Dome							
Luis Gonzalez, L OBP: 0.375, SLG: 0.519 (1, 7)										4	1	1	1	0	0	2								
5 Jeff Bagwell, R OBP: 0.417, SLG: 0.545 (1, 3)										2	1	2	2	1	0	0								
Eric Anthony, L OBP: 0.400, SLG: 0.512 (1, 8)										2	1	1	2	0	0	1								
Kevin Bass, S OBP: 0.290, SLG: 0.333 (6, PH)										2	0	0	0	0	0	1								
Brian Williams, R (8, 1)										0	0	0	0	0	0	0								
Ken Caminiti, S OBP: 0.284, SLG: 0.409 (1, 5)										4	0	1	1	0	0	0								
Chris James, R OBP: 0.407, SLG: 0.792 (1, 9)										4	0	0	0	0	2	1								
Scott Servais, R OBP: 0.423, SLG: 0.652 (1, 2)										4	0	1	0	0	0	0								
Andujar Cedeno, R OBP: 0.355, SLG: 0.406 (1, 6)										4	1	2	0	0	1	1								
Doug Drabek, R (1, 1)										1	0	0	0	0	0	1								
Chris Donnels, L OBP: 0.333, SLG: 0.590 (7, PH)										1	1	1	0	0	0	0								
Casey Candaele, S OBP: 0.143, SLG: 0.143 (8, 8)										0	0	0	0	0	0	0								
Inning Stats	R: 0 E: 0 K: 0 S: 8	H: 0 LOB: 1 BB: 1 P: 14	R: 0 E: 0 K: 0 S: 4	H: 0 LOB: 0 BB: 0 P: 9	R: 4 E: 0 K: 1 S: 15	H: 5 LOB: 1 BB: 0 P: 25	R: 0 E: 0 K: 0 S: 4	H: 1 LOB: 0 BB: 0 P: 6	R: 1 E: 0 K: 0 S: 9	H: 1 LOB: 0 BB: 0 P: 16	R: 0 E: 0 K: 1 S: 5	H: 0 LOB: 0 BB: 0 P: 8	R: 2 E: 0 K: 1 S: 13	H: 3 LOB: 1 BB: 0 P: 21	R: 0 E: 0 K: 0 S: 9	H: 1 LOB: 1 BB: 0 P: 13	R: 0 E: 0 K: 0 S: 9	H: 1 LOB: 1 BB: 0 P: 13	1B: 5 2B: 7 3B: 0 HR: 0	SF: 1 SAC: 1 DP: 1 HBP: 0	WP: 0 PB: 0 SB: 1 CS: 0	PA: 35		
PITCHER	IP WLS BF H R ER SO BB IBB HBP BLK WP HR S P ERA WHIP	IP WLS BF H R ER SO BB IBB HBP BLK WP HR S P ERA WHIP	IP WLS BF H R ER SO BB IBB HBP BLK WP HR S P ERA WHIP	IP WLS BF H R ER SO BB IBB HBP BLK WP HR S P ERA WHIP	IP WLS BF H R ER SO BB IBB HBP BLK WP HR S P ERA WHIP	IP WLS BF H R ER SO BB IBB HBP BLK WP HR S P ERA WHIP	IP WLS BF H R ER SO BB IBB HBP BLK WP HR S P ERA WHIP	IP WLS BF H R ER SO BB IBB HBP BLK WP HR S P ERA WHIP	IP WLS BF H R ER SO BB IBB HBP BLK WP HR S P ERA WHIP	IP WLS BF H R ER SO BB IBB HBP BLK WP HR S P ERA WHIP	IP WLS BF H R ER SO BB IBB HBP BLK WP HR S P ERA WHIP	IP WLS BF H R ER SO BB IBB HBP BLK WP HR S P ERA WHIP	IP WLS BF H R ER SO BB IBB HBP BLK WP HR S P ERA WHIP	IP WLS BF H R ER SO BB IBB HBP BLK WP HR S P ERA WHIP	IP WLS BF H R ER SO BB IBB HBP BLK WP HR S P ERA WHIP	IP WLS BF H R ER SO BB IBB HBP BLK WP HR S P ERA WHIP	IP WLS BF H R ER SO BB IBB HBP BLK WP HR S P ERA WHIP	IP WLS BF H R ER SO BB IBB HBP BLK WP HR S P ERA WHIP	IP WLS BF H R ER SO BB IBB HBP BLK WP HR S P ERA WHIP	IP WLS BF H R ER SO BB IBB HBP BLK WP HR S P ERA WHIP	IP WLS BF H R ER SO BB IBB HBP BLK WP HR S P ERA WHIP	IP WLS BF H R ER SO BB IBB HBP BLK WP HR S P ERA WHIP	IP WLS BF H R ER SO BB IBB HBP BLK WP HR S P ERA WHIP	IP WLS BF H R ER SO BB IBB HBP BLK WP HR S P ERA WHIP

Pittsburgh Pirates @ Houston Astros
 Astrodome, Houston, TX
 Sat May 01 1993, 8:05 PM EDT
 Att: 39,242 - Dome

AB 32
 R 7
 H 11
 RBI 7
 BB 1
 SO 3
 LOB 8

Batter	1	2	3	4	5	6	7	8	9	AB	R	H	RBI	BB	SO	LOB	TOP			
Lonnie Smith, R OBP: 0.400, SLG: 0.432										5	1	1	0	0	2	1	Pittsburgh Pirates @ Houston Astros Astrodome, Houston, TX Sun May 02 1993, 4:33 AM EDT Att. 24,485 - Dome			
Jay Bell, R OBP: 0.373, SLG: 0.457										5	0	1	0	0	1	2				
Andy Van Slyke, L OBP: 0.336, SLG: 0.398										4	1	3	0	1	1	0				
Jeff King, R OBP: 0.364, SLG: 0.375										4	3	2	4	1	0	3				
Lloyd McClendon, R OBP: 0.125, SLG: 0.087 Orlando Merced, S OBP: 0.440, SLG: 0.389										4	1	1	0	0	0	1				
Kevin Young, R OBP: 0.314, SLG: 0.311										3	0	1	0	1	1	1				
Tom Prince, R OBP: 0.348, SLG: 0.400										4	0	2	2	0	0	1				
Carlos Garcia, R OBP: 0.313, SLG: 0.370										3	0	1	0	1	0	2				
Steve Cooke, R Stan Belinda, R										3	0	0	0	0	1	5				
Inning Stats	R: 3 E: 0 K: 2 S: 12	H: 3 LOB: 0 BB: 0 P: 20	R: 0 E: 0 K: 1 S: 9	H: 0 LOB: 0 BB: 0 P: 10	R: 0 E: 0 K: 1 S: 9	H: 0 LOB: 0 BB: 0 P: 12	R: 1 E: 0 K: 0 S: 10	H: 3 LOB: 2 BB: 0 P: 14	R: 0 E: 0 K: 0 S: 10	H: 1 LOB: 1 BB: 0 P: 16	R: 0 E: 0 K: 0 S: 5	H: 1 LOB: 1 BB: 0 P: 9	R: 2 E: 1 K: 0 S: 15	H: 2 LOB: 2 BB: 3 P: 34	R: 0 E: 0 K: 1 S: 8	H: 1 LOB: 2 BB: 1 P: 15		1B: 8 2B: 2 3B: 0 HR: 2	SF: 0 SAC: 1 DP: 1 HBP: 0	WP: 0 PB: 0 SB: 0 CS: 2
PITCHER	IP WLS BF H R ER SO BB IBB HBP BLK WP HR S P ERA WHIP																			
Greg Swindell, L ERA: 3.56	(1, 1) 5.0 L 22 7 4 4 5 0 0 0 0 0 0 2 48 68 7.20 1.400																			
Darryl Kile, R ERA: 3.0	(6, 1) 2.0 7 2 0 0 0 0 0 0 0 0 0 0 15 25 0.00 1.000																			
Eric Bell, L ERA: 8.44	(8, 1) 0.0 1 1 1 1 0 0 0 0 0 0 0 0 1 3 ∞ ∞																			
Mark Grant, R ERA: 2.25	(8, 1) 2.0 11 2 1 0 1 2 2 0 0 0 0 0 22 46 0.00 2.000																			

Batter	1	2	3	4	5	6	7	8	9	AB	R	H	RBI	BB	SO	LOB	BOTTOM					
Craig Biggio, R OBP: 0.379, SLG: 0.409										4	0	2	0	1	0	1	Pittsburgh Pirates @ Houston Astros Astrodome, Houston, TX Sun May 02 1993, 4:33 AM EDT Att. 24,485 - Dome					
Luis Gonzalez, L OBP: 0.355, SLG: 0.488										5	0	0	0	0	1	6						
5 Jeff Bagwell, R OBP: 0.417, SLG: 0.570										5	1	2	1	0	1	2						
Eric Anthony, L OBP: 0.394, SLG: 0.500										4	0	1	0	0	1	2						
Ken Caminiti, S OBP: 0.283, SLG: 0.402										4	0	1	0	0	0	2						
Chris James, R OBP: 0.400, SLG: 0.852 Jack Daugherty, S ERA: 4.06										3	1	1	1	0	0	0						
Scott Servais, R OBP: 0.400, SLG: 0.577										3	0	0	0	1	1	2						
Andujar Cedeno, R OBP: 0.375, SLG: 0.417										3	0	2	0	1	1	0						
Greg Swindell, L ERA: 3.56 Caspy Cardenas, S ERA: 1.33 Darryl Kile, R ERA: 3.0 Kevin Bass, S ERA: 3.20 Eric Bell, L ERA: 8.44 Mark Grant, R ERA: 2.25 Chris Donnels, L ERA: 6.44										1	0	0	0	0	1	2						
Inning Stats	R: 0 E: 0 K: 1 S: 9	H: 2 LOB: 2 BB: 0 P: 15	R: 0 E: 0 K: 2 S: 12	H: 2 LOB: 3 BB: 1 P: 18	R: 0 E: 0 K: 0 S: 6	H: 0 LOB: 0 BB: 0 P: 9	R: 0 E: 0 K: 1 S: 8	H: 0 LOB: 0 BB: 0 P: 12	R: 0 E: 0 K: 0 S: 6	H: 0 LOB: 0 BB: 0 P: 11	R: 0 E: 0 K: 0 S: 8	H: 0 LOB: 0 BB: 0 P: 10	R: 1 E: 0 K: 0 S: 9	H: 2 LOB: 1 BB: 0 P: 15	R: 1 E: 0 K: 1 S: 11	H: 3 LOB: 2 BB: 0 P: 19		R: 0 E: 0 K: 2 S: 8	H: 0 LOB: 2 BB: 2 P: 19	1B: 7 2B: 0 3B: 0 HR: 2	SF: 0 SAC: 0 DP: 0 HBP: 0	WP: 0 PB: 0 SB: 2 CS: 0
PITCHER	IP WLS BF H R ER SO BB IBB HBP BLK WP HR S P ERA WHIP																					
Steve Cooke, L ERA: 4.06	(1, 1) 7.1 W 31 8 2 2 4 1 0 0 0 0 0 0 15 31 2.46 1.227																					
Stan Belinda, R ERA: 2.31	(8, 1) 1.2 8 1 0 0 3 2 0 0 0 0 0 0 15 31 0.00 1.800																					



Batter	1	2	3	4	5	6	7	8	9	AB	R	H	RBI	BB	SO	LOB	TOP			
Craig Biggio, R OBP: 0.374, SLG: 0.413 (1,4)	G5-3			G1-3		F8 1-H 2B		F9		4	0	1	1	0	0	1	Houston Astros @ St. Louis Cardinals Busch Stadium, St. Louis, MO Tue May 04 1993, 7:05 PM CDT Att: 23,203 - Unknown - 72 F livebaseballscores.com			
Luis Gonzalez, L OBP: 0.340, SLG: 0.465 (1,7)	F7			G3-1		F8		G4-3		4	0	0	0	0	0	1				
5 Jeff Bagwell, R OBP: 0.411, SLG: 0.552 (1,3)	G5-3			4-0 2B BB		G5-3		F9		3	0	0	0	1	0	1				
Eric Anthony, L OBP: 0.388, SLG: 0.500 (1,8)		3-2 G1-3		1-1 2B			2-3 K		1-0 G4-3		4	0	1	0	0	1		0		
Chris Donnels, L OBP: 0.308, SLG: 0.417 (1,5)		0-1 P6			0-3 K		0-1 G5-4-3 1B				3	0	1	0	0	1		0		
Kevin Bass, S OBP: 0.241, SLG: 0.286 (1,9)		0-1 L8			1-2 L9		0-0 G5-4-3 1-2				3	0	0	0	0	0		1		
Andujar Cedeno, R OBP: 0.366, SLG: 0.405 (1,6)			1-2 G5-3		2-2 G5-3			3-2 FC2-6 1B		2	0	0	0	0	0	0		0		
Darryl Kile, R OBP: 0.333, SLG: 0.333 (8, PH)								1-1 FC2-6 G4-3 1-2		3	1	2	0	0	0	0		1		
Mark Grant, R OBP: 0.258, SLG: 0.397 (1,2)			1-0 G6-4-3 1B			1-2 2B 1B				1	0	0	0	0	0	0		1		
Pete Harnisch, S OBP: 0.200, SLG: 0.300 (1,1)			0-2 G6-4-3 1-2			2-3 K		0-0 G4-3 1-2		2	0	0	0	0	0	1		2		
Inning Stats	R: 0 E: 0 K: 0 S: 4	H: 0 LOB: 0 BB: 0 P: 7	R: 0 E: 0 K: 0 S: 7	H: 0 LOB: 0 BB: 0 P: 10	R: 0 E: 0 K: 0 S: 7	H: 1 LOB: 0 BB: 0 P: 9	R: 0 E: 0 K: 0 S: 5	H: 1 LOB: 2 BB: 1 P: 10	R: 0 E: 0 K: 1 S: 10	H: 0 LOB: 0 BB: 0 P: 13	R: 1 E: 0 K: 1 S: 12	H: 2 LOB: 1 BB: 0 P: 19	R: 0 E: 0 K: 1 S: 8	H: 1 LOB: 0 BB: 0 P: 10	R: 0 E: 0 K: 0 S: 6	H: 0 LOB: 0 BB: 0 P: 10	1B: 4 2B: 2 3B: 0 HR: 0	SF: 0 SAC: 0 DP: 2 HBP: 0	WP: 0 PB: 0 SB: 0 CS: 0	PA: 31
PITCHER Bob Tewksbury, R ERA: 3.03 (1,1)	IP: 9.0 WLS: W BF: 31 H: 6 R: 1 ER: 1 SO: 3 BB: 1 IBB: 0 HBP: 0 BLK: 0 WP: 0 HR: 0 S: 67 P: 102 ERA: 1.00 WHIP: 0.778																			

Batter	1	2	3	4	5	6	7	8	9	AB	R	H	RBI	BB	SO	LOB	BOTTOM			
Gerónimo Pena, S OBP: 0.324, SLG: 0.307 (1,4)	K	P5			F9	P7		K		5	0	0	0	0	2	3	Houston Astros @ St. Louis Cardinals Busch Stadium, St. Louis, MO Tue May 04 1993, 7:05 PM CDT Att: 23,203 - Unknown - 72 F livebaseballscores.com			
Ozzie Smith, S OBP: 0.320, SLG: 0.340 (1,6)	L7		G6-3 1B		BB 1B	G1-3		G3-1		5	1	2	0	0	0	1				
Gregg Jefferies, S OBP: 0.350, SLG: 0.483 (1,3)	G3		G6-3		BB 1B					2	1	0	0	2	0	1				
Ray Lankford, L OBP: 0.337, SLG: 0.306 (1,8)		F8 1B 1B		K	BB 1B	K				4	2	2	1	0	2	2				
Mark Whiten, S OBP: 0.355, SLG: 0.464 (1,9)		F8 1B 1B		F7	BB 1B			F7		4	1	2	1	0	0	1				
Todd Zeile, R OBP: 0.358, SLG: 0.361 (1,5)		F8		L6	BB 1B	E 2B		G3-6-3 1B		4	1	2	1	0	0	2				
Luis Alícea, S OBP: 0.441, SLG: 0.367 (1,7)		4-0 WP 1B IBB			BB 1B					3	0	2	0	1	0	1				
Rod Brewer, L OBP: 0.265, SLG: 0.226 (9,7)					BB 1B					0	0	0	0	0	0	0				
Tom Pagnozzi, R OBP: 0.259, SLG: 0.315 (1,2)		P2		P5	E5					4	0	1	0	0	0	5				
Bob Tewksbury, R OBP: 0.364, SLG: 0.300 (1,1)		1-2 2-H 1B		K	P3			B3		4	0	1	2	0	1	4				
Inning Stats	R: 0 E: 0 K: 1 S: 9	H: 0 LOB: 0 BB: 0 P: 16	R: 2 E: 0 K: 0 S: 15	H: 3 LOB: 2 BB: 1 P: 28	R: 0 E: 0 K: 1 S: 10	H: 1 LOB: 1 BB: 0 P: 14	R: 0 E: 0 K: 1 S: 11	H: 1 LOB: 1 BB: 0 P: 16	R: 4 E: 1 K: 0 S: 25	H: 5 LOB: 2 BB: 1 P: 37	R: 0 E: 0 K: 1 S: 10	H: 0 LOB: 1 BB: 1 P: 16	R: 0 E: 0 K: 0 S: 5	H: 1 LOB: 0 BB: 0 P: 9	R: 0 E: 0 K: 1 S: 9	H: 1 LOB: 1 BB: 0 P: 14	1B: 10 2B: 2 3B: 0 HR: 0	SF: 0 SAC: 0 DP: 1 HBP: 0	WP: 1 PB: 0 SB: 0 CS: 0	PA: 38
PITCHER Pete Harnisch, R ERA: 4.15 (1,1)	IP: 4.2 WLS: L BF: 24 H: 9 R: 6 ER: 5 SO: 3 BB: 1 IBB: 0 HBP: 0 BLK: 0 WP: 1 HR: 0 S: 60 P: 97 ERA: 9.64 WHIP: 2.143																			
Darryl Kile, R ERA: 2.51 (5,1)	2.1	10	2	0	0	1	1	0	0	0	0	25	39	0.00	1.286					
Mark Grant, R ERA: 1.8 (8,1)	1.0	4	1	0	0	1	0	0	0	0	0	9	14	0.00	1.000					

Batter	1	2	3	4	5	6	7	8	9	AB	R	H	RBI	BB	SO	LOB	TOP										
Craig Biggio, R OBP: 0.396, SLG: 0.469 (1, 4)	1-1 FC3-6 1B		2-2 HR		1-1 E 5 SF7 1B	3-2 1B		1-1 CI 1B		4	2	4	1	0	0	0	Houston Astros @ St. Louis Cardinals Busch Stadium, St. Louis, MO Wed May 05 1993, 7:05 PM CDT Att: 27,864 - Unknown - 82 F AB 36 R 6 H 12 RBI 4 BB 5 SO 4 LOB 17										
Luis Gonzalez, L OBP: 0.333, SLG: 0.451 (1, 7)	0-1 FC3-6 5 G5-4-3 1-2		3-3 K		0-0 E4 BB	1-1 F8		3-2 5 WP 1B		5	0	1	1	0	1	4											
Jeff Bagwell, R OBP: 0.402, SLG: 0.535 (1, 3)	1-0 G5-4-3 1-2		1-2 G1-3		0-0 SF7		1-1 P6	4-1 G4-6-3 1B		3	0	0	1	1	0	1											
Eric Anthony, L OBP: 0.388, SLG: 0.500 (9, 9)		1-1 G4-3		1-1 G3	4-2 1-2 BB		0-0 2B	0-0 G4-6-3		4	0	1	0	1	0	3											
Ken Caminiti, S OBP: 0.288, SLG: 0.433 (1, 5)		1-0 G4-3 1B		1-0 HR	3-2 G3		2-3 K		0-0 F9	5	1	2	1	0	1	3											
Kevin Bass, S OBP: 0.285, SLG: 0.313 Doug Jones, R (9, 1)		2-2 G4-3 1-2		2-0 L8		2-2 1B WP		4-0 1B IBB	0-2 L4	4	1	1	0	1	0	1											
Scott Servais, R OBP: 0.400, SLG: 0.533 (1, 2)		4-2 FC6-4 BB		1-3 K		0-0 2-3 1B	1-1 G1-3		2-2 F9	4	0	1	0	1	1	2											
Andujar Cedeno, R OBP: 0.360, SLG: 0.397 (1, 6)		1-0 FC6-4 1-2			0-0 F8	2-2 F9		1-2 1B CI		4	1	1	0	0	0	2											
Mark Portugal, R OBP: 0.357, SLG: 0.250 Xavier Hernandez, L (6, 1)			1-1 F8		4-2 1B BB	2-0 1B		2-3 K		2	1	1	0	1	0	0											
Rick Parker, R OBP: 0.200, SLG: 0.111 (9, 8)										0	0	0	0	0	0	0											
Inning Stats	R: 0 E: 0 K: 0 S: 5	H: 1 LOB: 0 BB: 0 P: 7	R: 0 E: 0 K: 0 S: 12	H: 1 LOB: 2 BB: 1 P: 21	R: 1 E: 0 K: 1 S: 13	H: 1 LOB: 0 BB: 0 P: 20	R: 1 E: 0 K: 1 S: 7	H: 1 LOB: 0 BB: 0 P: 12	R: 2 E: 1 K: 0 S: 12	H: 1 LOB: 2 BB: 2 P: 24	R: 1 E: 0 K: 0 S: 16	H: 4 LOB: 2 BB: 0 P: 25	R: 0 E: 0 K: 1 S: 8	H: 1 LOB: 2 BB: 1 P: 16	R: 1 E: 1 K: 1 S: 16	H: 2 LOB: 2 BB: 1 P: 27	R: 0 E: 0 K: 0 S: 8	H: 0 LOB: 0 BB: 0 P: 10	1B: 8 2B: 2 3B: 0 HR: 2	SF: 1 SAC: 0 DP: 2 HBP: 0	WP: 2 PB: 0 SB: 0 CS: 0	PA: 43					
PITCHER	IP	WLS	BF	H	R	ER	SO	BB	IBB	HBP	BLK	WP	HR	S	P	ERA	WHIP										
Donovan Osborne, L ERA: 3.44 (1, 1)	4.2	L	22	5	4	2	2	3	0	0	0	0	2	46	78	3.86	1.714										
Les Lancaster, R ERA: 4.15 (5, 1)	0.1		1	0	0	0	0	0	0	0	0	0	0	3	6	0.00	0.000										
Omar Olivares, R ERA: 2.25 (6, 1)	2.0		11	5	1	1	1	0	1	0	0	1	0	24	41	4.50	2.500										
Mike Perez, R ERA: 3.71 (8, 1)	0.1		3	1	1	0	1	0	0	0	0	0	0	8	12	0.00	3.000										
Rob Murphy, L ERA: 2.25 (8, 1)	1.2		6	1	0	0	0	0	1	0	0	1	0	16	25	0.00	0.600										

Batter	1	2	3	4	5	6	7	8	9	AB	R	H	RBI	BB	SO	LOB	BOTTOM										
Luis Altea, S OBP: 0.447, SLG: 0.382 (1, 4)	1-0 F7		0-1 1B G6-3		1-0 F7		2-1 G4-3-6 1B			4	0	2	0	0	0	0	Houston Astros @ St. Louis Cardinals Busch Stadium, St. Louis, MO Wed May 05 1993, 7:05 PM CDT Att: 27,864 - Unknown - 82 F AB 31 R 3 H 6 RBI 3 BB 3 SO 6 LOB 9										
Ozzie Smith, S OBP: 0.308, SLG: 0.327 (1, 6)	3-2 L7		2-3 G6-3		0-0 B1-3		0-0 G4-3-6			4	0	0	1	0	0	2											
Gregg Jefferies, S OBP: 0.346, SLG: 0.473 (1, 3)	3-2 G4-3		3-2 1B		1-0 G3		2-3 K			4	0	1	0	0	1	0											
Ray Lankford, L OBP: 0.333, SLG: 0.295 (1, 8)		1-1 L9	0-1 F8		4-1 1B BB		0-0 L9			3	1	0	0	1	0	2											
Mark Whiten, S OBP: 0.360, SLG: 0.460 (1, 9)		4-1 E S G6-3 BB		0-0 G4-3		1-3 1B		2-3 K		3	1	1	0	1	1	0											
Todd Zeile, R OBP: 0.354, SLG: 0.356 (1, 5)	1 SAFE G6-3		3-2 L7		0-1 L7		0-1 K		0-3 K	4	0	1	2	0	1	0											
Rod Brewer, L OBP: 0.283, SLG: 0.229 (1, 7)	1-2 P4				0-0 1B		1-3 1B		0-1 G5-3	4	0	1	0	0	1	2											
Tom Pagnozzi, R OBP: 0.259, SLG: 0.303 (1, 2)			4-2 1B SH1-4 G6-3 BB		1-0 F8		2-1 L7		0-0 G6-3	3	1	0	0	1	0	3											
Donovan Osborne, S OBP: 0.300, SLG: 0.222 Les Lancaster, R (5, 1)			1-2 SH1-4		3-3 K		0-3 K			0	0	0	0	0	0	0											
José Oquendo, S OBP: 0.186, SLG: 0.186 Omar Olivares, R OBP: 0.250, SLG: 0.187 Stan Royer, R (8, 1)										0	0	0	0	0	0	0											
Mike Perez, R (8, 1)										0	0	0	0	0	0	0											
Rob Murphy, L (8, 1)										0	0	0	0	0	0	0											
Inning Stats	R: 0 E: 0 K: 0 S: 7	H: 0 LOB: 0 BB: 0 P: 14	R: 1 E: 0 K: 0 S: 9	H: 0 LOB: 0 BB: 1 P: 18	R: 1 E: 0 K: 0 S: 14	H: 2 LOB: 1 BB: 1 P: 23	R: 0 E: 0 K: 0 S: 4	H: 1 LOB: 0 BB: 0 P: 5	R: 0 E: 0 K: 1 S: 7	H: 0 LOB: 0 BB: 0 P: 11	R: 1 E: 0 K: 0 S: 10	H: 2 LOB: 2 BB: 1 P: 17	R: 0 E: 0 K: 1 S: 6	H: 1 LOB: 0 BB: 0 P: 8	R: 0 E: 0 K: 2 S: 7	H: 0 LOB: 0 BB: 0 P: 11	R: 0 E: 0 K: 1 S: 6	H: 0 LOB: 0 BB: 0 P: 6	1B: 6 2B: 0 3B: 0 HR: 0	SF: 0 SAC: 1 DP: 1 HBP: 0	WP: 0 PB: 0 SB: 1 CS: 0	PA: 35					
PITCHER	IP	WLS	BF	H	R	ER	SO	BB	IBB	HBP	BLK	WP	HR	S	P	ERA	WHIP										
Mark Portugal, R ERA: 3.65 (1, 1)	5.1	W	24	5	3	2	1	3	0	0	0	0	0	46	81	3.38	1.500										
Xavier Hernandez, R ERA: 1.8 (6, 1)	2.2		8	1	0	0	4	0	0	0	0	0	0	18	26	0.00	0.375										
Doug Jones, R ERA: 1.62 (9, 1)	1.0	S	3	0	0	0	1	0	0	0	0	0	0	6	6	0.00	0.000										

Batter	1	2	3	4	5	6	7	8	9	AB	R	H	RBI	BB	SO	LOB	TOP				
Roberto Kelly, R OBP: 0.287, SLG: 0.419 (1, 8)										4	1	2	0	0	1	1					
Jeff Branson, L OBP: 0.400, SLG: 0.435 (1, 4)										4	1	2	1	0	1	1					
Barry Larkin, R OBP: 0.393, SLG: 0.353 (1, 6)										4	0	2	0	0	0	2					
Kevin Mitchell, R OBP: 0.397, SLG: 0.561 (1, 7)										4	1	1	2	0	0	2					
Jeff Reardon, R (9, 1)										0	0	0	0	0	0	0					
Chris Sabo, R OBP: 0.257, SLG: 0.425 (1, 5)										4	1	1	0	0	0	1					
Randy Milligan, R OBP: 0.402, SLG: 0.337 (1, 3)										4	1	1	0	0	0	1					
Reggie Sanders, R OBP: 0.314, SLG: 0.418 (1, 9)										4	0	0	0	0	0	1					
Joe Oliver, R OBP: 0.311, SLG: 0.418 (1, 2)										4	0	0	0	0	0	1					
Tim Belcher, R OBP: 0.091, SLG: 0.091 (1, 1)										2	0	1	0	0	0	0					
Gary Varsho, L OBP: 0.414, SLG: 0.391 (8, PH)										1	0	0	0	0	0	0					
Mitt Hill, R (8, 1)										0	0	0	0	0	0	0					
Cesar Hernandez, R OBP: 0.143, SLG: 0.100 (9, 7)										0	0	0	0	0	0	0					
Inning Stats	R: 0 E: 0 K: 1 S: 9	H: 2 LOB: 1 BB: 0 P: 13	R: 0 E: 0 K: 0 S: 8	H: 0 LOB: 0 BB: 0 P: 13	R: 0 E: 0 K: 0 S: 9	H: 1 LOB: 0 BB: 0 P: 14	R: 0 E: 0 K: 0 S: 12	H: 1 LOB: 1 BB: 0 P: 18	R: 0 E: 0 K: 0 S: 7	H: 1 LOB: 0 BB: 0 P: 12	R: 0 E: 0 K: 0 S: 4	H: 0 LOB: 0 BB: 0 P: 4	R: 0 E: 0 K: 1 S: 8	H: 0 LOB: 0 BB: 0 P: 13	R: 5 E: 0 K: 0 S: 18	H: 5 LOB: 0 BB: 0 P: 25	1B: 6 2B: 4 3B: 0 HR: 2	SF: 0 SAC: 0 DP: 2 HBP: 0	WP: 0 PB: 0 SB: 1 CS: 0	PA: 35	
PITCHER	IP	WLS	BF	H	R	ER	SO	BB	IBB	HBP	BLK	WP	HR	S	P	ERA	WHIP				
Doug Drabek, R ERA: 2.25 (1, 1)	8.0		29	8	2	2	3	0	0	0	0	0	0	72	109	2.25	1.000				
Doug Jones, R ERA: 3.06 (9, 1)	1.0	L	6	3	3	3	0	0	0	0	0	0	2	11	14	27.00	3.000				

Cincinnati Reds @ Houston Astros
Astrodome, Houston, TX
Thu May 06 1993, 8:05 PM EDT
Att: 21,453 - Dome

AB 35
R 5
H 11
RBI 5
BB 0
SO 3
LOB 9



Batter	1	2	3	4	5	6	7	8	9	AB	R	H	RBI	BB	SO	LOB	BOTTOM					
Craig Biggio, R OBP: 0.383, SLG: 0.450 (1, 4)										4	0	0	0	0	1	2						
Luis Gonzalez, L OBP: 0.340, SLG: 0.479 (1, 7)										3	1	1	1	1	0	0						
5 Jeff Bagwell, R OBP: 0.405, SLG: 0.563 (1, 3)										4	2	2	1	0	2	1						
Eric Anthony, L OBP: 0.383, SLG: 0.520 (1, 8)										4	1	1	2	0	1	1						
Ken Caminiti, S OBP: 0.287, SLG: 0.426 (1, 5)										4	0	1	0	0	1	1						
Rick Parker, R OBP: 0.200, SLG: 0.111 (9, PR)										0	0	0	0	0	0	0						
Kevin Bass, S OBP: 0.237, SLG: 0.278 (1, 9)										4	0	0	0	0	2	1						
Andujar Cedeno, R OBP: 0.356, SLG: 0.390 (1, 6)										4	0	1	0	0	0	2						
Eddie Taubensee, L OBP: 0.262, SLG: 0.383 (1, 2)										2	0	0	0	1	0	0						
Chris Donnels, L OBP: 0.357, SLG: 0.417 (9, PH)										0	0	0	0	1	0	0						
Doug Drabek, R (1, 1)										3	0	0	0	0	2	2						
Doug Jones, R (9, 1)										0	0	0	0	0	0	0						
Casey Candaele, S OBP: 0.125, SLG: 0.125 (9, PH)										1	0	0	0	0	0	2						
Inning Stats	R: 2 E: 0 K: 1 S: 9	H: 2 LOB: 0 BB: 0 P: 14	R: 0 E: 1 K: 2 S: 12	H: 1 LOB: 2 BB: 1 P: 21	R: 0 E: 0 K: 2 S: 8	H: 0 LOB: 1 BB: 1 P: 15	R: 0 E: 0 K: 0 S: 4	H: 0 LOB: 0 BB: 0 P: 5	R: 0 E: 0 K: 2 S: 9	H: 0 LOB: 0 BB: 0 P: 12	R: 0 E: 0 K: 1 S: 5	H: 0 LOB: 0 BB: 0 P: 7	R: 0 E: 0 K: 0 S: 5	H: 0 LOB: 0 BB: 0 P: 8	R: 2 E: 0 K: 0 S: 15	H: 2 LOB: 2 BB: 0 P: 21	R: 0 E: 0 K: 1 S: 11	H: 1 LOB: 2 BB: 1 P: 17	1B: 3 2B: 0 3B: 0 HR: 3	SF: 0 SAC: 0 DP: 0 HBP: 0	WP: 0 PB: 0 SB: 2 CS: 0	PA: 36
PITCHER	IP	WLS	BF	H	R	ER	SO	BB	IBB	HBP	BLK	WP	HR	S	P	ERA	WHIP					
Tim Belcher, R ERA: 5.05 (1, 1)	7.0		26	3	2	2	8	2	0	0	0	0	0	52	82	2.57	0.714					
Mitt Hill, R ERA: 2.35 (8, 1)	1.0	W	5	2	2	2	0	0	0	0	0	0	2	15	21	18.00	2.000					
Jeff Reardon, R ERA: 2.45 (9, 1)	1.0	S	5	1	0	0	1	1	0	0	0	0	0	11	17	0.00	2.000					

Cincinnati Reds @ Houston Astros
Astrodome, Houston, TX
Thu May 06 1993, 8:05 PM EDT
Att: 21,453 - Dome

AB 33
R 4
H 6
RBI 4
BB 3
SO 9
LOB 12



Batter	1	2	3	4	5	6	7	8	9	AB	R	H	RBI	BB	SO	LOB	TOP										
Roberto Kelly, R OBP: 0.283, SLG: 0.409	F9	G1-3		1B		G6-3		G1-3		5	0	1	0	0	0	2											
Juan Samuel, R OBP: 0.172, SLG: 0.222	G4-3		F8	K		F		G6-3		5	1	1	0	0	1	1											
Barry Larkin, R OBP: 0.410, SLG: 0.368	1B		1B	BB		1B		F9		4	1	3	1	1	0	0											
Kevin Mitchell, R OBP: 0.382, SLG: 0.532	G4-3		1B	HR		G4-6-3		K		5	1	1	0	0	1	4											
Cesar Hernandez, R OBP: 0.143, SLG: 0.100			1B			G4-6-3		K		0	0	0	0	0	0	0											
Chris Sabo, R OBP: 0.280, SLG: 0.445		BB	HR			G4-3		G1-3		4	3	3	1	1	0	0											
Randy Milligan, R OBP: 0.398, SLG: 0.367	F9		HR			G4-3		G1-3		4	1	1	3	0	0	3											
Reggie Sanders, R OBP: 0.330, SLG: 0.419	1B		1B			FC3		G6-3		2	0	1	0	2	0	0											
Joe Oliver, R OBP: 0.309, SLG: 0.412	SH1-4		L4			K		G6-3		4	0	1	1	0	1	4											
Jose Rijo, R OBP: 0.412, SLG: 0.286	SH1-4		K			F8		G1-3		2	0	0	0	0	1	2											
Bill Landrum, R OBP: 0.143, SLG: 0.273										0	0	0	0	0	0	0											
Cecil Espy, S OBP: 0.143, SLG: 0.273										0	0	0	0	0	0	0											
Greg Cadaret, L OBP: 0.143, SLG: 0.273										0	0	0	0	0	0	0											
Steve Foster, R OBP: 0.143, SLG: 0.273										0	0	0	0	0	0	0											
Jeff Reardon, R OBP: 0.143, SLG: 0.273										0	0	0	0	0	0	0											
Inning Stats	R: 0 E: 0 K: 0 S: 10	H: 1 LOB: 1 BB: 0 P: 14	R: 1 E: 0 K: 0 S: 9	H: 1 LOB: 2 BB: 2 P: 20	R: 4 E: 0 K: 1 S: 16	H: 4 LOB: 1 BB: 1 P: 25	R: 0 E: 0 K: 1 S: 8	H: 2 LOB: 1 BB: 0 P: 11	R: 1 E: 0 K: 1 S: 10	H: 1 LOB: 1 BB: 0 P: 17	R: 1 E: 1 K: 0 S: 10	H: 2 LOB: 0 BB: 0 P: 14	R: 0 E: 0 K: 0 S: 4	H: 0 LOB: 0 BB: 0 P: 6	R: 0 E: 0 K: 1 S: 5	H: 0 LOB: 0 BB: 0 P: 9	1B: 10 2B: 1 3B: 0 HR: 1	SF: 0 SAC: 1 DP: 3 HBP: 0	WP: 0 PB: 0 SB: 1 CS: 0	PA: 41							
PITCHER	IP	WLS	BF	H	R	ER	SO	BB	IBB	HBP	BLK	WP	HR	S	P	ERA	WHIP										
Greg Swindell, L ERA: 4.3	3.0	L	18	6	5	5	1	3	0	0	0	0	1	35	59	15.00	3.000										
Mark Grant, R ERA: 1.29	2.0		9	3	1	0	2	0	0	0	0	0	0	18	28	0.00	1.500										
Tom Edens, R ERA: 0.75	1.1		7	3	1	1	0	0	1	0	0	0	0	15	26	6.75	2.250										
Brian Williams, R ERA: 3.68	1.2		4	0	0	0	0	0	0	0	0	0	0	6	10	0.00	0.000										
Xavier Hernandez, R ERA: 1.68	1.0		3	0	0	0	1	0	0	0	0	0	0	5	9	0.00	0.000										

Cincinnati Reds @ Houston Astros
Astrodome, Houston, TX
Fri May 07 1993, 8:05 PM EDT
Att: 31,845 - Dome

AB 36
R 7
H 12
RBI 6
BB 4
SO 4
LOB 16



Batter	1	2	3	4	5	6	7	8	9	AB	R	H	RBI	BB	SO	LOB	BOTTOM										
Craig Biggio, R OBP: 0.383, SLG: 0.442	F9		P4			G5-4-3		1B		4	0	1	0	1	0	2											
Luis Gonzalez, L OBP: 0.333, SLG: 0.465	K		L1-3		G4-3		G5-3	1B		5	0	1	0	0	1	2											
5 Jeff Bagwell, R OBP: 0.405, SLG: 0.593	G6-3		K			G3-1		HR		5	2	2	1	0	1	2											
Eric Anthony, L OBP: 0.378, SLG: 0.505	G4-3		F7		G3-1		G4-3	WP		3	0	0	0	1	0	1											
Ken Caminiti, S OBP: 0.286, SLG: 0.419	G1-3		F8		FC6-4		G5-3			4	1	1	1	0	0	1											
Kevin Bass, S OBP: 0.238, SLG: 0.275	G3		P5		FC6-4		G4-3			4	0	1	0	0	0	1											
Andujar Cedeno, R OBP: 0.269, SLG: 0.412			G4-3		1B		G6-3			3	1	2	1	0	0	1											
Brian Williams, R ERA: 1.64					2B					0	0	0	0	0	0	0											
Chris James, R OBP: 0.387, SLG: 0.821					1B					1	0	0	0	0	0	1											
Xavier Hernandez, L OBP: 0.238, SLG: 0.275					2B					0	0	0	0	0	0	0											
Eddie Taubensee, L OBP: 0.261, SLG: 0.365	F9		F9		G3		F8			3	1	0	0	1	0	2											
Greg Swindell, L OBP: 0.267, SLG: 0.330			G4-3		1B					0	0	0	0	0	0	0											
Caspy, Candelario, S OBP: 0.118, SLG: 0.118					2B					1	0	0	0	0	0	1											
Mark Grant, R ERA: 1.29					1B					0	0	0	0	0	0	0											
Chris Donnels, L ERA: 0.93					BB					1	0	2	0	0	0	0											
Tom Edens, R ERA: 0.75					1B					1	0	0	0	0	0	0											
Jose Uribe, S OBP: 0.236, SLG: 0.291					1B					1	0	0	0	1	0	0											
Inning Stats	R: 0 E: 0 K: 1 S: 9	H: 0 LOB: 0 BB: 0 P: 17	R: 0 E: 0 K: 0 S: 5	H: 0 LOB: 0 BB: 0 P: 8	R: 0 E: 0 K: 0 S: 13	H: 1 LOB: 1 BB: 0 P: 16	R: 0 E: 0 K: 1 S: 11	H: 0 LOB: 0 BB: 0 P: 19	R: 2 E: 0 K: 0 S: 13	H: 3 LOB: 1 BB: 0 P: 20	R: 0 E: 0 K: 0 S: 7	H: 0 LOB: 0 BB: 1 P: 14	R: 1 E: 0 K: 0 S: 10	H: 1 LOB: 1 BB: 1 P: 20	R: 0 E: 0 K: 0 S: 16	H: 2 LOB: 2 BB: 0 P: 21	1B: 6 2B: 2 3B: 0 HR: 1	SF: 0 SAC: 0 DP: 1 HBP: 0	WP: 1 PB: 0 SB: 0 CS: 0	PA: 39							
PITCHER	IP	WLS	BF	H	R	ER	SO	BB	IBB	HBP	BLK	WP	HR	S	P	ERA	WHIP										
Jose Rijo, R ERA: 3.19	6.0	W	26	6	4	4	2	2	0	0	0	0	0	7	14	6.00	1.333										
Bill Landrum, R ERA: 1.64	1.0		3	0	0	0	0	1	0	0	0	0	0	7	14	0.00	1.000										
Greg Cadaret, L ERA: 0.93	0.1		3	1	1	1	0	1	0	0	0	1	1	8	17	27.00	6.000										
Steve Foster, R ERA: 1.33	0.2		2	0	0	0	0	0	0	0	0	0	0	2	3	0.00	0.000										
Jeff Reardon, R ERA: 2.25	1.0	S	5	2	0	0	0	0	0	0	0	0	0	16	21	0.00	2.000										

Cincinnati Reds @ Houston Astros
Astrodome, Houston, TX
Fri May 07 1993, 8:05 PM EDT
Att: 31,845 - Dome

AB 35
R 5
H 9
RBI 5
BB 4
SO 2
LOB 14



Batter	1	2	3	4	5	6	7	8	9	AB	R	H	RBI	BB	SO	LOB	TOP										
Roberto Kelly, R OBP: 0.293, SLG: 0.411 Cesar Hernandez, R OBP: 0.130, SLG: 0.091	4-2 HBP BB BB		1-0 FC6-4 1B		0-2 E5 1B SF9		2-1 F9		2-2 F7	2	1	1	0	1	0	0											
Jeff Branson, L OBP: 0.400, SLG: 0.464	1-3 SAFE SAFE K		3-1 FC6-4 WP		1-0 F7		2-2 FC4-6 1B		2-1 2B	5	0	2	0	0	0	1	3										
Barry Larkin, R OBP: 0.402, SLG: 0.360	0-0 F9		1-2 L7		2-2 1B 1B		2-0 FC4-6 1B		3-2 G4-3	5	0	1	0	0	0	4											
Kevin Mitchell, R OBP: 0.389, SLG: 0.531 Juan Samuel, R OBP: 0.172, SLG: 0.222	4-2 HBP BB 1-2 BB		2-2 G5-3		1-0 SF9		3-1 1B		1-2 1B	2	0	1	1	1	0	1											
Chris Sabo, R OBP: 0.287, SLG: 0.442	2-0 1-2 2-3 HBP				3-2 G6-3		1-0 1B		2-2 F7	3	0	1	0	0	0	2											
Randy Milligan, R OBP: 0.394, SLG: 0.376 Dan Wilson, R OBP: 0.400, SLG: 0.444	0-3 K				1-0 2B		0-1 G1-3		2-1 F9	3	0	1	0	0	1	5											
Reggie Sanders, R OBP: 0.319, SLG: 0.402			3-3 K		2-3 K		3-1 G1-3		2-0 F7	4	0	0	0	0	2	1											
Joe Oliver, R OBP: 0.307, SLG: 0.400			1-3 K		4-2 BB		3-3 K		0-1 F8	3	0	0	0	1	2	0											
John Smiley, L OBP: 0.333, SLG: 0.375 Gary Varsho, L OBP: 0.400, SLG: 0.375 Mitt Hill, R Greg Cadaret, L Cecil Espy, S	3-2 F7		1-3 K		1-3 K		1-3 K		0-2 F8	1	0	0	0	0	0	0											
Inning Stats	R: 0 E: 0 K: 2 S: 17	H: 0 LOB: 3 BB: 2 P: 28	R: 0 E: 0 K: 2 S: 11	H: 0 LOB: 0 BB: 0 P: 18	R: 0 E: 0 K: 0 S: 10	H: 1 LOB: 1 BB: 0 P: 17	R: 0 E: 0 K: 2 S: 14	H: 1 LOB: 2 BB: 1 P: 25	R: 1 E: 0 K: 0 S: 11	H: 2 LOB: 0 BB: 0 P: 16	R: 0 E: 0 K: 0 S: 9	H: 0 LOB: 0 BB: 0 P: 16	R: 0 E: 0 K: 0 S: 11	H: 2 LOB: 2 BB: 0 P: 22	R: 0 E: 0 K: 0 S: 5	H: 0 LOB: 0 BB: 0 P: 9	R: 0 E: 0 K: 0 S: 12	H: 1 LOB: 1 BB: 0 P: 19	1B: 5 2B: 2 3B: 0 HR: 0	SF: 1 SAC: 0 DP: 0 HBP: 1	WP: 1 PB: 0 SB: 0 CS: 0	PA: 39					
PITCHER	IP	WLS	BF	H	R	ER	SO	BB	IBB	HBP	BLK	WP	HR	S	P	ERA	WHIP										
Darryl Kile, R ERA: 1.77	6.0	W	27	4	1	0	8	3	0	1	0	1	0	72	120	0.00	1.167										
Eric Bell, L ERA: 6.14	2.0		8	2	0	0	0	0	0	0	0	0	0	16	31	0.00	1.000										
Tom Edens, R ERA: 3.86	1.0		4	1	0	0	0	0	0	0	0	0	0	12	19	0.00	1.000										

Cincinnati Reds @ Houston Astros
Astrodome, Houston, TX
Sat May 08 1993, 8:05 PM EDT
Att: 25,134 - Dome

AB	34
R	1
H	7
RBI	1
BB	3
SO	8
LOB	18



Batter	1	2	3	4	5	6	7	8	9	AB	R	H	RBI	BB	SO	LOB	BOTTOM										
Craig Biggio, R OBP: 0.398, SLG: 0.467 Casey Candaele, S OBP: 0.105, SLG: 0.105	1-1 5 HR 2B		0-1 FC3-6 1B		0-1 E5 1B 1B		1-1 F8			3	2	3	0	0	0	0											
Luis Gonzalez, L OBP: 0.328, SLG: 0.447	4-0 5 HR BB		1-1 FC3-6 1B		1-2 P6		0-0 P5		1-2 F8	4	2	0	0	1	0	2											
5 Jeff Bagwell, R OBP: 0.427, SLG: 0.627	2-0 1H 2H HR		4-1 1B BB		2-2 1B 1B		4-1 BB		4-2 1B BB	2	3	2	3	3	0	0											
Eric Anthony, L OBP: 0.388, SLG: 0.519	0-0 HR 2B		3-2 G4-6-3 1B		0-2 1B 1B		0-3 K		0-0 F8	5	2	3	2	0	1	2											
Ken Caminiti, S OBP: 0.287, SLG: 0.417 Chris Donnels, L OBP: 0.471, SLG: 0.500	1-0 G1-3		2-1 G4-6-3		1-2 BB 1B		4-1 BB		1-0 1B 1B	3	1	1	1	0	0	3											
Chris James, R OBP: 0.382, SLG: 0.871 Rick Parker, R OBP: 0.250, SLG: 0.182	1-0 2H HR		0-1 F8		2-3 K		2-1 P6		1-1 G6-4-3 1B	3	1	1	2	0	1	2											
Scott Servais, R OBP: 0.400, SLG: 0.588	0-3 K		3-2 HR		4-1 1B BB		2-1 F9		1-1 G6-4-3	4	1	1	1	1	1	3											
Andujar Cedeno, R OBP: 0.371, SLG: 0.416 Eric Bell, L Tom Edens, R	1-0 1B		1-1 G6-3		1-1 1B		1-3 K			4	0	2	2	0	1	1											
Darryl Kile, R Jose Uribe, S	1-2 F7		1-1 P6		0-0 P5		1-1 F9			3	0	0	0	0	0	3											
Inning Stats	R: 5 E: 0 K: 1 S: 13	H: 5 LOB: 1 BB: 1 P: 24	R: 1 E: 0 K: 0 S: 10	H: 2 LOB: 1 BB: 1 P: 20	R: 1 E: 0 K: 0 S: 9	H: 1 LOB: 0 BB: 0 P: 14	R: 4 E: 1 K: 1 S: 21	H: 5 LOB: 2 BB: 1 P: 32	R: 0 E: 0 K: 1 S: 7	H: 0 LOB: 1 BB: 1 P: 12	R: 0 E: 0 K: 1 S: 8	H: 0 LOB: 1 BB: 1 P: 17	R: 0 E: 0 K: 0 S: 6	H: 0 LOB: 0 BB: 0 P: 9	R: 1 E: 0 K: 0 S: 10	H: 2 LOB: 1 BB: 1 P: 17	1B: 10 2B: 2 3B: 0 HR: 3	SF: 0 SAC: 0 DP: 2 HBP: 0	WP: 0 PB: 0 SB: 2 CS: 0	PA: 43							
PITCHER	IP	WLS	BF	H	R	ER	SO	BB	IBB	HBP	BLK	WP	HR	S	P	ERA	WHIP										
John Smiley, L ERA: 7.08	3.0	L	18	8	7	7	1	2	0	0	0	0	0	3	32	21.00	3.333										
Mitt Hill, R ERA: 4.63	4.0		20	5	4	4	3	3	0	0	0	0	0	42	70	9.00	2.000										
Greg Cadaret, L ERA: 1.69	1.0		5	2	1	1	0	1	0	0	0	0	0	10	17	9.00	3.000										

Cincinnati Reds @ Houston Astros
Astrodome, Houston, TX
Sat May 08 1993, 8:05 PM EDT
Att: 25,134 - Dome

AB	37
R	12
H	15
RBI	12
BB	6
SO	4
LOB	17



Batter	1	2	3	4	5	6	7	8	9	AB	R	H	RBI	BB	SO	LOB	TOP				
Roberto Kelly, R OBP: 0.300, SLG: 0.448 (1, 8)	F8			HR	2B			G6-3		4	1	2	1	0	0	0	Cincinnati Reds @ Houston Astros Astrodome, Houston, TX Sun May 09, 1993, 8:05 PM EDT Att. 15,040 - Dome				
Jeff Branson, L OBP: 0.412, SLG: 0.469 (1, 4)	K			1B	K			FC6-4 1B		4	0	2	0	0	2	1					
Barry Larkin, R OBP: 0.397, SLG: 0.357 (1, 6)	F7			F9		WP 1B		K		4	0	1	0	0	1	2					
Kevin Mitchell, R OBP: 0.368, SLG: 0.500 (1, 7)			F9	K		K		FC6-4		4	0	0	0	0	2	3					
Chris Sabo, R OBP: 0.278, SLG: 0.427 (1, 5)			K	G1-3		K			G5-3	4	0	0	0	0	2	2					
Randy Milligan, R OBP: 0.381, SLG: 0.361 (1, 3)			F8		F9	F8			L6	4	0	0	0	0	0	1					
Reggie Sanders, R OBP: 0.316, SLG: 0.396 (1, 9)				K	HR 1B				G6-3	4	1	1	0	0	2	0					
Joe Oliver, R OBP: 0.316, SLG: 0.430 (1, 2)			K		HR 1B					2	1	1	2	1	1	0					
Tim Pugh, R OBP: 0.091, SLG: 0.091 Kevin Wickander, L (6, 1)			F7		K			G4-6-3		2	0	0	0	0	1	0					
Cecil Espy, S OBP: 0.396, SLG: 0.257 Bill Landrum, R (7, 1)					K			G4-6-3		0	0	0	0	0	0	0					
Inning Stats	R: 0 E: 0 K: 1 S: 9	H: 0 LOB: 0 BB: 0 P: 12	R: 0 E: 0 K: 1 S: 8	H: 0 LOB: 0 BB: 0 P: 13	R: 0 E: 0 K: 2 S: 13	H: 0 LOB: 0 BB: 0 P: 17	R: 1 E: 0 K: 1 S: 11	H: 2 LOB: 1 BB: 0 P: 16	R: 2 E: 0 K: 2 S: 14	H: 3 LOB: 1 BB: 0 P: 22	R: 0 E: 0 K: 2 S: 10	H: 1 LOB: 1 BB: 0 P: 14	R: 0 E: 0 K: 1 S: 8	H: 0 LOB: 0 BB: 1 P: 13	R: 0 E: 0 K: 0 S: 5	H: 0 LOB: 0 BB: 0 P: 5	1B: 4 2B: 1 3B: 0 HR: 2	SF: 0 SAC: 0 DP: 1 HBP: 0	WP: 1 PB: 0 SB: 0 CS: 0	PA: 34	
PITCHER	IP WLS BF H R ER SO BB IBB HBP BLK WP HR S P ERA WHIP	IP WLS BF H R ER SO BB IBB HBP BLK WP HR S P ERA WHIP	IP WLS BF H R ER SO BB IBB HBP BLK WP HR S P ERA WHIP	IP WLS BF H R ER SO BB IBB HBP BLK WP HR S P ERA WHIP	IP WLS BF H R ER SO BB IBB HBP BLK WP HR S P ERA WHIP	IP WLS BF H R ER SO BB IBB HBP BLK WP HR S P ERA WHIP	IP WLS BF H R ER SO BB IBB HBP BLK WP HR S P ERA WHIP	IP WLS BF H R ER SO BB IBB HBP BLK WP HR S P ERA WHIP	IP WLS BF H R ER SO BB IBB HBP BLK WP HR S P ERA WHIP	IP WLS BF H R ER SO BB IBB HBP BLK WP HR S P ERA WHIP	IP WLS BF H R ER SO BB IBB HBP BLK WP HR S P ERA WHIP	IP WLS BF H R ER SO BB IBB HBP BLK WP HR S P ERA WHIP	IP WLS BF H R ER SO BB IBB HBP BLK WP HR S P ERA WHIP	IP WLS BF H R ER SO BB IBB HBP BLK WP HR S P ERA WHIP	IP WLS BF H R ER SO BB IBB HBP BLK WP HR S P ERA WHIP	IP WLS BF H R ER SO BB IBB HBP BLK WP HR S P ERA WHIP	IP WLS BF H R ER SO BB IBB HBP BLK WP HR S P ERA WHIP				
Pete Harnisch, R ERA: 4.1 Xavier Hernandez, R ERA: 1.59 Doug Jones, R ERA: 2.89	(1, 1) (8, 1) (9, 1)	7.0 W 27 6 3 3 10 1 0 0 0 1 2 73 107 3.86 1.000	1.0 S 4 1 0 0 1 0 0 0 0 0 0 8 12 0.00 1.000	1.0 S 3 0 0 0 0 0 0 0 0 0 0 5 5 0.00 0.000																	

AB	33
R	3
H	7
RBI	3
BB	1
SO	11
LOB	10



Batter	1	2	3	4	5	6	7	8	9	AB	R	H	RBI	BB	SO	LOB	BOTTOM			
Craig Biggio, R OBP: 0.383, SLG: 0.446 (1, 4)	F7		K		F9			P2		5	0	0	0	0	1	4	Cincinnati Reds @ Houston Astros Astrodome, Houston, TX Sun May 09, 1993, 8:05 PM EDT Att. 15,040 - Dome			
Luis Gonzalez, L OBP: 0.339, SLG: 0.449 (1, 7)	1B	P5		G6-3		P4-6 5 WP HBP		F8		4	1	2	0	0	0	0				
5 Jeff Bagwell, R OBP: 0.437, SLG: 0.628 (1, 3)	1B	1B		G6-3		BB				3	2	2	0	1	0	1				
Eric Anthony, L OBP: 0.392, SLG: 0.518 (1, 8)	1B	1B		K		F8				4	1	2	1	0	1	3				
Ken Caminiti, S OBP: 0.277, SLG: 0.402 (1, 5)	E4	FC4-6		L9		P4-6				4	1	0	1	0	0	5				
Kevin Bass, S OBP: 0.283, SLG: 0.302 (1, 9)	1B	1B		G4-3		G4-3	S	1B		3	1	2	1	0	0	0				
Andujar Cedeno, R OBP: 0.366, SLG: 0.402 (1, 6)	1B	1B		G6-3		G6-3		G6-3		3	0	0	0	1	1	3				
Eddie Taubensee, L OBP: 0.288, SLG: 0.379 (1, 2)	1B			G1-6-3		BB		G4-3		3	0	2	2	1	0	1				
Pete Harnisch, S OBP: 0.231, SLG: 0.250 Xavier Hernandez, L (8, 1)	K			G1-6-3		BB		G5-3		2	0	0	0	1	1	3				
Chris Donnels, L OBP: 0.444, SLG: 0.487 Doug Jones, R (9, 1)										0	0	0	0	0	0	0				
Inning Stats	R: 5 E: 1 K: 1 S: 16	H: 5 LOB: 2 BB: 1 P: 28	R: 1 E: 0 K: 1 S: 13	H: 2 LOB: 2 BB: 0 P: 17	R: 0 E: 0 K: 1 S: 7	H: 1 LOB: 0 BB: 0 P: 10	R: 0 E: 0 K: 1 S: 7	H: 1 LOB: 1 BB: 0 P: 11	R: 0 E: 0 K: 0 S: 10	H: 0 LOB: 2 BB: 2 P: 23	R: 0 E: 0 K: 0 S: 8	H: 0 LOB: 1 BB: 1 P: 16	R: 0 E: 0 K: 0 S: 8	H: 1 LOB: 0 BB: 0 P: 10	R: 0 E: 0 K: 0 S: 8	H: 0 LOB: 0 BB: 0 P: 14	1B: 10 2B: 1 3B: 0 HR: 0	SF: 0 SAC: 0 DP: 2 HBP: 2	WP: 1 PB: 0 SB: 1 CS: 0	PA: 38
PITCHER	IP WLS BF H R ER SO BB IBB HBP BLK WP HR S P ERA WHIP	IP WLS BF H R ER SO BB IBB HBP BLK WP HR S P ERA WHIP	IP WLS BF H R ER SO BB IBB HBP BLK WP HR S P ERA WHIP	IP WLS BF H R ER SO BB IBB HBP BLK WP HR S P ERA WHIP	IP WLS BF H R ER SO BB IBB HBP BLK WP HR S P ERA WHIP	IP WLS BF H R ER SO BB IBB HBP BLK WP HR S P ERA WHIP	IP WLS BF H R ER SO BB IBB HBP BLK WP HR S P ERA WHIP	IP WLS BF H R ER SO BB IBB HBP BLK WP HR S P ERA WHIP	IP WLS BF H R ER SO BB IBB HBP BLK WP HR S P ERA WHIP	IP WLS BF H R ER SO BB IBB HBP BLK WP HR S P ERA WHIP	IP WLS BF H R ER SO BB IBB HBP BLK WP HR S P ERA WHIP	IP WLS BF H R ER SO BB IBB HBP BLK WP HR S P ERA WHIP	IP WLS BF H R ER SO BB IBB HBP BLK WP HR S P ERA WHIP	IP WLS BF H R ER SO BB IBB HBP BLK WP HR S P ERA WHIP	IP WLS BF H R ER SO BB IBB HBP BLK WP HR S P ERA WHIP	IP WLS BF H R ER SO BB IBB HBP BLK WP HR S P ERA WHIP				
Tim Pugh, R ERA: 4.72 Kevin Wickander, L ERA: 3.72 Bill Landrum, R ERA: 1.38	(1, 1) (6, 1) (7, 1)	5.0 L 28 9 6 5 4 3 0 1 0 1 0 8 16 0.00 1.000	1.0 L 4 0 0 0 0 1 0 1 0 0 1 0 8 16 0.00 0.500	2.0 L 6 1 0 0 0 0 0 0 0 0 0 16 24 0.00 0.500																



Batter	1	2	3	4	5	6	7	8	9	AB	R	H	RBI	BB	SO	LOB	TOP					
Otis Nixon, S <small>OBP: 0.336, SLG: 0.260</small> 										4	1	1	0	1	0	1						
Jeff Blauer, R <small>OBP: 0.442, SLG: 0.473</small> 										4	1	1	0	1	2	2						
Terry Pendleton, S <small>OBP: 0.253, SLG: 0.271</small> 										5	0	2	0	0	1	3						
David Justice, L <small>OBP: 0.310, SLG: 0.457</small> 										5	0	0	0	0	3	8						
Ron Gant, R <small>OBP: 0.304, SLG: 0.376</small> 										4	0	3	2	0	0	2						
Sid Bream, L <small>OBP: 0.358, SLG: 0.436</small> 										2	0	1	0	2	0	1						
Damon Berryhill, S <small>OBP: 0.310, SLG: 0.472</small> 										4	0	0	0	0	2	6						
Mark Lemke, S <small>OBP: 0.397, SLG: 0.463</small> 										4	0	2	0	0	0	0						
Greg Maddux, R <small>OBP: 0.316, SLG: 0.368</small> Jay Howell, R <small>ERA: 1.5</small> Mike Stanton, L <small>ERA: 1.5</small>										3	0	1	0	0	1	1						
Inning Stats	R: 0 E: 1 K: 2 S: 15	H: 1 LOB: 2 BB: 0 P: 20	R: 0 E: 0 K: 2 S: 9	H: 1 LOB: 1 BB: 1 P: 18	R: 2 E: 0 K: 1 S: 11	H: 4 LOB: 2 BB: 1 P: 21	R: 0 E: 0 K: 0 S: 6	H: 1 LOB: 1 BB: 0 P: 10	R: 0 E: 0 K: 0 S: 12	H: 2 LOB: 2 BB: 0 P: 16	R: 0 E: 0 K: 1 S: 12	H: 1 LOB: 3 BB: 2 P: 27	R: 0 E: 0 K: 1 S: 8	H: 1 LOB: 0 BB: 0 P: 12	R: 0 E: 0 K: 0 S: 6	H: 0 LOB: 0 BB: 0 P: 6	R: 0 E: 0 K: 2 S: 10	H: 0 LOB: 0 BB: 0 P: 13	1B: 10 2B: 2 3B: 0 HR: 0	SF: 0 SAC: 1 DP: 1 HBP: 0	WP: 1 PB: 0 SB: 0 CS: 1	PA: 40
PITCHER	IP: 5.1 WLS: 29 BF: 10	H: 2 R: 2 ER: 2 SO: 5	BB: 3 IBB: 1 HBP: 0 BLK: 1	WP: 1 HR: 0 S: 59 P: 102	ERA: 3.38 WHIP: 2.438	PITCHER	IP: 1.2 WLS: 5 BF: 1	H: 0 R: 0 ER: 0 SO: 2	BB: 0 IBB: 0 HBP: 0 BLK: 0	WP: 0 HR: 0 S: 6 P: 6	ERA: 0.000 WHIP: 0.000	PITCHER	IP: 1.0 WLS: 3 BF: 0	H: 0 R: 0 ER: 0 SO: 0	BB: 0 IBB: 0 HBP: 0 BLK: 0	WP: 0 HR: 0 S: 6 P: 6	ERA: 0.000 WHIP: 0.000					

Atlanta Braves @ Houston Astros
Astrodome, Houston, TX
Mon May 10, 1993, 8:05 PM EDT
Att. 15,599 - Dome

AB 35
R 2
H 11
RBI 2
BB 4
SO 9
LOB 24



Batter	1	2	3	4	5	6	7	8	9	AB	R	H	RBI	BB	SO	LOB	BOTTOM	
Craig Biggio, R <small>OBP: 0.371, SLG: 0.431</small> 										4	0	0	0	0	2	4		
Casey Candaele, S <small>OBP: 0.130, SLG: 0.174</small> 										4	1	1	1	0	1	1		
5 Jeff Bagwell, R <small>OBP: 0.432, SLG: 0.612</small> 										3	1	0	0	1	1	0		
Eric Anthony, L <small>OBP: 0.387, SLG: 0.504</small> 										3	1	0	0	1	0	1		
Ken Caminiti, S <small>OBP: 0.276, SLG: 0.405</small> 										4	0	1	2	0	2	0		
Luis Gonzalez, L <small>OBP: 0.328, SLG: 0.432</small> 										4	0	0	0	0	2	1		
Andujar Cedeno, R <small>OBP: 0.359, SLG: 0.415</small> Brian Williams, R <small>ERA: 3.31</small> Xavier Hernandez, L <small>ERA: 1.5</small> Scott Servais, R <small>OBP: 0.400, SLG: 0.588</small>										2	0	1	0	0	0	0		
Eddie Taubensee, L <small>OBP: 0.289, SLG: 0.391</small> Rick Parker, R <small>OBP: 0.250, SLG: 0.182</small> Doug Jones, R <small>ERA: 2.75</small>										3	0	1	0	0	0	1		
Mark Portugal, R <small>OBP: 0.357, SLG: 0.250</small> Jose Uribe, S <small>OBP: 0.313, SLG: 0.154</small>										0	0	0	0	0	0	0		
Inning Stats	R: 0 E: 0 K: 2 S: 9	H: 0 LOB: 0 BB: 0 P: 15	R: 0 E: 0 K: 1 S: 7	H: 0 LOB: 0 BB: 0 P: 13	R: 0 E: 1 K: 0 S: 7	H: 0 LOB: 1 BB: 0 P: 10	R: 0 E: 0 K: 1 S: 7	H: 0 LOB: 0 BB: 0 P: 11	R: 0 E: 1 K: 0 S: 11	H: 1 LOB: 1 BB: 0 P: 18	R: 0 E: 0 K: 1 S: 6	H: 0 LOB: 0 BB: 0 P: 11	R: 4 E: 0 K: 2 S: 13	H: 3 LOB: 2 BB: 2 P: 25	1B: 1 2B: 4 3B: 0 HR: 0	SF: 0 SAC: 2 DP: 0 HBP: 0	WP: 1 PB: 0 SB: 0 CS: 0	PA: 33
PITCHER	IP: 7.0 WLS: 26 BF: 32	H: 3 R: 2 ER: 1 SO: 6	BB: 0 IBB: 1 HBP: 0 BLK: 0	WP: 0 HR: 0 S: 55 P: 88	ERA: 1.29 WHIP: 0.429	PITCHER	IP: 0.2 WLS: 4 BF: 1	H: 1 R: 0 ER: 0 SO: 1	BB: 0 IBB: 0 HBP: 0 BLK: 0	WP: 0 HR: 0 S: 6 P: 12	ERA: 0.00 WHIP: 1.500	PITCHER	IP: 0.1 WLS: 3 BF: 1	H: 1 R: 3 ER: 3 SO: 1	BB: 0 IBB: 0 HBP: 0 BLK: 0	WP: 0 HR: 0 S: 6 P: 12	ERA: 81.00 WHIP: 6.000	

Atlanta Braves @ Houston Astros
Astrodome, Houston, TX
Mon May 10, 1993, 8:05 PM EDT
Att. 15,599 - Dome

AB 29
R 5
H 5
RBI 3
BB 2
SO 8
LOB 8



Batter	1	2	3	4	5	6	7	8	9	AB	R	H	RBI	BB	SO	LOB	TOP
Otis Nixon, S <small>OBP: 0.346, SLG: 0.269</small> 										3	2	2	0	1	0	0	
Jeff Blausler, R <small>OBP: 0.449, SLG: 0.496</small> Rafael Belliard, R <small>OBP: 0.286, SLG: 0.263</small> 										4	1	3	1	0	0	0	
Terry Pendleton, S <small>OBP: 0.247, SLG: 0.263</small> 										4	0	0	1	0	0	4	
David Justice, L <small>OBP: 0.302, SLG: 0.447</small> 										3	0	0	1	0	1	2	
Ron Gant, R <small>OBP: 0.309, SLG: 0.400</small> 										3	2	1	1	1	1	0	
Sid Bream, L <small>OBP: 0.355, SLG: 0.429</small> 										4	0	1	0	0	1	1	
Greg Olson, R <small>OBP: 0.319, SLG: 0.269</small> 										4	0	1	0	0	2	2	
Mark Lemke, S <small>OBP: 0.392, SLG: 0.455</small> 										4	0	1	1	0	0	1	
29 John Smoltz, R <small>OBP: 0.294, SLG: 0.353</small> Kent Mercker, L Greg McMichael, R Mike Stanton, L 										3	0	0	0	0	0	1	
Inning Stats <small>R: 0 H: 2 E: 0 LOB: 1 K: 0 BB: 0 S: 9</small>	<small>R: 1 H: 1 E: 0 LOB: 1 K: 1 BB: 1 S: 8</small>	<small>R: 2 H: 1 E: 0 LOB: 0 K: 1 BB: 1 S: 13</small>	<small>R: 0 H: 1 E: 0 LOB: 0 K: 0 BB: 0 S: 8</small>	<small>R: 1 H: 2 E: 0 LOB: 1 K: 0 BB: 0 S: 10</small>	<small>R: 1 H: 2 E: 0 LOB: 0 K: 0 BB: 0 S: 6</small>	<small>R: 0 H: 0 E: 0 LOB: 0 K: 1 BB: 0 S: 4</small>	<small>R: 0 H: 0 E: 0 LOB: 0 K: 2 BB: 0 S: 8</small>	<small>R: 0 H: 0 E: 0 LOB: 0 K: 1 BB: 0 S: 7</small>	<small>R: 0 H: 0 E: 0 LOB: 0 K: 2 BB: 0 S: 10</small>	<small>1B: 6 SF: 1 2B: 2 SAC: 0 3B: 0 DP: 2 HR: 1 HBP: 0</small>	<small>WP: 0 PA: 35 FB: 0 SB: 2 CS: 1</small>						
PITCHER Doug Drabek, R <small>ERA: 2.71</small> Brian Williams, R <small>ERA: 3.12</small> Xavier Hernandez, R <small>ERA: 1.42</small>	<small>IP: 7.0 WLS: L BF: 29 H: 9 R: 5 ER: 5 SO: 2 BB: 2 IBB: 0 HBP: 0 BLK: 0 WP: 0 HR: 1 S: 58 P: 94 ERA: 6.43 WHIP: 1.571</small>																

Atlanta Braves @ Houston Astros
Astrodome, Houston, TX
Tue May 11, 1993, 8:05 PM EDT
Att: 22,890 - Dome

AB 32
R 5
H 9
RBI 5
BB 2
SO 5
LOB 11



Batter	1	2	3	4	5	6	7	8	9	AB	R	H	RBI	BB	SO	LOB	BOTTOM
Craig Biggio, R <small>OBP: 0.365, SLG: 0.417</small> 										4	1	0	0	1	1	4	
Luis Gonzalez, L <small>OBP: 0.331, SLG: 0.435</small> 										4	1	1	0	1	0	1	
5 Jeff Bagwell, R <small>OBP: 0.431, SLG: 0.603</small> 										5	0	2	1	0	0	2	
Eric Anthony, L <small>OBP: 0.380, SLG: 0.492</small> 										5	1	1	0	0	1	3	
Ken Caminiti, S <small>OBP: 0.273, SLG: 0.392</small> 										4	1	0	0	1	1	2	
Kevin Bass, S <small>OBP: 0.280, SLG: 0.319</small> 										4	0	1	3	0	1	0	
Andujar Cedeno, R <small>OBP: 0.383, SLG: 0.417</small> Rick Parker, R <small>OBP: 0.250, SLG: 0.182</small> Scott Servais, R <small>OBP: 0.400, SLG: 0.588</small> 										2	0	1	0	2	1	0	
Eddie Taubensee, L <small>OBP: 0.291, SLG: 0.380</small> Chris James, R <small>OBP: 0.400, SLG: 0.871</small> Jose Uribe, S <small>OBP: 0.313, SLG: 0.154</small> 										2	0	0	0	1	0	1	
Doug Drabek, R <small>OBP: 0.048, SLG: 0.048</small> Chris Donnels, L <small>OBP: 0.412</small> Brian Williams, R <small>OBP: 0.125, SLG: 0.167</small> Xavier Hernandez, L 										1	0	0	0	0	0	0	
Inning Stats <small>R: 3 H: 3 E: 0 LOB: 3 K: 0 BB: 3 S: 14</small>	<small>R: 0 H: 0 E: 0 LOB: 0 K: 0 BB: 0 S: 7</small>	<small>R: 0 H: 0 E: 0 LOB: 0 K: 1 BB: 0 S: 7</small>	<small>R: 0 H: 0 E: 0 LOB: 0 K: 0 BB: 0 S: 5</small>	<small>R: 0 H: 1 E: 0 LOB: 1 K: 0 BB: 0 S: 10</small>	<small>R: 0 H: 0 E: 0 LOB: 0 K: 1 BB: 0 S: 5</small>	<small>R: 1 H: 2 E: 0 LOB: 1 K: 1 BB: 0 S: 11</small>	<small>R: 0 H: 0 E: 0 LOB: 3 K: 2 BB: 2 S: 12</small>	<small>R: 0 H: 0 E: 0 LOB: 1 K: 1 BB: 1 S: 10</small>	<small>R: 0 H: 0 E: 0 LOB: 1 K: 1 BB: 1 S: 10</small>	<small>1B: 5 SF: 0 2B: 2 SAC: 0 3B: 0 DP: 1 HR: 0 HBP: 0</small>	<small>WP: 1 PA: 41 FB: 0 SB: 1 CS: 0</small>						
PITCHER 29 John Smoltz, R <small>ERA: 2.89</small> Kent Mercker, L <small>ERA: 4.5</small> Greg McMichael, R <small>ERA: 3.2</small> Mike Stanton, L <small>ERA: 4.3</small>	<small>IP: 6.2 WLS: W BF: 30 H: 7 R: 4 ER: 4 SO: 1 BB: 3 IBB: 0 HBP: 0 BLK: 0 WP: 0 HR: 0 S: 56 P: 101 ERA: 5.40 WHIP: 1.500</small>																

Atlanta Braves @ Houston Astros
Astrodome, Houston, TX
Tue May 11, 1993, 8:05 PM EDT
Att: 22,890 - Dome

AB 34
R 4
H 7
RBI 4
BB 7
SO 6
LOB 18



Batter	1	2	3	4	5	6	7	8	9	AB	R	H	RBI	BB	SO	LOB	TOP	
Otis Nixon, S <small>OBP: 0.348, SLG: 0.274</small> (1, 8)										5	2	2	0	0	0	1		
Jeff Blausen, R <small>OBP: 0.448, SLG: 0.493</small> Mike Stanton, L <small>(9, 1)</small>										5	1	2	2	0	1	2		
Terry Pendleton, S <small>OBP: 0.245, SLG: 0.261</small> (1, 5)										5	0	1	1	0	1	3		
Ron Gant, R <small>OBP: 0.315, SLG: 0.403</small> (1, 7)										4	0	2	1	0	0	1		
David Justice, L <small>OBP: 0.301, SLG: 0.441</small> (1, 9)										4	0	1	0	0	0	0		
Francisco Cabrera, R <small>OBP: 0.333, SLG: 0.483</small> Sid Bream, L <small>OBP: 0.351, SLG: 0.424</small> (8, 3)										2	1	1	1	1	1	1		
Greg Olson, R <small>OBP: 0.305, SLG: 0.256</small> (1, 2)										4	0	0	0	0	0	4		
Mark Lemke, S <small>OBP: 0.379, SLG: 0.437</small> (1, 4)										4	0	0	0	0	1	3		
Steve Avery, L <small>OBP: 0.185, SLG: 0.139</small> Greg Michalski, R <small>OBP: 0.385, SLG: 0.545</small> Kent Mercker, L <small>OBP: 0.275, SLG: 0.200</small> Rafael Belliard, R <small>OBP: 0.291, SLG: 0.203</small> (7, 1)										3	0	0	0	0	1	0		
Inning Stats	R: 0 H: 1 E: 0 K: 2 S: 11	R: 1 H: 1 E: 0 K: 0 S: 7	R: 0 H: 0 E: 0 K: 0 S: 5	R: 0 H: 2 E: 0 K: 0 S: 12	R: 0 H: 0 E: 1 K: 1 S: 8	R: 0 H: 0 E: 1 K: 1 S: 12	R: 2 H: 4 E: 0 K: 0 S: 12	R: 0 H: 0 E: 0 K: 1 S: 8	R: 2 H: 1 E: 1 K: 1 S: 13	1B: 8 2B: 0 3B: 0 HR: 1	SF: 0 SAC: 0 DP: 0 HBP: 0	WP: 0 PA: 39 FB: 0 SB: 4 CS: 0						
PITCHER	IP: 7.0 WLS: L BF: 31 H: 8 R: 3 ER: 3 SO: 4 BB: 1 IBB: 0 HBP: 0 BLK: 0 WP: 0 HR: 1 S: 67 P: 100 ERA: 3.86 WHIP: 1.286																	

Atlanta Braves @ Houston Astros
Astrodome, Houston, TX
Wed May 12, 1993, 8:05 PM EDT
Att. 21,024 - Dome

AB 37
R 5
H 9
RBI 5
BB 2
SO 6
LOB 15

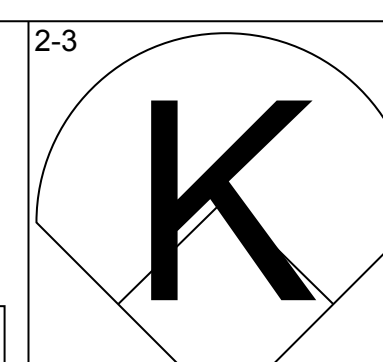
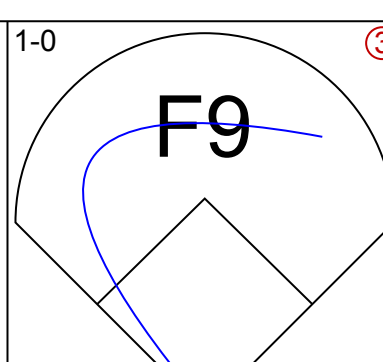
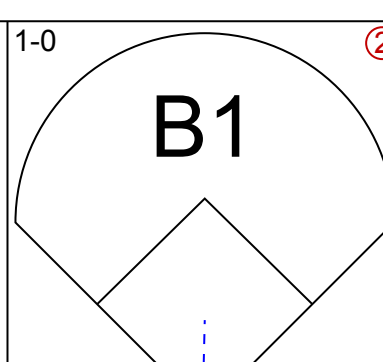
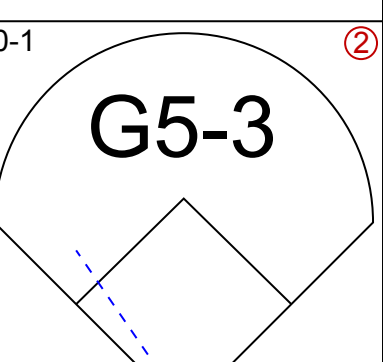
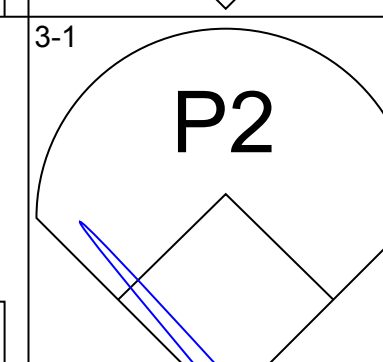
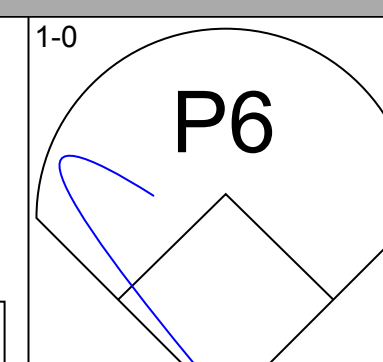
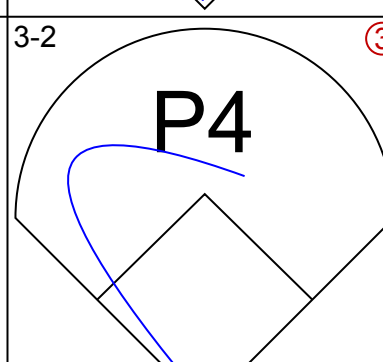
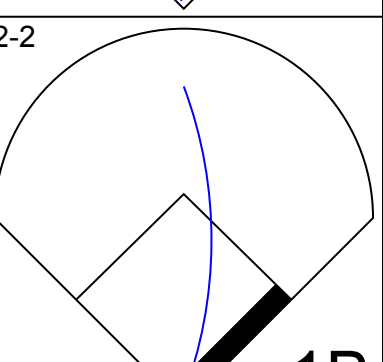
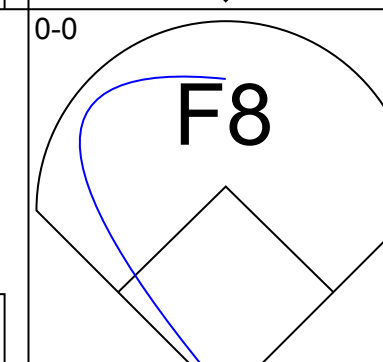
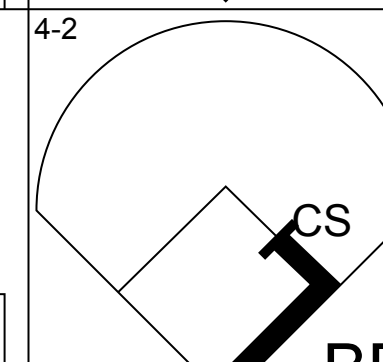
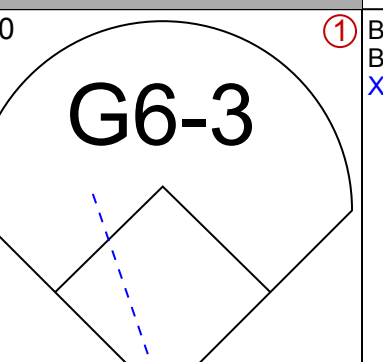
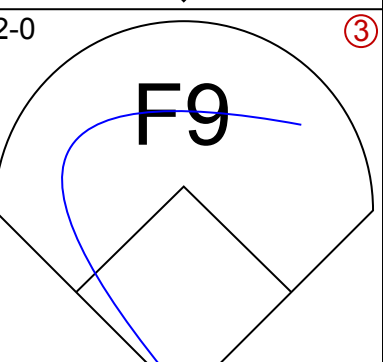
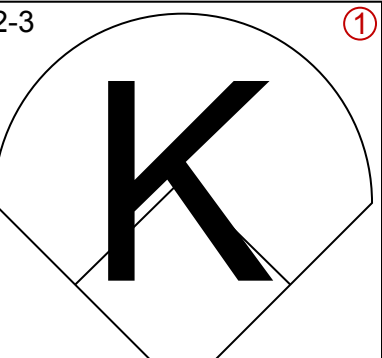
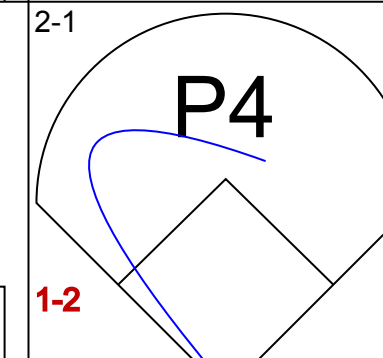
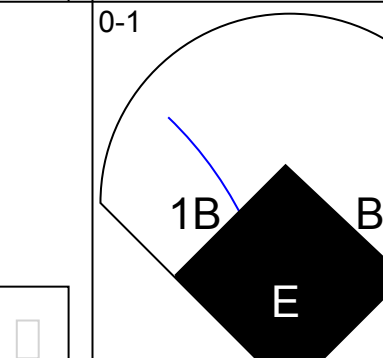
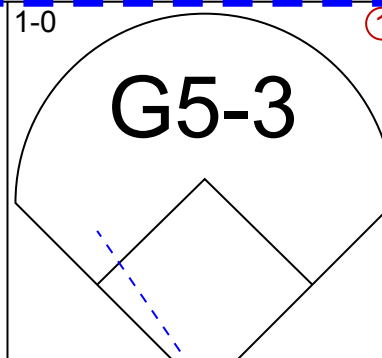
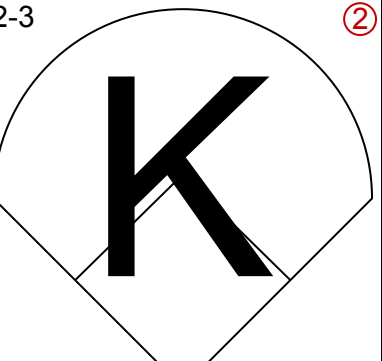
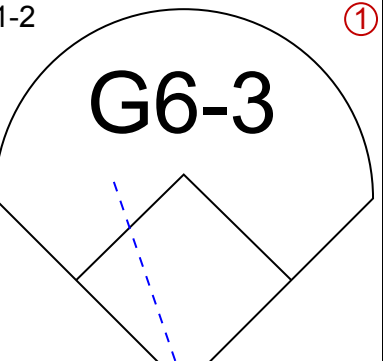
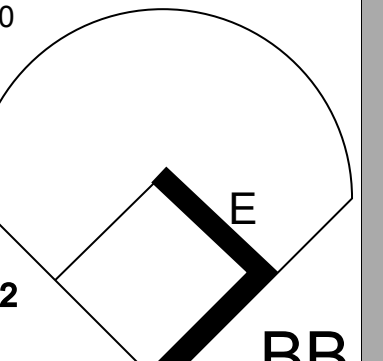
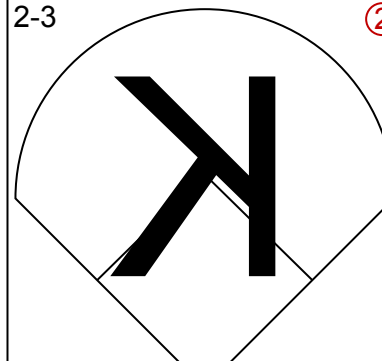
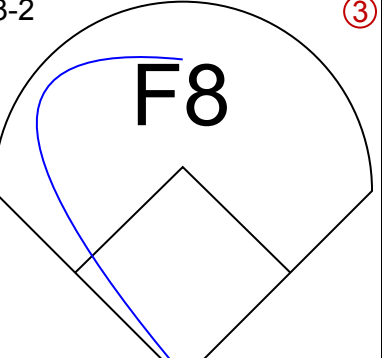
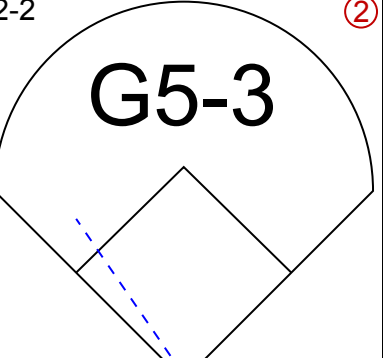
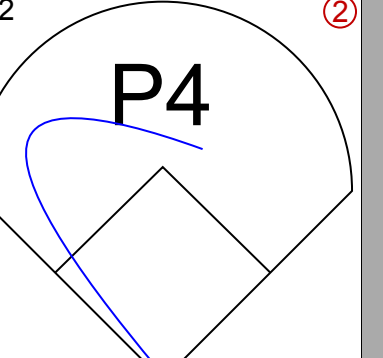
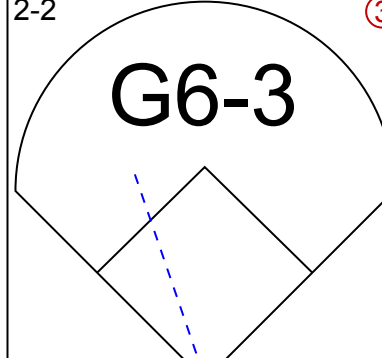
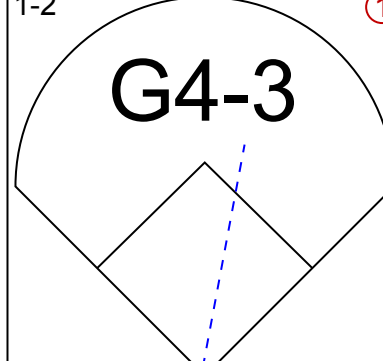
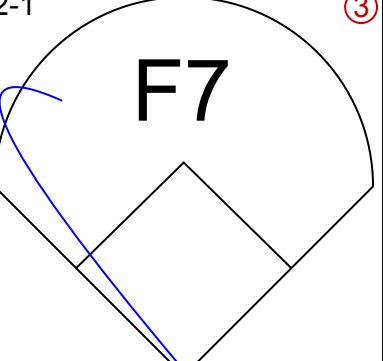
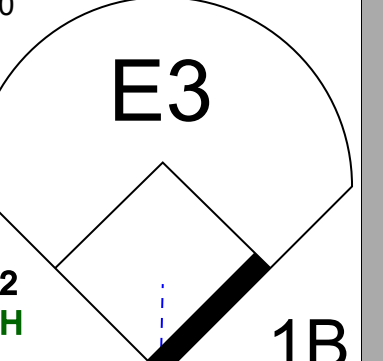
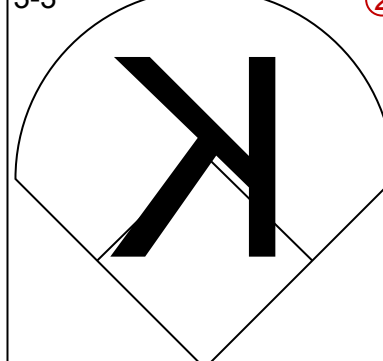
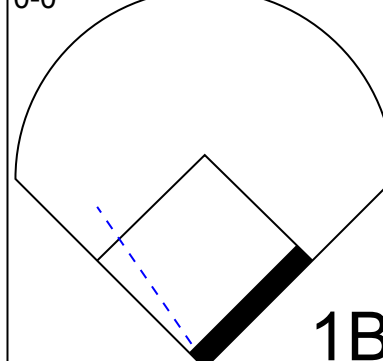

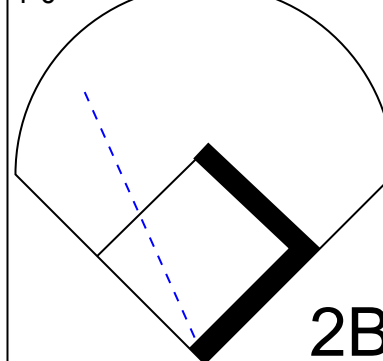

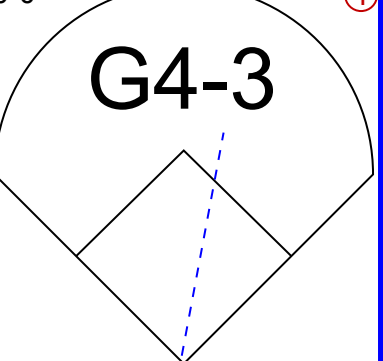



Batter	1	2	3	4	5	6	7	8	9	AB	R	H	RBI	BB	SO	LOB	BOTTOM	
Craig Biggio, R <small>OBP: 0.369, SLG: 0.419</small> (1, 4)										4	0	2	0	0	1	1		
Luis Gonzalez, L <small>OBP: 0.336, SLG: 0.427</small> (1, 7)										2	1	0	0	2	1	1		
Jeff Bagwell, R <small>OBP: 0.432, SLG: 0.600</small> (1, 3)										4	0	2	0	0	0	1		
Eric Anthony, L <small>OBP: 0.376, SLG: 0.484</small> (1, 8)										4	0	1	1	0	2	4		
Ken Caminiti, S <small>OBP: 0.265, SLG: 0.379</small> (1, 5)										4	0	0	0	0	0	5		
Chris James, R <small>OBP: 0.385, SLG: 0.794</small> (1, 9)										3	1	0	0	1	0	0		
Scott Servais, R <small>OBP: 0.384, SLG: 0.526</small> (1, 2)										4	0	0	0	0	0	1		
Andujar Cedeno, R <small>OBP: 0.378, SLG: 0.420</small> (1, 6)										4	0	1	1	0	1	0		
Greg Swindell, L <small>OBP: 0.235, SLG: 0.294</small> Kevin Bass, S <small>OBP: 0.275, SLG: 0.313</small> Xavier Hernandez, L <small>ERA: 4.02</small> (8, 1)										2	0	0	0	0	0	0		
Inning Stats	R: 1 H: 1 E: 0 K: 1 S: 15	R: 0 H: 0 E: 0 K: 0 S: 5	R: 0 H: 1 E: 0 K: 0 S: 6	R: 0 H: 0 E: 0 K: 1 S: 6	R: 0 H: 0 E: 0 K: 1 S: 10	R: 0 H: 2 E: 0 K: 1 S: 9	R: 1 H: 1 E: 0 K: 0 S: 11	R: 0 H: 1 E: 0 K: 1 S: 10	R: 0 H: 0 E: 0 K: 0 S: 9	1B: 5 2B: 1 3B: 0 HR: 0	SF: 0 SAC: 0 DP: 0 HBP: 0	WP: 1 PA: 35 FB: 0 SB: 2 CS: 1						
PITCHER	IP: 6.1 WLS: W BF: 26 H: 5 R: 2 ER: 2 SO: 4 BB: 3 IBB: 0 HBP: 0 BLK: 0 WP: 0 HR: 0 S: 10 P: 96 ERA: 2.84 WHIP: 1.263																	

Atlanta Braves @ Houston Astros
Astrodome, Houston, TX
Wed May 12, 1993, 8:05 PM EDT
Att. 21,024 - Dome

AB 32
R 2
H 6
RBI 2
BB 3
SO 5
LOB 14

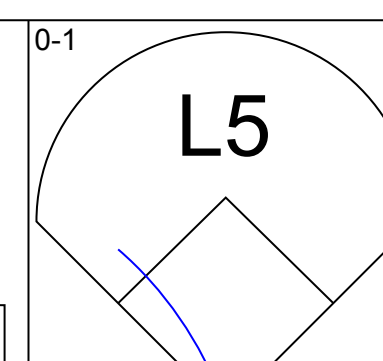
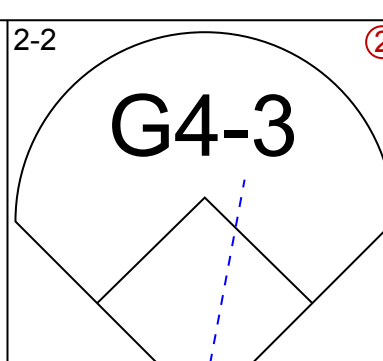
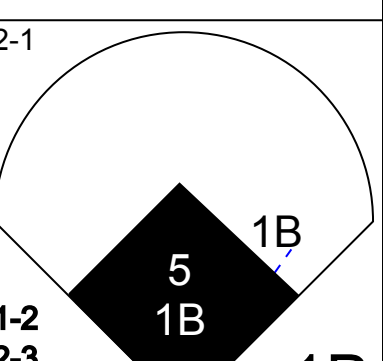
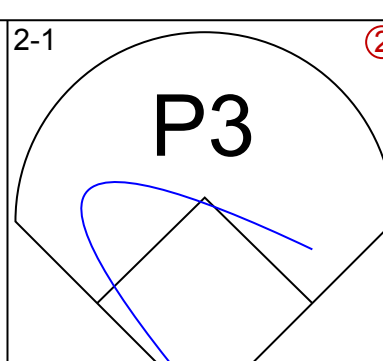
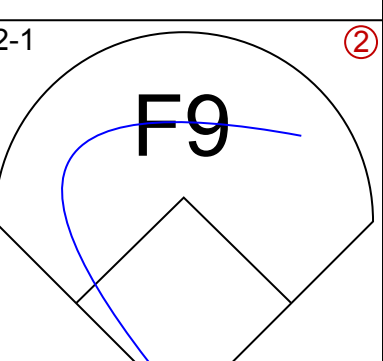
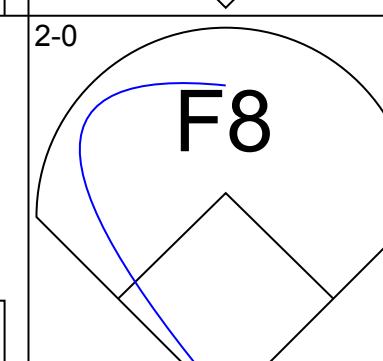
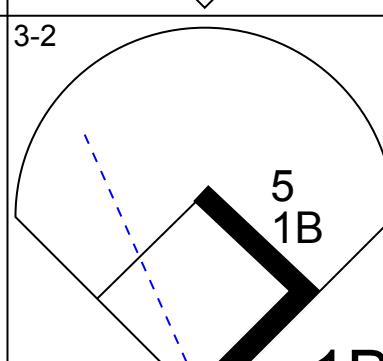
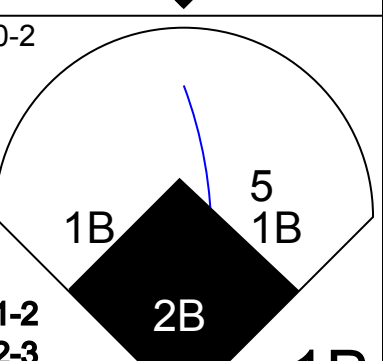
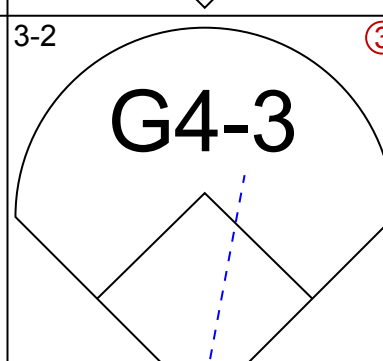
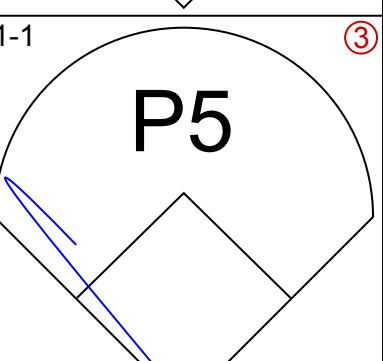
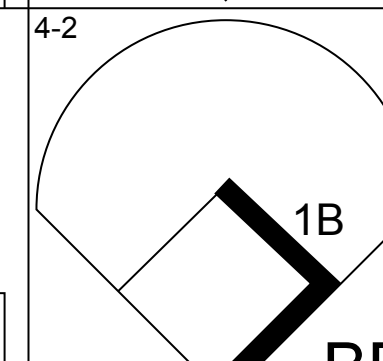
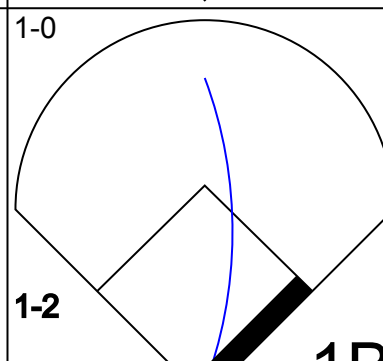
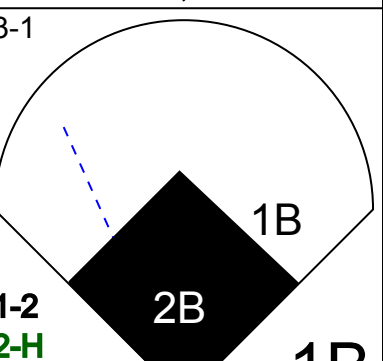
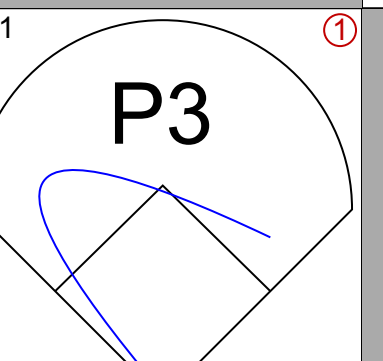
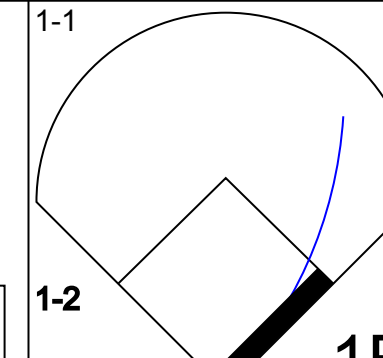
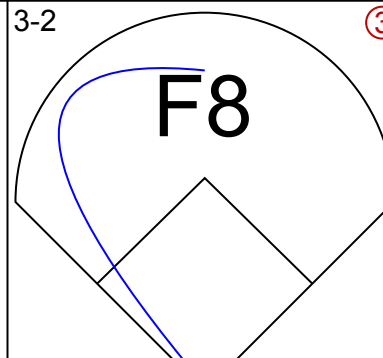
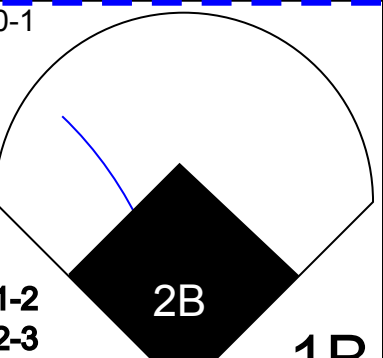
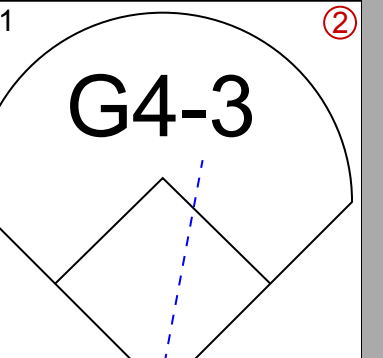
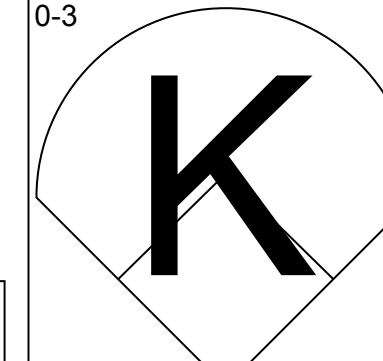
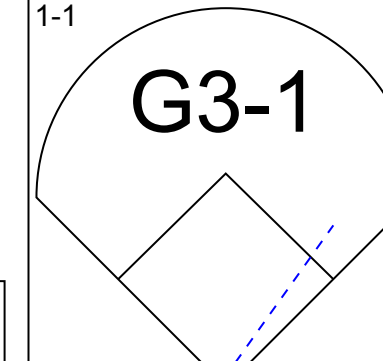
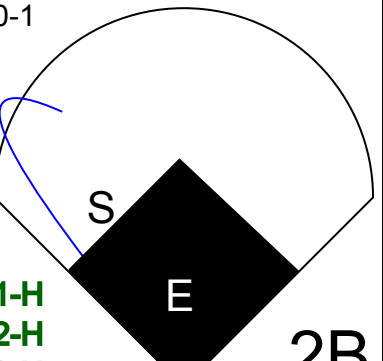
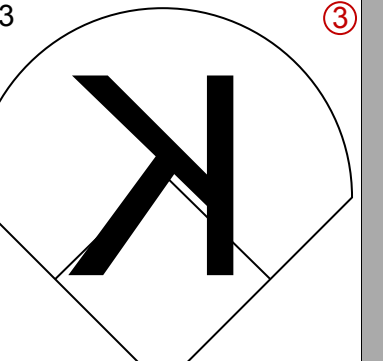
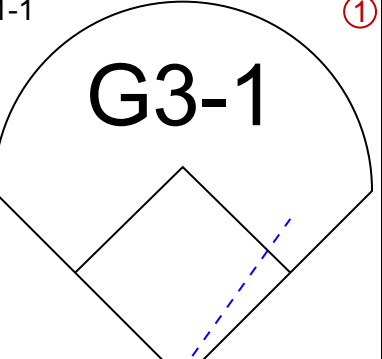
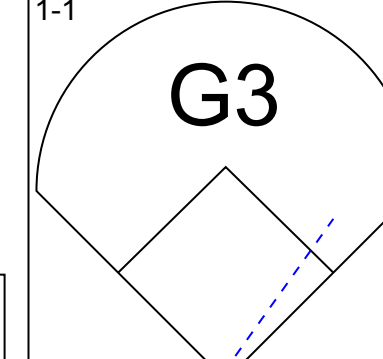
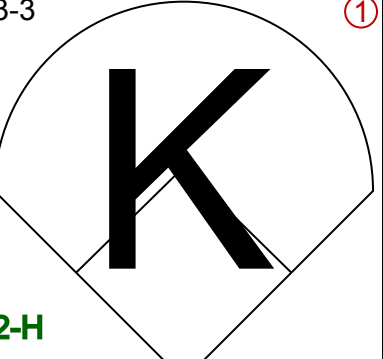
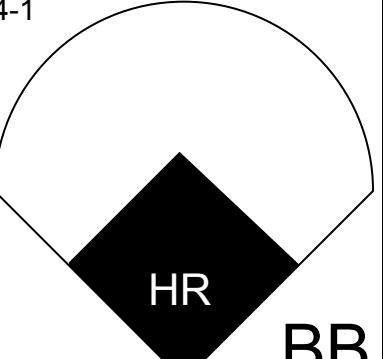
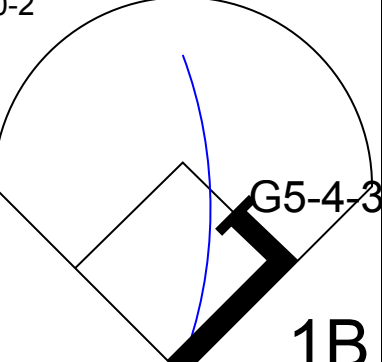
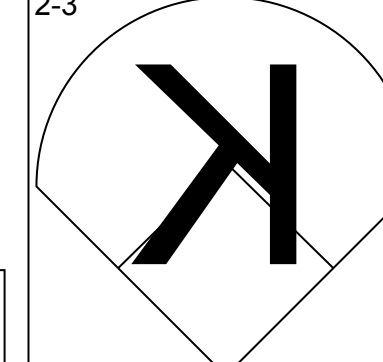
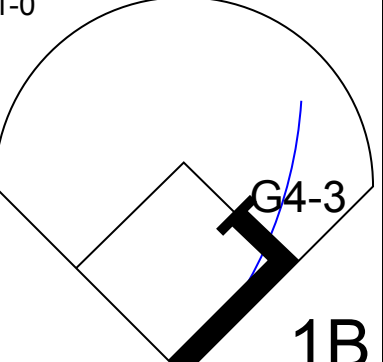
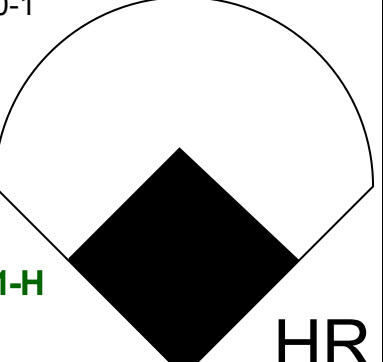
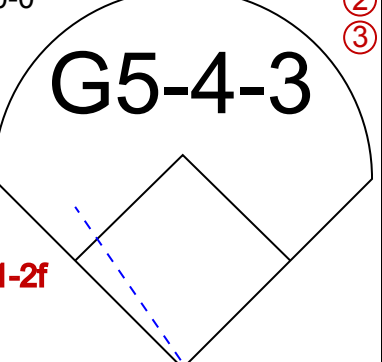
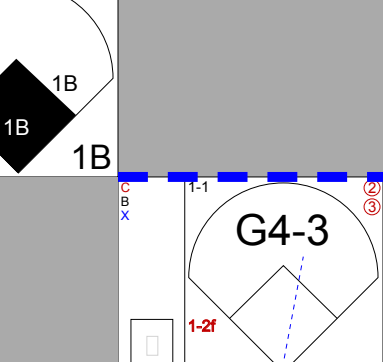
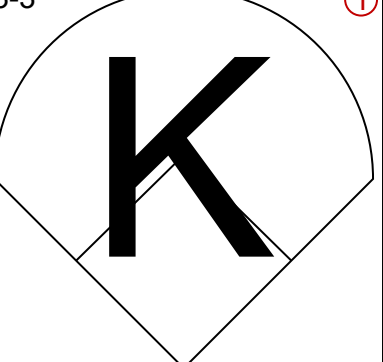
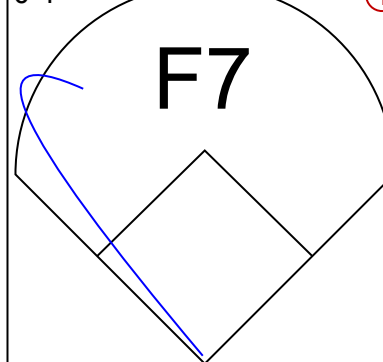
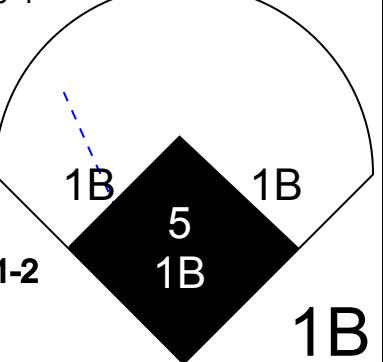
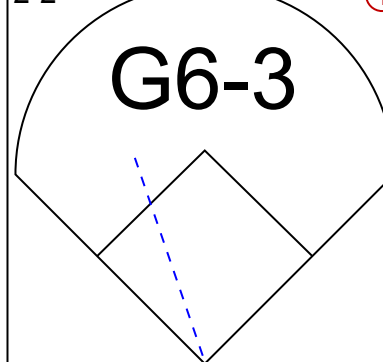
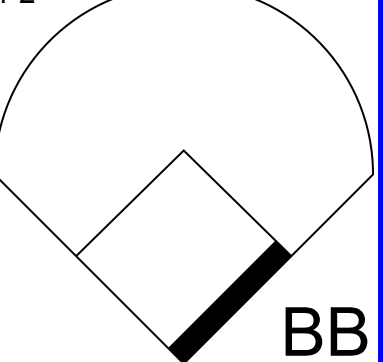


Batter	1	2	3	4	5	6	7	8	9	AB	R	H	RBI	BB	SO	LOB	TOP					
Brett Butler, L OBP: 0.491, SLG: 0.333 (1, 8)										4	0	0	0	0	1	2						
Jody Reed, R OBP: 0.297, SLG: 0.303 (1, 4)										4	0	1	0	0	0	1						
Mitch Webster, S OBP: 0.333, SLG: 0.450 (1, 7)										3	0	0	0	1	0	1						
Tim Wallach, R OBP: 0.265, SLG: 0.384 (1, 5)										4	1	1	0	0	1	1						
Cory Snyder, R OBP: 0.360, SLG: 0.349 (1, 9)										3	0	0	0	1	2	0						
Eric Karros, R OBP: 0.289, SLG: 0.361 (1, 3)										4	0	0	0	0	0	2						
Carlos Hernandez, R OBP: 0.176, SLG: 0.176 (1, 2)										3	0	1	0	0	0	0						
Jose Offerman, S OBP: 0.359, SLG: 0.304 (1, 6)										3	0	1	0	0	2	2						
Tom Candiotti, R OBP: 0.231, SLG: 0.250 Steve Wilson, L (5, 1)										1	0	1	0	0	0	0						
Ricky Tricek, R OBP: 0.154, SLG: 0.154 Dave Hansen, L (8, PH) Omar Daal, L (8, 1)										0	0	0	0	0	0	0						
Inning Stats	R: 0 E: 0 K: 1 S: 6	H: 0 LOB: 0 BB: 0 P: 11	R: 0 E: 0 K: 2 S: 11	H: 0 LOB: 0 BB: 0 P: 18	R: 0 E: 0 K: 1 S: 9	H: 1 LOB: 0 BB: 0 P: 15	R: 0 E: 0 K: 0 S: 5	H: 0 LOB: 0 BB: 1 P: 12	R: 0 E: 0 K: 1 S: 10	H: 0 LOB: 0 BB: 0 P: 15	R: 0 E: 0 K: 1 S: 8	H: 1 LOB: 1 BB: 0 P: 12	R: 1 E: 1 K: 1 S: 11	H: 2 LOB: 2 BB: 1 P: 20	R: 0 E: 0 K: 1 S: 8	H: 1 LOB: 1 BB: 0 P: 12	R: 0 E: 0 K: 1 S: 7	H: 0 LOB: 0 BB: 0 P: 12	1B: 4 2B: 1 3B: 0 HR: 0	SF: 0 SAC: 0 DP: 0 HBP: 0	WP: 0 PB: 0 SB: 0 CS: 1	PA: 33
PITCHER	IP	WLS	BF	H	R	ER	SO	BB	IBB	HBP	BLK	WP	HR	S	P	ERA	WHIP					
Pete Harnisch, R ERA: 3.44 Tom Edens, R ERA: 2.7	(1, 1)	8.0	W	30	5	1	0	6	2	0	0	0	0	68	115	0.00	0.875					
(9, 1)	1.0	3	0	0	0	0	1	0	0	0	0	0	0	7	12	0.00	0.000					

Los Angeles Dodgers @ Houston Astros
Astrodome, Houston, TX
Fri May 14 1993, 8:05 PM EDT
Att: 34,445 - Dome

AB 31
R 1
H 5
RBI 0
BB 2
SO 7
LOB 10



Batter	1	2	3	4	5	6	7	8	9	AB	R	H	RBI	BB	SO	LOB	BOTTOM					
Craig Biggio, R OBP: 0.363, SLG: 0.411 (1, 4)										5	1	1	0	0	0	1						
Steve Finley, L OBP: 0.321, SLG: 0.294 (1, 8)										5	1	2	1	0	0	1						
5 Jeff Bagwell, R OBP: 0.441, SLG: 0.602 (1, 3)										3	1	2	2	1	0	0						
Eric Anthony, L OBP: 0.380, SLG: 0.484 (1, 9)										4	1	2	0	0	0	2						
Ken Caminiti, S OBP: 0.265, SLG: 0.383 (1, 5)										4	1	1	3	0	2	2						
Luis Gonzalez, L OBP: 0.333, SLG: 0.417 (1, 7)										3	1	0	0	1	1	0						
Scott Servais, R OBP: 0.396, SLG: 0.619 (1, 2)										4	1	3	2	0	1	0						
Andujar Cedeno, R OBP: 0.374, SLG: 0.413 (1, 6)										4	1	1	0	0	1	2						
Pete Harnisch, S OBP: 0.250, SLG: 0.267 Rick Parker, R (8, PH) Tom Edens, R (9, 1)										3	1	1	0	0	0	0						
Inning Stats	R: 0 E: 0 K: 1 S: 10	H: 1 LOB: 2 BB: 1 P: 17	R: 0 E: 0 K: 0 S: 6	H: 1 LOB: 0 BB: 0 P: 7	R: 0 E: 0 K: 0 S: 12	H: 2 LOB: 0 BB: 0 P: 21	R: 0 E: 0 K: 1 S: 8	H: 0 LOB: 0 BB: 0 P: 12	R: 7 E: 1 K: 1 S: 21	H: 8 LOB: 0 BB: 0 P: 32	R: 0 E: 0 K: 0 S: 8	H: 0 LOB: 0 BB: 0 P: 15	R: 0 E: 0 K: 1 S: 11	H: 0 LOB: 0 BB: 0 P: 14	R: 2 E: 0 K: 1 S: 12	H: 1 LOB: 1 BB: 2 P: 26	R: 0 E: 0 K: 1 S: 12	H: 0 LOB: 0 BB: 0 P: 12	1B: 11 2B: 1 3B: 0 HR: 1	SF: 0 SAC: 0 DP: 2 HBP: 0	WP: 0 PB: 0 SB: 1 CS: 0	PA: 38
PITCHER	IP	WLS	BF	H	R	ER	SO	BB	IBB	HBP	BLK	WP	HR	S	P	ERA	WHIP					
Tom Candiotti, R ERA: 4.93 Steve Wilson, L ERA: 4.09 Ricky Tricek, R ERA: 3.1 Omar Daal, L ERA: 4.5	(1, 1)	4.0	L	21	9	5	2	1	0	0	0	0	0	46	73	11.25	2.500					
(5, 1)	0.1	4	3	2	2	1	0	0	0	0	0	0	0	9	13	54.00	9.000					
(5, 1)	2.2	7	0	0	0	1	0	0	0	0	0	0	0	21	32	0.00	0.000					
(8, 1)	1.0	6	1	2	2	1	2	0	0	0	0	0	1	12	26	18.00	3.000					

Los Angeles Dodgers @ Houston Astros
Astrodome, Houston, TX
Fri May 14 1993, 8:05 PM EDT
Att: 34,445 - Dome


AB 35
R 9
H 13
RBI 8
BB 3
SO 5
LOB 8




Batter	1	2	3	4	5	6	7	8	9	AB	R	H	RBI	BB	SO	LOB	TOP										
Brett Butler, L (1, 8) OBP: 0.397, SLG: 0.331	1-1 1B		0-0 G3-6-3		0-1 L3			1-1 L7		4	0	1	0	0	0	4	Los Angeles Dodgers @ Houston Astros Astrodome, Houston, TX Sat May 15 1993, 4:33 AM EDT Att: 22,618 - Dome										
Jody Reed, R (1, 4) OBP: 0.295, SLG: 0.295	2-1 F7		0-2 L9			0-0 P6		4-1 BB		3	0	0	0	1	0	1											
Mitch Webster, S (1, 7) OBP: 0.306, SLG: 0.409	3-2 F7			0-3 K		2-2 F8		1-3 K		4	0	0	0	0	2	3											
Tim Wallach, R (1, 5) OBP: 0.257, SLG: 0.372	1-2 K			0-0 F8		1-2 P6		0-2 K		4	0	0	0	0	2	3											
Mike Piazza, R (1, 2) OBP: 0.364, SLG: 0.513 Carlos Hernandez, R (9, PR) OBP: 0.176, SLG: 0.176	1-2 L6		2-2 G6-3				0-0 HR	1-0 1B		4	1	2	1	0	0	0											
Cory Snyder, R (1, 9) OBP: 0.352, SLG: 0.340	3-3 K			2-2 1B		2-2 G5-3		1-3 K		4	0	1	0	0	2	1											
Eric Karros, R (1, 3) OBP: 0.288, SLG: 0.353	4-2 BB			0-3 K		2-2 G1-3		1-1 F9		3	0	0	0	1	1	2											
Jose Offerman, S (1, 6) OBP: 0.356, SLG: 0.305	0-0 G4-3			2-2 1B		2-2 G6-3		0-0 G4-3		3	0	1	0	0	0	1											
Orel Hershiser, R (1, 1) OBP: 0.278, SLG: 0.333 Roger McDowell, R (7, 1) OBP: 1.000, SLG: 1.000 Lenny Harris, L (7, 6) OBP: 0.259, SLG: 0.280 Henry Rodriguez, L (9, PH)	2-2 1B			1-3 K				4-1 BB		2	0	1	0	0	1	2											
Inning Stats	R: 0 E: 0 K: 1 S: 11	H: 1 LOB: 1 BB: 0 P: 18	R: 0 E: 0 K: 1 S: 11	H: 0 LOB: 1 BB: 1 P: 19	R: 0 E: 0 K: 0 S: 8	H: 1 LOB: 0 BB: 0 P: 10	R: 0 E: 0 K: 1 S: 9	H: 0 LOB: 0 BB: 0 P: 11	R: 0 E: 0 K: 2 S: 16	H: 2 LOB: 2 BB: 0 P: 21	R: 0 E: 0 K: 0 S: 7	H: 0 LOB: 0 BB: 0 P: 10	R: 1 E: 0 K: 0 S: 11	H: 1 LOB: 0 BB: 0 P: 17	R: 0 E: 0 K: 2 S: 10	H: 0 LOB: 2 BB: 2 P: 20		R: 0 E: 0 K: 1 S: 7	H: 1 LOB: 1 BB: 0 P: 10	1B: 5 2B: 0 3B: 0 HR: 1	SF: 0 SAC: 0 DP: 1 HBP: 0	WP: 0 PB: 0 SB: 2 CS: 0	PA: 35				
PITCHER	IP	WLS	BF	H	R	ER	SO	BB	IBB	HBP	BLK	WP	HR	S	P	ERA	WHIP										
Mark Portugal, R (1, 1) ERA: 3.26	7.1	W	29	5	1	1	5	3	0	0	0	0	1	77	119	1.23	1.091										
Xavier Hernandez, R (8, 1) ERA: 1.66	0.2		2	0	0	0	2	0	0	0	0	0	0	6	7	0.00	0.000										
Doug Jones, R (9, 1) ERA: 2.61	1.0		4	1	0	0	1	0	0	0	0	0	0	7	10	0.00	1.000										

Batter	1	2	3	4	5	6	7	8	9	AB	R	H	RBI	BB	SO	LOB	BOTTOM										
Craig Biggio, R (1, 4) OBP: 0.358, SLG: 0.425 Doug Jones, R (9, 1)	0-2 G4-3		0-0 G1-4-3		0-3 K2-3			2-2 P5		5	1	1	1	0	1	3	Los Angeles Dodgers @ Houston Astros Astrodome, Houston, TX Sat May 15 1993, 4:33 AM EDT Att: 22,618 - Dome										
Steve Finley, L (1, 8) OBP: 0.317, SLG: 0.282	1-1 L8			4-1 BB		1-1 B5		1-0 F7		3	0	0	0	1	0	0											
5 Jeff Bagwell, R (1, 3) OBP: 0.436, SLG: 0.591	3-2 G5-3			0-3 K		0-1 G3-4 2B		0-0 G5-3		4	1	1	0	0	1	1											
Eric Anthony, L (1, 9) OBP: 0.369, SLG: 0.469	2-1 G6-3			3-3 K		0-0 G3-4		2-2 F7		4	0	0	0	0	1	2											
Ken Caminiti, S (1, 5) OBP: 0.271, SLG: 0.394	1-1 G4-3 1B			0-0 F8		2-1 3B 2B		2-0 G1-5-3		4	1	2	1	0	0	1											
Luis Gonzalez, L (1, 7) OBP: 0.338, SLG: 0.431	1-2 G4-3			1-0 2B 3B		4-0 3B IBB		1-1 G2-3		3	2	1	0	1	0	1											
Andujar Cedeno, R (1, 6) OBP: 0.387, SLG: 0.454	1-3 K			0-0 G1 SF8 2B		0-0 G1 IBB		3-2 1B E 1B		4	2	3	3	0	1	1											
Eddie Taubensee, L (1, 2) OBP: 0.301, SLG: 0.378			1-0 G6-3		0-0 G1		4-0 3B		1-1 E 1B		3	0	1	0	1	0											
Mark Portugal, R (1, 1) OBP: 0.353, SLG: 0.286 Xavier Hernandez, L (8, 1) Casey Candaele, S (8, PH) OBP: 0.120, SLG: 0.160	1-2 G1-4-3 1B			2-1 SF8		0-3 K		2-1 E3 WP		2	0	1	1	0	1	2											
Inning Stats	R: 0 E: 0 K: 0 S: 9	H: 0 LOB: 0 BB: 0 P: 13	R: 0 E: 0 K: 1 S: 11	H: 1 LOB: 1 BB: 0 P: 16	R: 0 E: 0 K: 0 S: 5	H: 1 LOB: 0 BB: 0 P: 7	R: 0 E: 0 K: 2 S: 8	H: 0 LOB: 1 BB: 1 P: 15	R: 2 E: 0 K: 1 S: 10	H: 2 LOB: 0 BB: 0 P: 12	R: 3 E: 0 K: 1 S: 12	H: 3 LOB: 2 BB: 2 P: 23	R: 1 E: 0 K: 0 S: 8	H: 1 LOB: 0 BB: 0 P: 11	R: 1 E: 1 K: 0 S: 16	H: 2 LOB: 2 BB: 0 P: 27		R: 1 E: 1 K: 0 S: 16	H: 2 LOB: 2 BB: 0 P: 27	1B: 5 2B: 2 3B: 2 HR: 1	SF: 1 SAC: 0 DP: 1 HBP: 0	WP: 1 PB: 0 SB: 1 CS: 0	PA: 37				
PITCHER	IP	WLS	BF	H	R	ER	SO	BB	IBB	HBP	BLK	WP	HR	S	P	ERA	WHIP										
Orel Hershiser, R (1, 1) ERA: 4.47	6.0	L	28	8	6	6	5	1	0	0	0	1	0	58	89	9.00	1.500										
Roger McDowell, R (7, 1) ERA: 2.0	2.0		9	2	1	0	0	0	0	0	0	1	0	21	35	0.00	1.000										

AB 32
R 1
H 6
RBI 1
BB 3
SO 8
LOB 18



AB 33
R 7
H 10
RBI 6
BB 3
SO 5
LOB 13



Batter	1	2	3	4	5	6	7	8	9	AB	R	H	RBI	BB	SO	LOB	TOP										
Brett Butler , L (1, 8) OBP: 0.391, SLG: 0.326	G4-3		L5		P6		1B		B1-3	5	0	1	0	0	0	0											
Jose Offerman , S (1, 6) OBP: 0.355, SLG: 0.311	G4-3		2B			G4-3	1B			4	0	1	0	0	1	1											
Eric Davis , R (1, 7) OBP: 0.300, SLG: 0.254	1B		G5-3			1B	BB		K	3	1	0	0	1	2	1											
Tim Wallach , R (1, 5) OBP: 0.250, SLG: 0.361		K		G5-3		K			K	4	0	0	0	0	3	1											
Mike Piazza , R (1, 2) OBP: 0.383, SLG: 0.529 Mike Sharperson , R (8, PR) OBP: 0.234, SLG: 0.214 Carlos Hernandez , R (8, 2) OBP: 0.176, SLG: 0.176	1B			1B		2B	1B		1B	4	1	4	1	0	0	0											
Cory Snyder , R (1, 9) OBP: 0.379, SLG: 0.380	1B			1B		2B	1B		1B	3	0	2	1	1	0	1											
Eric Karros , R (1, 3) OBP: 0.280, SLG: 0.343	K					2B			BB	4	0	0	0	0	1	6											
Jody Reed , R (1, 4) OBP: 0.287, SLG: 0.286	FC5-4				G5-3		F9		L9	4	0	0	0	0	0	2											
Pedro Astacio , R (1, 1) OBP: 0.077, SLG: 0.077 Lenny Harris , L (7, PH) OBP: 0.250, SLG: 0.269 Pedro Martinez , R (7, 1) Mitch Webster , S (9, PH) OBP: 0.300, SLG: 0.400			G5-3		K		K		P6	2	0	0	0	0	1	0											
Inning Stats	R: 0 E: 0 K: 1 S: 7	H: 0 LOB: 0 BB: 0 P: 8	R: 0 E: 0 K: 2 S: 12	H: 2 LOB: 2 BB: 0 P: 18	R: 0 E: 0 K: 0 S: 9	H: 1 LOB: 1 BB: 0 P: 12	R: 0 E: 0 K: 0 S: 10	H: 1 LOB: 1 BB: 0 P: 14	R: 0 E: 0 K: 1 S: 7	H: 0 LOB: 0 BB: 0 P: 10	R: 2 E: 0 K: 2 S: 13	H: 2 LOB: 1 BB: 0 P: 21	R: 0 E: 0 K: 2 S: 12	H: 1 LOB: 2 BB: 1 P: 21	R: 0 E: 0 K: 2 S: 12	H: 1 LOB: 2 BB: 1 P: 21	R: 0 E: 0 K: 0 S: 5	H: 0 LOB: 0 BB: 6 P: 6	1B: 6 2B: 2 3B: 0 HR: 0	SF: 0 SAC: 0 DP: 0 HBP: 0	WP: 0 PB: 0 SB: 2 CS: 0	PA: 37					
PITCHER	IP	WLS	BF	H	R	ER	SO	BB	IBB	HBP	BLK	WP	HR	S	P	ERA	WHIP										
Doug Drabek , R (1, 1) ERA: 2.67	7.2	W	33	8	2	2	9	2	0	0	0	0	0	80	118	2.35	1.304										
Xavier Hernandez , R (8, 1) ERA: 1.64	0.1		1	0	0	0	0	0	0	0	0	0	0	2	4	0.00	0.000										
Doug Jones , R (9, 1) ERA: 2.49	1.0	S	3	0	0	0	0	0	0	0	0	0	0	5	6	0.00	0.000										

Los Angeles Dodgers @ Houston Astros
Astrodome, Houston, TX
Sun May 16 1993, 4:33 AM EDT
Att: 33,940 - Dome

AB 35
R 2
H 8
RBI 2
BB 2
SO 9
LOB 12



Batter	1	2	3	4	5	6	7	8	9	AB	R	H	RBI	BB	SO	LOB	BOTTOM										
Craig Biggio , R (1, 4) OBP: 0.355, SLG: 0.442	HR		K		G4-3		F9			4	1	1	1	0	1	1											
Steve Finley , L (1, 8) OBP: 0.314, SLG: 0.270	G4-3		F8			P4				3	0	0	0	0	0	0											
5 Jeff Bagwell , R (1, 3) OBP: 0.438, SLG: 0.588	1B		G5-3			FC6-4	1B		K	4	0	2	0	0	1	1											
Eric Anthony , L (1, 9) OBP: 0.366, SLG: 0.463	F9				CS	1B	FC6-4		F9	4	0	1	0	0	0	3											
Ken Caminiti , S (1, 5) OBP: 0.271, SLG: 0.390	G4-3				K		1B		G3-1	4	0	1	0	0	1	3											
Luis Gonzalez , L (1, 7) OBP: 0.331, SLG: 0.421		G3-1			K		K			3	0	0	0	0	2	2											
Andujar Cedeno , R (1, 6) OBP: 0.390, SLG: 0.468		1B				1B	2B		G4-3	3	1	2	0	0	0	0											
Eddie Taubensee , L (1, 2) OBP: 0.291, SLG: 0.364		F8				F7			P6	3	0	0	0	0	0	2											
Doug Drabek , R (1, 1) OBP: 0.125, SLG: 0.250 Xavier Hernandez , L (8, 1) Doug Jones , R (9, 1)		F7				G4-3	1B		HR	3	1	2	2	0	0	1											
Inning Stats	R: 1 E: 0 K: 0 S: 8	H: 2 LOB: 1 BB: 0 P: 14	R: 0 E: 0 K: 0 S: 9	H: 1 LOB: 0 BB: 0 P: 13	R: 0 E: 0 K: 1 S: 7	H: 0 LOB: 0 BB: 0 P: 10	R: 0 E: 0 K: 2 S: 8	H: 1 LOB: 0 BB: 0 P: 13	R: 1 E: 0 K: 0 S: 7	H: 2 LOB: 0 BB: 0 P: 12	R: 0 E: 0 K: 1 S: 12	H: 2 LOB: 2 BB: 0 P: 17	R: 1 E: 0 K: 0 S: 7	H: 1 LOB: 1 BB: 0 P: 13	R: 0 E: 0 K: 1 S: 9	H: 0 LOB: 1 BB: 0 P: 17	1B: 6 2B: 1 3B: 0 HR: 2	SF: 0 SAC: 0 DP: 1 HBP: 1	WP: 0 PB: 0 SB: 0 CS: 1	PA: 32							
PITCHER	IP	WLS	BF	H	R	ER	SO	BB	IBB	HBP	BLK	WP	HR	S	P	ERA	WHIP										
Pedro Astacio , R (1, 1) ERA: 4.35	6.0	L	8	1	1	1	1	0	0	0	0	0	1	51	79	3.00	1.333										
Pedro Martinez , R (7, 1) ERA: 2.42	2.0		8	1	1	1	1	0	0	1	0	0	1	16	30	4.50	0.500										

Los Angeles Dodgers @ Houston Astros
Astrodome, Houston, TX
Sun May 16 1993, 4:33 AM EDT
Att: 33,940 - Dome

AB 31
R 3
H 9
RBI 3
BB 0
SO 5
LOB 13



Batter	1	2	3	4	5	6	7	8	9	AB	R	H	RBI	BB	SO	LOB	TOP					
Craig Biggio, R OBP: 0.352, SLG: 0.429	F9		G5-3			P5	F8			4	0	0	0	0	0	2	Houston Astros @ San Francisco Giants Candlestick Park, San Francisco, CA Tue May 18 1993, 10:05 PM EDT Att: 19,798 - Unknown - 64 F					
Steve Finley, L OBP: 0.295, SLG: 0.247	5B 1B BB		G1-3			P4		G3		3	1	0	0	1	0	0						
5 Jeff Bagwell, R OBP: 0.444, SLG: 0.607	1B 1B							K		4	0	3	0	0	1	0						
Eric Anthony, L OBP: 0.377, SLG: 0.465	G1-6-3 1B					G4-3		G4-3		4	0	1	1	0	0	2						
Ken Caminiti, S OBP: 0.268, SLG: 0.400	G1-6-3									4	1	1	0	0	0	3						
Luis Gonzalez, L OBP: 0.333, SLG: 0.415										4	0	1	0	0	1	1						
Andujar Cedeno, R OBP: 0.377, SLG: 0.441										4	0	0	0	0	2	2						
Eddie Taubensee, L OBP: 0.278, SLG: 0.346										3	0	0	0	0	2	2						
Darryl Kile, R Tom Edens, R Kevin Bass, S Mark Grant, R										2	0	0	0	0	0	0	AB 33 R 2 H 7 RBI 2 BB 1 SO 6 LOB 12					
Inning Stats	R: 1 E: 0 K: 0 S: 11	H: 2 LOB: 1 BB: 1 P: 20	R: 0 E: 0 K: 0 S: 12	H: 0 LOB: 0 BB: 0 P: 14	R: 0 E: 0 K: 0 S: 9	H: 0 LOB: 0 BB: 0 P: 12	R: 0 E: 0 K: 0 S: 7	H: 1 LOB: 1 BB: 0 P: 8	R: 0 E: 0 K: 1 S: 7	H: 0 LOB: 0 BB: 0 P: 10	R: 0 E: 0 K: 0 S: 8	H: 1 LOB: 1 BB: 0 P: 12	R: 1 E: 0 K: 2 S: 12	H: 3 LOB: 2 BB: 0 P: 19	R: 0 E: 0 K: 2 S: 7	H: 0 LOB: 0 BB: 0 P: 9		R: 0 E: 0 K: 2 S: 9	H: 0 LOB: 0 BB: 0 P: 13	1B: 7 2B: 0 3B: 0 HR: 0	SF: 0 SAC: 0 DP: 1 HBP: 0	WP: 0 PB: 0 SB: 0 CS: 0
PITCHER John Burkett, R ERA: 2.69	IP: 9.0 WLS: W BF: 34 H: 7 R: 2 ER: 2 SO: 6 BB: 1 IBB: 0 HBP: 0 BLK: 0 WP: 0 HR: 0 S: 82 P: 117 ERA: 2.00 WHIP: 0.889															PITCHER						

Batter	1	2	3	4	5	6	7	8	9	AB	R	H	RBI	BB	SO	LOB	BOTTOM			
Darren Lewis, R OBP: 0.314, SLG: 0.419	K	P3				P4	F7			5	0	0	0	0	1	3	Houston Astros @ San Francisco Giants Candlestick Park, San Francisco, CA Tue May 18 1993, 10:05 PM EDT Att: 19,798 - Unknown - 64 F			
Robby Thompson, R OBP: 0.317, SLG: 0.352	G4-3		G6-3			2B HBP	1B	F7		4	1	1	0	0	0	0				
Will Clark, L OBP: 0.327, SLG: 0.308	HBP 1B		G4-3			2B		G1-3		4	1	2	1	0	0	0				
Matt Williams, R OBP: 0.371, SLG: 0.634	HBP		G1-4-3			BB 1B 2B		P3		3	1	1	2	0	0	0				
Barry Bonds, L OBP: 0.544, SLG: 0.802	F8					BB 1B IBB		1B E 1B		3	2	1	0	1	0	2				
Willie McGee, S OBP: 0.344, SLG: 0.336			1B G6-3 1B			CS BB		S 1B		2	1	2	0	2	0	0				
Royce Clayton, R OBP: 0.329, SLG: 0.366			G6-3 1B			G6-3		FC6-4 BB		3	0	2	2	1	0	1				
Kirt Manwaring, R OBP: 0.360, SLG: 0.378			G5-3			HBP 2B HBP		SH2-4 1B 1B		3	1	1	0	0	0	4				
John Burkett, R OBP: 0.136, SLG: 0.136			G6-3			K		SH2-4		3	0	0	1	0	2	2	AB 30 R 7 H 10 RBI 6 BB 4 SO 3 LOB 12			
Inning Stats	R: 0 E: 0 K: 1 S: 15	H: 1 LOB: 2 BB: 0 P: 23	R: 0 E: 0 K: 0 S: 12	H: 2 LOB: 1 BB: 0 P: 21	R: 0 E: 0 K: 0 S: 7	H: 0 LOB: 0 BB: 0 P: 11	R: 0 E: 0 K: 0 S: 6	H: 0 LOB: 1 BB: 1 P: 15	R: 5 E: 0 K: 1 S: 16	H: 3 LOB: 2 BB: 2 P: 31	R: 0 E: 0 K: 0 S: 9	H: 2 LOB: 0 BB: 0 P: 14	R: 1 E: 0 K: 0 S: 10	H: 2 LOB: 2 BB: 1 P: 18	R: 0 E: 0 K: 1 S: 8	H: 0 LOB: 0 BB: 0 P: 12		1B: 8 2B: 2 3B: 0 HR: 0	SF: 0 SAC: 1 DP: 0 HBP: 3	WP: 0 PB: 0 SB: 0 CS: 1
PITCHER Darryl Kile, R ERA: 3.6 Tom Edens, R ERA: 1.93 Mark Grant, R ERA: 0.82	IP: 4.2 WLS: L BF: 23 H: 5 R: 6 ER: 6 SO: 2 BB: 1 IBB: 1 HBP: 3 BLK: 0 WP: 0 HR: 0 S: 55 P: 96 ERA: 11.57 WHIP: 1.286															PITCHER				

Batter	1	2	3	4	5	6	7	8	9	AB	R	H	RBI	BB	SO	LOB	TOP										
Craig Biggio, R OBP: 0.355, SLG: 0.433	F7		F9		HBP		G6-3			3	1	1	0	0	0	2	Houston Astros @ San Francisco Giants Candlestick Park, San Francisco, CA Wed May 19 1993, 6:33AM EDT Att: 20,267 - Cloudy - 70 F										
Steve Finley, L OBP: 0.295, SLG: 0.247	L8		F9		1B		L1-3			4	0	1	0	0	0	2											
5 Jeff Bagwell, R OBP: 0.445, SLG: 0.604	G5-3				1B			G5-3		4	1	2	1	0	0	0											
Eric Anthony, L OBP: 0.367, SLG: 0.452		F9		P7			F8		F8	4	0	0	0	0	0	3											
Ken Caminiti, S OBP: 0.274, SLG: 0.409		2B		1B			P5		F7	4	0	2	0	0	0	0											
Luis Gonzalez, L OBP: 0.325, SLG: 0.406	F9		SF7		1B		F8			3	0	0	1	0	1	1											
Andujar Cedeno, R OBP: 0.373, SLG: 0.459	G6-3		F8				F9			4	1	1	1	0	0	2											
Eddie Taubensee, L OBP: 0.280, SLG: 0.345			P3						L4	3	0	1	0	0	0	0											
Chris Donnels, L OBP: 0.351, SLG: 0.359					G4-3		G6-3 BB			1	0	0	0	0	0	0											
Pete Harnisch, S OBP: 0.222, SLG: 0.235			L9						G4-3	2	0	0	0	0	0	0											
Casey Candaele, S OBP: 0.172, SLG: 0.148					G3-1					0	0	0	0	0	1	0											
Brian Williams, R OBP: 0.278, SLG: 0.314							G6-3 BB			1	0	0	0	0	0	0											
Kevin Bass, S OBP: 0.278, SLG: 0.314										0	0	0	0	0	0	0											
Inning Stats	R: 0 E: 0 K: 0 S: 6	H: 0 LOB: 0 BB: 0 P: 7	R: 0 E: 0 K: 0 S: 12	H: 1 LOB: 1 BB: 0 P: 18	R: 0 E: 0 K: 0 S: 8	H: 1 LOB: 1 BB: 0 P: 11	R: 1 E: 0 K: 0 S: 7	H: 2 LOB: 1 BB: 0 P: 13	R: 1 E: 0 K: 0 S: 16	H: 2 LOB: 2 BB: 0 P: 23	R: 0 E: 0 K: 0 S: 7	H: 0 LOB: 0 BB: 0 P: 10	R: 0 E: 0 K: 0 S: 7	H: 1 LOB: 1 BB: 1 P: 14	R: 0 E: 0 K: 0 S: 5	H: 0 LOB: 0 BB: 0 P: 10	R: 1 E: 0 K: 1 S: 9	H: 1 LOB: 0 BB: 0 P: 15	1B: 5 2B: 2 3B: 0 HR: 1	SF: 1 SAC: 0 DP: 1 HBP: 1	WP: 0 PB: 0 SB: 0 CS: 0	PA: 36					
PITCHER	IP	WLS	BF	H	R	ER	SO	BB	IBB	HBP	BLK	WP	HR	S	P	ERA	WHIP										
Jeff Brantley, R ERA: 4.11	6.0	W	27	7	2	2	0	1	0	1	0	0	0	59	92	3.00	1.333										
Dave Burba, R ERA: 5.14	2.0		5	0	0	0	0	0	0	0	0	0	0	9	14	0.00	0.000										
Rod Beck, R ERA: 2.05	1.0		4	1	1	1	1	0	0	0	0	0	1	9	15	9.00	1.000										

AB	33
R	3
H	8
RBI	3
BB	1
SO	1
LOB	10



Batter	1	2	3	4	5	6	7	8	9	AB	R	H	RBI	BB	SO	LOB	BOTTOM										
Darren Lewis, R OBP: 0.306, SLG: 0.406	E6				G6-3		L6-4			4	1	0	0	0	1	1	Houston Astros @ San Francisco Giants Candlestick Park, San Francisco, CA Wed May 19 1993, 6:33AM EDT Att: 20,267 - Cloudy - 70 F										
Robby Thompson, R OBP: 0.315, SLG: 0.356	F9		P2		L9					4	1	1	0	0	0	1											
Will Clark, L OBP: 0.326, SLG: 0.313	1B		F7		G4-3					4	1	1	1	0	1	1											
Matt Williams, R OBP: 0.374, SLG: 0.631	1B						F7			4	1	2	2	0	1	0											
Barry Bonds, L OBP: 0.543, SLG: 0.791	1B		P5							3	1	1	0	0	1	1											
Willie McGee, S OBP: 0.343, SLG: 0.349	SF9				G4-3		F7			3	1	1	2	0	0	1											
Royce Clayton, R OBP: 0.323, SLG: 0.361	SF9				F8		FC6-4			2	0	0	1	0	0	1											
Kirt Manwaring, R OBP: 0.359, SLG: 0.370	K									2	0	0	0	1	1	0											
Jeff Brantley, R OBP: 0.125, SLG: 0.125										2	0	0	0	0	1	1											
Dave Burba, R OBP: 0.333, SLG: 0.500										0	0	0	0	0	0	0											
Rod Beck, R ERA: 2.05										0	0	0	0	0	0	0											
Inning Stats	R: 5 E: 1 K: 1 S: 21	H: 4 LOB: 0 BB: 0 P: 32	R: 0 E: 0 K: 1 S: 7	H: 0 LOB: 0 BB: 0 P: 12	R: 0 E: 0 K: 1 S: 8	H: 0 LOB: 0 BB: 0 P: 10	R: 0 E: 0 K: 1 S: 8	H: 0 LOB: 1 BB: 1 P: 16	R: 0 E: 0 K: 0 S: 5	H: 0 LOB: 0 BB: 0 P: 6	R: 0 E: 0 K: 0 S: 4	H: 0 LOB: 1 BB: 0 P: 7	R: 0 E: 1 K: 2 S: 11	H: 0 LOB: 0 BB: 0 P: 8	R: 1 E: 0 K: 2 S: 11	H: 2 LOB: 1 BB: 0 P: 19	1B: 3 2B: 4 3B: 1 HR: 0	SF: 1 SAC: 1 DP: 2 HBP: 1	WP: 0 PB: 0 SB: 1 CS: 1	PA: 32							
PITCHER	IP	WLS	BF	H	R	ER	SO	BB	IBB	HBP	BLK	WP	HR	S	P	ERA	WHIP										
Pete Harnisch, R ERA: 3.56	6.0	L	25	4	5	3	4	1	0	1	0	0	0	53	83	4.50	0.833										
Brian Williams, R ERA: 3.66	2.0		7	2	1	1	2	0	0	0	0	0	0	17	27	4.50	1.000										



Batter	1	2	3	4	5	6	7	8	9	AB	R	H	RBI	BB	SO	LOB	TOP	
Craig Biggio, R OBP: 0.348, SLG: 0.424 (1, 4)	F8		K		L3		G6-3			4	0	0	0	0	1	0	Houston Astros @ San Diego Padres Jack Murphy Stadium, San Diego, CA Sat May 22 1993, 10:05 PM EDT Att: 16,684 - Unknown	
Steve Finley, L OBP: 0.302, SLG: 0.272 (1, 8)	5 WP 5 SF9 BB		F8					G4-3		3	1	1	0	1	0	0		
5 Jeff Bagwell, R OBP: 0.445, SLG: 0.622 (1, 3)	SF9 1-H							G5-3		3	1	1	2	0	0	1		
Eric Anthony, L OBP: 0.353, SLG: 0.429 (1, 9)										3	0	0	0	1	2	0		
Ken Caminiti, S OBP: 0.285, SLG: 0.459 (1, 5)	F7									4	2	2	2	0	0	1		
Luis Gonzalez, L OBP: 0.323, SLG: 0.403 (6, 1)										3	0	0	0	0	0	0		
Darryl Kile, R (8, 1)										0	0	0	0	0	0	0		
Tom Edens, R (9, PH)										0	0	0	0	0	1	0		
Chris Donnels, L OBP: 0.409, SLG: 0.389 (1, 2)										4	0	0	0	0	2	1		
Scott Servais, R OBP: 0.350, SLG: 0.519 (1, 6)										3	0	1	0	1	2	0		
Andujar Cedeno, R OBP: 0.366, SLG: 0.450 (1, 1)										2	0	0	0	0	1	1		
Doug Drabek, R OBP: 0.115, SLG: 0.231 (6, 1)										0	0	0	0	0	0	0		
Al Osuna, R OBP: 0.268, SLG: 0.302 (6, 7)										2	0	0	0	0	0	2		
Kevin Bass, S OBP: 0.268, SLG: 0.302 (6, 7)										2	0	0	0	0	0	2		
Inning Stats	R: 1 E: 0 K: 0 S: 7	H: 0 LOB: 1 BB: 2 P: 18	R: 0 E: 0 K: 0 S: 10	H: 1 LOB: 1 BB: 0 P: 15	R: 1 E: 0 K: 2 S: 10	H: 1 LOB: 0 BB: 0 P: 18	R: 0 E: 0 K: 1 S: 15	H: 1 LOB: 1 BB: 0 P: 18	R: 0 E: 0 K: 1 S: 10	H: 0 LOB: 0 BB: 0 P: 15	R: 0 E: 0 K: 1 S: 12	H: 0 LOB: 0 BB: 2 P: 17	R: 0 E: 0 K: 1 S: 10	H: 0 LOB: 2 BB: 2 P: 23	1B: 0 2B: 1 3B: 1 HR: 3	SF: 1 SAC: 0 DP: 0 HBP: 0	WP: 1 PB: 0 SB: 1 CS: 0	PA: 36
PITCHER	IP WLS BF H R ER SO BB IBB HBP BLK WP HR S P ERA WHIP																	
Andy Benes, R ERA: 2.74 (1, 1)	6.0 W 25 5 4 4 5 2 0 0 0 0 1 2 62 100 6.00 1.167																	
Roger Mason, R ERA: 1.63 (7, 1)	2.0 6 0 0 0 2 0 0 0 0 0 0 0 22 32 0.00 0.000																	
Jeremy Hernandez, R ERA: 4.58 (9, 1)	1.0 5 0 0 0 1 2 0 0 0 0 0 0 10 23 0.00 2.000																	

Batter	1	2	3	4	5	6	7	8	9	AB	R	H	RBI	BB	SO	LOB	BOTTOM			
Tony Gwynn, L OBP: 0.364, SLG: 0.424 (1, 9)	F7		BB SF8 1B		F7		SF9 WP SF7 1B			5	2	3	0	0	0	0	Houston Astros @ San Diego Padres Jack Murphy Stadium, San Diego, CA Sat May 22 1993, 10:05 PM EDT Att: 16,684 - Unknown			
Jeff Gardner, L OBP: 0.313, SLG: 0.365 (1, 4)	G6-3		SF8 BB 2B 1B		G4-3		1B BB BB			4	1	1	0	1	0	1				
Gary Sheffield, R OBP: 0.333, SLG: 0.480 (1, 5)	K		1-2 2-3 2B BB		K		SF9			3	2	1	1	1	2	0				
Fred McGriff, L OBP: 0.352, SLG: 0.444 (1, 3)										2	1	1	1	2	1	0				
Phil Plantier, L OBP: 0.295, SLG: 0.423 (1, 7)										2	1	2	3	0	0	0				
Roger Mason, R ERA: 1.63 (7, 1)										0	0	0	0	0	0	0				
Phil Clark, R OBP: 0.353, SLG: 0.404 (6, PH)										1	0	1	2	0	0	0				
Jeremy Hernandez, R ERA: 4.58 (9, 1)										0	0	0	0	0	0	0				
Derek Bell, R OBP: 0.338, SLG: 0.462 (1, 8)										5	1	3	0	0	0	3				
Kurt Stillwell, S OBP: 0.318, SLG: 0.350 (1, 6)										3	0	1	2	2	0	5				
Bob Geren, R OBP: 0.282, SLG: 0.328 (1, 2)										4	0	0	0	1	1	6				
Andy Benes, R OBP: 0.227, SLG: 0.429 (1, 1)										2	0	0	0	0	1	4				
Darrell Sherman, L OBP: 0.315, SLG: 0.238 (6, PH)										3	1	1	0	0	0	2				
Inning Stats	R: 0 E: 0 K: 1 S: 6	H: 0 LOB: 0 BB: 0 P: 10	R: 0 E: 0 K: 2 S: 14	H: 1 LOB: 3 BB: 1 P: 27	R: 5 E: 1 K: 0 S: 21	H: 5 LOB: 1 BB: 1 P: 29	R: 0 E: 0 K: 1 S: 6	H: 0 LOB: 0 BB: 0 P: 11	R: 0 E: 0 K: 1 S: 10	H: 2 LOB: 3 BB: 1 P: 20	R: 2 E: 0 K: 0 S: 20	H: 3 LOB: 3 BB: 2 P: 37	R: 0 E: 0 K: 0 S: 14	H: 1 LOB: 1 BB: 0 P: 22	R: 2 E: 0 K: 0 S: 11	H: 2 LOB: 2 BB: 2 P: 27	1B: 10 2B: 4 3B: 0 HR: 0	SF: 3 SAC: 0 DP: 0 HBP: 1	WP: 1 PB: 0 SB: 1 CS: 0	PA: 45
PITCHER	IP WLS BF H R ER SO BB IBB HBP BLK WP HR S P ERA WHIP																			
Doug Drabek, R ERA: 3.21 (1, 1)	5.0 L 28 8 6 6 5 2 0 0 0 0 1 0 58 98 10.80 2.200																			
Al Osuna, L ERA: 6.75 (6, 1)	0.2 5 1 1 1 0 2 0 0 0 0 1 0 12 26 13.50 4.500																			
Darryl Kile, R ERA: 3.42 (8, 1)	1.1 6 2 0 0 0 0 0 0 0 0 0 0 21 32 0.00 1.500																			
Tom Edens, R ERA: 4.76 (8, 1)	1.0 7 2 2 2 0 1 1 0 0 0 0 0 11 27 18.00 3.000																			

AB	31
R	4
H	5
RBI	4
BB	4
SO	8
LOB	6



Batter	1	2	3	4	5	6	7	8	9	AB	R	H	RBI	BB	SO	LOB	TOP					
Craig Biggio, R OBP: 0.361, SLG: 0.479 (1, 4)										5	3	4	3	0	1	0	Houston Astros @ San Diego Padres Jack Murphy Stadium, San Diego, CA Sun May 23 1993, 6:33 AM EDT Att: 13,895 - Unknown - 74 F					
Steve Finley, L OBP: 0.305, SLG: 0.289 (1, 8)										5	2	2	0	0	0	1						
Kevin Bass, S OBP: 0.279, SLG: 0.328 (1, 9)										5	2	2	2	0	0	0						
5 Jeff Bagwell, R OBP: 0.449, SLG: 0.627 (1, 3)										5	1	3	2	0	0	0						
Ken Caminiti, S OBP: 0.288, SLG: 0.457 (1, 5)											5	0	2	1	0	0		3				
Chris James, R OBP: 0.404, SLG: 0.725 Luis Gonzalez, L OBP: 0.323, SLG: 0.403 (9, PR)											4	0	2	1	1	1		2				
Andujar Cedeno, R OBP: 0.306, SLG: 0.443 Xavier Hernandez, L OBP: 0.351, SLG: 0.426 Doug Jones, R (9, PH)											2	1	0	0	1	1		3				
Eddie Taubensee, L OBP: 0.276, SLG: 0.337 (1, 2)										5	0	1	0	0	2	6						
Greg Swindell, L OBP: 0.250, SLG: 0.300 Jose Uribe, S OBP: 0.278, SLG: 0.133 (6, 6)										2	0	0	0	0	1	0						
Inning Stats	R: 3 E: 0 K: 0 S: 18	H: 5 LOB: 2 BB: 1 P: 28	R: 3 E: 0 K: 1 S: 17	H: 4 LOB: 1 BB: 0 P: 24	R: 1 E: 0 K: 1 S: 10	H: 1 LOB: 1 BB: 0 P: 14	R: 1 E: 0 K: 2 S: 16	H: 3 LOB: 2 BB: 0 P: 20	R: 1 E: 0 K: 0 S: 6	H: 1 LOB: 1 BB: 0 P: 9	R: 0 E: 0 K: 1 S: 11	H: 1 LOB: 0 BB: 0 P: 19	R: 0 E: 0 K: 1 S: 5	H: 1 LOB: 0 BB: 0 P: 6	R: 0 E: 0 K: 0 S: 6	H: 0 LOB: 0 BB: 0 P: 12		R: 0 E: 0 K: 0 S: 8	H: 0 LOB: 1 BB: 1 P: 14	1B: 10 2B: 4 3B: 0 HR: 2	SF: 0 SAC: 1 DP: 1 HBP: 0	WP: 1 PB: 0 SB: 1 CS: 0
PITCHER	IP WLS BF H R ER SO BB IBB HBP BLK WP HR S P ERA WHIP																					
Dave Eiland, R ERA: 5.32 Tim Scott, R ERA: 3.28 Pat Gomez, L ERA: 4.71 Jeremy Hernandez, R ERA: 4.11	(1, 1) (2, 1) (6, 1) (7, 1)	1.1 3.2 1.0 3.0	L 18 1 10	6 8 1 1	6 3 0 0	6 2 0 0	1 3 0 1	0 0 0 0	0 0 0 0	0 1 0 0	1 1 11 19	39 52 11 32	0.00 4.91 0.00 0.00	0.667	6.750	1.636	1.000	0.667				

Batter	1	2	3	4	5	6	7	8	9	AB	R	H	RBI	BB	SO	LOB	BOTTOM					
Tony Gwynn, L OBP: 0.365, SLG: 0.429 (1, 9)											5	1	2	1	0	0	Houston Astros @ San Diego Padres Jack Murphy Stadium, San Diego, CA Sun May 23 1993, 6:33 AM EDT Att: 13,895 - Unknown - 74 F					
Ricky Gutierrez, R OBP: 0.380, SLG: 0.317 Pat Gomez, L OBP: 0.313, SLG: 0.344 Jeremy Hernandez, R OBP: 0.280, SLG: 0.227 (9, PH)											2	1	1	0	1	0		0				
Gary Sheffield, R OBP: 0.331, SLG: 0.474 (1, 5)										4	0	1	1	0	0	1						
Fred McGriff, L OBP: 0.350, SLG: 0.435 (1, 3)										3	1	0	1	1	0	2						
Derek Bell, R OBP: 0.342, SLG: 0.483 (1, 8)										4	2	2	2	0	1	1						
Tim Lincecum, R OBP: 0.397, SLG: 0.587 Jeff Gardner, L OBP: 0.310, SLG: 0.362 (8, PH)										3	0	0	0	0	2	1						
Phil Plantier, L OBP: 0.293, SLG: 0.451 (1, 7)											4	1	1	1	0	1						
Dan Walters, R OBP: 0.255, SLG: 0.266 (1, 2)											4	0	2	1	0	1						
Dave Eiland, R OBP: 0.083, SLG: 0.083 Tim Scott, R OBP: 0.206, SLG: 0.318 (5, PH)										0	0	0	0	0	0	0						
Inning Stats	R: 0 E: 0 K: 0 S: 11	H: 0 LOB: 1 BB: 1 P: 20	R: 1 E: 0 K: 2 S: 14	H: 2 LOB: 1 BB: 0 P: 19	R: 0 E: 0 K: 0 S: 8	H: 0 LOB: 0 BB: 0 P: 11	R: 2 E: 0 K: 2 S: 13	H: 1 LOB: 0 BB: 1 P: 21	R: 2 E: 0 K: 0 S: 13	H: 3 LOB: 1 BB: 0 P: 20	R: 2 E: 0 K: 0 S: 11	H: 3 LOB: 1 BB: 0 P: 15	R: 0 E: 0 K: 1 S: 6	H: 0 LOB: 0 BB: 0 P: 7	R: 0 E: 0 K: 2 S: 8	H: 0 LOB: 0 BB: 0 P: 14		R: 0 E: 0 K: 1 S: 5	H: 0 LOB: 0 BB: 0 P: 6	1B: 5 2B: 2 3B: 0 HR: 2	SF: 0 SAC: 0 DP: 0 HBP: 0	WP: 1 PB: 0 SB: 1 CS: 0
PITCHER	IP WLS BF H R ER SO BB IBB HBP BLK WP HR S P ERA WHIP																					
Greg Swindell, L ERA: 5.34 Xavier Hernandez, R ERA: 1.69 Doug Jones, R ERA: 3.51	(1, 1) (6, 1) (9, 1)	5.1 2.2 1.0	W 9 S	26 1 3	0 0 0	0 0 0	3 3 1	0 0 0	0 0 0	0 0 0	0 0 5	19 28 6	0.00 0.375 0.000	11.81	1.875	0.000						

AB	40
R	9
H	16
RBI	9
BB	2
SO	6
LOB	16



Batter	1	2	3	4	5	6	7	8	9	AB	R	H	RBI	BB	SO	LOB	TOP																			
Eric Young Sr., R OBP: 0.341, SLG: 0.373 (1.4)	G5-3	FC5 2B		F8			1B E 1B	G6-3		5	1	2	0	0	0	2	Colorado Rockies @ Houston Astros Astrodome, Houston, TX Tue May 25 1993, 8:05 PM EDT Att: 18,812 - Dome																			
Alex Cole, L OBP: 0.333, SLG: 0.315 (1.8)	HR 1B	BB		G4-3			E7 G4-3 1B	F7		4	2	2	0	1	0	1																				
Daryl Boston, L OBP: 0.345, SLG: 0.402 (1.7)	HR 1B	FC5		K			P4			5	1	1	2	0	1	3																				
Charlie Hayes, R OBP: 0.326, SLG: 0.494 (1.5)	G4-3			P8			G4-3			5	0	1	1	0	0	0																				
Joe Girardi, R OBP: 0.297, SLG: 0.367 (1.2)	S 1B			G1-3			G5-3			5	0	1	0	0	0	1																				
Jerald Clark, R OBP: 0.295, SLG: 0.438 (1.3)	G1-3			K			F9	S WP 2B 1B		4	1	1	0	0	1	1																				
Dante Bichette, R OBP: 0.331, SLG: 0.438 (1.9)		K		K			F8	K		4	0	0	0	0	3	1																				
Nelson Liriano, S OBP: 0.350, SLG: 0.361 (1.6)		HR		SH3-4 BB			1B	S 2B BB		2	2	2	1	2	0	0																				
Lance Dierker, L ERA: 3.65 Andy Ashby, R ERA: 5.44 Mark Grant, R ERA: 1.93 Jeff Parrett, R ERA: 4.46 Gary Wayne, L ERA: 3.18 Bruce Ruffin, L ERA: 5.29		K		SH3-4 1-2			K	G6-3 1-1 2-H		1	0	0	0	0	1	0																				
Inning Stats	R: 2 H: 3 E: 0 K: 0 S: 13	L: 3 BB: 0 P: 19	R: 1 H: 2 E: 0 K: 2 S: 14	L: 2 BB: 1 P: 23	R: 0 H: 0 E: 0 K: 1 S: 7	L: 0 BB: 0 P: 11	R: 0 H: 0 E: 0 K: 1 S: 11	L: 0 BB: 1 P: 17	R: 0 H: 1 E: 0 K: 1 S: 10	L: 1 BB: 0 P: 13	R: 2 H: 2 E: 1 K: 0 S: 7	L: 2 BB: 0 P: 12	R: 2 H: 2 E: 0 K: 1 S: 15	L: 2 BB: 1 P: 23	R: 0 H: 0 E: 0 K: 0 S: 8	L: 0 BB: 0 P: 13	1B: 7 2B: 2 3B: 0 HR: 2	SF: 0 SAC: 1 DP: 0 HBP: 0	WP: 1 PB: 0 SB: 3 CS: 0	PA: 41																
PITCHER	IP	WLS	BF	H	R	ER	SO	BB	IBB	HBP	BLK	WP	HR	S	P	ERA	WHIP	PITCHER		IP	WLS	BF	H	R	ER	SO	BB	IBB	HBP	BLK	WP	HR	S	P	ERA	WHIP
Pete Harnisch, R ERA: 3.65 (1.1)	6.0		27	7	3	3	6	2	0	0	0	0	2	64	97	4.50	1.500	Darren Holmes, R ERA: 12.71 (8.1)		1.0		4	1	0	0	0	0	0	0	0	0	10	15	0.00	1.000	
Xavier Hernandez, R ERA: 2.25 (7.1)	1.1	L	9	4	4	2	1	1	0	0	0	1	0	16	27	13.50	3.750	Andy Ashby, R ERA: 5.44 (9.1)		1.0	S	4	1	0	0	0	0	0	0	10	15	0.00	1.000			
Brian Williams, R ERA: 3.38 (8.1)	1.2		5	0	0	0	0	0	0	0	0	0	0	14	21	0.00	0.000																			

AB	37
R	7
H	11
RBI	6
BB	3
SO	7
LOB	10



AB	35
R	5
H	11
RBI	5
BB	4
SO	2
LOB	17



Batter	1	2	3	4	5	6	7	8	9	AB	R	H	RBI	BB	SO	LOB	TOP								
Eric Young Sr. R OBP: 0.342, SLG: 0.373 (1, 4)	G5-3		1B		G6-3		1B	G3-1		5	0	2	0	0	0	3	Colorado Rockies @ Houston Astros Astrodome, Houston, TX Wed May 26 1993, 8:05 PM EDT Att: 22,267 - Dome								
Alex Cole L OBP: 0.333, SLG: 0.311 (1, 8)	B2-3		G4-3				K		1B	2	0	0	0	1	0	1									
Jim Tatum R OBP: 0.294, SLG: 0.318 (7, PH)										2	0	1	0	0	1	3									
Danny Sheaffer R OBP: 0.290, SLG: 0.452 (9, PR)					P4					0	0	0	0	0	0	0									
Daryl Boston L OBP: 0.348, SLG: 0.390 (7, 8)	1B				G6-3	1B		L4		3	1	0	0	2	0	5									
Charlie Hayes R OBP: 0.323, SLG: 0.485 (1, 5)					F9			G4-3	K	5	0	1	0	0	2	2									
Joe Girardi R OBP: 0.300, SLG: 0.368 (1, 2)		L4-3			G6-3	1B		G5-3		5	2	2	0	0	1	1									
Jerald Clark R OBP: 0.294, SLG: 0.432 (1, 3)		L9			G6-3	1B		G5-3		4	0	1	0	0	0	2									
Dante Bichette R OBP: 0.341, SLG: 0.446 (1, 9)		G6-3				1B				4	0	3	3	0	0	0									
Nelson Liriano S OBP: 0.386, SLG: 0.385 (1, 6)					K	1B				3	0	2	0	1	1	0									
Armando Reynoso R OBP: 0.118, SLG: 0.250 (6, 1)					G5-3					2	0	0	0	0	0	2									
Gary Wiggins L OBP: 0.276, SLG: 0.219 (7, 1)					G1-3					0	0	0	0	0	0	0									
Freddie Benavides R OBP: 0.220, SLG: 0.276 (8, PH)										1	0	0	0	0	0	3									
Bryn Smith L OBP: 0.333, SLG: 0.333 (9, 1)										0	0	0	0	0	0	0									
Jay Gainer L OBP: 0.271, SLG: 0.276 (8, 1)										0	0	0	0	0	0	0									
Darren Holmes R OBP: 0.333, SLG: 0.333 (9, 1)										0	0	0	0	0	0	0									
Jeff Parrett R OBP: 0.333, SLG: 0.333 (9, 1)										0	0	0	0	0	0	0									
Inning Stats	R: 0 E: 0 K: 0 S: 7	H: 1 LOB: 2 BB: 1 P: 14	R: 0 E: 0 K: 0 S: 5	H: 0 LOB: 0 BB: 0 P: 7	R: 0 E: 0 K: 1 S: 8	H: 1 LOB: 1 BB: 0 P: 14	R: 2 E: 0 K: 0 S: 14	H: 3 LOB: 2 BB: 1 P: 22	R: 0 E: 0 K: 1 S: 8	H: 0 LOB: 0 BB: 1 P: 18	R: 0 E: 0 K: 1 S: 8	H: 0 LOB: 0 BB: 0 P: 9	R: 0 E: 0 K: 1 S: 13	H: 3 LOB: 3 BB: 0 P: 15	R: 1 E: 0 K: 1 S: 15	H: 3 LOB: 3 BB: 1 P: 24	R: 0 E: 0 K: 2 S: 10	H: 1 LOB: 1 BB: 0 P: 12	1B: 12 2B: 0 3B: 0 HR: 0	SF: 0 SAC: 0 DP: 0 HBP: 0	WP: 0 PB: 0 SB: 0 CS: 0	PA: 41			
PITCHER	IP	WLS	BF	H	R	ER	SO	BB	IBB	HBP	BLK	WP	HR	S	P	ERA	WHIP								
Mark Portugal R ERA: 2.85 (1, 1)	3.1		13	2	1	1	1	2	0	0	0	0	0	24	43	2.70	1.200								
Tom Edens R ERA: 4.91 (4, 1)	1.2		8	3	1	1	0	1	0	0	0	0	0	18	32	5.40	2.400								
Brian Williams R ERA: 3.18 (6, 1)	1.1		7	3	0	0	1	0	0	0	0	0	0	17	19	0.00	2.250								
Al Osuna L ERA: 4.5 (7, 1)	0.2		2	0	0	0	1	0	0	0	0	0	0	4	5	0.00	0.000								
Doug Jones R ERA: 3.59 (8, 1)	2.0	L	11	4	1	1	3	1	0	0	0	0	0	25	36	4.50	2.500								
Batter	1	2	3	4	5	6	7	8	9	AB	R	H	RBI	BB	SO	LOB	BOTTOM								
Craig Biggio R OBP: 0.359, SLG: 0.485 (1, 4)	G4-3		K		K		K			4	0	0	0	0	3	3	Colorado Rockies @ Houston Astros Astrodome, Houston, TX Wed May 26 1993, 8:05 PM EDT Att: 22,267 - Dome								
Steve Finley L OBP: 0.300, SLG: 0.276 (1, 8)	1B		G1-3				G4-3	G4-3		4	0	1	0	0	0	1									
5 Jeff Bagwell R OBP: 0.354, SLG: 0.647 (1, 3)	1B				G1-3			L4		4	1	2	1	0	0	0									
Eric Anthony L OBP: 0.364, SLG: 0.425 (1, 9)	K				G3			1B		3	0	1	0	1	1	2									
Ken Caminiti S OBP: 0.292, SLG: 0.459 (1, 5)	G3				G4-3		F9	K		4	0	0	0	0	1	4									
Luis Gonzalez L OBP: 0.325, SLG: 0.403 (1, 7)							F7	FC6		4	0	2	0	0	0	2									
Andujar Cedeno R OBP: 0.366, SLG: 0.464 (1, 6)		G4-6-3						K		3	1	1	1	1	1	1									
Eddie Taubensee L OBP: 0.267, SLG: 0.326 (1, 2)		G3-1								3	0	0	0	0	1	2									
Casey Candaele S OBP: 0.161, SLG: 0.138 (9, PH)										1	0	0	0	0	0	0									
Mark Portugal R OBP: 0.338, SLG: 0.278 (4, 1)										1	0	0	0	0	0	0									
Tom Edens R ERA: 3.12 (5, PH)										0	0	0	0	0	0	0									
Chris Donnels L OBP: 0.276, SLG: 0.350 (6, 1)										0	0	0	0	0	0	0									
Brian Williams R ERA: 7.99 (7, 1)										0	0	0	0	0	0	0									
Al Osuna R OBP: 0.296, SLG: 0.333 (7, PH)										1	0	1	0	0	0	0									
Kevin Bass S OBP: 0.296, SLG: 0.333 (8, 1)										0	0	0	0	0	0	0									
Doug Jones R ERA: 4.33 (9, PH)										1	0	0	0	0	0	0									
Inning Stats	R: 0 E: 0 K: 1 S: 15	H: 2 LOB: 0 BB: 0 P: 24	R: 0 E: 0 K: 0 S: 6	H: 1 LOB: 0 BB: 0 P: 11	R: 0 E: 0 K: 1 S: 11	H: 0 LOB: 0 BB: 0 P: 16	R: 0 E: 0 K: 0 S: 4	H: 0 LOB: 0 BB: 0 P: 7	R: 0 E: 0 K: 3 S: 15	H: 1 LOB: 1 BB: 1 P: 24	R: 1 E: 0 K: 0 S: 7	H: 1 LOB: 1 BB: 1 P: 18	R: 1 E: 0 K: 1 S: 17	H: 2 LOB: 1 BB: 0 P: 22	R: 0 E: 0 K: 1 S: 9	H: 1 LOB: 1 BB: 0 P: 12	R: 0 E: 0 K: 1 S: 7	H: 0 LOB: 0 BB: 0 P: 9	1B: 6 2B: 0 3B: 0 HR: 2	SF: 0 SAC: 0 DP: 1 HBP: 0	WP: 0 PB: 0 SB: 0 CS: 0	PA: 36			
PITCHER	IP	WLS	BF	H	R	ER	SO	BB	IBB	HBP	BLK	WP	HR	S	P	ERA	WHIP								
Armando Reynoso R ERA: 3.53 (1, 1)	5.2		23	5	1	1	5	2	0	0	0	0	0	1	3	1.59	1.235								
Gary Wayne L ERA: 3.12 (6, 1)	0.1		1	0	0	0	0	0	0	0	0	0	0	1	3	0.00	0.000								
Bryn Smith R ERA: 7.99 (7, 1)	1.0	W	5	2	1	1	1	0	0	0	0	0	1	17	22	9.00	2.000								
Darren Holmes R ERA: 11.68 (8, 1)	1.0		4	1	0	0	1	0	0	0	0	0	0	9	12	0.00	1.000								
Jeff Parrett R ERA: 4.33 (9, 1)	1.0	S	3	0	0	0	1	0	0	0	0	0	0	7	9	0.00	0.000								

AB	37
R	3
H	12
RBI	3
BB	4
SO	6
LOB	24



WP	0	PA	41
PB	0		
SB	0		
CS	0		

Batter	1	2	3	4	5	6	7	8	9	AB	R	H	RBI	BB	SO	LOB	TOP			
Eric Young Sr. R OBP: 0.340, SLG: 0.371										4	0	1	0	0	0	1	Colorado Rockies @ Houston Astros Astrodome, Houston, TX Thu May 27 1993, 8:05 PM EDT Att: 22,372 - Dome			
Alex Cole L OBP: 0.325, SLG: 0.301										4	0	0	0	0	0	1				
Daryl Boston L OBP: 0.336, SLG: 0.375										4	0	0	0	0	0	1				
Charlie Hayes R OBP: 0.326, SLG: 0.486										4	0	2	0	0	1	1				
Joe Girardi R OBP: 0.299, SLG: 0.365										4	0	1	0	0	0	2				
Jerald Clark R OBP: 0.293, SLG: 0.426											4	0	1	0	0	0		2		
Dante Bichette R OBP: 0.345, SLG: 0.447											4	0	2	0	0	1		2		
Nelson Liriano S OBP: 0.375, SLG: 0.357											3	0	0	0	1	0		4		
David Nied R OBP: 0.278, SLG: 0.188										1	0	0	0	0	1	2				
Darren Holmes R OBP: 0.200, SLG: 0.311										0	0	0	0	0	0	0				
Jim Tatum R OBP: 0.200, SLG: 0.311										0	0	0	0	0	0	0				
Bryn Smith R OBP: 0.200, SLG: 0.311										0	0	0	0	0	0	0				
Gary Wayne L OBP: 0.200, SLG: 0.311										0	0	0	0	0	0	0				
Inning Stats	R: 0 E: 0 K: 1 S: 11	H: 1 LOB: 1 BB: 0 P: 18	R: 0 E: 0 K: 1 S: 8	H: 1 LOB: 2 BB: 1 P: 13	R: 0 E: 0 K: 0 S: 4	H: 0 LOB: 0 BB: 0 P: 5	R: 0 E: 0 K: 0 S: 6	H: 0 LOB: 0 BB: 0 P: 9	R: 0 E: 0 K: 0 S: 13	H: 1 LOB: 1 BB: 0 P: 16	R: 0 E: 0 K: 0 S: 5	H: 1 LOB: 1 BB: 0 P: 8	R: 0 E: 0 K: 1 S: 10	H: 1 LOB: 1 BB: 0 P: 12	R: 0 E: 0 K: 0 S: 9	H: 0 LOB: 2 BB: 0 P: 10	1B: 7 2B: 0 3B: 0 HR: 0	SF: 0 SAC: 1 DP: 0 HBP: 0	WP: 0 PA: 35 PB: 0 SB: 1 CS: 0	
PITCHER Doug Drabek R ERA: 2.87	IP: 9.0 WLS: W BF: 35 H: 7 R: 0 ER: 0 SO: 3	IP: 9.0 WLS: W BF: 35 H: 7 R: 0 ER: 0 SO: 3	IP: 9.0 WLS: W BF: 35 H: 7 R: 0 ER: 0 SO: 3	IP: 9.0 WLS: W BF: 35 H: 7 R: 0 ER: 0 SO: 3	IP: 9.0 WLS: W BF: 35 H: 7 R: 0 ER: 0 SO: 3	IP: 9.0 WLS: W BF: 35 H: 7 R: 0 ER: 0 SO: 3	IP: 9.0 WLS: W BF: 35 H: 7 R: 0 ER: 0 SO: 3	IP: 9.0 WLS: W BF: 35 H: 7 R: 0 ER: 0 SO: 3	IP: 9.0 WLS: W BF: 35 H: 7 R: 0 ER: 0 SO: 3	IP: 9.0 WLS: W BF: 35 H: 7 R: 0 ER: 0 SO: 3	IP: 9.0 WLS: W BF: 35 H: 7 R: 0 ER: 0 SO: 3	IP: 9.0 WLS: W BF: 35 H: 7 R: 0 ER: 0 SO: 3	IP: 9.0 WLS: W BF: 35 H: 7 R: 0 ER: 0 SO: 3	IP: 9.0 WLS: W BF: 35 H: 7 R: 0 ER: 0 SO: 3	IP: 9.0 WLS: W BF: 35 H: 7 R: 0 ER: 0 SO: 3	IP: 9.0 WLS: W BF: 35 H: 7 R: 0 ER: 0 SO: 3	IP: 9.0 WLS: W BF: 35 H: 7 R: 0 ER: 0 SO: 3	ERA: 0.00 WHIP: 0.778		

Batter	1	2	3	4	5	6	7	8	9	AB	R	H	RBI	BB	SO	LOB	BOTTOM			
Craig Biggio R OBP: 0.371, SLG: 0.489										3	3	2	0	2	0	0	Colorado Rockies @ Houston Astros Astrodome, Houston, TX Thu May 27 1993, 8:05 PM EDT Att: 22,372 - Dome			
Steve Finley L OBP: 0.312, SLG: 0.309										5	1	3	1	0	0	5				
5 Jeff Bagwell R OBP: 0.358, SLG: 0.649										4	0	2	2	1	0	1				
Eric Anthony L OBP: 0.361, SLG: 0.423										3	1	1	1	0	1	5				
Ken Caminiti S OBP: 0.291, SLG: 0.451										3	0	0	1	1	1	2				
Chris Donnels L OBP: 0.375, SLG: 0.350										0	0	0	0	0	0	0				
Luis Gonzalez L OBP: 0.329, SLG: 0.425										2	1	1	3	0	0	0				
Andujar Cedeno R OBP: 0.363, SLG: 0.458										4	0	1	0	0	0	3				
Eddie Taubensee L OBP: 0.286, SLG: 0.337										3	1	2	0	1	0	0				
Doug Drabek R OBP: 0.107, SLG: 0.214										2	1	0	0	0	0	1				
Inning Stats	R: 0 E: 0 K: 0 S: 7	H: 2 LOB: 1 BB: 0 P: 12	R: 0 E: 0 K: 1 S: 6	H: 0 LOB: 0 BB: 0 P: 12	R: 0 E: 0 K: 0 S: 8	H: 2 LOB: 1 BB: 0 P: 11	R: 2 E: 0 K: 0 S: 9	H: 3 LOB: 0 BB: 0 P: 14	R: 3 E: 0 K: 0 S: 9	H: 3 LOB: 1 BB: 0 P: 15	R: 0 E: 0 K: 0 S: 7	H: 0 LOB: 1 BB: 1 P: 12	R: 2 E: 0 K: 1 S: 12	H: 1 LOB: 2 BB: 3 P: 26	R: 1 E: 0 K: 0 S: 12	H: 1 LOB: 1 BB: 1 P: 20	1B: 9 2B: 1 3B: 1 HR: 1	SF: 2 SAC: 2 DP: 3 HBP: 1	WP: 1 PA: 40 PB: 0 SB: 0 CS: 1	
PITCHER David Nied R ERA: 5.68	IP: 5.0 WLS: L BF: 23 H: 10 R: 5 ER: 5 SO: 1	IP: 5.0 WLS: L BF: 23 H: 10 R: 5 ER: 5 SO: 1	IP: 5.0 WLS: L BF: 23 H: 10 R: 5 ER: 5 SO: 1	IP: 5.0 WLS: L BF: 23 H: 10 R: 5 ER: 5 SO: 1	IP: 5.0 WLS: L BF: 23 H: 10 R: 5 ER: 5 SO: 1	IP: 5.0 WLS: L BF: 23 H: 10 R: 5 ER: 5 SO: 1	IP: 5.0 WLS: L BF: 23 H: 10 R: 5 ER: 5 SO: 1	IP: 5.0 WLS: L BF: 23 H: 10 R: 5 ER: 5 SO: 1	IP: 5.0 WLS: L BF: 23 H: 10 R: 5 ER: 5 SO: 1	IP: 5.0 WLS: L BF: 23 H: 10 R: 5 ER: 5 SO: 1	IP: 5.0 WLS: L BF: 23 H: 10 R: 5 ER: 5 SO: 1	IP: 5.0 WLS: L BF: 23 H: 10 R: 5 ER: 5 SO: 1	IP: 5.0 WLS: L BF: 23 H: 10 R: 5 ER: 5 SO: 1	IP: 5.0 WLS: L BF: 23 H: 10 R: 5 ER: 5 SO: 1	IP: 5.0 WLS: L BF: 23 H: 10 R: 5 ER: 5 SO: 1	IP: 5.0 WLS: L BF: 23 H: 10 R: 5 ER: 5 SO: 1	IP: 5.0 WLS: L BF: 23 H: 10 R: 5 ER: 5 SO: 1	ERA: 9.00 WHIP: 2.000		
Darren Holmes R ERA: 10.8	IP: 1.0 WLS: L BF: 4 H: 0 R: 0 ER: 0 SO: 0	IP: 1.0 WLS: L BF: 4 H: 0 R: 0 ER: 0 SO: 0	IP: 1.0 WLS: L BF: 4 H: 0 R: 0 ER: 0 SO: 0	IP: 1.0 WLS: L BF: 4 H: 0 R: 0 ER: 0 SO: 0	IP: 1.0 WLS: L BF: 4 H: 0 R: 0 ER: 0 SO: 0	IP: 1.0 WLS: L BF: 4 H: 0 R: 0 ER: 0 SO: 0	IP: 1.0 WLS: L BF: 4 H: 0 R: 0 ER: 0 SO: 0	IP: 1.0 WLS: L BF: 4 H: 0 R: 0 ER: 0 SO: 0	IP: 1.0 WLS: L BF: 4 H: 0 R: 0 ER: 0 SO: 0	IP: 1.0 WLS: L BF: 4 H: 0 R: 0 ER: 0 SO: 0	IP: 1.0 WLS: L BF: 4 H: 0 R: 0 ER: 0 SO: 0	IP: 1.0 WLS: L BF: 4 H: 0 R: 0 ER: 0 SO: 0	IP: 1.0 WLS: L BF: 4 H: 0 R: 0 ER: 0 SO: 0	IP: 1.0 WLS: L BF: 4 H: 0 R: 0 ER: 0 SO: 0	IP: 1.0 WLS: L BF: 4 H: 0 R: 0 ER: 0 SO: 0	IP: 1.0 WLS: L BF: 4 H: 0 R: 0 ER: 0 SO: 0	IP: 1.0 WLS: L BF: 4 H: 0 R: 0 ER: 0 SO: 0			
Bryn Smith R ERA: 8.75	IP: 0.0 WLS: L BF: 3 H: 1 R: 2 ER: 2 SO: 0	IP: 0.0 WLS: L BF: 3 H: 1 R: 2 ER: 2 SO: 0	IP: 0.0 WLS: L BF: 3 H: 1 R: 2 ER: 2 SO: 0	IP: 0.0 WLS: L BF: 3 H: 1 R: 2 ER: 2 SO: 0	IP: 0.0 WLS: L BF: 3 H: 1 R: 2 ER: 2 SO: 0	IP: 0.0 WLS: L BF: 3 H: 1 R: 2 ER: 2 SO: 0	IP: 0.0 WLS: L BF: 3 H: 1 R: 2 ER: 2 SO: 0	IP: 0.0 WLS: L BF: 3 H: 1 R: 2 ER: 2 SO: 0	IP: 0.0 WLS: L BF: 3 H: 1 R: 2 ER: 2 SO: 0	IP: 0.0 WLS: L BF: 3 H: 1 R: 2 ER: 2 SO: 0	IP: 0.0 WLS: L BF: 3 H: 1 R: 2 ER: 2 SO: 0	IP: 0.0 WLS: L BF: 3 H: 1 R: 2 ER: 2 SO: 0	IP: 0.0 WLS: L BF: 3 H: 1 R: 2 ER: 2 SO: 0	IP: 0.0 WLS: L BF: 3 H: 1 R: 2 ER: 2 SO: 0	IP: 0.0 WLS: L BF: 3 H: 1 R: 2 ER: 2 SO: 0	IP: 0.0 WLS: L BF: 3 H: 1 R: 2 ER: 2 SO: 0	IP: 0.0 WLS: L BF: 3 H: 1 R: 2 ER: 2 SO: 0			
Gary Wayne L ERA: 3.26	IP: 2.0 WLS: L BF: 9 H: 1 R: 1 ER: 1 SO: 1	IP: 2.0 WLS: L BF: 9 H: 1 R: 1 ER: 1 SO: 1	IP: 2.0 WLS: L BF: 9 H: 1 R: 1 ER: 1 SO: 1	IP: 2.0 WLS: L BF: 9 H: 1 R: 1 ER: 1 SO: 1	IP: 2.0 WLS: L BF: 9 H: 1 R: 1 ER: 1 SO: 1	IP: 2.0 WLS: L BF: 9 H: 1 R: 1 ER: 1 SO: 1	IP: 2.0 WLS: L BF: 9 H: 1 R: 1 ER: 1 SO: 1	IP: 2.0 WLS: L BF: 9 H: 1 R: 1 ER: 1 SO: 1	IP: 2.0 WLS: L BF: 9 H: 1 R: 1 ER: 1 SO: 1	IP: 2.0 WLS: L BF: 9 H: 1 R: 1 ER: 1 SO: 1	IP: 2.0 WLS: L BF: 9 H: 1 R: 1 ER: 1 SO: 1	IP: 2.0 WLS: L BF: 9 H: 1 R: 1 ER: 1 SO: 1	IP: 2.0 WLS: L BF: 9 H: 1 R: 1 ER: 1 SO: 1	IP: 2.0 WLS: L BF: 9 H: 1 R: 1 ER: 1 SO: 1	IP: 2.0 WLS: L BF: 9 H: 1 R: 1 ER: 1 SO: 1	IP: 2.0 WLS: L BF: 9 H: 1 R: 1 ER: 1 SO: 1	IP: 2.0 WLS: L BF: 9 H: 1 R: 1 ER: 1 SO: 1			

Batter	1	2	3	4	5	6	7	8	9	10	11	12	AB	R	H	RBI	BB	SO	LOB	TOP		
Craig Biggio, R OBP: 0.369, SLG: 0.490	G5-3	WP 1B				G1-6-3			F8		P4		5	0	1	0	1	0	1			
Steve Finley, L OBP: 0.313, SLG: 0.310	BB 1B	G4-3					G6-3		G3		G5-3		6	0	2	0	0	0	1			
5 Jeff Bagwell, R OBP: 0.444, SLG: 0.628	K		G5-3	G1-3			K		G6-3			G5-3	6	0	0	0	0	2	4			
Eric Anthony, L OBP: 0.377, SLG: 0.449	BB 1-2		L6				HR		2B		L9	1B BB	4	1	2	1	2	0	0			
Ken Caminiti, S OBP: 0.266, SLG: 0.449 Xavier Hernandez, L OBP: 0.266, SLG: 0.449 Brian Williams, R OBP: 0.266, SLG: 0.449 Kevin Bass, S OBP: 0.266, SLG: 0.449 Doug Jones, R OBP: 0.266, SLG: 0.449 Chris James, R OBP: 0.266, SLG: 0.449 Casey Lenz, R OBP: 0.266, SLG: 0.449	P6						P5		G6-3	1B BLK 1B	P2		4	1	1	1	0	0	3			
Luis Gonzalez, L OBP: 0.324, SLG: 0.414		P4	G3				P6		G6-3		F7	1B	6	0	1	0	0	0	1			
Andujar Cedeno, R OBP: 0.368, SLG: 0.459 Tom Edens, R	HR 1B						F9		G6-3		S 1B	G5-3	6	1	3	0	0	0	2			
Eddie Taubensee, L OBP: 0.291, SLG: 0.370	HR 1B					G6-3					P5		5	1	2	2	0	1	3			
Greg Swindell, L OBP: 0.273, SLG: 0.318 Chris Donnels, L OBP: 0.346, SLG: 0.318	G6-3						SH3-4 1B		G4-3			G4-3	2	0	1	0	0	0	0			
Inning Stats	R: 0 E: 0 K: 1 S: 11	H: 1 LOB: 2 BB: 22	R: 2 E: 0 K: 0 S: 15	H: 3 LOB: 1 BB: 21	R: 1 E: 0 K: 0 S: 12	H: 1 LOB: 0 BB: 17	R: 0 E: 0 K: 1 S: 13	H: 2 LOB: 3 BB: 18	R: 1 E: 0 K: 0 S: 5	H: 1 LOB: 1 BB: 9	R: 0 E: 0 K: 1 S: 8	H: 0 LOB: 0 BB: 14	R: 0 E: 0 K: 0 S: 7	H: 2 LOB: 2 BB: 18	R: 0 E: 0 K: 0 S: 8	H: 0 LOB: 0 BB: 12	R: 0 E: 0 K: 0 S: 7	H: 1 LOB: 2 BB: 16	1B: 10 2B: 1 3B: 0 HR: 3	SF: 0 SAC: 1 DP: 1 HBP: 0	WP: 1 PB: 0 SB: 1 CS: 0	PA: 52
PITCHER	IP	WLS	BF	H	R	ER	SO	BB	IBB	HBP	BLK	WP	HR	S	P	ERA	WHIP					
Jack Armstrong, R ERA: 3.88	(1, 1)	1.1	5	0	0	0	2	0	0	0	0	0	0	0	87	2.000	2.000					
Chris Carpenter, R ERA: 6.06	(6, 1)	1.0	3	1	0	0	0	0	0	0	0	0	0	6	9	0.000	1.000					
Matt Turner, R ERA:	(7, 1)	2.0	8	2	0	0	1	0	0	0	0	0	0	15	23	0.000	1.000					
Trevor Hoffman, R ERA: 3.65	(9, 1)	1.1	5	1	0	0	0	0	0	0	0	0	0	11	18	0.000	0.750					
Joe Klink, L ERA: 3.27	(10, 1)	0.1	1	0	0	0	0	0	0	0	0	0	0	2	2	0.000	0.000					
PITCHER	IP	WLS	BF	H	R	ER	SO	BB	IBB	HBP	BLK	WP	HR	S	P	ERA	WHIP					
Bryan Harvey, R ERA: 1.54	(10, 1)	1.1	5	1	0	0	0	1	0	0	0	0	0	7	16	0.000	0.750					
Richie Lewis, R ERA: 2.55	(12, 1)	1.0	5	1	0	0	0	0	0	0	0	0	0	7	16	0.000	2.000					

Houston Astros @ Florida Marlins
Joe Robbie Stadium, Miami, FL
Fri May 28 1993, 7:05 PM EDT
Att. 37,874 - Unknown - 77 F

AB 48
R 4
H 14
RBI 4
BB 3
SO 3
LOB 17



Batter	1	2	3	4	5	6	7	8	9	10	11	12	AB	R	H	RBI	BB	SO	LOB	BOTTOM		
Chuck Carr, S OBP: 0.352, SLG: 0.342	B4-3	G5-3		E5 CS				K		G4-3			7	0	2	3	0	1	3			
Bret Barberie, S OBP: 0.404, SLG: 0.317	FC6-4 1B			CS				K			F7		6	0	3	0	0	2	1			
Benito Santiago, R OBP: 0.297, SLG: 0.356	FC6-4 E S 1-2r			F9				K		G5-3		K	6	0	0	0	0	2	3			
Orestes Destrade, S OBP: 0.305, SLG: 0.318	E5												5	1	3	0	1	0	2			
Dave Magadan, L OBP: 0.421, SLG: 0.395 Bryan Harvey, R OBP: 0.200, SLG: 0.143	F8							HR 1B		WP 1B		FC6-4 BB	3	1	1	2	2	1	3			
Rick Renteria, R OBP: 0.360, SLG: 0.348 Richie Lewis, R								HR		IBB		FC6-4 1-2r	0	0	0	0	0	0	1			
Jeff Collins, R OBP: 0.374, SLG: 0.360		E5 FC3-5 BB						K		G5-3			5	1	0	0	1	2	5			
Gerónimo Berroa, R OBP: 0.200, SLG: 0.143 Trevor Hoffman, R												FC4-6 SH3-4 1B BB	4	1	1	0	0	2	4			
Joe Klink, L OBP: 0.377, SLG: 0.360								2B 1B		G6-3		SH1-3-4	0	0	0	0	0	0	0			
Walt Weiss, S OBP: 0.409, SLG: 0.368	FC3-5 BB										L9		3	1	1	0	2	0	0			
Jack Armstrong, R ERA: 3.88 Monty Farrell, R ERA: 2.77 Matt Turner, R ERA: 3.04 Greg Swindell, L ERA: 3.34	FC3-5										P2		2	0	0	0	0	0	2			
Inning Stats	R: 0 E: 1 K: 0 S: 12	H: 1 LOB: 2 BB: 16	R: 0 E: 1 K: 1 S: 13	H: 0 LOB: 2 BB: 1	R: 0 E: 0 K: 2 S: 13	H: 2 LOB: 3 BB: 1	R: 0 E: 1 K: 0 S: 7	H: 0 LOB: 0 BB: 9	R: 0 E: 0 K: 1 S: 13	H: 1 LOB: 1 BB: 0	R: 0 E: 0 K: 1 S: 8	H: 0 LOB: 0 BB: 12	R: 0 E: 0 K: 0 S: 9	H: 1 LOB: 1 BB: 16	R: 0 E: 0 K: 0 S: 8	H: 0 LOB: 1 BB: 15	R: 1 E: 0 K: 0 S: 9	H: 1 LOB: 2 BB: 22	1B: 9 2B: 2 3B: 0 HR: 1	SF: 0 SAC: 2 DP: 0 HBP: 0	WP: 1 PB: 0 SB: 1 CS: 1	PA: 56
PITCHER	IP	WLS	BF	H	R	ER	SO	BB	IBB	HBP	BLK	WP	HR	S	P	ERA	WHIP					
Greg Swindell, L ERA: 3.14	(1, 1)	6.0	29	7	2	2	7	2	0	0	0	0	0	73	105	3.000	1.500					
Xavier Hernandez, R ERA: 2.77	(7, 1)	2.0	8	2	2	2	2	0	0	0	0	0	0	16	25	9.000	1.000					
Brian Williams, R ERA: 3.04	(9, 1)	1.0	5	1	0	0	1	0	1	0	0	1	0	8	18	0.000	1.000					
Doug Jones, R ERA: 3.34	(10, 1)	2.0	8	1	0	0	1	1	0	0	0	0	0	17	31	0.000	1.000					
Tom Edens, R ERA: 5.83	(12, 1)	0.2	1	1	1	1	0	1	1	0	0	0	0	9	22	13.500	3.000					

Houston Astros @ Florida Marlins
Joe Robbie Stadium, Miami, FL
Fri May 28 1993, 7:05 PM EDT
Att. 37,874 - Unknown - 77 F

AB 47
R 5
H 12
RBI 5
BB 6
SO 11
LOB 29



Batter	1	2	3	4	5	6	7	8	9	AB	R	H	RBI	BB	SO	LOB	TOP				
Casey Candaele, S OBP: 0.194, SLG: 0.206 (1, 4)	F9	F8			2B			1B 5 SF9 1B		4	1	2	0	0	0	2					
Steve Finley, L OBP: 0.314, SLG: 0.320 (1, 8)	G1-3 1B		K		G4-3			1B		4	0	2	0	0	1	1					
5 Jeff Bagwell, R OBP: 0.437, SLG: 0.613 (1, 3)	G1-3		K					SF9		3	0	1	1	0	1	1					
Eric Anthony, L OBP: 0.361, SLG: 0.434 (1, 9)	G3-1		G4-3		G3-6-3 1B			3-H 3-3 K		4	0	0	0	0	1	3					
Ken Caminiti, S OBP: 0.284, SLG: 0.449 (1, 5)		K			G4-3			G5-4-3 1B		4	0	1	0	0	1	0					
Luis Gonzalez, L OBP: 0.332, SLG: 0.444 (1, 7)	HR		G3-1		G3-1			L7		4	1	1	1	0	1	1					
Andujar Cedeno, R Doug Jones, R (1, 6) (9, 1)	SH1-4 1B		F9		F9			G5-4-3 1-2		4	0	1	0	0	0	1					
Eddie Taubensee, L OBP: 0.292, SLG: 0.363 (1, 2)	SH1-4 BB		F9		F9			K		2	0	0	0	1	1	0					
Pete Hamisch, S OBP: 0.190, SLG: 0.200 Chris Donnels, L OBP: 0.357, SLG: 0.375 Xavier Hernandez, L (8, PH) Al Osuna, R (8, 1) Jose Uribe, S OBP: 0.278, SLG: 0.133 (9, 6)	SH1-4		B1-3		B1-3			K		1	0	0	0	0	0	0					
Inning Stats	R: 0 E: 0 K: 0 S: 7	H: 1 LOB: 1 BB: 0 P: 13	R: 1 E: 0 K: 1 S: 16	H: 2 LOB: 2 BB: 1 P: 30	R: 0 E: 0 K: 2 S: 11	H: 0 LOB: 0 BB: 0 P: 15	R: 0 E: 0 K: 0 S: 7	H: 0 LOB: 0 BB: 0 P: 10	R: 0 E: 0 K: 0 S: 7	H: 1 LOB: 1 BB: 0 P: 9	R: 0 E: 0 K: 2 S: 10	H: 0 LOB: 0 BB: 0 P: 17	R: 1 E: 0 K: 2 S: 10	H: 2 LOB: 1 BB: 0 P: 19	R: 0 E: 0 K: 0 S: 5	H: 1 LOB: 0 BB: 0 P: 8	1B: 6 2B: 1 3B: 0 HR: 1	SF: 1 SAC: 1 DP: 2 HBP: 0	WP: 0 PB: 0 SB: 2 CS: 0	PA: 34	
PITCHER	IP	WLS	BF	H	R	ER	SO	BB	IBB	HBP	BLK	WP	HR	S	P	ERA	WHIP				
Luis Aquino, R ERA: 2.28 Joe Klink, L ERA: 3.75 Matt Turner, R ERA:	(1, 1) (8, 1) (9, 1)	7.2 0.1 1.0	L 1 3	30 0 1	7 0 1	2 0 0	6 1 0	1 0 0	0 0 0	0 0 0	0 0 0	0 0 0	1 0 5	72 3 8	118	2.35 0.00 0.00	1.043 0.000 1.000				

Houston Astros @ Florida Marlins
Joe Robbie Stadium, Miami, FL
Sun May 30, 1993, 3:33 AM EDT
Att: 36,686 - Overcast - 79 F

AB 31
R 2
H 8
RBI 2
BB 1
SO 7
LOB 9



Batter	1	2	3	4	5	6	7	8	9	AB	R	H	RBI	BB	SO	LOB	BOTTOM					
Chuck Carr, S OBP: 0.348, SLG: 0.337 (1, 8)	K		HBP 1B		F8			B5-3		4	0	1	0	0	1	0						
Bret Barberie, S OBP: 0.382, SLG: 0.277 (1, 4)	L9		HBP		P7			BB		2	0	0	0	1	0	0						
Dave Magadan, L Matt Turner, R (1, 5) (9, 1)	G4-3		G3		P7			G6-3		4	0	0	0	0	0	3						
Orestes Destrade, S OBP: 0.298, SLG: 0.326 (1, 3)	L9				G5-3			F7		4	0	0	0	0	0	0						
Greg Brolley, L OBP: 0.288, SLG: 0.327 Alex Arias, R OBP: 0.382, SLG: 0.366 (9, PH)	CS BB		F9		F8			WP 1B		2	0	0	0	1	0	0						
Jeff Conine, R OBP: 0.385, SLG: 0.365 (1, 7)	BB		BB		1B			1B		3	0	3	1	1	0	0						
Rob Natal, R Bento Santiago, R (7, PH) (8, 2)	BB		K		K			K		2	0	0	0	0	2	3						
Walt Weiss, S OBP: 0.402, SLG: 0.358 (1, 6)			F7		K			G6-3		4	0	0	0	0	1	2						
Luis Aquino, R OBP: 0.077, SLG: 0.077 Joe Klink, L Rick Renteria, R OBP: 0.346, SLG: 0.333 (9, 5)			K		G5-3			G6-3		2	0	0	0	0	1	0						
Inning Stats	R: 0 E: 0 K: 1 S: 7	H: 0 LOB: 0 BB: 0 P: 11	R: 0 E: 0 K: 1 S: 14	H: 0 LOB: 2 BB: 2 P: 27	R: 0 E: 0 K: 1 S: 16	H: 1 LOB: 2 BB: 0 P: 23	R: 0 E: 0 K: 1 S: 9	H: 1 LOB: 1 BB: 0 P: 14	R: 0 E: 0 K: 1 S: 7	H: 0 LOB: 0 BB: 0 P: 13	R: 0 E: 0 K: 0 S: 5	H: 0 LOB: 0 BB: 0 P: 11	R: 0 E: 0 K: 1 S: 13	H: 1 LOB: 1 BB: 0 P: 17	R: 0 E: 0 K: 0 S: 8	H: 0 LOB: 1 BB: 1 P: 15	R: 1 E: 0 K: 1 S: 14	H: 2 LOB: 1 BB: 0 P: 20	1B: 5 2B: 1 3B: 0 HR: 0	SF: 0 SAC: 0 DP: 1 HBP: 1	WP: 1 PB: 0 SB: 1 CS: 1	PA: 35
PITCHER	IP	WLS	BF	H	R	ER	SO	BB	IBB	HBP	BLK	WP	HR	S	P	ERA	WHIP					
Pete Hamisch, R ERA: 3.28 Xavier Hernandez, R ERA: 2.64 Al Osuna, L ERA: 2.25 Doug Jones, R ERA: 3.45	(1, 1) (8, 1) (8, 1) (9, 1)	7.0 0.2 0.2 0.2	W 3 2 S	26 0 0 4	3 0 0 2	0 0 0 1	0 0 0 1	6 1 0 1	0 0 0 0	0 0 0 0	0 0 0 0	0 0 0 1	0 0 4 0	6 7 12 16	0 0 0 1	0.00 0.00 0.00 13.50	0.714 1.500 0.000 3.000					

Houston Astros @ Florida Marlins
Joe Robbie Stadium, Miami, FL
Sun May 30, 1993, 3:33 AM EDT
Att: 36,686 - Overcast - 79 F


AB 31
R 1
H 5
RBI 1
BB 3
SO 7
LOB 10



Batter	1	2	3	4	5	6	7	8	9	AB	R	H	RBI	BB	SO	LOB	TOP					
Delino DeShields, L OBP: 0.400, SLG: 0.363	(1,4) K		(3-1) 1B		(3-2) G1-3			(4-0) 1B BB		3	0	1	0	1	1	1						
Mike Lansing, R OBP: 0.373, SLG: 0.440	(1,5) BB HBP		(2-1) L8			(0-3) K		(2-0) 1B		3	0	1	0	0	1	1						
Marquis Grissom, R OBP: 0.369, SLG: 0.475	(1,8) G4-6-3 BB			(4-1) G6-3 BB		(4-1) S 1B BB		(0-1) P2		1	1	0	0	3	0	2						
Matt Stairs, L OBP: 0.250, SLG: 0.250	(1,7) G4-6-3			(1-0) P2		(2-2) 1B		(1-0) L8		3	0	1	1	0	0	3						
Jeff Fassero, L OBP: 0.302, SLG: 0.330	(6,1) G4-6-3					(1-H) 1B				0	0	0	0	0	0	0						
Darrin Fletcher, L OBP: 0.302, SLG: 0.330	(8,PH) G4-6-3									1	0	0	0	0	0	2						
Mel Rojas, R OBP: 0.371, SLG: 0.456	(8,1) G4-6-3									0	0	0	0	0	0	0						
Greg Colbrunn, R OBP: 0.341, SLG: 0.518		(2-1) G6-3		(2-2) G6-3		(2-0) F7			(1-0) F9	4	0	0	0	0	0	1						
John Vander Wal, L OBP: 0.340, SLG: 0.424	(1,9) G1-3			(0-0) G4-3					(3-2) K	3	0	0	0	0	1	1						
Moises Alou, R OBP: 0.356, SLG: 0.443	(8,9) G1-3								(0-0) K	1	0	0	0	0	1	0						
Wil Cordero, R OBP: 0.288, SLG: 0.413	(1,6) G5-3				(0-3) K				(0-1) F9	4	0	1	0	0	1	0						
Tim Laker, R OBP: 0.188, SLG: 0.233	(1,2) G6-3		(2-0) G6-3		(1-1) S 1B				(0-1) L5	3	0	1	0	0	1	0						
Frank Bolick, S OBP: 0.324, SLG: 0.404	(9,PH) G6-3									1	0	0	0	0	0	1						
Brian Barnes, L OBP: 0.286, SLG: 0.167	(1,1) K		(2-3) K		(1-3) K				(3-2) L8	2	0	0	0	0	2	1						
Lou Frazier, S OBP: 0.371, SLG: 0.456	(6,7) K									1	0	0	0	0	0	0						
Inning Stats	R: 0 E: 0 K: 1 S: 8	H: 0 LOB: 1 BB: 1 P: 16	R: 0 E: 0 K: 0 S: 5	H: 0 LOB: 0 BB: 0 P: 8	R: 0 E: 0 K: 1 S: 8	H: 1 LOB: 1 BB: 0 P: 17	R: 0 E: 0 K: 0 S: 7	H: 0 LOB: 1 BB: 1 P: 13	R: 0 E: 0 K: 2 S: 11	H: 1 LOB: 1 BB: 0 P: 16	R: 1 E: 0 K: 1 S: 8	H: 1 LOB: 0 BB: 1 P: 16	R: 0 E: 0 K: 2 S: 9	H: 0 LOB: 0 BB: 0 P: 15	R: 0 E: 0 K: 0 S: 7	H: 1 LOB: 2 BB: 0 P: 17	R: 0 E: 0 K: 1 S: 8	H: 1 LOB: 1 BB: 0 P: 12	1B: 4 2B: 1 3B: 0 HR: 0	SF: 0 SAC: 0 DP: 1 HBP: 1	WP: 0 PB: 0 SB: 2 CS: 0	PA: 35
PITCHER	IP	WLS	BF	H	R	ER	SO	BB	IBB	HBP	BLK	WP	HR	S	P	ERA	WHIP					
Brian Williams, R ERA: 2.64	(1,1) 7.0		26	3	1	1	7	3	0	1	0	0	0	56	101	1.29	0.857					
Doug Jones, R ERA: 3.24	(8,1) 2.0	W	9	2	0	0	1	1	0	0	0	0	0	15	29	0.00	1.500					

Montreal Expos @ Houston Astros
Astrodome, Houston, TX
Mon May 31 1993, 4:33 AM EDT
Att: 21,176 - Dome


AB 30
R 1
H 5
RBI 1
BB 4
SO 8
LOB 13



Batter	1	2	3	4	5	6	7	8	9	AB	R	H	RBI	BB	SO	LOB	BOTTOM				
Craig Biggio, R OBP: 0.382, SLG: 0.492	(1,4) CS 5 BB		(1-3) K		(2-1) 2B			(2-1) PB SF9 2B		3	1	2	1	1	1	1					
Steve Finley, L OBP: 0.313, SLG: 0.320	(1,8) F9			(0-1) BB 5 BB 1B	(2-1) G3			(1-2) SF9		3	0	1	1	0	0	2					
5 Jeff Bagwell, R OBP: 0.438, SLG: 0.606	(1,3) G6-3			(4-0) L4 BB 1B		(0-1) F9		(4-1) S BB		2	0	0	0	2	0	1					
Chris James, R OBP: 0.382, SLG: 0.660		(0-2) F7		(4-1) BB		(1-2) G5-3		(2-0) P6		2	0	0	0	1	0	0					
Eric Anthony, L OBP: 0.355, SLG: 0.432		(8,PH) F7		(1-2) BB				(3-1) P6		1	0	0	0	0	0	1					
Ken Caminiti, S OBP: 0.283, SLG: 0.441	(1,5) K		(0-3) K		(0-2) P6			(1-2) F8		3	0	0	0	1	1	4					
Luis Gonzalez, L OBP: 0.326, SLG: 0.436	(1,7) G4-3			(0-0) L4		(2-2) FC5-4		(1-2) FC5-4		3	0	0	0	0	0	4					
Andujar Cedeno, R OBP: 0.356, SLG: 0.440			(1-2) 1B		(1-2) G6-3			(1-3) K2-3		3	0	1	0	0	1	0					
Eddie Taubensee, L OBP: 0.293, SLG: 0.356			(1-3) K		(4-2) PB SH1-4 2B BB			(0-2) F8		2	1	0	0	1	1	1					
Brian Williams, R OBP: 0.303, SLG: 0.349	(1,1) K		(2-3) K		(0-1) SH1-4			(1-3) K		1	0	0	0	0	1	1					
Kevin Bass, S ERA: 2.54	(7,PH) K									1	0	0	0	0	1	0					
Doug Jones, R ERA: 3.95	(8,1) K									0	0	0	0	0	0	0					
Inning Stats	R: 0 E: 0 K: 0 S: 8	H: 0 LOB: 0 BB: 1 P: 15	R: 0 E: 0 K: 1 S: 8	H: 0 LOB: 0 BB: 0 P: 10	R: 0 E: 0 K: 3 S: 14	H: 1 LOB: 1 BB: 0 P: 19	R: 0 E: 0 K: 0 S: 7	H: 1 LOB: 2 BB: 2 P: 15	R: 1 E: 0 K: 0 S: 11	H: 1 LOB: 1 BB: 1 P: 20	R: 0 E: 0 K: 0 S: 11	H: 0 LOB: 1 BB: 1 P: 18	R: 0 E: 0 K: 2 S: 9	H: 0 LOB: 0 BB: 0 P: 11	R: 0 E: 0 K: 0 S: 9	H: 1 LOB: 1 BB: 1 P: 21	1B: 2 2B: 3 3B: 0 HR: 0	SF: 1 SAC: 1 DP: 1 HBP: 0	WP: 0 PB: 2 SB: 2 CS: 1	PA: 32	
PITCHER	IP	WLS	BF	H	R	ER	SO	BB	IBB	HBP	BLK	WP	HR	S	P	ERA	WHIP				
Brian Barnes, L ERA: 3.26	(1,1) 5.0		20	3	1	1	4	4	0	0	0	0	0	48	79	1.80	1.400				
Jeff Fassero, L ERA: 2.54	(6,1) 2.0	W	7	0	0	0	2	1	0	0	0	0	0	20	29	0.00	0.500				
Mel Rojas, R ERA: 3.95	(8,1) 1.0	L	5	1	1	0	0	1	0	0	0	0	0	9	21	0.00	2.000				

Montreal Expos @ Houston Astros
Astrodome, Houston, TX
Mon May 31 1993, 4:33 AM EDT
Att: 21,176 - Dome

AB 24
R 2
H 4
RBI 2
BB 6
SO 6
LOB 15



Batter	1	2	3	4	5	6	7	8	9	AB	R	H	RBI	BB	SO	LOB	TOP					
Delino DeShields, L (1.4) OBP: 0.397, SLG: 0.360	G1-3		G5-3			F9			SH2-4 1B	4	1	1	0	0	0	1						
Lou Frazier, S (1.7) OBP: 0.369, SLG: 0.450	G3			G3					SH2-4 1B	3	0	1	0	0	0	0						
Marquis Grissom, R (1.8) OBP: 0.362, SLG: 0.464	K			F7		F8			G6-3	4	0	0	0	0	1	2						
Frank Bolick, S (1.3) OBP: 0.321, SLG: 0.398 Greg Colbrunn, R (9, PR) OBP: 0.341, SLG: 0.518 (9, 3)		P2		L9						4	0	1	1	0	1	0						
John Vander Wal, L (1.9) OBP: 0.347, SLG: 0.420 Moises Alou, R (9, 9) OBP: 0.356, SLG: 0.443		F8				1B SF7			G3	3	1	1	0	1	0	1						
Darin Fletcher, L (1.2) OBP: 0.303, SLG: 0.330		G3				1B			G4-6-3	3	0	1	0	0	0	1						
Mike Lansing, R (1.5) OBP: 0.367, SLG: 0.435										2	0	0	1	0	0	0						
Wil Cordero, R (1.6) OBP: 0.284, SLG: 0.407				E4		P5			G5-3	3	0	0	0	0	0	1						
Ken Hill, R (1, 1) OBP: 0.222, SLG: 0.200 Matt Stairs, L (8, PH) OBP: 0.200, SLG: 0.200 Jeff Fassero, L (8, 1) John Wetteland, R (8, 1)				SH3-4		K			P6	1	0	0	0	0	1	1						
Inning Stats	R: 0 E: 0 K: 1 S: 9	H: 0 LOB: 0 BB: 0 P: 16	R: 0 E: 0 K: 0 S: 4	H: 0 LOB: 0 BB: 0 P: 11	R: 0 E: 1 K: 0 S: 8	H: 0 LOB: 1 BB: 0 P: 12	R: 0 E: 0 K: 0 S: 8	H: 0 LOB: 0 BB: 0 P: 12	R: 1 E: 0 K: 1 S: 10	H: 2 LOB: 1 BB: 0 P: 18	R: 0 E: 0 K: 0 S: 6	H: 1 LOB: 0 BB: 1 P: 11	R: 0 E: 0 K: 1 S: 7	H: 0 LOB: 0 BB: 1 P: 11	R: 0 E: 0 K: 0 S: 9	H: 0 LOB: 0 BB: 0 P: 14	R: 1 E: 0 K: 0 S: 14	H: 2 LOB: 1 BB: 0 P: 21	1B: 5 2B: 0 3B: 0 HR: 0	SF: 1 SAC: 2 DP: 1 HBP: 0	WP: 0 PB: 0 SB: 0 CS: 1	PA: 32
PITCHER Doug Drabek, R (1, 1) ERA: 2.79	IP: 9.0 WLS: L BF: 32 H: 5 R: 2 ER: 2 SO: 3 BB: 1 IBB: 0 HBP: 0 BLK: 0 WP: 0 HR: 0 S: 75 P: 126 ERA: 2.00 WHIP: 0.667															PITCHER						

Montreal Expos @ Houston Astros
Astrodome, Houston, TX
Tue Jun 01 1993, 8:05 PM EDT
Att. 21,132 - Dome

AB	28
R	2
H	5
RBI	2
BB	1
SO	3
LOB	7



Batter	1	2	3	4	5	6	7	8	9	AB	R	H	RBI	BB	SO	LOB	BOTTOM					
Craig Biggio, R (1.4) OBP: 0.382, SLG: 0.487	FC3-6 1B		K		F8		F8		G3 BB	4	0	1	0	1	1	2						
Steve Finley, L (1.8) OBP: 0.315, SLG: 0.318	FC3-6 5 G3 1-2		FC5-4 BB		G4-3				G3	4	0	1	0	1	0	3						
5 Jeff Bagwell, R (1.3) OBP: 0.429, SLG: 0.591	G3		FC5-4 1-2			F8	P9		G6-3	5	0	0	0	0	0	5						
Eric Anthony, L (1.9) OBP: 0.357, SLG: 0.425	L4			F7			G3			3	1	0	0	1	0	2						
Ken Caminiti, S (1.5) OBP: 0.287, SLG: 0.443		G1-3				F7			SH1-3 1B	4	0	2	0	0	0	1						
Chris James, R (1.7) OBP: 0.397, SLG: 0.660 Luis Gonzalez, L (9, 7) OBP: 0.326, SLG: 0.436		K					1B		SH1-3	3	0	2	0	0	1	0						
Scott Servais, R (1.2) OBP: 0.329, SLG: 0.469		G1-3					1B		G5-3	4	0	1	1	0	0	3						
Jose Uribe, S (1.6) OBP: 0.333, SLG: 0.176 Chris Donnels, L (8, PH) OBP: 0.345, SLG: 0.360 Andujar Cedeno, R (9, 6) OBP: 0.356, SLG: 0.440				P4			SH1-3 1B		G4-3	2	0	1	0	1	0	0						
Doug Drabek, R (1, 1) OBP: 0.100, SLG: 0.200 Kevin Bass, S (9, PH) OBP: 0.299, SLG: 0.344				E5			SH1-3		G6-3	2	0	0	0	0	0	3						
Inning Stats	R: 0 E: 0 K: 0 S: 8	H: 1 LOB: 1 BB: 0 P: 12	R: 0 E: 0 K: 1 S: 10	H: 0 LOB: 0 BB: 0 P: 17	R: 0 E: 0 K: 1 S: 11	H: 0 LOB: 2 BB: 1 P: 20	R: 0 E: 0 K: 0 S: 10	H: 2 LOB: 1 BB: 0 P: 15	R: 0 E: 0 K: 0 S: 7	H: 1 LOB: 1 BB: 0 P: 7	R: 1 E: 0 K: 0 S: 11	H: 2 LOB: 3 BB: 2 P: 21	R: 0 E: 0 K: 0 S: 6	H: 1 LOB: 1 BB: 0 P: 6	R: 0 E: 0 K: 0 S: 9	H: 1 LOB: 1 BB: 0 P: 12	R: 0 E: 0 K: 0 S: 14	H: 0 LOB: 1 BB: 1 P: 21	1B: 8 2B: 0 3B: 0 HR: 0	SF: 0 SAC: 2 DP: 1 HBP: 0	WP: 0 PB: 0 SB: 0 CS: 0	PA: 39
PITCHER Ken Hill, R (1, 1) ERA: 2.32 Jeff Fassero, L (8, 1) ERA: 2.54 John Wetteland, R (8, 1) ERA: 1.99	IP: 7.0 WLS: 1 BF: 31 H: 7 R: 1 ER: 1 SO: 2 BB: 2 IBB: 0 HBP: 0 BLK: 0 WP: 0 HR: 0 S: 63 P: 98 ERA: 1.29 WHIP: 1.286															PITCHER						

Montreal Expos @ Houston Astros
Astrodome, Houston, TX
Tue Jun 01 1993, 8:05 PM EDT
Att. 21,132 - Dome

AB	33
R	1
H	8
RBI	1
BB	4
SO	2
LOB	20



Batter	1	2	3	4	5	6	7	8	9	AB	R	H	RBI	BB	SO	LOB	TOP
Delino DeShields, L OBP: 0.397, SLG: 0.357 (1, 4)	L7	BB			G3		P6		1B	4	0	1	1	1	0	1	Montreal Expos @ Houston Astros Astrodome, Houston, TX Wed Jun 02 1993, 4:33 AM EDT Att: 21,405 - Dome
Lou Frazier, S OBP: 0.362, SLG: 0.429 (1, 7)	K	F8			F8			1B	BB	3	0	0	0	1	1	3	
Marquis Grissom, R OBP: 0.369, SLG: 0.497 (1, 8)	HR		L3			G5-3		G6-4-3	1B	4	2	3	1	0	0	0	
Greg Colbrunn, R OBP: 0.330, SLG: 0.500 John Vander Wal, L OBP: 0.343, SLG: 0.416 (8, PH) (8, 3)	F8		F7			L1-3		F7	1B	3	0	0	0	0	0	1	
Moises Alou, R OBP: 0.354, SLG: 0.444 (1, 9)		SH	G6-3			G5-3		G6-4-3	1B	4	1	1	1	0	0	2	
Mike Lansing, R OBP: 0.365, SLG: 0.433 (1, 5)		SH			G6-4-3	G4-3			L4-3	3	0	1	0	0	0	0	
Wil Cordero, R OBP: 0.278, SLG: 0.398 (1, 6)					G6-4-3			G6-3		4	0	0	0	0	1	3	
Tim Laker, R OBP: 0.206, SLG: 0.250 (7, PH) Darin Fletcher, L OBP: 0.306, SLG: 0.327 (7, 2)					F8			K	1B	2	0	1	1	0	0	0	
Tim McIntosh, R OBP: 0.200, SLG: 0.300 (9, PR) (9, 2)		SH1-4						K	1B	1	0	0	0	0	0	0	
Gi Heredia, R Mike Gardiner, S Sean Berry, R Kent Bottenfield, R Matt Stairs, L Jeff Fassero, L Frank Bolick, S Mel Rojas, R (1, 1) (3, 1) (5, PH) (5, 1) (7, PH) (7, 1) (9, PH) (9, 1)		SH1-4			L7				1B	0	0	0	0	0	0	0	
Inning Stats	R: 1 E: 0 K: 1 S: 17	H: 1 LOB: 0 BB: 0 P: 23	R: 1 E: 1 K: 0 S: 10	H: 2 LOB: 3 BB: 1 P: 18	R: 0 E: 0 K: 0 S: 10	H: 0 LOB: 0 BB: 0 P: 15	R: 0 E: 0 K: 0 S: 7	H: 1 LOB: 0 BB: 0 P: 12	R: 0 E: 0 K: 1 S: 12	H: 1 LOB: 1 BB: 0 P: 20	R: 0 E: 0 K: 0 S: 9	H: 1 LOB: 1 BB: 1 P: 14	R: 0 E: 0 K: 1 S: 11	H: 2 LOB: 2 BB: 0 P: 20	1B: 6 2B: 1 3B: 1 HR: 1	SF: 0 SAC: 2 DP: 2 HBP: 1	WP: 0 PA: 37 PB: 0 SB: 0 CS: 0
PITCHER	IP WLS BF H R ER SO BB IBB HBP BLK WP HR S P ERA WHIP																
Greg Swindell, L ERA: 5.09 Xavier Hernandez, R ERA: 2.48 Doug Jones, R ERA: 3.41	(1, 1) (7, 1) (9, 1)	6.0 2.0 1.0	24 8 5	5 2 2	3 0 1	3 0 1	1 1 1	1 0 0	0 0 0	0 0 0	0 0 0	0 0 0	0 0 0	0 18 11	63 26 20	4.50 0.00 9.00	1.000 1.500 2.000

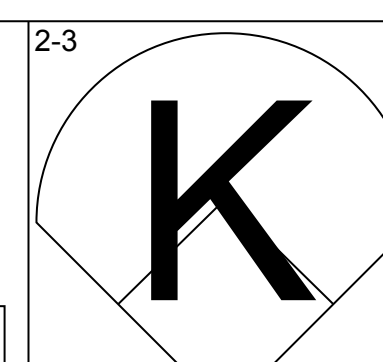
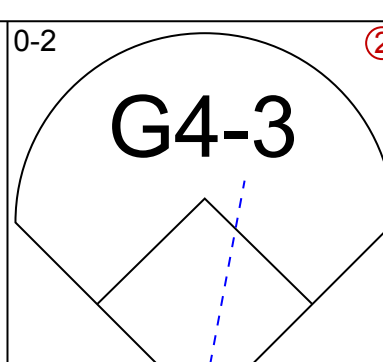
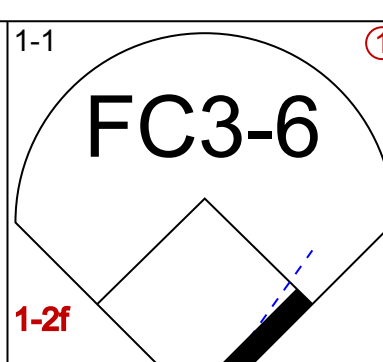
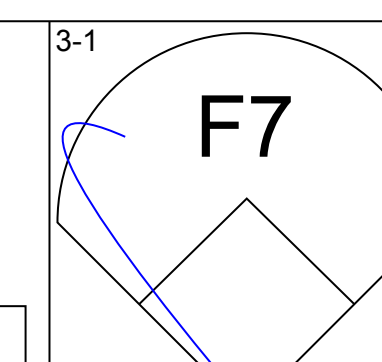
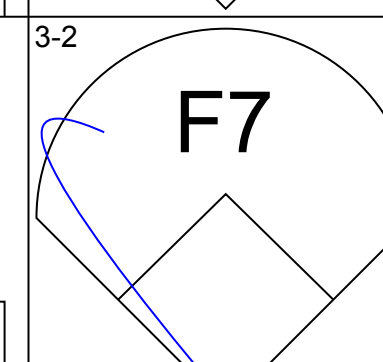
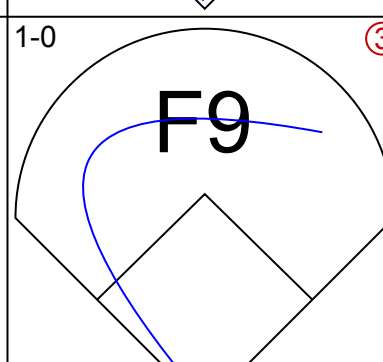
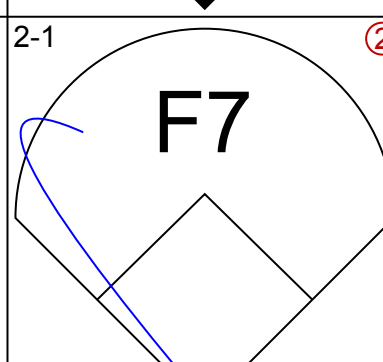
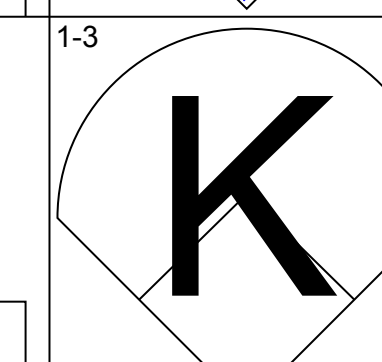
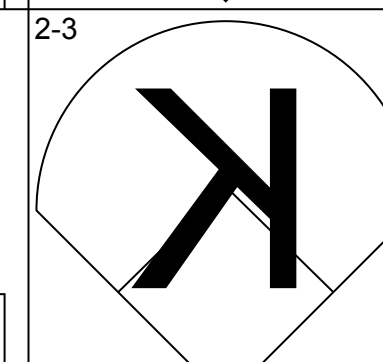
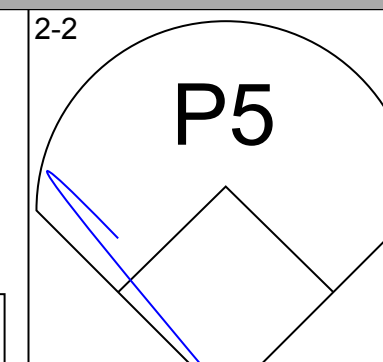
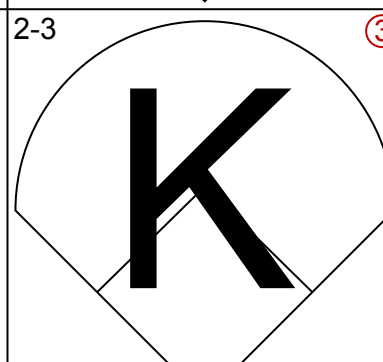
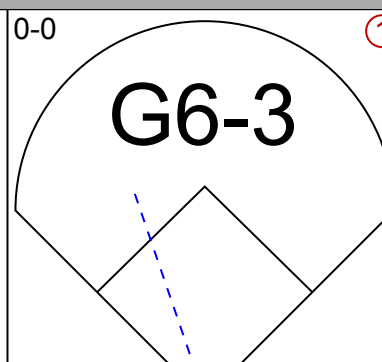
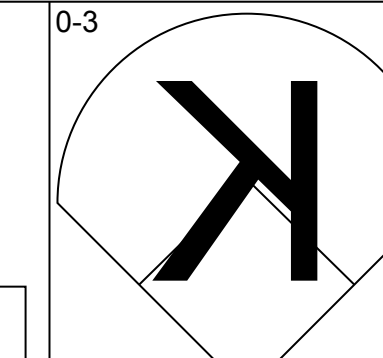
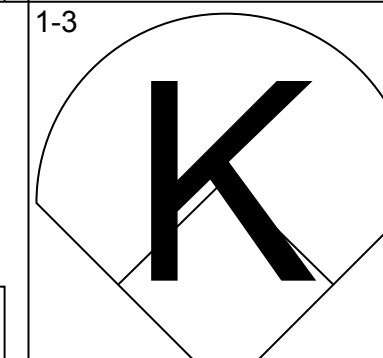
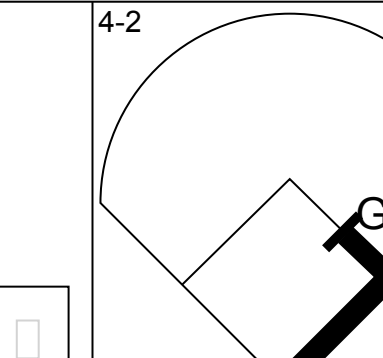
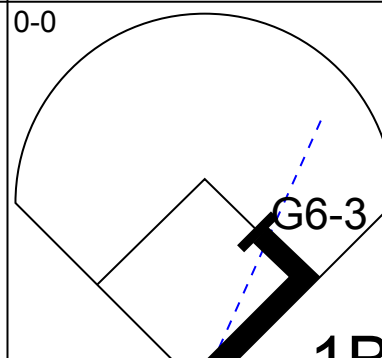
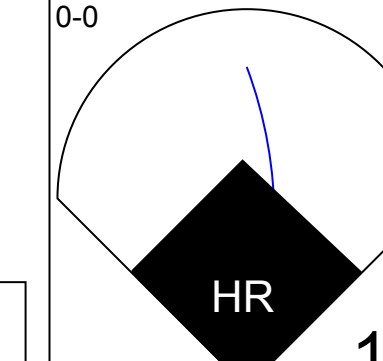
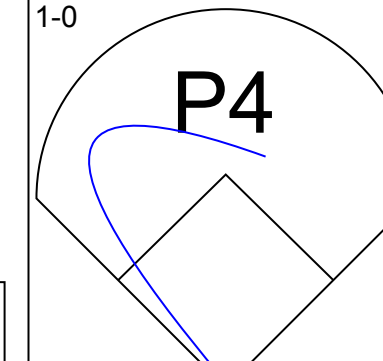
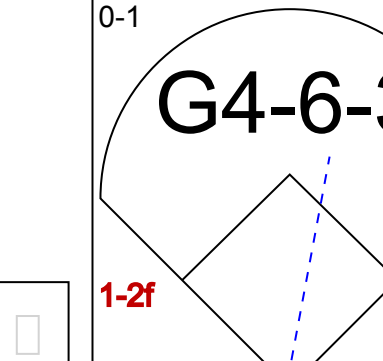
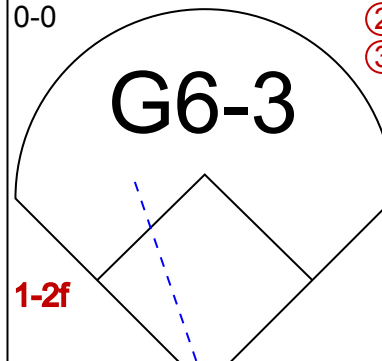
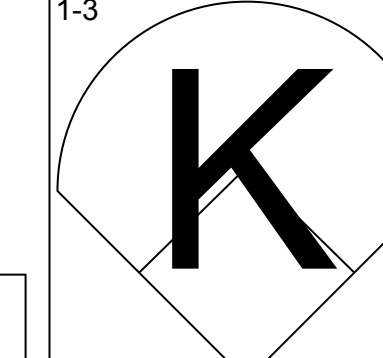
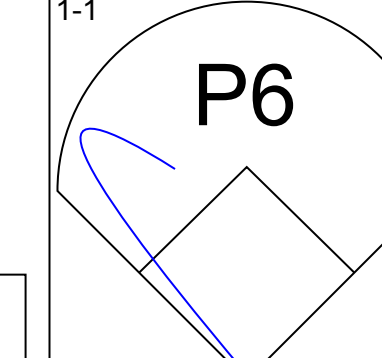
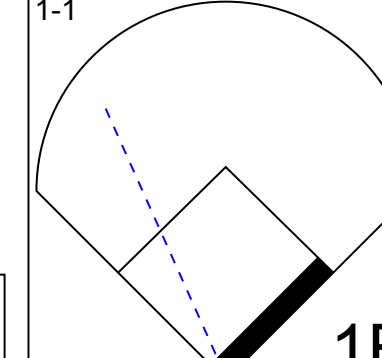
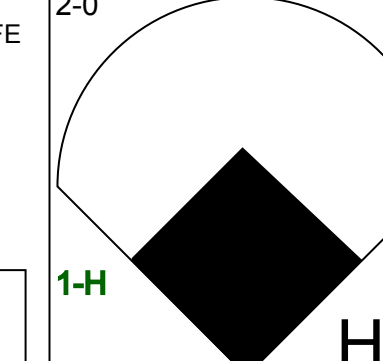
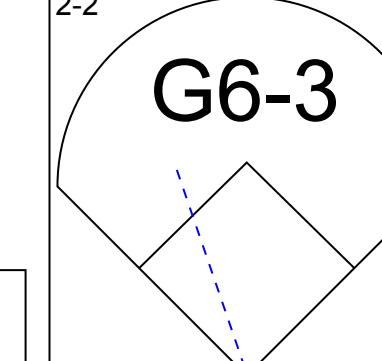
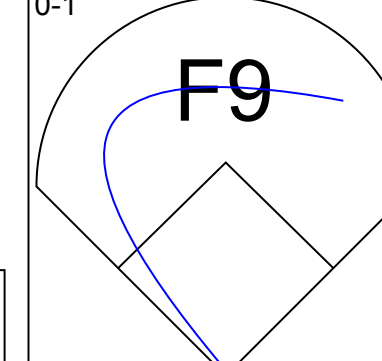
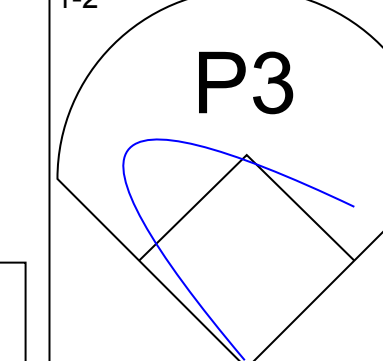


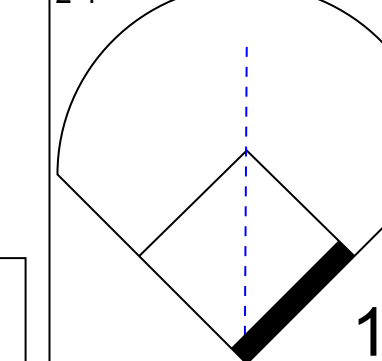
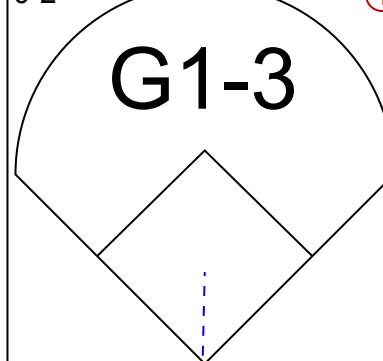
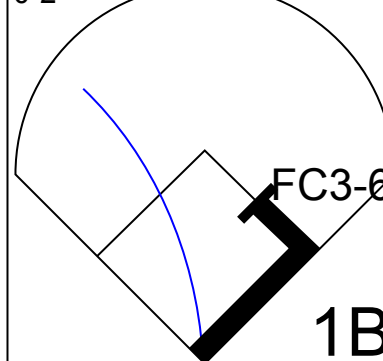
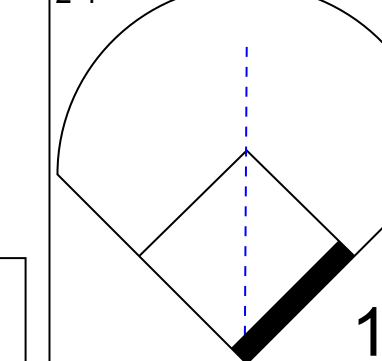
AB	32
R	4
H	9
RBI	4
BB	2
SO	3
LOB	12



Batter	1	2	3	4	5	6	7	8	9	AB	R	H	RBI	BB	SO	LOB	BOTTOM		
Craig Biggio, R OBP: 0.376, SLG: 0.477 (1, 4)	G5-3	P4		K		G6-3			SH3-4	4	0	0	0	0	1	3	Montreal Expos @ Houston Astros Astrodome, Houston, TX Wed Jun 02 1993, 4:33 AM EDT Att: 21,405 - Dome		
Steve Finley, L OBP: 0.312, SLG: 0.309 (1, 8)	G4-3		L7	F8		G4-3			5 BB	4	0	0	0	1	0	0			
Chris Donnels, L OBP: 0.344, SLG: 0.357 ERA: 5.09 5 Jeff Bagwell, R OBP: 0.429, SLG: 0.588 (7, PH) (8, 3)	G4-3		G3	K		F9			BB	3	1	1	0	0	1	0			
Eric Anthony, L OBP: 0.353, SLG: 0.424 (1, 9)		1B	G3		F9		K		E3	5	1	1	0	0	1	3			
Ken Caminiti, S OBP: 0.291, SLG: 0.449 (1, 5)		FC1-6		F8		F8		L8		4	2	2	1	0	0	0			
Luis Gonzalez, L OBP: 0.330, SLG: 0.434 (1, 7)		FC1-6		1B		F8		K		3	0	1	1	1	1	0			
Scott Servais, R OBP: 0.351, SLG: 0.478 (1, 2)		FC1-6		BB		G6-3	WP		1B	3	0	2	1	0	0	2			
Andujar Cedeno, R OBP: 0.360, SLG: 0.438 (1, 6)						G6-3	HBP		G1-3	3	0	1	1	1	0	2			
Greg Swindell, L OBP: 0.250, SLG: 0.292 ERA: 6.43 Kevin Bass, S OBP: 0.234, SLG: 0.338 Xavier Hernandez, L Doug Jones, R Casey Candaele, S OBP: 0.218, SLG: 0.229 (1, 1) (6, PH) (7, 1) (9, 1) (9, PH)		K		G3		K			5 BB	2	0	0	0	0	1	5			
Inning Stats	R: 0 E: 0 K: 0 S: 5	H: 0 LOB: 0 BB: 0 P: 10	R: 2 E: 0 K: 1 S: 12	H: 4 LOB: 2 BB: 0 P: 14	R: 2 E: 0 K: 0 S: 16	H: 3 LOB: 3 BB: 2 P: 31	R: 0 E: 0 K: 2 S: 9	H: 0 LOB: 0 BB: 0 P: 14	R: 0 E: 0 K: 1 S: 12	H: 0 LOB: 1 BB: 0 P: 19	R: 0 E: 0 K: 1 S: 7	H: 0 LOB: 0 BB: 0 P: 10	R: 0 E: 0 K: 1 S: 8	H: 1 LOB: 1 BB: 0 P: 11	R: 1 E: 1 K: 0 S: 11	H: 1 LOB: 3 BB: 2 P: 22		1B: 7 2B: 2 3B: 0 HR: 0	SF: 0 SAC: 1 DP: 0 HBP: 1
PITCHER	IP WLS BF H R ER SO BB IBB HBP BLK WP HR S P ERA WHIP																		
Gi Heredia, R Mike Gardiner, R Kent Bottenfield, R Jeff Fassero, L Mel Rojas, R (1, 1) (3, 1) (5, 1) (7, 1) (9, 1)	2.2 1.1 2.0 2.0 0.1	L 7 7 7 5	4 1 0 1 1	4 0 0 0 1	4 0 0 2 0	0 0 0 0 0	0 0 0 0 0	0 0 0 0 0	0 0 0 0 0	0 0 0 0 0	0 0 0 0 0	0 0 0 0 0	0 0 0 0 0	0 0 0 0 0	0 0 0 0 0	0 0 0 0 0	0.00 0.00 0.00 0.500 0.00	2.250 0.000 0.000 0.500 9.000	

AB	34
R	5
H	9
RBI	4
BB	4
SO	6
LOB	16

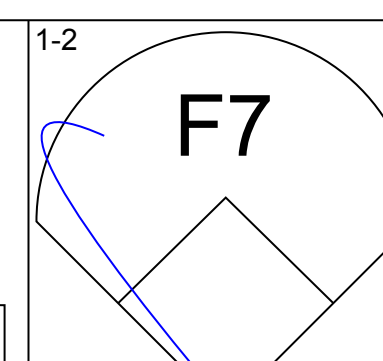
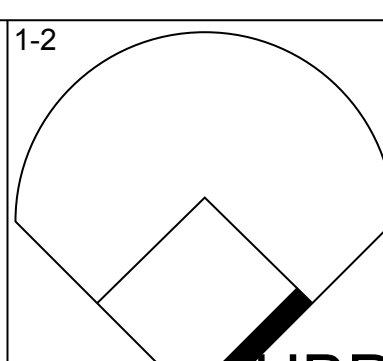
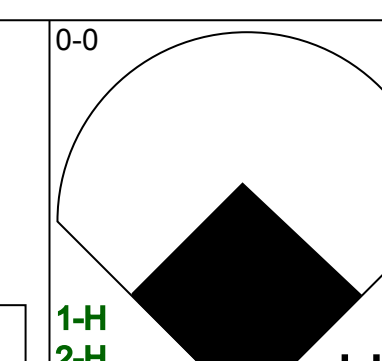
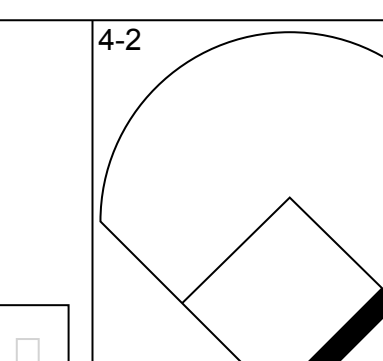
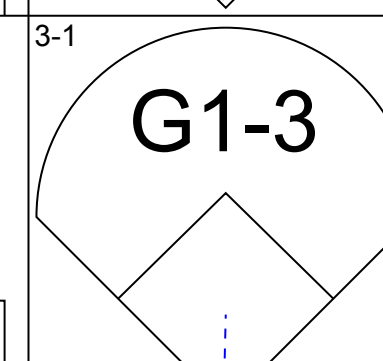
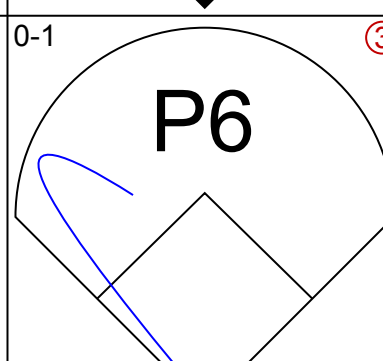
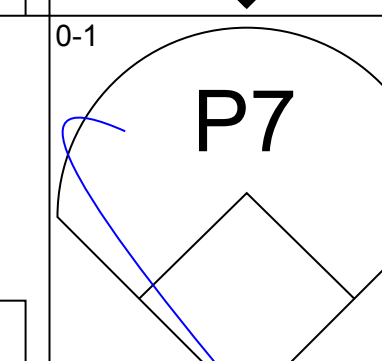
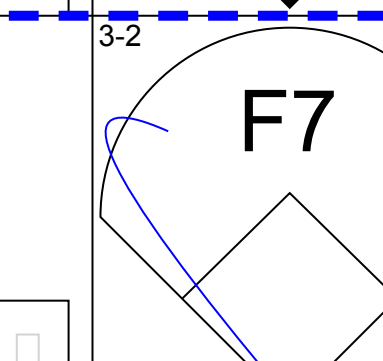
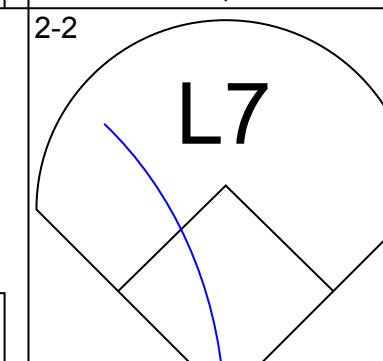
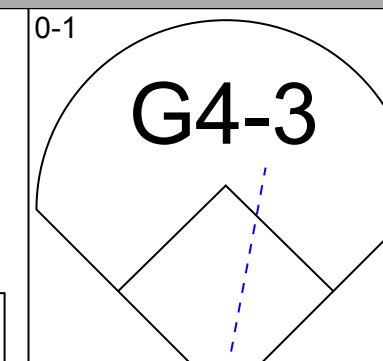
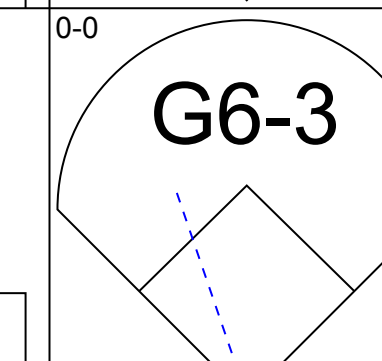
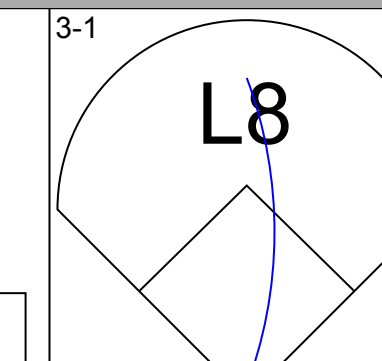
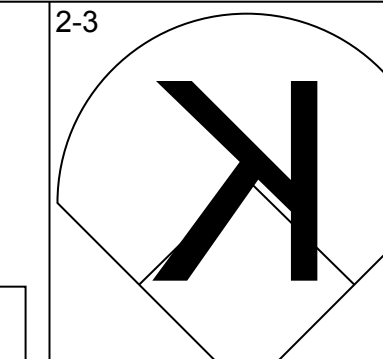
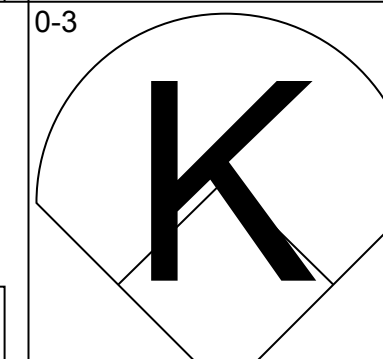
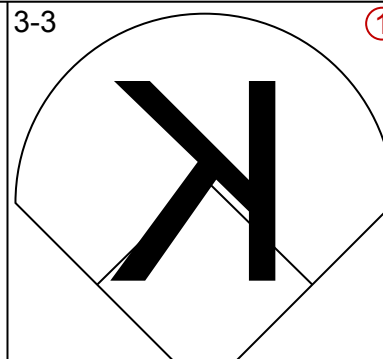
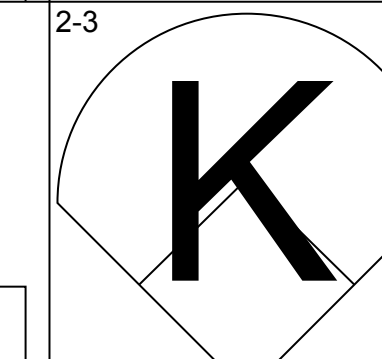
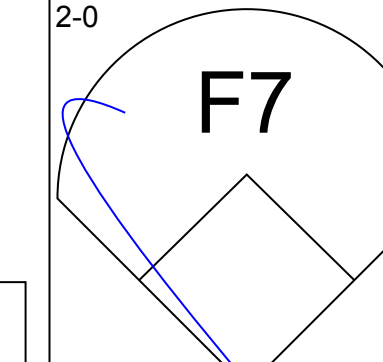
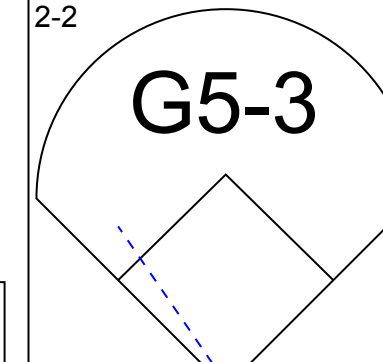
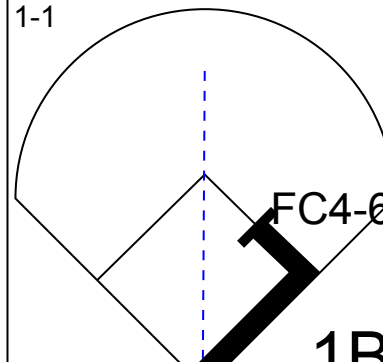
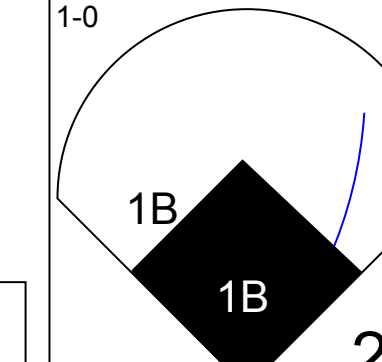
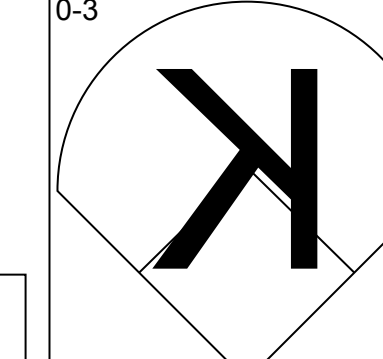
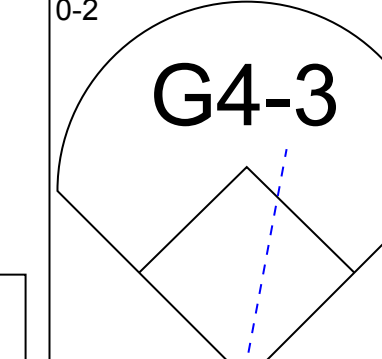
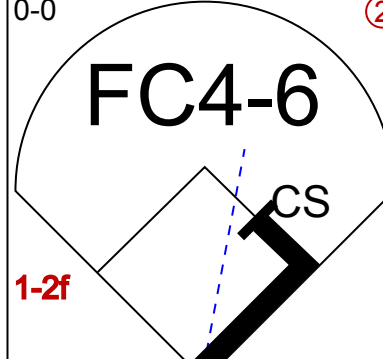
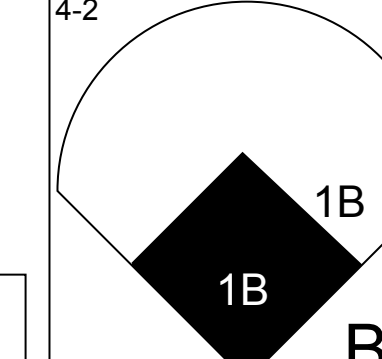
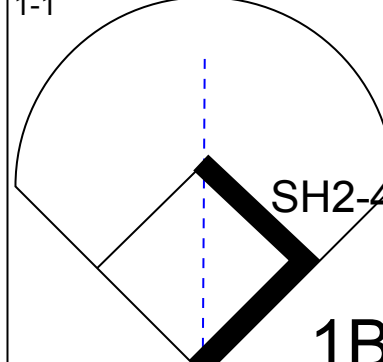
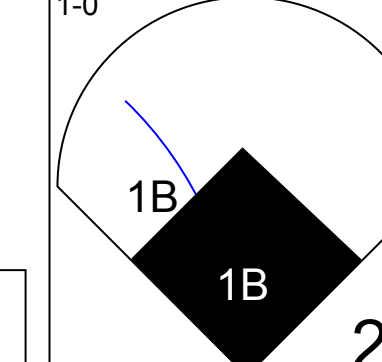
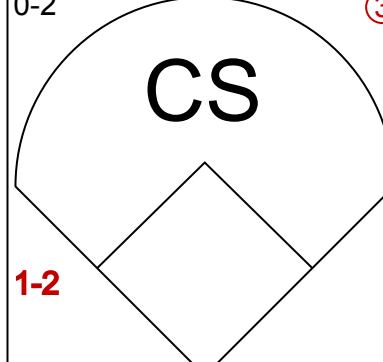
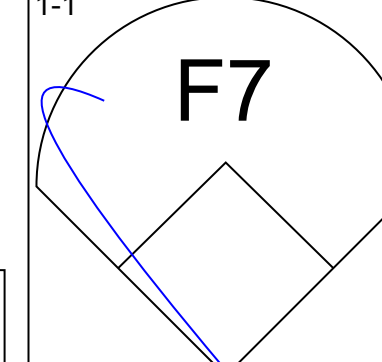
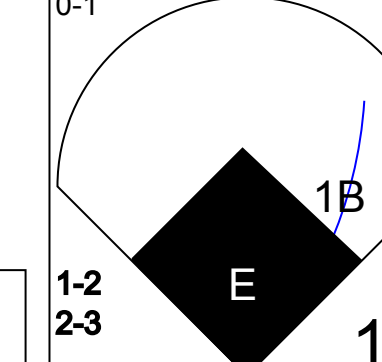
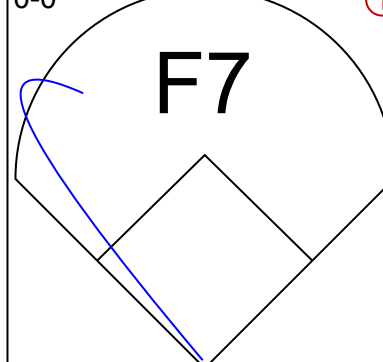
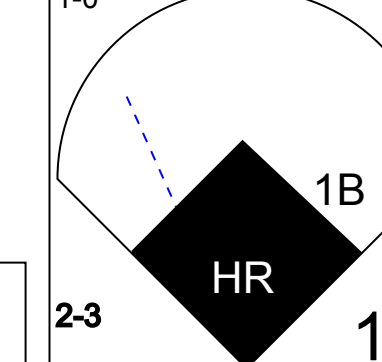
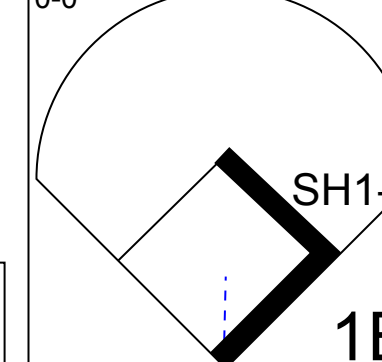
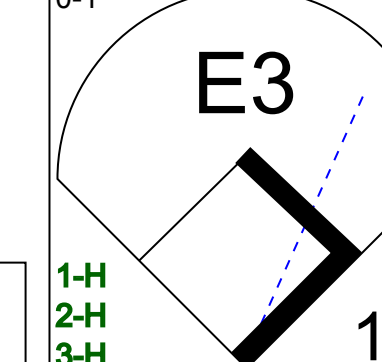
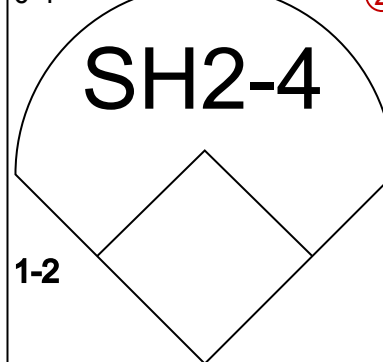
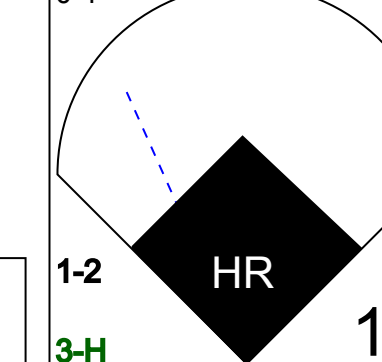
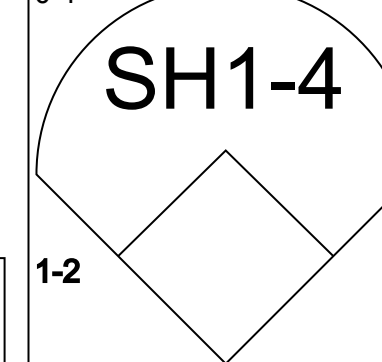
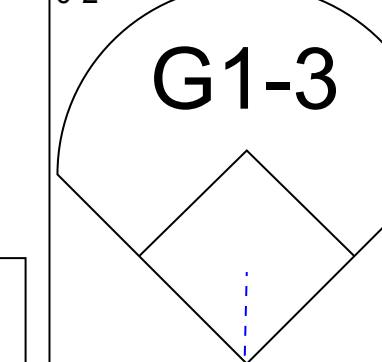


Batter	1	2	3	4	5	6	7	8	9	AB	R	H	RBI	BB	SO	LOB	TOP					
Vince Coleman, S (1, 7) OBP: 0.290, SLG: 0.333										4	0	0	0	0	1	2						
Tony Fernandez, S (1, 6) OBP: 0.322, SLG: 0.287										4	0	0	0	0	1	2						
Eddie Murray, S (1, 3) OBP: 0.318, SLG: 0.418										4	0	0	0	0	2	1						
Bobby Bonilla, S (1, 9) OBP: 0.329, SLG: 0.500										3	0	1	0	1	2	0						
Joe Orsulak, L (1, 8) OBP: 0.331, SLG: 0.358										4	1	1	0	0	0	2						
Howard Johnson, S (1, 5) OBP: 0.354, SLG: 0.364										3	0	1	0	0	1	1						
Jeff Kent, R (1, 4) OBP: 0.299, SLG: 0.387										3	1	2	0	0	1	1						
Paul Gibson, R (7, 1)										0	0	0	0	0	0	0						
Todd Hundley, S (1, 2) OBP: 0.282, SLG: 0.417										3	0	0	0	0	0	0						
Frank Tanana, L (1, 1) OBP: 0.105, SLG: 0.105										2	0	1	0	0	0	0						
Chico Walker, S (7, 4) OBP: 0.250, SLG: 0.333										1	0	1	0	0	0	0						
Inning Stats	R: 0 E: 0 K: 2 S: 10	H: 0 LOB: 0 BB: 0 P: 17	R: 2 E: 0 K: 2 S: 12	H: 2 LOB: 0 BB: 0 P: 16	R: 0 E: 0 K: 0 S: 7	H: 0 LOB: 0 BB: 0 P: 8	R: 0 E: 0 K: 1 S: 7	H: 0 LOB: 0 BB: 0 P: 11	R: 0 E: 0 K: 0 S: 6	H: 0 LOB: 0 BB: 0 P: 10	R: 0 E: 0 K: 1 S: 11	H: 1 LOB: 1 BB: 0 P: 16	R: 0 E: 0 K: 0 S: 11	H: 1 LOB: 1 BB: 1 P: 16	R: 0 E: 0 K: 1 S: 9	H: 1 LOB: 1 BB: 0 P: 16	R: 0 E: 0 K: 0 S: 3	H: 1 LOB: 0 BB: 0 P: 3	1B: 5 2B: 0 3B: 0 HR: 1	SF: 0 SAC: 0 DP: 2 HBP: 0	WP: 0 PB: 0 SB: 0 CS: 0	PA: 32
PITCHER Pete Harnisch, R (1, 1) ERA: 3.13	IP: 9.0 WLS: W BF: 32 H: 6 R: 2 ER: 2 SO: 7 BB: 1 IBB: 0 HBP: 0 BLK: 0 WP: 0 HR: 1 S: 76 P: 113 ERA: 2.00 WHIP: 0.778															PITCHER						

New York Mets @ Houston Astros
Astrodome, Houston, TX
Fri Jun 04 1993, 8:05 PM EDT
Att: 33,022 - Dome

AB	31
R	2
H	6
RBI	2
BB	1
SO	7
LOB	9



Batter	1	2	3	4	5	6	7	8	9	AB	R	H	RBI	BB	SO	LOB	BOTTOM			
Craig Biggio, R (1, 4) OBP: 0.382, SLG: 0.492										2	1	1	3	1	0	0				
Steve Finley, L (1, 8) OBP: 0.304, SLG: 0.300										4	0	0	0	0	0	4				
Jeff Bagwell, R (1, 3) OBP: 0.422, SLG: 0.576										4	0	0	0	0	0	0				
Eric Anthony, L (1, 9) OBP: 0.346, SLG: 0.415										4	0	0	0	0	4	0				
Ken Caminiti, S (1, 5) OBP: 0.295, SLG: 0.455										4	1	2	0	0	0	0				
Luis Gonzalez, L (1, 7) OBP: 0.328, SLG: 0.426										3	1	0	0	1	1	1				
Scott Servais, R (1, 2) OBP: 0.372, SLG: 0.507										4	2	3	0	0	0	0				
Andujar Cedeno, R (1, 6) OBP: 0.368, SLG: 0.446										4	1	3	2	0	0	1				
Pete Harnisch, S (1, 1) OBP: 0.217, SLG: 0.227										2	1	1	1	0	0	1				
Inning Stats	R: 0 E: 0 K: 0 S: 9	H: 0 LOB: 0 BB: 0 P: 15	R: 0 E: 0 K: 2 S: 7	H: 0 LOB: 0 BB: 0 P: 11	R: 0 E: 0 K: 1 S: 9	H: 0 LOB: 2 BB: 0 P: 11	R: 0 E: 0 K: 1 S: 9	H: 0 LOB: 0 BB: 0 P: 11	R: 4 E: 0 K: 0 S: 11	H: 4 LOB: 0 BB: 0 P: 13	R: 0 E: 0 K: 1 S: 8	H: 1 LOB: 0 BB: 0 P: 12	R: 0 E: 0 K: 0 S: 12	H: 1 LOB: 2 BB: 1 P: 20	R: 3 E: 1 K: 1 S: 17	H: 3 LOB: 1 BB: 1 P: 27	1B: 7 2B: 2 3B: 0 HR: 1	SF: 0 SAC: 2 DP: 0 HBP: 1	WP: 0 PB: 0 SB: 0 CS: 1	PA: 37
PITCHER Frank Tanana, L (1, 1) ERA: 4.37	IP: 6.0 WLS: L BF: 24 H: 6 R: 4 ER: 4 SO: 4 BB: 0 IBB: 4 HBP: 1 BLK: 0 WP: 0 HR: 1 S: 53 P: 73 ERA: 6.00 WHIP: 1.000															PITCHER				
Jeff Innis, R (7, 1) ERA: 4.05	0.2 4 1 0 0 0 1 0 0 0 0 0 0 8 13 0.00 3.000																			
Paul Gibson, L (7, 1) ERA: 3.0	1.1 8 3 3 2 1 1 0 0 0 0 0 0 21 34 13.50 3.000																			

New York Mets @ Houston Astros
Astrodome, Houston, TX
Fri Jun 04 1993, 8:05 PM EDT
Att: 33,022 - Dome

AB	31
R	7
H	10
RBI	6
BB	2
SO	5
LOB	7



Batter	1	2	3	4	5	6	7	8	9	AB	R	H	RBI	BB	SO	LOB	TOP																
Vince Coleman, S (1, 7) OBP: 0.292, SLG: 0.339	0-0 1B	2-3 K		1-1 2B		1-1 F7			3-2 G6-3	5	1	2	0	0	1	1	New York Mets @ Houston Astros Astrodome, Houston, TX Sat Jun 05 1993, 8:05 PM EDT Att: 32,012 - Dome - 68 F																
Tony Fernandez, S (1, 6) OBP: 0.326, SLG: 0.292	2-2 1B	1-3 K		3-3 K			1-1 PB		0-0 G4-3	4	1	2	0	0	2	1																	
Eric Hillman, L (7, 1) OBP: 0.111, SLG: 0.111										0	0	0	0	0	0	0																	
Chico Walker, S (9, PH) OBP: 0.246, SLG: 0.328	F8 1B									1	0	0	0	0	0	0																	
Eddie Murray, S (1, 3) OBP: 0.317, SLG: 0.414	0-1 2B	1-3 K			1-1 G4-3		1-0 F9			4	1	1	1	0	1	1																	
Bobby Bonilla, S (1, 9) OBP: 0.327, SLG: 0.500	1-1 F8		0-0 F7-5		2-2 F7		2-3 K			4	0	1	0	0	1	3																	
Joe Orsulak, L (1, 8) OBP: 0.336, SLG: 0.366	0-0 1B		2-1 F7-5		1-2 F7		1-0 G5-3			3	1	1	1	0	0	1																	
Howard Johnson, S (1, 5) OBP: 0.357, SLG: 0.382	4-0 1B		0-1 F7-5			0-0 HR		1-3 K		3	1	1	1	1	1	2																	
Jeff Kent, R (1, 4) OBP: 0.297, SLG: 0.383	2-2 1B		1-3 K			2-1 G5-3		0-3 K		4	0	1	2	0	2	1																	
Todd Hundley, S (1, 2) OBP: 0.274, SLG: 0.404	1-3 K		1-3 K		1-0 F8		1-1 P4			4	0	0	0	0	2	2																	
Bret Saberhagen, R (1, 1) OBP: 0.192, SLG: 0.130	2-2 L6		0-0 B1-3			4-2 BB			1-3 K	2	0	0	0	1	0	2																	
Mike Maddux, L (6, 1)										0	0	0	0	0	0	0																	
Paul Gibson, R (6, 1)										0	0	0	0	0	0	0																	
Tim Bogar, R (7, 6) OBP: 0.250, SLG: 0.317										0	0	0	0	0	0	0																	
Jeff McKnight, S (9, PH) OBP: 0.263, SLG: 0.219										1	0	0	0	0	1	0																	
Inning Stats	R: 4 E: 0 K: 1 S: 19	H: 5 LOB: 2 BB: 1 P: 31	R: 0 E: 0 K: 3 S: 9	H: 0 LOB: 0 BB: 0 P: 13	R: 0 E: 0 K: 1 S: 8	H: 1 LOB: 1 BB: 0 P: 11	R: 0 E: 0 K: 2 S: 9	H: 1 LOB: 1 BB: 0 P: 14	R: 0 E: 0 K: 0 S: 9	H: 0 LOB: 0 BB: 0 P: 13	R: 1 E: 0 K: 0 S: 8	H: 1 LOB: 1 BB: 0 P: 16	R: 0 E: 0 K: 1 S: 7	H: 1 LOB: 1 BB: 0 P: 12	R: 0 E: 0 K: 2 S: 8	H: 0 LOB: 0 BB: 0 P: 10	R: 0 E: 0 K: 1 S: 7	H: 0 LOB: 0 BB: 0 P: 11	1B: 5 2B: 4 3B: 0 HR: 1	SF: 0 SAC: 0 DP: 1 HBP: 1	WP: 0 PB: 1 SB: 0 CS: 0	PA: 38											
PITCHER	IP WLS BF H R ER SO BB IBB HBP BLK WP HR S P ERA WHIP																																
Mark Portugal, R (1, 1) ERA: 3.18	5.0	23	7	4	4	7	0	1	1	0	0	0	0	54	82	7.20	1.400																
Darryl Kile, R (6, 1) ERA: 3.51	1.0	W	5	1	1	1	0	1	0	0	0	0	1	8	16	9.00	2.000																
Juan Agosto, L (7, 1) ERA:	1.0		4	1	0	0	1	0	0	0	0	0	0	7	12	0.00	1.000																
Xavier Hernandez, R (8, 1) ERA: 2.34	2.0	S	6	0	0	0	3	0	0	0	0	0	0	15	21	0.00	0.000																
Batter	1	2	3	4	5	6	7	8	9	AB	R	H	RBI	BB	SO	LOB	BOTTOM																
Craig Biggio, R (1, 4) OBP: 0.378, SLG: 0.485	2-1 P4		2-2 P6		0-2 G6-3	1-1 F8		2-1 1B		5	0	1	0	0	0	2	New York Mets @ Houston Astros Astrodome, Houston, TX Sat Jun 05 1993, 8:05 PM EDT Att: 32,012 - Dome - 68 F																
Steve Finley, L (1, 8) OBP: 0.307, SLG: 0.317	2-3 K		1-0 G1-3					2-3 1B	2-2 G4-3	5	1	2	0	0	1	2																	
5 Jeff Bagwell, R (1, 3) OBP: 0.319, SLG: 0.574	0-1 1B		1-0 F9							4	1	1	1	0	1	2																	
Eric Anthony, L (1, 9) OBP: 0.349, SLG: 0.417	0-0 BLK		3-3 K					3-1 2B	1-1 E3	4	1	2	1	0	1	0																	
Ken Caminiti, S (1, 5) OBP: 0.294, SLG: 0.456	3-1 L8		0-1 L7					2-2 2B	1-2 P6	4	1	1	1	0	0	2																	
Luis Gonzalez, L (1, 7) OBP: 0.332, SLG: 0.434		1-1 1B		0-2 G3				0-2 WP	0-0 G4-6-3	4	1	2	1	0	0	1																	
Scott Servais, R (1, 2) OBP: 0.366, SLG: 0.486	2-2 F7				2-2 G6-3	4-1 1B		1-0 G5-3		3	1	0	0	1	0	1																	
Andujar Cedeno, R (1, 6) OBP: 0.376, SLG: 0.453		0-3 K			2-1 S	0-0 1B		0-1 1B		4	1	3	1	0	1	1																	
Mark Portugal, R (1, 1) Chris Donnels, L (5, PH) Darryl Kile, R (6, 1) Kevin Bass, S (6, PH) Juan Agosto, L (7, 1) Xavier Hernandez, L (8, 1)		1-1 G4-3		3-3 K		3-3 K		0-0 SH1-4		1	0	0	0	0	0	1																	
Inning Stats	R: 1 E: 0 K: 1 S: 10	H: 2 LOB: 1 BB: 0 P: 17	R: 0 E: 0 K: 1 S: 10	H: 1 LOB: 1 BB: 0 P: 14	R: 0 E: 0 K: 0 S: 5	H: 0 LOB: 0 BB: 0 P: 9	R: 0 E: 0 K: 1 S: 9	H: 0 LOB: 0 BB: 0 P: 12	R: 0 E: 0 K: 1 S: 12	H: 1 LOB: 1 BB: 0 P: 19	R: 6 E: 0 K: 1 S: 24	H: 7 LOB: 2 BB: 1 P: 38	R: 0 E: 1 K: 0 S: 7	H: 0 LOB: 0 BB: 0 P: 9	R: 0 E: 0 K: 0 S: 9	H: 2 LOB: 2 BB: 0 P: 14		1B: 8 2B: 4 3B: 1 HR: 0	SF: 0 SAC: 1 DP: 1 HBP: 0	WP: 1 PB: 0 SB: 1 CS: 0	PA: 38												
PITCHER	IP WLS BF H R ER SO BB IBB HBP BLK WP HR S P ERA WHIP																																
Bret Saberhagen, R (1, 1) ERA: 3.47	5.1	24	8	5	5	4	0	0	0	1	0	2	6	∞	∞																		
Mike Maddux, R (6, 1) ERA: 5.53	0.0	L	2	1	0	0	0	1	0	0	0	2	6	∞	∞																		
Paul Gibson, L (6, 1) ERA: 2.7	0.2		4	2	2	2	1	0	0	0	0	10	12	27.00	3.000																		
Eric Hillman, L (7, 1) ERA: 4.94	2.0		8	2	0	0	0	0	0	0	0	16	23	0.00	1.000																		

Batter	1	2	3	4	5	6	7	8	9	AB	R	H	RBI	BB	SO	LOB	TOP										
Vince Coleman, S (1, 7) OBP: 0.295, SLG: 0.341	G3		G1-3 1B	FC3-2			G1-3 1B	K		5	2	2	0	0	1	3											
Tony Fernandez, S (1, 6) OBP: 0.326, SLG: 0.291	1B		G1-3	F7			1B BB		F9	4	0	1	0	1	0	3											
Eddie Murray, S (1, 3) OBP: 0.319, SLG: 0.414	K		1B				1B		F8	5	0	2	2	0	1	1											
Bobby Bonilla, S (1, 9) OBP: 0.329, SLG: 0.498	K		1B				1B		G1-3	5	0	2	0	0	1	1											
Joe Orsulak, L (1, 8) OBP: 0.336, SLG: 0.389 Dave Gallagher, R (7, PH) OBP: 0.361, SLG: 0.500 (7, 8)		HR	K				K		G1-3	3	1	1	1	0	1	2											
Howard Johnson, S (1, 5) OBP: 0.360, SLG: 0.396	G4-3						F8			4	1	2	0	0	0	2											
Jeff Kent, R (1, 4) OBP: 0.296, SLG: 0.375	G6-3						FC1-4 1B		P5	3	0	0	0	0	0	1											
Todd Hundley, S (1, 2) OBP: 0.273, SLG: 0.400	K						F8		L1-3	4	0	1	1	0	1	1											
Pete Schourek, L (1, 1) OBP: 0.250, SLG: 0.143 Jeff Innis, R (7, 1) ERA: 1.93			G3				K			2	0	0	0	0	1	1											
Chico Walker, S (8, PH) OBP: 0.258, SLG: 0.328 Mike Draper, R (8, 1) OBP: 1.000, SLG: 1.000				SH3-4					BB	0	0	0	0	0	0	0											
Inning Stats	R: 0 E: 0 K: 2 S: 13	H: 1 LOB: 1 BB: 0 P: 17	R: 1 E: 0 K: 1 S: 12	H: 1 LOB: 0 BB: 0 P: 13	R: 1 E: 0 K: 1 S: 16	H: 3 LOB: 2 BB: 0 P: 21	R: 1 E: 0 K: 0 S: 13	H: 2 LOB: 2 BB: 0 P: 19	R: 0 E: 0 K: 1 S: 11	H: 1 LOB: 1 BB: 0 P: 14	R: 1 E: 0 K: 1 S: 11	H: 3 LOB: 1 BB: 1 P: 21	R: 0 E: 0 K: 1 S: 11	H: 0 LOB: 1 BB: 1 P: 18	R: 0 E: 0 K: 0 S: 5	H: 0 LOB: 0 BB: 0 P: 6	1B: 9 2B: 0 3B: 1 HR: 1	SF: 0 SAC: 1 DP: 0 HBP: 1	WP: 0 PB: 0 SB: 2 CS: 0	PA: 40							
PITCHER	IP	WLS	BF	H	R	ER	SO	BB	IBB	HBP	BLK	WP	HR	S	P	ERA	WHIP										
Doug Drabek, R (1, 1) ERA: 2.89	6.0		27	8	3	3	5	0	0	1	0	0	1	73	97	4.50	1.333										
Brian Williams, R (7, 1) ERA: 2.9	0.1		4	3	1	1	0	1	0	0	0	0	0	6	13	27.00	12.000										
Al Osuna, L (7, 1) ERA: 1.93	0.2	W	2	0	0	0	1	0	0	0	0	0	0	5	8	0.00	0.000										
Xavier Hernandez, R (8, 1) ERA: 2.27	1.0		4	0	0	0	1	1	0	0	0	0	0	11	18	0.00	1.000										
Doug Jones, R (9, 1) ERA: 3.31	1.0	S	3	0	0	0	0	0	0	0	0	0	0	5	6	0.00	0.000										

New York Mets @ Houston Astros
Astrodome, Houston, TX
Sun Jun 06 1993, 4:33 AM EDT
Att: 28,469 - Dome

AB 36
R 4
H 11
RBI 4
BB 2
SO 7
LOB 17



Batter	1	2	3	4	5	6	7	8	9	AB	R	H	RBI	BB	SO	LOB	BOTTOM										
Craig Biggio, R (1, 4) OBP: 0.370, SLG: 0.473	L4	K		K			F8		G5-3	5	0	0	0	0	2	2											
Steve Finley, L (1, 8) OBP: 0.304, SLG: 0.313	F8	5 BB 1B		B1-3			F8		F7	5	0	1	0	0	0	0											
5 Jeff Bagwell, R (1, 3) OBP: 0.416, SLG: 0.566	E5 2B	BB					G6-3		G5-3	3	0	0	0	1	0	0											
Chris James, R (1, 9) OBP: 0.403, SLG: 0.667 Xavier Hernandez, L (8, 1) Doug Jones, R (9, 1)	1B	K					G5-3		HR 1B	4	1	2	0	0	1	3											
Ken Caminiti, S (1, 5) OBP: 0.298, SLG: 0.469	BB						G6-3		HR	3	1	1	2	1	1	0											
Luis Gonzalez, L (1, 7) OBP: 0.330, SLG: 0.429	P6						G3			4	1	1	0	0	1	3											
Scott Servais, R (1, 2) OBP: 0.384, SLG: 0.538		2B								4	1	3	1	0	0	0											
Andujar Cedeno, R (1, 6) OBP: 0.374, SLG: 0.466		K					G6-3			4	1	1	1	0	2	3											
Doug Drabek, R (1, 1) OBP: 0.125, SLG: 0.250 Casey Candaele, S (6, PH) OBP: 0.237, SLG: 0.250 Brian Williams, R (7, 1) Al Osuna, R (7, 1) Eric Anthony, L (8, 9) OBP: 0.347, SLG: 0.415		1B					G5-3			2	0	1	1	0	0	0											
Inning Stats	R: 0 E: 1 K: 0 S: 10	H: 1 LOB: 3 BB: 1 P: 19	R: 1 E: 0 K: 3 S: 14	H: 3 LOB: 1 BB: 1 P: 25	R: 0 E: 0 K: 0 S: 7	H: 1 LOB: 0 BB: 0 P: 14	R: 0 E: 0 K: 1 S: 7	H: 0 LOB: 0 BB: 0 P: 11	R: 0 E: 0 K: 1 S: 12	H: 2 LOB: 1 BB: 0 P: 22	R: 3 E: 0 K: 1 S: 15	H: 4 LOB: 1 BB: 0 P: 22	R: 0 E: 0 K: 0 S: 4	H: 0 LOB: 0 BB: 0 P: 8	1B: 4 2B: 5 3B: 0 HR: 2	SF: 0 SAC: 0 DP: 0 HBP: 0	WP: 0 PB: 0 SB: 1 CS: 0	PA: 38									
PITCHER	IP	WLS	BF	H	R	ER	SO	BB	IBB	HBP	BLK	WP	HR	S	P	ERA	WHIP										
Pete Schourek, L (1, 1) ERA: 5.73	6.2	L	34	11	5	5	6	2	0	0	0	0	2	69	117	6.75	1.950										
Jeff Innis, R (7, 1) ERA: 4.0	0.1		1	0	0	0	1	0	0	0	0	0	0	3	4	0.00	0.000										
Mike Draper, R (8, 1) ERA: 4.57	1.0		3	0	0	0	0	0	0	0	0	0	0	4	8	0.00	0.000										

New York Mets @ Houston Astros
Astrodome, Houston, TX
Sun Jun 06 1993, 4:33 AM EDT
Att: 28,469 - Dome

AB 36
R 5
H 11
RBI 5
BB 2
SO 7
LOB 11



Batter	1	2	3	4	5	6	7	8	9	AB	R	H	RBI	BB	SO	LOB	TOP										
Craig Biggio, R OBP: 0.367, SLG: 0.481 (1, 4)	1-1 F7		2-2 P4			3-2 F9	0-2 G3-1		1-1 HR	5	1	1	1	0	0	3	Houston Astros @ Philadelphia Phillies Veterans Stadium, Philadelphia, PA Mon Jun 07 1993, 7:05 PM EDT Att: 26,445 - Unknown - 75 F										
Kevin Bass, S OBP: 0.297, SLG: 0.394 (1, 8)	0-0 G4-3			2-0 G6-3		1-0 HR		1-3 K	2-1 F8	5	1	1	1	0	1	0											
5 Jeff Bagwell, R OBP: 0.413, SLG: 0.565 (1, 3)	0-2 G4-3			2-1 G4-3 2B		2-3 K		2-1 P3		4	0	1	0	0	0	1											
Eric Anthony, L OBP: 0.346, SLG: 0.411 (1, 9)		3-1 CS 1B		2-1 G4-3		0-0 F7		0-3 K		4	0	1	0	0	0	1											
Ken Caminiti, S OBP: 0.306, SLG: 0.471 (1, 5)		0-1 SAFE 1B		4-0 BB			1-0 F8		3-2 HR 1B	3	1	2	0	1	0	0											
Luis Gonzalez, L OBP: 0.333, SLG: 0.428 (1, 7)		0-3 K		1-2 BB			0-0 FC6 1B		4-0 HR BB	3	1	1	0	1	1	4											
Scott Servais, R OBP: 0.378, SLG: 0.561 (1, 2)		3-3 K		2-2 G4-3			2-1 L4		3-2 HR	4	1	1	3	0	1	3											
Andujar Cedeno, R OBP: 0.371, SLG: 0.461 (1, 6)			2-2 G4-3		2-2 G5-3		0-0 FC6 1B		0-3 K	4	0	1	0	0	1	0											
Greg Swindell, L OBP: 0.231, SLG: 0.269 (7, PH) Casey Candlish, S OBP: 0.231, SLG: 0.240 (7, 1) Brian Williams, R OBP: 0.231, SLG: 0.240 (7, 1) Al Osuna, R OBP: 0.231, SLG: 0.240 (8, 1) Tom Edens, R OBP: 0.231, SLG: 0.240 (8, PH) Chris James, R OBP: 0.231, SLG: 0.240 (8, PH)			0-1 F8		0-1 G6-3		2-2 FC6		2-3 K	2	0	0	0	0	0	0											
Inning Stats	R: 0 E: 0 K: 0 S: 6	H: 0 LOB: 0 BB: 0 P: 7	R: 0 E: 0 K: 2 S: 11	H: 2 LOB: 2 BB: 0 P: 17	R: 0 E: 0 K: 0 S: 12	H: 0 LOB: 0 BB: 0 P: 16	R: 0 E: 0 K: 0 S: 8	H: 1 LOB: 2 BB: 1 P: 19	R: 0 E: 0 K: 0 S: 9	H: 0 LOB: 0 BB: 0 P: 13	R: 1 E: 0 K: 1 S: 9	H: 1 LOB: 0 BB: 0 P: 15	R: 0 E: 0 K: 0 S: 12	H: 2 LOB: 3 BB: 0 P: 17	R: 0 E: 0 K: 2 S: 8	H: 0 LOB: 0 BB: 1 P: 11	R: 4 E: 0 K: 2 S: 19	H: 3 LOB: 0 BB: 1 P: 34	1B: 5 2B: 2 3B: 0 HR: 3	SF: 0 SAC: 0 DP: 1 HBP: 0	WP: 0 PB: 0 SB: 0 CS: 1	PA: 38					
PITCHER	IP	WLS	BF	H	R	ER	SO	BB	IBB	HBP	BLK	WP	HR	S	P	ERA	WHIP										
Danny Jackson, L ERA: 3.57 (1, 1)	6.2	W	27	6	1	1	3	1	0	0	0	0	1	64	101	1.35	1.050										
Larry Andersen, R ERA: 3.0 (7, 1)	0.1		1	0	0	0	0	0	0	0	0	0	0	3	3	0.00	0.000										
David West, L ERA: 2.45 (8, 1)	1.2		9	3	4	4	4	1	0	0	0	0	2	25	41	21.60	2.400										
Mitch Williams, L ERA: 3.48 (9, 1)	0.1	S	1	0	0	0	0	0	0	0	0	0	0	2	4	0.00	0.000										

AB	36
R	5
H	9
RBI	5
BB	2
SO	7
LOB	13



Batter	1	2	3	4	5	6	7	8	9	AB	R	H	RBI	BB	SO	LOB	BOTTOM										
Lenny Dykstra, L OBP: 0.384, SLG: 0.401 (1, 8)	3-2 P4		3-2 1B 1B			4-2 3B BB	4-0 3B IBB			2	2	1	0	2	0	0	Houston Astros @ Philadelphia Phillies Veterans Stadium, Philadelphia, PA Mon Jun 07 1993, 7:05 PM EDT Att: 26,445 - Unknown - 75 F										
Mariano Duncan, R OBP: 0.287, SLG: 0.434 (1, 4)	0-2 K		2-2 SAFE 1B 1H			0-1 SAFE 1H SF8 3B	1-1 SAFE 1H 2H 1B 3B			4	2	3	3	0	1	0											
John Kruk, L OBP: 0.483, SLG: 0.516 (1, 3) David West, L OBP: 1.000, SLG: 1.500 (8, 1) Mitch Williams, L OBP: 1.000, SLG: 1.500 (9, 1)	3-2 1B		1-1 G1-3			0-0 G4-3	2-1 2B 1B			4	1	2	1	0	0	2											
Dave Hollins, S OBP: 0.394, SLG: 0.505 (1, 5)	0-2 F9			0-0 L7		1-0 SF8	0-0 1H 2B			3	0	1	2	0	0	1											
Darren Daulton, L OBP: 0.398, SLG: 0.566 (1, 2)		1-1 1B 2B		3-2 L4		1-1 1B 2B	2-0 P4			4	1	2	0	0	0	1											
Pete Incaviglia, R OBP: 0.326, SLG: 0.603 (1, 7)		0-0 G3-6 1B		0-0 P3		1-2 2H 1B		1-3 K		4	0	2	1	0	1	0											
Wes Chamberlain, R OBP: 0.493, SLG: 0.493 (8, 3) Ricky Jordan, R OBP: 0.366, SLG: 0.432 (8, 3)		1-0 G3-6			1-2 F8		1-2 SH3-4 3B 1B		0-0 L7	3	1	1	0	0	0	2											
Joe Milette, R OBP: 0.333, SLG: 0.333 (1, 6)		1-2 F7			1-1 P2		1-0 SH3-4		1-0 1B	3	0	1	0	0	0	1											
Danny Jackson, R OBP: 0.214, SLG: 0.160 (1, 1) Larry Andersen, R OBP: 1.000, SLG: 1.000 (7, PH) Jim Eisenreich, L OBP: 0.415, SLG: 0.473 (8, 9)			2-3 K		1-3 K		1-3 K		0-0 G3	2	0	0	0	0	2	0											
Inning Stats	R: 0 E: 0 K: 1 S: 13	H: 1 LOB: 1 BB: 0 P: 19	R: 0 E: 0 K: 0 S: 9	H: 2 LOB: 1 BB: 0 P: 12	R: 0 E: 0 K: 1 S: 14	H: 2 LOB: 1 BB: 0 P: 22	R: 0 E: 0 K: 0 S: 6	H: 0 LOB: 0 BB: 0 P: 9	R: 0 E: 0 K: 1 S: 10	H: 0 LOB: 0 BB: 0 P: 13	R: 3 E: 0 K: 0 S: 17	H: 3 LOB: 1 BB: 1 P: 24	R: 4 E: 0 K: 1 S: 13	H: 4 LOB: 1 BB: 1 P: 25	R: 0 E: 0 K: 1 S: 6	H: 1 LOB: 1 BB: 0 P: 8	1B: 8 2B: 3 3B: 2 HR: 0	SF: 1 SAC: 1 DP: 1 HBP: 0	WP: 0 PB: 0 SB: 0 CS: 0	PA: 36							
PITCHER	IP	WLS	BF	H	R	ER	SO	BB	IBB	HBP	BLK	WP	HR	S	P	ERA	WHIP										
Greg Swindell, L ERA: 5.04 (1, 1)	6.0	L	24	8	3	3	3	1	0	0	0	0	0	12	22	54.00	6.000										
Brian Williams, R ERA: 3.98 (7, 1)	0.2		7	4	4	4	1	0	1	0	0	0	0	1	3	0.00	0.000										
Al Osuna, L ERA: 1.8 (7, 1)	0.1		1	0	0	0	0	0	0	0	0	0	0	1	3	0.00	0.000										
Tom Edens, R ERA: 4.66 (8, 1)	1.0		4	1	0	0	1	0	0	0	0	0	0	6	8	0.00	1.000										

AB	32
R	7
H	13
RBI	7
BB	2
SO	5
LOB	9



Batter	1	2	3	4	5	6	7	8	9	AB	R	H	RBI	BB	SO	LOB	TOP				
Craig Biggio, R OBP: 0.367, SLG: 0.481 (1, 4)										4	2	1	0	0	0	1	Houston Astros @ Philadelphia Phillies Veterans Stadium, Philadelphia, PA Tue Jun 08 1993, 7:05 PM EDT Att: 24,669 - Unknown - 74 F				
Steve Finley, L OBP: 0.305, SLG: 0.323 (1, 8)										5	2	2	0	0	0	1					
5 Jeff Bagwell, R OBP: 0.409, SLG: 0.554 (1, 3)										4	1	0	0	1	1	1					
Eric Anthony, L OBP: 0.351, SLG: 0.423 (1, 9)										4	1	2	2	1	1	0					
Ken Caminiti, S OBP: 0.308, SLG: 0.474 (1, 5)										5	0	2	1	0	1	3					
Luis Gonzalez, L OBP: 0.327, SLG: 0.418 (1, 7)										4	0	0	0	0	1	3					
Scott Servais, R OBP: 0.372, SLG: 0.541 (1, 2)										3	0	0	0	1	2	1					
Andujar Cedeno, R OBP: 0.374, SLG: 0.456 (1, 6)										2	0	0	0	2	0	0					
Darryl Kile, R (1, 1)										2	0	0	0	0	2	3					
Al Osuna, R (6, 1)										0	0	0	0	0	0	0					
Doug Jones, R (8, 1)										0	0	0	0	0	0	0					
Kevin Bass, S OBP: 0.293, SLG: 0.389 (8, 7)										1	0	0	0	0	0	0					
Inning Stats	R: 2 E: 0 K: 0 S: 12	H: 2 LOB: 1 BB: 1 P: 23	R: 0 E: 0 K: 0 S: 9	H: 0 LOB: 1 BB: 1 P: 17	R: 0 E: 0 K: 0 S: 10	H: 0 LOB: 0 BB: 0 P: 14	R: 0 E: 0 K: 3 S: 9	H: 0 LOB: 0 BB: 0 P: 12	R: 0 E: 0 K: 1 S: 7	H: 3 LOB: 3 BB: 2 P: 10	R: 0 E: 0 K: 0 S: 8	H: 0 LOB: 0 BB: 0 P: 10	R: 0 E: 0 K: 2 S: 10	H: 1 LOB: 1 BB: 0 P: 15	R: 2 E: 1 K: 0 S: 10	H: 1 LOB: 2 BB: 1 P: 17	1B: 3 2B: 3 3B: 1 HR: 0	SF: 0 SAC: 1 DP: 0 HBP: 1	WP: 1 PB: 0 SB: 0 CS: 0	PA: 41	
PITCHER	IP	WLS	BF	H	R	ER	SO	BB	IBB	HBP	BLK	WP	HR	S	P	ERA	WHIP				
Ben Rivera, R ERA: 4.25 (1, 1)	6.0	L	27	5	4	4	6	3	1	0	0	1	0	66	113	6.00	1.333				
Mark Davis, L ERA: 4.56 (7, 1)	2.0		7	1	0	0	2	0	0	0	0	0	0	18	25	0.00	0.500				
Jose DeLeon, R ERA: 5.0 (9, 1)	1.0		7	1	2	0	0	1	0	1	0	0	0	10	17	0.00	2.000				

AB	34
R	6
H	7
RBI	3
BB	5
SO	8
LOB	13



Batter	1	2	3	4	5	6	7	8	9	AB	R	H	RBI	BB	SO	LOB	BOTTOM					
Lenny Dykstra, L OBP: 0.388, SLG: 0.418 (1, 8)										5	1	3	1	0	0	0	Houston Astros @ Philadelphia Phillies Veterans Stadium, Philadelphia, PA Tue Jun 08 1993, 7:05 PM EDT Att: 24,669 - Unknown - 74 F					
Mariano Duncan, R OBP: 0.291, SLG: 0.429 (1, 6)										4	1	1	0	0	0	1						
John Kruk, L OBP: 0.481, SLG: 0.511 (1, 3)										4	0	1	0	1	1	2						
Dave Hollins, S OBP: 0.392, SLG: 0.500 (1, 5)										2	0	0	1	1	1	2						
Darren Daulton, L OBP: 0.396, SLG: 0.557 (1, 2)										3	1	0	0	1	2	5						
Jim Eisenreich, L OBP: 0.407, SLG: 0.455 (1, 9)										3	0	0	0	1	1	0						
Pete Incaviglia, R OBP: 0.324, SLG: 0.593 (1, 7)										4	0	1	0	0	1	2						
Mickey Morandini, L OBP: 0.286, SLG: 0.346 (1, 4)										2	0	1	1	0	1	1						
Ben Rivera, R OBP: 0.125, SLG: 0.125 (1, 1)										2	0	0	0	0	1	2						
Ricky Jordan, R OBP: 0.357, SLG: 0.421 (6, PH)										1	0	0	0	0	0	1						
Mark Davis, L (7, 1)										0	0	0	0	0	0	0						
Milt Thompson, L OBP: 0.301, SLG: 0.240 (8, PH)										0	0	0	0	0	0	1						
Jose DeLeon, R (9, 1)										0	0	0	0	0	0	0						
Inning Stats	R: 1 E: 0 K: 1 S: 10	H: 1 LOB: 1 BB: 0 P: 21	R: 0 E: 0 K: 2 S: 9	H: 1 LOB: 0 BB: 0 P: 13	R: 0 E: 0 K: 0 S: 7	H: 1 LOB: 2 BB: 2 P: 19	R: 0 E: 0 K: 0 S: 4	H: 0 LOB: 1 BB: 0 P: 8	R: 0 E: 0 K: 1 S: 10	H: 2 LOB: 2 BB: 0 P: 18	R: 0 E: 0 K: 2 S: 11	H: 1 LOB: 1 BB: 0 P: 16	R: 1 E: 0 K: 2 S: 14	H: 1 LOB: 0 BB: 0 P: 24	R: 1 E: 0 K: 0 S: 6	H: 0 LOB: 1 BB: 2 P: 16	R: 0 E: 0 K: 0 S: 10	H: 0 LOB: 0 BB: 0 P: 14	1B: 6 2B: 0 3B: 0 HR: 1	SF: 2 SAC: 0 DP: 1 HBP: 2	WP: 0 PB: 0 SB: 0 CS: 0	PA: 39
PITCHER	IP	WLS	BF	H	R	ER	SO	BB	IBB	HBP	BLK	WP	HR	S	P	ERA	WHIP					
Darryl Kile, R ERA: 3.26 (1, 1)	5.1	W	25	6	1	1	5	2	0	2	0	0	1	46	87	1.69	1.500					
Al Osuna, L ERA: 4.05 (6, 1)	1.2		8	1	2	2	3	2	0	0	0	0	1	20	41	10.80	1.800					
Doug Jones, R ERA: 3.13 (8, 1)	2.0	S	6	0	0	0	0	0	0	0	0	0	0	15	21	0.00	0.000					

AB	31
R	3
H	7
RBI	3
BB	4
SO	8
LOB	17



Batter	1	2	3	4	5	6	7	8	9	AB	R	H	RBI	BB	SO	LOB	TOP					
Craig Biggio, R OBP: 0.361, SLG: 0.472 Tom Edens, R (8, 1)	0-0 P6		1-3 K		2-0 F8			1-1 G6-3		4	0	0	0	0	1	0	Houston Astros @ Philadelphia Phillies Veterans Stadium, Philadelphia, PA Wed Jun 09 1993, 7:05 PM EDT Att: 25,389 - Unknown - 80 F					
Steve Finley, L OBP: 0.295, SLG: 0.314	0-3 K		1-1 G3			1-2 G3		0-3 K		4	0	0	0	0	2	0						
5 Jeff Bagwell, R OBP: 0.414, SLG: 0.558	0-1 1B		0-0 1B			2-1 1B			2-1 G5-3	4	0	3	0	0	0	0						
Eric Anthony, L OBP: 0.354, SLG: 0.424	0-0 1B		3-3 K			1-2 L9			0-0 FC5-4 1B	4	0	2	0	0	1	2						
Ken Caminiti, S OBP: 0.303, SLG: 0.466	0-0 L7			2-2 G5-3			0-0 F7		2-2 FC5-4 FC6-4	4	0	0	0	0	0	4						
Chris James, R OBP: 0.373, SLG: 0.610		2-2 F8		0-2 G5-3					0-1 FC6-4	4	0	0	0	0	1	1						
Scott Servais, R OBP: 0.361, SLG: 0.523		1-3 K		0-0 G6-3						3	0	0	0	0	1	0						
Jose Uribe, S OBP: 0.333, SLG: 0.200		0-0 1B			2-1 G6-3					3	0	1	0	0	0	0						
Pete Harnisch, S OBP: 0.200, SLG: 0.208 Juan Agosto, L (5, 1) Casey Candaele, S OBP: 0.225, SLG: 0.237 (8, PH) (8, 4)	1 SAFE 0-3 K				1-3 K					2	0	0	0	0	2	1						
Inning Stats	R: 0 E: 0 K: 1 S: 8	H: 2 LOB: 2 BB: 0 P: 8	R: 0 E: 0 K: 2 S: 10	H: 1 LOB: 1 BB: 0 P: 13	R: 0 E: 0 K: 2 S: 10	H: 1 LOB: 1 BB: 0 P: 15	R: 0 E: 0 K: 0 S: 8	H: 0 LOB: 0 BB: 0 P: 10	R: 0 E: 0 K: 1 S: 6	H: 0 LOB: 0 BB: 0 P: 11	R: 0 E: 0 K: 1 S: 11	H: 1 LOB: 1 BB: 0 P: 15	R: 0 E: 0 K: 1 S: 10	H: 0 LOB: 0 BB: 0 P: 12	R: 0 E: 0 K: 2 S: 8	H: 0 LOB: 0 BB: 0 P: 10		R: 0 E: 0 K: 0 S: 8	H: 1 LOB: 1 BB: 0 P: 12	1B: 6 2B: 0 3B: 0 HR: 0	SF: 0 SAC: 0 DP: 0 HBP: 0	WP: 0 PB: 0 SB: 1 CS: 0
PITCHER Terry Mulholland, L ERA: 2.53	IP: 9.0 WLS: W BF: 33 H: 6 R: 0 ER: 0 SO: 9 BB: 0 IBB: 0 HBP: 0 BLK: 0 WP: 0 HR: 0 S: 79 P: 106 ERA: 0.00 WHIP: 0.667															PITCHER						

Batter	1	2	3	4	5	6	7	8	9	AB	R	H	RBI	BB	SO	LOB	BOTTOM			
Lenny Dykstra, L OBP: 0.388, SLG: 0.430	1-3 K	2-2 F8		2-2 HR		1-2 G4-3		2-1 FC6-4 1B		5	1	2	1	0	1	1	Houston Astros @ Philadelphia Phillies Veterans Stadium, Philadelphia, PA Wed Jun 09 1993, 7:05 PM EDT Att: 25,389 - Unknown - 80 F			
Mariano Duncan, R OBP: 0.283, SLG: 0.417	0-3 K		2-2 G6-3	2-0 P3		2-1 G6-3		0-0 FC6-4		5	0	0	0	0	1	1				
John Kruk, L OBP: 0.485, SLG: 0.519	1-0 1B		4-2 FC3-6 2B BB	0-1 G6-3			0-0 G4-3 HR 2B			3	2	2	0	1	0	0				
Dave Hollins, S OBP: 0.390, SLG: 0.495	2-0 F8		3-1 FC3-6 1B		2-3 K		0-0 L9			4	0	1	0	0	1	2				
Darren Daulton, L OBP: 0.397, SLG: 0.571		1-0 HR	3-2 FC3-6 2B	2-1 E1 HR 1B		2-1 G4-3		1-1 G4-3		4	2	2	1	0	0	3				
Jim Eisenreich, L OBP: 0.422, SLG: 0.543		3-1 1B 3B	0-0 2B	2-1 F7		2-1 F7		0-0 HR		4	2	3	3	0	0	1				
Milt Thompson, L OBP: 0.307, SLG: 0.266		2-3 K	1-3 2B	1-0 HR		1-0 HR		1-0 G4-3		3	1	1	2	1	1	1				
Mickey Morandini, L OBP: 0.285, SLG: 0.344		0-0 1B	2-3 K		2-3 K			0-0 G4-3		4	0	1	1	0	2	3				
Terry Mulholland, R OBP: 0.097, SLG: 0.067	1 SAFE 1 SAFE 0-0 K		2-3 K	2-2 G3		2-2 G4-3		0-3 K		4	0	0	0	0	2	1				
Inning Stats	R: 0 E: 0 K: 2 S: 9	H: 1 LOB: 1 BB: 0 P: 13	R: 2 E: 0 K: 2 S: 14	H: 3 LOB: 1 BB: 0 P: 24	R: 1 E: 0 K: 1 S: 16	H: 2 LOB: 2 BB: 0 P: 34	R: 1 E: 0 K: 0 S: 11	H: 1 LOB: 0 BB: 0 P: 17	R: 2 E: 0 K: 2 S: 12	H: 2 LOB: 0 BB: 0 P: 21	R: 0 E: 0 K: 0 S: 8	H: 0 LOB: 0 BB: 0 P: 13	R: 2 E: 0 K: 0 S: 6	H: 2 LOB: 0 BB: 0 P: 8	R: 0 E: 0 K: 1 S: 7	H: 1 LOB: 1 BB: 0 P: 9		1B: 5 2B: 2 3B: 1 HR: 4	SF: 0 SAC: 0 DP: 0 HBP: 0	WP: 0 PB: 0 SB: 1 CS: 0
PITCHER Pete Harnisch, R ERA: 3.61 Juan Agosto, L ERA: 5.4 Tom Edens, R ERA: 4.22	IP: 4.2 WLS: L BF: 25 H: 9 R: 6 ER: 6 SO: 6 BB: 1 IBB: 0 HBP: 0 BLK: 0 WP: 0 HR: 3 S: 58 P: 103 ERA: 11.57 WHIP: 2.143															PITCHER				

Batter	1	2	3	4	5	6	7	8	9	AB	R	H	RBI	BB	SO	LOB	TOP										
Craig Biggio, R OBP: 0.362, SLG: 0.489	1-1 HR	1-1 2H 2B		1-1 L8		3-2 G5-3			0-2 G6-3	5	1	2	2	0	0	1											
Steve Finley, L OBP: 0.297, SLG: 0.323	1-3 K	0-0 L4		2-2 G4-3			1-3 K		1-1 3B	5	0	1	0	0	2	1											
5 Jeff Bagwell, R OBP: 0.418, SLG: 0.566	4-1 1B BB			0-0 G6-4-3 3B		2-1 WP 1B		0-1 F9	0-2 F9	4	1	2	0	1	0	1											
Eric Anthony, L OBP: 0.357, SLG: 0.426	1-0 1B			2-2 G6-4-3 1B		3-2 P6		3-3 K		4	0	2	0	0	1	1											
Ken Caminiti, S OBP: 0.302, SLG: 0.462	1-0 L5			3-2 P4		3-2 P6		1-0 CS 1B		4	0	1	0	0	0	5											
Luis Gonzalez, L OBP: 0.324, SLG: 0.412 Brian Williams, R OBP: 0.324, SLG: 0.333 Chris Donnels, L OBP: 0.324, SLG: 0.333 Xavier Hernandez, L	2-0 P9			2-2 G6-4-3		2-2 G4-3		3-3 K		3	0	0	1	0	0	4											
Scott Servais, R OBP: 0.386, SLG: 0.571		0-0 SH3 2B 1B		4-2 BB		2-0 FC5-4 1B		2-1 HR		3	2	3	1	1	0	0											
Andujar Cedeno, R OBP: 0.366, SLG: 0.446		2-2 L9		0-0 G5-3		2-2 FC5-4 CS 1-2		2-3 K		4	0	0	0	0	1	4											
Mark Portugal, R OBP: 0.304, SLG: 0.250 Kevin Bass, S OBP: 0.299, SLG: 0.392	0-1 SH3			2-1 G4-3		1-1 1B		1-1 G4-3		1	0	0	0	0	0	0											
Inning Stats	R: 1 E: 0 K: 1 S: 9	H: 2 LOB: 2 BB: 1 P: 19	R: 1 E: 0 K: 0 S: 11	H: 2 LOB: 1 BB: 14	R: 1 E: 0 K: 0 S: 14	H: 2 LOB: 2 BB: 1 P: 25	R: 0 E: 0 K: 0 S: 9	H: 0 LOB: 0 BB: 0 P: 14	R: 0 E: 0 K: 0 S: 12	H: 1 LOB: 1 BB: 0 P: 22	R: 0 E: 0 K: 0 S: 10	H: 2 LOB: 1 BB: 0 P: 17	R: 0 E: 0 K: 2 S: 10	H: 0 LOB: 0 BB: 0 P: 14	R: 1 E: 0 K: 2 S: 10	H: 2 LOB: 0 BB: 0 P: 18	R: 0 E: 0 K: 0 S: 11	H: 1 LOB: 1 BB: 0 P: 13	1B: 7 2B: 2 3B: 2 HR: 2	SF: 0 SAC: 1 DP: 1 HBP: 0	WP: 2 PB: 0 SB: 0 CS: 2	PA: 39					
PITCHER	IP	WLS	BF	H	R	ER	SO	BB	IBB	HBP	BLK	WP	HR	S	P	ERA	WHIP										
Armando Reynoso, R ERA: 3.69	(1, 1)	5.0	24	7	3	3	1	2	0	0	0	1	1	55	94	5.40	1.800										
Keith Shepherd, R ERA:	(6, 1)	2.0	7	2	0	0	2	0	0	0	0	0	0	19	31	0.00	1.000										
Jeff Parrett, R ERA: 5.57	(8, 1)	1.0	W	4	2	1	2	0	0	0	0	0	1	10	18	9.00	2.000										
Darren Holmes, R ERA: 7.32	(9, 1)	1.0	S	4	1	0	0	0	0	0	0	0	0	11	13	0.00	1.000										

Houston Astros @ Colorado Rockies
Mile High Stadium, Denver, CO

AB 36
R 4
H 12
RBI 4
BB 2
SO 5
LOB 18



WP: 2 PA: 39
PB: 0
SB: 0
CS: 2

Batter	1	2	3	4	5	6	7	8	9	AB	R	H	RBI	BB	SO	LOB	BOTTOM										
Alex Cole, L OBP: 0.332, SLG: 0.310	4-1 G1-6-3 BB		4-2 G6-3 S BB		2-1 FC6-4 S 1B	3-2 L7		3-2 F7		3	1	0	0	2	0	2											
Nelson Liriano, S OBP: 0.329, SLG: 0.294 Keith Shepherd, R	2-2 G1-6-3		4-0 G6-3 BB		2-2 BB S 1B		4-0 G4-3 BB			2	0	1	1	1	0	1											
Daryl Boston, L OBP: 0.318, SLG: 0.339 Jeff Parrett, R OBP: 0.333, SLG: 0.333 Darren Holmes, R	1-2 1-2		1-2 BB		4-2 1B		0-2 G4-3			0	0	0	0	1	0	0											
Chris Jones, R OBP: 0.417, SLG: 0.618	1-0 L7		2-1 G6-3		4-2 1B BB		0-2 G4-3		1-2 2-3	3	1	0	0	1	0	3											
Andres Galarraga, R OBP: 0.438, SLG: 0.639		1-0 L9		2-2 G6-3		0-0 1B 1B		4-0 BB		3	0	1	0	1	0	1											
Charlie Hayes, R OBP: 0.333, SLG: 0.466		4-1 2B E BB		0-0 G4-3 S 1B		2-2 1-2 2H 1B		1-1 F9		3	1	2	1	1	0	1											
Jerald Clark, R OBP: 0.310, SLG: 0.424		2-0 E7 FC5 2B		3-2 L8		2-2 1-2 2-3 1B		0-2 SH3-4 1B 1B		4	2	3	0	0	0	1											
Eric Young Sr., R OBP: 0.321, SLG: 0.327		0-0 FC5 G3		3-1 G4-3		2-2 F8		0-0 SH3-4		3	0	0	1	0	0	4											
Danny Sheaffer, R OBP: 0.254, SLG: 0.339		1-2 G3		1-0 G6-3		0-1 G5-3		2-3 K		4	0	0	0	0	1	3											
Armando Reynoso, R OBP: 0.087, SLG: 0.182 Jim Tatum, R OBP: 0.250, SLG: 0.320 Pedro Castellano, R OBP: 0.313, SLG: 0.286		1-3 K		4-0 FC6-4 BB		3-3 K		1-1 2H 1B		1	0	0	0	0	1	1											
Inning Stats	R: 0 E: 0 K: 0 S: 5	H: 0 LOB: 0 BB: 1 P: 12	R: 2 E: 2 K: 1 S: 11	H: 1 LOB: 1 BB: 1 P: 20	R: 0 E: 0 K: 0 S: 7	H: 0 LOB: 2 BB: 2 P: 19	R: 0 E: 0 K: 0 S: 7	H: 1 LOB: 0 BB: 0 P: 14	R: 2 E: 0 K: 0 S: 24	H: 4 LOB: 3 BB: 2 P: 41	R: 0 E: 0 K: 1 S: 10	H: 0 LOB: 0 BB: 0 P: 16	R: 0 E: 0 K: 0 S: 5	H: 0 LOB: 1 BB: 2 P: 14	R: 1 E: 0 K: 1 S: 13	H: 2 LOB: 1 BB: 0 P: 19	R: 0 E: 0 K: 1 S: 11	H: 1 LOB: 1 BB: 0 P: 13	1B: 7 2B: 1 3B: 0 HR: 0	SF: 0 SAC: 1 DP: 3 HBP: 0	WP: 0 PB: 0 SB: 4 CS: 0	PA: 37					
PITCHER	IP	WLS	BF	H	R	ER	SO	BB	IBB	HBP	BLK	WP	HR	S	P	ERA	WHIP										
Mark Portugal, R ERA: 3.38	(1, 1)	4.2	23	5	4	3	1	6	0	0	0	0	0	46	94	5.79	2.357										
Brian Williams, R ERA: 3.71	(5, 1)	2.1	9	1	0	0	1	2	0	0	0	0	0	23	42	0.00	1.286										
Xavier Hernandez, R ERA: 2.46	(8, 1)	1.0	L	5	2	1	1	0	0	0	0	0	0	13	19	9.00	2.000										

Houston Astros @ Colorado Rockies
Mile High Stadium, Denver, CO

AB 28
R 5
H 8
RBI 4
BB 8
SO 3
LOB 17



WP: 0 PA: 37
PB: 0
SB: 4
CS: 0

Batter	1	2	3	4	5	6	7	8	9	AB	R	H	RBI	BB	SO	LOB	TOP					
Craig Biggio, R OBP: 0.365, SLG: 0.498 (1, 4)	G6-3		HR						K	4	1	1	1	2	1	2						
Steve Finley, L OBP: 0.294, SLG: 0.315 (1, 8)	G4-3		FC4-6 5 E 2B BB	G3	E4 5 FC5-4		G1-4-3			4	1	0	0	1	0	4						
5 Jeff Bagwell, R OBP: 0.414, SLG: 0.556 (1, 3)	G4-3		E3 FC4-6	G6-3	FC5-4			L5-3 BB		4	0	0	0	1	0	4						
Eric Anthony, L OBP: 0.357, SLG: 0.420 (1, 9)		4-0 1B BB	FC4-6 2B	BLK BB		K		L5-3		3	2	0	0	2	1	3						
Ken Caminiti, S OBP: 0.308, SLG: 0.474 (1, 5)		1-2 G5-4-3 1B 1B	1-1 1B 2B	F8		E7 1B 2B		F9		5	3	3	2	0	0	1						
Luis Gonzalez, L OBP: 0.333, SLG: 0.419 (1, 7)		0-1 G5-4-3 1B 1B	4-0 FC4 1B E IBB		K2-3	G6-3 1B		2B 1B		4	2	3	2	1	1	0						
Andujar Cedeno, R OBP: 0.369, SLG: 0.444 (1, 6)		2-2 G5-4-3	1-0 E IBB		4-2 WP 1B BB	G6-3		1-2 1B 2B		3	1	1	1	1	0	3	AB 36					
Al Osuna, R (7, 1)										0	0	0	0	0	0	0	R 11					
Doug Jones, R (7, 1)										0	0	0	0	0	0	0	H 13					
Casey Candaele, S OBP: 0.244, SLG: 0.282 (7, 6)		1-2 2-3	1-2 2-H 1B							1	1	1	0	0	0	0	RBI 10					
Eddie Taubensee, L OBP: 0.314, SLG: 0.376 (1, 2)		2-1	FC4		3-1 E SH1-4 1B		2-2	SH2-4 1B		5	0	4	4	0	0	1	BB 8					
Doug Drabek, R OBP: 0.118, SLG: 0.235 (1, 1)		0-0	F8		1-1 SH1-4 2		2-0	SH2-4 1		2	0	0	0	0	1	3	SO 4					
Xavier Hernandez, L (6, 1)										0	0	0	0	0	0	0	LOB 21					
Jose Uribe, S OBP: 0.333, SLG: 0.200 (6, 6)			F8		1-2			G6-3		0	0	0	0	0	0	0						
Juan Agosto, L (8, 1)			K		1-2					1	0	0	0	0	0	0						
Chris Donnels, L OBP: 0.314, SLG: 0.323 (8, 5)										1	0	0	0	0	0	0						
Inning Stats	R: 0 E: 0 K: 0 S: 7	H: 0 LOB: 0 BB: 0 P: 10	R: 2 E: 0 K: 0 S: 12	H: 3 LOB: 1 BB: 1 P: 21	R: 5 E: 2 K: 1 S: 20	H: 3 LOB: 2 BB: 2 P: 33	R: 0 E: 0 K: 0 S: 6	H: 0 LOB: 1 BB: 1 P: 14	R: 1 E: 1 K: 1 S: 15	H: 1 LOB: 3 BB: 2 P: 31	R: 1 E: 0 K: 1 S: 9	H: 2 LOB: 0 BB: 0 P: 15	R: 0 E: 0 K: 0 S: 5	H: 1 LOB: 1 BB: 1 P: 13	R: 0 E: 0 K: 0 S: 4	H: 0 LOB: 0 BB: 1 P: 9	R: 2 E: 0 K: 1 S: 14	H: 3 LOB: 0 BB: 0 P: 18	1B: 9 2B: 4 3B: 0 HR: 1	SF: 0 SAC: 2 DP: 4 HBP: 0	WP: 2 PB: 0 SB: 0 CS: 0	PA: 46
PITCHER	IP	WLS	BF	H	R	ER	SO	BB	IBB	HBP	BLK	WP	HR	S	P	ERA	WHIP					
Andy Ashby, R ERA: 7.51 (1, 1)	2.1	16	6	7	5	0	2	2	1	0	0	0	1	32	54	19.29	3.429					
Scott Fredrickson, R ERA: 4.26 (3, 1)	1.2	7	0	0	0	1	1	0	0	0	0	0	0	13	24	0.00	0.600					
Gary Wayne, L ERA: 5.47 (5, 1)	2.0	11	3	2	2	2	2	1	0	0	0	1	0	24	46	9.00	2.000					
Butch Henry, L ERA: 6.39 (7, 1)	1.0	4	1	0	0	0	0	1	0	0	0	0	0	5	13	0.00	1.000					
Keith Shepherd, R ERA: (8, 1)	1.0	W	3	0	0	0	0	1	0	0	0	0	0	4	9	0.00	1.000					

Houston Astros @ Colorado Rockies
Mile High Stadium, Denver, CO
Sat Jun 12 1993, 9:05 PM EDT
Att: 60,864 - Unknown - 86 F

AB	36
R	11
H	13
RBI	10
BB	8
SO	4
LOB	21

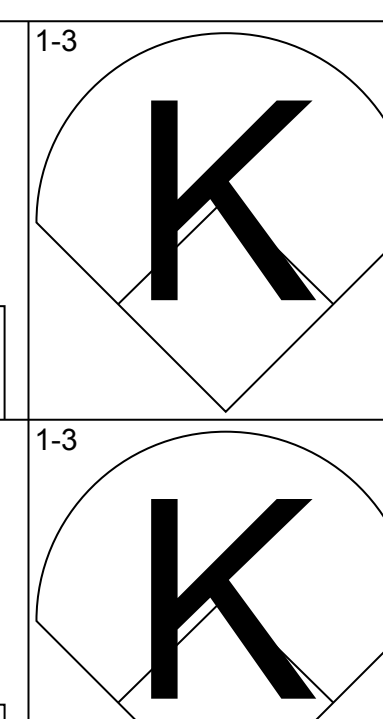
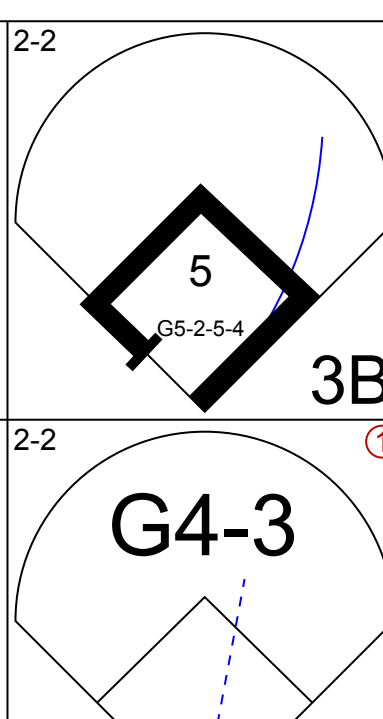
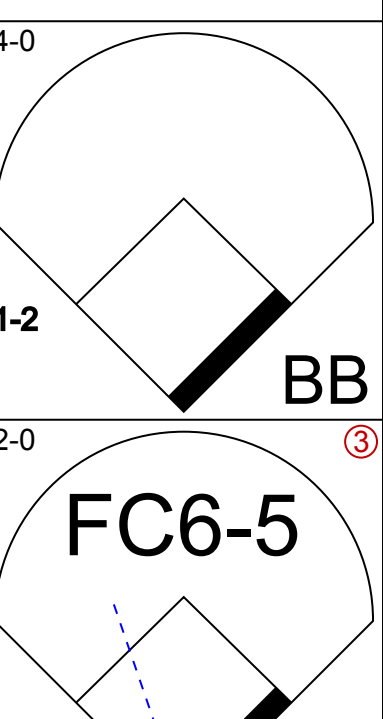
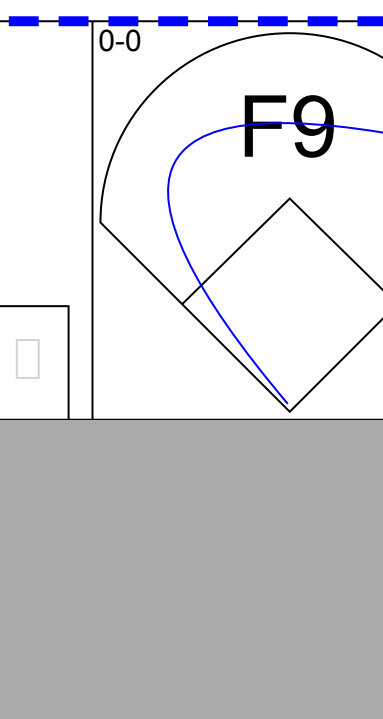
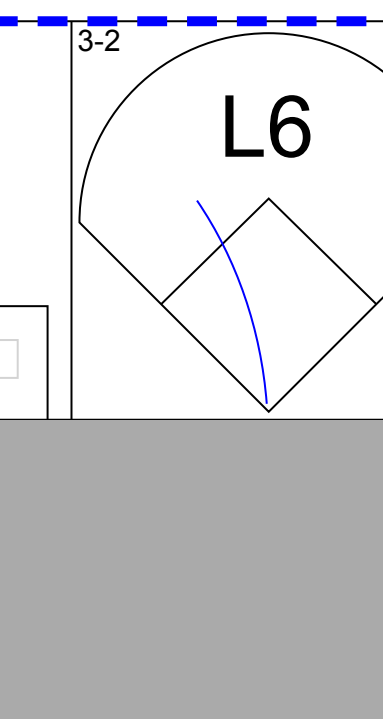
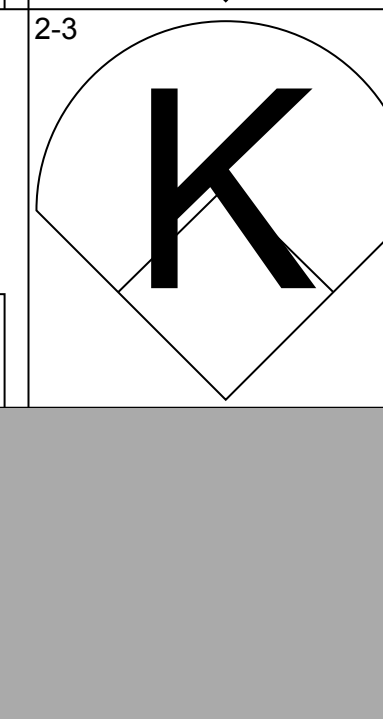
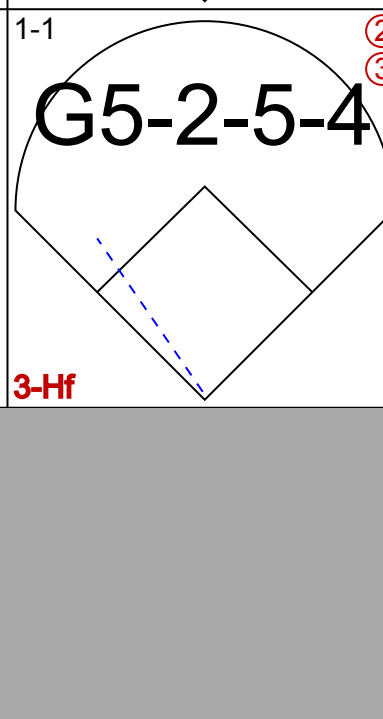

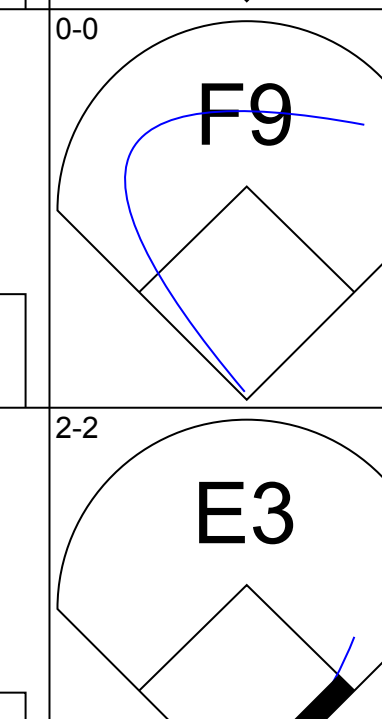


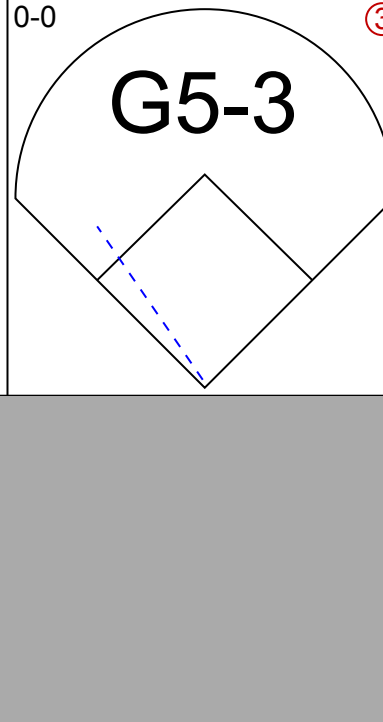
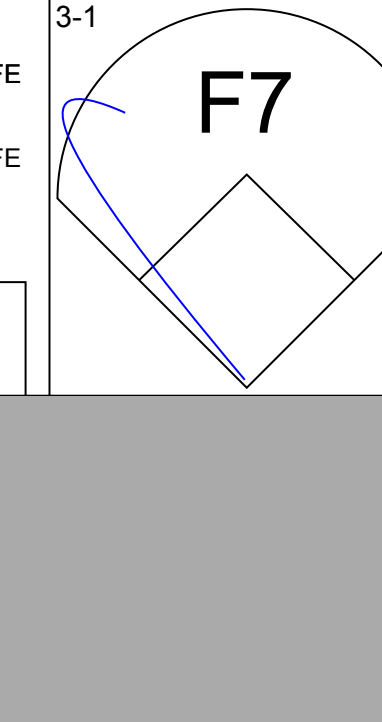
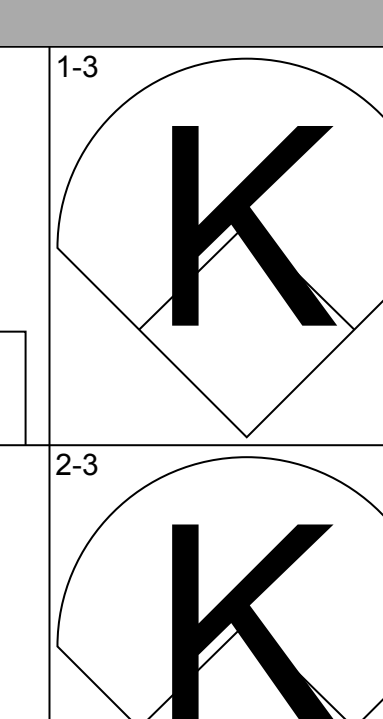
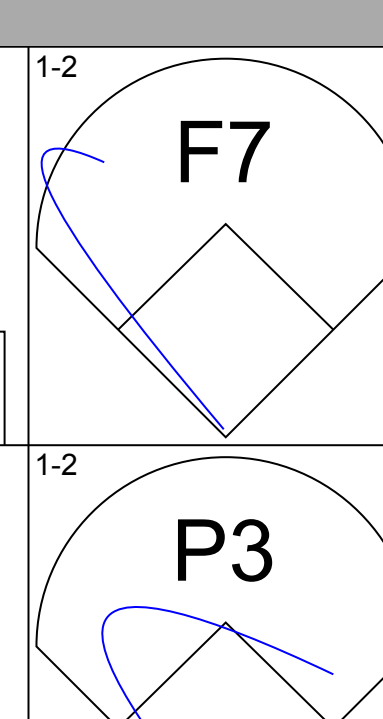
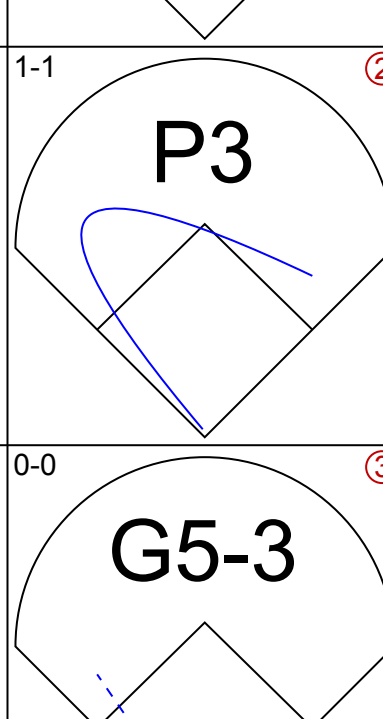
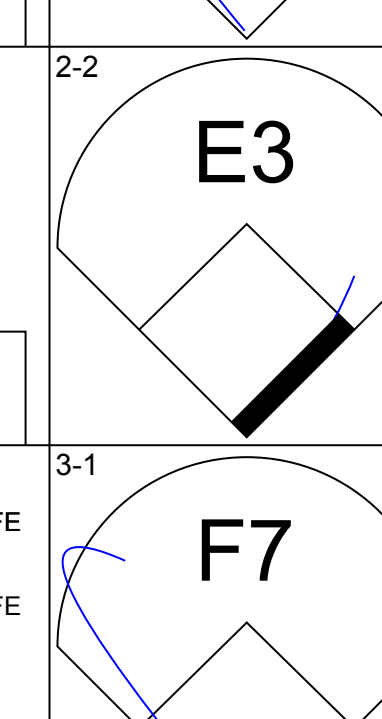
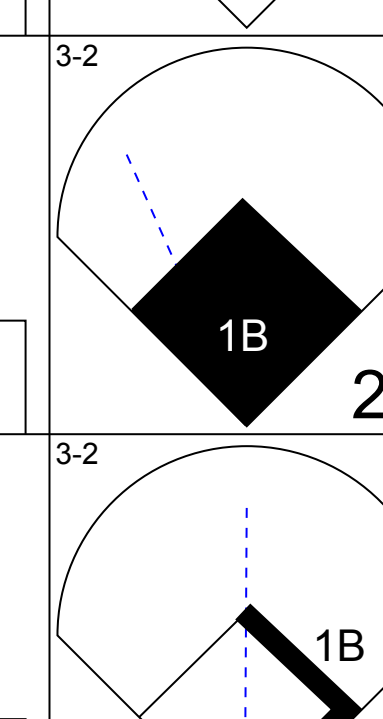
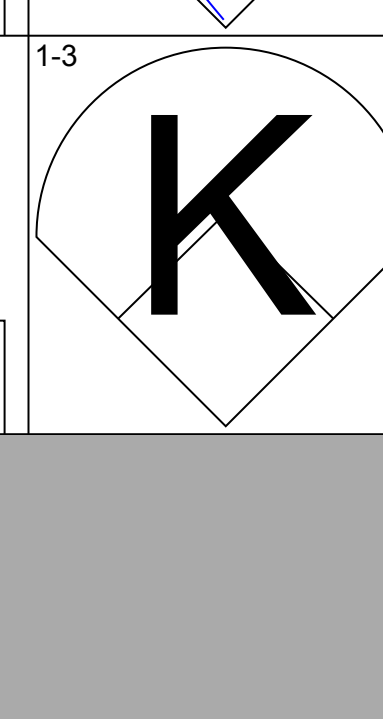


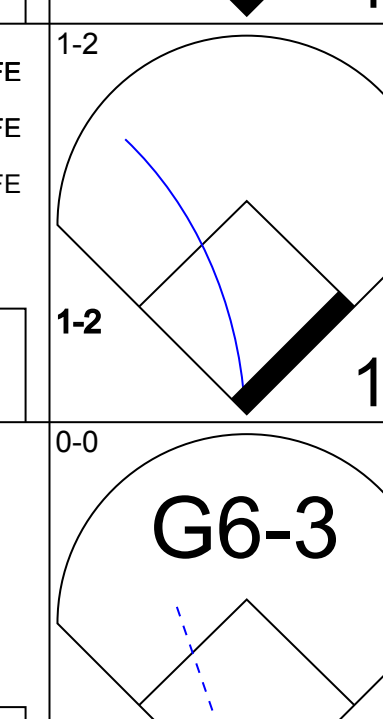

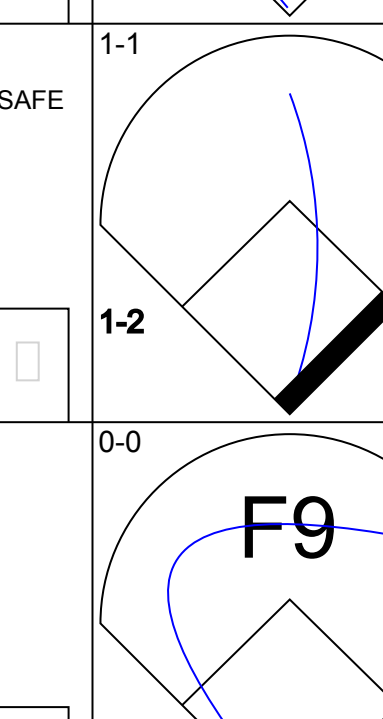
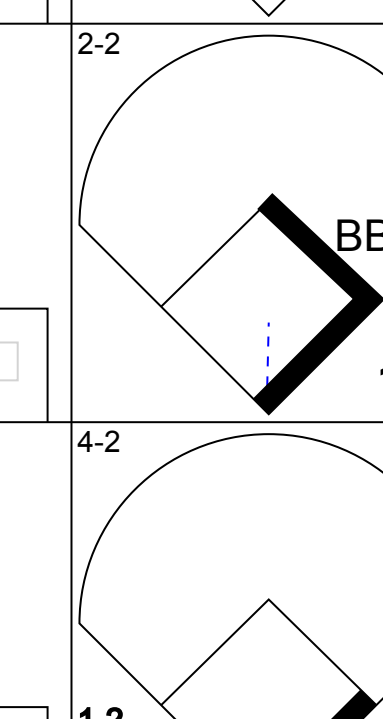
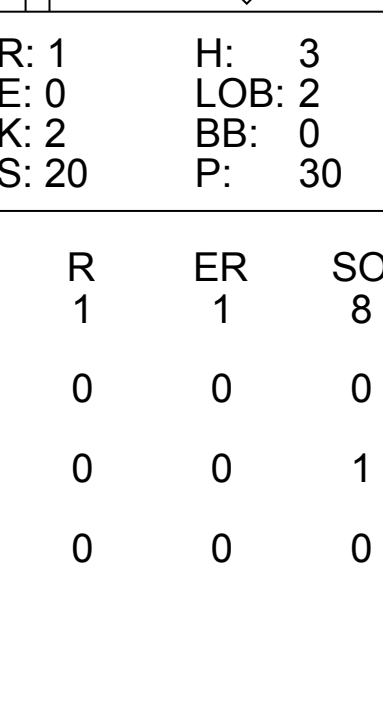
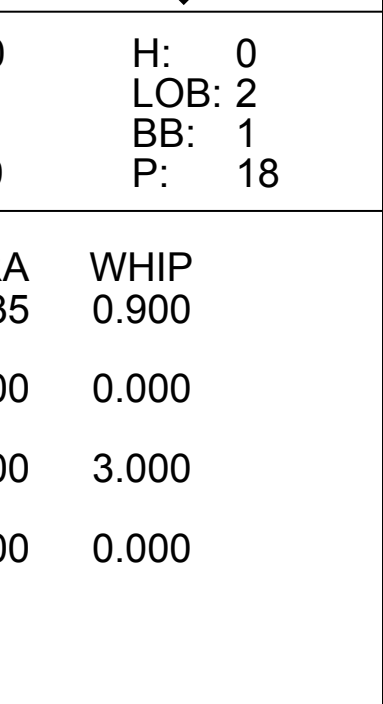
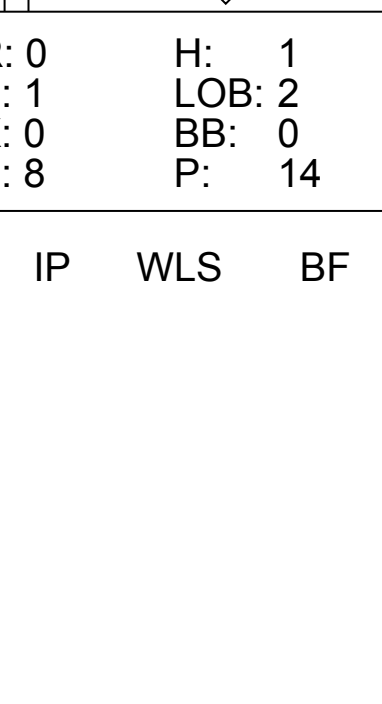
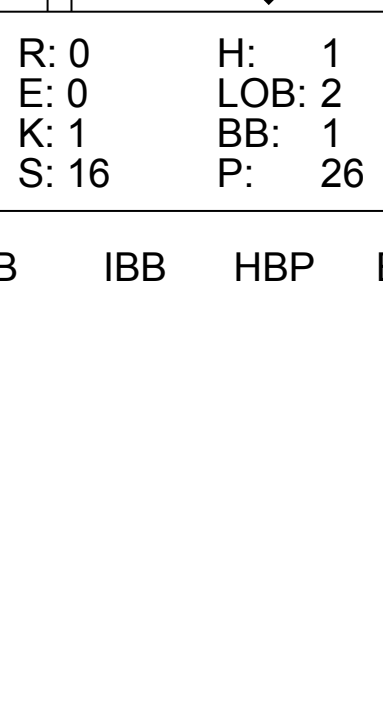
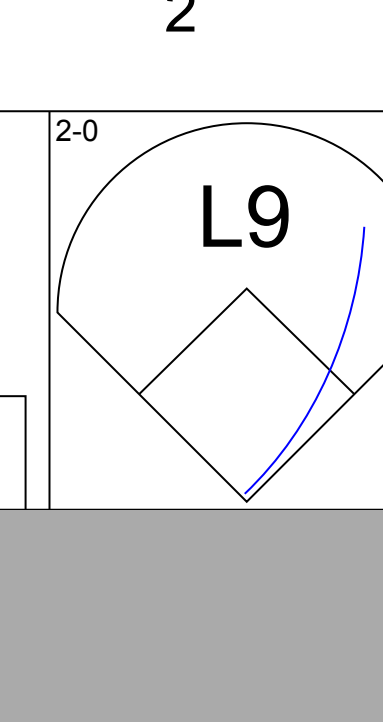

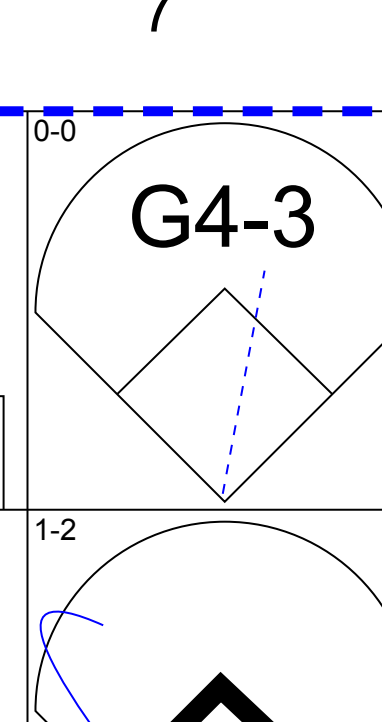


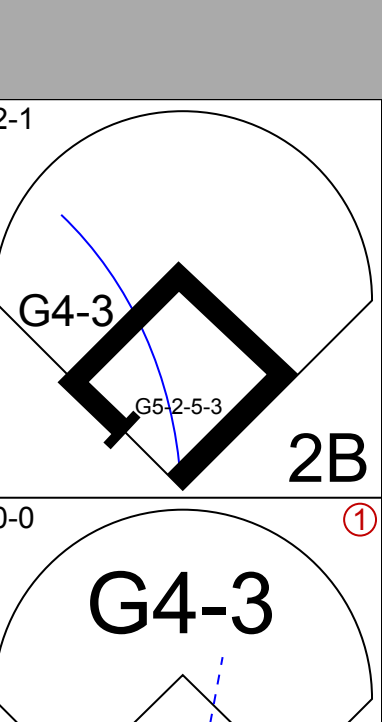
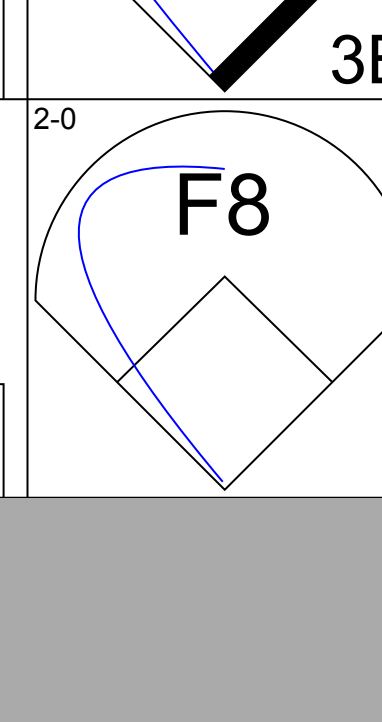



Batter	1	2	3	4	5	6	7	8	9	AB	R	H	RBI	BB	SO	LOB	BOTTOM				
Alex Cole, L OBP: 0.326, SLG: 0.304 (1, 8)	K		G4-3	L7		F7	G1-3	FC5-4		3	0	0	0	0	1	2					
Vinny Castilla, R OBP: 0.345, SLG: 0.442 (1, 6)	G4-3			F8	F9	1B		1B		5	1	2	0	0	0	0					
Dante Bichette, R OBP: 0.362, SLG: 0.512 (1, 9)	G6-3			HR	WP 1B 2B	WP 1B 2B	G6-4-3 1B	1B 2B 1B		5	3	4	1	0	0	0					
Andres Galarraga, R OBP: 0.437, SLG: 0.649 (1, 3)		G6-3		HR	K	G6-4-3		2B 1B 1B		5	2	2	3	0	1	3					
Charlie Hayes, R OBP: 0.343, SLG: 0.484 (1, 5)		BB 1B		1B 2B			G4-3	1B 2B		5	2	4	2	0	0	0					
Jerald Clark, R OBP: 0.318, SLG: 0.426 (1, 7)		G6-4-3 BB		1B BB FC6-5 1B	F8		L9	1B 1B		4	2	2	2	1	0	1					
Eric Young Sr., R OBP: 0.322, SLG: 0.325 (1, 4)		G6-4-3		FC6-5 1B BB		2B BB	E 1B 1B	K		1	0	0	0	1	0	2					
Nelson Liriano, S OBP: 0.342, SLG: 0.300 (5, 4)										2	2	1	0	1	1	1	AB 43				
Danny Sheaffer, R OBP: 0.250, SLG: 0.333 (1, 2)			P3	FC6-5 1B			E6 1B	L5		1	0	0	0	0	0	0	R 14				
Daryl Boston, L OBP: 0.324, SLG: 0.353 (4, PH) (5, 8)										4	1	2	2	0	0	2	H 20				
Andy Ashby, R OBP: 0.214, SLG: 0.214 (1, 1)			K	FC6-5						1	0	0	0	0	0	0	RBI 14				
Scott Fredrickson, R (3, 1)										1	0	0	0	1	0		BB 3				
Jim Tatum, R OBP: 0.243, SLG: 0.314 (4, PH)										1	0	0	1	0	0	2	SO 4				
Jayhawk Owens, R OBP: 0.667, SLG: 0.667 (5, 2)										3	1	3	3	0	0	0	LOB 17				
Inning Stats	R: 0 E: 0 K: 1 S: 11	H: 0 LOB: 0 BB: 0 P: 16	R: 0 E: 0 K: 0 S: 4	H: 1 LOB: 1 BB: 1 P: 9	R: 0 E: 0 K: 1 S: 7	H: 0 LOB: 0 BB: 0 P: 9	R: 4 E: 0 K: 0 S: 15	H: 5 LOB: 2 BB: 1 P: 26	R: 1 E: 0 K: 1 S: 13	H: 2 LOB: 1 BB: 0 P: 18	R: 3 E: 0 K: 0 S: 9	H: 4 LOB: 1 BB: 1 P: 17	R: 1 E: 1 K: 0 S: 16	H: 2 LOB: 2 BB: 0 P: 23	R: 5 E: 0 K: 1 S: 25	H: 6 LOB: 1 BB: 0 P: 34	1B: 14 2B: 5 3B: 0 HR: 1	SF: 0 SAC: 0 DP: 2 HBP: 0	WP: 2 PB: 0 SB: 1 CS: 0	PA: 46	
PITCHER	IP	WLS	BF	H	R	ER	SO	BB	IBB	HBP	BLK	WP	HR	S	P	ERA	WHIP				
Doug Drabek, R ERA: 3.35 (1, 1)	5.0	26	7	7	7	3	3	0	0	0	0	1	0	14	22	5.40	1.800				
Xavier Hernandez, R ERA: 2.58 (6, 1)	1.2	7	3	1	1	0	0	0	0	0	0	0	0	5	7	∞	∞				
Al Osuna, L ERA: 4.05 (7, 1)	0.0	2	1	0	0	0	0	0	0	0	0	0	0	5	7	∞	∞				
Doug Jones, R ERA: 4.3 (7, 1)	0.1	L	7	6	6	5	0	0	0	0	0	0	0	16	20	135.00	18.000				
Juan Agosto, L ERA: 4.15 (8, 1)	1.0	4	1	0	0	1	0	0	0	0	0	0	0	13	19	0.00	1.000				

Houston Astros @ Colorado Rockies
Mile High Stadium, Denver, CO
Sat Jun 12 1993, 9:05 PM EDT
Att: 60,864 - Unknown - 86 F

AB	43
R	14
H	20
RBI	14
BB	3
SO	4
LOB	17

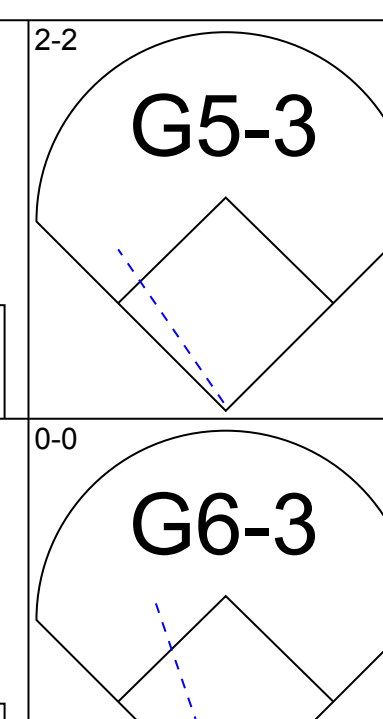
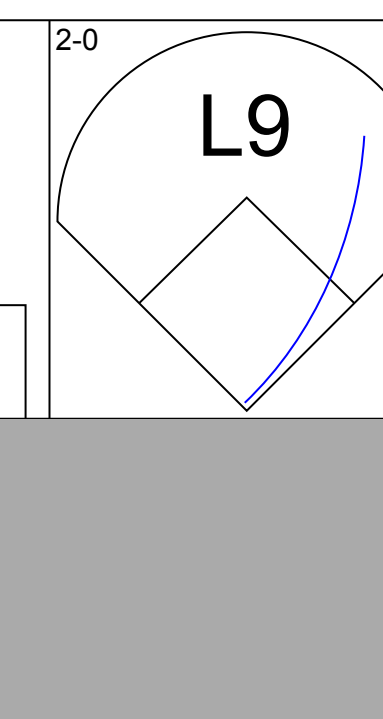
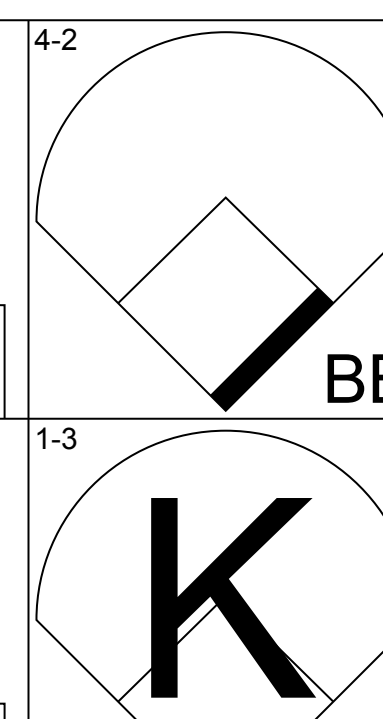
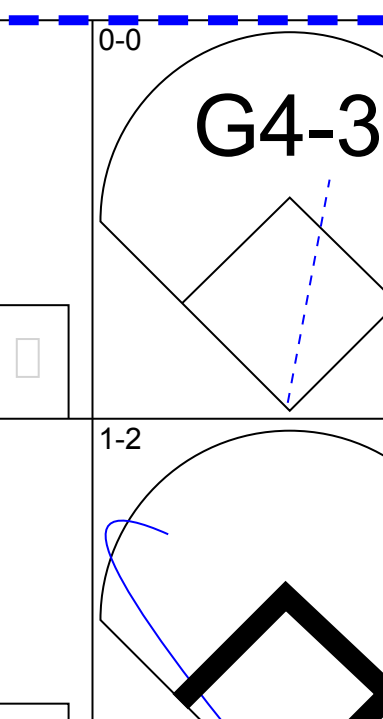
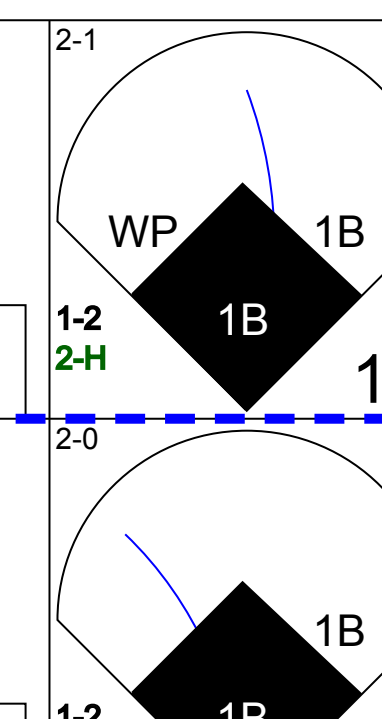
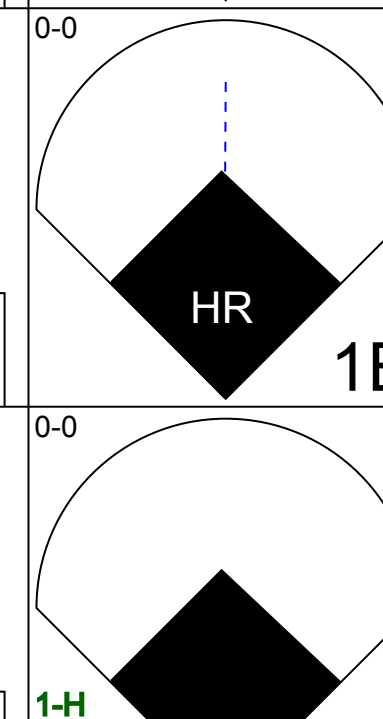
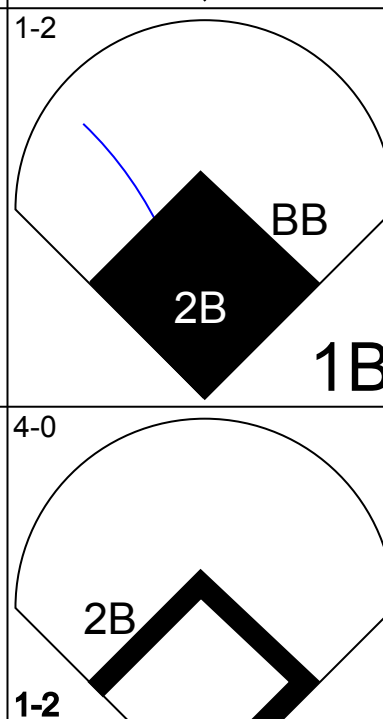

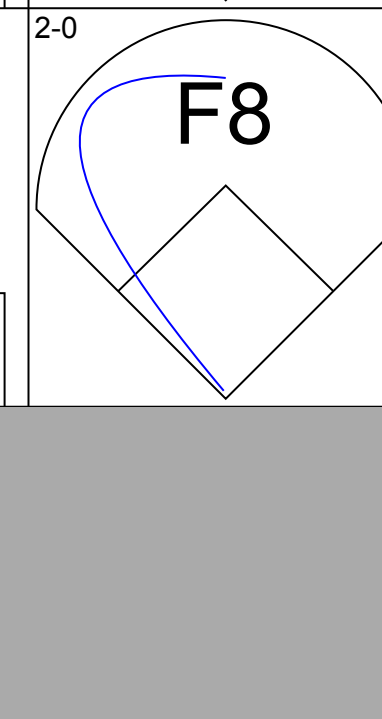
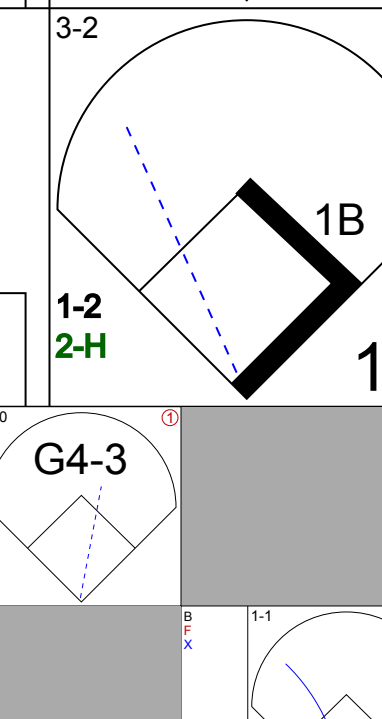
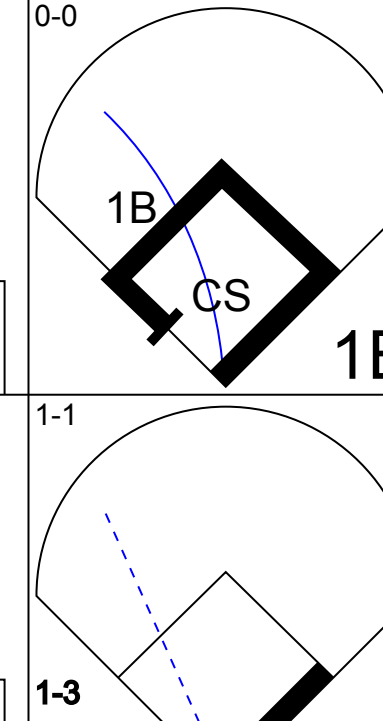
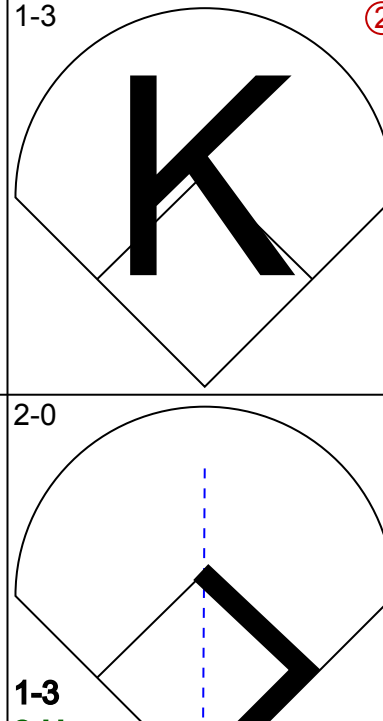

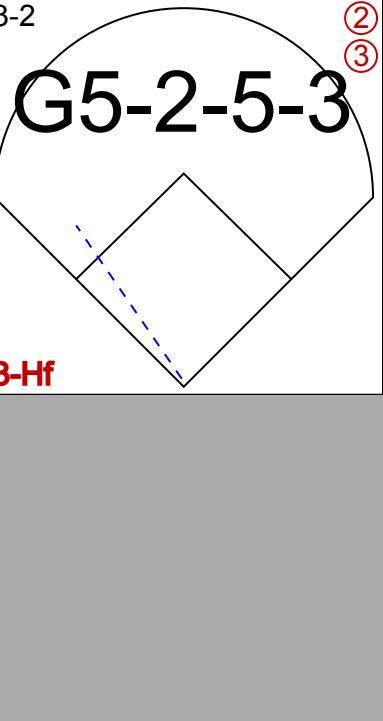

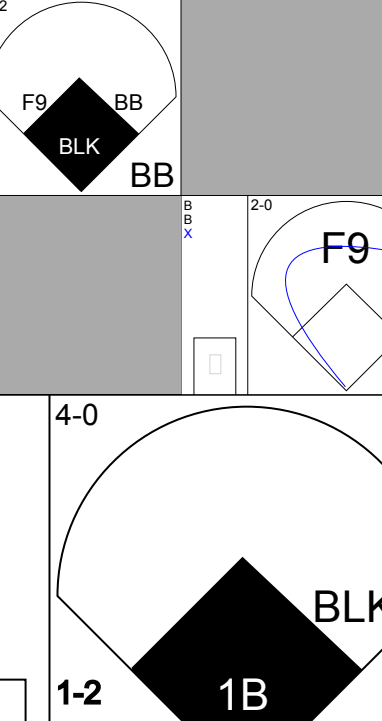
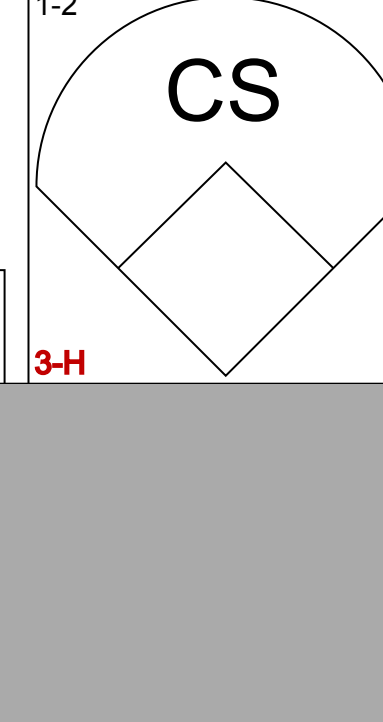

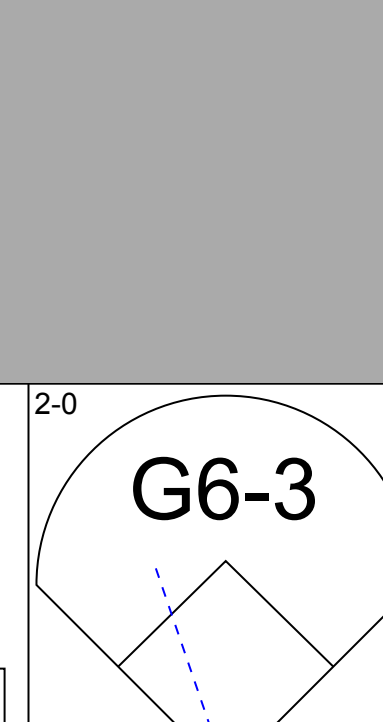

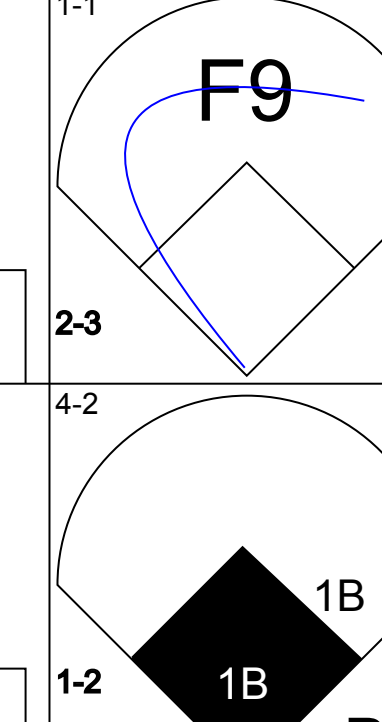
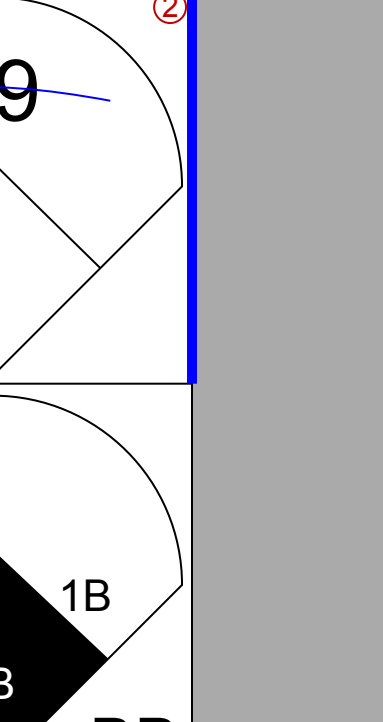
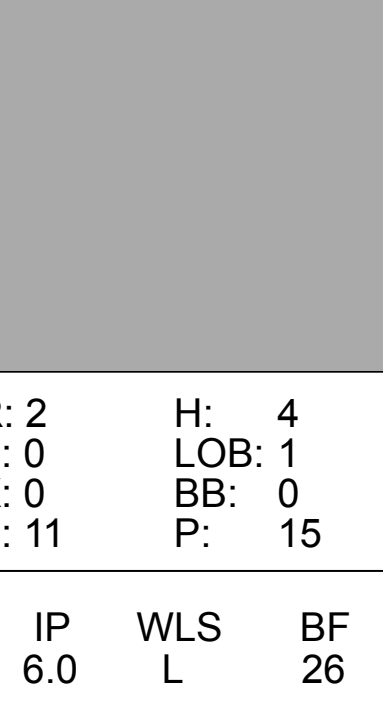

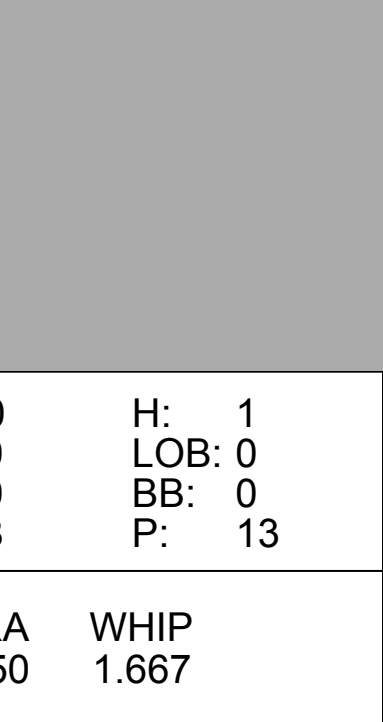
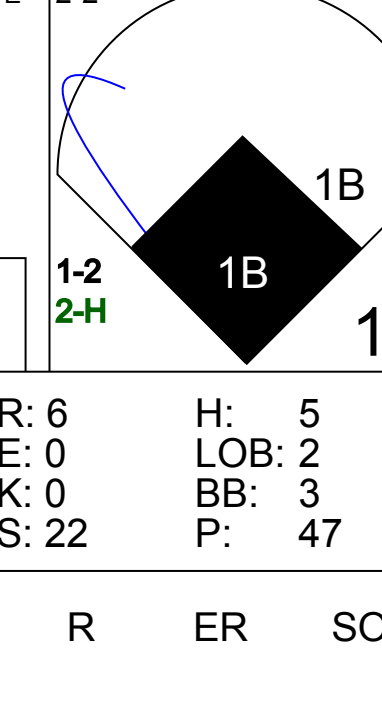
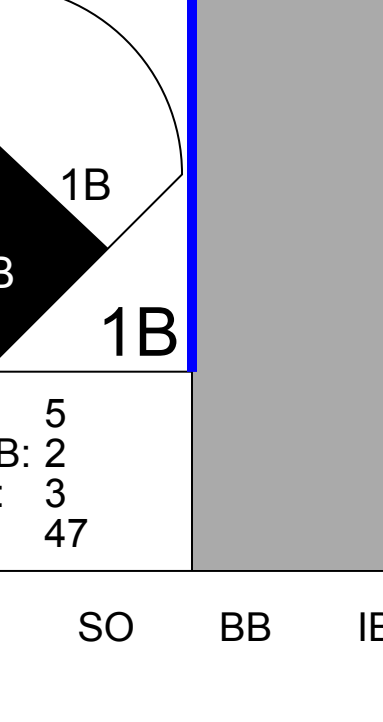







Batter	1	2	3	4	5	6	7	8	9	AB	R	H	RBI	BB	SO	LOB	TOP					
Craig Biggio, R OBP: 0.366, SLG: 0.502 (1, 4)			 3B		 1-2		 0-0		 3-2	4	0	1	0	1	1	4						
Kevin Bass, S OBP: 0.284, SLG: 0.372 (1, 9)					 2-3			 3-2		4	0	0	0	0	1	3						
5 Jeff Bagwell, R OBP: 0.408, SLG: 0.546 (1, 3)			 3-H			 2-3		 0-0		4	0	0	0	0	2	1						
Chris James, R OBP: 0.352, SLG: 0.571 Steve Finley, L OBP: 0.294, SLG: 0.315 (8, PR) (8, 8)		 1-3		 1-2		 1-1		 2-2		4	0	0	0	0	1	0						
Ken Caminiti, S OBP: 0.303, SLG: 0.466 (1, 5)		 2-3		 1-2		 0-0		 3-1		4	0	0	0	0	1	1						
Andujar Cedeno, R OBP: 0.388, SLG: 0.447 (1, 6)		 3-2		 1-3			 2-0		 1-2	3	1	1	0	0	1	0						
Scott Servais, R OBP: 0.381, SLG: 0.558 (1, 2)		 3-2		 2-2		 3-2		 0-3		4	0	1	1	0	1	1						
Casey Candaele, S OBP: 0.289, SLG: 0.326 (8, 7)		 1-2		 1-3		 1-1		 2-2		4	0	3	0	0	1	0						
Greg Swindell, L OBP: 0.214, SLG: 0.250 Eric Anthony, L OBP: 0.292, SLG: 0.418 Al Osuna, R OBP: 0.333, SLG: 0.313 Brian Williams, R OBP: 0.333, SLG: 0.313 Juan Agosto, L OBP: 0.333, SLG: 0.313 Tom Edens, R OBP: 0.333, SLG: 0.313 Luis Gonzalez, L OBP: 0.333, SLG: 0.419 (11, 1) (7, PH) (7, 1) (7, 1) (8, 1) (8, 1) (9, PH)		 0-0		 0-0		 0-0		 2-3		2	0	0	0	0	0	2						
Inning Stats	R: 0 E: 0 K: 3 S: 9	H: 0 LOB: 0 BB: 0 P: 13	R: 1 E: 0 K: 2 S: 20	H: 3 LOB: 2 BB: 0 P: 30	R: 0 E: 0 K: 0 S: 9	H: 1 LOB: 0 BB: 0 P: 14	R: 0 E: 0 K: 1 S: 9	H: 0 LOB: 0 BB: 0 P: 12	R: 0 E: 1 K: 1 S: 6	H: 0 LOB: 2 BB: 1 P: 18	R: 0 E: 0 K: 0 S: 6	H: 0 LOB: 0 BB: 0 P: 9	R: 0 E: 1 K: 0 S: 8	H: 1 LOB: 2 BB: 0 P: 14	R: 0 E: 0 K: 0 S: 9	H: 0 LOB: 1 BB: 0 P: 17	R: 0 E: 0 K: 1 S: 16	H: 1 LOB: 2 BB: 1 P: 26	1B: 4 2B: 2 3B: 1 HR: 0	SF: 0 SAC: 0 DP: 1 HBP: 0	WP: 0 PB: 0 SB: 0 CS: 0	PA: 37
PITCHER	IP	WLS	BF	H	R	ER	SO	BB	IBB	HBP	BLK	WP	HR	S	P	ERA	WHIP					
Bruce Ruffin, L ERA: 4.09 (1, 1)	6.2	W	27	5	1	1	8	1	0	0	0	0	0	69	109	1.35	0.900					
Keith Shepherd, R ERA: 7.59 (7, 1)	1.1		5	0	0	0	0	0	0	0	0	0	0	10	18	0.00	0.000					
Darren Holmes, R ERA: 7.59 (9, 1)	0.2		4	1	0	0	1	1	0	0	0	0	0	13	20	0.00	3.000					
Mark Grant, R ERA: 1.88 (9, 1)	0.1		1	0	0	0	0	0	0	0	0	0	0	3	6	0.00	0.000					

Houston Astros @ Colorado Rockies
Mile High Stadium, Denver, CO
Sun Jun 13 1993, 5:33 AM EDT
Att: 60,349 - Sunny - 72 F

AB 34
R 1
H 6
RBI 1
BB 2
SO 9
LOB 14



Batter	1	2	3	4	5	6	7	8	9	AB	R	H	RBI	BB	SO	LOB	BOTTOM				
Eric Young Sr., R OBP: 0.324, SLG: 0.324 (1, 4)		 2-0		 4-2			 0-0	 2-1		4	1	1	1	1	0	1					
Vinny Castilla, R OBP: 0.348, SLG: 0.459 (1, 6)			 1-0	 1-3			 1-2	 2-0		5	1	2	1	0	1	1					
Dante Bichette, R OBP: 0.371, SLG: 0.524 (1, 9)	 0-0		 1-2	 2B		 2-1	 2-0	 3-2		5	2	4	1	0	0	1					
Andres Galarraga, R OBP: 0.441, SLG: 0.663 (1, 3)	 0-0		 1-2	 4-0		 0-0	 0-0	 1-2		4	1	2	3	1	0	1					
Charlie Hayes, R OBP: 0.344, SLG: 0.479 (1, 5)	 0-0		 1-3		 3-2		 0-0	 1-1		4	1	1	0	1	1	5					
Jerald Clark, R OBP: 0.328, SLG: 0.436 (1, 7)	 1-1		 2-0	 1-3		 1-2		 4-0		3	1	2	1	1	0	0					
Chris Jones, R OBP: 0.375, SLG: 0.553 Keith Shepherd, R OBP: 0.333, SLG: 0.313 Jim Tatum, R OBP: 0.241, SLG: 0.308 Alex Cole, L OBP: 0.326, SLG: 0.304 (1, 8) (7, 1) (8, PH) (8, 8)	 1-2	 0-1	 1-3		 2-2		 1-1	 2-3		3	0	0	0	0	1	2					
Jayhawk Owens, R OBP: 0.600, SLG: 0.556 (1, 2)		 3-2		 2-0		 0-0		 4-2		3	1	1	0	1	0	0					
Bruce Ruffin, S ERA: 5.0 Daryl Boston, L OBP: 0.351, SLG: 0.350 Pedro Castellano, R OBP: 0.333, SLG: 0.313 Darren Holmes, R OBP: 0.333, SLG: 0.313 Mark Grant, R ERA: 4.91 (1, 1) (7, 8) (8, PH) (9, 1) (9, 1)		 0-0		 1-3		 1-2		 3-2		1	0	0	0	0	1	0					
Inning Stats	R: 2 E: 0 K: 0 S: 11	H: 4 LOB: 1 BB: 0 P: 15	R: 0 E: 0 K: 0 S: 9	H: 1 LOB: 0 BB: 0 P: 14	R: 1 E: 0 K: 2 S: 11	H: 2 LOB: 1 BB: 1 P: 21	R: 0 E: 0 K: 2 S: 9	H: 0 LOB: 1 BB: 1 P: 17	R: 0 E: 0 K: 0 S: 7	H: 0 LOB: 0 BB: 0 P: 10	R: 0 E: 0 K: 0 S: 9	H: 1 LOB: 1 BB: 0 P: 13	R: 6 E: 0 K: 0 S: 22	H: 5 LOB: 2 BB: 3 P: 47	1B: 10 2B: 3 3B: 1 HR: 1	SF: 0 SAC: 1 DP: 1 HBP: 0	WP: 1 PB: 0 SB: 0 CS: 1	PA: 42			
PITCHER	IP	WLS	BF	H	R	ER	SO	BB	IBB	HBP	BLK	WP	HR	S	P	ERA	WHIP				
Greg Swindell, L ERA: 5.0 (1, 1)	6.0	L	26	8	3	3	4	2	0	0	0	0	0	3	4	0.00	0.000				
Al Osuna, L ERA: 3.86 (7, 1)	0.1		1	0	0	0	0	0	0	0	0	0	0	3	4	0.00	0.000				
Brian Williams, R ERA: 4.33 (7, 1)	1.1		8	1	3	3	0	3	0	0	1	0	0	15	31	20.25	3.000				
Juan Agosto, L ERA: 8.31 (8, 1)	0.0		2	2	0	0	0	0	0	0	0	0	0	6	10	∞	∞				
Tom Edens, R ERA: 4.91 (8, 1)	0.1		4	3	3	3	0	0	0	0	0	1	0	7	15	81.00	9.000				

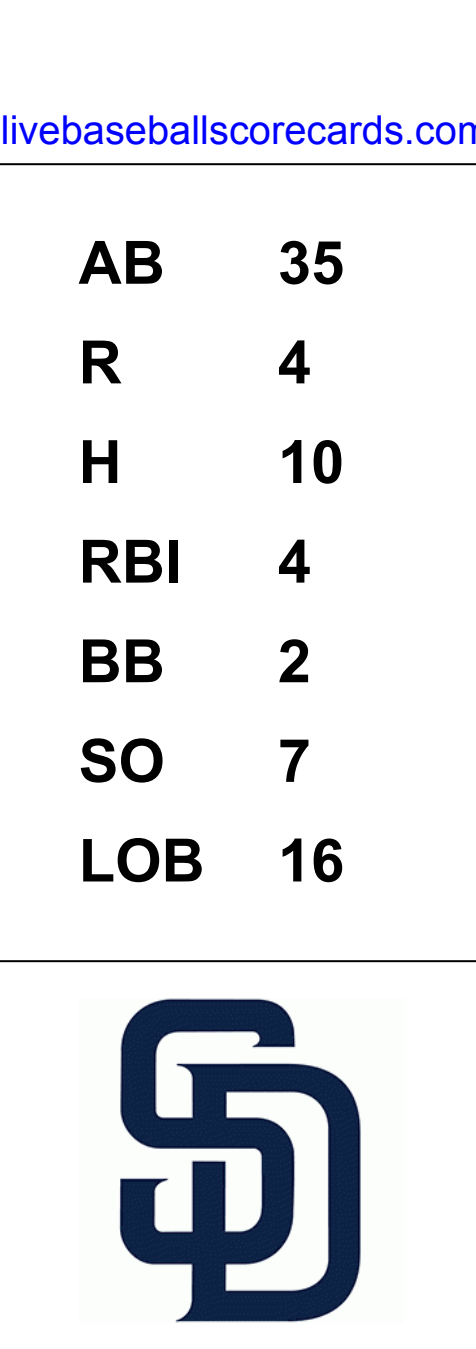
Houston Astros @ Colorado Rockies
Mile High Stadium, Denver, CO
Sun Jun 13 1993, 5:33 AM EDT
Att: 60,349 - Sunny - 72 F

AB 35
R 9
H 14
RBI 8
BB 5
SO 4
LOB 13



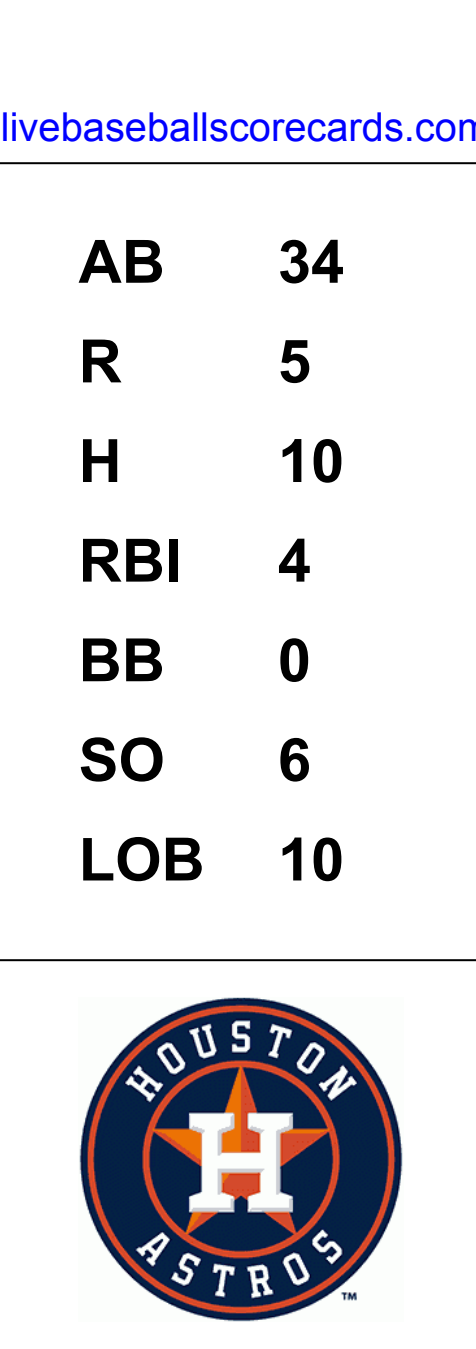
Batter	1	2	3	4	5	6	7	8	9	AB	R	H	RBI	BB	SO	LOB	TOP							
Bill Bean, L OBP: 0.235, SLG: 0.250 Craig Shipley, R OBP: 0.248, SLG: 0.330	F9		G5-3			G4-3		1B FC5-6 HBP	F8	3	1	0	0	0	0	0								
Jeff Gardner, L OBP: 0.332, SLG: 0.347	G4-3		G4-3			K		K	L9	5	0	0	0	0	2	4								
Derek Bell, R OBP: 0.343, SLG: 0.467	HR				G5-3			K	1B FC5-6 1-3 2-H	4	1	2	1	0	1	0								
Fred McGriff, L OBP: 0.341, SLG: 0.479	HR				K			1B BB	FC5-6 1B 1-2 3-H	4	1	2	3	0	1	1								
Phil Plantier, L OBP: 0.303, SLG: 0.470	F8				G4-3			1B BB	1B 1-2 1-3	4	0	2	0	0	0	0								
Tim Taulfel, R OBP: 0.340, SLG: 0.500			K			G4-6-3 BB		B1	L5	3	0	0	0	1	1	4								
Kevin Higgins, L OBP: 0.314, SLG: 0.244 Pat Gomez, L OBP: 0.303, SLG: 0.303	L9					G4-6-3			K	2	0	0	0	1	0	1	AB 35							
Ricky Gutierrez, R OBP: 0.366, SLG: 0.337 Gary Sheffield, R OBP: 0.344, SLG: 0.481	F9					1-2		G5-4-3 BB	F8 1B	0	0	0	0	0	0	0	R 4							
Doug Brocail, L OBP: 0.365, SLG: 0.486			K			G4-3			1B	2	0	1	0	0	0	3	H 10							
									1B	2	0	1	0	0	0	0	RBI 4							
									1B	2	0	0	0	0	1	1	BB 2							
									1B	2	1	2	0	0	0	0	SO 7							
									1B	2	1	2	0	0	0	0	LOB 16							
									1B	2	0	0	0	0	1	1								
									1B	2	1	2	0	0	0	0								
Inning Stats	R: 2 E: 0 K: 0 S: 11	H: 2 LOB: 0 BB: 0 P: 18	R: 0 E: 0 K: 1 S: 8	H: 0 LOB: 0 BB: 0 P: 15	R: 0 E: 0 K: 1 S: 7	H: 0 LOB: 0 BB: 0 P: 9	R: 0 E: 0 K: 1 S: 11	H: 0 LOB: 0 BB: 0 P: 16	R: 0 E: 0 K: 2 S: 9	H: 1 LOB: 1 BB: 1 P: 15	R: 0 E: 0 K: 0 S: 10	H: 0 LOB: 0 BB: 0 P: 14	R: 0 E: 0 K: 0 S: 9	H: 2 LOB: 2 BB: 1 P: 16	R: 2 E: 0 K: 1 S: 18	H: 3 LOB: 2 BB: 0 P: 26	R: 0 E: 0 K: 1 S: 9	H: 2 LOB: 2 BB: 0 P: 10	1B: 8 2B: 1 3B: 0 HR: 1	SF: 0 SAC: 0 DP: 2 HBP: 1	WP: 0 PB: 0 SB: 0 CS: 0	PA: 38		
PITCHER	IP WLS BF H R ER SO BB IBB HBP BLK WP HR S P ERA WHIP	IP WLS BF H R ER SO BB IBB HBP BLK WP HR S P ERA WHIP	IP WLS BF H R ER SO BB IBB HBP BLK WP HR S P ERA WHIP	IP WLS BF H R ER SO BB IBB HBP BLK WP HR S P ERA WHIP	IP WLS BF H R ER SO BB IBB HBP BLK WP HR S P ERA WHIP	IP WLS BF H R ER SO BB IBB HBP BLK WP HR S P ERA WHIP	IP WLS BF H R ER SO BB IBB HBP BLK WP HR S P ERA WHIP	IP WLS BF H R ER SO BB IBB HBP BLK WP HR S P ERA WHIP	IP WLS BF H R ER SO BB IBB HBP BLK WP HR S P ERA WHIP	IP WLS BF H R ER SO BB IBB HBP BLK WP HR S P ERA WHIP	IP WLS BF H R ER SO BB IBB HBP BLK WP HR S P ERA WHIP	IP WLS BF H R ER SO BB IBB HBP BLK WP HR S P ERA WHIP	IP WLS BF H R ER SO BB IBB HBP BLK WP HR S P ERA WHIP	IP WLS BF H R ER SO BB IBB HBP BLK WP HR S P ERA WHIP	IP WLS BF H R ER SO BB IBB HBP BLK WP HR S P ERA WHIP	IP WLS BF H R ER SO BB IBB HBP BLK WP HR S P ERA WHIP	IP WLS BF H R ER SO BB IBB HBP BLK WP HR S P ERA WHIP	IP WLS BF H R ER SO BB IBB HBP BLK WP HR S P ERA WHIP	IP WLS BF H R ER SO BB IBB HBP BLK WP HR S P ERA WHIP	IP WLS BF H R ER SO BB IBB HBP BLK WP HR S P ERA WHIP	IP WLS BF H R ER SO BB IBB HBP BLK WP HR S P ERA WHIP	IP WLS BF H R ER SO BB IBB HBP BLK WP HR S P ERA WHIP	IP WLS BF H R ER SO BB IBB HBP BLK WP HR S P ERA WHIP	IP WLS BF H R ER SO BB IBB HBP BLK WP HR S P ERA WHIP

San Diego Padres @ Houston Astros
Astrodome, Houston, TX
Wed Jun 16 1993, 8:05 PM EDT
Att. 17,715 - Dome



Batter	1	2	3	4	5	6	7	8	9	AB	R	H	RBI	BB	SO	LOB	BOTTOM							
Craig Biggio, R OBP: 0.359, SLG: 0.490	K		E6 5 1B			F9		G5-3		4	0	0	0	0	1	1								
Andujar Cedeno, R OBP: 0.370, SLG: 0.454	F8		K			CI		E8 5 BLK 1B		3	1	1	1	0	1	1								
5 Jeff Bagwell, R OBP: 0.310, SLG: 0.544	1B		1B			K		1B		4	0	3	0	0	1	1								
Ken Caminiti, S OBP: 0.302, SLG: 0.458	F7		G4-3			1B		K		4	1	1	0	0	1	4								
Eric Anthony, L OBP: 0.348, SLG: 0.405 Doug Jones, R OBP: 0.303, SLG: 0.412	G3				G4-3			F7		4	0	0	0	0	0	2								
Luis Gonzalez, L OBP: 0.333, SLG: 0.412	F7				K			1B		0	0	0	0	0	0	0								
Scott Servais, R OBP: 0.372, SLG: 0.563	G2-3				HR			1B		0	0	0	0	0	0	0								
Steve Finley, L OBP: 0.287, SLG: 0.307			G4-3		G4-3			F8		4	0	0	0	0	0	1								
Mark Portugal, R OBP: 0.320, SLG: 0.409 Xavier Hernandez, L OBP: 0.304, SLG: 0.364			HR			K		1B		2	1	1	1	0	1	0								
								E		0	0	0	0	0	0	0								
								2B		1	1	1	0	0	0	0								
								2B		1	1	1	0	0	0	0								
								2B		1	1	1	0	0	0	0								
								2B		1	1	1	0	0	0	0								
Inning Stats	R: 0 E: 0 K: 1 S: 8	H: 1 LOB: 1 BB: 0 P: 9	R: 0 E: 0 K: 0 S: 6	H: 0 LOB: 0 BB: 0 P: 8	R: 1 E: 1 K: 1 S: 14	H: 2 LOB: 2 BB: 0 P: 21	R: 1 E: 0 K: 1 S: 9	H: 1 LOB: 0 BB: 0 P: 15	R: 0 E: 0 K: 2 S: 10	H: 0 LOB: 1 BB: 0 P: 14	R: 1 E: 0 K: 0 S: 7	H: 3 LOB: 1 BB: 0 P: 10	R: 2 E: 1 K: 1 S: 12	H: 3 LOB: 1 BB: 0 P: 20	R: 0 E: 0 K: 0 S: 7	H: 0 LOB: 0 BB: 0 P: 11	1B: 7 2B: 1 3B: 0 HR: 2	SF: 0 SAC: 0 DP: 0 HBP: 0	WP: 0 PB: 0 SB: 0 CS: 0	PA: 35				
PITCHER	IP WLS BF H R ER SO BB IBB HBP BLK WP HR S P ERA WHIP	IP WLS BF H R ER SO BB IBB HBP BLK WP HR S P ERA WHIP	IP WLS BF H R ER SO BB IBB HBP BLK WP HR S P ERA WHIP	IP WLS BF H R ER SO BB IBB HBP BLK WP HR S P ERA WHIP	IP WLS BF H R ER SO BB IBB HBP BLK WP HR S P ERA WHIP	IP WLS BF H R ER SO BB IBB HBP BLK WP HR S P ERA WHIP	IP WLS BF H R ER SO BB IBB HBP BLK WP HR S P ERA WHIP	IP WLS BF H R ER SO BB IBB HBP BLK WP HR S P ERA WHIP	IP WLS BF H R ER SO BB IBB HBP BLK WP HR S P ERA WHIP	IP WLS BF H R ER SO BB IBB HBP BLK WP HR S P ERA WHIP	IP WLS BF H R ER SO BB IBB HBP BLK WP HR S P ERA WHIP	IP WLS BF H R ER SO BB IBB HBP BLK WP HR S P ERA WHIP	IP WLS BF H R ER SO BB IBB HBP BLK WP HR S P ERA WHIP	IP WLS BF H R ER SO BB IBB HBP BLK WP HR S P ERA WHIP	IP WLS BF H R ER SO BB IBB HBP BLK WP HR S P ERA WHIP	IP WLS BF H R ER SO BB IBB HBP BLK WP HR S P ERA WHIP	IP WLS BF H R ER SO BB IBB HBP BLK WP HR S P ERA WHIP	IP WLS BF H R ER SO BB IBB HBP BLK WP HR S P ERA WHIP	IP WLS BF H R ER SO BB IBB HBP BLK WP HR S P ERA WHIP	IP WLS BF H R ER SO BB IBB HBP BLK WP HR S P ERA WHIP	IP WLS BF H R ER SO BB IBB HBP BLK WP HR S P ERA WHIP	IP WLS BF H R ER SO BB IBB HBP BLK WP HR S P ERA WHIP	IP WLS BF H R ER SO BB IBB HBP BLK WP HR S P ERA WHIP	IP WLS BF H R ER SO BB IBB HBP BLK WP HR S P ERA WHIP

San Diego Padres @ Houston Astros
Astrodome, Houston, TX
Wed Jun 16 1993, 8:05 PM EDT
Att. 17,715 - Dome



Batter	1	2	3	4	5	6	7	8	9	AB	R	H	RBI	BB	SO	LOB	TOP					
Bill Bean, L OBP: 0.238, SLG: 0.250 (1, 9)										4	0	1	0	0	0	0	San Diego Padres @ Houston Astros Astrodome, Houston, TX Thu Jun 17 1993, 8:05 PM EDT Att: 19,803 - Dome					
Jeff Gardner, L OBP: 0.340, SLG: 0.364 (1, 4)										3	1	2	0	1	0	1						
Gary Sheffield, R OBP: 0.346, SLG: 0.479 (1, 5)										3	0	1	1	1	0	1						
Fred McGriff, L OBP: 0.336, SLG: 0.471 (1, 3)										4	0	0	0	0	0	4						
Phil Plantier, L OBP: 0.308, SLG: 0.467 (1, 7)										3	0	1	0	1	0	2						
Derek Bell, R OBP: 0.337, SLG: 0.459 (1, 8)										4	0	0	0	0	3	2						
Kevin Higgins, L OBP: 0.309, SLG: 0.245 (1, 2)										4	0	1	0	0	0	2						
Ricky Gutierrez, R OBP: 0.365, SLG: 0.337 (9, PH)										3	0	1	0	0	1	1						
Kurt Stillwell, S OBP: 0.300, SLG: 0.300 (9, PH)										1	0	0	0	0	1	1						
Andy Benes, R OBP: 0.182, SLG: 0.313 (8, 1)										3	0	0	0	0	3	3						
Mark Ettles, R (8, 1)										0	0	0	0	0	0	0						
Inning Stats	R: 1 E: 0 K: 0 S: 9	H: 2 LOB: 0 BB: 0 P: 14	R: 0 E: 0 K: 2 S: 14	H: 1 LOB: 2 BB: 1 P: 21	R: 0 E: 0 K: 0 S: 12	H: 0 LOB: 2 BB: 2 P: 25	R: 0 E: 0 K: 0 S: 6	H: 0 LOB: 0 BB: 0 P: 8	R: 0 E: 0 K: 1 S: 6	H: 1 LOB: 0 BB: 0 P: 10	R: 0 E: 0 K: 0 S: 4	H: 0 LOB: 0 BB: 0 P: 6	R: 0 E: 0 K: 3 S: 12	H: 1 LOB: 1 BB: 0 P: 18	R: 0 E: 0 K: 0 S: 9	H: 1 LOB: 1 BB: 0 P: 14	R: 0 E: 0 K: 2 S: 13	H: 1 LOB: 1 BB: 0 P: 21	1B: 6 2B: 0 3B: 1 HR: 0	SF: 0 SAC: 0 DP: 2 HBP: 0	WP: 1 PB: 0 SB: 0 CS: 0	PA: 35
PITCHER	IP WLS BF H R ER SO BB IBB HBP BLK WP HR S P ERA WHIP																					
Darryl Kile, R ERA: 2.96 (1, 1)	7.0 W 27 5 1 1 6 3 0 0 0 0 0 0 63 102 1.29 1.143																					
Brian Williams, R ERA: 4.1 (8, 1)	2.0 S 8 2 0 0 2 0 0 0 0 0 1 0 22 35 0.00 1.000																					

livebaseballscores.com

AB 32
R 1
H 7
RBI 1
BB 3
SO 8
LOB 17



Batter	1	2	3	4	5	6	7	8	9	AB	R	H	RBI	BB	SO	LOB	BOTTOM			
Craig Biggio, R OBP: 0.357, SLG: 0.492 (1, 4)										3	0	1	1	0	0	0	San Diego Padres @ Houston Astros Astrodome, Houston, TX Thu Jun 17 1993, 8:05 PM EDT Att: 19,803 - Dome			
Andujar Cadeno, R OBP: 0.388, SLG: 0.465 (1, 6)										4	1	1	1	0	1	1				
5 Jeff Bagwell, R OBP: 0.404, SLG: 0.535 (1, 3)										4	0	0	0	0	0	1				
Ken Caminiti, S OBP: 0.301, SLG: 0.455 (1, 5)										4	0	1	0	0	1	0				
Eric Anthony, L OBP: 0.347, SLG: 0.402 (1, 9)										4	0	1	0	0	1	1				
Scott Servais, R OBP: 0.388, SLG: 0.547 (1, 2)										3	0	0	0	1	1	2				
Luis Gonzalez, L OBP: 0.338, SLG: 0.410 (1, 7)										1	1	0	0	2	1	1				
Steve Finley, L OBP: 0.288, SLG: 0.307 (1, 8)										3	1	1	0	0	1	2				
Darryl Kile, R ERA: 2.88 (7, PH)										2	0	0	0	0	0	0				
Kevin Bass, S OBP: 0.293, SLG: 0.392 (8, 1)										1	1	1	2	0	0	0				
Brian Williams, R ERA: 2.64 (8, 1)										0	0	0	0	0	0	0				
Inning Stats	R: 0 E: 0 K: 0 S: 6	H: 0 LOB: 0 BB: 0 P: 7	R: 0 E: 0 K: 2 S: 13	H: 0 LOB: 2 BB: 2 P: 25	R: 0 E: 0 K: 1 S: 10	H: 1 LOB: 1 BB: 0 P: 15	R: 0 E: 0 K: 1 S: 9	H: 1 LOB: 1 BB: 0 P: 14	R: 0 E: 0 K: 0 S: 9	H: 0 LOB: 0 BB: 0 P: 14	R: 1 E: 0 K: 1 S: 8	H: 1 LOB: 0 BB: 0 P: 10	R: 3 E: 0 K: 0 S: 9	H: 2 LOB: 0 BB: 1 P: 20	R: 0 E: 0 K: 1 S: 10	H: 1 LOB: 1 BB: 0 P: 18	1B: 3 2B: 2 3B: 0 HR: 1	SF: 1 SAC: 0 DP: 0 HBP: 0	WP: 1 PB: 0 SB: 0 CS: 0	PA: 33
PITCHER	IP WLS BF H R ER SO BB IBB HBP BLK WP HR S P ERA WHIP																			
Andy Benes, R ERA: 2.88 (8, 1)	1.0 L 4 1 0 0 1 0 0 0 0 0 1 0 10 18 0.00 1.000																			

livebaseballscores.com

AB 29
R 4
H 6
RBI 4
BB 3
SO 6
LOB 8



Batter	1	2	3	4	5	6	7	8	9	AB	R	H	RBI	BB	SO	LOB	TOP			
Darren Lewis, R OBP: 0.320, SLG: 0.372 (1, 8)	4-2 FC3-5 S BB	2-0 F9		1-1 F9			0-0 G5-3		0-1 E6 2B	4	1	0	0	1	0	3				
Mike Benjamin, R OBP: 0.296, SLG: 0.254 (1, 4)	1-0 FC3-5 1B HR		1-0 F7		0-0 F7		2-1 L7		1-1 2B	4	1	0	0	0	0	1				
Robby Thompson, R OBP: 0.356, SLG: 0.434 (9, PH)									1-3 2B	1	1	1	2	0	0	0				
Will Clark, L OBP: 0.341, SLG: 0.357 (1, 3)	1-2 HR 1B		0-1 1B 1B		2-1 G3			1-0 F8	4-0 2B	4	3	2	0	1	0	0				
Matt Williams, R OBP: 0.331, SLG: 0.591 (1, 5)	1-1 HR		0-1 1B 1B		0-0 F9			2-1 G6-3	0-2 1B 2B	5	2	3	6	0	0	0				
Barry Bonds, L OBP: 0.484, SLG: 0.725 (1, 7)	2-2 F7		0-0 1B 1B		1-1 L5			3-2 1B	1-0 BLK 1B	5	0	3	1	0	0	0				
Mark Carreon, R OBP: 0.430, SLG: 0.515 (1, 9)	1-3 K		2-3 K		4-2 FC6-4 BB			0-2 L5	0-0 BLK 1B	3	0	0	0	1	2	4				
Dave Martinez, L OBP: 0.289, SLG: 0.348 (9, PH)								1-2 SAFE		1	0	1	0	0	0	0				
Royce Clayton, R OBP: 0.316, SLG: 0.346 (1, 6)		0-2 F8	2-2 1B		1-2 F9			1-2 SAFE	G4-3 G6-3	5	0	1	1	0	0	3				
Kirt Manwaring, R OBP: 0.365, SLG: 0.350 (1, 2)		0-1 F8		2-2 F3				0-0 FC6-4	2B L4	5	1	1	0	0	0	3				
Dave Righetti, L (9, 1)								1-2 SAFE		0	0	0	0	0	0	0				
John Burkett, R OBP: 0.147, SLG: 0.121 (1, 1)		1-1 1B		0-2 G1-3				1-3 K	4-1 E 2B BB	3	0	1	0	0	1	0				
Michael Jackson, R OBP: 0.500, SLG: 1.000 (8, 1)										0	0	0	0	0	0	0				
Jeff Reed, L OBP: 0.321, SLG: 0.400 (9, PH)										0	1	0	0	1	0	0				
John Burkett, R OBP: 0.147, SLG: 0.121 (1, 1)										0	0	0	0	0	0	0				
Inning Stats	R: 3 E: 0 K: 1 S: 17	H: 2 LOB: 0 BB: 1 P: 27	R: 0 E: 0 K: 0 S: 8	H: 1 LOB: 1 BB: 0 P: 11	R: 1 E: 0 K: 1 S: 13	H: 4 LOB: 2 BB: 0 P: 18	R: 0 E: 0 K: 0 S: 10	H: 0 LOB: 0 BB: 0 P: 13	R: 0 E: 0 K: 0 S: 4	H: 0 LOB: 1 BB: 1 P: 14	R: 0 E: 0 K: 1 S: 6	H: 0 LOB: 0 BB: 0 P: 9	R: 0 E: 0 K: 0 S: 9	H: 1 LOB: 1 BB: 0 P: 15	R: 6 E: 1 K: 0 S: 19	H: 5 LOB: 2 BB: 2 P: 32	1B: 9 2B: 3 3B: 0 HR: 1	SF: 0 SAC: 0 DP: 0 HBP: 0	WP: 0 PB: 0 SB: 1 CS: 1	PA: 44
PITCHER	IP	WLS	BF	H	R	ER	SO	BB	IBB	HBP	BLK	WP	HR	S	P	ERA	WHIP			
Greg Swindell, L ERA: 5.01	7.0	L	29	7	4	4	3	2	0	0	0	0	1	66	98	5.14	1.286			
Al Osuna, L ERA: 3.12	1.0		4	1	0	0	0	0	0	0	0	0	0	9	15	0.00	1.000			
Xavier Hernandez, R ERA: 3.7	0.1		7	3	6	5	0	1	1	0	0	0	0	12	23	135.00	12.000			
Juan Agosto, L ERA: 6.0	0.2		4	2	0	0	0	0	0	0	1	0	0	7	9	0.00	3.000			

San Francisco Giants @ Houston Astros
Astrodome, Houston, TX
Sat Jun 19 1993, 8:05 PM EDT
Att: 49,075 - Dome

AB 40
R 10
H 13
RBI 10
BB 4
SO 3
LOB 14



Batter	1	2	3	4	5	6	7	8	9	AB	R	H	RBI	BB	SO	LOB	BOTTOM			
Craig Biggio, R OBP: 0.354, SLG: 0.482 (1, 4)	1-1 G5-3	0-0 G4-3			2-1 G4-3		2-2 P3			4	0	0	0	0	0	2				
Steve Finley, L OBP: 0.293, SLG: 0.312 (1, 8)	1-2 G1-3		1-2 F6		1-0 G6-4-3 1B			1-2 P5		4	0	1	0	0	0	0				
5 Jeff Bagwell, R OBP: 0.396, SLG: 0.522 (1, 3)	1-0 G5-3		0-2 G6-3		0-0 G6-4-3			1-1 G1-3		4	0	0	0	0	0	1				
Ken Caminiti, S OBP: 0.295, SLG: 0.444 (1, 5)		1-1 G5-3	0-0 S 1B		0-0 F7			1-0 G4-3		4	0	1	0	0	0	0				
Eric Anthony, L OBP: 0.344, SLG: 0.397 (1, 9)		0-0 HBP 1B 1B	1-3 K		0-0 B1-3			2-3 K		4	1	1	0	0	2	1				
Luis Gonzalez, L OBP: 0.339, SLG: 0.410 (1, 7)		0-0 HBP 1B 1B		0-0 G4-1 S 1B		1-1 L3		0-3 K		4	1	2	0	0	1	0				
Andujar Cedeno, R OBP: 0.367, SLG: 0.459 (1, 6)		3-2 1B SH4-3 HBP		1-0 F7			0-0 G5-3 SH2-4 1B		3-2 F9	3	1	1	0	0	0	1				
Eddie Taubensee, L OBP: 0.317, SLG: 0.378 (1, 2)		3-2 SH4-3 1B		2-1 G4-1			0-0 SH2-4			2	0	1	2	0	0	1				
Greg Swindell, L OBP: 0.207, SLG: 0.241 (1, 1)		1-3 2H 3H 1B		2-3 K			0-1 G5-3			1	0	0	1	0	1	1				
Kevin Bass, S OBP: 0.234, SLG: 0.402 (7, PH)		SH4-3								1	0	0	0	0	0	1				
Al Osuna, R (8, 1)										0	0	0	0	0	0	0				
Xavier Hernandez, L (9, 1)										0	0	0	0	0	0	0				
Juan Agosto, L (9, 1)										0	0	0	0	0	0	0				
Inning Stats	R: 0 E: 0 K: 0 S: 6	H: 0 LOB: 0 BB: 0 P: 9	R: 3 E: 0 K: 0 S: 13	H: 3 LOB: 1 BB: 0 P: 20	R: 0 E: 0 K: 1 S: 11	H: 1 LOB: 1 BB: 0 P: 13	R: 0 E: 0 K: 1 S: 8	H: 1 LOB: 1 BB: 0 P: 12	R: 0 E: 0 K: 0 S: 4	H: 0 LOB: 0 BB: 0 P: 5	R: 0 E: 0 K: 0 S: 8	H: 1 LOB: 1 BB: 0 P: 10	R: 0 E: 0 K: 0 S: 6	H: 0 LOB: 0 BB: 0 P: 9	R: 0 E: 0 K: 2 S: 10	H: 0 LOB: 0 BB: 0 P: 15	1B: 7 2B: 0 3B: 0 HR: 0	SF: 0 SAC: 2 DP: 1 HBP: 1	WP: 0 PB: 0 SB: 2 CS: 0	PA: 34
PITCHER	IP	WLS	BF	H	R	ER	SO	BB	IBB	HBP	BLK	WP	HR	S	P	ERA	WHIP			
John Burkett, R ERA: 3.3	7.0	W	28	7	3	3	2	0	0	1	0	0	0	54	76	3.86	1.000			
Michael Jackson, R ERA: 1.64	1.0		3	0	0	0	0	0	0	0	0	0	0	6	9	0.00	0.000			
Dave Righetti, L ERA: 3.97	1.0		3	0	0	0	2	0	0	0	0	0	0	10	15	0.00	0.000			

San Francisco Giants @ Houston Astros
Astrodome, Houston, TX
Sat Jun 19 1993, 8:05 PM EDT
Att: 49,075 - Dome

AB 31
R 3
H 7
RBI 3
BB 0
SO 4
LOB 8



Batter	1	2	3	4	5	6	7	8	9	AB	R	H	RBI	BB	SO	LOB	TOP					
Darren Lewis, R OBP: 0.318, SLG: 0.368 (1, 8)	1-1 F9		2-2 1-2 2-H 1B		2-1 F8		1-1 B1-3	1-0 P6		5	0	1	1	0	0	1						
Robby Thompson, R OBP: 0.353, SLG: 0.429 (1, 4)	2-2 G4-3		2-3 K		1-2 G1-3		3-2 HR 1B		2-1 G5-3	5	1	1	0	0	1	2						
Will Clark, L OBP: 0.342, SLG: 0.370 (1, 3)	2-1 F7		3-3 K			3-2 HR 1B	0-0 HR		1-3 K	5	2	2	2	0	2	2						
Matt Williams, R OBP: 0.329, SLG: 0.585 (1, 5)		1-0 P6		3-3 K		1-1 HR 1B	1-0 F8		2-0 G6-3	5	1	1	0	0	1	0						
Barry Bonds, L OBP: 0.484, SLG: 0.733 (1, 7)		0-0 F8		4-2 2B BB		0-2 F7		1-0 HR		3	1	1	1	1	0	2						
Dave Martinez, L OBP: 0.313, SLG: 0.417 (1, 9)		1-3 K		1-0 2B		3-1 HR	1-1 HR	4-0 S 1B SF8 BB		3	2	2	3	1	1	0						
Kirt Manwaring, R OBP: 0.363, SLG: 0.348 (1, 2)			1-3 K	0-3 K		2-2 F8		1-0 1B		4	0	1	0	0	2	2						
Mike Benjamin, R OBP: 0.209, SLG: 0.254 (1, 6)			0-0 SH 1B	1-0 P6		1-2 G5-3		0-1 P4		4	1	1	0	0	0	4						
Bryan Hickerson, L OBP: 0.266, SLG: 0.429 (4, 1)			0-0 SH 1B		0-3 K		1-2 F8	2-1 SF8		0	0	0	0	0	0	0						
Dave Burba, R OBP: 0.287, SLG: 0.587 (6, 1)										1	0	0	0	0	1	0						
Jeff Brantley, R OBP: 0.342, SLG: 0.497 (7, PH)										0	0	0	0	0	0	0						
Willie McCaskey, S OBP: 0.289, SLG: 0.407 (7, 1)										0	0	0	0	0	0	0						
Dave Righetti, L OBP: 0.289, SLG: 0.513 (8, PH)										0	0	0	1	0	0	0						
Mark Carreon, R OBP: 0.289, SLG: 0.513 (8, 1)										0	0	0	0	0	0	0						
Kevin Rogers, L ERA: 4.5 (9, 1)										0	0	0	0	0	0	0						
Inning Stats	R: 0 E: 0 K: 0 S: 8	H: 0 LOB: 0 BB: 0 P: 13	R: 0 E: 0 K: 1 S: 5	H: 0 LOB: 0 BB: 0 P: 7	R: 1 E: 0 K: 3 S: 18	H: 2 LOB: 2 BB: 0 P: 26	R: 0 E: 0 K: 2 S: 11	H: 1 LOB: 2 BB: 1 P: 20	R: 0 E: 0 K: 1 S: 8	H: 0 LOB: 0 BB: 0 P: 11	R: 3 E: 0 K: 0 S: 21	H: 3 LOB: 0 BB: 0 P: 31	R: 2 E: 0 K: 0 S: 11	H: 2 LOB: 0 BB: 0 P: 17	R: 2 E: 0 K: 0 S: 7	H: 2 LOB: 1 BB: 1 P: 16	R: 0 E: 0 K: 1 S: 6	H: 0 LOB: 0 BB: 0 P: 11	1B: 6 2B: 1 3B: 0 HR: 3	SF: 1 SAC: 1 DP: 0 HBP: 0	WP: 0 PB: 0 SB: 1 CS: 1	PA: 40
PITCHER	IP	WLS	BF	H	R	ER	SO	BB	IBB	HBP	BLK	WP	HR	S	P	ERA	WHIP					
Pete Harnisch, R ERA: 3.59 (1, 1)	6.0		26	6	4	4	7	1	0	0	0	0	1	71	108	6.00	1.167					
Brian Williams, R ERA: 4.46 (7, 1)	1.0	L	5	2	2	2	0	0	0	0	0	0	1	11	17	18.00	2.000					
Al Osuna, L ERA: 5.01 (8, 1)	0.1		4	2	2	2	0	1	0	0	0	0	1	4	10	54.00	9.000					
Xavier Hernandez, R ERA: 3.64 (8, 1)	0.2		2	0	0	0	0	0	0	0	0	0	0	3	6	0.00	0.000					
Tom Edens, R ERA: 4.5 (9, 1)	1.0		3	0	0	0	1	0	0	0	0	0	0	6	11	0.00	0.000					

San Francisco Giants @ Houston Astros
Astrodome, Houston, TX
Sun Jun 20 1993, 4:33 AM EDT
Att: 29,790 - Dome

AB	36
R	8
H	10
RBI	8
BB	2
SO	8
LOB	13



Batter	1	2	3	4	5	6	7	8	9	AB	R	H	RBI	BB	SO	LOB	BOTTOM					
Craig Biggio, R OBP: 0.359, SLG: 0.498 (1, 4)	0-0 HR	1-0 G6-4-3		1-1 1B		4-0 SF8 BB		1-3 K		4	2	2	1	1	1	3						
Casey Candaele, S OBP: 0.333, SLG: 0.347 (1, 8)	4-2 G6-4-3 5 1B BB	1-2 G3		2-2 G6-3 5 1B		4-2 B		0-1 G1-3		3	0	1	1	2	0	2						
5 Jeff Bagwell, R OBP: 0.397, SLG: 0.526 (1, 3)	2-2 G6-4-3 1B		3-0 G4-3 1B	1-2 G6-3		2-2 SF8		1-1 F9		4	1	2	1	0	0	1						
Ken Caminiti, S OBP: 0.290, SLG: 0.436 (1, 5)	0-1 G6-4-3		0-1 G4-3	1-3 K		2-3 3-H 2-3 K		0-3 K		5	0	0	0	0	3	6						
Chris James, R OBP: 0.342, SLG: 0.537 (1, 7)	4-2 BB		1-3 K		3-2 K		3-3 K		2-2 1B	3	0	0	0	1	3	1						
Al Osuna, R (8, 1)										0	0	0	0	0	0	0						
Xavier Hernandez, L (8, 1)										0	0	0	0	0	0	0						
Tom Edens, R (9, 1)										0	0	0	0	0	0	0						
Luis Gonzalez, L OBP: 0.342, SLG: 0.413 (9, PH)										1	0	1	0	0	0	0						
Kevin Bass, S OBP: 0.289, SLG: 0.384 (1, 9)	1-1 F8		4-0 1B BB	1-1 F8		0-0 F8		2-2 G5-3		0-3 K	4	0	0	0	1	3						
Scott Servais, R OBP: 0.363, SLG: 0.527 (1, 2)		4-1 SH BB G6-4-3 BB	0-1 1-2 1B		2-2 F9		1-0 F8			3	1	1	1	1	0	0						
Andujar Cedeno, R OBP: 0.374, SLG: 0.462 (1, 6)		4-0 G6-4-3 SH BB	1-2 F8		0-2 BB SH1-4 SF8 1B		1-2 1B			3	1	2	0	1	0	2						
Pete Harnisch, S OBP: 0.214, SLG: 0.192 (7, 1)		2-2 SH		0-0 L4		0-1 SH1-4		2-3 K		1	0	0	0	0	0	0						
Brian Williams, R (7, 1)										0	0	0	0	0	0	0						
Eric Anthony, L OBP: 0.342, SLG: 0.395 (8, 9)		1-2 2-3 G6-4-3								1	0	0	0	0	1	1						
Inning Stats	R: 1 E: 0 K: 0 S: 12	H: 2 LOB: 2 BB: 2 P: 23	R: 1 E: 1 K: 0 S: 8	H: 0 LOB: 1 BB: 2 P: 20	R: 1 E: 0 K: 1 S: 11	H: 2 LOB: 2 BB: 1 P: 19	R: 1 E: 0 K: 1 S: 13	H: 2 LOB: 1 BB: 0 P: 18	R: 0 E: 0 K: 1 S: 10	H: 0 LOB: 0 BB: 0 P: 15	R: 1 E: 0 K: 1 S: 18	H: 1 LOB: 2 BB: 2 P: 30	R: 0 E: 0 K: 1 S: 9	H: 0 LOB: 0 BB: 0 P: 15	R: 0 E: 0 K: 2 S: 12	H: 1 LOB: 1 BB: 0 P: 16	R: 0 E: 0 K: 2 S: 12	H: 1 LOB: 1 BB: 0 P: 15	1B: 6 2B: 2 3B: 0 HR: 1	SF: 1 SAC: 2 DP: 2 HBP: 0	WP: 0 PB: 0 SB: 1 CS: 0	PA: 42
PITCHER	IP	WLS	BF	H	R	ER	SO	BB	IBB	HBP	BLK	WP	HR	S	P	ERA	WHIP					
Bryan Hickerson, L ERA: 4.68 (1, 1)	3.0		17	4	3	3	1	5	0	0	0	0	0	28	42	7.71	1.714					
Dave Burba, R (4, 1)	2.1		11	3	2	2	2	1	0	0	0	0	0	13	21	0.00	1.500					
Jeff Brantley, R ERA: 4.76 (6, 1)	0.2	W	3	0	0	0	1	1	0	0	0	0	0	9	15	0.00	0.000					
Dave Righetti, L ERA: 3.8 (7, 1)	1.0		3	0	0	0	1	0	0	0	0	0	0	9	15	0.00	0.000					
Kevin Rogers, L ERA: 2.77 (8, 1)	1.0		4	1	0	0	2	0	0	0	0	0	0	12	16	0.00	1.000					

San Francisco Giants @ Houston Astros
Astrodome, Houston, TX
Sun Jun 20 1993, 4:33 AM EDT
Att: 29,790 - Dome

AB	32
R	5
H	9
RBI	4
BB	7
SO	9
LOB	19

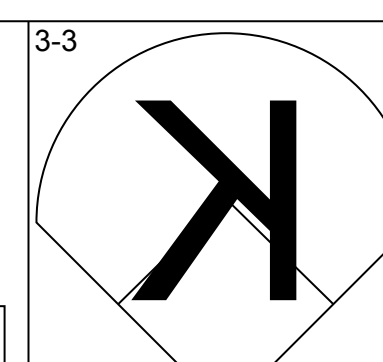
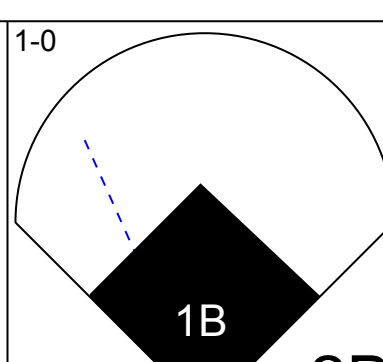
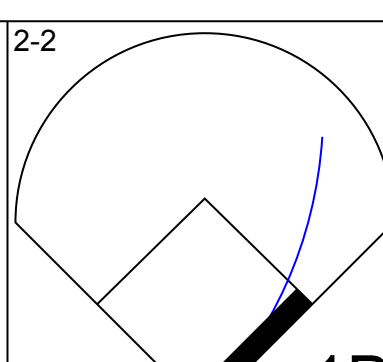
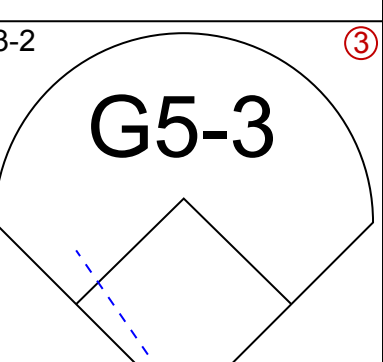
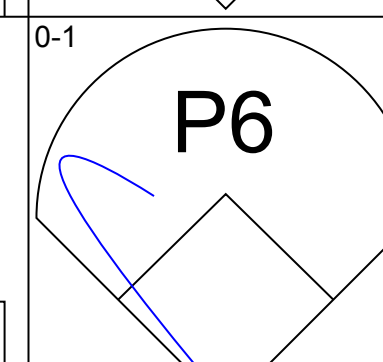
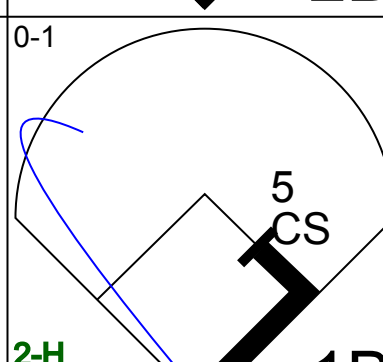
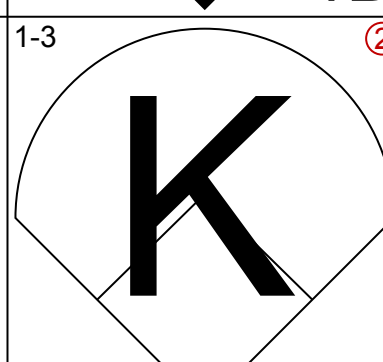
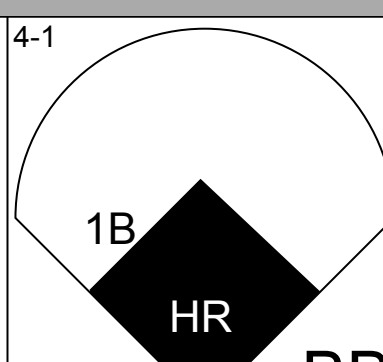
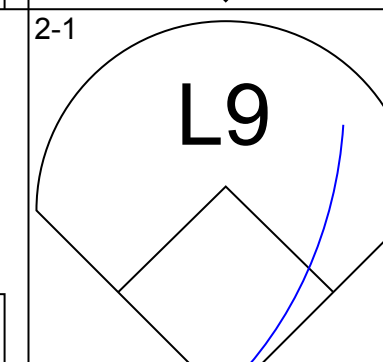
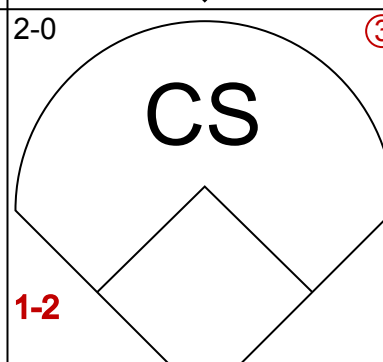
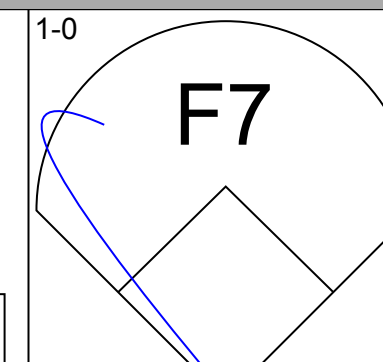
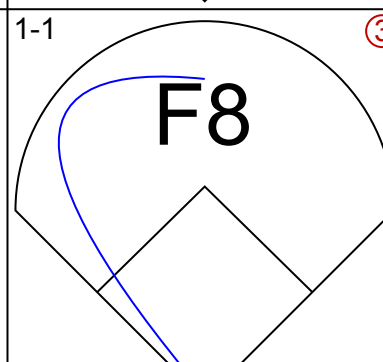
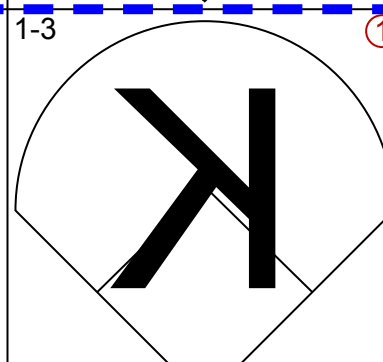
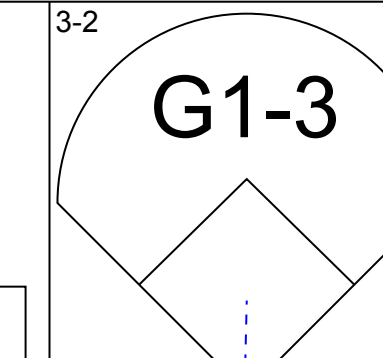
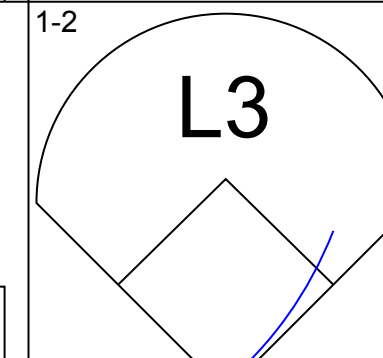
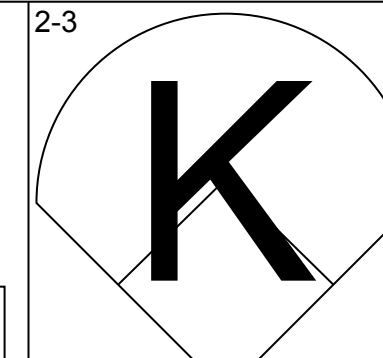
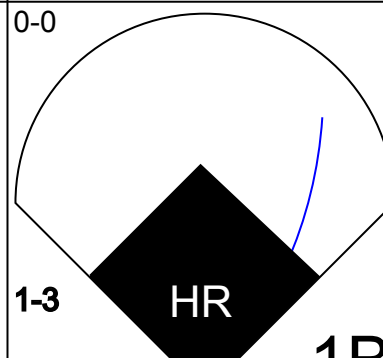
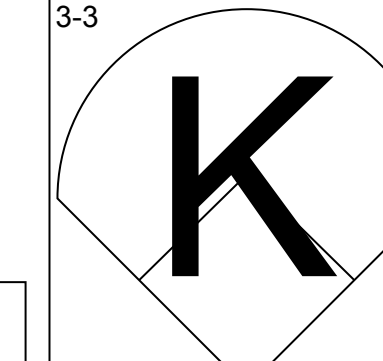
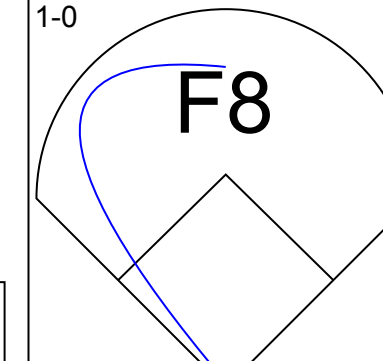
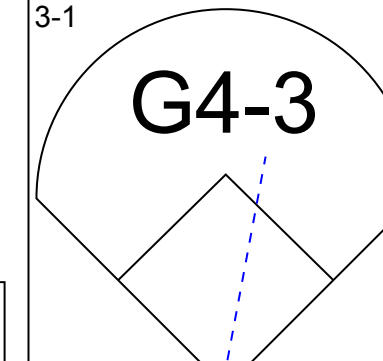
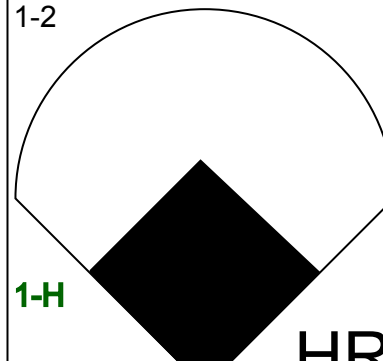
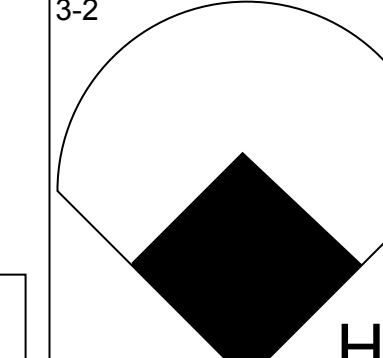
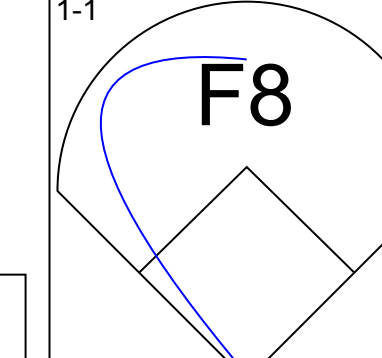
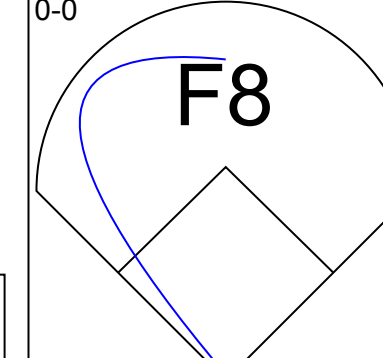
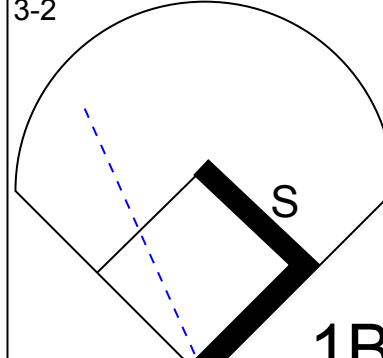
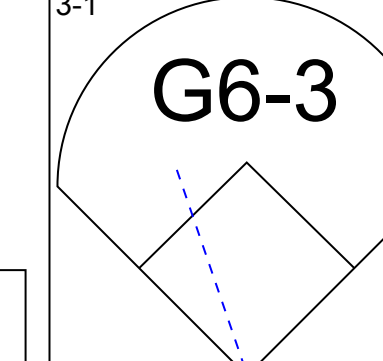
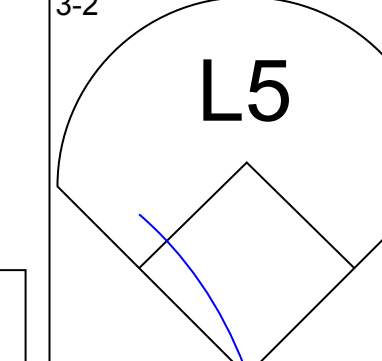
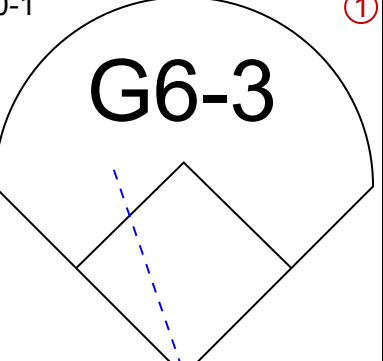
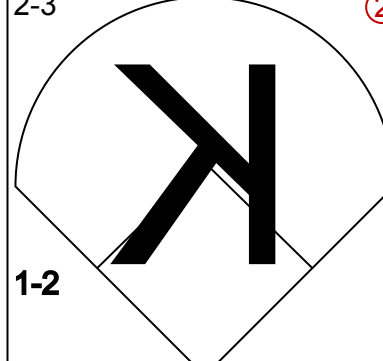
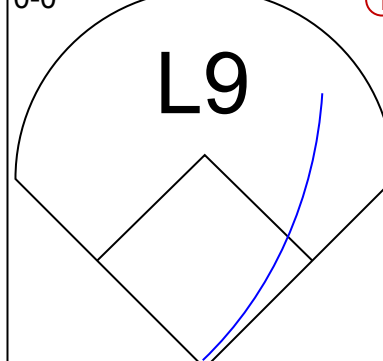
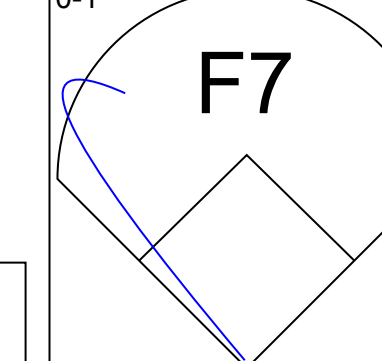
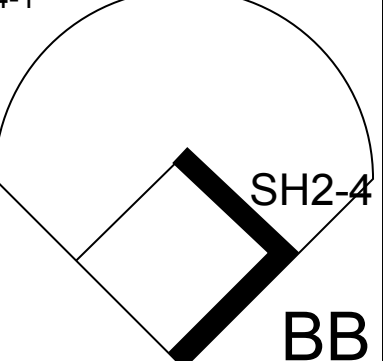
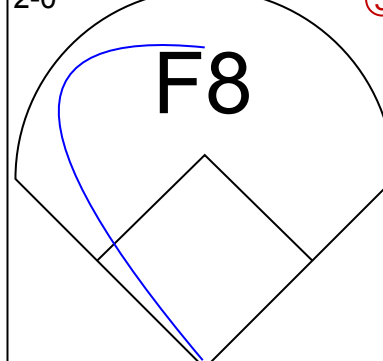
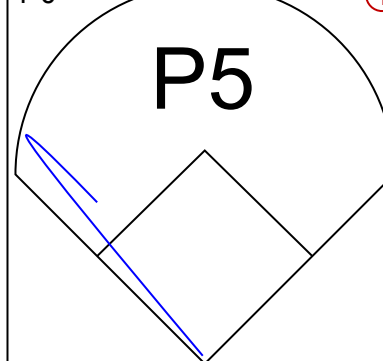
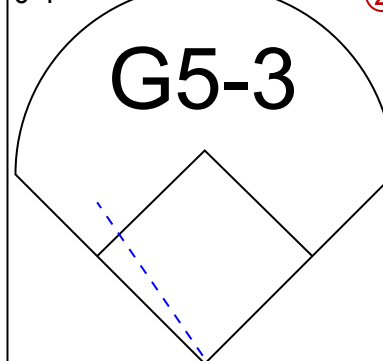
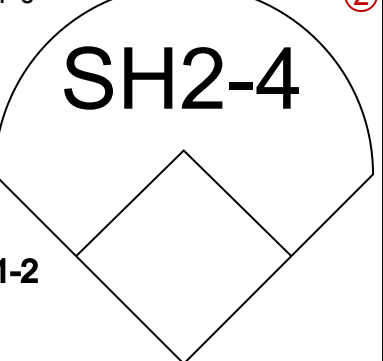


Batter	1	2	3	4	5	6	7	8	9	AB	R	H	RBI	BB	SO	LOB	TOP				
Craig Biggio, R OBP: 0.364, SLG: 0.498 (1, 4)										2	0	1	0	2	0	0	Houston Astros @ Los Angeles Dodgers Dodger Stadium, Los Angeles, CA Mon Jun 21 1993, 7:05 PM PDT Att: 48,436 - Unknown - 70 F				
Steve Finley, L OBP: 0.287, SLG: 0.305 Doug Jones, R (8, 1)										4	0	0	0	0	0	3					
5 Jeff Bagwell, R OBP: 0.395, SLG: 0.520 (1, 3)										3	0	0	0	1	0	1					
Ken Caminiti, S OBP: 0.289, SLG: 0.431 (1, 5)										3	0	0	0	1	2	2					
Eric Anthony, L OBP: 0.337, SLG: 0.388 (1, 9)										4	0	0	0	0	0	3					
Luis Gonzalez, L OBP: 0.342, SLG: 0.416 (1, 7)										3	0	1	0	0	1	1					
Andujar Cedeno, R OBP: 0.369, SLG: 0.455 (1, 6)										3	0	0	0	0	0	2					
Eddie Taubensee, L OBP: 0.310, SLG: 0.368 (1, 2)										3	0	0	0	0	1	1					
Mark Portugal, R OBP: 0.296, SLG: 0.375 Casey Candaele, S OBP: 0.327, SLG: 0.340 (8, PH) (8, 8)										2	0	0	0	0	0	1					
Inning Stats	R: 0 E: 0 K: 1 S: 11	H: 1 LOB: 2 BB: 1 P: 21	R: 0 E: 0 K: 0 S: 9	H: 1 LOB: 1 BB: 0 P: 13	R: 0 E: 0 K: 1 S: 7	H: 0 LOB: 0 BB: 0 P: 15	R: 0 E: 0 K: 1 S: 7	H: 0 LOB: 0 BB: 0 P: 13	R: 0 E: 0 K: 1 S: 8	H: 0 LOB: 1 BB: 1 P: 12	R: 0 E: 0 K: 1 S: 10	H: 0 LOB: 1 BB: 1 P: 21	R: 0 E: 0 K: 1 S: 14	H: 0 LOB: 1 BB: 1 P: 23	R: 0 E: 0 K: 0 S: 4	H: 0 LOB: 0 BB: 0 P: 5	1B: 1 2B: 1 3B: 0 HR: 0	SF: 0 SAC: 0 DP: 1 HBP: 0	WP: 0 PB: 0 SB: 1 CS: 0	PA: 32	
PITCHER Ramon Martinez, R ERA: 2.96 (1, 1)	IP: 9.0 WLS: W BF: 32 H: 2 R: 0 ER: 0 SO: 5 BB: 4 IBB: 0 HBP: 0 BLK: 0 WP: 0 HR: 0 S: 78 P: 134 ERA: 0.00 WHIP: 0.667																				

Batter	1	2	3	4	5	6	7	8	9	AB	R	H	RBI	BB	SO	LOB	BOTTOM				
Brett Butler, L OBP: 0.381, SLG: 0.358 (1, 8)										5	0	2	0	0	1	1	Houston Astros @ Los Angeles Dodgers Dodger Stadium, Los Angeles, CA Mon Jun 21 1993, 7:05 PM PDT Att: 48,436 - Unknown - 70 F				
Jose Offerman, S OBP: 0.343, SLG: 0.329 (1, 6)										4	2	2	1	1	0	1					
Eric Davis, R OBP: 0.314, SLG: 0.341 (1, 7)										3	2	1	0	2	0	3					
Tim Wallach, R OBP: 0.260, SLG: 0.369 Mike Sharperson, R OBP: 0.229, SLG: 0.297 (8, PH) (9, 5)										4	0	0	0	0	1	7					
Mike Piazza, R OBP: 0.382, SLG: 0.591 (1, 2)										4	0	0	0	0	1	0					
Cory Snyder, R OBP: 0.400, SLG: 0.466 (1, 9)										4	0	2	1	1	1	0					
Eric Karros, R OBP: 0.319, SLG: 0.411 (1, 3)										5	0	2	0	0	1	2					
Lenny Harris, L OBP: 0.322, SLG: 0.321 (1, 4)										3	1	2	0	1	0	2					
Ramon Martinez, R OBP: 0.156, SLG: 0.194 (1, 1)										2	0	0	0	0	2	5					
Inning Stats	R: 0 E: 0 K: 0 S: 11	H: 1 LOB: 1 BB: 0 P: 16	R: 0 E: 0 K: 2 S: 9	H: 0 LOB: 0 BB: 0 P: 11	R: 0 E: 0 K: 0 S: 7	H: 1 LOB: 3 BB: 2 P: 16	R: 0 E: 0 K: 1 S: 9	H: 1 LOB: 2 BB: 1 P: 18	R: 3 E: 0 K: 3 S: 20	H: 4 LOB: 3 BB: 2 P: 34	R: 0 E: 0 K: 0 S: 7	H: 1 LOB: 1 BB: 0 P: 9	R: 0 E: 0 K: 0 S: 4	H: 0 LOB: 0 BB: 0 P: 4	R: 4 E: 0 K: 1 S: 22	H: 5 LOB: 2 BB: 1 P: 33	1B: 12 2B: 0 3B: 0 HR: 1	SF: 0 SAC: 2 DP: 0 HBP: 0	WP: 1 PB: 0 SB: 2 CS: 0	PA: 43	
PITCHER Mark Portugal, R ERA: 3.36 Doug Jones, R ERA: 5.36 (8, 1)	IP: 7.0 WLS: L BF: 34 H: 8 R: 3 ER: 4 SO: 3 BB: 1 IBB: 0 HBP: 0 BLK: 0 WP: 0 HR: 1 S: 67 P: 108 ERA: 3.86 WHIP: 1.714																				

AB	28
R	0
H	2
RBI	0
BB	4
SO	5
LOB	14

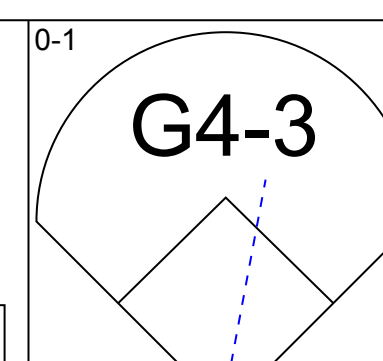
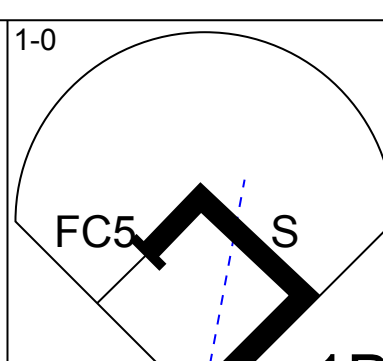
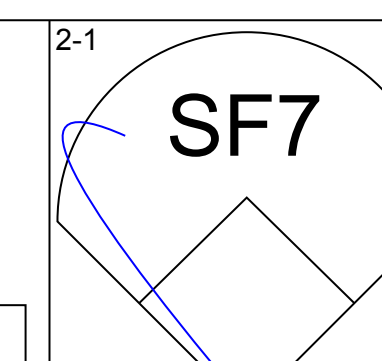
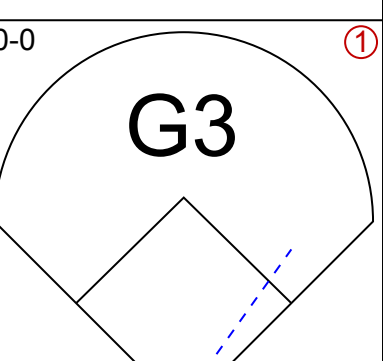
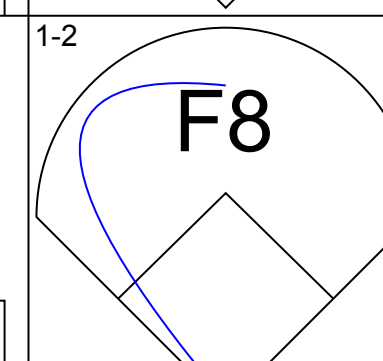
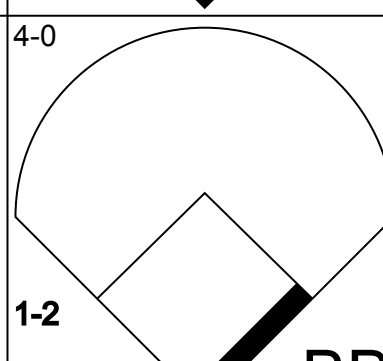
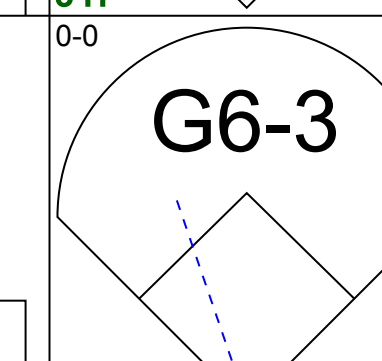
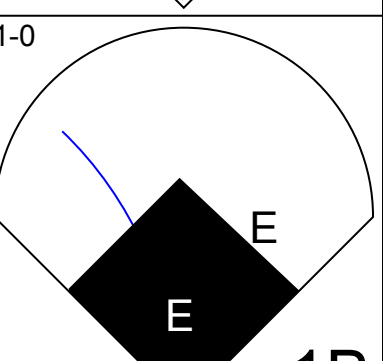
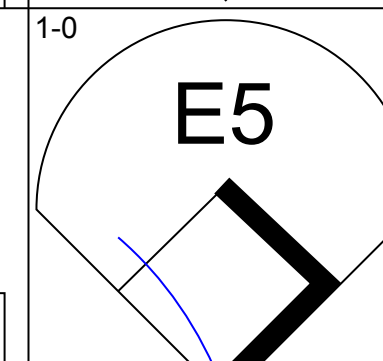
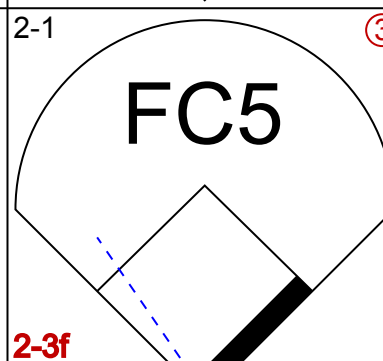
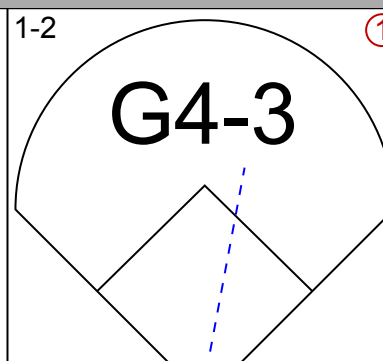
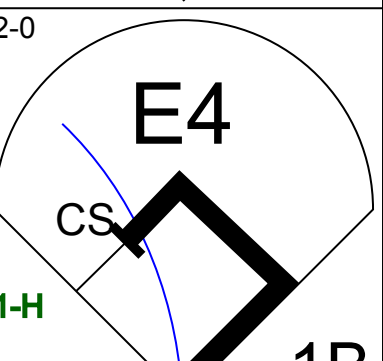
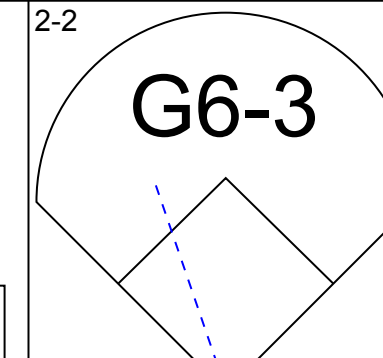
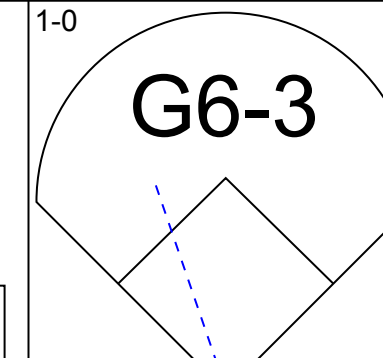
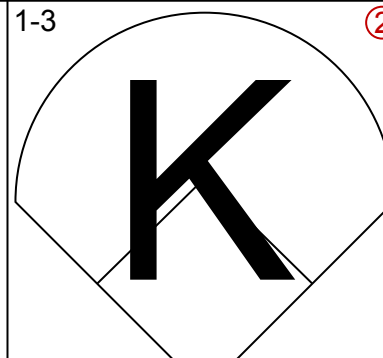
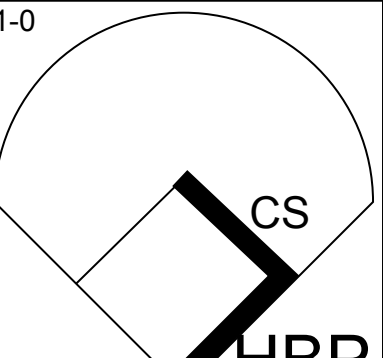
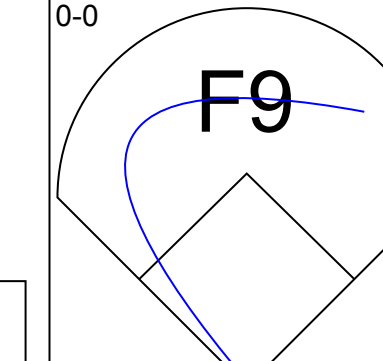
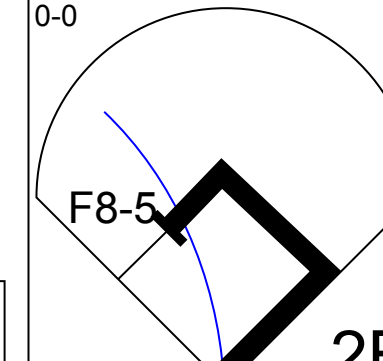
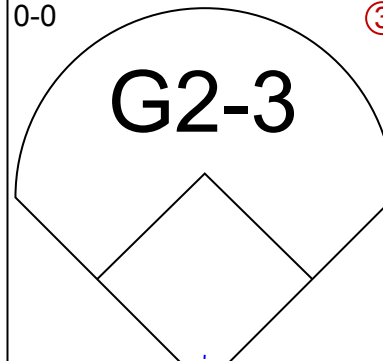
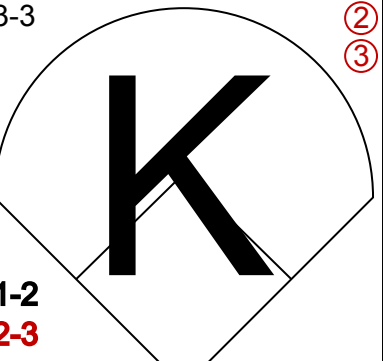
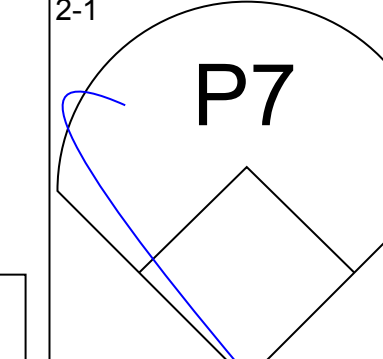
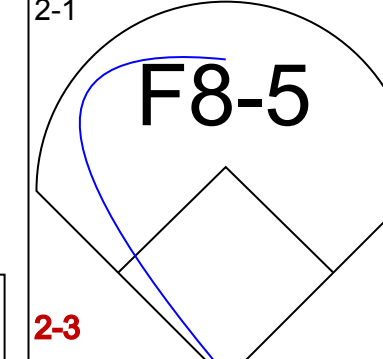
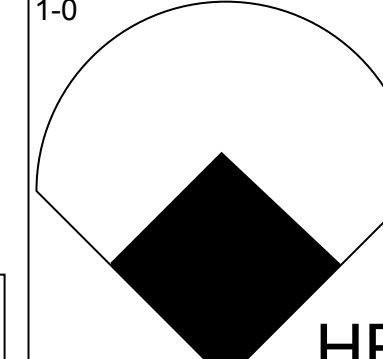
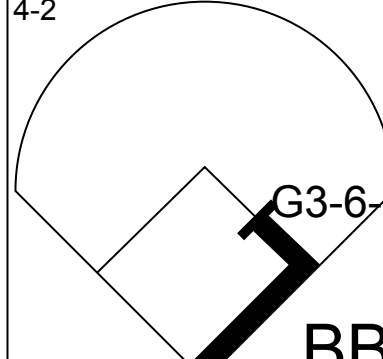
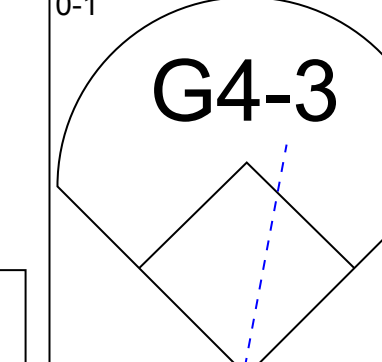
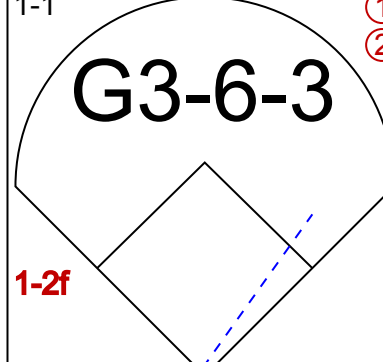
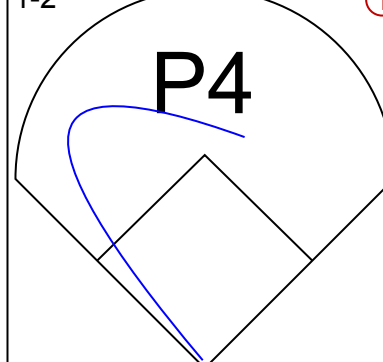
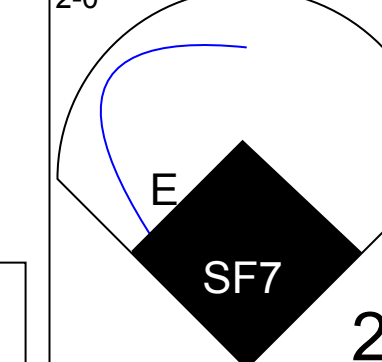
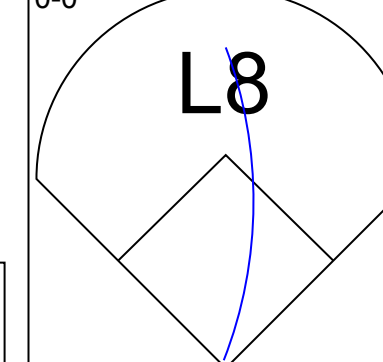
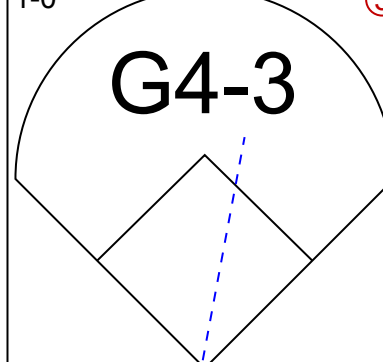
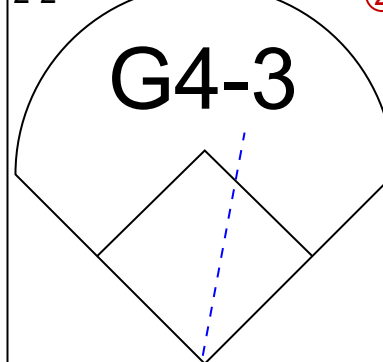
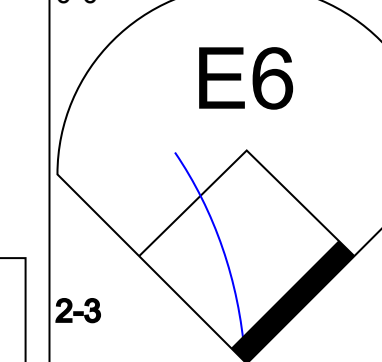
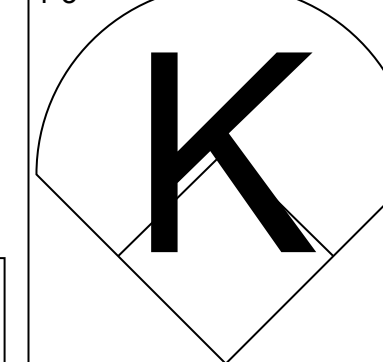


Batter	1	2	3	4	5	6	7	8	9	AB	R	H	RBI	BB	SO	LOB	TOP			
Craig Biggio, R OBP: 0.360, SLG: 0.492										4	1	2	0	0	1	1				
Steve Finley, L OBP: 0.291, SLG: 0.306										3	1	1	1	1	1	1				
5 Jeff Bagwell, R OBP: 0.393, SLG: 0.528										4	0	0	0	0	1	2				
Ken Caminiti, S OBP: 0.291, SLG: 0.425										4	1	1	0	0	1	0				
Eric Anthony, L OBP: 0.340, SLG: 0.402										4	1	1	3	0	1	0				
Luis Gonzalez, L OBP: 0.340, SLG: 0.426										4	1	2	1	0	0	0				
Scott Servais, R OBP: 0.341, SLG: 0.492										4	0	0	0	0	1	1				
Andujar Cedeno, R OBP: 0.365, SLG: 0.450										3	0	0	0	1	0	1				
Doug Drabek, R OBP: 0.111, SLG: 0.222										2	0	0	0	0	0	0				
Brian Williams, R OBP: 0.333, SLG: 0.200										0	0	0	0	0	0	0				
Jose Uribe, S OBP: 0.333, SLG: 0.200										0	0	0	0	0	0	0				
Inning Stats	R: 0 E: 0 K: 1 S: 7	H: 0 LOB: 0 BB: 0 P: 12	R: 1 E: 0 K: 1 S: 12	H: 1 LOB: 0 BB: 0 P: 24	R: 1 E: 0 K: 0 S: 6	H: 2 LOB: 0 BB: 0 P: 9	R: 0 E: 0 K: 0 S: 6	H: 0 LOB: 0 BB: 0 P: 9	R: 0 E: 0 K: 1 S: 9	H: 1 LOB: 1 BB: 0 P: 14	R: 0 E: 0 K: 1 S: 6	H: 0 LOB: 0 BB: 0 P: 11	R: 0 E: 0 K: 0 S: 8	H: 0 LOB: 1 BB: 1 P: 16	R: 3 E: 0 K: 2 S: 19	H: 3 LOB: 1 BB: 1 P: 32	1B: 4 2B: 1 3B: 0 HR: 2	SF: 0 SAC: 1 DP: 0 HBP: 0	WP: 0 PB: 0 SB: 1 CS: 1	PA: 36
PITCHER	IP	WLS	BF	H	R	ER	SO	BB	IBB	HBP	BLK	WP	HR	S	P	ERA	WHIP			
Tom Candiotti, R ERA: 3.49	8.0		29	4	3	3	4	2	0	0	0	0	1	62	111	3.38	0.750			
Jim Gott, R ERA: 2.09	1.0	L	6	3	2	2	2	0	0	0	0	0	1	18	27	18.00	3.000			

Houston Astros @ Los Angeles Dodgers
Dodger Stadium, Los Angeles, CA
Wed Jun 23 1993, 7:05 PM PDT
Att: 52,203 - Unknown - 76 F

AB	32
R	5
H	7
RBI	5
BB	2
SO	6
LOB	6



Batter	1	2	3	4	5	6	7	8	9	AB	R	H	RBI	BB	SO	LOB	BOTTOM			
Brett Butler, L OBP: 0.379, SLG: 0.359										3	0	1	1	0	0	0				
Jose Offerman, S OBP: 0.348, SLG: 0.332										3	1	1	0	1	0	1				
Eric Davis, R OBP: 0.311, SLG: 0.353										4	0	1	1	0	0	2				
Tim Wallach, R OBP: 0.260, SLG: 0.365										3	0	0	0	0	1	1				
Cory Snyder, R OBP: 0.399, SLG: 0.471										4	0	1	0	0	1	2				
Eric Karros, R OBP: 0.317, SLG: 0.415										3	1	1	1	1	0	1				
Carlos Hernandez, R OBP: 0.291, SLG: 0.419										3	0	0	0	0	0	0				
Mike Piazza, R OBP: 0.378, SLG: 0.583										1	0	0	0	0	0	1				
Lenny Harris, L OBP: 0.313, SLG: 0.328										4	1	1	0	0	0	0				
Tom Candiotti, R OBP: 0.143, SLG: 0.148										3	0	0	0	0	1	1				
Jim Gott, R										0	0	0	0	0	0	0				
Inning Stats	R: 0 E: 1 K: 0 S: 9	H: 0 LOB: 1 BB: 0 P: 13	R: 0 E: 0 K: 0 S: 4	H: 0 LOB: 0 BB: 0 P: 7	R: 0 E: 0 K: 0 S: 9	H: 1 LOB: 2 BB: 1 P: 19	R: 0 E: 0 K: 0 S: 4	H: 1 LOB: 0 BB: 0 P: 7	R: 1 E: 1 K: 0 S: 7	H: 1 LOB: 1 BB: 0 P: 11	R: 0 E: 0 K: 1 S: 8	H: 0 LOB: 0 BB: 0 P: 10	R: 1 E: 1 K: 1 S: 6	H: 2 LOB: 1 BB: 0 P: 13	R: 0 E: 0 K: 0 S: 6	H: 0 LOB: 0 BB: 1 P: 12	1B: 3 2B: 3 3B: 0 HR: 1	SF: 1 SAC: 0 DP: 2 HBP: 1	WP: 0 PB: 0 SB: 1 CS: 2	PA: 35
PITCHER	IP	WLS	BF	H	R	ER	SO	BB	IBB	HBP	BLK	WP	HR	S	P	ERA	WHIP			
Doug Drabek, R ERA: 3.34	8.0		33	6	3	2	3	2	0	0	0	0	0	3	5	0.00	0.000			
Brian Williams, R ERA: 4.35	1.0	S	2	0	0	0	0	0	0	0	0	0	0	3	5	0.00	0.000			

Houston Astros @ Los Angeles Dodgers
Dodger Stadium, Los Angeles, CA
Wed Jun 23 1993, 7:05 PM PDT
Att: 52,203 - Unknown - 76 F


AB	31
R	3
H	6
RBI	3
BB	2
SO	3
LOB	9



Batter	1	2	3	4	5	6	7	8	9	AB	R	H	RBI	BB	SO	LOB	TOP			
Craig Biggio, R OBP: 0.357, SLG: 0.487 (1, 4)	G5-3		1B		K		G6-3		F7	5	0	1	0	0	1	1				
Steve Finley, L OBP: 0.295, SLG: 0.306 (1, 8)	G5-3		1B		G4-3		FC4-6 BB			3	0	1	0	1	0	0				
Luis Gonzalez, L OBP: 0.339, SLG: 0.423 (1, 7)	FC6-4 1B		G4-3		F8		FC4-6 1-2			4	0	1	0	0	0	4				
5 Jeff Bagwell, R OBP: 0.391, SLG: 0.524 (1, 3)	FC6-4 1-2		G5-3		G4-3 G1-3 1B		F8			4	0	1	0	0	0	1				
Eric Anthony, L OBP: 0.338, SLG: 0.397 (1, 9)		F8		F7		G1-3 1-2		G6-3 BB		3	0	0	0	1	0	1				
Chris Donnels, L OBP: 0.300, SLG: 0.306 (1, 5)	K		1B		G4-3		G6-3			4	1	1	0	0	1	2				
Scott Servais, R OBP: 0.338, SLG: 0.484 (1, 2)	G6-3		1B		G4-3		G5-3			4	0	1	0	0	0	2				
Andujar Cedeno, R OBP: 0.367, SLG: 0.450 (1, 6)			CS 1B		E6 G6-3 SH3-4		L9			4	0	2	1	0	0	0				
Greg Swindell, L OBP: 0.194, SLG: 0.226 Brian Williams, R (7, 1) Al Osuna, R (9, 1)			K		L5		SH3-4 1-2		K	2	0	0	0	0	1	3				
Inning Stats	R: 0 E: 0 K: 0 S: 6	H: 1 LOB: 1 BB: 0 P: 7	R: 0 E: 0 K: 1 S: 8	H: 0 LOB: 0 BB: 0 P: 10	R: 0 E: 0 K: 1 S: 13	H: 3 LOB: 2 BB: 0 P: 15	R: 1 E: 0 K: 0 S: 11	H: 3 LOB: 2 BB: 0 P: 16	R: 0 E: 0 K: 0 S: 6	H: 0 LOB: 1 BB: 0 P: 11	R: 0 E: 0 K: 0 S: 8	H: 0 LOB: 2 BB: 1 P: 16	R: 0 E: 0 K: 0 S: 5	H: 0 LOB: 1 BB: 1 P: 9	R: 0 E: 0 K: 1 S: 7	H: 0 LOB: 0 BB: 0 P: 8	1B: 8 2B: 1 3B: 0 HR: 0	SF: 0 SAC: 1 DP: 1 HBP: 0	WP: 0 PB: 0 SB: 0 CS: 1	PA: 37
PITCHER Orel Hershiser, R ERA: 3.82 (1, 1)	IP: 9.0 WLS: L BF: 37 H: 8 R: 1 ER: 1 SO: 4 BB: 2 IBB: 0 HBP: 0 BLK: 0 WP: 0 HR: 0 S: 72 P: 104 ERA: 1.00 WHIP: 1.111															PITCHER				

Houston Astros @ Los Angeles Dodgers
Dodger Stadium, Los Angeles, CA
Thu Jun 24 1993, 3:33 AM PDT
Att: 36,765 - Sunny - 94 F


AB 34
R 1
H 8
RBI 1
BB 2
SO 4
LOB 14



Batter	1	2	3	4	5	6	7	8	9	AB	R	H	RBI	BB	SO	LOB	BOTTOM					
Brett Butler, L OBP: 0.384, SLG: 0.368 (1, 8)	F7		E4 1B		1B		1-3 2B			4	0	3	0	0	0	0						
Jose Offerman, S OBP: 0.346, SLG: 0.331 (1, 6)	G5-3		K		FC5-4 1B		G4-3			4	0	1	0	0	1	3						
Eric Davis, R OBP: 0.310, SLG: 0.351 (1, 7)	1B		G5-3		FC5-4 1-2		G1-3			4	0	1	0	0	0	4						
Tim Wallach, R OBP: 0.258, SLG: 0.362 Mitch Webster, S OBP: 0.314, SLG: 0.351 (5, 9)	F8		K		G4-3		F7			2	0	0	0	0	1	1						
Mike Piazza, R OBP: 0.376, SLG: 0.576 (1, 2)	F7		G6-3		G6-4-3 BB		K2-3			3	0	0	0	1	1	0						
Cory Snyder, R OBP: 0.396, SLG: 0.466 (1, 9) (5, 5)	1B		F9		G6-4-3 1-2		G1-3			4	0	1	0	0	0	1						
Eric Karros, R OBP: 0.312, SLG: 0.409 (1, 3)	K		L8		G6-3		G3-1			4	0	0	0	0	1	1						
Mike Sharperson, R OBP: 0.211, SLG: 0.242 Henny Rodriguez, L OBP: 0.200, SLG: 0.111 Tom Goodwin, L (9, FR)	F8		G6-3		E5 2B		1B			3	0	0	0	0	0	1						
Orel Hershiser, R OBP: 0.382, SLG: 0.424 Lenny Harris, L OBP: 0.313, SLG: 0.328 Carlos Hernandez, R OBP: 0.273, SLG: 0.406 (9, PH)	K2-3		K		1B 1B		F8			3	0	1	0	0	2	1						
Inning Stats	R: 0 E: 0 K: 0 S: 12	H: 1 LOB: 1 BB: 0 P: 19	R: 0 E: 0 K: 1 S: 8	H: 1 LOB: 1 BB: 0 P: 9	R: 0 E: 1 K: 2 S: 8	H: 1 LOB: 1 BB: 0 P: 13	R: 0 E: 0 K: 1 S: 7	H: 0 LOB: 0 BB: 0 P: 12	R: 0 E: 0 K: 0 S: 12	H: 3 LOB: 3 BB: 0 P: 21	R: 0 E: 0 K: 0 S: 7	H: 0 LOB: 0 BB: 1 P: 13	R: 0 E: 1 K: 1 S: 11	H: 1 LOB: 2 BB: 0 P: 21	R: 0 E: 0 K: 1 S: 10	H: 0 LOB: 0 BB: 0 P: 14	R: 0 E: 0 K: 0 S: 6	H: 1 LOB: 1 BB: 0 P: 9	1B: 7 2B: 1 3B: 0 HR: 0	SF: 0 SAC: 0 DP: 1 HBP: 0	WP: 0 PB: 0 SB: 0 CS: 0	PA: 36
PITCHER Greg Swindell, L ERA: 4.68 Brian Williams, R ERA: 4.14 Al Osuna, L ERA: 4.82 (9, 1)	IP: 6.2 WLS: W BF: 28 H: 7 R: 0 ER: 0 SO: 5 BB: 1 IBB: 0 HBP: 0 BLK: 0 WP: 0 HR: 0 S: 63 P: 104 ERA: 0.00 WHIP: 1.200															PITCHER						

Houston Astros @ Los Angeles Dodgers
Dodger Stadium, Los Angeles, CA
Thu Jun 24 1993, 3:33 AM PDT
Att: 36,765 - Sunny - 94 F

AB 35
R 0
H 8
RBI 0
BB 1
SO 6
LOB 13



Batter	1	2	3	4	5	6	7	8	9	AB	R	H	RBI	BB	SO	LOB	TOP				
Craig Biggio, R OBP: 0.356, SLG: 0.482 (1, 4)	1-2 F8	4-0 IBB			0-1 F8		0-2 G6-3			3	0	0	0	1	0	1					
Steve Finley, L OBP: 0.250, SLG: 0.300 Al Osuna, R (7, 1) Xavier Hernandez, L (8, 1)	0-1 L7	1-1 F9			3-1 E3		1-2 G1-3			4	0	0	0	0	0	4					
5 Jeff Bagwell, R OBP: 0.389, SLG: 0.522 (1, 3)	3-2 1B		0-1 F9		1-1 SF8			0-2 G5-3		3	0	1	1	0	0	0					
Ken Caminiti, S OBP: 0.288, SLG: 0.421 Doug Jones, R (5, 1) Chris Donnels, L (7, 5)	2-2 L5		1-2 P6		3-H 2-2 P9			0-1 G6-3		3	0	0	0	0	0	2					
Eric Anthony, L OBP: 0.337, SLG: 0.394 (1, 9)		2-2 G6-3	1-2 G6-3			0-2 2B 1B		2-3 K		4	0	1	0	0	1	0					
Chris James, R OBP: 0.358, SLG: 0.549 (1, 7)				0-3 K		2-2 2B		4-2 BB		3	1	2	0	1	1	0					
Scott Servais, R OBP: 0.336, SLG: 0.477 (1, 2)		1-0 1B		1-0 F7		0-2 F7-2-5-6		2-2 F9		4	0	1	0	0	0	3					
Jose Uribe, S OBP: 0.333, SLG: 0.217 Rick Parker, R (9, PH) OBP: 0.297, SLG: 0.154		1-2 1B		3-2 P3		3-H 1-3 K		3-3 K		3	0	1	1	0	1	1					
Pete Harnisch, S OBP: 0.207, SLG: 0.185 Tom Edens, R (3, 1) Casey Candaele, S OBP: 0.328, SLG: 0.327 (5, PH) (5, 5) (7, 8)					4-1 5 SF8 BB		1-0 F7		3-2 G4-3	1	0	0	0	0	1	2					
Inning Stats	R: 0 E: 0 K: 0 S: 12	H: 1 LOB: 1 BB: 0 P: 18	R: 1 E: 0 K: 1 S: 18	H: 3 LOB: 3 BB: 1 P: 31	R: 0 E: 0 K: 0 S: 8	H: 0 LOB: 0 BB: 0 P: 10	R: 0 E: 0 K: 1 S: 7	H: 0 LOB: 0 BB: 0 P: 11	R: 1 E: 1 K: 0 S: 10	H: 0 LOB: 1 BB: 1 P: 20	R: 0 E: 0 K: 0 S: 16	H: 2 LOB: 1 BB: 0 P: 19	R: 0 E: 0 K: 0 S: 7	H: 0 LOB: 0 BB: 0 P: 9	R: 0 E: 0 K: 1 S: 8	H: 0 LOB: 1 BB: 1 P: 26	1B: 5 2B: 2 3B: 0 HR: 0	SF: 1 SAC: 0 DP: 1 HBP: 0	WP: 0 PB: 0 SB: 0 CS: 0	PA: 36	
PITCHER	IP	WLS	BF	H	R	ER	SO	BB	IBB	HBP	BLK	WP	HR	S	P	ERA	WHIP				
Steve Avery, L ERA: 2.79 Greg McMichael, R ERA: 3.95 Kent Mercker, L ERA: 3.27	(1, 1) (7, 1) (9, 1)	6.0 2.0 1.0	W 6 4	26 0 0	6 0 0	2 0 0	1 0 1	3 0 1	1 0 1	0 0 0	0 0 0	0 0 0	0 0 0	71 15 14	109 19 26	1.50 0.00 0.00	1.167 0.000 1.000				

Houston Astros @ Atlanta Braves
Atlanta-Fulton County Stadium, Atlanta, GA
Fri Jun 25 1993, 7:05 PM EDT
Att: 48,769 - Unknown

AB 32
R 2
H 6
RBI 2
BB 3
SO 5
LOB 15



Batter	1	2	3	4	5	6	7	8	9	AB	R	H	RBI	BB	SO	LOB	BOTTOM				
Deion Sanders, L OBP: 0.266, SLG: 0.351 (1, 8)	1-2 S 1B	0-0 BB SF 1B	2-3 K		0-3 K			1-0 P6		5	1	2	0	0	2	1					
Jeff Blauser, R OBP: 0.426, SLG: 0.452 (1, 6)	2-3 K	4-2 SF BB	1-1 2B			2-0 G6-3		0-0 G5-4-3		4	0	1	1	1	1	2					
Terry Pendleton, S OBP: 0.288, SLG: 0.349 (1, 5)	3-3 K2-3	0-1 SF	1-2 P6			2-2 P2				3	0	0	1	0	1	2					
David Justice, L OBP: 0.307, SLG: 0.427 (1, 9)	3-2 G3	1-0 P4		1-2 F9		0-2 L7				4	0	0	0	0	0	3					
Ron Gant, R OBP: 0.339, SLG: 0.525 (1, 7)		E6 K		2-3 K			2-3 K			4	1	0	0	0	3	2					
Sid Bream, L OBP: 0.321, SLG: 0.403 Brian Hunter, R OBP: 0.160, SLG: 0.217 (7, PH) (8, 3)		1-0 E4 FC3-6 1B	2-2 2B 1B	1-1 FC6-4 1B			2-3 K			3	2	2	0	0	0	1					
Greg Olson, R OBP: 0.302, SLG: 0.282 (1, 2)		1-0 FC3-6 1B	0-0 2B 2B	2-1 FC6-4			1-2 K			4	1	3	2	0	0	1					
Mark Lemke, S OBP: 0.352, SLG: 0.400 Rafael Belliard, R OBP: 0.234, SLG: 0.233 (1, 4) (6, 4)		2-2 FC3-6 1B BB	2-2 G4-3 WP 2B		0-2 G1-3		0-0 FC6-4			3	2	1	1	0	0	2					
Steve Avery, L OBP: 0.167, SLG: 0.171 Greg McMichael, R (7, 1) Bill Pecota, R OBP: 0.290, SLG: 0.300 Kent Mercker, L (9, 1)		0-2 BB 1B SF 1B	1-0 G4-3		0-0 P4			4-2 G5-4-3 BB		3	1	1	1	0	0	1					
Inning Stats	R: 0 E: 0 K: 2 S: 15	H: 1 LOB: 1 BB: 0 P: 24	R: 5 E: 3 K: 1 S: 22	H: 3 LOB: 2 BB: 1 P: 33	R: 3 E: 0 K: 1 S: 19	H: 4 LOB: 1 BB: 0 P: 28	R: 0 E: 0 K: 1 S: 10	H: 1 LOB: 1 BB: 0 P: 16	R: 0 E: 0 K: 0 S: 10	H: 0 LOB: 0 BB: 0 P: 10	R: 0 E: 0 K: 0 S: 7	H: 0 LOB: 0 BB: 0 P: 11	R: 0 E: 0 K: 2 S: 10	H: 1 LOB: 1 BB: 0 P: 15	R: 0 E: 0 K: 0 S: 5	H: 0 LOB: 0 BB: 1 P: 10	1B: 7 2B: 3 3B: 0 HR: 0	SF: 1 SAC: 0 DP: 1 HBP: 0	WP: 1 PB: 0 SB: 1 CS: 0	PA: 38	
PITCHER	IP	WLS	BF	H	R	ER	SO	BB	IBB	HBP	BLK	WP	HR	S	P	ERA	WHIP				
Pete Harnisch, R ERA: 3.79 Tom Edens, R ERA: 3.86 Doug Jones, R ERA: 5.11 Al Osuna, L ERA: 4.35 Xavier Hernandez, R ERA: 3.56	(1, 1) (3, 1) (5, 1) (7, 1) (8, 1)	2.0 2.0 2.0 1.0 1.0	L 8 6 1 3	17 2 0 0 0	7 0 0 0 0	8 0 0 0 0	3 0 0 2 0	3 0 0 2 0	0 0 0 0 1	0 0 0 0 0	0 0 0 0 0	0 0 0 0 0	0 0 0 0 0	0 0 0 0 5	46 20 17 10 10	13.50 0.00 0.00 0.00 0.00	4.000 1.000 0.000 1.000 1.000				

Houston Astros @ Atlanta Braves
Atlanta-Fulton County Stadium, Atlanta, GA
Fri Jun 25 1993, 7:05 PM EDT
Att: 48,769 - Unknown

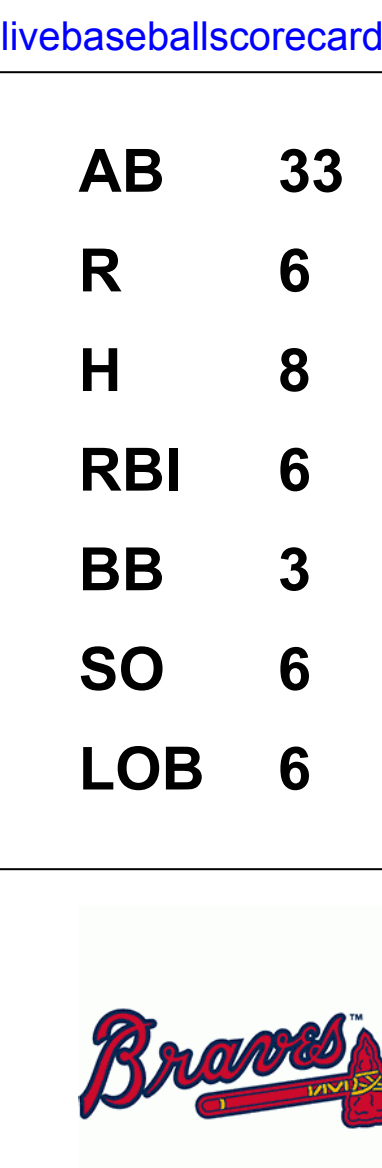
AB 35
R 8
H 10
RBI 6
BB 2
SO 8
LOB 16



Batter	1	2	3	4	5	6	7	8	9	AB	R	H	RBI	BB	SO	LOB	TOP											
Craig Biggio, R OBP: 0.353, SLG: 0.477 (1, 4)	G6-3		FC6-4 2-H 1B		L9		G4-3		L9	5	0	1	1	0	0	1	Houston Astros @ Atlanta Braves Atlanta-Fulton County Stadium, Atlanta, GA Sat Jun 26 1993, 7:05 PM EDT Att: 47,864 - Unknown livebaseballscores.com											
Kevin Bass, S OBP: 0.300, SLG: 0.372 (1, 9)	G5-3		FC6-4 1-2f		1B 5 BB BB		K		E 5 BB BB	3	1	0	0	2	1	2												
5 Jeff Bagwell, R OBP: 0.396, SLG: 0.535 (1, 3)	K				1B		1B		E 1B BB	3	2	2	2	2	1	0												
Ken Caminiti, S OBP: 0.293, SLG: 0.422 (1, 5)					HR		1B		E 1B BB	4	0	2	0	1	0	3												
Chris James, R OBP: 0.337, SLG: 0.513 Doug Jones, R (9, 1)			L4-3 1B		G1-4-3 BB		FC6-4 1-2f		L7	5	0	0	0	0	1	6												
Andujar Cedeno, R OBP: 0.372, SLG: 0.463 (1, 6)					G1-4-3 1-2f		FC6-4 1-2f		E3 1B	0	0	0	0	0	0	0												
Scott Servais, R OBP: 0.347, SLG: 0.477 Jose Uribe, S OBP: 0.333, SLG: 0.217 Brian Williams, R (8, PH)					0-0 1-2f				G6-3	5	0	3	1	0	0	1												
Luis Gonzalez, L OBP: 0.337, SLG: 0.421 (9, PH)					0-0 1-2				1B 1-3 2-H	2	0	1	0	2	0	0												
Rick Parker, R OBP: 0.316, SLG: 0.294 (1, 8)					3B				1B 1-3 3-H	2	0	1	0	2	0	0												
Mark Portugal, R OBP: 0.276, SLG: 0.346 Steve Finley, L OBP: 0.253, SLG: 0.308 Xavier Hernandez, L (7, PH)					F9		G6-4-3 BB		F8	2	0	1	0	2	0	0												
Casey Candaele, S OBP: 0.322, SLG: 0.321 Eddie Taubensee, L OBP: 0.310, SLG: 0.368 (8, PH)					BB				1B 1-2	1	0	0	0	0	0	2												
Inning Stats	R: 0 E: 0 K: 1 S: 7	H: 0 LOB: 0 BB: 0 P: 12	R: 0 E: 0 K: 1 S: 5	H: 1 LOB: 0 BB: 0 P: 8	R: 1 E: 1 K: 0 S: 9	H: 2 LOB: 1 BB: 0 P: 14	R: 1 E: 0 K: 1 S: 12	H: 2 LOB: 2 BB: 2 P: 22	R: 0 E: 0 K: 0 S: 4	H: 0 LOB: 0 BB: 1 P: 10	R: 1 E: 0 K: 1 S: 16	H: 2 LOB: 1 BB: 0 P: 26	R: 0 E: 0 K: 0 S: 11	H: 3 LOB: 2 BB: 1 P: 19	R: 2 E: 1 K: 0 S: 23	H: 1 LOB: 2 BB: 2 P: 38		1B: 8 2B: 3 3B: 1 HR: 1	SF: 0 SAC: 0 DP: 3 HBP: 0	WP: 0 PB: 0 SB: 1 CS: 1	PA: 43							
PITCHER	IP	WLS	BF	H	R	ER	SO	BB	IBB	HBP	BLK	WP	HR	S	P	ERA		WHIP										
Tom Glavine, L ERA: 2.91 Mark Wohlers, R ERA: 4.7 Mike Stanton, L ERA: 3.33	(1, 1)	7.2	35	11	3	3	4	5	0	0	0	0	1	75	133	3.52		2.087										
Tom Glavine, L ERA: 2.91 Mark Wohlers, R ERA: 4.7 Mike Stanton, L ERA: 3.33	(8, 1)	0.1	1	0	0	0	0	0	0	0	0	0	0	2	2	0.00		0.000										
Tom Glavine, L ERA: 2.91 Mark Wohlers, R ERA: 4.7 Mike Stanton, L ERA: 3.33	(9, 1)	1.0	W	7	1	2	0	2	0	0	0	0	0	23	38	0.00		3.000										

Batter	1	2	3	4	5	6	7	8	9	AB	R	H	RBI	BB	SO	LOB	BOTTOM											
Deion Sanders, L OBP: 0.259, SLG: 0.341 (1, 8)	G3			G3	G6-3			G4-3		4	0	0	0	0	0	1	Houston Astros @ Atlanta Braves Atlanta-Fulton County Stadium, Atlanta, GA Sat Jun 26 1993, 7:05 PM EDT Att: 47,864 - Unknown livebaseballscores.com											
Jeff Blauser, R OBP: 0.425, SLG: 0.449 (1, 6)	G6-3			1B HR BB		G6-3		HR BB		2	2	0	0	2	0	0												
Terry Pendleton, S OBP: 0.291, SLG: 0.361 (1, 5)	K			1B HR		G6-3		HR		4	2	2	2	0	1	0												
David Justice, L OBP: 0.306, SLG: 0.435 (1, 9)				HR		L8		G3		4	1	1	3	0	0	0												
Ron Gant, R OBP: 0.338, SLG: 0.520 (1, 7)				K 1B			K2-3		K	4	0	1	0	0	3	0												
Sid Bream, L OBP: 0.322, SLG: 0.402 Brian Hunter, R OBP: 0.157, SLG: 0.213 (7, FR)				G6-3			G5-4-3 1B		F9	3	0	1	0	0	0	1												
Greg Olson, R OBP: 0.301, SLG: 0.281 Bill Pecota, R OBP: 0.290, SLG: 0.300 (9, PR)				K			G5-4-3		1B 1B	0	1	0	0	0	0	0												
Mark Lemke, S OBP: 0.354, SLG: 0.399 (1, 4)				G4-3			L8		1B 1B	3	0	1	0	1	0	2												
Tom Glavine, L OBP: 0.220, SLG: 0.158 Mark Wohlers, R (8, PH)				G3			G6-3		1B 1B	2	0	0	0	0	0	1												
Otis Nixon, S OBP: 0.328, SLG: 0.261 Mike Stanton, L (9, PH)									1B 1-2 2-H	1	0	0	0	0	0	0												
Damon Berryhill, S OBP: 0.307, SLG: 0.466 (9, PH)										1	0	1	1	0	0	0												
Inning Stats	R: 0 E: 0 K: 1 S: 9	H: 0 LOB: 0 BB: 0 P: 14	R: 0 E: 0 K: 0 S: 4	H: 1 LOB: 0 BB: 0 P: 8	R: 0 E: 0 K: 1 S: 8	H: 0 LOB: 0 BB: 0 P: 12	R: 3 E: 0 K: 1 S: 13	H: 2 LOB: 1 BB: 1 P: 24	R: 0 E: 0 K: 0 S: 6	H: 0 LOB: 0 BB: 1 P: 13	R: 0 E: 0 K: 0 S: 5	H: 0 LOB: 0 BB: 0 P: 10	R: 0 E: 0 K: 1 S: 9	H: 1 LOB: 2 BB: 0 P: 12	R: 2 E: 0 K: 1 S: 12	H: 1 LOB: 1 BB: 1 P: 20		R: 1 E: 0 K: 1 S: 14	H: 3 LOB: 2 BB: 0 P: 16	1B: 6 2B: 1 3B: 0 HR: 2	SF: 0 SAC: 0 DP: 1 HBP: 0	WP: 0 PB: 0 SB: 1 CS: 0	PA: 36					
PITCHER	IP	WLS	BF	H	R	ER	SO	BB	IBB	HBP	BLK	WP	HR	S	P	ERA		WHIP										
Mark Portugal, R ERA: 3.48 Xavier Hernandez, R ERA: 3.48 Brian Williams, R ERA: 4.48 Doug Jones, R ERA: 5.24	(1, 1)	6.0	22	3	3	3	3	2	0	0	0	0	0	9	12	0.00		1.000										
Mark Portugal, R ERA: 3.48 Xavier Hernandez, R ERA: 3.48 Brian Williams, R ERA: 4.48 Doug Jones, R ERA: 5.24	(8, 1)	1.0	5	1	2	2	1	1	0	0	0	0	1	12	20	18.00		2.000										
Mark Portugal, R ERA: 3.48 Xavier Hernandez, R ERA: 3.48 Brian Williams, R ERA: 4.48 Doug Jones, R ERA: 5.24	(9, 1)	0.2	L	5	3	1	1	1	0	0	0	0	0	14	16	13.50		4.500										

AB	36
R	5
H	12
RBI	4
BB	7
SO	4
LOB	21




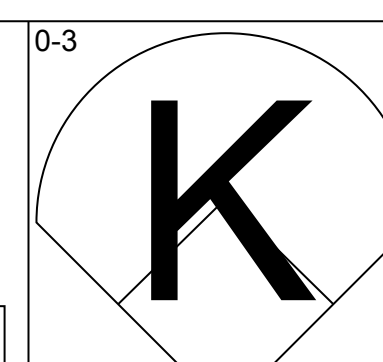
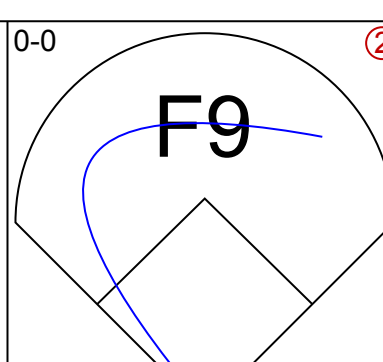
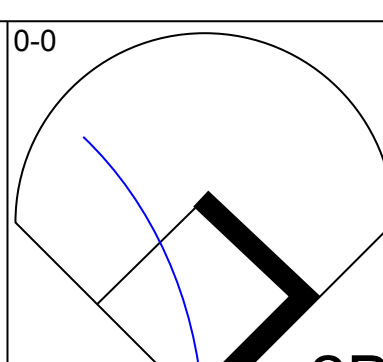
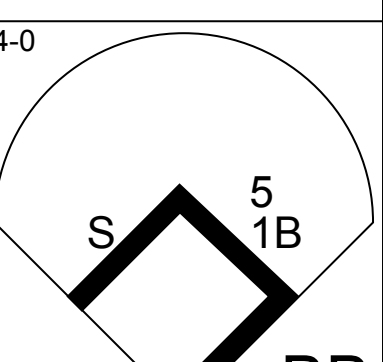
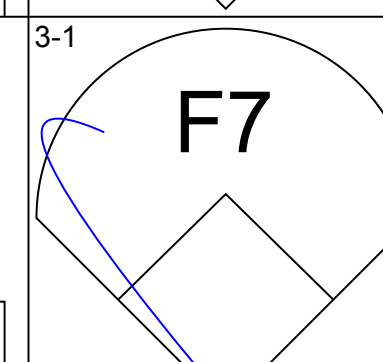
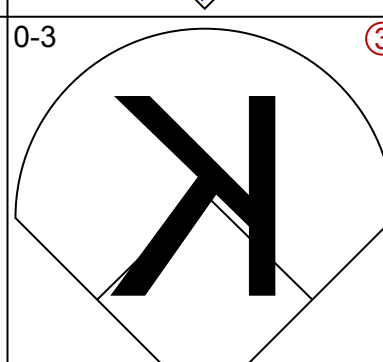
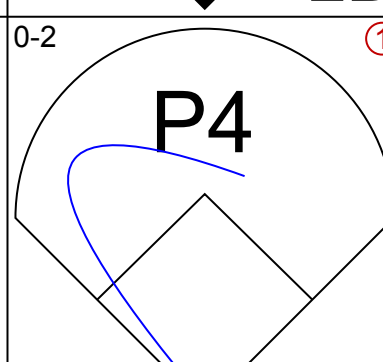
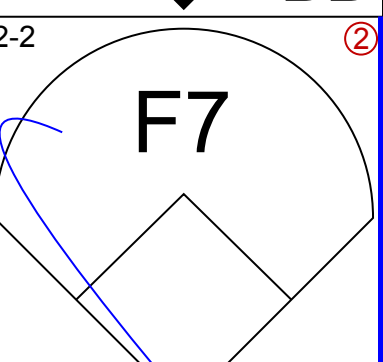
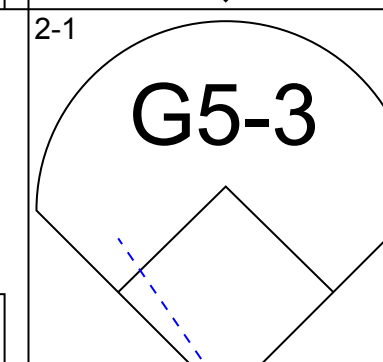
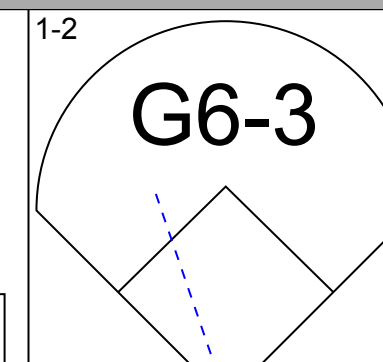
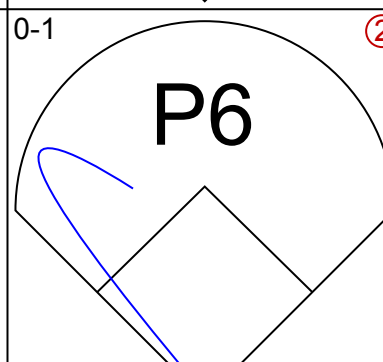
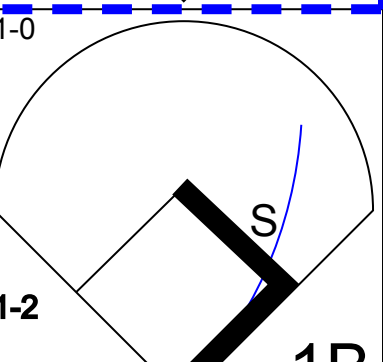
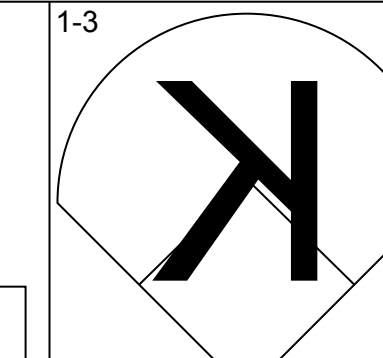
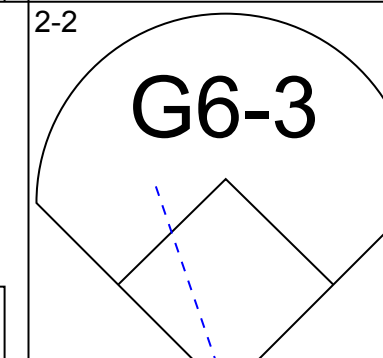
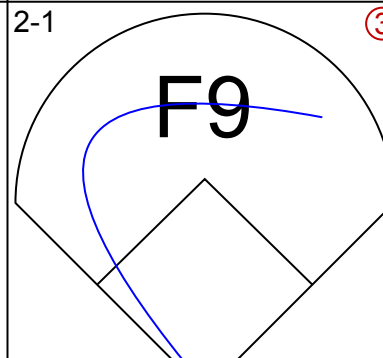
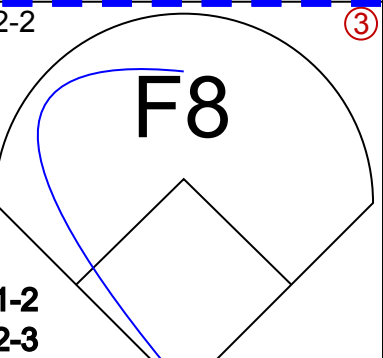
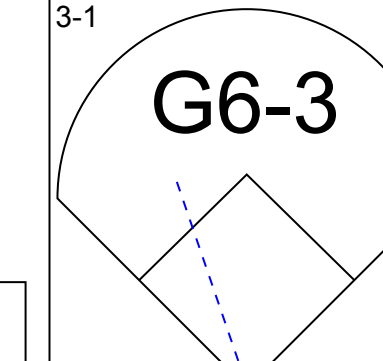
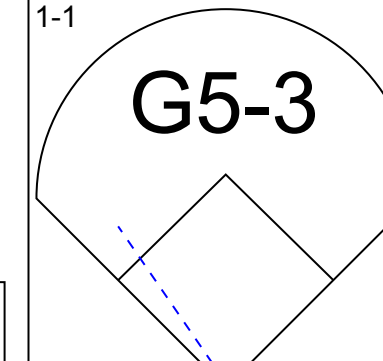
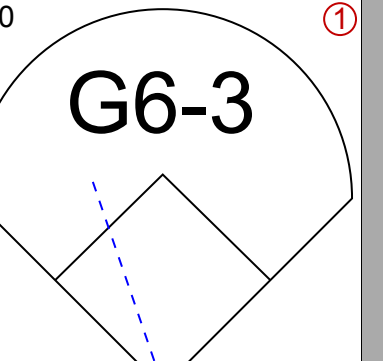
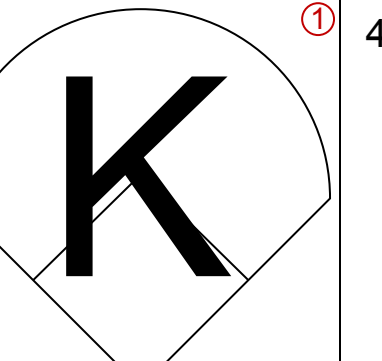
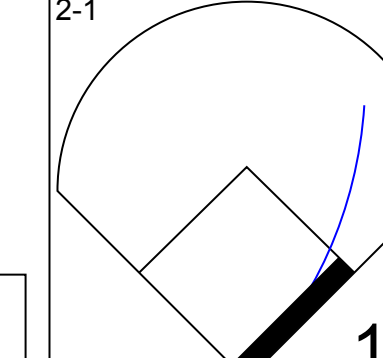
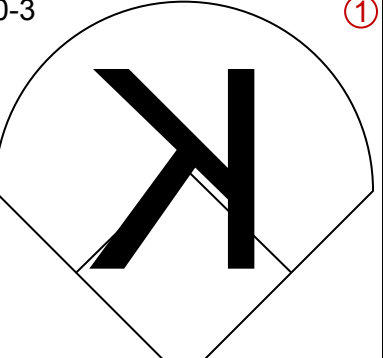
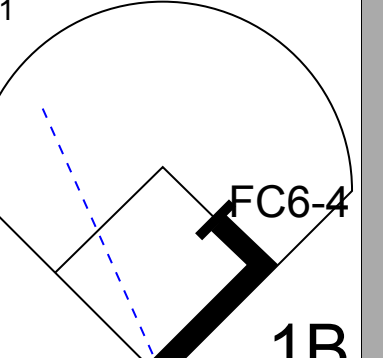
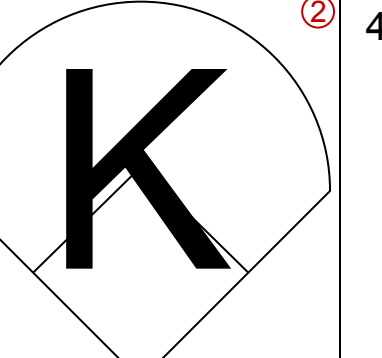
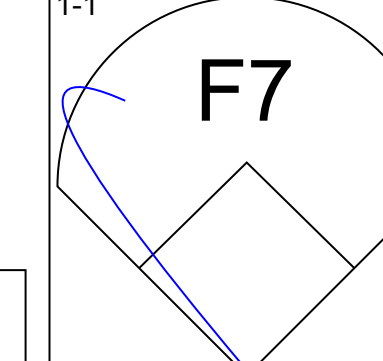
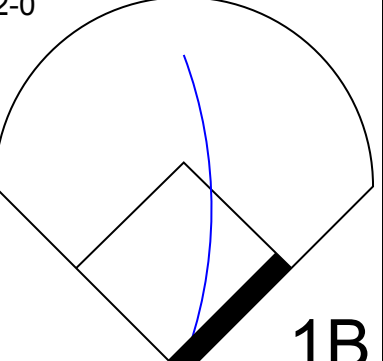
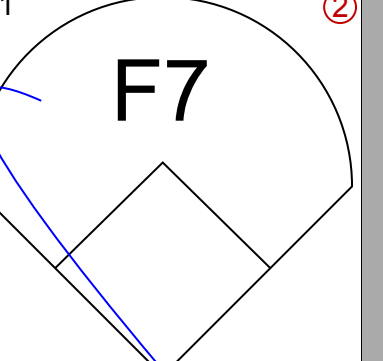
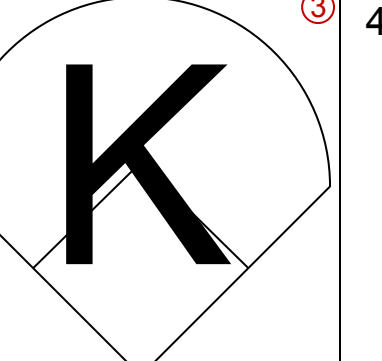
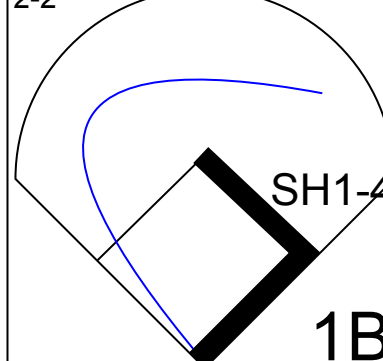
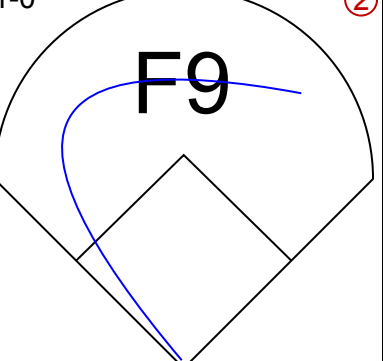
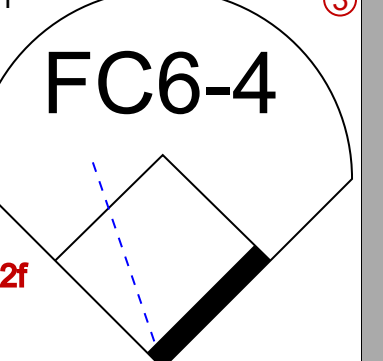
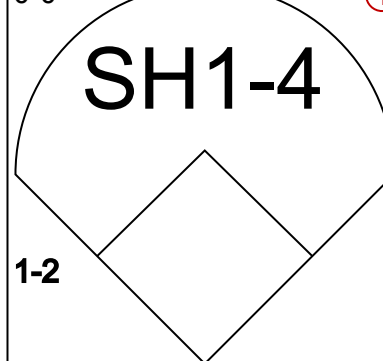
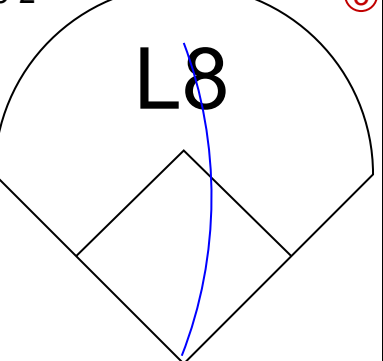
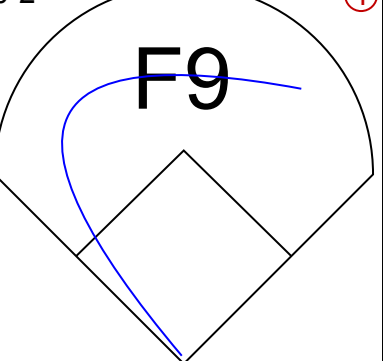
Batter	1	2	3	4	5	6	7	8	9	AB	R	H	RBI	BB	SO	LOB	TOP					
Craig Biggio, R OBP: 0.349, SLG: 0.470 (1, 4)	L7		P4		G6-3		F8			4	0	0	0	0	0	1	Houston Astros @ Atlanta Braves Atlanta-Fulton County Stadium, Atlanta, GA Sun Jun 27 1993, 3:33 AM EDT Att: 48,796 - Cloudy					
Steve Finley, L OBP: 0.292, SLG: 0.307 (1, 8)	G4-3		G4-3 1B		K		P2			4	0	1	0	0	1	0						
Luis Gonzalez, L OBP: 0.340, SLG: 0.424 (1, 7)			G4-6-3					G1-3		3	1	1	0	1	0	2						
Ken Caminiti, S OBP: 0.294, SLG: 0.421 5 Jeff Bagwell, R OBP: 0.394, SLG: 0.533 (6, PR) (6, 3)	K			G3-1		IBB 2-1 1B		G5-3		3	0	1	1	0	1	1						
Eric Anthony, L OBP: 0.336, SLG: 0.392 (1, 9)		E5 G3-1 1B		E5 1B SF7		IBB 1-2 1B		G3-1		4	2	1	0	0	0	0						
Chris Donnels, L OBP: 0.285, SLG: 0.293 (6, 5)	G3-1			1B		P6			K	4	0	1	0	0	1	3						
Andujar Cedeno, R Xavier Hernandez, L (9, 1)			G1-6-3 1B	SF7		P3			G3-1	3	0	1	2	0	0	2						
Eddie Taubensee, L OBP: 0.308, SLG: 0.359 (1, 2)		G1-6-3		G1-3					G4-3	3	0	0	0	1	0	2						
Darryl Kile, R Jose Uribe, S OBP: 0.333, SLG: 0.217 (9, 6)				1B BB		G3-1	2-1	F8		2	0	0	0	1	0	0						
Inning Stats	R: 0 E: 0 K: 1 S: 12	H: 0 LOB: 1 BB: 1 P: 21	R: 1 E: 1 K: 0 S: 6	H: 1 LOB: 0 BB: 0 P: 8	R: 0 E: 0 K: 0 S: 8	H: 1 LOB: 1 BB: 0 P: 15	R: 1 E: 1 K: 0 S: 10	H: 1 LOB: 1 BB: 0 P: 15	R: 0 E: 0 K: 1 S: 7	H: 0 LOB: 0 BB: 0 P: 9	R: 1 E: 0 K: 0 S: 15	H: 3 LOB: 3 BB: 1 P: 26	R: 0 E: 0 K: 0 S: 7	H: 0 LOB: 0 BB: 0 P: 10	R: 0 E: 0 K: 1 S: 5	H: 0 LOB: 0 BB: 0 P: 7		R: 0 E: 0 K: 1 S: 10	H: 0 LOB: 0 BB: 0 P: 13	1B: 5 2B: 1 3B: 0 HR: 0	SF: 1 SAC: 0 DP: 2 HBP: 0	WP: 0 PB: 0 SB: 1 CS: 0
PITCHER	IP	WLS	BF	H	R	ER	SO	BB	IBB	HBP	BLK	WP	HR	S	P	ERA	WHIP					
Greg Maddux, R ERA: 2.71 Greg McMichael, R ERA: 2.9	(1, 1) (8, 1)	7.0 6	30 0	6 0	3 0	1 0	2 1	2 0	1 0	0 0	0 0	0 0	0 0	65 15	104 20	1.29 0.00	1.143 0.000					

AB	31
R	3
H	6
RBI	3
BB	3
SO	3
LOB	11



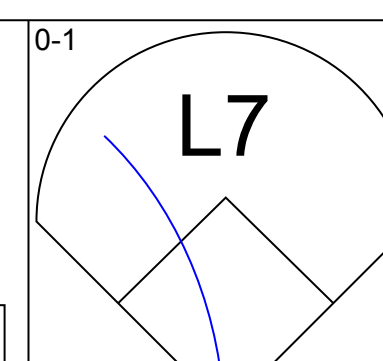
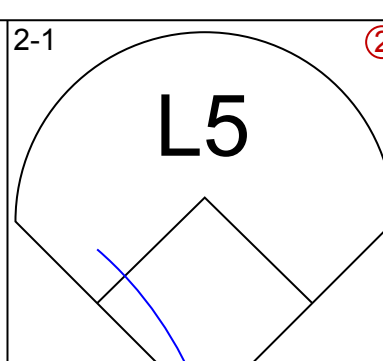
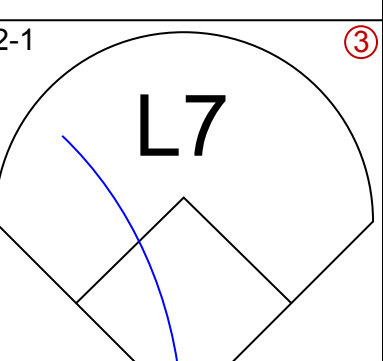
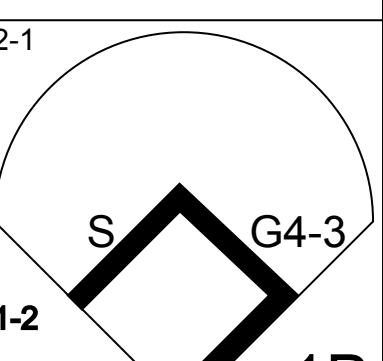
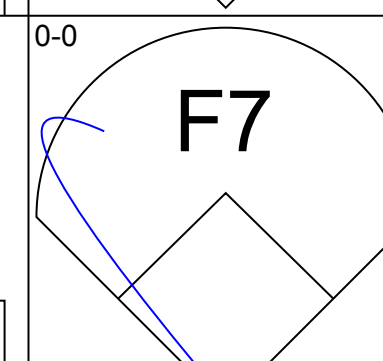
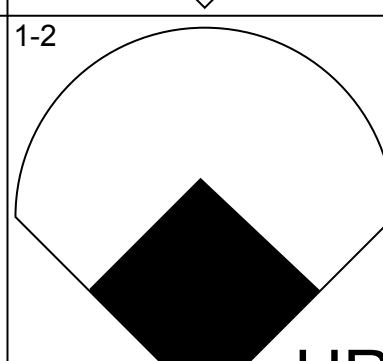
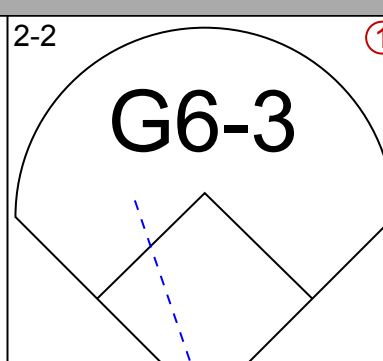
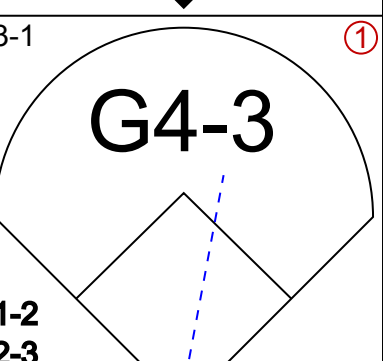
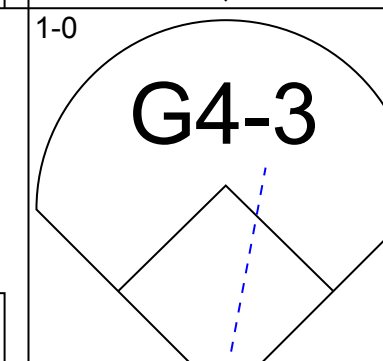
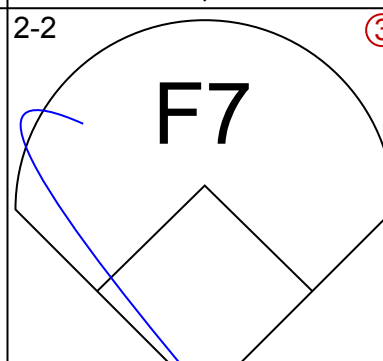
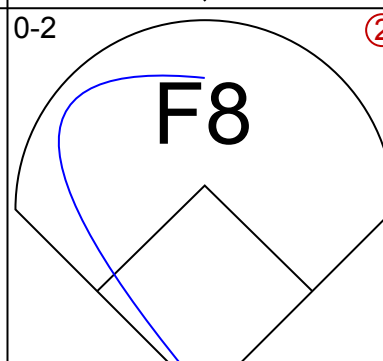
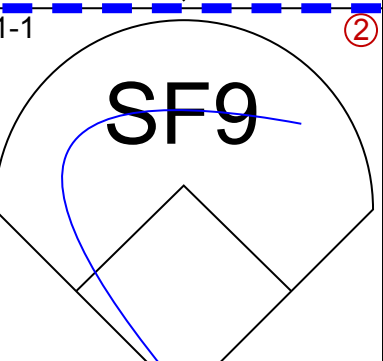
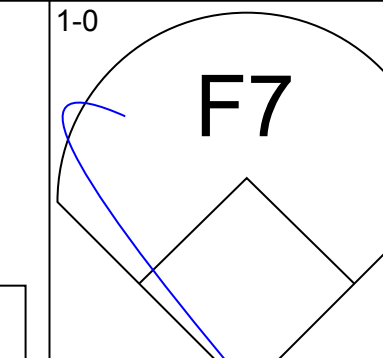
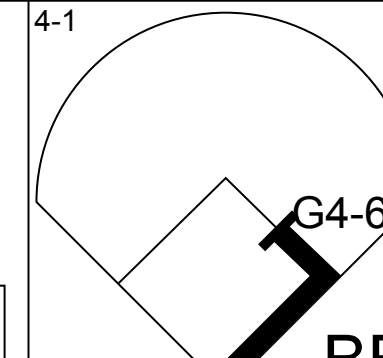
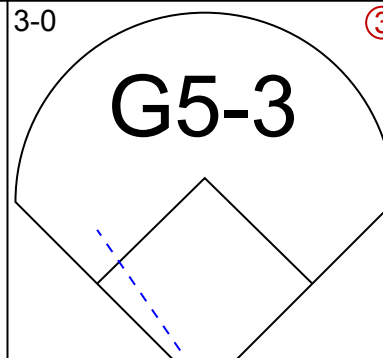
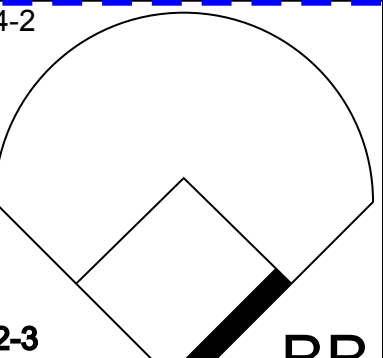
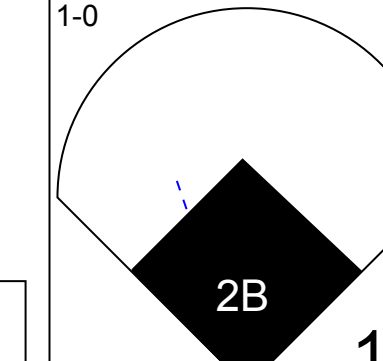
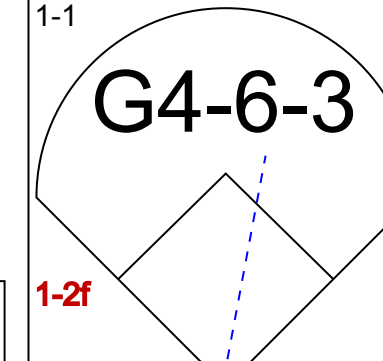
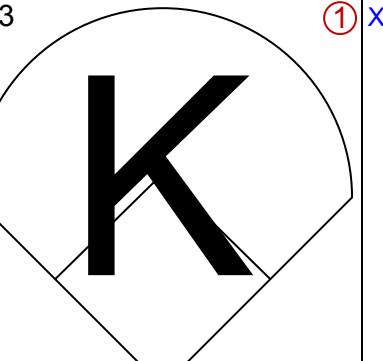
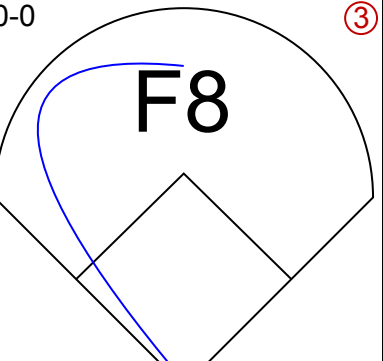
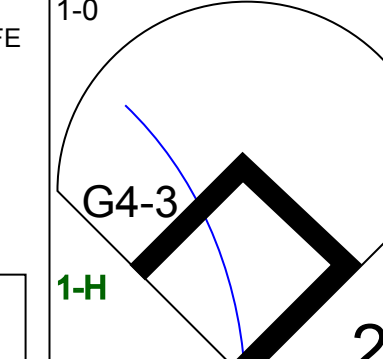
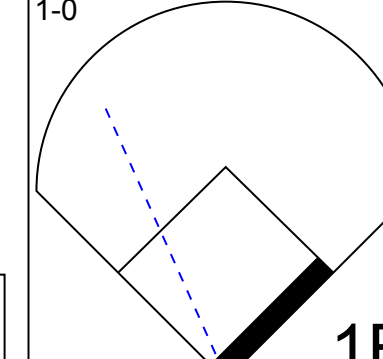
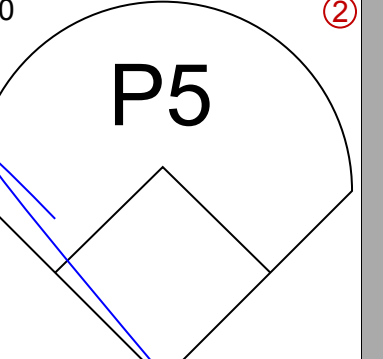
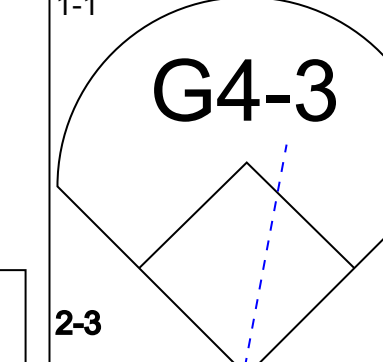
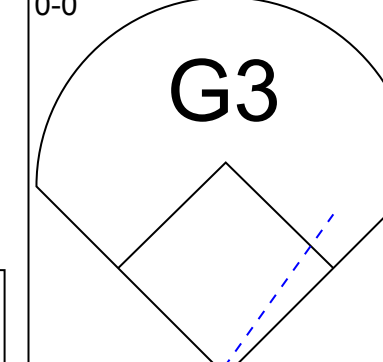
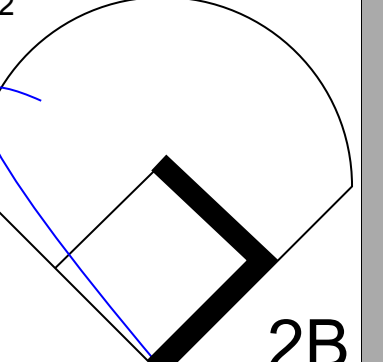
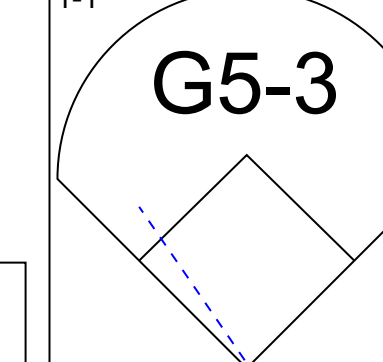
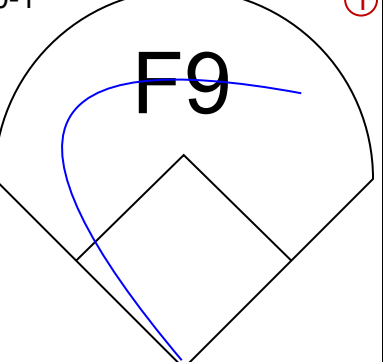
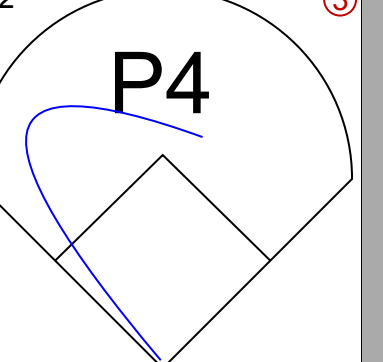
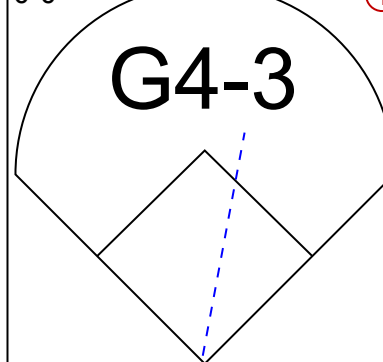
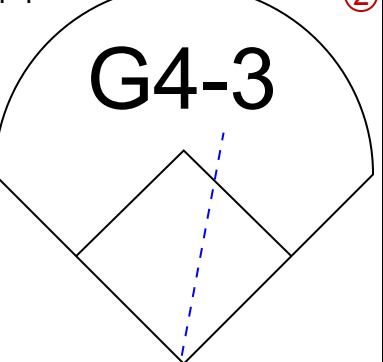
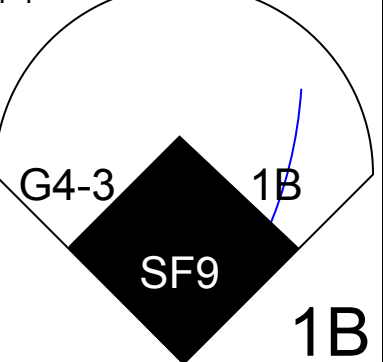
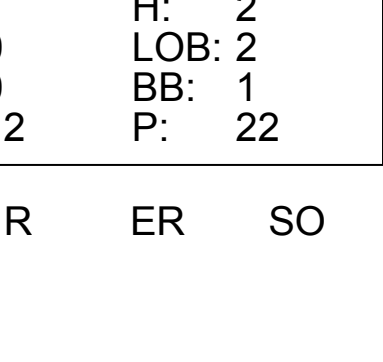
Batter	1	2	3	4	5	6	7	8	9	AB	R	H	RBI	BB	SO	LOB	BOTTOM					
Otis Nixon, S OBP: 0.333, SLG: 0.270 (1, 8)	E 1B		S 1B				K		G1-3	5	0	3	0	0	1	2	Houston Astros @ Atlanta Braves Atlanta-Fulton County Stadium, Atlanta, GA Sun Jun 27 1993, 3:33 AM EDT Att: 48,796 - Cloudy					
Jeff Blauser, R OBP: 0.424, SLG: 0.442 (1, 6)	L9		F8		P7			K		4	0	0	0	0	1	3						
Terry Pendleton, S OBP: 0.291, SLG: 0.358 (1, 5)	FC3		P4		P3					3	0	0	0	1	0	3						
David Justice, L OBP: 0.308, SLG: 0.432 (1, 9)	P8								P5	2	0	0	0	2	0	3						
Ron Gant, R OBP: 0.333, SLG: 0.513 (1, 7)	K		K						K	4	0	0	0	0	4	6						
Sid Bream, L OBP: 0.320, SLG: 0.399 (1, 3)		G3 1B		L7		F8			G6-3	4	0	1	0	0	0	1						
Damon Berryhill, S OBP: 0.298, SLG: 0.451 (1, 2)		P6		F7		F9			K	4	0	0	0	0	1	2						
Mark Lemke, S OBP: 0.353, SLG: 0.394 (1, 4)		G3		F8			G6-3			3	0	0	0	1	0	1						
Greg Maddux, R OBP: 0.233, SLG: 0.238 Deion Sanders, L OBP: 0.257, SLG: 0.338 Greg McMichael, R Francisco Cabrera, R OBP: 0.367, SLG: 0.500 Rafael Belliard, R OBP: 0.294, SLG: 0.233 (7, PH) (8, 1) (9, PH) (9, PR)		K			G4-3		F8			2	0	0	0	0	1	1						
Inning Stats	R: 0 E: 1 K: 1 S: 9	H: 1 LOB: 2 BB: 0 P: 15	R: 0 E: 0 K: 1 S: 12	H: 1 LOB: 1 BB: 0 P: 19	R: 0 E: 0 K: 0 S: 11	H: 1 LOB: 2 BB: 1 P: 20	R: 0 E: 0 K: 0 S: 9	H: 0 LOB: 0 BB: 0 P: 15	R: 0 E: 0 K: 1 S: 6	H: 0 LOB: 1 BB: 1 P: 9	R: 0 E: 0 K: 1 S: 9	H: 0 LOB: 1 BB: 1 P: 14	R: 0 E: 0 K: 1 S: 6	H: 0 LOB: 0 BB: 0 P: 12	R: 0 E: 0 K: 2 S: 12	H: 0 LOB: 1 BB: 1 P: 19		R: 0 E: 0 K: 1 S: 11	H: 1 LOB: 2 BB: 1 P: 19	1B: 5 2B: 0 3B: 0 HR: 0	SF: 0 SAC: 0 DP: 0 HBP: 0	WP: 0 PB: 0 SB: 1 CS: 0
PITCHER	IP	WLS	BF	H	R	ER	SO	BB	IBB	HBP	BLK	WP	HR	S	P	ERA	WHIP					
Darryl Kile, R ERA: 2.27 Xavier Hernandez, R ERA: 3.45	(1, 1) (9, 1)	8.2 1	36 1	5 0	0 0	0 0	0 0	4 0	0 0	0 0	0 0	0 0	0 1	84 2	140 2	0.00 0.000	1.038 0.000					



Batter	1	2	3	4	5	6	7	8	9	AB	R	H	RBI	BB	SO	LOB	TOP					
Craig Biggio, R OBP: 0.391, SLG: 0.472 (1, 4)										3	0	1	0	1	1	1	Houston Astros @ Cincinnati Reds Riverfront Stadium, Cincinnati, OH Tue Jun 29 1993, 7:05 PM EDT Att: 29,215 - Unknown - 83 F					
Steve Finley, L OBP: 0.288, SLG: 0.303 (1, 8)										3	0	0	0	0	1	2						
Chris James, R OBP: 0.333, SLG: 0.506 (8, PH)										1	0	0	0	0	0	1						
Brian Williams, R (8, 1)										0	0	0	0	0	0	0						
Al Osuna, R (8, 1)										0	0	0	0	0	0	0						
Tom Edens, R (8, 1)										0	0	0	0	0	0	0						
5 Jeff Bagwell, R OBP: 0.393, SLG: 0.529 (1, 3)										4	0	1	0	0	0	1						
Ken Caminiti, S OBP: 0.290, SLG: 0.415 (1, 5)										4	0	0	0	0	1	3						
Kevin Bass, S OBP: 0.288, SLG: 0.357 (1, 9)										4	0	0	0	0	1	0						
Scott Servais, R OBP: 0.351, SLG: 0.478 (1, 2)										4	0	2	0	0	2	0						
Luis Gonzalez, L OBP: 0.338, SLG: 0.421 (1, 7)										4	0	1	0	0	1	2						
Andujar Cedeno, R OBP: 0.370, SLG: 0.459 (1, 6)										3	0	1	0	0	0	2						
Doug Drabek, R OBP: 0.108, SLG: 0.216 (1, 1)										1	0	0	0	0	0	1						
Rick Parker, R OBP: 0.300, SLG: 0.278 (8, PH)										1	0	0	0	0	0	0						
Rick Parker, R (8, 8)										1	0	0	0	0	0	0						
Inning Stats	R: 0 E: 0 K: 1 S: 7	H: 0 LOB: 0 BB: 0 P: 12	R: 0 E: 0 K: 1 S: 9	H: 1 LOB: 1 BB: 0 P: 16	R: 0 E: 0 K: 1 S: 8	H: 1 LOB: 0 BB: 0 P: 10	R: 0 E: 0 K: 0 S: 12	H: 0 LOB: 0 BB: 0 P: 16	R: 0 E: 0 K: 1 S: 9	H: 1 LOB: 1 BB: 0 P: 15	R: 0 E: 0 K: 0 S: 10	H: 1 LOB: 1 BB: 0 P: 12	R: 0 E: 0 K: 0 S: 7	H: 1 LOB: 1 BB: 0 P: 11	R: 0 E: 0 K: 0 S: 12	H: 1 LOB: 2 BB: 1 P: 21	R: 0 E: 0 K: 3 S: 9	H: 0 LOB: 0 BB: 0 P: 14	1B: 5 2B: 1 3B: 0 HR: 0	SF: 0 SAC: 1 DP: 0 HBP: 0	WP: 0 PB: 0 SB: 2 CS: 0	PA: 34
PITCHER	IP	WLS	BF	H	R	ER	SO	BB	IBB	HBP	BLK	WP	HR	S	P	ERA	WHIP					
Tom Browning, L ERA: 5.28 (1, 1)	7.2	W	29	5	0	0	4	1	0	0	0	0	0	70	106	0.00	0.783					
Jeff Reardon, R ERA: 2.53 (8, 1)	0.0		1	1	0	0	0	0	0	0	0	0	0	1	2	∞	∞					
Rob Dibble, R ERA: 3.38 (8, 1)	1.1	S	4	0	0	0	3	0	0	0	0	0	0	12	19	0.00	0.000					

AB	32
R	0
H	6
RBI	0
BB	1
SO	7
LOB	13



Batter	1	2	3	4	5	6	7	8	9	AB	R	H	RBI	BB	SO	LOB	BOTTOM					
Bip Roberts, S OBP: 0.333, SLG: 0.308 (1, 7)										4	0	1	0	0	0	0	Houston Astros @ Cincinnati Reds Riverfront Stadium, Cincinnati, OH Tue Jun 29 1993, 7:05 PM EDT Att: 29,215 - Unknown - 83 F					
Barry Larkin, R OBP: 0.391, SLG: 0.419 (1, 6)										4	1	1	1	0	0	2						
Hal Morris, L OBP: 0.310, SLG: 0.300 (1, 3)										3	0	0	1	0	0	0						
Reggie Sanders, R OBP: 0.339, SLG: 0.429 (1, 9)										2	0	0	0	2	0	0						
Roberto Kelly, R OBP: 0.355, SLG: 0.466 (1, 8)										4	1	1	0	0	1	3						
Chris Sabo, R OBP: 0.297, SLG: 0.395 (1, 5)										3	0	2	1	0	0	0						
Jeff Branson, L OBP: 0.362, SLG: 0.424 (1, 4)										3	0	1	0	0	0	2						
Joe Oliver, R OBP: 0.279, SLG: 0.383 (1, 2)										3	0	0	0	0	0	2						
Tom Browning, L OBP: 0.214, SLG: 0.269 (1, 1)										2	0	0	0	0	0	0						
Jeff Reardon, R (8, 1)										0	0	0	0	0	0	0						
Rob Dibble, L OBP: 1.000, SLG: 1.000 (8, 1)										0	0	0	0	0	0	0						
Jacob Brumfield, R OBP: 0.410, SLG: 0.344 (8, 7)										1	1	1	0	0	0	0						
Inning Stats	R: 0 E: 0 K: 0 S: 4	H: 0 LOB: 0 BB: 0 P: 5	R: 1 E: 0 K: 0 S: 7	H: 2 LOB: 1 BB: 0 P: 12	R: 1 E: 0 K: 0 S: 9	H: 1 LOB: 0 BB: 0 P: 14	R: 0 E: 0 K: 0 S: 5	H: 1 LOB: 1 BB: 1 P: 11	R: 0 E: 0 K: 0 S: 6	H: 0 LOB: 0 BB: 0 P: 9	R: 0 E: 0 K: 0 S: 7	H: 0 LOB: 0 BB: 0 P: 12	R: 0 E: 0 K: 1 S: 11	H: 1 LOB: 1 BB: 0 P: 17	R: 1 E: 0 K: 0 S: 12	H: 2 LOB: 2 BB: 1 P: 22	R: 1 E: 0 K: 0 S: 9	H: 0 LOB: 0 BB: 0 P: 14	1B: 4 2B: 2 3B: 0 HR: 1	SF: 1 SAC: 0 DP: 1 HBP: 0	WP: 0 PB: 0 SB: 1 CS: 0	PA: 32
PITCHER	IP	WLS	BF	H	R	ER	SO	BB	IBB	HBP	BLK	WP	HR	S	P	ERA	WHIP					
Doug Drabek, R ERA: 3.29 (1, 1)	7.0	L	26	5	2	2	1	1	0	0	0	0	0	7	12	27.00	6.000					
Brian Williams, R ERA: 4.64 (8, 1)	0.1		3	2	1	1	0	0	0	0	0	0	0	2	3	0.00	0.000					
Al Osuna, L ERA: 4.22 (8, 1)	0.1		1	0	0	0	0	0	0	0	0	0	0	2	3	0.00	0.000					
Tom Edens, R ERA: 3.77 (8, 1)	0.1		2	0	0	0	0	1	0	0	0	0	0	3	7	0.00	3.000					

AB	29
R	3
H	7
RBI	3
BB	2
SO	1
LOB	9



Batter	1	2	3	4	5	6	7	8	9	AB	R	H	RBI	BB	SO	LOB	TOP										
Craig Biggio, R OBP: 0.352, SLG: 0.474 (1,4)	F8		1B		G6-3		F8		FC5-4	5	1	2	1	0	0	0											
Luis Gonzalez, L OBP: 0.336, SLG: 0.416 (1,7)	F9		1B		G1		G6-3		FC5-4	5	0	1	0	0	0	1											
5 Jeff Bagwell, R OBP: 0.391, SLG: 0.525 (1,3)	K		1B		K		G6-3			4	0	1	1	0	2	0											
Ken Caminiti, S OBP: 0.289, SLG: 0.416 (1,5)		F9	F7			G6-3		G4-3		4	1	1	0	0	0	2											
Eric Anthony, L OBP: 0.331, SLG: 0.386 (1,9)		F8	G4-3			G6-3		G6-3		4	0	0	0	0	0	3											
Andujar Cedeno, R OBP: 0.372, SLG: 0.460 (8,1)					P6					4	0	2	1	0	1	0											
Xavier Hernandez, L OBP: 0.372, SLG: 0.460 (8,1)										0	0	0	0	0	0	0											
Al Osuna, R OBP: 0.372, SLG: 0.460 (8,1)										0	0	0	0	0	0	0											
Brian Williams, R OBP: 0.289, SLG: 0.357 (9,7)										0	0	0	0	0	0	0											
Kevin Bass, S OBP: 0.289, SLG: 0.357 (9,7)										0	0	0	0	0	0	0											
Scott Servais, R OBP: 0.349, SLG: 0.493 (1,2)					F9		F9		FC6-4	4	1	1	1	0	0	2											
Steve Finley, L OBP: 0.296, SLG: 0.311 (1,8)					HR					4	1	3	0	0	0	0											
Greg Swindell, L OBP: 0.182, SLG: 0.212 (1,1)										2	0	0	0	0	1	3											
Doug Jones, R OBP: 0.182, SLG: 0.212 (7,1)										0	0	0	0	0	0	0											
Jose Uribe, S OBP: 0.321, SLG: 0.208 (8,6)										1	0	0	0	0	0	0											
Inning Stats	R: 0 E: 0 K: 1 S: 7	H: 0 LOB: 0 BB: 0 P: 12	R: 0 E: 0 K: 1 S: 5	H: 0 LOB: 0 BB: 0 P: 8	R: 3 E: 0 K: 0 S: 14	H: 5 LOB: 2 BB: 0 P: 21	R: 0 E: 0 K: 0 S: 10	H: 1 LOB: 1 BB: 0 P: 16	R: 0 E: 0 K: 1 S: 8	H: 0 LOB: 0 BB: 0 P: 13	R: 1 E: 0 K: 1 S: 15	H: 3 LOB: 2 BB: 0 P: 20	R: 0 E: 0 K: 0 S: 7	H: 0 LOB: 0 BB: 0 P: 9	R: 0 E: 0 K: 0 S: 8	H: 1 LOB: 1 BB: 0 P: 13	R: 0 E: 0 K: 0 S: 6	H: 1 LOB: 1 BB: 0 P: 7	1B: 8 2B: 2 3B: 0 HR: 1	SF: 0 SAC: 1 DP: 0 HBP: 0	WP: 0 PA: 38 PB: 0 SB: 0 CS: 0						
PITCHER	IP	WLS	BF	H	R	ER	SO	BB	IBB	HBP	BLK	WP	HR	S	P	ERA	WHIP										
Tim Belcher, R ERA: 3.49 (1,1)	7.0		30	9	4	4	4	0	0	0	0	0	1	66	99	5.14	1.286										
Bobby Ayala, R ERA: 2.97 (8,1)	1.0		4	1	0	0	0	0	0	0	0	0	0	8	13	0.00	1.000										
Jeff Reardon, R ERA: 2.54 (9,1)	1.0	W	4	1	0	0	0	0	0	0	0	0	0	6	7	0.00	1.000										

Houston Astros @ Cincinnati Reds
Riverfront Stadium, Cincinnati, OH
Wed Jun 30 1993, 7:05 PM EDT
Att: 27,380 - Unknown - 84 F

AB 37
R 4
H 11
RBI 4
BB 0
SO 4
LOB 11



Batter	1	2	3	4	5	6	7	8	9	AB	R	H	RBI	BB	SO	LOB	BOTTOM										
Barry Larkin, R OBP: 0.391, SLG: 0.422 (1,6)	SH1-3		P5	F9			K		1B	5	1	2	0	0	1	2											
Jeff Branson, L OBP: 0.391, SLG: 0.422 (1,4)	SH1-3		BB		B3		P4		SH	3	0	1	0	0	0	1											
Reggie Sanders, R OBP: 0.340, SLG: 0.426 (1,9)	P2		BB		F8		FC6-4		BB	4	0	1	0	1	0	2											
Kevin Mitchell, R OBP: 0.406, SLG: 0.611 (1,7)	P3		G5-3		G5-3				BB	4	0	1	0	0	0	3											
Jacob Brumfield, R OBP: 0.410, SLG: 0.344 (8, PR)										0	1	0	0	0	0	0											
Gary Varsho, L OBP: 0.364, SLG: 0.383 (9, PH)										0	0	0	1	1	0	0											
Randy Milligan, R OBP: 0.390, SLG: 0.406 (1,3)		P4								4	2	3	2	0	0	0											
Juan Samuel, R OBP: 0.221, SLG: 0.311 (8, PR)										0	0	0	0	0	0	0											
Roberto Kelly, R OBP: 0.353, SLG: 0.465 (1,8)		P2			G5-3		F9		SF9	3	1	1	1	0	0	0											
Chris Sabo, R OBP: 0.291, SLG: 0.392 (1,5)					G5-3		L8			2	0	0	0	2	0	1											
Joe Oliver, R OBP: 0.274, SLG: 0.377 (1,2)		L8			L9		P5		F8	4	0	0	0	0	0	4											
Tim Belcher, R OBP: 0.184, SLG: 0.189 (1,1)										2	0	1	1	0	0	0											
Bip Roberts, S OBP: 0.336, SLG: 0.308 (7, PH)										0	0	0	0	1	0	0											
Bobby Ayala, R OBP: 0.336, SLG: 0.308 (8,1)										0	0	0	0	0	0	0											
Hal Morris, L OBP: 0.307, SLG: 0.296 (8, PH)										1	0	0	0	0	0	2											
Jeff Reardon, R ERA: 4.64 (9,1)										0	0	0	0	0	0	0											
Inning Stats	R: 0 E: 0 K: 0 S: 7	H: 1 LOB: 1 BB: 0 P: 9	R: 0 E: 0 K: 0 S: 9	H: 0 LOB: 1 BB: 1 P: 16	R: 0 E: 0 K: 0 S: 18	H: 1 LOB: 2 BB: 1 P: 28	R: 2 E: 0 K: 0 S: 14	H: 3 LOB: 1 BB: 0 P: 22	R: 0 E: 0 K: 0 S: 7	H: 0 LOB: 0 BB: 0 P: 9	R: 1 E: 0 K: 0 S: 11	H: 1 LOB: 1 BB: 0 P: 18	R: 0 E: 0 K: 1 S: 9	H: 0 LOB: 1 BB: 1 P: 16	R: 1 E: 1 K: 0 S: 9	H: 2 LOB: 2 BB: 1 P: 20	R: 1 E: 0 K: 0 S: 6	H: 2 LOB: 3 BB: 1 P: 11	1B: 7 2B: 1 3B: 0 HR: 2	SF: 1 SAC: 2 DP: 0 HBP: 0	WP: 0 PA: 40 PB: 0 SB: 1 CS: 0						
PITCHER	IP	WLS	BF	H	R	ER	SO	BB	IBB	HBP	BLK	WP	HR	S	P	ERA	WHIP										
Greg Swindell, L ERA: 4.67 (1,1)	6.0		26	6	3	3	0	2	0	0	0	0	2	66	102	4.50	1.333										
Doug Jones, R ERA: 5.09 (7,1)	1.1		8	2	1	0	1	1	1	0	0	0	0	15	31	0.00	2.250										
Xavier Hernandez, R ERA: 3.43 (8,1)	0.1		1	0	0	0	0	0	0	0	0	0	0	2	2	0.00	0.000										
Al Osuna, L ERA: 4.91 (8,1)	0.1	L	3	1	1	1	0	0	0	0	0	0	0	5	8	27.00	3.000										
Brian Williams, R ERA: 4.64 (9,1)	0.0		2	1	0	0	0	1	0	0	0	0	0	2	6	"	"										

Houston Astros @ Cincinnati Reds
Riverfront Stadium, Cincinnati, OH
Wed Jun 30 1993, 7:05 PM EDT
Att: 27,380 - Unknown - 84 F

AB 32
R 5
H 10
RBI 5
BB 5
SO 1
LOB 15



Batter	1	2	3	4	5	6	7	8	9	AB	R	H	RBI	BB	SO	LOB	TOP					
Craig Biggio, R (1,4) OBP: 0.352, SLG: 0.469	4-2 CS BB			1-2 F9		4-1 G3-1 5 1B BB		1-2 P4	2-1 F9	3	1	0	0	2	0	1						
Luis Gonzalez, L (1,7) OBP: 0.333, SLG: 0.424	2-3 SAFE SAFE SAFE			1-0 HR		0-0 G3-1		0-1 P4	0-1 G3-1	5	1	1	2	0	1	3						
5 Jeff Bagwell, R (1,3) OBP: 0.394, SLG: 0.524	3-2 SAFE SAFE			2-2 CS 1B		2-2 FC3-6 1B		4-2 1B WP 1B BB	0-2 G5-3	4	1	2	1	1	1	2						
Ken Caminiti, S (1,5) OBP: 0.289, SLG: 0.412	3-2 SAFE SAFE SAFE		1-3 K	3-3 K		0-0 FC3-6		4-1 1B 1B IBB		3	1	0	0	1	2	2						
Eric Anthony, L (1,9) OBP: 0.337, SLG: 0.389			0-0 G6-4-3 1B		0-3 K		4-2 BLK 1B BB	0-0 1B 1B 1B		3	2	2	0	1	1	0						
Andujar Cedeno, R (1,6) OBP: 0.370, SLG: 0.456			0-0 G6-4-3 1-2		1-1 L6		0-0 F9	1-2 1B 1B		4	1	1	2	0	0	2						
Eddie Taubensee, L (1,2) OBP: 0.313, SLG: 0.358			1-2 G3-1		2-3 K		1-2 1B BB	0-0 1B 1B		3	0	1	2	1	1	0						
Steve Finley, L (1,8) OBP: 0.300, SLG: 0.315			1-1 G1-3		0-1 SH1-4 G3-1 1B		2-1 1B 1B	2-0 F7		4	1	2	1	0	0	1						
Pete Hamisch, S (1,1) OBP: 0.194, SLG: 0.172			1-0 G4-3		0-0 SH1-4		0-1 G4-3		2-1 G3-1 2B	2	0	0	0	0	0	1						
Rick Parker, R (9,PH) OBP: 0.333, SLG: 0.368										1	0	1	0	0	0	0						
Xavier Hernandez, L (9,1)										0	0	0	0	0	0	0						
Inning Stats	R: 0 E: 0 K: 2 S: 15	H: 0 LOB: 0 BB: 1 P: 26	R: 0 E: 0 K: 1 S: 5	H: 1 LOB: 0 BB: 0 P: 6	R: 0 E: 0 K: 0 S: 7	H: 0 LOB: 0 BB: 0 P: 10	R: 1 E: 0 K: 1 S: 11	H: 2 LOB: 1 BB: 0 P: 18	R: 0 E: 0 K: 2 S: 8	H: 0 LOB: 3 BB: 0 P: 11	R: 2 E: 0 K: 0 S: 8	H: 2 LOB: 1 BB: 1 P: 13	R: 1 E: 0 K: 0 S: 9	H: 1 LOB: 1 BB: 2 P: 19	R: 4 E: 0 K: 0 S: 17	H: 3 LOB: 1 BB: 2 P: 29	R: 0 E: 0 K: 0 S: 9	H: 1 LOB: 1 BB: 0 P: 13	1B: 8 2B: 2 3B: 0 HR: 1	SF: 0 SAC: 1 DP: 2 HBP: 0	WP: 1 PB: 0 SB: 1 CS: 2	PA: 40
PITCHER	IP	WLS	BF	H	R	ER	SO	BB	IBB	HBP	BLK	WP	HR	S	P	ERA	WHIP					
Jose Rijo, R (1,1) ERA: 3.3	7.0	L	27	6	4	4	6	4	0	0	1	0	1	63	103	5.14	1.429					
Kevin Wickander, L (8,1) ERA: 3.53	0.2		2	0	0	0	0	0	0	0	0	0	0	5	6	0.00	0.000					
Greg Cadaret, L (8,1) ERA: 5.59	1.1		10	4	4	4	0	1	1	0	0	1	0	21	36	27.00	3.750					

Houston Astros @ Cincinnati Reds
Riverfront Stadium, Cincinnati, OH
Thu Jul 01 1993, 7:05 PM EDT
Att: 24,551 - Unknown - 81 F

livebaseballscorecards.com

AB 32
R 8
H 10
RBI 8
BB 6
SO 6
LOB 12



Batter	1	2	3	4	5	6	7	8	9	AB	R	H	RBI	BB	SO	LOB	BOTTOM				
Barry Larkin, R (1,6) OBP: 0.388, SLG: 0.418	0-0 G4-3		2-2 G6-3		0-1 E4 BB		0-0 F9		1-0 2H 1B	5	0	1	0	0	0	1					
Jeff Branson, L (1,4) OBP: 0.396, SLG: 0.434	3-1 2B		1-1 G4-3		0-3 K		1-2 2B 1B			4	0	2	0	0	1	2					
Hal Morris, L (1,3) OBP: 0.315, SLG: 0.298	2-0 F8		1-0 1B		4-2 1-2 BB		0-0 P4			3	0	1	0	1	0	2					
Kevin Mitchell, R (1,7) OBP: 0.399, SLG: 0.600	2-3 K		1-0 G6-3		2-2 F9		3-1 F9			4	0	0	0	0	1	6					
Jacob Brumfield, R (9,7) OBP: 0.410, SLG: 0.344										0	0	0	0	0	0	0					
Roberto Kelly, R (1,8) OBP: 0.355, SLG: 0.478			0-2 HR		2-3 K		2-1 F8		0-0 1-3 2B	4	1	2	1	0	1	0					
Reggie Sanders, R (1,9) OBP: 0.336, SLG: 0.420			1-1 F7		0-2 L5		3-3 K		0-0 G5-3	4	0	0	0	0	1	2					
Chris Sabo, R (1,5) OBP: 0.294, SLG: 0.395			4-2 BB		1-1 P3		2-1 G6-3		1-1 1B 2B	3	0	1	0	1	0	0					
Dan Wilson, R (1,2) OBP: 0.328, SLG: 0.269			2-1 F9		0-1 E SH3-4 1B		1-1 F8		1-0 L5	4	0	1	0	0	0	2					
Jose Rijo, R (1,1) OBP: 0.262, SLG: 0.231			1-3 K		0-0 SH3-4		3-2 G4-3		0-0 F8	1	0	0	0	0	1	1					
Bip Roberts, S (7,PH) OBP: 0.334, SLG: 0.307										1	0	0	0	0	0	0					
Kevin Wickander, L (8,1)										0	0	0	0	0	0	0					
Greg Cadaret, L (8,1)										0	0	0	0	0	0	0					
Gary Varsho, L (9,PH) OBP: 0.357, SLG: 0.375										1	0	0	0	0	0	1					
Inning Stats	R: 0 E: 0 K: 1 S: 7	H: 1 LOB: 1 BB: 0 P: 14	R: 1 E: 0 K: 1 S: 14	H: 1 LOB: 1 BB: 1 P: 22	R: 0 E: 0 K: 0 S: 7	H: 1 LOB: 1 BB: 0 P: 12	R: 0 E: 0 K: 1 S: 8	H: 0 LOB: 0 BB: 0 P: 11	R: 0 E: 0 K: 1 S: 12	H: 0 LOB: 3 BB: 1 P: 24	R: 0 E: 0 K: 0 S: 7	H: 0 LOB: 0 BB: 0 P: 11	R: 0 E: 0 K: 0 S: 8	H: 2 LOB: 2 BB: 0 P: 12	R: 0 E: 0 K: 0 S: 5	H: 2 LOB: 2 BB: 0 P: 8	1B: 4 2B: 3 3B: 0 HR: 1	SF: 0 SAC: 1 DP: 0 HBP: 0	WP: 0 PB: 0 SB: 0 CS: 0	PA: 37	
PITCHER	IP	WLS	BF	H	R	ER	SO	BB	IBB	HBP	BLK	WP	HR	S	P	ERA	WHIP				
Pete Hamisch, R (1,1) ERA: 3.59	8.0	W	33	6	1	1	5	2	0	0	0	0	0	5	8	0.00	2.000				
Xavier Hernandez, R (9,1) ERA: 3.35	1.0		4	2	0	0	0	0	0	0	0	0	0	5	8	0.00	2.000				

Houston Astros @ Cincinnati Reds
Riverfront Stadium, Cincinnati, OH
Thu Jul 01 1993, 7:05 PM EDT
Att: 24,551 - Unknown - 81 F

livebaseballscorecards.com

AB 34
R 1
H 8
RBI 1
BB 2
SO 5
LOB 17



Batter	1	2	3	4	5	6	7	8	9	AB	R	H	RBI	BB	SO	LOB	TOP				
Gerónimo Pena, S (1, 4) OBP: 0.332, SLG: 0.368										4	0	0	0	0	1	2	St. Louis Cardinals @ Houston Astros Astrodome, Houston, TX Sun Jul 04 1993, 4:33 AM EDT Att: 24,737 - Dome				
Ozzie Smith, S (1, 6) OBP: 0.318, SLG: 0.344 Lee Smith, R (8, 1)										4	0	0	0	0	0	1					
Gregg Jefferies, S (1, 3) OBP: 0.380, SLG: 0.495										4	0	0	0	0	1	1					
Todd Zeile, R (1, 5) OBP: 0.321, SLG: 0.346										4	2	2	0	0	1	0					
Bernard Gilkey, R (1, 7) OBP: 0.385, SLG: 0.498										4	1	1	0	0	2	1					
Brian Jordan, R (1, 8) OBP: 0.303, SLG: 0.414										4	1	1	2	0	2	1					
Rod Brewer, L (1, 9) OBP: 0.307, SLG: 0.316										4	0	3	2	0	1	0					
Tom Pagnozzi, R (1, 2) OBP: 0.266, SLG: 0.352 Erik Pappas, R (8, 2) OBP: 0.410, SLG: 0.394										3	0	0	0	0	0	2					
Rene Arocha, R (1, 1) OBP: 0.342, SLG: 0.542 Gerrit Poffo, L (5, PH) OBP: 0.407, SLG: 0.500 Lee Guetterman, L (5, 1) Mike Perez, R (7, 1) José Quienro, S (8, PH) OBP: 0.377, SLG: 0.235									1	0	0	0	0	0	0	0					
Inning Stats	R: 0 E: 0 K: 1 S: 7	H: 0 LOB: 0 BB: 0 P: 9	R: 0 E: 0 K: 3 S: 9	H: 0 LOB: 0 BB: 0 P: 14	R: 0 E: 0 K: 1 S: 7	H: 0 LOB: 0 BB: 0 P: 10	R: 0 E: 0 K: 1 S: 7	H: 0 LOB: 0 BB: 0 P: 8	R: 3 E: 0 K: 1 S: 13	H: 4 LOB: 1 BB: 0 P: 18	R: 0 E: 0 K: 0 S: 6	H: 0 LOB: 0 BB: 0 P: 9	R: 0 E: 0 K: 1 S: 9	H: 1 LOB: 1 BB: 0 P: 12	R: 0 E: 0 K: 0 S: 10	H: 1 LOB: 1 BB: 0 P: 12		R: 1 E: 0 K: 1 S: 11	H: 2 LOB: 1 BB: 0 P: 17	1B: 6 2B: 1 3B: 1 HR: 0	SF: 0 SAC: 0 DP: 0 HBP: 0
PITCHER Doug Drabek, R (1, 1) ERA: 3.34	IP: 9.0 WLS: W BF: 35 H: 8 R: 4 ER: 4 SO: 9 BB: 0 IBB: 0 HBP: 0 BLK: 0 WP: 1 HR: 0 S: 79 P: 109 ERA: 4.00 WHIP: 0.889															PITCHER					

AB	35
R	4
H	8
RBI	4
BB	0
SO	9
LOB	10



Batter	1	2	3	4	5	6	7	8	9	AB	R	H	RBI	BB	SO	LOB	BOTTOM		
Casey Candaele, S (1, 4) OBP: 0.328, SLG: 0.345										5	2	2	0	0	1	0	St. Louis Cardinals @ Houston Astros Astrodome, Houston, TX Sun Jul 04 1993, 4:33 AM EDT Att: 24,737 - Dome		
Luis Gonzalez, L (1, 7) OBP: 0.337, SLG: 0.422										4	2	2	0	0	1	1			
5 Jeff Bagwell, R (1, 3) OBP: 0.392, SLG: 0.517										4	0	0	0	0	0	3			
Ken Caminiti, S (1, 5) OBP: 0.300, SLG: 0.416 Chris Donnels, L (8, 5) OBP: 0.299, SLG: 0.293										1	2	1	2	2	0	0			
Eric Anthony, L (1, 9) OBP: 0.340, SLG: 0.401										4	0	2	2	0	0	1			
Andujar Cedeno, R (1, 6) OBP: 0.388, SLG: 0.458										4	1	3	1	0	1	0			
Eddie Taubensee, L (1, 2) OBP: 0.319, SLG: 0.411										4	2	2	3	0	0	3			
Steve Finley, L (1, 8) OBP: 0.306, SLG: 0.335									4	0	2	0	0	0	1	1			
Doug Drabek, R (1, 1) OBP: 0.098, SLG: 0.195									4	0	0	0	0	2	3	3			
Inning Stats	R: 1 E: 0 K: 0 S: 19	H: 2 LOB: 1 BB: 0 P: 31	R: 2 E: 0 K: 1 S: 9	H: 3 LOB: 0 BB: 0 P: 14	R: 1 E: 0 K: 0 S: 6	H: 1 LOB: 1 BB: 1 P: 11	R: 1 E: 0 K: 2 S: 10	H: 2 LOB: 0 BB: 0 P: 16	R: 2 E: 1 K: 0 S: 11	H: 2 LOB: 0 BB: 0 P: 14	R: 0 E: 0 K: 0 S: 9	H: 1 LOB: 1 BB: 0 P: 12	R: 2 E: 0 K: 0 S: 9	H: 3 LOB: 2 BB: 1 P: 22	R: 0 E: 0 K: 1 S: 10	H: 0 LOB: 0 BB: 0 P: 12		1B: 9 2B: 3 3B: 0 HR: 2	SF: 1 SAC: 0 DP: 1 HBP: 0
PITCHER Rene Arocha, R (1, 1) ERA: 3.66 Lee Guetterman, L (5, 1) ERA: 4.5 Mike Perez, R (7, 1) ERA: 2.28 Lee Smith, R (8, 1) ERA: 3.51	IP: 4.0 WLS: L BF: 18 H: 5 R: 5 ER: 5 SO: 3 BB: 1 IBB: 0 HBP: 0 BLK: 0 WP: 0 HR: 2 S: 44 P: 72 ERA: 11.25 WHIP: 2.250															PITCHER			

AB	34
R	9
H	14
RBI	8
BB	2
SO	4
LOB	12



Batter	1	2	3	4	5	6	7	8	9	AB	R	H	RBI	BB	SO	LOB	TOP								
Gerónimo Peña, S (1, 4) <small>OBP: 0.333, SLG: 0.368</small> José Oquendo, S (8, 4) <small>OBP: 0.377, SLG: 0.255</small>	G5-3	SF7		1B		K		1B		3	1	1	1	0	1	0									
Ozzie Smith, S (1, 6) <small>OBP: 0.320, SLG: 0.345</small>	HR	E6		F8		G5-3		1B		5	1	2	1	0	0	2									
Gregg Jefferies, S (1, 3) <small>OBP: 0.393, SLG: 0.510</small> Rod Brewer, L (9, 3) <small>OBP: 0.307, SLG: 0.316</small>	HR	F7		CS		G3-1		1B		5	2	3	3	0	0	2									
Todd Zeile, R (1, 5) <small>OBP: 0.319, SLG: 0.351</small>	1B			K		P5		G6-3		5	1	1	0	0	2	3									
Bernard Gilkey, R (1, 7) <small>OBP: 0.389, SLG: 0.498</small>	CS	1B		S		P3		L9		4	1	2	1	1	0	1									
Brian Jordan, R (1, 8) <small>OBP: 0.309, SLG: 0.446</small>	G6-3			P3		1B		G6-3		4	2	1	2	1	0	2									
Erik Pappas, R (1, 9) <small>OBP: 0.418, SLG: 0.392</small>		2B		BB		1B		F8		3	1	1	1	2	0	0									
Tom Pagnozzi, R (1, 2) <small>OBP: 0.278, SLG: 0.368</small>		BB		BB		1B		F9		5	1	3	1	0	0	2									
Donovan Osborne, S (1, 1) <small>OBP: 0.216, SLG: 0.171</small> Mike Perez, R (7, 1) <small>OBP: 0.500, SLG: 0.500</small> Rob Murphy, L (9, 1) <small>OBP: 0.500, SLG: 0.500</small> Lee Smith, R (9, 1)	F9			G6-3		P2		SH2-4		3	0	0	0	0	0	4									
Inning Stats	R: 3 E: 0 K: 0 S: 20	H: 4 LOB: 0 BB: 0 P: 28	R: 1 E: 1 K: 0 S: 15	H: 1 LOB: 2 BB: 1 P: 24	R: 0 E: 0 K: 1 S: 12	H: 1 LOB: 2 BB: 1 P: 23	R: 0 E: 0 K: 0 S: 9	H: 1 LOB: 0 BB: 0 P: 15	R: 2 E: 0 K: 0 S: 14	H: 3 LOB: 0 BB: 0 P: 24	R: 0 E: 0 K: 0 S: 8	H: 0 LOB: 0 BB: 0 P: 11	R: 0 E: 0 K: 0 S: 5	H: 0 LOB: 0 BB: 0 P: 8	R: 2 E: 0 K: 1 S: 19	H: 3 LOB: 2 BB: 0 P: 24	R: 2 E: 0 K: 1 S: 12	H: 1 LOB: 0 BB: 1 P: 19	1B: 9 2B: 2 3B: 1 HR: 2	SF: 1 SAC: 1 DP: 0 HBP: 1	WP: 0 PB: 0 SB: 1 CS: 2	PA: 46			
PITCHER	IP WLS BF H R ER SO BB IBB HBP BLK WP HR S P ERA WHIP	IP WLS BF H R ER SO BB IBB HBP BLK WP HR S P ERA WHIP	IP WLS BF H R ER SO BB IBB HBP BLK WP HR S P ERA WHIP	IP WLS BF H R ER SO BB IBB HBP BLK WP HR S P ERA WHIP	IP WLS BF H R ER SO BB IBB HBP BLK WP HR S P ERA WHIP	IP WLS BF H R ER SO BB IBB HBP BLK WP HR S P ERA WHIP	IP WLS BF H R ER SO BB IBB HBP BLK WP HR S P ERA WHIP	IP WLS BF H R ER SO BB IBB HBP BLK WP HR S P ERA WHIP	IP WLS BF H R ER SO BB IBB HBP BLK WP HR S P ERA WHIP	IP WLS BF H R ER SO BB IBB HBP BLK WP HR S P ERA WHIP	IP WLS BF H R ER SO BB IBB HBP BLK WP HR S P ERA WHIP	IP WLS BF H R ER SO BB IBB HBP BLK WP HR S P ERA WHIP	IP WLS BF H R ER SO BB IBB HBP BLK WP HR S P ERA WHIP	IP WLS BF H R ER SO BB IBB HBP BLK WP HR S P ERA WHIP	IP WLS BF H R ER SO BB IBB HBP BLK WP HR S P ERA WHIP	IP WLS BF H R ER SO BB IBB HBP BLK WP HR S P ERA WHIP	IP WLS BF H R ER SO BB IBB HBP BLK WP HR S P ERA WHIP	IP WLS BF H R ER SO BB IBB HBP BLK WP HR S P ERA WHIP	IP WLS BF H R ER SO BB IBB HBP BLK WP HR S P ERA WHIP	IP WLS BF H R ER SO BB IBB HBP BLK WP HR S P ERA WHIP	IP WLS BF H R ER SO BB IBB HBP BLK WP HR S P ERA WHIP	IP WLS BF H R ER SO BB IBB HBP BLK WP HR S P ERA WHIP	IP WLS BF H R ER SO BB IBB HBP BLK WP HR S P ERA WHIP	IP WLS BF H R ER SO BB IBB HBP BLK WP HR S P ERA WHIP	IP WLS BF H R ER SO BB IBB HBP BLK WP HR S P ERA WHIP

St. Louis Cardinals @ Houston Astros
Astrodome, Houston, TX
Mon Jul 05 1993, 4:33 AM EDT
Att: 19,959 - Dome

AB	38
R	10
H	14
RBI	10
BB	4
SO	4
LOB	16



Batter	1	2	3	4	5	6	7	8	9	AB	R	H	RBI	BB	SO	LOB	BOTTOM								
Craig Biggio, R (1, 4) <small>OBP: 0.356, SLG: 0.465</small>	F7		P9		F9		1B		5 BB	5	0	2	0	0	0	0									
Kevin Bass, S (1, 7) <small>OBP: 0.275, SLG: 0.340</small>	P9		F8		G1-3		K		F9	5	0	0	0	0	1	4									
5 Jeff Bagwell, R (1, 3) <small>OBP: 0.392, SLG: 0.523</small>	F8		F8		F9				HR	4	1	1	1	1	0	0									
Ken Caminiti, S (1, 5) <small>OBP: 0.298, SLG: 0.411</small>		2B		BB	F8		G1-3		P6	4	1	0	0	1	0	3									
Eric Anthony, L (1, 9) <small>OBP: 0.342, SLG: 0.402</small>		P6		G1-3	HBP		G4-3		G4-3	4	0	2	0	0	0	1									
Andujar Cedeno, R (1, 6) <small>OBP: 0.370, SLG: 0.461</small>		1B		2B	G1-3		HBP		F9	3	1	1	0	0	0	1									
Scott Servais, R (1, 2) <small>OBP: 0.341, SLG: 0.500</small>		1B		G1-3		G1-3		G4-3		4	1	2	2	0	0	3									
Steve Finley, L (1, 8) <small>OBP: 0.302, SLG: 0.329</small>	F9		G3		G3		G4-3		P6	4	0	0	0	0	0	4									
Greg Swindell, L (1, 1) <small>OBP: 0.176, SLG: 0.266</small> Caskey Candlish, S (5, PH) <small>OBP: 0.327, SLG: 0.339</small> Tom Edens, R (8, 1) <small>OBP: 0.341, SLG: 0.513</small> Chris James, R (7, PH) <small>OBP: 0.341, SLG: 0.513</small> Doug Jones, R (9, 1) <small>OBP: 0.341, SLG: 0.513</small> Brian Williams, R (9, 1) <small>OBP: 0.341, SLG: 0.513</small> Jose Uribe, S (9, PH) <small>OBP: 0.341, SLG: 0.240</small>	F8		G6-3		G6-3		1B		5 BB	1	0	0	0	0	0	1									
Inning Stats	R: 0 E: 0 K: 0 S: 5	H: 0 LOB: 0 BB: 0 P: 6	R: 2 E: 0 K: 0 S: 13	H: 2 LOB: 1 BB: 1 P: 23	R: 0 E: 0 K: 0 S: 5	H: 0 LOB: 0 BB: 0 P: 6	R: 0 E: 0 K: 0 S: 12	H: 1 LOB: 2 BB: 0 P: 18	R: 0 E: 0 K: 0 S: 10	H: 0 LOB: 0 BB: 0 P: 16	R: 0 E: 0 K: 0 S: 4	H: 0 LOB: 0 BB: 0 P: 5	R: 1 E: 0 K: 0 S: 9	H: 3 LOB: 2 BB: 0 P: 18	R: 1 E: 0 K: 0 S: 9	H: 2 LOB: 1 BB: 0 P: 14	R: 0 E: 0 K: 0 S: 14	H: 2 LOB: 3 BB: 1 P: 26	1B: 7 2B: 2 3B: 0 HR: 1	SF: 0 SAC: 0 DP: 0 HBP: 1	WP: 0 PB: 0 SB: 0 CS: 0	PA: 40			
PITCHER	IP WLS BF H R ER SO BB IBB HBP BLK WP HR S P ERA WHIP	IP WLS BF H R ER SO BB IBB HBP BLK WP HR S P ERA WHIP	IP WLS BF H R ER SO BB IBB HBP BLK WP HR S P ERA WHIP	IP WLS BF H R ER SO BB IBB HBP BLK WP HR S P ERA WHIP	IP WLS BF H R ER SO BB IBB HBP BLK WP HR S P ERA WHIP	IP WLS BF H R ER SO BB IBB HBP BLK WP HR S P ERA WHIP	IP WLS BF H R ER SO BB IBB HBP BLK WP HR S P ERA WHIP	IP WLS BF H R ER SO BB IBB HBP BLK WP HR S P ERA WHIP	IP WLS BF H R ER SO BB IBB HBP BLK WP HR S P ERA WHIP	IP WLS BF H R ER SO BB IBB HBP BLK WP HR S P ERA WHIP	IP WLS BF H R ER SO BB IBB HBP BLK WP HR S P ERA WHIP	IP WLS BF H R ER SO BB IBB HBP BLK WP HR S P ERA WHIP	IP WLS BF H R ER SO BB IBB HBP BLK WP HR S P ERA WHIP	IP WLS BF H R ER SO BB IBB HBP BLK WP HR S P ERA WHIP	IP WLS BF H R ER SO BB IBB HBP BLK WP HR S P ERA WHIP	IP WLS BF H R ER SO BB IBB HBP BLK WP HR S P ERA WHIP	IP WLS BF H R ER SO BB IBB HBP BLK WP HR S P ERA WHIP	IP WLS BF H R ER SO BB IBB HBP BLK WP HR S P ERA WHIP	IP WLS BF H R ER SO BB IBB HBP BLK WP HR S P ERA WHIP	IP WLS BF H R ER SO BB IBB HBP BLK WP HR S P ERA WHIP	IP WLS BF H R ER SO BB IBB HBP BLK WP HR S P ERA WHIP	IP WLS BF H R ER SO BB IBB HBP BLK WP HR S P ERA WHIP	IP WLS BF H R ER SO BB IBB HBP BLK WP HR S P ERA WHIP	IP WLS BF H R ER SO BB IBB HBP BLK WP HR S P ERA WHIP	IP WLS BF H R ER SO BB IBB HBP BLK WP HR S P ERA WHIP

St. Louis Cardinals @ Houston Astros
Astrodome, Houston, TX
Mon Jul 05 1993, 4:33 AM EDT
Att: 19,959 - Dome

AB	37
R	4
H	10
RBI	4
BB	2
SO	1
LOB	17



Batter	1	2	3	4	5	6	7	8	9	AB	R	H	RBI	BB	SO	LOB	TOP									
Craig Biggio, R OBP: 0.391, SLG: 0.458	K2-3		G6-3	G6-3			G5-3			4	0	0	0	0	1	1										
Luis Gonzalez, L OBP: 0.341, SLG: 0.420	2B		5 HR				F7			3	1	1	0	0	1	0										
5 Jeff Bagwell, R OBP: 0.395, SLG: 0.527	G5-3		HR				L9		G6-3	4	1	1	2	0	0	1										
Ken Caminiti, S OBP: 0.307, SLG: 0.413	K		FC3-6				G6-3		F8	4	0	1	0	0	1	1										
Eric Anthony, L OBP: 0.329, SLG: 0.385	K		FC3-6				L3		F7	4	0	0	0	0	1	1										
Andujar Cedeno, R OBP: 0.369, SLG: 0.465	G5-3		G5-3				L6		K	4	0	0	0	0	1	1										
Scott Servais, R OBP: 0.348, SLG: 0.485	1B								1B	2	0	1	0	1	1	0										
Steve Finley, L OBP: 0.308, SLG: 0.337									F7	2	0	1	0	1	0	1										
Kevin Bass, S OBP: 0.291, SLG: 0.345										1	0	0	0	0	0	1										
Doug Drabek, R OBP: 0.093, SLG: 0.186										2	0	0	0	0	0	3										
Casey Candaele, S OBP: 0.314, SLG: 0.317										1	0	0	0	0	0	0										
Al Osuna, R OBP: 0.333, SLG: 0.523										0	0	0	0	0	0	0										
Doug Jones, R OBP: 0.333, SLG: 0.523										0	0	0	0	0	0	0										
Chris James, R OBP: 0.333, SLG: 0.523										1	0	0	0	0	1	1										
Inning Stats	R: 0 E: 0 K: 2 S: 10	H: 1 LOB: 1 BB: 0 P: 16	R: 0 E: 0 K: 1 S: 8	H: 1 LOB: 2 BB: 0 P: 11	R: 2 E: 1 K: 0 S: 10	H: 2 LOB: 1 BB: 0 P: 16	R: 0 E: 0 K: 1 S: 12	H: 0 LOB: 1 BB: 1 P: 23	R: 0 E: 0 K: 1 S: 7	H: 0 LOB: 0 BB: 0 P: 12	R: 0 E: 0 K: 0 S: 6	H: 0 LOB: 1 BB: 1 P: 10	R: 0 E: 0 K: 0 S: 9	H: 0 LOB: 0 BB: 0 P: 14	R: 0 E: 0 K: 0 S: 5	H: 1 LOB: 1 BB: 0 P: 7	R: 0 E: 0 K: 2 S: 9	H: 1 LOB: 1 BB: 0 P: 12	1B: 3 2B: 1 3B: 0 HR: 1	SF: 0 SAC: 0 DP: 0 HBP: 2	WP: 0 PB: 0 SB: 1 CS: 0	PA: 36				
PITCHER	IP	WLS	BF	H	R	ER	SO	BB	IBB	HBP	BLK	WP	HR	S	P	ERA	WHIP									
Mike Morgan, R ERA: 3.86	(1, 1)	8.1	W	34	5	2	2	6	2	0	2	0	0	1	71	115	2.16	0.840								
Randy Myers, L ERA: 2.37	(9, 1)	0.2	S	2	0	0	0	1	0	0	0	0	0	5	6	0.00	0.000									

Houston Astros @ Chicago Cubs
Wrigley Field, Chicago, IL
Fri Jul 09 1993, 3:33 AM CDT
Att: 35,361 - Sunny - 86 F

AB 32
R 2
H 5
RBI 2
BB 2
SO 7
LOB 11



Batter	1	2	3	4	5	6	7	8	9	AB	R	H	RBI	BB	SO	LOB	BOTTOM								
Willie Wilson, S OBP: 0.294, SLG: 0.335	L3					G4-3				4	1	2	0	0	0	0									
Jose Vizcaino, S OBP: 0.357, SLG: 0.390	23 1B								G6-3	2	1	0	0	1	1	1									
23 Ryne Sandberg, R OBP: 0.350, SLG: 0.598	2B								G2-3	3	1	1	1	0	0	1									
Mark Grace, L OBP: 0.389, SLG: 0.517	2B								G4-3	4	2	2	2	0	0	0									
Derrick May, L OBP: 0.350, SLG: 0.454	1B								K	4	0	1	1	0	1	0									
Sammy Sosa, R OBP: 0.312, SLG: 0.500	G3-1								G4-3	4	0	1	0	0	1	2									
Rick Wilkins, L OBP: 0.388, SLG: 0.591	1B								L4	3	0	1	0	1	0	1									
Eric Yelding, R OBP: 0.275, SLG: 0.333									F9	4	0	1	1	0	0	2									
Mike Morgan, R OBP: 0.081, SLG: 0.029										3	0	0	0	0	1	3									
Randy Myers, L OBP: 0.867, SLG: 1.000	K								G6-3	0	0	0	0	0	0	0									
Inning Stats	R: 3 E: 0 K: 1 S: 23	H: 4 LOB: 3 BB: 2 P: 41	R: 1 E: 0 K: 0 S: 9	H: 1 LOB: 0 BB: 0 P: 17	R: 0 E: 0 K: 1 S: 11	H: 1 LOB: 1 BB: 0 P: 15	R: 0 E: 0 K: 1 S: 10	H: 1 LOB: 1 BB: 0 P: 12	R: 1 E: 0 K: 0 S: 9	H: 1 LOB: 0 BB: 0 P: 14	R: 0 E: 0 K: 0 S: 6	H: 0 LOB: 0 BB: 0 P: 11	R: 0 E: 0 K: 0 S: 8	H: 0 LOB: 0 BB: 0 P: 12	R: 0 E: 0 K: 1 S: 19	H: 1 LOB: 1 BB: 0 P: 28	1B: 7 2B: 1 3B: 0 HR: 1	SF: 1 SAC: 1 DP: 0 HBP: 0	WP: 0 PB: 0 SB: 2 CS: 0	PA: 35					
PITCHER	IP	WLS	BF	H	R	ER	SO	BB	IBB	HBP	BLK	WP	HR	S	P	ERA	WHIP								
Doug Drabek, R ERA: 3.52	(1, 1)	6.0	L	28	8	5	5	3	1	0	0	0	0	11	68	7.50	1.500								
Al Osuna, L ERA: 3.95	(7, 1)	1.1		4	0	0	0	1	0	0	0	0	0	11	16	0.00	0.000								
Doug Jones, R ERA: 5.55	(8, 1)	0.2		3	1	0	0	0	0	0	0	0	0	16	24	0.00	1.500								

Houston Astros @ Chicago Cubs
Wrigley Field, Chicago, IL
Fri Jul 09 1993, 3:33 AM CDT
Att: 35,361 - Sunny - 86 F

AB 31
R 5
H 9
RBI 5
BB 2
SO 4
LOB 10



Batter	1	2	3	4	5	6	7	8	9	AB	R	H	RBI	BB	SO	LOB	TOP					
Craig Biggio, R OBP: 0.355, SLG: 0.464 (1, 4)										4	3	3	0	0	0	0						
Luis Gonzalez, L OBP: 0.350, SLG: 0.450 (1, 7)										3	1	3	4	1	0	0						
5 Jeff Bagwell, R OBP: 0.393, SLG: 0.523 (1, 3)										4	0	1	0	0	1	1						
Ken Caminiti, S OBP: 0.303, SLG: 0.408 (1, 5)										4	0	0	0	0	2	2						
Eric Anthony, L OBP: 0.325, SLG: 0.380 (1, 9)											4	0	0	0	1	0						
Scott Servais, R OBP: 0.341, SLG: 0.473 (1, 2)											4	0	0	0	1	0						
Steve Finley, L OBP: 0.304, SLG: 0.332 (1, 8)											4	0	0	0	0	0						
Jose Uribe, S OBP: 0.313, SLG: 0.214 (1, 6)											3	0	0	0	0	0						
Pete Harnisch, S OBP: 0.171, SLG: 0.152 (1, 1)										3	0	0	0	1	0							
Inning Stats	R: 1 E: 0 K: 0 S: 6	H: 2 LOB: 0 BB: 0 P: 9	R: 0 E: 0 K: 0 S: 6	H: 0 LOB: 0 BB: 11	R: 1 E: 0 K: 0 S: 13	H: 2 LOB: 1 BB: 0 P: 19	R: 0 E: 0 K: 0 S: 4	H: 0 LOB: 0 BB: 0 P: 6	R: 0 E: 0 K: 1 S: 6	H: 0 LOB: 0 BB: 0 P: 10	R: 2 E: 0 K: 3 S: 17	H: 2 LOB: 0 BB: 0 P: 21	R: 0 E: 0 K: 0 S: 5	H: 0 LOB: 0 BB: 0 P: 6	R: 0 E: 0 K: 1 S: 17	H: 1 LOB: 2 BB: 1 P: 27	R: 0 E: 0 K: 1 S: 8	H: 0 LOB: 0 BB: 0 P: 11	1B: 3 2B: 2 3B: 1 HR: 1	SF: 0 SAC: 0 DP: 0 HBP: 0	WP: 0 PB: 0 SB: 1 CS: 0	PA: 34
PITCHER	IP	WLS	BF	H	R	ER	SO	BB	IBB	HBP	BLK	WP	HR	S	P	ERA	WHIP					
Mike Harkey, R ERA: 4.44 (1, 1)	6.0	L	23	6	4	4	4	0	0	0	0	0	1	52	76	6.00	1.000					
Shawn Boskie, R ERA: 4.29 (7, 1)	2.0		8	1	0	0	1	1	0	0	0	0	0	22	33	0.00	1.000					
Dan Plesac, L ERA: 4.76 (9, 1)	1.0		3	0	0	0	1	0	0	0	0	0	0	8	11	0.00	0.000					

Houston Astros @ Chicago Cubs
Wrigley Field, Chicago, IL
Sat Jul 10 1993, 3:33 AM CDT
Sunny - 75 F

AB 33
R 4
H 7
RBI 4
BB 1
SO 6
LOB 3



Batter	1	2	3	4	5	6	7	8	9	AB	R	H	RBI	BB	SO	LOB	BOTTOM					
Willie Wilson, S OBP: 0.287, SLG: 0.327 (1, 8)										4	0	0	0	0	4	2						
Dan Plesac, L (9, 1)										0	0	0	0	0	0	0						
Jose Vizcaino, S OBP: 0.353, SLG: 0.385 (1, 6)											4	0	0	0	0	0						
23 Ryne Sandberg, R OBP: 0.344, SLG: 0.591 (1, 4)											4	0	0	0	0	0						
Mark Grace, L OBP: 0.390, SLG: 0.515 (1, 3)											3	0	1	0	1	1						
Derrick May, L OBP: 0.347, SLG: 0.449 (1, 7)											3	0	0	0	1	2						
Sammy Sosa, R OBP: 0.312, SLG: 0.497 (1, 9)										2	0	0	0	1	0	1						
Rick Wilkins, L OBP: 0.383, SLG: 0.584 (1, 2)										3	0	0	0	0	0	1						
Eric Yelding, R OBP: 0.279, SLG: 0.317 (1, 5)										2	0	0	0	1	1	0						
Mike Harkey, R OBP: 0.200, SLG: 0.208 (1, 1)										1	0	0	0	0	1	0						
Doug Jennings, L OBP: 0.310, SLG: 0.385 (6, PH)										1	0	0	0	0	1	0						
Shawn Boskie, R OBP: 0.250, SLG: 0.250 (7, 1)										0	0	0	0	0	0	0						
Candy Maldonado, R OBP: 0.272, SLG: 0.279 (8, PH)										1	0	0	0	0	1	2						
Inning Stats	R: 0 E: 0 K: 1 S: 6	H: 0 LOB: 0 BB: 1 P: 9	R: 0 E: 0 K: 0 S: 7	H: 0 LOB: 0 BB: 1	R: 0 E: 0 K: 2 S: 8	H: 0 LOB: 0 BB: 0 P: 10	R: 0 E: 0 K: 1 S: 9	H: 0 LOB: 0 BB: 0 P: 15	R: 0 E: 0 K: 2 S: 10	H: 0 LOB: 0 BB: 0 P: 15	R: 0 E: 0 K: 1 S: 8	H: 1 LOB: 1 BB: 0 P: 13	R: 0 E: 0 K: 2 S: 12	H: 0 LOB: 2 BB: 2 P: 26	R: 0 E: 0 K: 1 S: 7	H: 0 LOB: 0 BB: 0 P: 11	1B: 1 2B: 0 3B: 0 HR: 0	SF: 0 SAC: 0 DP: 0 HBP: 0	WP: 0 PB: 0 SB: 0 CS: 1	PA: 32		
PITCHER	IP	WLS	BF	H	R	ER	SO	BB	IBB	HBP	BLK	WP	HR	S	P	ERA	WHIP					
Pete Harnisch, R ERA: 3.7 (1, 1)	9.0	W	31	1	0	0	10	3	0	0	0	0	0	71	116	0.00	0.444					

Houston Astros @ Chicago Cubs
Wrigley Field, Chicago, IL
Sat Jul 10 1993, 3:33 AM CDT
Sunny - 75 F

AB 28
R 0
H 1
RBI 0
BB 3
SO 10
LOB 9



Batter	1	2	3	4	5	6	7	8	9	AB	R	H	RBI	BB	SO	LOB	TOP					
Craig Biggio, R (1,4) OBP: 0.357, SLG: 0.470 Casey Candaele, S (9, PH) OBP: 0.310, SLG: 0.313	P3			G1-4-3 BB		FC5 2B	FC6-4		L5	3	1	0	0	1	0	1						
Luis Gonzalez, L (1,7) OBP: 0.352, SLG: 0.459	G4-3			G1-4-3		G3	K		G1-3 2B	5	1	1	1	0	1	3						
5 Jeff Bagwell, R (1,3) OBP: 0.393, SLG: 0.524	G5-3			G1-3		G1-3 2B			G6-3	4	1	0	0	1	0	2						
Ken Caminiti, S (1,5) OBP: 0.304, SLG: 0.413 Chris Donnels, L (9, PH) OBP: 0.320, SLG: 0.311		L9		G6-3		G6-3			G1-3	4	2	2	2	0	0	1						
Chris James, R (1,9) OBP: 0.333, SLG: 0.511 Steve Finley, L (7,8) OBP: 0.301, SLG: 0.340		G6-3				P6			G1-3 2B	2	1	0	0	1	0	0						
Eric Anthony, L (1,8) OBP: 0.323, SLG: 0.387		F7				G3			K	4	1	1	3	0	1	0						
Scott Servais, R (1,2) OBP: 0.339, SLG: 0.468				F8		K			P3	4	0	1	0	0	1	0						
Andujar Cedeno, R (1,6) OBP: 0.371, SLG: 0.462 Doug Jones, R (9,1)				P3					F9	3	1	1	0	1	0	1						
Mark Portugal, R (1,1) OBP: 0.222, SLG: 0.273 Tom Edens, R (8,1) Jose Uribe, S (8,6) OBP: 0.333, SLG: 0.214				F9		K			FC3-6 2B	3	0	0	0	0	1	2						
Inning Stats	R: 0 E: 0 K: 0 S: 7	H: 0 LOB: 0 BB: 0 P: 9	R: 0 E: 0 K: 0 S: 5	H: 0 LOB: 0 BB: 0 P: 8	R: 0 E: 0 K: 0 S: 8	H: 0 LOB: 0 BB: 0 P: 11	R: 0 E: 0 K: 0 S: 8	H: 0 LOB: 1 BB: 1 P: 16	R: 0 E: 0 K: 1 S: 7	H: 0 LOB: 0 BB: 0 P: 10	R: 6 E: 1 K: 1 S: 14	H: 3 LOB: 0 BB: 2 P: 25	R: 0 E: 0 K: 1 S: 8	H: 0 LOB: 1 BB: 1 P: 12	R: 2 E: 0 K: 1 S: 13	H: 3 LOB: 1 BB: 1 P: 20	R: 2 E: 0 K: 1 S: 12	H: 2 LOB: 1 BB: 1 P: 20	1B: 3 2B: 3 3B: 0 HR: 2	SF: 0 SAC: 0 DP: 0 HBP: 0	WP: 0 PB: 0 SB: 0 CS: 0	PA: 41
PITCHER	IP	WLS	BF	H	R	ER	SO	BB	IBB	HBP	BLK	WP	HR	S	P	ERA	WHIP					
Greg Hibbard, L (1,1) ERA: 3.99	6.0	L	25	3	6	0	2	2	1	0	0	0	1	49	79	0.00	0.833					
Jose Bautista, R (7,1) ERA: 2.83	1.1		6	1	1	1	1	1	0	0	0	0	0	13	20	6.75	1.500					
Paul Assenmacher, L (8,1) ERA: 3.6	0.1		3	2	1	1	1	0	0	0	0	0	1	6	10	27.00	6.000					
Shawn Boskie, R (8,1) ERA: 4.19	0.1		1	0	0	0	0	0	0	0	0	0	0	2	3	0.00	0.000					
Bob Scanlan, R (9,1) ERA: 4.91	1.0		6	2	2	2	1	1	0	0	0	0	0	12	20	18.00	3.000					

Houston Astros @ Chicago Cubs
Wrigley Field, Chicago, IL
Sun Jul 11 1993, 3:33 AM CDT
Att: 38,379 - Sunny - 73 F

AB 36
R 10
H 8
RBI 9
BB 5
SO 5
LOB 12



Batter	1	2	3	4	5	6	7	8	9	AB	R	H	RBI	BB	SO	LOB	BOTTOM					
Jose Vizcaino, S (1,6) OBP: 0.350, SLG: 0.381	F7		G3-1			K		G4-3		4	0	0	1	0	1	2						
23 Ryne Sandberg, R (1,4) OBP: 0.341, SLG: 0.388	L5		K					P4		3	0	0	0	1	1	2						
Mark Grace, L (1,3) OBP: 0.393, SLG: 0.511	G3-1			G3-6-3 BB		G3			G3	3	0	0	0	1	0	1						
Derrick May, L (1,7) OBP: 0.341, SLG: 0.438		F8		G3-6-3		G3-6-3 2B			F9	3	0	0	0	1	0	1						
Rick Wilkins, L (1,2) OBP: 0.382, SLG: 0.582		G3		G4-3		G4-3			FC6-4 1B	4	0	2	0	0	0	0						
Sammy Sosa, R (1,8) OBP: 0.305, SLG: 0.484		F8				K		G5-3	FC6-4	4	0	0	0	0	1	2						
Candy Maldonado, R (1,9) OBP: 0.273, SLG: 0.290 Paul Assenmacher, L (8,1) OBP: 0.500, SLG: 0.500 Shawn Boskie, R (8,1) OBP: 0.250, SLG: 0.250 Bob Scanlan, R (9,1)				SH1 BB G3-1 1B		P4		K		3	1	1	0	0	1	1						
Eric Yelding, R (1,5) OBP: 0.286, SLG: 0.289				G3-1 SH1 BB		F8			G4-3 G3-1 BB	1	0	0	0	2	0	0						
Greg Hibbard, L (1,1) Doug Jennings, L (6, PH) OBP: 0.302, SLG: 0.375 Jose Bautista, R (7,1) OBP: 0.125, SLG: 0.125 Willie Wilson, S (8,8) OBP: 0.284, SLG: 0.323				SH1		G4-3			G3-1	0	0	0	0	0	0	0						
Inning Stats	R: 0 E: 0 K: 0 S: 6	H: 0 LOB: 0 BB: 0 P: 11	R: 0 E: 0 K: 0 S: 8	H: 0 LOB: 0 BB: 0 P: 13	R: 1 E: 0 K: 1 S: 15	H: 1 LOB: 1 BB: 1 P: 26	R: 0 E: 0 K: 0 S: 3	H: 0 LOB: 0 BB: 1 P: 9	R: 0 E: 0 K: 1 S: 9	H: 0 LOB: 0 BB: 0 P: 14	R: 0 E: 0 K: 1 S: 7	H: 0 LOB: 1 BB: 1 P: 16	R: 0 E: 0 K: 1 S: 10	H: 1 LOB: 1 BB: 1 P: 16	R: 0 E: 0 K: 0 S: 12	H: 0 LOB: 1 BB: 1 P: 21	R: 0 E: 0 K: 0 S: 10	H: 1 LOB: 1 BB: 0 P: 14	1B: 2 2B: 1 3B: 0 HR: 0	SF: 0 SAC: 1 DP: 1 HBP: 0	WP: 0 PB: 0 SB: 0 CS: 0	PA: 33
PITCHER	IP	WLS	BF	H	R	ER	SO	BB	IBB	HBP	BLK	WP	HR	S	P	ERA	WHIP					
Mark Portugal, R (1,1) ERA: 3.47	7.0	W	26	2	1	1	4	5	0	0	0	0	0	59	110	1.29	1.000					
Tom Edens, R (8,1) ERA: 2.53	1.0		3	0	0	0	0	0	0	0	0	0	0	11	16	0.00	0.000					
Doug Jones, R (9,1) ERA: 5.44	1.0		4	1	0	0	0	0	0	0	0	0	0	10	14	0.00	1.000					

Houston Astros @ Chicago Cubs
Wrigley Field, Chicago, IL
Sun Jul 11 1993, 3:33 AM CDT
Att: 38,379 - Sunny - 73 F

AB 27
R 1
H 3
RBI 1
BB 5
SO 4
LOB 10



Batter	1	2	3	4	5	6	7	8	9	AB	R	H	RBI	BB	SO	LOB	TOP					
Craig Biggio, R OBP: 0.359, SLG: 0.479 (1, 4)	F8		HR			K		G6-4-3		4	1	2	1	0	1	0	Houston Astros @ St. Louis Cardinals Busch Stadium, St. Louis, MO Thu Jul 15 1993, 7:05 PM CDT Att: 35,739 - Unknown - 80 F					
Steve Finley, L OBP: 0.304, SLG: 0.342 (1, 8)	FC5		G3			1B		L8		4	0	2	0	0	0	1						
5 Jeff Bagwell, R OBP: 0.389, SLG: 0.518 (1, 3)	G5-3					K		G6-4-3		4	0	0	0	0	2	3						
Luis Gonzalez, L OBP: 0.350, SLG: 0.456 (1, 7)	FC5					G1-3		1B		4	0	1	0	0	1	1						
Ken Caminiti, S OBP: 0.302, SLG: 0.410 Chris Donnels, L OBP: 0.327, SLG: 0.340 (4, 5)	K					F7		G4-3		2	0	0	0	0	1	0						
Eric Anthony, L OBP: 0.325, SLG: 0.389 (1, 9)	G1-6-3					G4-3		P5		4	0	2	1	0	0	0						
Andujar Cedeno, R OBP: 0.370, SLG: 0.459 (1, 6)	G1-6-3					K		1B		4	0	1	0	0	1	2						
Eddie Taubensee, L OBP: 0.315, SLG: 0.402 (1, 2)			G3			1B		G4-6-3		4	0	2	0	0	1	1						
Doug Drabek, R OBP: 0.089, SLG: 0.178 Kevin Bass, S OBP: 0.301, SLG: 0.371 (7, PH) Todd Jones, L (7, 1)			K			K		G4-6-3		2	0	0	0	0	2	1						
Inning Stats	R: 0 E: 0 K: 0 S: 7	H: 1 LOB: 1 BB: 0 P: 11	R: 0 E: 0 K: 1 S: 6	H: 1 LOB: 0 BB: 0 P: 9	R: 1 E: 0 K: 1 S: 12	H: 1 LOB: 0 BB: 0 P: 17	R: 0 E: 0 K: 1 S: 5	H: 0 LOB: 0 BB: 0 P: 7	R: 0 E: 0 K: 2 S: 15	H: 1 LOB: 1 BB: 0 P: 21	R: 0 E: 0 K: 0 S: 10	H: 2 LOB: 2 BB: 0 P: 16	R: 0 E: 0 K: 0 S: 8	H: 2 LOB: 1 BB: 0 P: 15	R: 0 E: 0 K: 0 S: 11	H: 1 LOB: 0 BB: 0 P: 16		R: 1 E: 0 K: 2 S: 16	H: 2 LOB: 1 BB: 0 P: 22	1B: 9 2B: 1 3B: 0 HR: 1	SF: 0 SAC: 0 DP: 3 HBP: 0	WP: 0 PB: 0 SB: 0 CS: 0
PITCHER	IP	WLS	BF	H	R	ER	SO	BB	IBB	HBP	BLK	WP	HR	S	P	ERA	WHIP					
Rene Arocha, R ERA: 3.3 (1, 1)	7.0	W	28	9	1	1	7	0	0	0	0	0	1	69	104	1.29	1.286					
Rob Murphy, L ERA: 3.13 (8, 1)	1.0		2	0	0	0	0	0	0	0	0	0	0	5	8	0.00	0.000					
Lee Smith, R ERA: 4.21 (9, 1)	1.0	S	5	2	1	1	2	0	0	0	0	0	0	16	22	9.00	2.000					

Batter	1	2	3	4	5	6	7	8	9	AB	R	H	RBI	BB	SO	LOB	BOTTOM				
Bernard Gilkey, R OBP: 0.387, SLG: 0.495 (1, 7)	G6-3					F8		F7		4	0	1	0	0	0	2	Houston Astros @ St. Louis Cardinals Busch Stadium, St. Louis, MO Thu Jul 15 1993, 7:05 PM CDT Att: 35,739 - Unknown - 80 F				
Ozzie Smith, S OBP: 0.326, SLG: 0.353 (1, 6)	F7				L5	G4-3		G6-3		4	0	0	0	0	0	2					
Gregg Jefferies, S OBP: 0.389, SLG: 0.508 (1, 3)	K				G5-3			G6-3		4	0	1	0	0	1	0					
Todd Zeile, R OBP: 0.325, SLG: 0.368 (1, 5)					K	HR		G3-1		4	2	2	0	0	2	1					
Ray Lankford, L OBP: 0.386, SLG: 0.352 (1, 8)	G3				G3	HR		G3-1		4	1	1	0	0	1	2					
Mark Whiten, S OBP: 0.318, SLG: 0.404 (1, 9)	G4-3				HR			G3-1		3	1	1	3	1	0	1					
Luis Alica, S OBP: 0.379, SLG: 0.394 (1, 4)			F7		L9			1B		2	0	0	0	1	0	0					
Tom Pagnozzi, R OBP: 0.284, SLG: 0.360 (1, 2)			SH5-4					K		3	0	2	0	0	1	2					
Rene Arocha, R OBP: 0.036, SLG: 0.036 (1, 1) Rob Murphy, L OBP: 0.500, SLG: 0.500 (8, 1) Lee Smith, R (9, 1)	SH5-4				K			K		2	0	0	0	0	0	0					
Inning Stats	R: 0 E: 0 K: 1 S: 9	H: 0 LOB: 0 BB: 0 P: 13	R: 0 E: 0 K: 1 S: 5	H: 0 LOB: 0 BB: 0 P: 9	R: 0 E: 0 K: 0 S: 9	H: 1 LOB: 1 BB: 0 P: 11	R: 3 E: 0 K: 0 S: 11	H: 3 LOB: 0 BB: 0 P: 18	R: 0 E: 0 K: 1 S: 8	H: 1 LOB: 1 BB: 0 P: 12	R: 1 E: 0 K: 0 S: 10	H: 1 LOB: 2 BB: 2 P: 21	R: 0 E: 0 K: 1 S: 5	H: 0 LOB: 0 BB: 0 P: 8	R: 0 E: 0 K: 2 S: 11	H: 1 LOB: 1 BB: 0 P: 19		1B: 6 2B: 1 3B: 0 HR: 1	SF: 0 SAC: 1 DP: 0 HBP: 0	WP: 1 PB: 0 SB: 1 CS: 1	PA: 33
PITCHER	IP	WLS	BF	H	R	ER	SO	BB	IBB	HBP	BLK	WP	HR	S	P	ERA	WHIP				
Doug Drabek, R ERA: 3.62 (1, 1)	6.0	L	26	7	4	4	4	1	1	0	0	0	0	16	27	0.00	0.500				
Todd Jones, R ERA: (7, 1)	2.0		7	1	0	0	3	0	0	0	0	0	0	16	27	0.00	0.500				

Batter	1	2	3	4	5	6	7	8	9	AB	R	H	RBI	BB	SO	LOB	TOP										
Craig Biggio, R OBP: 0.362, SLG: 0.484 (1, 4)	G6-3		2B 5 2B 1B	FC6-4			2B	1B		5	1	3	2	0	0	2	Houston Astros @ St. Louis Cardinals Busch Stadium, St. Louis, MO Fri Jul 16 1993, 7:05 PM CDT Att: 47,928 - Unknown - 89 F AB 38 R 7 H 17 RBI 7 BB 3 SO 3 LOB 21										
Luis Gonzalez, L OBP: 0.361, SLG: 0.467 (1, 7)	G4-6-3 1B		5 2B 2B		1B		G6-4-3 BB	FC4-6 1B		4	1	4	1	1	0	0											
5 Jeff Bagwell, R OBP: 0.387, SLG: 0.516 (1, 3)	G4-6-3		G4-3 2B		K		G6-4-3	FC4-6		5	0	1	2	0	1	7											
Eric Anthony, L OBP: 0.329, SLG: 0.400 (8, 8)		G4-6-3 BB	G4-3					HR	L7	4	1	2	1	1	0	1											
Andujar Cedeno, R OBP: 0.370, SLG: 0.458 Doug Jones, R (9, 1)	F9		G6-3		G4-6-3			E 1B	CS 1B	5	1	2	0	0	0	4											
Scott Servais, R OBP: 0.335, SLG: 0.460 (1, 2)	G4-6-3				K			FC4-6 1B	B2	5	1	1	1	0	1	2											
Chris Donnels, L OBP: 0.357, SLG: 0.380 (1, 5)			1B 1B BB		2B		G6-3	FC4-6 1B	CS	3	1	2	0	1	0	0											
Steve Finley, L OBP: 0.342, SLG: 0.342 Tom Edens, R (8, 1) Chris James, R OBP: 0.330, SLG: 0.296 Xavier Hernandez, L (8, 1) Al Osuna, R (8, 1) Jose Uribe, S OBP: 0.333, SLG: 0.214 (8, 6)			1B SH1-4 2B 1B		P6		K	L7		3	1	1	0	0	1	1											
Darryl Kile, R OBP: 0.120, SLG: 0.250 Shane Reynolds, R OBP: 1.000, SLG: 1.000 Casey Candaele, S OBP: 0.306, SLG: 0.308 Kevin Bass, S OBP: 0.298, SLG: 0.368 (8, 9)			SH1-4		FC6-4 1B		G4-3	FC4-6 1B 1B		1	0	1	0	0	0	0											
Inning Stats	R: 0 E: 0 K: 0 S: 7	H: 1 LOB: 0 BB: 0 P: 9	R: 0 E: 0 K: 0 S: 4	H: 0 LOB: 0 BB: 1 P: 10	R: 4 E: 0 K: 0 S: 22	H: 4 LOB: 1 BB: 1 P: 33	R: 0 E: 0 K: 1 S: 13	H: 2 LOB: 2 BB: 0 P: 18	R: 0 E: 0 K: 1 S: 11	H: 0 LOB: 1 BB: 0 P: 17	R: 0 E: 0 K: 0 S: 10	H: 1 LOB: 1 BB: 1 P: 18	R: 3 E: 1 K: 0 S: 19	H: 6 LOB: 3 BB: 0 P: 29	R: 0 E: 0 K: 0 S: 10	H: 1 LOB: 0 BB: 0 P: 14		1B: 12 2B: 4 3B: 0 HR: 1	SF: 0 SAC: 1 DP: 4 HBP: 0	WP: 0 PB: 0 SB: 0 CS: 1	PA: 43						
PITCHER	IP	WLS	BF	H	R	ER	SO	BB	IBB	HBP	BLK	WP	HR	S	P	ERA	WHIP										
Joe Magrane, L ERA: 3.86 (1, 1)	2.1		12	5	4	4	0	2	0	0	0	0	0	27	41	15.43	3.000										
Rheal Cormier, L ERA: 4.25 (3, 1)	3.2		14	4	0	0	3	0	0	0	0	0	0	37	56	0.00	1.091										
Omar Olivares, R ERA: 4.71 (7, 1)	1.0		4	1	0	0	0	1	0	0	0	0	0	10	18	0.00	2.000										
Lee Guetterman, L ERA: 6.23 (8, 1)	1.0	L	9	6	3	3	0	0	0	0	0	0	1	19	29	27.00	6.000										
Rob Murphy, L ERA: 3.05 (9, 1)	1.0		3	1	0	0	0	0	0	0	0	0	0	10	14	0.00	1.000										

Batter	1	2	3	4	5	6	7	8	9	AB	R	H	RBI	BB	SO	LOB	BOTTOM										
Bernard Gilkey, R OBP: 0.387, SLG: 0.491 (1, 7)	F8		F8	G4-3 BB		G5-3		1B 1B		4	1	1	1	1	0	0	Houston Astros @ St. Louis Cardinals Busch Stadium, St. Louis, MO Fri Jul 16 1993, 7:05 PM CDT Att: 47,928 - Unknown - 89 F AB 37 R 6 H 12 RBI 6 BB 6 SO 7 LOB 19										
Ozzie Smith, S OBP: 0.330, SLG: 0.355 (1, 6)	L8		1B 1B	G4-3		BB		1B 1B		4	1	2	0	1	0	1											
Gregg Jefferies, S OBP: 0.395, SLG: 0.510 (1, 3)	1B		1B 1B	IBB		L9		S 1B		4	1	3	1	1	0	1											
Todd Zeile, R OBP: 0.326, SLG: 0.366 (1, 5)	K		1B 1B	F8		F8		FC3-6 BB		4	1	1	1	1	1	3											
Ray Lankford, L OBP: 0.389, SLG: 0.361 (1, 8)		G6-3 SF9 2B	1B 1B		G5-4-3 BB 1B		G4-3	FC3-6		5	1	3	1	0	0	3											
Mark Whiten, S OBP: 0.320, SLG: 0.403 Lee Guetterman, L (8, 1) Rob Murphy, L OBP: 0.500, SLG: 0.500 (9, 1) Erik Pappas, R OBP: 0.391, SLG: 0.368 (9, PH)		G6-3			G5-4-3 BB		K		K	3	0	1	1	1	1	1											
Luis Alica, S OBP: 0.379, SLG: 0.390 (1, 4)		SF9 BB	L7		G5-4-3			F8 1B	K	4	1	1	0	1	1	4											
Tom Pagnozzi, R OBP: 0.277, SLG: 0.353 Gerald Perry, L OBP: 0.404, SLG: 0.561 (9, PH)		SF9	K		G4-3			K	K	1	0	0	0	0	1	0											
Joe Magrane, R OBP: 0.143, SLG: 0.147 Rheal Cormier, L OBP: 0.192, SLG: 0.192 Rod Brewer, L OBP: 0.316, SLG: 0.318 Omar Olivares, R OBP: 0.250, SLG: 0.313 Brian Jordan, R OBP: 0.324, SLG: 0.463 (8, 9)		P7		G6-3		F8		F8		1	0	0	0	0	0	1											
Inning Stats	R: 0 E: 0 K: 1 S: 13	H: 1 LOB: 1 BB: 0 P: 21	R: 1 E: 0 K: 0 S: 8	H: 1 LOB: 1 BB: 1 P: 13	R: 3 E: 0 K: 1 S: 23	H: 5 LOB: 2 BB: 0 P: 32	R: 0 E: 0 K: 0 S: 7	H: 0 LOB: 2 BB: 2 P: 17	R: 0 E: 0 K: 0 S: 10	H: 0 LOB: 1 BB: 1 P: 17	R: 0 E: 0 K: 0 S: 6	H: 0 LOB: 0 BB: 1 P: 12	R: 0 E: 0 K: 1 S: 9	H: 0 LOB: 0 BB: 0 P: 15	R: 2 E: 0 K: 1 S: 16	H: 4 LOB: 3 BB: 1 P: 25		R: 0 E: 0 K: 3 S: 10	H: 0 LOB: 0 BB: 0 P: 14	1B: 11 2B: 1 3B: 0 HR: 0	SF: 1 SAC: 0 DP: 1 HBP: 0	WP: 0 PB: 0 SB: 2 CS: 0	PA: 44				
PITCHER	IP	WLS	BF	H	R	ER	SO	BB	IBB	HBP	BLK	WP	HR	S	P	ERA	WHIP										
Darryl Kile, R ERA: 2.63 (1, 1)	2.1		15	7	4	4	1	1	0	0	0	0	0	15	27	15.43	3.429										
Shane Reynolds, R ERA: (3, 1)	2.2		11	1	0	0	1	2	1	0	0	0	0	23	42	0.00	1.125										
Tom Edens, R ERA: 2.31 (6, 1)	2.0	W	7	0	0	0	1	1	0	0	0	0	0	15	24	0.00	0.500										
Xavier Hernandez, R ERA: 3.38 (8, 1)	0.2		7	4	2	2	1	1	0	0	0	0	0	15	24	27.00	7.500										
Al Osuna, L ERA: 3.52 (8, 1)	0.2		2	0	0	0	1	0	0	0	0	0	0	5	7	0.00	0.000										

Batter	1	2	3	4	5	6	7	8	9	AB	R	H	RBI	BB	SO	LOB	TOP									
Craig Biggio, R OBP: 0.362, SLG: 0.482 (1, 4)	1-1 FC3-6 HBP		0-2 5 WP 1B		3-2 SF7 2H		1-1 P3		1-0 P2	3	0	1	1	0	0	0	Houston Astros @ St. Louis Cardinals Busch Stadium, St. Louis, MO Sat Jul 17 1993, 3:33 AM CDT Att: 46,571 - Sunny - 92 F									
Steve Finley, L OBP: 0.303, SLG: 0.341 (1, 8)	0-0 FC3-6 1-2f		1-0 F7		1-1 G4-3			2-2 1B FC4-6 1B		4	1	1	0	0	0	2										
5 Jeff Bagwell, R OBP: 0.383, SLG: 0.510 (1, 3)	0-2 F8		2-1 F9 1-2		0-0 G6-3			1-1 B1		4	0	0	0	0	0	3										
Luis Gonzalez, L OBP: 0.363, SLG: 0.468 (1, 7)	2-2 P6 1-2			0-0 P6		0-1 G4-3 1B		2-2 FC4-6 1B		4	0	2	0	0	0	1										
Eric Anthony, L OBP: 0.328, SLG: 0.398 (1, 9)		2-1 G6-3		0-1 F7		1-2 G4-3 1B		0-0 FC4-6 1B		4	0	1	1	0	0	1										
Chris Donnels, L OBP: 0.397, SLG: 0.389 (1, 5)		0-3 K		1-0 1B		1-0 G4-3		0-1 FC6-4 1B		4	0	2	0	0	1	2										
Andujar Cedeno, R OBP: 0.366, SLG: 0.452 (1, 6)		1-2 G5-3		3-2 G5-3		1-3 K		0-2 FC6-4 1B		4	0	0	0	0	1	5										
Eddie Taubensee, L OBP: 0.322, SLG: 0.430 Kevin Bass, S OBP: 0.236, SLG: 0.364 (9, PH)			0-1 HR		0-0 WP SF7 SH1-3 1B		2-2 G5-3		0-3 K	3	2	2	1	0	0	0										
Brian Williams, R OBP: 0.167, SLG: 0.333 Rick Parker, R OBP: 0.318, SLG: 0.350 Todd Jones, L OBP: 0.333, SLG: 0.500 Xavier Hernandez, L OBP: 0.333, SLG: 0.500 Doug Jones, R OBP: 0.333, SLG: 0.500 Chris James, R OBP: 0.333, SLG: 0.500 (7, PH)			0-3 K		0-0 SH1-3		1-0 G5-3		3-2 K	1	0	0	0	0	0	1										
Inning Stats	R: 0 E: 0 K: 0 S: 8	H: 0 LOB: 1 BB: 0 P: 11	R: 0 E: 0 K: 1 S: 8	H: 0 LOB: 0 BB: 0 P: 11	R: 1 E: 0 K: 1 S: 13	H: 2 LOB: 1 BB: 0 P: 15	R: 0 E: 0 K: 0 S: 8	H: 1 LOB: 1 BB: 0 P: 12	R: 1 E: 0 K: 0 S: 7	H: 1 LOB: 0 BB: 0 P: 11	R: 0 E: 0 K: 1 S: 10	H: 2 LOB: 2 BB: 0 P: 13	R: 0 E: 0 K: 0 S: 7	H: 0 LOB: 0 BB: 0 P: 11	R: 1 E: 0 K: 0 S: 17	H: 3 LOB: 2 BB: 0 P: 22		R: 0 E: 0 K: 2 S: 7	H: 0 LOB: 0 BB: 0 P: 11	1B: 8 2B: 0 3B: 0 HR: 1	SF: 1 SAC: 1 DP: 0 HBP: 1	WP: 2 PB: 0 SB: 2 CS: 0	PA: 37			
PITCHER	IP	WLS	BF	H	R	ER	SO	BB	IBB	HBP	BLK	WP	HR	S	P	ERA	WHIP									
Bob Tewksbury, R ERA: 3.67 Rob Murphy, L ERA: 3.2 Lee Smith, R ERA: 4.1	(1, 1)	7.0	W	28	6	2	2	3	0	0	1	0	2	1	61	84	2.57	0.857								
	(8, 1)	1.0		6	3	1	1	0	0	0	0	0	0	0	17	22	9.00	3.000								
	(9, 1)	1.0	S	3	0	0	0	2	0	0	0	0	0	0	7	11	0.00	0.000								

Houston Astros @ St. Louis Cardinals
 Busch Stadium, St. Louis, MO
 Sat Jul 17 1993, 3:33 AM CDT
 Att: 46,571 - Sunny - 92 F

AB 34
 R 3
 H 9
 RBI 3
 BB 0
 SO 5
 LOB 14

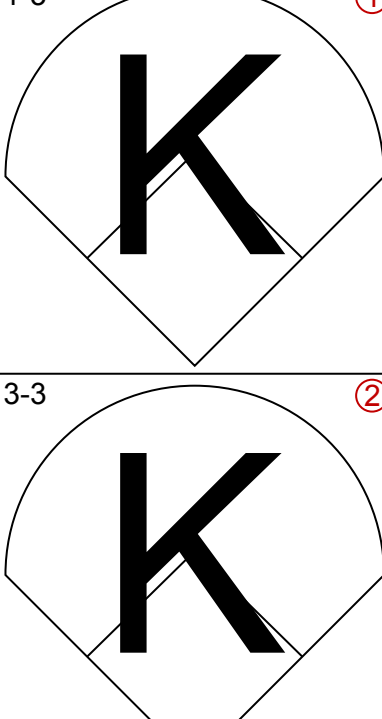
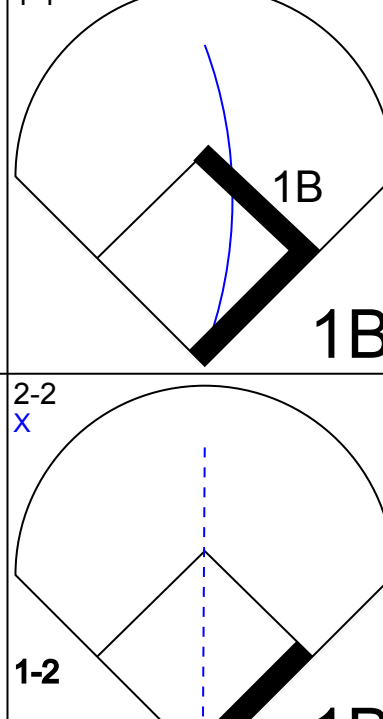
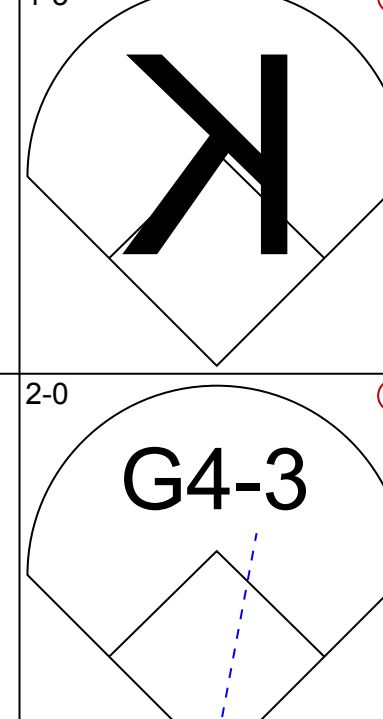
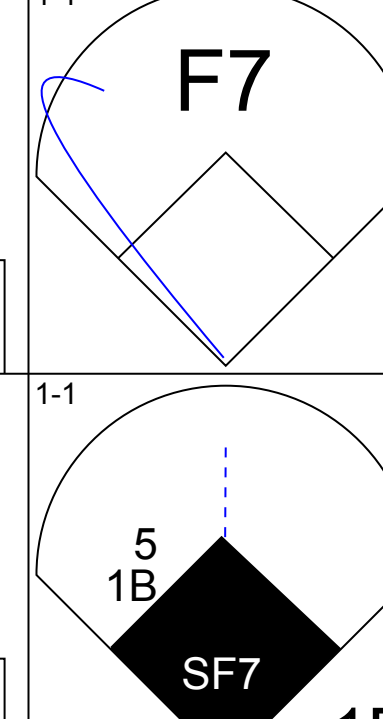
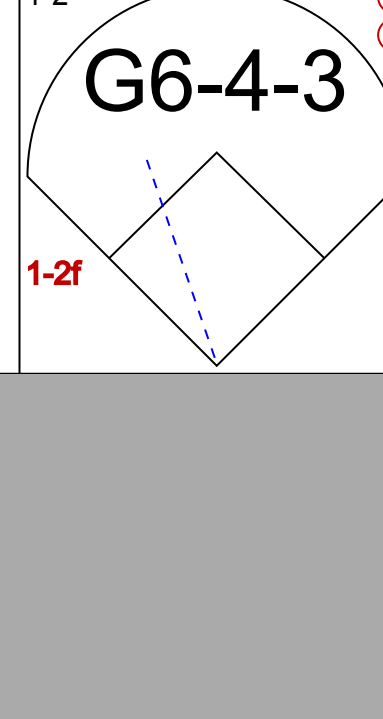
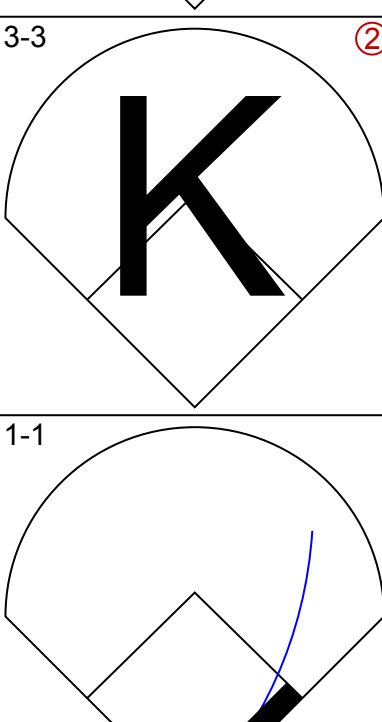
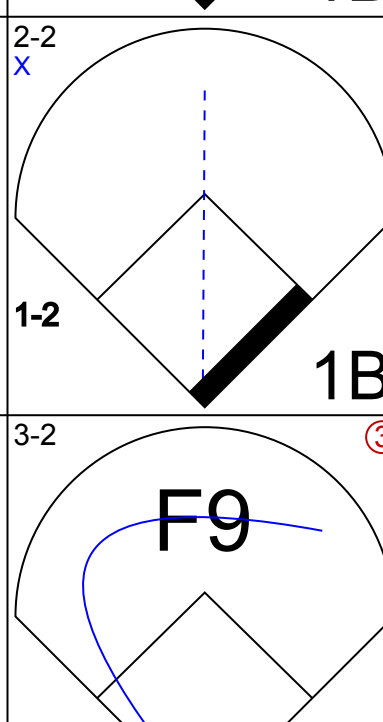
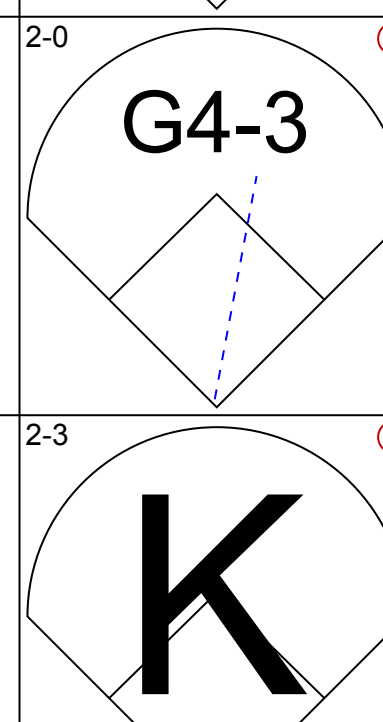
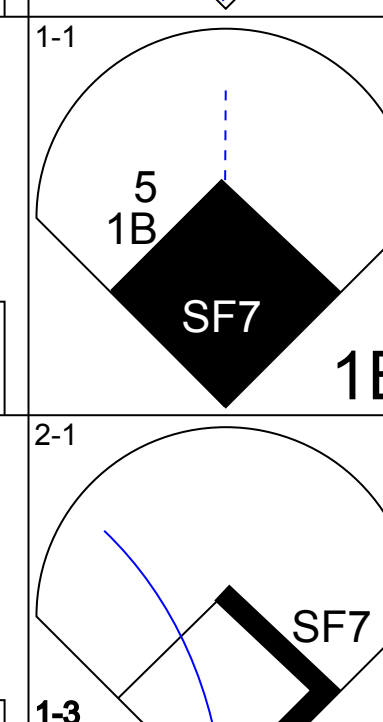

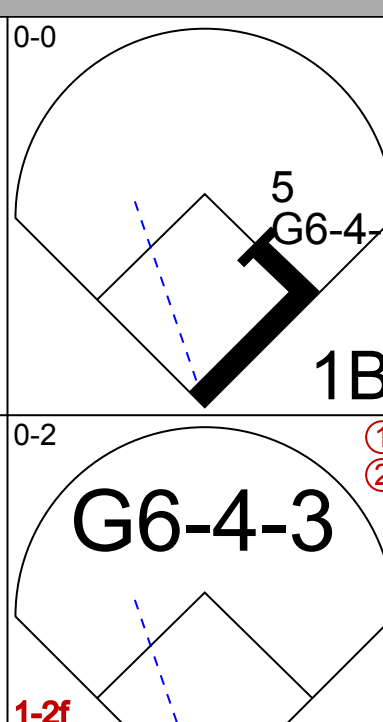
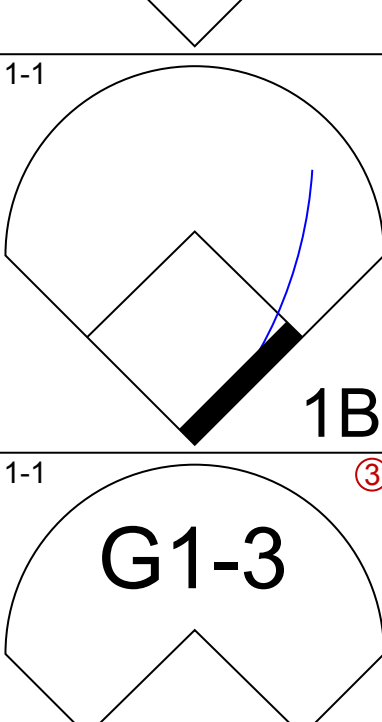
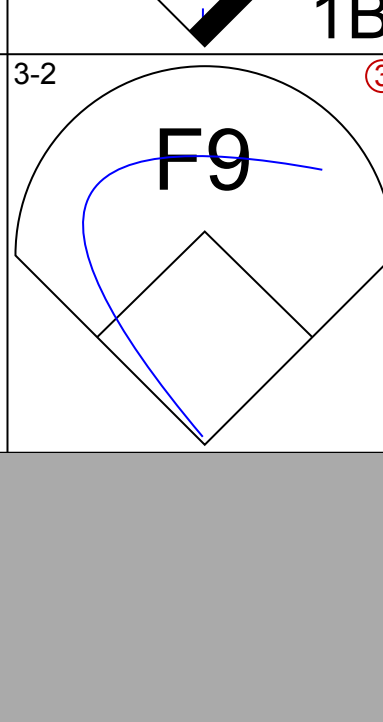

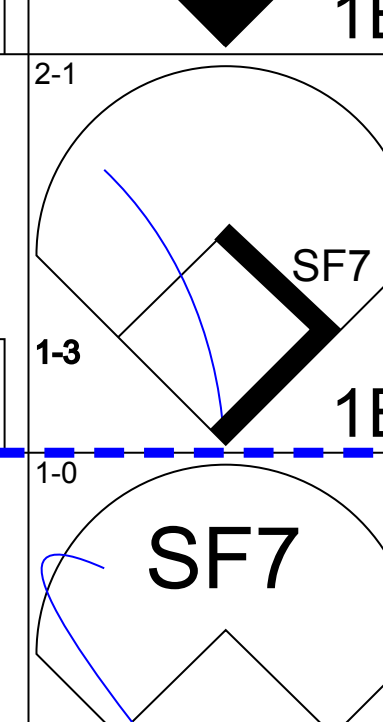

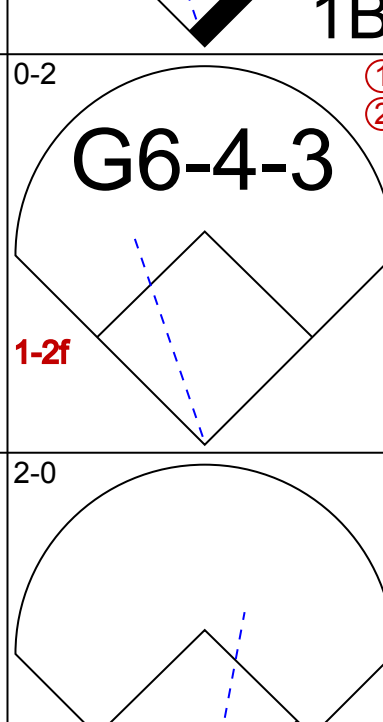
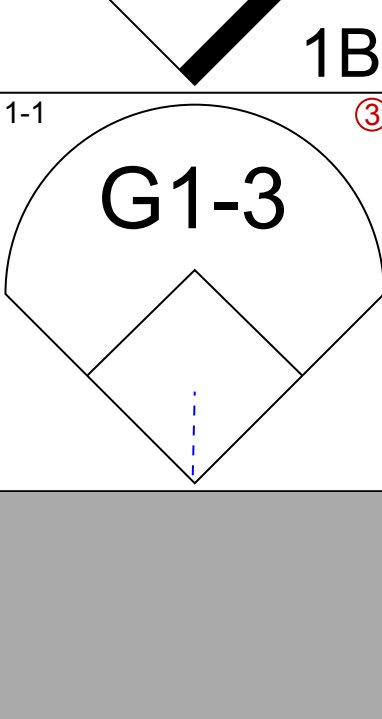
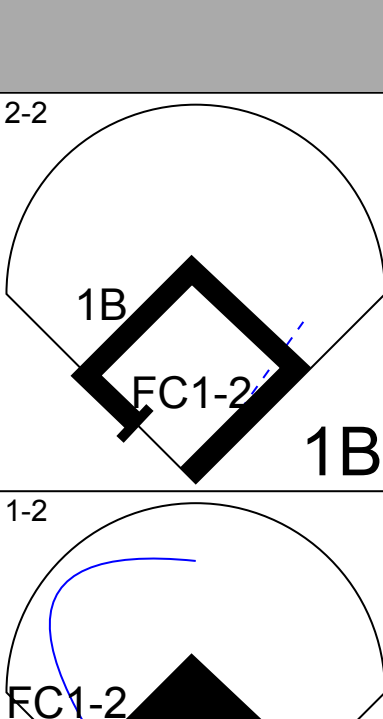
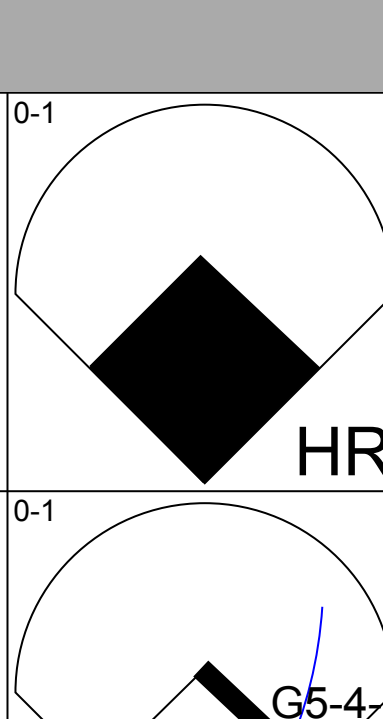
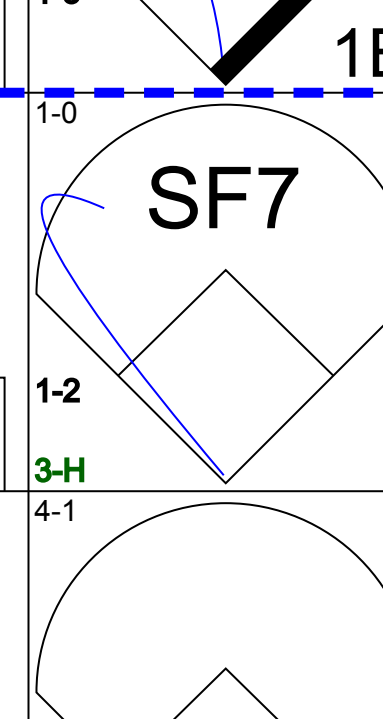
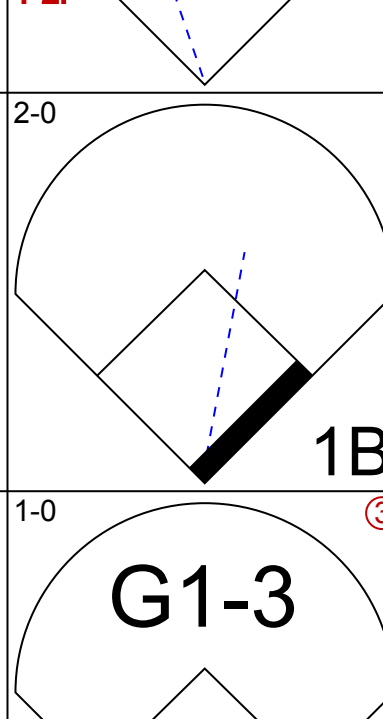

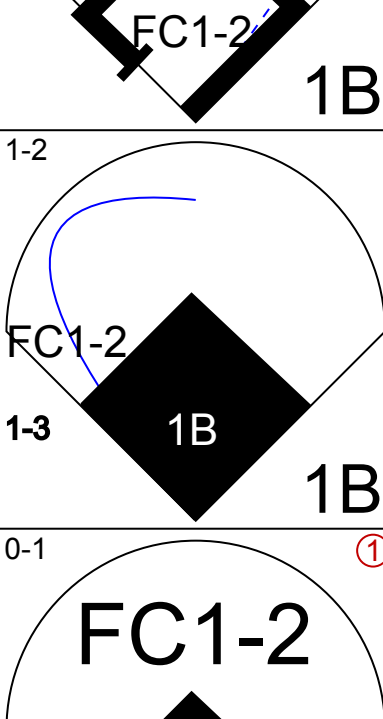
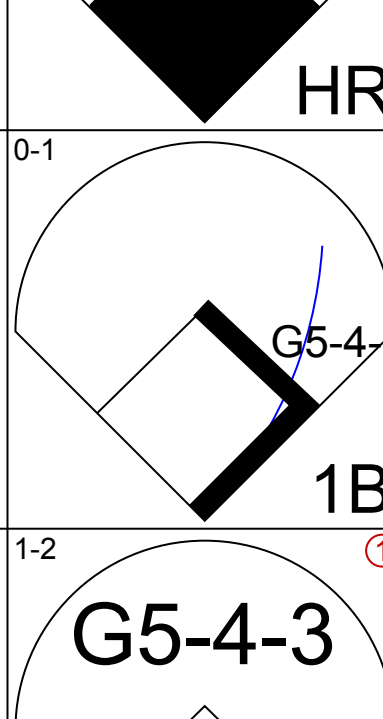
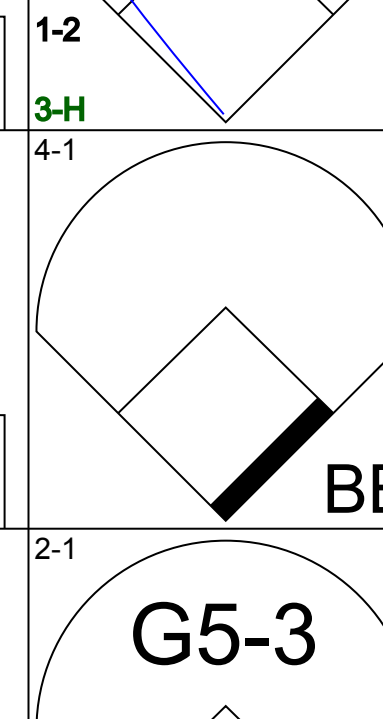
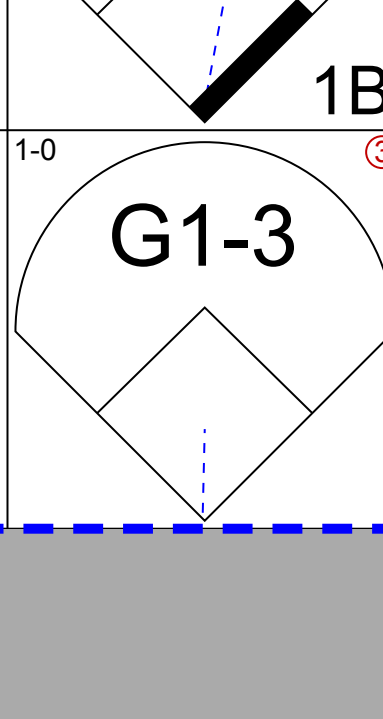
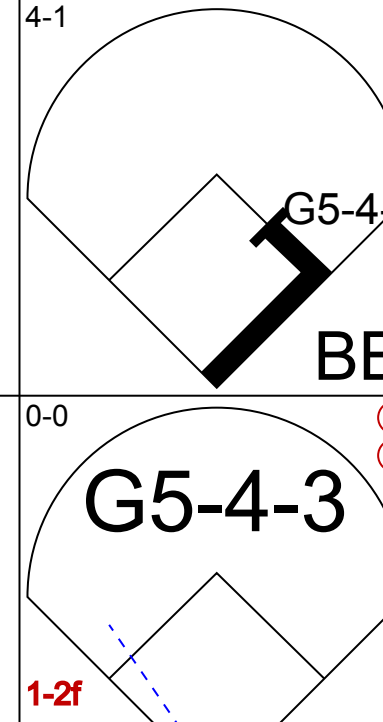
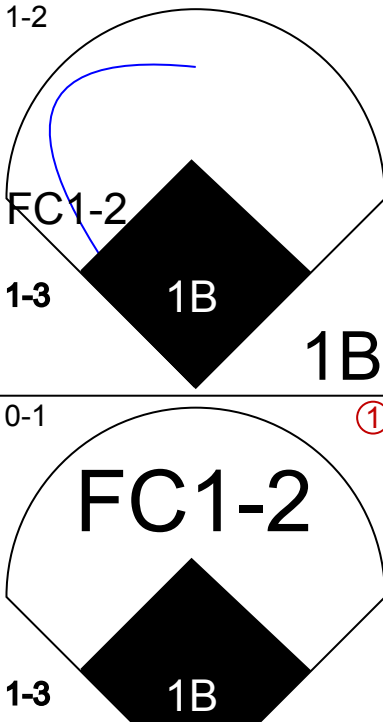
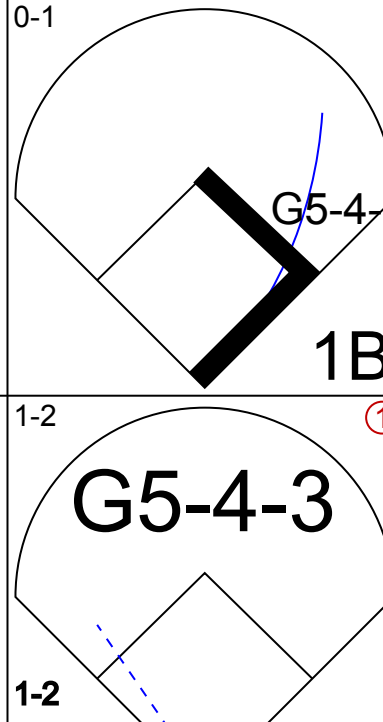
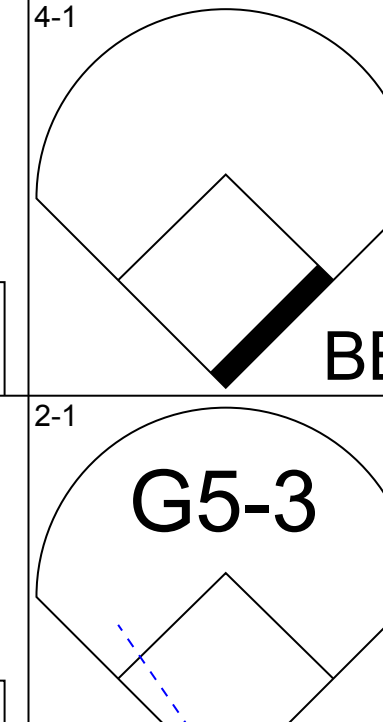

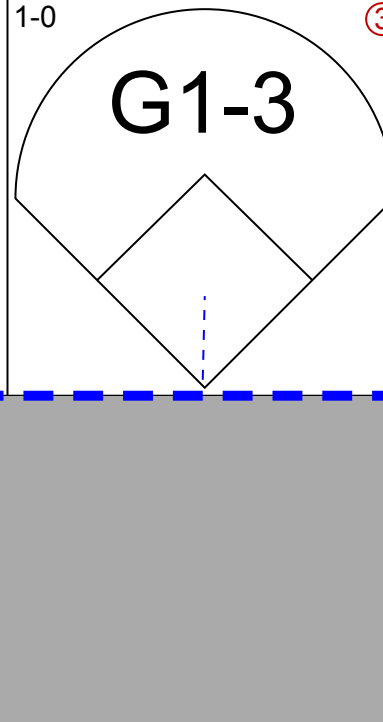
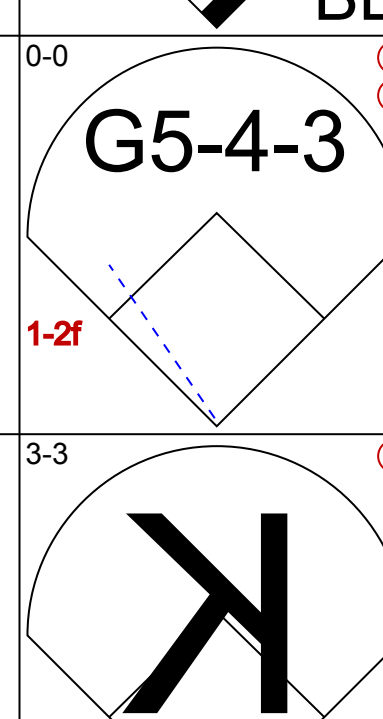
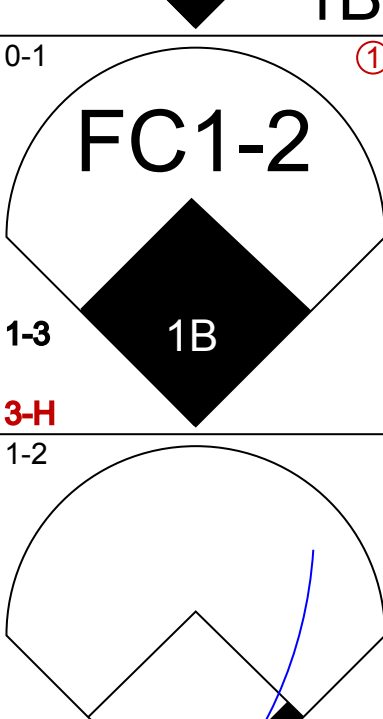
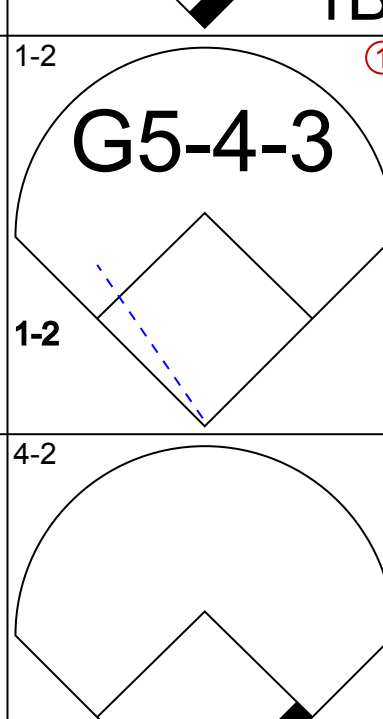
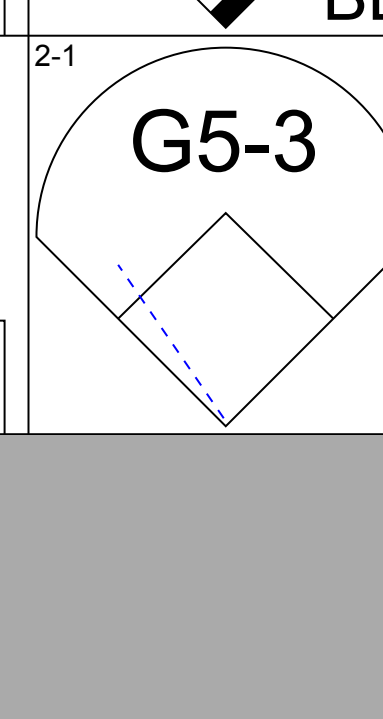
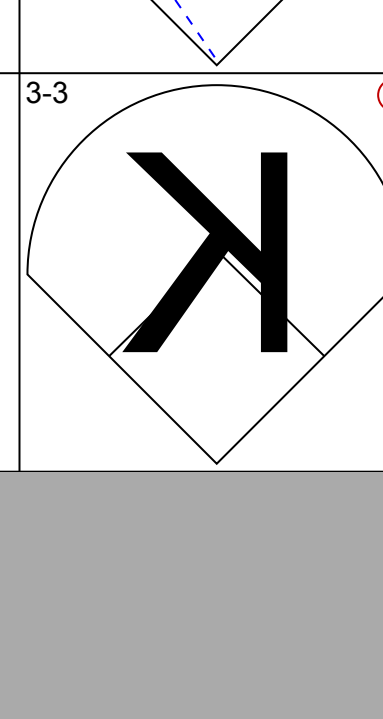
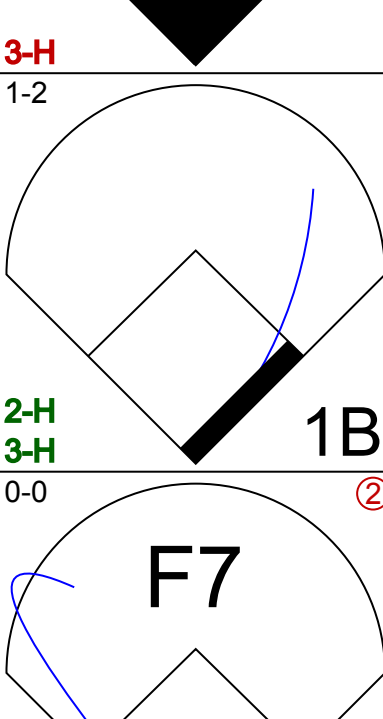
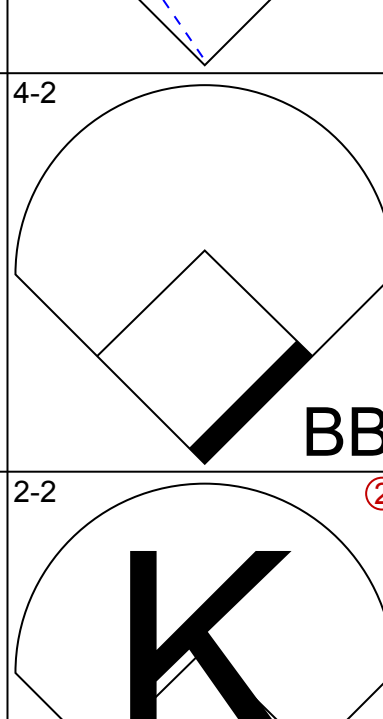


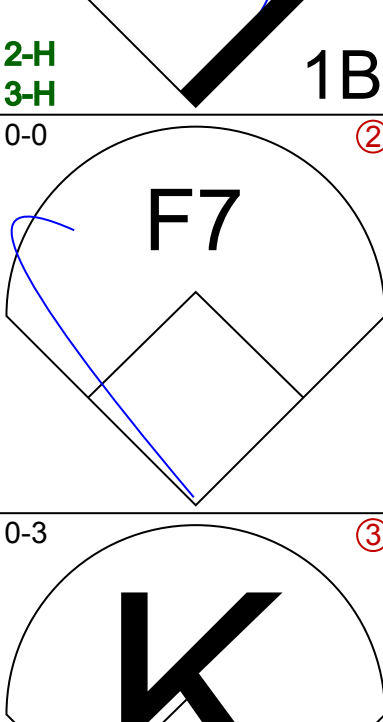
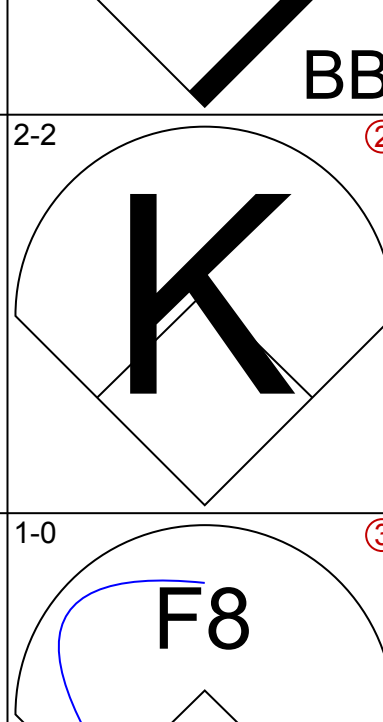


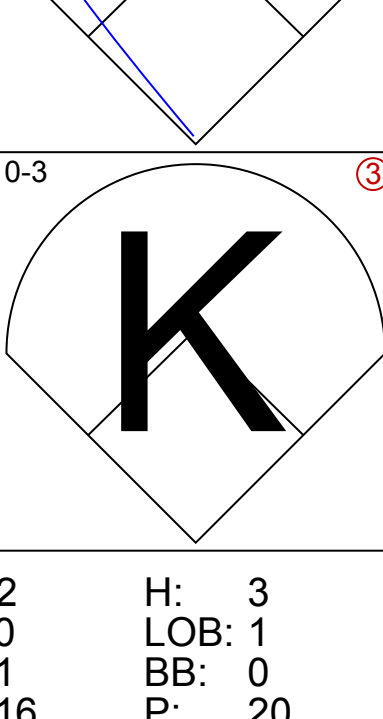
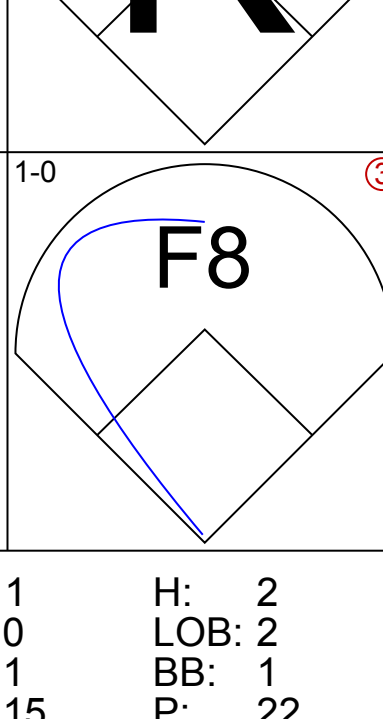

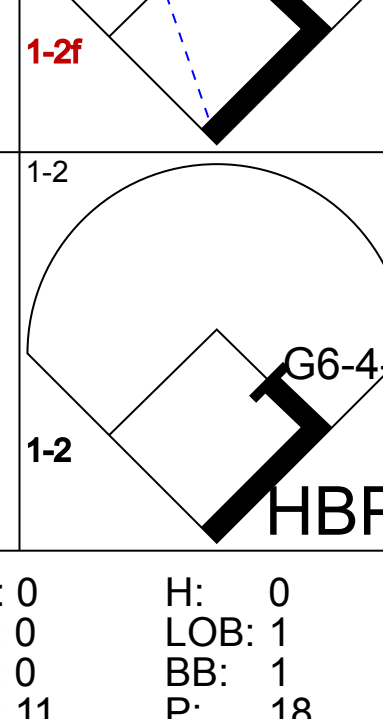

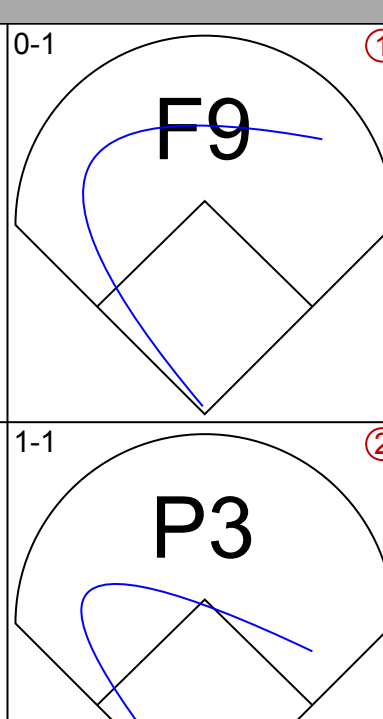
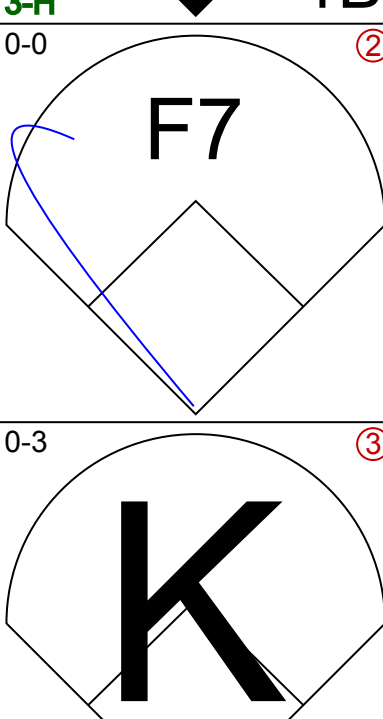
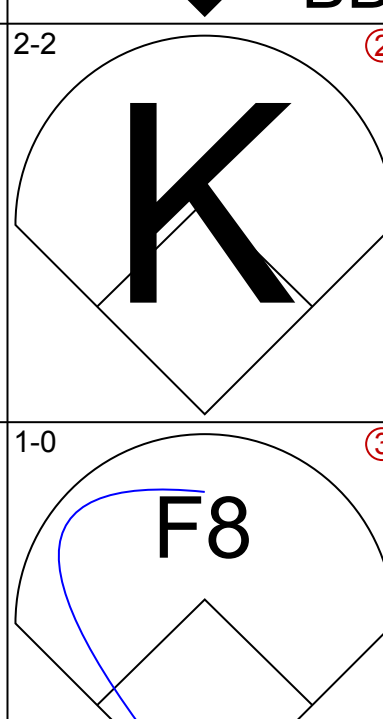

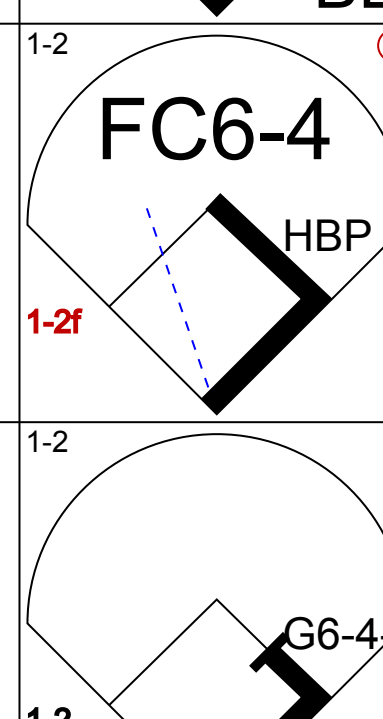
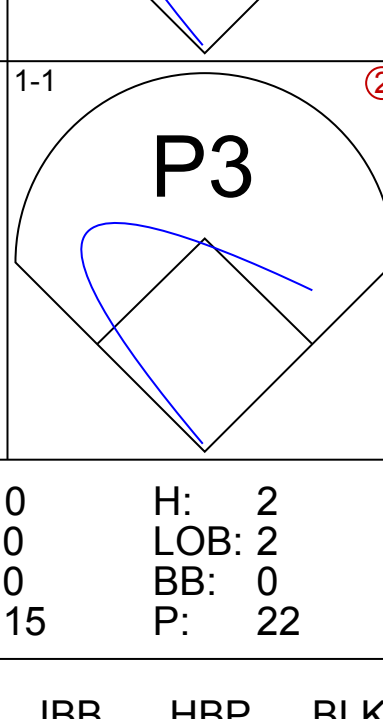
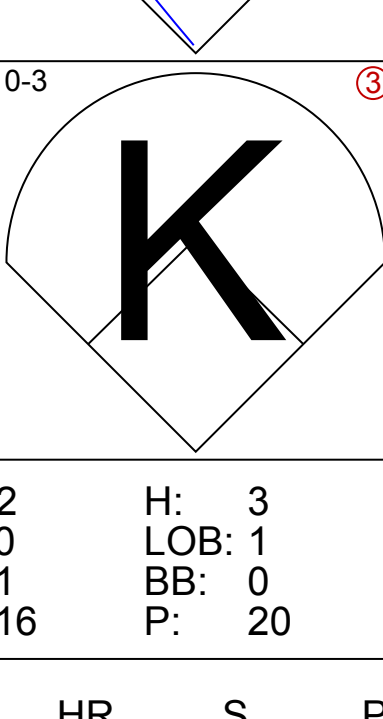
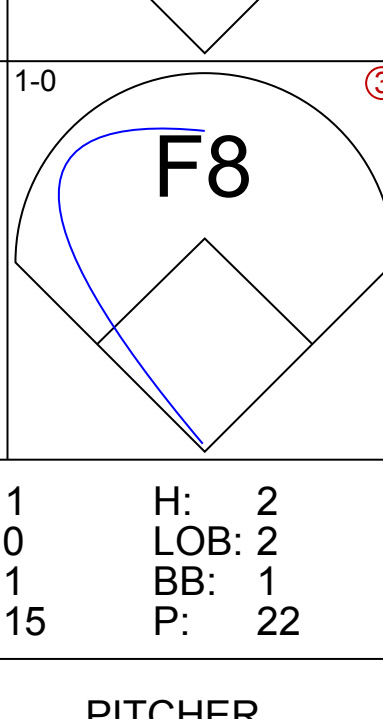
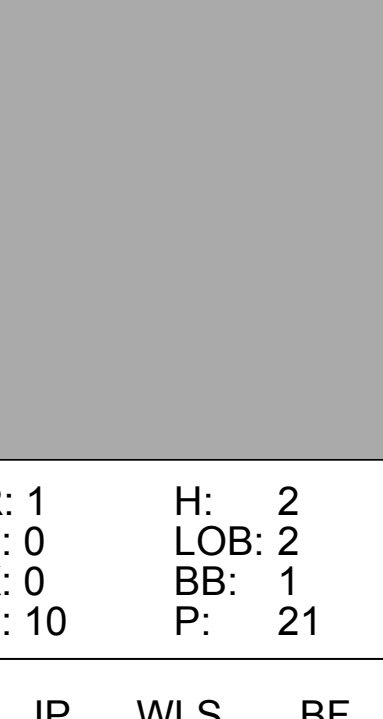
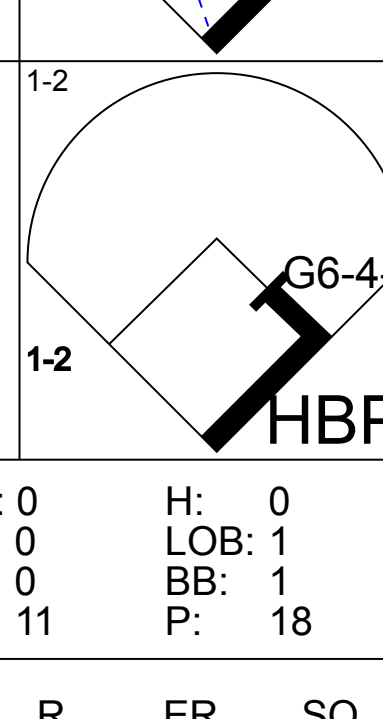
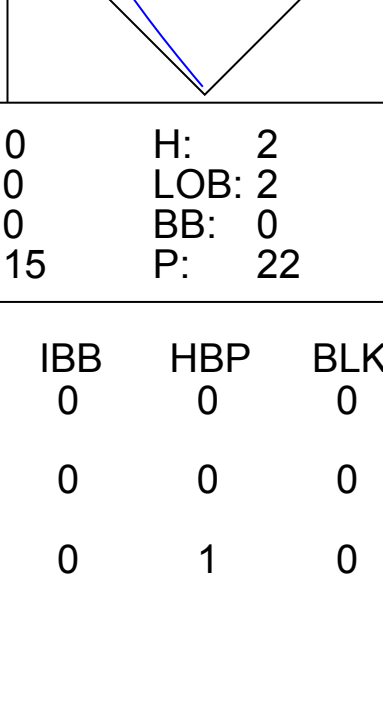
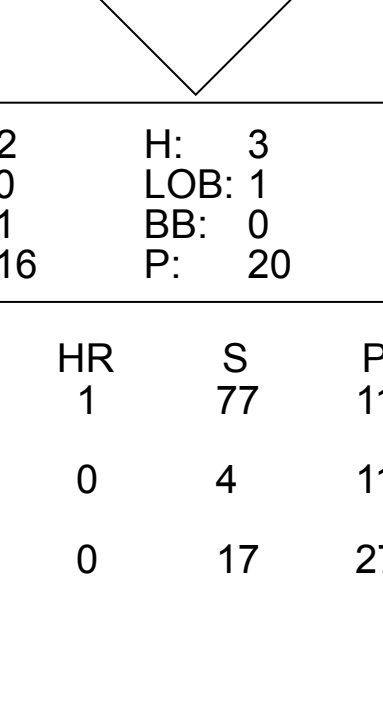
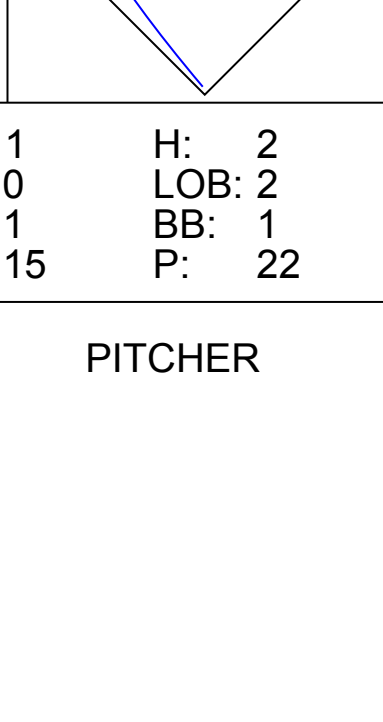
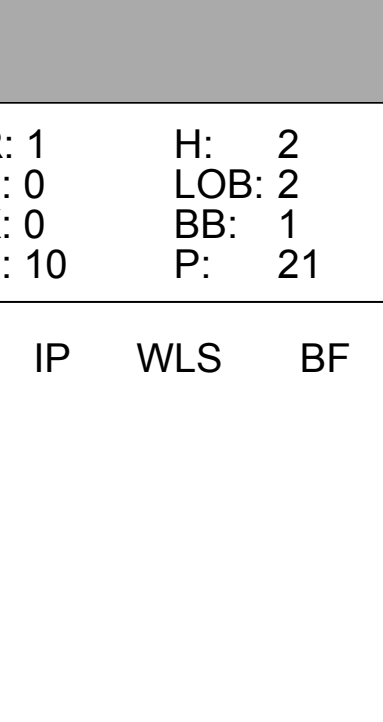
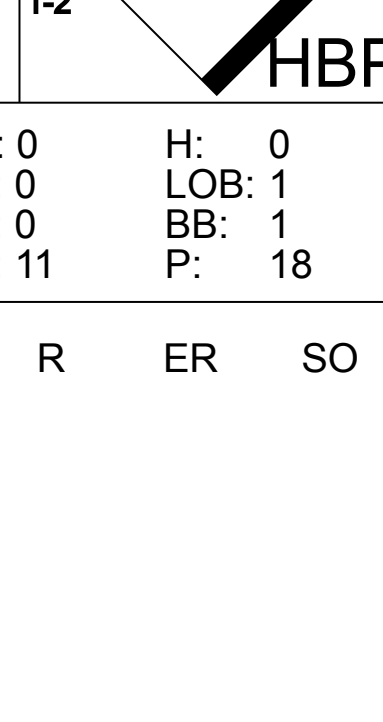


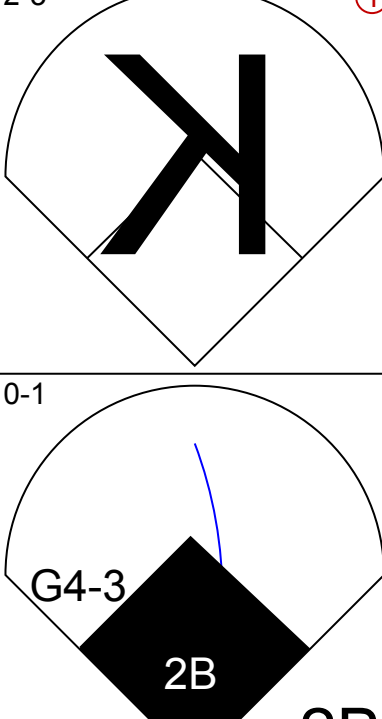
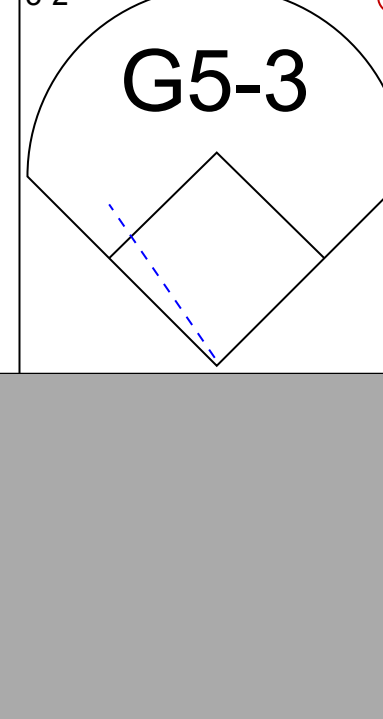
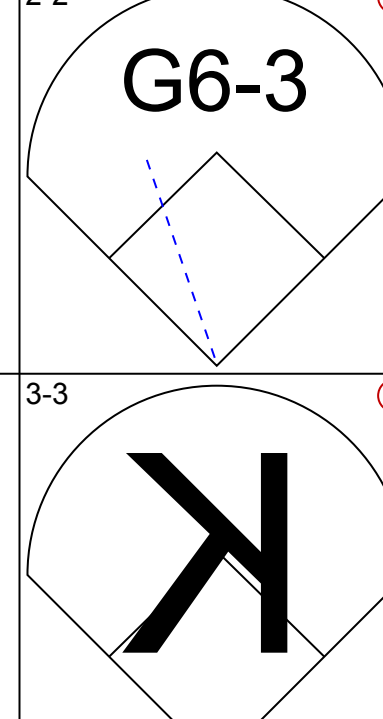

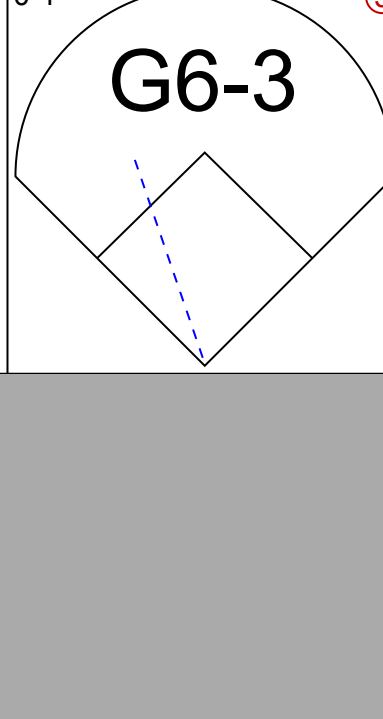
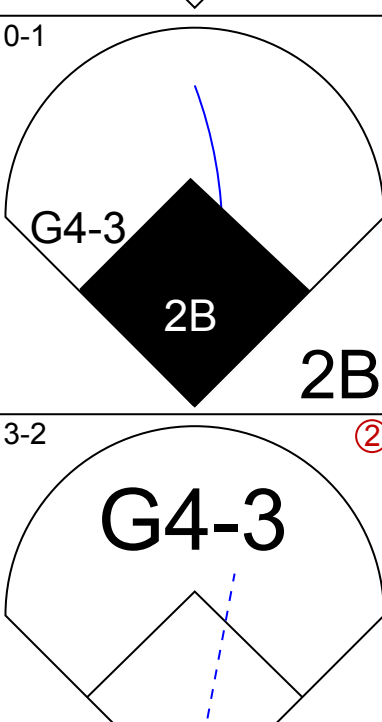
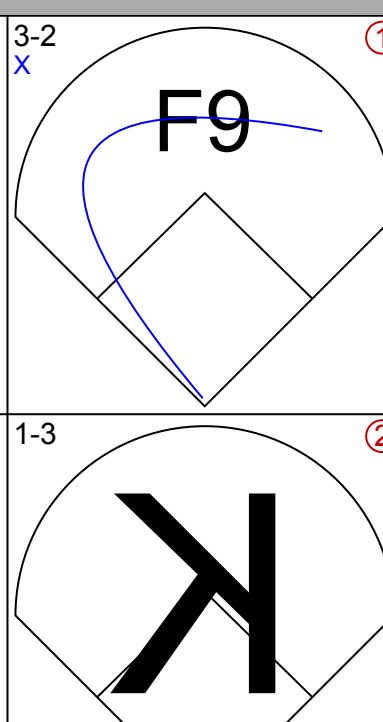
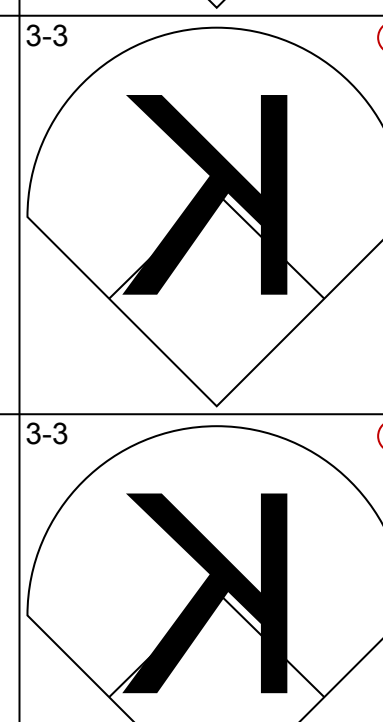

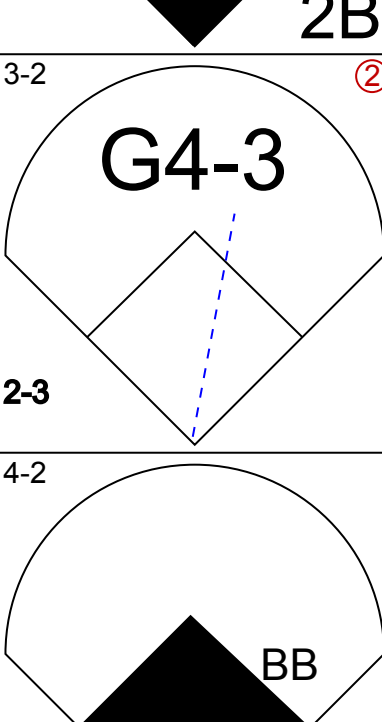
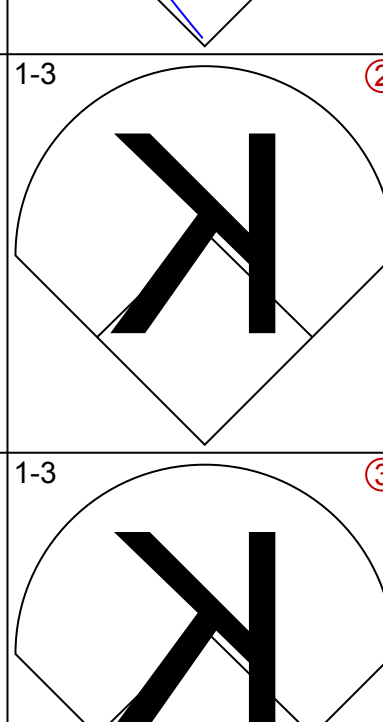
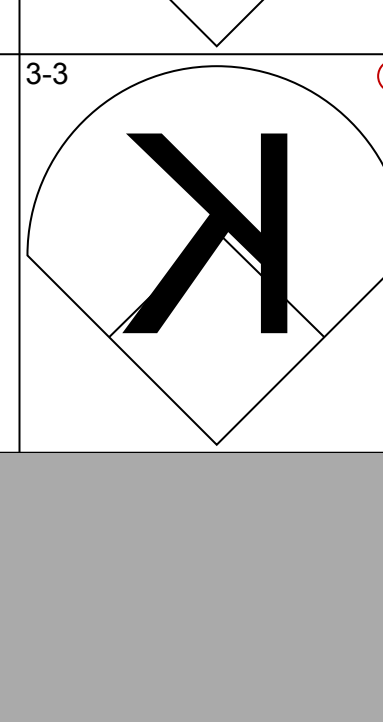
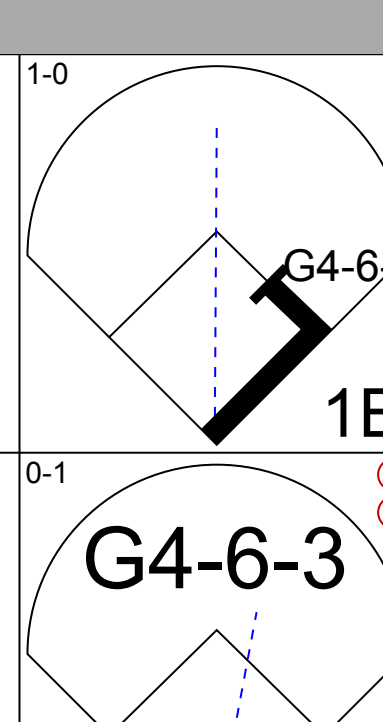

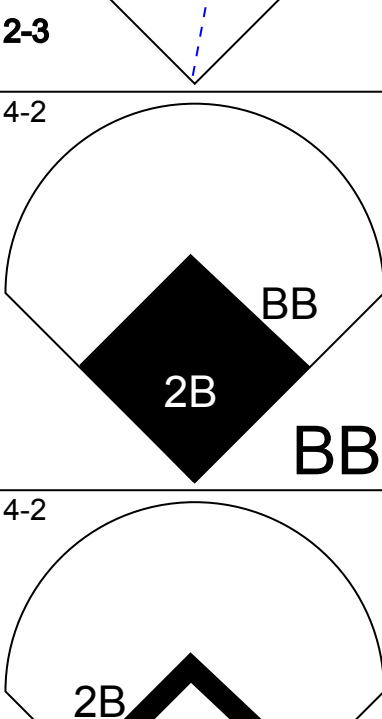

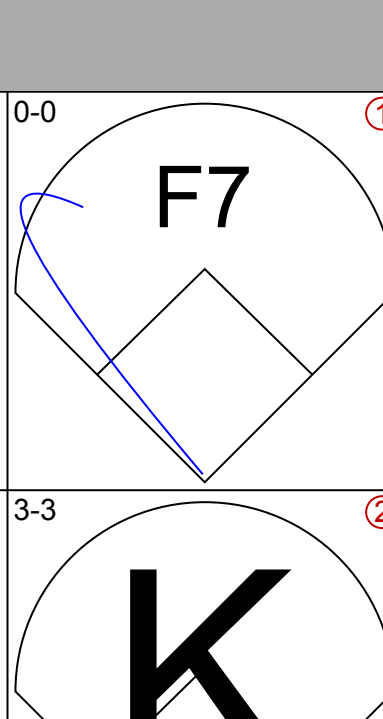
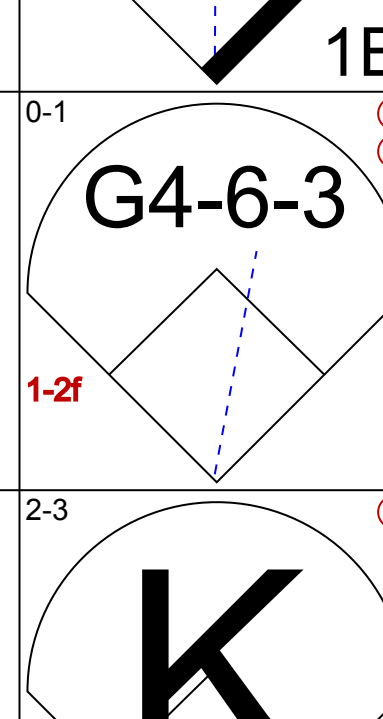

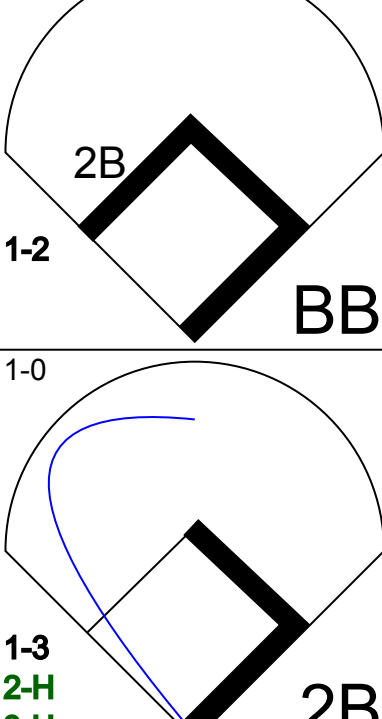
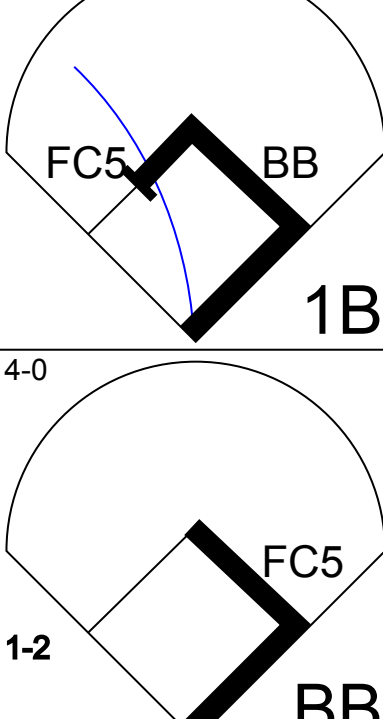

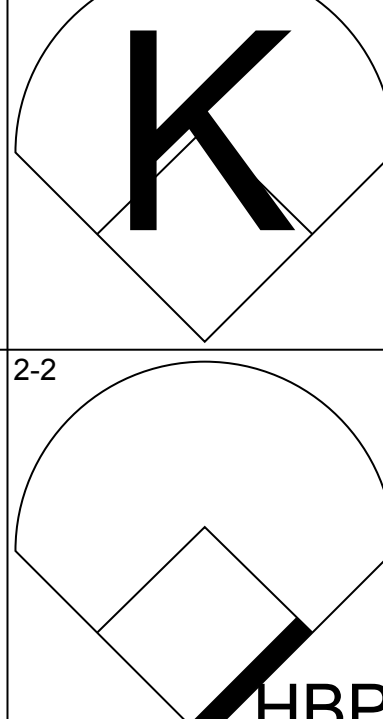

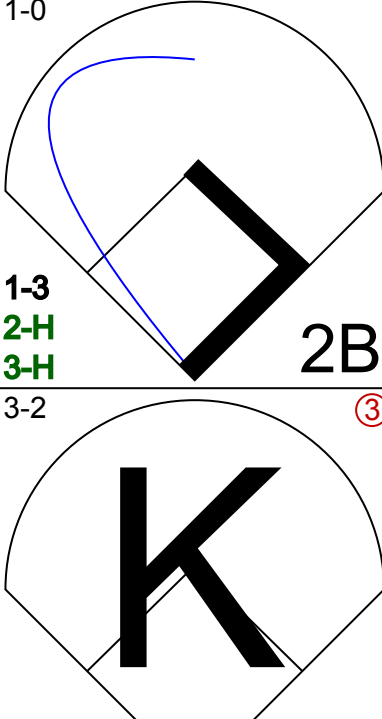
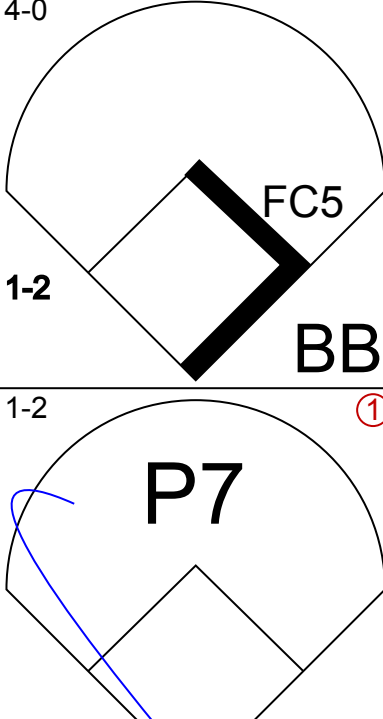

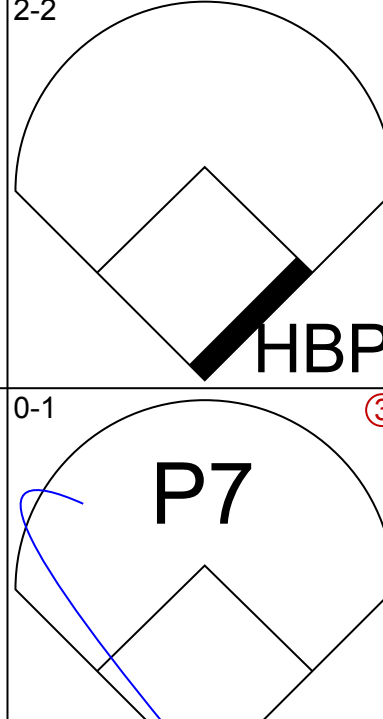
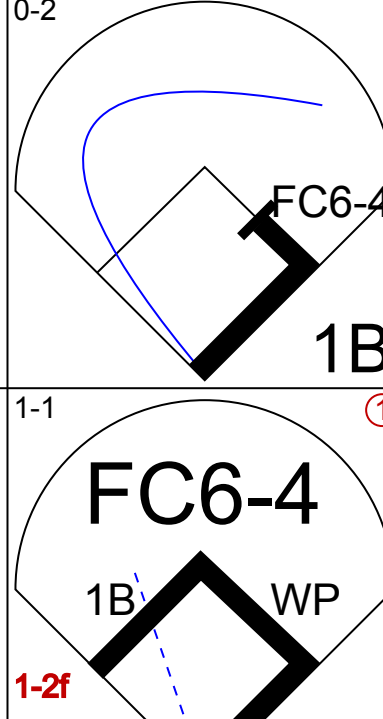
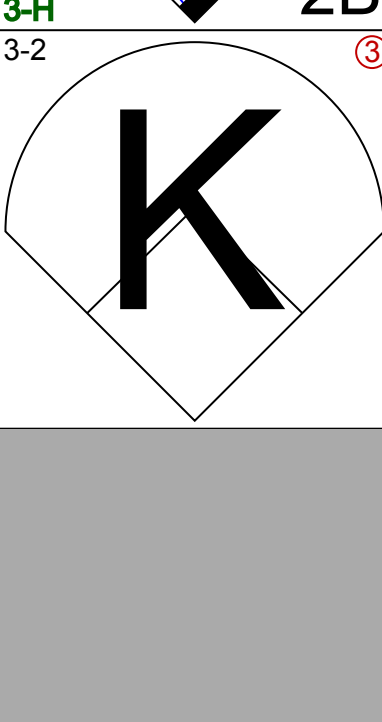
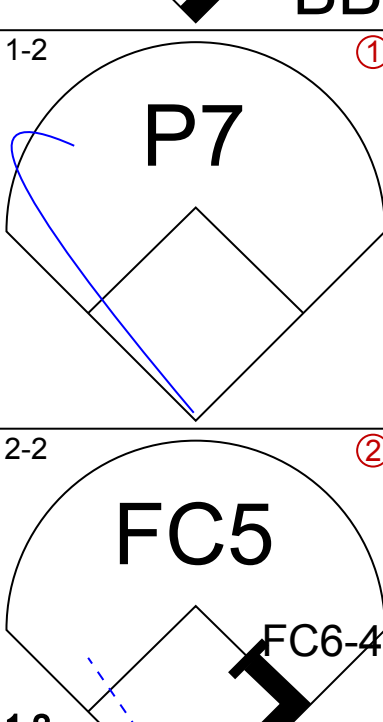
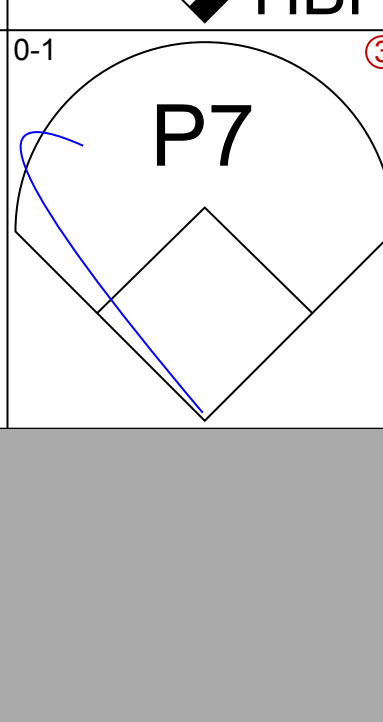
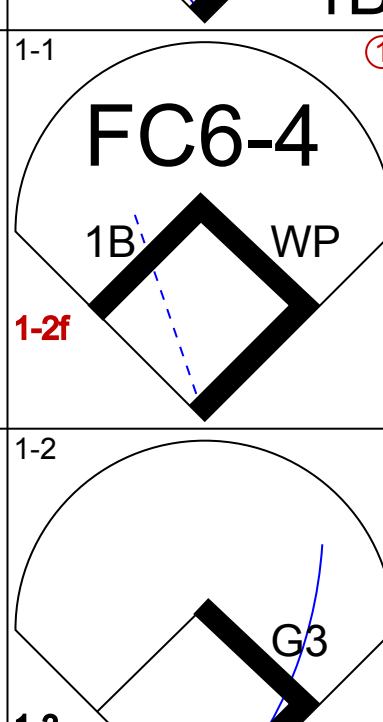
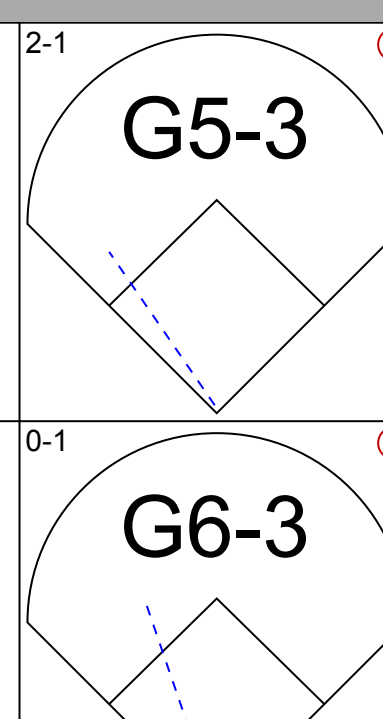
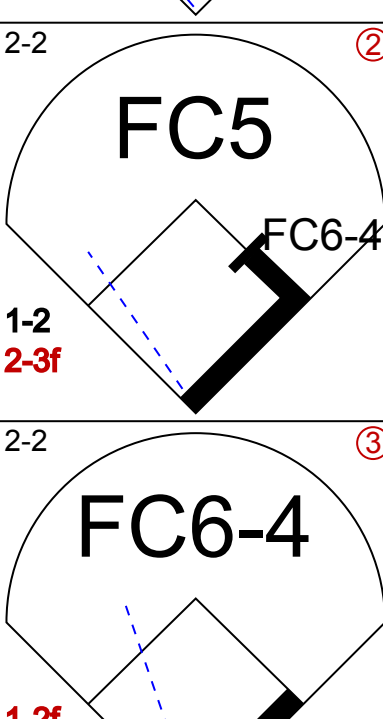

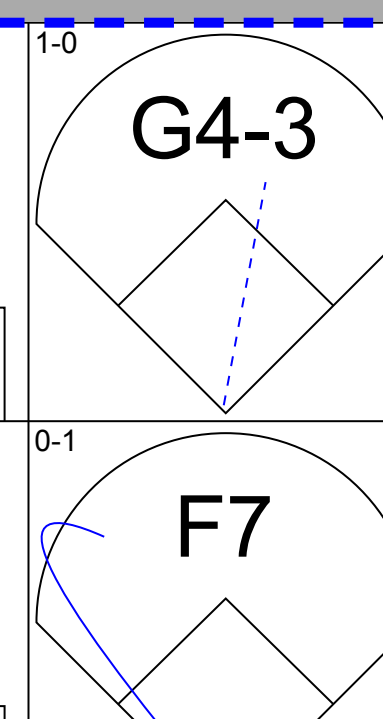
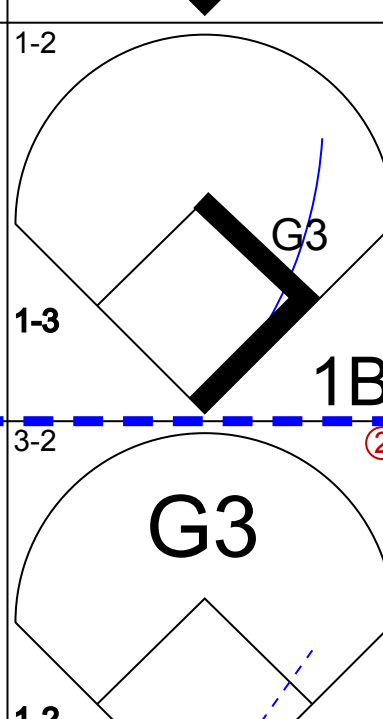
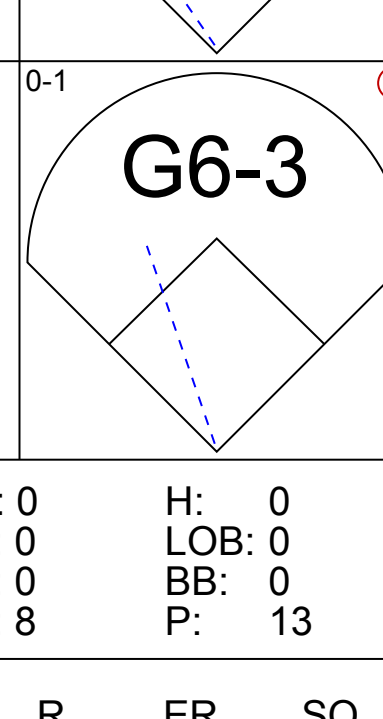
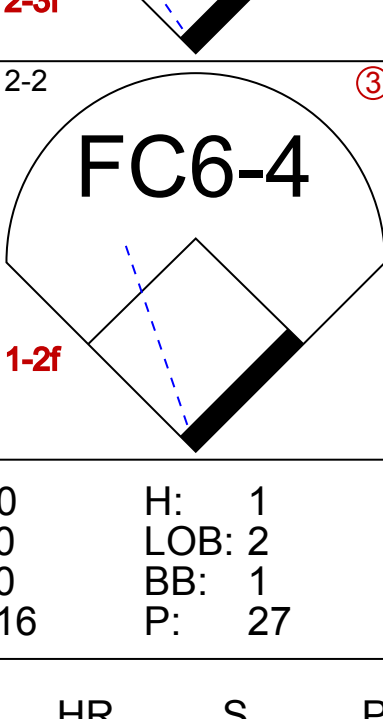
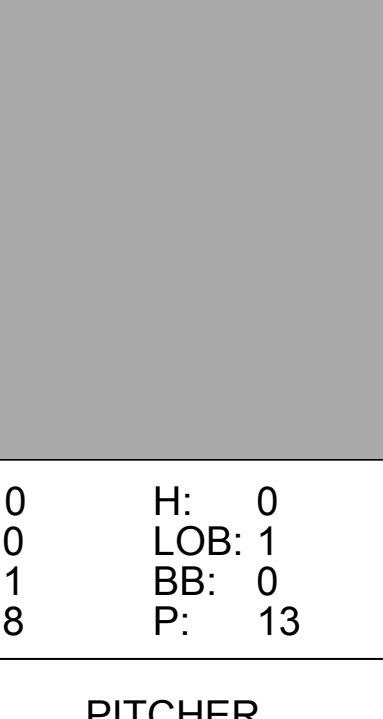
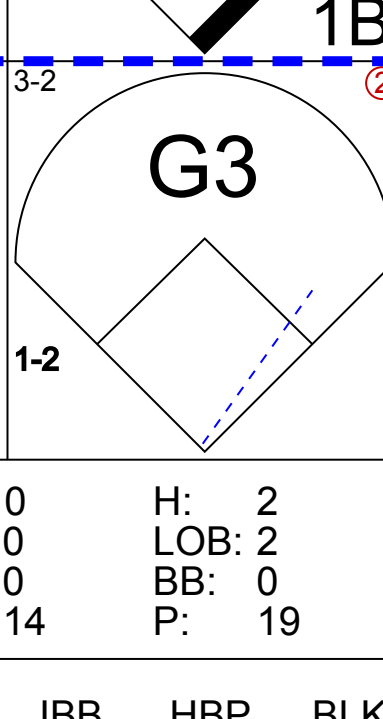
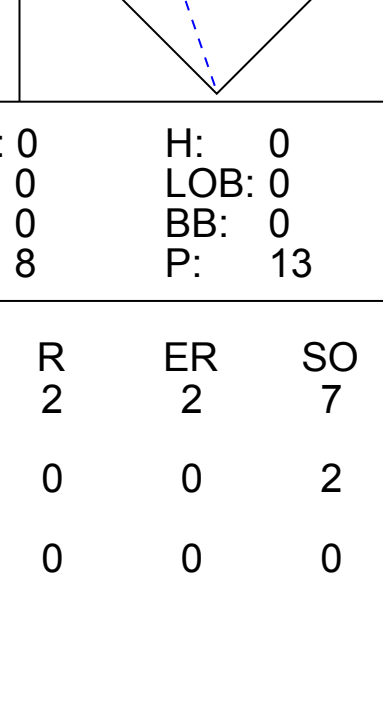
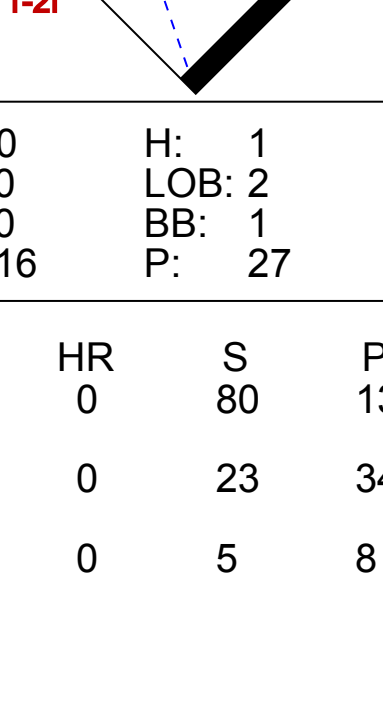
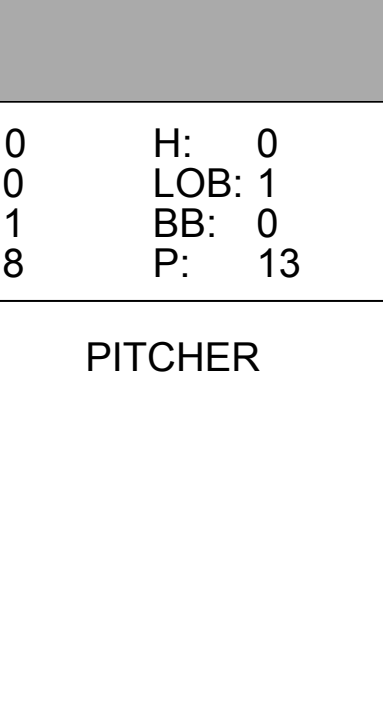
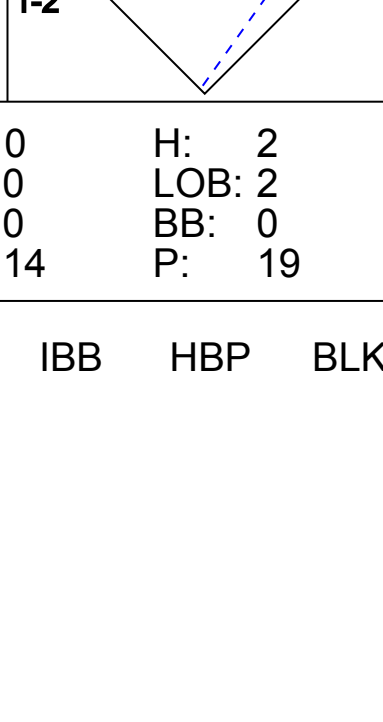








Batter	1	2	3	4	5	6	7	8	9	AB	R	H	RBI	BB	SO	LOB	BOTTOM									
Luis Altea, S OBP: 0.380, SLG: 0.383 Lee Smith, R (9, 1)	1-0 G5-3		1-2 FC4-6 HBP		3-3 K		4-2 1B G3-1 BB		0-3 K	3	1	0	0	1	2	0	Houston Astros @ St. Louis Cardinals Busch Stadium, St. Louis, MO Sat Jul 17 1993, 3:33 AM CDT Att: 46,571 - Sunny - 92 F									
Ozzie Smith, S OBP: 0.331, SLG: 0.355 (1, 6)	2-2 G5-3		1-0 FC4-6 BB 1-2f 2-3		4-2 WP BB BB		0-0 G3-1 1B SF8 1B			3	1	1	0	1	0	2										
Gregg Jefferies, S OBP: 0.398, SLG: 0.510 (1, 3)	0-0 G6-3		4-0 FC6-4 BB 1-2		4-0 WP BB BB		0-1 G3-1 1B 1-2 2-3			2	0	1	0	2	0	0										
Todd Zeile, R OBP: 0.325, SLG: 0.374 (1, 5)		2-0 HR	3-1 FC6-4 1-2f		2-2 K		1-0 G3-1			4	1	1	2	0	1	7										
Ray Lankford, L OBP: 0.391, SLG: 0.359 (1, 8)		1-3 K		4-0 WP FC5-4 BB		2-2 G1-3		4-0 IBB		2	1	0	0	2	1	2										
Mark Whiten, S OBP: 0.323, SLG: 0.414 (1, 9)		1-0 G4-3		4-1 FC5-4 BB		0-0 HR		0-0 SF8		2	1	1	2	1	0	0										
Brian Jordan, R OBP: 0.312, SLG: 0.444 (1, 7)		0-2 F8		1-0 FC5-4 G6-3 1-2f 3-H		0-1 F9		1-1 F9		4	0	0	1	0	0	3										
Tom Pagnozzi, R OBP: 0.276, SLG: 0.350 (1, 2)			0-2 F8		3-2 G6-3		3-2 L6		2-2 G3-6-3 1B	4	0	1	0	0	0	1										
Bob Tewksbury, R OBP: 0.244, SLG: 0.209 Rob Murphy, L OBP: 0.500, SLG: 0.500 Gerald Perry, L OBP: 0.396, SLG: 0.548 José Oquendo, S OBP: 0.365, SLG: 0.245 (9, 4)			0-0 FC4-6 HBP 1B		0-0 F8		0-3 K		0-0 G3-6-3	3	0	1	0	0	1	1										
Inning Stats	R: 0 E: 0 K: 0 S: 5	H: 0 LOB: 0 BB: 0 P: 8	R: 1 E: 0 K: 1 S: 8	H: 1 LOB: 0 BB: 0 P: 12	R: 0 E: 0 K: 0 S: 9	H: 1 LOB: 3 BB: 1 P: 18	R: 1 E: 1 K: 0 S: 6	H: 0 LOB: 2 BB: 2 P: 18	R: 0 E: 0 K: 2 S: 14	H: 0 LOB: 2 BB: 2 P: 29	R: 1 E: 0 K: 1 S: 9	H: 1 LOB: 0 BB: 0 P: 12	R: 2 E: 0 K: 0 S: 10	H: 2 LOB: 2 BB: 2 P: 20	R: 0 E: 0 K: 1 S: 7	H: 1 LOB: 0 BB: 0 P: 9		1B: 4 2B: 0 3B: 0 HR: 2	SF: 1 SAC: 0 DP: 1 HBP: 1	WP: 2 PB: 0 SB: 0 CS: 0	PA: 37					
PITCHER	IP	WLS	BF	H	R	ER	SO	BB	IBB	HBP	BLK	WP	HR	S	P	ERA	WHIP									
Brian Williams, R ERA: 4.37 Todd Jones, R ERA: 3.6 Xavier Hernandez, R ERA: 3.33 Doug Jones, R ERA: 5.26	(1, 1)	6.0	L	27	3	3	3	4	5	0	1	0	0	0	7	16	54.00	9.000								
	(7, 1)	0.1		5	2	2	2	0	1	1	0	0	0	0	3	4	0.00	0.000								
	(8, 1)	1.0		3	1	0	0	1	0	0	0	0	0	0	7	9	0.00	1.000								

Houston Astros @ St. Louis Cardinals
 Busch Stadium, St. Louis, MO
 Sat Jul 17 1993, 3:33 AM CDT
 Att: 46,571 - Sunny - 92 F

AB 28
 R 5
 H 6
 RBI 5
 BB 7
 SO 5
 LOB 17



Batter	1	2	3	4	5	6	7	8	9	AB	R	H	RBI	BB	SO	LOB	TOP					
Craig Biggio, R OBP: 0.361, SLG: 0.479 (1,4)										5	0	1	0	0	2	2	Houston Astros @ Pittsburgh Pirates Three Rivers Stadium, Pittsburgh, PA Mon Jul 19 1993, 7:05 PM EDT Att: 14,068 - Unknown - 80 F					
Steve Finlay, L OBP: 0.307, SLG: 0.344 (1,8)										5	1	3	0	0	1	0						
5 Jeff Bagwell, R OBP: 0.383, SLG: 0.518 (1,3)										5	0	2	0	0	1	3						
Eric Anthony, L OBP: 0.331, SLG: 0.411 (1,9)										4	1	3	2	0	0	1						
Doug Jones, R (9,1)										0	0	0	0	0	0	0						
Luis Gonzalez, L OBP: 0.370, SLG: 0.467 (1,7)										3	1	2	0	2	0	1						
Andujar Cedeno, R OBP: 0.359, SLG: 0.442 (1,6)										4	1	0	0	0	0	6						
Todd Jones, L (7,1)										0	0	0	0	0	0	0						
Kevin Bass, S OBP: 0.294, SLG: 0.361 (9,9)										0	0	0	0	0	0	0						
Chris Donnels, L OBP: 0.362, SLG: 0.361 (1,5)										2	0	1	2	2	1	0						
Eddie Taubensee, L OBP: 0.314, SLG: 0.417 (1,2)										4	0	0	0	0	1	4						
Pete Harnisch, S OBP: 0.158, SLG: 0.139 (1,1)										3	0	0	0	0	1	3						
Jose Uribe, S OBP: 0.368, SLG: 0.226 (7,6)										0	0	0	0	0	0	0						
Inning Stats	R: 0 E: 0 K: 2 S: 13	H: 1 LOB: 1 BB: 0 P: 19	R: 0 E: 0 K: 1 S: 5	H: 0 LOB: 0 BB: 1 P: 12	R: 0 E: 0 K: 0 S: 15	H: 2 LOB: 2 BB: 0 P: 22	R: 2 E: 0 K: 1 S: 16	H: 3 LOB: 1 BB: 0 P: 20	R: 0 E: 0 K: 2 S: 7	H: 0 LOB: 0 BB: 0 P: 12	R: 1 E: 0 K: 1 S: 15	H: 2 LOB: 2 BB: 1 P: 22	R: 1 E: 0 K: 0 S: 10	H: 2 LOB: 2 BB: 1 P: 21	R: 0 E: 0 K: 0 S: 11	H: 0 LOB: 1 BB: 1 P: 18	R: 0 E: 0 K: 0 S: 6	H: 2 LOB: 1 BB: 0 P: 9	1B: 11 2B: 0 3B: 0 HR: 1	SF: 1 SAC: 0 DP: 3 HBP: 1	WP: 0 PB: 0 SB: 0 CS: 0	PA: 41
PITCHER	IP	WLS	BF	H	R	ER	SO	BB	IBB	HBP	BLK	WP	HR	S	P	ERA	WHIP					
Bob Walk, R ERA: 4.88 (1,1)	6.1	L	30	10	4	4	7	2	0	0	0	0	1	77	117	5.68	1.895					
Jeff Ballard, L ERA: 2.51 (7,1)	0.2		3	0	0	0	0	1	0	0	0	0	0	4	11	0.00	1.500					
Dave Otto, L ERA: 4.29 (8,1)	2.0		8	2	0	0	0	1	0	1	0	0	0	17	27	0.00	1.500					

Batter	1	2	3	4	5	6	7	8	9	AB	R	H	RBI	BB	SO	LOB	BOTTOM					
Carlos Garcia, R OBP: 0.310, SLG: 0.388 (1,4)										4	0	0	0	1	1	2	Houston Astros @ Pittsburgh Pirates Three Rivers Stadium, Pittsburgh, PA Mon Jul 19 1993, 7:05 PM EDT Att: 14,068 - Unknown - 80 F					
Jay Bell, R OBP: 0.364, SLG: 0.425 (1,6)										4	1	1	0	0	2	1						
Al Martin, L OBP: 0.311, SLG: 0.423 (1,7)										4	0	1	0	0	2	1						
Jeff King, R OBP: 0.348, SLG: 0.396 (1,5)										3	1	0	0	1	1	1						
Dave Clark, L OBP: 0.347, SLG: 0.363 (1,9)										3	0	1	0	1	2	0						
Don Slaught, R OBP: 0.363, SLG: 0.440 (1,2)										2	0	2	2	1	0	0						
Scott Burrell, L OBP: 0.250, SLG: 0.375 (1,8)										4	0	0	0	0	1	6						
Kevin Young, R OBP: 0.298, SLG: 0.326 (1,3)										4	0	1	0	0	0	2						
Bob Walk, R OBP: 0.100, SLG: 0.125 (1,1)										2	0	0	0	0	0	2						
Jeff Ballard, L (7,1)										0	0	0	0	0	0	0						
Lonnie Smith, R OBP: 0.381, SLG: 0.354 (7, PH)										1	0	0	0	0	0	0						
Dave Otto, L OBP: 0.222, SLG: 0.389 (8,1)										0	0	0	0	0	0	0						
Lloyd McClendon, R OBP: 0.265, SLG: 0.257 (9, PH)										1	0	0	0	0	2	0						
Inning Stats	R: 2 E: 0 K: 2 S: 21	H: 2 LOB: 2 BB: 2 P: 38	R: 0 E: 0 K: 0 S: 8	H: 0 LOB: 0 BB: 0 P: 13	R: 0 E: 0 K: 0 S: 13	H: 0 LOB: 0 BB: 0 P: 18	R: 0 E: 0 K: 0 S: 16	H: 1 LOB: 2 BB: 1 P: 27	R: 0 E: 0 K: 2 S: 14	H: 0 LOB: 0 BB: 0 P: 22	R: 0 E: 0 K: 1 S: 8	H: 0 LOB: 1 BB: 0 P: 13	R: 0 E: 0 K: 1 S: 7	H: 0 LOB: 0 BB: 1 P: 13	R: 0 E: 0 K: 1 S: 7	H: 1 LOB: 0 BB: 0 P: 10	R: 0 E: 0 K: 0 S: 14	H: 2 LOB: 2 BB: 0 P: 19	1B: 4 2B: 2 3B: 0 HR: 0	SF: 0 SAC: 0 DP: 1 HBP: 1	WP: 1 PB: 0 SB: 0 CS: 0	PA: 37
PITCHER	IP	WLS	BF	H	R	ER	SO	BB	IBB	HBP	BLK	WP	HR	S	P	ERA	WHIP					
Pete Harnisch, R ERA: 3.66 (1,1)	6.0	W	25	3	2	2	7	3	0	1	0	0	0	23	34	0.00	1.714					
Todd Jones, R ERA: 2.45 (7,1)	2.1		10	3	0	0	2	1	0	0	0	1	0	5	8	0.00	0.000					
Doug Jones, R ERA: 5.23 (9,1)	0.2	S	2	0	0	0	0	0	0	0	0	0	0	5	8	0.00	0.000					

Batter	1	2	3	4	5	6	7	8	9	AB	R	H	RBI	BB	SO	LOB	TOP	
Craig Biggio, R OBP: 0.357, SLG: 0.473 (1, 4)										4	0	0	0	0	0	0		
Luis Gonzalez, L OBP: 0.386, SLG: 0.464 (1, 7)										4	0	1	0	0	0	0		
5 Jeff Bagwell, R OBP: 0.384, SLG: 0.527 (1, 3)										4	1	2	1	0	0	1		
Eric Anthony, L OBP: 0.328, SLG: 0.406 (8, 8)										4	0	0	0	0	1	1		
Andujar Cedeno, R OBP: 0.357, SLG: 0.438 (1, 6)										3	0	0	0	1	0	0		
Chris Donnels, L OBP: 0.361, SLG: 0.391 (1, 5)										3	0	1	0	0	0	2		
Scott Servais, R OBP: 0.332, SLG: 0.454 (1, 2)										2	0	0	0	0	1	2		
Steve Finley, L OBP: 0.305, SLG: 0.342 (8, PH)										2	0	0	0	0	1	2		
Chris James, R OBP: 0.346, SLG: 0.500 (8, 9)										1	0	0	0	0	0	0		
Doug Drabek, R OBP: 0.085, SLG: 0.170 (8, PH)										2	0	0	0	0	0	0		
Kevin Bass, S OBP: 0.291, SLG: 0.358 (8, 1)										1	0	0	0	0	0	0		
Xavier Hernandez, L (8, 1)										0	0	0	0	0	0	0		
Inning Stats	R: 0 E: 0 K: 0 S: 3	H: 0 LOB: 0 BB: 0 P: 3	R: 0 E: 0 K: 1 S: 5	H: 0 LOB: 0 BB: 0 P: 5	R: 0 E: 0 K: 1 S: 5	H: 0 LOB: 0 BB: 0 P: 5	R: 0 E: 0 K: 1 S: 6	H: 1 LOB: 2 BB: 0 P: 7	R: 0 E: 0 K: 0 S: 4	H: 0 LOB: 0 BB: 1 P: 8	R: 0 E: 0 K: 0 S: 3	H: 0 LOB: 0 BB: 0 P: 3	R: 1 E: 0 K: 0 S: 4	H: 1 LOB: 0 BB: 0 P: 4	1B: 2 2B: 0 3B: 1 HR: 1	SF: 0 SAC: 0 DP: 1 HBP: 1	WP: 0 PB: 0 SB: 0 CS: 0	PA: 32
PITCHER Randy Tomlin, L ERA: 4.26 (1, 1)	IP: 9.0 WLS: W BF: 32 H: 4 R: 1 ER: 1 SO: 3 BB: 1 IBB: 0 HBP: 1 BLK: 0 WP: 0 HR: 1 S: 36 P: 41 ERA: 1.00 WHIP: 0.556																	

Houston Astros @ Pittsburgh Pirates
Three Rivers Stadium, Pittsburgh, PA
Tue Jul 20 1993, 7:05 PM EDT
Att: 18,008 - Unknown - 83 F

AB 30
R 1
H 4
RBI 1
BB 1
SO 3
LOB 8



Batter	1	2	3	4	5	6	7	8	9	AB	R	H	RBI	BB	SO	LOB	BOTTOM	
Carlos Garcia, R OBP: 0.313, SLG: 0.385 (1, 4)										2	0	0	0	2	2	0		
Jay Bell, R OBP: 0.363, SLG: 0.423 (1, 6)										4	0	1	0	0	1	2		
Al Martin, L OBP: 0.310, SLG: 0.424 (1, 8)										4	1	1	0	0	2	2		
Jeff King, R OBP: 0.350, SLG: 0.397 (1, 5)										4	1	2	1	0	0	1		
Lonnie Smith, R OBP: 0.377, SLG: 0.348 (1, 7)										2	0	0	0	0	0	1		
Don Slaught, R OBP: 0.363, SLG: 0.439 (1, 2)										3	0	1	1	0	0	0		
Scott Burrell, L OBP: 0.211, SLG: 0.316 (1, 9)										3	0	0	0	0	0	1		
Kevin Young, R OBP: 0.298, SLG: 0.324 (1, 3)										2	0	0	0	1	1	0		
Randy Tomlin, L OBP: 0.115, SLG: 0.115 (1, 1)										3	0	0	0	0	0	2		
Inning Stats	R: 0 E: 0 K: 1 S: 4	H: 0 LOB: 1 BB: 1 P: 8	R: 0 E: 0 K: 0 S: 3	H: 0 LOB: 0 BB: 0 P: 3	R: 0 E: 0 K: 0 S: 3	H: 0 LOB: 0 BB: 0 P: 3	R: 1 E: 0 K: 1 S: 7	H: 2 LOB: 1 BB: 0 P: 7	R: 0 E: 0 K: 2 S: 8	H: 1 LOB: 0 BB: 0 P: 8	R: 1 E: 1 K: 0 S: 5	H: 2 LOB: 2 BB: 1 P: 9	R: 0 E: 0 K: 1 S: 5	H: 0 LOB: 1 BB: 1 P: 9	1B: 4 2B: 1 3B: 0 HR: 0	SF: 0 SAC: 1 DP: 1 HBP: 0	WP: 0 PB: 0 SB: 3 CS: 0	PA: 31
PITCHER Doug Drabek, R ERA: 3.57 (1, 1)	IP: 7.0 WLS: L BF: 27 H: 5 R: 2 ER: 2 SO: 5 BB: 2 IBB: 0 HBP: 0 BLK: 0 WP: 0 HR: 0 S: 35 P: 43 ERA: 2.57 WHIP: 1.000																	
Xavier Hernandez, R ERA: 3.15 (8, 1)	IP: 1.0 WLS: L BF: 4 H: 0 R: 0 ER: 0 SO: 1 BB: 1 IBB: 0 HBP: 0 BLK: 0 WP: 0 HR: 0 S: 5 P: 9 ERA: 0.00 WHIP: 1.000																	

Houston Astros @ Pittsburgh Pirates
Three Rivers Stadium, Pittsburgh, PA
Tue Jul 20 1993, 7:05 PM EDT
Att: 18,008 - Unknown - 83 F


AB 27
R 2
H 5
RBI 2
BB 3
SO 6
LOB 9



Batter	1	2	3	4	5	6	7	8	9	AB	R	H	RBI	BB	SO	LOB	TOP					
Rey Sanchez, R OBP: 0.355, SLG: 0.384 (1, 6)										5	1	3	0	0	0	1						
23 Ryne Sandberg, R OBP: 0.349, SLG: 0.417 (1, 4)										4	0	1	2	1	0	1						
Mark Grace, L OBP: 0.389, SLG: 0.485 (1, 3)										3	0	0	0	2	0	3						
Derrick May, L OBP: 0.349, SLG: 0.444 (1, 7)										5	0	1	0	0	2	4						
Sammy Sosa, R OBP: 0.307, SLG: 0.492 (1, 8)										4	0	0	0	0	2	6						
Rick Wilkins, L OBP: 0.383, SLG: 0.578 (1, 2)											3	1	1	0	1	1	0					
Kevin Roberson, S OBP: 0.222, SLG: 0.520 (1, 9)										4	1	1	2	0	2	2						
Steve Buechele, R OBP: 0.301, SLG: 0.422 (1, 5)										4	1	2	0	0	0	2						
Mike Harkey, R OBP: 0.161, SLG: 0.167 (1, 1)										3	0	0	0	0	2	2						
Jose Bautista, R OBP: 0.125, SLG: 0.125 (6, 1)										0	0	0	0	0	0	0						
Dan Plesac, L (6, 1)										0	0	0	0	0	0	0						
Doug Jennings, L OBP: 0.319, SLG: 0.455 (8, PH)										1	0	0	0	0	1	1						
Shawn Boskie, R OBP: 0.167, SLG: 0.167 (8, 1)										0	0	0	0	0	0	0						
Inning Stats	R: 0 E: 1 K: 2 S: 13	H: 1 LOB: 2 BB: 0 P: 17	R: 0 E: 0 K: 1 S: 11	H: 1 LOB: 1 BB: 0 P: 17	R: 0 E: 0 K: 0 S: 7	H: 1 LOB: 2 BB: 1 P: 12	R: 4 E: 0 K: 3 S: 19	H: 4 LOB: 2 BB: 1 P: 32	R: 0 E: 0 K: 1 S: 8	H: 0 LOB: 0 BB: 1 P: 12	R: 0 E: 0 K: 1 S: 9	H: 1 LOB: 1 BB: 1 P: 16	R: 0 E: 0 K: 0 S: 8	H: 0 LOB: 0 BB: 0 P: 15	R: 0 E: 0 K: 1 S: 7	H: 1 LOB: 1 BB: 0 P: 10	R: 0 E: 0 K: 1 S: 6	H: 0 LOB: 0 BB: 0 P: 9	1B: 4 2B: 4 3B: 0 HR: 1	SF: 0 SAC: 0 DP: 1 HBP: 0	WP: 1 PB: 0 SB: 0 CS: 0	PA: 40
PITCHER	IP	WLS	BF	H	R	ER	SO	BB	IBB	HBP	BLK	WP	HR	S	P	ERA	WHIP					
Brian Williams, R ERA: 4.52 (1, 1)	6.0	W	30	8	4	4	8	3	1	0	0	1	1	67	106	6.00	1.833					
Al Osuna, L ERA: 3.18 (7, 1)	1.0		3	0	0	0	0	0	0	0	0	0	0	8	15	0.00	0.000					
Xavier Hernandez, R ERA: 3.04 (8, 1)	2.0		7	1	0	0	2	0	0	0	0	0	0	13	19	0.00	0.500					

Chicago Cubs @ Houston Astros
Astrodome, Houston, TX
Thu Jul 22 1993, 8:05 PM EDT
Att: 24,334 - Dome


AB 36
R 4
H 9
RBI 4
BB 4
SO 10
LOB 22



Batter	1	2	3	4	5	6	7	8	9	AB	R	H	RBI	BB	SO	LOB	BOTTOM					
Craig Biggio, R OBP: 0.357, SLG: 0.472 (1, 4)										5	0	2	4	0	1	0						
Steve Finley, L OBP: 0.305, SLG: 0.345 (1, 8)										5	0	1	1	0	0	2						
5 Jeff Bagwell, R OBP: 0.382, SLG: 0.522 (1, 3)										4	0	0	0	0	0	2						
Luis Gonzalez, L OBP: 0.371, SLG: 0.473 (1, 7)										4	2	2	1	0	0	0						
Eric Anthony, L OBP: 0.331, SLG: 0.407 (1, 9)										3	2	2	0	1	0	1						
Chris Donnels, L OBP: 0.375, SLG: 0.386 (1, 5)										3	1	2	1	1	0	1						
Scott Servais, R OBP: 0.330, SLG: 0.447 (1, 2)										3	1	2	1	0	1	0						
Andujar Cedeno, R OBP: 0.359, SLG: 0.435 (1, 6)										2	2	0	0	2	0	2						
Brian Williams, R OBP: 0.125, SLG: 0.250 (1, 1)										2	1	0	0	0	0	3						
Kevin Bass, S ERA: 2.89 (6, PH)										1	0	1	1	0	0	0						
Al Osuna, R (7, 1)										0	0	0	0	0	0	0						
Xavier Hernandez, L ERA: 4.32 (8, 1)										1	0	0	0	0	0	0						
Inning Stats	R: 0 E: 0 K: 0 S: 7	H: 0 LOB: 0 BB: 0 P: 9	R: 4 E: 0 K: 0 S: 20	H: 5 LOB: 2 BB: 1 P: 32	R: 0 E: 0 K: 0 S: 8	H: 1 LOB: 0 BB: 0 P: 10	R: 0 E: 0 K: 1 S: 7	H: 0 LOB: 0 BB: 0 P: 10	R: 0 E: 0 K: 0 S: 7	H: 0 LOB: 0 BB: 0 P: 9	R: 4 E: 0 K: 0 S: 15	H: 4 LOB: 1 BB: 2 P: 26	R: 1 E: 0 K: 0 S: 7	H: 2 LOB: 2 BB: 1 P: 13	R: 0 E: 0 K: 1 S: 6	H: 0 LOB: 0 BB: 0 P: 10	R: 0 E: 0 K: 1 S: 6	H: 0 LOB: 0 BB: 0 P: 10	1B: 11 2B: 1 3B: 0 HR: 1	SF: 0 SAC: 1 DP: 2 HBP: 0	WP: 0 PB: 0 SB: 0 CS: 0	PA: 38
PITCHER	IP	WLS	BF	H	R	ER	SO	BB	IBB	HBP	BLK	WP	HR	S	P	ERA	WHIP					
Mike Harkey, R ERA: 4.5 (1, 1)	5.0	L	24	8	7	7	1	2	0	0	0	0	0	53	78	12.60	2.000					
Jose Bautista, R ERA: 2.89 (6, 1)	0.1		4	2	1	1	0	0	1	0	0	0	0	10	16	27.00	6.000					
Dan Plesac, L ERA: 4.89 (6, 1)	1.2		7	2	1	1	0	1	0	0	0	0	0	8	15	5.40	1.800					
Shawn Boskie, R ERA: 4.32 (8, 1)	1.0		3	0	0	0	1	0	0	0	0	0	0	6	10	0.00	0.000					

Chicago Cubs @ Houston Astros
Astrodome, Houston, TX
Thu Jul 22 1993, 8:05 PM EDT
Att: 24,334 - Dome

AB 33
R 9
H 12
RBI 9
BB 4
SO 2
LOB 11



Batter	1	2	3	4	5	6	7	8	9	AB	R	H	RBI	BB	SO	LOB	TOP				
Rey Sanchez, R OBP: 0.359, SLG: 0.384 (1, 6)	G5-3	FC1						G6-3		4	0	1	1	1	0	1					
Jose Vizcaino, S OBP: 0.351, SLG: 0.373 (1, 5)								F9		4	1	1	0	1	0	4					
23 Ryne Sandberg, R OBP: 0.349, SLG: 0.425 (1, 4)										5	1	2	0	0	2	4					
Mark Grace, L OBP: 0.387, SLG: 0.484 (1, 3)										5	1	3	0	0	0	3					
Derrick May, L OBP: 0.351, SLG: 0.444 (1, 7)										4	1	1	3	1	0	2					
Sammy Sosa, R OBP: 0.303, SLG: 0.485 (9, 9)										5	1	1	0	0	0	4					
Kevin Roberson, S OBP: 0.250, SLG: 0.455 Randy Myers, L OBP: 0.667, SLG: 1.000 (9, 1)										4	0	1	1	1	1	3					
Steve Lake, R OBP: 0.281, SLG: 0.452 (1, 2)										4	2	2	1	1	1	2					
Frank Castillo, R OBP: 0.219, SLG: 0.194 Paul Assenmacher, L OBP: 0.500, SLG: 0.500 Willie Wilson, S OBP: 0.281, SLG: 0.319 (9, 8)										3	0	1	1	0	0	1					
Inning Stats	R: 3 E: 0 K: 1 S: 13	H: 3 LOB: 1 BB: 1 P: 24	R: 0 E: 0 K: 1 S: 10	H: 1 LOB: 2 BB: 0 P: 14	R: 0 E: 0 K: 0 S: 8	H: 1 LOB: 1 BB: 0 P: 14	R: 1 E: 0 K: 0 S: 11	H: 2 LOB: 2 BB: 1 P: 16	R: 2 E: 1 K: 0 S: 11	H: 3 LOB: 2 BB: 1 P: 19	R: 0 E: 0 K: 1 S: 6	H: 0 LOB: 0 BB: 1 P: 12	R: 0 E: 0 K: 0 S: 5	H: 1 LOB: 1 BB: 0 P: 7	R: 1 E: 0 K: 0 S: 9	H: 1 LOB: 0 BB: 1 P: 16	1B: 9 2B: 3 3B: 0 HR: 1	SF: 0 SAC: 1 DP: 1 HBP: 0	WP: 0 PB: 0 SB: 1 CS: 1	PA: 44	
PITCHER	IP	WLS	BF	H	R	ER	SO	BB	IBB	HBP	BLK	WP	HR	S	P	ERA	WHIP				
Pete Harnisch, R ERA: 3.88 (1, 1)	4.2	L	27	9	6	5	2	2	1	0	0	0	1	50	83	9.64	2.357				
Shane Reynolds, R ERA: (5, 1)	0.1		2	1	0	0	0	0	0	0	0	0	0	3	4	0.00	3.000				
Todd Jones, R ERA: 1.93 (6, 1)	2.0		7	1	0	0	2	1	0	0	0	0	0	14	24	0.00	1.000				
Tom Edens, R ERA: 2.96 (8, 1)	2.0		8	2	1	1	0	1	0	0	0	0	0	14	23	4.50	1.500				

Chicago Cubs @ Houston Astros
Astrodome, Houston, TX
Sat Jul 24 1993, 4:33 AM EDT
Att: 31,984 - Dome

AB	38
R	7
H	13
RBI	7
BB	5
SO	4
LOB	24



Batter	1	2	3	4	5	6	7	8	9	AB	R	H	RBI	BB	SO	LOB	BOTTOM				
Craig Biggio, R OBP: 0.359, SLG: 0.472 (1, 4)	P3							P4	F9	4	0	1	0	0	0	0					
Steve Finley, L OBP: 0.304, SLG: 0.343 Scott Servais, R OBP: 0.329, SLG: 0.440 (9, PH)										4	0	1	0	0	0	1					
5 Jeff Bagwell, R OBP: 0.382, SLG: 0.516 (1, 3)										3	0	0	0	0	0	2					
Luis Gonzalez, L OBP: 0.374, SLG: 0.477 (1, 7)										4	0	0	0	0	0	3					
Ken Caminiti, S OBP: 0.306, SLG: 0.414 (1, 5)										4	1	3	0	0	0	0					
Eric Anthony, L OBP: 0.327, SLG: 0.400 (1, 9)										4	2	1	0	0	0	3					
Andujar Cedeno, R OBP: 0.352, SLG: 0.425 (1, 6)										4	0	0	0	0	0	3					
Eddie Taubensee, L OBP: 0.327, SLG: 0.433 Rick Parker, R OBP: 0.357, SLG: 0.423 (9, PH)										2	1	2	1	1	0	0					
Pete Harnisch, S OBP: 0.154, SLG: 0.326 Shane Reynolds, R OBP: 1.000, SLG: 1.000 Chris Lomax, L OBP: 0.370, SLG: 0.380 Todd Jones, L OBP: 0.290, SLG: 0.358 Kevin Bass, S OBP: 0.350, SLG: 0.358 Tom Edens, R OBP: 0.340, SLG: 0.530 (9, PH)										1	0	0	0	0	0	0					
Inning Stats	R: 0 E: 0 K: 0 S: 5	H: 0 LOB: 0 BB: 0 P: 7	R: 0 E: 0 K: 0 S: 7	H: 0 LOB: 0 BB: 0 P: 12	R: 1 E: 1 K: 0 S: 11	H: 1 LOB: 0 BB: 0 P: 18	R: 0 E: 0 K: 0 S: 8	H: 1 LOB: 2 BB: 0 P: 11	R: 0 E: 0 K: 0 S: 6	H: 1 LOB: 1 BB: 0 P: 8	R: 1 E: 0 K: 0 S: 9	H: 2 LOB: 1 BB: 0 P: 16	R: 0 E: 0 K: 0 S: 9	H: 1 LOB: 1 BB: 0 P: 14	R: 4 E: 0 K: 0 S: 15	H: 4 LOB: 0 BB: 0 P: 23	1B: 8 2B: 1 3B: 0 HR: 1	SF: 0 SAC: 0 DP: 1 HBP: 2	WP: 0 PB: 0 SB: 0 CS: 1	PA: 39	
PITCHER	IP	WLS	BF	H	R	ER	SO	BB	IBB	HBP	BLK	WP	HR	S	P	ERA	WHIP				
Frank Castillo, R ERA: 4.58 (1, 1)	6.2	W	26	5	2	1	0	1	0	0	0	0	0	50	80	1.35	0.900				
Paul Assenmacher, L ERA: 3.41 (7, 1)	1.1		5	1	0	0	0	0	0	0	0	0	0	12	19	0.00	0.750				
Randy Myers, L ERA: 3.19 (9, 1)	1.0		7	4	4	4	0	0	0	0	0	0	1	15	23	36.00	4.000				

Chicago Cubs @ Houston Astros
Astrodome, Houston, TX
Sat Jul 24 1993, 4:33 AM EDT
Att: 31,984 - Dome

AB	35
R	6
H	10
RBI	5
BB	1
SO	0
LOB	14



Batter	1	2	3	4	5	6	7	8	9	AB	R	H	RBI	BB	SO	LOB	TOP										
Bip Roberts, S OBP: 0.335, SLG: 0.308 (1, 4)										5	1	1	0	0	1	5											
Hal Morris, L OBP: 0.343, SLG: 0.342 (1, 3)										4	1	0	0	1	2	3											
Chris Sabo, R OBP: 0.332, SLG: 0.447 (1, 5)										4	1	1	1	1	0	0											
Kevin Mitchell, R OBP: 0.394, SLG: 0.629 Barry Larkin, R OBP: 0.392, SLG: 0.444 (7, PR) (7, 6)										4	1	2	1	0	0	2											
Reggie Sanders, R OBP: 0.334, SLG: 0.422 (1, 9)										5	1	1	1	0	2	3											
Joe Oliver, R OBP: 0.284, SLG: 0.399 (1, 2)										4	1	1	0	0	2	2											
Jeff Branson, L OBP: 0.321, SLG: 0.368 (7, 4)										3	0	1	2	1	1	0											
Jacob Brumfield, R OBP: 0.354, SLG: 0.478 (1, 8)										3	0	1	0	0	1	2											
Jose Rijo, R OBP: 0.264, SLG: 0.240 Kevin Wickander, L (9, 1) Rob Dibble, L OBP: 1.000, SLG: 1.000 (9, 1)										2	0	1	1	0	0	1											
Inning Stats	R: 2 E: 0 K: 1 S: 13	H: 1 LOB: 1 BB: 2 P: 25	R: 0 E: 0 K: 2 S: 12	H: 0 LOB: 2 BB: 1 P: 20	R: 3 E: 0 K: 1 S: 22	H: 5 LOB: 2 BB: 0 P: 31	R: 0 E: 0 K: 0 S: 6	H: 0 LOB: 0 BB: 0 P: 12	R: 0 E: 0 K: 2 S: 10	H: 0 LOB: 0 BB: 0 P: 18	R: 0 E: 0 K: 1 S: 8	H: 1 LOB: 1 BB: 0 P: 13	R: 0 E: 0 K: 1 S: 10	H: 1 LOB: 1 BB: 0 P: 15	R: 0 E: 1 K: 1 S: 10	H: 0 LOB: 0 BB: 1 P: 13	R: 1 E: 0 K: 0 S: 17	H: 2 LOB: 1 BB: 0 P: 25	1B: 8 2B: 1 3B: 0 HR: 1	SF: 0 SAC: 2 DP: 0 HBP: 1	WP: 0 PB: 0 SB: 0 CS: 1	PA: 41					
PITCHER	IP	WLS	BF	H	R	ER	SO	BB	IBB	HBP	BLK	WP	HR	S	P	ERA	WHIP										
Darryl Kile, R ERA: 3.12 Todd Jones, R ERA: 1.54 Greg Swindell, L ERA: 4.82 Tom Edens, R ERA: 3.18	2.2	L	18	6	5	5	4	3	0	1	0	0	0	45	72	16.88	3.375										
	3.1		7	0	0	0	2	0	0	0	0	0	0	18	34	0.00	0.000										
	6.1		11	2	0	0	3	0	0	0	0	0	0	28	41	0.00	0.667										
	9.1		5	2	1	1	0	0	0	0	0	0	1	17	25	9.00	2.000										

Cincinnati Reds @ Houston Astros
Astrodome, Houston, TX
Mon Jul 26 1993, 8:05 PM EDT
Att: 16,161 - Dome

AB 35
R 6
H 10
RBI 6
BB 3
SO 9
LOB 18



Batter	1	2	3	4	5	6	7	8	9	AB	R	H	RBI	BB	SO	LOB	BOTTOM										
Craig Biggio, R OBP: 0.360, SLG: 0.468 (1, 4)										4	1	2	0	0	0	0											
Steve Finley, L OBP: 0.302, SLG: 0.337 (1, 8)										4	0	0	0	0	2	4											
5 Jeff Bagwell, R OBP: 0.378, SLG: 0.509 (1, 3)										4	0	2	0	0	1	3											
Luis Gonzalez, L OBP: 0.368, SLG: 0.471 Tom Edens, R (9, 1)										4	0	0	0	0	1	5											
Ken Caminiti, S OBP: 0.302, SLG: 0.409 (1, 5)										4	0	0	0	0	1	2											
Eric Anthony, L OBP: 0.330, SLG: 0.401 (1, 9)										3	0	0	0	1	2	0											
Andujar Cedeno, R OBP: 0.353, SLG: 0.427 (1, 6)										3	0	1	0	1	2	0											
Eddie Taubensee, L OBP: 0.321, SLG: 0.424 Scott Servais, R OBP: 0.326, SLG: 0.434 (9, PH) (9, PH)										3	0	0	0	0	0	1											
Darryl Kile, R ERA: 3.12 Todd Jones, L ERA: 1.54 Chris Donnels, L ERA: 4.05 Greg Swindell, L ERA: 4.82 Kevin Bass, S ERA: 3.18 (9, 7)										1	0	0	0	0	1	1											
Inning Stats	R: 1 E: 1 K: 3 S: 15	H: 2 LOB: 1 BB: 0 P: 25	R: 0 E: 0 K: 1 S: 9	H: 1 LOB: 0 BB: 0 P: 12	R: 0 E: 1 K: 1 S: 12	H: 0 LOB: 1 BB: 0 P: 16	R: 0 E: 0 K: 2 S: 10	H: 0 LOB: 0 BB: 0 P: 15	R: 0 E: 0 K: 0 S: 4	H: 0 LOB: 0 BB: 0 P: 7	R: 0 E: 0 K: 0 S: 13	H: 1 LOB: 1 BB: 0 P: 19	R: 0 E: 0 K: 2 S: 10	H: 0 LOB: 0 BB: 0 P: 12	R: 0 E: 0 K: 1 S: 15	H: 1 LOB: 2 BB: 1 P: 24	R: 0 E: 0 K: 1 S: 14	H: 0 LOB: 2 BB: 2 P: 26	1B: 4 2B: 1 3B: 0 HR: 0	SF: 0 SAC: 0 DP: 0 HBP: 0	WP: 0 PB: 0 SB: 1 CS: 0	PA: 36					
PITCHER	IP	WLS	BF	H	R	ER	SO	BB	IBB	HBP	BLK	WP	HR	S	P	ERA	WHIP										
Jose Rijo, R ERA: 2.87 Kevin Wickander, L ERA: 4.05 Rob Dibble, R ERA: 2.39	8.0	W	31	5	1	0	10	1	0	0	0	0	0	10	20	0.00	0.750										
	9.1		3	0	0	0	0	2	0	0	0	0	0	4	6	0.00	0.000										

Cincinnati Reds @ Houston Astros
Astrodome, Houston, TX
Mon Jul 26 1993, 8:05 PM EDT
Att: 16,161 - Dome

AB 33
R 1
H 5
RBI 0
BB 3
SO 11
LOB 20



Batter	1	2	3	4	5	6	7	8	9	AB	R	H	RBI	BB	SO	LOB	TOP										
Bip Roberts, S OBP: 0.340, SLG: 0.308 (1, 4)	4-0 L7-3 BB		3-3 K			0-2 1-2 1B	2-2 G1-3		4-1 BB	3	0	1	0	2	1	2											
Hal Morris, L OBP: 0.333, SLG: 0.331 (1, 3)	2-1 L7-3 1-2		0-0 G3-1			0-1 L7		0-0 G5-3	2-2 F7	5	0	0	0	0	0	5											
Barry Larkin, R OBP: 0.393, SLG: 0.444 (1, 6)	1-3 K			0-0 G1-3		2-2 G1-3 HBP 2B 1B	1-2 G6-4-3 1B			4	1	2	0	0	1	0											
Kevin Mitchell, R OBP: 0.392, SLG: 0.621 (1, 7)		0-0 G4-3		2-0 G6-3		1-0 G1-3 HBP 2B 1B	1-0 G6-4-3			3	1	0	0	0	0	1											
Chris Sabo, R OBP: 0.329, SLG: 0.442 (1, 5)		2-3 K		3-3 K		0-0 G1-3		2-3 K		4	0	0	0	0	3	2											
Reggie Sanders, R OBP: 0.339, SLG: 0.438 (1, 9)	1-1 1B				0-1 HR	0-0 2B 2B		3-1 P4		4	2	3	3	0	0	0											
Joe Oliver, R OBP: 0.281, SLG: 0.394 (1, 2)	1-2 G5-3				0-1 F9	1-0 G6-3		1-3 K		4	0	0	0	0	1	2											
Jacob Brumfield, R OBP: 0.359, SLG: 0.483 (1, 8)			3-3 K		4-2 1B BB	2-2 1B 2B		1-2 G4-3		3	1	1	1	1	1	0											
Tom Browning, L OBP: 0.216, SLG: 0.294 (1, 1)			1-2 2B		0-1 F9	1-2 1B		3-2 F9		1	0	1	0	0	0	0											
Scott Service, R OBP: 0.345, SLG: 0.345 (5, PH)										0	0	0	0	0	0	0											
Gary Varsho, L OBP: 0.345, SLG: 0.345 (5, PH)										0	0	0	0	0	0	0											
Jerry Spradlin, S OBP: 0.345, SLG: 0.345 (5, PH)										0	0	0	0	0	0	0											
Jack Daugherty, S OBP: 0.345, SLG: 0.345 (5, PH)										0	0	1	1	0	0	0											
Bobby Ayala, R OBP: 0.345, SLG: 0.345 (5, PH)										0	0	0	0	0	0	0											
Jeff Branson, L OBP: 0.345, SLG: 0.345 (5, PH)										1	0	0	0	0	0	0											
Inning Stats	R: 0 E: 0 K: 1 S: 6	H: 0 LOB: 0 BB: 1 P: 13	R: 0 E: 0 K: 1 S: 9	H: 1 LOB: 1 BB: 0 P: 13	R: 0 E: 0 K: 2 S: 12	H: 1 LOB: 1 BB: 0 P: 19	R: 0 E: 0 K: 1 S: 7	H: 0 LOB: 0 BB: 0 P: 12	R: 1 E: 0 K: 0 S: 15	H: 2 LOB: 2 BB: 1 P: 19	R: 4 E: 0 K: 0 S: 17	H: 4 LOB: 1 BB: 0 P: 26	R: 0 E: 0 K: 2 S: 5	H: 0 LOB: 0 BB: 0 P: 7	R: 0 E: 0 K: 2 S: 9	H: 0 LOB: 0 BB: 0 P: 15	R: 0 E: 0 K: 0 S: 15	H: 0 LOB: 1 BB: 1 P: 24	1B: 5 2B: 4 3B: 0 HR: 1	SF: 0 SAC: 0 DP: 2 HBP: 1	WP: 0 PA: 38 PB: 0 SB: 0 CS: 0						
PITCHER	IP	WLS	BF	H	R	ER	SO	BB	IBB	HBP	BLK	WP	HR	S	P	ERA	WHIP										
Brian Williams, R ERA: 4.8 (1, 1)	5.2	W	26	7	5	5	5	2	0	1	0	0	1	58	91	7.94	1.588										
Xavier Hernandez, R ERA: 3.0 (6, 1)	2.1		8	2	0	0	2	0	0	0	0	0	0	22	33	0.00	0.857										
Doug Jones, R ERA: 4.99 (9, 1)	1.0	S	4	0	0	0	0	1	0	0	0	0	0	15	24	0.00	1.000										

Cincinnati Reds @ Houston Astros
Astrodome, Houston, TX
Tue Jul 27 1993, 8:05 PM EDT
Att: 17,232 - Dome

AB 34
R 5
H 9
RBI 5
BB 3
SO 7
LOB 13



Batter	1	2	3	4	5	6	7	8	9	AB	R	H	RBI	BB	SO	LOB	BOTTOM										
Craig Biggio, R OBP: 0.362, SLG: 0.467 (1, 4)	2-0 CS G1-3 HBP		3-1 FC5-2 1B	2-3 K		3-3 K				3	1	1	0	0	2	1											
Rick Parker, R OBP: 0.375, SLG: 0.433 (1, 8)	0-1 G1-3		0-0 FC5-2 1B	0-0 1B		3-3 K				4	1	2	0	0	1	2											
5 Jeff Bagwell, R OBP: 0.375, SLG: 0.504 (1, 3)	1-1 F8		0-1 FC5-2 1B HR	1-3 K		0-0 G6-3				4	1	0	0	0	1	5											
Ken Caminiti, S OBP: 0.301, SLG: 0.407 (1, 5)		1-1 G6-3	1-2 HR 1B	0-0 G6-3		1-1 G6-3				4	1	1	2	0	0	1											
Kevin Bass, S OBP: 0.301, SLG: 0.383 (1, 9)		2-0 FC4-6 1B	1-1 HR 1B		2-1 F7		2-0 G4-3			4	1	2	3	0	0	0											
Luis Gonzalez, L OBP: 0.387, SLG: 0.473 (1, 7)		1-1 FC4-6	2-1 2B		1-1 G4-3			1-3 K		3	1	1	0	0	0	1											
Xavier Hernandez, L OBP: 0.329, SLG: 0.399 (6, PH)			1-2 2B							0	0	0	0	0	0	0											
Eric Anthony, L OBP: 0.329, SLG: 0.399 (8, PH)			2-1 2B							1	0	0	0	0	1	0											
Doug Jones, R OBP: 0.304, SLG: 0.342 (9, 1)										0	0	0	0	0	0	0											
Scott Servais, R OBP: 0.324, SLG: 0.436 (1, 2)		0-2 2B	1-0 P6		3-1 P4			1-1 G6-3		4	0	1	1	0	0	1											
Andujar Cedeno, R OBP: 0.352, SLG: 0.423 (1, 6)		2-2 G4-3	4-2 BB			3-2 G6-3		3-1 G6-3		3	0	0	0	1	0	1											
Brian Williams, R OBP: 0.200, SLG: 0.300 (1, 1)			1-1 K							2	0	1	0	0	1	2											
Steve Finley, L OBP: 0.304, SLG: 0.342 (6, 8)										1	0	1	0	0	0	0											
Inning Stats	R: 0 E: 0 K: 0 S: 4	H: 0 LOB: 0 BB: 0 P: 7	R: 1 E: 0 K: 0 S: 12	H: 2 LOB: 1 BB: 0 P: 18	R: 5 E: 0 K: 1 S: 24	H: 6 LOB: 2 BB: 1 P: 38	R: 0 E: 0 K: 2 S: 10	H: 1 LOB: 0 BB: 0 P: 13	R: 0 E: 0 K: 2 S: 10	H: 1 LOB: 1 BB: 0 P: 19	R: 0 E: 0 K: 0 S: 4	H: 0 LOB: 0 BB: 0 P: 7	R: 0 E: 0 K: 1 S: 7	H: 0 LOB: 0 BB: 0 P: 12	R: 0 E: 0 K: 0 S: 7	H: 0 LOB: 0 BB: 0 P: 12	1B: 6 2B: 3 3B: 0 HR: 1	SF: 0 SAC: 0 DP: 0 HBP: 1	WP: 0 PA: 35 PB: 0 SB: 0 CS: 1								
PITCHER	IP	WLS	BF	H	R	ER	SO	BB	IBB	HBP	BLK	WP	HR	S	P	ERA	WHIP										
Tom Browning, L ERA: 5.15 (1, 1)	2.1	L	15	8	6	6	0	0	0	0	0	0	0	18	26	0.00	1.200										
Scott Service, R ERA: 3.77 (3, 1)	1.2		7	1	0	0	3	1	0	0	0	0	0	6	12	0.00	0.000										
Jerry Spradlin, R ERA: 3.21 (5, 1)	1.0		3	0	0	0	0	0	0	0	0	0	0	6	12	0.00	0.000										
Bobby Ayala, R ERA: 3.38 (6, 1)	3.0		10	1	0	0	3	0	0	0	0	0	0	21	38	0.00	0.333										

Cincinnati Reds @ Houston Astros
Astrodome, Houston, TX
Tue Jul 27 1993, 8:05 PM EDT
Att: 17,232 - Dome

AB 33
R 6
H 10
RBI 6
BB 1
SO 6
LOB 14



Batter	1	2	3	4	5	6	7	8	9	AB	R	H	RBI	BB	SO	LOB	TOP								
Bip Roberts, S OBP: 0.334, SLG: 0.303 (1, 4)	L8	K			G6-3		K		K	5	0	0	0	0	3	2									
Hal Morris, L OBP: 0.335, SLG: 0.333 (1, 3)	G1-3				FC4-6 1B		G3		K	5	0	2	0	0	1	0									
Barry Larkin, R OBP: 0.394, SLG: 0.448 (1, 6)	1B				FC4-6 1B		G5-4-3 1B		2B	4	1	2	0	0	0	2									
Kevin Mitchell, R OBP: 0.397, SLG: 0.627 (1, 7)	1B				F9		1B		1B	4	1	3	1	0	0	1									
Chris Sabo, R OBP: 0.331, SLG: 0.442 (1, 5)	K				1-2 1B		1B		G5-3	4	0	2	0	0	1	3									
Reggie Sanders, R OBP: 0.338, SLG: 0.435 (1, 9)		K			F7		E9		G5-3	4	0	1	0	0	1	2									
Joe Oliver, R OBP: 0.280, SLG: 0.393 (1, 2)	1B				G5-3		K		F7	4	0	1	0	0	1	2									
Jacob Brumfield, R OBP: 0.348, SLG: 0.467 (1, 8)	P4				K		K		L7	4	0	0	0	0	2	3									
Tim Pugh, R OBP: 0.326, SLG: 0.179 (5, 1)	1B				L1		F8		G6-3	2	0	1	0	0	0	0									
Kevin Wickander, L OBP: 0.342, SLG: 0.652 (6, 1)	1B									0	0	0	0	0	0	0									
Jack Daugherty, S OBP: 0.281, SLG: 0.256 (6, 1)										1	0	0	0	0	0	0									
Jerry Spradlin, S OBP: 0.318, SLG: 0.394 (6, 1)										0	0	0	0	0	0	0									
Jeff Reardon, R OBP: 0.318, SLG: 0.394 (6, 1)										0	0	0	0	0	0	0									
Jeff Branson, L OBP: 0.318, SLG: 0.394 (6, 1)										1	0	0	0	0	0	0									
Inning Stats	R: 0 E: 0 K: 1 S: 13	H: 2 LOB: 2 BB: 0 P: 21	R: 0 E: 0 K: 2 S: 13	H: 2 LOB: 2 BB: 0 P: 17	R: 0 E: 0 K: 0 S: 13	H: 2 LOB: 2 BB: 0 P: 18	R: 0 E: 0 K: 1 S: 8	H: 0 LOB: 0 BB: 0 P: 13	R: 0 E: 0 K: 0 S: 8	H: 1 LOB: 0 BB: 0 P: 10	R: 1 E: 1 K: 2 S: 13	H: 3 LOB: 2 BB: 0 P: 16	R: 1 E: 0 K: 1 S: 14	H: 2 LOB: 1 BB: 0 P: 19	R: 0 E: 0 K: 0 S: 4	H: 0 LOB: 0 BB: 0 P: 6	R: 0 E: 0 K: 2 S: 10	H: 0 LOB: 0 BB: 0 P: 14	1B: 10 2B: 2 3B: 0 HR: 0	SF: 0 SAC: 0 DP: 1 HBP: 0	WP: 1 PB: 0 SB: 0 CS: 0	PA: 38			
PITCHER	IP	WLS	BF	H	R	ER	SO	BB	IBB	HBP	BLK	WP	HR	S	P	ERA	WHIP								
Mark Portugal, R ERA: 3.15 (1, 1)	6.2	W	31	12	2	1	7	0	0	0	0	0	0	79	109	1.35	1.800								
Xavier Hernandez, R ERA: 2.89 (7, 1)	2.1	S	7	0	0	0	2	0	0	0	0	1	0	17	25	0.00	0.000								

Cincinnati Reds @ Houston Astros
Astrodome, Houston, TX
Wed Jul 28 1993, 8:05 PM EDT
Att: 22,567 - Dome

AB 38
R 2
H 12
RBI 1
BB 0
SO 9
LOB 17



Batter	1	2	3	4	5	6	7	8	9	AB	R	H	RBI	BB	SO	LOB	BOTTOM								
Craig Biggio, R OBP: 0.363, SLG: 0.467 (1, 4)	1B				K		G6-3			4	0	2	2	0	1	1									
Steve Finley, L OBP: 0.307, SLG: 0.351 (1, 8)	1B						F7			4	1	2	0	0	0	1									
5 Jeff Bagwell, R OBP: 0.374, SLG: 0.506 (1, 3)	FC5-2 1B						F8			4	1	1	0	0	0	3									
Luis Gonzalez, L OBP: 0.366, SLG: 0.472 (1, 7)	1B						G6-3			3	0	1	2	0	0	0									
Ken Caminiti, S OBP: 0.301, SLG: 0.405 (1, 5)	G4-6-3 1B						G3-1			4	0	1	0	0	0	3									
Eric Anthony, L OBP: 0.331, SLG: 0.397 (1, 9)							G5-3			2	0	0	0	2	0	0									
Eddie Taubensee, L OBP: 0.325, SLG: 0.426 (1, 2)							G3-1			4	1	2	0	0	1	3									
Andujar Cedeno, R OBP: 0.351, SLG: 0.421 (1, 6)							SF7			4	1	1	0	0	0	2									
Mark Portugal, R OBP: 0.233, SLG: 0.256 (1, 1)							G5-4-3 1B			1	0	0	0	1	0	0									
Xavier Hernandez, L OBP: 0.351, SLG: 0.421 (7, 1)							G5-4-3 1B			0	0	0	0	0	0	0									
Inning Stats	R: 0 E: 0 K: 0 S: 11	H: 3 LOB: 2 BB: 0 P: 19	R: 2 E: 0 K: 0 S: 8	H: 3 LOB: 1 BB: 0 P: 14	R: 1 E: 0 K: 0 S: 4	H: 1 LOB: 0 BB: 0 P: 7	R: 0 E: 0 K: 1 S: 10	H: 1 LOB: 1 BB: 1 P: 18	R: 1 E: 0 K: 0 S: 12	H: 2 LOB: 2 BB: 1 P: 23	R: 0 E: 0 K: 0 S: 8	H: 0 LOB: 0 BB: 0 P: 11	R: 0 E: 0 K: 0 S: 8	H: 0 LOB: 0 BB: 0 P: 14	R: 0 E: 0 K: 0 S: 5	H: 0 LOB: 1 BB: 1 P: 10	1B: 8 2B: 0 3B: 2 HR: 0	SF: 1 SAC: 1 DP: 2 HBP: 0	WP: 0 PB: 0 SB: 1 CS: 0	PA: 35					
PITCHER	IP	WLS	BF	H	R	ER	SO	BB	IBB	HBP	BLK	WP	HR	S	P	ERA	WHIP								
Tim Pugh, R ERA: 4.85 (1, 1)	4.2	L	23	10	4	4	1	1	0	0	0	0	0	4	7	7.71	2.357								
Kevin Wickander, L ERA: 3.98 (5, 1)	0.1		2	0	0	0	1	1	0	0	0	0	0	4	8	0.00	3.000								
Jerry Spradlin, R ERA: 2.81 (6, 1)	2.0		6	0	0	0	0	0	0	0	0	0	0	16	25	0.00	0.000								
Jeff Reardon, R ERA: 2.43 (8, 1)	1.0		4	0	0	0	0	1	0	0	0	0	0	5	10	0.00	1.000								

Cincinnati Reds @ Houston Astros
Astrodome, Houston, TX
Wed Jul 28 1993, 8:05 PM EDT
Att: 22,567 - Dome

AB 30
R 4
H 10
RBI 4
BB 3
SO 2
LOB 13



Batter	1	2	3	4	5	6	7	8	9	AB	R	H	RBI	BB	SO	LOB	TOP		
Otis Nixon, S (1, 8) OBP: 0.323, SLG: 0.292										4	0	1	0	0	1	0			
Jeff Blauer, R (1, 6) OBP: 0.414, SLG: 0.437										3	0	0	0	1	1	0			
Ron Gant, R (1, 7) OBP: 0.343, SLG: 0.537										4	0	1	0	0	2	2			
David Justice, L (1, 9) OBP: 0.344, SLG: 0.493										4	0	0	0	0	0	3			
Terry Pendleton, S (1, 5)										3	0	1	0	0	1	1			
Sid Bream, L (1, 3) OBP: 0.317, SLG: 0.406										2	0	1	0	1	0	1			
Damon Berryhill, S (1, 2) OBP: 0.277, SLG: 0.408										3	0	0	0	0	1	2			
Mark Lemke, S (1, 4) OBP: 0.358, SLG: 0.396										3	0	0	0	0	2	1			
Kent Mercker, L (1, 1)										1	0	0	0	0	1	0			
Deion Sanders, L (5, PH) OBP: 0.314, SLG: 0.440										1	0	0	0	0	0	1			
Steve Bedrosian, R (5, 1)										0	0	0	0	0	0	0			
Fred McGriff, L (8, PH) OBP: 0.369, SLG: 0.555										1	0	0	0	0	0	0			
Mike Stanton, L (8, 1)										0	0	0	0	0	0	0			
Inning Stats	R: 0 H: 1 E: 0 LOB: 1 K: 1 BB: 1 S: 9	R: 0 H: 1 E: 0 LOB: 0 K: 0 BB: 0 S: 8	R: 0 H: 0 E: 0 LOB: 0 K: 2 BB: 0 S: 9	R: 0 H: 1 E: 0 LOB: 1 K: 1 BB: 0 S: 10	R: 0 H: 1 E: 0 LOB: 1 K: 1 BB: 0 S: 11	R: 0 H: 0 E: 0 LOB: 0 K: 1 BB: 0 S: 7	R: 0 H: 0 E: 0 LOB: 1 K: 2 BB: 1 S: 8	R: 0 H: 0 E: 0 LOB: 0 K: 1 BB: 0 S: 6	R: 0 H: 0 E: 0 LOB: 0 K: 0 BB: 0 S: 8	R: 0 H: 0 E: 0 LOB: 0 K: 0 BB: 0 S: 8	R: 0 H: 0 E: 0 LOB: 0 K: 0 BB: 0 S: 8	R: 0 H: 0 E: 0 LOB: 0 K: 0 BB: 0 S: 8	R: 0 H: 0 E: 0 LOB: 0 K: 0 BB: 0 S: 8	R: 0 H: 0 E: 0 LOB: 0 K: 0 BB: 0 S: 8	R: 0 H: 0 E: 0 LOB: 0 K: 0 BB: 0 S: 8	R: 0 H: 0 E: 0 LOB: 0 K: 0 BB: 0 S: 8	1B: 2 2B: 2 3B: 0 HR: 0	SF: 0 SAC: 0 DP: 2 HBP: 0	WP: 0 PA: 31 FB: 0 SB: 0 CS: 0
PITCHER Pete Harnisch, R (1, 1) ERA: 3.63	IP: 9.0 WLS: W BF: 31 H: 4 R: 0 ER: 0 SO: 9 BB: 2 IBB: 0 HBP: 0 BLK: 0 WP: 0 HR: 0 S: 76 P: 114 ERA: 0.00 WHIP: 0.667																		

Atlanta Braves @ Houston Astros
 Astrodome, Houston, TX
 Thu Jul 29 1993, 8:05 PM EDT
 Att: 29,060 - Dome

AB 29
 R 0
 H 4
 RBI 0
 BB 2
 SO 9
 LOB 11



Batter	1	2	3	4	5	6	7	8	9	AB	R	H	RBI	BB	SO	LOB	BOTTOM		
Craig Biggio, R (1, 4) OBP: 0.362, SLG: 0.464										3	1	0	0	1	0	1			
Steve Finley, L (1, 8) OBP: 0.305, SLG: 0.360										4	1	2	0	0	1	0			
5 Jeff Bagwell, R (1, 3) OBP: 0.375, SLG: 0.505										3	0	1	2	1	0	0			
Ken Caminiti, S (1, 5) OBP: 0.297, SLG: 0.401										4	0	0	0	0	2	3			
Chris James, R (1, 9) OBP: 0.331, SLG: 0.510										3	0	0	0	0	2	1			
Rick Parker, R (7, 9) OBP: 0.375, SLG: 0.433										0	0	0	0	0	0	0			
Luis Gonzalez, L (1, 7) OBP: 0.383, SLG: 0.467										3	0	0	0	0	2	1			
Scott Servais, R (1, 2) OBP: 0.329, SLG: 0.433										1	0	0	0	1	0	0			
Andujar Cedeno, R (1, 6) OBP: 0.349, SLG: 0.418										2	0	0	0	0	1	2			
Pete Harnisch, S (1, 1) OBP: 0.143, SLG: 0.125										3	0	0	0	0	2	2			
Inning Stats	R: 2 H: 2 E: 0 LOB: 1 K: 3 BB: 1 S: 24	R: 0 H: 0 E: 1 LOB: 1 K: 1 BB: 0 S: 11	R: 0 H: 0 E: 0 LOB: 0 K: 1 BB: 0 S: 7	R: 0 H: 0 E: 0 LOB: 0 K: 2 BB: 0 S: 13	R: 0 H: 0 E: 0 LOB: 0 K: 1 BB: 0 S: 9	R: 0 H: 0 E: 0 LOB: 0 K: 1 BB: 0 S: 7	R: 0 H: 0 E: 0 LOB: 0 K: 1 BB: 0 S: 10	R: 0 H: 1 E: 0 LOB: 1 K: 0 BB: 1 S: 8	R: 0 H: 0 E: 0 LOB: 0 K: 0 BB: 0 S: 8	R: 0 H: 0 E: 0 LOB: 0 K: 0 BB: 0 S: 8	R: 0 H: 0 E: 0 LOB: 0 K: 0 BB: 0 S: 8	R: 0 H: 0 E: 0 LOB: 0 K: 0 BB: 0 S: 8	R: 0 H: 0 E: 0 LOB: 0 K: 0 BB: 0 S: 8	R: 0 H: 0 E: 0 LOB: 0 K: 0 BB: 0 S: 8	R: 0 H: 0 E: 0 LOB: 0 K: 0 BB: 0 S: 8	R: 0 H: 0 E: 0 LOB: 0 K: 0 BB: 0 S: 8	1B: 1 2B: 2 3B: 0 HR: 0	SF: 0 SAC: 0 DP: 0 HBP: 1	WP: 1 PA: 31 FB: 0 SB: 1 CS: 1
PITCHER Kent Mercker, L (1, 1) ERA: 3.15	IP: 4.0 WLS: L BF: 17 H: 2 R: 2 ER: 2 SO: 7 BB: 1 IBB: 0 HBP: 1 BLK: 0 WP: 1 HR: 0 S: 55 P: 82 ERA: 4.50 WHIP: 0.750																		
Steve Bedrosian, R (5, 1) ERA: 1.71	IP: 3.0 WLS: 10 BF: 10 H: 0 R: 0 ER: 0 SO: 3 BB: 1 IBB: 0 HBP: 0 BLK: 0 WP: 0 HR: 0 S: 26 P: 37 ERA: 0.00 WHIP: 0.333																		
Mike Stanton, L (8, 1) ERA: 3.68	IP: 1.0 WLS: 4 BF: 1 H: 0 R: 0 ER: 0 SO: 0 BB: 1 IBB: 0 HBP: 0 BLK: 0 WP: 0 HR: 0 S: 8 P: 14 ERA: 0.00 WHIP: 1.000																		

Atlanta Braves @ Houston Astros
 Astrodome, Houston, TX
 Thu Jul 29 1993, 8:05 PM EDT
 Att: 29,060 - Dome

AB 26
 R 2
 H 3
 RBI 2
 BB 3
 SO 10
 LOB 10



Batter	1	2	3	4	5	6	7	8	9	AB	R	H	RBI	BB	SO	LOB	TOP					
Deion Sanders, L OBP: 0.316, SLG: 0.433	4-2 E S 1B BB	1-1 G4-3		0-0 F9			1-2 G3		4-0 IBB	3	1	0	0	2	0	0						
Jeff Blausler, R OBP: 0.412, SLG: 0.433	4-0 BB 1B BB	3-3 K		0-0 G1-3			0-2 G4-3		0-3 K2-3	3	1	0	0	1	1	0						
Rafael Belliard, R OBP: 0.304, SLG: 0.286	1-3 BB 1B BB									1	0	0	0	0	1	2						
Ron Gant, R OBP: 0.343, SLG: 0.534	2-3 K			3-2 G4-3			1-2 1B SF9 1B			4	1	1	0	0	1	2						
Fred McGriff, L OBP: 0.370, SLG: 0.554	0-0 1B BB			1-0 E6 1B			3-2 SAFE G1-6-3 1B			4	1	2	1	0	1	0						
Sid Bream, L OBP: 0.317, SLG: 0.406	1-2 3-H 1B			1-3 1B			1-3 1B			0	0	0	0	0	0	0						
David Justice, L OBP: 0.345, SLG: 0.493	4-1 1B BB			0-0 1B			2-0 SF9		2-3 K	2	0	1	1	1	1	0						
Terry Pendleton, S OBP: 0.300, SLG: 0.378	2-2 1B			1-3 K			0-0 G1-6-3		1-3 K	4	0	1	1	0	2	3						
Damon Berryhill, S OBP: 0.292, SLG: 0.410	0-0 P6			2-2 1B			1-2 G4-3		0-2 SH5-4 1B	4	0	2	1	0	0	3						
Otis Nixon, S OBP: 0.323, SLG: 0.292				1-3 2-H 1B						0	0	0	0	0	0	0						
Greg Olson, R OBP: 0.289, SLG: 0.276										0	0	0	0	0	0	0						
Mark Lemke, S OBP: 0.355, SLG: 0.393	1-1 L8			0-1 G1-3			1-2 G6-3		1-0 SH5-4	3	0	0	0	0	0	5						
Tom Glavine, L OBP: 0.193, SLG: 0.167									2-3 K	3	0	0	0	0	1	0						
Francisco Cabrera, R OBP: 0.351, SLG: 0.479				3-3 K			0-2 G5-3			1	0	0	0	0	1	2						
Greg McMichael, R OBP: 0.351, SLG: 0.479										0	0	0	0	0	0	0						
Inning Stats	R: 2 E: 0 K: 1 S: 14	H: 2 LOB: 3 BB: 3 P: 30	R: 0 E: 0 K: 1 S: 6	H: 0 LOB: 0 BB: 0 P: 10	R: 1 E: 1 K: 1 S: 13	H: 2 LOB: 2 BB: 0 P: 20	R: 0 E: 0 K: 1 S: 8	H: 0 LOB: 0 BB: 0 P: 11	R: 1 E: 0 K: 0 S: 8	H: 2 LOB: 0 BB: 0 P: 14	R: 0 E: 0 K: 0 S: 9	H: 0 LOB: 0 BB: 0 P: 11	R: 0 E: 0 K: 3 S: 11	H: 0 LOB: 0 BB: 0 P: 16	R: 0 E: 0 K: 2 S: 12	H: 1 LOB: 2 BB: 1 P: 19	1B: 7 2B: 0 3B: 0 HR: 0	SF: 1 SAC: 1 DP: 1 HBP: 0	WP: 0 PB: 0 SB: 1 CS: 0	PA: 38		
PITCHER	IP	WLS	BF	H	R	ER	SO	BB	IBB	HBP	BLK	WP	HR	S	P	ERA	WHIP					
Doug Drabek, R ERA: 3.46	(1, 1)	5.0	L	24	6	4	3	4	3	0	0	0	0	0	49	85	5.40	1.800				
Todd Jones, R ERA: 1.32	(6, 1)	2.0		6	0	0	0	0	0	0	0	0	0	18	22	0.00	0.000					
Al Osuna, L ERA: 3.0	(8, 1)	1.0		3	0	0	0	3	0	0	0	0	0	11	16	0.00	0.000					
Doug Jones, R ERA: 4.91	(9, 1)	1.0		5	1	0	0	2	0	1	0	0	0	12	19	0.00	1.000					

Atlanta Braves @ Houston Astros
Astrodome, Houston, TX
Fri Jul 30 1993, 8:05 PM EDT
Att. 47,413 - Dome

AB 32
R 4
H 7
RBI 4
BB 4
SO 9
LOB 17



Batter	1	2	3	4	5	6	7	8	9	AB	R	H	RBI	BB	SO	LOB	BOTTOM					
Craig Biggio, R OBP: 0.362, SLG: 0.460	4-1 5 E 1B BB		4-2 L4-3 BB		0-1 L9		0-1 G5-3		2-3 K	3	0	0	0	2	1	4						
Steve Finley, L OBP: 0.308, SLG: 0.358	0-0 5 E 1B		0-2 L4-3		1-3 K				0-0 F8	4	0	1	0	0	1	3						
5 Jeff Bagwell, R OBP: 0.376, SLG: 0.508	1-2 E4 G6-4-3		2-1 G5-3		0-0 2B				2-0 FC5-4 1B	4	0	2	1	0	0	2						
Ken Caminiti, S OBP: 0.294, SLG: 0.396	3-3 K			2-0 G5-3			0-1 G3		1-2 FC5-4	4	0	0	0	0	1	6						
Kevin Bass, S OBP: 0.300, SLG: 0.374	0-0 G6-4-3			4-2 FC4-6 BB			1-0 G4-3		3-3 K	3	0	0	0	1	1	4						
Eric Anthony, L OBP: 0.330, SLG: 0.394		4-2 BB		1-2 FC4-6			1-0 F7		3-3 K	3	0	0	0	1	1	1						
Scott Servais, R OBP: 0.328, SLG: 0.430		1-3 K		0-1 G4-3			1-1 P2		1-0 1B G1-3 1B	4	0	1	0	0	1	2						
Andujar Cedeno, R OBP: 0.351, SLG: 0.418		1-1 F9					0-0 L9 5 2B 1B		0-0 G1-3	3	1	1	0	1	0	2						
Doug Drabek, R ERA: 2.81	(1, 1)	8.0	W	32	5	1	1	5	5	0	0	0	0	0	0	0						
Rick Porcello, R ERA: 2.81	(5, PH)									1	0	1	0	0	0	0						
Todd Jones, L ERA: 2.81	(6, 1)									0	0	0	0	0	0	0						
Chris Donnels, L ERA: 2.81	(7, PH)									1	0	0	0	0	0	1						
Al Osuna, R ERA: 2.81	(8, 1)									0	0	0	0	0	0	0						
Doug Jones, R ERA: 2.81	(9, 1)									0	0	0	0	0	0	0						
Luis Gonzalez, L ERA: 2.81	(9, PH)									1	0	1	0	0	0	0						
Inning Stats	R: 0 E: 1 K: 1 S: 9	H: 1 LOB: 2 BB: 1 P: 17	R: 0 E: 0 K: 2 S: 11	H: 0 LOB: 1 BB: 1 P: 19	R: 0 E: 0 K: 0 S: 9	H: 0 LOB: 0 BB: 1 P: 15	R: 0 E: 0 K: 0 S: 10	H: 0 LOB: 1 BB: 1 P: 18	R: 1 E: 0 K: 1 S: 12	H: 3 LOB: 2 BB: 0 P: 14	R: 0 E: 0 K: 0 S: 4	H: 0 LOB: 0 BB: 0 P: 7	R: 0 E: 0 K: 0 S: 5	H: 0 LOB: 0 BB: 1 P: 9	R: 0 E: 0 K: 1 S: 8	H: 1 LOB: 1 BB: 0 P: 14	R: 0 E: 0 K: 2 S: 12	H: 2 LOB: 2 BB: 0 P: 20	1B: 6 2B: 2 3B: 0 HR: 0	SF: 0 SAC: 0 DP: 3 HBP: 0	WP: 0 PB: 0 SB: 0 CS: 0	PA: 37
PITCHER	IP	WLS	BF	H	R	ER	SO	BB	IBB	HBP	BLK	WP	HR	S	P	ERA	WHIP					
Tom Glavine, L ERA: 2.81	(1, 1)	8.0	W	32	5	1	1	5	5	0	0	0	0	0	0	0	1.12	1.250				
Greg McMichael, R ERA: 2.47	(9, 1)	1.0	S	5	2	0	0	2	0	0	0	0	0	12	20	0.00	2.000					

Atlanta Braves @ Houston Astros
Astrodome, Houston, TX
Fri Jul 30 1993, 8:05 PM EDT
Att. 47,413 - Dome

AB 32
R 1
H 7
RBI 1
BB 5
SO 7
LOB 26



Batter	1	2	3	4	5	6	7	8	9	AB	R	H	RBI	BB	SO	LOB	TOP					
Deion Sanders, L (1,8) Mike Stanton, L (9,1)	0-0 P7		0-0 P5			1-0 S	2-2 G4-3		3-2 F9	5	0	1	0	0	0	3						
Jeff Blauer, R (1,6) Sid Bream, L (8,3)	2-3 K			2-1 G1-3		1-2 F8		3-2 2B	4-2 WP	4	1	1	0	0	1	1						
Ron Gant, R (1,7)	1-3 K			2-1 HR		0-1 F7		1-2 K	4-1 BB	4	1	1	1	1	2	2						
Fred McGriff, L (1,3) Rafael Belliard, R (8, PR)		3-2 F8		2-3 K			1-2 HR	2-1 1B	0-0 G4-3	4	1	2	1	0	1	0						
David Justice, L (1,9)		3-2 L9		1-1 P5			4-0 1B	4-0 1B		2	1	0	0	2	0	0						
Terry Pendleton, S (1,5)		0-3 K			3-2 F7		0-0 F8	0-1 1B		4	0	1	1	0	1	1						
Damon Berryhill, S (1,2)			2-2 F8		2-3 K		2-1 1B	2-1 P4		4	0	1	0	0	1	3						
Mark Lemke, S (1,4)			4-0 SH1-3		0-1 G6-3		0-0 FC2	0-0 G4-3		3	0	1	1	1	0	3						
Greg Maddux, R (1,1) Otis Nixon, S (9, PH)			2-2 SH1-3		2-1 P5		2-1 FC2	2-3 K		2	0	0	0	0	0	2						
Inning Stats	R: 0 E: 0 K: 2 S: 7	H: 0 LOB: 0 BB: 0 P: 10	R: 0 E: 0 K: 1 S: 10	H: 0 LOB: 0 BB: 0 P: 16	R: 0 E: 0 K: 0 S: 8	H: 0 LOB: 1 BB: 1 P: 16	R: 1 E: 0 K: 1 S: 10	H: 1 LOB: 0 BB: 0 P: 17	R: 0 E: 0 K: 0 S: 12	H: 0 LOB: 0 BB: 0 P: 17	R: 0 E: 0 K: 0 S: 9	H: 1 LOB: 1 BB: 0 P: 14	R: 2 E: 1 K: 0 S: 13	H: 3 LOB: 2 BB: 1 P: 23	R: 1 E: 0 K: 1 S: 16	H: 3 LOB: 3 BB: 1 P: 29	R: 0 E: 0 K: 1 S: 10	H: 0 LOB: 2 BB: 2 P: 23	1B: 5 2B: 1 3B: 0 HR: 2	SF: 0 SAC: 1 DP: 0 HBP: 0	WP: 1 PB: 0 SB: 1 CS: 0	PA: 40
PITCHER	IP WLS BF H R ER SO BB IBB HBP BLK WP HR S P ERA WHIP																					
Darryl Kile, R (1,1) Xavier Hernandez, R (8,1) Al Osuna, L (8,1) Tom Edens, R (8,1)	7.0 L 28 5 3 2 5 2 0 0 0 0 0 2 69 113 2.57 1.000																					

Atlanta Braves @ Houston Astros
Astrodome, Houston, TX
Sat Jul 31 1993, 4:33 AM EDT
Att: 46,130 - Dome

AB 34
R 4
H 8
RBI 4
BB 5
SO 7
LOB 17



Batter	1	2	3	4	5	6	7	8	9	AB	R	H	RBI	BB	SO	LOB	BOTTOM					
Craig Biggio, R (1,4)	0-3 K		0-0 G5-3			1-1 SH3-4	1-1 HBP		0-1 G5-3	3	0	0	0	0	1	0						
Steve Finley, L (1,8)	0-0 1B			2-0 G6-3		1-0 G4-3	1-0 F8			4	0	1	0	0	0	4						
5 Jeff Bagwell, R (1,3)	2-1 G4-6-3			1-1 G4-3		2-1 1B		2-3 K		4	0	3	1	0	1	0						
Luis Gonzalez, L (1,7)	1-2 G4-6-3			2-1 G4-3		3-1 G4-3		1-1 G3-1		4	0	1	0	0	0	4						
Ken Caminiti, S (1,5)		0-0 G6-3		1-0 G3			2-3 K	0-0 G3-1		4	0	0	0	0	1	2						
Eric Anthony, L (1,9)		1-3 K		2-1 G3-1			0-2 G6-3	1-2 G4-3		4	0	0	0	0	1	1						
Eddie Taubensee, L (1,2) Scott Servais, R (9, PH)		3-1 L7		0-1 F8			1-2 1B		2-1 F9	3	1	1	0	0	0	0						
Andujar Cedeno, R (1,6)			2-2 G3-1		2-2 G4-3		0-0 WP	2-2 L7		4	0	1	1	0	0	0						
Darryl Kile, R (1,1) Chris Donnels, L (7, PH) Rick Parker, R (7, PH) Xavier Hernandez, L (8,1) Al Osuna, R (8,1) Tom Edens, R (8,1) Chris James, R (9, PH)		1-2 G5-3		1-2 G5-3		2-1 G4-3	4-2 1B	1-0 HR		2	1	1	0	0	0	0						
Inning Stats	R: 0 E: 0 K: 1 S: 9	H: 2 LOB: 1 BB: 0 P: 12	R: 0 E: 0 K: 1 S: 7	H: 0 LOB: 0 BB: 0 P: 11	R: 0 E: 0 K: 0 S: 7	H: 0 LOB: 0 BB: 0 P: 10	R: 0 E: 0 K: 0 S: 6	H: 1 LOB: 1 BB: 0 P: 12	R: 0 E: 0 K: 0 S: 8	H: 0 LOB: 0 BB: 0 P: 12	R: 1 E: 0 K: 0 S: 9	H: 2 LOB: 1 BB: 0 P: 18	R: 1 E: 0 K: 1 S: 15	H: 2 LOB: 3 BB: 1 P: 24	R: 0 E: 0 K: 1 S: 9	H: 1 LOB: 1 BB: 0 P: 13	R: 1 E: 0 K: 0 S: 8	H: 1 LOB: 0 BB: 0 P: 13	1B: 6 2B: 2 3B: 0 HR: 1	SF: 0 SAC: 1 DP: 1 HBP: 1	WP: 2 PB: 0 SB: 2 CS: 0	PA: 37
PITCHER	IP WLS BF H R ER SO BB IBB HBP BLK WP HR S P ERA WHIP																					
Greg Maddux, R (1,1) Mike Stanton, L (9,1)	8.0 W 33 8 2 2 4 1 0 1 0 0 0 1 70 112 2.25 1.125																					

Atlanta Braves @ Houston Astros
Astrodome, Houston, TX
Sat Jul 31 1993, 4:33 AM EDT
Att: 46,130 - Dome

AB 34
R 3
H 9
RBI 3
BB 1
SO 4
LOB 11



Batter	1	2	3	4	5	6	7	8	9	AB	R	H	RBI	BB	SO	LOB	TOP										
Otis Nixon, S (1, 8) <small>OBP: 0.318, SLG: 0.286</small>										4	0	0	0	0	3	0											
Jeff Blauer, R (1, 6) <small>OBP: 0.409, SLG: 0.432</small> Rafael Belliard, R (8, 6) <small>OBP: 0.298, SLG: 0.279</small>										4	0	1	0	0	2	0											
Ron Gant, R (1, 7) <small>OBP: 0.342, SLG: 0.536</small>										4	1	1	0	0	0	1											
Fred McGriff, L (1, 3) <small>OBP: 0.370, SLG: 0.564</small> Greg McMichael, R (9, 1)										4	1	1	1	0	0	0											
Terry Pendleton, S (1, 5) <small>OBP: 0.297, SLG: 0.373</small>										4	0	0	0	0	2	1											
David Justice, L (1, 9) <small>OBP: 0.350, SLG: 0.500</small>										3	1	2	1	1	0	0											
Greg Olson, R (1, 2) <small>OBP: 0.289, SLG: 0.277</small> Sid Bream, L (9, PH) <small>OBP: 0.318, SLG: 0.404</small>										3	0	1	1	0	0	0											
Mark Lemke, S (1, 4) <small>OBP: 0.354, SLG: 0.389</small>										3	0	0	0	0	0	2											
29 John Smoltz, R (1, 1) <small>OBP: 0.224, SLG: 0.178</small> Damon Berryhill, S (9, 2) <small>OBP: 0.281, SLG: 0.407</small>										3	0	0	0	0	0	0											
Inning Stats	R: 0 E: 0 K: 1 S: 9	H: 0 LOB: 0 BB: 0 P: 15	R: 1 E: 0 K: 1 S: 12	H: 1 LOB: 0 BB: 0 P: 18	R: 0 E: 0 K: 1 S: 7	H: 0 LOB: 0 BB: 0 P: 8	R: 2 E: 0 K: 1 S: 15	H: 3 LOB: 2 BB: 1 P: 25	R: 0 E: 0 K: 0 S: 9	H: 0 LOB: 0 BB: 0 P: 9	R: 0 E: 0 K: 0 S: 9	H: 0 LOB: 0 BB: 0 P: 13	R: 0 E: 0 K: 2 S: 7	H: 0 LOB: 0 BB: 0 P: 12	R: 0 E: 0 K: 0 S: 9	H: 1 LOB: 1 BB: 0 P: 13	1B: 3 2B: 2 3B: 0 HR: 1	SF: 0 SAC: 0 DP: 0 HBP: 0	WP: 0 PB: 0 SB: 0 CS: 0	PA: 34							
PITCHER	IP	WLS	BF	H	R	ER	SO	BB	IBB	HBP	BLK	WP	HR	S	P	ERA	WHIP										
Greg Swindell, L (1, 1) <small>ERA: 4.84</small> Todd Jones, R (6, 1) <small>ERA: 1.23</small> Xavier Hernandez, R (7, 1) <small>ERA: 2.92</small> Doug Jones, R (9, 1) <small>ERA: 4.83</small>	5.0	L	21	5	3	3	4	1	0	0	0	0	1	52	79	5.40	1.200										

Atlanta Braves @ Houston Astros
Astrodome, Houston, TX
Sun Aug 01 1993, 4:33 AM EDT
Att: 38,275 - Dome

AB 33
R 3
H 6
RBI 3
BB 1
SO 7
LOB 5



Batter	1	2	3	4	5	6	7	8	9	AB	R	H	RBI	BB	SO	LOB	BOTTOM										
Craig Biggio, R (1, 4) <small>OBP: 0.358, SLG: 0.452</small>										4	0	0	0	0	1	4											
Steve Finley, L (1, 8) <small>OBP: 0.355, SLG: 0.354</small> Xavier Hernandez, L (7, 1) <small>OBP: 0.360, SLG: 0.360</small> Chris Donnels, L (8, PH) <small>OBP: 0.360, SLG: 0.360</small> Doug Jones, R (9, 1)										3	0	0	0	0	2	1											
5 Jeff Bagwell, R (1, 3) <small>OBP: 0.380, SLG: 0.510</small>										4	1	2	0	0	0	0											
Luis Gonzalez, L (1, 7) <small>OBP: 0.365, SLG: 0.470</small>										4	1	2	0	0	0	1											
Ken Caminiti, S (1, 5) <small>OBP: 0.291, SLG: 0.390</small>										4	0	1	0	0	0	1											
Eric Anthony, L (1, 9) <small>OBP: 0.326, SLG: 0.387</small>										4	0	1	2	0	0	0											
Scott Servais, R (1, 2) <small>OBP: 0.323, SLG: 0.424</small> Eddie Taubensee, L (9, PH) <small>OBP: 0.323, SLG: 0.428</small>										2	0	0	0	0	0	0											
Andujar Cedeno, R (1, 6) <small>OBP: 0.346, SLG: 0.411</small>										4	0	0	0	0	3	2											
Greg Swindell, L (1, 1) <small>OBP: 0.200, SLG: 0.229</small> Todd Jones, L (6, 1) Kevin Bass, S (6, PH) <small>OBP: 0.303, SLG: 0.371</small>										1	0	1	0	0	0	0											
Inning Stats	R: 0 E: 0 K: 1 S: 10	H: 1 LOB: 1 BB: 0 P: 13	R: 0 E: 0 K: 0 S: 4	H: 0 LOB: 0 BB: 0 P: 7	R: 0 E: 0 K: 1 S: 11	H: 1 LOB: 1 BB: 0 P: 17	R: 0 E: 0 K: 0 S: 4	H: 0 LOB: 0 BB: 0 P: 6	R: 0 E: 0 K: 1 S: 7	H: 0 LOB: 0 BB: 0 P: 11	R: 0 E: 0 K: 2 S: 11	H: 0 LOB: 0 BB: 0 P: 13	R: 2 E: 0 K: 1 S: 12	H: 4 LOB: 3 BB: 1 P: 25	R: 0 E: 0 K: 0 S: 9	H: 1 LOB: 1 BB: 0 P: 10	R: 0 E: 0 K: 1 S: 8	H: 0 LOB: 0 BB: 0 P: 10	1B: 7 2B: 0 3B: 0 HR: 0	SF: 0 SAC: 1 DP: 0 HBP: 0	WP: 0 PB: 0 SB: 0 CS: 0	PA: 35					
PITCHER	IP	WLS	BF	H	R	ER	SO	BB	IBB	HBP	BLK	WP	HR	S	P	ERA	WHIP										
29 John Smoltz, R (1, 1) <small>ERA: 3.3</small> Greg McMichael, R (9, 1) <small>ERA: 2.43</small>	1.0	S	3	0	0	0	1	0	0	0	0	0	0	8	10	0.00	0.000										

Atlanta Braves @ Houston Astros
Astrodome, Houston, TX
Sun Aug 01 1993, 4:33 AM EDT
Att: 38,275 - Dome

AB 33
R 2
H 7
RBI 2
BB 1
SO 7
LOB 9



Batter	1	2	3	4	5	6	7	8	9	AB	R	H	RBI	BB	SO	LOB	TOP					
Brett Butler, L (1, 8) OBP: 0.383, SLG: 0.374	L8		G6-3														3 0 1 0 1 0 1					
Jose Offerman, S (1, 6) OBP: 0.339, SLG: 0.332	G3																2 0 0 1 1 0 2					
Eric Davis, R (1, 7) OBP: 0.315, SLG: 0.371																	3 0 0 0 1 0 3					
Eric Karros, R (1, 3) OBP: 0.300, SLG: 0.398	K																4 0 0 0 0 1 1					
Mike Piazza, R (1, 2) OBP: 0.355, SLG: 0.533																	3 0 0 0 1 0 0					
Cory Snyder, R (1, 9) OBP: 0.331, SLG: 0.403																	4 0 2 0 0 1 0					
Dave Hansen, L (1, 5) OBP: 0.423, SLG: 0.422																	4 0 1 0 0 1 3					
Jody Reed, R (1, 4) OBP: 0.336, SLG: 0.352																	4 0 0 0 0 1 1					
Kevin Gross, R (1, 1) OBP: 0.256, SLG: 0.308																	0 0 0 0 1 0 0					
Lenny Harris, L (7, PH) OBP: 0.319, SLG: 0.328																	1 1 1 0 0 0 0					
Roger McDowell, R (7, 1) OBP: 0.500, SLG: 0.500																	0 0 0 0 0 0 0					
Todd Worrell, R (8, 1) OBP: 0.310, SLG: 0.364																	0 0 0 0 0 0 0					
Mitch Webster, S (9, PH) OBP: 0.310, SLG: 0.364																	1 0 0 0 0 0 0					
Inning Stats	R: 0 E: 0 K: 1 S: 7	H: 0 LOB: 1 BB: 1 P: 15	R: 0 E: 0 K: 0 S: 7	H: 0 LOB: 0 BB: 0 P: 13	R: 0 E: 0 K: 1 S: 12	H: 0 LOB: 2 BB: 1 P: 20	R: 0 E: 0 K: 1 S: 12	H: 1 LOB: 1 BB: 0 P: 18	R: 0 E: 0 K: 0 S: 5	H: 0 LOB: 1 BB: 2 P: 16	R: 0 E: 0 K: 0 S: 9	H: 1 LOB: 2 BB: 1 P: 19	R: 1 E: 0 K: 0 S: 8	H: 2 LOB: 1 BB: 0 P: 14	R: 0 E: 0 K: 1 S: 6	H: 0 LOB: 0 BB: 0 P: 9	R: 0 E: 0 K: 0 S: 4	H: 1 LOB: 0 BB: 0 P: 7	1B: 4 2B: 1 3B: 0 HR: 0	SF: 1 SAC: 1 DP: 2 HBP: 0	WP: 1 PB: 0 SB: 0 CS: 0	PA: 36
PITCHER	IP WLS BF H R ER SO BB IBB HBP BLK WP HR S P ERA WHIP																					
Mark Portugal, R (1, 1) ERA: 3.04	6.2 W 29 4 1 1 3 5 0 0 0 1 0 57 109 1.35 1.350																					
Xavier Hernandez, R (7, 1) ERA: 2.82	2.1 S 7 1 0 0 1 0 0 0 0 0 0 13 22 0.00 0.429																					

Los Angeles Dodgers @ Houston Astros
 Astrodome, Houston, TX
 Tue Aug 03 1993, 8:05 PM EDT
 Att: 19,132 - Dome

AB	29
R	1
H	5
RBI	1
BB	5
SO	4
LOB	11



Batter	1	2	3	4	5	6	7	8	9	AB	R	H	RBI	BB	SO	LOB	BOTTOM			
Craig Biggio, R (1, 4) OBP: 0.357, SLG: 0.450	G1-3																4 0 1 1 0 1 1			
Steve Finley, L (1, 8) OBP: 0.303, SLG: 0.351																	5 0 1 0 0 1 2			
5 Jeff Bagwell, R (1, 3) OBP: 0.379, SLG: 0.506																	3 0 0 0 1 1 0			
Eric Anthony, L (1, 9) OBP: 0.322, SLG: 0.383																	4 0 0 0 0 0 2			
Ken Caminiti, S (1, 5) OBP: 0.293, SLG: 0.390																	3 1 1 0 1 1 2			
Luis Gonzalez, L (1, 7) OBP: 0.372, SLG: 0.484																	3 2 3 1 1 0 0			
Andujar Cedeno, R (1, 6) OBP: 0.348, SLG: 0.410																	3 1 1 1 1 0 3			
Eddie Taubensee, L (1, 2) OBP: 0.327, SLG: 0.455																	4 2 2 2 0 0 4			
Mark Portugal, R (1, 1) OBP: 0.238, SLG: 0.262																	3 0 1 1 0 1 3			
Xavier Hernandez, L (7, 1) ERA: 1.99																	0 0 0 0 0 0 0			
Todd Worrell, R (8, 1) ERA: 9.22																	0 0 0 0 0 0 0			
Inning Stats	R: 0 E: 0 K: 1 S: 12	H: 1 LOB: 2 BB: 1 P: 23	R: 1 E: 0 K: 1 S: 13	H: 1 LOB: 1 BB: 1 P: 21	R: 0 E: 0 K: 1 S: 7	H: 0 LOB: 0 BB: 0 P: 12	R: 0 E: 0 K: 1 S: 15	H: 1 LOB: 2 BB: 1 P: 26	R: 0 E: 0 K: 0 S: 8	H: 0 LOB: 0 BB: 0 P: 12	R: 3 E: 0 K: 0 S: 12	H: 5 LOB: 2 BB: 0 P: 16	R: 1 E: 0 K: 0 S: 9	H: 1 LOB: 1 BB: 1 P: 14	R: 1 E: 0 K: 0 S: 7	H: 1 LOB: 0 BB: 0 P: 9	1B: 5 2B: 4 3B: 0 HR: 1	SF: 1 SAC: 1 DP: 0 HBP: 0	WP: 0 PB: 0 SB: 0 CS: 0	PA: 38
PITCHER	IP WLS BF H R ER SO BB IBB HBP BLK WP HR S P ERA WHIP																			
Kevin Gross, R (1, 1) ERA: 4.31	6.0 L 29 8 4 4 5 3 0 0 0 0 0 0 67 110 6.00 1.833																			
Roger McDowell, R (7, 1) ERA: 1.99	1.0 5 1 1 1 0 1 0 0 0 0 0 9 14 9.00 2.000																			
Todd Worrell, R (8, 1) ERA: 9.22	1.0 4 1 1 1 0 0 0 0 0 0 0 7 9 9.00 1.000																			

Los Angeles Dodgers @ Houston Astros
 Astrodome, Houston, TX
 Tue Aug 03 1993, 8:05 PM EDT
 Att: 19,132 - Dome

AB	32
R	6
H	10
RBI	6
BB	4
SO	5
LOB	17



Batter	1	2	3	4	5	6	7	8	9	AB	R	H	RBI	BB	SO	LOB	TOP									
Brett Butler, L OBP: 0.384, SLG: 0.373 (1, 8)	1-1 P7		4-1 CS BB			0-2 L5		1-1 FC6-4 HBP		2	0	0	0	1	0	1	Los Angeles Dodgers @ Houston Astros Astrodome, Houston, TX Wed Aug 04 1993, 8:05 PM EDT Att: 23,065 - Dome									
Jose Offerman, S OBP: 0.336, SLG: 0.328 (1, 6)	0-0 F8		2-2 CS	2-2 G6-3		0-1 L7		1-1 FC6-4		4	0	0	0	0	0	2										
Henry Rodriguez, L OBP: 0.297, SLG: 0.451 (1, 3)	0-1 1B			0-2 F7			1-3 K		0-0 G4-3 1B 2B	4	1	2	0	0	1	0										
Mike Piazza, R OBP: 0.352, SLG: 0.527 (1, 2)	1-2 P6			0-0 L7			0-1 F9		3-1 G4-3	4	0	0	0	0	0	2										
Cory Snyder, R OBP: 0.333, SLG: 0.402 (1, 9)		0-1 F7			1-2 F7		4-2 HR BB		3-2 1B WP 1B	3	2	1	1	1	0	0										
Dave Hansen, L OBP: 0.418, SLG: 0.479 Mike Sharperson, R OBP: 0.277, SLG: 0.367 (9, PH) (9, 5)		1-3 K			1-2 L8		1-1 HR		2-2 L6-4 1B	3	1	1	2	0	1	0										
Raul Mondesi, R OBP: 0.208, SLG: 0.333 Mitch Webster, S OBP: 0.314, SLG: 0.369 (9, PH) (9, 7)		3-3 K			1-2 F9		2-3 K		1-1 1B	3	0	0	0	0	2	0										
Jody Reed, R OBP: 0.331, SLG: 0.347 (1, 4)			1-1 L9			2-2 F9		0-1 G5-3	1-0 L6-4	4	0	0	0	0	0	2										
Tom Candiotti, R OBP: 0.182, SLG: 0.209 Lenny Harris, L OBP: 0.316, SLG: 0.325 Pedro Martinez, R Jim Gott, R Eric Davis, R OBP: 0.315, SLG: 0.371 (1, 1) (8, PH) (8, 1) (9, 1) (9, 7)			1-2 P4			1-2 E 2B		3-1 G4-3		2	0	1	0	0	0	0										
Inning Stats	R: 0 E: 0 K: 0 S: 8	H: 1 LOB: 1 BB: 0 P: 10	R: 0 E: 0 K: 2 S: 9	H: 0 LOB: 0 BB: 0 P: 13	R: 0 E: 0 K: 0 S: 12	H: 0 LOB: 0 BB: 1 P: 19	R: 0 E: 0 K: 0 S: 7	H: 0 LOB: 0 BB: 0 P: 9	R: 0 E: 1 K: 0 S: 11	H: 1 LOB: 1 BB: 0 P: 14	R: 2 E: 0 K: 2 S: 14	H: 1 LOB: 0 BB: 1 P: 22	R: 0 E: 0 K: 0 S: 8	H: 0 LOB: 1 BB: 0 P: 12	R: 2 E: 0 K: 0 S: 12	H: 4 LOB: 1 BB: 0 P: 22		1B: 4 2B: 3 3B: 0 HR: 1	SF: 0 SAC: 0 DP: 1 HBP: 1	WP: 1 PB: 0 SB: 0 CS: 1	PA: 36					
PITCHER	IP	WLS	BF	H	R	ER	SO	BB	IBB	HBP	BLK	WP	HR	S	P	ERA		WHIP								
Pete Harnisch, R ERA: 3.58	7.0	L	25	3	2	2	4	2	0	0	0	0	1	71	100	2.57		0.714								
Brian Williams, R ERA: 4.97	1.1		7	2	2	2	0	0	0	1	0	0	0	14	24	13.50		1.500								
Al Osuna, L ERA: 2.95	0.0		1	1	0	0	0	0	0	0	0	1	0	3	5	∞		∞								
Tom Edens, R ERA: 2.97	0.2		2	1	0	0	0	0	0	0	0	0	0	3	5	0.00		1.500								

AB	32
R	4
H	7
RBI	4
BB	2
SO	4
LOB	7



Batter	1	2	3	4	5	6	7	8	9	AB	R	H	RBI	BB	SO	LOB	BOTTOM									
Craig Biggio, R OBP: 0.357, SLG: 0.449 (1, 4)	0-0 G5-3		3-1 S 1B			2-3 K		0-0 G4-3		5	0	2	1	0	1	1	Los Angeles Dodgers @ Houston Astros Astrodome, Houston, TX Wed Aug 04 1993, 8:05 PM EDT Att: 23,065 - Dome									
Steve Finley, L OBP: 0.302, SLG: 0.349 (1, 8)	1-1 G1-3		2-2 G6-3			0-3 K		1-1 1B	1-0 G3-1	5	0	1	0	0	1	3										
5 Jeff Bagwell, R OBP: 0.378, SLG: 0.502 (1, 3)	4-2 BB			2-3 K		1-1 F8		0-3 K		3	0	0	0	1	2	1										
Eric Anthony, L OBP: 0.324, SLG: 0.384 (1, 9)	2-0 P6			3-2 1B PB 1B		2-2 1B		1-1 P6		4	1	2	0	0	0	2										
Ken Caminiti, S OBP: 0.298, SLG: 0.394 (1, 5)		1-1 G4-6-3 1B		1-2 1B		0-1 1B		3-3 K		4	0	3	1	0	1	1										
Luis Gonzalez, L OBP: 0.370, SLG: 0.481 (1, 7)		0-0 G4-6-3		0-3 K		0-0 F8			2-1 FC6-4 BB 1B	4	1	1	0	0	1	4										
Scott Servais, R OBP: 0.319, SLG: 0.418 Eddie Taubensee, L OBP: 0.331, SLG: 0.455 (1, 2) (9, PH)		3-1 G6-3		1-0 G6-3			0-1 G4-3		4-2 FC6-4 BB 1B	3	0	0	0	0	0	1										
Andujar Cedeno, R OBP: 0.344, SLG: 0.405 (1, 6)			2-2 F8		1-0 F9		0-1 G5-3		1-1 FC6-4 1B	4	0	0	0	0	0	2										
Pete Harnisch, S OBP: 0.136, SLG: 0.119 Kevin Banks, S OBP: 0.208, SLG: 0.376 Brian Williams, R OBP: 0.299, SLG: 0.300 Al Osuna, R Tom Edens, R Chris Donnels, L OBP: 0.356, SLG: 0.395 (1, 1) (7, PH) (8, 1) (9, 1) (9, 1) (9, 5)			3-2 F7		1-0 G3-1		1-0 1B		0-3 K	2	0	0	0	0	0	0										
Inning Stats	R: 0 E: 0 K: 0 S: 7	H: 0 LOB: 1 BB: 1 P: 14	R: 0 E: 0 K: 0 S: 5	H: 1 LOB: 0 BB: 0 P: 9	R: 0 E: 0 K: 2 S: 11	H: 1 LOB: 1 BB: 0 P: 21	R: 1 E: 0 K: 2 S: 14	H: 2 LOB: 1 BB: 0 P: 21	R: 0 E: 0 K: 1 S: 5	H: 0 LOB: 0 BB: 0 P: 9	R: 0 E: 0 K: 1 S: 6	H: 1 LOB: 1 BB: 0 P: 7	R: 0 E: 0 K: 2 S: 10	H: 1 LOB: 1 BB: 0 P: 17	R: 1 E: 0 K: 1 S: 12	H: 2 LOB: 2 BB: 1 P: 22		1B: 10 2B: 0 3B: 0 HR: 0	SF: 0 SAC: 0 DP: 1 HBP: 0	WP: 0 PB: 1 SB: 1 CS: 0	PA: 38					
PITCHER	IP	WLS	BF	H	R	ER	SO	BB	IBB	HBP	BLK	WP	HR	S	P	ERA		WHIP								
Tom Candiotti, R ERA: 2.56	7.0	W	28	7	1	0	4	1	0	0	0	0	0	60	96	0.00		1.143								
Pedro Martinez, R ERA: 2.3	1.0		6	2	1	1	2	1	0	0	0	0	0	14	27	9.00		3.000								
Jim Gott, R ERA: 2.24	1.0	S	4	1	0	0	1	0	0	0	0	0	0	8	12	0.00		1.000								



Batter	1	2	3	4	5	6	7	8	9	AB	R	H	RBI	BB	SO	LOB	TOP										
Brett Butler , L (1.8) OBP: 0.388, SLG: 0.385	G6-3 1B							G6-3		5	1	4	0	0	0	0	Los Angeles Dodgers @ Houston Astros Astrodome, Houston, TX Thu Aug 05 1993, 4:33 AM EDT Att: 25,965 - Dome										
Jose Offerman , S (1.6) OBP: 0.337, SLG: 0.328	K							K		4	1	1	1	1	2	1											
Henry Rodriguez , L (1.7) OBP: 0.299, SLG: 0.446	G6-3									3	1	1	0	0	1	2											
Raul Mondesi , R (6.7) OBP: 0.192, SLG: 0.308	G6-3									2	0	0	0	0	1	2											
Eric Karros , R (1.3) OBP: 0.304, SLG: 0.408										4	2	2	3	1	0	0											
Cory Snyder , R (1.9) OBP: 0.331, SLG: 0.402	K									5	0	1	0	0	3	3											
Dave Hansen , L (1.5) OBP: 0.407, SLG: 0.460										2	0	0	1	1	0	0											
Lenny Harris , L (9.5) OBP: 0.316, SLG: 0.325										0	0	0	0	0	0	0											
Carlos Hernandez , R (1.2) OBP: 0.254, SLG: 0.368										4	0	1	0	0	0	3											
Jody Reed , R (1.4) OBP: 0.330, SLG: 0.345										4	0	1	0	0	0	1											
Pedro Astacio , R (1.1) OBP: 0.125, SLG: 0.125										3	0	0	0	0	2	2											
Pedro Martinez , R (6.1)										1	0	0	0	0	1	0											
Todd Worrell , R (9.1)										0	0	0	0	0	0	0											
Jim Gott , R (9.1)										0	0	0	0	0	0	0											
Mitch Webster , S (9.7) OBP: 0.314, SLG: 0.369										0	0	0	0	0	0	0											
Inning Stats	R: 0 E: 0 K: 2 S: 10	H: 1 LOB: 2 BB: 1 P: 19	R: 0 E: 0 K: 0 S: 6	H: 0 LOB: 0 BB: 0 P: 10	R: 3 E: 0 K: 2 S: 14	H: 3 LOB: 0 BB: 0 P: 16	R: 0 E: 0 K: 1 S: 10	H: 3 LOB: 2 BB: 1 P: 13	R: 1 E: 0 K: 0 S: 7	H: 2 LOB: 2 BB: 1 P: 30	R: 0 E: 0 K: 0 S: 7	H: 1 LOB: 2 BB: 1 P: 15	R: 1 E: 1 K: 0 S: 11	H: 1 LOB: 1 BB: 0 P: 18	R: 0 E: 0 K: 2 S: 9	H: 0 LOB: 0 BB: 0 P: 11	R: 0 E: 0 K: 2 S: 9	H: 0 LOB: 0 BB: 0 P: 12	1B: 6 2B: 3 3B: 1 HR: 1	SF: 1 SAC: 0 DP: 0 HBP: 0	WP: 1 PB: 0 SB: 2 CS: 0	PA: 41					
PITCHER	IP	WLS	BF	H	R	ER	SO	BB	IBB	HBP	BLK	WP	HR	S	P	ERA	WHIP										
Doug Drabek , R (1.1) ERA: 3.56	5.2	L	29	10	4	4	6	2	1	0	0	1	1	63	101	6.35	2.118										
Al Osuna , L (6.1) ERA: 2.59	0.1		1	0	0	0	0	0	0	0	0	0	0	1	2	0.00	0.000										
Todd Jones , R (7.1) ERA: 1.08	2.0		8	1	1	0	2	0	0	0	0	0	0	20	29	0.00	0.500										
Doug Jones , R (9.1) ERA: 4.75	1.0		3	0	0	0	2	0	0	0	0	0	0	9	12	0.00	0.000										
Batter	1	2	3	4	5	6	7	8	9	AB	R	H	RBI	BB	SO	LOB	BOTTOM										
Craig Biggio , R (1.4) OBP: 0.360, SLG: 0.448										1	0	0	0	3	0	0	Los Angeles Dodgers @ Houston Astros Astrodome, Houston, TX Thu Aug 05 1993, 4:33 AM EDT Att: 25,965 - Dome										
Steve Finley , L (1.8) OBP: 0.301, SLG: 0.346										3	0	0	0	1	2	2											
Jeff Bagwell , R (1.3) OBP: 0.379, SLG: 0.501										3	1	1	0	1	0	2											
Eric Anthony , L (1.9) OBP: 0.326, SLG: 0.386										4	1	2	0	0	0	3											
Luis Gonzalez , L (1.7) OBP: 0.369, SLG: 0.478										4	0	1	1	1	0	2											
Andujar Cedeno , R (1.6) OBP: 0.340, SLG: 0.401										4	0	0	0	0	3	2											
Chris Donnels , L (1.5) OBP: 0.341, SLG: 0.338										4	0	0	0	0	0	2											
Eddie Taubensee , L (1.2) OBP: 0.330, SLG: 0.450										4	0	1	0	0	2	1											
Doug Drabek , R (1.1) ERA: 3.56										1	0	0	0	0	0	0											
Al Osuna , L (6.1) ERA: 2.59										0	0	0	0	0	0	0											
Rick Parker , R (6.7) ERA: 2.23										1	0	0	0	0	1	0											
Todd Jones , R (7.1) ERA: 1.08										0	0	0	0	0	0	0											
Kevin Bass , S (8.7) ERA: 3.36										1	0	0	0	0	0	0											
Doug Jones , R (9.1) ERA: 4.75										0	0	0	0	0	0	0											
Inning Stats	R: 0 E: 0 K: 1 S: 6	H: 0 LOB: 1 BB: 2 P: 14	R: 0 E: 0 K: 2 S: 12	H: 0 LOB: 0 BB: 0 P: 20	R: 0 E: 0 K: 0 S: 6	H: 0 LOB: 0 BB: 0 P: 12	R: 0 E: 0 K: 2 S: 12	H: 1 LOB: 1 BB: 0 P: 17	R: 0 E: 0 K: 1 S: 9	H: 0 LOB: 0 BB: 0 P: 12	R: 0 E: 0 K: 1 S: 9	H: 0 LOB: 2 BB: 2 P: 22	R: 0 E: 0 K: 1 S: 5	H: 0 LOB: 0 BB: 0 P: 8	R: 0 E: 0 K: 0 S: 7	H: 1 LOB: 1 BB: 1 P: 17	R: 2 E: 0 K: 2 S: 11	H: 3 LOB: 1 BB: 0 P: 17	1B: 5 2B: 0 3B: 0 HR: 0	SF: 0 SAC: 0 DP: 0 HBP: 0	WP: 2 PB: 0 SB: 0 CS: 1	PA: 35					
PITCHER	IP	WLS	BF	H	R	ER	SO	BB	IBB	HBP	BLK	WP	HR	S	P	ERA	WHIP										
Pedro Astacio , R (1.1) ERA: 4.51	5.2	W	21	1	0	0	7	4	0	0	0	0	0	53	95	0.00	0.882										
Pedro Martinez , R (6.1) ERA: 2.23	2.1		8	1	0	0	1	1	0	0	0	0	0	13	27	0.00	0.857										
Todd Worrell , R (9.1) ERA: 10.54	0.0		3	3	2	2	0	0	0	0	0	0	0	3	5	∞	∞										
Jim Gott , R (9.1) ERA: 2.2	1.0	S	3	0	0	0	2	0	0	0	0	1	0	8	12	0.00	0.000										

Batter	1	2	3	4	5	6	7	8	9	AB	R	H	RBI	BB	SO	LOB	TOP										
Craig Biggio, R OBP: 0.359, SLG: 0.449 (1, 4)	G5-3		G4-3 2B		G5-3			F8		4	0	1	0	0	0	2	Houston Astros @ San Francisco Giants Candlestick Park, San Francisco, CA Fri Aug 06 1993, 10:05 PM EDT Att: 26,146 - Unknown										
Steve Finley, L OBP: 0.295, SLG: 0.341 (1, 8)	G1-3		G4-3			G4-3		L8		4	0	0	0	0	0	2											
5 Jeff Bagwell, R OBP: 0.378, SLG: 0.501 (1, 3)	K		K			F9			HR 2B	4	1	1	0	0	2	1											
Eric Anthony, L OBP: 0.328, SLG: 0.395 (1, 9)		L4				K			HR 2B	4	1	2	2	0	1	0											
Ken Caminiti, S OBP: 0.297, SLG: 0.392 (1, 5)						F7			F7	4	0	1	0	0	0	1											
Luis Gonzalez, L OBP: 0.395, SLG: 0.477 (7, 1)										3	1	1	0	0	0	1											
Tom Edens, R OBP: 0.342, SLG: 0.543 (8, PH)										0	0	0	0	0	0	0											
Chris James, R OBP: 0.342, SLG: 0.543 (8, PH)										0	0	0	0	1	0	0											
Rick Parker, R OBP: 0.382, SLG: 0.438 (8, PR)										0	0	0	0	0	0	0											
Eddie Taubensee, L OBP: 0.339, SLG: 0.463 (1, 2)										4	0	3	1	0	0	1											
Jose Uribe, S OBP: 0.333, SLG: 0.200 (8, PH)										2	0	0	0	0	1	2											
Andujar Cedeno, R OBP: 0.341, SLG: 0.401 (8, 6)										2	0	1	0	0	1	2											
Darryl Kile, R OBP: 0.125, SLG: 0.226 (5, 1)										2	0	0	0	0	1	1											
Todd Jones, L OBP: 0.301, SLG: 0.368 (7, 7)										2	0	0	0	0	0	3											
Inning Stats	R: 0 E: 0 K: 1 S: 9	H: 0 LOB: 0 BB: 0 P: 13	R: 1 E: 0 K: 1 S: 14	H: 2 LOB: 1 BB: 0 P: 18	R: 0 E: 0 K: 2 S: 9	H: 1 LOB: 1 BB: 0 P: 11	R: 0 E: 0 K: 0 S: 8	H: 1 LOB: 0 BB: 0 P: 16	R: 0 E: 0 K: 1 S: 7	H: 0 LOB: 0 BB: 0 P: 10	R: 0 E: 0 K: 0 S: 7	H: 1 LOB: 0 BB: 0 P: 11	R: 0 E: 0 K: 12 S: 12	H: 1 LOB: 1 BB: 0 P: 16	R: 2 E: 0 K: 1 S: 17	H: 3 LOB: 2 BB: 1 P: 30	1B: 6 2B: 3 3B: 0 HR: 1	SF: 0 SAC: 0 DP: 1 HBP: 0	WP: 0 PB: 0 SB: 0 CS: 1	PA: 36							
PITCHER	IP	WLS	BF	H	R	ER	SO	BB	IBB	HBP	BLK	WP	HR	S	P	ERA	WHIP										
John Burkett, R ERA: 3.25 (1, 1)	8.0	W	30	8	2	2	5	0	0	0	0	0	0	74	105	2.25	1.000										
Dave Righetti, L ERA: 4.53 (9, 1)	0.0		1	1	1	1	0	0	0	0	0	0	1	3	6	∞	∞										
Jeff Brantley, R ERA: 4.08 (9, 1)	0.1	S	3	1	0	0	0	1	0	0	0	0	0	5	12	0.00	6.000										
Rod Beck, R ERA: 1.52 (9, 1)	0.2	S	2	0	0	0	1	0	0	0	0	0	0	8	11	0.00	0.000										

Batter	1	2	3	4	5	6	7	8	9	AB	R	H	RBI	BB	SO	LOB	BOTTOM										
Dave Martinez, L OBP: 0.302, SLG: 0.353 (1, 8)	F7		G1-3			G5-3		K		5	0	0	0	0	1	2	Houston Astros @ San Francisco Giants Candlestick Park, San Francisco, CA Fri Aug 06 1993, 10:05 PM EDT Att: 26,146 - Unknown										
Robby Thompson, R OBP: 0.395, SLG: 0.468 (1, 4)										2	1	1	0	0	1	0											
Steve Scarfone, R OBP: 0.347, SLG: 0.478 (5, PR)										1	1	0	0	0	0	0											
Will Clark, L OBP: 0.356, SLG: 0.421 (1, 3)	G3-1									3	0	0	0	1	1	1											
Matt Williams, R OBP: 0.330, SLG: 0.562 (1, 5)										4	1	3	2	0	0	0											
Barry Bonds, L OBP: 0.469, SLG: 0.702 (1, 7)										3	1	1	0	1	2	2											
Willie McGee, S OBP: 0.379, SLG: 0.428 (1, 9)										3	0	1	1	0	1	2											
Royce Clayton, R OBP: 0.331, SLG: 0.382 (1, 6)										4	0	1	0	0	0	5											
Jeff Reed, L OBP: 0.337, SLG: 0.466 (1, 2)										4	0	2	1	0	0	1											
John Burkett, R OBP: 0.186, SLG: 0.143 (1, 1)										2	0	0	0	0	0	2											
Dave Righetti, L OBP: 1.000, SLG: 1.000 (9, 1)										0	0	0	0	0	0	0											
Jeff Brantley, R OBP: 0.120, SLG: 0.120 (9, 1)										0	0	0	0	0	0	0											
Rod Beck, R ERA: 2.78 (9, 1)										0	0	0	0	0	0	0											
Inning Stats	R: 0 E: 0 K: 1 S: 12	H: 0 LOB: 0 BB: 0 P: 18	R: 0 E: 0 K: 2 S: 9	H: 0 LOB: 0 BB: 0 P: 12	R: 0 E: 0 K: 0 S: 11	H: 1 LOB: 1 BB: 0 P: 17	R: 3 E: 0 K: 1 S: 21	H: 5 LOB: 2 BB: 0 P: 30	R: 1 E: 0 K: 1 S: 15	H: 1 LOB: 3 BB: 1 P: 32	R: 0 E: 0 K: 0 S: 9	H: 0 LOB: 0 BB: 0 P: 13	R: 0 E: 0 K: 0 S: 8	H: 1 LOB: 2 BB: 1 P: 16	R: 0 E: 0 K: 1 S: 9	H: 1 LOB: 1 BB: 0 P: 17	1B: 8 2B: 1 3B: 0 HR: 0	SF: 0 SAC: 2 DP: 0 HBP: 2	WP: 0 PB: 1 SB: 0 CS: 0	PA: 37							
PITCHER	IP	WLS	BF	H	R	ER	SO	BB	IBB	HBP	BLK	WP	HR	S	P	ERA	WHIP										
Darryl Kile, R ERA: 3.3 (5, 1)	1.2	L	6	0	0	0	1	0	0	1	0	0	0	18	27	0.00	0.000										
Todd Jones, R ERA: 0.98 (7, 1)	2.0		9	2	0	0	1	1	0	0	0	0	0	17	33	0.00	1.500										



Batter	1	2	3	4	5	6	7	8	9	AB	R	H	RBI	BB	SO	LOB	TOP				
Craig Biggio, R OBP: 0.358, SLG: 0.446 (1, 4)	G5-3		G5-3				F8		FC6-2	5	0	1	2	0	0	3					
Luis Gonzalez, L OBP: 0.384, SLG: 0.470 (1, 7)	K			P5	P5		K		FC4-2	5	0	0	0	0	2	5					
5 Jeff Bagwell, R OBP: 0.376, SLG: 0.505 (1, 3)	G6-3			F7				G4-3	L4	5	1	1	1	0	0	3					
Eric Anthony, L OBP: 0.332, SLG: 0.404 (1, 9)																					
Ken Caminiti, S OBP: 0.299, SLG: 0.404 (1, 5)																					
Eddie Taubensee, L OBP: 0.332, SLG: 0.452 (1, 2)																					
Andujar Cedeno, R OBP: 0.340, SLG: 0.398 (1, 6)																					
Steve Finley, L OBP: 0.300, SLG: 0.341 (1, 8)																					
Greg Swindell, L OBP: 0.211, SLG: 0.237 Xavier Hernandez, L ERA: 4.46 Al Osuna, R Doug Jones, R Scott Servais, R OBP: 0.322, SLG: 0.421 (8, 1)																					
Inning Stats	R: 0 E: 0 K: 1 S: 8	H: 0 LOB: 0 BB: 0 P: 11	R: 1 E: 0 K: 2 S: 11	H: 1 LOB: 0 BB: 0 P: 20	R: 0 E: 0 K: 1 S: 9	H: 0 LOB: 0 BB: 0 P: 13	R: 0 E: 0 K: 1 S: 5	H: 0 LOB: 0 BB: 0 P: 7	R: 2 E: 0 K: 0 S: 9	H: 3 LOB: 2 BB: 1 P: 15	R: 3 E: 0 K: 1 S: 11	H: 2 LOB: 0 BB: 1 P: 20	R: 0 E: 0 K: 0 S: 5	H: 0 LOB: 0 BB: 0 P: 7	R: 0 E: 0 K: 0 S: 8	H: 0 LOB: 1 BB: 1 P: 16	R: 0 E: 0 K: 0 S: 12	H: 2 LOB: 3 BB: 1 P: 20	1B: 4 2B: 1 3B: 0 HR: 3	SF: 0 SAC: 0 DP: 0 HBP: 0	WP: 0 PA: 39 PB: 0 SB: 0 CS: 0
PITCHER	IP	WLS	BF	H	R	ER	SO	BB	IBB	HBP	BLK	WP	HR	S	P	ERA	WHIP				
Scott Sanderson, R ERA: 4.68 Dave Righetti, L ERA: 4.46 Dave Burba, R ERA: 3.95 Kevin Rogers, L ERA: 2.75	5.0	L	23	6	6	6	4	1	1	0	0	0	3	46	78	10.80	1.400				

Houston Astros @ San Francisco Giants
Candlestick Park, San Francisco, CA
Sat Aug 07 1993, 6:33 AM EDT
Att: 46,316 - Overcast - 63 F

AB	35
R	6
H	8
RBI	6
BB	4
SO	6
LOB	15





Batter	1	2	3	4	5	6	7	8	9	AB	R	H	RBI	BB	SO	LOB	BOTTOM				
Steve Scarfone, R OBP: 0.329, SLG: 0.452 (1, 4)	F7			F9		L5		G5-3		4	0	0	0	0	0	1					
Dave Martinez, L OBP: 0.312, SLG: 0.372 (1, 8)	F8			SF8			FC5-4	1B	BB	3	1	2	0	1	0	0					
Will Clark, L OBP: 0.355, SLG: 0.421 (1, 3)	F8			SF8			FC5-4	1B	HR	3	1	1	2	0	0	1					
Matt Williams, R OBP: 0.329, SLG: 0.559 (1, 5)				G6-3			HR	1B	K	4	1	1	0	0	1	2					
Barry Bonds, L OBP: 0.467, SLG: 0.705 (1, 7)				P4		G3	HR	G4-3		4	1	1	3	0	0	2					
Willie McGee, S OBP: 0.377, SLG: 0.429 (1, 9)				F8		G1-3	2B		K	4	0	1	0	0	1	0					
Royce Clayton, R OBP: 0.328, SLG: 0.378 (1, 6)				P4		G6-3		L9		4	0	0	0	0	0	1					
Kirt Manwaring, R OBP: 0.375, SLG: 0.379 (1, 2)				G4-3			F9	G4-3		4	0	0	0	0	0	1					
Scott Sanderson, R ERA: 4.68 Dave Righetti, L ERA: 4.46 Andy Alvarado, S ERA: 2.91 Dave Burba, R ERA: 3.95 Darren Lewis, R ERA: 2.95 Kevin Rogers, L ERA: 2.75				K			L8		E4	1	0	0	0	0	0	1					
Inning Stats	R: 0 E: 0 K: 0 S: 10	H: 0 LOB: 0 BB: 0 P: 13	R: 0 E: 0 K: 0 S: 6	H: 0 LOB: 0 BB: 0 P: 8	R: 0 E: 0 K: 1 S: 7	H: 0 LOB: 0 BB: 0 P: 7	R: 1 E: 0 K: 0 S: 8	H: 1 LOB: 0 BB: 0 P: 9	R: 0 E: 0 K: 0 S: 8	H: 0 LOB: 0 BB: 0 P: 13	R: 0 E: 0 K: 0 S: 5	H: 0 LOB: 0 BB: 0 P: 7	R: 3 E: 0 K: 0 S: 14	H: 4 LOB: 1 BB: 0 P: 19	R: 1 E: 1 K: 1 S: 10	H: 2 LOB: 2 BB: 1 P: 20	R: 0 E: 0 K: 1 S: 8	H: 0 LOB: 0 BB: 0 P: 9	1B: 4 2B: 1 3B: 1 HR: 1	SF: 1 SAC: 0 DP: 0 HBP: 0	WP: 0 PA: 35 PB: 0 SB: 0 CS: 0
PITCHER	IP	WLS	BF	H	R	ER	SO	BB	IBB	HBP	BLK	WP	HR	S	P	ERA	WHIP				
Greg Swindell, L ERA: 4.88 Xavier Hernandez, R ERA: 2.91 Al Osuna, L ERA: 2.95 Doug Jones, R ERA: 4.62	6.1	W	24	5	4	4	1	0	0	0	0	0	0	4	5	9.00	1.000				

Houston Astros @ San Francisco Giants
Candlestick Park, San Francisco, CA
Sat Aug 07 1993, 6:33 AM EDT
Att: 46,316 - Overcast - 63 F

AB	33
R	5
H	7
RBI	5
BB	1
SO	3
LOB	8



Batter	1	2	3	4	5	6	7	8	9	AB	R	H	RBI	BB	SO	LOB	TOP											
Craig Biggio, R OBP: 0.356, SLG: 0.442 (1,4) C	0-1 P3	4-1 BB			2-1 L8		0-0 P4		1-2 P3	4	0	0	0	1	0	0	Houston Astros @ San Francisco Giants Candlestick Park, San Francisco, CA Sun Aug 08 1993, 6:33 AM EDT Att: 41,086 - Sunny - 70 F AB 36 R 4 H 9 RBI 4 BB 4 SO 10 LOB 13 											
Luis Gonzalez, L OBP: 0.382, SLG: 0.466 (1,7) X	0-0 P6	2-0 F7			1-0 F7		3-2 1B		0-3 K	5	0	1	0	0	1	2												
5 Jeff Bagwell, R OBP: 0.380, SLG: 0.515 (1,3) B X	1-0 HR				2-1 FC6-5 2B		4-2 BB		4-1 BB	3	1	2	1	2	1	1												
Ken Caminiti, S OBP: 0.298, SLG: 0.401 (1,5) B X	3-2 1B				1-1 FC6-5 WP 2-3		3-2 P9		1-0 L7	5	0	1	0	0	0	3												
Chris James, R OBP: 0.333, SLG: 0.528 Steve Finley, L OBP: 0.302, SLG: 0.352 (7,8) S	1-3 K				0-3 K		1-3 K		0-1 HR	3	0	0	0	0	3	2												
Eric Anthony, L OBP: 0.333, SLG: 0.403 (7,9) S					2-2 G4-3 1-2		0-0 FC6-4 1B		4-2 BLK 1B BB	3	1	1	0	1	1	1												
Scott Servais, R OBP: 0.321, SLG: 0.431 (1,2) X					0-3 K		1 SAFE 3-2 F8		1-3 K	4	1	1	1	0	2	2												
Andujar Cedeno, R OBP: 0.339, SLG: 0.396 (1,6) S					0-0 G1-3		1 SAFE 1-1 FC6-4 1-2		3-2 BLK 1B	4	0	1	1	0	1	1												
Mark Portugal, R OBP: 0.245, SLG: 0.267 Xavier Hernandez, L (7,1) S Kevin Bass, S OBP: 0.239, SLG: 0.365 Doug Jones, R (8,1) S	1-1 BB 1B				0-3 K		0-2 G3		1-1 F4	3	0	1	0	0	1	0												
Inning Stats	R: 1 E: 0 K: 1 S: 10	H: 2 LOB: 1 BB: 0 P: 15	R: 1 E: 0 K: 2 S: 11	H: 2 LOB: 2 BB: 1 P: 20	R: 0 E: 0 K: 1 S: 10	H: 1 LOB: 1 BB: 0 P: 15	R: 0 E: 0 K: 2 S: 7	H: 0 LOB: 0 BB: 0 P: 7	R: 0 E: 0 K: 1 S: 11	H: 1 LOB: 1 BB: 0 P: 16	R: 0 E: 0 K: 1 S: 10	H: 1 LOB: 1 BB: 0 P: 16	R: 2 E: 0 K: 1 S: 15	H: 2 LOB: 1 BB: 1 P: 25	R: 0 E: 0 K: 1 S: 13	H: 0 LOB: 1 BB: 1 P: 21		1B: 5 2B: 1 3B: 0 HR: 3	SF: 0 SAC: 0 DP: 0 HBP: 0	WP: 1 PB: 0 SB: 0 CS: 0	PA: 40							
PITCHER	IP	WLS	BF	H	R	ER	SO	BB	IBB	HBP	BLK	WP	HR	S	P	ERA	WHIP											
Bryan Hickerson, L ERA: 4.72	(1,1)	6.2	L	29	7	2	2	7	2	0	0	0	1	2	67	103	2.70	1.350										
Jeff Brantley, R ERA: 4.15	(7,1)	2.1		11	2	2	2	3	2	0	0	2	0	1	31	52	7.71	1.714										

Batter	1	2	3	4	5	6	7	8	9	AB	R	H	RBI	BB	SO	LOB	BOTTOM											
Dave Martinez, L OBP: 0.309, SLG: 0.366 (1,8) S B X	2-1 G4-3				2-1 L3				0-2 F9	5	0	1	1	0	0	3	Houston Astros @ San Francisco Giants Candlestick Park, San Francisco, CA Sun Aug 08 1993, 6:33 AM EDT Att: 41,086 - Sunny - 70 F AB 34 R 1 H 9 RBI 1 BB 4 SO 3 LOB 22 											
Robby Thompson, R OBP: 0.370, SLG: 0.467 (1,4) C B X	1-1 CS G1-3 1B				4-2 BB		3-2 F9		3-2 G3	3	0	1	0	2	0	2												
Will Clark, L OBP: 0.354, SLG: 0.419 (1,3) F B X	1-1 G1-3				1-2 F7		0-2 L7		1-2 FC5-4 1B	4	0	1	0	0	0	5												
Matt Williams, R OBP: 0.328, SLG: 0.554 (1,5) C B X	4-2 BB				2-3 K		1-0 G1		1-2 FC5-4 1B	3	0	0	0	1	1	2												
Barry Bonds, L OBP: 0.465, SLG: 0.699 (1,7) B X					2-0 G3-1		1-1 L9		2-1 F8	3	0	0	0	1	0	2												
Willie McGee, S OBP: 0.379, SLG: 0.429 (1,9) B B X	2-0 G4-3				0-0 1B FC1 1B		1 SAFE 2-0 FC6-4		0-0 FC6-4 1B	4	0	2	0	0	0	1												
Royce Clayton, R OBP: 0.327, SLG: 0.377 (1,6) B X	1-0 G1-3				0-1 FC1 1B FC6-4 1B		1-0 G4-3		2-2 FC6-4	4	1	1	0	0	0	3												
Kirt Manwaring, R OBP: 0.377, SLG: 0.381 (1,2) B X					1-0 L1		0-2 FC6-4 FC1 1B		2-3 K	4	0	2	0	0	1	0												
Bryan Hickerson, L ERA: 2.96 Jeff Brantley, R OBP: 0.115, SLG: 0.115 Jeff Reed, L OBP: 0.343, SLG: 0.472 (8,1) S B X	2-3 K				1-0 FC1 FC6-4		1-2 B2-6-3 1B		2-2 1B	2	0	0	0	0	1	3												
Inning Stats	R: 0 E: 0 K: 0 S: 9	H: 1 LOB: 1 BB: 1 P: 17	R: 0 E: 0 K: 0 S: 3	H: 0 LOB: 0 BB: 0 P: 8	R: 0 E: 0 K: 1 S: 6	H: 0 LOB: 0 BB: 0 P: 11	R: 0 E: 0 K: 1 S: 11	H: 0 LOB: 1 BB: 1 P: 19	R: 0 E: 0 K: 0 S: 11	H: 3 LOB: 3 BB: 1 P: 17	R: 0 E: 0 K: 0 S: 5	H: 0 LOB: 1 BB: 1 P: 13	R: 0 E: 0 K: 0 S: 12	H: 2 LOB: 1 BB: 0 P: 18	R: 0 E: 0 K: 0 S: 15	H: 2 LOB: 2 BB: 0 P: 21		R: 0 E: 0 K: 1 S: 14	H: 1 LOB: 1 BB: 0 P: 21	1B: 9 2B: 0 3B: 0 HR: 0	SF: 0 SAC: 0 DP: 1 HBP: 0	WP: 0 PB: 0 SB: 0 CS: 1	PA: 38					
PITCHER	IP	WLS	BF	H	R	ER	SO	BB	IBB	HBP	BLK	WP	HR	S	P	ERA	WHIP											
Mark Portugal, R ERA: 2.96	(1,1)	6.2	W	28	6	1	1	2	4	0	0	0	0	0	54	97	1.35	1.500										
Xavier Hernandez, R ERA: 2.9	(7,1)	0.1		1	0	0	0	0	0	0	0	0	0	3	6	0.00	0.000											
Doug Jones, R ERA: 4.48	(8,1)	2.0	S	9	3	0	0	1	0	0	0	0	0	29	42	0.00	1.500											

Batter	1	2	3	4	5	6	7	8	9	AB	R	H	RBI	BB	SO	LOB	TOP			
Craig Biggio, R OBP: 0.356, SLG: 0.442 (1, 4)	1-2 BB 1B		0-1 G4-3 5 2B		1-3 K		0-0 G6-3			4	1	2	0	0	1	0	Houston Astros @ San Diego Padres Jack Murphy Stadium, San Diego, CA Tue Aug 10 1993, 10:05 PM EDT Alt: 8,822 - Unknown - 73 F livebaseballscores.com			
Kevin Bass, S OBP: 0.312, SLG: 0.375 (1, 9)	0-2 BB 1B		0-0 G4-3		1-1 1B			1-3 K		3	0	2	0	0	0	1				
Tom Edens, R (5, 1)										0	0	0	0	0	0	0				
Chris Donnels, L OBP: 0.344, SLG: 0.354 (8, PH)	1-2 BB 1B		2-3							1	0	0	0	0	1	0				
Al Osuna, R (8, 1)										0	0	0	0	0	0	0				
5 Jeff Bagwell, R OBP: 0.382, SLG: 0.523 (1, 3)	0-3 K		1-2 2B		3-3 K			0-0 HR		4	1	2	2	0	2	3				
Eric Anthony, L OBP: 0.331, SLG: 0.407 (1, 8)	3-3 K		3-3 K		3-2 G1-3			2-2 G6-3		4	0	0	0	0	2	3				
Ken Caminiti, S OBP: 0.296, SLG: 0.394 (1, 5)	4-2 BB		0-0 F8		1-3 K			0-0 G4-3		3	0	0	0	1	1	1				
Luis Gonzalez, L OBP: 0.384, SLG: 0.467 (1, 7)	0-0 F8			2-1 1B		2-2 1B			2-2 F9	4	0	2	0	0	0	3				
Eddie Taubensee, L OBP: 0.321, SLG: 0.435 (1, 2)		0-1 G4-3		1-1 G3-1		0-0 G4-3		1-2 L1		4	0	0	0	0	0	2				
Andujar Cedeno, R OBP: 0.338, SLG: 0.391 (1, 6)		2-2 F8		2-0 P6			1-1 F9		0-1 G6-3	4	0	0	0	0	0	0				
Doug Drabek, R OBP: 0.094, SLG: 0.189 Casey Candaele, S OBP: 0.289, SLG: 0.290 (5, PH)	3-3 K			2-1 G3-1		2-3 K				1	0	0	0	0	1	0				
										2	0	0	0	0	1	0				
Inning Stats	R: 0 H: 2 E: 0 K: 2 S: 15	H: 2 R: 3 LOB: 1 BB: 23	R: 0 H: 0 E: 0 K: 1 S: 10	H: 0 R: 0 LOB: 0 BB: 15	R: 1 H: 2 E: 0 K: 1 S: 11	H: 2 R: 1 LOB: 1 BB: 0 P: 15	R: 0 H: 1 E: 0 K: 0 S: 5	H: 1 R: 0 LOB: 2 BB: 0 P: 10	R: 0 H: 1 E: 0 K: 2 S: 10	H: 1 R: 0 LOB: 1 BB: 0 P: 17	R: 0 H: 1 E: 0 K: 1 S: 6	H: 0 R: 0 LOB: 0 BB: 0 P: 9	R: 1 H: 1 E: 0 K: 1 S: 11	H: 1 R: 0 LOB: 0 BB: 0 P: 14	R: 0 H: 0 E: 0 K: 0 S: 8	H: 0 R: 0 LOB: 0 BB: 0 P: 11	1B: 5 2B: 2 3B: 0 HR: 1	SF: 0 SAC: 0 DP: 0 HBP: 0	WP: 0 PA: 35 PB: 0 SB: 0 CS: 1	
PITCHER	IP	WLS	BF	H	R	ER	SO	BB	IBB	HBP	BLK	WP	HR	S	P	ERA	WHIP			
Andy Ashby, R ERA: 7.56 Tim Mauser, R ERA: 4.37	(1, 1)	8.0	W	32	8	2	2	9	1	0	0	0	0	1	78	119	2.25	1.125		
	(9, 1)	1.0		3	0	0	0	0	0	0	0	0	0	0	8	11	0.00	0.000		

Batter	1	2	3	4	5	6	7	8	9	AB	R	H	RBI	BB	SO	LOB	BOTTOM			
Jeff Gardner, L OBP: 0.346, SLG: 0.372 (1, 4)	1-2 G4-3	3-2 G4-3		2-2 E9 1B	3-1 F8			3-2 G4-3		5	1	1	0	0	0	1	Houston Astros @ San Diego Padres Jack Murphy Stadium, San Diego, CA Tue Aug 10 1993, 10:05 PM EDT Alt: 8,822 - Unknown - 73 F livebaseballscores.com			
Ricky Gutierrez, R OBP: 0.347, SLG: 0.356 (1, 6)	1-0 G6-3		2-2 G4-3	3-2 BB 1B SF7		3-1 G3-1				4	1	1	1	0	0	0				
Tony Gwynn, L OBP: 0.393, SLG: 0.496 (1, 9)	1-1 E 2B		2-2 HR	2-1 WP BB 1B		1-0 P5				4	2	3	0	0	0	0				
Phil Plantier, L OBP: 0.320, SLG: 0.519 (1, 7)	4-1 E BB		0-0 HR	4-2 1-2 2-3 BB		3-2 F7				2	2	1	2	2	0	0				
Derek Bell, R OBP: 0.298, SLG: 0.415 Jarvis Brown, R OBP: 0.235, SLG: 0.267 (2, 8)	1-0 E4 S		2-2 P3	0-2 SF7			0-3 K			1	0	0	0	0	0	1				
	1-3 2-H K			3-H K				4-2 G6-4-3 BB		2	0	0	1	0	1	0				
Guillermo Velasquez, L OBP: 0.255, SLG: 0.253 (1, 3)	2-2 F7		0-1 1B	1-3 K						3	0	1	0	1	1	3				
Archi Cianfrocco, R OBP: 0.273, SLG: 0.428 (1, 5)		2-1 1B	1-1 1B	3-2 G1-3			1-0 G6-4-3			4	0	2	0	0	0	3				
Brad Ausmus, R OBP: 0.300, SLG: 0.368 (1, 2)		1-3 K	1-3 K		1-2 G5-3			1-2 G6-4-3 1B		4	0	1	0	0	2	3				
Andy Ashby, R OBP: 0.190, SLG: 0.190 Tim Teufel, R OBP: 0.364, SLG: 0.458 Tim Mauser, R (9, 1)	0-3 K		0-0 E5 1B		1-1 G4-3			3-1 G6-4-3		3	1	0	0	0	1	1				
										1	0	0	0	0	0	0				
Inning Stats	R: 2 H: 1 E: 1 K: 0 S: 11	H: 1 R: 7 LOB: 1 BB: 1 P: 21	R: 0 H: 1 E: 0 K: 2 S: 11	H: 1 R: 4 LOB: 2 BB: 0 P: 17	R: 2 H: 4 E: 0 K: 1 S: 18	H: 4 R: 1 LOB: 2 BB: 1 P: 26	R: 3 H: 3 E: 2 K: 1 S: 23	H: 3 R: 1 LOB: 2 BB: 1 P: 38	R: 0 H: 0 E: 0 K: 0 S: 7	H: 0 R: 0 LOB: 0 BB: 0 P: 12	R: 0 H: 0 E: 0 K: 0 S: 6	H: 0 R: 0 LOB: 0 BB: 0 P: 13	R: 0 H: 0 E: 0 K: 1 S: 9	H: 0 R: 0 LOB: 0 BB: 1 P: 14	R: 0 H: 1 E: 0 K: 0 S: 10	H: 1 R: 0 LOB: 0 BB: 0 P: 17	1B: 7 2B: 2 3B: 0 HR: 1	SF: 1 SAC: 0 DP: 2 HBP: 0	WP: 1 PA: 37 PB: 0 SB: 2 CS: 0	
PITCHER	IP	WLS	BF	H	R	ER	SO	BB	IBB	HBP	BLK	WP	HR	S	P	ERA	WHIP			
Doug Drabek, R ERA: 3.68 Tom Edens, R ERA: 2.55 Al Osuna, L ERA: 3.66	(1, 1)	4.0	L	25	9	4	4	4	2	0	0	0	0	0	102	9.00	2.750			
	(5, 1)	3.0		9	0	0	0	1	1	0	0	0	0	0	22	39	0.00	0.333		
	(8, 1)	1.0		3	1	0	0	0	0	0	0	0	0	10	17	0.00	1.000			

AB	34
R	2
H	8
RBI	2
BB	1
SO	9
LOB	13



Batter	1	2	3	4	5	6	7	8	9	AB	R	H	RBI	BB	SO	LOB	TOP						
Craig Biggio, R OBP: 0.356, SLG: 0.440 (1, 4)	4-1 1B FC6-4 BB		1-3 K		1-2 1B HR	2-1 FC3-6			1-0 L5	4	2	1	0	1	1	2	Houston Astros @ San Diego Padres Jack Murphy Stadium, San Diego, CA Wed Aug 11 1993, 10:05 PM EDT Att: 11,141 - Unknown - 72 F						
Steve Finley, L OBP: 0.392, SLG: 0.351 (1, 8)	1-0 FC6-4 5 WP SF8 1B		2-3 K		0-0 1B HR	0-0 F9			0-0 5 3B 1B	5	3	3	0	0	1	2							
5 Jeff Bagwell, R OBP: 0.384, SLG: 0.528 (1, 3)	4-2 FC6-4 BB			0-0 G3 WP 1B	1-2 F8				1-0 1B 3B	4	1	2	1	1	1	2							
Eric Anthony, L OBP: 0.332, SLG: 0.415 (1, 9)	0-1 FC6-4 CS			2-2 G3	0-1 HR				1-3 K	5	1	2	4	0	1	4							
Ken Caminiti, S OBP: 0.297, SLG: 0.392 (1, 5)	1-2 SF8			2-0 G4-3	4-2 BB				4-0 IBB	2	0	0	1	2	1	1							
Luis Gonzalez, L OBP: 0.359, SLG: 0.460 (1, 7)	2-1 CS	2-2 G3-1		3-H F8	2-2 F8				2-0 P5	5	0	0	0	0	1	4							
Scott Servais, R OBP: 0.324, SLG: 0.443 (1, 2)			1-3 K		3-1 HR	4-0 FC3-6 1B BB			0-1 G3-1	3	1	1	1	1	1	0							
Andujar Cedeno, R OBP: 0.339, SLG: 0.401 (1, 6)			2-3 K		2-2 HR	2-0 FC3-6 1B			2-1 P5	4	1	2	1	0	1	0							
Darryl Kile, R OBP: 0.114, SLG: 0.206 (8, PH)			2-1 F7		2-3 K	0-3 K			1-1 G1-3	3	0	0	0	0	2	2							
Chris Donnels, L OBP: 0.340, SLG: 0.349 (8, PH)										1	0	0	0	0	0	0							
Doug Jones, R (8, 1)										0	0	0	0	0	0	0							
Inning Stats	R: 2 E: 0 K: 0 S: 10	H: 1 LOB: 2 BB: 2 P: 22	R: 0 E: 0 K: 2 S: 10	H: 0 LOB: 0 BB: 0 P: 15	R: 0 E: 0 K: 2 S: 9	H: 0 LOB: 0 BB: 0 P: 14	R: 1 E: 0 K: 0 S: 7	H: 1 LOB: 1 BB: 1 P: 13	R: 5 E: 0 K: 1 S: 23	H: 5 LOB: 2 BB: 1 P: 38	R: 0 E: 0 K: 3 S: 13	H: 1 LOB: 2 BB: 0 P: 23	R: 0 E: 0 K: 0 S: 6	H: 0 LOB: 0 BB: 0 P: 9	R: 1 E: 0 K: 1 S: 8	H: 2 LOB: 2 BB: 1 P: 17	1B: 7 2B: 0 3B: 1 HR: 3	SF: 1 SAC: 0 DP: 0 HBP: 0	WP: 3 PB: 0 SB: 0 CS: 1	PA: 43			
PITCHER	IP WLS BF H R ER SO BB IBB HBP BLK WP HR S P ERA WHIP	IP WLS BF H R ER SO BB IBB HBP BLK WP HR S P ERA WHIP	IP WLS BF H R ER SO BB IBB HBP BLK WP HR S P ERA WHIP	IP WLS BF H R ER SO BB IBB HBP BLK WP HR S P ERA WHIP	IP WLS BF H R ER SO BB IBB HBP BLK WP HR S P ERA WHIP	IP WLS BF H R ER SO BB IBB HBP BLK WP HR S P ERA WHIP	IP WLS BF H R ER SO BB IBB HBP BLK WP HR S P ERA WHIP	IP WLS BF H R ER SO BB IBB HBP BLK WP HR S P ERA WHIP	IP WLS BF H R ER SO BB IBB HBP BLK WP HR S P ERA WHIP	IP WLS BF H R ER SO BB IBB HBP BLK WP HR S P ERA WHIP	IP WLS BF H R ER SO BB IBB HBP BLK WP HR S P ERA WHIP	IP WLS BF H R ER SO BB IBB HBP BLK WP HR S P ERA WHIP	IP WLS BF H R ER SO BB IBB HBP BLK WP HR S P ERA WHIP	IP WLS BF H R ER SO BB IBB HBP BLK WP HR S P ERA WHIP	IP WLS BF H R ER SO BB IBB HBP BLK WP HR S P ERA WHIP	IP WLS BF H R ER SO BB IBB HBP BLK WP HR S P ERA WHIP	IP WLS BF H R ER SO BB IBB HBP BLK WP HR S P ERA WHIP	IP WLS BF H R ER SO BB IBB HBP BLK WP HR S P ERA WHIP	IP WLS BF H R ER SO BB IBB HBP BLK WP HR S P ERA WHIP	IP WLS BF H R ER SO BB IBB HBP BLK WP HR S P ERA WHIP	IP WLS BF H R ER SO BB IBB HBP BLK WP HR S P ERA WHIP	IP WLS BF H R ER SO BB IBB HBP BLK WP HR S P ERA WHIP	IP WLS BF H R ER SO BB IBB HBP BLK WP HR S P ERA WHIP

AB	36
R	9
H	11
RBI	8
BB	5
SO	10
LOB	17



Batter	1	2	3	4	5	6	7	8	9	AB	R	H	RBI	BB	SO	LOB	BOTTOM						
Jeff Gardner, L OBP: 0.344, SLG: 0.367 (1, 4)	1-0 F7		4-2 BB HBP BB	0-3 K			0-0 G6-3		0-0 G6-3	4	1	0	0	1	1	0	Houston Astros @ San Diego Padres Jack Murphy Stadium, San Diego, CA Wed Aug 11 1993, 10:05 PM EDT Att: 11,141 - Unknown - 72 F						
Ricky Gutierrez, R OBP: 0.349, SLG: 0.354 (1, 6)	4-2 E 1B BB		1-1 BB HR HBP	1-1 G6-3			2-3 K			2	2	0	0	1	1	0							
Tony Gwynn, L OBP: 0.396, SLG: 0.498 (1, 9)	1-0 1B E 1B		1-2 K		4-0 G4-6-3 BB				0-1 1B	3	0	2	0	1	1	2							
Phil Plantier, L OBP: 0.319, SLG: 0.514 (1, 7)	1-0 E8 1B		4-2 BB HR BB		2-0 F9				2-1 F9	3	1	0	0	1	0	4							
Guillermo Velasquez, L OBP: 0.265, SLG: 0.256 (1, 3)	2-2 G6-4-3 1B		4-1 HR BB		3-2 G4-6-3				1-2 F7	3	1	1	2	1	0	2							
Craig Shipley, R OBP: 0.276, SLG: 0.339 (1, 5)	1-0 G6-4-3		0-3 K			0-1 CS 1B			1-2 1B	4	0	2	0	0	1	6							
Bill Bean, L OBP: 0.286, SLG: 0.423 (1, 8)			0-0 F7	0-2 HR		1-0 F7			1-3 K	4	1	1	4	0	1	3							
Mark Davis, L OBP: 0.333, SLG: 0.333 (9, 1)										0	0	0	0	0	0	0							
Kevin Higgins, L OBP: 0.301, SLG: 0.250 (9, PH)			2-3 K	0-0 F9		3-1 P5			0-3 K	3	0	0	0	0	1	1							
Phil Clark, R OBP: 0.365, SLG: 0.491 (9, PH)						1-2 K				1	0	0	0	0	1	0							
Andy Benes, R OBP: 0.175, SLG: 0.255 (5, 1)									0-3 K	2	0	0	0	0	1	0							
Derek Bell, R OBP: 0.297, SLG: 0.414 (7, PH)										1	0	0	0	0	1	0							
Gene Harris, R (8, 1)										0	0	0	0	0	0	0							
Jarvis Brown, R OBP: 0.222, SLG: 0.250 (9, 8)										1	0	0	0	0	1	0							
Inning Stats	R: 1 E: 1 K: 0 S: 11	H: 2 LOB: 2 BB: 1 P: 21	R: 0 E: 0 K: 2 S: 7	H: 0 LOB: 0 BB: 0 P: 12	R: 5 E: 0 K: 2 S: 17	H: 1 LOB: 3 BB: 3 P: 31	R: 0 E: 0 K: 1 S: 6	H: 0 LOB: 0 BB: 0 P: 7	R: 0 E: 0 K: 0 S: 4	H: 0 LOB: 0 BB: 1 P: 13	R: 0 E: 0 K: 0 S: 6	H: 1 LOB: 0 BB: 0 P: 9	R: 0 E: 0 K: 2 S: 8	H: 0 LOB: 0 BB: 0 P: 10	R: 0 E: 0 K: 1 S: 13	H: 2 LOB: 2 BB: 0 P: 18	R: 0 E: 0 K: 2 S: 7	H: 0 LOB: 0 BB: 0 P: 7	1B: 5 2B: 0 3B: 0 HR: 1	SF: 0 SAC: 0 DP: 2 HBP: 1	WP: 0 PB: 0 SB: 0 CS: 1	PA: 37	
PITCHER	IP WLS BF H R ER SO BB IBB HBP BLK WP HR S P ERA WHIP	IP WLS BF H R ER SO BB IBB HBP BLK WP HR S P ERA WHIP	IP WLS BF H R ER SO BB IBB HBP BLK WP HR S P ERA WHIP	IP WLS BF H R ER SO BB IBB HBP BLK WP HR S P ERA WHIP	IP WLS BF H R ER SO BB IBB HBP BLK WP HR S P ERA WHIP	IP WLS BF H R ER SO BB IBB HBP BLK WP HR S P ERA WHIP	IP WLS BF H R ER SO BB IBB HBP BLK WP HR S P ERA WHIP	IP WLS BF H R ER SO BB IBB HBP BLK WP HR S P ERA WHIP	IP WLS BF H R ER SO BB IBB HBP BLK WP HR S P ERA WHIP	IP WLS BF H R ER SO BB IBB HBP BLK WP HR S P ERA WHIP	IP WLS BF H R ER SO BB IBB HBP BLK WP HR S P ERA WHIP	IP WLS BF H R ER SO BB IBB HBP BLK WP HR S P ERA WHIP	IP WLS BF H R ER SO BB IBB HBP BLK WP HR S P ERA WHIP	IP WLS BF H R ER SO BB IBB HBP BLK WP HR S P ERA WHIP	IP WLS BF H R ER SO BB IBB HBP BLK WP HR S P ERA WHIP	IP WLS BF H R ER SO BB IBB HBP BLK WP HR S P ERA WHIP	IP WLS BF H R ER SO BB IBB HBP BLK WP HR S P ERA WHIP	IP WLS BF H R ER SO BB IBB HBP BLK WP HR S P ERA WHIP	IP WLS BF H R ER SO BB IBB HBP BLK WP HR S P ERA WHIP	IP WLS BF H R ER SO BB IBB HBP BLK WP HR S P ERA WHIP	IP WLS BF H R ER SO BB IBB HBP BLK WP HR S P ERA WHIP	IP WLS BF H R ER SO BB IBB HBP BLK WP HR S P ERA WHIP	IP WLS BF H R ER SO BB IBB HBP BLK WP HR S P ERA WHIP



Batter	1	2	3	4	5	6	7	8	9	AB	R	H	RBI	BB	SO	LOB	TOP			
Alex Cole, L OBP: 0.352, SLG: 0.321 (1, 8)	F7		4-2 BB		4-1 CS BB		4-2 BB		L9	2	0	0	0	3	0	0				
Roberto Mejia, R OBP: 0.288, SLG: 0.375 (1, 4)	B1-3		0-3 K		0-1 P3		1-1 BB		F9 1B HR	4	1	1	0	1	1	3				
Daryl Boston, L Eric Young Sr., R Chris Jones, R OBP: 0.318, SLG: 0.421 OBP: 0.330, SLG: 0.332 OBP: 0.327, SLG: 0.490 (1, 7) (9, PR) (9, 7)	2-1 FC6-4 1B		1-1 F8		2-1 1B		2-1 F7		1-0 HR	5	0	3	0	0	0	3				
Dante Bichette, R OBP: 0.349, SLG: 0.530 (1, 9)	FC6-4			1-0 F8 1B		1-0 F8		0-0 P6	1-2 HR 1B	5	1	1	0	0	0	6				
Charlie Hayes, R OBP: 0.355, SLG: 0.521 (1, 5)		0-1 G4-3		0-0 F8		4-2 G5-4-3 BB		2-3 K	1-0 HR	4	1	1	3	1	1	1				
Jerald Clark, R OBP: 0.326, SLG: 0.416 (1, 3)		3-1 1B		2-1 E7 1B		0-0 G5-4-3		1-1 P3	1-1 F8	5	1	2	0	0	0	2				
Joe Girardi, R OBP: 0.305, SLG: 0.360 (1, 2)		2-0 L8		1-2 2H 1B		1-1 FC6-4 1B		0-1 S BLK 1B		4	0	3	1	0	0	1				
Vinny Castilla, R Steve Reed, R Jim Tatum, R Gary Wayne, L Darren Holmes, R OBP: 0.300, SLG: 0.439 (6, 1) (8, PH) (8, 1) (9, 1)		0-1 G1-3		0-3 K		0-1 FC6-4		1-3 BB		3	0	0	0	0	1	3				
Mo Sanford, R Bruce Ruffin, S Freddie Benavides, R OBP: 0.374, SLG: 0.143 OBP: 0.302, SLG: 0.368 (5, 1) (6, 6)			1-0 E5		2-3 K			2-0 G6-3	0-0 G1-3	2	0	0	0	0	1	1				
Inning Stats	R: 0 E: 0 K: 0 S: 10	H: 1 LOB: 1 BB: 0 P: 17	R: 0 E: 0 K: 0 S: 7	H: 1 LOB: 1 BB: 0 P: 12	R: 0 E: 1 K: 1 S: 8	H: 0 LOB: 1 BB: 1 P: 14	R: 2 E: 1 K: 2 S: 14	H: 3 LOB: 2 BB: 0 P: 20	R: 0 E: 0 K: 0 S: 6	H: 1 LOB: 1 BB: 1 P: 13	R: 0 E: 0 K: 0 S: 8	H: 1 LOB: 2 BB: 1 P: 17	R: 0 E: 0 K: 1 S: 11	H: 1 LOB: 2 BB: 1 P: 18	R: 3 E: 0 K: 0 S: 8	H: 2 LOB: 1 BB: 1 P: 15	1B: 10 2B: 0 3B: 0 HR: 1	SF: 0 SAC: 0 DP: 1 HBP: 0	WP: 0 PB: 0 SB: 1 CS: 1	PA: 42
PITCHER	IP WLS BF H R ER SO BB IBB HBP BLK WP HR S P ERA WHIP																			
Mark Portugal, R ERA: 2.96 (1, 1)	6.0	26	7	2	2	3	3	0	0	0	0	0	0	52	88	3.00	1.667			
Todd Jones, R ERA: 0.77 (7, 1)	2.0	10	2	0	0	1	2	0	0	1	0	0	0	19	35	0.00	2.000			
Doug Jones, R ERA: 4.54 (9, 1)	1.0	L 6	2	3	3	0	1	0	0	0	0	1	8	15	27.00	3.000				

Colorado Rockies @ Houston Astros
Astrodome, Houston, TX
Fri Aug 13 1993, 8:05 PM EDT
Att: 37,972 - Dome

AB	36
R	5
H	11
RBI	4
BB	6
SO	4
LOB	22



Batter	1	2	3	4	5	6	7	8	9	AB	R	H	RBI	BB	SO	LOB	BOTTOM					
Craig Biggio, R OBP: 0.357, SLG: 0.445 (1, 4)	G6-3		1-3 K		1-1 HR		3-2 L1		4-2 BB	4	1	1	2	1	1	1						
Steve Finley, L OBP: 0.297, SLG: 0.344 (1, 8)	K		1-2 K		0-1 P4		0-1 P5		0-0 G3	5	0	0	0	0	1	1						
5 Jeff Bagwell, R OBP: 0.385, SLG: 0.528 (1, 3)	K		3-3 K		4-2 FC6-4 BB		2-0 2B			3	0	1	0	1	2	0						
Eric Anthony, L OBP: 0.329, SLG: 0.411 (1, 9)		0-0 G4-3		3-2 1B 2B		0-0 FC6-4		0-0 G3		4	1	1	0	0	0	2						
Ken Caminiti, S OBP: 0.299, SLG: 0.387 (1, 5)		2-3 K		4-2 1B BB		1-2 G5-3		1-2 F8		3	0	0	0	1	1	0						
Luis Gonzalez, L OBP: 0.357, SLG: 0.461 (1, 7)		3-1 L4		2-2 1B		3-3 K		1-3 K		4	0	1	1	0	2	0						
Eddie Taubensee, L OBP: 0.318, SLG: 0.424 (1, 2)			1-3 K		1-1 L7		0-0 1B 1B		1-1 F8	4	0	1	0	0	1	2						
Andujar Cedeno, R OBP: 0.345, SLG: 0.402 (1, 6)			4-2 E BB		4-0 SH3-4 HR BB		1-1 1B		2-3 K	2	1	1	0	2	1	0						
Mark Portugal, R Chris Jimenez, R Chris Jones, L Todd Jones, R Doug Jones, R Kevin Bass, S OBP: 0.246, SLG: 0.281 OBP: 0.333, SLG: 0.528 OBP: 0.337, SLG: 0.345 (5, PH) (5, PH) (7, 1) (9, 1) (9, PH)		0-2 F8		0-0 SH3-4		0-0 SH3-4		3-3 K	0-0 G4-3	1	0	0	0	0	0	1						
Inning Stats	R: 0 E: 0 K: 2 S: 10	H: 0 LOB: 0 BB: 0 P: 12	R: 0 E: 0 K: 1 S: 7	H: 0 LOB: 0 BB: 0 P: 12	R: 0 E: 1 K: 2 S: 12	H: 0 LOB: 1 BB: 1 P: 18	R: 1 E: 0 K: 1 S: 16	H: 2 LOB: 2 BB: 1 P: 30	R: 2 E: 0 K: 0 S: 8	H: 1 LOB: 2 BB: 2 P: 17	R: 0 E: 0 K: 2 S: 14	H: 2 LOB: 2 BB: 0 P: 22	R: 0 E: 0 K: 0 S: 7	H: 1 LOB: 1 BB: 0 P: 12	R: 0 E: 0 K: 1 S: 9	H: 0 LOB: 0 BB: 0 P: 12	R: 0 E: 0 K: 1 S: 7	H: 0 LOB: 1 BB: 1 P: 13	1B: 3 2B: 2 3B: 0 HR: 1	SF: 0 SAC: 1 DP: 0 HBP: 0	WP: 0 PB: 0 SB: 0 CS: 0	PA: 38
PITCHER	IP WLS BF H R ER SO BB IBB HBP BLK WP HR S P ERA WHIP																					
Mo Sanford, R ERA: 3.18 (1, 1)	4.2	21	3	3	3	6	4	0	0	0	0	0	0	12	17	0.00	2.000					
Bruce Ruffin, L ERA: 4.63 (5, 1)	1.0	5	2	0	0	1	0	0	0	0	0	0	0	10	18	0.00	0.750					
Steve Reed, R ERA: 4.53 (6, 1)	1.1	5	1	0	0	1	0	0	0	0	0	0	0	9	12	0.00	0.000					
Gary Wayne, L ERA: 5.4 (8, 1)	1.0	W 3	0	0	0	1	0	0	0	0	0	0	0	7	13	0.00	1.000					
Darren Holmes, R ERA: 5.44 (9, 1)	1.0	S 4	0	0	0	1	1	0	0	0	0	0	0	7	13	0.00	1.000					

Colorado Rockies @ Houston Astros
Astrodome, Houston, TX
Fri Aug 13 1993, 8:05 PM EDT
Att: 37,972 - Dome

AB	32
R	3
H	6
RBI	3
BB	5
SO	10
LOB	9



Batter	1	2	3	4	5	6	7	8	9	AB	R	H	RBI	BB	SO	LOB	TOP					
Alex Cole, L OBP: 0.348, SLG: 0.317 (1, 8)	F8		FC6-4		K			G1-3		4	0	0	0	0	1	2						
Roberto Mejia, R OBP: 0.280, SLG: 0.361 (1, 4)	K		K			G6-3		K		4	0	0	0	0	3	2						
Daryl Boston, L OBP: 0.313, SLG: 0.414 (1, 7)	K			F2		K			K	4	0	0	0	0	3	0						
Dante Bichette, R OBP: 0.350, SLG: 0.531 (1, 9)		G7-4-3		E5						3	0	1	0	1	0	0						
Charlie Hayes, R OBP: 0.351, SLG: 0.516 (1, 5)	K			F7		G4-3		F9		4	0	0	0	0	1	3						
Jerald Clark, R OBP: 0.325, SLG: 0.414 (1, 3)	P2			E8	1B			F9		4	0	1	0	0	1	1						
Joe Girardi, R OBP: 0.300, SLG: 0.354 (1, 2)			K	K						3	0	0	0	0	3	2						
Vinny Castilla, R OBP: 0.300, SLG: 0.442 (1, 6)						G4-3				3	0	1	0	0	0	0						
Curt Leskanic, R (7, 1)								F8		0	0	0	0	0	0	0						
Marcus Moore, S (7, 1)			FC6-4							0	0	0	0	0	0	0						
Gary Wayne, L (8, 1)										0	0	0	0	0	0	0						
Greg Harris, R OBP: 0.227, SLG: 0.217 (1, 1)						G6-3				1	0	0	0	1	0	0						
Freddie Benavides, R OBP: 0.350, SLG: 0.354 (7, 6)								G6-3		1	0	0	0	0	0	0						
Inning Stats	R: 0 E: 0 K: 2 S: 7	H: 0 LOB: 0 BB: 0 P: 7	R: 0 E: 0 K: 1 S: 5	H: 0 LOB: 0 BB: 0 P: 5	R: 0 E: 0 K: 2 S: 8	H: 1 LOB: 2 BB: 1 P: 12	R: 0 E: 2 K: 1 S: 7	H: 1 LOB: 0 BB: 0 P: 7	R: 0 E: 0 K: 1 S: 5	H: 0 LOB: 0 BB: 0 P: 5	R: 0 E: 0 K: 2 S: 6	H: 1 LOB: 1 BB: 0 P: 6	R: 0 E: 0 K: 2 S: 7	H: 0 LOB: 0 BB: 0 P: 7	R: 0 E: 0 K: 1 S: 5	H: 0 LOB: 0 BB: 0 P: 5	R: 0 E: 0 K: 1 S: 5	H: 0 LOB: 1 BB: 1 P: 9	1B: 1 2B: 2 3B: 0 HR: 0	SF: 0 SAC: 0 DP: 0 HBP: 0	WP: 0 PB: 0 SB: 0 CS: 0	PA: 33
PITCHER Pete Harnisch, R ERA: 3.32 (1, 1)	IP: 9.0 WLS: W BF: 33 H: 3 R: 0 ER: 0 SO: 12 BB: 2 IBB: 0 HBP: 0 BLK: 0 WP: 0 HR: 0 S: 55 P: 63 ERA: 0.00 WHIP: 0.556															PITCHER						

Colorado Rockies @ Houston Astros
Astrodome, Houston, TX
Sat Aug 14 1993, 8:05 PM EDT
Att: 41,523 - Dome

AB	31
R	0
H	3
RBI	0
BB	2
SO	12
LOB	10



Batter	1	2	3	4	5	6	7	8	9	AB	R	H	RBI	BB	SO	LOB	BOTTOM			
Craig Biggio, R OBP: 0.357, SLG: 0.450 (1, 4)	F9			SF7		F8				4	2	2	2	0	0	0				
Casey Candaele, S OBP: 0.321, SLG: 0.333 (9, 4)		1B						1B		0	0	0	0	0	0	0				
Steve Finley, L OBP: 0.301, SLG: 0.347 (1, 8)	G4-3			FC3-6						5	1	3	3	0	0	1				
5 Jeff Bagwell, R OBP: 0.387, SLG: 0.528 (1, 3)		1B			G6-3					4	2	2	0	1	1	2				
Eric Anthony, L OBP: 0.333, SLG: 0.420 (1, 9)										4	1	2	1	0	0	4				
Luis Gonzalez, L OBP: 0.358, SLG: 0.460 (1, 7)				K		F8				3	0	1	2	1	1	0				
Chris Donnels, L OBP: 0.330, SLG: 0.330 (1, 5)	K			G6-3		F9				4	0	0	0	1	1	5				
Eddie Taubensee, L OBP: 0.317, SLG: 0.420 (1, 2)						G4-3				4	1	1	0	0	1	1				
Andujar Cedeno, R OBP: 0.349, SLG: 0.402 (1, 6)										2	2	1	0	2	1	1				
Jose Uribe, S OBP: 0.333, SLG: 0.200 (9, 6)		K								0	0	0	0	0	0	0				
Pete Harnisch, S OBP: 0.143, SLG: 0.128 (1, 1)										3	0	0	0	0	0	3				
Inning Stats	R: 1 E: 0 K: 1 S: 7	H: 2 LOB: 2 BB: 1 P: 11	R: 2 E: 0 K: 1 S: 9	H: 4 LOB: 2 BB: 0 P: 9	R: 0 E: 0 K: 2 S: 7	H: 0 LOB: 0 BB: 0 P: 7	R: 1 E: 1 K: 0 S: 5	H: 1 LOB: 1 BB: 0 P: 5	R: 1 E: 0 K: 0 S: 4	H: 1 LOB: 0 BB: 0 P: 4	R: 0 E: 0 K: 0 S: 2	H: 0 LOB: 0 BB: 1 P: 6	R: 2 E: 0 K: 0 S: 5	H: 2 LOB: 1 BB: 1 P: 9	R: 2 E: 0 K: 1 S: 7	H: 2 LOB: 3 BB: 2 P: 16	1B: 9 2B: 2 3B: 0 HR: 1	SF: 2 SAC: 1 DP: 0 HBP: 1	WP: 4 PB: 0 SB: 2 CS: 1	PA: 42
PITCHER Greg Harris, R ERA: 4.18 (1, 1)	IP: 6.0 WLS: L BF: 28 H: 8 R: 5 ER: 4 SO: 4 BB: 2 IBB: 0 HBP: 0 BLK: 0 WP: 1 HR: 1 S: 34 P: 42 ERA: 6.00 WHIP: 1.667															PITCHER				
Curt Leskanic, R ERA: 5.02 (7, 1)	0.1	3	2	2	2	0	0	0	0	0	0	3	3	54.00	6.000					
Marcus Moore, R ERA: 4.22 (7, 1)	1.1	10	2	2	2	1	3	0	1	0	2	0	8	21	13.50	3.750				
Gary Wayne, L ERA: 5.36 (8, 1)	0.1	1	0	0	0	0	0	0	0	0	0	1	1	0.00	0.000					

Colorado Rockies @ Houston Astros
Astrodome, Houston, TX
Sat Aug 14 1993, 8:05 PM EDT
Att: 41,523 - Dome

AB	33
R	9
H	12
RBI	8
BB	5
SO	5
LOB	17



Batter	1	2	3	4	5	6	7	8	9	AB	R	H	RBI	BB	SO	LOB	TOP				
Eric Young Sr. R OBP: 0.333, SLG: 0.332 (1, 7)	0-0 G3-1		0-2 F8			1-0 1B		4-1 2B	4-0 FC3-2 IBB	3	2	1	0	2	0	0					
Freddie Benavides R OBP: 0.277, SLG: 0.307 (1, 4) Darryl Scott R OBP: 0.211, SLG: 0.414 (8, PH) Jim Talbot R OBP: 0.277, SLG: 0.326 (8, PH) Bruce Ruffin S OBP: 0.174, SLG: 0.143 (8, PH) Pedro Castellano R OBP: 0.280, SLG: 0.290 (8, PH) Darren Holmes R (8, 1)	0-3 K			2-1 F8		3-2 G5-3		2-3 K	1-1 FC3-2	3	0	0	0	0	1	1					
Chris Jones R OBP: 0.323, SLG: 0.487 (1, 8)	0-0 G6-3			0-3 K		1-3 K		0-0 2B	1-3 K	5	1	1	1	0	3	4					
Dante Bichette R OBP: 0.351, SLG: 0.533 (1, 9)		0-0 F8		1-0 G5-3		1-1 1B		1-1 2B		4	0	2	2	0	0	0					
Charlie Hayes R OBP: 0.348, SLG: 0.511 (1, 5)		0-3 K				2-0 F9		3-2 G6-3		4	0	0	0	0	1	2					
Jerald Clark R OBP: 0.330, SLG: 0.421 (1, 3)		0-0 1B				3-2 2B		0-0 P3		4	1	3	0	0	0	0					
Danny Sheaffer R OBP: 0.296, SLG: 0.384 (1, 2)		0-0 G4-3				4-1 BB		1-1 1B	4-1 FC3-2 BB	2	0	1	0	2	0	1					
Vinny Castilla R OBP: 0.296, SLG: 0.435 (1, 6)				0-1 F9		1-3 K		0-0 G4-6-3	0-1 E6 FC3-2	4	0	0	0	0	1	4					
Kent Bottenfield R OBP: 0.211, SLG: 0.167 (6, 1) Gary Wayne L (6, 1) Steve Reed R (6, 1) Alex Cole L OBP: 0.347, SLG: 0.316 (8, PH) Roberto Mejia R OBP: 0.277, SLG: 0.358 (8, 4)			1-3 K		0-3 K			2-2 F7	1-0 F8	2	0	0	0	0	2	2					
Inning Stats	R: 0 E: 0 K: 1 S: 5	H: 0 LOB: 0 BB: 0 P: 5	R: 0 E: 0 K: 1 S: 6	H: 1 LOB: 1 BB: 0 P: 6	R: 0 E: 0 K: 1 S: 9	H: 0 LOB: 0 BB: 0 P: 10	R: 0 E: 0 K: 1 S: 6	H: 0 LOB: 0 BB: 0 P: 9	R: 0 E: 0 K: 2 S: 15	H: 1 LOB: 2 BB: 1 P: 25	R: 0 E: 0 K: 0 S: 4	H: 1 LOB: 0 BB: 0 P: 5	R: 2 E: 0 K: 1 S: 16	H: 2 LOB: 1 BB: 1 P: 25	R: 1 E: 1 K: 1 S: 14	H: 1 LOB: 3 BB: 2 P: 24	1B: 5 2B: 3 3B: 0 HR: 0	SF: 0 SAC: 0 DP: 1 HBP: 0	WP: 0 PB: 1 SB: 2 CS: 0	PA: 39	
PITCHER	IP	WLS	BF	H	R	ER	SO	BB	IBB	HBP	BLK	WP	HR	S	P	ERA	WHIP				
Doug Drabek R ERA: 3.63 (1, 1)	7.1		28	5	2	2	7	2	0	0	0	0	0	63	92	2.46	0.955				
Al Osuna L ERA: 3.6 (8, 1)	0.1		1	0	0	0	1	0	0	0	0	0	0	5	7	0.00	0.000				
Xavier Hernandez R ERA: 2.93 (8, 1)	1.1	L	10	3	2	1	1	1	1	0	0	0	0	20	31	6.75	3.000				

Colorado Rockies @ Houston Astros
 Astrodome, Houston, TX
 Sun Aug 15 1993, 4:33 AM EDT
 Att: 21,690 - Dome

AB	35
R	4
H	8
RBI	3
BB	4
SO	9
LOB	20



Batter	1	2	3	4	5	6	7	8	9	AB	R	H	RBI	BB	SO	LOB	BOTTOM				
Craig Biggio R OBP: 0.358, SLG: 0.450 (1, 4)	0-0 G5-3		2-2 G6-3 1B			2-2 SH1-3 5 BB 1B	0-1 G6-4-3			4	1	2	0	0	0	1					
Steve Finley L OBP: 0.300, SLG: 0.346 (1, 8)	0-0 G4-3		0-1 G6-3			1-0 5 BB SH1-3 1B		2-3 K		4	0	1	0	0	1	1					
Luis Gonzalez L OBP: 0.357, SLG: 0.462 (1, 7)	0-0 2B		3-2 F7			0-0 SH1-3		2-2 P8		3	1	1	0	0	0	0					
Eric Anthony L OBP: 0.332, SLG: 0.416 (1, 9)	4-0 2B			2-1 F8		1-3 K		1-0 G4-3		3	1	0	0	1	1	2					
Ken Caminiti S OBP: 0.303, SLG: 0.392 (1, 5)	0-0 2B			2-2 G3		4-0 5 BB IBB		0-0 1B		3	0	2	2	1	0	0					
Chris Donnels L OBP: 0.324, SLG: 0.322 (1, 3) 5 Jeff Bagwell R OBP: 0.387, SLG: 0.527 (6, PH) (7, 3)	0-0 F9			1-1 L6		4-2 BB		1-3 K		2	0	0	0	0	0	1					
Scott Servais R ERA: 4.98 (1, 2) Eddie Taubensee L OBP: 0.314, SLG: 0.416 (6, PH) (7, 2)		0-3 K				1-2 P3		1-0 F7		2	0	0	0	0	1	0					
Andujar Cedeno R OBP: 0.346, SLG: 0.399 (1, 6) Kevin Bass S OBP: 0.312, SLG: 0.381 (9, PH)		0-3 K				1-1 L7		0-1 G3		3	0	0	0	0	2	0					
Doug Drabek R OBP: 0.107, SLG: 0.182 (8, 1) Al Osuna R (8, 1) Xavier Hernandez L (8, 1)		0-0 G6-3				0-0 G6-3		4-2 BB		2	0	0	0	1	0	0					
Inning Stats	R: 2 E: 0 K: 0 S: 5	H: 2 LOB: 1 BB: 1 P: 9	R: 0 E: 0 K: 2 S: 7	H: 0 LOB: 0 BB: 0 P: 7	R: 0 E: 0 K: 0 S: 8	H: 1 LOB: 0 BB: 0 P: 13	R: 0 E: 0 K: 0 S: 9	H: 0 LOB: 0 BB: 0 P: 14	R: 0 E: 0 K: 1 S: 10	H: 0 LOB: 0 BB: 1 P: 15	R: 0 E: 0 K: 1 S: 7	H: 0 LOB: 0 BB: 0 P: 12	R: 0 E: 0 K: 1 S: 7	H: 1 LOB: 1 BB: 0 P: 9	1B: 4 2B: 2 3B: 0 HR: 0	SF: 0 SAC: 1 DP: 2 HBP: 0	WP: 0 PB: 0 SB: 0 CS: 0	PA: 35			
PITCHER	IP	WLS	BF	H	R	ER	SO	BB	IBB	HBP	BLK	WP	HR	S	P	ERA	WHIP				
Kent Bottenfield R ERA: 4.98 (6, 1)	5.1		21	5	3	3	2	1	0	0	0	0	0	40	59	5.06	1.125				
Gary Wayne L ERA: 5.32 (6, 1)	0.1		2	0	0	0	1	0	1	0	0	0	0	3	8	0.00	0.000				
Steve Reed R ERA: 4.42 (8, 1)	1.1		5	0	0	0	1	2	0	0	0	0	0	15	26	0.00	1.500				
Bruce Ruffin L ERA: 4.79 (9, 1)	1.0	W	3	0	0	0	1	0	0	0	0	0	0	7	12	0.00	0.000				
Darren Holmes R ERA: 5.32 (9, 1)	1.0	S	4	1	0	0	1	0	0	0	0	0	0	7	9	0.00	1.000				

Colorado Rockies @ Houston Astros
 Astrodome, Houston, TX
 Sun Aug 15 1993, 4:33 AM EDT
 Att: 21,690 - Dome

AB	30
R	3
H	6
RBI	3
BB	4
SO	6
LOB	11



Batter	1	2	3	4	5	6	7	8	9	AB	R	H	RBI	BB	SO	LOB	TOP			
Chuck Carr, S OBP: 0.323, SLG: 0.339 (1, 8)	G6-3		G4-3 2B			K		G6-3		4	0	1	0	0	1	0				
Bret Barberie, S OBP: 0.393, SLG: 0.430 (1, 4)	K		G4-3 2-3			K		G2-3 1B		4	0	1	0	0	2	1				
Jeff Conine, R OBP: 0.376, SLG: 0.423 (1, 7)	HBP		G5-3			FC6 1B		G2-3 1-2		3	0	1	0	0	0	2				
Gary Sheffield, R OBP: 0.352, SLG: 0.477 (1, 5)	K			K		FC6 1-2		F7 0-0		4	0	0	0	0	2	3				
Orestes Destrade, S OBP: 0.319, SLG: 0.412 (1, 3)		F9 0-0		G5-4-3 BB		G4-3 1-2		F7 3-2		3	0	0	0	1	0	1				
Benito Santiago, R OBP: 0.295, SLG: 0.381 (1, 2)	E1 FC5-4		G5-4-3 1-2			G1-3 0-0				3	0	0	0	0	0	1				
Darrell Whitmore, L OBP: 0.240, SLG: 0.322 (1, 9)	FC5-4 1-2				K			K		3	0	0	0	0	2	1				
Walt Weiss, S OBP: 0.360, SLG: 0.318 (1, 6)	G4-3 1 SAFE 1 SAFE 1 SAFE					G6-4-3 BB		F8 0-1		2	0	0	0	1	0	1				
Pat Rapp, R OBP: 0.154, SLG: 0.154 (1, 1)						G6-4-3 1-2		G6-3 0-0		1	0	0	0	0	1	0				
Alex Arias, R OBP: 0.333, SLG: 0.311 (5, PH)										1	0	0	0	0	0	1				
Robb Nen, R (5, PH)										0	0	0	0	0	0	0				
Greg Briley, L OBP: 0.261, SLG: 0.318 (8, PH)										1	0	0	0	0	0	0				
Rich Rodriguez, L (8, 1)										0	0	0	0	0	0	0				
Inning Stats	R: 0 E: 0 K: 2 S: 14	H: 0 LOB: 1 BB: 0 P: 23	R: 0 E: 1 K: 0 S: 10	H: 0 LOB: 1 BB: 0 P: 13	R: 0 E: 0 K: 1 S: 10	H: 1 LOB: 0 BB: 0 P: 16	R: 0 E: 0 K: 1 S: 8	H: 0 LOB: 0 BB: 1 P: 16	R: 0 E: 0 K: 1 S: 9	H: 0 LOB: 0 BB: 1 P: 17	R: 0 E: 0 K: 1 S: 7	H: 0 LOB: 0 BB: 0 P: 9	R: 0 E: 0 K: 0 S: 5	H: 0 LOB: 0 BB: 0 P: 6	R: 0 E: 0 K: 0 S: 9	H: 1 LOB: 1 BB: 0 P: 16	1B: 2 2B: 1 3B: 0 HR: 0	SF: 0 SAC: 0 DP: 2 HBP: 1	WP: 0 PB: 0 SB: 0 CS: 0	PA: 32
PITCHER Darryl Kile, R ERA: 3.31 (1, 1)	IP: 9.0 WLS: W BF: 32 H: 3 R: 0 ER: 0 SO: 8 BB: 2 IBB: 0 HBP: 1 BLK: 0 WP: 0 HR: 0 S: 85 P: 133 ERA: 0.00 WHIP: 0.556															PITCHER Darryl Kile, R ERA: 3.31 (1, 1)	IP: 9.0 WLS: W BF: 32 H: 3 R: 0 ER: 0 SO: 8 BB: 2 IBB: 0 HBP: 1 BLK: 0 WP: 0 HR: 0 S: 85 P: 133 ERA: 0.00 WHIP: 0.556			

Florida Marlins @ Houston Astros
Astrodome, Houston, TX
Tue Aug 17 1993, 8:05 PM EDT
Att: 14,602 - Dome

AB 29
R 0
H 3
RBI 0
BB 2
SO 8
LOB 11



Batter	1	2	3	4	5	6	7	8	9	AB	R	H	RBI	BB	SO	LOB	BOTTOM			
Craig Biggio, R OBP: 0.359, SLG: 0.453 (1, 4)	G6-3		5 1B	1-3 2H		G6-3				4	1	2	1	0	0	0				
Steve Finley, L OBP: 0.297, SLG: 0.342 (1, 8)	L8		F7		K			F9		4	0	0	0	0	1	1				
5 Jeff Bagwell, R OBP: 0.386, SLG: 0.524 (1, 3)	G5-3		F 2H		G6-3			G6-3		4	1	1	1	0	0	0				
Eric Anthony, L OBP: 0.333, SLG: 0.421 (1, 9)		1B 1B BB	E4 1H		G6-3			P3 3-2		3	1	1	1	1	0	0				
Ken Caminiti, S OBP: 0.301, SLG: 0.389 (1, 5)		F7	K			F7				3	0	0	0	0	1	1				
Luis Gonzalez, L OBP: 0.380, SLG: 0.463 (1, 7)		1B 1B		1B 1B		F8				3	1	2	0	0	0	0				
Eddie Taubensee, L OBP: 0.319, SLG: 0.420 (1, 2)		G6-4-3 1B		1B 1B		G6-3				3	0	2	0	0	0	0				
Andujar Cedeno, R OBP: 0.345, SLG: 0.398 (1, 6)		G6-4-3 1-2 2-3		L8						1	0	0	0	0	0	3				
Jose Uribe, S OBP: 0.320, SLG: 0.190 (3, 6)		G6-4-3 1-2		L8						2	0	0	0	0	1	2				
Darryl Kile, R OBP: 0.105, SLG: 0.189 (1, 1)			F8 1-2		K			G4-3 1-2		3	0	0	0	0	1	2				
Inning Stats	R: 0 E: 0 K: 0 S: 6	H: 0 LOB: 0 BB: 0 P: 10	R: 0 E: 0 K: 0 S: 8	H: 2 LOB: 2 BB: 1 P: 16	R: 3 E: 1 K: 1 S: 18	H: 3 LOB: 0 BB: 0 P: 25	R: 1 E: 0 K: 1 S: 9	H: 3 LOB: 2 BB: 0 P: 14	R: 0 E: 0 K: 0 S: 12	H: 0 LOB: 0 BB: 0 P: 17	R: 0 E: 0 K: 1 S: 9	H: 0 LOB: 0 BB: 0 P: 11	R: 0 E: 0 K: 0 S: 7	H: 0 LOB: 0 BB: 0 P: 14	R: 0 E: 0 K: 0 S: 9	H: 0 LOB: 0 BB: 0 P: 14	1B: 6 2B: 1 3B: 1 HR: 0	SF: 0 SAC: 0 DP: 1 HBP: 0	WP: 0 PB: 0 SB: 0 CS: 0	PA: 31
PITCHER Pat Rapp, R ERA: 4.6 (1, 1)	IP: 4.0 WLS: L BF: 19 H: 4 R: 4 ER: 3 SO: 2 BB: 1 IBB: 0 HBP: 0 BLK: 0 WP: 0 HR: 0 S: 41 P: 65 ERA: 6.75 WHIP: 2.250															PITCHER Pat Rapp, R ERA: 4.6 (1, 1)	IP: 4.0 WLS: L BF: 19 H: 4 R: 4 ER: 3 SO: 2 BB: 1 IBB: 0 HBP: 0 BLK: 0 WP: 0 HR: 0 S: 41 P: 65 ERA: 6.75 WHIP: 2.250			
Robb Nen, R ERA: 5.92 (5, 1)	IP: 3.0 WLS: 9 BF: 0 H: 0 R: 0 ER: 0 SO: 2 BB: 0 IBB: 0 HBP: 0 BLK: 0 WP: 0 HR: 0 S: 28 P: 39 ERA: 0.00 WHIP: 0.000															Robb Nen, R ERA: 5.92 (5, 1)	IP: 3.0 WLS: 9 BF: 0 H: 0 R: 0 ER: 0 SO: 2 BB: 0 IBB: 0 HBP: 0 BLK: 0 WP: 0 HR: 0 S: 28 P: 39 ERA: 0.00 WHIP: 0.000			
Rich Rodriguez, L ERA: 3.5 (8, 1)	IP: 1.0 WLS: 3 BF: 0 H: 0 R: 0 ER: 0 SO: 0 BB: 0 IBB: 0 HBP: 0 BLK: 0 WP: 0 HR: 0 S: 7 P: 14 ERA: 0.00 WHIP: 0.000															Rich Rodriguez, L ERA: 3.5 (8, 1)	IP: 1.0 WLS: 3 BF: 0 H: 0 R: 0 ER: 0 SO: 0 BB: 0 IBB: 0 HBP: 0 BLK: 0 WP: 0 HR: 0 S: 7 P: 14 ERA: 0.00 WHIP: 0.000			

Florida Marlins @ Houston Astros
Astrodome, Houston, TX
Tue Aug 17 1993, 8:05 PM EDT
Att: 14,602 - Dome


AB 30
R 4
H 8
RBI 3
BB 1
SO 4
LOB 9



Batter	1	2	3	4	5	6	7	8	9	AB	R	H	RBI	BB	SO	LOB	TOP										
Chuck Carr, S (1, 8) OBP: 0.320, SLG: 0.336	G5-3		G1-3		F7			B2		4	0	0	0	0	0	1	Florida Marlins @ Houston Astros Astrodome, Houston, TX Wed Aug 18 1993, 8:05 PM EDT Att: 16,018 - Dome										
Bret Barberie, S (1, 4) OBP: 0.391, SLG: 0.440	G6-3			HR		G5-3		K		4	1	1	1	0	1	0											
Jeff Conine, R (1, 7) OBP: 0.372, SLG: 0.420	K			F7		F7			K	4	0	0	0	0	2	0											
Gary Sheffield, R (1, 5) OBP: 0.353, SLG: 0.477							G5-3			4	0	2	0	0	1	0											
Orestes Destrade, S (1, 3) OBP: 0.320, SLG: 0.413								L8		4	0	2	0	0	0	1											
Henry Cotto, R (1, 9) OBP: 0.285, SLG: 0.350										3	0	1	0	0	1	2											
Benito Santiago, R (1, 2) OBP: 0.293, SLG: 0.379										3	0	0	0	0	0	2											
Walt Weiss, S (1, 6) OBP: 0.360, SLG: 0.318										3	0	1	0	0	1	1											
Jack Armstrong, R (1, 1) OBP: 0.182, SLG: 0.200										1	0	0	0	0	1	0											
Alex Arias, R (8, PH) OBP: 0.332, SLG: 0.310										1	0	0	0	0	1	0											
Joe Klink, L (8, 1)										0	0	0	0	0	0	0											
Matt Turner, R (8, 1)										0	0	0	0	0	0	0											
Inning Stats	R: 0 E: 0 K: 1 S: 12	H: 0 LOB: 0 BB: 0 P: 18	R: 0 E: 0 K: 0 S: 10	H: 2 LOB: 1 BB: 0 P: 15	R: 0 E: 0 K: 2 S: 9	H: 0 LOB: 0 BB: 0 P: 9	R: 1 E: 0 K: 2 S: 12	H: 2 LOB: 1 BB: 0 P: 19	R: 0 E: 0 K: 0 S: 8	H: 0 LOB: 0 BB: 0 P: 11	R: 0 E: 0 K: 0 S: 13	H: 1 LOB: 1 BB: 0 P: 19	R: 0 E: 0 K: 1 S: 7	H: 0 LOB: 0 BB: 0 P: 10	R: 0 E: 0 K: 1 S: 9	H: 1 LOB: 0 BB: 0 P: 14	1B: 6 2B: 0 3B: 0 HR: 1	SF: 0 SAC: 1 DP: 1 HBP: 0	WP: 0 PB: 0 SB: 1 CS: 1	PA: 32							
PITCHER	IP	WLS	BF	H	R	ER	SO	BB	IBB	HBP	BLK	WP	HR	S	P	ERA	WHIP										
Greg Swindell, L (1, 1) ERA: 4.62	8.0	W	29	6	1	1	7	0	0	0	0	0	1	79	111	1.12	0.750										
Todd Jones, R (9, 1) ERA: 0.74	1.0	S	3	1	0	0	1	0	0	0	0	0	0	9	14	0.00	1.000										

Batter	1	2	3	4	5	6	7	8	9	AB	R	H	RBI	BB	SO	LOB	BOTTOM										
Craig Biggio, R (1, 4) OBP: 0.360, SLG: 0.451	CS BB		G5-3		F8			SH1-3 BB		2	0	0	0	2	0	0	Florida Marlins @ Houston Astros Astrodome, Houston, TX Wed Aug 18 1993, 8:05 PM EDT Att: 16,018 - Dome										
Steve Finley, L (1, 8) OBP: 0.300, SLG: 0.343										2	0	1	0	1	0	0											
5 Jeff Bagwell, R (1, 3) OBP: 0.387, SLG: 0.526										4	0	2	0	0	0	2											
Eric Anthony, L (1, 9) OBP: 0.335, SLG: 0.421										0	0	0	0	0	0	0											
Kevin Bass, S (2, PR) OBP: 0.306, SLG: 0.373										3	0	0	0	0	0	4											
Ken Caminiti, S (1, 5) OBP: 0.300, SLG: 0.390										4	1	1	0	0	0	3											
Luis Gonzalez, L (1, 7) OBP: 0.383, SLG: 0.472										4	1	3	1	0	0	0											
Eddie Taubensee, L (1, 2) OBP: 0.319, SLG: 0.415										2	0	0	0	1	0	1											
Casey Candaele, S (8, PH) OBP: 0.317, SLG: 0.329										1	0	0	0	0	0	2											
Jose Uribe, S (1, 6) OBP: 0.340, SLG: 0.205										2	0	1	0	1	1	2											
Chris Donnels, L (8, PH) OBP: 0.320, SLG: 0.319										1	0	0	0	0	0	2											
Scott Servais, R (9, 2) OBP: 0.321, SLG: 0.439										0	0	0	0	0	0	0											
Greg Swindell, L (1, 1) OBP: 0.209, SLG: 0.233										3	0	0	0	0	2	5											
Chris James, R (8, PH) OBP: 0.339, SLG: 0.532										1	0	1	1	0	0	0											
Todd Jones, L (9, 1) ERA: 2.47										0	0	0	0	0	0	0											
Inning Stats	R: 0 E: 0 K: 0 S: 8	H: 1 LOB: 0 BB: 1 P: 16	R: 1 E: 0 K: 1 S: 10	H: 1 LOB: 2 BB: 1 P: 20	R: 0 E: 0 K: 0 S: 14	H: 1 LOB: 2 BB: 1 P: 24	R: 0 E: 0 K: 1 S: 11	H: 1 LOB: 0 BB: 0 P: 16	R: 0 E: 0 K: 0 S: 7	H: 1 LOB: 1 BB: 0 P: 13	R: 0 E: 0 K: 1 S: 9	H: 1 LOB: 1 BB: 1 P: 18	R: 0 E: 0 K: 0 S: 8	H: 0 LOB: 1 BB: 1 P: 14	R: 1 E: 0 K: 0 S: 8	H: 3 LOB: 2 BB: 0 P: 13	1B: 5 2B: 4 3B: 0 HR: 0	SF: 0 SAC: 1 DP: 1 HBP: 1	WP: 0 PB: 0 SB: 0 CS: 1	PA: 36							
PITCHER	IP	WLS	BF	H	R	ER	SO	BB	IBB	HBP	BLK	WP	HR	S	P	ERA	WHIP										
Jack Armstrong, R (1, 1) ERA: 4.66	7.0	L	31	6	1	1	3	0	0	0	0	0	0	67	121	1.29	1.429										
Joe Klink, L (8, 1) ERA: 4.61	0.0	L	2	2	1	1	0	0	0	0	0	0	0	4	6	∞	∞										
Matt Turner, R (8, 1) ERA: 2.47	1.0	S	3	1	0	0	0	0	0	0	0	0	0	4	7	0.00	1.000										

AB	31
R	1
H	7
RBI	1
BB	0
SO	8
LOB	7



Batter	1	2	3	4	5	6	7	8	9	AB	R	H	RBI	BB	SO	LOB	TOP								
Chuck Carr, S OBP: 0.319, SLG: 0.332 (1, 8)	4-0 G5-3 BB		2-2 L5		0-0 G4-3		2-1 G6-3		1-1 G4-3	4	0	0	0	1	0	0									
Bret Barberie, S OBP: 0.392, SLG: 0.445 (1, 4)	2-1 F7		1-1 F8							4	0	2	0	0	0	1									
Jeff Conine, R OBP: 0.369, SLG: 0.416 (1, 7)	2-1 G5-3			0-0 F9	2-2 L4		1-0 P5			4	0	0	0	0	0	3									
Gary Sheffield, R OBP: 0.350, SLG: 0.473 (1, 5)	0-2 L8			1-2 L4			2-3 K			4	0	0	0	0	2	3									
Orestes Destrade, S OBP: 0.324, SLG: 0.415 (1, 3)		4-2 BLK BB		3-2 1B E 1B		2-0 1B	2-3 K		2-3 K	3	1	2	0	1	1	0									
Greg Britley, L OBP: 0.261, SLG: 0.316 (1, 9)	1-0 L7			2-0 E 1B		0-0 G1-6-3-4 1-2f		1-3 K		4	1	1	0	0	1	2									
Benito Santiago, R OBP: 0.295, SLG: 0.380 Matt Turner, R (8, 1)	0-1 L9			0-2 E5 1B		3-1 1B 1B		1-0 F9		4	1	2	0	0	0	1									
Walt Weiss, S OBP: 0.361, SLG: 0.320 (1, 6)	2-2 G1			0-1 1B		3-1 1B 1B		3-2 F8		4	0	2	2	0	0	1									
Charlie Hough, R OBP: 0.297, SLG: 0.340 Darrell Whitmore, L OBP: 0.238, SLG: 0.319 Luis Aquino, R OBP: 0.345, SLG: 0.442 Rick Rodriguez, L OBP: 0.322, SLG: 0.351 Rich Rodriguez, L OBP: 0.301, SLG: 0.349 Rob Natal, R OBP: 0.281, SLG: 0.349 (1, 1) (4, PH) (4, PH) (6, PH) (8, 2)			1-3 K	1-3 K		2-3 K		0-1 G5-3		1	0	0	0	0	1	0									
Inning Stats	R: 0 E: 0 K: 0 S: 7	H: 0 LOB: 1 BB: 1 P: 15	R: 0 E: 0 K: 0 S: 9	H: 0 LOB: 1 BB: 1 P: 16	R: 0 E: 0 K: 1 S: 8	H: 0 LOB: 0 BB: 0 P: 12	R: 3 E: 1 K: 1 S: 17	H: 4 LOB: 1 BB: 0 P: 24	R: 0 E: 0 K: 1 S: 9	H: 1 LOB: 1 BB: 0 P: 12	R: 0 E: 0 K: 1 S: 10	H: 3 LOB: 2 BB: 0 P: 20	R: 0 E: 0 K: 1 S: 7	H: 1 LOB: 0 BB: 0 P: 13	R: 0 E: 0 K: 2 S: 7	H: 0 LOB: 0 BB: 0 P: 11	R: 0 E: 0 K: 0 S: 7	H: 0 LOB: 0 BB: 0 P: 11	1B: 8 2B: 1 3B: 0 HR: 0	SF: 0 SAC: 0 DP: 1 HBP: 0	WP: 0 PB: 0 SB: 0 CS: 0	PA: 37			
PITCHER	IP	WLS	BF	H	R	ER	SO	BB	IBB	HBP	BLK	WP	HR	S	P	ERA	WHIP								
Mark Portugal, R ERA: 2.97 Tom Edens, R ERA: 2.52 Xavier Hernandez, R ERA: 2.85 Doug Jones, R ERA: 4.48 (1, 1) (6, 1) (7, 1) (9, 1)	5.2	W	26	8	3	2	3	2	0	0	1	0	0	56	93	3.18	1.765								

Florida Marlins @ Houston Astros
Astrodome, Houston, TX
Thu Aug 19 1993, 8:05 PM EDT
Att: 18,662 - Dome - 72 F

AB 35
R 3
H 9
RBI 2
BB 2
SO 7
LOB 14



Batter	1	2	3	4	5	6	7	8	9	AB	R	H	RBI	BB	SO	LOB	BOTTOM								
Craig Biggio, R OBP: 0.363, SLG: 0.454 Doug Jones, R (9, 1)	2-0 HR 1B	0-0 2B		2-1 F9			4-0 FC1-6 BB	2-1 F7		4	1	2	0	1	0	2									
Steve Finley, L OBP: 0.295, SLG: 0.349 (1, 8)	3-2 1-H HR	2-1 G1-3		1-0 G4-3			0-0 FC1-6 5 BB 2B	1-0 G4-3		5	2	1	2	0	0	4									
5 Jeff Bagwell, R OBP: 0.390, SLG: 0.527 (1, 3)	1-0 G4-3 1B		3-2 L8		0-0 G4-6-3 1B		4-2 1B BB	1-2 2B		3	2	2	0	1	0	0									
Luis Gonzalez, L OBP: 0.362, SLG: 0.469 (1, 7)	0-2 F9		1-3 K		2-3 K		2-2 2B	1-2 2B 1B		4	1	1	0	0	2	2									
Ken Caminiti, S OBP: 0.300, SLG: 0.396 (1, 5)	3-1 G4-3		3-2 HR		1-0 G4-6-3		0-0 P3			4	1	1	1	0	0	5									
Kevin Bass, S OBP: 0.317, SLG: 0.416 (1, 9)	1-0 HR		1-2 2B			2-3 K	2-0 2B			4	1	3	5	0	1	0									
Scott Servais, R OBP: 0.320, SLG: 0.434 (1, 2)	0-2 L7		0-0 G6-3			4-1 1B WP BB	2-0 G5-3			3	0	0	0	1	0	2									
Andujar Cedeno, R OBP: 0.344, SLG: 0.396 (1, 6)		2-3 K		0-0 G4-3		3-2 G6-4-3 1B		3-2 G6-3		4	0	1	0	0	1	0									
Mark Portugal, R OBP: 0.228, SLG: 0.271 Tom Edens, R ERA: 3.3 Rick Parker, R OBP: 0.345, SLG: 0.442 Xavier Hernandez, L OBP: 0.322, SLG: 0.351 Casey Candaele, S OBP: 0.325, SLG: 0.329 (1, 1) (6, 1) (7, 1) (8, PH) (9, 4)		1-2 P4		3-2 1B		1-1 G6-4-3		4-2 BB		2	0	1	0	0	0	0									
Inning Stats	R: 4 E: 0 K: 0 S: 17	H: 4 LOB: 0 BB: 0 P: 27	R: 0 E: 0 K: 1 S: 11	H: 1 LOB: 0 BB: 0 P: 16	R: 1 E: 0 K: 1 S: 14	H: 2 LOB: 1 BB: 0 P: 22	R: 0 E: 0 K: 0 S: 7	H: 1 LOB: 0 BB: 0 P: 13	R: 0 E: 0 K: 1 S: 5	H: 1 LOB: 0 BB: 0 P: 8	R: 0 E: 0 K: 1 S: 9	H: 1 LOB: 1 BB: 1 P: 19	R: 3 E: 0 K: 0 S: 13	H: 2 LOB: 1 BB: 2 P: 25	R: 0 E: 0 K: 0 S: 10	H: 0 LOB: 1 BB: 1 P: 20	1B: 6 2B: 3 3B: 0 HR: 3	SF: 0 SAC: 0 DP: 2 HBP: 0	WP: 1 PB: 0 SB: 0 CS: 0	PA: 38					
PITCHER	IP	WLS	BF	H	R	ER	SO	BB	IBB	HBP	BLK	WP	HR	S	P	ERA	WHIP								
Charlie Hough, R ERA: 4.42 Luis Aquino, R ERA: 3.3 Rich Rodriguez, L ERA: 3.86 Matt Turner, R ERA: 2.42 (1, 1) (4, 1) (6, 1) (8, 1)	3.0	L	16	7	5	5	2	0	0	0	0	0	0	12	21	0.00	1.000								

Florida Marlins @ Houston Astros
Astrodome, Houston, TX
Thu Aug 19 1993, 8:05 PM EDT
Att: 18,662 - Dome - 72 F

AB 34
R 8
H 12
RBI 8
BB 4
SO 4
LOB 17



Batter	1	2	3	4	5	6	7	8	9	AB	R	H	RBI	BB	SO	LOB	TOP									
Lenny Dykstra, L OBP: 0.428, SLG: 0.482 (1, 8)	1-1 P7		2-1 2B 1B		1-2 P5		4-2 BB		1-3 K	4	1	1	0	1	1	1	Philadelphia Phillies @ Houston Astros Astrodome, Houston, TX Fri Aug 20 1993, 8:05 PM EDT Att: 33,080 - Dome									
Mariano Duncan, R OBP: 0.299, SLG: 0.402 (1, 4)	2-3 K		0-1 1-H 2-H 2B		1-3 K		1-2 G5-3		0-0 F8	5	0	1	2	0	2	3										
John Kruk, L OBP: 0.459, SLG: 0.504 (1, 3)	0-0 G3		1-0 P8			3-3 K		0-2 F8 3B 1B	5	1	1	0	0	2	1											
Dave Hollins, S OBP: 0.381, SLG: 0.466 (1, 5)		4-2 L3 BB		0-0 G3		3-1 HR		4-2 F8 3B BB	2	2	1	1	2	0	0											
Darren Daulton, L OBP: 0.402, SLG: 0.511 (1, 2)		1-2 F7		2-2 1B		0-0 P2		0-1 F8	4	0	1	0	0	0	3											
Jim Eisenreich, L OBP: 0.363, SLG: 0.468 Wes Chamberlain, R OBP: 0.326, SLG: 0.521 (8, PH) (8, 9)		1-2 L3		2-2 F8		2-1 G4-3		4-0 3B BB	3	0	0	0	0	0	2											
Milt Thompson, L OBP: 0.349, SLG: 0.371 (1, 7)			1-1 1B 2B 1B		1-0 P5		2-2 F7 2B	2-3 K	4	1	2	0	0	1	4											
Kevin Stocker, S OBP: 0.443, SLG: 0.530 (1, 6)			0-0 P9		2-1 FC5-6 1B		0-0 F7	3-2 3B	4	0	2	3	0	0	2											
Curt Schilling, R OBP: 0.193, SLG: 0.182 David West, L OBP: 0.400, SLG: 0.600 Mitch Williams, L OBP: 1.000, SLG: 1.000 (9, 1)			0-1 B2		0-0 FC5-6		0-0 G4-3	0-3 K	3	0	0	0	0	0	3											
Inning Stats	R: 0 E: 0 K: 1 S: 8	H: 0 LOB: 0 BB: 0 P: 11	R: 0 E: 0 K: 0 S: 9	H: 0 LOB: 0 BB: 1 P: 15	R: 2 E: 0 K: 0 S: 10	H: 3 LOB: 1 BB: 0 P: 14	R: 0 E: 0 K: 0 S: 8	H: 1 LOB: 1 BB: 0 P: 13	R: 0 E: 0 K: 1 S: 10	H: 1 LOB: 0 BB: 0 P: 14	R: 1 E: 0 K: 1 S: 9	H: 1 LOB: 0 BB: 0 P: 17	R: 0 E: 0 K: 0 S: 11	H: 1 LOB: 2 BB: 1 P: 18	R: 3 E: 0 K: 2 S: 20	H: 2 LOB: 1 BB: 2 P: 33		R: 0 E: 0 K: 2 S: 8	H: 0 LOB: 0 BB: 0 P: 10	1B: 5 2B: 3 3B: 1 HR: 1	SF: 0 SAC: 0 DP: 1 HBP: 0	WP: 0 PB: 0 SB: 0 CS: 0	PA: 39			
PITCHER	IP	WLS	BF	H	R	ER	SO	BB	IBB	HBP	BLK	WP	HR	S	P	ERA	WHIP									
Pete Harnisch, R ERA: 3.34 Todd Jones, R ERA: 1.48 Al Osuna, L ERA: 0.54 Xavier Hernandez, R ERA: 2.91	(1, 1)		7.0	29	7	3	3	3	2	0	0	0	0	1	65	102	3.86	1.286								
	(8, 1)	0.0	L	2	1	2	2	0	1	0	0	0	0	0	5	9	∞	∞								
	(8, 1)	0.1		1	0	0	0	0	0	0	0	0	0	2	2	0.00	0.000									
	(8, 1)	1.2		7	1	1	1	4	1	0	0	0	0	0	21	32	5.40	1.200								




Batter	1	2	3	4	5	6	7	8	9	AB	R	H	RBI	BB	SO	LOB	BOTTOM									
Craig Biggio, R OBP: 0.365, SLG: 0.454 (1, 4)	1-3 K		2-2 5 FC6-4 1B		1-2 L3		0-0 1B 1-2 1B		4-2 FC6-4 BB	4	0	2	1	1	1	0	Philadelphia Phillies @ Houston Astros Astrodome, Houston, TX Fri Aug 20 1993, 8:05 PM EDT Att: 33,080 - Dome									
Steve Finley, L OBP: 0.300, SLG: 0.355 (1, 8)	0-3 K		1-3 K		2-2 5 G1-4-3 3B		1-3 2-H 1B		1-1 FC6-4 2B 1-2 1B	5	1	2	1	0	2	2										
5 Jeff Bagwell, R OBP: 0.390, SLG: 0.527 (1, 3)	1-0 F8		1-1 FC6-4		2-1 G1-4-3		4-0 IBB		3-2 2B	4	0	1	1	1	0	1										
Eric Anthony, L OBP: 0.336, SLG: 0.420 Chris James, R OBP: 0.336, SLG: 0.527 (9, PH)		3-2 FC3-6 1B		4-0 1B SF7 BB		3-3 K		2-0 P6	3	1	1	0	1	1	3											
Ken Caminiti, S OBP: 0.300, SLG: 0.394 (1, 5)		2-2 FC3-6		3-1 1B S 1B		1-3 K		3-2 P3	4	0	1	0	0	1	4											
Luis Gonzalez, L OBP: 0.359, SLG: 0.464 (1, 7)		0-2 K		0-3 K		0-0 F7		1-1 P7	4	0	0	0	0	2	3											
Eddie Taubensee, L OBP: 0.319, SLG: 0.411 Scott Servais, R OBP: 0.319, SLG: 0.432 (8, PH) (9, 2)		2-3 K		1-0 SF7		1-2 G5-3		3-3 K	2	0	0	1	0	1	1											
Andujar Cedeno, R OBP: 0.346, SLG: 0.396 (1, 6)			1-2 SH1 1B		4-1 1B 1-2 IBB		3-2 F9	1-1 G3	3	1	1	0	1	0	0											
Pete Harnisch, S OBP: 0.140, SLG: 0.125 Cassey Candaris, S OBP: 0.333, SLG: 0.338 Todd Jones, R ERA: 1.48 Al Osuna, R Xavier Hernandez, L Kevin Bass, S OBP: 0.315, SLG: 0.413 (8, PH) (8, 1) (8, 1) (8, PH)	(1, 1)		1.0	4	4	4	8	1	2	0	0	0	0	0	0	2										
	(7, PH)																									
	(8, 1)																									
	(8, 1)																									
	(8, PH)																									
	(8, PH)																									
	(8, PH)																									
	(8, PH)																									
Inning Stats	R: 0 E: 0 K: 2 S: 7	H: 0 LOB: 0 BB: 0 P: 9	R: 0 E: 0 K: 2 S: 13	H: 1 LOB: 1 BB: 0 P: 20	R: 1 E: 0 K: 1 S: 14	H: 2 LOB: 1 BB: 0 P: 20	R: 1 E: 0 K: 1 S: 9	H: 1 LOB: 2 BB: 2 P: 21	R: 1 E: 0 K: 1 S: 13	H: 1 LOB: 0 BB: 0 P: 21	R: 0 E: 0 K: 1 S: 7	H: 0 LOB: 0 BB: 0 P: 9	R: 1 E: 0 K: 0 S: 15	H: 3 LOB: 3 BB: 1 P: 30	R: 0 E: 0 K: 1 S: 8	H: 0 LOB: 0 BB: 0 P: 13	R: 0 E: 0 K: 1 S: 11	H: 1 LOB: 2 BB: 1 P: 21	1B: 7 2B: 1 3B: 1 HR: 0	SF: 1 SAC: 1 DP: 0 HBP: 0	WP: 0 PB: 0 SB: 1 CS: 0	PA: 40				
PITCHER	IP	WLS	BF	H	R	ER	SO	BB	IBB	HBP	BLK	WP	HR	S	P	ERA	WHIP									
Curt Schilling, R ERA: 4.12 David West, L ERA: 2.83 Mitch Williams, L ERA: 2.57	(1, 1)		6.1	30	6	4	4	8	1	2	0	0	0	0	74	121	5.68	1.421								
	(7, 1)	1.2	W	5	0	0	0	1	0	0	0	0	0	12	22	0.00	0.000									
	(9, 1)	1.0	S	5	1	0	0	1	1	0	0	0	0	11	21	0.00	2.000									



Batter	1	2	3	4	5	6	7	8	9	10	AB	R	H	RBI	BB	SO	LOB	TOP									
Lenny Dykstra, L OBP: 0.424, SLG: 0.477 (1, 8)	P2		F7		K			F7	F7		5	0	0	0	0	1	7										
Mariano Duncan, R OBP: 0.299, SLG: 0.404 Mickey Morandini, L OBP: 0.290, SLG: 0.331 (8, PH)	K		2B		G1-3			F7		G6-3	3	0	1	1	0	1	0										
John Kruk, L OBP: 0.456, SLG: 0.499 (1, 3)	BB		G3		G3-1			K		G4-3	4	0	0	0	1	1	3										
Dave Hollins, S OBP: 0.377, SLG: 0.460 (1, 5)	K				G3				G1-3	G3	5	0	0	0	0	2	1										
Darren Daulton, L OBP: 0.401, SLG: 0.507 (1, 2)		G3			K			L3		1B	3	0	0	0	1	1	0										
Jim Eisenreich, L OBP: 0.361, SLG: 0.465 (1, 9)		F8			F9			F8		1B	4	1	1	0	0	0	0										
Milt Thompson, L OBP: 0.348, SLG: 0.369 (1, 7)		G6-3						K		1B	4	0	1	0	0	1	0										
Kevin Stocker, S OBP: 0.459, SLG: 0.542 (1, 6)					SH3-4			1B		1B	3	1	3	0	0	0	0										
Terry Mulholland, R OBP: 0.288, SLG: 0.073 Ricky Jordan, L OBP: 0.338, SLG: 0.430 Bobby Thigpen, R OBP: 0.317, SLG: 0.342 Pete Incaviglia, R OBP: 0.300, SLG: 1.000 Larry Andersen, R OBP: 0.200, SLG: 0.000 David West, L OBP: 0.000, SLG: 0.000 (1, 11)					SH3-4			K		1B	1	0	0	0	0	0	1										
Inning Stats	R: 0 E: 0 K: 2 S: 10	H: 0 LOB: 1 BB: 1 P: 18	R: 0 E: 0 K: 0 S: 9	H: 0 LOB: 0 BB: 0 P: 13	R: 1 E: 0 K: 0 S: 9	H: 2 LOB: 1 BB: 0 P: 14	R: 0 E: 0 K: 2 S: 11	H: 0 LOB: 0 BB: 0 P: 15	R: 0 E: 0 K: 2 S: 11	H: 1 LOB: 1 BB: 0 P: 17	R: 0 E: 0 K: 0 S: 3	H: 0 LOB: 0 BB: 0 P: 4	R: 0 E: 0 K: 1 S: 6	H: 0 LOB: 0 BB: 0 P: 9	R: 0 E: 0 K: 1 S: 13	H: 2 LOB: 2 BB: 0 P: 20	R: 1 E: 0 K: 0 S: 12	H: 3 LOB: 3 BB: 1 P: 25	R: 0 E: 0 K: 0 S: 4	H: 0 LOB: 0 BB: 0 P: 9	1B: 7 2B: 1 3B: 0 HR: 0	SF: 0 SAC: 1 DP: 0 HBP: 1	WP: 1 PA: 40				
PITCHER	IP	WLS	BF	H	R	ER	SO	BB	IBB	HBP	BLK	WP	HR	S	P	ERA	WHIP										
Doug Drabek, R ERA: 3.56 (1, 1)	8.2		34	7	2	2	8	2	0	0	0	1	0	81	127	2.08	1.038										
Doug Jones, R ERA: 4.4 (9, 1)	1.1	W	6	1	0	0	0	0	0	1	0	0	0	7	17	0.00	0.750										

Philadelphia Phillies @ Houston Astros
Astrodome, Houston, TX
Sat Aug 21 1993, 8:05 PM EDT
Att: 27,507 - Dome

AB 36
R 2
H 8
RBI 2
BB 2
SO 8
LOB 14



Batter	1	2	3	4	5	6	7	8	9	10	AB	R	H	RBI	BB	SO	LOB	BOTTOM									
Craig Biggio, R OBP: 0.363, SLG: 0.450 (1, 4)	F9	G1-3			F9				L8		4	0	0	0	1	0	2										
Steve Finley, L OBP: 0.303, SLG: 0.358 (1, 8)	G3		G4-3			FC5-2		5		1B	5	1	3	1	0	0	0										
5 Jeff Bagwell, R OBP: 0.368, SLG: 0.524 (1, 3)	E6		F8			FC5-2		G6-4-3		1B	5	0	1	0	0	1	4										
Ken Caminiti, S OBP: 0.298, SLG: 0.391 (1, 5)	K		P6			G1		K		1B	4	0	0	0	1	2	3										
Eric Anthony, L OBP: 0.416 Doug Jones, R OBP: 0.317, SLG: 0.315 (1, 9)		G4-3			K			G4-3		P5	4	0	0	0	0	1	2										
Chris Donnels, L OBP: 0.333, SLG: 0.338 (10, PH)						FC5-2					1	0	0	0	0	0	2										
Chris James, R OBP: 0.328, SLG: 0.513 Luis Gonzalez, L OBP: 0.362, SLG: 0.467 (8, PH)		G6-3			K			F8			3	0	0	0	0	1	2										
Scott Servais, R OBP: 0.323, SLG: 0.452 Casey Candaele, S OBP: 0.333, SLG: 0.338 Eddie Taubensee, L OBP: 0.313, SLG: 0.409 (7, PR)											2	0	2	1	0	0	0										
Andujar Cedeno, R OBP: 0.345, SLG: 0.394 (1, 6)											3	1	2	1	0	0	0										
Doug Drabek, R OBP: 0.136, SLG: 0.193 Kevin Bass, S OBP: 0.313, SLG: 0.410 (1, 1)											0	1	0	0	0	0	0										
Inning Stats	R: 0 E: 1 K: 1 S: 10	H: 0 LOB: 1 BB: 0 P: 13	R: 1 E: 0 K: 0 S: 12	H: 2 LOB: 2 BB: 1 P: 21	R: 0 E: 0 K: 0 S: 6	H: 0 LOB: 0 BB: 0 P: 7	R: 0 E: 0 K: 2 S: 7	H: 0 LOB: 0 BB: 0 P: 8	R: 0 E: 0 K: 0 S: 6	H: 1 LOB: 1 BB: 0 P: 7	R: 0 E: 0 K: 0 S: 9	H: 2 LOB: 2 BB: 0 P: 15	R: 1 E: 0 K: 0 S: 10	H: 3 LOB: 2 BB: 1 P: 18	R: 0 E: 0 K: 1 S: 10	H: 1 LOB: 1 BB: 0 P: 17	R: 0 E: 0 K: 2 S: 9	H: 0 LOB: 0 BB: 0 P: 12	R: 1 E: 0 K: 1 S: 8	H: 2 LOB: 2 BB: 1 P: 17	1B: 8 2B: 2 3B: 0 HR: 1	SF: 0 SAC: 0 DP: 1 HBP: 0	WP: 0 PA: 42				
PITCHER	IP	WLS	BF	H	R	ER	SO	BB	IBB	HBP	BLK	WP	HR	S	P	ERA	WHIP										
Terry Mulholland, L ERA: 3.26 (1, 1)	7.0		30	7	2	2	3	2	0	0	0	0	0	60	89	2.57	1.286										
Bobby Thigpen, R ERA: 2.22 (8, 1)	1.0		4	1	0	0	1	0	0	0	0	0	0	10	17	0.00	1.000										
Larry Andersen, R ERA: 2.94 (9, 1)	1.1	L	6	1	1	1	3	0	1	0	0	0	0	14	23	6.75	0.750										
David West, L ERA: 2.82 (10, 1)	0.1		2	1	0	0	0	0	0	0	0	0	0	3	6	0.00	3.000										

Philadelphia Phillies @ Houston Astros
Astrodome, Houston, TX
Sat Aug 21 1993, 8:05 PM EDT
Att: 27,507 - Dome

AB 39
R 3
H 10
RBI 3
BB 3
SO 7
LOB 17



Batter	1	2	3	4	5	6	7	8	9	AB	R	H	RBI	BB	SO	LOB	TOP					
Lenny Dykstra, L (1, 8) OBP: 0.423, SLG: 0.475 Kim Batiste, R (8, 5) OBP: 0.303, SLG: 0.442 John Kruk, L (9, PH) OBP: 0.455, SLG: 0.498	F8		K					G4-3	F7	4	0	1	1	0	1	0	Philadelphia Phillies @ Houston Astros Astrodome, Houston, TX Sun Aug 22 1993, 4:33 AM EDT Att: 28,940 - Dome					
Mickey Morandini, L (1, 4) OBP: 0.260, SLG: 0.332	S		K			L4		2B	BB	3	1	1	0	1	1							
Ricky Jordan, R (1, 3) OBP: 0.317, SLG: 0.415	K		G5-3					P3		4	0	0	0	0	1	2						
Dave Hollins, S (1, 5) OBP: 0.376, SLG: 0.460 Roger Mason, R (8, 1) OBP: 0.200, SLG: 0.200	L8			K				G5-3	2B	4	0	1	1	0	1	1						
Milt Thompson, L (1, 7) OBP: 0.344, SLG: 0.365 Mike Williams, R (6, 1) Jim Eisenreich, L (8, PH) OBP: 0.360, SLG: 0.463	F8		K					P6		3	0	0	0	0	1	0						
Wes Chamberlain, R (1, 9) OBP: 0.325, SLG: 0.529	G5-3		G5-3					F7	HR	4	1	1	1	0	0	0						
Todd Pratt, R (1, 2) OBP: 0.329, SLG: 0.569	1B					1B		F9		3	1	2	0	1	0	0						
Kevin Stocker, S (1, 6) OBP: 0.453, SLG: 0.533	1B		K					P6	G5-3	4	0	1	0	0	1	2						
Ben Rivera, R (1, 1) OBP: 0.143, SLG: 0.100 Pete Incaviglia, R (6, 7) OBP: 0.312, SLG: 0.541	K		K					L5	1B	2	0	0	0	0	2	3						
										2	0	1	0	0	0	1						
Inning Stats	R: 0 E: 0 K: 1 S: 14	H: 1 LOB: 1 BB: 0 P: 20	R: 0 E: 0 K: 1 S: 11	H: 1 LOB: 2 BB: 1 P: 21	R: 0 E: 0 K: 2 S: 8	H: 0 LOB: 0 BB: 0 P: 13	R: 0 E: 0 K: 2 S: 8	H: 0 LOB: 0 BB: 0 P: 14	R: 1 E: 0 K: 2 S: 14	H: 2 LOB: 1 BB: 0 P: 21	R: 0 E: 0 K: 0 S: 5	H: 0 LOB: 0 BB: 0 P: 11	R: 0 E: 0 K: 0 S: 7	H: 1 LOB: 1 BB: 0 P: 14	R: 1 E: 0 K: 0 S: 8	H: 1 LOB: 1 BB: 1 P: 14	R: 1 E: 0 K: 0 S: 9	H: 2 LOB: 1 BB: 0 P: 15	1B: 5 2B: 2 3B: 0 HR: 1	SF: 0 SAC: 0 DP: 0 HBP: 0	WP: 0 PB: 0 SB: 2 CS: 0	PA: 37
PITCHER	IP WLS BF H R ER SO BB IBB HBP BLK WP HR S P ERA WHIP																					
Darryl Kile, R (1, 1) ERA: 3.25 Tom Edens, R (8, 1) ERA: 2.68	7.2 W 31 6 2 2 8 2 0 0 0 0 0 0 1 12 20 2.35 1.043																					
	1.1 6 2 1 1 0 0 0 0 0 0 0 0 1 12 20 6.75 1.500																					

Batter	1	2	3	4	5	6	7	8	9	AB	R	H	RBI	BB	SO	LOB	BOTTOM			
Craig Biggio, R (1, 4) OBP: 0.362, SLG: 0.455	P4		HR			G6-3		F8		4	1	1	1	0	0	2	Philadelphia Phillies @ Houston Astros Astrodome, Houston, TX Sun Aug 22 1993, 4:33 AM EDT Att: 28,940 - Dome			
Steve Finley, L (1, 8) OBP: 0.300, SLG: 0.355	G1-3		K			F7		F8		4	0	0	0	0	1	0				
5 Jeff Bagwell, R (1, 3) OBP: 0.391, SLG: 0.532	HR		K					3B	1B	4	2	3	1	0	1	0				
Eric Anthony, L (1, 9) OBP: 0.337, SLG: 0.430	HR				G1			G6-4-3	3B	3	2	2	2	1	0	0				
Luis Gonzalez, L (1, 7) OBP: 0.361, SLG: 0.464	K				G4-3			G6-4-3	BB	3	0	0	0	1	1	2				
Eddie Taubensee, L (1, 2) OBP: 0.312, SLG: 0.406	G4-3				2B	1B		F8		4	1	1	0	0	0	1				
Chris Donnels, L (1, 5) OBP: 0.324, SLG: 0.344	G3				1B	2B		F9		4	1	2	1	0	0	0				
Andujar Cedeno, R (1, 6) OBP: 0.345, SLG: 0.394 Jose Uribe, S (6, PR) OBP: 0.333, SLG: 0.200	F9				G2-3			P4		3	0	1	1	0	0	1				
Darryl Kile, R (1, 1) OBP: 0.122, SLG: 0.200 Tom Edens, R (8, 1) ERA: 3.67			K			K		1B		0	0	0	0	0	0	0				
										3	0	1	0	0	2	0				
Inning Stats	R: 2 E: 0 K: 1 S: 10	H: 2 LOB: 0 BB: 0 P: 16	R: 0 E: 0 K: 0 S: 5	H: 0 LOB: 0 BB: 0 P: 9	R: 1 E: 0 K: 3 S: 11	H: 1 LOB: 0 BB: 0 P: 17	R: 1 E: 0 K: 0 S: 11	H: 2 LOB: 1 BB: 0 P: 20	R: 0 E: 0 K: 1 S: 5	H: 0 LOB: 0 BB: 0 P: 7	R: 3 E: 0 K: 0 S: 17	H: 5 LOB: 2 BB: 1 P: 35	R: 0 E: 0 K: 0 S: 9	H: 1 LOB: 1 BB: 1 P: 15	R: 0 E: 0 K: 0 S: 5	H: 0 LOB: 0 BB: 0 P: 6	1B: 5 2B: 2 3B: 1 HR: 3	SF: 0 SAC: 0 DP: 2 HBP: 0	WP: 0 PB: 0 SB: 0 CS: 0	PA: 35
PITCHER	IP WLS BF H R ER SO BB IBB HBP BLK WP HR S P ERA WHIP																			
Ben Rivera, R (1, 1) ERA: 5.43 Mike Williams, R (6, 1) ERA: 6.29 Roger Mason, R (8, 1) ERA: 3.67	5.2 L 27 10 7 7 5 1 0 0 0 0 0 0 0 12 21 0.00 1.500																			
	1.0 3 0 0 0 0 0 0 0 0 0 0 0 0 5 6 0.00 0.000																			

Batter	1	2	3	4	5	6	7	8	9	AB	R	H	RBI	BB	SO	LOB	TOP								
Craig Biggio, R OBP: 0.365, SLG: 0.462 (1, 4)										4	2	2	3	1	0	2									
Steve Finley, L OBP: 0.295, SLG: 0.355 (1, 8)										5	0	1	0	0	0	3									
Jeff Bagwell, R OBP: 0.391, SLG: 0.532 (1, 3)										4	0	2	1	0	1	0									
Eric Anthony, L OBP: 0.333, SLG: 0.425 (1, 9)										5	0	0	0	0	1	3									
Luis Gonzalez, L OBP: 0.362, SLG: 0.464 (1, 7)										4	0	2	0	0	1	1									
Ken Caminiti, S OBP: 0.296, SLG: 0.387 (1, 5)										4	0	0	0	0	0	3									
Scott Servais, R OBP: 0.322, SLG: 0.446 (1, 2)										3	0	0	0	1	1	0									
Andujar Cedeno, R OBP: 0.349, SLG: 0.396 (1, 6)										3	1	2	0	1	0	0									
Greg Swindell, L OBP: 0.200, SLG: 0.222 (1, 1)										2	0	0	0	0	1	2									
Xavier Hernandez, L OBP: 0.317, SLG: 0.410 (8, PH)										0	0	0	0	0	0	0									
Kevin Bass, S OBP: 0.317, SLG: 0.410 (9, PH)										0	1	0	0	1	0	0									
Doug Jones, R (9, 1)										0	0	0	0	0	0	0									
Inning Stats	R: 1 E: 0 K: 0 S: 5	H: 2 LOB: 1 BB: 0 P: 5	R: 0 E: 0 K: 0 S: 4	H: 1 LOB: 3 BB: 2 P: 12	R: 0 E: 0 K: 1 S: 6	H: 2 LOB: 1 BB: 0 P: 6	R: 0 E: 0 K: 0 S: 3	H: 0 LOB: 1 BB: 0 P: 7	R: 0 E: 0 K: 0 S: 5	H: 2 LOB: 2 BB: 0 P: 5	R: 0 E: 1 K: 2 S: 8	H: 0 LOB: 1 BB: 0 P: 8	R: 0 E: 0 K: 0 S: 3	H: 0 LOB: 0 BB: 0 P: 3	R: 0 E: 0 K: 1 S: 5	H: 0 LOB: 0 BB: 1 P: 5	R: 3 E: 0 K: 1 S: 7	H: 2 LOB: 0 BB: 1 P: 11	1B: 7 2B: 1 3B: 0 HR: 1	SF: 1 SAC: 1 DP: 0 HBP: 0	WP: 0 PB: 0 SB: 0 CS: 0	PA: 40			
PITCHER	IP	WLS	BF	H	R	ER	SO	BB	IBB	HBP	BLK	WP	HR	S	P	ERA	WHIP								
Jack Armstrong, R ERA: 4.51 (1, 1)	7.0	L	31	7	1	1	3	3	0	0	0	0	0	34	46	1.29	1.429								
Matt Turner, R ERA: 3.06 (8, 1)	1.0		6	2	3	3	1	1	0	0	0	0	1	7	11	27.00	3.000								
Joe Klink, L ERA: 4.66 (9, 1)	1.0		3	0	0	0	1	0	0	0	0	0	0	5	5	0.00	0.000								

Houston Astros @ Florida Marlins
Joe Robbie Stadium, Miami, FL
Tue Aug 24 1993, 7:05 PM EDT
Att: 31,423 - Unknown - 87 F

AB	34
R	4
H	9
RBI	4
BB	4
SO	5
LOB	14



Batter	1	2	3	4	5	6	7	8	9	AB	R	H	RBI	BB	SO	LOB	BOTTOM								
Chuck Carr, S OBP: 0.316, SLG: 0.329 (1, 8)										4	0	1	0	0	0	1									
Bret Barberie, S OBP: 0.390, SLG: 0.443 (1, 4)										4	0	0	0	0	1	3									
Jeff Conine, R OBP: 0.368, SLG: 0.425 (1, 7)										4	0	0	0	0	3	1									
Gary Sheffield, R OBP: 0.350, SLG: 0.475 (1, 5)										4	0	1	0	0	1	0									
Orestes Destrade, S OBP: 0.321, SLG: 0.413 (1, 3)										4	0	1	0	0	2	1									
Henry Cotto, R OBP: 0.269, SLG: 0.358 (1, 9)										4	0	2	0	0	0	1									
Benito Santiago, R OBP: 0.295, SLG: 0.376 (1, 2)										3	0	1	0	1	0	1									
Walt Weiss, S OBP: 0.363, SLG: 0.321 (1, 6)										2	0	0	0	1	1	1									
Jack Armstrong, R OBP: 0.175, SLG: 0.193 (1, 1)										2	0	0	0	0	2	1									
Alex Arias, R OBP: 0.330, SLG: 0.308 (7, PH)										1	0	0	0	0	0	3									
Matt Turner, R (8, 1)										0	0	0	0	0	0	0									
Joe Klink, L (9, 1)										0	0	0	0	0	0	0									
Inning Stats	R: 0 E: 0 K: 1 S: 5	H: 0 LOB: 0 BB: 0 P: 5	R: 0 E: 0 K: 0 S: 3	H: 0 LOB: 0 BB: 0 P: 3	R: 0 E: 1 K: 2 S: 8	H: 0 LOB: 2 BB: 1 P: 12	R: 0 E: 0 K: 2 S: 8	H: 1 LOB: 1 BB: 0 P: 8	R: 0 E: 0 K: 1 S: 5	H: 0 LOB: 0 BB: 0 P: 5	R: 0 E: 0 K: 2 S: 7	H: 0 LOB: 0 BB: 0 P: 7	R: 0 E: 0 K: 2 S: 9	H: 2 LOB: 3 BB: 1 P: 13	R: 0 E: 0 K: 0 S: 3	H: 1 LOB: 0 BB: 0 P: 3	R: 0 E: 0 K: 0 S: 4	H: 2 LOB: 1 BB: 0 P: 4	1B: 5 2B: 1 3B: 0 HR: 0	SF: 0 SAC: 0 DP: 1 HBP: 0	WP: 0 PB: 0 SB: 0 CS: 0	PA: 34			
PITCHER	IP	WLS	BF	H	R	ER	SO	BB	IBB	HBP	BLK	WP	HR	S	P	ERA	WHIP								
Greg Swindell, L ERA: 4.4 (1, 1)	7.0	W	27	3	0	0	10	2	0	0	0	0	0	45	53	0.00	0.714								
Xavier Hernandez, R ERA: 2.87 (8, 1)	1.0		3	1	0	0	0	0	0	0	0	0	0	3	3	0.00	1.000								
Doug Jones, R ERA: 4.33 (9, 1)	1.0		4	2	0	0	0	0	0	0	0	0	0	4	4	0.00	2.000								

Houston Astros @ Florida Marlins
Joe Robbie Stadium, Miami, FL
Tue Aug 24 1993, 7:05 PM EDT
Att: 31,423 - Unknown - 87 F

AB	32
R	0
H	6
RBI	0
BB	2
SO	10
LOB	13



Batter	1	2	3	4	5	6	7	8	9	AB	R	H	RBI	BB	SO	LOB	TOP										
Craig Biggio, R (1,4) OBP: 0.370, SLG: 0.467	0-2 G4-6-3 1B		0-1 G6-3			0-1 G4-6-3 1B		2-2 1-H 2B		4	0	3	1	0	0	0											
Steve Finley, L (1,8) OBP: 0.303, SLG: 0.364	0-0 G4-6-3 1-2f			1-1 G5-4-3 1B		0-1 G4-6-3 1-2f		0-0 G4-3		4	0	1	0	0	0	3											
5 Jeff Bagwell, R (1,3) OBP: 0.387, SLG: 0.524	1-0 HBP			0-1 G5-4-3 1-2f			0-1 G3-6-3 1B		1-3 K	3	0	1	0	0	1	1											
Eric Anthony, L (1,9) OBP: 0.331, SLG: 0.419	0-3 K			0-0 1B			2-2 G3-6-3 1-2f		0-3 K	4	0	1	0	0	2	2											
Ken Caminiti, S (1,5) OBP: 0.304, SLG: 0.390		2-0 F7		2-1 G4-3			1-2 1B		2-1 WP 1B	4	0	2	0	0	0	1											
Luis Gonzalez, L (1,7) OBP: 0.357, SLG: 0.453	0-0 F7				3-2 G6-3		0-1 G5-3		3-3 K	4	0	0	0	0	1	2											
Eddie Taubensee, L (1,2) OBP: 0.309, SLG: 0.410	1-3 K				3-1 G4-3			1-2 G6-3		3	0	0	0	0	1	0											
Andujar Cedeno, R (1,6) OBP: 0.348, SLG: 0.394			3-2 K		0-0 F8			0-0 F8		3	0	0	0	0	1	0											
Doug Drabek, R (1,1) OBP: 0.131, SLG: 0.186			0-0 F8					4-2 2B BB		2	0	0	0	0	1	0											
Kevin Bass, S (8,PH) OBP: 0.336, SLG: 0.404										0	0	0	0	0	0	0											
Todd Jones, L (8,1)										0	0	0	0	0	0	0											
Al Osuna, R (8,1)										0	0	0	0	0	0	0											
Xavier Hernandez, L (8,1)										0	0	0	0	0	0	0											
Inning Stats	R: 0 E: 0 K: 1 S: 7	H: 1 LOB: 1 BB: 0 P: 8	R: 0 E: 0 K: 1 S: 5	H: 0 LOB: 0 BB: 0 P: 8	R: 0 E: 0 K: 1 S: 6	H: 0 LOB: 0 BB: 0 P: 9	R: 0 E: 0 K: 0 S: 7	H: 2 LOB: 1 BB: 0 P: 10	R: 0 E: 0 K: 0 S: 6	H: 0 LOB: 0 BB: 0 P: 12	R: 0 E: 0 K: 1 S: 7	H: 1 LOB: 0 BB: 0 P: 7	R: 0 E: 0 K: 0 S: 10	H: 2 LOB: 1 BB: 0 P: 13	R: 1 E: 0 K: 0 S: 12	H: 1 LOB: 1 BB: 1 P: 19	R: 0 E: 0 K: 3 S: 14	H: 1 LOB: 1 BB: 0 P: 20	1B: 7 2B: 1 3B: 0 HR: 0	SF: 0 SAC: 0 DP: 4 HBP: 1	WP: 1 PB: 0 SB: 0 CS: 0	PA: 33					
PITCHER	IP	WLS	BF	H	R	ER	SO	BB	IBB	HBP	BLK	WP	HR	S	P	ERA	WHIP										
Dennis Martinez, R (1,1) ERA: 4.09	8.0	W	29	7	1	1	4	1	0	1	0	0	0	60	86	1.12	1.000										
John Wetteland, R (9,1) ERA: 1.45	1.0	S	4	1	0	0	3	0	0	0	0	1	0	14	20	0.00	1.000										

Houston Astros @ Montreal Expos
Olympic Stadium, Montreal, QB
Fri Aug 27 1993, 7:05 PM EDT
Att: 16,429 - Dome

AB 31
R 1
H 8
RBI 1
BB 1
SO 7
LOB 9



Batter	1	2	3	4	5	6	7	8	9	AB	R	H	RBI	BB	SO	LOB	BOTTOM										
Marquis Grissom, R (1,8) OBP: 0.347, SLG: 0.421	3-2 F8 2B 1B		0-0 F9			0-1 G5-3		1-3 K		4	1	1	0	0	1	1											
Oreste Marrero, L (1,3) OBP: 0.257, SLG: 0.194	1-1 F8 1-3		1-0 F7			2-3 K		0-1 G4-3 1-2		4	0	0	0	0	1	2											
Moises Alou, R (1,9) OBP: 0.331, SLG: 0.464	1-3 K		0-0 F8			0-3 K				3	0	0	0	0	2	1											
John Vander Wal, L (1,7) OBP: 0.335, SLG: 0.391	1-1 HR 2B			0-1 G4-6-3 1B			4-2 BB			2	1	2	1	1	0	0											
Darrin Fletcher, L (1,2) OBP: 0.339, SLG: 0.378	2-2 HR			1-2 G4-6-3 1-2f			0-0 P6			3	1	1	2	0	0	2											
Mike Lansing, R (1,5) OBP: 0.348, SLG: 0.363	2-1 G6-3			0-0 G6-3			2-1 L5			3	0	0	0	0	0	1											
Randy Ready, R (1,4) OBP: 0.338, SLG: 0.367		1-1 G5-3			0-0 L7			2-2 G6-3		3	0	0	0	0	0	1											
Wil Cordero, R (1,6) OBP: 0.304, SLG: 0.368		0-3 K			1-1 G5-3			1-3 K		3	0	0	0	0	2	0											
Dennis Martinez, R (1,1) ERA: 3.97		3-2 L9			1-0 L9			4-0 BB		2	0	0	0	1	0	0											
Lou Frazier, S (8,PR)										0	0	0	0	0	0	0											
John Wetteland, R (9,1) ERA: 1.35										0	0	0	0	0	0	0											
Al Osuna, L (8,1) ERA: 3.38										0	0	0	0	0	0	0											
Xavier Hernandez, R (8,1) ERA: 2.79										0	0	0	0	0	0	0											
Inning Stats	R: 3 E: 0 K: 1 S: 18	H: 3 LOB: 0 BB: 0 P: 28	R: 0 E: 0 K: 1 S: 8	H: 0 LOB: 0 BB: 0 P: 12	R: 0 E: 0 K: 0 S: 3	H: 0 LOB: 0 BB: 0 P: 4	R: 0 E: 0 K: 0 S: 6	H: 1 LOB: 0 BB: 0 P: 7	R: 0 E: 0 K: 2 S: 8	H: 0 LOB: 0 BB: 0 P: 10	R: 0 E: 0 K: 0 S: 8	H: 0 LOB: 1 BB: 1 P: 16	R: 0 E: 1 K: 2 S: 8	H: 0 LOB: 1 BB: 1 P: 14	R: 0 E: 1 K: 2 S: 8	H: 0 LOB: 1 BB: 1 P: 14	1B: 2 2B: 1 3B: 0 HR: 1	SF: 0 SAC: 0 DP: 1 HBP: 0	WP: 0 PB: 0 SB: 1 CS: 0	PA: 29							
PITCHER	IP	WLS	BF	H	R	ER	SO	BB	IBB	HBP	BLK	WP	HR	S	P	ERA	WHIP										
Doug Drabek, R (1,1) ERA: 3.97	7.0	L	25	4	3	3	4	1	0	0	0	0	1	55	83	3.86	0.714										
Todd Jones, R (8,1) ERA: 1.35	0.1		2	0	0	0	1	1	0	0	0	0	0	3	8	0.00	3.000										
Al Osuna, L (8,1) ERA: 3.38	0.1		1	0	0	0	1	0	0	0	0	0	0	3	4	0.00	0.000										
Xavier Hernandez, R (8,1) ERA: 2.79	0.1		1	0	0	0	0	0	0	0	0	0	0	2	2	0.00	0.000										

Houston Astros @ Montreal Expos
Olympic Stadium, Montreal, QB
Fri Aug 27 1993, 7:05 PM EDT
Att: 16,429 - Dome

AB 27
R 3
H 4
RBI 3
BB 2
SO 6
LOB 8



Batter	1	2	3	4	5	6	7	8	9	AB	R	H	RBI	BB	SO	LOB	TOP											
Craig Biggio, R OBP: 0.369, SLG: 0.465 (1, 4)	L1		1B		F9		P4			4	0	1	0	0	0	1	Houston Astros @ Montreal Expos Olympic Stadium, Montreal, QB Sat Aug 28 1993, 7:05 PM EDT Att: 24,203 - Dome											
Casey Candaele, S OBP: 0.330, SLG: 0.333 (7, 6)	5 CS		G5-3		F9		F9			4	0	1	0	0	0	2												
5 Jeff Bagwell, R OBP: 0.388, SLG: 0.525 (1, 3)	1B			2B	F9			G6-3		3	1	1	0	1	0	0												
Ken Caminiti, S OBP: 0.301, SLG: 0.387 (1, 5)	F7			K		K		G3		4	0	0	0	0	2	2												
Chris James, R OBP: 0.333, SLG: 0.509 (1, 7)		L8		2B		1B		K		3	1	1	0	1	1	0												
Kevin Bass, S OBP: 0.324, SLG: 0.406 (1, 9)	G4-3			2B		L7			P6	4	1	1	2	0	0	1												
Scott Servais, R OBP: 0.317, SLG: 0.435 Eddie Taubensee, L OBP: 0.307, SLG: 0.408 (9, PH)	F8			G4-3		G5-3			K	3	0	0	0	0	0	2												
Jose Uribe, S OBP: 0.339, SLG: 0.234 Steve Finley, L OBP: 0.304, SLG: 0.365 (7, PH)			F8						F7	2	0	1	1	0	0	0												
Darryl Kile, R OBP: 0.116, SLG: 0.190 Eric Anthony, L OBP: 0.331, SLG: 0.418 Todd Jones, L (7, 1)										2	0	0	0	0	0	0												
Inning Stats	R: 0 E: 0 K: 0 S: 7	H: 1 LOB: 1 BB: 1 P: 13	R: 0 E: 0 K: 0 S: 7	H: 0 LOB: 0 BB: 0 P: 9	R: 0 E: 0 K: 1 S: 10	H: 1 LOB: 1 BB: 0 P: 13	R: 3 E: 0 K: 2 S: 22	H: 3 LOB: 1 BB: 1 P: 39	R: 0 E: 0 K: 0 S: 6	H: 0 LOB: 0 BB: 0 P: 9	R: 0 E: 0 K: 1 S: 13	H: 1 LOB: 1 BB: 0 P: 17	R: 0 E: 0 K: 0 S: 8	H: 1 LOB: 1 BB: 0 P: 13	R: 0 E: 0 K: 1 S: 7	H: 0 LOB: 0 BB: 0 P: 9		R: 0 E: 0 K: 1 S: 6	H: 0 LOB: 0 BB: 0 P: 8	1B: 4 2B: 3 3B: 0 HR: 0	SF: 0 SAC: 0 DP: 0 HBP: 0	WP: 0 PB: 0 SB: 3 CS: 1	PA: 35					
PITCHER	IP	WLS	BF	H	R	ER	SO	BB	IBB	HBP	BLK	WP	HR	S	P	ERA	WHIP											
Kirk Rueter, L ERA: 2.69 Tim Scott, R ERA: 2.42 Mel Rojas, R ERA: 3.03	(1, 1)	5.0	W	21	5	3	3	3	2	0	0	0	0	0	52	83	5.40	1.400										
	(6, 1)	1.0		4	1	0	0	1	0	0	0	0	0	0	13	17	0.00	1.000										
	(7, 1)	3.0	S	10	1	0	0	2	0	0	0	0	0	21	30	0.00	0.333											

AB 33
R 3
H 7
RBI 3
BB 2
SO 6
LOB 10



Batter	1	2	3	4	5	6	7	8	9	AB	R	H	RBI	BB	SO	LOB	BOTTOM											
Marquis Grissom, R OBP: 0.348, SLG: 0.422 (1, 8)	2B	1B			L7		G3			4	0	2	1	0	0	0	Houston Astros @ Montreal Expos Olympic Stadium, Montreal, QB Sat Aug 28 1993, 7:05 PM EDT Att: 24,203 - Dome											
Oreste Marrero, L OBP: 0.308, SLG: 0.265 (1, 3)	1B	1B			L8		HR	BB		3	2	2	0	1	0	0												
Moises Alou, R OBP: 0.333, SLG: 0.471 (1, 7)	1B	G5-3			K		HR			4	1	2	2	0	1	2												
Larry Walker, L OBP: 0.370, SLG: 0.461 (1, 9)	SF7-4-3				K		P8			3	0	1	1	0	1	0												
Darrin Fletcher, L OBP: 0.341, SLG: 0.389 (1, 2)		HR			G6-4-3		L7		G4-3	4	1	2	1	0	0	1												
Sean Berry, R OBP: 0.336, SLG: 0.424 (1, 5)		WP			G6-4-3		BB		HR	2	2	1	1	2	0	1												
Randy Ready, R OBP: 0.333, SLG: 0.349 (1, 4)		WP			F8		F7		P2	3	1	0	0	1	0	2												
Wil Cordero, R OBP: 0.301, SLG: 0.366 Mel Rojas, R (7, 1)		1B			L9		FC5		G3	3	0	0	0	0	0	4												
Kirk Rueter, L OBP: 0.200, SLG: 0.111 Tim Scott, R Mike Lansing, R OBP: 0.347, SLG: 0.362 (7, 6)					G4-3				L7	2	0	0	0	0	0	0												
Inning Stats	R: 1 E: 0 K: 0 S: 7	H: 3 LOB: 0 BB: 0 P: 9	R: 3 E: 0 K: 0 S: 13	H: 3 LOB: 2 BB: 2 P: 30	R: 0 E: 0 K: 1 S: 8	H: 1 LOB: 0 BB: 0 P: 15	R: 0 E: 0 K: 0 S: 5	H: 0 LOB: 0 BB: 0 P: 7	R: 0 E: 0 K: 1 S: 10	H: 0 LOB: 0 BB: 0 P: 17	R: 0 E: 0 K: 0 S: 8	H: 1 LOB: 2 BB: 1 P: 20	R: 2 E: 0 K: 0 S: 10	H: 1 LOB: 0 BB: 1 P: 17	R: 1 E: 0 K: 0 S: 6	H: 1 LOB: 0 BB: 0 P: 11		1B: 5 2B: 3 3B: 0 HR: 3	SF: 1 SAC: 0 DP: 2 HBP: 0	WP: 1 PB: 0 SB: 0 CS: 0	PA: 35							
PITCHER	IP	WLS	BF	H	R	ER	SO	BB	IBB	HBP	BLK	WP	HR	S	P	ERA	WHIP											
Darryl Kile, R ERA: 3.38 Todd Jones, R ERA: 2.2	(1, 1)	6.0	L	26	8	4	4	2	3	0	0	0	0	0	51	98	6.00	1.833										
	(7, 1)	2.0		9	2	3	3	0	1	0	0	0	2	16	28	13.50	1.500											

AB 30
R 7
H 10
RBI 6
BB 4
SO 2
LOB 12



Batter	1	2	3	4	5	6	7	8	9	AB	R	H	RBI	BB	SO	LOB	TOP										
Craig Biggio, R OBP: 0.368, SLG: 0.461 (1,4)	G5-3		F7				K		FC4-6	4	0	0	1	1	1	3	Houston Astros @ Montreal Expos Olympic Stadium, Montreal, QB Sun Aug 29 1993, 3:33 AM EDT Att: 20,701 - Dome										
Steve Finley, L OBP: 0.397, SLG: 0.366 (1,8)	1B		BB		G4-3			1B	P5	4	0	2	0	1	0	3											
5 Jeff Bagwell, R OBP: 0.385, SLG: 0.521 (1,3)	K		G6-3			F8		F9		4	0	0	0	0	1	3											
Eric Anthony, L OBP: 0.330, SLG: 0.415 (1,9)	BB			P6		K		K		3	0	0	0	1	2	1											
Ken Caminiti, S OBP: 0.299, SLG: 0.383 (1,5)	G3-1			G4-3		G3-1		K		4	0	0	0	0	1	3											
Luis Gonzalez, L OBP: 0.356, SLG: 0.450 (1,7)		G4-3		G3			F9		DI 1B BB	3	1	0	0	1	0	0											
Eddie Taubensee, L OBP: 0.306, SLG: 0.405 (1,2)		K			K		FC3-6 1B	F8		4	0	1	0	0	2	1											
Andujar Cedeno, R OBP: 0.352, SLG: 0.397 (1,6)		F9			E7 1B		FC3-6 1B	1B FC4-6 1B		4	1	3	1	0	0	0											
Greg Swindell, L OBP: 0.213, SLG: 0.234 (1,1)			G6-3				FC3-6			2	0	1	0	0	0	0											
Kevin Bass, S OBP: 0.322, SLG: 0.404 (7, PH)					BB			FC4-6 1B		1	0	0	0	0	0	2											
Tom Edens, R OBP: 0.338, SLG: 0.513 (9, PH)						2H				1	0	1	0	0	0	0											
Casey Candaele, S OBP: 0.330, SLG: 0.333 (9, PR)										0	0	0	0	0	0	0											
Inning Stats	R: 0 E: 0 K: 1 S: 6	H: 1 LOB: 2 BB: 1 P: 10	R: 0 E: 0 K: 1 S: 5	H: 0 LOB: 0 BB: 0 P: 5	R: 0 E: 0 K: 0 S: 3	H: 0 LOB: 1 BB: 1 P: 7	R: 0 E: 0 K: 0 S: 3	H: 0 LOB: 0 BB: 0 P: 3	R: 0 E: 1 K: 1 S: 6	H: 2 LOB: 2 BB: 1 P: 10	R: 0 E: 0 K: 1 S: 5	H: 0 LOB: 0 BB: 0 P: 5	R: 0 E: 0 K: 1 S: 7	H: 2 LOB: 2 BB: 0 P: 7	R: 0 E: 0 K: 2 S: 8	H: 1 LOB: 1 BB: 0 P: 8	R: 2 E: 1 K: 0 S: 5	H: 2 LOB: 2 BB: 1 P: 9	1B: 8 2B: 0 3B: 0 HR: 0	SF: 0 SAC: 0 DP: 0 HBP: 0	WP: 0 PB: 0 SB: 2 CS: 0	PA: 38					
PITCHER	IP	WLS	BF	H	R	ER	SO	BB	IBB	HBP	BLK	WP	HR	S	P	ERA	WHIP										
Ken Hill, R ERA: 2.75 (1,1)	7.0	W	28	5	0	0	5	3	0	0	0	0	0	35	47	0.00	1.143										
John Wetteland, R ERA: 1.66 (8,1)	2.0	S	10	3	2	2	2	1	0	0	0	0	0	13	17	9.00	2.000										

AB	34
R	2
H	8
RBI	2
BB	4
SO	7
LOB	16



Batter	1	2	3	4	5	6	7	8	9	AB	R	H	RBI	BB	SO	LOB	BOTTOM										
Marquis Grissom, R OBP: 0.347, SLG: 0.427 (1,8)	K		F9					G1-3		4	1	1	3	0	1	1	Houston Astros @ Montreal Expos Olympic Stadium, Montreal, QB Sun Aug 29 1993, 3:33 AM EDT Att: 20,701 - Dome										
Mike Lansing, R OBP: 0.346, SLG: 0.361 (1,6)	G5-3		G3		E S 1B			L8		4	0	1	0	0	0	1											
Sean Berry, R OBP: 0.331, SLG: 0.417 (1,5)	K			F9	P4			G4-3		4	0	0	0	0	1	1											
Larry Walker, L OBP: 0.370, SLG: 0.460 (1,9)		1B 1B		F7		G3				3	0	1	0	0	0	0											
Moises Alou, R OBP: 0.333, SLG: 0.470 (1,7)		G4-6-3 1B		G5-3		K2-3				3	0	1	0	0	1	0											
Frank Bolick, S OBP: 0.288, SLG: 0.329 (1,3)		G4-6-3			F9 E CS 1B		P6			2	0	1	0	0	0	2											
Oreste Marrero, L OBP: 0.300, SLG: 0.257 (5, PR)		1-2								1	0	0	0	0	0	0											
Randy Ready, R OBP: 0.320, SLG: 0.333 (1,4)		G4-3			E4 CS HR		G3			3	1	0	0	0	0	2											
Tim Spehr, R OBP: 0.242, SLG: 0.310 (1,2)					F9		K			3	0	1	0	0	1	2											
Ken Hill, R OBP: 0.196, SLG: 0.143 (1,1)							G3			1	1	0	0	1	0	1											
John Vander Wal, L OBP: 0.333, SLG: 0.389 (7, PH)			B1-4							1	0	0	0	0	0	0											
John Wetteland, R ERA: 2.4 (8,1)										0	0	0	0	0	0	0											
Inning Stats	R: 0 E: 0 K: 2 S: 7	H: 0 LOB: 0 BB: 0 P: 7	R: 0 E: 0 K: 0 S: 4	H: 2 LOB: 1 BB: 0 P: 4	R: 0 E: 0 K: 0 S: 4	H: 1 LOB: 1 BB: 0 P: 4	R: 0 E: 0 K: 0 S: 3	H: 0 LOB: 0 BB: 0 P: 3	R: 3 E: 1 K: 0 S: 6	H: 3 LOB: 2 BB: 1 P: 10	R: 0 E: 0 K: 1 S: 5	H: 0 LOB: 0 BB: 0 P: 5	R: 0 E: 0 K: 1 S: 5	H: 0 LOB: 0 BB: 0 P: 5	R: 0 E: 0 K: 0 S: 3	H: 0 LOB: 0 BB: 0 P: 3	1B: 4 2B: 1 3B: 0 HR: 1	SF: 0 SAC: 0 DP: 1 HBP: 0	WP: 0 PB: 0 SB: 1 CS: 2	PA: 30							
PITCHER	IP	WLS	BF	H	R	ER	SO	BB	IBB	HBP	BLK	WP	HR	S	P	ERA	WHIP										
Greg Swindell, L ERA: 4.22 (1,1)	6.0	L	24	6	3	0	3	1	0	0	0	0	0	29	33	0.00	1.167										
Tom Edens, R ERA: 2.4 (7,1)	2.0		6	0	0	0	1	0	0	0	0	0	0	8	8	0.00	0.000										

AB	29
R	3
H	6
RBI	3
BB	1
SO	4
LOB	10



Batter	1	2	3	4	5	6	7	8	9	AB	R	H	RBI	BB	SO	LOB	TOP								
Craig Biggio, R OBP: 0.366, SLG: 0.465 (1, 4)	L1	F9			B1			HR	L8	5	1	1	2	0	0	3									
Steve Finley, L OBP: 0.304, SLG: 0.363 (1, 8)	G6-3		G6-3		G4-3			B3		4	0	0	0	0	0	0									
5 Jeff Bagwell, R OBP: 0.384, SLG: 0.519 (1, 3)	K		E5			G6-3		1B	1B	4	0	1	0	0	1	0									
Chris James, R OBP: 0.343, SLG: 0.508 Xavier Hernandez, L (8, 1)			G6-3			G3-6-3		K		3	1	1	0	1	1	2									
Luis Gonzalez, L OBP: 0.359, SLG: 0.455 (1, 7)						G3-6-3				4	1	3	0	0	0	1									
Andujar Cedeno, R OBP: 0.349, SLG: 0.393 (1, 6)										4	0	0	0	0	0	5									
Scott Servais, R OBP: 0.316, SLG: 0.430 (1, 2)										3	0	0	0	1	0	1									
Chris Donnels, L OBP: 0.330, SLG: 0.350 Eric Anthony, L OBP: 0.325, SLG: 0.414 (8, 9)										3	0	1	1	0	1	1									
Mark Portugal, R OBP: 0.238, SLG: 0.260 Casey Candaele, S OBP: 0.337, SLG: 0.341 (8, PH)										1	1	1	0	0	0	0									
Kevin Bass, S OBP: 0.326, SLG: 0.404 (9, PH)										0	0	0	0	1	0	0									
Inning Stats	R: 0 E: 0 K: 1 S: 8	H: 0 LOB: 0 BB: 0 P: 13	R: 2 E: 0 K: 0 S: 12	H: 3 LOB: 2 BB: 1 P: 19	R: 0 E: 1 K: 0 S: 9	H: 0 LOB: 0 BB: 0 P: 14	R: 0 E: 1 K: 1 S: 11	H: 1 LOB: 1 BB: 0 P: 13	R: 0 E: 0 K: 0 S: 5	H: 0 LOB: 0 BB: 0 P: 7	R: 0 E: 0 K: 0 S: 7	H: 0 LOB: 0 BB: 0 P: 13	R: 0 E: 0 K: 0 S: 7	H: 0 LOB: 0 BB: 0 P: 10	R: 2 E: 0 K: 1 S: 13	H: 4 LOB: 2 BB: 0 P: 20	R: 0 E: 0 K: 1 S: 9	H: 0 LOB: 1 BB: 1 P: 15	1B: 6 2B: 1 3B: 0 HR: 1	SF: 1 SAC: 0 DP: 1 HBP: 0	WP: 0 PB: 0 SB: 0 CS: 2	PA: 37			
PITCHER	IP	WLS	BF	H	R	ER	SO	BB	IBB	HBP	BLK	WP	HR	S	P	ERA	WHIP								
Eric Hillman, L ERA: 3.93 (1, 1)	7.2		32	8	4	4	3	1	1	0	0	0	1	69	105	4.70	1.174								
Mike Maddux, R ERA: 3.35 (8, 1)	0.1	W	1	0	0	0	0	0	0	0	0	0	0	3	4	0.00	0.000								
John Franco, L ERA: 3.1 (9, 1)	1.0	S	4	0	0	0	1	1	0	0	0	0	0	9	15	0.00	1.000								

Houston Astros @ New York Mets
Shea Stadium, Flushing, NY
Mon Aug 30 1993, 7:05 PM EDT
Att: 18,061 - Unknown - 77 F

AB 33
R 4
H 8
RBI 4
BB 3
SO 4
LOB 13



Batter	1	2	3	4	5	6	7	8	9	AB	R	H	RBI	BB	SO	LOB	BOTTOM								
Joe Orsulak, L OBP: 0.339, SLG: 0.429 (1, 7)	G3		P5			P8		HR		4	1	1	1	0	0	1									
Todd Hundley, S OBP: 0.285, SLG: 0.338 (1, 2)	K				G3	F9		G5-3		4	2	2	0	0	1	0									
Eddie Murray, S OBP: 0.302, SLG: 0.442 (1, 3)	G3-1				G3	F9		G6-3		4	0	0	0	0	0	2									
Bobby Bonilla, S OBP: 0.353, SLG: 0.510 (1, 5)		G4-3						L4		4	1	2	3	0	0	0									
Jeremy Burnitz, L OBP: 0.316, SLG: 0.448 (1, 9)		G5-3								3	0	0	0	0	2	0									
Jeff Kent, R OBP: 0.330, SLG: 0.452 (1, 4)		G6-3								3	0	1	0	0	0	0									
Jeff McKnight, S OBP: 0.310, SLG: 0.302 (1, 6)			F8							3	0	0	0	0	0	1									
Ryan Thompson, R OBP: 0.286, SLG: 0.414 (1, 8)										3	1	3	1	0	0	0									
Eric Hillman, L OBP: 0.152, SLG: 0.182 Mike Maddux, L (8, 1) John Franco, L (9, 1)										3	0	0	0	0	1	2									
Inning Stats	R: 0 E: 0 K: 1 S: 8	H: 0 LOB: 0 BB: 0 P: 9	R: 0 E: 0 K: 0 S: 5	H: 0 LOB: 0 BB: 0 P: 8	R: 0 E: 0 K: 1 S: 12	H: 1 LOB: 1 BB: 0 P: 19	R: 1 E: 0 K: 1 S: 11	H: 2 LOB: 0 BB: 0 P: 17	R: 0 E: 0 K: 0 S: 5	H: 1 LOB: 1 BB: 0 P: 6	R: 2 E: 0 K: 0 S: 13	H: 2 LOB: 0 BB: 0 P: 17	R: 1 E: 0 K: 0 S: 9	H: 2 LOB: 0 BB: 0 P: 14	R: 1 E: 0 K: 0 S: 10	H: 1 LOB: 0 BB: 0 P: 18	1B: 4 2B: 2 3B: 0 HR: 3	SF: 0 SAC: 0 DP: 1 HBP: 0	WP: 0 PB: 0 SB: 0 CS: 0	PA: 31					
PITCHER	IP	WLS	BF	H	R	ER	SO	BB	IBB	HBP	BLK	WP	HR	S	P	ERA	WHIP								
Mark Portugal, R ERA: 3.08 (1, 1)	7.0		27	8	4	4	4	0	0	0	0	0	1	10	18	9.00	1.143								
Xavier Hernandez, R ERA: 2.87 (8, 1)	1.0	L	4	1	1	1	0	0	0	0	0	0	1	10	18	9.00	1.000								

Houston Astros @ New York Mets
Shea Stadium, Flushing, NY
Mon Aug 30 1993, 7:05 PM EDT
Att: 18,061 - Unknown - 77 F

AB 31
R 5
H 9
RBI 5
BB 0
SO 4
LOB 6



Batter	1	2	3	4	5	6	7	8	9	AB	R	H	RBI	BB	SO	LOB	TOP								
Craig Biggio, R OBP: 0.369, SLG: 0.476 Todd Jones, L (8, 1) Doug Jones, R (9, 1)	G3-1		G4-3 5 1B 2B				E5	1B 2B		5	3	2	0	0	0	0									
Steve Finley, L OBP: 0.395, SLG: 0.363	G5-4-3 1B		G4-3		F7		K	5 2B 1B		5	1	2	3	0	1	2									
5 Jeff Bagwell, R OBP: 0.388, SLG: 0.524	G5-4-3		G4-3 S 2B 1B		S 1B		2B 1B	1-H 2B		5	2	4	2	0	0	1									
Eric Anthony, L OBP: 0.328, SLG: 0.414		G4-3	K		K		K	P5		5	0	1	1	0	2	3									
Luis Gonzalez, L OBP: 0.360, SLG: 0.456		K	2B		BB		K			4	0	1	1	1	3	1									
Chris Donnels, L OBP: 0.325, SLG: 0.343	FC6-4 1B		L8		L7		G4-3	F7		5	0	1	0	0	0	3									
Andujar Cedeno, R Jose Uribe, S OBP: 0.351, SLG: 0.250	FC6-4 1B		G4-6-3 1B		G6-3		2B 1B	WP 1B		4	1	2	0	0	0	1									
Eddie Taubensee, L OBP: 0.304, SLG: 0.414			HR		G4-6-3		K	P2		5	1	1	1	0	1	3									
Pete Harnisch, S Kevin Bass, S Casey Candaele, S OBP: 0.337, SLG: 0.341			G4-3 1B		F8		F7	2B 1B		3	1	1	0	0	0	0									
Inning Stats	R: 0 E: 0 K: 0 S: 8	H: 1 LOB: 0 BB: 0 P: 11	R: 0 E: 0 K: 1 S: 12	H: 1 LOB: 1 BB: 0 P: 18	R: 4 E: 0 K: 1 S: 15	H: 5 LOB: 1 BB: 0 P: 23	R: 0 E: 0 K: 0 S: 6	H: 1 LOB: 0 BB: 0 P: 9	R: 1 E: 0 K: 1 S: 16	H: 2 LOB: 2 BB: 1 P: 31	R: 0 E: 0 K: 1 S: 8	H: 0 LOB: 0 BB: 0 P: 12	R: 1 E: 1 K: 2 S: 12	H: 2 LOB: 1 BB: 0 P: 14	R: 4 E: 0 K: 0 S: 15	H: 5 LOB: 1 BB: 0 P: 22	R: 0 E: 0 K: 1 S: 13	H: 1 LOB: 1 BB: 0 P: 19	1B: 11 2B: 5 3B: 0 HR: 2	SF: 0 SAC: 0 DP: 2 HBP: 0	WP: 1 PB: 0 SB: 2 CS: 1	PA: 44			
PITCHER	IP WLS BF H R ER SO BB IBB HBP BLK WP HR S P ERA WHIP	IP WLS BF H R ER SO BB IBB HBP BLK WP HR S P ERA WHIP	IP WLS BF H R ER SO BB IBB HBP BLK WP HR S P ERA WHIP	IP WLS BF H R ER SO BB IBB HBP BLK WP HR S P ERA WHIP	IP WLS BF H R ER SO BB IBB HBP BLK WP HR S P ERA WHIP	IP WLS BF H R ER SO BB IBB HBP BLK WP HR S P ERA WHIP	IP WLS BF H R ER SO BB IBB HBP BLK WP HR S P ERA WHIP	IP WLS BF H R ER SO BB IBB HBP BLK WP HR S P ERA WHIP	IP WLS BF H R ER SO BB IBB HBP BLK WP HR S P ERA WHIP	IP WLS BF H R ER SO BB IBB HBP BLK WP HR S P ERA WHIP	IP WLS BF H R ER SO BB IBB HBP BLK WP HR S P ERA WHIP	IP WLS BF H R ER SO BB IBB HBP BLK WP HR S P ERA WHIP	IP WLS BF H R ER SO BB IBB HBP BLK WP HR S P ERA WHIP	IP WLS BF H R ER SO BB IBB HBP BLK WP HR S P ERA WHIP	IP WLS BF H R ER SO BB IBB HBP BLK WP HR S P ERA WHIP	IP WLS BF H R ER SO BB IBB HBP BLK WP HR S P ERA WHIP	IP WLS BF H R ER SO BB IBB HBP BLK WP HR S P ERA WHIP	IP WLS BF H R ER SO BB IBB HBP BLK WP HR S P ERA WHIP	IP WLS BF H R ER SO BB IBB HBP BLK WP HR S P ERA WHIP	IP WLS BF H R ER SO BB IBB HBP BLK WP HR S P ERA WHIP	IP WLS BF H R ER SO BB IBB HBP BLK WP HR S P ERA WHIP	IP WLS BF H R ER SO BB IBB HBP BLK WP HR S P ERA WHIP	IP WLS BF H R ER SO BB IBB HBP BLK WP HR S P ERA WHIP	IP WLS BF H R ER SO BB IBB HBP BLK WP HR S P ERA WHIP	IP WLS BF H R ER SO BB IBB HBP BLK WP HR S P ERA WHIP

Houston Astros @ New York Mets
Shea Stadium, Flushing, NY
Tue Aug 31 1993, 7:05 PM EDT
Att: 18,211 - Unknown - 77 F

AB 43
R 10
H 18
RBI 10
BB 1
SO 7
LOB 14



Batter	1	2	3	4	5	6	7	8	9	AB	R	H	RBI	BB	SO	LOB	BOTTOM									
Joe Orsulak, L OBP: 0.338, SLG: 0.427	G4-3		L9		F9			G6-4-3 1B		4	0	1	0	0	0	1										
Todd Hundley, S OBP: 0.257, SLG: 0.334	F7		G4-3		K		G6-4-3	1B		4	0	0	0	0	1	2										
Eddie Murray, S Jeff Innis, R OBP: 0.299, SLG: 0.438	F7		K		F8		G4-3			4	0	0	0	0	1	1										
Bobby Bonilla, S OBP: 0.354, SLG: 0.515		HR	BB		G4-3		K			3	1	1	1	1	1	0										
Jeromy Burnitz, L OBP: 0.319, SLG: 0.462		HR	BB		K		F8			3	1	1	1	1	1	0										
Jeff Kent, R OBP: 0.327, SLG: 0.448	G5-3		G4-3		L5		F8			4	0	0	0	0	0	1										
Jeff McKnight, S OBP: 0.319, SLG: 0.315	F8		2B		K		BB			2	0	1	0	1	0	0										
Ryan Thompson, R OBP: 0.281, SLG: 0.407	K		K		K		P4			3	0	0	0	0	2	2										
Dwight Gooden, R Pete Schourek, L Ced Landrum, L Dave Telgheder, R Chico Walker, S OBP: 0.281, SLG: 0.340	G2-3		G2-3		K		G6-4-3 1B			1	0	0	0	0	0	0										
Inning Stats	R: 0 E: 0 K: 0 S: 8	H: 0 LOB: 0 BB: 0 P: 11	R: 2 E: 0 K: 1 S: 9	H: 2 LOB: 0 BB: 0 P: 17	R: 0 E: 0 K: 0 S: 5	H: 0 LOB: 0 BB: 0 P: 8	R: 0 E: 0 K: 1 S: 11	H: 0 LOB: 1 BB: 2 P: 23	R: 0 E: 0 K: 2 S: 10	H: 1 LOB: 1 BB: 0 P: 15	R: 0 E: 0 K: 1 S: 9	H: 0 LOB: 0 BB: 0 P: 11	R: 0 E: 0 K: 1 S: 8	H: 0 LOB: 1 BB: 1 P: 15	R: 0 E: 0 K: 0 S: 7	H: 2 LOB: 1 BB: 0 P: 10	R: 0 E: 0 K: 1 S: 10	H: 0 LOB: 0 BB: 0 P: 13	1B: 2 2B: 1 3B: 0 HR: 2	SF: 0 SAC: 0 DP: 1 HBP: 0	WP: 0 PB: 0 SB: 0 CS: 1	PA: 33				
PITCHER	IP WLS BF H R ER SO BB IBB HBP BLK WP HR S P ERA WHIP	IP WLS BF H R ER SO BB IBB HBP BLK WP HR S P ERA WHIP	IP WLS BF H R ER SO BB IBB HBP BLK WP HR S P ERA WHIP	IP WLS BF H R ER SO BB IBB HBP BLK WP HR S P ERA WHIP	IP WLS BF H R ER SO BB IBB HBP BLK WP HR S P ERA WHIP	IP WLS BF H R ER SO BB IBB HBP BLK WP HR S P ERA WHIP	IP WLS BF H R ER SO BB IBB HBP BLK WP HR S P ERA WHIP	IP WLS BF H R ER SO BB IBB HBP BLK WP HR S P ERA WHIP	IP WLS BF H R ER SO BB IBB HBP BLK WP HR S P ERA WHIP	IP WLS BF H R ER SO BB IBB HBP BLK WP HR S P ERA WHIP	IP WLS BF H R ER SO BB IBB HBP BLK WP HR S P ERA WHIP	IP WLS BF H R ER SO BB IBB HBP BLK WP HR S P ERA WHIP	IP WLS BF H R ER SO BB IBB HBP BLK WP HR S P ERA WHIP	IP WLS BF H R ER SO BB IBB HBP BLK WP HR S P ERA WHIP	IP WLS BF H R ER SO BB IBB HBP BLK WP HR S P ERA WHIP	IP WLS BF H R ER SO BB IBB HBP BLK WP HR S P ERA WHIP	IP WLS BF H R ER SO BB IBB HBP BLK WP HR S P ERA WHIP	IP WLS BF H R ER SO BB IBB HBP BLK WP HR S P ERA WHIP	IP WLS BF H R ER SO BB IBB HBP BLK WP HR S P ERA WHIP	IP WLS BF H R ER SO BB IBB HBP BLK WP HR S P ERA WHIP	IP WLS BF H R ER SO BB IBB HBP BLK WP HR S P ERA WHIP	IP WLS BF H R ER SO BB IBB HBP BLK WP HR S P ERA WHIP	IP WLS BF H R ER SO BB IBB HBP BLK WP HR S P ERA WHIP	IP WLS BF H R ER SO BB IBB HBP BLK WP HR S P ERA WHIP	IP WLS BF H R ER SO BB IBB HBP BLK WP HR S P ERA WHIP	IP WLS BF H R ER SO BB IBB HBP BLK WP HR S P ERA WHIP

Houston Astros @ New York Mets
Shea Stadium, Flushing, NY
Tue Aug 31 1993, 7:05 PM EDT
Att: 18,211 - Unknown - 77 F

AB 30
R 2
H 5
RBI 2
BB 3
SO 7
LOB 8



Batter	1	2	3	4	5	6	7	8	9	AB	R	H	RBI	BB	SO	LOB	TOP
Casey Candaele, S OBP: 0.333, SLG: 0.372	G6-3		HR			L6		G4-3		4	1	1	1	0	0	0	Houston Astros @ New York Mets Shea Stadium, Flushing, NY Wed Sep 01 1993, 3:33 AM EDT Att: 15,851 - Sunny - 85 F
Steve Finley, L OBP: 0.395, SLG: 0.361	5 2B BB		G6-3			L9		K		3	1	0	0	1	1	0	
5 Jeff Bagwell, R OBP: 0.387, SLG: 0.524	1-H 2B		P4			G5-3		K		4	0	1	1	0	1	0	
Chris James, R OBP: 0.343, SLG: 0.512	P9					F8		F8		3	0	1	0	0	0	1	
Eric Anthony, L OBP: 0.327, SLG: 0.413						1B 2B		F8		1	1	0	0	0	0	0	
Luis Gonzalez, L OBP: 0.357, SLG: 0.451	K					F7		F7		4	0	0	0	0	2	2	
Andujar Cedeno, R OBP: 0.347, SLG: 0.390						F8		F8		4	0	0	0	0	0	1	
Scott Servais, R OBP: 0.324, SLG: 0.434						G6-4-3 1B		2-3 BB 1B		2	0	2	1	1	0	0	
Chris Donnels, L OBP: 0.325, SLG: 0.336	L3					G6-4-3		3-H 4-2 BB		2	0	0	0	1	0	2	
Doug Drabek, R OBP: 0.125, SLG: 0.177						P4				3	0	0	0	0	1	2	
Al Osuna, R										0	0	0	0	0	0	0	
Doug Jones, R										0	0	0	0	0	0	0	
Inning Stats	R: 1 H: 1 E: 0 K: 1 S: 11	H: 1 LOB: 1 BB: 1 P: 21	R: 0 H: 0 E: 0 K: 0 S: 10	H: 0 LOB: 0 BB: 1 P: 14	R: 1 H: 1 E: 0 K: 0 S: 7	H: 1 LOB: 0 BB: 0 P: 12	R: 0 H: 0 E: 0 K: 0 S: 4	H: 0 LOB: 0 BB: 0 P: 7	R: 0 H: 1 E: 0 K: 0 S: 5	H: 2 LOB: 2 BB: 1 P: 21	R: 0 H: 0 E: 0 K: 1 S: 13	H: 0 LOB: 0 BB: 0 P: 16	R: 0 H: 0 E: 0 K: 1 S: 8	H: 0 LOB: 0 BB: 0 P: 9	1B: 2 2B: 3 3B: 0 HR: 1	SF: 0 SAC: 0 DP: 2 HBP: 0	WP: 0 PA: 33 PB: 0 SB: 0 CS: 0
PITCHER	IP WLS BF H R ER SO BB IBB HBP BLK WP HR S P ERA WHIP																
Sid Fernandez, L ERA: 3.55	(1, 1) 7.0 L 27 5 3 3 2 3 3 0 0 0 0 1 56 93 3.86 1.143																
Mike Maddux, R ERA: 3.25	(8, 1) 2.0 6 0 0 0 3 0 0 0 0 0 0 0 21 25 0.00 0.000																

Batter	1	2	3	4	5	6	7	8	9	AB	R	H	RBI	BB	SO	LOB	BOTTOM		
Joe Orsulak, L OBP: 0.334, SLG: 0.422	F8					F8		P6		4	0	0	0	0	0	1	Houston Astros @ New York Mets Shea Stadium, Flushing, NY Wed Sep 01 1993, 3:33 AM EDT Att: 15,851 - Sunny - 85 F		
Todd Hundley, S OBP: 0.257, SLG: 0.336	1B 2B		G6-3			F9		P9		4	1	1	0	0	0	0			
Eddie Murray, S OBP: 0.305, SLG: 0.448	F8 1B BB					2B 1B		HR		3	1	3	1	1	0	0			
Bobby Bonilla, S OBP: 0.355, SLG: 0.517	BB 1B		K			2-1 1-3 2B		L9		4	0	2	1	0	1	1			
Jeremy Burnitz, L OBP: 0.313, SLG: 0.453	F8					G3		P4		4	0	0	0	0	0	4			
Jeff Kent, R OBP: 0.329, SLG: 0.447	G6-3					G6-3		F9		3	0	1	0	1	0	2			
Jeff McKnight, S OBP: 0.320, SLG: 0.315	F8					L4		SH3-4 1B		3	0	1	0	0	0	3			
Ryan Thompson, R OBP: 0.280, SLG: 0.400						G3-6-4 BB		FC5-4 1B		3	0	0	0	1	1	2			
Sid Fernandez, L OBP: 0.190, SLG: 0.105						G3-6-4		K		2	0	0	0	0	0	1			
Chico Walker, S OBP: 0.280, SLG: 0.338	G6-3							K		1	0	0	0	0	1	1			
Mike Maddux, L										0	0	0	0	0	0	0			
Ced Landrum, L OBP: 0.200, SLG: 0.300										1	0	0	0	0	1	1			
Inning Stats	R: 1 H: 2 E: 0 K: 0 S: 12	H: 2 LOB: 3 BB: 2 P: 26	R: 0 H: 0 E: 0 K: 0 S: 5	H: 0 LOB: 0 BB: 0 P: 6	R: 0 H: 1 E: 0 K: 1 S: 6	H: 1 LOB: 1 BB: 0 P: 9	R: 0 H: 0 E: 0 K: 0 S: 5	H: 0 LOB: 0 BB: 0 P: 8	R: 0 H: 2 E: 0 K: 0 S: 15	H: 1 LOB: 2 BB: 0 P: 18	R: 0 H: 1 E: 0 K: 1 S: 12	H: 1 LOB: 1 BB: 0 P: 18	R: 1 H: 1 E: 0 K: 0 S: 9	H: 1 LOB: 1 BB: 0 P: 15	R: 0 H: 1 E: 0 K: 2 S: 9	H: 1 LOB: 1 BB: 0 P: 15	1B: 5 2B: 3 3B: 0 HR: 1	SF: 0 SAC: 1 DP: 2 HBP: 0	WP: 0 PA: 36 PB: 0 SB: 0 CS: 1
PITCHER	IP WLS BF H R ER SO BB IBB HBP BLK WP HR S P ERA WHIP																		
Doug Drabek, R ERA: 3.53	(1, 1) 7.1 W 30 7 2 2 2 2 3 0 0 0 0 1 60 94 2.46 1.364																		
Al Osuna, L ERA: 3.27	(8, 1) 0.2 2 0 0 0 0 0 0 0 0 0 0 0 6 12 0.00 0.000																		
Doug Jones, R ERA: 4.24	(9, 1) 1.0 S 4 1 0 0 2 0 0 0 0 0 0 0 0 9 15 0.00 1.000																		

Batter	1	2	3	4	5	6	7	8	9	AB	R	H	RBI	BB	SO	LOB	TOP										
Marquis Grissom, R (1, 8) OBP: 0.348, SLG: 0.433	F7		K				E5		G4-3	5	0	1	0	0	1	0											
Oreste Marrero, L (1, 3) OBP: 0.355, SLG: 0.327	K		K				K		K	5	0	0	0	0	4	2											
Rondell White, R (1, 7) OBP: 0.200, SLG: 0.200					G6-3		F7		F9	5	0	2	0	0	0	1											
Larry Walker, L (1, 9) OBP: 0.378, SLG: 0.479					WP					3	2	2	0	1	1	2											
Darrin Fletcher, L (1, 2) OBP: 0.340, SLG: 0.387	K				G5-3		G4-3		P5	4	0	0	0	0	1	4											
Sean Berry, R (1, 5)			K		S		1B			2	1	1	1	2	1	0											
Randy Ready, R (1, 4) OBP: 0.360, SLG: 0.324										1	0	1	0	3	0	0											
Mike Lansing, R (1, 6) OBP: 0.344, SLG: 0.357										4	0	0	0	0	1	6											
Kirk Rueter, L (1, 1) OBP: 0.174, SLG: 0.095										3	0	0	0	0	1	0											
Lou Frazier, S (8, PH) OBP: 0.357, SLG: 0.359										1	0	0	0	0	0	2											
Mel Rojas, R (8, 1)										0	0	0	0	0	0	0											
John Wetteland, R (8, 1)										0	0	0	0	0	0	0											
Inning Stats	R: 0 E: 0 K: 2 S: 9	H: 1 LOB: 2 BB: 1 P: 14	R: 0 E: 0 K: 1 S: 6	H: 0 LOB: 0 BB: 1 P: 12	R: 0 E: 0 K: 3 S: 10	H: 0 LOB: 0 BB: 0 P: 13	R: 2 E: 0 K: 1 S: 9	H: 1 LOB: 1 BB: 2 P: 19	R: 0 E: 0 K: 1 S: 14	H: 2 LOB: 2 BB: 0 P: 20	R: 0 E: 0 K: 0 S: 8	H: 1 LOB: 1 BB: 1 P: 14	R: 0 E: 1 K: 1 S: 8	H: 0 LOB: 1 BB: 0 P: 11	R: 1 E: 0 K: 0 S: 16	H: 2 LOB: 2 BB: 1 P: 26	R: 0 E: 0 K: 1 S: 7	H: 0 LOB: 0 BB: 0 P: 13	1B: 5 2B: 2 3B: 0 HR: 0	SF: 0 SAC: 0 DP: 2 HBP: 0	WP: 1 PB: 0 SB: 4 CS: 0	PA: 39					
PITCHER	IP	WLS	BF	H	R	ER	SO	BB	IBB	HBP	BLK	WP	HR	S	P	ERA	WHIP										
Darryl Kile, R (1, 1) ERA: 3.33	7.1	L	33	7	3	2	9	5	0	0	0	1	0	73	116	2.46	1.636										
Brian Williams, R (8, 1) ERA: 4.54	0.2		3	0	0	0	0	1	0	0	0	0	0	7	13	0.00	1.500										
Tom Edens, R (9, 1) ERA: 2.34	1.0		3	0	0	0	1	0	0	0	0	0	0	7	13	0.00	0.000										

Montreal Expos @ Houston Astros
 Astrodome, Houston, TX
 Fri Sep 03 1993, 8:05 PM EDT
 Att: 28,257 - Dome

AB	33
R	3
H	7
RBI	1
BB	6
SO	10
LOB	17

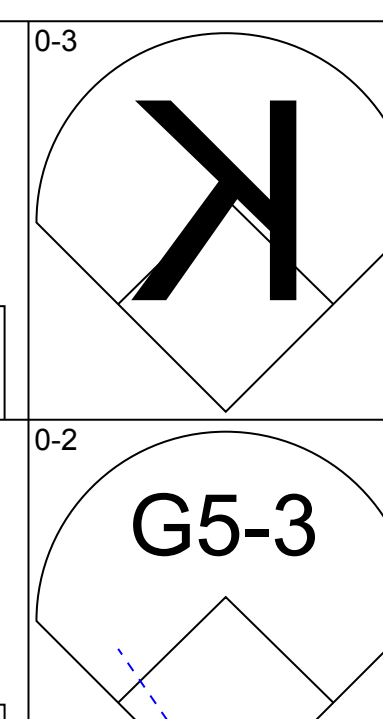
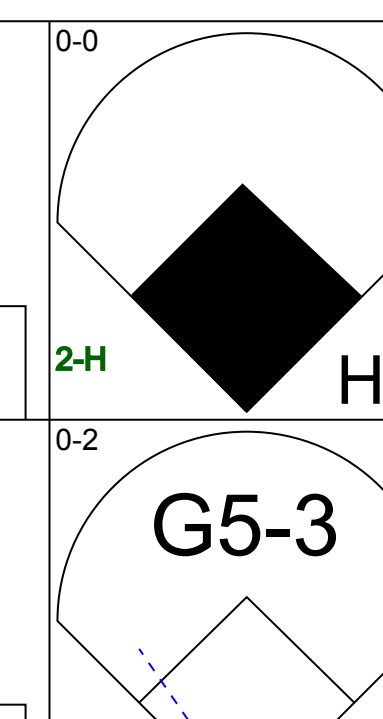
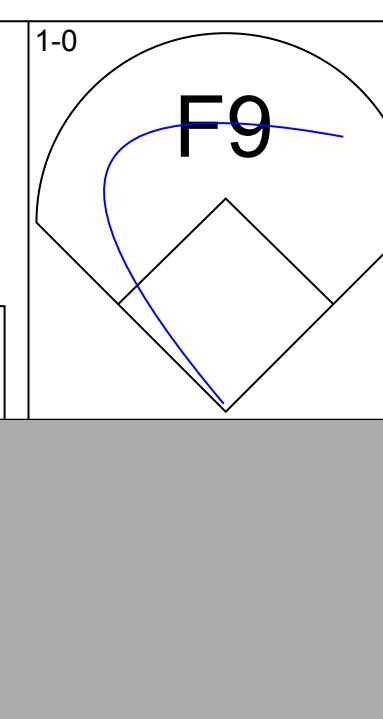
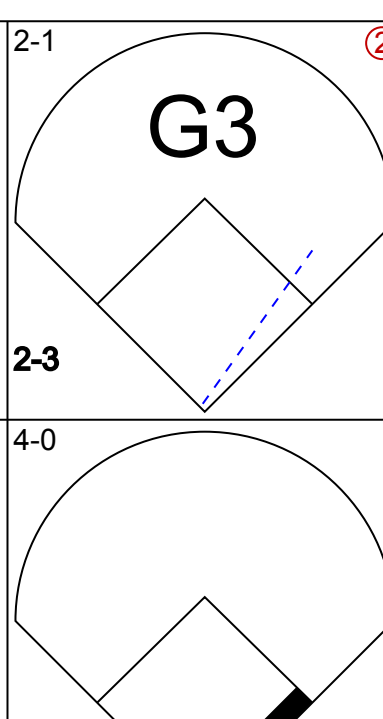
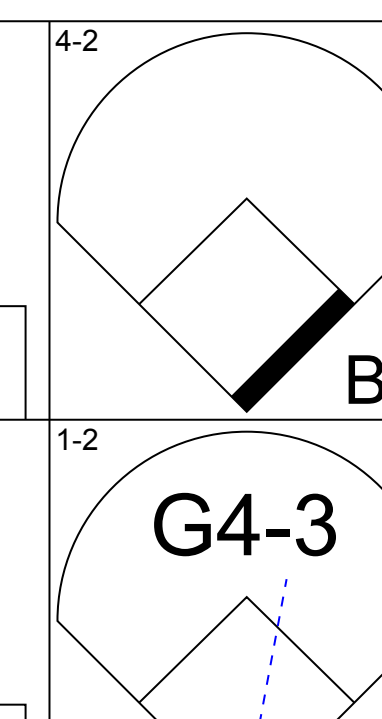
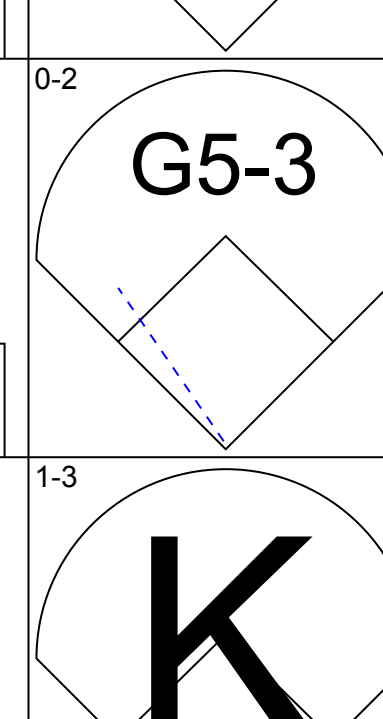
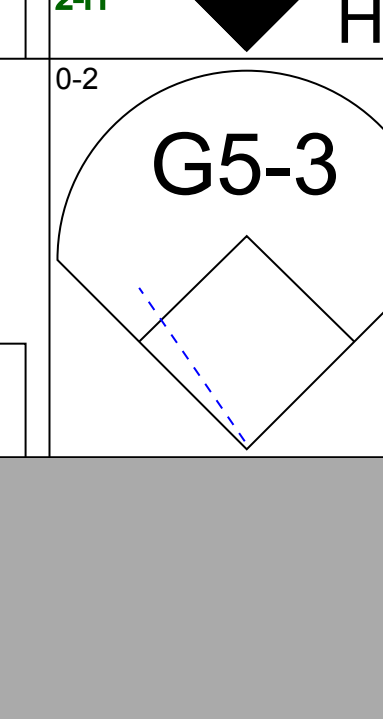
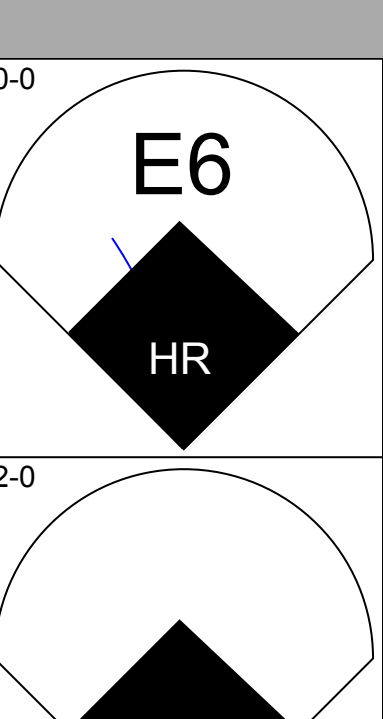
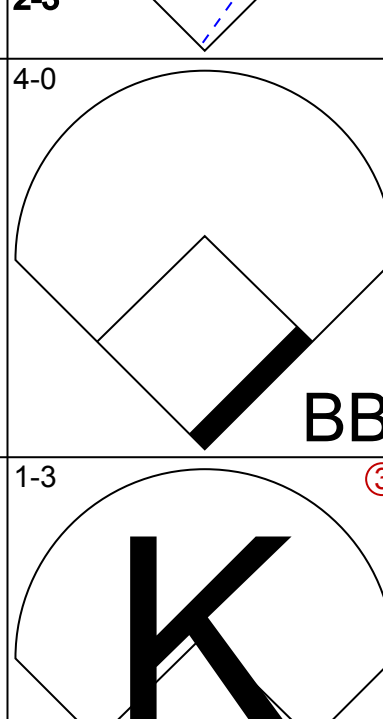
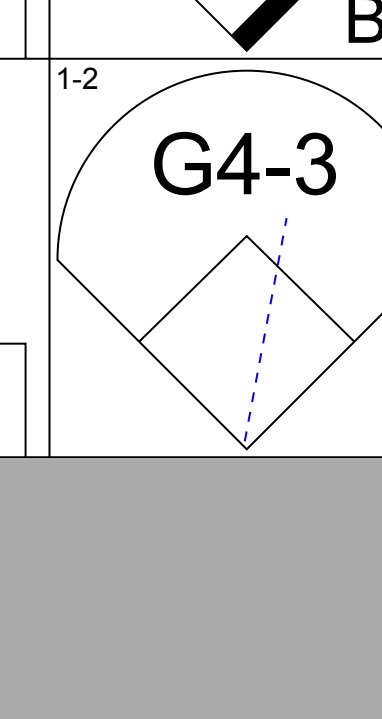
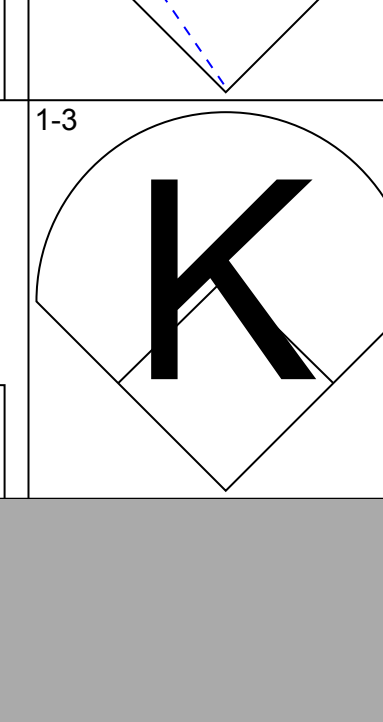
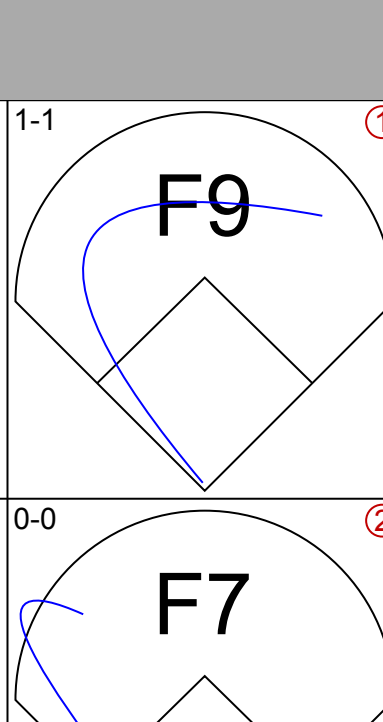
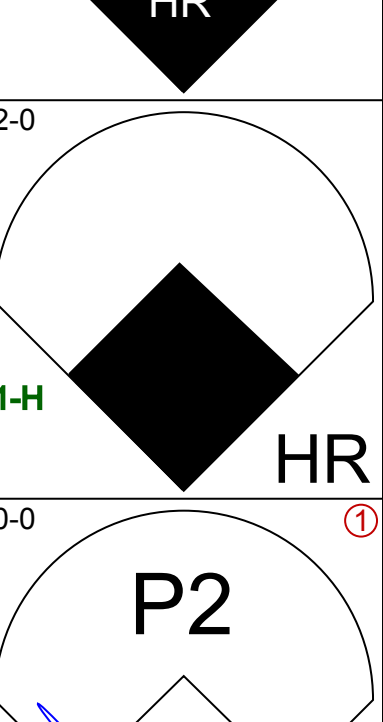
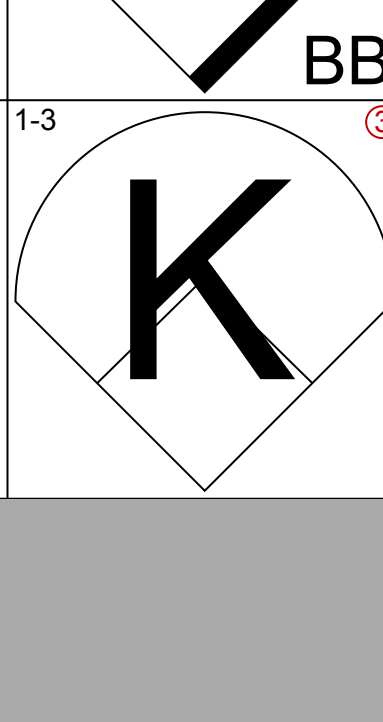
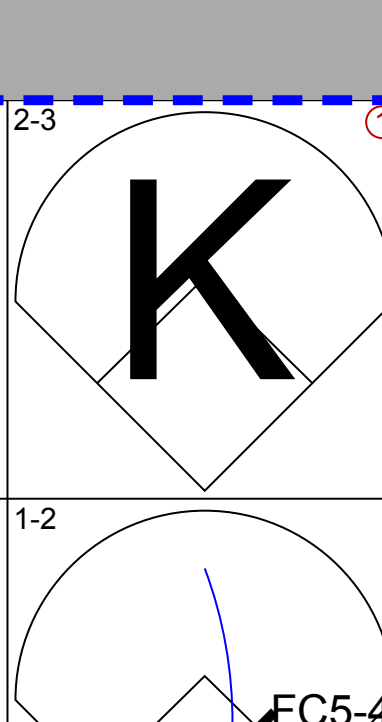
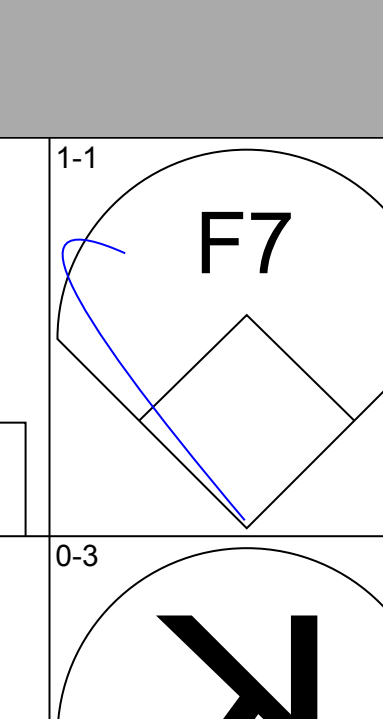
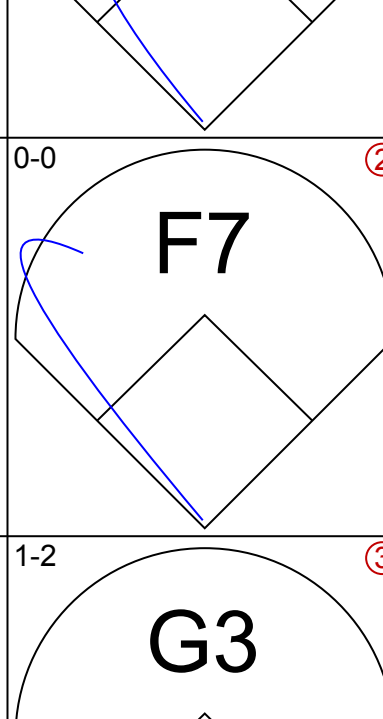
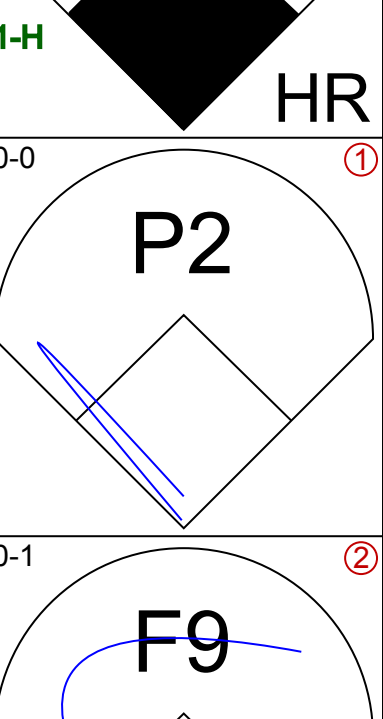
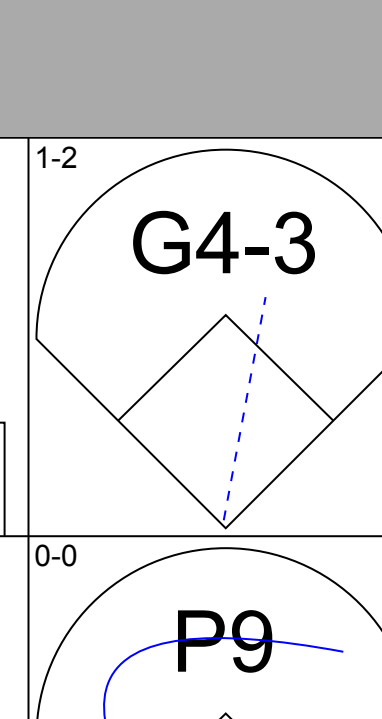
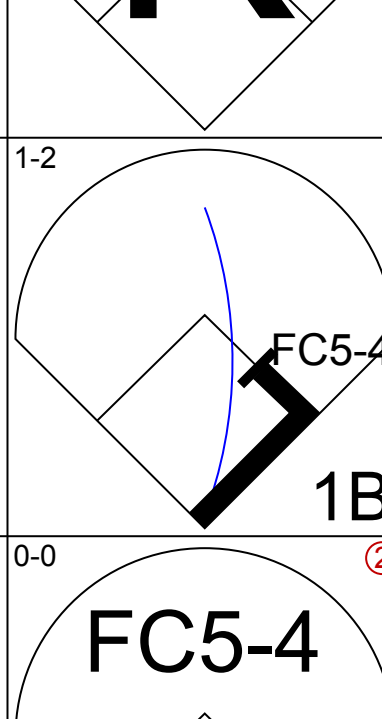
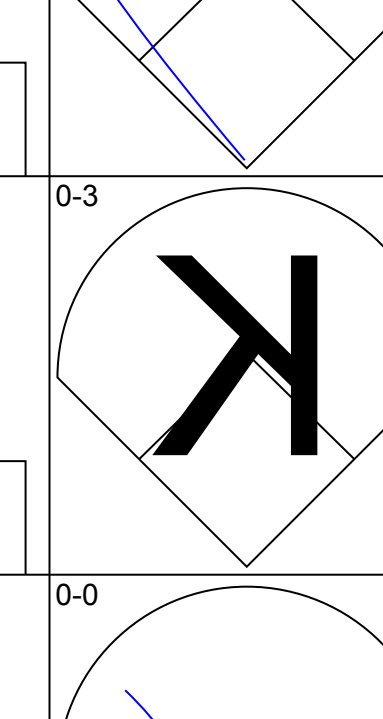
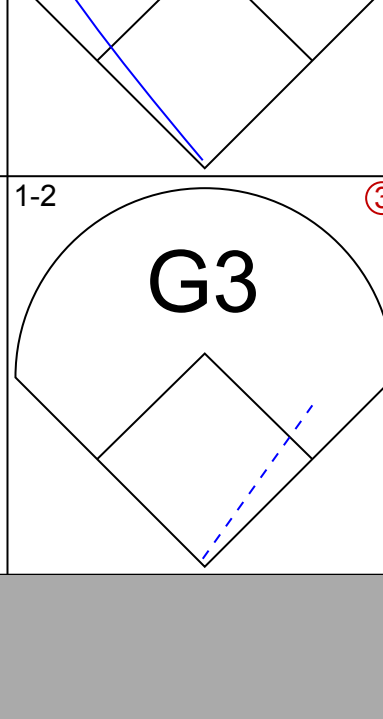
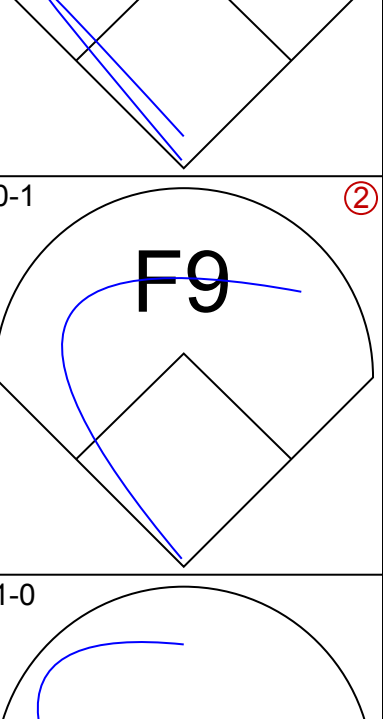
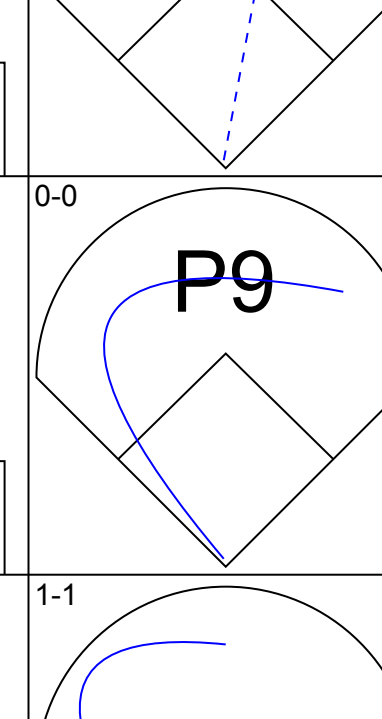
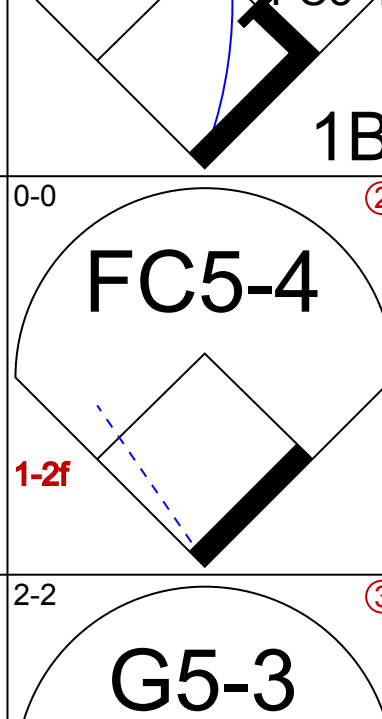
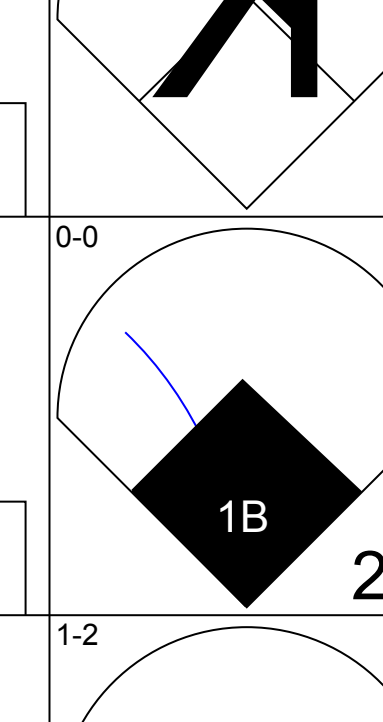
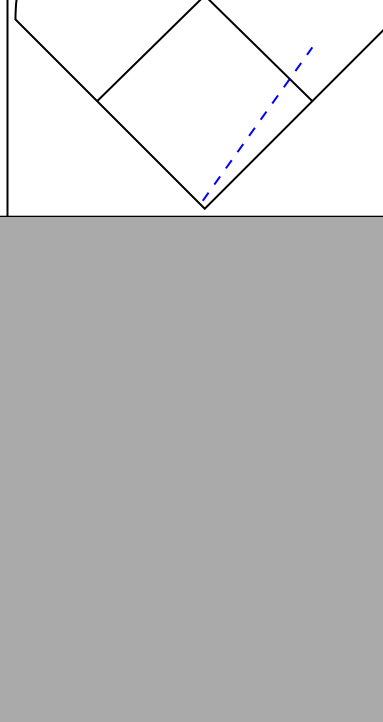
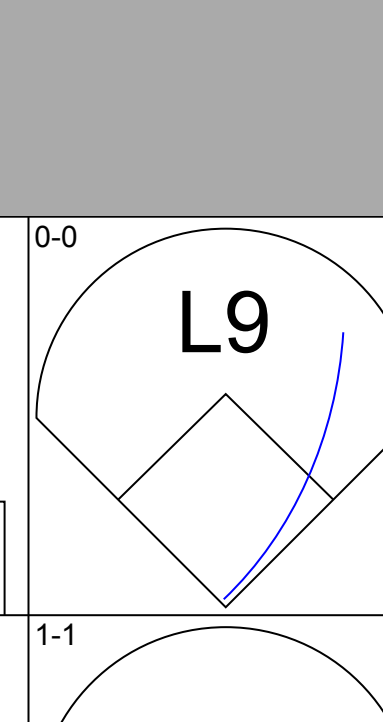
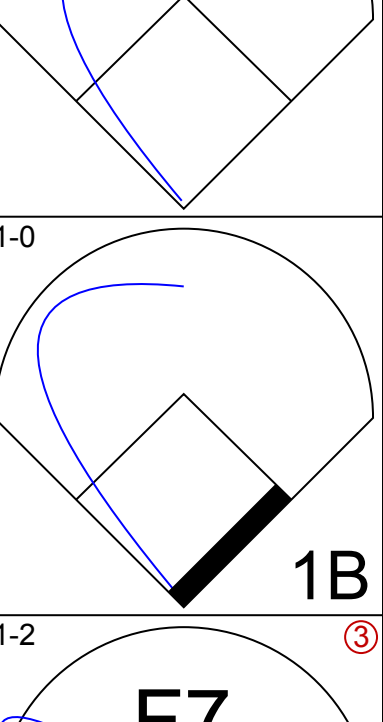

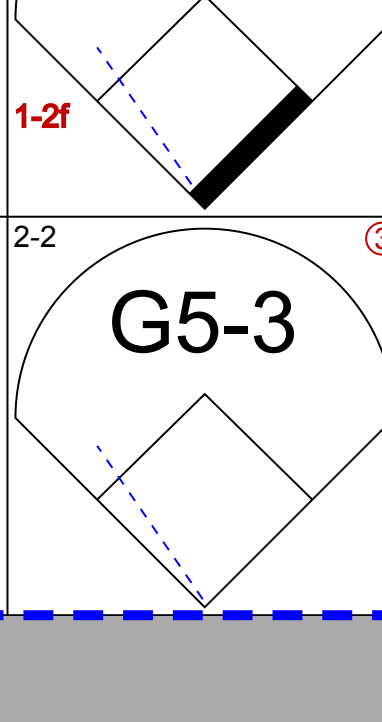
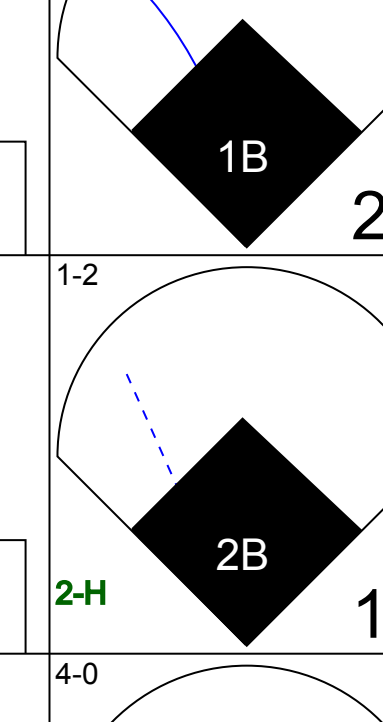

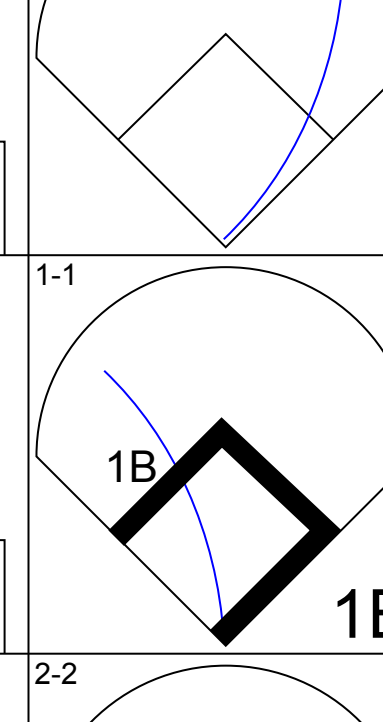
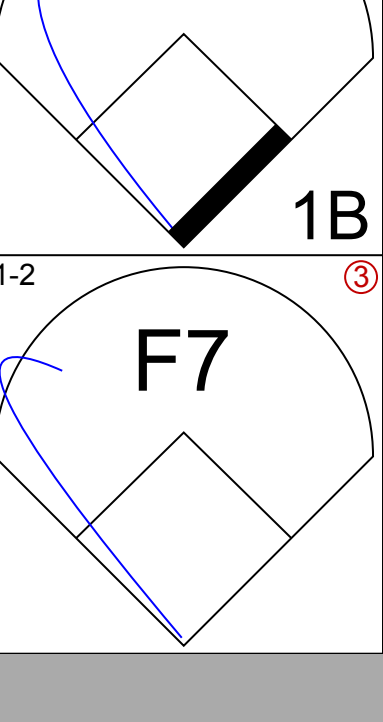
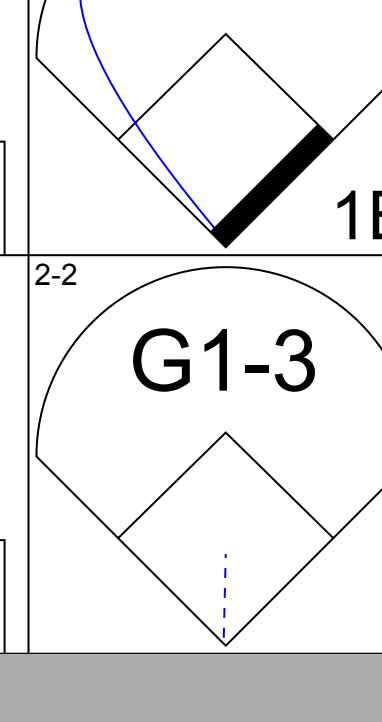
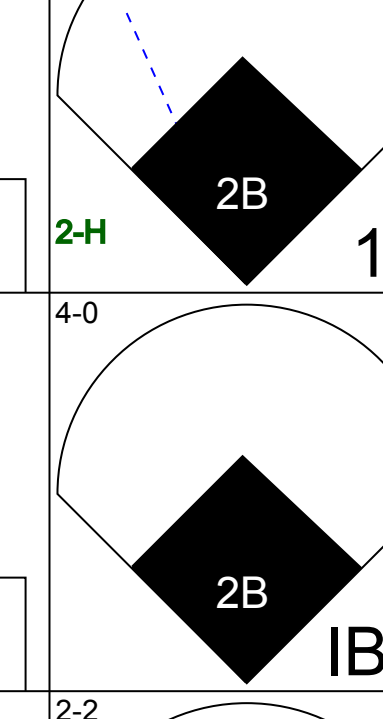

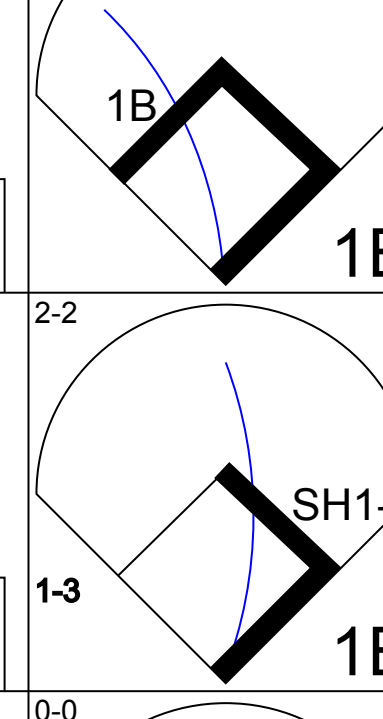
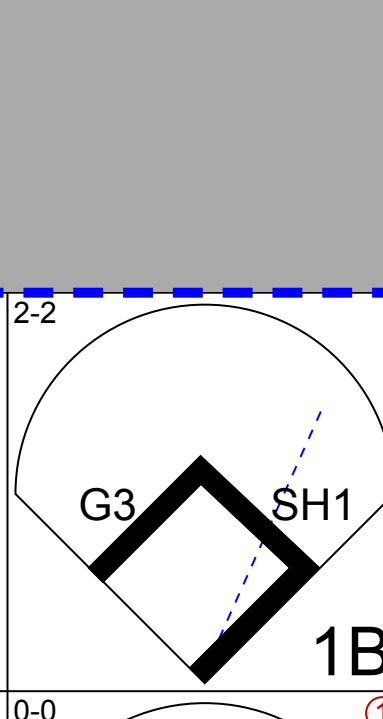
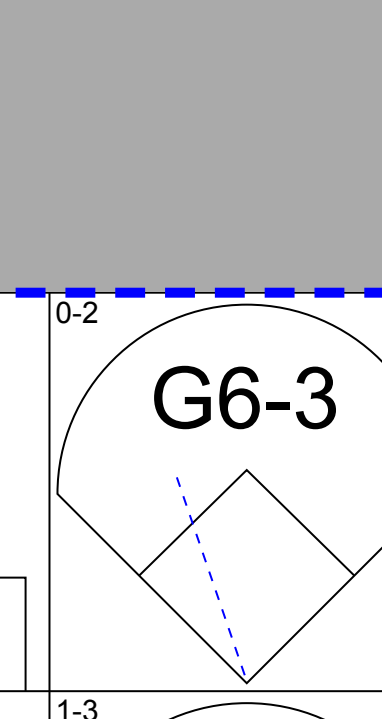
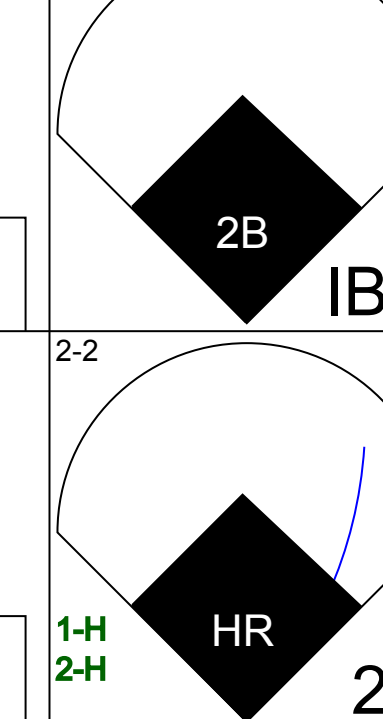
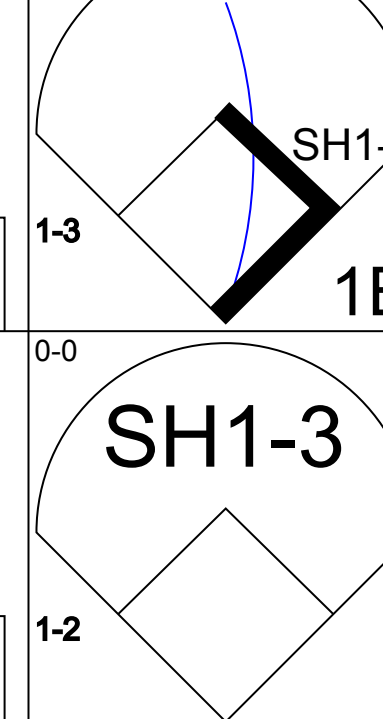
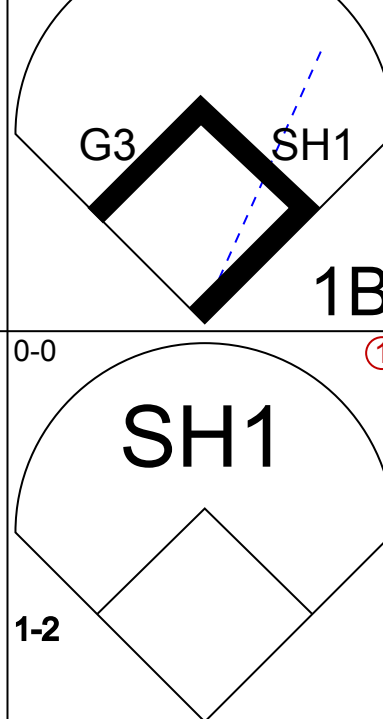
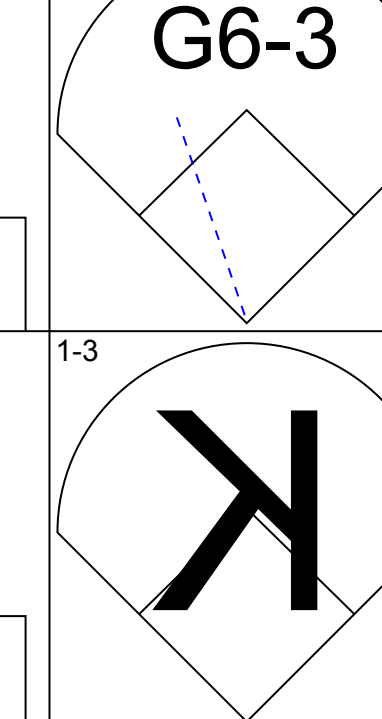
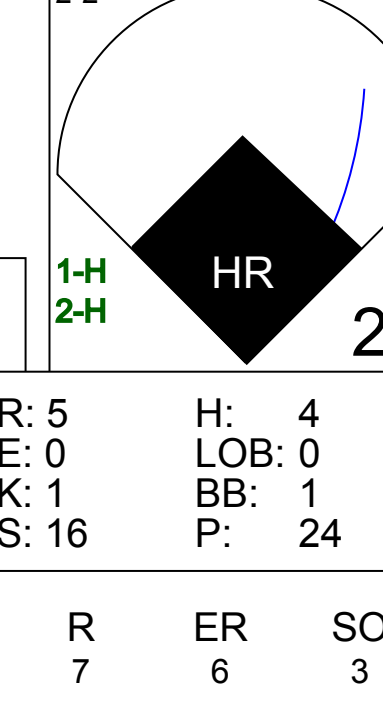

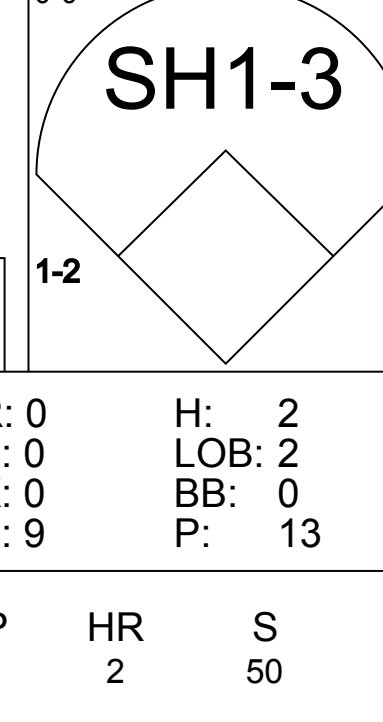
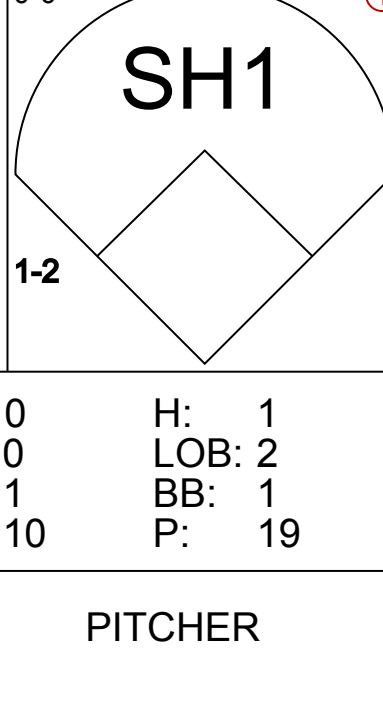


Batter	1	2	3	4	5	6	7	8	9	AB	R	H	RBI	BB	SO	LOB	BOTTOM										
Craig Biggio, R (1, 4) OBP: 0.368, SLG: 0.474			L5						K	4	0	1	0	0	1	0											
Steve Finley, L (1, 8) OBP: 0.307, SLG: 0.362					G4-3					4	0	2	0	0	0	1											
5 Jeff Bagwell, R (1, 3) OBP: 0.386, SLG: 0.521										4	0	1	0	0	0	2											
Chris James, R (1, 7) OBP: 0.333, SLG: 0.496										4	0	0	0	0	1	3											
Ken Caminiti, S (1, 5) OBP: 0.297, SLG: 0.381										3	0	0	0	0	0	1											
Kevin Bass, S (1, 9) OBP: 0.324, SLG: 0.400										3	0	0	0	0	0	0											
Scott Servais, R (1, 2) OBP: 0.321, SLG: 0.431										2	0	0	0	0	0	0											
Eddie Taubensee, L (8, PH) OBP: 0.307, SLG: 0.421										1	0	1	0	0	0	0											
Andujar Cedeno, R (1, 6) OBP: 0.345, SLG: 0.388										3	0	0	0	0	2	1											
Darryl Kile, R (1, 1) ERA: 2.41										2	0	0	0	0	1	0											
Brian Williams, R (8, 1) ERA: 2.96										0	0	0	0	0	0	0											
Eric Anthony, L (8, PH) OBP: 0.326, SLG: 0.412										1	0	0	0	0	1	1											
Tom Edens, R (9, 1) ERA: 1.63										0	0	0	0	0	0	0											
Inning Stats	R: 0 E: 1 K: 0 S: 9	H: 2 LOB: 1 BB: 0 P: 16	R: 0 E: 0 K: 0 S: 6	H: 0 LOB: 0 BB: 0 P: 10	R: 0 E: 0 K: 1 S: 10	H: 0 LOB: 0 BB: 0 P: 14	R: 0 E: 0 K: 0 S: 5	H: 0 LOB: 0 BB: 0 P: 6	R: 0 E: 0 K: 0 S: 8	H: 0 LOB: 0 BB: 0 P: 15	R: 0 E: 0 K: 1 S: 8	H: 0 LOB: 0 BB: 0 P: 12	R: 0 E: 0 K: 0 S: 7	H: 1 LOB: 1 BB: 0 P: 12	R: 0 E: 0 K: 2 S: 11	H: 1 LOB: 1 BB: 0 P: 15	R: 0 E: 0 K: 2 S: 11	H: 1 LOB: 1 BB: 0 P: 15	1B: 4 2B: 1 3B: 0 HR: 0	SF: 0 SAC: 0 DP: 0 HBP: 0	WP: 0 PB: 0 SB: 0 CS: 1	PA: 31					
PITCHER	IP	WLS	BF	H	R	ER	SO	BB	IBB	HBP	BLK	WP	HR	S	P	ERA	WHIP										
Kirk Rueter, L (1, 1) ERA: 2.41	7.0	W	23	3	0	0	2	3	0	0	0	0	0	53	85	0.00	0.429										
Mel Rojas, R (8, 1) ERA: 2.96	0.1		2	1	0	0	0	0	0	0	0	0	0	5	8	0.00	3.000										
John Wetteland, R (8, 1) ERA: 1.63	1.2	S	6	1	0	0	4	0	0	0	0	0	0	17	22	0.00	0.600										

Montreal Expos @ Houston Astros
 Astrodome, Houston, TX
 Fri Sep 03 1993, 8:05 PM EDT
 Att: 28,257 - Dome

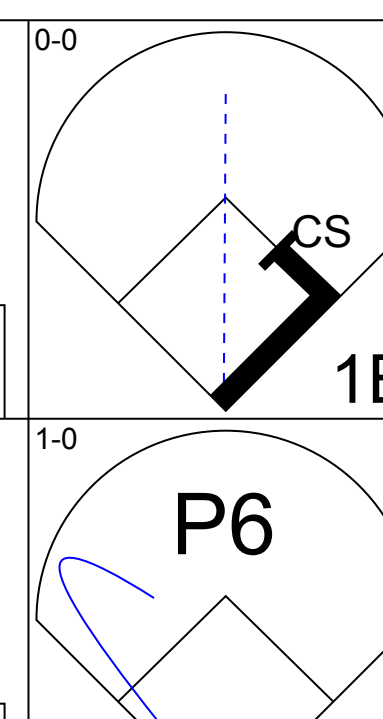

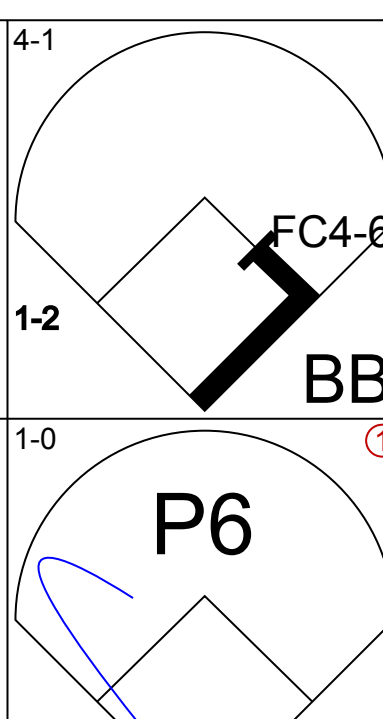
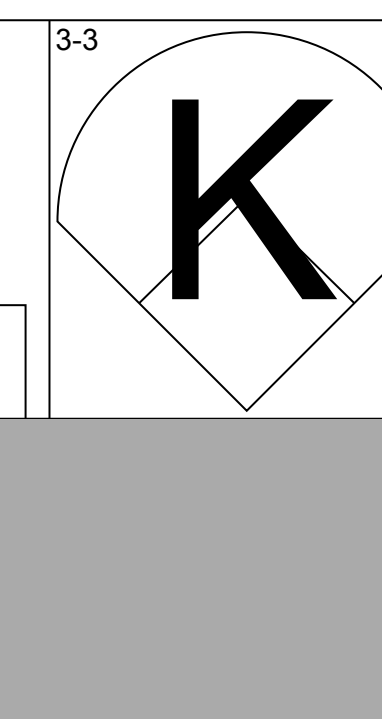
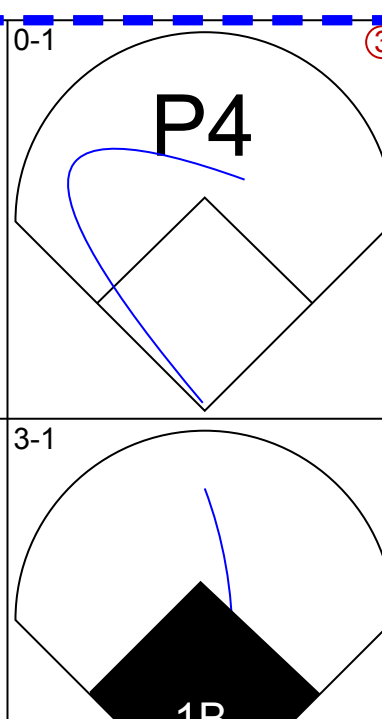
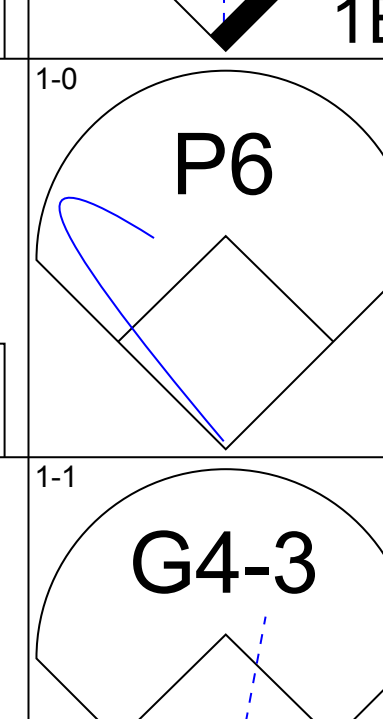
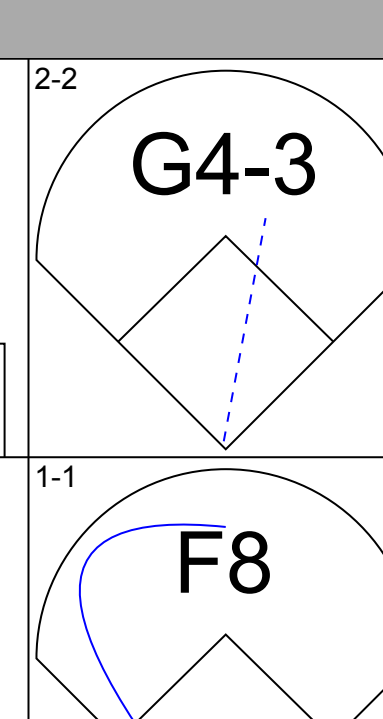
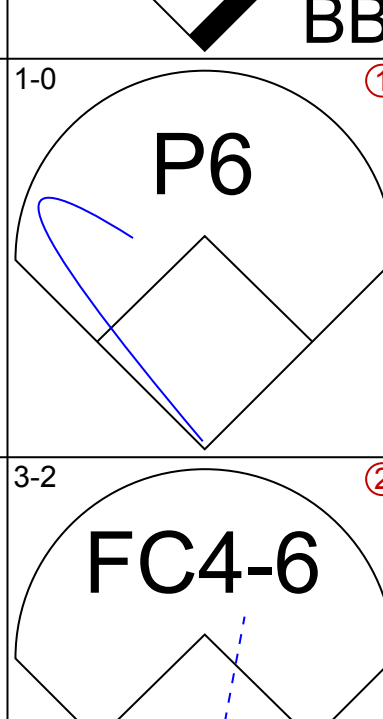
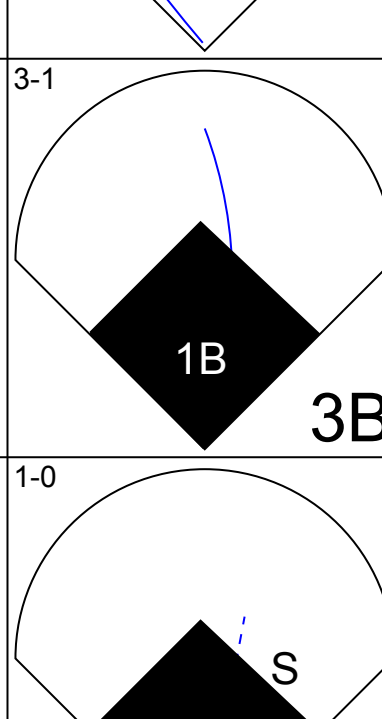
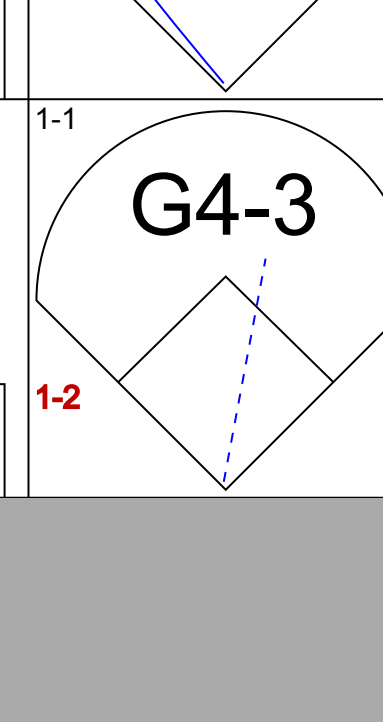
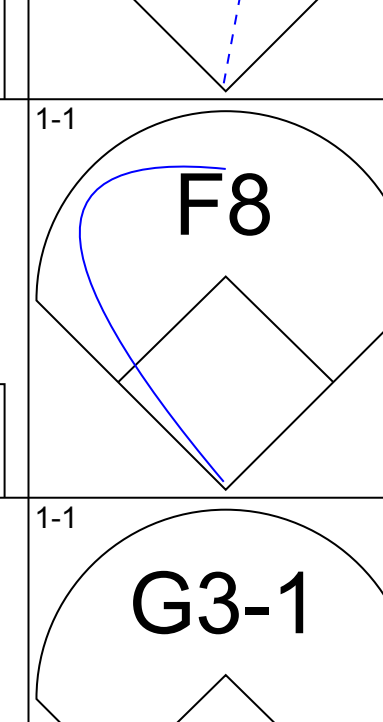
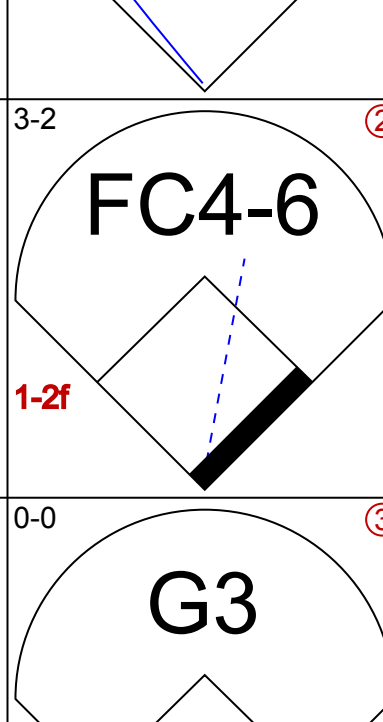
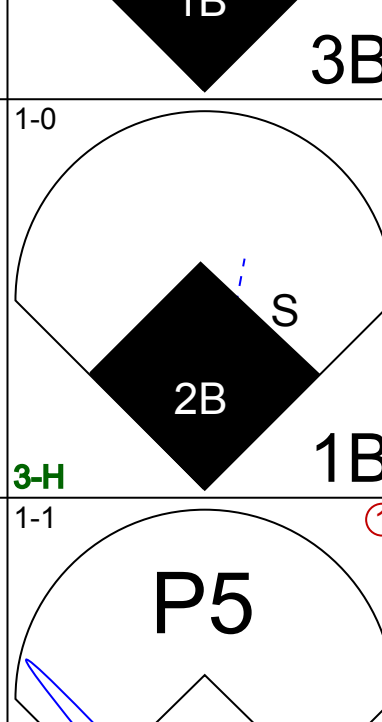
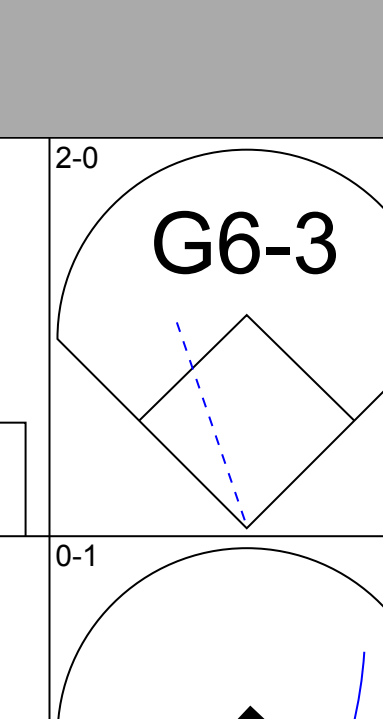
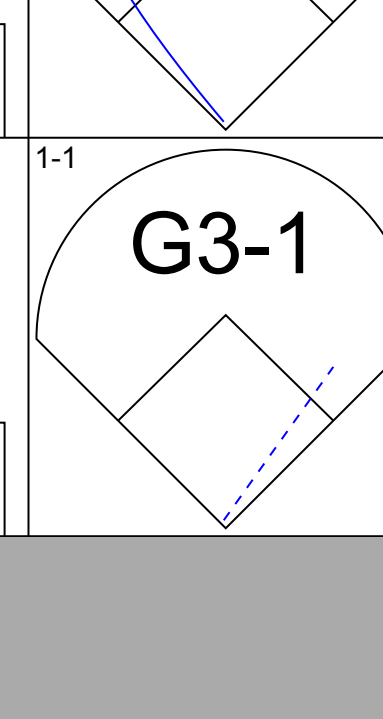
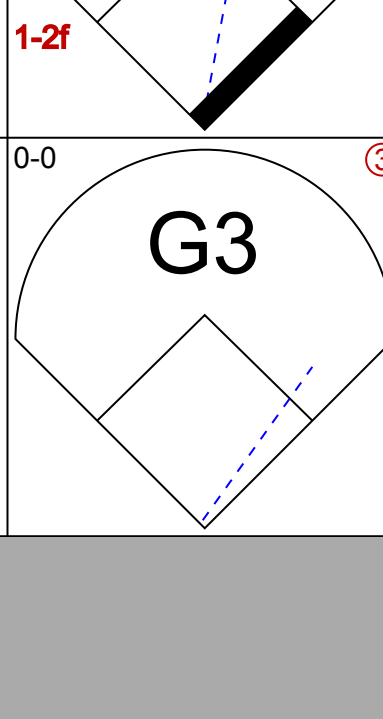
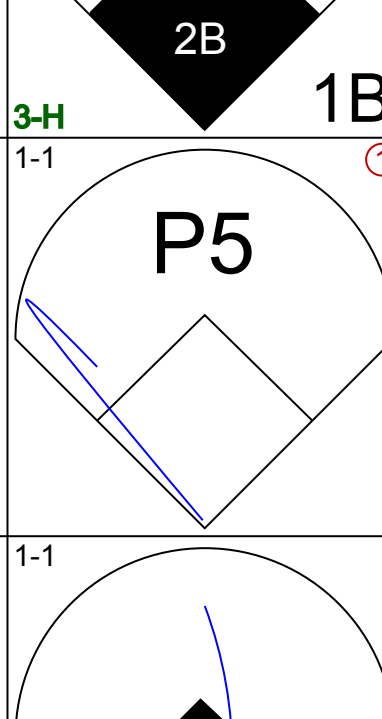
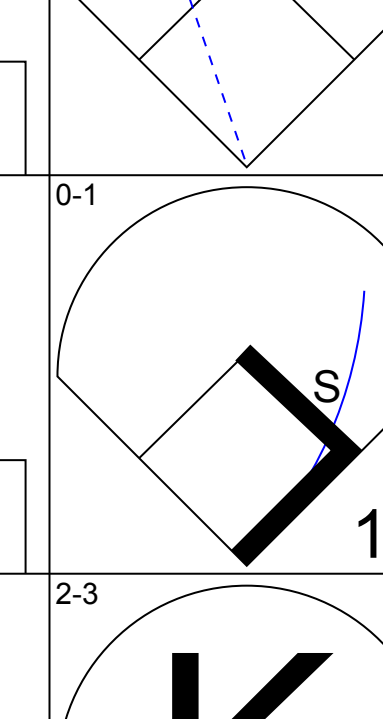
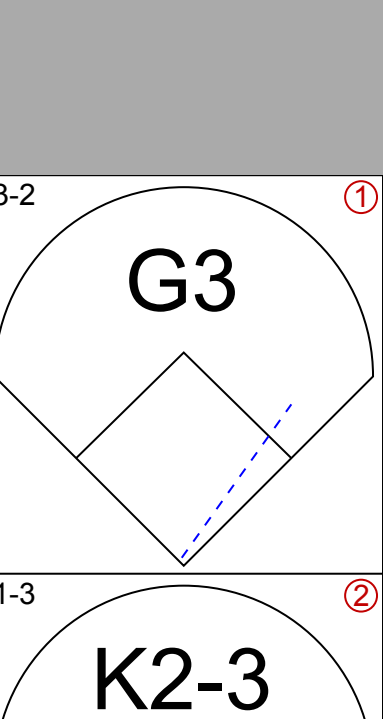
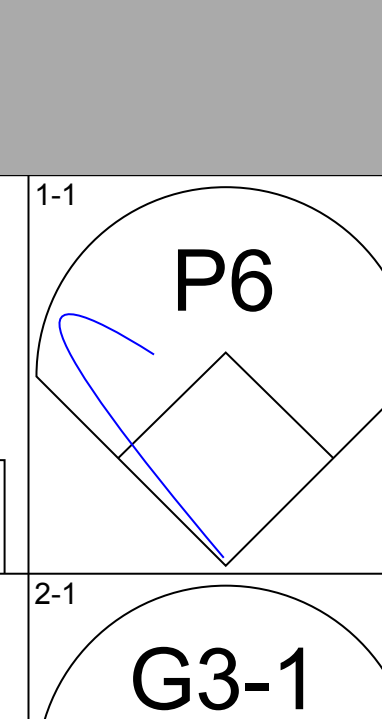
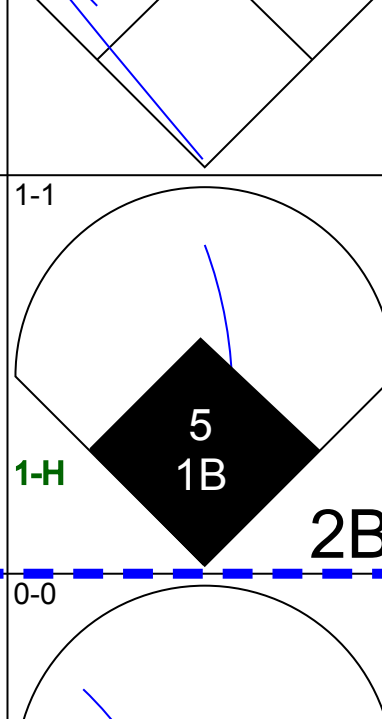
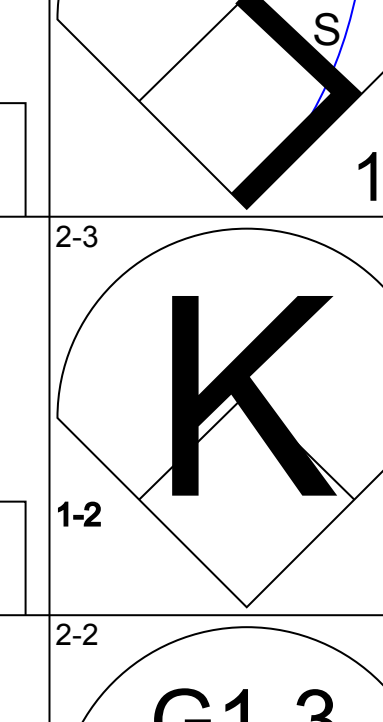
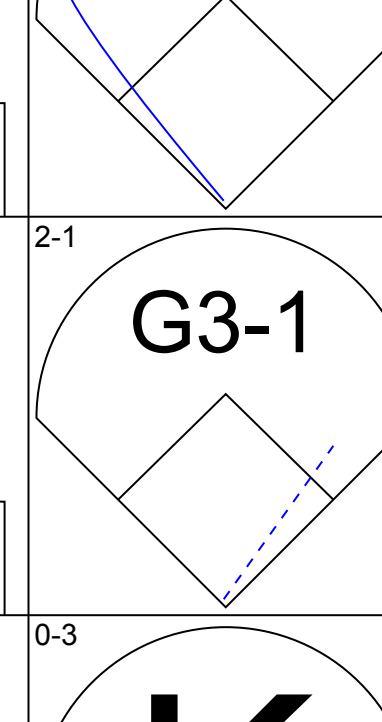
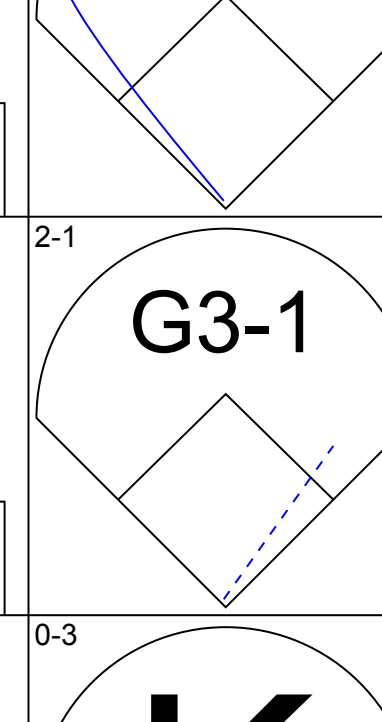
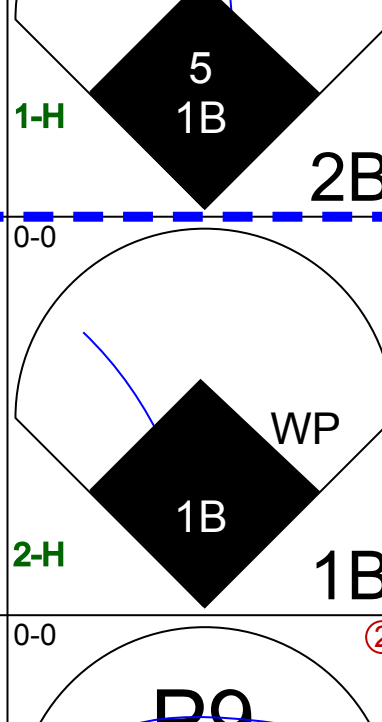
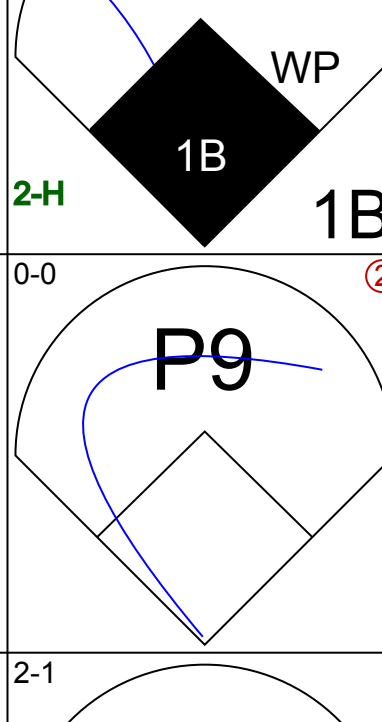
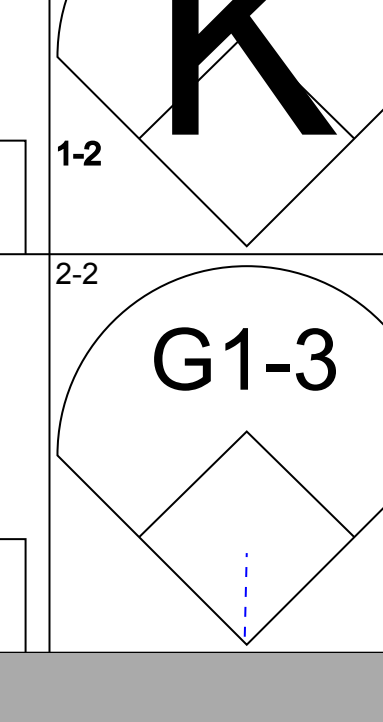
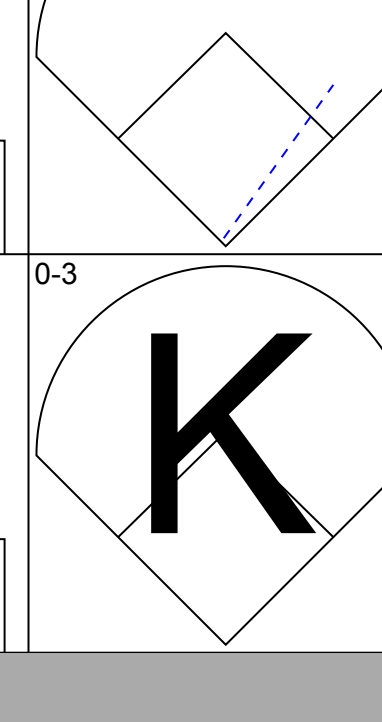
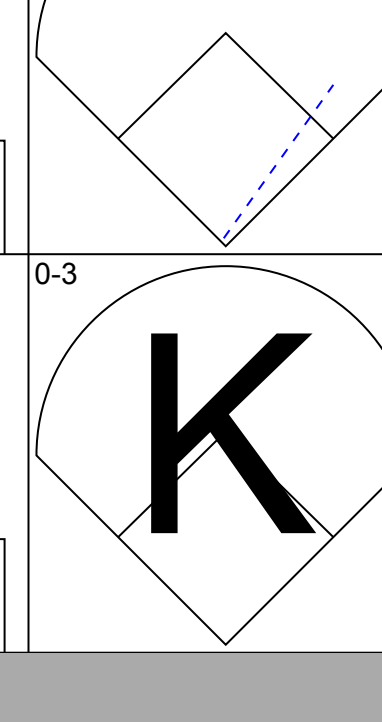

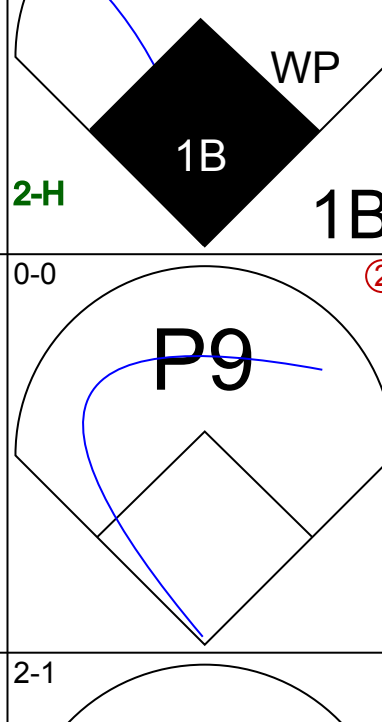
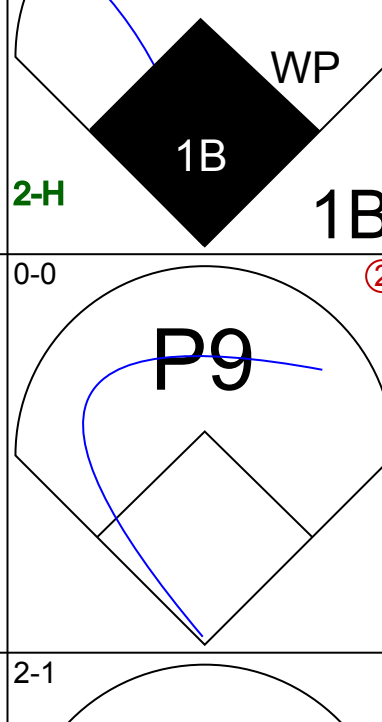
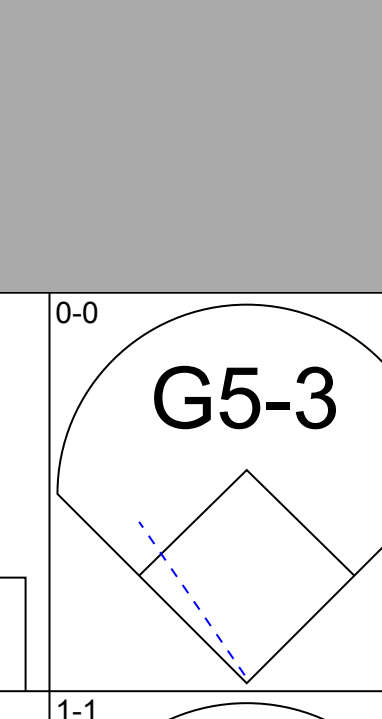

AB	31
R	0
H	5
RBI	0
BB	0
SO	6
LOB	9



Batter	1	2	3	4	5	6	7	8	9	AB	R	H	RBI	BB	SO	LOB	TOP					
Marquis Grissom, R OBP: 0.348, SLG: 0.438 (1, 8)										4	1	1	2	1	1	3	Montreal Expos @ Houston Astros Astrodome, Houston, TX Sat Sep 04 1993, 8:05 PM EDT Att: 22,771 - Dome					
Mike Lansing, R OBP: 0.343, SLG: 0.353 (1, 4) (9, 6)										4	1	0	0	1	0	1						
Rondell White, R OBP: 0.200, SLG: 0.400 (1, 7)										5	1	1	2	0	3	2						
Larry Walker, L OBP: 0.376, SLG: 0.476 (1, 9)										5	0	1	0	0	0	0						
Sean Berry, R OBP: 0.347, SLG: 0.465 (1, 5)										5	0	0	0	0	1	1						
Wil Cordero, R OBP: 0.311, SLG: 0.384 (1, 6)										5	1	3	0	0	0	1						
Randy Ready, R OBP: 0.366, SLG: 0.333 (1, 3) (9, 4)										4	1	2	1	0	0	2						
Tim Spehr, R OBP: 0.268, SLG: 0.323 (1, 2)										3	1	2	0	1	0	0						
Ken Hill, R OBP: 0.208, SLG: 0.182 (1, 1)										2	1	1	2	0	1	0						
Brian Barnes, L OBP: 0.190, SLG: 0.150 (9, 1)										0	0	0	0	0	0	0						
Mel Rojas, R (9, 1)										0	0	0	0	0	0	0						
John Wetteland, R (9, 1)										0	0	0	0	0	0	0						
Oreste Marrero, L OBP: 0.355, SLG: 0.327 (9, 3)										0	0	0	0	0	0	0						
Inning Stats	R: 0 E: 0 K: 2 S: 10	H: 0 LOB: 0 BB: 0 P: 11	R: 5 E: 0 K: 1 S: 16	H: 4 LOB: 0 BB: 1 P: 24	R: 0 E: 0 K: 0 S: 6	H: 0 LOB: 0 BB: 0 P: 8	R: 0 E: 0 K: 0 S: 9	H: 2 LOB: 2 BB: 0 P: 13	R: 2 E: 1 K: 0 S: 9	H: 2 LOB: 1 BB: 0 P: 13	R: 0 E: 0 K: 1 S: 10	H: 1 LOB: 2 BB: 1 P: 19	R: 0 E: 0 K: 0 S: 9	H: 1 LOB: 1 BB: 0 P: 13	R: 0 E: 0 K: 1 S: 11	H: 0 LOB: 1 BB: 1 P: 17	R: 0 E: 0 K: 1 S: 10	H: 1 LOB: 0 BB: 0 P: 15	1B: 7 2B: 2 3B: 0 HR: 2	SF: 0 SAC: 2 DP: 0 HBP: 0	WP: 0 PB: 0 SB: 0 CS: 0	PA: 42
PITCHER	IP WLS BF H R ER SO BB IBB HBP BLK WP HR S P ERA WHIP																					
Greg Swindell, L ERA: 4.43 (1, 1)	5.0 L 25 8 7 6 3 0 0 1 0 0 0 0 2 50 69 10.80 1.600																					
Brian Williams, R ERA: 4.72 (6, 1)	2.0 9 2 0 0 1 1 0 0 0 0 0 0 19 32 0.00 1.500																					
Todd Jones, R ERA: 2.95 (8, 1)	1.0 4 0 0 0 1 1 0 0 0 0 0 0 11 17 0.00 1.000																					
Xavier Hernandez, R ERA: 2.83 (9, 1)	1.0 4 1 0 0 1 0 0 0 0 0 0 0 10 15 0.00 1.000																					

AB	37
R	7
H	11
RBI	7
BB	3
SO	6
LOB	10



Batter	1	2	3	4	5	6	7	8	9	AB	R	H	RBI	BB	SO	LOB	BOTTOM					
Craig Biggio, R OBP: 0.369, SLG: 0.473 (1, 4)										3	0	1	0	1	2	0	Montreal Expos @ Houston Astros Astrodome, Houston, TX Sat Sep 04 1993, 8:05 PM EDT Att: 22,771 - Dome					
Xavier Hernandez, L (9, 1)										0	0	0	0	0	0	0						
Kevin Bass, S OBP: 0.323, SLG: 0.398 (9, PH)										1	0	0	0	0	0	1						
Steve Finley, L OBP: 0.306, SLG: 0.366 (1, 8)										4	1	1	0	0	0	3						
Luis Gonzalez, L OBP: 0.356, SLG: 0.450 (1, 7)										4	1	1	1	1	0	3						
Eric Anthony, L OBP: 0.324, SLG: 0.409 (1, 9)										4	0	0	0	0	0	3						
Ken Caminiti, S OBP: 0.299, SLG: 0.384 (1, 5)										4	1	2	1	0	0	0						
Chris Donnels, L OBP: 0.317, SLG: 0.327 (1, 3)										3	0	0	0	0	2	1						
5 Jeff Bagwell, R OBP: 0.387, SLG: 0.522 (9, PH)										1	1	1	1	0	0	0						
Eddie Taubensee, L OBP: 0.306, SLG: 0.418 (1, 2)										4	0	1	0	0	1	2						
Andujar Cedeno, R OBP: 0.343, SLG: 0.386 (1, 6)										2	0	0	0	0	0	1						
Brian Williams, R OBP: 0.200, SLG: 0.300 (6, 1)										0	0	0	0	0	0	0						
Todd Jones, L (8, 1)										0	0	0	0	0	0	0						
Rick Parker, R OBP: 0.368, SLG: 0.417 (9, PH)										2	1	1	1	0	0	0						
Greg Swindell, L OBP: 0.208, SLG: 0.229 (1, 1)										1	0	0	0	0	0	0						
Casey Candaele, S OBP: 0.333, SLG: 0.371 (6, 6)										3	0	1	0	0	0	0						
Inning Stats	R: 0 E: 0 K: 0 S: 4	H: 1 LOB: 0 BB: 0 P: 6	R: 0 E: 0 K: 1 S: 11	H: 1 LOB: 1 BB: 0 P: 17	R: 0 E: 0 K: 1 S: 6	H: 0 LOB: 0 BB: 0 P: 7	R: 0 E: 0 K: 0 S: 7	H: 0 LOB: 0 BB: 0 P: 11	R: 0 E: 0 K: 1 S: 12	H: 1 LOB: 1 BB: 0 P: 17	R: 0 E: 0 K: 0 S: 9	H: 1 LOB: 2 BB: 1 P: 17	R: 0 E: 0 K: 1 S: 8	H: 0 LOB: 0 BB: 0 P: 11	R: 0 E: 0 K: 1 S: 6	H: 0 LOB: 0 BB: 0 P: 10	R: 5 E: 1 K: 0 S: 15	H: 5 LOB: 1 BB: 0 P: 24	1B: 7 2B: 1 3B: 1 HR: 0	SF: 0 SAC: 0 DP: 0 HBP: 0	WP: 1 PB: 0 SB: 2 CS: 1	PA: 37
PITCHER	IP WLS BF H R ER SO BB IBB HBP BLK WP HR S P ERA WHIP																					
Ken Hill, R ERA: 2.78 (1, 1)	8.1 W 32 7 3 3 5 1 0 0 0 0 0 1 0 70 109 3.24 0.960																					
Brian Barnes, L ERA: 4.24 (9, 1)	0.1 3 2 1 1 0 0 0 0 0 0 1 0 4 6 27.00 6.000																					
Mel Rojas, R ERA: 2.96 (9, 1)	0.0 1 0 1 0 0 0 0 0 0 0 0 0 2 3 ∞ ∞																					
John Wetteland, R ERA: 1.62 (9, 1)	0.1 S 1 0 0 0 0 0 0 0 0 0 0 0 2 2 0.00 0.000																					



Batter	1	2	3	4	5	6	7	8	9	AB	R	H	RBI	BB	SO	LOB	TOP			
Marquis Grissom, R (1, 8) OBP: 0.347, SLG: 0.435 Lou Frazier, S (6, 7) OBP: 0.361, SLG: 0.364	P4		G5-3			G1-3		1B		3	0	0	0	0	0	1	Montreal Expos @ Houston Astros Astrodome, Houston, TX Sun Sep 05 1993, 4:33 AM EDT Att: 19,636 - Dome			
John Vander Wal, L (1, 3) OBP: 0.318, SLG: 0.365 (7, 9)	G4-3			F8		G4-3		F7		4	0	0	0	0	0	2				
Rondell White, R (1, 7) OBP: 0.158, SLG: 0.316 (6, 8)	K			K		G4-3		F7		4	0	0	0	0	2	2				
Larry Walker, L (1, 9) OBP: 0.376, SLG: 0.473 Oreste Marrero, L (7, 3) OBP: 0.349, SLG: 0.321		F7		G6-3			1B	G2		2	0	0	0	1	0	0				
Darrin Fletcher, L (1, 2) OBP: 0.336, SLG: 0.383		L9			K		K		G1-3	4	0	0	0	0	2	1				
Wil Cordero, R (1, 6) OBP: 0.313, SLG: 0.388		K							G6-3	4	0	2	0	0	1	0				
Randy Ready, R (1, 4) OBP: 0.351, SLG: 0.317			F8		L5				G4-3	4	0	0	0	0	0	3				
Mike Lansing, R (1, 5) OBP: 0.345, SLG: 0.354										2	1	1	0	1	1	1				
Jeff Fassero, L (1, 1) Jeff Shaw, R (5, 1) Joe Spillane, L (6, PH) Butch Henry, L (6, 1) Sean Berry, R (8, PH) Tim Scott, R (8, 1)										1	0	0	0	0	1	1				
Inning Stats	R: 0 E: 0 K: 1 S: 10	H: 0 LOB: 0 BB: 0 P: 16	R: 0 E: 0 K: 1 S: 7	H: 0 LOB: 0 BB: 0 P: 10	R: 0 E: 0 K: 1 S: 7	H: 0 LOB: 1 BB: 1 P: 11	R: 0 E: 0 K: 2 S: 9	H: 0 LOB: 0 BB: 0 P: 16	R: 0 E: 0 K: 0 S: 4	H: 0 LOB: 0 BB: 0 P: 9	R: 0 E: 0 K: 1 S: 11	H: 1 LOB: 2 BB: 1 P: 19	R: 1 E: 0 K: 0 S: 10	H: 3 LOB: 2 BB: 0 P: 16	R: 0 E: 0 K: 0 S: 9	H: 0 LOB: 0 BB: 0 P: 11		1B: 3 2B: 2 3B: 0 HR: 0	SF: 0 SAC: 0 DP: 0 HBP: 0	WP: 0 PB: 0 SB: 1 CS: 0
PITCHER Mark Portugal, R (1, 1) ERA: 2.99 Doug Jones, R (9, 1) ERA: 4.19	IP: 8.0 WLS: W BF: 31 H: 5 R: 1 ER: 1 SO: 7 BB: 2 IBB: 0 HBP: 0 BLK: 0 WP: 0 HR: 0 S: 65 P: 107 ERA: 1.12 WHIP: 0.875																			

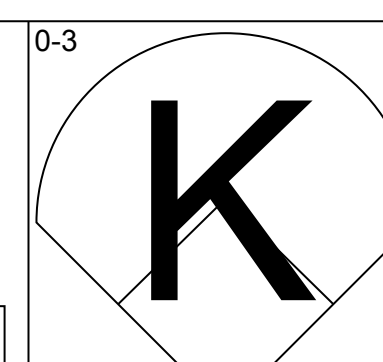
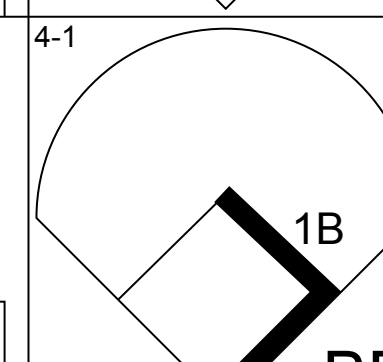
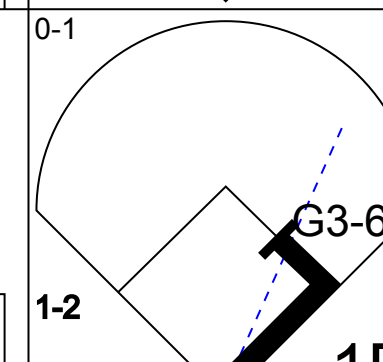




AB	32
R	1
H	5
RBI	1
BB	2
SO	7
LOB	13



Batter	1	2	3	4	5	6	7	8	9	AB	R	H	RBI	BB	SO	LOB	BOTTOM			
Craig Biggio, R (1, 4) OBP: 0.367, SLG: 0.471 Doug Jones, R (9, 1)	CS		F7		P5			K		5	0	1	0	0	2	3	Montreal Expos @ Houston Astros Astrodome, Houston, TX Sun Sep 05 1993, 4:33 AM EDT Att: 19,636 - Dome			
Steve Finley, L (1, 8) OBP: 0.305, SLG: 0.367	1B							K		4	2	2	0	1	1	0				
5 Jeff Bagwell, R (1, 3) OBP: 0.388, SLG: 0.520	BB									2	1	0	0	2	0	1				
Eric Anthony, L (1, 9) OBP: 0.323, SLG: 0.409										4	1	1	2	0	0	2				
Ken Caminiti, S (1, 5) OBP: 0.300, SLG: 0.386										3	2	1	1	1	0	2				
Luis Gonzalez, L (1, 7) OBP: 0.359, SLG: 0.464										4	1	3	2	0	1	2				
Scott Servais, R (1, 2) OBP: 0.320, SLG: 0.430										3	0	1	1	0	2	1				
Andujar Cedeno, R (1, 6) OBP: 0.345, SLG: 0.386										3	0	1	0	1	0	2				
Mark Portugal, R (1, 1) OBP: 0.228, SLG: 0.250 Casey Candaele, S (8, PH) OBP: 0.330, SLG: 0.367										2	0	0	0	0	1	3				
Jeff Fassero, L (1, 1) ERA: 2.26 Jeff Shaw, R (5, 1) ERA: 4.02 Butch Henry, L (6, 1) ERA: 6.15 Tim Scott, R (8, 1) ERA: 2.34										1	0	0	0	0	0	0				
Inning Stats	R: 0 E: 0 K: 0 S: 8	H: 1 LOB: 1 BB: 1 P: 15	R: 1 E: 0 K: 1 S: 8	H: 1 LOB: 1 BB: 1 P: 13	R: 1 E: 1 K: 1 S: 12	H: 1 LOB: 2 BB: 1 P: 19	R: 0 E: 0 K: 2 S: 9	H: 1 LOB: 0 BB: 0 P: 11	R: 5 E: 0 K: 0 S: 18	H: 5 LOB: 1 BB: 2 P: 32	R: 0 E: 0 K: 0 S: 8	H: 0 LOB: 0 BB: 0 P: 12	R: 0 E: 0 K: 1 S: 9	H: 1 LOB: 1 BB: 0 P: 14	R: 0 E: 0 K: 2 S: 11	H: 0 LOB: 0 BB: 0 P: 16	1B: 5 2B: 4 3B: 0 HR: 1	SF: 1 SAC: 1 DP: 0 HBP: 0	WP: 0 PB: 1 SB: 0 CS: 1	PA: 38
PITCHER Jeff Fassero, L (1, 1) ERA: 2.26 Jeff Shaw, R (5, 1) ERA: 4.02 Butch Henry, L (6, 1) ERA: 6.15 Tim Scott, R (8, 1) ERA: 2.34	IP: 4.0 WLS: L BF: 23 H: 7 R: 6 ER: 5 SO: 4 BB: 4 IBB: 0 HBP: 0 BLK: 0 WP: 0 HR: 0 S: 44 P: 71 ERA: 11.25 WHIP: 2.750																			

AB	31
R	7
H	10
RBI	6
BB	5
SO	7
LOB	16

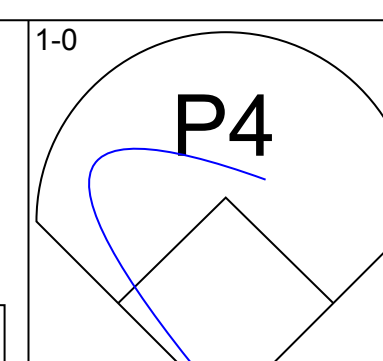
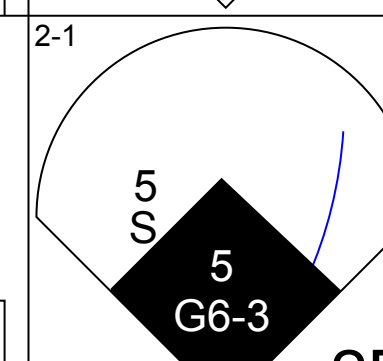
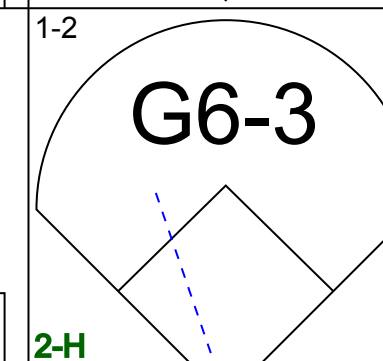
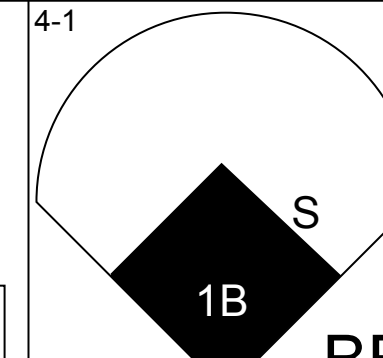
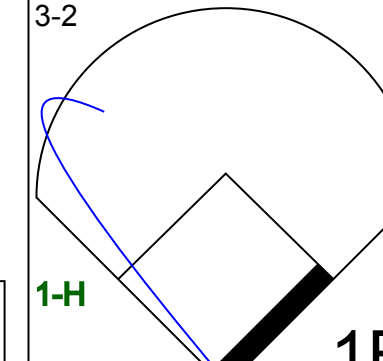
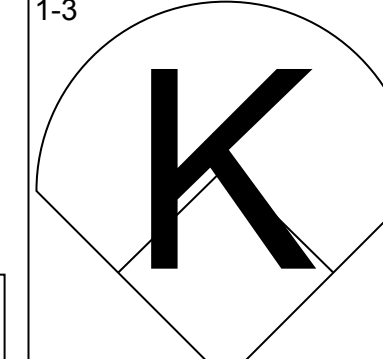



Batter	1	2	3	4	5	6	7	8	9	AB	R	H	RBI	BB	SO	LOB	TOP			
Tito Navarro, S (1,6)			G4-3 (1)		G4-3 (2)			G6-3 (1)	K (3)	5	0	0	0	0	2	2				
Joe Orsulak, L (1,7) OBP: 0.334, SLG: 0.416			K (2)		G4-3 (3)			BB		2	0	0	0	2	1	0				
Eddie Murray, S (1,3)			BB		F8 (1)			F8 (2)		3	0	1	0	1	0	1				
Bobby Bonilla, S (1,5) OBP: 0.350, SLG: 0.521	G3-6-3 (2)		F8 (3)		K (2)			F8 (3)		4	0	0	0	0	1	4				
Jeremy Burnitz, L (1,9) OBP: 0.332, SLG: 0.460		HR			F9 (1)				FC4-6 BB PB	2	2	1	1	2	0	0				
Chico Walker, S (1,4) OBP: 0.282, SLG: 0.353			G4-3 S 1B		F8 (3)			FC4-6 BB		3	0	1	0	1	0	1				
Todd Hundley, S (1,2) OBP: 0.255, SLG: 0.341			G4-3 (2)					FC4-6 PB		4	0	0	0	0	0	3				
Ryan Thompson, R (1,8) OBP: 0.297, SLG: 0.456			K (3)		K (3)			K (2)		4	0	1	0	0	2	3				
Sid Fernandez, L (1,1) Pete Schourek, L (6,1) Ced Landrum, L (7,PH) Jeff Innis, R (7,1) Mauro Gozzo, R (8,1) Jeff McKnight, S (8,PH) OBP: 0.174, SLG: 0.095 OBP: 0.276, SLG: 0.200 OBP: 0.315, SLG: 0.533					F9 (1)			F9 (3)		2	0	0	0	0	1	1				
Inning Stats	R: 0 E: 0 K: 1 S: 8	H: 1 LOB: 1 BB: 1 P: 13	R: 1 E: 0 K: 1 S: 14	H: 2 LOB: 1 BB: 0 P: 23	R: 0 E: 0 K: 1 S: 13	H: 0 LOB: 1 BB: 1 P: 21	R: 0 E: 0 K: 1 S: 9	H: 1 LOB: 1 BB: 0 P: 15	R: 0 E: 0 K: 0 S: 7	H: 0 LOB: 0 BB: 0 P: 13	R: 0 E: 0 K: 0 S: 8	H: 0 LOB: 0 BB: 0 P: 11	R: 0 E: 0 K: 0 S: 5	H: 0 LOB: 1 BB: 1 P: 14	R: 1 E: 0 K: 3 S: 15	H: 0 LOB: 2 BB: 2 P: 29	1B: 2 2B: 1 3B: 0 HR: 1	SF: 0 SAC: 0 DP: 1 HBP: 0	WP: 0 PB: 1 SB: 1 CS: 0	PA: 37
PITCHER	IP WLS BF H R ER SO BB IBB HBP BLK WP HR S P ERA WHIP																			
Pete Harnisch, R (1,1) ERA: 3.29	7.0 W 27 4 1 1 5 3 0 0 0 0 1 67 117 1.29 1.000																			
Xavier Hernandez, R (8,1) ERA: 2.76	2.0 S 10 0 1 0 3 3 0 0 0 0 0 20 43 0.00 1.500																			

New York Mets @ Houston Astros
Astrodome, Houston, TX
Mon Sep 06 1993, 4:33 AM EDT
Att: 18,233 - Dome

AB 31
R 2
H 4
RBI 1
BB 6
SO 8
LOB 16



Batter	1	2	3	4	5	6	7	8	9	AB	R	H	RBI	BB	SO	LOB	BOTTOM	
Craig Biggio, R (1,4) OBP: 0.368, SLG: 0.471			FC4-6 1B		K (3)			CS 1B		4	0	2	0	0	1	0		
Rick Parker, R (9,7) OBP: 0.368, SLG: 0.417			FC4-6 1B					BB		0	0	0	0	0	0	0		
Steve Finley, L (1,8) OBP: 0.305, SLG: 0.368			FC4-6 1B		F8 (1)		G3 (2)			4	1	1	0	0	0	2		
5 Jeff Bagwell, R (1,3) OBP: 0.387, SLG: 0.517	G6-3 (2)		P7 (2)					FC6-4 BB		3	0	0	1	1	1	1		
Eric Anthony, L (1,9) OBP: 0.325, SLG: 0.408			L9 (3)					FC6-4 BB 2B		2	3	0	0	2	0	2		
Ken Caminiti, S (1,5) OBP: 0.304, SLG: 0.387			F7 (1)					2B BB		3	2	2	1	1	0	0		
Luis Gonzalez, L (1,7) OBP: 0.380, SLG: 0.473			L9 (2)					HR 1B		4	1	2	5	0	1	1		
Jose Uribe, S (9,6) OBP: 0.351, SLG: 0.250								HR		0	0	0	0	0	0	0		
Scott Servais, R (1,2) OBP: 0.319, SLG: 0.425		P6 (1)			F7 (3)			G6-3 (2)		3	0	0	0	1	0	0		
Casey Candaele, S (1,6) OBP: 0.317, SLG: 0.351			F7 (2)		G6-3 (1)			F7 (3)		4	0	0	0	0	0	2		
Pete Harnisch, S (1,1) OBP: 0.155, SLG: 0.127			K (3)					HR		2	0	0	0	0	2	0		
Chris Donnels, L (7,PH) ERA: 6.55					K (2)					1	0	0	0	0	0	0		
Xavier Hernandez, L (8,1) ERA: 2.70								F8 (1)		0	0	0	0	0	0	0		
Inning Stats	R: 2 E: 0 K: 1 S: 15	H: 2 LOB: 1 BB: 1 P: 27	R: 0 E: 0 K: 1 S: 11	H: 0 LOB: 0 BB: 0 P: 16	R: 0 E: 0 K: 0 S: 9	H: 1 LOB: 1 BB: 0 P: 11	R: 0 E: 0 K: 0 S: 7	H: 0 LOB: 0 BB: 0 P: 12	R: 0 E: 0 K: 2 S: 9	H: 1 LOB: 2 BB: 3 P: 14	R: 0 E: 0 K: 0 S: 12	H: 1 LOB: 0 BB: 0 P: 12	R: 3 E: 0 K: 1 S: 12	H: 2 LOB: 0 BB: 1 P: 22	1B: 4 2B: 2 3B: 0 HR: 1	SF: 0 SAC: 0 DP: 0 HBP: 0	WP: 0 PB: 0 SB: 2 CS: 1	PA: 35
PITCHER	IP WLS BF H R ER SO BB IBB HBP BLK WP HR S P ERA WHIP																	
Sid Fernandez, L (1,1) ERA: 3.55	5.0 L 19 3 2 2 4 1 0 0 0 0 0 51 80 3.60 0.800																	
Pete Schourek, L (6,1) ERA: 6.55	1.0 7 1 2 2 0 2 1 0 0 0 0 12 31 18.00 3.000																	
Jeff Innis, R (7,1) ERA: 4.35	1.0 3 1 0 0 0 0 0 0 0 0 0 9 12 0.00 1.000																	
Mauro Gozzo, R (8,1) ERA: 27.0	1.0 6 2 3 3 1 1 0 0 0 0 0 1 12 22 27.00 3.000																	

New York Mets @ Houston Astros
Astrodome, Houston, TX
Mon Sep 06 1993, 4:33 AM EDT
Att: 18,233 - Dome

AB 30
R 7
H 7
RBI 7
BB 5
SO 5
LOB 8




Batter	1	2	3	4	5	6	7	8	9	10	AB	R	H	RBI	BB	SO	LOB	TOP				
Joe Orsulak, L OBP: 0.335, SLG: 0.416 (1, 7)	F7		G3-4-3 HR 1B		G3 1B		P3		G4-3		5	1	2	0	0	0	0	New York Mets @ Houston Astros Astrodome, Houston, TX Tue Sep 07 1993, 8:05 PM EDT Att. 16,298 - Dome				
Todd Hundley, S OBP: 0.254, SLG: 0.339 (1, 2)	F9		G3-4-3		G3		K2-3				5	0	1	0	0	1	2					
Eddie Murray, S OBP: 0.315, SLG: 0.461 (1, 3)	WP BB 1B				FC4-6 IBB				SH5-3 FC4-2 1B		4	1	3	2	1	0	1					
Bobby Bonilla, S OBP: 0.332, SLG: 0.522 Chico Walker, S OBP: 0.283, SLG: 0.352 (3, 5)	WP BB				FC4-6				FC4-2 SH5-3 1B		1	0	1	0	1	0	0					
Jeremy Burnitz, L OBP: 0.335, SLG: 0.458 (1, 9)	F8								SH5-3		3	0	1	0	1	1	2					
Jeff Kent, R OBP: 0.327, SLG: 0.446 (1, 4)		G5-3									4	1	2	1	1	0	0					
Jeff McKnight, S OBP: 0.308, SLG: 0.308 John Franco, L (10, 1)		F9			G4-3				FC4-2 IBB		5	0	0	0	0	1	5					
Ryan Thompson, R OBP: 0.296, SLG: 0.449 (1, 8)		F7							FC4-2 FC5-4		0	0	0	0	0	0	0					
Bobby Jones, R OBP: 0.299, SLG: 0.258 (10, 6)									FC5-4		3	0	0	0	1	1	3					
Ced Landrum, L OBP: 0.251, SLG: 0.308 Mike Maddux, L OBP: 0.259, SLG: 0.258 (9, PH)											1	0	0	0	0	1	0					
Inning Stats	R: 0 E: 0 K: 0 S: 10	H: 1 LOB: 2 BB: 1 P: 19	R: 0 E: 0 K: 0 S: 9	H: 0 LOB: 0 BB: 0 P: 15	R: 2 E: 0 K: 1 S: 9	H: 4 LOB: 1 BB: 0 P: 15	R: 0 E: 0 K: 1 S: 9	H: 0 LOB: 2 BB: 2 P: 12	R: 0 E: 0 K: 0 S: 7	H: 1 LOB: 1 BB: 2 P: 19	R: 0 E: 0 K: 1 S: 6	H: 0 LOB: 0 BB: 0 P: 10	R: 0 E: 0 K: 0 S: 10	H: 2 LOB: 3 BB: 1 P: 18	R: 0 E: 0 K: 1 S: 8	H: 1 LOB: 1 BB: 0 P: 14	R: 1 E: 0 K: 1 S: 14	H: 1 LOB: 0 BB: 0 P: 20	1B: 9 2B: 1 3B: 0 HR: 2	SF: 0 SAC: 1 DP: 1 HBP: 0	WP: 1 PB: 0 SB: 0 CS: 2	PA: 44
PITCHER	IP	WLS	BF	H	R	ER	SO	BB	IBB	HBP	BLK	WP	HR	S	P	ERA	WHIP					
Doug Drabek, R ERA: 3.49 Todd Jones, R ERA: 2.2	(1, 1)	8.0	35	9	2	2	3	2	3	0	0	0	0	0	0	0	2.25	1.375				
	(9, 1)	2.0	8	2	1	1	2	0	0	0	0	0	0	1	22	34	4.50	1.000				

AB	37
R	3
H	11
RBI	3
BB	5
SO	5
LOB	15



Batter	1	2	3	4	5	6	7	8	9	10	AB	R	H	RBI	BB	SO	LOB	BOTTOM			
Craig Biggio, R OBP: 0.367, SLG: 0.468 (1, 4)	F8		G6-3								3	0	0	0	0	0	0	New York Mets @ Houston Astros Astrodome, Houston, TX Tue Sep 07 1993, 8:05 PM EDT Att. 16,298 - Dome			
Steve Finley, L OBP: 0.305, SLG: 0.364 (1, 8)	F8		G1-3								5	0	0	1	0	0	2				
5 Jeff Bagwell, R OBP: 0.386, SLG: 0.517 (1, 3)											4	0	1	0	0	0	1				
Eric Anthony, L OBP: 0.324, SLG: 0.405 (1, 9)	G3-1										3	1	0	0	1	0	1				
Ken Caminiti, S OBP: 0.306, SLG: 0.389 (1, 5)											3	1	2	0	0	0	0				
Luis Gonzalez, L OBP: 0.359, SLG: 0.471 (1, 7)											4	0	1	1	0	1	2				
Eddie Taubensee, L OBP: 0.302, SLG: 0.412 Rick Parker, R OBP: 0.385, SLG: 0.432 (1, 2)											3	0	0	0	0	0	2				
Andujar Cedeno, R OBP: 0.344, SLG: 0.385 (1, 6)											4	0	1	1	0	1	2				
Doug Drabek, R OBP: 0.121, SLG: 0.172 Kevin Bass, S OBP: 0.268, SLG: 0.401 Todd Jones, L OBP: 0.338, SLG: 0.496 (1, 1)											2	0	0	0	0	2	0				
											1	1	1	0	0	0	0				
Inning Stats	R: 0 E: 0 K: 0 S: 8	H: 1 LOB: 1 BB: 0 P: 14	R: 1 E: 0 K: 0 S: 11	H: 2 LOB: 1 BB: 0 P: 15	R: 0 E: 0 K: 1 S: 10	H: 0 LOB: 0 BB: 0 P: 14	R: 0 E: 0 K: 1 S: 10	H: 1 LOB: 1 BB: 0 P: 14	R: 0 E: 0 K: 2 S: 9	H: 0 LOB: 0 BB: 0 P: 15	R: 1 E: 0 K: 0 S: 7	H: 1 LOB: 1 BB: 1 P: 16	R: 0 E: 0 K: 0 S: 4	H: 0 LOB: 0 BB: 0 P: 5	R: 2 E: 1 K: 0 S: 10	H: 1 LOB: 3 BB: 1 P: 17	1B: 6 2B: 1 3B: 0 HR: 0	SF: 0 SAC: 3 DP: 0 HBP: 1	WP: 1 PB: 0 SB: 0 CS: 0	PA: 38	
PITCHER	IP	WLS	BF	H	R	ER	SO	BB	IBB	HBP	BLK	WP	HR	S	P	ERA	WHIP				
Bobby Jones, R ERA: 4.78 Mike Maddux, R ERA: 3.32 John Franco, L ERA: 4.06	(1, 1)	8.0	30	6	2	2	4	1	0	0	0	1	0	72	114	2.25	0.875				
	(9, 1)	1.0	3	0	0	0	0	0	0	0	0	0	0	4	5	0.00	0.000				
	(10, 1)	0.2	5	1	2	1	0	1	0	1	0	0	0	10	17	13.50	3.000				

AB	32
R	4
H	7
RBI	3
BB	2
SO	4
LOB	9



Batter	1	2	3	4	5	6	7	8	9	AB	R	H	RBI	BB	SO	LOB	TOP					
Ryan Thompson, R (1, 8) Chico Walker, S (9, PH) OBP: 0.292, SLG: 0.442 OBP: 0.282, SLG: 0.350										3	0	0	0	0	2	0						
Jeff McKnight, S (1, 6) OBP: 0.308, SLG: 0.303										2	1	0	0	1	0	0						
Eddie Murray, S (1, 3) OBP: 0.313, SLG: 0.458										3	0	0	0	0	0	1						
Joe Orsulak, L (1, 7) Dave Gallagher, R (7, 7) OBP: 0.332, SLG: 0.413 OBP: 0.341, SLG: 0.456										3	0	0	0	0	0	0						
Jeromy Burnitz, L (1, 9) OBP: 0.331, SLG: 0.451										3	0	0	0	0	1	0						
Jeff Kent, R (1, 4) OBP: 0.325, SLG: 0.443										3	0	0	0	0	1	0						
Butch Huskey, R (1, 5)										3	0	0	0	0	3	0						
Todd Hundley, S (1, 2) OBP: 0.253, SLG: 0.336										3	0	0	0	0	0	0						
Frank Tanana, L (1, 1) Ced Landrum, L (8, PH) Josias Manzanillo, R (6, 1) Dave Telgheder, R (8, 1) Tito Navarro, S (9, PH) OBP: 0.190, SLG: 0.214 OBP: 0.214, SLG: 0.286 OBP: 0.143, SLG: 0.286										1	0	0	0	0	0	0						
Inning Stats	R: 0 E: 0 K: 1 S: 6	H: 0 LOB: 0 BB: 0 P: 7	R: 0 E: 0 K: 1 S: 7	H: 0 LOB: 0 BB: 0 P: 10	R: 0 E: 0 K: 1 S: 5	H: 0 LOB: 0 BB: 0 P: 5	R: 1 E: 0 K: 1 S: 7	H: 0 LOB: 0 BB: 1 P: 15	R: 0 E: 0 K: 1 S: 8	H: 0 LOB: 0 BB: 0 P: 12	R: 0 E: 0 K: 0 S: 5	H: 0 LOB: 0 BB: 0 P: 6	R: 0 E: 0 K: 2 S: 5	H: 0 LOB: 0 BB: 0 P: 6	R: 0 E: 0 K: 2 S: 7	H: 0 LOB: 0 BB: 0 P: 8	R: 0 E: 0 K: 2 S: 9	H: 0 LOB: 0 BB: 0 P: 14	1B: 0 2B: 0 3B: 0 HR: 0	SF: 0 SAC: 0 DP: 0 HBP: 0	WP: 1 PB: 0 SB: 0 CS: 0	PA: 28
PITCHER Darryl Kile, R (1, 1) ERA: 3.13	IP: 9.0 WLS: W BF: 28 H: 0 R: 1 ER: 0 SO: 9 BB: 1 IBB: 0 HBP: 0 BLK: 0 WP: 1 HR: 0 S: 59 P: 83 ERA: 0.00 WHIP: 0.111															PITCHER	IP: 9.0 WLS: W BF: 28 H: 0 R: 1 ER: 0 SO: 9 BB: 1 IBB: 0 HBP: 0 BLK: 0 WP: 1 HR: 0 S: 59 P: 83 ERA: 0.00 WHIP: 0.111					

New York Mets @ Houston Astros
Astrodome, Houston, TX
Wed Sep 08, 1993, 8:05 PM EDT
Att: 15,684 - Dome

AB	27
R	1
H	0
RBI	0
BB	1
SO	9
LOB	1



Batter	1	2	3	4	5	6	7	8	9	AB	R	H	RBI	BB	SO	LOB	BOTTOM			
Craig Biggio, R (1, 4) OBP: 0.367, SLG: 0.469										4	0	1	0	0	0	1				
Casey Candaele, S (1, 8) Steve Finley, L (8, FR) OBP: 0.315, SLG: 0.347 OBP: 0.305, SLG: 0.364										4	1	1	1	0	0	1				
5 Jeff Bagwell, R (1, 3) OBP: 0.387, SLG: 0.519										4	1	2	1	0	0	2				
Eric Anthony, L (1, 9) OBP: 0.321, SLG: 0.401										4	0	0	0	0	1	3				
Ken Caminiti, S (1, 5) OBP: 0.308, SLG: 0.395										3	2	1	1	1	1	0				
Luis Gonzalez, L (1, 7) OBP: 0.380, SLG: 0.471										4	0	2	2	0	1	0				
Scott Servais, R (1, 2) OBP: 0.315, SLG: 0.418										4	0	0	0	0	0	2				
Andujar Cedeno, R (1, 6) OBP: 0.346, SLG: 0.395										4	2	2	1	0	1	2				
Darryl Kile, R (1, 1) OBP: 0.106, SLG: 0.174										2	0	0	0	0	0	0				
Inning Stats	R: 0 E: 1 K: 0 S: 13	H: 2 LOB: 0 BB: 0 P: 21	R: 1 E: 0 K: 0 S: 7	H: 2 LOB: 0 BB: 0 P: 8	R: 2 E: 0 K: 0 S: 17	H: 3 LOB: 1 BB: 0 P: 26	R: 0 E: 0 K: 0 S: 4	H: 0 LOB: 0 BB: 0 P: 7	R: 1 E: 0 K: 0 S: 10	H: 2 LOB: 1 BB: 0 P: 16	R: 0 E: 0 K: 2 S: 9	H: 0 LOB: 0 BB: 0 P: 15	R: 0 E: 0 K: 1 S: 5	H: 0 LOB: 0 BB: 0 P: 6	R: 3 E: 2 K: 1 S: 14	H: 2 LOB: 2 BB: 1 P: 26	1B: 4 2B: 3 3B: 0 HR: 2	SF: 0 SAC: 1 DP: 1 HBP: 0	WP: 0 PB: 0 SB: 0 CS: 0	PA: 35
PITCHER Frank Tanana, L (1, 1) ERA: 4.47 Josias Manzanillo, R (6, 1) Dave Telgheder, R (8, 1) ERA: 6.83	IP: 5.0 WLS: L BF: 21 H: 7 R: 4 ER: 4 SO: 4 BB: 0 IBB: 0 HBP: 0 BLK: 0 WP: 0 HR: 2 S: 51 P: 78 ERA: 7.20 WHIP: 1.400															PITCHER	IP: 5.0 WLS: L BF: 21 H: 7 R: 4 ER: 4 SO: 4 BB: 0 IBB: 0 HBP: 0 BLK: 0 WP: 0 HR: 2 S: 51 P: 78 ERA: 7.20 WHIP: 1.400			

New York Mets @ Houston Astros
Astrodome, Houston, TX
Wed Sep 08, 1993, 8:05 PM EDT
Att: 15,684 - Dome

AB	33
R	7
H	9
RBI	6
BB	1
SO	4
LOB	11



Batter	1	2	3	4	5	6	7	8	9	AB	R	H	RBI	BB	SO	LOB	TOP		
Craig Biggio, R OBP: 0.367, SLG: 0.469 (1, 4)	G6-3		F9			FC5-4 1B		1B		4	0	2	0	0	0	0	Houston Astros @ Philadelphia Phillies Veterans Stadium, Philadelphia, PA Fri Sep 10 1993, 7:05 PM EDT Att: 31,146 - Unknown - 76 F		
Steve Finley, L OBP: 0.307, SLG: 0.372 (1, 8)	HR		G6-3			F8		1B		4	1	2	1	0	0	1			
5 Jeff Bagwell, R OBP: 0.387, SLG: 0.518 (1, 3)	BB				1B	FC5-4 1-2		K		3	0	1	0	1	1	3			
Luis Gonzalez, L OBP: 0.358, SLG: 0.467 (1, 7)	K				F7	K		L7		4	0	0	0	0	2	4			
Ken Caminiti, S OBP: 0.307, SLG: 0.394 (1, 5)	P4				P6			G3		4	1	1	0	0	0	3			
Eric Anthony, L OBP: 0.321, SLG: 0.402 (1, 9)										4	0	1	0	0	1	1			
Eddie Taubensee, L OBP: 0.306, SLG: 0.414 (1, 2)										4	0	2	1	0	0	1			
Andujar Cedeno, R OBP: 0.344, SLG: 0.393 (9, PH)										3	0	0	0	0	0	2			
Kevin Bass, S OBP: 0.324, SLG: 0.399 (9, PH)										1	0	0	0	0	0	1			
Greg Swindell, L OBP: 0.206, SLG: 0.220 (7, PH)										2	0	0	0	0	0	1			
Chris Donnels, L OBP: 0.317, SLG: 0.321 (7, 1)										1	0	0	0	0	0	1			
Brian Williams, R OBP: 0.250, SLG: 0.300 (8, 1)										0	0	0	0	0	0	0			
Al Osuna, R OBP: 0.250, SLG: 0.300 (8, 1)										0	0	0	0	0	0	0			
Tom Edens, R OBP: 0.250, SLG: 0.300 (8, PH)										1	0	0	0	0	0	1			
Chris James, R OBP: 0.250, SLG: 0.492 (8, PH)										1	0	0	0	0	0	1			
Inning Stats	R: 1 E: 0 K: 1 S: 11	H: 1 LOB: 1 BB: 1 P: 17	R: 0 E: 0 K: 0 S: 8	H: 0 LOB: 0 BB: 0 P: 10	R: 0 E: 0 K: 0 S: 10	H: 0 LOB: 0 BB: 0 P: 13	R: 0 E: 0 K: 0 S: 5	H: 1 LOB: 0 BB: 0 P: 9	R: 0 E: 0 K: 1 S: 11	H: 1 LOB: 1 BB: 0 P: 17	R: 0 E: 0 K: 0 S: 7	H: 2 LOB: 1 BB: 0 P: 13	R: 0 E: 0 K: 1 S: 8	H: 2 LOB: 2 BB: 0 P: 9	R: 0 E: 0 K: 2 S: 12	H: 1 LOB: 1 BB: 0 P: 17	1B: 7 2B: 1 3B: 0 HR: 1	SF: 0 SAC: 0 DP: 0 HBP: 0	WP: 0 PA: 36 PB: 0 SB: 1 CS: 0
PITCHER	IP WLS BF H R ER SO BB IBB HBP BLK WP HR S P ERA WHIP																		
Curt Schilling, R ERA: 4.08	8.1 W 34 9 2 2 4 1 0 0 0 0 1 75 111 2.16 1.200																		
Mitch Williams, L ERA: 3.38	0.2 2 0 0 0 1 0 0 0 0 0 0 5 7 0.00 0.000																		

AB	35
R	2
H	9
RBI	2
BB	1
SO	5
LOB	19



Batter	1	2	3	4	5	6	7	8	9	AB	R	H	RBI	BB	SO	LOB	BOTTOM
Lenny Dykstra, L OBP: 0.425, SLG: 0.490 (1, 8)	G3 3B	L7			1B S 1B		F7			4	1	2	0	0	0	1	Houston Astros @ Philadelphia Phillies Veterans Stadium, Philadelphia, PA Fri Sep 10 1993, 7:05 PM EDT Att: 31,146 - Unknown - 76 F
Mariano Duncan, R OBP: 0.307, SLG: 0.411 (1, 4)	K		G5-3		G3-6 1B		L4			4	0	1	0	0	1	1	
John Kruk, L OBP: 0.437, SLG: 0.481 (1, 3)	G3		F7		G3-6 1-2 1B					4	1	1	1	0	0	2	
Dave Hollins, S OBP: 0.374, SLG: 0.454 (1, 5)	G5-3				L7					4	1	2	0	0	0	1	
Kim Batiste, R OBP: 0.307, SLG: 0.453 (9, 5)								SF9 BB 1B		0	0	0	0	0	0	0	
Darren Daulton, L OBP: 0.401, SLG: 0.506 (1, 2)										2	2	2	0	2	0	0	
Pete Incaviglia, R OBP: 0.333, SLG: 0.559 (1, 7)								SF9		3	1	2	3	0	0	2	
Wes Chamberlain, R OBP: 0.317, SLG: 0.512 (8, PH)										3	0	0	0	0	0	2	
Jim Eisenreich, L OBP: 0.376, SLG: 0.481 (9, 9)										1	0	1	1	0	0	0	
Kevin Stocker, S OBP: 0.421, SLG: 0.444 (1, 6)										4	0	1	1	0	1	2	
Curt Schilling, R OBP: 0.188, SLG: 0.179 (9, 1)										3	0	0	0	0	0	2	
Mitch Williams, L OBP: 1.000, SLG: 1.000 (9, 1)										0	0	0	0	0	0	0	
Inning Stats	R: 1 E: 0 K: 1 S: 11	H: 3 LOB: 1 BB: 0 P: 16	R: 0 E: 0 K: 0 S: 9	H: 1 LOB: 2 BB: 1 P: 15	R: 0 E: 0 K: 1 S: 9	H: 0 LOB: 0 BB: 0 P: 13	R: 0 E: 0 K: 0 S: 5	H: 2 LOB: 1 BB: 0 P: 9	R: 1 E: 0 K: 0 S: 9	H: 2 LOB: 0 BB: 0 P: 14	R: 0 E: 0 K: 0 S: 10	H: 0 LOB: 0 BB: 0 P: 14	R: 2 E: 0 K: 0 S: 12	H: 3 LOB: 2 BB: 1 P: 23	1B: 8 2B: 2 3B: 2 HR: 0	SF: 1 SAC: 1 DP: 2 HBP: 0	WP: 0 PA: 36 PB: 0 SB: 1 CS: 0
PITCHER	IP WLS BF H R ER SO BB IBB HBP BLK WP HR S P ERA WHIP																
Greg Swindell, L ERA: 4.49	6.0 L 26 9 4 4 2 0 1 0 0 0 0 0 14 21 18.00 2.000																
Brian Williams, R ERA: 4.89	1.0 5 2 2 2 0 0 0 0 0 0 0 0 1 5 ∞ ∞																
Al Osuna, L ERA: 3.27	0.0 1 0 0 0 0 0 1 0 0 0 0 0 0 1 5 ∞ ∞																
Tom Edens, R ERA: 2.28	1.0 4 1 0 0 0 0 0 0 0 0 0 0 0 7 11 0.00 1.000																

AB	32
R	6
H	12
RBI	6
BB	2
SO	2
LOB	13



Batter	1	2	3	4	5	6	7	8	9	AB	R	H	RBI	BB	SO	LOB	TOP								
Craig Biggio, R OBP: 0.366, SLG: 0.465 (1, 4)	1-2 F8		1-1 G4-3		0-0 G6-3		2-1 P6		4-0 3B IBB	4	1	0	0	1	0	3	Houston Astros @ Philadelphia Phillies Veterans Stadium, Philadelphia, PA Sat Sep 11 1993, 7:05 PM EDT Att: 45,738 - Unknown - 69 F AB 34 R 4 H 8 RBI 4 BB 4 SO 9 LOB 17								
Steve Finley, L OBP: 0.308, SLG: 0.379 (1, 8)	1-3 K		0-2 G4-3		0-0 2B		1-0 G3		1-1 3B 1-H 2-H	5	0	2	3	0	1	2									
Luis Gonzalez, L OBP: 0.358, SLG: 0.465 (1, 7)	1-2 G3			1-1 G4-3 5 1B	4-1 BB				3-3 K	4	0	1	0	1	1	1									
5 Jeff Bagwell, R OBP: 0.387, SLG: 0.516 (1, 3)		1-1 G3		1-2 G4-3	0-0 P2				1-0 1B	4	0	1	0	0	0	3									
Ken Caminiti, S OBP: 0.307, SLG: 0.392 (1, 5)		2-3 K		4-2 P5 BB			2-1 F9		2-0 P4	3	0	0	0	1	1	1									
Eric Anthony, L OBP: 0.315, SLG: 0.400 (8, PH)	2-1 F7			3-1 P5			1-3 K		2-3 K	3	0	0	0	0	1	2									
Kevin Bass, S OBP: 0.323, SLG: 0.397 (8, 9)				1-2 K						1	0	0	0	0	1	1									
Eddie Taubensee, L OBP: 0.301, SLG: 0.407 (1, 2)			2-2 G6-3	3-3 K			1-3 K		3-3 K	4	0	0	0	0	3	2									
Andujar Cedeno, R OBP: 0.349, SLG: 0.401 (1, 6)			2-2 1B 2B		0-0 G6-3 2B 1B		0-0 FC1-5 2B		4-0 SH3-4 3B BB	3	3	3	0	1	0	0									
Mark Portugal, R OBP: 0.233, SLG: 0.255 (9, 1)			2-2 G4-3 1B		0-3 K		0-1 FC1-5		1-0 SH3-4	3	0	1	1	0	1	2									
Todd Jones, L (9, 1)									1-2 K	0	0	0	0	0	0	0									
Inning Stats	R: 0 E: 0 K: 1 S: 10	H: 0 LOB: 0 BB: 0 P: 13	R: 0 E: 0 K: 1 S: 7	H: 0 LOB: 0 BB: 0 P: 12	R: 1 E: 0 K: 0 S: 15	H: 2 LOB: 1 BB: 0 P: 22	R: 0 E: 0 K: 1 S: 12	H: 1 LOB: 2 BB: 1 P: 24	R: 1 E: 0 K: 1 S: 8	H: 2 LOB: 2 BB: 1 P: 12	R: 0 E: 0 K: 2 S: 8	H: 0 LOB: 0 BB: 0 P: 12	R: 0 E: 0 K: 0 S: 6	H: 1 LOB: 1 BB: 0 P: 9	R: 0 E: 0 K: 2 S: 10	H: 1 LOB: 1 BB: 0 P: 18	R: 2 E: 0 K: 1 S: 10	H: 1 LOB: 1 BB: 2 P: 24	1B: 4 2B: 3 3B: 1 HR: 0	SF: 0 SAC: 1 DP: 0 HBP: 0	WP: 0 PB: 0 SB: 1 CS: 0	PA: 39			
PITCHER	IP	WLS	BF	H	R	ER	SO	BB	IBB	HBP	BLK	WP	HR	S	P	ERA	WHIP								
Mike Williams, R ERA: 5.49 (1, 1)	5.0	L	22	5	2	2	4	2	0	0	0	0	0	52	83	3.60	1.400								
Donn Pall, R ERA: 3.02 (6, 1)	2.0		7	1	0	0	2	0	0	0	0	0	0	14	21	0.00	0.500								
David West, L ERA: 3.06 (8, 1)	2.0		10	2	2	2	3	1	1	0	0	0	0	20	42	9.00	1.500								

Batter	1	2	3	4	5	6	7	8	9	AB	R	H	RBI	BB	SO	LOB	BOTTOM								
Lenny Dykstra, L OBP: 0.424, SLG: 0.488 (1, 8)	2-2 BB WP BB 1B		1-2 G4-3		2-2 G3-1				1-3 K	4	1	1	0	0	1	0	Houston Astros @ Philadelphia Phillies Veterans Stadium, Philadelphia, PA Sat Sep 11 1993, 7:05 PM EDT Att: 45,738 - Unknown - 69 F AB 30 R 1 H 3 RBI 1 BB 5 SO 7 LOB 18								
Mickey Morandini, L OBP: 0.300, SLG: 0.350 (1, 4)	3-1 P8		2-1 F7		0-1 1B			3-3 K		4	0	1	0	0	1	1									
John Kruk, L OBP: 0.438, SLG: 0.480 (1, 3)	4-1 BB BB BB		2-3 K		3-1 1B			3-2 F8		3	0	1	0	1	1	0									
Dave Hollins, S OBP: 0.375, SLG: 0.452 (1, 5)	4-0 BB BB		0-1 P2		0-3 K			4-1 FC4-6 BB		2	0	0	0	2	1	2									
Darren Daulton, L OBP: 0.400, SLG: 0.502 (1, 2)	4-1 FC6-4 BB			0-1 P5			0-1 F7		2-1 FC4-6	3	0	0	1	1	0	3									
Jim Eisenreich, L OBP: 0.374, SLG: 0.477 (1, 9)	1-2 2-3 3-4 K			0-1 G6-3			0-0 P7		4-0 BB	3	0	0	0	1	1	5									
Pete Incaviglia, R OBP: 0.330, SLG: 0.552 (1, 7)	3-1 FC6-4			0-0 G5-3			0-0 P4		1-2 F9	4	0	0	0	0	0	5									
Kevin Stocker, S OBP: 0.413, SLG: 0.435 (1, 6)		1-2 F8		2-3 K			2-1 P7		3-2 G4-3	4	0	0	0	0	1	2									
Mike Williams, R (1, 1)		2-2 G6-3			1-0 P6		1-3 K			1	0	0	0	0	0	0									
Tony Longmire, L OBP: 0.200, SLG: 0.200 (5, PH)										1	0	0	0	0	0	0									
Wes Chamberlain, R OBP: 0.316, SLG: 0.510 (7, PH)										0	0	0	0	0	0	0									
David West, L OBP: 0.400, SLG: 0.600 (8, 1)										0	0	0	0	0	1	0									
Inning Stats	R: 1 E: 0 K: 1 S: 12	H: 1 LOB: 3 BB: 3 P: 32	R: 0 E: 0 K: 0 S: 9	H: 0 LOB: 0 BB: 0 P: 13	R: 0 E: 0 K: 1 S: 9	H: 0 LOB: 0 BB: 0 P: 13	R: 0 E: 0 K: 0 S: 5	H: 0 LOB: 0 BB: 0 P: 5	R: 0 E: 0 K: 1 S: 7	H: 0 LOB: 0 BB: 0 P: 12	R: 0 E: 0 K: 1 S: 11	H: 2 LOB: 2 BB: 0 P: 13	R: 0 E: 0 K: 1 S: 6	H: 0 LOB: 0 BB: 0 P: 9	R: 0 E: 0 K: 2 S: 10	H: 0 LOB: 0 BB: 0 P: 17	R: 0 E: 1 K: 0 S: 12	H: 0 LOB: 2 BB: 2 P: 26	1B: 3 2B: 0 3B: 0 HR: 0	SF: 0 SAC: 0 DP: 0 HBP: 0	WP: 1 PB: 0 SB: 0 CS: 0	PA: 35			
PITCHER	IP	WLS	BF	H	R	ER	SO	BB	IBB	HBP	BLK	WP	HR	S	P	ERA	WHIP								
Mark Portugal, R ERA: 2.9 (1, 1)	0.2	S	2	0	0	0	0	0	0	0	0	0	0	9	13	0.00	0.000								
Todd Jones, R ERA: 2.16 (9, 1)																									




Batter	1	2	3	4	5	6	7	8	9	AB	R	H	RBI	BB	SO	LOB	TOP						
Craig Biggio, R OBP: 0.365, SLG: 0.468 (1, 4)										5	1	1	1	0	1	1	Houston Astros @ Philadelphia Phillies Veterans Stadium, Philadelphia, PA Sun Sep 12 1993, 3:33 AM EDT Att: 46,238 - Sunny - 71 F						
Steve Finley, L OBP: 0.307, SLG: 0.375 (1, 8)										4	1	0	0	1	1								
Luis Gonzalez, L OBP: 0.362, SLG: 0.470 (1, 7)										4	3	3	0	1	0	1							
5 Jeff Bagwell, R OBP: 0.388, SLG: 0.516 Chris Donnels, L OBP: 0.316, SLG: 0.353 (1, 3)										0	0	0	0	0	0	0							
Ken Caminiti, S OBP: 0.310, SLG: 0.392 (1, 5)										4	1	2	1	1	2	3							
Eric Anthony, L OBP: 0.322, SLG: 0.400 (1, 9)										4	0	2	2	1	1	2							
Eddie Taubensee, L OBP: 0.303, SLG: 0.408 (1, 2)										4	1	1	1	1	0	4							
Andujar Cedeno, R OBP: 0.345, SLG: 0.397 (1, 6)											5	0	0	0	0	2		3					
Pete Harnisch, S OBP: 0.148, SLG: 0.121 Xavier Hernandez, L OBP: 0.148, SLG: 0.121 Doug Jones, R OBP: 0.148, SLG: 0.121 (1, 1)																							
Inning Stats	R: 2 E: 0 K: 1 S: 21	H: 2 LOB: 2 BB: 1 P: 37	R: 0 E: 0 K: 1 S: 14	H: 0 LOB: 0 BB: 0 P: 19	R: 2 E: 0 K: 0 S: 8	H: 3 LOB: 0 BB: 0 P: 15	R: 1 E: 1 K: 2 S: 12	H: 0 LOB: 1 BB: 0 P: 19	R: 1 E: 0 K: 1 S: 11	H: 2 LOB: 1 BB: 0 P: 14	R: 0 E: 0 K: 2 S: 8	H: 0 LOB: 0 BB: 0 P: 12	R: 0 E: 0 K: 1 S: 9	H: 1 LOB: 1 BB: 0 P: 13	R: 0 E: 0 K: 1 S: 10	H: 0 LOB: 1 BB: 1 P: 18		R: 3 E: 1 K: 1 S: 15	H: 3 LOB: 2 BB: 2 P: 28	1B: 7 2B: 2 3B: 0 HR: 2	SF: 0 SAC: 0 DP: 1 HBP: 1	WP: 1 PB: 0 SB: 0 CS: 1	PA: 44
PITCHER	IP WLS BF H R ER SO BB IBB HBP BLK WP HR S P ERA WHIP																						
Ben Rivera, R ERA: 5.31 Brad Brink, R ERA: 4.5 Kevin Foster, R ERA: 10.13 Roger Mason, R ERA: 4.01 (1, 1)	4.0 2.0 2.2 0.1	WLS L 8 1	BF 20 2 15 1	H 5 2 0	R 5 1 0	ER 4 1 3 0	SO 4 3 3 0	BB 2 0 3 0	IBB 0 0 0 0	HBP 1 0 0 0	BLK 0 0 0 0	WP 1 0 0 0	HR 2 0 0 0	S 55 19 32 2	P 90 26 57 2	ERA 9.00 4.50 10.12 0.00	WHIP 1.750 1.000 2.625 0.000						

AB	38
R	9
H	11
RBI	7
BB	5
SO	10
LOB	19



Batter	1	2	3	4	5	6	7	8	9	AB	R	H	RBI	BB	SO	LOB	BOTTOM						
Lenny Dykstra, L OBP: 0.424, SLG: 0.486 (1, 8)										3	0	0	0	2	0	1	Houston Astros @ Philadelphia Phillies Veterans Stadium, Philadelphia, PA Sun Sep 12 1993, 3:33 AM EDT Att: 46,238 - Sunny - 71 F						
Mariano Duncan, R OBP: 0.305, SLG: 0.409 (1, 4)										5	0	1	0	0	1	2							
John Kruk, L OBP: 0.434, SLG: 0.475 (1, 3)										5	0	0	0	0	1	4							
Dave Hollins, S OBP: 0.377, SLG: 0.453 (1, 5)										2	0	1	0	2	0	1							
Darren Daulton, L OBP: 0.398, SLG: 0.498 (1, 2)										4	0	0	0	0	0	5							
Milt Thompson, L OBP: 0.344, SLG: 0.361 (1, 7)										4	1	1	0	0	2	1							
Wes Chamberlain, R OBP: 0.315, SLG: 0.506 (1, 9)										4	0	1	0	0	1	1							
Kevin Stocker, S OBP: 0.419, SLG: 0.443 (1, 6)										3	1	3	1	0	0	0							
Ben Rivera, R OBP: 0.148, SLG: 0.111 Tony Lontine, L OBP: 0.148, SLG: 0.111 Brad Brink, R OBP: 0.148, SLG: 0.111 Pete Incaviglia, R OBP: 0.148, SLG: 0.111 Kevin Foster, R OBP: 0.148, SLG: 0.111 Roger Mason, R OBP: 0.148, SLG: 0.111 Ruben Amaro Jr., S OBP: 0.148, SLG: 0.111 (1, 1)										1	0	0	0	0	1	1							
Inning Stats	R: 0 E: 0 K: 0 S: 11	H: 1 LOB: 2 BB: 1 P: 18	R: 0 E: 0 K: 1 S: 9	H: 1 LOB: 0 BB: 0 P: 15	R: 0 E: 0 K: 0 S: 15	H: 0 LOB: 2 BB: 2 P: 27	R: 0 E: 0 K: 1 S: 15	H: 1 LOB: 1 BB: 0 P: 20	R: 0 E: 0 K: 0 S: 9	H: 1 LOB: 1 BB: 0 P: 14	R: 1 E: 1 K: 0 S: 10	H: 2 LOB: 1 BB: 0 P: 15	R: 0 E: 0 K: 1 S: 6	H: 0 LOB: 0 BB: 0 P: 10	R: 0 E: 0 K: 2 S: 10	H: 0 LOB: 1 BB: 1 P: 18		R: 1 E: 1 K: 1 S: 8	H: 1 LOB: 1 BB: 0 P: 11	1B: 7 2B: 0 3B: 0 HR: 0	SF: 1 SAC: 0 DP: 0 HBP: 0	WP: 0 PB: 0 SB: 0 CS: 0	PA: 39
PITCHER	IP WLS BF H R ER SO BB IBB HBP BLK WP HR S P ERA WHIP																						
Pete Harnisch, R ERA: 3.23 Xavier Hernandez, R ERA: 2.7 Doug Jones, R ERA: 4.14 (1, 1)	6.0 2.0 1.0	WLS W 7	BF 27 7 5	H 6 0 1	R 1 0 1	ER 1 0 0	SO 2 3 1	BB 1 0 0	IBB 0 0 0	HBP 0 0 0	BLK 0 0 0	WP 0 0 0	HR 0 0 0	S 69 16 8	P 109 28 11	ERA 1.50 0.00 0.00	WHIP 1.500 0.500 1.000						

AB	34
R	2
H	7
RBI	1
BB	4
SO	6
LOB	19




Batter	1	2	3	4	5	6	7	8	9	AB	R	H	RBI	BB	SO	LOB	TOP					
Craig Biggio, R OBP: 0.365, SLG: 0.468 (1, 4)	F8		1B	G5-3		K		1B		5	1	2	0	0	1	3	Houston Astros @ Colorado Rockies Mile High Stadium, Denver, CO Tue Sep 14 1993, 5:33 AM EDT Sunny - 62 F					
Steve Finley, L OBP: 0.380, SLG: 0.380 (1, 8)	G4-3		1B		1B	K		G4-3		5	1	2	0	0	1	3						
Luis Gonzalez, L OBP: 0.363, SLG: 0.471 (1, 7)	G4-3		P5		2B		L8		2B	5	1	2	1	0	0	2						
Eric Anthony, L OBP: 0.321, SLG: 0.401 Chris James, R OBP: 0.333, SLG: 0.488 (9, PH)		G5-3	E4		2B	K		K		4	0	1	1	0	1	1						
Ken Caminiti, S OBP: 0.310, SLG: 0.391 (1, 5)		K			F9			K		4	0	1	0	1	2	2						
Chris Donnels, L OBP: 0.318, SLG: 0.361 Jim Lindeman, R (7, PH)			G4-3		K			K		3	1	1	0	0	1	4						
Eddie Taubensee, L OBP: 0.296, SLG: 0.407 Rick Parker, R OBP: 0.375, SLG: 0.421 Al Osuna, R (8, PH)				G6-3		F8		K		3	0	1	1	0	0	1						
Andujar Cedeno, R OBP: 0.349, SLG: 0.400 (1, 6)		G4-3				1B		1B		4	0	3	0	0	0	1						
Doug Drabek, R OBP: 0.119, SLG: 0.169 Brian Williams, R OBP: 0.206, SLG: 0.300 Mike Squires, L OBP: 0.000, SLG: 1.000 Tom Edens, R OBP: 0.174, SLG: 0.416 (8, PH)			P4		SH1-4		1B	K		1	0	0	0	0	0	0						
Inning Stats	R: 0 E: 0 K: 0 S: 4	H: 0 LOB: 0 BB: 0 P: 7	R: 1 E: 0 K: 1 S: 14	H: 2 LOB: 1 BB: 0 P: 20	R: 1 E: 1 K: 0 S: 12	H: 2 LOB: 3 BB: 1 P: 21	R: 0 E: 0 K: 0 S: 6	H: 1 LOB: 1 BB: 0 P: 8	R: 2 E: 0 K: 1 S: 14	H: 3 LOB: 1 BB: 0 P: 22	R: 0 E: 0 K: 2 S: 11	H: 2 LOB: 1 BB: 0 P: 12	R: 0 E: 0 K: 2 S: 10	H: 1 LOB: 1 BB: 0 P: 14	R: 0 E: 0 K: 2 S: 15	H: 2 LOB: 2 BB: 0 P: 21		R: 0 E: 0 K: 3 S: 13	H: 1 LOB: 1 BB: 0 P: 19	1B: 10 2B: 3 3B: 1 HR: 0	SF: 0 SAC: 1 DP: 0 HBP: 0	WP: 0 PB: 1 SB: 0 CS: 1
PITCHER	IP	WLS	BF	H	R	ER	SO	BB	IBB	HBP	BLK	WP	HR	S	P	ERA	WHIP					
Armando Reynoso, R ERA: 3.75 (1, 1)	5.0	W	27	10	4	3	2	1	0	0	0	0	0	55	84	5.40	2.200					
Bruce Ruffin, L ERA: 4.03 (6, 1)	4.0	S	15	4	0	0	9	0	0	0	0	0	0	44	60	0.00	1.000					

AB	40
R	4
H	14
RBI	3
BB	1
SO	11
LOB	21



Batter	1	2	3	4	5	6	7	8	9	AB	R	H	RBI	BB	SO	LOB	BOTTOM				
Nelson Liriano, S OBP: 0.333, SLG: 0.303 (1, 6)	F8		2B	G4-3		G4-6-3		G6-3		5	1	1	0	0	0	2	Houston Astros @ Colorado Rockies Mile High Stadium, Denver, CO Tue Sep 14 1993, 5:33 AM EDT Sunny - 62 F				
Daryl Boston, L OBP: 0.318, SLG: 0.439 Alex Cole, L OBP: 0.346, SLG: 0.316 (8, 8)	P4		1B		1B		1B		HR	4	3	3	1	0	0	0					
Dante Bichette, R OBP: 0.347, SLG: 0.529 (1, 9)	L1-3		1B		1B		G5-3			4	1	2	1	0	0	1					
Andres Galarraga, R OBP: 0.412, SLG: 0.629 (1, 3)	G4-3		1B		1B		HR		IBB	3	1	2	1	1	0	0					
Charlie Hayes, R OBP: 0.344, SLG: 0.505 (1, 5)	K		G6-4-3		E7		HR			4	1	2	3	0	1	1					
Jerald Clark, R OBP: 0.323, SLG: 0.427 (1, 7)				K		G6-3		K		4	1	1	1	0	2	2					
Danny Sheaffer, R OBP: 0.306, SLG: 0.385 (1, 2)			1B		G6-3		L9		G4-3	3	0	1	0	0	0	1					
Roberto Mejia, R OBP: 0.285, SLG: 0.385 (1, 4)			1B		1B		L5		F8	4	1	2	0	0	0	0					
Armando Reynoso, R OBP: 0.161, SLG: 0.233 Bruce Ruffin, S OBP: 0.160, SLG: 0.130 Joe Girardi, R OBP: 0.315, SLG: 0.372 (6, 2)			L8		E6		G4-6-3		F7	2	0	1	0	0	0	2					
Inning Stats	R: 0 E: 0 K: 0 S: 7	H: 0 LOB: 0 BB: 0 P: 11	R: 1 E: 0 K: 1 S: 10	H: 3 LOB: 2 BB: 0 P: 16	R: 2 E: 0 K: 0 S: 7	H: 4 LOB: 0 BB: 0 P: 12	R: 1 E: 1 K: 1 S: 14	H: 2 LOB: 1 BB: 0 P: 20	R: 2 E: 0 K: 0 S: 14	H: 4 LOB: 1 BB: 0 P: 19	R: 0 E: 0 K: 0 S: 4	H: 1 LOB: 0 BB: 0 P: 5	R: 3 E: 0 K: 1 S: 8	H: 2 LOB: 0 BB: 1 P: 17	R: 0 E: 0 K: 0 S: 7	H: 0 LOB: 0 BB: 0 P: 13		1B: 12 2B: 1 3B: 1 HR: 2	SF: 0 SAC: 0 DP: 3 HBP: 0	WP: 0 PB: 0 SB: 0 CS: 0	PA: 37
PITCHER	IP	WLS	BF	H	R	ER	SO	BB	IBB	HBP	BLK	WP	HR	S	P	ERA	WHIP				
Doug Drabek, R ERA: 3.63 (1, 1)	4.0	L	22	12	6	5	2	0	0	0	0	0	0	6	8	0.00	1.000				
Brian Williams, R ERA: 4.63 (5, 1)	1.0		3	1	0	0	0	0	0	0	0	0	0	6	8	0.00	1.000				
Tom Edens, R ERA: 2.78 (6, 1)	2.0		9	3	3	3	1	0	1	0	0	0	1	12	22	13.50	1.500				
Al Osuna, L ERA: 3.13 (8, 1)	1.0		3	0	0	0	0	0	0	0	0	0	0	7	13	0.00	0.000				

AB	36
R	9
H	16
RBI	7
BB	1
SO	3
LOB	9



Batter	1	2	3	4	5	6	7	8	9	10	AB	R	H	RBI	BB	SO	LOB							
Craig Biggio, R OBP: 0.367, SLG: 0.468 (1, 4)											4	0	2	1	1	2	0							
Steve Finley, L OBP: 0.309, SLG: 0.386 (1, 8)											5	1	2	1	0	0	3							
Luis Gonzalez, L OBP: 0.365, SLG: 0.472 (1, 7)											3	1	1	0	1	0	0							
Eric Anthony, L OBP: 0.319, SLG: 0.399 (1, 9)											3	0	0	0	0	0	4							
Kevin Bass, S OBP: 0.325, SLG: 0.398 (7, 9)											2	1	1	0	0	0	0							
Ken Caminiti, S OBP: 0.313, SLG: 0.392 (1, 5)											4	0	2	1	1	2	0							
Chris Donnels, L OBP: 0.314, SLG: 0.350 (1, 3)											4	0	0	0	1	0	3							
Scott Servais, R OBP: 0.313, SLG: 0.415 (1, 2)											1	0	0	0	0	1	0							
Eddie Taubensee, L OBP: 0.302, SLG: 0.405 (4, 2)											4	1	1	0	0	0	4							
Casey Candaele, S OBP: 0.310, SLG: 0.350 (1, 6)											5	1	1	0	0	2	3							
Darryl Kile, R OBP: 0.120, SLG: 0.167 (8, 1)											2	0	0	0	1	0	3							
Xavier Hernandez, L (8, 1)											0	0	0	0	0	0	0							
Inning Stats	R: 0 E: 0 K: 1 S: 8	H: 0 LOB: 0 BB: 0 P: 11	R: 0 E: 0 K: 1 S: 9	H: 0 LOB: 0 BB: 0 P: 14	R: 0 E: 0 K: 1 S: 7	H: 1 LOB: 2 BB: 1 P: 14	R: 0 E: 0 K: 0 S: 8	H: 1 LOB: 2 BB: 2 P: 13	R: 1 E: 0 K: 0 S: 7	H: 2 LOB: 2 BB: 2 P: 16	R: 0 E: 0 K: 1 S: 8	H: 1 LOB: 2 BB: 1 P: 14	R: 3 E: 1 K: 1 S: 14	H: 3 LOB: 0 BB: 0 P: 22	R: 1 E: 0 K: 1 S: 11	H: 2 LOB: 1 BB: 0 P: 15	R: 0 E: 0 K: 0 S: 11	H: 0 LOB: 0 BB: 0 P: 17	R: 0 E: 0 K: 0 S: 9	H: 0 LOB: 0 BB: 0 P: 14	1B: 7 2B: 2 3B: 0 HR: 1	SF: 0 SAC: 1 DP: 2 HBP: 1	WP: 2 PA: 44	
PITCHER	IP WLS BF H R ER SO BB IBB HBP BLK WP HR S P ERA WHIP																							
Curt Leskanic, R ERA: 5.13 (1, 1)	5.0	23	5	1	1	3	4	0	0	0	1	0	40	69	1.80	1.800								
Gary Wayne, L ERA: 5.02 (6, 1)	2.0	10	3	3	2	2	1	0	1	0	1	0	21	35	9.00	2.000								
Steve Reed, R ERA: 4.75 (8, 1)	1.0	5	2	1	1	1	0	0	0	0	0	0	11	15	9.00	2.000								
Mike Munoz, L ERA: 3.6 (9, 1)	1.0	3	0	0	0	1	0	0	0	0	0	0	11	17	0.00	0.000								
Darren Holmes, R ERA: 4.5 (10, 1)	1.0	W	3	0	0	0	0	0	0	0	0	0	9	14	0.00	0.000								

TOP

Houston Astros @ Colorado Rockies
Mile High Stadium, Denver, CO

Tue Sep 14, 1993, 9:05 PM EDT
Att: 42,657 - Unknown - 64 F

livebaseballscorecards.com

AB 37
R 5
H 10
RBI 3
BB 5
SO 7
LOB 20

Batter	1	2	3	4	5	6	7	8	9	10	AB	R	H	RBI	BB	SO	LOB							
Eric Young Sr., R OBP: 0.337, SLG: 0.325 (1, 7)												5	0	2	1	1	0	1						
Alex Cole, L OBP: 0.260, SLG: 0.313 (1, 4)												3	0	0	0	0	1	2						
Jay Gainer, L OBP: 0.299, SLG: 0.290 (7, PH)												1	0	0	0	0	0	2						
Steve Reed, R ERA: 4.75 (8, 1)												0	0	0	0	0	0	0						
Mike Munoz, L ERA: 3.6 (9, 1)												0	0	0	0	0	0	0						
Jim Tatum, R OBP: 0.298, SLG: 0.308 (6, PH)												1	1	0	0	0	0	0						
Darren Holmes, R ERA: 4.5 (10, 1)												0	0	0	0	0	0	0						
Dante Bichette, R OBP: 0.345, SLG: 0.526 (1, 9)											5	1	1	0	0	0	1							
Andres Galarraga, R OBP: 0.412, SLG: 0.626 (1, 3)											5	0	2	0	0	0	1							
Jerald Clark, R OBP: 0.323, SLG: 0.427 (9, PR)											0	1	0	0	0	0	0							
Charlie Hayes, R OBP: 0.346, SLG: 0.507 (1, 5)											4	1	2	3	0	0	1							
Joe Girardi, R OBP: 0.313, SLG: 0.366 (1, 2)											4	0	0	0	1	0	4							
Vinny Castilla, R OBP: 0.284, SLG: 0.416 (1, 6)											2	0	0	0	0	1	1							
Nelson Liriano, S OBP: 0.343, SLG: 0.308 (7, PH)											2	1	1	1	1	0	0							
Roberto Mejia, R OBP: 0.289, SLG: 0.403 (1, 4)											4	1	2	0	0	1	3							
Curt Leskanic, R OBP: 0.214, SLG: 0.231 (1, 1)											2	0	1	1	0	1	1							
Gary Wayne, L OBP: 1.000, SLG: 1.000 (6, 1)											0	0	0	0	0	0	0							
Daryl Boston, L OBP: 0.317, SLG: 0.438 (7, PH)											1	0	0	0	0	1	1							
Chris Jones, R OBP: 0.291, SLG: 0.423 (8, 8)											2	0	0	0	0	1	3							
Inning Stats	R: 0 E: 0 K: 0 S: 8	H: 0 LOB: 0 BB: 0 P: 11	R: 0 E: 0 K: 0 S: 11	H: 0 LOB: 1 BB: 1 P: 19	R: 0 E: 0 K: 1 S: 5	H: 1 LOB: 0 BB: 0 P: 9	R: 0 E: 0 K: 0 S: 7	H: 1 LOB: 1 BB: 0 P: 16	R: 1 E: 0 K: 2 S: 11	H: 2 LOB: 2 BB: 1 P: 19	R: 0 E: 0 K: 0 S: 4	H: 0 LOB: 1 BB: 0 P: 7	R: 0 E: 0 K: 2 S: 17	H: 1 LOB: 2 BB: 1 P: 28	R: 2 E: 2 K: 2 S: 16	H: 3 LOB: 2 BB: 0 P: 26	R: 2 E: 1 K: 0 S: 9	H: 2 LOB: 2 BB: 0 P: 12	R: 1 E: 1 K: 0 S: 7	H: 1 LOB: 1 BB: 0 P: 11	1B: 7 2B: 4 3B: 1 HR: 0	SF: 0 SAC: 1 DP: 1 HBP: 1	WP: 1 PA: 46	
PITCHER	IP WLS BF H R ER SO BB IBB HBP BLK WP HR S P ERA WHIP																							
Darryl Kile, R ERA: 3.1 (1, 1)	7.1	33	7	3	2	5	3	0	1	1	1	0	70	246	1.364	1.364								
Xavier Hernandez, R ERA: 2.0 (8, 1)	2.1	L	13	4	3	0	0	0	0	0	0	0	25	36	0.00	1.714								

BOTTOM

Houston Astros @ Colorado Rockies
Mile High Stadium, Denver, CO

Tue Sep 14, 1993, 9:05 PM EDT
Att: 42,657 - Unknown - 64 F

livebaseballscorecards.com

AB 41
R 6
H 11
RBI 6
BB 3
SO 7
LOB 21

Batter	1	2	3	4	5	6	7	8	9	AB	R	H	RBI	BB	SO	LOB	TOP					
Craig Biggio, R OBP: 0.369, SLG: 0.474 (1, 4)										4	2	2	1	1	0	1	Houston Astros @ Colorado Rockies Mile High Stadium, Denver, CO Wed Sep 15 1993, 9:05 PM EDT Att: 40,813 - Unknown - 72 F					
Steve Finley, L OBP: 0.305, SLG: 0.383 (1, 8)										4	0	0	0	0	1	2						
Luis Gonzalez, L OBP: 0.369, SLG: 0.484 (1, 7)										5	2	4	2	0	1	1						
Ken Caminiti, S OBP: 0.315, SLG: 0.392 (1, 5)										3	0	1	0	1	0	1						
Kevin Bass, S OBP: 0.333, SLG: 0.399 (7, 1)										2	0	1	1	2	1	2						
Brian Williams, R OBP: 0.200, SLG: 0.300 (8, 1)										0	0	0	0	0	0	0						
Doug Jones, R (8, 1)										0	0	0	0	0	0	0						
Chris Donnels, L OBP: 0.314, SLG: 0.349 (8, PH)										3	0	1	0	0	0	3						
Jim Lindeman, R (8, 3)										1	0	0	0	0	0	0						
Eddie Taubensee, L OBP: 0.305, SLG: 0.410 (8, PR)										4	0	2	0	0	0	3						
Rick Parker, R OBP: 0.375, SLG: 0.421 (8, 2)										0	0	0	0	0	0	0						
Andujar Cedeno, R OBP: 0.348, SLG: 0.397 (1, 6)										3	0	0	0	1	2	3						
Greg Swindell, L OBP: 0.192, SLG: 0.212 (7, 9)										2	0	0	0	0	1	3						
Casey Candaele, S OBP: 0.316, SLG: 0.356 (7, 9)										1	0	1	0	0	0	0						
Inning Stats	R: 2 E: 0 K: 0 S: 6	H: 4 LOB: 1 BB: 0 P: 6	R: 0 E: 0 K: 1 S: 6	H: 1 LOB: 1 BB: 0 P: 6	R: 0 E: 0 K: 0 S: 3	H: 1 LOB: 0 BB: 0 P: 3	R: 0 E: 0 K: 1 S: 5	H: 0 LOB: 1 BB: 1 P: 9	R: 0 E: 0 K: 2 S: 7	H: 0 LOB: 0 BB: 0 P: 7	R: 1 E: 0 K: 0 S: 5	H: 2 LOB: 3 BB: 2 P: 13	R: 1 E: 0 K: 1 S: 5	H: 1 LOB: 2 BB: 2 P: 13	R: 0 E: 0 K: 0 S: 3	H: 1 LOB: 1 BB: 0 P: 3	R: 0 E: 0 K: 1 S: 6	H: 2 LOB: 1 BB: 0 P: 6	1B: 8 2B: 4 3B: 0 HR: 2	SF: 0 SAC: 2 DP: 3 HBP: 0	WP: 1 PB: 0 SB: 0 CS: 2	PA: 39
PITCHER	IP WLS BF H R ER SO BB IBB HBP BLK WP HR S P ERA WHIP																					
Greg Harris, R ERA: 4.32 (1, 1)	6.0		27	8	3	3	4	2	1	0	0	1	2	32	44	4.50	1.667					
Mike Munoz, L ERA: 3.95 (7, 1)	1.1	W	7	2	1	1	1	1	1	0	0	0	0	7	15	6.75	2.250					
Willie Blair, R ERA: 4.93 (8, 1)	0.2		1	0	0	0	0	0	0	0	0	0	0	1	1	0.00	0.000					
Darren Holmes, R ERA: 4.43 (9, 1)	1.0	S	4	2	0	0	1	0	0	0	0	0	0	6	6	0.00	2.000					

Batter	1	2	3	4	5	6	7	8	9	AB	R	H	RBI	BB	SO	LOB	BOTTOM				
Eric Young Sr., R OBP: 0.340, SLG: 0.325 (1, 8)										3	2	1	0	2	1	2	Houston Astros @ Colorado Rockies Mile High Stadium, Denver, CO Wed Sep 15 1993, 9:05 PM EDT Att: 40,813 - Unknown - 72 F				
Joe Girardi, R OBP: 0.315, SLG: 0.371 (1, 2)										5	0	2	0	0	2	3					
Dante Bichette, R OBP: 0.287, SLG: 0.526 (1, 9)										4	1	2	0	0	0	3					
Chris Jones, R OBP: 0.291, SLG: 0.423 (9, 8)										0	0	0	0	0	0	0					
Andres Galarraga, R OBP: 0.412, SLG: 0.623 (1, 3)										5	0	2	3	0	0	3					
Charlie Hayes, R OBP: 0.350, SLG: 0.515 (1, 5)										4	2	3	1	1	0	1					
Jerald Clark, R OBP: 0.324, SLG: 0.429 (1, 7)										5	0	2	1	0	0	5					
Vinny Castilla, R OBP: 0.287, SLG: 0.419 (6, 1)										3	0	1	0	1	0	1					
Willie Blair, R OBP: 0.143, SLG: 0.147 (8, 1)										0	0	0	0	0	0	0					
Darren Holmes, R (9, 1)										0	0	0	0	0	0	0					
Roberto Mejia, R OBP: 0.288, SLG: 0.397 (1, 4)										3	0	0	0	1	0	6					
Greg Harris, R OBP: 0.195, SLG: 0.186 (1, 1)										1	0	0	0	0	1	2					
Jim Tatum, R OBP: 0.255, SLG: 0.304 (6, PH)										1	0	0	0	0	1	1					
Mike Munoz, L (7, 1)										0	0	0	0	0	0	0					
Nelson Liriano, S OBP: 0.350, SLG: 0.315 (8, 6)										1	1	1	0	0	0	0					
Inning Stats	R: 0 E: 0 K: 0 S: 4	H: 1 LOB: 1 BB: 0 P: 4	R: 0 E: 0 K: 1 S: 7	H: 2 LOB: 2 BB: 0 P: 7	R: 1 E: 0 K: 0 S: 4	H: 2 LOB: 1 BB: 1 P: 8	R: 0 E: 1 K: 1 S: 7	H: 1 LOB: 2 BB: 0 P: 7	R: 0 E: 0 K: 0 S: 3	H: 1 LOB: 0 BB: 0 P: 3	R: 1 E: 1 K: 1 S: 6	H: 1 LOB: 1 BB: 1 P: 10	R: 3 E: 1 K: 1 S: 9	H: 4 LOB: 2 BB: 1 P: 13	R: 1 E: 0 K: 1 S: 6	H: 2 LOB: 3 BB: 2 P: 15	1B: 8 2B: 6 3B: 0 HR: 0	SF: 0 SAC: 1 DP: 2 HBP: 1	WP: 1 PB: 0 SB: 1 CS: 1	PA: 42	
PITCHER	IP WLS BF H R ER SO BB IBB HBP BLK WP HR S P ERA WHIP																				
Greg Swindell, L ERA: 4.43 (1, 1)	6.1		29	9	3	2	4	2	0	0	0	1	0	35	43	2.84	1.737				
Brian Williams, R ERA: 5.01 (7, 1)	0.2	L	6	3	2	2	0	0	1	0	0	5	9	27.00	4.500						
Doug Jones, R ERA: 4.2 (8, 1)	1.0		7	2	1	1	1	1	1	1	0	0	6	15	9.00	3.000					

Houston Astros @ Colorado Rockies
 Mile High Stadium, Denver, CO
 Wed Sep 15 1993, 9:05 PM EDT
 Att: 40,813 - Unknown - 72 F

AB	32
R	4
H	12
RBI	4
BB	5
SO	6
LOB	19



Houston Astros @ Colorado Rockies
 Mile High Stadium, Denver, CO
 Wed Sep 15 1993, 9:05 PM EDT
 Att: 40,813 - Unknown - 72 F

AB	35
R	6
H	14
RBI	5
BB	5
SO	5
LOB	27



Batter	1	2	3	4	5	6	7	8	9	AB	R	H	RBI	BB	SO	LOB	TOP				
Craig Biggio, R OBP: 0.366, SLG: 0.470 (1, 4)	P5		K			K		G5-3		4	0	0	0	0	2	1					
Steve Finley, L OBP: 0.305, SLG: 0.382 (1, 8)	G4-3		CS			G3-1		K		4	0	1	1	0	1	0					
Luis Gonzalez, L OBP: 0.370, SLG: 0.483 (1, 7)	FC6-4		CS		G6-3	1B		G3-1		3	1	1	0	1	0	0					
Jim Lindeman, R OBP: 0.286, SLG: 0.429 (1, 3)	FC6-4				2B	1B		K		4	1	2	0	0	1	1					
Kevin Bass, S OBP: 0.337, SLG: 0.401 (1, 9)					K			G4-3		4	0	2	1	0	1	1					
Chris Donnels, L OBP: 0.319, SLG: 0.377 (8, 3)	K				2B	K				4	0	2	1	0	2	3					
Andujar Cedeno, R OBP: 0.347, SLG: 0.398 (1, 6)	G5-3				2B	K				4	0	1	0	0	2	3					
Scooter Tucker, R OBP: 0.333, SLG: 0.333 (9, PH)			SH3-4			L9				3	1	1	0	0	0	0					
Eric Anthony, L OBP: 0.315, SLG: 0.398 (8, 5)			1B			L1-3		P6		1	0	0	0	0	0	1					
Mark Portugal, R OBP: 0.228, SLG: 0.246 (8, 1)			SH3-4			K				2	0	0	0	0	2	0					
Todd Jones, L OBP: 0.316, SLG: 0.356 (8, 5)						K				0	0	0	0	0	0	0					
Casey Candaele, S OBP: 0.316, SLG: 0.356 (8, 5)						K				0	0	0	0	0	0	0					
Inning Stats	R: 0 E: 0 K: 0 S: 11	H: 1 LOB: 1 BB: 0 P: 18	R: 0 E: 0 K: 1 S: 9	H: 1 LOB: 0 BB: 0 P: 12	R: 1 E: 0 K: 1 S: 9	H: 2 LOB: 0 BB: 0 P: 17	R: 1 E: 0 K: 1 S: 14	H: 3 LOB: 2 BB: 0 P: 16	R: 0 E: 0 K: 2 S: 16	H: 0 LOB: 0 BB: 1 P: 15	R: 0 E: 0 K: 1 S: 6	H: 0 LOB: 0 BB: 0 P: 7	R: 0 E: 0 K: 2 S: 7	H: 0 LOB: 0 BB: 0 P: 7	R: 0 E: 0 K: 1 S: 10	H: 1 LOB: 1 BB: 0 P: 12	1B: 6 2B: 3 3B: 1 HR: 0	SF: 0 SAC: 1 DP: 0 HBP: 0	WP: 0 PB: 0 SB: 0 CS: 1	PA: 36	
PITCHER	IP	WLS	BF	H	R	ER	SO	BB	IBB	HBP	BLK	WP	HR	S	P	ERA	WHIP				
Kent Bottenfield, R ERA: 5.02	(1, 1)	6.0	25	9	3	3	7	1	0	0	0	0	0	68	103	4.50	1.667				
Steve Reed, R ERA: 4.68	(7, 1)	1.0	3	0	0	0	1	0	0	0	0	0	0	6	7	0.00	0.000				
Bruce Ruffin, L ERA: 4.0	(8, 1)	1.0	W	3	0	0	2	0	0	0	0	0	0	7	7	0.00	0.000				
Darren Holmes, R ERA: 4.35	(9, 1)	1.0	S	4	1	0	1	0	0	0	0	0	0	10	12	0.00	1.000				

Houston Astros @ Colorado Rockies
Mile High Stadium, Denver, CO
Thu Sep 16 1993, 5:33 AM EDT
Att: 41,847 - Cloudy - 68 F

livebaseballscores.com

AB 33
R 3
H 10
RBI 3
BB 1
SO 11
LOB 10



Batter	1	2	3	4	5	6	7	8	9	AB	R	H	RBI	BB	SO	LOB	BOTTOM				
Nelson Liriano, S OBP: 0.355, SLG: 0.333 (1, 6)	2B		G3		FC4			SH3-4		4	2	2	0	0	0	1					
Joe Girardi, R OBP: 0.315, SLG: 0.374 (1, 2)	F8		G6-3			L8		SH3-4		3	1	1	1	0	0	0					
Daryl Boston, L OBP: 0.319, SLG: 0.442 (8, PR)	F8				G5-3	G3		CS		4	0	2	1	0	0	1					
Chris Jones, R OBP: 0.291, SLG: 0.423 (9, 8)					2B	G3		1B		0	0	0	0	0	0	0					
Andres Galarraga, R OBP: 0.415, SLG: 0.628 (1, 3)	SF9				G5-3	2B		HR		3	1	3	1	0	0	0					
Charlie Hayes, R OBP: 0.351, SLG: 0.515 (1, 5)	K				G5-3	1B		HR		3	1	1	0	1	1	2					
Jerald Clark, R OBP: 0.323, SLG: 0.435 (1, 9)			G1-3		P6	G4-3		HR		4	1	1	3	0	0	3					
Eric Young Sr., R OBP: 0.341, SLG: 0.327 (1, 7)	G4-3				G5-4-3	G6-3		CS		4	0	2	0	0	0	0					
Roberto Mejia, R OBP: 0.284, SLG: 0.391 (1, 4)	G6-3				G5-4-3	F7		CS		3	0	0	0	0	0	1					
Kent Bottenfield, R OBP: 0.245, SLG: 0.213 (7, 1)					K	L3				2	0	1	0	0	1	0					
Jay Gainer, L OBP: 0.243, SLG: 0.242 (8, 1)					FC4					0	0	0	0	0	0	0					
Bruce Ruffin, S OBP: 0.160, SLG: 0.130 (9, 1)					1B					0	0	0	0	0	0	0					
Darren Holmes, R ERA: 4.35	(9, 1)	1.0	L	6	4	3	3	0	0	1	11	23	27.00	4.000							
Inning Stats	R: 2 E: 0 K: 1 S: 11	H: 2 LOB: 0 BB: 0 P: 17	R: 0 E: 0 K: 0 S: 4	H: 0 LOB: 0 BB: 0 P: 8	R: 0 E: 0 K: 1 S: 7	H: 0 LOB: 0 BB: 0 P: 13	R: 0 E: 0 K: 0 S: 5	H: 2 LOB: 1 BB: 0 P: 11	R: 0 E: 0 K: 0 S: 8	H: 2 LOB: 2 BB: 0 P: 11	R: 0 E: 0 K: 0 S: 5	H: 0 LOB: 0 BB: 0 P: 9	R: 4 E: 0 K: 0 S: 13	H: 5 LOB: 1 BB: 1 P: 25	1B: 7 2B: 5 3B: 0 HR: 1	SF: 1 SAC: 1 DP: 2 HBP: 0	WP: 0 PB: 0 SB: 0 CS: 2	PA: 35			
PITCHER	IP	WLS	BF	H	R	ER	SO	BB	IBB	HBP	BLK	WP	HR	S	P	ERA	WHIP				
Mark Portugal, R ERA: 2.94	(1, 1)	7.0	28	9	3	3	2	0	0	0	0	0	0	51	87	3.86	1.286				
Todd Jones, R ERA: 2.69	(8, 1)	1.0	L	6	4	3	3	0	0	1	11	23	27.00	4.000							

Houston Astros @ Colorado Rockies
Mile High Stadium, Denver, CO
Thu Sep 16 1993, 5:33 AM EDT
Att: 41,847 - Cloudy - 68 F

livebaseballscores.com

AB 31
R 6
H 13
RBI 6
BB 1
SO 2
LOB 8



Batter	1	2	3	4	5	6	7	8	9	AB	R	H	RBI	BB	SO	LOB	TOP
Jarvis Brown, R <small>OBP: 0.360, SLG: 0.385</small> 										4	0	1	0	0	0	0	
Ricky Gutierrez, R <small>OBP: 0.350, SLG: 0.345</small> 										4	0	0	0	0	1	1	
Derek Bell, R <small>OBP: 0.309, SLG: 0.430</small> 										4	0	0	0	0	1	1	
Phil Plantier, L <small>OBP: 0.319, SLG: 0.498</small> 										2	0	0	0	0	0	0	
Archi Cianfrocco, R <small>OBP: 0.294, SLG: 0.424</small> 										3	0	0	0	0	1	1	
Dave Staton, R <small>OBP: 0.200, SLG: 0.444</small> 										2	0	0	0	1	1	0	
Luis Lopez, S <small>OBP: 0.042, SLG: 0.043</small> Jeff Gardner, L <small>OBP: 0.337, SLG: 0.362</small> 										2	0	0	0	0	0	1	
Brad Ausmus, R <small>OBP: 0.261, SLG: 0.372</small> 										3	0	0	0	1	0		
Andy Benes, R <small>OBP: 0.143, SLG: 0.206</small> Mark Davis, L <small>OBP: 0.250, SLG: 0.250</small> Bill Bean, L <small>OBP: 0.283, SLG: 0.393</small> 										2	0	0	0	0	2	0	
Inning Stats <small>R: 0 H: 0 E: 0 LOB: 0 K: 0 BB: 0 S: 4</small>	<small>R: 0 H: 0 E: 0 LOB: 1 K: 1 BB: 1 S: 8</small>	<small>R: 0 H: 0 E: 0 LOB: 0 K: 2 BB: 0 S: 10</small>	<small>R: 0 H: 0 E: 0 LOB: 0 K: 2 BB: 0 S: 13</small>	<small>R: 0 H: 0 E: 0 LOB: 0 K: 1 BB: 0 S: 9</small>	<small>R: 0 H: 0 E: 0 LOB: 0 K: 0 BB: 0 S: 5</small>	<small>R: 0 H: 1 E: 0 LOB: 1 K: 1 BB: 0 S: 7</small>	<small>R: 0 H: 0 E: 0 LOB: 0 K: 1 BB: 0 S: 10</small>	<small>R: 0 H: 0 E: 0 LOB: 0 K: 0 BB: 0 S: 8</small>	<small>R: 0 H: 0 E: 0 LOB: 0 K: 1 BB: 0 S: 6</small>	<small>1B: 1 SF: 0 2B: 0 SAC: 0 3B: 0 DP: 0 HR: 0 HBP: 1</small>	<small>WP: 0 PA: 30</small>						
PITCHER Pete Harnisch, R <small>ERA: 3.09</small>	<small>IP: 9.0 WLS: W BF: 30 H: 1 R: 0 ER: 0 SO: 7 BB: 1 IBB: 0 HBP: 1 BLK: 1 WP: 0 HR: 0 S: 67 P: 107 ERA: 0.00 WHIP: 0.222</small>					PITCHER											

San Diego Padres @ Houston Astros
Astrodome, Houston, TX
Fri Sep 17 1993, 8:05 PM EDT
Att: 29,595 - Dome

AB 28
R 0
H 1
RBI 0
BB 1
SO 7
LOB 4



Batter	1	2	3	4	5	6	7	8	9	AB	R	H	RBI	BB	SO	LOB	BOTTOM
Craig Biggio, R <small>OBP: 0.366, SLG: 0.470</small> 										4	0	1	0	0	0	0	
Steve Finley, L <small>OBP: 0.305, SLG: 0.381</small> 										4	1	1	0	0	1	1	
Luis Gonzalez, L <small>OBP: 0.369, SLG: 0.481</small> 										4	1	1	0	0	1	1	
Ken Caminiti, S <small>OBP: 0.314, SLG: 0.393</small> 										4	1	1	1	0	0	1	
Kevin Bass, S <small>OBP: 0.342, SLG: 0.402</small> 										2	0	1	0	1	0	0	
Chris Donnels, L <small>OBP: 0.327, SLG: 0.391</small> 										3	0	2	2	0	0	1	
Eddie Taubensee, L <small>OBP: 0.302, SLG: 0.406</small> 										3	0	0	0	0	0	4	
Andujar Cedeno, R <small>OBP: 0.347, SLG: 0.397</small> 										2	0	0	0	1	2	0	
Pete Harnisch, S <small>OBP: 0.141, SLG: 0.115</small> 										3	0	0	0	0	1	3	
Inning Stats <small>R: 0 H: 0 E: 0 LOB: 0 K: 0 BB: 0 S: 6</small>	<small>R: 0 H: 1 E: 0 LOB: 0 K: 0 BB: 0 S: 10</small>	<small>R: 0 H: 0 E: 0 LOB: 0 K: 2 BB: 0 S: 14</small>	<small>R: 0 H: 0 E: 0 LOB: 0 K: 2 BB: 0 S: 9</small>	<small>R: 0 H: 0 E: 0 LOB: 0 K: 0 BB: 0 S: 5</small>	<small>R: 0 H: 1 E: 0 LOB: 0 K: 0 BB: 0 S: 5</small>	<small>R: 0 H: 0 E: 0 LOB: 0 K: 1 BB: 0 S: 9</small>	<small>R: 3 H: 4 E: 0 LOB: 2 K: 0 BB: 2 S: 19</small>	<small>R: 0 H: 1 E: 0 LOB: 1 K: 2 BB: 0 S: 13</small>	<small>1B: 4 SF: 0 2B: 3 SAC: 0 3B: 0 DP: 2 HR: 0 HBP: 0</small>	<small>WP: 0 PA: 31</small>							
PITCHER Andy Benes, R <small>ERA: 3.6</small>	<small>IP: 6.0 WLS: L BF: 24 H: 6 R: 3 ER: 3 SO: 3 BB: 0 IBB: 0 HBP: 0 BLK: 0 WP: 0 HR: 0 S: 55 P: 75 ERA: 4.50 WHIP: 1.000</small>					PITCHER											
Mark Davis, L <small>ERA: 4.13</small>	<small>IP: 2.0 WLS: 7 BF: 7 H: 1 R: 0 ER: 0 SO: 2 BB: 0 IBB: 0 HBP: 0 BLK: 0 WP: 0 HR: 0 S: 20 P: 27 ERA: 0.00 WHIP: 0.500</small>																


San Diego Padres @ Houston Astros
Astrodome, Houston, TX
Fri Sep 17 1993, 8:05 PM EDT
Att: 29,595 - Dome

AB 29
R 3
H 7
RBI 3
BB 2
SO 5
LOB 11



Batter	1	2	3	4	5	6	7	8	9	AB	R	H	RBI	BB	SO	LOB	TOP			
Jarvis Brown, R (1, 8) <small>OBP: 0.357, SLG: 0.380</small>										4	1	1	0	0	0	1	San Diego Padres @ Houston Astros Astrodome, Houston, TX Sat Sep 18 1993, 8:05 PM EDT Att: 18,611 - Dome			
Jeff Gardner, L (1, 4) <small>OBP: 0.333, SLG: 0.358</small>										4	0	0	0	0	1	2				
Derek Bell, R (1, 9) <small>OBP: 0.309, SLG: 0.427</small>										3	0	0	0	1	1	0				
Phil Plantier, L (1, 7) <small>OBP: 0.321, SLG: 0.505</small>										4	1	2	2	0	1	0				
Archi Cianfrocco, R (1, 3) <small>OBP: 0.294, SLG: 0.423</small> Bill Bean, L (9, PH) <small>OBP: 0.281, SLG: 0.390</small>										3	0	1	0	0	2	2				
Craig Shigley, R (1, 5) <small>OBP: 0.271, SLG: 0.317</small> Guillermo Velasquez, L (9, PH) <small>OBP: 0.265, SLG: 0.289</small>										3	0	1	0	0	1	1				
Ricky Gutierrez, R (1, 6) <small>OBP: 0.348, SLG: 0.343</small>										3	0	0	0	0	0	4				
Brad Ausmus, R (1, 2) <small>OBP: 0.263, SLG: 0.371</small>										3	0	1	0	0	2	0				
Scott Sanders, R (1, 1) <small>OBP: 0.071, SLG: 0.071</small> Melvin Nieves, S (7, PH) <small>OBP: 0.235, SLG: 0.303</small> Pedro Martinez, L (7, 1)										1	0	0	0	0	0	0				
Inning Stats	R: 1 E: 0 K: 1 S: 8	H: 3 LOB: 3 BB: 1 P: 12	R: 0 E: 0 K: 1 S: 5	H: 0 LOB: 0 BB: 0 P: 5	R: 0 E: 0 K: 1 S: 5	H: 1 LOB: 0 BB: 0 P: 5	R: 0 E: 0 K: 1 S: 4	H: 1 LOB: 1 BB: 0 P: 4	R: 1 E: 0 K: 1 S: 6	H: 1 LOB: 0 BB: 0 P: 6	R: 0 E: 0 K: 2 S: 7	H: 0 LOB: 0 BB: 0 P: 7	R: 0 E: 0 K: 1 S: 5	H: 0 LOB: 0 BB: 0 P: 9	R: 0 E: 0 K: 3 S: 9	H: 0 LOB: 0 BB: 0 P: 9		1B: 5 2B: 0 3B: 0 HR: 1	SF: 0 SAC: 1 DP: 1 HBP: 0	WP: 0 PB: 0 SB: 0 CS: 0
PITCHER Doug Drabek, R (1, 1) <small>ERA: 3.56</small>	IP: 9.0 WLS: W BF: 33	H: 6 R: 2 ER: 2 SO: 11	BB: 1 IBB: 0 HBP: 0 BLK: 0	WP: 0 HR: 1 S: 54 P: 58	ERA: 2.00 WHIP: 0.778	PITCHER	IP: WLS: BF: H: R: ER: SO: BB: IBB: HBP: BLK: WP: HR: S: P: ERA: WHIP	IP: WLS: BF: H: R: ER: SO: BB: IBB: HBP: BLK: WP: HR: S: P: ERA: WHIP												

Batter	1	2	3	4	5	6	7	8	9	AB	R	H	RBI	BB	SO	LOB	BOTTOM			
Craig Biggio, R (1, 4) <small>OBP: 0.366, SLG: 0.469</small>										2	1	0	0	2	0	0	San Diego Padres @ Houston Astros Astrodome, Houston, TX Sat Sep 18 1993, 8:05 PM EDT Att: 18,611 - Dome			
Steve Finley, L (1, 8) <small>OBP: 0.307, SLG: 0.381</small>										3	1	1	0	1	0	0				
Luis Gonzalez, L (1, 7) <small>OBP: 0.366, SLG: 0.477</small>										4	0	0	0	0	1	4				
Ken Caminiti, S (1, 5) <small>OBP: 0.314, SLG: 0.392</small>										4	1	1	1	0	2	0				
Kevin Bass, S (1, 9) <small>OBP: 0.350, SLG: 0.406</small>										3	1	2	1	1	0	0				
Chris Donnels, L (1, 3) <small>OBP: 0.331, SLG: 0.390</small>										3	0	1	1	1	0	1				
Eddie Taubensee, L (1, 2) <small>OBP: 0.301, SLG: 0.493</small>										4	0	1	1	0	1	3				
Andujar Cedeno, R (1, 6) <small>OBP: 0.345, SLG: 0.394</small>										3	0	0	0	0	1	4				
Doug Drabek, R (1, 1) <small>OBP: 0.114, SLG: 0.162</small>										3	0	0	0	0	0	0				
Inning Stats	R: 0 E: 0 K: 0 S: 3	H: 0 LOB: 0 BB: 0 P: 3	R: 0 E: 0 K: 1 S: 5	H: 0 LOB: 2 BB: 2 P: 13	R: 4 E: 0 K: 1 S: 10	H: 5 LOB: 2 BB: 1 P: 14	R: 0 E: 0 K: 0 S: 2	H: 0 LOB: 1 BB: 2 P: 10	R: 0 E: 0 K: 1 S: 6	H: 1 LOB: 1 BB: 0 P: 6	R: 0 E: 0 K: 1 S: 5	H: 0 LOB: 0 BB: 0 P: 5	R: 0 E: 0 K: 1 S: 5	H: 0 LOB: 0 BB: 0 P: 5	R: 0 E: 0 K: 0 S: 3	H: 0 LOB: 0 BB: 0 P: 3		1B: 6 2B: 1 3B: 0 HR: 0	SF: 0 SAC: 0 DP: 1 HBP: 0	WP: 0 PB: 0 SB: 0 CS: 0
PITCHER Scott Sanders, R (1, 1) <small>ERA: 4.43</small> Pedro Martinez, L (7, 1) <small>ERA: 1.95</small>	IP: 6.0 WLS: L BF: 28	H: 4 R: 4 ER: 4 SO: 4	BB: 5 IBB: 0 HBP: 0 BLK: 0	WP: 0 HR: 0 S: 31 P: 51	ERA: 6.00 WHIP: 1.833	PITCHER	IP: WLS: BF: H: R: ER: SO: BB: IBB: HBP: BLK: WP: HR: S: P: ERA: WHIP	IP: WLS: BF: H: R: ER: SO: BB: IBB: HBP: BLK: WP: HR: S: P: ERA: WHIP												



Batter	1	2	3	4	5	6	7	8	9	AB	R	H	RBI	BB	SO	LOB	TOP								
Craig Shipley, R OBP: 0.274, SLG: 0.316 (1, 6)										4	1	1	0	0	2	0	San Diego Padres @ Houston Astros Astrodome, Houston, TX Sun Sep 19 1993, 4:33 AM EDT Att. 24,690 - Dome								
Bill Bean, L OBP: 0.278, SLG: 0.390 (1, 8)										5	0	1	1	0	3	1									
Phil Clark, R OBP: 0.351, SLG: 0.500 (8, PH)										4	1	2	0	0	0	1									
Jarvis Brown, R OBP: 0.353, SLG: 0.376 (8, 8)										1	1	0	0	0	0	0									
Phil Plantier, L OBP: 0.326, SLG: 0.514 (1, 7)										2	2	2	2	2	0	0									
Melvin Nieves, S OBP: 0.243, SLG: 0.286 (8, PH)										2	1	0	0	0	1	0									
Ricky Gutierrez, R OBP: 0.348, SLG: 0.343 (8, 6)										0	0	0	0	0	0	0									
Guillermo Velasquez, L OBP: 0.267, SLG: 0.290 (8, PH)										3	0	1	0	0	2	2									
Tim Teufel, R OBP: 0.333, SLG: 0.424 (8, 3)										1	0	0	0	0	1	2									
Kevin Higgins, L OBP: 0.250, SLG: 0.250 (8, 2)										4	0	1	3	0	0	3									
Brad Ausmus, R OBP: 0.283, SLG: 0.371 (8, 1)										0	0	0	0	0	0	0									
Luis Lopez, S OBP: 0.071, SLG: 0.074 (1, 4)										4	0	1	0	0	0	1									
Andy Ashby, R OBP: 0.176, SLG: 0.182 (8, PH)										3	0	0	0	0	2	0									
Derek Bell, R OBP: 0.309, SLG: 0.426 (8, 1)										1	0	0	0	0	0	2									
Mark Davis, L OBP: 0.250, SLG: 0.250 (8, 1)										0	0	0	0	0	0	0									
Inning Stats	R: 0 H: 0 E: 0 K: 2 S: 9	H: 0 LOB: 0 BB: 0 P: 12	R: 0 H: 0 E: 0 K: 1 S: 8	H: 0 LOB: 1 BB: 1 P: 13	R: 1 H: 2 E: 0 K: 1 S: 12	H: 2 LOB: 1 BB: 0 P: 16	R: 0 H: 1 E: 0 K: 1 S: 13	H: 1 LOB: 1 BB: 0 P: 17	R: 0 H: 0 E: 0 K: 2 S: 8	H: 0 LOB: 1 BB: 0 P: 11	R: 3 H: 3 E: 1 K: 0 S: 10	H: 3 LOB: 0 BB: 0 P: 21	R: 0 H: 0 E: 0 K: 1 S: 7	H: 0 LOB: 0 BB: 0 P: 8	R: 2 H: 3 E: 0 K: 1 S: 16	H: 3 LOB: 2 BB: 1 P: 27		R: 0 H: 0 E: 0 K: 1 S: 10	H: 0 LOB: 0 BB: 0 P: 12	1B: 5 2B: 4 3B: 0 HR: 1	SF: 0 SAC: 1 DP: 1 HBP: 1	WP: 1 PB: 0 SB: 0 CS: 0	PA: 39		
PITCHER	IP	WLS	BF	H	R	ER	SO	BB	IBB	HBP	BLK	WP	HR	S	P	ERA	WHIP								
Darryl Kile, R ERA: 3.13	7.0	L	29	6	4	3	8	2	0	1	0	1	1	67	98	3.86	1.143								
Xavier Hernandez, R ERA: 2.73	0.0		1	1	1	1	0	0	0	0	0	0	0	2	3	=	=								
Al Osuna, L ERA: 3.47	0.1		2	0	0	0	0	1	0	0	0	0	0	3	8	0.00	3.000								
Doug Jones, R ERA: 4.11	1.2		7	2	1	1	2	0	0	0	0	0	0	21	28	5.40	1.200								

Batter	1	2	3	4	5	6	7	8	9	AB	R	H	RBI	BB	SO	LOB	BOTTOM								
Craig Biggio, R OBP: 0.369, SLG: 0.474 (1, 4)										4	1	3	0	0	1	0	San Diego Padres @ Houston Astros Astrodome, Houston, TX Sun Sep 19 1993, 4:33 AM EDT Att. 24,690 - Dome								
Steve Finley, L OBP: 0.308, SLG: 0.382 (1, 8)										4	0	2	0	0	1	1									
Luis Gonzalez, L OBP: 0.384, SLG: 0.474 (1, 7)										4	0	0	1	0	0	5									
Ken Caminiti, S OBP: 0.313, SLG: 0.390 (1, 5)										4	0	1	0	0	0	3									
Kevin Bass, S OBP: 0.343, SLG: 0.398 (1, 9)										4	0	0	0	0	2	3									
Chris Donnels, L OBP: 0.331, SLG: 0.388 (8, PH)										3	0	1	0	0	0	0									
Rick Parker, R OBP: 0.366, SLG: 0.410 (8, PH)										1	0	0	0	0	0	0									
Eddie Taubensee, L OBP: 0.298, SLG: 0.398 (8, PH)										3	0	0	0	0	1	0									
Scotter Tucker, R OBP: 0.250, SLG: 0.250 (8, PH)										1	0	0	0	0	1	0									
Andujar Cedeno, R OBP: 0.346, SLG: 0.401 (1, 6)										4	1	2	1	0	2	0									
Darryl Kile, R ERA: 3.13	7.0	W	27	7	3	3	7	0	0	0	0	0	0	0	0	0									
Casey Candlish, S ERA: 3.13	0.0		1	1	1	1	0	0	0	0	0	0	0	0	0	0									
Xavier Hernandez, L ERA: 2.73	0.1		2	0	0	0	0	1	0	0	0	0	0	0	0	0									
Al Osuna, R ERA: 3.47	0.1		2	0	0	0	0	1	0	0	0	0	0	0	0	0									
Doug Jones, R ERA: 4.11	1.2		7	2	1	1	2	0	0	0	0	0	0	0	0	0									
Mike Brumley, S ERA: 0.90	0.0		0	0	0	0	0	0	0	0	0	0	0	0	0	0									
Inning Stats	R: 1 H: 2 E: 0 K: 2 S: 13	H: 1 LOB: 0 BB: 0 P: 7	R: 0 H: 1 E: 0 K: 1 S: 5	H: 1 LOB: 0 BB: 0 P: 7	R: 1 H: 3 E: 0 K: 0 S: 9	H: 3 LOB: 1 BB: 0 P: 12	R: 0 H: 0 E: 0 K: 1 S: 6	H: 0 LOB: 0 BB: 0 P: 8	R: 1 H: 1 E: 1 K: 1 S: 9	H: 1 LOB: 1 BB: 0 P: 16	R: 0 H: 0 E: 0 K: 0 S: 6	H: 0 LOB: 0 BB: 0 P: 8	R: 0 H: 0 E: 0 K: 2 S: 7	H: 0 LOB: 0 BB: 0 P: 7	R: 0 H: 2 E: 0 K: 1 S: 11	H: 2 LOB: 2 BB: 0 P: 19	R: 0 H: 1 E: 0 K: 2 S: 11	H: 1 LOB: 1 BB: 0 P: 17	1B: 8 2B: 0 3B: 1 HR: 1	SF: 0 SAC: 0 DP: 1 HBP: 0	WP: 0 PB: 0 SB: 0 CS: 0	PA: 36			
PITCHER	IP	WLS	BF	H	R	ER	SO	BB	IBB	HBP	BLK	WP	HR	S	P	ERA	WHIP								
Andy Ashby, R ERA: 6.95	7.0	S	9	3	0	0	3	0	0	0	0	0	0	22	36	0.00	1.500								
Mark Davis, L ERA: 4.0	2.0		9	3	0	0	3	0	0	0	0	0	0	22	36	0.00	1.500								



Batter	1	2	3	4	5	6	7	8	9	AB	R	H	RBI	BB	SO	LOB	TOP								
Darren Lewis, R OBP: 0.305, SLG: 0.329	F8		F7		G1-3	1-H 2-H 3-H		P4		5	0	1	3	0	0	0	San Francisco Giants @ Houston Astros Astrodome, Houston, TX Mon Sep 20 1993, 8:05 PM EDT Att: 18,066 - Dome								
Robby Thompson, R OBP: 0.380, SLG: 0.509	F7		BB		F7	2-3		P3		4	0	0	0	1	0										
Todd Benzinger, S OBP: 0.341, SLG: 0.464	BB		L7		1B			FC4		4	1	3	0	1	0	1									
Matt Williams, R OBP: 0.332, SLG: 0.580	FC5		K		F8			FC4		4	1	0	0	1	1	4									
Barry Bonds, L OBP: 0.463, SLG: 0.666	1-2				2B			G1-3		3	2	3	2	2	0	0									
Willie McGee, S OBP: 0.352, SLG: 0.393	FC5				1B			G1-3		5	1	2	0	0	0	5									
Royce Clayton, R OBP: 0.329, SLG: 0.371			K		G6-4-3			G5-3		5	0	1	1	0	2	4									
Kirt Manwaring, R OBP: 0.345, SLG: 0.352			K		G6-4-3			K		2	1	0	0	2	1	1									
Jeff Reed, L OBP: 0.331, SLG: 0.429			K		G6-4-3			K		1	0	0	0	0	1	2									
Jim Deshaies, L OBP: 0.267, SLG: 0.510			K		K			K		2	0	0	0	0	2	0									
Inning Stats	R: 0 E: 0 K: 0 S: 19	H: 1 LOB: 3 BB: 2 P: 31	R: 0 E: 0 K: 3 S: 10	H: 0 LOB: 0 BB: 0 P: 13	R: 0 E: 0 K: 1 S: 9	H: 0 LOB: 1 BB: 1 P: 19	R: 2 E: 0 K: 1 S: 16	H: 3 LOB: 0 BB: 0 P: 24	R: 0 E: 0 K: 0 S: 8	H: 1 LOB: 1 BB: 0 P: 14	R: 3 E: 1 K: 0 S: 11	H: 2 LOB: 1 BB: 1 P: 20	R: 2 E: 0 K: 0 S: 24	H: 2 LOB: 2 BB: 1 P: 40	R: 0 E: 0 K: 0 S: 7	H: 0 LOB: 1 BB: 1 P: 16	R: 0 E: 0 K: 3 S: 15	H: 1 LOB: 2 BB: 1 P: 21	1B: 6 2B: 4 3B: 0 HR: 0	SF: 0 SAC: 0 DP: 1 HBP: 0	WP: 0 PB: 0 SB: 1 CS: 1	PA: 45			
PITCHER	IP	WLS	BF	H	R	ER	SO	BB	IBB	HBP	BLK	WP	HR	S	P	ERA	WHIP								
Greg Swindell, L ERA: 4.39	5.2	L	28	7	5	2	5	3	1	0	0	0	0	72	118	3.18	1.765								
Tom Edens, R ERA: 3.09	1.1		8	2	2	2	0	0	1	0	0	0	0	25	43	13.50	1.500								
Jeff Juden, R ERA:	2.0		9	1	0	0	3	2	0	0	0	0	0	22	37	0.00	1.500								

Batter	1	2	3	4	5	6	7	8	9	AB	R	H	RBI	BB	SO	LOB	BOTTOM								
Craig Biggio, R OBP: 0.374, SLG: 0.477	G4-6-3		BB		1B			1-3		3	0	3	0	2	0	0	San Francisco Giants @ Houston Astros Astrodome, Houston, TX Mon Sep 20 1993, 8:05 PM EDT Att: 18,066 - Dome								
Steve Finley, L OBP: 0.306, SLG: 0.379	G4-6-3		K		G6-3			SF8		4	0	0	1	0	2	6									
Luis Gonzalez, L OBP: 0.362, SLG: 0.471	F8		FC6-4		K			K		5	0	1	0	0	3	3									
Ken Caminiti, S OBP: 0.311, SLG: 0.387	G6-3		FC6-4		L4			K		4	1	0	0	0	1	1									
Kevin Bass, S OBP: 0.350, SLG: 0.407	CS		G6-3		WP			P4		3	0	2	1	1	0	0									
Andujar Cedeno, R OBP: 0.347, SLG: 0.401	F9		G6-3		WP			BB		3	0	1	0	1	0	2									
Chris Donnels, L OBP: 0.323, SLG: 0.378	CS		F9		F7			P4		4	0	0	0	0	1	4									
Scooter Tucker, R OBP: 0.375, SLG: 0.375	SH1-4		SH1-4		F8			F9		4	0	2	0	0	0	0									
Greg Swindell, L OBP: 0.189, SLG: 0.208	SH1-4		SH1-4		F8			FC4-6		1	0	0	0	0	0	0									
Rick Parker, R OBP: 0.381, SLG: 0.410					F8			BB		0	1	0	0	1	0	0									
Inning Stats	R: 0 E: 0 K: 0 S: 8	H: 1 LOB: 0 BB: 0 P: 13	R: 0 E: 0 K: 0 S: 9	H: 1 LOB: 0 BB: 0 P: 16	R: 0 E: 0 K: 1 S: 7	H: 1 LOB: 2 BB: 1 P: 14	R: 1 E: 0 K: 0 S: 7	H: 2 LOB: 1 BB: 0 P: 13	R: 0 E: 0 K: 2 S: 12	H: 1 LOB: 2 BB: 1 P: 20	R: 1 E: 0 K: 1 S: 15	H: 1 LOB: 1 BB: 1 P: 24	R: 0 E: 0 K: 1 S: 11	H: 0 LOB: 1 BB: 1 P: 20	R: 0 E: 0 K: 2 S: 12	H: 1 LOB: 2 BB: 1 P: 23	1B: 8 2B: 1 3B: 0 HR: 0	SF: 1 SAC: 1 DP: 1 HBP: 0	WP: 1 PB: 0 SB: 0 CS: 2	PA: 40					
PITCHER	IP	WLS	BF	H	R	ER	SO	BB	IBB	HBP	BLK	WP	HR	S	P	ERA	WHIP								
Jim Deshaies, L ERA: 4.36	5.0	W	20	6	1	0	1	1	0	0	0	0	0	36	63	0.00	1.400								
Bryan Hickerson, L ERA: 4.41	2.0		10	2	1	1	3	2	0	0	0	1	0	27	44	4.50	2.000								
Jeff Brantley, R ERA: 4.39	1.0		4	0	0	0	1	1	0	0	0	0	0	11	20	0.00	1.000								
Dave Righetti, L ERA: 4.89	1.0		5	1	0	0	2	1	0	0	0	0	0	12	23	0.00	2.000								



Batter	1	2	3	4	5	6	7	8	9	AB	R	H	RBI	BB	SO	LOB	TOP			
Darren Lewis, R OBP: 0.302, SLG: 0.326	P4		G4-3			K		G1-3		4	0	0	0	0	1	1	San Francisco Giants @ Houston Astros Astrodome, Houston, TX Tue Sep 21 1993, 8:05 PM EDT Att: 25,697 - Dome			
Robby Thompson, R OBP: 0.379, SLG: 0.506	K				K	1B		K		3	0	0	0	1	3	0				
Todd Benzinger, S OBP: 0.339, SLG: 0.459	K				F8	FC6			F7	4	0	1	0	0	1	0				
Matt Williams, R OBP: 0.330, SLG: 0.575			G4-3		G2-3	FC6			P3	4	0	0	0	0	2					
Barry Bonds, L OBP: 0.460, SLG: 0.661	K				G3-1			G4-3		4	0	0	0	0	1	0				
Willie McGee, S OBP: 0.350, SLG: 0.390	G4-3				L7			E6		3	0	0	0	0	0	0				
Royce Clayton, R OBP: 0.329, SLG: 0.371			G6-3			1B		P3		3	0	1	0	0	0	1				
Kirt Manwaring, R OBP: 0.345, SLG: 0.352			SH2-4		L5			G5-3		3	0	1	0	0	0	2				
Salomon Torres, R OBP: 0.306, SLG: 0.300			SH2-4			L9		L6		0	0	0	0	0	0	0				
Kevin Rogers, L OBP: 0.311, SLG: 0.351										0	0	0	0	0	0	0				
Dave Martinez, L OBP: 0.311, SLG: 0.351										1	0	0	0	0	0	0				
Trevor Wilson, L OBP: 0.292, SLG: 0.241										0	0	0	0	0	0	0				
Paul Faries, R OBP: 0.255, SLG: 0.244										1	0	0	0	0	0	0				
Dave Righetti, L OBP: 0.255, SLG: 0.244										0	0	0	0	0	0	0				
Dave Righetti, L OBP: 1.000, SLG: 1.000										0	0	0	0	0	0	0				
Inning Stats	R: 0 E: 0 K: 2 S: 8	H: 0 LOB: 0 BB: 0 P: 11	R: 0 E: 0 K: 1 S: 6	H: 0 LOB: 0 BB: 0 P: 7	R: 0 E: 0 K: 0 S: 9	H: 1 LOB: 1 BB: 0 P: 10	R: 0 E: 0 K: 1 S: 8	H: 0 LOB: 0 BB: 0 P: 14	R: 0 E: 0 K: 0 S: 10	H: 1 LOB: 2 BB: 1 P: 20	R: 0 E: 1 K: 0 S: 9	H: 0 LOB: 1 BB: 0 P: 17	R: 0 E: 0 K: 1 S: 10	H: 0 LOB: 0 BB: 0 P: 15	R: 0 E: 0 K: 0 S: 5	H: 0 LOB: 0 BB: 0 P: 8	1B: 3 2B: 0 3B: 0 HR: 0	SF: 0 SAC: 1 DP: 0 HBP: 0	WP: 0 PB: 0 CS: 0	PA: 32
PITCHER Mark Portugal, R ERA: 2.8	IP: 9.0 WLS: W BF: 32 H: 3 R: 0 ER: 0 SO: 6 BB: 1 IBB: 0 HBP: 0 BLK: 0 WP: 0 HR: 0 S: 73 P: 115 ERA: 0.00 WHIP: 0.444																			

Batter	1	2	3	4	5	6	7	8	9	AB	R	H	RBI	BB	SO	LOB	BOTTOM			
Craig Biggio, R OBP: 0.377, SLG: 0.477	G3-1 WP HBP		1B SF7		G4-3		SF8 1B	BB		2	2	1	0	2	0	0	San Francisco Giants @ Houston Astros Astrodome, Houston, TX Tue Sep 21 1993, 8:05 PM EDT Att: 25,697 - Dome			
Steve Finley, L OBP: 0.305, SLG: 0.379	G6-3		2B		G4-3		SF8 1B	F8		5	1	2	1	0	0	3				
Luis Gonzalez, L OBP: 0.360, SLG: 0.469	G3-1		SF7		G3		SF8			2	0	0	2	0	0	1				
Ken Caminiti, S OBP: 0.314, SLG: 0.390			F8			F8				2	0	1	0	2	0	1				
Eric Anthony, L OBP: 0.318, SLG: 0.399	K		2B			F8		K		4	0	1	1	0	2	5				
Chris Donnels, L OBP: 0.321, SLG: 0.381	G4-3		G4-3			FC4-2-5		1B		4	1	1	0	0	0	2				
Eddie Taubensee, L OBP: 0.297, SLG: 0.396	G4-3				G6-4-3	G4-3		F9		4	0	1	0	0	0	2				
Andujar Cedeno, R OBP: 0.347, SLG: 0.400	L9				G6-4-3		1B SF8	G5-3		4	1	1	0	0	0	2				
Mark Portugal, R OBP: 0.248, SLG: 0.267			1B		F9		SH1-4	BB		3	1	2	1	0	0	0				
Inning Stats	R: 1 E: 0 K: 1 S: 8	H: 0 LOB: 1 BB: 1 P: 16	R: 0 E: 0 K: 0 S: 5	H: 0 LOB: 0 BB: 0 P: 11	R: 3 E: 0 K: 0 S: 11	H: 4 LOB: 1 BB: 0 P: 16	R: 0 E: 0 K: 0 S: 14	H: 1 LOB: 0 BB: 0 P: 19	R: 0 E: 0 K: 0 S: 6	H: 0 LOB: 0 BB: 0 P: 9	R: 0 E: 0 K: 0 S: 9	H: 1 LOB: 1 BB: 0 P: 13	R: 1 E: 0 K: 1 S: 12	H: 2 LOB: 3 BB: 2 P: 21	R: 1 E: 0 K: 0 S: 12	H: 2 LOB: 2 BB: 1 P: 21	1B: 7 2B: 3 3B: 0 HR: 0	SF: 2 SAC: 1 DP: 1 HBP: 1	WP: 1 PB: 0 CS: 0	PA: 38
PITCHER Salomon Torres, R ERA: 3.82	IP: 2.2 WLS: L BF: 14 H: 4 R: 4 ER: 4 SO: 1 BB: 1 IBB: 0 HBP: 0 BLK: 0 WP: 1 HR: 0 S: 20 P: 36 ERA: 13.50 WHIP: 1.875																			
Kevin Rogers, L ERA: 2.71	IP: 2.1 WLS: 7 BF: 1 H: 0 R: 0 ER: 0 SO: 0 BB: 0 IBB: 0 HBP: 0 BLK: 0 WP: 0 HR: 0 S: 24 P: 35 ERA: 0.00 WHIP: 0.429																			
Trevor Wilson, L ERA: 3.63	IP: 2.0 WLS: 11 BF: 3 H: 1 R: 1 ER: 1 SO: 1 BB: 2 IBB: 0 HBP: 0 BLK: 0 WP: 0 HR: 0 S: 21 P: 34 ERA: 4.50 WHIP: 1.500																			
Dave Righetti, L ERA: 4.98	IP: 1.0 WLS: 6 BF: 2 H: 2 R: 1 ER: 1 SO: 0 BB: 1 IBB: 0 HBP: 0 BLK: 0 WP: 0 HR: 0 S: 12 P: 21 ERA: 9.00 WHIP: 3.000																			

AB 30
R 0
H 3
RBI 0
BB 1
SO 6
LOB 6




AB 30
R 6
H 10
RBI 5
BB 4
SO 2
LOB 16



Batter	1	2	3	4	5	6	7	8	9	AB	R	H	RBI	BB	SO	LOB	TOP								
Darren Lewis, R OBP: 0.301, SLG: 0.323 (1, 8)	G4-3		G1-3		F9		G6-3		E2 1B WP	5	1	1	0	0	0	1									
Robby Thompson, R OBP: 0.376, SLG: 0.503 (1, 4)	G6-3			G6-3		2B SF9 1B	K		2B WP 1B	5	2	2	0	0	1	0									
Will Clark, L OBP: 0.353, SLG: 0.412 Todd Benzinger, S OBP: 0.335, SLG: 0.457 (7, 3)	K			FC6-4 1B		SF9 2B	G4-3		F8 1-H 3-H 2B	4	1	2	0	0	1	0									
Matt Williams, R OBP: 0.326, SLG: 0.569 (1, 5)		E7 G6-3 G4-3		FC6-4 2B		SF9		G5-3	G5-3	4	1	0	1	0	0	2									
Barry Bonds, L OBP: 0.461, SLG: 0.664 Rikkert FaneYTE, R OBP: 0.267, SLG: 0.154 (9, 7)	G4-3			1-2 2B		1B 2B		1B 2B	F8	5	2	3	2	0	0	2									
Willie McGee, S OBP: 0.355, SLG: 0.391 Luis Mercedes, R OBP: 0.333, SLG: 0.306 (9, 9)	G6-3			L1		1B IBB		1B IBB	K	2	0	0	0	2	0	2									
Royce Clayton, R OBP: 0.327, SLG: 0.368 (1, 6)	K				G6-3	P6		1-2 2-H 1B		4	0	1	1	0	1	3									
Kirt Manwaring, R OBP: 0.346, SLG: 0.355 (1, 2)			K		SH3 1B	1-3 2-H 1B		K		4	0	2	1	0	2	2									
John Burkett, R OBP: 0.184, SLG: 0.127 Kevin Rogers, L (9, 1)			G3		SH3	K		G6-3		3	0	0	0	0	1	4									
Inning Stats	R: 0 E: 0 K: 1 S: 10	H: 0 LOB: 0 BB: 0 P: 16	R: 0 E: 1 K: 1 S: 7	H: 0 LOB: 1 BB: 0 P: 9	R: 0 E: 0 K: 1 S: 7	H: 0 LOB: 0 BB: 0 P: 10	R: 1 E: 0 K: 0 S: 12	H: 2 LOB: 1 BB: 0 P: 16	R: 0 E: 0 K: 0 S: 10	H: 1 LOB: 1 BB: 0 P: 14	R: 3 E: 0 K: 1 S: 12	H: 4 LOB: 2 BB: 1 P: 21	R: 0 E: 0 K: 1 S: 7	H: 0 LOB: 0 BB: 0 P: 11	R: 1 E: 0 K: 1 S: 11	H: 2 LOB: 2 BB: 1 P: 20	R: 2 E: 1 K: 1 S: 14	H: 3 LOB: 1 BB: 0 P: 22	1B: 7 2B: 5 3B: 0 HR: 0	SF: 1 SAC: 1 DP: 0 HBP: 0	WP: 1 PB: 0 CS: 0 SB: 0	PA: 42			
PITCHER	IP	WLS	BF	H	R	ER	SO	BB	IBB	HBP	BLK	WP	HR	S	P	ERA	WHIP								
Doug Drabek, R ERA: 3.64 Xavier Hernandez, R ERA: 2.71 Doug Jones, R ERA: 4.32 Al Osuna, L ERA: 3.38	7.1	L	34	9	5	5	5	0	2	0	0	0	0	72	112	6.14	1.227								

San Francisco Giants @ Houston Astros
Astrodome, Houston, TX
Thu Sep 23 1993, 8:05 PM EDT
Att: 22,418 - Dome


AB 38
R 7
H 12
RBI 6
BB 2
SO 7
LOB 17



Batter	1	2	3	4	5	6	7	8	9	AB	R	H	RBI	BB	SO	LOB	BOTTOM								
Craig Biggio, R OBP: 0.374, SLG: 0.472 (1, 4)	F8		K			F7			F8	4	0	0	0	0	1	1									
Steve Finley, L OBP: 0.304, SLG: 0.375 (1, 8)	G3-1		G4-3			K			G1-3	4	0	0	0	0	1	1									
Luis Gonzalez, L OBP: 0.360, SLG: 0.466 (1, 7)				F8 1B		F8			HBP	3	0	1	0	0	0	0									
Ken Caminiti, S OBP: 0.313, SLG: 0.388 (1, 5)	FC6-4 1-2 1B			CS 1B		G4-3			G5-3	4	0	1	0	0	0	2									
Kevin Bass, S OBP: 0.349, SLG: 0.404 (1, 9)			F9		1-2 1B	G4-3			G4-3	3	0	1	0	0	0	0									
Chris Donnels, L OBP: 0.314, SLG: 0.366 (1, 3)			G4-3		F8	G6-3				3	0	0	0	0	0	1									
Eddie Taubensee, L OBP: 0.295, SLG: 0.391 (1, 2)			F7			G4-3			F8	3	0	0	0	0	0	0									
Casey Candaele, S OBP: 0.303, SLG: 0.339 (1, 6)			F7			G5-3			G3	3	0	0	0	0	0	0									
Doug Drabek, R OBP: 0.111, SLG: 0.157 Xavier Hernandez, L Mike Brumley, S OBP: 0.292, SLG: 0.290 Doug Jones, R Al Osuna, R (9, 1)			E5			G6-3			L7	2	0	0	0	0	0	0									
Inning Stats	R: 0 E: 0 K: 0 S: 7	H: 1 LOB: 1 BB: 0 P: 10	R: 0 E: 0 K: 0 S: 7	H: 0 LOB: 0 BB: 0 P: 12	R: 0 E: 1 K: 1 S: 8	H: 0 LOB: 1 BB: 0 P: 10	R: 0 E: 0 K: 0 S: 9	H: 2 LOB: 1 BB: 0 P: 17	R: 0 E: 0 K: 0 S: 7	H: 0 LOB: 0 BB: 0 P: 11	R: 0 E: 0 K: 1 S: 6	H: 0 LOB: 0 BB: 0 P: 9	R: 0 E: 0 K: 0 S: 6	H: 0 LOB: 0 BB: 0 P: 11	R: 0 E: 0 K: 0 S: 9	H: 0 LOB: 0 BB: 0 P: 11	R: 0 E: 0 K: 0 S: 13	H: 0 LOB: 1 BB: 0 P: 19	1B: 3 2B: 0 3B: 0 HR: 0	SF: 0 SAC: 0 DP: 0 HBP: 1	WP: 0 PB: 0 CS: 1 SB: 0	PA: 31			
PITCHER	IP	WLS	BF	H	R	ER	SO	BB	IBB	HBP	BLK	WP	HR	S	P	ERA	WHIP								
John Burkett, R ERA: 3.57 Kevin Rogers, L ERA: 2.66	8.0	W	27	3	0	0	2	0	0	0	0	0	0	59	91	0.00	0.375								

San Francisco Giants @ Houston Astros
Astrodome, Houston, TX
Thu Sep 23 1993, 8:05 PM EDT
Att: 22,418 - Dome

AB 30
R 0
H 3
RBI 0
BB 0
SO 2
LOB 5



Batter	1	2	3	4	5	6	7	8	9	AB	R	H	RBI	BB	SO	LOB	TOP			
Craig Biggio, R OBP: 0.372, SLG: 0.469 (1, 4)	F9			K	K			K		4	0	0	0	0	3	0				
Steve Finley, L OBP: 0.303, SLG: 0.376 (1, 8)	F8			HR				P2		4	1	1	0	0	1	0				
Luis Gonzalez, L OBP: 0.361, SLG: 0.466 (1, 7)	L4			E1						3	1	1	0	1	0	1				
Ken Caminiti, S OBP: 0.314, SLG: 0.394 (1, 5)		L9						F8		4	1	2	3	0	0	1				
Kevin Bass, S OBP: 0.342, SLG: 0.396 (1, 9)		G4-3		G4-3				FC6		4	0	0	0	0	0	3				
Chris Donnels, L OBP: 0.314, SLG: 0.365 Eric Anthony, L OBP: 0.317, SLG: 0.395 (9, PH)										3	0	1	0	0	1	0				
Eddie Taubensee, L OBP: 0.292, SLG: 0.387 (1, 2)										1	0	0	0	0	0	2				
Andujar Cedeno, R OBP: 0.343, SLG: 0.395 (1, 6)										3	0	0	0	0	1	0				
Darryl Kile, R OBP: 0.132, SLG: 0.176 Tom Edens, R OBP: 0.200, SLG: 0.200 Mike Brumley, S OBP: 0.200, SLG: 0.200 Shane Reynolds, R OBP: 0.300, SLG: 0.350 Casey Candaele, S OBP: 0.200, SLG: 0.300 Brian Williams, R OBP: 0.200, SLG: 0.300 (1, 1) (4, 1) (5, PH) (5, 1) (8, PH) (8, 1)										1	0	0	0	0	1	0				
Inning Stats	R: 0 E: 0 K: 0 S: 8	H: 0 LOB: 0 BB: 0 P: 16	R: 0 E: 0 K: 1 S: 8	H: 0 LOB: 0 BB: 0 P: 14	R: 0 E: 0 K: 2 S: 9	H: 0 LOB: 0 BB: 0 P: 12	R: 3 E: 1 K: 1 S: 14	H: 3 LOB: 1 BB: 0 P: 19	R: 0 E: 0 K: 2 S: 7	H: 1 LOB: 1 BB: 0 P: 20	R: 0 E: 0 K: 0 S: 4	H: 0 LOB: 0 BB: 0 P: 5	R: 0 E: 0 K: 1 S: 8	H: 0 LOB: 0 BB: 0 P: 10	R: 0 E: 0 K: 0 S: 10	H: 1 LOB: 1 BB: 1 P: 17	1B: 3 2B: 1 3B: 0 HR: 1	SF: 0 SAC: 0 DP: 1 HBP: 0	WP: 0 PB: 0 SB: 0 CS: 0	PA: 33
PITCHER Pedro Astacio, R ERA: 3.47 (1, 1)	IP: 9.0 WLS: W BF: 33 H: 5 R: 3 ER: 2 SO: 8 BB: 1 IBB: 0 HBP: 0 BLK: 0 WP: 0 HR: 1 S: 80 P: 126 ERA: 2.00 WHIP: 0.667															PITCHER Pedro Astacio, R ERA: 3.47 (1, 1)	IP: 9.0 WLS: W BF: 33 H: 5 R: 3 ER: 2 SO: 8 BB: 1 IBB: 0 HBP: 0 BLK: 0 WP: 0 HR: 1 S: 80 P: 126 ERA: 2.00 WHIP: 0.667			

Houston Astros @ Los Angeles Dodgers
Dodger Stadium, Los Angeles, CA
Fri Sep 24 1993, 7:05 PM PDT
Att: 29,442 - Unknown - 75 F

AB	32
R	3
H	5
RBI	3
BB	1
SO	8
LOB	8



Batter	1	2	3	4	5	6	7	8	9	AB	R	H	RBI	BB	SO	LOB	BOTTOM			
Brett Butler, L OBP: 0.380, SLG: 0.369 (1, 8)	L7	G4-3		1B				FC3-6		4	1	0	0	1	0	3				
Jose Offerman, S OBP: 0.345, SLG: 0.335 (1, 6)	G4-3		P5	1B						4	1	1	1	1	1	0				
Mike Piazza, R OBP: 0.358, SLG: 0.529 (1, 2)	FC5-4		K	1B				E6		5	0	2	2	0	2	3				
Eric Karros, R OBP: 0.290, SLG: 0.413 (1, 3)	FC5-4			1B						4	1	1	0	0	0	3				
Henry Rodriguez, L OBP: 0.272, SLG: 0.441 Raul Mondesi, R OBP: 0.293, SLG: 0.389 (7, PR) (8, 7)		F9		1B				F7		3	1	2	0	1	0	0				
Cory Snyder, R OBP: 0.340, SLG: 0.407 (1, 9)										4	1	2	1	0	1	2				
Tim Wallach, R OBP: 0.270, SLG: 0.349 (1, 5)		F9						G6-3		4	1	2	0	0	0	2				
Jody Reed, R OBP: 0.331, SLG: 0.349 (1, 4)										4	0	1	2	0	0	2				
Pedro Astacio, R OBP: 0.164, SLG: 0.164 (1, 1)										4	0	1	0	0	1	2				
Inning Stats	R: 0 E: 0 K: 0 S: 7	H: 1 LOB: 1 BB: 0 P: 14	R: 2 E: 0 K: 1 S: 10	H: 3 LOB: 1 BB: 0 P: 16	R: 1 E: 0 K: 1 S: 9	H: 2 LOB: 2 BB: 1 P: 20	R: 3 E: 0 K: 0 S: 10	H: 3 LOB: 1 BB: 1 P: 22	R: 0 E: 0 K: 1 S: 6	H: 0 LOB: 0 BB: 0 P: 8	R: 0 E: 0 K: 0 S: 5	H: 0 LOB: 0 BB: 0 P: 9	R: 0 E: 1 K: 1 S: 13	H: 1 LOB: 2 BB: 0 P: 16	R: 0 E: 0 K: 1 S: 15	H: 2 LOB: 3 BB: 1 P: 23	1B: 11 2B: 1 3B: 0 HR: 0	SF: 0 SAC: 0 DP: 0 HBP: 0	WP: 1 PB: 0 SB: 1 CS: 0	PA: 39
PITCHER Darryl Kile, R ERA: 3.38 (1, 1) Tom Edens, R ERA: 3.06 (4, 1) Shane Reynolds, R ERA: (5, 1) Brian Williams, R ERA: 4.95 (8, 1)	IP: 3.2 WLS: L BF: 21 H: 9 R: 6 ER: 6 SO: 6 BB: 2 IBB: 0 HBP: 0 BLK: 0 WP: 1 HR: 0 S: 35 P: 71 ERA: 14.73 WHIP: 3.000															PITCHER Darryl Kile, R ERA: 3.38 (1, 1) Tom Edens, R ERA: 3.06 (4, 1) Shane Reynolds, R ERA: (5, 1) Brian Williams, R ERA: 4.95 (8, 1)	IP: 3.2 WLS: L BF: 21 H: 9 R: 6 ER: 6 SO: 6 BB: 2 IBB: 0 HBP: 0 BLK: 0 WP: 1 HR: 0 S: 35 P: 71 ERA: 14.73 WHIP: 3.000			

Houston Astros @ Los Angeles Dodgers
Dodger Stadium, Los Angeles, CA
Fri Sep 24 1993, 7:05 PM PDT
Att: 29,442 - Unknown - 75 F

AB	36
R	6
H	12
RBI	6
BB	3
SO	5
LOB	17



Batter	1	2	3	4	5	6	7	8	9	AB	R	H	RBI	BB	SO	LOB	TOP								
Craig Biggio, R OBP: 0.374, SLG: 0.475 (1, 4)										5	1	3	2	1	0	0	Houston Astros @ Los Angeles Dodgers Dodger Stadium, Los Angeles, CA Sat Sep 25 1993, 3:33 AM PDT Att: 33,461 - Sunny								
Steve Finley, L OBP: 0.395, SLG: 0.383 (1, 8)										6	2	3	2	0	1	2									
Luis Gonzalez, L OBP: 0.361, SLG: 0.465 (1, 7)										5	1	2	0	0	0	3									
Ken Caminiti, S OBP: 0.344, SLG: 0.393 (8, PR)										4	2	1	0	1	0	4									
Rick Parker, R OBP: 0.381, SLG: 0.410 (8, 1)										0	0	0	0	0	0	0									
Xavier Hernandez, L (8, 1)										0	0	0	0	0	0	0									
Doug Jones, R (9, 1)										0	0	0	0	0	0	0									
Kevin Bass, S OBP: 0.348, SLG: 0.403 (1, 9)										4	1	2	2	1	1	1									
Chris Donnels, L OBP: 0.322, SLG: 0.373 (1, 3)										5	2	3	1	0	0	2									
Andujar Cedeno, R (1, 6)										5	2	2	1	0	0	4									
Jose Uribe, S OBP: 0.351, SLG: 0.250 (9, 6)										0	0	0	0	0	0	0									
Scotter Tucker, R OBP: 0.308, SLG: 0.385 (1, 2)										5	0	1	2	0	1	1									
Greg Swindell, L OBP: 0.179, SLG: 0.196 (8, PH)										3	0	0	0	0	1	1									
Casey Candaele, S OBP: 0.303, SLG: 0.339 (8, 5)										2	1	1	0	0	0	1									
Inning Stats	R: 0 E: 0 K: 0 S: 11	H: 2 LOB: 1 BB: 0 P: 15	R: 0 E: 0 K: 0 S: 7	H: 0 LOB: 0 BB: 0 P: 8	R: 0 E: 0 K: 1 S: 14	H: 0 LOB: 1 BB: 1 P: 23	R: 3 E: 1 K: 2 S: 16	H: 3 LOB: 0 BB: 0 P: 23	R: 0 E: 0 K: 1 S: 8	H: 0 LOB: 0 BB: 0 P: 13	R: 3 E: 1 K: 0 S: 13	H: 3 LOB: 1 BB: 1 P: 21	R: 2 E: 0 K: 0 S: 15	H: 4 LOB: 2 BB: 0 P: 26	R: 3 E: 0 K: 0 S: 12	H: 4 LOB: 2 BB: 1 P: 21	R: 1 E: 0 K: 0 S: 10	H: 2 LOB: 1 BB: 0 P: 15	1B: 13 2B: 4 3B: 1 HR: 1	SF: 0 SAC: 0 DP: 1 HBP: 0	WP: 1 PB: 0 CS: 0	PA: 47			
PITCHER	IP	WLS	BF	H	R	ER	SO	BB	IBB	HBP	BLK	WP	HR	S	P	ERA	WHIP								
Pedro Martinez, R ERA: 2.68 (1, 1)	5.0	L	20	5	3	1	4	1	0	0	0	0	0	56	82	1.80	1.200								
Tom Candiotti, R ERA: 3.19 (6, 1)	1.1		9	4	4	4	0	1	0	0	0	0	1	17	31	27.00	3.750								
Steve Wilson, L ERA: 4.79 (7, 1)	0.2		5	3	1	1	0	0	0	0	0	0	0	11	16	13.50	4.500								
Roger McDowell, R ERA: 2.35 (8, 1)	0.2		7	4	3	3	0	1	0	0	0	1	0	9	17	40.50	7.500								
John DeSilva, R ERA: 7.11 (8, 1)	1.1		6	2	1	1	0	0	0	0	0	0	0	13	19	6.75	1.500								

Batter	1	2	3	4	5	6	7	8	9	AB	R	H	RBI	BB	SO	LOB	BOTTOM								
Brett Butler, L OBP: 0.378, SLG: 0.366 (1, 8)										4	0	0	0	0	0	3	Houston Astros @ Los Angeles Dodgers Dodger Stadium, Los Angeles, CA Sat Sep 25 1993, 3:33 AM PDT Att: 33,461 - Sunny								
Jose Offerman, S OBP: 0.343, SLG: 0.333 (1, 6)										4	0	0	0	0	0	2									
Mike Piazza, R OBP: 0.359, SLG: 0.540 (1, 2)										4	2	2	2	0	0	0									
Eric Karros, R OBP: 0.289, SLG: 0.411 (1, 3)										3	0	0	0	0	1	0									
Dave Hansen, L OBP: 0.455, SLG: 0.473 (9, 5)										1	0	0	0	0	1	0									
Cory Snyder, R OBP: 0.338, SLG: 0.405 (9, 7)										3	0	0	0	0	1	0									
Tom Goodwin, L OBP: 0.333, SLG: 0.353 (9, 7)										1	0	0	0	0	1	0									
Tim Lincecum, R OBP: 0.288, SLG: 0.346 (9, 3)										3	0	0	0	0	2	0									
Henry Rodriguez, L OBP: 0.276, SLG: 0.451 (9, 3)										1	1	1	0	0	0	0									
Raul Mondesi, R OBP: 0.321, SLG: 0.480 (9, 9)										3	1	3	1	0	0	0									
Jerry Brooks, R OBP: 0.333, SLG: 1.000 (9, PH)										1	0	0	0	0	0	1									
Jody Reed, R OBP: 0.336, SLG: 0.353 (9, 4)										2	0	2	0	1	0	0									
Rafael Bourquard, R OBP: 0.500, SLG: 0.571 (9, 4)										1	0	1	1	0	0	0									
Pedro Martinez, R ERA: 2.68 (5, PH)										1	0	0	0	0	1	2									
Mike Sharperson, R ERA: 4.37 (8, 1)										1	0	0	0	0	0	0									
Tom Candiotti, R ERA: 3.19 (8, 1)										0	0	0	0	0	0	0									
Steve Wilson, L ERA: 4.79 (7, 1)										0	0	0	0	0	0	0									
Billy Ashley, R ERA: 2.35 (8, 1)										0	0	0	0	0	0	0									
Roger McDowell, R ERA: 4.79 (8, 1)										0	0	0	0	0	0	0									
John DeSilva, R ERA: 7.11 (8, 1)										0	0	0	0	0	0	0									
Lenny Harris, L ERA: 3.00, SLG: 0.325 (9, PH)										1	0	0	0	0	0	1									
Inning Stats	R: 1 E: 0 K: 0 S: 6	H: 1 LOB: 0 BB: 0 P: 8	R: 0 E: 0 K: 2 S: 11	H: 1 LOB: 2 BB: 1 P: 18	R: 0 E: 0 K: 0 S: 11	H: 0 LOB: 0 BB: 0 P: 16	R: 0 E: 0 K: 3 S: 9	H: 0 LOB: 0 BB: 0 P: 10	R: 0 E: 0 K: 1 S: 12	H: 2 LOB: 2 BB: 0 P: 18	R: 1 E: 0 K: 0 S: 7	H: 1 LOB: 0 BB: 0 P: 10	R: 1 E: 0 K: 0 S: 5	H: 2 LOB: 0 BB: 0 P: 7	R: 0 E: 0 K: 1 S: 6	H: 0 LOB: 0 BB: 0 P: 7	R: 1 E: 0 K: 1 S: 12	H: 2 LOB: 1 BB: 0 P: 16	1B: 3 2B: 3 3B: 0 HR: 3	SF: 0 SAC: 0 DP: 1 HBP: 0	WP: 0 PB: 0 CS: 0	PA: 36			
PITCHER	IP	WLS	BF	H	R	ER	SO	BB	IBB	HBP	BLK	WP	HR	S	P	ERA	WHIP								
Greg Swindell, L ERA: 4.37 (1, 1)	7.0	W	28	7	3	3	6	0	1	0	0	0	0	61	87	3.86	1.000								
Xavier Hernandez, R ERA: 2.68 (8, 1)	1.0		3	0	0	0	1	0	0	0	0	0	0	6	7	0.00	0.000								
Doug Jones, R ERA: 4.37 (9, 1)	1.0		5	2	1	1	1	0	0	0	0	0	0	12	16	9.00	2.000								



Batter	1	2	3	4	5	6	7	8	9	AB	R	H	RBI	BB	SO	LOB	TOP											
Craig Biggio, R OBP: 0.373, SLG: 0.473 (1, 4)	F9			K	1B		G5-3		K	5	0	1	0	0	2	0	Houston Astros @ Los Angeles Dodgers Dodger Stadium, Los Angeles, CA Sun Sep 26 1993, 3:33 AM PDT Att: 29,985 - Sunny - 92 F											
Steve Finley, L OBP: 0.395, SLG: 0.381 (1, 8)	P5			BB	1B		G4-3		G6-3	5	1	1	0	0	0	1												
Luis Gonzalez, L OBP: 0.363, SLG: 0.466 (1, 7)	CS			1B	BB		G4-3		FC5	3	0	1	0	2	0	0												
Ken Caminiti, S OBP: 0.316, SLG: 0.392 (1, 5)	CS	P5		F7			G5-3	BB	L8	4	1	1	0	1	0	2												
Kevin Bass, S OBP: 0.353, SLG: 0.405 (1, 9)		G6-3					BB	G5-3	FC5	4	1	2	1	1	0	2												
Chris Donnels, L OBP: 0.324, SLG: 0.370 Jim Lindeman, R OBP: 0.222, SLG: 0.333 (6, 3)		G3					HR	G5-3	K	1	1	0	0	1	0	0												
Andujar Cedeno, R OBP: 0.349, SLG: 0.406 (1, 6)				G1-6-3			HR	IBB	2B	2	1	2	3	2	0	0												
Scooter Tucker, R OBP: 0.353, SLG: 0.333 (1, 2)				F9			G5-3	FC6-4	BB	2	0	0	1	2	0	1												
Mark Portugal, R OBP: 0.238, SLG: 0.259 Rick Parker, R OBP: 0.372, SLG: 0.470 Xavier Hernandez, L OBP: 0.337, SLG: 0.336 Casey Candaele, S OBP: 0.337, SLG: 0.336 Todd Jones, L OBP: 0.337, SLG: 0.336 Al Osuna, R OBP: 0.337, SLG: 0.336 Doug Jones, R OBP: 0.337, SLG: 0.336 (11, 1)				G1-6-3			G5-3	FC6-4	F8	2	0	0	0	0	0	1												
Inning Stats	R: 0 E: 0 K: 0 S: 7	H: 0 LOB: 0 BB: 1 P: 12	R: 0 E: 0 K: 0 S: 7	H: 0 LOB: 0 BB: 0 P: 10	R: 0 E: 0 K: 0 S: 12	H: 0 LOB: 0 BB: 1 P: 18	R: 1 E: 0 K: 1 S: 13	H: 2 LOB: 2 BB: 1 P: 26	R: 2 E: 0 K: 0 S: 10	H: 2 LOB: 1 BB: 3 P: 23	R: 0 E: 0 K: 0 S: 8	H: 0 LOB: 0 BB: 0 P: 12	R: 1 E: 0 K: 1 S: 15	H: 2 LOB: 2 BB: 1 P: 25	R: 0 E: 0 K: 1 S: 11	H: 1 LOB: 2 BB: 1 P: 19		1B: 5 2B: 2 3B: 0 HR: 1	SF: 0 SAC: 0 DP: 1 HBP: 0	WP: 0 PB: 0 SB: 1 CS: 1	PA: 42							
PITCHER	IP	WLS	BF	H	R	ER	SO	BB	IBB	HBP	BLK	WP	HR	S	P	ERA		WHIP										
Ramon Martinez, R ERA: 3.25 (1, 1)	5.1	L	23	5	4	4	1	5	0	0	0	0	1	58	108	6.75		1.875										
Omar Daal, L ERA: 4.98 (6, 1)	0.1		3	0	0	0	0	1	1	0	0	0	0	1	11	0.00	3.000											
Ricky Tricek, R ERA: 4.12 (6, 1)	1.1		4	0	0	0	0	0	0	0	0	0	0	10	15	0.00	0.000											
Kip Gross, R ERA: 0.75 (8, 1)	1.0		6	2	1	1	1	1	0	0	0	0	0	15	25	9.00	3.000											
Steve Wilson, L ERA: 4.87 (9, 1)	1.0		5	1	0	0	1	0	1	0	0	0	0	11	19	0.00	1.000											

AB	32
R	5
H	8
RBI	5
BB	9
SO	3
LOB	15



Batter	1	2	3	4	5	6	7	8	9	AB	R	H	RBI	BB	SO	LOB	BOTTOM											
Brett Butler, L OBP: 0.381, SLG: 0.368 (1, 8)	SH1-3	F7			WP		B1-3		G5-3	3	3	2	0	2	0	1	Houston Astros @ Los Angeles Dodgers Dodger Stadium, Los Angeles, CA Sun Sep 26 1993, 3:33 AM PDT Att: 29,985 - Sunny - 92 F											
Jose Offerman, S OBP: 0.342, SLG: 0.331 (1, 6)	SH1-3			K	F7		B1-3		SH1-4	3	0	0	0	0	1	2												
Mike Piazza, R OBP: 0.365, SLG: 0.545 (1, 2)	1B			E	FC5-4		2B		G5-3	3	0	3	3	2	0	0												
Eric Karros, R OBP: 0.287, SLG: 0.407 (1, 3)	K			L5	FC5-4		K		G5-3	5	0	0	0	0	2	6												
Henry Rodriguez, L OBP: 0.281, SLG: 0.459 Raul Mondesi, R OBP: 0.316, SLG: 0.474 (8, 7)				K			K		K	4	0	2	0	0	2	1												
Cory Snyder, R OBP: 0.338, SLG: 0.404 (1, 9)	F9				P3		P6		G4-3-6	4	0	1	0	0	0	2												
Tim Wallach, R OBP: 0.266, SLG: 0.343 (1, 5)		G5-3		K			E5		G4-3-6	4	0	0	0	0	1	1												
Jody Reed, R OBP: 0.337, SLG: 0.351 Tom Goodwin, L OBP: 0.353, SLG: 0.353 Steve Wilson, L OBP: 0.337, SLG: 0.336 (8, PR)					F7		FC5-4		WP	2	0	0	0	2	0	1												
Ramon Martinez, R ERA: 2.82 Omar Daal, L ERA: 2.72 Ricky Tricek, R ERA: 2.72 Lenny Harris, R ERA: 2.72 Kip Gross, R ERA: 2.72 Dave Hansen, L ERA: 2.72 Mike Sharperson, R ERA: 2.72 (11, 1)		SH3-4			F7		K		K	1	0	0	0	0	0	2												
Inning Stats	R: 1 E: 0 K: 1 S: 19	H: 2 LOB: 2 BB: 1 P: 28	R: 0 E: 0 K: 0 S: 6	H: 0 LOB: 1 BB: 1 P: 14	R: 0 E: 0 K: 2 S: 10	H: 0 LOB: 1 BB: 1 P: 16	R: 0 E: 0 K: 1 S: 5	H: 0 LOB: 0 BB: 0 P: 6	R: 1 E: 1 K: 1 S: 10	H: 2 LOB: 1 BB: 0 P: 14	R: 0 E: 0 K: 2 S: 11	H: 0 LOB: 1 BB: 0 P: 13	R: 1 E: 0 K: 1 S: 13	H: 2 LOB: 3 BB: 1 P: 23	R: 0 E: 0 K: 1 S: 11	H: 0 LOB: 2 BB: 2 P: 26		1B: 6 2B: 2 3B: 0 HR: 0	SF: 0 SAC: 3 DP: 1 HBP: 0	WP: 2 PB: 0 SB: 0 CS: 0	PA: 41							
PITCHER	IP	WLS	BF	H	R	ER	SO	BB	IBB	HBP	BLK	WP	HR	S	P	ERA		WHIP										
Mark Portugal, R ERA: 2.82 (1, 1)	5.0	W	22	4	2	2	4	3	0	0	0	0	0	50	78	3.60		1.400										
Xavier Hernandez, R ERA: 2.72 (6, 1)	2.0		9	2	1	1	3	0	0	0	0	0	0	24	32	4.50	1.000											
Todd Jones, R ERA: 3.0 (8, 1)	0.2		4	2	1	1	0	1	0	0	0	0	0	10	18	13.50	4.500											
Al Osuna, L ERA: 3.28 (8, 1)	0.2		3	0	0	0	1	1	0	0	0	1	0	6	13	0.00	1.500											
Doug Jones, R ERA: 4.34 (9, 1)	0.2	S	3	0	0	0	1	0	1	0	0	0	0	8	18	0.00	0.000											

AB	32
R	4
H	8
RBI	3
BB	6
SO	9
LOB	18



Batter	1	2	3	4	5	6	7	8	9	AB R H RBI BB SO LOB	TOP														
Craig Biggio, R OBP: 0.373, SLG: 0.471 (1, 4)	G5-3		G3-1 SH3 1B				G6-3		K	4 0 1 0 1 1 1	Houston Astros @ Atlanta Braves Atlanta-Fulton County Stadium, Atlanta, GA Tue Sep 28 1993, 7:05 PM EDT Att: 49,242 - Unknown - 75 F livebaseballscores.com														
Steve Finley, L OBP: 0.305, SLG: 0.388 (1, 8)	K		SH3			FC6-4 BB			F	4 1 2 1 0 1 1															
Luis Gonzalez, L OBP: 0.363, SLG: 0.466 (1, 7)	1B		G3-1				F7		SF4	4 0 2 1 0 0 1															
Ken Caminiti, S OBP: 0.318, SLG: 0.394 (1, 5)	1B		F7			FC4-6 1B			L5	5 1 3 0 0 0 2															
Kevin Bass, S OBP: 0.347, SLG: 0.397 (1, 9)	L5			L8		FC4-6 1B			P6	4 1 0 0 0 0 5															
Chris Donnels, L OBP: 0.317, SLG: 0.361 (1, 3)		G3		K		FC3-2-5 1B			L7	4 0 0 0 0 1 3															
Andujar Cedeno, R OBP: 0.350, SLG: 0.413 (1, 6)		K		G1-3					HR	4 1 2 3 0 1 0															
Scooter Tucker, R OBP: 0.333, SLG: 0.316 (1, 2)		1B				F9	FC5-4 1B		L4	4 0 1 0 0 0 2															
Pete Harnisch, S OBP: 0.143, SLG: 0.134 Doug Jones, R (9, 1)		F8		G4-3					P9	4 1 1 0 0 0 1 0 0 0 0 0 0 0															
Inning Stats	R: 0 E: 0 K: 1 S: 12	H: 2 LOB: 2 BB: 0 P: 19	R: 0 E: 0 K: 1 S: 8	H: 1 LOB: 1 BB: 0 P: 12	R: 0 E: 0 K: 0 S: 7	H: 1 LOB: 1 BB: 0 P: 13	R: 0 E: 0 K: 1 S: 8	H: 0 LOB: 0 BB: 0 P: 13	R: 0 E: 0 K: 0 S: 9	H: 3 LOB: 2 BB: 0 P: 19	R: 1 E: 0 K: 0 S: 12	H: 1 LOB: 0 BB: 0 P: 14	R: 2 E: 0 K: 0 S: 9	H: 2 LOB: 2 BB: 0 P: 14	R: 1 E: 1 K: 1 S: 15	H: 2 LOB: 1 BB: 0 P: 24	1B: 9 2B: 1 3B: 0 HR: 2	SF: 1 SAC: 1 DP: 0 HBP: 0	WP: 0 PB: 0 SB: 0 CS: 0	PA: 40					
PITCHER	IP WLS BF H R ER SO BB IBB HBP BLK WP HR S P ERA WHIP											PITCHER	IP WLS BF H R ER SO BB IBB HBP BLK WP HR S P ERA WHIP												
Greg Maddux, R ERA: 2.42 Mark Wohlers, R ERA: 4.5 Mike Stanton, L ERA: 4.8	(1, 1) (8, 1) (9, 1)	7.0 1.0 1.0	L 5 5	30 2 2	8 2 2	2 2 1	3 0 1	3 0 1	0 0 1	0 0 1	0 1 0	65 9 15	105 14 24	2.57 18.00 9.00	1.286 2.000 2.000										

Batter	1	2	3	4	5	6	7	8	9	AB R H RBI BB SO LOB	BOTTOM														
Otis Nixon, S OBP: 0.348, SLG: 0.313 (1, 8)	G6-3		G4-6-3 HBP 1B				G5-3		F7	4 0 1 0 1 0 1	Houston Astros @ Atlanta Braves Atlanta-Fulton County Stadium, Atlanta, GA Tue Sep 28 1993, 7:05 PM EDT Att: 49,242 - Unknown - 75 F livebaseballscores.com														
Jeff Blauser, R OBP: 0.399, SLG: 0.433 (1, 6)	BB		G4-6-3 HBP			F9			K	4 0 1 0 0 2 4															
Ron Gant, R OBP: 0.341, SLG: 0.511 (1, 7)	L9		G4-6-3 HBP			F7			G5-3	4 0 0 0 0 0 3															
Fred McGriff, L OBP: 0.371, SLG: 0.543 (1, 3)	BB		G4-3						G3	3 0 1 0 1 0 1															
David Justice, L OBP: 0.353, SLG: 0.508 (1, 9)	K			K					2B	4 1 1 0 0 3 3															
Terry Pendleton, S OBP: 0.307, SLG: 0.395 (1, 5)		G6-3		G4-3					2B	4 1 1 0 0 0 1															
Damon Berryhill, S OBP: 0.292, SLG: 0.375 Deion Sanders, L OBP: 0.320, SLG: 0.454 Mark Wohlers, R (8, 1) Mike Stanton, L (9, 1) Tony Tarasco, L OBP: 0.243, SLG: 0.286 Mark Lemke, S OBP: 0.339, SLG: 0.347 (1, 4)									P4	2 0 0 0 0 2 0 1 0 0 0 0 0 0 0 0 0 0 0 0 0 1 0 0 0 0 0 2															
Greg Maddux, R OBP: 0.159, SLG: 0.161 Sid Bream, L OBP: 0.333, SLG: 0.417 Greg Olson, R OBP: 0.303, SLG: 0.312 Ryan Klesko, L OBP: 0.421, SLG: 0.750 (9, PH)									2B	1 0 0 0 0 1 1 1 0 0 0 0 0 0 0 0 0 0 0 0 0 1 0 1 2 0 0 0															
Inning Stats	R: 0 E: 0 K: 1 S: 9	H: 1 LOB: 2 BB: 1 P: 19	R: 0 E: 0 K: 2 S: 10	H: 0 LOB: 1 BB: 1 P: 17	R: 0 E: 0 K: 0 S: 9	H: 1 LOB: 1 BB: 0 P: 13	R: 0 E: 0 K: 2 S: 10	H: 0 LOB: 0 BB: 0 P: 17	R: 0 E: 0 K: 0 S: 7	H: 0 LOB: 0 BB: 1 P: 13	R: 0 E: 0 K: 1 S: 9	H: 1 LOB: 1 BB: 0 P: 10	R: 0 E: 0 K: 1 S: 8	H: 0 LOB: 0 BB: 0 P: 13	R: 0 E: 0 K: 1 S: 8	H: 3 LOB: 3 BB: 2 P: 27	1B: 4 2B: 2 3B: 0 HR: 0	SF: 0 SAC: 1 DP: 1 HBP: 1	WP: 0 PB: 0 SB: 0 CS: 0	PA: 38					
PITCHER	IP WLS BF H R ER SO BB IBB HBP BLK WP HR S P ERA WHIP											PITCHER	IP WLS BF H R ER SO BB IBB HBP BLK WP HR S P ERA WHIP												
Pete Harnisch, R ERA: 2.98 Doug Jones, R ERA: 4.32	(1, 1) (9, 1)	8.2 0.1	W S	35 3	5 1	2 0	2 0	8 1	0 0	1 1	0 0	1 4	0 0	1 9	0.00 6.000										



Batter	1	2	3	4	5	6	7	8	9	AB	R	H	RBI	BB	SO	LOB	TOP					
Craig Biggio, R OBP: 0.372, SLG: 0.468 (1, 4)	F7	F9		K		G5-3		G4-6-3 BB		4	0	0	0	1	1	1						
Steve Finley, L OBP: 0.395, SLG: 0.386 (1, 8)	BB		F7	F7			K	G4-6-3		5	0	1	0	0	1	3						
Luis Gonzalez, L OBP: 0.364, SLG: 0.466 (1, 7)	F8		G3			S	1B	1B	F7	5	0	2	0	0	0	1						
Ken Caminiti, S OBP: 0.321, SLG: 0.393 (1, 5)	FC6-4 BB		2B	BB		F7	F7	FC5 BB	FC2 BB	2	1	0	0	3	0	2						
Kevin Bass, S OBP: 0.353, SLG: 0.404 (1, 9)	FC6-4		1B	2B		F8		E	BB	4	1	2	1	1	0	3						
Andujar Cedeno, R OBP: 0.352, SLG: 0.420 (1, 6)		HR	1B			S	BB	FC5		4	1	2	2	1	0	4						
Jim Lindeman, R OBP: 0.333, SLG: 0.417 (8, PH)	FC1-6 1B		1B			G4-3		F7	K	3	0	2	0	0	0	2	AB 38					
Chris Donnels, L OBP: 0.314, SLG: 0.357 (8, 3)			1B							2	0	0	0	0	1	3	R 3					
Scooter Tucker, R OBP: 0.292, SLG: 0.273 (8, PH)	FC1-6		F7			K		BB	1B	3	0	0	0	0	1	3	H 11					
Eddie Taubensee, L OBP: 0.293, SLG: 0.358 (8, 2)	1-2							1B	FC2	2	0	1	0	0	0	3	RBI 3					
Doug Drabek, R OBP: 0.110, SLG: 0.155 (4, PH)										1	0	0	0	0	1	1	BB 6					
Rick Parker, R OBP: 0.348, SLG: 0.390 (4, 1)										0	0	0	0	0	0	0	SO 5					
Tom Edens, R OBP: 0.300, SLG: 0.300 (8, PH)										0	0	0	0	0	0	0	LOB 26					
Mike Brumley, S OBP: 0.318, SLG: 0.337 (8, 1)										0	0	0	0	0	0	0						
Shane Reynolds, R OBP: 0.300, SLG: 0.300 (8, PH)										0	0	0	0	0	0	0						
Eric Anthony, L OBP: 0.318, SLG: 0.307 (8, PH)										0	0	0	0	0	0	0						
Brian Williams, R OBP: 0.280, SLG: 0.300 (8, 1)										0	0	0	0	0	0	0						
Inning Stats	R: 0 E: 0 K: 0 S: 4	H: 1 LOB: 2 BB: 1 P: 8	R: 1 E: 0 K: 1 S: 7	H: 2 LOB: 1 BB: 0 P: 7	R: 2 E: 0 K: 0 S: 6	H: 3 LOB: 2 BB: 1 P: 10	R: 0 E: 0 K: 1 S: 5	H: 0 LOB: 0 BB: 0 P: 5	R: 0 E: 0 K: 0 S: 4	H: 1 LOB: 2 BB: 1 P: 8	R: 0 E: 0 K: 1 S: 5	H: 0 LOB: 0 BB: 0 P: 5	R: 0 E: 0 K: 1 S: 7	H: 2 LOB: 2 BB: 0 P: 7	R: 0 E: 0 K: 0 S: 4	H: 2 LOB: 2 BB: 1 P: 8	R: 0 E: 1 K: 1 S: 6	H: 0 LOB: 3 BB: 2 P: 14	1B: 9 2B: 1 3B: 0 HR: 1	SF: 0 SAC: 0 DP: 1 HBP: 0	WP: 0 PA: 44	
PITCHER	IP	WLS	BF	H	R	ER	SO	BB	IBB	HBP	BLK	WP	HR	S	P	ERA	WHIP					
Tom Glavine, L ERA: 3.17	(1, 1)	6.2	W	32	9	3	3	4	3	0	0	0	0	1	37	49	4.05	1.800				
Jay Howell, R ERA: 2.4	(7, 1)	0.2		3	1	0	0	0	0	0	0	0	0	0	3	3	0.00	1.500				
Greg McMichael, R ERA: 2.13	(8, 1)	1.2	S	9	1	0	0	1	3	0	0	0	0	0	8	20	0.00	2.400				

Houston Astros @ Atlanta Braves
Atlanta-Fulton County Stadium, Atlanta, GA
Wed Sep 29 1993, 7:05 PM EDT
Att: 49,032 - Unknown - 74 F

AB	38
R	3
H	11
RBI	3
BB	6
SO	5
LOB	26



Batter	1	2	3	4	5	6	7	8	9	AB	R	H	RBI	BB	SO	LOB	BOTTOM					
Otis Nixon, S OBP: 0.347, SLG: 0.312 (1, 8)	G6-3			F8		G6-3				4	0	1	0	0	0	1						
Jeff Blausen, R OBP: 0.399, SLG: 0.435 (1, 6)	G6-3	G1-3		2B			1B			4	0	2	1	0	0	2						
Ron Gant, R OBP: 0.339, SLG: 0.508 (1, 7)	G5-3		F8	K			K			4	0	0	0	0	2	2						
Fred McGriff, L OBP: 0.372, SLG: 0.548 (1, 3)		1B HR	1B HR		G3		K			4	2	2	1	0	1	1						
David Justice, L OBP: 0.352, SLG: 0.511 (8, 1)		K		HR	F2		K			4	1	1	1	1	0	2						
Greg McMichael, R ERA: 2.13										0	0	0	0	0	0	0						
Terry Pendleton, S OBP: 0.306, SLG: 0.398 (1, 5)		HR	F8				2B		K	4	1	2	0	0	1	0						
Damon Berryhill, S OBP: 0.292, SLG: 0.383 (1, 2)		HR	G3-1				K		K	4	1	1	3	0	2	1						
Mark Lemke, S OBP: 0.338, SLG: 0.346 (1, 4)	G1-3			SH3-4 2B			1B		G4-3	4	1	1	0	0	0	0						
Tom Glavine, L OBP: 0.220, SLG: 0.192 (7, 1)				SH3-4						2	0	1	0	0	0	0						
Jay Howell, R ERA: 3.12										0	0	0	0	0	0	0						
Tony Tarasco, L OBP: 0.243, SLG: 0.286 (8, 9)	1B									0	0	0	0	0	0	0						
Inning Stats	R: 0 E: 0 K: 0 S: 3	H: 0 LOB: 0 BB: 0 P: 3	R: 3 E: 0 K: 1 S: 10	H: 5 LOB: 2 BB: 0 P: 10	R: 2 E: 0 K: 0 S: 5	H: 2 LOB: 0 BB: 0 P: 5	R: 1 E: 0 K: 1 S: 7	H: 2 LOB: 1 BB: 0 P: 7	R: 0 E: 0 K: 0 S: 3	H: 0 LOB: 0 BB: 0 P: 3	R: 0 E: 0 K: 3 S: 10	H: 1 LOB: 1 BB: 0 P: 10	R: 0 E: 0 K: 2 S: 7	H: 0 LOB: 0 BB: 0 P: 7	R: 0 E: 0 K: 2 S: 7	H: 0 LOB: 0 BB: 0 P: 7	1B: 6 2B: 2 3B: 0 HR: 3	SF: 0 SAC: 1 DP: 0 HBP: 0	WP: 0 PA: 35			
PITCHER	IP	WLS	BF	H	R	ER	SO	BB	IBB	HBP	BLK	WP	HR	S	P	ERA	WHIP					
Doug Drabek, R ERA: 3.79	(1, 1)	3.0	L	16	7	5	5	1	0	0	0	0	0	3	18	18	15.00	2.333				
Tom Edens, R ERA: 3.12	(4, 1)	2.0		9	3	1	1	2	0	0	0	0	0	13	13	4.50	1.500					
Shane Reynolds, R ERA: 4.89	(6, 1)	2.0		7	1	0	0	3	0	0	0	0	0	13	13	0.00	0.500					
Brian Williams, R ERA: 4.89	(8, 1)	1.0		3	0	0	0	2	0	0	0	0	0	7	7	0.00	0.000					

Houston Astros @ Atlanta Braves
Atlanta-Fulton County Stadium, Atlanta, GA
Wed Sep 29 1993, 7:05 PM EDT
Att: 49,032 - Unknown - 74 F


AB	34
R	6
H	11
RBI	6
BB	0
SO	8
LOB	9



Batter	1	2	3	4	5	6	7	8	9	AB	R	H	RBI	BB	SO	LOB	TOP			
Craig Biggio, R OBP: 0.373, SLG: 0.474 (1, 4)										5	0	2	0	0	1	1				
Steve Finley, L OBP: 0.303, SLG: 0.385 (1, 8)										4	0	0	0	0	2	2				
Luis Gonzalez, L OBP: 0.361, SLG: 0.460 (1, 7)										4	0	1	0	0	0	2				
Ken Caminiti, S OBP: 0.321, SLG: 0.390 (1, 5)										4	1	1	0	0	3	2				
Kevin Bass, S OBP: 0.360, SLG: 0.409 (1, 9)										4	1	1	0	0	1	1				
Chris Donnels, L OBP: 0.323, SLG: 0.364 (8, PH)										3	0	2	1	0	1	1				
Jim Lindeman, R OBP: 0.400, SLG: 0.533 (8, 3)										1	0	0	0	0	0	0				
Andujar Cedeno, R OBP: 0.348, SLG: 0.415 (1, 6)										4	0	1	0	0	1	2				
Eddie Taubensee, L OBP: 0.301, SLG: 0.392 (1, 2)										3	0	1	1	1	1	1				
Greg Swindell, L OBP: 0.183, SLG: 0.200 (1, 1)										4	0	1	0	0	2	5				
Inning Stats	R: 0 E: 0 K: 1 S: 10	H: 1 LOB: 1 BB: 0 P: 15	R: 1 E: 0 K: 1 S: 14	H: 2 LOB: 1 BB: 0 P: 24	R: 0 E: 0 K: 1 S: 7	H: 1 LOB: 0 BB: 0 P: 12	R: 1 E: 0 K: 1 S: 13	H: 3 LOB: 2 BB: 0 P: 17	R: 0 E: 0 K: 2 S: 16	H: 1 LOB: 1 BB: 0 P: 26	R: 0 E: 0 K: 3 S: 16	H: 0 LOB: 0 BB: 0 P: 13	R: 0 E: 0 K: 1 S: 11	H: 0 LOB: 0 BB: 0 P: 18	R: 0 E: 0 K: 1 S: 7	H: 1 LOB: 1 BB: 0 P: 10	1B: 9 2B: 1 3B: 0 HR: 0	SF: 0 SAC: 0 DP: 0 HBP: 0	WP: 0 PB: 0 SB: 1 CS: 1	PA: 38
PITCHER	IP	WLS	BF	H	R	ER	SO	BB	IBB	HBP	BLK	WP	HR	S	P	ERA	WHIP			
Jose Rijo, R ERA: 2.48	(1, 1)	7.0	L	30	9	2	2	10	1	0	0	0	0	78	122	2.57	1.429			
Ross Powell, L ERA: 3.38	(8, 1)	2.0		7	1	0	0	2	0	0	0	0	0	18	28	0.00	0.500			

Houston Astros @ Cincinnati Reds
Riverfront Stadium, Cincinnati, OH
Fri Oct 01 1993, 7:05 PM EDT
Att: 26,944 - Unknown


AB 36
R 2
H 10
RBI 2
BB 1
SO 12
LOB 17

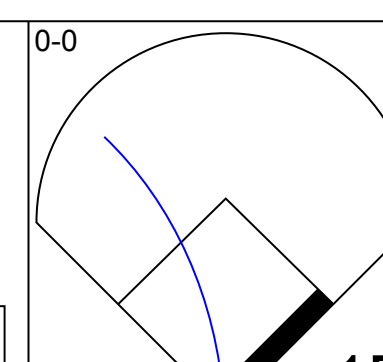
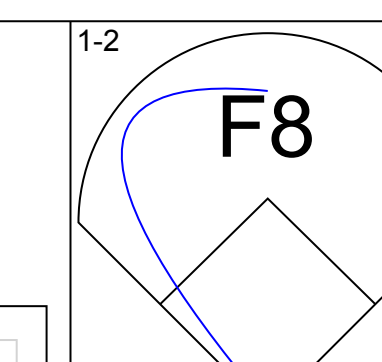
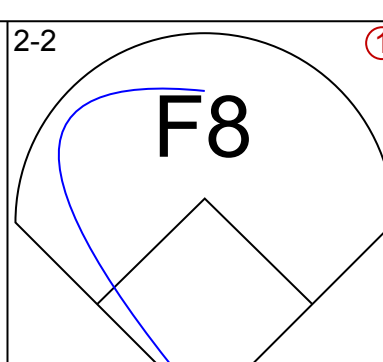
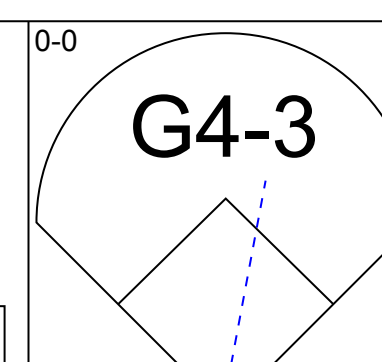
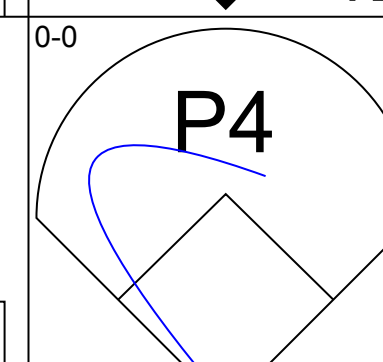
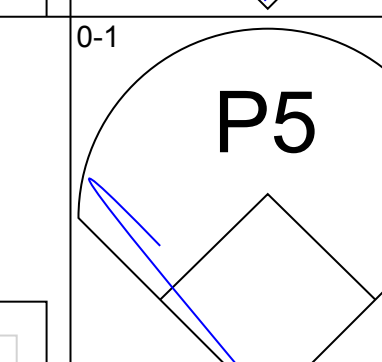
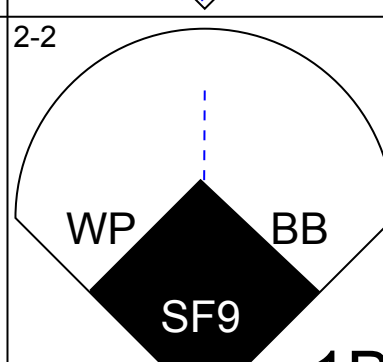
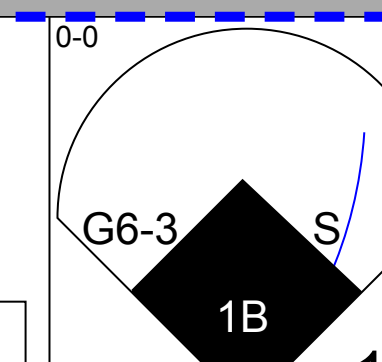
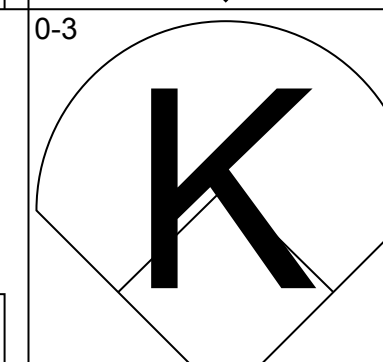
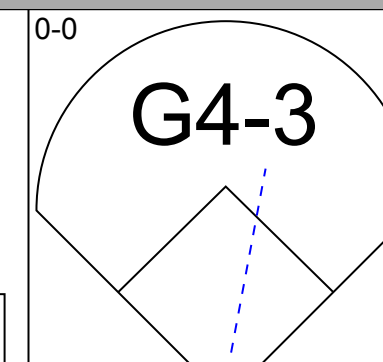
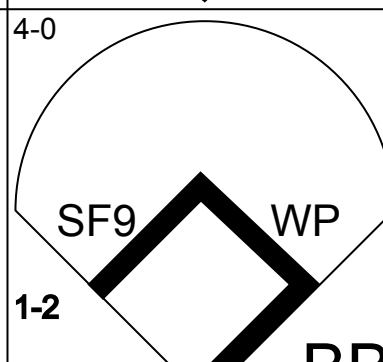
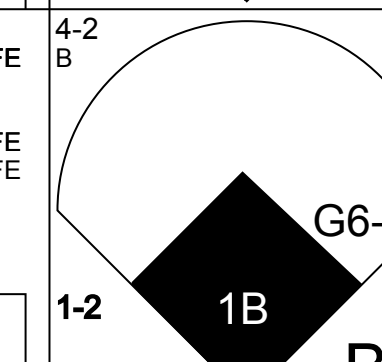
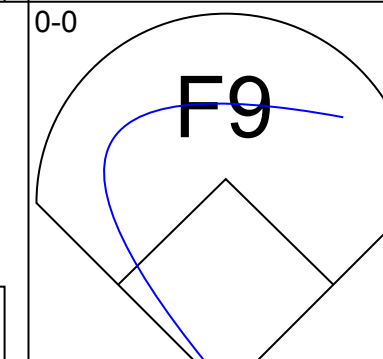
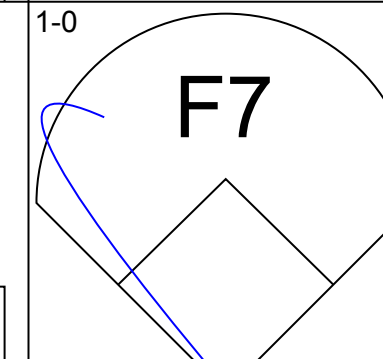
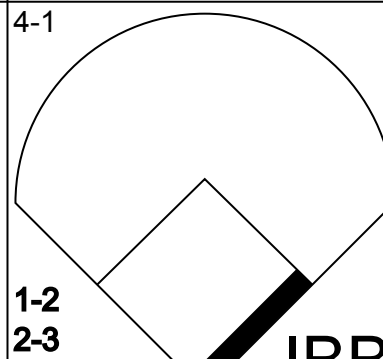
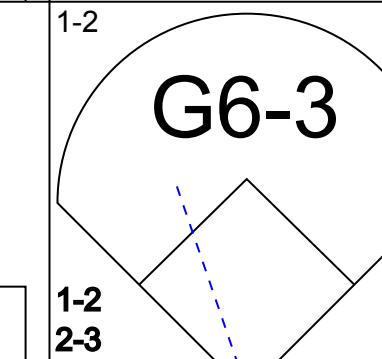
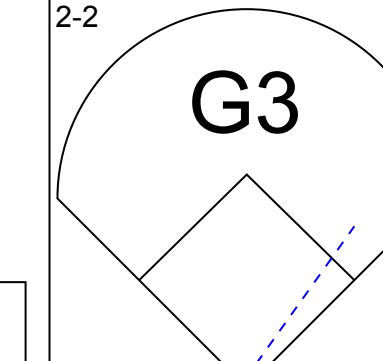
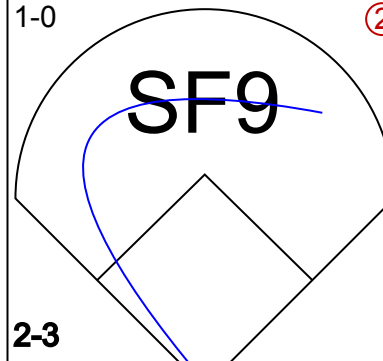
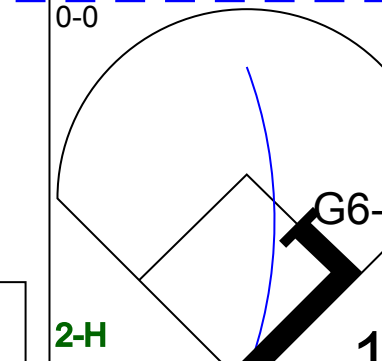
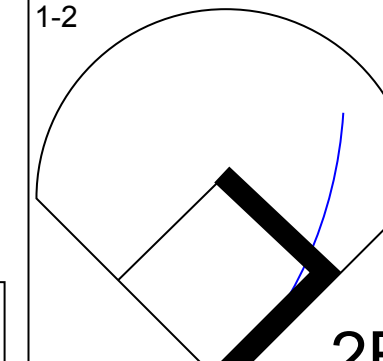
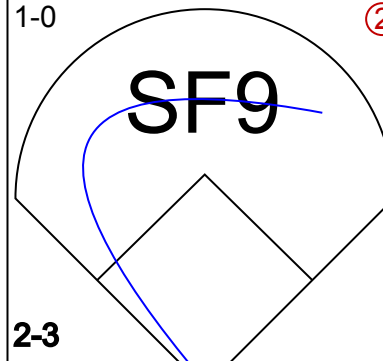
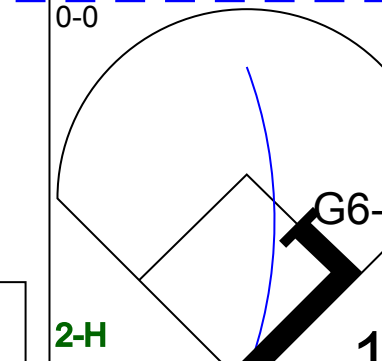

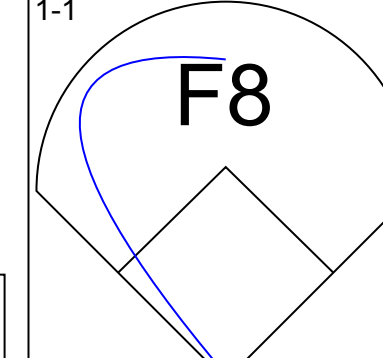
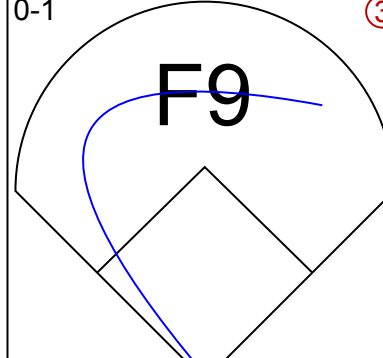
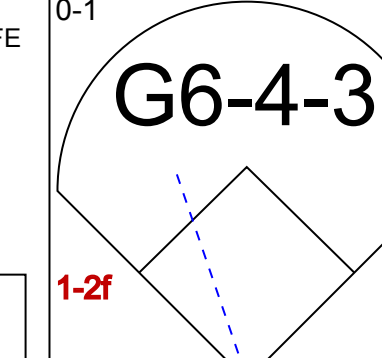
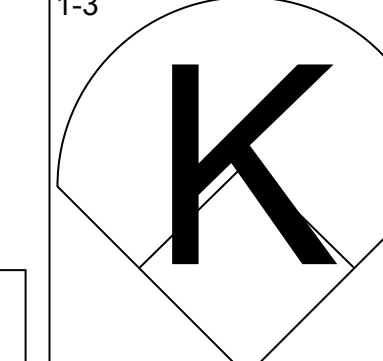
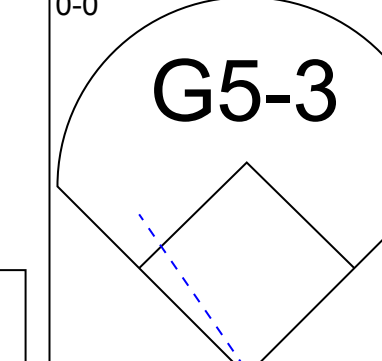
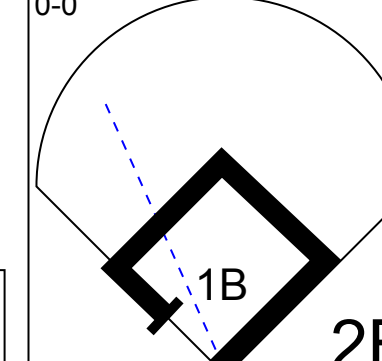
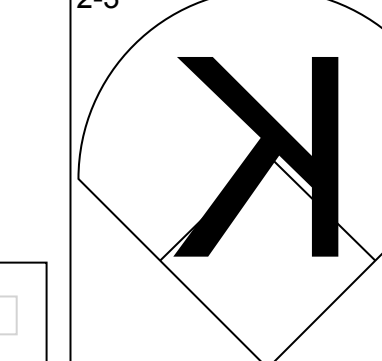
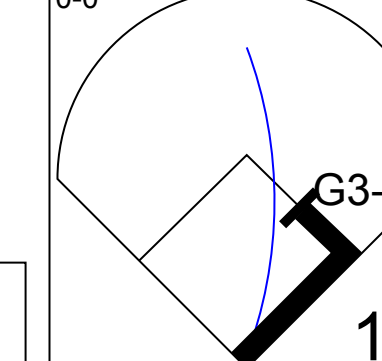
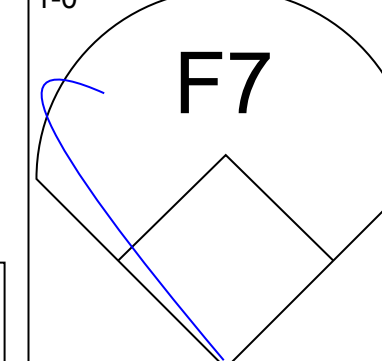
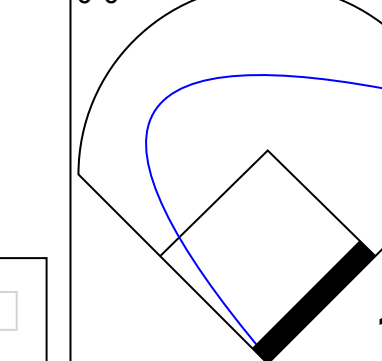
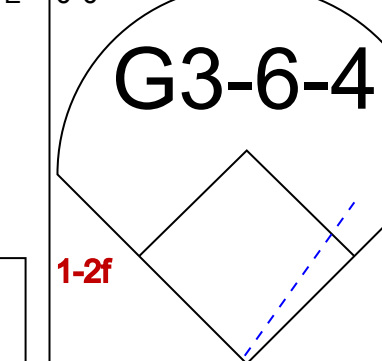
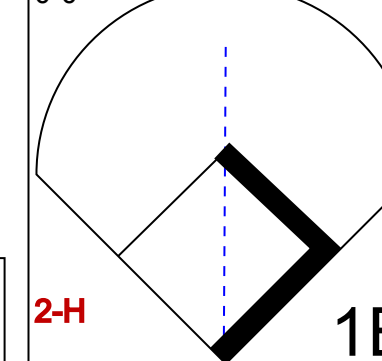
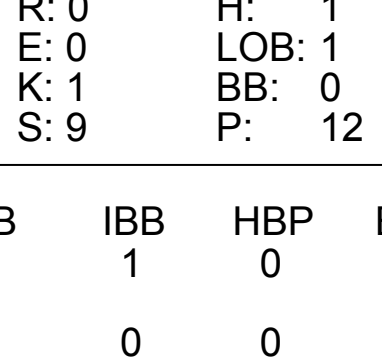
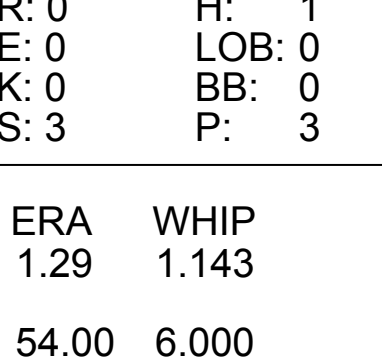
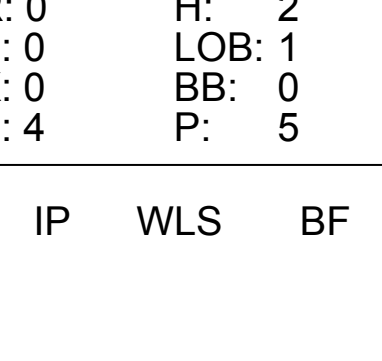





Batter	1	2	3	4	5	6	7	8	9	AB	R	H	RBI	BB	SO	LOB	BOTTOM					
Juan Samuel, R OBP: 0.298, SLG: 0.345 (1, 4)										4	0	2	0	0	1	0						
Hal Morris, L OBP: 0.367, SLG: 0.405 (1, 3)										4	0	2	0	0	1	2						
Reggie Sanders, R OBP: 0.345, SLG: 0.449 (1, 9)										4	0	0	0	0	2	6						
Chris Sabo, R OBP: 0.316, SLG: 0.442 (1, 5)										3	0	0	0	1	1	4						
Tim Costo, R OBP: 0.252, SLG: 0.371 (1, 7)										4	0	0	0	0	0	5						
Joe Oliver, R OBP: 0.276, SLG: 0.386 (9, FR)											4	0	2	0	0	0	0					
Greg Tubbs, R OBP: 0.351, SLG: 0.237 (9, FR)											0	0	0	0	0	0	0					
Thomas Howard, S OBP: 0.298, SLG: 0.383 (1, 8)											4	0	1	0	0	2	2					
Jeff Branson, L OBP: 0.278, SLG: 0.316 (8, 1)											3	0	0	0	0	1	2					
Ross Powell, L OBP: 0.288, SLG: 0.413 (9, PH)											0	0	0	0	0	0	0					
Brian Dorsett, R OBP: 0.288, SLG: 0.413 (9, PH)											1	0	0	0	0	1	1					
Jose Rijo, R OBP: 0.294, SLG: 0.354 (8, 6)											2	0	0	0	0	0	1					
Keith Kessinger, S OBP: 0.360, SLG: 0.476 (8, 6)											2	0	1	0	0	1	2					
Inning Stats	R: 0 E: 0 K: 2 S: 9	H: 1 LOB: 0 BB: 0 P: 14	R: 0 E: 0 K: 0 S: 9	H: 0 LOB: 0 BB: 0 P: 9	R: 0 E: 0 K: 0 S: 10	H: 0 LOB: 0 BB: 0 P: 15	R: 0 E: 0 K: 1 S: 14	H: 1 LOB: 1 BB: 1 P: 28	R: 0 E: 0 K: 1 S: 8	H: 1 LOB: 1 BB: 0 P: 12	R: 0 E: 0 K: 1 S: 6	H: 0 LOB: 0 BB: 0 P: 9	R: 0 E: 0 K: 1 S: 13	H: 1 LOB: 1 BB: 0 P: 18	R: 0 E: 0 K: 1 S: 10	H: 3 LOB: 3 BB: 0 P: 16	R: 0 E: 0 K: 3 S: 16	H: 1 LOB: 2 BB: 0 P: 21	1B: 8 2B: 0 3B: 0 HR: 0	SF: 0 SAC: 0 DP: 0 HBP: 0	WP: 0 PB: 0 SB: 0 CS: 1	PA: 37
PITCHER	IP	WLS	BF	H	R	ER	SO	BB	IBB	HBP	BLK	WP	HR	S	P	ERA	WHIP					
Greg Swindell, L ERA: 4.16	(1, 1)	9.0	W	36	8	0	0	10	1	0	0	0	0	95	142	0.00	1.000					

Houston Astros @ Cincinnati Reds
Riverfront Stadium, Cincinnati, OH
Fri Oct 01 1993, 7:05 PM EDT
Att: 26,944 - Unknown

AB 35
R 0
H 8
RBI 0
BB 1
SO 10
LOB 25

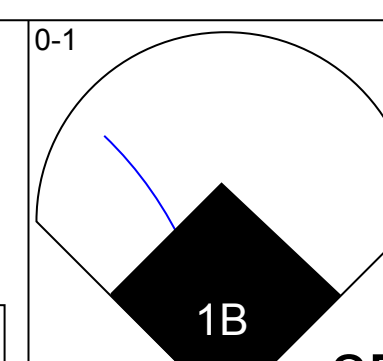
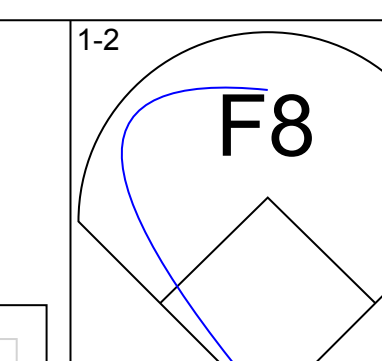
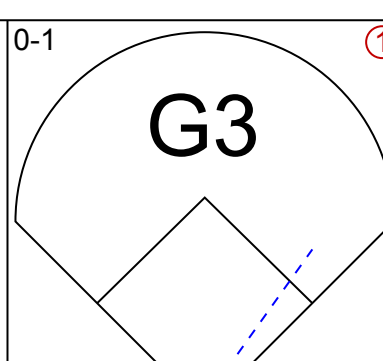
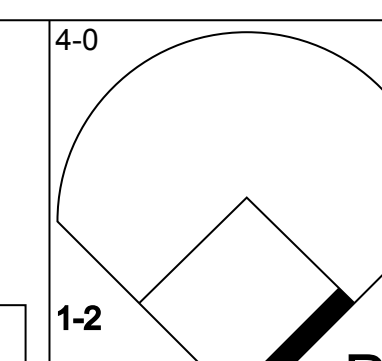
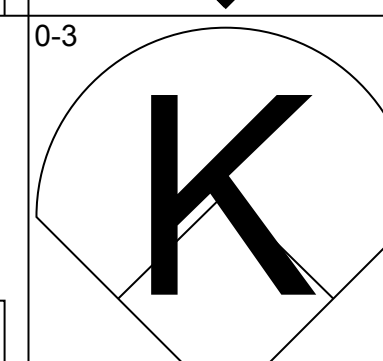
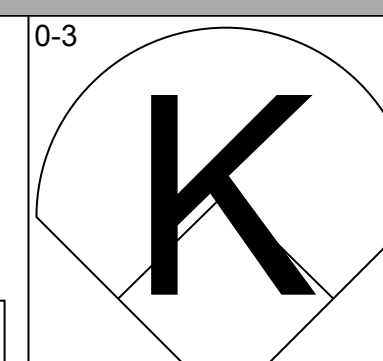
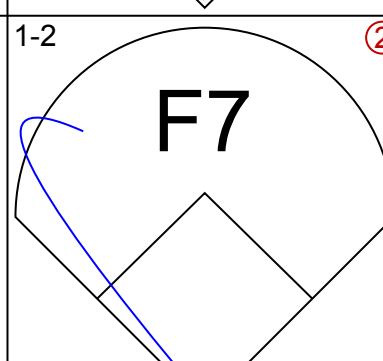
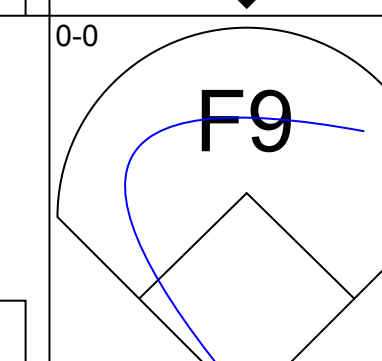
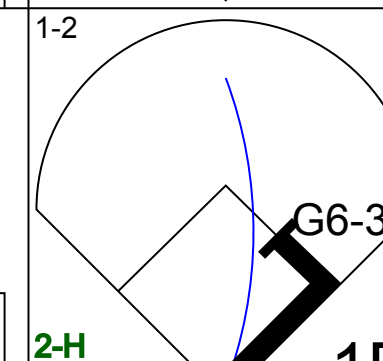
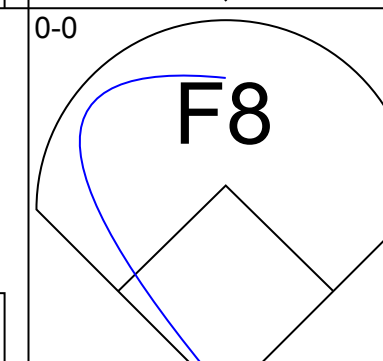
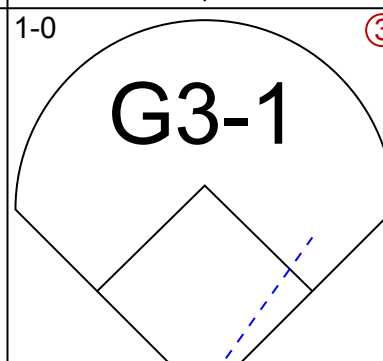
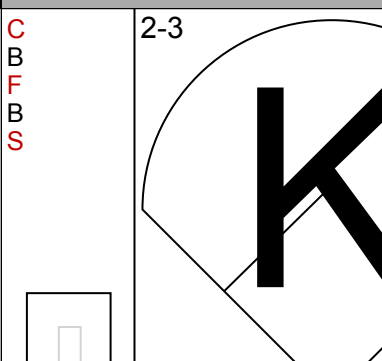
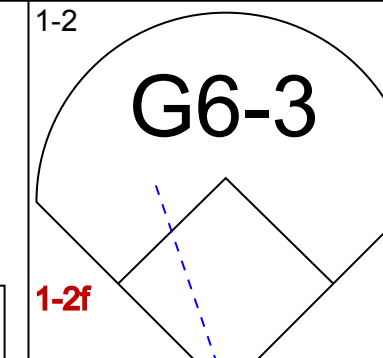
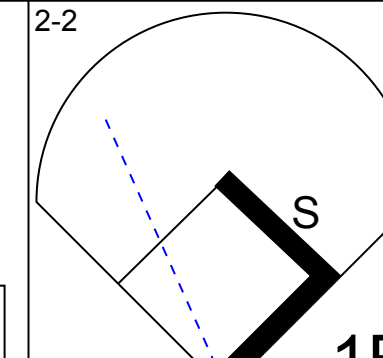

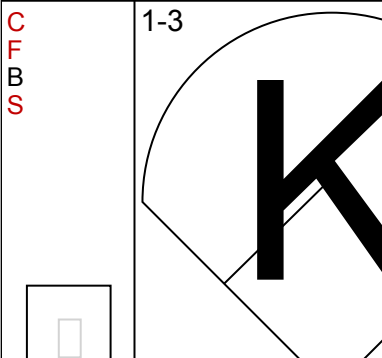
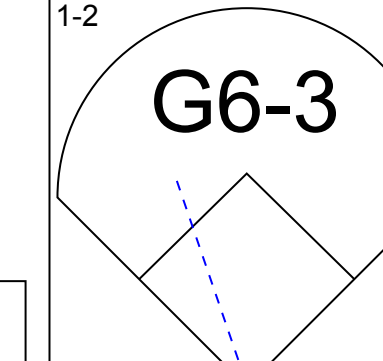
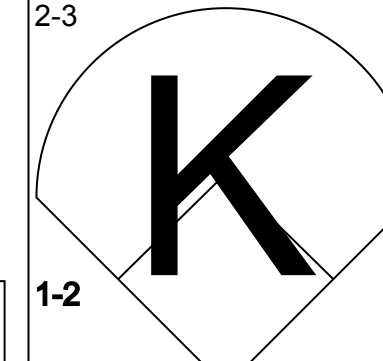

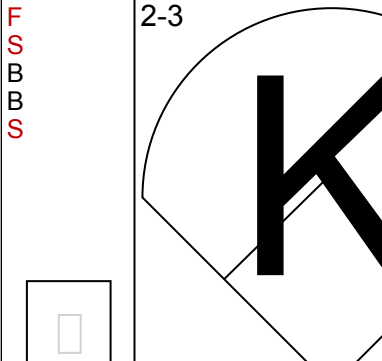

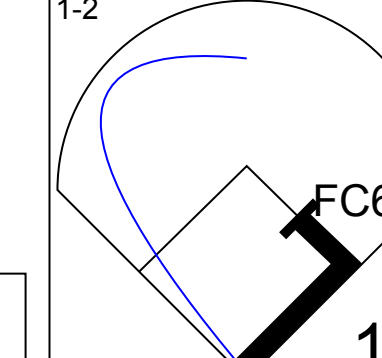


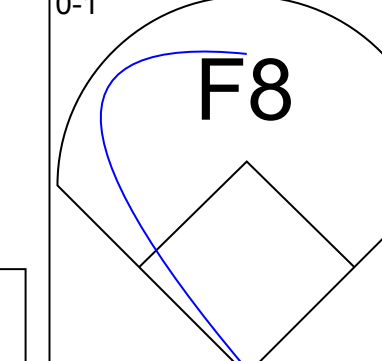
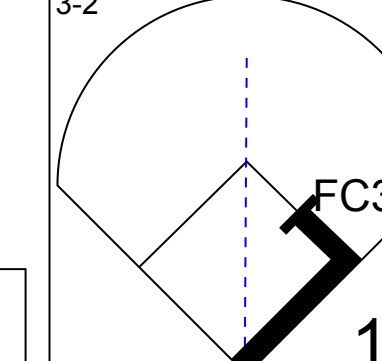
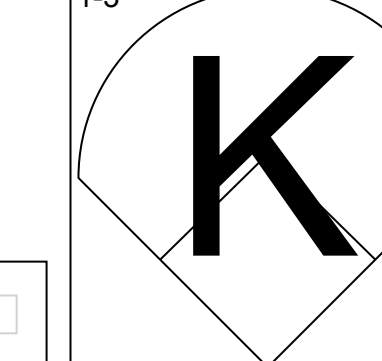
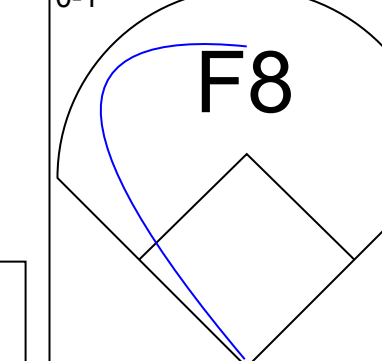
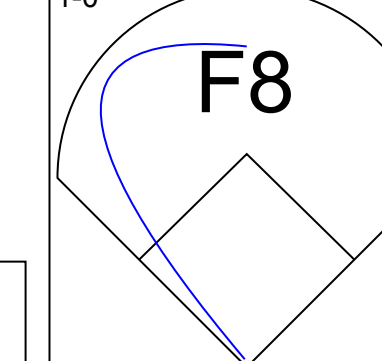
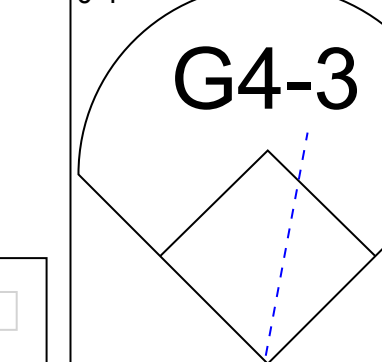
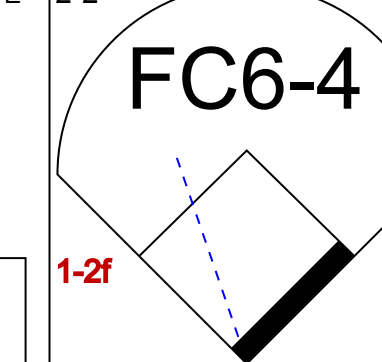
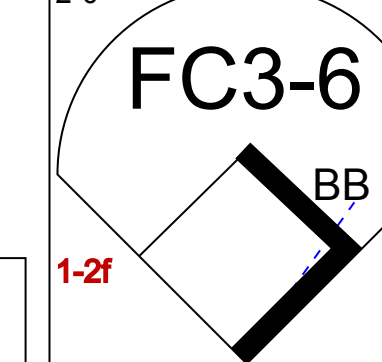
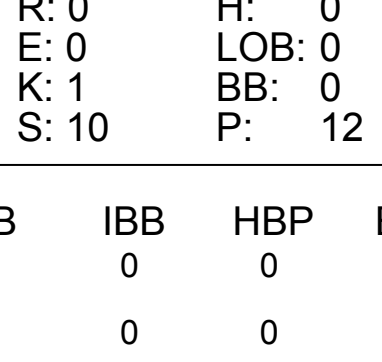
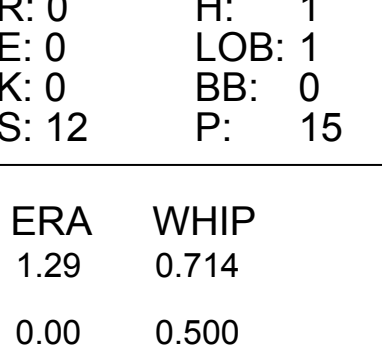
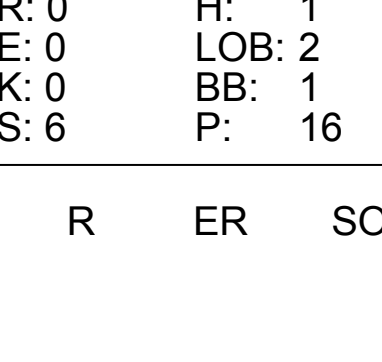





Batter	1	2	3	4	5	6	7	8	9	AB	R	H	RBI	BB	SO	LOB	TOP								
Casey Candaele, S OBP: 0.299, SLG: 0.333 (1,4)										4	0	1	0	0	0	2									
Steve Finley, L OBP: 0.304, SLG: 0.386 (1,8)										4	2	2	0	0	0	2									
Kevin Bass, S OBP: 0.362, SLG: 0.405 (1,9)										2	1	0	0	2	1	1									
Luis Gonzalez, L OBP: 0.360, SLG: 0.457 (1,7)										3	0	0	0	1	0	3									
Chris Donnels, L OBP: 0.323, SLG: 0.371 (8, PH)										2	0	1	1	0	0	0									
Mike Brumley, S OBP: 0.286, SLG: 0.286 (8,5)										1	0	1	2	0	0	0									
Andujar Cedeno, R OBP: 0.346, SLG: 0.412 (1,6)										4	0	0	0	0	1	4									
Jim Lindeman, R OBP: 0.421, SLG: 0.579 (1,3)										4	0	2	0	0	1	0									
Eddie Taubensee, L OBP: 0.300, SLG: 0.390 (1,2)										4	0	1	0	0	1	2									
Mark Portugal, R OBP: 0.257, SLG: 0.277 (8,1)										3	0	2	0	0	0	1									
Xavier Hernandez, L OBP: 0.345, SLG: 0.245 (8,6)										0	0	0	0	0	0	0									
Jose Uribe, S OBP: 0.345, SLG: 0.245 (8,6)										1	0	0	0	0	0	1									
Inning Stats	R: 0 E: 0 K: 1 S: 6	H: 1 LOB: 1 BB: 0 P: 6	R: 0 E: 0 K: 2 S: 13	H: 0 LOB: 0 BB: 0 P: 18	R: 0 E: 0 K: 1 S: 9	H: 1 LOB: 1 BB: 0 P: 12	R: 0 E: 0 K: 0 S: 7	H: 1 LOB: 0 BB: 0 P: 10	R: 0 E: 0 K: 0 S: 3	H: 1 LOB: 0 BB: 0 P: 3	R: 1 E: 0 K: 0 S: 13	H: 1 LOB: 1 BB: 0 P: 26	R: 0 E: 0 K: 0 S: 4	H: 2 LOB: 1 BB: 0 P: 5	R: 2 E: 0 K: 0 S: 10	H: 2 LOB: 0 BB: 0 P: 15	R: 0 E: 0 K: 0 S: 9	H: 1 LOB: 0 BB: 0 P: 11	1B: 8 2B: 3 3B: 0 HR: 0	SF: 1 SAC: 0 DP: 3 HBP: 0	WP: 2 PB: 0 SB: 1 CS: 0	PA: 36			
PITCHER	IP	WLS	BF	H	R	ER	SO	BB	IBB	HBP	BLK	WP	HR	S	P	ERA	WHIP								
Larry Luebbers, R ERA: 4.54 (1,1)	7.0		28	7	1	1	4	1	1	0	0	1	0	55	80	1.29	1.143								
Ross Powell, L ERA: 4.41 (8,1)	0.1	L	3	1	2	2	0	1	0	0	0	0	0	7	12	54.00	6.000								
Johnny Ruffin, R ERA: 3.58 (8,1)	0.2		2	1	0	0	0	0	0	0	0	0	0	3	3	0.00	1.500								
Jerry Spradlin, R ERA: 3.49 (9,1)	1.0		3	1	0	0	0	0	0	0	0	1	0	9	11	0.00	1.000								

Houston Astros @ Cincinnati Reds
Riverfront Stadium, Cincinnati, OH
Sat Oct 02 1993, 3:33 AM EDT
Att: 26,820 - Unknown

AB	32
R	3
H	10
RBI	3
BB	3
SO	4
LOB	16



Batter	1	2	3	4	5	6	7	8	9	AB	R	H	RBI	BB	SO	LOB	BOTTOM								
Thomas Howard, S OBP: 0.300, SLG: 0.385 (1,8)										3	1	1	0	1	0	0									
Jeff Branson, L OBP: 0.276, SLG: 0.313 (1,4)										4	0	0	0	0	2	3									
Hal Morris, L OBP: 0.365, SLG: 0.404 (1,3)										4	0	1	1	0	1	0									
Reggie Sanders, R OBP: 0.344, SLG: 0.447 (1,9)										4	0	1	0	0	1	1									
Chris Sabo, R OBP: 0.314, SLG: 0.439 (1,5)										4	0	0	0	0	2	1									
Jack Daugherty, S OBP: 0.314, SLG: 0.350 (1,7)										3	0	1	0	0	1	0									
Dan Wilson, R OBP: 0.302, SLG: 0.263 (1,2)										3	0	1	0	0	0	1									
Keith Kessinger, S OBP: 0.321, SLG: 0.417 (1,6)										3	0	0	0	0	1	2									
Larry Luebbers, R OBP: 0.280, SLG: 0.292 (8,1)										2	0	0	0	0	0	1									
Johnny Ruffin, R OBP: 0.333, SLG: 0.333 (8,1)										0	0	0	0	0	0	0									
Gary Varsho, L OBP: 0.305, SLG: 0.362 (8, PH)										0	0	0	0	0	0	1									
Jerry Spradlin, S OBP: 0.305, SLG: 0.362 (9,1)										0	0	0	0	0	0	0									
Inning Stats	R: 1 E: 0 K: 1 S: 14	H: 2 LOB: 0 BB: 0 P: 16	R: 0 E: 0 K: 1 S: 8	H: 0 LOB: 0 BB: 0 P: 9	R: 0 E: 0 K: 1 S: 10	H: 0 LOB: 0 BB: 0 P: 12	R: 0 E: 0 K: 2 S: 12	H: 1 LOB: 1 BB: 0 P: 16	R: 0 E: 0 K: 0 S: 12	H: 1 LOB: 0 BB: 0 P: 15	R: 0 E: 0 K: 0 S: 6	H: 0 LOB: 0 BB: 0 P: 8	R: 0 E: 0 K: 0 S: 9	H: 0 LOB: 0 BB: 0 P: 13	R: 0 E: 0 K: 0 S: 6	H: 1 LOB: 2 BB: 1 P: 16	R: 0 E: 0 K: 3 S: 9	H: 0 LOB: 0 BB: 0 P: 14	1B: 4 2B: 1 3B: 0 HR: 0	SF: 0 SAC: 0 DP: 1 HBP: 0	WP: 0 PB: 0 SB: 1 CS: 0	PA: 32			
PITCHER	IP	WLS	BF	H	R	ER	SO	BB	IBB	HBP	BLK	WP	HR	S	P	ERA	WHIP								
Mark Portugal, R ERA: 2.77 (1,1)	7.0		25	5	1	1	5	0	0	0	0	0	0	74	95	1.29	0.714								
Xavier Hernandez, R ERA: 2.61 (8,1)	2.0	S	7	0	0	0	3	1	0	0	0	0	0	12	24	0.00	0.500								

Houston Astros @ Cincinnati Reds
Riverfront Stadium, Cincinnati, OH
Sat Oct 02 1993, 3:33 AM EDT
Att: 26,820 - Unknown

AB	31
R	1
H	5
RBI	1
BB	1
SO	8
LOB	10



Batter	1	2	3	4	5	6	7	8	9	AB	R	H	RBI	BB	SO	LOB	TOP								
Casey Candaele, S OBP: 0.298, SLG: 0.331	F9		1B HR	F7			K			4	1	1	0	0	1	1									
Mike Brumley, S OBP: 0.394, SLG: 0.300	1B BB		1B HR				G6-3			3	1	1	0	1	1	1									
Chris Donnels, L OBP: 0.327, SLG: 0.391	1B		HR				G6-3			4	1	2	3	0	0	0									
Luis Gonzalez, L OBP: 0.361, SLG: 0.457	K		1B				G4-3			2	1	1	0	0	1	2									
Kevin Bass, S OBP: 0.359, SLG: 0.402	K		1B				F9			2	0	0	0	0	0	0									
Jim Lindeman, R OBP: 0.348, SLG: 0.478	G1-3		K				G4-3			4	0	0	0	0	2	3									
Rick Parker, R OBP: 0.375, SLG: 0.400		CS 1B	L7				G5-3			4	0	2	0	0	0	0									
Scooter Tucker, R OBP: 0.250, SLG: 0.231	F9		P3				G6-3			4	0	0	0	0	0	2									
Jose Uribe, S OBP: 0.355, SLG: 0.264	1B		F7				G4-3			4	0	2	0	0	0	2									
Shane Reynolds, R OBP: 0.500, SLG: 0.500	F7						G4-3			1	0	0	0	0	0	1									
Eric Anthony, L OBP: 0.195, SLG: 0.397	F7						G4-3			1	0	0	0	0	0	0									
Steve Finley, L OBP: 0.300, SLG: 0.300										0	0	0	0	0	0	0									
Brian Williams, R OBP: 0.300, SLG: 0.300										0	0	0	0	0	0	0									
Al Osuna, R OBP: 0.300, SLG: 0.300										0	0	0	0	0	0	0									
Todd Jones, L OBP: 0.290, SLG: 0.290										1	0	0	0	0	0	0									
Eddie Taubensee, L OBP: 0.290, SLG: 0.290										1	0	0	0	0	0	2									
Inning Stats	R: 0 E: 0 K: 1 S: 13	H: 1 LOB: 2 BB: 1 P: 19	R: 0 E: 0 K: 0 S: 7	H: 2 LOB: 1 BB: 0 P: 8	R: 4 E: 0 K: 1 S: 20	H: 4 LOB: 0 BB: 0 P: 31	R: 0 E: 0 K: 1 S: 6	H: 0 LOB: 0 BB: 0 P: 9	R: 0 E: 0 K: 0 S: 5	H: 0 LOB: 0 BB: 0 P: 6	R: 0 E: 0 K: 0 S: 6	H: 0 LOB: 0 BB: 0 P: 10	R: 0 E: 0 K: 1 S: 8	H: 1 LOB: 1 BB: 0 P: 9	R: 0 E: 0 K: 1 S: 8	H: 0 LOB: 0 BB: 0 P: 11	R: 0 E: 1 K: 0 S: 8	H: 1 LOB: 1 BB: 0 P: 14	1B: 8 2B: 0 3B: 0 HR: 1	SF: 0 SAC: 0 DP: 1 HBP: 0	WP: 1 PB: 0 SB: 1 CS: 1	PA: 36			
PITCHER	IP	WLS	BF	H	R	ER	SO	BB	IBB	HBP	BLK	WP	HR	S	P	ERA	WHIP								
John Roper, R ERA: 5.63	(1, 1)	3.0	16	7	4	4	2	1	0	0	0	1	1	40	58	12.00	2.667								
Bobby Ayala, R ERA: 5.8	(4, 1)	4.0	W	13	1	0	0	3	0	0	0	0	0	25	34	0.00	0.250								
Scott Service, R ERA: 4.3	(8, 1)	2.0	S	7	1	0	0	1	0	0	0	0	0	16	25	0.00	0.500								

Houston Astros @ Cincinnati Reds
Riverfront Stadium, Cincinnati, OH
Sun Oct 03 1993, 3:33 AM EDT
Att: 26,491 - Unknown - 57 F

AB 35
R 4
H 9
RBI 3
BB 1
SO 6
LOB 15



Batter	1	2	3	4	5	6	7	8	9	AB	R	H	RBI	BB	SO	LOB	BOTTOM									
Thomas Howard, S OBP: 0.302, SLG: 0.386	G6-3			2B			F7			5	1	2	0	0	1	5										
Jeff Branson, L OBP: 0.275, SLG: 0.310	G6-4-3		K	2B			G5-3			4	1	0	0	1	2	1										
Hal Morris, L OBP: 0.371, SLG: 0.420	1B		BB	1B			K			5	2	4	2	0	1	0										
Reggie Sanders, R OBP: 0.343, SLG: 0.444	K		1B	K			K			4	1	0	0	1	4	3										
Chris Sabo, R OBP: 0.315, SLG: 0.440		G4-3	E5	1B			L6			3	2	1	0	1	0	1										
Joe Oliver, R OBP: 0.276, SLG: 0.384	G4-3		K	SF9			G4-3			3	0	0	1	0	1	3										
Jack Daugherty, S OBP: 0.358, SLG: 0.355	1B		BB	1B			FC1-4			2	0	1	1	2	1	2										
Greg Tubbs, R OBP: 0.351, SLG: 0.237	1B		1B	K			FC1-4			0	0	0	0	0	0	0										
Keith Kessinger, S OBP: 0.344, SLG: 0.407	1B		1B	1B			E6			3	0	1	1	1	0	1										
John Roper, R OBP: 0.179, SLG: 0.179	(1, 1)	3.0	18	7	4	1	4	3	0	0	0	0	0	0	0	0										
Gary Varsho, L OBP: 0.302, SLG: 0.358	(3, PH)	3.0	L	14	3	3	3	4	1	1	0	0	0	0	1	2										
Bobby Ayala, R OBP: 0.095, SLG: 0.143	(4, 1)	1.0	5	0	0	0	0	0	1	0	0	0	0	0	0	0										
Tim Costo, R OBP: 0.250, SLG: 0.367	(7, PH)	0.2	2	0	0	0	2	0	0	0	0	0	0	0	0	0										
Scott Service, R OBP: 0.143, SLG: 0.143	(8, 1)	0.1	1	0	0	0	1	0	0	0	0	0	0	0	0	0										
Inning Stats	R: 0 E: 0 K: 1 S: 9	H: 2 LOB: 1 BB: 0 P: 11	R: 3 E: 0 K: 3 S: 23	H: 3 LOB: 2 BB: 1 P: 37	R: 2 E: 0 K: 2 S: 14	H: 2 LOB: 2 BB: 2 P: 27	R: 0 E: 0 K: 1 S: 10	H: 0 LOB: 0 BB: 0 P: 13	R: 1 E: 0 K: 1 S: 14	H: 1 LOB: 0 BB: 0 P: 17	R: 0 E: 1 K: 0 S: 11	H: 0 LOB: 2 BB: 1 P: 17	R: 0 E: 0 K: 3 S: 9	H: 0 LOB: 0 BB: 0 P: 11	1B: 7 2B: 2 3B: 0 HR: 1	SF: 1 SAC: 0 DP: 2 HBP: 0	WP: 0 PB: 0 SB: 1 CS: 0	PA: 40								
PITCHER	IP	WLS	BF	H	R	ER	SO	BB	IBB	HBP	BLK	WP	HR	S	P	ERA	WHIP									
Shane Reynolds, R ERA: 0.82	(1, 1)	3.0	L	14	3	3	3	4	1	1	0	0	0	1	38	57	9.00	1.333								
Brian Williams, R ERA: 4.83	(7, 1)	1.0	5	0	0	0	0	1	0	0	0	0	0	11	17	0.00	1.000									
Al Osuna, L ERA: 3.2	(8, 1)	0.2	2	0	0	0	2	0	0	0	0	0	0	6	8	0.00	0.000									
Todd Jones, R ERA: 3.13	(8, 1)	0.1	1	0	0	0	1	0	0	0	0	0	0	3	3	0.00	0.000									

Houston Astros @ Cincinnati Reds
Riverfront Stadium, Cincinnati, OH
Sun Oct 03 1993, 3:33 AM EDT
Att: 26,491 - Unknown - 57 F

AB 33
R 7
H 10
RBI 6
BB 6
SO 11
LOB 20

