

Houston Astros - 1994

Batter	1	2	3	4	5	6	7	8	9	10	11	12	AB R H RBI BB SO LOB	TOP	
Marquis Grissom, R OBP: 0.333, SLG: 0.200	(1, 8) F7		(1, 0) L7		(2, 3) K			(1, 1) CS 1B			(1, 3) K	(4, 2) BB	5 0 1 1 1 2 0	Montreal Expos @ Houston Astros Astrodome, Houston, TX Mon Apr 04 1994, 4:33 AM EDT Att: 43,440 - Dome	
Mike Lansing, R John Wetteland, R Rondell White, R	(1, 4) F9 (9, 1) (11, PH) (11, 7)	(3, 2) F9	(3, 1) P4		(2, 2) L9			(0, 1) CS 1-2	(1, 3) K		(0, 1) G5-3	(1, 3) K	4 0 0 0 0 1 0 0 0 0 0 0 0 0 2 0 0 0 0 1 3		
Moises Alou, R Lou Frazier, S Tim Scott, R Jeff Shaw, R Denis Boucher, R	(1, 7) L8 (9, 7) (11, 1) (12, 1) (12, 1)	(2, 0) L8	(0, 0) L7		(0, 2) F9				(1, 2) G5-3		(2, 2) G2-3		4 0 0 0 0 0 0 1 0		
Larry Walker, L OBP: 0.200, SLG: 0.400		(1, 0) L9 1B 2B		(1, 0) F9		(3, 2) G4-1			(1, 3) K2-3			(0, 3) K	5 1 1 0 0 2 0		
Darrin Fletcher, L Tim Spehr, R	(1, 2) L9 (10, PR) (10, 2)	(1, 1) L9 2-3		(4, 2) BB			(1, 1) F7			(4, 0) FC3-6 SH5-4 BB		(0, 2) G6-3	2 0 0 0 2 0 1 1 0 0 0 0 0 0		
Wil Cordero, R OBP: 0.500, SLG: 0.500	(1, 6)	(0, 2) HR 1B 3-H		(1, 2) L9			(0, 2) G6-3			(0, 1) SH5-4 1-2		(2, 2) PB 1B BB 1B	4 2 2 1 0 0 1		
Cliff Floyd, L Mel Rojas, R Freddie Benavides, R Jeff Gardner, L OBP: 1.000, SLG: 1.000	(1, 3) F7 (7, 1) (9, 4) (10, PH) (10, 4)	(1, 1) F7 1-1		(2, 0) P5			(2, 3) K			(4, 2) FC3-6 BB		(1, 2) BB PB BB 1B	3 0 0 0 0 1 2 0 0 0 0 0 0 0 0 0 0 0 0 0 0 1 1 1 0 1 0 0		
Sean Berry, R OBP: 0.400, SLG: 1.000	(1, 5)	(1, 1) HR 1-H		(2, 1) L8				(2, 1) G6-3		(1, 2) FC3-6 FC6-4 1-2f 2-3		(4, 0) BB BB BB	4 1 1 2 1 0 2		
Jeff Fassero, L Randy Milligan, R	(1, 1) K (7, 3)	(2, 3) K		(0, 0) L5				(2, 3) K		(0, 0) FC6-4 1-2f		(4, 1) BB BB	2 0 0 0 0 1 0 2 0 0 1 1 1 2		
Inning Stats	R: 0 H: 0 E: 0 LOB: 0 K: 0 BB: 0 S: 10 P: 17	R: 3 H: 3 E: 0 LOB: 0 K: 1 BB: 0 S: 13 P: 18	R: 0 H: 0 E: 0 LOB: 0 K: 0 BB: 0 S: 4 P: 8	R: 0 H: 0 E: 0 LOB: 1 K: 0 BB: 1 S: 8 P: 16	R: 0 H: 0 E: 0 LOB: 0 K: 1 BB: 0 S: 6 P: 10	R: 0 H: 0 E: 0 LOB: 0 K: 0 BB: 0 S: 9 P: 14	R: 0 H: 0 E: 0 LOB: 0 K: 1 BB: 0 S: 8 P: 11	R: 0 H: 1 E: 0 LOB: 0 K: 1 BB: 0 S: 8 P: 13	R: 0 H: 0 E: 0 LOB: 0 K: 2 BB: 0 S: 9 P: 12	R: 0 H: 0 E: 0 LOB: 2 K: 0 BB: 2 S: 9 P: 18	R: 0 H: 0 E: 0 LOB: 0 K: 1 BB: 0 S: 12 P: 15	R: 2 H: 2 E: 0 LOB: 3 K: 2 BB: 3 S: 22 P: 38	1B: 4 SF: 0 2B: 1 SAC: 1 3B: 0 DP: 0 HR: 1 HBP: 0		WP: 0 PA: 48 PB: 1 SB: 0 CS: 1
PITCHER	IP WLS BF H R SO BB IBB HBP BLK WP HR S P ERA WHIP														
Pete Hamisch, R ERA: 3.86	(1, 1) 7.0														
Shane Reynolds, R ERA:	(8, 1) 1.2														
Mike Hampton, L ERA:	(9, 1) 0.1														
Todd Jones, R ERA:	(10, 1) 2.0														
Mitch Williams, L ERA: 27.0	(12, 1) 0.2														
PITCHER	IP WLS BF H R ER SO BB IBB HBP BLK WP HR S P ERA WHIP														
Tom Edens, R ERA:	(12, 1) 0.1														

AB	40
R	5
H	6
RBI	5
BB	6
SO	9
LOB	11




Batter	1	2	3	4	5	6	7	8	9	10	11	12	AB R H RBI BB SO LOB
James Mouton, R OBP: 0.667, SLG: 1.000 (1, 9)	0-2 SH1-3 2B		2-2 G4-3 1B		0-0 P6		3-2 F8		2-2 2B			4-2 5 1B BB	5 1 3 0 1 0 0
Steve Finley, L OBP: 0.400, SLG: 0.400 (1, 8)	0-1 SH1-3		1-1 G4-3		2-2 G4-3		2-1 1B		1-3 K			0-0 5 1B 2B 1B	5 1 2 0 0 1 2
Craig Biggio, R OBP: 0.500, SLG: 0.600 (1, 4)	4-0 BB		0-0 F8		1-1 5 HR 2B		2-1 1B		2-1 P2			0-3 K	5 1 2 0 1 1 3
5 Jeff Bagwell, R OBP: 0.500, SLG: 1.000 (1, 3)	2-3 K			1-0 FC1-6 1B	0-1 2-H HR		0-0 G5-3		1-3 K			2-2 2B 1B	6 2 3 3 0 2 4
Luis Gonzalez, L (1, 7)	0-0 F7			0-0 FC1-6 1B	0-3 K			0-1 L8		1-2 L4		0-3 K	6 1 0 0 0 2 5
Ken Caminiti, S OBP: 0.167, SLG: 0.333 (1, 5)		3-1 G5-3		1-0 FC6 1B		2-2 G5-3		0-1 G1-3		1-2 G4-3		0-0 2B	6 0 1 2 0 0 1
Scott Servais, R Andy Stankiewicz, R Eddie Taubensee, L (1, 2) (11, PR) (12, 2)		2-1 G5-3		1-1 P5		3-1 F9		2-0 P3		4-2 S BB			4 0 0 0 1 0 2 0 0 0 0 0 0 0 0 0 0 0 0 0 0
Andujar Cedeno, R OBP: 0.400, SLG: 0.400 (1, 6)		3-2 K		2-1 1B		1-1 F8			2-0 B1-3 1B		1-3 K	1-2 K	5 0 2 1 0 2 1
Pete Harnisch, S Mike Felder, S Shane Reynolds, R Mike Hampton, R Kevin Bass, S Todd Jones, L Roberto Peralta, L Milton Williams, L Tom Edens, R (1, 5) (7, 5) (1, 5) (1, 5) (1, 5) (1, 5) (1, 5) (1, 5) (1, 5)			0-3 K		0-3 K		2-2 P2		0-0 B1-3		1-3 K		2 0 0 0 0 0 2 2 1 0 1 0 0 0 0 0 0 1 0 0 0 0 0 0 0 0 1 0

Inning Stats	R: 0	H: 1	E: 0	K: 1	S: 9	LOB: 2	BB: 1	P: 15	R: 0	H: 0	E: 0	K: 1	S: 8	LOB: 0	BB: 0	P: 16	R: 0	H: 1	E: 0	K: 1	S: 10	LOB: 1	BB: 0	P: 13	R: 1	H: 2	E: 1	K: 1	S: 10	LOB: 2	BB: 0	P: 15	R: 2	H: 2	E: 0	K: 1	S: 12	LOB: 0	BB: 0	P: 15	R: 0	H: 2	E: 0	K: 0	S: 12	LOB: 2	BB: 0	P: 20	R: 0	H: 0	E: 0	K: 0	S: 5	LOB: 0	BB: 0	P: 7	R: 0	H: 2	E: 0	K: 1	S: 9	LOB: 1	BB: 0	P: 14	R: 0	H: 0	E: 0	K: 1	S: 8	LOB: 0	BB: 0	P: 12	R: 0	H: 0	E: 0	K: 2	S: 12	LOB: 2	BB: 1	P: 19	R: 3	H: 3	E: 0	K: 2	S: 14	LOB: 1	BB: 1	P: 20	1B: 8	2B: 5	3B: 0	HR: 1	SF: 0	SAC: 1	DP: 1	HBP: 0	WP: 0	PA: 51
--------------	------	------	------	------	------	--------	-------	-------	------	------	------	------	------	--------	-------	-------	------	------	------	------	-------	--------	-------	-------	------	------	------	------	-------	--------	-------	-------	------	------	------	------	-------	--------	-------	-------	------	------	------	------	-------	--------	-------	-------	------	------	------	------	------	--------	-------	------	------	------	------	------	------	--------	-------	-------	------	------	------	------	------	--------	-------	-------	------	------	------	------	-------	--------	-------	-------	------	------	------	------	-------	--------	-------	-------	-------	-------	-------	-------	-------	--------	-------	--------	-------	--------

PITCHER	IP	WLS	BF	H	R	ER	SO	BB	IBB	HBP	BLK	WP	HR	S	P	ERA	WHIP
Jeff Fassero, L ERA: 3.0 (1, 1)	6.0		26	6	3	2	5	1	0	0	0	0	1	56	87	3.00	1.167
Mel Rojas, R ERA: (7, 1)	2.2		11	4	0	0	0	0	0	0	0	0	0	22	36	0.00	1.500
John Wetteland, R ERA: (9, 1)	1.1		4	0	0	0	2	0	0	0	0	0	0	12	17	0.00	0.000
Tim Scott, R ERA: 18.0 (11, 1)	1.0		6	1	2	2	2	2	0	0	0	0	0	16	27	18.00	3.000
Jeff Shaw, R ERA: 27.0 (12, 1)	0.1	L	2	1	0	0	1	0	0	0	0	0	0	6	8	0.00	3.000

Montreal Expos @ Houston Astros
Astrodome, Houston, TX
Mon Apr 04 1994, 4:33 AM EDT
Att: 43,440 - Dome

AB	R	H	RBI	BB	SO	LOB
47	6	13	6	3	11	23



PITCHER	IP	WLS	BF	H	R	ER	SO	BB	IBB	HBP	BLK	WP	HR	S	P	ERA	WHIP
Denis Boucher, L ERA: (12, 1)	0.1		2	1	1	1	1	0	0	0	0	0	0	4	4	27.00	3.000

Batter	1	2	3	4	5	6	7	8	9	AB R H RBI BB SO LOB	TOP	
Marquis Grissom, R (1, 8) OBP: 0.364, SLG: 0.250	2-2 CS 1B		1-3 K			4-0 E BB G6-3 BB	2-1 G6-3		0-0 SF9	3 1 1 1 1 1 2		
Mike Lansing, R (1, 4) OBP: 0.222, SLG: 0.125	SAFE SAFE 2-2 P9			0-0 2B		4-0 E 1-2 HR BB		1-1 F9	2-3 3-H F9	4 2 1 0 1 0 3		
Rondell White, R (1, 7) OBP: 0.333, SLG: 0.500	3-3 K			1-1 SAFE FC7-6 1-H 2B		2-2 SAFE G6-3		1-1 1B		4 0 2 2 0 1 1		
Larry Walker, L (1, 9) OBP: 0.333, SLG: 0.778		1-2 1B		0-0 P6		2-1 2-H HR		0-0 F7		4 1 2 2 0 0 2		
Darrin Fletcher, L (1, 2) OBP: 0.375, SLG: 0.167	SAFE SAFE SAFE SAFE 1-2 FC5-4 1B			3-2 FC7-6 2-3		1-1 G4-3		2-0 G6-3		4 0 1 0 0 0 2		
Wil Cordero, R (1, 6) OBP: 0.500, SLG: 0.571	SAFE 2-0 FC5-4 1-2f			3-2 G6-3			0-0 SH3-4 2B		4-1 1B S SF9 BB	3 1 1 0 1 0 1		
Cliff Floyd, L (1, 3) OBP: 0.143, SLG: 0.143	0-0 G1-6-3			0-0 P5			0-3 K		2-0 SF9 HBP 1B	4 0 1 0 0 1 2		
Sean Berry, R (1, 5) OBP: 0.333, SLG: 0.571			0-0 G3-1		1-1 G6-3		4-2 SH3-4 BB		2-3 K	3 0 0 0 1 1 2		
Ken Hill, R (1, 1)			1-3 K			0-0 G4-3			1-0 DI HBP	2 0 0 0 0 1 0		
Jeff Shaw, R (7, 1)										0 0 0 0 0 0 0		
Gil Heredia, R (8, 1)										0 0 0 0 0 0 0		
Lou Frazier, S (9, PH)										0 0 0 0 0 0 0		
John Wetteland, R (9, 1)										0 0 0 0 0 0 0		
Inning Stats	R: 0 H: 1 E: 0 LOB: 0 K: 1 BB: 0 S: 10 P: 16	R: 0 H: 2 E: 0 LOB: 1 K: 0 BB: 0 S: 10 P: 14	R: 0 H: 0 E: 0 LOB: 0 K: 2 BB: 0 S: 7 P: 9	R: 1 H: 2 E: 0 LOB: 0 K: 0 BB: 0 S: 8 P: 12	R: 0 H: 0 E: 0 LOB: 0 K: 0 BB: 0 S: 7 P: 11	R: 3 H: 1 E: 1 LOB: 0 K: 0 BB: 2 S: 8 P: 21	R: 0 H: 1 E: 0 LOB: 2 K: 1 BB: 1 S: 9 P: 15	R: 0 H: 1 E: 0 LOB: 1 K: 0 BB: 0 S: 6 P: 10	R: 1 H: 1 E: 0 LOB: 2 K: 1 BB: 1 S: 11 P: 23	1B: 6 SF: 1 2B: 3 SAC: 1 3B: 0 DP: 1 HR: 1 HBP: 1	WP: 0 PA: 38 PB: 0 SB: 1 CS: 1	
PITCHER	IP WLS BF H R ER SO BB IBB HBP BLK WP HR S P ERA WHIP											
Doug Drabek, R (1, 1) ERA: 6.0	6.0 L 23 6 4 4 3 2 0 0 0 0 0 1 50 83 6.00 1.333											
Brian Williams, R (7, 1) ERA: 3.0	3.0 15 3 1 1 2 2 0 1 0 0 0 0 26 48 3.00 1.667											

Montreal Expos @ Houston Astros
Astrodome, Houston, TX
Tue Apr 05 1994, 8:05 PM EDT
Att. 16,227 - Dome

livebaseballscorecards.com

AB	31
R	5
H	9
RBI	5
BB	4
SO	5
LOB	15



Batter	1	2	3	4	5	6	7	8	9	AB R H RBI BB SO LOB
James Mouton, R OBP: 0.364, SLG: 0.500 (1, 9)	G3-1		L5		K		P2		F7	5 0 0 0 0 1 4
Steve Finley, L OBP: 0.444, SLG: 0.444 (1, 8)	G3		2B S 1B		1B		P7			4 0 2 0 0 0 2
Craig Biggio, R OBP: 0.400, SLG: 0.556 (1, 4)	G1-3		1 SAFE 1 SAFE 1 SAFE 1 B 2 SAFE 1-3		F9		G4-3			4 0 1 0 0 0 4
5 Jeff Bagwell, R OBP: 0.600, SLG: 0.889 (1, 3)		G4-3 S 2B 1B			K			G4-6-3 1B		3 1 2 0 0 1 1 2
Luis Gonzalez, L (1, 7)		F7	F7			G4-3		G4-6-3 1-2f		4 0 0 0 0 0 4
Ken Caminiti, S OBP: 0.100, SLG: 0.200 (1, 5)		G4-3			F7	G3-1		K		4 0 0 0 0 1 1
Scott Servais, R OBP: 0.250, SLG: 0.286 (1, 2)		G5-3			G5-3	L4			F8	3 0 1 1 0 0 0 0 0 0 0 0 0 0 1 0 0 0 0 0 0
Brian Williams, R (7, 1)		2B								
Chris Donnels, L (9, PH)										
Andujar Cedeno, R OBP: 0.556, SLG: 0.571 (1, 6)		IBB			P8		WP 1B HBP		L5	2 0 1 0 1 0 0 2 0 0 0 0 1 2 2 0 1 0 0 0 1
Doug Drabek, R (1, 1)										
Eddie Taubensee, L OBP: 0.500, SLG: 0.500 (7, 2)					E6 1B		WP 1B			

BOTTOM

Montreal Expos @ Houston Astros
Astrodome, Houston, TX
Tue Apr 05 1994, 8:05 PM EDT
Att. 16,227 - Dome

livebaseballscorecards.com

AB	34
R	1
H	8
RBI	1
BB	2
SO	4
LOB	20



Inning Stats	R: 0	H: 0	E: 0	K: 9	S: 9	P: 14	R: 1	H: 2	E: 0	K: 1	S: 11	R: 0	H: 2	E: 0	K: 0	S: 14	R: 0	H: 0	E: 0	K: 0	S: 5	R: 0	H: 1	E: 1	K: 2	S: 15	R: 0	H: 0	E: 0	K: 0	S: 4	R: 0	H: 1	E: 0	K: 0	S: 7	R: 0	H: 1	E: 0	K: 1	S: 11	R: 0	H: 1	E: 0	K: 0	S: 16	1B: 5	2B: 3	3B: 0	HR: 0	SF: 0	SAC: 0	DP: 1	HBP: 1	WP: 1	PB: 0	SB: 2	CS: 0	PA: 37
--------------	------	------	------	------	------	-------	------	------	------	------	-------	------	------	------	------	-------	------	------	------	------	------	------	------	------	------	-------	------	------	------	------	------	------	------	------	------	------	------	------	------	------	-------	------	------	------	------	-------	-------	-------	-------	-------	-------	--------	-------	--------	-------	-------	-------	-------	--------

PITCHER	IP	WLS	BF	H	R	ER	SO	BB	IBB	HBP	BLK	WP	HR	S	P	ERA	WHIP
Ken Hill, R ERA: 1.5 (1, 1)	6.0		27	6	1	1	3	1	1	1	0	0	0	63	103	1.50	1.167
Jeff Shaw, R ERA: 6.75 (7, 1)	1.0		4	1	0	0	0	0	0	0	0	1	0	11	18	0.00	1.000
Gil Heredia, R ERA: (8, 1)	1.0		2	0	0	0	1	0	0	0	0	0	0	4	6	0.00	0.000
John Wetteland, R ERA: (9, 1)	1.0		4	1	0	0	0	0	0	0	0	0	0	11	16	0.00	1.000

Batter	1	2	3	4	5	6	7	8	9	AB R H RBI BB SO LOB	TOP		
Marquis Grissom, R (1, 8) <small>OBP: 0.375, SLG: 0.250</small>										4 2 1 1 1 1 3			
Mike Lansing, R (1, 4) <small>OBP: 0.357, SLG: 0.417</small>										4 2 2 1 1 0 2			
Moises Alou, R (1, 7) <small>OBP: 0.250, SLG: 0.750</small> Lou Frazier, S (6, PR) (6, 7)										4 1 2 2 0 0 4 1 1 0 0 0 0 0			
Larry Walker, L (1, 9) <small>OBP: 0.429, SLG: 0.857</small>										5 1 3 2 0 1 1			
Darrin Fletcher, L (1, 2) <small>OBP: 0.308, SLG: 0.100</small> Tim Scott, R (9, 1)										4 0 0 0 0 0 3 0 0 0 0 0 0 0			
Wil Cordero, R (1, 6) <small>OBP: 0.538, SLG: 0.600</small>										3 1 1 1 2 1 0			
Cliff Floyd, L (1, 3) <small>OBP: 0.167, SLG: 0.167</small>										5 1 1 0 0 3 4			
Sean Berry, R (1, 5) <small>OBP: 0.357, SLG: 0.500</small>										5 0 2 0 0 0 0			
Kirk Rueter, L (1, 1) Jeff Gardner, L (6, PH) <small>OBP: 0.667, SLG: 0.500</small> Gil Heredia, R (6, 1) <small>OBP: 1.000, SLG: 1.000</small> Lenny Webster, R (9, 2)										1 0 0 0 0 1 0 1 0 0 0 0 0 0 1 0 1 1 0 0 0 0 0 0 0 0 0 0			
Inning Stats	R: 2 H: 2 E: 0 LOB: 2 K: 1 BB: 1 S: 16 P: 28	R: 0 H: 0 E: 0 LOB: 0 K: 1 BB: 0 S: 11 P: 15	R: 1 H: 2 E: 0 LOB: 2 K: 1 BB: 1 S: 14 P: 25	R: 0 H: 1 E: 0 LOB: 2 K: 1 BB: 1 S: 10 P: 18	R: 1 H: 1 E: 0 LOB: 0 K: 2 BB: 0 S: 16 P: 23	R: 3 H: 4 E: 0 LOB: 2 K: 0 BB: 0 S: 21 P: 30	R: 2 H: 3 E: 0 LOB: 1 K: 0 BB: 1 S: 10 P: 20	R: 0 H: 0 E: 0 LOB: 0 K: 1 BB: 0 S: 7 P: 8	R: 0 H: 0 E: 0 LOB: 0 K: 0 BB: 0 S: 7 P: 9	1B: 7 SF: 0 2B: 4 SAC: 1 3B: 1 DP: 1 HR: 1 HBP: 1	WP: 4 PA: 44 PB: 0 SB: 1 CS: 0		
PITCHER	IP WLS BF H R ER SO BB IBB HBP BLK WP HR S P ERA WHIP											PITCHER	IP WLS BF H R ER SO BB IBB HBP BLK WP HR S P ERA WHIP
Darryl Kile, R (1, 1) <small>ERA: 7.2</small> Shane Reynolds, R (6, 1) <small>ERA: 11.57</small> Mike Hampton, L (6, 1) <small>ERA: 27.0</small> Todd Jones, R (7, 1) <small>ERA: 10.8</small> Mitch Williams, L (9, 1)	5.0 L 25 6 4 4 6 3 0 0 0 3 1 67 109 7.20 1.800												

Montreal Expos @ Houston Astros
 Astrodome, Houston, TX
 Wed Apr 06 1994, 8:05 PM EDT
 Att. 17,180 - Dome

livebaseballscorecards.com

AB 38
R 9
H 13
RBI 8
BB 4
SO 7
LOB 17



Batter	1	2	3	4	5	6	7	8	9	AB	R	H	RBI	BB	SO	LOB
James Mouton, R OBP: 0.400, SLG: 0.500 (1, 9)	3-2 FC6-4 1B		3-2 P8		0-2 SF8 SH1-4 1B		0-2 G5-3			4	0	2	0	0	0	0
Steve Finley, L OBP: 0.417, SLG: 0.364 (1, 8)	0-0 FC6-4 1-2f		4-2 G3-1 1B BB		0-0 SH1-4			0-3 K		2	1	0	0	1	1	1
Craig Biggio, R OBP: 0.286, SLG: 0.417 (1, 4)	1-0 B2		1-2 G3-1		0-0 SF8			2-2 G3-1		3	0	0	1	0	0	2
5 Jeff Bagwell, R OBP: 0.571, SLG: 0.750 (1, 3)	1-1 F9		4-0 1B BB		2-3 3-H 2-1 G1-3			0-2 1B		3	0	1	0	1	0	2
Kevin Bass, S OBP: 0.200, SLG: 0.200 (1, 7)		0-1 E6 G3-1 G4-3	1-0 1B		1-1 F8			1-3 K		4	1	1	1	0	1	1
Ken Caminiti, S OBP: 0.071, SLG: 0.143 (1, 5)		0-1 G3-1 2-3		1-2 G5-3		3-2 G6-3		1-2 F7		4	0	0	0	0	0	1
Scott Servais, R OBP: 0.182, SLG: 0.200 Mitch Williams, L Roberto Petagine, L (1, 2) (9, 1) (9, PH)		0-2 G4-3 3-H		0-2 P3		3-1 G6-3		1-1 P5		3	0	0	1	0	0	0
Andujar Cedeno, R OBP: 0.462, SLG: 0.545 (1, 6)		0-0 2B		2-2 F9			0-0 G5-3		0-2 F9	4	0	1	0	0	0	0
Darryl Kile, R Mike Felder, S Shane Reynolds, R Mike Hampton, R Todd Jones, L Tony Eusebio, R (1, 1) (5, PH) (6, 1) (6, 1) (7, 1) (7, 2)		0-0 G6-3		3-2 SH1-4 SF8 1B 1B			1-3 K			1	0	0	0	0	0	1

Inning Stats	R: 0	H: 1	E: 0	LOB: 1	K: 0	S: 7	R: 1	H: 1	E: 1	LOB: 1	K: 0	S: 10	R: 1	H: 1	E: 0	LOB: 2	K: 0	S: 11	R: 0	H: 0	E: 0	LOB: 0	K: 0	S: 12	R: 1	H: 2	E: 0	LOB: 1	K: 0	S: 11	R: 0	H: 0	E: 0	LOB: 0	K: 1	S: 7	R: 0	H: 0	E: 0	LOB: 0	K: 1	S: 7	R: 0	H: 1	E: 0	LOB: 1	K: 2	S: 14	R: 0	H: 0	E: 0	LOB: 0	K: 0	S: 8	R: 0	H: 0	E: 0	LOB: 0	K: 0	S: 8	R: 0	H: 0	E: 0	LOB: 0	K: 0	S: 8	1B: 5	SF: 1	2B: 1	SAC: 1	3B: 0	DP: 0	HR: 0	HBP: 0	WP: 0	PA: 35
--------------	------	------	------	--------	------	------	------	------	------	--------	------	-------	------	------	------	--------	------	-------	------	------	------	--------	------	-------	------	------	------	--------	------	-------	------	------	------	--------	------	------	------	------	------	--------	------	------	------	------	------	--------	------	-------	------	------	------	--------	------	------	------	------	------	--------	------	------	------	------	------	--------	------	------	-------	-------	-------	--------	-------	-------	-------	--------	-------	--------

PITCHER	IP	WLS	BF	H	R	ER	SO	BB	IBB	HBP	BLK	WP	HR	S	P	ERA	WHIP
Kirk Rueter, L ERA: 3.6 (1, 1)	5.0		22	5	3	2	0	2	0	0	0	0	0	51	77	3.60	1.400
Gil Heredia, R ERA: (6, 1)	3.0		10	1	0	0	3	0	0	0	0	0	0	28	39	0.00	0.333
Tim Scott, R ERA: 9.0 (9, 1)	1.0		3	0	0	0	0	0	0	0	0	0	0	8	10	0.00	0.000


BOTTOM

Montreal Expos @ Houston Astros
Astrodome, Houston, TX

Wed Apr 06 1994, 8:05 PM EDT
Att. 17,180 - Dome

livebaseballscorecards.com

AB	31
R	3
H	6
RBI	3
BB	2
SO	3
LOB	8



New York Mets @ Houston Astros
Astrodome, Houston, TX
 Fri Apr 08 1994, 8:05 PM EDT
 Att. 31,522 - Dome

livebaseballscorecards.com

AB	35
R	3
H	9
RBI	3
BB	4
SO	6
LOB	18



Batter	1	2	3	4	5	6	7	8	9	AB	R	H	RBI	BB	SO	LOB
Jose Vizcaino, S (1, 6) OBP: 0.600, SLG: 0.929	0-1 1B		4-0 BB		1-2 L8		3-2 1B		0-2 1B G6-3	4	0	3	0	1	0	0
David Segui, S (1, 3) OBP: 0.263, SLG: 0.143	1-0 F7		0-1 F7		0-3 K		0-2 G5-3		0-1 G6-3	5	0	0	0	0	1	5
Kevin McReynolds, R (1, 7) OBP: 0.364, SLG: 0.222	3-2 F8		3-2 P6		3-2 P4			2-3 K	4-1 BB	4	0	0	0	1	1	2
Bobby Bonilla, S (1, 5) OBP: 0.389, SLG: 0.533	2-3 K		2-0 P6			0-0 F8		1-0 HR	1-1 F7	5	1	1	1	0	1	5
Jeff Kent, R (1, 4) OBP: 0.471, SLG: 0.750		1-2 FC6-4 HBP		3-2 HR 1B		3-2 L7		1-3 K		3	1	1	0	0	1	0
Ryan Thompson, R (1, 8) OBP: 0.375, SLG: 0.667		1-2 FC6-4 BB 1B 1-2F F9-2		1-2 HR		0-1 2B		0-1 1B		4	1	3	2	0	0	1
Jeremy Burnitz, L (1, 9) OBP: 0.267, SLG: 0.231		2-2 BB		0-3 K		0-0 F8		2-2 F9		3	0	1	0	0	1	1
Doug Linton, R (6, 1)		SAFE								0	0	0	0	0	0	0
Dave Telgheder, R (7, 1)		SAFE								0	0	0	0	0	0	0
Fernando Vina, L (8, PH)		SAFE								1	0	0	0	0	0	1
Jonathan Hurst, R (8, 1)		SAFE								0	0	0	0	0	0	0
Kelly Stinnett, R (1, 2) OBP: 0.200, SLG: 0.222		4-2 BB		2-2 F9		1-0 P6			3-3 K	1	0	0	0	1	0	0
Todd Hundley, S (7, PH) OBP: 0.375, SLG: 0.714		1-2 2-3 BB		0-0 F9		2-1 F8			4-1 G6-3 1B BB	2	0	0	0	0	1	0
Eric Hillman, L (1, 1)		0-1 F9-2								2	0	0	0	0	0	3
Joe Orsulak, L (6, 9) OBP: 0.273, SLG: 0.222										1	0	0	0	0	0	0
John Cangelosi, S (9, PH)										0	0	0	0	1	0	0

Batter	1	2	3	4	5	6	7	8	9	AB	R	H	RBI	BB	SO	LOB
Jose Vizcaino, S (1, 6) OBP: 0.600, SLG: 0.929	0-1 1B		4-0 BB		1-2 L8		3-2 1B		0-2 1B G6-3	4	0	3	0	1	0	0
David Segui, S (1, 3) OBP: 0.263, SLG: 0.143	1-0 F7		0-1 F7		0-3 K		0-2 G5-3		0-1 G6-3	5	0	0	0	0	1	5
Kevin McReynolds, R (1, 7) OBP: 0.364, SLG: 0.222	3-2 F8		3-2 P6		3-2 P4			2-3 K	4-1 BB	4	0	0	0	1	1	2
Bobby Bonilla, S (1, 5) OBP: 0.389, SLG: 0.533	2-3 K		2-0 P6			0-0 F8		1-0 HR	1-1 F7	5	1	1	1	0	1	5
Jeff Kent, R (1, 4) OBP: 0.471, SLG: 0.750		1-2 FC6-4 HBP		3-2 HR 1B		3-2 L7		1-3 K		3	1	1	0	0	1	0
Ryan Thompson, R (1, 8) OBP: 0.375, SLG: 0.667		1-2 FC6-4 BB 1B 1-2F F9-2		1-2 HR		0-1 2B		0-1 1B		4	1	3	2	0	0	1
Jeremy Burnitz, L (1, 9) OBP: 0.267, SLG: 0.231		2-2 BB		0-3 K		0-0 F8		2-2 F9		3	0	1	0	0	1	1
Doug Linton, R (6, 1)		SAFE								0	0	0	0	0	0	0
Dave Telgheder, R (7, 1)		SAFE								0	0	0	0	0	0	0
Fernando Vina, L (8, PH)		SAFE								1	0	0	0	0	0	1
Jonathan Hurst, R (8, 1)		SAFE								0	0	0	0	0	0	0
Kelly Stinnett, R (1, 2) OBP: 0.200, SLG: 0.222		4-2 BB		2-2 F9		1-0 P6			3-3 K	1	0	0	0	1	0	0
Todd Hundley, S (7, PH) OBP: 0.375, SLG: 0.714		1-2 2-3 BB		0-0 F9		2-1 F8			4-1 G6-3 1B BB	2	0	0	0	0	1	0
Eric Hillman, L (1, 1)		0-1 F9-2								2	0	0	0	0	0	3
Joe Orsulak, L (6, 9) OBP: 0.273, SLG: 0.222										1	0	0	0	0	0	0
John Cangelosi, S (9, PH)										0	0	0	0	1	0	0

Inning Stats	R: 0	H: 1	E: 0	LOB: 1	K: 1	BB: 0	S: 9	P: 15	R: 0	H: 1	E: 0	LOB: 2	K: 0	BB: 1	S: 13	P: 21	R: 0	H: 0	E: 0	LOB: 1	K: 0	BB: 0	S: 6	P: 15	R: 2	H: 2	E: 0	LOB: 0	K: 1	BB: 0	S: 16	P: 22	R: 0	H: 0	E: 0	LOB: 0	K: 1	BB: 0	S: 9	P: 13	R: 0	H: 1	E: 0	LOB: 1	K: 0	BB: 0	S: 9	P: 12	R: 0	H: 1	E: 0	LOB: 1	K: 0	BB: 0	S: 9	P: 15	R: 1	H: 2	E: 0	LOB: 1	K: 2	BB: 0	S: 13	P: 19	R: 0	H: 1	E: 0	LOB: 3	K: 1	BB: 2	S: 12	P: 24	1B: 6	SF: 0	2B: 2	SAC: 0	3B: 0	DP: 1	HR: 2	HBP: 1	WP: 0	PA: 40
--------------	------	------	------	--------	------	-------	------	-------	------	------	------	--------	------	-------	-------	-------	------	------	------	--------	------	-------	------	-------	------	------	------	--------	------	-------	-------	-------	------	------	------	--------	------	-------	------	-------	------	------	------	--------	------	-------	------	-------	------	------	------	--------	------	-------	------	-------	------	------	------	--------	------	-------	-------	-------	------	------	------	--------	------	-------	-------	-------	-------	-------	-------	--------	-------	-------	-------	--------	-------	--------

PITCHER	IP	WLS	BF	H	R	ER	SO	BB	IBB	HBP	BLK	WP	HR	S	P	ERA	WHIP
Greg Swindell, L (1, 1) ERA: 3.0	6.0	W	25	5	2	2	3	2	0	1	0	0	1	62	98	3.00	1.167
Todd Jones, R (7, 1) ERA: 1.5	2.0		9	3	1	1	2	0	0	0	0	0	1	22	34	4.50	1.500
Mitch Williams, L (9, 1) ERA: 6.75	1.0	S	6	1	0	0	1	2	0	0	0	0	0	12	24	0.00	3.000

Batter	1	2	3	4	5	6	7	8	9	AB R H RBI BB SO LOB	TOP		
Jose Vizcaino, S (1, 6) OBP: 0.625, SLG: 1.059 Luis Rivera, R (6, 6) OBP: 1.000, SLG: 3.000	1-1 L3 1B		4-1 HR BB	0-1 HR		2-2 K			0-0 1B 3B	3 2 2 2 1 1 1 1 1 1 0 0 0 0	New York Mets @ Houston Astros Astrodome, Houston, TX Sat Apr 09 1994, 8:05 PM EDT Att. 23,872 - Dome		
Todd Hundley, S (1, 2) OBP: 0.385, SLG: 0.833	0-0 L3		0-0 HR	1-0 G4-3		2-1 G3-1			2-2 PB 1B	5 1 2 3 0 0 2			
Kevin McReynolds, R (1, 7) OBP: 0.313, SLG: 0.286	1-0 G5-3		2-3 K		0-1 1B 2B		3-2 F9	0-0 F7	5 0 1 0 0 1 1				
Bobby Bonilla, S (1, 5) OBP: 0.304, SLG: 0.400 Tim Bogar, R (9, 5)		0-2 F9	3-2 P2		2-3 K		1-3 K	2-3 K	5 0 0 0 0 3 2 0 0 0 0 0 0 0				
Jeff Kent, R (1, 4) OBP: 0.429, SLG: 0.632 Fernando Vina, L (7, 4)		0-0 F8		0-1 G6-3	1-2 1B HBP		1-0 F8	1-2 G4-3	3 0 0 0 0 0 0 1 0 0 0 0 0 1				
David Segui, S (1, 3) OBP: 0.348, SLG: 0.235 Joe Orsulak, L (9, 3) OBP: 0.273, SLG: 0.222		2-1 1B		4-2 1B 2B BB	1-0 1-3 2-H 1B		0-0 F7		3 1 2 0 1 0 0 0 0 0 0 0 0 0				
Jeromy Burnitz, L (1, 9) OBP: 0.263, SLG: 0.235		1-2 F9		0-0 1-2 2B 1B	3-0 F8		1-3 K		4 1 1 0 0 1 3				
Ryan Thompson, R (1, 8) OBP: 0.474, SLG: 0.941 John Cangelosi, S (6, PR) OBP: 0.667, SLG: 1.000			1-0 HR	3-2 1-H 2-H HR 2B		4-0 SH3-4 BB	1-1 2B	2 2 2 3 1 0 0 1 0 1 0 0 0 0					
Bret Saberhagen, R (1, 1)			0-0 G4-3	0-0 G1-3		0-0 SH3-4	0-0 F8	3 0 0 0 0 0 2					
Inning Stats	R: 0 H: 1 E: 0 LOB: 0 K: 0 BB: 0 S: 4 P: 6	R: 0 H: 1 E: 0 LOB: 1 K: 0 BB: 0 S: 9 P: 12	R: 3 H: 2 E: 0 LOB: 0 K: 1 BB: 1 S: 11 P: 21	R: 4 H: 3 E: 0 LOB: 0 K: 0 BB: 1 S: 13 P: 21	R: 0 H: 2 E: 0 LOB: 2 K: 1 BB: 0 S: 11 P: 18	R: 0 H: 0 E: 0 LOB: 1 K: 1 BB: 1 S: 6 P: 14	R: 0 H: 0 E: 0 LOB: 0 K: 1 BB: 0 S: 7 P: 12	R: 0 H: 1 E: 0 LOB: 1 K: 1 BB: 0 S: 7 P: 9	R: 1 H: 2 E: 0 LOB: 1 K: 1 BB: 0 S: 14 P: 19	1B: 5 SF: 0 2B: 4 SAC: 1 3B: 1 DP: 1 HR: 3 HBP: 1		WP: 0 PA: 41 PB: 1 SB: 0 CS: 0	
PITCHER	IP WLS BF H R ER SO BB IBB HBP BLK WP HR S P ERA WHIP											PITCHER	IP WLS BF H R ER SO BB IBB HBP BLK WP HR S P ERA WHIP
Pete Harnisch, R (1, 1) ERA: 7.84	3.1 L 17 6 6 6 1 2 0 0 0 0 0 2 33 55 16.20 2.400												
Brian Williams, R (4, 1) ERA: 3.18	2.2 12 3 1 1 2 1 0 1 0 0 1 21 37 3.38 1.500												
Tom Edens, R (7, 1) ERA: 2.7	3.0 12 3 1 1 3 0 0 0 0 0 0 28 40 3.00 1.000												

livebaseballscorecards.com

AB	36
R	8
H	12
RBI	8
BB	3
SO	6
LOB	12



New York Mets @ Houston Astros
 Astrodome, Houston, TX
 Sun Apr 10 1994, 4:33 AM EDT
 Att. 17,295 - Dome

livebaseballscorecards.com

AB	31
R	1
H	6
RBI	1
BB	5
SO	6
LOB	18



Batter	1	2	3	4	5	6	7	8	9	AB	R	H	RBI	BB	SO	LOB
Jose Vizcaino, S (1, 6) OBP: 0.536, SLG: 0.857	1-3 K		0-1 G4-3		1-2 L6		3-2 G3			4	0	0	0	0	1	1
Joe Orsulak, L (1, 8) OBP: 0.267, SLG: 0.231	0-1 P5			0-0 1B BB FC6-4 1B		0-0 B1-3		0-1 G4-3		4	1	1	0	0	0	0
Kevin McReynolds, R (1, 7) OBP: 0.400, SLG: 0.313	4-2 BB			0-0 P3		3-2 1B 1B		4-0 G1-4-3 BB		2	0	1	0	2	0	1
Bobby Bonilla, S (1, 5) OBP: 0.292, SLG: 0.381	1-2 G4-3			4-2 1B FC6-4 1B BB		1-0 1B		1-2 G1-4-3		1	0	0	0	0	0	1
Fernando Vina, L (2, 5) OBP: 0.500, SLG: 0.333				1-2 BB		1-3 1B				1	0	1	0	1	0	0
Tim Bogar, R (8, PH)										1	0	0	0	0	0	1
Jeff Kent, R (1, 4) OBP: 0.400, SLG: 0.565		1-2 G1-3		2-2 1B FC6-4		1-1 P4			0-2 F8	4	0	1	0	0	0	2
David Segui, S (1, 3) OBP: 0.333, SLG: 0.200		3-2 F9		1-2 1B FC6-4		2-0 F8			4-0 1B BB	3	0	0	1	1	0	4
Jeromy Burnitz, L (1, 9) OBP: 0.318, SLG: 0.263		0-0 CS 1B		3-2 G4-3			4-2 FC4-6 BB		2-2 1B	2	0	1	0	1	0	2
John Cangelosi, S (9, PH) OBP: 0.750, SLG: 1.000									1-2 1B	1	0	1	0	0	0	0
Todd Hundley, S (1, 2) OBP: 0.294, SLG: 0.625		2-1 CS 1-2	3-3 K		3-3 K		1-0 FC4-6		1-3 K	4	0	0	0	0	3	3
Pete Smith, R (1, 1)									2-3 K	2	0	0	0	0	0	0
Dave Telgheder, R (6, 1)										0	0	0	0	0	0	0
Jeff McKnight, S (7, PH)										1	0	0	0	0	1	1
Doug Linton, R (7, 1)										0	0	0	0	0	0	0
John Franco, L (8, 1)										0	0	0	0	0	0	0
Luis Rivera, R (9, PH) OBP: 0.500, SLG: 1.500										1	0	0	0	0	1	2

Batter	1	2	3	4	5	6	7	8	9	AB	R	H	RBI	BB	SO	LOB
Jose Vizcaino, S (1, 6) OBP: 0.536, SLG: 0.857	1-3 K		0-1 G4-3		1-2 L6		3-2 G3			4	0	0	0	0	1	1
Joe Orsulak, L (1, 8) OBP: 0.267, SLG: 0.231	0-1 P5			0-0 1B BB FC6-4 1B		0-0 B1-3		0-1 G4-3		4	1	1	0	0	0	0
Kevin McReynolds, R (1, 7) OBP: 0.400, SLG: 0.313	4-2 BB			0-0 P3		3-2 1B 1B		4-0 G1-4-3 BB		2	0	1	0	2	0	1
Bobby Bonilla, S (1, 5) OBP: 0.292, SLG: 0.381	1-2 G4-3			4-2 1B FC6-4 1B BB		1-0 1B		1-2 G1-4-3		1	0	0	0	0	0	1
Fernando Vina, L (2, 5) OBP: 0.500, SLG: 0.333				1-2 BB		1-3 1B				1	0	1	0	1	0	0
Tim Bogar, R (8, PH)										1	0	0	0	0	0	1
Jeff Kent, R (1, 4) OBP: 0.400, SLG: 0.565		1-2 G1-3		2-2 1B FC6-4		1-1 P4			0-2 F8	4	0	1	0	0	0	2
David Segui, S (1, 3) OBP: 0.333, SLG: 0.200		3-2 F9		1-2 1B FC6-4		2-0 F8			4-0 1B BB	3	0	0	1	1	0	4
Jeromy Burnitz, L (1, 9) OBP: 0.318, SLG: 0.263		0-0 CS 1B		3-2 G4-3			4-2 FC4-6 BB		2-2 1B	2	0	1	0	1	0	2
John Cangelosi, S (9, PH) OBP: 0.750, SLG: 1.000									1-2 1B	1	0	1	0	0	0	0
Todd Hundley, S (1, 2) OBP: 0.294, SLG: 0.625		2-1 CS 1-2	3-3 K		3-3 K		1-0 FC4-6		1-3 K	4	0	0	0	0	3	3
Pete Smith, R (1, 1)									2-3 K	2	0	0	0	0	0	0
Dave Telgheder, R (6, 1)										0	0	0	0	0	0	0
Jeff McKnight, S (7, PH)										1	0	0	0	0	1	1
Doug Linton, R (7, 1)										0	0	0	0	0	0	0
John Franco, L (8, 1)										0	0	0	0	0	0	0
Luis Rivera, R (9, PH) OBP: 0.500, SLG: 1.500										1	0	0	0	0	1	2

Inning Stats																																																																																														
R	H	E	K	S	R	H	E	K	S	R	H	E	K	S	R	H	E	K	S	R	H	E	K	S	R	H	E	K	S	R	H	E	K	S	R	H	E	K	S	1B	2B	3B	HR	SF	SAC	DP	HBP	WP	PA																																													
0	0	0	1	10	0	1	0	0	12	0	0	0	1	8	1	2	0	1	16	0	0	0	1	11	0	2	0	0	8	0	2	0	1	9	0	0	0	0	5	0	0	0	1	10	0	1	0	0	17	0	0	0	0	15	0	0	0	0	9	0	0	0	0	17	0	0	0	0	17	0	0	0	0	10	0	0	0	0	17	0	0	0	0	26	6	0	0	0	0	0	0	0	0	37

PITCHER																
IP	WLS	BF	H	R	ER	SO	BB	IBB	HBP	BLK	WP	HR	S	P	ERA	WHIP
7.0	W	28	5	1	1	4	3	0	0	0	0	0	74	122	1.29	1.143
1.0		3	0	0	0	0	1	0	0	0	0	0	5	10	0.00	1.000
1.0		5	1	0	0	2	1	0	0	0	0	0	17	26	0.00	2.000

Batter	1	2	3	4	5	6	7	8	9
James Mouton, R OBP: 0.296, SLG: 0.320 (1, 9)	2-2 G4-3 X	0-0 G4-3 3		4-1 1B BB		0-2 F7 2			
Steve Finley, L OBP: 0.250, SLG: 0.217 (1, 8)	3-2 F8 2		1-1 G1-6-3 1	1-1 1B 1-3 2-H		2-0 F8 3			
Craig Biggio, R OBP: 0.320, SLG: 0.455 (1, 4)	3-2 1B		0-1 5 1B 2B	0-0 F9 3		0-1 G5-3 1			
5 Jeff Bagwell, R OBP: 0.400, SLG: 0.478 (1, 3)	1-2 F9 3		2-2 G4-3 1B 2-H		1-3 K 1	1-1 G6-3 2			
Luis Gonzalez, L OBP: 0.143, SLG: 0.100 (1, 7)		2-1 P5 1	0-0 G4-3 2		0-1 CS 1B	0-2 G4-3 3			
Chris Donnels, L OBP: 0.429, SLG: 1.286 (1, 5)		1-0 2B 1B	3-2 G4-3 3		2-2 1-2 HR		0-1 F9 1		
Scott Servais, R OBP: 0.263, SLG: 0.250 (1, 2)		1 SAFE 4-0 2B BB			0-1 F8 1	2-2 P4 3		3-1 E5	
Andujar Cedeno, R OBP: 0.542, SLG: 1.000 (1, 6)		0-0 1-H 2-H 2B			2-2 1B 2B	1-2 HR		1-3 K 2	
Doug Drabek, R Mike Hampton, R Tony Eusebio, R Mitch Williams, L (1, 1) (8, 1) (8, PH) (9, 1)		1-3 K 2			0-1 P3 2	0-0 F8 1		0-0 F9 3	


Inning Stats	R: 0	H: 1	E: 0	K: 0	S: 16	L: 25	R: 2	H: 2	E: 0	K: 1	S: 8	R: 1	H: 2	E: 0	K: 0	S: 13	R: 1	H: 2	E: 0	K: 0	S: 12	R: 1	H: 1	E: 0	K: 0	S: 8	R: 0	H: 0	E: 0	K: 0	S: 7	R: 0	H: 0	E: 1	K: 1	S: 8
	LOB: 1	BB: 0	LOB: 1	BB: 1	LOB: 1	BB: 1	LOB: 1	BB: 0	LOB: 2	BB: 1	LOB: 0	LOB: 0	LOB: 0	LOB: 0	LOB: 0	LOB: 1	LOB: 0	LOB: 0	LOB: 1	LOB: 0	LOB: 0	LOB: 0	LOB: 0	LOB: 0	LOB: 0	LOB: 0	LOB: 0	LOB: 0	LOB: 0	LOB: 0	LOB: 0	LOB: 1	LOB: 0	LOB: 0	LOB: 0	LOB: 0

AB	R	H	RBI	BB	SO	LOB
3	0	0	0	1	0	1
4	0	1	1	0	0	0
4	1	2	0	0	0	2
4	0	1	1	0	1	1
4	0	1	0	0	0	1
4	2	2	1	0	0	1
3	1	0	0	1	0	0
4	2	3	3	0	1	1
3	0	0	0	0	1	2
0	0	0	0	0	0	0
1	0	0	0	0	0	1
0	0	0	0	0	0	0

WP	HR	S	P	ERA	WHIP
0	0	0	0	10.80	2.400
0	0	0	0	0.00	0.000
0	0	0	0	0.00	0.000
0	0	0	0	0.00	0.000

NEW YORK METS @ HOUSTON ASTROS
Astrodome, Houston, TX
Sun Apr 10 1994, 4:33 AM EDT
Att. 17,295 - Dome

AB	34
R	6
H	10
RBI	6
BB	2
SO	3
LOB	10



Batter	1	2	3	4	5	6	7	8	9	AB R H RBI BB SO LOB	TOP											
James Mouton, R (1, 9) OBP: 0.281, SLG: 0.300	1-3 K		2-3 K	2-1 F9		2-2 FC3-6 1B		0-1 G6-3		5 0 1 0 0 2 2												
Steve Finley, L (1, 8) OBP: 0.276, SLG: 0.321	1-2 2B		0-0 BB 2B		1-0 E9 5 1B	0-0 FC3-6		2-2 P4		5 1 2 0 0 0 1												
Craig Biggio, R (1, 4) OBP: 0.367, SLG: 0.480 Andy Stankiewicz, R (9, 4)	2-2 F9		4-1 BB BB		1-0 5 1B HR HBP	3-1 P4		2-2 3B 2B		3 2 1 0 1 0 2 0 0 0 0 0 0 0												
5 Jeff Bagwell, R (1, 3) OBP: 0.400, SLG: 0.464	2-3 K		2-3 K		0-0 HR 1B		1-1 CS 1B	0-0 F8		5 1 2 1 0 2 4												
Luis Gonzalez, L (1, 7) OBP: 0.231, SLG: 0.375		2-2 F8	4-2 BB		1-2 HR		0-2 K	1-2 3B		4 1 2 4 1 1 1												
Ken Caminiti, S (1, 5) OBP: 0.192, SLG: 0.250		4-2 CS BB	0-0 F8		2-1 G4-3		1 SAFE K	3-3 K		4 0 0 0 1 2 5												
Scott Servais, R (1, 2) OBP: 0.261, SLG: 0.400		2-2 HR		2-0 F7	0-3 K		1 SAFE K	1-3 K		4 1 1 1 0 2 0												
Andujar Cedeno, R (1, 6) OBP: 0.571, SLG: 1.115		1-2 HR		0-0 2B	0-3 K		1 SAFE K	2-2 SH3-4 1B		4 1 3 1 0 1 0												
Darryl Kile, R (1, 1) Tom Edens, R (7, 1)		0-1 G4-3		0-0 F9		0-3 K	1 SAFE K	0-1 SH3-4		3 0 0 0 0 1 1 0 0 0 0 0 0 0												
Inning Stats	R: 0 E: 0 K: 2 S: 13	H: 1 LOB: 1 BB: 0 P: 19	R: 2 E: 0 K: 0 S: 14	H: 2 LOB: 0 BB: 1 P: 23	R: 0 E: 0 K: 2 S: 19	H: 1 LOB: 3 BB: 2 P: 31	R: 0 E: 0 K: 0 S: 5	H: 1 LOB: 1 BB: 0 P: 9	R: 4 E: 1 K: 2 S: 13	H: 2 LOB: 0 BB: 0 P: 18	R: 0 E: 0 K: 1 S: 10	H: 1 LOB: 1 BB: 0 P: 15	R: 0 E: 0 K: 2 S: 8	H: 1 LOB: 0 BB: 0 P: 11	R: 0 E: 0 K: 1 S: 10	H: 1 LOB: 1 BB: 0 P: 13	R: 1 E: 0 K: 1 S: 16	H: 2 LOB: 1 BB: 0 P: 24	1B: 4 2B: 4 3B: 1 HR: 3	SF: 0 SAC: 1 DP: 0 HBP: 1	WP: 0 PB: 0 SB: 0 CS: 2	PA: 42
PITCHER	IP WLS BF H R ER SO BB IBB HBP BLK WP HR S P ERA WHIP																					
Ryan Bowen, R (1, 1) ERA: 6.0	4.0 L 23 7 6 5 4 3 0 1 0 0 3 56 90 11.25 2.500																					
Richie Lewis, R (5, 1) ERA:	1.0 3 0 0 0 2 0 0 0 0 0 0 8 10 0.00 0.000																					
Robb Nen, R (6, 1) ERA: 3.0	2.0 7 2 0 0 3 0 0 0 0 0 0 18 26 0.00 1.000																					
Mark Gardner, R (8, 1) ERA: 3.0	2.0 9 3 1 1 2 0 0 0 0 0 0 26 37 4.50 1.500																					

Houston Astros @ Florida Marlins
Joe Robbie Stadium, Miami, FL

Tue Apr 12 1994, 3:33 AM EDT
Att. 43,290 - Sunny - 82 F

livebaseballscorecards.com

AB	37
R	7
H	12
RBI	7
BB	3
SO	11
LOB	16



Batter	1	2	3	4	5	6	7	8	9	AB	R	H	RBI	BB	SO	LOB
Chuck Carr, S OBP: 0.321, SLG: 0.385 (1, 8)	2-1 G4-3		1-3 K		0-0 FC3-6 BB		2-2 G4-3			4	0	0	0	0	1	2
Jerry Browne, S OBP: 0.280, SLG: 0.100 (1, 5)	0-3 K			0-1 G3	4-1 SAFE SAFE BB BB CC BB	1-2 BB	2-1 G1-3			3	0	0	0	1	1	0
Gary Sheffield, R OBP: 0.452, SLG: 0.778 (1, 9)	2-3 K			0-0 1B 2B	3-2 SAFE SAFE BB BB BB BB X	1-2 BB	0-1 1B			4	1	2	0	0	1	3
Jeff Conine, R OBP: 0.400, SLG: 0.778 (1, 7)		1-3 K		3-2 1B	4-1 WP BB		3-3 SAFE SAFE BB BB BB BB X	1-2 K		3	0	1	1	1	2	1
Orestes Destrade, S OBP: 0.192, SLG: 0.375 (1, 3)		2-3 K		0-0 P5	3-2 SAFE SAFE BB BB BB BB X	1-2 P7	2-3 K			4	0	0	0	0	2	3
Bret Barberie, S OBP: 0.185, SLG: 0.308 (1, 4)		0-0 F7		1-1 F8	2-2 SAFE SAFE BB BB BB BB X	1-2 P5	2-2 F9			4	0	0	0	0	0	3
Benito Santiago, R OBP: 0.333, SLG: 0.381 (1, 2)			1-0 E4 3B		2-1 FC3-6 1B BB		4-1 BB		0-0 G6-3	3	1	2	0	1	0	0
Kurt Abbott, R OBP: 0.348, SLG: 0.476 (1, 6)			2-3 K		3-1 FC3-6 1B		1-3 K		1-0 G6-4-3 1B	4	0	2	0	0	2	2
Ryan Bowen, R OBP: 0.333, SLG: 0.333 (1, 1)			3-2 K		1-2 L7		1-2 F7		1-0 G6-4-3	1	0	0	0	0	1	0
Richie Lewis, R OBP: 0.369, SLG: 0.333 (5, 1)									1-2 G6-4-3	0	0	0	0	0	0	0
Alex Arias, R OBP: 0.369, SLG: 0.333 (5, PH)										1	0	0	0	0	0	2
Robb Nen, R OBP: 0.160, SLG: 0.750 (7, PH)										0	0	0	0	0	0	0
Matias Carrillo, L OBP: 0.143, SLG: 0.143 (8, 1)										1	0	0	0	0	0	0
Mark Gardner, R OBP: 0.143, SLG: 0.143 (8, 1)										0	0	0	0	0	0	0
Rick Renteria, R OBP: 0.143, SLG: 0.143 (9, PH)										1	0	0	0	0	0	1

Inning Stats	R: 0	H: 0	E: 0	LOB: 0	K: 2	BB: 0	S: 8	P: 12	R: 0	H: 0	E: 0	LOB: 0	K: 2	BB: 0	S: 7	P: 10	R: 1	H: 1	E: 1	LOB: 0	K: 3	BB: 0	S: 11	P: 18	R: 1	H: 2	E: 0	LOB: 1	K: 0	BB: 0	S: 9	P: 13	R: 0	H: 2	E: 0	LOB: 3	K: 0	BB: 1	S: 13	P: 26	R: 0	H: 0	E: 0	LOB: 2	K: 1	BB: 2	S: 11	P: 25	R: 0	H: 0	E: 0	LOB: 0	K: 0	BB: 0	S: 8	P: 13	R: 0	H: 1	E: 0	LOB: 1	K: 2	BB: 0	S: 13	P: 20	R: 0	H: 1	E: 0	LOB: 0	K: 0	BB: 0	S: 3	P: 5	1B: 5	SF: 0	2B: 1	SAC: 0	3B: 1	DP: 1	HR: 0	HBP: 0	WP: 1	PA: 36
--------------	------	------	------	--------	------	-------	------	-------	------	------	------	--------	------	-------	------	-------	------	------	------	--------	------	-------	-------	-------	------	------	------	--------	------	-------	------	-------	------	------	------	--------	------	-------	-------	-------	------	------	------	--------	------	-------	-------	-------	------	------	------	--------	------	-------	------	-------	------	------	------	--------	------	-------	-------	-------	------	------	------	--------	------	-------	------	------	-------	-------	-------	--------	-------	-------	-------	--------	-------	--------

PITCHER	IP	WLS	BF	H	R	ER	SO	BB	IBB	HBP	BLK	WP	HR	S	P	ERA	WHIP
Darryl Kile, R ERA: 4.09 (1, 1)	6.0	W	26	5	2	1	8	3	0	0	0	1	0	59	104	1.50	1.333
Tom Edens, R ERA: 1.42 (7, 1)	3.0	S	10	2	0	0	2	0	0	0	0	0	0	24	38	0.00	0.667


BOTTOM

Houston Astros @ Florida Marlins
Joe Robbie Stadium, Miami, FL
 Tue Apr 12 1994, 3:33 AM EDT
 Att. 43,290 - Sunny - 82 F

livebaseballscorecards.com

AB	33
R	2
H	7
RBI	1
BB	3
SO	10
LOB	17



Batter	1	2	3	4	5	6	7	8	9	AB R H RBI BB SO LOB	TOP											
James Mouton, R (1, 9) OBP: 0.278, SLG: 0.294	0-1 G6-3		0-0 1B		1-0 L6		0-2 F9			4 0 1 0 0 0 1												
Steve Finley, L (1, 8) OBP: 0.242, SLG: 0.281	1-0 F9		0-0 L4			1-2 E4 5 2B	1-1 G6-3			4 1 0 0 0 0 1												
Craig Biggio, R (1, 4) OBP: 0.382, SLG: 0.483	2-2 G4-3			0-1 FC6-4 1B		1-2 5 2B	3-2 G1-4-3			4 1 2 0 0 0 0												
5 Jeff Bagwell, R (1, 3) OBP: 0.382, SLG: 0.469		0-0 L7		2-1 FC6-4 1-2f		3-2 F9 1-H 2-H HR 2B		2-3 K		4 1 1 2 0 1 1												
Ken Caminiti, S (1, 5) OBP: 0.200, SLG: 0.250		1-0 1B		0-0 L8		0-0 F9		1-2 G6-3		4 0 1 0 0 0 2												
Luis Gonzalez, L (1, 7) OBP: 0.200, SLG: 0.321		1-2 F9		0-0 F8		2-0 G3		1-1 F7		4 0 0 0 0 0 3												
Tony Eusebio, R (1, 2) OBP: 0.167, SLG: 0.667		2-0 P4			3-2 G6-3	2-1 HR			0-1 G4-3	4 1 1 2 0 0 1	AB 35 R 4 H 7 RBI 4 BB 0 SO 2 LOB 11											
Andujar Cedeno, R (1, 6) OBP: 0.531, SLG: 1.000			0-0 F9		1-0 G6-3	0-3 K			1-1 F9-3 HBP	3 0 0 0 0 1 0												
Greg Swindell, L (1, 1) OBP: 0.200, SLG: 0.200 Roberto Petagine, L (9, PH) Todd Jones, L (9, 1)			0-0 G5-3		0-1 1B	0-1 G5-3			2-2 F9-3 1-2	3 0 1 0 0 0 1 1 0 0 0 0 0 1 0 0 0 0 0 0 0												
Inning Stats	R: 0 E: 0 K: 0 S: 6	H: 0 LOB: 0 BB: 0 P: 9	R: 0 E: 0 K: 0 S: 6	H: 1 LOB: 1 BB: 0 P: 10	R: 0 E: 0 K: 0 S: 4	H: 1 LOB: 1 BB: 0 P: 4	R: 0 E: 1 K: 0 S: 6	H: 1 LOB: 1 BB: 0 P: 8	R: 0 E: 0 K: 0 S: 9	H: 1 LOB: 1 BB: 0 P: 14	R: 4 E: 1 K: 1 S: 18	H: 3 LOB: 1 BB: 0 P: 26	R: 0 E: 0 K: 0 S: 12	H: 0 LOB: 0 BB: 0 P: 16	R: 0 E: 0 K: 1 S: 9	H: 0 LOB: 0 BB: 0 P: 13	R: 0 E: 0 K: 0 S: 9	H: 0 LOB: 0 BB: 0 P: 12	1B: 5 2B: 2 3B: 0 HR: 1	SF: 0 SAC: 0 DP: 1 HBP: 1	WP: 1 PB: 0 SB: 0 CS: 0	PA: 36
PITCHER	IP WLS BF H R ER SO BB IBB HBP BLK WP HR S P ERA WHIP																					
Chris Hammond, L (1, 1) ERA: 0.68	5.2 L 25 7 4 1 0 0 0 0 0 0 0 1 44 66 1.59 1.235																					
Richie Lewis, R (6, 1) ERA:	0.1 2 0 0 0 1 0 0 0 0 0 1 0 5 5 0.00 0.000																					
Luis Aquino, R (7, 1) ERA:	2.0 6 0 0 0 1 0 0 0 0 0 0 0 21 29 0.00 0.000																					
Jeremy Hernandez, R (9, 1) ERA:	1.0 3 0 0 0 0 0 0 0 1 0 0 0 9 12 0.00 0.000																					

Houston Astros @ Florida Marlins
Joe Robbie Stadium, Miami, FL
Wed Apr 13 1994, 7:05 PM EDT
Att. 30,225 - Unknown - 80 F

livebaseballscorecards.com

Batter	1	2	3	4	5	6	7	8	9	AB	R	H	RBI	BB	SO	LOB
Chuck Carr, S (1, 8) <small>OBP: 0.290, SLG: 0.345</small>	1-2 G6-3		1-1 G6-3			0-0 SH3		0-1 L7		3	0	0	0	0	0	1
Dave Magadan, L (1, 5) Jeremy Hernandez, R (9, 1)	1-1 L9			0-3 K		2-2 F9		2-1 G6-3		4	0	0	0	0	1	2
Gary Sheffield, R (1, 9) <small>OBP: 0.400, SLG: 0.677</small>	1-1 G6-3			0-0 F8		0-0 F8			3-1 G6-3	4	0	0	0	0	0	1
Jeff Conine, R (1, 7) <small>OBP: 0.353, SLG: 0.677</small>			1-3 K		0-0 F9		0-0 G6-3		1-0 G5-3	4	0	0	0	0	1	0
Orestes Destrade, S (1, 3) <small>OBP: 0.200, SLG: 0.333</small>			1-3 K		2-2 G4-3		1-0 F7		4-2 2B BB	3	1	0	0	1	1	0
Bret Barberie, S (1, 4) <small>OBP: 0.258, SLG: 0.433</small>			1-2 1B		1-3 K		0-0 2B		0-0 1B 2B	4	1	3	1	0	1	0
Benito Santiago, R (1, 2) <small>OBP: 0.357, SLG: 0.400</small>			0-1 G6-3		0-0 1B		0-1 F9		0-1 1B	4	0	2	1	0	0	2
Kurt Abbott, R (1, 6) <small>OBP: 0.333, SLG: 0.440</small>			3-3 K		2-3 K		1-1 WP 1B		0-0 G2-3	4	0	1	0	0	2	2
Chris Hammond, L (1, 1) Richie Lewis, R (6, 1) Alex Arias, R (6, PH) <small>OBP: 0.417, SLG: 0.500</small> Luis Aquino, R (7, 1) Rick Renteria, R (8, PH) <small>OBP: 0.125, SLG: 0.125</small> (9, 5)			1-3 K		1-1 SH3 2B		0-0 F8			1	0	0	0	0	1	0


Inning Stats	R: 0	H: 0	E: 0	K: 0	S: 7	R: 0	H: 1	E: 0	K: 2	S: 12	R: 0	H: 0	E: 0	K: 2	S: 9	R: 0	H: 0	E: 0	K: 1	S: 5	R: 0	H: 1	E: 0	K: 2	S: 10	R: 0	H: 1	E: 0	K: 0	S: 7	R: 0	H: 1	E: 0	K: 0	S: 7	R: 2	H: 2	E: 0	K: 0	S: 11	1B: 4	2B: 3	3B: 0	HR: 0	SF: 0	SAC: 1	DP: 0	HBP: 0	WP: 1	PA: 35
Greg Swindell, L (1, 1) <small>ERA: 1.29</small>	8.0	WLS	BF	H	R	ER	SO	BB	IBB	HBP	BLK	WP	HR	S	P	ERA	WHIP																																	
Todd Jones, R (9, 1) <small>ERA: 3.86</small>	1.0	W	29	5	0	0	7	0	0	0	0	1	0	11	19	18.00	3.000																																	


BOTTOM

Houston Astros @ Florida Marlins
Joe Robbie Stadium, Miami, FL
 Wed Apr 13 1994, 7:05 PM EDT
 Att: 30,225 - Unknown - 80 F

livebaseballscores.com

AB	33
R	2
H	7
RBI	2
BB	1
SO	7
LOB	9



Batter	1	2	3	4	5	6	7	8	9	AB R H RBI BB SO LOB	TOP	
Craig Biggio, R (1, 4) OBP: 0.389, SLG: 0.484 Andy Stankiewicz, R (5, PH) OBP: 0.500, SLG: 0.750	3-2 G3 1B		1-1 G5-3		1-1 1B 2B		1-2 FC1-6 1B		1-3 K	2 0 1 0 0 0 0 3 1 2 0 0 1 0		
Steve Finley, L (1, 8) OBP: 0.257, SLG: 0.353 Mike Felder, S (5, PH) OBP: 0.500, SLG: 0.500	1-0 L8		2-2 SF9 3B		3-2 5 F9 2-H G4-3 1B		1-1 F7		1-0 G4-3	2 1 1 0 0 0 1 3 0 1 1 0 0 1		
Kevin Bass, S (1, 9) OBP: 0.200, SLG: 0.222	1-2 G3		1-1 SF9		2-1 G4-3		0-2 FC1-6 1B			3 0 1 1 0 0 2		
5 Jeff Bagwell, R (1, 3) OBP: 0.378, SLG: 0.457 Roberto Petagine, L (7, PH) (7, 3)	1-2 G1-3		3-H 1-0 BB 1B		1-2 F9		1-2 FC1-6			3 0 1 0 0 0 2 1 0 0 0 0 0 2		
Luis Gonzalez, L (1, 7) OBP: 0.206, SLG: 0.290		1-2 P6	4-0 1-2 BB		3-2 F8		0-3 K			3 0 0 0 1 1 3		
Chris Donnels, L (1, 5) OBP: 0.455, SLG: 1.000		4-2 1B BB	0-1 G4-3			0-0 FC6 1B		2-2 G3-1		3 0 1 0 1 0 2		
Scott Servais, R (1, 2) OBP: 0.269, SLG: 0.391 Mike Hampton, R (6, 1) Tom Edens, R (7, 1) Ken Caminiti, S (8, PH) OBP: 0.194, SLG: 0.241 Mitch Williams, L (8, 1)		0-0 FC5-4 1B		0-1 F9		1-0 P3		1-0 P6		3 0 1 0 0 0 1 0 0 0 0 0 0 0 0 0 0 0 0 0 0 1 0 0 0 0 0 0 0 0 0 0 0 0 0	AB 35 R 2 H 9 RBI 2 BB 2 SO 6 LOB 21	
Andujar Cedeno, R (1, 6) OBP: 0.472, SLG: 0.879		0-3 K		0-0 G6-3		1-2 FC6 G4-6-3		2-3 K		4 0 0 0 0 2 3		
Pete Harnisch, S (1, 1) Shane Reynolds, R (1, 1) Eddie Taubensee, L (6, PH) OBP: 0.143, SLG: 0.143		1-1 FC5-4		1-3 K		1-0 G4-6-3			3-3 K	0 0 0 0 0 0 0 2 0 0 0 0 1 2 2 0 0 0 0 1 2		
Inning Stats	R: 0 H: 1 E: 0 LOB: 1 K: 0 BB: 0 S: 11 P: 17	R: 0 H: 1 E: 0 LOB: 2 K: 1 BB: 1 S: 12 P: 18	R: 1 H: 2 E: 0 LOB: 2 K: 0 BB: 1 S: 10 P: 19	R: 0 H: 0 E: 0 LOB: 0 K: 1 BB: 0 S: 6 P: 7	R: 1 H: 2 E: 0 LOB: 1 K: 0 BB: 0 S: 13 P: 23	R: 0 H: 1 E: 0 LOB: 1 K: 0 BB: 0 S: 6 P: 9	R: 0 H: 2 E: 0 LOB: 2 K: 1 BB: 0 S: 14 P: 17	R: 0 H: 0 E: 0 LOB: 0 K: 1 BB: 0 S: 7 P: 12	R: 0 H: 0 E: 0 LOB: 0 K: 2 BB: 0 S: 9 P: 14	1B: 7 SF: 1 2B: 1 SAC: 0 3B: 1 DP: 1 HR: 0 HBP: 0	WP: 0 PA: 38 PB: 0 SB: 0 CS: 0	
PITCHER	IP WLS BF H R ER SO BB IBB HBP BLK WP HR S P ERA WHIP											
David Weathers, R (1, 1) ERA: 3.55	6.2 W 31 9 2 2 2 2 2 0 0 0 0 0 0 69 107 2.70 1.650											
Yorkis Perez, L (7, 1) ERA: 5.4	1.1 4 0 0 0 2 0 0 0 0 0 0 0 0 10 15 0.00 0.000											
Bryan Harvey, R (9, 1) ERA:	1.0 3 0 0 0 2 0 0 0 0 0 0 0 0 9 14 0.00 0.000											

Houston Astros @ Florida Marlins
Joe Robbie Stadium, Miami, FL

Thu Apr 14 1994, 3:33 AM EDT
Att. 26,177 - Sunny - 85 F

livebaseballscorecards.com

BOTTOM

Houston Astros @ New York Mets
Shea Stadium, Flushing, NY
Fri Apr 15 1994, 7:05 PM EDT
Att: 17,800 - Unknown - 68 F

livebaseballscores.com

AB	30
R	1
H	3
RBI	1
BB	3
SO	5
LOB	13



WP:	0	PA:	33
PB:	0	SB:	0
CS:	0		

AB R H RBI BB SO LOB

4	0	0	0	0	1	2
4	0	1	0	0	0	1
4	0	0	0	0	0	2
0	0	0	0	0	0	0
3	0	0	0	1	1	1
4	1	2	1	0	0	1
4	0	0	0	0	1	2
1	0	0	0	1	0	0
1	0	0	0	0	0	1
0	0	0	0	0	0	0
3	0	0	0	0	2	2
2	0	0	0	0	0	1
0	0	0	0	0	0	0
0	0	0	0	1	0	0

1B:	2	SF:	0
2B:	0	SAC:	0
3B:	0	DP:	1
HR:	1	HBP:	0

WP:	0	PA:	33
PB:	0	SB:	0
CS:	0		

1B:	2	SF:	0
2B:	0	SAC:	0
3B:	0	DP:	1
HR:	1	HBP:	0

Batter	1	2	3	4	5	6	7	8	9
Jose Vizcaino, S OBP: 0.429, SLG: 0.588 (1, 6)	0-1 L1-3		0-2 G3			1-3 K		1-0 L8	
Fernando Vina, L OBP: 0.471, SLG: 0.467 (1, 5)	2-1 G1-6-3			0-0 FC4 1B		1-2 P7		3-2 P4	
Kevin McReynolds, R OBP: 0.353, SLG: 0.276 Jonathan Hurst, R (1, 7) (9, 1)	3-2 P7			0-0 F8		2-2 G5-3		1-0 L8	
Jeremy Burnitz, L OBP: 0.258, SLG: 0.185 (1, 9)		1-0 G4-3		2-2 FC4 1B		1-3 K		4-1 G4-3 BB	
Jeff Kent, R OBP: 0.436, SLG: 0.889 (1, 4)		0-0 G6-3		1-2 1B		3-2 HR		3-2 G4-3	
David Segui, S OBP: 0.341, SLG: 0.324 (1, 3)		0-2 P8		1-3 K		3-2 E6		0-1 G5-3	
Kelly Stinnett, R OBP: 0.381, SLG: 0.333 Joe Orsulak, L OBP: 0.211, SLG: 0.176 Todd Hundley, S OBP: 0.278, SLG: 0.588 (1, 2) (7, PH) (8, 2)			4-2 G4-3 BB		1-2 F9	3-2 FC1-6-4			
Ryan Thompson, R OBP: 0.452, SLG: 0.808 (1, 8)			0-0 F8		0-3 K	1-3 K			
Pete Smith, R Dave Telgheder, R John Cangelosi, S OBP: 0.750, SLG: 0.800 (1, 1) (6, 1) (8, PH) (9, 7)			2-2 G4-3		1-2 G4-3		4-2 BB		

Inning Stats	R: 0	H: 0	E: 0	LOB: 0	K: 0	S: 8	R: 0	H: 0	E: 0	LOB: 0	K: 0	S: 5	R: 0	H: 0	E: 0	LOB: 1	K: 0	S: 10	R: 0	H: 2	E: 0	LOB: 2	K: 1	S: 12	R: 0	H: 0	E: 0	LOB: 0	K: 1	S: 9	R: 0	H: 0	E: 0	LOB: 0	K: 1	S: 10	R: 1	H: 1	E: 1	LOB: 1	K: 2	S: 20	R: 0	H: 0	E: 0	LOB: 1	K: 0	S: 7	R: 0	H: 0	E: 0	LOB: 0	K: 0	S: 9	1B: 2	SF: 0	2B: 0	SAC: 0	3B: 0	DP: 1	HR: 1	HBP: 0
--------------	------	------	------	--------	------	------	------	------	------	--------	------	------	------	------	------	--------	------	-------	------	------	------	--------	------	-------	------	------	------	--------	------	------	------	------	------	--------	------	-------	------	------	------	--------	------	-------	------	------	------	--------	------	------	------	------	------	--------	------	------	-------	-------	-------	--------	-------	-------	-------	--------

PITCHER	IP	WLS	BF	H	R	ER	SO	BB	IBB	HBP	BLK	WP	HR	S	P	ERA	WHIP
Doug Drabek, R ERA: 2.57 Todd Jones, R ERA: 3.38	(1, 1)	8.0	30	3	1	1	5	2	0	0	0	0	1	81	123	1.12	0.625
	(9, 1)	1.0	3	0	0	0	0	1	0	0	0	0	0	9	16	0.00	1.000

PITCHER	IP	WLS	BF	H	R	ER	SO	BB	IBB	HBP	BLK	WP	HR	S	P	ERA	WHIP
---------	----	-----	----	---	---	----	----	----	-----	-----	-----	----	----	---	---	-----	------

Batter	1	2	3	4	5	6	7	8	9	AB R H RBI BB SO LOB	TOP	
James Mouton, R (1, 9) OBP: 0.267, SLG: 0.286	4-2 SH1-3 S BB		2-2 G1-6-3 1-2f		1-1 G1-3			0-1 G6-3		3 0 0 0 1 0 2		
Steve Finley, L (1, 8) OBP: 0.302, SLG: 0.561 Mike Hampton, R (8, 1)	2-1 SH1-3		4-1 CS BB			1-2 F8		2-0 HR		2 1 1 1 1 0 0 0 0 0 0 0 0 0		
Craig Biggio, R (1, 4) OBP: 0.378, SLG: 0.421	1-3 K		2-1 CS 1-2	1-2 G5-3		2-3 K		2-3 K		4 0 0 0 0 3 1		
5 Jeff Bagwell, R (1, 3) OBP: 0.370, SLG: 0.500	3-0 G6-3			2-2 G6-3		4-2 BB		2-0 F9		3 0 0 0 1 0 1		
Luis Gonzalez, L (1, 7) OBP: 0.214, SLG: 0.282		1-2 1B		3-2 1B		2-3 SAFE K		0-1 G6-3		4 0 2 0 0 1 1		
Ken Caminiti, S (1, 5) OBP: 0.231, SLG: 0.314		0-3 K 1-2		1-0 F8			2-1 G3	0-1 F9		4 0 0 0 0 1 2		
Eddie Taubensee, L (1, 2) OBP: 0.100, SLG: 0.100		1-3 K			1-1 G3		1-0 G4-3			3 0 0 0 0 1 1		
Andujar Cedeno, R (1, 6) OBP: 0.442, SLG: 0.800		3-2 G5-3			2-2 F9		0-3 K			3 0 0 0 0 1 1		
Brian Williams, R (1, 1) OBP: 1.000, SLG: 1.000 Tom Edens, R (5, 1) Mike Felder, S (8, PH) OBP: 0.375, SLG: 0.375			0-0 G1-6-3 1B		3-2 1B			0-0 G4-3		2 0 2 0 0 0 0 0 0 0 0 0 0 0 1 0 0 0 0 0 0		
Inning Stats	R: 0 H: 0 E: 0 LOB: 1 K: 1 BB: 1 S: 8 P: 18	R: 0 H: 1 E: 0 LOB: 1 K: 2 BB: 0 S: 12 P: 17	R: 0 H: 1 E: 0 LOB: 0 K: 0 BB: 1 S: 8 P: 15	R: 0 H: 1 E: 0 LOB: 1 K: 0 BB: 0 S: 11 P: 18	R: 0 H: 1 E: 0 LOB: 1 K: 0 BB: 0 S: 14 P: 21	R: 0 H: 0 E: 0 LOB: 1 K: 2 BB: 1 S: 12 P: 21	R: 0 H: 0 E: 0 LOB: 0 K: 1 BB: 0 S: 6 P: 9	R: 1 H: 1 E: 0 LOB: 0 K: 1 BB: 0 S: 7 P: 11	R: 0 H: 0 E: 0 LOB: 0 K: 0 BB: 0 S: 5 P: 7	1B: 4 SF: 0 2B: 0 SAC: 1 3B: 0 DP: 1 HR: 1 HBP: 0	WP: 0 PA: 34 PB: 0 SB: 2 CS: 1	
PITCHER Dwight Gooden, R (1, 1) ERA: 3.86 Mike Maddux, R (7, 1) ERA: 4.32	IP WLS BF H R ER SO BB IBB HBP BLK WP HR S P ERA WHIP	6.0 W 23 4 0 0 5 3 0 0 0 0 0 0 65 110 0.00 1.167	3.0 S 10 1 1 1 2 0 0 0 0 0 0 1 18 27 3.00 0.333									

Houston Astros @ New York Mets
Shea Stadium, Flushing, NY
Sat Apr 16 1994, 3:33 AM EDT
Att. 17,508 - Overcast - 58 F

livebaseballscorecards.com

AB 29
R 1
H 5
RBI 1
BB 3
SO 7
LOB 9



BOTTOM

Houston Astros @ New York Mets
Shea Stadium, Flushing, NY
Sat Apr 16 1994, 3:33 AM EDT
Att. 17,508 - Overcast - 58 F

livebaseballscores.com

AB	31
R	9
H	11
RBI	9
BB	5
SO	5
LOB	16



WP:	0	PA:	38
PB:	0	SB:	0
CS:	1		

AB	2	R	1	H	1	RBI	1	BB	1	SO	0
	1	0	0	0	0	0	1	0			

5	1	2	1	0	0	2					
---	---	---	---	---	---	---	--	--	--	--	--

4	1	1	0	0	0	3					
---	---	---	---	---	---	---	--	--	--	--	--

3	2	1	0	1	0	1					
---	---	---	---	---	---	---	--	--	--	--	--

3	0	1	1	1	1	2					
0	0	0	0	0	0	0					

2	2	1	2	2	0	1					
0	0	0	0	0	0	0					

4	0	1	2	0	1	5					
---	---	---	---	---	---	---	--	--	--	--	--

4	2	2	2	0	0	1					
---	---	---	---	---	---	---	--	--	--	--	--

1	0	0	0	0	0	1					
1	0	1	0	0	0	0					
1	0	0	0	0	1	0					

1B:	7	SF:	1
2B:	4	SAC:	1
3B:	0	DP:	2
HR:	0	HBP:	0

WP	HR	S	P	ERA	WHIP
0	0	0	0	3.86	2.143
0	0	0	0	11.57	2.571
0	0	0	0	0.00	0.000

Batter	1	2	3	4	5	6	7	8	9
Jose Vizcaino, S OBP: 0.435, SLG: 0.583 Luis Rivera, R OBP: 0.333, SLG: 1.000	4-1 CS BB		3-3 K		0-0 BB 1B	1-0 SF9		0-3 K	
Fernando Vina, L OBP: 0.455, SLG: 0.450	3-2 SAFE G4-3		0-0 G6-4-3 1B		0-0 BB 1B	0-0 G3-6		0-0 G6-3	
Kevin McReynolds, R OBP: 0.342, SLG: 0.303	2-2 F8		0-0 SAFE SAFE G6-4-3		2-0 F7		3-2 2B		
Joe Orsulak, L OBP: 0.261, SLG: 0.200		0-1 BB 2B 1B		0-2 F7	4-1 BB 1B BB		1-1 P5		
Jeff Kent, R OBP: 0.442, SLG: 0.872 Tim Bogar, R		1-2 SAFE SAFE P6		1-1 2B	4-0 1B BB		2-3 K		
David Segui, S OBP: 0.378, SLG: 0.333 John Cangelosi, S OBP: 0.750, SLG: 0.800		4-0 SAFE 2B BB		1-0 F7	1-0 1B		4-1 2B BB		
Ryan Thompson, R OBP: 0.429, SLG: 0.767		2-2 L7		1-0 G5-3	3-3 K		0-0 1-H 2-H 2B		
Todd Hundley, S OBP: 0.318, SLG: 0.619		1-1 1-H 2-H 2B			3-2 1B SH3-4 1B	1-2 1B SF9 1B		3-2 F7	
Dwight Gooden, R OBP: 0.333, SLG: 0.333 Jeromy Burnitz, L OBP: 0.281, SLG: 0.214 Mike Maddux, L		2-2 G4-3			1-0 SH3-4	2-0 G3-6 1B		1-3 K	

Inning Stats	R: 0	H: 0	E: 0	K: 0	S: 7	R: 2	H: 2	E: 0	K: 0	S: 17	R: 0	H: 1	E: 0	K: 1	S: 7	R: 0	H: 1	E: 0	K: 0	S: 7	R: 4	H: 3	E: 1	K: 1	S: 12	R: 1	H: 2	E: 0	K: 0	S: 6	R: 2	H: 2	E: 0	K: 1	S: 14	R: 0	H: 0	E: 0	K: 2	S: 8
	LOB: 0	BB: 1	LOB: 1	BB: 1		LOB: 0	BB: 0	LOB: 1	BB: 0		LOB: 1	BB: 0	LOB: 2	BB: 2		LOB: 0	BB: 0	LOB: 0	BB: 0		LOB: 2	BB: 2	LOB: 0	BB: 0		LOB: 0	BB: 1	LOB: 0	BB: 0		LOB: 0	BB: 0	LOB: 0	BB: 0		LOB: 0	BB: 0		LOB: 0	BB: 0

PITCHER	IP	WLS	BF	H	R	ER	SO	BB	IBB	HBP	BLK	WP	HR	S	P	ERA	WHIP
Brian Williams, R ERA: 3.48	(1, 1)	4.2	L	23	6	6	1	4	0	0	0	0	0	46	85	3.86	2.143
Tom Edens, R ERA: 3.72	(5, 1)	2.1		12	5	3	2	1	0	0	0	0	0	24	45	11.57	2.571
Mike Hampton, L ERA: 4.91	(8, 1)	1.0		3	0	0	2	0	0	0	0	0	0	8	9	0.00	0.000

Batter	1	2	3	4	5	6	7	8	9	AB	R	H	RBI	BB	SO	LOB
Jose Vizcaino, S OBP: 0.440, SLG: 0.575 (1, 6)			G3		2-H 1B		1-2 1B			4	0	2	0	0	1	0
Fernando Vina, L OBP: 0.385, SLG: 0.375 (1, 5)	F9		F8			K	G3			4	0	0	0	0	1	2
Kevin McReynolds, R OBP: 0.357, SLG: 0.351 (1, 7)	1B		P4			G4-3 2B		K2-3		4	0	2	0	0	1	0
Joe Orsulak, L OBP: 0.259, SLG: 0.208 (1, 9)	G4-3			G4-3		G4-3		HR 1B		4	1	1	0	0	0	2
Jeff Kent, R OBP: 0.447, SLG: 0.977 (1, 4)		HR		G1-3		K		HR		4	2	2	3	0	1	1
David Segui, S OBP: 0.367, SLG: 0.325 (1, 3)		G4-3		F8			F8	1B		4	0	1	0	0	0	0
Ryan Thompson, R OBP: 0.385, SLG: 0.676 (1, 8)			K		K		K			4	0	0	0	0	4	1
John Franco, L (9, 1)								K		0	0	0	0	0	0	0
Todd Hundley, S OBP: 0.400, SLG: 0.792 (1, 2)		1B			SH1-4 1B		HR			3	1	3	1	0	0	0
Bobby Jones, R OBP: 0.200, SLG: 0.200 (1, 1)										2	0	1	0	0	1	1
John Cangelosi, S OBP: 0.750, SLG: 0.800 (9, 8)			K		SH1-4		1B			0	0	0	0	0	0	0

Inning Stats	R: 0	H: 1	E: 0	K: 1	S: 8	R: 1	H: 2	E: 0	K: 2	S: 15	R: 0	H: 0	E: 0	K: 0	S: 9	R: 0	H: 0	E: 0	K: 0	S: 5	R: 0	H: 2	E: 0	K: 1	S: 8	R: 0	H: 1	E: 0	K: 2	S: 10	R: 1	H: 3	E: 0	K: 1	S: 10	R: 2	H: 3	E: 0	K: 2	S: 10
		LOB: 1		BB: 0	P: 13		LOB: 1		BB: 0	P: 25		LOB: 0		BB: 0	P: 15		LOB: 0		BB: 0	P: 8		LOB: 2		BB: 0	P: 12		LOB: 1		BB: 0	P: 13		LOB: 2		BB: 0	P: 15		LOB: 1		BB: 0	P: 15

BOTTOM																	
<p align="center">Houston Astros @ New York Mets Shea Stadium, Flushing, NY Sun Apr 17 1994, 3:33 AM EDT Att. 20,951 - Overcast - 64 F</p>																WP: 0	PA: 34
																AB 33	
																R 4	
																H 12	
RBI 4																	
BB 0																	
SO 9																	
LOB 7																	

PITCHER	IP	WLS	BF	H	R	ER	SO	BB	IBB	HBP	BLK	WP	HR	S	P	ERA	WHIP
Darryl Kile, R (1, 1)	7.0		29	9	2	2	7	0	0	0	0	0	2	65	101	2.57	1.286
Todd Jones, R (8, 1)	1.0	L	5	3	2	2	2	0	0	0	0	0	1	10	15	18.00	3.000

Batter	1	2	3	4	5	6	7	8	9	AB R H RBI BB SO LOB	TOP											
James Mouton, R (1, 9) OBP: 0.240, SLG: 0.255	2-3 K		1-1 G6-3		0-3 K		1-3 K		0-1 G6-3	5 0 0 0 0 3 3												
Steve Finley, L (1, 8) OBP: 0.294, SLG: 0.563	2-0 F9		4-1 BB			1-1 P5		2-2 HR		3 1 1 1 1 0 0												
Craig Biggio, R (1, 4) OBP: 0.358, SLG: 0.378	3-2 G6-3		0-1 L9			4-1 BB		1-3 K		3 0 0 0 1 1 1												
5 Jeff Bagwell, R (1, 3) OBP: 0.407, SLG: 0.646		0-0 HR		1-0 G4-6-3 1B		0-3 K		4-2 WP S BB		3 1 2 1 1 1 1												
Luis Gonzalez, L (1, 7) OBP: 0.200, SLG: 0.239		1-0 P5		2-2 G4-6-3 1-2f		0-0 G4-3		1-3 K		4 0 0 0 0 1 3												
Ken Caminiti, S (1, 5) OBP: 0.213, SLG: 0.262		2-2 F7		3-3 K			2-2 F7	4-0 WP IBB		3 0 0 0 1 1 0												
Tony Eusebio, R (1, 2) OBP: 0.100, SLG: 0.400		1-1 G3			0-1 G1-3		1-3 K	2-2 G1-3		4 0 0 0 0 1 2												
Andujar Cedeno, R (1, 6) OBP: 0.471, SLG: 0.826			0-0 HR		1-0 SH1-4 1B		2-1 1B		3-3 K	4 1 3 1 0 1 0												
Greg Swindell, L (1, 1) OBP: 0.286, SLG: 0.286			0-1 G6-3		1-1 SH1-4		0-1 1B		2-3 K	2 0 1 0 0 0 0												
Shane Reynolds, R (8, 1)										0 0 0 0 0 0 0												
Sid Bream, L (9, PH)										1 0 0 0 0 1 0												
Mitch Williams, L (9, 1)										0 0 0 0 0 0 0												
Inning Stats	R: 0 E: 0 K: 1 S: 9	H: 0 LOB: 0 BB: 0 P: 16	R: 1 E: 0 K: 0 S: 7	H: 1 LOB: 0 BB: 0 P: 11	R: 1 E: 0 K: 0 S: 8	H: 1 LOB: 1 BB: 1 P: 13	R: 0 E: 0 K: 1 S: 8	H: 1 LOB: 0 BB: 0 P: 14	R: 0 E: 0 K: 1 S: 8	H: 1 LOB: 1 BB: 0 P: 10	R: 0 E: 0 K: 1 S: 7	H: 0 LOB: 1 BB: 1 P: 12	R: 0 E: 0 K: 2 S: 14	H: 2 LOB: 2 BB: 0 P: 20	R: 1 E: 0 K: 2 S: 17	H: 1 LOB: 2 BB: 2 P: 31	R: 0 E: 0 K: 2 S: 8	H: 0 LOB: 0 BB: 0 P: 13	1B: 4 2B: 0 3B: 0 HR: 3	SF: 0 SAC: 1 DP: 1 HBP: 0	WP: 1 PB: 0 SB: 1 CS: 0	PA: 37
PITCHER	IP WLS BF H R ER SO BB IBB HBP BLK WP HR S P ERA WHIP												IP WLS BF H R ER SO BB IBB HBP BLK WP HR S P ERA WHIP									
Steve Trachsel, R (1, 1) ERA: 2.79	8.0 L 34 7 3 3 8 3 1 0 0 1 3 78 127 3.38 1.250																					
Jose Bautista, R (9, 1) ERA: 4.82	1.0 3 0 0 0 2 0 0 0 0 0 0 8 13 0.00 0.000																					

Houston Astros @ Chicago Cubs
Wrigley Field, Chicago, IL
Tue Apr 19 1994, 7:05 PM CDT
Att. 27,007 - Unknown - 62 F

livebaseballscorecards.com

AB	32
R	3
H	7
RBI	3
BB	4
SO	10
LOB	10



Batter	1	2	3	4	5	6	7	8	9	AB R H RBI BB SO LOB
Willie Wilson, S OBP: 0.263, SLG: 0.444 (1, 8)	1-1 G6-3			0-2 L5		1-3 K			1-1 F9	4 0 0 0 0 1 1
23 Ryne Sandberg, R OBP: 0.340, SLG: 0.375 (1, 4)	0-2 F8			1-2 P4		2-2 G6-3			3-2 G6-3	4 0 0 0 0 0 1
Mark Grace, L OBP: 0.200, SLG: 0.188 (1, 3)	0-1 L7			0-1 F7			0-0 FC4-6 1B		0-3 K	4 0 1 0 0 1 0
Glenallen Hill, R OBP: 0.389, SLG: 0.444 (1, 7)		1-3 K			1-1 1B S 1B		0-0 FC4-6 FC6-4 1-2f			3 0 1 0 0 1 1
Sammy Sosa, R OBP: 0.314, SLG: 0.341 (1, 9)		1-2 G4-3			0-0 1B		0-1 FC6-4 1-2f			3 0 1 0 0 0 1
Steve Buechele, R OBP: 0.378, SLG: 0.561 (1, 5)		0-1 L7			1-3 1B		0-0 F8			2 0 0 0 1 0 1
Shawon Dunston, R OBP: 0.281, SLG: 0.433 (1, 6)			0-2 F8		4-0 G5-4-3 BB					3 0 0 0 0 1 2
Mark Parent, R OBP: 0.444, SLG: 0.571 (1, 2)			1-0 L6		3-1 G5-4-3 1-2f					2 0 1 0 0 0 0
Rick Wilkins, L OBP: 0.293, SLG: 0.286 (8, PH) (9, 2)						1-0 SH5-4 2B				1 0 0 0 0 0 0
Steve Trachsel, R OBP: 0.400, SLG: 0.500 (1, 1)			0-1 L9			0-0 SH5-4 2-3				1 0 0 0 0 0 0
Karl Rhodes, L OBP: 0.391, SLG: 0.538 (8, PH)										1 0 0 0 0 1 0
Jose Bautista, R (9, 1)										0 0 0 0 0 0 0


Inning Stats	R: 0 E: 0 K: 0 S: 8	H: 0 LOB: 0 BB: 0 P: 9	R: 0 E: 0 K: 1 S: 9	H: 0 LOB: 0 BB: 0 P: 11	R: 0 E: 0 K: 0 S: 6	H: 0 LOB: 0 BB: 0 P: 7	R: 0 E: 0 K: 0 S: 8	H: 0 LOB: 0 BB: 0 P: 9	R: 0 E: 0 K: 0 S: 5	H: 2 LOB: 1 BB: 1 P: 13	R: 0 E: 0 K: 1 S: 8	H: 1 LOB: 1 BB: 0 P: 12	R: 0 E: 0 K: 0 S: 5	H: 1 LOB: 1 BB: 0 P: 5	R: 0 E: 0 K: 2 S: 9	H: 0 LOB: 0 BB: 0 P: 14	R: 0 E: 0 K: 1 S: 8	H: 0 LOB: 0 BB: 0 P: 12	1B: 3 2B: 1 3B: 0 HR: 0	SF: 0 SAC: 1 DP: 1 HBP: 0
--------------	------------------------------	---------------------------------	------------------------------	----------------------------------	------------------------------	---------------------------------	------------------------------	---------------------------------	------------------------------	----------------------------------	------------------------------	----------------------------------	------------------------------	---------------------------------	------------------------------	----------------------------------	------------------------------	----------------------------------	----------------------------------	------------------------------------

PITCHER	IP	WLS	BF	H	R	ER	SO	BB	IBB	HBP	BLK	WP	HR	S	P	ERA	WHIP
Greg Swindell, L ERA: 0.86 (1, 1)	7.0	W	24	4	0	0	2	1	0	0	0	0	0	49	66	0.00	0.714
Shane Reynolds, R ERA: 5.87 (8, 1)	1.0		3	0	0	0	2	0	0	0	0	0	0	9	14	0.00	0.000
Mitch Williams, L ERA: 3.18 (9, 1)	1.0	S	3	0	0	0	1	0	0	0	0	0	0	8	12	0.00	0.000

BOTTOM

Houston Astros @ Chicago Cubs
Wrigley Field, Chicago, IL
Tue Apr 19 1994, 7:05 PM CDT
Att: 27,007 - Unknown - 62 F

AB	28
R	0
H	4
RBI	0
BB	1
SO	5
LOB	7



WP	PA	ERA	WHIP
0	30		

Batter	1	2	3	4	5	6	7	8	9	AB R H RBI BB SO LOB	TOP																									
Mike Felder, S (1, 9) OBP: 0.353, SLG: 0.353 Mitch Williams, L (9, 1)	0-0 G4-6-3 1B		2-1 B1-3		0-0 F7		1-2 G6-3		0-2 G4-3	5 0 1 0 0 0 1 0 0 0 0 0 0 0																										
Steve Finley, L (1, 8) OBP: 0.304, SLG: 0.538	1-0 G4-6-3 1-2f			4-1 2B 5 1B BB		1-1 2B 5 SF8 1B		0-2 G4-3	0-3 K	4 2 1 0 1 1 1																										
Craig Biggio, R (1, 4) OBP: 0.404, SLG: 0.531	3-1 HR			1-1 1-3 5 1B 2B		0-0 1-3 5 SF8 2B		1-0 5 SF8 5 S 1B		4 4 4 1 0 0 0																										
5 Jeff Bagwell, R (1, 3) OBP: 0.414, SLG: 0.647	2-2 G5-3			2-2 2B CS 1B		0-0 SF8		2-2 1B 1-H SF7 1B		3 1 2 4 0 0 0																										
Luis Gonzalez, L (1, 7) OBP: 0.241, SLG: 0.286		0-0 P8		4-1 1-2 L8-3 BB		0-1 3-H 2B		0-0 1-3 1B		3 0 2 1 1 0 0																										
Ken Caminiti, S (1, 5) OBP: 0.216, SLG: 0.244		3-3 K		2-0 L8-3 1-2		0-3 K		4-0 IBB		3 0 0 0 1 2 2																										
Scott Servais, R (1, 2) OBP: 0.237, SLG: 0.303		1-2 G6-3			0-0 SH3-4 1B		1-1 G4-3		0-0 SF7	3 0 1 1 0 0 1																										
Andujar Cedeno, R (1, 6) OBP: 0.436, SLG: 0.760		2-2 G6-3			1-0 L5		2-3 K		1-2 P8	4 0 0 0 0 1 3																										
Pete Harnisch, S (1, 1) Mike Hampton, R (6, 1) Chris Donnels, L (7, PH) Tom Edens, R (7, 1) Todd Jones, L (8, 1) Kevin Bass, S (9, PH) James Mouton, R (9, 9) OBP: 0.162, SLG: 0.200 OBP: 0.240, SLG: 0.255		1-3 K			0-0 SH3-4		3-3 K		1-1 G5-3	1 0 0 0 0 0 1 0 0 0 0 0 0 0 0 0 1 0 0 0 0 0 1 0 0 0 0 0 0 0 0 0 0 0 0 0 0 0 0 0 1 0 0 0 0 0 0 0 0 0 0 0 0 0 0 0																										
Inning Stats	R: 1 E: 0 K: 0 S: 7	H: 2 LOB: 0 BB: 0 P: 13	R: 0 E: 0 K: 1 S: 9	H: 0 LOB: 0 BB: 0 P: 13	R: 0 E: 0 K: 1 S: 8	H: 0 LOB: 0 BB: 0 P: 13	R: 2 E: 0 K: 0 S: 8	H: 2 LOB: 0 BB: 2 P: 21	R: 0 E: 0 K: 0 S: 4	H: 1 LOB: 1 BB: 0 P: 5	R: 2 E: 0 K: 1 S: 11	H: 3 LOB: 1 BB: 0 P: 13	R: 0 E: 0 K: 2 S: 9	H: 0 LOB: 0 BB: 0 P: 15	R: 2 E: 0 K: 0 S: 13	H: 3 LOB: 2 BB: 1 P: 21	R: 0 E: 0 K: 1 S: 8	H: 0 LOB: 0 BB: 0 P: 9	1B: 7 2B: 4 3B: 0 HR: 1	SF: 2 SAC: 1 DP: 2 HBP: 0	WP: 0 PB: 0 SB: 1 CS: 1	PA: 38														
PITCHER	IP WLS BF H R ER SO BB IBB HBP BLK WP HR S P ERA WHIP																																			
Anthony Young, R (1, 1) ERA: 9.22	5.1		23	8	5	5	2	2	0	0	0	0	1	42	72	8.44	1.875																			
Dan Plesac, L (6, 1) ERA: 2.31	0.2		2	0	0	0	1	0	0	0	0	0	0	5	6	0.00	0.000																			
Jose Bautista, R (7, 1) ERA: 5.56	2.0	L	10	3	2	2	2	0	1	0	0	0	0	22	36	9.00	1.500																			
Randy Myers, L (9, 1) ERA:	1.0		3	0	0	0	1	0	0	0	0	0	0	8	9	0.00	0.000																			

Houston Astros @ Chicago Cubs
Wrigley Field, Chicago, IL
Wed Apr 20 1994, 3:33 AM CDT
Att. 18,869 - Cloudy - 53 F

livebaseballscorecards.com

AB	32
R	7
H	11
RBI	7
BB	3
SO	6
LOB	8



Batter	1	2	3	4	5	6	7	8	9	AB	R	H	RBI	BB	SO	LOB
Karl Rhodes, L OBP: 0.373, SLG: 0.500 (1, 8)	0-1 23 E 2B 1B	1-2 F7			0-2 F8	3-1 G1-3		0-3 K		5	1	1	0	0	1	3
23 Ryne Sandberg, R OBP: 0.379, SLG: 0.423 (1, 4)	0-1 E6 2B 1B		2-3 K		3-2 1B 2B		1-0 CS 1B		4-1 G5-4-3 BB	4	2	3	0	1	1	0
Mark Grace, L OBP: 0.175, SLG: 0.162 (1, 3)	1-0 L3		1-0 G4-3		2-0 L7		1-3 K		3-2 F7	5	0	0	0	0	1	5
Derrick May, L OBP: 0.333, SLG: 0.389 (1, 7)	0-1 2B		0-1 L9		2-0 1B		1-0 1B		0-0 G5-4-3	5	0	3	3	0	0	1
Sammy Sosa, R OBP: 0.309, SLG: 0.333 (1, 9)	2-2 G6-3			1-2 G4-3 1B	3-3 K		3-2 G5-3			4	1	1	0	0	1	4
Rick Wilkins, L OBP: 0.289, SLG: 0.263 (1, 2)	4-1 BB			2-1 G4-3		0-3 K		0-0 G4-3		3	0	0	0	1	1	1
Steve Buechele, R OBP: 0.408, SLG: 0.568 (1, 5)	0-2 L7			0-0 1B		4-2 S 2B BB		3-2 1B		3	1	2	1	1	0	2
Rey Sanchez, R OBP: 0.185, SLG: 0.160 (1, 6)			0-3 K		0-0 F7		2-0 L7		1-0 1B	4	0	1	0	0	1	2
Anthony Young, R Dan Plesac, L Eduardo Zambrano, R Jose Bautista, R Glenallen Hill, R Randy Myers, L		0-1 P3			0-0 G4-3		1-1 2B		0-1 F7	2	0	0	0	0	0	0

Inning Stats	R: 2	H: 3	E: 1	LOB: 2	K: 0	S: 14	R: 0	H: 0	E: 0	LOB: 0	K: 1	S: 8	R: 0	H: 0	E: 0	LOB: 0	K: 1	S: 6	R: 1	H: 2	E: 0	LOB: 1	K: 0	S: 8	R: 1	H: 2	E: 0	LOB: 1	K: 1	S: 12	R: 1	H: 1	E: 0	LOB: 1	K: 1	S: 10	R: 0	H: 2	E: 0	LOB: 1	K: 1	S: 9	R: 0	H: 2	E: 0	LOB: 2	K: 1	S: 11	R: 0	H: 0	E: 0	LOB: 0	K: 0	S: 5	1B: 9	SF: 0	2B: 3	SAC: 0	3B: 0	DP: 1	HR: 0	HBP: 0	WP: 0	PA: 40
--------------	------	------	------	--------	------	-------	------	------	------	--------	------	------	------	------	------	--------	------	------	------	------	------	--------	------	------	------	------	------	--------	------	-------	------	------	------	--------	------	-------	------	------	------	--------	------	------	------	------	------	--------	------	-------	------	------	------	--------	------	------	-------	-------	-------	--------	-------	-------	-------	--------	-------	--------

PITCHER	IP	WLS	BF	H	R	ER	SO	BB	IBB	HBP	BLK	WP	HR	S	P	ERA	WHIP
Pete Harnisch, R ERA: 10.26 (1, 1)	5.2		27	8	5	4	4	2	0	0	0	0	0	56	87	6.35	1.765
Mike Hampton, L ERA: 4.5 (6, 1)	0.1		1	0	0	0	0	0	0	0	0	0	0	2	5	0.00	0.000
Tom Edens, R ERA: 3.27 (7, 1)	1.1	W	7	4	0	0	1	0	0	0	0	0	0	15	24	0.00	3.000
Todd Jones, R ERA: 4.66 (8, 1)	0.2		2	0	0	0	1	0	0	0	0	0	0	5	5	0.00	0.000
Mitch Williams, L ERA: 2.7 (9, 1)	1.0	S	3	0	0	0	0	1	0	0	0	0	0	5	12	0.00	1.000

BOTTOM

Houston Astros @ Chicago Cubs
Wrigley Field, Chicago, IL
Wed Apr 20 1994, 3:33 AM CDT
Att. 18,869 - Cloudy - 53 F

livebaseballscores.com

AB	37
R	5
H	12
RBI	5
BB	3
SO	6
LOB	21



Houston Astros @ St. Louis Cardinals
 Busch Stadium, St. Louis, MO

Fri Apr 22 1994, 7:05 PM CDT
 Att: 30,767 - Unknown - 66 F

livebaseballscorecards.com

AB	37
R	6
H	10
RBI	5
BB	4
SO	12
LOB	16



WP:	0	PA:	42
PB:	0		
SB:	1		
CS:	0		

Batter	1	2	3	4	5	6	7	8	9	AB	R	H	RBI	BB	SO	LOB
Ray Lankford, L OBP: 0.449, SLG: 0.569 (1, 8)	0-3 K		0-0 F7		0-0 E 2B	0-3 K			4-0 BB BB HBP BB	4	2	1	0	1	2	2
Ozzie Smith, S OBP: 0.373, SLG: 0.241 (1, 6)	0-0 1B 1B		0-0 1B G6-3 1B		0-0 G1-3		0-0 G6-3		4-0 HBP BB 1B BB	4	2	2	0	1	0	1
Gregg Jefferies, S OBP: 0.500, SLG: 0.630 (1, 3)	0-0 FC6-4 1B		0-0 1B		0-0 E7 2-H		0-0 L7		4-0 1B HBP BB	4	0	2	0	1	0	0
Bernard Gilkey, R OBP: 0.424, SLG: 0.491 (1, 7)	0-3 K		0-0 G6-3		0-0 G3		0-3 K		1-0 1B HBP	4	0	0	2	0	2	4
Brian Jordan, R OBP: 0.298, SLG: 0.366 (1, 9)	0-0 FC6-4 1-2f		0-0 G1-3		0-0 1B 2B		0-0 G1-3		0-3 K	5	1	1	0	0	1	6
Todd Zeile, R OBP: 0.299, SLG: 0.390 (1, 5)		0-0 G3-1		0-0 G1-3		0-3 K		0-0 G6-3	0-0 1B	5	0	1	1	0	1	1
Luis Alicea, S OBP: 0.400, SLG: 0.368 (1, 4)		0-0 HR		0-3 K		0-3 K		0-0 S 1B		4	1	2	1	0	2	1
Erik Pappas, R OBP: 0.255, SLG: 0.135 (1, 2)		0-3 K		0-0 F8		4-0 1B BB		0-3 K		3	0	0	0	1	2	1
Rheal Cormier, L OBP: 0.075, SLG: 0.167 (6, 1)		0-3 K		0-0 G6-3		0-0 1B		0-3 K		2	0	0	0	0	1	0
John Habyan, R OBP: 0.467, SLG: 0.500 (6, PH)										0	0	0	0	0	0	0
Gerald Perry, L OBP: 0.467, SLG: 0.500 (7, 1)										0	0	0	0	0	0	0
Vicente Palacios, R OBP: 0.360, SLG: 0.571 (9, PH)										1	0	0	0	0	1	0

Inning Stats	R: 0	H: 2	E: 0	LOB: 2	K: 2	P: 9	R: 1	H: 1	E: 0	LOB: 0	K: 2	P: 8	R: 1	H: 2	E: 0	LOB: 1	K: 0	P: 5	R: 0	H: 0	E: 0	LOB: 0	K: 1	P: 5	R: 1	H: 1	E: 1	LOB: 1	K: 0	P: 5	R: 1	H: 2	E: 0	LOB: 2	K: 3	P: 15	R: 0	H: 0	E: 0	LOB: 0	K: 1	P: 5	R: 0	H: 1	E: 0	LOB: 1	K: 1	P: 6	R: 2	H: 1	E: 0	LOB: 3	K: 2	P: 20	1B: 7	SF: 0	2B: 2	SAC: 0	3B: 0	DP: 0	HR: 1	HBP: 1	WP: 0	PA: 42
--------------	------	------	------	--------	------	------	------	------	------	--------	------	------	------	------	------	--------	------	------	------	------	------	--------	------	------	------	------	------	--------	------	------	------	------	------	--------	------	-------	------	------	------	--------	------	------	------	------	------	--------	------	------	------	------	------	--------	------	-------	-------	-------	-------	--------	-------	-------	-------	--------	-------	--------

PITCHER	IP	WLS	BF	H	R	ER	SO	BB	IBB	HBP	BLK	WP	HR	S	P	ERA	WHIP
Doug Drabek, R ERA: 3.04 (1, 1)	5.2		27	8	4	3	7	1	0	0	0	0	1	40	44	4.76	1.588
Mike Hampton, L ERA: 3.6 (6, 1)	1.0		3	0	0	0	1	0	0	0	0	0	0	5	5	0.00	0.000
Shane Reynolds, R ERA: 5.0 (7, 1)	1.1		5	1	0	0	2	0	0	0	0	0	0	9	9	0.00	0.750
Mitch Williams, L ERA: 5.14 (9, 1)	0.1	L	4	0	2	2	1	3	0	0	0	0	0	3	15	54.00	9.000
Todd Jones, R ERA: 4.5 (9, 1)	0.1		3	1	0	0	1	0	0	1	0	0	0	4	5	0.00	3.000

Batter	1	2	3	4	5	6	7	8	9	AB	R	H	RBI	BB	SO	LOB	TOP										
James Mouton, R OBP: 0.246, SLG: 0.298 (1, 9)	F8	FC4-6 HBP		K	P8		BB 1B	HR		5	1	2	4	0	1	3											
Steve Finley, L OBP: 0.343, SLG: 0.581 (1, 8)	CS 1B	FC4-6		S 2B 1B	1B		FC6-4 BB	HR		5	2	4	3	1	0	3											
Craig Biggio, R OBP: 0.418, SLG: 0.552 Tom Edens, R OBP: 0.100, SLG: 0.400 (1, 4) (8, 1) (9, 2)	SAFE 2B			L9 1B 2B			FC6-4 BB	5 WP BB		5	1	2	1	1	0	3											
5 Jeff Bagwell, R OBP: 0.426, SLG: 0.621 (1, 3)	G4-3			G6-3 1B PB BB			P3	1B 2B K		5	2	1	0	1	1	2											
Kevin Bass, S OBP: 0.421, SLG: 0.722 (1, 7)				G4-3 1B WP 1B	E 2B		G3-1	BB HR 1B	HR	6	4	5	3	0	0	0											
Chris Donnels, L OBP: 0.444, SLG: 0.938 (1, 5) (8, 4)	G4-3			E4 2B	G1-3		HR	BB HR BB	G1-3 G6-3 1B	5	2	2	1	1	0	2											
Scott Servais, R OBP: 0.234, SLG: 0.268 Sid Bream, L John Hudek, S (1, 2) (9, PH) (9, 1)	SH5-4 1B			G4-3			FC2-6 BB BB	F8 F7	G6-3	4	0	1	1	1	0	3											
Andy Stankiewicz, R OBP: 0.545, SLG: 0.500 (1, 6)	SH5-4 BB			SH1-4 1B 1B	FC2-6 1B BB		L9	HR BB	G1-3	3	3	1	0	3	0	1											
Darryl Kile, R Andujar Cedeno, R Doug Drabek, R Brian Williams, R Ken Caminiti, S (1, 1) (7, PH) (7, PH) (7, 1) (8, PH) (8, 5)	SH5-4			SH1-4	FC2-6		1B BB	K K	K	1	0	0	0	0	0	2											
Inning Stats	R: 0 E: 0 K: 0 S: 10	H: 2 LOB: 1 BB: 0 P: 15	R: 1 E: 0 K: 0 S: 16	H: 2 LOB: 3 BB: 1 P: 29	R: 1 E: 1 K: 0 S: 8	H: 1 LOB: 1 BB: 1 P: 17	R: 4 E: 0 K: 1 S: 22	H: 4 LOB: 1 BB: 1 P: 38	R: 1 E: 0 K: 0 S: 9	H: 1 LOB: 2 BB: 2 P: 20	R: 0 E: 0 K: 0 S: 8	H: 0 LOB: 0 BB: 0 P: 11	R: 1 E: 0 K: 0 S: 14	H: 2 LOB: 3 BB: 2 P: 32	R: 6 E: 0 K: 2 S: 24	H: 4 LOB: 1 BB: 3 P: 48	R: 1 E: 0 K: 1 S: 12	H: 2 LOB: 1 BB: 0 P: 23	1B: 10 2B: 4 3B: 0 HR: 4	SF: 0 SAC: 2 DP: 0 HBP: 1	WP: 2 PB: 1 SB: 1 CS: 1	PA: 54					
PITCHER	IP	WLS	BF	H	R	ER	SO	BB	IBB	HBP	BLK	WP	HR	S	P	ERA	WHIP										
Rene Arocha, R ERA: 5.75 Tom Urbani, L ERA: 5.59 John Habyan, R ERA: 2.08 Rich Rodriguez, L ERA: 6.75 Vicente Palacios, R ERA: 4.22	(1, 1) (4, 1) (5, 1) (7, 1) (8, 1)	3.2 0.2 1.2 1.1 1.2	L 4 5 12 10	9 0 1 4 4	6 1 0 5 3	4 1 0 5 3	1 0 0 0 3	2 0 0 4 1	0 0 0 0 0	0 0 0 0 0	1 0 0 1 0	0 0 0 0 0	1 0 0 1 3	0 8 11 25 25	95 18 17 56 47	9.82 13.50 0.00 33.75 16.20	3.000 3.000 0.600 6.000 3.000										

Houston Astros @ St. Louis Cardinals
 Busch Stadium, St. Louis, MO
 Sat Apr 23 1994, 7:05 PM CDT
 Att. 40,113 - Unknown - 70 F

livebaseballscorecards.com

AB	42
R	15
H	18
RBI	13
BB	9
SO	4
LOB	24



BOTTOM

Houston Astros @ St. Louis Cardinals
Busch Stadium, St. Louis, MO
Sat Apr 23 1994, 7:05 PM CDT
Att: 40,113 - Unknown - 70 F

livebaseballscorecards.com

AB	32
R	5
H	5
RBI	5
BB	5
SO	4
LOB	16



WP:	0	PA:	38
PB:	0		
SB:	1		
CS:	0		

AB R H RBI BB SO LOB

4	1	1	0	1	2	4
4	0	0	0	0	0	4
1	0	0	0	0	0	0
3	0	1	1	1	0	1
4	2	2	3	0	0	3
3	1	0	0	1	1	1
4	0	1	1	0	1	0
4	0	0	0	0	0	1
3	1	0	0	0	0	1
0	0	0	0	1	0	0
0	0	0	0	1	0	0
0	0	0	0	0	0	0
1	0	0	0	0	0	1
0	0	0	0	0	0	0
0	0	0	0	0	0	0
1	0	0	0	0	0	0

Batter	1	2	3	4	5	6	7	8	9
Ray Lankford, L OBP: 0.446, SLG: 0.551 (1, 8)	4-1 BB L3		3-3 K	1-0 F9			0-0 HR G6-3 1B		2-3 K
Ozzie Smith, S OBP: 0.352, SLG: 0.224 José Oquendo, S OBP: 0.455, SLG: 0.333 (1, 6)	0-1 SAFE L3		1-2 FC3-6 1B		0-0 G6-3		3-2 SAFE G6-3		1-1 P7
Gregg Jefferies, S OBP: 0.500, SLG: 0.614 (1, 3)	3-2 G6-3		0-0 1B	1-2 3-H 1B	4-1 S BB		1-2 P7		
Todd Zeile, R OBP: 0.310, SLG: 0.492 (1, 5)		3-1 HR	1-2 G1-3	2-0 F8		3-1 2-H HR			
Bernard Gilkey, R OBP: 0.413, SLG: 0.464 (1, 7)		2-3 K		4-1 2B BB	1 SAFE L8		3-2 G5-3		
John Mabry, L OBP: 0.250, SLG: 0.500 (1, 9)		2-3 K		0-0 F9 1-H 2B		3-2 P7		0-0 L7	
Luis Alicea, S OBP: 0.370, SLG: 0.333 (1, 4)		1-1 P7		3-1 P5		2-1 G5-3		1-2 G4-3	
Terry McGriff, R OBP: 0.429, SLG: 0.313 (1, 2)			2-2 FC3-6 1B HBP	2-0 F9		3-2 E7		2-1 G5-3	
Rene Arocha, R Tom Urbani, L John Habyan, R Geronimo Pena, S Rich Rodriguez, L Vicente Palacios, R Stan Royer, R (1, 1)			4-1 FC3-6 BB	4-1 BB		0-0 G6-3			0-0 P4

Inning Stats	R: 0	H: 0	E: 0	K: 0	S: 6	R: 1	H: 1	E: 0	K: 2	S: 12	R: 1	H: 1	E: 0	K: 1	S: 13	R: 1	H: 1	E: 0	K: 0	S: 7	R: 0	H: 0	E: 0	K: 0	S: 7	R: 0	H: 0	E: 1	K: 0	S: 9	R: 2	H: 2	E: 0	K: 0	S: 13	R: 0	H: 0	E: 0	K: 0	S: 7	R: 0	H: 0	E: 0	K: 1	S: 6					
	LOB: 0	BB: 1				LOB: 0	BB: 0				LOB: 2	BB: 1				LOB: 2	BB: 2				LOB: 1	BB: 1				LOB: 1	BB: 0				LOB: 0	BB: 0				LOB: 0	BB: 0				LOB: 0	BB: 0				LOB: 0	BB: 0			

PITCHER	IP	WLS	BF	H	R	ER	SO	BB	IBB	HBP	BLK	WP	HR	S	P	ERA	WHIP
Darryl Kile, R ERA: 3.75 (1, 1)	6.0	W	27	3	3	3	3	5	0	1	0	0	1	54	110	4.50	1.333
Brian Williams, R ERA: 4.76 (7, 1)	1.0		5	2	2	2	0	0	0	0	0	0	1	13	23	18.00	2.000
Tom Edens, R ERA: 3.0 (8, 1)	1.0		3	0	0	0	0	0	0	0	0	0	0	7	10	0.00	0.000
John Hudek, R ERA: (9, 1)	1.0		3	0	0	0	1	0	0	0	0	0	0	6	9	0.00	0.000

BOTTOM

Houston Astros @ St. Louis Cardinals
 Busch Stadium, St. Louis, MO
 Sun Apr 24 1994, 3:33 AM CDT
 Att. 37,442 - Sunny - 84 F

livebaseballscorecards.com

AB	30
R	5
H	8
RBI	4
BB	2
SO	6
LOB	11



WP: 2	PA: 34
PB: 0	
SB: 1	
CS: 0	

AB R H RBI BB SO LOB

4	2	2	0	0	2	0
3	0	1	0	0	1	1
3	1	1	2	0	1	1
4	1	2	1	0	0	1
3	1	0	1	1	0	1
4	0	2	0	0	1	2
2	0	0	0	1	1	0
1	0	0	0	0	0	1
0	0	0	0	0	0	0
3	0	0	0	0	0	2
2	0	0	0	0	0	2
0	0	0	0	0	0	0
1	0	0	0	0	0	0
0	0	0	0	0	0	0
0	0	0	0	0	0	0
1B: 4	SF: 1	WP: 2	PA: 34			
2B: 3	SAC: 1	PB: 0				
3B: 0	DP: 0	SB: 1				
HR: 1	HBP: 0	CS: 0				

Batter	1	2	3	4	5	6	7	8	9
Ray Lankford, L (1, 8) OBP: 0.448, SLG: 0.562	0-0 SH3-4 SF8 2B		0-3 K		0-3 K			0-0 F8 WP 1B	
Geronimo Pena, S (1, 4) OBP: 0.345, SLG: 0.560	0-0 SH3-4 2-3		0-3 K			0-0 G5-3 2B		0-0 F8 1-3	
Gregg Jefferies, S (1, 3) OBP: 0.486, SLG: 0.600	0-0 SF8 3-H		0-0 G6-3			0-3 K		0-0 1B FC6-4 1B 3-H	
Todd Zeile, R (1, 5) OBP: 0.320, SLG: 0.537	0-0 F9			0-0 HR		0-0 G5-3 2-3		0-0 FC6-4 1B 1-3	
Bernard Gilkey, R (1, 7) OBP: 0.403, SLG: 0.441		0-0 F9		0-0 F9		4-0 BB		0-0 FC6-4 2B WP 1-2f 3-H	
Brian Jordan, R (1, 9) OBP: 0.314, SLG: 0.400		0-0 S 1B		0-0 F9		0-3 K		0-0 WP 1-3 2B	
Erik Pappas, R (1, 2) OBP: 0.260, SLG: 0.128 Ozzie Smith, S (8, PH) OBP: 0.347, SLG: 0.220 Mike Perez, R (9, 1)		4-0 BB 1-2		0-3 K			0-0 G4-3	0-0 F8 2-3 3-H	
José Oquendo, S (1, 6) OBP: 0.357, SLG: 0.250		0-0 F9			0-0 F8		0-0 G6-3		
Allen Watson, L (1, 1) OBP: 0.100, SLG: 0.100 John Habyan, R (7, 1) Stan Royer, R (7, PH) Rich Rodriguez, L (8, 1) Terry McGriff, R (9, 2) OBP: 0.429, SLG: 0.313		0-0 G4-3			0-0 F8		0-0 G5-3		

Inning Stats	R: 1	H: 1	E: 0	K: 0	S: 4	LOB: 0	BB: 0	P: 4
	R: 0	H: 1	E: 0	K: 0	S: 4	LOB: 2	BB: 1	P: 8
	R: 0	H: 0	E: 0	K: 2	S: 7	LOB: 0	BB: 0	P: 7
	R: 1	H: 1	E: 0	K: 1	S: 6	LOB: 0	BB: 0	P: 6
	R: 0	H: 0	E: 0	K: 1	S: 5	LOB: 0	BB: 0	P: 5
	R: 0	H: 1	E: 0	K: 2	S: 8	LOB: 2	BB: 1	P: 12
	R: 0	H: 0	E: 0	K: 0	S: 3	LOB: 0	BB: 0	P: 3
	R: 3	H: 4	E: 0	K: 0	S: 7	LOB: 1	BB: 0	P: 7

PITCHER	IP	WLS	BF	H	R	ER	SO	BB	IBB	HBP	BLK	WP	HR	S	P	ERA	WHIP
Greg Swindell, L (1, 1) ERA: 1.29	7.0		27	4	2	2	6	2	0	0	0	0	1	37	45	2.57	0.857
Shane Reynolds, R (8, 1) ERA: 6.75	0.1		3	2	2	2	0	0	0	0	0	0	0	3	3	54.00	6.000
Tom Edens, R (8, 1) ERA: 3.75	0.0	L	1	1	0	0	0	0	0	0	0	0	0	1	1	∞	∞
Todd Jones, R (8, 1) ERA: 4.35	0.1		2	1	0	0	0	0	0	0	0	0	0	2	2	0.00	3.000
Mike Hampton, L (8, 1) ERA: 3.38	0.1		1	0	1	1	0	0	0	0	0	1	0	1	1	27.00	0.000

Batter	1	2	3	4	5	6	7	8	9	AB R H RBI BB SO LOB	TOP											
Carlos Garcia, R (1, 4) OBP: 0.302, SLG: 0.377	1-2 G3		1-1 L8			0-3 K	0-3 K			4 0 0 0 0 2 1												
Jay Bell, R (1, 6) OBP: 0.217, SLG: 0.234	2-3 K			0-0 F9		4-1 1B 2B BB		0-3 K		3 1 0 0 1 2 0												
Andy Van Slyke, L (1, 8) OBP: 0.333, SLG: 0.317	0-1 G4-3			1-2 P8		1-1 2B 1B 1B		2-1 L9		4 1 1 0 0 0 0												
Jeff King, R (1, 5) OBP: 0.283, SLG: 0.333		0-0 F9		3-3 K		1-2 P3		1-3 K		4 0 0 0 0 2 2												
Orlando Merced, S (1, 9) OBP: 0.393, SLG: 0.327		1-3 K			2-1 BB 1B	1-0 1B 2B			1-0 G4-3	4 1 2 1 0 1 0												
Don Slaught, R (1, 2) OBP: 0.366, SLG: 0.286		0-1 G6-3			4-1 1B BB	3-2 1B			0-0 1B 1B	3 0 2 2 1 0 0												
Al Martin, L (1, 7) OBP: 0.344, SLG: 0.472			4-2 G4-3 BB		1-3 K	3-2 G1-3			1-0 F8	3 0 0 0 1 1 4												
Kevin Young, R (1, 3) OBP: 0.226, SLG: 0.310		1 SAFE F7		0-0 F7		2-2 F9		0-0 B5-3		4 0 1 0 0 0 3												
Denny Neagle, L (1, 1) Tom Foley, L (7, PH) Blas Minor, R (7, 1) Ravelo Manzanillo, L (8, 1) Dave Clark, L (9, PH) OBP: 0.409, SLG: 0.667			0-0 G4-3		1-2 G3		1-0 L3		0-0 P7	2 0 0 0 0 0 3 1 0 1 0 0 0 0 0 2												
Inning Stats	R: 0 E: 0 K: 1 S: 10	H: 0 LOB: 0 BB: 0 P: 13	R: 0 E: 0 K: 1 S: 6	H: 0 LOB: 0 BB: 0 P: 7	R: 0 E: 0 K: 0 S: 6	H: 0 LOB: 1 BB: 1 P: 11	R: 0 E: 0 K: 1 S: 7	H: 0 LOB: 0 BB: 0 P: 11	R: 0 E: 0 K: 1 S: 13	H: 1 LOB: 2 BB: 1 P: 23	R: 3 E: 0 K: 1 S: 21	H: 3 LOB: 1 BB: 1 P: 34	R: 0 E: 0 K: 1 S: 5	H: 0 LOB: 0 BB: 0 P: 6	R: 0 E: 0 K: 2 S: 8	H: 0 LOB: 0 BB: 0 P: 11	R: 0 E: 0 K: 0 S: 6	H: 2 LOB: 2 BB: 0 P: 9	1B: 5 2B: 1 3B: 0 HR: 0	SF: 0 SAC: 0 DP: 0 HBP: 0	WP: 0 PB: 0 SB: 0 CS: 0	PA: 36
PITCHER Pete Harnisch, R (1, 1) ERA: 7.71	IP 9.0	WLS W	BF 36	H 6	R 3	ER 3	SO 8	BB 3	IBB 0	HBP 0	BLK 0	WP 0	HR 0	S 82	P 125	ERA 3.00	WHIP 1.000					

Pittsburgh Pirates @ Houston Astros
Astrodome, Houston, TX
Mon Apr 25 1994, 8:05 PM EDT
Att. 16,007 - Dome

livebaseballscorecards.com

AB	33
R	3
H	6
RBI	3
BB	3
SO	8
LOB	15



Batter	1	2	3	4	5	6	7	8	9
James Mouton, R OBP: 0.275, SLG: 0.317 (1, 9)	2-3 K	1-3 K			2-3 SAFE K			3-2 SH3 HR 2B	
Steve Finley, L OBP: 0.320, SLG: 0.529 (1, 8)	2-3 K		1-0 G3		1-2 F8			0-0 SH3 2-3	
Craig Biggio, R OBP: 0.400, SLG: 0.554 (1, 4)	0-1 G6-3		0-0 G1-3			2-3 K		0-0 HR	
5 Jeff Bagwell, R OBP: 0.408, SLG: 0.606 (1, 3)		0-1 1B 3B	2-3 K			3-2 E5		1-0 BLK 2B 1B	
Luis Gonzalez, L OBP: 0.267, SLG: 0.296 (1, 7)		2-2 1B HR 1B		4-2 CS BB		0-3 SAFE K		3-3 SAFE K 1-2	
Ken Caminiti, S OBP: 0.246, SLG: 0.293 (1, 5)		2-3 K		0-0 F8		0-1 F8		0-0 2B	
Scott Servais, R OBP: 0.235, SLG: 0.267 (1, 2)		1-1 HR 1B		0-0 G6-3 1-2		2-2 P3		0-1 G6-3	
Andy Stankiewicz, R OBP: 0.500, SLG: 0.714 (1, 6)		3-1 HR			4-0 SH2-4 BB		0-3 K2-3		
Pete Harnisch, S (1, 1)		1-2 G5-3			0-0 SH2-4		0-0 G4-3		

Inning Stats	R: 0	H: 0	E: 0	K: 2	S: 8	LOB: 0	BB: 0	P: 12
	R: 4	H: 4	E: 0	K: 2	S: 22	LOB: 0	BB: 0	P: 32
	R: 0	H: 0	E: 0	K: 1	S: 5	LOB: 0	BB: 0	P: 8
	R: 0	H: 0	E: 0	K: 0	S: 4	LOB: 0	BB: 1	P: 8
	R: 0	H: 0	E: 0	K: 1	S: 7	LOB: 1	BB: 1	P: 14
	R: 0	H: 0	E: 1	K: 2	S: 11	LOB: 1	BB: 0	P: 16
	R: 0	H: 0	E: 0	K: 1	S: 7	LOB: 0	BB: 0	P: 9
	R: 3	H: 4	E: 0	K: 1	S: 14	LOB: 1	BB: 0	P: 21

PITCHER	IP	WLS	BF	H	R	ER	SO	BB	IBB	HBP	BLK	WP	HR	S	P	ERA	WHIP
Denny Neagle, L ERA: 5.4 (1, 1)	6.0	L	24	4	4	4	8	2	0	0	0	0	1	57	90	6.00	1.000
Bias Minor, R ERA: 7.56 (7, 1)	1.1		7	3	3	3	1	0	0	0	0	0	1	15	21	20.25	2.250
Ravelo Manzanillo, L ERA: 4.91 (8, 1)	0.2		3	1	0	0	1	0	0	0	1	0	0	6	9	0.00	1.500

BOTTOM


Pittsburgh Pirates @ Houston Astros
Astrodome, Houston, TX

Mon Apr 25 1994, 8:05 PM EDT
Att. 16,007 - Dome

AB	R	H	RBI	BB	SO	LOB
4	1	1	0	0	3	1
3	0	0	0	0	1	1
4	1	1	2	0	1	0
4	2	2	0	0	1	0
3	1	1	1	1	2	2
4	0	1	1	0	1	3
4	1	1	0	0	0	2
2	1	1	3	1	1	0
2	0	0	0	0	0	0

AB	30
R	7
H	8
RBI	7
BB	2
SO	10
LOB	9

livebaseballscorecards.com



1B: 3	SF: 0	WP: 0	PA: 34
2B: 2	SAC: 2	PB: 0	
3B: 1	DP: 0	SB: 0	
HR: 2	HBP: 0	CS: 1	

Batter	1	2	3	4	5	6	7	8	9	AB R H RBI BB SO LOB
James Mouton, R (1, 9) OBP: 0.288, SLG: 0.318 Sid Bream, L (9, PH) OBP: 0.333, SLG: 0.333	1-3 K	0-0 G6-4-3			4-1 WP HR BB		2-1 2B 1B		3-1 1B	3 1 1 0 1 1 2 1 0 1 0 0 0 0
Steve Finley, L (1, 8) OBP: 0.325, SLG: 0.573	0-2 L3		0-0 L8		3-2 1-H HR		0-2 1-3 2B		1-2 G5-3	5 1 2 2 0 0 1
Craig Biggio, R (1, 4) OBP: 0.405, SLG: 0.544	1-0 1B		4-1 5 G1-4-3 BB		0-0 G5-3		2-2 P7			3 0 1 0 1 0 2
5 Jeff Bagwell, R (1, 3) OBP: 0.413, SLG: 0.614	2-3 K2-3		1-2 G1-4-3		1-0 CS 1B			1-1 F8 2B		4 0 2 0 0 1 2
Luis Gonzalez, L (1, 7)		1-0 2B		4-0 S BB	1-2 CS	0-0 G1-3		1-3 K		3 1 1 0 1 1 1
Ken Caminiti, S (1, 5)		2-1 1B 2B		2-3 K		1-3 K		0-1 F8		4 1 1 1 0 2 2
Scott Servais, R (1, 2)		3-2 FC3-5 1B		0-0 G5-3		3-3 K		2-0 G5-3		4 0 1 1 0 1 2
Andy Stankiewicz, R (1, 6) OBP: 0.476, SLG: 0.647 Chris Donnels, L (9, PH) OBP: 0.400, SLG: 0.833		1-2 FC3-5 1B		2-2 F8			1-0 G6-3		2-2 F8	3 0 1 0 0 0 1 1 0 0 0 0 0 0
Brian Williams, R (1, 1) Tom Edgett, R (4, 1) Mike Hampton, R (7, 1) Andujar Cadeno, R (7, PH) Todd Jones, L (8, 1) Mitch Williams, L (8, 1) Kevin Bass, S (9, PH) OBP: 0.375, SLG: 0.609		0-0 FC3-5			2-3 K		1-0 G4-3		0-0 F8	1 0 0 0 0 0 2 1 0 0 0 0 0 1 0 0 0 0 0 0 0 1 0 1 0 0 0 0 0 0

Inning Stats	R: 0 E: 0 K: 2 S: 10	H: 1 LOB: 1 BB: 0 P: 14	R: 2 E: 0 K: 0 S: 12	H: 4 LOB: 1 BB: 0 P: 19	R: 0 E: 0 K: 0 S: 6	H: 0 LOB: 0 BB: 1 P: 11	R: 0 E: 0 K: 1 S: 7	H: 0 LOB: 1 BB: 1 P: 15	R: 2 E: 0 K: 1 S: 16	H: 2 LOB: 0 BB: 1 P: 26	R: 0 E: 0 K: 2 S: 7	H: 0 LOB: 0 BB: 0 P: 11	R: 0 E: 0 K: 0 S: 11	H: 2 LOB: 2 BB: 0 P: 17	R: 0 E: 0 K: 1 S: 11	H: 1 LOB: 1 BB: 0 P: 15	R: 0 E: 0 K: 0 S: 10	H: 1 LOB: 1 BB: 0 P: 16	1B: 6 2B: 4 3B: 0 HR: 1	SF: 0 SAC: 0 DP: 2 HBP: 0	WP: 1 PB: 0 SB: 1 CS: 1	PA: 39
--------------	-------------------------------	----------------------------------	-------------------------------	----------------------------------	------------------------------	----------------------------------	------------------------------	----------------------------------	-------------------------------	----------------------------------	------------------------------	----------------------------------	-------------------------------	----------------------------------	-------------------------------	----------------------------------	-------------------------------	----------------------------------	----------------------------------	------------------------------------	----------------------------------	--------

PITCHER	IP	WLS	BF	H	R	ER	SO	BB	IBB	HBP	BLK	WP	HR	S	P	ERA	WHIP
Paul Wagner, R (1, 1) ERA: 5.55	6.0		25	7	4	4	6	3	0	0	0	1	1	58	96	6.00	1.667
Jeff Ballard, L (7, 1) ERA: 2.16	0.2		4	2	0	0	0	0	0	0	0	0	0	7	11	0.00	3.000
Mark Dewey, R (7, 1) ERA: 0.96	0.1	W	1	0	0	0	0	0	0	0	0	0	0	4	6	0.00	0.000
Rick White, R (8, 1) ERA: 0.79	2.0	S	8	2	0	0	1	0	0	0	0	0	0	21	31	0.00	1.000

BOTTOM

Pittsburgh Pirates @ Houston Astros
Astrodome, Houston, TX
Tue Apr 26 1994, 8:05 PM EDT
Att. 23,151 - Dome

livebaseballscores.com

AB	35
R	4
H	11
RBI	4
BB	3
SO	7
LOB	15



Batter	1	2	3	4	5	6	7	8	9	AB R H RBI BB SO LOB	TOP																								
Karl Rhodes, L (1, 8) OBP: 0.375, SLG: 0.529	1-0 G5-3	0-0 WP 2B		2-3 K		3-2 G5-3			0-0 FC4-6 1-2f	5 1 1 1 0 1 2																									
23 Ryne Sandberg, R (1, 4) OBP: 0.376, SLG: 0.481	0-3 K	4-0 WP SF8 BB		2-3 K			1-0 G4-6-3 1B		0-3 K	4 1 1 0 1 3 1																									
Mark Grace, L (1, 3) OBP: 0.303, SLG: 0.316	1-0 E 2B	4-2 WP BB			3-2 G3 1B		0-0 G4-6-3 1-2f			3 1 2 0 1 0 1																									
Derrick May, L (1, 7) OBP: 0.355, SLG: 0.455	0-0 E3 2-3	3-2 SF8			1-1 G3 1-2		1-1 G3-1			3 0 0 1 0 0 2																									
Sammy Sosa, R (1, 9) OBP: 0.321, SLG: 0.389	0-0 E5 1-2 3-H	2-2 G6-3			1-0 L5			0-2 L5		4 0 0 0 0 0 3																									
Shawon Dunston, R (1, 6) OBP: 0.278, SLG: 0.340	2-2 P3		1-1 F9		2-3 K2-3			1-2 L7		4 0 0 0 0 1 3																									
Steve Buechele, R (1, 5) OBP: 0.381, SLG: 0.536		0-0 HR	1-3 K			0-3 K		2-3 K		4 1 1 1 0 3 0																									
Mark Parent, R (1, 2) OBP: 0.500, SLG: 0.600		2-1 SH2-4 2B 1B	2-3 K			1-1 FC5-6 1B			4-2 FC4-6 BB	3 1 2 0 0 1 0 0 0 0 0 1 0 0																									
Rick Wilkins, L (9, PH) OBP: 0.294, SLG: 0.276																																			
Willie Banks, R (1, 1) OBP: 0.083, SLG: 0.167		2-1 SH2-4		1-3 K		0-0 FC5-6 1-2f			1-3 K	2 0 0 0 0 1 1 0 0 0 0 0 0 0 1 0 0 0 0 1 1																									
Jose Bautista, R (6, 1)																																			
Glenallen Hill, R (9, PH) OBP: 0.348, SLG: 0.364																																			
Inning Stats	R: 1 E: 2 K: 1 S: 11	H: 1 LOB: 2 BB: 0 P: 15	R: 4 E: 0 K: 0 S: 14	H: 3 LOB: 1 BB: 2 P: 31	R: 0 E: 0 K: 2 S: 9	H: 0 LOB: 0 BB: 0 P: 13	R: 0 E: 0 K: 3 S: 10	H: 0 LOB: 0 BB: 0 P: 15	R: 0 E: 0 K: 1 S: 9	H: 1 LOB: 1 BB: 0 P: 13	R: 0 E: 0 K: 0 S: 4	H: 1 LOB: 0 BB: 0 P: 6	R: 0 E: 0 K: 1 S: 10	H: 0 LOB: 0 BB: 0 P: 13	R: 0 E: 0 K: 2 S: 12	H: 0 LOB: 1 BB: 1 P: 17	1B: 4 2B: 2 3B: 0 HR: 1	SF: 1 SAC: 1 DP: 1 HBP: 0	WP: 1 PB: 0 SB: 0 CS: 0	PA: 38															
PITCHER	IP WLS BF H R ER SO BB IBB HBP BLK WP HR S P ERA WHIP																																		
Doug Drabek, R (1, 1) ERA: 3.58	6.0	28	6	5	4	8	2	0	0	0	1	1	63	104	6.00	1.333																			
Shane Reynolds, R (7, 1) ERA: 5.11	3.0	W	10	1	0	0	3	1	0	0	0	0	26	36	0.00	0.667																			

Chicago Cubs @ Houston Astros
Astrodome, Houston, TX
Wed Apr 27 1994, 8:05 PM EDT
Att. 15,456 - Dome

livebaseballscorecards.com

AB	33
R	5
H	7
RBI	3
BB	3
SO	11
LOB	14



Batter	1	2	3	4	5	6	7	8	9
James Mouton, R (1, 9) Mike Felder, S (6, PH) Shane Reynolds, R (7, 1)	K		K		K	P5		SH2-4	
Steve Finley, L (1, 8)	P4		K		BB		G4-3 5 G5-3 1B	2B 1B	
Craig Biggio, R (1, 4)	L9			1B HR BB	F9		G4-3	2B	
5 Jeff Bagwell, R (1, 3)		L8		F8	P6		G5-3	K	
Luis Gonzalez, L (1, 7)				HR 1B		SH1-4 1B	E S 1B		
Ken Caminiti, S (1, 5)				HR		SH1-4 1B	IBB		
Scott Servais, R (1, 2)		L5		K		SH1-4	L9		
Andujar Cedeno, R (1, 6)				HR BB		SF7	SH2-4 1B 1B		
Doug Drabek, R (1, 1) Kevin Bass, S (6, PH)			G6-3	K		IBB	F7		

AB	R	H	RBI	BB	SO	LOB
3	0	0	0	0	3	0
1	0	0	0	0	0	2
0	0	0	0	0	0	0
4	2	2	1	1	1	0
4	1	1	1	1	0	2
5	0	0	1	0	1	3
3	2	3	0	1	0	0
3	1	2	3	1	1	1
3	0	0	0	0	1	3
2	2	2	2	1	0	0
2	0	0	0	0	1	1
1	0	0	0	1	0	1

AB	R	H	RBI	BB	SO	LOB
31	8	10	8	6	8	13

Inning Stats	R	H	E	K	S	R	H	E	K	S	R	H	E	K	S	R	H	E	K	S	R	H	E	K	S
R: 0 E: 0 K: 1 S: 7	H: 0 LOB: 0 BB: 0 P: 10	R: 0 E: 0 K: 1 S: 12	H: 0 LOB: 1 BB: 1 P: 23	R: 1 E: 0 K: 2 S: 15	H: 1 LOB: 0 BB: 0 P: 22	R: 3 E: 0 K: 2 S: 13	H: 2 LOB: 1 BB: 2 P: 24	R: 0 E: 0 K: 1 S: 8	H: 0 LOB: 1 BB: 1 P: 16	R: 1 E: 0 K: 0 S: 10	H: 2 LOB: 2 BB: 1 P: 18	R: 1 E: 0 K: 0 S: 11	H: 2 LOB: 2 BB: 1 P: 20	R: 2 E: 0 K: 1 S: 15	H: 3 LOB: 1 BB: 0 P: 21										

PITCHER	IP	WLS	BF	H	R	ER	SO	BB	IBB	HBP	BLK	WP	HR	S	P	ERA	WHIP
Willie Banks, R (1, 1) ERA: 5.17	5.1		25	5	5	5	7	4	0	0	0	0	2	60	102	8.44	1.688
Jose Bautista, R (6, 1) ERA: 5.87	2.2	L	15	5	3	3	1	0	2	0	0	0	0	31	52	10.12	1.875

PITCHER	IP	WLS	BF	H	R	ER	SO	BB	IBB	HBP	BLK	WP	HR	S	P	ERA	WHIP

Chicago Cubs @ Houston Astros
Astrodome, Houston, TX
Wed Apr 27 1994, 8:05 PM EDT
Att. 15,456 - Dome

livebaseballscorecards.com



Batter	1	2	3	4	5	6	7	8	9	10	11	AB R H RBI BB SO LOB	TOP
Karl Rhodes, L OBP: 0.384, SLG: 0.600 (1, 8)	1-0 HR		3-3 K		4-2 1B BB		0-0 HR		3-0 CS	2-0 G4-3	3-3 K	5 2 2 2 1 2 2	
23 Ryne Sandberg, R OBP: 0.367, SLG: 0.457 (1, 4)	0-3 K G3-6-3 BB		2-0 1B HBP		1-0 L8		1-3 K			2-0 G6-3		4 1 0 0 0 2 1	
Mark Grace, L OBP: 0.324, SLG: 0.328 (1, 3)	4-0 G3-6-3 1-2 BB		0-0 1B		2-0 1-2 1B				0-0 L6	2-2 G3-1		4 0 2 0 1 0 0	
Derrick May, L OBP: 0.364, SLG: 0.458 Glenallen Hill, R OBP: 0.333, SLG: 0.348 (1, 7) (11, PH) (11, 7)	2-2 G3-6-3 1-2f 2-3		2-2 1B		0-1 P4				1-2 E 1B		0-0 P5	4 0 2 1 0 0 4 1 0 0 0 0 0 0	
Sammy Sosa, R OBP: 0.302, SLG: 0.364 (1, 9)	2-3 K		0-2 L6		2-3 K				0-2 P4		1-3 K	5 0 0 0 0 3 3	
Rick Wilkins, L OBP: 0.292, SLG: 0.274 Randy Myers, L (11, 1)			1-3 K		1-0 G4-3				2-3 K		4-2 1B BB	4 0 1 0 0 2 1 0 0 0 0 0 0 0	
Steve Buechele, R OBP: 0.368, SLG: 0.508 (1, 5)			1-1 F9		1-3 K				0-1 G4-6-3 1-2f		2-2 G5-3	5 1 1 0 0 1 1	
Rey Sanchez, R OBP: 0.304, SLG: 0.341 (1, 6)			0-0 3B		1-3 K				4-2 CS BB		0-0 WP 1B	4 0 2 1 1 1 0	
Mike Morgan, R Dan Plesac, L Chuck Crim, R Mark Parent, R Eduardo Zambrano, R OBP: 0.571, SLG: 0.600 OBP: 0.369, SLG: 0.706 (1, 1) (8, 1) (8, 1) (8, 2) (11, PH)			1-2 G5-3		0-0 G4-3				0-3 K		4-2 CS WP BB	3 0 0 0 0 1 2 0 0 0 0 0 0 0 0 0 0 0 0 0 0 0 0 0 0 2 0 0 0 1 0 0 1 0 0	
Inning Stats	R: 1 H: 1 E: 0 LOB: 1 K: 2 BB: 1 S: 10 P: 19	R: 0 H: 1 E: 0 LOB: 1 K: 1 BB: 0 S: 10 P: 13	R: 1 H: 2 E: 0 LOB: 1 K: 1 BB: 0 S: 11 P: 18	R: 0 H: 0 E: 0 LOB: 0 K: 2 BB: 0 S: 7 P: 10	R: 0 H: 1 E: 0 LOB: 2 K: 0 BB: 1 S: 9 P: 16	R: 0 H: 1 E: 0 LOB: 0 K: 1 BB: 0 S: 7 P: 11	R: 1 H: 1 E: 0 LOB: 0 K: 2 BB: 1 S: 9 P: 14	R: 0 H: 1 E: 1 LOB: 1 K: 1 BB: 0 S: 10 P: 13	R: 0 H: 0 E: 0 LOB: 0 K: 0 BB: 1 S: 6 P: 15	R: 0 H: 0 E: 0 LOB: 0 K: 0 BB: 0 S: 6 P: 12	R: 2 H: 2 E: 0 LOB: 2 K: 2 BB: 2 S: 13 P: 25	1B: 7 SF: 0 2B: 1 SAC: 0 3B: 1 DP: 3 HR: 2 HBP: 1	WP: 2 PA: 47 PB: 1 SB: 0 CS: 2
PITCHER	IP WLS BF H R ER SO BB IBB HBP BLK WP HR S P ERA WHIP												
Darryl Kile, R ERA: 3.66 (1, 1)	8.0 33 8 3 3 10 3 0 1 0 0 0 2 73 114 3.38 1.375												
Tom Edens, R ERA: 2.65 (9, 1)	2.0 6 0 0 0 0 1 0 0 0 1 0 12 27 0.00 0.500												
Mitch Williams, L ERA: 6.75 (11, 1)	1.0 L 7 2 2 2 2 1 1 0 0 1 0 13 25 18.00 3.000												

Chicago Cubs @ Houston Astros
Astrodome, Houston, TX
Thu Apr 28 1994, 4:33 AM EDT
Att. 13,966 - Dome

livebaseballscorecards.com

AB	39
R	5
H	10
RBI	4
BB	6
SO	12
LOB	14



Batter	1	2	3	4	5	6	7	8	9	10	11	AB R H RBI BB SO LOB
Mike Felder, S (1, 9) <small>OBP: 0.261, SLG: 0.261</small> Tom Edens, R (9, 1) Sid Bream, L (10, PH) <small>OBP: 0.250, SLG: 0.250</small> Mitch Williams, L (11, 1)	1-2 G4-3		0-2 G6-3		3-3 K			1 SAFE 1 B SAFE 2-0 SH5-4		1-0 F7		3 0 0 0 0 1 1 0 0 0 0 0 0 0 1 0 0 0 0 0 0 0 0 0 0 0 0 0
Steve Finley, L (1, 8) <small>OBP: 0.356, SLG: 0.571</small>	2-0 5 HR 1B		0-1 F7			2-1 2B 1B		0-0 FC1-5-2 1B		3-2 F7		5 2 3 0 0 0 0
Craig Biggio, R (1, 4) <small>OBP: 0.404, SLG: 0.539</small>	0-1 F8		2-3 K			2-0 L6 1-H 2B		1-1 FC1-5-2		4-2 5 WP BB		4 0 1 1 1 1 3
5 Jeff Bagwell, R (1, 3) <small>OBP: 0.400, SLG: 0.603</small>	0-0 1-H HR			0-0 P6		0-3 K		4-1 BB		4-2 1-2 BB		3 1 1 2 2 1 1
Luis Gonzalez, L (1, 7) <small>OBP: 0.301, SLG: 0.323</small>	1-3 K			0-0 L4		1-0 L6 2-2		1-0 L8		1-3 K		5 0 0 0 0 2 6
Andujar Cedeno, R (1, 6) <small>OBP: 0.435, SLG: 0.733</small>		0-2 G1-3		3-2 F8			1-3 K		2-3 K		2-1 F9	5 0 0 0 0 2 2
Chris Donnels, L (1, 5) <small>OBP: 0.375, SLG: 0.727</small> Ken Caminiti, S (11, PH) <small>OBP: 0.270, SLG: 0.364</small>		1-1 F7		0-0 1B			2-0 G4-3		0-0 F8		2-1 F9	4 0 1 0 0 0 0 1 0 0 0 0 0 2
Tony Eusebio, R (1, 2) <small>OBP: 0.222, SLG: 0.500</small>		2-0 1B		1-1 L9			0-1 G4-3		0-0 F8			4 0 1 0 0 0 1
Darryl Kile, R (1, 1) Kevin Bass, S (8, PH) <small>OBP: 0.407, SLG: 0.600</small> James Mouton, R (8, PR) <small>OBP: 0.273, SLG: 0.300</small> (9, 9)		1-0 G4-3		2-3 K			3-2 1B SH5-4 FC1-5-2 1B			0-3 K		2 0 0 0 0 1 2 1 0 1 0 0 0 0 1 0 0 0 0 1 0

BOTTOM

Chicago Cubs @ Houston Astros
Astrodome, Houston, TX
Thu Apr 28 1994, 4:33 AM EDT
Att. 13,966 - Dome

livebaseballscores.com

AB	39
R	3
H	8
RBI	3
BB	3
SO	9
LOB	18



Inning Stats	R: 2	H: 2	E: 0	K: 1	S: 10	LOB: 0	BB: 0	P: 14	R: 0	H: 1	E: 0	K: 0	S: 7	LOB: 1	BB: 0	P: 11	R: 0	H: 0	E: 0	K: 1	S: 10	LOB: 0	BB: 0	P: 12	R: 0	H: 1	E: 0	K: 2	S: 12	LOB: 1	BB: 0	P: 16	R: 1	H: 2	E: 0	K: 1	S: 7	LOB: 0	BB: 0	P: 12	R: 0	H: 0	E: 0	K: 1	S: 6	LOB: 0	BB: 0	P: 9	R: 0	H: 2	E: 0	K: 0	S: 10	LOB: 3	BB: 1	P: 21	R: 0	H: 0	E: 0	K: 1	S: 5	LOB: 0	BB: 0	P: 7	R: 0	H: 0	E: 0	K: 1	S: 9	LOB: 0	BB: 2	P: 24	1B: 6	SF: 0	2B: 2	SAC: 1	3B: 0	DP: 1	HR: 1	HBP: 0	WP: 1	PA: 43
Mike Morgan, R (1, 1) <small>ERA: 5.85</small> Dan Plesac, L (8, 1) <small>ERA: 3.46</small> Chuck Crim, R (8, 1) <small>ERA:</small> Randy Myers, L (11, 1) <small>ERA: 1.13</small>	IP	WLS	BF	H	R	ER	SO	BB	IBB	HBP	BLK	WP	HR	S	P	ERA	WHIP																																																																	
	7.1		28	7	3	3	6	0	0	0	0	0	1	62	92	3.68	0.955																																																																	
	0.0		1	1	0	0	0	0	0	0	0	0	0	1	1	∞	∞																																																																	
	2.2	W	9	0	0	0	2	1	0	0	0	0	0	18	30	0.00	0.375																																																																	
	1.0	S	5	0	0	0	1	2	0	0	0	1	0	11	24	0.00	2.000																																																																	

Batter	1	2	3	4	5	6	7	8	9	AB R H RBI BB SO LOB	TOP									
Ray Lankford, L (1, 8) OBP: 0.462, SLG: 0.614	1-2 L8		2-3 K		4-0 BB		1-2 1B HBP	1-2 1B		3 1 1 0 1 1 1										
Ozzie Smith, S (1, 6) OBP: 0.308, SLG: 0.244	0-1 G5-3		3-1 F7		2-2 L6		0-0 1B	0-3 K		5 1 1 0 0 1 6										
Gregg Jefferies, S (1, 3) OBP: 0.457, SLG: 0.526	0-1 F8			1-0 F8	2-0 L9		0-0 1B		3-2 HR	4 0 1 1 0 0 3										
Stan Royer, R (7, 3) OBP: 0.111, SLG: 0.444							1-2 2B			1 1 1 1 0 0 0										
Todd Zeile, R (1, 5) OBP: 0.319, SLG: 0.550		1-3 K		0-0 2B		4-0 FC6-4 BB	0-1 1B	1-3 2B	0-3 K	3 0 2 1 1 1 0										
Geronimo Pena, S (7, 5) OBP: 0.286, SLG: 0.452										1 0 0 0 0 1 0										
Bernard Gilkey, R (1, 7) OBP: 0.380, SLG: 0.400	1-2 G4-3		2-2 F8		0-0 P4	0-0 K2-3	2-3 K2-3		0-0 BB 1B SF8 1B	5 1 1 0 0 1 4										
Brian Jordan, R (1, 9) OBP: 0.288, SLG: 0.417		2-3 K		0-1 G3		0-2 FC6-4	2-3 K		3-1 BB 1B	3 0 0 0 0 1 2										
Willie Smith, R (7, 1)										0 0 0 0 0 0 0										
Rob Murphy, L (8, 1)										0 0 0 0 0 0 0										
Terry McGriff, R (9, PH) OBP: 0.448, SLG: 0.348						1-2			1-2 1B	1 0 1 0 0 0 0										
Luis Alicea, S (1, 4) OBP: 0.343, SLG: 0.302			1-1 F8		0-1 G3	1 SAFE 4-1 BB		2-1 G3-1	4-2 BB	3 0 0 0 2 0 0										
Erik Pappas, R (1, 2) OBP: 0.259, SLG: 0.114			4-2 2B BB		4-1 1B BB	0-0 L9		1-3 K	1-0 SF8	2 1 0 1 2 1 2										
Allen Watson, L (1, 1) OBP: 0.182, SLG: 0.273																				
José Quiñedo, S (5, PH) OBP: 0.400, SLG: 0.308																				
Frank Cimorelli, R (5, 1)																				
Bryan Eversgerd, R (6, 1)																				
John Mabry, L (6, 9) OBP: 0.273, SLG: 0.300			0-2 2B		2-2 BB			2-1 1B	1-1 F7	1 0 1 1 0 0 0										
Gerald Perry, L (7, PH) OBP: 0.471, SLG: 0.487			1-H 2B		1-3 1B					0 0 1 0 0 0 0										
										1 0 1 0 0 0 0										
										0 0 0 0 0 0 0										
										3 0 1 0 0 0 2										
										1 0 0 0 0 1 2										
Inning Stats	R: 0 H: 0 E: 0 K: 0 S: 8	H: 0 LOB: 0 BB: 0 P: 9	R: 0 H: 0 E: 0 K: 2 S: 9	H: 0 LOB: 0 BB: 0 P: 13	R: 1 H: 1 E: 0 K: 1 S: 13	H: 1 LOB: 1 BB: 1 P: 23	R: 0 H: 1 E: 0 K: 0 S: 9	H: 1 LOB: 1 BB: 0 P: 12	R: 0 H: 1 E: 0 K: 0 S: 12	H: 1 LOB: 3 BB: 2 P: 26	R: 0 H: 0 E: 0 K: 2 S: 6	H: 0 LOB: 2 BB: 2 P: 14	R: 2 H: 3 E: 0 K: 2 S: 14	H: 3 LOB: 2 BB: 0 P: 19	R: 0 H: 2 E: 0 K: 2 S: 14	H: 2 LOB: 2 BB: 0 P: 20	R: 2 H: 3 E: 0 K: 1 S: 14	H: 3 LOB: 2 BB: 1 P: 26	1B: 7 SF: 1 2B: 3 SAC: 0 3B: 0 DP: 0 HR: 1 HBP: 1	WP: 0 PA: 45 PB: 0 SB: 1 CS: 0
PITCHER	IP WLS BF H R ER SO BB IBB HBP BLK WP HR S P ERA WHIP																			
Pete Harnisch, R (1, 1) ERA: 6.54	6.0 W 26 3 1 1 3 5 0 0 0 0 0 57 97 1.50 1.333																			
Shane Reynolds, R (7, 1) ERA: 5.65	2.0 12 5 2 2 4 0 0 1 0 0 0 28 39 9.00 2.500																			
Mitch Williams, L (9, 1) ERA: 7.84	1.0 7 3 2 2 1 1 0 0 0 0 1 14 26 18.00 4.000																			

St. Louis Cardinals @ Houston Astros
Astrodome, Houston, TX
Sat Apr 30 1994, 8:05 PM EDT
Att. 49,927 - Dome

AB	37
R	5
H	11
RBI	5
BB	6
SO	8
LOB	22



Batter	1	2	3	4	5	6	7	8	9	AB R H RBI BB SO LOB	TOP																									
Ray Lankford, L OBP: 0.459, SLG: 0.630 (1, 8) X	0-0 HR	1-3 K		3-3 K	0-3 K			1-0 1B HBP		4 2 1 1 0 3 2																										
Luis Alicea, S OBP: 0.375, SLG: 0.333 (1, 4) B X	1-0 2B	4-2 CS BB		0-1 F7 BB 1B		3-2 P7		0-0 1B 1B		4 1 3 0 1 0 0																										
Gregg Jefferies, S OBP: 0.474, SLG: 0.550 (1, 3) B B 1 C X	2-1 1B	1-2 E 1B		4-0 F7 BB		3-3 K		1-1 1B		4 2 3 2 1 1 0																										
Todd Zeile, R OBP: 0.313, SLG: 0.529 (1, 5) B C F S	1-3 K	2-1 1B		1-0 F7		2-2 P6		2-1 P4		5 0 1 1 0 1 5																										
Bernard Gilkey, R OBP: 0.369, SLG: 0.387 (1, 7) B B X	2-0 G5-3	2-0 F8		1-1 G4-3			3-3 K2-3		3-1 S 1B	5 0 1 0 0 1 4																										
John Mabry, L OBP: 0.375, SLG: 0.467 (1, 9) C X	0-1 1B BB 2-H		0-0 1B G6-3		0-0 2B		0-1 G1-3		3-3 1 SAFE 1 B S K	5 1 3 1 0 1 1																										
Terry McGriff, R OBP: 0.471, SLG: 0.346 (1, 2) C F B B 1 F B 1 F	4-2 1B	1-2 BB		0-0 G6-3		4-1 BB		1-2 G1-3		3 0 1 0 2 0 1																										
José Oquendo, S OBP: 0.450, SLG: 0.353 (1, 6) X	0-0 1B		1-0 G6-3		3-2 P7		0-2 CS 1B		4-2 BB	4 0 2 0 1 0 3																										
Bob Tewksbury, R OBP: 0.390, SLG: 0.316 (8, PH) Geronimo Peña, S OBP: 0.278, SLG: 0.438 Rich Rodriguez, L (8, 1) John Habyan, R (8, 1) Gerald Perry, L OBP: 0.444, SLG: 0.438 (9, PH) Willie Smith, R (9, 1) Rob Murphy, L (9, 1)	0-0 F9		2-1 P6		0-2 B2		3-2 K		0-1 L7	3 0 0 0 0 0 5 1 0 0 0 0 0 1 1 0 0 0 0 0 0 0 0 0 0 0 0 0 0 0 0 1 0 0 0 0 0 0 2 0 0 0 0 0 0 0 0 0 0 0 0 0 0 0 0																										
Inning Stats	R: 3 E: 0 K: 1 S: 17	H: 5 LOB: 3 BB: 1 P: 27	R: 1 E: 1 K: 1 S: 11	H: 2 LOB: 1 BB: 1 P: 21	R: 1 E: 0 K: 0 S: 5	H: 2 LOB: 0 BB: 0 P: 8	R: 0 E: 0 K: 1 S: 8	H: 1 LOB: 2 BB: 1 P: 17	R: 0 E: 0 K: 1 S: 13	H: 1 LOB: 2 BB: 1 P: 20	R: 0 E: 0 K: 1 S: 12	H: 0 LOB: 0 BB: 0 P: 20	R: 0 E: 0 K: 1 S: 8	H: 0 LOB: 0 BB: 0 P: 12	R: 1 E: 0 K: 1 S: 11	H: 3 LOB: 2 BB: 0 P: 18	R: 0 E: 0 K: 1 S: 14	H: 1 LOB: 2 BB: 1 P: 23	1B: 12 2B: 2 3B: 0 HR: 1	SF: 0 SAC: 0 DP: 1 HBP: 1	WP: 0 PA: 45 PB: 0 SB: 1 CS: 2															
PITCHER	IP WLS BF H R ER SO BB IBB HBP BLK WP HR S P ERA WHIP																																			
Brian Williams, R ERA: 6.38 (1, 1)	3.1		21	10	5	4	3	3	0	0	0	0	1	38	68	10.80	3.900																			
Todd Jones, R ERA: 5.68 (4, 1)	1.2		7	1	0	0	1	1	0	0	0	0	0	16	25	0.00	1.200																			
Tom Edens, R ERA: 2.5 (6, 1)	1.0		3	0	0	0	1	0	0	0	0	0	0	12	20	0.00	0.000																			
Mike Hampton, L ERA: 3.24 (7, 1)	1.2	L	8	3	1	1	2	0	0	1	0	0	0	17	26	5.40	1.800																			
John Hudek, R ERA: (8, 1)	1.1		6	1	0	0	1	1	0	0	0	0	0	16	27	0.00	1.500																			

St. Louis Cardinals @ Houston Astros
Astrodome, Houston, TX
Sun May 01 1994, 4:33 AM EDT
Att. 20,028 - Dome

livebaseballscorecards.com

AB	39
R	6
H	15
RBI	5
BB	5
SO	8
LOB	24



BOTTOM

St. Louis Cardinals @ Houston Astros
Astrodome, Houston, TX
Sun May 01 1994, 4:33 AM EDT
Att. 20,028 - Dome

livebaseballscorecards.com

AB 36
R 5
H 10
RBI 4
BB 1
SO 9
LOB 11



WP: 0 PA: 38
PB: 0
SB: 2
CS: 0

AB R H RBI BB SO LOB

4 2 2 0 1 1 0

5 0 2 0 0 1 1

4 1 2 1 0 1 1

3 1 1 0 0 0 2

1 0 0 0 0 1 0

4 1 3 3 0 0 0

3 0 0 0 0 1 1

1 0 0 0 0 0 1

3 0 0 0 0 1 2

4 0 0 0 0 2 2

1 0 0 0 0 0 0
0 0 0 0 0 0 0
1 0 0 0 0 1 0
0 0 0 0 0 0 0
1 0 0 0 0 0 1
0 0 0 0 0 0 0
0 0 0 0 0 0 0
1 0 0 0 0 0 0

1B: 9 SF: 0
2B: 0 SAC: 0
3B: 0 DP: 1
HR: 1 HBP: 1

Table with 10 columns (Batter, 1-9) and 10 rows of player data. Each cell contains a batting order diagram (diamond with bases 1B-3B) and player statistics. Batter names and stats are listed on the left of each row. Diagrams show pitch counts, strikes, balls, and outcomes like HR, BB, or G (grounded out).

Inning Stats table with columns for R, H, E, K, S, LOB, BB, P, and SO for each of the 9 innings.

Pitcher stats table with columns for IP, WLS, BF, H, R, ER, SO, BB, IBB, HBP, BLK, WP, HR, S, P, ERA, WHIP for each pitcher.

Batter	1	2	3	4	5	6	7	8	9	AB	R	H	RBI	BB	SO	LOB
Carlos Garcia, R (1, 4) OBP: 0.344, SLG: 0.402	0-0 G6-3 1B		0-0 G4-6-3 1B		4-0 FC5-4 BB		0-0 1-H 2B	0-0 F9		4	0	2	1	1	0	3
Jay Bell, R (1, 6) OBP: 0.301, SLG: 0.322	0-3 K		0-0 G4-6-3 1-2f		0-0 FC5-4 1-2f		0-3 K	0-0 P6		5	0	0	0	0	2	6
Andy Van Slyke, L (1, 8) OBP: 0.307, SLG: 0.300	0-3 K		0-0 2B		0-3 K		0-3 K		0-0 G4-3	5	0	1	0	0	3	2
Dave Clark, L (1, 9) OBP: 0.400, SLG: 0.588		0-0 2B 1B	0-0 F7			0-0 G3-1 G5-3 1B		0-0 1B 2B	0-0 F7	5	2	3	0	0	0	1
Jeff King, R (1, 5) OBP: 0.326, SLG: 0.386		0-0 1-H 2B		0-0 G1-6-3 1B		0-0 G5-3		0-0 F8	4-0 BB	4	0	2	1	1	0	2
Orlando Merced, S (1, 3) OBP: 0.400, SLG: 0.366		0-0 G1-3		0-0 1-2 G1-6-3 1B		0-0 G3-1		0-0 2B 1B 1B	0-3 K	5	1	2	1	0	1	3
Al Martin, L (1, 7) OBP: 0.357, SLG: 0.493		0-0 F7		0-0 G1-6-3 1-2f 2-3		0-0 F7		0-0 1B 2B		4	0	1	0	0	0	4
Don Slaught, R (1, 2) OBP: 0.452, SLG: 0.313		4-0 BB		0-0 G5-3		0-0 G5-3		0-0 F9	4-0 1B BB	2	0	0	0	2	0	1
Zane Smith, L Dan Miceli, R Randy Tomlin, L Tom Edens, R Ravelo Marcano, L Alejandro Pena, R Lloyd McClendon, R Jeff Ballard, L Mark Devey, R		0-0 G1-3		0-3 K		0-3 K		4-0 2B BB	0-0 1-2 2-3 3-H	1B						

BOTTOM

Houston Astros @ Pittsburgh Pirates
Three Rivers Stadium, Pittsburgh, PA

Tue May 03 1994, 7:05 PM EDT
Att. 9,790 - Unknown - 49 F

livebaseballscorecards.com

AB	37
R	4
H	12
RBI	4
BB	5
SO	7
LOB	24



Inning Stats	R: 0	H: 0	E: 0	K: 2	S: 7	LOB: 0	BB: 0	P: 7	R: 1	H: 2	E: 0	K: 0	S: 5	LOB: 2	BB: 1	P: 9	R: 0	H: 2	E: 0	K: 0	S: 4	LOB: 1	BB: 0	P: 4	R: 0	H: 2	E: 0	K: 0	S: 4	LOB: 1	BB: 0	P: 4	R: 0	H: 0	E: 0	K: 2	S: 7	LOB: 1	BB: 1	P: 11	R: 0	H: 1	E: 0	K: 0	S: 4	LOB: 1	BB: 0	P: 4	R: 1	H: 1	E: 0	K: 2	S: 8	LOB: 1	BB: 1	P: 12	R: 2	H: 4	E: 0	K: 0	S: 7	LOB: 3	BB: 1	P: 11	R: 0	H: 0	E: 0	K: 1	S: 5	LOB: 1	BB: 1	P: 9	1B: 7	2B: 5	3B: 0	HR: 0	SF: 0	SAC: 0	DP: 2	HBP: 0	WP: 0	PB: 0	SB: 0	CS: 0	PA: 42
--------------	------	------	------	------	------	--------	-------	------	------	------	------	------	------	--------	-------	------	------	------	------	------	------	--------	-------	------	------	------	------	------	------	--------	-------	------	------	------	------	------	------	--------	-------	-------	------	------	------	------	------	--------	-------	------	------	------	------	------	------	--------	-------	-------	------	------	------	------	------	--------	-------	-------	------	------	------	------	------	--------	-------	------	-------	-------	-------	-------	-------	--------	-------	--------	-------	-------	-------	-------	--------

PITCHER	IP	WLS	W	BF	H	R	ER	SO	BB	IBB	HBP	BLK	WP	HR	S	P	ERA	WHIP
Doug Drabek, R (1, 1) ERA: 3.4	7.0			30	8	2	2	6	3	0	0	0	0	0	39	51	2.57	1.571
Mike Hampton, L (8, 1) ERA: 5.19	0.1			4	3	2	2	0	0	0	0	0	0	0	4	4	54.00	9.000
John Hudek, R (8, 1) ERA:	0.0			2	1	0	0	0	1	0	0	0	0	0	1	5	∞	∞
Tom Edens, R (8, 1) ERA: 2.41	0.2			2	0	0	0	0	0	0	0	0	0	0	2	2	0.00	0.000
Mitch Williams, L (9, 1) ERA: 7.15	1.0	S		4	0	0	0	1	1	0	0	0	0	0	5	9	0.00	1.000

Batter	1	2	3	4	5	6	7	8	9	AB R H RBI BB SO LOB
James Mouton, R (1, 9) OBP: 0.294, SLG: 0.297	2-0 F7		1-0 B3		1-2 G5-3		0-1 G6-3		4-1 1B BB	4 1 0 0 1 0 1
Steve Finley, L (1, 8) OBP: 0.362, SLG: 0.575	2-2 G4-3		1-2 G4-3		1-2 G4-3			4-1 3B BB	1-2 E6 1B	4 1 0 1 1 0 3
Craig Biggio, R (1, 4) OBP: 0.421, SLG: 0.580	1-1 G5		0-0 G4-3		1-2 G6-3			0-0 1-H FC3-6-5 3B	0-0 1-3 2-H 3-H 1B	5 0 2 3 0 0 1

5 Jeff Bagwell, R (1, 3) OBP: 0.393, SLG: 0.602		0-1 FC5-4 1B		2-2 1B SF9 1B		0-0 E5 FC5-4		1-1 G5-3	2-2 F7	5 1 2 0 0 0 3
Kevin Bass, S (1, 7) OBP: 0.353, SLG: 0.500 Mitch Williams, L (9, 1)		1-1 FC5-4 1B		1-0 SAFE 1B G5-3 2B 1B		0-2 SAFE FC5-4 1-2f		3-1 FC3-6-5	0-1 P6	5 2 1 0 0 0 5 0 0 0 0 0 0 0
Ken Caminiti, S (1, 5) OBP: 0.283, SLG: 0.398		0-0 1B 1-2 1B		0-0 SAFE SF9		0-0 SAFE F7		0-0 G5-3		3 0 1 1 0 0 2

Andujar Cedeno, R (1, 6) OBP: 0.400, SLG: 0.654		1-2 L9		1-2 SAFE G5-3		0-3 SAFE K		1-2 P3		4 0 0 0 0 1 4
Scott Servais, R (1, 2) OBP: 0.253, SLG: 0.269		1-1 1-3 2-H 1B		3-2 SAFE 2B		1-0 F7		2-1 BB E HBP		3 1 2 2 0 0 0
Darryl Kile, R (1, 1) OBP: 0.077, SLG: 0.154 Shane Reynolds, R (8, 1) Sid Bream, L (9, PH) OBP: 0.375, SLG: 0.286 Luis Gonzalez, L (9, 7) OBP: 0.341, SLG: 0.400		0-0 G4-3 2B		0-3 SAFE K		2-3 K		4-2 E BB 1B BB		3 0 1 0 0 2 1 0 0 0 0 0 0 0 0 1 0 0 1 0 0 0 0 0 0 0 0 0

Inning Stats	R: 0 E: 0 K: 0 S: 6	H: 0 LOB: 0 BB: 0 P: 11	R: 1 E: 0 K: 0 S: 11	H: 3 LOB: 2 BB: 0 P: 14	R: 0 E: 0 K: 0 S: 7	H: 1 LOB: 1 BB: 0 P: 9	R: 2 E: 0 K: 1 S: 15	H: 3 LOB: 1 BB: 0 P: 22	R: 0 E: 0 K: 0 S: 11	H: 0 LOB: 0 BB: 0 P: 14	R: 0 E: 1 K: 1 S: 9	H: 0 LOB: 1 BB: 0 P: 9	R: 0 E: 0 K: 1 S: 9	H: 0 LOB: 0 BB: 0 P: 12	R: 1 E: 0 K: 0 S: 7	H: 1 LOB: 1 BB: 1 P: 15	R: 3 E: 1 K: 0 S: 18	H: 1 LOB: 2 BB: 2 P: 32	1B: 6 2B: 2 3B: 1 HR: 0	SF: 1 SAC: 0 DP: 0 HBP: 1	WP: 0 PB: 0 SB: 1 CS: 0	PA: 41
--------------	------------------------------	----------------------------------	-------------------------------	----------------------------------	------------------------------	---------------------------------	-------------------------------	----------------------------------	-------------------------------	----------------------------------	------------------------------	---------------------------------	------------------------------	----------------------------------	------------------------------	----------------------------------	-------------------------------	----------------------------------	----------------------------------	------------------------------------	----------------------------------	--------


PITCHER	IP	WLS	BF	H	R	ER	SO	BB	IBB	HBP	BLK	WP	HR	S	P	ERA	WHIP
Steve Cooke, L (1, 1) ERA: 4.85	7.0		28	7	3	3	3	0	0	0	0	0	0	68	91	3.86	1.000
Randy Tomlin, L (8, 1) ERA: 4.3	0.0	L	1	0	1	1	0	1	0	0	0	0	0	1	5	∞	∞
Rick White, R (8, 1) ERA: 1.84	2.0		12	2	3	2	0	2	0	1	0	0	0	24	42	9.00	2.000

TOP

Houston Astros @ Pittsburgh Pirates
Three Rivers Stadium, Pittsburgh, PA

Wed May 04 1994, 7:05 PM EDT
Att. 10,121 - Unknown - 49 F

AB	36
R	7
H	9
RBI	7
BB	3
SO	3
LOB	20



Batter	1	2	3	4	5	6	7	8	9	AB R H RBI BB SO LOB
Al Martin, L OBP: 0.348, SLG: 0.468 (1, 7) BB	4-1 2B	1-2 G3		2-2 G4-3			2-3 K		1-2 K	4 1 0 0 1 2 2
Jay Bell, R OBP: 0.324, SLG: 0.383 (1, 6) 1 SAFE 2B	1-1 2B		3-1 FC1-6 1B		2-2 G4-3		4-0 BB 1B		3-2 HR	4 3 3 2 1 0 0
Andy Van Slyke, L OBP: 0.302, SLG: 0.287 (1, 8) P4	1-0 P4		1-2 FC1-6 E G3 1-2f		2-1 G4-3		4-0 BB 1B		2-3 K	4 0 0 0 1 1 2
Dave Clark, L OBP: 0.410, SLG: 0.568 (1, 9) Randy Tomlin, L OBP: 0.600, SLG: 0.600 (8, 1) Rick White, R (8, 1) Lloyd McClendon, R OBP: 0.294, SLG: 0.313 (9, PH)	1-3 K		0-0 G3		4-2 BB		0-0 BB 1B		3-3 K	3 0 1 1 1 1 2 0 0 0 0 0 0 0 0 0 0 0 0 0 0 1 0 0 0 0 1 0
Jeff King, R OBP: 0.333, SLG: 0.395 (1, 5) 2B	2-2 2B		1-0 E5		0-0 F9		4-1 BB 1B			3 0 1 1 1 0 2
Orlando Merced, S OBP: 0.382, SLG: 0.347 (1, 3) (8, 9) G6-3	1-1 G6-3		1-1 G4-3			2-1 G3-1		1-0 L4		4 0 0 0 0 0 6
Don Slaught, R OBP: 0.439, SLG: 0.294 (1, 2) K		1-2 K		4-2 SH3-4 BB		3-2 P4		2-1 G6-3		3 0 0 0 1 1 0
Tom Foley, L OBP: 0.257, SLG: 0.172 (1, 4) L8		1-0 L8		1-1 F7		1-0 F9		2-2 G4-3		4 0 0 0 0 0 1
Steve Cooke, R OBP: 0.111, SLG: 0.111 (1, 1) Brian Hunter, R OBP: 0.273, SLG: 0.463 (7, PH) Kevin Young, R OBP: 0.231, SLG: 0.286 (8, 3) 1B		2-1 1B		0-0 SH3-4			3-1 F8		1-0 F8	1 0 1 0 0 0 0 1 0 0 0 0 0 0 1 0 0 0 0 0 0

Inning Stats	R: 2 E: 0 K: 1 S: 12	H: 2 LOB: 1 BB: 1 P: 22	R: 0 E: 0 K: 1 S: 11	H: 1 LOB: 1 BB: 0 P: 16	R: 0 E: 1 K: 0 S: 10	H: 1 LOB: 2 BB: 0 P: 16	R: 0 E: 0 K: 0 S: 9	H: 0 LOB: 1 BB: 1 P: 16	R: 0 E: 0 K: 0 S: 8	H: 0 LOB: 1 BB: 1 P: 16	R: 0 E: 0 K: 0 S: 6	H: 0 LOB: 0 BB: 0 P: 12	R: 1 E: 0 K: 1 S: 8	H: 1 LOB: 3 BB: 3 P: 26	R: 0 E: 0 K: 0 S: 6	H: 0 LOB: 0 BB: 0 P: 11	R: 1 E: 0 K: 3 S: 13	H: 1 LOB: 0 BB: 0 P: 22	1B: 3 2B: 2 3B: 0 HR: 1	SF: 0 SAC: 1 DP: 0 HBP: 0	WP: 0 PB: 0 SB: 0 CS: 0	PA: 40
--------------	-------------------------------	----------------------------------	-------------------------------	----------------------------------	-------------------------------	----------------------------------	------------------------------	----------------------------------	------------------------------	----------------------------------	------------------------------	----------------------------------	------------------------------	----------------------------------	------------------------------	----------------------------------	-------------------------------	----------------------------------	----------------------------------	------------------------------------	----------------------------------	--------


PITCHER	IP	WLS	BF	H	R	ER	SO	BB	IBB	HBP	BLK	WP	HR	S	P	ERA	WHIP
Darryl Kile, R ERA: 3.69 (1, 1)	7.0	W	33	5	3	3	3	6	0	0	0	0	0	64	124	3.86	1.571
Shane Reynolds, R ERA: 5.28 (8, 1)	1.0		3	0	0	0	0	0	0	0	0	0	0	6	11	0.00	0.000
Mitch Williams, L ERA: 7.3 (9, 1)	1.0		4	1	1	1	3	0	0	0	0	0	1	13	22	9.00	1.000

BOTTOM

Houston Astros @ Pittsburgh Pirates
Three Rivers Stadium, Pittsburgh, PA

Wed May 04 1994, 7:05 PM EDT
Att: 10,121 - Unknown - 49 F

AB	33
R	4
H	6
RBI	4
BB	6
SO	6
LOB	15



livebaseballscores.com

Houston Astros @ Cincinnati Reds

Riverfront Stadium, Cincinnati, OH

Thu May 05 1994, 7:05 PM EDT
 Att. 24,620 - Unknown - 69 F

livebaseballscorecards.com



WP: 0 PA: 45
 PB: 0
 SB: 2
 CS: 0

AB 38
 R 8
 H 12
 RBI 8
 BB 3
 SO 5
 LOB 16

AB R H RBI BB SO LOB

4 2 2 0 0 0 2

5 2 3 1 0 1 1

5 1 1 1 0 1 3

3 1 1 2 1 0 1

5 1 2 2 0 0 2

4 1 2 0 1 0 1

3 0 1 1 0 0 0
 0 0 0 0 1 0 0
 0 0 0 0 0 0 0
 0 0 0 0 0 0 0

5 0 0 1 0 1 4

3 0 0 0 0 2 0
 0 0 0 0 0 0 0
 0 0 0 0 0 0 0
 1 0 0 0 0 0 2
 0 0 0 0 0 0 0

Batter	1	2	3	4	5	6	7	8	9	10
James Mouton, R (1, 9) OBP: 0.308, SLG: 0.316	1-1 FC4-6 HBP	2-2 P4			0-1 E9 1B 2B		1-2 S 1B		0-2 G6-3	
Steve Finley, L (1, 8) OBP: 0.372, SLG: 0.586	2-2 FC4-6 1B		3-2 G4-3 5 G6-3 2B		3-1 2B 5 SF9 1B		0-1 P6 1-2		1-3 K	
Craig Biggio, R (1, 4) OBP: 0.412, SLG: 0.571	1-0 FC4-6 5 1B		0-0 G4-3		2-1 5 SF9 2B		1-2 G5-3			1-3 K
5 Jeff Bagwell, R (1, 3) OBP: 0.393, SLG: 0.594	0-1 G4-6-3 1B		0-1 G6-3		3-1 SF9		2-2 P8			4-2 S 1B BB
Luis Gonzalez, L (1, 7) OBP: 0.344, SLG: 0.412	0-1 G4-6-3		2-2 F8		2-2 2B			0-0 G4-3		3-2 BB G5-3 1B
Ken Caminiti, S (1, 5)		3-2 SH1-4 1B		0-0 P6	2-1 L9		1-1 SF9 3B		4-0 G5-3 BB IBB	
Tony Eusebio, R (1, 2) OBP: 0.185, SLG: 0.385		0-1 SH1-4 1B		2-1 F9		1-1 G6-3		1-0 SF9	4-1 G5-3 BB	
Sid Bream, L (10, PH) OBP: 0.444, SLG: 0.286										
Andy Stankiewicz, R (10, PR) OBP: 0.478, SLG: 0.684										
Scott Servais, R (10, 2) OBP: 0.253, SLG: 0.269										
Andujar Cedeno, R (1, 6) OBP: 0.379, SLG: 0.614		2-1 P2		1-3 K		0-1 G5-3		0-2 G1-3	1-2 G5-3	
Greg Swindell, L (1, 1) OBP: 0.308, SLG: 0.462		0-0 SH1-4			3-3 K	0-0 G6-3			1-3 K	1-2 2-3 3-H F7
Tom Edens, R (9, 1)										
Mitch Williams, L (9, 1)										
Kevin Bass, S (10, PH) OBP: 0.343, SLG: 0.485										
John Hudek, S (10, 1)										

Inning Stats	R: 1	H: 2	E: 0	LOB: 1	K: 0	BB: 0	S: 9	P: 13	R: 0	H: 2	E: 0	LOB: 2	K: 0	BB: 0	S: 14	P: 21	R: 1	H: 1	E: 0	LOB: 0	K: 0	BB: 0	S: 10	P: 15	R: 0	H: 0	E: 0	LOB: 0	K: 1	BB: 0	S: 6	P: 9	R: 3	H: 4	E: 1	LOB: 1	K: 1	BB: 0	S: 17	P: 32	R: 0	H: 0	E: 0	LOB: 0	K: 0	BB: 0	S: 5	P: 6	R: 0	H: 1	E: 0	LOB: 1	K: 0	BB: 0	S: 17	P: 21	R: 1	H: 1	E: 0	LOB: 0	K: 0	BB: 0	S: 7	P: 9	R: 0	H: 0	E: 0	LOB: 0	K: 2	BB: 0	S: 9	P: 11	R: 2	H: 1	E: 0	LOB: 2	K: 1	BB: 3	S: 20	P: 39	1B: 7	SF: 2	2B: 4	SAC: 1	3B: 1	DP: 1	HR: 0	HBP: 1
--------------	------	------	------	--------	------	-------	------	-------	------	------	------	--------	------	-------	-------	-------	------	------	------	--------	------	-------	-------	-------	------	------	------	--------	------	-------	------	------	------	------	------	--------	------	-------	-------	-------	------	------	------	--------	------	-------	------	------	------	------	------	--------	------	-------	-------	-------	------	------	------	--------	------	-------	------	------	------	------	------	--------	------	-------	------	-------	------	------	------	--------	------	-------	-------	-------	-------	-------	-------	--------	-------	-------	-------	--------

PITCHER	IP	WLS	BF	H	R	ER	SO	BB	IBB	HBP	BLK	WP	HR	S	P	ERA	WHIP
Jose Rijo, R (1, 1) ERA: 4.2	5.0		24	9	5	5	2	0	0	1	0	0	0	56	9	9.00	1.800
Jerry Spradlin, R (6, 1) ERA: 3.0	3.0		11	2	1	1	0	0	0	0	0	0	0	29	36	3.00	0.667
Johnny Ruffin, R (9, 1) ERA: 1.69	1.0		3	0	0	0	2	0	0	0	0	0	0	9	11	0.00	0.000
Jeff Brantley, R (10, 1) ERA: 2.55	1.0	L	7	1	2	2	1	2	1	0	0	0	0	20	39	18.00	3.000

BOTTOM

Houston Astros @ Cincinnati Reds
Riverfront Stadium, Cincinnati, OH

Thu May 05 1994, 7:05 PM EDT
Att. 24,620 - Unknown - 69 F

livebaseballscorecards.com

AB	38
R	6
H	10
RBI	6
BB	1
SO	3
LOB	8



AB R H RBI BB SO LOB

5	0	0	0	0	1	2
5	0	0	0	0	0	1
5	0	0	0	0	1	0
4	0	2	0	0	0	0
4	2	1	0	0	0	2
4	1	1	0	0	0	1
3	2	2	2	1	0	0
4	1	2	4	0	0	1
1	0	1	0	0	0	0
1	0	0	0	0	0	1
0	0	0	0	0	0	0
1	0	1	0	0	0	0
0	0	0	0	0	0	0
0	0	0	0	0	0	0
1	0	0	0	0	1	0
0	0	0	0	0	0	0

1B:	8	SF:	0
2B:	0	SAC:	0
3B:	0	DP:	2
HR:	2	HBP:	0

WP:	0	PA:	39
PB:	0		
SB:	0		
CS:	0		

Batter	1	2	3	4	5	6	7	8	9	10
Barry Larkin, R OBP: 0.350, SLG: 0.284 (1, 6)	1-1 G5-3		1-0 FC6-4			1-2 P3		2-3 SAFE		1-1 L3
Hal Morris, L OBP: 0.333, SLG: 0.407 (1, 3)	2-2 F9			0-0 F7		1-2 L8		0-0 G3-6-3		2-2 G4-3
Reggie Sanders, R OBP: 0.297, SLG: 0.485 (1, 9)	3-2 P3			0-0 G5-3		1-1 F7			0-2 F8	2-3 K
Kevin Mitchell, R OBP: 0.379, SLG: 0.624 (1, 7)		1-0 F8		0-0 1B			0-0 FC6-4 1B		2-1 G2	
Roberto Kelly, R OBP: 0.343, SLG: 0.367 (1, 8)		2-1 F8		2-1 F8			1-2 FC6-4 HR		2-1 BB 1B HR 1B	
Tony Fernandez, S OBP: 0.378, SLG: 0.520 (1, 5)		3-1 F8			2-1 L4		0-1 SAFE L7		1-2 BB HR 1B	
Bret Boone, R OBP: 0.384, SLG: 0.553 (1, 4)			2-0 G6-4-3 1B		0-2 G4-3		0-0 HR		4-2 HR BB	
Brian Dorsett, R OBP: 0.387, SLG: 0.444 (1, 2)			2-2 SAFE SAFE G6-4-3 1-2f		0-0 1B		1-1 L5		2-0 HR	
Jose Rijo, R OBP: 0.200, SLG: 0.200 (5, PH)			1-0 FC6-4 1B		0-1 F7		3-2 G3-6-3 1B		2-3 K	
Jacob Brumfield, R OBP: 0.231, SLG: 0.308 (6, 1)										
Jerry Spradlin, S (6, PH)										
Jerome Walton, R OBP: 0.400, SLG: 0.400 (8, PH)										
Johnny Ruffin, R (9, 1)										
Thomas Howard, S OBP: 0.348, SLG: 0.485 (9, PH)										
Jeff Brantley, R (10, 1)										

Inning Stats	R: 0	H: 0	E: 0	K: 0	S: 8	P: 14	R: 0	H: 0	E: 0	K: 0	S: 5	P: 11	R: 0	H: 2	E: 0	K: 0	S: 6	R: 0	H: 1	E: 0	K: 0	S: 5	P: 7	R: 0	H: 1	E: 0	K: 0	S: 8	P: 10	R: 0	H: 0	E: 0	K: 0	S: 11	P: 14	R: 2	H: 2	E: 0	K: 0	S: 9	P: 11	R: 0	H: 1	E: 0	K: 1	S: 9	P: 14	R: 4	H: 3	E: 0	K: 1	S: 20	P: 33	R: 0	H: 0	E: 0	K: 1	S: 10	P: 15	1B: 8	SF: 0	2B: 0	SAC: 0	3B: 0	DP: 2	HR: 2	HBP: 0	WP: 0	PA: 39
--------------	------	------	------	------	------	-------	------	------	------	------	------	-------	------	------	------	------	------	------	------	------	------	------	------	------	------	------	------	------	-------	------	------	------	------	-------	-------	------	------	------	------	------	-------	------	------	------	------	------	-------	------	------	------	------	-------	-------	------	------	------	------	-------	-------	-------	-------	-------	--------	-------	-------	-------	--------	-------	--------

PITCHER	IP	WLS	BF	H	R	ER	SO	BB	IBB	HBP	BLK	WP	HR	S	P	ERA	WHIP
Greg Swindell, L ERA: 2.27 (1, 1)	8.2		33	9	4	4	1	0	0	0	0	0	1	73	110	4.15	1.038
Tom Edens, R ERA: 3.38 (9, 1)	0.0		2	1	2	2	0	1	0	0	0	0	1	3	9	∞	∞
Mitch Williams, L ERA: 7.11 (9, 1)	0.1	W	1	0	0	0	1	0	0	0	0	0	0	5	7	0.00	0.000
John Hudek, R ERA: (10, 1)	1.0	S	3	0	0	0	1	0	0	0	0	0	0	10	15	0.00	0.000

PITCHER	IP	WLS	BF	H	R	ER	SO	BB	IBB	HBP	BLK	WP	HR	S	P	ERA	WHIP
Greg Swindell, L ERA: 2.27 (1, 1)	8.2		33	9	4	4	1	0	0	0	0	0	1	73	110	4.15	1.038
Tom Edens, R ERA: 3.38 (9, 1)	0.0		2	1	2	2	0	1	0	0	0	0	1	3	9	∞	∞
Mitch Williams, L ERA: 7.11 (9, 1)	0.1	W	1	0	0	0	1	0	0	0	0	0	0	5	7	0.00	0.000
John Hudek, R ERA: (10, 1)	1.0	S	3	0	0	0	1	0	0	0	0	0	0	10	15	0.00	0.000

Batter	1	2	3	4	5	6	7	8	9	AB R H RBI BB SO LOB	TOP	
James Mouton, R (1, 9) OBP: 0.321, SLG: 0.323	0-0 5 BB 1B		0-1 L3		4-0 5 WP BB	0-1 1-2 3-H 1B			3-1 F9	4 1 2 1 1 0 0		
Steve Finley, L (1, 8) OBP: 0.365, SLG: 0.565	1-3 K		1-1 G6-3		4-2 5 WP BB	0-0 P6			1-1 P7	4 0 0 0 1 1 3		
Craig Biggio, R (1, 4) OBP: 0.411, SLG: 0.556	4-0 5 BB 1-2 SF8 BB		1-3 K2-3		0-0 F8			0-1 L5	4-2 BB	3 1 0 0 2 1 2		
5 Jeff Bagwell, R (1, 3) OBP: 0.410, SLG: 0.596	3-2 1-3 2-H 1B			1-1 E 1B	4-2 1-2 2-3 BB			4-2 BB	1-1 F8	3 0 2 1 2 0 1		
Luis Gonzalez, L (1, 7) OBP: 0.330, SLG: 0.398	1-1 SF8			2-1 L9	2-2 G5-3			0-1 F8		3 0 0 1 0 0 5		
Ken Caminiti, S (1, 5) OBP: 0.287, SLG: 0.407	0-0 L8			2-2 E4		0-2 F9		0-3 K		4 0 0 0 0 1 3		
Scott Servais, R (1, 2) OBP: 0.253, SLG: 0.282		1-1 L7		1-3 K		2-0 G6-3 1B 2B		1-3 K		4 1 1 0 0 2 2		
Andujar Cedeno, R (1, 6) OBP: 0.364, SLG: 0.566		1-3 K		1-3 K		0-0 G6-3		2-3 K		4 0 0 0 0 3 3		
Pete Harnisch, S (1, 1) OBP: 0.182, SLG: 0.273 Todd Jones, L (5, 1) Chris Donnels, L (6, PH) Shane Reynolds, R (6, 1) Kevin Bass, S (8, PH) Tom Edens, R (8, 1)		1-2 G6-3			0-0 F5	4-2 1B BB		1-0 F7		2 0 0 0 0 0 0 0 0 0 0 0 0 0 0 0 0 0 1 0 0 0 0 0 0 0 0 0 1 0 0 0 0 0 0 0 0 0 0 0 0 0		
Inning Stats	R: 2 H: 2 E: 0 LOB: 1 K: 1 BB: 1 S: 12 P: 20	R: 0 H: 0 E: 0 LOB: 0 K: 1 BB: 0 S: 8 P: 11	R: 0 H: 0 E: 0 LOB: 0 K: 1 BB: 0 S: 7 P: 9	R: 0 H: 1 E: 1 LOB: 2 K: 2 BB: 0 S: 13 P: 20	R: 0 H: 0 E: 0 LOB: 3 K: 0 BB: 3 S: 12 P: 25	R: 1 H: 2 E: 0 LOB: 2 K: 0 BB: 1 S: 12 P: 18	R: 0 H: 0 E: 0 LOB: 1 K: 1 BB: 1 S: 9 P: 13	R: 0 H: 0 E: 0 LOB: 0 K: 2 BB: 0 S: 12 P: 16	R: 0 H: 0 E: 0 LOB: 1 K: 0 BB: 1 S: 8 P: 17	1B: 4 SF: 1 2B: 1 SAC: 0 3B: 0 DP: 0 HR: 0 HBP: 0	WP: 1 PA: 40 PB: 0 SB: 1 CS: 0	
PITCHER	IP WLS BF H R ER SO BB IBB HBP BLK WP HR S P ERA WHIP											
Tim Lincecum, R (1, 1) ERA: 4.45	5.2 W 28 5 3 3 5 5 0 0 0 1 0 63 102 4.76 1.765											
Chuck McElroy, L (6, 1) ERA: 1.28	3.0 10 0 0 0 3 1 0 0 0 0 0 26 38 0.00 0.333											
Hector Carrasco, R (9, 1) ERA: 0.75	0.1 S 2 0 0 0 0 1 0 0 0 0 0 4 9 0.00 3.000											

Houston Astros @ Cincinnati Reds
Riverfront Stadium, Cincinnati, OH

Fri May 06 1994, 7:05 PM EDT
Att. 27,482 - Unknown - 53 F

livebaseballscorecards.com

AB	32
R	3
H	5
RBI	3
BB	7
SO	8
LOB	19



Batter	1	2	3	4	5	6	7	8	9
Barry Larkin, R OBP: 0.352, SLG: 0.283 (1, 6)	1-2 G1-3	0-0 1B		4-0 1B BB	3-3 K			1-1 F8	
Tony Fernandez, S OBP: 0.389, SLG: 0.519 (1, 5)	4-1 BB	2-2 F9		2-2 1B		0-3 K		0-0 1B	
Hal Morris, L OBP: 0.320, SLG: 0.389 (1, 3)	2-3 K		1-2 G4-3	1-1 F8		3-3 K		0-0 G4-3	
Kevin Mitchell, R OBP: 0.384, SLG: 0.652 (1, 7)	1-3 K		2-1 1B		2-0 HR		2-2 F7		
Roberto Kelly, R OBP: 0.339, SLG: 0.356 (1, 8)		1-2 G6-3	3-2 F9		4-1 S BB		2-3 K		
Reggie Sanders, R OBP: 0.304, SLG: 0.481 (1, 9)		3-1 WP 1B	2-3 K		1 SAFE 2-3 K		4-2 G2-3 BB		
Bret Boone, R OBP: 0.367, SLG: 0.525 (1, 4)		1-3 K		2-0 G1-3	0-3 K		0-0 G2-3		
Brian Dorsett, R OBP: 0.409, SLG: 0.436 (1, 2)		4-1 1B BB		0-0 P4	4-1 BB		4-0 BB IBB		
Tim Pugh, R OBP: 0.583, SLG: 0.600 (1, 1)		1-1 1B		2-1 BB 1B	4-2 BB		1-3 K		
Chuck McElroy, L (6, 1)		1-2 2-H 1B							
Hector Carrasco, R (9, 1)									

AB	R	H	RBI	BB	SO	LOB
4	0	1	1	1	1	3
4	0	2	1	1	1	2
5	0	0	0	0	2	3
4	1	2	1	0	1	1
3	0	0	0	1	1	1
3	1	1	0	1	2	2
4	0	0	0	0	2	3
1	1	0	0	3	0	0
2	1	2	1	1	0	0
1	0	0	0	0	1	2
0	0	0	0	0	0	0

BOTTOM

Houston Astros @ Cincinnati Reds
Riverfront Stadium, Cincinnati, OH

Fri May 06 1994, 7:05 PM EDT
Att: 27,482 - Unknown - 53 F

livebaseballscorecards.com

AB	31
R	4
H	8
RBI	4
BB	8
SO	11
LOB	17



1B: 7	SF: 0
2B: 0	SAC: 0
3B: 0	DP: 0
HR: 1	HBP: 0

WP: 1	PA: 39
PB: 0	
SB: 2	
CS: 0	

Inning Stats	R	H	E	K	S	R	H	E	K	S	R	H	E	K	S	R	H	E	K	S	R	H	E	K	S		
PITCHER	IP	WLS	BF	H	R	ER	SO	BB	IBB	HBP	BLK	WP	HR	S	P	ERA	WHIP										
Pete Harnisch, R ERA: 6.69 (1, 1)	4.2	L	27	7	4	4	6	6	0	0	0	1	1	62	117	7.71	2.786										
Todd Jones, R ERA: 5.54 (5, 1)	0.1		1	0	0	0	1	0	0	0	0	0	0	5	8	0.00	0.000										
Shane Reynolds, R ERA: 4.67 (6, 1)	2.0		8	0	0	0	4	1	1	0	0	0	0	19	35	0.00	0.500										
Tom Edens, R ERA: 3.2 (8, 1)	1.0		3	1	0	0	0	0	0	0	0	0	0	4	5	0.00	1.000										

Batter	1	2	3	4	5	6	7	8	9	AB R H RBI BB SO LOB	TOP											
James Mouton, R (1, 8) OBP: 0.325, SLG: 0.327	0-3 K	0-0 1B 2-H			0-0 WP 1B	0-3 K			0-0 G5-3	5 2 2 1 0 2 2												
Mike Felder, S (1, 9) OBP: 0.323, SLG: 0.323	0-0 1B 5 HR	0-0 1B 1-H			0-0 L9			0-0 G6-3 1B WP	0-3 K	5 2 3 1 0 1 1												
Craig Biggio, R (1, 4) OBP: 0.411, SLG: 0.545	0-0 1B 5 HR	0-0 F7			4-0 BB 1-H			0-0 G6-3	0-0 G1-3	4 1 1 0 1 0 2												
5 Jeff Bagwell, R (1, 3) OBP: 0.405, SLG: 0.611	0-0 HR 1-H 2-H			0-0 F8	0-0 F9			0-3 K		4 1 1 3 0 1 2												
Kevin Bass, S (1, 7) OBP: 0.350, SLG: 0.459	4-0 BB G6-4-3			0-0 P6	0-3 K			0-0 1B		3 0 1 1 1 1 1												
Ken Caminiti, S (1, 5) OBP: 0.276, SLG: 0.389	0-0 G6-4-3 1-2f			0-3 K				0-0 G6-3	0-0 P4	4 0 0 0 0 1 2												
Scott Servais, R (1, 2) OBP: 0.256, SLG: 0.297		0-3 K		0-0 F9				0-0 P5		3 0 1 0 0 1 0												
Steve Finley, L (8, PH) OBP: 0.362, SLG: 0.560										1 0 0 0 0 0 0	AB 35											
Tony Eusebio, R (8, 2) OBP: 0.185, SLG: 0.385										0 0 0 0 0 0 0	R 7											
Andujar Cedeno, R (1, 6) OBP: 0.350, SLG: 0.560		0-0 E1 1B SH2-4		0-3 K				0-0 G6-3		4 1 0 0 0 2 1	H 9											
Brian Williams, R (1, 1) OBP: 0.400, SLG: 0.400											RBI 6											
Todd Jones, L (4, 1) OBP: 0.690, SLG: 0.694		0-0 SH2-4		0-0 F9				0-3 K			BB 3											
Andy Stankiewicz, R (6, PH) OBP: 0.690, SLG: 0.694											SO 10											
Shane Reynolds, R (6, 1) OBP: 0.327, SLG: 0.393											LOB 11											
Mike Hampton, R (7, 1) OBP: 0.327, SLG: 0.393																						
Luis Gonzalez, L (7, 7) OBP: 0.327, SLG: 0.393																						
John Hudek, S (7, 1) OBP: 0.327, SLG: 0.393																						
Inning Stats	R: 3 E: 0 K: 1 S: 7	H: 3 LOB: 0 BB: 1 P: 11	R: 2 E: 1 K: 1 S: 8	H: 2 LOB: 1 BB: 0 P: 8	R: 0 E: 0 K: 1 S: 5	H: 0 LOB: 0 BB: 0 P: 5	R: 0 E: 0 K: 1 S: 5	H: 0 LOB: 0 BB: 0 P: 5	R: 1 E: 0 K: 1 S: 6	H: 1 LOB: 1 BB: 1 P: 10	R: 0 E: 0 K: 2 S: 8	H: 1 LOB: 2 BB: 1 P: 12	R: 1 E: 0 K: 1 S: 7	H: 2 LOB: 1 BB: 0 P: 7	R: 0 E: 0 K: 1 S: 5	H: 0 LOB: 0 BB: 0 P: 5	R: 0 E: 0 K: 1 S: 5	H: 0 LOB: 0 BB: 0 P: 5	1B: 7 2B: 1 3B: 0 HR: 1	SF: 0 SAC: 1 DP: 1 HBP: 0	WP: 2 PB: 0 SB: 2 CS: 0	PA: 39
PITCHER	IP WLS BF H R ER SO BB IBB HBP BLK WP HR S P ERA WHIP																					
John Smiley, L (1, 1) ERA: 2.59	5.2 W 27 7 6 3 6 3 0 0 0 0 1 1 36 48 4.76 1.765																					
Johnny Ruffin, R (6, 1) ERA: 2.08	1.1 6 2 1 1 2 0 0 0 0 1 0 10 10 6.75 1.500																					
Jeff Brantley, R (8, 1) ERA: 2.29	2.0 6 0 0 0 2 0 0 0 0 0 0 10 10 0.00 0.000																					

Houston Astros @ Cincinnati Reds
Riverfront Stadium, Cincinnati, OH

Sat May 07 1994, 7:05 PM EDT
Att. 26,735 - Unknown - 55 F

livebaseballscorecards.com



Batter	1	2	3	4	5	6	7	8	9	AB R H RBI BB SO LOB	TOP
James Mouton, R (1, 9) OBP: 0.322, SLG: 0.324	0-0 F2		0-0 1B		0-0 B5-3		0-0 G5-3			4 0 1 0 0 0 0	Houston Astros @ Cincinnati Reds Riverfront Stadium, Cincinnati, OH Sun May 08 1994, 3:33 AM EDT Att. 27,174 - Sunny - 59 F
Steve Finley, L (1, 8) OBP: 0.359, SLG: 0.550	0-0 G3		0-3 K		0-0 G4-3		0-0 CS 1B			4 0 1 0 0 1 2	
Craig Biggio, R (1, 4) OBP: 0.406, SLG: 0.534	0-0 G6-3		0-0 FC5		0-0 F8		0-0 CS 1B			4 0 1 0 0 0 2	
5 Jeff Bagwell, R (1, 3) OBP: 0.400, SLG: 0.598		0-3 K		0-0 F8		0-0 HR 1B		0-0 F9		4 1 1 0 0 1 1	
Luis Gonzalez, L (1, 7) OBP: 0.333, SLG: 0.441		0-0 HR		0-0 HR 2B		0-0 F5		0-0 F8		4 2 2 1 0 0 2	
Ken Caminiti, S (1, 5) OBP: 0.275, SLG: 0.414		0-0 P6		0-0 HR		0-0 F8		0-0 G6-3		4 1 1 2 0 0 2	
Scott Servais, R (1, 2) OBP: 0.256, SLG: 0.333		0-0 G6-3		0-0 G6-3		0-0 HR		0-0 F9		4 1 1 2 0 0 0	
Andy Stankiewicz, R (1, 6) OBP: 0.464, SLG: 0.609			0-0 G4-3		0-0 1B		0-0 F9		0-3 K	4 0 1 0 0 1 0	
Doug Drabek, R (1, 1) OBP: 0.100, SLG: 0.056			1-0 FC5 1B HBP		0-0 F9		0-0 G6-3		0-0 F9	3 0 0 0 0 0 1	
Inning Stats	R: 0 H: 0 E: 0 LOB: 0 K: 0 BB: 0 S: 3 P: 3	R: 1 H: 1 E: 0 LOB: 0 K: 1 BB: 0 S: 6 P: 6	R: 0 H: 1 E: 0 LOB: 2 K: 1 BB: 0 S: 6 P: 7	R: 2 H: 3 E: 0 LOB: 1 K: 0 BB: 0 S: 6 P: 6	R: 0 H: 0 E: 0 LOB: 0 K: 0 BB: 0 S: 3 P: 3	R: 2 H: 2 E: 0 LOB: 0 K: 0 BB: 0 S: 5 P: 5	R: 0 H: 1 E: 0 LOB: 0 K: 0 BB: 0 S: 3 P: 3	R: 0 H: 1 E: 0 LOB: 1 K: 0 BB: 0 S: 4 P: 4	R: 0 H: 0 E: 0 LOB: 0 K: 1 BB: 0 S: 5 P: 5	1B: 5 SF: 0 2B: 1 SAC: 0 3B: 0 DP: 0 HR: 3 HBP: 1	WP: 0 PA: 37 PB: 0 SB: 1 CS: 1
PITCHER	IP WLS BF H R ER SO BB IBB HBP BLK WP HR S P ERA WHIP										
Erik Hanson, R (1, 1) ERA: 5.63	6.0 L 26 7 5 5 2 0 0 1 0 0 0 3 29 30 7.50 1.167										
Pete Schourek, L (7, 1) ERA: 3.86	2.0 7 2 0 0 0 0 0 0 0 0 0 0 7 7 0.00 1.000										
Hector Carrasco, R (9, 1) ERA: 0.69	1.0 3 0 0 0 0 1 0 0 0 0 0 0 5 5 0.00 0.000										

livebaseballscorecards.com

AB	35
R	5
H	9
RBI	5
BB	0
SO	3
LOB	10



Batter	1	2	3	4	5	6	7	8	9	AB R H RBI BB SO LOB	TOP																
James Mouton, R (1, 9) OBP: 0.317, SLG: 0.319	0-3 K		0-3 K WP 1B			0-0 G4-6-3 1B			0-0 F9	5 1 1 0 0 2 2																	
Steve Finley, L (1, 8) OBP: 0.360, SLG: 0.544	0-3 K		0-0 1B WP 1-2 1B	0-0 G4-3		0-0 G4-6-3			0-0 5 BB WP 1B	5 1 2 0 0 1 1																	
Craig Biggio, R (1, 4) OBP: 0.406, SLG: 0.521	0-0 G5-3		1-0 1B 1-2 2-3 1B HBP	0-0 F8		0-3 K			4-0 5 BB 1-2 BB	3 1 0 0 1 1 0																	
5 Jeff Bagwell, R (1, 3) OBP: 0.407, SLG: 0.617		0-0 HR	0-0 F2	0-0 F9			4-0 G3-6 BB		4-0 1-2 2-3 BB	3 1 1 1 2 0 3																	
Luis Gonzalez, L (1, 7) OBP: 0.345, SLG: 0.443		0-0 G3 S WP 1B	0-0 S 1-2 2-3 3-H 3B 1B		1-0 1B HBP		0-3 K		0-3 K	4 2 2 1 0 2 4																	
Ken Caminiti, S (1, 5) OBP: 0.269, SLG: 0.417		4-0 G3 1-2 WP BB	0-0 S 1-2 2-H 3-H 3B 1B		0-0 1B		0-0 G3-6 1-2f		0-0 P6	4 2 2 2 1 0 4																	
Scott Servais, R (1, 2) OBP: 0.256, SLG: 0.354		0-3 K	0-0 1-H 2-H 3B		0-0 F9			0-0 G6-3		4 0 1 2 0 1 4																	
Andujar Cedeno, R (1, 6) OBP: 0.346, SLG: 0.543		0-0 G3 1-2 2-3	4-0 1B IBB		0-0 F7			0-0 G6-3		3 0 0 0 1 0 4																	
Darryl Kile, R (1, 1) OBP: 0.059, SLG: 0.118		0-3 K	0-3 K		0-3 K			0-3 K		4 0 0 0 0 4 4																	
John Hudek, S (8, 1)										0 0 0 0 0 0 0																	
Mitch Williams, L (9, 1)										0 0 0 0 0 0 0																	
Inning Stats	R: 0 E: 0 K: 2 S: 7	H: 0 LOB: 0 BB: 0 P: 7	R: 3 E: 0 K: 2 S: 9	H: 2 LOB: 0 BB: 1 P: 13	R: 5 E: 0 K: 2 S: 12	H: 4 LOB: 2 BB: 1 P: 17	R: 0 E: 0 K: 0 S: 3	H: 0 LOB: 0 BB: 0 P: 3	R: 0 E: 0 K: 1 S: 6	H: 1 LOB: 2 BB: 0 P: 7	R: 0 E: 0 K: 1 S: 5	H: 1 LOB: 0 BB: 0 P: 5	R: 0 E: 0 K: 1 S: 4	H: 0 LOB: 0 BB: 1 P: 8	R: 0 E: 0 K: 1 S: 5	H: 0 LOB: 0 BB: 0 P: 5	R: 0 E: 0 K: 1 S: 6	H: 1 LOB: 3 BB: 2 P: 14	1B: 7 2B: 0 3B: 1 HR: 1	SF: 0 SAC: 0 DP: 2 HBP: 2	WP: 4 PB: 1 SB: 3 CS: 0	PA: 42					
PITCHER	IP WLS BF H R ER SO BB IBB HBP BLK WP HR S P ERA WHIP																										
Tom Candiotti, R (1, 1) ERA: 5.23	2.1		16	6	8	7	5	1	0	1	0	2	1	24	29	27.00	3.000										
Gary Wayne, L (3, 1) ERA: 5.25	2.2		11	1	0	0	2	0	1	1	0	0	0	13	18	0.00	0.375										
Omar Daal, L (6, 1) ERA: 3.0	2.0		6	1	0	0	2	1	0	0	0	0	0	9	13	0.00	1.000										
Roger McDowell, R (8, 1) ERA: 4.63	1.1		7	1	0	0	1	2	0	0	0	1	0	7	15	0.00	2.250										
Al Osuna, L (9, 1) ERA:	0.2	W	2	0	0	0	1	0	0	0	0	0	0	4	4	0.00	0.000										

Houston Astros @ Los Angeles Dodgers
Dodger Stadium, Los Angeles, CA

Mon May 09 1994, 7:05 PM PDT
Att. 36,260 - Unknown - 60 F

AB	35
R	8
H	9
RBI	6
BB	5
SO	11
LOB	26



WP: 4	PA: 42
-------	--------

PITCHER	IP	WLS	BF	H	R	ER	SO	BB	IBB	HBP	BLK	WP	HR	S	P	ERA	WHIP
Tom Candiotti, R	2.1		16	6	8	7	5	1	0	1	0	2	1	24	29	27.00	3.000
Gary Wayne, L	2.2		11	1	0	0	2	0	1	1	0	0	0	13	18	0.00	0.375
Omar Daal, L	2.0		6	1	0	0	2	1	0	0	0	0	0	9	13	0.00	1.000
Roger McDowell, R	1.1		7	1	0	0	1	2	0	0	0	1	0	7	15	0.00	2.250
Al Osuna, L	0.2	W	2	0	0	0	1	0	0	0	0	0	0	4	4	0.00	0.000

Batter	1	2	3	4	5	6	7	8	9	AB R H RBI BB SO LOB
Brett Butler, L (1, 8) OBP: 0.457, SLG: 0.473	0-0 F9	0-3 K			4-0 BB			4-0 BB	0-3 K	3 1 0 0 2 2 2
Jose Offerman, S (1, 6) OBP: 0.311, SLG: 0.333	0-3 K		0-0 G4-3		0-0 G3-6-3			4-0 BB	0-0 G5-3	4 1 0 0 1 1 3
Delino DeShields, L (1, 4) Mike Piazza, R (9, PH) OBP: 0.328, SLG: 0.516	0-0 1B		0-0 F8			4-0 BB		0-0 SF8	0-0 HR	3 2 2 1 1 0 0 1 1 1 2 0 0 0
Tim Wallach, R (1, 5) OBP: 0.409, SLG: 0.641	4-0 1B		0-0 1B			0-0 G6-4-3		4-0 BB	0-0 HR	3 1 2 2 2 0 1
Henry Rodriguez, L (1, 7) OBP: 0.376, SLG: 0.538	0-0 1B		0-0 G4-3			0-0 1B		0-0 SF8		3 0 2 2 0 0 1
Eric Karros, R (1, 3) Al Osuna, R (9, 1)	0-0 F9			0-0 G6-3		0-0 L8		0-0 SF8		3 0 0 1 0 0 3 0 0 0 0 0 0 0
Raul Mondesi, R (1, 9) OBP: 0.303, SLG: 0.504		0-0 HR			0-0 F7			0-0 F8		4 1 1 1 0 1 1
Carlos Hernandez, R (1, 2) OBP: 0.333, SLG: 0.333			0-0 G6-3		0-0 G3				0-0 G5-3	4 1 1 0 0 1 0
Tom Candiotti, R (1, 1) Gary Wayne, L (3, 1) Chris Gwynn, L (5, PH) Omar Daal, L (6, 1) Jeff Treadway, L (7, PH) Roger McDowell, R (8, 1) Mitch Webster, S (9, 7)		0-0 F7			0-0 G6-3				0-0 G5-3	1 0 0 0 0 0 0 0 0 0 0 0 0 0 1 0 0 0 0 0 0 0 0 0 0 0 0 0 1 0 0 0 0 0 0 0 0 0 0 0 0 0 1 1 1 0 0 0 0

Inning Stats	R: 1 E: 0 K: 1 S: 7	H: 2 LOB: 2 BB: 1 P: 11	R: 1 E: 0 K: 1 S: 6	H: 1 LOB: 0 BB: 0 P: 6	R: 0 E: 0 K: 0 S: 4	H: 1 LOB: 1 BB: 0 P: 4	R: 0 E: 0 K: 0 S: 3	H: 0 LOB: 0 BB: 0 P: 3	R: 0 E: 0 K: 0 S: 2	H: 0 LOB: 0 BB: 1 P: 6	R: 0 E: 0 K: 0 S: 3	H: 1 LOB: 1 BB: 1 P: 7	R: 0 E: 0 K: 2 S: 7	H: 0 LOB: 0 BB: 0 P: 7	R: 3 E: 0 K: 0 S: 4	H: 1 LOB: 1 BB: 3 P: 16	R: 4 E: 0 K: 1 S: 8	H: 4 LOB: 0 BB: 0 P: 8	1B: 8 2B: 0 3B: 0 HR: 2	SF: 2 SAC: 0 DP: 2 HBP: 0	WP: 0 PB: 0 SB: 2 CS: 0	PA: 40
--------------	------------------------------	----------------------------------	------------------------------	---------------------------------	------------------------------	---------------------------------	------------------------------	---------------------------------	------------------------------	---------------------------------	------------------------------	---------------------------------	------------------------------	---------------------------------	------------------------------	----------------------------------	------------------------------	---------------------------------	----------------------------------	------------------------------------	----------------------------------	--------

PITCHER	IP	WLS	BF	H	R	ER	SO	BB	IBB	HBP	BLK	WP	HR	S	P	ERA	WHIP
Darryl Kile, R (1, 1) ERA: 3.91	7.0		29	5	4	4	4	5	0	0	0	0	1	32	52	5.14	1.429
John Hudek, R (8, 1) ERA: 1.08	1.0		5	1	1	1	0	1	0	0	0	0	0	4	8	9.00	2.000
Mitch Williams, L (9, 1) ERA: 9.45	0.2	L	6	4	4	4	1	0	0	0	0	0	1	8	8	54.00	6.000

BOTTOM

Houston Astros @ Los Angeles Dodgers
 Dodger Stadium, Los Angeles, CA
 Mon May 09 1994, 7:05 PM PDT
 Att: 36,260 - Unknown - 60 F

livebaseballscores.com

AB	32
R	9
H	10
RBI	9
BB	6
SO	5
LOB	11



Batter	1	2	3	4	5	6	7	8	9	10	AB R H RBI BB SO LOB	TOP					
James Mouton, R (1, 9) OBP: 0.315, SLG: 0.316	F8		G5-3			FC6-4 1B		P6			4 0 1 0 0 0 0	Houston Astros @ Los Angeles Dodgers Dodger Stadium, Los Angeles, CA Tue May 10 1994, 7:05 PM PDT Att: 36,766 - Unknown - 63 F					
Steve Finley, L (1, 8) OBP: 0.357, SLG: 0.531	G3-1			2B 5 SF8 BB		FC6-4 CS		G1-3			3 1 0 0 1 0 1						
Craig Biggio, R (1, 4) OBP: 0.408, SLG: 0.528	G5-3			5 SF8 1-3 2B		1-2 1B			G5-3		4 1 2 0 0 0 0						
5 Jeff Bagwell, R (1, 3) OBP: 0.403, SLG: 0.607		K		SF8			4-0 HR BB		K		2 1 0 1 1 2 0						
Luis Gonzalez, L (1, 7) OBP: 0.342, SLG: 0.430	F8			CS BB		F8		G1-3			3 0 0 0 1 0 1						
Ken Caminiti, S (1, 5) OBP: 0.297, SLG: 0.462		PB 2B		SF8		1-H HR			F9		3 1 2 3 0 0 0						
Tony Eusebio, R (1, 2) OBP: 0.161, SLG: 0.333	G6-3			CS		G1-3			G3-1		4 0 0 0 0 0 1						
Andujar Cedeno, R (1, 6) OBP: 0.330, SLG: 0.526 Todd Jones, L (7, 1) Mike Hampton, R (8, 1) Kevin Bass, S (10, PH) Dave Veres, R (10, 1) Tom Edens, R (10, 1) Mitch Williams, L (10, 1)	F8			G6-3		F9			F9		3 0 1 0						
Greg Swindell, L (1, 1) OBP: 0.267, SLG: 0.400 Andy Stankiewicz, R (7, 6) OBP: 0.448, SLG: 0.583	G5-3			G6-3		F9					2 0 0 0 0 0 0 1 0 0 0 0 0 0						
Inning Stats	R: 0 H: 0 E: 0 LOB: 0 K: 0 BB: 0 S: 3 P: 3	R: 0 H: 1 E: 0 LOB: 1 K: 1 BB: 0 S: 6 P: 6	R: 0 H: 0 E: 0 LOB: 0 K: 0 BB: 0 S: 3 P: 3	R: 2 H: 1 E: 0 LOB: 0 K: 0 BB: 2 S: 3 P: 11	R: 0 H: 0 E: 0 LOB: 0 K: 0 BB: 0 S: 3 P: 3	R: 0 H: 2 E: 0 LOB: 1 K: 0 BB: 0 S: 3 P: 3	R: 2 H: 1 E: 0 LOB: 0 K: 0 BB: 1 S: 4 P: 8	R: 0 H: 0 E: 0 LOB: 0 K: 0 BB: 0 S: 3 P: 3	R: 0 H: 0 E: 0 LOB: 0 K: 1 BB: 0 S: 5 P: 5	R: 0 H: 0 E: 0 LOB: 0 K: 0 BB: 0 S: 3 P: 3	1B: 2 SF: 2 2B: 2 SAC: 0 3B: 0 DP: 0 HR: 1 HBP: 0		WP: 0 PA: 36 PB: 1 SB: 0 CS: 2				
PITCHER	IP WLS BF H R ER SO BB IBB HBP BLK WP HR S P ERA WHIP																
Ramon Martinez, R (1, 1) ERA: 5.06 Jim Gott, R (10, 1) ERA: 5.71	9.0 1.0	WLS W	BF 32 3	H 5 0	R 4 0	ER 4 0	SO 2 0	BB 3 0	IBB 0 0	HBP 0 0	BLK 0 0	WP 0 0	HR 1 3	S 33 3	P 45 3	ERA 4.00 0.00	WHIP 0.889 0.000

livebaseballscores.com



Batter	1	2	3	4	5	6	7	8	9	AB R H RBI BB SO LOB	TOP																						
James Mouton, R (1, 9) OBP: 0.306, SLG: 0.306	1-2 G6-3		1-2 F9			1-0 G6-3		2-3 K2-3		4 0 0 0 0 1 2																							
Steve Finley, L (1, 8) OBP: 0.347, SLG: 0.515	1-2 G6-3			2-3 K		0-2 G4-3			1-0 G3	4 0 0 0 0 1 1																							
Craig Biggio, R (1, 4) OBP: 0.411, SLG: 0.524	3-3 K			1-0 G5-3			2-2 1B		4-1 BB	3 0 1 0 1 1 0																							
5 Jeff Bagwell, R (1, 3) OBP: 0.392, SLG: 0.587		3-1 G5-3		1-2 G6-3			0-0 F8		0-1 F7	4 0 0 0 0 0 2																							
Luis Gonzalez, L (1, 7) OBP: 0.339, SLG: 0.423		0-1 1B			1-1 G3		0-0 L8		0-0 G4-3	4 0 1 0 0 0 2																							
Ken Caminiti, S (1, 5) OBP: 0.289, SLG: 0.450		1-1 P4			0-3 K		1 SAFE F7			3 0 0 0 0 1 2																							
Scott Servais, R (1, 2) OBP: 0.250, SLG: 0.345		2-2 G5-3			1-1 G6-3			2-1 F7		2 0 0 0 0 0 1																							
Mike Felder, S (8, PH) OBP: 0.313, SLG: 0.313		1-2 G5-3								1 0 0 0 0 0 0																							
Tony Eusebio, R (8, 2) OBP: 0.161, SLG: 0.333										0 0 0 0 0 0 0																							
Andujar Cedeno, R (1, 6) OBP: 0.336, SLG: 0.520			0-0 F9			2-1 G6-3 SH1-4 1B		3-2 G1-3		3 0 1 0 0 0 0																							
Shane Reynolds, R (1, 1) OBP: 0.500, SLG: 0.500			1-3 K			0-0 SH1-4		3-1 2B		1 0 0 0 0 1 0																							
Sid Bream, L (8, PH) OBP: 0.448, SLG: 0.583						1-2				1 0 1 0 0 0 0																							
Andy Stankiewicz, R (8, PR) OBP: 0.448, SLG: 0.583										0 0 0 0 0 0 0																							
Tom Edens, R (8, 1)										0 0 0 0 0 0 0																							
Inning Stats	R: 0 E: 0 K: 1 S: 9	H: 0 LOB: 0 BB: 0 P: 14	R: 0 E: 0 K: 0 S: 9	H: 1 LOB: 1 BB: 0 P: 15	R: 0 E: 0 K: 1 S: 8	H: 0 LOB: 0 BB: 0 P: 10	R: 0 E: 0 K: 1 S: 7	H: 0 LOB: 0 BB: 0 P: 11	R: 0 E: 0 K: 1 S: 8	H: 0 LOB: 0 BB: 0 P: 10	R: 0 E: 0 K: 0 S: 7	H: 1 LOB: 1 BB: 0 P: 10	R: 0 E: 0 K: 0 S: 6	H: 1 LOB: 1 BB: 0 P: 8	R: 0 E: 0 K: 1 S: 11	H: 1 LOB: 1 BB: 0 P: 21	R: 0 E: 0 K: 0 S: 5	H: 0 LOB: 1 BB: 1 P: 10	1B: 3 2B: 1 3B: 0 HR: 0	SF: 0 SAC: 1 DP: 0 HBP: 0	WP: 0 PB: 0 SB: 1 CS: 0	PA: 32											
PITCHER Pedro Astacio, R (1, 1) ERA: 4.7	IP 9.0	WLS W	BF 32	H 4	R 0	ER 0	SO 5	BB 1	IBB 0	HBP 0	BLK 0	WP 0	HR 0	S 70	P 109	ERA 0.00	WHIP 0.556																
											PITCHER	IP	WLS	BF	H	R	ER	SO	BB	IBB	HBP	BLK	WP	HR	S	P	ERA	WHIP					

Houston Astros @ Los Angeles Dodgers
Dodger Stadium, Los Angeles, CA

Wed May 11 1994, 7:05 PM PDT
Att. 35,587 - Unknown - 62 F

livebaseballscorecards.com

AB	30
R	0
H	4
RBI	0
BB	1
SO	5
LOB	10



Batter	1	2	3	4	5	6	7	8	9
Brett Butler, L OBP: 0.459, SLG: 0.462 (1, 8) C B B F B B X	3-2 F9 ①			1-2 G4-3 ①		X 0-0 G4-3 ②			
Delino DeShields, L OBP: 0.305, SLG: 0.245 (1, 4) B C C X	1-2 G4-3 ②			1-3 K ②		B S F B F B X 3-2 F7 ③			
Mike Piazza, R OBP: 0.324, SLG: 0.500 (1, 2) C B S C	2-3 K ③			0-3 K ③		C T F X 0-2 G3-1 ①			
Tim Lincecum, R OBP: 0.400, SLG: 0.621 (1, 5) C T B C			1-3 K ①		X 0-0 G5-3 ①		B S F B F B X 2-2 G6-3 ②		
Henry Rodriguez, L OBP: 0.365, SLG: 0.521 (1, 7) C S C			0-3 K ②		X 0-0 G4-3 ②		B S F B F B X 2-1 F7 ③		
Eric Karros, R OBP: 0.341, SLG: 0.429 (1, 3) S B F B F			2-3 K ③		X T F C 0-2 G6-3 ③		B B X 2-0 F9 ①		
Raul Mondesi, R OBP: 0.310, SLG: 0.532 (1, 9) S S S			0-3 K ①		X 0-0 HR ①		B X 1-0 G6-3 ②		
Jose Offerman, S OBP: 0.301, SLG: 0.320 (1, 6) C X			0-1 G1-3 ②		X 0-0 G4-3 SH1-4 1B ②		B F B F C C X 2-2 G3-1 ③		
Pedro Astacio, R OBP: 0.077, SLG: 0.077 (1, 1) M F S			0-3 K ③		1 SAFE B C X 1-1 SH1-4 ①				

AB	R	H	RBI	BB	SO	LOB
3	0	0	0	0	0	1
3	0	0	0	0	1	1
3	0	0	0	0	2	0
3	0	0	0	0	1	0
3	0	0	0	0	1	0
3	0	0	0	0	1	0
3	1	1	1	0	1	0
3	0	1	0	0	0	0
1	0	0	0	0	1	0

BOTTOM

Houston Astros @ Los Angeles Dodgers
Dodger Stadium, Los Angeles, CA

Wed May 11 1994, 7:05 PM PDT
Att: 35,587 - Unknown - 62 F

livebaseballscorecards.com

AB	25
R	1
H	2
RBI	1
BB	0
SO	8
LOB	2



Inning Stats	R	H	E	K	S	H	LOB	BB	P	R	H	E	K	S	H	LOB	BB	P	ERA	WHIP
	0	0	0	1	11	0	0	0	17	0	0	0	3	9	0	0	0	8	1.29	0.286
	0	0	0	3	9	0	0	0	12	0	0	0	2	8	0	0	0	7	0.00	0.000

WP	HR	S	P	ERA	WHIP
0	0	0	0	0.00	0.000
0	0	0	0	0.00	0.000

Batter	1	2	3	4	5	6	7	8	9	AB R H RBI BB SO LOB	TOP											
Walt Weiss, S (1, 6) OBP: 0.349, SLG: 0.333	1-3 K		1-1 G1			4-2 FC5-4 BB		3-2 G1-3		3 0 0 0 1 1 0												
Charlie Hayes, R (1, 5) OBP: 0.294, SLG: 0.397	3-2 G6-3			3-1 F9		0-1 FC5-4 FC6-4 1-2f		0-0 F9		4 0 0 0 0 0 1												
Dante Bichette, R (1, 9) OBP: 0.348, SLG: 0.633	0-1 G5-3			3-1 L9		1-1 F8			0-3 K	4 0 0 0 0 1 1												
Andres Galarraga, R (1, 3) OBP: 0.336, SLG: 0.623		0-0 HR		0-1 1B		1-0 FC6-4 1-2f			1-0 F9	4 1 2 1 0 0 1												
Howard Johnson, S (1, 7) OBP: 0.273, SLG: 0.368		4-2 G6-4-3 BB		1-3 K			1-1 F9		3-2 G1-6-3	3 0 0 0 1 1 1												
Ellis Burks, R (1, 8) OBP: 0.437, SLG: 0.814		1-1 G6-4-3 1-2f			1-2 S 1B		2-1 HR			3 1 2 1 0 0 1												
Joe Girardi, R (1, 2) OBP: 0.324, SLG: 0.264		2-0 G6-3			1-3 K		2-1 G5-3			3 0 0 0 0 1 1												
Roberto Mejia, R (1, 4) OBP: 0.333, SLG: 0.505			0-0 G4-3		1-3 K		0-1 L9			3 0 0 0 0 1 1												
Marvin Freeman, R (1, 1)			0-0 G4-3		0-3 K			0-1 G3-1		2 0 0 0 0 1 1												
Mike Munoz, L (7, 1)										0 0 0 0 0 0 0												
Darren Holmes, R (7, 1)										0 0 0 0 0 0 0												
John Vander Wal, L (8, PH) OBP: 0.318, SLG: 0.429										1 0 0 0 0 0 0												
Steve Reed, R (8, 1)										0 0 0 0 0 0 0												
Inning Stats	R: 0 E: 0 K: 1 S: 10	H: 0 LOB: 0 BB: 0 P: 14	R: 1 E: 0 K: 0 S: 7	H: 1 LOB: 0 BB: 1 P: 14	R: 0 E: 0 K: 0 S: 4	H: 0 LOB: 0 BB: 0 P: 5	R: 0 E: 0 K: 1 S: 9	H: 1 LOB: 1 BB: 0 P: 16	R: 0 E: 0 K: 3 S: 13	H: 1 LOB: 1 BB: 0 P: 16	R: 0 E: 0 K: 0 S: 8	H: 0 LOB: 1 BB: 1 P: 14	R: 1 E: 0 K: 0 S: 8	H: 1 LOB: 0 BB: 0 P: 13	R: 0 E: 0 K: 0 S: 7	H: 0 LOB: 0 BB: 0 P: 10	R: 0 E: 0 K: 1 S: 8	H: 0 LOB: 0 BB: 0 P: 12	1B: 2 2B: 0 3B: 0 HR: 2	SF: 0 SAC: 0 DP: 1 HBP: 0	WP: 0 PB: 0 SB: 1 CS: 0	PA: 32
PITCHER Doug Drabek, R (1, 1) ERA: 2.65	IP: 9.0 WLS: W BF: 32 H: 4 R: 2 ER: 2 SO: 6 BB: 2 IBB: 0 HBP: 0 BLK: 0 WP: 0 HR: 2 S: 74 P: 114 ERA: 2.00 WHIP: 0.667																					

Colorado Rockies @ Houston Astros
Astrodome, Houston, TX
Fri May 13 1994, 8:05 PM EDT
Att. 29,962 - Dome

livebaseballscorecards.com

AB	30
R	2
H	4
RBI	2
BB	2
SO	6
LOB	8



Batter	1	2	3	4	5	6	7	8	9
James Mouton, R (1, 9) OBP: 0.295, SLG: 0.294	0-3 K		1-1 F8	0-3 K		2-2 FC6-4		0-2 G4-3	
Steve Finley, L (1, 8) OBP: 0.356, SLG: 0.547	1-2 G4-3		3-2 2B		1-2 5 1B 3B	1-3 K		0-2 5 G5-3 2B	
Craig Biggio, R (1, 4) OBP: 0.411, SLG: 0.523	2-3 K		0-1 2B		0-3 K		0-0 G6-3	4-0 BB	
5 Jeff Bagwell, R (1, 3) OBP: 0.399, SLG: 0.608		4-2 2B BB	0-0 G5-3		1-2 3-H 1B		0-0 HR	1-2 G5-3	
Luis Gonzalez, L (1, 7) OBP: 0.336, SLG: 0.426		0-1 F7	0-0 L7		1 SAFE 0-2 L7		1-0 1B 2B		
Ken Caminiti, S (1, 5) OBP: 0.296, SLG: 0.460		0-0 2B		1-0 F7	0-2 G4-3		1-2 FC6-4 1B		
Scott Servais, R (1, 2) OBP: 0.242, SLG: 0.333		1-3 K		2-3 K		0-1 G1-3	2-0 FC6-4 1B		
Sid Bream, L (7, PH) OBP: 0.545, SLG: 0.556							1-2 3-H 1B		
Tony Eusebio, R (8, 2) OBP: 0.161, SLG: 0.333							4-2 FC6-4 SH BB		
Andujar Cedeno, R (1, 6) OBP: 0.350, SLG: 0.520		4-0 IBB		2-0 E 1B 1B		4-2 FC6-4 SH BB	1-1 FC6-4		
Doug Drabek, R (1, 1) OBP: 0.130, SLG: 0.095		0-1 L6		1-2 E2 1B		1 SAFE 1-0 SH FC6-4	0-0 FC6-4		

Inning Stats	R: 0	H: 0	E: 0	K: 2	S: 9	LOB: 0	BB: 0	P: 12
	R: 0	H: 1	E: 0	K: 1	S: 11	LOB: 3	BB: 2	P: 20
	R: 1	H: 2	E: 0	K: 0	S: 9	LOB: 1	BB: 0	P: 13
	R: 0	H: 2	E: 1	K: 2	S: 12	LOB: 2	BB: 0	P: 18
	R: 1	H: 2	E: 0	K: 1	S: 18	LOB: 1	BB: 0	P: 20
	R: 0	H: 0	E: 1	K: 1	S: 13	LOB: 2	BB: 1	P: 21
	R: 2	H: 4	E: 0	K: 0	S: 11	LOB: 2	BB: 0	P: 16
	R: 0	H: 1	E: 0	K: 0	S: 10	LOB: 1	BB: 1	P: 15

PITCHER	IP	WLS	BF	H	R	ER	SO	BB	IBB	HBP	BLK	WP	HR	S	P	ERA	WHIP
Marvin Freeman, R (1, 1) ERA: 3.34	6.1	L	31	8	3	3	7	2	1	0	0	0	1	74	106	4.26	1.579
Mike Munoz, L (7, 1) ERA: 6.23	0.0		2	2	0	0	0	0	0	0	0	0	0	5	7	∞	∞
Darren Holmes, R (7, 1) ERA: 9.22	0.2		3	1	1	1	0	0	0	0	0	0	0	4	7	13.50	1.500
Steve Reed, R (8, 1) ERA: 3.86	1.0		4	1	0	0	0	1	0	0	0	0	0	10	15	0.00	2.000

AB R H RBI BB SO LOB

5	0	0	0	0	2	4
5	2	3	0	0	1	2
4	0	1	1	1	2	1
4	1	2	2	1	0	3
4	1	1	0	0	0	3
4	0	2	0	0	0	1
3	0	0	0	0	2	2
1	0	1	1	0	0	0
0	0	0	0	0	0	0
2	0	1	0	2	0	2
3	0	1	0	0	0	5

AB	35
R	4
H	12
RBI	4
BB	4
SO	7
LOB	23



WP	PA	ERA	WHIP
0	40		
0			
0			

Colorado Rockies @ Houston Astros
Astrodome, Houston, TX
Fri May 13 1994, 8:05 PM EDT
Att. 29,962 - Dome

livebaseballscores.com

Batter	1	2	3	4	5	6	7	8	9	AB R H RBI BB SO LOB	TOP																								
Walt Weiss, S OBP: 0.357, SLG: 0.333 (1, 6)	4-1 BB 1B BB	2-2 G6-3			2-1 SH3-4 2B 1B	2-2 F7			4-1 FC6-4 BB	3 2 1 0 2 0 1																									
Mike Kingery, L OBP: 0.467, SLG: 0.459 (1, 9) (7, 7)	4-2 SAFE 1B BB FC1-2 BB	2-2 F8			1-1 SH3-4 1-2		0-2 G4-3	0-2 FC6-4 1B S 1-2f	3 0 0 0 1 0 2																										
Ellis Burks, R OBP: 0.435, SLG: 0.795 (1, 8)	4-2 FC1-2 1B BB G1		1-3 K		1-3 K		1-3 K	3-1 SAFE 1B	4 1 1 0 1 3 1																										
Andres Galarraga, R OBP: 0.345, SLG: 0.630 (1, 3)	2-1 G1 FC1-2 1B		1-0 G6-3		1-0 2B 1B		1-2 FC5-4 1B	2-1 SAFE L7	5 1 3 2 0 0 2																										
John Vander Wal, L OBP: 0.320, SLG: 0.391 Dante Bichette, R OBP: 0.345, SLG: 0.628 (1, 7) (7, PH) (7, 9)	3-1 FC1-2 G1		0-3 K		4-2 1B BB		2-2 FC5-4 1-2f		2 0 0 0 1 1 3 1 0 0 0 0 0 1																										
Charlie Hayes, R OBP: 0.293, SLG: 0.392 (1, 5)	0-1 G1			2-3 K	3-2 1B		1-3 K		4 0 1 2 0 2 2																										
Danny Sheaffer, R OBP: 0.324, SLG: 0.258 (1, 2)	0-1 G5-3			0-0 P3	1 SAFE 3-1 L7		1-1 F7		4 0 0 0 0 0 4																										
Nelson Liriano, S OBP: 0.414, SLG: 0.417 (1, 4)		4-2 SH1-4 BB		0-0 2B		0-3 K		0-0 G3	3 0 1 0 1 1 0																										
David Nied, R OBP: 0.143, SLG: 0.077 Steve Reed, R Eric Young Sr., R OBP: 0.313, SLG: 0.488 Bruce Ruffin, S (1, 1) (8, 1) (9, PH) (9, 1)		0-0 SH1-4		1-0 G1-3		1-3 K		3-3 K	2 0 0 0 0 1 1 0 0 0 0 0 0 0 1 0 0 0 0 1 0 0 0 0 0 0 0 0																										
Inning Stats	R: 2 E: 0 K: 0 S: 16	H: 1 LOB: 2 BB: 3 P: 33	R: 0 E: 0 K: 0 S: 13	H: 0 LOB: 1 BB: 1 P: 21	R: 0 E: 0 K: 2 S: 7	H: 0 LOB: 0 BB: 0 P: 9	R: 0 E: 0 K: 1 S: 6	H: 1 LOB: 1 BB: 0 P: 9	R: 2 E: 0 K: 1 S: 17	H: 3 LOB: 2 BB: 1 P: 31	R: 0 E: 0 K: 2 S: 12	H: 0 LOB: 0 BB: 0 P: 15	R: 0 E: 0 K: 1 S: 12	H: 1 LOB: 1 BB: 0 P: 16	R: 0 E: 0 K: 1 S: 6	H: 0 LOB: 0 BB: 0 P: 8	R: 0 E: 0 K: 1 S: 11	H: 1 LOB: 2 BB: 1 P: 23	1B: 5 2B: 2 3B: 0 HR: 0	SF: 0 SAC: 2 DP: 0 HBP: 0	WP: 0 PB: 0 SB: 1 CS: 0	PA: 40													
PITCHER	IP WLS BF H R ER SO BB IBB HBP BLK WP HR S P ERA WHIP																																		
Darryl Kile, R ERA: 4.24 Mike Hampton, L ERA: 4.63 John Hudek, R ERA: 0.96 Mitch Williams, L ERA: 8.79	(1, 1) (6, 1) (8, 1) (9, 1)	5.0 2.0 1.0 1.0	L	25 7 3 5	5 1 0 1	4 0 0 0	4 3 1 1	4 0 0 1	5 0 0 1	0 0 0 1	0 0 0 1	0 0 0 1	0 0 6 11	103 31 8 23	7.20 0.00 0.00 0.00	2.000 0.500 0.000 2.000																			

Colorado Rockies @ Houston Astros
Astrodome, Houston, TX
Sat May 14 1994, 8:05 PM EDT
Att. 23,037 - Dome

livebaseballscorecards.com

AB	32
R	4
H	7
RBI	4
BB	6
SO	9
LOB	17



BOTTOM

Colorado Rockies @ Houston Astros
Astrodome, Houston, TX
Sat May 14 1994, 8:05 PM EDT
Att. 23,037 - Dome

livebaseballscorecards.com

AB 35
R 2
H 9
RBI 2
BB 1
SO 4
LOB 16



WP: 0 PA: 37
PB: 0
SB: 1
CS: 0

AB R H RBI BB SO LOB

4 0 3 0 1 0 0

4 0 0 0 0 0 5

4 0 0 0 0 0 5

3 0 1 0 0 1 0

4 1 2 1 0 0 2

4 1 1 0 0 0 2

4 0 1 1 0 2 1

4 0 0 0 0 0 1

1B: 5 SF: 0
2B: 3 SAC: 0
3B: 0 DP: 1
HR: 1 HBP: 1

Batter	1	2	3	4	5	6	7	8	9
Craig Biggio, R OBP: 0.423, SLG: 0.537 (1, 4)	0-1 1B		1-2 1B		4-1 BB		3-1 2B		2-1 G4-3
Steve Finley, L OBP: 0.346, SLG: 0.532 (1, 8)	2-2 F8		2-0 F9		0-1 P2		2-2 F9		
Kevin Bass, S OBP: 0.311, SLG: 0.405 (1, 9)	3-1 F8		1-2 G6-3		3-2 G4-3		3-1 F8		
5 Jeff Bagwell, R OBP: 0.401, SLG: 0.602 (1, 3)	1-0 HBP			0-0 G4-6-3 1B		0-3 K		0-0 F8	
Luis Gonzalez, L OBP: 0.341, SLG: 0.455 (1, 7)	3-2 P2			0-0 G4-6-3 1B		2-0 P5		2-2 HR	
Ken Caminiti, S OBP: 0.295, SLG: 0.453 (1, 5)		0-0 L5		2-2 G4-6-3		0-0 2B 1B		2-2 L8	
Scott Servais, R OBP: 0.242, SLG: 0.341 (1, 2)		2-3 K		0-1 P2		2-2 2B		0-3 K	
Andujar Cedeno, R OBP: 0.339, SLG: 0.500 (1, 6)		3-2 G6-3			0-0 G5-3		1-1 G5-3		1-2 L9
Darryl Kile, R OBP: 0.056, SLG: 0.111 (5, PH)			1-2 F8		2-2 2B		1-0 P2		1-3 K
Chris Donnels, L OBP: 0.379, SLG: 0.692 (6, 1)									
Mike Hampton, R OBP: 0.303, SLG: 0.303 (7, PH)									
Mike Felder, S OBP: 0.303, SLG: 0.303 (8, 1)									
John Hudek, S OBP: 0.303, SLG: 0.303 (9, 1)									
Mitch Williams, L OBP: 0.433, SLG: 0.560 (9, PH)									

Inning Stats	R: 0	H: 1	E: 0	LOB: 2	K: 0	S: 10	R: 0	H: 0	E: 0	LOB: 0	K: 1	S: 7	R: 0	H: 1	E: 0	LOB: 1	K: 0	S: 12	R: 0	H: 2	E: 0	LOB: 1	K: 0	S: 7	R: 0	H: 1	E: 0	LOB: 2	K: 0	S: 11	R: 1	H: 2	E: 0	LOB: 1	K: 1	S: 10	R: 0	H: 1	E: 0	LOB: 1	K: 0	S: 8	R: 1	H: 1	E: 0	LOB: 0	K: 1	S: 13	R: 0	H: 0	E: 0	LOB: 0	K: 1	S: 9	1B: 5	SF: 0	2B: 3	SAC: 0	3B: 0	DP: 1	HR: 1	HBP: 1	WP: 0	PA: 37
--------------	------	------	------	--------	------	-------	------	------	------	--------	------	------	------	------	------	--------	------	-------	------	------	------	--------	------	------	------	------	------	--------	------	-------	------	------	------	--------	------	-------	------	------	------	--------	------	------	------	------	------	--------	------	-------	------	------	------	--------	------	------	-------	-------	-------	--------	-------	-------	-------	--------	-------	--------


PITCHER	IP	WLS	BF	H	R	ER	SO	BB	IBB	HBP	BLK	WP	HR	S	P	ERA	WHIP
David Nied, R ERA: 4.28 (1, 1)	7.0	W	30	8	1	1	2	1	0	0	0	0	0	65	107	1.29	1.286
Steve Reed, R ERA: 4.12 (8, 1)	1.0		4	1	1	1	1	0	0	0	0	0	1	13	17	9.00	1.000
Bruce Ruffin, L ERA: 3.06 (9, 1)	1.0	S	3	0	0	0	1	0	0	0	0	0	0	9	13	0.00	0.000

Batter	1	2	3	4	5	6	7	8	9	AB R H RBI BB SO LOB	TOP	
Walt Weiss, S (1, 6) OBP: 0.358, SLG: 0.343	0-1 F8	1-2 E6		2-0 P4			1-0 G6-3 1B 2B		1-0 G4-3 G3 1B	5 1 2 0 0 0 2		
Eric Young Sr., R (1, 7) OBP: 0.308, SLG: 0.468	1-2 P4	0-0 P4		0-1 CS 1B			0-1 G6-3		2-2 G3	4 0 1 0 0 0 4		
Mike Kingery, L (8, 7) OBP: 0.457, SLG: 0.447							2-3		1-2	1 0 0 0 0 0 1		
Ellis Burks, R (1, 8) OBP: 0.426, SLG: 0.770	1-2 G6-3		0-0 G5-3	0-1 CS 1-2	2-1 L8		1-0 E 1B		0-0 G4-3	5 0 1 1 0 0 1		
Andres Galarraga, R (1, 3) OBP: 0.347, SLG: 0.643		2-2 HR	2-1 1B 2B 1B		1-3 K		2-0 E6 1-2		2-2 G6-3	5 2 2 1 0 1 2		
Charlie Hayes, R (1, 5) OBP: 0.292, SLG: 0.388		1-1 G6-3	0-0 2B 1B	1-1 F8			0-2 L9			4 0 1 0 0 0 2		
Dante Bichette, R (1, 9) OBP: 0.350, SLG: 0.632		3-2 S E 1B	1-2 2B 2-H			2-2 G6-3		1-0 P3		4 1 2 1 0 0 0		
Joe Girardi, R (1, 2) OBP: 0.321, SLG: 0.264	1 SAFE P9	2-1 P9	3-2 G5-3			0-0 G6-3		1-0 BB 1B		4 0 1 0 0 0 3		
Roberto Mejia, R (1, 4) OBP: 0.340, SLG: 0.495		4-1 E 1B IBB	2-2 F9			2-3 K		4-2 G1-6-3 BB		2 0 0 0 2 1 2		
Armando Reynoso, R (1, 1) OBP: 0.250, SLG: 0.200		1-2 E 1B		0-3 K			0-0 G6-3		1-1 G1-6-3	3 0 1 0 0 1 0		
John Vander Wal, L (8, PH) OBP: 0.308, SLG: 0.375	1 SAFE SAFE									1 0 0 0 0 0 2		
Steve Reed, R (8, 1)										0 0 0 0 0 0 0		
Bruce Ruffin, S (9, 1)	1-2 2-H							1-2		0 0 0 0 0 0 0		
Inning Stats	R: 0 H: 0 E: 0 LOB: 0 K: 0 BB: 0 S: 9 P: 11	R: 2 H: 3 E: 1 LOB: 3 K: 0 BB: 1 S: 22 P: 36	R: 1 H: 3 E: 0 LOB: 2 K: 0 BB: 0 S: 15 P: 23	R: 0 H: 1 E: 0 LOB: 0 K: 1 BB: 0 S: 7 P: 9	R: 0 H: 0 E: 0 LOB: 0 K: 1 BB: 0 S: 7 P: 11	R: 0 H: 0 E: 0 LOB: 0 K: 1 BB: 0 S: 7 P: 11	R: 1 H: 2 E: 1 LOB: 2 K: 0 BB: 0 S: 9 P: 13	R: 0 H: 1 E: 0 LOB: 1 K: 0 BB: 1 S: 8 P: 15	R: 0 H: 1 E: 0 LOB: 1 K: 0 BB: 0 S: 9 P: 14	1B: 8 SF: 0 2B: 2 SAC: 0 3B: 0 DP: 1 HR: 1 HBP: 0	WP: 0 PA: 41 PB: 0 SB: 2 CS: 1	
PITCHER	IP WLS BF H R ER SO BB IBB HBP BLK WP HR S P ERA WHIP											
Greg Swindell, L (1, 1) ERA: 3.0	6.2 L 31 9 4 4 3 0 1 0 0 0 0 1 73 111 5.40 1.350											
Tom Edens, R (7, 1) ERA: 2.86	1.1 5 1 0 0 0 1 0 0 0 0 0 0 11 18 0.00 1.500											
Todd Jones, R (9, 1) ERA: 4.76	1.0 4 1 0 0 0 0 0 0 0 0 0 0 9 14 0.00 1.000											

Colorado Rockies @ Houston Astros
 Astrodome, Houston, TX
 Sun May 15 1994, 4:33 AM EDT
 Att. 21,004 - Dome

livebaseballscorecards.com

AB	38
R	4
H	11
RBI	3
BB	2
SO	3
LOB	19



Batter	1	2	3	4	5	6	7	8	9	AB	R	H	RBI	BB	SO	LOB
James Mouton, R OBP: 0.299, SLG: 0.298 (1, 9)	1-1 1B		1-2 1B		1-3 K		2-2 F8		2-2 L8	5	0	2	0	0	1	3
Steve Finley, L OBP: 0.350, SLG: 0.531 (1, 8)	0-0 1B		1-1 E4 1-3 BB		0-0 1-2 1B		3-2 G3			4	0	2	0	0	0	3
Craig Biggio, R OBP: 0.419, SLG: 0.526 (1, 4)	0-1 P4		1 SAFE 4-0 1-2 BB		3-3 K			0-0 G6-3		3	0	0	0	1	1	3
5 Jeff Bagwell, R OBP: 0.397, SLG: 0.588 (1, 3)	2-2 F8		1-3 K			4-1 G4-6-3 BB		3-3 K		3	0	0	0	1	2	4
Luis Gonzalez, L OBP: 0.333, SLG: 0.443 Tom Edens, R (7, 1)		1-0 L8		0-1 G4-3		0-0 G4-6-3		2-1 1B		3	0	0	0	0	0	1
Kevin Bass, S OBP: 0.326, SLG: 0.419 Todd Jones, L (8, PH) (9, 1)										0	0	0	0	0	0	0
Chris Donnels, L OBP: 0.394, SLG: 0.667 (1, 5)		0-0 L9-3 1B		2-2 G3		1-0 G3		0-1 1-2 1B		4	0	2	0	0	0	0
Tony Eusebio, R OBP: 0.152, SLG: 0.313 Sid Bream, L OBP: 0.583, SLG: 0.600 Scott Servais, R OBP: 0.240, SLG: 0.337 (1, 2) (7, PH) (8, 2)		3-2 L9-3		0-1 F9			2-2 F8 BB 1B	2-3 K		2	0	0	0	0	0	1
Andujar Cedeno, R OBP: 0.328, SLG: 0.482 (1, 6)			3-3 K		1-0 G4-3		1-0 L5		0-1 G5-3	4	0	0	0	0	1	1
Greg Swindell, L OBP: 0.294, SLG: 0.412 Mike Felder, S OBP: 0.314, SLG: 0.294 (1, 1) (7, 7)			1-3 K		0-1 1B		4-1 1-2 BB		3-2 G6-3	2	0	1	0	0	1	0

Inning Stats	R: 0	H: 2	R: 0	H: 1	R: 0	H: 1	R: 0	H: 0	R: 0	H: 2	R: 0	H: 2	R: 0	H: 1	R: 0	H: 0	R: 0	H: 2	R: 0	H: 2	R: 0	H: 0	R: 0	H: 0	R: 0	H: 0	R: 0	H: 2	R: 0	H: 0	R: 0	H: 1	R: 0	H: 2		
	E: 0	LOB: 1	E: 0	LOB: 0	E: 0	LOB: 0	E: 0	LOB: 0	E: 0	LOB: 2	E: 0	LOB: 2	E: 0	LOB: 2	E: 0	LOB: 0	E: 0	LOB: 0	E: 0	LOB: 2	E: 0	LOB: 2	E: 0	LOB: 0	E: 0	LOB: 0	E: 0	LOB: 2	E: 0	LOB: 0	E: 0	LOB: 0	E: 0	LOB: 2	E: 0	LOB: 2
	K: 0	BB: 0	K: 0	BB: 0	K: 0	BB: 0	K: 0	BB: 0	K: 0	BB: 0	K: 0	BB: 0	K: 0	BB: 0	K: 0	BB: 1	K: 0	BB: 1	K: 0	BB: 1	K: 0	BB: 0	K: 0	BB: 0	K: 0	BB: 0	K: 0	BB: 0	K: 0	BB: 0	K: 0	BB: 0	K: 0	BB: 0	K: 0	BB: 0
	S: 8	P: 11	S: 5	P: 9	S: 15	P: 26	S: 7	P: 9	S: 11	P: 16	S: 3	P: 8	S: 14	P: 26	S: 11	P: 18	S: 8	P: 13	S: 14	P: 26	S: 11	P: 18	S: 8	P: 13	S: 14	P: 26	S: 11	P: 18	S: 8	P: 13	S: 14	P: 26	S: 11	P: 18	S: 8	P: 13

PITCHER	IP	WLS	BF	H	R	ER	SO	BB	IBB	HBP	BLK	WP	HR	S	P	ERA	WHIP
Armando Reynoso, R ERA: 4.94 (1, 1)	7.0		29	7	0	0	5	3	0	0	0	0	0	63	105	0.00	1.429
Steve Reed, R ERA: 3.92 (8, 1)	1.0		5	2	0	0	2	0	0	0	0	0	0	11	18	0.00	2.000
Bruce Ruffin, L ERA: 2.89 (9, 1)	1.0		3	0	0	0	0	0	0	0	0	0	0	8	13	0.00	0.000

BOTTOM

Colorado Rockies @ Houston Astros
Astrodome, Houston, TX

Sun May 15 1994, 4:33 AM EDT
Att. 21,004 - Dome

AB	34
R	0
H	9
RBI	0
BB	3
SO	7
LOB	18



WP	PA	ERA	WHIP
0	37		
0			
1			
0			

Batter	1	2	3	4	5	6	7	8	9	AB R H RBI BB SO LOB	TOP																										
Darren Lewis, R OBP: 0.360, SLG: 0.333 (1, 8)	0-2 1B	0-1 G6-3			1-0 G5-3	0-0 P9		4-1 BB		4 0 1 0 1 0 4	San Francisco Giants @ Houston Astros Astrodome, Houston, TX Mon May 16 1994, 8:05 PM EDT Att. 13,179 - Dome																										
John Patterson, S OBP: 0.274, SLG: 0.250 (1, 4)	2-3 K		1-1 G4-3		0-2 K	4-0 BB		2-3 K		4 0 0 0 1 3 2																											
Matt Williams, R OBP: 0.329, SLG: 0.615 (1, 5)	1-1 G6-3		4-1 2B BB		3-2 HR	2-3 BB				4 2 1 1 1 2 4																											
Barry Bonds, L OBP: 0.397, SLG: 0.553 (1, 7)	4-0 FC6 IBB		2-1 F8		2-1 1B		0-1 G6-3 G2-3 1B		0-0 G5-3	4 0 2 0 1 0 1																											
Dave Martinez, L OBP: 0.281, SLG: 0.275 (1, 9) Mark Carreon, R OBP: 0.167, SLG: 0.143 (9, PH)	3-1 FC6		1-2 2B		1-2 1B		0-1 G2-3		2-3 K	4 0 2 1 0 0 3 1 0 0 0 0 1 0																											
Royce Clayton, R OBP: 0.317, SLG: 0.417 (1, 6)		1-0 2B 1B	0-0 F9		1-3 K		1-2 G6-3			4 0 1 0 0 1 4																											
Todd Benzinger, S OBP: 0.299, SLG: 0.360 (1, 3)		0-3 K		0-0 G6-4-3 1B		2-0 1B 1B	1-2 G6-3			4 0 2 0 0 1 2																											
Kirt Manwaring, R OBP: 0.316, SLG: 0.376 (1, 2)		0-0 2B		2-0 G6-4-3		1 SAFE 0-0 BB 1B		3-3 K		4 0 2 0 0 1 1																											
Bryan Hickerson, L OBP: 0.333, SLG: 0.231 (1, 1) Willie McGee, S OBP: 0.317, SLG: 0.386 (8, PH) Dave Burba, R (8, 1)		1-3 K		1-1 G4-3		1-2 K		0-0 G4-3		3 0 0 0 0 2 4 1 0 0 0 0 0 0 0 0 0 0 0 0 0																											
Inning Stats	R: 0 E: 0 K: 1 S: 11	H: 1 LOB: 2 BB: 1 P: 20	R: 0 E: 0 K: 2 S: 10	H: 2 LOB: 2 BB: 0 P: 12	R: 1 E: 0 K: 0 S: 10	H: 1 LOB: 1 BB: 1 P: 18	R: 0 E: 0 K: 0 S: 4	H: 1 LOB: 0 BB: 0 P: 7	R: 1 E: 0 K: 2 S: 17	H: 3 LOB: 2 BB: 0 P: 25	R: 0 E: 0 K: 2 S: 9	H: 2 LOB: 3 BB: 1 P: 18	R: 0 E: 0 K: 0 S: 10	H: 1 LOB: 1 BB: 0 P: 12	R: 0 E: 0 K: 2 S: 9	H: 0 LOB: 1 BB: 1 P: 17	R: 0 E: 0 K: 2 S: 10	H: 0 LOB: 0 BB: 0 P: 13	1B: 8 2B: 2 3B: 0 HR: 1	SF: 0 SAC: 0 DP: 1 HBP: 0	WP: 0 PA: 41 PB: 0 SB: 1 CS: 0																
PITCHER	IP WLS BF H R ER SO BB IBB HBP BLK WP HR S P ERA WHIP																																				
Shane Reynolds, R ERA: 4.06 (1, 1)	5.2		29	10	2	2	6	2	1	0	0	0	0	1	58	95	3.18	2.118																			
Dave Veres, R ERA: (6, 1)	0.1	W	1	0	0	0	1	0	0	0	0	0	0	3	5	0.00	0.000																				
Mike Hampton, L ERA: 4.26 (7, 1)	1.0		4	1	0	0	0	0	0	0	0	0	0	10	12	0.00	1.000																				
John Hudek, R ERA: 0.84 (8, 1)	1.1		5	0	0	0	3	1	0	0	0	0	0	13	22	0.00	0.750																				
Mitch Williams, L ERA: 8.4 (9, 1)	0.2	S	2	0	0	0	1	0	0	0	0	0	0	6	8	0.00	0.000																				

AB	37
R	2
H	11
RBI	2
BB	4
SO	11
LOB	25



WP: 0	PA: 41
PB: 0	
SB: 1	
CS: 0	

Batter	1	2	3	4	5	6	7	8	9	AB R H RBI BB SO LOB	TOP											
Darren Lewis, R (1, 8) OBP: 0.360, SLG: 0.329	4-0 SH3-4 1B BB		1-0 G1-3		1-0 SH1-3		1-2 G4-3			2 0 0 0 1 0 0												
Mike Benjamin, R (1, 4) OBP: 0.467, SLG: 0.727	1-0 SH3-4		2-2 P3		1-3 K		2-2 F7			3 0 0 0 0 1 1												
Matt Williams, R (1, 5) OBP: 0.333, SLG: 0.612	0-0 P3			1-2 HR 1B	0-2 1B			0-3 K		4 1 2 1 0 1 1												
Barry Bonds, L (1, 7) OBP: 0.407, SLG: 0.607	4-2 1B BB			2-2 HR 1-H	0-0 G3			2-0 HR		3 2 2 3 1 0 1												
Willie McGee, S (1, 9) OBP: 0.331, SLG: 0.419	1-0 1-2 2-H 1B			3-1 HR		4-2 FC4 BB		1-3 K		3 1 2 1 1 1 0												
Royce Clayton, R (1, 6) OBP: 0.308, SLG: 0.405		0-2 G4-3		0-0 P3		1-0 FC4		2-2 G6-3		4 0 0 0 0 0 1												
Todd Benzinger, S (1, 3) OBP: 0.291, SLG: 0.350			1-1 G3		3-3 K		0-3 K		2-3 K	4 0 0 0 0 3 1	AB 31 R 5 H 7 RBI 5 BB 3 SO 6 LOB 6											
Jeff Reed, L (1, 2) OBP: 0.143, SLG: 0.118			2-1 G4-3		1-2 G3-1		0-0 G4-3		1-0 P5	4 0 0 0 0 0 1												
Bill Swift, R (1, 1) OBP: 0.300, SLG: 0.333			2-1 G5-3		0-0 1B		1-1 G6-3		3-1 P5	3 1 1 0 0 0 0												
Michael Jackson, R (7, 1)										0 0 0 0 0 0 0												
Dave Martinez, L (9, PH) OBP: 0.276, SLG: 0.269										1 0 0 0 0 0 0												
Rod Beck, R (9, 1)										0 0 0 0 0 0 0												
Inning Stats	R: 0 E: 0 K: 0 S: 7	H: 1 LOB: 2 BB: 2 P: 17	R: 0 E: 0 K: 0 S: 7	H: 0 LOB: 0 BB: 0 P: 10	R: 0 E: 0 K: 0 S: 7	H: 0 LOB: 0 BB: 0 P: 12	R: 3 E: 0 K: 1 S: 18	H: 3 LOB: 0 BB: 0 P: 28	R: 1 E: 0 K: 1 S: 10	H: 2 LOB: 1 BB: 0 P: 12	R: 0 E: 0 K: 1 S: 7	H: 0 LOB: 1 BB: 1 P: 12	R: 0 E: 0 K: 0 S: 8	H: 0 LOB: 0 BB: 0 P: 12	R: 1 E: 0 K: 2 S: 10	H: 1 LOB: 0 BB: 0 P: 15	R: 0 E: 0 K: 1 S: 6	H: 0 LOB: 0 BB: 0 P: 12	1B: 4 2B: 0 3B: 0 HR: 3	SF: 0 SAC: 2 DP: 0 HBP: 0	WP: 0 PB: 0 SB: 0 CS: 0	PA: 36
PITCHER	IP WLS BF H R ER SO BB IBB HBP BLK WP HR S P ERA WHIP																					
Pete Harnisch, R (1, 1) ERA: 6.75	5.0 L 22 6 4 4 2 2 0 0 0 0 0 2 49 79 7.20 1.600																					
Todd Jones, R (6, 1) ERA: 4.26	2.0 7 0 0 0 1 1 0 0 0 0 0 0 15 24 0.00 0.500																					
Dave Veres, R (8, 1) ERA: 3.38	2.0 7 1 1 1 3 0 0 0 0 0 0 1 16 27 4.50 0.500																					

San Francisco Giants @ Houston Astros
 Astrodome, Houston, TX
 Tue May 17 1994, 8:05 PM EDT
 Att. 17,458 - Dome

livebaseballscorecards.com



Batter	1	2	3	4	5	6	7	8	9	AB	R	H	RBI	BB	SO	LOB
Mike Felder, S OBP: 0.333, SLG: 0.297 (1, 9)	4-1 FC4-6 BB		0-0 FC4-6 1-2f		0-1 1-2 1B		1-1 G4-3			3	0	1	0	1	0	1
Steve Finley, L OBP: 0.333, SLG: 0.503 (1, 8)	0-1 FC4-6 1-2f		2-3 K 1-2		0-1 F9			0-2 P8		4	0	0	0	0	1	4
Craig Biggio, R OBP: 0.411, SLG: 0.507 (1, 4)	2-0 G4-3 1-2f			1-2 G5-3	2-1 G6-3			3-3 K		4	0	0	0	0	1	3
5 Jeff Bagwell, R OBP: 0.411, SLG: 0.640 (1, 3)		4-0 G3 BB		1-0 2B		4-0 G4-3 BB		2-3 K		2	2	1	0	2	1	0
Luis Gonzalez, L OBP: 0.321, SLG: 0.425 (1, 7)		3-1 G3 1-3		0-3 K		1-2 L7		2-2 F7		4	0	0	0	0	1	3
Ken Caminiti, S OBP: 0.301, SLG: 0.460 (1, 5)		2-1 G3 3-H		0-0 2B		1-2 G4-3 1-2		0-1 1B		4	0	2	2	0	0	1
Scott Servais, R OBP: 0.236, SLG: 0.320 (1, 2)		1-0 G6-3		1-3 K		2-3 K		1-2 F7		3	0	0	0	0	2	2
Sid Bream, L (9, PH) OBP: 0.538, SLG: 0.545								1-2 F7		1	0	0	0	0	0	1
Andy Stankiewicz, R OBP: 0.412, SLG: 0.517 (1, 6)			1-0 P4		2-0 CS 1B		0-1 G6-3		0-0 F9	4	0	1	0	0	0	1
Pete Harnisch, S OBP: 0.250, SLG: 0.333 (1, 1)			3-2 FC4-6		3-2 1B		2-3 K			1	0	1	0	0	0	0
Chris Donnels, L (5, PH) OBP: 0.412, SLG: 0.677										1	0	1	0	0	0	0
Todd Jones, L (6, 1)										0	0	0	0	0	0	0
Kevin Bass, S (7, PH) OBP: 0.320, SLG: 0.404										1	0	0	0	0	1	0
Dave Veres, R (8, 1)										0	0	0	0	0	0	0

Inning Stats	R: 0	H: 0	E: 0	K: 0	S: 4	R: 1	H: 0	E: 0	K: 0	S: 5	R: 0	H: 1	E: 0	K: 1	S: 9	R: 1	H: 2	E: 0	K: 2	S: 12	R: 0	H: 3	E: 0	K: 0	S: 10	R: 0	H: 0	E: 0	K: 1	S: 7	R: 0	H: 0	E: 0	K: 2	S: 10	R: 0	H: 0	E: 0	K: 0	S: 10	R: 0	H: 1	E: 0	K: 0	S: 10	R: 0	H: 1	E: 0	K: 0	S: 10	1B: 5	2B: 2	3B: 0	HR: 0	SF: 0	SAC: 0	DP: 1	HBP: 0	WP: 0	PB: 0	SB: 2	CS: 1	PA: 35
--------------	------	------	------	------	------	------	------	------	------	------	------	------	------	------	------	------	------	------	------	-------	------	------	------	------	-------	------	------	------	------	------	------	------	------	------	-------	------	------	------	------	-------	------	------	------	------	-------	------	------	------	------	-------	-------	-------	-------	-------	-------	--------	-------	--------	-------	-------	-------	-------	--------

PITCHER	IP	WLS	BF	H	R	ER	SO	BB	IBB	HBP	BLK	WP	HR	S	P	ERA	WHIP
Bill Swift, R ERA: 2.61 (1, 1)	6.2	W	27	6	2	2	5	3	0	0	0	0	0	55	97	2.70	1.350
Michael Jackson, R ERA: 1.08 (7, 1)	1.1		4	0	0	0	2	0	0	0	0	0	0	12	18	0.00	0.000
Rod Beck, R ERA: 2.79 (9, 1)	1.0	S	4	1	0	0	0	0	0	0	0	0	0	10	13	0.00	1.000

BOTTOM

San Francisco Giants @ Houston Astros
Astrodome, Houston, TX
Tue May 17 1994, 8:05 PM EDT
Att. 17,458 - Dome

livebaseballscorecards.com

AB	32
R	2
H	7
RBI	2
BB	3
SO	7
LOB	16



Batter	1	2	3	4	5	6	7	8	9	AB	R	H	RBI	BB	SO	LOB
James Mouton, R OBP: 0.303, SLG: 0.297 (1, 9)	4-0 CS G4-3 BB		1-3 K	2-3 K			0-0 FC3-6 1B			3	0	1	0	1	2	2
Steve Finley, L OBP: 0.325, SLG: 0.490 (1, 8)	3-2 SAFE G4-3 1-2		2-2 F8	2-0 PO	2-1 G4-3		0-1 SAFE FC3-6 CS 1-2f			4	0	0	0	0	0	2
Craig Biggio, R OBP: 0.413, SLG: 0.503 (1, 4)	3-3 K 2-3		1-0 5 WP 5 2B 1B		2-0 WP 5 BB G6-3 HBP		2-1 SAFE G5-3 1-2			3	2	1	0	0	1	2
5 Jeff Bagwell, R OBP: 0.425, SLG: 0.662 (1, 3)		1-2 G4-3 2B	2-1 1-H 2B		4-2 SAFE BB G6-3 WP 1-2 BB		2-1 1B			3	1	3	1	1	0	0
Luis Gonzalez, L OBP: 0.312, SLG: 0.411 (1, 7)		0-0 G4-3	2-0 G3-1		1-2 G6-3		0-0 F8			4	0	0	1	0	0	3
Ken Caminiti, S OBP: 0.314, SLG: 0.500 (1, 5)		2-2 3-H 2B		2-0 HR	1-3 K		0-0 1B			4	1	3	2	0	1	1
Scott Servais, R OBP: 0.236, SLG: 0.317 (1, 2)		3-3 K		1-2 PO 1B		0-1 G6-3		1-1 G5-3		4	0	1	0	0	1	2
Andujar Cedeno, R OBP: 0.328, SLG: 0.470 (1, 6)		4-0 IBB		0-0 1B		0-0 F9				2	0	1	0	1	0	0
Doug Drabek, R OBP: 0.115, SLG: 0.083 (1, 1)		1-3 K		0-3 K		1-2 G6-3				3	0	0	0	0	2	4
John Hudek, S (9, 1)										0	0	0	0	0	0	0

Inning Stats	R: 0	H: 0	E: 0	K: 1	S: 9	R: 1	H: 2	E: 0	K: 2	S: 13	R: 1	H: 2	E: 0	K: 1	S: 10	R: 1	H: 3	E: 0	K: 2	S: 13	R: 1	H: 0	E: 0	K: 1	S: 10	R: 0	H: 1	E: 0	K: 0	S: 5	R: 0	H: 2	E: 0	K: 0	S: 6
	LOB: 0	BB: 1	P: 19			LOB: 2	BB: 1	P: 24			LOB: 1	BB: 0	P: 18			LOB: 1	BB: 1	P: 20			LOB: 0	BB: 1	P: 20			LOB: 0	BB: 0	P: 7			LOB: 1	BB: 0	P: 9		

BOTTOM

San Francisco Giants @ Houston Astros
Astrodome, Houston, TX

Wed May 18 1994, 8:05 PM EDT
Att. 15,098 - Dome

AB	30
R	4
H	10
RBI	4
BB	3
SO	7
LOB	16



PITCHER	IP	WLS	BF	H	R	ER	SO	BB	IBB	HBP	BLK	WP	HR	S	P	ERA	WHIP
Mark Portugal, R (1, 1)	6.0	L	27	7	4	4	7	2	1	1	0	2	1	61	108	6.00	1.500
Salomon Torres, R (7, 1)	2.0		7	3	0	0	0	0	0	0	0	0	0	11	16	0.00	1.500

Batter	1	2	3	4	5	6	7	8	9
James Mouton, R OBP: 0.306, SLG: 0.303 (1, 9)	1-0 G4-3 2B	2-0 E5 1B		2-2 HBP		0-3 K		3-3 K	
Steve Finley, L OBP: 0.328, SLG: 0.484 (1, 8)	1-0 G4-3	1-1 1B		2-1 F7		2-2 K		4-2 1B BB	
Craig Biggio, R OBP: 0.418, SLG: 0.513 (1, 4)	3-2 2B	0-0 F9		1-1 F8		1-1 1B		2-2 1B 1B	
5 Jeff Bagwell, R OBP: 0.413, SLG: 0.639 (1, 3)	0-0 G6-3			0-0 F7		2-3 K		0-0 F8	
Luis Gonzalez, L OBP: 0.322, SLG: 0.419 (1, 7)	1-0 G3-1			2-2 CS 1B		3-2 1B		1-0 P5 1B	
Ken Caminiti, S OBP: 0.319, SLG: 0.496 (1, 5)		1-0 G4-3 2B 1B		4-1 BB		2-0 F7		0-3 K	
Scott Servais, R OBP: 0.228, SLG: 0.305 (1, 2)		1-1 G4-3		1-2 G5-3		0-0 F8		0-2 G5-3	
Andujar Cedeno, R OBP: 0.341, SLG: 0.513 (1, 6)		2-3 K		3-2 SH2-4 1B		3-2 1B WP 2B		1-0 HR	
Darryl Kile, R OBP: 0.116, SLG: 0.211 Tom Edens, R OBP: 0.429, SLG: 0.688 Chris Donnels, L OBP: 0.429, SLG: 0.688 Mike Hampton, R OBP: 0.429, SLG: 0.688 Todd Jones, L OBP: 0.333, SLG: 0.479 Kevin Bass, S OBP: 0.333, SLG: 0.479 Mitch Williams, L OBP: 0.333, SLG: 0.479		3-2 E 2B		0-1 SH2-4		3-2 1B WP 1B		1-2 HR	

AB	R	H	RBI	BB	SO	LOB
4	2	1	0	0	2	2
4	1	1	1	1	1	4
5	0	3	2	0	0	3
5	0	0	0	0	1	4
5	0	3	1	0	0	1
3	1	1	0	1	1	1
4	0	0	0	0	0	3
4	2	3	1	0	1	1
1	1	1	1	0	0	0
0	0	0	0	0	0	0
1	1	1	0	0	0	0
0	0	0	0	0	0	0
1	1	1	1	0	0	0
0	0	0	0	0	0	0

AB	R	H	RBI	BB	SO	LOB
37	9	15	7	2	6	19

Inning Stats	R	H	E	K	S	R	H	E	K	S	R	H	E	K	S	R	H	E	K	S	R	H	E	K	S
	1	2	0	7	13	3	3	1	15	25	0	1	0	10	16	0	1	0	11	19	0	1	0	10	15
	0	0	0	0	0	0	0	0	0	0	0	0	0	0	0	0	0	0	0	0	0	0	0	0	0
	0	0	0	0	0	0	0	0	0	0	0	0	0	0	0	0	0	0	0	0	0	0	0	0	0
	0	0	0	0	0	0	0	0	0	0	0	0	0	0	0	0	0	0	0	0	0	0	0	0	0
	0	0	0	0	0	0	0	0	0	0	0	0	0	0	0	0	0	0	0	0	0	0	0	0	0
	0	0	0	0	0	0	0	0	0	0	0	0	0	0	0	0	0	0	0	0	0	0	0	0	0
	0	0	0	0	0	0	0	0	0	0	0	0	0	0	0	0	0	0	0	0	0	0	0	0	0
	0	0	0	0	0	0	0	0	0	0	0	0	0	0	0	0	0	0	0	0	0	0	0	0	0
	0	0	0	0	0	0	0	0	0	0	0	0	0	0	0	0	0	0	0	0	0	0	0	0	0
	0	0	0	0	0	0	0	0	0	0	0	0	0	0	0	0	0	0	0	0	0	0	0	0	0
	0	0	0	0	0	0	0	0	0	0	0	0	0	0	0	0	0	0	0	0	0	0	0	0	0
	0	0	0	0	0	0	0	0	0	0	0	0	0	0	0	0	0	0	0	0	0	0	0	0	0
	0	0	0	0	0	0	0	0	0	0	0	0	0	0	0	0	0	0	0	0	0	0	0	0	0
	0	0	0	0	0	0	0	0	0	0	0	0	0	0	0	0	0	0	0	0	0	0	0	0	0
	0	0	0	0	0	0	0	0	0	0	0	0	0	0	0	0	0	0	0	0	0	0	0	0	0
	0	0	0	0	0	0	0	0	0	0	0	0	0	0	0	0	0	0	0	0	0	0	0	0	0
	0	0	0	0	0	0	0	0	0	0	0	0	0	0	0	0	0	0	0	0	0	0	0	0	0
	0	0	0	0	0	0	0	0	0	0	0	0	0	0	0	0	0	0	0	0	0	0	0	0	0
	0	0	0	0	0	0	0	0	0	0	0	0	0	0	0	0	0	0	0	0	0	0	0	0	0
	0	0	0	0	0	0	0	0	0	0	0	0	0	0	0	0	0	0	0	0	0	0	0	0	0
	0	0	0	0	0	0	0	0	0	0	0	0	0	0	0	0	0	0	0	0	0	0	0	0	0
	0	0	0	0	0	0	0	0	0	0	0	0	0	0	0	0	0	0	0	0	0	0	0	0	0
	0	0	0	0	0	0	0	0	0	0	0	0	0	0	0	0	0	0	0	0	0	0	0	0	0
	0	0	0	0	0	0	0	0	0	0	0	0	0	0	0	0	0	0	0	0	0	0	0	0	0
	0	0	0	0	0	0	0	0	0	0	0	0	0	0	0	0	0	0	0	0	0	0	0	0	0
	0	0	0	0	0	0	0	0	0	0	0	0	0	0	0	0	0	0	0	0	0	0	0	0	0
	0	0	0	0	0	0	0	0	0	0	0	0	0	0	0	0	0	0	0	0	0	0	0	0	0
	0	0	0	0	0	0	0	0	0	0	0	0	0	0	0	0	0	0	0	0	0	0	0	0	0
	0	0	0	0	0	0	0	0	0	0	0	0	0	0	0	0	0	0	0	0	0	0	0	0	0
	0	0	0	0	0	0	0	0	0	0	0	0	0	0	0	0	0	0	0	0	0	0	0	0	0
	0	0	0	0	0	0	0	0	0	0	0	0	0	0	0	0	0	0	0	0	0	0	0	0	0
	0	0	0	0	0	0	0	0	0	0	0	0	0	0	0	0	0	0	0	0	0	0	0	0	0
	0	0	0	0	0	0	0	0	0	0	0	0	0	0	0	0	0	0	0	0	0	0	0	0	0
	0	0	0	0	0	0	0	0	0	0	0	0	0	0	0	0	0	0	0	0	0	0	0	0	0
	0	0	0	0	0	0	0	0	0	0	0	0	0	0	0	0	0	0	0	0	0	0	0	0	0
	0	0	0	0	0	0	0	0	0	0	0	0	0	0	0	0	0	0	0	0	0	0	0	0	0
	0	0	0	0	0	0	0	0	0	0	0	0	0	0	0	0	0	0	0	0	0	0	0	0	0
	0	0	0	0	0	0	0	0	0	0	0	0	0	0	0	0	0	0	0	0	0	0	0	0	0
	0	0	0	0	0	0	0	0	0	0	0	0	0	0	0	0	0	0	0	0	0	0	0	0	0
	0	0	0	0	0	0	0	0	0	0	0	0	0	0	0	0	0	0	0	0	0	0	0	0	0
	0	0	0	0	0	0	0	0	0	0	0	0	0	0	0	0	0	0	0	0	0	0	0	0	0
	0	0	0	0	0	0	0	0	0	0	0	0	0	0	0	0	0	0	0	0	0	0	0	0	0
	0	0	0	0	0	0	0	0	0	0	0	0	0	0	0	0	0	0	0	0	0	0	0	0	0
	0	0	0	0	0	0	0	0	0	0	0	0	0	0	0	0	0	0	0	0	0	0	0	0	0
	0	0	0	0	0	0	0	0	0	0	0	0	0	0	0	0	0	0	0	0	0	0	0	0	0
	0	0	0	0	0	0	0	0	0	0	0	0	0	0	0	0	0	0	0	0	0	0	0	0	0
	0	0	0	0	0	0	0	0	0	0	0	0	0	0	0	0	0	0	0	0	0	0	0	0	0
	0	0	0	0	0	0	0	0	0	0	0	0	0	0	0	0	0	0	0	0	0	0	0	0	0
	0	0	0	0	0	0	0	0	0	0	0	0	0	0	0	0	0	0	0	0	0	0	0	0	0
	0	0	0	0	0	0	0	0	0	0	0	0	0	0	0	0	0	0	0	0	0	0	0	0	0
	0	0	0	0	0	0	0	0	0	0	0	0	0	0	0	0	0	0	0	0	0	0	0	0	0
	0	0	0	0	0																				

Batter	1	2	3	4	5	6	7	8	9	AB R H RBI BB SO LOB
James Mouton, R OBP: 0.311, SLG: 0.308 (1, 9)	2-1 S E 1B		1-1 G1-3		0-0 1B		3-2 G6-3			4 1 2 0 0 0 1
Steve Finley, L OBP: 0.326, SLG: 0.476 (1, 8)	2-3 K 1-2		4-0 E S 2B BB		1-0 G3-1		0-3 K			3 1 0 0 1 2 2
Craig Biggio, R OBP: 0.414, SLG: 0.513 (1, 4)	0-0 G6-3		2-1 1-H 2B			2-3 K		2-3 K		4 0 1 1 0 2 1
5 Jeff Bagwell, R OBP: 0.409, SLG: 0.626 (1, 3)	3-1 E8 2-H		1-1 G4-3			4-2 G3 BB		1-0 F7		3 0 0 0 1 0 1
Luis Gonzalez, L OBP: 0.320, SLG: 0.414 (1, 7)	0-0 G3-1			3-2 1B		1-1 G3 1-2		3-1 P5		4 0 1 0 0 0 2
Ken Caminiti, S OBP: 0.327, SLG: 0.496 (1, 5)		1-1 G6-3		0-0 G6-3 1B		4-0 IBB				2 0 1 0 1 0 0
Andujar Cedeno, R OBP: 0.333, SLG: 0.500 (1, 6)		2-3 K		1-3 K		3-2 G6-3				3 0 0 0 0 2 4
Tony Eusebio, R OBP: 0.167, SLG: 0.343 (1, 2)		1-3 K		0-1 G6-3 1-2f			1-0 2B			3 0 1 0 0 1 2
Greg Swindell, L OBP: 0.250, SLG: 0.350 John Hudek, S (9, 1)			1-1 G5-3		0-0 G6-3		0-0 F8			3 0 0 0 0 0 1 0 0 0 0 0 0 0

Inning Stats	R: 1	H: 1	E: 1	K: 1	S: 9	LOB: 1	BB: 0	P: 16	R: 0	H: 0	E: 0	K: 2	S: 8	LOB: 0	BB: 0	P: 12	R: 1	H: 1	E: 0	K: 0	S: 8	LOB: 1	BB: 1	P: 17	R: 0	H: 2	E: 0	K: 1	S: 12	LOB: 1	BB: 0	P: 16	R: 0	H: 1	E: 0	K: 0	S: 3	LOB: 0	BB: 0	P: 4	R: 0	H: 0	E: 0	K: 1	S: 10	LOB: 2	BB: 2	P: 24	R: 0	H: 1	E: 0	K: 1	S: 8	LOB: 1	BB: 0	P: 12	R: 0	H: 0	E: 0	K: 1	S: 6	LOB: 0	BB: 0	P: 12	1B: 4	2B: 2	3B: 0	HR: 0	SF: 0	SAC: 0	DP: 1	HBP: 0	WP: 0	PB: 0	SB: 2	CS: 0	PA: 32
PITCHER	IP	WLS	BF	H	R	ER	SO	BB	IBB	HBP	BLK	WP	HR	S	P	ERA	WHIP																																																												
Andy Ashby, R ERA: 2.79 (1, 1)	7.0	L	29	6	2	1	6	2	1	0	0	0	0	58	101	1.29	1.143																																																												
Trevor Hoffman, R ERA: 1.33 (8, 1)	1.0		3	0	0	0	1	0	0	0	0	0	0	6	12	0.00	0.000																																																												

BOTTOM

San Diego Padres @ Houston Astros
Astrodome, Houston, TX

Fri May 20 1994, 8:05 PM EDT
Att. 28,305 - Dome

livebaseballscorecards.com

AB	29
R	2
H	6
RBI	1
BB	3
SO	7
LOB	14



Batter	1	2	3	4	5	6	7	8	9	AB R H RBI BB SO LOB	TOP	
Derek Bell, R (1, 8) OBP: 0.300, SLG: 0.379	0-1 G4-3		0-1 FC6-4		1-3 K		2-1 G4-3		2-0 F7	5 0 0 0 0 1 2		
Bip Roberts, S (1, 4) OBP: 0.345, SLG: 0.281	3-2 1B			4-2 1B BB		3-2 1B 1B	1-1 G2-3			3 2 2 0 1 0 1		
Tim Hyers, L (1, 3) OBP: 0.351, SLG: 0.340	2-3 K			0-1 1B 1B		1-0 1B FC5-2 1B	0-3 K			4 0 2 1 0 2 2		
Phil Plantier, L (1, 7) OBP: 0.346, SLG: 0.612		2-1 G3		0-3 K		1-2 FC5-2 1B		2-3 K		4 0 1 1 0 2 1		
Bill Bean, L (1, 9) OBP: 0.258, SLG: 0.267		1-2 G1-3		0-3 K		0-2 FC5-2 FC5-2 1B		4-0 BB		3 0 1 0 1 1 1		
Arch Ciuffrocco, R (1, 5) OBP: 0.262, SLG: 0.398		2-3 K		3-1 FC6-4 1B		0-0 FC5-2 FC5-2		1-3 K		4 0 1 0 0 2 4		
Craig Shipley, R (1, 6) OBP: 0.306, SLG: 0.375			2-1 G4-3	0-0 FC6-4		2-1 FC5-2		0-0 G6-3		4 0 0 0 0 0 6		
Brad Ausmus, R (1, 2) OBP: 0.279, SLG: 0.328			2-0 G4-3		0-0 F8	2-3 K			3-3 K	3 0 0 0 0 1 3		
Brian Johnson, R (9, PH) OBP: 0.235, SLG: 0.200										1 0 0 0 0 1 0		
Andy Benes, R (1, 1) OBP: 0.143, SLG: 0.143			0-0 FC6-4 1B		0-3 K		2-1 G4-3 2B		0-1 L5	2 0 1 0 0 1 0		
Scott Livingstone, L (7, PH) OBP: 0.204, SLG: 0.234										1 0 1 0 0 0 0		
Jeff Tabaka, R (7, 1)										0 0 0 0 0 0 0		
Tony Gwynn, L (9, PH) OBP: 0.427, SLG: 0.547										1 0 0 0 0 0 0		
Inning Stats	R: 0 H: 1 E: 0 LOB: 0 K: 1 BB: 0 S: 12 P: 17	R: 0 H: 0 E: 0 LOB: 0 K: 1 BB: 0 S: 9 P: 14	R: 0 H: 1 E: 0 LOB: 1 K: 0 BB: 0 S: 6 P: 10	R: 1 H: 2 E: 0 LOB: 2 K: 2 BB: 1 S: 14 P: 21	R: 0 H: 0 E: 0 LOB: 0 K: 2 BB: 0 S: 7 P: 8	R: 1 H: 4 E: 0 LOB: 3 K: 1 BB: 0 S: 18 P: 27	R: 0 H: 1 E: 0 LOB: 1 K: 1 BB: 0 S: 9 P: 14	R: 0 H: 0 E: 0 LOB: 1 K: 2 BB: 1 S: 7 P: 14	R: 0 H: 0 E: 0 LOB: 0 K: 1 BB: 0 S: 7 P: 12	1B: 8 SF: 0 2B: 1 SAC: 0 3B: 0 DP: 0 HR: 0 HBP: 0	WP: 0 PA: 37 PB: 0 SB: 1 CS: 0	
PITCHER	IP WLS BF H R ER SO BB IBB HBP BLK WP HR S P ERA WHIP											
Shane Reynolds, R (1, 1) ERA: 4.0	5.0 W 23 8 2 2 6 1 0 0 0 0 0 0 58 85 3.60 1.800											
Todd Jones, R (6, 1) ERA: 3.47	3.0 11 1 0 0 4 1 0 0 0 0 0 0 24 40 0.00 0.667											
Mitch Williams, L (9, 1) ERA: 7.41	1.0 S 3 0 0 0 1 0 0 0 0 0 0 0 7 12 0.00 0.000											

San Diego Padres @ Houston Astros
Astrodome, Houston, TX
Sat May 21 1994, 8:05 PM EDT
Att. 21,719 - Dome

livebaseballscorecards.com

AB	35
R	2
H	9
RBI	2
BB	2
SO	11
LOB	20



Batter	1	2	3	4	5	6	7	8	9	AB	R	H	RBI	BB	SO	LOB
Mike Felder, S OBP: 0.302, SLG: 0.268 James Mouton, R OBP: 0.311, SLG: 0.308	(1, 9) B C C C K	(9, 9) B C C C G3-1			(0, 3) C S C S K	(2, 0) B B X F8				4	0	0	0	0	2	3
Steve Finley, L OBP: 0.319, SLG: 0.464	(1, 8) B C C C K		(2, 0) B B X P6		(1, 0) B X F9		(1, 2) M B S X G1			4	0	0	0	0	1	0
Craig Biggio, R OBP: 0.422, SLG: 0.513	(1, 4) B B X 1B		(1, 3) C B S S K		(4, 0) B B B B 5 3B		(4, 0) B B B B BB			2	1	1	0	2	1	0
5 Jeff Bagwell, R OBP: 0.406, SLG: 0.629	(1, 3) C 1 B B S S SAFE K		(0, 0) X L5		(3, 2) B B C C S X 1-H 3B		(0, 1) C 1 SAFE 1 SAFE X F9			4	0	1	1	0	1	2
Luis Gonzalez, L OBP: 0.325, SLG: 0.416		(0, 1) C X HR		(1, 2) F B F F X F7	(1, 0) B X G4-3		(3, 2) F 1 SAFE 1 SAFE B 1 SAFE F F F F G4-3			4	2	2	0	0	0	2
Ken Caminiti, S OBP: 0.331, SLG: 0.515		(1, 2) F 1 SAFE X HR		(4, 1) 1 SAFE 1 SAFE B B B B C C 1 SAFE 1-2		(2, 2) C F B F B X G4-3		(0, 0) X P6		3	1	1	2	1	0	0
Andujar Cedeno, R OBP: 0.324, SLG: 0.484		(3, 3) C 1 B B B B C C K		(3, 1) B B B B X F7		(0, 0) X L8		(1, 0) B X G6-3		4	0	0	0	0	1	2
Tony Eusebio, R OBP: 0.200, SLG: 0.368		(0, 2) C 1 B B X SH2-3 1B		(2, 2) B B F F X SF9		(0, 1) C X 1B 1B		(2, 3) B F F F F S K		3	0	2	1	0	1	0
Shane Reynolds, R Todd Jones, L Mitch Williams, L	(1, 1) (6, 1) (9, 1)	(0, 0) X SH2-3		(1, 3) C S C C S S K		(3, 1) B B B B X 1B				1	0	0	0	0	1	1
		(1, 2) X 1B				(1, 2) X 1B				1	0	1	0	0	0	0
										0	0	0	0	0	0	0

Inning Stats	R: 0	H: 1	E: 0	LOB: 1	K: 3	BB: 0	S: 12	P: 19	R: 2	H: 3	E: 0	LOB: 1	K: 1	BB: 0	S: 16	P: 22	R: 0	H: 0	E: 0	LOB: 0	K: 1	BB: 0	S: 5	P: 8	R: 1	H: 1	E: 0	LOB: 1	K: 1	BB: 1	S: 12	P: 23	R: 1	H: 1	E: 0	LOB: 1	K: 1	BB: 1	S: 9	P: 18	R: 0	H: 2	E: 0	LOB: 2	K: 0	BB: 0	S: 10	P: 17	R: 0	H: 0	E: 0	LOB: 1	K: 0	BB: 1	S: 9	P: 17	R: 0	H: 0	E: 0	LOB: 0	K: 1	BB: 0	S: 7	P: 10
--------------	------	------	------	--------	------	-------	-------	-------	------	------	------	--------	------	-------	-------	-------	------	------	------	--------	------	-------	------	------	------	------	------	--------	------	-------	-------	-------	------	------	------	--------	------	-------	------	-------	------	------	------	--------	------	-------	-------	-------	------	------	------	--------	------	-------	------	-------	------	------	------	--------	------	-------	------	-------

PITCHER	IP	WLS	BF	H	R	ER	SO	BB	IBB	HBP	BLK	WP	HR	S	P	ERA	WHIP
Andy Benes, R ERA: 4.3	(1, 1)	6.0	L	28	8	4	4	7	2	0	0	0	1	64	107	6.00	1.667
Jeff Tabaka, L ERA: 9.58	(7, 1)	2.0		7	0	0	1	1	0	0	0	0	0	16	27	0.00	0.500

BOTTOM

San Diego Padres @ Houston Astros
Astrodome, Houston, TX

Sat May 21 1994, 8:05 PM EDT
Att. 21,719 - Dome

livebaseballscorecards.com

AB	30
R	4
H	8
RBI	4
BB	3
SO	8
LOB	10



WP: 0	PA: 35
PB: 0	SB: 1
CS: 0	

Batter	1	2	3	4	5	6	7	8	9	AB	R	H	RBI	BB	SO	LOB
Craig Biggio, R OBP: 0.411, SLG: 0.497 (1, 4)	2-2 F9	1-1 F8		2-2 G4-3			0-2 E5 SF9 SH1-4 2B		1-1 F9	5	1	0	0	0	0	2
Steve Finley, L OBP: 0.317, SLG: 0.456 (1, 8)	2-3 K		4-2 2B BB		2-1 P4		0-0 SH1-4		3-1 F9	3	1	0	0	1	1	0
Kevin Bass, S OBP: 0.357, SLG: 0.510 (1, 9)	4-2 BB		0-0 1B 1-H 2B		1-0 CS 1B		1-0 SF9		1-1 G3-1	3	0	2	2	1	0	0
Sid Bream, L OBP: 0.563, SLG: 0.538 (6, 1)	0-2 F7		0-0 CS 1B		4-2 BB		4-0 2B IBB			2	0	1	0	1	0	1
5 Jeff Bagwell, R OBP: 0.409, SLG: 0.629 (7, PH)			2-3 1B		1-2 BB					0	0	0	0	0	0	0
Mitch Williams, L (8, 1)										0	1	0	0	1	0	0
Andy Stankiewicz, R OBP: 0.412, SLG: 0.517 (9, 6)										0	0	0	0	0	0	0
Luis Gonzalez, L OBP: 0.323, SLG: 0.418 (1, 7)		1-1 G1-3	3-3 K 1-2		2-2 P5		1-0 2B			4	0	1	2	0	1	3
Ken Caminiti, S OBP: 0.335, SLG: 0.532 (1, 5)		0-0 HR	4-0 IBB			1-0 P4	0-3 K			3	1	1	1	1	1	1
Scott Servais, R OBP: 0.220, SLG: 0.294 (1, 2)		1-3 K 2B PB	1-2 F8			1-0 P2		0-0 B1-3		4	1	0	0	0	1	2
Andujar Cedeno, R OBP: 0.322, SLG: 0.485 (9, 1)		2-2 PB 2B		1-3 K		1-3 K		1-1 G6-3		4	0	1	0	0	2	0
Pete Harnisch, S OBP: 0.214, SLG: 0.286 (5, 1)		0-0 G1-3		0-0 G4-3						0	0	0	0	0	0	0
Chris Donnels, L OBP: 0.432, SLG: 0.667 (6, 3)							4-1 SH1-4 E SF9 BB		0-0 G1-3	1	1	0	0	1	0	0

BOTTOM

San Diego Padres @ Houston Astros
Astrodome, Houston, TX
Sun May 22 1994, 4:33 AM EDT
Att. 20,257 - Dome

livebaseballscorecards.com

AB	31
R	6
H	6
RBI	5
BB	6
SO	6
LOB	11



Inning Stats	R: 0	H: 0	E: 0	K: 13	S: 13	LOB: 1	BB: 1	P: 21	R: 2	H: 2	E: 0	K: 1	S: 12	LOB: 1	BB: 0	P: 17	R: 1	H: 2	E: 0	K: 1	S: 14	LOB: 2	BB: 2	P: 26	R: 0	H: 0	E: 0	K: 1	S: 8	LOB: 0	BB: 0	P: 11	R: 0	H: 1	E: 0	K: 10	S: 10	LOB: 1	BB: 1	P: 19	R: 0	H: 0	E: 0	K: 1	S: 5	LOB: 0	BB: 0	P: 8	R: 3	H: 1	E: 1	K: 1	S: 10	LOB: 1	BB: 2	P: 20	R: 0	H: 0	E: 0	K: 0	S: 4	LOB: 0	BB: 0	P: 5	R: 0	H: 0	E: 0	K: 0	S: 6	LOB: 0	BB: 0	P: 11	1B: 2	2B: 3	3B: 0	HR: 1	SF: 1	SAC: 1	DP: 0	HBP: 0	WP: 0	PB: 2	SB: 0	CS: 2	PA: 39
--------------	------	------	------	-------	-------	--------	-------	-------	------	------	------	------	-------	--------	-------	-------	------	------	------	------	-------	--------	-------	-------	------	------	------	------	------	--------	-------	-------	------	------	------	-------	-------	--------	-------	-------	------	------	------	------	------	--------	-------	------	------	------	------	------	-------	--------	-------	-------	------	------	------	------	------	--------	-------	------	------	------	------	------	------	--------	-------	-------	-------	-------	-------	-------	-------	--------	-------	--------	-------	-------	-------	-------	--------

PITCHER	IP	WLS	BF	H	R	ER	SO	BB	IBB	HBP	BLK	WP	HR	S	P	ERA	WHIP
Scott Sanders, R ERA: 5.02 (1, 1)	5.0		23	5	3	2	4	3	1	0	0	0	1	57	94	3.60	1.600
Donnie Elliott, R ERA: 2.84 (6, 1)	1.0		3	0	0	0	1	0	0	0	0	0	0	5	8	0.00	0.000
Pedro Martinez, L ERA: 2.67 (7, 1)	2.0	W	10	1	3	0	1	1	1	0	0	0	0	14	25	0.00	1.000
Trevor Hoffman, R ERA: 1.27 (9, 1)	1.0	S	3	0	0	0	0	0	0	0	0	0	0	6	11	0.00	0.000

Batter	1	2	3	4	5	6	7	8	9	AB R H RBI BB SO LOB	TOP
--------	---	---	---	---	---	---	---	---	---	----------------------	-----

James Mouton, R (1, 9) OBP: 0.324, SLG: 0.321	0-1 L8		0-3 K	1-2 E6 1B		2-3 K		0-2 K		5 0 1 1 0 3 2	
Steve Finley, L (1, 8) OBP: 0.325, SLG: 0.449	1-2 CS 1B		1-2 P6	0-2 L8			0-0 F8	2-2 2B 1B		5 0 2 1 0 0 1	
Craig Biggio, R (1, 4) OBP: 0.408, SLG: 0.488	4-2 5 BB BB		4-0 5 S BB		3-2 L5		2-1 L4	0-1 1-3 2B		3 0 1 1 2 0 0	
5 Jeff Bagwell, R (1, 3) OBP: 0.411, SLG: 0.601	4-0 BB		2-2 G5-3		4-2 2B BB		0-1 L6	4-0 IBB		2 1 0 0 3 0 1	
Ken Caminiti, S (1, 5) OBP: 0.345, SLG: 0.545	1-1 G6-3			1-0 2B	2-1 2B			1B 2B K		5 2 3 1 0 1 5	
Kevin Bass, S (1, 7) Luis Gonzalez, L (8, PR) OBP: 0.333, SLG: 0.428		2-0 L8		4-2 2B E BB	1-1 P5		2-2 1B 1B	1-2 BLK 2B		3 1 1 0 1 0 1 1 1 1 0 0 0 0	
Tony Eusebio, R (1, 2) OBP: 0.213, SLG: 0.356		0-1 1B		2-3 K	2-3 K		1-2 1B 1B	1-1 G6-3		5 1 2 1 0 2 4	
Andujar Cedeno, R (1, 6) OBP: 0.346, SLG: 0.493		1-2 L6		3-2 E9 G5-3 E 2B		2-1 G6-3	3-2 1B 2B 1B	2-2 G3		5 2 2 2 0 0 2	
Greg Swindell, L (1, 1) Andy Stankiewicz, R (8, PH) Todd Jones, L (8, 1) Sid Bream, L (9, PH) Mitch Williams, L (9, 1) John Hudek, S (9, 1)		0-0 G5-3		0-0 G5-3		0-3 K	2-2 K	0-0 G5-3		3 0 0 0 0 0 1 2 1 0 0 0 0 0 1 2 0 0 0 0 0 0 0 0 1 0 0 0 0 0 0 1 0 0 0 0 0 0 0 0 0 0 0 0 0 0 0 0	

Inning Stats	R: 0 E: 0 K: 0 S: 10	H: 1 LOB: 2 BB: 2 P: 20	R: 0 E: 0 K: 0 S: 7	H: 1 LOB: 1 BB: 0 P: 10	R: 0 E: 0 K: 1 S: 9	H: 0 LOB: 1 BB: 1 P: 16	R: 3 E: 2 K: 1 S: 18	H: 3 LOB: 1 BB: 1 P: 29	R: 1 E: 0 K: 1 S: 17	H: 1 LOB: 1 BB: 1 P: 29	R: 0 E: 0 K: 2 S: 9	H: 0 LOB: 0 BB: 0 P: 13	R: 0 E: 0 K: 0 S: 5	H: 0 LOB: 0 BB: 0 P: 7	R: 4 E: 0 K: 3 S: 27	H: 6 LOB: 3 BB: 1 P: 46	R: 0 E: 0 K: 0 S: 13	H: 1 LOB: 1 BB: 0 P: 17	1B: 7 2B: 6 3B: 0 HR: 0	SF: 0 SAC: 0 DP: 0 HBP: 0	WP: 0 PB: 0 SB: 1 CS: 1	PA: 45
--------------	-------------------------------	----------------------------------	------------------------------	----------------------------------	------------------------------	----------------------------------	-------------------------------	----------------------------------	-------------------------------	----------------------------------	------------------------------	----------------------------------	------------------------------	---------------------------------	-------------------------------	----------------------------------	-------------------------------	----------------------------------	----------------------------------	------------------------------------	----------------------------------	--------

PITCHER	IP	WLS	BF	H	R	ER	SO	BB	IBB	HBP	BLK	WP	HR	S	P	ERA	WHIP
Steve Avery, L (1, 1) ERA: 2.88	4.1		23	6	4	4	2	5	0	0	0	0	0	56	96	8.31	2.538
Steve Bedrosian, R (5, 1) ERA: 4.82	0.2		2	0	0	0	1	0	0	0	0	0	0	5	8	0.00	0.000
Mark Wohlers, R (6, 1) ERA: 4.71	2.0		6	0	0	0	2	0	0	0	0	0	0	14	20	0.00	0.000
Mike Stanton, L (8, 1) ERA: 4.22	0.0	L	4	4	4	4	0	0	0	0	0	0	0	13	22	∞	∞
Milt Hill, R (8, 1) ERA: 6.75	2.0		10	3	0	0	3	0	1	0	1	0	0	27	41	0.00	1.500

Houston Astros @ Atlanta Braves
Atlanta-Fulton County Stadium, Atlanta, GA

Thu May 26 1994, 7:05 PM EDT
Att. 45,976 - Unknown - 79 F

livebaseballscorecards.com

AB	39
R	8
H	13
RBI	7
BB	6
SO	8
LOB	21



BOTTOM

Houston Astros @ Atlanta Braves
Atlanta-Fulton County Stadium, Atlanta, GA

Thu May 26 1994, 7:05 PM EDT
Att: 45,976 - Unknown - 79 F

livebaseballscorecards.com

AB	35
R	5
H	10
RBI	5
BB	3
SO	5
LOB	21



WP:	0	PA:	38
PB:	0		
SB:	0		
CS:	0		

Batter	1	2	3	4	5	6	7	8	9	AB	R	H	RBI	BB	SO	LOB
Jarvis Brown, R (1, 8) Deion Sanders, L (8, PH) OBP: 0.338, SLG: 0.396 (9, 8)	F9	P4			G6-3			1B	FC1-2	3	0	0	0	0	0	1
Jeff Blausler, R (1, 6) OBP: 0.281, SLG: 0.306	L9-3		G5-3			L1		G1-3	G4-3	5	0	2	1	0	0	3
Terry Pendleton, S (1, 5) OBP: 0.270, SLG: 0.380	L9-3		F7			L4		L5		4	0	0	0	0	0	2
Fred McGriff, L (1, 3) OBP: 0.379, SLG: 0.588		G4-3	G4-3			BB		G1-3		3	1	1	0	1	0	1
Javy Lopez, R (1, 2) OBP: 0.301, SLG: 0.511		G4-3		K		K		K		4	1	1	0	0	3	2
David Justice, L (1, 9) OBP: 0.399, SLG: 0.473		G4-3	G4-3		G4-3		HR		FC1-2	4	2	3	1	0	0	0
Dave Gallagher, R (1, 7) OBP: 0.288, SLG: 0.328		K		P4		G1-3			FC1-2	3	0	0	0	1	1	3
Mark Lemke, S (1, 4) OBP: 0.386, SLG: 0.409		G4-3			G6-3		G5-4-3		FC1-2	3	0	1	1	1	0	2
Steve Avey, L (1, 1) Steve Bedrosian, R (5, 1) Bill Pecota, R (5, PH) Mark Wohlers, R (6, 1) Charlie O'Brien, R (7, PH) Mike Stanton, L (8, 1) Milt Hill, R (8, 1) Ryan Klesko, L (9, PH) OBP: 0.358, SLG: 0.579		G4-3			G6-3		G5-4-3		K	1	0	1	2	0	0	0

Inning Stats	R: 0	H: 1	E: 0	K: 0	S: 7	LOB: 0	BB: 0	P: 9	R: 3	H: 4	E: 0	K: 1	S: 17	LOB: 1	BB: 0	P: 21	R: 0	H: 0	E: 0	K: 0	S: 5	LOB: 0	BB: 0	P: 7	R: 0	H: 0	E: 0	K: 1	S: 8	LOB: 0	BB: 0	P: 11	R: 0	H: 0	E: 0	K: 0	S: 9	LOB: 0	BB: 0	P: 12	R: 0	H: 0	E: 0	K: 1	S: 8	LOB: 1	BB: 1	P: 13	R: 1	H: 2	E: 0	K: 0	S: 7	LOB: 0	BB: 0	P: 8	R: 1	H: 2	E: 0	K: 1	S: 17	LOB: 1	BB: 0	P: 24	R: 0	H: 1	E: 0	K: 1	S: 15	LOB: 3	BB: 2	P: 28	1B: 8	SF: 0	2B: 2	SAC: 0	3B: 0	DP: 2	HR: 1	HBP: 0	WP: 0	PA: 38
--------------	------	------	------	------	------	--------	-------	------	------	------	------	------	-------	--------	-------	-------	------	------	------	------	------	--------	-------	------	------	------	------	------	------	--------	-------	-------	------	------	------	------	------	--------	-------	-------	------	------	------	------	------	--------	-------	-------	------	------	------	------	------	--------	-------	------	------	------	------	------	-------	--------	-------	-------	------	------	------	------	-------	--------	-------	-------	-------	-------	-------	--------	-------	-------	-------	--------	-------	--------

PITCHER	IP	WLS	BF	H	R	ER	SO	BB	IBB	HBP	BLK	WP	HR	S	P	ERA	WHIP
Greg Swindell, L (1, 1) ERA: 2.99	7.0		27	7	4	4	3	1	0	0	0	0	1	61	81	5.14	1.143
Todd Jones, R (8, 1) ERA: 3.51	1.0		5	2	1	1	1	0	0	0	0	0	0	17	24	9.00	2.000
Mitch Williams, L (9, 1) ERA: 7.71	0.0		2	1	0	0	0	1	0	0	0	0	0	2	6	∞	∞
John Hudek, R (9, 1) ERA: 0.63	1.0	S	4	0	0	0	1	1	0	0	0	0	0	13	22	0.00	1.000

PITCHER	IP	WLS	BF	H	R	ER	SO	BB	IBB	HBP	BLK	WP	HR	S	P	ERA	WHIP
---------	----	-----	----	---	---	----	----	----	-----	-----	-----	----	----	---	---	-----	------

Batter	1	2	3	4	5	6	7	8	9	AB R H RBI BB SO LOB	TOP											
James Mouton, R (1, 9) OBP: 0.326, SLG: 0.319	0-0 F3		0-0 1B			4-0 5 WP 5 SF9 BB	0-3 K	0-0 F7		4 1 1 0 1 1 2												
Steve Finley, L (1, 8) OBP: 0.327, SLG: 0.461	4-0 WP BB		0-3 K			0-0 G6-3	0-0 HR		0-3 K	4 1 1 1 1 2 2												
Craig Biggio, R (1, 4) OBP: 0.413, SLG: 0.486	0-0 F9					4-0 5 SF9 5 WP 2B	0-0 5 1B		4-0 5 F9 5 S BB	3 1 1 0 2 1 1												
5 Jeff Bagwell, R (1, 3) OBP: 0.406, SLG: 0.593	0-0 F8					0-0 G5-3	0-0 SF9		0-0 F9	4 0 1 1 0 0 2												
Luis Gonzalez, L (1, 7) OBP: 0.329, SLG: 0.427						0-0 F7			0-0 G6-3	5 0 1 1 0 1 3												
Ken Caminiti, S (1, 5) OBP: 0.354, SLG: 0.548						0-0 FC1-6 1B			0-0 S 1B	3 0 2 0 1 0 0												
Andujar Cedeno, R (1, 6) OBP: 0.337, SLG: 0.480						0-3 K			0-3 K	4 0 0 0 0 2 4												
Scott Servais, R (1, 2) OBP: 0.215, SLG: 0.331						0-0 FC1-6 1-2f			0-3 K	4 1 1 1 0 1 2												
Shane Reynolds, R (1, 1) Tom Edens, R (8, 1) Mike Hampton, R (8, 1) Dave Veres, R (8, 1) Mitch Williams, L (9, 1) John Hudek, S (8, 1)						0-0 P6			0-3 K	4 1 1 1 0 1 2												
						0-0 P3			4-0 BB	3 0 0 0 0 1 1 1 0												
Inning Stats	R: 0 E: 0 K: 0 S: 3	H: 0 LOB: 1 BB: 1 P: 7	R: 0 E: 0 K: 1 S: 5	H: 0 LOB: 0 BB: 0 P: 5	R: 0 E: 0 K: 1 S: 6	H: 1 LOB: 1 BB: 0 P: 6	R: 0 E: 0 K: 1 S: 5	H: 0 LOB: 0 BB: 0 P: 5	R: 0 E: 0 K: 2 S: 8	H: 1 LOB: 1 BB: 0 P: 8	R: 2 E: 0 K: 0 S: 4	H: 1 LOB: 2 BB: 3 P: 16	R: 2 E: 0 K: 1 S: 9	H: 4 LOB: 2 BB: 0 P: 9	R: 0 E: 0 K: 2 S: 8	H: 1 LOB: 2 BB: 1 P: 12	R: 0 E: 0 K: 1 S: 5	H: 0 LOB: 1 BB: 1 P: 9	1B: 5 2B: 1 3B: 0 HR: 2	SF: 1 SAC: 0 DP: 0 HBP: 0	WP: 2 PB: 0 SB: 2 CS: 0	PA: 41
PITCHER	IP WLS BF H R ER SO BB IBB HBP BLK WP HR S P ERA WHIP																					
Shawn Boskie, R (1, 1) ERA: 4.53	6.2 L 29 5 4 4 6 3 1 0 0 2 2 37 53 5.40 1.200																					
Toby Borland, R (7, 1) ERA:	0.1 3 2 0 0 0 0 0 0 0 0 0 3 3 0.00 6.000																					
Larry Andersen, R (8, 1) ERA: 7.2	1.0 5 1 0 0 2 1 0 0 0 0 0 8 12 0.00 2.000																					
Heathcliff Slocumb, R (9, 1) ERA: 2.78	1.0 4 0 0 0 1 1 0 0 0 0 0 5 9 0.00 1.000																					

Houston Astros @ Philadelphia Phillies
Veterans Stadium, Philadelphia, PA
Fri May 27 1994, 7:05 PM EDT
Att. 41,013 - Unknown - 66 F

livebaseballscorecards.com

AB	34
R	4
H	8
RBI	4
BB	6
SO	9
LOB	17



BOTTOM

Houston Astros @ Philadelphia Phillies
Veterans Stadium, Philadelphia, PA
Fri May 27 1994, 7:05 PM EDT
Att: 41,013 - Unknown - 66 F

livebaseballscorecards.com

AB 35
R 2
H 7
RBI 2
BB 2
SO 8
LOB 20



WP: 0 PA: 38
PB: 0
SB: 1
CS: 0

AB R H RBI BB SO LOB

4 0 2 1 1 0 0

5 0 1 0 0 1 4

4 0 0 0 0 1 2

4 1 2 1 0 0 2

4 0 1 0 0 2 3

3 0 0 0 1 1 2

3 0 1 0 0 0 0

4 1 0 0 0 0 4

2 0 0 0 0 2 1
0 0 0 0 0 0 0
1 0 0 0 0 0 0
0 0 0 0 0 0 0
0 0 0 0 0 0 0
1 0 0 0 0 1 2


1B: 5 SF: 0
2B: 1 SAC: 0
3B: 0 DP: 0
HR: 1 HBP: 1

Batter	1	2	3	4	5	6	7	8	9
Lenny Dykstra, L OBP: 0.445, SLG: 0.570 (1, 8) X	0-0 F9 ①		0-0 L7 ②		0-0 2-H 1B			0-0 1B 2B BBB	4-0 1-2 2-3 BB
Mariano Duncan, R OBP: 0.312, SLG: 0.440 (1, 6) X	0-0 P4 ②		0-3 K ③		0-0 F9 ③			0-0 2-3 1B	0-0 P3 ③
Ricky Jordan, R OBP: 0.333, SLG: 0.514 (1, 3) X	0-0 G5-3 ③			0-0 G5-3 ①		0-3 K ①		0-0 F8 ①	
Darren Daulton, L OBP: 0.392, SLG: 0.600 (1, 2) X		0-0 F5 ①		0-0 FC4-6 1B		0-0 HR		0-0 F8 ②	
Pete Incaviglia, R OBP: 0.324, SLG: 0.563 (1, 7) X		0-0 1B S 1B		0-3 K ②		0-0 F2 ②		0-3 K ③	
Jim Eisenreich, L OBP: 0.358, SLG: 0.365 (1, 9) X		0-3 K ②		0-0 FC4-6 1-2f		0-0 G3-1 ③			4-0 BB HBP BB
Mickey Morandini, L OBP: 0.362, SLG: 0.337 (1, 4) X		0-0 2-3 1B			0-0 F9 ①		0-0 G3 ①		1-0 BB HBP
Kim Batiste, R OBP: 0.197, SLG: 0.230 (1, 5) X		0-0 L7 ③			0-0 E5 1B		0-0 G5-3 ②		0-0 L7 ①
Shawn Boskie, R OBP: 0.154, SLG: 0.167 Toby Borland, R (7, 1) Tony Longmire, L OBP: 0.211, SLG: 0.270 Larry Andersen, R (8, 1) Heathcliff Slocumb, R OBP: 1.000, SLG: 1.000 Wes Chamberlain, R OBP: 0.310, SLG: 0.441 (9, PH)			0-3 K ①		0-3 K ②		0-0 F8 ③		0-3 K ②

Inning Stats	R: 0	H: 0	E: 0	K: 0	S: 3	H: 0	LOB: 0	BB: 0	P: 3	R: 0	H: 2	E: 0	K: 1	S: 7	H: 0	LOB: 0	BB: 0	P: 7	R: 0	H: 1	E: 0	K: 1	S: 6	H: 1	LOB: 1	BB: 0	P: 6	R: 1	H: 1	E: 1	K: 1	S: 7	R: 1	H: 1	E: 0	K: 1	S: 6	R: 0	H: 2	E: 0	K: 1	S: 7	R: 0	H: 0	E: 0	K: 0	S: 3	R: 0	H: 2	E: 0	K: 1	S: 5	R: 0	H: 0	E: 0	K: 1	S: 5
--------------	------	------	------	------	------	------	--------	-------	------	------	------	------	------	------	------	--------	-------	------	------	------	------	------	------	------	--------	-------	------	------	------	------	------	------	------	------	------	------	------	------	------	------	------	------	------	------	------	------	------	------	------	------	------	------	------	------	------	------	------

PITCHER	IP	WLS	BF	H	R	ER	SO	BB	IBB	HBP	BLK	WP	HR	S	P	ERA	WHIP
Shane Reynolds, R ERA: 3.56 (1, 1)	7.0		29	7	2	1	6	0	0	0	0	0	1	41	41	1.29	1.000
Tom Edens, R ERA: 3.0 (8, 1)	0.1		1	0	0	0	0	0	0	0	0	0	0	1	1	0.00	0.000
Mike Hampton, L ERA: 3.86 (8, 1)	0.1		1	0	0	0	0	0	0	0	0	0	0	3	3	0.00	0.000
Dave Veres, R ERA: 1.17 (8, 1)	0.1		1	0	0	0	1	0	0	0	0	0	0	3	3	0.00	0.000
Mitch Williams, L ERA: 7.58 (9, 1)	0.1		3	0	0	0	0	1	0	1	0	0	0	1	6	0.00	3.000

PITCHER	IP	WLS	BF	H	R	ER	SO	BB	IBB	HBP	BLK	WP	HR	S	P	ERA	WHIP
John Hudek, R ERA: 0.6 (9, 1)	0.2		3	0	0	0	1	1	0	0	0	0	0	4	8	0.00	1.500

Batter	1	2	3	4	5	6	7	8	9	AB R H RBI BB SO LOB	TOP													
James Mouton, R OBP: 0.328, SLG: 0.318 (1, 8) (8, 9)	0-3 K	0-0 F8		0-0 G5-3		0-0 CS 1B		1-0 G6-4-3 HBP		4 0 1 0 0 1 3														
Kevin Bass, S OBP: 0.394, SLG: 0.500 Mike Hampton, R Todd Jones, L OBP: 1.000, SLG: 1.000 (1, 9) (8, 1) (9, 1)	4-2 S 2B BB		1-3 K	3-1 1B		2-1 G4-3 1B		1-1 G6-4-3		4 1 2 2 1 1 1 0 0 0 0 0 0 0 0 0 0 0 0 0 0														
Craig Biggio, R OBP: 0.422, SLG: 0.489 (1, 4)	4-2 SAFE S 2B BB		4-2 FC4-6 BB	2-1 1B		2-1 G4-3		1-1 S 1B		3 2 2 0 2 0 1														
5 Jeff Bagwell, R OBP: 0.406, SLG: 0.593 (1, 3)	3-3 S K		0-2 FC4-6	0-0 L5			0-1 G4-3 SF8 2B	3-2 1B		5 1 2 1 0 1 5														
Ken Caminiti, S OBP: 0.354, SLG: 0.550 Chris Donnels, L OBP: 0.444, SLG: 0.605 (1, 5) (5, 5)	3-2 2-H 3-H 2B		0-0 F9		0-0 E5 FC1-6		2-1 G4-3	4-0 BB		3 0 1 2 0 0 1 1 0 0 0 1 0 1														
Luis Gonzalez, L OBP: 0.326, SLG: 0.422 (1, 7)	0-3 K			1-0 2B SH 1B	0-0 FC1-6 BB		1-0 SF8	1-2 F7		4 1 1 1 0 1 4														
Tony Eusebio, R OBP: 0.269, SLG: 0.396 (1, 2)		0-0 G4-3		1-0 SH 1B 2B	4-0 BB		1-2 1B		4-1 CS BB	3 1 2 0 2 0 0	AB 34 R 7 H 13 RBI 7 BB 6 SO 7 LOB 23													
Andy Stankiewicz, R OBP: 0.410, SLG: 0.500 (1, 6)		1-1 SH2-4 1B		0-0 SH 1B	0-3 K		3-1 1B		2-3 K	4 1 2 1 0 2 3														
Brian Williams, R OBP: 0.333, SLG: 0.333 Sid Bream, L OBP: 0.526, SLG: 0.467 Tom Edens, R Steve Finley, L OBP: 0.325, SLG: 0.458 (1, 1) (7, PH) (7, 1) (8, 8)		0-0 SH2-4		1-1 SH2-4	0-0 G4-3		0-0 G3-1		3-2 K	1 0 0 0 0 0 2 1 0 0 0 0 0 2 0 0 0 0 0 0 0 1 0 0 0 0 1 0														
Inning Stats	R: 2 E: 0 K: 3 S: 22	H: 1 LOB: 1 BB: 2 P: 36	R: 0 E: 0 K: 0 S: 5	H: 1 LOB: 1 BB: 0 P: 6	R: 0 E: 0 K: 1 S: 11	H: 0 LOB: 1 BB: 1 P: 16	R: 3 E: 0 K: 0 S: 11	H: 4 LOB: 2 BB: 0 P: 19	R: 0 E: 1 K: 1 S: 6	H: 0 LOB: 2 BB: 1 P: 10	R: 0 E: 0 K: 0 S: 5	H: 2 LOB: 0 BB: 0 P: 9	R: 1 E: 0 K: 0 S: 11	H: 3 LOB: 2 BB: 0 P: 18	R: 1 E: 0 K: 0 S: 13	H: 2 LOB: 2 BB: 1 P: 24	R: 0 E: 0 K: 2 S: 8	H: 0 LOB: 0 BB: 1 P: 17	1B: 10 2B: 3 3B: 0 HR: 0	SF: 1 SAC: 3 DP: 2 HBP: 1	WP: 0 PB: 0 SB: 4 CS: 2	PA: 45		
PITCHER	IP WLS BF H R ER SO BB IBB HBP BLK WP HR S P ERA WHIP																							
Danny Jackson, L ERA: 3.12 Andy Carter, L ERA: 4.15 Toby Borland, R ERA: 5.4 Bob Wells, R ERA: 1.93 (1, 1) (7, 1) (7, 1) (9, 1)	6.0 L 4 2 1 1 0 0 0 0 0 0 0 0 0 60 96 7.50 2.000	0.2 4 2 1 1 0 0 0 0 0 0 0 0 8 12 13.50 3.000	1.1 8 3 1 1 0 1 0 1 0 0 0 0 16 30 6.75 3.000	1.0 3 0 0 0 2 1 0 0 0 0 0 0 8 17 0.00 1.000																				

Houston Astros @ Philadelphia Phillies
Veterans Stadium, Philadelphia, PA
Sat May 28 1994, 7:05 PM EDT
Att. 40,523 - Unknown - 69 F

livebaseballscorecards.com

Batter	1	2	3	4	5	6	7	8	9	AB	R	H	RBI	BB	SO	LOB
Lenny Dykstra, L OBP: 0.449, SLG: 0.568 (1, 8)	1-0 G4-3 ①		1-0 G4-3 BLK FC5 1B	3-1 FC5-4 1B		1-0 L7 ②		4-2 1B BB		4	1	2	0	1	0	1
Mariano Duncan, R OBP: 0.314, SLG: 0.439 (1, 6)	1-0 F8 ②		0-0 G4-3 1-3	1-0 FC5-4 1-2f 2-3		2-0 1B 2-H		3-1 G6-4-3 1B 1-2		5	0	2	1	0	0	3
Ricky Jordan, R OBP: 0.319, SLG: 0.491 (1, 3)	2-1 G4-3 ③		0-0 FC5 HR 3-H	0-1 F9 ③		0-1 G6-3 ③		1-2 G6-4-3 ② ③ 1-2f		5	1	0	1	0	0	5
Darren Daulton, L OBP: 0.392, SLG: 0.594 (1, 2)		1-1 F7 ①	1-0 F8 ②		2-2 F8 ①		2-1 1B 1B		3-2 DI 1B ①	5	0	2	0	0	0	1
Pete Incaviglia, R OBP: 0.318, SLG: 0.574 (1, 7)		0-0 G5-3 ②	3-1 HR 1-H		1-0 G6-3 ②		2-0 F9 ①		1-0 L8 ①	5	1	1	2	0	0	2
Jim Eisenreich, L OBP: 0.375, SLG: 0.378 (1, 9)		2-1 1B 1B	4-1 BB		2-1 1B		2-2 FC6-4 1B 1-2		2-1 P8 ②	4	1	3	0	1	0	1
Mickey Morandini, L OBP: 0.355, SLG: 0.330 (1, 4)		0-0 1B 1B 1-2	2-1 G1-3 ③		2-2 P8 ③		0-3 K		2-1 F7 ③ 1-2	5	0	1	0	0	1	5
Kim Batiste, R OBP: 0.231, SLG: 0.262 (1, 5)		2-1 1B 1B 1-2 2-H		1-0 FC5-4 1B 1B		0-0 G3 1B 1B		0-1 FC6-4 ③ 1-2f		4	1	3	1	0	0	2
Danny Jackson, R OBP: 0.241, SLG: 0.250 (6, PH) Tony Lontaris, L OBP: 0.205, SLG: 0.263 (7, 1) Andy Carter, L (7, 1) Toby Borland, R (7, 1) Milt Thompson, L OBP: 0.371, SLG: 0.436 (8, PH) Bob Wells, R (9, 1)		0-0 L4 ③		1-0 P5 ①		1-2 G3 ① 1-2		2-0 G4-3 ①		2	0	0	0	0	0	3

Inning Stats	R: 0	H: 0	E: 0	K: 0	S: 4	LOB: 0	BB: 0	P: 8	R: 1	H: 3	E: 0	K: 0	S: 9	LOB: 2	BB: 0	P: 14	R: 3	H: 2	E: 0	K: 0	S: 9	LOB: 1	BB: 1	P: 20	R: 0	H: 2	E: 0	K: 0	S: 7	LOB: 2	BB: 0	P: 13	R: 0	H: 1	E: 0	K: 0	S: 12	LOB: 1	BB: 0	P: 19	R: 1	H: 2	E: 0	K: 0	S: 8	LOB: 1	BB: 0	P: 12	R: 0	H: 2	E: 0	K: 1	S: 12	LOB: 2	BB: 0	P: 18	R: 0	H: 1	E: 0	K: 0	S: 9	LOB: 1	BB: 1	P: 19	R: 0	H: 1	E: 0	K: 0	S: 8	LOB: 1	BB: 0	P: 16	1B: 13	SF: 0	2B: 0	SAC: 0	3B: 0	DP: 1	HR: 1	HBP: 0	WP: 0	PA: 43
--------------	------	------	------	------	------	--------	-------	------	------	------	------	------	------	--------	-------	-------	------	------	------	------	------	--------	-------	-------	------	------	------	------	------	--------	-------	-------	------	------	------	------	-------	--------	-------	-------	------	------	------	------	------	--------	-------	-------	------	------	------	------	-------	--------	-------	-------	------	------	------	------	------	--------	-------	-------	------	------	------	------	------	--------	-------	-------	--------	-------	-------	--------	-------	-------	-------	--------	-------	--------

PITCHER	IP	WLS	BF	H	R	ER	SO	BB	IBB	HBP	BLK	WP	HR	S	P	ERA	WHIP
Brian Williams, R ERA: 7.81 (1, 1)	6.0	W	30	10	5	5	5	1	0	0	1	0	1	49	86	7.50	1.833
Tom Edens, R ERA: 2.88 (7, 1)	1.0		5	2	0	0	1	0	0	0	0	0	0	12	18	0.00	2.000
Mike Hampton, L ERA: 3.63 (8, 1)	1.0		5	2	0	0	0	1	0	0	0	0	0	12	25	0.00	3.000
Todd Jones, R ERA: 3.38 (9, 1)	1.0	S	3	0	0	0	0	0	0	0	0	0	0	5	10	0.00	0.000

BOTTOM

Houston Astros @ Philadelphia Phillies
Veterans Stadium, Philadelphia, PA

Sat May 28 1994, 7:05 PM EDT
Att: 40,523 - Unknown - 69 F

livebaseballscorecards.com

AB	41
R	5
H	14
RBI	5
BB	2
SO	1
LOB	24



Batter	1	2	3	4	5	6	7	8	9	AB R H RBI BB SO LOB	TOP	
James Mouton, R (1, 9) OBP: 0.323, SLG: 0.312 Kevin Bass, S (8, PH) OBP: 0.388, SLG: 0.492 (8, 9)	2-3 K		1-1 F9			2-2 F8		1-1 G5-3		3 0 0 0 0 1 0 1 0 0 0 0 0 0		
Steve Finley, L (1, 8) OBP: 0.324, SLG: 0.454	0-1 P6			0-1 P5		2-3 K		1-1 F9 DI 5 1B	1B	4 1 1 0 0 1 0		
Craig Biggio, R (1, 4) OBP: 0.414, SLG: 0.478	3-2 F7			1-2 G3-1		3-2 G6-3		1-1 F9	1B	4 0 0 0 0 0 1		
5 Jeff Bagwell, R (1, 3) OBP: 0.408, SLG: 0.589		4-2 S BB		2-0 F7		1-0 G4-3		0-0 DI 1B	1B	3 1 1 1 1 0 0		
Luis Gonzalez, L (1, 7) OBP: 0.330, SLG: 0.417		3-3 K			4-2 WP PB BB		4-2 BB	1-3 K	1B	2 0 0 0 2 2 2		
Andujar Cedeno, R (1, 6) OBP: 0.341, SLG: 0.477		1-3 K		1-2 K	4-2 WP BB		0-3 K	1-2 K	1B	3 0 1 1 1 2 2		
Chris Donnels, L (1, 5) OBP: 0.408, SLG: 0.548		1-3 K			3-3 K		1-3 K	1-3 K		4 0 0 0 0 4 5		
Scott Servais, R (1, 2) OBP: 0.212, SLG: 0.325 Mike Felder, S (8, PH) OBP: 0.289, SLG: 0.256 Tony Eusebio, R (8, 2) OBP: 0.269, SLG: 0.396			0-2 F9		2-3 K			1-2 F7		2 0 0 0 0 1 2 1 0 0 0 0 0 0 0 0 0 0 0 0 0		
Doug Drabek, R (1, 1) OBP: 0.182, SLG: 0.161 Sid Bream, L (8, PH) OBP: 0.500, SLG: 0.438 Mitch Williams, L (8, 1)			1-2 F7		0-2 G5-3			2-1 G5-3		2 0 0 0 0 0 2 1 0 0 0 0 0 0 0 0 0 0 0 0 0		
Inning Stats	R: 0 H: 0 E: 0 LOB: 0 K: 1 BB: 0 S: 8 P: 13	R: 0 H: 0 E: 0 LOB: 1 K: 3 BB: 1 S: 12 P: 21	R: 0 H: 0 E: 0 LOB: 0 K: 0 BB: 0 S: 8 P: 10	R: 0 H: 0 E: 0 LOB: 0 K: 0 BB: 0 S: 6 P: 9	R: 0 H: 0 E: 0 LOB: 2 K: 2 BB: 2 S: 18 P: 31	R: 0 H: 0 E: 0 LOB: 0 K: 1 BB: 0 S: 10 P: 17	R: 0 H: 0 E: 0 LOB: 1 K: 2 BB: 1 S: 10 P: 16	R: 0 H: 0 E: 0 LOB: 0 K: 0 BB: 0 S: 8 P: 12	R: 2 H: 3 E: 0 LOB: 1 K: 2 BB: 0 S: 17 P: 22	1B: 3 SF: 0 2B: 0 SAC: 0 3B: 0 DP: 0 HR: 0 HBP: 0	WP: 1 PA: 34 PB: 1 SB: 1 CS: 0	
PITCHER	IP WLS BF H R ER SO BB IBB HBP BLK WP HR S P ERA WHIP											
David West, L (1, 1) ERA: 3.38	6.0 W 21 0 0 0 7 3 0 0 0 1 0 62 101 0.00 0.500											
Heathcliff Slocumb, R (7, 1) ERA: 3.12	2.1 10 2 2 2 2 1 0 0 0 0 0 23 35 7.71 1.286											
Doug Jones, R (9, 1) ERA: 2.52	0.2 S 3 1 0 0 2 0 0 0 0 0 0 12 15 0.00 1.500											

Houston Astros @ Philadelphia Phillies
Veterans Stadium, Philadelphia, PA
Sun May 29 1994, 3:33 AM EDT
Att. 52,390 - Sunny - 76 F

livebaseballscorecards.com

AB	30
R	2
H	3
RBI	2
BB	4
SO	11
LOB	14



Batter	1	2	3	4	5	6	7	8	9
Lenny Dykstra, L (1, 8) OBP: 0.445, SLG: 0.559	1-2 F8		3-2 F9		2-1 1B G6-3 HBP		1-2 L4		
Mariano Duncan, R (1, 3) OBP: 0.318, SLG: 0.437	2-0 G4-3 1B		3-3 K		3-2 G6-3			4-1 S SH1-3 1B BB	
Jim Eisenreich, L (1, 9) OBP: 0.374, SLG: 0.377	1 SAFE 0-2 G4-3		0-1 G3-1		2-0 1B			0-1 SH1-3	
Darren Daulton, L (1, 2) OBP: 0.384, SLG: 0.579	3-1 P2			3-1 F7	3-3 K			2-1 P2	
Milt Thompson, L (1, 7) OBP: 0.367, SLG: 0.429		0-1 G6-3		2-0 G4-3		0-0 G6-3		1-2 1B	
Kim Batiste, R (1, 6) OBP: 0.232, SLG: 0.304		2-2 G5-3		1-1 HR		2-1 P3		3-H 0-0 F9	
Mickey Morandini, L (1, 4) OBP: 0.363, SLG: 0.340		0-2 HR 1B		0-0 S 1B		0-0 F8			
Tom Quinlan, R (1, 5) OBP: 0.292, SLG: 0.500		1 SAFE 0-0 HR		1 SAFE 0-3 K			2-1 G5-3		
David West, L (1, 1) Heathcliff Slocumb, R (7, 1) Doug Jones, R (9, 1) OBP: 1.000, SLG: 1.000		0-0 F7			1-3 K		1-3 K		

AB	R	H	RBI	BB	SO	LOB
3	0	0	0	0	0	0
3	1	1	0	1	1	1
3	0	1	0	0	0	1
4	0	0	0	0	1	4
4	0	1	1	0	0	0
4	1	1	1	0	0	1
3	1	2	0	0	0	0
3	1	1	2	0	1	1
2	0	0	0	0	1	0
1	0	0	0	0	1	0
0	0	0	0	0	0	0

AB	R	H	RBI	BB	SO	LOB
30	4	7	4	1	5	8

Inning	R	H	E	K	S	IP	WLS	BF	H	R	ER	SO	BB	IBB	HBP	BLK	WP	HR	S	P	ERA	WHIP
1	0	1	0	0	9	7.0	L	28	6	3	3	5	0	0	1	0	0	2	66	103	3.86	0.857
2	2	2	0	0	10	1.0		5	1	1	1	0	1	0	0	0	0	0	9	16	9.00	2.000

WP	PA	ERA	WHIP
0	33		

Houston Astros @ Philadelphia Phillies
 Veterans Stadium, Philadelphia, PA
 Sun May 29 1994, 3:33 AM EDT
 Att: 52,390 - Sunny - 76 F

livebaseballscorecards.com



BOTTOM

Florida Marlins @ Houston Astros
Astrodome, Houston, TX
Mon May 30 1994, 4:33 AM EDT
Att. 29,854 - Dome

livebaseballscorecards.com

AB 33
R 4
H 10
RBI 4
BB 5
SO 6
LOB 11



WP: 0 PA: 39
PB: 0
SB: 0
CS: 0

AB R H RBI BB SO LOB

5 1 1 0 0 2 3

4 0 1 0 1 1 0

4 1 3 2 1 0 0

3 0 2 1 1 0 0

3 0 0 0 1 0 4

4 0 0 0 0 1 4

3 0 0 0 0 0 0

1 1 1 0 0 0 0

3 1 1 1 0 0 0

2 0 0 0 0 2 0

1 0 1 0 0 0 0

0 0 0 0 0 0 0

0 0 0 0 1 0 0

1B: 8 SF: 0
2B: 1 SAC: 1
3B: 0 DP: 1
HR: 1 HBP: 0

Batter	1	2	3	4	5	6	7	8	9
James Mouton, R OBP: 0.320, SLG: 0.309 (1, 9)	1-3 K		1-0 F7			1-2 1B 1B	2-2 FC5-4		1-3 K
Steve Finley, L OBP: 0.326, SLG: 0.450 (1, 8)	0-0 L9		1-1 G3			0-2 5 BB 1B G3-2-3 1B		2-3 K	4-0 1B BB
Craig Biggio, R OBP: 0.423, SLG: 0.484 (1, 4)	4-0 5 1B BB		0-0 G6-3			1-2 G3-2-3 5 BB 1B 1-2 2-H		1-2 1B	0-2 1B 1-2 2-3 3-H
5 Jeff Bagwell, R OBP: 0.414, SLG: 0.596 (1, 3)	1-0 1B 1-H			3-1 F8		4-2 G3-2-3 BB		0-1 2B	
Luis Gonzalez, L OBP: 0.328, SLG: 0.410 (1, 7)	1-2 G3			0-0 F7		0-2 G3-2-3 1-2 2-3 3-H		4-0 IBB	
Andujar Cedeno, R OBP: 0.333, SLG: 0.465 (1, 6)		1-1 G5-3		1-2 G4-3		1-2 P6		1-3 K	
Andy Stankiewicz, R OBP: 0.381, SLG: 0.459 Chris Donnels, L OBP: 0.420, SLG: 0.558 (9, PH)		1-0 L3			2-1 F8		2-1 F8		0-0 BB SH1-4 1B
Scott Servais, R OBP: 0.215, SLG: 0.349 (1, 2)		3-2 HR			1-2 G5-3		3-2 P4		0-0 SH1-4
Darryl Kile, R OBP: 0.095, SLG: 0.190 Kevin Bass, S OBP: 0.397, SLG: 0.500 Tom Edens, R (8, 1) Sid Bream, L OBP: 0.524, SLG: 0.438 (9, PH)		0-3 K			0-3 K		2-2 FC5-4 1B		4-0 1B BB IBB

Inning Stats	R: 1	H: 1	E: 1	K: 1	S: 8	LOB: 1	BB: 1	P: 15
	R: 1	H: 1	E: 0	K: 1	S: 9	LOB: 0	BB: 0	P: 14
	R: 0	H: 0	E: 0	K: 0	S: 4	LOB: 0	BB: 0	P: 6
	R: 0	H: 0	E: 0	K: 0	S: 6	LOB: 0	BB: 0	P: 10
	R: 0	H: 0	E: 0	K: 1	S: 8	LOB: 0	BB: 0	P: 11
	R: 1	H: 3	E: 0	K: 0	S: 22	LOB: 2	BB: 1	P: 29
	R: 0	H: 1	E: 0	K: 0	S: 14	LOB: 1	BB: 0	P: 23
	R: 0	H: 2	E: 0	K: 2	S: 12	LOB: 2	BB: 1	P: 20
	R: 1	H: 2	E: 0	K: 1	S: 13	LOB: 3	BB: 2	P: 22

PITCHER	IP	WLS	BF	H	R	ER	SO	BB	IBB	HBP	BLK	WP	HR	S	P	ERA	WHIP
Chris Hammond, L ERA: 1.92 (1, 1)	5.2		23	5	3	2	3	2	0	0	0	0	1	54	81	3.18	1.235
Luis Aquino, R ERA: 5.61 (6, 1)	2.0		9	3	0	0	1	0	1	0	0	0	0	25	42	0.00	1.500
Robb Nen, R ERA: 3.58 (8, 1)	1.0	L	7	2	1	1	2	1	1	0	0	0	0	17	27	9.00	3.000

Batter	1	2	3	4	5	6	7	8	9	AB R H RBI BB SO LOB	TOP
Chuck Carr, S (1, 8) OBP: 0.374, SLG: 0.383 F B X	1-2 			0-0 		0-0 	1-2 			4 0 0 0 0 0 1	Florida Marlins @ Houston Astros Astrodome, Houston, TX Tue May 31 1994, 8:05 PM EDT Att. 14,173 - Dome
Jerry Browne, S (1, 5) OBP: 0.367, SLG: 0.328 C B B X	2-2 			0-1 		3-2 	3-2 			4 1 3 0 0 0 1	
Bret Barberie, S (1, 4) OBP: 0.326, SLG: 0.398 X	0-0 			1-0 		1-0 		3-2 		4 1 1 0 0 0 2	
Jeff Conine, R (1, 7) OBP: 0.357, SLG: 0.522 S B C C		1-3 		2-3 		1-2 		0-0 		4 0 0 0 0 2 3	
Benito Santiago, R (1, 2) OBP: 0.346, SLG: 0.403 F B X		1-1 			0-0 	1-0 		3-2 		4 0 1 1 0 0 0	
Russ Morman, R (1, 3) OBP: 0.444, SLG: 1.000 C X		0-1 			2-0 	3-1 			3-1 	4 1 2 2 0 0 0	
Kurt Abbott, R (1, 6) OBP: 0.321, SLG: 0.364 F X			0-1 		0-0 	2-2 			2-3 	4 0 1 0 0 1 2	
Jesus Tavarez, S (1, 9) OBP: 0.143, SLG: 0.143 L X			0-1 		1-1 		1-3 		3-2 	4 0 0 0 0 1 1	
Mark Gardner, R (1, 1) Greg Colbrunn, R (7, PH) David Weathers, R (7, PR) Richie Lewis, R (7, 1) Yorkis Perez, L (8, 1)			0-0 		2-3 		1-1 			2 0 0 0 0 1 1	
Inning Stats	R: 0 H: 1 E: 0 LOB: 0 K: 0 BB: 0 S: 7 P: 10	R: 0 H: 0 E: 0 LOB: 0 K: 1 BB: 0 S: 7 P: 9	R: 0 H: 0 E: 0 LOB: 0 K: 0 BB: 0 S: 5 P: 5	R: 0 H: 1 E: 0 LOB: 1 K: 1 BB: 0 S: 7 P: 10	R: 1 H: 2 E: 0 LOB: 1 K: 1 BB: 0 S: 8 P: 13	R: 2 H: 4 E: 0 LOB: 2 K: 0 BB: 0 S: 14 P: 25	R: 0 H: 1 E: 0 LOB: 1 K: 1 BB: 0 S: 12 P: 18	R: 0 H: 0 E: 0 LOB: 0 K: 0 BB: 0 S: 8 P: 14	R: 0 H: 0 E: 0 LOB: 0 K: 1 BB: 0 S: 9 P: 17	1B: 8 SF: 0 2B: 0 SAC: 0 3B: 0 DP: 1 HR: 1 HBP: 0	WP: 0 PA: 35 PB: 0 SB: 0 CS: 0
PITCHER Greg Swindell, L (1, 1) ERA: 3.06 Dave Veres, R (8, 1) ERA: 1.04 John Hudek, R (9, 1) ERA: 0.56	IP WLS BF H R ER SO BB IBB HBP BLK WP HR S P ERA WHIP 7.0 0 29 9 3 3 4 0 0 0 0 0 1 60 90 3.86 1.286 1.0 W 3 0 0 0 0 0 0 0 0 0 0 0 8 14 0.00 0.000 1.0 S 3 0 0 0 0 1 0 0 0 0 0 0 9 17 0.00 0.000	PITCHER IP WLS BF H R ER SO BB IBB HBP BLK WP HR S P ERA WHIP									

livebaseballscorecards.com

AB	35
R	3
H	9
RBI	3
BB	0
SO	5
LOB	11



BOTTOM

Florida Marlins @ Houston Astros
 Astrodome, Houston, TX
 Tue May 31 1994, 8:05 PM EDT
 Att. 14,173 - Dome

livebaseballscorecards.com

AB	31
R	5
H	7
RBI	5
BB	4
SO	4
LOB	13



WP: 0	PA: 36
PB: 0	
SB: 1	
CS: 0	

AB	R	H	RBI	BB	SO	LOB
4	0	0	0	0	0	2
4	0	0	0	0	0	2
3	1	1	0	1	2	1
4	2	1	2	0	0	1
4	1	2	0	0	0	0
4	1	1	0	0	0	2
0	0	0	0	0	0	0
3	0	0	1	0	0	1
0	0	0	0	1	0	0
0	0	0	0	0	0	0
2	0	1	2	2	0	0
2	0	1	0	0	1	2
0	0	0	0	0	0	0
0	0	0	0	0	0	0
1	0	0	0	0	1	2
1B: 6	SF: 0					
2B: 0	SAC: 1					
3B: 0	DP: 0					
HR: 1	HBP: 0					

Batter	1	2	3	4	5	6	7	8	9
Mike Felder, S OBP: 0.265, SLG: 0.234 (1, 9)	1-0 G4-3		2-0 P7		2-2 F8		2-0 G5-3		
Steve Finley, L OBP: 0.320, SLG: 0.441 (1, 8)	2-1 F9		0-1 F9		0-0 G3-1		2-1 G1		
Craig Biggio, R OBP: 0.424, SLG: 0.481 (1, 4)	4-0 5 HR BB		3-3 K		2-1 1B		1-3 K		
5 Jeff Bagwell, R OBP: 0.411, SLG: 0.604 (1, 3)	1-0 1-H HR		0-1 E5 G3 1B G6-3		0-2 F8		0-1 G5-3		
Luis Gonzalez, L OBP: 0.332, SLG: 0.412 (1, 7)	2-0 G3		2-1 G3 1B		0-1 F7		3-2 1B 1B		
Chris Donnels, L OBP: 0.407, SLG: 0.532 Scott Servais, R OBP: 0.215, SLG: 0.349 (1, 5) (9, 2)		0-2 G6-3	0-0 G3		1-1 G4-3		3-1 BB 1B		
Tony Eusebio, R OBP: 0.255, SLG: 0.373 Kevin Bass, S OBP: 0.406, SLG: 0.500 John Hudek, S (8, PH) (9, 1)		0-0 P3	0-0 G6-3		1-0 F9		4-0 1B BB		
Andujar Cedeno, R OBP: 0.343, SLG: 0.465 (1, 6)		1-2 L8	4-0 IBB		4-2 SH1-3 BB		0-0 1B		
Greg Swindell, L OBP: 0.240, SLG: 0.320 Andy Stankiewicz, R OBP: 0.381, SLG: 0.459 Dave Veres, R (8, 1) Ken Caminiti, S OBP: 0.352, SLG: 0.547 (8, PH) (9, 5)			0-0 1B		0-3 K		0-1 SH1-3		

Inning Stats	R: 2	H: 1	E: 0	K: 0	S: 5	LOB: 0	BB: 1	P: 15	R: 0	H: 0	E: 0	K: 0	S: 8	LOB: 0	BB: 0	P: 9	R: 0	H: 1	E: 0	K: 1	S: 7	LOB: 1	BB: 0	P: 12	R: 1	H: 1	E: 1	K: 1	S: 9	LOB: 2	BB: 1	P: 15	R: 0	H: 1	E: 0	K: 0	S: 9	LOB: 1	BB: 0	P: 13	R: 0	H: 0	E: 0	K: 0	S: 5	LOB: 0	BB: 0	P: 7	R: 0	H: 0	E: 0	K: 0	S: 7	LOB: 1	BB: 1	P: 15	R: 2	H: 3	E: 0	K: 2	S: 14	LOB: 2	BB: 1	P: 26
--------------	------	------	------	------	------	--------	-------	-------	------	------	------	------	------	--------	-------	------	------	------	------	------	------	--------	-------	-------	------	------	------	------	------	--------	-------	-------	------	------	------	------	------	--------	-------	-------	------	------	------	------	------	--------	-------	------	------	------	------	------	------	--------	-------	-------	------	------	------	------	-------	--------	-------	-------

PITCHER	IP	WLS	BF	H	R	ER	SO	BB	IBB	HBP	BLK	WP	HR	S	P	ERA	WHIP
Mark Gardner, R ERA: 4.67 (1, 1)	6.0		25	4	3	2	2	1	1	0	0	0	1	43	71	3.00	0.833
Richie Lewis, R ERA: 4.09 (7, 1)	1.2	L	10	3	2	2	1	2	0	0	0	0	0	18	37	10.80	3.000
Yorkis Perez, L ERA: 3.92 (8, 1)	0.1		1	0	0	0	1	0	0	0	0	0	0	3	4	0.00	0.000

PITCHER	IP	WLS	BF	H	R	ER	SO	BB	IBB	HBP	BLK	WP	HR	S	P	ERA	WHIP
---------	----	-----	----	---	---	----	----	----	-----	-----	-----	----	----	---	---	-----	------

Batter	1	2	3	4	5	6	7	8	9	AB R H RBI BB SO LOB	TOP	
Chuck Carr, S (1, 8) <small>OBP: 0.365, SLG: 0.372</small>	0-3 		2-1 		0-0 		1-3 		1-0 	5 0 0 0 0 2 1	Florida Marlins @ Houston Astros Astrodome, Houston, TX Wed Jun 01 1994, 8:05 PM EDT Att. 17,055 - Dome	
Jerry Browne, S (1, 5) <small>OBP: 0.371, SLG: 0.341</small>	1-0 		3-2 		2-1 		0-1 			4 1 2 1 0 0 0		
Matias Carrillo, L (1, 9) Robb Nen, R (7, 1)	2-0 			0-1 	1-2 		4-0 			3 1 3 0 1 0 0 0 0 0 0 0 0 0		
Jeff Conine, R (1, 7) <small>OBP: 0.356, SLG: 0.522</small>	2-0 			0-0 	0-0 		0-0 			4 0 1 2 0 0 4		
Benito Santiago, R (1, 2) <small>OBP: 0.344, SLG: 0.394</small>		1-1 		1-2 	4-2 		2-2 			3 0 0 0 1 0 1		
Russ Morman, R (1, 3) <small>OBP: 0.385, SLG: 0.750</small>		0-2 		3-1 	1-3 		2-1 			4 0 1 0 0 1 2		
Kurt Abbott, R (1, 6) <small>OBP: 0.319, SLG: 0.361</small>		0-2 		1-1 		1-1 		3-2 		4 0 1 0 0 0 2		
Bret Barberie, S (1, 4) <small>OBP: 0.324, SLG: 0.394</small>		0-3 			0-1 	1-2 		2-0 		4 1 1 0 0 2 1		
David Weathers, R (1, 1) Jesus Tavarez, S (7, 9) <small>OBP: 0.172, SLG: 0.077</small> <small>OBP: 0.136, SLG: 0.136</small>			0-0 		1-2 	3-2 		2-2 		2 0 0 0 0 0 0 1 0 0 0 0 0 0		
Inning Stats	R: 0 H: 1 E: 0 LOB: 1 K: 1 BB: 0 S: 6 P: 11	R: 0 H: 1 E: 0 LOB: 1 K: 1 BB: 0 S: 11 P: 12	R: 0 H: 0 E: 0 LOB: 0 K: 0 BB: 0 S: 7 P: 12	R: 0 H: 2 E: 0 LOB: 2 K: 0 BB: 0 S: 10 P: 15	R: 3 H: 4 E: 0 LOB: 2 K: 1 BB: 1 S: 17 P: 26	R: 0 H: 0 E: 0 LOB: 0 K: 1 BB: 0 S: 10 P: 15	R: 0 H: 1 E: 0 LOB: 1 K: 1 BB: 1 S: 6 P: 11	R: 0 H: 0 E: 0 LOB: 0 K: 0 BB: 0 S: 8 P: 15	R: 0 H: 0 E: 0 LOB: 0 K: 0 BB: 0 S: 5 P: 10	1B: 7 SF: 0 2B: 2 SAC: 1 3B: 0 DP: 1 HR: 0 HBP: 0	WP: 0 PA: 37 PB: 1 SB: 0 CS: 0	
PITCHER Shane Reynolds, R (1, 1) <small>ERA: 3.67</small> Todd Jones, R (7, 1) <small>ERA: 3.14</small> Tom Edens, R (9, 1) <small>ERA: 2.57</small>	IP WLS BF H R ER SO BB IBB HBP BLK WP HR S P ERA WHIP											PITCHER IP WLS BF H R ER SO BB IBB HBP BLK WP HR S P ERA WHIP

livebaseballscorecards.com

AB	34
R	3
H	9
RBI	3
BB	2
SO	5
LOB	11



Batter	1	2	3	4	5	6	7	8	9	AB	R	H	RBI	BB	SO	LOB
James Mouton, R (1, 9) OBP: 0.318, SLG: 0.313 Chris Donnels, L (9, PH) OBP: 0.400, SLG: 0.521	2-0 SH3 G6-3 2B	0-1 F8			1-0 F7		1-3 K		1-1 F8	4	1	1	0	0	1	3
Steve Finley, L (1, 8) OBP: 0.316, SLG: 0.435	2-1 SH3 2-3		3-2 G4-3		2-1 F8		1-3 K			3	0	0	0	0	1	1
Craig Biggio, R (1, 4) OBP: 0.425, SLG: 0.479	0-1 G6-3 3-H		1-0 G5-4-3 1B		4-2 BB			2-2 F7		3	0	1	1	1	0	0
5 Jeff Bagwell, R (1, 3) OBP: 0.408, SLG: 0.597	3-2 F9		0-1 G5-4-3 1-2f		0-2 K			1-1 1B 1B		4	0	1	0	0	1	2
Luis Gonzalez, L (1, 7) OBP: 0.335, SLG: 0.410		4-2 1B SF7 BB			1-0 1B 1B		1-1 G4-3		1-1 F8	3	1	1	0	1	0	1
Ken Caminiti, S (1, 5) OBP: 0.361, SLG: 0.552		1-0 1B 1-3 1B			2-0 1B 1-2 1B		2-1 F7		3-2 1B 1-3 1B	4	0	3	0	0	0	0
Scott Servais, R (1, 2) OBP: 0.212, SLG: 0.346 Sid Bream, L (6, PH) OBP: 0.500, SLG: 0.412 Todd Jones, L (7, 1) OBP: 1.000, SLG: 1.000 Kevin Bass, S (8, PH) OBP: 0.400, SLG: 0.492 Tom Edens, R (9, 1)		1-0 SF7			0-0 F8		2-1 L7		0-3 K	1	0	0	1	0	0	2
Andujar Cedeno, R (1, 6) OBP: 0.341, SLG: 0.460		3-H			1-3 K				0-0 SH1-4 1B	4	0	1	0	0	1	3
Shane Reynolds, R (1, 1) OBP: 0.182, SLG: 0.100 Tony Eusebio, R (7, 2) OBP: 0.250, SLG: 0.365					3-3 K				1-1 SH1-4 1-2	2	0	1	0	0	1	2
									0-1 L7	1	0	0	0	0	0	0

Inning Stats	R: 1	H: 1	E: 0	K: 0	S: 9	LOB: 0	BB: 0	P: 16	R: 1	H: 2	E: 0	K: 0	S: 10	LOB: 2	BB: 1	P: 20	R: 0	H: 1	E: 0	K: 0	S: 6	LOB: 0	BB: 0	P: 10	R: 0	H: 2	E: 0	K: 2	S: 10	LOB: 2	BB: 0	P: 17	R: 0	H: 0	E: 0	K: 1	S: 8	LOB: 1	BB: 1	P: 15	R: 0	H: 0	E: 0	K: 0	S: 6	LOB: 0	BB: 0	P: 11	R: 0	H: 1	E: 0	K: 2	S: 10	LOB: 1	BB: 0	P: 13	R: 0	H: 2	E: 0	K: 1	S: 15	LOB: 2	BB: 0	P: 22	R: 0	H: 0	E: 0	K: 0	S: 8	LOB: 0	BB: 0	P: 9	1B: 8	SF: 1	2B: 1	SAC: 2	3B: 0	DP: 1	HR: 0	HBP: 0	WP: 0	PA: 37
--------------	------	------	------	------	------	--------	-------	-------	------	------	------	------	-------	--------	-------	-------	------	------	------	------	------	--------	-------	-------	------	------	------	------	-------	--------	-------	-------	------	------	------	------	------	--------	-------	-------	------	------	------	------	------	--------	-------	-------	------	------	------	------	-------	--------	-------	-------	------	------	------	------	-------	--------	-------	-------	------	------	------	------	------	--------	-------	------	-------	-------	-------	--------	-------	-------	-------	--------	-------	--------

PITCHER	IP	WLS	BF	H	R	ER	SO	BB	IBB	HBP	BLK	WP	HR	S	P	ERA	WHIP
David Weathers, R (1, 1) ERA: 3.31	6.0	W	25	6	2	2	3	2	0	0	0	0	0	49	89	3.00	1.333
Robb Nen, R (7, 1) ERA: 3.23	3.0	S	12	3	0	0	3	0	0	0	0	0	0	33	44	0.00	1.000


BOTTOM

Florida Marlins @ Houston Astros
Astrodome, Houston, TX

Wed Jun 01 1994, 8:05 PM EDT
Att. 17,055 - Dome

livebaseballscorecards.com

AB	32
R	2
H	9
RBI	2
BB	2
SO	6
LOB	16



BOTTOM

Philadelphia Phillies @ Houston Astros
Astrodome, Houston, TX
Fri Jun 03 1994, 8:05 PM EDT
Att. 31,280 - Dome

livebaseballscorecards.com

AB 29
R 4
H 6
RBI 4
BB 4
SO 9
LOB 15



WP: 0 PA: 33
PB: 0
SB: 4
CS: 1

AB	R	H	RBI	BB	SO	LOB	
3	1	1	0	1	0	1	
3	0	1	0	1	2	1	
4	1	0	0	0	2	4	
3	2	2	2	1	0	1	
4	0	2	2	0	0	1	
4	0	0	0	0	2	3	
3	0	0	0	0	0	2	
3	0	0	0	0	1	2	
2	0	0	0	0	2	0	
0	0	0	0	1	0	0	
0	0	0	0	0	0	0	
0	0	0	0	0	0	0	
1B: 4	SF: 0	2B: 2	SAC: 0	3B: 0	DP: 2	HR: 1	HBP: 0

Batter	1	2	3	4	5	6	7	8	9
James Mouton, R OBP: 0.322, SLG: 0.314 (1, 9)	4-2 5 HR BB		2-0 P8		2-2 1B		2-1 B1-3		
Steve Finley, L OBP: 0.319, SLG: 0.433 (1, 8)	0-3 K		1-3 K		4-0 1B		3-1 1B		
Craig Biggio, R OBP: 0.418, SLG: 0.469 (1, 4)	0-0 F8			0-1 E6 1B	3-3 K		1-2 K		
5 Jeff Bagwell, R OBP: 0.414, SLG: 0.619 (1, 3)	1-0 HR			2-2 P3 1-2		0-1 1B 2B		4-0 L9-4-3 BB	
Ken Caminiti, S OBP: 0.364, SLG: 0.550 (1, 5)	3-1 G5-3			2-2 FC5-4 1B		0-0 E 1B		0-0 P4	
Luis Gonzalez, L OBP: 0.328, SLG: 0.401 (1, 7)		1-3 K		2-3 K		1-0 P7		3-2 L9-4-3	
Tony Eusebio, R OBP: 0.237, SLG: 0.345 (1, 2)		1-1 F9		0-0 FC5-4		2-1 E1 G1-6-3			
Andujar Cedeno, R OBP: 0.335, SLG: 0.451 (1, 6)		3-3 K			0-1 F9	0-1 G1-6-3			
Brian Williams, R OBP: 0.250, SLG: 0.250 Kevin Bass, S OBP: 0.408, SLG: 0.492 Mike Hampton, R John Hudek, S			2-3 K		1-3 K		4-2 CS BB		

Inning	R	H	E	K	S	R	H	E	K	S	R	H	E	K	S	R	H	E	K	S
1	2	1	0	1	17	0	0	0	2	13	1	1	1	1	11	0	0	0	1	21
2	0	0	0	2	8	0	0	0	0	13	0	0	0	0	11	0	0	0	0	21
3	0	0	0	2	8	0	0	0	1	13	0	0	0	0	11	0	0	0	0	21
4	1	1	1	1	18	0	0	0	1	13	0	0	0	0	11	0	0	0	0	21
5	0	0	0	2	13	0	0	0	1	13	0	0	0	0	11	0	0	0	0	21
6	1	2	1	0	11	0	0	0	1	11	0	0	0	0	11	0	0	0	0	21
7	0	1	0	1	21	0	0	0	1	21	0	0	0	0	21	0	0	0	0	21
8	0	0	0	0	11	0	0	0	0	11	0	0	0	0	11	0	0	0	0	21
9	0	0	0	0	11	0	0	0	0	11	0	0	0	0	11	0	0	0	0	21

PITCHER	IP	WLS	BF	H	R	ER	SO	BB	IBB	HBP	BLK	WP	HR	S	P	ERA	WHIP
David West, L ERA: 3.41 (1, 1)	5.0	L	21	3	3	2	8	2	0	0	0	0	1	50	84	3.60	1.000
Paul Quantrill, R ERA: 3.65 (6, 1)	1.2		8	3	1	1	0	1	0	0	0	0	0	15	26	5.40	2.400
Larry Andersen, R ERA: 5.4 (7, 1)	1.1		4	0	0	0	1	1	0	0	0	0	0	9	17	0.00	0.750

Batter	1	2	3	4	5	6	7	8	9	AB R H RBI BB SO LOB
James Mouton, R OBP: 0.321, SLG: 0.312 (1, 9)	3-2 SH 1B		2-1 F9		3-3 K		1-1 P4			4 1 1 0 0 1 1
Steve Finley, L OBP: 0.323, SLG: 0.437 (1, 8)	1-1 SH 5 WP 5 E G6-3 1-H		2-2 G4-3 S 1B		3-2 F9		0-0 1B 5 E 1B			3 2 2 0 0 0 0
Craig Biggio, R OBP: 0.415, SLG: 0.465 (1, 4)	1-0 E5 PO 5 WP 1-2		3-2 G4-3		0-2 F9		2-1 1B 5 FC5-4 1B			4 0 1 1 0 0 2
5 Jeff Bagwell, R OBP: 0.411, SLG: 0.611 (1, 3)	2-0 G6-3 1-2 2-H		1-0 F8		3-2 1B 1B		0-2 FC5-4 1-2f 2-H			4 1 1 1 0 0 3
Ken Caminiti, S OBP: 0.361, SLG: 0.543 (1, 5)	0-3 K		1-2 G3		1-0 1B 1B		3-1 G6-3			4 0 1 0 0 1 2
Luis Gonzalez, L OBP: 0.322, SLG: 0.392 (1, 7)	1-1 PO 2-3	2-2 G3		0-0 G1		2-2 F7		2-3 K		4 0 0 0 0 1 2
Scott Servais, R OBP: 0.220, SLG: 0.359 (1, 2)		1-2 G3		0-0 2B		2-1 FC5-4 1B 1-3 2-H		0-0 G5-3		4 0 2 1 0 0 0
Andy Stankiewicz, R OBP: 0.370, SLG: 0.425 (1, 6)		4-1 BB		2-0 L9		1-1 FC5-4 1-2f		2-2 P5		3 0 0 0 1 0 3
Doug Drabek, R OBP: 0.194, SLG: 0.176 (1, 1)		1-1 L6			0-0 F8		1-2 1B 1B 1B			3 1 1 0 0 0 1

Inning Stats	R: 2 E: 2 K: 1 S: 12	H: 1 LOB: 0 BB: 20	R: 0 E: 0 K: 0 S: 9	H: 0 LOB: 1 BB: 1 P: 17	R: 0 E: 0 K: 0 S: 9	H: 1 LOB: 1 BB: 0 P: 17	R: 0 E: 0 K: 0 S: 6	H: 1 LOB: 1 BB: 0 P: 9	R: 0 E: 0 K: 1 S: 7	H: 0 LOB: 0 BB: 0 P: 13	R: 1 E: 0 K: 0 S: 15	H: 3 LOB: 2 BB: 0 P: 24	R: 2 E: 1 K: 0 S: 13	H: 3 LOB: 1 BB: 0 P: 20	R: 0 E: 0 K: 1 S: 10	H: 0 LOB: 0 BB: 0 P: 14
--------------	-------------------------------	--------------------------	------------------------------	----------------------------------	------------------------------	----------------------------------	------------------------------	---------------------------------	------------------------------	----------------------------------	-------------------------------	----------------------------------	-------------------------------	----------------------------------	-------------------------------	----------------------------------

PITCHER	IP	WLS	BF	H	R	ER	SO	BB	IBB	HBP	BLK	WP	HR	S	P	ERA	WHIP
Bobby Munoz, R ERA: 2.82 (1, 1)	6.0	L	26	6	3	1	2	1	0	0	0	1	0	58	100	1.50	1.167
Paul Quantrill, R ERA: 3.71 (7, 1)	2.0		9	3	2	1	1	0	0	0	0	0	0	23	34	4.50	1.500


BOTTOM

Philadelphia Phillies @ Houston Astros
Astrodome, Houston, TX

Sat Jun 04 1994, 8:05 PM EDT
Att. 23,455 - Dome

AB	33
R	5
H	9
RBI	3
BB	1
SO	3
LOB	14

livebaseballscorecards.com



1B:	8	SF:	0	WP:	1	PA:	36
2B:	1	SAC:	1	PB:	0		
3B:	0	DP:	0	SB:	2		
HR:	0	HBP:	0	CS:	0		

Batter	1	2	3	4	5	6	7	8	9	AB R H RBI BB SO LOB	TOP			
Lenny Dykstra, L OBP: 0.427, SLG: 0.521 (1, 8)	4-1 1B BB	1-0 F7			3-2 G4-3			4-0 FC6-4 BB		2 1 0 0 2 0 1				
Mariano Duncan, R OBP: 0.329, SLG: 0.432 (1, 4)	1-0 1B 1B		0-1 G5-3			1-0 F8		1-2 FC6-4 1-2f		4 1 1 0 0 0 1				
Milt Thompson, L OBP: 0.336, SLG: 0.386 (1, 7)	1-1 1B 1B		1-2 G5-3			2-1 G5-3			2-2 G3-1	4 0 1 1 0 0 0				
Darren Daulton, L OBP: 0.369, SLG: 0.546 (1, 2)	3-2 1B		1-2 F7			1-0 F8			1-2 P5	4 0 1 1 0 0 0				
Ricky Jordan, R OBP: 0.312, SLG: 0.489 (1, 3)	0-3 K				1-0 F9			3-2 G4-3	3-3 K	4 0 0 0 0 2 1				
Tony Longmire, L OBP: 0.229, SLG: 0.250 Heathcliff Slocumb, R OBP: 0.500, SLG: 0.500 (1, 9) (7, 1)	1-2 G1-4-3				1-1 G5-4-3 1B		0-0 F7			3 0 1 0 0 0 1 0 0 0 0 0 0 0				
Kim Batiste, R OBP: 0.253, SLG: 0.313 (1, 5)					0-1 G5-4-3 1-2f			2-2 G6-3		3 0 1 0 0 0 1				
Kevin Stocker, S OBP: 0.363, SLG: 0.250 (1, 6)								4-1 G4-6-3 BB		2 0 0 0 1 1 1				
Mike Williams, R OBP: 0.125, SLG: 0.250 Andy Carter, L Jim Eisenreich, L OBP: 0.376, SLG: 0.380 (1, 1) (5, 1) (7, 9)								0-1 G4-6-3 1-2f		1 0 0 0 0 0 0 0 0 0 0 0 0 0 1 0 0 0 0 0 1				
Inning Stats	R: 2 H: 3 E: 0 LOB: 1 K: 1 BB: 1 S: 13 P: 23	R: 0 H: 1 E: 0 LOB: 1 K: 1 BB: 0 S: 6 P: 7	R: 0 H: 0 E: 0 LOB: 0 K: 0 BB: 0 S: 8 P: 10	R: 0 H: 1 E: 0 LOB: 0 K: 0 BB: 0 S: 5 P: 7	R: 0 H: 0 E: 0 LOB: 0 K: 0 BB: 0 S: 8 P: 11	R: 0 H: 0 E: 0 LOB: 0 K: 0 BB: 0 S: 4 P: 8	R: 0 H: 0 E: 0 LOB: 0 K: 0 BB: 0 S: 7 P: 12	R: 0 H: 0 E: 0 LOB: 1 K: 1 BB: 2 S: 7 P: 16	R: 0 H: 0 E: 0 LOB: 0 K: 1 BB: 0 S: 11 P: 17	1B: 5 SF: 0 2B: 0 SAC: 1 3B: 0 DP: 2 HR: 0 HBP: 0	WP: 0 PA: 32 PB: 0 SB: 0 CS: 0			
PITCHER	IP WLS BF H R ER SO BB IBB HBP BLK WP HR S P ERA WHIP											PITCHER	IP WLS BF H R ER SO BB IBB HBP BLK WP HR S P ERA WHIP	
Darryl Kile, R ERA: 4.36 John Hudek, R ERA: 0.5	(1, 1) (9, 1)	8.0 W 29 5 2 2 2 3 0 0 0 0 0 0 58 94 2.25 1.000												

Philadelphia Phillies @ Houston Astros
Astrodome, Houston, TX
Sun Jun 05 1994, 4:33 AM EDT
Att. 20,694 - Dome

livebaseballscorecards.com

AB	28
R	2
H	5
RBI	2
BB	3
SO	3
LOB	7



Batter	1	2	3	4	5	6	7	8	9	AB	R	H	RBI	BB	SO	LOB
Craig Biggio, R OBP: 0.413, SLG: 0.458 (1, 4)	2-3 K		2-3 K		4-0 S BB		3-1 P4			3	0	0	0	1	2	0
Steve Finley, L OBP: 0.318, SLG: 0.429 (1, 8)	1-2 G6-3		1-1 G4-3		3-2 F9		0-0 P6			4	0	0	0	0	0	1
Kevin Bass, S OBP: 0.413, SLG: 0.500 (1, 9) John Hudek, S (9, 1)	2-2 K			1-0 2B	4-2 BB		1-1 P6			3	1	1	0	1	1	0
Sid Bream, L OBP: 0.500, SLG: 0.476 (1, 3)		0-0 2B G4-3 1B		0-0 G3 SF9 2B	3-3 K			0-0 G6-3		4	2	2	1	0	1	2
Ken Caminiti, S OBP: 0.364, SLG: 0.548 (1, 5)		0-0 G4-3 2B		2-2 G3		0-0 F8		3-2 BB 1B 1B		4	1	2	0	0	0	1
Luis Gonzalez, L OBP: 0.320, SLG: 0.388 (1, 7)		2-2 G4-3		1-1 SF9		3-2 L5		4-0 CS 1B BB		2	0	0	2	1	0	1
Scott Servais, R OBP: 0.228, SLG: 0.370 (1, 2)		0-0 K2-3		2-0 E5		3-2 2B		1-2 CS 1B		4	0	2	1	0	1	1
Andujar Cedeno, R OBP: 0.333, SLG: 0.443 (1, 6)		1-1 G6-3		2-1 F7		4-0 FC6-4 IBB		3-3 K		3	0	0	0	1	1	4
Darryl Kile, R OBP: 0.083, SLG: 0.167 (1, 1) James Mouton, R OBP: 0.321, SLG: 0.312 (9, 9)			0-3 K		1-3 K		3-1 FC6-4			3	0	0	0	0	2	2
										0	0	0	0	0	0	0

Inning Stats	R: 0	H: 0	E: 0	K: 2	S: 10	R: 1	H: 2	E: 0	K: 1	S: 10	R: 0	H: 0	E: 0	K: 2	S: 9	R: 2	H: 2	E: 1	K: 0	S: 10	R: 0	H: 0	E: 0	K: 2	S: 14	R: 0	H: 1	E: 0	K: 0	S: 13	R: 0	H: 0	E: 0	K: 0	S: 5	R: 1	H: 2	E: 0	K: 1	S: 12	1B: 3	2B: 4	3B: 0	HR: 0	SF: 1	SAC: 0	DP: 0	HBP: 0	WP: 0	PB: 0	SB: 1	CS: 2	PA: 35
--------------	------	------	------	------	-------	------	------	------	------	-------	------	------	------	------	------	------	------	------	------	-------	------	------	------	------	-------	------	------	------	------	-------	------	------	------	------	------	------	------	------	------	-------	-------	-------	-------	-------	-------	--------	-------	--------	-------	-------	-------	-------	--------

PITCHER	IP	WLS	BF	H	R	ER	SO	BB	IBB	HBP	BLK	WP	HR	S	P	ERA	WHIP
Mike Williams, R ERA: 5.56 (1, 1)	4.2	L	21	4	3	3	6	2	0	0	0	0	0	50	80	5.79	1.286
Andy Carter, L ERA: 2.95 (5, 1)	1.1		6	1	0	0	1	0	1	0	0	0	0	16	32	0.00	0.750
Heathcliff Slocumb, R ERA: 3.03 (7, 1)	2.0		8	2	1	1	1	1	0	0	0	0	0	17	32	4.50	1.500

BOTTOM

Philadelphia Phillies @ Houston Astros
Astrodome, Houston, TX
Sun Jun 05 1994, 4:33 AM EDT
Att. 20,694 - Dome

livebaseballscorecards.com

AB	30
R	4
H	7
RBI	4
BB	4
SO	8
LOB	12



Houston Astros @ Montreal Expos
 Olympic Stadium, Montreal, QB
 Mon Jun 06 1994, 7:05 PM EDT
 Att. 14,322 - Dome

livebaseballscorecards.com



Batter	1	2	3	4	5	6	7	8	9	AB	R	H	RBI	BB	SO	LOB
James Mouton, R (1, 9) OBP: 0.322, SLG: 0.311	0-1 SH1-3 2B 1B	4-1 BB		1-2 P3		0-1 G6-3		1-2 G5-3		4	1	1	0	1	0	1
Steve Finley, L (1, 8) OBP: 0.317, SLG: 0.423	0-0 SH1-3 1-2	1-2 P8		0-1 P8			0-0 E3 5 F9 1B 1B	4-1 BB 1B BB		3	1	0	0	1	0	3
Craig Biggio, R (1, 4) OBP: 0.416, SLG: 0.466	1-1 S 2B 2-H		2-2 F9	0-0 P9			0-1 G3-1 1B 1B	1-1 SAFE BB 1B		5	1	3	1	0	0	1
5 Jeff Bagwell, R (1, 3) OBP: 0.411, SLG: 0.604	4-2 S BB		0-2 F9 1B 1B		0-2 P6		1-0 F9	0-2 L5		4	1	1	0	1	0	4
Ken Caminiti, S (1, 5) OBP: 0.375, SLG: 0.569	0-0 P3		1-1 SAFE SAFE 1B 1B		0-0 HR		2-1 1B G3-1 1B	4-2 FC6-4 BB		4	1	3	2	1	0	2
Kevin Bass, S (1, 7) OBP: 0.388, SLG: 0.464	0-2 L1-4 1-2 2-3		1-2 F9 2-3		1-3 K		2-2 G3-1 1-2 2-3	0-0 FC6-4 BB		5	0	0	0	0	1	9
Tony Eusebio, R (1, 2) OBP: 0.270, SLG: 0.373		1-2 FC6-4 1B	1-1 SAFE SAFE 1B 1B		0-0 G5-3		1-0 BB 1B		2-3 3-H	4	0	3	2	0	0	0
Luis Gonzalez, L (9, PH) OBP: 0.319, SLG: 0.386				1-2 3-H 1B					0-3 K	1	0	0	0	0	1	0
Andujar Cedeno, R (1, 6) OBP: 0.330, SLG: 0.433		0-0 FC6-4 SH3-4 1-2f	1-2 G5-3			1-2 F9	4-2 BB		0-3 K	4	0	0	0	1	1	3
Greg Swindell, L (1, 1) OBP: 0.240, SLG: 0.320		0-0 SH3-4		4-2 BB		1-3 K	2-0 G3		0-0 P9	0	0	0	0	0	0	0
Dave Veres, R (3, 1) OBP: 0.280, SLG: 0.229										0	0	0	0	1	0	0
Mike Felder, S (6, PH)										1	0	0	0	0	1	0
Tom Edens, R (6, 1)										0	0	0	0	0	0	0
Ross Powell, L (6, 1)										0	0	0	0	0	0	0
Chris Donnels, L (7, PH)										1	0	0	0	0	0	3
Todd Jones, L (7, 1) OBP: 0.393, SLG: 0.510										0	0	0	0	0	0	0
Sid Bream, L (9, PH) OBP: 1.000, SLG: 1.000										1	0	0	0	0	0	0
Sid Bream, L (9, PH) OBP: 0.451, SLG: 0.455										1	0	0	0	0	0	0

Inning Stats	R: 1	H: 2	E: 0	K: 0	S: 11	H: 2	LOB: 2	BB: 1	P: 16	R: 0	H: 1	E: 0	K: 0	S: 10	H: 1	LOB: 2	BB: 1	P: 16	R: 1	H: 3	E: 0	K: 0	S: 16	R: 0	H: 0	E: 0	K: 0	S: 10	H: 0	LOB: 1	BB: 1	P: 15	R: 1	H: 1	E: 0	K: 1	S: 9	H: 0	LOB: 0	BB: 0	P: 10	R: 0	H: 0	E: 0	K: 1	S: 8	H: 0	LOB: 0	BB: 0	P: 10	R: 2	H: 3	E: 1	K: 0	S: 13	H: 1	LOB: 3	BB: 1	P: 25	R: 0	H: 1	E: 0	K: 0	S: 13	H: 1	LOB: 3	BB: 2	P: 23	R: 0	H: 0	E: 0	K: 2	S: 7	H: 0	LOB: 0	BB: 0	P: 9	1B: 9	SF: 0	2B: 1	SAC: 2	3B: 0	DP: 0	HR: 1	HBP: 0	WP: 0	PA: 45
--------------	------	------	------	------	-------	------	--------	-------	-------	------	------	------	------	-------	------	--------	-------	-------	------	------	------	------	-------	------	------	------	------	-------	------	--------	-------	-------	------	------	------	------	------	------	--------	-------	-------	------	------	------	------	------	------	--------	-------	-------	------	------	------	------	-------	------	--------	-------	-------	------	------	------	------	-------	------	--------	-------	-------	------	------	------	------	------	------	--------	-------	------	-------	-------	-------	--------	-------	-------	-------	--------	-------	--------

PITCHER	IP	WLS	BF	H	R	ER	SO	BB	IBB	HBP	BLK	WP	HR	S	P	ERA	WHIP
Butch Henry, L (1, 1) ERA: 2.62	6.0	W	29	7	4	4	2	3	0	0	0	0	1	65	90	6.00	1.667
Jeff Shaw, R (7, 1) ERA: 3.5	0.2		5	3	1	0	0	0	0	0	0	0	0	9	15	0.00	4.500
Heath Haynes, R (7, 1) ERA:	1.0		7	1	0	0	0	3	0	0	0	0	0	15	31	0.00	4.000
John Wetteland, R (8, 1) ERA: 2.27	1.1	S	4	0	0	0	2	0	0	0	0	0	0	8	10	0.00	0.000

AB	37
R	5
H	11
RBI	5
BB	6
SO	4
LOB	26

Houston Astros @ Montreal Expos
 Olympic Stadium, Montreal, QB
 Tue Jun 07 1994, 7:05 PM EDT
 Att. 17,283 - Dome

livebaseballscorecards.com



WP: 0 PA: 38
 PB: 0
 SB: 2
 CS: 0

AB 33
 R 2
 H 7
 RBI 2
 BB 3
 SO 6
 LOB 15

AB R H RBI BB SO LOB

3 0 0 0 1 0 2
 0 0 0 0 0 0 0

3 0 0 0 0 1 2
 2 0 0 0 0 1 4

4 1 1 0 0 0 1

4 0 1 1 0 0 1

4 1 1 1 0 0 1

3 0 0 0 1 2 0

2 0 0 0 1 0 1
 1 0 0 0 0 0 0

4 0 3 0 0 1 1

1 0 0 0 0 1 1
 1 0 0 0 0 0 1
 0 0 0 0 0 0 0
 0 0 0 0 0 0 0
 1 0 1 0 0 0 0

1B: 3 SF: 0
 2B: 3 SAC: 1
 3B: 0 DP: 0
 HR: 1 HBP: 1

Batter	1	2	3	4	5	6	7	8	9																										
James Mouton, R (1, 8) OBP: 0.321, SLG: 0.306	G6-3		BB		FC6-5		P4		HBP																										
Kevin Bass, S (9, PH) OBP: 0.395, SLG: 0.464																																			
Mike Felder, S (1, 9) OBP: 0.245, SLG: 0.216	K		F7		P6		F8		K																										
Steve Finley, L (7, PH) OBP: 0.314, SLG: 0.419																																			
Craig Biggio, R (1, 4) OBP: 0.414, SLG: 0.467	2B		P4			P9		G6-3																											
5 Jeff Bagwell, R (1, 3) OBP: 0.408, SLG: 0.602	2B		F7			G5-3		L8																											
Ken Caminiti, S (1, 5)	P9				P3	HR		G3																											
Luis Gonzalez, L (1, 7)		K			K	BB		G4-3																											
Scott Servais, R (1, 2) OBP: 0.230, SLG: 0.365					G4-3		P7	L8																											
Sid Bream, L (9, PH) OBP: 0.464, SLG: 0.435		BB																																	
Andujar Cedeno, R (1, 6) OBP: 0.338, SLG: 0.446		K			FC6-5 SH1-4		2B	HBP 1B																											
Shane Reynolds, R (1, 1) OBP: 0.167, SLG: 0.091																																			
Andy Stankiewicz, R (7, PH) OBP: 0.362, SLG: 0.415					SH1-4		P4	HBP 1B																											
Dave Veres, R (7, 1)																																			
Mike Hampton, R (8, 1)																																			
Chris Donnels, L (9, PH) OBP: 0.404, SLG: 0.520																																			
Inning Stats	R: 1 H: 2 E: 0 LOB: 1 K: 1 BB: 0 S: 12 P: 17	R: 0 H: 0 E: 0 LOB: 1 K: 3 BB: 1 S: 12 P: 18	R: 0 H: 0 E: 0 LOB: 1 K: 0 BB: 1 S: 12 P: 18	R: 0 H: 0 E: 0 LOB: 0 K: 1 BB: 0 S: 8 P: 12	R: 0 H: 1 E: 0 LOB: 1 K: 0 BB: 0 S: 7 P: 11	R: 1 H: 1 E: 0 LOB: 1 K: 0 BB: 1 S: 9 P: 15	R: 0 H: 1 E: 0 LOB: 1 K: 0 BB: 0 S: 5 P: 9	R: 0 H: 0 E: 0 LOB: 0 K: 0 BB: 0 S: 7 P: 9	R: 0 H: 2 E: 0 LOB: 3 K: 1 BB: 0 S: 19 P: 26																										
PITCHER	IP WLS BF H R ER SO BB IBB HBP BLK WP HR S P ERA WHIP																																		
Gabe White, L (1, 1) ERA: 3.71	6.1	27	5	2	2	5	3	0	0	0	0	0	1	62	94	2.84	1.263																		
Gil Heredia, R (7, 1) ERA: 4.02	1.1	W	4	0	0	0	0	0	0	0	0	0	0	6	10	0.00	0.000																		
Mel Rojas, R (8, 1) ERA: 2.47	1.0		5	2	0	0	0	0	0	0	0	0	0	17	23	0.00	2.000																		
John Wetteland, R (9, 1) ERA: 2.25	0.1	S	2	0	0	0	1	0	0	1	0	0	0	6	8	0.00	0.000																		

BOTTOM

Houston Astros @ Montreal Expos
 Olympic Stadium, Montreal, QB
 Tue Jun 07 1994, 7:05 PM EDT
 Att. 17,283 - Dome

livebaseballscorecards.com

AB	29
R	3
H	9
RBI	3
BB	2
SO	4
LOB	15



WP: 0	PA: 32
PB: 0	
SB: 1	
CS: 2	

AB	R	H	RBI	BB	SO	LOB
4	0	1	1	0	1	0
4	0	1	0	0	0	1
3	0	2	0	1	0	0
3	1	1	0	1	1	2
3	1	2	1	0	0	2
1	0	0	0	0	1	1
0	0	0	0	0	0	0
2	0	0	0	0	0	2
3	0	0	0	0	1	3
0	0	0	0	0	0	0
0	0	0	0	0	0	0
0	0	0	0	0	0	0
3	0	2	1	0	0	1
2	0	0	0	0	0	2
1	1	0	0	0	0	1
1B: 7	SF: 0					
2B: 1	SAC: 0					
3B: 1	DP: 1					
HR: 0	HBP: 1					

Batter	1	2	3	4	5	6	7	8	9
Marquis Grissom, R OBP: 0.317, SLG: 0.378 (1, 8)	1-3 K		1-1 P9		1-2 G6-3		3-2 CS 1B		
Juan Bell, R OBP: 0.364, SLG: 0.386 (1, 4)	0-0 BB 1B		0-0 F8		2-1 G3		3-2 G3-1		
Moises Alou, R OBP: 0.399, SLG: 0.539 (1, 7)	4-2 BB BB 1-2		3-1 G5-3		1-0 3B			0-0 CS 1B	
Larry Walker, L OBP: 0.380, SLG: 0.545 (1, 9)	4-1 BB 1-2			0-0 2B 1B	1-1 G4-3			0-3 K	
Darrin Fletcher, L OBP: 0.358, SLG: 0.429 (1, 2)	1-2 G3		0-1 G4-3 1B 2B		1-2 G6-4-3 1B			3-3 K	
Randy Milligan, R OBP: 0.353, SLG: 0.339 (8, PH)									
Tim Spehr, R OBP: 0.292, SLG: 0.364 (9, 2)									
Cliff Floyd, L OBP: 0.333, SLG: 0.408 (1, 3)		1-0 HBP		2-0 G4-3	0-1 F7				
Wil Cordero, R OBP: 0.353, SLG: 0.447 (1, 6)		0-3 K		3-0 G5-3	1-2 G6-4-3				
Gil Heredia, R OBP: 0.333, SLG: 0.333 (7, 1)									
Mel Rojas, R (8, 1)									
John Wetteland, R (9, 1)									
Mike Lansing, R OBP: 0.309, SLG: 0.357 (1, 5)		0-1 P4		1-2 1B	2-1 FC3-6 1B				
Gabe White, L (1, 1)									
Sean Berry, R OBP: 0.350, SLG: 0.399 (7, 5)									

Inning	R	H	E	K	S	IP	WLS	BF	H	R	ER	SO	BB	IBB	HBP	BLK	WP	HR	S	P	ERA	WHIP
1	0	1	0	10	20	6.0		25	6	2	2	2	2	2	0	0	0	0	55	84	3.00	1.333
2	0	0	0	1	2	1.0	L	4	2	1	1	0	0	0	0	0	0	0	14	21	9.00	2.000
3	0	0	0	1	2	1.0		3	1	0	0	2	0	0	0	0	0	0	7	10	0.00	1.000

PITCHER	IP	WLS	BF	H	R	ER	SO	BB	IBB	HBP	BLK	WP	HR	S	P	ERA	WHIP
Shane Reynolds, R ERA: 3.6 (1, 1)	6.0		25	6	2	2	2	2	2	0	0	0	0	55	84	3.00	1.333
Dave Veres, R ERA: 1.5 (7, 1)	1.0	L	4	2	1	1	0	0	0	0	0	0	0	14	21	9.00	2.000
Mike Hampton, L ERA: 3.26 (8, 1)	1.0		3	1	0	0	2	0	0	0	0	0	0	7	10	0.00	1.000

Batter	1	2	3	4	5	6	7	8	9	AB R H RBI BB SO LOB	TOP											
James Mouton, R (1, 9) OBP: 0.323, SLG: 0.308	0-0 F7		1-2 1B		1-2 1B	1-2 G6-3		1-3 K		5 0 2 0 0 1 2												
Steve Finley, L (1, 8) OBP: 0.320, SLG: 0.420	2-3 K		2-1 G3-1		0-0 1B		2-1 1B		1-1 2B HBP	4 2 2 0 0 1 2												
Craig Biggio, R (1, 4) OBP: 0.413, SLG: 0.470	1-1 F9			2-1 G5-3	0-1 FC5-4		0-1 1B		0-1 2B	5 2 2 1 0 0 2												
5 Jeff Bagwell, R (1, 3) OBP: 0.412, SLG: 0.629		1-3 K		0-0 HR		4-2 1B		0-0 HR	2-2 F8	4 3 2 4 1 1 1												
Ken Caminiti, S (1, 5) OBP: 0.373, SLG: 0.590		2-1 F8		0-0 HR		4-0 1B		1-0 F9	3-2 SF8	3 2 1 2 1 0 0												
Luis Gonzalez, L (1, 7) OBP: 0.310, SLG: 0.370		2-0 G4-3		0-3 K		2-2 F9		1-0 G4-3	0-0 F7	5 0 0 0 0 1 2												
Tony Eusebio, R (1, 2) OBP: 0.254, SLG: 0.349			0-0 G4-3	1-0 G5-3		0-3 K		2-3 K		4 0 0 0 0 2 2												
Andujar Cedeno, R (1, 6) OBP: 0.337, SLG: 0.438			0-1 G1-3		0-1 G4-3	4-0 1B		3-2 G5-3		3 0 0 0 1 0 0												
Brian Williams, R (1, 1) OBP: 0.333, SLG: 0.333			0-0 1B		0-3 K	0-2 1B		0-1 F8		4 0 2 2 0 1 0												
John Hudek, S (9, 1)										0 0 0 0 0 0 0												
Inning Stats	R: 0 E: 0 K: 1 S: 8	H: 0 LOB: 0 BB: 0 P: 11	R: 0 E: 0 K: 1 S: 6	H: 0 LOB: 0 BB: 0 P: 11	R: 0 E: 0 K: 0 S: 9	H: 2 LOB: 2 BB: 0 P: 12	R: 2 E: 0 K: 1 S: 9	H: 2 LOB: 0 BB: 0 P: 12	R: 0 E: 0 K: 1 S: 12	H: 2 LOB: 2 BB: 0 P: 13	R: 2 E: 0 K: 1 S: 17	H: 1 LOB: 2 BB: 3 P: 32	R: 3 E: 0 K: 1 S: 10	H: 3 LOB: 0 BB: 0 P: 16	R: 0 E: 0 K: 1 S: 8	H: 0 LOB: 0 BB: 0 P: 12	R: 2 E: 0 K: 0 S: 13	H: 1 LOB: 0 BB: 0 P: 19	1B: 7 2B: 1 3B: 0 HR: 3	SF: 1 SAC: 0 DP: 0 HBP: 1	WP: 0 PB: 0 SB: 0 CS: 0	PA: 42
PITCHER	IP WLS BF H R ER SO BB IBB HBP BLK WP HR S P ERA WHIP																					
Jeff Fassero, L (1, 1) ERA: 2.61	5.2 L 27 7 4 4 5 2 1 0 0 0 2 58 87 6.35 1.588																					
Jeff Shaw, R (6, 1) ERA: 3.47	0.1 1 0 0 0 0 0 0 0 0 0 0 3 4 0.00 0.000																					
Brian Looney, L (7, 1) ERA: 22.5	2.0 11 4 5 5 2 0 0 1 0 0 1 21 32 22.50 2.000																					
Heath Haynes, R (9, 1) ERA:	1.0 3 0 0 0 0 0 0 0 0 0 0 10 15 0.00 0.000																					

Houston Astros @ Montreal Expos
Olympic Stadium, Montreal, QB
Wed Jun 08 1994, 7:05 PM EDT
Att. 17,289 - Dome

livebaseballscorecards.com

AB	37
R	9
H	11
RBI	9
BB	3
SO	7
LOB	11



Batter	1	2	3	4	5	6	7	8	9	AB R H RBI BB SO LOB
Marquis Grissom, R (1, 8) OBP: 0.315, SLG: 0.374	1-0 F8 S 1B		1-0 G6-3	0-3 K			0-0 G1-5-3		0-1 G3-6-3 1-2f	5 0 1 0 0 1 2
Juan Bell, R (1, 4) OBP: 0.357, SLG: 0.367	0-0 P8		2-1 G3-1	4-2 BB			1-2 F9			3 0 0 0 1 0 1
Moises Alou, R (1, 7) OBP: 0.401, SLG: 0.538	3-2 F8 1-3		1-1 F8 1B 1B	1-2 F8			0-0 F8 1B			4 1 2 0 0 0 3
Larry Walker, L (1, 9) OBP: 0.378, SLG: 0.539	0-3 K		0-2 1B 1-2 2B 1B			1-3 K2-3		0-0 G4-3		4 1 1 0 0 2 2
Darrin Fletcher, L (1, 2) OBP: 0.364, SLG: 0.434		3-2 1B 1B	1-1 2B 1-3 2-H 1B			2-0 L7		2-3 K		3 0 2 1 0 0 0 1 0 0 0 0 1 0
Tim Spehr, R (8, 2) OBP: 0.280, SLG: 0.348										
Cliff Floyd, L (1, 3) OBP: 0.332, SLG: 0.410		0-0 P5	2-2 1-3 3-H 2B			2-2 G3		2-1 F7		4 0 1 1 0 0 1
Wil Cordero, R (1, 6) OBP: 0.347, SLG: 0.438		0-1 F8	1-0 L1			1-1 F7		2-1 G5-3		4 0 0 0 0 0 3
Mike Lansing, R (1, 5) OBP: 0.312, SLG: 0.356		2-1 1-2 1B		4-1 SH3-4 BB		3-1 P5			0-0 G5-3	3 0 1 0 1 0 0
Jeff Fassero, L (1, 1) OBP: 0.071, SLG: 0.037		0-3 K		0-0 SH3-4		0-3 K			4-2 G3-6-3 BB	1 0 0 0 0 0 1 2 0 0 0 0 0 0 0 0 1 0 0 0 0 0 1 0 1 0 0
Jeff Shaw, R (6, 1) OBP: 0.286, SLG: 0.167										
Sean Berry, R (6, PH) OBP: 0.348, SLG: 0.396										
Brian Looney, L (7, 1)										
Heath Haynes, R (9, 1)										
Lou Frazier, S (9, PH) OBP: 0.433, SLG: 0.415										

Inning Stats	R: 0	H: 1	E: 0	LOB: 1	K: 1	BB: 0	S: 9	R: 0	H: 2	E: 0	LOB: 2	K: 1	BB: 0	S: 12	R: 2	H: 4	E: 0	LOB: 2	K: 0	BB: 0	S: 14	R: 0	H: 0	E: 0	LOB: 2	K: 1	BB: 2	S: 11	R: 0	H: 0	E: 0	LOB: 0	K: 1	BB: 0	S: 7	R: 0	H: 1	E: 0	LOB: 1	K: 0	BB: 0	S: 6	R: 0	H: 0	E: 0	LOB: 0	K: 1	BB: 0	S: 7	R: 0	H: 0	E: 0	LOB: 0	K: 0	BB: 1	S: 5	R: 0	H: 0	E: 0	LOB: 0	K: 0	BB: 1	S: 9	1B: 7	SF: 0	2B: 1	SAC: 1	3B: 0	DP: 1	HR: 0	HBP: 0	WP: 0	PA: 37
--------------	------	------	------	--------	------	-------	------	------	------	------	--------	------	-------	-------	------	------	------	--------	------	-------	-------	------	------	------	--------	------	-------	-------	------	------	------	--------	------	-------	------	------	------	------	--------	------	-------	------	------	------	------	--------	------	-------	------	------	------	------	--------	------	-------	------	------	------	------	--------	------	-------	------	-------	-------	-------	--------	-------	-------	-------	--------	-------	--------


PITCHER	IP	WLS	BF	H	R	ER	SO	BB	IBB	HBP	BLK	WP	HR	S	P	ERA	WHIP
Brian Williams, R (1, 1) ERA: 5.91	8.0	W	34	8	2	2	6	2	0	0	0	0	0	74	116	2.25	1.250
John Hudek, R (9, 1) ERA: 0.47	1.0		3	0	0	0	0	1	0	0	0	0	0	5	9	0.00	1.000

BOTTOM

Houston Astros @ Montreal Expos
Olympic Stadium, Montreal, QB
Wed Jun 08 1994, 7:05 PM EDT
Att. 17,289 - Dome

livebaseballscorecards.com

AB	33
R	2
H	8
RBI	2
BB	3
SO	6
LOB	14



Batter	1	2	3	4	5	6	7	8	9	AB R H RBI BB SO LOB	TOP										
Roberto Kelly, R (1, 8) OBP: 0.368, SLG: 0.430	2-1 SF9 3B		1-0 G5-3		1-1 G1-3	3-3 K			0-1 2B	5 1 2 0 0 1 2											
Jeff Blauser, R (1, 6) OBP: 0.312, SLG: 0.326	2-0 SF9		4-0 1B BB		1-2 F9		0-0 P4		1-3 K	3 0 0 1 1 1 1											
Ryan Klesko, L (1, 7) OBP: 0.355, SLG: 0.590 Dave Gallagher, R (5, PR) OBP: 0.325, SLG: 0.348	1-2 F9		0-0 1B		2-0 HR 1B		4-1 G3-6-3 BB		1-3 K	3 0 2 1 0 0 0 1 1 0 0 1 1 1											
Fred McGriff, L (1, 3) OBP: 0.367, SLG: 0.569	2-3 K		1-3 K		2-1 HR 1B		1-0 G3-6-3		0-0 G4-3	5 1 1 0 0 2 4											
David Justice, L (1, 9) OBP: 0.422, SLG: 0.509		3-2 G4-3		3-1 E4	0-0 HR			4-2 SH1-4 1B BB		3 1 1 3 1 0 0											
Terry Pendleton, S (1, 5) OBP: 0.267, SLG: 0.355		1-3 K		1-1 L3	0-3 K			1-0 SH1-4 1B		4 0 1 0 0 2 2											
Mark Lemke, S (1, 4) OBP: 0.380, SLG: 0.398		1-1 F9		2-2 G5-3		0-0 L9		0-0 SH1-4		3 0 0 0 0 0 1											
Charlie O'Brien, R (1, 2) OBP: 0.349, SLG: 0.492			0-0 29 SH2-4 1B 1B		4-0 IBB	2-1 F7		1-3 K		3 1 1 0 1 1 2											
29 John Smoltz, R (1, 1) OBP: 0.250, SLG: 0.227 Tony Tarasco, L (8, PH) OBP: 0.355, SLG: 0.522 Bill Pecota, R (8, PH) OBP: 0.313, SLG: 0.276 Mark Wohlers, R (8, 1) OBP: 1.000, SLG: 1.000 Greg McMichael, R (9, 1)			0-2 SH2-4		2-3 K	3-1 2B		1-1 G6-3		2 0 1 0 0 1 2 0 0 0 0 0 0 0 1 0 0 0 0 0 2 0 0 0 0 0 0 0 0 0 0 0 0 0 0											
Inning Stats	R: 1 E: 0 K: 1 S: 11	H: 1 LOB: 0 BB: 0 P: 18	R: 0 E: 0 K: 1 S: 8	H: 0 LOB: 0 BB: 0 P: 13	R: 1 E: 0 K: 1 S: 9	H: 2 LOB: 2 BB: 1 P: 15	R: 0 E: 1 K: 1 S: 12	H: 0 LOB: 2 BB: 1 P: 24	R: 3 E: 0 K: 1 S: 12	H: 3 LOB: 1 BB: 0 P: 18	R: 0 E: 0 K: 1 S: 8	H: 1 LOB: 1 BB: 0 P: 16	R: 0 E: 0 K: 0 S: 3	H: 0 LOB: 0 BB: 1 P: 8	R: 0 E: 0 K: 1 S: 9	H: 1 LOB: 2 BB: 1 P: 16	R: 0 E: 0 K: 2 S: 9	H: 1 LOB: 1 BB: 0 P: 11	1B: 5 2B: 2 3B: 1 HR: 1	SF: 1 SAC: 2 DP: 1 HBP: 0	WP: 0 PA: 40 PB: 0 SB: 1 CS: 0
PITCHER	IP WLS BF H R ER SO BB IBB HBP BLK WP HR S P ERA WHIP																				
Doug Drabek, R (1, 1) ERA: 2.63	5.0 L 24 6 5 5 5 1 1 0 0 0 1 52 88 9.00 1.400																				
Tom Edens, R (6, 1) ERA: 3.77	2.2 11 2 0 0 2 2 0 0 0 0 0 18 37 0.00 1.500																				
Ross Powell, L (8, 1) ERA:	0.1 1 0 0 0 0 0 0 0 0 0 0 2 3 0.00 0.000																				
Todd Jones, R (9, 1) ERA: 2.84	1.0 4 1 0 0 2 0 0 0 0 0 0 9 11 0.00 1.000																				

Atlanta Braves @ Houston Astros
Astrodome, Houston, TX
Fri Jun 10 1994, 8:05 PM EDT
Att. 38,435 - Dome

livebaseballscorecards.com

AB 33
R 5
H 9
RBI 5
BB 4
SO 9
LOB 17



Batter	1	2	3	4	5	6	7	8	9	AB	R	H	RBI	BB	SO	LOB
James Mouton, R OBP: 0.317, SLG: 0.302 (1, 9) B C F F B X (6, 8)	2-2 F7			1-1 G5-3	1-3 K			1-3 SAFE K		4	0	0	0	0	2	2
Steve Finley, L OBP: 0.317, SLG: 0.417 Kevin Bass, S OBP: 0.398, SLG: 0.457 (1, 8) C B B S B X (5, PH) (6, 9)	2-2 F9			2-3 K	1-1 G4-3			4-2 SAFE 1-2 G6-4-3 BB		2	0	0	0	0	1	0
Craig Biggio, R OBP: 0.411, SLG: 0.471 (1, 4) B C C S C (6, 9)	2-3 K			0-0 2B			0-1 P2	0-1 G6-4-3 1-2f		4	0	1	0	0	1	2
5 Jeff Bagwell, R OBP: 0.410, SLG: 0.620 (1, 3) B B C C B B (6, 9)		3-2 P6		4-2 BB			1-0 L6		1-0 G6-3	3	0	0	0	1	0	0
Ken Caminiti, S OBP: 0.366, SLG: 0.578 (1, 5) C C C C C C (6, 9)		1-3 K		0-0 G1-3			3-2 P7		1-3 K2-3	4	0	0	0	0	2	2
Luis Gonzalez, L OBP: 0.314, SLG: 0.374 (1, 7) C C C C C C (6, 9)		2-3 K			1-0 WP FC1-5 2B			4-1 L4-3 BB	1-0 F7	3	0	1	0	1	1	0
Scott Servais, R OBP: 0.232, SLG: 0.360 (1, 2) C C C C C C (6, 9)			0-3 K		2-2 FC1-5 2B HBP			1-0 L8		2	1	0	0	0	1	1
Andujar Cedeno, R OBP: 0.332, SLG: 0.431 (1, 6) F F B B F F B S (6, 9)			3-3 K		1-2 FC1-5 2B 3-H			0-0 L4-3 1-2		3	1	0	0	0	1	3
Doug Drabek, R OBP: 0.189, SLG: 0.171 Sid Bream, L OBP: 0.483, SLG: 0.500 Tom Edens, R OBP: 0.256, SLG: 0.231 Ross Powell, L OBP: 1.000, SLG: 1.000 (1, 1) (5, PH) (6, 1) (8, 1) (8, PH) (9, 1)			0-1 F8		2-2 2B 1-H 2-H			2-2 S 1B		1	0	0	0	0	0	0

Inning Stats	R: 0	H: 0	E: 0	K: 1	S: 10	R: 0	H: 0	E: 0	K: 2	S: 9	R: 0	H: 0	E: 0	K: 2	S: 9	R: 0	H: 1	E: 0	K: 1	S: 10	R: 2	H: 2	E: 0	K: 1	S: 15	R: 0	H: 0	E: 0	K: 0	S: 6	R: 0	H: 0	E: 0	K: 0	S: 3	R: 0	H: 1	E: 0	K: 1	S: 14	R: 0	H: 0	E: 0	K: 1	S: 5	1B: 1	SF: 0	2B: 4	SAC: 0	3B: 0	DP: 2	HR: 0	HBP: 1	WP: 1	PA: 33
--------------	------	------	------	------	-------	------	------	------	------	------	------	------	------	------	------	------	------	------	------	-------	------	------	------	------	-------	------	------	------	------	------	------	------	------	------	------	------	------	------	------	-------	------	------	------	------	------	-------	-------	-------	--------	-------	-------	-------	--------	-------	--------

PITCHER	IP	WLS	BF	H	R	ER	SO	BB	IBB	HBP	BLK	WP	HR	S	P	ERA	WHIP
29 John Smoltz, R ERA: 3.25 (1, 1)	7.0	W	26	3	2	2	7	2	0	1	0	1	0	62	101	2.57	0.714
Mark Wohlers, R ERA: 3.56 (8, 1)	1.0		4	1	0	0	1	1	0	0	0	0	0	14	21	0.00	2.000
Greg McMichael, R ERA: 2.5 (9, 1)	1.0	S	3	0	0	0	1	0	0	0	0	0	0	5	8	0.00	0.000

BOTTOM

Atlanta Braves @ Houston Astros
Astrodome, Houston, TX
Fri Jun 10 1994, 8:05 PM EDT
Att. 38,435 - Dome

livebaseballscorecards.com

AB	29
R	2
H	4
RBI	2
BB	3
SO	9
LOB	11



Batter	1	2	3	4	5	6	7	8	9	AB R H RBI BB SO LOB	TOP																									
Roberto Kelly, R (1, 8) OBP: 0.372, SLG: 0.433	4-0 S HR BB		1-0 SH5-3 WP 2B	0-1 E3 G6-4-3		4-0 1B BB	3-1 G4-3			3 2 1 0 2 0 4																										
Jeff Blauser, R (1, 6) OBP: 0.315, SLG: 0.326	4-2 B HR BB		0-0 SH5-3	0-1 G6-4-3		2-1 1B		1-0 G6-3		3 1 1 0 1 0 2																										
Ryan Klesko, L (1, 7) OBP: 0.361, SLG: 0.586 Dave Gallagher, R (5, PR) OBP: 0.317, SLG: 0.338	0-3 K		4-2 BB WP BB		4-1 PB G5-3 1B BB	2-2 F9		1-0 L7		1 0 0 0 2 1 2 2 1 0 0 0 0 2																										
Fred McGriff, L (1, 3) OBP: 0.368, SLG: 0.577	0-0 HR		2-3 H		3-1 G5-3	1-0 G6-3		4-2 BB		4 1 1 3 1 1 4																										
David Justice, L (1, 9) OBP: 0.431, SLG: 0.509	0-0 CS 1B		4-2 BB BB		4-0 PB 1B IBB		4-2 BB 1B BB	0-0 P7		2 1 1 0 3 0 1																										
Javy Lopez, R (1, 2) OBP: 0.294, SLG: 0.464	0-1 F8		4-0 BB		2-3 K		1-3 H		0-3 K	4 0 0 0 1 3 4																										
Mark Lemke, S (1, 4) OBP: 0.376, SLG: 0.392	2-1 CS 1-2		2-0 P4		3-1 1B		2-1 F9		3-2 G6-3	5 0 1 2 0 0 4	AB 30 R 6 H 6 RBI 5 BB 12 SO 6 LOB 25																									
Bill Pecota, R (1, 5) OBP: 0.324, SLG: 0.273			3-2 P7		4-2 E SH1-4 BB		3-2 BB 1B		0-0 G6-3	4 0 1 0 1 0 2																										
Steve Avery, L (1, 1) OBP: 0.111, SLG: 0.160 Mike Stanton, L (6, 1) OBP: 1.000, SLG: 1.000 Charlie O'Brien, R (7, PH) OBP: 0.340, SLG: 0.492 Tony Tarasco, L (7, PH) OBP: 0.394, SLG: 0.522 Steve Bedrosian, R (7, 1) Greg McMichael, R (8, 1)			0-2 L7		1-2 SH1-4		0-3 K		4-1 BB BB	2 0 0 0 0 0 1 0 1 0 0 0 0 0 0 0 0 0 0 0 0 0 0 0 0 0 0																										
Inning Stats	R: 3 E: 0 K: 1 S: 12	H: 2 LOB: 0 BB: 2 P: 22	R: 0 E: 0 K: 0 S: 8	H: 0 LOB: 0 BB: 0 P: 13	R: 1 E: 0 K: 1 S: 11	H: 1 LOB: 3 BB: 3 P: 28	R: 0 E: 1 K: 0 S: 10	H: 0 LOB: 1 BB: 1 P: 15	R: 2 E: 0 K: 1 S: 10	H: 1 LOB: 2 BB: 2 P: 27	R: 0 E: 0 K: 1 S: 9	H: 1 LOB: 2 BB: 1 P: 18	R: 0 E: 0 K: 1 S: 15	H: 1 LOB: 3 BB: 2 P: 32	R: 0 E: 0 K: 0 S: 8	H: 0 LOB: 1 BB: 1 P: 14	R: 0 E: 0 K: 1 S: 7	H: 0 LOB: 0 BB: 0 P: 10	1B: 4 2B: 1 3B: 0 HR: 1	SF: 0 SAC: 2 DP: 1 HBP: 0	WP: 1 PB: 1 SB: 1 CS: 1	PA: 45														
PITCHER	IP WLS BF H R ER SO BB IBB HBP BLK WP HR S P ERA WHIP																																			
Darryl Kile, R (1, 1) ERA: 4.67	4.2		25	4	6	5	3	7	1	0	0	1	1	49	102	9.64	2.357																			
Dave Veres, R (5, 1) ERA: 1.46	0.1		1	0	0	0	0	0	0	0	0	0	0	2	3	0.00	0.000																			
Mike Hampton, L (6, 1) ERA: 3.0	1.2		9	2	0	0	2	2	0	0	0	0	0	21	40	0.00	2.400																			
Todd Jones, R (7, 1) ERA: 2.65	2.1	W	9	0	0	0	1	2	0	0	0	0	0	18	34	0.00	0.857																			

Atlanta Braves @ Houston Astros
Astrodome, Houston, TX
Sat Jun 11 1994, 8:05 PM EDT
Att. 37,857 - Dome

livebaseballscorecards.com



BOTTOM

Atlanta Braves @ Houston Astros
Astrodome, Houston, TX
Sat Jun 11 1994, 8:05 PM EDT
Att. 37,857 - Dome

livebaseballscorecards.com

AB 32
R 7
H 6
RBI 5
BB 5
SO 6
LOB 6



WP: 0 PA: 37
PB: 0
SB: 4
CS: 0

AB R H RBI BB SO LOB

4	1	2	2	1	1	0
4	0	0	0	0	0	2
3	1	0	0	1	0	1
4	2	2	3	0	1	1
4	0	0	0	0	1	0
2	0	0	0	1	0	0
0	0	0	0	0	0	0
1	0	0	0	0	0	0
2	0	0	0	1	2	1
1	1	1	0	0	0	0
3	1	0	0	1	0	1
4	2	0	0	0	0	0
1	0	0	0	0	0	0
1	0	0	0	0	0	0
0	0	0	0	0	0	0
2	1	1	0	0	0	0

Batter	1	2	3	4	5	6	7	8	9
James Mouton, R OBP: 0.323, SLG: 0.306 (1, 8)	K		E		G4-3			G3	E8
Mike Felder, S OBP: 0.241, SLG: 0.214 (1, 7) (7, 9)	G4-3		G4-3			G6-3		G3	
Craig Biggio, R OBP: 0.408, SLG: 0.464 (1, 4)	F7		F9			5 HR		P7	
5 Jeff Bagwell, R OBP: 0.411, SLG: 0.646 (1, 3)				L9		HR		K	
Ken Caminiti, S OBP: 0.359, SLG: 0.566 (1, 5)		P5		G4-3		K		F7	
Kevin Bass, S OBP: 0.395, SLG: 0.444 Todd Jones, L OBP: 1.000, SLG: 1.000 Chris Donnels, L OBP: 0.397, SLG: 0.510 (1, 9) (7, 1) (9, PH)		F7				F8		L4	
Scott Servais, R OBP: 0.234, SLG: 0.355 Sid Bream, L OBP: 0.500, SLG: 0.520 (1, 2) (9, PH)				K				1B	1B
Andujar Cedeno, R OBP: 0.330, SLG: 0.424 (1, 6)		G1-3				P5		G6-3	1B
Darryl Kile, R OBP: 0.080, SLG: 0.160 Dave Veres, R OBP: 0.354, SLG: 0.405 Andy Stankiewicz, R OBP: 0.354, SLG: 0.405 Mike Hampton, R OBP: 0.315, SLG: 0.376 (1, 1) (5, 1) (5, PH) (6, 1) (7, 7)			K			G5-3		G6-3	E

Inning Stats	R: 0	H: 0	E: 0	K: 1	S: 8	H: 0	LOB: 0	BB: 0	P: 14	R: 1	H: 1	E: 0	K: 0	S: 15	R: 1	H: 1	E: 0	K: 1	S: 10	R: 0	H: 0	E: 0	K: 1	S: 10	R: 0	H: 0	E: 0	K: 0	S: 5	R: 2	H: 1	E: 0	K: 1	S: 12	R: 0	H: 0	E: 0	K: 1	S: 11	R: 0	H: 0	E: 0	K: 1	S: 18	R: 3	H: 3	E: 1	K: 0	S: 11	R: 1	H: 3	E: 1	K: 0	S: 11	1B: 4	2B: 0	3B: 0	HR: 2	SF: 0	SAC: 0	DP: 0	HBP: 0	WP: 0	PA: 37
--------------	------	------	------	------	------	------	--------	-------	-------	------	------	------	------	-------	------	------	------	------	-------	------	------	------	------	-------	------	------	------	------	------	------	------	------	------	-------	------	------	------	------	-------	------	------	------	------	-------	------	------	------	------	-------	------	------	------	------	-------	-------	-------	-------	-------	-------	--------	-------	--------	-------	--------

PITCHER	IP	WLS	BF	H	R	ER	SO	BB	IBB	HBP	BLK	WP	HR	S	P	ERA	WHIP
Steve Avery, L ERA: 3.52 (1, 1)	5.1		22	3	4	3	3	3	0	0	0	0	2	55	104	5.06	1.125
Mike Stanton, L ERA: 3.81 (6, 1)	0.2		2	0	0	0	1	0	0	0	0	0	0	5	8	0.00	0.000
Steve Bedrosian, R ERA: 4.07 (7, 1)	2.0		7	0	0	0	2	1	0	0	0	0	0	29	39	0.00	0.500
Greg McMichael, R ERA: 2.95 (9, 1)	0.2	L	6	3	3	2	0	1	0	0	0	0	0	11	20	27.00	6.000

Batter	1	2	3	4	5	6	7	8	9	AB R H RBI BB SO LOB	TOP		
Dave Gallagher, R (1, 7) OBP: 0.326, SLG: 0.347	0-0 F8		1-1 CS 1B		0-0 F8			0-0 G6-4-3 1B		4 0 2 0 0 0 0	Atlanta Braves @ Houston Astros Astrodome, Houston, TX Sun Jun 12 1994, 4:33 AM EDT Att. 36,658 - Dome		
Jeff Blauser, R (1, 6) OBP: 0.309, SLG: 0.319	1-2 G6-3		2-3 K			1-0 F9		1-1 G6-4-3		4 0 0 0 0 1 2			
Roberto Kelly, R (1, 8) OBP: 0.371, SLG: 0.430	3-3 K		3-3 K			1-1 G6-3			1-0 2B 1B	4 1 1 0 0 2 0			
Fred McGriff, L (1, 3) OBP: 0.377, SLG: 0.594		0-0 G6-3 2B		2-2 G6-4-3 1B		3-1 1B			1-2 1-H 2B	4 1 4 1 0 0 0			
David Justice, L (1, 9) OBP: 0.433, SLG: 0.506		4-2 G6-3 2B BB		2-2 G6-4-3 1B		2-3 K			2-1 P2	3 1 1 0 1 1 2			
Javy Lopez, R (1, 2) OBP: 0.293, SLG: 0.459		2-2 G6-3		0-0 G6-4-3			0-0 P5 1B		1-2 P3	4 0 1 0 0 0 5			
Mark Lemke, S (1, 4) OBP: 0.373, SLG: 0.386		1-3 K		0-0 L1			3-1 P5		4-0 IBB	3 0 0 0 1 1 4			
Bill Pecota, R (1, 5) OBP: 0.317, SLG: 0.297		2-0 2B			3-2 L9		0-0 F9		1-2 P8	4 0 1 2 0 0 2			
Greg Maddux, R (1, 1) OBP: 0.219, SLG: 0.258								0-0 P7		3 0 0 0 0 0 1			
Inning Stats	R: 0 E: 0 K: 1 S: 7 H: 0 LOB: 0 BB: 0 P: 11	R: 2 E: 0 K: 1 S: 19 H: 2 LOB: 1 BB: 1 P: 30	R: 0 E: 0 K: 2 S: 8 H: 1 LOB: 0 BB: 0 P: 14	R: 0 E: 0 K: 0 S: 8 H: 2 LOB: 1 BB: 0 P: 12	R: 0 E: 0 K: 0 S: 7 H: 0 LOB: 0 BB: 0 P: 11	R: 0 E: 0 K: 1 S: 8 H: 1 LOB: 1 BB: 0 P: 15	R: 0 E: 0 K: 0 S: 4 H: 1 LOB: 0 BB: 0 P: 7	R: 0 E: 0 K: 0 S: 4 H: 1 LOB: 0 BB: 0 P: 5	R: 1 E: 0 K: 0 S: 12 H: 2 LOB: 2 BB: 1 P: 22	1B: 7 2B: 3 3B: 0 HR: 0 SF: 0 SAC: 0 DP: 2 HBP: 0	WP: 0 PB: 0 SB: 0 CS: 1 PA: 35		
PITCHER	IP WLS BF H R ER SO BB IBB HBP BLK WP HR S P ERA WHIP											PITCHER	IP WLS BF H R ER SO BB IBB HBP BLK WP HR S P ERA WHIP
Greg Swindell, L (1, 1) ERA: 3.4	8.0 L 29 8 2 2 5 1 0 0 0 0 0 0 65 105 2.25 1.125												
John Hudek, R (9, 1) ERA: 0.9	1.0 6 2 1 1 0 0 0 1 0 0 0 0 0 12 22 9.00 2.000												

livebaseballscorecards.com

AB	33
R	3
H	10
RBI	3
BB	2
SO	5
LOB	16



Batter	1	2	3	4	5	6	7	8	9	AB	R	H	RBI	BB	SO	LOB
James Mouton, R OBP: 0.323, SLG: 0.307 (1, 8)	G6-3		G6-4-3		G6-4-3			SH1-4		3	0	1	0	0	0	2
Craig Biggio, R OBP: 0.410, SLG: 0.463 (1, 4)	G6-3		K					HBP		3	0	1	0	0	1	1
Luis Gonzalez, L OBP: 0.310, SLG: 0.368 (1, 7)	G1-3							P6		4	0	0	0	0	0	3
5 Jeff Bagwell, R OBP: 0.409, SLG: 0.639 (1, 3)								F9		4	1	1	0	0	0	3
Ken Caminiti, S OBP: 0.367, SLG: 0.570 (1, 5)										4	0	3	0	0	1	0
Kevin Bass, S OBP: 0.389, SLG: 0.447 (1, 9)										4	0	1	1	0	0	2
Tony Eusebio, R OBP: 0.268, SLG: 0.358 (1, 2)										4	0	2	0	0	0	2
Andujar Cedeno, R OBP: 0.330, SLG: 0.422 (1, 6)										3	0	1	0	0	1	3
Greg Swindell, L OBP: 0.222, SLG: 0.296 (1, 1)										2	0	0	0	0	1	2
Sid Bream, L OBP: 0.516, SLG: 0.538 (8, PH)										1	0	1	0	0	0	0
Steve Finley, L OBP: 0.317, SLG: 0.417 (8, PR)										0	0	0	0	0	0	0
John Hudek, S (9, 1)										0	0	0	0	0	0	0

Inning Stats	R: 0	H: 0	E: 0	K: 0	S: 9	R: 1	H: 3	E: 0	K: 0	S: 12	R: 0	H: 1	E: 0	K: 1	S: 7	R: 0	H: 1	E: 0	K: 0	S: 7	R: 0	H: 2	E: 0	K: 1	S: 9	R: 0	H: 1	E: 0	K: 0	S: 8	R: 0	H: 2	E: 0	K: 1	S: 8	R: 0	H: 1	E: 0	K: 0	S: 6	R: 0	H: 0	E: 0	K: 1	S: 10	1B: 10	SF: 0	2B: 1	SAC: 1	3B: 0	DP: 3	HR: 0	HBP: 1	WP: 0	PA: 34
PITCHER Greg Maddux, R ERA: 1.38 (1, 1)	IP	WLS	BF	H	R	ER	SO	BB	IBB	HBP	BLK	WP	HR	S	P	ERA	WHIP																																						

Atlanta Braves @ Houston Astros
Astrodome, Houston, TX
Sun Jun 12 1994, 4:33 AM EDT
Att. 36,658 - Dome

AB	32
R	1
H	11
RBI	1
BB	0
SO	4
LOB	18



Batter	1	2	3	4	5	6	7	8	9	AB R H RBI BB SO LOB	TOP									
James Mouton, R (1, 8) OBP: 0.325, SLG: 0.306	0-0 BLK 1B	0-0 F7			0-0 B1-3		0-0 F8		4-0 1B BB	4 0 1 0 1 0 3										
Kevin Bass, S (1, 9) OBP: 0.379, SLG: 0.432	0-0 FC1-5-6-5-4 1-3		0-0 F8		0-0 G3-1			0-0 G4-3	0-0 1B	5 0 1 0 0 0 1										
Craig Biggio, R (1, 4) OBP: 0.404, SLG: 0.455	0-0 F7		0-0 G1-3		0-0 F8			0-0 G4-3		4 0 0 0 0 0 0										
5 Jeff Bagwell, R (1, 3) OBP: 0.406, SLG: 0.636		0-0 F3	0-3 K		0-0 F8			0-0 2B		4 0 1 0 0 1 0										
Ken Caminiti, S (1, 5) OBP: 0.364, SLG: 0.562		1-0 BB 1B HBP		0-0 G4-3		0-0 G1-3		0-3 K		3 1 0 0 0 1 1										
Luis Gonzalez, L (1, 7) OBP: 0.317, SLG: 0.385		0-0 BB 1B		0-0 CS 1B		0-3 K		0-0 HR		4 2 3 0 0 1 0										
Tony Eusebio, R (1, 2) OBP: 0.267, SLG: 0.343		0-3 K		4-0 BB BB		0-3 K		0-3 K		3 0 0 0 1 3 3										
Andy Stankiewicz, R (1, 6) OBP: 0.373, SLG: 0.395		4-0 E 1B BB		4-0 BB BB		0-3 K		0-3 K		1 0 0 0 2 1 0										
Sid Bream, L (9, PH) OBP: 0.500, SLG: 0.519		1-2 2-3 BB		1-2 BB						1 0 0 0 0 1 1										
Shane Reynolds, R (1, 1) OBP: 0.214, SLG: 0.154		0-0 E8		0-0 G6-3			4-0 BB		0-0 HR	2 0 1 2 0 0 2										
Tom Edens, R (6, 1) OBP: 0.497, SLG: 0.510										0 0 0 0 0 0 0										
Chris Donnels, L (7, PH)										0 0 0 0 1 0 0										
Ross Powell, L (7, 1)										0 0 0 0 0 0 0										
Dave Veres, R (7, 1)										0 0 0 0 0 0 0										
Andujar Cedeno, R (9, PH) OBP: 0.333, SLG: 0.441		1-3 2-H 3-H								1 1 1 2 0 0 0										
Inning Stats	R: 0 E: 0 K: 0 S: 3	H: 1 LOB: 0 BB: 0 P: 3	R: 2 E: 1 K: 1 S: 7	H: 2 LOB: 2 BB: 1 P: 12	R: 0 E: 0 K: 1 S: 5	H: 0 LOB: 0 BB: 0 P: 5	R: 0 E: 0 K: 0 S: 3	H: 1 LOB: 2 BB: 2 P: 11	R: 0 E: 0 K: 1 S: 5	H: 0 LOB: 0 BB: 0 P: 5	R: 0 E: 0 K: 2 S: 7	H: 0 LOB: 1 BB: 1 P: 11	R: 0 E: 0 K: 1 S: 6	H: 1 LOB: 1 BB: 0 P: 6	R: 2 E: 0 K: 2 S: 9	H: 3 LOB: 1 BB: 1 P: 13	1B: 5 2B: 2 3B: 1 HR: 1	SF: 0 SAC: 0 DP: 1 HBP: 1	WP: 0 PB: 0 SB: 0 CS: 1	PA: 38
PITCHER	IP WLS BF H R ER SO BB IBB HBP BLK WP HR S P ERA WHIP																			
William Van Landingham, R (1, 1) ERA: 2.39	6.2 W 27 4 2 2 5 4 0 1 1 0 0 32 49 2.70 1.200																			
Dave Burba, R (7, 1) ERA: 3.61	1.0 4 1 0 0 0 0 0 0 0 0 0 4 4 0.00 1.000																			
Michael Jackson, R (8, 1) ERA: 1.16	0.1 1 0 0 0 1 0 0 0 0 0 0 3 3 0.00 0.000																			
Rod Beck, R (9, 1) ERA: 4.05	1.0 S 6 3 2 2 2 1 0 0 0 0 0 1 9 13 18.00 4.000																			

Houston Astros @ San Francisco Giants
Candlestick Park, San Francisco, CA

Mon Jun 13 1994, 6:33 AM EDT
Att. 15,164 - Sunny - 67 F

livebaseballscorecards.com

AB	32
R	4
H	8
RBI	4
BB	5
SO	8
LOB	11



Batter	1	2	3	4	5	6	7	8	9	AB R H RBI BB SO LOB	TOP											
James Mouton, R (1, 8) OBP: 0.331, SLG: 0.312	0-0 CS 1B	0-0 2-H 1B			0-3 K	0-0 1B		0-0 G6-3		5 0 3 0 0 1 0												
Chris Donnels, L (1, 4) OBP: 0.429, SLG: 0.537	4-0 1B		0-0 5 G5-4-3 1B		0-0 5 2B	0-0 F8		0-0 G5-3	3 2 2 0 1 0 1													
Mike Hampton, R (6, 1)									0 0 0 0 0 0 0													
Todd Jones, L (8, 1) OBP: 1.000, SLG: 1.000	1-2 5 2B BB								0 0 0 0 0 0 0													
Mike Simms, R (9, PH)									1 0 0 0 0 0 0													
John Hudek, S (9, 1)									0 0 0 0 0 0 0													
5 Jeff Bagwell, R (1, 3) OBP: 0.414, SLG: 0.662	0-0 G6-3 2B		0-0 G5-4-3		0-0 1B 2B		0-0 HR	0-0 BB 1B	5 3 4 3 0 0 1													
Ken Caminiti, S (1, 5)	0-0 G6-3		0-0 G4-3		4-0 1B SF7 BB		4-0 G4-6-3 BB	0-0 BB 1B	3 1 1 0 2 0 1													
Luis Gonzalez, L (1, 7)	0-0 2B				0-0 G6-3 1B 2B	0-0 1-3 2-H 1B	0-0 G4-6-3	4-0 G4-6-3 BB	4 1 3 2 1 0 1													
Tony Eusebio, R (1, 2)	0-0 G6-3				0-0 G6-3	0-0 SF7	4-0 BB	0-0 G4-6-3	3 0 0 1 1 0 5													
Mike Felder, S (1, 9)		0-0 G1-3			0-0 3-H 1B	0-0 G5-3	0-0 G4-3		4 0 1 1 0 0 2													
Andujar Cedeno, R (1, 6)		0-0 SH2-4 1B 1B			0-0 F7	0-3 K		0-0 F8	4 0 1 0 0 1 1													
Brian Williams, R (1, 1) OBP: 0.286, SLG: 0.286		0-0 SH2-4			0-0 F7	0-0 L7		0-0 F9	2 0 0 0 0 0 1													
Andy Stankiewicz, R (6, 4) OBP: 0.365, SLG: 0.386		1-2							1 0 0 0 0 0 0													
Inning Stats	R: 2 E: 0 K: 0 S: 5	H: 3 LOB: 1 BB: 1 P: 9	R: 0 E: 0 K: 0 S: 4	H: 2 LOB: 2 BB: 0 P: 4	R: 0 E: 0 K: 0 S: 3	H: 1 LOB: 0 BB: 0 P: 3	R: 1 E: 0 K: 0 S: 5	H: 2 LOB: 1 BB: 0 P: 5	R: 3 E: 0 K: 1 S: 8	H: 3 LOB: 1 BB: 1 P: 12	R: 0 E: 0 K: 1 S: 6	H: 1 LOB: 1 BB: 0 P: 6	R: 1 E: 0 K: 0 S: 3	H: 1 LOB: 1 BB: 2 P: 11	R: 0 E: 0 K: 0 S: 3	H: 0 LOB: 0 BB: 0 P: 3	R: 0 E: 0 K: 0 S: 4	H: 2 LOB: 2 BB: 1 P: 8	1B: 9 2B: 5 3B: 0 HR: 1	SF: 1 SAC: 1 DP: 3 HBP: 0	WP: 0 PB: 0 SB: 0 CS: 1	PA: 42
PITCHER	IP WLS BF H R ER SO BB IBB HBP BLK WP HR S P ERA WHIP											PITCHER	IP WLS BF H R ER SO BB IBB HBP BLK WP HR S P ERA WHIP									
Salomon Torres, R (1, 1) ERA: 4.61	4.1 L 22 10 6 6 1 2 0 0 0 0 0 22 30 12.46 2.769																					
Bryan Hickerson, L (5, 1) ERA: 4.87	1.2 9 3 1 1 1 1 1 0 0 0 0 1 10 14 5.40 2.400																					
Pat Gomez, L (7, 1) ERA: 0.79	2.0 6 0 0 0 0 0 1 0 0 0 0 0 5 9 0.00 0.500																					
Steve Frey, L (9, 1) ERA: 7.27	1.0 5 2 0 0 0 0 1 0 0 0 0 0 4 8 0.00 3.000																					

Houston Astros @ San Francisco Giants
Candlestick Park, San Francisco, CA

Tue Jun 14 1994, 6:33 AM EDT
Att. 15,115 - Sunny - 68 F

livebaseballscorecards.com

AB 35
R 7
H 15
RBI 7
BB 5
SO 2
LOB 13



BOTTOM

Houston Astros @ San Francisco Giants
Candlestick Park, San Francisco, CA

Tue Jun 14 1994, 6:33 AM EDT
Att. 15,115 - Sunny - 68 F

livebaseballscorecards.com

AB 36
R 4
H 10
RBI 3
BB 5
SO 7
LOB 17



WP: 2 PA: 42
PB: 0
SB: 1
CS: 0

AB R H RBI BB SO LOB

5 2 3 1 0 0 1
3 0 2 1 0 0 0
1 0 0 0 1 0 1

5 0 1 0 0 3 4

5 0 0 0 0 1 2

4 1 1 0 1 1 1

3 0 1 0 2 1 0

3 0 0 1 0 0 5

3 0 1 0 1 1 0

2 0 0 0 0 0 3
1 1 1 0 0 0 0
0 0 0 0 0 0 0
1 0 0 0 0 0 0
0 0 0 0 0 0 0

1B: 6 SF: 1
2B: 4 SAC: 0
3B: 0 DP: 0
HR: 0 HBP: 0

Batter	1	2	3	4	5	6	7	8	9
Darren Lewis, R (1, 8) OBP: 0.366, SLG: 0.333	0-0 G6-3		0-0 2B 1B	0-0 FC4-6 1B WP		0-0 2B		0-0 1B	
Dave Martinez, L (1, 9) Mark Carreon, R (6, PH) OBP: 0.309, SLG: 0.303 OBP: 0.215, SLG: 0.279	0-0 G6-3		0-0 BB 2B	0-0 WP 1B		0-0 F9		0-0 1B	
Todd Benzinger, S (1, 3) OBP: 0.300, SLG: 0.366	0-3 K		0-3 K	0-0 L7			0-0 BB 1B	0-3 K	
Matt Williams, R (1, 5) OBP: 0.307, SLG: 0.578		0-0 F9	0-3 K		0-0 F8		0-0 P5	0-0 F8	
Barry Bonds, L (1, 7) OBP: 0.426, SLG: 0.558		0-0 2B SF7 1B	4-0 BB IBB		0-0 F7		0-3 K	0-0 F7	
Royce Clayton, R (1, 6) OBP: 0.291, SLG: 0.333		0-0 SF7 2B	4-0 BB		0-0 F5		4-0 BB	0-3 K	
Steve Scarosone, R (1, 4) OBP: 0.294, SLG: 0.387		0-0 SF7	0-0 F9			0-0 G6-3	0-0 F7		
Kirt Manwaring, R (1, 2) OBP: 0.304, SLG: 0.331		4-0 BB		0-0 FC4-6 1B		0-0 F8		0-3 K	
Salomon Torres, R (1, 1) Bryan Hickerson, L (5, 1) Pat Gomez, L (7, 1) John Patterson, S (8, PH) Steve Frey, R (9, 1)		0-0 L8		0-0 B3		0-0 2B		0-0 F7	

Inning Stats	R: 0	H: 0	E: 0	K: 1	S: 5	LOB: 0	BB: 0	P: 5	R: 1	H: 2	E: 0	K: 0	S: 5	LOB: 2	BB: 1	P: 9	R: 1	H: 2	E: 0	K: 2	S: 9	LOB: 3	BB: 2	P: 17	R: 1	H: 2	E: 0	K: 0	S: 5	LOB: 1	BB: 0	P: 5	R: 0	H: 0	E: 0	K: 0	S: 3	LOB: 0	BB: 0	P: 3	R: 1	H: 2	E: 0	K: 0	S: 5	LOB: 1	BB: 0	P: 5	R: 0	H: 1	E: 0	K: 1	S: 6	LOB: 2	BB: 1	P: 10	R: 0	H: 1	E: 0	K: 2	S: 8	LOB: 2	BB: 1	P: 12	R: 0	H: 0	E: 0	K: 1	S: 5	LOB: 0	BB: 0	P: 5
--------------	------	------	------	------	------	--------	-------	------	------	------	------	------	------	--------	-------	------	------	------	------	------	------	--------	-------	-------	------	------	------	------	------	--------	-------	------	------	------	------	------	------	--------	-------	------	------	------	------	------	------	--------	-------	------	------	------	------	------	------	--------	-------	-------	------	------	------	------	------	--------	-------	-------	------	------	------	------	------	--------	-------	------

PITCHER	IP	WLS	BF	H	R	ER	SO	BB	IBB	HBP	BLK	WP	HR	S	P	ERA	WHIP
Brian Williams, R (1, 1) ERA: 5.96	5.2	W	28	8	4	4	3	2	1	0	0	1	0	31	43	6.35	1.765
Mike Hampton, L (6, 1) ERA: 2.82	1.1		6	1	0	0	1	1	0	0	0	0	0	7	11	0.00	1.500
Todd Jones, R (8, 1) ERA: 2.57	1.0		5	1	0	0	2	1	0	0	0	0	0	8	12	0.00	2.000
John Hudek, R (9, 1) ERA: 0.86	1.0	S	3	0	0	0	1	0	0	0	0	0	0	5	5	0.00	0.000

PITCHER	IP	WLS	BF	H	R	ER	SO	BB	IBB	HBP	BLK	WP	HR	S	P	ERA	WHIP
---------	----	-----	----	---	---	----	----	----	-----	-----	-----	----	----	---	---	-----	------

Batter	1	2	3	4	5	6	7	8	9	AB R H RBI BB SO LOB
--------	---	---	---	---	---	---	---	---	---	----------------------

James Mouton, R (1, 8) OBP: 0.324, SLG: 0.305	0-0 G5-3		0-0 G1-3		0-0 P4	0-0 G4-3		0-0 G5-4-3		5 0 0 0 0 0 3
Craig Biggio, R (1, 4) OBP: 0.404, SLG: 0.462	0-0 G5-3		0-0 5 2B		0-3 K		0-0 WP 1B	0-0 F7		5 2 2 0 0 1 0
5 Jeff Bagwell, R (1, 3) OBP: 0.417, SLG: 0.668	0-0 1B		0-0 1B FC6-4		0-3 K		4-0 WP 1B		0-0 G6-3	4 3 2 1 1 1 0
Ken Caminiti, S (1, 5) OBP: 0.374, SLG: 0.573	0-0 2B		0-0 FC6-4		0-0 HR		0-0 F9		0-3 K	5 1 3 2 0 1 2
Luis Gonzalez, L (1, 7) OBP: 0.329, SLG: 0.407	0-3 K		0-0 FC6-4		0-0 G4-3		0-0 SH5-4	1-1 2-H 2-H	0-3 K	5 1 2 3 0 2 2
Mike Felder, S (1, 9) OBP: 0.227, SLG: 0.203		0-0 G6-3	0-0 F9		0-0 G4-3		0-0 G5-3			4 0 0 0 0 0 3
Scott Servais, R (1, 2) OBP: 0.242, SLG: 0.352		1-0 FC5-4		0-3 K		0-0 SH5-4		4-0 BB		1 0 0 1 1 1 0
Andujar Cedeno, R (1, 6) OBP: 0.330, SLG: 0.434		0-3 K		0-0 G5-3		0-0 1B		0-0 G6-3		4 0 1 0 0 1 3
Doug Drabek, R (1, 1) OBP: 0.220, SLG: 0.205		0-0 FC5-4		0-0 G4-3		0-0 1B		0-0 G5-4-3		4 0 2 0 0 0 1

TOP

Houston Astros @ San Francisco Giants
Candlestick Park, San Francisco, CA
Wed Jun 15 1994, 6:33 AM EDT
Att. 18,178 - Sunny - 66 F

livebaseballscorecards.com

AB	37
R	7
H	12
RBI	7
BB	2
SO	7
LOB	14



Inning Stats	R: 1	H: 2	E: 0	K: 1	S: 7	P: 7	R: 0	H: 0	E: 0	K: 1	S: 5	P: 6	R: 2	H: 3	E: 0	K: 0	S: 6	P: 6	R: 0	H: 0	E: 0	K: 1	S: 5	P: 5	R: 0	H: 0	E: 0	K: 2	S: 7	P: 7	R: 2	H: 4	E: 0	K: 0	S: 7	P: 7	R: 2	H: 2	E: 0	K: 0	S: 5	P: 13	R: 0	H: 1	E: 0	K: 2	S: 3	P: 3	R: 0	H: 0	E: 0	K: 2	S: 7	P: 7	1B: 6	2B: 5	3B: 0	HR: 1	SF: 0	SAC: 1	DP: 1	HBP: 1	WP: 1	PB: 0	SB: 1	CS: 0	PA: 41
--------------	------	------	------	------	------	------	------	------	------	------	------	------	------	------	------	------	------	------	------	------	------	------	------	------	------	------	------	------	------	------	------	------	------	------	------	------	------	------	------	------	------	-------	------	------	------	------	------	------	------	------	------	------	------	------	-------	-------	-------	-------	-------	--------	-------	--------	-------	-------	-------	-------	--------

PITCHER	IP	WLS	BF	H	R	ER	SO	BB	IBB	HBP	BLK	WP	HR	S	P	ERA	WHIP
John Burkett, R (1, 1) ERA: 3.72	6.0	L	30	10	7	7	5	0	1	1	0	0	1	38	43	10.50	1.667
Pat Gomez, L (7, 1) ERA: 0.68	2.0		8	2	0	0	0	1	0	0	0	1	0	7	11	0.00	1.500
Dave Burba, R (9, 1) ERA: 3.53	1.0		3	0	0	0	2	0	0	0	0	0	0	7	7	0.00	0.000

PITCHER	IP	WLS	BF	H	R	ER	SO	BB	IBB	HBP	BLK	WP	HR	S	P	ERA	WHIP
---------	----	-----	----	---	---	----	----	----	-----	-----	-----	----	----	---	---	-----	------

Batter	1	2	3	4	5	6	7	8	9	AB R H RBI BB SO LOB	TOP									
James Mouton, R (1, 8) OBP: 0.319, SLG: 0.300	0-0 F7		0-3 K		0-0 F8			0-0 F5		4 0 0 0 0 1 2										
Craig Biggio, R (1, 4) OBP: 0.398, SLG: 0.454	0-3 K		0-0 G6-3			0-0 P3		0-3 K		4 0 0 0 0 2 1										
5 Jeff Bagwell, R (1, 3) OBP: 0.418, SLG: 0.668	0-0 G5-3			0-0 G3-1 SF7 2B		1-0 L1-3 HBP		0-0 F8		3 1 1 0 0 0 0										
Ken Caminiti, S (1, 5) OBP: 0.372, SLG: 0.581		0-0 HR		0-0 G3-1		0-0 L1-3		0-3 K		4 1 1 1 0 1 2										
Luis Gonzalez, L (1, 7) OBP: 0.328, SLG: 0.403		0-0 F9		0-0 SF7			4-0 HR BB	0-3 K		2 1 0 1 1 1 0										
Kevin Bass, S (1, 9) OBP: 0.387, SLG: 0.417		0-0 G4-3		0-0 G4-3			0-0 F2	0-0 S HR 1B		3 0 0 0 0 0 1										
Mike Felder, S (8, 9) OBP: 0.239, SLG: 0.215										1 1 1 0 0 0 0										
Tony Eusebio, R (1, 2) OBP: 0.274, SLG: 0.416		0-0 F9			0-0 G1-3		0-0 HR	0-0 HR		4 2 2 4 0 0 0										
Andujar Cedeno, R (1, 6) OBP: 0.329, SLG: 0.435			0-0 SH1-4 2B		0-0 F8		0-0 F7	0-0 F5		4 0 1 0 0 0 0										
Darryl Kile, R (1, 1) OBP: 0.111, SLG: 0.222			0-0 SH1-4		0-0 2B		0-3 K			2 0 1 0 0 1 0										
Mike Hampton, R (8, 1)										0 0 0 0 0 0 0										
John Hudek, S (9, 1)										0 0 0 0 0 0 0										
Inning Stats	R: 0 E: 0 K: 1 S: 5	H: 0 LOB: 0 BB: 0 P: 5	R: 1 E: 0 K: 0 S: 4	H: 1 LOB: 0 BB: 0 P: 4	R: 0 E: 0 K: 1 S: 6	H: 1 LOB: 1 BB: 0 P: 6	R: 1 E: 0 K: 0 S: 4	H: 1 LOB: 0 BB: 0 P: 4	R: 0 E: 0 K: 0 S: 4	H: 0 LOB: 0 BB: 0 P: 3	R: 2 E: 0 K: 1 S: 6	H: 1 LOB: 0 BB: 1 P: 10	R: 0 E: 0 K: 1 S: 5	H: 0 LOB: 0 BB: 0 P: 5	R: 2 E: 0 K: 2 S: 9	H: 2 LOB: 0 BB: 0 P: 9	1B: 1 2B: 4 3B: 0 HR: 3	SF: 1 SAC: 1 DP: 1 HBP: 1	WP: 0 PB: 0 SB: 1 CS: 0	PA: 35
PITCHER	IP WLS BF H R ER SO BB IBB HBP BLK WP HR S P ERA WHIP																			
Mark Portugal, R (1, 1) ERA: 3.65	7.0 L 27 5 4 4 3 1 0 1 0 0 0 2 31 36 5.14 0.857																			
Michael Jackson, R (8, 1) ERA: 1.13	1.0 3 0 0 0 1 0 0 0 0 0 0 0 5 5 0.00 0.000																			
Rod Beck, R (9, 1) ERA: 4.71	1.0 5 2 2 2 2 0 0 0 0 0 0 1 9 9 18.00 2.000																			

Houston Astros @ San Francisco Giants
Candlestick Park, San Francisco, CA

AB 31
R 6
H 7
RBI 6
BB 1
SO 6
LOB 6



Thu Jun 16 1994, 6:33 AM EDT
Att. 16,126 - Sunny

livebaseballscorecards.com

Batter	1	2	3	4	5	6	7	8	9
Darren Lewis, R OBP: 0.359, SLG: 0.327 (1, 8)	0-3 K		0-0 P6			0-0 G5-3	0-0 G6-3		
Dave Martinez, L OBP: 0.308, SLG: 0.311 Mark Carreon, R OBP: 0.212, SLG: 0.274 (8, PH) (9, 9)	0-0 F7		0-0 F9			0-0 1B 2B		0-0 G3-1	
Matt Williams, R OBP: 0.305, SLG: 0.566 (1, 5)	0-0 1B			0-3 K		0-0 G6-3		0-0 G5-3	
Barry Bonds, L OBP: 0.428, SLG: 0.575 (1, 7)	0-0 G4-3			0-0 F5		0-0 2-H 1B		0-0 HR	
J.R. Phillips, L OBP: 0.125, SLG: 0.226 Todd Benzinger, S OBP: 0.298, SLG: 0.364 (8, PH) (9, 3)		0-3 K		0-3 K		0-0 F8		0-0 G6-3	
Royce Clayton, R OBP: 0.298, SLG: 0.345 (1, 6)		4-0 BB			0-0 S 1B		0-0 G1-3 3B	0-0 E8	
John Patterson, S OBP: 0.265, SLG: 0.252 (1, 4)		0-0 F8			0-0 F9		0-3 K	0-0 G1-3	
Kirt Manwaring, R OBP: 0.305, SLG: 0.337 Rikkert Faneyte, R (9, PH) (1, 2)		0-0 F9			0-0 F9		0-0 G1-3	0-3 K	
Mark Portugal, R OBP: 0.371, SLG: 0.515 Michael Jackson, R (8, 1) Rod Beck, R (9, 1) Jeff Reed, L OBP: 0.238, SLG: 0.161 (9, PH)			0-0 L6		0-0 G3		0-0 3-H 2B	0-0 F2	

Inning Stats	R: 0 E: 0 K: 1 S: 6	H: 1 LOB: 1 BB: 0 P: 6	R: 0 E: 0 K: 1 S: 5	H: 0 LOB: 1 BB: 1 P: 9	R: 0 E: 0 K: 0 S: 3	H: 0 LOB: 0 BB: 0 P: 3	R: 0 E: 0 K: 2 S: 7	H: 0 LOB: 0 BB: 0 P: 7	R: 0 E: 0 K: 0 S: 4	H: 1 LOB: 1 BB: 0 P: 4	R: 1 E: 0 K: 0 S: 5	H: 2 LOB: 1 BB: 0 P: 5	R: 1 E: 0 K: 1 S: 7	H: 2 LOB: 1 BB: 0 P: 7	R: 1 E: 0 K: 0 S: 4	H: 1 LOB: 0 BB: 0 P: 4	R: 0 E: 1 K: 1 S: 6	H: 0 LOB: 1 BB: 0 P: 6	1B: 3 2B: 2 3B: 1 HR: 1	SF: 0 SAC: 0 DP: 0 HBP: 0	WP: 0 PB: 0 SB: 1 CS: 0	PA: 36
--------------	------------------------------	---------------------------------	------------------------------	---------------------------------	------------------------------	---------------------------------	------------------------------	---------------------------------	------------------------------	---------------------------------	------------------------------	---------------------------------	------------------------------	---------------------------------	------------------------------	---------------------------------	------------------------------	---------------------------------	----------------------------------	------------------------------------	----------------------------------	--------

PITCHER	IP	WLS	BF	H	R	ER	SO	BB	IBB	HBP	BLK	WP	HR	S	P	ERA	WHIP
Darryl Kile, R ERA: 4.5 (1, 1)	7.0	W	28	6	2	2	5	1	0	0	0	0	0	37	41	2.57	1.000
Mike Hampton, L ERA: 3.09 (8, 1)	1.0		4	1	1	1	0	0	0	0	0	0	1	4	4	9.00	1.000
John Hudek, R ERA: 0.82 (9, 1)	1.0	S	4	0	0	0	1	0	0	0	0	0	0	6	6	0.00	0.000

BOTTOM

Houston Astros @ San Francisco Giants
Candlestick Park, San Francisco, CA

livebaseballscorecards.com

AB	35
R	3
H	7
RBI	3
BB	1
SO	6
LOB	13



PITCHER	IP	WLS	BF	H	R	ER	SO	BB	IBB	HBP	BLK	WP	HR	S	P	ERA	WHIP
Darryl Kile, R ERA: 4.5 (1, 1)	7.0	W	28	6	2	2	5	1	0	0	0	0	0	37	41	2.57	1.000
Mike Hampton, L ERA: 3.09 (8, 1)	1.0		4	1	1	1	0	0	0	0	0	0	1	4	4	9.00	1.000
John Hudek, R ERA: 0.82 (9, 1)	1.0	S	4	0	0	0	1	0	0	0	0	0	0	6	6	0.00	0.000

Thu Jun 16 1994, 6:33 AM EDT
Att. 16,126 - Sunny

Batter	1	2	3	4	5	6	7	8	9	AB R H RBI BB SO LOB	TOP
Mike Felder, S (1, 8) OBP: 0.239, SLG: 0.217	2-1 F9		0-3 K			0-2 F7	0-0 1B			4 0 1 2 0 1 1	
Craig Biggio, R (1, 4) OBP: 0.396, SLG: 0.449	1-1 F9		1-2 P4			0-3 K		4-1 BB		3 0 0 0 1 1 1	
5 Jeff Bagwell, R (1, 3) OBP: 0.416, SLG: 0.661	0-0 G5-3				3-2 F7	3-2 1B		0-3 K		4 0 1 0 0 1 1	
Ken Caminiti, S (1, 5)		2-1 E6 1B			0-0 F9	1-3 K		0-0 G1-3		4 0 0 0 0 1 3	
Luis Gonzalez, L (1, 7) OBP: 0.323, SLG: 0.395		1-3 K			1-2 G4-3		0-0 G4-3	2-3 K		4 0 0 0 0 2 2	
Kevin Bass, S (1, 9) OBP: 0.353, SLG: 0.398		1-0 P4			0-3 K		0-0 G4-3		2-2 L6	4 0 0 0 0 1 1	
Tony Eusebio, R (1, 2) OBP: 0.287, SLG: 0.418		2-1			1-1 G6-3		4-2 2B 1B BB		3-2 F8	2 1 1 0 1 0 0	
Sid Bream, L (9, PH) OBP: 0.485, SLG: 0.500		1-2 1B								1 0 0 0 0 0 0	
Andujar Cedeno, R (1, 6) OBP: 0.328, SLG: 0.436		1-1 F7			3-2 G6-3		0-1 1B 2B		1-1 G4-3	4 1 1 0 0 0 2	
Greg Swindell, L (1, 1) OBP: 0.241, SLG: 0.310			0-0 G4-3			1-0 5 1B 1B				2 0 1 0 0 0 0	
Chris Donnels, L (7, PH) OBP: 0.438, SLG: 0.537										0 0 0 0 1 0 0	
Ross Powell, L (7, 1)										0 0 0 0 0 0 0	
Tom Edens, R (8, 1)										0 0 0 0 0 0 0	
Inning Stats	R: 0 E: 0 K: 0 S: 5 H: 0 LOB: 0 BB: 0 P: 8	R: 0 E: 1 K: 1 S: 11 H: 1 LOB: 2 BB: 0 P: 18	R: 0 E: 0 K: 1 S: 7 H: 0 LOB: 0 BB: 0 P: 8	R: 0 E: 0 K: 0 S: 9 H: 0 LOB: 0 BB: 0 P: 13	R: 0 E: 0 K: 1 S: 8 H: 0 LOB: 0 BB: 0 P: 12	R: 0 E: 0 K: 2 S: 15 H: 2 LOB: 2 BB: 0 P: 20	R: 2 E: 0 K: 0 S: 7 H: 2 LOB: 2 BB: 2 P: 15	R: 0 E: 0 K: 2 S: 8 H: 0 LOB: 1 BB: 1 P: 14	R: 0 E: 0 K: 0 S: 8 H: 0 LOB: 0 BB: 0 P: 14	1B: 4 2B: 1 3B: 0 HR: 0 SF: 0 SAC: 0 DP: 0 HBP: 0	WP: 0 PB: 0 SB: 1 CS: 0 PA: 35
PITCHER	IP WLS BF H R ER SO BB IBB HBP BLK WP HR S P ERA WHIP										
Andy Benes, R (1, 1) ERA: 3.97	8.0 W 32 5 2 2 7 3 0 0 0 0 0 0 70 108 2.25 1.000										
Trevor Hoffman, R (9, 1) ERA: 2.01	1.0 S 3 0 0 0 0 0 0 0 0 0 0 0 8 14 0.00 0.000										

Houston Astros @ San Diego Padres
Jack Murphy Stadium, San Diego, CA

Fri Jun 17 1994, 10:05 PM EDT
Att: 16,693 - Unknown

livebaseballscorecards.com

AB	32
R	2
H	5
RBI	2
BB	3
SO	7
LOB	11



Batter	1	2	3	4	5	6	7	8	9	AB R H RBI BB SO LOB	TOP											
James Mouton, R (1, 8) OBP: 0.313, SLG: 0.294	2-3 K		2-3 K		3-2 F7		2-2 F8		1-3 K	5 0 0 0 0 3 1												
Craig Biggio, R (1, 4) OBP: 0.396, SLG: 0.448	2-2 F9		0-0 F7		0-2 5 1B 1B		0-1 S 5 BB FC5-4 1B		1-1 G5-3	5 2 2 1 0 0 0												
5 Jeff Bagwell, R (1, 3) OBP: 0.424, SLG: 0.678	3-0 S 1B			1-2 HR	2-2 HR 1B		4-2 FC5-4 BB			3 2 3 2 1 0 0												
Ken Caminiti, S (1, 5) OBP: 0.364, SLG: 0.578	3-2 F7			0-0 F7	3-2 HR		2-0 FC5-4			4 1 1 3 0 0 2												
Luis Gonzalez, L (1, 7) OBP: 0.325, SLG: 0.392		1-3 K		4-0 S BB	4-1 CS BB		2-2 F7			2 0 0 0 2 1 1												
Mike Simms, R (1, 9)		1-3 K		0-3 K	0-1 CS	2-1 F9		2-3 K		4 0 0 0 0 3 1												
Scott Servais, R (1, 2) OBP: 0.242, SLG: 0.356		2-1 2B		1-0 G5-3		1-0 G5-3		3-2 G6-3		4 0 1 0 0 0 1												
Andujar Cedeno, R (1, 6) OBP: 0.330, SLG: 0.442		0-2 G5-3			2-2 SH3-4 1B 1B	2-1 2B		0-3 K		4 1 2 0 0 1 1												
Shane Reynolds, R (1, 1) OBP: 0.188, SLG: 0.133			1-3 K		1-1 SH3-4	3-2 F9			3-3 K	2 0 0 0 0 1 1												
Mike Hampton, R (8, 1)										0 0 0 0 0 0 0												
Dave Veres, R (8, 1)										0 0 0 0 0 0 0												
Mike Felder, S (9, PH) OBP: 0.236, SLG: 0.214										1 0 0 0 0 1 0												
John Hudek, S (9, 1)										0 0 0 0 0 0 0												
Inning Stats	R: 0 E: 0 K: 1 S: 12	H: 1 LOB: 1 BB: 0 P: 22	R: 0 E: 0 K: 2 S: 11	H: 1 LOB: 1 BB: 0 P: 15	R: 0 E: 0 K: 2 S: 7	H: 0 LOB: 0 BB: 0 P: 10	R: 1 E: 0 K: 1 S: 8	H: 1 LOB: 1 BB: 1 P: 14	R: 4 E: 0 K: 0 S: 24	H: 4 LOB: 0 BB: 1 P: 38	R: 0 E: 0 K: 0 S: 9	H: 1 LOB: 1 BB: 0 P: 17	R: 1 E: 0 K: 0 S: 14	H: 1 LOB: 1 BB: 1 P: 23	R: 0 E: 0 K: 2 S: 11	H: 0 LOB: 0 BB: 0 P: 16	R: 0 E: 0 K: 2 S: 8	H: 0 LOB: 0 BB: 0 P: 13	1B: 5 2B: 2 3B: 0 HR: 2	SF: 0 SAC: 1 DP: 0 HBP: 0	WP: 0 PB: 0 SB: 3 CS: 1	PA: 39
PITCHER	IP WLS BF H R ER SO BB IBB HBP BLK WP HR S P ERA WHIP																					
Mike Campbell, R (1, 1) ERA: 9.64	4.2 L 23 7 5 5 6 2 0 0 0 0 0 2 61 98 9.64 1.929																					
A.J. Sager, R (5, 1) ERA: 5.76	0.1 0 0 0 0 0 0 0 0 0 0 0 0 1 1 0.00 0.000																					
Tim Mauser, R (6, 1) ERA: 2.73	1.1 7 2 1 1 0 1 0 0 0 0 0 0 17 30 6.75 2.250																					
Jeff Tabaka, L (7, 1) ERA: 6.63	1.2 5 0 0 0 2 0 0 0 0 0 0 0 17 26 0.00 0.000																					
Donnie Elliott, R (9, 1) ERA: 1.93	1.0 3 0 0 0 2 0 0 0 0 0 0 0 8 13 0.00 0.000																					

Houston Astros @ San Diego Padres
 Jack Murphy Stadium, San Diego, CA
 Sat Jun 18 1994, 10:05 PM EDT
 Att: 31,815 - Unknown

livebaseballscorecards.com

AB	34
R	6
H	9
RBI	6
BB	3
SO	10
LOB	8



BOTTOM

Houston Astros @ San Diego Padres
Jack Murphy Stadium, San Diego, CA
Sat Jun 18 1994, 10:05 PM EDT
Att. 31,815 - Unknown

livebaseballscorecards.com

AB 33
R 1
H 7
RBI 1
BB 3
SO 7
LOB 20



WP: 0 PA: 36
PB: 0
SB: 1
CS: 0

AB R H RBI BB SO LOB
4 0 1 0 0 2 1
0 0 0 0 0 0 0

4 0 0 0 0 0 2

3 0 1 0 1 0 0

2 0 0 0 2 1 2

4 0 0 0 0 0 5

3 0 1 0 0 1 3
0 0 0 0 0 0 0
0 0 0 0 0 0 0
1 0 0 0 0 1 0

4 0 2 0 0 0 3

4 1 2 1 0 0 2

1 0 0 0 0 1 0
0 0 0 0 0 0 0
1 0 0 0 0 0 1
0 0 0 0 0 0 0
2 0 0 0 0 1 1

1B: 6 SF: 0
2B: 0 SAC: 0
3B: 0 DP: 2
HR: 1 HBP: 0

Batter	1	2	3	4	5	6	7	8	9
Bip Roberts, S (1, 4) OBP: 0.381, SLG: 0.360 Luis Lopez, S (9, 4) OBP: 0.375, SLG: 0.426	0-3 K		1-3 K		3-2 F8			2-0 G3 1B	
Tim Hyers, L (1, 3) OBP: 0.308, SLG: 0.286	3-2 G3		1-0 F7		1-2 F7			2-2 G3 1-3	
Tony Gwynn, L (1, 9) OBP: 0.443, SLG: 0.565	1-0 G4-3			1-2 G4-3		2-2 G4-6-3 1B		4-0 BB	
Phil Plantier, L (1, 7) OBP: 0.325, SLG: 0.517		2-3 K		4-2 E BB		4-0 G4-6-3 BB		3-2 P6	
Derek Bell, R (1, 8) OBP: 0.325, SLG: 0.410		3-2 G5-3		1-0 E6 FC6-4		0-0 G4-6-3 1-2f 2-3		0-0 F9	
Scott Livingstone, L (1, 5) OBP: 0.273, SLG: 0.314 Jeff Tabaka, R (7, 1) Donnie Elliott, R (9, 1) Bill Bean, L (9, PH) OBP: 0.253, SLG: 0.265		0-0 FC4-6 1B		0-3 K		1-2 G3-1		2-3 K	
Ricky Gutierrez, R (1, 6) OBP: 0.321, SLG: 0.333		0-2 FC4-6 1-2f		1-1 FC6-4			0-0 G4-6-3 1B	0-1 1B	
Brian Johnson, R (1, 2) OBP: 0.220, SLG: 0.263			1-0 HR		0-0 1B		1-2 G4-6-3 1-2f	0-1 P2	
Mike Campbell, R (1, 1) A.J. Sager, R (5, 1) Phil Clark, R (5, PH) Tim Mauser, R (6, 1) Craig Shipley, R (7, 5) OBP: 0.100, SLG: 0.300 OBP: 0.220, SLG: 0.345 OBP: 1.000, SLG: 1.000 OBP: 0.322, SLG: 0.434			1-3 K		2-2 F8		2-0 G6-3	1-3 K	

Inning Stats	R: 0 E: 0 K: 1 S: 7	H: 0 LOB: 0 BB: 0 P: 11	R: 0 E: 0 K: 1 S: 14	H: 1 LOB: 1 BB: 0 P: 19	R: 1 E: 0 K: 2 S: 8	H: 1 LOB: 0 BB: 0 P: 12	R: 0 E: 1 K: 1 S: 13	H: 0 LOB: 2 BB: 1 P: 20	R: 0 E: 0 K: 0 S: 13	H: 1 LOB: 1 BB: 0 P: 19	R: 0 E: 0 K: 0 S: 8	H: 1 LOB: 1 BB: 1 P: 15	R: 0 E: 0 K: 0 S: 5	H: 1 LOB: 0 BB: 0 P: 8	R: 0 E: 0 K: 0 S: 9	H: 1 LOB: 2 BB: 1 P: 20	R: 0 E: 0 K: 2 S: 12	H: 1 LOB: 1 BB: 0 P: 15
--------------	------------------------------	----------------------------------	-------------------------------	----------------------------------	------------------------------	----------------------------------	-------------------------------	----------------------------------	-------------------------------	----------------------------------	------------------------------	----------------------------------	------------------------------	---------------------------------	------------------------------	----------------------------------	-------------------------------	----------------------------------

PITCHER	IP	WLS	BF	H	R	ER	SO	BB	IBB	HBP	BLK	WP	HR	S	P	ERA	WHIP
Shane Reynolds, R (1, 1) ERA: 3.63	7.0		27	5	1	1	5	2	0	0	0	0	1	68	104	1.29	1.000
Mike Hampton, L (8, 1) ERA: 3.0	0.2		4	1	0	0	0	1	0	0	0	0	0	8	19	0.00	3.000
Dave Veres, R (8, 1) ERA: 1.29	0.1		1	0	0	0	0	0	0	0	0	0	0	1	1	0.00	0.000
John Hudek, R (9, 1) ERA: 0.78	1.0		4	1	0	0	2	0	0	0	0	0	0	12	15	0.00	1.000

PITCHER	IP	WLS	BF	H	R	ER	SO	BB	IBB	HBP	BLK	WP	HR	S	P	ERA	WHIP
---------	----	-----	----	---	---	----	----	----	-----	-----	-----	----	----	---	---	-----	------

Batter	1	2	3	4	5	6	7	8	9	AB R H RBI BB SO LOB	TOP											
Craig Biggio, R (1, 4) OBP: 0.390, SLG: 0.440	0-1 F9		3-3 K		0-0 E3			0-0 P2		4 0 0 0 0 1 2												
Chris Donnels, L (1, 5) OBP: 0.412, SLG: 0.500	1-3 K			1-3 K	0-0 G3-1			2-0 G3-1		4 0 0 0 0 2 3												
5 Jeff Bagwell, R (1, 3) OBP: 0.418, SLG: 0.667	2-2 G5-3			3-3 K		0-1 F8		0-2 E6		4 0 0 0 0 1 0												
Luis Gonzalez, L (1, 7) OBP: 0.324, SLG: 0.387		4-1 CS BB		2-3 K		1-0 F9		1-0 P4		3 0 0 0 1 1 1												
Kevin Bass, S (1, 9) OBP: 0.349, SLG: 0.391		1-3 SAFE K			1-0 G6-3	2-0 1B		1-3 K		4 0 1 0 0 2 1												
Andujar Cedeno, R (1, 6) OBP: 0.333, SLG: 0.441		2-2 SAFE 1B		4-2 1B E BB	1-3 K			2-2 E6 2B		3 1 1 0 1 1 1												
Tony Eusebio, R (1, 2) OBP: 0.286, SLG: 0.422		0-3 K		1-3 SAFE K		0-3 K		3-2 2B		4 0 1 0 0 3 2												
James Mouton, R (1, 8) OBP: 0.313, SLG: 0.294			1-3 K		3-1 E 1B	0-0 B1-3		2-3 K		3 0 1 0 0 1 0												
Sid Bream, L (9, PH) OBP: 0.471, SLG: 0.483					1-2 1B					1 0 0 0 0 1 2												
Brian Williams, R (1, 1) OBP: 0.313, SLG: 0.313			0-0 G4-3		2-0 E 1B	1-2 G4-3		3-3 K		2 0 1 0 0 0 0												
Mike Felder, S (7, PH) OBP: 0.233, SLG: 0.211										1 0 0 0 0 0 0												
Ross Powell, L (7, 1)										0 0 0 0 0 0 0												
Todd Jones, L (7, 1) OBP: 1.000, SLG: 1.000										0 0 0 0 0 0 0												
Ken Caminiti, S (9, PH) OBP: 0.363, SLG: 0.576					1-2 2-3 1B					1 0 0 0 0 1 2												
Inning Stats	R: 0 E: 0 K: 1 S: 9	H: 0 LOB: 0 BB: 0 P: 12	R: 0 E: 0 K: 2 S: 11	H: 1 LOB: 1 BB: 1 P: 18	R: 0 E: 0 K: 2 S: 8	H: 0 LOB: 0 BB: 0 P: 12	R: 0 E: 0 K: 3 S: 12	H: 0 LOB: 0 BB: 0 P: 18	R: 1 E: 1 K: 1 S: 11	H: 2 LOB: 3 BB: 1 P: 22	R: 0 E: 0 K: 1 S: 8	H: 1 LOB: 1 BB: 0 P: 12	R: 0 E: 1 K: 0 S: 6	H: 0 LOB: 1 BB: 0 P: 9	R: 0 E: 1 K: 0 S: 19	H: 0 LOB: 1 BB: 0 P: 30	R: 0 E: 1 K: 3 S: 19	H: 1 LOB: 2 BB: 0 P: 30	1B: 4 2B: 1 3B: 0 HR: 0	SF: 0 SAC: 0 DP: 0 HBP: 0	WP: 0 PB: 0 SB: 0 CS: 1	PA: 36
PITCHER	IP WLS BF H R ER SO BB IBB HBP BLK WP HR S P ERA WHIP																					
Scott Sanders, R (1, 1) ERA: 5.46	7.2 W 30 4 1 0 11 2 0 0 0 0 0 0 72 110 0.00 0.783																					
Pedro Martinez, L (8, 1) ERA: 2.49	0.2 4 1 0 0 1 0 0 0 0 0 0 0 10 17 0.00 1.500																					
Trevor Hoffman, R (9, 1) ERA: 1.97	0.2 S 2 0 0 0 2 0 0 0 0 0 0 0 10 15 0.00 0.000																					

Houston Astros @ San Diego Padres
Jack Murphy Stadium, San Diego, CA

Sun Jun 19 1994, 6:33 AM EDT
Att. 17,450 - Sunny - 75 F

livebaseballscorecards.com

AB	34
R	1
H	5
RBI	0
BB	2
SO	14
LOB	14



Batter	1	2	3	4	5	6	7	8	9
Bip Roberts, S OBP: 0.383, SLG: 0.362 (1, 4) S F B B S (8, 7)	2-3 K		1-0 F7		0-0 E PB HR 1B		2-0 BB 1B		
Tim Hyers, L OBP: 0.306, SLG: 0.278 (1, 3) F B C C (8, 7)	1-3 K		1-2 G3-1		2-1 E4 HR 1-3		4-2 SAFE 1 SAFE F B B SAFE SAFE SAFE SAFE 1-2 BB		
Tony Gwynn, L OBP: 0.440, SLG: 0.573 (1, 9) B S B X	2-1 G3-1		1-3 K		1-1 HR 1-H 3-H		0-3 K		
Phil Plantier, L OBP: 0.328, SLG: 0.519 Pedro Martinez, L (8, 1) Trevor Hoffman, R (9, 1)					4-2 FC4 BB		1-0 F7		
Derek Bell, R OBP: 0.327, SLG: 0.409 (1, 8) B B B B		0-3 K			2-2 FC4 S 1-2f		3-1 1B		
Scott Livingstone, L OBP: 0.283, SLG: 0.344 (1, 5) 1 SAFE F B X		1-2 2B 1-H			0-0 L8		0-0 F7		
Ricky Gutierrez, R OBP: 0.315, SLG: 0.326 (1, 6) F B B S		2-3 K			2-1 G5-3 1-2		0-0 G6-3		
Brad Ausmus, R OBP: 0.319, SLG: 0.368 (1, 2) B B C B I		4-1 IBB			1-0 G6-3		2-3 K		
Scott Sanders, R OBP: 0.188, SLG: 0.071 Luis Lopez, S OBP: 0.372, SLG: 0.422 (8, 4) X		0-0 L5			0-3 K		1-3 K		

Inning Stats	R: 0 E: 0 K: 2 S: 8	H: 0 LOB: 0 BB: 0 P: 13	R: 1 E: 1 K: 2 S: 11	H: 1 LOB: 2 BB: 2 P: 22	R: 0 E: 0 K: 1 S: 7	H: 0 LOB: 0 BB: 0 P: 10	R: 0 E: 0 K: 0 S: 9	H: 0 LOB: 1 BB: 1 P: 17	R: 4 E: 1 K: 1 S: 13	H: 4 LOB: 1 BB: 0 P: 22	R: 0 E: 0 K: 2 S: 9	H: 0 LOB: 0 BB: 0 P: 12	R: 0 E: 0 K: 1 S: 11	H: 1 LOB: 2 BB: 1 P: 19	R: 0 E: 0 K: 1 S: 11	H: 1 LOB: 1 BB: 0 P: 20
--------------	------------------------------	----------------------------------	-------------------------------	----------------------------------	------------------------------	----------------------------------	------------------------------	----------------------------------	-------------------------------	----------------------------------	------------------------------	----------------------------------	-------------------------------	----------------------------------	-------------------------------	----------------------------------

PITCHER	IP	WLS	BF	H	R	ER	SO	BB	IBB	HBP	BLK	WP	HR	S	P	ERA	WHIP
Brian Williams, R ERA: 5.3 (1, 1)	6.0	L	27	5	5	0	8	2	1	0	0	0	1	57	96	0.00	1.167
Ross Powell, L ERA: (7, 1)	0.2		4	1	0	0	1	1	0	0	0	0	0	9	16	0.00	3.000
Todd Jones, R ERA: 2.48 (7, 1)	1.1		5	1	0	0	1	0	0	0	0	0	0	13	23	0.00	0.750

AB R H RBI BB SO LOB

4	1	2	0	0	1	0
3	1	0	0	1	1	1
4	1	1	3	0	2	2
3	1	1	0	1	1	2
0	0	0	0	0	0	0
0	0	0	0	0	0	0
3	1	1	1	1	0	3
4	0	2	1	0	0	2
4	0	0	0	0	2	3
3	0	0	0	1	1	1
3	0	0	0	0	2	2
1	0	0	0	0	0	1

AB	32
R	5
H	7
RBI	5
BB	4
SO	10
LOB	17



WP	PA	3B	HR	S	P	ERA	WHIP
0	36	0	1	0	0	0.00	1.167
0	0	0	0	0	0	0.00	3.000
0	0	0	0	0	0	0.00	0.750

Houston Astros @ San Diego Padres
Jack Murphy Stadium, San Diego, CA
 Sun Jun 19 1994, 6:33 AM EDT
 Att. 17,450 - Sunny - 75 F

livebaseballscorecards.com

Batter	1	2	3	4	5	6	7	8	9	AB R H RBI BB SO LOB	TOP	
James Mouton, R (1, 8) OBP: 0.307, SLG: 0.288	0-0 G4-3	0-0 G5-3			0-3 K	0-0 L8			0-0 G6-3	5 0 0 0 0 1 2		
Craig Biggio, R (1, 4) OBP: 0.394, SLG: 0.441	0-0 F7		4-0 5 HR BB		0-0 5 F 5 S 1B			0-0 G6-3	0-0 5 2B 1B	4 1 2 0 1 0 0		
5 Jeff Bagwell, R (1, 3) OBP: 0.425, SLG: 0.684	0-0 E5		0-0 1-H HR		4-0 1-3 FC6 BB			0-0 S 1B	0-0 1-H 2B	4 1 3 2 1 0 0		
Ken Caminiti, S (1, 5) OBP: 0.360, SLG: 0.566	0-0 G2-3		0-3 K		0-0 L5			0-0 F7	4-0 IBB	4 0 0 0 1 1 4		
Luis Gonzalez, L (1, 7) OBP: 0.322, SLG: 0.380		0-0 G4-3	0-0 L5		0-0 FC6			4-0 IBB	0-0 G1-3	4 0 0 0 1 0 4		
Mike Simms, R (1, 9) OBP: 0.111, SLG: 0.222		0-0 HR 2B	0-0 F8			0-3 K		0-0 L4		4 1 1 0 0 1 2		
Scott Servais, R (1, 2) OBP: 0.248, SLG: 0.380		0-0 2-H HR		0-3 K		0-0 G2-3 E 1B		0-0 G6-3		4 2 2 2 0 1 0		
Andujar Cedeno, R (1, 6) OBP: 0.332, SLG: 0.437		0-0 SH2-4 1B		0-0 G6-3		0-0 G2-3		0-0 G4-3		4 0 1 0 0 0 1		
Doug Drabek, R (1, 1) OBP: 0.205, SLG: 0.190		0-0 SH2-4		0-0 P6		0-0 E7		0-0 G4-3		3 0 0 0 0 0 0		
Dave Veres, R (8, 1)										0 0 0 0 0 0 0		
John Hudek, S (9, 1)										0 0 0 0 0 0 0		
Inning Stats	R: 0 H: 0 E: 1 LOB: 1 K: 0 BB: 0 S: 4 P: 4	R: 2 H: 3 E: 0 LOB: 1 K: 0 BB: 0 S: 6 P: 6	R: 2 H: 1 E: 0 LOB: 0 K: 1 BB: 1 S: 6 P: 10	R: 0 H: 0 E: 0 LOB: 0 K: 1 BB: 0 S: 5 P: 5	R: 0 H: 1 E: 0 LOB: 2 K: 1 BB: 1 S: 6 P: 10	R: 1 H: 1 E: 1 LOB: 1 K: 1 BB: 0 S: 7 P: 7	R: 0 H: 1 E: 0 LOB: 2 K: 0 BB: 1 S: 4 P: 8	R: 0 H: 0 E: 0 LOB: 0 K: 0 BB: 0 S: 3 P: 3	R: 0 H: 2 E: 0 LOB: 2 K: 0 BB: 1 S: 4 P: 8	1B: 5 SF: 0 2B: 2 SAC: 1 3B: 0 DP: 0 HR: 2 HBP: 0	WP: 0 PA: 41 PB: 0 SB: 2 CS: 0	
PITCHER	IP WLS BF H R ER SO BB IBB HBP BLK WP HR S P ERA WHIP											
Greg Harris, R (1, 1) ERA: 6.0	6.0 L 28 6 5 4 4 2 0 0 0 0 0 2 34 42 6.00 1.333											
Steve Reed, R (7, 1) ERA: 2.93	1.0 5 1 0 0 0 0 0 1 0 0 0 0 4 8 0.00 1.000											
Willie Blair, R (8, 1) ERA: 5.36	1.2 7 2 0 0 0 0 0 1 0 0 0 0 6 10 0.00 1.200											
Bruce Ruffin, L (9, 1) ERA: 4.05	0.1 1 0 0 0 0 0 0 0 0 0 0 0 0 1 1 0.00 0.000											

Houston Astros @ Colorado Rockies
Mile High Stadium, Denver, CO

Mon Jun 20 1994, 9:05 PM EDT
Att. 50,671 - Unknown - 65 F

livebaseballscorecards.com

AB	36
R	5
H	9
RBI	4
BB	4
SO	4
LOB	13



Batter	1	2	3	4	5	6	7	8	9	AB	R	H	RBI	BB	SO	LOB
Eric Young Sr., R (1, 7) OBP: 0.363, SLG: 0.434 Willie Blair, R (8, 1) Bruce Ruffin, S (9, 1) John Vander Wal, L (9, PH) OBP: 0.288, SLG: 0.516	0-0 S 1B 1B	0-0 G5-3		0-0 F9			0-0 G3-1		0-3 K	4	1	1	0	0	0	1
Walt Weiss, S (1, 6) OBP: 0.346, SLG: 0.331	0-0 1B S 1-2 1B	0-0 F7			0-0 P3-1 1B			0-0 G3-1		4	0	2	0	0	0	1
Dante Bichette, R (1, 9) OBP: 0.328, SLG: 0.538	0-0 L8		0-3 K		0-0 P3-1 1-2f			0-0 E8 2B		4	1	1	0	0	1	3
Andres Galarraga, R (1, 3) OBP: 0.367, SLG: 0.612	1-0 1B 1-2 2-3 HBP		0-0 1B 1B		0-3 K			0-0 E6 2B E		3	2	1	0	0	1	1
Charlie Hayes, R (1, 5) OBP: 0.336, SLG: 0.436	0-0 1B 1-2 2-3 3-H		0-0 1B 1B		0-0 G6-3			0-0 E 1-3 3-H 2B		4	0	3	2	0	0	0
Mike Kingery, L (1, 8) OBP: 0.387, SLG: 0.507	0-3 K		0-0 1B 1-3 3-H G5-4-3		0-0 F8			0-0 F7		4	0	1	1	0	1	4
Joe Girardi, R (1, 2) OBP: 0.320, SLG: 0.329	0-3 K		0-0 G5-4-3 1-2f		0-0 F9			0-0 G6-3		4	0	0	0	0	1	6
Nelson Liriano, S (1, 4) OBP: 0.344, SLG: 0.368		0-3 K		0-0 G5-3			4-0 BB G3-6-3		0-0 G1-3	3	0	0	0	1	1	0
Greg Harris, R (1, 1) OBP: 0.273, SLG: 0.290 Steve Reed, R (7, 1) Howard Johnson, S (7, PH) OBP: 0.326, SLG: 0.375		0-0 2B		0-3 K			0-0 G3-6-3 1-2f		0-0 F9	2	0	1	0	0	1	0
										0	0	0	0	0	0	0
										2	0	0	0	0	0	1

Inning Stats	R: 1	H: 3	E: 0	K: 2	S: 10	LOB: 3	BB: 0	P: 11	R: 0	H: 1	E: 0	K: 1	S: 6	LOB: 1	BB: 0	P: 6	R: 1	H: 3	E: 0	K: 1	S: 7	LOB: 1	BB: 0	P: 7	R: 0	H: 0	E: 0	K: 1	S: 5	LOB: 0	BB: 0	P: 5	R: 0	H: 1	E: 0	K: 1	S: 5	LOB: 0	BB: 0	P: 5	R: 0	H: 0	E: 0	K: 0	S: 3	LOB: 0	BB: 0	P: 3	R: 0	H: 0	E: 0	K: 0	S: 2	LOB: 0	BB: 1	P: 6	R: 2	H: 2	E: 3	K: 0	S: 6	LOB: 1	BB: 0	P: 6	R: 0	H: 0	E: 0	K: 1	S: 5	LOB: 0	BB: 0	P: 5	1B: 7	SF: 0	2B: 4	SAC: 0	3B: 0	DP: 3	HR: 0	HBP: 1	WP: 0	PA: 37
--------------	------	------	------	------	-------	--------	-------	-------	------	------	------	------	------	--------	-------	------	------	------	------	------	------	--------	-------	------	------	------	------	------	------	--------	-------	------	------	------	------	------	------	--------	-------	------	------	------	------	------	------	--------	-------	------	------	------	------	------	------	--------	-------	------	------	------	------	------	------	--------	-------	------	------	------	------	------	------	--------	-------	------	-------	-------	-------	--------	-------	-------	-------	--------	-------	--------

PITCHER	IP	WLS	BF	H	R	ER	SO	BB	IBB	HBP	BLK	WP	HR	S	P	ERA	WHIP
Doug Drabek, R (1, 1) ERA: 2.57	7.1	W	31	9	4	3	6	1	0	0	0	0	0	41	46	3.68	1.364
Dave Veres, R (8, 1) ERA: 1.23	0.2		3	1	0	0	0	0	0	0	0	0	0	3	3	0.00	1.500
John Hudek, R (9, 1) ERA: 0.75	1.0	S	3	0	0	0	1	0	0	0	0	0	0	5	5	0.00	0.000

BOTTOM

Houston Astros @ Colorado Rockies
Mile High Stadium, Denver, CO
Mon Jun 20 1994, 9:05 PM EDT
Att: 50,671 - Unknown - 65 F

livebaseballscores.com

AB	35
R	4
H	10
RBI	3
BB	1
SO	7
LOB	17



Batter	1	2	3	4	5	6	7	8	9	AB R H RBI BB SO LOB	TOP
James Mouton, R (1, 8) OBP: 0.306, SLG: 0.287	3-2 1B		2-2 G6-3			1-3 K			0-0 F9	4 0 1 0 0 1 2	
Craig Biggio, R (1, 4) OBP: 0.392, SLG: 0.438	0-2 1B		0-1 P3			1-1 F8			2-1 FC6-4	4 0 1 0 0 0 1	
5 Jeff Bagwell, R (1, 3) OBP: 0.422, SLG: 0.679 Sid Bream, L (6, 3) OBP: 0.444, SLG: 0.452	2-2 G5-3			0-2 E4			1-1 F7		3-2 P6	2 0 0 0 0 0 1 2 0 0 0 0 0 1	
Ken Caminiti, S (1, 5) OBP: 0.359, SLG: 0.561	4-2 BB			1-2 F9			1-0 F7			2 0 0 0 1 0 0	
Luis Gonzalez, L (1, 7) OBP: 0.318, SLG: 0.375	2-2 P4			2-0 L8			1-0 F8			3 0 0 0 0 0 2	
Mike Simms, R (1, 9) OBP: 0.091, SLG: 0.182 Kevin Bass, S (7, 9) OBP: 0.346, SLG: 0.387			2-2 G6-3		1-3 K			2-1 G4-3		2 0 0 0 0 1 0 1 0 0 0 0 0 0	
Scott Servais, R (1, 2) OBP: 0.244, SLG: 0.373			3-2 L9		3-2 P9			2-2 G6-3		3 0 0 0 0 0 0	
Andujar Cedeno, R (1, 6) OBP: 0.329, SLG: 0.433 Ross Powell, L (8, 1)			2-1 G2-3		0-3 K			1-0 F7		2 0 0 0 0 1 0 0 0 0 0 0 0 0	
Darryl Kile, R (1, 1) OBP: 0.143, SLG: 0.250 Tom Edens, R (5, 1)											
Andy Stankiewicz, R (5, 6) OBP: 0.370, SLG: 0.391 Chris Donnels, L (8, PH) OBP: 0.406, SLG: 0.492			0-1 1B			2-3 K			3-2 1B	1 0 1 0 0 0 0 0 0 0 0 0 0 0 2 0 1 0 0 1 0 1 0 0 0 0 0 0	
Inning Stats	R: 0 H: 2 E: 0 LOB: 2 K: 0 BB: 1 S: 16 P: 26	R: 0 H: 0 E: 0 LOB: 0 K: 0 BB: 0 S: 8 P: 15	R: 0 H: 1 E: 0 LOB: 0 K: 0 BB: 0 S: 7 P: 9	R: 0 H: 0 E: 1 LOB: 0 K: 0 BB: 0 S: 8 P: 11	R: 0 H: 0 E: 0 LOB: 0 K: 2 BB: 0 S: 12 P: 16	R: 0 H: 0 E: 0 LOB: 0 K: 2 BB: 0 S: 9 P: 13	R: 0 H: 0 E: 0 LOB: 0 K: 0 BB: 0 S: 4 P: 7	R: 0 H: 0 E: 0 LOB: 0 K: 0 BB: 0 S: 6 P: 11	R: 0 H: 1 E: 0 LOB: 1 K: 0 BB: 0 S: 9 P: 17	1B: 4 SF: 0 2B: 0 SAC: 0 3B: 0 DP: 1 HR: 0 HBP: 0	WP: 0 PA: 30 PB: 0 SB: 0 CS: 0
PITCHER David Nied, R (1, 1) ERA: 4.48	IP WLS BF H R ER SO BB IBB HBP BLK WP HR S P ERA WHIP										
	9.0 W 30 4 0 0 4 1 0 0 0 0 0 0 79 125 0.00 0.556										

Houston Astros @ Colorado Rockies
Mile High Stadium, Denver, CO

Tue Jun 21 1994, 9:05 PM EDT
Att. 56,913 - Unknown - 75 F

livebaseballscorecards.com

AB	29
R	0
H	4
RBI	0
BB	1
SO	4
LOB	7



Batter	1	2	3	4	5	6	7	8	9	AB	R	H	RBI	BB	SO	LOB
Eric Young Sr., R (1, 7) OBP: 0.364, SLG: 0.431	1-1 WP G4-3 1B	4-1 BB		1-1 F8	2-1 SF9		0-0 F9			3	1	1	1	1	0	1
Walt Weiss, S (1, 6) OBP: 0.344, SLG: 0.326	2-2 G4-3 1-H	1-3 K		0-2 G1-3	4-2 BB		1-2 G3-1			4	0	0	1	1	1	2
Dante Bichette, R (1, 9) OBP: 0.332, SLG: 0.539	3-2 HBP 1B		1-0 S 1B	0-1 E 1B	1-0 F8			0-0 L7		5	3	3	0	0	0	1
Andres Galarraga, R (1, 3) OBP: 0.368, SLG: 0.605	2-2 PB 1B		2-3 K	0-2 E9 FC6-4 1-H		3-3 K		1-1 BB HBP 1B		3	0	0	0	0	2	1
John Vander Wal, L (7, 3) OBP: 0.299, SLG: 0.524	1-2 HBP									1	0	1	0	0	0	0
Charlie Hayes, R (1, 5) OBP: 0.337, SLG: 0.439	0-1 PB 1B		0-2 F9	2-0 FC6-4 1-2f		2-1 WP 2B		2-2 F8		5	0	2	1	0	0	3
Mike Kingery, L (1, 8) OBP: 0.394, SLG: 0.514	3-0 G4-3		1-0 2B 1B			2-1 2B 2B		1-0 BB HBP		4	2	2	1	0	0	3
Chris Jones, R (9, 8) OBP: 0.257, SLG: 0.242	1-2 2-3						2-3			0	0	0	0	0	0	0
Danny Sheaffer, R (1, 2) OBP: 0.328, SLG: 0.304	0-0 L8		1-0 2B			0-0 2B 2B		4-2 BB FC6-4		4	1	2	2	1	0	3
Nelson Liriano, S (1, 4) OBP: 0.346, SLG: 0.373		3-3 K	4-0 IBB			1-0 G4-3 SF9 2B		1-2 G4-3		4	1	1	1	1	1	3
David Nied, R (1, 1) OBP: 0.107, SLG: 0.074		0-3 K	1-3 K			1-0 G4-3		1-2 1B		4	0	1	0	0	2	3

Inning Stats	R: 2	H: 3	E: 0	K: 0	S: 17	LOB: 2	BB: 0	P: 28	R: 0	H: 0	E: 0	K: 3	S: 12	LOB: 1	BB: 1	P: 19	R: 2	H: 3	E: 0	K: 2	S: 12	LOB: 2	BB: 1	P: 22	R: 1	H: 1	E: 1	K: 0	S: 11	LOB: 1	BB: 0	P: 14	R: 3	H: 3	E: 0	K: 0	S: 10	LOB: 1	BB: 1	P: 21	R: 0	H: 1	E: 0	K: 1	S: 10	LOB: 1	BB: 0	P: 18	R: 0	H: 1	E: 0	K: 0	S: 12	LOB: 1	BB: 0	P: 15	R: 0	H: 1	E: 0	K: 0	S: 11	LOB: 3	BB: 1	P: 21
--------------	------	------	------	------	-------	--------	-------	-------	------	------	------	------	-------	--------	-------	-------	------	------	------	------	-------	--------	-------	-------	------	------	------	------	-------	--------	-------	-------	------	------	------	------	-------	--------	-------	-------	------	------	------	------	-------	--------	-------	-------	------	------	------	------	-------	--------	-------	-------	------	------	------	------	-------	--------	-------	-------

PITCHER	IP	WLS	BF	H	R	ER	SO	BB	IBB	HBP	BLK	WP	HR	S	P	ERA	WHIP
Darryl Kile, R (1, 1) ERA: 4.99	4.0	L	26	10	8	7	5	1	1	1	0	1	0	56	90	15.75	2.750
Tom Edens, R (5, 1) ERA: 3.25	3.0		12	2	0	0	1	1	0	0	0	1	0	28	47	0.00	1.000
Ross Powell, L (8, 1) ERA:	1.0		6	1	0	0	0	1	0	1	0	0	0	11	21	0.00	2.000


BOTTOM

Houston Astros @ Colorado Rockies
Mile High Stadium, Denver, CO

Tue Jun 21 1994, 9:05 PM EDT
Att: 56,913 - Unknown - 75 F

AB	37
R	8
H	13
RBI	7
BB	4
SO	6
LOB	20

livebaseballscores.com



WP	PA	ERA	WHIP
3	44		

Batter	1	2	3	4	5	6	7	8	9	AB	R	H	RBI	BB	SO	LOB				
Eric Young Sr., R OBP: 0.370, SLG: 0.439 (1, 7)	2-2 P4 1B	3-1 SF8 1B		0-2 1B 2B	2-0 G6-3		3-2 FC3-6 HBP	0-1 G3		5	2	2	2	0	0	2				
Walt Weiss, S OBP: 0.345, SLG: 0.329 (1, 6)	0-0 CS 1B	2-1 SF8 2B		0-0 E6 1B	1-1 FC6-4 1B		1-0 FC3-6 HR			4	2	2	1	0	0	3				
Dante Bichette, R OBP: 0.340, SLG: 0.568 (1, 9)	3-2 HR 1B	2-2 2B		1-2 1B 1B	0-2 FC6-4		1-2 HR			5	3	4	5	0	0	1				
Andres Galarraga, R OBP: 0.366, SLG: 0.605 (1, 3)	1-1 1B 2B	0-0 G3-1		2-1 1B 1B		0-1 G6-3	0-0 G6-3			5	1	2	2	0	0	1				
Charlie Hayes, R OBP: 0.341, SLG: 0.444 Nelson Liriano, S OBP: 0.346, SLG: 0.373 (1, 5) (8, 4)	1-0 1B 2B		4-1 1B BB	1-1 G5-4-3 1B		0-1 G4-3 2B	0-0 G4-3			4	1	2	0	1	0	1				
Vinny Castilla, R OBP: 0.333, SLG: 0.583 (1, 4) (8, 5)	0-0 FC6-4 1B		1-2 1B 1B	2-0 1B		0-2 G4-3		0-2 F8		5	0	3	1	0	0	1				
Danny Sheaffer, R OBP: 0.303, SLG: 0.279 (1, 2)	1-1 FC6-4 1B		0-1 G6-3 1B	1-3 K		2-2 L8		1-0 F9		5	0	0	0	0	1	5				
Chris Jones, R OBP: 0.325, SLG: 0.395 (1, 8)		0-0 SH3-4 1B	0-2 G2-3		1-1 SF8 3B		2-0 WP 2B	0-1 BB 1B		5	3	4	0	0	0	0				
Lance Painter, L OBP: 0.167, SLG: 0.273 John Vander Wal, L OBP: 0.309, SLG: 0.524 Marcus Moore, S Mike Munoz, L (1, 1) (8, PH) (9, 1) (9, 1)		0-0 SH3-4 1B		1-0 2B 2B	1-2 SF8		0-1 E4 FC3-6 WP HR	4-2 BB		2	2	1	1	0	0	1				
Inning Stats	R: 2 E: 0 K: 0 S: 14	H: 5 LOB: 2 BB: 0 P: 22	R: 2 E: 0 K: 0 S: 11	H: 3 LOB: 1 BB: 0 P: 18	R: 1 E: 0 K: 0 S: 9	H: 1 LOB: 0 BB: 1 P: 14	R: 4 E: 1 K: 1 S: 18	H: 5 LOB: 1 BB: 0 P: 26	R: 1 E: 0 K: 0 S: 12	H: 2 LOB: 1 BB: 0 P: 17	R: 0 E: 0 K: 0 S: 10	H: 1 LOB: 1 BB: 0 P: 12	R: 4 E: 1 K: 0 S: 14	H: 2 LOB: 0 BB: 0 P: 21	R: 0 E: 0 K: 0 S: 11	H: 1 LOB: 2 BB: 1 P: 16	1B: 11 2B: 6 3B: 1 HR: 2	SF: 2 SAC: 1 DP: 2 HBP: 1	WP: 1 PB: 0 SB: 2 CS: 1	PA: 46

BOTTOM

Houston Astros @ Colorado Rockies
Mile High Stadium, Denver, CO
Wed Jun 22 1994, 5:33 AM EDT
Att: 50,887 - Cloudy - 74 F

livebaseballscorecards.com

AB 40
R 14
H 20
RBI 12
BB 2
SO 1
LOB 15



	PITCHER	IP	WLS	BF	H	R	ER	SO	BB	IBB	HBP	BLK	WP	HR	S	P	ERA	WHIP
Greg Swindell, L ERA: 3.78	(1, 1)	1.2	L	12	8	4	4	0	0	0	0	0	0	1	24	39	21.60	4.800
Todd Jones, R ERA: 3.35	(2, 1)	1.1		10	5	5	4	0	1	0	0	0	0	0	22	31	27.00	4.500
Dave Veres, R ERA: 1.62	(4, 1)	2.0		8	3	1	1	1	0	0	0	0	0	0	18	27	4.50	1.500
Mike Hampton, L ERA: 3.81	(6, 1)	2.0		11	3	4	3	0	0	0	1	0	1	1	24	33	13.50	1.500
John Hudek, R ERA: 0.72	(8, 1)	1.0		5	1	0	0	0	1	0	0	0	0	0	11	16	0.00	2.000

Batter	1	2	3	4	5	6	7	8	9	AB R H RBI BB SO LOB	TOP
Brett Butler, L (1, 8) OBP: 0.432, SLG: 0.451	4-2 1B BB BB		0-0 HR		1-2 G1-3		2-1 P4		2-1 L9	4 1 1 1 1 0 1	
Delino DeShields, L (1, 4) OBP: 0.370, SLG: 0.306	4-1 1B BB BB		1-0 1B		0-1 G3 1B 2B		4-2 HR BB		3-2 F7	3 2 2 0 2 0 1	
Mike Piazza, R (1, 2) OBP: 0.376, SLG: 0.569	1-2 G4-6-3 1B		1-0 F9		0-0 G3		1-0 HR			4 1 2 2 0 0 2	
Tim Wallach, R (1, 5) OBP: 0.351, SLG: 0.509	1-3 K		0-0 F9		0-2 1B		3-3 K			4 0 1 1 0 2 4	
Henry Rodriguez, L (1, 7) OBP: 0.338, SLG: 0.443	1-0 G4-6-3 1-2f		2-0 G3		0-0 G6-3			1-0 F7		4 0 0 0 0 0 5	
Eric Karros, R (1, 3) OBP: 0.331, SLG: 0.432		3-2 P6		1-3 K		1-1 G6-3		0-3 K		4 0 0 0 0 2 0	
Raul Mondesi, R (1, 9) OBP: 0.338, SLG: 0.539		2-3 K		0-0 F9		0-0 G4-3		1-3 K		4 0 0 0 0 2 0	
Jose Offerman, S (1, 6) OBP: 0.319, SLG: 0.292		4-2 BB		0-2 E4		2-1 G4-3			0-1 3B	3 0 1 0 1 0 0	
Pedro Astacio, R (1, 1) OBP: 0.086, SLG: 0.086		0-2 G4-3		1-1 G5-3			0-0 G6-3		1-3 K	4 0 0 0 0 1 3	
Todd Worrell, R (9, 1)										0 0 0 0 0 0 0	
Inning Stats	R: 0 H: 1 E: 0 LOB: 2 K: 1 BB: 2 S: 13 P: 24	R: 0 H: 0 E: 0 LOB: 1 K: 1 BB: 1 S: 14 P: 23	R: 1 H: 2 E: 0 LOB: 1 K: 0 BB: 0 S: 5 P: 9	R: 0 H: 0 E: 1 LOB: 1 K: 1 BB: 0 S: 10 P: 12	R: 1 H: 2 E: 0 LOB: 1 K: 0 BB: 0 S: 10 P: 11	R: 0 H: 0 E: 0 LOB: 0 K: 0 BB: 0 S: 5 P: 8	R: 2 H: 1 E: 0 LOB: 0 K: 1 BB: 1 S: 10 P: 20	R: 0 H: 0 E: 0 LOB: 0 K: 2 BB: 0 S: 7 P: 9	R: 0 H: 1 E: 0 LOB: 1 K: 1 BB: 0 S: 10 P: 16	1B: 3 SF: 0 2B: 1 SAC: 0 3B: 1 DP: 1 HR: 2 HBP: 0	WP: 0 PA: 38 PB: 0 SB: 0 CS: 0
PITCHER Brian Williams, R (1, 1) ERA: 5.28 Todd Jones, R (8, 1) ERA: 3.18	IP WLS BF H R ER SO BB IBB HBP BLK WP HR S P ERA WHIP	7.0 L 31 6 4 4 4 4 4 0 0 0 0 2 67 107 5.14 1.429	2.0 7 1 0 0 3 0 0 0 0 0 0 0 17 25 0.00 0.500								

Los Angeles Dodgers @ Houston Astros
 Astrodome, Houston, TX
 Sat Jun 25 1994, 8:05 PM EDT
 Att. 28,247 - Dome

livebaseballscorecards.com

AB	34
R	4
H	7
RBI	4
BB	4
SO	7
LOB	16



BOTTOM

Los Angeles Dodgers @ Houston Astros
Astrodome, Houston, TX
Sat Jun 25 1994, 8:05 PM EDT
Att. 28,247 - Dome

livebaseballscorecards.com

AB	32
R	2
H	7
RBI	2
BB	1
SO	9
LOB	10



WP:	0	PA:	36
PB:	0	SB:	0
CS:	1		

AB R H RBI BB SO LOB

4 0 1 0 0 0 1

3 1 2 2 0 0 0

4 0 1 0 0 1 1

4 0 0 0 0 2 3

4 0 0 0 0 0 2

3 0 0 0 0 3 1

1 0 0 0 0 0 0

3 0 1 0 0 0 0

0 0 0 0 0 0 0

0 0 0 0 1 0 0

0 0 0 0 0 0 0

4 0 1 0 0 2 2

1 0 0 0 0 1 0

1 1 1 0 0 0 0

1B:	4	SF:	1
2B:	2	SAC:	1
3B:	0	DP:	0
HR:	1	HBP:	0

Batter	1	2	3	4	5	6	7	8	9
James Mouton, R OBP: 0.311, SLG: 0.291 (1, 8)	2-2 L6		0-0 P2		1-2 G4-3			0-0 1B	
Craig Biggio, R OBP: 0.394, SLG: 0.450 (1, 4)	2-2 5 1B		2-2 HR			0-1 P3		0-2 SF9	
5 Jeff Bagwell, R OBP: 0.429, SLG: 0.706 (1, 3)	2-0 1-2 1B		3-2 F8			2-3 K		1-0 F9	
Ken Caminiti, S OBP: 0.359, SLG: 0.548 (1, 5)	1-0 F9			1-3 K		1-3 K		0-0 P5	
Luis Gonzalez, L OBP: 0.309, SLG: 0.362 (1, 7)	1-2 L7			2-0 E3			3-1 G3-1	1-0 F8	
Andujar Cedeno, R OBP: 0.331, SLG: 0.436 (1, 6)		1-3 K		2-3 K			0-3 K	2-2 G4-3	
Chris Donnels, L OBP: 0.400, SLG: 0.483 (9, PH)									
Mike Felder, S OBP: 0.244, SLG: 0.263 (1, 9)		0-0 G4-3		1-0 CS		1-1 G4-3		4-2 BB	
Todd Jones, L OBP: 1.000, SLG: 1.000 (8, 1)				1-2					
Sid Bream, L OBP: 0.459, SLG: 0.452 (9, PH)									
Andy Stankiewicz, R OBP: 0.393, SLG: 0.404 (9, PR)									
Tony Eusebio, R OBP: 0.280, SLG: 0.402 (1, 2)		0-1 G3				0-0 SH1-4 1B		0-3 K	
Brian Williams, R OBP: 0.294, SLG: 0.294 (1, 1)			0-3 K					1-0 1B SF9 2B	
Kevin Bass, S OBP: 0.363, SLG: 0.414 (8, 9)									

Inning Stats	R: 0	H: 2	E: 0	K: 0	S: 14	R: 0	H: 0	E: 0	K: 1	S: 6	R: 1	H: 1	E: 0	K: 1	S: 10	R: 0	H: 0	E: 1	K: 2	S: 7	R: 0	H: 1	E: 0	K: 0	S: 8	R: 0	H: 0	E: 0	K: 2	S: 8	R: 0	H: 1	E: 0	K: 2	S: 9	R: 1	H: 2	E: 0	K: 0	S: 7	R: 0	H: 0	E: 0	K: 1	S: 11	1B: 4	2B: 2	3B: 0	HR: 1	SF: 1	SAC: 1	DP: 0	HBP: 0	WP: 0	PA: 36
--------------	------	------	------	------	-------	------	------	------	------	------	------	------	------	------	-------	------	------	------	------	------	------	------	------	------	------	------	------	------	------	------	------	------	------	------	------	------	------	------	------	------	------	------	------	------	-------	-------	-------	-------	-------	-------	--------	-------	--------	-------	--------

PITCHER	IP	WLS	BF	H	R	ER	SO	BB	IBB	HBP	BLK	WP	HR	S	P	ERA	WHIP
Pedro Astacio, R ERA: 4.15 (1, 1)	8.2	W	34	7	2	2	8	1	0	0	0	0	1	76	114	2.08	0.923
Todd Worrell, R ERA: 2.05 (9, 1)	0.1	S	1	0	0	0	1	0	0	0	0	0	0	4	4	0.00	0.000

PITCHER	IP	WLS	BF	H	R	ER	SO	BB	IBB	HBP	BLK	WP	HR	S	P	ERA	WHIP
---------	----	-----	----	---	---	----	----	----	-----	-----	-----	----	----	---	---	-----	------

Batter	1	2	3	4	5	6	7	8	9	AB R H RBI BB SO LOB	TOP																
Brett Butler, L (1, 8) OBP: 0.435, SLG: 0.465	1-1 G4-3 1B	0-2 1B 1-2 3-H 1B			2-3 K G3		2-2 HR		0-0 G3-1	5 1 3 2 0 1 0																	
Delino DeShields, L (1, 4) OBP: 0.373, SLG: 0.306	3-1 G4-3 1-2	1-2 1-3 2-H 1B			3-2 G3 1-2		4-2 BB			3 0 1 1 1 0 2																	
Mike Piazza, R (1, 2) OBP: 0.375, SLG: 0.575	1-2 G5-3	2-3 K			1-2 HR		3-1 F7			4 1 1 1 0 1 4																	
Henry Rodriguez, L (1, 7) OBP: 0.336, SLG: 0.439 Mitch Webster, S (8, PR) OBP: 0.344, SLG: 0.429 (8, 7)	2-0 G3-1		3-3 K		2-3 K			0-0 L5-3 1B		4 0 1 0 0 2 1 0 0 0 0 0 0 0																	
Eric Karros, R (1, 3) OBP: 0.330, SLG: 0.430 Todd Worrell, R (8, 1)		3-2 WP SF7 1B 1B	1-0 P5		0-0 P4			3-2 L5-3 1-2		4 1 1 0 0 0 1 0 0 0 0 0 0 0																	
Raul Mondesi, R (1, 9) OBP: 0.340, SLG: 0.539		0-0 SF7 WP 1B 1B	2-2 G5-3		3-2 F7			1-0 1B		4 1 2 0 0 0 0																	
Dave Hansen, L (1, 5) OBP: 0.292, SLG: 0.238 Tim Wallach, R (8, PH) OBP: 0.350, SLG: 0.507 (8, 5)		4-2 1B 1B BB		2-1 G4-3		2-2 L5		3-2 L5		2 1 0 0 1 0 0 1 0 0 0 0 0 1																	
Jose Offerman, S (1, 6) OBP: 0.314, SLG: 0.288		2-1 SF7		1-0 F7			1-2 G6-3		1-1 G4-3	3 0 0 1 0 0 0																	
Kevin Gross, R (1, 1) OBP: 0.171, SLG: 0.188 Cory Snyder, R (8, 3) OBP: 0.315, SLG: 0.475		2-3 3-H K		2-3 K			2-3 K		2-3 K	3 0 0 0 0 3 2 1 0 0 0 0 1 0																	
Inning Stats	R: 0 E: 0 K: 0 S: 9	H: 1 LOB: 1 BB: 0 P: 15	R: 3 E: 0 K: 2 S: 21	H: 4 LOB: 2 BB: 1 P: 35	R: 0 E: 0 K: 1 S: 8	H: 0 LOB: 0 BB: 0 P: 14	R: 0 E: 0 K: 1 S: 6	H: 0 LOB: 0 BB: 0 P: 11	R: 1 E: 0 K: 2 S: 12	H: 1 LOB: 0 BB: 0 P: 20	R: 0 E: 0 K: 0 S: 8	H: 0 LOB: 0 BB: 0 P: 13	R: 1 E: 0 K: 1 S: 13	H: 1 LOB: 1 BB: 1 P: 25	R: 0 E: 0 K: 0 S: 9	H: 2 LOB: 1 BB: 0 P: 15	R: 0 E: 0 K: 1 S: 7	H: 0 LOB: 0 BB: 0 P: 10	1B: 7 2B: 1 3B: 0 HR: 2	SF: 1 SAC: 0 DP: 1 HBP: 0	WP: 1 PB: 1 SB: 0 CS: 0	PA: 37					
PITCHER	IP	WLS	BF	H	R	ER	SO	BB	IBB	HBP	BLK	WP	HR	S	P	ERA	WHIP										
Doug Drabek, R (1, 1) ERA: 2.8	7.0	L	30	7	5	5	7	2	0	0	0	1	2	77	133	6.43	1.286										
Tom Edens, R (8, 1) ERA: 3.11	0.2		3	2	0	0	0	0	0	0	0	0	0	5	9	0.00	3.000										
Mike Hampton, L (8, 1) ERA: 3.76	0.1		1	0	0	0	0	0	0	0	0	0	0	4	6	0.00	0.000										
John Hudek, R (9, 1) ERA: 0.69	1.0		3	0	0	0	1	0	0	0	0	0	0	7	10	0.00	0.000										

Los Angeles Dodgers @ Houston Astros
 Astrodome, Houston, TX
 Sun Jun 26 1994, 4:33 AM EDT
 Att. 27,122 - Dome

livebaseballscorecards.com

AB	34
R	5
H	9
RBI	5
BB	2
SO	8
LOB	11



Batter	1	2	3	4	5	6	7	8	9	AB	R	H	RBI	BB	SO	LOB
James Mouton, R OBP: 0.310, SLG: 0.291 (1, 8)	0-1 G1-4-3 1B		3-2 G6-3		1-3 K		0-1 F8			4	0	1	0	0	1	1
Craig Biggio, R OBP: 0.389, SLG: 0.444 (1, 4)	0-1 G1-4-3			0-1 G4-3	1-1 G5-3		3-2 G5-3			4	0	0	0	0	0	2
5 Jeff Bagwell, R OBP: 0.426, SLG: 0.703 (1, 3)	2-2 F9			3-3 K		1-0 G4-3 2B		2-0 F8		4	1	1	0	0	1	1
Ken Caminiti, S OBP: 0.361, SLG: 0.549 (1, 5)	2-0 G3-1			4-1 1B 2B BB		0-0 G4-3		1-0 2B		3	1	1	0	1	0	2
Luis Gonzalez, L OBP: 0.309, SLG: 0.360 (1, 7)		0-0 F7		0-0 2B 1B		1-1 G4-3		3-3 K		4	1	1	1	0	1	1
Andujar Cedeno, R OBP: 0.333, SLG: 0.439 (1, 6)		2-3 K		0-0 2B 2B		3-H 4-2 BB		0-2 G6-3		3	1	1	2	1	1	1
Mike Felder, S OBP: 0.244, SLG: 0.274 (1, 9)		1-2 G4-3		1-0 2B		1-3 K				4	0	1	1	0	1	1
Scott Servais, R OBP: 0.240, SLG: 0.363 Chris Donnels, L OBP: 0.394, SLG: 0.475 (1, 2) (9, PH)			1-2 F8	1-1 G4-3			0-1 F9		2-3 K	3	0	0	0	0	0	1
Doug Drabek, R OBP: 0.196, SLG: 0.182 Sid Bream, L OBP: 0.474, SLG: 0.452 Mike Squires, R OBP: 0.083, SLG: 0.167 Tom Edens, R OBP: 0.083, SLG: 0.167 Mike Hampton, R OBP: 0.083, SLG: 0.167 John Hudek, S OBP: 0.083, SLG: 0.167 Kevin Bass, S OBP: 0.360, SLG: 0.410 (1, 1) (7, PH) (7, PH) (8, 1) (8, 1) (9, 1) (9, PH)			0-3 K		1-0 G5-3		4-2 BB		0-1 P4	2	0	0	0	0	1	0

Inning Stats	R: 0	H: 1	E: 0	K: 0	S: 8	R: 0	H: 0	E: 0	K: 1	S: 8	R: 0	H: 0	E: 0	K: 1	S: 9	R: 3	H: 3	E: 0	K: 1	S: 11	R: 0	H: 0	E: 0	K: 1	S: 6	R: 1	H: 1	E: 0	K: 1	S: 10	R: 0	H: 0	E: 0	K: 0	S: 10	R: 0	H: 1	E: 0	K: 1	S: 9	R: 0	H: 0	E: 0	K: 1	S: 8	1B: 2	2B: 4	3B: 0	HR: 0	SF: 0	SAC: 0	DP: 0	HBP: 0	WP: 0	PA: 36
--------------	------	------	------	------	------	------	------	------	------	------	------	------	------	------	------	------	------	------	------	-------	------	------	------	------	------	------	------	------	------	-------	------	------	------	------	-------	------	------	------	------	------	------	------	------	------	------	-------	-------	-------	-------	-------	--------	-------	--------	-------	--------

PITCHER	IP	WLS	BF	H	R	ER	SO	BB	IBB	HBP	BLK	WP	HR	S	P	ERA	WHIP
Kevin Gross, R ERA: 3.84 (1, 1)	7.0	W	29	5	4	4	5	3	0	0	0	0	0	62	99	5.14	1.143
Todd Worrell, R ERA: 1.88 (8, 1)	2.0	S	7	1	0	0	2	0	0	0	0	0	0	17	28	0.00	0.500


BOTTOM

Los Angeles Dodgers @ Houston Astros
Astrodome, Houston, TX
Sun Jun 26 1994, 4:33 AM EDT
Att. 27,122 - Dome

livebaseballscorecards.com

AB	33
R	4
H	6
RBI	4
BB	3
SO	7
LOB	10



Batter	1	2	3	4	5	6	7	8	9	10	11	AB R H RBI BB SO LOB	TOP																			
Jerome Walton, R OBP: 0.317, SLG: 0.368 (1, 8)	G4-3	FC6-4			B5-3				L8			5 0 1 0 1 0 3	<p>Cincinnati Reds @ Houston Astros Astrodome, Houston, TX Mon Jun 27 1994, 8:05 PM EDT Att. 21,197 - Dome</p> <p>livebaseballscorecards.com</p> <p>AB 41 R 6 H 9 RBI 6 BB 6 SO 7 LOB 12</p> 																			
Barry Larkin, R OBP: 0.378, SLG: 0.404 (1, 6)	K		G6-3			G3	L8		L8		BB	5 1 0 0 1 2 3																				
Hal Morris, L OBP: 0.392, SLG: 0.509 (1, 3)	G6-3		L3			F8	G4-3				HR	5 1 1 2 0 0 1																				
Thomas Howard, S OBP: 0.303, SLG: 0.409 Jeff Brantley, R (9, 1)		G4-3	F7			1B		K	K			5 1 2 0 0 2 0 0 0 0 0 0 0 0																				
Reggie Sanders, R OBP: 0.323, SLG: 0.504 (1, 9)		G5-3		L6		1B		G1-3			F9	4 0 0 0 1 0 1																				
Tony Fernandez, S OBP: 0.383, SLG: 0.428 (1, 5)		G4-3		F8		1B		G5-3			G6-3	5 0 1 0 0 0 1																				
Bret Boone, R OBP: 0.360, SLG: 0.452 (1, 4)		1B		G1-3		FC6-4					HR	4 1 1 1 1 1 3																				
Eddie Taubensee, L OBP: 0.321, SLG: 0.524 (1, 2)		1B		G4-3							HR	4 2 2 3 1 1 0																				
Erik Hanson, R OBP: 0.154, SLG: 0.192 Jeff Brantley, L OBP: 0.293, SLG: 0.366 Johnny Ruffin, R OBP: 0.389, SLG: 0.433 Lenny Harris, L OBP: 0.389, SLG: 0.433 Rich DeLucia, R OBP: 0.300, SLG: 0.235 (5, PH) (5, PH) (7, PH) (7, PH) (9, PH) (9, PH)		FC6-4		K			P5		G4-3			1 0 1 0 0 0 0 0 1 0 0 0 0 0 1 0 0 0 0 0 0 0 0 0 1 0 0 0 0 0 0 0 0 0 0 0 0 0 0 0 1 0 0 0 0 1 0 0																				
		1B									CS	BB																				
Inning Stats	R: 0 E: 0 K: 1 S: 5	H: 0 LOB: 0 P: 5	R: 1 E: 0 K: 0 S: 16	H: 3 LOB: 3 BB: 1 P: 32	R: 0 E: 0 K: 0 S: 9	H: 0 LOB: 0 BB: 0 P: 16	R: 0 E: 0 K: 0 S: 6	H: 0 LOB: 0 BB: 0 P: 9	R: 0 E: 0 K: 1 S: 8	H: 0 LOB: 0 BB: 0 P: 10	R: 0 E: 0 K: 1 S: 13	H: 2 LOB: 3 BB: 1 P: 21		R: 1 E: 0 K: 0 S: 8	H: 2 LOB: 1 BB: 0 P: 12	R: 0 E: 0 K: 1 S: 6	H: 0 LOB: 0 BB: 0 P: 9	R: 4 E: 0 K: 1 S: 22	H: 2 LOB: 0 BB: 2 P: 37	R: 0 E: 0 K: 1 S: 10	H: 0 LOB: 0 BB: 0 P: 14	R: 0 E: 0 K: 2 S: 11	H: 0 LOB: 1 BB: 2 P: 23	1B: 4 2B: 2 3B: 0 HR: 3	SF: 0 SAC: 0 DP: 0 HBP: 0	WP: 0 PB: 0 SB: 1 CS: 1	PA: 47					
PITCHER	IP WLS BF H R ER SO BB IBB HBP BLK WP HR S P ERA WHIP														PITCHER	IP WLS BF H R ER SO BB IBB HBP BLK WP HR S P ERA WHIP																
Darryl Kile, R ERA: 4.83 (1, 1)	6.2		29	7	2	2	2	1	1	0	0	0	0	0	1	64	104	2.70	1.200													
Mike Hampton, L ERA: 3.58 (7, 1)	1.1		4	0	0	0	1	0	0	0	0	0	0	0	7	10	0.00	0.000														
John Hudek, R ERA: 2.03 (9, 1)	0.2		6	2	4	4	0	2	0	0	0	0	0	2	19	31	54.00	6.000														
Ross Powell, L ERA: (9, 1)	0.1		1	0	0	0	1	0	0	0	0	0	0	0	3	6	0.00	0.000														
Todd Jones, R ERA: 3.02 (10, 1)	2.0	W	7	0	0	0	3	2	0	0	0	0	0	0	21	37	0.00	1.000														

Batter	1	2	3	4	5	6	7	8	9	AB	R	H	RBI	BB	SO	LOB
Brian Hunter, R (1, 8) OBP: 0.250, SLG: 0.250 Sid Bream, L (7, PH) OBP: 0.500, SLG: 0.545 Luis Gonzalez, L (7, PR) OBP: 0.314, SLG: 0.376 (8, 7)	0-1 G1-3		0-0 1B		3-3 K		1-0 2B			3	0	1	0	0	1	0
Craig Biggio, R (1, 4) OBP: 0.389, SLG: 0.449	2-2 2B		0-1 1B		2-1 G6-3		2-1 G4-3			4	0	2	0	0	0	1
5 Jeff Bagwell, R (1, 3) OBP: 0.427, SLG: 0.703	2-1 P3		1-1 G5-4-3		1-1 L5			0-2 L7		4	0	0	0	0	0	4
Ken Caminiti, S (1, 5) OBP: 0.353, SLG: 0.534 Mike Hampton, R (9, 1)	0-1 P9			2-3 K		0-2 F8		1-3 K		4	0	0	0	0	2	1
Kevin Bass, S (1, 7) OBP: 0.361, SLG: 0.410 (8, 9)		0-2 G6-3		3-1 HR		1-0 F8		1-0 G4-3		4	1	1	0	0	0	0
James Mouton, R (1, 9) OBP: 0.304, SLG: 0.285 (8, 8)		1-0 F8		1-3 K		0-1 P4			0-1 P4	4	0	0	0	0	1	1
Tony Eusebio, R (1, 2) OBP: 0.288, SLG: 0.448		1-2 G5-3		0-0 HR			0-0 1B 2B		0-2 G4-3	4	1	2	2	0	0	0
Andujar Cedeno, R (1, 6) OBP: 0.336, SLG: 0.440			2-3 K2-3		1-1 1B		0-2 2B 1B		0-0 F8	4	1	2	0	0	1	0
Greg Swindell, L (1, 1) OBP: 0.250, SLG: 0.313 Mike Felder, S (7, PH) OBP: 0.241, SLG: 0.271 Tom Edens, R (8, 1) Ross Powell, L (9, 1) Dave Veres, R (9, 1) OBP: 0.667, SLG: 0.500 Chris Donnels, L (9, 5) OBP: 0.389, SLG: 0.468			0-0 1B		1-3 K		1-3 K			2	0	1	0	0	1	1

Inning Stats	R: 0	H: 1	E: 0	K: 10	S: 10	R: 0	H: 0	E: 0	K: 7	S: 7	R: 0	H: 3	E: 0	K: 1	S: 9	R: 2	H: 3	E: 0	K: 3	S: 14	R: 0	H: 0	E: 0	K: 7	S: 6	R: 1	H: 3	E: 0	K: 1	S: 10	R: 0	H: 0	E: 0	K: 10	S: 10	R: 0	H: 0	E: 0	K: 6	S: 6	1B: 6	2B: 3	3B: 0	HR: 1	SF: 0	SAC: 0	DP: 1	HBP: 0	WP: 0	PB: 0	SB: 1	CS: 0	PA: 35
--------------	------	------	------	-------	-------	------	------	------	------	------	------	------	------	------	------	------	------	------	------	-------	------	------	------	------	------	------	------	------	------	-------	------	------	------	-------	-------	------	------	------	------	------	-------	-------	-------	-------	-------	--------	-------	--------	-------	-------	-------	-------	--------

PITCHER	IP	WLS	BF	H	R	ER	SO	BB	IBB	HBP	BLK	WP	HR	S	P	ERA	WHIP
John Smiley, L (1, 1) ERA: 3.36	6.1	W	26	9	3	3	5	0	0	0	0	0	1	57	81	4.26	1.421
Hector Carrasco, R (7, 1) ERA: 2.15	1.2		6	1	0	0	2	0	0	0	0	0	0	16	22	0.00	0.600
Jeff Brantley, R (9, 1) ERA: 2.74	1.0	S	3	0	0	0	0	0	0	0	0	0	0	6	6	0.00	0.000

BOTTOM

Cincinnati Reds @ Houston Astros
Astrodome, Houston, TX

Tue Jun 28 1994, 8:05 PM EDT
Att. 24,016 - Dome

livebaseballscorecards.com

AB	35
R	3
H	10
RBI	3
BB	0
SO	7
LOB	9



Batter	1	2	3	4	5	6	7	8	9	AB R H RBI BB SO LOB	TOP																												
Deion Sanders, L (1, 8) OBP: 0.345, SLG: 0.397	1-0 F7		1-3 K		1-2 G3			0-1 SH3-4		3 0 0 0 0 1 3																													
Barry Larkin, R (1, 6) OBP: 0.378, SLG: 0.401	1-0 F9		0-0 L9			4-2 1B S G6-4-3 BB		3-3 K		3 1 0 0 1 1 2																													
Hal Morris, L (1, 3) OBP: 0.391, SLG: 0.503	0-1 1B			2-0 G3-1		2-1 1B G6-4-3		4-0 BB		3 0 2 0 1 0 0																													
Kevin Mitchell, R (1, 7) OBP: 0.416, SLG: 0.670 Chuck McElroy, L (8, 1) OBP: 0.200, SLG: 0.200	3-3 K		2-3 K		2-3 K	1-2 G6-4-3		0-0 L3		4 0 0 0 0 2 4 0 0 0 0 0 0 0																													
Reggie Sanders, R (1, 9) OBP: 0.328, SLG: 0.520		0-1 G6-3		3-3 K		0-2 L8		3-3 K		4 0 0 0 0 2 0																													
Tony Fernandez, S (1, 5) OBP: 0.379, SLG: 0.419		2-3 K			1-2 F7		1-2 F7	2-1 BB HBP		3 0 0 0 0 1 0																													
Bret Boone, R (1, 4) OBP: 0.364, SLG: 0.455		0-1 G5-3			0-2 1B 1B		0-0 G5-3	2-3 K		4 0 1 0 0 1 1																													
Eddie Taubensee, L (1, 2) OBP: 0.336, SLG: 0.547			2-0 3B		1-0 1B		0-3 K	4-0 BB		3 0 2 0 1 1 0																													
Jose Rijo, R (1, 1) OBP: 0.212, SLG: 0.242 Jerome Walton, R (8, PH) OBP: 0.323, SLG: 0.361 (8, 7) Lenny Harris, L (9, PH) OBP: 0.389, SLG: 0.435			0-3 K		0-3 K			4-1 SH3-4 BB	1-1 G1	2 0 0 0 0 2 3 0 0 0 0 1 0 0 1 0 0 0 0 0 2																													
Inning Stats	R: 0 E: 0 K: 1 S: 7	H: 1 LOB: 1 BB: 0 P: 12	R: 0 E: 0 K: 1 S: 9	H: 0 LOB: 0 BB: 0 P: 11	R: 0 E: 0 K: 2 S: 8	H: 1 LOB: 1 BB: 0 P: 11	R: 0 E: 0 K: 2 S: 8	H: 0 LOB: 0 BB: 0 P: 15	R: 0 E: 0 K: 1 S: 16	H: 2 LOB: 2 BB: 0 P: 19	R: 1 E: 0 K: 0 S: 11	H: 1 LOB: 0 BB: 1 P: 18	R: 0 E: 0 K: 1 S: 8	H: 0 LOB: 0 BB: 0 P: 9	R: 0 E: 0 K: 1 S: 8	H: 0 LOB: 2 BB: 2 P: 19	R: 0 E: 0 K: 2 S: 9	H: 0 LOB: 2 BB: 1 P: 21	1B: 4 2B: 0 3B: 1 HR: 0	SF: 0 SAC: 1 DP: 1 HBP: 1	WP: 0 PB: 0 SB: 1 CS: 0	PA: 36																	
PITCHER	IP WLS BF H R ER SO BB IBB HBP BLK WP HR S P ERA WHIP																					PITCHER	IP WLS BF H R ER SO BB IBB HBP BLK WP HR S P ERA WHIP																
Shane Reynolds, R (1, 1) ERA: 3.28	7.0		26	5	1	1	8	1	0	0	0	0	0	0	67	95	1.29	0.857																					
Ross Powell, L (8, 1) ERA:	0.1		2	0	0	0	0	1	0	0	0	0	0	3	7	0.00	3.000																						
Dave Veres, R (8, 1) ERA: 2.7	0.2	W	3	0	0	0	1	1	0	0	0	0	0	5	12	0.00	1.500																						
John Hudek, R (9, 1) ERA: 1.95	1.0	S	5	0	0	0	2	1	0	1	0	0	0	9	21	0.00	1.000																						

Cincinnati Reds @ Houston Astros
Astrodome, Houston, TX
Wed Jun 29 1994, 4:33 AM EDT
Att. 24,477 - Dome

livebaseballscorecards.com

AB	30
R	1
H	5
RBI	0
BB	4
SO	11
LOB	15



Batter	1	2	3	4	5	6	7	8	9	AB R H RBI BB SO LOB	TOP									
Shawon Dunston, R (1, 6) OBP: 0.310, SLG: 0.421	2-1 HR		0-0 F7		0-1 G6-3		0-1 G4-3			4 1 1 1 0 0 4										
Rey Sanchez, R (1, 4) OBP: 0.348, SLG: 0.321	1-3 K		0-0 F7			2-0 G4-3		0-2 E6 G6-4-3 1B		4 0 0 0 0 1 1										
Mark Grace, L (1, 3) OBP: 0.366, SLG: 0.369	1-1 G3			1-1 G3-1		3-1 P4		2-2 G6-4-3 1B		4 0 1 0 0 0 0										
Glenallen Hill, R (1, 8) OBP: 0.349, SLG: 0.463	2-3 K			1-0 HR		0-3 K		0-0 G6-4-3 1B		4 1 1 1 0 2 2										
Sammy Sosa, R (1, 9) OBP: 0.333, SLG: 0.537		1-3 K		1-3 K			4-1 1B BB	2-3 K		3 1 0 0 1 3 1										
Derrick May, L (1, 7) OBP: 0.330, SLG: 0.408		0-0 G3		1-1 1B				1-1 F8		4 0 1 0 0 1 1										
Steve Buechele, R (1, 5) OBP: 0.316, SLG: 0.381		2-1 G6-3		1-0 F8			1-0 HBP 1B	1-3 K		4 0 1 0 0 1 1										
Rick Wilkins, L (1, 2) OBP: 0.301, SLG: 0.362			3-2 E3		0-0 F9		2-1 HBP 1B	3-2 P3		4 0 1 1 0 0 0										
Kevin Foster, R (1, 1) OBP: 0.167, SLG: 0.091			1-3 K		1-3 K		1-0 G4-3 HBP			2 0 0 0 0 2 1										
Jim Bullinger, R (6, 1) OBP: 0.300, SLG: 0.250										0 0 0 0 0 0 0										
Kevin Roberson, S (7, PH) OBP: 0.288, SLG: 0.563										0 0 0 0 0 0 0										
Chuck Crim, R (7, 1)										0 0 0 0 0 0 0										
Inning Stats	R: 1 E: 0 K: 2 S: 11	H: 1 LOB: 0 BB: 0 P: 17	R: 0 E: 0 K: 1 S: 6	H: 0 LOB: 0 BB: 0 P: 9	R: 0 E: 1 K: 1 S: 9	H: 0 LOB: 1 BB: 0 P: 13	R: 1 E: 0 K: 1 S: 9	H: 2 LOB: 1 BB: 0 P: 14	R: 0 E: 0 K: 1 S: 6	H: 0 LOB: 0 BB: 0 P: 11	R: 1 E: 0 K: 1 S: 10	H: 2 LOB: 2 BB: 1 P: 19	R: 0 E: 1 K: 1 S: 10	H: 1 LOB: 1 BB: 0 P: 14	R: 0 E: 0 K: 1 S: 9	H: 0 LOB: 0 BB: 0 P: 14	1B: 4 2B: 0 3B: 0 HR: 2	SF: 0 SAC: 0 DP: 2 HBP: 1	WP: 0 PB: 0 SB: 0 CS: 0	PA: 35
PITCHER	IP WLS BF H R ER SO BB IBB HBP BLK WP HR S P ERA WHIP																			
Pete Harnisch, R (1, 1) ERA: 6.66	6.0 W 22 3 2 2 7 0 0 0 0 0 2 47 71 3.00 0.500																			
Brian Williams, R (7, 1) ERA: 5.34	1.0 8 3 1 1 1 1 0 1 0 0 0 16 27 9.00 4.000																			
Todd Jones, R (8, 1) ERA: 2.89	2.0 S 5 0 0 0 2 0 0 0 0 0 0 13 20 0.00 0.000																			

Chicago Cubs @ Houston Astros
Astrodome, Houston, TX
Thu Jun 30 1994, 8:05 PM EDT
Att. 27,552 - Dome

livebaseballscorecards.com

AB	33
R	3
H	6
RBI	3
BB	1
SO	10
LOB	11



BOTTOM

Chicago Cubs @ Houston Astros
Astrodome, Houston, TX
Thu Jun 30 1994, 8:05 PM EDT
Att. 27,552 - Dome

livebaseballscorecards.com

AB 30
R 5
H 8
RBI 5
BB 4
SO 9
LOB 15



WP: 0 PA: 35
PB: 0
SB: 0
CS: 0

AB R H RBI BB SO LOB

4	0	0	0	0	2	0
3	0	0	0	1	1	0
4	2	2	0	0	0	1
4	0	2	1	0	1	1
2	1	1	0	2	0	1
0	1	0	0	0	0	0
3	1	1	3	1	1	3
3	0	1	1	0	1	3
4	0	1	0	0	1	4
2	0	0	0	0	1	0
1	0	0	0	0	1	2
0	0	0	0	0	0	0
0	0	0	0	0	0	0

1B: 4 SF: 0
2B: 2 SAC: 1
3B: 1 DP: 1
HR: 1 HBP: 0

Batter	1	2	3	4	5	6	7	8	9
Brian Hunter, R OBP: 0.250, SLG: 0.267 (1, 8)	2-2 P3		1-3 K		1-2 G6-3		2-3 K		
Craig Biggio, R OBP: 0.389, SLG: 0.445 (1, 4)	4-0 5 G5-4-3 BB		1-3 K			1-0 P3	3-2 L7		
5 Jeff Bagwell, R OBP: 0.426, SLG: 0.708 (1, 3)	3-0 G5-4-3 1-2f			0-2 2B 1B		2-2 HR 2B	2-1 F9		
Ken Caminiti, S OBP: 0.361, SLG: 0.542 (1, 5)		1-1 FC6-4 BB 1B		1 SAFE 2-2 F9 1-H 2B		3-2 F8		0-3 K	
Kevin Bass, S OBP: 0.378, SLG: 0.455 (1, 9)		4-0 FC6-4 BB 1B		2-1 F9		4-2 HR BB		3-2 SH5-3 3B	
James Mouton, R OBP: 0.304, SLG: 0.285 (8, PR) (9, 9)		1-2 FC6-4 BB 1B		2-3 P4		0-1 HR		4-0 SH5-3 IBB	
Luis Gonzalez, L OBP: 0.315, SLG: 0.385 (1, 7)		1-3 K		3-2 K		0-0 1B 1B		0-0 SH5-3	
Scott Servais, R OBP: 0.236, SLG: 0.353 (1, 2)		0-2 FC6-4 1-2f 2-3		2-3 K		0-2 1B 1B		1 SAFE 1 SAFE SH5-3	
Andujar Cedeno, R OBP: 0.331, SLG: 0.432 (1, 6)		2-3 K			1-1 F9	0-2 1B		1 SAFE 1 SAFE F8	
Pete Harnisch, S OBP: 0.188, SLG: 0.250 (1, 1)			0-3 K			0-1 B1-3			
Chris Donnels, L OBP: 0.392, SLG: 0.484 (6, PH)									
Brian Williams, R OBP: 0.294, SLG: 0.294 (7, 1)									
Todd Jones, L OBP: 1.000, SLG: 1.000 (8, 1)									

Inning Stats	R: 0	H: 0	E: 0	K: 4	S: 4	R: 0	H: 1	E: 0	K: 2	S: 12	R: 0	H: 0	E: 0	K: 3	S: 9	R: 1	H: 2	E: 0	K: 1	S: 14	R: 0	H: 0	E: 0	K: 0	S: 7	R: 3	H: 4	E: 0	K: 1	S: 20	R: 0	H: 0	E: 0	K: 1	S: 10	R: 1	H: 1	E: 0	K: 1	S: 10
	LOB: 0	BB: 1	LOB: 2	BB: 1	P: 13	LOB: 0	BB: 1	LOB: 0	BB: 0	P: 20	LOB: 0	BB: 0	LOB: 0	BB: 0	P: 11	LOB: 1	BB: 0	LOB: 0	BB: 0	P: 23	LOB: 0	BB: 0	LOB: 0	BB: 0	P: 9	LOB: 2	BB: 1	LOB: 0	BB: 0	P: 17	LOB: 2	BB: 1	LOB: 0	BB: 0	P: 18	LOB: 0	BB: 1	LOB: 2	BB: 1	P: 18

PITCHER	IP	WLS	BF	H	R	ER	SO	BB	IBB	HBP	BLK	WP	HR	S	P	ERA	WHIP
Kevin Foster, R ERA: 2.92 (1, 1)	5.2	L	25	6	4	4	6	3	0	0	0	0	1	60	100	6.35	1.588
Jim Bullinger, R ERA: 4.11 (6, 1)	0.1		2	1	0	0	1	0	0	0	0	0	0	6	6	0.00	3.000
Chuck Crim, R ERA: 2.6 (7, 1)	2.0		8	1	1	1	2	0	1	0	0	0	0	20	35	4.50	0.500

Batter	1	2	3	4	5	6	7	8	9	AB R H RBI BB SO LOB	TOP											
Shawon Dunston, R (1, 6) OBP: 0.306, SLG: 0.415	0-0 G5-3		1-3 K		0-0 G5-3			0-2 SF7		3 0 0 1 0 1 1												
Rey Sanchez, R (1, 4) OBP: 0.340, SLG: 0.314	0-1 G6-3		0-1 F8			0-1 G5-3		3-H 2-3 K		4 0 0 0 0 1 0												
Mark Grace, L (1, 3) OBP: 0.361, SLG: 0.364	2-3 K		0-0 G4-3			2-3 K			1-0 G3-1	4 0 0 0 0 2 0												
Glenallen Hill, R (1, 8) OBP: 0.340, SLG: 0.450		0-0 G5-3		2-3 K		2-1 G1-3			1-0 P7	4 0 0 0 0 1 0												
Sammy Sosa, R (1, 9) OBP: 0.336, SLG: 0.548		1-0 HR		2-2 F8-6 1B			2-1 P2		0-0 G6-3	4 1 2 1 0 0 0												
Derrick May, L (1, 7) OBP: 0.331, SLG: 0.407		0-2 1B SF9 1B		0-1 F8-6 1-2			3-2 G3			3 1 1 0 0 0 1												
Steve Buechele, R (1, 5) OBP: 0.316, SLG: 0.381		0-0 1B			0-2 G1-3		2-1 G4-3			3 0 1 0 0 0 0												
Rick Wilkins, L (1, 2) OBP: 0.301, SLG: 0.368		2-2 SF9			2-3 K			0-0 SH5-4 SF7 2B		2 1 1 1 0 1 0												
Steve Trachsel, R (1, 1) Randy Myers, L (9, 1) OBP: 0.235, SLG: 0.242		0-0 F7			1-1 1B			0-0 SH5-4		2 0 1 0 0 0 1 0 0 0 0 0 0 0												
Inning Stats	R: 0 E: 0 K: 1 S: 7	H: 0 LOB: 0 BB: 0 P: 9	R: 2 E: 0 K: 0 S: 10	H: 3 LOB: 1 BB: 0 P: 13	R: 0 E: 0 K: 1 S: 6	H: 0 LOB: 0 BB: 0 P: 7	R: 0 E: 0 K: 1 S: 10	H: 1 LOB: 0 BB: 0 P: 14	R: 0 E: 0 K: 1 S: 9	H: 1 LOB: 1 BB: 0 P: 12	R: 0 E: 0 K: 0 S: 7	H: 0 LOB: 0 BB: 0 P: 11	R: 0 E: 0 K: 0 S: 7	H: 0 LOB: 0 BB: 0 P: 14	R: 1 E: 0 K: 1 S: 8	H: 1 LOB: 0 BB: 0 P: 10	R: 0 E: 0 K: 0 S: 3	H: 0 LOB: 0 BB: 0 P: 5	1B: 4 2B: 2 3B: 0 HR: 1	SF: 2 SAC: 1 DP: 1 HBP: 0	WP: 0 PB: 0 SB: 0 CS: 0	PA: 32
PITCHER	IP WLS BF H R ER SO BB IBB HBP BLK WP HR S P ERA WHIP																					
Doug Drabek, R (1, 1) ERA: 2.83	8.0 L 29 6 3 3 6 0 0 0 0 0 0 1 64 90 3.38 0.750																					
Dave Veres, R (9, 1) ERA: 2.57	1.0 3 0 0 0 0 0 0 0 0 0 0 0 3 5 0.00 0.000																					

Chicago Cubs @ Houston Astros
Astrodome, Houston, TX
Fri Jul 01 1994 8:05 PM EDT
Att. 33,323 - Dome

livebaseballscorecards.com

AB	29
R	3
H	6
RBI	3
BB	0
SO	6
LOB	3



BOTTOM

Chicago Cubs @ Houston Astros
Astrodome, Houston, TX

Sat Jul 02 1994, 8:05 PM EDT
Att. 28,423 - Dome

livebaseballscores.com

AB	32
R	5
H	8
RBI	5
BB	5
SO	5
LOB	11



WP:	1	PA:	38
PB:	0		
SB:	1		
CS:	0		

AB R H RBI BB SO LOB

5	0	2	0	0	1	2
4	0	1	1	1	0	1
3	1	1	1	1	1	1
3	0	0	0	0	0	3
0	0	0	0	0	0	0
1	1	1	0	0	0	0
3	1	0	0	1	0	1
4	0	1	2	0	0	0
3	1	1	0	0	0	0
1	0	0	0	0	0	1
0	0	0	0	0	0	0
0	0	0	0	0	0	0
1	0	0	0	0	1	1

1B:	6	SF:	0
2B:	1	SAC:	0
3B:	0	DP:	1
HR:	1	HBP:	1

WP HR S P ERA WHIP

IP	WLS	BF	H	R	ER	SO	BB	IBB	HBP	BLK	WP	HR	S	P	ERA	WHIP
6.0		25	4	2	2	2	3	0	0	0	1	1	48	90	3.00	1.167
1.2		7	1	2	2	2	1	0	0	0	0	0	16	25	10.80	1.200
0.0		1	1	0	0	0	0	0	0	0	0	0	2	3	∞	∞
1.0	L	5	2	1	1	1	1	0	0	0	0	0	16	24	9.00	3.000

Batter	1	2	3	4	5	6	7	8	9
Brian Hunter, R OBP: 0.280, SLG: 0.292 (1, 8)	0-0 1B	3-3 K			2-1 F8		2-2 G5-3		2-2 1B
Craig Biggio, R OBP: 0.387, SLG: 0.447 (1, 4)	3-1 F9		4-1 FC6-4 BB		1-1 G6-3		1-0 G6-3	2-2 1B	2-2 1B
5 Jeff Bagwell, R OBP: 0.427, SLG: 0.711 (1, 9) (8, 3)	4-2 BB		2-0 FC6-4		0-0 HR		1-3 K		
Sid Bream, L OBP: 0.467, SLG: 0.500 (1, 3)	2-1 G4-6-3		2-2 P7		0-0 F7		0-2 BB 1B		
James Mouton, R OBP: 0.304, SLG: 0.285 (8, 9)									
Kevin Bass, S OBP: 0.379, SLG: 0.461 (8, PH) (9, 9)									
Ken Caminiti, S OBP: 0.355, SLG: 0.528 (1, 5)		3-2 G3-1	2-0 G3		0-0 L7		4-2 BB 1B		
Luis Gonzalez, L OBP: 0.317, SLG: 0.393 (1, 7)		0-1 G4-3		2-1 G5-3	2-2 L8		1-1 E9 2B		
Tony Eusebio, R OBP: 0.277, SLG: 0.423 (1, 2)		3-2 BB 1B		0-1 G4-3	0-2 L4		0-0 G3		
Chris Donnels, L OBP: 0.382, SLG: 0.470 (8, PH)									
Scott Servais, R OBP: 0.239, SLG: 0.351 (9, 2)									
Andy Stankiewicz, R OBP: 0.415, SLG: 0.385 (1, 6)		4-0 1B BB		1-0 WP HBP			0-0 F8		4-2 1B BB
Darryl Kile, R OBP: 0.176, SLG: 0.265 (1, 1)		0-0 1B		2-3 K			1-3 K		0-3 K
Mike Hampton, R (8, 1)									
Todd Jones, L OBP: 1.000, SLG: 1.000 (8, 1)									
John Hudek, S (9, 1)									
Shane Reynolds, R OBP: 0.143, SLG: 0.100 (9, 1)		1-3 2-H 1B		1-2					

Inning Stats	R: 0	H: 1	E: 0	LOB: 1	K: 0	P: 7	R: 1	H: 2	E: 0	LOB: 1	K: 1	P: 17	R: 0	H: 0	E: 0	LOB: 0	K: 0	P: 9	R: 1	H: 1	E: 0	LOB: 0	K: 0	P: 10	R: 2	H: 2	E: 1	LOB: 1	K: 1	P: 19	R: 1	H: 2	E: 0	LOB: 1	K: 1	P: 23
--------------	------	------	------	--------	------	------	------	------	------	--------	------	-------	------	------	------	--------	------	------	------	------	------	--------	------	-------	------	------	------	--------	------	-------	------	------	------	--------	------	-------

PITCHER	IP	WLS	BF	H	R	ER	SO	BB	IBB	HBP	BLK	WP	HR	S	P	ERA	WHIP
Willie Banks, R ERA: 4.11 (1, 1)	6.0		25	4	2	2	2	3	0	0	0	1	1	48	90	3.00	1.167
Jose Bautista, R ERA: 3.74 (7, 1)	1.2		7	1	2	2	2	1	0	0	0	0	0	16	25	10.80	1.200
Dan Plesac, L ERA: 3.89 (8, 1)	0.0		1	1	0	0	0	0	0	0	0	0	0	2	3	∞	∞
Chuck Crim, R ERA: 2.78 (8, 1)	1.0	L	5	2	1	1	1	1	0	0	0	0	0	16	24	9.00	3.000

Batter	1	2	3	4	5	6	7	8	9	AB	R	H	RBI	BB	SO	LOB
Bernard Gilkey, R (1, 7) OBP: 0.345, SLG: 0.379	0-0 F9		0-0 1B		0-0 G3-1		0-0 1B	0-0 2B		5	0	3	2	0	0	1
Geronimo Pena, S (1, 4) OBP: 0.325, SLG: 0.408 Terry McGriff, R (8, 2) OBP: 0.327, SLG: 0.300	0-0 G3		0-3 K		0-0 G3		0-0 P5	0-0 G5-3		4	0	0	0	0	1	3
Gregg Jefferies, S (1, 3) OBP: 0.416, SLG: 0.522 Rob Murphy, L (8, 1)	0-0 BB 1B				0-0 F8		0-0 F8	0-0 G3		4	0	1	0	0	0	1
Rene Arocha, R (9, 1) OBP: 0.222, SLG: 0.250 Gerald Perry, L (9, PH) OBP: 0.435, SLG: 0.482	0-0 BB 1B				0-0 F8		0-0 F8	0-0 G3		0	0	0	0	0	0	0
Ray Lankford, L (1, 8) OBP: 0.393, SLG: 0.549	4-0 CS 1-2 BB				0-0 G6-3		4-0 3B BB	0-0 G3-1	0-0 E6	3	1	0	0	2	0	0
Todd Zeile, R (1, 5) OBP: 0.324, SLG: 0.420	0-0 CS 1-2	0-0 G4-6-3 1B			0-0 HR		0-0 3B	0-0 E5 HR 1B	0-0 F9	5	2	4	2	0	0	1
Mark Whiten, S (1, 9) OBP: 0.361, SLG: 0.466		0-0 G4-6-3 1-2f			0-0 FC6-4 1B		0-3 K	0-3 K	0-0 G4-3	5	0	1	0	0	2	4
Tom Pagnozzi, R (1, 2) OBP: 0.342, SLG: 0.450 Brian Jordan, R (8, 3) OBP: 0.318, SLG: 0.410		0-0 F8			0-0 FC6-4 1-2f		0-0 F8	0-0 HR		3	0	0	0	0	0	2
José Oquendo, S (1, 6) OBP: 0.405, SLG: 0.352			0-0 G2-3		0-0 G3-1 G5-3 1B		0-0 1B 3B	0-0 1B 2B 1B		4	2	3	0	0	0	0
Allen Watson, L (1, 1) OBP: 0.185, SLG: 0.259 Bryan Eversgerd, R (4, 1) Frank Cimorelli, R (5, 1) Stan Royer, R (5, PH) OBP: 0.162, SLG: 0.327 Rich Rodriguez, L (6, 1) Mike Perez, R (6, 1) Luis Alicea, S (7, PH) OBP: 0.349, SLG: 0.396			0-0 G4-3		0-0 G5-3 1-2		0-3 K	0-0 2B 1B		1	0	0	0	0	0	0


Inning Stats	R: 0	H: 1	E: 0	LOB: 1	K: 0	BB: 1	S: 3	R: 0	H: 1	E: 0	LOB: 0	K: 0	BB: 0	S: 3	R: 0	H: 1	E: 0	LOB: 1	K: 1	BB: 0	S: 6	R: 1	H: 2	E: 0	LOB: 1	K: 0	BB: 0	S: 5	R: 0	H: 1	E: 0	LOB: 1	K: 0	BB: 0	S: 4	R: 1	H: 1	E: 0	LOB: 1	K: 1	BB: 1	S: 6	R: 1	H: 2	E: 0	LOB: 1	K: 1	BB: 0	S: 7	R: 3	H: 5	E: 1	LOB: 2	K: 1	BB: 0	S: 10	R: 0	H: 0	E: 1	LOB: 1	K: 0	BB: 0	S: 4	R: 0	H: 0	E: 1	LOB: 1	K: 0	BB: 0	S: 4	1B: 9	SF: 0	2B: 1	SAC: 0	3B: 2	DP: 1	HR: 2	HBP: 0	WP: 0	PA: 43
--------------	------	------	------	--------	------	-------	------	------	------	------	--------	------	-------	------	------	------	------	--------	------	-------	------	------	------	------	--------	------	-------	------	------	------	------	--------	------	-------	------	------	------	------	--------	------	-------	------	------	------	------	--------	------	-------	------	------	------	------	--------	------	-------	-------	------	------	------	--------	------	-------	------	------	------	------	--------	------	-------	------	-------	-------	-------	--------	-------	-------	-------	--------	-------	--------

PITCHER	IP	WLS	BF	H	R	ER	SO	BB	IBB	HBP	BLK	WP	HR	S	P	ERA	WHIP
Brian Williams, R (1, 1) ERA: 5.14	6.0	W	25	7	2	2	2	2	0	0	0	0	1	27	35	3.00	1.500
Shane Reynolds, R (7, 1) ERA: 3.56	3.0		17	7	4	4	2	0	0	0	0	0	1	21	21	12.00	2.333

BOTTOM

Houston Astros @ St. Louis Cardinals
 Busch Stadium, St. Louis, MO
 Mon Jul 04 1994, 3:33 AM CDT
 Att: 24,627 - Unknown - 95 F

AB	40
R	6
H	14
RBI	6
BB	2
SO	4
LOB	16



Batter	1	2	3	4	5	6	7	8	9	AB R H RBI BB SO LOB	TOP										
Craig Biggio, R (1, 4) OBP: 0.394, SLG: 0.479	1-2 HR		1-1 G6-3			1-1 1B		1-2 F8		4 1 2 1 0 0 1											
Steve Finley, L (1, 8) OBP: 0.318, SLG: 0.423	3-2 1B			1-1 HR		3-2 SF8		3-1 F9		3 1 2 2 0 0 1											
Kevin Bass, S (1, 9) OBP: 0.382, SLG: 0.460 John Hudek, S (9, 1)	2-2 F7			0-1 F8		1-1 P6			2-1 P3	4 0 0 0 0 0 2 0 0 0 0 0 0 0											
Sid Bream, L (1, 3) OBP: 0.450, SLG: 0.451	2-3 K			1-3 K		1-0 G4-3			0-0 G5-3	4 0 0 0 0 2 2											
Luis Gonzalez, L (1, 7) OBP: 0.319, SLG: 0.388	1-0 CS			4-0 CS BB			0-0 L7		1-0 G4-3	3 0 0 0 1 0 0											
Chris Donnels, L (1, 5) OBP: 0.380, SLG: 0.456 Todd Jones, L (7, 1) OBP: 1.000, SLG: 1.000 James Mouton, R (9, 9) OBP: 0.314, SLG: 0.299				2-2 CS		2-3 K		2-3 K		2 0 0 0 1 2 0 0 0 0 0 0 0 0 0 0 0 0 0 0 0											
Andy Stankiewicz, R (1, 6) OBP: 0.403, SLG: 0.370 Andujar Cedeno, R (2, 6) OBP: 0.333, SLG: 0.421				1-2 G6-4-3 BB		2-1 L7		0-0 L8		1 0 0 0 0 0 1 2 0 0 0 0 0 0											
Scott Servais, R (1, 2) OBP: 0.241, SLG: 0.354				1-0 P8		3-2 G4-3			0-0 G5-3	3 0 0 0 0 0 0											
Pete Harnisch, S (1, 1) OBP: 0.222, SLG: 0.333 Ken Caminiti, S (7, 5) OBP: 0.357, SLG: 0.547				0-3 K		0-1 1B SF8 2B		2-2 1B		2 1 1 0 0 1 0 1 0 1 0 0 0 0											
Inning Stats	R: 1 E: 0 K: 1 S: 14	H: 2 LOB: 0 BB: 0 P: 22	R: 0 E: 0 K: 0 S: 9	H: 0 LOB: 0 BB: 1 P: 16	R: 0 E: 0 K: 1 S: 7	H: 0 LOB: 0 BB: 0 P: 9	R: 1 E: 0 K: 1 S: 12	H: 1 LOB: 0 BB: 1 P: 20	R: 0 E: 0 K: 1 S: 9	H: 0 LOB: 0 BB: 0 P: 16	R: 1 E: 0 K: 0 S: 10	H: 2 LOB: 1 BB: 0 P: 16	R: 0 E: 0 K: 1 S: 5	H: 0 LOB: 0 BB: 0 P: 7	R: 0 E: 0 K: 0 S: 10	H: 1 LOB: 1 BB: 0 P: 15	R: 0 E: 0 K: 0 S: 4	H: 0 LOB: 0 BB: 0 P: 7	1B: 3 2B: 1 3B: 0 HR: 2	SF: 1 SAC: 0 DP: 1 HBP: 0	WP: 0 PA: 34 PB: 0 SB: 0 CS: 2
PITCHER	IP WLS BF H R ER SO BB IBB HBP BLK WP HR S P ERA WHIP																				
Vicente Palacios, R (1, 1) ERA: 4.76	8.0 L 29 6 3 3 5 2 0 0 0 0 0 2 76 121 3.38 1.000																				
Bryan Eversgerd, L (9, 1) ERA: 3.5	1.0 3 0 0 0 0 0 0 0 0 0 0 0 4 7 0.00 0.000																				

Houston Astros @ St. Louis Cardinals
Busch Stadium, St. Louis, MO
 Tue Jul 05 1994, 7:05 PM CDT
 Att. 26,840 - Unknown - 95 F

AB	29
R	3
H	6
RBI	3
BB	2
SO	5
LOB	7



BOTTOM

Houston Astros @ St. Louis Cardinals
Busch Stadium, St. Louis, MO
Tue Jul 05 1994, 7:05 PM CDT
Att: 26,840 - Unknown - 95 F

livebaseballscorecards.com

AB	28
R	1
H	4
RBI	1
BB	1
SO	7
LOB	8



WP:	1	PA:	31
PB:	0	SB:	1
CS:	0		

AB R H RBI BB SO LOB

3	0	1	0	0	0	0
4	0	1	0	0	0	2
4	0	0	0	0	1	2
4	1	1	0	0	1	1
1	0	0	1	1	1	0
3	0	1	0	0	1	1
3	0	0	0	0	0	1
3	0	0	0	0	2	1
2	0	0	0	0	1	0
1	0	0	0	0	0	0
0	0	0	0	0	0	0

Batter	1	2	3	4	5	6	7	8	9
Bernard Gilkey, R (1, 7) OBP: 0.347, SLG: 0.378	0-1 F8		2-2 L9-3 HBP			1-0 1B		3-2 G6-3	
Ozzie Smith, S (1, 6) OBP: 0.305, SLG: 0.312	2-1 G4-6-3 1B		0-0 L9-3 1-2			0-0 P2		1-2 P5	
Gregg Jefferies, S (1, 3) OBP: 0.411, SLG: 0.515	2-2 G4-6-3 1-2f					1-1 F8		0-3 K	
Ray Lankford, L (1, 8) OBP: 0.391, SLG: 0.552		2-2 SF8 3B				0-1 P5		1-2 G5-3	
Todd Zeile, R (1, 5) OBP: 0.324, SLG: 0.418		1-0 SF8				4-1 WP BB		1-3 K	
Mark Whiten, S (1, 9) OBP: 0.360, SLG: 0.464		3-H 1-2 1B				2-3 K 1-2		0-0 F7	
Geronimo Pena, S (1, 4) OBP: 0.319, SLG: 0.400		2-0 F8				0-2 G3		0-2 G4-3	
Tom Pagnozzi, R (1, 2) OBP: 0.335, SLG: 0.441		3-3 K 1-2				0-2 F8		1-3 K	
Vicente Palacios, R (1, 1) Luis Alcea, S (8, PH) Bryan Eversgerd, R (9, 1)			1-2 G6-3			1-3 K		1-0 G3-1	

Inning Stats	R: 0	H: 1	E: 0	K: 0	S: 8	LOB: 0	BB: 0	P: 12
	R: 1	H: 2	E: 0	K: 1	S: 14	LOB: 1	BB: 0	P: 22
	R: 0	H: 0	E: 0	K: 0	S: 7	LOB: 0	BB: 0	P: 10
	R: 0	H: 0	E: 0	K: 1	S: 7	LOB: 1	BB: 1	P: 14
	R: 0	H: 0	E: 0	K: 1	S: 11	LOB: 0	BB: 0	P: 12
	R: 0	H: 1	E: 0	K: 0	S: 7	LOB: 1	BB: 0	P: 10
	R: 0	H: 0	E: 0	K: 1	S: 7	LOB: 0	BB: 0	P: 8
	R: 0	H: 0	E: 0	K: 1	S: 12	LOB: 0	BB: 0	P: 17
	R: 0	H: 0	E: 0	K: 2	S: 9	LOB: 0	BB: 0	P: 11

PITCHER	IP	WLS	BF	H	R	ER	SO	BB	IBB	HBP	BLK	WP	HR	S	P	ERA	WHIP
Pete Harnisch, R (1, 1) ERA: 6.12	6.0	W	22	4	1	1	3	1	0	0	0	1	0	54	80	1.50	0.833
Todd Jones, R (7, 1) ERA: 2.72	2.0		6	0	0	0	2	0	0	0	0	0	0	19	25	0.00	0.000
John Hudek, R (9, 1) ERA: 1.86	1.0	S	3	0	0	0	2	0	0	0	0	0	0	9	11	0.00	0.000

1B:	3	SF:	1
2B:	1	SAC:	0
3B:	1	DP:	2
HR:	0	HBP:	1

WP:	1	PA:	31
PB:	0	SB:	1
CS:	0		

BOTTOM

Houston Astros @ Chicago Cubs
Wrigley Field, Chicago, IL
Thu Jul 07 1994, 7:05 PM CDT
Att: 31,877 - Cloudy - 75 F

livebaseballscorecards.com

AB	32
R	3
H	10
RBI	3
BB	9
SO	3
LOB	23



WP:	1	PA:	41
PB:	1		
SB:	1		
CS:	0		

AB R H RBI BB SO LOB

4	0	2	0	1	0	0
5	0	2	0	0	0	3
4	0	1	0	1	0	3
2	2	0	0	3	1	3
5	0	1	0	0	0	5
3	0	1	1	1	1	2
2	1	2	2	2	0	0
2	0	1	0	1	0	2
1	0	0	0	0	0	2
2	0	0	0	0	0	2
0	0	0	0	0	0	0
1	0	0	0	0	1	1
0	0	0	0	0	0	0
1	0	0	0	0	0	0

Batter	1	2	3	4	5	6	7	8	9
José Hernández, R OBP: 0.333, SLG: 0.382 (1, 6)	2-1 G5-3 ①		2-1 P4 ②		4-2 F8-6 BB		1-2 FC1-6 1B		0-0 1B 1B
Derrick May, L OBP: 0.323, SLG: 0.388 (1, 7)	3-2 G6-3 1B		1-1 BB 1B		2-2 F7 ①		3-2 FC1-6 WP G3 1-2f		1-2 L3 ②
Mark Grace, L OBP: 0.355, SLG: 0.363 (1, 3)	2-1 G6-3 1-2f		4-0 BB 1-2		0-1 F8-6 1-2		3-1 G3 1-2		0-1 BB 1B
Glenallen Hill, R OBP: 0.348, SLG: 0.457 (1, 8)		4-2 S 2B BB	2-3 K ③		4-1 HR BB		3-2 F8 2-3		4-2 FC5-4 BB
Sammy Sosa, R OBP: 0.334, SLG: 0.555 (1, 9)		0-2 F9 ①		1-0 G3-6-3 1B		0-0 F8 ①		1-2 G3-1 ①	0-1 FC5-4 1-2f
Rick Wilkins, L OBP: 0.305, SLG: 0.361 (1, 2)		1-2 1-H 2B		1-0 G3-6-3 1-2f		0-3 K ②		4-2 G5-3 BB	
Steve Buechele, R OBP: 0.336, SLG: 0.407 (1, 5) (8, 4)		4-2 G4-6-3 BB		3-1 1B 1B		1-0 HR		4-0 BB	
Rey Sanchez, R OBP: 0.336, SLG: 0.307 Eduardo Zambrano, R OBP: 0.367, SLG: 0.500 (8, 5)		0-1 G4-6-3 1-2f		1-0 1B		4-2 PB BB		1-0 G5-3 2-3f	
Willie Banks, R OBP: 0.143, SLG: 0.147 Blaise Ilesley, L (6, 1)			2-1 G5-3 ①	2-2 G4-3 ③		3-3 K ③			1-1 G6-3 ①
Mike Maksudian, L OBP: 0.462, SLG: 0.400 Dave Otto, L (7, 1)									
Mark Parent, R OBP: 0.397, SLG: 0.446 (9, PH)									

Inning Stats	R: 0 E: 0 K: 0 S: 7	H: 1 LOB: 0 BB: 0 P: 14	R: 1 E: 0 K: 0 S: 13	H: 1 LOB: 1 BB: 2 P: 22	R: 0 E: 0 K: 1 S: 9	H: 1 LOB: 2 BB: 1 P: 20	R: 0 E: 0 K: 0 S: 9	H: 3 LOB: 2 BB: 0 P: 17	R: 0 E: 0 K: 0 S: 8	H: 0 LOB: 0 BB: 1 P: 14	R: 2 E: 0 K: 2 S: 12	H: 1 LOB: 1 BB: 2 P: 24	R: 0 E: 0 K: 0 S: 14	H: 1 LOB: 1 BB: 0 P: 24	R: 0 E: 0 K: 0 S: 9	H: 0 LOB: 1 BB: 2 P: 19	R: 0 E: 0 K: 0 S: 14	H: 2 LOB: 3 BB: 1 P: 20	1B: 8 2B: 2 3B: 0 HR: 1	SF: 0 SAC: 0 DP: 5 HBP: 0
--------------	------------------------------	----------------------------------	-------------------------------	----------------------------------	------------------------------	----------------------------------	------------------------------	----------------------------------	------------------------------	----------------------------------	-------------------------------	----------------------------------	-------------------------------	----------------------------------	------------------------------	----------------------------------	-------------------------------	----------------------------------	----------------------------------	------------------------------------

PITCHER	IP	WLS	BF	H	R	ER	SO	BB	IBB	HBP	BLK	WP	HR	S	P	ERA	WHIP
Darryl Kile, R ERA: 4.66 (1, 1)	6.0		27	7	3	3	3	6	0	0	0	0	1	58	111	4.50	2.167
Mike Hampton, L ERA: 3.52 (7, 1)	2.2		13	3	0	0	0	3	0	0	0	1	0	35	61	0.00	2.250
Shane Reynolds, R ERA: 3.55 (9, 1)	0.1		1	0	0	0	0	0	0	0	0	0	0	2	2	0.00	0.000

Batter	1	2	3	4	5	6	7	8	9	10	11	AB R H RBI BB SO LOB	TOP				
Craig Biggio, R OBP: 0.402, SLG: 0.491 (1, 4)	2-2 SH1-3 5 SF8 2B	2-3 K		2-3 K		0-1 F8		0-3 K			1-1 SH1-4	5 1 1 0 0 3 4					
Steve Finley, L OBP: 0.318, SLG: 0.422 (1, 8)	0-0 SH1-3		1-1 G6-4-3 1B	0-1 G6-3		2-1 G4-3				2-3 K	1-1 G4-3	5 0 1 0 0 1 4					
5 Jeff Bagwell, R OBP: 0.422, SLG: 0.693 (1, 3)	1-1 SF8		0-0 G6-4-3 1-2f		0-1 1B 2B		1-3 K			2-3 K	0-0 G5-3	5 1 1 1 0 2 2					
Ken Caminiti, S OBP: 0.359, SLG: 0.549 (1, 5)	1-2 E8 1B		0-0 HR 2B		1-3 K		1-1 G6-3			2-1 1B		5 1 3 0 0 1 1					
Kevin Bass, S OBP: 0.394, SLG: 0.489 (1, 9)	1-2 G4-3		2-0 HR		4-1 1B BB		2-1 1B		1-1 F8			4 1 2 2 1 0 2					
Luis Gonzalez, L OBP: 0.331, SLG: 0.406 Todd Jones, L OBP: 1.000, SLG: 1.000 Sid Bream, L OBP: 0.435, SLG: 0.434 John Hudek, S (10, 1)		1-2 HR	0-0 G4-3		1-0 G6-3 1B		4-1 1B BB			3-2 G4-3		3 1 2 2 1 0 0 0 0 0 0 0 0 0 1 0 0 0 0 0 0 0 0 0 0 0 0 0					
Tony Eusebio, R OBP: 0.302, SLG: 0.453 (1, 2)		0-3 K		1-0 E HBP 1B	0-0 G6-3		2-0 L7			0-3 K2-3		5 0 1 0 0 2 4					
Orlando Miller, R OBP: 0.600, SLG: 0.500 (1, 6)		1-2 SH3-4 1B		2-0 E HBP		1-0 FC4-6 1B		0-3 K		2-2 L7		4 0 2 0 0 1 0					
Greg Swindell, L OBP: 0.235, SLG: 0.294 Chris Donnels, L OBP: 0.375, SLG: 0.449 Dave Veres, R OBP: 0.667, SLG: 0.500 Mike Felder, S OBP: 0.253, SLG: 0.281 (7, 7)		0-0 SH3-4		1-0 G1-3		2-0 FC4-6 S		0-2 P2			1-1 G4-3 SH1-4 1B	1 0 0 0 0 0 2 1 0 0 0 0 0 1 0 0 0 0 0 0 0 2 0 1 0 0 0 0					
Inning Stats	R: 1 H: 2 E: 1 LOB: 1 K: 0 BB: 0 S: 14 P: 19	R: 1 H: 2 E: 0 LOB: 1 K: 2 BB: 0 S: 13 P: 17	R: 2 H: 3 E: 0 LOB: 0 K: 0 BB: 0 S: 6 P: 9	R: 0 H: 1 E: 1 LOB: 2 K: 1 BB: 0 S: 7 P: 13	R: 1 H: 2 E: 0 LOB: 1 K: 1 BB: 1 S: 8 P: 14	R: 0 H: 1 E: 0 LOB: 1 K: 0 BB: 0 S: 6 P: 11	R: 0 H: 1 E: 0 LOB: 2 K: 1 BB: 1 S: 9 P: 19	R: 0 H: 0 E: 0 LOB: 0 K: 2 BB: 0 S: 9 P: 9	R: 0 H: 1 E: 0 LOB: 1 K: 1 BB: 0 S: 11 P: 19	R: 0 H: 0 E: 0 LOB: 0 K: 1 BB: 0 S: 10 P: 15	R: 0 H: 1 E: 0 LOB: 1 K: 0 BB: 0 S: 7 P: 10	1B: 9 SF: 1 2B: 3 SAC: 3 3B: 0 DP: 2 HR: 2 HBP: 1	WP: 0 PA: 48 PB: 0 SB: 1 CS: 0				
PITCHER	IP WLS BF H R ER SO BB IBB HBP BLK WP HR S P ERA WHIP																
Mike Morgan, R ERA: 7.71 (1, 1)	6.0		11	5	5	4	1	0	1	0	0	0	2	54	83	7.50	2.000
Jim Bullinger, R ERA: 3.58 (7, 1)	4.0		15	2	0	0	6	1	0	0	0	0	0	39	62	0.00	0.750
Jose Bautista, R ERA: 3.51 (11, 1)	1.0	W	4	1	0	0	0	0	0	0	0	0	0	7	10	0.00	1.000

Houston Astros @ Chicago Cubs
Wrigley Field, Chicago, IL

Fri Jul 08 1994, 3:33 AM CDT
Att. 30,301 - Overcast - 82 F

AB	41
R	5
H	14
RBI	5
BB	2
SO	10
LOB	20



livebaseballscorecards.com

Batter	1	2	3	4	5	6	7	8	9	10	11	AB	R	H	RBI	BB	SO	LOB	
Shawon Dunston, R OBP: 0.311, SLG: 0.427	3-1 F8	0-1 1B		3-2 HR		1-2 1B		1-2 G4-3		0-1 1B		6	2	4	2	0	0	2	
José Hernández, R OBP: 0.333, SLG: 0.370	4-2 E BLK BB	3-2 2H 1B		0-0 G6-3		2-2 G5-3		0-3 K		0-0 P6		5	1	1	1	1	1	4	
Mark Grace, L OBP: 0.354, SLG: 0.373	0-1 E3 BLK	0-2 L3			2-1 F7		2-2 FC4-6 1B		2-2 G4-3		2-1 HR		6	1	2	1	0	0	2
Glenallen Hill, R OBP: 0.355, SLG: 0.461	4-2 1 SAFE BB				1-0 G4-3 1B 2B		1-0 FC4-6 WP		1-3 K				3	1	1	0	2	1	1
Sammy Sosa, R OBP: 0.332, SLG: 0.548	0-2 P4			1-2 K		1-2 G4-3		0-0 P4		4-0 S BB		4	0	0	0	1	1	5	
Derrick May, L OBP: 0.332, SLG: 0.391	2-1 P1			0-0 1B		3-1 FC6-4 1B		4-0 1-2 IBB		4-1 1-2 IBB		3	0	2	1	2	0	2	
Steve Buechele, R OBP: 0.330, SLG: 0.398		1-3 K		3-2 F9		2-1 FC6-4 1-2f		1-0 F9		0-0 G6-3		5	0	0	0	0	1	6	
Mark Parent, R OBP: 0.389, SLG: 0.433		0-1 E5 FC5-6			3-3 K		0-0 P6		2-2 G4-3 SH2-4 1B		2-3 K		4	0	1	0	0	1	0
Todd Haney, R (8, PR)												0	0	0	0	0	0	0	0
Mike Maksudian, L OBP: 0.429, SLG: 0.364												1	0	0	0	0	1	0	
Mike Morgan, R OBP: 0.222, SLG: 0.176		0-0 FC5-6 2B			1-3 K		0-0 F8		0-0 SH2-4		3-2 P3		2	1	0	0	0	1	1
Karl Rhodes, L OBP: 0.330, SLG: 0.397												1	0	0	0	0	0	0	0
Jim Bullinger, R OBP: 0.273, SLG: 0.222												0	0	0	0	0	0	0	0
Eduardo Zambrano, R OBP: 0.364, SLG: 0.494												1	0	0	0	0	0	0	0
Jose Bautista, R (11, 1)												0	0	0	0	0	0	0	0

Inning Stats	R: 1	H: 0	R: 2	H: 2	R: 0	H: 1	R: 1	H: 1	R: 1	H: 2	R: 0	H: 1	R: 0	H: 1	R: 0	H: 0	R: 0	H: 1	R: 1	H: 1	
E: 1	LOB: 2	E: 1	LOB: 1	E: 0	LOB: 1	E: 0	LOB: 0	E: 0	LOB: 1	E: 0	LOB: 2	E: 0	LOB: 2	E: 0	LOB: 2	E: 0	LOB: 1	E: 0	LOB: 1	E: 0	LOB: 0
K: 0	BB: 2	K: 1	BB: 0	K: 1	BB: 1	K: 0	BB: 0	K: 0	BB: 0	K: 0	BB: 1	K: 0	BB: 0	K: 1	BB: 2	K: 1	BB: 2	K: 0	BB: 0	K: 0	BB: 0
S: 14	P: 27	S: 17	P: 21	S: 9	P: 16	S: 13	P: 20	S: 10	P: 19	S: 9	P: 12	S: 7	P: 15	S: 10	P: 13	S: 8	P: 19	S: 10	P: 15	S: 2	P: 4

PITCHER	IP	WLS	BF	H	R	ER	SO	BB	IBB	HBP	BLK	WP	HR	S	P	ERA	WHIP
Greg Swindell, L ERA: 3.86	(1, 1)	5.0	25	6	5	2	4	3	0	0	1	0	1	63	103	3.60	1.800
Dave Veres, R ERA: 2.59	(6, 1)	1.2	8	2	0	0	0	0	1	0	0	1	0	15	25	0.00	1.200
Todd Jones, R ERA: 2.52	(7, 1)	2.1	10	1	0	0	2	1	1	0	0	0	0	19	34	0.00	0.857
John Hudek, R ERA: 2.03	(10, 1)	1.0	L 5	2	1	1	1	0	0	0	0	0	1	12	19	9.00	2.000

PITCHER	IP	WLS	BF	H	R	ER	SO	BB	IBB	HBP	BLK	WP	HR	S	P	ERA	WHIP

BOTTOM

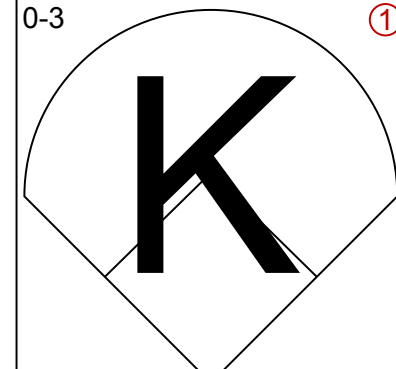
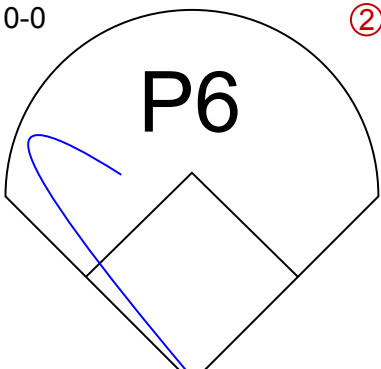
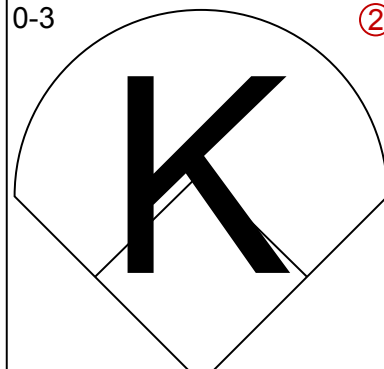
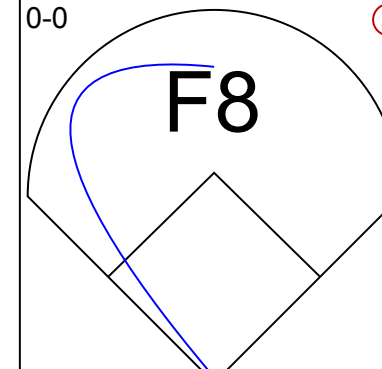
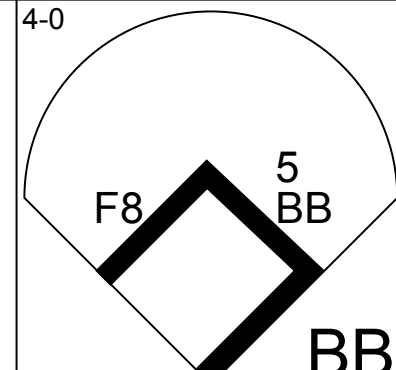
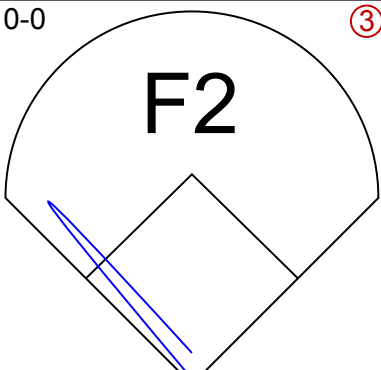
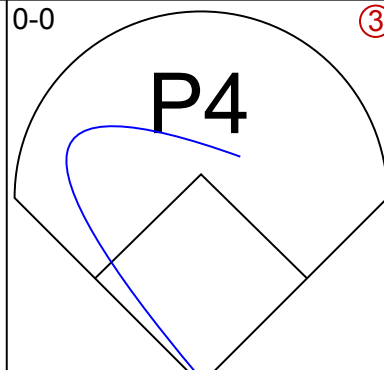
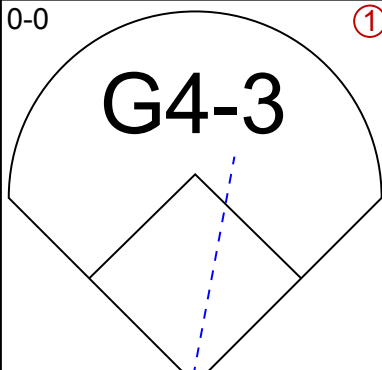
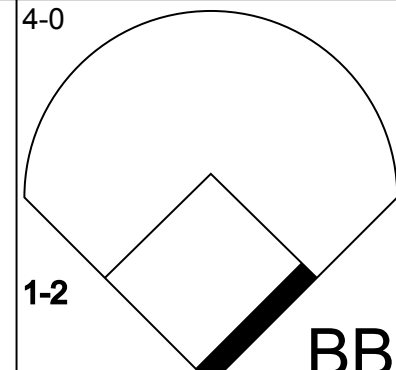
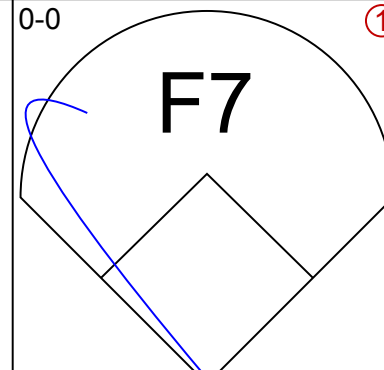
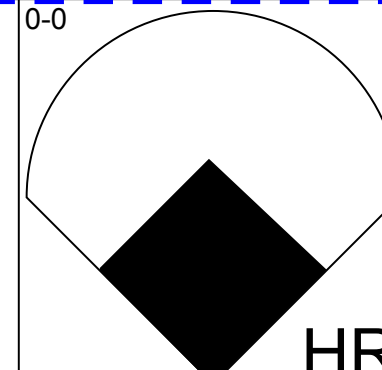
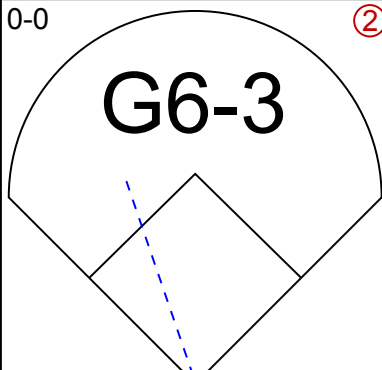
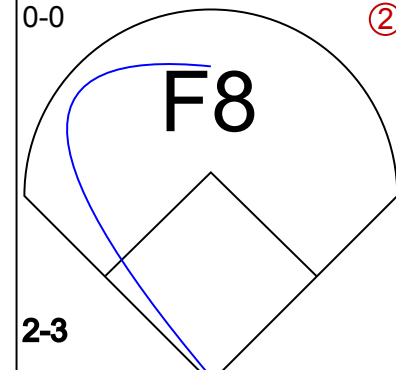
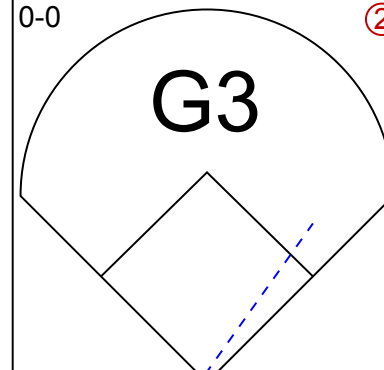
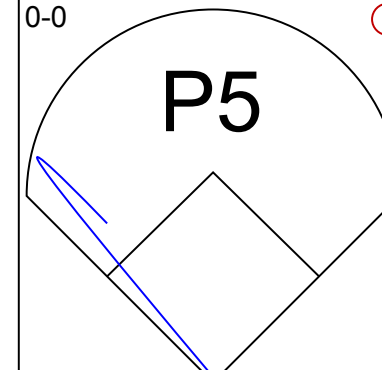
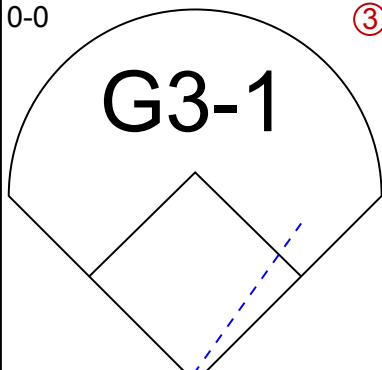
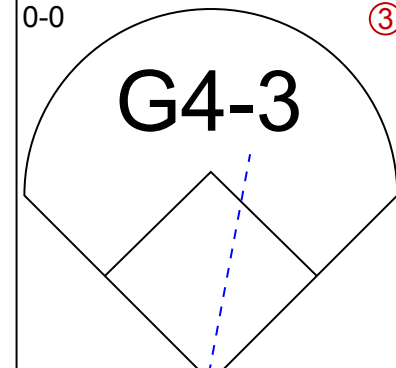
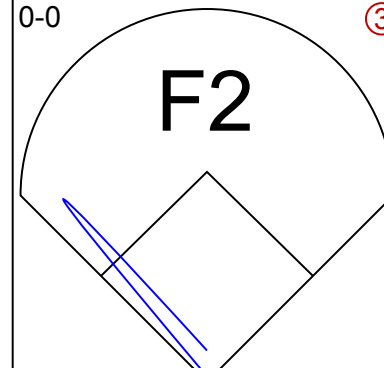
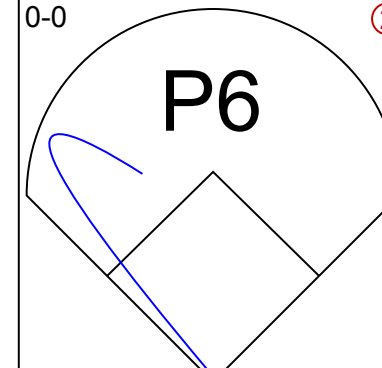
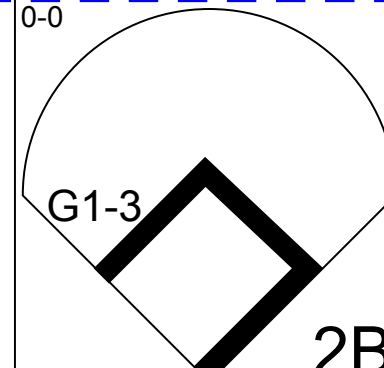
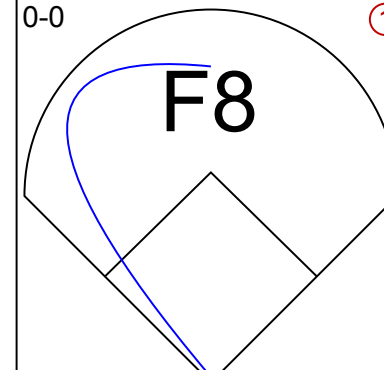
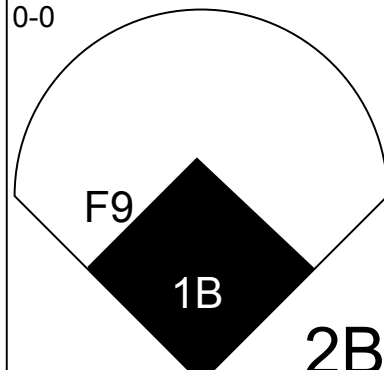
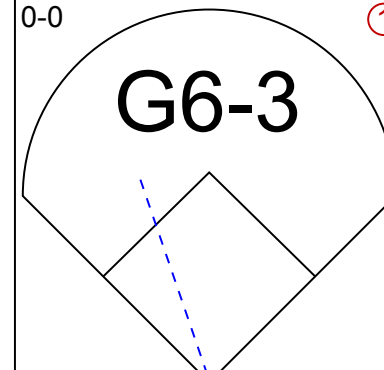
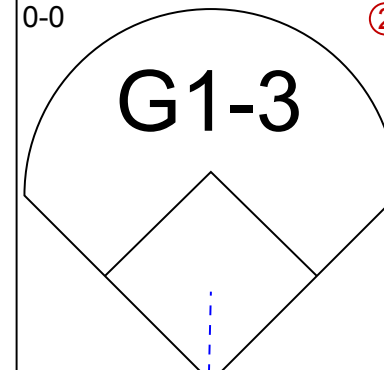
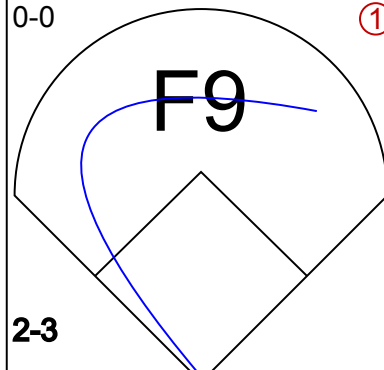
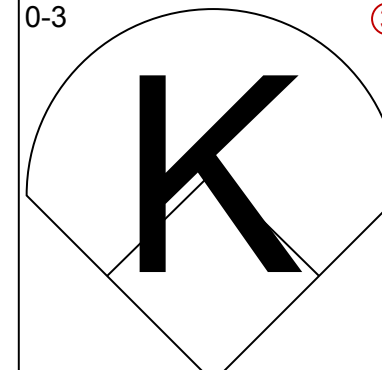
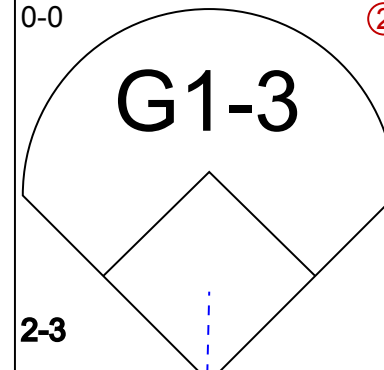
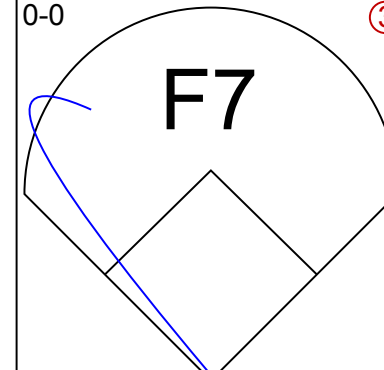
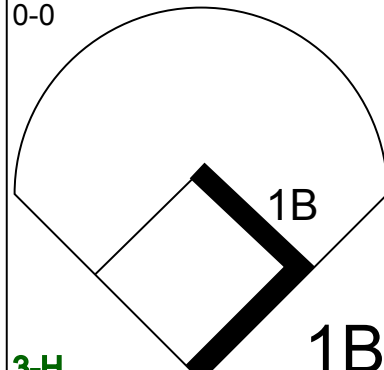
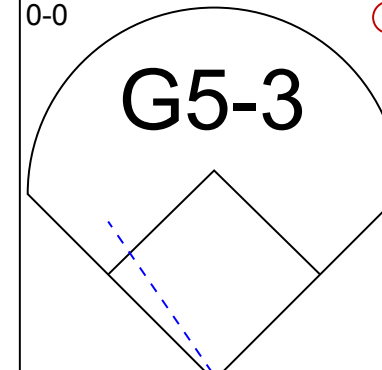
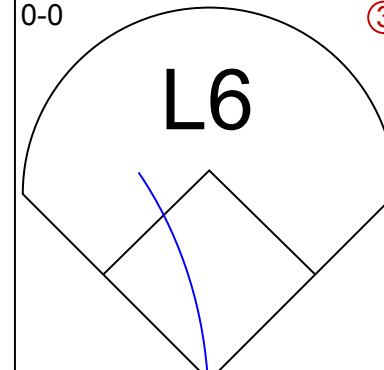
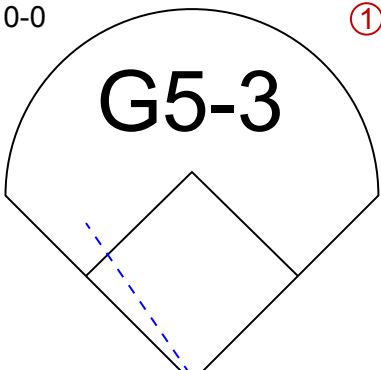
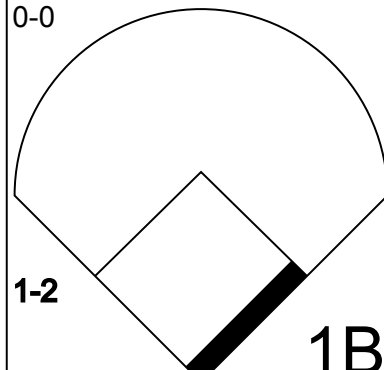
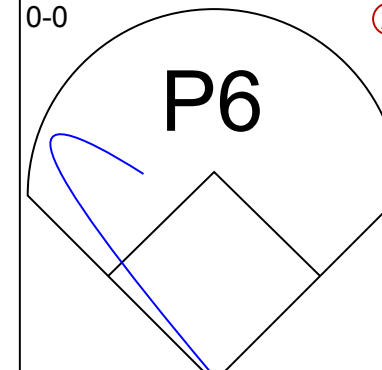
Houston Astros @ Chicago Cubs
Wrigley Field, Chicago, IL
Fri Jul 08 1994: 3:33 AM CDT
Att. 30,301 - Overcast - 82 F

AB	41
R	6
H	11
RBI	5
BB	6
SO	7
LOB	23



1B:	7	SF:	0	WP:	1	PA:	48
2B:	2	SAC:	1	PB:	0		
3B:	0	DP:	0	SB:	1		
HR:	2	HBP:	0	CS:	1		

livebaseballscores.com

Batter	1	2	3	4	5	6	7	8	9	AB R H RBI BB SO LOB	TOP									
Craig Biggio, R (1, 4) OBP: 0.397, SLG: 0.485	0-3 		0-0 		0-3 		0-0 			4 0 0 0 0 2 2										
Steve Finley, L (1, 8) OBP: 0.317, SLG: 0.417	4-0 		0-0 		0-0 			0-0 		3 0 0 0 1 0 2										
5 Jeff Bagwell, R (1, 3) OBP: 0.423, SLG: 0.700	4-0 			0-0 		0-0 		0-0 		3 1 1 1 1 0 0										
Ken Caminiti, S (1, 5) OBP: 0.355, SLG: 0.542	0-0 			0-0 		0-0 		0-0 		4 0 0 0 0 0 2										
Kevin Bass, S (1, 9) OBP: 0.390, SLG: 0.489	0-0 			0-0 		0-0 			0-0 	4 0 1 0 0 0 2										
Luis Gonzalez, L (1, 7) OBP: 0.333, SLG: 0.421		0-0 			0-0 				0-0 	4 2 2 1 0 0 1										
Orlando Miller, R (1, 6) OBP: 0.333, SLG: 0.250		0-0 			0-0 		0-3 		0-0 	4 0 0 0 0 1 2										
Scott Servais, R (1, 2) OBP: 0.250, SLG: 0.380		0-0 			0-0 			0-0 	0-0 	4 0 1 1 0 0 1										
Brian Williams, R (1, 1) OBP: 0.273, SLG: 0.273			0-0 			0-0 		0-0 		1 0 0 0 0 0 0										
Shane Reynolds, R (4, 1) OBP: 0.143, SLG: 0.100										0 0 0 0 0 0 0										
Sid Bream, L (5, PH) OBP: 0.444, SLG: 0.444										1 0 1 0 0 0 0										
Tom Edens, R (5, 1)										0 0 0 0 0 0 0										
Chris Donnels, L (7, PH) OBP: 0.370, SLG: 0.443										1 0 0 0 0 0 0										
Mike Hampton, R (7, 1)										0 0 0 0 0 0 0										
Inning Stats	R: 0 E: 0 K: 1 S: 5	H: 0 LOB: 2 BB: 2 P: 13	R: 0 E: 0 K: 0 S: 3	H: 0 LOB: 0 BB: 0 P: 3	R: 0 E: 0 K: 0 S: 3	H: 0 LOB: 0 BB: 0 P: 3	R: 1 E: 0 K: 1 S: 8	H: 3 LOB: 2 BB: 0 P: 8	R: 2 E: 0 K: 1 S: 7	H: 2 LOB: 0 BB: 0 P: 7	R: 0 E: 0 K: 0 S: 3	H: 0 LOB: 0 BB: 0 P: 3	R: 0 E: 0 K: 0 S: 3	H: 0 LOB: 0 BB: 0 P: 3	R: 0 E: 0 K: 0 S: 4	H: 1 LOB: 1 BB: 0 P: 4	1B: 2 2B: 2 3B: 0 HR: 2	SF: 0 SAC: 0 DP: 0 HBP: 0	WP: 0 PB: 0 SB: 0 CS: 0	PA: 35
PITCHER	IP WLS BF H R ER SO BB IBB HBP BLK WP HR S P ERA WHIP																			
Anthony Young, R (1, 1) ERA: 3.98	5.0 W 20 3 1 1 2 2 0 0 0 0 0 0 22 30 1.80 1.000																			
Chuck Crim, R (6, 1) ERA: 3.68	3.0 11 2 2 2 1 0 0 0 0 0 2 13 13 6.00 0.667																			
Dan Plesac, L (9, 1) ERA: 5.11	1.0 4 1 0 0 0 0 0 0 0 0 0 0 4 4 0.00 1.000																			

Houston Astros @ Chicago Cubs
Wrigley Field, Chicago, IL
 Sat Jul 09 1994, 3:33 AM CDT
 Att. 38,370 - Cloudy - 69 F

livebaseballscorecards.com

AB 33
R 3
H 6
RBI 3
BB 2
SO 3
LOB 12



Batter	1	2	3	4	5	6	7	8	9
Shawon Dunston, R OBP: 0.316, SLG: 0.428 (1, 6)	4-0 CS BB	0-0 F8	0-0 E 1B			0-0 F8 SH1-4 1B		0-0 L5-4	
José Hernández, R OBP: 0.354, SLG: 0.408 (1, 5)	4-0 1B SF7 BB	0-0 BB 1B	0-3 K			0-0 SH1-4		0-0 3B	
Mark Grace, L OBP: 0.355, SLG: 0.371 (1, 3)	0-0 SF7 1B	4-0 1B BB		0-0 G6-3		0-0 F8		0-0 G4-1	
Sammy Sosa, R OBP: 0.331, SLG: 0.546 (1, 9)	0-0 SF7	0-0 1B 1B		0-0 G6-3		0-0 G6-3			
Derrick May, L OBP: 0.335, SLG: 0.390 (1, 7)	4-0 BB	0-0 1B		0-3 K			0-3 K		
Karl Rhodes, L OBP: 0.325, SLG: 0.390 (1, 8)	0-0 G5-3	0-3 K			0-3 K		0-0 F9		
Mark Parent, R OBP: 0.408, SLG: 0.453 (1, 2)		0-0 F8 FC6 1B	0-0 FC5-4 1B		0-0 FC5-4 1B		0-0 G6-3		
Rey Sanchez, R OBP: 0.335, SLG: 0.305 (1, 4)		0-0 F9	0-0 FC5-4 1B SH3-4 E		0-0 FC5-4			0-0 L5-4 E 1B	
Anthony Young, R OBP: 0.182, SLG: 0.212 (1, 1)		0-0 FC6	0-0 SH3-4		0-3 K			0-0 E4 3B	
Eduardo Zambrano, R OBP: 0.360, SLG: 0.488 (5, PH)									
Chuck Crim, R (6, 1)									
Glenallen Hill, R OBP: 0.353, SLG: 0.458 (8, PH)									
Dan Plesac, L (9, 1)									

Inning Stats	R: 1 E: 0 K: 0 S: 3	H: 1 LOB: 2 BB: 3 P: 15	R: 4 E: 0 K: 1 S: 10	H: 4 LOB: 2 BB: 1 P: 14	R: 1 E: 1 K: 1 S: 7	H: 2 LOB: 1 BB: 0 P: 7	R: 0 E: 0 K: 1 S: 5	H: 0 LOB: 0 BB: 0 P: 5	R: 0 E: 0 K: 2 S: 8	H: 1 LOB: 1 BB: 0 P: 8	R: 0 E: 0 K: 1 S: 4	H: 1 LOB: 1 BB: 0 P: 4	R: 0 E: 0 K: 1 S: 5	H: 0 LOB: 0 BB: 0 P: 5	R: 1 E: 1 K: 0 S: 5	H: 2 LOB: 1 BB: 0 P: 5
--------------	------------------------------	----------------------------------	-------------------------------	----------------------------------	------------------------------	---------------------------------	------------------------------	---------------------------------	------------------------------	---------------------------------	------------------------------	---------------------------------	------------------------------	---------------------------------	------------------------------	---------------------------------

PITCHER	IP	WLS	BF	H	R	ER	SO	BB	IBB	HBP	BLK	WP	HR	S	P	ERA	WHIP
Brian Williams, R ERA: 5.55 (1, 1)	3.0	L	20	7	6	5	2	4	0	0	0	0	0	20	36	15.00	3.667
Shane Reynolds, R ERA: 3.51 (4, 1)	1.0		3	0	0	0	1	0	0	0	0	0	0	5	5	0.00	0.000
Tom Edens, R ERA: 3.59 (5, 1)	2.0		8	2	0	0	2	0	0	0	0	0	0	12	12	0.00	1.000
Mike Hampton, L ERA: 3.31 (7, 1)	2.0		8	2	1	0	1	0	0	0	0	0	0	10	10	0.00	1.000

BOTTOM

Houston Astros @ Chicago Cubs
Wrigley Field, Chicago, IL


Sat Jul 09 1994, 3:33 AM CDT
Att: 38,370 - Cloudy - 69 F

AB	R	H	RBI	BB	SO	LOB
4	0	2	0	1	0	4
3	2	2	2	1	1	1
4	1	1	0	1	0	2
3	0	1	3	0	0	1
3	0	1	1	1	2	0
4	0	0	0	0	2	4
4	1	3	0	0	0	0
4	1	1	0	0	0	3
1	1	0	0	0	0	1
1	0	0	0	0	1	1
0	0	0	0	0	0	0
1	1	0	0	0	0	1
0	0	0	0	0	0	0

1B: 10	SF: 1	WP: 0	PA: 39
2B: 1	SAC: 2	PB: 0	
3B: 1	DP: 1	SB: 0	
HR: 0	HBP: 0	CS: 1	

livebaseballscorecards.com

AB 32
R 7
H 11
RBI 6
BB 4
SO 6
LOB 18



Houston Astros @ Chicago Cubs
 Wrigley Field, Chicago, IL
 Sun Jul 10 1994, 7:05 PM CDT
 Att. 35,401 - Unknown - 64 F

livebaseballscorecards.com

AB	37
R	5
H	14
RBI	5
BB	6
SO	8
LOB	27



WP:	0	PA:	47
PB:	0		
SB:	2		
CS:	1		

Batter	1	2	3	4	5	6	7	8	9	AB	R	H	RBI	BB	SO	LOB					
Craig Biggio, R (1, 4) OBP: 0.402, SLG: 0.493	4-1 BB 5 BB		0-0 SF9 5 SF9 2B		2-2 SH3-1 2B		1-1 F9 1C	0-1 2B 1B	1-0 FC6 1-2f	5	1	3	0	1	0	3					
Steve Finley, L (1, 8) OBP: 0.319, SLG: 0.422	1-1 F8 1 SAFE		2-3 K 1		3-1 SH3-1 2-3		0-1 E4 5 1B 1B	0-2 2B 1-3		4	0	2	0	0	1	2					
5 Jeff Bagwell, R (1, 3) OBP: 0.425, SLG: 0.698	4-0 BB 1-2 BB		0-1 SF9 2-H		1-3 K 2		0-0 E4 1-2 1B	4-0 IBB		2	0	1	1	2	1	1					
Ken Caminiti, S (1, 5) OBP: 0.352, SLG: 0.546	0-2 F7 2		0-0 HR		2-2 G4-3 3		2-3 K 2	1-1 G6-3 3		5	1	1	1	0	1	8					
Luis Gonzalez, L (1, 7) OBP: 0.337, SLG: 0.422	2-3 K 3		4-2 CS BB			0-0 G6-3 S 1B	1-2 E4 1-2 2-H 3		0-1 SH5-3 1B	4	0	2	0	1	1	4					
James Mouton, R (1, 9) OBP: 0.312, SLG: 0.299		2-3 K 1 SAFE 1 SAFE	2-1 CS 1-2 3	3-2 F7 1		1 SAFE 2-2 L6 1-2 1		0-1 G1-3 1 SAFE 1 SAFE	1-2 SH5-3 1B	5	0	1	0	0	1	1					
Scott Servais, R (1, 2) OBP: 0.255, SLG: 0.388		3-1 1B		0-0 P4 2		0-1 G6-3 2-3 2		2-2 HR 2B	0-0 SH5-3 1-2 2-3 1	4	1	2	0	0	0	1					
Orlando Miller, R (1, 6) OBP: 0.500, SLG: 0.909		3-2 F9 1 SAFE		1-1 HR		4-0 IBB		1-0 HR 2-H	4-0 FC6 IBB	3	2	2	3	2	0	1					
Pete Harnisch, S (1, 1) OBP: 0.190, SLG: 0.286		0-0 F7 3		0-3 K 3		1-3 K 3		0-1 G3 2	2-3 K 2	3	0	0	0	0	2	3					
Todd Jones, L (7, 1) OBP: 0.667, SLG: 0.667										1	0	0	0	0	0	0					
Shane Reynolds, R (8, 1) OBP: 0.143, SLG: 0.100										0	0	0	0	0	0	0					
Kevin Bass, S (9, PH) OBP: 0.388, SLG: 0.486										1	0	0	0	0	1	3					
John Hudek, S (9, 1) OBP: 0.388, SLG: 0.486										0	0	0	0	0	0	0					
Inning Stats	R: 0 E: 0 K: 1 S: 9	H: 0 LOB: 2 BB: 2 P: 20	R: 0 E: 0 K: 1 S: 9	H: 1 LOB: 1 BB: 0 P: 17	R: 2 E: 0 K: 1 S: 13	H: 2 LOB: 0 BB: 1 P: 20	R: 1 E: 0 K: 1 S: 10	H: 1 LOB: 0 BB: 0 P: 14	R: 0 E: 0 K: 1 S: 13	H: 1 LOB: 1 BB: 0 P: 21	R: 0 E: 1 K: 1 S: 11	H: 2 LOB: 2 BB: 0 P: 15	R: 2 E: 0 K: 0 S: 16	H: 4 LOB: 3 BB: 1 P: 24	R: 0 E: 0 K: 1 S: 11	H: 2 LOB: 3 BB: 1 P: 19	1B: 7 2B: 4 3B: 0 HR: 3	SF: 1 SAC: 2 DP: 0 HBP: 0	WP: 0 PB: 0 SB: 2 CS: 1	PA: 47	
PITCHER	IP	WLS	BF	H	R	ER	SO	BB	IBB	HBP	BLK	WP	HR	S	P	ERA	WHIP				
Kevin Foster, R (1, 1) ERA: 3.14	6.0	L	27	6	3	3	6	3	1	0	0	0	2	64	109	4.50	1.500				
Jim Bullinger, R (7, 1) ERA: 3.52	1.0		5	2	0	0	1	0	0	0	0	0	0	11	15	0.00	2.000				
Jose Bautista, R (8, 1) ERA: 3.79	0.2		7	4	2	2	0	0	1	0	0	0	1	14	21	27.00	6.000				
Dave Otto, L (8, 1) ERA: 4.17	1.1		7	2	0	0	1	0	1	0	0	0	0	13	22	0.00	1.500				

Batter	1	2	3	4	5	6	7	8	9	AB R H RBI BB SO LOB
Shawon Dunston, R OBP: 0.318, SLG: 0.431	1-1 F8	0-0 G5-3			2-1 F8		1-1 1B 2B		0-1 G4-6-3 1B	5 1 2 0 0 0 1
Derrick May, L OBP: 0.337, SLG: 0.396	0-2 BB 2B		2-2 F8		0-1 P2		2-1 2B 1B		1-1 P7	4 0 2 1 0 0 0
Jose Bautista, R OBP: 0.356, SLG: 0.483										0 0 0 0 0 0 0
Dave Otto, L OBP: 0.356, SLG: 0.483										0 0 0 0 0 0 0
Eduardo Zambrano, R OBP: 0.356, SLG: 0.483										1 0 0 0 0 0 1
Mark Grace, L OBP: 0.356, SLG: 0.367	4-2 BB BB		2-2 F9		4-0 BB		0-1 L8		0-1 G4-6-3	3 0 0 0 2 0 2
Sammy Sosa, R OBP: 0.330, SLG: 0.542	3-2 F7		2-2 1B		1-3 K					4 0 1 0 0 2 3
Glenallen Hill, R OBP: 0.356, SLG: 0.453	4-1 FC5-4 BB		1-0 F9		1-2 P2		4-2 2B BB			2 1 0 0 2 0 1
José Hernández, R OBP: 0.349, SLG: 0.400	2-1 FC5-4				0-2 G5-3		1-3 K			4 0 1 0 0 1 4
Mark Parent, R OBP: 0.400, SLG: 0.456		1-2 F8		2-2 F9		2-3 K		3-2 1B 2B		4 1 1 1 0 1 1
Rey Sanchez, R OBP: 0.338, SLG: 0.305		2-1 G4-3		1-0 F7		1-3 K		1-1 1B		0 0 0 0 0 0 0
Todd Haney, R OBP: 0.467, SLG: 0.417										2 0 0 0 0 1 1
Mike Maksudian, L OBP: 0.467, SLG: 0.417										1 0 1 1 0 0 0
Kevin Foster, R OBP: 0.200, SLG: 0.143		1-1 G4-3		1-3 K				3-2 G4-3		2 0 0 0 0 1 2
Jim Bullinger, R OBP: 0.273, SLG: 0.222										0 0 0 0 0 0 0
Karl Rhodes, L OBP: 0.322, SLG: 0.387										2 0 0 0 0 0 1

Inning Stats	R: 0	H: 1	E: 0	LOB: 3	K: 0	P: 29	R: 0	H: 0	E: 0	LOB: 1	K: 0	P: 11	R: 0	H: 1	E: 0	LOB: 1	K: 0	P: 20	R: 0	H: 1	E: 0	LOB: 1	K: 1	P: 13	R: 0	H: 0	E: 0	LOB: 0	K: 1	P: 12	R: 1	H: 2	E: 0	LOB: 1	K: 1	P: 16	R: 2	H: 2	E: 0	LOB: 1	K: 2	P: 32	R: 0	H: 1	E: 0	LOB: 0	K: 0	P: 7	1B: 5	SF: 0	2B: 3	SAC: 0	3B: 0	DP: 1	HR: 0	HBP: 1	WP: 0	PA: 39
--------------	------	------	------	--------	------	-------	------	------	------	--------	------	-------	------	------	------	--------	------	-------	------	------	------	--------	------	-------	------	------	------	--------	------	-------	------	------	------	--------	------	-------	------	------	------	--------	------	-------	------	------	------	--------	------	------	-------	-------	-------	--------	-------	-------	-------	--------	-------	--------

PITCHER	IP	WLS	BF	H	R	ER	SO	BB	IBB	HBP	BLK	WP	HR	S	P	ERA	WHIP
Pete Harnisch, R ERA: 5.63	(1, 1)	6.2	29	5	1	1	4	3	0	0	0	0	0	69	113	1.35	1.200
Todd Jones, R ERA: 2.82	(7, 1)	1.0	6	2	2	2	2	1	0	0	0	0	0	16	27	18.00	3.000
Shane Reynolds, R ERA: 3.49	(8, 1)	0.1	1	0	0	0	0	0	0	0	0	0	0	4	7	0.00	0.000
John Hudek, R ERA: 1.97	(9, 1)	1.0	3	1	0	0	0	0	0	0	0	0	0	6	7	0.00	1.000

BOTTOM

Houston Astros @ Chicago Cubs
Wrigley Field, Chicago, IL
Sun Jul 10 1994, 7:05 PM CDT
Att: 35,401 - Unknown - 64 F

livebaseballscorecards.com

AB	34
R	3
H	8
RBI	3
BB	4
SO	6
LOB	17



Batter	1	2	3	4	5	6	7	8	9	AB R H RBI BB SO LOB	TOP																						
Craig Biggio, R (1, 4) OBP: 0.397, SLG: 0.487	0-0 F9		1-2 F8			2-1 G1-3		2-2 F8		4 0 0 0 0 0 2																							
Steve Finley, L (1, 8) OBP: 0.318, SLG: 0.419	1-1 G3-1			1-0 L8		1-1 F9		0-2 FC6-4 1B		4 0 1 0 0 0 0																							
5 Jeff Bagwell, R (1, 3) OBP: 0.421, SLG: 0.689	2-3 K			0-3 K			0-0 F8	0-1 FC6-4 1B		4 0 0 0 0 2 3																							
Ken Caminiti, S (1, 5) OBP: 0.354, SLG: 0.556		1-2 G5-6-3 1B		0-1 HR			1-3 K		1-2 P5	4 1 2 1 0 1 0																							
Luis Gonzalez, L (1, 7) OBP: 0.336, SLG: 0.420		3-2 G5-6-3 1-2f		1-0 F8			3-0 1B		1-3 K	4 0 1 0 0 1 1																							
Kevin Bass, S (1, 9) OBP: 0.390, SLG: 0.507		1-2 HR		0-0 G4-3			1-3 K		1-0 1B	4 1 2 1 0 1 1																							
Scott Servais, R (1, 2) OBP: 0.250, SLG: 0.380		3-1 G6-3		1-0 G3-1				0-0 G6-3	1-1 G6-3	4 0 0 0 0 0 1																							
Andujar Cedeno, R (1, 6) OBP: 0.327, SLG: 0.414			1-1 G6-3		2-3 K			1-2 1B 1B 1B		3 0 1 0 0 1 0																							
Darryl Kile, R (1, 1) OBP: 0.162, SLG: 0.243 Tom Edens, R (5, 1) Chris Donnels, L (6, PH) Dave Veres, R (6, 1) Sid Bream, L (8, PH) Mike Hampton, R (8, 1)			0-3 K		2-3 K			2-1 1B 1B		1 0 0 0 0 0 1 0 0 0 0 0 0 0 0 0 1 0 0 0 0 0 1 0 0 0 0 0 0 0 0 0 1 0 1 0 0 0 0 0 0 0 0 0 0 0 0 0																							
Inning Stats	R: 0 E: 0 K: 1 S: 8	H: 0 LOB: 0 BB: 0 P: 11	R: 1 E: 0 K: 0 S: 12	H: 2 LOB: 0 BB: 0 P: 20	R: 0 E: 0 K: 1 S: 8	H: 0 LOB: 0 BB: 0 P: 10	R: 1 E: 0 K: 1 S: 8	H: 1 LOB: 0 BB: 0 P: 10	R: 0 E: 0 K: 1 S: 5	H: 0 LOB: 0 BB: 0 P: 8	R: 0 E: 0 K: 1 S: 7	H: 0 LOB: 0 BB: 0 P: 12	R: 0 E: 0 K: 2 S: 9	H: 1 LOB: 1 BB: 0 P: 14	R: 0 E: 0 K: 2 S: 14	H: 3 LOB: 3 BB: 0 P: 19	R: 0 E: 0 K: 1 S: 9	H: 1 LOB: 1 BB: 0 P: 13	1B: 6 2B: 0 3B: 0 HR: 2	SF: 0 SAC: 0 DP: 1 HBP: 0	WP: 0 PB: 0 SB: 0 CS: 0	PA: 34											
PITCHER Jon Lieber, R (1, 1) ERA: 3.49	IP 9.0	WLS W	BF 34	H 8	R 2	ER 2	SO 8	BB 0	IBB 0	HBP 0	BLK 0	WP 0	HR 2	S 80	P 117	ERA 2.00	WHIP 0.889																
											PITCHER	IP	WLS	BF	H	R	ER	SO	BB	IBB	HBP	BLK	WP	HR	S	P	ERA	WHIP					

Houston Astros @ Pittsburgh Pirates
Three Rivers Stadium, Pittsburgh, PA

Thu Jul 14 1994, 7:05 PM EDT
Att. 15,847 - Unknown - 80 F

livebaseballscorecards.com

AB	34
R	2
H	8
RBI	2
BB	0
SO	8
LOB	8



Houston Astros @ Pittsburgh Pirates

Three Rivers Stadium, Pittsburgh, PA

Thu Jul 14 1994, 7:05 PM EDT
 Att: 15,847 - Unknown - 80 F

livebaseballscorecards.com

AB	32
R	8
H	10
RBI	4
BB	3
SO	5
LOB	12



WP:	2	PA:	36
PB:	0		
SB:	1		
CS:	0		

Batter	1	2	3	4	5	6	7	8	9
Carlos Garcia, R OBP: 0.309, SLG: 0.338 (1, 4)	0-0 1B S 1B	1-2 G5-3 3-H			0-1 E6 SF9 1B	1-1 1B 2B			
Jay Bell, R OBP: 0.345, SLG: 0.449 (1, 6)	2-3 K 1-2		1-0 F9		1-0 1B SF9 FC3-6 1B	2-1 1B 2-H			
Andy Van Slyke, L OBP: 0.359, SLG: 0.376 (1, 8)	0-1 G6-3		0-1 F7		2-2 SF9 1-2 2-3 3-H	1-0 F7			
Orlando Merced, S OBP: 0.353, SLG: 0.424 (1, 3)	1-0 FC5-4 2-3 1B		2-1 G6-3		4-0 FC3-6 WP 1B IBB	2-0 F8			
Jeff King, R OBP: 0.310, SLG: 0.361 (1, 5)	1-1 FC5-4 1-2f			0-0 G6-3	1-0 FC3-6 1B	1-1 F9			
Dave Clark, L OBP: 0.374, SLG: 0.509 (1, 9)		4-1 1B G4-6-3 BB		4-1 G3-6 BB	0-0 FC3-6 WP 1-2f 2-3 3-H	2-0 P7			
Gary Varsho, L OBP: 0.288, SLG: 0.400 (1, 7)		2-0 G4-6-3 1B WP 1B		1-2 G3-6 1-2f	2-3 K 1-2 3-H	1-3 K			
Don Slaught, R OBP: 0.400, SLG: 0.372 (1, 2)		1-0 G4-6-3 1B 1-2 2-3			0-0 1B E 1B	2-2 K			
Jon Lieber, L OBP: 0.111, SLG: 0.111 (1, 1)		2-2 G4-6-3 1-2f 2-3 3-H			1-1 1B E SF9 1B	1-2 G3-1			

AB	R	H	RBI	BB	SO	LOB
4	2	2	0	0	0	1
4	1	2	1	0	1	1
3	0	0	1	0	0	2
3	1	1	0	1	0	0
4	0	1	1	0	0	2
2	1	0	1	2	0	2
4	1	1	0	0	2	2
4	1	2	0	0	1	0
4	1	1	0	0	1	2

Inning Stats	R: 0	H: 2	E: 0	LOB: 2	K: 1	P: 13	R: 2	H: 2	E: 0	LOB: 0	K: 0	P: 19	R: 0	H: 0	E: 0	LOB: 0	K: 0	P: 8	R: 0	H: 0	E: 0	LOB: 0	K: 0	P: 10	R: 5	H: 4	E: 1	LOB: 1	K: 1	P: 25	R: 1	H: 2	E: 0	LOB: 1	K: 1	P: 20	R: 0	H: 0	E: 0	LOB: 0	K: 0	P: 9	R: 0	H: 0	E: 0	LOB: 0	K: 2	P: 15		
Darryl Kile, R ERA: 4.8 (1, 1)	IP	WLS	BF	H	R	ER	SO	BB	IBB	HBP	BLK	WP	HR	S	P	ERA	WHIP																																	
Tom Edens, R ERA: 3.53 (5, 1)	0.2		2	0	0	0	1	0	0	0	0	1	0	4	6	0.00	0.000																																	
Dave Veres, R ERA: 2.73 (6, 1)	2.0		8	2	1	1	1	0	0	0	0	0	0	17	29	4.50	1.000																																	
Mike Hampton, L ERA: 3.21 (8, 1)	1.0		3	0	0	0	2	0	0	0	0	0	0	12	15	0.00	0.000																																	

ERA WHIP

Batter	1	2	3	4	5	6	7	8	9	AB	R	H	RBI	BB	SO	LOB	TOP					
Craig Biggio, R OBP: 0.403, SLG: 0.487 (1, 4)										2	1	1	2	3	0	1						
Steve Finley, L OBP: 0.325, SLG: 0.421 (1, 8)										4	1	2	0	1	0	2						
5 Jeff Bagwell, R OBP: 0.426, SLG: 0.704 (1, 3)										5	2	4	3	0	0	2						
Ken Caminiti, S OBP: 0.355, SLG: 0.555 (1, 5)										4	1	1	0	1	1	1						
Luis Gonzalez, L OBP: 0.337, SLG: 0.420 (1, 7)										5	1	2	2	0	0	3						
James Mouton, R OBP: 0.312, SLG: 0.298 (1, 9)										4	0	1	0	0	2	4						
Mike Felder, S OBP: 0.250, SLG: 0.278 (8, PH) (8, 9)										1	0	0	0	0	0	0						
Tony Eusebio, R OBP: 0.300, SLG: 0.446 (1, 2)										4	1	1	0	0	0	5						
Chris Donnels, L OBP: 0.361, SLG: 0.431 (9, PH)										1	0	0	0	0	0	0						
Andujar Cedeno, R OBP: 0.328, SLG: 0.413 (1, 6)										5	1	2	1	0	0	0						
Greg Swindell, L OBP: 0.229, SLG: 0.286 (1, 1)										1	0	0	0	0	1	0						
Shane Reynolds, R OBP: 0.143, SLG: 0.100 (5, 1)										0	0	0	0	0	0	0						
Kevin Bass, S OBP: 0.356, SLG: 0.503 (7, PH)										1	0	0	0	0	0	0						
Todd Jones, L OBP: 0.667, SLG: 0.667 (7, 1)										0	0	0	0	0	0	0						
Tom Edens, R (8, 1)										0	0	0	0	0	0	0						
Sid Bream, L OBP: 0.446, SLG: 0.446 (9, PH)										1	0	0	0	0	0	0						
Inning Stats	R: 7 E: 0 K: 0 S: 10	H: 7 LOB: 1 BB: 1 P: 14	R: 1 E: 0 K: 2 S: 8	H: 1 LOB: 0 BB: 0 P: 8	R: 0 E: 0 K: 0 S: 4	H: 1 LOB: 1 BB: 0 P: 4	R: 0 E: 0 K: 1 S: 7	H: 2 LOB: 3 BB: 1 P: 11	R: 0 E: 0 K: 1 S: 5	H: 0 LOB: 1 BB: 1 P: 9	R: 0 E: 0 K: 0 S: 5	H: 3 LOB: 2 BB: 0 P: 5	R: 0 E: 0 K: 0 S: 3	H: 0 LOB: 2 BB: 2 P: 11	R: 0 E: 0 K: 0 S: 3	H: 0 LOB: 0 BB: 0 P: 3	R: 0 E: 0 K: 0 S: 3	H: 0 LOB: 0 BB: 0 P: 3	1B: 11 2B: 2 3B: 0 HR: 1	SF: 0 SAC: 2 DP: 1 HBP: 0	WP: 0 PB: 0 SB: 3 CS: 0	PA: 45
PITCHER	IP	WLS	BF	H	R	ER	SO	BB	IBB	HBP	BLK	WP	HR	S	P	ERA	WHIP					
Denny Neagle, L ERA: 5.08 (1, 1)	0.1		7	5	6	6	0	1	0	0	0	0	0	6	10	162.00	18.000					
Rick White, R ERA: 5.18 (1, 1)	1.2		8	3	2	2	2	0	0	0	0	0	1	12	12	10.80	1.800					
Rich Robertson, L ERA: (3, 1)	2.0		10	3	0	0	1	0	1	0	0	0	0	11	15	0.00	1.500					
Ravelo Manzanillo, L ERA: 2.67 (5, 1)	2.2	W	13	3	0	0	1	3	0	0	0	0	0	12	24	0.00	2.250					
Mike Dyer, R ERA: 2.35 (7, 1)	2.1	S	7	0	0	0	0	0	0	0	0	0	0	7	7	0.00	0.000					

Houston Astros @ Pittsburgh Pirates
Three Rivers Stadium, Pittsburgh, PA

Fri Jul 15 1994, 7:05 PM EDT
Att. 19,185 - Unknown - 76 F

AB	38
R	8
H	14
RBI	8
BB	5
SO	4
LOB	18



1B	11	SF	0
2B	2	SAC	2
3B	0	DP	1
HR	1	HBP	0

WP	0	PA	45
PB	0		
SB	3		
CS	0		

WP	0	PA	45
PB	0		
SB	3		
CS	0		

Batter	1	2	3	4	5	6	7	8	9	AB	R	H	RBI	BB	SO	LOB
Carlos Garcia, R OBP: 0.313, SLG: 0.354 (1, 4)	0-0 G5-3 2B	0-0 1B FC4 1B 2-H 3-H		0-0 F9	0-0 G6-3		0-0 HR			5	2	3	4	0	0	2
Jay Bell, R OBP: 0.346, SLG: 0.451 (1, 6)	0-3 K	0-0 FC4 1B 1-3		0-0 F9		0-0 E 2B	0-0 F7			5	1	2	0	0	1	2
Andy Van Slyke, L OBP: 0.354, SLG: 0.370 (1, 8)	0-0 G5-3 2-3	0-0 FC4 1-2F 3-H		0-0 G4-3		0-3 K	0-0 E3			5	0	0	1	0	1	4
Brian Hunter, R OBP: 0.273, SLG: 0.467 (1, 3)	0-3 K	0-0 F8			0-0 F9	0-3 K	0-3 K			5	0	0	0	0	3	4
Jeff King, R OBP: 0.311, SLG: 0.362 (1, 5)		0-0 E6 1B 2B 1B	0-0 F9		0-0 FC4-6 1B 1B	0-0 E6 2-H 1B		0-0 G6-3		5	2	2	0	0	0	0
Orlando Merced, S OBP: 0.361, SLG: 0.432 (1, 9)		0-0 1B 2B 1B 1-2	0-0 2B		4-0 FC4-6 BB 1-2	4-0 IBB		0-0 G1		2	1	2	0	2	0	0
Mike Dyer, R (7, 1)										1	0	0	0	0	0	0
Don Slaught, R OBP: 0.391, SLG: 0.362 (1, 2)		0-0 F8	0-0 G5-3		0-0 FC4-6 1B 1-2F 2-3	0-0 G5-3		0-0 F8		5	1	0	0	0	0	7
Lloyd McClendon, R OBP: 0.271, SLG: 0.338 (1, 7)		0-0 2B 1B 1B 1-2 2-3	0-0 F7		0-0 2B 1B 1-2 3-H		0-0 F8			4	2	2	1	0	0	1
Denny Neagle, L OBP: 0.152, SLG: 0.152 (1, 1)		0-0 1B 2B		0-0 1B	0-0 2B		0-0 HR 2B			0	0	0	0	0	0	0
Rick White, R (1, 1)										0	0	0	0	0	0	0
John Wehner, R OBP: 1.000, SLG: 2.000 (2, PH)										1	1	1	2	0	0	0
Rich Robertson, L (3, 1)										0	0	0	0	0	0	0
Gary Varsho, L OBP: 0.300, SLG: 0.411 (4, PH)										1	0	1	0	0	0	0
Ravelo Manzanillo, L OBP: 0.687, SLG: 1.000 (5, 1)										1	0	1	2	0	0	0
Dave Clark, L OBP: 0.377, SLG: 0.518 (7, 9)										1	1	1	0	0	0	0

Inning Stats	R: 0	H: 1	E: 0	K: 2	S: 8	P: 8	R: 5	H: 5	E: 1	K: 0	S: 9	R: 0	H: 1	E: 0	K: 0	S: 4	R: 0	H: 1	E: 0	K: 0	S: 4	R: 3	H: 3	E: 0	K: 0	S: 6	R: 1	H: 2	E: 1	K: 2	S: 9	R: 2	H: 2	E: 1	K: 1	S: 8	R: 0	H: 0	E: 0	K: 0	S: 3
	LOB: 1	BB: 0	P: 8	LOB: 1	BB: 0	P: 9	LOB: 1	BB: 0	P: 4	LOB: 1	BB: 1	LOB: 1	BB: 1	P: 10	LOB: 2	BB: 1	LOB: 0	BB: 0	P: 3	LOB: 0	BB: 0	LOB: 0	BB: 0	LOB: 0	BB: 0	P: 3	LOB: 0	BB: 0	LOB: 0	BB: 0	LOB: 0	BB: 0	LOB: 0	BB: 0	LOB: 0	BB: 0	LOB: 0	BB: 0	LOB: 0	BB: 0	LOB: 0

PITCHER	IP	WLS	BF	H	R	ER	SO	BB	IBB	HBP	BLK	WP	HR	S	P	ERA	WHIP
Greg Swindell, L ERA: 4.09 (1, 1)	4.1		24	9	7	5	2	1	0	0	0	0	0	27	31	10.38	2.308
Shane Reynolds, R ERA: 3.53 (5, 1)	1.2	L	10	4	2	1	2	0	1	0	0	0	0	13	17	5.40	2.400
Todd Jones, R ERA: 3.12 (7, 1)	1.0		6	2	2	2	1	0	0	0	0	0	1	8	8	18.00	2.000
Tom Edens, R ERA: 3.45 (8, 1)	1.0		3	0	0	0	0	0	0	0	0	0	0	3	3	0.00	0.000

BOTTOM

Houston Astros @ Pittsburgh Pirates
Three Rivers Stadium, Pittsburgh, PA

Fri Jul 15 1994, 7:05 PM EDT
Att: 19,185 - Unknown - 76 F

livebaseballscores.com

AB	41
R	11
H	15
RBI	10
BB	2
SO	5
LOB	20



WP: 0	PA: 43
PB: 0	
SB: 0	
CS: 0	

Houston Astros @ Pittsburgh Pirates
 Three Rivers Stadium, Pittsburgh, PA

Sat Jul 16 1994, 7:05 PM EDT
 Att. 30,595 - Unknown - 74 F

livebaseballscorecards.com



Batter	1	2	3	4	5	6	7	8	9	AB R H RBI BB SO LOB	TOP		
Craig Biggio, R (1, 4) OBP: 0.401, SLG: 0.483	1-2 P9		1-1 F8		3-3 K		4-1 BB	2-2 BB	1-0 P7	5 2 1 1 1 1 2			
Steve Finley, L (1, 8) OBP: 0.325, SLG: 0.420	2-1 G3		1-0 G1-3		1-1 1B		2-1 L8	2-2 1B		5 0 2 0 0 0 1			
5 Jeff Bagwell, R (1, 3) OBP: 0.428, SLG: 0.708	1-3 K		3-2 1B		3-1 G6-3		2-2 2B	0-2 2B		5 0 3 2 0 1 1			
Ken Caminiti, S (1, 5) OBP: 0.361, SLG: 0.554		3-2 1B	1-0 G5-3		4-0 IBB		4-0 IBB	4-0 IBB		2 0 1 0 3 0 1			
Kevin Bass, S (1, 9) OBP: 0.382, SLG: 0.493 Mike Hampton, R (8, 1) John Hudek, S (9, 1)		0-1 1B		2-0 G5-3	2-2 FC6-4		3-2 G1-3	1-1 G4-3		5 1 1 0 0 0 7 0 0 0 0 0 0 0 0 0 0 0 0 0 0			
Luis Gonzalez, L (1, 7) OBP: 0.341, SLG: 0.435		0-0 FC1-5		0-0 HR		0-1 G3-1		0-1 1B	3-2 HBP	5 3 3 1 0 0 2			
Scott Servais, R (1, 2) OBP: 0.258, SLG: 0.386		0-1 1B		2-2 1B		0-0 L9		0-0 1B	0-0 F7	5 1 3 1 0 0 1	AB 41 R 7 H 16 RBI 7 BB 4 SO 3 LOB 23		
Orlando Miller, R (1, 6) OBP: 0.526, SLG: 0.800		0-1 1B		1-0 F9		0-3 K		1-0 1B	1-2 HBP	4 0 2 2 0 1 1			
Pete Harnisch, S (1, 1) OBP: 0.167, SLG: 0.250 Sid Bream, L (8, PH) OBP: 0.439, SLG: 0.439 James Mouton, R (8, 9) OBP: 0.311, SLG: 0.297		1-1 G5-4-3		0-1 G1-3			0-2 B1	1-2 G5-4-3	0-1 L8	3 0 0 0 0 0 3 1 0 0 0 0 0 2 1 0 0 0 0 0 2			
Inning Stats	R: 0 H: 0 E: 0 LOB: 0 K: 1 BB: 0 S: 8 P: 12	R: 2 H: 4 E: 0 LOB: 1 K: 0 BB: 0 S: 12 P: 16	R: 0 H: 1 E: 0 LOB: 1 K: 0 BB: 0 S: 8 P: 14	R: 1 H: 2 E: 0 LOB: 1 K: 0 BB: 0 S: 8 P: 13	R: 0 H: 1 E: 0 LOB: 2 K: 1 BB: 1 S: 11 P: 24	R: 0 H: 0 E: 0 LOB: 0 K: 1 BB: 0 S: 6 P: 6	R: 1 H: 1 E: 0 LOB: 2 K: 0 BB: 2 S: 13 P: 28	R: 3 H: 6 E: 0 LOB: 3 K: 0 BB: 1 S: 19 P: 30	R: 0 H: 1 E: 0 LOB: 2 K: 0 BB: 0 S: 9 P: 14	1B: 12 SF: 0 2B: 3 SAC: 0 3B: 0 DP: 2 HR: 1 HBP: 1	WP: 0 PA: 46 PB: 0 SB: 3 CS: 0		
PITCHER	IP WLS BF H R ER SO BB IBB HBP BLK WP HR S P ERA WHIP											PITCHER	IP WLS BF H R ER SO BB IBB HBP BLK WP HR S P ERA WHIP
Zane Smith, L (1, 1) ERA: 3.3	7.0 L 32 9 4 4 3 1 2 0 0 0 0 1 66 113 5.14 1.429												
Mark Dewey, R (8, 1) ERA: 3.72	1.0 9 6 3 3 0 0 0 1 0 0 0 0 19 30 27.00 6.000												
Dan Miceli, R (9, 1) ERA: 7.53	1.0 5 1 0 0 0 0 0 0 1 0 0 0 9 14 0.00 1.000												

Houston Astros @ Pittsburgh Pirates

Three Rivers Stadium, Pittsburgh, PA

Sun Jul 17 1994, 3:33 AM EDT
Att. 23,290 - Cloudy - 84 F

livebaseballscorecards.com



AB	32
R	9
H	10
RBI	9
BB	4
SO	2
LOB	12

Batter	1	2	3	4	5	6	7	8	9	AB	R	H	RBI	BB	SO	LOB									
Craig Biggio, R OBP: 0.404, SLG: 0.483 (1, 4)	3-2 CS 1B		G5-3			G4-3			1-2 2B 5 SF9 1B	4	2	2	0	1	0	3									
Steve Finley, L OBP: 0.326, SLG: 0.434 (1, 8)	1-2 G3-1 1-2		0-1 HR		1-2 G3	G4-3			3-1 5 SF9 1-3 2B	5	1	2	4	0	0	2									
5 Jeff Bagwell, R OBP: 0.428, SLG: 0.705 (1, 3)	1-1 PB 1B		4-2 S BB 2B HBP		0-1 F9				1-0 SF9 2-3 3-H 1-3	3	1	1	1	0	0	0									
Ken Caminiti, S OBP: 0.359, SLG: 0.549 (1, 5)	3-2 G3 1-2		1 SAFE 0-0 F8		1-0 G4-3				2-0 L5-3 1B	5	0	1	0	0	1	3									
Luis Gonzalez, L OBP: 0.340, SLG: 0.431 (1, 7)		1-0 L9	4-0 S 2B BB		3-3 K				2-1 L5-3 1-2	3	1	0	0	1	1	1									
Kevin Bass, S OBP: 0.385, SLG: 0.487 (1, 9)		4-2 PO BB	4-0 2B 3B IBB		0-1 G5-3				2-1 F8	2	1	0	0	2	0	0									
James Mouton, R OBP: 0.311, SLG: 0.297 (8, 9)			1-2 2-3 3B IBB							0	0	0	0	0	0	0									
Scott Servais, R OBP: 0.258, SLG: 0.388 (1, 2)		0-0 P8	0-1 3B 2B		2-2 G6-3				0-0 G6-3	4	1	1	2	0	0	1									
Orlando Miller, R OBP: 0.565, SLG: 0.895 (1, 6)		2-0 PO	1-2 HR 1B						0-1 F8	4	1	3	2	0	0	0									
Doug Drabek, R OBP: 0.216, SLG: 0.229 (1, 1)			2-3 3-H 3B																						
Pete Harnisch, S OBP: 0.167, SLG: 0.250 (3, PR)			1-2 HR HBP																						
Mike Felder, S OBP: 0.247, SLG: 0.275 (3, PH)																									
Shane Reynolds, R OBP: 0.136, SLG: 0.095 (3, 1)			G6-3																						
Inning Stats	R: 0 E: 0 K: 0 S: 11	H: 2 LOB: 1 BB: 0 P: 19	R: 0 E: 0 K: 0 S: 6	H: 0 LOB: 0 BB: 1 P: 13	R: 8 E: 0 K: 0 S: 18	H: 4 LOB: 2 BB: 3 P: 42	R: 0 E: 0 K: 0 S: 6	H: 0 LOB: 0 BB: 0 P: 8	R: 0 E: 0 K: 1 S: 8	H: 0 LOB: 0 BB: 0 P: 13	R: 0 E: 0 K: 0 S: 7	H: 1 LOB: 1 BB: 0 P: 12	R: 0 E: 0 K: 0 S: 5	H: 1 LOB: 0 BB: 0 P: 9	R: 0 E: 0 K: 0 S: 5	H: 0 LOB: 0 BB: 0 P: 7	R: 1 E: 0 K: 1 S: 12	H: 2 LOB: 1 BB: 0 P: 18	1B: 6 2B: 3 3B: 1 HR: 1	SF: 1 SAC: 1 DP: 1 HBP: 2	WP: 0 PB: 1 SB: 2 CS: 1	PA: 41			
PITCHER	IP	WLS	BF	H	R	ER	SO	BB	IBB	HBP	BLK	WP	HR	S	P	ERA	WHIP								
Paul Wagner, R ERA: 4.86 (1, 1)	2.0	L	12	4	5	5	0	2	0	2	0	0	1	27	55	22.50	3.000								
Rich Robertson, L ERA: 5.4 (3, 1)	3.0		13	2	3	3	1	1	1	0	0	0	0	22	40	9.00	1.000								
Rick White, R ERA: 4.88 (6, 1)	3.0		10	2	0	0	0	0	0	0	0	0	0	17	28	0.00	0.667								
Dan Miceli, R ERA: 7.63 (9, 1)	1.0		5	2	1	1	1	0	0	0	0	0	0	12	18	9.00	2.000								

Batter	1	2	3	4	5	6	7	8	9	AB	R	H	RBI	BB	SO	LOB
Carlos Garcia, R OBP: 0.309, SLG: 0.349 (1, 4)	0-1 G5-3		3-2 P4			0-0 G1-3			0-1 1B	4	0	1	0	0	0	1
Jay Bell, R OBP: 0.339, SLG: 0.440 (1, 6)	3-1 L6-3			2-1 G6-3		0-0 P4			0-0 F8	4	0	0	0	0	0	1
Andy Van Slyke, L OBP: 0.351, SLG: 0.370 (1, 8)	3-2 P4			3-2 1B		3-2 G3			3-3 K	4	0	1	0	0	1	1
Orlando Merced, S OBP: 0.358, SLG: 0.427 (1, 9)		1-3 K		0-1 1B		2-1 G6-3			3-2 1B	4	0	2	0	0	1	0
Brian Hunter, R OBP: 0.268, SLG: 0.458 (1, 3)		3-2 P4		0-2 P2		0-1 P6			0-1 F7	4	0	0	0	0	0	4
Jeff King, R OBP: 0.304, SLG: 0.352 (1, 5)		2-2 P4		1-1 G3-1		0-0 G6-3				3	0	0	0	0	0	2
Midre Cummings, L OBP: 0.286, SLG: 0.286 (1, 7)			0-0 G1-3		1-3 K				1-3 K	3	0	0	0	0	2	0
Lance Parrish, R OBP: 0.378, SLG: 0.362 (1, 2)			1-3 K		0-1 G4-3				4-0 BB	2	0	0	0	1	1	0
Paul Wagner, R OBP: 0.339, SLG: 0.167 (1, 1)			0-0 1B		3-2 P6				0-2 G4-6-3	0	0	0	0	0	0	0
Rich Robertson, L OBP: 1.000, SLG: 1.000 (3, 1)										1	0	1	0	0	0	0
Lloyd McClendon, R OBP: 0.268, SLG: 0.333 (5, PH)										1	0	0	0	0	0	0
Rick White, R (6, 1)										0	0	0	0	0	0	0
Dave Clark, L (8, PH)										1	0	0	0	0	0	1
Dan Miceli, R (9, 1)										0	0	0	0	0	0	0

Inning Stats	R: 0	H: 0	E: 0	LOB: 0	K: 0	BB: 0	S: 8	P: 14	R: 0	H: 0	E: 0	LOB: 0	K: 1	BB: 0	S: 10	P: 16	R: 0	H: 1	E: 0	LOB: 1	K: 1	BB: 0	S: 10	P: 14	R: 0	H: 2	E: 0	LOB: 2	K: 0	BB: 0	S: 13	P: 19	R: 0	H: 0	E: 0	LOB: 0	K: 1	BB: 0	S: 8	P: 12	R: 0	H: 0	E: 0	LOB: 0	K: 0	BB: 0	S: 6	P: 9	R: 0	H: 0	E: 0	LOB: 0	K: 0	BB: 0	S: 5	P: 7	R: 0	H: 0	E: 0	LOB: 0	K: 1	BB: 1	S: 6	P: 11	R: 0	H: 2	E: 0	LOB: 2	K: 1	BB: 0	S: 11	P: 17	1B: 5	SF: 0	2B: 0	SAC: 0	3B: 0	DP: 1	HR: 0	HBP: 0	WP: 0	PA: 32
PITCHER	IP	WLS	BF	H	R	ER	SO	BB	IBB	HBP	BLK	WP	HR	S	P	ERA	WHIP																																																																	
Doug Drabek, R (1, 1) ERA: 3.02	2.0		6	0	0	0	1	0	0	0	0	0	0	18	30	0.00	0.000																																																																	
Shane Reynolds, R (3, 1) ERA: 3.27	7.0	W	26	5	0	0	4	1	0	0	0	0	0	59	89	0.00	0.857																																																																	


BOTTOM

Houston Astros @ Pittsburgh Pirates
Three Rivers Stadium, Pittsburgh, PA

Sun Jul 17 1994, 3:33 AM EDT
Att. 23,290 - Cloudy - 84 F

livebaseballscorecards.com

AB	31
R	0
H	5
RBI	0
BB	1
SO	5
LOB	10



Batter	1	2	3	4	5	6	7	8	9
Craig Biggio, R OBP: 0.408, SLG: 0.482 (1, 4)	3-2 G6-3		4-2 BB	4-0 SAFE 1-2 BB		2-1 BB	2-1 P4		
Steve Finley, L OBP: 0.324, SLG: 0.431 Dave Veres, R OBP: 0.687, SLG: 0.500 Orlando Miller, R OBP: 0.542, SLG: 0.850 Mike Hampton, R Kevin Bass, S OBP: 0.350, SLG: 0.497 (1, 8) (4, 1) (4, PH) (5, 1) (6, PH) (7, 9)	2-1 F7		0-3 K	2-3 K		SAFE 1-2 2B		2-2 G5-3	
5 Jeff Bagwell, R OBP: 0.429, SLG: 0.713 (1, 3)	3-2 2B		0-0 F9		0-0 HR	P7		1-0 L7	
Ken Caminiti, S OBP: 0.358, SLG: 0.543 (1, 5)	2-0 P8			0-0 P2	0-0 F9	HBP 1B BB		1-2 P6	
Luis Gonzalez, L OBP: 0.344, SLG: 0.435 (1, 7)		1-3 K		2-2 F9 1B 2B	1-1 G4-3	HBP 1B BB			
James Mouton, R OBP: 0.312, SLG: 0.297 Todd Jones, L OBP: 0.667, SLG: 0.667 (1, 9) (7, 1)		0-0 P2		2-1 F9	1-1 1B 2B 1B	HBP 1B BB		SF9	
Tony Eusebio, R OBP: 0.319, SLG: 0.456 (1, 2)		2-0 1B		1-1 2B 1B	0-1 2B 1B	HBP 1B BB		FC5-4	
Andujar Cedeno, R OBP: 0.332, SLG: 0.424 (1, 6)		1-0 G5-3		2-2 1B 2B	3-1 2B	1-1 E8 3B 1B	1-0 F8		
Brian Williams, R OBP: 0.273, SLG: 0.273 Tom Edens, R Mike Felder, S OBP: 0.255, SLG: 0.302 (1, 1) (2, 1) (3, PH) (4, 8)			2-1 G5-3	0-0 BB 1B	0-1 G1-3	1-1 1B 3B	0-0 P5		

AB	R	H	RBI	BB	SO	LOB
3	2	1	0	3	0	0
2	0	0	0	0	1	1
0	0	0	0	0	0	0
1	0	0	0	0	1	3
0	0	0	0	0	0	0
3	2	2	2	0	0	0
5	2	2	1	1	0	2
5	1	1	2	1	0	1
4	2	2	1	1	1	0
3	2	1	1	0	0	1
0	0	0	0	0	0	0
4	2	3	2	1	0	2
5	1	3	3	0	0	1
0	0	0	0	0	0	0
0	0	0	0	0	0	0
5	1	2	3	0	0	2


BOTTOM

St. Louis Cardinals @ Houston Astros
Astrodome, Houston, TX

Mon Jul 18 1994, 8:05 PM EDT
Att. 24,012 - Dome

AB	40
R	15
H	17
RBI	15
BB	7
SO	3
LOB	13

livebaseballscorecards.com



Inning	R	H	E	K	S	P	IP	WLS	BF	H	R	ER	SO	BB	IBB	HBP	BLK	WP	HR	S	P	ERA	WHIP
1	0	1	0	9	19	6	5.0		29	11	6	6	3	3	0	0	0	0	1	58	101	10.80	2.800
2	0	1	0	6	10	6	0.1		5	1	1	1	0	2	0	1	0	0	0	8	21	27.00	9.000
3	0	1	0	6	10	5	0.0	L	4	4	5	5	0	0	0	0	0	0	0	7	12	∞	∞
4	0	1	0	9	10	3	0.2		5	1	3	3	0	2	0	0	0	0	0	8	20	40.50	4.500
5	0	1	0	9	10	3	2.0		6	0	0	0	0	0	0	0	0	0	0	12	19	0.00	0.000

1B	2B	3B	HR	SF	SAC	DP	HBP	WP	PA
10	5	1	1	1	0	0	0	0	49

Batter	1	2	3	4	5	6	7	8	9	AB R H RBI BB SO LOB	TOP											
Bernard Gilkey, R (1, 7) OBP: 0.345, SLG: 0.381	0-3 K		0-3 K	0-0 HR		0-3 K		0-0 FC6 1B		5 1 2 3 0 3 0												
Ozzie Smith, S (1, 6) OBP: 0.302, SLG: 0.314	0-0 2B		4-0 BB	0-0 G5-3		0-0 G4-3		0-0 FC6		4 0 1 0 1 0 1												
Gregg Jefferies, S (1, 3) OBP: 0.399, SLG: 0.503	0-0 P5		0-3 K		0-0 HR 1B		0-0 G4-3		0-0 F8	5 1 1 0 0 1 2												
Ray Lankford, L (1, 8) OBP: 0.380, SLG: 0.520	0-3 K		0-0 G4-3		4-0 HR BB		0-0 G3		0-0 G3	4 1 0 0 1 1 2												
Todd Zeile, R (1, 5) OBP: 0.328, SLG: 0.426		0-0 E5 1B SF9		0-0 2B 1B		0-0 F8		0-0 G6-3		5 2 1 0 0 0 2												
Mark Whiten, S (1, 9) OBP: 0.370, SLG: 0.492		0-0 1B		0-0 1B HR 2B		0-0 HR		4-0 2B BLK BB		3 3 3 3 1 0 0												
Luis Alicea, S (1, 4) OBP: 0.337, SLG: 0.385		0-0 SF9		0-0 HR SH1-4 1B		0-0 G4-3		0-0 BLK WP 2B		3 2 2 2 0 0 0												
Tom Pagnozzi, R (1, 2) OBP: 0.349, SLG: 0.446		0-0 P5		0-0 F9		0-0 G5-3		0-0 F8		4 0 0 0 0 0 4												
Vicente Palacios, R (1, 1) OBP: 0.349, SLG: 0.446		0-0 G1-3		0-0 SH1-4		0-3 K		0-3 K		3 0 0 0 0 2 2												
Inning Stats	R: 0 E: 0 K: 2 S: 8	H: 1 LOB: 1 BB: 0 P: 8	R: 1 E: 1 K: 0 S: 5	H: 1 LOB: 1 BB: 0 P: 5	R: 0 E: 0 K: 2 S: 7	H: 0 LOB: 1 BB: 1 P: 11	R: 4 E: 0 K: 0 S: 7	H: 4 LOB: 0 BB: 0 P: 7	R: 3 E: 0 K: 0 S: 5	H: 2 LOB: 0 BB: 1 P: 9	R: 0 E: 0 K: 2 S: 7	H: 0 LOB: 0 BB: 0 P: 7	R: 0 E: 0 K: 0 S: 3	H: 0 LOB: 0 BB: 0 P: 3	R: 2 E: 0 K: 1 S: 7	H: 2 LOB: 1 BB: 1 P: 11	R: 0 E: 0 K: 0 S: 3	H: 0 LOB: 0 BB: 0 P: 3	1B: 5 2B: 3 3B: 0 HR: 2	SF: 1 SAC: 1 DP: 0 HBP: 0	WP: 1 PB: 0 SB: 0 CS: 0	PA: 41
PITCHER	IP WLS BF H R ER SO BB IBB HBP BLK WP HR S P ERA WHIP												PITCHER	IP WLS BF H R ER SO BB IBB HBP BLK WP HR S P ERA WHIP								
Darryl Kile, R (1, 1) ERA: 5.15	4.1 L 24 8 8 7 4 2 0 0 0 0 2 30 38 14.54 2.308																					
Dave Veres, R (5, 1) ERA: 2.4	2.2 8 0 0 0 2 0 0 0 0 0 0 12 12 0.00 0.000																					
Tom Edens, R (8, 1) ERA: 4.53	2.0 9 2 2 2 1 1 0 0 1 1 0 10 14 9.00 1.500																					

St. Louis Cardinals @ Houston Astros
Astrodome, Houston, TX
Tue Jul 19 1994, 8:05 PM EDT
Att. 25,338 - Dome

livebaseballscorecards.com

AB	36
R	10
H	10
RBI	8
BB	3
SO	7
LOB	13



Batter	1	2	3	4	5	6	7	8	9	AB R H RBI BB SO LOB
Craig Biggio, R (1, 4) OBP: 0.405, SLG: 0.478 Sid Bream, L (9, PH) OBP: 0.433, SLG: 0.431	0-3 K		0-0 F9			0-3 K			0-3 K	3 0 0 0 0 2 1 1 0 0 0 0 1 0
Steve Finley, L (1, 8) OBP: 0.319, SLG: 0.425	0-0 F8		0-0 G3			0-3 K			0-0 F9	4 0 0 0 0 1 1
5 Jeff Bagwell, R (1, 3) OBP: 0.428, SLG: 0.708	4-0 BB			0-0 L7			0-0 F8			2 0 0 0 1 0 0
Ken Caminiti, S (1, 5) OBP: 0.355, SLG: 0.538 Tom Edens, R (8, 1)	0-0 G5-3			0-0 L7			0-0 F8			3 0 0 0 0 0 1 0 0 0 0 0 0 0
Kevin Bass, S (1, 9) OBP: 0.385, SLG: 0.490 Dave Veres, R (5, 1) OBP: 0.667, SLG: 0.500 Chris Donnels, L (7, PH) OBP: 0.357, SLG: 0.425		0-0 G3-1		0-3 K			0-3 K			2 0 0 0 0 1 0 0 0 0 0 0 0 0 1 0 0 0 0 1 0
Luis Gonzalez, L (1, 7) OBP: 0.341, SLG: 0.431		0-0 F8			0-0 G6-3			0-3 K		3 0 0 0 0 1 0
Scott Servais, R (1, 2) OBP: 0.255, SLG: 0.382		0-3 K			0-0 F8			0-0 G3		3 0 0 0 0 1 0
Andujar Cedeno, R (1, 6) OBP: 0.332, SLG: 0.423			0-0 SH1-4 1B		0-0 G6-3			0-0 L7		3 0 1 0 0 0 0
Darryl Kile, R (1, 1) OBP: 0.162, SLG: 0.243 Mike Felder, S (5, 9) OBP: 0.250, SLG: 0.296			0-0 SH1-4			0-0 G1-3			0-0 G3	0 0 0 0 0 0 0 2 0 0 0 0 0 0

Inning Stats	R: 0	H: 0	E: 0	K: 1	S: 5	R: 0	H: 0	E: 0	K: 1	S: 5	R: 0	H: 1	E: 0	K: 0	S: 4	R: 0	H: 0	E: 0	K: 1	S: 5	R: 0	H: 0	E: 0	K: 0	S: 3	R: 0	H: 0	E: 0	K: 2	S: 7	R: 0	H: 0	E: 0	K: 1	S: 5	R: 0	H: 0	E: 0	K: 1	S: 5	R: 0	H: 0	E: 0	K: 1	S: 5	1B: 1	2B: 0	3B: 0	HR: 0	SF: 0	SAC: 1	DP: 0	HBP: 0	WP: 0	PB: 0	SB: 0	CS: 0	PA: 29
--------------	------	------	------	------	------	------	------	------	------	------	------	------	------	------	------	------	------	------	------	------	------	------	------	------	------	------	------	------	------	------	------	------	------	------	------	------	------	------	------	------	------	------	------	------	------	-------	-------	-------	-------	-------	--------	-------	--------	-------	-------	-------	-------	--------

PITCHER	IP	WLS	BF	H	R	ER	SO	BB	IBB	HBP	BLK	WP	HR	S	P	ERA	WHIP
Vicente Palacios, R (1, 1) ERA: 4.18	9.0	W	29	1	0	0	8	1	0	0	0	0	0	44	48	0.00	0.222


BOTTOM

St. Louis Cardinals @ Houston Astros
Astrodome, Houston, TX

Tue Jul 19 1994, 8:05 PM EDT
Att. 25,338 - Dome

livebaseballscorecards.com

AB	27
R	0
H	1
RBI	0
BB	1
SO	8
LOB	3



Batter	1	2	3	4	5	6	7	8	9	AB R H RBI BB SO LOB	TOP							
Bernard Gilkey, R (1, 7) OBP: 0.343, SLG: 0.377	4-0 G6-4-3 1B BB		0-0 G6-3			0-3 K		0-3 K		3 0 0 0 1 2 0								
Ozzie Smith, S (1, 6) OBP: 0.305, SLG: 0.317	0-0 G6-4-3 1B			0-0 G3		0-0 FC5-4 1B		0-0 F9		4 0 2 0 0 0 0								
Gregg Jefferies, S (1, 3) OBP: 0.398, SLG: 0.500	0-0 G6-4-3 1-2f 2-3			0-0 S 1B		0-0 FC5-4 E 1-2f		0-0 F8		4 0 1 0 0 0 3								
Todd Zeile, R (1, 5) OBP: 0.325, SLG: 0.421	0-0 G6-3			0-0 F2		0-3 K 1-3		0-0 G6-3		4 0 0 0 0 1 3								
Ray Lankford, L (1, 8) OBP: 0.376, SLG: 0.514		0-0 F8		0-3 K 1-2		0-3 K		0-3 K		4 0 0 0 0 3 1								
Mark Whiten, S (1, 9) OBP: 0.366, SLG: 0.486		0-0 F8			0-0 G4-3		0-0 G6-3			3 0 0 0 0 0 0								
Geronimo Pena, S (1, 4) OBP: 0.308, SLG: 0.403		0-0 F9			0-0 1B		0-0 FC5-4 1B			3 0 2 0 0 0 0								
Terry McGriff, R (1, 2) OBP: 0.315, SLG: 0.289			0-0 G5-3		0-0 L7		0-0 FC5-4 1-2f			3 0 0 0 0 0 2								
Bob Tewksbury, R (1, 1) OBP: 0.224, SLG: 0.234			0-0 P3		0-3 K			0-0 P3		2 0 0 0 0 1 1								
Rob Murphy, L (7, 1)										0 0 0 0 0 0 0								
Scott Coolbaugh, R (8, PH)										1 0 0 0 0 0 0								
Rich Rodriguez, L (8, 1)										0 0 0 0 0 0 0								
Inning Stats	R: 0 E: 0 K: 0 S: 3	H: 1 LOB: 1 BB: 1 P: 7	R: 0 E: 0 K: 0 S: 3	H: 0 LOB: 0 BB: 0 P: 3	R: 0 E: 0 K: 1 S: 6	H: 1 LOB: 1 BB: 0 P: 6	R: 0 E: 0 K: 1 S: 6	H: 1 LOB: 1 BB: 0 P: 6	R: 0 E: 0 K: 1 S: 6	H: 1 LOB: 1 BB: 0 P: 6	R: 0 E: 0 K: 1 S: 5	H: 0 LOB: 0 BB: 0 P: 5	R: 0 E: 0 K: 1 S: 5	H: 0 LOB: 0 BB: 0 P: 5	1B: 5 2B: 0 3B: 0 HR: 0	SF: 0 SAC: 0 DP: 1 HBP: 0	WP: 0 PB: 0 SB: 1 CS: 0	PA: 32
PITCHER	IP WLS BF H R ER SO BB IBB HBP BLK WP HR S P ERA WHIP																	
Greg Swindell, L (1, 1) ERA: 3.84	8.0 W 29 5 0 0 6 1 0 0 0 0 0 0 40 44 0.00 0.750																	
John Hudek, R (9, 1) ERA: 1.85	1.0 S 3 0 0 0 1 0 0 0 0 0 0 0 5 5 0.00 0.000																	

St. Louis Cardinals @ Houston Astros
Astrodome, Houston, TX
Wed Jul 20 1994, 4:33 AM EDT
Att. 29,442 - Dome

livebaseballscorecards.com

AB 31
R 0
H 5
RBI 0
BB 1
SO 7
LOB 10



Batter	1	2	3	4	5	6	7	8	9
Steve Finley, L (1, 8) OBP: 0.319, SLG: 0.423	0-0 G3		0-3 K			0-0 2B 1B	0-0 F7		
Chris Donnels, L (1, 4) OBP: 0.356, SLG: 0.434 Craig Biggio, R (8, PH) OBP: 0.404, SLG: 0.476	0-0 G4-3			0-0 G4-3		0-0 1B 2B		0-0 G6-3	
5 Jeff Bagwell, R (1, 3) OBP: 0.424, SLG: 0.700	0-3 K		0-3 K	0-3 K		0-3 K		0-0 G6-3	
Ken Caminiti, S (1, 5) OBP: 0.357, SLG: 0.538		0-3 K		0-0 1B		0-0 1B		0-0 P4	
Luis Gonzalez, L (1, 7) OBP: 0.338, SLG: 0.427		0-0 G4-3		0-0 F9			0-0 F7		
Kevin Bass, S (1, 9) OBP: 0.385, SLG: 0.487 James Mouton, R (7, PR) OBP: 0.312, SLG: 0.297		0-0 L1-6-3		0-3 K		0-0 1B 1B			
Tony Eusebio, R (1, 2) OBP: 0.319, SLG: 0.453			0-0 G5-3		0-3 K		0-0 SH5-4 1B		
Orlando Miller, R (1, 6) OBP: 0.556, SLG: 0.826			0-0 1B		0-0 F3		0-0 SH5-4 1B		
Greg Swindell, L (1, 1) OBP: 0.216, SLG: 0.270 John Hudek, S (9, 1)			0-3 K			0-0 G4-3	0-0 SH5-4		

AB	R	H	RBI	BB	SO	LOB
4	1	1	0	0	1	4
3	0	1	1	0	0	0
1	0	0	0	0	0	0
4	0	0	0	0	3	1
4	0	2	0	0	1	0
3	0	0	0	0	0	1
3	0	1	0	0	1	0
0	1	0	0	0	0	0
3	0	1	0	0	1	0
3	0	2	1	0	0	0
2	0	0	0	0	1	1
0	0	0	0	0	0	0

AB	30
R	2
H	8
RBI	2
BB	0
SO	8
LOB	7

WP	PA
0	31
PB	0
SB	3
CS	0

Inning Stats	R	H	E	K	S	H	LOB	BB	P	R	H	E	K	S	IP	WLS	BF	H	R	ER	SO	BB	IBB	HBP	BLK	WP	HR	S	P	ERA	WHIP
Bob Tewksbury, R (1, 1) ERA: 5.07	0	0	0	1	5	0	0	0	5	0	0	0	2	8	6.2	L	27	8	2	2	8	0	0	0	0	0	0	43	43	2.70	1.200
Rob Murphy, L (7, 1) ERA: 3.82	0	0	0	0	0	0	0	0	0	0	0	0	0	0	0.1	1	0	0	0	0	0	0	0	0	0	0	1	1	0.00	0.000	
Rich Rodriguez, L (8, 1) ERA: 4.06	0	0	0	0	0	0	0	0	0	0	0	0	0	0	1.0	3	0	0	0	0	0	0	0	0	0	0	3	3	0.00	0.000	

BOTTOM

St. Louis Cardinals @ Houston Astros
Astrodome, Houston, TX
Wed Jul 20 1994, 4:33 AM EDT
Att. 29,442 - Dome

livebaseballscorecards.com



Batter	1	2	3	4	5	6	7	8	9	AB R H RBI BB SO LOB	TOP											
Carlos Garcia, R (1, 4) <small>OBP: 0.305, SLG: 0.350</small>	0-0 		0-0 		0-0 		0-0 		0-0 	5 0 0 0 0 0 4												
Jay Bell, R (1, 6) <small>OBP: 0.342, SLG: 0.446</small> Tony Womack, L (6, 6) <small>OBP: 0.444, SLG: 0.375</small>	0-3 		0-0 		0-0 			0-0 	0-0 	3 0 2 0 0 1 0 2 2 2 1 0 0 0												
Andy Van Slyke, L (1, 8) <small>OBP: 0.346, SLG: 0.365</small> Gary Varsho, L (5, 7) <small>OBP: 0.313, SLG: 0.407</small>	0-0 		0-3 		0-0 			0-3 	0-0 	3 0 0 0 0 1 4 2 0 1 1 0 1 1												
Dave Clark, L (1, 9) <small>OBP: 0.371, SLG: 0.511</small>		0-0 		0-0 		0-0 		0-0 	0-0 	5 0 2 1 0 0 0												
Orlando Merced, S (1, 3) <small>OBP: 0.356, SLG: 0.430</small>		4-0 		0-0 		0-0 		0-0 	0-3 	4 1 1 2 1 1 3												
Don Slaught, R (1, 2) <small>OBP: 0.394, SLG: 0.361</small>		0-0 		0-0 		0-0 		0-0 		4 0 0 0 0 0 2												
Midre Cummings, L (1, 7) <small>OBP: 0.348, SLG: 0.500</small>		0-0 		0-0 			0-3 		0-0 	4 1 1 0 0 1 1												
Jeff King, R (1, 5) <small>OBP: 0.309, SLG: 0.360</small>			0-0 		4-0 		0-0 		0-0 	3 1 2 1 1 0 1												
Zane Smith, L (1, 1) <small>OBP: 0.234, SLG: 0.255</small> Rich Robertson, L (4, 1) <small>OBP: 0.500, SLG: 0.500</small> Lloyd McClendon, R (7, PH) <small>OBP: 0.264, SLG: 0.328</small> Mark Dewey, R (7, 1) <small>OBP: 1.000, SLG: 1.000</small> Tom Foley, L (9, PH) <small>OBP: 0.315, SLG: 0.340</small>			0-0 		0-3 		0-0 		0-0 	1 0 0 0 0 0 1 1 0 0 0 0 1 1 1 0 0 0 0 0 0 0 0 0 0 0 0 0 1 1 1 0 0 0 0												
Inning Stats	R: 0 E: 0 K: 1 S: 5	H: 0 LOB: 0 BB: 0 P: 5	R: 0 E: 0 K: 0 S: 3	H: 0 LOB: 1 BB: 1 P: 7	R: 0 E: 0 K: 1 S: 7	H: 2 LOB: 2 BB: 0 P: 7	R: 1 E: 0 K: 0 S: 4	H: 1 LOB: 0 BB: 0 P: 4	R: 0 E: 0 K: 1 S: 6	H: 1 LOB: 2 BB: 1 P: 10	R: 0 E: 0 K: 0 S: 3	H: 0 LOB: 0 BB: 0 P: 3	R: 1 E: 0 K: 1 S: 6	H: 1 LOB: 0 BB: 0 P: 6	R: 1 E: 0 K: 1 S: 7	H: 2 LOB: 1 BB: 0 P: 7	R: 3 E: 0 K: 1 S: 10	H: 5 LOB: 2 BB: 0 P: 10	1B: 9 2B: 1 3B: 0 HR: 2	SF: 0 SAC: 0 DP: 0 HBP: 0	WP: 0 PB: 0 SB: 0 CS: 0	PA: 41
PITCHER	IP WLS BF H R ER SO BB IBB HBP BLK WP HR S P ERA WHIP																					
Pete Harnisch, R (1, 1) <small>ERA: 4.85</small> Mike Hampton, L (8, 1) <small>ERA: 3.11</small> Todd Jones, R (9, 1) <small>ERA: 3.54</small>	7.0 W 28 5 2 2 4 2 0 0 0 0 0 2 34 42 2.57 1.000																					

Pittsburgh Pirates @ Houston Astros
 Astrodome, Houston, TX
 Thu Jul 21 1994, 8:05 PM EDT
 Att. 27,659 - Dome

livebaseballscorecards.com

AB	39
R	6
H	12
RBI	6
BB	2
SO	6
LOB	18



Batter	1	2	3	4	5	6	7	8	9
Craig Biggio, R (1, 4) OBP: 0.405, SLG: 0.478	4-0 1B G6-3 BB	0-0 2B		0-0 G6-3	0-0 2B 1B	0-0 F3		0-0 F9	
Steve Finley, L (1, 8) OBP: 0.319, SLG: 0.424	0-0 1B G6-3 1B	0-0 F8		0-3 K	0-0 F8	0-0 G3		0-0 2B	
5 Jeff Bagwell, R (1, 3) OBP: 0.427, SLG: 0.702 Sid Bream, L (7, PH) OBP: 0.420, SLG: 0.417 (8, 3)	0-0 F8		0-0 G6-3 SF7 1B	0-0 1B E 2B	4-0 2B BB		0-0 G6-3	0-0 F8	
Ken Caminiti, S (1, 5) OBP: 0.360, SLG: 0.539	0-0 G6-3		0-0 G6-3	4-0 1B IBB	0-0 2B		4-0 G4-3 1B BB		
Kevin Bass, S (1, 9) OBP: 0.392, SLG: 0.491 James Mouton, R (7, 9) OBP: 0.314, SLG: 0.300	0-0 2B 1B		4-0 E HR BB	0-0 1B E6 1B	0-0 F7		0-0 G4-3 1B		
Luis Gonzalez, L (1, 7) OBP: 0.339, SLG: 0.431	0-0 2B		0-0 SF7	0-0 1B		0-0 G6-3	0-0 G4-3		
Scott Servais, R (1, 2) OBP: 0.253, SLG: 0.392	0-3 K2-3		0-0 E5 HR	0-0 G4-3		0-0 HR	0-0 F8		
Andujar Cedeno, R (1, 6) OBP: 0.337, SLG: 0.437		0-0 F9	0-0 HR		0-0 2B 1B	0-0 2B 1B		0-3 K	
Pete Harnisch, S (1, 1) OBP: 0.179, SLG: 0.286 Mike Hampton, R (8, 1) Mike Felder, S (8, PH) OBP: 0.257, SLG: 0.296 Todd Jones, L (9, 1) OBP: 0.667, SLG: 0.667		0-0 G6-3	0-3 K		0-0 L5	0-0 2B		4-0 2B BB	

AB	R	H	RBI	BB	SO	LOB
5	2	2	0	1	0	3
6	1	2	0	0	1	5
3	3	2	0	1	0	2
2	0	0	0	0	0	2
3	1	1	4	2	0	2
3	2	2	1	1	0	1
1	0	1	0	0	0	0
4	0	2	3	0	0	2
5	2	1	1	0	1	6
5	2	3	3	0	1	0
4	0	1	0	0	1	1
0	0	0	0	0	0	0
0	0	0	0	1	0	0
0	0	0	0	0	0	0

WP	PA
0	48

BOTTOM

Pittsburgh Pirates @ Houston Astros
Astrodome, Houston, TX
Thu Jul 21 1994, 8:05 PM EDT
Att. 27,659 - Dome

AB	41
R	13
H	17
RBI	12
BB	6
SO	4
LOB	24



Inning Stats	R	H	E	K	S	P	IP	WLS	BF	H	R	ER	SO	BB	IBB	HBP	BLK	WP	HR	S	P	ERA	WHIP
Zane Smith, L (1, 1) ERA: 3.63	3	3	0	1	12	0	3.2	L	24	9	9	6	3	2	1	0	0	0	0	27	39	14.73	3.000
Rich Robertson, L (4, 1) ERA: 8.22	0	0	0	0	0	0	2.1		14	6	4	4	0	1	0	0	0	0	1	13	17	15.43	3.000
Mark Dewey, R (7, 1) ERA: 3.72	0	0	0	0	0	0	2.0		10	2	0	0	1	2	0	0	0	0	0	10	18	0.00	2.000

1B	2B	3B	HR	SF	SAC	DP	HBP	WP	PA
9	6	0	2	1	0	0	0	0	48

Batter	1	2	3	4	5	6	7	8	9	AB R H RBI BB SO LOB	TOP
Carlos Garcia, R (1, 4) OBP: 0.309, SLG: 0.352	4-1 1B BB		0-0 G4-3 S 1B		1-1 F7		1-1 HR 1B		1-2 G6-3	4 1 2 0 1 0 0	Pittsburgh Pirates @ Houston Astros Astrodome, Houston, TX Fri Jul 22 1994 8:05 PM EDT Att. 37,002 - Dome
Jay Bell, R (1, 6) OBP: 0.345, SLG: 0.448	2-2 SAFE 1B		1-2 G4-3		2-2 G4-3 1B		0-0 HR 1B		1-1 P9	5 1 3 0 0 0 1	
Orlando Merced, S (1, 3) OBP: 0.354, SLG: 0.436 Mike Dyer, R (9, 1)	2-2 SAFE P6		1-0 G5-3		1-0 G4-3 1B		2-0 HR		3-1 F7	5 1 1 3 0 0 4 0 0 0 0 0 0 0	
Dave Clark, L (1, 9) OBP: 0.364, SLG: 0.500 Paul Wagner, R (7, 1) OBP: 0.139, SLG: 0.167 Dan Miceli, R (7, 1) Tom Foley, L (9, 3)	2-2 SAFE K				1-1 G4-3		2-1 F8		1-2 G4-3	4 0 0 0 0 1 3 0	
Andy Van Slyke, L (1, 8) OBP: 0.345, SLG: 0.362	2-1 F7				4-2 E 2B BB		3-1 G4-3		1-1 G3-1	3 1 0 0 1 0 2	
Midre Cummings, L (1, 7) OBP: 0.333, SLG: 0.462			3-2 G4-3		0-0 P6		1-0 FC5-4 1B		1-3 K	4 0 1 0 0 1 1	
Don Slaught, R (1, 2) OBP: 0.391, SLG: 0.355			1-3 K		4-2 SAFE 2B BB		1-0 SAFE FC5-4		0-1 G5-3	3 0 0 0 1 1 1	
Jeff King, R (1, 5) OBP: 0.312, SLG: 0.366			0-0 G6-3		1-2 2B		1-2 G1-3		1-1 1B	4 0 2 1 0 0 1	
Rick White, R (1, 1) Ravelo Manzanillo, L (5, 1) OBP: 0.667, SLG: 1.000 Gary Varsho, L (7, PH) OBP: 0.303, SLG: 0.393 (7, 9)			2-1 P3		0-3 K		1-0 P7		3-1 SAFE P5	2 0 0 0 0 1 2 0 0 0 0 0 0 0 2 0 0 0 0 0 1	
Inning Stats	R: 0 H: 1 E: 0 LOB: 2 K: 1 BB: 1 S: 15 P: 27	R: 0 H: 0 E: 0 LOB: 0 K: 1 BB: 0 S: 7 P: 11	R: 0 H: 1 E: 0 LOB: 1 K: 0 BB: 0 S: 8 P: 12	R: 1 H: 1 E: 1 LOB: 2 K: 1 BB: 2 S: 13 P: 23	R: 0 H: 1 E: 0 LOB: 1 K: 0 BB: 0 S: 8 P: 14	R: 0 H: 1 E: 0 LOB: 1 K: 0 BB: 0 S: 7 P: 13	R: 3 H: 3 E: 0 LOB: 0 K: 0 BB: 0 S: 10 P: 16	R: 0 H: 1 E: 0 LOB: 1 K: 1 BB: 0 S: 9 P: 14	R: 0 H: 0 E: 0 LOB: 0 K: 0 BB: 0 S: 7 P: 12	1B: 7 SF: 0 2B: 1 SAC: 0 3B: 0 DP: 0 HR: 1 HBP: 0	
PITCHER	IP WLS BF H R ER SO BB IBB HBP BLK WP HR S P ERA WHIP										
Doug Drabek, R (1, 1) ERA: 3.08	6.1 L 29 7 3 3 3 3 0 0 0 0 0 0 62 106 4.26 1.579										
Mike Hampton, L (7, 1) ERA: 3.29	0.2 3 1 1 1 0 0 0 0 0 0 0 1 6 10 13.50 1.500										
Dave Veres, R (8, 1) ERA: 2.25	2.0 7 1 0 0 1 0 0 0 0 0 0 0 16 26 0.00 0.500										

livebaseballscorecards.com

AB	36
R	4
H	9
RBI	4
BB	3
SO	4
LOB	16



BOTTOM

Pittsburgh Pirates @ Houston Astros
Astrodome, Houston, TX
Fri Jul 22 1994, 8:05 PM EDT
Att. 37,002 - Dome

livebaseballscorecards.com

AB 33
R 1
H 7
RBI 1
BB 4
SO 3
LOB 19



WP: 0 PA: 40
PB: 1
SB: 0
CS: 0

AB R H RBI BB SO LOB

4	0	1	1	1	1	2
5	0	1	0	0	0	3
3	0	1	0	2	0	0
5	0	0	0	0	0	7
4	0	0	0	0	1	3
0	0	0	0	0	0	0
3	0	1	0	1	0	0
4	0	1	0	0	1	3
3	1	1	0	0	0	1
0	0	0	0	0	0	0
0	0	0	0	0	0	0
2	0	1	0	0	0	0

Batter	1	2	3	4	5	6	7	8	9
Craig Biggio, R OBP: 0.405, SLG: 0.476 (1, 4)	0-1 F9		0-0 F7		1-1 F8 E 2-H 1B		4-2 5 BB 1B BB		0-3 K
Steve Finley, L OBP: 0.317, SLG: 0.421 (1, 8)	0-2 G4-3		1-0 L4		1-1 F8 1-3		0-0 5 BB 1-2 1B		0-0 P4
5 Jeff Bagwell, R OBP: 0.429, SLG: 0.699 (1, 3)	0-1 F7			2-2 G4-3	4-1 FC6-4 BB		4-1 1-2 2-3 BB		0-0 1-3 1B
Ken Caminiti, S OBP: 0.355, SLG: 0.531 (1, 5)		0-0 F7		2-0 P7	1-2 FC6-4 1-2f		1-1 P2		0-0 G5-3
Luis Gonzalez, L OBP: 0.335, SLG: 0.426 Dave Veres, R OBP: 0.667, SLG: 0.500 (1, 7) (8, 1)		1-1 G5-3		0-0 E4 1B		2-1 F7	2-3 K		
Kevin Bass, S OBP: 0.395, SLG: 0.488 (1, 9)		4-1 BB		0-0 FC5-4 1-2 1B		3-1 G5-3		1-0 G4-3	
Scott Servais, R OBP: 0.253, SLG: 0.394 (1, 2)		0-3 K		2-1 FC5-4 1-2f		0-2 2B		0-2 F8	
Andujar Cedeno, R OBP: 0.339, SLG: 0.436 (1, 6)			1-1 SH1-4 HBP		1-2 PB SH2-4 1B	1-1 G4-3		1-2 G5-3	
Doug Drabek, R OBP: 0.216, SLG: 0.229 Mike Hampton, R ERA: 4.77 Mike Felder, S OBP: 0.262, SLG: 0.300 (7, PH) (8, 7)			1-0 SH1-4		1-2 SH2-4		0-0 G5-3		1-1 5 1B

Inning Stats	R: 0	H: 0	E: 0	K: 0	S: 7	R: 0	H: 0	E: 0	K: 1	S: 7	R: 0	H: 0	E: 0	K: 0	S: 4	R: 0	H: 1	E: 1	K: 0	S: 11	R: 1	H: 2	E: 1	K: 0	S: 15	R: 0	H: 1	E: 0	K: 0	S: 9	R: 0	H: 1	E: 0	K: 1	S: 10	R: 0	H: 0	E: 0	K: 0	S: 8	R: 0	H: 2	E: 0	K: 1	S: 8	1B: 6	SF: 0	2B: 1	SAC: 2	3B: 0	DP: 0	HR: 0	HBP: 1	WP: 0	PA: 40
--------------	------	------	------	------	------	------	------	------	------	------	------	------	------	------	------	------	------	------	------	-------	------	------	------	------	-------	------	------	------	------	------	------	------	------	------	-------	------	------	------	------	------	------	------	------	------	------	-------	-------	-------	--------	-------	-------	-------	--------	-------	--------

PITCHER	IP	WLS	BF	H	R	ER	SO	BB	IBB	HBP	BLK	WP	HR	S	P	ERA	WHIP
Rick White, R ERA: 4.63 (1, 1)	4.2		21	3	1	1	1	2	0	1	0	0	0	40	62	1.93	1.071
Ravelo Manzanillo, L ERA: 2.83 (5, 1)	1.1	W	5	1	0	0	0	0	0	0	0	0	0	13	20	0.00	0.750
Paul Wagner, R ERA: 4.77 (7, 1)	0.1		4	1	0	0	0	2	0	0	0	0	0	5	13	0.00	9.000
Dan Miceli, R ERA: 6.16 (7, 1)	1.2		5	0	0	0	1	0	0	0	0	0	0	13	18	0.00	0.000
Mike Dyer, R ERA: 2.53 (9, 1)	1.0	S	5	2	0	0	1	0	0	0	0	0	0	8	9	0.00	2.000

Batter	1	2	3	4	5	6	7	8	9	AB R H RBI BB SO LOB	TOP	
Carlos Garcia, R (1, 4) <small>OBP: 0.309, SLG: 0.351</small>	0-0 1B		0-3 K			0-0 G5-3		0-0 G5-3		4 0 1 0 0 1 1	Pittsburgh Pirates @ Houston Astros Astrodome, Houston, TX Sat Jul 23 1994, 8:05 PM EDT Att. 41,262 - Dome	
Jay Bell, R (1, 6) <small>OBP: 0.342, SLG: 0.444</small>	0-0 1-2		0-3 K			0-0 G1-3		0-0 P6	3 0 0 0 0 1 0			
Orlando Merced, S (1, 3) <small>OBP: 0.353, SLG: 0.433</small>	0-0 2-3			0-0 F7			0-0 FC4-6 1B	0-0 F7	4 0 1 0 0 0 1			
Dave Clark, L (1, 9) <small>OBP: 0.356, SLG: 0.489</small>	0-3 K			0-3 K			0-0 FC4-6 1-2f	0-3 K	4 0 0 0 0 3 2			
Andy Van Slyke, L (1, 8) <small>OBP: 0.342, SLG: 0.358</small> Gary Varsho, L (7, 7) <small>OBP: 0.303, SLG: 0.393</small>		0-0 F5		0-0 G4-3			0-0 F7		0-0 F7	3 0 0 0 0 0 1 0 0 0 0 0 0 0		
Midre Cummings, L (1, 7) <small>OBP: 0.333, SLG: 0.448</small> (7, 8)		0-0 1B			0-0 G4-3		0-3 K			3 0 1 0 0 1 1		
Jeff King, R (1, 5) <small>OBP: 0.311, SLG: 0.364</small> Tom Foley, L (4, 5) <small>OBP: 0.318, SLG: 0.344</small>		0-0 F3			0-3 K			0-0 1B		1 0 0 0 0 0 1 2 0 1 0 0 1 0		AB 30 R 0 H 4 RBI 0 BB 0 SO 11 LOB 10
Lance Parrish, R (1, 2) <small>OBP: 0.369, SLG: 0.385</small>		0-3 K			0-0 F9			0-3 K		3 0 0 0 0 2 2		
Steve Cooke, R (1, 1) <small>OBP: 0.211, SLG: 0.237</small> Paul Wagner, R (3, 1) <small>OBP: 0.139, SLG: 0.167</small> Rich Robertson, L (5, 1) <small>OBP: 0.250, SLG: 0.250</small>			0-0 F7			0-3 K		0-3 K		1 0 0 0 0 0 0 0 0 0 0 0 0 0 2 0 0 0 0 2 1		
Inning Stats	R: 0 H: 1 E: 0 LOB: 1 K: 1 BB: 0 S: 6 P: 6	R: 0 H: 1 E: 0 LOB: 1 K: 1 BB: 0 S: 6 P: 6	R: 0 H: 0 E: 0 LOB: 0 K: 2 BB: 0 S: 7 P: 7	R: 0 H: 0 E: 0 LOB: 0 K: 1 BB: 0 S: 5 P: 5	R: 0 H: 0 E: 0 LOB: 0 K: 1 BB: 0 S: 5 P: 5	R: 0 H: 0 E: 0 LOB: 0 K: 1 BB: 0 S: 5 P: 5	R: 0 H: 1 E: 0 LOB: 1 K: 1 BB: 0 S: 6 P: 6	R: 0 H: 1 E: 0 LOB: 1 K: 2 BB: 0 S: 8 P: 8	R: 0 H: 0 E: 0 LOB: 0 K: 1 BB: 0 S: 5 P: 5	1B: 4 SF: 0 2B: 0 SAC: 1 3B: 0 DP: 0 HR: 0 HBP: 0		WP: 0 PA: 31 PB: 0 SB: 0 CS: 0
PITCHER Shane Reynolds, R (1, 1) <small>ERA: 2.98</small>	IP WLS BF H R ER SO BB IBB HBP BLK WP HR S P ERA WHIP 9.0 W 31 4 0 0 11 0 0 0 0 0 0 0 53 53 0.00 0.444						PITCHER IP WLS BF H R ER SO BB IBB HBP BLK WP HR S P ERA WHIP					

Batter	1	2	3	4	5	6	7	8	9	AB	R	H	RBI	BB	SO	LOB
Craig Biggio, R OBP: 0.406, SLG: 0.474 Andujar Cedeno, R OBP: 0.342, SLG: 0.438 (1, 4) (4, PH) (5, 6)	0-0 G5-3		1-0 1B HBP	0-0 G6-3		0-0 BB 1B	0-0 FC5 5 BB 1B			1	1	0	0	0	0	0
Steve Finley, L OBP: 0.324, SLG: 0.423 (1, 8)	4-0 5 HR BB		0-0 5 1B 1B	0-0 5 1B 1B		4-0 5 2B BB	0-0 F7			3	4	2	0	2	0	1
5 Jeff Bagwell, R OBP: 0.436, SLG: 0.714 (1, 3)	0-0 1-H HR		0-0 1B 1B	0-0 1B 1B		0-0 BB SF9 2B	4-0 1-2 BB			4	3	4	4	1	0	0
Ken Caminiti, S OBP: 0.356, SLG: 0.529 (1, 5)	0-0 F8		0-0 1B 1B	0-0 1B 1B		0-0 F3	0-0 FC5			5	1	2	2	0	0	4
Kevin Bass, S OBP: 0.402, SLG: 0.497 James Mouton, R OBP: 0.313, SLG: 0.299 (1, 9) (7, 9)	0-0 2B		0-0 1B G4-3 1B	0-0 K		4-0 SF9 BB IBB		0-3 K		3	1	2	1	1	1	2
Luis Gonzalez, L OBP: 0.336, SLG: 0.424 (1, 7)	0-3 K		0-0 1B G4-3 1B	0-3 K		4-0 BB		0-0 F7		4	0	1	2	1	2	3
Tony Eusebio, R OBP: 0.308, SLG: 0.439 (1, 2)		0-0 G5-3	0-0 G4-3		0-0 F8	0-0 SF9		0-0 G6-3		4	0	0	2	0	0	1
Orlando Miller, R OBP: 0.484, SLG: 0.704 (1, 6) (5, 4)		0-0 P4	0-3 K		0-0 F8	0-3 K				4	0	0	0	0	2	3
Shane Reynolds, R OBP: 0.115, SLG: 0.080 (1, 1)		0-0 G6-3	0-3 K		0-0 F7			0-3 K		4	0	0	0	0	2	1

Inning Stats	R: 2	H: 2	E: 0	K: 1	S: 7	H: 2	LOB: 1	BB: 1	P: 11	R: 0	H: 0	E: 0	K: 0	S: 3	R: 5	H: 5	E: 0	K: 2	S: 12	R: 1	H: 3	E: 0	K: 2	S: 10	R: 0	H: 0	E: 0	K: 0	S: 3	R: 3	H: 2	E: 0	K: 1	S: 7	R: 0	H: 1	E: 0	K: 1	S: 6	R: 0	H: 0	E: 0	K: 1	S: 5
--------------	------	------	------	------	------	------	--------	-------	-------	------	------	------	------	------	------	------	------	------	-------	------	------	------	------	-------	------	------	------	------	------	------	------	------	------	------	------	------	------	------	------	------	------	------	------	------


PITCHER	IP	WLS	BF	H	R	ER	SO	BB	IBB	HBP	BLK	WP	HR	S	P	ERA	WHIP
Steve Cooke, L ERA: 4.78 (1, 1)	2.0	L	15	7	7	7	1	1	0	1	0	0	1	15	20	31.50	4.000
Paul Wagner, R ERA: 4.76 (3, 1)	2.0		9	3	1	1	4	0	0	0	0	0	0	17	17	4.50	1.500
Rich Robertson, L ERA: 7.71 (5, 1)	4.0		19	3	3	3	3	3	1	0	0	0	0	21	37	6.75	1.500

BOTTOM

Pittsburgh Pirates @ Houston Astros
Astrodome, Houston, TX
Sat Jul 23 1994, 8:05 PM EDT
Att. 41,262 - Dome

AB	36
R	11
H	13
RBI	11
BB	5
SO	8
LOB	15

WP: 0 PA: 43
PB: 0
SB: 0
CS: 0



PITCHER	IP	WLS	BF	H	R	ER	SO	BB	IBB	HBP	BLK	WP	HR	S	P	ERA	WHIP
---------	----	-----	----	---	---	----	----	----	-----	-----	-----	----	----	---	---	-----	------

Batter	1	2	3	4	5	6	7	8	9	AB R H RBI BB SO LOB	TOP
Carlos Garcia, R (1, 4) OBP: 0.308, SLG: 0.350	0-0 		2-0 			2-0 		2-2 		4 0 1 0 0 0 1	Pittsburgh Pirates @ Houston Astros Astrodome, Houston, TX Sun Jul 24 1994, 4:33 AM EDT Att. 36,874 - Dome
Jay Bell, R (1, 6) Tony Womack, L (8, 6) OBP: 0.444, SLG: 0.375	4-2 		4-2 			2-3 		1-3 		2 0 0 0 2 2 1 0 0 0 0 0 0 0	
Orlando Merced, S (1, 3) Ravelo Manzanillo, L (6, 1) Andy Van Slyke, L (8, PH) Mark Dewey, R (8, 1) OBP: 1.000, SLG: 1.000	0-1 		3-1 			0-2 		1-0 		3 0 1 0 0 0 2 0 0 0 0 0 0 0 1 0 0 0 0 0 1 0 0 0 0 0 0 0	
Dave Clark, L (1, 9) OBP: 0.354, SLG: 0.489	2-1 			2-2 			1-0 		0-0 	4 1 1 0 0 0 2	
Gary Varsho, L (1, 7) OBP: 0.300, SLG: 0.385	2-0 			0-0 			1-2 		0-0 	4 0 1 0 0 0 2	
Midre Cummings, L (1, 8) OBP: 0.294, SLG: 0.394		3-2 		1-1 			1-3 		2-3 	4 0 0 0 0 2 1	
Don Slaught, R (1, 2) OBP: 0.386, SLG: 0.350		1-2 			1-0 		1-3 			3 0 0 0 0 1 1	
Tom Foley, L (1, 5) OBP: 0.319, SLG: 0.343		0-1 			1-1 		1-0 			3 0 1 0 0 0 0	
Jon Lieber, L (1, 1) Lloyd McClendon, R (6, 3) OBP: 0.125, SLG: 0.097 OBP: 0.260, SLG: 0.324			4-1 		0-3 			2-1 		1 0 0 0 1 1 0 1 0 0 0 0 0 0	
Inning Stats	R: 0 H: 1 E: 0 LOB: 2 K: 0 BB: 1 S: 8 P: 16	R: 0 H: 0 E: 0 LOB: 0 K: 0 BB: 0 S: 9 P: 13	R: 0 H: 0 E: 0 LOB: 1 K: 0 BB: 2 S: 7 P: 20	R: 0 H: 0 E: 0 LOB: 0 K: 0 BB: 0 S: 6 P: 9	R: 0 H: 0 E: 0 LOB: 0 K: 1 BB: 0 S: 6 P: 8	R: 0 H: 0 E: 0 LOB: 0 K: 1 BB: 0 S: 7 P: 11	R: 1 H: 3 E: 0 LOB: 2 K: 2 BB: 0 S: 12 P: 17	R: 0 H: 1 E: 0 LOB: 1 K: 1 BB: 0 S: 11 P: 17	R: 0 H: 0 E: 0 LOB: 0 K: 1 BB: 0 S: 6 P: 8	1B: 3 SF: 0 2B: 2 SAC: 0 3B: 0 DP: 1 HR: 0 HBP: 0	WP: 1 PA: 33 PB: 0 SB: 0 CS: 0
PITCHER Darryl Kile, R (1, 1) ERA: 4.9 John Hudek, R (9, 1) ERA: 1.8	IP WLS BF H R ER SO BB IBB HBP BLK WP HR S P ERA WHIP 8.0 W 30 5 1 1 5 3 0 0 0 1 0 66 111 1.12 1.000 1.0 3 0 0 0 1 0 0 0 0 0 0 6 8 0.00 0.000						PITCHER IP WLS BF H R ER SO BB IBB HBP BLK WP HR S P ERA WHIP				

livebaseballscorecards.com

AB	30
R	1
H	5
RBI	0
BB	3
SO	6
LOB	11



Houston Astros @ Cincinnati Reds

Riverfront Stadium, Cincinnati, OH

Mon Jul 25 1994, 7:05 PM EDT
 Att. 28,693 - Unknown - 74 F

livebaseballscorecards.com



AB	32
R	4
H	5
RBI	4
BB	4
SO	5
LOB	10

WP:	0	PA:	36
PB:	0		
SB:	1		
CS:	0		

Batter	1	2	3	4	5	6	7	8	9	AB	R	H	RBI	BB	SO	LOB
Craig Biggio, R (1, 4) OBP: 0.406, SLG: 0.481	G5-3	G6-3 5 1B 2B		P2			FC4-6 BB			3	1	1	2	1	0	0
Steve Finley, L (1, 8) OBP: 0.322, SLG: 0.420	G4-3	G6-3		L9			FC4-6			4	0	0	0	0	0	2
5 Jeff Bagwell, R (1, 3) OBP: 0.441, SLG: 0.729	4-1 S 2B BB	2-2 1B			4-0 G5-4-3 BB		K			2	1	1	1	2	1	1
Ken Caminiti, S (1, 5) OBP: 0.355, SLG: 0.520	4-1 2B 1-2 BB	0-0 F9			0-0 G5-4-3			0-0 G3-1		3	0	0	0	1	0	2
Kevin Bass, S (1, 9) OBP: 0.403, SLG: 0.497	0-1 2B		2-2 F9		0-0			2-2 F7		4	0	1	1	0	0	0
Luis Gonzalez, L (1, 7) OBP: 0.339, SLG: 0.424	0-1 G3-1		1-1 F7		1-3 K			3-2 G6-3		4	0	0	0	0	1	2
Dave Veres, R (8, 1) OBP: 0.667, SLG: 0.500										0	0	0	0	0	0	0
Tony Eusebio, R (1, 2) OBP: 0.308, SLG: 0.437		3-2 E6 2B 2B	1-1 1B		1-1 G3			3-2 F7		3	1	1	0	0	0	0
Chris Donnels, L (9, PH) OBP: 0.352, SLG: 0.429										1	0	0	0	0	0	0
Andujar Cedeno, R (1, 6) OBP: 0.339, SLG: 0.434		0-1 2B 2B	1-3 K		2-3 K			2-3 K		4	1	1	0	0	3	1
Greg Swindell, L (1, 1) OBP: 0.211, SLG: 0.263		1-2 G5-3		0-0 F9			3-2 F8		0-0 G3	1	0	0	0	0	0	2
Brian Williams, R (3, 1) OBP: 0.261, SLG: 0.261										1	0	0	0	0	0	0
James Mouton, R (7, PH) OBP: 0.316, SLG: 0.300										1	0	0	0	0	0	0
Tom Edens, R (7, 1)										0	0	0	0	0	0	0
Mike Hampton, R (8, 1)										0	0	0	0	0	0	0
Mike Felder, S (8, 7) OBP: 0.260, SLG: 0.297										1	0	0	0	0	0	0

Inning Stats	R: 1	H: 1	E: 0	K: 0	S: 12	P: 21	R: 3	H: 3	E: 1	K: 0	S: 20	P: 26	R: 0	H: 1	E: 0	K: 1	S: 11	P: 16	R: 0	H: 0	E: 0	K: 0	S: 5	P: 8	R: 0	H: 0	E: 0	K: 2	S: 9	P: 13	R: 0	H: 0	E: 0	K: 1	S: 10	P: 20	R: 0	H: 0	E: 0	K: 0	S: 10	P: 15	R: 0	H: 0	E: 0	K: 1	S: 8	P: 13	1B: 2	SF: 0	2B: 3	SAC: 0	3B: 0	DP: 1	HR: 0	HBP: 0	WP: 0	PA: 36
--------------	------	------	------	------	-------	-------	------	------	------	------	-------	-------	------	------	------	------	-------	-------	------	------	------	------	------	------	------	------	------	------	------	-------	------	------	------	------	-------	-------	------	------	------	------	-------	-------	------	------	------	------	------	-------	-------	-------	-------	--------	-------	-------	-------	--------	-------	--------

PITCHER	IP	WLS	BF	H	R	ER	SO	BB	IBB	HBP	BLK	WP	HR	S	P	ERA	WHIP
John Smiley, L (1, 1) ERA: 3.57	6.2	W	29	5	4	2	3	4	0	0	0	0	0	64	102	2.70	1.350
Hector Carrasco, R (7, 1) ERA: 2.15	2.1	S	7	0	0	0	2	0	0	0	0	0	0	23	36	0.00	0.000

Batter	1	2	3	4	5	6	7	8	9	AB	R	H	RBI	BB	SO	LOB
Jacob Brumfield, R OBP: 0.393, SLG: 0.542 (1, 8) (8, 7)	2-2 F7		1-1 G4-3 SF8 2B	1-1 G4-3		0-0 F9	3-1 FC6-4 1-2f			5	1	1	0	0	0	3
Tony Fernandez, S OBP: 0.380, SLG: 0.450 (1, 5)	0-1 HR 1B		0-0 G4-3 2-3	0-2 P6		3-2 E6		1-1 G6-3 HBP		4	1	1	0	0	0	1
Barry Larkin, R OBP: 0.373, SLG: 0.410 (1, 6)	2-1 L7		0-0 SF8 3-H	0-2 1B		1-0 L7		3-3 K 1-2		4	0	1	1	0	1	3
Kevin Mitchell, R OBP: 0.421, SLG: 0.690 Deion Sanders, L OBP: 0.347, SLG: 0.392 (1, 7) (7, PR) (8, 8)	1-0 HR		1-0 HR				0-1 S 1B 1B	2-1 G6-3 2-3		4	2	3	3	0	0	1
Reggie Sanders, R OBP: 0.340, SLG: 0.513 (1, 9)	2-0 1B		3-2 2B 2B 1B				0-0 F7	1-1 G5-3		5	1	2	0	0	1	2
Hal Morris, L OBP: 0.400, SLG: 0.524 (1, 3)		0-0 1B	2-0 2B 2B			1-0 1B 1B		4-0 1B 1-2 IBB		3	1	3	0	1	0	0
Bret Boone, R OBP: 0.367, SLG: 0.471 (1, 4)		2-2 F9	1-2 2B			0-2 G6-4-3 1B		4-1 1B 1-2 2-3 IBB		3	0	2	2	1	0	1
Brian Dorsett, R OBP: 0.304, SLG: 0.340 (1, 2)		0-0 F8	4-0 IBB			1-0 G6-4-3 1-2f		1-1 FC6-4 1B		3	0	1	1	1	0	3
John Smiley, L OBP: 0.235, SLG: 0.250 Hector Carrasco, R (7, 1)		1-2 F7	0-3 K				1-3 K	0-3 K		3	0	0	0	0	2	3
										1	0	0	0	0	1	3

Inning Stats	R: 2	H: 3	E: 0	K: 0	S: 12	LOB: 1	BB: 0	P: 19	R: 0	H: 1	E: 0	K: 0	S: 9	LOB: 1	BB: 0	P: 12	R: 4	H: 5	E: 0	K: 1	S: 15	LOB: 2	BB: 1	P: 27	R: 0	H: 1	E: 0	K: 0	S: 9	LOB: 1	BB: 0	P: 10	R: 0	H: 2	E: 0	K: 1	S: 10	LOB: 1	BB: 0	P: 12	R: 0	H: 0	E: 1	K: 1	S: 8	LOB: 1	BB: 0	P: 13	R: 1	H: 2	E: 0	K: 1	S: 12	LOB: 3	BB: 2	P: 23	R: 0	H: 0	E: 0	K: 1	S: 10	LOB: 1	BB: 0	P: 17
--------------	------	------	------	------	-------	--------	-------	-------	------	------	------	------	------	--------	-------	-------	------	------	------	------	-------	--------	-------	-------	------	------	------	------	------	--------	-------	-------	------	------	------	------	-------	--------	-------	-------	------	------	------	------	------	--------	-------	-------	------	------	------	------	-------	--------	-------	-------	------	------	------	------	-------	--------	-------	-------

PITCHER	IP	WLS	BF	H	R	ER	SO	BB	IBB	HBP	BLK	WP	HR	S	P	ERA	WHIP
Greg Swindell, L ERA: 4.17	(1, 1)	2.2	L	15	8	6	6	0	0	0	0	0	0	30	47	20.25	3.000
Brian Williams, R ERA: 5.66	(3, 1)	3.1		15	4	0	3	0	1	0	0	0	0	33	46	0.00	1.200
Tom Edens, R ERA: 4.59	(7, 1)	1.1		9	2	1	2	0	2	1	0	0	0	18	33	6.75	1.500
Mike Hampton, L ERA: 3.26	(8, 1)	0.1		1	0	0	0	0	0	0	0	0	0	2	4	0.00	0.000
Dave Veres, R ERA: 2.23	(8, 1)	0.1		1	0	0	0	0	0	0	0	0	0	2	3	0.00	0.000


BOTTOM

Houston Astros @ Cincinnati Reds
Riverfront Stadium, Cincinnati, OH

Mon Jul 25 1994, 7:05 PM EDT
Att: 28,693 - Unknown - 74 F

AB	36
R	7
H	14
RBI	7
BB	3
SO	5
LOB	21

WP: 0 PA: 41
PB: 0 SB: 4
CS: 0



PITCHER	IP	WLS	BF	H	R	ER	SO	BB	IBB	HBP	BLK	WP	HR	S	P	ERA	WHIP
---------	----	-----	----	---	---	----	----	----	-----	-----	-----	----	----	---	---	-----	------

Batter	1	2	3	4	5	6	7	8	9	AB R H RBI BB SO LOB	TOP																									
Craig Biggio, R OBP: 0.406, SLG: 0.483 (1, 4)	1-0 G4-3	0-0 F8		1-2 F8			1-1 FC4-6 2B	3-2 S 1B		5 1 2 0 0 0 0																										
Steve Finley, L OBP: 0.320, SLG: 0.420 (1, 8)	1-2 5 HR 2B	2-2 G4-3		2-3 K			0-0 B1	1-0 G1-3		5 1 1 0 0 1 2																										
5 Jeff Bagwell, R OBP: 0.445, SLG: 0.740 (1, 3)	3-2 2-H HR	3-1 1B 2B			2-1 CS 1B		4-0 FC4-6 IBB		1-0 F7	4 2 3 2 1 0 0																										
Ken Caminiti, S OBP: 0.356, SLG: 0.518 (1, 5)	3-2 S 1B	0-2 2-H 1B			1-0 F8		0-0 FC4-6 2B		2-0 F8	5 1 2 1 0 0 3																										
Luis Gonzalez, L OBP: 0.339, SLG: 0.425 (1, 7)	4-2 1B BB	3-2 G3-1			1-1 G6-3		0-0 G1-3		1-0 G1-4-3	4 1 1 1 1 0 2																										
Kevin Bass, S OBP: 0.405, SLG: 0.494 (1, 9)	0-1 1B		0-3 K				3-2 G1-3			3 0 1 1 1 1 0																										
James Mouton, R OBP: 0.316, SLG: 0.300 (8, 9)	1-2 2-H 1B						4-0 IBB			0 0 0 0 0 0 0																										
Scott Servais, R OBP: 0.252, SLG: 0.389 (1, 2)	1-1 1B		0-0 G6-3				0-0 1B			4 0 2 1 0 1 3																										
Orlando Miller, R OBP: 0.429, SLG: 0.613 (1, 6)	0-3 K		1-3 K				1-3 K			4 0 0 0 0 2 3																										
Pete Harnisch, S OBP: 0.161, SLG: 0.258 (1, 1)	0-0 G4-3			1-3 K			2-0 F7		0-1 P3	3 0 0 0 0 1 3																										
Mike Hampton, R (6, 1)							0-2 G4-3			0 0 0 0 0 0 0																										
Todd Jones, L OBP: 0.500, SLG: 0.500 (6, 1)										1 0 0 0 0 0 0																										
Inning Stats	R: 4 E: 0 K: 1 S: 20	H: 5 LOB: 2 BB: 1 P: 33	R: 1 E: 0 K: 0 S: 13	H: 2 LOB: 1 BB: 0 P: 21	R: 0 E: 0 K: 2 S: 7	H: 0 LOB: 0 BB: 0 P: 8	R: 0 E: 0 K: 2 S: 9	H: 0 LOB: 0 BB: 0 P: 13	R: 0 E: 0 K: 0 S: 5	H: 1 LOB: 0 BB: 0 P: 9	R: 0 E: 0 K: 0 S: 8	H: 1 LOB: 1 BB: 0 P: 13	R: 1 E: 0 K: 1 S: 8	H: 2 LOB: 3 BB: 2 P: 18	R: 0 E: 0 K: 0 S: 8	H: 1 LOB: 1 BB: 0 P: 12	R: 0 E: 0 K: 0 S: 3	H: 0 LOB: 0 BB: 0 P: 7	1B: 7 2B: 4 3B: 0 HR: 1	SF: 0 SAC: 0 DP: 0 HBP: 0	WP: 0 PB: 0 SB: 2 CS: 1	PA: 41														
PITCHER	IP WLS BF H R ER SO BB IBB HBP BLK WP HR S P ERA WHIP																																			
Jose Rijo, R ERA: 3.28 (1, 1)	6.0		27	9	5	5	5	1	0	0	0	0	1	62	97	7.50	1.667																			
Johnny Ruffin, R ERA: 2.66 (7, 1)	1.2	L	10	3	1	1	1	0	2	0	0	0	0	15	28	5.40	1.800																			
Chuck McElroy, L ERA: 2.05 (8, 1)	0.1		1	0	0	0	0	0	0	0	0	0	0	1	2	0.00	0.000																			
Jeff Brantley, R ERA: 2.47 (9, 1)	1.0		3	0	0	0	0	0	0	0	0	0	0	3	7	0.00	0.000																			

Houston Astros @ Cincinnati Reds
Riverfront Stadium, Cincinnati, OH

Tue Jul 26 1994, 7:05 PM EDT
Att. 35,595 - Unknown - 76 F

livebaseballscorecards.com

AB	38
R	6
H	12
RBI	6
BB	3
SO	6
LOB	16



BOTTOM

Houston Astros @ Cincinnati Reds
Riverfront Stadium, Cincinnati, OH

Tue Jul 26 1994, 7:05 PM EDT
Att: 35,595 - Unknown - 76 F

livebaseballscorecards.com

AB	38
R	5
H	13
RBI	5
BB	2
SO	8
LOB	19



WP:	0	PA:	41
PB:	0	SB:	1
CS:	0		

AB R H RBI BB SO LOB

5	2	1	0	0	1	4
4	0	3	3	1	1	0
5	0	1	0	0	1	5
4	0	1	0	1	0	2
5	1	1	0	0	3	4
4	0	1	0	0	0	3
4	1	2	2	0	0	1
4	0	2	0	0	1	0
1	0	0	0	0	0	0
1	1	1	0	0	0	0
0	0	0	0	0	0	0
0	0	0	0	0	0	0
1	0	0	0	0	1	0
0	0	0	0	0	0	0

Batter	1	2	3	4	5	6	7	8	9
Deion Sanders, L OBP: 0.345, SLG: 0.395 (1, 8)	1-2 P5 1B		3-2 1B 3B	0-0 G4-3 1B		0-1 FC1-5 2B		2-3 K	
Barry Larkin, R OBP: 0.378, SLG: 0.416 (1, 6)	1-0 1B 1B		0-1 FC3-6 1B	4-0 BB		1-0 2B		2-3 K	
Hal Morris, L OBP: 0.398, SLG: 0.520 (1, 3)	1-0 G4-6-3 1B		1-1 FC3-6 1B	0-0 G3-1		3-2 G5-3		3-3 K	
Kevin Mitchell, R OBP: 0.421, SLG: 0.683 (1, 7)	0-1 G4-6-3 1-2f		1-0 1B		0-0 P3	4-0 IBB		0-0 L9	
Reggie Sanders, R OBP: 0.338, SLG: 0.508 (1, 9)		0-1 G4-3 HR 1B	2-3 K		2-3 K	1-3 K		1-1 G4-3	
Tony Fernandez, S OBP: 0.378, SLG: 0.448 (1, 5)		1-1 G4-3 1-3	1-0 G3		3-2 1B		1-0 F7		
Bret Boone, R OBP: 0.368, SLG: 0.484 (1, 4)		1-0 HR		1-1 1B 2B	0-1 P6		2-0 L9		
Eddie Taubensee, L OBP: 0.325, SLG: 0.506 (1, 2)		2-3 K		1-2 SH3-4 1B		1-2 FC1-5 1B	3-1 P6		
Jose Rijo, R OBP: 0.214, SLG: 0.286 (6, PH) Lenny Harris, L OBP: 0.351, SLG: 0.387 Johnny Kuttin, R (7, 1) Chuck McElroy, L OBP: 0.167, SLG: 0.167 Thomas Howard, S OBP: 0.307, SLG: 0.417 Jeff Brantley, R (9, 1)		0-2 G4-3		0-0 SH3-4		0-1 FC1-5 2B 1B		0-3 K	

Inning Stats	R: 0 H: 2 E: 0 K: 8	H: 2 LOB: 1 BB: 0 P: 11	R: 2 H: 2 E: 0 K: 12	H: 2 LOB: 0 BB: 0 P: 16	R: 1 H: 3 E: 0 K: 13	H: 3 LOB: 2 BB: 0 P: 21	R: 0 H: 2 E: 0 K: 8	H: 2 LOB: 3 BB: 1 P: 14	R: 0 H: 1 E: 0 K: 9	H: 1 LOB: 1 BB: 0 P: 14	R: 2 H: 3 E: 0 K: 14	H: 3 LOB: 2 BB: 1 P: 24	R: 0 H: 0 E: 0 K: 4	H: 0 LOB: 0 BB: 0 P: 10	R: 0 H: 0 E: 0 K: 9	H: 0 LOB: 0 BB: 0 P: 13	R: 0 H: 0 E: 0 K: 6	H: 0 LOB: 0 BB: 0 P: 10	1B: 9 SF: 0 2B: 2 SAC: 1 3B: 1 DP: 1 HR: 1 HBP: 0
--------------	---------------------	-------------------------	----------------------	-------------------------	----------------------	-------------------------	---------------------	-------------------------	---------------------	-------------------------	----------------------	-------------------------	---------------------	-------------------------	---------------------	-------------------------	---------------------	-------------------------	--

PITCHER	IP	WLS	BF	H	R	ER	SO	BB	IBB	HBP	BLK	WP	HR	S	P	ERA	WHIP
Pete Harnisch, R ERA: 5.08 (1, 1)	5.1		29	13	5	5	3	1	0	0	0	0	1	58	86	8.44	2.625
Mike Hampton, L ERA: 3.23 (6, 1)	0.1		1	0	0	0	0	0	0	0	0	0	0	3	6	0.00	0.000
Todd Jones, R ERA: 3.34 (6, 1)	3.1	W	11	0	0	0	5	0	1	0	0	0	0	22	41	0.00	0.000

Batter	1	2	3	4	5	6	7	8	9	10	11	12	AB	R	H	RBI	BB	SO	LOB	TOP		
Craig Biggio, R OBP: 0.405, SLG: 0.478 (1, 4)	E6 PB		4-2 BB		2-0 FC1-6 1B 1-2f			0-0 L7		0-0 SH5-4	1-2 F9	1-2 HBP	4	0	0	0	1	0	3			
Steve Finley, L OBP: 0.322, SLG: 0.426 (1, 8)	2-3 K		2-2 G4-3		1-0 1B			1-0 1B 1B		2-2 G3-1		3B P4	7	1	3	0	0	1	5			
5 Jeff Bagwell, R OBP: 0.446, SLG: 0.744 (1, 3)	1-1 G5-3			0-2 HR	0-0 F8			1-0 P6		4-0 IBB		HBP BB 2B 1B	5	2	2	2	1	0	4			
Ken Caminiti, S OBP: 0.358, SLG: 0.515 (1, 5)	3-0 P4			0-0 F7				0-0 1B		4-0 IBB		3-H HBP BB 1B	4	1	1	0	2	0	1			
Luis Gonzalez, L OBP: 0.339, SLG: 0.420 (1, 7)		0-0 G3		4-2 1B BB				0-1 F8		4-0 BB		1-2 BB	4	1	0	0	1	0	5			
Kevin Bass, S OBP: 0.407, SLG: 0.494 James Mouton, R OBP: 0.317, SLG: 0.305 (9, PR) (9, 9)	1-0 F8		0-2 G6-4-3 1B		0-0 F7			2-2 1B		2-1 G1-6-4 1B		3-2 SH1-4 2B	4	0	2	0	0	0	0			
Scott Servais, R OBP: 0.247, SLG: 0.381 (1, 2)	1-0 F8		0-1 G6-4-3		1-0 F7			0-0 F7		0-0 G1-6-4		0-1 B1	5	0	0	0	0	0	6			
Andujar Cedeno, R OBP: 0.339, SLG: 0.439 (1, 6)			0-2 G6-3		0-0 L5			0-2 2B		3-2 P4		1-2 L6	6	1	2	2	0	0	2			
Doug Drabek, R John Nunez, S Sid Bream, L Orlando Miller, R Quane Walker, R Chris Contreras, L Brian Williams, R Tony Espino, R Todd Worsham, L (11, 1) (11, 1) (11, 1) (11, 1) (11, 1) (11, 1) (11, 1) (11, 1) (11, 1)			3-1 G4-3		1-2 FC1-6 1B			2-2 G4-3		1-0 G3-1 SH5-4 1B		4-2 BB	3	0	1	0	0	0	0			
Inning Stats	R: 0 E: 1 K: 11 S: 11	H: 0 LOB: 1 BB: 0 P: 16	R: 0 E: 0 K: 0 S: 3	H: 0 LOB: 0 BB: 0 P: 5	R: 0 E: 0 K: 10 S: 10	H: 0 LOB: 1 BB: 1 P: 19	R: 1 E: 0 K: 0 S: 13	H: 2 LOB: 1 BB: 1 P: 17	R: 0 E: 0 K: 0 S: 7	H: 0 LOB: 0 BB: 0 P: 11	R: 0 E: 0 K: 0 S: 6	H: 1 LOB: 0 BB: 0 P: 11	R: 0 E: 0 K: 0 S: 12	H: 1 LOB: 3 BB: 2 P: 25	R: 0 E: 0 K: 0 S: 13	H: 1 LOB: 2 BB: 1 P: 23	R: 6 E: 0 K: 1 S: 18	H: 4 LOB: 1 BB: 1 P: 30	1B: 8 2B: 3 3B: 1 HR: 2	SF: 0 SAC: 2 DP: 2 HBP: 2	WP: 0 PB: 1 SB: 0 CS: 0	PA: 56
PITCHER	IP	WLS	BF	H	R	ER	SO	BB	IBB	HBP	BLK	WP	HR	S	P	ERA	WHIP					
John Roper, R ERA: 4.41 (1, 1)	6.0		24	4	1	1	1	2	0	0	0	0	0	50	77	1.50	1.000					
Johnny Ruffin, R ERA: 2.61 (7, 1)	1.0		3	1	0	0	0	0	0	0	0	0	0	8	11	0.00	1.000					
Hector Carrasco, R ERA: 2.12 (8, 1)	0.2		4	2	0	0	0	0	0	0	0	0	0	4	6	0.00	3.000					
Chuck McElroy, L ERA: 2.04 (8, 1)	0.1		2	1	0	0	0	0	0	0	0	0	0	5	9	0.00	3.000					
Jeff Brantley, R ERA: 2.38 (9, 1)	2.0		8	1	0	0	0	1	1	0	0	0	0	16	32	0.00	1.000					
PITCHER	IP	WLS	BF	H	R	ER	SO	BB	IBB	HBP	BLK	WP	HR	S	P	ERA	WHIP					
Scott Service, R ERA: 6.75 (11, 1)	1.0		7	3	2	2	0	1	0	0	0	0	0	15	25	18.00	4.000					
Tim Fortugno, L ERA: 3.95 (12, 1)	1.0		8	2	4	4	1	1	0	2	0	0	1	15	25	36.00	3.000					

Houston Astros @ Cincinnati Reds
Riverfront Stadium, Cincinnati, OH
Wed Jul 27 1994, 3:33 AM EDT
Att. 37,258 - Cloudy - 70 F

livebaseballscorecards.com

AB	46
R	7
H	14
RBI	7
BB	6
SO	2
LOB	29



Batter	1	2	3	4	5	6	7	8	9	AB R H RBI BB SO LOB	TOP																
Craig Biggio, R OBP: 0.407, SLG: 0.479 (1, 4) X	0-0 G6-3		1-2 G4-3			2-2 1B 5 WP 5 S	2-2 1B 5 S BB		1-2 G3 BLK 2-3 1B	5 1 3 0 0 0 0																	
Steve Finley, L OBP: 0.325, SLG: 0.424 (1, 8) X	0-0 1B 5 G3		1-2 G3-1			1-0 F9 1 SAFE 1 SAFE	4-1 BB		2-1 G3 1-3 3-H	4 1 1 0 1 0 2																	
5 Jeff Bagwell, R OBP: 0.446, SLG: 0.747 (1, 3) X	0-0 G3 1-2			1-0 HR		4-0 1B BB 1-3 E IBB	1-0 G5-3 2-3		1-1 F9	4 2 1 1 1 0 5																	
Ken Caminiti, S OBP: 0.360, SLG: 0.514 (1, 5) X	0-0 1B 2-H			1-3 K		4-0 BB 1-2 E BB		0-0 F7		3 0 1 1 1 1 0																	
Luis Gonzalez, L OBP: 0.341, SLG: 0.419 (1, 7) X	0-0 G3			2-2 G4-3		1-0 E3 1-3 2-H 3-H		4-0 BB S		3 0 1 1 1 0 1																	
Kevin Bass, S OBP: 0.404, SLG: 0.486 (1, 9)		0-0 G3			0-2 G4-3					3 0 0 0 1 1 1																	
Orlando Miller, R OBP: 0.429, SLG: 0.613 (9, 6)						4-0 G6-4-3 IBB				0 0 0 0 0 0 0																	
Tony Eusebio, R OBP: 0.311, SLG: 0.457 (1, 2) X						1-0 G6-4-3 1-2				4 0 1 0 0 2 4																	
Andujar Cedeno, R OBP: 0.338, SLG: 0.436 (1, 6) X						3-3 K				4 0 1 0 0 1 1																	
James Mouton, R OBP: 0.317, SLG: 0.305 (9, PR) (9, 9) X						2-3 K				0 1 0 0 0 0 0																	
Shane Reynolds, R OBP: 0.103, SLG: 0.071 (1, 1) S C C					0-3 K					3 0 0 0 0 1 0																	
Todd Jones, L OBP: 0.500, SLG: 0.500 (7, 1) S C C						2-0 L7				0 0 0 0 0 0 0																	
Mike Felder, S OBP: 0.260, SLG: 0.297 (9, PH) S C C										0 0 0 0 0 0 0																	
John Hudek, S (9, 1) S C C										0 0 0 0 0 0 0																	
Inning Stats	R: 1 E: 0 K: 0 S: 5	H: 2 LOB: 1 BB: 0 P: 5	R: 0 E: 0 K: 0 S: 3	H: 1 LOB: 0 BB: 0 P: 3	R: 0 E: 0 K: 1 S: 11	H: 0 LOB: 0 BB: 0 P: 13	R: 1 E: 0 K: 1 S: 10	H: 1 LOB: 0 BB: 0 P: 14	R: 0 E: 0 K: 2 S: 8	H: 0 LOB: 0 BB: 0 P: 15	R: 2 E: 1 K: 0 S: 6	H: 2 LOB: 2 BB: 3 P: 23	R: 0 E: 0 K: 0 S: 8	H: 1 LOB: 2 BB: 1 P: 16	R: 0 E: 0 K: 2 S: 7	H: 0 LOB: 1 BB: 1 P: 14	R: 1 E: 0 K: 0 S: 10	H: 2 LOB: 2 BB: 0 P: 15	1B: 8 2B: 0 3B: 0 HR: 1	SF: 0 SAC: 1 DP: 2 HBP: 0	WP: 1 PB: 0 SB: 3 CS: 0	PA: 39					
PITCHER	IP WLS BF H R ER SO BB IBB HBP BLK WP HR S P ERA WHIP																										
Pedro Astacio, R ERA: 4.4 (1, 1)	6.2		29	7	4	3	4	2	2	0	0	1	1	50	87	4.05	1.350										
Rudy Seanez, R ERA: 3.38 (7, 1)	0.1		1	0	0	0	0	0	0	0	0	0	0	1	2	0.00	0.000										
Ismael Valdez, R ERA: 3.44 (8, 1)	2.0	W	9	2	1	1	2	1	0	0	1	0	0	17	29	4.50	1.500										

Houston Astros @ Los Angeles Dodgers
Dodger Stadium, Los Angeles, CA

Fri Jul 29 1994, 7:05 PM PDT
Att: 42,757 - Unknown

livebaseballscorecards.com

AB	33
R	5
H	9
RBI	3
BB	5
SO	6
LOB	14



Batter	1	2	3	4	5	6	7	8	9	AB R H RBI BB SO LOB
Brett Butler, L OBP: 0.413, SLG: 0.453 (1, 8) X	0-0 G4-3		2-0 HR			3-3 K	0-1 1B		4-2 HR BB	4 2 2 2 1 1 0
Delino DeShields, L OBP: 0.361, SLG: 0.326 (1, 4) X (8, 6)	0-0 WP S 1B		1-0 F7			2-3 K	2-3 K		2-1 HR 1-H 2-H	5 1 2 3 0 2 2
Mike Piazza, R OBP: 0.372, SLG: 0.552 (1, 2) X	0-0 P3			1-0 G6-3		0-0 1B	1-2 F9			4 0 1 0 0 0 3
Tim Wallach, R OBP: 0.341, SLG: 0.475 (1, 5) X	0-0 G1-3			2-1 E6		0-0 L4		2-3 K		4 0 0 0 0 1 2
Eric Karros, R OBP: 0.317, SLG: 0.421 (1, 3) X		0-0 P3		2-2 P6			1-2 BB E 1B	1-3 K		4 1 1 0 0 1 1
Henry Rodriguez, L OBP: 0.315, SLG: 0.415 (1, 7) X		1-0 F8		0-1 G3			1-2 E6 1B BB G4-3	1-1 P6		4 1 0 0 0 0 2
Raul Mondesi, R OBP: 0.330, SLG: 0.513 (1, 9) X		0-0 F8			1-3 K		4-2 G4-3 1B BB	0-2 G5-3		3 1 0 0 1 1 0
Rafael Bournigal, R OBP: 0.297, SLG: 0.277 (1, 6) X			0-0 G6-3		0-0 B5		1-1 G4-3 1B	1-1 BB HR 1B		2 0 0 0 0 0 0 1 0 1 1 0 0 0 0 0 0 0 0 0 0 1 0 1 0 0 0 0 0 1 0 0 0 0 0
Chris Gwynn, L OBP: 0.342, SLG: 0.409 (7, PH)										
Ismael Valdez, R (8, 1)										
Dave Hansen, L OBP: 0.366, SLG: 0.378 (9, PH)										
Mitch Webster, S OBP: 0.333, SLG: 0.456 (9, PR)										
Pedro Astacio, R OBP: 0.070, SLG: 0.070 (1, 1)			0-3 K2-3		0-3 K		1-2 2-3 3-H G4-3	0-0 F9		2 0 0 0 0 2 0 0 0 0 0 0 0 0 2 0 0 1 0 0 3
Rudy Seanez, R (7, 1)										
Jeff Treadway, L OBP: 0.373, SLG: 0.377 (7, PH) (8, 4)										


Inning Stats	R: 0 E: 0 K: 0 S: 4	H: 1 LOB: 1 BB: 0 P: 4	R: 0 E: 0 K: 0 S: 3	H: 0 LOB: 0 BB: 0 P: 4	R: 1 E: 0 K: 1 S: 6	H: 1 LOB: 0 BB: 0 P: 9	R: 0 E: 1 K: 0 S: 8	H: 0 LOB: 1 BB: 0 P: 13	R: 0 E: 0 K: 2 S: 7	H: 0 LOB: 0 BB: 0 P: 8	R: 0 E: 0 K: 2 S: 8	H: 1 LOB: 1 BB: 0 P: 13	R: 3 E: 1 K: 1 S: 26	H: 3 LOB: 2 BB: 1 P: 38	R: 0 E: 0 K: 2 S: 9	H: 0 LOB: 0 BB: 0 P: 13	R: 3 E: 0 K: 0 S: 12	H: 2 LOB: 1 BB: 1 P: 19	1B: 6 2B: 0 3B: 0 HR: 2	SF: 0 SAC: 0 DP: 0 HBP: 0	WP: 1 PB: 0 SB: 1 CS: 0	PA: 38			
PITCHER	IP	WLS	BF	H	R	ER	SO	BB	IBB	HBP	BLK	WP	HR	S	P	ERA	WHIP								
Shane Reynolds, R ERA: 3.06 (1, 1)	6.0		25	4	4	3	5	1	0	0	0	1	1	48	69	4.50	0.833								
Todd Jones, R ERA: 3.18 (7, 1)	2.0		8	2	0	0	3	0	0	0	0	0	0	23	33	0.00	1.000								
John Hudek, R ERA: 2.48 (9, 1)	0.2	L	5	2	3	3	0	1	0	0	0	0	1	12	19	40.50	4.500								

Houston Astros @ Los Angeles Dodgers
Dodger Stadium, Los Angeles, CA
 Fri Jul 29 1994, 7:05 PM PDT
 Att. 42,757 - Unknown

livebaseballscorecards.com

AB	36
R	7
H	8
RBI	7
BB	2
SO	8
LOB	13



Batter	1	2	3	4	5	6	7	8	9	AB R H RBI BB SO LOB	TOP											
Craig Biggio, R (1, 4) OBP: 0.403, SLG: 0.473	2-2 P2		1-0 G6-3		0-1 FC5		1-2 FC5-4		3-3 K	5 0 0 0 0 1 6												
Steve Finley, L (1, 8) OBP: 0.320, SLG: 0.419	1-1 G3			1-2 G3-1	1-1 G3		0-0 F9			4 0 0 0 0 0 4												
5 Jeff Bagwell, R (1, 3) OBP: 0.446, SLG: 0.743	0-1 G6-3			2-3 K		3-1 G6-3 G4-3 1B		4-1 BB		3 1 1 0 0 1 0												
Ken Caminiti, S (1, 5) OBP: 0.359, SLG: 0.511		1-0 F9		0-1 1B 1B		1-1 G6-3		1-3 K		4 0 1 0 0 1 2												
Luis Gonzalez, L (1, 7) OBP: 0.340, SLG: 0.417		0-1 G4-3		0-0 FC4-6 1B		0-1 G4-3		0-2 F7		4 0 1 1 0 0 1												
Kevin Bass, S (1, 9) OBP: 0.396, SLG: 0.476		1-3 K		0-0 FC4-6		0-0 F7		3-2 L3		4 0 0 0 0 1 3												
Tom Edens, R (8, 1)				1-2 K						0 0 0 0 0 0 0												
Tony Eusebio, R (1, 2) OBP: 0.323, SLG: 0.472			2-2 E4 L1-3		0-0 FC3-5 1B 1B		2-1 FC5-4 WP 1B		1-0 G4-3 2B	4 0 3 0 0 0 0	AB 35											
Orlando Miller, R (1, 6) OBP: 0.421, SLG: 0.588			0-1 L1-3		1-2 FC5 FC3-5 1B		0-3 K		3-2 F8	3 0 1 0 0 1 2	R 1											
Chris Donnels, L (9, PH) OBP: 0.356, SLG: 0.423			1-2 K		1-2 FC3-5 FC5		1-1 FC3-5		1-2 G4-3	1 0 0 0 0 0 1	H 7											
Darryl Kile, R (1, 1) OBP: 0.163, SLG: 0.256			1-3 K		1-1 FC3-5		4-2 FC5-4 BB		2-3 G4-3	2 0 0 0 0 1 3	RBI 1											
Roberto Petagine, L (7, PH)					1-2 K					0 0 0 0 0 1 0	BB 2											
Mike Hampton, R (7, 1)										0 0 0 0 0 0 0	SO 6											
Dave Veres, R (7, 1) OBP: 0.667, SLG: 0.500										0 0 0 0 0 0 0	LOB 23											
Mike Felder, S (8, 9) OBP: 0.257, SLG: 0.294					1-2 K					1 0 0 0 0 0 1												
Inning Stats	R: 0 E: 0 K: 0 S: 7	H: 0 LOB: 0 BB: 0 P: 10	R: 0 E: 0 K: 1 S: 6	H: 0 LOB: 0 BB: 0 P: 8	R: 0 E: 1 K: 1 S: 9	H: 0 LOB: 1 BB: 0 P: 13	R: 0 E: 0 K: 1 S: 10	H: 2 LOB: 2 BB: 0 P: 13	R: 0 E: 0 K: 0 S: 11	H: 2 LOB: 2 BB: 0 P: 14	R: 1 E: 0 K: 0 S: 7	H: 1 LOB: 0 BB: 0 P: 11	R: 0 E: 0 K: 1 S: 12	H: 1 LOB: 2 BB: 1 P: 19	R: 0 E: 0 K: 1 S: 14	H: 0 LOB: 1 BB: 1 P: 22	R: 0 E: 0 K: 1 S: 12	H: 1 LOB: 1 BB: 0 P: 20	1B: 6 2B: 1 3B: 0 HR: 0	SF: 0 SAC: 0 DP: 0 HBP: 0	WP: 1 PB: 0 SB: 1 CS: 0	PA: 37
PITCHER	IP WLS BF H R ER SO BB IBB HBP BLK WP HR S P ERA WHIP																					
Kevin Gross, R (1, 1) ERA: 3.86	6.0 W 24 5 1 1 3 0 0 0 0 0 0 0 50 69 1.50 0.833																					
Ismael Valdez, R (7, 1) ERA: 3.1	2.0 9 1 0 0 2 2 0 0 0 1 0 26 41 0.00 1.500																					
Todd Worrell, R (9, 1) ERA: 3.86	1.0 4 1 0 0 1 0 0 0 0 0 0 12 20 0.00 1.000																					

Houston Astros @ Los Angeles Dodgers
Dodger Stadium, Los Angeles, CA
Sat Jul 30 1994, 7:05 PM PDT
Att: 50,880 - Unknown

livebaseballscorecards.com

Batter	1	2	3	4	5	6	7	8	9	AB R H RBI BB SO LOB	TOP											
Craig Biggio, R (1, 4) OBP: 0.400, SLG: 0.469	1-2 G6-3		2-3 SAFE K		1-1 F9			2-1 P3		4 0 0 0 0 1 3	Houston Astros @ Los Angeles Dodgers Dodger Stadium, Los Angeles, CA Sun Jul 31 1994, 3:33 AM PDT Att. 43,231 - Sunny - 80 F											
Steve Finley, L (1, 8) OBP: 0.322, SLG: 0.420	3-2 G6-3		0-1 FC5-4 1B		2-3 K			3-1 F9 5 BB 1B		4 0 2 0 0 1 1												
5 Jeff Bagwell, R (1, 3) OBP: 0.447, SLG: 0.748	0-0 F9		1-2 FC5-4			3-2 HR		4-2 1-2 BB		3 1 1 1 1 0 2												
Ken Caminiti, S (1, 5) OBP: 0.357, SLG: 0.508		2-2 G4-3		2-1 FC6-4 1B		2-3 SAFE K		3-2 F9		4 0 1 0 0 1 2												
Luis Gonzalez, L (1, 7) OBP: 0.337, SLG: 0.413		0-0 G3-1		0-0 L8		2-0 F9		2-1 F8		4 0 0 0 0 0 3												
James Mouton, R (1, 9) OBP: 0.318, SLG: 0.305		0-0		1-0 FC6-4 S		0-0 G5-3			4-0 BB	3 0 1 0 0 0 1												
Todd Jones, L (6, 1) OBP: 0.500, SLG: 0.500				1-2f						0 0 0 0 0 0 0												
Brian Williams, R (8, 1) OBP: 0.261, SLG: 0.261										0 0 0 0 0 0 0												
Mike Felder, S (9, PH) OBP: 0.264, SLG: 0.294										0 0 0 0 1 0 0												
Andujar Cedeno, R (1, 6) OBP: 0.334, SLG: 0.431	1 SAFE G5-3	1-0		1 SAFE 3-1 G4-3			0-0 L5		3-3 K	4 0 0 0 0 1 3												
Scott Servais, R (1, 2) OBP: 0.248, SLG: 0.380			1-2 1B		2-3 SAFE K		1-0 G5-3		1-3 K	3 0 1 0 0 1 0												
Roberto Petagine, L (9, PH)										1 0 0 0 0 1 1												
Greg Swindell, L (1, 1) OBP: 0.250, SLG: 0.300			2-2 1B		1-0 1B		2-3 K		1-3 K	2 0 2 0 0 0 0												
Kevin Bass, S (6, 9) OBP: 0.393, SLG: 0.471			1-2 1B							2 0 0 0 0 2 1												
Inning Stats	R: 0 E: 0 K: 0 S: 9	H: 0 LOB: 0 BB: 0 P: 13	R: 0 E: 0 K: 0 S: 6	H: 1 LOB: 1 BB: 0 P: 9	R: 0 E: 0 K: 1 S: 15	H: 3 LOB: 2 BB: 0 P: 21	R: 0 E: 0 K: 0 S: 7	H: 1 LOB: 1 BB: 0 P: 12	R: 0 E: 0 K: 2 S: 10	H: 1 LOB: 1 BB: 0 P: 16	R: 1 E: 0 K: 1 S: 8	H: 1 LOB: 0 BB: 0 P: 15	R: 0 E: 0 K: 1 S: 5	H: 0 LOB: 0 BB: 0 P: 8	R: 0 E: 0 K: 0 S: 14	H: 1 LOB: 2 BB: 1 P: 27	R: 0 E: 0 K: 3 S: 9	H: 0 LOB: 1 BB: 1 P: 18	1B: 7 2B: 0 3B: 0 HR: 1	SF: 0 SAC: 0 DP: 0 HBP: 0	WP: 0 PB: 0 SB: 1 CS: 0	PA: 36
PITCHER	IP WLS BF H R ER SO BB IBB HBP BLK WP HR S P ERA WHIP																					
Ramon Martinez, R (1, 1) ERA: 4.13	8.0 W 33 8 1 1 5 2 0 0 0 0 0 1 74 125 1.12 1.250																					
Todd Worrell, R (9, 1) ERA: 3.75	1.0 3 0 0 0 3 0 0 0 0 0 0 0 9 14 0.00 0.000																					

livebaseballscorecards.com



Batter	1	2	3	4	5	6	7	8	9	AB	R	H	RBI	BB	SO	LOB
Craig Biggio, R (1, 4) OBP: 0.397, SLG: 0.464 John Hudek, S (9, 1)	3-2 F9		1-2 G6-3		1-2 G3		2-1 FC6 HBP	0-0 FC4		4	0	0	0	0	0	2
Mike Felder, S (1, 8) OBP: 0.261, SLG: 0.290 (8, 9)	2-2 F9			0-0 5 HR 1B		2-1 F7	1-0 FC6 5 BB		1-1 G5-3	5	1	1	1	0	0	2
5 Jeff Bagwell, R (1, 3) OBP: 0.446, SLG: 0.751	1-0 G1			1-1 1-H HR		3-2 G5-3	4-0 FC6-4 BB		2-3 K	4	1	1	2	1	1	0
Ken Caminiti, S (1, 5) OBP: 0.358, SLG: 0.508		1-0 P2		0-0 SH5-3 2B		4-2 1B 1B BB	0-3 K		3-1 F8	4	0	1	0	1	1	3
Kevin Bass, S (1, 9) OBP: 0.396, SLG: 0.474 Mike Hampton, R (8, 1) Orlando Miller, R (9, 4) OBP: 0.421, SLG: 0.588		2-1		0-0 SH5-3 2B		1-1 1B 1B	2-1 FC6-4			3	0	2	0	0	0	3
James Mouton, R (1, 7) OBP: 0.316, SLG: 0.303 Luis Gonzalez, L (6, PH) OBP: 0.337, SLG: 0.413 (7, 7)		1-2 L7		2-3		1-2 1B 1B	1-2 FC6-4			0	0	0	0	0	0	0
Scott Servais, R (1, 2) OBP: 0.246, SLG: 0.377 Milt Thompson, L (6, PH) OBP: 0.347, SLG: 0.344 Tony Eusebio, R (7, 2) OBP: 0.327, SLG: 0.476		1-2 L7		3-1 G6-3		1-2 2-3 1B		2-2 G6-3		2	0	0	0	0	0	2
Andujar Cedeno, R (1, 6) OBP: 0.333, SLG: 0.432		3-1 P4		2-1 P6		0-1 G6-3		0-0 1B 1B		1	0	0	0	0	0	3
Pete Harnisch, S (1, 1) OBP: 0.152, SLG: 0.242 Dave Veres, R (6, 1) OBP: 0.667, SLG: 0.500 Chris Donnels, L (7, PH) OBP: 0.363, SLG: 0.430 Steve Finley, L (8, 8) OBP: 0.325, SLG: 0.422		3-1 P4		2-3 K		2-2 G4-3		0-0 1B FC6 2B		4	1	1	0	0	2	1
Andujar Cedeno, R (1, 6) OBP: 0.333, SLG: 0.432		2-3 K		2-2 G4-3		0-0 1B FC6 2B		0-3 K		2	0	0	0	0	1	0
Pete Harnisch, S (1, 1) OBP: 0.152, SLG: 0.242 Dave Veres, R (6, 1) OBP: 0.667, SLG: 0.500 Chris Donnels, L (7, PH) OBP: 0.363, SLG: 0.430 Steve Finley, L (8, 8) OBP: 0.325, SLG: 0.422		2-3 K		2-3 K		0-0 1B FC6 HBP 1B		0-2 1B FC4		0	0	0	0	0	0	0
Andujar Cedeno, R (1, 6) OBP: 0.333, SLG: 0.432		2-3 K		2-3 K		0-0 1B FC6 HBP 1B		0-2 1B FC4		1	0	1	0	0	0	0
Andujar Cedeno, R (1, 6) OBP: 0.333, SLG: 0.432		2-3 K		2-3 K		0-0 1B FC6 HBP 1B		0-2 1B FC4		1	0	1	0	0	0	0

Inning Stats	R: 0	H: 0	E: 0	K: 0	S: 7	H: 0	LOB: 0	BB: 0	P: 13	R: 0	H: 1	E: 0	K: 0	S: 8	H: 0	LOB: 1	BB: 0	P: 15	R: 0	H: 0	E: 0	K: 1	S: 9	H: 0	LOB: 0	BB: 0	P: 13	R: 2	H: 3	E: 0	K: 0	S: 9	H: 0	LOB: 1	BB: 0	P: 15	R: 0	H: 0	E: 0	K: 1	S: 9	H: 0	LOB: 0	BB: 0	P: 14	R: 0	H: 2	E: 0	K: 0	S: 17	H: 2	LOB: 3	BB: 1	P: 28	R: 1	H: 2	E: 0	K: 1	S: 9	H: 2	LOB: 3	BB: 1	P: 18	R: 0	H: 2	E: 0	K: 1	S: 12	H: 2	LOB: 2	BB: 0	P: 14	R: 0	H: 0	E: 0	K: 1	S: 8	H: 0	LOB: 0	BB: 0	P: 14	1B: 7	2B: 2	3B: 0	HR: 1	SF: 0	SAC: 1	DP: 0	HBP: 1	WP: 0	PA: 40
--------------	------	------	------	------	------	------	--------	-------	-------	------	------	------	------	------	------	--------	-------	-------	------	------	------	------	------	------	--------	-------	-------	------	------	------	------	------	------	--------	-------	-------	------	------	------	------	------	------	--------	-------	-------	------	------	------	------	-------	------	--------	-------	-------	------	------	------	------	------	------	--------	-------	-------	------	------	------	------	-------	------	--------	-------	-------	------	------	------	------	------	------	--------	-------	-------	-------	-------	-------	-------	-------	--------	-------	--------	-------	--------

PITCHER	IP	WLS	BF	H	R	ER	SO	BB	IBB	HBP	BLK	WP	HR	S	P	ERA	WHIP
Lance Painter, L (1, 1) ERA: 5.77	5.0		19	4	2	2	2	0	0	0	0	0	1	42	70	3.60	0.800
Steve Reed, R (6, 1) ERA: 3.75	1.1		11	4	1	1	0	2	0	1	0	0	0	21	39	6.75	4.500
Willie Blair, R (7, 1) ERA: 6.29	0.2		2	0	0	0	1	0	0	0	0	0	0	5	7	0.00	0.000
Bruce Ruffin, L (8, 1) ERA: 3.91	2.0		8	2	0	0	2	0	0	0	0	0	0	20	28	0.00	1.000

BOTTOM

Colorado Rockies @ Houston Astros
Astrodome, Houston, TX

Mon Aug 01 1994, 8:05 PM EDT
Att. 22,256 - Dome

AB	36
R	3
H	10
RBI	3
BB	2
SO	5
LOB	18



PITCHER	IP	WLS	BF	H	R	ER	SO	BB	IBB	HBP	BLK	WP	HR	S	P	ERA	WHIP
Lance Painter, L (1, 1) ERA: 5.77	5.0		19	4	2	2	2	0	0	0	0	0	1	42	70	3.60	0.800
Steve Reed, R (6, 1) ERA: 3.75	1.1		11	4	1	1	0	2	0	1	0	0	0	21	39	6.75	4.500
Willie Blair, R (7, 1) ERA: 6.29	0.2		2	0	0	0	1	0	0	0	0	0	0	5	7	0.00	0.000
Bruce Ruffin, L (8, 1) ERA: 3.91	2.0		8	2	0	0	2	0	0	0	0	0	0	20	28	0.00	1.000

Batter	1	2	3	4	5	6	7	8	9	AB R H RBI BB SO LOB	TOP											
Nelson Liriano, S (1, 4) OBP: 0.359, SLG: 0.406	0-1 G6-3			2-2 G3-1		0-1 G4-3			2-3 K	4 0 0 0 0 1 0	Colorado Rockies @ Houston Astros Astrodome, Houston, TX Tue Aug 02 1994, 8:05 PM EDT Att. 22,574 - Dome											
Mike Kingery, L (1, 7) OBP: 0.401, SLG: 0.520	2-1 G1-3			0-0 G4-3			4-1 BB	1-0 F8	3 0 0 0 1 0 0													
Charlie Hayes, R (1, 5) OBP: 0.342, SLG: 0.423	3-2 G4-3			1-1 P3			2-0 SAFE P9	2-2 1B	4 0 1 0 0 0 1													
Dante Bichette, R (1, 9) OBP: 0.339, SLG: 0.569		0-1 B5-3		2-2 G5-3			1-3 SAFE K	0-0 F8	4 0 0 0 0 1 2													
Ellis Burks, R (1, 8) OBP: 0.406, SLG: 0.719		0-1 F8		1-3 K			0-1 SAFE F8		3 0 0 0 0 1 1													
John Vander Wal, L (1, 3) OBP: 0.353, SLG: 0.494		3-2 G4-3		4-2 BB				0-0 HR	2 1 1 1 1 0 0													
Joe Girardi, R (1, 2) OBP: 0.326, SLG: 0.368			0-0 P8	0-3 K			1-2 G5-3		3 0 0 0 0 1 1													
Vinny Castilla, R (1, 6) OBP: 0.361, SLG: 0.514			2-3 K			1-2 P9	2-3 K		3 0 0 0 0 2 0													
Greg Harris, R (1, 1) OBP: 0.225, SLG: 0.237			1-0 G6-3			2-3 K	1-0 G3		2 0 0 0 0 1 0													
Jim Czajkowski, S (7, 1)									0 0 0 0 0 0 0													
Howard Johnson, S (8, PH) OBP: 0.320, SLG: 0.411									1 0 0 0 0 0 0													
Curt Leskanic, R (8, 1) OBP: 0.250, SLG: 0.500									0 0 0 0 0 0 0													
Inning Stats	R: 0 E: 0 K: 0 S: 7	H: 0 LOB: 0 BB: 0 P: 12	R: 0 E: 0 K: 0 S: 7	H: 0 LOB: 0 BB: 0 P: 10	R: 0 E: 0 K: 1 S: 5	H: 0 LOB: 0 BB: 0 P: 8	R: 0 E: 0 K: 0 S: 6	H: 0 LOB: 0 BB: 0 P: 9	R: 0 E: 0 K: 2 S: 11	H: 0 LOB: 1 BB: 1 P: 18	R: 0 E: 0 K: 1 S: 8	H: 0 LOB: 0 BB: 0 P: 11	R: 0 E: 0 K: 1 S: 8	H: 0 LOB: 1 BB: 1 P: 15	R: 1 E: 0 K: 1 S: 9	H: 1 LOB: 0 BB: 0 P: 13	R: 0 E: 0 K: 1 S: 9	H: 1 LOB: 1 BB: 0 P: 14	1B: 1 2B: 0 3B: 0 HR: 1	SF: 0 SAC: 0 DP: 0 HBP: 0	WP: 0 PB: 0 SB: 0 CS: 0	PA: 31
PITCHER Doug Drabek, R (1, 1) ERA: 2.8	IP 9.0 WLS W BF 31 H 2 R 1 ER 1 SO 7 BB 2 IBB 0 HBP 0 BLK 0 WP 0 HR 1 S 70 P 110 ERA 1.00 WHIP 0.444											PITCHER	IP WLS BF H R ER SO BB IBB HBP BLK WP HR S P ERA WHIP									

livebaseballscorecards.com

AB	29
R	1
H	2
RBI	1
BB	2
SO	7
LOB	5



Batter	1	2	3	4	5	6	7	8	9
Craig Biggio, R OBP: 0.400, SLG: 0.464 (1, 4) X	0-0 G4-3	4-1 5 1B BB		2-2 5 BB 5 S 1B		2-2 G2-3		0-1 S 1B	
Steve Finley, L OBP: 0.322, SLG: 0.422 (1, 8) C X	0-1 2B	1-3 K		2-1 P4		2-0 P2		2-3 K	
5 Jeff Bagwell, R OBP: 0.451, SLG: 0.752 (1, 3) B C B B	4-1 FC4-6 BB	0-0 1-2 2-3 1B		4-1 1-3 BB			1-2 G4-3 BB 1B		
Ken Caminiti, S OBP: 0.355, SLG: 0.503 (1, 5) B C B S	2-3 K	0-0 P6		1-0 P5			1-0 F7		
Luis Gonzalez, L OBP: 0.339, SLG: 0.411 (1, 7) X	0-0 FC4-6 1-2f		0-1 G4-3		4-2 E G2-3 B2-5 BB		1 SAFE 1 SAFE 1 SAFE 1 SAFE 1 B 1 B 1 B 1 B	4-1 G4-3 1-2 BB	
Milt Thompson, L OBP: 0.349, SLG: 0.347 (1, 9) X		0-0 HR 1B	0-0 E S 1B 1B		1 SAFE 1 SAFE 1 SAFE 1 SAFE 1 B 1 B 1 B 1 B	2-2 G2-3 1-2	2-1 G4-3 1-2 2-3		
James Mouton, R OBP: 0.316, SLG: 0.303 (8, 9)		1-0 HR	1-3 K		2-1 B2-5 2-Hf		1-2 G5-3		
Scott Servais, R OBP: 0.246, SLG: 0.387 (1, 2) 1 SAFE 1 SAFE		1-3 K	0-1 1B		1-3 K				
Orlando Miller, R OBP: 0.405, SLG: 0.553 (1, 6) B C C B		1-3 K	0-1 3-H 1B		1-3 K			0-0 P9	
Doug Drabek, R OBP: 0.241, SLG: 0.255 (1, 1) F X		0-1 5 1B BB 1B	1-2 G3		2-2 G2-3 1B			3-2 G6-3	

Inning Stats	R: 0 E: 0 K: 1 S: 8	H: 1 LOB: 2 BB: 1 P: 14	R: 2 E: 0 K: 2 S: 14	H: 4 LOB: 3 BB: 1 P: 21	R: 1 E: 0 K: 1 S: 11	H: 2 LOB: 1 BB: 0 P: 13	R: 0 E: 0 K: 0 S: 7	H: 1 LOB: 1 BB: 1 P: 16	R: 0 E: 1 K: 0 S: 10	H: 0 LOB: 0 BB: 1 P: 18	R: 0 E: 0 K: 1 S: 10	H: 1 LOB: 1 BB: 0 P: 17	R: 0 E: 0 K: 0 S: 13	H: 1 LOB: 2 BB: 1 P: 21	R: 0 E: 0 K: 1 S: 9	H: 1 LOB: 1 BB: 0 P: 14
--------------	------------------------------	----------------------------------	-------------------------------	----------------------------------	-------------------------------	----------------------------------	------------------------------	----------------------------------	-------------------------------	----------------------------------	-------------------------------	----------------------------------	-------------------------------	----------------------------------	------------------------------	----------------------------------

PITCHER	IP	WLS	BF	H	R	ER	SO	BB	IBB	HBP	BLK	WP	HR	S	P	ERA	WHIP
Greg Harris, R ERA: 6.66 (1, 1)	6.1	L	32	10	3	3	5	5	0	0	0	0	1	66	110	4.26	2.368
Jim Czajkowski, R ERA: 8.31 (7, 1)	0.2		2	0	0	0	0	0	0	0	0	0	0	7	10	0.00	0.000
Curt Leskanic, R ERA: 4.86 (8, 1)	1.0		4	1	0	0	1	0	0	0	0	0	0	9	14	0.00	1.000

BOTTOM

Colorado Rockies @ Houston Astros
Astrodome, Houston, TX
Tue Aug 02 1994, 8:05 PM EDT
Att. 22,574 - Dome

AB	R	H	RBI	BB	SO	LOB
4	0	2	0	1	0	1
5	0	1	0	0	2	5
2	0	2	0	2	0	0
4	0	0	0	0	1	7
2	0	0	0	2	0	2
4	2	2	0	0	0	3
0	0	0	0	0	0	0
4	1	1	2	0	1	4
4	0	1	1	0	2	0
4	0	2	0	0	0	1

AB	33
R	3
H	11
RBI	3
BB	5
SO	6
LOB	23

livebaseballscorecards.com

HOUSTON ASTROS

WP	PA
0	38

Batter	1	2	3	4	5	6	7	8	9	AB R H RBI BB SO LOB	TOP																									
Nelson Liriano, S (1, 4) OBP: 0.356, SLG: 0.402	2-1 G3		0-0 G5-3		3-2 1B 1B	2-3 K			3-2 F7	5 0 1 0 0 1 3																										
Mike Kingery, L (1, 7) OBP: 0.401, SLG: 0.518	1-2 FC5-4 1B		2-2 G5-3 1B		0-1 F7	2-0 G6-3			1-2 G6-3	5 0 2 0 0 0 4																										
Charlie Hayes, R (1, 5) OBP: 0.346, SLG: 0.425	4-2 FC5-4 1-2 BB		0-2 G5-3 1-2 1B		0-1 G4-6-3 1-2 1B			3-2 G1		3 0 2 0 1 0 0																										
Dante Bichette, R (1, 9) OBP: 0.336, SLG: 0.564	0-1 FC5-4 FC6-4 1-2f 2-3		0-1 G5-3 1-2 2-3		0-0 G4-6-3 1-2f			0-1 G5-3		4 0 0 0 0 0 6																										
Ellis Burks, R (1, 8) OBP: 0.403, SLG: 0.706	2-1 FC6-4 1-2f		1-0 G5-3			1-1 1B 1B		3-3 K		4 1 1 0 0 1 4																										
John Vander Wal, L (1, 3) OBP: 0.358, SLG: 0.495		0-2 G6-4-3 1B		3-3 K		1 SAFE 0-2 1B 1B		0-1 F7		4 0 2 0 0 1 0																										
Joe Girardi, R (1, 2) OBP: 0.322, SLG: 0.364		0-0 G6-4-3 1-2f		2-2 G4-3		0-3 K		3-3 K		4 0 0 0 0 2 3																										
Vinny Castilla, R (1, 6) OBP: 0.374, SLG: 0.522		1-0 1B		0-0 1B		2-2 1B 1-2 2-H		0-1 G6-3		4 0 3 1 0 0 0																										
David Nied, R (1, 1) OBP: 0.122, SLG: 0.100		2-3 K		2-3 K		1-2 1B		2-1 L4		2 0 0 0 0 2 2																										
Howard Johnson, S (6, PH) OBP: 0.323, SLG: 0.414										1 0 1 0 0 0 0																										
Willie Blair, R (6, 1)										0 0 0 0 0 0 0																										
Trenidad Hubbard, R (9, PH) OBP: 0.391, SLG: 0.600										1 0 0 0 0 0 0																										
Bruce Ruffin, S (9, 1) OBP: 0.400, SLG: 0.250										0 0 0 0 0 0 0																										
Inning Stats	R: 0 E: 0 K: 0 S: 13	H: 1 LOB: 2 BB: 1 P: 22	R: 0 E: 0 K: 1 S: 8	H: 2 LOB: 1 BB: 0 P: 11	R: 0 E: 0 K: 2 S: 10	H: 1 LOB: 1 BB: 0 P: 17	R: 0 E: 0 K: 0 S: 8	H: 2 LOB: 1 BB: 0 P: 11	R: 1 E: 0 K: 2 S: 20	H: 4 LOB: 3 BB: 0 P: 28	R: 0 E: 0 K: 1 S: 8	H: 0 LOB: 0 BB: 0 P: 14	R: 0 E: 0 K: 1 S: 7	H: 0 LOB: 0 BB: 0 P: 10	R: 0 E: 0 K: 0 S: 8	H: 0 LOB: 0 BB: 0 P: 14	1B: 12 2B: 0 3B: 0 HR: 0	SF: 0 SAC: 0 DP: 2 HBP: 0	WP: 0 PB: 0 SB: 0 CS: 0	PA: 38																
PITCHER	IP WLS BF H R ER SO BB IBB HBP BLK WP HR S P ERA WHIP																																			
Shane Reynolds, R (1, 1) ERA: 3.0	5.1		26	11	1	1	4	1	0	0	0	0	0	60	88	1.69	2.250																			
Dave Veres, R (6, 1) ERA: 2.19	1.2		6	1	0	0	2	0	0	0	0	0	0	17	28	0.00	0.600																			
Todd Jones, R (8, 1) ERA: 3.0	2.0	W	6	0	0	0	1	0	0	0	0	0	0	15	24	0.00	0.000																			

Colorado Rockies @ Houston Astros
Astrodome, Houston, TX
Wed Aug 03 1994, 8:05 PM EDT
Att. 18,320 - Dome

livebaseballscorecards.com

AB	37
R	1
H	12
RBI	1
BB	1
SO	7
LOB	22



Batter	1	2	3	4	5	6	7	8	9	AB R H RBI BB SO LOB	TOP										
Eric Young Sr. R (1, 7) OBP: 0.378, SLG: 0.409	1-1 2B 1B		2-1 G5-3		0-1 G4-3		0-0 E8 1B			4 0 2 1 0 0 1											
Mike Kingery, L (1, 8) OBP: 0.402, SLG: 0.521	1-1 2B		2-2 P7			1-1 FC5-4 1B	2-3 K			4 0 2 0 0 1 2											
Dante Bichette, R (1, 9) OBP: 0.333, SLG: 0.559	0-3 K			1-3 K		0-0 FC5-4 1-2f		3-2 G3		4 0 0 0 0 2 3											
Charlie Hayes, R (1, 5) OBP: 0.342, SLG: 0.420	0-3 K			1-2 G4-3		1-0 F7		0-2 G5-3		4 0 0 0 0 1 3											
John Vander Wal, L (1, 3) OBP: 0.345, SLG: 0.474	0-2 G6-3			1-2 G5-3		2-1 F8		2-1 P5		4 0 0 0 0 0 3											
Vinny Castilla, R (1, 6) OBP: 0.378, SLG: 0.530		0-0 F8			0-3 K		1-1 1B 1B		0-0 G4-3 2B	4 1 2 0 0 1 0											
Joe Girardi, R (1, 2) OBP: 0.324, SLG: 0.369		1-0 G4-1			0-1 1B 2B		2-0 E 1B 1B		3-2 G4-3	4 1 2 0 0 0 1											
Nelson Liriano, S (1, 4) OBP: 0.355, SLG: 0.399		3-2 L7			2-1 F9 2-H 1B		0-0 F7		0-3 K	4 0 1 1 0 1 3											
Kevin Ritz, R (1, 1) Mike Harkey, R (3, 1) Howard Johnson, S (5, PH) Jim Czajkowski, S (5, 1) Trenidad Hubbard, R (7, PH) Lance Painter, L (7, 1) Danny Sheaffer, R (9, PH)			2-2 G3-1		3-0 F9		3-3 K		3-2 G4-3	1 0 0 0 0 0 0 0 0 0 0 0 0 0 1 0 0 0 0 0 1 0 0 0 0 0 0 0 1 0 0 0 0 1 2 0 0 0 0 0 0 0 1 0 0 0 0 0 1											
Inning Stats	R: 0 E: 0 K: 2 S: 14	H: 2 LOB: 2 BB: 0 P: 16	R: 0 E: 0 K: 0 S: 5	H: 0 LOB: 0 BB: 0 P: 9	R: 0 E: 0 K: 0 S: 8	H: 0 LOB: 0 BB: 0 P: 14	R: 0 E: 0 K: 1 S: 10	H: 0 LOB: 0 BB: 0 P: 13	R: 1 E: 0 K: 1 S: 10	H: 2 LOB: 1 BB: 0 P: 15	R: 0 E: 0 K: 0 S: 6	H: 1 LOB: 1 BB: 0 P: 10	R: 1 E: 1 K: 2 S: 11	H: 3 LOB: 2 BB: 0 P: 19	R: 0 E: 0 K: 0 S: 10	H: 0 LOB: 0 BB: 0 P: 15	R: 0 E: 0 K: 1 S: 11	H: 1 LOB: 1 BB: 0 P: 17	1B: 6 2B: 3 3B: 0 HR: 0	SF: 0 SAC: 0 DP: 0 HBP: 0	WP: 0 PA: 36 PB: 0 SB: 0 CS: 0
PITCHER	IP WLS BF H R ER SO BB IBB HBP BLK WP HR S P ERA WHIP																				
Darryl Kile, R (1, 1) ERA: 4.71	6.2 W 28 8 2 2 5 0 0 0 0 0 0 0 61 91 2.70 1.200																				
Ross Powell, L (7, 1) ERA:	0.1 1 0 0 0 1 0 0 0 0 0 0 0 3 5 0.00 0.000																				
Todd Jones, R (8, 1) ERA: 2.96	1.0 3 0 0 0 0 0 0 0 0 0 0 0 10 15 0.00 0.000																				
John Hudek, R (9, 1) ERA: 2.37	1.0 4 1 0 0 1 0 0 0 0 0 0 0 11 17 0.00 1.000																				

Colorado Rockies @ Houston Astros
Astrodome, Houston, TX
Thu Aug 04 1994, 8:05 PM EDT
Att. 30,053 - Dome

livebaseballscorecards.com

AB	36
R	2
H	9
RBI	2
BB	0
SO	7
LOB	20



Batter	1	2	3	4	5	6	7	8	9	AB	R	H	RBI	BB	SO	LOB
Craig Biggio, R OBP: 0.402, SLG: 0.472 (1, 4)	0-2 F8	1-0 3B		1-2 1B		4-1 BB		3-1 2B		4	0	3	2	1	0	0
Steve Finley, L OBP: 0.319, SLG: 0.413 (1, 8)	4-1 5 2B BB	4-0 BB		1-0 F8		1-0 F8		2-1 G6-3		3	0	0	0	2	0	4
5 Jeff Bagwell, R OBP: 0.448, SLG: 0.744 (1, 3)	2-2 1-H 2B	0-1 F8		3-3 K				1-2 F9		4	0	1	0	0	1	3
Ken Caminiti, S OBP: 0.355, SLG: 0.503 (1, 5)	1-3 K					3-1 G3		1-1 2B		3	2	1	0	1	1	1
Luis Gonzalez, L OBP: 0.347, SLG: 0.420 (1, 7)		1-0 BLK G5-3 2B		1-0 G3 1-H G6-3 2B		4-0 G4-6-3 BB		0-1 F8		3	2	2	1	1	0	1
Kevin Bass, S OBP: 0.396, SLG: 0.472 (1, 9)		4-2 BLK 3B BB		2-2 G3		0-2 G4-6-3		3-1 2B		3	1	1	1	1	0	2
Todd Jones, L OBP: 0.500, SLG: 0.500 (8, 1)										0	0	0	0	0	0	0
John Hudek, S (9, 1)										0	0	0	0	0	0	0
Scott Servais, R OBP: 0.242, SLG: 0.381 (1, 2)		3-2 G5-3		0-0 G6-3		1-1 F9		1-0 G3		4	0	0	2	0	0	2
Andujar Cedeno, R OBP: 0.331, SLG: 0.425 (1, 6)		2-1 L4		1-3 K		2-1 SH1-3 HBP		0-0 G5-3		3	0	0	0	0	1	1
Darryl Kile, R OBP: 0.178, SLG: 0.250 (1, 1)		1-1 3B HBP				2-0 SH1-3		1-1 G1-3		1	1	0	0	0	1	0
Ross Powell, L (7, 1)										0	0	0	0	0	0	0
James Mouton, R OBP: 0.315, SLG: 0.302 (8, 9)										1	0	0	0	0	0	0

Inning Stats	R: 0	H: 1	E: 0	K: 1	S: 11	L: 1	LOB: 1	BB: 1	P: 18	R: 3	H: 2	E: 0	K: 0	S: 15	L: 2	LOB: 2	BB: 2	P: 31	R: 2	H: 1	E: 0	K: 1	S: 9	L: 1	LOB: 0	BB: 1	P: 17	R: 0	H: 1	E: 0	K: 2	S: 10	L: 0	LOB: 0	BB: 1	P: 12	R: 0	H: 0	E: 0	K: 0	S: 6	L: 2	LOB: 2	BB: 1	P: 16	R: 1	H: 2	E: 0	K: 0	S: 10	L: 2	LOB: 1	BB: 0	P: 16	R: 0	H: 1	E: 0	K: 0	S: 7	L: 1	LOB: 1	BB: 0	P: 13
--------------	------	------	------	------	-------	------	--------	-------	-------	------	------	------	------	-------	------	--------	-------	-------	------	------	------	------	------	------	--------	-------	-------	------	------	------	------	-------	------	--------	-------	-------	------	------	------	------	------	------	--------	-------	-------	------	------	------	------	-------	------	--------	-------	-------	------	------	------	------	------	------	--------	-------	-------

PITCHER	IP	WLS	BF	H	R	ER	SO	BB	IBB	HBP	BLK	WP	HR	S	P	ERA	WHIP
Kevin Ritz, R ERA: 6.09 (1, 1)	2.2	L	16	4	5	5	1	4	0	1	1	0	0	32	62	16.88	3.000
Mike Harkey, R ERA: 5.87 (3, 1)	1.1		5	1	0	0	3	0	0	0	0	0	0	13	20	0.00	0.750
Jim Czajkowski, R ERA: 5.68 (5, 1)	2.0		8	0	0	0	0	2	0	1	0	0	0	11	28	0.00	1.000
Lance Painter, L ERA: 5.73 (7, 1)	2.0		9	3	1	1	0	0	0	0	0	0	0	17	29	4.50	1.500


BOTTOM

Colorado Rockies @ Houston Astros
Astrodome, Houston, TX

Thu Aug 04 1994, 8:05 PM EDT
Att. 30,053 - Dome

AB	29
R	6
H	8
RBI	6
BB	6
SO	4
LOB	14

livebaseballscorecards.com



1B: 1	SF: 0	WP: 0	PA: 38
2B: 6	SAC: 1	PB: 0	
3B: 1	DP: 1	SB: 1	
HR: 0	HBP: 2	CS: 0	

Batter	1	2	3	4	5	6	7	8	9	AB R H RBI BB SO LOB	TOP
Darren Lewis, R (1, 8) OBP: 0.342, SLG: 0.359	1-2 G6-3 CS 1B		0-1 FC4-6 1-2f		0-1 2-3 1B		1-0 F9		1-0 G6-3	5 0 2 0 0 0 3	San Francisco Giants @ Houston Astros Astrodome, Houston, TX Fri Aug 05 1994, 8:05 PM EDT Att. 44,297 - Dome
Royce Clayton, R (1, 6) OBP: 0.300, SLG: 0.336	3-3 SAFE SAFE 1-2		1-2 F8		3-1 F8		0-0 L8		0-0 HR	5 1 1 2 0 1 5	
Barry Bonds, L (1, 7) OBP: 0.420, SLG: 0.649 Mike Benjamin, R (6, 5) OBP: 0.343, SLG: 0.419	3-2 G6-3 2-3		0-0 F8				1-0 F7		0-0 F7	3 0 0 0 0 0 2 2 0 1 0 0 0 0	
Matt Williams, R (1, 5) OBP: 0.324, SLG: 0.609 Mark Carreon, R (6, 7) OBP: 0.324, SLG: 0.408	1-3 K			0-0 F9		0-2 F8 2B		1-0 P2		3 1 1 0 0 1 1 1 0 0 0 0 0 1	
Darryl Strawberry, L (1, 9) OBP: 0.385, SLG: 0.462 Dave Martinez, L (6, 9) OBP: 0.320, SLG: 0.367		2-2 F8		1-2 G4-6-3 1B		2-0 F8 2-3		1-1 F7		3 0 1 0 0 0 1 1 0 0 0 0 0 1	
Todd Benzinger, S (1, 3) OBP: 0.291, SLG: 0.379		2-0 1B 2B		1-1 G4-6-3 1-2f		0-1 2B 3-H		0-0 F9		4 0 2 1 0 0 2	
Steve Scarsone, R (1, 4) OBP: 0.327, SLG: 0.384		2-1 G6-3			2-1 G5-3		1-1 G6-3		2-2 E9 E	4 1 0 0 0 0 2	
Kirt Manwaring, R (1, 2) OBP: 0.306, SLG: 0.316		1-0 2-H 1B			2-2 1B SH5-4 1B		3-2 E8 G3 1B		0-0 G1-3	4 0 3 0 0 0 1	
Mark Portugal, R (1, 1) OBP: 0.360, SLG: 0.500 Bryan Hickerson, L (3, 1) OBP: 0.241, SLG: 0.222 Pat Gomez, L (4, 1) Steve Frey, R (8, 1) John Patterson, S (9, PH) OBP: 0.309, SLG: 0.321			1-2 E6 FC4-6		1-1 SH5-4		1-1 G3		0-0 E5 HR	1 0 0 0 0 0 0 0 0 0 0 0 0 0 1 0 0 0 0 0 1 0 0 0 0 0 0 0 1 1 0 1 0 0 0	
Inning Stats	R: 0 H: 1 E: 0 LOB: 1 K: 2 BB: 0 S: 13 P: 21	R: 0 H: 2 E: 0 LOB: 2 K: 0 BB: 0 S: 7 P: 14	R: 0 H: 0 E: 1 LOB: 1 K: 0 BB: 0 S: 10 P: 12	R: 0 H: 1 E: 0 LOB: 0 K: 0 BB: 0 S: 6 P: 8	R: 0 H: 2 E: 0 LOB: 2 K: 0 BB: 0 S: 11 P: 19	R: 1 H: 2 E: 0 LOB: 1 K: 0 BB: 0 S: 9 P: 13	R: 0 H: 1 E: 1 LOB: 1 K: 0 BB: 0 S: 8 P: 13	R: 0 H: 1 E: 0 LOB: 1 K: 0 BB: 0 S: 5 P: 8	R: 3 H: 1 E: 2 LOB: 0 K: 0 BB: 0 S: 8 P: 11	1B: 6 SF: 0 2B: 4 SAC: 1 3B: 0 DP: 1 HR: 1 HBP: 0	
PITCHER Greg Swindell, L (1, 1) ERA: 4.13	IP WLS BF H R ER SO BB IBB HBP BLK WP HR S P ERA WHIP										

AB	38
R	4
H	11
RBI	4
BB	0
SO	2
LOB	20



Batter	1	2	3	4	5	6	7	8	9
Craig Biggio, R OBP: 0.403, SLG: 0.476 (1, 4)	0-0 B3		1-0 F9		1-2 FC5-4 2B	1-2 F4		0-2 2B	
Steve Finley, L OBP: 0.324, SLG: 0.418 (1, 8)	1-1 G6-3		1-1 5 HR 1B		1-0 5 S 2B 1B		2-1 5 G5-4-3 1B	0-3 K	
5 Jeff Bagwell, R OBP: 0.452, SLG: 0.759 (1, 3)	2-2 L5		0-0 1-H 2-H HR		4-1 2B 1B IBB		1-1 G5-4-3		
Ken Caminiti, S OBP: 0.355, SLG: 0.504 (1, 5)		1-3 K	1-1 G4-3		3-1 2B		2-0 2B		
Luis Gonzalez, L OBP: 0.351, SLG: 0.421 (1, 7)		1-0 E6 G4-6-3		4-2 G4-3 E CS BB IBB		1-0 G4-3			
Kevin Bass, S OBP: 0.391, SLG: 0.465 (1, 9)		1-2 G4-6-3		1-1 G4-3		0-0 F4		0-0 P5	
James Mouton, R OBP: 0.314, SLG: 0.301 (8, 9)		1-2 G4-6-3		1-3 G4-3					
Scott Servais, R OBP: 0.238, SLG: 0.374 (1, 2)		0-1 L8		0-1 G5-3 3-H		0-1 L7		0-0 G5-3	
Andujar Cedeno, R OBP: 0.338, SLG: 0.432 (1, 6)			2-2 FC2-5 2B		2-0 E5 FC5-4 1B 1B	1-0 G6-3		1-2 HR 1B	
Pete Harnisch, S OBP: 0.171, SLG: 0.257 (1, 1)			0-1 FC2-5 5 HR 1B		1-2 FC5-4 1B	2-3 K		2-1 HR	
Roberto Pelagine, L (6, PH)									
Todd Jones, L OBP: 0.500, SLG: 0.500 (7, 1)									
Mill Thompson, L OBP: 0.000, SLG: 0.361 (8, PH)									
John Hudek, S (9, 1)									
Dave Veres, R OBP: 0.087, SLG: 0.500 (9, 1)									

Inning Stats	R: 0	H: 0	E: 0	LOB: 0	K: 0	BB: 0	S: 6	P: 9
	R: 0	H: 0	E: 1	LOB: 1	K: 1	BB: 0	S: 9	P: 12
	R: 3	H: 3	E: 0	LOB: 0	K: 0	BB: 0	S: 11	P: 16
	R: 0	H: 0	E: 1	LOB: 0	K: 0	BB: 1	S: 6	P: 11
	R: 3	H: 3	E: 1	LOB: 3	K: 0	BB: 2	S: 18	P: 34
	R: 0	H: 0	E: 0	LOB: 0	K: 1	BB: 0	S: 7	P: 11
	R: 0	H: 2	E: 0	LOB: 1	K: 0	BB: 0	S: 6	P: 12
	R: 2	H: 3	E: 0	LOB: 1	K: 1	BB: 0	S: 14	P: 17

PITCHER	IP	WLS	BF	H	R	ER	SO	BB	IBB	HBP	BLK	WP	HR	S	P	ERA	WHIP
William Van Lanningham, R ERA: 3.69 (1, 1)	4.1	L	23	6	6	5	1	1	1	0	0	0	1	47	79	10.38	1.615
Rich Monteleone, R ERA: 3.25 (5, 1)	1.2		5	0	0	0	1	0	0	0	0	0	0	10	14	0.00	0.000
Kent Bottenfield, R ERA: 6.15 (7, 1)	1.2		9	5	2	2	0	0	0	0	0	0	1	16	25	10.80	3.000
Steve Frey, L ERA: 4.99 (8, 1)	0.1		1	0	0	0	1	0	0	0	0	0	0	4	4	0.00	0.000

BOTTOM

San Francisco Giants @ Houston Astros
Astrodome, Houston, TX


Sat Aug 06 1994, 8:05 PM EDT
Att. 48,945 - Dome

AB	R	H	RBI	BB	SO	LOB
5	1	1	0	0	0	3
5	2	3	1	0	1	1
3	1	1	3	1	0	1
4	0	2	2	0	1	0
2	0	0	0	2	0	1
3	0	0	0	0	0	5
1	0	0	0	0	0	0
4	0	0	0	0	0	5
4	2	2	0	0	0	0
2	1	1	0	0	0	1
1	0	0	0	0	0	0
0	0	0	0	0	0	0
1	1	1	2	0	0	0
0	0	0	0	0	0	0
0	0	0	0	0	0	0

livebaseballscorecards.com

AB	35
R	8
H	11
RBI	8
BB	3
SO	3
LOB	17

WP: 0 PA: 38
PB: 0
SB: 2
CS: 1



BOTTOM

San Francisco Giants @ Houston Astros
Astrodome, Houston, TX
Sun Aug 07 1994, 8:05 PM EDT
Att. 28,870 - Dome

livebaseballscorecards.com

AB 35
R 7
H 14
RBI 6
BB 3
SO 10
LOB 13



WP: 1 PA: 39
PB: 0
SB: 0
CS: 0

AB R H RBI BB SO LOB

4 1 2 0 1 1 0

4 0 2 1 0 0 0

4 1 1 1 1 2 2

4 2 2 2 0 1 3

4 1 1 1 0 1 1

4 0 1 0 0 3 3

3 0 1 0 1 1 0

3 2 2 0 0 1 2

1 0 0 0 0 0 1

1B: 11 SF: 0
2B: 3 SAC: 1
3B: 0 DP: 2
HR: 0 HBP: 0

Batter	1	2	3	4	5	6	7	8	9
Craig Biggio, R OBP: 0.405, SLG: 0.477 (1, 4)	0-1 G5-3		0-0 1B SH3-4 1B	0-1 2B 1B		2-3 K		4-2 1B BB	
Steve Finley, L OBP: 0.326, SLG: 0.422 (1, 8)	1-1 L9		1-0 SH3-4 1B	2-1 2B		0-0 L3		3-1 1B	
5 Jeff Bagwell, R OBP: 0.451, SLG: 0.754 (1, 3)	1-3 K		1-1 1B	4-0 IBB G6-4-3		1-0 F9		1-3 K	
Ken Caminiti, S OBP: 0.356, SLG: 0.504 (1, 5)		0-0 2B 1B	0-0 1B 1B	1-1 G6-4-3		1-3 K			
Luis Gonzalez, L OBP: 0.350, SLG: 0.421 (1, 7)		1-0 G4-3 WP 2B	1-1 G3		3-2 F9	1-3 K			
Mike Felder, S OBP: 0.267, SLG: 0.295 Ross Powell, L (8, 1) Todd Jones, L OBP: 0.500, SLG: 0.500 (9, 1)		0-0 G4-3	1-2 1B		1-0 G5-3	0-0 1B			
Scott Servais, R OBP: 0.239, SLG: 0.377 (1, 2)		1-3 K	0-3 K		0-0 2B	2-3 K			
Andujar Cedeno, R OBP: 0.340, SLG: 0.431 (1, 6)	3-2 F8			1-3 K	4-0 IBB			1-2 G6-4-3 1B	
Doug Drabek, R OBP: 0.262, SLG: 0.276 Milt Thompson, L OBP: 0.349, SLG: 0.359 (8, 9)			0-2 SH3-4 1B 1B	3-1 2B 1B	1-3 K			0-0 G6-4-3	

Inning Stats	R: 0	H: 0	E: 0	K: 1	S: 7	R: 2	H: 2	E: 0	K: 1	S: 10	R: 4	H: 5	E: 0	K: 1	S: 17	R: 1	H: 3	E: 0	K: 1	S: 13	R: 0	H: 1	E: 0	K: 3	S: 9	R: 0	H: 1	E: 0	K: 3	S: 12	R: 0	H: 2	E: 0	K: 1	S: 11
	0	0	0	1	7	2	2	0	1	10	4	5	0	1	17	1	3	0	1	13	0	1	0	3	9	0	1	0	1	12	0	2	0	1	11

PITCHER	IP	WLS	BF	H	R	ER	SO	BB	IBB	HBP	BLK	WP	HR	S	P	ERA	WHIP
Bill Swift, R ERA: 3.38 (1, 1)	3.1	L	21	10	7	7	4	0	0	0	0	1	0	45	66	18.90	3.000
Pat Gomez, L ERA: 3.78 (4, 1)	1.2		6	1	0	0	1	0	1	0	0	0	0	11	21	0.00	0.600
Dave Burba, R ERA: 4.56 (6, 1)	2.2		10	2	0	0	4	1	0	0	0	0	0	24	35	0.00	1.125
Steve Frey, L ERA: 4.99 (8, 1)	0.0		1	1	0	0	0	0	0	0	0	0	0	2	5	∞	∞
Rich Monteleone, R ERA: 3.22 (8, 1)	0.1		1	0	0	0	1	0	0	0	0	0	0	3	4	0.00	0.000

PITCHER	IP	WLS	BF	H	R	ER	SO	BB	IBB	HBP	BLK	WP	HR	S	P	ERA	WHIP
Bill Swift, R ERA: 3.38 (1, 1)	3.1	L	21	10	7	7	4	0	0	0	0	1	0	45	66	18.90	3.000
Pat Gomez, L ERA: 3.78 (4, 1)	1.2		6	1	0	0	1	0	1	0	0	0	0	11	21	0.00	0.600
Dave Burba, R ERA: 4.56 (6, 1)	2.2		10	2	0	0	4	1	0	0	0	0	0	24	35	0.00	1.125
Steve Frey, L ERA: 4.99 (8, 1)	0.0		1	1	0	0	0	0	0	0	0	0	0	2	5	∞	∞
Rich Monteleone, R ERA: 3.22 (8, 1)	0.1		1	0	0	0	1	0	0	0	0	0	0	3	4	0.00	0.000

Batter	1	2	3	4	5	6	7	8	9	AB R H RBI BB SO LOB	TOP																												
Bip Roberts, S (1, 7) OBP: 0.381, SLG: 0.397	0-0 G4-3		0-0 1B			4-0 1B E BB		1-0 G4-6-3 HBP		2 1 1 0 1 0 0																													
Tony Gwynn, L (1, 9) OBP: 0.454, SLG: 0.571	0-0 2B		0-0 G5-3			0-0 FC5-4 E 1B		0-0 G4-6-3		4 0 2 0 0 0 3																													
Derek Bell, R (1, 8) OBP: 0.352, SLG: 0.447	0-0 G5-3			0-0 CS 1B		0-0 E6 FC5-4		0-0 S 1B		4 0 2 2 0 0 2																													
Eddie Williams, R (1, 3) Archi Cianfrocco, R (9, 3) OBP: 0.392, SLG: 0.599 OBP: 0.252, SLG: 0.356	0-0 G1-3			0-3 K 1-2		0-0 FC5-4 G3-6-3		0-0 F3		4 0 0 0 0 1 5 0 0 0 0 0 0 0																													
Scott Livingstone, L (1, 5) OBP: 0.285, SLG: 0.367		0-0 G4-3		0-0 HR		0-0 G3-6-3			0-0 F7	4 1 1 1 0 0 2																													
Craig Shipley, R (1, 4) OBP: 0.362, SLG: 0.481		0-0 L9		0-0 G5-3			0-3 K		0-0 HR	4 1 1 1 0 1 0																													
Luis Lopez, S (1, 6) OBP: 0.326, SLG: 0.386			0-3 K		0-0 G4-3		0-3 K		0-3 K	4 0 0 0 0 3 0																													
Brad Ausmus, R (1, 2) OBP: 0.311, SLG: 0.355			0-0 G4-3		0-0 G5-3		0-0 G5-3		0-0 F9	4 0 0 0 0 0 0																													
Andy Ashby, R (1, 1) Trevor Hoffman, R (9, 1) OBP: 0.180, SLG: 0.163			0-0 F7		0-3 K			0-0 G4-6-3 HBP 1B		3 1 1 0 0 1 0 0 0 0 0 0 0 0																													
Inning Stats	R: 0 E: 0 K: 0 S: 4	H: 1 LOB: 1 BB: 0 P: 4	R: 0 E: 0 K: 1 S: 5	H: 0 LOB: 0 BB: 0 P: 5	R: 0 E: 0 K: 0 S: 4	H: 1 LOB: 1 BB: 0 P: 4	R: 1 E: 0 K: 1 S: 6	H: 2 LOB: 0 BB: 0 P: 6	R: 0 E: 0 K: 1 S: 5	H: 0 LOB: 0 BB: 0 P: 5	R: 1 E: 1 K: 0 S: 4	H: 1 LOB: 1 BB: 1 P: 8	R: 0 E: 0 K: 2 S: 7	H: 0 LOB: 0 BB: 0 P: 7	R: 1 E: 0 K: 0 S: 4	H: 2 LOB: 1 BB: 0 P: 5	R: 1 E: 0 K: 1 S: 6	H: 1 LOB: 0 BB: 0 P: 6	1B: 5 2B: 1 3B: 0 HR: 2	SF: 0 SAC: 0 DP: 2 HBP: 1	WP: 0 PB: 0 SB: 1 CS: 1	PA: 35																	
PITCHER	IP	WLS	BF	H	R	ER	SO	BB	IBB	HBP	BLK	WP	HR	S	P	ERA	WHIP					PITCHER	IP	WLS	BF	H	R	ER	SO	BB	IBB	HBP	BLK	WP	HR	S	P	ERA	WHIP
Shane Reynolds, R (1, 1) ERA: 3.05	7.0	L	28	6	3	3	5	1	0	1	0	0	1	36	41	3.86	1.000																						
Mike Hampton, L (8, 1) ERA: 3.7	0.2		1	0	0	0	0	0	0	0	0	0	0	1	1	0.00	0.000																						
Dave Veres, R (8, 1) ERA: 2.29	1.1		6	2	1	1	1	0	0	0	0	0	1	8	8	6.75	1.500																						

San Diego Padres @ Houston Astros
Astrodome, Houston, TX
Tue Aug 09 1994, 8:05 PM EDT
Att. 24,371 - Dome

livebaseballscorecards.com

AB	33
R	4
H	8
RBI	4
BB	1
SO	6
LOB	12



Batter	1	2	3	4	5	6	7	8	9	AB	R	H	RBI	BB	SO	LOB
Craig Biggio, R OBP: 0.404, SLG: 0.473 (1, 4) X	0-0 F9 ①		4-0 BB BB BB		0-3 K2-3 ①		0-0 F8 ③			3	0	0	0	1	1	0
Mike Felder, S OBP: 0.267, SLG: 0.293 (1, 8) X	0-0 5 G5-3 1B		0-0 G6-3 ③		0-0 F8 ②			0-0 F8 ①		4	0	1	0	0	0	1
5 Jeff Bagwell, R OBP: 0.452, SLG: 0.754 (1, 3) X	0-0 G5-3 ②			0-0 2B	0-0 1B			0-3 K ②		4	1	2	0	0	1	1
Ken Caminiti, S OBP: 0.353, SLG: 0.499 (1, 5) X	0-0 P6 ③			0-0 P6 ①	0-0 G4-3 ③			0-0 F8 ③		4	0	0	0	0	0	3
Luis Gonzalez, L OBP: 0.351, SLG: 0.430 (1, 7)		0-3 K ①		0-0 1B 1B 2B		0-0 G3-1 ①			0-0 SF8 3B	4	2	2	1	0	1	0
Milt Thompson, L OBP: 0.347, SLG: 0.357 (1, 9)		0-3 K ②		0-0 FC6-4 1B 1B		0-0 G6-3 ②			0-0 G1-3 ①	4	0	1	0	0	1	1
Tony Eusebio, R OBP: 0.327, SLG: 0.471 (1, 2)		0-0 G4-3 ③		0-0 FC6-4 1B		0-3 K ③			0-0 SF8 ②	3	0	1	2	0	1	0
Andujar Cedeno, R OBP: 0.336, SLG: 0.426 (1, 6)			0-0 G5-3 ①	0-0 FC6-4 1B			0-0 P4 ①		0-3 K ③	4	0	0	0	0	1	2
Shane Reynolds, R OBP: 0.118, SLG: 0.091 (1, 1)			0-0 G6-3 ②	0-3 K ③			0-3 K ②			3	0	0	0	0	2	2
Mike Hampton, R (8, 1)										0	0	0	0	0	0	0
Dave Veres, R OBP: 0.667, SLG: 0.500 (8, 1)										0	0	0	0	0	0	0

Inning Stats	R: 0	H: 1	E: 0	K: 0	S: 4	R: 0	H: 0	E: 0	K: 2	S: 7	R: 0	H: 0	E: 0	K: 0	S: 3	R: 2	H: 4	E: 0	K: 1	S: 9	R: 0	H: 1	E: 0	K: 1	S: 6	R: 0	H: 0	E: 0	K: 1	S: 5	R: 0	H: 0	E: 0	K: 1	S: 5	R: 0	H: 0	E: 0	K: 1	S: 5	R: 1	H: 1	E: 0	K: 1	S: 6	1B: 4	SF: 1	2B: 2	3B: 1	HR: 0	WP: 0	PB: 0	SB: 1	CS: 0	PA: 35
PITCHER	IP	WLS	BF	H	R	ER	SO	BB	IBB	HBP	BLK	WP	HR	S	P	ERA	WHIP																																						
Andy Ashby, R ERA: 3.4 (1, 1)	8.0	W	31	6	2	2	7	1	0	0	0	0	0	44	48	2.25	0.875																																						
Trevor Hoffman, R ERA: 2.63 (9, 1)	1.0	S	4	1	1	1	1	0	0	0	0	0	0	6	6	9.00	1.000																																						

BOTTOM

San Diego Padres @ Houston Astros
Astrodome, Houston, TX

Tue Aug 09 1994, 8:05 PM EDT
Att. 24,371 - Dome

livebaseballscorecards.com

AB	33
R	3
H	7
RBI	3
BB	1
SO	8
LOB	10



Batter	1	2	3	4	5	6	7	8	9	AB R H RBI BB SO LOB	TOP											
Bip Roberts, S (1, 7) OBP: 0.382, SLG: 0.397	2-2 G6-3		1-2 1B			2-2 G6-3		4-2 BB		3 0 1 1 1 0 0	San Diego Padres @ Houston Astros Astrodome, Houston, TX Wed Aug 10 1994, 8:05 PM EDT Att. 21,942 - Dome											
Tony Gwynn, L (1, 9) OBP: 0.452, SLG: 0.568	0-1 G4-3		0-2 F8			1-2 FC6-4 1B		0-0 G5-4-3		4 0 1 0 0 0 1												
Derek Bell, R (1, 8) OBP: 0.351, SLG: 0.445	0-1 PB 1B			1-3 K		0-1 FC6-4 1-2f		1-2 G6-3		4 0 1 0 0 1 1												
Eddie Williams, R (1, 3) OBP: 0.384, SLG: 0.585	1 SAFE 2-0 G5-3 1-2			1-0 G6-3		1 SAFE 1 SAFE 1 SAFE 1-1 CS	0-0 F8	1-3 K		4 0 0 0 0 1 1												
Scott Livingstone, L (1, 5) OBP: 0.289, SLG: 0.369		0-0 G6-3 1B		1-2 G3-1			0-0 HBP 1B	1-2 G6-3		4 0 2 0 0 0 0												
Craig Shipley, R (1, 4) OBP: 0.361, SLG: 0.477		0-3 K			1-1 G4-3		1 SAFE 1-0 FC6-4 HBP			2 0 0 0 0 1 1												
Ricky Gutierrez, R (7, PR) OBP: 0.322, SLG: 0.307										0 0 0 0 0 0 0												
Luis Lopez, S (1, 6) OBP: 0.324, SLG: 0.381		1 SAFE 1-0 G6-3 1-2f			0-0 G5-3		B B X 2-0 F9			3 0 0 0 0 0 3												
Brad Ausmus, R (1, 2) OBP: 0.314, SLG: 0.358			0-0 SH3-4 1B 1B		B F B X 2-1 1B		B X 1-0 FC6-4 1-2f			3 1 2 0 0 0 2												
Andy Benes, R (1, 1) OBP: 0.180, SLG: 0.184			0-0 SH3-4		X 0-0 G6-3			B F X 0-2 L3		1 0 0 0 0 0 1												
Jeff Tabaka, R (7, 1) OBP: 1.000, SLG: 2.000										0 0 0 0 0 0 0												
Bill Bean, L (8, PH) OBP: 0.248, SLG: 0.267										1 0 0 0 0 0 0												
Scott Sanders, R (8, 1) OBP: 0.176, SLG: 0.125										0 0 0 0 0 0 0												
Inning Stats	R: 0 E: 0 K: 0 S: 8	H: 1 LOB: 1 BB: 0 P: 12	R: 0 E: 0 K: 1 S: 5	H: 1 LOB: 0 BB: 0 P: 6	R: 1 E: 0 K: 0 S: 9	H: 2 LOB: 0 BB: 0 P: 10	R: 0 E: 0 K: 1 S: 7	H: 0 LOB: 0 BB: 0 P: 10	R: 0 E: 0 K: 0 S: 6	H: 1 LOB: 1 BB: 0 P: 9	R: 0 E: 0 K: 0 S: 11	H: 1 LOB: 0 BB: 0 P: 14	R: 0 E: 0 K: 0 S: 4	H: 1 LOB: 2 BB: 0 P: 8	R: 0 E: 0 K: 0 S: 8	H: 0 LOB: 0 BB: 1 P: 12	R: 0 E: 0 K: 1 S: 9	H: 0 LOB: 0 BB: 0 P: 12	1B: 7 2B: 0 3B: 0 HR: 0	SF: 0 SAC: 1 DP: 2 HBP: 1	WP: 0 PB: 1 SB: 0 CS: 1	PA: 33
PITCHER	IP WLS BF H R ER SO BB IBB HBP BLK WP HR S P ERA WHIP																					
Darryl Kile, R (1, 1) ERA: 4.57	6.1 W 24 7 1 1 2 0 0 1 0 0 0 0 48 64 1.42 1.105																					
Todd Jones, R (7, 1) ERA: 2.72	2.2 S 8 0 0 0 1 1 0 0 0 0 0 0 19 29 0.00 0.375																					

livebaseballscorecards.com

AB	29
R	1
H	7
RBI	1
BB	1
SO	3
LOB	10



Batter	1	2	3	4	5	6	7	8	9	AB R H RBI BB SO LOB
Craig Biggio, R OBP: 0.407, SLG: 0.477 (1, 4)	1-0 G6-4-3 1B		0-1 SH1 E 2B	1-1 G5-3			4-0 G4-3 S 2B BB			3 2 2 0 1 0 0
Steve Finley, L OBP: 0.328, SLG: 0.432 (1, 8)	0-1 G6-4-3 1B		1-1 SH1		2-2 HR		1-1 G4-3			3 1 2 1 0 0 1
5 Jeff Bagwell, R OBP: 0.451, SLG: 0.750 (1, 3)	0-0 G6-4-3		2-2 E HBP		0-3 K		4-0 2B BB			2 0 0 0 0 1 2
Chris Donnels, L OBP: 0.368, SLG: 0.439 (6, 3)	1-2f 2-3		1-0 E6		3-1 G3-1		1-3 K			0 0 0 0 1 0 0
Ken Caminiti, S OBP: 0.350, SLG: 0.494 (1, 5)	2-1 G4-1		1-3 3-H		1-1 F7		1-3 2B			4 0 0 1 0 1 4
Luis Gonzalez, L OBP: 0.355, SLG: 0.433 (1, 7)		4-2 G4-3 G1-3 BB	4-1				1-0 2B			2 0 1 1 2 0 0
Milt Thompson, L OBP: 0.346, SLG: 0.356 (1, 9)		1-2 G1-3	0-3 K			1-0 S 1B				4 0 1 0 0 1 6
James Mouton, R OBP: 0.314, SLG: 0.301 (9, 9)		1-2					0-0 P6			0 0 0 0 0 0 0
Scott Servais, R OBP: 0.235, SLG: 0.371 (1, 2)		1-0 G4-3	2-3 K			1-3 K		0-1 P1		4 0 0 0 0 2 5
Andujar Cedeno, R OBP: 0.335, SLG: 0.422 (1, 6)		4-0 IBB		1-3 K		2-2 F9		0-0 F7		3 0 0 0 1 1 1
Darryl Kile, R OBP: 0.167, SLG: 0.234 (1, 1)		0-3 K		0-3 K		0-3 K		1-1 G6-3		3 0 0 0 0 3 3
Todd Jones, L OBP: 0.400, SLG: 0.400 (7, 1)										1 0 0 0 0 0 0

Inning Stats		R: 0	H: 2	E: 0	K: 0	S: 6	R: 0	H: 0	E: 0	K: 1	S: 10	R: 1	H: 1	E: 1	K: 2	S: 14	R: 0	H: 0	E: 0	K: 2	S: 8	R: 1	H: 1	E: 0	K: 1	S: 12	R: 0	H: 1	E: 0	K: 2	S: 11	R: 1	H: 1	E: 0	K: 1	S: 8	R: 0	H: 0	E: 0	K: 0	S: 5
PITCHER		IP	WLS	BF	H	R	ER	SO	BB	IBB	HBP	BLK	WP	HR	S	P	ERA	WHIP																							
Andy Benes, R ERA: 3.86 (1, 1)	6.2	L	32	6	3	3	3	9	4	1	1	0	0	1	68	113	4.05	1.500																							
Jeff Tabaka, L ERA: 5.27 (7, 1)	0.1		1	0	0	0	0	0	0	0	0	0	0	0	1	1	0.00	0.000																							
Scott Sanders, R ERA: 4.83 (8, 1)	1.0		3	0	0	0	0	0	0	0	0	0	0	0	5	6	0.00	0.000																							

BOTTOM

San Diego Padres @ Houston Astros
Astrodome, Houston, TX
Wed Aug 10 1994, 8:05 PM EDT
Att. 21,942 - Dome

AB	29
R	3
H	6
RBI	3
BB	5
SO	9
LOB	22



1B: 3	SF: 0	WP: 0	PA: 36
2B: 2	SAC: 1	PB: 0	
3B: 0	DP: 1	SB: 2	
HR: 1	HBP: 1	CS: 0	

BOTTOM

San Diego Padres @ Houston Astros
Astrodome, Houston, TX
Thu Aug 11 1994, 4:33 AM EDT
Att. 25,379 - Dome

livebaseballscorecards.com

AB	35
R	6
H	9
RBI	5
BB	5
SO	8
LOB	16



WP	2	PA	41
PB	0		
SB	0		
CS	0		

AB R H RBI BB SO LOB

3	2	2	0	1	0	0
5	1	2	0	0	2	5
2	1	0	0	1	0	2
1	1	1	3	0	0	0
0	0	0	0	0	0	0
0	0	0	0	0	0	0
1	0	0	0	0	0	0
5	0	3	1	0	1	0
4	0	0	1	1	0	4
4	0	0	0	0	2	2
0	0	0	0	0	0	0
4	0	1	0	0	1	0
3	0	0	0	1	1	1
1	0	0	0	0	1	1
0	0	0	0	0	0	0
1	0	0	0	0	0	0
0	0	0	0	0	0	0
1	1	0	0	1	0	1

Batter	1	2	3	4	5	6	7	8	9													
Craig Biggio, R OBP: 0.411, SLG: 0.483 (1, 4)	2-2 G6-4-3 HBP		4-1 1B E BB		0-1 L4		0-2 HR 2B	0-1 2B														
Steve Finley, L OBP: 0.329, SLG: 0.434 (1, 8)	0-0 G6-4-3 1-2f		3-1 FC4-6 1B		3-2 G1-3 1B 2B		2-3 K	1-3 K														
Milt Thompson, L OBP: 0.346, SLG: 0.353 (1, 9)	4-0 1B BB		2-2 FC4-6 1B FC6		1-2 G1-3		0-0 HR	3-2 F7														
Kevin Bass, S OBP: 0.393, SLG: 0.483 (7, PH)			1-2f 3-H		2-3		2-H 3-H															
Ross Powell, L (8, 1)																						
Scott Servais, R OBP: 0.235, SLG: 0.371 (8, 2)																						
Mike Felder, S OBP: 0.264, SLG: 0.291 (9, PH)																						
Ken Caminiti, S OBP: 0.352, SLG: 0.495 (1, 5)	1-1 1B		3-2 FC6 1B		0-1 1B		2-0 G6-3	2-3 K														
Luis Gonzalez, L OBP: 0.353, SLG: 0.429 (1, 7)	1-1 G3		0-0 FC6 WP 1-2f 3-H		1-0 F7		4-2 BB	1-1 G3-1														
Tony Eusebio, R OBP: 0.320, SLG: 0.459 (1, 2)		1-3 K	3-1 G6-3			2-2 G5-3	1-3 K															
John Hudek, S (8, 1)																						
Chris Donnels, L OBP: 0.364, SLG: 0.430 (1, 3)		1-0 G4-3		0-1 G4-3		0-3 K		2-2 2B 1B														
Andujar Cedeno, R OBP: 0.334, SLG: 0.418 (1, 6)		4-1 WP BB		0-3 K		0-0 G5-3		0-1 F9														
Greg Swindell, L OBP: 0.280, SLG: 0.318 (3, 1)		3-3 K		2-1 G4-3			4-2 2B HR BB	1-1 F7														
Dave Veres, R OBP: 0.667, SLG: 0.500 (4, PH)																						
Orlando Miller, R OBP: 0.386, SLG: 0.525 (5, 1)																						
Shane Reynolds, R OBP: 0.118, SLG: 0.091 (7, PH)																						
James Mouton, R OBP: 0.316, SLG: 0.300 (8, 9)																						
Inning Stats	R: 0 E: 0 K: 0 S: 7	H: 1 LOB: 2 BB: 1 P: 15	R: 0 E: 0 K: 2 S: 9	H: 0 LOB: 1 BB: 1 P: 18	R: 2 E: 2 K: 0 S: 12	H: 2 LOB: 1 BB: 1 P: 27	R: 0 E: 0 K: 1 S: 7	H: 0 LOB: 0 BB: 0 P: 9	R: 1 E: 0 K: 0 S: 13	H: 2 LOB: 1 BB: 0 P: 18	R: 0 E: 0 K: 1 S: 9	H: 0 LOB: 0 BB: 0 P: 11	R: 3 E: 0 K: 2 S: 15	H: 2 LOB: 1 BB: 2 P: 28	R: 0 E: 0 K: 1 S: 12	H: 2 LOB: 2 BB: 0 P: 16	R: 0 E: 0 K: 1 S: 9	H: 0 LOB: 0 BB: 0 P: 15	1B: 5 2B: 3 3B: 0 HR: 1	SF: 0 SAC: 0 DP: 1 HBP: 1	WP: 2 PB: 0 SB: 0 CS: 0	PA: 41
PITCHER	IP WLS BF H R ER SO	W W	H R ER SO	H R ER SO	BB IBB HBP BLK	WP HR S P	ERA WHIP	PITCHER	IP WLS BF H R ER SO	BB IBB HBP BLK	WP HR S P	ERA WHIP										
Joey Hamilton, R ERA: 2.98 (1, 1)	6.0 W	26	5 3 3 4	3 3 3 4	3 0 1 0	2 0 12 98	4.50 1.333	Pedro Martinez, L ERA: 2.9 (7, 1)	0.2	6	2 3 3 1	2 0 0 0	0 1 12 24	40.50 6.000								
Scott Sanders, R ERA: 4.78 (7, 1)	1.0	5	2 0 0 1	0 0 0 1	0 0 0 0	0 0 12 16	0.00 2.000	Trevor Hoffman, R ERA: 2.57 (8, 1)	1.1	S	4 0 0 0	0 0 0 0	0 0 12 19	0.00 0.000								