

# Houston Astros - 1994

Batter	1	2	3	4	5	6	7	8	9	10	11	12	AB	R	H	RBI	BB	SO	LOB						
Marquis Grissom, R OBP: 0.333, SLG: 0.200	F7		L7		K			CS 1B			K			5	0	1	1	1	2	0					
Mike Lansing, R John Wetzeland, R Rondell White, R	F9		P4			L9		CS		K		K		4	0	0	0	0	1	0					
Moises Alou, R Lou Frazier, S Tim Scott, R Jeff Shaw, R Denis Boucher, R	L8		L7			F9				G5-3		G2-3		4	0	0	0	0	0	0					
Larry Walker, L OBP: 0.200, SLG: 0.400						G4-1				K2-3				5	1	1	0	0	2	0					
Darrin Fletcher, L Tim Spehr, R														2	0	0	0	2	0	1					
Wil Cordero, R OBP: 0.500, SLG: 0.500														4	2	2	1	0	0	1					
Cliff Floyd, L Mel Rojas, R Freddie Benavides, R Jeff Gardner, L														3	0	0	0	0	1	2					
Sean Berry, R OBP: 0.450, SLG: 1.000														4	1	1	2	1	0	2					
Jeff Fassero, L Randy Milligan, R														2	0	0	0	0	1	0					
<b>Inning Stats</b>	R: 0 E: 0 K: 10	H: 0 LOB: 0 BB: 17	R: 3 E: 0 K: 13	H: 3 LOB: 0 BB: 18	R: 0 E: 0 K: 4	H: 0 LOB: 0 BB: 8	R: 0 E: 0 K: 8	H: 0 LOB: 1 BB: 16	R: 0 E: 0 K: 6	H: 0 LOB: 0 BB: 10	R: 0 E: 0 K: 9	H: 0 LOB: 0 BB: 14	R: 0 E: 0 K: 8	H: 0 LOB: 0 BB: 13	R: 0 E: 0 K: 2	H: 0 LOB: 0 BB: 12	R: 0 E: 0 K: 9	H: 0 LOB: 0 BB: 18	R: 2 E: 0 K: 22	H: 2 LOB: 3 BB: 38	1B: 4 2B: 1 3B: 0 HR: 1	SF: 0 SAC: 1 DP: 0 HBP: 0	WP: 0 PB: 1 SB: 0 CS: 1	PA: 48	
<b>PITCHER</b>	IP WLS BF H R ER SO ERA WHIP	IP WLS BF H R ER SO ERA WHIP	IP WLS BF H R ER SO ERA WHIP	IP WLS BF H R ER SO ERA WHIP	IP WLS BF H R ER SO ERA WHIP	IP WLS BF H R ER SO ERA WHIP	IP WLS BF H R ER SO ERA WHIP	IP WLS BF H R ER SO ERA WHIP	IP WLS BF H R ER SO ERA WHIP	IP WLS BF H R ER SO ERA WHIP	IP WLS BF H R ER SO ERA WHIP	IP WLS BF H R ER SO ERA WHIP	IP WLS BF H R ER SO ERA WHIP	IP WLS BF H R ER SO ERA WHIP	IP WLS BF H R ER SO ERA WHIP	IP WLS BF H R ER SO ERA WHIP	IP WLS BF H R ER SO ERA WHIP	IP WLS BF H R ER SO ERA WHIP	IP WLS BF H R ER SO ERA WHIP	IP WLS BF H R ER SO ERA WHIP	IP WLS BF H R ER SO ERA WHIP	IP WLS BF H R ER SO ERA WHIP	IP WLS BF H R ER SO ERA WHIP	IP WLS BF H R ER SO ERA WHIP	IP WLS BF H R ER SO ERA WHIP

**Montreal Expos @ Houston Astros**  
Astrodome, Houston, TX  
Mon Apr 04 1994, 4:33 AM EDT  
Att. 43,440 - Dome

AB 40  
R 5  
H 6  
RBI 5  
BB 6  
SO 9  
LOB 11



Batter	1	2	3	4	5	6	7	8	9	10	11	12	AB	R	H	RBI	BB	SO	LOB						
James Moulton, R OBP: 0.667, SLG: 1.000	SH1-3 2B		G4-3 1B		P6									5	1	3	0	1	0	0					
Steve Finley, L OBP: 0.400, SLG: 0.400	SH1-3		G4-3		G4-3									5	1	2	0	0	1	2					
Craig Biggio, R OBP: 0.500, SLG: 0.600														5	1	2	0	1	1	3					
5 Jeff Bagwell, R OBP: 0.500, SLG: 1.000														6	2	3	3	0	2	4					
Luis Gonzalez, L														6	1	0	0	0	2	5					
Ken Caminiti, S OBP: 0.167, SLG: 0.333														6	0	1	2	0	0	1					
Scott Servais, R Andy Stankiewicz, R Eddie Taubensee, L														4	0	0	0	1	0	2					
Andujar Cedeno, R OBP: 0.400, SLG: 0.400														5	0	2	1	0	2	1					
Pete Harnisch, S Shane Reynolds, R Mike Hampton, L Todd Jones, L Rondell White, R Freddie Benavides, R Jeff Gardner, L Mitch Williams, L														2	0	0	0	0	0	0					
<b>Inning Stats</b>	R: 0 E: 0 K: 9	H: 1 LOB: 2 BB: 15	R: 0 E: 0 K: 8	H: 0 LOB: 0 BB: 16	R: 0 E: 0 K: 10	H: 1 LOB: 1 BB: 13	R: 1 E: 1 K: 10	H: 2 LOB: 2 BB: 15	R: 2 E: 0 K: 12	H: 2 LOB: 0 BB: 15	R: 0 E: 0 K: 7	H: 0 LOB: 0 BB: 20	R: 0 E: 0 K: 5	H: 0 LOB: 1 BB: 14	R: 0 E: 0 K: 12	H: 0 LOB: 2 BB: 19	R: 0 E: 0 K: 14	H: 0 LOB: 2 BB: 19	R: 3 E: 0 K: 14	H: 3 LOB: 1 BB: 20	1B: 8 2B: 5 3B: 0 HR: 1	SF: 0 SAC: 1 DP: 1 HBP: 0	WP: 0 PB: 0 SB: 2 CS: 0	PA: 51	
<b>PITCHER</b>	IP WLS BF H R ER SO ERA WHIP	IP WLS BF H R ER SO ERA WHIP	IP WLS BF H R ER SO ERA WHIP	IP WLS BF H R ER SO ERA WHIP	IP WLS BF H R ER SO ERA WHIP	IP WLS BF H R ER SO ERA WHIP	IP WLS BF H R ER SO ERA WHIP	IP WLS BF H R ER SO ERA WHIP	IP WLS BF H R ER SO ERA WHIP	IP WLS BF H R ER SO ERA WHIP	IP WLS BF H R ER SO ERA WHIP	IP WLS BF H R ER SO ERA WHIP	IP WLS BF H R ER SO ERA WHIP	IP WLS BF H R ER SO ERA WHIP	IP WLS BF H R ER SO ERA WHIP	IP WLS BF H R ER SO ERA WHIP	IP WLS BF H R ER SO ERA WHIP	IP WLS BF H R ER SO ERA WHIP	IP WLS BF H R ER SO ERA WHIP	IP WLS BF H R ER SO ERA WHIP	IP WLS BF H R ER SO ERA WHIP	IP WLS BF H R ER SO ERA WHIP	IP WLS BF H R ER SO ERA WHIP	IP WLS BF H R ER SO ERA WHIP	IP WLS BF H R ER SO ERA WHIP

**Montreal Expos @ Houston Astros**  
Astrodome, Houston, TX  
Mon Apr 04 1994, 4:33 AM EDT  
Att. 43,440 - Dome

AB 47  
R 6  
H 13  
RBI 6  
BB 3  
SO 11  
LOB 23









Batter	1	2	3	4	5	6	7	8	9	AB	R	H	RBI	BB	SO	LOB	TOP							
Marquis Grissom, R OBP: 0.375, SLG: 0.250										4	2	1	1	1	1	3								
Mike Lansing, R OBP: 0.387, SLG: 0.417										4	2	2	1	1	0	2								
Moises Alou, R OBP: 0.250, SLG: 0.750 Lou Frazier, S (6, PR) (6, 7)										4	1	2	2	0	0	4								
Larry Walker, L OBP: 0.429, SLG: 0.857										5	1	3	2	0	1	1								
Darrin Fletcher, L OBP: 0.308, SLG: 0.100 Tim Scott, R (9, 1)										4	0	0	0	0	0	3								
Wil Cordero, R OBP: 0.536, SLG: 0.600										3	1	1	1	2	1	0								
Cliff Floyd, L OBP: 0.167, SLG: 0.167										5	1	1	0	0	3	4								
Sean Berry, R OBP: 0.357, SLG: 0.500										5	0	2	0	0	0	0								
Kirk Rueter, L Jeff Gardner, L OBP: 0.067, SLG: 0.500 Gil Heredia, R OBP: 1.000, SLG: 1.000 Lenny Webster, R (9, 2)										1	0	0	0	0	1	0								
<b>Inning Stats</b>	R: 2 E: 0 K: 1 S: 16	H: 2 LOB: 2 BB: 1 P: 28	R: 0 E: 0 K: 1 S: 11	H: 0 LOB: 0 BB: 0 P: 15	R: 1 E: 0 K: 1 S: 14	H: 2 LOB: 2 BB: 1 P: 25	R: 0 E: 0 K: 1 S: 10	H: 1 LOB: 2 BB: 1 P: 18	R: 1 E: 0 K: 2 S: 16	H: 1 LOB: 0 BB: 0 P: 23	R: 3 E: 0 K: 0 S: 21	H: 4 LOB: 2 BB: 0 P: 30	R: 2 E: 0 K: 1 S: 10	H: 3 LOB: 1 BB: 1 P: 20	R: 0 E: 0 K: 1 S: 7	H: 0 LOB: 0 BB: 0 P: 8	R: 0 E: 0 K: 0 S: 7	H: 0 LOB: 0 BB: 0 P: 9	1B: 7 2B: 4 3B: 1 HR: 1	SF: 0 SAC: 1 DP: 1 HBP: 1	WP: 4 PB: 0 SB: 1 CS: 0	PA: 44		
<b>PITCHER</b>	IP WLS BF H R ER SO BB IBB HBP BLK WP HR S P ERA WHIP	5.0 L 25 6 4 4 6 3 0 1 0 3 1 67 109 7.20 1.800	0.2 5 3 3 3 0 0 0 0 1 0 0 15 21 40.50 4.500	0.1 6 4 2 2 0 1 0 0 0 1 0 9 18 54.00 15.000	2.0 5 0 0 0 1 0 0 0 0 0 0 14 19 0.00 0.000	1.0 3 0 0 0 0 0 0 0 0 0 0 7 9 0.00 0.000																		

Montreal Expos @ Houston Astros  
Astrodome, Houston, TX  
Wed Apr 06 1994, 8:05 PM EDT  
Att: 17,180 - Dome

AB	38
R	9
H	13
RBI	8
BB	4
SO	7
LOB	17



Batter	1	2	3	4	5	6	7	8	9	AB	R	H	RBI	BB	SO	LOB	BOTTOM						
James Mouton, R OBP: 0.400, SLG: 0.500										4	0	2	0	0	0	0							
Steve Finley, L OBP: 0.417, SLG: 0.364										2	1	0	0	1	1	1							
Craig Biggio, R OBP: 0.286, SLG: 0.417										3	0	0	1	0	0	2							
5 Jeff Bagwell, R OBP: 0.571, SLG: 0.750										3	0	1	0	1	0	2							
Kevin Bass, S OBP: 0.200, SLG: 0.200										4	1	1	1	0	1	1							
Ken Caminiti, S OBP: 0.071, SLG: 0.143										4	0	0	0	0	0	1							
Scott Servais, R OBP: 0.182, SLG: 0.200 Mitch Williams, L Roberto Petagine, L (9, PH)										3	0	0	1	0	0	0							
Andujar Cedeno, R OBP: 0.462, SLG: 0.545										4	0	1	0	0	0	0							
Darryl Kile, R Mike Felder, S Shane Reynolds, R Mike Hampton, R Todd Jones, L Tony Eusebio, R (7, 2)										1	0	0	0	0	0	1							
<b>Inning Stats</b>	R: 0 E: 0 K: 0 S: 7	H: 1 LOB: 1 BB: 0 P: 12	R: 1 E: 1 K: 0 S: 10	H: 1 LOB: 0 BB: 0 P: 10	R: 1 E: 0 K: 0 S: 11	H: 1 LOB: 2 BB: 2 P: 24	R: 0 E: 0 K: 0 S: 12	H: 0 LOB: 0 BB: 0 P: 15	R: 1 E: 0 K: 0 S: 11	H: 2 LOB: 1 BB: 0 P: 16	R: 0 E: 0 K: 0 S: 7	H: 0 LOB: 0 BB: 0 P: 14	R: 0 E: 0 K: 1 S: 7	H: 0 LOB: 0 BB: 0 P: 8	R: 0 E: 0 K: 2 S: 14	H: 1 LOB: 1 BB: 0 P: 17	R: 0 E: 0 K: 0 S: 8	H: 0 LOB: 0 BB: 0 P: 10	1B: 5 2B: 1 3B: 0 HR: 0	SF: 1 SAC: 1 DP: 0 HBP: 0	WP: 0 PB: 0 SB: 0 CS: 0	PA: 35	
<b>PITCHER</b>	IP WLS BF H R ER SO BB IBB HBP BLK WP HR S P ERA WHIP	5.0 W 22 6 3 2 0 2 0 0 0 0 0 0 28 39 0.00 0.333	3.0 10 1 0 0 3 0 0 0 0 0 0 0 8 10 0.00 0.000	1.0 3 0 0 0 0 0 0 0 0 0 0 0 8 10 0.00 0.000																			

Montreal Expos @ Houston Astros  
Astrodome, Houston, TX  
Wed Apr 06 1994, 8:05 PM EDT  
Att: 17,180 - Dome

AB	31
R	3
H	6
RBI	3
BB	2
SO	3
LOB	8

















Batter	1	2	3	4	5	6	7	8	9	AB	R	H	RBI	BB	SO	LOB	TOP					
James Mouton, R OBP: 0.281, SLG: 0.300 (1, 9)										5	0	1	0	0	2	2						
Steve Finley, L OBP: 0.276, SLG: 0.321 (1, 8)										5	1	2	0	0	0	1						
Craig Biggio, R OBP: 0.367, SLG: 0.480 Andy Stankiewicz, R (9, 4)										3	2	1	0	1	0	2						
5 Jeff Bagwell, R OBP: 0.400, SLG: 0.464 (1, 3)										5	1	2	1	0	2	4						
Luis Gonzalez, L OBP: 0.281, SLG: 0.375 (1, 7)										4	1	2	4	1	1	1						
Ken Caminiti, S OBP: 0.192, SLG: 0.250 (1, 5)										4	0	0	0	1	2	5						
Scott Servais, R OBP: 0.261, SLG: 0.400 (1, 2)										4	1	1	1	0	2	0						
Andujar Cedeno, R OBP: 0.571, SLG: 1.115 (1, 6)										4	1	3	1	0	1	0						
Darryl Kile, R Tom Edens, R (7, 1)										3	0	0	0	0	1	1						
<b>Inning Stats</b>	R: 0 H: 1 E: 0 K: 2 S: 13	H: 1 LOB: 1 BB: 0 P: 19	R: 2 H: 2 E: 0 K: 0 S: 14	H: 2 LOB: 0 BB: 1 P: 23	R: 0 H: 1 E: 0 K: 2 S: 19	H: 1 LOB: 3 BB: 2 P: 31	R: 0 H: 1 E: 0 K: 0 S: 5	H: 1 LOB: 1 BB: 0 P: 9	R: 4 H: 2 E: 1 K: 2 S: 13	H: 2 LOB: 0 BB: 1 P: 18	R: 0 H: 1 E: 0 K: 1 S: 10	H: 1 LOB: 1 BB: 0 P: 15	R: 0 H: 1 E: 0 K: 2 S: 8	H: 1 LOB: 0 BB: 0 P: 11	R: 0 H: 1 E: 0 K: 1 S: 10	H: 1 LOB: 1 BB: 0 P: 13	R: 1 H: 2 E: 0 K: 1 S: 16	H: 2 LOB: 1 BB: 0 P: 24	1B: 4 2B: 4 3B: 1 HR: 3	SF: 0 SAC: 1 DP: 0 HBP: 1	WP: 0 PB: 0 SB: 0 CS: 2	PA: 42
<b>PITCHER</b>	IP WLS BF H R ER SO BB IBB HBP BLK WP HR S P ERA WHIP																					
Ryan Bowen, R ERA: 6.0 (1, 1)	4.0 L 23 7 6 5 4 3 0 1 0 0 3 56 90 11.25 2.500																					
Richie Lewis, R ERA (5, 1)	1.0 3 0 0 0 2 0 0 0 0 0 0 8 10 0.00 0.000																					
Robb Nen, R ERA: 3.0 (6, 1)	2.0 7 2 0 0 3 0 0 0 0 0 0 18 26 0.00 1.000																					
Mark Gardner, R ERA: 3.0 (8, 1)	2.0 9 3 1 1 2 0 0 0 0 0 0 26 37 4.50 1.500																					

Houston Astros @ Florida Marlins  
Joe Robbie Stadium, Miami, FL  
Tue Apr 12 1994, 3:33 AM EDT  
Att: 43,290 - Sunny - 82 F

AB	37
R	7
H	12
RBI	7
BB	3
SO	11
LOB	16



Batter	1	2	3	4	5	6	7	8	9	AB	R	H	RBI	BB	SO	LOB	BOTTOM					
Chuck Carr, S OBP: 0.321, SLG: 0.385 (1, 8)										4	0	0	0	0	1	2						
Jerry Browne, S OBP: 0.280, SLG: 0.100 (1, 5)										3	0	0	0	1	1	0						
Gary Sheffield, R OBP: 0.452, SLG: 0.778 (1, 9)										4	1	2	0	0	1	3						
Jeff Conine, R OBP: 0.400, SLG: 0.778 (1, 7)										3	0	1	1	1	2	1						
Orestes Destrade, S OBP: 0.192, SLG: 0.375 (1, 3)										4	0	0	0	0	2	3						
Bret Barberie, S OBP: 0.185, SLG: 0.308 (1, 4)										4	0	0	0	0	0	3						
Benito Santiago, R OBP: 0.333, SLG: 0.381 (1, 2)										3	1	2	0	1	0	0						
Kurt Abbott, R OBP: 0.348, SLG: 0.476 (1, 6)										4	0	2	0	0	2	2						
Ryan Bowen, R OBP: 0.333, SLG: 0.333 Richie Lewis, R Alex Arias, R Robb Nen, R Matias Carrillo, L Mark Gardner, R Rick Renteria, R										1	0	0	0	0	1	0						
<b>Inning Stats</b>	R: 0 H: 0 E: 0 K: 2 S: 8	H: 0 LOB: 0 BB: 0 P: 12	R: 0 H: 0 E: 0 K: 2 S: 7	H: 0 LOB: 0 BB: 0 P: 10	R: 1 H: 1 E: 1 K: 3 S: 11	H: 1 LOB: 0 BB: 0 P: 18	R: 1 H: 2 E: 0 K: 0 S: 9	H: 2 LOB: 1 BB: 0 P: 13	R: 0 H: 2 E: 0 K: 0 S: 13	H: 2 LOB: 3 BB: 1 P: 26	R: 0 H: 0 E: 0 K: 1 S: 11	H: 0 LOB: 2 BB: 2 P: 25	R: 0 H: 0 E: 0 K: 0 S: 8	H: 0 LOB: 0 BB: 0 P: 13	R: 0 H: 1 E: 0 K: 2 S: 13	H: 1 LOB: 1 BB: 0 P: 20	R: 0 H: 1 E: 0 K: 0 S: 3	H: 1 LOB: 0 BB: 0 P: 5	1B: 5 2B: 1 3B: 1 HR: 0	SF: 0 SAC: 0 DP: 1 HBP: 0	WP: 1 PB: 0 SB: 1 CS: 0	PA: 36
<b>PITCHER</b>	IP WLS BF H R ER SO BB IBB HBP BLK WP HR S P ERA WHIP																					
Darryl Kile, R ERA: 4.09 Tom Edens, R ERA: 1.42	6.0 W 26 5 2 1 8 3 0 0 0 0 0 24 38 0.00 0.667																					

Houston Astros @ Florida Marlins  
Joe Robbie Stadium, Miami, FL  
Tue Apr 12 1994, 3:33 AM EDT  
Att: 43,290 - Sunny - 82 F

AB	33
R	2
H	7
RBI	1
BB	3
SO	10
LOB	17





Batter	1	2	3	4	5	6	7	8	9	AB	R	H	RBI	BB	SO	LOB	TOP				
James Mouton, R (1.9) OBP: 0.278, SLG: 0.294	G6-3				L6		F9			4	0	1	0	0	0	1					
Steve Finley, L (1.8) OBP: 0.242, SLG: 0.281	F9		L4			E4	G6-3			4	1	0	0	0	0	1					
Craig Biggio, R (1.4) OBP: 0.382, SLG: 0.483	G4-3						G1-4-3			4	1	2	0	0	0	0					
5 Jeff Bagwell, R (1.3) OBP: 0.382, SLG: 0.469		L7		FC6-4				K		4	1	1	2	0	1	1					
Ken Caminiti, S (1.5) OBP: 0.200, SLG: 0.250			L8			F9		G6-3		4	0	1	0	0	0	2					
Luis Gonzalez, L (1.7) OBP: 0.200, SLG: 0.321	F9					G3		F7		4	0	0	0	0	0	3					
Tony Eusebio, R (1.2) OBP: 0.167, SLG: 0.667	P4					G6-3		G4-3		4	1	1	2	0	0	1					
Andujar Cedeno, R (1.6) OBP: 0.531, SLG: 1.000			F9			G6-3				3	0	0	0	0	1	0					
Greg Swindell, L (1.1) OBP: 0.200, SLG: 0.200										3	0	1	0	0	0	0	1				
Roberto Petagine, L (9. PH)			G5-3							1	0	0	0	0	0	0	1				
Todd Jones, L (9. PH)										0	0	0	0	0	0	0	0				
<b>Inning Stats</b>	R: 0 E: 0 K: 0 S: 6	H: 0 LOB: 0 BB: 0 P: 9	R: 0 E: 0 K: 0 S: 6	H: 1 LOB: 1 BB: 0 P: 10	R: 0 E: 0 K: 0 S: 4	H: 1 LOB: 1 BB: 0 P: 4	R: 0 E: 1 K: 0 S: 6	H: 1 LOB: 1 BB: 0 P: 8	R: 0 E: 0 K: 0 S: 9	H: 1 LOB: 1 BB: 0 P: 14	R: 4 E: 1 K: 1 S: 18	H: 3 LOB: 1 BB: 0 P: 26	R: 0 E: 0 K: 1 S: 9	H: 0 LOB: 0 BB: 0 P: 13	R: 0 E: 0 K: 0 S: 9	H: 0 LOB: 0 BB: 0 P: 12	1B: 5 2B: 2 3B: 0 HR: 1	SF: 0 SAC: 0 DP: 1 HBP: 1	WP: 1 PB: 0 SB: 0 CS: 0	PA: 36	
<b>PITCHER</b>	IP	WLS	BF	H	R	ER	SO	BB	IBB	HBP	BLK	WP	HR	S	P	ERA	WHIP				
Chris Hammond, L (1.1) ERA: 0.68	5.2	L	25	7	4	1	0	0	0	0	0	0	1	44	66	1.59	1.235				
Richie Lewis, R (6.1) ERA:	0.1		2	0	0	0	1	0	0	0	0	1	0	5	5	0.00	0.000				
Luis Aquino, R (7.1) ERA:	2.0		6	0	0	0	1	0	0	0	0	0	0	21	29	0.00	0.000				
Jeremy Hernandez, R (9.1) ERA:	1.0		3	0	0	0	0	0	0	1	0	0	0	9	12	0.00	0.000				

Houston Astros @ Florida Marlins  
Joe Robbie Stadium, Miami, FL  
Wed Apr 13 1994, 7:05 PM EDT  
Att: 30,225 - Unknown - 80 F

AB 35  
R 4  
H 7  
RBI 4  
BB 0  
SO 2  
LOB 11



Batter	1	2	3	4	5	6	7	8	9	AB	R	H	RBI	BB	SO	LOB	BOTTOM				
Chuck Carr, S (1.8) OBP: 0.290, SLG: 0.345	G6-3		G6-3			SH3		L7		3	0	0	0	0	0	1					
Dave Magadan, L (1.5) Jeremy Hernandez, R (9.1)	L9					F9		G6-3		4	0	0	0	0	0	1					
Gary Sheffield, R (1.9) OBP: 0.400, SLG: 0.677	G6-3					F8				4	0	0	0	0	0	1					
Jeff Conine, R (1.7) OBP: 0.353, SLG: 0.677						F9		G6-3		4	0	0	0	0	1	0					
Orestes Destrade, S (1.3) OBP: 0.200, SLG: 0.333						G4-3		F7		3	1	0	0	1	1	0					
Bret Barberie, S (1.4) OBP: 0.258, SLG: 0.433										4	1	3	1	0	1	0					
Benito Santiago, R (1.2) OBP: 0.357, SLG: 0.400										4	0	2	1	0	0	2					
Kurt Abbott, R (1.6) OBP: 0.333, SLG: 0.440										4	0	1	0	0	2	2					
Chris Hammond, L (1.1) Richie Lewis, R (6.1) Alex Arias, R (6. PH) Luis Aquino, R (7.1) Rick Renteria, R (8. PH)										1	0	0	0	0	0	1					
<b>Inning Stats</b>	R: 0 E: 0 K: 0 S: 7	H: 0 LOB: 0 BB: 0 P: 10	R: 0 E: 0 K: 2 S: 12	H: 1 LOB: 1 BB: 0 P: 15	R: 0 E: 0 K: 2 S: 9	H: 0 LOB: 0 BB: 0 P: 14	R: 0 E: 0 K: 1 S: 5	H: 0 LOB: 0 BB: 0 P: 5	R: 0 E: 0 K: 0 S: 7	H: 1 LOB: 1 BB: 0 P: 10	R: 0 E: 0 K: 0 S: 5	H: 1 LOB: 1 BB: 0 P: 6	R: 0 E: 0 K: 0 S: 7	H: 1 LOB: 1 BB: 0 P: 10	R: 2 E: 0 K: 0 S: 11	H: 2 LOB: 1 BB: 1 P: 19	1B: 4 2B: 3 3B: 0 HR: 0	SF: 0 SAC: 1 DP: 0 HBP: 0	WP: 1 PB: 0 SB: 0 CS: 0	PA: 35	
<b>PITCHER</b>	IP	WLS	BF	H	R	ER	SO	BB	IBB	HBP	BLK	WP	HR	S	P	ERA	WHIP				
Greg Swindell, L (1.1) ERA: 1.29	8.0	W	29	5	0	0	7	1	0	0	0	0	0	62	85	0.00	0.625				
Todd Jones, R (9.1) ERA: 3.66	1.0		6	2	2	2	0	1	0	0	0	0	0	11	19	18.00	3.000				

Houston Astros @ Florida Marlins  
Joe Robbie Stadium, Miami, FL  
Wed Apr 13 1994, 7:05 PM EDT  
Att: 30,225 - Unknown - 80 F

AB 33  
R 2  
H 7  
RBI 2  
BB 1  
SO 7  
LOB 9





Batter	1	2	3	4	5	6	7	8	9	AB	R	H	RBI	BB	SO	LOB	TOP				
<b>Craig Biggio, R</b> OBP: 0.389, SLG: 0.484 <b>Andy Stankiewicz, R</b> OBP: 0.500, SLG: 0.750										2	0	1	0	0	0	0	<b>Houston Astros @ Florida Marlins</b> Joe Robbie Stadium, Miami, FL Thu Apr 14 1994, 3:33 AM EDT Att: 26,177 - Sunny - 85 F				
<b>Steve Finley, L</b> OBP: 0.297, SLG: 0.353 <b>Mike Felder, S</b> OBP: 0.500, SLG: 0.500										2	1	1	0	0	0	1					
<b>Kevin Bass, S</b> OBP: 0.200, SLG: 0.222										3	0	1	1	0	0	2					
<b>5 Jeff Bagwell, R</b> OBP: 0.378, SLG: 0.457 <b>Roberto Petagine, L</b>										3	0	1	0	0	0	2					
<b>Luis Gonzalez, L</b> OBP: 0.206, SLG: 0.290										3	0	0	0	1	1	3					
<b>Chris Donnels, L</b> OBP: 0.455, SLG: 1.000										3	0	1	0	1	0	2					
<b>Scott Servais, R</b> <b>Mike Hampton, R</b> <b>Tom Edens, R</b>										3	0	1	0	0	0	1					
<b>Ken Caminiti, S</b> <b>Mitch Williams, L</b>										0	0	0	0	0	0	0					
<b>Andujar Cedeno, R</b> OBP: 0.472, SLG: 0.879										4	0	0	0	0	2	3					
<b>Pete Harnisch, S</b> <b>Shane Reynolds, R</b> <b>Eddie Taubensee, L</b>										0	0	0	0	0	0	0					
<b>Inning Stats</b>	R: 0 E: 0 K: 0 S: 11	H: 1 LOB: 1 BB: 0 P: 17	R: 0 E: 0 K: 1 S: 12	H: 1 LOB: 2 BB: 1 P: 18	R: 1 E: 0 K: 0 S: 10	H: 2 LOB: 2 BB: 1 P: 19	R: 0 E: 0 K: 1 S: 6	H: 0 LOB: 0 BB: 0 P: 7	R: 1 E: 0 K: 0 S: 13	H: 2 LOB: 1 BB: 0 P: 23	R: 0 E: 0 K: 0 S: 14	H: 2 LOB: 2 BB: 0 P: 17	R: 0 E: 0 K: 1 S: 7	H: 0 LOB: 0 BB: 0 P: 12	R: 0 E: 0 K: 2 S: 9	H: 0 LOB: 0 BB: 0 P: 14	1B: 7 2B: 1 3B: 1 HR: 0	SF: 1 SAC: 0 DP: 1 HBP: 0	WP: 0 PB: 0 SB: 0 CS: 0	PA: 38	
<b>PITCHER</b>	IP	WLS	BF	H	R	ER	SO	BB	IBB	HBP	BLK	WP	HR	S	P	ERA	WHIP				
<b>David Weathers, R</b> ERA: 3.55	6.2	W	31	9	2	2	2	2	0	0	0	0	0	69	107	2.70	1.650				
<b>Yorkis Perez, L</b> ERA: 5.4	1.1		4	0	0	0	2	0	0	0	0	0	0	10	15	0.00	0.000				
<b>Bryan Harvey, R</b> ERA:	1.0		3	0	0	0	2	0	0	0	0	0	0	9	14	0.00	0.000				

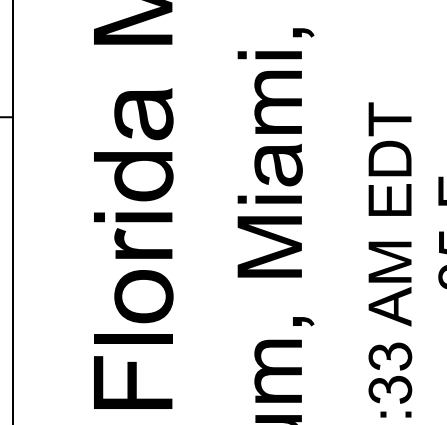
Batter	1	2	3	4	5	6	7	8	9	AB	R	H	RBI	BB	SO	LOB	BOTTOM				
<b>Chuck Carr, S</b> OBP: 0.306, SLG: 0.353 <b>Alex Arias, R</b> OBP: 0.417, SLG: 0.500										5	0	2	0	0	0	3	<b>Houston Astros @ Florida Marlins</b> Joe Robbie Stadium, Miami, FL Thu Apr 14 1994, 3:33 AM EDT Att: 26,177 - Sunny - 85 F				
<b>Dave Magadan, L</b> OBP: 0.222, SLG: 0.125										4	2	1	0	1	0	2					
<b>Gary Sheffield, R</b> OBP: 0.400, SLG: 0.618										3	1	0	0	2	1	1					
<b>Jeff Conine, R</b> OBP: 0.385, SLG: 0.743										4	2	2	2	1	1	1					
<b>Bret Barberie, S</b> OBP: 0.286, SLG: 0.455										3	0	1	0	0	1	4					
<b>Jerry Browne, S</b> OBP: 0.276, SLG: 0.087										3	1	0	1	1	1	3					
<b>Benito Santiago, R</b> OBP: 0.375, SLG: 0.429										3	1	1	3	1	1	1					
<b>Kurt Abbott, R</b> OBP: 0.387, SLG: 0.571 <b>Matias Carrillo, L</b> OBP: 0.500, SLG: 0.750										3	1	2	2	0	1	0					
<b>David Weathers, R</b> OBP: 0.200, SLG: 0.200 <b>Yorkis Perez, L</b> <b>Bryan Harvey, R</b>										3	0	1	0	0	1	1					
<b>Inning Stats</b>	R: 6 E: 0 K: 1 S: 28	H: 5 LOB: 4 BB: 4 P: 54	R: 0 E: 0 K: 2 S: 8	H: 0 LOB: 1 BB: 1 P: 14	R: 0 E: 0 K: 0 S: 8	H: 1 LOB: 0 BB: 0 P: 12	R: 2 E: 0 K: 1 S: 15	H: 3 LOB: 1 BB: 0 P: 23	R: 0 E: 0 K: 2 S: 7	H: 0 LOB: 0 BB: 0 P: 7	R: 0 E: 0 K: 0 S: 8	H: 1 LOB: 1 BB: 0 P: 10	R: 0 E: 0 K: 1 S: 12	H: 0 LOB: 2 BB: 1 P: 20	R: 0 E: 0 K: 1 S: 7	H: 0 LOB: 0 BB: 0 P: 13		1B: 6 2B: 2 3B: 0 HR: 2	SF: 0 SAC: 0 DP: 0 HBP: 2	WP: 1 PB: 0 SB: 1 CS: 1	PA: 40
<b>PITCHER</b>	IP	WLS	BF	H	R	ER	SO	BB	IBB	HBP	BLK	WP	HR	S	P	ERA	WHIP				
<b>Pete Harnisch, R</b> ERA: 12.27	0.2	L	9	4	6	6	1	4	0	0	0	0	1	24	45	81.00	12.000				
<b>Shane Reynolds, R</b> ERA: 6.75	4.1		19	5	2	2	5	1	0	1	0	1	1	42	65	4.15	1.385				
<b>Mike Hampton, L</b> ERA: 6.75	1.0		4	1	0	0	0	0	0	0	0	0	0	8	10	0.00	1.000				
<b>Tom Edens, R</b> ERA: 1.23	1.0		5	0	0	0	1	1	0	1	0	0	0	12	20	0.00	1.000				
<b>Mitch Williams, L</b> ERA: 3.89	1.0		3	0	0	0	1	0	0	0	0	0	0	7	13	0.00	0.000				

AB	35
R	2
H	9
RBI	2
BB	2
SO	6
LOB	21



WP	0
PA	38

AB	32
R	8
H	10
RBI	8
BB	6
SO	8
LOB	18



WP	1
PA	40











Batter	1	2	3	4	5	6	7	8	9	AB	R	H	RBI	BB	SO	LOB	TOP				
Mike Felder, S OBP: 0.417, SLG: 0.417 (1, 9)	1-1 1B 5 SF8		1-2 G4-3		2-2 F7		1-1 BLK 1B			4	1	2	0	0	0	0					
Steve Finley, L OBP: 0.277, SLG: 0.511 (1, 8)	3-1 P5		0-1 F9		2-1 G4-3		3-1 F8			4	0	0	0	0	0	2					
Craig Biggio, R OBP: 0.367, SLG: 0.405 (1, 4)	2-2 1B		1-3 K		1-1 F8			1-0 G6-3		4	0	1	0	0	1	0					
5 Jeff Bagwell, R OBP: 0.380, SLG: 0.578 (1, 3)	0-2 SF8			0-1 HR		0-0 1B		2-3 K		3	1	2	2	0	1	0					
Luis Gonzalez, L OBP: 0.217, SLG: 0.262 Todd Jones, L (8, 1)	0-0 F8			4-2 S BB		0-0 P6		2-0 F8		3	0	0	0	1	0	2					
Ken Caminiti, S OBP: 0.209, SLG: 0.282 (1, 5)		1-2 P5		0-0 F7		1-0 F7			1-0 F8	4	0	0	0	0	0	2					
Scott Servais, R OBP: 0.235, SLG: 0.300 (1, 2)		1-1 F8		1-3 K		1-1 L1			1-0 G5-3	4	0	0	0	0	1	2					
Andujar Cedeno, R OBP: 0.447, SLG: 0.762 (1, 6)		2-2 HBP		4-0 IBB			1-1 G5-3		2-3 K	2	0	0	0	1	1	0					
Darryl Kile, R James Mouton, R OBP: 0.267, SLG: 0.286 (8, 9)		1-1 F7		0-3 K			2-2 P5			3	0	0	0	0	1	3					
<b>Inning Stats</b>	R: 1 E: 1 K: 0 S: 12	H: 2 LOB: 1 BB: 0 P: 17	R: 0 E: 0 K: 0 S: 9	H: 0 LOB: 1 BB: 0 P: 14	R: 0 E: 0 K: 1 S: 9	H: 0 LOB: 2 BB: 0 P: 11	R: 1 E: 0 K: 2 S: 12	H: 1 LOB: 0 BB: 0 P: 21	R: 0 E: 0 K: 0 S: 7	H: 1 LOB: 1 BB: 0 P: 7	R: 0 E: 0 K: 0 S: 9	H: 1 LOB: 0 BB: 0 P: 16	R: 0 E: 0 K: 1 S: 5	H: 0 LOB: 0 BB: 0 P: 10	R: 0 E: 0 K: 1 S: 5	H: 0 LOB: 0 BB: 0 P: 9	1B: 4 2B: 0 3B: 0 HR: 1	SF: 1 SAC: 0 DP: 0 HBP: 1	WP: 0 PB: 0 SB: 1 CS: 0	PA: 35	
<b>PITCHER</b>	IP WLS BF H R ER SO BB IBB HBP BLK WP HR S P ERA WHIP	IP WLS BF H R ER SO BB IBB HBP BLK WP HR S P ERA WHIP	IP WLS BF H R ER SO BB IBB HBP BLK WP HR S P ERA WHIP	IP WLS BF H R ER SO BB IBB HBP BLK WP HR S P ERA WHIP	IP WLS BF H R ER SO BB IBB HBP BLK WP HR S P ERA WHIP	IP WLS BF H R ER SO BB IBB HBP BLK WP HR S P ERA WHIP	IP WLS BF H R ER SO BB IBB HBP BLK WP HR S P ERA WHIP	IP WLS BF H R ER SO BB IBB HBP BLK WP HR S P ERA WHIP	IP WLS BF H R ER SO BB IBB HBP BLK WP HR S P ERA WHIP	IP WLS BF H R ER SO BB IBB HBP BLK WP HR S P ERA WHIP	IP WLS BF H R ER SO BB IBB HBP BLK WP HR S P ERA WHIP	IP WLS BF H R ER SO BB IBB HBP BLK WP HR S P ERA WHIP	IP WLS BF H R ER SO BB IBB HBP BLK WP HR S P ERA WHIP	IP WLS BF H R ER SO BB IBB HBP BLK WP HR S P ERA WHIP	IP WLS BF H R ER SO BB IBB HBP BLK WP HR S P ERA WHIP	IP WLS BF H R ER SO BB IBB HBP BLK WP HR S P ERA WHIP	IP WLS BF H R ER SO BB IBB HBP BLK WP HR S P ERA WHIP	IP WLS BF H R ER SO BB IBB HBP BLK WP HR S P ERA WHIP	IP WLS BF H R ER SO BB IBB HBP BLK WP HR S P ERA WHIP	IP WLS BF H R ER SO BB IBB HBP BLK WP HR S P ERA WHIP	IP WLS BF H R ER SO BB IBB HBP BLK WP HR S P ERA WHIP

Houston Astros @ New York Mets  
Shea Stadium, Flushing, NY  
Sun Apr 17 1994, 3:33 AM EDT  
Att: 20,951 - Overcast - 64 F

AB 31  
R 2  
H 5  
RBI 2  
BB 2  
SO 5  
LOB 11



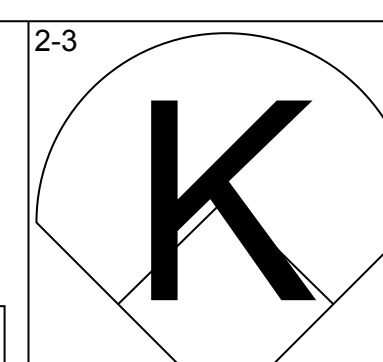
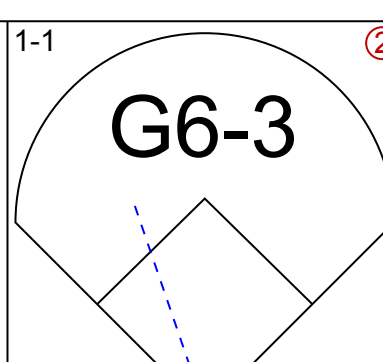
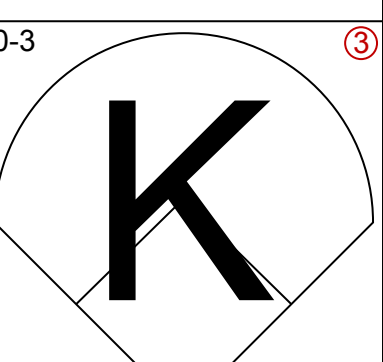
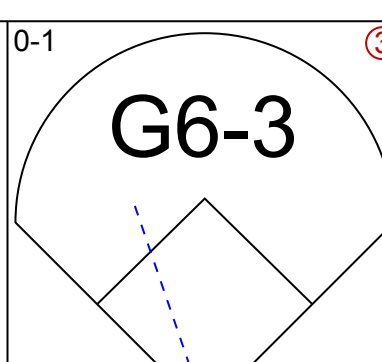
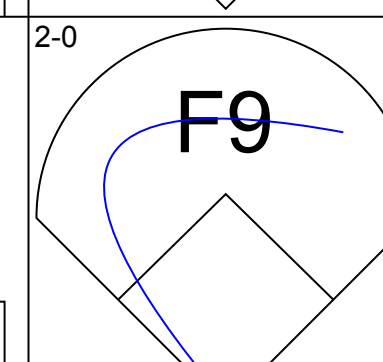
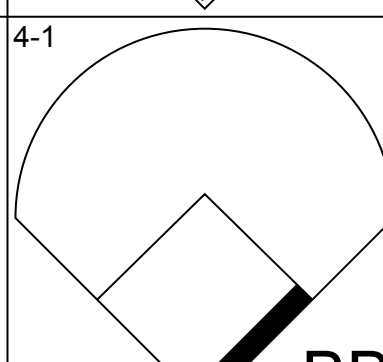
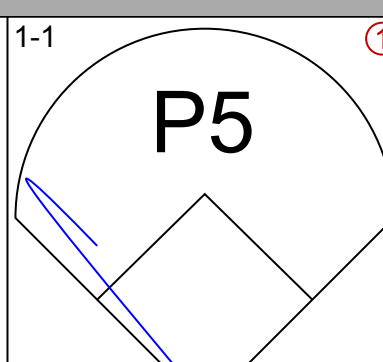
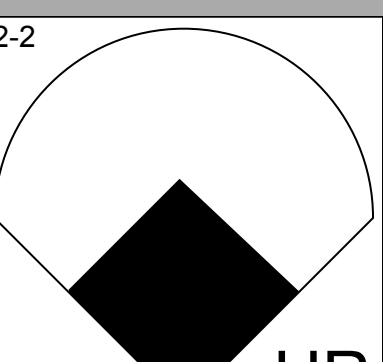
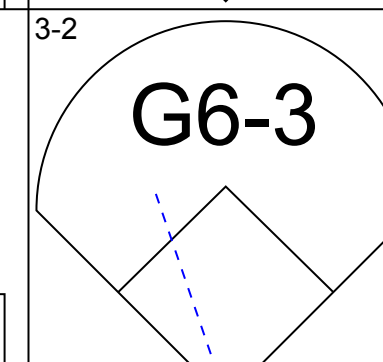
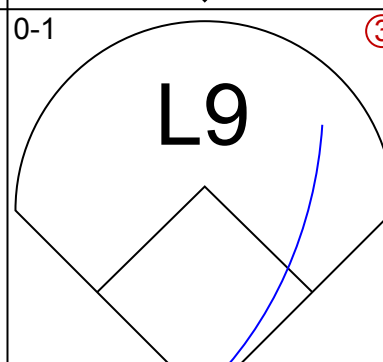
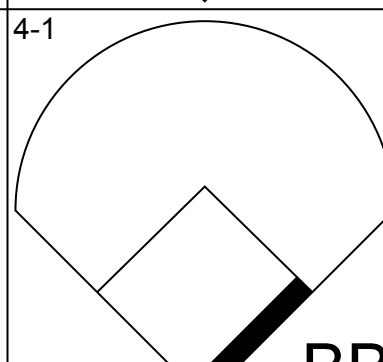
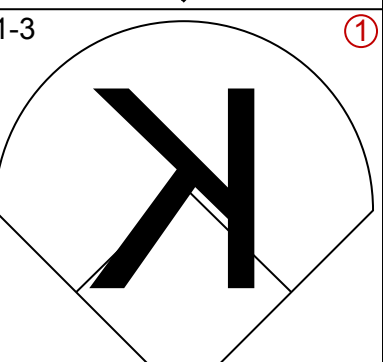
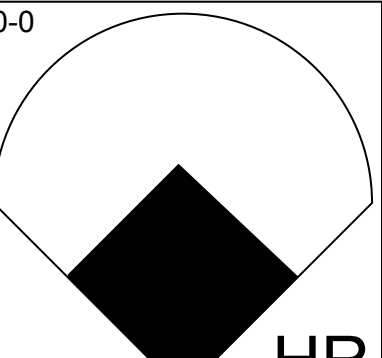
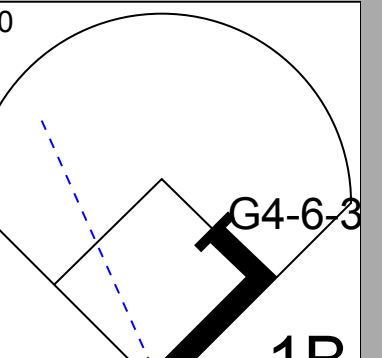
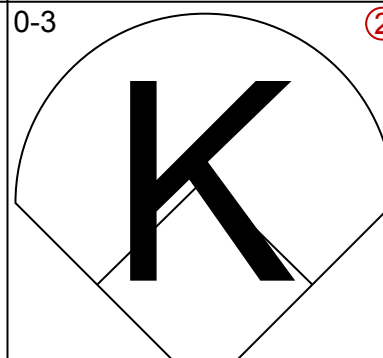
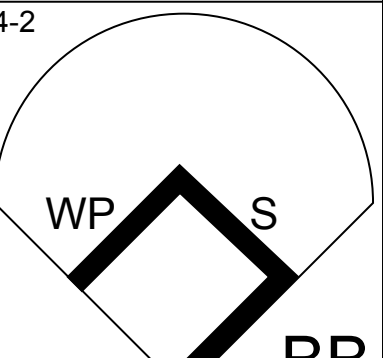

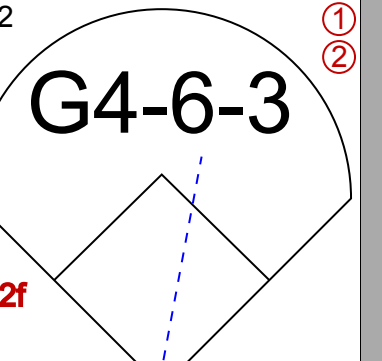
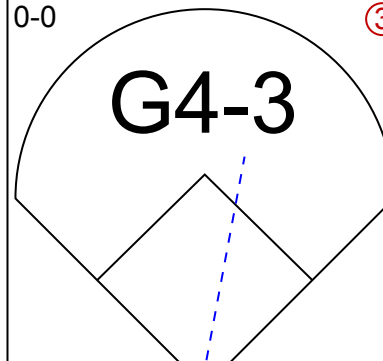
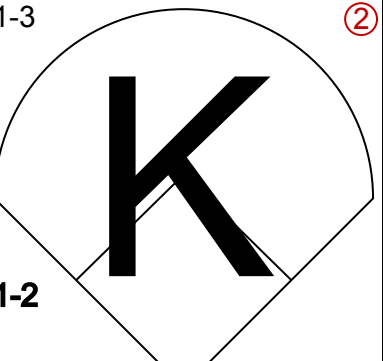

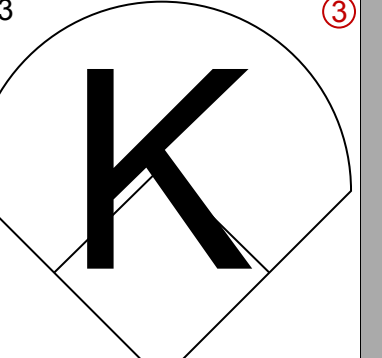
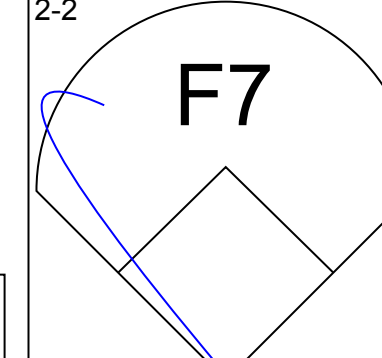
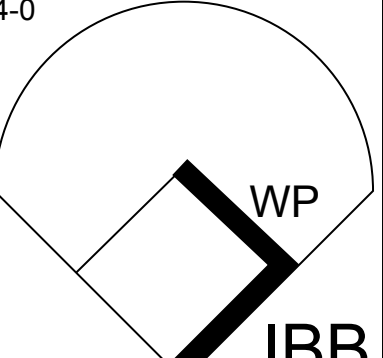

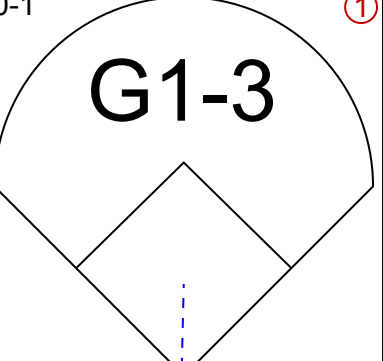
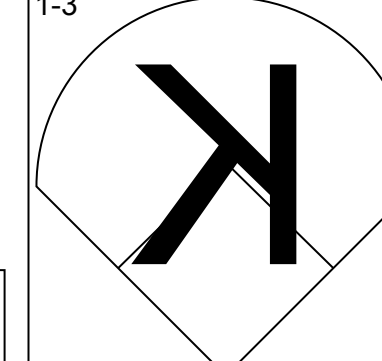
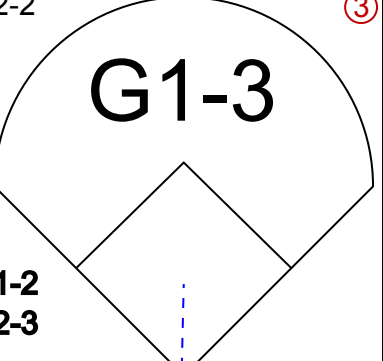
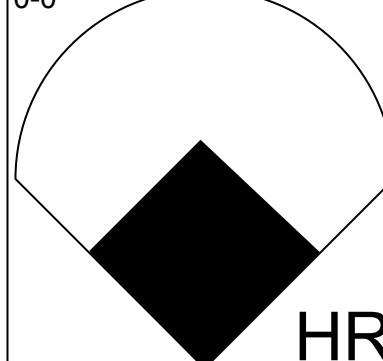
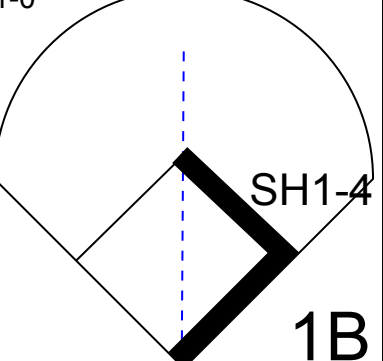
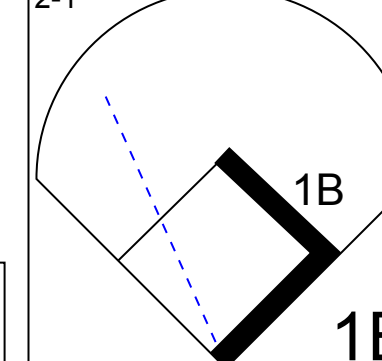
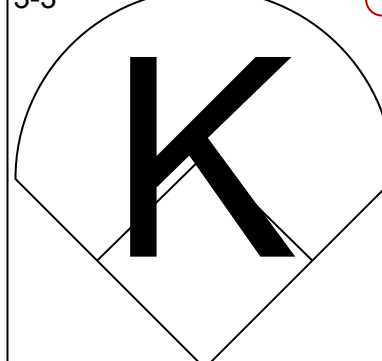
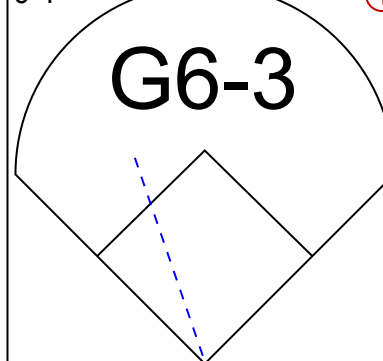
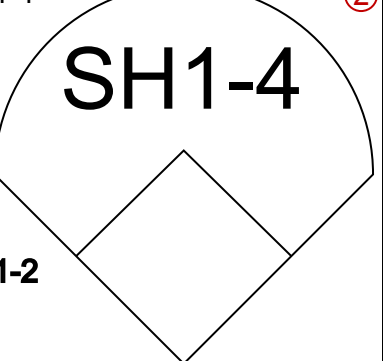
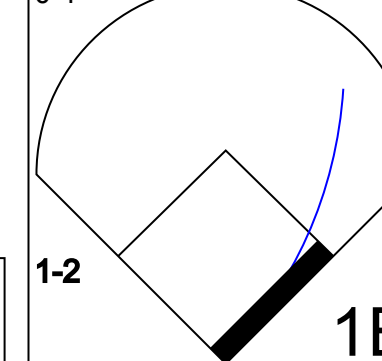

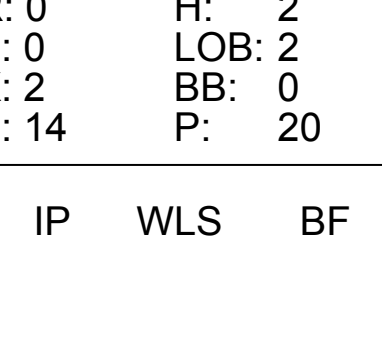
Batter	1	2	3	4	5	6	7	8	9	AB	R	H	RBI	BB	SO	LOB	BOTTOM				
Jose Vizcaino, S OBP: 0.440, SLG: 0.575 (1, 6)	1-3 K		3-2 G3		0-0 2H 1B		0-1 1B			4	0	2	0	0	1	0					
Fernando Vina, L OBP: 0.385, SLG: 0.375 (1, 5)	1-0 F9		2-1 F8			0-3 K	2-0 G3			4	0	0	0	0	1	2					
Kevin McReynolds, R OBP: 0.397, SLG: 0.351 (1, 7)	2-1 1B		1-2 P4			0-0 G4-3 2B		2-3 K2-3		4	0	2	0	0	1	0					
Joe Orsulak, L OBP: 0.259, SLG: 0.208 (1, 9)	1-1 G4-3			2-1 G4-3		1-2 G4-3		1-0 HR 1B		4	1	1	0	0	0	2					
Jeff Kent, R OBP: 0.447, SLG: 0.977 (1, 4)		1-1 HR		0-1 G1-3		2-3 K		1-1 HR		4	2	2	3	0	1	1					
David Segui, S OBP: 0.367, SLG: 0.325 (1, 3)		2-2 G4-3		1-0 F8			0-0 F8	1-0 1B		4	0	1	0	0	0	0					
Ryan Thompson, R OBP: 0.200, SLG: 0.676 John Franco, L (9, 1)		3-3 K			1-3 K		3-3 K	0-3 K		4	0	0	0	0	4	1					
Todd Hundley, S OBP: 0.400, SLG: 0.792 (1, 2)		2-2 1B			2-2 SH1-4 1B					3	1	3	1	0	0	0					
Bobby Jones, R OBP: 0.200, SLG: 0.200 John Cangelosi, S OBP: 0.750, SLG: 0.800 (9, 8)		2-3 K			1-0 SH1-4			0-0 1B		2	0	1	0	0	1	1					
<b>Inning Stats</b>	R: 0 E: 0 K: 1 S: 8	H: 1 LOB: 1 BB: 0 P: 13	R: 1 E: 0 K: 2 S: 15	H: 2 LOB: 1 BB: 0 P: 25	R: 0 E: 0 K: 0 S: 9	H: 0 LOB: 0 BB: 0 P: 15	R: 0 E: 0 K: 1 S: 8	H: 2 LOB: 2 BB: 0 P: 12	R: 0 E: 0 K: 2 S: 10	H: 1 LOB: 1 BB: 0 P: 13	R: 1 E: 0 K: 1 S: 10	H: 3 LOB: 2 BB: 0 P: 15	R: 2 E: 0 K: 2 S: 10	H: 3 LOB: 1 BB: 0 P: 15	R: 0 E: 0 K: 2 S: 10	H: 0 LOB: 0 BB: 0 P: 15	1B: 8 2B: 1 3B: 0 HR: 3	SF: 0 SAC: 1 DP: 0 HBP: 0	WP: 0 PB: 0 SB: 0 CS: 0	PA: 34	
<b>PITCHER</b>	IP WLS BF H R ER SO BB IBB HBP BLK WP HR S P ERA WHIP	IP WLS BF H R ER SO BB IBB HBP BLK WP HR S P ERA WHIP	IP WLS BF H R ER SO BB IBB HBP BLK WP HR S P ERA WHIP	IP WLS BF H R ER SO BB IBB HBP BLK WP HR S P ERA WHIP	IP WLS BF H R ER SO BB IBB HBP BLK WP HR S P ERA WHIP	IP WLS BF H R ER SO BB IBB HBP BLK WP HR S P ERA WHIP	IP WLS BF H R ER SO BB IBB HBP BLK WP HR S P ERA WHIP	IP WLS BF H R ER SO BB IBB HBP BLK WP HR S P ERA WHIP	IP WLS BF H R ER SO BB IBB HBP BLK WP HR S P ERA WHIP	IP WLS BF H R ER SO BB IBB HBP BLK WP HR S P ERA WHIP	IP WLS BF H R ER SO BB IBB HBP BLK WP HR S P ERA WHIP	IP WLS BF H R ER SO BB IBB HBP BLK WP HR S P ERA WHIP	IP WLS BF H R ER SO BB IBB HBP BLK WP HR S P ERA WHIP	IP WLS BF H R ER SO BB IBB HBP BLK WP HR S P ERA WHIP	IP WLS BF H R ER SO BB IBB HBP BLK WP HR S P ERA WHIP	IP WLS BF H R ER SO BB IBB HBP BLK WP HR S P ERA WHIP	IP WLS BF H R ER SO BB IBB HBP BLK WP HR S P ERA WHIP	IP WLS BF H R ER SO BB IBB HBP BLK WP HR S P ERA WHIP	IP WLS BF H R ER SO BB IBB HBP BLK WP HR S P ERA WHIP	IP WLS BF H R ER SO BB IBB HBP BLK WP HR S P ERA WHIP	IP WLS BF H R ER SO BB IBB HBP BLK WP HR S P ERA WHIP

Houston Astros @ New York Mets  
Shea Stadium, Flushing, NY  
Sun Apr 17 1994, 3:33 AM EDT  
Att: 20,951 - Overcast - 64 F

AB 33  
R 4  
H 12  
RBI 4  
BB 0  
SO 9  
LOB 7

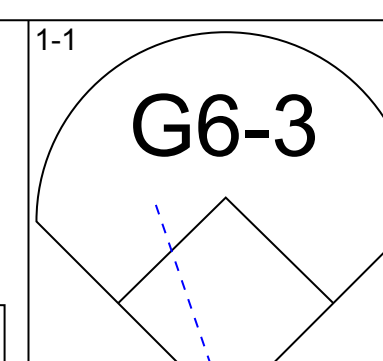
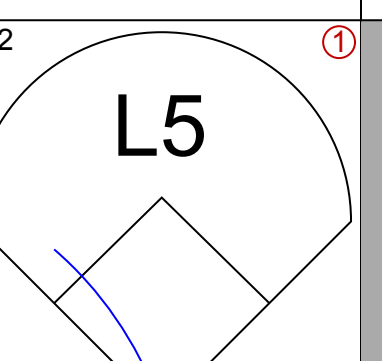
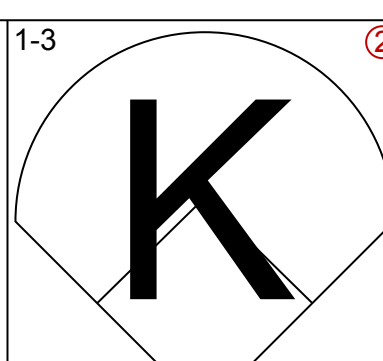
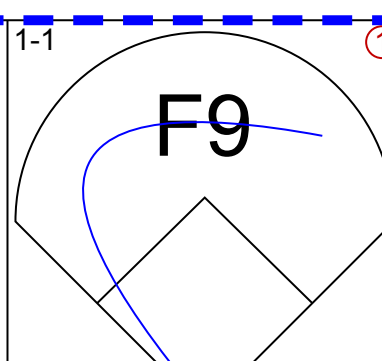
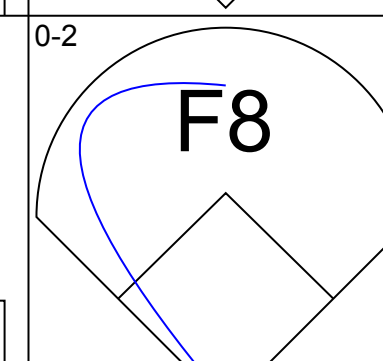
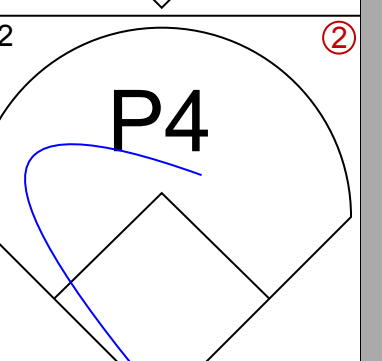
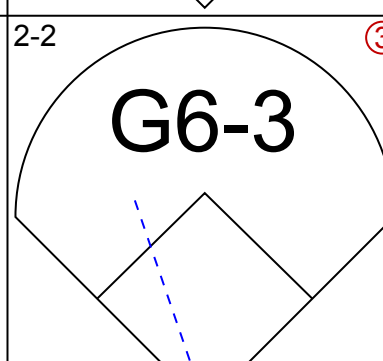
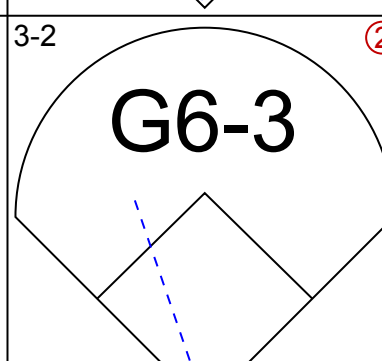
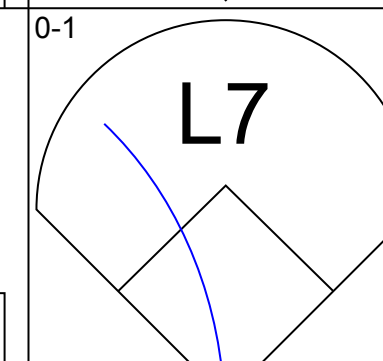
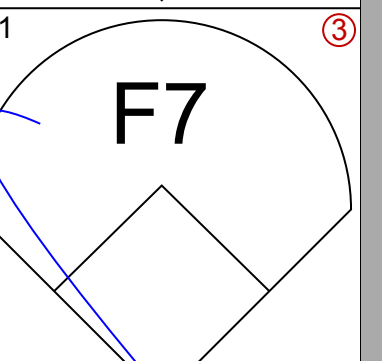
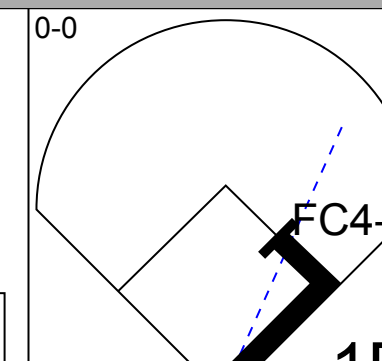
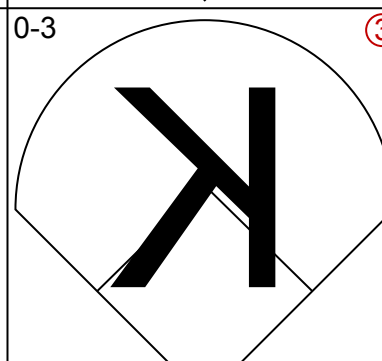
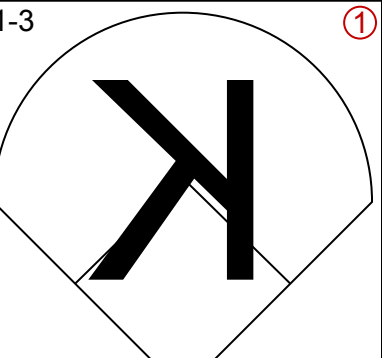
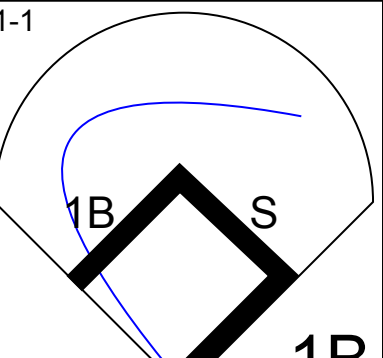
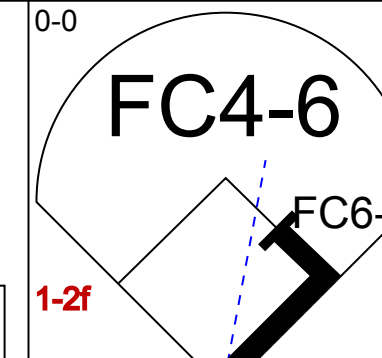
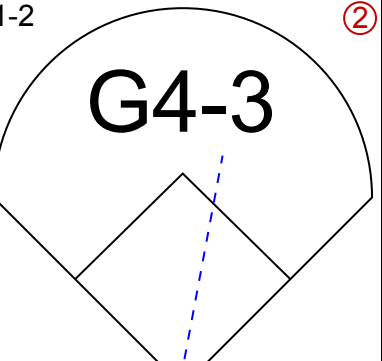
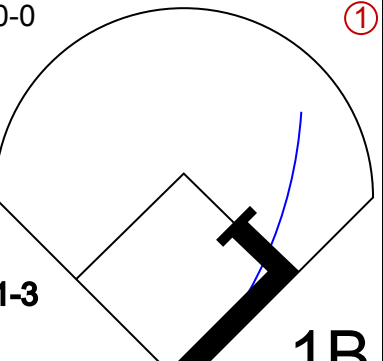
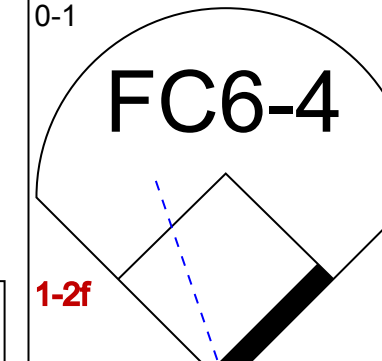
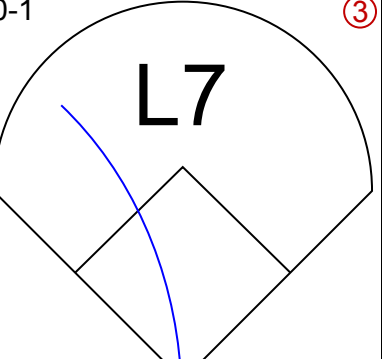
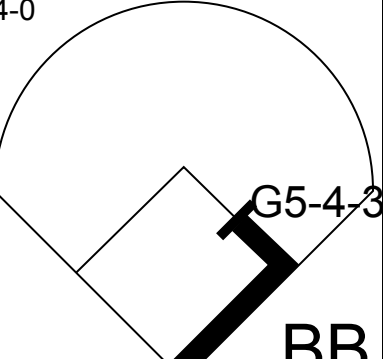
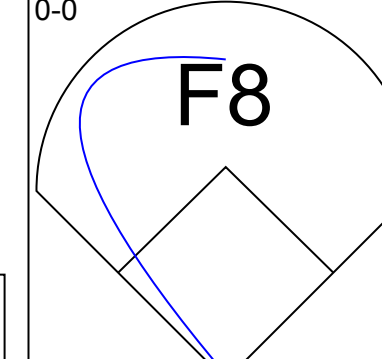
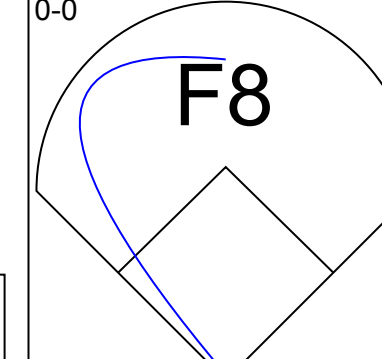
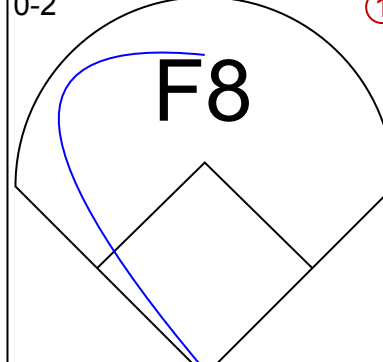
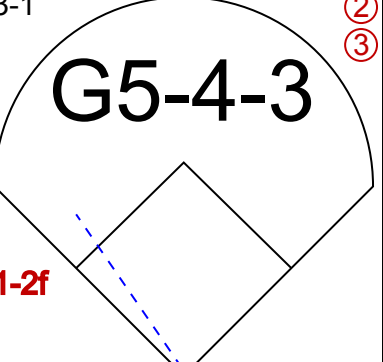
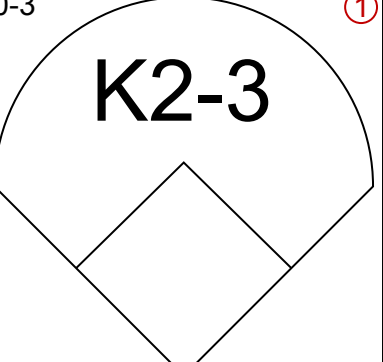
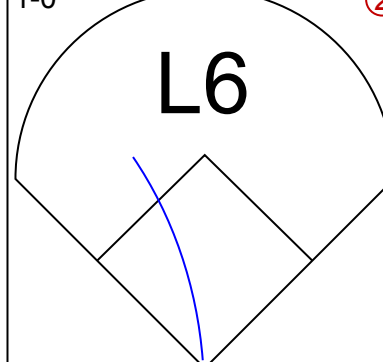
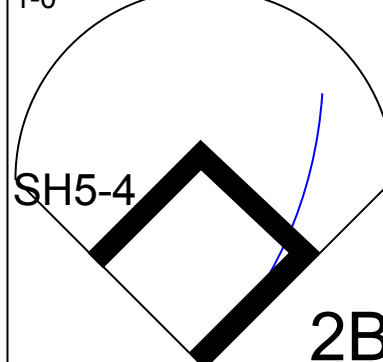
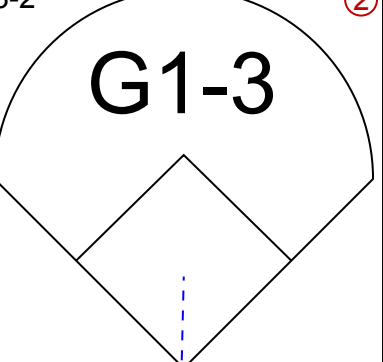
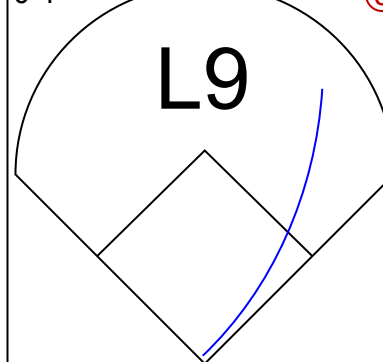
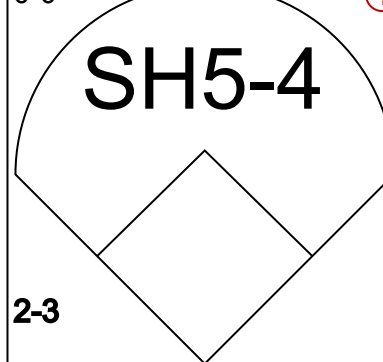
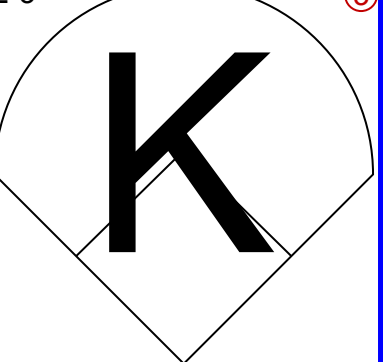




Batter	1	2	3	4	5	6	7	8	9	AB	R	H	RBI	BB	SO	LOB	TOP			
James Mouton, R (1, 9) OBP: 0.240, SLG: 0.255										5	0	0	0	0	3	3	<b>Houston Astros @ Chicago Cubs</b> Wrigley Field, Chicago, IL Tue Apr 19 1994, 7:05 PM CDT Att: 27,007 - Unknown - 62 F			
Steve Finley, L (1, 8) OBP: 0.294, SLG: 0.563										3	1	1	1	1	0	0				
Craig Biggio, R (1, 4) OBP: 0.359, SLG: 0.378										3	0	0	0	1	1	1				
5 Jeff Bagwell, R (1, 3) OBP: 0.407, SLG: 0.646										3	1	2	1	1	1	1				
Luis Gonzalez, L (1, 7) OBP: 0.200, SLG: 0.239										4	0	0	0	0	1	3				
Ken Caminiti, S (1, 5) OBP: 0.213, SLG: 0.262										3	0	0	0	1	1	0				
Tony Eusebio, R (1, 2) OBP: 0.100, SLG: 0.400										4	0	0	0	0	1	2				
Andujar Cedeno, R (1, 6) OBP: 0.471, SLG: 0.826										4	1	3	1	0	1	0				
Greg Swindell, L (1, 1) OBP: 0.286, SLG: 0.286										2	0	1	0	0	0	0				
Shane Reynolds, R (8, 1)										0	0	0	0	0	0	0				
Sid Bream, L (9, PH)										1	0	0	0	0	1	0				
Mitch Williams, L (9, 1)										0	0	0	0	0	0	0				
<b>Inning Stats</b>	R: 0 E: 0 K: 1 S: 9	H: 0 LOB: 0 BB: 0 P: 16	R: 1 E: 0 K: 0 S: 7	H: 1 LOB: 0 BB: 0 P: 11	R: 1 E: 0 K: 0 S: 8	H: 1 LOB: 1 BB: 1 P: 13	R: 0 E: 0 K: 1 S: 8	H: 1 LOB: 0 BB: 0 P: 14	R: 0 E: 0 K: 1 S: 8	H: 0 LOB: 1 BB: 1 P: 10	R: 0 E: 0 K: 2 S: 14	H: 2 LOB: 2 BB: 0 P: 20	R: 1 E: 0 K: 2 S: 17	H: 1 LOB: 2 BB: 2 P: 31	R: 0 E: 0 K: 2 S: 8	H: 0 LOB: 0 BB: 0 P: 13	1B: 4 2B: 0 3B: 0 HR: 3	SF: 0 SAC: 1 DP: 1 HBP: 0	WP: 1 PB: 0 SB: 1 CS: 0	PA: 37
<b>PITCHER</b>	IP	WLS	BF	H	R	ER	SO	BB	IBB	HBP	BLK	WP	HR	S	P	ERA	WHIP			
Steve Trachsel, R (1, 1) ERA: 2.79	8.0	L	34	7	3	3	8	3	1	0	0	1	3	78	127	3.38	1.250			
Jose Bautista, R (9, 1) ERA: 4.92	1.0		3	0	0	0	2	0	0	0	0	0	0	8	13	0.00	0.000			

AB	32
R	3
H	7
RBI	3
BB	4
SO	10
LOB	10



Batter	1	2	3	4	5	6	7	8	9	AB	R	H	RBI	BB	SO	LOB	BOTTOM			
Willie Wilson, S (1, 8) OBP: 0.263, SLG: 0.444										4	0	0	0	0	1	1	<b>Houston Astros @ Chicago Cubs</b> Wrigley Field, Chicago, IL Tue Apr 19 1994, 7:05 PM CDT Att: 27,007 - Unknown - 62 F			
23 Ryne Sandberg, R (1, 4) OBP: 0.340, SLG: 0.375										4	0	0	0	0	1	0				
Mark Grace, L (1, 3) OBP: 0.200, SLG: 0.188										4	0	1	0	0	1	0				
Glenallen Hill, R (1, 7) OBP: 0.389, SLG: 0.444										3	0	1	0	0	1	1				
Sammy Sosa, R (1, 9) OBP: 0.314, SLG: 0.341										3	0	1	0	0	0	1				
Steve Buechele, R (1, 5) OBP: 0.378, SLG: 0.561										2	0	0	0	1	0	1				
Shawon Dunston, R (1, 6) OBP: 0.281, SLG: 0.433										3	0	0	0	0	1	2				
Mark Parent, R (1, 2) OBP: 0.444, SLG: 0.571										2	0	1	0	0	0	0				
Rick Wilkins, L (8, PH) OBP: 0.293, SLG: 0.286										1	0	0	0	0	0	0				
Steve Trachsel, R (1, 1) OBP: 0.400, SLG: 0.500										1	0	0	0	0	0	0				
Karl Rhodes, L (8, PH) OBP: 0.391, SLG: 0.538										1	0	0	0	0	1	0				
Jose Bautista, R (9, 1)										0	0	0	0	0	0	0				
<b>Inning Stats</b>	R: 0 E: 0 K: 0 S: 8	H: 0 LOB: 0 BB: 0 P: 9	R: 0 E: 0 K: 1 S: 9	H: 0 LOB: 0 BB: 0 P: 11	R: 0 E: 0 K: 0 S: 6	H: 0 LOB: 0 BB: 0 P: 7	R: 0 E: 0 K: 0 S: 8	H: 0 LOB: 0 BB: 0 P: 9	R: 0 E: 0 K: 1 S: 5	H: 2 LOB: 1 BB: 1 P: 13	R: 0 E: 0 K: 1 S: 8	H: 1 LOB: 1 BB: 0 P: 12	R: 0 E: 0 K: 2 S: 9	H: 0 LOB: 0 BB: 0 P: 14	R: 0 E: 0 K: 1 S: 8	H: 0 LOB: 0 BB: 0 P: 12	1B: 3 2B: 1 3B: 0 HR: 0	SF: 0 SAC: 1 DP: 1 HBP: 0	WP: 0 PB: 0 SB: 1 CS: 0	PA: 30
<b>PITCHER</b>	IP	WLS	BF	H	R	ER	SO	BB	IBB	HBP	BLK	WP	HR	S	P	ERA	WHIP			
Greg Swindell, L (1, 1) ERA: 0.86	7.0	W	24	4	0	0	2	1	0	0	0	0	0	9	14	0.00	0.714			
Shane Reynolds, R (8, 1) ERA: 5.87	1.0		3	0	0	0	2	0	0	0	0	0	0	9	14	0.00	0.000			
Mitch Williams, L (9, 1) ERA: 3.18	1.0	S	3	0	0	0	1	0	0	0	0	0	0	8	12	0.00	0.000			

AB	28
R	0
H	4
RBI	0
BB	1
SO	5
LOB	7





Batter	1	2	3	4	5	6	7	8	9	AB	R	H	RBI	BB	SO	LOB	TOP					
Mike Felder, S OBP: 0.353, SLG: 0.353 Mitch Williams, L (9, 1)										5	0	1	0	0	0	1						
Steve Finley, L OBP: 0.304, SLG: 0.538 (1, 8)										4	2	1	0	1	1	1						
Craig Biggio, R OBP: 0.404, SLG: 0.531 (1, 4)										4	4	4	1	0	0	0						
5 Jeff Bagwell, R OBP: 0.414, SLG: 0.647 (1, 3)										3	1	2	4	0	0	0						
Luis Gonzalez, L OBP: 0.241, SLG: 0.286 (1, 7)										3	0	2	1	1	0	0						
Ken Caminiti, S OBP: 0.216, SLG: 0.244 (1, 5)										3	0	0	0	1	2	2						
Scott Servais, R OBP: 0.237, SLG: 0.303 (1, 2)										3	0	1	1	0	0	1						
Andujar Cedeno, R OBP: 0.436, SLG: 0.760 (1, 6)										4	0	0	0	0	1	3						
Pete Harnisch, S Mike Hampton, R Chris Donnels, L Tom Edens, R Todd Jones, L Kevin Bass, S James Mouton, R										1	0	0	0	0	1	0						
<b>Inning Stats</b>	R: 1 E: 0 K: 0 S: 7	H: 2 LOB: 0 BB: 0 P: 13	R: 0 E: 0 K: 1 S: 9	H: 0 LOB: 0 BB: 0 P: 13	R: 0 E: 0 K: 1 S: 8	H: 0 LOB: 0 BB: 0 P: 13	R: 2 E: 0 K: 0 S: 8	H: 2 LOB: 0 BB: 2 P: 21	R: 0 E: 0 K: 1 S: 4	H: 1 LOB: 1 BB: 0 P: 5	R: 2 E: 0 K: 1 S: 11	H: 3 LOB: 1 BB: 0 P: 13	R: 0 E: 0 K: 2 S: 9	H: 0 LOB: 0 BB: 0 P: 15	R: 2 E: 0 K: 0 S: 13	H: 3 LOB: 2 BB: 1 P: 21	R: 0 E: 0 K: 1 S: 8	H: 0 LOB: 0 BB: 0 P: 9	1B: 7 2B: 4 3B: 0 HR: 1	SF: 2 SAC: 1 DP: 2 HBP: 0	WP: 0 PB: 0 SB: 1 CS: 1	PA: 38
<b>PITCHER</b>	IP WLS BF H R ER SO BB IBB HBP BLK WP HR S P ERA WHIP																					
Anthony Young, R ERA: 9.22	(1, 1) 5.1 23 8 5 5 2 2 0 0 0 0 0 1 42 72 8.44 1.875																					
Dan Plesac, L ERA: 2.31	(6, 1) 0.2 2 0 0 0 1 0 0 0 0 0 0 0 5 6 0.00 0.000																					
Jose Bautista, R ERA: 5.56	(7, 1) 2.0 L 10 3 2 2 2 0 1 0 0 0 0 0 22 36 9.00 1.500																					
Randy Myers, L ERA:	(9, 1) 1.0 3 0 0 0 1 0 0 0 0 0 0 0 8 9 0.00 0.000																					

Houston Astros @ Chicago Cubs  
Wrigley Field, Chicago, IL  
Wed Apr 20 1994, 3:33 AM CDT  
Att: 18,869 - Cloudy - 53 F

AB	32
R	7
H	11
RBI	7
BB	3
SO	6
LOB	8



Batter	1	2	3	4	5	6	7	8	9	AB	R	H	RBI	BB	SO	LOB	BOTTOM					
Karl Rhoades, L OBP: 0.373, SLG: 0.500 (1, 8)										5	1	1	0	0	1	3						
23 Ryne Sandberg, R OBP: 0.379, SLG: 0.423 (1, 4)										4	2	3	0	1	1	0						
Mark Grace, L OBP: 0.175, SLG: 0.162 (1, 3)										5	0	0	0	0	1	5						
Derrick May, L OBP: 0.333, SLG: 0.389 (1, 7)										5	0	3	3	0	0	1						
Sammy Sosa, R OBP: 0.309, SLG: 0.333 (1, 9)										4	1	1	0	0	1	4						
Rick Wilkins, L OBP: 0.289, SLG: 0.263 (1, 2)										3	0	0	0	1	1	1						
Steve Buechele, R OBP: 0.408, SLG: 0.568 (1, 5)										3	1	2	1	1	0	2						
Rey Sanchez, R OBP: 0.185, SLG: 0.160 (1, 6)										4	0	1	0	0	1	2						
Anthony Young, R Dan Plesac, L Eduardo Zambrano, R Jose Bautista, R Glenallen Hill, R Randy Myers, L										2	0	0	0	0	0	1						
<b>Inning Stats</b>	R: 2 E: 1 K: 0 S: 14	H: 3 LOB: 2 BB: 1 P: 21	R: 0 E: 0 K: 1 S: 8	H: 0 LOB: 0 BB: 0 P: 9	R: 0 E: 0 K: 1 S: 6	H: 0 LOB: 0 BB: 0 P: 9	R: 1 E: 0 K: 0 S: 8	H: 2 LOB: 1 BB: 0 P: 11	R: 1 E: 0 K: 1 S: 12	H: 2 LOB: 1 BB: 0 P: 22	R: 1 E: 0 K: 1 S: 10	H: 1 LOB: 1 BB: 1 P: 20	R: 0 E: 0 K: 1 S: 9	H: 2 LOB: 1 BB: 0 P: 14	R: 0 E: 0 K: 1 S: 11	H: 2 LOB: 2 BB: 0 P: 15	R: 0 E: 0 K: 0 S: 5	H: 0 LOB: 0 BB: 1 P: 12	1B: 9 2B: 3 3B: 0 HR: 0	SF: 0 SAC: 0 DP: 1 HBP: 0	WP: 0 PB: 0 SB: 2 CS: 1	PA: 40
<b>PITCHER</b>	IP WLS BF H R ER SO BB IBB HBP BLK WP HR S P ERA WHIP																					
Pete Harnisch, R ERA: 10.26	(1, 1) 5.2 27 8 5 4 4 2 0 0 0 0 0 0 2 5 6.35 1.765																					
Mike Hampton, L ERA: 4.5	(6, 1) 0.1 1 0 0 0 0 0 0 0 0 0 0 0 2 5 0.00 0.000																					
Tom Edens, R ERA: 3.27	(7, 1) 1.1 W 7 4 0 0 1 0 0 0 0 0 0 0 15 24 0.00 3.000																					
Todd Jones, R ERA: 4.86	(8, 1) 0.2 2 0 0 0 1 0 0 0 0 0 0 0 5 5 0.00 0.000																					
Mitch Williams, L ERA: 2.7	(9, 1) 1.0 S 3 0 0 0 0 1 0 0 0 0 0 0 5 12 0.00 1.000																					

Houston Astros @ Chicago Cubs  
Wrigley Field, Chicago, IL  
Wed Apr 20 1994, 3:33 AM CDT  
Att: 18,869 - Cloudy - 53 F

AB	37
R	5
H	12
RBI	5
BB	3
SO	6
LOB	21





Batter	1	2	3	4	5	6	7	8	9	AB	R	H	RBI	BB	SO	LOB	TOP																
James Mouton, R (1.9) OBP: 0.218, SLG: 0.231	K	F7			G4-3	K			K	5	0	0	0	0	3	3	<b>Houston Astros @ St. Louis Cardinals</b> Busch Stadium, St. Louis, MO Fri Apr 22 1994, 7:05 PM CDT Att: 30,767 - Unknown - 66 F																
Steve Finley, L (1.8) OBP: 0.295, SLG: 0.509	1B		G3		K		P6		G4-3	5	0	1	0	0	1	0																	
Craig Biggio, R (1.4) OBP: 0.410, SLG: 0.528	K		G5-3			2B	1B			4	1	2	0	0	1	1																	
5 Jeff Bagwell, R (1.3) OBP: 0.435, SLG: 0.642	K					2B	1B			2	1	1	0	2	1	1																	
Luis Gonzalez, L (1.7) OBP: 0.250, SLG: 0.294		1B								2	1	1	0	0	0	1																	
Kevin Bass, S (5.7) OBP: 0.231, SLG: 0.333		1B	FC6-4						G4-3	2	1	1	2	0	0	1																	
Ken Caminiti, S (1.5) OBP: 0.255, SLG: 0.271		1B			G4-6-3				K	3	1	2	0	1	1	0																	
Scott Servais, R (1.2) OBP: 0.214, SLG: 0.270		F8			G4-6-3		G1-3		F8	4	0	0	0	0	0	5																	
Andujar Cedeno, R (1.6) OBP: 0.448, SLG: 0.750					K				K	2	0	1	1	1	1	0																	
Andy Stankiewicz, R (6.6) OBP: 0.400, SLG: 0.600		SF8					FC6-4			1	0	0	0	0	1	0																	
Doug Drabek, R (1.1) Mike Hampton, R (6.1) Shane Reynolds, R (7.1) Mike Felder, S (6.9) Andy Stankiewicz, R (6.6) Mitch Williams, L (9.1) Todd Jones, L (9.1)		SF8				G6-3			G5-3	2	0	0	2	0	0	2																	
<b>Inning Stats</b>	R: 0 E: 0 K: 3 S: 10	H: 1 LOB: 1 BB: 0 P: 10	R: 2 E: 0 K: 0 S: 6	H: 3 LOB: 1 BB: 0 P: 6	R: 0 E: 0 K: 0 S: 4	H: 1 LOB: 1 BB: 0 P: 4	R: 0 E: 0 K: 1 S: 4	H: 0 LOB: 0 BB: 1 P: 8	R: 0 E: 0 K: 1 S: 5	H: 0 LOB: 2 BB: 0 P: 5	R: 0 E: 0 K: 0 S: 3	H: 1 LOB: 1 BB: 1 P: 7	R: 0 E: 0 K: 2 S: 7	H: 0 LOB: 0 BB: 0 P: 7	R: 0 E: 0 K: 1 S: 5	H: 0 LOB: 0 BB: 0 P: 5	1B: 8 2B: 1 3B: 0 HR: 0	SF: 1 SAC: 0 DP: 1 HBP: 0	WP: 0 PB: 0 SB: 0 CS: 1	PA: 38													
<b>PITCHER</b>	IP WLS BF H R ER SO BB IBB HBP BLK WP HR S P ERA WHIP																																
Rheal Cormier, L (1.1) ERA: 6.65	5.0	24	8	5	5	5	2	0	0	0	0	0	0	32	40	9.00	2.000																
John Halbyan, R (6.1) ERA: 2.57	1.0	4	0	0	0	1	0	1	0	0	0	0	0	5	9	0.00	0.000																
Vicente Palacios, R (7.1) ERA: 2.0	2.0	7	1	0	0	2	1	0	0	0	0	0	0	10	14	0.00	1.000																
Rob Murphy, L (9.1) ERA: 1.69	1.0	W 3	0	0	0	1	0	0	0	0	0	0	0	5	5	0.00	0.000																

AB	33
R	5
H	9
RBI	5
BB	4
SO	9
LOB	14



Batter	1	2	3	4	5	6	7	8	9	AB	R	H	RBI	BB	SO	LOB	BOTTOM																
Ray Lankford, L (1.8) OBP: 0.449, SLG: 0.569	K		F7			E				4	2	1	0	1	2	2	<b>Houston Astros @ St. Louis Cardinals</b> Busch Stadium, St. Louis, MO Fri Apr 22 1994, 7:05 PM CDT Att: 30,767 - Unknown - 66 F																
Ozzie Smith, S (1.6) OBP: 0.373, SLG: 0.241	1B				G1-3				G6-3	4	2	2	0	1	0	1																	
Gregg Jefferies, S (1.3) OBP: 0.500, SLG: 0.630	1B									4	0	2	0	1	0	0																	
Bernard Gilkey, R (1.7) OBP: 0.424, SLG: 0.491	K				G6-3					4	0	0	2	0	2	4																	
Brian Jordan, R (1.9) OBP: 0.298, SLG: 0.366	FC6-4				G1-3					5	1	1	0	0	1	6																	
Todd Zeile, R (1.5) OBP: 0.299, SLG: 0.390			G3-1							5	0	1	1	0	1	1																	
Luis Alicaia, S (1.4) OBP: 0.400, SLG: 0.368					K					4	1	2	1	0	2	1																	
Erik Pappas, R (1.2) OBP: 0.255, SLG: 0.135			K							3	0	0	0	1	2	1																	
Rheal Cormier, L (1.1) John Halbyan, R (6.1) Gerard Perry, L (6.9) Vicente Palacios, R (7.1) Rob Murphy, L (9.1) Geronimo Pena, S (6.9)										2	0	0	0	0	1	0																	
<b>Inning Stats</b>	R: 0 E: 0 K: 2 S: 9	H: 2 LOB: 2 BB: 0 P: 9	R: 1 E: 0 K: 2 S: 8	H: 1 LOB: 0 BB: 0 P: 8	R: 1 E: 0 K: 0 S: 5	H: 2 LOB: 1 BB: 0 P: 5	R: 0 E: 0 K: 1 S: 5	H: 0 LOB: 0 BB: 0 P: 5	R: 1 E: 1 K: 0 S: 5	H: 1 LOB: 1 BB: 0 P: 5	R: 0 E: 0 K: 1 S: 6	H: 1 LOB: 1 BB: 0 P: 6	R: 0 E: 0 K: 2 S: 7	H: 1 LOB: 3 BB: 3 P: 20	R: 2 E: 0 K: 2 S: 7	H: 1 LOB: 3 BB: 3 P: 20		1B: 7 2B: 2 3B: 0 HR: 1	SF: 0 SAC: 0 DP: 0 HBP: 1	WP: 0 PB: 0 SB: 1 CS: 0	PA: 42												
<b>PITCHER</b>	IP WLS BF H R ER SO BB IBB HBP BLK WP HR S P ERA WHIP																																
Doug Drabek, R (1.1) ERA: 3.04	5.2	27	8	4	3	7	1	0	0	0	0	0	0	5	44	4.76	1.588																
Mike Hampton, L (6.1) ERA: 3.6	1.0	3	0	0	0	1	0	0	0	0	0	0	0	5	5	0.00	0.000																
Shane Reynolds, R (7.1) ERA: 5.0	1.1	5	1	0	0	2	0	0	0	0	0	0	0	9	9	0.00	0.750																
Mitch Williams, L (9.1) ERA: 5.14	0.1	L 4	0	2	2	1	3	0	0	0	0	0	0	3	15	54.00	9.000																
Todd Jones, R (9.1) ERA: 4.5	0.1	3	1	0	0	1	0	0	1	0	0	0	0	4	5	0.00	3.000																

AB	37
R	6
H	10
RBI	5
BB	4
SO	12
LOB	16













Batter	1	2	3	4	5	6	7	8	9	AB	R	H	RBI	BB	SO	LOB	TOP					
<b>Carlos Garcia, R</b> OBP: 0.302, SLG: 0.377 (1, 4)	G3		L8			K	K			4	0	0	0	0	2	1	<b>Pittsburgh Pirates @ Houston Astros</b> Astrodome, Houston, TX Mon Apr 25 1994, 8:05 PM EDT Att: 16,007 - Dome					
<b>Jay Bell, R</b> OBP: 0.217, SLG: 0.234 (1, 6)	K				F9	1B 2B BB		K		3	1	0	0	1	2	0						
<b>Andy Van Slyke, L</b> OBP: 0.333, SLG: 0.317 (1, 8)	G4-3				P8	2B 1B		L9		4	1	1	0	0	0	0						
<b>Jeff King, R</b> OBP: 0.283, SLG: 0.333 (1, 5)			F9		K	P3		K		4	0	0	0	0	2	2						
<b>Orlando Merced, S</b> OBP: 0.393, SLG: 0.327 (1, 9)						BB 1B		G4-3		4	1	2	1	0	1	0						
<b>Don Slaught, R</b> OBP: 0.366, SLG: 0.286 (1, 2)						1B BB		1B		3	0	2	2	1	0	0						
<b>Al Martin, L</b> OBP: 0.344, SLG: 0.472 (1, 7)						K		G1-3		3	0	0	0	1	1	4						
<b>Kevin Young, R</b> OBP: 0.226, SLG: 0.310 (1, 3)			F7			F9		B5-3		4	0	1	0	0	0	3						
<b>Denny Neagle, L</b> (1, 1)						G3		L3		2	0	0	0	0	0	3						
<b>Tom Foley, L</b> OBP: 0.240, SLG: 0.182 (7, PH)			G4-3					P7		1	0	0	0	0	0	0						
<b>Bias Minor, R</b> (7, 1)										0	0	0	0	0	0	0						
<b>Ravelo Manzanillo, L</b> (8, 1)										0	0	0	0	0	0	0						
<b>Dave Clark, L</b> OBP: 0.459, SLG: 0.667 (9, PH)										1	0	0	0	0	0	2						
<b>Inning Stats</b>	R: 0 E: 0 K: 1 S: 10	H: 0 LOB: 0 BB: 0 P: 13	R: 0 E: 0 K: 1 S: 6	H: 0 LOB: 0 BB: 0 P: 7	R: 0 E: 0 K: 0 S: 6	H: 0 LOB: 1 BB: 1 P: 11	R: 0 E: 0 K: 1 S: 7	H: 0 LOB: 0 BB: 0 P: 11	R: 0 E: 0 K: 1 S: 13	H: 1 LOB: 2 BB: 1 P: 23	R: 3 E: 0 K: 1 S: 21	H: 3 LOB: 1 BB: 0 P: 34	R: 0 E: 0 K: 1 S: 5	H: 0 LOB: 0 BB: 0 P: 6	R: 0 E: 0 K: 2 S: 8	H: 0 LOB: 0 BB: 0 P: 11	R: 0 E: 0 K: 0 S: 6	H: 2 LOB: 2 BB: 0 P: 9	1B: 5 2B: 1 3B: 0 HR: 0	SF: 0 SAC: 0 DP: 0 HBP: 0	WP: 0 PB: 0 SB: 0 CS: 0	PA: 36
<b>PITCHER</b> <b>Pete Harnisch, R</b> ERA: 7.71 (1, 1)	IP: 9.0 WLS: W BF: 36 H: 6 R: 3 ER: 3 SO: 8 BB: 3 IBB: 0 HBP: 0 BLK: 0 WP: 0 HR: 0 S: 82 P: 125 ERA: 3.00 WHIP: 1.000															<b>PITCHER</b>						

AB 33  
R 3  
H 6  
RBI 3  
BB 3  
SO 8  
LOB 15

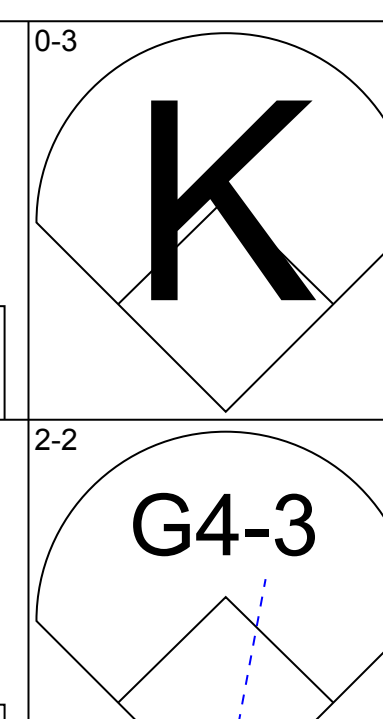
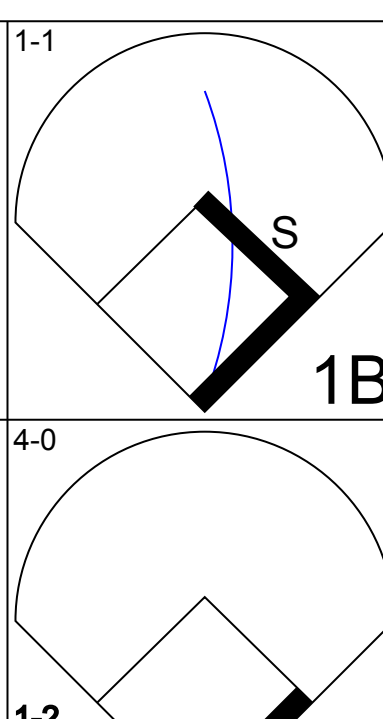
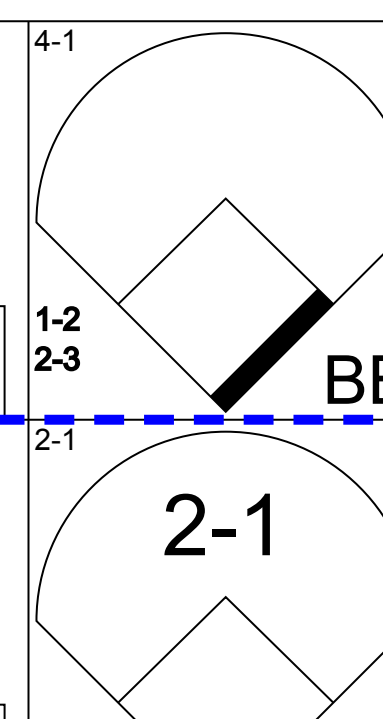
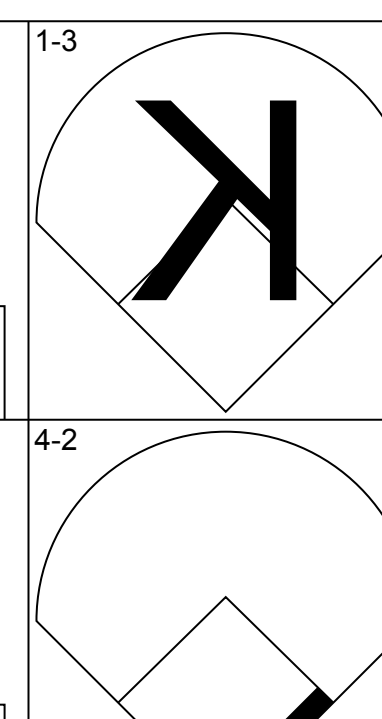
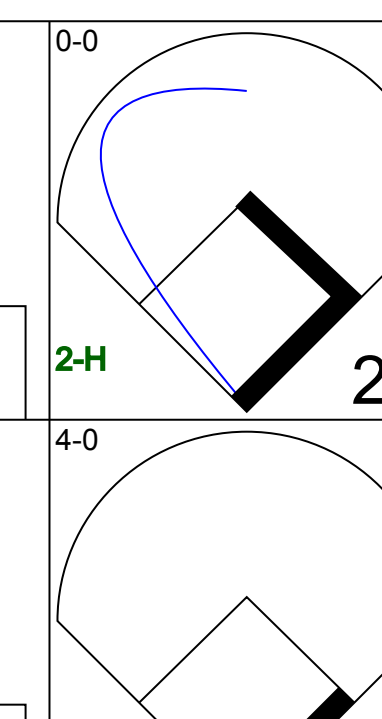
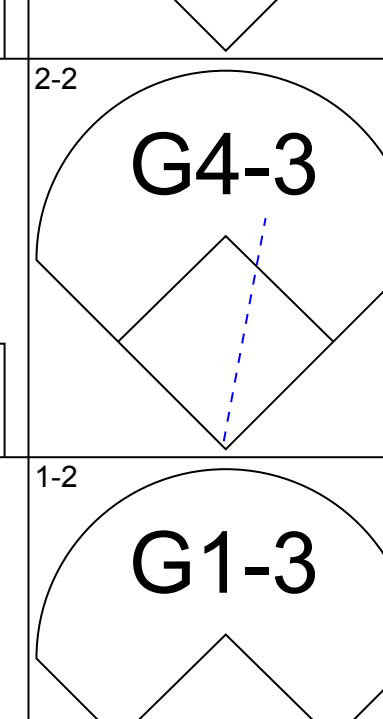
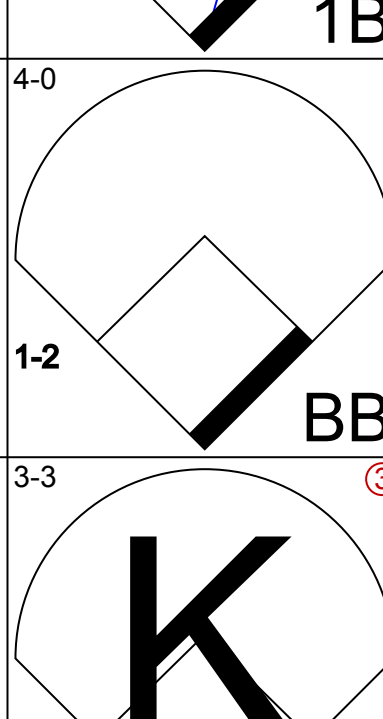
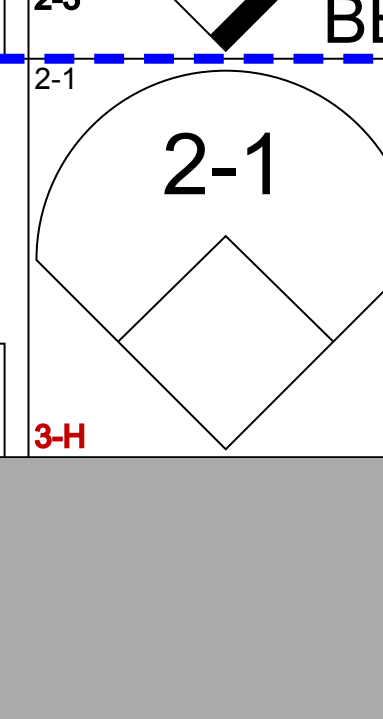

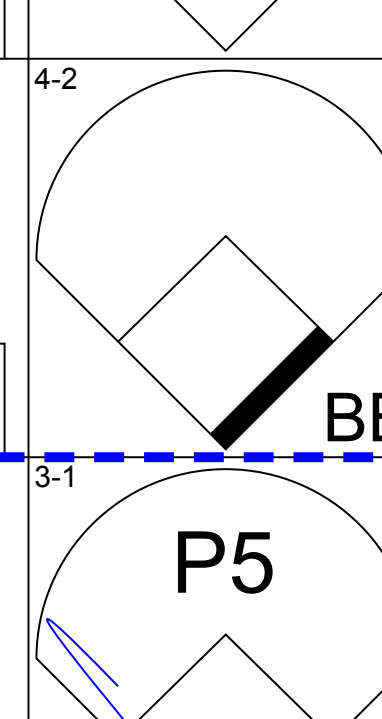
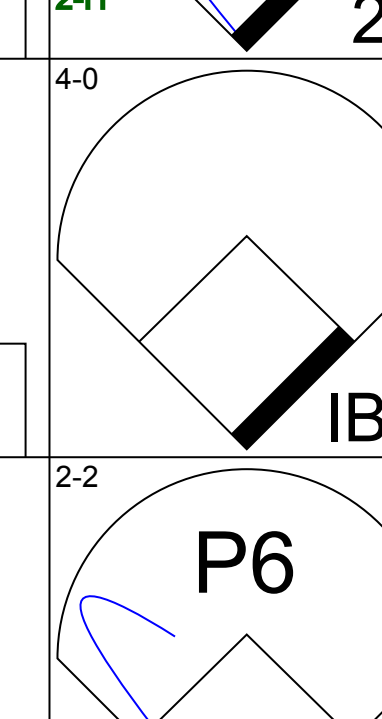
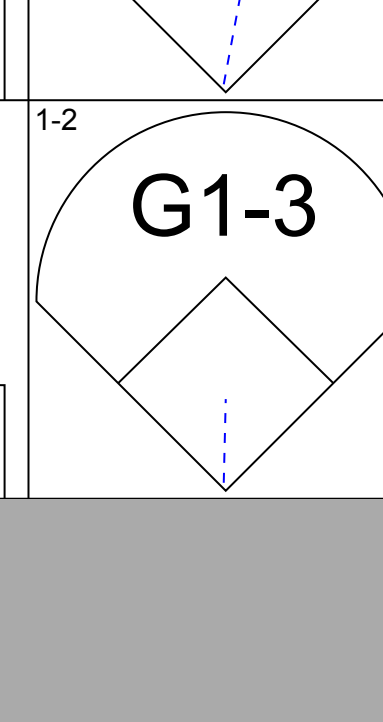
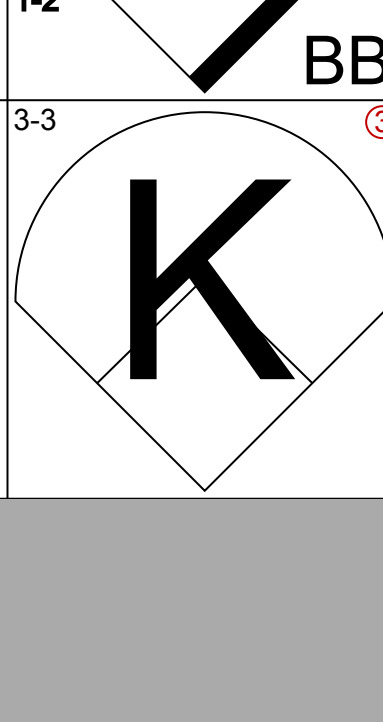
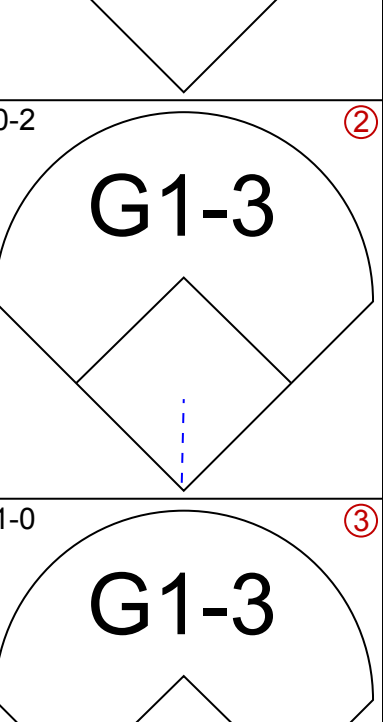
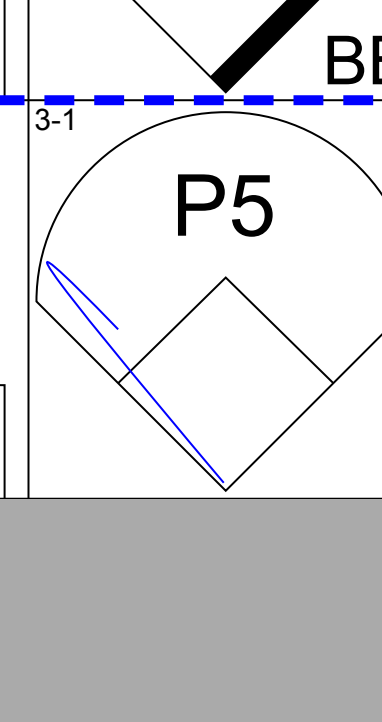
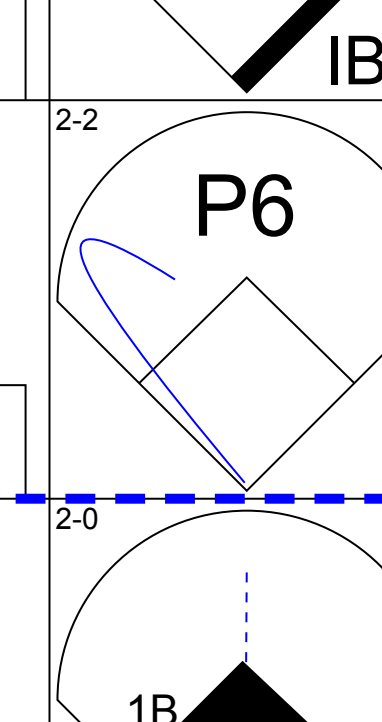
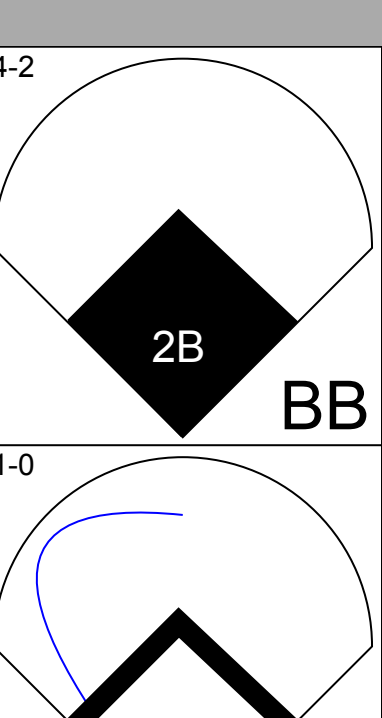
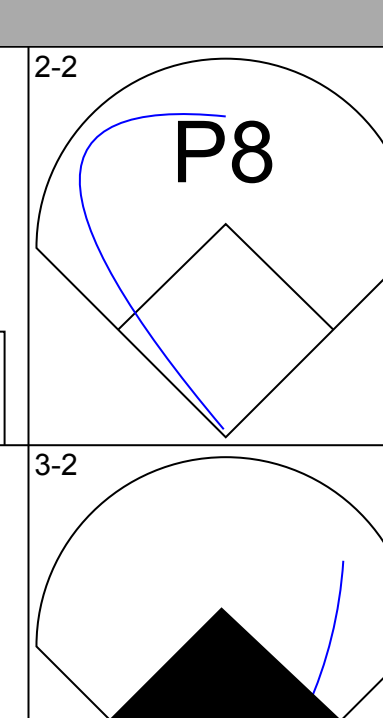
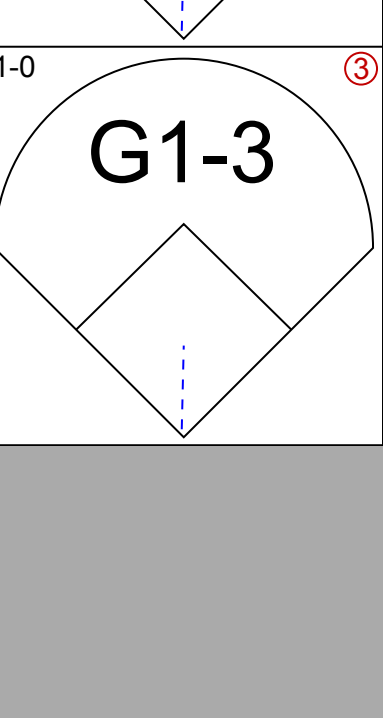
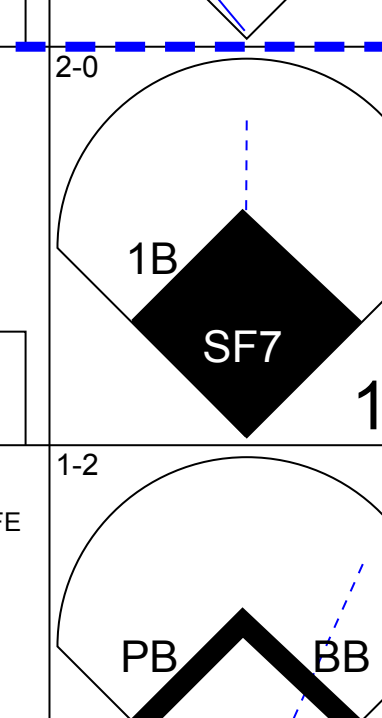
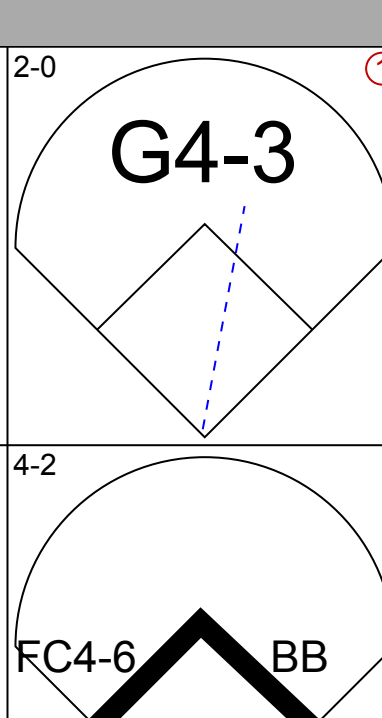


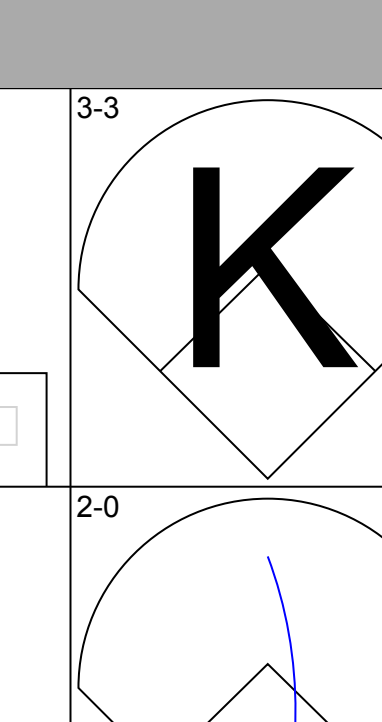
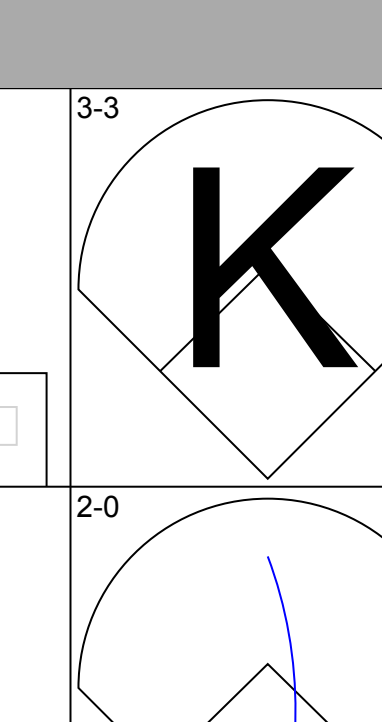
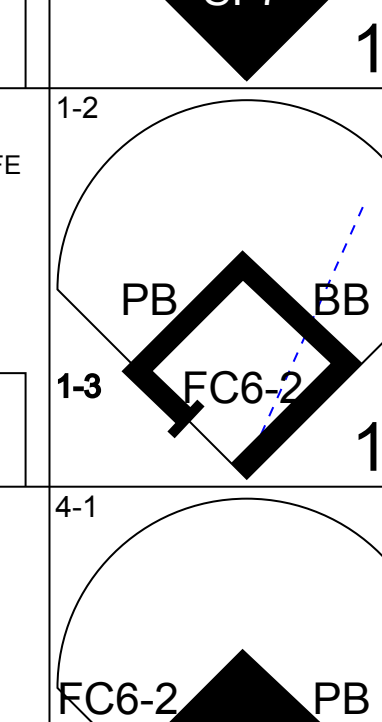
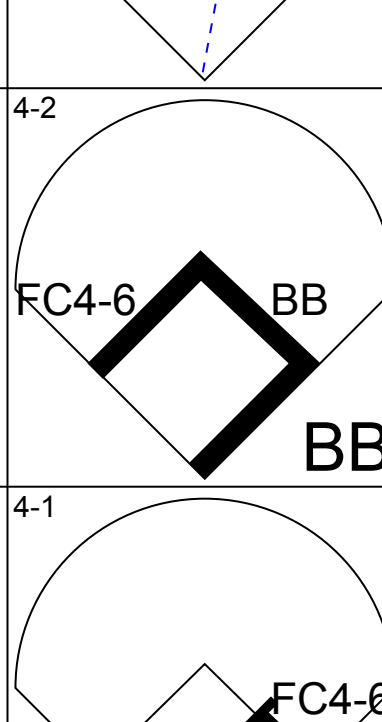

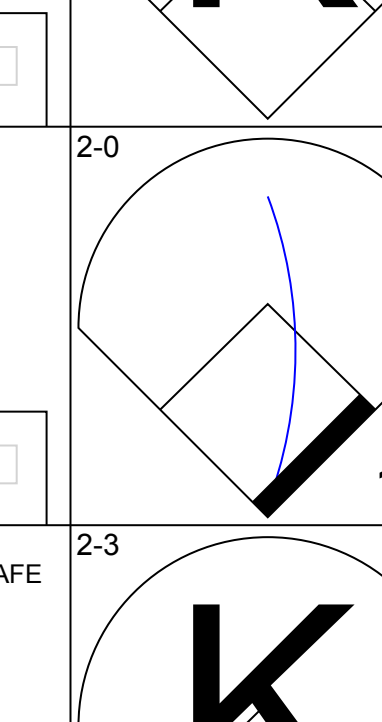
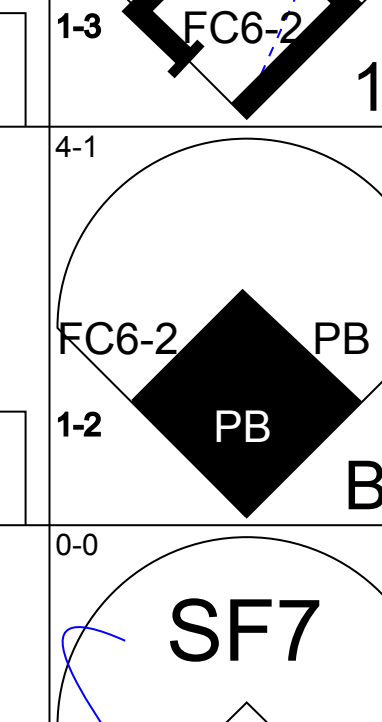
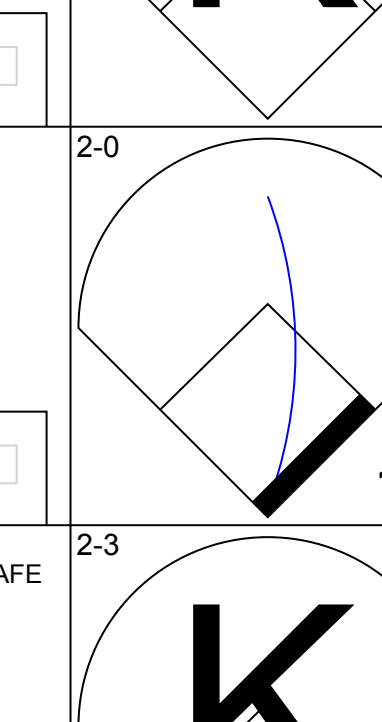
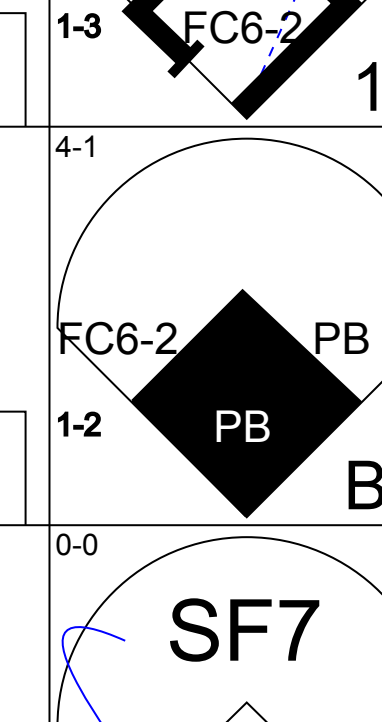
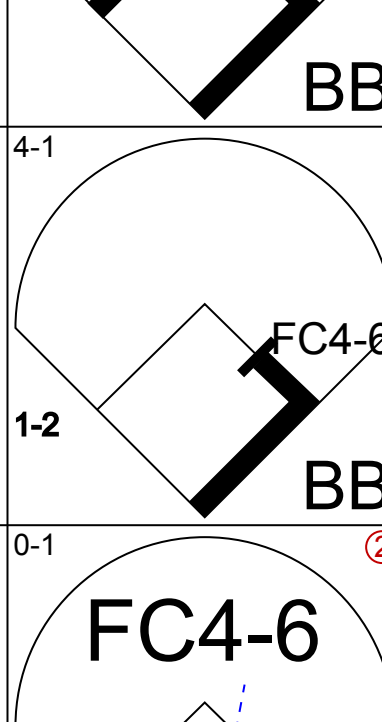
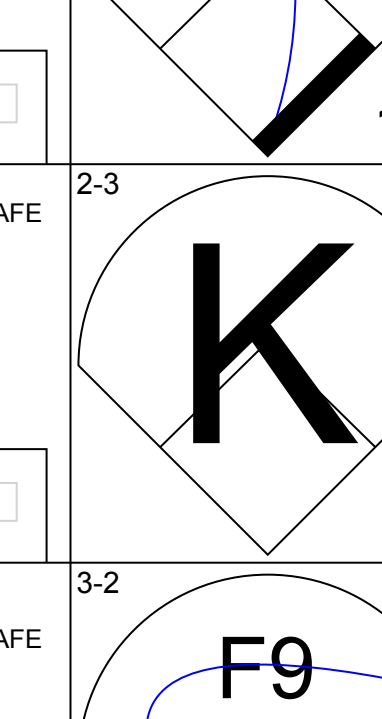
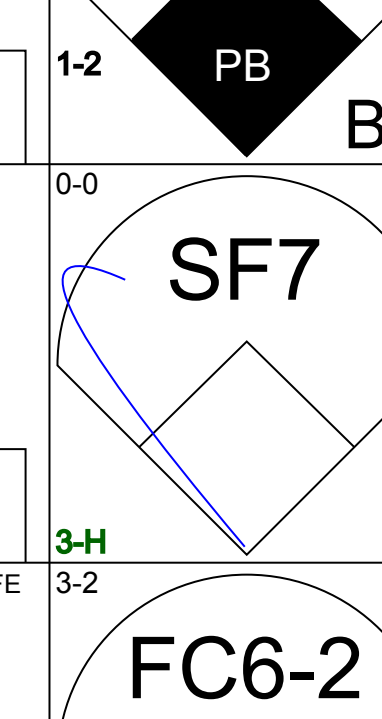
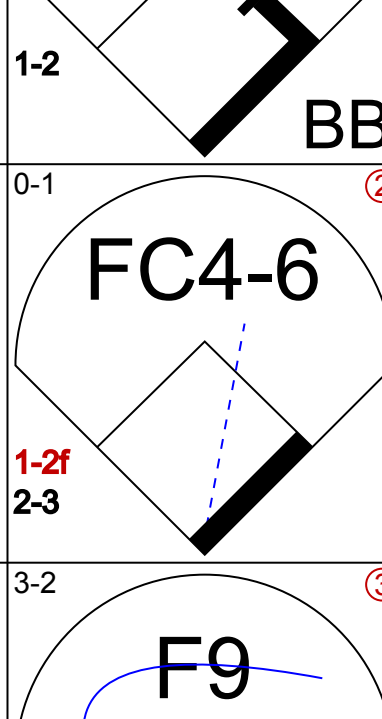
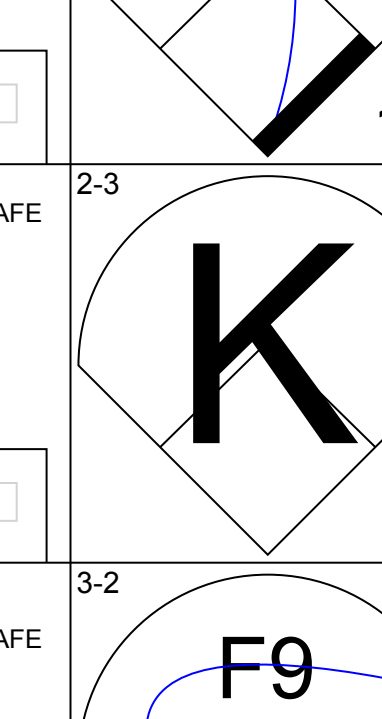
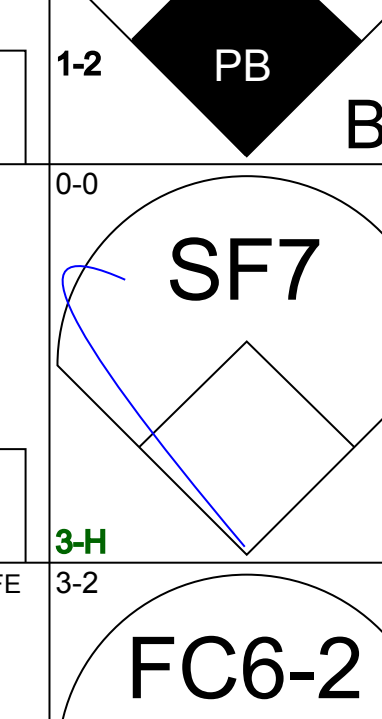
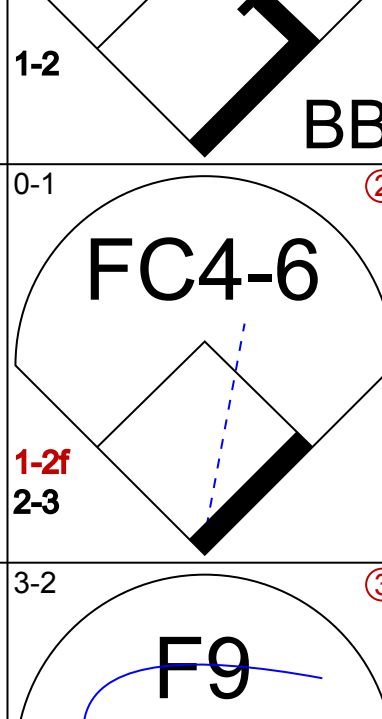
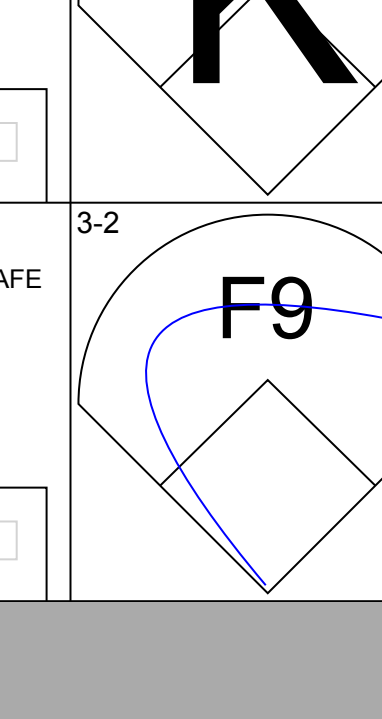
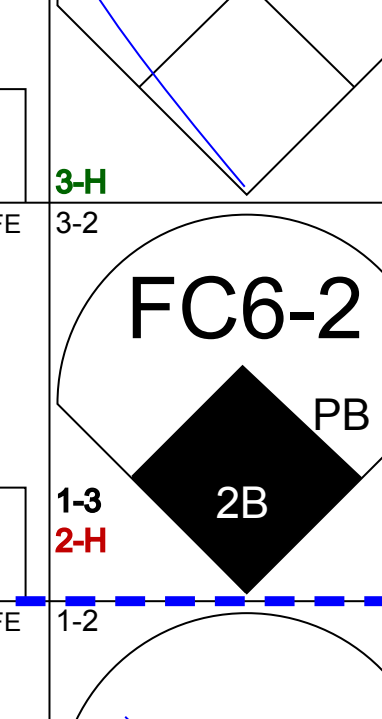
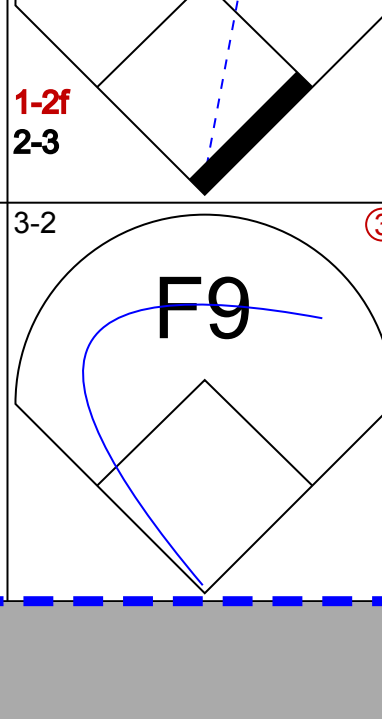
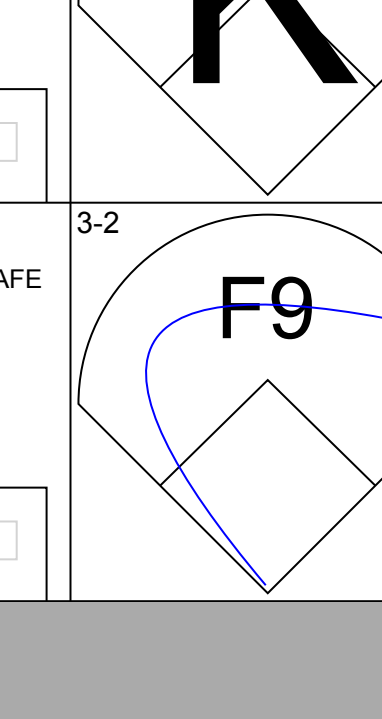
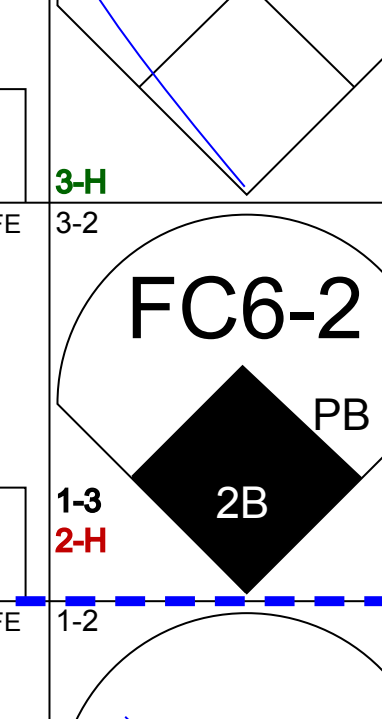
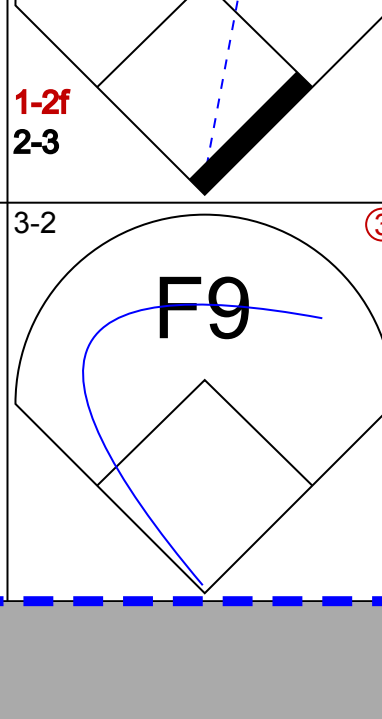
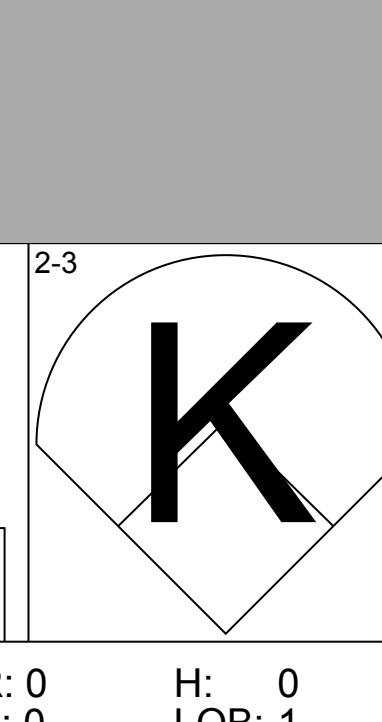
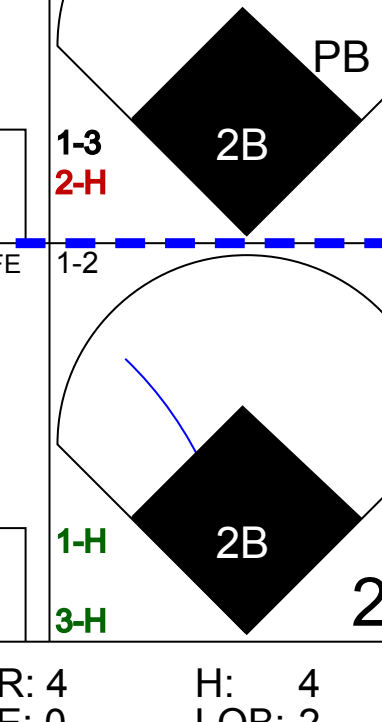


Batter	1	2	3	4	5	6	7	8	9	AB	R	H	RBI	BB	SO	LOB	BOTTOM	
<b>James Mouton, R</b> OBP: 0.275, SLG: 0.317 (1, 9)	K	K								4	1	1	0	0	3	1	<b>Pittsburgh Pirates @ Houston Astros</b> Astrodome, Houston, TX Mon Apr 25 1994, 8:05 PM EDT Att: 16,007 - Dome	
<b>Steve Finley, L</b> OBP: 0.320, SLG: 0.529 (1, 8)	K		G3			F8		SH3 2B		3	0	0	0	0	1	1		
<b>Craig Biggio, R</b> OBP: 0.400, SLG: 0.554 (1, 4)	G6-3		G1-3					HR		4	1	1	2	0	1	0		
<b>5 Jeff Bagwell, R</b> OBP: 0.408, SLG: 0.606 (1, 3)								HR		4	2	2	0	0	1	0		
<b>Luis Gonzalez, L</b> OBP: 0.267, SLG: 0.296 (1, 7)								BLK 2B 1B		3	1	1	1	1	2	2		
<b>Ken Caminiti, S</b> OBP: 0.246, SLG: 0.293 (1, 5)								2B		4	0	1	1	0	1	3		
<b>Scott Servais, R</b> OBP: 0.235, SLG: 0.267 (1, 2)								2B		4	1	1	0	0	0	2		
<b>Andy Stankiewicz, R</b> OBP: 0.500, SLG: 0.714 (1, 6)										2	1	1	3	1	1	0		
<b>Pete Harnisch, S</b> (1, 1)										2	0	0	0	0	0	0		
<b>Inning Stats</b>	R: 0 E: 0 K: 2 S: 8	H: 0 LOB: 0 BB: 0 P: 12	R: 4 E: 0 K: 2 S: 22	H: 4 LOB: 0 BB: 0 P: 32	R: 0 E: 0 K: 1 S: 5	H: 0 LOB: 0 BB: 0 P: 8	R: 0 E: 0 K: 0 S: 4	H: 0 LOB: 0 BB: 1 P: 8	R: 0 E: 1 K: 2 S: 11	H: 0 LOB: 1 BB: 0 P: 16	R: 0 E: 0 K: 1 S: 7	H: 0 LOB: 0 BB: 0 P: 9	R: 3 E: 0 K: 1 S: 14	H: 4 LOB: 1 BB: 0 P: 21	1B: 3 2B: 2 3B: 1 HR: 2	SF: 0 SAC: 2 DP: 0 HBP: 0		WP: 0 PB: 0 SB: 0 CS: 1
<b>PITCHER</b> <b>Denny Neagle, L</b> ERA: 5.4 (1, 1)	IP: 6.0 WLS: L BF: 24 H: 4 R: 4 ER: 4 SO: 8 BB: 2 IBB: 0 HBP: 0 BLK: 0 WP: 0 HR: 1 S: 15 P: 21 ERA: 20.25 WHIP: 2.250															<b>PITCHER</b>		
<b>Bias Minor, R</b> ERA: 7.56 (7, 1)	IP: 1.1 WLS: 7 BF: 3 H: 3 R: 3 ER: 3 SO: 1 BB: 0 IBB: 0 HBP: 0 BLK: 0 WP: 0 HR: 0 S: 6 P: 9 ERA: 0.00 WHIP: 1.500															<b>PITCHER</b>		
<b>Ravelo Manzanillo, L</b> ERA: 4.91 (8, 1)	IP: 0.2 WLS: 3 BF: 1 H: 0 R: 0 ER: 0 SO: 1 BB: 0 IBB: 0 HBP: 0 BLK: 1 WP: 0 HR: 0 S: 6 P: 9 ERA: 0.00 WHIP: 1.500															<b>PITCHER</b>		

AB 30  
R 7  
H 8  
RBI 7  
BB 2  
SO 10  
LOB 9

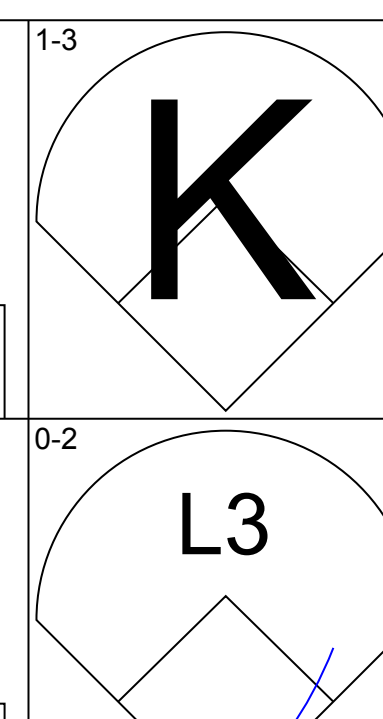
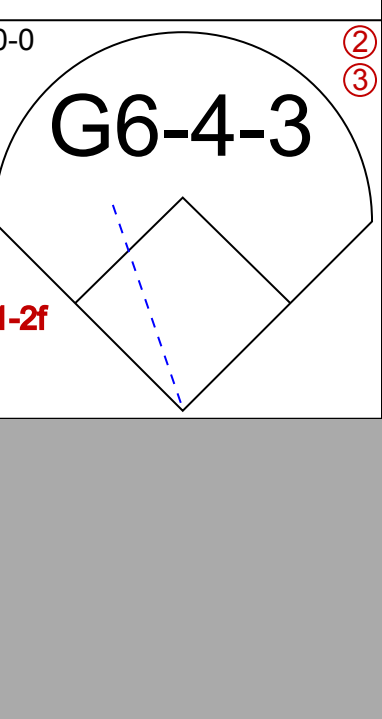
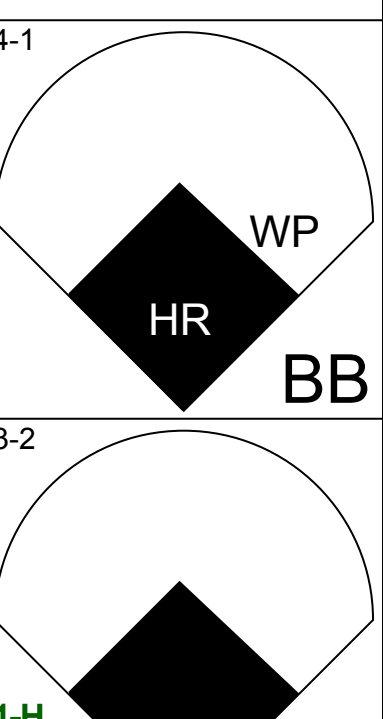
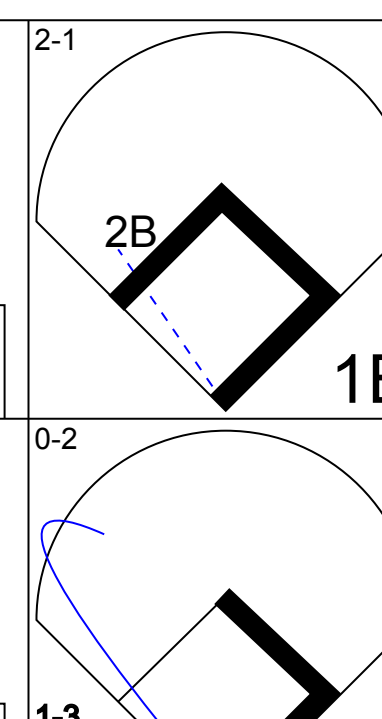
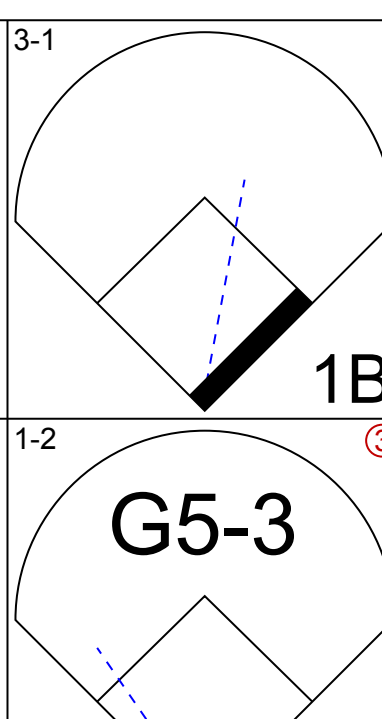
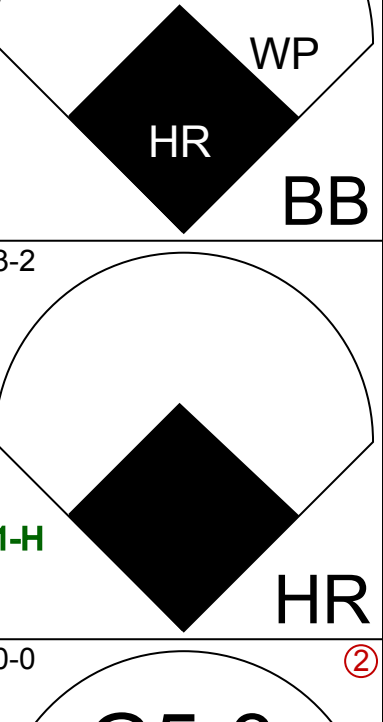
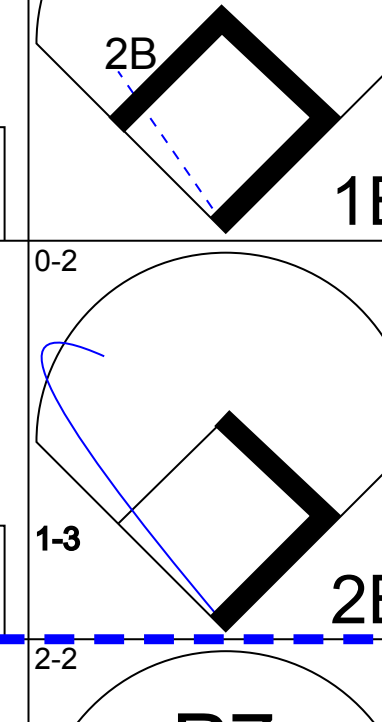
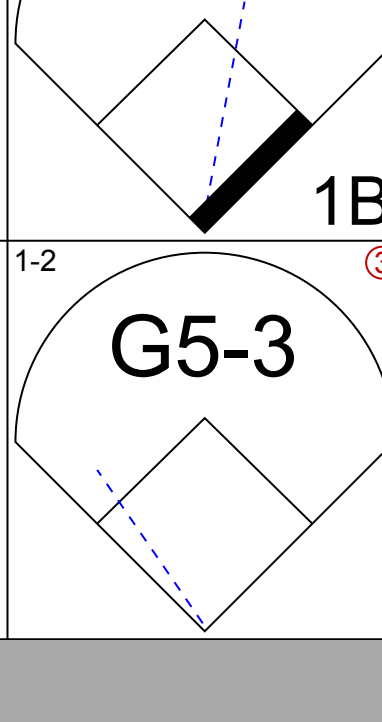
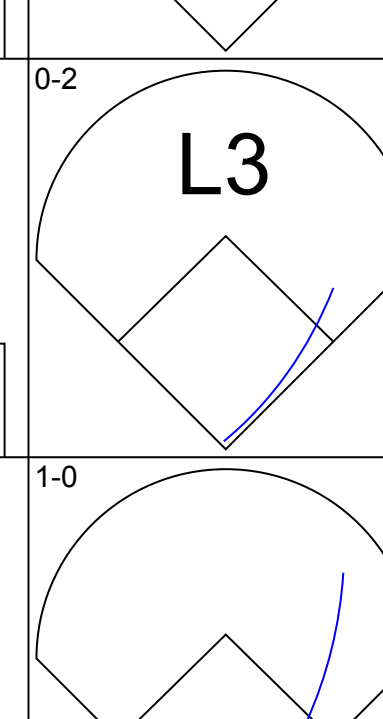
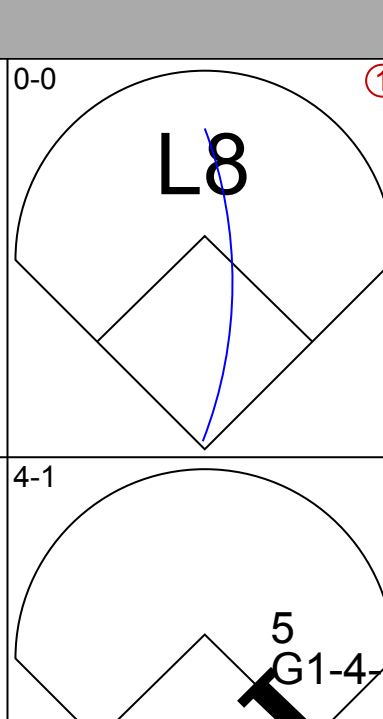
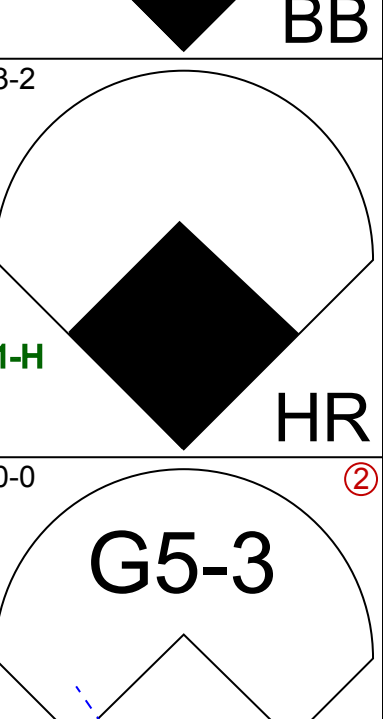
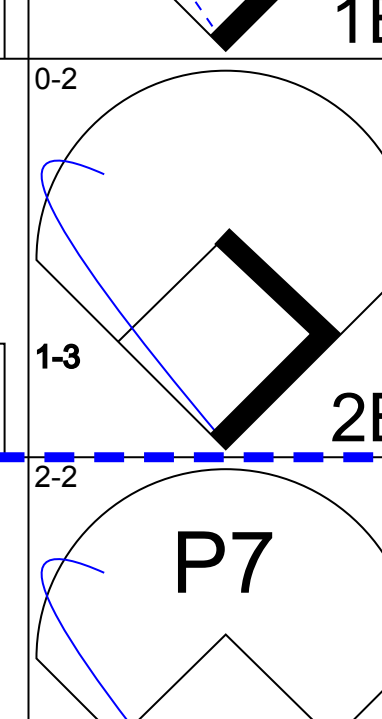
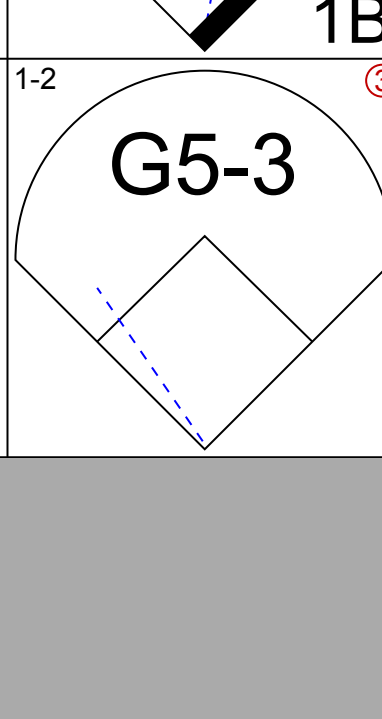
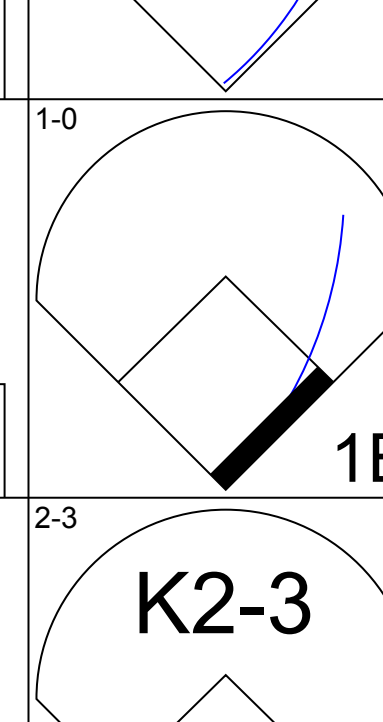
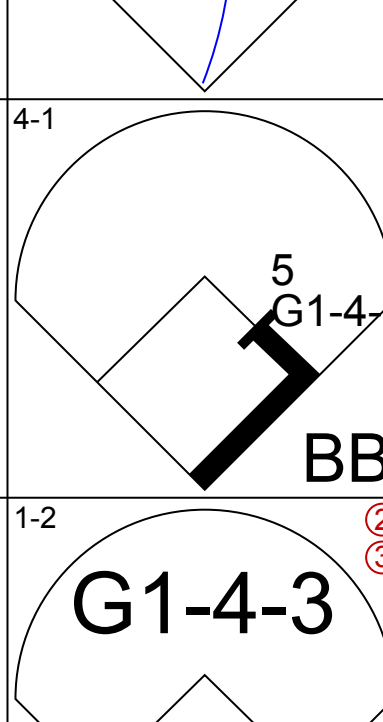
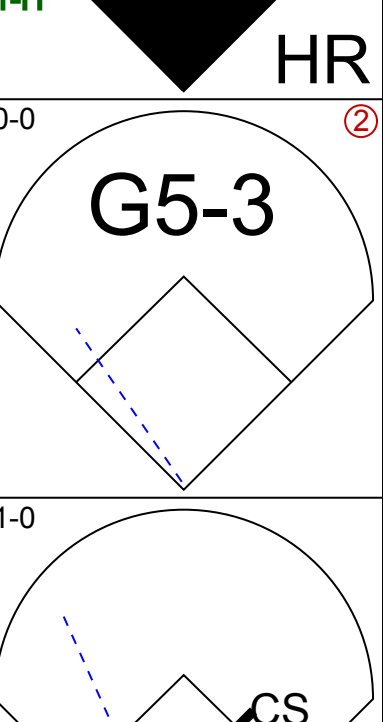
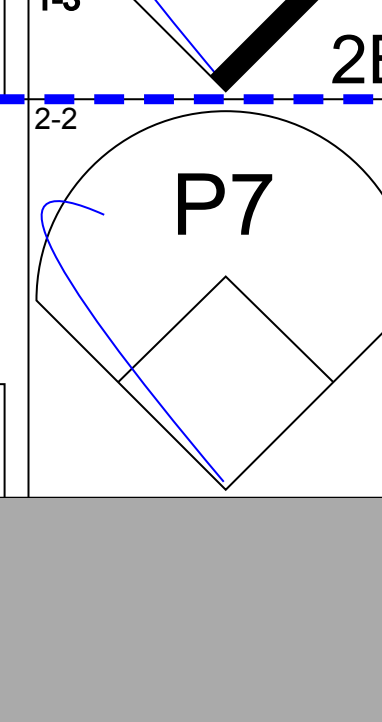
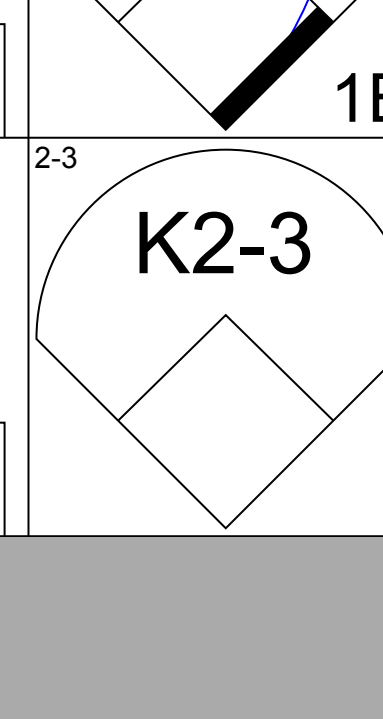
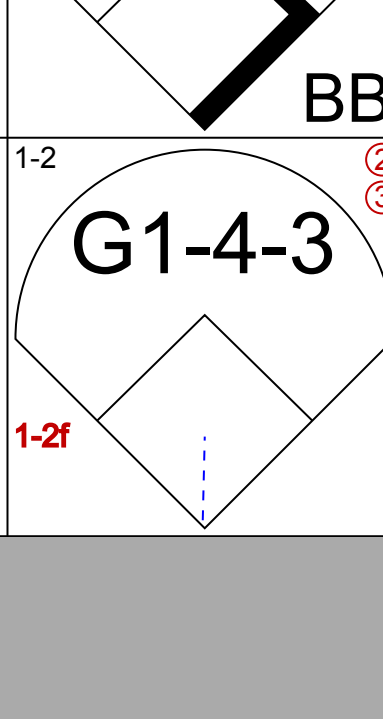
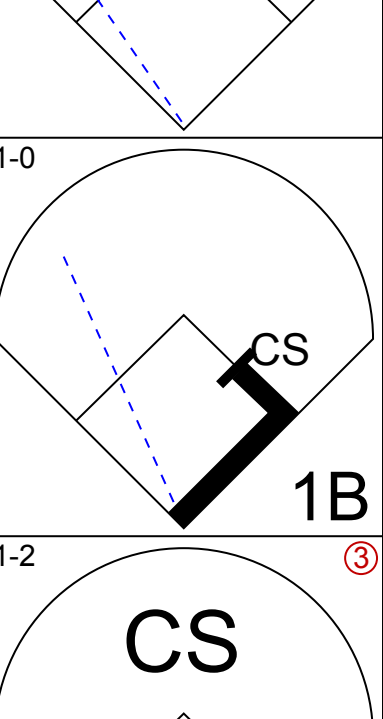

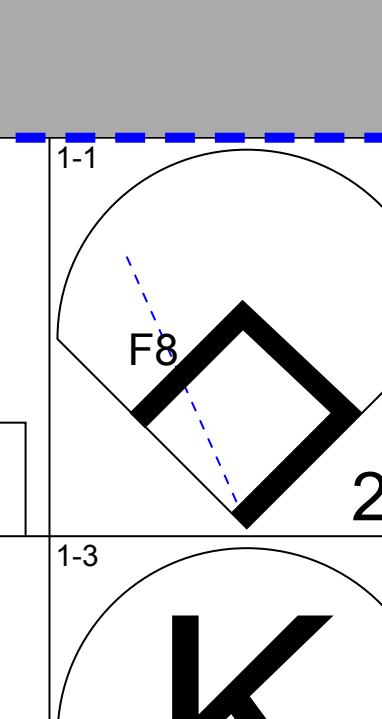
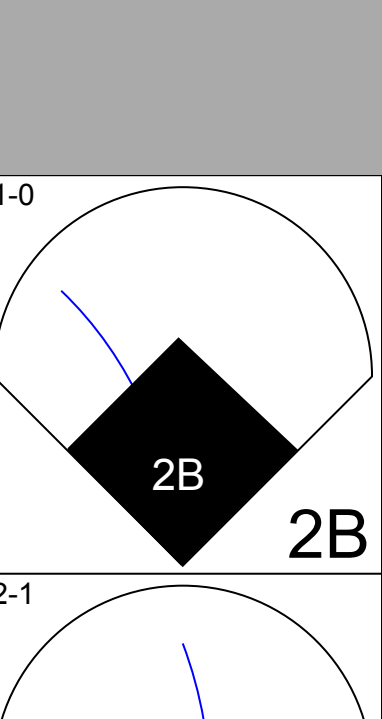
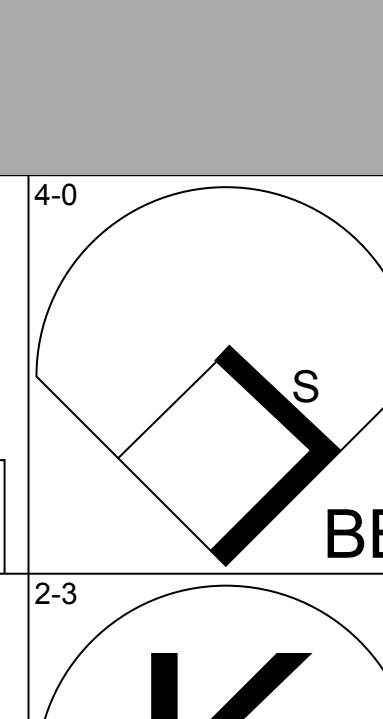
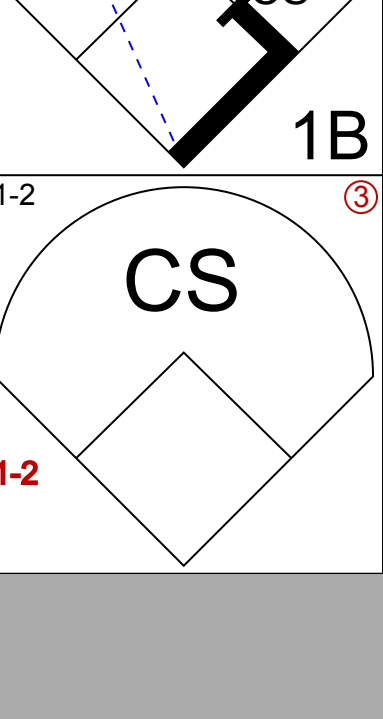
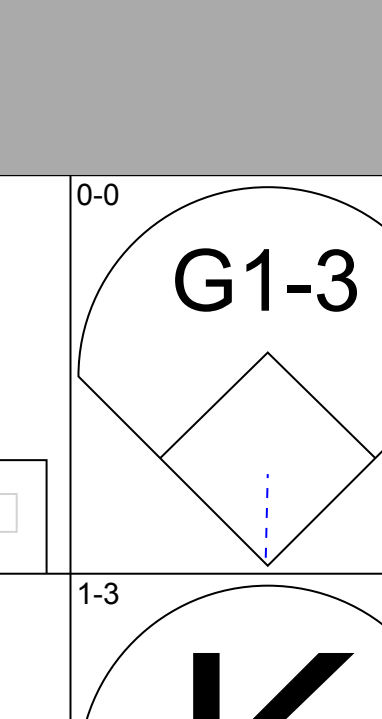
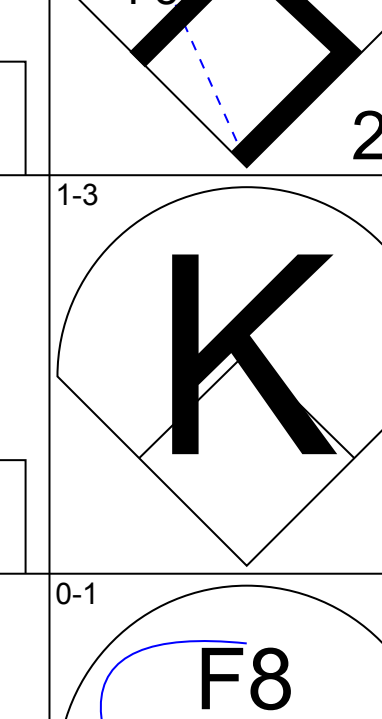
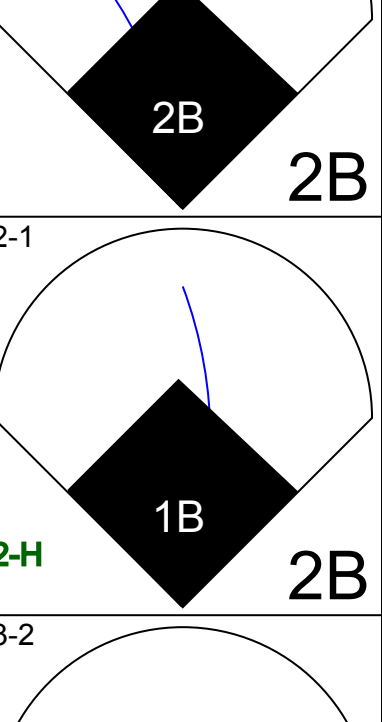
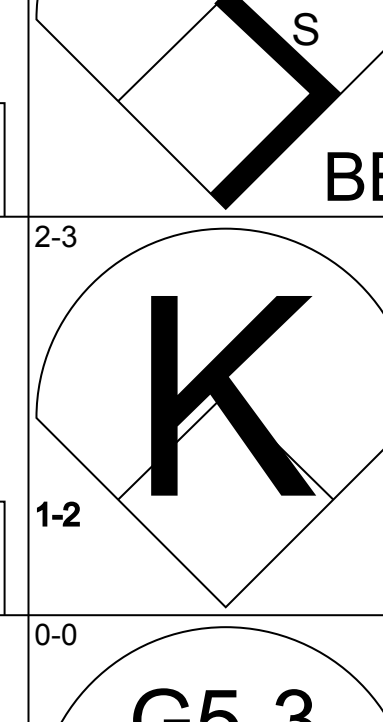
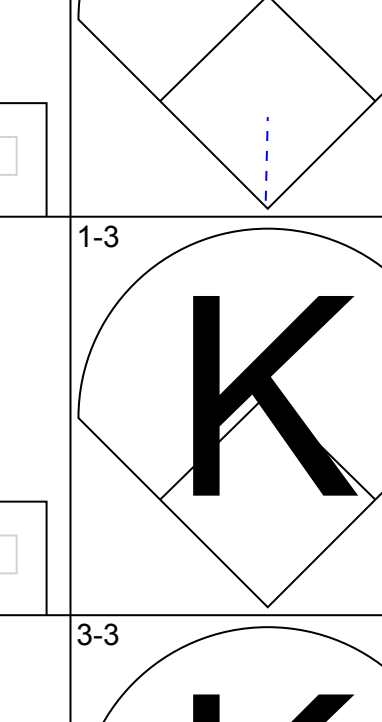
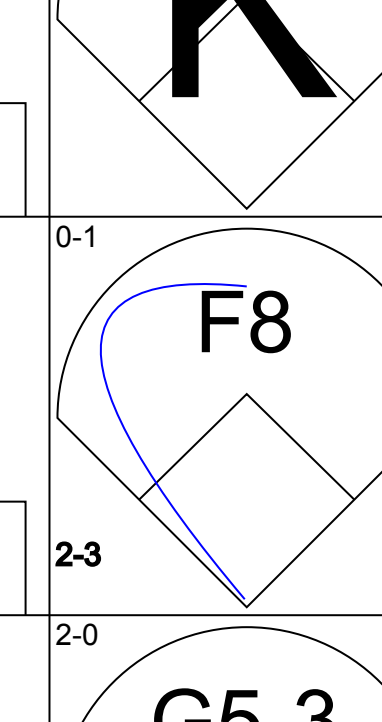
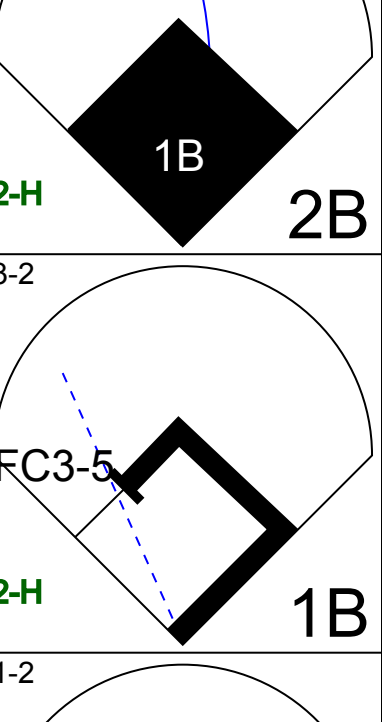
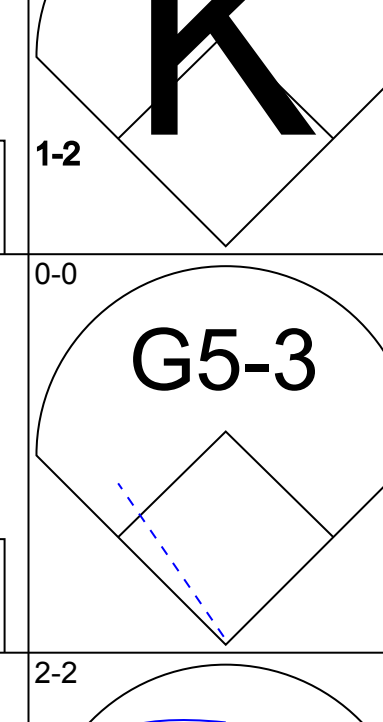
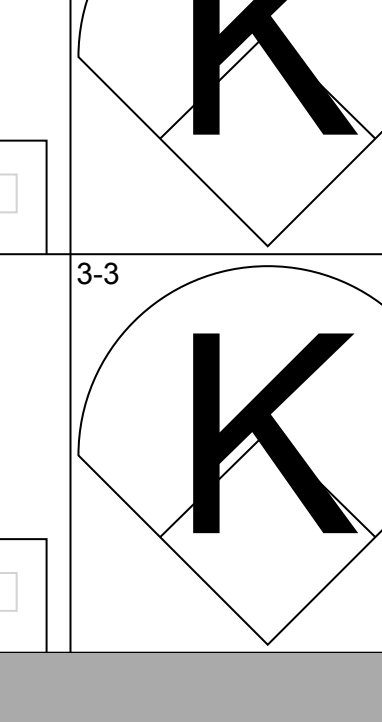
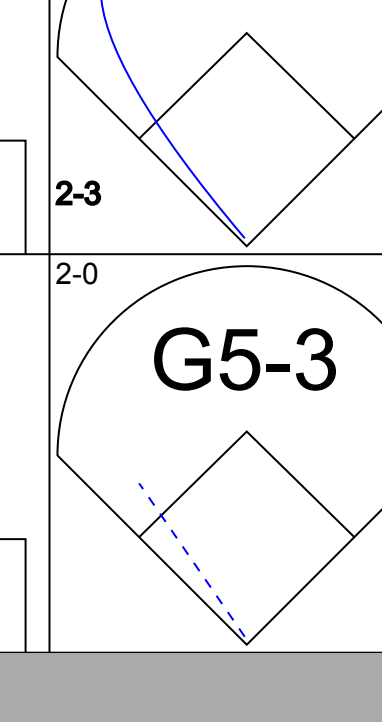
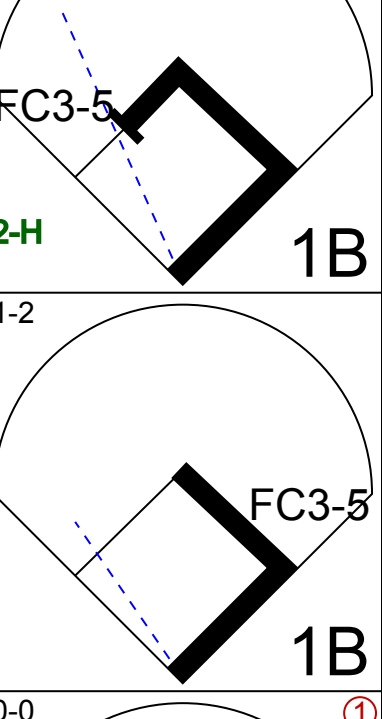
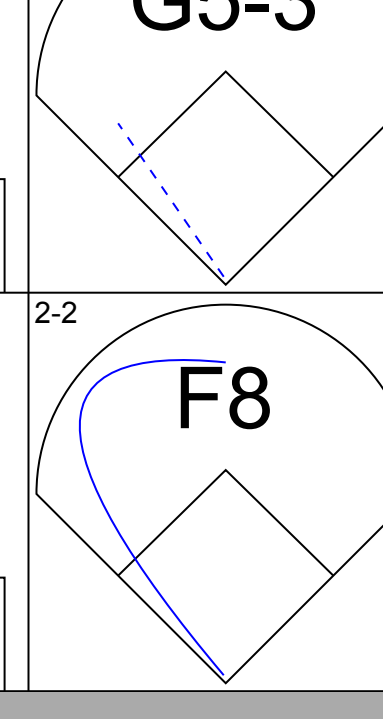
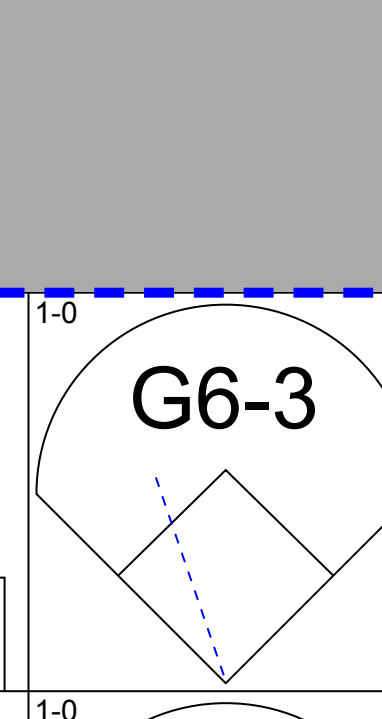
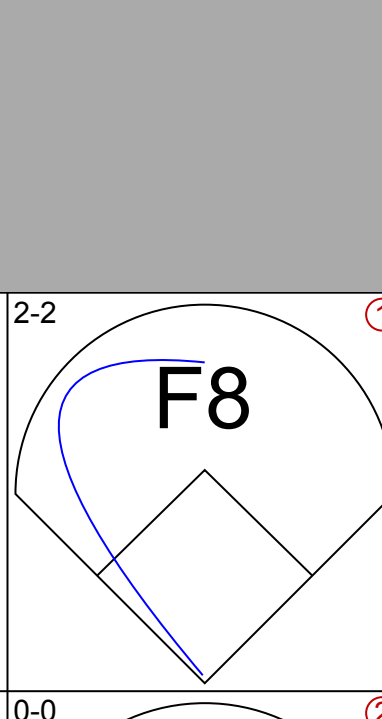
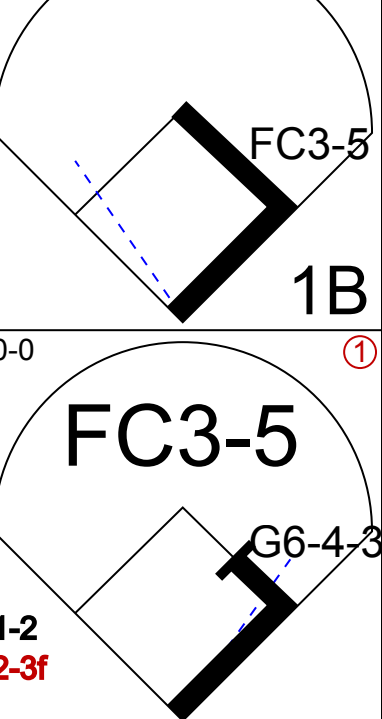
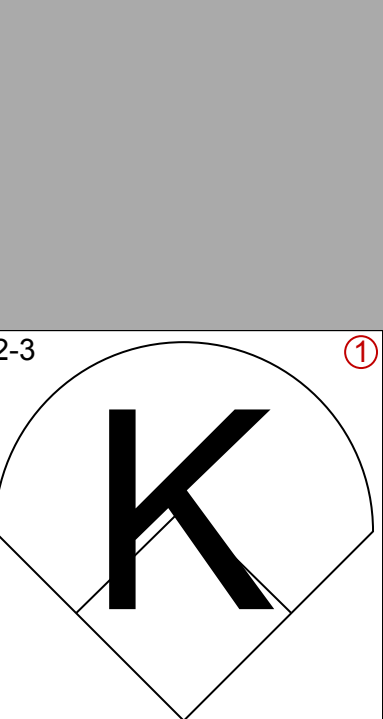
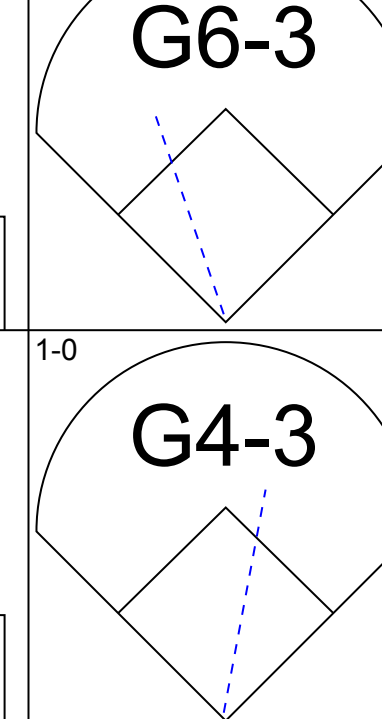
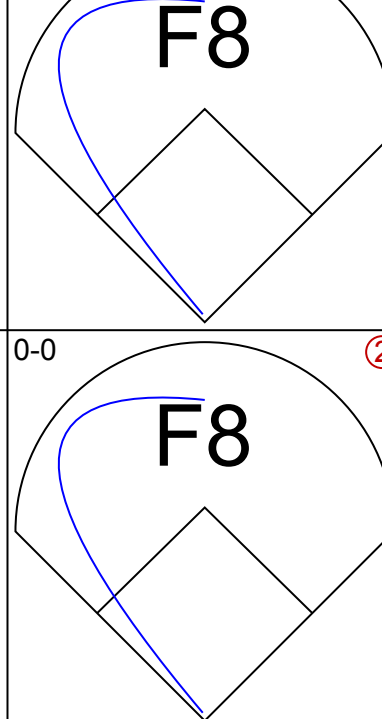




Batter	1	2	3	4	5	6	7	8	9	AB	R	H	RBI	BB	SO	LOB	TOP					
<b>Carlos Garcia, R</b> OBP: 0.324, SLG: 0.400 (1, 4)										4	0	2	1	1	2	0	<b>Pittsburgh Pirates @ Houston Astros</b> Astrodome, Houston, TX Tue Apr 26 1994, 8:05 PM EDT Att: 23,151 - Dome					
<b>Jay Bell, R</b> OBP: 0.243, SLG: 0.227 (1, 6)										2	0	0	0	3	1	0						
<b>Andy Van Slyke, L</b> OBP: 0.312, SLG: 0.294 (1, 8)										5	0	0	0	0	1	5						
<b>Jeff King, R</b> OBP: 0.292, SLG: 0.328 (1, 5)										4	2	1	0	1	0	0						
<b>Orlando Merced, S</b> OBP: 0.424, SLG: 0.396 (1, 9)										4	1	3	1	1	1	0						
<b>Don Slaught, R</b> OBP: 0.435, SLG: 0.324 (1, 2)										2	2	2	0	3	0	0						
<b>Al Martin, L</b> OBP: 0.333, SLG: 0.456 (1, 7)										4	0	1	2	0	1	4						
<b>Kevin Young, R</b> OBP: 0.222, SLG: 0.294 (1, 3)										5	1	1	1	0	1	5						
<b>Paul Wagner, R</b> Tom Foley, L Jeff Bellard, L Mark Dewey, R Dave Clark, L Brian Hunter, R Rick White, R (1, 1) (7, PH) (7, 1) (7, 1) (8, PH) (8, PH) (8, 1)										2	0	0	0	0	0	2						
<b>Inning Stats</b>	R: 0 E: 0 K: 1 S: 10	H: 0 LOB: 0 BB: 0 P: 13	R: 1 E: 0 K: 0 S: 6	H: 2 LOB: 0 BB: 1 P: 12	R: 0 E: 0 K: 2 S: 10	H: 1 LOB: 2 BB: 1 P: 21	R: 2 E: 0 K: 0 S: 16	H: 3 LOB: 3 BB: 2 P: 32	R: 0 E: 0 K: 1 S: 7	H: 1 LOB: 1 BB: 0 P: 8	R: 0 E: 0 K: 2 S: 10	H: 0 LOB: 1 BB: 0 P: 20	R: 0 E: 0 K: 2 S: 13	H: 0 LOB: 1 BB: 1 P: 23	R: 4 E: 0 K: 0 S: 21	H: 4 LOB: 2 BB: 2 P: 38		R: 0 E: 0 K: 0 S: 12	H: 0 LOB: 2 BB: 2 P: 25	1B: 7 2B: 4 3B: 0 HR: 0	SF: 1 SAC: 0 DP: 1 HBP: 0	WP: 0 PB: 2 SB: 1 CS: 0
<b>PITCHER</b>	IP	WLS	BF	H	R	ER	SO	BB	IBB	HBP	BLK	WP	HR	S	P	ERA	WHIP					
<b>Brian Williams, R</b> ERA: 5.4 (1, 1)	3.2		19	6	3	3	3	4	0	0	0	0	0	41	75	7.36	2.727					
<b>Tom Edens, R</b> ERA: 3.0 (4, 1)	3.0		11	1	0	0	5	1	0	0	0	0	0	29	49	0.00	0.667					
<b>Mike Hampton, L</b> ERA: 3.18 (7, 1)	0.1		1	0	0	0	0	0	0	0	0	0	0	2	5	0.00	0.000					
<b>Todd Jones, R</b> ERA: 6.55 (8, 1)	0.2	L	5	2	3	3	0	1	0	0	0	0	0	12	22	40.50	4.500					
<b>Mitch Williams, L</b> ERA: 5.4 (8, 1)	1.1		9	2	1	1	0	2	1	0	0	0	0	21	41	6.75	3.000					

AB 34  
R 7  
H 11  
RBI 6  
BB 9  
SO 8  
LOB 16



Batter	1	2	3	4	5	6	7	8	9	AB	R	H	RBI	BB	SO	LOB	BOTTOM					
<b>James Mouton, R</b> OBP: 0.288, SLG: 0.318 (1, 9)										3	1	1	0	1	1	2	<b>Pittsburgh Pirates @ Houston Astros</b> Astrodome, Houston, TX Tue Apr 26 1994, 8:05 PM EDT Att: 23,151 - Dome					
<b>Sid Bream, L</b> (9, PH) OBP: 0.333, SLG: 0.333										1	0	1	0	0	0	0						
<b>Steve Finley, L</b> OBP: 0.325, SLG: 0.573 (1, 8)										5	1	2	2	0	0	1						
<b>Craig Biggio, R</b> OBP: 0.405, SLG: 0.544 (1, 4)										3	0	1	0	1	0	2						
<b>5 Jeff Bagwell, R</b> OBP: 0.413, SLG: 0.614 (1, 3)										4	0	2	0	0	1	2						
<b>Luis Gonzalez, L</b> OBP: 0.281, SLG: 0.316 (1, 7)										3	1	1	0	1	1	1						
<b>Ken Caminiti, S</b> OBP: 0.246, SLG: 0.306 (1, 5)										4	1	1	1	0	2	2						
<b>Scott Servais, R</b> OBP: 0.236, SLG: 0.265 (1, 2)										4	0	1	1	0	1	2						
<b>Andy Stankiewicz, R</b> OBP: 0.476, SLG: 0.647 Chris Donnels, L (1, 6) (9, PH) OBP: 0.400, SLG: 0.833										3	0	1	0	0	0	1						
<b>Brian Williams, R</b> Tom Edens, R Mike Hampton, R Andujar Cedeno, R Todd Jones, L Mitch Williams, L Kevin Bass, L (1, 1) (4, 1) (7, 1) (7, PH) (8, 1) (8, 1) (9, PH)										1	0	0	0	0	0	2						
<b>Inning Stats</b>	R: 0 E: 0 K: 2 S: 10	H: 1 LOB: 1 BB: 0 P: 14	R: 2 E: 0 K: 0 S: 12	H: 4 LOB: 1 BB: 0 P: 19	R: 0 E: 0 K: 0 S: 6	H: 0 LOB: 0 BB: 1 P: 11	R: 0 E: 0 K: 1 S: 7	H: 0 LOB: 1 BB: 1 P: 15	R: 2 E: 0 K: 1 S: 16	H: 2 LOB: 0 BB: 1 P: 26	R: 0 E: 0 K: 2 S: 7	H: 0 LOB: 0 BB: 0 P: 11	R: 0 E: 0 K: 0 S: 11	H: 2 LOB: 2 BB: 0 P: 17	R: 0 E: 0 K: 1 S: 11	H: 1 LOB: 1 BB: 0 P: 15	R: 0 E: 0 K: 0 S: 10	H: 1 LOB: 1 BB: 0 P: 16	1B: 6 2B: 4 3B: 0 HR: 1	SF: 0 SAC: 0 DP: 2 HBP: 0	WP: 1 PB: 0 SB: 1 CS: 1	PA: 39
<b>PITCHER</b>	IP	WLS	BF	H	R	ER	SO	BB	IBB	HBP	BLK	WP	HR	S	P	ERA	WHIP					
<b>Paul Wagner, R</b> ERA: 5.55 (1, 1)	6.0		25	7	4	4	0	0	0	0	0	0	0	7	11	0.00	3.000					
<b>Jeff Ballard, L</b> ERA: 2.16 (7, 1)	0.2		4	2	0	0	0	0	0	0	0	0	0	4	6	0.00	0.000					
<b>Mark Dewey, R</b> ERA: 0.96 (7, 1)	0.1	W	1	0	0	0	0	0	0	0	0	0	0	4	6	0.00	0.000					
<b>Rick White, R</b> ERA: 0.79 (8, 1)	2.0	S	8	2	0	0	1	0	0	0	0	0	0	21	31	0.00	1.000					





Batter	1	2	3	4	5	6	7	8	9	AB	R	H	RBI	BB	SO	LOB	TOP										
Karl Rhodes, L (1,8) OBP: 0.375, SLG: 0.529	G5-3	WP 2B		K		G5-3			FC4-6	5	1	1	1	0	1	2											
23 Ryne Sandberg, R (1,4) OBP: 0.376, SLG: 0.481	K	WP SF8 BB		K			G4-6-3 1B		K	4	1	1	0	1	3	1											
Mark Grace, L (1,3) OBP: 0.303, SLG: 0.316	E	WP BB			G3 1B		G4-6-3 1-2			3	1	2	0	1	0	1											
Derrick May, L (1,7) OBP: 0.355, SLG: 0.455	E3	SF8			G3 1-2		G3-1			3	0	0	1	0	0	2											
Sammy Sosa, R (1,9) OBP: 0.321, SLG: 0.389	E5	G6-3			L5			L5		4	0	0	0	0	0	3											
Shawon Dunston, R (1,6) OBP: 0.276, SLG: 0.340	P3		F9		K2-3			L7		4	0	0	0	0	1	3											
Steve Buechele, R (1,5) OBP: 0.381, SLG: 0.536		HR	K			K			K	4	1	1	1	0	3	0	AB 33										
Mark Parent, R (1,2) OBP: 0.500, SLG: 0.600		SH2-4 2B	K							3	1	2	0	0	1	0	R 5										
Rick Wilkins, L (9,PH) OBP: 0.294, SLG: 0.276										0	0	0	0	0	1	0	H 7										
Willie Banks, R (1,1) OBP: 0.083, SLG: 0.167		SH2-4								2	0	0	0	0	1	1	RBI 3										
Jose Bautista, R (6,1)										0	0	0	0	0	0	0	BB 3										
Glenallen Hill, R (9,PH) OBP: 0.348, SLG: 0.364										1	0	0	0	0	1	1	SO 11										
<b>Inning Stats</b>	R: 1 E: 2 K: 1 S: 11	H: 1 LOB: 2 BB: 0 P: 15	R: 4 E: 0 K: 0 S: 14	H: 3 LOB: 1 BB: 2 P: 31	R: 0 E: 0 K: 2 S: 9	H: 0 LOB: 0 BB: 0 P: 13	R: 0 E: 0 K: 3 S: 10	H: 1 LOB: 1 BB: 0 P: 15	R: 0 E: 0 K: 1 S: 10	H: 1 LOB: 1 BB: 0 P: 17	R: 0 E: 0 K: 0 S: 4	H: 1 LOB: 0 BB: 0 P: 6	R: 0 E: 0 K: 1 S: 10	H: 0 LOB: 0 BB: 0 P: 13	R: 0 E: 0 K: 2 S: 12	H: 0 LOB: 1 BB: 1 P: 17	1B: 4 2B: 2 3B: 0 HR: 1	SF: 1 SAC: 1 DP: 1 HBP: 0	WP: 1 PB: 0 SB: 0 CS: 0	PA: 38							
<b>PITCHER</b>	IP	WLS	BF	H	R	ER	SO	BB	IBB	HBP	BLK	WP	HR	S	P	ERA	WHIP										
Doug Drabek, R (1,1) ERA: 3.58	6.0		28	6	5	4	8	2	0	0	0	1	1	63	104	6.00	1.333										
Shane Reynolds, R (7,1) ERA: 5.11	3.0	W	10	1	0	0	3	1	0	0	0	0	0	26	36	0.00	0.667										

Chicago Cubs @ Houston Astros  
Astrodome, Houston, TX  
Wed Apr 27 1994, 8:05 PM EDT  
Att: 15,456 - Dome

AB	33
R	5
H	7
RBI	3
BB	3
SO	11
LOB	14



Batter	1	2	3	4	5	6	7	8	9	AB	R	H	RBI	BB	SO	LOB	BOTTOM										
James Mouton, R (1,9) OBP: 0.276, SLG: 0.304	K		K			P5		SH2-4		3	0	0	0	0	3	0											
Mike Felder, S (6,PH) OBP: 0.300, SLG: 0.300										1	0	0	0	0	0	2											
Shane Reynolds, R (7,1)										0	0	0	0	0	0	0											
Steve Finley, L (1,8) OBP: 0.341, SLG: 0.570	P4		K				G4-3 5 G5-3 1B	2B 1B		4	2	2	1	1	1	0											
Craig Biggio, R (1,4) OBP: 0.405, SLG: 0.542	L9			1B HR BB	F9		G4-3	2B 1B		4	1	1	1	1	0	2											
5 Jeff Bagwell, R (1,3) OBP: 0.388, SLG: 0.573		L8		F8	P6		G5-3	K		5	0	0	1	0	1	3											
Luis Gonzalez, L (1,7) OBP: 0.324, SLG: 0.350				1B HR 1B		SH1-4 SF7 1B	E S 1B			3	2	3	0	1	0	0											
Ken Caminiti, S (1,5) OBP: 0.274, SLG: 0.369										3	1	2	3	1	1	1											
Scott Servais, R (1,2) OBP: 0.224, SLG: 0.250		L5		HR	K		SH1-4	L9		3	0	0	0	0	1	3											
Andujar Cedeno, R (1,6) OBP: 0.469, SLG: 0.800						SF7		SH2-4 1B 1B		2	2	2	2	1	0	0											
Doug Drabek, R (1,1)										2	0	0	0	0	1	1											
Kevin Bass, S (6,PH) OBP: 0.385, SLG: 0.583			G6-3		K			F7		1	0	0	0	1	0	1											
<b>Inning Stats</b>	R: 0 E: 0 K: 1 S: 7	H: 0 LOB: 0 BB: 0 P: 10	R: 0 E: 0 K: 1 S: 12	H: 0 LOB: 1 BB: 1 P: 23	R: 1 E: 0 K: 2 S: 15	H: 1 LOB: 0 BB: 0 P: 22	R: 3 E: 0 K: 2 S: 13	H: 2 LOB: 1 BB: 2 P: 24	R: 0 E: 0 K: 1 S: 8	H: 0 LOB: 1 BB: 1 P: 16	R: 1 E: 0 K: 0 S: 10	H: 2 LOB: 2 BB: 1 P: 18	R: 1 E: 0 K: 0 S: 11	H: 2 LOB: 2 BB: 1 P: 20	R: 2 E: 0 K: 1 S: 15	H: 3 LOB: 1 BB: 0 P: 21	1B: 7 2B: 1 3B: 0 HR: 2	SF: 1 SAC: 2 DP: 0 HBP: 0	WP: 0 PB: 0 SB: 2 CS: 0	PA: 40							
<b>PITCHER</b>	IP	WLS	BF	H	R	ER	SO	BB	IBB	HBP	BLK	WP	HR	S	P	ERA	WHIP										
Willie Banks, R (1,1) ERA: 5.17	2.2	L	15	5	3	3	1	0	2	0	0	0	0	31	52	10.12	1.875										
Jose Bautista, R (6,1) ERA: 5.87																											

Chicago Cubs @ Houston Astros  
Astrodome, Houston, TX  
Wed Apr 27 1994, 8:05 PM EDT  
Att: 15,456 - Dome

AB	31
R	8
H	10
RBI	8
BB	6
SO	8
LOB	13










Batter	1	2	3	4	5	6	7	8	9	10	AB	R	H	RBI	BB	SO	LOB	TOP				
Ray Lankford, L OBP: 0.455, SLG: 0.624	(1, 8) 4-2 HR BB	0-3 K			FC3-5 2B		0-0 B4-3			0-1 G4-3	4	1	1	0	1	1	1	<b>St. Louis Cardinals @ Houston Astros</b> Astrodome, Houston, TX Fri Apr 29 1994, 8:05 PM EDT Att: 36,090 - Dome				
Ozzie Smith, S OBP: 0.314, SLG: 0.247	(1, 6) 1-1 L9		3-2 G6-3		0-0 FC3-5 1B SF9		0-2		2-1 G4-3	5	1	1	0	0	0	2						
Gregg Jefferies, S OBP: 0.466, SLG: 0.542	(1, 3) 0-0 P5		2-2 F9		2-0 1B		1-1 G6-3		1-2 F9	5	0	1	0	0	0	2						
Todd Zeile, R OBP: 0.299, SLG: 0.519	(1, 5) 2-1 HR		4-2 BB		1-0 SF9		1-3 K			2	1	1	3	1	1	0						
Bernard Gilkey, R OBP: 0.332, SLG: 0.415	(1, 7) 1-2 1B		3-2 G5-3		0-0 P6		1-3 K			4	0	1	0	0	1	2						
Brian Jordan, R OBP: 0.302, SLG: 0.439	(1, 9) 2-2 F8			2-3 K		1-0 G3		1-3 K		4	0	0	0	0	2	1						
Geronimo Pena, S OBP: 0.294, SLG: 0.467		2-1 F8		1-3 K		1-1 G6-3			2-0 P3	4	0	0	0	0	1	0						
Terry McGriff, R OBP: 0.429, SLG: 0.318	(1, 2)	2-2 SH3 1B		4-2 BB		2-2 L9			1-0 L8	3	0	1	0	1	0	0						
Rene Arocha, R John Habyan, R Luis Alicea, S Rich Rodriguez, L	(1, 1) (8, 1) (9, PH) (9, 1)	0-0 SH3 1-2		1-1 L4			1-3 K		0-3 K	2	0	0	0	0	1	1						
<b>Inning Stats</b>	R: 2 E: 0 K: 0 S: 16	H: 2 LOB: 1 BB: 1 P: 26	R: 0 E: 0 K: 1 S: 9	H: 1 LOB: 1 BB: 0 P: 13	R: 0 E: 0 K: 0 S: 14	H: 0 LOB: 1 BB: 1 P: 26	R: 0 E: 0 K: 2 S: 11	H: 0 LOB: 1 BB: 0 P: 19	R: 1 E: 0 K: 0 S: 7	H: 2 LOB: 1 BB: 0 P: 10	R: 0 E: 0 K: 0 S: 7	H: 0 LOB: 0 BB: 0 P: 11	R: 0 E: 0 K: 3 S: 9	H: 0 LOB: 0 BB: 0 P: 12	R: 0 E: 0 K: 1 S: 6	H: 0 LOB: 0 BB: 0 P: 9	R: 0 E: 0 K: 0 S: 7		H: 0 LOB: 0 BB: 0 P: 10	1B: 3 2B: 2 3B: 0 HR: 1	SF: 1 SAC: 1 DP: 0 HBP: 0	WP: 0 PB: 0 SB: 1 CS: 0
<b>PITCHER</b>	IP WLS BF H R ER SO BB IBB HBP BLK WP HR S P ERA WHIP	7.0 1.8 30 6 3 3 4 3 0 0 0 0 0 1 73 116 3.86 1.286	2.0 0.8 6 0 0 0 4 0 0 0 0 0 0 15 21 0.00 0.000	1.0 0.7 3 0 0 0 0 0 0 0 0 0 0 7 10 0.00 0.000											ERA WHIP							

AB	34
R	3
H	6
RBI	3
BB	3
SO	8
LOB	9



Batter	1	2	3	4	5	6	7	8	9	10	AB	R	H	RBI	BB	SO	LOB	BOTTOM						
James Mouton, R OBP: 0.268, SLG: 0.284	(1, 9) 1-1 L7		0-1 G6-3		1-2 F8			4-0 HR BB		1-1 F8	4	1	0	0	1	0	2	<b>St. Louis Cardinals @ Houston Astros</b> Astrodome, Houston, TX Fri Apr 29 1994, 8:05 PM EDT Att: 36,090 - Dome						
Steve Finley, L OBP: 0.347, SLG: 0.584	(1, 8) 1-1 B1			1-1 G3		2-2 G4-3		1-2 HR		1-3 K	5	1	1	2	0	1	0							
Craig Biggio, R OBP: 0.415, SLG: 0.550	(1, 4) 1-1 G5-3			0-1 PB 2B		2-0 S 1B		2-1 F8		4-1 5 2B BB	4	2	2	0	1	0	0							
5 Jeff Bagwell, R OBP: 0.369, SLG: 0.590	(1, 3)	1-0 F7		2-3 K		3-1 F7		2-3 K		2-2 K	5	0	1	1	0	2	2							
Luis Gonzalez, L OBP: 0.325, SLG: 0.353	(1, 7)	2-3 K		2-1 2H 1B		4-2 BB		2-1 1B			3	0	2	1	1	1	0							
Ken Caminiti, S OBP: 0.269, SLG: 0.357	(1, 5)	3-2 G3		0-0 2H 1B		1-3 K		1-3 K			4	0	1	0	0	2	3							
Scott Servais, R OBP: 0.226, SLG: 0.236	(1, 2)		2-1 G5-3 HBP		2-2 G5-3		2-2 G5-3		0-3 K		3	0	0	0	0	1	0							
Andujar Cedeno, R OBP: 0.425, SLG: 0.703	(1, 6)		3-2 G5-3		1-0 SH3-4 1B		1-3 K2-3		3-2 G6-3		4	0	1	0	0	1	1							
Greg Swindell, L OBP: 0.400, SLG: 0.600	(1, 1)		0-0 G1-3		0-1 SH3-4		0-3 K		0-3 K2-3		1	0	0	0	0	1	0							
Kevin Bass, S OBP: 0.393, SLG: 0.577	(7, PH)										1	0	0	0	0	1	0							
John Hudek, S Tony Eusebio, R Mike Hampton, R	(8, 1) (9, PH) (10, 1)				1-2						1	0	0	0	0	1	0							
<b>Inning Stats</b>	R: 0 E: 0 K: 0 S: 6	H: 0 LOB: 0 BB: 0 P: 9	R: 0 E: 0 K: 1 S: 7	H: 0 LOB: 0 BB: 0 P: 13	R: 0 E: 0 K: 0 S: 7	H: 0 LOB: 1 BB: 0 P: 12	R: 1 E: 0 K: 1 S: 10	H: 3 LOB: 2 BB: 0 P: 15	R: 0 E: 0 K: 0 S: 10	H: 1 LOB: 1 BB: 0 P: 14	R: 0 E: 0 K: 1 S: 11	H: 1 LOB: 2 BB: 0 P: 23	R: 0 E: 0 K: 2 S: 9	H: 0 LOB: 0 BB: 0 P: 12	R: 2 E: 0 K: 2 S: 17	H: 2 LOB: 1 BB: 1 P: 29	R: 0 E: 0 K: 2 S: 11	H: 0 LOB: 0 BB: 0 P: 14	R: 1 E: 0 K: 1 S: 9	H: 1 LOB: 1 BB: 1 P: 17	1B: 4 2B: 3 3B: 0 HR: 1	SF: 0 SAC: 1 DP: 0 HBP: 1	WP: 0 PB: 1 SB: 1 CS: 0	PA: 40
<b>PITCHER</b>	IP WLS BF H R ER SO BB IBB HBP BLK WP HR S P ERA WHIP	7.0 1.8 29 6 3 3 5 2 0 0 0 0 0 1 66 109 3.86 1.143	1.0 0.7 4 1 0 0 2 0 0 0 0 0 0 11 18 0.00 1.000	1.2 0.9 7 1 1 1 3 1 0 0 0 0 0 20 31 5.40 1.200											ERA WHIP									

AB	35
R	4
H	8
RBI	4
BB	3
SO	10
LOB	9





Batter	1	2	3	4	5	6	7	8	9	AB	R	H	RBI	BB	SO	LOB	TOP					
Ray Lankford, L OBP: 0.462, SLG: 0.614	L8		K				1B	1B		3	1	1	0	1	1	1						
Ozzie Smith, S OBP: 0.208, SLG: 0.244	G5-3		F7				1B	K		5	1	1	0	0	1	6						
Gregg Jefferies, S OBP: 0.457, SLG: 0.526	F8									4	0	1	1	0	0	3						
Stan Royer, R OBP: 0.111, SLG: 0.444	F8			F8	L9					1	1	1	1	0	0	0						
Todd Zeile, R OBP: 0.319, SLG: 0.550		K								3	0	2	1	1	1	0						
Gerónimo Peña, S OBP: 0.296, SLG: 0.452										1	0	0	0	0	1	0						
Bernard Gilkey, R OBP: 0.380, SLG: 0.400	G4-3									5	1	1	0	0	1	4						
Brian Jordan, R OBP: 0.288, SLG: 0.417	K									3	0	0	0	0	1	2						
Willie Smith, R										0	0	0	0	0	0	0						
Rob Murphy, L										0	0	0	0	0	0	0						
Terry McGriff, R OBP: 0.448, SLG: 0.348										1	0	1	0	0	0	0						
Luis Alica, S OBP: 0.343, SLG: 0.302			F8							3	0	0	0	2	0	0						
Erik Pappas, R OBP: 0.259, SLG: 0.114										2	1	0	1	2	1	2						
Allen Watson, L OBP: 0.182, SLG: 0.273										1	0	1	1	0	0	0						
Jose Quiroz, S OBP: 0.400, SLG: 0.300										0	0	0	0	0	0	0						
Frank Cimarelli, R										0	0	0	0	0	0	0						
Bryan Eversgerd, R										3	0	1	0	0	1	2						
John Mabry, R OBP: 0.275, SLG: 0.300										0	0	0	0	0	0	0						
Gerald Perry, L OBP: 0.471, SLG: 0.467										1	0	0	0	0	1	2						
<b>Inning Stats</b>	R: 0 E: 0 K: 0 S: 8	H: 0 LOB: 0 BB: 0 P: 9	R: 0 E: 0 K: 2 S: 9	H: 0 LOB: 0 BB: 0 P: 13	R: 1 E: 0 K: 1 S: 13	H: 1 LOB: 1 BB: 1 P: 23	R: 0 E: 0 K: 0 S: 9	H: 1 LOB: 1 BB: 0 P: 12	R: 0 E: 0 K: 0 S: 12	H: 1 LOB: 3 BB: 2 P: 26	R: 0 E: 0 K: 0 S: 6	H: 0 LOB: 2 BB: 2 P: 14	R: 2 E: 0 K: 2 S: 14	H: 3 LOB: 0 BB: 0 P: 19	R: 0 E: 0 K: 2 S: 14	H: 2 LOB: 2 BB: 0 P: 20	R: 2 E: 0 K: 1 S: 14	H: 3 LOB: 2 BB: 1 P: 26	1B: 7 2B: 3 3B: 0 HR: 1	SF: 1 SAC: 0 DP: 0 HBP: 1	WP: 0 PB: 0 SB: 1 CS: 0	PA: 45
<b>PITCHER</b>	IP WLS BF H R ER SO BB IBB HBP BLK WP HR S P ERA WHIP																					
Pete Harnisch, R ERA: 6.54	(1, 1) 6.0 W 26 3 1 1 3 5 0 0 0 0 0 0 57 97 1.50 1.333																					
Shane Reynolds, R ERA: 5.65	(7, 1) 2.0 12 5 2 2 4 0 0 1 0 0 0 28 39 9.00 2.500																					
Mitch Williams, L ERA: 7.84	(9, 1) 1.0 7 3 2 2 1 1 0 0 0 0 1 14 26 18.00 4.000																					

St. Louis Cardinals @ Houston Astros  
Astrodome, Houston, TX  
Sat Apr 30 1994, 8:05 PM EDT  
Att: 49,927 - Dome

AB	37
R	5
H	11
RBI	5
BB	6
SO	8
LOB	22



Batter	1	2	3	4	5	6	7	8	9	AB	R	H	RBI	BB	SO	LOB	BOTTOM			
James Mouton, R OBP: 0.273, SLG: 0.300	K									6	2	2	0	0	1	2				
Steve Finley, L OBP: 0.376, SLG: 0.634	S									4	3	3	4	2	0	0				
Craig Biggio, R OBP: 0.520, SLG: 0.547	P3									6	3	3	1	0	0	3				
Mitch Williams, L										0	0	0	0	0	0	0				
5 Jeff Bagwell, R OBP: 0.406, SLG: 0.640	G6-3									6	3	4	4	0	0	2				
Ken Caminiti, S OBP: 0.277, SLG: 0.360	G6-3									5	0	2	2	0	2	1				
Luis Gonzalez, L OBP: 0.341, SLG: 0.361	F7									4	0	2	1	0	0	1				
Scott Servais, R OBP: 0.224, SLG: 0.233										5	0	1	0	0	0	6				
Andujar Cedeno, R OBP: 0.423, SLG: 0.672	FC5-4									3	1	0	0	2	1	3				
Pete Harnisch, S OBP: 0.222, SLG: 0.333										3	2	2	0	0	0	2				
Mike Felder, S OBP: 0.250, SLG: 0.250										1	0	0	0	0	1	2				
Shane Reynolds, R										0	0	0	0	0	0	0				
Andy Stankiewicz, R OBP: 0.500, SLG: 0.722										1	1	1	1	0	0	0				
<b>Inning Stats</b>	R: 0 E: 0 K: 1 S: 8	H: 0 LOB: 1 BB: 1 P: 18	R: 0 E: 0 K: 0 S: 7	H: 1 LOB: 1 BB: 0 P: 13	R: 3 E: 1 K: 1 S: 21	H: 4 LOB: 0 BB: 0 P: 30	R: 2 E: 0 K: 1 S: 11	H: 2 LOB: 0 BB: 0 P: 15	R: 1 E: 1 K: 0 S: 8	H: 2 LOB: 2 BB: 1 P: 15	R: 4 E: 0 K: 1 S: 19	H: 6 LOB: 0 BB: 0 P: 28	R: 3 E: 0 K: 1 S: 13	H: 3 LOB: 1 BB: 1 P: 23	R: 2 E: 0 K: 0 S: 12	H: 2 LOB: 1 BB: 1 P: 18	1B: 13 2B: 5 3B: 0 HR: 2	SF: 0 SAC: 0 DP: 0 HBP: 1	WP: 1 PB: 0 SB: 4 CS: 0	PA: 49
<b>PITCHER</b>	IP WLS BF H R ER SO BB IBB HBP BLK WP HR S P ERA WHIP																			
Allen Watson, L ERA: 5.46	(1, 1) 4.0 L 21 7 5 5 3 0 1 0 0 0 0 0 20 33 45.00 7.000																			
Frank Cimarelli, R ERA: 45.0	(5, 1) 1.0 11 7 5 5 0 0 1 0 0 0 0 0 20 33 45.00 7.000																			
Bryan Eversgerd, L ERA:	(6, 1) 1.0 4 1 0 0 0 1 0 0 0 0 0 0 7 10 0.00 1.000																			
Willie Smith, R ERA: 13.5	(7, 1) 1.0 7 3 3 3 1 1 0 0 0 0 1 13 23 27.00 4.000																			
Rob Murphy, L ERA: 4.05	(8, 1) 1.0 6 2 2 2 0 1 0 0 0 0 0 0 12 18 18.00 3.000																			

St. Louis Cardinals @ Houston Astros  
Astrodome, Houston, TX  
Sat Apr 30 1994, 8:05 PM EDT  
Att: 49,927 - Dome

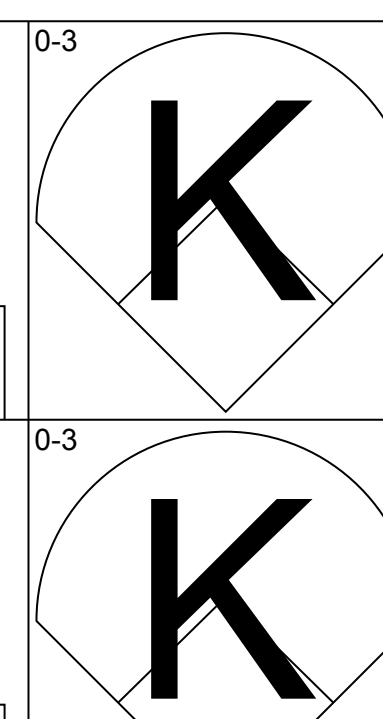
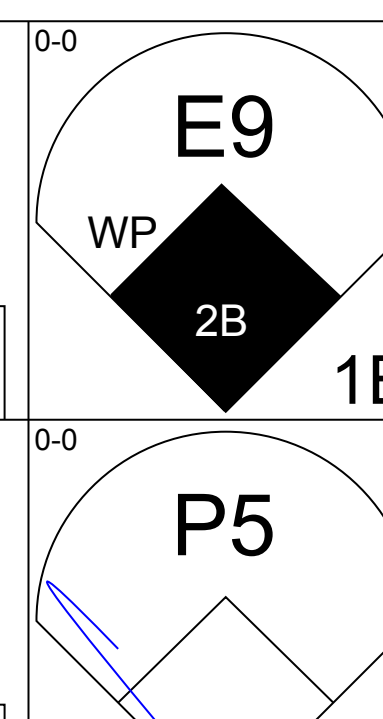
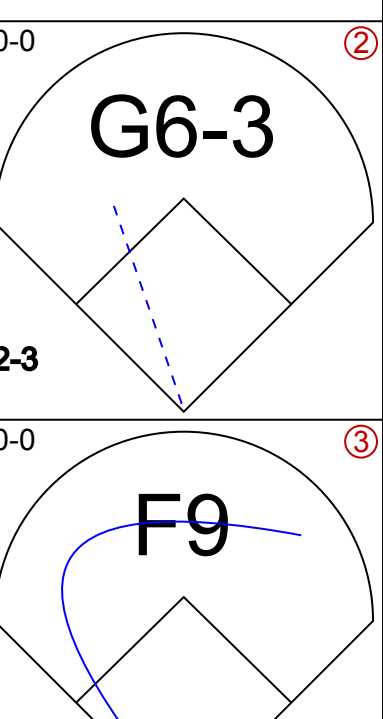
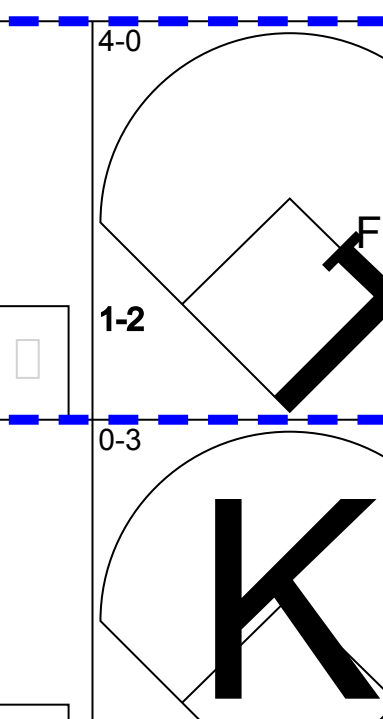
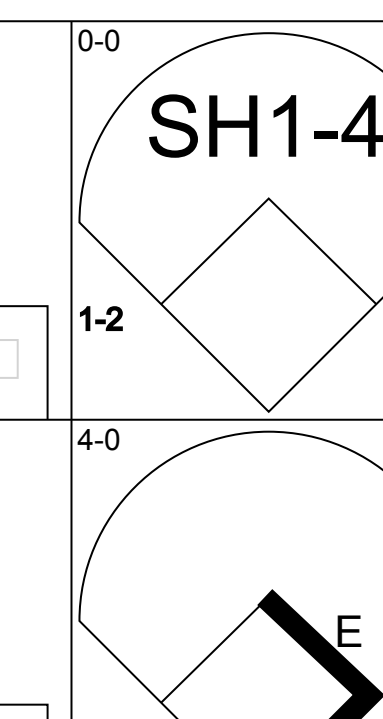
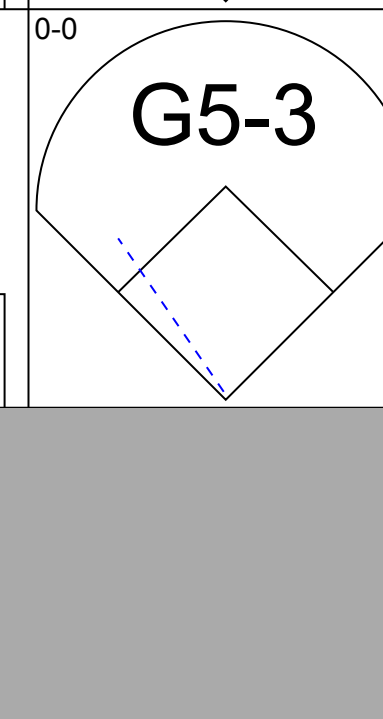
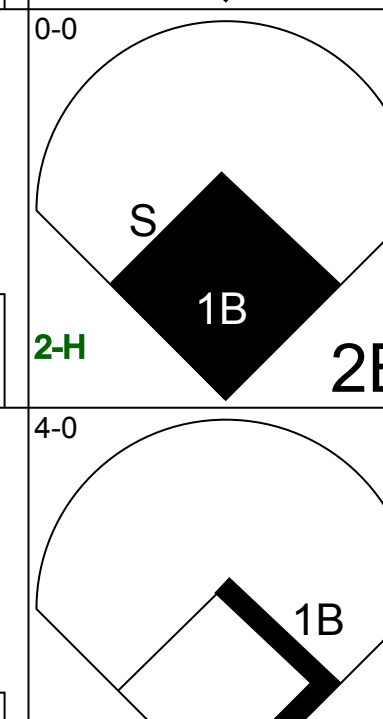

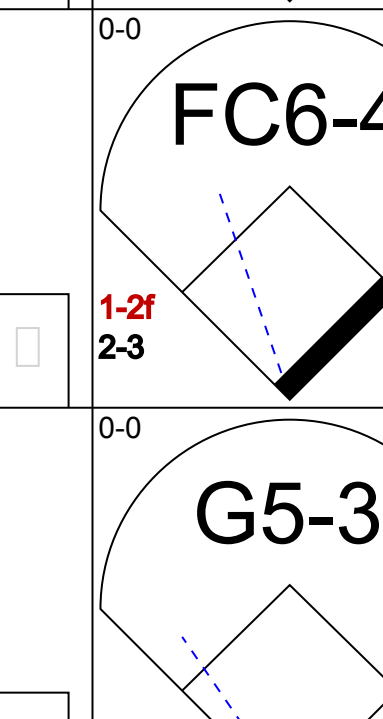
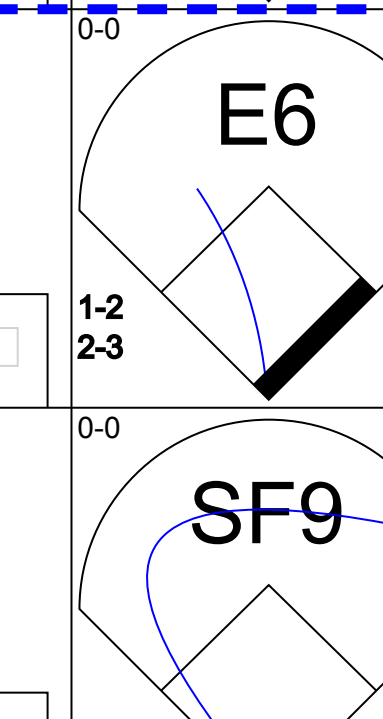

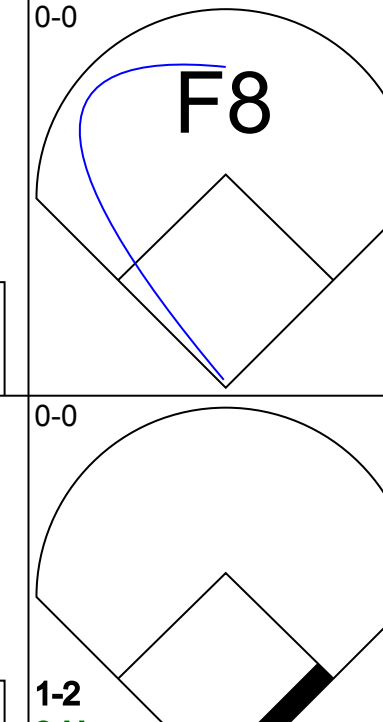
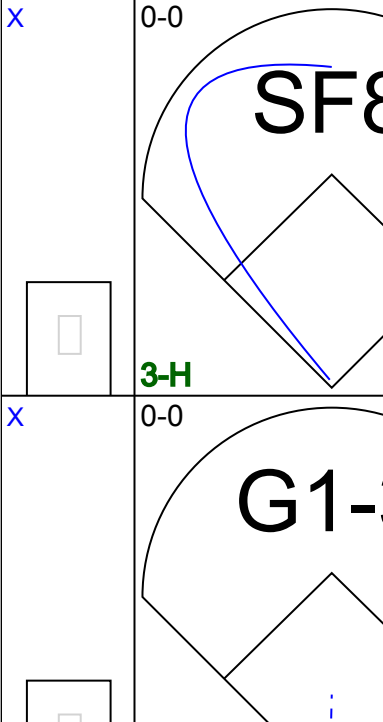

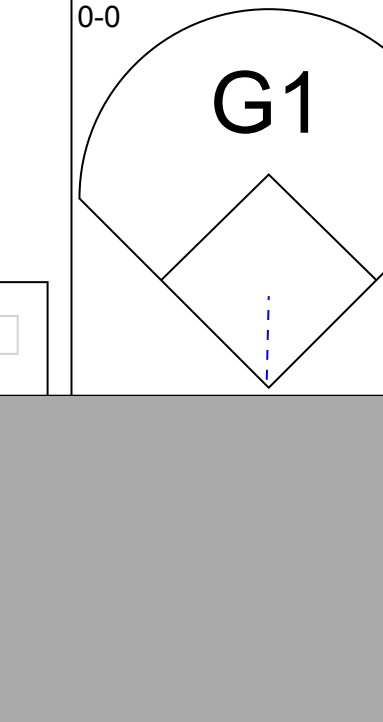
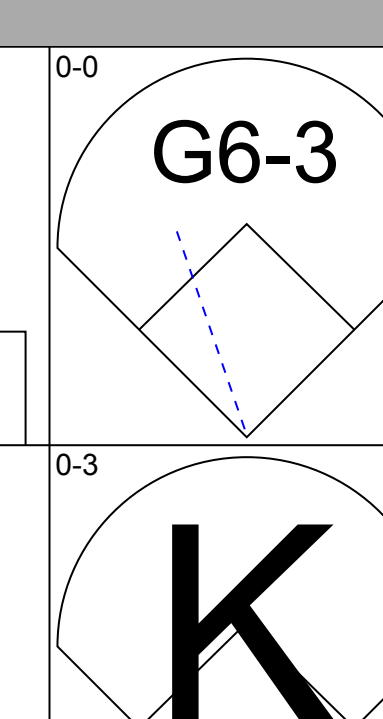
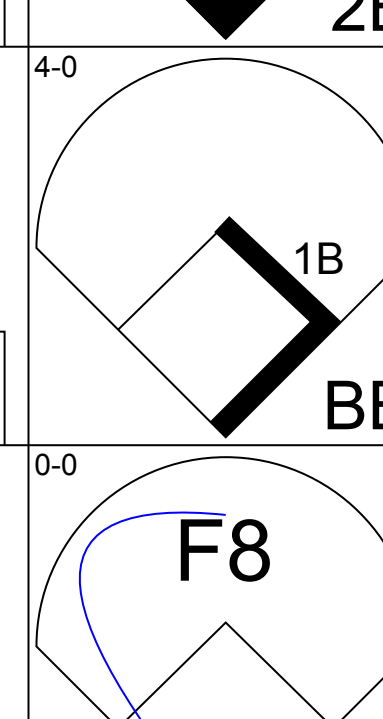
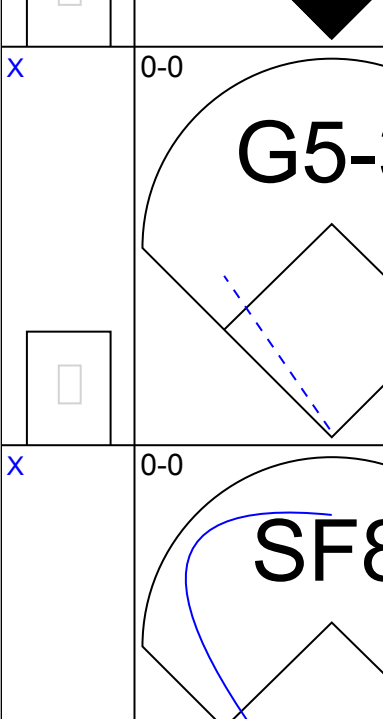
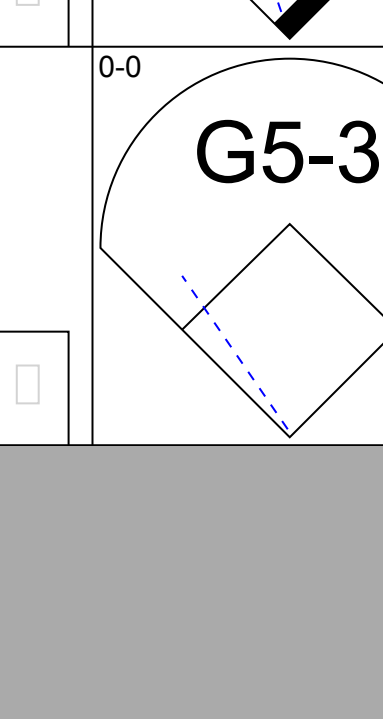
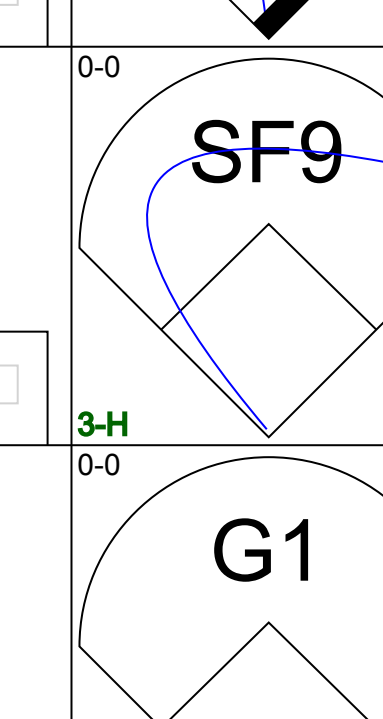
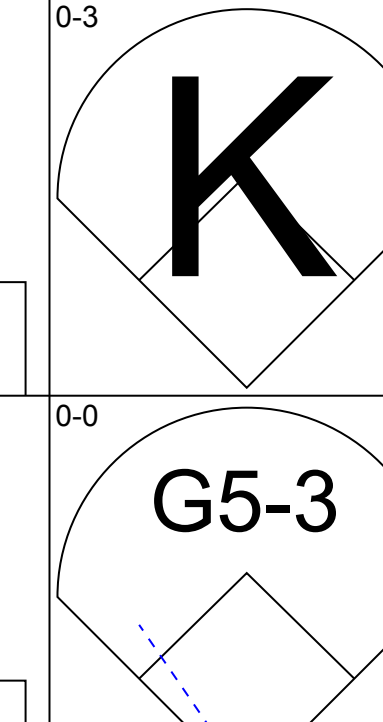
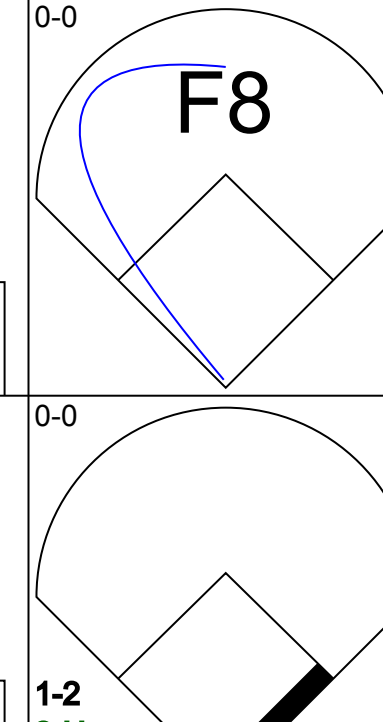
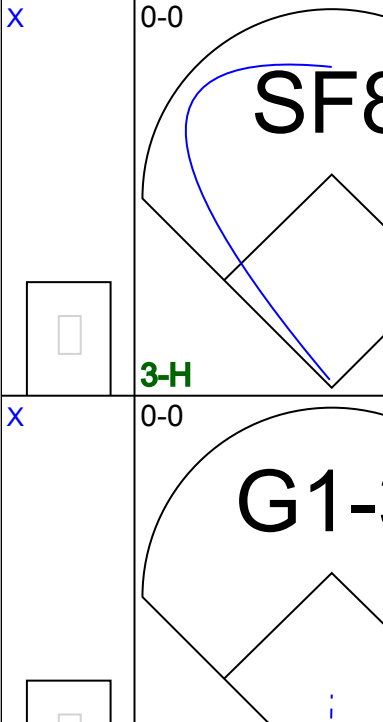
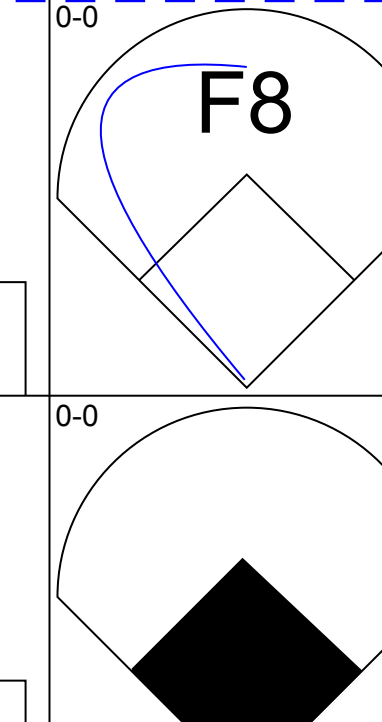
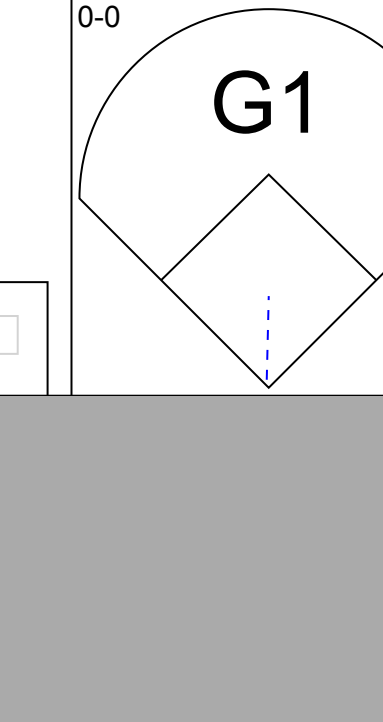
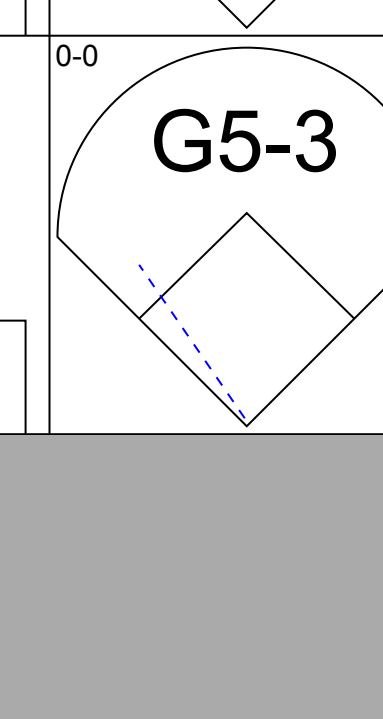
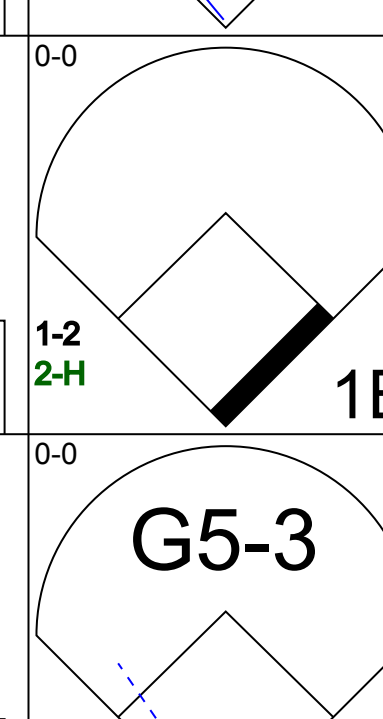
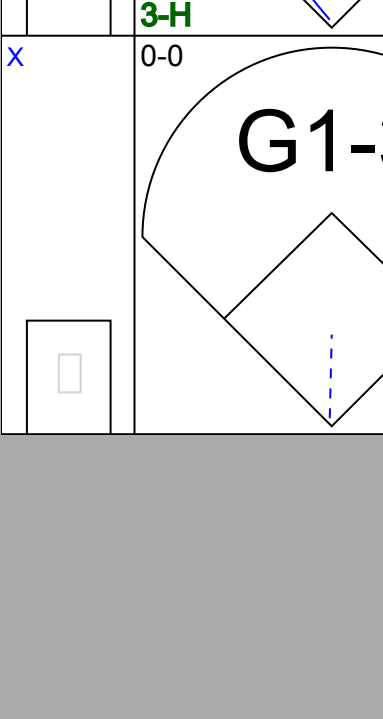
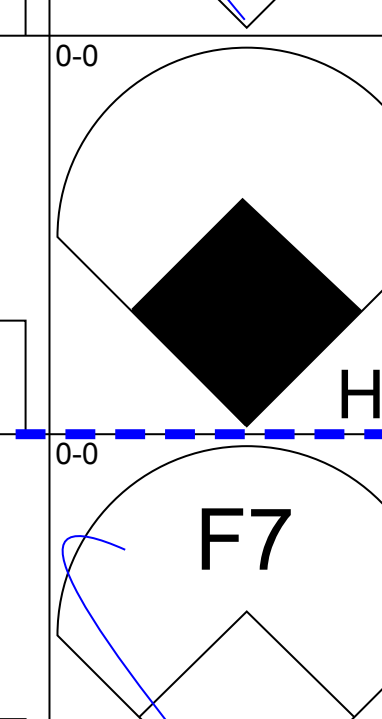
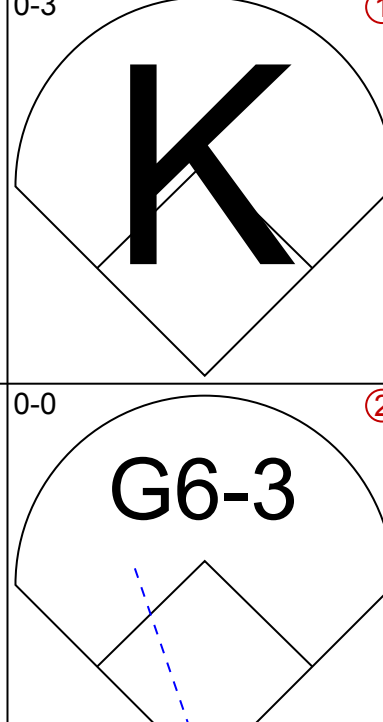
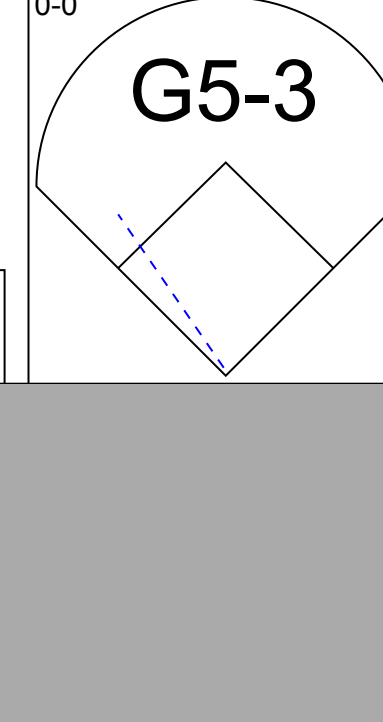
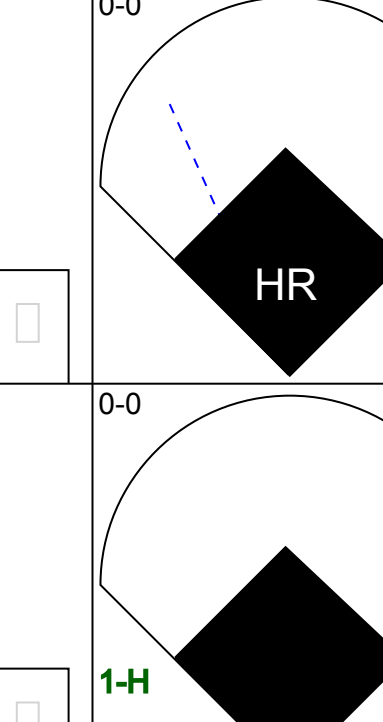
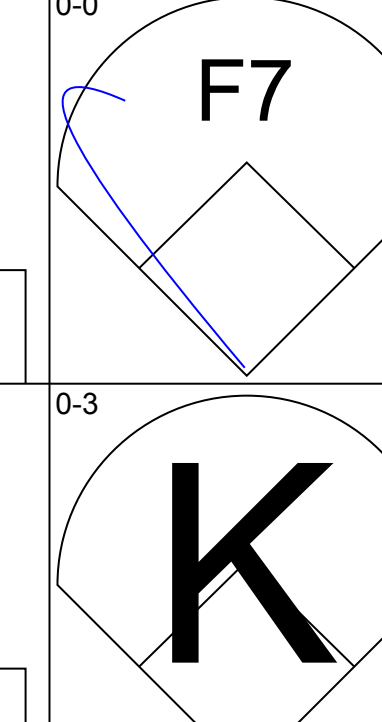
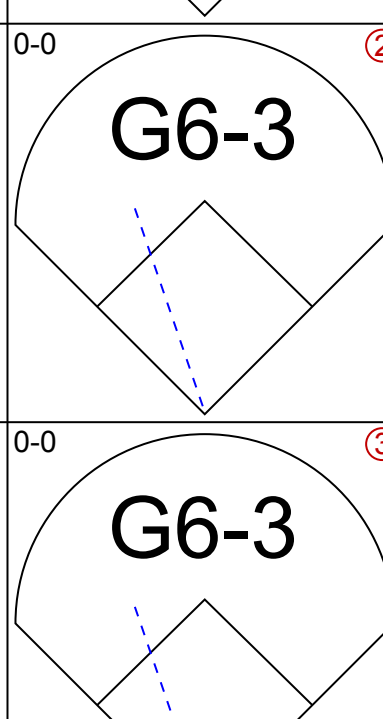
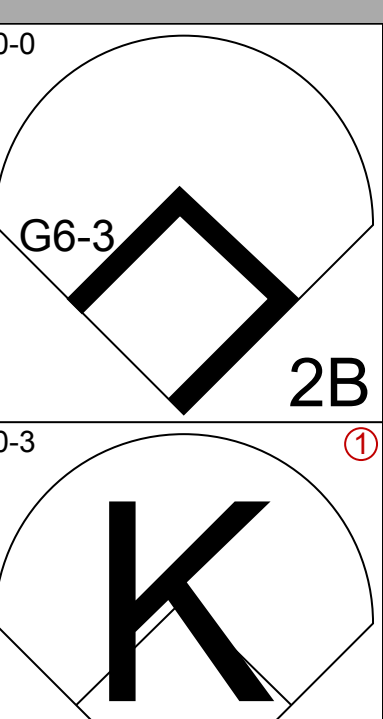
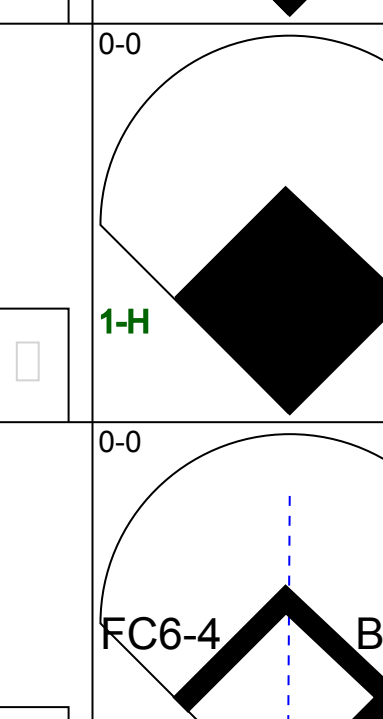
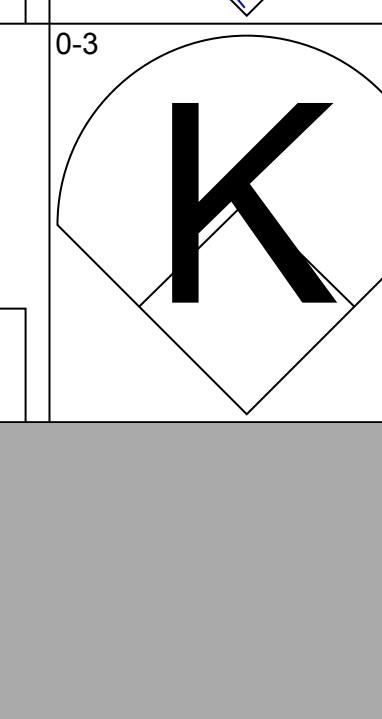
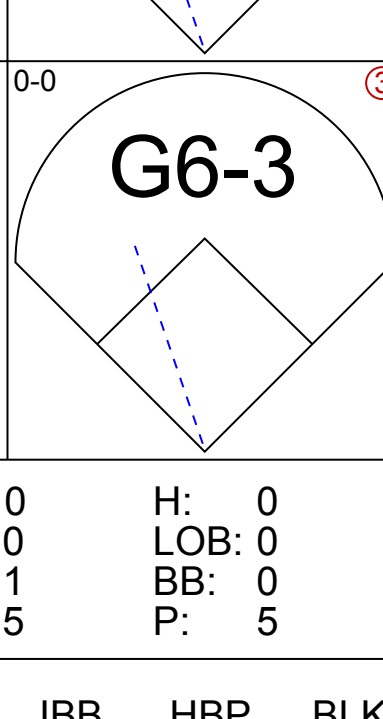
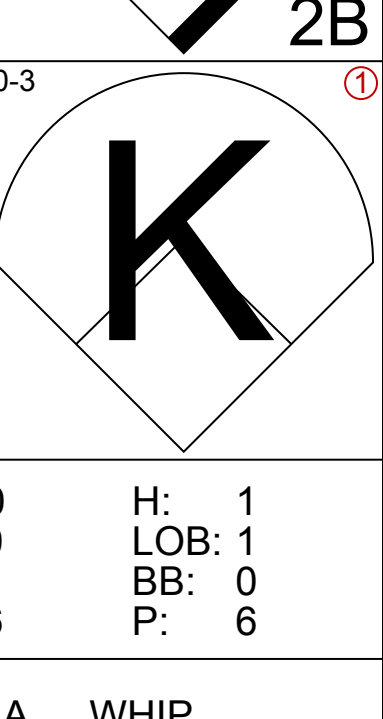
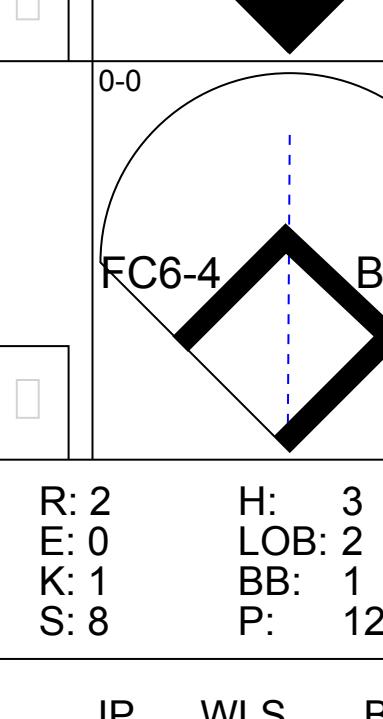
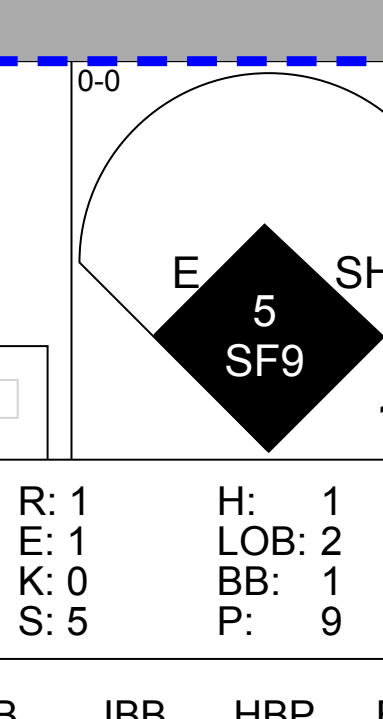
AB	44
R	15
H	20
RBI	13
BB	4
SO	5
LOB	22





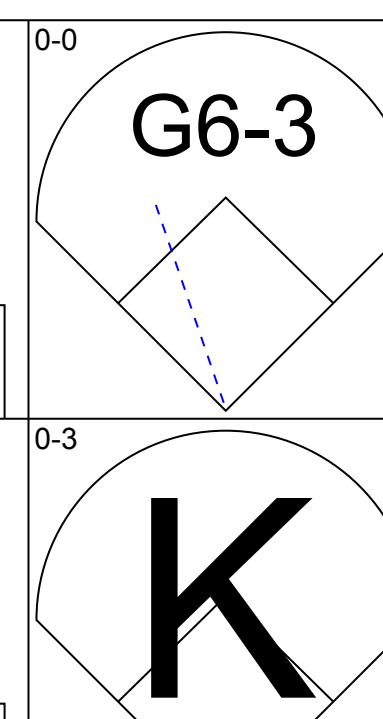
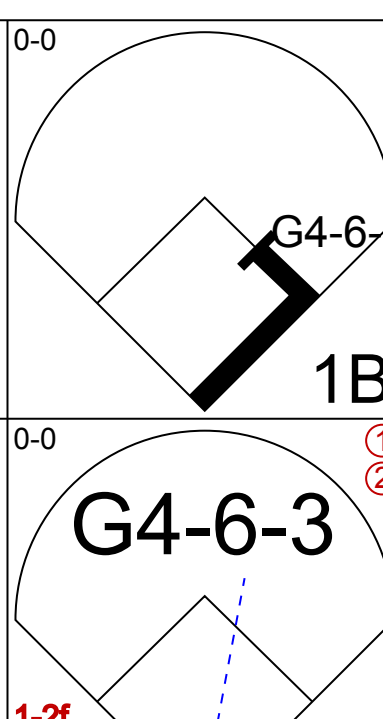
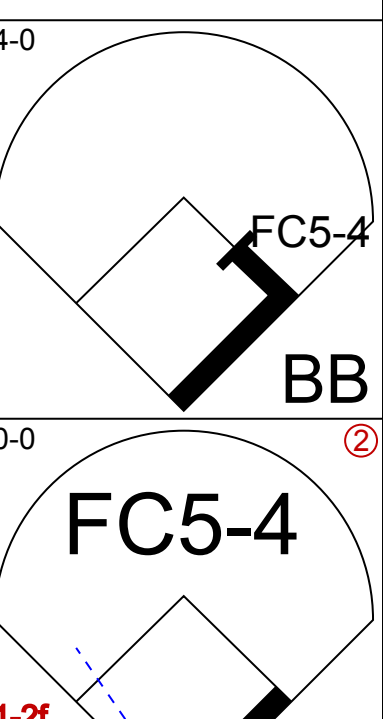
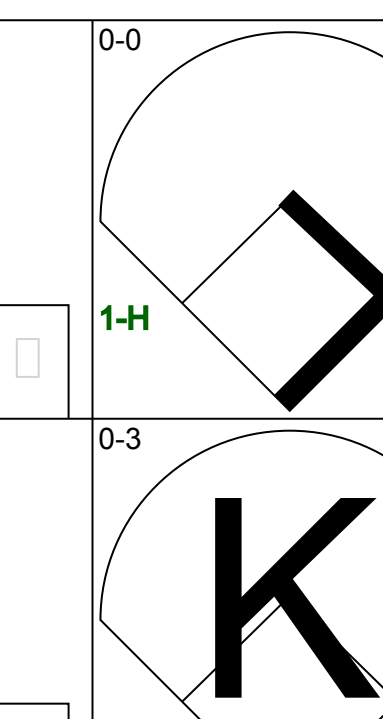

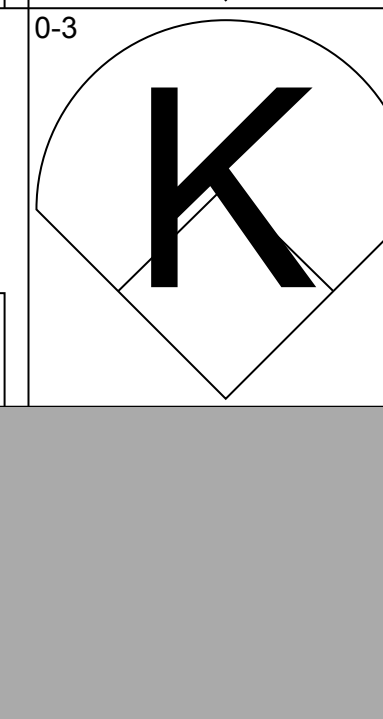
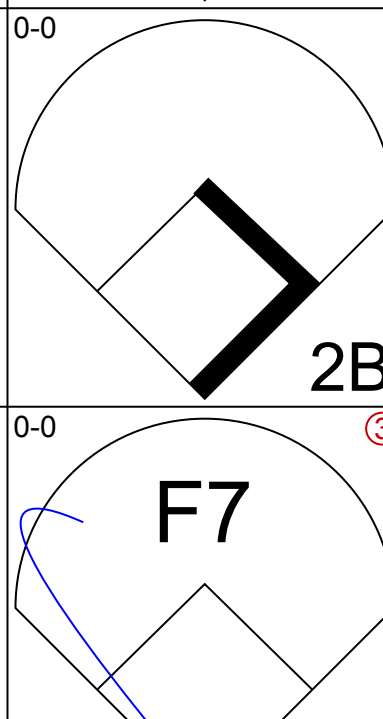

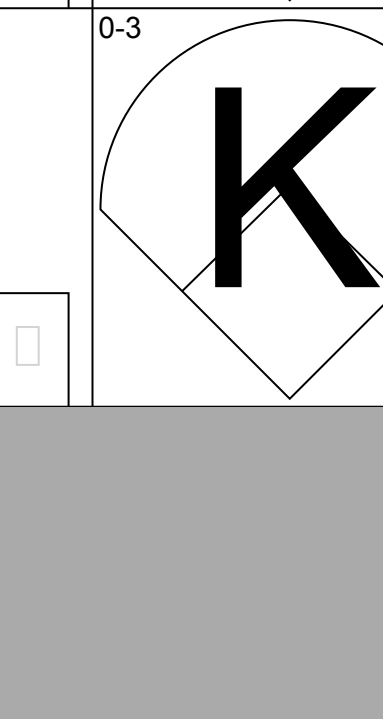
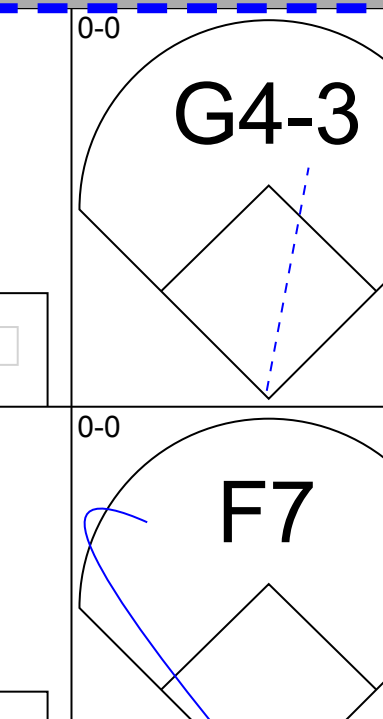




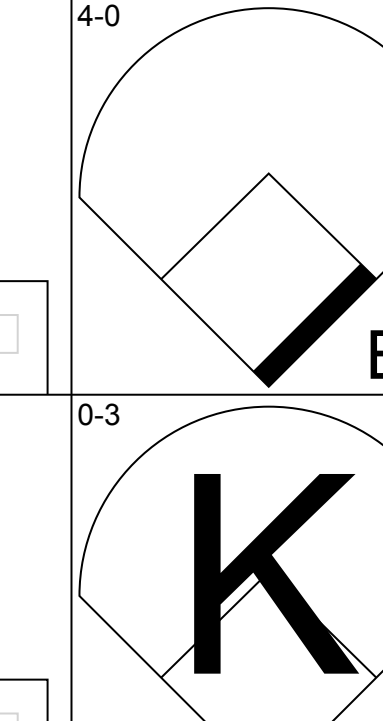
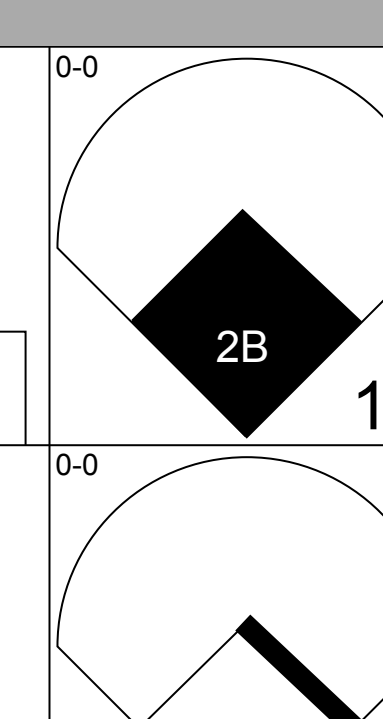
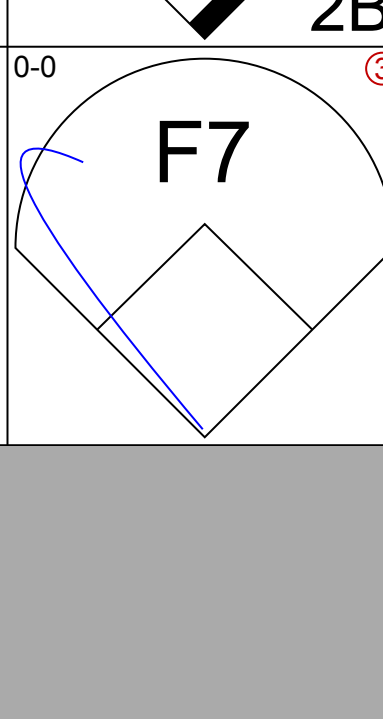


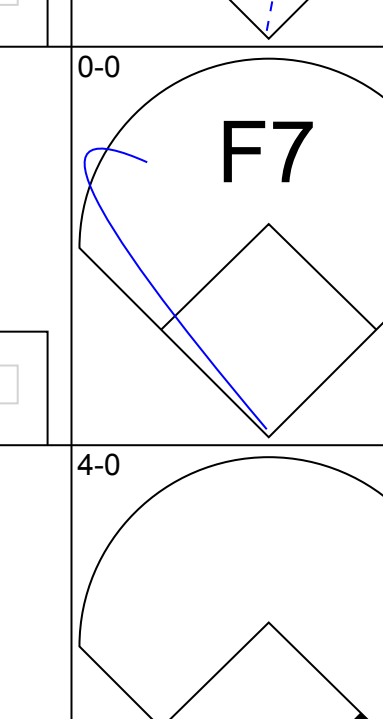
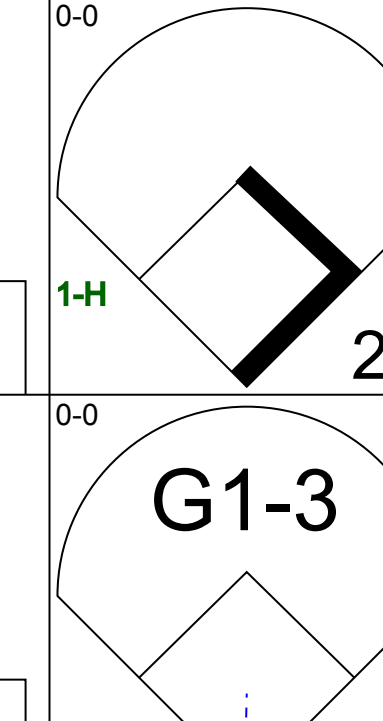
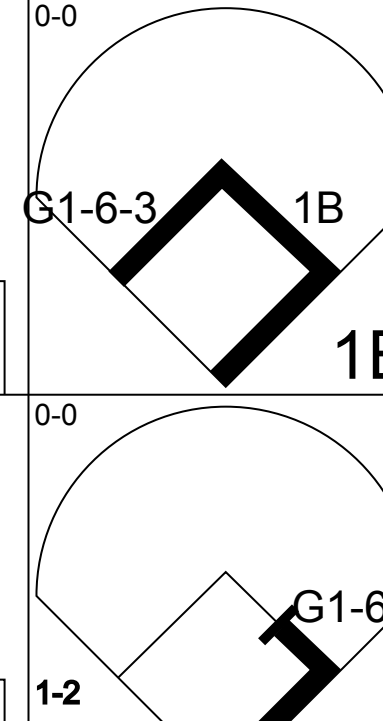
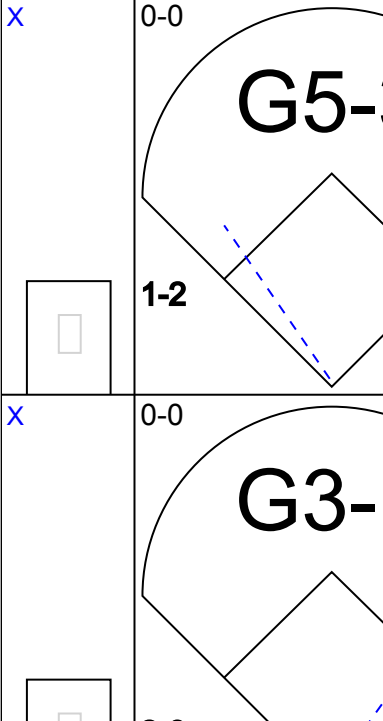
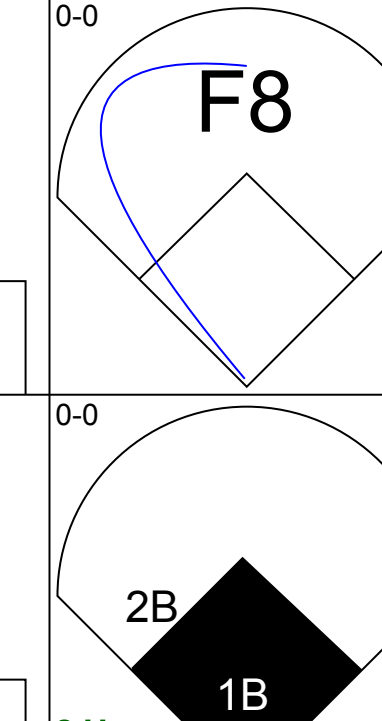
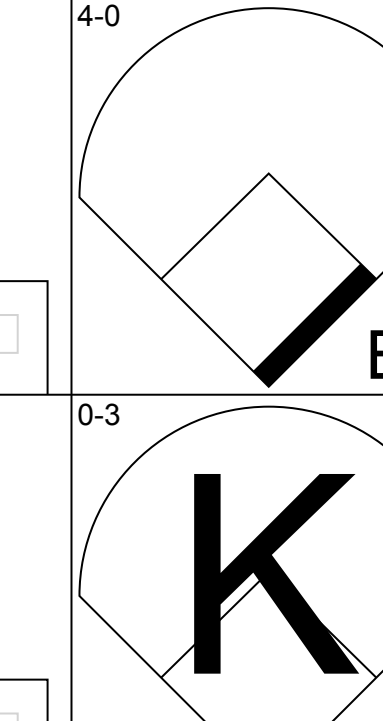
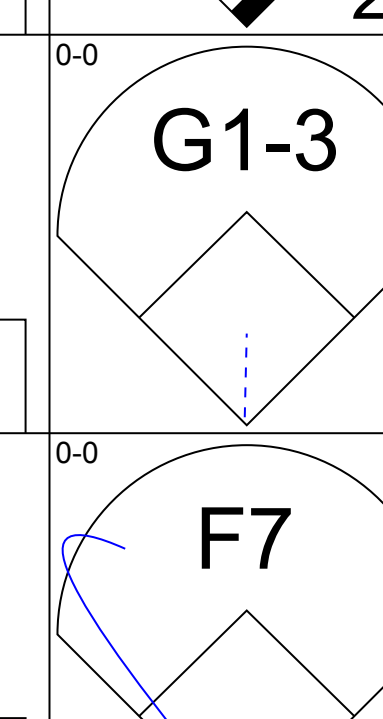
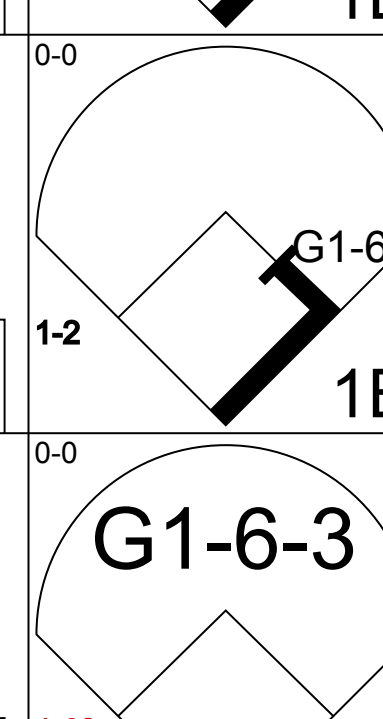
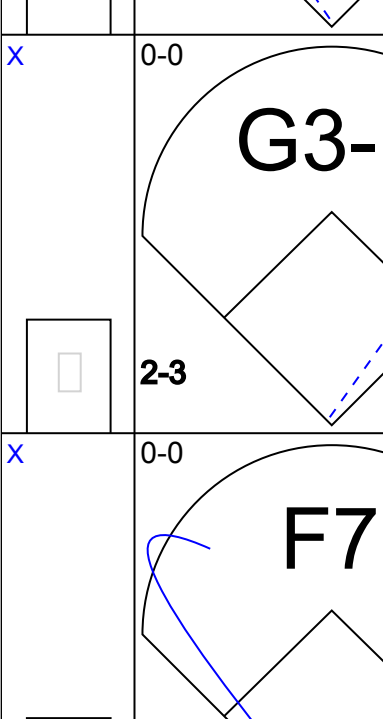
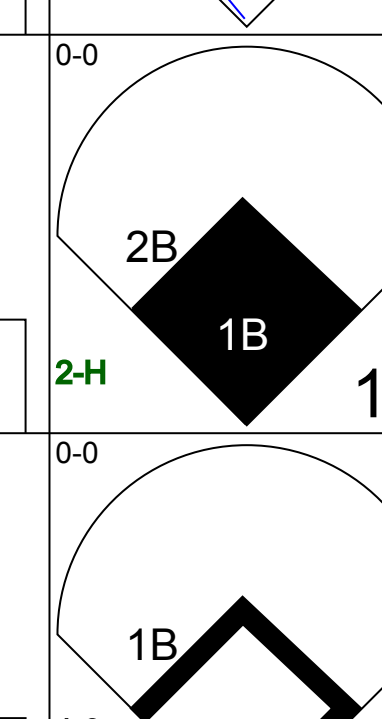
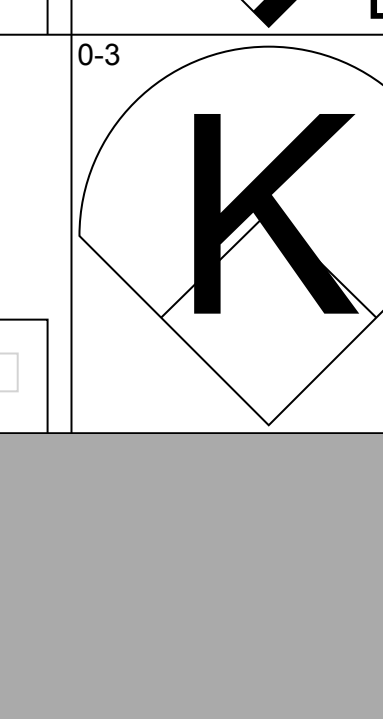
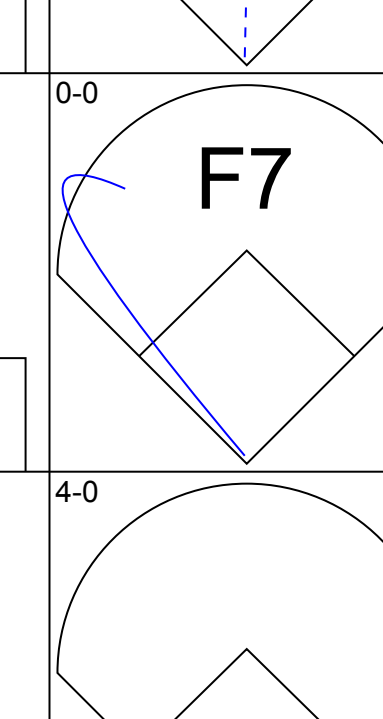
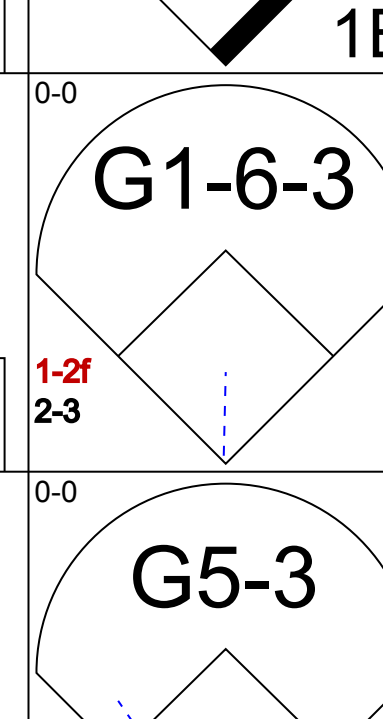
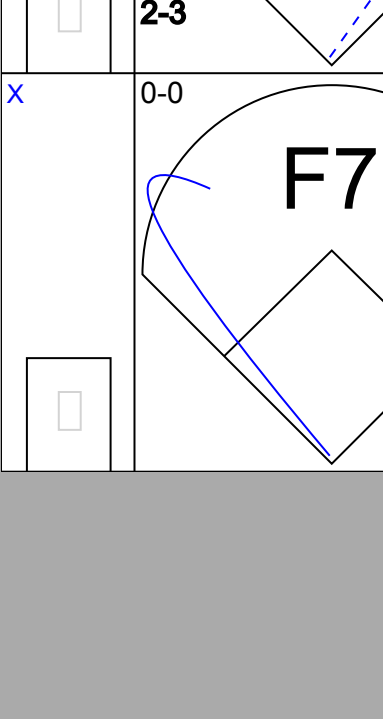
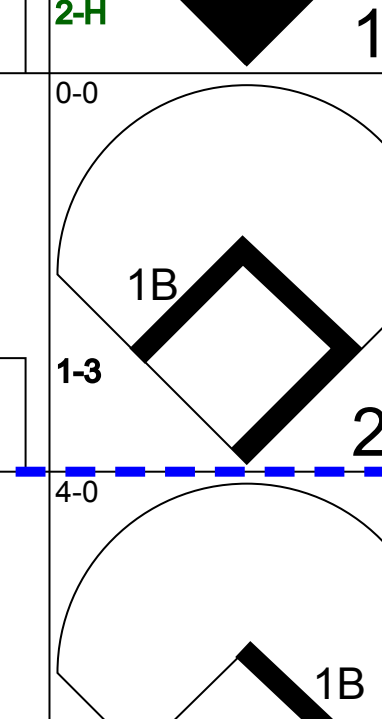
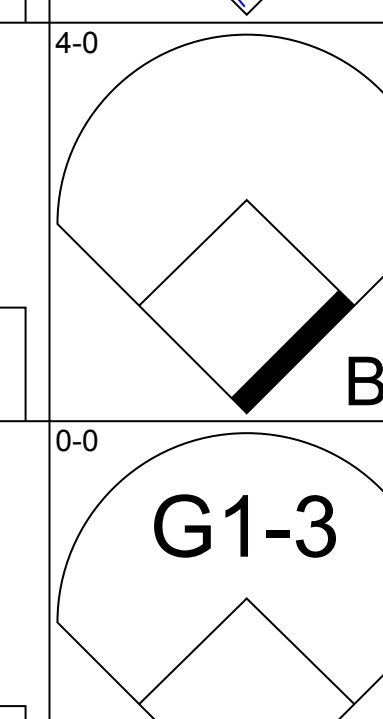
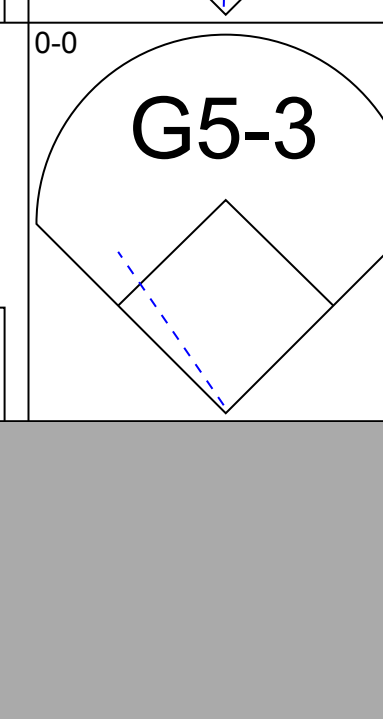

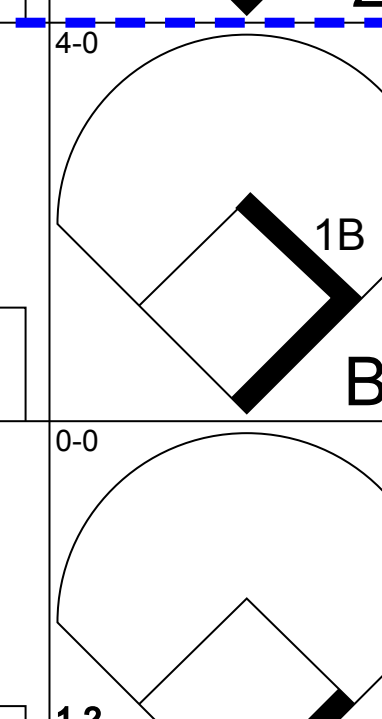

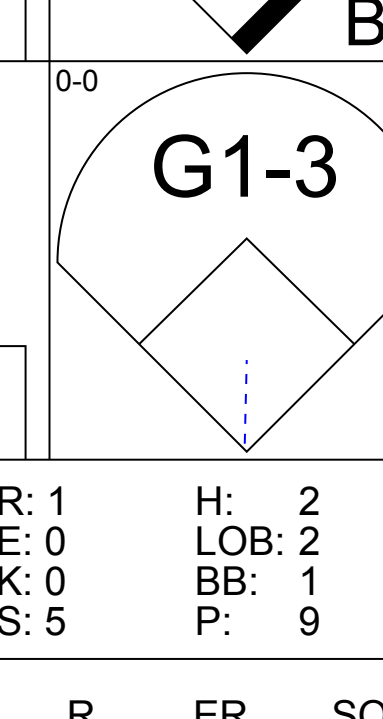
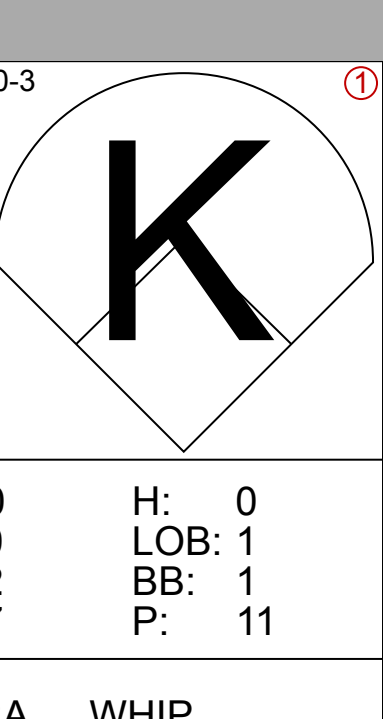
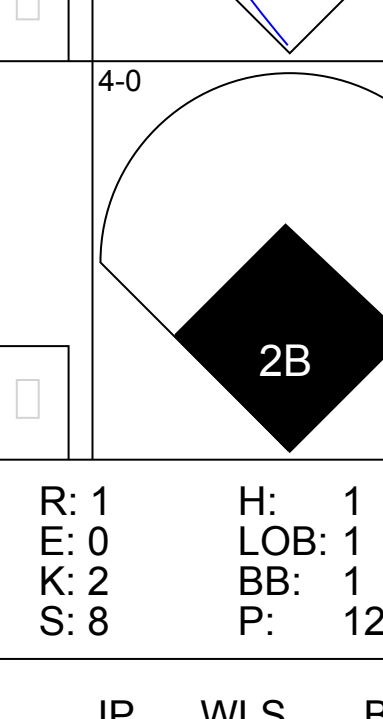
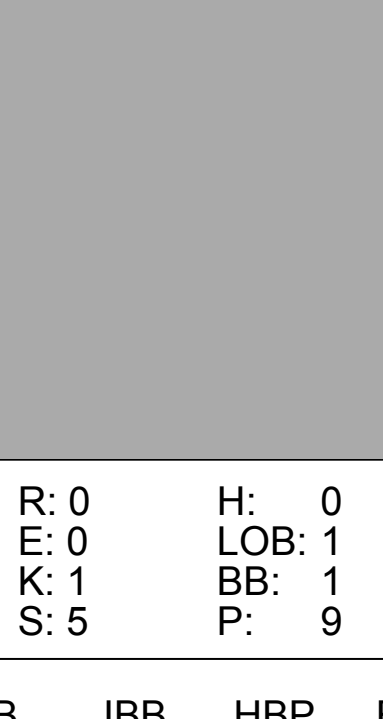




Batter	1	2	3	4	5	6	7	8	9	AB	R	H	RBI	BB	SO	LOB	TOP				
James Mouton, R (1.9) OBP: 0.299, SLG: 0.310										3	1	1	0	1	1	1	Houston Astros @ Pittsburgh Pirates Three Rivers Stadium, Pittsburgh, PA Tue May 03 1994, 7:05 PM EDT Att. 9,790 - Unknown - 49 F				
Steve Finley, L (1.8) OBP: 0.365, SLG: 0.598										4	0	0	0	1	2	4					
Craig Biggio, R (1.4) OBP: 0.422, SLG: 0.568										5	2	2	1	0	0	4					
5 Jeff Bagwell, R (1.3) OBP: 0.393, SLG: 0.613										3	0	0	1	1	0	3					
Luis Gonzalez, L (1.7) OBP: 0.341, SLG: 0.400										4	0	0	1	0	1	4					
Ken Caminiti, S (1.5) OBP: 0.284, SLG: 0.400										4	1	2	2	0	0	0					
Scott Servais, R (1.2) OBP: 0.225, SLG: 0.234										4	1	1	0	0	1	2					
Andujar Cedeno, R (1.6) OBP: 0.419, SLG: 0.689										4	1	2	2	0	1	0					
Doug Drabek, R (1.1) Mike Hampton, R (8.1) John Hudek, S (8.1) Tom Edens, R (8.1) Mike Felder, S (9.1) Mitch Williams, L (9.1)										3	0	1	0	0	1	1					
<b>Inning Stats</b>	R: 0 E: 0 K: 2 S: 7	H: 0 LOB: 0 BB: 0 P: 7	R: 0 E: 0 K: 1 S: 5	H: 0 LOB: 0 BB: 0 P: 5	R: 0 E: 0 K: 1 S: 5	H: 0 LOB: 0 BB: 0 P: 5	R: 2 E: 1 K: 0 S: 6	H: 3 LOB: 2 BB: 1 P: 10	R: 0 E: 0 K: 1 S: 6	H: 1 LOB: 1 BB: 0 P: 6	R: 1 E: 0 K: 0 S: 4	H: 1 LOB: 0 BB: 0 P: 4	R: 2 E: 0 K: 1 S: 8	H: 3 LOB: 2 BB: 1 P: 12	R: 1 E: 0 K: 1 S: 6	H: 1 LOB: 2 BB: 1 P: 9	1B: 5 2B: 2 3B: 1 HR: 2	SF: 2 SAC: 1 DP: 0 HBP: 0	WP: 1 PB: 0 SB: 1 CS: 0	PA: 41	
<b>PITCHER</b>	IP	WLS	BF	H	R	ER	SO	BB	IBB	HBP	BLK	WP	HR	S	P	ERA	WHIP			ERA	WHIP
Zane Smith, L (1.1) ERA: 3.86	6.0	L	27	8	5	5	5	1	0	0	0	1	1	36	40	7.50	1.500			0.00	6.000
Dan Miceli, R (7.1) ERA: 18.0	0.0		1	0	0	0	0	1	0	0	0	0	0	0	4	∞	∞			0.00	0.000
Randy Tomlin, L (7.1) ERA: 3.68	1.0		3	0	0	0	1	0	0	0	0	0	0	5	5	0.00	0.000			0.00	0.000
Ravelo Manzanillo, L (8.1) ERA: 5.63	0.1		2	1	1	1	0	0	0	0	0	0	1	2	2	27.00	3.000			0.00	0.000
Alejandro Pena, R (8.1) ERA:	0.2		2	0	0	0	1	0	0	0	0	0	0	4	4	0.00	0.000			0.00	0.000

AB	35
R	7
H	10
RBI	7
BB	3
SO	7
LOB	19



Batter	1	2	3	4	5	6	7	8	9	AB	R	H	RBI	BB	SO	LOB	BOTTOM					
Carlos Garcia, R (1.4) OBP: 0.344, SLG: 0.402										4	0	2	1	1	0	3	Houston Astros @ Pittsburgh Pirates Three Rivers Stadium, Pittsburgh, PA Tue May 03 1994, 7:05 PM EDT Att. 9,790 - Unknown - 49 F					
Jay Bell, R (1.6) OBP: 0.301, SLG: 0.322										5	0	0	0	0	2	6						
Andy Van Slyke, L (1.8) OBP: 0.307, SLG: 0.300										5	0	1	0	0	3	2						
Dave Clark, L (1.9) OBP: 0.400, SLG: 0.588										5	2	3	0	0	0	1						
Jeff King, R (1.5) OBP: 0.326, SLG: 0.386										4	0	2	1	1	0	2						
Orlando Merced, S (1.3) OBP: 0.400, SLG: 0.366										5	1	2	1	0	1	3						
Al Martin, L (1.7) OBP: 0.357, SLG: 0.493										4	0	1	0	0	0	4						
Don Slaught, R (1.2) OBP: 0.452, SLG: 0.313										2	0	0	0	2	0	1						
Zane Smith, L (1.1) Dan Miceli, R (7.1) Randy Tomlin, L (7.1) Ravelo Manzanillo, L (8.1) Alejandro Pena, R (8.1) Lloyd McClendon, R (8.1) Jeff Bagwell, L (9.1) Mike Camary, L (9.1)										2	0	0	0	0	1	2						
<b>Inning Stats</b>	R: 0 E: 0 K: 2 S: 7	H: 0 LOB: 0 BB: 0 P: 7	R: 1 E: 0 K: 0 S: 5	H: 2 LOB: 1 BB: 1 P: 9	R: 0 E: 0 K: 0 S: 4	H: 2 LOB: 1 BB: 0 P: 4	R: 0 E: 0 K: 0 S: 4	H: 2 LOB: 1 BB: 0 P: 4	R: 0 E: 0 K: 2 S: 7	H: 0 LOB: 1 BB: 1 P: 11	R: 0 E: 0 K: 0 S: 4	H: 1 LOB: 1 BB: 0 P: 4	R: 1 E: 0 K: 2 S: 8	H: 1 LOB: 1 BB: 1 P: 12	R: 2 E: 0 K: 0 S: 7	H: 4 LOB: 3 BB: 1 P: 11	R: 0 E: 0 K: 1 S: 5	H: 0 LOB: 1 BB: 1 P: 9	1B: 7 2B: 5 3B: 0 HR: 0	SF: 0 SAC: 0 DP: 2 HBP: 0	WP: 0 PB: 0 SB: 0 CS: 0	PA: 42
<b>PITCHER</b>	IP	WLS	BF	H	R	ER	SO	BB	IBB	HBP	BLK	WP	HR	S	P	ERA	WHIP			ERA	WHIP	
Doug Drabek, R (1.1) ERA: 3.4	7.0		30	8	2	2	6	3	0	0	0	0	0	39	51	2.57	1.571			0.00	0.000	
Mike Hampton, L (8.1) ERA: 5.19	0.1		4	3	2	2	0	0	0	0	0	0	0	4	4	54.00	9.000			0.00	0.000	
John Hudek, R (8.1) ERA:	0.0		2	1	0	0	0	1	0	0	0	0	0	1	5	∞	∞			0.00	0.000	
Tom Edens, R (8.1) ERA: 2.41	0.2		2	0	0	0	0	0	0	0	0	0	0	2	2	0.00	0.000			0.00	0.000	
Mitch Williams, L (9.1) ERA: 7.15	1.0	S	4	0	0	0	1	1	0	0	0	0	0	5	9	0.00	1.000			0.00	1.000	

AB	37
R	4
H	12
RBI	4
BB	5
SO	7
LOB	24





Batter	1	2	3	4	5	6	7	8	9	AB	R	H	RBI	BB	SO	LOB	TOP			
James Mouton, R (1, 9) OBP: 0.294, SLG: 0.297	F7		B3		G5-3		G6-3		E	4	1	0	0	1	0	1				
Steve Finley, L (1, 8) OBP: 0.362, SLG: 0.575	G4-3		G4-3		G4-3			3B	E6	4	1	0	1	1	0	3				
Craig Biggio, R (1, 4) OBP: 0.421, SLG: 0.580	G5		G4-3		G6-3			3B	1B	5	0	2	3	0	0	1				
5 Jeff Bagwell, R (1, 3) OBP: 0.393, SLG: 0.602		FC5-4		1B	S		E5	G5-3	F7	5	1	2	0	0	0	3				
Kevin Bass, S (1, 7) OBP: 0.353, SLG: 0.500 Mitch Williams, L (9, 1)		FC5-4		1B	G5-3		FC5-4	FC3-6-5	P6	5	2	1	0	0	0	5				
Ken Caminiti, S (1, 5) OBP: 0.283, SLG: 0.398		1B		SF9			F7	G5-3		3	0	1	1	0	0	2				
Andujar Cedeno, R (1, 6) OBP: 0.400, SLG: 0.654		L9		G5-3			K		P3	4	0	0	0	0	1	4				
Scott Servais, R (1, 2) OBP: 0.253, SLG: 0.269		1B		2B			F7		BB	3	1	2	2	0	0	0				
Darryl Kile, R (1, 1) OBP: 0.077, SLG: 0.154 Shane Reynolds, R (8, 1)				K			K		E	3	0	1	0	0	2	1				
Sid Bream, L (9, PH) OBP: 0.375, SLG: 0.286 Luis Gonzalez, L (9, 7) OBP: 0.341, SLG: 0.400			G4-3		K				BB	0	0	0	0	0	0	0				
									BB	0	0	0	0	0	0	0				
									BB	0	0	0	0	0	0	0				
<b>Inning Stats</b>	R: 0 E: 0 K: 0 S: 6	H: 0 LOB: 0 BB: 0 P: 11	R: 1 E: 0 K: 0 S: 11	H: 3 LOB: 2 BB: 0 P: 14	R: 0 E: 0 K: 0 S: 7	H: 1 LOB: 1 BB: 0 P: 9	R: 2 E: 0 K: 1 S: 15	H: 3 LOB: 1 BB: 0 P: 22	R: 0 E: 0 K: 0 S: 11	H: 0 LOB: 0 BB: 0 P: 14	R: 0 E: 0 K: 1 S: 9	H: 0 LOB: 0 BB: 0 P: 12	R: 1 E: 0 K: 0 S: 7	H: 1 LOB: 1 BB: 1 P: 15	R: 3 E: 1 K: 0 S: 18	H: 1 LOB: 2 BB: 2 P: 32	1B: 6 2B: 2 3B: 1 HR: 0	SF: 1 SAC: 0 DP: 0 HBP: 1	WP: 0 PB: 0 SB: 1 CS: 0	PA: 41
<b>PITCHER</b>	IP	WLS	BF	H	R	ER	SO	BB	IBB	HBP	BLK	WP	HR	S	P	ERA	WHIP			
Steve Cooke, L (1, 1) ERA: 4.85	7.0		28	7	3	3	3	0	0	0	0	0	0	68	91	3.86	1.000			
Randy Tomlin, L (8, 1) ERA: 4.3	0.0	L	1	0	1	1	0	1	0	0	0	0	0	1	5	∞	∞			
Rick White, R (8, 1) ERA: 1.84	2.0		12	2	3	2	0	2	0	1	0	0	0	24	42	9.00	2.000			

Houston Astros @ Pittsburgh Pirates  
Three Rivers Stadium, Pittsburgh, PA  
Wed May 04 1994, 7:05 PM EDT  
Att: 10,121 - Unknown - 49 F

AB	36
R	7
H	9
RBI	7
BB	3
SO	3
LOB	20



Batter	1	2	3	4	5	6	7	8	9	AB	R	H	RBI	BB	SO	LOB	BOTTOM			
Al Martin, L (1, 7) OBP: 0.348, SLG: 0.468	2B	G3		G4-3			K		K	4	1	0	0	1	2	2				
Jay Bell, R (1, 6) OBP: 0.324, SLG: 0.383	2B		FC1-6	1B	G4-3		BB		HR	4	3	3	2	1	0	0				
Andy Van Slyke, L (1, 8) OBP: 0.302, SLG: 0.287	P4		FC1-6	G3	G4-3		BB		K	4	0	0	0	1	1	2				
Dave Clark, L (1, 9) OBP: 0.410, SLG: 0.568 Randy Tomlin, L (8, 1) OBP: 0.600, SLG: 0.600 Rick White, R (8, 1)	K		G3		G4-3		BB		K	3	0	1	1	1	1	2				
Lloyd McClendon, R (9, PH) OBP: 0.294, SLG: 0.313							BB		K	0	0	0	0	0	0	0				
Lloyd McClendon, R (9, PH) OBP: 0.294, SLG: 0.313							BB		K	1	0	0	0	0	1	0				
Jeff King, R (1, 5) OBP: 0.333, SLG: 0.395	2B		E5		F9		BB		BB	3	0	1	1	1	0	2				
Orlando Merced, S (1, 3) OBP: 0.382, SLG: 0.347	G6-3		G4-3				G3-1		L4	4	0	0	0	0	0	6				
Don Slaught, R (1, 2) OBP: 0.439, SLG: 0.294		K		SH3-4			P4		G6-3	3	0	0	0	1	1	0				
Tom Foley, L (1, 4) OBP: 0.257, SLG: 0.172	L8		F7				F9		G4-3	4	0	0	0	0	0	1				
Steve Cooke, R (1, 1) OBP: 0.111, SLG: 0.111 Brian Hunter, R (7, PH) OBP: 0.273, SLG: 0.463 Kevin Young, R (8, 3) OBP: 0.231, SLG: 0.286			SH3-4				F8		F8	1	0	1	0	0	0	0				
										1	0	0	0	0	0	0				
										1	0	0	0	0	0	0				
<b>Inning Stats</b>	R: 2 E: 0 K: 1 S: 12	H: 2 LOB: 1 BB: 1 P: 22	R: 0 E: 0 K: 1 S: 11	H: 1 LOB: 0 BB: 0 P: 16	R: 0 E: 1 K: 0 S: 10	H: 1 LOB: 2 BB: 0 P: 16	R: 0 E: 0 K: 0 S: 9	H: 0 LOB: 1 BB: 1 P: 16	R: 0 E: 0 K: 0 S: 6	H: 0 LOB: 0 BB: 0 P: 12	R: 1 E: 0 K: 1 S: 8	H: 1 LOB: 3 BB: 3 P: 26	R: 0 E: 0 K: 0 S: 6	H: 0 LOB: 0 BB: 0 P: 11	R: 1 E: 0 K: 3 S: 13	H: 1 LOB: 0 BB: 0 P: 22	1B: 3 2B: 2 3B: 0 HR: 1	SF: 0 SAC: 1 DP: 0 HBP: 0	WP: 0 PB: 0 SB: 0 CS: 0	PA: 40
<b>PITCHER</b>	IP	WLS	BF	H	R	ER	SO	BB	IBB	HBP	BLK	WP	HR	S	P	ERA	WHIP			
Darryl Kile, R (1, 1) ERA: 3.69	7.0		33	5	3	3	3	6	0	0	0	0	0	64	124	3.86	1.571			
Shane Reynolds, R (8, 1) ERA: 5.29	1.0		3	0	0	0	0	0	0	0	0	0	0	6	11	0.00	0.000			
Mitch Williams, L (9, 1) ERA: 7.3	1.0		4	1	1	1	3	0	0	0	0	0	1	13	22	9.00	1.000			

Houston Astros @ Pittsburgh Pirates  
Three Rivers Stadium, Pittsburgh, PA  
Wed May 04 1994, 7:05 PM EDT  
Att: 10,121 - Unknown - 49 F

AB	33
R	4
H	6
RBI	4
BB	6
SO	6
LOB	15

















Batter	1	2	3	4	5	6	7	8	9	AB	R	H	RBI	BB	SO	LOB	TOP					
James Mouton, R (1, 9) OBP: 0.322, SLG: 0.324	F2		1-2 1B		B5-3		G5-3			4	0	1	0	0	0	0						
Steve Finley, L (1, 8) OBP: 0.355, SLG: 0.550	G3		K		G4-3		CS 1B			4	0	1	0	0	1	2						
Craig Biggio, R (1, 4) OBP: 0.406, SLG: 0.534	G6-3		FC5		F8		CS 1B			4	0	1	0	0	0	2						
5 Jeff Bagwell, R (1, 3) OBP: 0.400, SLG: 0.598		K			F8		HR 1B		F9	4	1	1	0	0	1	1						
Luis Gonzalez, L (1, 7) OBP: 0.333, SLG: 0.441		HR			F5		F8		F8	4	2	2	1	0	0	2						
Ken Caminiti, S (1, 5) OBP: 0.275, SLG: 0.414	P6				F8		G6-3		G6-3	4	1	1	2	0	0	2						
Scott Servais, R (1, 2) OBP: 0.256, SLG: 0.333	G6-3				G6-3		HR		F9	4	1	1	2	0	0	0						
Andy Stankiewicz, R (1, 6) OBP: 0.464, SLG: 0.609			G4-3		F9		K		K	4	0	1	0	0	1	0						
Doug Drabek, R (1, 1) OBP: 0.100, SLG: 0.056			FC5 1B HBP		F9		G6-3		F9	3	0	0	0	0	0	1						
<b>Inning Stats</b>	R: 0 E: 0 K: 0 S: 3	H: 0 LOB: 0 BB: 0 P: 3	R: 1 E: 0 K: 1 S: 6	H: 1 LOB: 0 BB: 0 P: 6	R: 0 E: 0 K: 1 S: 6	H: 1 LOB: 2 BB: 0 P: 7	R: 2 E: 0 K: 0 S: 6	H: 3 LOB: 1 BB: 0 P: 6	R: 0 E: 0 K: 0 S: 3	H: 0 LOB: 0 BB: 0 P: 3	R: 2 E: 0 K: 0 S: 5	H: 2 LOB: 0 BB: 0 P: 5	R: 0 E: 0 K: 0 S: 3	H: 1 LOB: 0 BB: 0 P: 3	R: 0 E: 0 K: 0 S: 4	H: 1 LOB: 1 BB: 0 P: 4	R: 0 E: 0 K: 1 S: 5	H: 0 LOB: 0 BB: 0 P: 5	1B: 5 2B: 1 3B: 0 HR: 3	SF: 0 SAC: 0 DP: 0 HBP: 1	WP: 0 PB: 0 SB: 1 CS: 1	PA: 37
<b>PITCHER</b>	IP	WLS	BF	H	R	ER	SO	BB	IBB	HBP	BLK	WP	HR	S	P	ERA	WHIP					
Erik Hanson, R (1, 1) ERA: 5.63	6.0	L	26	7	5	5	2	0	0	1	0	0	3	29	30	7.50	1.167					
Pete Schourek, L (7, 1) ERA: 3.95	2.0		7	2	0	0	0	0	0	0	0	0	0	7	7	0.00	1.000					
Hector Carrasco, R (9, 1) ERA: 0.69	1.0		3	0	0	0	1	0	0	0	0	0	0	5	5	0.00	0.000					

Houston Astros @ Cincinnati Reds  
Riverfront Stadium, Cincinnati, OH  
Sun May 08, 1994, 3:33 AM EDT  
Att: 27,174 - Sunny - 59 F

AB	35
R	5
H	9
RBI	5
BB	0
SO	3
LOB	10



Batter	1	2	3	4	5	6	7	8	9	AB	R	H	RBI	BB	SO	LOB	BOTTOM					
Barry Larkin, R (1, 6) OBP: 0.351, SLG: 0.296	L4		K			F8		G1-3		4	0	0	0	0	1	3						
Hal Morris, L (1, 3) OBP: 0.336, SLG: 0.421	F8				K	G4-3			F7	4	0	0	0	0	1	1						
Roberto Kelly, R (1, 8) OBP: 0.322, SLG: 0.349	G6-3				G5-3	K			F8	4	0	0	0	0	1	1						
Kevin Mitchell, R (1, 7) OBP: 0.398, SLG: 0.632		K							G5-3	4	0	2	0	0	1	0						
Reggie Sanders, R (1, 9) OBP: 0.317, SLG: 0.478		K			F9		K			3	0	0	0	0	2	2						
Tony Fernandez, S (1, 5) OBP: 0.373, SLG: 0.488		G1-3				F8		G4-6-3		3	0	0	0	0	0	1						
Jeff Branson, L (1, 4) OBP: 0.318, SLG: 0.250			K			F9			G4-3	3	0	0	0	0	1	0						
Eddie Taubensee, L (1, 2) OBP: 0.278, SLG: 0.306			SH1-4 1B			F7			L9	3	0	1	0	0	0	0						
Erik Hanson, R (1, 1) OBP: 0.375, SLG: 0.500										0	0	0	0	0	0	0						
Jerome Walton, R (6, PH) OBP: 0.455, SLG: 0.455			SH1-4							1	0	1	0	0	0	0						
Pete Schourek, L (7, 1) OBP: 0.333, SLG: 0.333										0	0	0	0	0	0	0						
Thomas Howard, S (8, PH) OBP: 0.367, SLG: 0.500										1	0	1	0	0	0	0						
Hector Carrasco, R (9, 1)										0	0	0	0	0	0	0						
<b>Inning Stats</b>	R: 0 E: 0 K: 0 S: 3	H: 0 LOB: 0 BB: 0 P: 3	R: 0 E: 0 K: 2 S: 7	H: 0 LOB: 0 BB: 0 P: 7	R: 0 E: 0 K: 2 S: 8	H: 1 LOB: 1 BB: 0 P: 8	R: 0 E: 0 K: 1 S: 6	H: 1 LOB: 1 BB: 0 P: 6	R: 0 E: 0 K: 0 S: 3	H: 0 LOB: 0 BB: 0 P: 3	R: 0 E: 0 K: 1 S: 6	H: 1 LOB: 1 BB: 0 P: 6	R: 0 E: 0 K: 1 S: 5	H: 1 LOB: 0 BB: 0 P: 5	R: 0 E: 0 K: 0 S: 4	H: 1 LOB: 1 BB: 0 P: 4	R: 0 E: 0 K: 0 S: 3	H: 0 LOB: 0 BB: 0 P: 3	1B: 4 2B: 1 3B: 0 HR: 0	SF: 0 SAC: 1 DP: 1 HBP: 0	WP: 0 PB: 0 SB: 0 CS: 0	PA: 31
<b>PITCHER</b>	IP	WLS	BF	H	R	ER	SO	BB	IBB	HBP	BLK	WP	HR	S	P	ERA	WHIP					
Doug Drabek, R (1, 1) ERA: 2.77	9.0	W	31	5	0	0	7	0	0	0	0	0	0	45	45	0.00	0.556					

Houston Astros @ Cincinnati Reds  
Riverfront Stadium, Cincinnati, OH  
Sun May 08, 1994, 3:33 AM EDT  
Att: 27,174 - Sunny - 59 F

AB	30
R	0
H	5
RBI	0
BB	0
SO	7
LOB	8





Batter	1	2	3	4	5	6	7	8	9	AB	R	H	RBI	BB	SO	LOB	TOP					
James Mouton, R (1, 9) OBP: 0.317, SLG: 0.319										5	1	1	0	0	2	2	<b>Houston Astros @ Los Angeles Dodgers</b> Dodger Stadium, Los Angeles, CA Mon May 09 1994, 7:05 PM PDT Att: 36,260 - Unknown - 60 F					
Steve Finley, L (1, 8) OBP: 0.360, SLG: 0.544										5	1	2	0	0	1	1						
Craig Biggio, R (1, 4) OBP: 0.406, SLG: 0.521										3	1	0	0	1	1	0						
5 Jeff Bagwell, R (1, 3) OBP: 0.407, SLG: 0.617										3	1	1	1	2	0	3						
Luis Gonzalez, L (1, 7) OBP: 0.345, SLG: 0.443										4	2	2	1	0	2	4						
Ken Caminiti, S (1, 5) OBP: 0.289, SLG: 0.417										4	2	2	2	1	0	4						
Scott Servais, R (1, 2) OBP: 0.256, SLG: 0.354										4	0	1	2	0	1	4						
Andujar Cedeno, R (1, 6) OBP: 0.346, SLG: 0.543										3	0	0	0	1	0	4						
Darryl Kile, R (1, 1) OBP: 0.059, SLG: 0.118										4	0	0	0	0	4	4						
John Hudek, S (8, 1)										0	0	0	0	0	0	0						
Mitch Williams, L (9, 1)										0	0	0	0	0	0	0						
<b>Inning Stats</b>	R: 0 E: 0 K: 2 S: 7	H: 0 LOB: 0 BB: 0 P: 7	R: 3 E: 0 K: 2 S: 9	H: 2 LOB: 0 BB: 1 P: 13	R: 5 E: 0 K: 2 S: 12	H: 4 LOB: 1 BB: 1 P: 17	R: 0 E: 0 K: 0 S: 3	H: 0 LOB: 0 BB: 0 P: 3	R: 0 E: 0 K: 1 S: 6	H: 1 LOB: 2 BB: 0 P: 7	R: 0 E: 0 K: 1 S: 5	H: 1 LOB: 0 BB: 0 P: 5	R: 0 E: 0 K: 1 S: 4	H: 0 LOB: 0 BB: 1 P: 8	R: 0 E: 0 K: 1 S: 5	H: 0 LOB: 3 BB: 2 P: 5	R: 0 E: 0 K: 1 S: 6	H: 1 LOB: 3 BB: 2 P: 14	1B: 7 2B: 0 3B: 1 HR: 1	SF: 0 SAC: 0 DP: 2 HBP: 2	WP: 4 PB: 1 CS: 3 SB: 0	PA: 42
<b>PITCHER</b>	IP	WLS	BF	H	R	ER	SO	BB	IBB	HBP	BLK	WP	HR	S	P	ERA	WHIP					
Tom Candiotti, R (1, 1) ERA: 5.23	2.1		16	6	8	7	5	1	0	1	0	2	1	24	29	27.00	3.000					
Gary Wayne, L (3, 1) ERA: 5.25	2.2		11	1	0	0	2	0	1	1	0	0	0	13	18	0.00	0.375					
Omar Daal, L (6, 1) ERA: 3.0	2.0		6	1	0	0	2	1	0	0	0	0	0	9	13	0.00	1.000					
Roger McDowell, R (8, 1) ERA: 4.63	1.1		7	1	0	0	1	2	0	0	0	1	0	7	15	0.00	2.250					
Al Osuna, L (9, 1) ERA:	0.2	W	2	0	0	0	1	0	0	0	0	0	0	4	4	0.00	0.000					

Batter	1	2	3	4	5	6	7	8	9	AB	R	H	RBI	BB	SO	LOB	BOTTOM					
Brett Butler, L (1, 8) OBP: 0.457, SLG: 0.473										3	1	0	0	2	2	2	<b>Houston Astros @ Los Angeles Dodgers</b> Dodger Stadium, Los Angeles, CA Mon May 09 1994, 7:05 PM PDT Att: 36,260 - Unknown - 60 F					
Jose Offerman, S (1, 6) OBP: 0.311, SLG: 0.333										4	1	0	0	1	1	3						
Delino DeShields, L (1, 4) OBP: 0.297, SLG: 0.247										3	2	2	1	1	0	0						
Mike Piazza, R (9, PH) OBP: 0.328, SLG: 0.516										1	1	1	2	0	0	0						
Tim Wallach, R (1, 5) OBP: 0.409, SLG: 0.641										3	1	2	2	2	0	1						
Henry Rodriguez, L (1, 7) OBP: 0.376, SLG: 0.538										3	0	2	2	0	0	1						
Eric Karros, R (1, 3) OBP: 0.339, SLG: 0.396										3	0	0	1	0	0	3						
Al Osuna, R (9, 1) ERA:										0	0	0	0	0	0	0						
Raul Mondesi, R (1, 9) OBP: 0.303, SLG: 0.504										4	1	1	1	0	1	1						
Carlos Hernandez, R (1, 2) OBP: 0.333, SLG: 0.333										4	1	1	0	0	1	0						
Tom Candiotti, R (1, 1) OBP: 0.231, SLG: 0.231										1	0	0	0	0	0	0						
Gary Wayne, L (3, 1) OBP: 0.319, SLG: 0.400										0	0	0	0	0	0	0						
Chris Gwynn, L (5, PH) OBP: 0.319, SLG: 0.400										0	0	0	0	0	0	0						
Omar Daal, L (6, 1) ERA: 3.0										0	0	0	0	0	0	0						
Jeff Treadway, L (7, PH) OBP: 0.352, SLG: 0.379										0	0	0	0	0	0	0						
Roger McDowell, R (8, 1) ERA: 4.63										0	0	0	0	0	0	0						
Mitch Webster, S (9, 7) OBP: 0.330, SLG: 0.310										1	1	1	0	0	0	0						
<b>Inning Stats</b>	R: 1 E: 0 K: 1 S: 7	H: 2 LOB: 2 BB: 1 P: 11	R: 1 E: 0 K: 1 S: 6	H: 1 LOB: 0 BB: 0 P: 6	R: 0 E: 0 K: 0 S: 4	H: 1 LOB: 1 BB: 0 P: 4	R: 0 E: 0 K: 0 S: 3	H: 0 LOB: 0 BB: 0 P: 3	R: 0 E: 0 K: 0 S: 2	H: 0 LOB: 0 BB: 1 P: 6	R: 0 E: 0 K: 0 S: 3	H: 1 LOB: 1 BB: 1 P: 7	R: 0 E: 0 K: 2 S: 7	H: 0 LOB: 0 BB: 0 P: 7	R: 3 E: 0 K: 0 S: 4	H: 1 LOB: 1 BB: 3 P: 16	R: 4 E: 0 K: 1 S: 8	H: 4 LOB: 0 BB: 0 P: 8	1B: 8 2B: 0 3B: 0 HR: 2	SF: 2 SAC: 0 DP: 2 HBP: 0	WP: 0 PB: 0 CS: 0 SB: 0	PA: 40
<b>PITCHER</b>	IP	WLS	BF	H	R	ER	SO	BB	IBB	HBP	BLK	WP	HR	S	P	ERA	WHIP					
Darryl Kile, R (1, 1) ERA: 3.91	7.0		29	5	4	4	4	5	0	0	0	0	0	32	52	5.14	1.429					
John Hudek, R (8, 1) ERA: 1.09	1.0		5	1	1	1	0	1	0	0	0	0	0	4	8	9.00	2.000					
Mitch Williams, L (9, 1) ERA: 9.45	0.2	L	6	4	4	4	1	0	0	0	0	0	1	8	8	54.00	6.000					





Batter	1	2	3	4	5	6	7	8	9	10	AB	R	H	RBI	BB	SO	LOB	TOP	
James Mouton, R OBP: 0.315, SLG: 0.316	F8		G5-3			FC6-4 1B		P6			4	0	1	0	0	0	0		
Steve Finley, L OBP: 0.357, SLG: 0.531	G3-1			2B 5 SF8 BB		FC6-4 CS		G1-3			3	1	0	0	1	0	1		
Craig Biggio, R OBP: 0.408, SLG: 0.528	G5-3			5 SF8 2B						G5-3	4	1	2	0	0	0	0		
5 Jeff Bagwell, R OBP: 0.403, SLG: 0.607		K			SF8					K	2	1	0	1	1	2	0		
Luis Gonzalez, L OBP: 0.342, SLG: 0.430	F8			2-3 3-H 4-0 BB		CS BB		F8		G1-3	3	0	0	0	1	0	1		
Ken Caminiti, S OBP: 0.297, SLG: 0.462		PB 2B			SF8					F9	3	1	2	3	0	0	0		
Tony Eusebio, R OBP: 0.161, SLG: 0.333	G6-3			3-H	CS			G1-3		G3-1	4	0	0	0	0	0	1		
Andujar Cedeno, R OBP: 0.236, SLG: 0.328			F8					F9		F9	3	0	0	0	0	0	0		
Todd Jones, L											0	0	0	0	0	0	0		
Mike Hampton, R											0	0	0	0	0	0	0		
Kevin Bass, S											1	0	0	0	0	0	0		
Dave Veres, R											0	0	0	0	0	0	0		
Tom Edens, R											0	0	0	0	0	0	0		
Mitch Williams, L											0	0	0	0	0	0	0		
Greg Swindell, L OBP: 0.267, SLG: 0.400			G5-3							F9	2	0	0	0	0	0	0		
Andy Stankiewicz, R OBP: 0.448, SLG: 0.583											1	0	0	0	0	0	0		
<b>Inning Stats</b>	R: 0 E: 0 K: 0 S: 3	H: 0 LOB: 0 BB: 0 P: 3	R: 0 E: 0 K: 1 S: 6	H: 1 LOB: 1 BB: 0 P: 6	R: 0 E: 0 K: 0 S: 3	H: 0 LOB: 0 BB: 0 P: 3	R: 2 E: 0 K: 0 S: 3	H: 1 LOB: 0 BB: 2 P: 11	R: 0 E: 0 K: 0 S: 3	H: 0 LOB: 0 BB: 0 P: 3	R: 2 E: 0 K: 0 S: 4	H: 2 LOB: 1 BB: 1 P: 8	R: 0 E: 0 K: 1 S: 5	H: 0 LOB: 0 BB: 0 P: 5	R: 0 E: 0 K: 0 S: 3	H: 0 LOB: 0 BB: 0 P: 3	1B: 2 2B: 2 3B: 0 HR: 1	SF: 2 SAC: 0 DP: 0 HBP: 0	WP: 0 PA: 36 PB: 1 SB: 0 CS: 2
<b>PITCHER</b>	IP 9.0	WLS 32	BF 5	H 4	R 4	ER 2	SO 2	BB 3	IBB 0	HBP 0	BLK 0	WP 0	HR 1	S 33	P 45	ERA 4.00	WHIP 0.889		
Ramon Martinez, R ERA: 5.06																			
Jim Gott, R ERA: 5.71	1.0	W	3	0	0	0	0	0	0	0	0	0	0	3	3	0.00	0.000		

Houston Astros @ Los Angeles Dodgers  
Dodger Stadium, Los Angeles, CA

Tue May 10 1994, 7:05 PM PDT  
Att: 36,766 - Unknown - 63 F

AB 30  
R 4  
H 5  
RBI 4  
BB 3  
SO 2  
LOB 3



Batter	1	2	3	4	5	6	7	8	9	10	AB	R	H	RBI	BB	SO	LOB	BOTTOM	
Brett Butler, L OBP: 0.469, SLG: 0.474	G6-4-3 BB		FC4-6 1-2f		L5-3 1B		G6-3 BB		G5-3		2	0	1	0	3	0	1		
Jose Offerman, S OBP: 0.300, SLG: 0.320	F2		K		L5-3		G6-3		G5-3		5	0	0	1	0	1	6		
Mike Piazza, R OBP: 0.331, SLG: 0.511	G6-4-3				F8		G3-1			G5-3	5	0	2	0	0	0	2		
Chris Gwynn, L OBP: 0.318, SLG: 0.400				2B G5-3 1B							0	1	0	0	0	0	0		
Tim Wallach, R OBP: 0.408, SLG: 0.636		L3				F8		G6-3 BB		F9	4	1	1	0	1	0	1		
Eric Karros, R OBP: 0.348, SLG: 0.440		HR			G5-3			K			5	1	3	1	0	1	3		
Cory Snyder, R OBP: 0.377, SLG: 0.694				3-H		1B				E 2B	4	1	2	1	1	0	2		
Raul Mondesi, R OBP: 0.310, SLG: 0.512				2-H		1B					4	0	2	1	0	0	2		
Henry Rodriguez, L OBP: 0.378, SLG: 0.538	FC5-4 CS			1-H		2B					0	0	0	0	0	0	0		
Carlos Hernandez, R OBP: 0.300, SLG: 0.300											1	0	0	0	0	0	2		
Delino DeShields, L OBP: 0.313, SLG: 0.253			CS		G2-3						2	1	1	0	2	0	0		
Ramon Martinez, R OBP: 0.250, SLG: 0.313											2	0	1	0	0	0	2		
Mitch Webster, S OBP: 0.343, SLG: 0.300											1	0	0	0	0	0	2		
Jim Gott, R					P4						0	0	0	0	0	0	0		
<b>Inning Stats</b>	R: 0 E: 0 K: 2 S: 2	H: 0 LOB: 0 BB: 1 P: 6	R: 1 E: 0 K: 0 S: 4	H: 2 LOB: 0 BB: 0 P: 4	R: 0 E: 0 K: 1 S: 6	H: 1 LOB: 1 BB: 0 P: 6	R: 2 E: 0 K: 0 S: 6	H: 4 LOB: 2 BB: 1 P: 10	R: 0 E: 0 K: 0 S: 3	H: 1 LOB: 0 BB: 0 P: 3	R: 0 E: 0 K: 0 S: 4	H: 1 LOB: 1 BB: 2 P: 11	R: 0 E: 0 K: 1 S: 4	H: 0 LOB: 0 BB: 1 P: 8	R: 0 E: 0 K: 0 S: 4	H: 2 LOB: 3 BB: 1 P: 8	1B: 9 2B: 5 3B: 0 HR: 1	SF: 0 SAC: 1 DP: 4 HBP: 0	WP: 0 PA: 44 PB: 0 SB: 1 CS: 3
<b>PITCHER</b>	IP 6.2	WLS 29	BF 9	H 4	R 4	ER 1	SO 1	BB 4	IBB 0	HBP 0	BLK 0	WP 0	HR 1	S 27	P 43	ERA 5.40	WHIP 1.950		
Greg Swindell, L ERA: 2.68																			
Todd Jones, R ERA: 5.06	1.1	5	1	0	0	1	0	0	0	0	0	0	0	6	10	0.00	1.500		
Mike Hampton, L ERA: 5.59	1.0	4	1	0	0	0	0	1	0	0	0	0	0	3	7	0.00	2.000		
Dave Veres, R ERA:	0.1	L	3	2	1	0	0	0	0	0	0	0	0	3	3	0.00	6.000		
Tom Edens, R ERA: 3.2	0.0	1	0	0	0	0	0	0	1	0	0	0	0	0	4	∞	∞		
<b>PITCHER</b>	IP 0.0	WLS 1	BF 0	H 0	R 0	ER 0	SO 0	BB 0	IBB 0	HBP 0	BLK 0	WP 0	HR 0	S 1	P 1	ERA ∞	WHIP ∞		
Mitch Williams, L ERA: 9.45																			

Houston Astros @ Los Angeles Dodgers  
Dodger Stadium, Los Angeles, CA

Tue May 10 1994, 7:05 PM PDT  
Att: 36,766 - Unknown - 63 F

AB 35  
R 5  
H 13  
RBI 4  
BB 7  
SO 2  
LOB 23





Batter	1	2	3	4	5	6	7	8	9	AB	R	H	RBI	BB	SO	LOB	TOP					
James Mouton, R (1, 9) OBP: 0.306, SLG: 0.306	1-2 G6-3		1-2 F9			1-0 G6-3		2-3 K2-3		4	0	0	0	0	1	2						
Steve Finley, L (1, 8) OBP: 0.347, SLG: 0.515	1-2 G6-3			2-3 K		0-2 G4-3			1-0 G3	4	0	0	0	0	1	1						
Craig Biggio, R (1, 4) OBP: 0.411, SLG: 0.524	3-3 K			1-0 G5-3			2-2 1B		4-1 BB	3	0	1	0	1	1	0						
5 Jeff Bagwell, R (1, 3) OBP: 0.392, SLG: 0.587		3-1 G5-3		1-2 G6-3			0-0 F8		0-1 F7	4	0	0	0	0	0	2						
Luis Gonzalez, L (1, 7) OBP: 0.339, SLG: 0.423		0-1 S 1B			1-1 G3		0-0 L8		0-0 G4-3	4	0	1	0	0	0	2						
Ken Caminiti, S (1, 5) OBP: 0.289, SLG: 0.450		1-1 P4			0-3 K		1 SAFE 0-0 F7			3	0	0	0	0	1	2						
Scott Servais, R (1, 2) Mike Felder, S (8, PH) Tony Eusebio, R (8, 2) OBP: 0.161, SLG: 0.333		2-2 G5-3		1-2	1-1 G6-3			2-1 F7		2	0	0	0	0	0	1						
Andujar Cedeno, R (1, 6) OBP: 0.336, SLG: 0.520			0-0 F9			2-1 G6-3 SH1-4 1B		3-2 G1-3		3	0	1	0	0	0	0						
Shane Reynolds, R (1, 1) Sid Bream, L (8, PH) Andy Stankiewicz, R (8, PH) Tom Edens, R (8, 1) OBP: 0.448, SLG: 0.583			1-3 K			0-0 SH1-4 1B		3-1		1	0	0	0	0	1	0						
						1-2		2B		1	0	1	0	0	0	0						
										0	0	0	0	0	0	0						
										0	0	0	0	0	0	0						
<b>Inning Stats</b>	R: 0 H: 0 E: 0 K: 1 S: 9	H: 0 LOB: 0 BB: 0 P: 14	R: 0 H: 1 E: 0 K: 0 S: 9	LOB: 1 BB: 0 P: 15	R: 0 H: 0 E: 0 K: 1 S: 8	LOB: 0 BB: 0 P: 10	R: 0 H: 0 E: 0 K: 1 S: 7	LOB: 0 BB: 0 P: 11	R: 0 H: 0 E: 0 K: 0 S: 8	H: 0 LOB: 0 BB: 0 P: 10	R: 0 H: 1 E: 0 K: 0 S: 7	LOB: 1 BB: 0 P: 10	R: 0 H: 1 E: 0 K: 0 S: 6	LOB: 1 BB: 0 P: 8	R: 0 H: 1 E: 0 K: 1 S: 11	LOB: 1 BB: 0 P: 21	R: 0 H: 0 E: 0 K: 0 S: 5	LOB: 1 BB: 1 P: 10	1B: 3 2B: 1 3B: 0 HR: 0	SF: 0 SAC: 1 DP: 0 HBP: 0	WP: 0 PB: 0 SB: 1 CS: 1	PA: 32
<b>PITCHER</b> Pedro Astacio, R (1, 1) ERA: 4.7	IP: 9.0 WLS: W BF: 32 H: 4 R: 0 ER: 0 SO: 5 BB: 1 IBB: 0 HBP: 0 BLK: 0 WP: 0 HR: 0 S: 70 P: 109 ERA: 0.00 WHIP: 0.556															<b>PITCHER</b>						

Houston Astros @ Los Angeles Dodgers  
Dodger Stadium, Los Angeles, CA  
Wed May 11, 1994, 7:05 PM PDT  
Att: 35,587 - Unknown - 62 F

AB	30
R	0
H	4
RBI	0
BB	1
SO	5
LOB	10



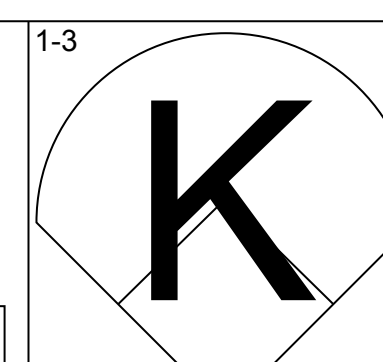
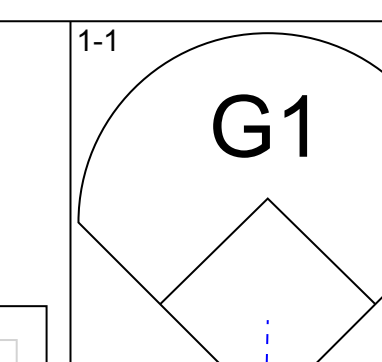
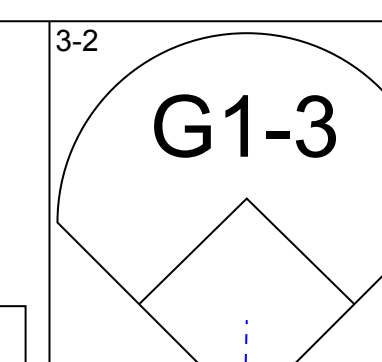
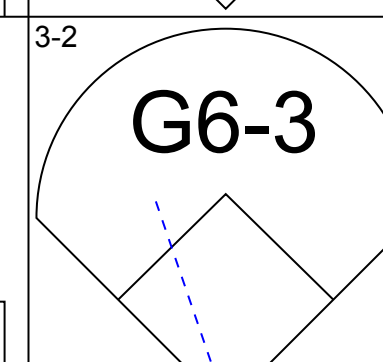
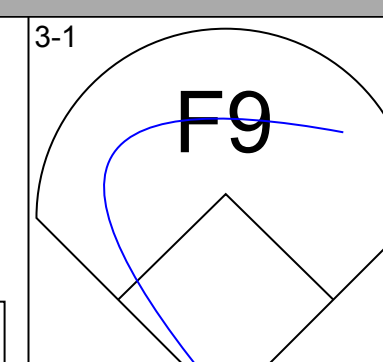
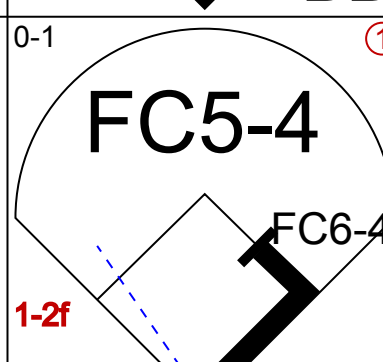
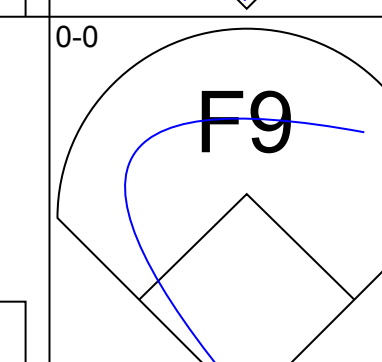
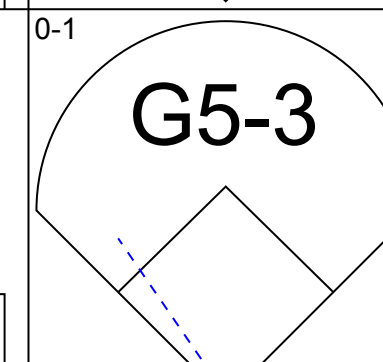
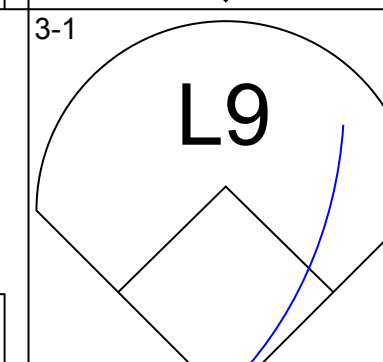
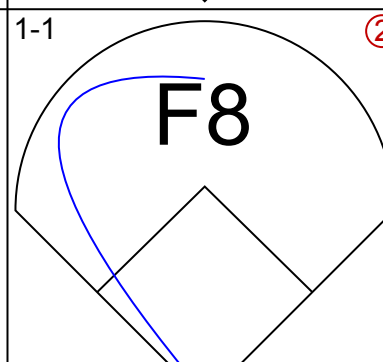
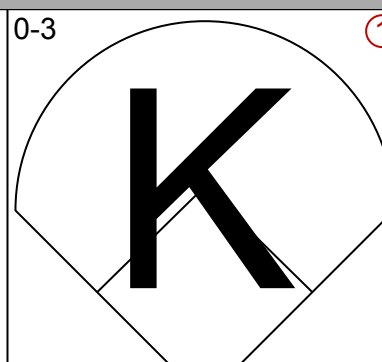
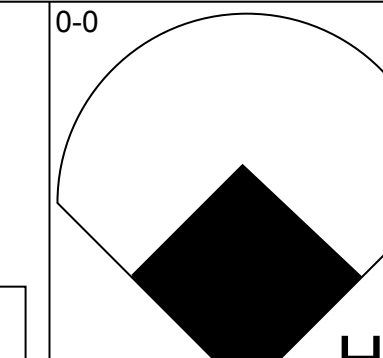
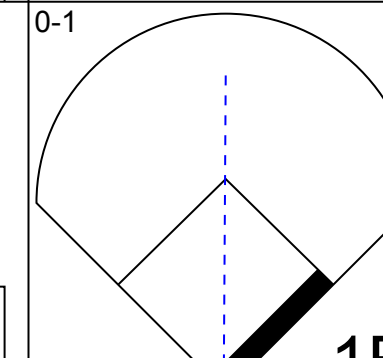
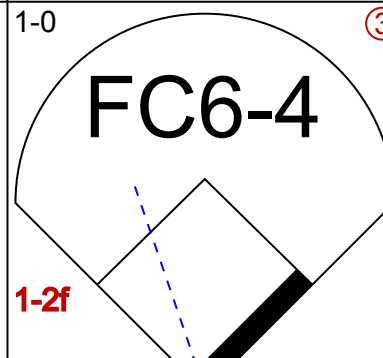
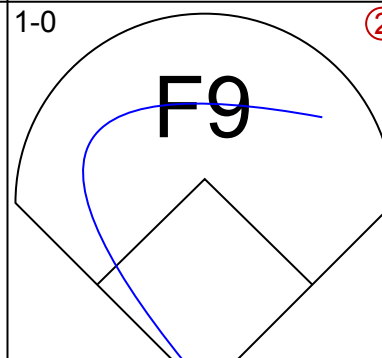
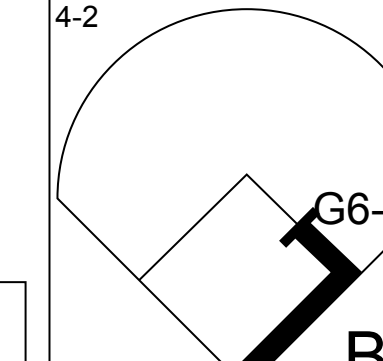
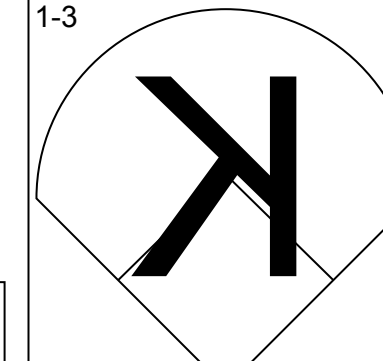
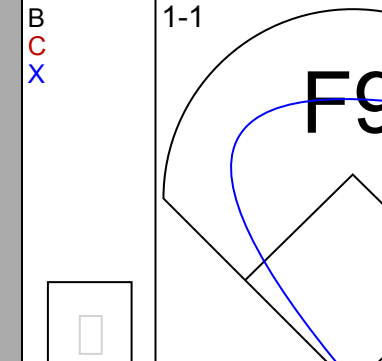
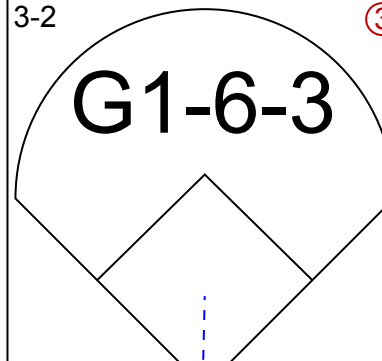
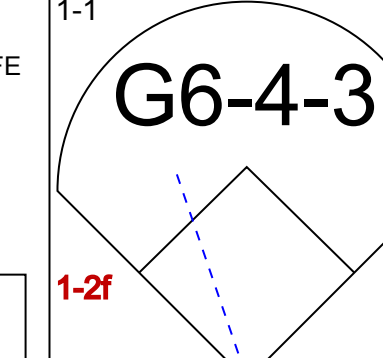
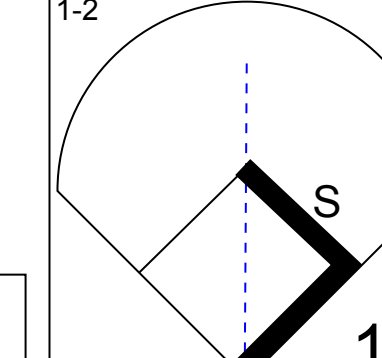
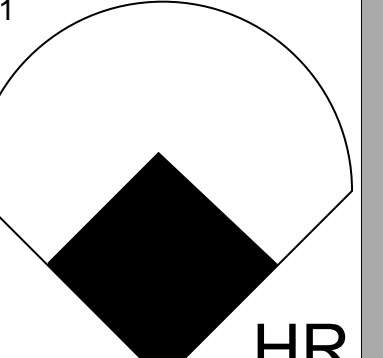
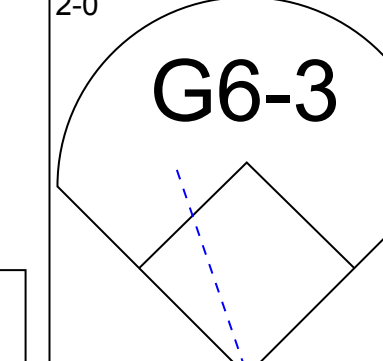
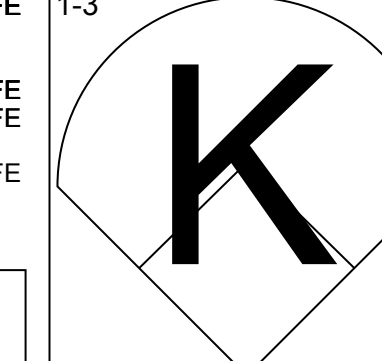
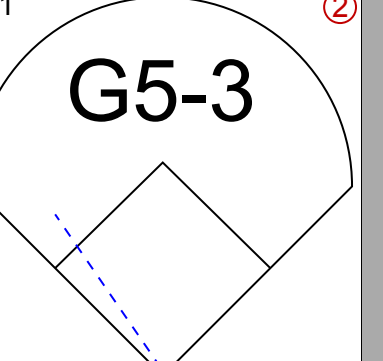
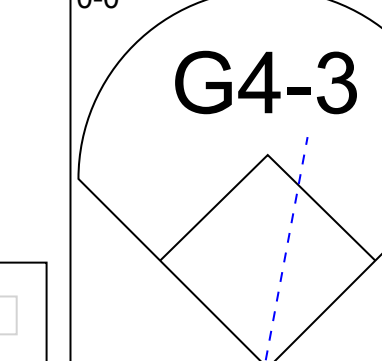
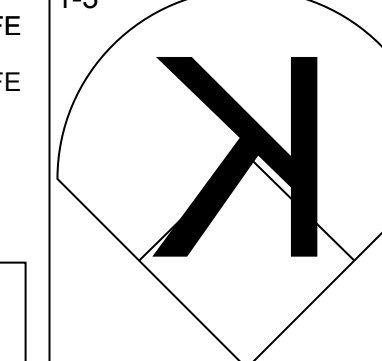
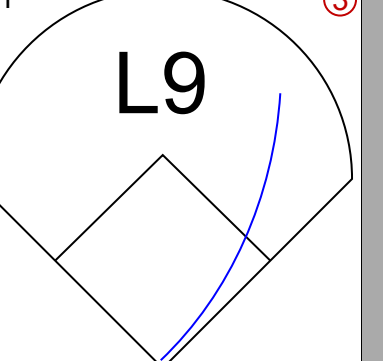
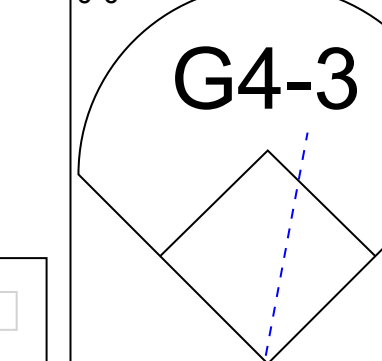
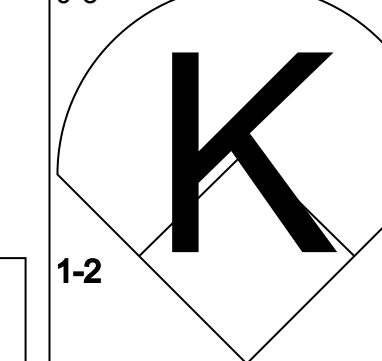
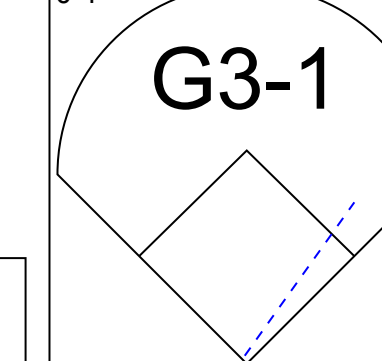
Batter	1	2	3	4	5	6	7	8	9	AB	R	H	RBI	BB	SO	LOB	BOTTOM					
Brett Butler, L (1, 8) OBP: 0.459, SLG: 0.462	3-2 F9			1-2 G4-3		0-0 G4-3				3	0	0	0	0	0	1						
Delino DeShields, L (1, 4) OBP: 0.306, SLG: 0.245	1-2 G4-3			1-3 K		3-2 F7				3	0	0	0	0	1	1						
Mike Piazza, R (1, 2) OBP: 0.324, SLG: 0.500	2-3 K			0-3 K			0-2 G3-1			3	0	0	0	0	2	0						
Tim Wallach, R (1, 5) OBP: 0.400, SLG: 0.621		1-3 K			0-0 G5-3		2-2 G6-3			3	0	0	0	0	1	0						
Henry Rodriguez, L (1, 7) OBP: 0.365, SLG: 0.521		0-3 K			0-0 G4-3		2-1 F7			3	0	0	0	0	1	0						
Eric Karros, R (1, 3) OBP: 0.341, SLG: 0.429		2-3 K			0-2 G6-3			2-0 F9		3	0	0	0	0	1	0						
Raul Mondesi, R (1, 9) OBP: 0.310, SLG: 0.532			0-3 K			0-0 HR		1-0 G6-3		3	1	1	1	0	1	0						
Jose Offerman, S (1, 6) OBP: 0.301, SLG: 0.320			0-1 G1-3			0-0 G4-3 SH1-4 1B		2-2 G3-1		3	0	1	0	0	0	0						
Pedro Astacio, R (1, 1) OBP: 0.077, SLG: 0.077			0-3 K			1 SAFE 1-1 SH1-4				1	0	0	0	0	1	0						
<b>Inning Stats</b>	R: 0 H: 0 E: 0 K: 1 S: 11	H: 0 LOB: 0 BB: 0 P: 17	R: 0 H: 0 E: 0 K: 3 S: 9	LOB: 0 BB: 0 P: 12	R: 0 H: 0 E: 0 K: 2 S: 8	LOB: 0 BB: 0 P: 8	R: 0 H: 0 E: 0 K: 2 S: 9	LOB: 0 BB: 0 P: 11	R: 0 H: 0 E: 0 K: 0 S: 5	LOB: 0 BB: 0 P: 5	R: 1 H: 2 E: 0 K: 0 S: 9	LOB: 1 BB: 0 P: 13	R: 0 H: 0 E: 0 K: 0 S: 8	LOB: 0 BB: 0 P: 12	R: 0 H: 0 E: 0 K: 0 S: 7	LOB: 0 BB: 0 P: 12	R: 0 H: 0 E: 0 K: 0 S: 1	LOB: 0 BB: 0 P: 12	1B: 1 2B: 0 3B: 0 HR: 1	SF: 0 SAC: 1 DP: 0 HBP: 0	WP: 0 PB: 0 SB: 0 CS: 0	PA: 26
<b>PITCHER</b> Shane Reynolds, R (1, 1) ERA: 4.26 Tom Edens, R (8, 1) ERA: 3.05	IP: 7.0 WLS: L BF: 23 H: 2 R: 1 ER: 1 SO: 8 BB: 0 IBB: 0 HBP: 0 BLK: 0 WP: 0 HR: 1 S: 59 P: 78 ERA: 1.29 WHIP: 0.286															<b>PITCHER</b>						

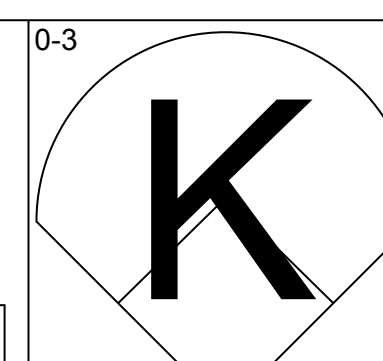
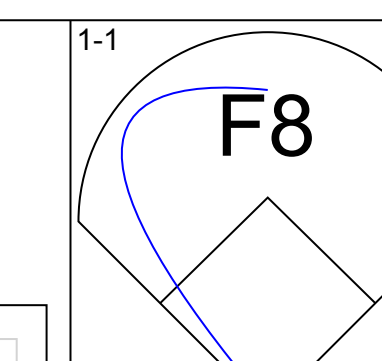
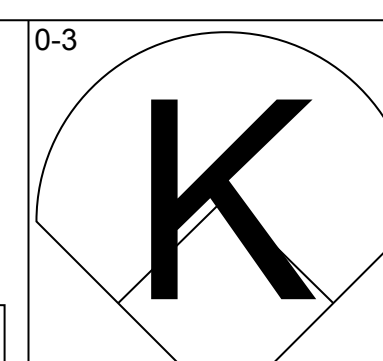
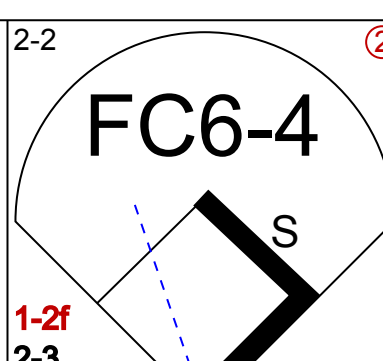
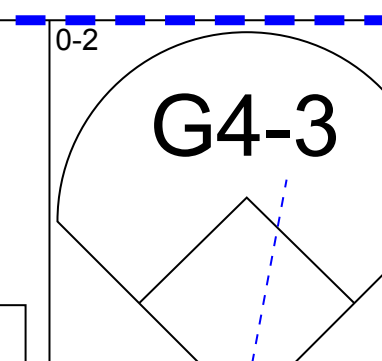
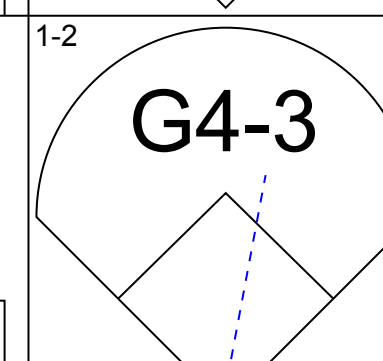
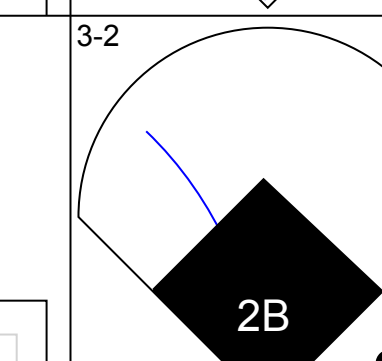
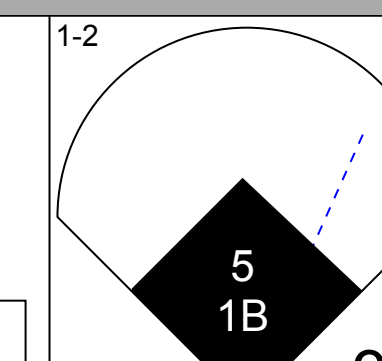
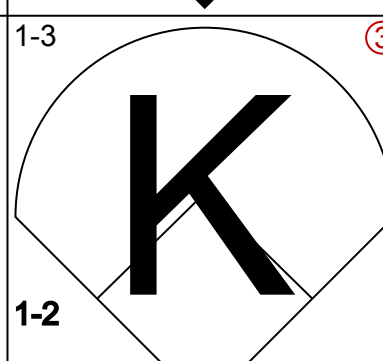
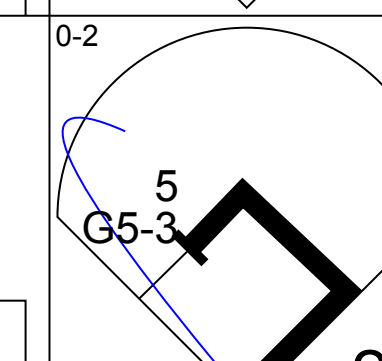
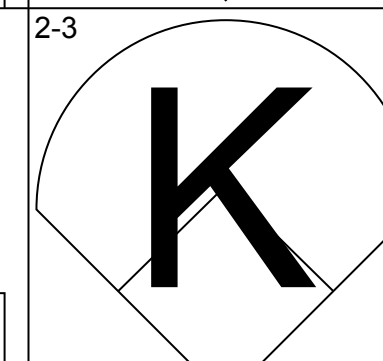
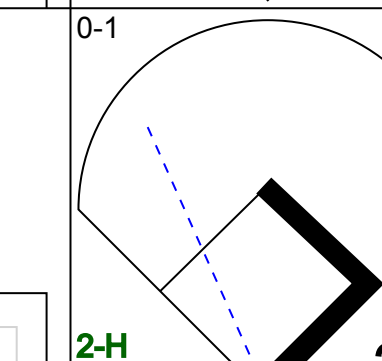
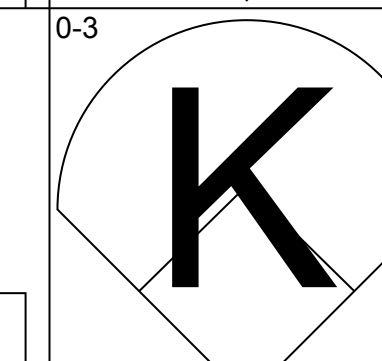
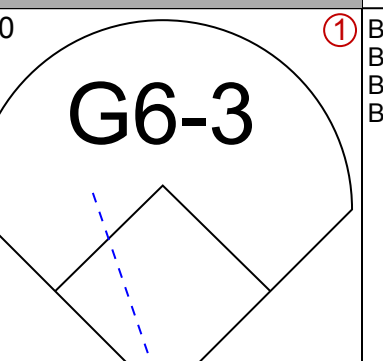
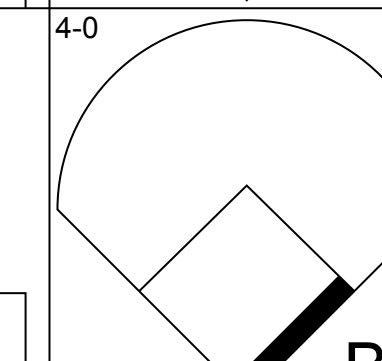
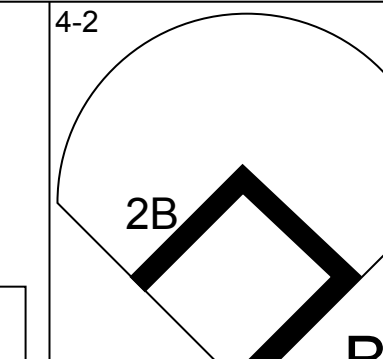
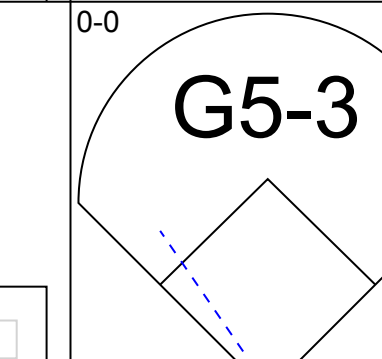
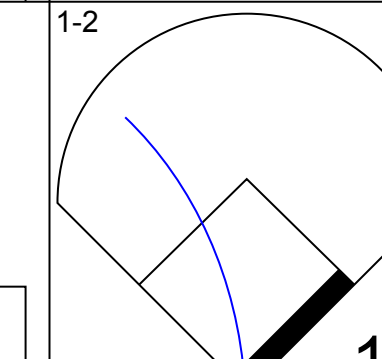
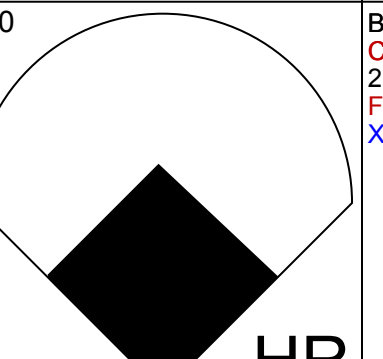
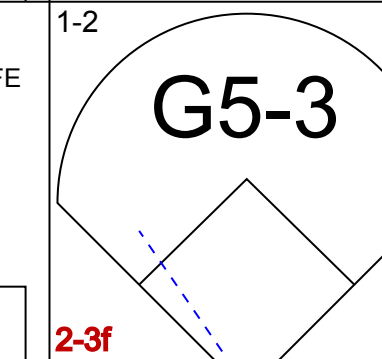
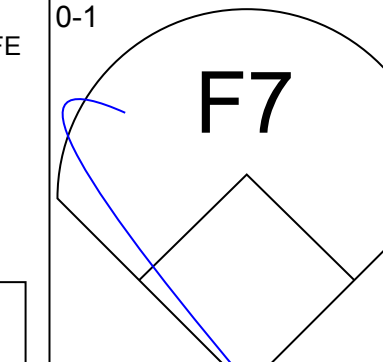
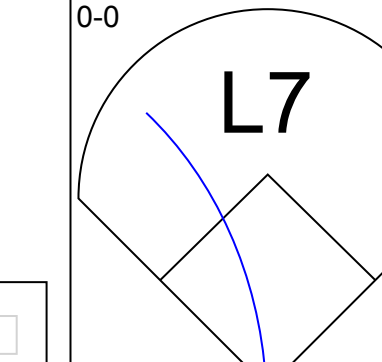
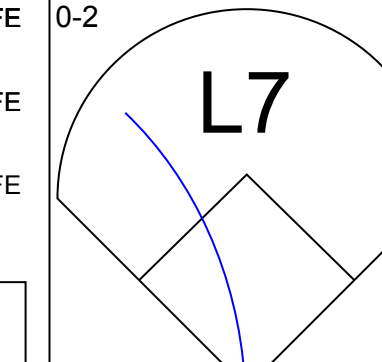
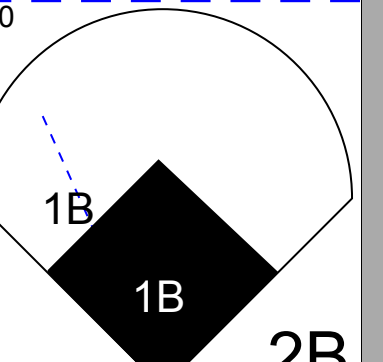

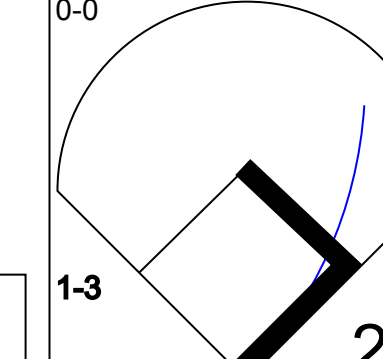
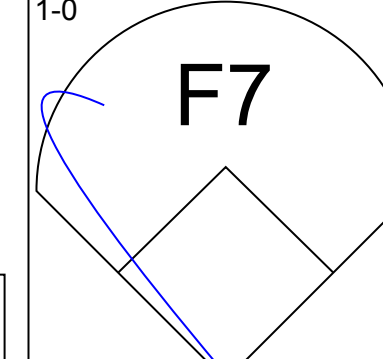
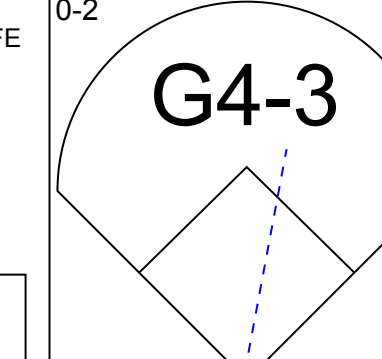
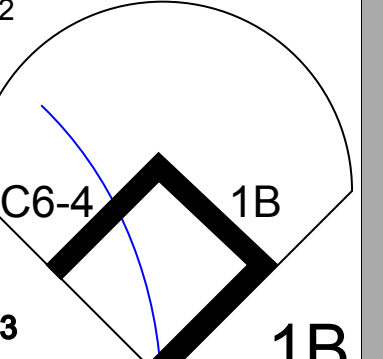

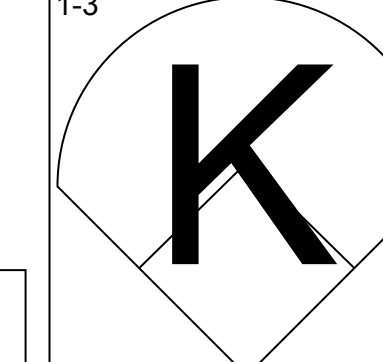
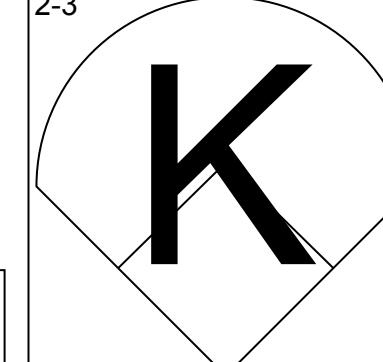
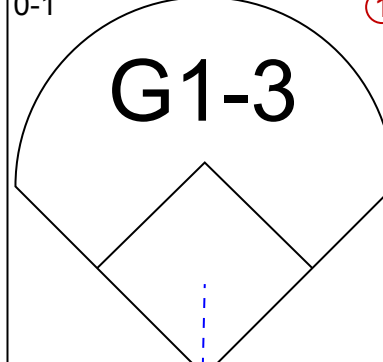
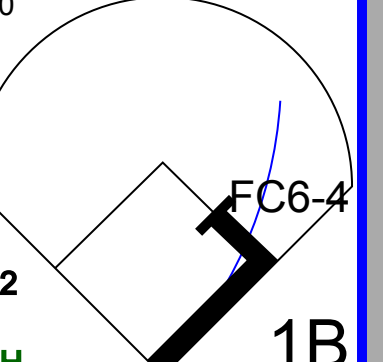

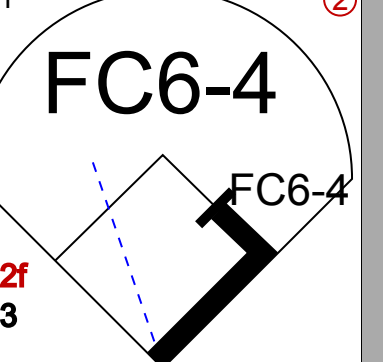

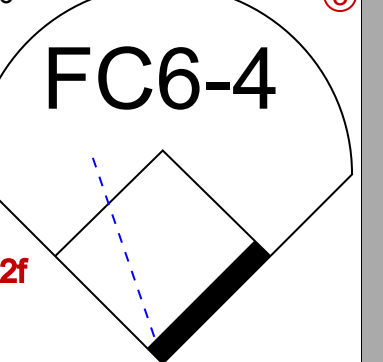

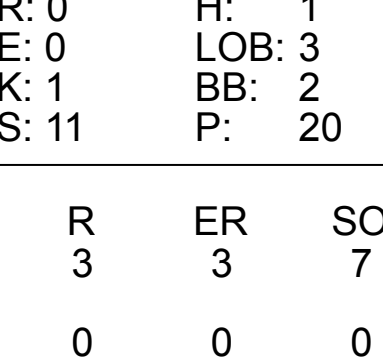
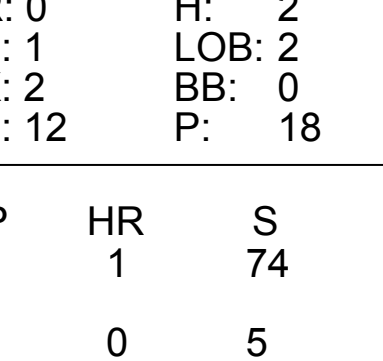
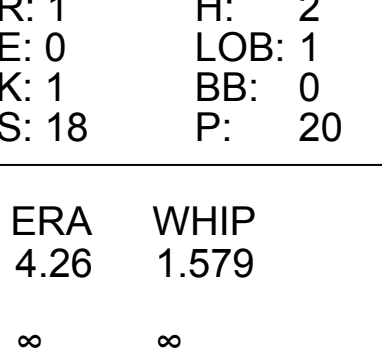
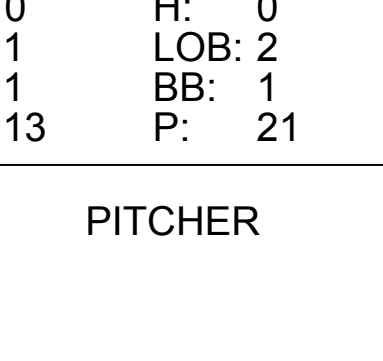
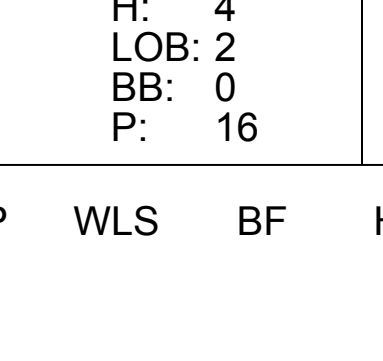
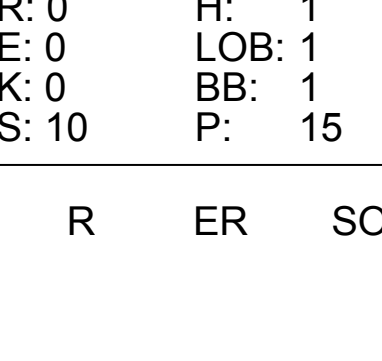


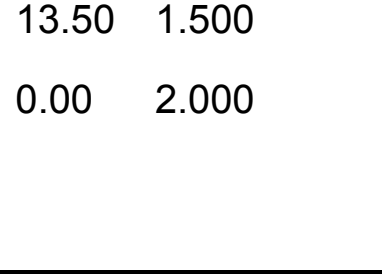



Houston Astros @ Los Angeles Dodgers  
Dodger Stadium, Los Angeles, CA  
Wed May 11, 1994, 7:05 PM PDT  
Att: 35,587 - Unknown - 62 F

AB	25
R	1
H	2
RBI	1
BB	0
SO	8
LOB	2





Batter	1	2	3	4	5	6	7	8	9	AB	R	H	RBI	BB	SO	LOB	TOP					
Walt Weiss, S OBP: 0.349, SLG: 0.333										3	0	0	0	1	1	0	<b>Colorado Rockies @ Houston Astros</b> Astrodome, Houston, TX Fri May 13 1994, 8:05 PM EDT Att: 29,962 - Dome					
Charlie Hayes, R OBP: 0.254, SLG: 0.397										4	0	0	0	0	0	1						
Dante Bichette, R OBP: 0.348, SLG: 0.633										4	0	0	0	0	1	1						
Andres Galarraga, R OBP: 0.336, SLG: 0.623									4	1	2	1	0	0	1	1						
Howard Johnson, S OBP: 0.273, SLG: 0.368									3	0	0	0	1	1	1	1						
Ellis Burks, R OBP: 0.437, SLG: 0.814									3	1	2	1	0	0	1	1						
Joe Girardi, R OBP: 0.324, SLG: 0.264									3	0	0	0	0	1	1	1						
Roberto Mejia, R OBP: 0.333, SLG: 0.505									3	0	0	0	0	1	1	1						
Marvin Freeman, R OBP: 0.242, SLG: 0.294									2	0	0	0	0	1	1	1						
Mike Munoz, L OBP: 0.318, SLG: 0.429									0	0	0	0	0	0	0	0						
Steve Reed, R OBP: 0.161, SLG: 0.333									0	0	0	0	0	0	0	0						
<b>Inning Stats</b>	R: 0 E: 0 K: 1 S: 10	H: 0 LOB: 0 BB: 0 P: 14	R: 1 E: 0 K: 0 S: 7	H: 1 LOB: 0 BB: 1 P: 14	R: 0 E: 0 K: 0 S: 4	H: 0 LOB: 0 BB: 0 P: 5	R: 0 E: 0 K: 1 S: 9	H: 1 LOB: 1 BB: 0 P: 16	R: 0 E: 0 K: 3 S: 13	H: 1 LOB: 1 BB: 0 P: 16	R: 0 E: 0 K: 0 S: 8	H: 0 LOB: 1 BB: 1 P: 14	R: 1 E: 0 K: 0 S: 8	H: 1 LOB: 0 BB: 0 P: 13	R: 0 E: 0 K: 0 S: 7	H: 0 LOB: 0 BB: 0 P: 10	R: 0 E: 0 K: 1 S: 8	H: 0 LOB: 0 BB: 0 P: 12	1B: 2 2B: 0 3B: 0 HR: 2	SF: 0 SAC: 0 DP: 1 HBP: 0	WP: 0 PB: 0 SB: 1 CS: 0	PA: 32
<b>PITCHER</b> Doug Drabek, R ERA: 2.65	IP: 9.0 WLS: W BF: 32	H: 4 R: 2 ER: 2 SO: 6	BB: 2 IBB: 0 HBP: 0 BLK: 0	WP: 0 HR: 2 S: 74 P: 114	ERA: 2.00 WHIP: 0.667	<b>PITCHER</b>										IP: 9.0 WLS: W BF: 32	H: 4 R: 2 ER: 2 SO: 6	BB: 2 IBB: 0 HBP: 0 BLK: 0	WP: 0 HR: 2 S: 74 P: 114	ERA: 2.00 WHIP: 0.667		

Batter	1	2	3	4	5	6	7	8	9	AB	R	H	RBI	BB	SO	LOB	BOTTOM			
James Mouton, R OBP: 0.295, SLG: 0.294										5	0	0	0	0	2	4	<b>Colorado Rockies @ Houston Astros</b> Astrodome, Houston, TX Fri May 13 1994, 8:05 PM EDT Att: 29,962 - Dome			
Steve Finley, L OBP: 0.356, SLG: 0.547										5	2	3	0	0	1	2				
Craig Biggio, R OBP: 0.411, SLG: 0.523										4	0	1	1	1	2	1				
5 Jeff Bagwell, R OBP: 0.399, SLG: 0.608										4	1	2	2	1	0	3				
Luis Gonzalez, L OBP: 0.336, SLG: 0.426										4	1	1	0	0	0	3				
Ken Caminiti, S OBP: 0.296, SLG: 0.460										4	0	2	0	0	0	1				
Scott Servais, R OBP: 0.242, SLG: 0.333										3	0	0	0	0	2	2				
Sid Bream, L OBP: 0.545, SLG: 0.556										1	0	1	1	0	0	0				
Tony Eusebio, R OBP: 0.161, SLG: 0.333										0	0	0	0	0	0	0				
Andujar Cedeno, R OBP: 0.350, SLG: 0.520										2	0	1	0	2	0	2				
Doug Drabek, R OBP: 0.130, SLG: 0.095										3	0	1	0	0	0	5				
<b>Inning Stats</b>	R: 0 E: 0 K: 2 S: 9	H: 0 LOB: 0 BB: 0 P: 12	R: 0 E: 0 K: 1 S: 11	H: 1 LOB: 3 BB: 2 P: 20	R: 1 E: 0 K: 0 S: 9	H: 2 LOB: 1 BB: 0 P: 13	R: 0 E: 1 K: 2 S: 12	H: 2 LOB: 2 BB: 0 P: 18	R: 1 E: 0 K: 1 S: 18	H: 2 LOB: 1 BB: 0 P: 20	R: 0 E: 1 K: 1 S: 13	H: 0 LOB: 2 BB: 1 P: 21	R: 2 E: 0 K: 0 S: 11	H: 4 LOB: 2 BB: 0 P: 16	R: 0 E: 0 K: 0 S: 10	H: 1 LOB: 1 BB: 1 P: 15	1B: 5 2B: 5 3B: 1 HR: 1	SF: 0 SAC: 1 DP: 1 HBP: 0	WP: 0 PB: 0 SB: 1 CS: 0	PA: 40
<b>PITCHER</b> Marvin Freeman, R ERA: 3.34	IP: 6.1 WLS: L	H: 8 R: 3 ER: 3 SO: 7	BB: 2 IBB: 0 HBP: 0 BLK: 0	WP: 0 HR: 1 S: 74 P: 106	ERA: 4.26 WHIP: 1.579	<b>PITCHER</b>										IP: 6.1 WLS: L	H: 8 R: 3 ER: 3 SO: 7	BB: 2 IBB: 0 HBP: 0 BLK: 0	WP: 0 HR: 1 S: 74 P: 106	ERA: 4.26 WHIP: 1.579
Mike Munoz, L ERA: 6.23	0.0	2	2	0	0	0	0	0	0	0	0	5	7	∞	∞					
Darren Holmes, R ERA: 9.22	0.2	3	1	1	1	0	0	0	0	0	0	4	7	13.50	1.500					
Steve Reed, R ERA: 3.86	1.0	4	1	0	0	0	1	0	0	0	0	10	15	0.00	2.000					

AB	30
R	2
H	4
RBI	2
BB	2
SO	6
LOB	8





Batter	1	2	3	4	5	6	7	8	9	AB	R	H	RBI	BB	SO	LOB	TOP				
Walt Weiss, S OBP: 0.357, SLG: 0.333	4-1 BB 1B BB	2-2 G6-3			2-1 SH3-4 2B 1B	2-2 F7			4-1 FC6-4 BB	3	2	1	0	2	0	1					
Mike Kingery, L OBP: 0.467, SLG: 0.459	1-2 1B FC1-2 BB	2-2 F8			1-1 SH3-4			0-2 G4-3	0-2 FC6-4 1B S	3	0	0	0	1	0	2					
Ellis Burks, R OBP: 0.435, SLG: 0.795	4-2 FC1-2 1B BB		1-3 K		1-3 K			1-3 K	3-1 1B	4	1	1	0	1	3	1					
Andres Galarraga, R OBP: 0.345, SLG: 0.630	2-1 G1 FC1-2 1B		1-0 G6-3		1-0 1B 2B			1-2 FC5-4 1B	2-1 L7	5	1	3	2	0	0	2					
John Vander Wal, L OBP: 0.320, SLG: 0.391 Dante Bichette, R OBP: 0.345, SLG: 0.628	3-1 FC1-2 G1		0-3 K		4-2 1B BB			2-2 FC5-4 1B		2	0	0	0	1	1	3					
Charlie Hayes, R OBP: 0.293, SLG: 0.392	0-1 G1			2-3 K	3-2 1B			1-3 K		4	0	1	2	0	2	2					
Danny Sheaffer, R OBP: 0.324, SLG: 0.258	0-1 G5-3		0-0 P3		3-1 L7			1-1 F7		4	0	0	0	0	0	4					
Nelson Liriano, S OBP: 0.414, SLG: 0.417		4-2 SH1-4 BB		0-0 2B	0-3 K			0-0 G3		3	0	1	0	1	1	0					
David Nied, R OBP: 0.143, SLG: 0.077 Steve Reed, R OBP: 0.313, SLG: 0.488 Bruce Ruffin, S OBP: 0.313, SLG: 0.488		0-0 SH1-4		1-0 G1-3	1-3 K			3-3 K		2	0	0	0	0	1	1					
<b>Inning Stats</b>	R: 2 E: 0 K: 0 S: 16	H: 1 LOB: 2 BB: 3 P: 33	R: 0 E: 0 K: 0 S: 13	H: 0 LOB: 1 BB: 1 P: 21	R: 0 E: 0 K: 2 S: 7	H: 0 LOB: 0 BB: 0 P: 9	R: 0 E: 0 K: 1 S: 6	H: 1 LOB: 1 BB: 0 P: 9	R: 2 E: 0 K: 2 S: 12	H: 3 LOB: 2 BB: 1 P: 31	R: 0 E: 0 K: 1 S: 12	H: 1 LOB: 1 BB: 0 P: 16	R: 0 E: 0 K: 1 S: 6	H: 0 LOB: 0 BB: 0 P: 8	R: 0 E: 0 K: 1 S: 11	H: 1 LOB: 2 BB: 1 P: 23	1B: 5 2B: 2 3B: 0 HR: 0	SF: 0 SAC: 2 DP: 0 HBP: 0	WP: 0 PB: 0 SB: 1 CS: 0	PA: 40	
<b>PITCHER</b>	IP WLS BF H R ER SO BB IBB HBP BLK WP HR S P ERA WHIP	IP WLS BF H R ER SO BB IBB HBP BLK WP HR S P ERA WHIP	IP WLS BF H R ER SO BB IBB HBP BLK WP HR S P ERA WHIP	IP WLS BF H R ER SO BB IBB HBP BLK WP HR S P ERA WHIP	IP WLS BF H R ER SO BB IBB HBP BLK WP HR S P ERA WHIP	IP WLS BF H R ER SO BB IBB HBP BLK WP HR S P ERA WHIP	IP WLS BF H R ER SO BB IBB HBP BLK WP HR S P ERA WHIP	IP WLS BF H R ER SO BB IBB HBP BLK WP HR S P ERA WHIP	IP WLS BF H R ER SO BB IBB HBP BLK WP HR S P ERA WHIP	IP WLS BF H R ER SO BB IBB HBP BLK WP HR S P ERA WHIP	IP WLS BF H R ER SO BB IBB HBP BLK WP HR S P ERA WHIP	IP WLS BF H R ER SO BB IBB HBP BLK WP HR S P ERA WHIP	IP WLS BF H R ER SO BB IBB HBP BLK WP HR S P ERA WHIP	IP WLS BF H R ER SO BB IBB HBP BLK WP HR S P ERA WHIP	IP WLS BF H R ER SO BB IBB HBP BLK WP HR S P ERA WHIP	IP WLS BF H R ER SO BB IBB HBP BLK WP HR S P ERA WHIP	IP WLS BF H R ER SO BB IBB HBP BLK WP HR S P ERA WHIP	IP WLS BF H R ER SO BB IBB HBP BLK WP HR S P ERA WHIP	IP WLS BF H R ER SO BB IBB HBP BLK WP HR S P ERA WHIP	IP WLS BF H R ER SO BB IBB HBP BLK WP HR S P ERA WHIP	IP WLS BF H R ER SO BB IBB HBP BLK WP HR S P ERA WHIP

Colorado Rockies @ Houston Astros  
Astrodome, Houston, TX  
Sat May 14 1994, 8:05 PM EDT  
Att: 23,037 - Dome

livebaseballscorecards.com

AB	32
R	4
H	7
RBI	4
BB	6
SO	9
LOB	17



Batter	1	2	3	4	5	6	7	8	9	AB	R	H	RBI	BB	SO	LOB	BOTTOM					
Craig Biggio, R OBP: 0.293, SLG: 0.537	0-1 S 1B		1-2 1B		4-1 BB			3-1 2B	2-1 G4-3	4	0	3	0	1	0	0						
Steve Finley, L OBP: 0.346, SLG: 0.532	2-2 F8		2-0 F9		0-1 P2			2-2 F9		4	0	0	0	0	0	5						
Kevin Bass, S OBP: 0.311, SLG: 0.405	3-1 F8		1-2 G6-3		3-2 G4-3			3-1 F8		4	0	0	0	0	0	5						
5 Jeff Bagwell, R OBP: 0.401, SLG: 0.602	1-0 HBP			0-0 G4-6-3 1B				0-3 K	0-0 F8	3	0	1	0	0	1	0						
Luis Gonzalez, L OBP: 0.341, SLG: 0.455	3-2 P2			0-0 G4-6-3 1B				2-0 P5	2-2 HR	4	1	2	1	0	0	2						
Ken Caminiti, S OBP: 0.295, SLG: 0.453		0-0 L5		2-2 G4-6-3 1B				0-0 2B 1B	2-2 L8	4	1	1	0	0	0	2						
Scott Servais, R OBP: 0.242, SLG: 0.341		2-3 K		0-1 P2				2-2 1H 2B	0-3 K	4	0	1	1	0	2	1						
Andujar Cedeno, R OBP: 0.339, SLG: 0.500		3-2 G6-3			0-0 G5-3			1-1 G5-3	1-2 L9	4	0	0	0	0	0	1						
Darryl Kile, R ERA: 4.24 Chris Donnels, L ERA: 4.12 Mike Hampton, L ERA: 4.53 Mike Felder, S ERA: 0.96 John Hudek, R ERA: 8.79 Mitch Williams, L ERA: 8.79 Andy Stankiewicz, R ERA: 8.79		1-2 F8		2-2 2B				1-0 P2	1-3 K	1	0	0	0	0	0	0						
<b>Inning Stats</b>	R: 0 E: 0 K: 0 S: 10	H: 1 LOB: 0 BB: 0 P: 19	R: 0 E: 0 K: 1 S: 7	H: 0 LOB: 0 BB: 0 P: 12	R: 0 E: 0 K: 0 S: 12	H: 1 LOB: 1 BB: 0 P: 15	R: 0 E: 0 K: 0 S: 7	H: 2 LOB: 1 BB: 0 P: 9	R: 0 E: 0 K: 0 S: 11	H: 1 LOB: 2 BB: 1 P: 20	R: 1 E: 0 K: 1 S: 10	H: 2 LOB: 1 BB: 0 P: 15	R: 0 E: 0 K: 0 S: 8	H: 1 LOB: 1 BB: 0 P: 17	R: 1 E: 0 K: 1 S: 13	H: 1 LOB: 0 BB: 0 P: 17	R: 0 E: 0 K: 1 S: 9	H: 0 LOB: 0 BB: 0 P: 13	1B: 5 2B: 3 3B: 0 HR: 1	SF: 0 SAC: 0 DP: 1 HBP: 1	WP: 0 PB: 0 SB: 1 CS: 0	PA: 37
<b>PITCHER</b>	IP WLS BF H R ER SO BB IBB HBP BLK WP HR S P ERA WHIP	IP WLS BF H R ER SO BB IBB HBP BLK WP HR S P ERA WHIP	IP WLS BF H R ER SO BB IBB HBP BLK WP HR S P ERA WHIP	IP WLS BF H R ER SO BB IBB HBP BLK WP HR S P ERA WHIP	IP WLS BF H R ER SO BB IBB HBP BLK WP HR S P ERA WHIP	IP WLS BF H R ER SO BB IBB HBP BLK WP HR S P ERA WHIP	IP WLS BF H R ER SO BB IBB HBP BLK WP HR S P ERA WHIP	IP WLS BF H R ER SO BB IBB HBP BLK WP HR S P ERA WHIP	IP WLS BF H R ER SO BB IBB HBP BLK WP HR S P ERA WHIP	IP WLS BF H R ER SO BB IBB HBP BLK WP HR S P ERA WHIP	IP WLS BF H R ER SO BB IBB HBP BLK WP HR S P ERA WHIP	IP WLS BF H R ER SO BB IBB HBP BLK WP HR S P ERA WHIP	IP WLS BF H R ER SO BB IBB HBP BLK WP HR S P ERA WHIP	IP WLS BF H R ER SO BB IBB HBP BLK WP HR S P ERA WHIP	IP WLS BF H R ER SO BB IBB HBP BLK WP HR S P ERA WHIP	IP WLS BF H R ER SO BB IBB HBP BLK WP HR S P ERA WHIP	IP WLS BF H R ER SO BB IBB HBP BLK WP HR S P ERA WHIP	IP WLS BF H R ER SO BB IBB HBP BLK WP HR S P ERA WHIP	IP WLS BF H R ER SO BB IBB HBP BLK WP HR S P ERA WHIP	IP WLS BF H R ER SO BB IBB HBP BLK WP HR S P ERA WHIP	IP WLS BF H R ER SO BB IBB HBP BLK WP HR S P ERA WHIP	

Colorado Rockies @ Houston Astros  
Astrodome, Houston, TX  
Sat May 14 1994, 8:05 PM EDT  
Att: 23,037 - Dome

livebaseballscorecards.com

AB	35
R	2
H	9
RBI	2
BB	1
SO	4
LOB	16









Batter	1	2	3	4	5	6	7	8	9	AB	R	H	RBI	BB	SO	LOB	TOP										
Darren Lewis, R OBP: 0.360, SLG: 0.333	0-2 1B	0-1 G6-3			1-0 G5-3	0-0 P9		4-1 BB		4	0	1	0	1	0	4	<b>San Francisco Giants @ Houston Astros</b> Astrodome, Houston, TX Mon May 16 1994, 8:05 PM EDT Att. 13,179 - Dome										
John Patterson, S OBP: 0.274, SLG: 0.250	2-3 K		1-1 G4-3		0-2 K	4-0 BB		2-3 K		4	0	0	0	1	3	2											
Matt Williams, R OBP: 0.329, SLG: 0.615	1-1 G6-3		4-1 2B BB		3-2 HR	2-3 K			1-3 K	4	2	1	1	1	2	4											
Barry Bonds, L OBP: 0.397, SLG: 0.553	4-0 FC6 IBB		2-1 F8		2-1 1B		0-1 G6-3 G2-3 1B		0-0 G5-3	4	0	2	0	1	0	1											
Dave Martinez, L OBP: 0.281, SLG: 0.275 Mark Carreon, R OBP: 0.167, SLG: 0.143	3-1 FC6		1-2 2B		1-2 1B		0-1 G2-3		2-3 K	4	0	2	1	0	0	3											
Royce Clayton, R OBP: 0.317, SLG: 0.417		1-0 2B 1B	0-0 F9		1-3 K		1-2 G6-3			4	0	1	0	0	1	4											
Todd Benzinger, S OBP: 0.299, SLG: 0.360		0-3 K		0-0 G6-4-3 1B		2-0 1B		1-2 G6-3		4	0	2	0	0	1	2											
Kirt Manwaring, R OBP: 0.316, SLG: 0.376		0-0 2B		2-0 G6-4-3		0-0 BB 1B		3-3 K		4	0	2	0	0	1	1											
Bryan Hickerson, L OBP: 0.333, SLG: 0.231 Willie McGee, S OBP: 0.317, SLG: 0.386 Dave Burba, R (8, 1)	1-3 K		1-1 G4-3		1-2 K		0-0 G4-3			3	0	0	0	0	2	4											
<b>Inning Stats</b>	R: 0 E: 0 K: 1 S: 11	H: 1 LOB: 2 BB: 1 P: 20	R: 0 E: 0 K: 2 S: 10	H: 2 LOB: 2 BB: 0 P: 12	R: 1 E: 0 K: 0 S: 10	H: 1 LOB: 1 BB: 1 P: 18	R: 0 E: 0 K: 0 S: 4	H: 1 LOB: 0 BB: 0 P: 7	R: 1 E: 0 K: 2 S: 17	H: 3 LOB: 2 BB: 0 P: 25	R: 0 E: 0 K: 0 S: 9	H: 2 LOB: 3 BB: 1 P: 18	R: 0 E: 0 K: 0 S: 10	H: 1 LOB: 1 BB: 0 P: 12	R: 0 E: 0 K: 2 S: 9	H: 0 LOB: 1 BB: 1 P: 17		R: 0 E: 0 K: 2 S: 10	H: 0 LOB: 0 BB: 0 P: 13	1B: 8 2B: 2 3B: 0 HR: 1	SF: 0 SAC: 0 DP: 1 HBP: 0	WP: 0 PB: 0 SB: 1 CS: 1	PA: 41				
<b>PITCHER</b>	IP	WLS	BF	H	R	ER	SO	BB	IBB	HBP	BLK	WP	HR	S	P	ERA	WHIP										
Shane Reynolds, R ERA: 4.06	(1, 1)	5.2	29	10	2	2	6	2	1	0	0	0	1	58	95	3.18	2.118										
Dave Veres, R ERA:	(6, 1)	0.1	W	1	0	0	0	1	0	0	0	0	0	3	5	0.00	0.000										
Mike Hampton, L ERA: 4.26	(7, 1)	1.0	4	1	0	0	0	0	0	0	0	0	0	10	12	0.00	1.000										
John Hudek, R ERA: 0.84	(8, 1)	1.1	5	0	0	0	3	1	0	0	0	0	0	13	22	0.00	0.750										
Mitch Williams, L ERA: 8.4	(9, 1)	0.2	S	2	0	0	0	1	0	0	0	0	0	6	8	0.00	0.000										

Batter	1	2	3	4	5	6	7	8	9	AB	R	H	RBI	BB	SO	LOB	BOTTOM										
James Mouton, R OBP: 0.297, SLG: 0.296	2-2 F9		0-1 1B		1-1 G5-3			1-0 P3		4	0	1	0	0	0	1	<b>San Francisco Giants @ Houston Astros</b> Astrodome, Houston, TX Mon May 16 1994, 8:05 PM EDT Att. 13,179 - Dome										
Steve Finley, L OBP: 0.342, SLG: 0.517	0-0 F8		2-0 F8			3-2 G6-3		0-1 P5		4	0	0	0	0	0	1											
Craig Biggio, R OBP: 0.421, SLG: 0.521	3-2 L8			1-0 1B		4-0 5 HR BB		1-2 P5		3	1	1	0	1	0	0											
5 Jeff Bagwell, R OBP: 0.403, SLG: 0.634		3-1 HR		0-1 F9		1-1 HR				3	2	2	3	0	0	1											
Kevin Bass, S OBP: 0.327, SLG: 0.413 Mike Hampton, R John Hudek, S Mitch Williams, L		1-0 G6-3		2-1 1B		1-3 K				3	0	1	0	0	1	0											
Ken Caminiti, S OBP: 0.295, SLG: 0.450		1-1 CS 1B		1-3 K		1-0 G3				3	0	1	0	0	1	1											
Andujar Cedeno, R OBP: 0.320, SLG: 0.469		3-2 L4			1-3 K		0-1 G5-3			3	0	0	0	0	1	1											
Scott Servais, R OBP: 0.243, SLG: 0.330			0-2 L5		4-1 SH3-4 BB		1-1 G6-3			2	0	0	0	1	0	0											
Shane Reynolds, R Dave Veres, R Luis Gonzalez, L OBP: 0.331, SLG: 0.440			2-2 F9		0-0 SH3-4		2-3 K			1	0	0	0	0	0	0											
<b>Inning Stats</b>	R: 0 E: 0 K: 0 S: 8	H: 0 LOB: 0 BB: 0 P: 13	R: 1 E: 0 K: 0 S: 10	H: 2 LOB: 0 BB: 0 P: 18	R: 0 E: 0 K: 0 S: 12	H: 1 LOB: 1 BB: 0 P: 15	R: 0 E: 0 K: 1 S: 9	H: 2 LOB: 1 BB: 0 P: 12	R: 0 E: 0 K: 1 S: 8	H: 0 LOB: 1 BB: 1 P: 14	R: 2 E: 0 K: 1 S: 11	H: 1 LOB: 0 BB: 1 P: 21	R: 0 E: 0 K: 0 S: 8	H: 0 LOB: 0 BB: 0 P: 11	R: 0 E: 0 K: 0 S: 6	H: 0 LOB: 0 BB: 0 P: 8		R: 0 E: 0 K: 0 S: 6	H: 0 LOB: 0 BB: 0 P: 8	1B: 4 2B: 0 3B: 0 HR: 2	SF: 0 SAC: 1 DP: 0 HBP: 0	WP: 0 PB: 0 SB: 0 CS: 1	PA: 30				
<b>PITCHER</b>	IP	WLS	BF	H	R	ER	SO	BB	IBB	HBP	BLK	WP	HR	S	P	ERA	WHIP										
Bryan Hickerson, L ERA: 3.68	(1, 1)	7.0	L	27	6	3	4	2	0	0	0	0	0	66	104	3.86	1.143										
Dave Burba, R ERA: 3.6	(8, 1)	1.0	3	0	0	0	0	0	0	0	0	0	0	6	8	0.00	0.000										





Batter	1	2	3	4	5	6	7	8	9	AB	R	H	RBI	BB	SO	LOB	TOP									
<b>Darren Lewis, R</b> OBP: 0.360, SLG: 0.329	4-0 SH3-4 1B BB		1-0 G1-3		1-0 SH1-3		1-2 G4-3			2	0	0	0	1	0	0	<b>San Francisco Giants @ Houston Astros</b> Astrodome, Houston, TX Tue May 17, 1994, 8:05 PM EDT Att: 17,458 - Dome									
<b>Mike Benjamin, R</b> OBP: 0.467, SLG: 0.727	1-0 SH3-4		2-2 P3		1-3 K		2-2 F7			3	0	0	0	0	1	1										
<b>Matt Williams, R</b> OBP: 0.333, SLG: 0.612	0-0 P3			1-2 HR 1B	0-2 2H 1B			0-3 K		4	1	2	1	0	1	1										
<b>Barry Bonds, L</b> OBP: 0.407, SLG: 0.607	4-2 1B BB			2-2 HR 1H	0-0 G3			2-0 HR		3	2	2	3	1	0	1										
<b>Willie McGee, S</b> OBP: 0.331, SLG: 0.419	1-0 1-2 2H 1B			3-1 HR		4-2 FC4 BB		1-3 K		3	1	2	1	1	1	0										
<b>Royce Clayton, R</b> OBP: 0.306, SLG: 0.405		0-2 G4-3		0-0 P3		1-0 FC4 1-2		2-2 G6-3		4	0	0	0	0	0	1										
<b>Todd Benzinger, S</b> OBP: 0.291, SLG: 0.350		1-1 G3		3-3 K		0-3 K		2-3 K		4	0	0	0	0	3	1										
<b>Jeff Reed, L</b> OBP: 0.143, SLG: 0.118		2-1 G4-3		1-2 G3-1		0-0 G4-3		1-0 P5		4	0	0	0	0	0	1										
<b>Bill Swift, R</b> OBP: 0.300, SLG: 0.333			2-1 G5-3		0-0 SH1-3 1B		1-1 G6-3		3-1 P5		3	1	1	0	0	0										
<b>Michael Jackson, R</b> OBP: 0.276, SLG: 0.269										0	0	0	0	0	0	0										
<b>Rod Beck, R</b> OBP: 0.276, SLG: 0.269										0	0	0	0	0	0	0										
<b>Inning Stats</b>	R: 0 E: 0 K: 0 S: 7	H: 1 LOB: 2 BB: 2 P: 17	R: 0 E: 0 K: 0 S: 7	H: 0 LOB: 0 BB: 0 P: 10	R: 0 E: 0 K: 0 S: 7	H: 0 LOB: 0 BB: 0 P: 12	R: 3 E: 0 K: 1 S: 18	H: 3 LOB: 0 BB: 0 P: 28	R: 1 E: 0 K: 1 S: 10	H: 2 LOB: 1 BB: 1 P: 12	R: 0 E: 0 K: 1 S: 7	H: 0 LOB: 1 BB: 1 P: 12	R: 0 E: 0 K: 2 S: 8	H: 0 LOB: 0 BB: 0 P: 12	R: 1 E: 0 K: 2 S: 10	H: 1 LOB: 0 BB: 0 P: 15	R: 0 E: 0 K: 1 S: 6	H: 0 LOB: 0 BB: 0 P: 12	1B: 4 2B: 0 3B: 0 HR: 3	SF: 0 SAC: 2 DP: 0 HBP: 0	WP: 0 PB: 0 SB: 0 CS: 0	PA: 36				
<b>PITCHER</b>	IP	WLS	BF	H	R	ER	SO	BB	IBB	HBP	BLK	WP	HR	S	P	ERA	WHIP									
<b>Pete Harnisch, R</b> ERA: 6.75	(1, 1)	5.0	L	22	6	4	4	2	2	0	0	0	0	2	49	79	7.20	1.600								
<b>Todd Jones, R</b> ERA: 4.29	(6, 1)	2.0		7	0	0	0	1	1	0	0	0	0	15	24	0.00	0.500									
<b>Dave Veres, R</b> ERA: 3.38	(8, 1)	2.0		7	1	1	1	3	0	0	0	0	0	16	27	4.50	0.500									

AB 31  
R 5  
H 7  
RBI 5  
BB 3  
SO 6  
LOB 6



Batter	1	2	3	4	5	6	7	8	9	AB	R	H	RBI	BB	SO	LOB	BOTTOM								
<b>Mike Felder, S</b> OBP: 0.333, SLG: 0.297	4-1 FC4-6 BB		0-0 FC4-6 1-2		0-1 1-2 1B		1-1 G4-3			3	0	1	0	1	0	1	<b>San Francisco Giants @ Houston Astros</b> Astrodome, Houston, TX Tue May 17, 1994, 8:05 PM EDT Att: 17,458 - Dome								
<b>Steve Finley, L</b> OBP: 0.333, SLG: 0.503	0-1 FC4-6 1-2		2-3 K		0-1 F9			0-2 P8		4	0	0	0	0	1	4									
<b>Craig Biggio, R</b> OBP: 0.411, SLG: 0.507	2-0 G4-3			1-2 G5-3	2-1 G6-3			3-3 K		4	0	0	0	0	1	3									
<b>5 Jeff Bagwell, R</b> OBP: 0.411, SLG: 0.640		4-0 G3 BB		1-0 2B		4-0 G4-3 BB		2-3 K		2	2	1	0	2	1	0									
<b>Luis Gonzalez, L</b> OBP: 0.321, SLG: 0.425		3-1 G3		0-3 K		1-2 L7		2-2 F7		4	0	0	0	0	1	3									
<b>Ken Caminiti, S</b> OBP: 0.301, SLG: 0.460		2-1 G3		0-0 2B		1-2 G4-3		0-1 1B		4	0	2	2	0	0	1									
<b>Scott Servais, R</b> OBP: 0.250, SLG: 0.320		3-H G6-3		1-3 K		2-3 K		1-2 F7		3	0	0	0	0	2	2									
<b>Sid Bream, L</b> OBP: 0.538, SLG: 0.545								1-2 F7		1	0	0	0	0	0	1									
<b>Andy Stankiewicz, R</b> OBP: 0.412, SLG: 0.517			1-0 P4		2-0 CS 1B		0-1 G6-3		0-0 F9		4	0	1	0	0	1									
<b>Pete Harnisch, S</b> OBP: 0.250, SLG: 0.333			3-2 FC4-6		3-2 1B		2-3 K			1	0	1	0	0	0	0									
<b>Chris Donnels, L</b> OBP: 0.412, SLG: 0.677										1	0	1	0	0	0	0									
<b>Todd Jones, L</b> OBP: 0.320, SLG: 0.404										0	0	0	0	0	0	0									
<b>Kevin Bass, S</b> OBP: 0.320, SLG: 0.404										0	0	0	0	0	0	0									
<b>Dave Veres, R</b> OBP: 0.276, SLG: 0.269										0	0	0	0	0	0	0									
<b>Inning Stats</b>	R: 0 E: 0 K: 0 S: 4	H: 0 LOB: 0 BB: 1 P: 10	R: 1 E: 0 K: 0 S: 5	H: 0 LOB: 0 BB: 1 P: 15	R: 0 E: 0 K: 1 S: 9	H: 1 LOB: 1 BB: 0 P: 15	R: 1 E: 0 K: 2 S: 12	H: 2 LOB: 1 BB: 0 P: 15	R: 0 E: 0 K: 0 S: 10	H: 3 LOB: 2 BB: 0 P: 17	R: 0 E: 0 K: 1 S: 10	H: 0 LOB: 1 BB: 1 P: 18	R: 0 E: 0 K: 1 S: 7	H: 0 LOB: 0 BB: 0 P: 10	R: 0 E: 0 K: 2 S: 10	H: 0 LOB: 0 BB: 0 P: 15	R: 0 E: 0 K: 1 S: 10	H: 1 LOB: 1 BB: 0 P: 13	1B: 5 2B: 2 3B: 0 HR: 0	SF: 0 SAC: 0 DP: 1 HBP: 0	WP: 0 PB: 0 SB: 2 CS: 1	PA: 35			
<b>PITCHER</b>	IP	WLS	BF	H	R	ER	SO	BB	IBB	HBP	BLK	WP	HR	S	P	ERA	WHIP								
<b>Bill Swift, R</b> ERA: 2.61	(1, 1)	6.2	W	27	6	2	2	5	3	0	0	0	0	55	97	2.70	1.350								
<b>Michael Jackson, R</b> ERA: 1.09	(7, 1)	1.1		4	0	0	0	2	0	0	0	0	0	12	18	0.00	0.000								
<b>Rod Beck, R</b> ERA: 2.79	(9, 1)	1.0	S	4	1	0	0	0	0	0	0	0	0	10	13	0.00	1.000								

AB 32  
R 2  
H 7  
RBI 2  
BB 3  
SO 7  
LOB 16





Batter	1	2	3	4	5	6	7	8	9	AB	R	H	RBI	BB	SO	LOB	TOP				
<b>Darren Lewis, R</b> (1, 8) OBP: 0.363, SLG: 0.333 <b>Mark Carreon, R</b> (9, PH) OBP: 0.161, SLG: 0.138	G4-3		E		G4-3-6		1B		K	4	1	2	0	0	0	1	<b>San Francisco Giants @ Houston Astros</b> Astrodome, Houston, TX Wed May 18, 1994, 8:05 PM EDT Att. 15,098 - Dome				
<b>John Patterson, S</b> (1, 4) OBP: 0.273, SLG: 0.250	G6-3		E8		G3-1		1B			4	0	1	1	0	0	3					
<b>Barry Bonds, L</b> (1, 7) OBP: 0.416, SLG: 0.605	K		FC5				1B			2	0	1	0	2	1	0					
<b>Willie McGee, S</b> (1, 9) OBP: 0.328, SLG: 0.408		K					1B			3	0	0	0	1	2	2					
<b>Royce Clayton, R</b> (1, 6) OBP: 0.299, SLG: 0.393	G6-3		FC5				1B			4	0	0	0	0	1	5					
<b>Todd Benzinger, S</b> (1, 3) OBP: 0.284, SLG: 0.340	G1-3						1B			4	0	0	0	0	2	2					
<b>Steve Scarosne, R</b> (1, 5) <b>Jeff Reed, L</b> (9, PH) OBP: 0.167, SLG: 0.118			K		K					3	0	0	0	0	3	0					
<b>Kirt Manwaring, R</b> (1, 2) OBP: 0.322, SLG: 0.381			E		G6-3		1B			4	1	2	0	0	1	1					
<b>Mark Portugal, R</b> (1, 1) OBP: 0.348, SLG: 0.429 <b>Dave Martinez, L</b> (7, PH) OBP: 0.298, SLG: 0.283 <b>Salomon Torres, R</b> (7, 1) OBP: 0.167, SLG: 0.167 <b>Matt Williams, R</b> (9, PH) OBP: 0.331, SLG: 0.608			K				1B			2	0	1	0	0	1	1					
<b>Inning Stats</b>	R: 0 E: 0 K: 1 S: 7	H: 0 LOB: 0 BB: 0 P: 11	R: 0 E: 0 K: 1 S: 6	H: 0 LOB: 0 BB: 0 P: 10	R: 2 E: 1 K: 2 S: 14	H: 3 LOB: 3 BB: 2 P: 28	R: 0 E: 0 K: 2 S: 10	H: 0 LOB: 0 BB: 0 P: 16	R: 0 E: 0 K: 0 S: 9	H: 0 LOB: 1 BB: 1 P: 16	R: 0 E: 0 K: 1 S: 9	H: 3 LOB: 2 BB: 0 P: 13	R: 0 E: 0 K: 1 S: 12	H: 1 LOB: 1 BB: 0 P: 18	R: 0 E: 0 K: 2 S: 9	H: 0 LOB: 1 BB: 1 P: 16		1B: 8 2B: 0 3B: 0 HR: 0	SF: 0 SAC: 0 DP: 2 HBP: 0	WP: 0 PB: 0 SB: 3 CS: 0	PA: 37
<b>PITCHER</b>	IP	WLS	BF	H	R	ER	SO	BB	IBB	HBP	BLK	WP	HR	S	P	ERA	WHIP			ERA	WHIP
<b>Doug Drabek, R</b> (1, 1) ERA: 2.6	8.0	W	34	8	2	2	10	3	1	0	0	0	0	77	132	2.25	1.375			ERA	WHIP
<b>John Hudek, R</b> (9, 1) ERA: 0.77	1.0	S	3	0	0	0	2	0	0	0	0	0	0	8	11	0.00	0.000			ERA	WHIP

Batter	1	2	3	4	5	6	7	8	9	AB	R	H	RBI	BB	SO	LOB	BOTTOM				
<b>James Mouton, R</b> (1, 9) OBP: 0.303, SLG: 0.297	CS		K		K		FC3-6			3	0	1	0	1	2	2	<b>San Francisco Giants @ Houston Astros</b> Astrodome, Houston, TX Wed May 18, 1994, 8:05 PM EDT Att. 15,098 - Dome				
<b>Steve Finley, L</b> (1, 8) OBP: 0.325, SLG: 0.490	G4-3		F8		PO		FC3-6			4	0	0	0	0	0	2					
<b>Craig Biggio, R</b> (1, 4) OBP: 0.413, SLG: 0.503	K		5 WP		5 BB		G5-3			3	2	1	0	0	1	2					
<b>5 Jeff Bagwell, R</b> (1, 3) OBP: 0.425, SLG: 0.662	G4-3		2B		G6-3		1B			3	1	3	1	1	0	0					
<b>Luis Gonzalez, L</b> (1, 7) OBP: 0.312, SLG: 0.411	G4-3		G3-1		G6-3		F8			4	0	0	1	0	0	3					
<b>Ken Caminiti, S</b> (1, 5) OBP: 0.314, SLG: 0.500			2B		HR		1B			4	1	3	2	0	1	1					
<b>Scott Servais, R</b> (1, 2) OBP: 0.236, SLG: 0.317	K		PO		1B		G6-3			4	0	1	0	0	1	2					
<b>Andujar Cedeno, R</b> (1, 6) OBP: 0.328, SLG: 0.470							F9			2	0	1	0	1	0	0					
<b>Doug Drabek, R</b> (1, 1) OBP: 0.115, SLG: 0.083 <b>John Hudek, S</b> (9, 1)			K		K		G6-3			3	0	0	0	0	2	4					
<b>Inning Stats</b>	R: 0 E: 0 K: 1 S: 9	H: 0 LOB: 1 BB: 1 P: 19	R: 1 E: 0 K: 2 S: 13	H: 2 LOB: 2 BB: 1 P: 24	R: 1 E: 0 K: 1 S: 10	H: 2 LOB: 1 BB: 0 P: 18	R: 1 E: 0 K: 2 S: 13	H: 3 LOB: 1 BB: 0 P: 20	R: 1 E: 0 K: 1 S: 10	H: 0 LOB: 0 BB: 1 P: 20	R: 0 E: 0 K: 0 S: 6	H: 0 LOB: 0 BB: 0 P: 7	R: 0 E: 0 K: 0 S: 5	H: 1 LOB: 0 BB: 0 P: 7	R: 0 E: 0 K: 0 S: 6	H: 2 LOB: 1 BB: 0 P: 9		1B: 6 2B: 3 3B: 0 HR: 1	SF: 0 SAC: 0 DP: 0 HBP: 1	WP: 2 PB: 0 SB: 0 CS: 2	PA: 35
<b>PITCHER</b>	IP	WLS	BF	H	R	ER	SO	BB	IBB	HBP	BLK	WP	HR	S	P	ERA	WHIP			ERA	WHIP
<b>Mark Portugal, R</b> (1, 1) ERA: 4.07	6.0	L	27	7	4	4	7	2	1	0	0	0	0	61	108	6.00	1.500			ERA	WHIP
<b>Salomon Torres, R</b> (7, 1) ERA: 4.02	2.0		7	3	0	0	0	0	0	0	0	0	0	11	16	0.00	1.500			ERA	WHIP









Batter	1	2	3	4	5	6	7	8	9	AB	R	H	RBI	BB	SO	LOB	TOP							
Derek Bell, R OBP: 0.308, SLG: 0.391 (1, 8)	F9		BB 1B			G4-3		K		4	0	1	0	0	1	1	<b>San Diego Padres @ Houston Astros</b> Astrodome, Houston, TX Fri May 20 1994, 8:05 PM EDT Att: 28,305 - Dome							
Bjo Roberts, S OBP: 0.333, SLG: 0.271 Trevor Hoffman, R (8, 1)	F7		BB			G6-3		F9		3	0	0	0	1	0	1								
Tony Gwynn, L OBP: 0.430, SLG: 0.551 (1, 9)	G4-3		G4-3			FC6-4 1B		G4-3		4	0	1	0	0	0	3								
Phil Clark, R OBP: 0.228, SLG: 0.356 (1, 3)		P4		K		FC6-4 1-2		G6-3		4	0	0	0	0	1	1								
Phil Plantier, L OBP: 0.349, SLG: 0.622 (1, 7)		FC5-4 1B		F7			F7		HR	4	1	2	1	0	0	0								
Archi Cianfrocco, R OBP: 0.282, SLG: 0.403 Tim Hyers, L OBP: 0.340, SLG: 0.327 (9, PH)	F9		F9			FC6 1B		P5		3	0	1	0	0	0	1								
Brad Ausmus, R OBP: 0.285, SLG: 0.338 Bill Bean, L OBP: 0.242, SLG: 0.263 (9, PH)	FC5-4 1-2			G3-1		FC6 1-2			1B	3	0	0	0	0	0	2								
Ricky Gutierrez, R OBP: 0.203, SLG: 0.220 Luis Lopez, S OBP: 0.313, SLG: 0.356 (9, PH)			B1-3		K		G4-3		F7	3	0	0	0	0	1	1								
Andy Ashby, R OBP: 0.200, SLG: 0.143 Craig Shipley, R OBP: 0.333, SLG: 0.409 (8, PH)		P6		P4						2	0	0	0	0	0	0								
										1	0	1	0	0	0	0								
<b>Inning Stats</b>	R: 0 E: 0 K: 0 S: 5	H: 0 LOB: 0 BB: 0 P: 7	R: 0 E: 0 K: 0 S: 5	H: 1 LOB: 1 BB: 0 P: 7	R: 0 E: 0 K: 0 S: 7	H: 1 LOB: 2 BB: 1 P: 14	R: 0 E: 0 K: 1 S: 8	H: 0 LOB: 0 BB: 0 P: 12	R: 0 E: 0 K: 1 S: 5	H: 0 LOB: 0 BB: 0 P: 6	R: 0 E: 0 K: 0 S: 8	H: 1 LOB: 1 BB: 0 P: 13	R: 0 E: 0 K: 0 S: 10	H: 1 LOB: 1 BB: 0 P: 11	R: 0 E: 0 K: 1 S: 10	H: 1 LOB: 1 BB: 0 P: 13	R: 1 E: 0 K: 0 S: 14	H: 2 LOB: 1 BB: 0 P: 19	1B: 5 2B: 1 3B: 0 HR: 1	SF: 0 SAC: 0 DP: 0 HBP: 0	WP: 0 PB: 0 SB: 0 CS: 0	PA: 35		
<b>PITCHER</b>	IP WLS BF H R ER SO BB IBB HBP BLK WP HR S P ERA WHIP	8.1 W 32 6 1 1 3 1 0 0 0 0 1 60 86 1.08 0.840	0.2 S 3 1 0 0 0 0 0 0 0 0 0 12 16 0.00 1.500																					

AB	34
R	1
H	7
RBI	1
BB	1
SO	3
LOB	11



Batter	1	2	3	4	5	6	7	8	9	AB	R	H	RBI	BB	SO	LOB	BOTTOM							
James Mouton, R OBP: 0.311, SLG: 0.308 (1, 9)	S 1B		G1-3				G6-3			4	1	2	0	0	0	1	<b>San Diego Padres @ Houston Astros</b> Astrodome, Houston, TX Fri May 20 1994, 8:05 PM EDT Att: 28,305 - Dome							
Steve Finley, L OBP: 0.326, SLG: 0.476 (1, 8)	K		E S 2B		G3-1		K			3	1	0	0	1	2	2								
Craig Biggio, R OBP: 0.414, SLG: 0.513 (1, 4)	G6-3		H 2B			K		K		4	0	1	1	0	2	1								
5 Jeff Bagwell, R OBP: 0.409, SLG: 0.626 (1, 3)	E8 2H		G4-3			G3 BB		F7		3	0	0	0	1	0	1								
Luis Gonzalez, L OBP: 0.320, SLG: 0.414 (1, 7)	G3-1			1B		G3 1-2		P5		4	0	1	0	0	0	2								
Ken Caminiti, S OBP: 0.327, SLG: 0.496 (1, 5)		G6-3					G6-3 1B			2	0	1	0	1	0	0								
Andujar Cedeno, R OBP: 0.333, SLG: 0.500 (1, 6)		K		K		G6-3				3	0	0	0	0	2	4								
Tony Eusebio, R OBP: 0.167, SLG: 0.343 (1, 2)		K					G6-3 1-2			3	0	1	0	0	1	2								
Greg Swindell, L OBP: 0.250, SLG: 0.350 John Hudek, S (9, 1)			G5-3				G6-3		F8	3	0	0	0	0	0	1								
										0	0	0	0	0	0	0								
<b>Inning Stats</b>	R: 1 E: 1 K: 1 S: 9	H: 1 LOB: 1 BB: 0 P: 16	R: 0 E: 0 K: 2 S: 8	H: 0 LOB: 0 BB: 0 P: 12	R: 1 E: 0 K: 0 S: 8	H: 1 LOB: 1 BB: 1 P: 17	R: 0 E: 0 K: 1 S: 12	H: 2 LOB: 1 BB: 0 P: 16	R: 0 E: 0 K: 0 S: 3	H: 1 LOB: 0 BB: 0 P: 4	R: 0 E: 0 K: 1 S: 10	H: 0 LOB: 2 BB: 2 P: 24	R: 0 E: 0 K: 1 S: 8	H: 1 LOB: 1 BB: 0 P: 12	R: 0 E: 0 K: 1 S: 6	H: 0 LOB: 0 BB: 0 P: 12	R: 0 E: 0 K: 1 S: 6	H: 0 LOB: 0 BB: 0 P: 12	1B: 4 2B: 2 3B: 0 HR: 0	SF: 0 SAC: 0 DP: 1 HBP: 0	WP: 0 PB: 0 SB: 2 CS: 0	PA: 32		
<b>PITCHER</b>	IP WLS BF H R ER SO BB IBB HBP BLK WP HR S P ERA WHIP	7.0 L 29 6 2 1 6 2 1 0 0 0 0 6 12 0.00 0.000																						

AB	29
R	2
H	6
RBI	1
BB	3
SO	7
LOB	14





Batter	1	2	3	4	5	6	7	8	9	AB	R	H	RBI	BB	SO	LOB	TOP								
Derek Bell, R (1, 8) OBP: 0.300, SLG: 0.379	G4-3		FC6-4		K		G4-3		F7	5	0	0	0	0	1	2									
Bip Roberts, S (1, 4) OBP: 0.345, SLG: 0.281	1B				1B	1B	G2-3			3	2	2	0	1	0	1									
Tim Hyers, L (1, 3) OBP: 0.351, SLG: 0.340	K				1B	1B	K			4	0	2	1	0	2	2									
Phil Plantier, L (1, 7) OBP: 0.346, SLG: 0.612		G3			K				K	4	0	1	1	0	2	1									
Bill Bean, L (1, 9) OBP: 0.258, SLG: 0.267	G1-3				K					3	0	1	0	1	1	1									
Archi Cianfrocco, R (1, 5) OBP: 0.252, SLG: 0.398	K								K	4	0	1	0	0	2	4									
Craig Shipley, R (1, 6) OBP: 0.306, SLG: 0.375			G4-3	FC6-4		FC5-2			G6-3	4	0	0	0	0	0	6									
Brad Ausmus, R (1, 2) OBP: 0.279, SLG: 0.328			G4-3							3	0	0	0	0	1	3									
Brian Johnson, R (9, PH) OBP: 0.235, SLG: 0.200			G4-3		F8		K		K	1	0	0	0	0	1	0									
Andy Benes, R (1, 1) OBP: 0.143, SLG: 0.143					K				L5	2	0	1	0	0	1	0									
Scott Livingstone, L (7, PH) OBP: 0.234, SLG: 0.234										1	0	1	0	0	0	0									
Jeff Tabaka, R (7, 1)										0	0	0	0	0	0	0									
Tony Gwynn, L (9, PH) OBP: 0.427, SLG: 0.547										1	0	0	0	0	0	0									
<b>Inning Stats</b>	R: 0 E: 0 K: 1 S: 12	H: 1 LOB: 0 BB: 0 P: 17	R: 0 E: 0 K: 1 S: 9	H: 0 LOB: 0 BB: 0 P: 14	R: 0 E: 0 K: 0 S: 6	H: 1 LOB: 1 BB: 0 P: 10	R: 1 E: 0 K: 2 S: 14	H: 2 LOB: 2 BB: 1 P: 21	R: 0 E: 0 K: 1 S: 7	H: 0 LOB: 0 BB: 0 P: 8	R: 1 E: 0 K: 1 S: 18	H: 4 LOB: 3 BB: 0 P: 27	R: 0 E: 0 K: 1 S: 9	H: 1 LOB: 1 BB: 0 P: 14	R: 0 E: 0 K: 2 S: 7	H: 0 LOB: 1 BB: 1 P: 12	R: 0 E: 0 K: 1 S: 7	H: 0 LOB: 0 BB: 0 P: 12	1B: 8 2B: 1 3B: 0 HR: 0	SF: 0 SAC: 0 DP: 0 HBP: 0	WP: 0 PB: 0 SB: 1 CS: 0	PA: 37			
<b>PITCHER</b>	IP	WLS	BF	H	R	ER	SO	BB	IBB	HBP	BLK	WP	HR	S	P	ERA	WHIP								
Shane Reynolds, R (1, 1) ERA: 4.0	5.0	W	23	8	2	2	6	1	0	0	0	0	0	58	85	3.60	1.800								
Todd Jones, R (6, 1) ERA: 3.47	3.0		11	1	0	0	4	1	0	0	0	0	0	24	40	0.00	0.667								
Mitch Williams, L (9, 1) ERA: 7.41	1.0	S	3	0	0	0	1	0	0	0	0	0	0	7	12	0.00	0.000								

San Diego Padres @ Houston Astros  
Astrodome, Houston, TX  
Sat May 21 1994, 8:05 PM EDT  
Att: 21,719 - Dome

AB 35  
R 2  
H 9  
RBI 2  
BB 2  
SO 11  
LOB 20



Batter	1	2	3	4	5	6	7	8	9	AB	R	H	RBI	BB	SO	LOB	BOTTOM								
Mike Felder, S (1, 9) OBP: 0.302, SLG: 0.268	K					F8				4	0	0	0	0	2	3									
James Mouton, R (9, 9) OBP: 0.311, SLG: 0.308		G3-1								0	0	0	0	0	0	0									
Steve Finley, L (1, 8) OBP: 0.319, SLG: 0.464	K		P6		F9		G1			4	0	0	0	0	1	0									
Craig Biggio, R (1, 4) OBP: 0.422, SLG: 0.513	1B		K			5 3B	BB			2	1	1	0	2	1	0									
5 Jeff Bagwell, R (1, 3) OBP: 0.406, SLG: 0.629	K		L5				F9			4	0	1	1	0	1	2									
Luis Gonzalez, L (1, 7) OBP: 0.325, SLG: 0.416						F7	BB		G4-3	4	2	2	0	0	0	2									
Ken Caminiti, S (1, 5) OBP: 0.331, SLG: 0.515						SF9	1B		G4-3	3	1	1	2	1	0	0									
Andujar Cedeno, R (1, 6) OBP: 0.324, SLG: 0.484							BB			4	0	0	0	0	1	2									
Tony Eusebio, R (1, 2) OBP: 0.200, SLG: 0.368										3	0	2	1	0	1	0									
Shane Reynolds, R (1, 1) ERA: 4.3										1	0	0	0	0	1	1									
Todd Jones, L (6, 1) OBP: 1.000, SLG: 1.000										1	0	1	0	0	0	0									
Mitch Williams, L (9, 1) ERA: 9.99										0	0	0	0	0	0	0									
<b>Inning Stats</b>	R: 0 E: 0 K: 3 S: 12	H: 1 LOB: 1 BB: 0 P: 19	R: 2 E: 0 K: 1 S: 16	H: 3 LOB: 1 BB: 0 P: 22	R: 0 E: 0 K: 1 S: 5	H: 0 LOB: 0 BB: 0 P: 8	R: 1 E: 0 K: 1 S: 12	H: 1 LOB: 1 BB: 1 P: 23	R: 1 E: 0 K: 1 S: 9	H: 1 LOB: 1 BB: 1 P: 18	R: 0 E: 0 K: 0 S: 10	H: 2 LOB: 2 BB: 0 P: 17	R: 0 E: 0 K: 0 S: 9	H: 0 LOB: 1 BB: 1 P: 17	R: 0 E: 0 K: 1 S: 7	H: 0 LOB: 0 BB: 0 P: 10	R: 0 E: 0 K: 1 S: 7	H: 0 LOB: 0 BB: 0 P: 10	1B: 6 2B: 0 3B: 1 HR: 1	SF: 1 SAC: 1 DP: 0 HBP: 0	WP: 0 PB: 0 SB: 1 CS: 0	PA: 35			
<b>PITCHER</b>	IP	WLS	BF	H	R	ER	SO	BB	IBB	HBP	BLK	WP	HR	S	P	ERA	WHIP								
Andy Benes, R (1, 1) ERA: 4.3	6.0	L	28	8	4	4	7	2	0	0	0	0	0	64	107	6.00	1.667								
Jeff Tabaka, L (7, 1) ERA: 9.99	2.0		7	0	0	0	1	1	0	0	0	0	0	16	27	0.00	0.500								

San Diego Padres @ Houston Astros  
Astrodome, Houston, TX  
Sat May 21 1994, 8:05 PM EDT  
Att: 21,719 - Dome

AB 30  
R 4  
H 8  
RBI 4  
BB 3  
SO 8  
LOB 10





Batter	1	2	3	4	5	6	7	8	9	AB	R	H	RBI	BB	SO	LOB	TOP										
<b>Craig Shipley, R</b> OBP: 0.315, SLG: 0.377 (1, 6)	F9		F8	F8		G4-3		G4-3 SH3-4 HR		5	1	2	0	0	0	3	<b>San Diego Padres @ Houston Astros</b> Astrodome, Houston, TX Sun May 22 1994, 4:33 AM EDT Att: 20,257 - Dome										
<b>Tim Hyers, L</b> OBP: 0.361, SLG: 0.339 (1, 3)	L3-6 BB		G4-1		2B	G4-3		SH3-4		3	1	1	0	1	0	1											
<b>Tony Gwynn, L</b> OBP: 0.439, SLG: 0.556 (1, 9)					2B			G4-3		3	1	2	1	2	0	1											
<b>Phil Plantier, L</b> OBP: 0.348, SLG: 0.622 <b>Ricky Gutierrez, R</b> OBP: 0.203, SLG: 0.220 (1, 7) (9, 6)	L3-6		K		2B	G5-3		HR		4	2	1	2	1	1	5											
<b>Derek Bell, R</b> OBP: 0.303, SLG: 0.386 (1, 8)					F8	G4-3 2B		G6-3		5	2	2	1	0	1	0											
<b>Brian Johnson, R</b> OBP: 0.273, SLG: 0.211 (1, 2)		P4			G4-3			K		4	0	1	1	1	1	2											
<b>Luis Lopez, S</b> OBP: 0.358, SLG: 0.408 (1, 4)		G5-3			FC5-2 1B	FC5-3 2B		F7		4	0	3	2	1	0	0											
<b>Archi Cianfrocco, R</b> OBP: 0.259, SLG: 0.391 <b>Trevor Hoffman, R</b> (9, 1)		G5-3			FC5-2 1B	FC5-3		F8		5	0	1	0	0	1	4											
<b>Scott Sanders, R</b> OBP: 0.143, SLG: 0.143 <b>Scott Livingstone, L</b> OBP: 0.200, SLG: 0.229 <b>Donnie Elliott, R</b> (6, 1) (7, 1) <b>Phil Clark, R</b> OBP: 0.225, SLG: 0.350 <b>Pedro Martinez, L</b> (7, 1) <b>Bill Bean, L</b> OBP: 0.226, SLG: 0.287 (9, 7)		K			FC5-2			F9		2	0	0	0	0	1	4											
<b>Inning Stats</b>	R: 0 E: 0 K: 0 S: 5	H: 1 LOB: 1 BB: 1 P: 10	R: 1 E: 0 K: 1 S: 10	H: 2 LOB: 1 BB: 0 P: 17	R: 0 E: 0 K: 1 S: 12	H: 1 LOB: 1 BB: 0 P: 17	R: 0 E: 0 K: 0 S: 8	H: 3 LOB: 3 BB: 0 P: 11	R: 4 E: 0 K: 0 S: 18	H: 3 LOB: 0 BB: 2 P: 31	R: 0 E: 0 K: 0 S: 10	H: 1 LOB: 2 BB: 1 P: 18	R: 0 E: 0 K: 2 S: 12	H: 0 LOB: 0 BB: 2 P: 25	R: 2 E: 0 K: 0 S: 15	H: 2 LOB: 0 BB: 0 P: 22		R: 0 E: 0 K: 2 S: 9	H: 0 LOB: 0 BB: 0 P: 15	1B: 9 2B: 5 3B: 0 HR: 1	SF: 0 SAC: 1 DP: 2 HBP: 0	WP: 0 PB: 0 SB: 3 CS: 0	PA: 44				
<b>PITCHER</b>	IP	WLS	BF	H	R	ER	SO	BB	IBB	HBP	BLK	WP	HR	S	P	ERA	WHIP										
<b>Pete Harnisch, R</b> ERA: 7.15 (1, 1)	4.0		23	9	5	5	2	3	0	0	0	0	0	45	26	11.25	3.000										
<b>Dave Veres, R</b> ERA: 2.25 (5, 1)	1.1		5	2	0	0	0	0	0	0	0	0	0	15	20	0.00	1.500										
<b>Mike Hampton, L</b> ERA: 4.2 (6, 1)	1.2		8	0	0	0	2	3	0	0	1	0	0	15	33	0.00	1.800										
<b>Mitch Williams, L</b> ERA: 8.0 (8, 1)	1.0	L	5	2	2	2	0	0	0	0	0	0	1	15	22	18.00	2.000										
<b>John Hudek, R</b> ERA: 0.69 (9, 1)	1.0		3	0	0	0	2	0	0	0	0	0	0	9	15	0.00	0.000										

Batter	1	2	3	4	5	6	7	8	9	AB	R	H	RBI	BB	SO	LOB	BOTTOM										
<b>Craig Biggio, R</b> OBP: 0.411, SLG: 0.497 (1, 4)	F9	F8		G4-3			E5 SF9 SH1-4 2B		F9	5	1	0	0	0	0	2	<b>San Diego Padres @ Houston Astros</b> Astrodome, Houston, TX Sun May 22 1994, 4:33 AM EDT Att: 20,257 - Dome										
<b>Steve Finley, L</b> OBP: 0.317, SLG: 0.456 (1, 8)	K		2B		P4	SH1-4		F9		3	1	0	0	1	1	0											
<b>Kevin Bass, S</b> OBP: 0.357, SLG: 0.510 (1, 9)			1B		CS	SF9		G3-1		3	0	2	2	1	0	0											
<b>Sid Bream, L</b> OBP: 0.563, SLG: 0.538 <b>Mike Hampton, R</b> (7, PH) <b>5 Jeff Bagwell, R</b> OBP: 0.409, SLG: 0.629 <b>Mitch Williams, L</b> (8, 1) <b>Andy Stankiewicz, R</b> OBP: 0.412, SLG: 0.517 (9, 6)	F7				CS		2B			2	0	1	0	1	0	1											
<b>Luis Gonzalez, L</b> OBP: 0.323, SLG: 0.418 (1, 7)		G1-3		K		P5		2B		4	0	1	2	0	1	3											
<b>Ken Caminiti, S</b> OBP: 0.335, SLG: 0.532 (1, 5)		HR				P4		K		3	1	1	1	1	1	1											
<b>Scott Servais, R</b> OBP: 0.220, SLG: 0.294 (1, 2)		K		F8		P2		B1-3		4	1	0	0	0	1	2											
<b>Andujar Cedeno, R</b> OBP: 0.322, SLG: 0.485 <b>John Hudek, S</b> (9, 1)		PB				K		G6-3		4	0	1	0	0	2	0											
<b>Pete Harnisch, S</b> OBP: 0.214, SLG: 0.286 <b>Dave Veres, R</b> (5, 1) <b>Chris Donnels, L</b> OBP: 0.432, SLG: 0.667 (6, 3)		G1-3				G4-3		G1-3		2	0	0	0	0	0	2											
<b>Inning Stats</b>	R: 0 E: 0 K: 1 S: 13	H: 0 LOB: 1 BB: 1 P: 21	R: 2 E: 0 K: 1 S: 12	H: 2 LOB: 1 BB: 0 P: 17	R: 1 E: 0 K: 1 S: 14	H: 2 LOB: 2 BB: 2 P: 26	R: 0 E: 0 K: 1 S: 8	H: 0 LOB: 0 BB: 0 P: 11	R: 0 E: 0 K: 0 S: 10	H: 1 LOB: 1 BB: 1 P: 19	R: 0 E: 0 K: 1 S: 5	H: 0 LOB: 0 BB: 0 P: 8	R: 3 E: 1 K: 1 S: 10	H: 1 LOB: 1 BB: 2 P: 20	R: 0 E: 0 K: 0 S: 4	H: 0 LOB: 0 BB: 0 P: 5		R: 0 E: 0 K: 0 S: 6	H: 0 LOB: 0 BB: 0 P: 11	1B: 2 2B: 3 3B: 0 HR: 1	SF: 1 SAC: 1 DP: 0 HBP: 0	WP: 0 PB: 2 SB: 0 CS: 2	PA: 39				
<b>PITCHER</b>	IP	WLS	BF	H	R	ER	SO	BB	IBB	HBP	BLK	WP	HR	S	P	ERA	WHIP										
<b>Scott Sanders, R</b> ERA: 5.02 (1, 1)	5.0		23	5	3	2	4	3	1	0	0	0	0	5	94	3.60	1.600										
<b>Donnie Elliott, R</b> ERA: 2.84 (6, 1)	1.0		3	0	0	0	1	0	0	0	0	0	0	5	8	0.00	0.000										
<b>Pedro Martinez, L</b> ERA: 2.67 (7, 1)	2.0	W	10	1	3	0	1	1	1	0	0	0	0	14	25	0.00	1.000										
<b>Trevor Hoffman, R</b> ERA: 1.27 (9, 1)	1.0	S	3	0	0	0	0	0	0	0	0	0	0	6	11	0.00	0.000										





Batter	1	2	3	4	5	6	7	8	9	AB	R	H	RBI	BB	SO	LOB	TOP					
James Mouton, R OBP: 0.329, SLG: 0.331 (1, 9)										5	1	4	0	1	1	0	Houston Astros @ Atlanta Braves Atlanta-Fulton County Stadium, Atlanta, GA Tue May 24 1994, 7:05 PM EDT Att: 49,402 - Unknown - 85 F					
Steve Finley, L OBP: 0.319, SLG: 0.455 (1, 8)										5	0	2	1	0	0	4						
Craig Biggio, R OBP: 0.405, SLG: 0.488 (1, 4)										5	1	1	1	0	1	4						
5 Jeff Bagwell, R OBP: 0.403, SLG: 0.615 (1, 3)										5	1	1	0	0	2	1						
Ken Caminiti, S OBP: 0.338, SLG: 0.531 (1, 5)										4	1	1	1	1	0	1						
Luis Gonzalez, L OBP: 0.338, SLG: 0.431 (1, 7)										3	2	2	0	2	1	0						
Scott Servais, R OBP: 0.220, SLG: 0.316 (1, 2)										5	1	1	3	0	2	5						
Andujar Cedeno, R OBP: 0.325, SLG: 0.478 (1, 6)										4	0	1	0	1	0	0						
Doug Drabek, R OBP: 0.194, SLG: 0.172 (1, 1)										5	1	3	2	0	0	0						
<b>Inning Stats</b>	R: 0 E: 0 K: 1 S: 10	H: 0 LOB: 0 BB: 0 P: 15	R: 0 E: 0 K: 2 S: 10	H: 0 LOB: 0 BB: 0 P: 13	R: 1 E: 0 K: 0 S: 12	H: 3 LOB: 2 BB: 0 P: 15	R: 0 E: 0 K: 1 S: 7	H: 1 LOB: 1 BB: 0 P: 10	R: 0 E: 0 K: 1 S: 11	H: 1 LOB: 2 BB: 1 P: 19	R: 2 E: 0 K: 1 S: 11	H: 3 LOB: 2 BB: 1 P: 21	R: 2 E: 0 K: 1 S: 11	H: 3 LOB: 1 BB: 1 P: 23	R: 0 E: 0 K: 0 S: 6	H: 1 LOB: 1 BB: 0 P: 11	R: 3 E: 0 K: 0 S: 21	H: 4 LOB: 3 BB: 2 P: 34	1B: 12 2B: 3 3B: 0 HR: 1	SF: 0 SAC: 1 DP: 0 HBP: 0	WP: 1 PB: 1 SB: 1 CS: 0	PA: 47
<b>PITCHER</b>	IP WLS BF H R ER SO BB IBB HBP BLK WP HR S P ERA WHIP	6.1 L 30 10 5 5 6 1 1 0 0 0 0 66 103 7.11 1.737	0.2 4 1 0 0 1 0 1 0 0 0 0 0 6 13 0.00 1.500	1.0 4 1 0 0 0 0 0 0 0 0 0 0 6 11 0.00 1.000	1.0 9 4 3 3 0 2 0 0 0 0 1 1 21 34 27.00 6.000	<b>PITCHER</b>										IP WLS BF H R ER SO BB IBB HBP BLK WP HR S P ERA WHIP	9.0 W 32 3 0 0 4 3 0 0 0 0 72 119 0.00 0.667					

AB	41
R	8
H	16
RBI	8
BB	5
SO	7
LOB	15



Batter	1	2	3	4	5	6	7	8	9	AB	R	H	RBI	BB	SO	LOB	BOTTOM					
Deion Sanders, L OBP: 0.344, SLG: 0.399 (1, 8)										4	0	0	0	0	0	2	Houston Astros @ Atlanta Braves Atlanta-Fulton County Stadium, Atlanta, GA Tue May 24 1994, 7:05 PM EDT Att: 49,402 - Unknown - 85 F					
Jeff Blauser, R OBP: 0.276, SLG: 0.295 (1, 6)										4	0	0	0	0	1	0						
Ryan Klesko, L OBP: 0.362, SLG: 0.583 (1, 7)										4	0	0	0	0	0	0						
Fred McGriff, L OBP: 0.372, SLG: 0.582 (1, 3)										3	0	0	0	1	0	0						
David Justice, L OBP: 0.385, SLG: 0.447 (1, 9)										3	0	1	0	1	0	1						
Terry Pendleton, S OBP: 0.274, SLG: 0.391 (1, 5)										3	0	0	0	0	0	2						
Javy Lopez, R OBP: 0.309, SLG: 0.531 (1, 2)										3	0	0	0	0	1	2						
Mark Lemke, S OBP: 0.386, SLG: 0.415 (1, 4)										3	0	1	0	0	2	0						
Tom Glavine, L OBP: 0.280, SLG: 0.261 Steve Bedrosian, R (7, 1)										2	0	1	0	0	0	2						
Mike Stanton, L OBP: 1.000, SLG: 1.000 Tony Tarasco, L (8, FH) Mitt Hill, R (9, 1)										0	0	0	0	0	0	0						
<b>Inning Stats</b>	R: 0 E: 0 K: 0 S: 7	H: 0 LOB: 0 BB: 0 P: 8	R: 0 E: 1 K: 0 S: 8	H: 1 LOB: 1 BB: 0 P: 12	R: 0 E: 0 K: 1 S: 6	H: 1 LOB: 0 BB: 0 P: 10	R: 0 E: 0 K: 0 S: 5	H: 0 LOB: 0 BB: 0 P: 9	R: 0 E: 0 K: 0 S: 11	H: 1 LOB: 2 BB: 1 P: 21	R: 0 E: 0 K: 1 S: 7	H: 0 LOB: 0 BB: 0 P: 13	R: 0 E: 0 K: 0 S: 8	H: 0 LOB: 0 BB: 0 P: 11	R: 0 E: 0 K: 2 S: 10	H: 0 LOB: 1 BB: 1 P: 17	R: 0 E: 0 K: 0 S: 10	H: 0 LOB: 1 BB: 1 P: 18	1B: 2 2B: 1 3B: 0 HR: 0	SF: 0 SAC: 0 DP: 1 HBP: 0	WP: 0 PB: 0 SB: 0 CS: 0	PA: 32
<b>PITCHER</b>	IP WLS BF H R ER SO BB IBB HBP BLK WP HR S P ERA WHIP	9.0 W 32 3 0 0 4 3 0 0 0 0 72 119 0.00 0.667	<b>PITCHER</b>										IP WLS BF H R ER SO BB IBB HBP BLK WP HR S P ERA WHIP	9.0 W 32 3 0 0 4 3 0 0 0 0 72 119 0.00 0.667								









Batter	1	2	3	4	5	6	7	8	9	AB	R	H	RBI	BB	SO	LOB	TOP																	
James Mouton, R (1, 9) OBP: 0.324, SLG: 0.321	L8		K	E6		K		K		5	0	1	1	0	3	2																		
Steve Finley, L (1, 8) OBP: 0.325, SLG: 0.449			P6	L8			F8	2B		5	0	2	1	0	0	1																		
Craig Biggio, R (1, 4) OBP: 0.408, SLG: 0.488					L5		L4			3	0	1	1	2	0	0																		
5 Jeff Bagwell, R (1, 3) OBP: 0.411, SLG: 0.601			G5-3				L6			2	1	0	0	3	0	1																		
Ken Caminiti, S (1, 5)	G6-3									5	2	3	1	0	1	5																		
Kevin Bass, S (1, 7) OBP: 0.377, SLG: 0.500		L8								3	1	1	0	1	0	1																		
Luis Gonzalez, L (8, 7) OBP: 0.333, SLG: 0.428				2B						1	1	1	0	0	0	0																		
Tony Eusebio, R (1, 2) OBP: 0.213, SLG: 0.356										5	1	2	1	0	2	4																		
Andujar Cedeno, R (1, 6) OBP: 0.346, SLG: 0.493		L6								5	2	2	2	0	0	2																		
Greg Swindell, L (1, 1) OBP: 0.217, SLG: 0.392										3	0	0	0	0	1	2																		
Andy Starukiewicz, R (8, PH) OBP: 0.400, SLG: 0.500										1	0	0	0	0	1	2																		
Todd Jones, R (8, PH) OBP: 0.200, SLG: 1.000										0	0	0	0	0	0	0																		
Sid Beaman, R (8, PH) OBP: 0.300, SLG: 0.500										1	0	0	0	0	0	1																		
Mitch Williams, L (9, 1)										0	0	0	0	0	0	0																		
John Hudek, S (9, 1)										0	0	0	0	0	0	0																		
<b>Inning Stats</b>	R: 0 E: 0 K: 0 S: 10	H: 1 LOB: 2 BB: 2 P: 20	R: 0 E: 0 K: 0 S: 7	H: 1 LOB: 1 BB: 0 P: 10	R: 0 E: 0 K: 1 S: 9	H: 0 LOB: 1 BB: 1 P: 16	R: 3 E: 2 K: 1 S: 18	H: 3 LOB: 1 BB: 1 P: 29	R: 1 E: 0 K: 0 S: 17	H: 1 LOB: 1 BB: 1 P: 29	R: 0 E: 0 K: 2 S: 9	H: 0 LOB: 0 BB: 0 P: 13	R: 0 E: 0 K: 0 S: 5	H: 0 LOB: 0 BB: 0 P: 7	R: 4 E: 0 K: 3 S: 27	H: 6 LOB: 3 BB: 1 P: 46	R: 0 E: 0 K: 0 S: 13	H: 1 LOB: 1 BB: 0 P: 17	1B: 7 2B: 6 3B: 0 HR: 0	SF: 0 SAC: 0 DP: 0 HBP: 0	WP: 0 PB: 0 SB: 1 CS: 1	PA: 45												
<b>PITCHER</b>	IP WLS BF H R ER SO BB IBB HBP BLK WP HR S P ERA WHIP																																	
Steve Avery, L (1, 1) ERA: 2.88	4.1	23	6	4	4	2	5	0	0	0	0	0	0	0	56	96	8.31	2.538																
Steve Bedrosian, R (5, 1) ERA: 4.82	0.2	2	0	0	0	1	0	0	0	0	0	0	0	0	5	8	0.00	0.000																
Mark Wohlers, R (6, 1) ERA: 4.71	2.0	6	0	0	0	2	0	0	0	0	0	0	0	0	14	20	0.00	0.000																
Mike Stanton, L (8, 1) ERA: 4.22	0.0	L	4	4	4	0	0	0	0	0	0	0	0	0	13	22	∞	∞																
Mitt Hill, R (8, 1) ERA: 6.75	2.0	10	3	0	0	3	0	1	0	1	0	0	0	27	41	0.00	1.500																	

Houston Astros @ Atlanta Braves  
Atlanta-Fulton County Stadium, Atlanta, GA  
Thu May 26 1994, 7:05 PM EDT  
Att: 45,976 - Unknown - 79 F

AB	39
R	8
H	13
RBI	7
BB	6
SO	8
LOB	21



Batter	1	2	3	4	5	6	7	8	9	AB	R	H	RBI	BB	SO	LOB	BOTTOM															
Jarvis Brown, R (1, 8) OBP: 0.338, SLG: 0.396	F9									3	0	0	0	0	0	1																
Deion Sanders, L (8, PH) OBP: 0.338, SLG: 0.396		P4								2	1	1	0	0	0	3																
Jeff Blauser, R (1, 6) OBP: 0.281, SLG: 0.306			G5-3				L1			5	0	2	1	0	0	3																
Terry Pendleton, S (1, 5) OBP: 0.270, SLG: 0.380							L4			4	0	0	0	0	0	2																
Fred McGriff, L (1, 3) OBP: 0.379, SLG: 0.588										3	1	1	0	1	0	1																
Javy Lopez, R (1, 2) OBP: 0.301, SLG: 0.511										4	1	1	0	0	3	2																
David Justice, L (1, 9) OBP: 0.399, SLG: 0.473										4	2	3	1	0	0	0																
Dave Gallagher, R (1, 7) OBP: 0.288, SLG: 0.328										3	0	0	0	1	1	3																
Mark Lemke, S (1, 4) OBP: 0.386, SLG: 0.409										3	0	1	1	1	0	2																
Steve Avery, L (1, 1) OBP: 0.136, SLG: 0.200										1	0	1	2	0	0	0																
Steve Bedrosian, R (5, 1) OBP: 0.376, SLG: 0.333										0	0	0	0	0	0	0																
Bill Pecota, R (8, PH) OBP: 0.200, SLG: 1.000										1	0	0	0	0	0	0																
Mark Wohlers, R (8, PH) OBP: 0.341, SLG: 0.500										0	0	0	0	0	0	0																
Charlie O'Brien, R (8, PH) OBP: 0.341, SLG: 1.000										1	0	0	0	0	0	1																
Mike Stanton, L (8, PH) OBP: 0.300, SLG: 0.500										0	0	0	0	0	0	0																
Mitt Hill, R (8, PH) OBP: 0.300, SLG: 0.500										0	0	0	0	0	0	0																
Ryan Klesko, L (8, PH) OBP: 0.368, SLG: 0.579										1	0	0	0	0	1	3																
<b>Inning Stats</b>	R: 0 E: 0 K: 0 S: 7	H: 1 LOB: 0 BB: 0 P: 9	R: 3 E: 0 K: 1 S: 17	H: 4 LOB: 1 BB: 0 P: 21	R: 0 E: 0 K: 0 S: 5	H: 0 LOB: 0 BB: 0 P: 7	R: 0 E: 0 K: 1 S: 8	H: 0 LOB: 0 BB: 0 P: 11	R: 0 E: 0 K: 0 S: 9	H: 0 LOB: 0 BB: 0 P: 12	R: 0 E: 0 K: 1 S: 8	H: 0 LOB: 1 BB: 1 P: 13	R: 1 E: 0 K: 0 S: 7	H: 2 LOB: 0 BB: 0 P: 8	R: 1 E: 0 K: 1 S: 17	H: 2 LOB: 1 BB: 0 P: 24	R: 0 E: 0 K: 1 S: 15	H: 1 LOB: 3 BB: 2 P: 28	1B: 8 2B: 2 3B: 0 HR: 1	SF: 0 SAC: 0 DP: 2 HBP: 0	WP: 0 PB: 0 SB: 0 CS: 0	PA: 38										
<b>PITCHER</b>	IP WLS BF H R ER SO BB IBB HBP BLK WP HR S P ERA WHIP																															
Greg Swindell, L (1, 1) ERA: 2.99	1.0	5	2	1	1	1	0	0	0	0	0	0	17	24	9.00	2.000																
Todd Jones, R (8, 1) ERA: 3.51	0.0	2	1	0	0	0	1	0	0	0	0	0	2	6	∞	∞																
Mitch Williams, L (9, 1) ERA: 7.71	0.0	S	4	0	0	0	1	0	0	0	0	0	13	22	0.00	1.000																
John Hudek, R (9, 1) ERA: 0.63	1.0	S	4	0	0	0	1	0	0	0	0	0	13	22	0.00	1.000																

Houston Astros @ Atlanta Braves  
Atlanta-Fulton County Stadium, Atlanta, GA  
Thu May 26 1994, 7:05 PM EDT  
Att: 45,976 - Unknown - 79 F

AB	35
R	5
H	10
RBI	5
BB	3
SO	5
LOB	21













Batter	1	2	3	4	5	6	7	8	9	AB	R	H	RBI	BB	SO	LOB	TOP										
James Mouton, R OBP: 0.323, SLG: 0.312 Kevin Bass, S OBP: 0.388, SLG: 0.492	(1, 9) L 2-3 K		(1, 1) C 1-1 F9			(1, 2) C 2-2 F8		(1, 3) C 1-1 G5-3		3	0	0	0	0	1	0											
Steve Finley, L OBP: 0.324, SLG: 0.454	(1, 8) C 0-1 P6			(1, 1) L 0-1 P5		(1, 2) C 2-3 K		(1, 3) C 1-1 F9	(1, 1) C 1-1 F9 5 1B	4	1	1	0	0	1	0											
Craig Biggio, R OBP: 0.414, SLG: 0.478	(1, 4) B 3-2 F7			(1, 2) B 1-2 G3-1		(1, 3) C 3-2 G6-3		(1, 3) C 1-1 F9	(1, 3) C 1-3 F9	4	0	0	0	0	0	1											
5 Jeff Bagwell, R OBP: 0.408, SLG: 0.589		(1, 3) B 4-2 S BB		(1, 3) B 2-0 F7		(1, 3) C 1-0 G4-3		(1, 3) C 0-0 DI 1B	(1, 3) C 3-H 1-3 DI 1B	3	1	1	1	1	0	0											
Luis Gonzalez, L OBP: 0.330, SLG: 0.417	(1, 7) C 3-3 K				(1, 2) C 4-2 WP PB BB		(1, 2) C 4-2 BB	(1, 2) C 1-2 K	(1, 2) C 1-2 K	2	0	0	0	2	2	2											
Andujar Cedeno, R OBP: 0.341, SLG: 0.477	(1, 6) C 1-3 K			(1, 2) C 4-2 WP BB		(1, 2) C 0-3 K		(1, 2) C 1-2 K	(1, 2) C 2-H 1B	3	0	1	1	1	2	2											
Chris Donnels, L OBP: 0.408, SLG: 0.548	(1, 5) C 1-3 K			(1, 3) C 3-3 K		(1, 3) C 1-3 K		(1, 3) C 1-3 K	(1, 3) C 1-3 K	4	0	0	0	0	4	5											
Scott Servais, R OBP: 0.212, SLG: 0.325 Mike Felder, S OBP: 0.289, SLG: 0.256 Tony Eusebio, R OBP: 0.269, SLG: 0.396	(1, 2) C 0-2 F9		(1, 1) C 0-2 F9		(1, 2) C 2-3 K		(1, 2) C 1-2 K	(1, 2) C 1-2 F7		2	0	0	0	0	1	2											
Doug Drabek, R OBP: 0.182, SLG: 0.161 Sid Bream, L OBP: 0.500, SLG: 0.438 Mitch Williams, L OBP: 0.341, SLG: 0.477	(1, 1) C 1-2 F7		(1, 2) C 1-2 F7		(1, 2) C 0-2 G5-3		(1, 2) C 2-1 G5-3			2	0	0	0	0	0	2											
<b>Inning Stats</b>	R: 0 E: 0 K: 1 S: 8	H: 0 LOB: 0 BB: 0 P: 13	R: 0 E: 0 K: 3 S: 12	H: 0 LOB: 1 BB: 1 P: 21	R: 0 E: 0 K: 0 S: 8	H: 0 LOB: 0 BB: 0 P: 10	R: 0 E: 0 K: 0 S: 6	H: 0 LOB: 0 BB: 0 P: 9	R: 0 E: 0 K: 2 S: 18	H: 0 LOB: 2 BB: 2 P: 31	R: 0 E: 0 K: 1 S: 10	H: 0 LOB: 1 BB: 1 P: 16	R: 0 E: 0 K: 0 S: 8	H: 0 LOB: 0 BB: 0 P: 12	R: 2 E: 0 K: 2 S: 17	H: 3 LOB: 1 BB: 0 P: 22	1B: 3 2B: 0 3B: 0 HR: 0	SF: 0 SAC: 0 DP: 0 HBP: 0	WP: 1 PB: 1 SB: 1 CS: 0	PA: 34							
<b>PITCHER</b>	IP	WLS	BF	H	R	ER	SO	BB	IBB	HBP	BLK	WP	HR	S	P	ERA	WHIP										
David West, L ERA: 3.38	(1, 1)	6.0	W	21	0	0	7	3	0	0	0	1	0	62	101	0.00	0.500										
Heathcliff Slocumb, R ERA: 3.12	(7, 1)	2.1		10	2	2	2	1	0	0	0	0	0	23	35	7.71	1.286										
Doug Jones, R ERA: 2.92	(9, 1)	0.2	S	3	1	0	0	2	0	0	0	0	0	12	15	0.00	1.500										

Houston Astros @ Philadelphia Phillies  
Veterans Stadium, Philadelphia, PA  
Sun May 29 1994, 3:33 AM EDT  
Att. 52,390 - Sunny - 76 F

AB 30  
R 2  
H 3  
RBI 2  
BB 4  
SO 11  
LOB 14



Batter	1	2	3	4	5	6	7	8	9	AB	R	H	RBI	BB	SO	LOB	BOTTOM										
Lenny Dykstra, L OBP: 0.445, SLG: 0.559	(1, 8) C 1-2 F8		(1, 3) C 3-2 F9		(1, 2) B 2-1 1B G6-3 HBP		(1, 2) C 1-2 L4			3	0	0	0	0	0	0											
Mariano Duncan, R OBP: 0.318, SLG: 0.437	(1, 3) B 2-0 G4-3 1B		(1, 3) C 3-3 K		(1, 2) B 3-2 G6-3 1-2		(1, 2) C 4-1 S SH1-3 BB			3	1	1	0	1	1	1											
Jim Eisenreich, L OBP: 0.374, SLG: 0.377	(1, 9) C 1 SAFE G4-3 1-2		(1, 3) C 0-1 G3-1		(1, 2) B 2-0 1B		(1, 2) C 0-1 SH1-3			3	0	1	0	0	0	1											
Darren Daulton, L OBP: 0.384, SLG: 0.579	(1, 2) B 3-1 P2			(1, 1) C 3-1 F7	(1, 2) C 3-3 K		(1, 2) C 2-1 P2			4	0	0	0	0	1	4											
Milt Thompson, L OBP: 0.367, SLG: 0.429		(1, 7) C 0-1 G6-3		(1, 2) B 2-0 G4-3		(1, 2) C 0-0 G6-3		(1, 2) C 1-2 1B		4	0	1	1	0	0	0											
Kim Batiste, R OBP: 0.232, SLG: 0.304	(1, 6) B 2-2 G5-3			(1, 1) C 1-1 HR		(1, 2) C 2-1 P3		(1, 3) C 0-0 F9		4	1	1	1	0	0	1											
Mickey Morandini, L OBP: 0.363, SLG: 0.340	(1, 4) C 0-2 HR 1B			(1, 0) C 0-0 S 1B		(1, 3) C 0-0 F8				3	1	2	0	0	0	0											
Tom Quinlan, R OBP: 0.292, SLG: 0.500	(1, 5) C 1 SAFE HR 1B			(1, 3) C 0-3 K		(1, 2) C 2-1 G5-3				3	1	1	2	0	1	1											
David West, L Heathcliff Slocumb, R Doug Jones, R	(1, 1) C 0-0 F7			(1, 3) C 1-3 K		(1, 3) C 1-3 K				2	0	0	0	0	1	0											
<b>Inning Stats</b>	R: 0 E: 0 K: 0 S: 9	H: 1 LOB: 1 BB: 0 P: 15	R: 2 E: 0 K: 0 S: 10	H: 2 LOB: 0 BB: 0 P: 12	R: 0 E: 0 K: 1 S: 13	H: 0 LOB: 0 BB: 0 P: 19	R: 1 E: 0 K: 1 S: 9	H: 2 LOB: 1 BB: 0 P: 15	R: 0 E: 0 K: 2 S: 13	H: 1 LOB: 2 BB: 0 P: 24	R: 0 E: 0 K: 0 S: 4	H: 0 LOB: 0 BB: 0 P: 6	R: 0 E: 0 K: 1 S: 8	H: 0 LOB: 0 BB: 0 P: 12	R: 1 E: 0 K: 0 S: 9	H: 1 LOB: 1 BB: 1 P: 16	1B: 5 2B: 0 3B: 0 HR: 2	SF: 0 SAC: 1 DP: 0 HBP: 1	WP: 0 PB: 0 SB: 2 CS: 0	PA: 33							
<b>PITCHER</b>	IP	WLS	BF	H	R	ER	SO	BB	IBB	HBP	BLK	WP	HR	S	P	ERA	WHIP										
Doug Drabek, R ERA: 2.42	(1, 1)	7.0	L	28	6	3	3	5	0	0	0	0	0	66	103	3.86	0.857										
Mitch Williams, L ERA: 7.65	(8, 1)	1.0		5	1	1	1	0	1	0	0	0	0	9	16	9.00	2.000										

Houston Astros @ Philadelphia Phillies  
Veterans Stadium, Philadelphia, PA  
Sun May 29 1994, 3:33 AM EDT  
Att. 52,390 - Sunny - 76 F

AB 30  
R 4  
H 7  
RBI 4  
BB 1  
SO 5  
LOB 8





Batter	1	2	3	4	5	6	7	8	9	AB	R	H	RBI	BB	SO	LOB	TOP					
Chuck Carr, S OBP: 0.383, SLG: 0.392	F8	K		G1-3	F7			K		5	0	0	0	0	2	4						
Jerry Browne, S OBP: 0.356, SLG: 0.313 Robb Nen, R	G4-3		2B 1B	F9	F7			F8		4	1	0	0	1	0	0						
Matias Carrillo, L OBP: 0.323, SLG: 0.356	1B	1B	1B	1B	1B	P3-6 BB		B1-3		4	1	3	0	1	0	0						
Jeff Conine, R OBP: 0.364, SLG: 0.533	1B	1B	HBP BB	G1-3	G1-3	P3-6 BB		K		4	0	2	2	1	1	1						
Russ Morman, R OBP: 0.400, SLG: 0.750 Luis Aquino, R	K		K			P3-6		L4		4	0	1	0	0	2	5						
Alex Arias, R OBP: 0.297, SLG: 0.288					3B					0	0	0	0	0	0	0						
Bento Santiago, R OBP: 0.349, SLG: 0.407		1B	2B	HBP BB	K			G6-3		3	1	1	0	1	1	1						
Kurt Abbott, R OBP: 0.322, SLG: 0.368	1B	1B	F7	F7	F8			K		4	0	1	1	0	1	3						
Bret Barberie, S OBP: 0.327, SLG: 0.401	SH1-4 1B	1B	HBP	IBB		P4				2	0	1	0	1	0	0						
Chris Hammond, L OBP: 0.211, SLG: 0.176 Greg Colbrunn, R OBP: 0.188, SLG: 0.214	SH1-4		K					G1-3		1	0	0	0	1	1	3						
<b>Inning Stats</b>	R: 0 E: 0 K: 1 S: 10	H: 2 LOB: 2 BB: 0 P: 15	R: 1 E: 0 K: 1 S: 12	H: 3 LOB: 1 BB: 0 P: 16	R: 2 E: 0 K: 2 S: 19	H: 2 LOB: 3 BB: 2 P: 33	R: 0 E: 0 K: 0 S: 11	H: 1 LOB: 1 BB: 0 P: 17	R: 0 E: 0 K: 1 S: 9	H: 1 LOB: 3 BB: 2 P: 20	R: 0 E: 0 K: 0 S: 9	H: 0 LOB: 1 BB: 2 P: 17	R: 0 E: 0 K: 1 S: 7	H: 0 LOB: 0 BB: 0 P: 11	R: 0 E: 0 K: 1 S: 6	H: 0 LOB: 0 BB: 0 P: 10	R: 0 E: 0 K: 1 S: 7	H: 0 LOB: 0 BB: 0 P: 12	1B: 6 2B: 3 3B: 1 HR: 0	SF: 0 SAC: 1 DP: 1 HBP: 1	WP: 0 PB: 0 SB: 0 CS: 0	PA: 41
<b>PITCHER</b>	IP	WLS	BF	H	R	ER	SO	BB	IBB	HBP	BLK	WP	HR	S	P	ERA	WHIP					
Darryl Kile, R ERA: 4.61	7.0		35	9	3	3	6	5	1	1	0	0	0	77	129	3.86	2.000					
Tom Edens, R ERA: 2.67	2.0	W	6	0	0	0	2	0	0	0	0	0	0	13	22	0.00	0.000					

Florida Marlins @ Houston Astros  
Astrodome, Houston, TX  
Mon May 30 1994, 4:33 AM EDT  
Att: 29,854 - Dome

AB 33  
R 3  
H 9  
RBI 3  
BB 6  
SO 8  
LOB 17



Batter	1	2	3	4	5	6	7	8	9	AB	R	H	RBI	BB	SO	LOB	BOTTOM					
James Mouton, R OBP: 0.320, SLG: 0.309	K		F7			1B	FC5-4		K	5	1	1	0	0	2	3						
Steve Finley, L OBP: 0.326, SLG: 0.450	L9		G3			5 BB		K	1B	4	0	1	0	1	1	0						
Craig Biggio, R OBP: 0.423, SLG: 0.484	5 1B		G6-3			5 BB		1B	1B	4	1	3	2	1	0	0						
5 Jeff Bagwell, R OBP: 0.414, SLG: 0.596	1B		F8			G3-2-3 BB		1B	2B	3	0	2	1	1	0	0						
Luis Gonzalez, L OBP: 0.328, SLG: 0.410	G3		F7			G3-2-3		IBB		3	0	0	0	1	0	4						
Andujar Cedeno, R OBP: 0.333, SLG: 0.465	G5-3		G4-3			P6		K		4	0	0	0	0	1	4						
Andy Stankiewicz, R OBP: 0.391, SLG: 0.459 Chris Donnels, L OBP: 0.420, SLG: 0.558	L3		F8			F8		BB SH1-4 1B		3	0	0	0	0	0	0						
Scott Servais, R OBP: 0.215, SLG: 0.349	HR		G5-3			P4		SH1-4		3	1	1	1	0	0	0						
Darryl Kile, R OBP: 0.095, SLG: 0.190 Kevin Bass, S OBP: 0.397, SLG: 0.500 Tom Edens, R	K		F8			FC5-4 1B		1B	BB	2	0	0	0	0	0	0						
Sid Bream, L OBP: 0.524, SLG: 0.438								1B	IBB	0	0	0	0	1	0	0						
<b>Inning Stats</b>	R: 1 E: 1 K: 1 S: 8	H: 1 LOB: 1 BB: 1 P: 15	R: 1 E: 0 K: 1 S: 9	H: 1 LOB: 0 BB: 0 P: 14	R: 0 E: 0 K: 0 S: 4	H: 0 LOB: 0 BB: 0 P: 6	R: 0 E: 0 K: 0 S: 6	H: 0 LOB: 0 BB: 0 P: 10	R: 0 E: 0 K: 1 S: 8	H: 0 LOB: 0 BB: 0 P: 11	R: 1 E: 0 K: 0 S: 22	H: 3 LOB: 2 BB: 1 P: 29	R: 0 E: 0 K: 0 S: 14	H: 1 LOB: 1 BB: 0 P: 23	R: 0 E: 0 K: 2 S: 12	H: 2 LOB: 2 BB: 1 P: 20	R: 1 E: 0 K: 1 S: 13	H: 2 LOB: 3 BB: 2 P: 22	1B: 8 2B: 1 3B: 0 HR: 1	SF: 0 SAC: 1 DP: 1 HBP: 0	WP: 0 PB: 0 SB: 0 CS: 0	PA: 39
<b>PITCHER</b>	IP	WLS	BF	H	R	ER	SO	BB	IBB	HBP	BLK	WP	HR	S	P	ERA	WHIP					
Chris Hammond, L ERA: 1.92	5.2		23	5	3	2	3	2	0	0	0	0	0	25	42	0.00	1.500					
Luis Aquino, R ERA: 5.61	2.0		9	3	0	0	1	0	1	0	0	0	0	17	27	9.00	3.000					
Robb Nen, R ERA: 3.58	1.0	L	7	2	1	1	2	1	1	0	0	0	0	17	27	9.00	3.000					

Florida Marlins @ Houston Astros  
Astrodome, Houston, TX  
Mon May 30 1994, 4:33 AM EDT  
Att: 29,854 - Dome

AB 33  
R 4  
H 10  
RBI 4  
BB 5  
SO 6  
LOB 11





Batter	1	2	3	4	5	6	7	8	9	AB	R	H	RBI	BB	SO	LOB	TOP										
Chuck Carr, S (1, 8) OBP: 0.374, SLG: 0.383										4	0	0	0	0	0	1	<b>Florida Marlins @ Houston Astros</b> Astrodome, Houston, TX Tue May 31 1994, 8:05 PM EDT Att: 14,173 - Dome										
Jerry Browne, S (1, 5) OBP: 0.397, SLG: 0.328										4	1	3	0	0	0	1											
Bret Barberie, S (1, 4) OBP: 0.326, SLG: 0.398										4	1	1	0	0	0	2											
Jeff Conine, R (1, 7) OBP: 0.357, SLG: 0.522										4	0	0	0	0	2	3											
Bento Santiago, R (1, 2) OBP: 0.346, SLG: 0.403										4	0	1	1	0	0	0											
Russ Morman, R (1, 3) OBP: 0.444, SLG: 1.000										4	1	2	2	0	0	0											
Kurt Abbott, R (1, 6) OBP: 0.321, SLG: 0.364										4	0	1	0	0	1	2											
Jesus Tavarez, S (1, 9) OBP: 0.143, SLG: 0.143										4	0	0	0	0	1	1											
Mark Gardner, R (1, 1) Greg Colbrunn, R (7, PH) David Weathers, R (7, PR) Richie Lewis, R (7, 1) Yorkis Perez, L (8, 1)										2	0	0	0	0	1	1											
<b>Inning Stats</b>	R: 0 E: 0 K: 0 S: 7	H: 1 LOB: 0 BB: 0 P: 10	R: 0 E: 0 K: 1 S: 7	H: 0 LOB: 0 BB: 0 P: 9	R: 0 E: 0 K: 1 S: 5	H: 0 LOB: 0 BB: 0 P: 5	R: 0 E: 0 K: 1 S: 7	H: 1 LOB: 1 BB: 0 P: 10	R: 1 E: 0 K: 1 S: 8	H: 2 LOB: 1 BB: 0 P: 13	R: 2 E: 0 K: 0 S: 14	H: 4 LOB: 2 BB: 0 P: 25	R: 0 E: 0 K: 1 S: 12	H: 1 LOB: 1 BB: 0 P: 18	R: 0 E: 0 K: 0 S: 8	H: 0 LOB: 0 BB: 0 P: 14		R: 0 E: 0 K: 1 S: 9	H: 0 LOB: 0 BB: 0 P: 17	1B: 8 2B: 0 3B: 0 HR: 1	SF: 0 SAC: 0 DP: 1 HBP: 0	WP: 0 PB: 0 SB: 0 CS: 0	PA: 35				
<b>PITCHER</b>	IP	WLS	BF	H	R	ER	SO	BB	IBB	HBP	BLK	WP	HR	S	P	ERA	WHIP										
Greg Swindell, L (1, 1) ERA: 3.06	7.0		29	9	3	3	4	0	0	0	0	0	1	60	90	3.86	1.286										
Dave Veres, R (8, 1) ERA: 1.04	1.0	W	3	0	0	0	0	0	0	0	0	0	0	8	14	0.00	0.000										
John Hudek, R (9, 1) ERA: 0.56	1.0	S	3	0	0	0	1	0	0	0	0	0	0	9	17	0.00	0.000										

AB	35
R	3
H	9
RBI	3
BB	0
SO	5
LOB	11



Batter	1	2	3	4	5	6	7	8	9	AB	R	H	RBI	BB	SO	LOB	BOTTOM										
Mike Felder, S (1, 9) OBP: 0.265, SLG: 0.234										4	0	0	0	0	0	2	<b>Florida Marlins @ Houston Astros</b> Astrodome, Houston, TX Tue May 31 1994, 8:05 PM EDT Att: 14,173 - Dome										
Steve Finley, L (1, 8) OBP: 0.320, SLG: 0.441										4	0	0	0	0	0	2											
Craig Biggio, R (1, 4) OBP: 0.424, SLG: 0.481										3	1	1	0	1	2	1											
5 Jeff Bagwell, R (1, 3) OBP: 0.411, SLG: 0.604										4	2	1	2	0	0	1											
Luis Gonzalez, L (1, 7) OBP: 0.332, SLG: 0.412										4	1	2	0	0	0	0											
Chris Donnels, L (1, 5) OBP: 0.407, SLG: 0.532										4	1	1	0	0	0	2											
Scott Servais, R (9, 2) OBP: 0.215, SLG: 0.349										0	0	0	0	0	0	0											
Tony Eusebio, R (1, 2) OBP: 0.255, SLG: 0.373										3	0	0	1	0	0	1											
Kevin Bass, S (8, PH) OBP: 0.406, SLG: 0.500										0	0	0	0	1	0	0											
John Hudek, S (9, 1)										0	0	0	0	0	0	0											
Andujar Cedeno, R (1, 6) OBP: 0.343, SLG: 0.465										2	0	1	2	2	0	0											
Greg Swindell, L (1, 1) OBP: 0.240, SLG: 0.320										2	0	1	0	0	1	2											
Andy Stankiewicz, R (7, PH) OBP: 0.351, SLG: 0.459										0	0	0	0	0	0	0											
Dave Veres, R (8, 1) Ken Caminiti, S (8, PH)										0	0	0	0	0	0	0											
Ken Caminiti, S (9, 5) OBP: 0.352, SLG: 0.547										1	0	0	0	0	1	2											
<b>Inning Stats</b>	R: 2 E: 0 K: 0 S: 5	H: 1 LOB: 0 BB: 1 P: 15	R: 0 E: 0 K: 0 S: 8	H: 0 LOB: 0 BB: 0 P: 9	R: 0 E: 0 K: 1 S: 7	H: 1 LOB: 1 BB: 0 P: 12	R: 1 E: 1 K: 1 S: 9	H: 1 LOB: 2 BB: 1 P: 15	R: 0 E: 0 K: 0 S: 9	H: 1 LOB: 1 BB: 0 P: 13	R: 0 E: 0 K: 0 S: 5	H: 0 LOB: 0 BB: 0 P: 7	R: 0 E: 0 K: 0 S: 7	H: 0 LOB: 1 BB: 1 P: 15	R: 2 E: 0 K: 2 S: 14	H: 3 LOB: 2 BB: 1 P: 26	R: 0 E: 0 K: 2 S: 9	H: 0 LOB: 1 BB: 1 P: 17	1B: 6 2B: 0 3B: 0 HR: 1	SF: 0 SAC: 1 DP: 0 HBP: 0	WP: 0 PB: 0 SB: 1 CS: 0	PA: 36					
<b>PITCHER</b>	IP	WLS	BF	H	R	ER	SO	BB	IBB	HBP	BLK	WP	HR	S	P	ERA	WHIP										
Mark Gardner, R (1, 1) ERA: 4.67	6.0		25	4	3	2	2	1	1	0	0	0	0	43	71	3.00	0.833										
Richie Lewis, R (7, 1) ERA: 4.09	1.2	L	10	3	2	2	1	2	0	0	0	0	0	18	37	10.80	3.000										
Yorkis Perez, L (8, 1) ERA: 3.92	0.1		1	0	0	0	1	0	0	0	0	0	0	3	4	0.00	0.000										

AB	31
R	5
H	7
RBI	5
BB	4
SO	4
LOB	13









Batter	1	2	3	4	5	6	7	8	9	AB	R	H	RBI	BB	SO	LOB	TOP			
Lenny Dykstra, L OBP: 0.433, SLG: 0.536 (1, 8)	1-1 1B SF8 2B		3-2 G3-1		0-1 F9			1-1 G1-6-3 1B		4	1	2	0	0	0	0				
Mariano Duncan, R OBP: 0.330, SLG: 0.436 (1, 4)	0-0 2-3 1B		1-3 K		0-2 G6-3			0-2 G1-6-3 1-2f		4	0	1	0	0	0	1				
John Kruk, L OBP: 0.417, SLG: 0.400 (1, 3)	2-0 SF8 3-H		0-0 1B 2B		0-0 P8			2-2 1B		3	1	2	1	0	0	0				
Darren Daulton, L OBP: 0.374, SLG: 0.562 (1, 2)	3-2 F8 1-2		3-1 1B		4-1 BB			2-2 P2		3	0	1	1	1	0	2				
Pete Incaviglia, R OBP: 0.299, SLG: 0.551 (1, 7)	1-3 K		2-3 K		3-3 K			1-2 G5-3		4	0	0	0	0	3	3				
Billy Hatcher, R OBP: 0.287, SLG: 0.323 Paul Quanttrill, L Larry Andersen, R Milt Thompson, L (9, PH) Kevin Stocker, S OBP: 0.376, SLG: 0.268 Kim Batiste, R OBP: 0.250, SLG: 0.313 David West, L Jim Eisenreich, L OBP: 0.382, SLG: 0.386 (6, 9)		1-0 G4-3		3-2 G6-3		3-1 G1-3		0-3 K		3	0	0	0	0	0	1				
		1-2 G4-3		1-1 P8			2-1 G6-4-3 1B		1-3 K		4	0	1	0	0	1				
		1-0 1B		2-3 K			0-1 G6-4-3 1-2f				3	0	1	0	0	1				
		1-0 F7			1-3 K		2-1 G6-3				2	0	0	0	0	1				
											1	0	0	0	0	0				
<b>Inning Stats</b>	R: 1 E: 0 K: 1 S: 10	H: 2 LOB: 1 BB: 0 P: 17	R: 0 E: 0 K: 0 S: 6	H: 1 LOB: 1 BB: 0 P: 10	R: 1 E: 0 K: 2 S: 13	H: 2 LOB: 0 BB: 0 P: 22	R: 0 E: 0 K: 1 S: 8	H: 0 LOB: 0 BB: 0 P: 14	R: 0 E: 0 K: 1 S: 8	H: 0 LOB: 1 BB: 1 P: 9	R: 0 E: 0 K: 0 S: 7	H: 0 LOB: 1 BB: 1 P: 17	R: 0 E: 0 K: 0 S: 12	H: 1 LOB: 0 BB: 0 P: 10	R: 0 E: 0 K: 2 S: 13	H: 2 LOB: 1 BB: 0 P: 15	1B: 6 2B: 2 3B: 0 HR: 0	SF: 1 SAC: 0 DP: 2 HBP: 0	WP: 0 PB: 0 SB: 2 CS: 0	PA: 34
<b>PITCHER</b>	IP WLS BF H R ER SO BB IBB HBP BLK WP HR S P ERA WHIP	IP WLS BF H R ER SO BB IBB HBP BLK WP HR S P ERA WHIP																		
Brian Williams, R ERA: 6.75 Mike Hampton, L ERA: 3.44 John Hudek, R ERA: 0.53	(1, 1) 7.0 W 27 6 2 2 6 1 0 0 0 0 0 58 99 2.57 1.000	(8, 1) 1.0 4 2 0 0 0 0 0 0 0 0 0 0 12 17 0.00 2.000	(9, 1) 1.0 S 3 0 0 0 2 0 0 0 0 0 0 13 15 0.00 0.000																	
<b>Batter</b>	<b>1</b>	<b>2</b>	<b>3</b>	<b>4</b>	<b>5</b>	<b>6</b>	<b>7</b>	<b>8</b>	<b>9</b>	<b>AB</b>	<b>R</b>	<b>H</b>	<b>RBI</b>	<b>BB</b>	<b>SO</b>	<b>LOB</b>	<b>BOTTOM</b>			
James Mouton, R OBP: 0.322, SLG: 0.314 (1, 9)	4-2 5 HR BB		2-0 P8		2-2 S S 1B		2-1 B1-3 1-2			3	1	1	0	1	0	1				
Steve Finley, L OBP: 0.319, SLG: 0.433 (1, 8)	0-3 K		1-3 K		4-0 1-2 BB		3-1 1B			3	0	1	0	1	2	1				
Craig Biggio, R OBP: 0.418, SLG: 0.469 (1, 4)	0-0 F8			0-1 E6 1B	3-3 K		1-2 K			4	1	0	0	0	2	4				
5 Jeff Bagwell, R OBP: 0.314, SLG: 0.619 (1, 3)	1-0 1-H HR			2-2 P3 1-2		0-1 1B 2B		4-0 L9-4-3 BB		3	2	2	2	1	0	1				
Ken Caminiti, S OBP: 0.364, SLG: 0.550 (1, 5)	3-1 G5-3			2-2 FC5-4 2-H 1B		0-0 E 1B		0-0 P4		4	0	2	2	0	0	1				
Luis Gonzalez, L OBP: 0.328, SLG: 0.401 (1, 7)		1-3 K		2-3 K		1-0 P7		3-2 L9-4-3 1-1		4	0	0	0	0	2	3				
Tony Eusebio, R OBP: 0.237, SLG: 0.345 (1, 2)		1-1 F9		0-0 FC5-4 1-2f		2-1 E1 G1-6-3				3	0	0	0	0	0	2				
Andujar Cedeno, R OBP: 0.335, SLG: 0.451 (1, 6)		3-3 K			0-1 F9		0-1 G1-6-3			3	0	0	0	0	1	2				
Brian Williams, R OBP: 0.250, SLG: 0.250 Kevin Bass, S OBP: 0.408, SLG: 0.492 Mike Hampton, R John Hudek, S (9, 1)			2-3 K		1-3 K		4-2 CS BB			2	0	0	0	0	2	0				
										0	0	0	0	1	0	0				
										0	0	0	0	0	0	0				
										0	0	0	0	0	0	0				
<b>Inning Stats</b>	R: 2 E: 0 K: 1 S: 9	H: 1 LOB: 0 BB: 1 P: 17	R: 0 E: 0 K: 2 S: 8	H: 0 LOB: 0 BB: 0 P: 13	R: 0 E: 0 K: 2 S: 8	H: 0 LOB: 0 BB: 0 P: 13	R: 1 E: 1 K: 1 S: 12	H: 1 LOB: 1 BB: 0 P: 18	R: 0 E: 0 K: 0 S: 13	H: 1 LOB: 2 BB: 1 P: 23	R: 1 E: 1 K: 0 S: 9	H: 2 LOB: 1 BB: 0 P: 11	R: 0 E: 0 K: 1 S: 11	H: 1 LOB: 1 BB: 1 P: 21	R: 0 E: 0 K: 0 S: 4	H: 0 LOB: 0 BB: 1 P: 11	1B: 4 2B: 2 3B: 0 HR: 1	SF: 0 SAC: 0 DP: 2 HBP: 0	WP: 0 PB: 0 SB: 4 CS: 1	PA: 33
<b>PITCHER</b>	IP WLS BF H R ER SO BB IBB HBP BLK WP HR S P ERA WHIP	IP WLS BF H R ER SO BB IBB HBP BLK WP HR S P ERA WHIP																		
David West, L ERA: 3.41 Paul Quanttrill, R ERA: 3.65 Larry Andersen, R ERA: 5.4	(1, 1) 5.0 L 21 3 3 2 8 3 3 2 8 0 0 15 26 5.40 2.400	(6, 1) 1.2 8 3 1 1 0 1 0 0 0 0 0 9 17 0.00 0.750	(7, 1) 1.1 4 0 0 0 1 1 0 0 0 0 0 0 9 17 0.00 0.750																	

Philadelphia Phillies @ Houston Astros  
Astrodome, Houston, TX  
Fri Jun 03 1994, 8:05 PM EDT  
Att: 31,280 - Dome

AB 32  
R 2  
H 8  
RBI 2  
BB 1  
SO 8  
LOB 9



Philadelphia Phillies @ Houston Astros  
Astrodome, Houston, TX  
Fri Jun 03 1994, 8:05 PM EDT  
Att: 31,280 - Dome

AB 29  
R 4  
H 6  
RBI 4  
BB 4  
SO 9  
LOB 15





Batter	1	2	3	4	5	6	7	8	9	AB	R	H	RBI	BB	SO	LOB	TOP			
Lenny Dykstra, L (1, 8) OBP: 0.426, SLG: 0.526	G4-3		G3-1					F9		4	0	0	0	0	1	1	Philadelphia Phillies @ Houston Astros Astrodome, Houston, TX Sat Jun 04 1994, 8:05 PM EDT Att: 23,455 - Dome			
Mickey Morandini, L (1, 4) OBP: 0.376, SLG: 0.360	2B	1B					F8	P5		4	1	2	0	0	0	0				
John Kruk, L (1, 3) OBP: 0.420, SLG: 0.415	1B	2B					FC3-6	1B		4	0	2	1	0	1	1				
Darren Daulton, L (1, 2) OBP: 0.371, SLG: 0.552	G6-3						F7	FC3-6	1B		3	0	0	0	1	0				
Jim Eisenreich, L (1, 9) OBP: 0.378, SLG: 0.382			G4-3				FC3-6	BB		4	0	1	0	0	0	2				
Milt Thompson, L (1, 7) OBP: 0.338, SLG: 0.391		L7					F7	G1-3		4	0	0	0	0	0	2				
Kevin Stocker, S (1, 6) OBP: 0.364, SLG: 0.257		F7					G3-1	G4-3		3	0	0	0	0	0	0				
Tom Quinlan, R (1, 5) OBP: 0.294, SLG: 0.387			G5-3							1	0	0	0	1	0	0				
Tony Longmire, L (7, PH) OBP: 0.222, SLG: 0.244										0	0	0	0	1	0	0				
Kim Batiste, R (7, 5) OBP: 0.250, SLG: 0.313								BB		0	0	0	0	0	0	0				
Bobby Munoz, R (1, 1) OBP: 0.200, SLG: 0.200			G4-3					G6-4-3		2	0	0	0	0	1	1				
Ricky Jordan, R (7, PH) OBP: 0.321, SLG: 0.504										1	0	0	0	0	0	1				
Paul Quantrill, L (7, 1) OBP: 0.250, SLG: 0.313										0	0	0	0	0	0	0				
<b>Inning Stats</b>	R: 1 E: 0 K: 0 S: 12	H: 3 LOB: 2 BB: 0 P: 19	R: 0 E: 0 K: 0 S: 4	H: 0 LOB: 0 BB: 0 P: 5	R: 0 E: 0 K: 1 S: 9	H: 1 LOB: 1 BB: 0 P: 15	R: 0 E: 0 K: 0 S: 5	H: 0 LOB: 0 BB: 0 P: 7	R: 0 E: 0 K: 2 S: 11	H: 0 LOB: 1 BB: 1 P: 20	R: 0 E: 0 K: 0 S: 9	H: 1 LOB: 2 BB: 1 P: 16	R: 0 E: 0 K: 0 S: 6	H: 0 LOB: 0 BB: 0 P: 13	R: 0 E: 0 K: 0 S: 4	H: 0 LOB: 0 BB: 0 P: 8	1B: 4 2B: 1 3B: 0 HR: 0	SF: 0 SAC: 0 DP: 1 HBP: 0	WP: 0 PB: 0 SB: 1 CS: 0	PA: 33
<b>PITCHER</b> Doug Drabek, R (1, 1) ERA: 2.28	IP: 9.0 WLS: W BF: 33 H: 5 R: 1 ER: 1 SO: 3 BB: 3 IBB: 0 HBP: 0 BLK: 0 WP: 0 HR: 0 S: 66 P: 112 ERA: 1.00 WHIP: 0.889															<b>PITCHER</b>				

AB	30
R	1
H	5
RBI	1
BB	3
SO	3
LOB	9



Batter	1	2	3	4	5	6	7	8	9	AB	R	H	RBI	BB	SO	LOB	BOTTOM			
James Mouton, R (1, 9) OBP: 0.321, SLG: 0.312	SH		F9				P4			4	1	1	0	0	1	1	Philadelphia Phillies @ Houston Astros Astrodome, Houston, TX Sat Jun 04 1994, 8:05 PM EDT Att: 23,455 - Dome			
Steve Finley, L (1, 8) OBP: 0.323, SLG: 0.437	SH		G4-3				F9	1B		3	2	2	0	0	0	0				
Craig Biggio, R (1, 4) OBP: 0.415, SLG: 0.465	E5		G4-3				F9	1B		4	0	1	1	0	0	2				
5 Jeff Bagwell, R (1, 3) OBP: 0.411, SLG: 0.611	G6-3		F8				1B	FC5-4		4	1	1	1	0	0	3				
Ken Caminiti, S (1, 5) OBP: 0.361, SLG: 0.543							G3	G6-3		4	0	1	0	0	1	2				
Luis Gonzalez, L (1, 7) OBP: 0.322, SLG: 0.392	PO		G3				G1	K		4	0	0	0	0	1	2				
Scott Servais, R (1, 2) OBP: 0.220, SLG: 0.359			G3					G5-3		4	0	2	1	0	0	0				
Andy Stankiewicz, R (1, 6) OBP: 0.370, SLG: 0.425							L9	P5		3	0	0	0	1	0	3				
Doug Drabek, R (1, 1) OBP: 0.194, SLG: 0.176			L6				F8	1B		3	1	1	0	0	0	1				
<b>Inning Stats</b>	R: 2 E: 2 K: 1 S: 12	H: 1 LOB: 0 BB: 0 P: 20	R: 0 E: 0 K: 0 S: 9	H: 0 LOB: 1 BB: 1 P: 17	R: 0 E: 0 K: 0 S: 9	H: 1 LOB: 1 BB: 0 P: 17	R: 0 E: 0 K: 0 S: 6	H: 1 LOB: 0 BB: 0 P: 9	R: 0 E: 0 K: 1 S: 7	H: 0 LOB: 0 BB: 0 P: 13	R: 1 E: 0 K: 0 S: 15	H: 3 LOB: 2 BB: 0 P: 24	R: 2 E: 1 K: 0 S: 13	H: 3 LOB: 1 BB: 0 P: 20	R: 0 E: 0 K: 1 S: 10	H: 0 LOB: 0 BB: 0 P: 14		1B: 8 2B: 1 3B: 0 HR: 0	SF: 0 SAC: 1 DP: 0 HBP: 0	WP: 1 PB: 0 SB: 2 CS: 0
<b>PITCHER</b> Bobby Munoz, R (1, 1) ERA: 2.82	IP: 6.0 WLS: L BF: 26 H: 6 R: 3 ER: 3 SO: 1 BB: 3 IBB: 0 HBP: 0 BLK: 0 WP: 1 HR: 0 S: 60 P: 100 ERA: 1.50 WHIP: 1.167															<b>PITCHER</b>				
Paul Quantrill, R (7, 1) ERA: 3.71	IP: 2.0 WLS: 9 BF: 3 H: 2 R: 2 ER: 1 SO: 1 BB: 0 IBB: 0 HBP: 0 BLK: 0 WP: 0 HR: 0 S: 23 P: 34 ERA: 4.50 WHIP: 1.500															<b>PITCHER</b>				

AB	33
R	5
H	9
RBI	3
BB	1
SO	3
LOB	14




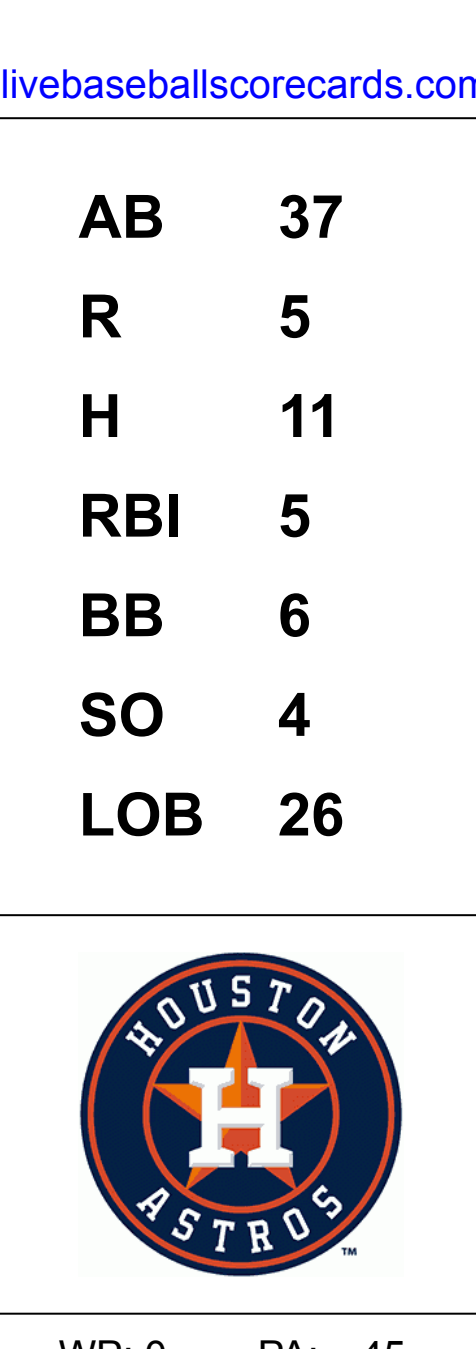






Batter	1	2	3	4	5	6	7	8	9	AB	R	H	RBI	BB	SO	LOB	TOP							
James Mouton, R OBP: 0.322, SLG: 0.311										4	1	1	0	1	0	1	<b>Houston Astros @ Montreal Expos</b> Olympic Stadium, Montreal, QB Mon Jun 06 1994, 7:05 PM EDT Att. 14,322 - Dome							
Steve Finley, L OBP: 0.317, SLG: 0.423										3	1	0	0	1	0	3								
Craig Biggio, R OBP: 0.416, SLG: 0.466										5	1	3	1	0	0	1								
5 Jeff Bagwell, R OBP: 0.411, SLG: 0.604										4	1	1	0	1	0	4								
Ken Caminiti, S OBP: 0.375, SLG: 0.569										4	1	3	2	1	0	2								
Kevin Bass, S OBP: 0.388, SLG: 0.464										5	0	0	0	0	1	9								
Tony Eusebio, R OBP: 0.270, SLG: 0.373										4	0	3	2	0	0	0		<b>AB 37</b> <b>R 5</b> <b>H 11</b> <b>RBI 5</b> <b>BB 6</b> <b>SO 4</b> <b>LOB 26</b>						
Luis Gonzalez, L OBP: 0.319, SLG: 0.386										1	0	0	0	0	1	0								
Andujar Cedeno, R OBP: 0.330, SLG: 0.433										4	0	0	0	1	1	3								
Greg Swindell, L OBP: 0.240, SLG: 0.320										0	0	0	0	0	0	0								
Dave Veres, R ERA: 2.62										0	0	0	0	0	0	0								
Mike Felder, S ERA: 3.5										0	0	0	0	0	0	0								
Tom Edens, R ERA: 4.13										0	0	0	0	0	0	0								
Ross Powell, L ERA: 4.13										0	0	0	0	0	0	0								
Chris Domnelli, L ERA: 2.93										0	0	0	0	0	0	0								
Todd Jones, R ERA: 2.93										0	0	0	0	0	0	0								
Sid Beaman, L ERA: 2.27										0	0	0	0	0	0	0								
<b>Inning Stats</b>	R: 1 E: 0 K: 0 S: 11	H: 2 LOB: 2 BB: 1 P: 16	R: 0 E: 0 K: 0 S: 10	H: 1 LOB: 2 BB: 1 P: 16	R: 1 E: 0 K: 0 S: 16	H: 3 LOB: 2 BB: 0 P: 22	R: 0 E: 0 K: 0 S: 10	H: 0 LOB: 1 BB: 1 P: 15	R: 1 E: 0 K: 1 S: 9	H: 1 LOB: 0 BB: 0 P: 10	R: 0 E: 0 K: 1 S: 8	H: 0 LOB: 0 BB: 0 P: 10	R: 2 E: 1 K: 0 S: 13	H: 3 LOB: 3 BB: 1 P: 25	R: 0 E: 0 K: 0 S: 13	H: 1 LOB: 3 BB: 2 P: 23	R: 0 E: 0 K: 2 S: 7	H: 0 LOB: 0 BB: 0 P: 9	1B: 9 2B: 1 3B: 0 HR: 1	SF: 0 SAC: 2 DP: 0 HBP: 0	WP: 0 PB: 0 SB: 2 CS: 0	PA: 45		
<b>PITCHER</b>	IP WLS BF H R ER SO BB IBB HBP BLK WP HR S P ERA WHIP	6.0 W 29 7 4 4 2 3 0 0 0 0 1 65 90 6.00 1.667	0.2 5 3 1 0 0 0 0 0 0 0 0 9 15 0.00 4.500	1.0 7 1 0 0 0 3 0 0 0 0 0 15 31 0.00 4.000	1.1 S 4 0 0 0 2 0 0 0 0 0 0 8 10 0.00 0.000																			

Batter	1	2	3	4	5	6	7	8	9	AB	R	H	RBI	BB	SO	LOB	BOTTOM					
Marquis Grissom, R OBP: 0.318, SLG: 0.380										4	2	2	0	1	1	3	<b>Houston Astros @ Montreal Expos</b> Olympic Stadium, Montreal, QB Mon Jun 06 1994, 7:05 PM EDT Att. 14,322 - Dome					
Mike Lansing, R OBP: 0.304, SLG: 0.352										5	2	3	0	0	0	1						
Moises Alou, R OBP: 0.393, SLG: 0.527										5	2	2	5	0	0	2						
Larry Walker, L OBP: 0.378, SLG: 0.548										5	1	3	1	0	1	0						
Randy Milligan, R OBP: 0.358, SLG: 0.345										4	1	2	0	0	0	3						
Cliff Floyd, L OBP: 0.333, SLG: 0.412										1	0	0	0	0	0	0						
Wil Cordero, R OBP: 0.356, SLG: 0.454										4	2	2	2	0	1	4						
Lenny Webster, R OBP: 0.352, SLG: 0.409										4	0	1	2	0	0	0						
Freddie Benavides, R OBP: 0.234, SLG: 0.319										4	0	1	0	0	1	0						
Heath Haynes, R ERA: 4.13										0	0	0	0	0	0	0						
John Wetteland, R ERA: 2.27										0	0	0	0	0	0	0						
<b>Inning Stats</b>	R: 1 E: 0 K: 1 S: 16	H: 3 LOB: 2 BB: 0 P: 22	R: 0 E: 0 K: 1 S: 10	H: 1 LOB: 1 BB: 0 P: 16	R: 4 E: 0 K: 0 S: 16	H: 7 LOB: 2 BB: 0 P: 21	R: 0 E: 0 K: 0 S: 11	H: 2 LOB: 2 BB: 0 P: 19	R: 0 E: 0 K: 1 S: 6	H: 0 LOB: 0 BB: 0 P: 8	R: 5 E: 0 K: 0 S: 15	H: 4 LOB: 0 BB: 1 P: 33	R: 0 E: 0 K: 0 S: 7	H: 1 LOB: 0 BB: 0 P: 10	R: 0 E: 0 K: 1 S: 10	H: 0 LOB: 0 BB: 0 P: 14	1B: 10 2B: 5 3B: 0 HR: 3	SF: 0 SAC: 0 DP: 1 HBP: 0	WP: 0 PB: 0 SB: 1 CS: 0	PA: 41		
<b>PITCHER</b>	IP WLS BF H R ER SO BB IBB HBP BLK WP HR S P ERA WHIP	2.2 L 18 11 5 5 2 1 0 0 0 0 0 18 30 0.00 0.857	0.1 6 4 5 5 0 1 0 0 0 0 0 2 11 25 135.00 15.000	0.2 2 0 0 0 0 0 0 0 0 0 0 4 8 0.00 0.000	2.0 6 1 0 0 1 0 0 0 0 0 0 17 24 0.00 0.500																	













Batter	1	2	3	4	5	6	7	8	9	AB	R	H	RBI	BB	SO	LOB	TOP								
<b>Roberto Kelly, R</b> OBP: 0.368, SLG: 0.430 (1, 8)	2-1 SF9 3B		1-0 G5-3		1-1 G1-3	3-3 K			0-1 2B	5	1	2	0	0	1	2									
<b>Jeff Blausler, R</b> OBP: 0.312, SLG: 0.326 (1, 6)	2-0 SF9		4-0 1B BB		1-2 F9		0-0 P4		1-3 K	3	0	0	1	1	1	1									
<b>Ryan Klesko, L</b> OBP: 0.355, SLG: 0.590 <b>Dave Gallagher, R</b> OBP: 0.325, SLG: 0.348 (5, PR) (5, 7)	1-2 F9 3-H		0-0 1B		2-0 HR 1B		4-1 G3-6-3 BB		1-3 K	3	0	2	1	0	0	0									
<b>Fred McGriff, L</b> OBP: 0.367, SLG: 0.569 (1, 3)	2-3 K		1-3 K		2-1 HR 1B		1-0 G3-6-3		0-0 G4-3	5	1	1	0	0	2	4									
<b>David Justice, L</b> OBP: 0.422, SLG: 0.509 (1, 9)		3-2 G4-3		3-1 E4		0-0 HR		4-2 SH1-4 BB		3	1	1	3	1	0	0									
<b>Terry Pendleton, S</b> OBP: 0.287, SLG: 0.355 (1, 5)		1-3 K		1-1 L3		0-3 K		1-0 SH1-4 1B		4	0	1	0	0	2	2									
<b>Mark Lemke, S</b> OBP: 0.380, SLG: 0.398 (1, 4)		1-1 F9		2-2 G5-3		0-0 L9		0-0 SH1-4		3	0	0	0	0	0	1									
<b>Charlie O'Brien, R</b> OBP: 0.349, SLG: 0.492 (1, 2)			0-0 SH2-4 1B		4-0 IBB		2-1 F7		1-3 K	3	1	1	0	1	1	2									
<b>29 John Smoltz, R</b> OBP: 0.250, SLG: 0.227 <b>Tony Tarasco, L</b> OBP: 0.355, SLG: 0.522 <b>Bill Pecota, R</b> OBP: 0.313, SLG: 0.276 <b>Mark Wohlers, R</b> OBP: 1.000, SLG: 1.000 <b>Greg McMichael, L</b> (9, 1)			0-2 SH2-4		2-3 K		3-1 2B		1-1 G6-3	2	0	1	0	0	1	2									
<b>Inning Stats</b>	R: 1 E: 0 K: 1 S: 11	H: 1 LOB: 0 BB: 0 P: 18	R: 0 E: 0 K: 1 S: 8	H: 0 LOB: 0 BB: 0 P: 13	R: 1 E: 0 K: 1 S: 9	H: 2 LOB: 2 BB: 1 P: 15	R: 0 E: 1 K: 1 S: 12	H: 0 LOB: 2 BB: 1 P: 24	R: 3 E: 0 K: 1 S: 12	H: 3 LOB: 1 BB: 0 P: 18	R: 0 E: 0 K: 1 S: 8	H: 1 LOB: 1 BB: 0 P: 16	R: 0 E: 0 K: 0 S: 3	H: 0 LOB: 0 BB: 1 P: 8	R: 0 E: 0 K: 1 S: 9	H: 1 LOB: 2 BB: 0 P: 16	R: 0 E: 0 K: 2 S: 9	H: 1 LOB: 1 BB: 0 P: 11	1B: 5 2B: 2 3B: 1 HR: 1	SF: 1 SAC: 2 DP: 1 HBP: 0	WP: 0 PB: 0 SB: 1 CS: 0	PA: 40			
<b>PITCHER</b>	IP	WLS	BF	H	R	ER	SO	BB	IBB	HBP	BLK	WP	HR	S	P	ERA	WHIP								
<b>Doug Drabek, R</b> ERA: 2.63 <b>Tom Edens, R</b> ERA: 3.77 <b>Ross Powell, L</b> ERA: <b>Todd Jones, R</b> ERA: 2.84	(1, 1) (6, 1) (8, 1) (9, 1)	5.0 2.2 0.1 1.0	L 11 1 4	24 2 0 1	6 2 0 0	5 0 0 0	5 2 0 2	5 2 0 0	1 2 0 0	1 0 0 0	0 0 0 0	0 0 0 0	0 0 1 0	1 18 3 9	88 37 3 11	9.00 0.00 0.00 0.00	1.400 1.500 0.000 1.000								

Atlanta Braves @ Houston Astros  
Astrodome, Houston, TX  
Fri Jun 10 1994, 8:05 PM EDT  
Att: 38,435 - Dome

AB 33  
R 5  
H 9  
RBI 5  
BB 4  
SO 9  
LOB 17



Batter	1	2	3	4	5	6	7	8	9	AB	R	H	RBI	BB	SO	LOB	BOTTOM								
<b>James Mouton, R</b> OBP: 0.317, SLG: 0.302 (1, 9) (6, 8)	2-2 F7			1-1 G5-3	1-3 K			1-3 K		4	0	0	0	0	2	2									
<b>Steve Finley, L</b> OBP: 0.317, SLG: 0.417 <b>Kevin Bass, S</b> OBP: 0.398, SLG: 0.457 (5, PH) (6, 9)	2-2 F9			2-3 K	1-1 G4-3			4-2 G6-4-3 BB		2	0	0	0	0	1	0									
<b>Craig Biggio, R</b> OBP: 0.411, SLG: 0.471 (1, 4)	2-3 K			0-0 2B		0-1 P2		0-1 G6-4-3		4	0	1	0	0	1	2									
<b>5 Jeff Bagwell, R</b> OBP: 0.410, SLG: 0.620 (1, 3)		3-2 P6		4-2 BB		1-0 L6		1-0 G6-3		3	0	0	0	1	0	0									
<b>Ken Caminiti, S</b> OBP: 0.366, SLG: 0.578 (1, 5)		1-3 K		0-0 G1-3		3-2 P7		1-3 K2-3		4	0	0	0	0	2	2									
<b>Luis Gonzalez, L</b> OBP: 0.314, SLG: 0.374 (1, 7)		2-3 K			1-0 WP FC1-5 2B		4-1 L4-3 BB		1-0 F7	3	0	1	0	1	1	0									
<b>Scott Servais, R</b> OBP: 0.232, SLG: 0.360 (1, 2)			0-3 K		2-2 FC1-5 2B HBP		1-0 L8			2	1	0	0	0	1	1									
<b>Andujar Cedeno, R</b> OBP: 0.332, SLG: 0.431 (1, 6)			3-3 K		1-2 FC1-5 2B		0-0 L4-3			3	1	0	0	0	1	3									
<b>Doug Drabek, R</b> OBP: 0.189, SLG: 0.171 <b>Sid Bissett, L</b> OBP: 0.483, SLG: 0.500 <b>Tom Edens, R</b> (8, 1) <b>Ross Powell, L</b> (8, 1) <b>Mike Falder, S</b> OBP: 0.256, SLG: 0.231 <b>Todd Jones, R</b> OBP: 1.000, SLG: 1.000 (9, 1)			0-1 F8		3-3 3-H 2-2 2B		2-2 S 1B			1	0	0	0	0	0	0									
<b>Inning Stats</b>	R: 0 E: 0 K: 1 S: 10	H: 0 LOB: 0 BB: 0 P: 16	R: 0 E: 0 K: 2 S: 9	H: 0 LOB: 0 BB: 0 P: 15	R: 0 E: 0 K: 2 S: 9	H: 0 LOB: 0 BB: 0 P: 12	R: 0 E: 0 K: 1 S: 10	H: 1 LOB: 2 BB: 1 P: 17	R: 2 E: 0 K: 1 S: 15	H: 2 LOB: 1 BB: 0 P: 23	R: 0 E: 0 K: 0 S: 6	H: 0 LOB: 0 BB: 0 P: 10	R: 0 E: 0 K: 0 S: 3	H: 0 LOB: 0 BB: 1 P: 8	R: 0 E: 0 K: 1 S: 14	H: 1 LOB: 1 BB: 1 P: 21	R: 0 E: 0 K: 1 S: 5	H: 0 LOB: 0 BB: 0 P: 8	1B: 1 2B: 4 3B: 0 HR: 0	SF: 0 SAC: 0 DP: 2 HBP: 1	WP: 1 PB: 0 SB: 1 CS: 0	PA: 33			
<b>PITCHER</b>	IP	WLS	BF	H	R	ER	SO	BB	IBB	HBP	BLK	WP	HR	S	P	ERA	WHIP								
<b>29 John Smoltz, R</b> ERA: 3.25 <b>Mark Wohlers, R</b> ERA: 3.56 <b>Greg McMichael, R</b> ERA: 2.5	(1, 1) (8, 1) (9, 1)	7.0 1.0 1.0	W 4 S	26 1 3	2 0 0	2 0 0	2 0 1	2 1 0	2 0 0	0 0 0	0 0 0	0 0 0	0 0 5	62 14 8	101 21 8	2.57 0.00 0.00	0.714 2.000 0.000								

Atlanta Braves @ Houston Astros  
Astrodome, Houston, TX  
Fri Jun 10 1994, 8:05 PM EDT  
Att: 38,435 - Dome

AB 29  
R 2  
H 4  
RBI 2  
BB 3  
SO 9  
LOB 11





Batter	1	2	3	4	5	6	7	8	9	AB	R	H	RBI	BB	SO	LOB	TOP										
<b>Roberto Kelly, R</b> OBP: 0.372, SLG: 0.433 (1, 8)	4-0 HR BB		1-0 SH5-3 2B	0-1 E3 G6-4-3		4-0 1B BB	3-1 G4-3			3	2	1	0	2	0	4											
<b>Jeff Blausler, R</b> OBP: 0.315, SLG: 0.326 (1, 6)	4-2 HR BB		0-0 SH5-3	0-1 G6-4-3		2-1 1B		1-0 G6-3		3	1	1	0	1	0	2											
<b>Ryan Klesko, L</b> OBP: 0.361, SLG: 0.586 <b>Dave Gallagher, R</b> OBP: 0.317, SLG: 0.338 (5, PR) (5, 7)	0-3 K		4-2 BB WP BB		4-1 PB G5-3 1B BB	2-2 F9		1-0 L7		1	0	0	0	2	1	2											
<b>Fred McGriff, L</b> OBP: 0.368, SLG: 0.577 (1, 3)	0-0 2-H HR		2-3 K		3-1 G5-3	1-0 G6-3		4-2 BB		4	1	1	3	1	1	4											
<b>David Justice, L</b> OBP: 0.431, SLG: 0.509 (1, 9)	0-0 CS 1B		4-2 BB BB		4-0 PB 1B IBB		4-2 BB 1B BB	0-0 P7		2	1	1	0	3	0	1											
<b>Javy Lopez, R</b> OBP: 0.294, SLG: 0.464 (1, 2)	0-1 F8		4-0 1-2 2-3 BB		2-3 K	1-2 2-3		1-3 K		4	0	0	0	1	3	4											
<b>Mark Lemke, S</b> OBP: 0.376, SLG: 0.392 (1, 4)	2-1 CS 1-2	2-1 F8	2-0 P4		3-1 2-H 3-H 1-1 1B		2-1 F9		3-2 G6-3	5	0	1	2	0	0	4											
<b>Bill Pecota, R</b> OBP: 0.324, SLG: 0.273 (1, 5)		3-2 P7		4-2 SH1-4 BB		2-H 3-H 1-1 G4-3		3-2 BB 1B	0-0 G6-3	4	0	1	0	1	0	2											
<b>Steve Avery, L</b> OBP: 0.111, SLG: 0.160 <b>Mike Stanton, L</b> OBP: 0.091, SLG: 0.000 <b>Charlie O'Brien, R</b> OBP: 0.340, SLG: 0.492 <b>Tony Blum, L</b> OBP: 0.250, SLG: 0.422 <b>Steve Bedrosian, R</b> <b>Greg McMichael, R</b> (1, 1) (6, 1) (7, PH) (8, PH) (7, 1) (9, 1)		0-2 L7		1-2 SH1-4		0-3 K		4-1 BB		2	0	0	0	0	1	0											
<b>Inning Stats</b>	R: 3 E: 0 K: 1 S: 12	H: 2 LOB: 0 BB: 2 P: 22	R: 0 E: 0 K: 0 S: 8	H: 0 LOB: 0 BB: 0 P: 13	R: 1 E: 0 K: 1 S: 11	H: 1 LOB: 3 BB: 3 P: 28	R: 0 E: 1 K: 0 S: 10	H: 0 LOB: 1 BB: 1 P: 15	R: 2 E: 0 K: 1 S: 10	H: 1 LOB: 2 BB: 2 P: 27	R: 0 E: 0 K: 1 S: 9	H: 1 LOB: 3 BB: 1 P: 18	R: 0 E: 0 K: 1 S: 15	H: 0 LOB: 0 BB: 2 P: 32	R: 0 E: 0 K: 0 S: 8	H: 0 LOB: 0 BB: 1 P: 14	R: 0 E: 0 K: 1 S: 7	H: 0 LOB: 0 BB: 0 P: 10	1B: 4 2B: 1 3B: 0 HR: 1	SF: 0 SAC: 2 DP: 1 HBP: 0	WP: 1 PB: 1 SB: 1 CS: 1	PA: 45					
<b>PITCHER</b>	IP	WLS	BF	H	R	ER	SO	BB	IBB	HBP	BLK	WP	HR	S	P	ERA	WHIP										
<b>Darryl Kile, R</b> ERA: 4.67 (1, 1)	4.2		25	4	6	5	3	7	1	0	0	1	1	49	102	9.64	2.357										
<b>Dave Veres, R</b> ERA: 1.66 (5, 1)	0.1		1	0	0	0	0	0	0	0	0	0	0	2	3	0.00	0.000										
<b>Mike Hampton, L</b> ERA: 3.0 (6, 1)	1.2		9	2	0	0	2	2	0	0	0	0	0	21	40	0.00	2.400										
<b>Todd Jones, R</b> ERA: 2.85 (7, 1)	2.1	W	9	0	0	0	1	2	0	0	0	0	0	18	34	0.00	0.857										

Atlanta Braves @ Houston Astros  
Astrodome, Houston, TX  
Sat Jun 11 1994, 8:05 PM EDT  
Att: 37,857 - Dome

AB 30  
R 6  
H 6  
RBI 5  
BB 12  
SO 6  
LOB 25



Batter	1	2	3	4	5	6	7	8	9	AB	R	H	RBI	BB	SO	LOB	BOTTOM										
<b>James Mouton, R</b> OBP: 0.323, SLG: 0.306 (1, 8)	2-3 K		0-1 S S E 1B		2-1 G4-3			4-2 G3 BB	0-0 E8 1-H 2-H 3-H 1B	4	1	2	2	1	1	0											
<b>Mike Felder, S</b> OBP: 0.241, SLG: 0.214 (1, 7) (7, 9)	2-1 G4-3		2-2 G4-3			2-1 G6-3		1-2 G3		4	0	0	0	0	0	2											
<b>Craig Biggio, R</b> OBP: 0.408, SLG: 0.464 (1, 4)	2-1 F7		2-1 F9			4-2 5 HR BB		0-2 P7		3	1	0	0	1	0	1											
<b>5 Jeff Bagwell, R</b> OBP: 0.411, SLG: 0.646 (1, 3)		2-1 HR		3-2 L9		1-1 HR		3-2 K		4	2	2	3	0	1	1											
<b>Ken Caminiti, S</b> OBP: 0.359, SLG: 0.566 (1, 5)		3-2 P5		1-2 G4-3		1-3 K		1-2 F7		4	0	0	0	0	1	0											
<b>Kevin Bass, S</b> OBP: 0.385, SLG: 0.444 <b>Todd Jones, L</b> OBP: 1.000, SLG: 1.000 <b>Chris Donnels, L</b> OBP: 0.397, SLG: 0.510 (1, 9) (7, 1) (9, PH)		2-1 F7		4-1 BB		2-0 F8		1-1 L4		2	0	0	0	1	0	0											
<b>Scott Servais, R</b> OBP: 0.234, SLG: 0.355 <b>Sid Bream, L</b> OBP: 0.500, SLG: 0.520 (1, 2) (9, PH)		4-2 BB		3-3 K				2-1 1B BB 1B		2	0	0	0	1	2	1											
<b>Andujar Cedeno, R</b> OBP: 0.330, SLG: 0.424 (1, 6)		1-2 G1-3				2-1 P5		4-2 1B BB		3	1	0	0	1	0	1											
<b>Darryl Kile, R</b> OBP: 0.080, SLG: 0.160 <b>Dave Veres, R</b> <b>Andy Stankiewicz, R</b> OBP: 0.324, SLG: 0.405 <b>Mike Hampton, R</b> <b>Luis Gonzalez, L</b> OBP: 0.315, SLG: 0.376 (1, 1) (5, 1) (5, PH) (6, 1) (7, 7)			1-3 K		2-0 G5-3		1-2 G6-3		1-0 1B E 1B	1	0	0	0	0	1	0											
<b>Inning Stats</b>	R: 0 E: 0 K: 1 S: 8	H: 0 LOB: 0 BB: 0 P: 14	R: 1 E: 0 K: 0 S: 15	H: 1 LOB: 1 BB: 1 P: 27	R: 1 E: 0 K: 1 S: 10	H: 1 LOB: 0 BB: 0 P: 15	R: 0 E: 0 K: 0 S: 10	H: 0 LOB: 0 BB: 1 P: 21	R: 2 E: 0 K: 1 S: 12	H: 1 LOB: 0 BB: 1 P: 24	R: 0 E: 0 K: 1 S: 11	H: 0 LOB: 0 BB: 0 P: 13	R: 0 E: 0 K: 1 S: 18	H: 0 LOB: 1 BB: 1 P: 26	R: 3 E: 1 K: 0 S: 11	H: 3 LOB: 1 BB: 1 P: 20	1B: 4 2B: 0 3B: 0 HR: 2	SF: 0 SAC: 0 DP: 0 HBP: 0	WP: 0 PB: 0 SB: 4 CS: 0	PA: 37							
<b>PITCHER</b>	IP	WLS	BF	H	R	ER	SO	BB	IBB	HBP	BLK	WP	HR	S	P	ERA	WHIP										
<b>Steve Avery, L</b> ERA: 3.52 (1, 1)	5.1		22	3	4	3	3	3	0	0	0	0	0	55	104	5.06	1.125										
<b>Mike Stanton, L</b> ERA: 3.81 (6, 1)	0.2		2	0	0	0	1	0	0	0	0	0	0	5	8	0.00	0.000										
<b>Steve Bedrosian, R</b> ERA: 4.07 <b>Greg McMichael, R</b> ERA: 2.95 (7, 1) (9, 1)	2.0		7	0	0	0	2	1	0	0	0	0	0	29	39	0.00	0.500										
	0.2	L	6	3	3	2	0	1	0	0	0	0	0	11	20	27.00	6.000										

Atlanta Braves @ Houston Astros  
Astrodome, Houston, TX  
Sat Jun 11 1994, 8:05 PM EDT  
Att: 37,857 - Dome

AB 32  
R 7  
H 6  
RBI 5  
BB 5  
SO 6  
LOB 6





Batter	1	2	3	4	5	6	7	8	9	AB	R	H	RBI	BB	SO	LOB	TOP					
Dave Gallagher, R (1, 7) OBP: 0.326, SLG: 0.347	F8		CS 1B		F8			G6-4-3 1B		4	0	2	0	0	0	0						
Jeff Blausler, R (1, 6) OBP: 0.309, SLG: 0.319	G6-3		K			F9		G6-4-3		4	0	0	0	0	1	2						
Roberto Kelly, R (1, 8) OBP: 0.371, SLG: 0.430	K		K			G6-3			2B 1B	4	1	1	0	0	2	0						
Fred McGriff, L (1, 3) OBP: 0.377, SLG: 0.594		G6-3 2B		G6-4-3 1B					1-H 2B	4	1	4	1	0	0	0						
David Justice, L (1, 9) OBP: 0.433, SLG: 0.506		G6-3 2B		G6-4-3 1B					P2	3	1	1	0	1	1	2						
Javy Lopez, R (1, 2) OBP: 0.293, SLG: 0.459		G6-3		G6-4-3					P3	4	0	1	0	0	0	5						
Mark Lemke, S (1, 4) OBP: 0.373, SLG: 0.386		K		L1			P5 1B			3	0	0	0	1	1	4						
Bill Pecota, R (1, 5) OBP: 0.317, SLG: 0.297				L9			F9		P8	4	0	1	2	0	0	2						
Greg Maddux, R (1, 1) OBP: 0.219, SLG: 0.258		P8		P9					P7	3	0	0	0	0	0	1						
<b>Inning Stats</b>	R: 0 E: 0 K: 1 S: 7	H: 0 LOB: 0 BB: 0 P: 11	R: 2 E: 0 K: 1 S: 19	H: 2 LOB: 1 BB: 1 P: 30	R: 0 E: 0 K: 2 S: 8	H: 1 LOB: 0 BB: 0 P: 14	R: 0 E: 0 K: 0 S: 8	H: 2 LOB: 1 BB: 0 P: 12	R: 0 E: 0 K: 1 S: 7	H: 0 LOB: 0 BB: 0 P: 11	R: 0 E: 0 K: 1 S: 8	H: 1 LOB: 0 BB: 0 P: 15	R: 0 E: 0 K: 0 S: 4	H: 1 LOB: 0 BB: 0 P: 7	R: 0 E: 0 K: 0 S: 4	H: 1 LOB: 0 BB: 0 P: 5	R: 1 E: 0 K: 0 S: 12	H: 2 LOB: 2 BB: 1 P: 22	1B: 7 2B: 3 3B: 0 HR: 0	SF: 0 SAC: 0 DP: 2 HBP: 0	WP: 0 PB: 0 SB: 0 CS: 1	PA: 35
<b>PITCHER</b>	IP	WLS	BF	H	R	ER	SO	BB	IBB	HBP	BLK	WP	HR	S	P	ERA	WHIP					
Greg Swindell, L (1, 1) ERA: 3.4	8.0	L	29	8	2	2	5	1	0	0	0	0	0	65	105	2.25	1.125					
John Hudek, R (9, 1) ERA: 0.9	1.0		6	2	1	1	0	0	1	0	0	0	0	12	22	9.00	2.000					

Atlanta Braves @ Houston Astros  
Astrodome, Houston, TX  
Sun Jun 12 1994, 4:33 AM EDT  
Att: 36,658 - Dome

AB 33  
R 3  
H 10  
RBI 3  
BB 2  
SO 5  
LOB 16



Batter	1	2	3	4	5	6	7	8	9	AB	R	H	RBI	BB	SO	LOB	BOTTOM					
James Mouton, R (1, 8) OBP: 0.323, SLG: 0.307	G6-3		CS 1B		G6-4-3			SH1-4		3	0	1	0	0	0	2						
Craig Biggio, R (1, 4) OBP: 0.410, SLG: 0.463	G6-3		K							3	0	1	0	0	1	1						
Luis Gonzalez, L (1, 7) OBP: 0.310, SLG: 0.368	G1-3				G3-1		F8	P6		4	0	0	0	0	0	3						
5 Jeff Bagwell, R (1, 3) OBP: 0.309, SLG: 0.639					F9		G6-4-3	F9		4	1	1	0	0	0	3						
Ken Caminiti, S (1, 5) OBP: 0.367, SLG: 0.570										4	0	3	0	0	1	0						
Kevin Bass, S (1, 9) OBP: 0.389, SLG: 0.447					P5					4	0	1	1	0	0	2						
Tony Eusebio, R (1, 2) OBP: 0.268, SLG: 0.358					FC3-2			G4-3		4	0	2	0	0	0	2						
Andujar Cedeno, R (1, 6) OBP: 0.330, SLG: 0.422					G4-6-3					3	0	1	0	0	1	3						
Greg Swindell, L (1, 1) OBP: 0.222, SLG: 0.296					G1-3					2	0	0	0	0	1	2						
Sid Bream, L (8, PH) OBP: 0.516, SLG: 0.538										1	0	1	0	0	0	0						
Steve Finley, L (6, PR) OBP: 0.317, SLG: 0.417										0	0	0	0	0	0	0						
John Hudek, S (9, 1) ERA: 0.9										0	0	0	0	0	0	0						
<b>Inning Stats</b>	R: 0 E: 0 K: 0 S: 9	H: 0 LOB: 0 BB: 0 P: 13	R: 1 E: 0 K: 0 S: 12	H: 3 LOB: 1 BB: 0 P: 17	R: 0 E: 0 K: 1 S: 7	H: 1 LOB: 0 BB: 0 P: 9	R: 0 E: 0 K: 0 S: 7	H: 1 LOB: 1 BB: 0 P: 11	R: 0 E: 0 K: 1 S: 9	H: 2 LOB: 1 BB: 0 P: 10	R: 0 E: 0 K: 0 S: 8	H: 1 LOB: 0 BB: 0 P: 9	R: 0 E: 0 K: 1 S: 8	H: 2 LOB: 1 BB: 0 P: 17	R: 0 E: 0 K: 0 S: 6	H: 1 LOB: 2 BB: 0 P: 8	R: 0 E: 0 K: 1 S: 10	H: 0 LOB: 0 BB: 0 P: 17	1B: 10 2B: 1 3B: 0 HR: 0	SF: 0 SAC: 1 DP: 3 HBP: 1	WP: 0 PB: 0 SB: 0 CS: 2	PA: 34
<b>PITCHER</b>	IP	WLS	BF	H	R	ER	SO	BB	IBB	HBP	BLK	WP	HR	S	P	ERA	WHIP					
Greg Maddux, R (1, 1) ERA: 1.38	9.0	W	34	11	1	1	4	0	0	1	0	0	0	76	111	1.00	1.222					

Atlanta Braves @ Houston Astros  
Astrodome, Houston, TX  
Sun Jun 12 1994, 4:33 AM EDT  
Att: 36,658 - Dome

AB 32  
R 1  
H 11  
RBI 1  
BB 0  
SO 4  
LOB 18





Batter	1	2	3	4	5	6	7	8	9	AB	R	H	RBI	BB	SO	LOB	TOP								
James Mouton, R (1, 8) OBP: 0.325, SLG: 0.306										4	0	1	0	1	0	3									
Kevin Bass, S (1, 9) OBP: 0.379, SLG: 0.432										5	0	1	0	0	0	1									
Craig Biggio, R (1, 4) OBP: 0.404, SLG: 0.455										4	0	0	0	0	0	0									
5 Jeff Bagwell, R (1, 3) OBP: 0.406, SLG: 0.636										4	0	1	0	0	1	0									
Ken Caminiti, S (1, 5) OBP: 0.364, SLG: 0.562										3	1	0	0	0	1	1									
Luis Gonzalez, L (1, 7) OBP: 0.317, SLG: 0.385										4	2	3	0	0	1	0									
Tony Eusebio, R (1, 2) OBP: 0.267, SLG: 0.343										3	0	0	0	1	3	3									
Andy Stankiewicz, R (1, 6) OBP: 0.373, SLG: 0.395										1	0	0	0	2	1	0									
Sid Bream, L (9, PH) OBP: 0.500, SLG: 0.519										1	0	0	0	0	1	1									
Shane Reynolds, R (1, 1) OBP: 0.214, SLG: 0.154										2	0	1	2	0	0	2									
Tom Edens, R (6, 1) OBP: 0.447, SLG: 0.510										0	0	0	0	0	0	0									
Chris Donnels, L (7, PH) OBP: 0.447, SLG: 0.510										0	0	0	0	0	0	0									
Ross Powell, L (7, 1) OBP: 0.447, SLG: 0.510										0	0	0	0	0	0	0									
Dave Veres, R (7, 1) OBP: 0.447, SLG: 0.510										0	0	0	0	0	0	0									
Andujar Cabellero, R (9, PH) OBP: 0.333, SLG: 0.441										1	1	1	2	0	0	0									
<b>Inning Stats</b>	R: 0 E: 0 K: 0 S: 3	H: 1 LOB: 0 BB: 0 P: 3	R: 2 E: 1 K: 1 S: 7	H: 2 LOB: 2 BB: 1 P: 12	R: 0 E: 0 K: 1 S: 5	H: 0 LOB: 0 BB: 0 P: 5	R: 0 E: 0 K: 0 S: 3	H: 1 LOB: 2 BB: 0 P: 11	R: 0 E: 0 K: 1 S: 5	H: 0 LOB: 0 BB: 0 P: 5	R: 0 E: 0 K: 1 S: 5	H: 0 LOB: 0 BB: 0 P: 5	R: 0 E: 0 K: 1 S: 7	H: 0 LOB: 1 BB: 1 P: 11	R: 0 E: 0 K: 1 S: 6	H: 1 LOB: 1 BB: 0 P: 6	R: 2 E: 0 K: 2 S: 9	H: 3 LOB: 1 BB: 1 P: 13	1B: 5 2B: 2 3B: 1 HR: 1	SF: 0 SAC: 0 DP: 1 HBP: 1	WP: 0 PB: 0 SB: 0 CS: 1	PA: 38			
<b>PITCHER</b>	IP WLS BF H R ER SO BB IBB HBP BLK WP HR S P ERA WHIP	IP WLS BF H R ER SO BB IBB HBP BLK WP HR S P ERA WHIP	IP WLS BF H R ER SO BB IBB HBP BLK WP HR S P ERA WHIP	IP WLS BF H R ER SO BB IBB HBP BLK WP HR S P ERA WHIP	IP WLS BF H R ER SO BB IBB HBP BLK WP HR S P ERA WHIP	IP WLS BF H R ER SO BB IBB HBP BLK WP HR S P ERA WHIP	IP WLS BF H R ER SO BB IBB HBP BLK WP HR S P ERA WHIP	IP WLS BF H R ER SO BB IBB HBP BLK WP HR S P ERA WHIP	IP WLS BF H R ER SO BB IBB HBP BLK WP HR S P ERA WHIP	IP WLS BF H R ER SO BB IBB HBP BLK WP HR S P ERA WHIP	IP WLS BF H R ER SO BB IBB HBP BLK WP HR S P ERA WHIP	IP WLS BF H R ER SO BB IBB HBP BLK WP HR S P ERA WHIP	IP WLS BF H R ER SO BB IBB HBP BLK WP HR S P ERA WHIP	IP WLS BF H R ER SO BB IBB HBP BLK WP HR S P ERA WHIP	IP WLS BF H R ER SO BB IBB HBP BLK WP HR S P ERA WHIP	IP WLS BF H R ER SO BB IBB HBP BLK WP HR S P ERA WHIP	IP WLS BF H R ER SO BB IBB HBP BLK WP HR S P ERA WHIP	IP WLS BF H R ER SO BB IBB HBP BLK WP HR S P ERA WHIP	IP WLS BF H R ER SO BB IBB HBP BLK WP HR S P ERA WHIP	IP WLS BF H R ER SO BB IBB HBP BLK WP HR S P ERA WHIP	IP WLS BF H R ER SO BB IBB HBP BLK WP HR S P ERA WHIP	IP WLS BF H R ER SO BB IBB HBP BLK WP HR S P ERA WHIP	IP WLS BF H R ER SO BB IBB HBP BLK WP HR S P ERA WHIP	IP WLS BF H R ER SO BB IBB HBP BLK WP HR S P ERA WHIP	
William Van Lantingham, R (1, 1) ERA: 2.39	6.2 W 27 4 2 2 5 4 0 1 1 0 0 32 49 2.70 1.200	6.2 W 27 4 2 2 5 4 0 1 1 0 0 32 49 2.70 1.200	6.2 W 27 4 2 2 5 4 0 1 1 0 0 32 49 2.70 1.200	6.2 W 27 4 2 2 5 4 0 1 1 0 0 32 49 2.70 1.200	6.2 W 27 4 2 2 5 4 0 1 1 0 0 32 49 2.70 1.200	6.2 W 27 4 2 2 5 4 0 1 1 0 0 32 49 2.70 1.200	6.2 W 27 4 2 2 5 4 0 1 1 0 0 32 49 2.70 1.200	6.2 W 27 4 2 2 5 4 0 1 1 0 0 32 49 2.70 1.200	6.2 W 27 4 2 2 5 4 0 1 1 0 0 32 49 2.70 1.200	6.2 W 27 4 2 2 5 4 0 1 1 0 0 32 49 2.70 1.200	6.2 W 27 4 2 2 5 4 0 1 1 0 0 32 49 2.70 1.200	6.2 W 27 4 2 2 5 4 0 1 1 0 0 32 49 2.70 1.200	6.2 W 27 4 2 2 5 4 0 1 1 0 0 32 49 2.70 1.200	6.2 W 27 4 2 2 5 4 0 1 1 0 0 32 49 2.70 1.200	6.2 W 27 4 2 2 5 4 0 1 1 0 0 32 49 2.70 1.200	6.2 W 27 4 2 2 5 4 0 1 1 0 0 32 49 2.70 1.200	6.2 W 27 4 2 2 5 4 0 1 1 0 0 32 49 2.70 1.200	6.2 W 27 4 2 2 5 4 0 1 1 0 0 32 49 2.70 1.200	6.2 W 27 4 2 2 5 4 0 1 1 0 0 32 49 2.70 1.200	6.2 W 27 4 2 2 5 4 0 1 1 0 0 32 49 2.70 1.200	6.2 W 27 4 2 2 5 4 0 1 1 0 0 32 49 2.70 1.200	6.2 W 27 4 2 2 5 4 0 1 1 0 0 32 49 2.70 1.200	6.2 W 27 4 2 2 5 4 0 1 1 0 0 32 49 2.70 1.200		
Dave Burba, R (7, 1) ERA: 3.61	1.0 4 1 0 0 0 0 0 0 0 0 0 4 4 0.00 1.000	1.0 4 1 0 0 0 0 0 0 0 0 0 4 4 0.00 1.000	1.0 4 1 0 0 0 0 0 0 0 0 0 4 4 0.00 1.000	1.0 4 1 0 0 0 0 0 0 0 0 0 4 4 0.00 1.000	1.0 4 1 0 0 0 0 0 0 0 0 0 4 4 0.00 1.000	1.0 4 1 0 0 0 0 0 0 0 0 0 4 4 0.00 1.000	1.0 4 1 0 0 0 0 0 0 0 0 0 4 4 0.00 1.000	1.0 4 1 0 0 0 0 0 0 0 0 0 4 4 0.00 1.000	1.0 4 1 0 0 0 0 0 0 0 0 0 4 4 0.00 1.000	1.0 4 1 0 0 0 0 0 0 0 0 0 4 4 0.00 1.000	1.0 4 1 0 0 0 0 0 0 0 0 0 4 4 0.00 1.000	1.0 4 1 0 0 0 0 0 0 0 0 0 4 4 0.00 1.000	1.0 4 1 0 0 0 0 0 0 0 0 0 4 4 0.00 1.000	1.0 4 1 0 0 0 0 0 0 0 0 0 4 4 0.00 1.000	1.0 4 1 0 0 0 0 0 0 0 0 0 4 4 0.00 1.000	1.0 4 1 0 0 0 0 0 0 0 0 0 4 4 0.00 1.000	1.0 4 1 0 0 0 0 0 0 0 0 0 4 4 0.00 1.000	1.0 4 1 0 0 0 0 0 0 0 0 0 4 4 0.00 1.000	1.0 4 1 0 0 0 0 0 0 0 0 0 4 4 0.00 1.000	1.0 4 1 0 0 0 0 0 0 0 0 0 4 4 0.00 1.000	1.0 4 1 0 0 0 0 0 0 0 0 0 4 4 0.00 1.000	1.0 4 1 0 0 0 0 0 0 0 0 0 4 4 0.00 1.000	1.0 4 1 0 0 0 0 0 0 0 0 0 4 4 0.00 1.000	1.0 4 1 0 0 0 0 0 0 0 0 0 4 4 0.00 1.000	1.0 4 1 0 0 0 0 0 0 0 0 0 4 4 0.00 1.000
Michael Jackson, R (8, 1) ERA: 1.19	0.1 1 0 0 0 0 1 0 0 0 0 0 3 3 0.00 0.000	0.1 1 0 0 0 0 1 0 0 0 0 0 3 3 0.00 0.000	0.1 1 0 0 0 0 1 0 0 0 0 0 3 3 0.00 0.000	0.1 1 0 0 0 0 1 0 0 0 0 0 3 3 0.00 0.000	0.1 1 0 0 0 0 1 0 0 0 0 0 3 3 0.00 0.000	0.1 1 0 0 0 0 1 0 0 0 0 0 3 3 0.00 0.000	0.1 1 0 0 0 0 1 0 0 0 0 0 3 3 0.00 0.000	0.1 1 0 0 0 0 1 0 0 0 0 0 3 3 0.00 0.000	0.1 1 0 0 0 0 1 0 0 0 0 0 3 3 0.00 0.000	0.1 1 0 0 0 0 1 0 0 0 0 0 3 3 0.00 0.000	0.1 1 0 0 0 0 1 0 0 0 0 0 3 3 0.00 0.000	0.1 1 0 0 0 0 1 0 0 0 0 0 3 3 0.00 0.000	0.1 1 0 0 0 0 1 0 0 0 0 0 3 3 0.00 0.000	0.1 1 0 0 0 0 1 0 0 0 0 0 3 3 0.00 0.000	0.1 1 0 0 0 0 1 0 0 0 0 0 3 3 0.00 0.000	0.1 1 0 0 0 0 1 0 0 0 0 0 3 3 0.00 0.000	0.1 1 0 0 0 0 1 0 0 0 0 0 3 3 0.00 0.000	0.1 1 0 0 0 0 1 0 0 0 0 0 3 3 0.00 0.000	0.1 1 0 0 0 0 1 0 0 0 0 0 3 3 0.00 0.000	0.1 1 0 0 0 0 1 0 0 0 0 0 3 3 0.00 0.000	0.1 1 0 0 0 0 1 0 0 0 0 0 3 3 0.00 0.000	0.1 1 0 0 0 0 1 0 0 0 0 0 3 3 0.00 0.000	0.1 1 0 0 0 0 1 0 0 0 0 0 3 3 0.00 0.000	0.1 1 0 0 0 0 1 0 0 0 0 0 3 3 0.00 0.000	0.1 1 0 0 0 0 1 0 0 0 0 0 3 3 0.00 0.000
Rod Beck, R (9, 1) ERA: 4.05	1.0 S 6 3 2 2 2 1 0 0 0 0 0 9 13 18.00 4.000	1.0 S 6 3 2 2 2 1 0 0 0 0 0 9 13 18.00 4.000	1.0 S 6 3 2 2 2 1 0 0 0 0 0 9 13 18.00 4.000	1.0 S 6 3 2 2 2 1 0 0 0 0 0 9 13 18.00 4.000	1.0 S 6 3 2 2 2 1 0 0 0 0 0 9 13 18.00 4.000	1.0 S 6 3 2 2 2 1 0 0 0 0 0 9 13 18.00 4.000	1.0 S 6 3 2 2 2 1 0 0 0 0 0 9 13 18.00 4.000	1.0 S 6 3 2 2 2 1 0 0 0 0 0 9 13 18.00 4.000	1.0 S 6 3 2 2 2 1 0 0 0 0 0 9 13 18.00 4.000	1.0 S 6 3 2 2 2 1 0 0 0 0 0 9 13 18.00 4.000	1.0 S 6 3 2 2 2 1 0 0 0 0 0 9 13 18.00 4.000	1.0 S 6 3 2 2 2 1 0 0 0 0 0 9 13 18.00 4.000	1.0 S 6 3 2 2 2 1 0 0 0 0 0 9 13 18.00 4.000	1.0 S 6 3 2 2 2 1 0 0 0 0 0 9 13 18.00 4.000	1.0 S 6 3 2 2 2 1 0 0 0 0 0 9 13 18.00 4.000	1.0 S 6 3 2 2 2 1 0 0 0 0 0 9 13 18.00 4.000	1.0 S 6 3 2 2 2 1 0 0 0 0 0 9 13 18.00 4.000	1.0 S 6 3 2 2 2 1 0 0 0 0 0 9 13 18.00 4.000	1.0 S 6 3 2 2 2 1 0 0 0 0 0 9 13 18.00 4.000	1.0 S 6 3 2 2 2 1 0 0 0 0 0 9 13 18.00 4.000	1.0 S 6 3 2 2 2 1 0 0 0 0 0 9 13 18.00 4.000	1.0 S 6 3 2 2 2 1 0 0 0 0 0 9 13 18.00 4.000	1.0 S 6 3 2 2 2 1 0 0 0 0 0 9 13 18.00 4.000	1.0 S 6 3 2 2 2 1 0 0 0 0 0 9 13 18.00 4.000	1.0 S 6 3 2 2 2 1 0 0 0 0 0 9 13 18.00 4.000

Houston Astros @ San Francisco Giants  
Candlestick Park, San Francisco, CA  
Mon Jun 13 1994, 6:33 AM EDT  
Att: 15,164 - Sunny - 67 F

AB	32
R	4
H	8
RBI	4
BB	5
SO	8
LOB	11



Batter	1	2	3	4	5	6	7	8	9	AB	R	H	RBI	BB	SO	LOB	BOTTOM
Rikkert Faneyte, R (1, 8) OBP: 0.362, SLG: 0.323										4	0	0	0	0	0	5	
Darren Lewis, R (8, 8) OBP: 0.362, SLG: 0.323										1	0	0	0	0	0	1	
Dave Martinez, L (1, 9) OBP: 0.299, SLG: 0.281										4	0	0	0	0	1	0	
Todd Benzinger, S (1, 3) OBP: 0.302, SLG: 0.370										4	2	2	1	0	0	0	
Matt Williams, R (1, 5) OBP: 0.312, SLG: 0.590										2	1	1	2	2	0	0	
Barry Bonds, L (1, 7) OBP: 0.426, SLG: 0.564										3	1	1	0	1	0	1	
Royce Clayton, R (1, 6) OBP: 0.284, SLG: 0.329										4	1	2	0	0	2	2	
Steve Scarfone, R (1, 4) OBP: 0.333, SLG: 0.429																	







Batter	1	2	3	4	5	6	7	8	9	AB	R	H	RBI	BB	SO	LOB	TOP																			
James Mouton, R (1, 8) OBP: 0.324, SLG: 0.305	G5-3		G1-3		P4	G4-3		G5-4-3		5	0	0	0	0	0	3	Houston Astros @ San Francisco Giants Candlestick Park, San Francisco, CA Wed Jun 15 1994, 6:33 AM EDT Att: 18,178 - Sunny - 66 F																			
Craig Biggio, R (1, 4) OBP: 0.404, SLG: 0.462	G5-3		5 2B		K		WP 1B	F7		5	2	2	0	0	1	0																				
5 Jeff Bagwell, R (1, 3) OBP: 0.417, SLG: 0.668	1B		1B		K		WP 1B		G6-3	4	3	2	1	1	1	0																				
Ken Caminiti, S (1, 5) OBP: 0.374, SLG: 0.573	2B		FC6-4				F9		K	5	1	3	2	0	1	2																				
Luis Gonzalez, L (1, 7) OBP: 0.329, SLG: 0.407	K		FC6-4			G4-3	SH5-4	1B	K	5	1	2	3	0	2	2																				
Mike Felder, S (1, 9) OBP: 0.227, SLG: 0.203		G6-3	F9			G4-3	G5-3			4	0	0	0	0	0	3																				
Scott Servais, R (1, 2) OBP: 0.242, SLG: 0.352		FC5-4			K	SH5-4				1	0	0	1	1	1	0																				
Andujar Cedeno, R (1, 6) OBP: 0.330, SLG: 0.434	K				G5-3					4	0	1	0	0	1	3																				
Doug Drabek, R (1, 1) OBP: 0.220, SLG: 0.205	FC5-4				G4-3					4	0	2	0	0	0	1																				
<b>Inning Stats</b>	R: 1 E: 0 K: 1 S: 7	H: 2 LOB: 1 BB: 0 P: 7	R: 0 E: 0 K: 1 S: 5	H: 0 LOB: 1 BB: 0 P: 6	R: 2 E: 0 K: 0 S: 6	H: 3 LOB: 1 BB: 0 P: 6	R: 0 E: 0 K: 1 S: 5	H: 0 LOB: 0 BB: 0 P: 5	R: 0 E: 0 K: 0 S: 7	H: 4 LOB: 2 BB: 0 P: 7	R: 2 E: 0 K: 0 S: 5	H: 2 LOB: 2 BB: 2 P: 13	R: 0 E: 0 K: 0 S: 3	H: 1 LOB: 0 BB: 0 P: 3	R: 0 E: 0 K: 2 S: 7	H: 0 LOB: 0 BB: 0 P: 7	1B: 6 2B: 5 3B: 0 HR: 1	SF: 0 SAC: 1 DP: 1 HBP: 1	WP: 1 PA: 41 PB: 0 SB: 1 CS: 0																	
<b>PITCHER</b>	IP	WLS	BF	H	R	ER	SO	BB	IBB	HBP	BLK	WP	HR	S	P	ERA	WHIP	<b>PITCHER</b>		IP	WLS	BF	H	R	ER	SO	BB	IBB	HBP	BLK	WP	HR	S	P	ERA	WHIP
John Burkett, R (1, 1) ERA: 3.72	6.0	L	30	10	7	7	5	0	1	1	0	0	1	38	43	10.50	1.667																			
Pat Gomez, L (7, 1) ERA: 0.69	2.0		8	2	0	0	0	1	0	0	0	1	0	7	11	0.00	1.500																			
Dave Burba, R (9, 1) ERA: 3.53	1.0		3	0	0	0	2	0	0	0	0	0	0	7	7	0.00	0.000																			

AB	37
R	7
H	12
RBI	7
BB	2
SO	7
LOB	14



Batter	1	2	3	4	5	6	7	8	9	AB	R	H	RBI	BB	SO	LOB	BOTTOM																			
Darren Lewis, R (1, 8) OBP: 0.364, SLG: 0.332	G4-3		G6-4-3			CS		G5-3		4	0	1	0	0	0	2	Houston Astros @ San Francisco Giants Candlestick Park, San Francisco, CA Wed Jun 15 1994, 6:33 AM EDT Att: 18,178 - Sunny - 66 F																			
Dave Martinez, L (1, 9) OBP: 0.307, SLG: 0.301	G4-6-3		F5			F7		F9		4	0	1	0	0	0	2																				
J.R. Phillips, L (1, 3) OBP: 0.138, SLG: 0.250	G4-6-3				K	G4-3		G3-1		4	0	0	0	0	1	3																				
Matt Williams, R (1, 5) OBP: 0.306, SLG: 0.571		G3			K			K		3	0	0	0	1	3	0																				
Barry Bonds, L (1, 7) OBP: 0.427, SLG: 0.562		F7			CS			G3-1		4	1	2	0	0	0	1																				
Royce Clayton, R (1, 6) OBP: 0.290, SLG: 0.332		G3			CS	F8		G6-3		4	0	1	0	0	0	2																				
John Patterson, S (1, 4) OBP: 0.273, SLG: 0.260		G3				K		E6		4	0	0	0	0	1	2																				
Kirt Manwaring, R (1, 2) OBP: 0.309, SLG: 0.343			SH			FC4-6		P5		3	1	2	0	0	0	1																				
John Burkett, R (1, 1) OBP: 0.065, SLG: 0.033			SH			FC4-6				1	0	0	0	0	0	1																				
Pat Gomez, L (7, 1)										0	0	0	0	0	0	0																				
Jeff Reed, L (6, PH) OBP: 0.242, SLG: 0.164										1	0	1	0	0	0	0																				
Dave Burba, R (9, 1)										0	0	0	0	0	0	0																				
<b>Inning Stats</b>	R: 0 E: 0 K: 0 S: 3	H: 1 LOB: 0 BB: 0 P: 3	R: 0 E: 0 K: 0 S: 3	H: 0 LOB: 1 BB: 1 P: 7	R: 1 E: 0 K: 0 S: 4	H: 1 LOB: 0 BB: 0 P: 4	R: 0 E: 0 K: 2 S: 7	H: 1 LOB: 0 BB: 0 P: 7	R: 0 E: 0 K: 1 S: 6	H: 1 LOB: 1 BB: 0 P: 6	R: 0 E: 0 K: 0 S: 3	H: 1 LOB: 0 BB: 0 P: 3	R: 1 E: 1 K: 1 S: 7	H: 1 LOB: 1 BB: 0 P: 7	R: 0 E: 0 K: 0 S: 4	H: 1 LOB: 1 BB: 0 P: 4	R: 0 E: 0 K: 1 S: 6	H: 1 LOB: 1 BB: 0 P: 6	1B: 5 2B: 3 3B: 0 HR: 0	SF: 0 SAC: 1 DP: 2 HBP: 0	WP: 0 PA: 35 PB: 0 SB: 1 CS: 2															
<b>PITCHER</b>	IP	WLS	BF	H	R	ER	SO	BB	IBB	HBP	BLK	WP	HR	S	P	ERA	WHIP	<b>PITCHER</b>		IP	WLS	BF	H	R	ER	SO	BB	IBB	HBP	BLK	WP	HR	S	P	ERA	WHIP
Doug Drabek, R (1, 1) ERA: 2.49	9.0	W	34	8	2	1	5	1	0	0	0	0	0	43	47	1.00	1.000																			





Batter	1	2	3	4	5	6	7	8	9	AB	R	H	RBI	BB	SO	LOB	TOP			
James Mouton, R (1, 8) OBP: 0.319, SLG: 0.300	F7		K		F8			F5		4	0	0	0	0	1	2	<b>Houston Astros @ San Francisco Giants</b> Candlestick Park, San Francisco, CA Thu Jun 16 1994, 6:33 AM EDT Att: 16,126 - Sunny			
Craig Biggio, R (1, 4) OBP: 0.398, SLG: 0.454	K		G6-3			P3		K		4	0	0	0	0	2	1				
5 Jeff Bagwell, R (1, 3) OBP: 0.418, SLG: 0.668	G5-3			G3-1 SF7 2B				F8		3	1	1	0	0	0					
Ken Caminiti, S (1, 5)		HR		G3-1				L1-3		4	1	1	1	0	1	2				
Luis Gonzalez, L (1, 7) OBP: 0.328, SLG: 0.403	F9			SF7				K		2	1	0	1	1	1	0				
Kevin Bass, S (1, 9) OBP: 0.367, SLG: 0.417	G4-3			G4-3				HR BB		3	0	0	0	0	0	1				
Mike Felder, S (8, 9) OBP: 0.239, SLG: 0.215								HR 1B		1	1	1	0	0	0	0				
Tony Eusebio, R (1, 2) OBP: 0.274, SLG: 0.416	F9				G1-3			HR		4	2	2	4	0	0	0				
Andujar Cedeno, R (1, 6) OBP: 0.329, SLG: 0.435			SH1-4 2B		F8			F7		4	0	1	0	0	0	0				
Darryl Kile, R (1, 1) OBP: 0.111, SLG: 0.222			SH1-4							2	0	1	0	0	1	0				
Mike Hampton, R (8, 1)								K		0	0	0	0	0	0	0				
John Hudek, S (9, 1)										0	0	0	0	0	0	0				
<b>Inning Stats</b>	R: 0 E: 0 K: 1 S: 5	H: 0 LOB: 0 BB: 0 P: 5	R: 1 E: 0 K: 0 S: 4	H: 1 LOB: 0 BB: 0 P: 4	R: 0 E: 0 K: 1 S: 6	H: 1 LOB: 0 BB: 0 P: 6	R: 1 E: 0 K: 0 S: 4	H: 1 LOB: 0 BB: 0 P: 4	R: 0 E: 0 K: 0 S: 2	H: 0 LOB: 0 BB: 0 P: 3	R: 2 E: 0 K: 1 S: 6	H: 1 LOB: 0 BB: 1 P: 10	R: 0 E: 0 K: 1 S: 5	H: 0 LOB: 0 BB: 0 P: 5	R: 2 E: 0 K: 2 S: 9	H: 2 LOB: 0 BB: 0 P: 9	1B: 1 2B: 4 3B: 0 HR: 3	SF: 1 SAC: 1 DP: 1 HBP: 1	WP: 0 PB: 0 SB: 1 CS: 0	PA: 35
<b>PITCHER</b>	IP WLS BF H R ER SO BB IBB HBP BLK WP HR S P ERA WHIP																			
Mark Portugal, R (1, 1) ERA: 3.65	7.0 L 27 5 4 4 3 1 0 0 0 0 0 2 31 36 5.14 0.857																			
Michael Jackson, R (8, 1) ERA: 1.13	1.0 3 0 0 0 1 0 0 0 0 0 0 0 5 5 0.00 0.000																			
Rod Beck, R (9, 1) ERA: 4.71	1.0 5 2 2 2 2 0 0 0 0 0 0 1 9 9 18.00 2.000																			

AB	31
R	6
H	7
RBI	6
BB	1
SO	6
LOB	6



Batter	1	2	3	4	5	6	7	8	9	AB	R	H	RBI	BB	SO	LOB	BOTTOM			
Darren Lewis, R (1, 8) OBP: 0.359, SLG: 0.327	K		P6			G5-3	G6-3			4	0	0	0	0	1	1	<b>Houston Astros @ San Francisco Giants</b> Candlestick Park, San Francisco, CA Thu Jun 16 1994, 6:33 AM EDT Att: 16,126 - Sunny			
Dave Martinez, L (1, 9) OBP: 0.308, SLG: 0.311	F7		F9					G3-1		3	1	1	0	0	0	0				
Mark Carreon, R (8, PH) OBP: 0.212, SLG: 0.274								HR 2B		1	0	0	0	0	0	0				
Matt Williams, R (1, 5) OBP: 0.305, SLG: 0.566					K	G6-3		G5-3		4	0	1	0	0	1	1				
Barry Bonds, L (1, 7) OBP: 0.428, SLG: 0.575	G4-3				F5			HR 1B		4	1	2	2	0	0	1				
J.R. Phillips, L (1, 3) OBP: 0.125, SLG: 0.226			K					G6-3		3	0	0	0	0	2	1				
Todd Benzinger, S (8, PH) OBP: 0.298, SLG: 0.364					K			F8		1	0	0	0	0	0	0				
Royce Clayton, R (1, 6) OBP: 0.296, SLG: 0.345								S 1B		3	1	2	0	1	0	0				
John Patterson, S (1, 4) OBP: 0.265, SLG: 0.252								F9		4	0	0	0	0	1	4				
Kirt Manwaring, R (1, 2) OBP: 0.305, SLG: 0.337								F9		3	0	0	1	0	0	2				
Rikkert Faneyte, R (9, PH)										1	0	0	0	0	1	1				
Mark Portugal, R (1, 1) OBP: 0.371, SLG: 0.515										3	0	1	0	0	0	1				
Michael Jackson, R (8, 1)										0	0	0	0	0	0	0				
Rod Beck, R (9, 1)										0	0	0	0	0	0	0				
Jeff Reed, L (9, PH) OBP: 0.238, SLG: 0.161										1	0	0	0	0	0	1				
<b>Inning Stats</b>	R: 0 E: 0 K: 1 S: 6	H: 1 LOB: 1 BB: 0 P: 6	R: 0 E: 0 K: 1 S: 5	H: 0 LOB: 1 BB: 1 P: 9	R: 0 E: 0 K: 0 S: 3	H: 0 LOB: 0 BB: 0 P: 3	R: 0 E: 0 K: 2 S: 7	H: 0 LOB: 0 BB: 0 P: 7	R: 0 E: 0 K: 0 S: 4	H: 1 LOB: 1 BB: 0 P: 4	R: 1 E: 0 K: 1 S: 7	H: 2 LOB: 1 BB: 0 P: 7	R: 0 E: 0 K: 0 S: 4	H: 1 LOB: 0 BB: 0 P: 4	R: 0 E: 1 K: 1 S: 6	H: 0 LOB: 1 BB: 0 P: 6	1B: 3 2B: 2 3B: 1 HR: 1	SF: 0 SAC: 0 DP: 0 HBP: 0	WP: 0 PB: 0 SB: 1 CS: 0	PA: 36
<b>PITCHER</b>	IP WLS BF H R ER SO BB IBB HBP BLK WP HR S P ERA WHIP																			
Darryl Kile, R (1, 1) ERA: 4.5	7.0 W 28 6 2 2 5 1 0 0 0 0 0 0 37 41 2.57 1.000																			
Mike Hampton, L (8, 1) ERA: 3.09	1.0 4 1 1 1 0 0 0 0 0 0 0 1 4 4 9.00 1.000																			
John Hudek, R (9, 1) ERA: 0.82	1.0 S 4 0 0 0 1 0 0 0 0 0 0 0 6 6 0.00 0.000																			

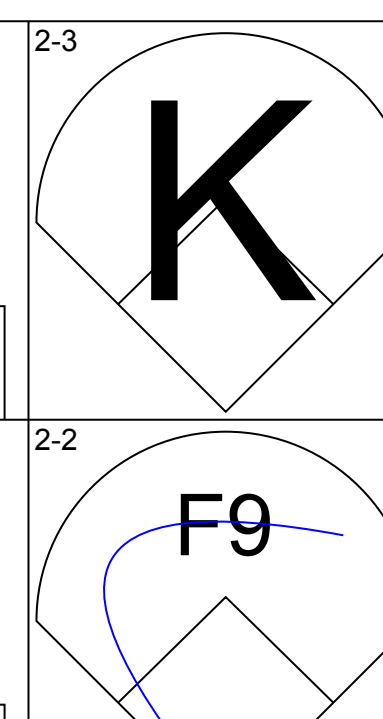
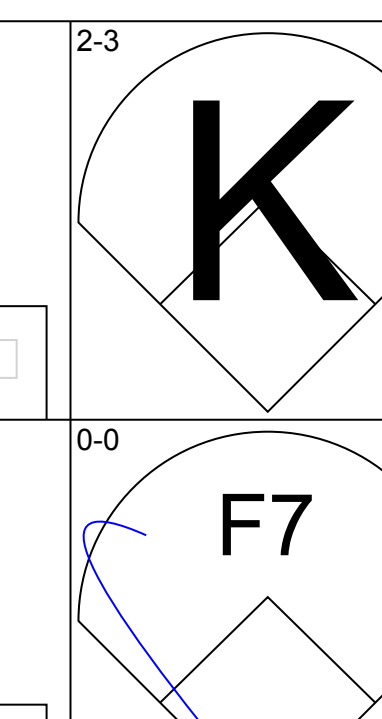
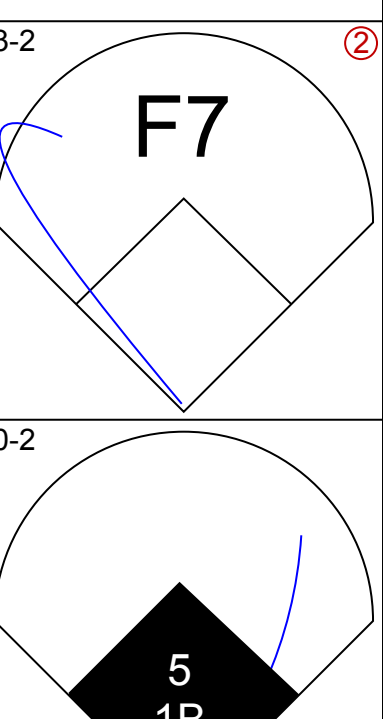
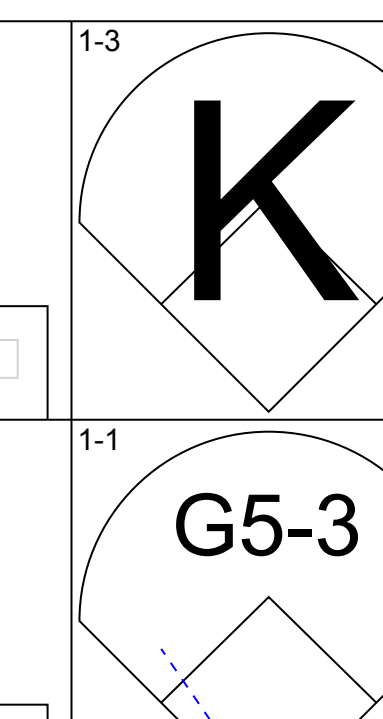
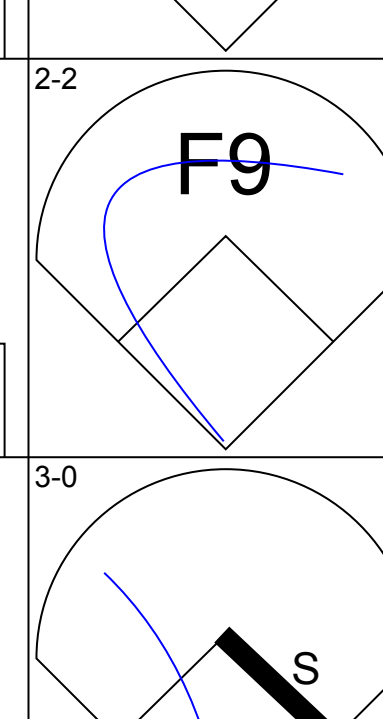
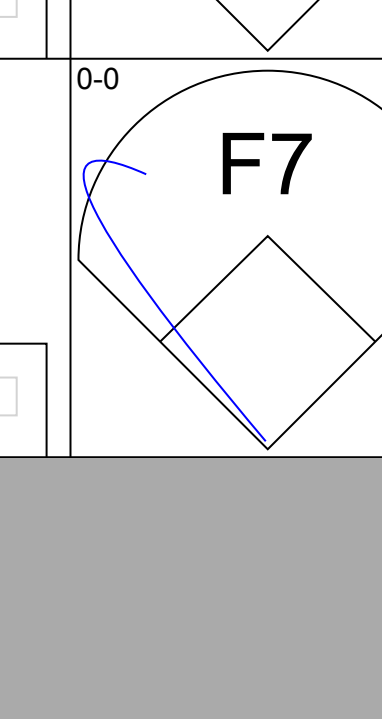
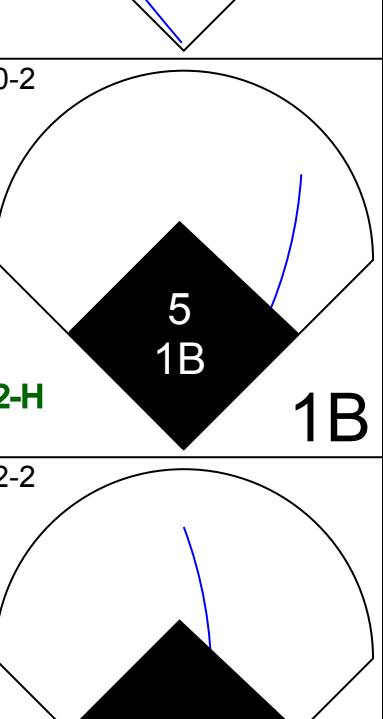
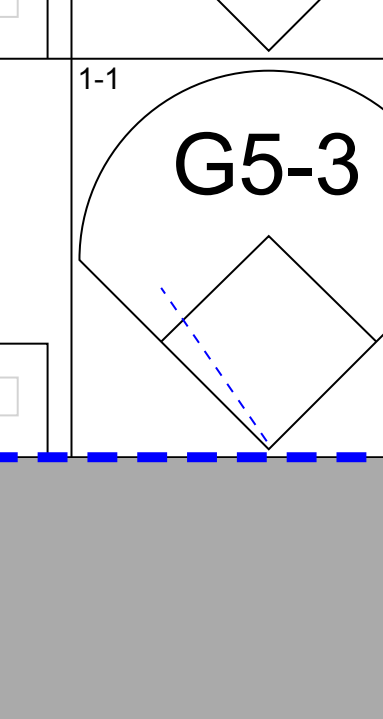
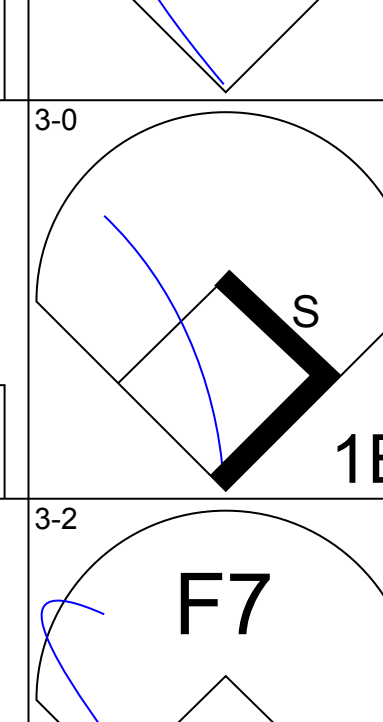
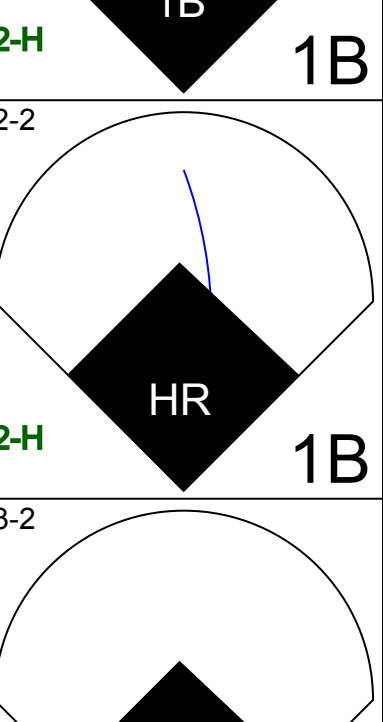
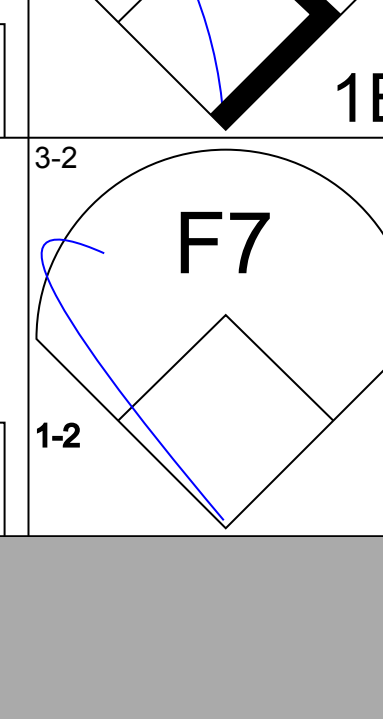
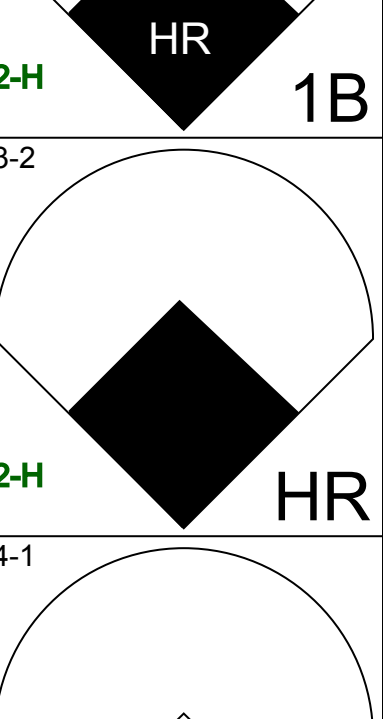



AB	35
R	3
H	7
RBI	3
BB	1
SO	6
LOB	13





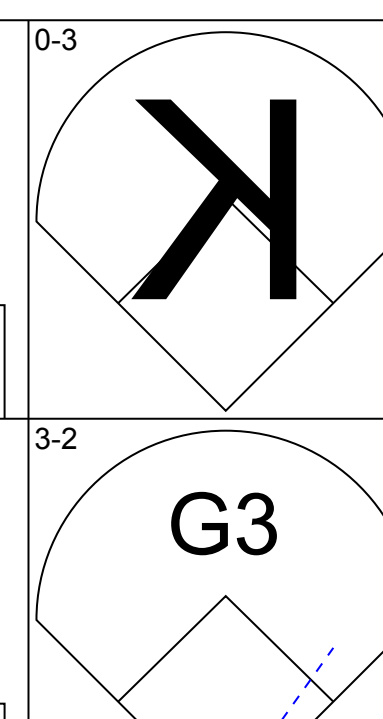
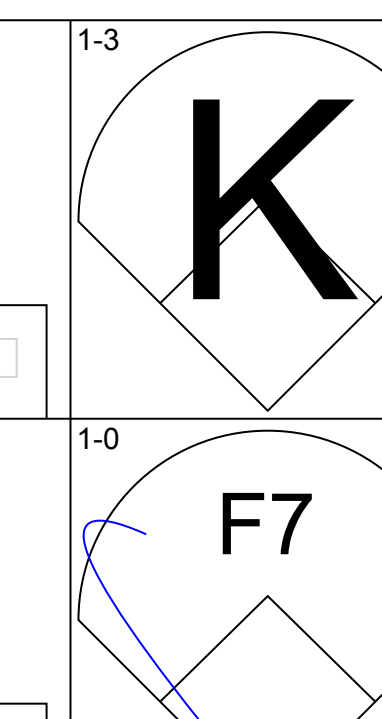
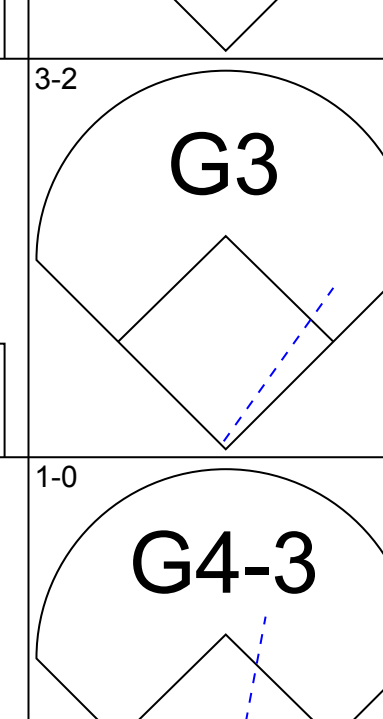
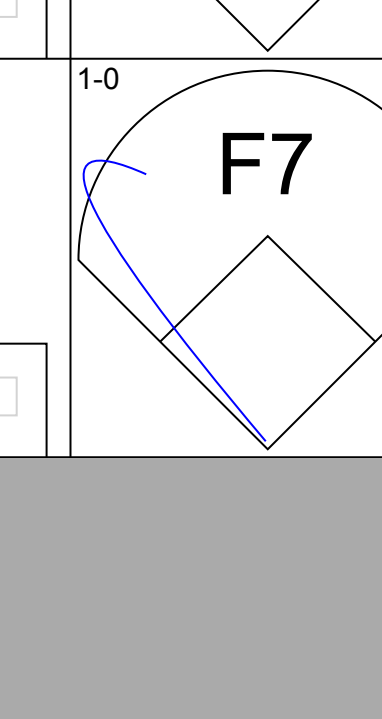
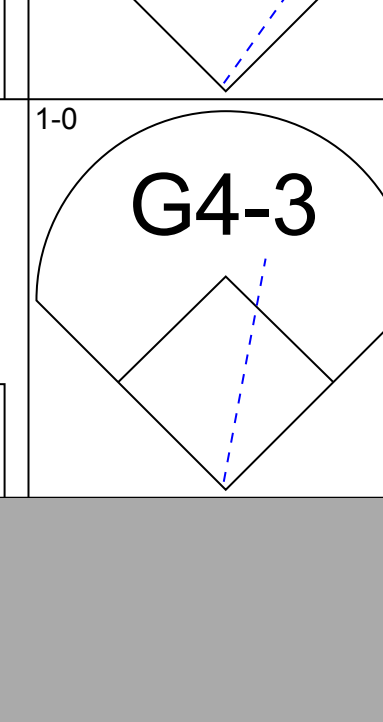






Batter	1	2	3	4	5	6	7	8	9	AB	R	H	RBI	BB	SO	LOB	TOP					
James Mouton, R (1, 8) OBP: 0.313, SLG: 0.294										5	0	0	0	0	3	1	Houston Astros @ San Diego Padres Jack Murphy Stadium, San Diego, CA Sat Jun 18 1994, 10:05 PM EDT Att: 31,815 - Unknown					
Craig Biggio, R (1, 4) OBP: 0.396, SLG: 0.448										5	2	2	1	0	0	0						
5 Jeff Bagwell, R (1, 3) OBP: 0.424, SLG: 0.678										3	2	3	2	1	0	0						
Ken Caminiti, S (1, 5) OBP: 0.364, SLG: 0.578										4	1	1	3	0	0	2						
Luis Gonzalez, L (1, 7)										2	0	0	0	2	1	1						
Mike Simms, R (1, 9)										4	0	0	0	0	3	1						
Scott Servais, R (1, 2) OBP: 0.242, SLG: 0.356										4	0	1	0	0	0	1						
Andujar Cedeno, R (1, 6) OBP: 0.330, SLG: 0.442										4	1	2	0	0	1	1						
Shane Reynolds, R (1, 1) OBP: 0.188, SLG: 0.133										2	0	0	0	0	1	1						
Mike Hampton, R (8, 1)										0	0	0	0	0	0	0						
Dave Veres, R (8, 1)										0	0	0	0	0	0	0						
Mike Felder, S (9, PH) OBP: 0.236, SLG: 0.214										1	0	0	0	0	1	0						
John Hudek, S (9, 1) OBP: 0.236, SLG: 0.214										0	0	0	0	0	0	0						
<b>Inning Stats</b>	R: 0 E: 0 K: 1 S: 12	H: 1 LOB: 1 BB: 0 P: 22	R: 0 E: 0 K: 2 S: 11	H: 1 LOB: 1 BB: 0 P: 15	R: 0 E: 0 K: 2 S: 7	H: 0 LOB: 0 BB: 0 P: 10	R: 1 E: 0 K: 1 S: 8	H: 1 LOB: 1 BB: 1 P: 14	R: 4 E: 0 K: 0 S: 24	H: 4 LOB: 0 BB: 1 P: 38	R: 0 E: 0 K: 0 S: 9	H: 1 LOB: 1 BB: 0 P: 17	R: 1 E: 0 K: 0 S: 14	H: 1 LOB: 1 BB: 1 P: 23	R: 0 E: 0 K: 2 S: 11	H: 0 LOB: 0 BB: 0 P: 16	R: 0 E: 0 K: 2 S: 8	H: 0 LOB: 0 BB: 0 P: 13	1B: 5 2B: 2 3B: 0 HR: 2	SF: 0 SAC: 1 DP: 0 HBP: 0	WP: 0 PB: 0 SB: 3 CS: 1	PA: 39
<b>PITCHER</b>	IP WLS BF H R ER SO BB IBB HBP BLK WP HR S P ERA WHIP																					
Mike Campbell, R (1, 1) ERA: 9.64	4.2 L 23 7 5 5 6 2 0 0 0 0 0 2 61 98 9.64 1.929																					
A.J. Sager, R (5, 1) ERA: 5.79	0.1 0 0 0 0 0 0 0 0 0 0 0 0 1 1 0.00 0.000																					
Tim Mauser, R (6, 1) ERA: 2.73	1.1 7 2 1 1 0 1 0 0 0 0 0 0 17 30 6.75 2.250																					
Jeff Tabaka, L (7, 1) ERA: 6.63	1.2 5 0 0 0 2 0 0 0 0 0 0 0 17 26 0.00 0.000																					
Donnie Elliott, R (9, 1) ERA: 1.93	1.0 3 0 0 0 2 0 0 0 0 0 0 0 8 13 0.00 0.000																					

AB	34
R	6
H	9
RBI	6
BB	3
SO	10
LOB	8



Batter	1	2	3	4	5	6	7	8	9	AB	R	H	RBI	BB	SO	LOB	BOTTOM					
Bip Roberts, S (1, 4) OBP: 0.381, SLG: 0.360										4	0	1	0	0	2	1	Houston Astros @ San Diego Padres Jack Murphy Stadium, San Diego, CA Sat Jun 18 1994, 10:05 PM EDT Att: 31,815 - Unknown					
Luis Lopez, S (9, 4) OBP: 0.375, SLG: 0.426										0	0	0	0	0	0	0						
Tim Hyers, L (1, 3) OBP: 0.308, SLG: 0.286										4	0	0	0	0	0	2						
Tony Gwynn, L (1, 9) OBP: 0.443, SLG: 0.565										3	0	1	0	1	0	0						
Phil Plantier, L (1, 7) OBP: 0.325, SLG: 0.517										2	0	0	0	2	1	2						
Derek Bell, R (1, 8) OBP: 0.325, SLG: 0.410										4	0	0	0	0	0	5						
Scott Livingstone, L (1, 5) OBP: 0.293, SLG: 0.314										3	0	1	0	0	1	3						
Jeff Tabaka, R (7, 1)										0	0	0	0	0	0	0						
Donnie Elliott, R (9, 1)										0	0	0	0	0	0	0						
Bill Bean, L (9, PH) OBP: 0.253, SLG: 0.265										1	0	0	0	0	1	0						
Ricky Gutierrez, R (1, 6) OBP: 0.321, SLG: 0.333										4	0	2	0	0	0	3						
Brian Johnson, R (1, 2) OBP: 0.220, SLG: 0.263										4	1	2	1	0	0	2						
Mike Campbell, R (1, 1)										1	0	0	0	0	1	0						
A.J. Sager, R (5, 1) OBP: 0.100, SLG: 0.300										0	0	0	0	0	0	0						
Phil Clark, R (5, PH) OBP: 0.220, SLG: 0.345										1	0	0	0	0	0	1						
Tim Mauser, R (6, 1) OBP: 1.000, SLG: 1.000										0	0	0	0	0	0	0						
Craig Shipley, R (7, 5) OBP: 0.322, SLG: 0.434										2	0	0	0	0	1	1						
<b>Inning Stats</b>	R: 0 E: 0 K: 1 S: 7	H: 0 LOB: 0 BB: 0 P: 11	R: 0 E: 0 K: 1 S: 14	H: 1 LOB: 1 BB: 0 P: 19	R: 1 E: 0 K: 2 S: 8	H: 1 LOB: 0 BB: 0 P: 12	R: 0 E: 1 K: 1 S: 13	H: 0 LOB: 2 BB: 1 P: 20	R: 0 E: 0 K: 0 S: 13	H: 1 LOB: 1 BB: 0 P: 19	R: 0 E: 0 K: 0 S: 8	H: 1 LOB: 1 BB: 1 P: 15	R: 0 E: 0 K: 0 S: 5	H: 1 LOB: 0 BB: 0 P: 8	R: 0 E: 0 K: 0 S: 9	H: 1 LOB: 2 BB: 1 P: 20	R: 0 E: 0 K: 2 S: 12	H: 1 LOB: 1 BB: 0 P: 15	1B: 6 2B: 0 3B: 0 HR: 1	SF: 0 SAC: 0 DP: 2 HBP: 0	WP: 0 PB: 0 SB: 1 CS: 0	PA: 36
<b>PITCHER</b>	IP WLS BF H R ER SO BB IBB HBP BLK WP HR S P ERA WHIP																					
Shane Reynolds, R (1, 1) ERA: 3.63	7.0 W 27 5 1 1 5 2 0 0 0 0 0 0 8 104 1.29 1.000																					
Mike Hampton, L (8, 1) ERA: 3.0	0.2 4 1 0 0 0 1 0 0 0 0 0 0 8 19 0.00 3.000																					
Dave Veres, R (8, 1) ERA: 1.29	0.1 1 0 0 0 0 0 0 0 0 0 0 0 1 1 0.00 0.000																					
John Hudek, R (9, 1) ERA: 0.78	1.0 4 1 0 0 2 0 0 0 0 0 0 0 12 15 0.00 1.000																					

AB	33
R	1
H	7
RBI	1
BB	3
SO	7
LOB	20





Batter	1	2	3	4	5	6	7	8	9	AB	R	H	RBI	BB	SO	LOB	TOP								
<b>Craig Biggio, R</b> OBP: 0.390, SLG: 0.440 (1, 4) C	F9		K		E3			P2		4	0	0	0	0	1	2	<b>Houston Astros @ San Diego Padres</b> Jack Murphy Stadium, San Diego, CA Sun Jun 19 1994, 6:33 AM EDT Att: 17,450 - Sunny - 75 F								
<b>Chris Donnels, L</b> OBP: 0.412, SLG: 0.500 (1, 5) B	K			K	G3-1			G3-1		4	0	0	0	0	2	3									
<b>5 Jeff Bagwell, R</b> OBP: 0.418, SLG: 0.667 (1, 3) C	G5-3			K		F8		E6		4	0	0	0	0	1	0									
<b>Luis Gonzalez, L</b> OBP: 0.324, SLG: 0.387 (1, 7) B		CS BB		K		F9		P4		3	0	0	0	1	1	1									
<b>Kevin Bass, S</b> OBP: 0.349, SLG: 0.391 (1, 9) B		SAFE		K	G6-3			K		4	0	1	0	0	2	1									
<b>Andujar Cedeno, R</b> OBP: 0.333, SLG: 0.441 (1, 6) B		SAFE		1B	1B	1B		E6 2B		3	1	1	0	1	1	1									
<b>Tony Eusebio, R</b> OBP: 0.286, SLG: 0.422 (1, 2) B				K				2B		4	0	1	0	0	3	2									
<b>James Mouton, R</b> OBP: 0.313, SLG: 0.294 (9, PH) B				K				K		3	0	1	0	0	1	0									
<b>Sid Bream, L</b> OBP: 0.471, SLG: 0.483 (9, PH) B				K	1B		B1-3	K		1	0	0	0	0	1	2									
<b>Brian Williams, R</b> OBP: 0.313, SLG: 0.313 (7, PH) B				G4-3	1B		G4-3	K		2	0	1	0	0	0	0									
<b>Mike Felder, S</b> OBP: 0.233, SLG: 0.211 (7, 1) B										1	0	0	0	0	0	0									
<b>Ross Powell, L</b> OBP: 0.383, SLG: 0.576 (9, PH) B					1B					1	0	0	0	0	0	0									
<b>Todd Jones, L</b> OBP: 1.000, SLG: 1.000 (9, PH) B										1	0	0	0	0	0	0									
<b>Ken Caminiti, S</b> OBP: 0.383, SLG: 0.576 (9, PH) B										1	0	0	0	0	1	2									
<b>Inning Stats</b>	R: 0 E: 0 K: 1 S: 9	H: 0 LOB: 0 BB: 0 P: 12	R: 0 E: 0 K: 2 S: 11	H: 1 LOB: 1 BB: 1 P: 18	R: 0 E: 0 K: 2 S: 8	H: 0 LOB: 0 BB: 0 P: 12	R: 0 E: 0 K: 3 S: 12	H: 0 LOB: 0 BB: 0 P: 18	R: 1 E: 1 K: 1 S: 11	H: 2 LOB: 3 BB: 1 P: 22	R: 0 E: 0 K: 1 S: 8	H: 1 LOB: 1 BB: 0 P: 12	R: 0 E: 0 K: 1 S: 8	H: 0 LOB: 0 BB: 0 P: 9	R: 0 E: 1 K: 0 S: 6	H: 0 LOB: 1 BB: 0 P: 9	R: 0 E: 1 K: 3 S: 19	H: 1 LOB: 2 BB: 0 P: 30	1B: 4 2B: 1 3B: 0 HR: 0	SF: 0 SAC: 0 DP: 0 HBP: 0	WP: 0 PB: 0 SB: 0 CS: 1	PA: 36			
<b>PITCHER</b>	IP	WLS	BF	H	R	ER	SO	BB	IBB	HBP	BLK	WP	HR	S	P	ERA	WHIP								
<b>Scott Sanders, R</b> ERA: 5.46 (1, 1)	7.2	W	30	4	1	0	11	2	0	0	0	0	0	72	110	0.00	0.783								
<b>Pedro Martinez, L</b> ERA: 2.49 (8, 1)	0.2		4	1	0	0	1	0	0	0	0	0	0	10	17	0.00	1.500								
<b>Trevor Hoffman, R</b> ERA: 1.97 (9, 1)	0.2	S	2	0	0	0	2	0	0	0	0	0	0	10	15	0.00	0.000								

AB	34
R	1
H	5
RBI	0
BB	2
SO	14
LOB	14



Batter	1	2	3	4	5	6	7	8	9	AB	R	H	RBI	BB	SO	LOB	BOTTOM								
<b>Bip Roberts, S</b> OBP: 0.383, SLG: 0.362 (1, 4) B	K		F7		E PB HR 1B		BB 1B			4	1	2	0	0	1	0	<b>Houston Astros @ San Diego Padres</b> Jack Murphy Stadium, San Diego, CA Sun Jun 19 1994, 6:33 AM EDT Att: 17,450 - Sunny - 75 F								
<b>Tim Lincecum, L</b> OBP: 0.306, SLG: 0.278 (1, 3) B	K		G3-1		E4 HR		BB			3	1	0	0	1	1	1									
<b>Tony Gwynn, L</b> OBP: 0.440, SLG: 0.573 (1, 9) B	G3-1		K		HR		K			4	1	1	3	0	2	2									
<b>Phil Plantier, L</b> OBP: 0.328, SLG: 0.519 (1, 7) B							F7			3	1	1	0	1	1	2									
<b>Pedro Martinez, L</b> (8, 1) B										0	0	0	0	0	0	0									
<b>Trevor Hoffman, R</b> (9, 1) B										0	0	0	0	0	0	0									
<b>Derek Bell, R</b> OBP: 0.327, SLG: 0.409 (1, 8) B				FC4 BB	1B 2B		P5			3	1	1	1	1	0	3									
<b>Scott Livingstone, L</b> OBP: 0.283, SLG: 0.344 (1, 5) B				FC4 BB	1B					4	0	2	1	0	0	2									
<b>Ricky Gutierrez, R</b> OBP: 0.315, SLG: 0.326 (1, 6) B				L8	F7			F9 2B		4	0	0	0	0	2	3									
<b>Brad Ausmus, R</b> OBP: 0.319, SLG: 0.368 (1, 2) B				G5-3		G6-3		K		4	0	0	0	0	2	3									
<b>Scott Sanders, R</b> OBP: 0.188, SLG: 0.071 (8, 4) B				G6-3				F9		3	0	0	0	1	1	1									
<b>Luis Lopez, S</b> OBP: 0.372, SLG: 0.422 (8, 4) B				1B				G5-3		3	0	0	0	0	2	2									
<b>Inning Stats</b>	R: 0 E: 0 K: 2 S: 8	H: 0 LOB: 0 BB: 0 P: 13	R: 1 E: 1 K: 2 S: 11	H: 1 LOB: 2 BB: 2 P: 22	R: 0 E: 0 K: 1 S: 7	H: 0 LOB: 0 BB: 0 P: 10	R: 0 E: 0 K: 0 S: 9	H: 0 LOB: 1 BB: 1 P: 17	R: 4 E: 1 K: 1 S: 13	H: 4 LOB: 1 BB: 0 P: 22	R: 0 E: 0 K: 2 S: 9	H: 0 LOB: 0 BB: 0 P: 12	R: 0 E: 0 K: 1 S: 11	H: 1 LOB: 2 BB: 1 P: 19	R: 0 E: 0 K: 1 S: 11	H: 1 LOB: 1 BB: 0 P: 20	1B: 3 2B: 3 3B: 0 HR: 1	SF: 0 SAC: 0 DP: 0 HBP: 0	WP: 0 PB: 1 SB: 1 CS: 0	PA: 36					
<b>PITCHER</b>	IP	WLS	BF	H	R	ER	SO	BB	IBB	HBP	BLK	WP	HR	S	P	ERA	WHIP								
<b>Brian Williams, R</b> ERA: 5.3 (7, 1)	6.0	L	27	5	5	0	8	2	0	0	0	0	0	9	16	0.00	3.000								
<b>Ross Powell, L</b> ERA: (7, 1)	0.2		4	1	0	0	1	1	0	0	0	0	0	9	16	0.00	3.000								
<b>Todd Jones, R</b> ERA: 2.48 (7, 1)	1.1		5	1	0	0	1	0	0	0	0	0	0	13	23	0.00	0.750								

AB	32
R	5
H	7
RBI	5
BB	4
SO	10
LOB	17






Batter	1	2	3	4	5	6	7	8	9	AB	R	H	RBI	BB	SO	LOB	TOP																					
James Mouton, R (1, 8) OBP: 0.307, SLG: 0.288	G4-3	G5-3				K	L8		G6-3	5	0	0	0	0	1	2																						
Craig Biggio, R (1, 4) OBP: 0.394, SLG: 0.441	F7		5 HR			5 5 1B			G6-3	4	1	2	0	1	0	0																						
5 Jeff Bagwell, R (1, 3) OBP: 0.425, SLG: 0.684	E5		1-H			FC6			2B	4	1	3	2	1	0	0																						
Ken Caminiti, S (1, 5) OBP: 0.360, SLG: 0.566	G2-3		K			L5			F7	4	0	0	0	1	1	4																						
Luis Gonzalez, L (1, 7) OBP: 0.322, SLG: 0.380		G4-3	L5			FC6			IBB	4	0	0	0	1	0	4																						
Mike Simms, R (1, 9) OBP: 0.111, SLG: 0.222		HR	F8			K			L4	4	1	1	0	0	1	2																						
Scott Servais, R (1, 2) OBP: 0.248, SLG: 0.380		HR				K			G6-3	4	2	2	2	0	1	0																						
Andujar Cedeno, R (1, 6) OBP: 0.332, SLG: 0.437		SH2-4	G6-3			G2-3			G4-3	4	0	1	0	0	0	1																						
Doug Drabek, R (1, 1) OBP: 0.205, SLG: 0.190		SH2-4				E7			G4-3	3	0	0	0	0	0	0																						
Dave Veres, R (8, 1)										0	0	0	0	0	0	0																						
John Hudek, S (9, 1)										0	0	0	0	0	0	0																						
<b>Inning Stats</b>	R: 0 E: 1 K: 0 S: 4	H: 0 LOB: 1 BB: 0 P: 4	R: 2 E: 0 K: 0 S: 6	H: 3 LOB: 1 BB: 0 P: 6	R: 2 E: 0 K: 1 S: 6	H: 1 LOB: 0 BB: 1 P: 10	R: 0 E: 0 K: 1 S: 5	H: 0 LOB: 0 BB: 0 P: 5	R: 0 E: 0 K: 1 S: 6	H: 1 LOB: 2 BB: 1 P: 10	R: 1 E: 1 K: 1 S: 7	H: 1 LOB: 1 BB: 0 P: 7	R: 0 E: 0 K: 0 S: 4	H: 1 LOB: 2 BB: 1 P: 8	R: 0 E: 0 K: 0 S: 3	H: 0 LOB: 0 BB: 0 P: 3	R: 0 E: 0 K: 0 S: 4	H: 2 LOB: 2 BB: 1 P: 8	1B: 5 2B: 2 3B: 0 HR: 2	SF: 0 SAC: 1 DP: 0 HBP: 0	WP: 0 PB: 0 SB: 2 CS: 0	PA: 41																
<b>PITCHER</b>	IP	WLS	BF	H	R	ER	SO	BB	IBB	HBP	BLK	WP	HR	S	P	ERA	WHIP	<b>PITCHER</b>				IP	WLS	BF	H	R	ER	SO	BB	IBB	HBP	BLK	WP	HR	S	P	ERA	WHIP
Greg Harris, R (1, 1) ERA: 6.0	6.0	L	28	6	5	4	4	2	0	0	0	0	2	34	42	6.00	1.333																					
Steve Reed, R (7, 1) ERA: 2.93	1.0		5	1	0	0	0	0	1	0	0	0	0	4	8	0.00	1.000																					
Willie Blair, R (8, 1) ERA: 5.36	1.2		7	2	0	0	0	0	1	0	0	0	0	6	10	0.00	1.200																					
Bruce Ruffin, L (9, 1) ERA: 4.05	0.1		1	0	0	0	0	0	0	0	0	0	0	1	1	0.00	0.000																					

Houston Astros @ Colorado Rockies  
Mile High Stadium, Denver, CO  
Mon Jun 20 1994, 9:05 PM EDT  
Att: 50,671 - Unknown - 65 F


AB 36  
R 5  
H 9  
RBI 4  
BB 4  
SO 4  
LOB 13



Batter	1	2	3	4	5	6	7	8	9	AB	R	H	RBI	BB	SO	LOB	BOTTOM																					
Eric Young Sr., R (1, 7) OBP: 0.363, SLG: 0.434		G5-3							K	4	1	1	0	0	0	1																						
Willie Blair, R (8, 1)										0	0	0	0	0	0	0																						
Bruce Ruffin, S (9, 1) OBP: 0.667, SLG: 0.500	S									0	0	0	0	0	0	0																						
John Vander Wal, L (9, PH) OBP: 0.288, SLG: 0.516	1B									1	0	0	0	0	1	0																						
Walt Weiss, S (1, 6) OBP: 0.346, SLG: 0.331	1B	F7							G3-1	4	0	2	0	0	0	1																						
Dante Bichette, R (1, 9) OBP: 0.328, SLG: 0.538	L8								E8	4	1	1	0	0	1	3																						
Andres Galarraga, R (1, 3) OBP: 0.367, SLG: 0.612	1B								E6	3	2	1	0	0	1	1																						
Charlie Hayes, R (1, 5) OBP: 0.336, SLG: 0.436									E	4	0	3	2	0	0	0																						
Mike Kingery, L (1, 8) OBP: 0.387, SLG: 0.507	K								F7	4	0	1	1	0	1	4																						
Joe Girardi, R (1, 2) OBP: 0.320, SLG: 0.329	K								G6-3	4	0	0	0	0	1	6																						
Nelson Liriano, S (1, 4) OBP: 0.344, SLG: 0.368		K							G1-3	3	0	0	0	1	1	0																						
Greg Harris, R (1, 1) OBP: 0.273, SLG: 0.290									F9	2	0	1	0	0	1	0																						
Steve Reed, R (7, 1) ERA: 1.23										0	0	0	0	0	0	0																						
Howard Johnson, S (7, PH) OBP: 0.326, SLG: 0.375										2	0	0	0	0	0	1																						
<b>Inning Stats</b>	R: 1 E: 0 K: 2 S: 10	H: 3 LOB: 3 BB: 0 P: 11	R: 0 E: 0 K: 1 S: 6	H: 1 LOB: 0 BB: 0 P: 6	R: 1 E: 0 K: 1 S: 7	H: 3 LOB: 1 BB: 0 P: 7	R: 0 E: 0 K: 1 S: 5	H: 0 LOB: 0 BB: 0 P: 5	R: 0 E: 0 K: 0 S: 3	H: 0 LOB: 0 BB: 0 P: 3	R: 0 E: 0 K: 0 S: 2	H: 0 LOB: 0 BB: 1 P: 6	R: 0 E: 0 K: 0 S: 6	H: 2 LOB: 1 BB: 0 P: 6	R: 0 E: 0 K: 1 S: 5	H: 0 LOB: 0 BB: 0 P: 5	1B: 7 2B: 4 3B: 0 HR: 0	SF: 0 SAC: 0 DP: 3 HBP: 1	WP: 0 PB: 0 SB: 2 CS: 0	PA: 37																		
<b>PITCHER</b>	IP	WLS	BF	H	R	ER	SO	BB	IBB	HBP	BLK	WP	HR	S	P	ERA	WHIP	<b>PITCHER</b>				IP	WLS	BF	H	R	ER	SO	BB	IBB	HBP	BLK	WP	HR	S	P	ERA	WHIP
Doug Drabek, R (1, 1) ERA: 2.57																																						
Dave Veres, R (8, 1) ERA: 1.23	0.2		3	1	0	0	0	0	0	0	0	0	0	3	3	0.00	1.500																					
John Hudek, R (9, 1) ERA: 0.75	1.0	S	3	0	0	0	1	0	0	0	0	0	0	5	5	0.00	0.000																					

Houston Astros @ Colorado Rockies  
Mile High Stadium, Denver, CO  
Mon Jun 20 1994, 9:05 PM EDT  
Att: 50,671 - Unknown - 65 F

AB 35  
R 4  
H 10  
RBI 3  
BB 1  
SO 7  
LOB 17





Batter	1	2	3	4	5	6	7	8	9	AB	R	H	RBI	BB	SO	LOB	TOP						
James Mouton, R (1, 8) OBP: 0.306, SLG: 0.287	3-2 1B		2-2 G6-3			1-3 K			0-0 F9	4	0	1	0	0	1	2	<b>Houston Astros @ Colorado Rockies</b> Mile High Stadium, Denver, CO Tue Jun 21 1994, 9:05 PM EDT Att: 56,913 - Unknown - 75 F  <b>AB 29</b> <b>R 0</b> <b>H 4</b> <b>RBI 0</b> <b>BB 1</b> <b>SO 4</b> <b>LOB 7</b>						
Craig Biggio, R (1, 4) OBP: 0.392, SLG: 0.438	0-2 1B		0-1 P3			1-1 F8			2-1 FC6-4	4	0	1	0	0	0	1							
5 Jeff Bagwell, R (1, 3) OBP: 0.422, SLG: 0.679 Sid Bream, L (6, 3) OBP: 0.444, SLG: 0.452	2-2 G5-3			0-2 E4			1-1 F7		3-2 P6	2	0	0	0	0	0	1							
Ken Caminiti, S (1, 5) OBP: 0.359, SLG: 0.561	4-2 BB			1-2 F9			1-0 F7			2	0	0	0	1	0	0							
Luis Gonzalez, L (1, 7) OBP: 0.318, SLG: 0.375	2-2 P4			2-0 L8			1-0 F8			3	0	0	0	0	0	2							
Mike Simms, R (1, 9) OBP: 0.091, SLG: 0.182 Kevin Bass, S (7, 9) OBP: 0.346, SLG: 0.387		2-2 G6-3			1-3 K				2-1 G4-3	2	0	0	0	0	1	0							
Scott Servais, R (1, 2) OBP: 0.244, SLG: 0.373		3-2 L9			3-2 P9				2-2 G6-3	3	0	0	0	0	0	0							
Andujar Cedeno, R (1, 6) OBP: 0.329, SLG: 0.433 Ross Powell, L (8, 1)		2-1 G2-3			0-3 K				1-0 F7	2	0	0	0	0	1	0							
Darryl Kile, R (1, 1) OBP: 0.143, SLG: 0.250 Tom Edens, R (5, 1) Andy Stankiewicz, R (5, 6) Chris Donnels, L (8, PH) OBP: 0.406, SLG: 0.492			0-1 G6-3 1B			2-3 K			3-2 FC6-4 1B	1	0	1	0	0	0	0							
<b>Inning Stats</b>	R: 0 E: 0 K: 0 S: 16	H: 2 LOB: 2 BB: 1 P: 26	R: 0 E: 0 K: 0 S: 8	H: 0 LOB: 0 BB: 0 P: 15	R: 0 E: 0 K: 0 S: 7	H: 1 LOB: 0 BB: 0 P: 9	R: 0 E: 1 K: 0 S: 8	H: 0 LOB: 0 BB: 0 P: 11	R: 0 E: 0 K: 2 S: 12	H: 0 LOB: 0 BB: 0 P: 16	R: 0 E: 0 K: 0 S: 9	H: 0 LOB: 0 BB: 0 P: 13	R: 0 E: 0 K: 0 S: 4	H: 0 LOB: 0 BB: 0 P: 7	R: 0 E: 0 K: 0 S: 6	H: 0 LOB: 0 BB: 0 P: 11		R: 0 E: 0 K: 0 S: 9	H: 1 LOB: 1 BB: 0 P: 17	1B: 4 2B: 0 3B: 0 HR: 0	SF: 0 SAC: 0 DP: 1 HBP: 0	WP: 0 PB: 0 SB: 0 CS: 0	PA: 30
<b>PITCHER</b> David Nied, R (1, 1) ERA: 4.48	IP: 9.0 WLS: W BF: 30 H: 4 R: 0 ER: 0 SO: 4 BB: 1 IBB: 0 HBP: 0 BLK: 0 WP: 0 HR: 0 S: 79 P: 125 ERA: 0.00 WHIP: 0.556											<b>PITCHER</b>	IP: 9.0 WLS: W BF: 30 H: 4 R: 0 ER: 0 SO: 4 BB: 1 IBB: 0 HBP: 0 BLK: 0 WP: 0 HR: 0 S: 79 P: 125 ERA: 0.00 WHIP: 0.556										

Batter	1	2	3	4	5	6	7	8	9	AB	R	H	RBI	BB	SO	LOB	BOTTOM						
Eric Young Sr., R (1, 7) OBP: 0.364, SLG: 0.431	1-1 G4-3 1B	4-1 BB		1-1 F8	2-1 SF9		0-0 F9			3	1	1	1	1	0	1	<b>Houston Astros @ Colorado Rockies</b> Mile High Stadium, Denver, CO Tue Jun 21 1994, 9:05 PM EDT Att: 56,913 - Unknown - 75 F  <b>AB 37</b> <b>R 8</b> <b>H 13</b> <b>RBI 7</b> <b>BB 4</b> <b>SO 6</b> <b>LOB 20</b>						
Walt Weiss, S (1, 6) OBP: 0.344, SLG: 0.326	2-2 G4-3	1-3 K		0-2 G1-3	4-2 BB		1-2 G3-1			4	0	0	1	1	1	2							
Dante Bichette, R (1, 9) OBP: 0.332, SLG: 0.539	3-2 HBP 1B		1-0 S 1B	0-1 E 1B	1-0 F8		0-0 L7			5	3	3	0	0	0	1							
Andres Galarraga, R (1, 3) OBP: 0.366, SLG: 0.605 John Vander Wal, L (7, 3) OBP: 0.299, SLG: 0.524	2-2 PB 1B		2-3 K	0-2 E9 FC6-4		3-3 K		1-1 BB HBP 1B		3	0	0	0	0	2	1							
Charlie Hayes, R (1, 5) OBP: 0.337, SLG: 0.439	0-1 PB 1B		0-2 F9	2-0 FC6-4		2-1 WP 2B		2-2 F8		5	0	2	1	0	0	3							
Mike Kingery, L (1, 8) OBP: 0.394, SLG: 0.514 Chris Jones, R (9, 8) OBP: 0.257, SLG: 0.242	3-0 G4-3		1-0 2B 1B		2-1 2B 2B		1-2 G1-3		1-0 BB HBP	4	2	2	1	0	0	3							
Danny Sheaffer, R (1, 2) OBP: 0.328, SLG: 0.304	0-0 L8		1-0 2B		0-0 2B 2B		2-1 L6		4-2 FC6-4 BB	4	1	2	2	1	0	3							
Nelson Liriano, S (1, 4) OBP: 0.346, SLG: 0.373		3-3 K	4-0 IBB		1-0 G4-3 SF9 2B		1-2 G4-3		2-2 FC6-4	4	1	1	1	1	1	3							
David Nied, R (1, 1) OBP: 0.107, SLG: 0.074		0-3 K	1-3 K		2-3 G4-3		1-2 1B			4	0	1	0	0	2	3							
<b>Inning Stats</b>	R: 2 E: 0 K: 0 S: 17	H: 3 LOB: 2 BB: 0 P: 28	R: 0 E: 0 K: 3 S: 12	H: 0 LOB: 1 BB: 1 P: 19	R: 2 E: 0 K: 2 S: 12	H: 3 LOB: 2 BB: 1 P: 22	R: 1 E: 1 K: 0 S: 11	H: 1 LOB: 1 BB: 0 P: 14	R: 3 E: 0 K: 0 S: 10	H: 3 LOB: 1 BB: 1 P: 21	R: 0 E: 0 K: 1 S: 10	H: 1 LOB: 1 BB: 0 P: 18	R: 0 E: 0 K: 0 S: 12	H: 1 LOB: 1 BB: 0 P: 15	R: 0 E: 0 K: 0 S: 11	H: 1 LOB: 3 BB: 1 P: 21		1B: 8 2B: 5 3B: 0 HR: 0	SF: 1 SAC: 0 DP: 0 HBP: 2	WP: 3 PB: 1 SB: 1 CS: 0	PA: 44		
<b>PITCHER</b> Darryl Kile, R (1, 1) ERA: 4.99 Tom Edens, R (5, 1) ERA: 3.25 Ross Powell, L (8, 1) ERA:	IP: 4.0 WLS: L BF: 26 H: 10 R: 8 ER: 7 SO: 5 BB: 1 IBB: 0 HBP: 0 BLK: 0 WP: 1 HR: 0 S: 56 P: 90 ERA: 15.75 WHIP: 2.750											<b>PITCHER</b>	IP: 4.0 WLS: L BF: 26 H: 10 R: 8 ER: 7 SO: 5 BB: 1 IBB: 0 HBP: 0 BLK: 0 WP: 1 HR: 0 S: 56 P: 90 ERA: 15.75 WHIP: 2.750										



Batter	1	2	3	4	5	6	7	8	9	AB	R	H	RBI	BB	SO	LOB	TOP			
James Mouton, R (1, 8) OBP: 0.312, SLG: 0.291										4	2	2	0	1	1	1				
Craig Biggio, R (1, 4) OBP: 0.392, SLG: 0.433										3	2	0	0	2	0	2				
Jeff Bagwell, R (1, 3) OBP: 0.425, SLG: 0.676										4	0	2	1	1	0	1				
Ken Caminiti, S (1, 5) OBP: 0.360, SLG: 0.556										4	1	1	1	1	1	4				
Kevin Bass, S (1, 9) OBP: 0.357, SLG: 0.398										5	0	3	3	0	0	4				
Luis Gonzalez, L (1, 7) OBP: 0.312, SLG: 0.367										5	0	0	0	0	0	4				
Tony Eusebio, R (1, 2) OBP: 0.281, SLG: 0.409										5	0	1	0	0	0	1				
Andujar Cedeno, R (1, 6) OBP: 0.329, SLG: 0.436										3	0	1	0	0	1	2				
Andy Stanek, R (8, 6) OBP: 0.382, SLG: 0.404										1	0	1	0	0	0	0				
Greg Swindell, L (1, 1) OBP: 0.233, SLG: 0.300										1	0	0	0	0	1	1				
Todd Jones, R (2, 1) OBP: 1.000, SLG: 1.000										1	0	1	0	0	0	0				
Dave Veres, R (4, 1)										0	0	0	0	0	0	0				
Mike Simms, R (8, 6) OBP: 0.385, SLG: 0.187										1	0	0	0	0	0	2				
Mike Hampton, R (8, 1)										0	0	0	0	0	0	0				
Mike Fielder, S (8, 6) OBP: 0.226, SLG: 0.298										1	0	0	0	0	0	1				
John Hudek, S (8, 1)										0	0	0	0	0	0	0				
<b>Inning Stats</b>	R: 1 E: 0 K: 1 S: 9	H: 2 LOB: 1 BB: 1 P: 18	R: 0 E: 0 K: 1 S: 10	H: 1 LOB: 1 BB: 0 P: 15	R: 1 E: 0 K: 0 S: 13	H: 2 LOB: 2 BB: 1 P: 23	R: 0 E: 0 K: 1 S: 9	H: 1 LOB: 0 BB: 0 P: 14	R: 0 E: 0 K: 0 S: 8	H: 2 LOB: 2 BB: 0 P: 14	R: 0 E: 0 K: 1 S: 10	H: 1 LOB: 2 BB: 1 P: 17	R: 0 E: 0 K: 0 S: 8	H: 1 LOB: 1 BB: 0 P: 13	R: 3 E: 0 K: 0 S: 27	H: 2 LOB: 1 BB: 2 P: 43	1B: 11 2B: 6 3B: 0 HR: 0	SF: 0 SAC: 0 DP: 1 HBP: 0	WP: 0 PB: 0 SB: 1 CS: 0	PA: 43
<b>PITCHER</b>	IP WLS BF H R ER SO BB IBB HBP BLK WP HR S P ERA WHIP	8.0 W 36 10 2 2 4 3 0 0 0 0 0 74 127 2.25 1.625	0.1 5 2 3 3 0 2 0 0 0 0 0 20 33 81.00 12.000	0.2 2 0 0 0 0 0 0 0 0 0 0 7 10 0.00 0.000																

Houston Astros @ Colorado Rockies  
Mile High Stadium, Denver, CO  
Wed Jun 22 1994, 5:33 AM EDT  
Att: 50,887 - Cloudy - 74 F

livebaseballscorecards.com

AB 38  
R 5  
H 12  
RBI 5  
BB 5  
SO 4  
LOB 23

Batter	1	2	3	4	5	6	7	8	9	AB	R	H	RBI	BB	SO	LOB	BOTTOM			
Eric Young Sr., R (1, 7) OBP: 0.370, SLG: 0.439										5	2	2	2	0	0	2				
Walt Weiss, S (1, 6) OBP: 0.345, SLG: 0.329										4	2	2	1	0	0	3				
Dante Bichette, R (1, 9) OBP: 0.340, SLG: 0.568										5	3	4	5	0	0	1				
Andres Galarraga, R (1, 3) OBP: 0.366, SLG: 0.605										5	1	2	2	0	0	1				
Charlie Hayes, R (1, 5) OBP: 0.341, SLG: 0.444										4	1	2	0	1	0	1				
Nelson Liriano, S (8, 4) OBP: 0.346, SLG: 0.373										0	0	0	0	0	0	0				
Vinny Castilla, R (1, 4) OBP: 0.333, SLG: 0.583										5	0	3	1	0	0	1				
Danny Sheaffer, R (1, 2) OBP: 0.303, SLG: 0.279										5	0	0	0	0	1	5				
Chris Jones, R (1, 8) OBP: 0.325, SLG: 0.395										5	3	4	0	0	0	0				
Lance Painter, L (1, 1) OBP: 0.167, SLG: 0.273										2	2	1	1	0	0	1				
John Vander Wal, L (8, PH) OBP: 0.309, SLG: 0.524										0	0	0	0	1	0	0				
Marcus Moore, S (9, 1)										0	0	0	0	0	0	0				
Mike Munoz, L (9, 1)										0	0	0	0	0	0	0				
<b>Inning Stats</b>	R: 2 E: 0 K: 0 S: 14	H: 5 LOB: 2 BB: 0 P: 22	R: 2 E: 0 K: 0 S: 11	H: 3 LOB: 1 BB: 0 P: 18	R: 1 E: 0 K: 0 S: 9	H: 1 LOB: 0 BB: 1 P: 14	R: 4 E: 1 K: 1 S: 18	H: 5 LOB: 1 BB: 0 P: 26	R: 1 E: 0 K: 0 S: 12	H: 2 LOB: 1 BB: 0 P: 17	R: 0 E: 0 K: 0 S: 10	H: 1 LOB: 0 BB: 0 P: 12	R: 4 E: 1 K: 0 S: 14	H: 2 LOB: 0 BB: 0 P: 21	R: 0 E: 0 K: 0 S: 11	H: 1 LOB: 2 BB: 1 P: 16	1B: 11 2B: 6 3B: 1 HR: 2	SF: 2 SAC: 1 DP: 2 HBP: 1	WP: 1 PB: 0 SB: 2 CS: 1	PA: 46
<b>PITCHER</b>	IP WLS BF H R ER SO BB IBB HBP BLK WP HR S P ERA WHIP	1.2 L 10 5 5 4 0 1 0 0 0 0 0 22 31 27.00 4.500	2.0 8 3 1 1 1 0 0 0 0 0 0 18 27 4.50 1.500	1.62 11 3 4 3 0 0 0 1 0 1 1 24 33 13.50 1.500	3.81 5 1 0 0 0 1 0 0 0 0 0 11 16 0.00 2.000															

Houston Astros @ Colorado Rockies  
Mile High Stadium, Denver, CO  
Wed Jun 22 1994, 5:33 AM EDT  
Att: 50,887 - Cloudy - 74 F

livebaseballscorecards.com

AB 40  
R 14  
H 20  
RBI 12  
BB 2  
SO 1  
LOB 15







Batter	1	2	3	4	5	6	7	8	9	AB	R	H	RBI	BB	SO	LOB	TOP								
<b>Brett Butler, L</b> OBP: 0.432, SLG: 0.451 (1, 8)	4-2 1B BB BB		0-0 HR		1-2 G1-3		2-1 P4		2-1 L9	4	1	1	1	1	0	1	<b>Los Angeles Dodgers @ Houston Astros</b> Astrodome, Houston, TX Sat Jun 25 1994, 8:05 PM EDT Att: 28,247 - Dome								
<b>Delino DeShields, L</b> OBP: 0.370, SLG: 0.306 (1, 4)	4-1 1B BB		1-0 1B		0-1 G3 1B 2B		4-2 HR BB		3-2 F7	3	2	2	0	2	0	1									
<b>Mike Piazza, R</b> OBP: 0.376, SLG: 0.569 (1, 2)	1-2 G4-6-3 1B		1-0 F9		0-0 G3		1-0 HR		1-0 F7	4	1	2	2	0	0	2									
<b>Tim Wallach, R</b> OBP: 0.351, SLG: 0.509 (1, 5)	1-3 K		0-0 F9		0-2 1B		3-3 K			4	0	1	1	0	2	4									
<b>Henry Rodriguez, L</b> OBP: 0.338, SLG: 0.443 (1, 7)	1-0 G4-6-3		2-0 G3		0-0 G6-3				1-0 F7	4	0	0	0	0	0	5									
<b>Eric Karros, R</b> OBP: 0.331, SLG: 0.432 (1, 3)										4	0	0	0	0	2	0									
<b>Raul Mondesi, R</b> OBP: 0.338, SLG: 0.539 (1, 9)										4	0	0	0	0	2	0									
<b>Jose Offerman, S</b> OBP: 0.319, SLG: 0.292 (1, 6)										3	0	1	0	1	0	0									
<b>Pedro Astacio, R</b> OBP: 0.086, SLG: 0.086 <b>Todd Worrell, R</b> (9, 1)	0-2 G4-3		0-2 G4-3		1-1 G5-3		0-0 G6-3		1-3 K	4	0	0	0	0	1	3									
<b>Inning Stats</b>	R: 0 E: 0 K: 1 S: 13	H: 1 LOB: 2 BB: 2 P: 24	R: 0 E: 0 K: 1 S: 14	H: 0 LOB: 1 BB: 1 P: 23	R: 1 E: 0 K: 0 S: 5	H: 2 LOB: 1 BB: 0 P: 9	R: 0 E: 1 K: 1 S: 10	H: 0 LOB: 1 BB: 0 P: 12	R: 1 E: 0 K: 0 S: 10	H: 2 LOB: 1 BB: 0 P: 11	R: 0 E: 0 K: 0 S: 5	H: 0 LOB: 0 BB: 0 P: 8	R: 2 E: 0 K: 1 S: 10	H: 1 LOB: 0 BB: 1 P: 20	R: 0 E: 0 K: 2 S: 7	H: 0 LOB: 0 BB: 0 P: 9	R: 0 E: 0 K: 1 S: 10	H: 1 LOB: 1 BB: 0 P: 16	1B: 3 2B: 1 3B: 1 HR: 2	SF: 0 SAC: 0 DP: 1 HBP: 0	WP: 0 PB: 0 SB: 0 CS: 0	PA: 38			
<b>PITCHER</b>	IP	WLS	BF	H	R	ER	SO	BB	IBB	HBP	BLK	WP	HR	S	P	ERA	WHIP								
<b>Brian Williams, R</b> ERA: 5.28 <b>Todd Jones, R</b> ERA: 3.18	(1, 1) (8, 1)	7.0 L	31 31	6 4	4 4	4 4	4 4	4 0	0 0	0 0	0 0	0 0	2 17	67 25	107 25	5.14 0.00	1.429 0.500								

AB	34
R	4
H	7
RBI	4
BB	4
SO	7
LOB	16



Batter	1	2	3	4	5	6	7	8	9	AB	R	H	RBI	BB	SO	LOB	BOTTOM								
<b>James Mouton, R</b> OBP: 0.311, SLG: 0.291 (1, 8)	2-2 L6		0-0 P2		1-2 G4-3				0-0 1B	4	0	1	0	0	0	1	<b>Los Angeles Dodgers @ Houston Astros</b> Astrodome, Houston, TX Sat Jun 25 1994, 8:05 PM EDT Att: 28,247 - Dome								
<b>Craig Biggio, R</b> OBP: 0.394, SLG: 0.450 (1, 4)	2-2 5B 1B		2-2 HR					0-1 P3	0-2 SF9	3	1	2	2	0	0	0									
<b>5 Jeff Bagwell, R</b> OBP: 0.429, SLG: 0.706 (1, 3)	2-0 1B		3-2 F8					2-3 K	0-2 F9	4	0	1	0	0	1	1									
<b>Ken Caminiti, S</b> OBP: 0.359, SLG: 0.548 (1, 5)	1-0 F9							1-3 K	1-3 K	4	0	0	0	0	2	3									
<b>Luis Gonzalez, L</b> OBP: 0.309, SLG: 0.362 (1, 7)	1-2 L7							0-0 P5		4	0	0	0	0	0	2									
<b>Andujar Cedeno, R</b> OBP: 0.331, SLG: 0.436 <b>Chris Donnels, L</b> (9, FH)								3-1 G3-1	1-0 F8	4	0	0	0	0	0	2									
<b>Mike Felder, S</b> OBP: 0.244, SLG: 0.263 <b>Todd Jones, L</b> OBP: 1.000, SLG: 1.000 <b>Sid Bream, L</b> OBP: 0.459, SLG: 0.452 <b>Andy Stankiewicz, R</b> OBP: 0.393, SLG: 0.404								0-3 K	2-2 G4-3	3	0	0	0	0	3	1									
<b>Mike Felder, S</b> OBP: 0.244, SLG: 0.263 <b>Todd Jones, L</b> OBP: 1.000, SLG: 1.000 <b>Sid Bream, L</b> OBP: 0.459, SLG: 0.452 <b>Andy Stankiewicz, R</b> OBP: 0.393, SLG: 0.404								0-0 G4-3	4-2 BB	3	0	1	0	0	0	0									
<b>Tony Eusebio, R</b> OBP: 0.280, SLG: 0.402 (1, 2)	0-1 G3							1-3 K	0-3 K	4	0	1	0	0	2	2									
<b>Brian Williams, R</b> OBP: 0.294, SLG: 0.294 <b>Kevin Bass, S</b> OBP: 0.363, SLG: 0.414 (1, 1) (8, 9)								1-0 SH1-4 1B	1-0 SH1-4 2B	1	0	0	0	0	1	0									
<b>Inning Stats</b>	R: 0 E: 0 K: 0 S: 14	H: 2 LOB: 2 BB: 0 P: 22	R: 0 E: 0 K: 1 S: 6	H: 0 LOB: 0 BB: 0 P: 7	R: 1 E: 0 K: 1 S: 10	H: 1 LOB: 0 BB: 0 P: 15	R: 0 E: 1 K: 2 S: 7	H: 0 LOB: 0 BB: 0 P: 13	R: 0 E: 0 K: 2 S: 8	H: 1 LOB: 1 BB: 0 P: 11	R: 0 E: 0 K: 2 S: 9	H: 1 LOB: 1 BB: 0 P: 13	R: 1 E: 0 K: 0 S: 7	H: 2 LOB: 1 BB: 0 P: 9	R: 0 E: 0 K: 1 S: 11	H: 0 LOB: 1 BB: 1 P: 18	1B: 4 2B: 2 3B: 0 HR: 1	SF: 1 SAC: 1 DP: 0 HBP: 0	WP: 0 PB: 0 SB: 0 CS: 1	PA: 36					
<b>PITCHER</b>	IP	WLS	BF	H	R	ER	SO	BB	IBB	HBP	BLK	WP	HR	S	P	ERA	WHIP								
<b>Pedro Astacio, R</b> ERA: 4.15 <b>Todd Worrell, R</b> ERA: 2.05	(1, 1) (9, 1)	8.2 S	34 1	7 0	2 0	2 0	8 1	0 0	0 0	0 0	0 0	0 0	4 4	76 4	114 4	2.08 0.00	0.923 0.000								

AB	32
R	2
H	7
RBI	2
BB	1
SO	9
LOB	10






Batter	1	2	3	4	5	6	7	8	9	AB	R	H	RBI	BB	SO	LOB	TOP								
<b>Brett Butler, L</b> OBP: 0.435, SLG: 0.465 (1, 8)	1-1 G4-3 1B	0-2 1B 1B			2-3 K		2-2 HR		0-0 G3-1	5	1	3	2	0	1	0									
<b>Delino DeShields, L</b> OBP: 0.373, SLG: 0.306 (1, 4)	3-1 G4-3	1-2 1B			3-2 G3		4-2 BB			3	0	1	1	1	0	2									
<b>Mike Piazza, R</b> OBP: 0.375, SLG: 0.575 (1, 2)	1-2 G5-3	2-3 K			1-2 HR		3-1 F7			4	1	1	1	0	1	4									
<b>Henry Rodriguez, L</b> OBP: 0.292, SLG: 0.439 (8, PR)	2-0 G3-1				2-3 K				0-0 L5-3 1B	4	0	1	0	0	2	1									
<b>Mitch Webster, S</b> OBP: 0.344, SLG: 0.429 (8, 7)										0	0	0	0	0	0	0									
<b>Eric Karros, R</b> OBP: 0.330, SLG: 0.430 (8, 1)		3-2 WP 1B SF7 1B			1-0 P5		0-0 P4		3-2 L5-3	4	1	1	0	0	0	1									
<b>Todd Worrell, R</b> (8, 1)									1-2	0	0	0	0	0	0	0									
<b>Raul Mondesi, R</b> OBP: 0.340, SLG: 0.539 (1, 9)		0-0 SF7 1B WP			2-2 G5-3		3-2 F7		1-0 1B	4	1	2	0	0	0	0									
<b>Dave Hansen, L</b> OBP: 0.238, SLG: 0.238 (8, PH)		4-2 1B 1B BB			2-1 G4-3		2-2 L5		3-2 L5	2	1	0	0	0	1	0									
<b>Tim Wallach, R</b> OBP: 0.350, SLG: 0.507 (8, 5)		1-2 2-3 1B BB								1	0	0	0	0	0	1									
<b>Jose Offerman, S</b> OBP: 0.314, SLG: 0.288 (1, 6)		2-1 SF7			1-0 F7		1-2 G6-3		1-1 G4-3	3	0	0	1	0	0	0									
<b>Kevin Gross, R</b> OBP: 0.171, SLG: 0.188 (8, 3)		2-3 3-H K			2-3 K		2-3 K		2-3 K	3	0	0	0	0	3	2									
<b>Cory Snyder, R</b> OBP: 0.315, SLG: 0.475 (8, 3)										1	0	0	0	0	1	0									
<b>Inning Stats</b>	R: 0 E: 0 K: 0 S: 9	H: 1 LOB: 1 BB: 0 P: 15	R: 3 E: 0 K: 2 S: 21	H: 4 LOB: 2 BB: 1 P: 35	R: 0 E: 0 K: 1 S: 8	H: 0 LOB: 0 BB: 0 P: 14	R: 0 E: 0 K: 1 S: 6	H: 0 LOB: 0 BB: 0 P: 11	R: 1 E: 0 K: 2 S: 12	H: 1 LOB: 0 BB: 0 P: 20	R: 0 E: 0 K: 0 S: 8	H: 0 LOB: 0 BB: 0 P: 13	R: 1 E: 0 K: 0 S: 13	H: 1 LOB: 1 BB: 1 P: 25	R: 0 E: 0 K: 0 S: 9	H: 2 LOB: 1 BB: 0 P: 15	R: 0 E: 0 K: 1 S: 7	H: 0 LOB: 0 BB: 0 P: 10	1B: 7 2B: 1 3B: 0 HR: 2	SF: 1 SAC: 0 DP: 1 HBP: 0	WP: 1 PB: 1 SB: 0 CS: 0	PA: 37			
<b>PITCHER</b>	IP	WLS	BF	H	R	ER	SO	BB	IBB	HBP	BLK	WP	HR	S	P	ERA	WHIP								
<b>Doug Drabek, R</b> ERA: 2.8 (1, 1)	7.0	L	30	7	5	5	7	2	0	0	0	1	2	77	133	6.43	1.286								
<b>Tom Edens, R</b> ERA: 3.11 (8, 1)	0.2		3	2	0	0	0	0	0	0	0	0	0	5	9	0.00	3.000								
<b>Mike Hampton, L</b> ERA: 3.76 (8, 1)	0.1		1	0	0	0	0	0	0	0	0	0	0	4	6	0.00	0.000								
<b>John Hudek, R</b> ERA: 0.69 (9, 1)	1.0		3	0	0	0	1	0	0	0	0	0	0	7	10	0.00	0.000								

**Los Angeles Dodgers @ Houston Astros**  
Astrodome, Houston, TX  
Sun Jun 26 1994, 4:33 AM EDT  
Att: 27,122 - Dome

livebaseballscorecards.com

AB	34
R	5
H	9
RBI	5
BB	2
SO	8
LOB	11




Batter	1	2	3	4	5	6	7	8	9	AB	R	H	RBI	BB	SO	LOB	BOTTOM								
<b>James Mouton, R</b> OBP: 0.310, SLG: 0.291 (1, 8)	0-1 G1-4-3 1B		3-2 G6-3		1-3 K		0-1 F8			4	0	1	0	0	1	1									
<b>Craig Biggio, R</b> OBP: 0.389, SLG: 0.444 (1, 4)	0-1 G1-4-3			0-1 G4-3	1-1 G5-3		3-2 G5-3			4	0	0	0	0	0	2									
<b>5 Jeff Bagwell, R</b> OBP: 0.426, SLG: 0.703 (1, 3)	2-2 F9			3-3 K		1-0 G4-3 2B		2-0 F8		4	1	1	0	0	1	1									
<b>Ken Caminiti, S</b> OBP: 0.361, SLG: 0.549 (1, 5)	2-0 G3-1			4-1 1B 2B BB		0-0 G4-3		1-0 2B		3	1	1	0	1	0	2									
<b>Luis Gonzalez, L</b> OBP: 0.309, SLG: 0.360 (1, 7)		0-0 F7		0-0 2B 1B		1-1 G4-3		3-3 K		4	1	1	1	0	1	1									
<b>Andujar Cedeno, R</b> OBP: 0.333, SLG: 0.439 (1, 6)		2-3 K		0-0 2B 2B		3-H 4-2 BB		0-2 G6-3		3	1	1	2	1	1	1									
<b>Mike Felder, S</b> OBP: 0.244, SLG: 0.274 (9, 1)		1-2 G4-3		1-0 2B		1-3 K			3-2 G6-3	4	0	1	1	0	1	1									
<b>Scott Servais, R</b> OBP: 0.240, SLG: 0.363 (9, PH)				1-2 F8	1-1 G4-3		0-1 F9		2-3 K	3	0	0	0	0	0	1									
<b>Chris Donnels, L</b> OBP: 0.394, SLG: 0.475 (9, PH)										1	0	0	0	0	1	0									
<b>Doug Drabek, R</b> OBP: 0.196, SLG: 0.152 (7, PH)				0-3 K					0-1 P4	2	0	0	0	0	1	0									
<b>Sid Bissett, L</b> OBP: 0.474, SLG: 0.452 (7, PH)										0	0	0	0	0	0	0									
<b>Mike Samuels, R</b> OBP: 0.288, SLG: 0.167 (8, 1)										0	0	0	0	0	0	0									
<b>Tom Edens, R</b> (8, 1)										0	0	0	0	0	0	0									
<b>Mike Hampton, R</b> (8, 1)										0	0	0	0	0	0	0									
<b>John Hudek, S</b> (8, 1)										0	0	0	0	0	0	0									
<b>Kevin Bass, S</b> OBP: 0.260, SLG: 0.410 (9, PH)										1	0	0	0	0	0	0									
<b>Inning Stats</b>	R: 0 E: 0 K: 0 S: 8	H: 1 LOB: 1 BB: 0 P: 12	R: 0 E: 0 K: 1 S: 8	H: 0 LOB: 0 BB: 0 P: 11	R: 0 E: 0 K: 1 S: 9	H: 0 LOB: 0 BB: 0 P: 13	R: 3 E: 0 K: 1 S: 11	H: 3 LOB: 1 BB: 1 P: 20	R: 0 E: 0 K: 1 S: 6	H: 0 LOB: 0 BB: 0 P: 9	R: 1 E: 0 K: 0 S: 10	H: 1 LOB: 1 BB: 1 P: 17	R: 0 E: 0 K: 0 S: 10	H: 0 LOB: 2 BB: 1 P: 17	R: 0 E: 0 K: 1 S: 9	H: 1 LOB: 1 BB: 0 P: 15	R: 0 E: 0 K: 1 S: 8	H: 0 LOB: 0 BB: 0 P: 13	1B: 2 2B: 4 3B: 0 HR: 0	SF: 0 SAC: 0 DP: 0 HBP: 0	WP: 0 PB: 0 SB: 2 CS: 0	PA: 36			
<b>PITCHER</b>	IP	WLS	BF	H	R	ER	SO	BB	IBB	HBP	BLK	WP	HR	S	P	ERA	WHIP								
<b>Kevin Gross, R</b> ERA: 3.84 (1, 1)	7.0	W	29	5	4	4	5	3	0	0	0	0	0	62	99	5.14	1.143								
<b>Todd Worrell, R</b> ERA: 1.89 (8, 1)	2.0	S	7	1	0	0	2	0	0	0	0	0	0	17	28	0.00	0.500								

**Los Angeles Dodgers @ Houston Astros**  
Astrodome, Houston, TX  
Sun Jun 26 1994, 4:33 AM EDT  
Att: 27,122 - Dome

livebaseballscorecards.com

AB	33
R	4
H	6
RBI	4
BB	3
SO	7
LOB	10





Batter	1	2	3	4	5	6	7	8	9	10	11	AB	R	H	RBI	BB	SO	LOB	TOP					
Jerome Walton, R OBP: 0.317, SLG: 0.368 (1, 8)	G4-3	FC6-4			B5-3		L8		L8			5	0	1	0	1	0	3						
Bary Larkin, R OBP: 0.378, SLG: 0.404 (1, 6)	K		G6-3			G3	L8		HR		K	5	1	0	0	1	2	3						
Hal Morris, L OBP: 0.392, SLG: 0.509 (1, 3)	G6-3		L3			F8	G4-3		HR			5	1	1	2	0	0	1						
Thomas Howard, S OBP: 0.303, SLG: 0.409 Jeff Brantley, R (9, 1)		G4-3	F7			1B	1B		K		K	5	1	2	0	0	2	0						
Reggie Sanders, R OBP: 0.323, SLG: 0.504 (1, 9)		G5-3			L6		1B		G1-3		F9	4	0	0	0	1	0	1						
Tony Fernandez, S OBP: 0.383, SLG: 0.428 (1, 5)		G4-3			F8		1B		G5-3		G6-3	5	0	1	0	0	0	1						
Bret Boone, R OBP: 0.360, SLG: 0.452 (1, 4)		1B			G1-3		FC6-4				K	4	1	1	1	1	1	3						
Eddie Taubensee, L OBP: 0.321, SLG: 0.524 (1, 2)		1B			G4-3						K	4	2	2	3	1	1	0						
Erik Hanson, R OBP: 0.304, SLG: 0.192 Jeff Brantley, R OBP: 0.309, SLG: 0.396 Johnny Ruffin, R OBP: 0.286, SLG: 0.433 Lenny Harris, L OBP: 0.288, SLG: 0.433 Rich DeLucia, R OBP: 0.288, SLG: 0.433 Jacob Brumfield, R OBP: 0.309, SLG: 0.339 (1, 1)		1B			K				G4-3		G4-3	1	0	1	0	0	0	0						
<b>Inning Stats</b>	R: 0 E: 0 K: 1 S: 5	H: 0 LOB: 0 BB: 0 P: 5	R: 1 E: 0 K: 0 S: 16	H: 3 LOB: 3 BB: 1 P: 32	R: 0 E: 0 K: 0 S: 9	H: 0 LOB: 0 BB: 0 P: 16	R: 0 E: 0 K: 0 S: 6	H: 0 LOB: 0 BB: 0 P: 9	R: 0 E: 0 K: 1 S: 8	H: 2 LOB: 3 BB: 1 P: 21	R: 1 E: 0 K: 0 S: 8	H: 2 LOB: 1 BB: 0 P: 12	R: 0 E: 0 K: 1 S: 6	H: 0 LOB: 0 BB: 0 P: 9	R: 4 E: 0 K: 1 S: 22	H: 2 LOB: 0 BB: 2 P: 37	R: 0 E: 0 K: 1 S: 10	H: 0 LOB: 0 BB: 0 P: 14	R: 0 E: 0 K: 2 S: 11	H: 0 LOB: 1 BB: 2 P: 23	1B: 4 2B: 2 3B: 0 HR: 3	SF: 0 SAC: 0 DP: 0 HBP: 0	WP: 0 PB: 0 SB: 1 CS: 1	PA: 47
<b>PITCHER</b>	IP ERA WLS BF H R ER SO BB IBB HBP BLK WP HR S P ERA WHIP	Darryl Kile, R ERA: 4.83 (1, 1)	6.2 1.1 4 0 0 0 1 0 0 0 0 0 0 0 7 10 0.00 0.000	Mike Hampton, L ERA: 3.58 (7, 1)	1.1 6 2 4 4 0 0 2 0 0 0 0 0 0 2 19 31 54.00 6.000	John Hudock, R ERA: 2.03 (9, 1)	0.2 1 0 0 0 0 1 0 0 0 0 0 0 0 0 3 6 0.00 0.000	Ross Powell, L ERA: (9, 1)	0.1 1 0 0 0 0 1 0 0 0 0 0 0 0 0 3 6 0.00 0.000	Todd Jones, R ERA: 3.02 (10, 1)	2.0 W 7 0 0 0 3 2 0 0 0 0 0 0 21 37 0.00 1.000	<b>PITCHER</b>	IP ERA WLS BF H R ER SO BB IBB HBP BLK WP HR S P ERA WHIP	Darryl Kile, R ERA: 4.83 (1, 1)	6.2 1.1 4 0 0 0 1 0 0 0 0 0 0 0 7 10 0.00 0.000	Mike Hampton, L ERA: 3.58 (7, 1)	1.1 6 2 4 4 0 0 2 0 0 0 0 0 0 2 19 31 54.00 6.000	John Hudock, R ERA: 2.03 (9, 1)	0.2 1 0 0 0 0 1 0 0 0 0 0 0 0 0 3 6 0.00 0.000	Ross Powell, L ERA: (9, 1)	0.1 1 0 0 0 0 1 0 0 0 0 0 0 0 0 3 6 0.00 0.000	Todd Jones, R ERA: 3.02 (10, 1)	2.0 W 7 0 0 0 3 2 0 0 0 0 0 0 21 37 0.00 1.000	

Cincinnati Reds @ Houston Astros  
Astrodome, Houston, TX  
Mon Jun 27 1994, 8:05 PM EDT  
Att: 21,197 - Dome

AB 41  
R 6  
H 9  
RBI 6  
BB 6  
SO 7  
LOB 12



Batter	1	2	3	4	5	6	7	8	9	10	11	AB	R	H	RBI	BB	SO	LOB	BOTTOM					
Brian Hunter, R OBP: 0.200, SLG: 0.200 (1, 8)	WP	G1-3		L6		F7			SH1-4		K	5	1	1	0	0	1	3						
Craig Biggio, R OBP: 0.369, SLG: 0.445 (1, 4)	G5-3		G5-3				K		L6		2B	6	0	2	2	0	1	3						
5 Jeff Bagwell, R OBP: 0.432, SLG: 0.714 (1, 3)	1B		G6-3		F7							3	3	2	1	2	0	2						
Ken Caminiti, S OBP: 0.358, SLG: 0.542 (1, 5)	2B	1B	G6-3		L9		F8		G4-3			5	1	1	1	0	0	4						
Luis Gonzalez, L OBP: 0.314, SLG: 0.376 (1, 7)	1B				G5-3				G4-1		K	5	0	3	2	0	1	0						
James Mouton, R OBP: 0.368, SLG: 0.289 (1, 9)	1B		F7		G5-3						F8	5	0	1	1	0	1	2						
Andy Stankiewicz, R OBP: 0.393, SLG: 0.392 (1, 6)	G6-4-3				F9				K			4	1	1	0	1	1	3						
Scott Servais, R OBP: 0.235, SLG: 0.354 Chris Donnels, L OBP: 0.389, SLG: 0.468 Tony Eusebio, R OBP: 0.280, SLG: 0.402 (1, 2)	G6-3		G4-3			F7					G4-3	4	0	0	0	0	1	1						
Darryl Kile, R OBP: 0.304, SLG: 0.192 Jeff Brantley, R OBP: 0.309, SLG: 0.396 Johnny Ruffin, R OBP: 0.286, SLG: 0.433 Lenny Harris, L OBP: 0.288, SLG: 0.433 Rich DeLucia, R OBP: 0.288, SLG: 0.433 Kevin Bass, S OBP: 0.309, SLG: 0.416 (1, 1)												3	0	1	0	0	1	0						
<b>Inning Stats</b>	R: 3 E: 0 K: 0 S: 8	H: 4 LOB: 1 BB: 1 P: 12	R: 0 E: 0 K: 1 S: 8	H: 0 LOB: 0 BB: 0 P: 11	R: 1 E: 0 K: 0 S: 15	H: 2 LOB: 1 BB: 0 P: 25	R: 1 E: 0 K: 0 S: 11	H: 3 LOB: 2 BB: 0 P: 15	R: 0 E: 0 K: 0 S: 8	H: 0 LOB: 0 BB: 0 P: 10	R: 1 E: 0 K: 1 S: 9	H: 1 LOB: 0 BB: 0 P: 16	R: 0 E: 0 K: 3 S: 10	H: 0 LOB: 0 BB: 0 P: 15	R: 0 E: 0 K: 0 S: 4	H: 1 LOB: 3 BB: 1 P: 11	R: 0 E: 0 K: 1 S: 7	H: 0 LOB: 1 BB: 1 P: 12	R: 1 E: 0 K: 1 S: 8	H: 2 LOB: 1 BB: 0 P: 13	1B: 9 2B: 3 3B: 1 HR: 1	SF: 0 SAC: 1 DP: 1 HBP: 0	WP: 1 PB: 1 SB: 1 CS: 0	PA: 47
<b>PITCHER</b>	IP ERA WLS BF H R ER SO BB IBB HBP BLK WP HR S P ERA WHIP	Erik Hanson, R ERA: 4.87 (5, 1)	4.0 2.0 7 1 0 0 0 0 0 0 0 0 0 0 16 23 0.00 0.500	Johnny Ruffin, R ERA: 2.86 (7, 1)	2.0 7 1 1 1 4 0 0 0 0 0 0 0 1 19 31 4.50 0.500	Rich DeLucia, R ERA: 3.18 (9, 1)	2.1 L 12 3 1 0 2 1 1 0 0 0 0 0 19 36 0.00 1.714	<b>PITCHER</b>	IP ERA WLS BF H R ER SO BB IBB HBP BLK WP HR S P ERA WHIP	Erik Hanson, R ERA: 4.87 (5, 1)	4.0 2.0 7 1 0 0 0 0 0 0 0 0 0 0 16 23 0.00 0.500	Johnny Ruffin, R ERA: 2.86 (7, 1)	2.0 7 1 1 1 4 0 0 0 0 0 0 0 1 19 31 4.50 0.500	Rich DeLucia, R ERA: 3.18 (9, 1)	2.1 L 12 3 1 0 2 1 1 0 0 0 0 0 19 36 0.00 1.714									

Cincinnati Reds @ Houston Astros  
Astrodome, Houston, TX  
Mon Jun 27 1994, 8:05 PM EDT  
Att: 21,197 - Dome

AB 43  
R 7  
H 14  
RBI 7  
BB 3  
SO 7  
LOB 19





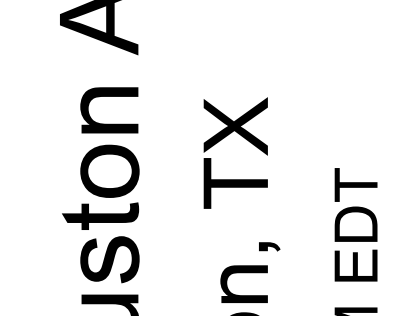
Batter	1	2	3	4	5	6	7	8	9	AB	R	H	RBI	BB	SO	LOB	TOP										
Jerome Walton, R OBP: 0.313, SLG: 0.361 (1, 8)										4	0	1	0	0	1	0	<b>Cincinnati Reds @ Houston Astros</b> Astrodome, Houston, TX Tue Jun 28 1994, 8:05 PM EDT Att: 24,016 - Dome										
Tony Fernandez, S OBP: 0.391, SLG: 0.425 (1, 5)										4	0	1	0	0	0	1											
Barry Larkin, R OBP: 0.380, SLG: 0.406 (1, 6)										4	1	2	0	0	0	1											
Reggie Sanders, R OBP: 0.332, SLG: 0.528 (1, 9)										3	2	3	1	1	0	0											
Bret Boone, R OBP: 0.366, SLG: 0.459 (1, 4)										3	2	2	2	1	0	2											
Hal Morris, L OBP: 0.387, SLG: 0.502 (1, 3)										4	0	0	0	0	0	6											
Jacob Brumfield, R OBP: 0.279, SLG: 0.222 Kevin Mitchell, R OBP: 0.423, SLG: 0.683 Eddie Taubensee, L OBP: 0.321, SLG: 0.524 (1, 7)										2	0	0	1	0	1	0											
Brian Dorsett, R OBP: 0.333, SLG: 0.390 Lenny Harris, L OBP: 0.394, SLG: 0.441 Jeff Brantley, R (9, 2)										1	0	0	0	0	0	2											
John Smiley, L OBP: 0.229, SLG: 0.294 Hector Carrasco, R (7, 1) Deion Sanders, L OBP: 0.348, SLG: 0.401 (9, 8)										0	0	0	0	0	0	0											
<b>Inning Stats</b>	R: 2 E: 0 K: 0 S: 10	H: 4 LOB: 1 BB: 0 P: 19	R: 0 E: 0 K: 2 S: 9	H: 0 LOB: 0 BB: 0 P: 10	R: 0 E: 0 K: 1 S: 9	H: 1 LOB: 0 BB: 0 P: 13	R: 2 E: 0 K: 1 S: 10	H: 2 LOB: 0 BB: 0 P: 18	R: 0 E: 0 K: 1 S: 7	H: 1 LOB: 1 BB: 0 P: 14	R: 0 E: 0 K: 0 S: 13	H: 0 LOB: 0 BB: 0 P: 15	R: 0 E: 0 K: 0 S: 6	H: 0 LOB: 0 BB: 0 P: 12	R: 1 E: 0 K: 1 S: 14	H: 2 LOB: 2 BB: 1 P: 32		1B: 6 2B: 3 3B: 0 HR: 1	SF: 1 SAC: 0 DP: 1 HBP: 0	WP: 0 PB: 0 SB: 0 CS: 2	PA: 36						
<b>PITCHER</b>	IP	WLS	BF	H	R	ER	SO	BB	IBB	HBP	BLK	WP	HR	S	P	ERA	WHIP										
Greg Swindell, L ERA: 3.87	7.0	L	27	8	4	4	6	1	0	0	0	0	1	66	98	5.14	1.286										
Tom Edens, R ERA: 3.29	1.0		5	1	1	1	0	1	0	0	0	0	0	11	24	9.00	2.000										
Ross Powell, L ERA:	0.1		1	0	0	0	0	0	0	0	0	0	0	1	3	0.00	0.000										
Dave Veres, R ERA: 2.79	0.1		1	0	0	0	0	0	0	0	0	0	0	3	6	0.00	0.000										
Mike Hampton, L ERA: 3.54	0.1		2	1	0	0	1	0	0	0	0	0	0	5	11	0.00	3.000										

Batter	1	2	3	4	5	6	7	8	9	AB	R	H	RBI	BB	SO	LOB	BOTTOM										
Brian Hunter, R OBP: 0.250, SLG: 0.250 Sid Bream, L OBP: 0.500, SLG: 0.545 Luis Gonzalez, L OBP: 0.314, SLG: 0.376 (1, 8)										3	0	1	0	0	1	0	<b>Cincinnati Reds @ Houston Astros</b> Astrodome, Houston, TX Tue Jun 28 1994, 8:05 PM EDT Att: 24,016 - Dome										
Craig Biggio, R OBP: 0.389, SLG: 0.449 (1, 4)										4	0	2	0	0	0	1											
5 Jeff Bagwell, R OBP: 0.427, SLG: 0.703 (1, 3)										4	0	0	0	0	0	4											
Ken Caminiti, S OBP: 0.353, SLG: 0.534 Mike Hampton, R (9, 1)										4	0	0	0	0	2	1											
Kevin Bass, S OBP: 0.361, SLG: 0.410 (8, 9)										4	1	1	0	0	0	0											
James Mouton, R OBP: 0.304, SLG: 0.285 (8, 8)										4	0	0	0	0	1	1											
Tony Eusebio, R OBP: 0.288, SLG: 0.448 (1, 2)										4	1	2	2	0	0	0											
Andujar Cedeno, R OBP: 0.336, SLG: 0.440 (1, 6)										4	1	2	0	0	1	0											
Greg Swindell, L BP: 0.250, SLG: 0.313 Mike Felder, S OBP: 0.241, SLG: 0.271 Tom Edens, R (8, 1) Ross Powell, L (9, 1) Dave Veres, R (9, 1) Chris Donnels, L OBP: 0.338, SLG: 0.495 (9, 9)										2	0	1	0	0	1	1											
<b>Inning Stats</b>	R: 0 E: 0 K: 0 S: 10	H: 1 LOB: 1 BB: 0 P: 14	R: 0 E: 0 K: 0 S: 7	H: 0 LOB: 0 BB: 0 P: 9	R: 0 E: 0 K: 1 S: 9	H: 3 LOB: 2 BB: 0 P: 12	R: 2 E: 0 K: 3 S: 14	H: 3 LOB: 1 BB: 0 P: 22	R: 0 E: 0 K: 1 S: 7	H: 0 LOB: 0 BB: 0 P: 13	R: 0 E: 0 K: 0 S: 6	H: 0 LOB: 0 BB: 0 P: 7	R: 1 E: 0 K: 1 S: 10	H: 3 LOB: 1 BB: 0 P: 14	R: 0 E: 0 K: 1 S: 10	H: 0 LOB: 0 BB: 0 P: 12		R: 0 E: 0 K: 0 S: 6	H: 0 LOB: 0 BB: 0 P: 6	1B: 6 2B: 3 3B: 0 HR: 1	SF: 0 SAC: 0 DP: 1 HBP: 0	WP: 0 PB: 0 SB: 1 CS: 0	PA: 35				
<b>PITCHER</b>	IP	WLS	BF	H	R	ER	SO	BB	IBB	HBP	BLK	WP	HR	S	P	ERA	WHIP										
John Smiley, L ERA: 3.36	6.1	W	26	9	3	3	5	0	0	0	0	0	0	57	81	4.26	1.421										
Hector Carrasco, R ERA: 2.15	1.2		6	1	0	0	2	0	0	0	0	0	0	16	22	0.00	0.600										
Jeff Brantley, R ERA: 2.74	1.0	S	3	0	0	0	0	0	0	0	0	0	0	6	6	0.00	0.000										

AB 33  
R 5  
H 10  
RBI 5  
BB 2  
SO 7  
LOB 14



AB 35  
R 3  
H 10  
RBI 3  
BB 0  
SO 7  
LOB 9









Batter	1	2	3	4	5	6	7	8	9	AB	R	H	RBI	BB	SO	LOB	TOP					
Shawon Dunston, R OBP: 0.310, SLG: 0.421										4	1	1	1	0	0	4	<b>Chicago Cubs @ Houston Astros</b> Astrodome, Houston, TX Thu Jun 30 1994, 8:05 PM EDT Att: 27,552 - Dome					
Rey Sanchez, R OBP: 0.348, SLG: 0.321										4	0	0	0	0	1	1						
Mark Grace, L OBP: 0.366, SLG: 0.369										4	0	1	0	0	0	0						
Glenallen Hill, R OBP: 0.349, SLG: 0.463										4	1	1	1	0	2	2						
Sammy Sosa, R OBP: 0.333, SLG: 0.537										3	1	0	0	1	3	1						
Derrick May, L OBP: 0.330, SLG: 0.408										4	0	1	0	0	1	1						
Steve Buechele, R OBP: 0.316, SLG: 0.381										4	0	1	0	0	1	1						
Rick Wilkins, L OBP: 0.301, SLG: 0.362										4	0	1	1	0	0	0						
Kevin Foster, R OBP: 0.167, SLG: 0.091										2	0	0	0	0	2	1						
Jim Bullinger, R OBP: 0.300, SLG: 0.250										0	0	0	0	0	0	0						
Kevin Roberson, S OBP: 0.288, SLG: 0.563										0	0	0	0	0	0	0						
Chuck Crim, R OBP: 0.288, SLG: 0.563										0	0	0	0	0	0	0						
<b>Inning Stats</b>	R: 1 E: 0 K: 2 S: 11	H: 1 LOB: 0 BB: 0 P: 17	R: 0 E: 0 K: 1 S: 6	H: 0 LOB: 0 BB: 0 P: 9	R: 0 E: 1 K: 1 S: 9	H: 0 LOB: 1 BB: 0 P: 13	R: 1 E: 0 K: 1 S: 9	H: 2 LOB: 1 BB: 0 P: 14	R: 0 E: 0 K: 1 S: 6	H: 0 LOB: 0 BB: 0 P: 7	R: 0 E: 0 K: 1 S: 6	H: 0 LOB: 0 BB: 0 P: 11	R: 1 E: 0 K: 1 S: 10	H: 2 LOB: 2 BB: 1 P: 19	R: 0 E: 1 K: 1 S: 10	H: 1 LOB: 1 BB: 0 P: 14	R: 0 E: 0 K: 1 S: 9	H: 0 LOB: 0 BB: 0 P: 14	1B: 4 2B: 0 3B: 0 HR: 2	SF: 0 SAC: 0 DP: 2 HBP: 1	WP: 0 PB: 0 SB: 0 CS: 0	PA: 35
<b>PITCHER</b>	IP WLS BF H R ER SO BB IBB HBP BLK WP HR S P ERA WHIP																					
Pete Harnisch, R ERA: 6.66	(1, 1) 6.0 W 22 3 2 2 7 0 0 0 0 0 2 47 71 3.00 0.500																					
Brian Williams, R ERA: 5.34	(7, 1) 1.0 8 3 1 1 1 1 0 1 0 0 0 16 27 9.00 4.000																					
Todd Jones, R ERA: 2.89	(8, 1) 2.0 S 5 0 0 0 2 0 0 0 0 0 0 0 13 20 0.00 0.000																					

AB 33  
R 3  
H 6  
RBI 3  
BB 1  
SO 10  
LOB 11



Batter	1	2	3	4	5	6	7	8	9	AB	R	H	RBI	BB	SO	LOB	BOTTOM			
Brian Hunter, R OBP: 0.250, SLG: 0.267										4	0	0	0	0	2	0	<b>Chicago Cubs @ Houston Astros</b> Astrodome, Houston, TX Thu Jun 30 1994, 8:05 PM EDT Att: 27,552 - Dome			
Craig Biggio, R OBP: 0.389, SLG: 0.445										3	0	0	0	1	1	0				
5 Jeff Bagwell, R OBP: 0.426, SLG: 0.708										4	2	2	0	0	0	1				
Ken Caminiti, S OBP: 0.361, SLG: 0.542										4	0	2	1	0	1	1				
Kevin Bass, S OBP: 0.378, SLG: 0.455										2	1	1	0	2	0	1				
James Mouton, R OBP: 0.304, SLG: 0.285										0	1	0	0	0	0	0				
Luis Gonzalez, L OBP: 0.315, SLG: 0.385										3	1	1	3	1	1	3				
Scott Servais, R OBP: 0.236, SLG: 0.353										3	0	1	1	0	1	3				
Andujar Cedeno, R OBP: 0.331, SLG: 0.432										4	0	1	0	0	1	4				
Pete Harnisch, S OBP: 0.188, SLG: 0.250										2	0	0	0	0	1	0				
Chris Donnels, L OBP: 0.392, SLG: 0.484										1	0	0	0	0	1	2				
Brian Williams, R OBP: 0.294, SLG: 0.294										0	0	0	0	0	0	0				
Todd Jones, L OBP: 1.000, SLG: 1.000										0	0	0	0	0	0	0				
<b>Inning Stats</b>	R: 0 E: 0 K: 0 S: 4	H: 0 LOB: 0 BB: 1 P: 13	R: 0 E: 0 K: 2 S: 12	H: 1 LOB: 2 BB: 1 P: 20	R: 0 E: 0 K: 3 S: 9	H: 0 LOB: 0 BB: 0 P: 11	R: 1 E: 0 K: 1 S: 14	H: 2 LOB: 1 BB: 0 P: 23	R: 0 E: 0 K: 0 S: 7	H: 0 LOB: 0 BB: 0 P: 9	R: 3 E: 0 K: 1 S: 20	H: 4 LOB: 2 BB: 1 P: 30	R: 0 E: 0 K: 1 S: 10	H: 0 LOB: 0 BB: 0 P: 17	R: 1 E: 0 K: 1 S: 10	H: 1 LOB: 2 BB: 1 P: 18	1B: 4 2B: 2 3B: 1 HR: 1	SF: 0 SAC: 1 DP: 1 HBP: 0	WP: 0 PB: 0 SB: 0 CS: 0	PA: 35
<b>PITCHER</b>	IP WLS BF H R ER SO BB IBB HBP BLK WP HR S P ERA WHIP																			
Kevin Foster, R ERA: 2.92	(1, 1) 5.2 L 25 6 4 4 6 3 0 0 0 0 0 1 60 100 6.35 1.588																			
Jim Bullinger, R ERA: 4.11	(6, 1) 0.1 2 1 0 0 1 0 0 0 0 0 0 0 6 6 0.00 3.000																			
Chuck Crim, R ERA: 2.6	(7, 1) 2.0 8 1 1 1 2 0 1 0 0 0 0 0 20 35 4.50 0.500																			

AB 30  
R 5  
H 8  
RBI 5  
BB 4  
SO 9  
LOB 15





Batter	1	2	3	4	5	6	7	8	9	AB	R	H	RBI	BB	SO	LOB	TOP					
Shawon Dunston, R OBP: 0.306, SLG: 0.415	G5-3		K		G5-3			SF7		3	0	0	1	0	1	1						
Rey Sanchez, R OBP: 0.340, SLG: 0.314	G6-3		F8		G5-3			K		4	0	0	0	0	1	0						
Mark Grace, L OBP: 0.361, SLG: 0.364	K		G4-3		K			G3-1		4	0	0	0	0	2	0						
Glenallen Hill, R OBP: 0.340, SLG: 0.450	G5-3			K				P7		4	0	0	0	0	1	0						
Sammy Sosa, R OBP: 0.336, SLG: 0.548	HR			F8-6 1B				G6-3		4	1	2	1	0	0	0						
Derrick May, L OBP: 0.331, SLG: 0.407	1B SF9			F8-6				G3		3	1	1	0	0	0	1						
Steve Buechele, R OBP: 0.316, SLG: 0.381	1B							G4-3		3	0	1	0	0	0	0						
Rick Wilkins, L OBP: 0.301, SLG: 0.368	SF9							SH5-4 SF7 2B		2	1	1	1	0	1	0						
Steve Trachsel, R OBP: 0.235, SLG: 0.242	F7							SH5-4		2	0	1	0	0	0	1						
Randy Myers, L (9, 1)										0	0	0	0	0	0	0						
<b>Inning Stats</b>	R: 0 E: 0 K: 1 S: 7	H: 0 LOB: 0 BB: 0 P: 9	R: 2 E: 0 K: 0 S: 10	H: 3 LOB: 1 BB: 0 P: 13	R: 0 E: 0 K: 1 S: 6	H: 0 LOB: 0 BB: 0 P: 7	R: 0 E: 0 K: 1 S: 10	H: 1 LOB: 0 BB: 0 P: 14	R: 0 E: 0 K: 1 S: 9	H: 1 LOB: 1 BB: 0 P: 12	R: 0 E: 0 K: 1 S: 7	H: 0 LOB: 0 BB: 0 P: 11	R: 0 E: 0 K: 0 S: 7	H: 0 LOB: 0 BB: 0 P: 14	R: 1 E: 0 K: 1 S: 8	H: 1 LOB: 0 BB: 0 P: 10	R: 0 E: 0 K: 0 S: 3	H: 0 LOB: 0 BB: 0 P: 5	1B: 4 2B: 2 3B: 0 HR: 1	SF: 2 SAC: 1 DP: 1 HBP: 0	WP: 0 PB: 0 SB: 0 CS: 0	PA: 32
<b>PITCHER</b>	IP	WLS	BF	H	R	ER	SO	BB	IBB	HBP	BLK	WP	HR	S	P	ERA	WHIP					
Doug Drabek, R ERA: 2.83	(1, 1)	8.0	L	29	6	3	3	6	0	0	0	0	1	64	90	3.38	0.750					
Dave Veres, R ERA: 2.57	(9, 1)	1.0	S	3	0	0	0	0	0	0	0	0	0	3	5	0.00	0.000					

Chicago Cubs @ Houston Astros  
Astrodome, Houston, TX  
Fri Jul 01 1994, 8:05 PM EDT  
Att. 33,323 - Dome

AB	29
R	3
H	6
RBI	3
BB	0
SO	6
LOB	3



Batter	1	2	3	4	5	6	7	8	9	AB	R	H	RBI	BB	SO	LOB	BOTTOM					
Brian Hunter, R OBP: 0.250, SLG: 0.263	G6-3		K			L5-4 G1-3 1B		FC1-6 3B		4	1	1	0	0	1	1						
Craig Biggio, R OBP: 0.387, SLG: 0.449	F9				G4-3			G1-3		4	0	1	1	0	0	1						
5 Jeff Bagwell, R OBP: 0.426, SLG: 0.704										3	0	1	0	1	0	2						
Dave Veres, R OBP: 0.697, SLG: 0.500	BB									0	0	0	0	0	0	0						
Ken Caminiti, S OBP: 0.356, SLG: 0.534	G4-3				F7					4	0	0	0	0	1	2						
Kevin Bass, S OBP: 0.374, SLG: 0.456					F8					4	1	1	0	0	0	1						
Luis Gonzalez, L OBP: 0.318, SLG: 0.391	F9									4	0	2	1	0	0	0						
Andujar Cedeno, R OBP: 0.326, SLG: 0.424	G4-3									4	0	0	0	0	1	2						
Scott Servais, R OBP: 0.239, SLG: 0.351										1	0	0	0	1	0	0						
Chris Donnels, L OBP: 0.397, SLG: 0.477										1	0	0	0	0	1	0						
Tony Eusebio, R OBP: 0.275, SLG: 0.426										1	0	0	0	0	0	2						
Doug Drabek, R OBP: 0.188, SLG: 0.174										2	0	0	0	0	2	1						
Sid Bream, L OBP: 0.500, SLG: 0.543										2	0	1	0	0	0	2						
<b>Inning Stats</b>	R: 0 E: 0 K: 0 S: 10	H: 0 LOB: 1 BB: 1 P: 18	R: 0 E: 0 K: 0 S: 7	H: 0 LOB: 0 BB: 0 P: 8	R: 0 E: 0 K: 2 S: 7	H: 0 LOB: 0 BB: 0 P: 12	R: 0 E: 0 K: 0 S: 11	H: 1 LOB: 1 BB: 0 P: 19	R: 0 E: 0 K: 1 S: 8	H: 0 LOB: 1 BB: 1 P: 13	R: 0 E: 0 K: 0 S: 7	H: 1 LOB: 0 BB: 0 P: 10	R: 0 E: 0 K: 2 S: 12	H: 1 LOB: 1 BB: 0 P: 19	R: 1 E: 0 K: 1 S: 8	H: 2 LOB: 1 BB: 0 P: 9	R: 1 E: 1 K: 0 S: 13	H: 2 LOB: 2 BB: 0 P: 25	1B: 4 2B: 3 3B: 1 HR: 0	SF: 0 SAC: 0 DP: 1 HBP: 0	WP: 0 PB: 0 SB: 0 CS: 0	PA: 36
<b>PITCHER</b>	IP	WLS	BF	H	R	ER	SO	BB	IBB	HBP	BLK	WP	HR	S	P	ERA	WHIP					
Steve Trachsel, R ERA: 3.88	(1, 1)	8.1	W	32	6	2	2	6	2	0	0	0	0	74	115	2.16	0.960					
Randy Myers, L ERA: 1.67	(9, 1)	0.2	S	4	1	0	0	0	0	0	0	0	0	9	18	0.00	1.500					

Chicago Cubs @ Houston Astros  
Astrodome, Houston, TX  
Fri Jul 01 1994, 8:05 PM EDT  
Att. 33,323 - Dome

AB	34
R	2
H	7
RBI	2
BB	2
SO	6
LOB	14





Batter	1	2	3	4	5	6	7	8	9	AB	R	H	RBI	BB	SO	LOB	TOP										
Shawon Dunston, R OBP: 0.311, SLG: 0.417	1-2 P4		4-2 BB		1-0 L8		0-2 CS	2-1 SH5-4 2B 1B	1-1 E8 1-H 1B	4	1	2	0	1	0	2											
Karl Rhodes, L OBP: 0.319, SLG: 0.384	2-2 K		1-3 K			2-1 G6-3		0-0 SH5-4 1-2	2-2 P7	4	0	0	0	0	2	2											
Mark Grace, L OBP: 0.362, SLG: 0.368	0-0 L7			3-1 L3		0-0 E 1B 1B		1-2 2-H 1B 2B	0-0 L7	5	2	2	1	0	0	1											
Derrick May, L OBP: 0.329, SLG: 0.405		2-2 G4-3		1-0 G3		0-0 E3 1-3 1B 1B		0-0 2-H 1B		4	0	1	1	0	0	1											
Kevin Roberson, S OBP: 0.286, SLG: 0.538 Dan Plesac, L OBP: 0.444, SLG: 0.296 Chuck Crim, R OBP: 0.362, SLG: 0.368		2-0 F7		2-2 P5		0-1 1-H 3-H 1B		0-2 P8		4	0	1	1	0	0	1											
Rick Wilkins, L OBP: 0.304, SLG: 0.372		0-1 2B			1-1 L9		1-1 L8		4-0 IBB	3	0	1	0	1	0	1											
Rey Sanchez, R OBP: 0.333, SLG: 0.307		2-0 F8			1-1 G6-3		0-0 G6-3	1-1 L4		4	0	0	0	0	0	3											
José Hernández, R OBP: 0.348, SLG: 0.419			1-3 K		0-0 1B 1B		2-2 CS HBP	0-0 1B 1B		3	1	2	0	0	1	0											
Willie Banks, R OBP: 0.152, SLG: 0.156 Mike Maksudan, L OBP: 0.444, SLG: 0.296 Jose Bautista, R OBP: 0.362, SLG: 0.368 Eduardo Zambrano, R OBP: 0.364, SLG: 0.526			0-2 P4				3-2 P6		3-2 L8	2	0	1	0	0	0	0											
<b>Inning Stats</b>	R: 0 E: 0 K: 1 S: 7	H: 0 LOB: 0 BB: 0 P: 10	R: 0 E: 0 K: 0 S: 7	H: 1 LOB: 1 BB: 0 P: 13	R: 0 E: 0 K: 2 S: 11	H: 0 LOB: 1 BB: 1 P: 17	R: 0 E: 0 K: 0 S: 7	H: 0 LOB: 0 BB: 0 P: 13	R: 0 E: 0 K: 0 S: 7	H: 2 LOB: 2 BB: 0 P: 10	R: 1 E: 1 K: 0 S: 9	H: 2 LOB: 1 BB: 0 P: 14	R: 0 E: 0 K: 0 S: 9	H: 0 LOB: 0 BB: 0 P: 14	R: 2 E: 0 K: 0 S: 12	H: 3 LOB: 2 BB: 1 P: 20	R: 1 E: 1 K: 0 S: 15	H: 2 LOB: 1 BB: 0 P: 21	1B: 8 2B: 2 3B: 0 HR: 0	SF: 0 SAC: 1 DP: 0 HBP: 1	WP: 0 PB: 0 SB: 0 CS: 1	PA: 40					
<b>PITCHER</b>	IP	WLS	BF	H	R	ER	SO	BB	IBB	HBP	BLK	WP	HR	S	P	ERA	WHIP										
Darryl Kile, R ERA: 4.67	7.1		29	6	2	2	3	1	0	1	0	0	0	60	96	2.46	0.955										
Mike Hampton, L ERA: 3.99	0.0		2	2	1	1	0	0	0	0	0	0	0	4	5	∞	∞										
Todd Jones, R ERA: 2.84	0.2		3	0	0	0	0	0	1	0	0	0	0	5	10	0.00	0.000										
John Hudek, R ERA: 1.93	0.1		3	2	1	0	0	0	0	0	0	0	0	10	14	0.00	6.000										
Shane Reynolds, R ERA: 3.25	0.2	W	2	0	0	0	0	0	0	0	0	0	0	5	7	0.00	0.000										

Chicago Cubs @ Houston Astros  
Astrodome, Houston, TX  
Sat Jul 02 1994, 8:05 PM EDT  
Att: 28,423 - Dome

AB	35
R	4
H	10
RBI	3
BB	2
SO	3
LOB	13



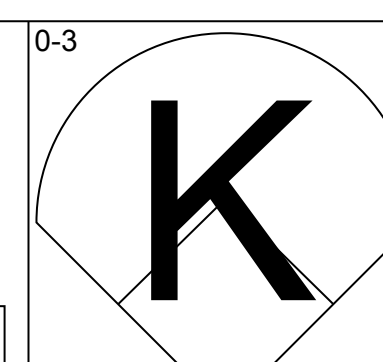
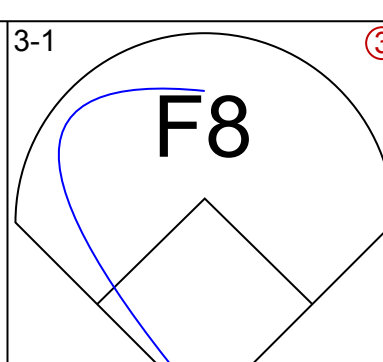
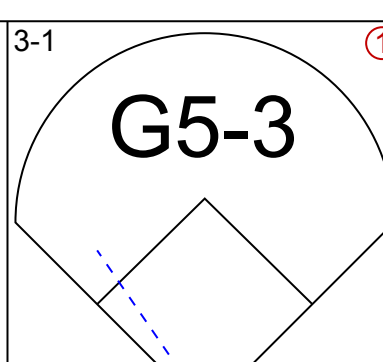
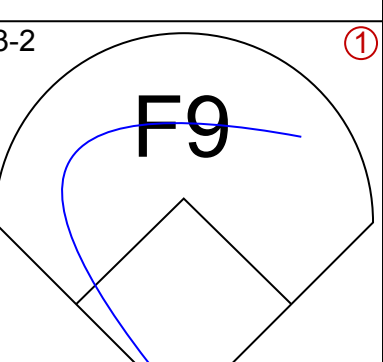
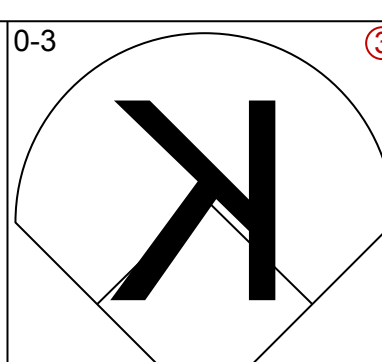
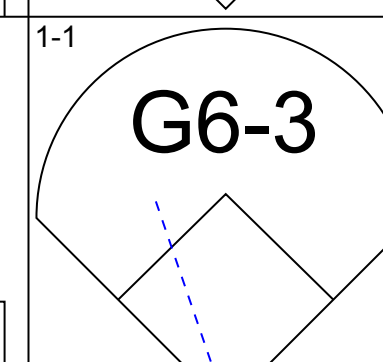
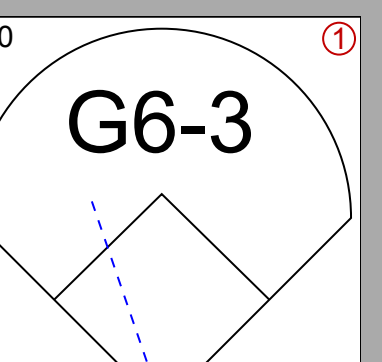
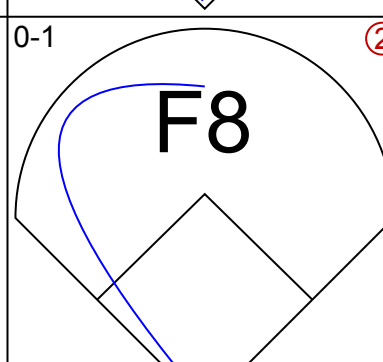
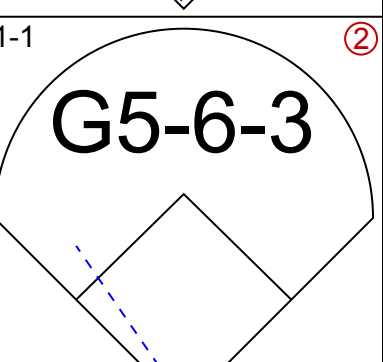
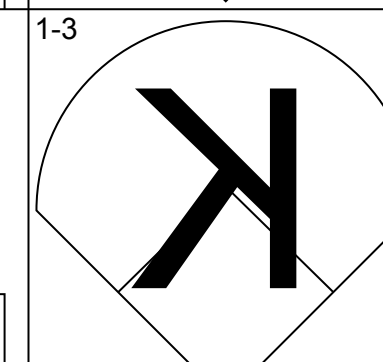
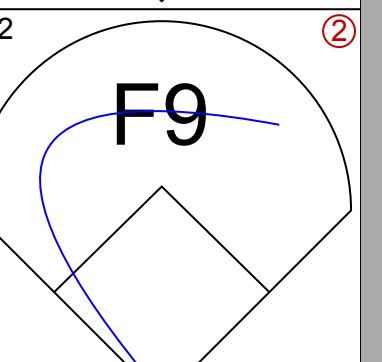
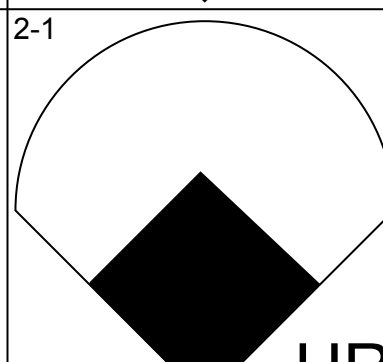
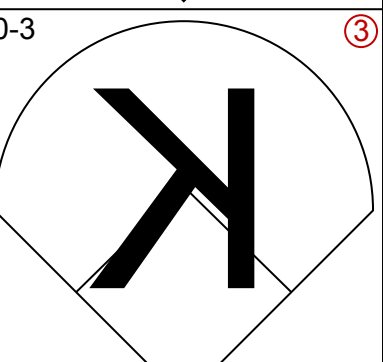
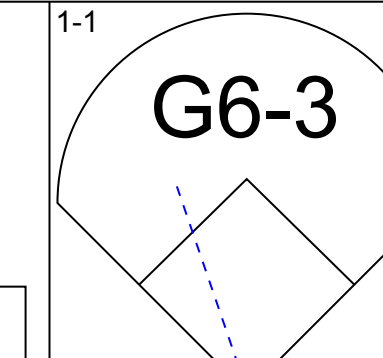
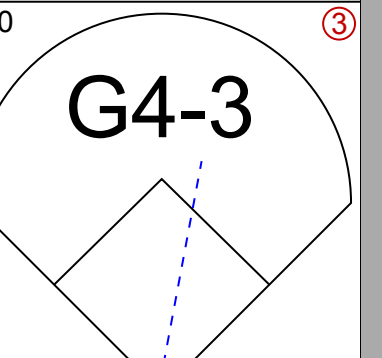
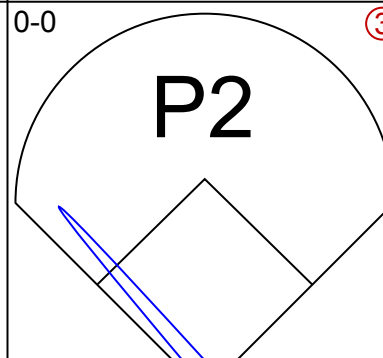
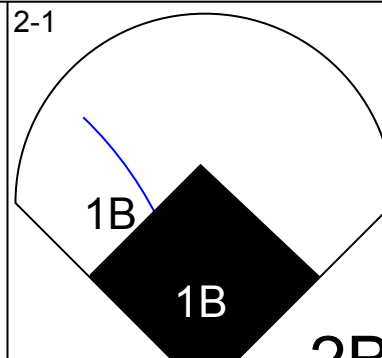
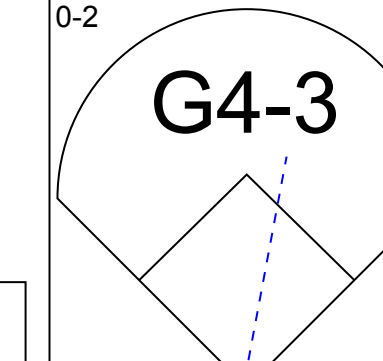
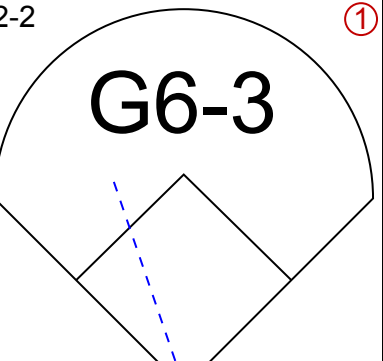
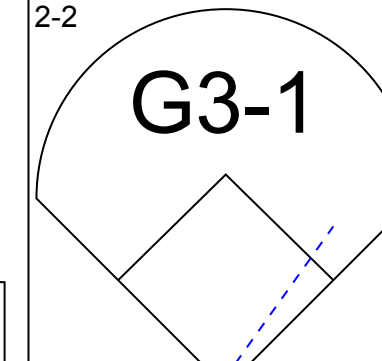
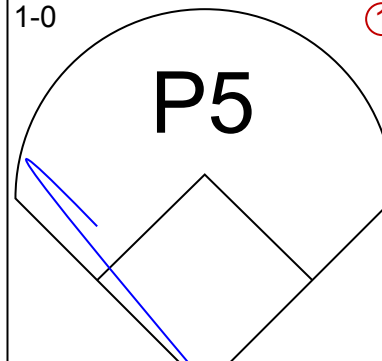
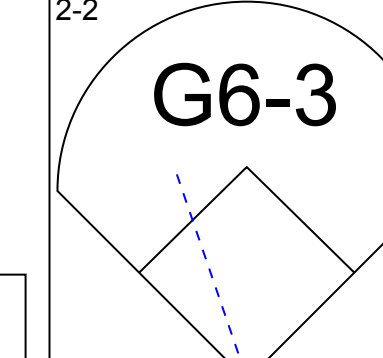
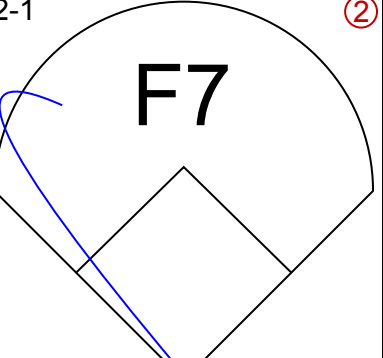
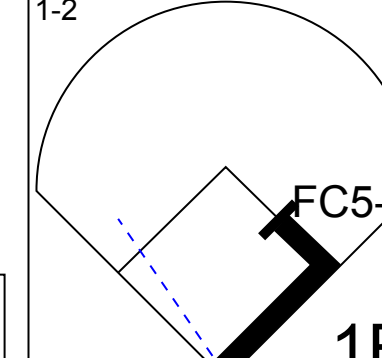
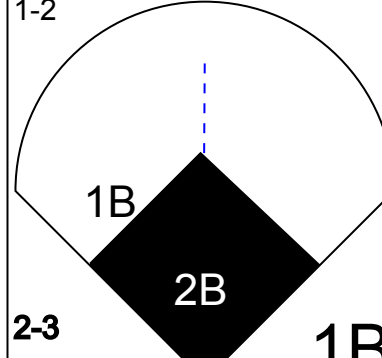
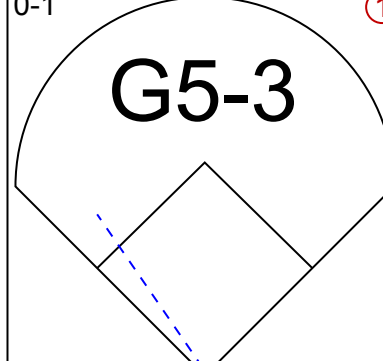
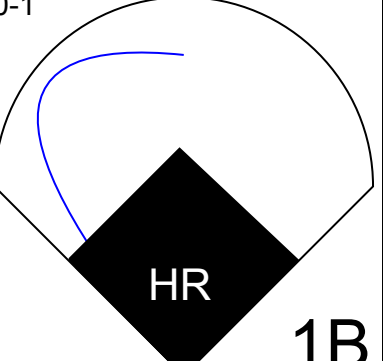
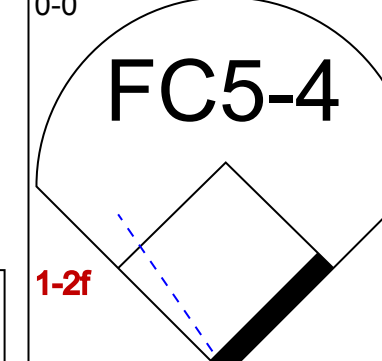
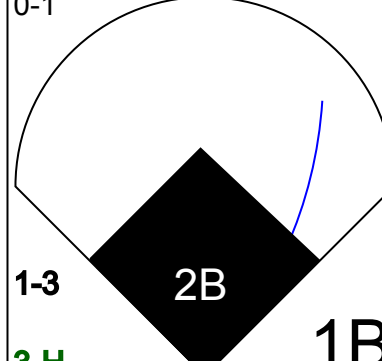
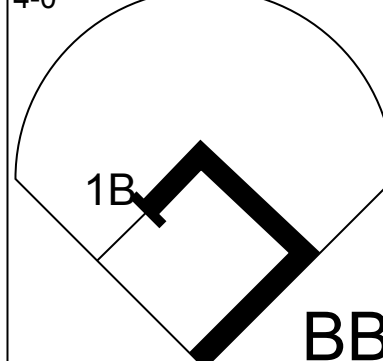
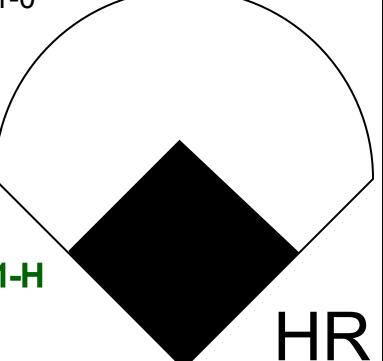
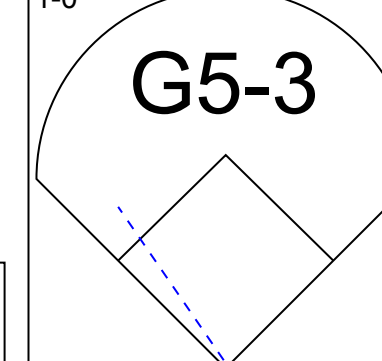
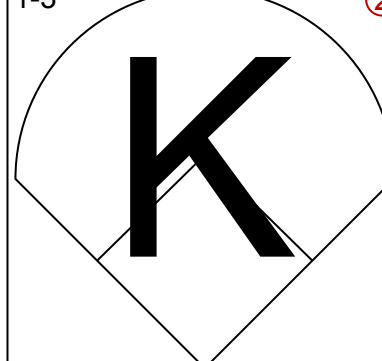
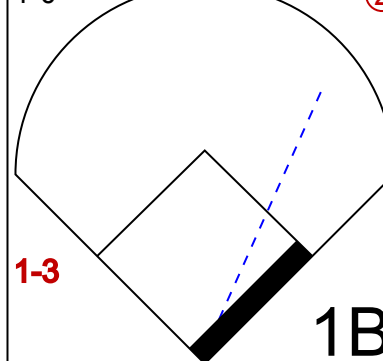
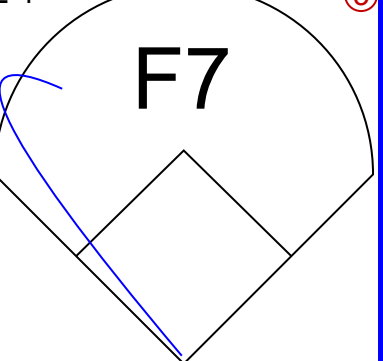
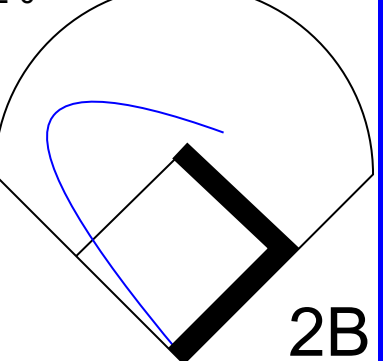
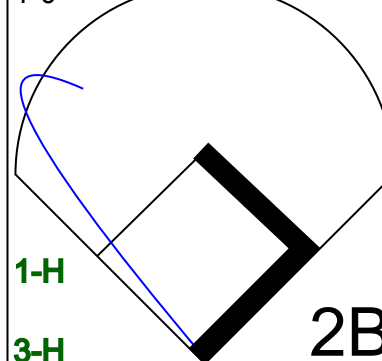
Batter	1	2	3	4	5	6	7	8	9	AB	R	H	RBI	BB	SO	LOB	BOTTOM										
Brian Hunter, R OBP: 0.280, SLG: 0.292	0-0 1B				2-1 F8		2-2 G5-3		2-2 1-3 1B	5	0	2	0	0	1	2											
Craig Biggio, R OBP: 0.387, SLG: 0.447	3-1 F9		4-1 5 FC6-4 BB		1-1 G6-3			1-0 G6-3	2-2 3-H 1B	4	0	1	1	1	0	1											
5 Jeff Bagwell, R OBP: 0.427, SLG: 0.711	4-2 1-2 BB		2-0 1-2 FC6-4		0-0 HR			1-3 K		3	1	1	1	1	1	1											
Sid Bream, L OBP: 0.467, SLG: 0.500 James Mouton, R OBP: 0.304, SLG: 0.285 Kevin Bass, S OBP: 0.379, SLG: 0.461	2-1 G4-6-3 1-2 BB		2-2 P7		0-0 F7			0-2 BB E 1B		3	0	0	0	0	0	3											
Ken Caminiti, S OBP: 0.355, SLG: 0.528		3-2 G3-1		2-0 G3		0-0 L7		1-2 E BB		3	1	0	0	1	0	1											
Luis Gonzalez, L OBP: 0.317, SLG: 0.393		0-1 G4-3			2-1 G5-3		2-2 L8	1-1 E9 1-H 2-H 2B		4	0	1	2	0	0	0											
Tony Eusebio, R OBP: 0.277, SLG: 0.423 Chris Donnels, L OBP: 0.382, SLG: 0.470 Scott Servais, R OBP: 0.239, SLG: 0.351			3-2 BB 1B		0-1 G4-3		0-2 L4	0-0 G3		3	1	1	0	0	0	0											
Andy Stankiewicz, R OBP: 0.415, SLG: 0.385		4-0 1-2 BB		1-0 WP HBP			0-0 F8		4-2 1B BB	1	1	0	0	2	0	0											
Darryl Kile, R OBP: 0.176, SLG: 0.265 Mike Hampton, R OBP: 0.362, SLG: 0.368 Todd Jones, L OBP: 1.000, SLG: 1.000 John Hudek, S OBP: 0.379, SLG: 0.461 Shane Reynolds, R OBP: 0.343, SLG: 0.100		0-0 BB		2-3 K			1-3 K		0-3 1B BB	3	0	1	1	0	2	1											
<b>Inning Stats</b>	R: 0 E: 0 K: 0 S: 7	H: 1 LOB: 1 BB: 1 P: 16	R: 1 E: 0 K: 1 S: 14	H: 2 LOB: 2 BB: 1 P: 27	R: 0 E: 0 K: 0 S: 7	H: 0 LOB: 1 BB: 1 P: 17	R: 0 E: 0 K: 1 S: 7	H: 0 LOB: 0 BB: 0 P: 12	R: 1 E: 0 K: 0 S: 6	H: 1 LOB: 0 BB: 0 P: 9	R: 0 E: 0 K: 0 S: 7	H: 0 LOB: 0 BB: 0 P: 9	R: 0 E: 0 K: 1 S: 7	H: 0 LOB: 0 BB: 0 P: 10	R: 2 E: 1 K: 1 S: 12	H: 2 LOB: 1 BB: 1 P: 19	R: 1 E: 0 K: 1 S: 15	H: 2 LOB: 1 BB: 1 P: 23	1B: 6 2B: 1 3B: 0 HR: 1	SF: 0 SAC: 0 DP: 1 HBP: 1	WP: 1 PB: 0 SB: 1 CS: 0	PA: 38					
<b>PITCHER</b>	IP	WLS	BF	H	R	ER	SO	BB	IBB	HBP	BLK	WP	HR	S	P	ERA	WHIP										
Willie Banks, R ERA: 4.11	6.0		25	4	2	2	2	3	0	1	0	0	0	48	90	3.00	1.167										
Jose Bautista, R ERA: 3.74	1.2		7	1	2	2	2	1	0	0	0	0	0	16	25	10.80	1.200										
Dan Plesac, L ERA: 3.89	0.0		1	1	0	0	0	0	0	0	0	0	0	2	3	∞	∞										
Chuck Crim, R ERA: 2.78	1.0	L	5	2	1	1	1	1	0	0	0	0	0	16	24	9.00	3.000										

Chicago Cubs @ Houston Astros  
Astrodome, Houston, TX  
Sat Jul 02 1994, 8:05 PM EDT  
Att: 28,423 - Dome

AB	32
R	5
H	8
RBI	5
BB	5
SO	5
LOB	11



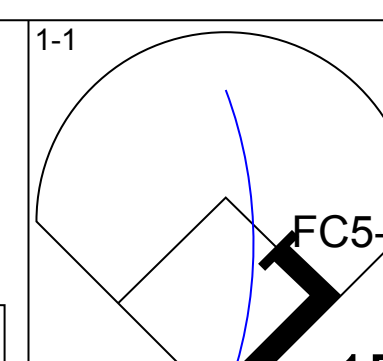
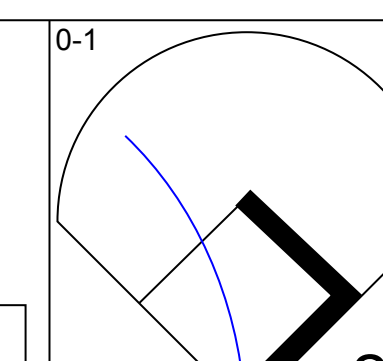
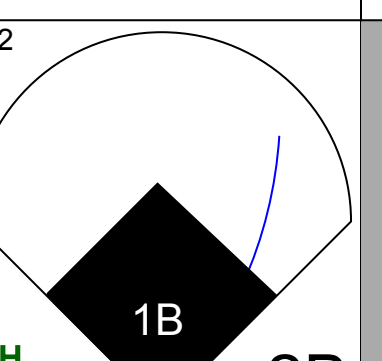
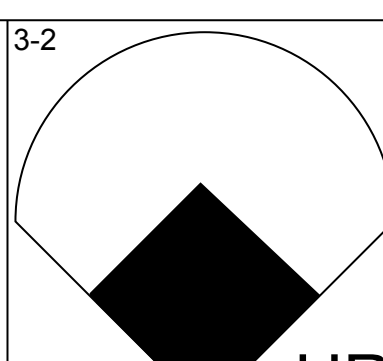
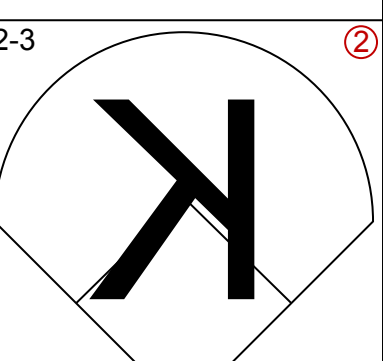
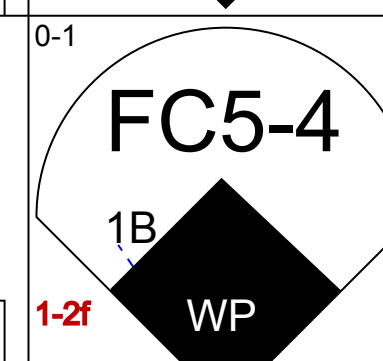
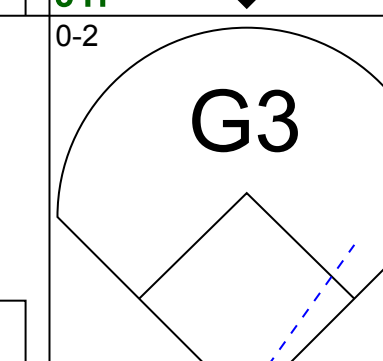
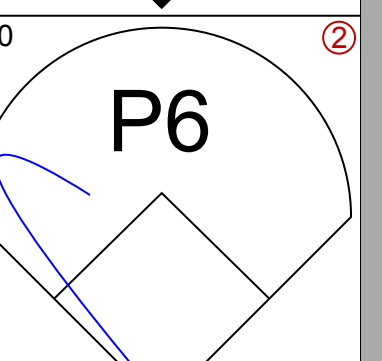
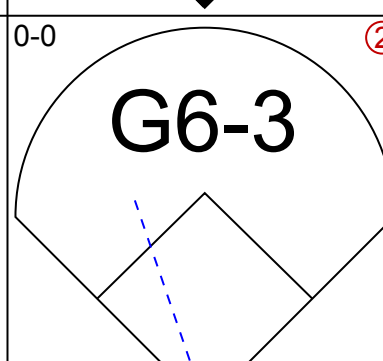
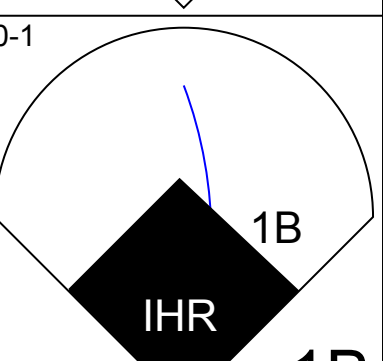

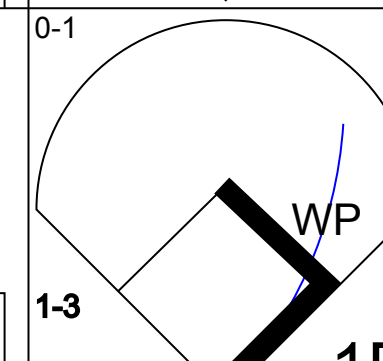
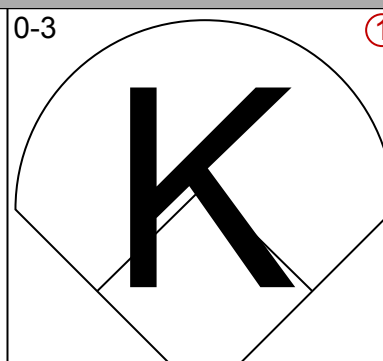
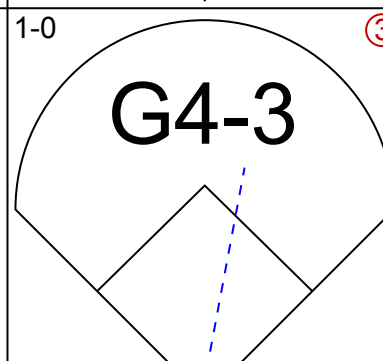
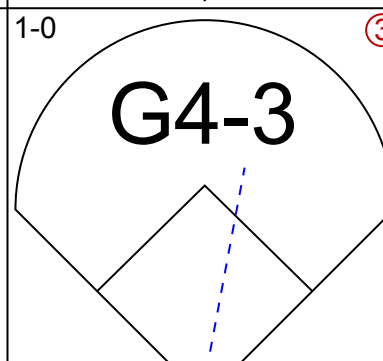
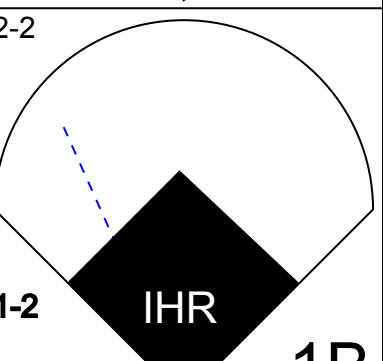

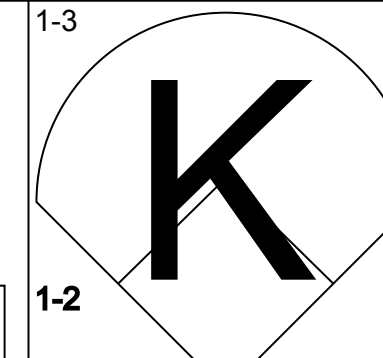
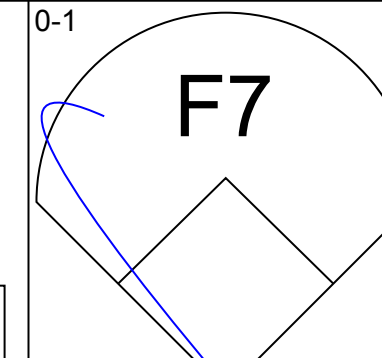
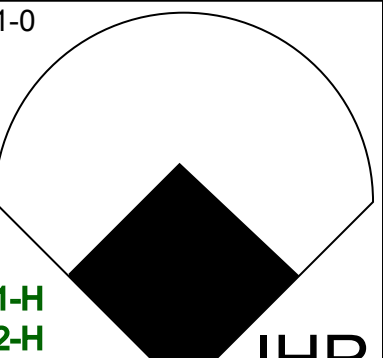
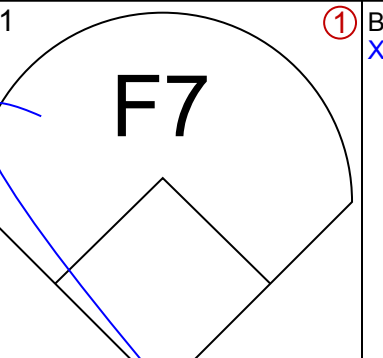
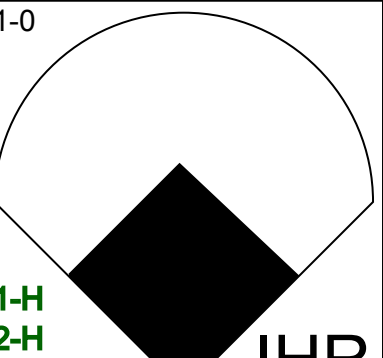

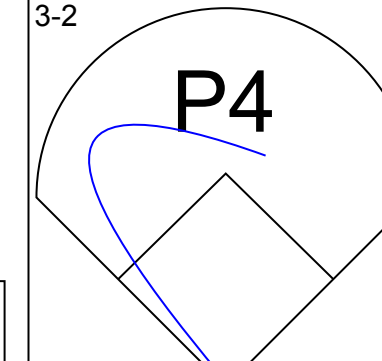
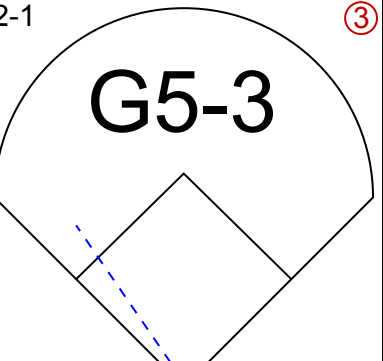
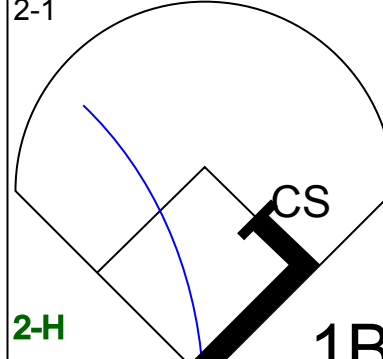
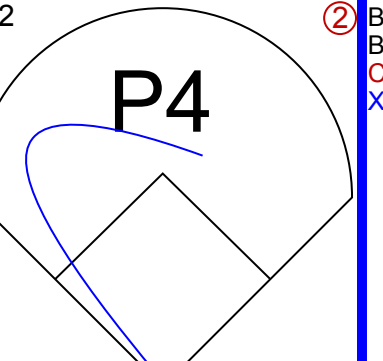
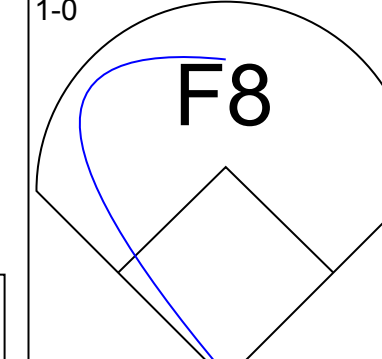
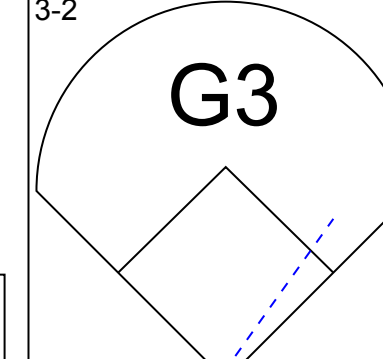
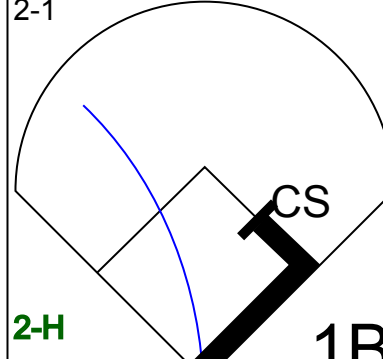
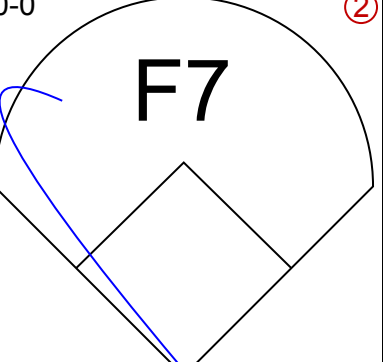
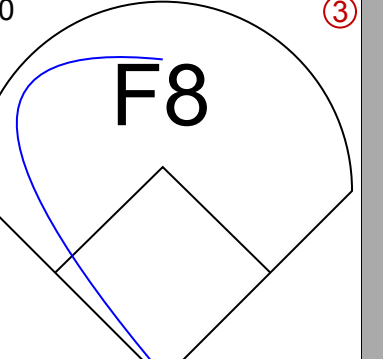
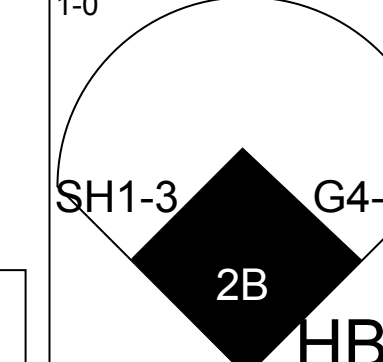
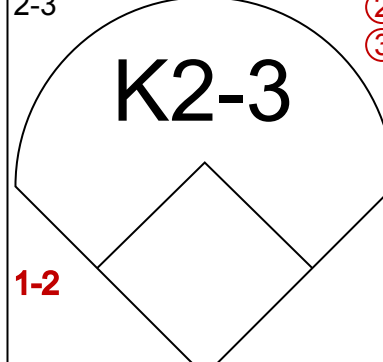
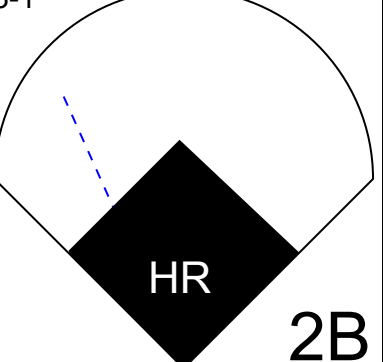
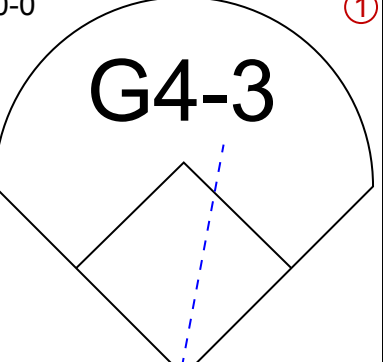
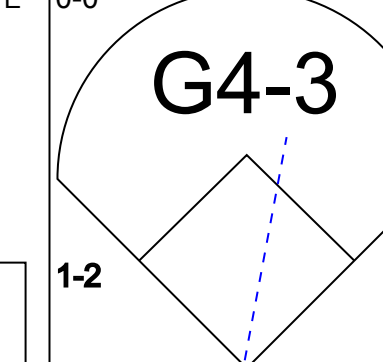
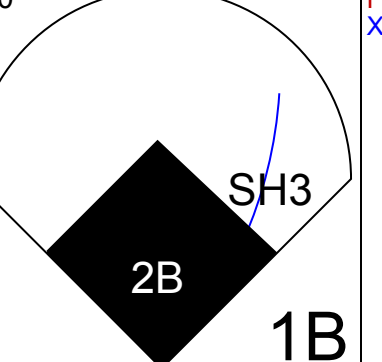
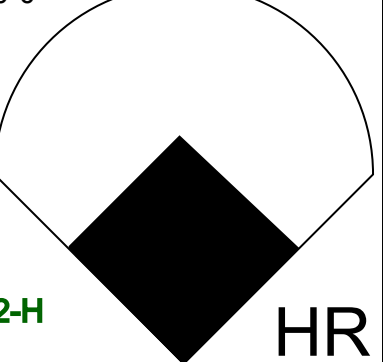
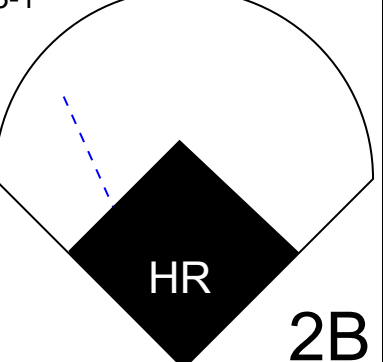
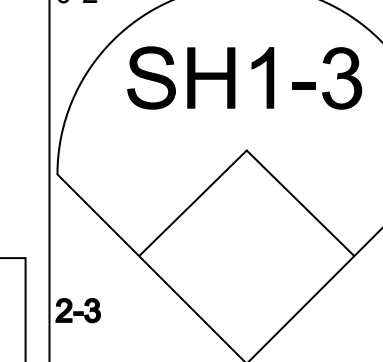
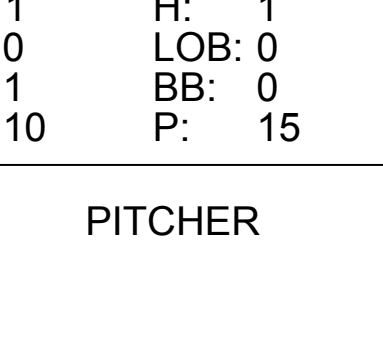
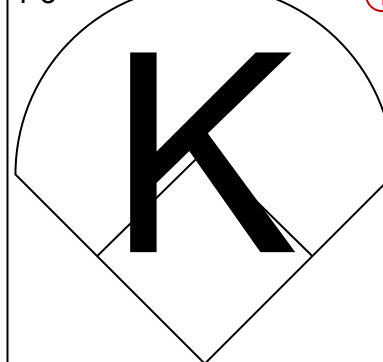
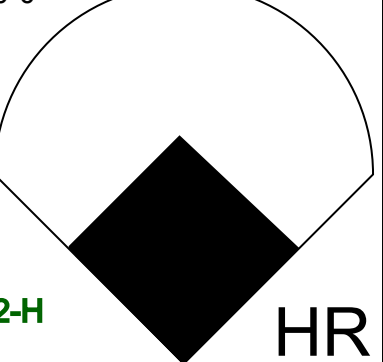


Batter	1	2	3	4	5	6	7	8	9	AB	R	H	RBI	BB	SO	LOB	TOP				
José Hernández, R OBP: 0.314, SLG: 0.375 (1, 6)										5	0	0	0	0	2	3					
Eduardo Zambrano, R OBP: 0.348, SLG: 0.500 (1, 3)										4	0	0	0	0	0	1					
Sammy Sosa, R OBP: 0.334, SLG: 0.554 (1, 9)										4	1	1	1	0	2	1					
Glenallen Hill, R OBP: 0.338, SLG: 0.451 (1, 8)										4	1	1	0	0	0	0					
Derrick May, L OBP: 0.324, SLG: 0.397 (1, 7)										4	0	0	0	0	0	1					
Steve Buechele, R OBP: 0.319, SLG: 0.383 (1, 5)										4	1	2	0	0	0	0					
Rey Sanchez, R OBP: 0.337, SLG: 0.311 (1, 4)										4	2	2	1	0	0	1					
Mark Parent, R OBP: 0.429, SLG: 0.481 (1, 2)										3	1	1	2	1	1	3					
Mike Morgan, R OBP: 0.259, SLG: 0.200 Dave Otto, L OBP: 0.227, SLG: 0.291 Kevin Roberson, S OBP: 0.281, SLG: 0.528 Chuck Crim, R OBP: 0.279, SLG: 0.391 Karl Rhodes, L OBP: 0.322, SLG: 0.391 Dan Plesac, L OBP: 0.250, SLG: 0.350 (1, 1) (4, 1) (5, PH) (5, 1) (8, PH) (8, 1) (9, PH)										1	0	1	0	0	0	0					
<b>Inning Stats</b>	R: 0 E: 0 K: 2 S: 9	H: 0 LOB: 0 BB: 0 P: 11	R: 0 E: 0 K: 0 S: 8	H: 0 LOB: 0 BB: 0 P: 11	R: 0 E: 0 K: 0 S: 5	H: 1 LOB: 1 BB: 1 P: 13	R: 0 E: 0 K: 0 S: 6	H: 0 LOB: 0 BB: 0 P: 9	R: 2 E: 0 K: 0 S: 14	H: 2 LOB: 0 BB: 0 P: 21	R: 1 E: 0 K: 0 S: 7	H: 1 LOB: 0 BB: 0 P: 12	R: 0 E: 0 K: 0 S: 8	H: 1 LOB: 1 BB: 0 P: 12	R: 0 E: 0 K: 1 S: 9	H: 1 LOB: 1 BB: 0 P: 15	R: 3 E: 0 K: 2 S: 16	H: 4 LOB: 1 BB: 0 P: 22	1B: 5 2B: 3 3B: 0 HR: 2	SF: 0 SAC: 0 DP: 0 HBP: 0	WP: 0 PA: 37 PB: 0 SB: 0 CS: 0
<b>PITCHER</b>	IP WLS BF H R ER SO BB IBB HBP BLK WP HR S P ERA WHIP	IP WLS BF H R ER SO BB IBB HBP BLK WP HR S P ERA WHIP															IP WLS BF H R ER SO BB IBB HBP BLK WP HR S P ERA WHIP				
Greg Swindell, L ERA: 3.87 Tom Edens, R ERA: 3.76 (1, 1) (8, 1)	7.0 W 26 5 3 3 2 1 0 0 0 0 2 57 89 3.86 0.857	2.0 L 11 5 3 3 3 0 0 0 0 0 0 25 37 13.50 2.500																			

Chicago Cubs @ Houston Astros  
Astrodome, Houston, TX  
Sun Jul 03 1994, 4:33 AM EDT  
Att: 27,711 - Dome

AB 36  
R 6  
H 10  
RBI 6  
BB 1  
SO 5  
LOB 10



Batter	1	2	3	4	5	6	7	8	9	AB	R	H	RBI	BB	SO	LOB	BOTTOM		
Craig Biggio, R OBP: 0.393, SLG: 0.469 (1, 4)										5	2	4	3	0	1	0			
Steve Finley, L OBP: 0.315, SLG: 0.412 (1, 8)										5	2	1	0	0	0	3			
Sid Bream, L OBP: 0.480, SLG: 0.512 (1, 3)										5	1	3	1	0	1	0			
Ken Caminiti, S OBP: 0.359, SLG: 0.550 (1, 5)										4	2	2	4	1	1	1			
Kevin Bass, S OBP: 0.382, SLG: 0.466 Tom Edens, R (8, 1)										3	1	1	0	1	0	2			
Luis Gonzalez, L OBP: 0.316, SLG: 0.391 (1, 7)										4	0	1	1	0	1	2			
Andujar Cedeno, R OBP: 0.325, SLG: 0.419 (1, 6)										3	1	0	0	0	1	1			
Scott Servais, R OBP: 0.245, SLG: 0.360 (1, 2)										4	2	2	0	0	0	1			
Greg Swindell, L OBP: 0.242, SLG: 0.303 James Mouton, R OBP: 0.307, SLG: 0.298 (1, 1) (8, 9)										1	0	0	0	0	1	0			
<b>Inning Stats</b>	R: 1 E: 0 K: 1 S: 12	H: 2 LOB: 2 BB: 1 P: 21	R: 1 E: 0 K: 0 S: 9	H: 1 LOB: 1 BB: 0 P: 10	R: 2 E: 0 K: 2 S: 14	H: 3 LOB: 0 BB: 0 P: 23	R: 2 E: 0 K: 0 S: 13	H: 3 LOB: 2 BB: 1 P: 23	R: 0 E: 0 K: 1 S: 6	H: 0 LOB: 0 BB: 0 P: 9	R: 1 E: 0 K: 1 S: 10	H: 1 LOB: 0 BB: 0 P: 15	R: 0 E: 0 K: 0 S: 6	H: 0 LOB: 0 BB: 0 P: 10	R: 5 E: 0 K: 1 S: 17	H: 5 LOB: 0 BB: 0 P: 27	1B: 7 2B: 4 3B: 0 HR: 4	SF: 0 SAC: 2 DP: 0 HBP: 1	WP: 1 PA: 41 PB: 0 SB: 0 CS: 1
<b>PITCHER</b>	IP WLS BF H R ER SO BB IBB HBP BLK WP HR S P ERA WHIP	IP WLS BF H R ER SO BB IBB HBP BLK WP HR S P ERA WHIP															IP WLS BF H R ER SO BB IBB HBP BLK WP HR S P ERA WHIP		
Mike Morgan, R ERA: 7.74 Dave Otto, L ERA: 4.45 Chuck Crim, R ERA: 2.79 Dan Plesac, L ERA: 4.91 (1, 1) (4, 1) (5, 1) (8, 1)	3.2 L 22 1 0 0 0 2 0 0 0 0 1 47 75 14.73 3.000	0.1 L 1 0 0 0 0 0 0 0 0 0 0 1 2 0.00 0.000																	

Chicago Cubs @ Houston Astros  
Astrodome, Houston, TX  
Sun Jul 03 1994, 4:33 AM EDT  
Att: 27,711 - Dome

AB 36  
R 12  
H 15  
RBI 11  
BB 2  
SO 6  
LOB 10











Batter	1	2	3	4	5	6	7	8	9	AB	R	H	RBI	BB	SO	LOB	TOP										
<b>Craig Biggio, R</b> OBP: 0.394, SLG: 0.479 (1, 4)	1-2 HR		1-1 G6-3			1-1 1B		1-2 F8		4	1	2	1	0	0	1	<b>Houston Astros @ St. Louis Cardinals</b> Busch Stadium, St. Louis, MO Tue Jul 05 1994, 7:05 PM CDT Att: 26,840 - Unknown - 95 F										
<b>Steve Finley, L</b> OBP: 0.318, SLG: 0.423 (1, 8)	3-2 1B			1-1 HR		3-2 SF8		3-1 F9		3	1	2	2	0	0	1											
<b>Kevin Bass, S</b> OBP: 0.382, SLG: 0.460 <b>John Hudek, S</b> (9, 1)	2-2 F7			0-1 F8		3-H P6			2-1 P3	4	0	0	0	0	0	2											
<b>Sid Bream, L</b> OBP: 0.450, SLG: 0.451 (1, 3)	2-3 K			1-3 K		1-0 G4-3			0-0 G5-3	4	0	0	0	0	2	2											
<b>Luis Gonzalez, L</b> OBP: 0.319, SLG: 0.388 (1, 7)	1-0 CS	3-2 F8		4-0 CS				0-0 L7		3	0	0	0	1	0	0											
<b>Chris Donnels, L</b> OBP: 0.380, SLG: 0.456 (1, 5)		4-2 G6-4-3		2-2 CS	2-3 K			2-3 K		2	0	0	0	1	2	0											
<b>Todd Jones, L</b> OBP: 1.000, SLG: 1.000 (7, 1)				1-2 BB						0	0	0	0	0	0	0											
<b>James Mouton, R</b> OBP: 0.314, SLG: 0.299 (9, 9)				0-1 G6-4-3	2-1 L7			0-0 L8		1	0	0	0	0	0	1											
<b>Andy Stankiewicz, R</b> OBP: 0.403, SLG: 0.370 <b>Andujar Cedeno, R</b> OBP: 0.333, SLG: 0.421 (2, 6)				1-2 G6-4-3						2	0	0	0	0	0	0											
<b>Scott Servais, R</b> OBP: 0.241, SLG: 0.354 (1, 2)			1-0 P8		3-2 G4-3			0-0 G5-3		3	0	0	0	0	0	0											
<b>Pete Harnisch, S</b> OBP: 0.222, SLG: 0.333 <b>Ken Caminiti, S</b> OBP: 0.357, SLG: 0.547 (7, 5)			0-3 K		0-1 1B			2-2 1B		2	1	1	0	0	1	0											
<b>Inning Stats</b>	R: 1 E: 0 K: 1 S: 14	H: 2 LOB: 0 BB: 0 P: 22	R: 0 E: 0 K: 0 S: 9	H: 0 LOB: 0 BB: 1 P: 16	R: 0 E: 0 K: 1 S: 7	H: 0 LOB: 0 BB: 0 P: 9	R: 1 E: 0 K: 1 S: 12	H: 1 LOB: 0 BB: 1 P: 20	R: 0 E: 0 K: 1 S: 9	H: 0 LOB: 0 BB: 0 P: 16	R: 1 E: 0 K: 0 S: 10	H: 2 LOB: 1 BB: 0 P: 16	R: 0 E: 0 K: 1 S: 5	H: 0 LOB: 0 BB: 0 P: 7	R: 0 E: 0 K: 0 S: 10	H: 1 LOB: 1 BB: 0 P: 15	R: 0 E: 0 K: 0 S: 4	H: 0 LOB: 0 BB: 0 P: 7	1B: 3 2B: 1 3B: 0 HR: 2	SF: 1 SAC: 0 DP: 1 HBP: 0	WP: 0 PB: 0 SB: 0 CS: 2	PA: 34					
<b>PITCHER</b>	IP	WLS	BF	H	R	ER	SO	BB	IBB	HBP	BLK	WP	HR	S	P	ERA	WHIP										
<b>Vicente Palacios, R</b> ERA: 4.76 (1, 1)	8.0	L	29	6	3	3	5	2	0	0	0	0	2	76	121	3.38	1.000										
<b>Bryan Eversgerd, L</b> ERA: 3.5 (9, 1)	1.0	S	3	0	0	0	0	0	0	0	0	0	0	4	7	0.00	0.000										

Batter	1	2	3	4	5	6	7	8	9	AB	R	H	RBI	BB	SO	LOB	BOTTOM										
<b>Bernard Gilkey, R</b> OBP: 0.347, SLG: 0.378 (1, 7)	0-1 F8		2-2 L9-3			1-0 1B		3-2 G6-3		3	0	1	0	0	0	0	<b>Houston Astros @ St. Louis Cardinals</b> Busch Stadium, St. Louis, MO Tue Jul 05 1994, 7:05 PM CDT Att: 26,840 - Unknown - 95 F										
<b>Ozzie Smith, S</b> OBP: 0.305, SLG: 0.312 (1, 6)	2-1 G4-6-3		0-0 L9-3			0-0 P2			1-2 P5	4	0	1	0	0	0	2											
<b>Gregg Jefferies, S</b> OBP: 0.411, SLG: 0.515 (1, 3)	2-2 G4-6-3			1-0 P9		1-1 F8			0-3 K	4	0	0	0	0	1	2											
<b>Ray Lankford, L</b> OBP: 0.391, SLG: 0.552 (1, 8)		2-2 SF8		0-1 P5		1-2 G5-3			1-3 K	4	1	1	0	0	1	1											
<b>Todd Zeile, R</b> OBP: 0.324, SLG: 0.418 (1, 5)		1-0 SF8		4-1 WP					1-3 K	1	0	0	1	1	1	0											
<b>Mark Whiten, S</b> OBP: 0.380, SLG: 0.464 (1, 9)		3-H 1B		2-3 K					0-0 F7	3	0	1	0	0	1	1											
<b>Geronimo Pena, S</b> OBP: 0.319, SLG: 0.400 (1, 4)		1-0 F8			0-2 G3				0-2 G4-3	3	0	0	0	0	0	1											
<b>Tom Pagnozzi, R</b> OBP: 0.335, SLG: 0.441 (1, 2)		3-3 K			0-2 F8				1-3 K	3	0	0	0	0	2	1											
<b>Vicente Palacios, R</b> OBP: 0.327, SLG: 0.393 <b>Bryan Eversgerd, R</b> (9, 1)			1-2 G6-3			1-3 K			1-0 G3-1	2	0	0	0	0	1	0											
<b>Inning Stats</b>	R: 0 E: 0 K: 0 S: 8	H: 1 LOB: 0 BB: 0 P: 12	R: 1 E: 0 K: 1 S: 14	H: 2 LOB: 1 BB: 0 P: 22	R: 0 E: 0 K: 0 S: 7	H: 0 LOB: 0 BB: 0 P: 10	R: 0 E: 0 K: 1 S: 7	H: 0 LOB: 0 BB: 1 P: 14	R: 0 E: 0 K: 1 S: 11	H: 0 LOB: 0 BB: 0 P: 12	R: 0 E: 0 K: 0 S: 7	H: 1 LOB: 1 BB: 0 P: 10	R: 0 E: 0 K: 1 S: 7	H: 0 LOB: 0 BB: 0 P: 8	R: 0 E: 0 K: 1 S: 12	H: 0 LOB: 0 BB: 0 P: 17		R: 0 E: 0 K: 2 S: 9	H: 0 LOB: 0 BB: 0 P: 11	1B: 3 2B: 1 3B: 1 HR: 0	SF: 1 SAC: 0 DP: 2 HBP: 1	WP: 1 PB: 0 SB: 1 CS: 0	PA: 31				
<b>PITCHER</b>	IP	WLS	BF	H	R	ER	SO	BB	IBB	HBP	BLK	WP	HR	S	P	ERA	WHIP										
<b>Pete Harnisch, R</b> ERA: 6.12 (1, 1)	6.0	W	22	4	1	1	3	1	0	1	0	0	0	54	80	1.50	0.833										
<b>Todd Jones, R</b> ERA: 2.72 (7, 1)	2.0	S	6	0	0	0	2	0	0	0	0	0	0	19	25	0.00	0.000										
<b>John Hudek, R</b> ERA: 1.86 (9, 1)	1.0	S	3	0	0	0	2	0	0	0	0	0	0	9	11	0.00	0.000										

**AB 29**  
**R 3**  
**H 6**  
**RBI 3**  
**BB 2**  
**SO 5**  
**LOB 7**



**AB 28**  
**R 1**  
**H 4**  
**RBI 1**  
**BB 1**  
**SO 7**  
**LOB 8**





Batter	1	2	3	4	5	6	7	8	9	AB	R	H	RBI	BB	SO	LOB	TOP					
<b>Craig Biggio, R</b> OBP: 0.300, SLG: 0.489										4	2	3	0	1	0	1	<b>Houston Astros @ St. Louis Cardinals</b> Busch Stadium, St. Louis, MO Wed Jul 06 1994, 7:05 PM CDT Att: 32,036 - Sunny - 94 F					
<b>Steve Finley, L</b> OBP: 0.316, SLG: 0.416										4	0	0	0	1	1	4						
<b>5 Jeff Bagwell, R</b> OBP: 0.327, SLG: 0.705										5	1	2	2	0	2	1						
<b>Ken Caminiti, S</b> OBP: 0.354, SLG: 0.544										5	0	1	1	0	1	2						
<b>Luis Gonzalez, L</b> OBP: 0.322, SLG: 0.391										3	1	1	0	1	0	3						
<b>Todd Jones, L</b> OBP: 1.000, SLG: 1.000										0	0	0	0	0	0	0						
<b>Sid Gream, L</b> OBP: 0.443, SLG: 0.442										1	0	0	0	0	0	0						
<b>John Hudek, S</b> OBP: 0.247, SLG: 0.276										0	0	0	0	0	0	0						
<b>James Mouton, R</b> OBP: 0.312, SLG: 0.294										4	0	0	0	1	0	3						
<b>Tony Eusebio, R</b> OBP: 0.306, SLG: 0.464										2	2	1	0	1	0	0						
<b>Andujar Cedeno, R</b> OBP: 0.332, SLG: 0.422										4	1	1	1	0	0	4						
<b>Doug Drabek, R</b> OBP: 0.200, SLG: 0.229										2	0	1	2	0	0	0						
<b>Kevin Bass, S</b> OBP: 0.379, SLG: 0.456										1	0	0	0	0	0	3						
<b>Dave Veres, R</b> OBP: 0.667, SLG: 0.500										0	0	0	0	0	0	0						
<b>Mike Felder, S</b> OBP: 0.247, SLG: 0.276										1	0	1	1	0	0	0						
<b>Inning Stats</b>	R: 2 E: 0 K: 0 S: 6	H: 3 LOB: 1 BB: 0 P: 6	R: 0 E: 0 K: 0 S: 3	H: 0 LOB: 0 BB: 0 P: 3	R: 0 E: 0 K: 1 S: 5	H: 1 LOB: 0 BB: 0 P: 5	R: 3 E: 0 K: 0 S: 6	H: 3 LOB: 1 BB: 1 P: 10	R: 0 E: 0 K: 0 S: 5	H: 0 LOB: 0 BB: 0 P: 5	R: 0 E: 1 K: 0 S: 3	H: 0 LOB: 2 BB: 2 P: 11	R: 1 E: 0 K: 0 S: 4	H: 2 LOB: 1 BB: 1 P: 8	R: 1 E: 0 K: 1 S: 7	H: 2 LOB: 2 BB: 1 P: 11	R: 0 E: 1 K: 1 S: 6	H: 0 LOB: 1 BB: 0 P: 6	1B: 6 2B: 3 3B: 2 HR: 0	SF: 0 SAC: 1 DP: 2 HBP: 0	WP: 0 PB: 0 SB: 1 CS: 1	PA: 43
<b>PITCHER</b>	IP	WLS	BF	H	R	ER	SO	BB	IBB	HBP	BLK	WP	HR	S	P	ERA	WHIP					
<b>Rick Sutcliffe, R</b> ERA: 6.35	5.0		24	7	5	5	2	3	0	0	0	0	0	25	37	9.00	2.000					
<b>Frank Cimorelli, R</b> ERA: 6.52	1.0		3	0	0	0	0	0	0	0	0	0	0	3	3	0.00	0.000					
<b>Mike Perez, R</b> ERA: 8.28	0.0		3	2	1	1	0	1	0	0	0	0	0	2	6	∞	∞					
<b>Rich Rodriguez, L</b> ERA: 4.17	2.0	L	8	2	1	1	1	0	1	0	0	0	0	9	13	4.50	1.000					
<b>Rene Arocha, R</b> ERA: 4.52	1.0		4	0	0	0	1	0	0	0	0	0	0	6	6	0.00	0.000					

Batter	1	2	3	4	5	6	7	8	9	AB	R	H	RBI	BB	SO	LOB	BOTTOM					
<b>Bernard Gilkey, R</b> OBP: 0.344, SLG: 0.375										5	0	1	0	0	1	2	<b>Houston Astros @ St. Louis Cardinals</b> Busch Stadium, St. Louis, MO Wed Jul 06 1994, 7:05 PM CDT Att: 32,036 - Sunny - 94 F					
<b>Ozzie Smith, S</b> OBP: 0.310, SLG: 0.321										5	2	3	0	0	0	0						
<b>Gregg Jefferies, S</b> OBP: 0.414, SLG: 0.514										4	1	2	0	1	0	0						
<b>Ray Lankford, L</b> OBP: 0.391, SLG: 0.549										5	1	2	2	0	1	1						
<b>Todd Zeile, R</b> OBP: 0.324, SLG: 0.416										4	1	1	0	0	0	6						
<b>Mark Whiten, S</b> OBP: 0.383, SLG: 0.463										3	1	1	1	1	0	1						
<b>Geronimo Pena, S</b> OBP: 0.320, SLG: 0.405										3	0	1	3	0	2	0						
<b>Tom Pagnozzi, R</b> OBP: 0.335, SLG: 0.434										2	0	0	0	1	2	0						
<b>Luis Alcaes, S</b> OBP: 0.345, SLG: 0.390										1	0	0	0	0	1	1						
<b>Terry McGriff, R</b> OBP: 0.327, SLG: 0.300										0	0	0	0	0	0	0						
<b>Rick Sutcliffe, L</b> ERA: 3.07	5.0		24	8	5	5	4	3	0	0	0	0	1	29	41	9.00	2.200					
<b>Dave Veres, R</b> ERA: 2.78	1.2		7	2	1	1	2	0	0	0	0	1	0	11	11	5.40	1.200					
<b>Todd Jones, R</b> ERA: 2.64	1.1	W	6	1	0	0	1	1	0	0	0	0	0	7	11	0.00	1.500					
<b>John Hudek, R</b> ERA: 1.8	1.0	S	3	0	0	0	1	0	0	0	0	0	0	5	5	0.00	0.000					
<b>Inning Stats</b>	R: 4 E: 0 K: 1 S: 8	H: 3 LOB: 2 BB: 3 P: 20	R: 1 E: 0 K: 0 S: 5	H: 4 LOB: 1 BB: 0 P: 5	R: 0 E: 0 K: 2 S: 7	H: 0 LOB: 0 BB: 0 P: 7	R: 0 E: 0 K: 1 S: 5	H: 0 LOB: 0 BB: 0 P: 5	R: 0 E: 0 K: 0 S: 4	H: 1 LOB: 1 BB: 0 P: 4	R: 0 E: 0 K: 2 S: 7	H: 0 LOB: 0 BB: 0 P: 7	R: 1 E: 0 K: 0 S: 5	H: 2 LOB: 1 BB: 0 P: 5	R: 0 E: 0 K: 1 S: 6	H: 1 LOB: 2 BB: 1 P: 10	R: 0 E: 0 K: 1 S: 5	H: 0 LOB: 0 BB: 0 P: 5	1B: 9 2B: 2 3B: 0 HR: 0	SF: 0 SAC: 1 DP: 1 HBP: 0	WP: 1 PB: 0 SB: 0 CS: 1	PA: 40
<b>PITCHER</b>	IP	WLS	BF	H	R	ER	SO	BB	IBB	HBP	BLK	WP	HR	S	P	ERA	WHIP					
<b>Doug Drabek, R</b> ERA: 3.07	5.0		24	8	5	5	4	3	0	0	0	0	1	29	41	9.00	2.200					
<b>Dave Veres, R</b> ERA: 2.78	1.2		7	2	1	1	2	0	0	0	0	1	0	11	11	5.40	1.200					
<b>Todd Jones, R</b> ERA: 2.64	1.1	W	6	1	0	0	1	1	0	0	0	0	0	7	11	0.00	1.500					
<b>John Hudek, R</b> ERA: 1.8	1.0	S	3	0	0	0	1	0	0	0	0	0	0	5	5	0.00	0.000					





Batter	1	2	3	4	5	6	7	8	9	AB	R	H	RBI	BB	SO	LOB	TOP			
<b>Craig Biggio, R</b> OBP: 0.304, SLG: 0.492 (1,4)	G5-3			G5-3			E9		FC6-4	6	1	4	3	0	0	0				
<b>Steve Finley, L</b> OBP: 0.320, SLG: 0.426 (1,8)		G4-3					G3		FC6-4	6	1	3	1	0	0	3				
<b>5 Jeff Bagwell, R</b> OBP: 0.427, SLG: 0.698 (1,3)				G6-3			G4-3			3	0	0	0	2	0	2				
<b>Ken Caminiti, S</b> OBP: 0.355, SLG: 0.545 (1,5)	L6						G6-3			5	2	2	0	0	0	5				
<b>Kevin Bass, S</b> OBP: 0.387, SLG: 0.465 (1,9)				F9					K	4	1	2	2	1	1	1				
<b>Luis Gonzalez, L</b> OBP: 0.326, SLG: 0.393 (1,7)	G4-3								G6-3	4	0	2	2	1	0	3				
<b>Andujar Cedeno, R</b> OBP: 0.327, SLG: 0.414 (1,6)				F7					K	5	0	0	0	0	2	5				
<b>Scott Servais, R</b> OBP: 0.250, SLG: 0.383 (1,2)									G4-3	5	3	3	1	0	0	1				
<b>Darryl Kile, R</b> OBP: 0.167, SLG: 0.250 (1,1)										2	0	0	0	0	2	0				
<b>James Mouton, R</b> OBP: 0.314, SLG: 0.300 (7,PH)		SH2-4							K	1	1	1	0	0	0	0				
<b>Mike Hampton, R</b> OBP: 0.143, SLG: 0.100 (9,1)										1	0	0	0	0	1	0				
<b>Inning Stats</b>	R: 0 E: 0 K: 0 S: 15	H: 1 LOB: 3 BB: 2 P: 29	R: 1 E: 0 K: 1 S: 13	H: 2 LOB: 1 BB: 0 P: 22	R: 1 E: 0 K: 0 S: 14	H: 2 LOB: 1 BB: 0 P: 20	R: 1 E: 0 K: 1 S: 12	H: 2 LOB: 1 BB: 0 P: 19	R: 2 E: 0 K: 0 S: 11	H: 3 LOB: 3 BB: 2 P: 28	R: 2 E: 1 K: 0 S: 15	H: 3 LOB: 1 BB: 0 P: 19	R: 0 E: 0 K: 2 S: 9	H: 0 LOB: 0 BB: 0 P: 13	R: 0 E: 0 K: 1 S: 8	H: 1 LOB: 1 BB: 0 P: 12	1B: 11 2B: 4 3B: 1 HR: 1	SF: 0 SAC: 1 DP: 1 HBP: 0	WP: 1 PB: 0 SB: 1 CS: 0	PA: 47
<b>PITCHER</b>	IP	WLS	BF	H	R	ER	SO	BB	IBB	HBP	BLK	WP	HR	S	P	ERA	WHIP			
<b>Willie Banks, R</b> ERA: 4.5 (1,1)	5.1	L	30	12	7	7	3	2	1	0	0	1	1	71	125	11.81	2.625			
<b>Blaise Isley, L</b> ERA: 7.5 (6,1)	0.2		4	1	0	0	0	1	0	0	0	0	0	5	11	0.00	3.000			
<b>Dave Otto, L</b> ERA: 4.33 (7,1)	3.0		13	4	2	2	3	0	0	0	0	0	0	32	44	6.00	1.333			

Houston Astros @ Chicago Cubs  
Wrigley Field, Chicago, IL  
Thu Jul 07 1994, 7:05 PM CDT  
Att: 31,877 - Cloudy - 75 F

AB	42
R	9
H	17
RBI	9
BB	4
SO	6
LOB	20



Batter	1	2	3	4	5	6	7	8	9	AB	R	H	RBI	BB	SO	LOB	BOTTOM					
<b>José Hernández, R</b> OBP: 0.333, SLG: 0.382 (1,6)	G5-3		P4						1B	4	0	2	0	1	0	0						
<b>Derrick May, L</b> OBP: 0.323, SLG: 0.388 (1,7)									L3	5	0	2	0	0	0	3						
<b>Mark Grace, L</b> OBP: 0.355, SLG: 0.363 (1,3)	G6-3								1B	4	0	1	0	1	0	3						
<b>Glenallen Hill, R</b> OBP: 0.348, SLG: 0.457 (1,8)									1B	2	2	0	0	3	1	3						
<b>Sammy Sosa, R</b> OBP: 0.334, SLG: 0.555 (1,9)									FC5-4	5	0	1	0	0	0	5						
<b>Rick Wilkins, L</b> OBP: 0.305, SLG: 0.361 (1,2)									BB	3	0	1	1	1	1	2						
<b>Steve Buechele, R</b> OBP: 0.336, SLG: 0.407 (1,5)									1B	2	1	2	2	2	0	0						
<b>Rey Sanchez, R</b> OBP: 0.336, SLG: 0.307 (1,4)									1B	2	0	1	0	1	0	2						
<b>Eduardo Zambrano, R</b> OBP: 0.367, SLG: 0.500 (8,5)									1B	1	0	0	0	0	0	2						
<b>Willie Banks, R</b> OBP: 0.143, SLG: 0.147 (1,1)										2	0	0	0	0	0	2						
<b>Blaise Isley, L</b> ERA: 4.66 (6,1)										0	0	0	0	0	0	0						
<b>Mike Malsudian, L</b> OBP: 0.462, SLG: 0.400 (6,PH)										1	0	0	0	0	1	1						
<b>Dave Otto, L</b> ERA: 4.33 (7,1)										0	0	0	0	0	0	0						
<b>Mark Parent, R</b> OBP: 0.397, SLG: 0.446 (9,PH)										1	0	0	0	0	0	0						
<b>Inning Stats</b>	R: 0 E: 0 K: 0 S: 7	H: 1 LOB: 0 BB: 0 P: 14	R: 1 E: 0 K: 0 S: 13	H: 1 LOB: 1 BB: 2 P: 22	R: 0 E: 0 K: 1 S: 9	H: 1 LOB: 2 BB: 1 P: 20	R: 0 E: 0 K: 0 S: 9	H: 3 LOB: 2 BB: 0 P: 17	R: 0 E: 0 K: 0 S: 8	H: 0 LOB: 0 BB: 1 P: 14	R: 2 E: 0 K: 2 S: 12	H: 1 LOB: 1 BB: 2 P: 24	R: 0 E: 0 K: 0 S: 14	H: 1 LOB: 1 BB: 0 P: 24	R: 0 E: 0 K: 0 S: 9	H: 0 LOB: 1 BB: 2 P: 19	R: 0 E: 0 K: 0 S: 14	H: 2 LOB: 3 BB: 1 P: 20	1B: 8 2B: 2 3B: 0 HR: 1	SF: 0 SAC: 0 DP: 5 HBP: 0	WP: 1 PB: 1 SB: 1 CS: 0	PA: 41
<b>PITCHER</b>	IP	WLS	BF	H	R	ER	SO	BB	IBB	HBP	BLK	WP	HR	S	P	ERA	WHIP					
<b>Darryl Kile, R</b> ERA: 4.66 (1,1)	6.0	W	27	7	3	3	3	6	0	0	0	0	0	58	111	4.50	2.167					
<b>Mike Hampton, L</b> ERA: 3.52 (7,1)	2.2		13	3	0	0	0	3	0	0	0	1	0	35	61	0.00	2.250					
<b>Shane Reynolds, R</b> ERA: 3.55 (9,1)	0.1		1	0	0	0	0	0	0	0	0	0	0	2	2	0.00	0.000					

Houston Astros @ Chicago Cubs  
Wrigley Field, Chicago, IL  
Thu Jul 07 1994, 7:05 PM CDT  
Att: 31,877 - Cloudy - 75 F

AB	32
R	3
H	10
RBI	3
BB	9
SO	3
LOB	23









Batter	1	2	3	4	5	6	7	8	9	AB	R	H	RBI	BB	SO	LOB	TOP
<b>Craig Biggio, R</b> OBP: 0.397, SLG: 0.485 (1, 4)										4	0	0	0	0	2	2	<b>Houston Astros @ Chicago Cubs</b> Wrigley Field, Chicago, IL Sat Jul 09 1994, 3:33 AM CDT Att: 38,370 - Cloudy - 69 F
<b>Steve Finley, L</b> OBP: 0.317, SLG: 0.417 (1, 8)										3	0	0	0	1	0	2	
<b>5 Jeff Bagwell, R</b> OBP: 0.423, SLG: 0.700 (1, 3)										3	1	1	1	1	0	0	
<b>Ken Caminiti, S</b> OBP: 0.355, SLG: 0.542 (1, 5)										4	0	0	0	0	0	2	
<b>Kevin Bass, S</b> OBP: 0.390, SLG: 0.489 (1, 9)										4	0	1	0	0	0	2	
<b>Luis Gonzalez, L</b> OBP: 0.333, SLG: 0.421 (1, 7)										4	2	2	1	0	0	1	
<b>Orlando Miller, R</b> OBP: 0.333, SLG: 0.250 (1, 6)										4	0	0	0	0	1	2	
<b>Scott Servais, R</b> OBP: 0.250, SLG: 0.380 (1, 2)										4	0	1	1	0	0	1	
<b>Brian Williams, R</b> OBP: 0.273, SLG: 0.279 (1, 1)										1	0	0	0	0	0	0	
<b>Inning Stats</b>	R: 0 E: 0 K: 1 S: 5	H: 0 LOB: 2 BB: 2 P: 13	R: 0 E: 0 K: 0 S: 3	H: 0 LOB: 0 BB: 0 P: 3	R: 0 E: 0 K: 0 S: 3	H: 0 LOB: 0 BB: 0 P: 3	R: 1 E: 0 K: 1 S: 8	H: 3 LOB: 2 BB: 0 P: 8	R: 2 E: 0 K: 1 S: 7	H: 2 LOB: 0 BB: 0 P: 7	R: 0 E: 0 K: 0 S: 3	H: 0 LOB: 0 BB: 0 P: 3	R: 0 E: 0 K: 0 S: 4	H: 1 LOB: 1 BB: 0 P: 4	1B: 2 2B: 2 3B: 0 HR: 2	SF: 0 SAC: 0 DP: 0 HBP: 0	WP: 0 PA: 35 PB: 0 SB: 0 CS: 0
<b>PITCHER</b>	IP WLS BF H R ER SO BB IBB HBP BLK WP HR S P ERA WHIP																
<b>Anthony Young, R</b> ERA: 3.98 (1, 1)	5.0 W 20 3 1 1 2 2 0 0 0 0 0 0 22 30 1.80 1.000																
<b>Chuck Crim, R</b> ERA: 3.99 (6, 1)	3.0 11 2 2 2 1 0 0 0 0 0 0 2 13 6.00 0.667																
<b>Dan Plesac, L</b> ERA: 5.11 (9, 1)	1.0 4 1 0 0 0 0 0 0 0 0 0 0 4 4 0.00 1.000																

AB 33  
R 3  
H 6  
RBI 3  
BB 2  
SO 3  
LOB 12



Batter	1	2	3	4	5	6	7	8	9	AB	R	H	RBI	BB	SO	LOB	BOTTOM		
<b>Shawon Dunston, R</b> OBP: 0.316, SLG: 0.428 (1, 6)										4	0	2	0	1	0	4	<b>Houston Astros @ Chicago Cubs</b> Wrigley Field, Chicago, IL Sat Jul 09 1994, 3:33 AM CDT Att: 38,370 - Cloudy - 69 F		
<b>José Hernández, R</b> OBP: 0.354, SLG: 0.408 (1, 5)										3	2	2	2	1	1	1			
<b>Mark Grace, L</b> OBP: 0.355, SLG: 0.371 (1, 3)										4	1	1	0	1	0	2			
<b>Sammy Sosa, R</b> OBP: 0.331, SLG: 0.546 (1, 9)										3	0	1	3	0	0	1			
<b>Derrick May, L</b> OBP: 0.335, SLG: 0.390 (1, 7)										3	0	1	1	1	2	0			
<b>Karl Rhodes, L</b> OBP: 0.325, SLG: 0.390 (1, 8)										4	0	0	0	0	2	4			
<b>Mark Parent, R</b> OBP: 0.408, SLG: 0.453 (1, 2)										4	1	3	0	0	0	0			
<b>Rey Sanchez, R</b> OBP: 0.335, SLG: 0.305 (1, 4)										4	1	1	0	0	0	3			
<b>Anthony Young, R</b> OBP: 0.182, SLG: 0.212 (1, 1)										1	1	0	0	0	0	1			
<b>Inning Stats</b>	R: 1 E: 0 K: 0 S: 3	H: 1 LOB: 2 BB: 3 P: 15	R: 4 E: 0 K: 1 S: 10	H: 4 LOB: 2 BB: 1 P: 14	R: 1 E: 1 K: 1 S: 7	H: 2 LOB: 1 BB: 0 P: 7	R: 0 E: 0 K: 1 S: 5	H: 0 LOB: 0 BB: 0 P: 5	R: 0 E: 0 K: 2 S: 8	H: 1 LOB: 1 BB: 0 P: 8	R: 0 E: 0 K: 0 S: 4	H: 1 LOB: 1 BB: 0 P: 4	R: 0 E: 0 K: 1 S: 5	H: 0 LOB: 0 BB: 0 P: 5	R: 1 E: 1 K: 0 S: 5	H: 2 LOB: 1 BB: 0 P: 5	1B: 10 2B: 1 3B: 1 HR: 0	SF: 1 SAC: 2 DP: 1 HBP: 0	WP: 0 PA: 39 PB: 0 SB: 0 CS: 1
<b>PITCHER</b>	IP WLS BF H R ER SO BB IBB HBP BLK WP HR S P ERA WHIP																		
<b>Brian Williams, R</b> ERA: 5.55 (1, 1)	3.0 L 20 7 6 5 2 4 0 0 0 0 0 0 5 5 0.00 0.000																		
<b>Shane Reynolds, R</b> ERA: 3.51 (4, 1)	1.0 3 0 0 0 1 0 0 0 0 0 0 0 5 5 0.00 0.000																		
<b>Tom Edens, R</b> ERA: 3.59 (5, 1)	2.0 8 2 0 0 2 0 0 0 0 0 0 0 12 12 0.00 1.000																		
<b>Mike Hampton, L</b> ERA: 3.31 (7, 1)	2.0 8 2 1 0 1 0 0 0 0 0 0 0 10 10 0.00 1.000																		

AB 32  
R 7  
H 11  
RBI 6  
BB 4  
SO 6  
LOB 18






Batter	1	2	3	4	5	6	7	8	9	AB	R	H	RBI	BB	SO	LOB	TOP		
<b>Craig Biggio, R</b> OBP: 0.302, SLG: 0.493 (1, 4)	4-1 BB 5		0-0 SF9 5		2-2 SH3-1 2B		1-1 F9	0-1 2B	1-0 FC6	5	1	3	0	1	0	3	<b>Houston Astros @ Chicago Cubs</b> Wrigley Field, Chicago, IL Sun Jul 10 1994, 7:05 PM CDT Att: 35,401 - Unknown - 64 F		
<b>Steve Finley, L</b> OBP: 0.319, SLG: 0.422 (1, 8)	1-1 F8		2-3 K		3-1 SH3-1		0-1 E4 1B	0-2 2B		4	0	2	0	0	1	2			
<b>5 Jeff Bagwell, R</b> OBP: 0.425, SLG: 0.698 (1, 3)	4-0 BB		0-1 SF9 2H		1-3 K		0-0 E4 1B	4-0 IBB		2	0	1	1	2	1	1			
<b>Ken Caminiti, S</b> OBP: 0.352, SLG: 0.546 (1, 5)	0-2 F7		0-0 HR		2-2 G4-3		2-3 K	1-1 G6-3		5	1	1	1	0	1	8			
<b>Luis Gonzalez, L</b> OBP: 0.337, SLG: 0.422 (1, 7)	2-3 K		4-2 CS BB		0-0 G6-3 1B		1-2 E4		0-1 SH5-3 1B	4	0	2	0	1	1	4			
<b>James Mouton, R</b> OBP: 0.312, SLG: 0.299 (1, 9)		2-3 K	2-1 CS	3-2 F7		1-2 L6		0-1 G1-3	1-2 SH5-3 1B	5	0	1	0	0	1	1			
<b>Scott Servais, R</b> OBP: 0.295, SLG: 0.388 (1, 2)	3-1 1B			0-0 P4		0-1 G6-3		2-2 HR 2B	0-0 SH5-3	4	1	2	0	0	0	1			
<b>Orlando Miller, R</b> OBP: 0.500, SLG: 0.909 (1, 6)	3-2 F9			1-1 HR		4-0 IBB		1-0 HR	4-0 FC6 IBB	3	2	2	3	2	0	1			
<b>Pete Harnisch, S</b> OBP: 0.190, SLG: 0.286 (1, 1)	0-0 F7			0-3 K		1-3 K		0-1 G3	2-3 K	3	0	0	0	0	2	3			
<b>Todd Jones, L</b> OBP: 0.667, SLG: 0.667 (7, 1)										1	0	0	0	0	0	0			
<b>Shane Reynolds, R</b> OBP: 0.143, SLG: 0.100 (8, 1)										0	0	0	0	0	0	0			
<b>Kevin Bass, S</b> OBP: 0.388, SLG: 0.486 (9, PH)										1	0	0	0	0	1	3			
<b>John Hudek, S</b> (9, 1)										0	0	0	0	0	0	0			
<b>Inning Stats</b>	R: 0 E: 0 K: 1 S: 9	H: 0 LOB: 2 BB: 2 P: 20	R: 0 E: 0 K: 1 S: 9	H: 1 LOB: 1 BB: 0 P: 17	R: 2 E: 0 K: 1 S: 13	H: 2 LOB: 0 BB: 1 P: 20	R: 1 E: 0 K: 1 S: 10	H: 1 LOB: 0 BB: 0 P: 14	R: 0 E: 0 K: 1 S: 13	H: 1 LOB: 1 BB: 1 P: 21	R: 0 E: 1 K: 1 S: 11	H: 2 LOB: 2 BB: 0 P: 15	R: 2 E: 0 K: 0 S: 16	H: 4 LOB: 3 BB: 1 P: 24	R: 0 E: 0 K: 1 S: 11	H: 2 LOB: 3 BB: 1 P: 19	1B: 7 2B: 4 3B: 0 HR: 3	SF: 1 SAC: 2 DP: 0 HBP: 0	WP: 0 PA: 47 PB: 0 SB: 2 CS: 1
<b>PITCHER</b>	IP WLS BF H R ER SO	IP WLS BF H R ER SO	IP WLS BF H R ER SO	IP WLS BF H R ER SO	IP WLS BF H R ER SO	IP WLS BF H R ER SO	IP WLS BF H R ER SO	IP WLS BF H R ER SO	IP WLS BF H R ER SO	IP WLS BF H R ER SO	IP WLS BF H R ER SO	IP WLS BF H R ER SO	IP WLS BF H R ER SO	IP WLS BF H R ER SO	IP WLS BF H R ER SO	IP WLS BF H R ER SO	ERA WHIP	ERA WHIP	
<b>Kevin Foster, R</b> ERA: 3.14 (1, 1)	6.0 L	27 6	3 3	3 6	3 3	1 0	0 0	0 0	0 0	0 0	2 64	109	4.50	1.500					
<b>Jim Bullinger, R</b> ERA: 3.52 (7, 1)	1.0 5	2 0	0 1	0 1	0 0	0 0	0 0	0 0	0 0	1 11	15	0.00	2.000						
<b>Jose Bautista, R</b> ERA: 3.79 (8, 1)	0.2 7	4 2	2 0	0 1	0 0	0 1	14	21	27.00	6.000									
<b>Dave Otto, L</b> ERA: 4.17 (8, 1)	1.1 7	2 0	0 1	0 1	0 0	0 0	13	22	0.00	1.500									

AB	37
R	5
H	14
RBI	5
BB	6
SO	8
LOB	27



Batter	1	2	3	4	5	6	7	8	9	AB	R	H	RBI	BB	SO	LOB	BOTTOM		
<b>Shawon Dunston, R</b> OBP: 0.318, SLG: 0.431 (1, 6)	1-1 F8	0-0 G5-3			2-1 F8		1-1 1B 2B		0-1 G4-6-3 1B	5	1	2	0	0	0	1	<b>Houston Astros @ Chicago Cubs</b> Wrigley Field, Chicago, IL Sun Jul 10 1994, 7:05 PM CDT Att: 35,401 - Unknown - 64 F		
<b>Derrick May, L</b> OBP: 0.337, SLG: 0.396 (8, 1)	0-2 BB		2-2 F8		0-1 P2		2-1 1B		1-1 P7	4	0	2	1	0	0	0			
<b>Jose Bautista, R</b> ERA: 3.52 (8, 1)										0	0	0	0	0	0	0			
<b>Dave Otto, L</b> (8, PH)										0	0	0	0	0	0	0			
<b>Eduardo Zambrano, R</b> OBP: 0.356, SLG: 0.483 (9, PH)	2B									1	0	0	0	0	0	1			
<b>Mark Grace, L</b> OBP: 0.356, SLG: 0.367 (1, 3)	4-2 BB		2-2 F9		4-0 BB		0-1 L8		0-1 G4-6-3	3	0	0	0	2	0	2			
<b>Sammy Sosa, R</b> OBP: 0.330, SLG: 0.542 (1, 9)	3-2 F7		2-2 1B		1-3 K					4	0	1	0	0	2	3			
<b>Glenallen Hill, R</b> OBP: 0.356, SLG: 0.453 (1, 8)	4-1 FC5-4		1-0 F9			1-2 P2		4-2 2B		2	1	0	0	2	0	1			
<b>José Hernández, R</b> OBP: 0.349, SLG: 0.400 (1, 5)	2-1 FC5-4			1-0 1B		0-2 G5-3		1-3 K		4	0	1	0	0	1	4			
<b>Mark Parent, R</b> OBP: 0.400, SLG: 0.456 (1, 2)		1-2 F8		2-2 F9		2-3 K		3-2 1B		4	1	1	1	0	1	1			
<b>Rey Sanchez, R</b> OBP: 0.338, SLG: 0.305 (1, 4)		2-1 G4-3		1-0 F7		1-3 K		1-1 2B		0	0	0	0	0	0	0			
<b>Todd Haney, R</b> (4, 4)										2	0	0	0	0	1	1			
<b>Mike Maksudian, L</b> OBP: 0.467, SLG: 0.417 (8, PH)										1	0	1	1	0	0	0			
<b>Kevin Foster, R</b> OBP: 0.200, SLG: 0.143 (1, 1)		1-1 G4-3		1-3 K		0-2 G6-3		3-2 G4-3		2	0	0	0	0	1	2			
<b>Jim Bullinger, R</b> OBP: 0.273, SLG: 0.222 (7, PH)										0	0	0	0	0	0	0			
<b>Karl Rhodes, L</b> OBP: 0.322, SLG: 0.387 (8, 7)										2	0	0	0	0	0	1			
<b>Inning Stats</b>	R: 0 E: 0 K: 0 S: 15	H: 1 LOB: 3 BB: 2 P: 29	R: 0 E: 0 K: 0 S: 7	H: 0 LOB: 0 BB: 0 P: 11	R: 0 E: 0 K: 0 S: 13	H: 1 LOB: 1 BB: 0 P: 20	R: 0 E: 0 K: 1 S: 8	H: 1 LOB: 1 BB: 0 P: 13	R: 0 E: 0 K: 1 S: 9	H: 0 LOB: 0 BB: 0 P: 12	R: 1 E: 0 K: 1 S: 12	H: 2 LOB: 1 BB: 0 P: 16	R: 2 E: 0 K: 2 S: 18	H: 2 LOB: 1 BB: 1 P: 32	R: 0 E: 0 K: 0 S: 6	H: 1 LOB: 0 BB: 0 P: 7	1B: 5 2B: 3 3B: 0 HR: 0	SF: 0 SAC: 0 DP: 1 HBP: 1	WP: 0 PA: 39 PB: 0 SB: 0 CS: 0
<b>PITCHER</b>	IP WLS BF H R ER SO	IP WLS BF H R ER SO	IP WLS BF H R ER SO	IP WLS BF H R ER SO	IP WLS BF H R ER SO	IP WLS BF H R ER SO	IP WLS BF H R ER SO	IP WLS BF H R ER SO	IP WLS BF H R ER SO	IP WLS BF H R ER SO	IP WLS BF H R ER SO	IP WLS BF H R ER SO	IP WLS BF H R ER SO	IP WLS BF H R ER SO	IP WLS BF H R ER SO	IP WLS BF H R ER SO	ERA WHIP	ERA WHIP	
<b>Pete Harnisch, R</b> ERA: 5.63 (1, 1)	6.2 W	29 5	1 1	4 4	3 1	0 0	0 0	0 0	69 113	1.35	1.200								
<b>Todd Jones, R</b> ERA: 2.92 (7, 1)	1.0 6	2 2	2 2	2 2	1 0	0 0	0 0	0 0	16 27	18.00	3.000								
<b>Shane Reynolds, R</b> ERA: 3.49 (8, 1)	0.1 1	0 0	0 0	0 0	0 0	0 0	0 0	4 7	0.00	0.000									
<b>John Hudek, R</b> ERA: 1.97 (9, 1)	1.0 S	3 1	0 0	0 0	0 0	0 0	0 0	6 7	0.00	1.000									

AB	34
R	3
H	8
RBI	3
BB	4
SO	6
LOB	17





Batter	1	2	3	4	5	6	7	8	9	AB	R	H	RBI	BB	SO	LOB	TOP			
<b>Craig Biggio, R</b> OBP: 0.397, SLG: 0.487 (1, 4)	F9		F8			G1-3		F8		4	0	0	0	0	0	2	<b>Houston Astros @ Pittsburgh Pirates</b> Three Rivers Stadium, Pittsburgh, PA Thu Jul 14 1994, 7:05 PM EDT Att: 15,847 - Unknown - 80 F			
<b>Steve Finley, L</b> OBP: 0.318, SLG: 0.419 (1, 8)	G3-1			L8		F9		FC6-4 1B		4	0	1	0	0	0	0				
<b>Jeff Bagwell, R</b> OBP: 0.421, SLG: 0.689 (1, 3)	K			K			F8	FC6-4 1B		4	0	0	0	0	2	3				
<b>Ken Caminiti, S</b> OBP: 0.354, SLG: 0.556 (1, 5)		G5-6-3 1B		HR			K		P5	4	1	2	1	0	1	0				
<b>Luis Gonzalez, L</b> OBP: 0.336, SLG: 0.420 (1, 7)	G5-6-3 1B			F8				K		4	0	1	0	0	1	1				
<b>Kevin Bass, S</b> OBP: 0.390, SLG: 0.507 (1, 9)	HR				G4-3		K			4	1	2	1	0	1	1				
<b>Scott Servais, R</b> OBP: 0.250, SLG: 0.380 (1, 2)	G6-3				G3-1			G6-3 1B		4	0	0	0	0	0	1				
<b>Andujar Cedeno, R</b> OBP: 0.327, SLG: 0.414 (1, 6)			G6-3			K		1B 1B 1B		3	0	1	0	0	1	0				
<b>Darryl Kile, R</b> OBP: 0.185, SLG: 0.243 (5, 1)			K					1B 1B		1	0	0	0	0	1	0				
<b>Chris Donnels, L</b> OBP: 0.346, SLG: 0.437 (6, PH)										0	0	0	0	0	0	0				
<b>Dave Veres, R</b> OBP: 0.369, SLG: 0.508 (6, PH)										0	0	0	0	0	0	0				
<b>Sid Bream, L</b> OBP: 0.402, SLG: 0.455 (8, PH)										1	0	1	0	0	0	0				
<b>Mike Hampton, R</b> OBP: 0.321, SLG: 0.455 (8, PH)										0	0	0	0	0	0	0				
<b>Inning Stats</b>	R: 0 E: 0 K: 1 S: 8	H: 0 LOB: 0 BB: 0 P: 11	R: 1 E: 0 K: 0 S: 12	H: 2 LOB: 0 BB: 0 P: 20	R: 0 E: 0 K: 1 S: 8	H: 0 LOB: 0 BB: 0 P: 10	R: 1 E: 0 K: 1 S: 8	H: 1 LOB: 0 BB: 0 P: 10	R: 0 E: 0 K: 1 S: 5	H: 0 LOB: 0 BB: 0 P: 8	R: 0 E: 0 K: 2 S: 9	H: 1 LOB: 1 BB: 0 P: 14	R: 0 E: 0 K: 0 S: 14	H: 3 LOB: 3 BB: 0 P: 19	R: 0 E: 0 K: 1 S: 9	H: 1 LOB: 1 BB: 0 P: 13	1B: 6 2B: 0 3B: 0 HR: 2	SF: 0 SAC: 0 DP: 1 HBP: 0	WP: 0 PB: 0 SB: 0 CS: 0	PA: 34
<b>PITCHER</b> <b>Jon Lieber, R</b> ERA: 3.49 (1, 1)	IP: 9.0 WLS: W BF: 34 H: 8 R: 2 ER: 2 SO: 8 BB: 0 IBB: 0 HBP: 0 BLK: 0 WP: 0 HR: 2 S: 80 P: 117 ERA: 2.00 WHIP: 0.889																			

Batter	1	2	3	4	5	6	7	8	9	AB	R	H	RBI	BB	SO	LOB	BOTTOM			
<b>Carlos Garcia, R</b> OBP: 0.309, SLG: 0.338 (1, 4)	1B S	G5-3			E6 SF9 1B	1B				4	2	2	0	0	0	1	<b>Houston Astros @ Pittsburgh Pirates</b> Three Rivers Stadium, Pittsburgh, PA Thu Jul 14 1994, 7:05 PM EDT Att: 15,847 - Unknown - 80 F			
<b>Jay Bell, R</b> OBP: 0.345, SLG: 0.449 (1, 6)	K			F9	1B FC3-6 1B	2B				4	1	2	1	0	1	1				
<b>Andy Van Slyke, L</b> OBP: 0.359, SLG: 0.376 (1, 8)	G6-3			F7	SF9	F7				3	0	0	1	0	0	2				
<b>Orlando Merced, S</b> OBP: 0.353, SLG: 0.424 (1, 3)	FC5-4 1B		G6-3		FC3-6 WP IBB		F8			3	1	1	0	1	0	0				
<b>Jeff King, R</b> OBP: 0.310, SLG: 0.361 (1, 5)	FC5-4 1B			G6-3	FC3-6 1B		F9			4	0	1	1	0	0	2				
<b>Dave Clark, L</b> OBP: 0.374, SLG: 0.509 (1, 9)		G4-6-3 1B BB		G3-6 BB	FC3-6 WP 1B		P7			2	1	0	1	2	0	2				
<b>Gary Varsho, L</b> OBP: 0.288, SLG: 0.400 (1, 7)	G4-6-3 1B WP			G3-6	K			K		4	1	1	0	0	2	2				
<b>Don Slaught, R</b> OBP: 0.400, SLG: 0.372 (1, 2)		G4-6-3 1B			1B E	K		G6-3		4	1	2	0	0	1	0				
<b>Jon Lieber, L</b> OBP: 0.111, SLG: 0.111 (1, 1)		G4-6-3			1B E	G3-1		K		4	1	1	0	0	1	2				
<b>Inning Stats</b>	R: 0 E: 0 K: 1 S: 9	H: 2 LOB: 2 BB: 0 P: 13	R: 2 E: 0 K: 0 S: 9	H: 2 LOB: 0 BB: 1 P: 19	R: 0 E: 0 K: 0 S: 5	H: 0 LOB: 0 BB: 0 P: 8	R: 0 E: 0 K: 0 S: 5	H: 0 LOB: 1 BB: 1 P: 10	R: 5 E: 1 K: 1 S: 14	H: 4 LOB: 1 BB: 1 P: 25	R: 1 E: 0 K: 1 S: 13	H: 2 LOB: 1 BB: 0 P: 20	R: 0 E: 0 K: 0 S: 4	H: 0 LOB: 0 BB: 0 P: 9	R: 0 E: 0 K: 2 S: 12	H: 0 LOB: 0 BB: 0 P: 15		1B: 9 2B: 1 3B: 0 HR: 0	SF: 1 SAC: 0 DP: 2 HBP: 0	WP: 2 PB: 0 SB: 1 CS: 0
<b>PITCHER</b> <b>Darryl Kile, R</b> ERA: 4.8 (5, 1)	IP: 0.2 WLS: L BF: 2 H: 0 R: 0 ER: 0 SO: 1 BB: 0 IBB: 0 HBP: 0 BLK: 0 WP: 1 HR: 0 S: 4 P: 6 ERA: 0.00 WHIP: 0.000																			
<b>Tom Edens, R</b> ERA: 3.53 (6, 1)	IP: 2.0 WLS: 8 BF: 2 H: 2 R: 1 ER: 1 SO: 1 BB: 0 IBB: 0 HBP: 0 BLK: 0 WP: 0 HR: 17 S: 29 P: 29 ERA: 4.50 WHIP: 1.000																			
<b>Dave Veres, R</b> ERA: 2.73 (8, 1)	IP: 1.0 WLS: 3 BF: 0 H: 0 R: 0 ER: 0 SO: 2 BB: 0 IBB: 0 HBP: 0 BLK: 0 WP: 0 HR: 12 S: 15 P: 15 ERA: 0.00 WHIP: 0.000																			



Batter	1	2	3	4	5	6	7	8	9	AB	R	H	RBI	BB	SO	LOB	TOP										
<b>Craig Biggio, R</b> OBP: 0.303, SLG: 0.487 (1, 4)										2	1	1	2	3	0	1	<b>Houston Astros @ Pittsburgh Pirates</b> Three Rivers Stadium, Pittsburgh, PA Fri Jul 15 1994, 7:05 PM EDT Att: 19,185 - Unknown - 76 F  <b>AB 38</b> <b>R 8</b> <b>H 14</b> <b>RBI 8</b> <b>BB 5</b> <b>SO 4</b> <b>LOB 18</b>										
<b>Steve Finley, L</b> OBP: 0.323, SLG: 0.421 (1, 8)										4	1	2	0	1	0	2											
<b>5 Jeff Bagwell, R</b> OBP: 0.426, SLG: 0.704 (1, 3)										5	2	4	3	0	0	2											
<b>Ken Caminiti, S</b> OBP: 0.355, SLG: 0.555 (1, 5)										4	1	1	0	1	1	1											
<b>Luis Gonzalez, L</b> OBP: 0.337, SLG: 0.420 (1, 7)										5	1	2	2	0	0	3											
<b>James Mouton, R</b> OBP: 0.312, SLG: 0.298 <b>Mike Felder, S</b> OBP: 0.250, SLG: 0.278 (8, PH) (8, 9)										4	0	1	0	0	2	4											
<b>Tony Eusebio, R</b> OBP: 0.300, SLG: 0.446 <b>Chris Donnels, L</b> OBP: 0.361, SLG: 0.431 (9, PH)										4	1	1	0	0	0	5											
<b>Andujar Cedeno, R</b> OBP: 0.328, SLG: 0.413 (1, 6)										5	1	2	1	0	0	0											
<b>Greg Swindell, L</b> OBP: 0.228, SLG: 0.296 <b>Shane Reynolds, R</b> OBP: 0.143, SLG: 0.100 <b>Kevin Bass, S</b> OBP: 0.348, SLG: 0.503 <b>Todd Jones, R</b> OBP: 0.267, SLG: 0.687 <b>Tom Edens, R</b> OBP: 0.240, SLG: 0.448 (1, 1) (5, 1) (7, PH) (7, 1) (8, 1) (9, PH)										1	0	0	0	0	1	0											
<b>Inning Stats</b>	R: 7 E: 0 K: 0 S: 10	H: 7 LOB: 1 BB: 1 P: 14	R: 1 E: 0 K: 2 S: 8	H: 1 LOB: 0 BB: 0 P: 8	R: 0 E: 0 K: 0 S: 4	H: 1 LOB: 1 BB: 0 P: 4	R: 0 E: 0 K: 1 S: 7	H: 2 LOB: 3 BB: 1 P: 11	R: 0 E: 0 K: 1 S: 5	H: 3 LOB: 2 BB: 0 P: 5	R: 0 E: 0 K: 0 S: 3	H: 0 LOB: 0 BB: 2 P: 11	R: 0 E: 0 K: 0 S: 3	H: 0 LOB: 0 BB: 0 P: 3	R: 0 E: 0 K: 0 S: 3	H: 0 LOB: 0 BB: 0 P: 3		1B: 11 2B: 2 3B: 0 HR: 1	SF: 0 SAC: 2 DP: 1 HBP: 0	WP: 0 PB: 0 SB: 3 CS: 0	PA: 45						
<b>PITCHER</b>	IP	WLS	BF	H	R	ER	SO	BB	IBB	HBP	BLK	WP	HR	S	P	ERA	WHIP										
<b>Denny Neagle, L</b> ERA: 5.08	(1, 1)	0.1	7	5	6	6	0	1	0	0	0	0	0	6	10	162.00	18.000										
<b>Rick White, R</b> ERA: 5.18	(1, 1)	1.2	8	3	2	2	2	0	0	0	0	0	1	12	12	10.80	1.800										
<b>Rich Robertson, L</b> ERA: 5.18	(3, 1)	2.0	10	3	0	0	1	0	1	0	0	0	0	11	15	0.00	1.500										
<b>Ravelo Manzanillo, L</b> ERA: 2.87	(5, 1)	2.2	W	13	3	0	1	3	0	0	0	0	0	12	24	0.00	2.250										
<b>Mike Dyer, R</b> ERA: 2.35	(7, 1)	2.1	S	7	0	0	0	0	0	0	0	0	0	7	7	0.00	0.000										

Batter	1	2	3	4	5	6	7	8	9	AB	R	H	RBI	BB	SO	LOB	BOTTOM										
<b>Carlos Garcia, R</b> OBP: 0.313, SLG: 0.354 (1, 4)										5	2	3	4	0	0	2	<b>Houston Astros @ Pittsburgh Pirates</b> Three Rivers Stadium, Pittsburgh, PA Fri Jul 15 1994, 7:05 PM EDT Att: 19,185 - Unknown - 76 F  <b>AB 41</b> <b>R 11</b> <b>H 15</b> <b>RBI 10</b> <b>BB 2</b> <b>SO 5</b> <b>LOB 20</b>										
<b>Jay Bell, R</b> OBP: 0.346, SLG: 0.451 (1, 6)										5	1	2	0	0	1	2											
<b>Andy Van Slyke, L</b> OBP: 0.354, SLG: 0.370 (1, 8)										5	0	0	1	0	1	4											
<b>Brian Hunter, R</b> OBP: 0.273, SLG: 0.467 (1, 3)										5	0	0	0	0	3	4											
<b>Jeff King, R</b> OBP: 0.311, SLG: 0.362 (1, 5)										5	2	2	0	0	0	0											
<b>Orlando Merced, S</b> OBP: 0.361, SLG: 0.432 <b>Mike Dyer, R</b> ERA: 2.35 (7, 1)										2	1	2	0	2	0	0											
<b>Don Slaught, R</b> OBP: 0.391, SLG: 0.362 (1, 2)										5	1	0	0	0	0	7											
<b>Lloyd McClendon, R</b> OBP: 0.271, SLG: 0.338 (1, 7)										4	2	2	1	0	0	1											
<b>Denny Neagle, L</b> OBP: 0.152, SLG: 0.152 <b>Rick White, R</b> ERA: 5.18 <b>John Wehner, R</b> OBP: 1.000, SLG: 2.000 <b>Rich Robertson, L</b> ERA: 5.18 <b>Gary Varsho, L</b> OBP: 0.302, SLG: 0.413 <b>Ravelo Manzanillo, L</b> OBP: 0.267, SLG: 1.000 <b>Dave Clark, L</b> OBP: 0.277, SLG: 0.518 (1, 1) (1, 1) (2, PH) (3, 1) (4, PH) (5, 1) (7, 9)										0	0	0	0	0	0	0											
<b>Inning Stats</b>	R: 0 E: 0 K: 2 S: 8	H: 1 LOB: 1 BB: 0 P: 8	R: 5 E: 1 K: 0 S: 9	H: 5 LOB: 1 BB: 0 P: 9	R: 0 E: 0 K: 0 S: 4	H: 1 LOB: 1 BB: 0 P: 4	R: 0 E: 0 K: 0 S: 4	H: 1 LOB: 1 BB: 0 P: 4	R: 3 E: 0 K: 0 S: 6	H: 3 LOB: 1 BB: 1 P: 10	R: 1 E: 1 K: 2 S: 9	H: 2 LOB: 2 BB: 1 P: 13	R: 2 E: 1 K: 1 S: 8	H: 2 LOB: 1 BB: 0 P: 8	R: 0 E: 0 K: 0 S: 3	H: 0 LOB: 0 BB: 0 P: 3		1B: 8 2B: 6 3B: 0 HR: 1	SF: 0 SAC: 0 DP: 0 HBP: 0	WP: 0 PB: 0 SB: 0 CS: 0	PA: 43						
<b>PITCHER</b>	IP	WLS	BF	H	R	ER	SO	BB	IBB	HBP	BLK	WP	HR	S	P	ERA	WHIP										
<b>Greg Swindell, L</b> ERA: 4.09	(1, 1)	4.1	24	9	7	5	2	1	0	0	0	0	0	13	17	5.40	2.400										
<b>Shane Reynolds, R</b> ERA: 3.53	(5, 1)	1.2	L	10	4	2	1	2	0	1	0	0	0	8	8	18.00	2.000										
<b>Todd Jones, R</b> ERA: 3.12	(7, 1)	1.0	6	2	2	2	1	0	0	0	0	0	1	8	8	18.00	2.000										
<b>Tom Edens, R</b> ERA: 3.45	(8, 1)	1.0	3	0	0	0	0	0	0	0	0	0	0	3	3	0.00	0.000										



Batter	1	2	3	4	5	6	7	8	9	AB	R	H	RBI	BB	SO	LOB	TOP			
<b>Craig Biggio, R</b> OBP: 0.401, SLG: 0.483 (1.4)										5	2	1	1	1	1	2	<b>Houston Astros @ Pittsburgh Pirates</b> Three Rivers Stadium, Pittsburgh, PA Sat Jul 16 1994, 7:05 PM EDT Att: 30,595 - Unknown - 74 F			
<b>Steve Finley, L</b> OBP: 0.325, SLG: 0.420 (1.8)										5	0	2	0	0	0	1				
<b>5 Jeff Bagwell, R</b> OBP: 0.428, SLG: 0.708 (1.3)										5	0	3	2	0	1	1				
<b>Ken Caminiti, S</b> OBP: 0.361, SLG: 0.554 (1.5)										2	0	1	0	3	0	1				
<b>Kevin Bass, S</b> OBP: 0.382, SLG: 0.493 (1.9)										5	1	1	0	0	0	7				
<b>Mike Hampton, R</b> (8.1)										0	0	0	0	0	0	0				
<b>John Hudek, S</b> (9.1)										0	0	0	0	0	0	0				
<b>Luis Gonzalez, L</b> OBP: 0.341, SLG: 0.435 (1.7)										5	3	3	1	0	0	2				
<b>Scott Servais, R</b> OBP: 0.258, SLG: 0.386 (1.2)										5	1	3	1	0	0	1				
<b>Orlando Miller, R</b> OBP: 0.526, SLG: 0.800 (1.6)										4	0	2	2	0	1	1				
<b>Pete Harnisch, S</b> OBP: 0.167, SLG: 0.250 (1.1)										3	0	0	0	0	0	3				
<b>Sid Bream, L</b> OBP: 0.439, SLG: 0.439 (8. PH)										1	0	0	0	0	0	2				
<b>James Mouton, R</b> OBP: 0.311, SLG: 0.297 (8.9)										1	0	0	0	0	0	2				
<b>Inning Stats</b>	R: 0 E: 0 K: 1 S: 8	H: 0 LOB: 0 BB: 0 P: 12	R: 2 E: 0 K: 0 S: 12	H: 4 LOB: 1 BB: 0 P: 16	R: 0 E: 0 K: 0 S: 8	H: 1 LOB: 1 BB: 0 P: 14	R: 1 E: 0 K: 0 S: 8	H: 2 LOB: 1 BB: 0 P: 13	R: 0 E: 0 K: 1 S: 11	H: 0 LOB: 0 BB: 0 P: 6	R: 1 E: 0 K: 0 S: 13	H: 1 LOB: 2 BB: 2 P: 28	R: 3 E: 0 K: 0 S: 19	H: 6 LOB: 3 BB: 1 P: 30	R: 0 E: 0 K: 0 S: 9	H: 1 LOB: 2 BB: 0 P: 14	1B: 12 2B: 3 3B: 0 HR: 1	SF: 0 SAC: 0 DP: 2 HBP: 1	WP: 0 PB: 0 SB: 3 CS: 0	PA: 46
<b>PITCHER</b>	IP	WLS	BF	H	R	ER	SO	BB	IBB	HBP	BLK	WP	HR	S	P	ERA	WHIP			
<b>Zane Smith, L</b> ERA: 3.3 (1.1)	7.0	L	32	9	4	4	3	1	2	0	0	0	1	66	113	5.14	1.429			
<b>Mark Dewey, R</b> ERA: 3.72 (8.1)	1.0		9	6	3	3	0	0	1	0	0	0	0	19	30	27.00	6.000			
<b>Dan Miceli, R</b> ERA: 7.53 (9.1)	1.0		5	1	0	0	0	0	0	1	0	0	0	9	14	0.00	1.000			

Batter	1	2	3	4	5	6	7	8	9	AB	R	H	RBI	BB	SO	LOB	BOTTOM					
<b>Carlos Garcia, R</b> OBP: 0.310, SLG: 0.350 (1.4)										4	0	0	0	0	1	1	<b>Houston Astros @ Pittsburgh Pirates</b> Three Rivers Stadium, Pittsburgh, PA Sat Jul 16 1994, 7:05 PM EDT Att: 30,595 - Unknown - 74 F					
<b>Jay Bell, R</b> OBP: 0.342, SLG: 0.446 (1.6)										4	0	0	0	0	2	1						
<b>Andy Van Slyke, L</b> OBP: 0.353, SLG: 0.372 (1.8)										4	0	1	0	0	1	0						
<b>Orlando Merced, S</b> OBP: 0.356, SLG: 0.426 (1.3)										4	0	0	0	0	0	1						
<b>Dave Clark, L</b> OBP: 0.374, SLG: 0.512 (1.9)										4	0	1	0	0	0	0						
<b>Jeff King, R</b> OBP: 0.307, SLG: 0.356 (1.5)										4	0	0	0	0	0	1						
<b>Midre Cummings, L</b> OBP: 0.500, SLG: 0.500 (1.7)										4	0	2	0	0	0	0						
<b>Don Slaught, R</b> OBP: 0.390, SLG: 0.358 (1.2)										2	0	0	0	0	0	1						
<b>Zane Smith, L</b> OBP: 0.239, SLG: 0.261 (1.1)										2	1	1	0	0	0	2						
<b>Gary Varsho, L</b> OBP: 0.299, SLG: 0.404 (7. PH)										1	0	0	0	0	1	1						
<b>Mark Dewey, R</b> OBP: 1.000, SLG: 1.000 (8.1)										0	0	0	0	0	0	0						
<b>Dan Miceli, R</b> (9.1)										0	0	0	0	0	0	0						
<b>Inning Stats</b>	R: 0 E: 0 K: 1 S: 9	H: 1 LOB: 1 BB: 0 P: 13	R: 0 E: 0 K: 0 S: 11	H: 1 LOB: 2 BB: 0 P: 16	R: 0 E: 0 K: 0 S: 7	H: 0 LOB: 0 BB: 0 P: 10	R: 0 E: 0 K: 0 S: 4	H: 0 LOB: 0 BB: 0 P: 7	R: 1 E: 1 K: 1 S: 10	H: 1 LOB: 1 BB: 0 P: 15	R: 0 E: 0 K: 1 S: 8	H: 1 LOB: 1 BB: 0 P: 13	R: 0 E: 0 K: 0 S: 10	H: 1 LOB: 1 BB: 0 P: 15	R: 0 E: 0 K: 0 S: 6	H: 0 LOB: 0 BB: 0 P: 9	R: 0 E: 0 K: 0 S: 7	H: 0 LOB: 0 BB: 0 P: 10	1B: 4 2B: 1 3B: 0 HR: 0	SF: 0 SAC: 0 DP: 0 HBP: 1	WP: 0 PB: 0 SB: 0 CS: 0	PA: 34
<b>PITCHER</b>	IP	WLS	BF	H	R	ER	SO	BB	IBB	HBP	BLK	WP	HR	S	P	ERA	WHIP					
<b>Pete Harnisch, R</b> ERA: 5.07 (1.1)	7.0	W	28	5	1	0	5	0	0	1	0	0	0	6	9	0.00	0.714					
<b>Mike Hampton, L</b> ERA: 3.12 (8.1)	1.0		3	0	0	0	0	0	0	0	0	0	0	6	9	0.00	0.000					
<b>John Hudek, R</b> ERA: 1.91 (9.1)	1.0		3	0	0	0	0	0	0	0	0	0	0	7	10	0.00	0.000					

AB	41
R	7
H	16
RBI	7
BB	4
SO	3
LOB	23



AB	33
R	1
H	5
RBI	0
BB	0
SO	5
LOB	8





Batter	1	2	3	4	5	6	7	8	9	AB	R	H	RBI	BB	SO	LOB	TOP								
<b>Craig Biggio, R</b> OBP: 0.304, SLG: 0.483 (1, 4)										4	2	2	0	1	0	3									
<b>Steve Finley, L</b> OBP: 0.326, SLG: 0.434 (1, 8)										5	1	2	4	0	0	2									
<b>5 Jeff Bagwell, R</b> OBP: 0.428, SLG: 0.705 (1, 3)										3	1	1	1	0	0	0									
<b>Ken Caminiti, S</b> OBP: 0.359, SLG: 0.549 (1, 5)										5	0	1	0	0	1	3									
<b>Luis Gonzalez, L</b> OBP: 0.340, SLG: 0.431 (1, 7)										3	1	0	0	1	1	1									
<b>Kevin Bass, S</b> OBP: 0.385, SLG: 0.487 (1, 9)										2	1	0	0	2	0	0									
<b>James Mouton, R</b> OBP: 0.311, SLG: 0.297 (8, 9)										4	1	1	2	0	0	1									
<b>Scott Servais, R</b> OBP: 0.258, SLG: 0.388 (1, 2)										4	1	3	2	0	0	0									
<b>Orlando Miller, R</b> OBP: 0.565, SLG: 0.895 (1, 6)										0	0	0	0	0	0	0									
<b>Doug Drabek, R</b> OBP: 0.216, SLG: 0.229 (1, 1)										0	0	0	0	0	0	0									
<b>Pete Harnisch, S</b> OBP: 0.167, SLG: 0.250 (3, PR)										0	1	0	0	0	0	0									
<b>Mike Felder, S</b> OBP: 0.247, SLG: 0.275 (3, PH)										1	0	0	0	0	0	2									
<b>Shane Reynolds, R</b> OBP: 0.136, SLG: 0.095 (3, 1)										1	0	0	0	0	0	0									
<b>Inning Stats</b>	R: 0 E: 0 K: 0 S: 11	H: 2 LOB: 1 BB: 0 P: 19	R: 0 E: 0 K: 0 S: 6	H: 0 LOB: 0 BB: 1 P: 13	R: 8 E: 0 K: 0 S: 18	H: 4 LOB: 2 BB: 3 P: 42	R: 0 E: 0 K: 0 S: 6	H: 0 LOB: 0 BB: 0 P: 8	R: 0 E: 0 K: 1 S: 8	H: 0 LOB: 0 BB: 0 P: 13	R: 0 E: 0 K: 0 S: 7	H: 1 LOB: 1 BB: 0 P: 12	R: 0 E: 0 K: 0 S: 5	H: 1 LOB: 0 BB: 0 P: 9	R: 0 E: 0 K: 0 S: 5	H: 0 LOB: 0 BB: 0 P: 7	R: 1 E: 0 K: 1 S: 12	H: 2 LOB: 1 BB: 0 P: 18	1B: 6 2B: 3 3B: 1 HR: 1	SF: 1 SAC: 1 DP: 1 HBP: 2	WP: 0 PB: 1 SB: 2 CS: 1	PA: 41			
<b>PITCHER</b>	IP	WLS	BF	H	R	ER	SO	BB	IBB	HBP	BLK	WP	HR	S	P	ERA	WHIP								
<b>Paul Wagner, R</b> ERA: 4.86 (1, 1)	2.0	L	12	4	5	5	0	2	0	2	0	0	1	27	55	22.50	3.000								
<b>Rich Robertson, L</b> ERA: 5.4 (3, 1)	3.0		13	2	3	3	1	1	1	0	0	0	0	22	40	9.00	1.000								
<b>Rick White, R</b> ERA: 4.88 (6, 1)	3.0		10	2	0	0	0	0	0	0	0	0	0	17	28	0.00	0.667								
<b>Dan Miceli, R</b> ERA: 7.63 (9, 1)	1.0		5	2	1	1	1	0	0	0	0	0	0	12	18	9.00	2.000								

Houston Astros @ Pittsburgh Pirates  
Three Rivers Stadium, Pittsburgh, PA  
Sun Jul 17 1994, 3:33 AM EDT  
Att: 23,290 - Cloudy - 84 F

AB	32
R	9
H	10
RBI	9
BB	4
SO	2
LOB	12



Batter	1	2	3	4	5	6	7	8	9	AB	R	H	RBI	BB	SO	LOB	BOTTOM								
<b>Carlos Garcia, R</b> OBP: 0.309, SLG: 0.349 (1, 4)										4	0	1	0	0	0	1									
<b>Jay Bell, R</b> OBP: 0.339, SLG: 0.440 (1, 6)										4	0	0	0	0	0	1									
<b>Andy Van Slyke, L</b> OBP: 0.351, SLG: 0.370 (1, 8)										4	0	1	0	0	1	1									
<b>Orlando Merced, S</b> OBP: 0.358, SLG: 0.427 (1, 9)										4	0	2	0	0	1	0									
<b>Brian Hunter, R</b> OBP: 0.268, SLG: 0.458 (1, 3)										4	0	0	0	0	0	4									
<b>Jeff King, R</b> OBP: 0.304, SLG: 0.352 (1, 5)										3	0	0	0	0	0	2									
<b>Midre Cummings, L</b> OBP: 0.286, SLG: 0.286 (1, 7)										3	0	0	0	0	2	0									
<b>Lance Parrish, R</b> OBP: 0.378, SLG: 0.362 (1, 2)										2	0	0	0	1	1	0									
<b>Paul Wagner, R</b> OBP: 0.139, SLG: 0.167 (1, 1)										0	0	0	0	0	0	0									
<b>Rich Robertson, L</b> OBP: 1.000, SLG: 1.000 (3, 1)										1	0	0	0	0	0	0									
<b>Lloyd McClendon, R</b> OBP: 0.248, SLG: 0.333 (5, PH)										1	0	0	0	0	0	0									
<b>Rick White, R</b> OBP: 0.311, SLG: 0.297 (8, 1)										1	0	0	0	0	0	0									
<b>Dave Clark, L</b> OBP: 0.136, SLG: 0.095 (8, PH)										1	0	0	0	0	0	0									
<b>Dan Miceli, R</b> (9, 1)										0	0	0	0	0	0	0									
<b>Inning Stats</b>	R: 0 E: 0 K: 0 S: 8	H: 0 LOB: 0 BB: 0 P: 14	R: 0 E: 0 K: 1 S: 10	H: 0 LOB: 0 BB: 0 P: 16	R: 0 E: 0 K: 1 S: 10	H: 1 LOB: 1 BB: 0 P: 14	R: 0 E: 0 K: 0 S: 13	H: 2 LOB: 2 BB: 0 P: 19	R: 0 E: 0 K: 0 S: 6	H: 0 LOB: 0 BB: 0 P: 9	R: 0 E: 0 K: 0 S: 5	H: 0 LOB: 0 BB: 0 P: 7	R: 0 E: 0 K: 1 S: 6	H: 0 LOB: 1 BB: 1 P: 11	R: 0 E: 0 K: 1 S: 11	H: 2 LOB: 2 BB: 0 P: 17	1B: 5 2B: 0 3B: 0 HR: 0	SF: 0 SAC: 0 DP: 1 HBP: 0	WP: 0 PB: 0 SB: 0 CS: 0	PA: 32					
<b>PITCHER</b>	IP	WLS	BF	H	R	ER	SO	BB	IBB	HBP	BLK	WP	HR	S	P	ERA	WHIP								
<b>Doug Drabek, R</b> ERA: 3.02 (1, 1)	7.0	W	26	5	0	0	4	1	0	0	0	0	0	59	89	0.00	0.857								
<b>Shane Reynolds, R</b> ERA: 3.27 (3, 1)																									

Houston Astros @ Pittsburgh Pirates  
Three Rivers Stadium, Pittsburgh, PA  
Sun Jul 17 1994, 3:33 AM EDT  
Att: 23,290 - Cloudy - 84 F

AB	31
R	0
H	5
RBI	0
BB	1
SO	5
LOB	10





Batter	1	2	3	4	5	6	7	8	9	AB	R	H	RBI	BB	SO	LOB	TOP				
<b>Bernard Gilkey, R</b> OBP: 0.344, SLG: 0.370 (1, 7)										4	3	2	2	0	1	0	<b>St. Louis Cardinals @ Houston Astros</b> Astrodome, Houston, TX Mon Jul 18 1994, 8:05 PM EDT Att: 24,012 - Dome				
<b>Ozzie Smith, S</b> OBP: 0.301, SLG: 0.312 (1, 6)										5	2	2	0	0	0	1					
<b>Gregg Jefferies, S</b> OBP: 0.402, SLG: 0.508 (1, 3)										5	1	3	3	0	0	2					
<b>Ray Lankford, L</b> OBP: 0.383, SLG: 0.526 (1, 8)										5	2	2	3	0	2	2					
<b>Todd Zeile, R</b> OBP: 0.330, SLG: 0.430 (1, 5)										5	0	2	1	0	1	3					
<b>Mark Whiten, S</b> OBP: 0.380, SLG: 0.469 (1, 9)										5	1	2	1	0	1	2					
<b>Geronimo Pena, S</b> OBP: 0.303, SLG: 0.399 (1, 4)										5	1	1	0	0	2	3		<b>AB 43</b> <b>R 12</b> <b>H 17</b> <b>RBI 12</b> <b>BB 0</b> <b>SO 8</b> <b>LOB 17</b>			
<b>Tom Pagnozzi, R</b> OBP: 0.357, SLG: 0.456 (1, 2)										5	1	2	1	0	0	2					
<b>Allen Watson, L</b> OBP: 0.186, SLG: 0.310 (6, 1)										2	1	1	1	0	0	1					
<b>Frank Cimmorelli, R</b> OBP: 0.287, SLG: 0.500 (4, 1)										0	0	0	0	0	0	0					
<b>Bryan Eversgerd, R</b> OBP: 0.252, SLG: 0.850 (5, 1)										0	0	0	0	0	0	0					
<b>Steve Dixon, L</b> OBP: 0.252, SLG: 0.373 (7, 1)										0	0	0	0	0	0	0					
<b>Luis Alicea, S</b> OBP: 0.252, SLG: 0.373 (7, 1)										0	0	0	0	0	0	0					
<b>Rich Rodriguez, L</b> OBP: 0.252, SLG: 0.373 (7, 1)										0	0	0	0	0	0	0					
<b>Gerald Perry, L</b> OBP: 0.252, SLG: 0.556 (9, PH)										1	0	0	0	0	1	1					
<b>Inning Stats</b>	R: 3 E: 1 K: 1 S: 16	H: 3 LOB: 1 BB: 0 P: 27	R: 4 E: 0 K: 1 S: 16	H: 5 LOB: 1 BB: 0 P: 25	R: 4 E: 0 K: 1 S: 19	H: 5 LOB: 1 BB: 0 P: 28	R: 0 E: 0 K: 0 S: 8	H: 1 LOB: 0 BB: 0 P: 13	R: 0 E: 0 K: 1 S: 10	H: 0 LOB: 0 BB: 0 P: 13	R: 0 E: 0 K: 1 S: 10	H: 0 LOB: 0 BB: 0 P: 12	R: 0 E: 0 K: 1 S: 10	H: 1 LOB: 1 BB: 0 P: 20	R: 1 E: 0 K: 1 S: 13	H: 2 LOB: 1 BB: 0 P: 21	1B: 10 2B: 6 3B: 1 HR: 1		SF: 0 SAC: 1 DP: 1 HBP: 1	WP: 1 PB: 1 SB: 1 CS: 0	PA: 45
<b>PITCHER</b>	IP WLS BF H R ER SO BB IBB HBP BLK WP HR S P ERA WHIP																				
<b>Brian Williams, R</b> ERA: 5.92 (1, 1)	1.2 12 6 6 4 1 0 0 0 0 0 1 1 24 39 21.60 3.600																				
<b>Tom Edens, R</b> ERA: 4.34 (2, 1)	1.1 11 7 5 5 2 0 0 0 0 0 0 0 27 41 33.75 5.250																				
<b>Dave Veres, R</b> ERA: 2.63 (4, 1)	1.0 4 1 0 0 0 0 0 0 0 0 0 0 8 13 0.00 1.000																				
<b>Mike Hampton, L</b> ERA: 2.95 (5, 1)	2.0 W 6 0 0 0 2 0 0 0 0 0 0 0 18 23 0.00 0.000																				
<b>Todd Jones, R</b> ERA: 3.11 (7, 1)	3.0 S 12 3 1 1 3 0 0 0 0 0 0 0 33 45 3.00 1.000																				
Batter	1	2	3	4	5	6	7	8	9	AB	R	H	RBI	BB	SO	LOB	BOTTOM				
<b>Craig Biggio, R</b> OBP: 0.308, SLG: 0.482 (1, 4)										3	2	1	0	3	0	0	<b>St. Louis Cardinals @ Houston Astros</b> Astrodome, Houston, TX Mon Jul 18 1994, 8:05 PM EDT Att: 24,012 - Dome				
<b>Steve Finley, L</b> OBP: 0.328, SLG: 0.431 (1, 5)										2	0	0	0	0	1	1					
<b>Orlando Merced, R</b> OBP: 0.287, SLG: 0.500 (4, 1)										0	0	0	0	0	0	0					
<b>Mike Hampton, L</b> OBP: 0.252, SLG: 0.850 (5, 1)										0	0	0	0	0	0	0					
<b>Kevin Bass, S</b> OBP: 0.390, SLG: 0.497 (7, 9)										3	2	2	2	0	0	0					
<b>5 Jeff Bagwell, R</b> OBP: 0.429, SLG: 0.713 (1, 3)										5	2	2	1	1	0	2					
<b>Ken Caminiti, S</b> OBP: 0.358, SLG: 0.543 (1, 5)										5	1	1	2	1	0	1					
<b>Luis Gonzalez, L</b> OBP: 0.344, SLG: 0.435 (1, 7)										4	2	2	1	1	1	0					
<b>James Mouton, R</b> OBP: 0.312, SLG: 0.297 (1, 9)										3	2	1	1	0	0	1					
<b>Todd Jones, L</b> OBP: 0.667, SLG: 0.667 (7, 1)										0	0	0	0	0	0	0					
<b>Tony Eusebio, R</b> OBP: 0.319, SLG: 0.456 (1, 2)										4	2	3	2	1	0	2	<b>AB 40</b> <b>R 15</b> <b>H 17</b> <b>RBI 15</b> <b>BB 7</b> <b>SO 3</b> <b>LOB 13</b>				
<b>Andujar Cedeno, R</b> OBP: 0.332, SLG: 0.424 (1, 6)										5	1	3	3	0	0	1					
<b>Brian Williams, R</b> OBP: 0.273, SLG: 0.273 (1, 1)										0	0	0	0	0	0	0					
<b>Tom Edens, R</b> (2, 1)										0	0	0	0	0	0	0					
<b>Mike Felder, S</b> OBP: 0.255, SLG: 0.302 (3, PH) (4, 8)										5	1	2	3	0	0	2					
<b>Inning Stats</b>	R: 0 E: 0 K: 0 S: 9	H: 1 LOB: 1 BB: 0 P: 19	R: 0 E: 0 K: 1 S: 6	H: 1 LOB: 0 BB: 0 P: 10	R: 0 E: 0 K: 1 S: 9	H: 0 LOB: 1 BB: 1 P: 15	R: 2 E: 0 K: 0 S: 17	H: 4 LOB: 3 BB: 1 P: 30	R: 2 E: 0 K: 0 S: 12	H: 4 LOB: 2 BB: 0 P: 17	R: 11 E: 1 K: 0 S: 28	H: 7 LOB: 2 BB: 5 P: 63	R: 0 E: 0 K: 0 S: 4	H: 0 LOB: 0 BB: 0 P: 7	R: 0 E: 0 K: 0 S: 8	H: 0 LOB: 0 BB: 0 P: 12		1B: 10 2B: 5 3B: 1 HR: 1	SF: 1 SAC: 0 DP: 0 HBP: 1	WP: 0 PB: 0 SB: 1 CS: 0	PA: 49
<b>PITCHER</b>	IP WLS BF H R ER SO BB IBB HBP BLK WP HR S P ERA WHIP																				
<b>Allen Watson, L</b> ERA: 5.4 (1, 1)	5.0 29 11 6 6 3 3 0 0 0 0 0 0 8 21 27.00 9.000																				
<b>Frank Cimmorelli, R</b> ERA: 8.79 (6, 1)	0.1 5 1 1 1 0 2 0 0 0 0 0 0 8 21 27.00 9.000																				
<b>Bryan Eversgerd, L</b> ERA: 4.38 (6, 1)	0.0 L 4 4 5 5 0 0 0 0 0 0 0 0 7 12 ∞ ∞																				
<b>Steve Dixon, L</b> ERA: 23.14 (6, 1)	0.2 5 1 3 3 0 2 0 0 0 0 0 0 8 20 40.50 4.500																				
<b>Rich Rodriguez, L</b> ERA: 4.14 (7, 1)	2.0 6 0 0 0 0 0 0 0 0 0 0 0 12 19 0.00 0.000																				



Batter	1	2	3	4	5	6	7	8	9	AB	R	H	RBI	BB	SO	LOB	TOP								
<b>Bernard Gilkey, R</b> OBP: 0.345, SLG: 0.381 (1, 7)	0-3 K		0-3 K	0-0 HR		0-3 K		0-0 FC6 1B		5	1	2	3	0	3	0									
<b>Ozzie Smith, S</b> OBP: 0.302, SLG: 0.314 (1, 6)	0-0 2B		4-0 BB	0-0 G5-3		0-0 G4-3		0-0 FC6 1-2		4	0	1	0	1	0	1									
<b>Gregg Jefferies, S</b> OBP: 0.399, SLG: 0.503 (1, 3)	0-0 P5		0-3 K		0-0 BB HR 1B		0-0 G4-3		0-0 F8	5	1	1	0	0	1	2									
<b>Ray Lankford, L</b> OBP: 0.380, SLG: 0.520 (1, 8)	0-3 K		0-0 G4-3		4-0 HR BB		0-0 G3		0-0 G3	4	1	0	0	1	1	2									
<b>Todd Zeile, R</b> OBP: 0.328, SLG: 0.426 (1, 5)		0-0 E5 1B SF9		0-0 2B 1B		0-0 F8		0-0 G6-3		5	2	1	0	0	0	2									
<b>Mark Whiten, S</b> OBP: 0.370, SLG: 0.492 (1, 9)	0-0 1B		0-0 HR 2B	0-0 HR		0-0 HR		4-0 2B BLK BB		3	3	3	3	1	0	0									
<b>Luis Alicaia, S</b> OBP: 0.337, SLG: 0.385 (1, 4)	0-0 SF9		0-0 HR SH1-4 1B	0-0 G4-3		0-0 G4-3		0-0 BLK WP 2B		3	2	2	2	0	0	0									
<b>Tom Pagnozzi, R</b> OBP: 0.349, SLG: 0.446 (1, 2)	0-0 P5		0-0 F9	0-0 G5-3		0-0 G5-3		0-0 F8		4	0	0	0	0	0	4									
<b>Vicente Palacios, R</b> (1, 1)	0-0 G1-3		0-0 SH1-4		0-3 K		0-3 K			3	0	0	0	0	2	2									
<b>Inning Stats</b>	R: 0 E: 0 K: 2 S: 8	H: 1 LOB: 1 BB: 0 P: 8	R: 1 E: 1 K: 0 S: 5	H: 1 LOB: 1 BB: 0 P: 5	R: 0 E: 0 K: 2 S: 7	H: 0 LOB: 1 BB: 1 P: 11	R: 4 E: 0 K: 0 S: 7	H: 4 LOB: 0 BB: 0 P: 7	R: 3 E: 0 K: 0 S: 5	H: 2 LOB: 0 BB: 1 P: 9	R: 0 E: 0 K: 2 S: 7	H: 0 LOB: 0 BB: 0 P: 7	R: 0 E: 0 K: 0 S: 3	H: 0 LOB: 0 BB: 0 P: 3	R: 2 E: 0 K: 1 S: 7	H: 2 LOB: 1 BB: 1 P: 11	R: 0 E: 0 K: 0 S: 3	H: 0 LOB: 0 BB: 0 P: 3	1B: 5 2B: 3 3B: 0 HR: 2	SF: 1 SAC: 1 DP: 0 HBP: 0	WP: 1 PB: 0 SB: 0 CS: 0	PA: 41			
<b>PITCHER</b>	IP	WLS	BF	H	R	ER	SO	BB	IBB	HBP	BLK	WP	HR	S	P	ERA	WHIP								
<b>Darryl Kile, R</b> ERA: 5.15 (1, 1)	4.1	L	24	8	8	7	4	2	0	0	0	0	2	30	38	14.54	2.308								
<b>Dave Veres, R</b> ERA: 2.4 (5, 1)	2.2		8	0	0	0	2	0	0	0	0	0	0	12	12	0.00	0.000								
<b>Tom Edens, R</b> ERA: 4.53 (8, 1)	2.0		9	2	2	2	1	1	0	0	1	1	0	10	14	9.00	1.500								

St. Louis Cardinals @ Houston Astros  
Astrodome, Houston, TX  
Tue Jul 19 1994, 8:05 PM EDT  
Att: 25,338 - Dome

AB 36  
R 10  
H 10  
RBI 8  
BB 3  
SO 7  
LOB 13



Batter	1	2	3	4	5	6	7	8	9	AB	R	H	RBI	BB	SO	LOB	BOTTOM								
<b>Craig Biggio, R</b> OBP: 0.405, SLG: 0.478 (1, 4)	0-3 K		0-0 F9			0-3 K			0-3 K	3	0	0	0	0	2	1									
<b>Sid Bream, L</b> (9, PH) OBP: 0.433, SLG: 0.431										1	0	0	0	0	1	0									
<b>Steve Finley, L</b> OBP: 0.319, SLG: 0.425 (1, 8)	0-0 F8		0-0 G3			0-3 K			0-0 F9	4	0	0	0	0	1	1									
<b>5 Jeff Bagwell, R</b> OBP: 0.428, SLG: 0.708 (1, 3)	4-0 BB			0-0 L7				0-0 F8		2	0	0	0	1	0	0									
<b>Ken Caminiti, S</b> OBP: 0.355, SLG: 0.538 Tom Edens, R (8, 1)	0-0 G5-3			0-0 L7				0-0 F8		3	0	0	0	0	0	1									
<b>Kevin Bass, S</b> OBP: 0.385, SLG: 0.490 Dave Veres, R Chris Donnels, L (7, PH) (8, 5)	0-0 G3-1			0-3 K				0-3 K		2	0	0	0	0	1	0									
<b>Luis Gonzalez, L</b> OBP: 0.341, SLG: 0.431 (1, 7)	0-0 F8				0-0 G6-3			0-3 K		3	0	0	0	0	1	0									
<b>Scott Servais, R</b> OBP: 0.295, SLG: 0.382 (1, 2)	0-3 K				0-0 F8			0-0 G3		3	0	0	0	0	1	0									
<b>Andujar Cedeno, R</b> OBP: 0.332, SLG: 0.423 (1, 6)			0-0 SH1-4 1B		0-0 G6-3			0-0 L7		3	0	1	0	0	0	0									
<b>Darryl Kile, R</b> OBP: 0.162, SLG: 0.243 Mike Felder, S (5, 9)			0-0 SH1-4			0-0 G1-3			0-0 G3	0	0	0	0	0	0	0									
<b>Inning Stats</b>	R: 0 E: 1 K: 1 S: 5	H: 0 LOB: 1 BB: 1 P: 9	R: 0 E: 0 K: 1 S: 5	H: 0 LOB: 0 BB: 0 P: 5	R: 0 E: 0 K: 0 S: 4	H: 1 LOB: 0 BB: 0 P: 4	R: 0 E: 0 K: 1 S: 5	H: 0 LOB: 0 BB: 0 P: 5	R: 0 E: 0 K: 2 S: 7	H: 0 LOB: 0 BB: 0 P: 7	R: 0 E: 0 K: 1 S: 5	H: 0 LOB: 0 BB: 0 P: 5	R: 0 E: 0 K: 1 S: 5	H: 0 LOB: 0 BB: 0 P: 5	R: 0 E: 0 K: 1 S: 5	H: 0 LOB: 0 BB: 0 P: 5	1B: 1 2B: 0 3B: 0 HR: 0	SF: 0 SAC: 1 DP: 0 HBP: 0	WP: 0 PB: 0 SB: 0 CS: 0	PA: 29					
<b>PITCHER</b>	IP	WLS	BF	H	R	ER	SO	BB	IBB	HBP	BLK	WP	HR	S	P	ERA	WHIP								
<b>Vicente Palacios, R</b> ERA: 4.18 (1, 1)	9.0	W	29	1	0	0	8	1	0	0	0	0	0	44	48	0.00	0.222								

St. Louis Cardinals @ Houston Astros  
Astrodome, Houston, TX  
Tue Jul 19 1994, 8:05 PM EDT  
Att: 25,338 - Dome

AB 27  
R 0  
H 1  
RBI 0  
BB 1  
SO 8  
LOB 3





Batter	1	2	3	4	5	6	7	8	9	AB	R	H	RBI	BB	SO	LOB	TOP										
<b>Bernard Gilkey, R</b> (1, 7) OBP: 0.343, SLG: 0.377										3	0	0	0	1	2	0	<b>St. Louis Cardinals @ Houston Astros</b> Astrodome, Houston, TX Wed Jul 20 1994, 4:33 AM EDT Att: 29,442 - Dome										
<b>Ozzie Smith, S</b> (1, 6) OBP: 0.305, SLG: 0.317										4	0	2	0	0	0	0											
<b>Gregg Jefferies, S</b> (1, 3) OBP: 0.398, SLG: 0.500										4	0	1	0	0	0	3											
<b>Todd Zeile, R</b> (1, 5) OBP: 0.325, SLG: 0.421										4	0	0	0	0	1	3											
<b>Ray Lankford, L</b> (1, 8) OBP: 0.376, SLG: 0.514										4	0	0	0	0	3	1											
<b>Mark Whiten, S</b> (1, 9) OBP: 0.386, SLG: 0.486										3	0	0	0	0	0	0											
<b>Geronimo Pena, S</b> (1, 4) OBP: 0.308, SLG: 0.403										3	0	2	0	0	0	0											
<b>Terry McGriff, R</b> (1, 2) OBP: 0.315, SLG: 0.289										3	0	0	0	0	0	2											
<b>Bob Tewksbury, R</b> (1, 1) OBP: 0.224, SLG: 0.234										2	0	0	0	0	1	1											
<b>Rob Murphy, L</b> (7, 1)										0	0	0	0	0	0	0											
<b>Scott Coolbaugh, R</b> (8, PH)										1	0	0	0	0	0	0											
<b>Rich Rodriguez, L</b> (8, 1)										0	0	0	0	0	0	0											
<b>Inning Stats</b>	R: 0 E: 0 K: 0 S: 3	H: 1 LOB: 1 BB: 1 P: 7	R: 0 E: 0 K: 0 S: 3	H: 0 LOB: 0 BB: 0 P: 3	R: 0 E: 0 K: 0 S: 3	H: 0 LOB: 0 BB: 0 P: 3	R: 0 E: 0 K: 1 S: 6	H: 1 LOB: 1 BB: 0 P: 6	R: 0 E: 0 K: 1 S: 6	H: 1 LOB: 1 BB: 0 P: 6	R: 0 E: 0 K: 1 S: 5	H: 0 LOB: 0 BB: 0 P: 5	R: 0 E: 0 K: 1 S: 5	H: 0 LOB: 0 BB: 0 P: 5	R: 0 E: 0 K: 1 S: 5	H: 0 LOB: 0 BB: 0 P: 5	1B: 5 2B: 0 3B: 0 HR: 0	SF: 0 SAC: 0 DP: 1 HBP: 0	WP: 0 PB: 0 SB: 1 CS: 0	PA: 32							
<b>PITCHER</b>	IP	WLS	BF	H	R	ER	SO	BB	IBB	HBP	BLK	WP	HR	S	P	ERA	WHIP										
<b>Greg Swindell, L</b> (1, 1) ERA: 3.84	8.0	W	29	5	0	0	6	1	0	0	0	0	0	40	44	0.00	0.750										
<b>John Hudek, R</b> (9, 1) ERA: 1.85	1.0	S	3	0	0	0	1	0	0	0	0	0	0	5	5	0.00	0.000										

livebaseballscorecards.com

AB	31
R	0
H	5
RBI	0
BB	1
SO	7
LOB	10



Batter	1	2	3	4	5	6	7	8	9	AB	R	H	RBI	BB	SO	LOB	BOTTOM										
<b>Steve Finley, L</b> (1, 8) OBP: 0.319, SLG: 0.423										4	1	1	0	0	1	4	<b>St. Louis Cardinals @ Houston Astros</b> Astrodome, Houston, TX Wed Jul 20 1994, 4:33 AM EDT Att: 29,442 - Dome										
<b>Chris Donnels, L</b> (1, 4) OBP: 0.356, SLG: 0.434										3	0	1	1	0	0	0											
<b>Craig Biggio, R</b> (8, PH) OBP: 0.304, SLG: 0.476										1	0	0	0	0	0	0											
<b>5 Jeff Bagwell, R</b> (1, 3) OBP: 0.424, SLG: 0.700										4	0	0	0	0	3	1											
<b>Ken Caminiti, S</b> (1, 5) OBP: 0.357, SLG: 0.538										4	0	2	0	0	1	0											
<b>Luis Gonzalez, L</b> (1, 7) OBP: 0.338, SLG: 0.427										3	0	0	0	0	0	1											
<b>Kevin Bass, S</b> (1, 9) OBP: 0.385, SLG: 0.487										3	0	1	0	0	1	0											
<b>James Mouton, R</b> (7, FR) OBP: 0.312, SLG: 0.297										0	1	0	0	0	0	0											
<b>Tony Eusebio, R</b> (1, 2) OBP: 0.319, SLG: 0.453										3	0	1	0	0	1	0											
<b>Orlando Miller, R</b> (1, 6) OBP: 0.556, SLG: 0.826										3	0	2	1	0	0	0											
<b>Greg Swindell, L</b> (1, 1) OBP: 0.216, SLG: 0.270										2	0	0	0	0	1	1											
<b>John Hudek, S</b> (9, 1) ERA: 4.06										0	0	0	0	0	0	0											
<b>Inning Stats</b>	R: 0 E: 0 K: 1 S: 5	H: 0 LOB: 0 BB: 0 P: 5	R: 0 E: 0 K: 1 S: 5	H: 0 LOB: 0 BB: 0 P: 5	R: 0 E: 0 K: 2 S: 8	H: 1 LOB: 1 BB: 0 P: 8	R: 0 E: 0 K: 1 S: 6	H: 1 LOB: 1 BB: 0 P: 6	R: 0 E: 0 K: 0 S: 6	H: 3 LOB: 3 BB: 0 P: 6	R: 1 E: 0 K: 0 S: 7	H: 3 LOB: 3 BB: 0 P: 6	R: 0 E: 0 K: 0 S: 3	H: 0 LOB: 0 BB: 0 P: 3	R: 0 E: 0 K: 0 S: 3	H: 0 LOB: 0 BB: 0 P: 3	1B: 7 2B: 1 3B: 0 HR: 0	SF: 0 SAC: 1 DP: 0 HBP: 0	WP: 0 PB: 0 SB: 3 CS: 0	PA: 31							
<b>PITCHER</b>	IP	WLS	BF	H	R	ER	SO	BB	IBB	HBP	BLK	WP	HR	S	P	ERA	WHIP										
<b>Bob Tewksbury, R</b> (1, 1) ERA: 5.07	6.2	L	27	8	2	2	8	0	0	0	0	0	0	43	43	2.70	1.200										
<b>Rob Murphy, L</b> (7, 1) ERA: 3.92	0.1		1	0	0	0	0	0	0	0	0	0	0	1	1	0.00	0.000										
<b>Rich Rodriguez, L</b> (8, 1) ERA: 4.06	1.0		3	0	0	0	0	0	0	0	0	0	0	3	3	0.00	0.000										

livebaseballscorecards.com





Batter	1	2	3	4	5	6	7	8	9	AB	R	H	RBI	BB	SO	LOB	TOP								
<b>Carlos Garcia, R</b> (1, 4) OBP: 0.305, SLG: 0.350	G5-3		F7		F9		G6-3		G4-3	5	0	0	0	0	0	4	<b>Pittsburgh Pirates @ Houston Astros</b> Astrodome, Houston, TX Thu Jul 21 1994, 8:05 PM EDT Att: 27,659 - Dome								
<b>Jay Bell, R</b> (1, 6) OBP: 0.342, SLG: 0.446	K									3	0	2	0	0	1	0									
<b>Tony Womack, L</b> (6, 6) OBP: 0.444, SLG: 0.375			1B		1B			1B	1B	2	2	2	1	0	0	0									
<b>Andy Van Slyke, L</b> (1, 8) OBP: 0.346, SLG: 0.365	F5									3	0	0	0	0	1	4									
<b>Gary Varsho, L</b> (5, 7) OBP: 0.313, SLG: 0.407			K		P4			K	1B	2	0	1	1	0	1	1									
<b>Dave Clark, L</b> (1, 9) OBP: 0.371, SLG: 0.511		G4-3		F7		L9		G3	1B	5	0	2	1	0	0	0									
<b>Orlando Merced, S</b> (1, 3) OBP: 0.356, SLG: 0.430						F2		G3	K	4	1	1	2	1	1	3									
<b>Don Slaught, R</b> (1, 2) OBP: 0.394, SLG: 0.361					B1-3		G5-3		G4-3	4	0	0	0	0	0	2									
<b>Midre Cummings, L</b> (1, 7) OBP: 0.348, SLG: 0.500					G1					4	1	1	0	0	1	1									
<b>Jeff King, R</b> (1, 5) OBP: 0.309, SLG: 0.360			1B		1B				F7	3	1	2	1	1	0	1									
<b>Zane Smith, L</b> (1, 1) OBP: 0.234, SLG: 0.255										1	0	0	0	0	0	1									
<b>Rich Robertson, L</b> (4, 1) OBP: 0.500, SLG: 0.500			P3							1	0	0	0	0	1	1									
<b>Lloyd McClendon, R</b> (7, PH) OBP: 0.264, SLG: 0.328										1	0	0	0	0	0	0									
<b>Mark Dewey, R</b> (7, 1) OBP: 1.000, SLG: 1.000										0	0	0	0	0	0	0									
<b>Tom Foley, L</b> (9, PH) OBP: 0.315, SLG: 0.340										1	1	1	0	0	0	0									
<b>Inning Stats</b>	R: 0 E: 0 K: 1 S: 5	H: 0 LOB: 0 BB: 0 P: 5	R: 0 E: 0 K: 0 S: 3	H: 0 LOB: 1 BB: 1 P: 7	R: 0 E: 0 K: 1 S: 7	H: 2 LOB: 2 BB: 0 P: 7	R: 1 E: 0 K: 0 S: 4	H: 1 LOB: 0 BB: 0 P: 4	R: 0 E: 0 K: 1 S: 6	H: 1 LOB: 2 BB: 1 P: 10	R: 0 E: 0 K: 0 S: 3	H: 0 LOB: 0 BB: 0 P: 3	R: 1 E: 0 K: 1 S: 6	H: 1 LOB: 0 BB: 0 P: 6	R: 1 E: 0 K: 1 S: 7	H: 2 LOB: 1 BB: 0 P: 7	R: 3 E: 0 K: 1 S: 10	H: 5 LOB: 2 BB: 0 P: 10	1B: 9 2B: 1 3B: 0 HR: 2	SF: 0 SAC: 0 DP: 0 HBP: 0	WP: 0 PB: 0 SB: 0 CS: 0	PA: 41			
<b>PITCHER</b>	IP	WLS	BF	H	R	ER	SO	BB	IBB	HBP	BLK	WP	HR	S	P	ERA	WHIP								
<b>Pete Harnisch, R</b> (1, 1) ERA: 4.85	7.0	W	28	5	2	2	4	2	0	0	0	0	2	34	42	2.57	1.000								
<b>Mike Hampton, L</b> (8, 1) ERA: 3.11	1.0		5	2	1	1	1	0	0	0	0	0	0	7	7	9.00	2.000								
<b>Todd Jones, R</b> (9, 1) ERA: 3.54	1.0		8	5	3	3	1	0	0	0	0	0	0	10	10	27.00	5.000								

AB	39
R	6
H	12
RBI	6
BB	2
SO	6
LOB	18



Batter	1	2	3	4	5	6	7	8	9	AB	R	H	RBI	BB	SO	LOB	BOTTOM								
<b>Craig Biggio, R</b> (1, 4) OBP: 0.305, SLG: 0.478	1B			G6-3		F3		F9		5	2	2	0	1	0	3	<b>Pittsburgh Pirates @ Houston Astros</b> Astrodome, Houston, TX Thu Jul 21 1994, 8:05 PM EDT Att: 27,659 - Dome								
<b>Steve Finley, L</b> (1, 8) OBP: 0.319, SLG: 0.424										6	1	2	0	0	1	5									
<b>5 Jeff Bagwell, R</b> (1, 3) OBP: 0.427, SLG: 0.702										3	3	2	0	1	0	2									
<b>Sid Bream, L</b> (7, PH) OBP: 0.420, SLG: 0.417										2	0	0	0	0	0	2									
<b>Ken Caminiti, S</b> (1, 5) OBP: 0.360, SLG: 0.539										3	1	1	4	2	0	2									
<b>Kevin Bass, S</b> (1, 9) OBP: 0.392, SLG: 0.491										3	2	2	1	1	0	1									
<b>James Mouton, R</b> (7, 9) OBP: 0.314, SLG: 0.300										1	0	1	0	0	0	0									
<b>Luis Gonzalez, L</b> (1, 7) OBP: 0.339, SLG: 0.431										4	0	2	3	0	0	2									
<b>Scott Servais, R</b> (1, 2) OBP: 0.253, SLG: 0.392										5	2	1	1	0	1	6									
<b>Andujar Cedeno, R</b> (1, 6) OBP: 0.337, SLG: 0.437										5	2	3	3	0	1	0									
<b>Pete Harnisch, S</b> (1, 1) OBP: 0.179, SLG: 0.286										4	0	1	0	0	1	1									
<b>Mike Hampton, R</b> (8, 1) ERA: 3.11										0	0	0	0	0	0	0									
<b>Mike Felder, S</b> (6, PH) OBP: 0.257, SLG: 0.296										0	0	0	0	1	0	0									
<b>Todd Jones, L</b> (9, 1) OBP: 0.667, SLG: 0.667										0	0	0	0	0	0	0									
<b>Inning Stats</b>	R: 3 E: 0 K: 1 S: 8	H: 3 LOB: 1 BB: 1 P: 12	R: 0 E: 0 K: 0 S: 4	H: 1 LOB: 0 BB: 0 P: 4	R: 4 E: 1 K: 1 S: 8	H: 2 LOB: 0 BB: 1 P: 12	R: 2 E: 1 K: 1 S: 8	H: 3 LOB: 2 BB: 1 P: 12	R: 3 E: 0 K: 0 S: 6	H: 3 LOB: 1 BB: 1 P: 10	R: 1 E: 0 K: 0 S: 6	H: 3 LOB: 2 BB: 0 P: 6	R: 0 E: 0 K: 0 S: 4	H: 1 LOB: 2 BB: 1 P: 8	R: 0 E: 0 K: 1 S: 6	H: 1 LOB: 2 BB: 1 P: 10	1B: 9 2B: 6 3B: 0 HR: 2	SF: 1 SAC: 0 DP: 0 HBP: 0	WP: 0 PB: 0 SB: 1 CS: 0	PA: 48					
<b>PITCHER</b>	IP	WLS	BF	H	R	ER	SO	BB	IBB	HBP	BLK	WP	HR	S	P	ERA	WHIP								
<b>Zane Smith, L</b> (1, 1) ERA: 3.63	3.2	L	24	9	9	6	3	2	1	0	0	0	1	27	39	14.73	3.000								
<b>Rich Robertson, L</b> (4, 1) ERA: 6.22	2.1		14	6	4	4	0	1	0	0	0	0	1	13	17	15.43	3.000								
<b>Mark Dewey, R</b> (7, 1) ERA: 3.72	2.0		10	2	0	0	1	2	0	0	0	0	0	10	18	0.00	2.000								





Batter	1	2	3	4	5	6	7	8	9	AB	R	H	RBI	BB	SO	LOB	TOP								
<b>Carlos Garcia, R</b> OBP: 0.309, SLG: 0.352 (1, 4)	4-1 1B BB		0-0 G4-3 1B		1-1 F7		1-1 1B HR		1-2 G6-3	4	1	2	0	1	0	0									
<b>Jay Bell, R</b> OBP: 0.345, SLG: 0.448 (1, 6)	2-2 1B		1-2 G4-3		2-2 1B		0-0 1B HR		1-1 P9	5	1	3	0	0	0	1									
<b>Orlando Merced, S</b> OBP: 0.354, SLG: 0.436 <b>Mike Dyer, R</b> (9, 1)	2-2 P6		1-0 G5-3		1-0 G4-3		2-0 1B HR		3-1 F7	5	1	1	3	0	0	4									
<b>Dave Clark, L</b> OBP: 0.364, SLG: 0.500 <b>Paul Wagner, R</b> OBP: 0.199, SLG: 0.167 <b>Dan Miceli, R</b> (7, 1)	2-2 K				1-1 G4-3		2-1 F8		1-2 G4-3	4	0	0	0	0	1	3									
<b>Tom Foley, L</b> OBP: 0.315, SLG: 0.340 (9, 3)										0	0	0	0	0	0	0									
<b>Andy Van Slyke, L</b> OBP: 0.345, SLG: 0.362 (1, 8)	2-1 F7				4-2 2B BB		3-1 G4-3		1-1 G3-1	3	1	0	0	1	0	2									
<b>Midre Cummings, L</b> OBP: 0.333, SLG: 0.462 (1, 7)		3-2 G4-3			0-0 P6		1-0 FC5-4 1B		1-3 K	4	0	1	0	0	1	1									
<b>Don Slaughter, R</b> OBP: 0.391, SLG: 0.355 (1, 2)		1-3 K			4-2 2B BB		1-0 FC5-4		0-1 G5-3	3	0	0	0	1	1	1									
<b>Jeff King, R</b> OBP: 0.312, SLG: 0.366 (1, 5)		0-0 G6-3			1-2 2B		1-2 G1-3		1-1 1B	4	0	2	1	0	0	1									
<b>Rick White, R</b> (1, 1)					2-1 P3		0-3 K		1-0 P7	2	0	0	0	0	1	2									
<b>Ravelo Manzanillo, L</b> OBP: 0.607, SLG: 1.000 <b>Gary Varsho, L</b> OBP: 0.303, SLG: 0.393 (7, 9)									3-1 P5	0	0	0	0	0	0	1									
<b>Inning Stats</b>	R: 0 E: 0 K: 1 S: 15	H: 1 LOB: 2 BB: 1 P: 27	R: 0 E: 0 K: 1 S: 7	H: 0 LOB: 0 BB: 0 P: 11	R: 0 E: 0 K: 0 S: 8	H: 1 LOB: 1 BB: 0 P: 12	R: 1 E: 1 K: 1 S: 13	H: 1 LOB: 2 BB: 2 P: 23	R: 0 E: 0 K: 0 S: 8	H: 1 LOB: 1 BB: 0 P: 14	R: 0 E: 0 K: 0 S: 7	H: 1 LOB: 1 BB: 0 P: 13	R: 3 E: 0 K: 1 S: 10	H: 3 LOB: 0 BB: 0 P: 16	R: 0 E: 0 K: 1 S: 9	H: 1 LOB: 1 BB: 0 P: 14	R: 0 E: 0 K: 0 S: 7	H: 0 LOB: 0 BB: 0 P: 12	1B: 7 2B: 1 3B: 0 HR: 1	SF: 0 SAC: 0 DP: 0 HBP: 0	WP: 0 PB: 0 SB: 1 CS: 0	PA: 39			
<b>PITCHER</b>	IP	WLS	BF	H	R	ER	SO	BB	IBB	HBP	BLK	WP	HR	S	P	ERA	WHIP								
<b>Doug Drabek, R</b> ERA: 3.08	6.1	L	29	7	3	3	3	3	0	0	0	0	0	62	106	4.26	1.579								
<b>Mike Hampton, L</b> ERA: 3.29	0.2		3	1	1	1	0	0	0	0	0	0	1	6	10	13.50	1.500								
<b>Dave Veres, R</b> ERA: 2.25	2.0		7	1	0	0	1	0	0	0	0	0	0	16	26	0.00	0.500								

Pittsburgh Pirates @ Houston Astros  
Astrodome, Houston, TX  
Fri Jul 22 1994, 8:05 PM EDT  
Att: 37,002 - Dome

AB 36  
R 4  
H 9  
RBI 4  
BB 3  
SO 4  
LOB 16



Batter	1	2	3	4	5	6	7	8	9	AB	R	H	RBI	BB	SO	LOB	BOTTOM								
<b>Craig Biggio, R</b> OBP: 0.305, SLG: 0.476 (1, 4)	0-1 F9		0-0 F7		1-1 F8 2H 1B		4-2 5 BB 1B BB		0-3 K	4	0	1	1	1	1	2									
<b>Steve Finley, L</b> OBP: 0.317, SLG: 0.421 (1, 8)	0-2 G4-3		1-0 L4		1-1 F8		0-0 5 BB 1B		0-0 P4	5	0	1	0	0	0	3									
<b>5 Jeff Bagwell, R</b> OBP: 0.429, SLG: 0.699 (1, 3)	0-1 F7				2-2 G4-3		4-1 FC6-4 BB		0-0 1B	3	0	1	0	2	0	0									
<b>Ken Caminiti, S</b> OBP: 0.355, SLG: 0.531 (1, 5)			0-0 F7		2-0 P7		1-2 FC6-4		1-1 P2	5	0	0	0	0	0	7									
<b>Luis Gonzalez, L</b> OBP: 0.335, SLG: 0.426 <b>Dave Veres, R</b> OBP: 0.667, SLG: 0.500 (8, 1)		1-1 G5-3			0-0 E4 1B		2-1 F7		2-3 K	4	0	0	0	0	1	3									
<b>Kevin Bass, S</b> OBP: 0.395, SLG: 0.488 (1, 9)		4-1 BB			0-0 FC5-4 1B		3-1 G5-3		1-0 G4-3	3	0	1	0	1	0	0									
<b>Scott Servais, R</b> OBP: 0.253, SLG: 0.394 (1, 2)		0-3 K			2-1 FC5-4		0-2 2B		0-2 F8	4	0	1	0	0	1	3									
<b>Andujar Cedeno, R</b> OBP: 0.339, SLG: 0.436 (1, 6)					1-1 SH1-4 HBP		1-2 PB SH2-4 1B		1-2 G4-3	3	1	1	0	0	0	1									
<b>Doug Drabek, R</b> OBP: 0.216, SLG: 0.229 <b>Mike Hampton, R</b> (7, 1)					1-0 SH1-4		1-2 SH2-4		0-0 G5-3	0	0	0	0	0	0	0									
<b>Mike Felder, S</b> OBP: 0.262, SLG: 0.300 (7, 7)					1-2 1B				1-1 5 BB 1B	2	0	1	0	0	0	0									
<b>Inning Stats</b>	R: 0 E: 0 K: 0 S: 7	H: 0 LOB: 0 BB: 0 P: 7	R: 0 E: 0 K: 1 S: 7	H: 0 LOB: 1 BB: 1 P: 12	R: 0 E: 0 K: 0 S: 4	H: 0 LOB: 0 BB: 0 P: 7	R: 0 E: 1 K: 0 S: 11	H: 1 LOB: 2 BB: 0 P: 17	R: 1 E: 1 K: 0 S: 15	H: 2 LOB: 3 BB: 1 P: 24	R: 0 E: 0 K: 1 S: 9	H: 1 LOB: 1 BB: 0 P: 15	R: 0 E: 0 K: 1 S: 10	H: 1 LOB: 3 BB: 2 P: 21	R: 0 E: 0 K: 0 S: 8	H: 0 LOB: 0 BB: 0 P: 10	R: 0 E: 0 K: 1 S: 8	H: 2 LOB: 2 BB: 0 P: 9	1B: 6 2B: 1 3B: 0 HR: 0	SF: 0 SAC: 2 DP: 0 HBP: 1	WP: 0 PB: 1 SB: 0 CS: 0	PA: 40			
<b>PITCHER</b>	IP	WLS	BF	H	R	ER	SO	BB	IBB	HBP	BLK	WP	HR	S	P	ERA	WHIP								
<b>Rick White, R</b> ERA: 4.63	4.2		21	3	1	1	1	2	0	1	0	0	0	40	62	1.93	1.071								
<b>Ravelo Manzanillo, L</b> ERA: 2.83	1.1	W	5	1	0	0	0	0	0	0	0	0	0	13	20	0.00	0.750								
<b>Paul Wagner, R</b> ERA: 4.77	0.1		4	1	0	0	0	2	0	0	0	0	0	5	13	0.00	9.000								
<b>Dan Miceli, R</b> ERA: 6.16	1.2		5	0	0	0	1	0	0	0	0	0	0	13	18	0.00	0.000								
<b>Mike Dyer, R</b> ERA: 2.53	1.0	S	5	2	0	0	1	0	0	0	0	0	0	8	9	0.00	2.000								

Pittsburgh Pirates @ Houston Astros  
Astrodome, Houston, TX  
Fri Jul 22 1994, 8:05 PM EDT  
Att: 37,002 - Dome

AB 33  
R 1  
H 7  
RBI 1  
BB 4  
SO 3  
LOB 19





Batter	1	2	3	4	5	6	7	8	9	AB	R	H	RBI	BB	SO	LOB	TOP		
<b>Carlos Garcia, R</b> OBP: 0.309, SLG: 0.351 (1, 4)										4	0	1	0	0	1	1	<b>Pittsburgh Pirates @ Houston Astros</b> Astrodome, Houston, TX Sat Jul 23 1994, 8:05 PM EDT Att: 41,262 - Dome		
<b>Jay Bell, R</b> OBP: 0.342, SLG: 0.444 (1, 6)										3	0	0	0	0	1	0			
<b>Orlando Merced, S</b> OBP: 0.353, SLG: 0.433 (1, 3)										4	0	1	0	0	0	1			
<b>Dave Clark, L</b> OBP: 0.356, SLG: 0.489 (1, 9)										4	0	0	0	0	3	2			
<b>Andy Van Slyke, L</b> OBP: 0.342, SLG: 0.358 (1, 8)										3	0	0	0	0	0	1			
<b>Gary Varsho, L</b> OBP: 0.303, SLG: 0.393 (7, 7)										0	0	0	0	0	0	0			
<b>Midre Cummings, L</b> OBP: 0.333, SLG: 0.448 (1, 7)										3	0	1	0	0	1	1			
<b>Jeff King, R</b> OBP: 0.311, SLG: 0.364 (1, 5)										1	0	0	0	0	0	1			
<b>Tom Foley, L</b> OBP: 0.318, SLG: 0.344 (4, 5)										2	0	1	0	0	1	0			
<b>Lance Parrish, R</b> OBP: 0.369, SLG: 0.385 (1, 2)										3	0	0	0	0	2	2			
<b>Steve Cooke, R</b> OBP: 0.211, SLG: 0.237 (1, 1)										1	0	0	0	0	0	0			
<b>Paul Wagner, R</b> OBP: 0.139, SLG: 0.167 (3, 1)										0	0	0	0	0	0	0			
<b>Rich Robertson, L</b> OBP: 0.250, SLG: 0.250 (5, 1)										2	0	0	0	0	2	1			
<b>Inning Stats</b>	R: 0 E: 0 K: 1 S: 6	H: 1 LOB: 1 BB: 0 P: 6	R: 0 E: 0 K: 1 S: 6	H: 1 LOB: 1 BB: 0 P: 6	R: 0 E: 0 K: 2 S: 7	H: 0 LOB: 0 BB: 0 P: 7	R: 0 E: 0 K: 1 S: 5	H: 0 LOB: 0 BB: 0 P: 5	R: 0 E: 0 K: 1 S: 5	H: 0 LOB: 0 BB: 0 P: 5	R: 0 E: 0 K: 1 S: 6	H: 1 LOB: 1 BB: 0 P: 6	R: 0 E: 0 K: 2 S: 8	H: 1 LOB: 1 BB: 0 P: 8	R: 0 E: 0 K: 1 S: 5	H: 0 LOB: 0 BB: 0 P: 5	1B: 4 2B: 0 3B: 0 HR: 0	SF: 0 SAC: 1 DP: 0 HBP: 0	WP: 0 PA: 31 PB: 0 SB: 0 CS: 0
<b>PITCHER</b> <b>Shane Reynolds, R</b> ERA: 2.98 (1, 1)	IP: 9.0 WLS: W BF: 31 H: 4 R: 0 ER: 0 SO: 11 BB: 0 IBB: 0 HBP: 0 BLK: 0 WP: 0 HR: 0 S: 53 P: 53 ERA: 0.00 WHIP: 0.444															<b>PITCHER</b> <b>Shane Reynolds, R</b> ERA: 2.98 (1, 1)	IP: 9.0 WLS: W BF: 31 H: 4 R: 0 ER: 0 SO: 11 BB: 0 IBB: 0 HBP: 0 BLK: 0 WP: 0 HR: 0 S: 53 P: 53 ERA: 0.00 WHIP: 0.444		

Batter	1	2	3	4	5	6	7	8	9	AB	R	H	RBI	BB	SO	LOB	BOTTOM		
<b>Craig Biggio, R</b> OBP: 0.306, SLG: 0.474 (1, 4)										1	1	0	0	0	0	0	<b>Pittsburgh Pirates @ Houston Astros</b> Astrodome, Houston, TX Sat Jul 23 1994, 8:05 PM EDT Att: 41,262 - Dome		
<b>Andujar Cedeno, R</b> OBP: 0.342, SLG: 0.438 (4, PH)										3	1	2	0	0	0	0			
<b>Steve Finley, L</b> OBP: 0.324, SLG: 0.423 (1, 8)										3	4	2	0	2	0	1			
<b>5 Jeff Bagwell, R</b> OBP: 0.436, SLG: 0.714 (1, 3)										4	3	4	4	1	0	0			
<b>Ken Caminiti, S</b> OBP: 0.356, SLG: 0.529 (1, 5)										5	1	2	2	0	0	4			
<b>Kevin Bass, S</b> OBP: 0.402, SLG: 0.497 (1, 9)										3	1	2	1	1	1	2			
<b>James Mouton, R</b> OBP: 0.313, SLG: 0.299 (7, 9)										1	0	0	0	0	1	0			
<b>Luis Gonzalez, L</b> OBP: 0.336, SLG: 0.424 (1, 7)										4	0	1	2	1	2	3			
<b>Tony Eusebio, R</b> OBP: 0.308, SLG: 0.439 (1, 2)										4	0	0	2	0	0	1			
<b>Orlando Miller, R</b> OBP: 0.484, SLG: 0.704 (5, 4)										4	0	0	0	0	2	3			
<b>Shane Reynolds, R</b> OBP: 0.115, SLG: 0.080 (1, 1)										4	0	0	0	0	2	1			
<b>Inning Stats</b>	R: 2 E: 0 K: 1 S: 7	H: 2 LOB: 1 BB: 1 P: 11	R: 0 E: 0 K: 0 S: 3	H: 0 LOB: 0 BB: 0 P: 3	R: 5 E: 0 K: 2 S: 12	H: 5 LOB: 1 BB: 0 P: 13	R: 1 E: 0 K: 2 S: 10	H: 3 LOB: 2 BB: 0 P: 10	R: 0 E: 0 K: 1 S: 3	H: 0 LOB: 0 BB: 0 P: 3	R: 3 E: 0 K: 1 S: 7	H: 2 LOB: 2 BB: 3 P: 19	R: 0 E: 0 K: 1 S: 6	H: 1 LOB: 1 BB: 1 P: 10	R: 0 E: 0 K: 1 S: 5	H: 0 LOB: 0 BB: 0 P: 5	1B: 10 2B: 2 3B: 0 HR: 1	SF: 1 SAC: 0 DP: 0 HBP: 1	WP: 0 PA: 43 PB: 0 SB: 0 CS: 0
<b>PITCHER</b> <b>Steve Cooke, L</b> ERA: 4.78 (1, 1)	IP: 2.0 WLS: L BF: 15 H: 7 R: 7 ER: 7 SO: 1 BB: 0 IBB: 0 HBP: 0 BLK: 0 WP: 0 HR: 0 S: 15 P: 20 ERA: 31.50 WHIP: 4.000															<b>PITCHER</b> <b>Steve Cooke, L</b> ERA: 4.78 (1, 1)	IP: 2.0 WLS: L BF: 15 H: 7 R: 7 ER: 7 SO: 1 BB: 0 IBB: 0 HBP: 0 BLK: 0 WP: 0 HR: 0 S: 15 P: 20 ERA: 31.50 WHIP: 4.000		
<b>Paul Wagner, R</b> ERA: 4.78 (3, 1)	IP: 2.0 WLS: 9 BF: 3 H: 1 R: 1 ER: 1 SO: 4 BB: 0 IBB: 0 HBP: 0 BLK: 0 WP: 0 HR: 0 S: 17 P: 17 ERA: 4.50 WHIP: 1.500															<b>Paul Wagner, R</b> ERA: 4.78 (3, 1)	IP: 2.0 WLS: 9 BF: 3 H: 1 R: 1 ER: 1 SO: 4 BB: 0 IBB: 0 HBP: 0 BLK: 0 WP: 0 HR: 0 S: 17 P: 17 ERA: 4.50 WHIP: 1.500		
<b>Rich Robertson, L</b> ERA: 7.71 (5, 1)	IP: 4.0 WLS: 19 BF: 3 H: 3 R: 3 ER: 3 SO: 3 BB: 1 IBB: 0 HBP: 0 BLK: 0 WP: 0 HR: 0 S: 21 P: 37 ERA: 6.75 WHIP: 1.500															<b>Rich Robertson, L</b> ERA: 7.71 (5, 1)	IP: 4.0 WLS: 19 BF: 3 H: 3 R: 3 ER: 3 SO: 3 BB: 1 IBB: 0 HBP: 0 BLK: 0 WP: 0 HR: 0 S: 21 P: 37 ERA: 6.75 WHIP: 1.500		

AB	30
R	0
H	4
RBI	0
BB	0
SO	11
LOB	10





Batter	1	2	3	4	5	6	7	8	9	AB	R	H	RBI	BB	SO	LOB	TOP					
Carlos Garcia, R (1,4) OBP: 0.308, SLG: 0.350	P9		P6			F8		1B		4	0	1	0	0	0	1	<b>Pittsburgh Pirates @ Houston Astros</b> Astrodome, Houston, TX Sun Jul 24 1994, 4:33 AM EDT Att: 36,874 - Dome					
Jay Bell, R (1,6) OBP: 0.344, SLG: 0.442	2B		G4-6-3			K		K		2	0	0	0	2	2	1						
Tony Womack, L (8,6) OBP: 0.444, SLG: 0.375	BB		BB					K		0	0	0	0	0	0	0						
Orlando Merced, S (1,3) OBP: 0.353, SLG: 0.436			G4-6-3					G4-3		3	0	1	0	0	0	2						
Ravelo Manzanillo, L (6,1) OBP: 0.667, SLG: 1.000										0	0	0	0	0	0	0						
Andy Van Slyke, L (8,PH) OBP: 0.341, SLG: 0.357										1	0	0	0	0	0	1						
Mark Dewey, R (8,1) OBP: 1.000, SLG: 1.000	2B									0	0	0	0	0	0	0						
Dave Clark, L (1,9) OBP: 0.354, SLG: 0.489	P5									4	1	1	0	0	0	2						
Gary Varsho, L (1,7) OBP: 0.300, SLG: 0.385	F9							G3		4	0	1	0	0	0	2						
Midre Cummings, L (1,8) OBP: 0.294, SLG: 0.394			G3-1					K		4	0	0	0	0	2	1						
Don Slaught, R (1,2) OBP: 0.386, SLG: 0.350			G4-3			G4-3		K		3	0	0	0	0	1	1						
Tom Foley, L (1,5) OBP: 0.319, SLG: 0.343			F8			G5-3				3	0	1	0	0	0	0						
Jon Lieber, L (1,1) OBP: 0.125, SLG: 0.097						K				1	0	0	0	1	1	0						
Lloyd McClendon, R (6,3) OBP: 0.260, SLG: 0.324			BB					G6-3		1	0	0	0	0	0	0						
<b>Inning Stats</b>	R: 0 E: 0 K: 0 S: 8	H: 1 LOB: 2 BB: 1 P: 16	R: 0 E: 0 K: 0 S: 9	H: 0 LOB: 0 BB: 0 P: 13	R: 0 E: 0 K: 0 S: 7	H: 0 LOB: 1 BB: 2 P: 20	R: 0 E: 0 K: 0 S: 6	H: 0 LOB: 0 BB: 0 P: 9	R: 0 E: 0 K: 1 S: 6	H: 0 LOB: 0 BB: 0 P: 8	R: 0 E: 0 K: 1 S: 7	H: 0 LOB: 0 BB: 0 P: 11	R: 1 E: 0 K: 2 S: 12	H: 3 LOB: 2 BB: 0 P: 17	R: 0 E: 0 K: 1 S: 11	H: 1 LOB: 1 BB: 0 P: 17	R: 0 E: 0 K: 1 S: 6	H: 0 LOB: 0 BB: 0 P: 8	1B: 3 2B: 2 3B: 0 HR: 0	SF: 0 SAC: 0 DP: 1 HBP: 0	WP: 1 PB: 0 SB: 0 CS: 0	PA: 33
<b>PITCHER</b>	IP WLS BF H R ER SO BB IBB HBP BLK WP HR S P ERA WHIP																					
Darryl Kile, R (1,1) ERA: 4.9	8.0 W 30 5 1 1 5 3 0 0 0 0 1 0 66 111 1.12 1.000																					
John Hudek, R (9,1) ERA: 1.8	1.0 3 0 0 0 1 0 0 0 0 0 0 0 6 8 0.00 0.000																					

Batter	1	2	3	4	5	6	7	8	9	AB	R	H	RBI	BB	SO	LOB	BOTTOM			
Craig Biggio, R (1,4) OBP: 0.306, SLG: 0.480	F8		E6	P2				FC4-6		4	2	1	4	1	0	1	<b>Pittsburgh Pirates @ Houston Astros</b> Astrodome, Houston, TX Sun Jul 24 1994, 4:33 AM EDT Att: 36,874 - Dome			
Steve Finley, L (1,8) OBP: 0.325, SLG: 0.426	F7		5 E	P3			FC4-6		5	2	2	1	0	0	1					
5 Jeff Bagwell, R (1,3) OBP: 0.438, SLG: 0.730	G5-3		5 E	2B			5 HR		5	3	3	5	0	0	1					
Ken Caminiti, S (1,5) OBP: 0.357, SLG: 0.525			1B	2B			HR		3	1	0	0	2	0	1					
Luis Gonzalez, L (1,7) OBP: 0.342, SLG: 0.429			1B	2B			HR		3	1	2	1	2	0	0					
Kevin Bass, S (1,9) OBP: 0.406, SLG: 0.497			1B	2B			HR		2	1	1	0	1	1	2					
James Mouton, R (6,PH) OBP: 0.317, SLG: 0.301			1B	2B			HR		1	0	1	0	1	0	0					
Scott Servais, R (1,2) OBP: 0.248, SLG: 0.387			1B	2B			HR		4	1	0	2	0	0	6					
Andujar Cedeno, R (1,6) OBP: 0.340, SLG: 0.433			1B	2B			HR		3	1	0	0	1	0	4					
Darryl Kile, R (1,1) ERA: 3.71			G5-3						4	1	1	0	0	2	3					
Ravelo Manzanillo, L (6,1) ERA: 3.53									0	0	0	0	0	0	0					
Mark Dewey, R (8,1) ERA: 0.63									0	0	0	0	0	0	0					
<b>Inning Stats</b>	R: 0 E: 0 K: 0 S: 4	H: 0 LOB: 0 BB: 0 P: 9	R: 0 E: 0 K: 1 S: 8	H: 0 LOB: 2 BB: 2 P: 18	R: 3 E: 2 K: 0 S: 19	H: 3 LOB: 2 BB: 1 P: 33	R: 1 E: 0 K: 0 S: 14	H: 2 LOB: 1 BB: 0 P: 19	R: 5 E: 1 K: 1 S: 14	H: 3 LOB: 0 BB: 1 P: 21	R: 2 E: 0 K: 0 S: 13	H: 2 LOB: 1 BB: 2 P: 30	R: 2 E: 0 K: 1 S: 15	H: 1 LOB: 0 BB: 1 P: 28	R: 0 E: 0 K: 0 S: 6	H: 0 LOB: 0 BB: 1 P: 15	1B: 5 2B: 3 3B: 0 HR: 3	SF: 1 SAC: 0 DP: 2 HBP: 0	WP: 0 PB: 0 SB: 0 CS: 0	PA: 43
<b>PITCHER</b>	IP WLS BF H R ER SO BB IBB HBP BLK WP HR S P ERA WHIP																			
Jon Lieber, R (1,1) ERA: 3.71	5.0 L 29 8 9 2 2 2 3 1 0 0 0 0 2 59 100 3.60 2.200																			
Ravelo Manzanillo, L (6,1) ERA: 3.53	2.0 11 3 4 4 1 3 0 0 0 0 0 2 28 58 18.00 3.000																			
Mark Dewey, R (8,1) ERA: 0.63	1.0 3 0 0 0 0 1 0 0 0 0 0 0 6 15 0.00 1.000																			





Batter	1	2	3	4	5	6	7	8	9	AB	R	H	RBI	BB	SO	LOB	TOP				
<b>Craig Biggio, R</b> OBP: 0.306, SLG: 0.481 (1, 4)	G5-3	G6-3 5 1B		P2			FC4-6 BB			3	1	1	2	1	0	0	<b>Houston Astros @ Cincinnati Reds</b> Riverfront Stadium, Cincinnati, OH Mon Jul 25 1994, 7:05 PM EDT Att: 28,693 - Unknown - 74 F				
<b>Steve Finley, L</b> OBP: 0.322, SLG: 0.420 (1, 8)	G4-3	G6-3		L9			FC4-6			4	0	0	0	0	0	2					
<b>5 Jeff Bagwell, R</b> OBP: 0.441, SLG: 0.729 (1, 3)	2B	1B			G5-4-3 BB		K			2	1	1	1	2	1	1					
<b>Ken Caminiti, S</b> OBP: 0.355, SLG: 0.520 (1, 5)	2B	F9			G5-4-3		G3-1			3	0	0	0	1	0	2					
<b>Kevin Bass, S</b> OBP: 0.403, SLG: 0.497 (1, 9)	2B		F9				F7			4	0	1	1	0	0	0					
<b>Luis Gonzalez, L</b> OBP: 0.339, SLG: 0.424 <b>Dave Veres, R</b> OBP: 0.667, SLG: 0.500 (8, 1)	G3-1		F7			K	G6-3			4	0	0	0	0	1	2					
<b>Tony Eusebio, R</b> OBP: 0.308, SLG: 0.437 <b>Chris Donnels, L</b> OBP: 0.352, SLG: 0.429 (9, PH)		E6 2B	1B			G3	F7			3	1	1	0	0	0	0					
<b>Andujar Cedeno, R</b> OBP: 0.339, SLG: 0.434 (1, 6)		2B	K			K	K			4	1	1	0	0	3	1					
<b>Greg Swindell, L</b> OBP: 0.211, SLG: 0.283 <b>Brian Williams, R</b> OBP: 0.281, SLG: 0.281 <b>James Montague, R</b> OBP: 0.316, SLG: 0.350 <b>Tom Edens, R</b> OBP: 0.291, SLG: 0.297 (8, 7)	G5-3		F9				G3			1	0	0	0	0	0	2					
<b>Inning Stats</b>	R: 1 E: 0 K: 0 S: 12	H: 1 LOB: 2 BB: 2 P: 21	R: 3 E: 1 K: 0 S: 20	H: 3 LOB: 1 BB: 0 P: 26	R: 0 E: 0 K: 1 S: 11	H: 1 LOB: 1 BB: 0 P: 16	R: 0 E: 0 K: 0 S: 5	H: 0 LOB: 0 BB: 1 P: 8	R: 0 E: 0 K: 2 S: 9	H: 0 LOB: 0 BB: 0 P: 13	R: 0 E: 0 K: 1 S: 10	H: 0 LOB: 1 BB: 1 P: 20	R: 0 E: 0 K: 0 S: 10	H: 0 LOB: 0 BB: 0 P: 15	R: 0 E: 0 K: 1 S: 8	H: 0 LOB: 0 BB: 0 P: 13		1B: 2 2B: 3 3B: 0 HR: 0	SF: 0 SAC: 0 DP: 1 HBP: 0	WP: 0 PB: 0 SB: 1 CS: 0	PA: 36
<b>PITCHER</b>	IP	WLS	BF	H	R	ER	SO	BB	IBB	HBP	BLK	WP	HR	S	P	ERA	WHIP				
<b>John Smiley, L</b> ERA: 3.57 <b>Hector Carrasco, R</b> ERA: 2.15	(1, 1)	(7, 1)																			

AB	32
R	4
H	5
RBI	4
BB	4
SO	5
LOB	10



Batter	1	2	3	4	5	6	7	8	9	AB	R	H	RBI	BB	SO	LOB	BOTTOM				
<b>Jacob Brumfield, R</b> OBP: 0.393, SLG: 0.542 (8, 7)	F7		G4-3 SF8 2B	G4-3		F9	FC6-4			5	1	1	0	0	0	3	<b>Houston Astros @ Cincinnati Reds</b> Riverfront Stadium, Cincinnati, OH Mon Jul 25 1994, 7:05 PM EDT Att: 28,693 - Unknown - 74 F				
<b>Tony Fernandez, S</b> OBP: 0.380, SLG: 0.450 (1, 5)	HR		G4-3	P6		E6	G6-3 S HBP			4	1	1	0	0	0	1					
<b>Barry Larkin, R</b> OBP: 0.373, SLG: 0.410 (1, 6)	L7		SF8	1B		L7	K			4	0	1	1	0	1	3					
<b>Kevin Mitchell, R</b> OBP: 0.421, SLG: 0.690 <b>Deion Sanders, L</b> OBP: 0.347, SLG: 0.392 (7, PR)	HR		HR				G6-3 S 1B			4	2	3	3	0	0	1					
<b>Reggie Sanders, R</b> OBP: 0.340, SLG: 0.513 (1, 9)	1B		2B 1B			K	F7	G5-3		5	1	2	0	0	1	2					
<b>Hal Morris, L</b> OBP: 0.400, SLG: 0.524 (1, 3)		1B	2B			1B	1B	1B		3	1	3	0	1	0	0					
<b>Bret Boone, R</b> OBP: 0.367, SLG: 0.471 (1, 4)		F9	2B			G6-4-3 1B	1B	1B		3	0	2	2	1	0	1					
<b>Brian Dorsett, R</b> OBP: 0.304, SLG: 0.340 (1, 2)		F8	IBB			G6-4-3	FC6-4 1B			3	0	1	1	1	0	3					
<b>John Smiley, L</b> OBP: 0.235, SLG: 0.250 <b>Hector Carrasco, R</b> ERA: 2.23	(1, 1)	(7, 1)					K	K		3	0	0	0	0	2	3					
<b>Inning Stats</b>	R: 2 E: 0 K: 0 S: 12	H: 3 LOB: 1 BB: 0 P: 19	R: 0 E: 0 K: 0 S: 9	H: 1 LOB: 0 BB: 0 P: 12	R: 4 E: 0 K: 1 S: 15	H: 5 LOB: 2 BB: 1 P: 27	R: 0 E: 0 K: 0 S: 9	H: 1 LOB: 1 BB: 0 P: 10	R: 0 E: 0 K: 1 S: 10	H: 2 LOB: 1 BB: 0 P: 12	R: 0 E: 1 K: 1 S: 8	H: 0 LOB: 1 BB: 0 P: 13	R: 1 E: 0 K: 1 S: 12	H: 2 LOB: 3 BB: 2 P: 23	R: 0 E: 0 K: 1 S: 10	H: 0 LOB: 1 BB: 0 P: 17		1B: 9 2B: 3 3B: 0 HR: 2	SF: 1 SAC: 0 DP: 1 HBP: 1	WP: 0 PB: 0 SB: 4 CS: 0	PA: 41
<b>PITCHER</b>	IP	WLS	BF	H	R	ER	SO	BB	IBB	HBP	BLK	WP	HR	S	P	ERA	WHIP				
<b>Greg Swindell, L</b> ERA: 4.17 <b>Brian Williams, R</b> ERA: 5.66 <b>Tom Edens, R</b> ERA: 4.59 <b>Mike Hampton, L</b> ERA: 3.26 <b>Dave Veres, R</b> ERA: 2.23	(1, 1)	(3, 1)	(7, 1)	(8, 1)	(8, 1)																









Batter	1	2	3	4	5	6	7	8	9	10	11	12	AB	R	H	RBI	BB	SO	LOB						
<b>Craig Biggio, R</b> OBP: 0.405, SLG: 0.478	E6				FC1-6			L7		SH5-4	F9		4	0	0	0	1	0	3						
<b>Steve Finley, L</b> OBP: 0.322, SLG: 0.426	K		G4-3					1B		G3-1			7	1	3	0	0	1	5						
<b>5 Jeff Bagwell, R</b> OBP: 0.446, SLG: 0.744	G5-3							P6					5	2	2	2	1	0	4						
<b>Ken Caminiti, S</b> OBP: 0.359, SLG: 0.515	P4							1B					4	1	1	0	2	0	1						
<b>Luis Gonzalez, L</b> OBP: 0.339, SLG: 0.420		G3						F7					4	1	0	0	1	0	5						
<b>Kevin Bass, S</b> OBP: 0.487, SLG: 0.494													4	0	2	0	0	0	0						
<b>James Mouton, R</b> OBP: 0.317, SLG: 0.305													2	0	1	0	0	1	3						
<b>Scott Servais, R</b> OBP: 0.247, SLG: 0.381													5	0	0	0	0	0	6						
<b>Andrujar Cedeno, R</b> OBP: 0.339, SLG: 0.439													6	1	2	2	0	0	2						
<b>Dave Drake, R</b> OBP: 0.291, SLG: 0.214													3	0	0	0	0	0	0						
<b>Inning Stats</b>	R: 0 E: 1 K: 1 S: 11	H: 0 LOB: 1 BB: 0 P: 16	R: 0 E: 0 K: 0 S: 3	H: 0 LOB: 0 BB: 0 P: 5	R: 0 E: 0 K: 0 S: 10	H: 0 LOB: 1 BB: 1 P: 19	R: 1 E: 0 K: 0 S: 13	H: 2 LOB: 1 BB: 1 P: 17	R: 0 E: 0 K: 0 S: 7	H: 2 LOB: 2 BB: 0 P: 11	R: 0 E: 0 K: 0 S: 6	H: 1 LOB: 0 BB: 0 P: 11	R: 0 E: 0 K: 0 S: 7	H: 2 LOB: 2 BB: 0 P: 11	R: 0 E: 0 K: 0 S: 12	H: 1 LOB: 3 BB: 2 P: 25	R: 0 E: 0 K: 0 S: 13	H: 1 LOB: 2 BB: 1 P: 23	R: 6 E: 0 K: 1 S: 18	H: 4 LOB: 1 BB: 1 P: 30	1B: 8 2B: 3 3B: 1 HR: 2	SF: 0 SAC: 2 DP: 2 HBP: 2	WP: 0 PB: 1 SB: 0 CS: 0	PA: 56	
<b>PITCHER</b>	IP	WLS	BF	H	R	ER	SO	BB	IBB	HBP	BLK	WP	HR	S	P	ERA	WHIP								
<b>John Roper, R</b> ERA: 4.41	(1, 1)	6.0	24	4	1	1	1	0	0	0	0	0	0	8	11	0.00	1.000								
<b>Johnny Ruffin, R</b> ERA: 2.61	(7, 1)	1.0	3	1	0	0	0	0	0	0	0	0	0	8	11	0.00	1.000								
<b>Hector Carrasco, R</b> ERA: 2.12	(8, 1)	0.2	4	2	0	0	0	0	0	0	0	0	0	4	6	0.00	3.000								
<b>Chuck McElroy, L</b> ERA: 2.04	(8, 1)	0.1	2	1	0	0	0	0	0	0	0	0	0	5	9	0.00	3.000								
<b>Jeff Brantley, R</b> ERA: 2.38	(9, 1)	2.0	8	1	0	0	0	1	1	0	0	0	0	16	32	0.00	1.000								
<b>PITCHER</b>	IP	WLS	BF	H	R	ER	SO	BB	IBB	HBP	BLK	WP	HR	S	P	ERA	WHIP								
<b>Scott Service, R</b> ERA: 6.75	(11, 1)	1.0	7	3	2	4	1	1	0	2	0	0	0	15	25	36.00	3.000								
<b>Tim Fortugno, L</b> ERA: 3.96	(12, 1)	1.0	8	2	4	4	1	1	0	2	0	0	0	15	25	36.00	3.000								

**TOP**

**Houston Astros @ Cincinnati Reds**  
Riverfront Stadium, Cincinnati, OH

Wed Jul 27 1994, 3:33 AM EDT  
Alt. 37,268 - Cloudy - 70 F

AB	46
R	7
H	14
RBI	7
BB	6
SO	2
LOB	29

Batter	1	2	3	4	5	6	7	8	9	10	11	12	AB	R	H	RBI	BB	SO	LOB						
<b>Deion Sanders, L</b> OBP: 0.339, SLG: 0.388	K		G4-3					G6-3					6	0	0	0	0	2	4						
<b>Barry Larkin, R</b> OBP: 0.378, SLG: 0.413	K							F9		G5-3	F9		5	1	1	0	1	1	3						
<b>Hal Morris, L</b> OBP: 0.400, SLG: 0.519													6	0	3	0	0	1	1						
<b>Kevin Mitchell, R</b> OBP: 0.426, SLG: 0.679													3	0	1	0	3	0	1						
<b>Reggie Sanders, R</b> OBP: 0.335, SLG: 0.503													4	0	0	0	0	0	3						
<b>Scott Service, R</b> ERA: 2.91													0	0	0	0	0	0	0						
<b>Tim Fortugno, L</b> ERA: 3.96													0	0	0	0	0	0	0						
<b>Jeff Branson, L</b> OBP: 0.310, SLG: 0.469													1	0	0	0	0	1	3						
<b>Tony Fernandez, S</b> OBP: 0.373, SLG: 0.441													5	0	0	0	0	1	3						
<b>Bret Boone, R</b> OBP: 0.369, SLG: 0.486													5	0	2	0	0	2	0						
<b>Eddie Taubensee, L</b> OBP: 0.328, SLG: 0.497													3	0	0	0	2	0	1						
<b>John Roper, R</b> ERA: 4.41	(1, 1)	8.1	35	6	1	0	6	3	0	0	0	0	2	0	0	0	0	1	1						
<b>John Hudak, R</b> ERA: 1.77	(9, 1)	1.0	4	0	0	0	0	1	1	0	0	0	0	0	6	17	0.00	1.500							
<b>Dave Veres, R</b> ERA: 2.16	(10, 1)	0.2	3	0	0	0	1	0	0	0	0	0	0	9	13	0.00	0.000								
<b>Brian Williams, R</b> ERA: 5.59	(11, 1)	1.0	W	3	0	0	0	0	0	0	0	0	0	8	11	0.00	0.000								
<b>Todd Jones, R</b> ERA: 3.28	(12, 1)	1.0	6	1	0	0	1	2	0	0	0	0	0	12	24	0.00	3.000								
<b>PITCHER</b>	IP	WLS	BF	H	R	ER	SO	BB	IBB	HBP	BLK	WP	HR	S	P	ERA	WHIP								
<b>Doug Drabek, R</b> ERA: 2.91	(1, 1)	8.1	35	6	1	0	6	3	0	0	0	0	0	12	24	0.00	3.000								
<b>John Hudak, R</b> ERA: 1.77	(9, 1)	1.0	4	0	0	0	0	1	1	0	0	0	0	6	17	0.00	1.500								
<b>Dave Veres, R</b> ERA: 2.16	(10, 1)	0.2	3	0	0	0	1	0	0	0	0	0	0	9	13	0.00	0.000								
<b>Brian Williams, R</b> ERA: 5.59	(11, 1)	1.0	W	3	0	0	0	0	0	0	0	0	0	8	11	0.00	0.000								
<b>Todd Jones, R</b> ERA: 3.28	(12, 1)	1.0	6	1	0	0	1	2	0	0	0	0	0	12	24	0.00	3.000								
<b>PITCHER</b>	IP	WLS	BF	H	R	ER	SO	BB	IBB	HBP	BLK	WP	HR	S	P	ERA	WHIP								
<b>Doug Drabek, R</b> ERA: 2.91	(1, 1)	8.1	35	6	1	0	6	3	0	0	0	0	0	12	24	0.00	3.000								
<b>John Hudak, R</b> ERA: 1.77	(9, 1)	1.0	4	0	0	0	0	1	1	0	0	0	0	6	17	0.00	1.500								
<b>Dave Veres, R</b> ERA: 2.16	(10, 1)	0.2	3	0	0	0	1	0	0	0	0	0	0	9	13	0.00	0.000								
<b>Brian Williams, R</b> ERA: 5.59	(11, 1)	1.0	W	3	0	0	0	0	0	0	0	0	0	8	11	0.00	0.000								
<b>Todd Jones, R</b> ERA: 3.28	(12, 1)	1.0	6	1	0	0	1	2	0	0	0	0	0	12	24	0.00	3.000								

**BOTTOM**

**Houston Astros @ Cincinnati Reds**  
Riverfront Stadium, Cincinnati, OH

Wed Jul 27 1994, 3:33 AM EDT  
Alt. 37,268 - Cloudy - 70 F


AB	43
R	1
H	7
RBI	0
BB	7
SO	9
LOB	20



Batter	1	2	3	4	5	6	7	8	9	AB	R	H	RBI	BB	SO	LOB	TOP					
<b>Craig Biggio, R</b> OBP: 0.307, SLG: 0.479 (1, 4)	G6-3		G4-3			1B	1B		G3	5	1	3	0	0	0	0	<b>Houston Astros @ Los Angeles Dodgers</b> Dodger Stadium, Los Angeles, CA Fri Jul 29 1994, 7:05 PM PDT Att: 42,757 - Unknown					
<b>Steve Finley, L</b> OBP: 0.323, SLG: 0.424 (1, 8)	1B		G3-1			F9	BB		G3	4	1	1	0	1	0	2						
<b>5 Jeff Bagwell, R</b> OBP: 0.446, SLG: 0.747 (1, 3)	G3			HR		1B	G5-3		F9	4	2	1	1	1	0	5						
<b>Ken Caminiti, S</b> OBP: 0.360, SLG: 0.514 (1, 5)	1B			K		BB			F7	3	0	1	1	1	1	0						
<b>Luis Gonzalez, L</b> OBP: 0.341, SLG: 0.419 (1, 7)	G3		G4-3			E3			BB	3	0	1	1	1	0	1						
<b>Kevin Bass, S</b> OBP: 0.404, SLG: 0.486 <b>Orlando Miller, R</b> OBP: 0.429, SLG: 0.613 (9, 6)		G3		G4-3		G6-4-3			K	3	0	0	0	1	1	1						
<b>Tony Eusebio, R</b> OBP: 0.311, SLG: 0.457 (1, 2)						1B	G6-4-3		K	4	0	1	0	0	2	4						
<b>Andujar Cedeno, R</b> OBP: 0.336, SLG: 0.436 <b>James Mouton, R</b> OBP: 0.317, SLG: 0.305 (9, PR)		G4-6-3				K			1B	4	0	1	0	0	1	1						
<b>Shane Reynolds, R</b> OBP: 0.103, SLG: 0.071 <b>Todd Jones, L</b> OBP: 0.500, SLG: 0.500 <b>Mike Felder, S</b> OBP: 0.260, SLG: 0.297 <b>John Hudek, S</b> (9, 1)			K			L7			SH3-1	3	0	0	0	0	1	0						
<b>Inning Stats</b>	R: 1 E: 0 K: 0 S: 5	H: 2 LOB: 1 BB: 0 P: 5	R: 0 E: 0 K: 0 S: 3	H: 1 LOB: 0 BB: 0 P: 3	R: 0 E: 0 K: 1 S: 11	H: 0 LOB: 0 BB: 0 P: 13	R: 1 E: 0 K: 2 S: 10	H: 1 LOB: 0 BB: 0 P: 14	R: 0 E: 0 K: 2 S: 8	H: 0 LOB: 0 BB: 0 P: 15	R: 2 E: 0 K: 0 S: 6	H: 2 LOB: 2 BB: 1 P: 23	R: 0 E: 0 K: 0 S: 8	H: 1 LOB: 2 BB: 1 P: 16	R: 0 E: 0 K: 2 S: 7	H: 0 LOB: 1 BB: 1 P: 14		R: 1 E: 0 K: 0 S: 10	H: 2 LOB: 2 BB: 0 P: 15	1B: 8 2B: 0 3B: 0 HR: 1	SF: 0 SAC: 1 DP: 2 HBP: 0	WP: 1 PB: 0 CS: 3 SB: 0
<b>PITCHER</b>	IP	WLS	BF	H	R	ER	SO	BB	IBB	HBP	BLK	WP	HR	S	P	ERA	WHIP					
<b>Pedro Astacio, R</b> ERA: 4.4 <b>Rudy Seanez, R</b> ERA: 3.39 <b>Ismael Valdez, R</b> ERA: 3.44	(1, 1)	6.2	29	7	4	3	4	2	2	0	0	1	1	50	87	4.05	1.350					
	(7, 1)	0.1	1	0	0	0	0	0	0	0	0	0	0	1	2	0.00	0.000					
	(8, 1)	2.0	W	9	2	1	2	1	0	0	1	0	0	17	29	4.50	1.500					

Batter	1	2	3	4	5	6	7	8	9	AB	R	H	RBI	BB	SO	LOB	BOTTOM				
<b>Brett Butler, L</b> OBP: 0.413, SLG: 0.453 (1, 8)	G4-3		HR			K	1B		HR	4	2	2	2	1	1	0	<b>Houston Astros @ Los Angeles Dodgers</b> Dodger Stadium, Los Angeles, CA Fri Jul 29 1994, 7:05 PM PDT Att: 42,757 - Unknown				
<b>Delino DeShields, L</b> OBP: 0.361, SLG: 0.326 (8, 6)	1B		F7			K	K		HR	5	1	2	3	0	2	2					
<b>Mike Piazza, R</b> OBP: 0.372, SLG: 0.552 (1, 2)	P3			G6-3		1B	F9			4	0	1	0	0	0	3					
<b>Tim Wallach, R</b> OBP: 0.341, SLG: 0.475 (1, 5)	G1-3			E6		L4			K	4	0	0	0	0	1	2					
<b>Eric Karros, R</b> OBP: 0.317, SLG: 0.421 (1, 3)		P3		P6		1B	1B		K	4	1	1	0	0	1	1					
<b>Henry Rodriguez, L</b> OBP: 0.315, SLG: 0.415 (1, 7)		F8		G3		E6	P6			4	1	0	0	0	0	2					
<b>Raul Mondesi, R</b> OBP: 0.330, SLG: 0.513 (1, 9)		F8			K	1B	1B		G5-3	3	1	0	0	1	1	0					
<b>Rafael Bourimigal, R</b> OBP: 0.297, SLG: 0.277 <b>Chris Gwynn, L</b> OBP: 0.342, SLG: 0.409 <b>Ismael Valdez, R</b> (8, 1)			G6-3		B5		G4-3		BB	2	0	0	0	0	0	0					
<b>Dave Hansen, L</b> OBP: 0.369, SLG: 0.378 <b>Mitch Webster, S</b> OBP: 0.333, SLG: 0.456 (8, PR)						1B	1B		HR	1	0	1	0	0	0	0					
<b>Pedro Astacio, R</b> OBP: 0.070, SLG: 0.070 <b>Rudy Seanez, R</b> (7, 1) <b>Jeff Treadway, L</b> OBP: 0.373, SLG: 0.377 (8, 4)			K2-3		K		G4-3		F9	2	0	0	0	0	2	0					
<b>Inning Stats</b>	R: 0 E: 0 K: 0 S: 4	H: 1 LOB: 1 BB: 0 P: 4	R: 0 E: 0 K: 0 S: 3	H: 0 LOB: 0 BB: 0 P: 4	R: 1 E: 0 K: 1 S: 6	H: 1 LOB: 0 BB: 0 P: 9	R: 0 E: 0 K: 2 S: 8	H: 0 LOB: 1 BB: 0 P: 13	R: 0 E: 0 K: 2 S: 7	H: 0 LOB: 0 BB: 0 P: 8	R: 3 E: 0 K: 1 S: 26	H: 3 LOB: 2 BB: 1 P: 38	R: 0 E: 0 K: 2 S: 9	H: 0 LOB: 0 BB: 0 P: 13	R: 3 E: 0 K: 0 S: 12	H: 2 LOB: 1 BB: 1 P: 19	1B: 6 2B: 0 3B: 0 HR: 2	SF: 0 SAC: 0 DP: 0 HBP: 0	WP: 1 PB: 0 CS: 0	PA: 38	
<b>PITCHER</b>	IP	WLS	BF	H	R	ER	SO	BB	IBB	HBP	BLK	WP	HR	S	P	ERA	WHIP				
<b>Shane Reynolds, R</b> ERA: 3.06 <b>Todd Jones, R</b> ERA: 3.18 <b>John Hudek, R</b> ERA: 2.48	(1, 1)	6.0	25	4	4	3	5	1	0	0	0	0	1	48	69	4.50	0.833				
	(7, 1)	2.0	8	2	0	0	3	0	0	0	0	0	0	23	33	0.00	1.000				
	(9, 1)	0.2	L	5	2	3	0	1	0	0	0	0	1	12	19	40.50	4.500				

AB	33
R	5
H	9
RBI	3
BB	5
SO	6
LOB	14



WP	1
PB	0
CS	3
SB	0

AB	36
R	7
H	8
RBI	7
BB	2
SO	8
LOB	13



WP	1
PB	0
CS	0



Batter	1	2	3	4	5	6	7	8	9	AB	R	H	RBI	BB	SO	LOB	TOP					
<b>Craig Biggio, R</b> OBP: 0.303, SLG: 0.473 (1,4)																	5 0 0 0 0 1 6					
<b>Steve Finley, L</b> OBP: 0.326, SLG: 0.419 (1,8)																	4 0 0 0 0 0 4					
<b>5 Jeff Bagwell, R</b> OBP: 0.446, SLG: 0.743 (1,3)																	3 1 1 0 1 1 0					
<b>Ken Caminiti, S</b> OBP: 0.359, SLG: 0.511 (1,5)																	4 0 1 0 0 1 2					
<b>Luis Gonzalez, L</b> OBP: 0.340, SLG: 0.417 (1,7)																	4 0 1 1 0 0 1					
<b>Kevin Bass, S</b> OBP: 0.396, SLG: 0.476 (1,9)																	4 0 0 0 0 1 3					
<b>Tom Edens, R</b> (8,1)																	0 0 0 0 0 0 0					
<b>Tony Eusebio, R</b> OBP: 0.323, SLG: 0.472 (1,2)																	4 0 3 0 0 0 0					
<b>Orlando Miller, R</b> OBP: 0.421, SLG: 0.588 (1,6)																	3 0 1 0 0 1 2					
<b>Chris Donnels, L</b> OBP: 0.356, SLG: 0.423 (9, PH)																	1 0 0 0 0 0 1					
<b>Darryl Kile, R</b> OBP: 0.163, SLG: 0.256 (1,1)																	2 0 0 0 0 1 3					
<b>Roberto Petagine, L</b> (7, PH)																	0 0 0 0 0 1 0					
<b>Mike Hampton, R</b> (7, 1)																	0 0 0 0 0 0 0					
<b>Dave Veres, R</b> OBP: 0.667, SLG: 0.500 (7, 1)																	0 0 0 0 0 0 0					
<b>Mike Felder, S</b> OBP: 0.257, SLG: 0.294 (8, 9)																	1 0 0 0 0 0 1					
<b>Inning Stats</b>	R: 0 E: 0 K: 0 S: 7	H: 0 LOB: 0 BB: 0 P: 10	R: 0 E: 0 K: 1 S: 6	H: 0 LOB: 0 BB: 0 P: 8	R: 0 E: 1 K: 1 S: 9	H: 0 LOB: 1 BB: 0 P: 13	R: 0 E: 0 K: 1 S: 10	H: 2 LOB: 2 BB: 0 P: 13	R: 0 E: 0 K: 0 S: 11	H: 2 LOB: 2 BB: 0 P: 14	R: 1 E: 0 K: 0 S: 7	H: 1 LOB: 0 BB: 0 P: 11	R: 0 E: 0 K: 1 S: 12	H: 1 LOB: 2 BB: 1 P: 19	R: 0 E: 0 K: 1 S: 14	H: 0 LOB: 1 BB: 1 P: 22	R: 0 E: 0 K: 1 S: 12	H: 1 LOB: 1 BB: 0 P: 20	1B: 6 2B: 1 3B: 0 HR: 0	SF: 0 SAC: 0 DP: 0 HBP: 0	WP: 1 PB: 0 SB: 1 CS: 0	PA: 37
<b>PITCHER</b>	IP	WLS	BF	H	R	ER	SO	BB	IBB	HBP	BLK	WP	HR	S	P	ERA	WHIP					
<b>Kevin Gross, R</b> ERA: 3.86 (1, 1)	6.0	W	24	5	1	1	3	0	0	0	0	0	0	50	69	1.50	0.833					
<b>Ismael Valdez, R</b> ERA: 3.1 (7, 1)	2.0		9	1	0	0	2	2	0	0	0	1	0	26	41	0.00	1.500					
<b>Todd Worrell, R</b> ERA: 3.86 (9, 1)	1.0		4	1	0	0	1	0	0	0	0	0	0	12	20	0.00	1.000					

**Houston Astros @ Los Angeles Dodgers**  
Dodger Stadium, Los Angeles, CA  
Sat Jul 30 1994, 7:05 PM PDT  
Att: 50,860 - Unknown

AB	35
R	1
H	7
RBI	1
BB	2
SO	6
LOB	23



Batter	1	2	3	4	5	6	7	8	9	AB	R	H	RBI	BB	SO	LOB	BOTTOM				
<b>Brett Butler, L</b> OBP: 0.410, SLG: 0.448 (1,8)																	4 1 0 0 1 1 2				
<b>Delino DeShields, L</b> OBP: 0.362, SLG: 0.325 (1,4)																	4 1 1 0 1 0 2				
<b>Mike Piazza, R</b> OBP: 0.370, SLG: 0.548 (1,2)																	3 1 0 0 1 2 2				
<b>Tim Wallach, R</b> OBP: 0.348, SLG: 0.477 (1,5)																	2 1 2 0 2 0 0				
<b>Eric Karros, R</b> OBP: 0.318, SLG: 0.421 (1,3)																	2 0 1 2 0 0 1				
<b>Henry Rodriguez, L</b> OBP: 0.318, SLG: 0.420 (1,7)																	4 1 2 2 0 0 2				
<b>Mitch Webster, S</b> OBP: 0.333, SLG: 0.456 (8,7)																	0 0 0 0 0 0 0				
<b>Raul Mondesi, R</b> OBP: 0.327, SLG: 0.508 (1,9)																	4 1 0 0 0 1 4				
<b>Rafael Bourdigal, R</b> OBP: 0.316, SLG: 0.294 (1,6)																	2 0 1 0 2 0 0				
<b>Kevin Gross, R</b> OBP: 0.174, SLG: 0.186 (1,1)																	2 0 0 0 0 1 1				
<b>Dave Hansen, L</b> OBP: 0.357, SLG: 0.368 (6, PH)																	1 0 0 0 0 0 1				
<b>Ismael Valdez, R</b> (7, 1)																	0 0 0 0 0 0 0				
<b>Chris Gwynn, L</b> OBP: 0.338, SLG: 0.403 (8, PH)																	1 0 0 0 0 1 1				
<b>Todd Worrell, R</b> (9, 1)																	0 0 0 0 0 0 0				
<b>Inning Stats</b>	R: 1 E: 0 K: 1 S: 11	H: 2 LOB: 2 BB: 1 P: 19	R: 0 E: 0 K: 1 S: 9	H: 0 LOB: 1 BB: 1 P: 18	R: 0 E: 0 K: 0 S: 7	H: 0 LOB: 0 BB: 2 P: 19	R: 0 E: 0 K: 0 S: 6	H: 0 LOB: 0 BB: 0 P: 9	R: 0 E: 0 K: 1 S: 7	H: 0 LOB: 0 BB: 0 P: 13	R: 3 E: 0 K: 1 S: 12	H: 2 LOB: 1 BB: 1 P: 24	R: 2 E: 0 K: 0 S: 13	H: 2 LOB: 2 BB: 2 P: 28	R: 0 E: 0 K: 2 S: 9	H: 1 LOB: 1 BB: 0 P: 15	1B: 5 2B: 2 3B: 0 HR: 0	SF: 1 SAC: 0 DP: 0 HBP: 1	WP: 0 PB: 3 SB: 3 CS: 1	PA: 38	
<b>PITCHER</b>	IP	WLS	BF	H	R	ER	SO	BB	IBB	HBP	BLK	WP	HR	S	P	ERA	WHIP				
<b>Darryl Kile, R</b> ERA: 4.81 (1, 1)	6.0	L	27	4	4	2	4	4	0	0	0	0	0	5	10	27.00	3.000				
<b>Mike Hampton, L</b> ERA: 3.43 (7, 1)	0.1		2	1	1	1	0	0	0	0	0	0	0	8	18	13.50	3.000				
<b>Dave Veres, R</b> ERA: 2.38 (7, 1)	0.2		5	1	1	1	0	1	1	0	0	0	0	9	15	0.00	1.000				
<b>Tom Edens, R</b> ERA: 4.5 (8, 1)	1.0		4	1	0	0	2	0	0	0	0	0	0	9	15	0.00	1.000				

**Houston Astros @ Los Angeles Dodgers**  
Dodger Stadium, Los Angeles, CA  
Sat Jul 30 1994, 7:05 PM PDT  
Att: 50,860 - Unknown

AB	29
R	6
H	7
RBI	4
BB	7
SO	6
LOB	16





Batter	1	2	3	4	5	6	7	8	9	AB	R	H	RBI	BB	SO	LOB	TOP								
<b>Craig Biggio, R</b> OBP: 0.300, SLG: 0.469 (1, 4)	G6-3		K		F9			P3		4	0	0	0	0	1	3	<b>Houston Astros @ Los Angeles Dodgers</b> Dodger Stadium, Los Angeles, CA Sun Jul 31 1994, 3:33 AM PDT Att: 43,231 - Sunny - 80 F								
<b>Steve Finley, L</b> OBP: 0.322, SLG: 0.420 (1, 8)	G6-3		K		K			F9	1B	4	0	2	0	0	1	1									
<b>5 Jeff Bagwell, R</b> OBP: 0.447, SLG: 0.748 (1, 3)	F9		FC5-4						1B	3	1	1	1	1	0	2									
<b>Ken Caminiti, S</b> OBP: 0.357, SLG: 0.508 (1, 5)		G4-3			HR			F9	BB	4	0	1	0	0	1	2									
<b>Luis Gonzalez, L</b> OBP: 0.337, SLG: 0.413 (1, 7)		G3-1		L8				F8		4	0	0	0	0	0	3									
<b>James Mouton, R</b> OBP: 0.318, SLG: 0.305 (1, 9)				FC6-4						3	0	1	0	0	0	1									
<b>Todd Jones, L</b> OBP: 0.500, SLG: 0.500 (6, 1)				S						0	0	0	0	0	0	0									
<b>Brian Williams, R</b> OBP: 0.291, SLG: 0.261 (8, 1)				1B						0	0	0	0	0	0	0									
<b>Mike Felder, S</b> OBP: 0.264, SLG: 0.294 (9, PH)				1B						0	0	0	0	1	0	0									
<b>Andujar Cedeno, R</b> OBP: 0.334, SLG: 0.431 (1, 6)		G5-3		G4-3				L5		4	0	0	0	0	1	3									
<b>Scott Servais, R</b> OBP: 0.248, SLG: 0.380 (1, 2)										3	0	1	0	0	1	0									
<b>Roberto Petagine, L</b> (9, PH)								G5-3		1	0	0	0	0	1	1									
<b>Greg Swindell, L</b> OBP: 0.250, SLG: 0.300 (1, 1)										2	0	2	0	0	0	0									
<b>Kevin Bass, S</b> OBP: 0.393, SLG: 0.471 (6, 9)										2	0	0	0	0	2	1									
<b>Inning Stats</b>	R: 0 E: 0 K: 0 S: 9	H: 0 LOB: 0 BB: 0 P: 13	R: 0 E: 0 K: 0 S: 6	H: 1 LOB: 1 BB: 0 P: 9	R: 0 E: 0 K: 1 S: 15	H: 3 LOB: 2 BB: 0 P: 21	R: 0 E: 0 K: 0 S: 7	H: 1 LOB: 1 BB: 0 P: 12	R: 0 E: 0 K: 2 S: 10	H: 1 LOB: 1 BB: 0 P: 16	R: 1 E: 0 K: 1 S: 8	H: 1 LOB: 0 BB: 0 P: 15	R: 0 E: 0 K: 1 S: 5	H: 0 LOB: 0 BB: 0 P: 8	R: 0 E: 0 K: 0 S: 14	H: 1 LOB: 2 BB: 1 P: 27	R: 0 E: 0 K: 3 S: 9	H: 0 LOB: 1 BB: 1 P: 18	1B: 7 2B: 0 3B: 0 HR: 1	SF: 0 SAC: 0 DP: 0 HBP: 0	WP: 0 PB: 0 SB: 1 CS: 1	PA: 36			
<b>PITCHER</b>	IP	WLS	BF	H	R	ER	SO	BB	IBB	HBP	BLK	WP	HR	S	P	ERA	WHIP								
<b>Ramon Martinez, R</b> ERA: 4.13 (1, 1)	8.0	W	33	8	1	1	5	2	0	0	0	0	1	74	125	1.12	1.250								
<b>Todd Worrell, R</b> ERA: 3.75 (9, 1)	1.0		3	0	0	0	3	0	0	0	0	0	0	9	14	0.00	0.000								

Batter	1	2	3	4	5	6	7	8	9	AB	R	H	RBI	BB	SO	LOB	BOTTOM								
<b>Brett Butler, L</b> OBP: 0.410, SLG: 0.447 (1, 8)	F7			S		SH5-4				3	1	1	0	0	1	1	<b>Houston Astros @ Los Angeles Dodgers</b> Dodger Stadium, Los Angeles, CA Sun Jul 31 1994, 3:33 AM PDT Att: 43,231 - Sunny - 80 F								
<b>Delino DeShields, L</b> OBP: 0.394, SLG: 0.327 (1, 4)	L5			CS		2B		G3		4	1	2	1	0	0	1									
<b>Mike Piazza, R</b> OBP: 0.372, SLG: 0.546 (1, 2)	G4-3			CS		1B		G4-3		3	1	1	0	1	0	0									
<b>Tim Wallach, R</b> OBP: 0.347, SLG: 0.479 (1, 5)				SF7				F8		3	1	1	2	0	1	0									
<b>Eric Karros, R</b> OBP: 0.320, SLG: 0.421 (1, 3)		F8		G4-3		E7		1B	BB	3	1	1	1	1	0	2									
<b>Raul Mondesi, R</b> OBP: 0.329, SLG: 0.506 (1, 9)		G6-3				G4-3		1B	BB	3	1	1	0	1	0	1									
<b>Cory Snyder, R</b> OBP: 0.319, SLG: 0.417 (1, 7)						G6-3				2	0	0	0	0	1	1									
<b>Henry Rodriguez, L</b> OBP: 0.319, SLG: 0.418 (6, PH)						G4-3				1	0	0	0	1	0	1									
<b>Mitch Webster, S</b> OBP: 0.333, SLG: 0.456 (9, 7)								1B	IBB	0	0	0	0	0	0	0									
<b>Rafael Bourimigal, R</b> OBP: 0.313, SLG: 0.292 (1, 6)				E5		G1-3		F9		4	0	1	2	0	0	0									
<b>Ramon Martinez, R</b> OBP: 0.290, SLG: 0.328 (1, 1)										4	1	2	0	0	1	3									
<b>Todd Worrell, R</b> (9, 1)						SH5-4		G1		0	0	0	0	0	0	0									
<b>Inning Stats</b>	R: 0 E: 0 K: 0 S: 11	H: 0 LOB: 0 BB: 0 P: 16	R: 0 E: 0 K: 1 S: 11	H: 0 LOB: 0 BB: 0 P: 17	R: 0 E: 1 K: 2 S: 12	H: 0 LOB: 0 BB: 0 P: 17	R: 1 E: 0 K: 0 S: 10	H: 2 LOB: 1 BB: 1 P: 19	R: 0 E: 0 K: 0 S: 5	H: 0 LOB: 1 BB: 1 P: 9	R: 4 E: 1 K: 0 S: 16	H: 5 LOB: 1 BB: 0 P: 23	R: 0 E: 0 K: 1 S: 9	H: 1 LOB: 1 BB: 0 P: 15	R: 2 E: 0 K: 0 S: 12	H: 2 LOB: 2 BB: 2 P: 26	1B: 9 2B: 1 3B: 0 HR: 0	SF: 1 SAC: 1 DP: 1 HBP: 0	WP: 0 PB: 0 SB: 2 CS: 2	PA: 36					
<b>PITCHER</b>	IP	WLS	BF	H	R	ER	SO	BB	IBB	HBP	BLK	WP	HR	S	P	ERA	WHIP								
<b>Greg Swindell, L</b> ERA: 4.34 (1, 1)	5.1	L	22	6	5	5	3	2	0	0	0	0	0	59	92	8.44	1.500								
<b>Todd Jones, R</b> ERA: 3.09 (6, 1)	1.2		7	2	0	0	1	0	0	0	0	0	0	15	24	0.00	1.200								
<b>Brian Williams, R</b> ERA: 5.74 (8, 1)	1.0		7	2	2	2	0	1	1	0	0	0	0	12	26	18.00	3.000								










Batter	1	2	3	4	5	6	7	8	9	AB	R	H	RBI	BB	SO	LOB	TOP				
Nelson Liriano, S (1.4) OBP: 0.359, SLG: 0.406	0-1 G6-3			2-2 G3-1		0-1 G4-3			2-3 K	4	0	0	0	0	1	0					
Mike Kingsley, L (1.7) OBP: 0.401, SLG: 0.520	2-1 G1-3			0-0 G4-3			4-1 BB		1-0 F8	3	0	0	0	1	0	0					
Charlie Hayes, R (1.5) OBP: 0.342, SLG: 0.423	3-2 G4-3			1-1 P3			2-0 P9		2-2 1B	4	0	1	0	0	0	1					
Dante Bichette, R (1.9) OBP: 0.339, SLG: 0.569		0-1 B5-3		2-2 G5-3			1-3 K		0-0 F8	4	0	0	0	0	1	2					
Ellis Burks, R (1.8) OBP: 0.406, SLG: 0.719		0-1 F8		1-3 K			0-1 F8			3	0	0	0	0	1	1					
John Vander Wal, L (1.3) OBP: 0.353, SLG: 0.494		3-2 G4-3		4-2 BB					0-0 HR	2	1	1	1	1	0	0					
Joe Girardi, R (1.2) OBP: 0.326, SLG: 0.368			0-0 P8	0-3 K					1-2 G5-3	3	0	0	0	0	1	1					
Vinny Castilla, R (1.6) OBP: 0.361, SLG: 0.514			2-3 K		1-2 P9				2-3 K	3	0	0	0	0	2	0					
Greg Harris, R (1.1) OBP: 0.225, SLG: 0.237			1-0 G6-3		2-3 K				1-0 G3	2	0	0	0	0	1	0					
Jim Czajkowski, S (7.1) Howard Johnson, S (8. PH) Curt Leskanic, R (8.1) OBP: 0.320, SLG: 0.411 OBP: 0.250, SLG: 0.500										0	0	0	0	0	0	0					
<b>Inning Stats</b>	R: 0 E: 0 K: 0 S: 7	H: 0 LOB: 0 BB: 0 P: 12	R: 0 E: 0 K: 0 S: 7	H: 0 LOB: 0 BB: 0 P: 10	R: 0 E: 0 K: 1 S: 5	H: 0 LOB: 0 BB: 0 P: 8	R: 0 E: 0 K: 0 S: 6	H: 0 LOB: 0 BB: 0 P: 9	R: 0 E: 0 K: 2 S: 11	H: 0 LOB: 1 BB: 1 P: 18	R: 0 E: 0 K: 1 S: 8	H: 0 LOB: 1 BB: 1 P: 11	R: 0 E: 0 K: 1 S: 8	H: 0 LOB: 1 BB: 1 P: 15	R: 1 E: 0 K: 1 S: 9	H: 1 LOB: 0 BB: 0 P: 13	R: 0 E: 0 K: 1 S: 9	H: 1 LOB: 1 BB: 0 P: 14	1B: 1 2B: 0 3B: 0 HR: 1	SF: 0 SAC: 0 DP: 0 HBP: 0	WP: 0 PA: 31 PB: 0 SB: 0 CS: 0
<b>PITCHER</b> Doug Drabek, R (1.1) ERA: 2.8	IP: 9.0 WLS: W BF: 31 H: 2 R: 1 ER: 1 SO: 7 BB: 2 IBB: 0 HBP: 0 BLK: 0 WP: 0 HR: 1 S: 70 P: 110 ERA: 1.00 WHIP: 0.444															<b>PITCHER</b>	IP: WLS: BF: H: R: ER: SO: BB: IBB: HBP: BLK: WP: HR: S: P: ERA: WHIP:				

**Colorado Rockies @ Houston Astros**  
Astrodome, Houston, TX  
Tue Aug 02 1994, 8:05 PM EDT  
Att: 22,574 - Dome


AB	29
R	1
H	2
RBI	1
BB	2
SO	7
LOB	5



Batter	1	2	3	4	5	6	7	8	9	AB	R	H	RBI	BB	SO	LOB	BOTTOM		
Craig Biggio, R (1.4) OBP: 0.300, SLG: 0.464	0-0 G4-3	4-1 5B BB		2-2 5B 1B		2-2 G2-3		0-1 S 1B		4	0	2	0	1	0	1			
Steve Finley, L (1.8) OBP: 0.322, SLG: 0.422	0-1 2B	1-3 K		2-1 P4		2-0 P2		2-3 K		5	0	1	0	0	2	5			
5 Jeff Bagwell, R (1.3) OBP: 0.451, SLG: 0.752	4-1 FC4-6 BB	0-0 1-2 2-3 1B		4-1 1-3 BB		1-2 G4-3 BB 1B				2	0	2	0	2	0	0			
Ken Caminiti, S (1.5) OBP: 0.355, SLG: 0.503	2-3 K	0-0 P6		1-0 P5		1-0 F7				4	0	0	0	0	1	7			
Luis Gonzalez, L (1.7) OBP: 0.339, SLG: 0.411	0-0 FC4-6 1-2F		0-1 G4-3		4-2 E B2-5 BB		4-1 G4-3 BB			2	0	0	0	2	0	2			
Milt Thompson, L (1.9) OBP: 0.348, SLG: 0.347		0-0 HR 1B		0-0 E S 1B 1B		2-2 G2-3		2-1 G4-3		4	2	2	0	0	0	3			
James Mouton, R (8.9) OBP: 0.316, SLG: 0.303		1-0 HR 1B		1-3 K		1-2 B2-5		1-2 2-3 G5-3		0	0	0	0	0	0	0			
Scott Servais, R (1.2) OBP: 0.246, SLG: 0.387		1-0 HR		1-3 K		2-1 B2-5		1-2 2-3 G5-3		4	1	1	2	0	1	4			
Orlando Miller, R (1.6) OBP: 0.405, SLG: 0.553		1-3 K		0-1 1B		1-3 K		0-0 P9		4	0	1	1	0	2	0			
Doug Drabek, R (1.1) OBP: 0.241, SLG: 0.255		0-1 5B BB 1B		3-H 1-2 G3		2-2 G2-3 1B		3-2 G6-3		4	0	2	0	0	0	1			
<b>Inning Stats</b>	R: 0 E: 0 K: 1 S: 8	H: 1 LOB: 2 BB: 1 P: 14	R: 2 E: 0 K: 2 S: 14	H: 4 LOB: 3 BB: 1 P: 21	R: 1 E: 0 K: 1 S: 11	H: 2 LOB: 1 BB: 0 P: 13	R: 0 E: 0 K: 0 S: 7	H: 1 LOB: 1 BB: 1 P: 16	R: 0 E: 0 K: 0 S: 10	H: 0 LOB: 0 BB: 1 P: 18	R: 0 E: 0 K: 1 S: 10	H: 1 LOB: 1 BB: 0 P: 17	R: 0 E: 0 K: 0 S: 13	H: 1 LOB: 2 BB: 1 P: 21	R: 0 E: 0 K: 1 S: 9	H: 1 LOB: 1 BB: 0 P: 14	1B: 9 2B: 2 3B: 0 HR: 1	SF: 0 SAC: 0 DP: 1 HBP: 0	WP: 0 PA: 38 PB: 0 SB: 3 CS: 0
<b>PITCHER</b> Greg Harris, R (1.1) ERA: 6.66 Jim Czajkowski, R (7.1) ERA: 6.31 Curt Leskanic, R (8.1) ERA: 4.86	IP: 6.1 WLS: L BF: 32 H: 10 R: 3 ER: 3 SO: 3 BB: 5 IBB: 0 HBP: 0 BLK: 0 WP: 0 HR: 1 S: 66 P: 110 ERA: 4.26 WHIP: 2.368															<b>PITCHER</b>	IP: WLS: BF: H: R: ER: SO: BB: IBB: HBP: BLK: WP: HR: S: P: ERA: WHIP:		

**Colorado Rockies @ Houston Astros**  
Astrodome, Houston, TX  
Tue Aug 02 1994, 8:05 PM EDT  
Att: 22,574 - Dome

AB	33
R	3
H	11
RBI	3
BB	5
SO	6
LOB	23





Batter	1	2	3	4	5	6	7	8	9	AB	R	H	RBI	BB	SO	LOB	TOP
Nelson Liriano, S (1,4) OBP: 0.356, SLG: 0.402	G3		G5-3						F7	5	0	1	0	0	1	3	<b>Colorado Rockies @ Houston Astros</b> Astrodome, Houston, TX Wed Aug 03 1994, 8:05 PM EDT Att: 18,320 - Dome
Mike Kingsley, L (1,7) OBP: 0.401, SLG: 0.518	FC5-4 BB 1B		G5-3 1B			F7		G6-3	G6-3	5	0	2	0	0	0	4	
Charlie Hayes, R (1,5) OBP: 0.346, SLG: 0.425	FC5-4 BB 1B		G5-3 1B							3	0	2	0	1	0	0	
Dante Bichette, R (1,9) OBP: 0.336, SLG: 0.564	FC5-4 FC6-4 1-2 2-3		G5-3 1B			G4-6-3		G5-3		4	0	0	0	0	0	6	
Ellis Burks, R (1,8) OBP: 0.403, SLG: 0.706	FC6-4 1-2		G5-3							4	1	1	0	0	1	4	
John Vander Wal, L (1,3) OBP: 0.358, SLG: 0.495										4	0	2	0	0	1	0	
Joe Girardi, R (1,2) OBP: 0.322, SLG: 0.364			G6-4-3 1-2							4	0	0	0	0	2	3	
Vinny Castilla, R (1,6) OBP: 0.374, SLG: 0.522										4	0	3	1	0	0	0	
David Nied, R (1,1) OBP: 0.122, SLG: 0.100										2	0	0	0	0	2	2	
Howard Johnson, S (6,PH) OBP: 0.323, SLG: 0.414										1	0	1	0	0	0	0	
Willie Blair, R (6,1)										0	0	0	0	0	0	0	
Trenidad Hubbard, R (9,PH) OBP: 0.391, SLG: 0.600										1	0	0	0	0	0	0	
Bruce Ruffin, S (9,1) OBP: 0.400, SLG: 0.250										0	0	0	0	0	0	0	
<b>Inning Stats</b>	R: 0 E: 0 K: 0 S: 13	H: 1 LOB: 2 BB: 1 P: 22	R: 0 E: 0 K: 1 S: 8	H: 2 LOB: 1 BB: 0 P: 11	R: 0 E: 0 K: 2 S: 10	H: 1 LOB: 1 BB: 0 P: 17	R: 0 E: 0 K: 2 S: 8	H: 2 LOB: 3 BB: 0 P: 28	R: 0 E: 0 K: 1 S: 7	H: 0 LOB: 0 BB: 0 P: 10	R: 0 E: 0 K: 0 S: 8	H: 0 LOB: 0 BB: 0 P: 14	R: 0 E: 0 K: 0 S: 8	H: 0 LOB: 0 BB: 0 P: 14	1B: 12 2B: 0 3B: 0 HR: 0	SF: 0 SAC: 0 DP: 2 HBP: 0	WP: 0 PA: 38 PB: 0 SB: 0 CS: 0
<b>PITCHER</b>	IP WLS BF H R ER SO BB IBB HBP BLK WP HR S P ERA WHIP																
Shane Reynolds, R (1,1) ERA: 3.0	5.1	26	11	1	1	4	1	0	0	0	0	0	0	60	88	1.69	2.250
Dave Veres, R (6,1) ERA: 2.19	1.2	6	1	0	0	2	0	0	0	0	0	0	0	17	28	0.00	0.600
Todd Jones, R (8,1) ERA: 3.0	2.0	W	6	0	0	0	1	0	0	0	0	0	0	15	24	0.00	0.000

Batter	1	2	3	4	5	6	7	8	9	AB	R	H	RBI	BB	SO	LOB	BOTTOM
Craig Biggio, R (1,4) OBP: 0.398, SLG: 0.462	G5-3		F7						L3	4	0	1	1	0	0	1	<b>Colorado Rockies @ Houston Astros</b> Astrodome, Houston, TX Wed Aug 03 1994, 8:05 PM EDT Att: 18,320 - Dome
Steve Finley, L (1,8) OBP: 0.318, SLG: 0.417	P5		P2						K	4	0	0	0	0	1	2	
5 Jeff Bagwell, R (1,3) OBP: 0.449, SLG: 0.747										4	0	1	0	0	0	0	
Kevin Bass, S (1,9) OBP: 0.394, SLG: 0.469	P5									4	0	1	0	0	0	1	
Luis Gonzalez, L (1,7) OBP: 0.343, SLG: 0.413										3	1	2	0	1	0	1	
Chris Donnels, L (1,5) OBP: 0.362, SLG: 0.439										3	0	1	0	0	1	2	
James Mouton, R (7,FR) OBP: 0.316, SLG: 0.303	G4-6-3									0	0	0	0	0	0	0	
Ken Caminiti, S (8,5) OBP: 0.354, SLG: 0.501										1	0	0	0	0	1	1	
Tony Eusebio, R (1,2) OBP: 0.331, SLG: 0.473										3	1	1	0	1	1	1	
Andujar Cedeno, R (1,6) OBP: 0.332, SLG: 0.429										4	0	1	1	0	0	2	
Shane Reynolds, R (1,1) OBP: 0.129, SLG: 0.100										2	0	1	0	0	0	1	
Dave Veres, R (6,1) ERA: 6.03										0	0	0	0	0	0	0	
Milt Thompson, L (7,PH) OBP: 0.348, SLG: 0.345										1	0	0	0	0	0	2	
Todd Jones, L (8,1) OBP: 0.500, SLG: 0.500										0	0	0	0	0	0	0	
<b>Inning Stats</b>	R: 0 E: 0 K: 0 S: 13	H: 1 LOB: 0 BB: 0 P: 18	R: 0 E: 0 K: 0 S: 6	H: 1 LOB: 0 BB: 0 P: 10	R: 0 E: 0 K: 1 S: 11	H: 0 LOB: 1 BB: 1 P: 18	R: 1 E: 0 K: 0 S: 12	H: 2 LOB: 1 BB: 0 P: 19	R: 0 E: 0 K: 1 S: 11	H: 1 LOB: 2 BB: 0 P: 17	R: 0 E: 0 K: 1 S: 7	H: 0 LOB: 0 BB: 0 P: 9	R: 1 E: 0 K: 1 S: 13	H: 2 LOB: 2 BB: 1 P: 21	1B: 8 2B: 1 3B: 0 HR: 0	SF: 0 SAC: 0 DP: 1 HBP: 0	WP: 0 PA: 36 PB: 0 SB: 1 CS: 1
<b>PITCHER</b>	IP WLS BF H R ER SO BB IBB HBP BLK WP HR S P ERA WHIP																
David Nied, R (1,1) ERA: 4.54	5.0	20	5	1	1	1	1	0	0	0	0	0	0	26	37	0.00	0.667
Willie Blair, R (6,1)	3.0	10	2	0	0	2	0	0	0	0	0	0	0	26	37	0.00	0.667
Bruce Ruffin, L (9,1) ERA: 4.02	0.2	L	5	2	1	1	1	1	0	0	0	0	0	13	21	13.50	4.500

AB	37
R	1
H	12
RBI	1
BB	1
SO	7
LOB	22









Batter	1	2	3	4	5	6	7	8	9	AB	R	H	RBI	BB	SO	LOB	TOP						
<b>Darren Lewis, R</b> OBP: 0.342, SLG: 0.359 (1, 8)	G6-3 CS 1B		FC4-6 1-2				F9		G6-3	5	0	2	0	0	0	3	<b>San Francisco Giants @ Houston Astros</b> Astrodome, Houston, TX Fri Aug 05 1994, 8:05 PM EDT Att: 44,297 - Dome <a href="http://livebaseballscorecards.com">livebaseballscorecards.com</a>						
<b>Royce Clayton, R</b> OBP: 0.300, SLG: 0.336 (1, 6)	K 3-3		F8 1-2				F8 3-1		L8 0-0	5	1	1	2	0	1	5							
<b>Barry Bonds, L</b> OBP: 0.420, SLG: 0.649 <b>Mike Benjamin, R</b> OBP: 0.343, SLG: 0.419 (5, 5)	G6-3 2-3		F8 0-0				F7 1-0		F7 0-0	3	0	0	0	0	0	2							
<b>Matt Williams, R</b> OBP: 0.324, SLG: 0.609 <b>Mark Carreon, R</b> OBP: 0.324, SLG: 0.408 (6, 7)	K 1-3						F9 0-0		P2 1-0	3	1	1	0	0	1	1							
<b>Darryl Strawberry, L</b> OBP: 0.385, SLG: 0.462 <b>Dave Martinez, L</b> OBP: 0.320, SLG: 0.367 (6, 9)			F8 2-2				F8 1-2		F7 1-1	3	0	1	0	0	0	1							
<b>Todd Benzinger, S</b> OBP: 0.291, SLG: 0.379 (1, 3)							G4-6-3 1B 1-2		F9 0-0	4	0	2	1	0	0	2							
<b>Steve Scarsone, R</b> OBP: 0.327, SLG: 0.384 (1, 4)									P2 1-0	1	0	0	0	0	0	1							
<b>Kirt Manwaring, R</b> OBP: 0.306, SLG: 0.316 (1, 2)									F7 1-1	3	0	1	0	0	0	1							
<b>Mark Portugal, R</b> OBP: 0.360, SLG: 0.500 <b>Bryan Hickerson, L</b> OBP: 0.241, SLG: 0.222 <b>Pat Gomez, L</b> OBP: 0.305, SLG: 0.321 (8, 1)									F8 2-1	4	1	0	0	0	0	2							
<b>John Patterson, S</b> OBP: 0.305, SLG: 0.321 (9, PH)									G6-3 1-1	4	0	3	0	0	0	1							
<b>Inning Stats</b>	R: 0 E: 0 K: 2 S: 13	H: 1 LOB: 1 BB: 0 P: 21	R: 0 E: 0 K: 0 S: 7	H: 2 LOB: 2 BB: 0 P: 14	R: 0 E: 1 K: 0 S: 10	H: 0 LOB: 1 BB: 0 P: 12	R: 0 E: 0 K: 0 S: 6	H: 1 LOB: 0 BB: 0 P: 8	R: 0 E: 0 K: 0 S: 11	H: 2 LOB: 1 BB: 0 P: 19	R: 1 E: 0 K: 0 S: 9	H: 2 LOB: 1 BB: 0 P: 13	R: 0 E: 1 K: 0 S: 8	H: 1 LOB: 1 BB: 0 P: 13	R: 0 E: 0 K: 0 S: 5	H: 1 LOB: 1 BB: 0 P: 8		R: 3 E: 2 K: 0 S: 8	H: 1 LOB: 0 BB: 0 P: 11	1B: 6 2B: 4 3B: 0 HR: 1	SF: 0 SAC: 1 DP: 1 HBP: 0	WP: 0 PB: 0 SB: 0 CS: 1	PA: 39
<b>PITCHER</b> <b>Greg Swindell, L</b> ERA: 4.13 (1, 1)	IP: 9.0 WLS: W BF: 39 H: 11 R: 4 ER: 1 SO: 2 BB: 0 IBB: 0 HBP: 0 BLK: 0 WP: 0 HR: 1 S: 77 P: 119 ERA: 1.00 WHIP: 1.222															<b>PITCHER</b>							

Batter	1	2	3	4	5	6	7	8	9	AB	R	H	RBI	BB	SO	LOB	BOTTOM				
<b>Craig Biggio, R</b> OBP: 0.305, SLG: 0.477 <b>Orlando Miller, R</b> OBP: 0.395, SLG: 0.538 (7, PH)	P4 5 G6-3 2B		1B 5 2B 1B	L6	FC6-4 2H 1B		K			4	2	3	1	0	0	0	<b>San Francisco Giants @ Houston Astros</b> Astrodome, Houston, TX Fri Aug 05 1994, 8:05 PM EDT Att: 44,297 - Dome <a href="http://livebaseballscorecards.com">livebaseballscorecards.com</a>				
<b>Steve Finley, L</b> OBP: 0.320, SLG: 0.416 (1, 8)	P4 2-3		5 2B 1B	1B WP 2B	FC6-4 5 HR 1B		G1-3			5	3	2	0	0	0	3					
<b>5 Jeff Bagwell, R</b> OBP: 0.451, SLG: 0.755 <b>Chris Donnels, L</b> OBP: 0.362, SLG: 0.439 (9, 3)	G5-3 3H		G4-3 1H 3H 1B 2B	WP 1B 1B IBB	1H 2H 3H HR				G5-4-3 1B	4	3	3	5	1	0	0					
<b>Ken Caminiti, S</b> OBP: 0.353, SLG: 0.499 (1, 5)	K 3-3		F8 3-0	1B WP 1B	F8 2-0				G5-4-3 1-2	5	1	1	0	0	1	2					
<b>Luis Gonzalez, L</b> OBP: 0.350, SLG: 0.423 (1, 7)			G4-3 1B	G6-3 1B	G6-4-3 1B				K 2-3	5	1	3	2	0	1	2					
<b>Milt Thompson, L</b> OBP: 0.348, SLG: 0.345 <b>Mike Felder, S</b> OBP: 0.259, SLG: 0.287 (6, 9)			G6-3 1B	G6-3 2B 1B	G6-3 2B 1B				G6-4-3 1-2	3	1	1	1	0	0	2					
<b>Tony Eusebio, R</b> OBP: 0.329, SLG: 0.474 (1, 2)			G1-6-3 2B	K	K				G6-3	4	0	1	1	0	1	2					
<b>Andujar Cedeno, R</b> OBP: 0.336, SLG: 0.428 (1, 6)									G5-3 SH2-4 1B 1B	3	1	2	1	1	0	0					
<b>Greg Swindell, L</b> OBP: 0.256, SLG: 0.326 (1, 1)			G5-3 1B	K	SH2-4 1B					3	0	1	0	0	1	3					
<b>Inning Stats</b>	R: 1 E: 0 K: 1 S: 11	H: 1 LOB: 0 BB: 0 P: 19	R: 1 E: 0 K: 0 S: 11	H: 2 LOB: 1 BB: 0 P: 16	R: 4 E: 0 K: 1 S: 18	H: 5 LOB: 1 BB: 1 P: 35	R: 3 E: 0 K: 1 S: 18	H: 3 LOB: 1 BB: 1 P: 30	R: 3 E: 0 K: 0 S: 8	H: 3 LOB: 0 BB: 0 P: 14	R: 0 E: 0 K: 0 S: 4	H: 1 LOB: 0 BB: 0 P: 7	R: 0 E: 0 K: 1 S: 8	H: 1 LOB: 1 BB: 0 P: 12	R: 0 E: 0 K: 1 S: 5	H: 1 LOB: 1 BB: 0 P: 9		1B: 11 2B: 5 3B: 0 HR: 1	SF: 0 SAC: 1 DP: 2 HBP: 0	WP: 1 PB: 0 SB: 1 CS: 0	PA: 41
<b>PITCHER</b> <b>Mark Portugal, R</b> ERA: 3.93 <b>Bryan Hickerson, L</b> ERA: 5.39 <b>Pat Gomez, L</b> ERA: 3.98 <b>Steve Frey, L</b> ERA: 5.04 (8, 1)	IP: 2.0 WLS: L BF: 11 H: 5 R: 4 ER: 4 SO: 1 BB: 0 IBB: 2 HBP: 0 BLK: 0 WP: 1 HR: 0 S: 27 P: 43 ERA: 18.00 WHIP: 2.500															<b>PITCHER</b>					



Batter	1	2	3	4	5	6	7	8	9	AB	R	H	RBI	BB	SO	LOB	TOP								
<b>Darren Lewis, R</b> OBP: 0.341, SLG: 0.357	2-1 G4-3 SF8 1B	1-0 G4-3			3-1 F8		2-1 G6-3 1-2		0-1 F8	5	1	1	0	0	0	4									
<b>Royce Clayton, R</b> OBP: 0.297, SLG: 0.332	2-0 G4-3		1-1 L8		0-0 F9			0-2 G4-3	3-2 F8 1B	4	0	0	0	0	0	1									
<b>Todd Benzinger, S</b> OBP: 0.293, SLG: 0.381										1	0	1	0	0	0	0									
<b>Steve Scarosone, R</b> OBP: 0.327, SLG: 0.384	1-3									0	0	0	0	0	0	0									
<b>Barry Bonds, L</b> OBP: 0.420, SLG: 0.646	1-0 SF8		4-1			2-1 F9		0-1 S S 1B	1-2 F5 1B	3	0	1	1	1	0	1									
<b>Matt Williams, R</b> OBP: 0.323, SLG: 0.613	0-0 G5-3		1-0 F7			1-2		1-3 K		4	1	1	1	0	1	2									
<b>Darryl Strawberry, L</b> OBP: 0.380, SLG: 0.476		1-3 K	3-2 G3			0-0 HR G3-1 3B		2-0 F8		4	1	1	0	0	1	2									
<b>Dave Martinez, L</b> OBP: 0.319, SLG: 0.364		2-1 F8		1-1 F4		2-0 G3-1			2-1 BB HR 1B	4	1	1	1	0	0	0									
<b>John Patterson, S</b> OBP: 0.312, SLG: 0.319		4-2 S 1B BB		2-3 K		3-H G5-3			4-2 HR BB	2	2	0	0	2	1	0									
<b>Jeff Reed, L</b> OBP: 0.257, SLG: 0.235		4-1 1B IBB		1-2 G3			3-2 S6-3 1B		1-0 HR	3	1	2	3	1	0	0									
<b>William Van Landingham, R</b> OBP: 0.269, SLG: 0.285		0-1				0-2 G4-3			3-2 K	2	0	1	1	0	0	0									
<b>Rich Monteleone, R</b> OBP: 0.293, SLG: 0.332										0	0	0	0	0	0	0									
<b>Mark Leonard, L</b> OBP: 0.293, SLG: 0.332										1	0	0	0	0	0	1									
<b>Kent Bottenfield, R</b> OBP: 0.293, SLG: 0.332										0	0	0	0	0	0	0									
<b>Steve Frey, R</b> OBP: 0.293, SLG: 0.332										0	0	0	0	0	0	0									
<b>Mark Carreon, R</b> OBP: 0.293, SLG: 0.332										0	0	0	0	0	0	0									
<b>Mike Benjamin, R</b> OBP: 0.293, SLG: 0.332										0	0	0	0	0	0	0									
<b>Inning Stats</b>	R: 1 E: 0 K: 0 S: 5	H: 1 LOB: 0 BB: 0 P: 10	R: 1 E: 0 K: 1 S: 11	H: 1 LOB: 2 BB: 2 P: 23	R: 0 E: 0 K: 0 S: 9	H: 0 LOB: 1 BB: 1 P: 17	R: 0 E: 0 K: 1 S: 12	H: 0 LOB: 0 BB: 0 P: 16	R: 0 E: 0 K: 0 S: 6	H: 0 LOB: 0 BB: 0 P: 9	R: 2 E: 0 K: 0 S: 9	H: 2 LOB: 0 BB: 0 P: 15	R: 0 E: 0 K: 1 S: 9	H: 1 LOB: 0 BB: 0 P: 14	R: 0 E: 0 K: 1 S: 13	H: 1 LOB: 1 BB: 1 P: 16	R: 3 E: 0 K: 0 S: 20	H: 3 LOB: 1 BB: 1 P: 34	1B: 6 2B: 0 3B: 1 HR: 2	SF: 1 SAC: 0 DP: 1 HBP: 1	WP: 0 PB: 0 SB: 4 CS: 0	PA: 39			
<b>PITCHER</b>	IP	WLS	BF	H	R	ER	SO	BB	IBB	HBP	BLK	WP	HR	S	P	ERA	WHIP								
<b>Pete Harnisch, R</b> ERA: 5.4	6.0	W	25	4	4	4	2	2	1	0	0	0	1	52	90	6.00	1.000								
<b>Todd Jones, R</b> ERA: 2.97	2.0		7	2	0	0	2	0	0	0	0	0	0	22	30	0.00	1.000								
<b>John Hudek, R</b> ERA: 3.08	0.0		3	2	3	3	0	1	0	0	0	0	1	7	14	∞	∞								
<b>Dave Veres, R</b> ERA: 2.13	1.0	S	4	1	0	0	0	0	0	1	0	0	0	13	20	0.00	1.000								

**San Francisco Giants @ Houston Astros**  
 Astrodome, Houston, TX  
 Sat Aug 06 1994, 8:05 PM EDT  
 Att: 48,945 - Dome

**AB 33**  
**R 7**  
**H 9**  
**RBI 7**  
**BB 4**  
**SO 4**  
**LOB 11**



Batter	1	2	3	4	5	6	7	8	9	AB	R	H	RBI	BB	SO	LOB	BOTTOM									
<b>Craig Biggio, R</b> OBP: 0.303, SLG: 0.476	0-0 B3		1-0 F9		1-2 FC5-4 S 1B 2B	1-2 F4		0-2		5	1	1	0	0	0	3										
<b>Steve Finley, L</b> OBP: 0.324, SLG: 0.418	1-1 G6-3		1-1 5 HR 1B		1-2 2B 1B		2-1 5 G5-4-3 1B	0-3 K		5	2	3	1	0	1	1										
<b>5 Jeff Bagwell, R</b> OBP: 0.452, SLG: 0.759	2-2 L5		0-0 1-H 2-H HR		4-1 2B IBB		1-1 G5-4-3			3	1	1	3	1	0	1										
<b>Ken Caminiti, S</b> OBP: 0.355, SLG: 0.504		1-3 K	1-1 G4-3		3-1 2B		2-0 2B			4	0	2	2	0	1	0										
<b>Luis Gonzalez, L</b> OBP: 0.351, SLG: 0.421		1-0 E6 G4-6-3		4-2 G4-3 E CS BB	4-0 IBB		1-0 G4-3			2	0	0	0	2	0	1										
<b>Kevin Bass, S</b> OBP: 0.391, SLG: 0.465		1-2 G4-6-3		1-1 G4-3	0-0 F4			0-0 P5		3	0	0	0	0	0	5										
<b>James Mouton, R</b> OBP: 0.314, SLG: 0.301										1	0	0	0	0	0	0										
<b>Scott Servais, R</b> OBP: 0.238, SLG: 0.374		0-1 L8		0-1 G5-3	0-1 L7			0-0 G5-3		4	0	0	0	0	0	5										
<b>Andujar Cedeno, R</b> OBP: 0.338, SLG: 0.432			2-2 FC2-5 2B		2-0 E5 FC5-4 1B 1B	1-0 G6-3		1-2 HR 1B		4	2	2	0	0	0	0										
<b>Pete Harnisch, S</b> ERA: 3.88			0-1 FC2-5 1B		1-2 FC5-4 1B		2-3 K		2-1 HR	2	1	1	0	0	0	1										
<b>Roberto Petagine, L</b> ERA: 3.88										1	0	0	0	0	0	0										
<b>Todd Jones, L</b> ERA: 3.25										0	0	0	0	0	0	0										
<b>Mike Thompson, L</b> ERA: 0.15										1	1	1	2	0	0	0										
<b>John Hudek, S</b> ERA: 0.15										0	0	0	0	0	0	0										
<b>Dave Veres, R</b> ERA: 0.15										0	0	0	0	0	0	0										
<b>Inning Stats</b>	R: 0 E: 0 K: 0 S: 6	H: 0 LOB: 0 BB: 0 P: 9	R: 0 E: 1 K: 1 S: 9	H: 0 LOB: 1 BB: 0 P: 12	R: 3 E: 0 K: 0 S: 11	H: 3 LOB: 0 BB: 0 P: 16	R: 0 E: 1 K: 0 S: 6	H: 0 LOB: 0 BB: 1 P: 11	R: 3 E: 1 K: 0 S: 18	H: 3 LOB: 3 BB: 2 P: 34	R: 0 E: 0 K: 1 S: 7	H: 0 LOB: 0 BB: 0 P: 11	R: 0 E: 0 K: 0 S: 6	H: 2 LOB: 1 BB: 0 P: 12	R: 2 E: 0 K: 1 S: 14	H: 3 LOB: 1 BB: 0 P: 17	1B: 5 2B: 4 3B: 0 HR: 2	SF: 0 SAC: 0 DP: 1 HBP: 0	WP: 0 PB: 0 SB: 2 CS: 1	PA: 38						
<b>PITCHER</b>	IP	WLS	BF	H	R	ER	SO	BB	IBB	HBP	BLK	WP	HR	S	P	ERA	WHIP									
<b>William Van Landingham, R</b> ERA: 3.88	4.1	L	23	6	6	5	1	1	2	0	0	0	0	10	14	0.00	0.000									
<b>Rich Monteleone, R</b> ERA: 3.25	1.2		5	0	0	0	1	0	0	0	0	0	0	1	16	25	10.80	3.000								
<b>Kent Bottenfield, R</b> ERA: 0.15	1.2		9	5	2	2	0	0	0	0	0	0	0	4	4	0.00	0.000									
<b>Steve Frey, L</b> ERA: 4.99	0.1		1	0	0	0	1	0	0	0	0	0	0	4	4	0.00	0.000									

**San Francisco Giants @ Houston Astros**  
 Astrodome, Houston, TX  
 Sat Aug 06 1994, 8:05 PM EDT  
 Att: 48,945 - Dome

**AB 35**  
**R 8**  
**H 11**  
**RBI 8**  
**BB 3**  
**SO 3**  
**LOB 17**





Batter	1	2	3	4	5	6	7	8	9	AB	R	H	RBI	BB	SO	LOB	TOP				
Darren Lewis, R OBP: 0.342, SLG: 0.357	G5-3		1B				P4			3	0	1	0	1	0	1	<b>San Francisco Giants @ Houston Astros</b> Astrodome, Houston, TX Sun Aug 07 1994, 8:05 PM EDT Att: 28,870 - Dome				
Royce Clayton, R OBP: 0.294, SLG: 0.329	F7		F7			G5-3	G6-3			4	0	0	0	0	0	3					
Barry Bonds, L OBP: 0.421, SLG: 0.652	HR		K			F8	PB	G3		3	2	1	1	1	1	1					
Matt Williams, R OBP: 0.321, SLG: 0.607	L4		F9			F8		K		4	0	0	0	0	1	2					
Darryl Strawberry, L OBP: 0.375, SLG: 0.459		G3-6-3	1B		F7	K		K		3	1	0	0	1	2	1					
Dave Martinez, L OBP: 0.319, SLG: 0.364		3-1			G6-3			G6-3		3	0	1	0	0	1	0					
Dave Burba, R										0	0	0	0	0	0	0					
Steve Frey, R										0	0	0	0	0	0	0					
Rich Monteleone, R										0	0	0	0	0	0	0					
Mark Carreon, R OBP: 0.327, SLG: 0.404			1B							1	0	0	0	0	0	0					
John Patterson, S OBP: 0.310, SLG: 0.316		G3-6-3			G3-1			G4-3		2	0	0	0	0	0	2					
Pat Gomez, L										0	0	0	0	0	0	0					
Todd Benzinger, S OBP: 0.294, SLG: 0.381										2	1	1	0	0	0	0					
Kirt Manwaring, R OBP: 0.310, SLG: 0.324		SF8						F8		2	0	2	1	0	0	0					
Jeff Reed, L OBP: 0.254, SLG: 0.233										1	0	0	0	0	0	0					
Bill Swift, R OBP: 0.257, SLG: 0.281										1	0	0	0	0	0	1					
Steve Scarosone, R OBP: 0.321, SLG: 0.376		B2-3								2	0	0	1	0	0	1					
<b>Inning Stats</b>	R: 1 E: 0 K: 0 S: 7	H: 1 LOB: 0 BB: 0 P: 11	R: 1 E: 0 K: 0 S: 14	H: 1 LOB: 1 BB: 1 P: 26	R: 0 E: 0 K: 1 S: 9	H: 1 LOB: 0 BB: 0 P: 15	R: 0 E: 0 K: 0 S: 4	H: 0 LOB: 0 BB: 0 P: 6	R: 0 E: 0 K: 0 S: 7	H: 1 LOB: 1 BB: 1 P: 12	R: 1 E: 0 K: 2 S: 14	H: 0 LOB: 0 BB: 1 P: 22	R: 0 E: 0 K: 2 S: 12	H: 2 LOB: 1 BB: 0 P: 11	R: 0 E: 0 K: 0 S: 10	H: 0 LOB: 0 BB: 0 P: 13	1B: 4 2B: 1 3B: 0 HR: 1	SF: 1 SAC: 0 DP: 0 HBP: 0	WP: 0 PB: 1 SB: 2 CS: 0	PA: 35	
<b>PITCHER</b>	IP	WLS	BF	H	R	ER	SO	BB	IBB	HBP	BLK	WP	HR	S	P	ERA	WHIP				
Doug Drabek, R ERA: 2.84	7.0	W	29	6	4	3	3	3	0	0	0	0	1	62	103	3.86	1.286				
Ross Powell, L ERA:	1.0		3	0	0	0	2	0	0	0	0	0	0	12	19	0.00	0.000				
Todd Jones, R ERA: 2.83	1.0	S	3	0	0	0	0	0	0	0	0	0	0	10	13	0.00	0.000				

Batter	1	2	3	4	5	6	7	8	9	AB	R	H	RBI	BB	SO	LOB	BOTTOM				
Craig Biggio, R OBP: 0.305, SLG: 0.477	G5-3		1B			K				4	1	2	0	1	1	0	<b>San Francisco Giants @ Houston Astros</b> Astrodome, Houston, TX Sun Aug 07 1994, 8:05 PM EDT Att: 28,870 - Dome				
Steve Finley, L OBP: 0.326, SLG: 0.422	L9		SH3-4			L3				4	0	2	1	0	0	0					
5 Jeff Bagwell, R OBP: 0.351, SLG: 0.754	K		1B			F9		K		4	1	1	1	1	2	2					
Ken Caminiti, S OBP: 0.356, SLG: 0.504		2B	1B		G6-4-3			K		4	2	2	2	0	1	3					
Luis Gonzalez, L OBP: 0.350, SLG: 0.421		G4-3	G3			F9		K		4	1	1	1	0	1	1					
Mike Felder, S OBP: 0.287, SLG: 0.295		1-H	2B							4	0	2	1	0	0	1					
Ross Powell, L										0	0	0	0	0	0	0					
Todd Jones, L OBP: 0.500, SLG: 0.500										0	0	0	0	0	0	0					
Scott Servais, R OBP: 0.239, SLG: 0.377			K					K		4	0	1	0	0	3	3					
Andujar Cedeno, R OBP: 0.340, SLG: 0.431										3	0	1	0	1	1	0					
Doug Drabek, R OBP: 0.262, SLG: 0.276										3	2	2	0	0	1	2					
Milt Thompson, L OBP: 0.349, SLG: 0.359			SH3-4					G6-4-3		1	0	0	0	0	0	1					
<b>Inning Stats</b>	R: 0 E: 0 K: 1 S: 7	H: 0 LOB: 0 BB: 0 P: 9	R: 2 E: 0 K: 1 S: 10	H: 2 LOB: 0 BB: 0 P: 15	R: 4 E: 0 K: 1 S: 17	H: 5 LOB: 1 BB: 0 P: 21	R: 1 E: 0 K: 1 S: 13	H: 3 LOB: 2 BB: 1 P: 24	R: 0 E: 0 K: 1 S: 9	H: 1 LOB: 1 BB: 0 P: 18	R: 0 E: 0 K: 3 S: 12	H: 1 LOB: 1 BB: 0 P: 15	R: 0 E: 0 K: 1 S: 11	H: 2 LOB: 2 BB: 1 P: 20	1B: 11 2B: 3 3B: 0 HR: 0	SF: 0 SAC: 1 DP: 2 HBP: 0	WP: 1 PB: 0 SB: 0 CS: 0	PA: 39			
<b>PITCHER</b>	IP	WLS	BF	H	R	ER	SO	BB	IBB	HBP	BLK	WP	HR	S	P	ERA	WHIP				
Bill Swift, R ERA: 3.38	3.1	L	21	10	7	7	4	0	1	0	0	0	0	11	21	0.00	0.600				
Pat Gomez, L ERA: 3.79	4.1		6	1	0	0	1	0	1	0	0	0	0	24	35	0.00	1.125				
Dave Burba, R ERA: 4.56	2.2		10	2	0	0	4	1	0	0	0	0	0	2	5	∞	∞				
Steve Frey, L ERA: 4.99	0.0		1	1	0	0	0	0	0	0	0	0	0	2	5	∞	∞				
Rich Monteleone, R ERA: 3.22	0.1		1	0	0	0	1	0	0	0	0	0	0	3	4	0.00	0.000				





Batter	1	2	3	4	5	6	7	8	9	AB	R	H	RBI	BB	SO	LOB	TOP										
<b>Bip Roberts, S</b> (1, 7) OBP: 0.391, SLG: 0.397	G4-3		1B			1B		HBP		2	1	1	0	1	0	0	<b>San Diego Padres @ Houston Astros</b> Astrodome, Houston, TX Tue Aug 09 1994, 8:05 PM EDT Att: 24,371 - Dome										
<b>Tony Gwynn, L</b> (1, 9) OBP: 0.454, SLG: 0.571	2B		G5-3			FC5-4		G4-6-3		4	0	2	0	0	0	3											
<b>Derek Bell, R</b> (1, 8) OBP: 0.352, SLG: 0.447	G5-3			1B		E6		1B		4	0	2	2	0	0	2											
<b>Eddie Williams, R</b> (1, 3) OBP: 0.392, SLG: 0.599	G1-3			K		FC5-4		F3		4	0	0	0	0	1	5											
<b>Archi Cianfrocco, R</b> (9, 3) OBP: 0.252, SLG: 0.356				1-2		1-2		1-2		0	0	0	0	0	0	0											
<b>Scott Livingstone, L</b> (1, 5) OBP: 0.285, SLG: 0.367	G4-3			HR		G3-6-3		F7		4	1	1	1	0	0	2											
<b>Craig Shipley, R</b> (1, 4) OBP: 0.362, SLG: 0.481	L9			G5-3				HR		4	1	1	1	0	1	0											
<b>Luis Lopez, S</b> (1, 6) OBP: 0.328, SLG: 0.386	K					G4-3		K		4	0	0	0	0	3	0											
<b>Brad Ausmus, R</b> (1, 2) OBP: 0.311, SLG: 0.355				G4-3		G5-3		G5-3		4	0	0	0	0	0	0											
<b>Andy Ashby, R</b> (1, 1) OBP: 0.180, SLG: 0.163				F7						3	1	1	0	0	1	0											
<b>Trevor Hoffman, R</b> (9, 1)						K		C4-6-3	HBP	0	0	0	0	0	0	0											
<b>Inning Stats</b>	R: 0 E: 0 K: 0 S: 4	H: 1 LOB: 1 BB: 0 P: 4	R: 0 E: 0 K: 1 S: 5	H: 0 LOB: 0 BB: 0 P: 5	R: 0 E: 0 K: 0 S: 4	H: 1 LOB: 1 BB: 0 P: 4	R: 1 E: 0 K: 1 S: 6	H: 2 LOB: 0 BB: 0 P: 6	R: 0 E: 0 K: 0 S: 5	H: 0 LOB: 0 BB: 0 P: 5	R: 1 E: 1 K: 0 S: 4	H: 1 LOB: 1 BB: 1 P: 8	R: 0 E: 0 K: 2 S: 7	H: 0 LOB: 0 BB: 0 P: 7	R: 1 E: 0 K: 0 S: 4	H: 2 LOB: 1 BB: 0 P: 5	R: 1 E: 0 K: 1 S: 6	H: 1 LOB: 0 BB: 0 P: 6	1B: 5 2B: 1 3B: 0 HR: 2	SF: 0 SAC: 0 DP: 2 HBP: 1	WP: 0 PB: 0 SB: 1 CS: 1	PA: 35					
<b>PITCHER</b>	IP	WLS	BF	H	R	ER	SO	BB	IBB	HBP	BLK	WP	HR	S	P	ERA	WHIP										
<b>Shane Reynolds, R</b> (1, 1) ERA: 3.05	7.0	L	28	6	3	3	5	1	0	1	0	0	1	36	41	3.86	1.000										
<b>Mike Hampton, L</b> (8, 1) ERA: 3.7	0.2		1	0	0	0	0	0	0	0	0	0	0	1	1	0.00	0.000										
<b>Dave Veres, R</b> (8, 1) ERA: 2.29	1.1		6	2	1	1	1	0	0	0	0	0	1	8	8	6.75	1.500										

AB	33
R	4
H	8
RBI	4
BB	1
SO	6
LOB	12



Batter	1	2	3	4	5	6	7	8	9	AB	R	H	RBI	BB	SO	LOB	BOTTOM										
<b>Craig Biggio, R</b> (1, 4) OBP: 0.304, SLG: 0.473	F9		S			K2-3		F8		3	0	0	0	1	1	0	<b>San Diego Padres @ Houston Astros</b> Astrodome, Houston, TX Tue Aug 09 1994, 8:05 PM EDT Att: 24,371 - Dome										
<b>Mike Felder, S</b> (1, 8) OBP: 0.287, SLG: 0.293	G5-3		G6-3			F8		F8		4	0	1	0	0	0	1											
<b>5 Jeff Bagwell, R</b> (1, 3) OBP: 0.352, SLG: 0.754	G5-3			2B				K		4	1	2	0	0	1	1											
<b>Ken Caminiti, S</b> (1, 5) OBP: 0.353, SLG: 0.499	P6			P6		G4-3		F8		4	0	0	0	0	0	3											
<b>Luis Gonzalez, L</b> (1, 7) OBP: 0.351, SLG: 0.430	K			1B		G3-1		SF8		4	2	2	1	0	1	0											
<b>Milt Thompson, L</b> (1, 9) OBP: 0.347, SLG: 0.357	K			FC6-4		G6-3		G1-3		4	0	1	0	0	1	1											
<b>Tony Eusebio, R</b> (1, 2) OBP: 0.327, SLG: 0.471	G4-3			FC6-4		K		SF8		3	0	1	2	0	1	0											
<b>Andujar Cedeno, R</b> (1, 6) OBP: 0.336, SLG: 0.426				G5-3		FC6-4		P4		4	0	0	0	0	1	2											
<b>Shane Reynolds, R</b> (1, 1) OBP: 0.118, SLG: 0.091				G6-3				K		3	0	0	0	0	2	2											
<b>Mike Hampton, R</b> (8, 1) ERA: 3.4										0	0	0	0	0	0	0											
<b>Dave Veres, R</b> (8, 1) OBP: 0.667, SLG: 0.500										0	0	0	0	0	0	0											
<b>Inning Stats</b>	R: 0 E: 0 K: 0 S: 4	H: 1 LOB: 1 BB: 0 P: 4	R: 0 E: 0 K: 2 S: 7	H: 0 LOB: 0 BB: 0 P: 7	R: 0 E: 0 K: 0 S: 3	H: 0 LOB: 1 BB: 1 P: 7	R: 2 E: 0 K: 1 S: 9	H: 4 LOB: 2 BB: 0 P: 9	R: 0 E: 0 K: 1 S: 6	H: 1 LOB: 1 BB: 0 P: 6	R: 0 E: 0 K: 1 S: 5	H: 0 LOB: 0 BB: 0 P: 5	R: 0 E: 0 K: 1 S: 5	H: 0 LOB: 0 BB: 0 P: 5	R: 1 E: 0 K: 1 S: 6	H: 1 LOB: 0 BB: 0 P: 6	1B: 4 2B: 2 3B: 1 HR: 0	SF: 1 SAC: 0 DP: 0 HBP: 0	WP: 0 PB: 0 SB: 1 CS: 0	PA: 35							
<b>PITCHER</b>	IP	WLS	BF	H	R	ER	SO	BB	IBB	HBP	BLK	WP	HR	S	P	ERA	WHIP										
<b>Andy Ashby, R</b> (1, 1) ERA: 3.4	8.0	W	31	6	2	2	7	1	0	0	0	0	0	44	48	2.25	0.875										
<b>Trevor Hoffman, R</b> (9, 1) ERA: 2.63	1.0	S	4	1	1	1	1	0	0	0	0	0	0	6	6	9.00	1.000										

AB	33
R	3
H	7
RBI	3
BB	1
SO	8
LOB	10





Batter	1	2	3	4	5	6	7	8	9	AB	R	H	RBI	BB	SO	LOB	TOP					
<b>Bip Roberts, S</b> OBP: 0.382, SLG: 0.397 (1, 7)	G6-3		2H 1B			G6-3		G5-4-3 BB		3	0	1	1	1	0	0	<b>San Diego Padres @ Houston Astros</b> Astrodome, Houston, TX Wed Aug 10 1994, 8:05 PM EDT Att: 21,942 - Dome					
<b>Tony Gwynn, L</b> OBP: 0.452, SLG: 0.568 (1, 9)	G4-3		F8			FC6-4 1B		G5-4-3 1-2		4	0	1	0	0	0	1						
<b>Derek Bell, R</b> OBP: 0.351, SLG: 0.445 (1, 8)	1B			K		FC6-4 1-2		G6-3		4	0	1	0	0	1	1						
<b>Eddie Williams, R</b> OBP: 0.384, SLG: 0.585 (1, 3)	G5-3			G6-3		CS	F8	K		4	0	0	0	0	1	1						
<b>Scott Livingstone, L</b> OBP: 0.289, SLG: 0.369 (1, 5)		G6-3 1B		G3-1			HBP 1B	G6-3		4	0	2	0	0	0	0						
<b>Craig Shipley, R</b> OBP: 0.581, SLG: 0.477 <b>Ricky Gutierrez, R</b> OBP: 0.322, SLG: 0.307 (7, PR) (7, 4)		K		G4-3			FC6-4 HBP			2	0	0	0	0	1	1						
<b>Luis Lopez, S</b> OBP: 0.324, SLG: 0.381 (1, 6)		G6-3 1-2		G5-3			F9			3	0	0	0	0	0	3						
<b>Brad Ausmus, R</b> OBP: 0.314, SLG: 0.358 (1, 2)				SH3-4 1B			FC6-4 1-2			3	1	2	0	0	0	2						
<b>Andy Benes, R</b> OBP: 0.180, SLG: 0.184 <b>Jeff Tabaka, R</b> OBP: 1.000, SLG: 2.000 <b>Bill Bean, L</b> OBP: 0.248, SLG: 0.267 <b>Scott Sanders, R</b> OBP: 0.176, SLG: 0.125 (1, 1) (7, 1) (6, PH) (8, 1)				SH3-4		G6-3		L3		1	0	0	0	0	0	1						
<b>Inning Stats</b>	R: 0 E: 0 K: 0 S: 8	H: 1 LOB: 1 BB: 0 P: 12	R: 0 E: 0 K: 1 S: 5	H: 1 LOB: 0 BB: 0 P: 6	R: 1 E: 0 K: 0 S: 9	H: 2 LOB: 0 BB: 0 P: 10	R: 0 E: 0 K: 1 S: 7	H: 0 LOB: 0 BB: 0 P: 10	R: 0 E: 0 K: 0 S: 6	H: 1 LOB: 1 BB: 0 P: 9	R: 0 E: 0 K: 0 S: 11	H: 1 LOB: 2 BB: 0 P: 14	R: 0 E: 0 K: 0 S: 4	H: 1 LOB: 2 BB: 0 P: 8	R: 0 E: 0 K: 0 S: 8	H: 0 LOB: 0 BB: 0 P: 12		R: 0 E: 0 K: 1 S: 9	H: 0 LOB: 0 BB: 0 P: 12	1B: 7 2B: 0 3B: 0 HR: 0	SF: 0 SAC: 1 DP: 2 HBP: 1	WP: 0 PB: 1 SB: 0 CS: 1
<b>PITCHER</b>	IP WLS BF H R ER SO BB IBB HBP BLK WP HR S P ERA WHIP	IP WLS BF H R ER SO BB IBB HBP BLK WP HR S P ERA WHIP																				
<b>Darryl Kile, R</b> ERA: 4.57 <b>Todd Jones, R</b> ERA: 2.72 (1, 1) (7, 1)	6.1 W 24 7 1 1 2 0 0 1 0 0 0 48 64 1.42 1.105	2.2 S 8 0 0 0 1 1 0 0 0 0 0 19 29 0.00 0.375																				

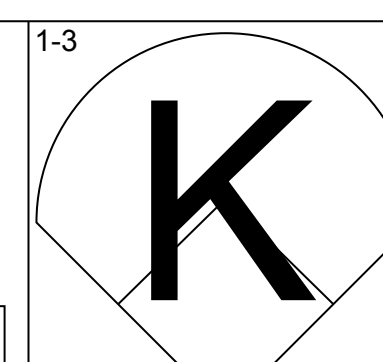
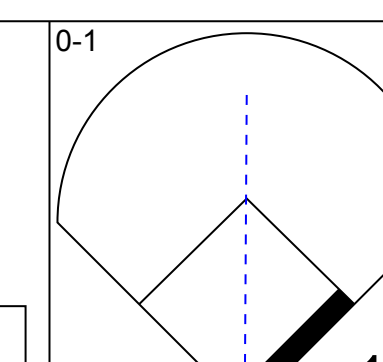
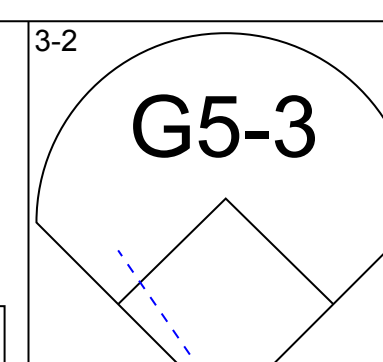
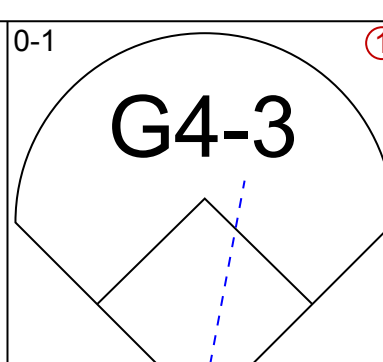
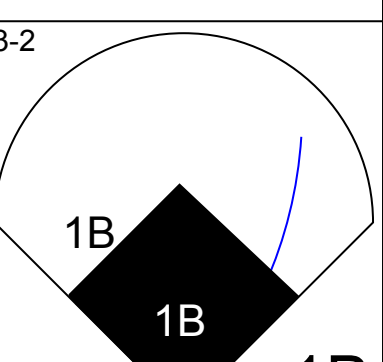
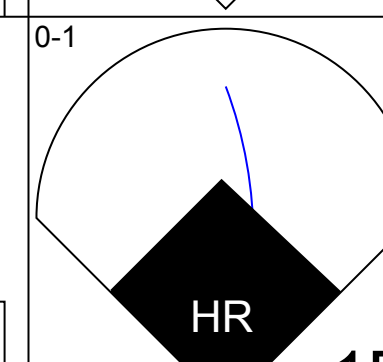
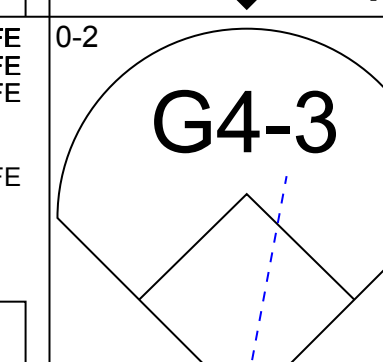
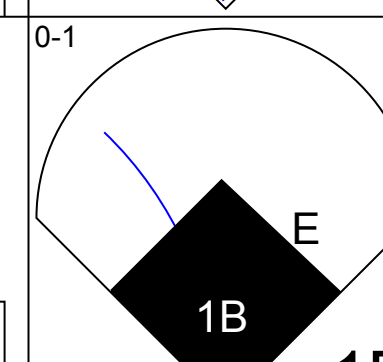
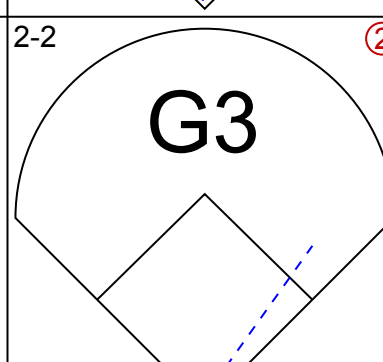
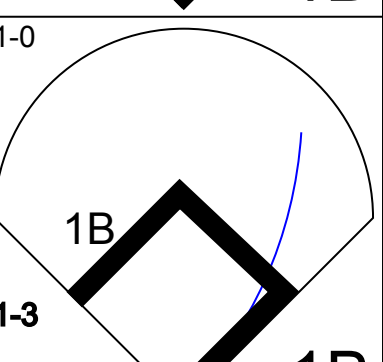
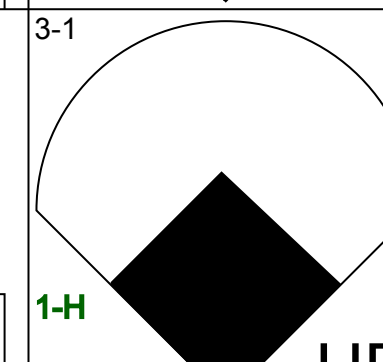
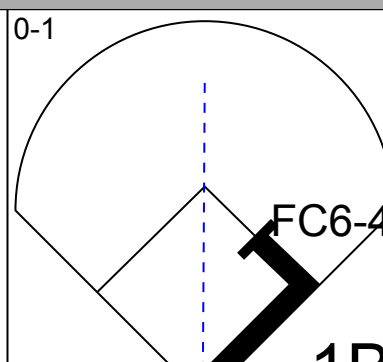
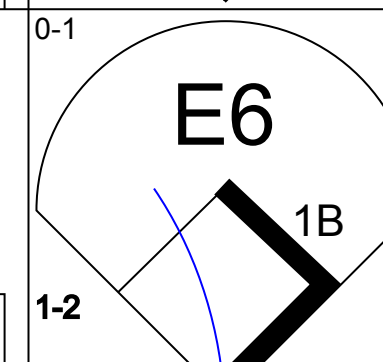
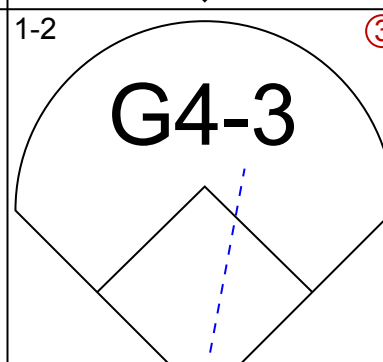
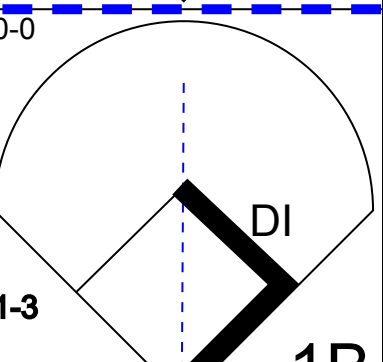
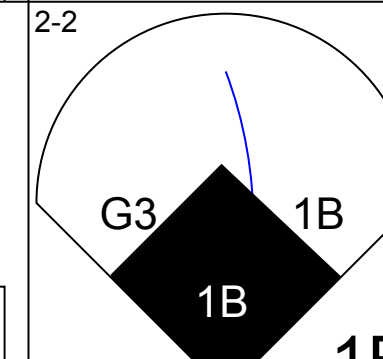
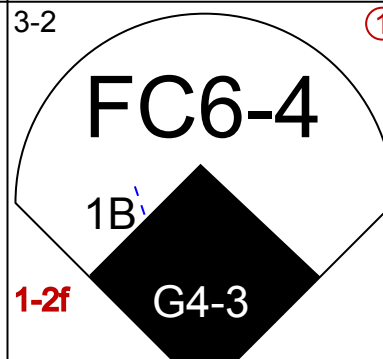
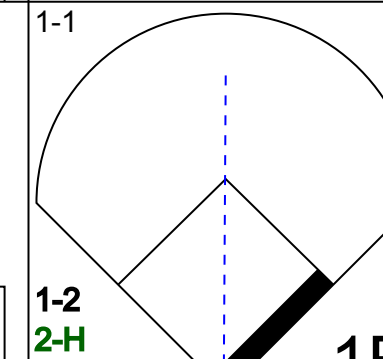
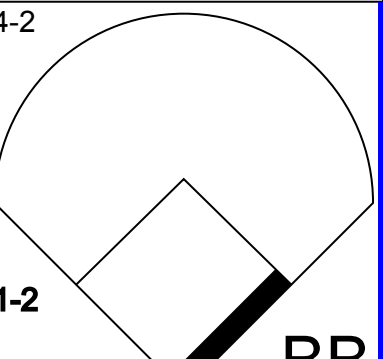
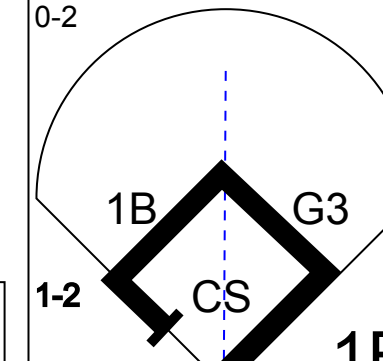
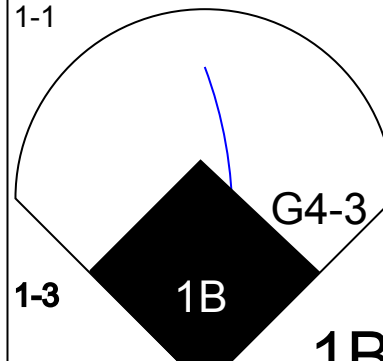
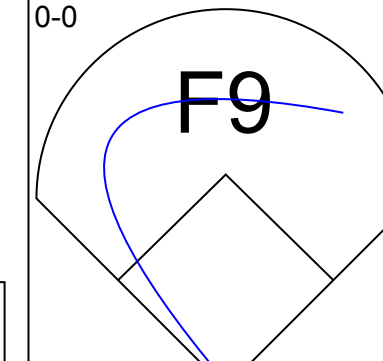
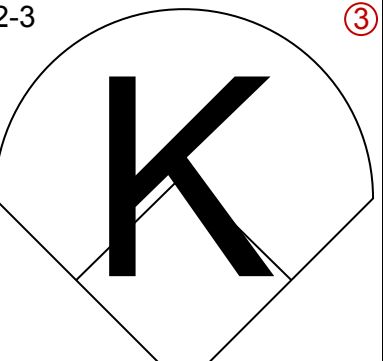
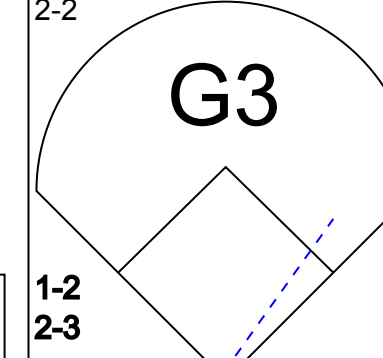
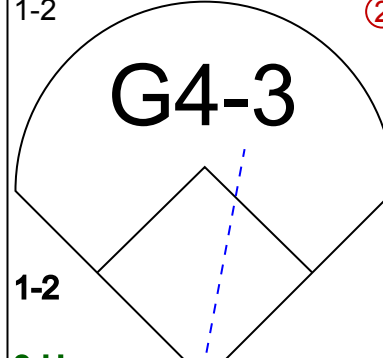
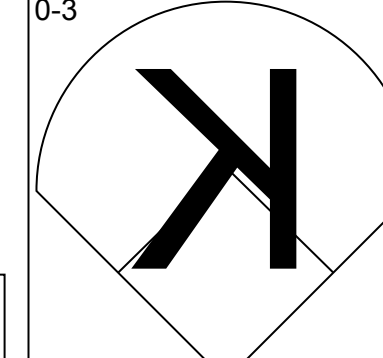

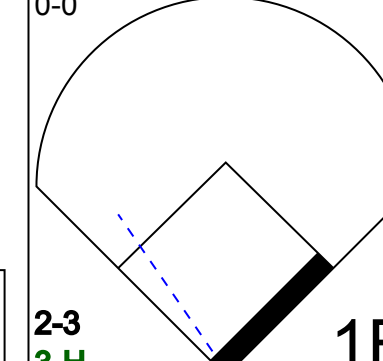
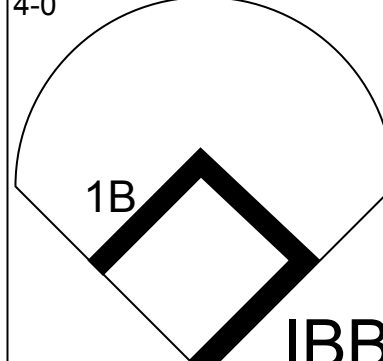



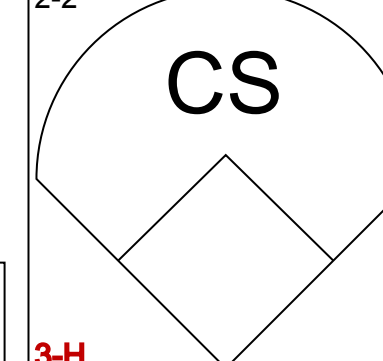
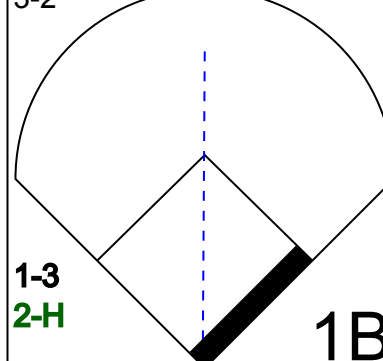

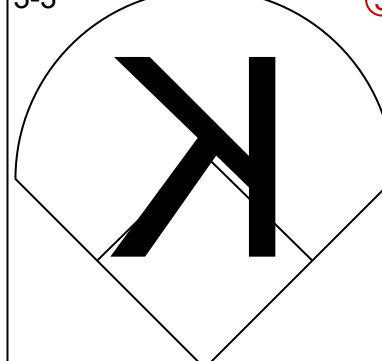


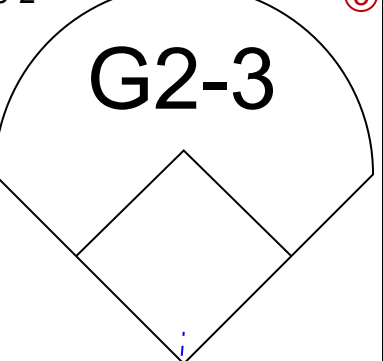

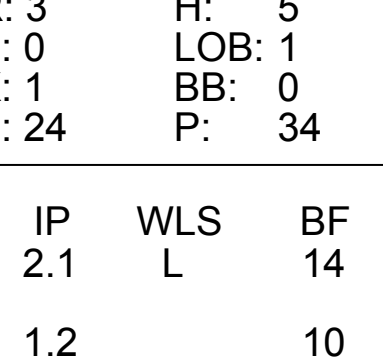
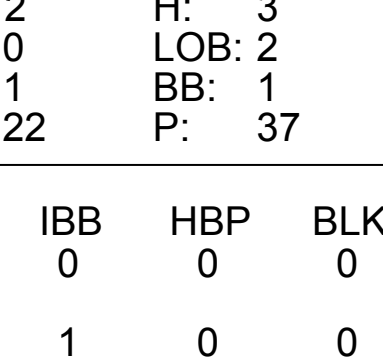
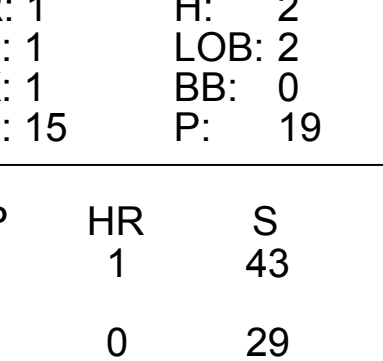
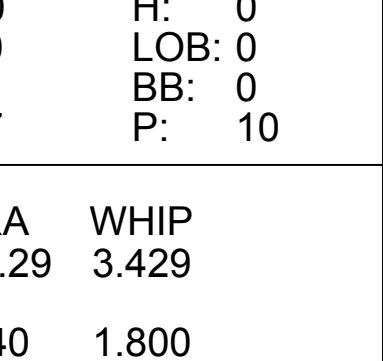
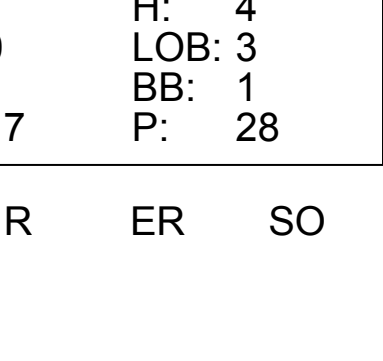
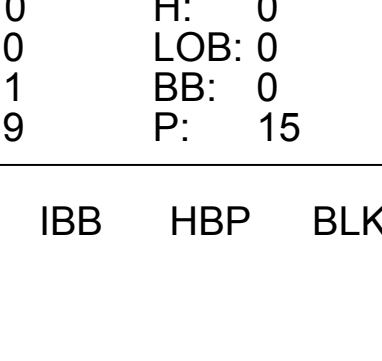


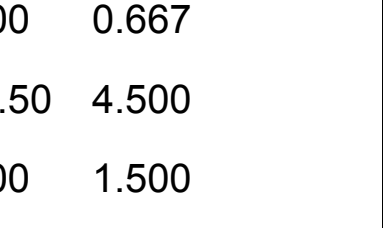
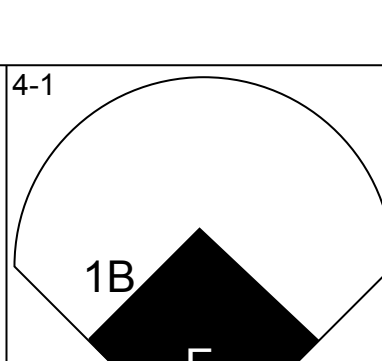
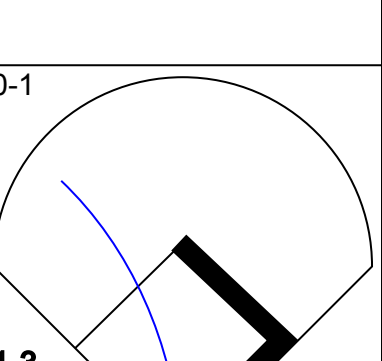
AB	29
R	1
H	7
RBI	1
BB	1
SO	3
LOB	10



Batter	1	2	3	4	5	6	7	8	9	AB	R	H	RBI	BB	SO	LOB	BOTTOM			
<b>Craig Biggio, R</b> OBP: 0.307, SLG: 0.477 (1, 4)	G6-4-3 1B		SH1 E 2B	G5-3			G4-3 S 2B BB			3	2	2	0	1	0	0	<b>San Diego Padres @ Houston Astros</b> Astrodome, Houston, TX Wed Aug 10 1994, 8:05 PM EDT Att: 21,942 - Dome			
<b>Steve Finley, L</b> OBP: 0.328, SLG: 0.432 (1, 8)	G6-4-3 1B		SH1			HR	G4-3			3	1	2	1	0	0	1				
<b>5 Jeff Bagwell, R</b> OBP: 0.451, SLG: 0.750 <b>Chris Donnels, L</b> OBP: 0.368, SLG: 0.439 (1, 3) (6, 3)	G6-4-3		E HBP			K	2B BB			2	0	0	0	0	1	2				
<b>Ken Caminiti, S</b> OBP: 0.350, SLG: 0.494 (1, 5)	G4-1		E6			G3-1	K			4	0	0	1	0	1	4				
<b>Luis Gonzalez, L</b> OBP: 0.355, SLG: 0.433 (1, 7)		G4-3 G1-3 BB				F7		2B		2	0	1	1	2	0	0				
<b>Milt Thompson, L</b> OBP: 0.346, SLG: 0.356 <b>James Mouton, R</b> OBP: 0.314, SLG: 0.301 (1, 9) (9, 9)		G1-3		K			S 1B	P6		4	0	1	0	0	1	6				
<b>Scott Servais, R</b> OBP: 0.235, SLG: 0.371 (1, 2)		G4-3		K			K	P1		4	0	0	0	0	2	5				
<b>Andujar Cedeno, R</b> OBP: 0.335, SLG: 0.422 (1, 6)						K	F9	F7		3	0	0	0	1	1	1				
<b>Darryl Kile, R</b> ERA: 4.57 <b>Todd Jones, L</b> ERA: 2.72 (1, 1) (7, 1)				K			K	G6-3		3	0	0	0	0	3	3				
<b>Inning Stats</b>	R: 0 E: 0 K: 0 S: 6	H: 2 LOB: 1 BB: 0 P: 9	R: 0 E: 0 K: 1 S: 10	H: 0 LOB: 2 BB: 2 P: 20	R: 1 E: 1 K: 2 S: 14	H: 1 LOB: 3 BB: 1 P: 24	R: 0 E: 0 K: 2 S: 8	H: 0 LOB: 0 BB: 0 P: 10	R: 1 E: 0 K: 1 S: 12	H: 1 LOB: 0 BB: 0 P: 18	R: 0 E: 0 K: 2 S: 11	H: 1 LOB: 1 BB: 0 P: 15	R: 1 E: 0 K: 1 S: 8	H: 1 LOB: 2 BB: 2 P: 18	R: 0 E: 0 K: 0 S: 5	H: 0 LOB: 0 BB: 0 P: 6		1B: 3 2B: 2 3B: 0 HR: 1	SF: 0 SAC: 1 DP: 1 HBP: 1	WP: 0 PB: 0 SB: 2 CS: 0
<b>PITCHER</b>	IP WLS BF H R ER SO BB IBB HBP BLK WP HR S P ERA WHIP	IP WLS BF H R ER SO BB IBB HBP BLK WP HR S P ERA WHIP																		
<b>Andy Benes, R</b> ERA: 3.86 <b>Jeff Tabaka, L</b> ERA: 5.27 <b>Scott Sanders, R</b> ERA: 4.83 (1, 1) (7, 1) (8, 1)	6.2 L 32 6 3 3 9 4 1 1 0 0 0 1 68 113 4.05 1.500	0.1 1 0 0 0 0 0 0 0 0 0 0 0 1 1 0.00 0.000																		



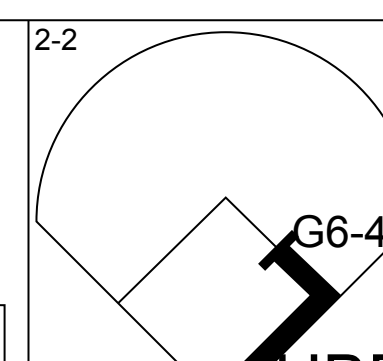
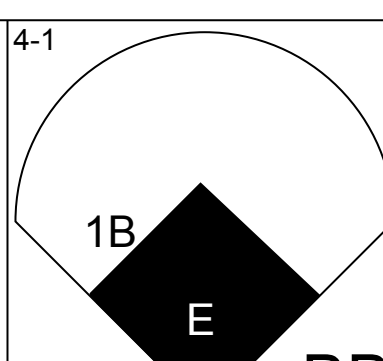
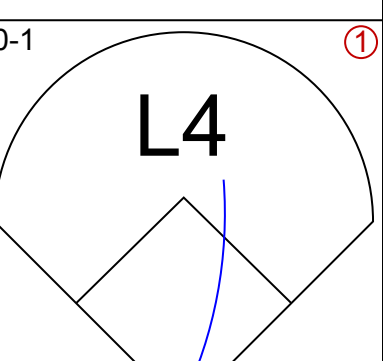
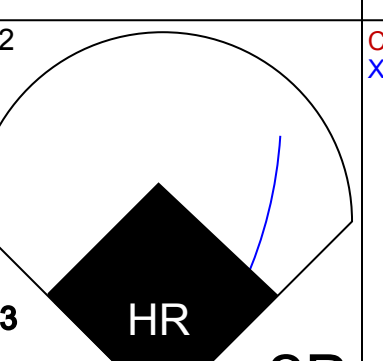
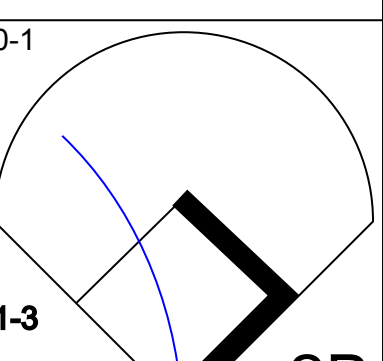
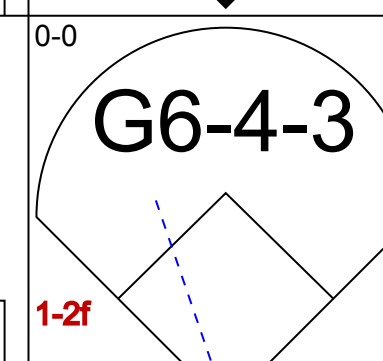
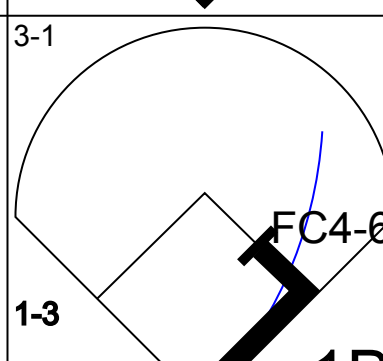

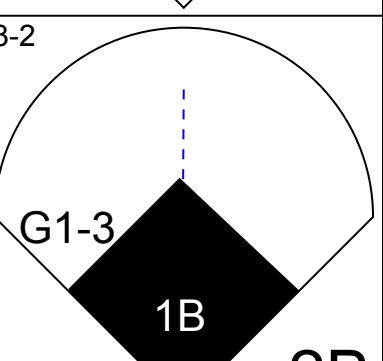

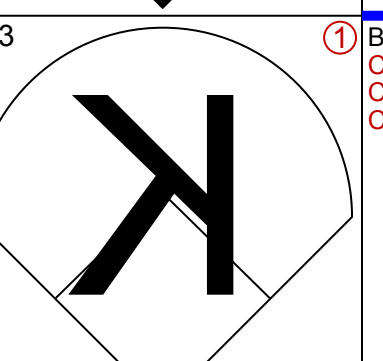
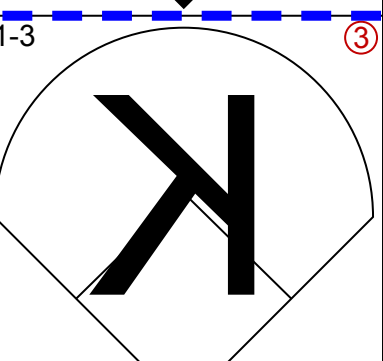
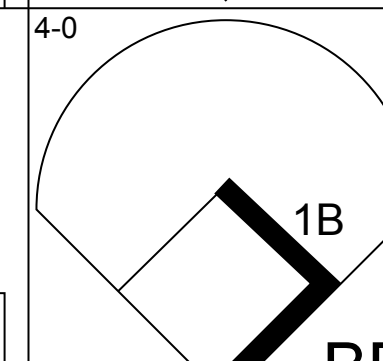
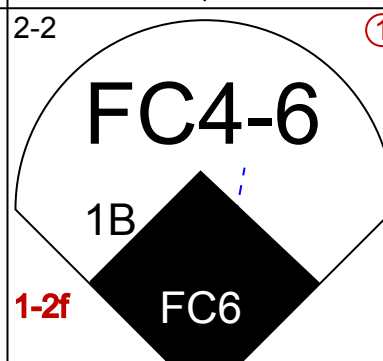

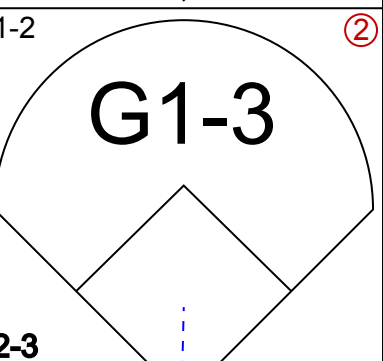
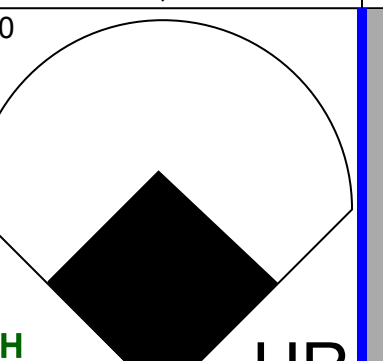
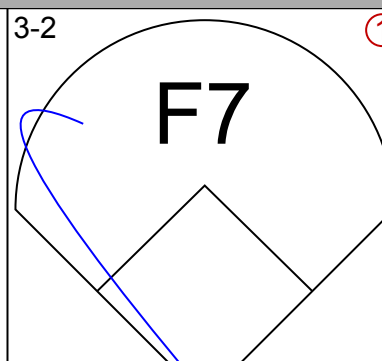
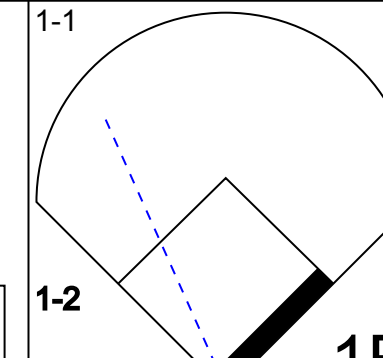
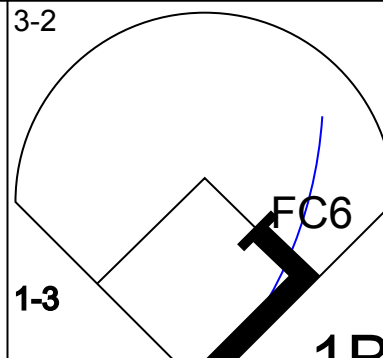

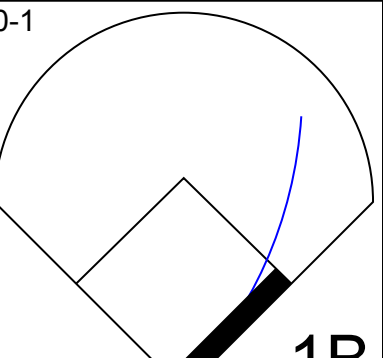
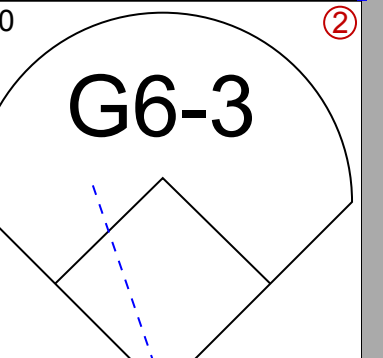
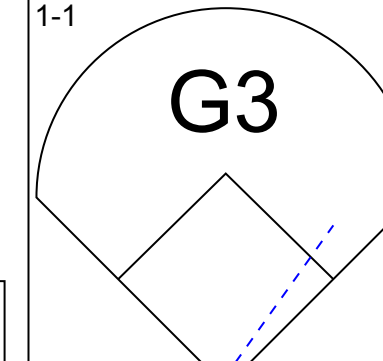
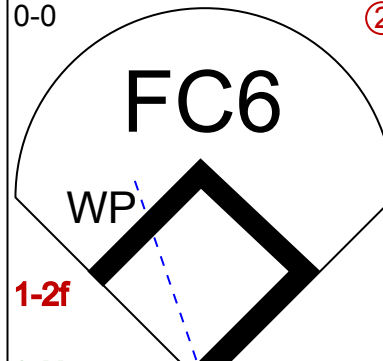

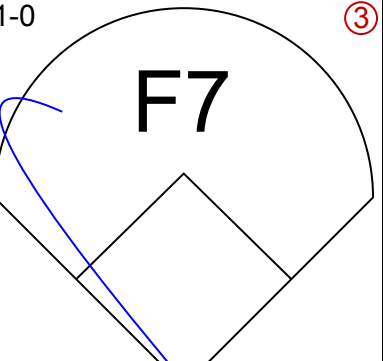
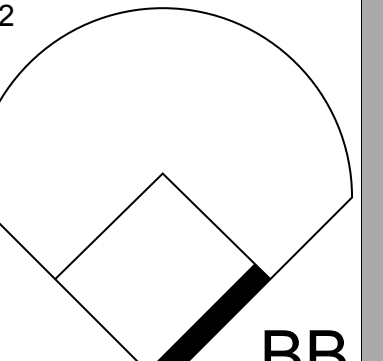
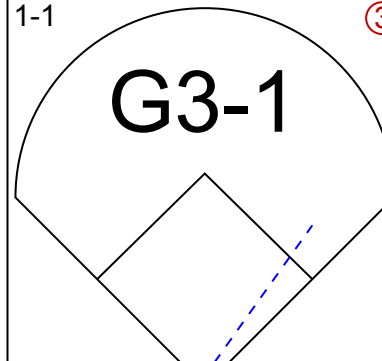

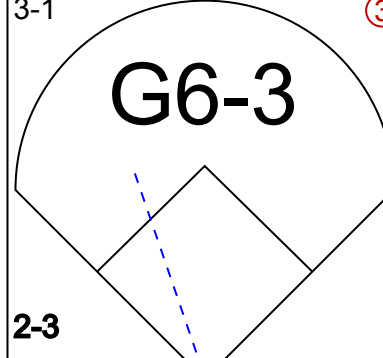


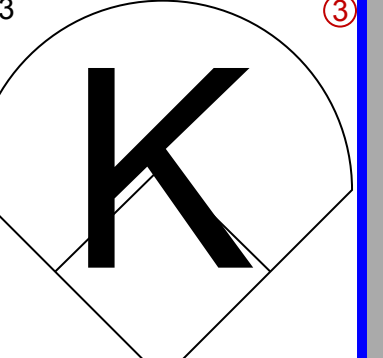

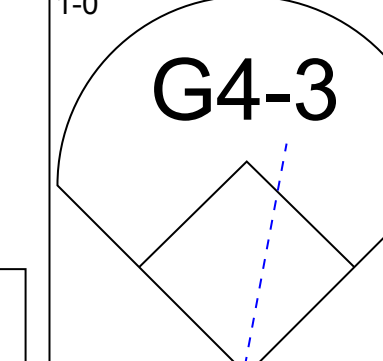

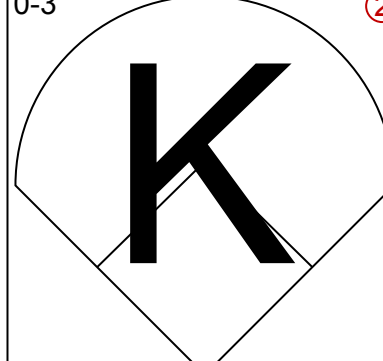

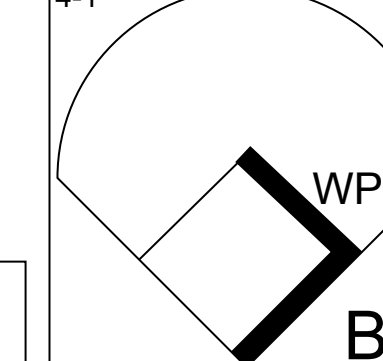
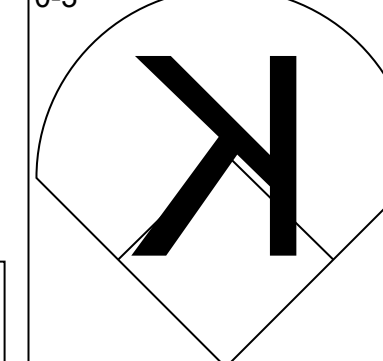
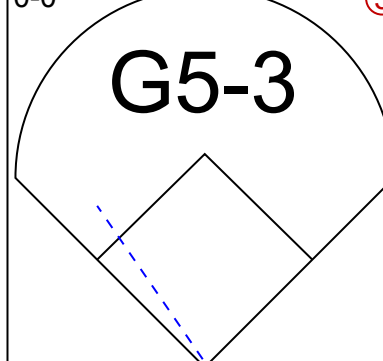
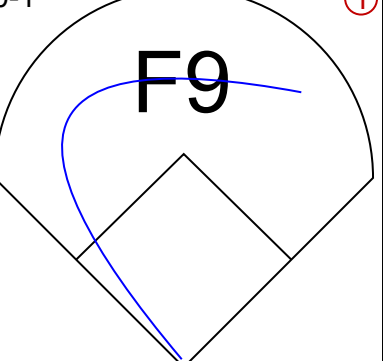

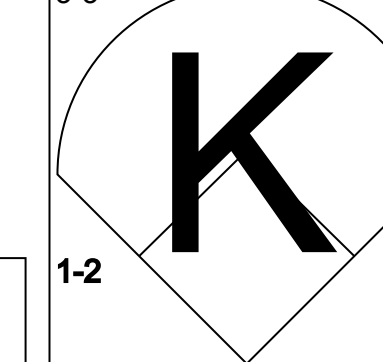

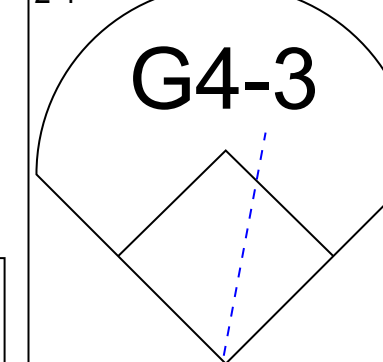

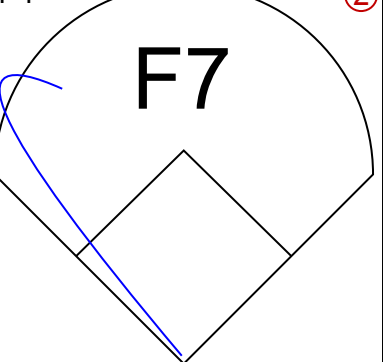
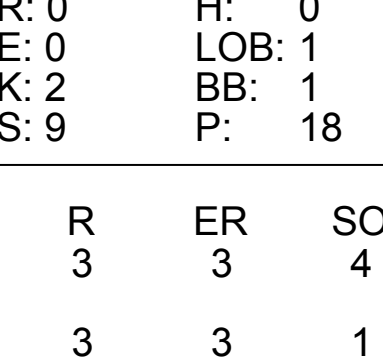
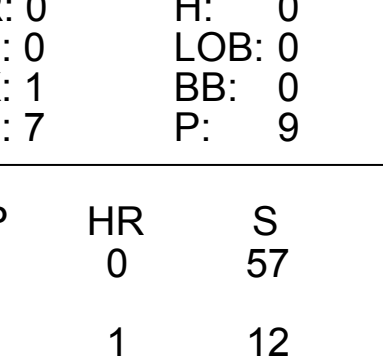
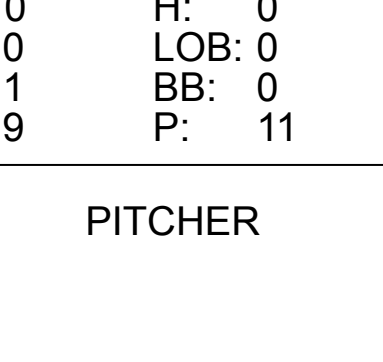
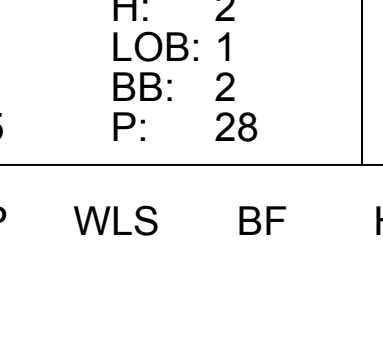
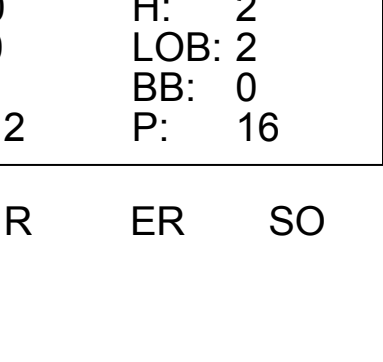


Batter	1	2	3	4	5	6	7	8	9	AB	R	H	RBI	BB	SO	LOB	TOP					
<b>Bip Roberts, S</b> OBP: 0.393, SLG: 0.397 (1, 7)										5	1	2	0	0	1	0						
<b>Tony Gwynn, L</b> OBP: 0.454, SLG: 0.568 (1, 9)										5	2	3	0	0	0	1						
<b>Derek Bell, R</b> OBP: 0.354, SLG: 0.454 (1, 8)										5	1	3	3	0	0	1						
<b>Eddie Williams, R</b> OBP: 0.392, SLG: 0.594 <b>Doug Brocail, L</b> (7, PR)										4	2	3	1	0	0	1						
<b>Pedro Martinez, L</b> (7, 1)										0	1	0	0	0	0	0						
<b>Scott Sanders, R</b> OBP: 0.200, SLG: 0.125 <b>Trevor Hoffman, R</b> (8, 1)										0	0	0	0	0	0	0						
<b>Craig Shipley, R</b> OBP: 0.362, SLG: 0.475 (1, 5)										5	1	2	0	0	1	6						
<b>Brian Johnson, R</b> OBP: 0.283, SLG: 0.409 (1, 2)										5	0	1	2	0	1	5						
<b>Luis Lopez, S</b> OBP: 0.325, SLG: 0.379 (1, 6)										4	0	1	1	1	0	2						
<b>Ricky Gutierrez, R</b> OBP: 0.321, SLG: 0.305 (1, 4)										5	0	1	1	0	3	0						
<b>Joey Hamilton, R</b> (1, 1)										3	0	0	0	0	2	2						
<b>Tim Hyers, L</b> OBP: 0.307, SLG: 0.280 (7, 3)										1	0	1	0	0	0	0						
<b>Inning Stats</b>	R: 3 E: 0 K: 1 S: 24	H: 5 LOB: 1 BB: 0 P: 34	R: 0 E: 0 K: 2 S: 11	H: 1 LOB: 1 BB: 0 P: 14	R: 2 E: 0 K: 1 S: 22	H: 3 LOB: 2 BB: 1 P: 37	R: 1 E: 1 K: 1 S: 15	H: 2 LOB: 2 BB: 0 P: 19	R: 0 E: 0 K: 0 S: 7	H: 0 LOB: 0 BB: 0 P: 10	R: 0 E: 0 K: 0 S: 8	H: 0 LOB: 0 BB: 0 P: 11	R: 1 E: 0 K: 0 S: 9	H: 2 LOB: 1 BB: 0 P: 13	R: 1 E: 0 K: 1 S: 17	H: 4 LOB: 3 BB: 1 P: 28	R: 0 E: 0 K: 1 S: 9	H: 0 LOB: 0 BB: 0 P: 15	1B: 15 2B: 1 3B: 0 HR: 1	SF: 0 SAC: 0 DP: 1 HBP: 0	WP: 0 PB: 0 SB: 0 CS: 1	PA: 45
<b>PITCHER</b>	IP	WLS	BF	H	R	ER	SO	BB	IBB	HBP	BLK	WP	HR	S	P	ERA	WHIP					
<b>Greg Swindell, L</b> ERA: 4.37 (1, 1)	2.1	L	14	8	5	5	3	0	0	0	0	0	1	43	60	19.29	3.429					
<b>Dave Veres, R</b> ERA: 2.41 (3, 1)	1.2		10	3	1	1	2	0	1	0	0	0	0	29	44	5.40	1.800					
<b>Shane Reynolds, R</b> ERA: 3.05 (5, 1)	3.0		10	2	1	1	1	0	0	0	0	0	0	24	34	3.00	0.667					
<b>Ross Powell, L</b> ERA: 1.23 (8, 1)	0.2		4	3	1	1	0	0	0	0	0	0	0	9	14	13.50	4.500					
<b>John Hudek, R</b> ERA: 2.97 (8, 1)	1.1		6	1	0	0	2	1	0	0	0	0	0	17	29	0.00	1.500					

San Diego Padres @ Houston Astros  
Astrodome, Houston, TX  
Thu Aug 11 1994, 4:33 AM EDT  
Att: 25,379 - Dome

AB 42  
R 8  
H 17  
RBI 8  
BB 2  
SO 8  
LOB 18



Batter	1	2	3	4	5	6	7	8	9	AB	R	H	RBI	BB	SO	LOB	BOTTOM					
<b>Craig Biggio, R</b> OBP: 0.411, SLG: 0.483 (1, 4)										3	2	2	0	1	0	0						
<b>Steve Finley, L</b> OBP: 0.325, SLG: 0.434 (1, 8)										5	1	2	0	0	2	5						
<b>Milt Thompson, L</b> OBP: 0.346, SLG: 0.353 <b>Kevin Bass, S</b> OBP: 0.393, SLG: 0.483 <b>Ross Powell, L</b> (8, 1)										2	1	0	0	1	0	2						
<b>Scott Servais, R</b> OBP: 0.235, SLG: 0.371 <b>Mike Felder, S</b> OBP: 0.264, SLG: 0.291 (9, PH)										1	1	1	3	0	0	0						
<b>Ken Caminiti, S</b> OBP: 0.352, SLG: 0.495 (1, 5)										5	0	3	1	0	1	0						
<b>Luis Gonzalez, L</b> OBP: 0.353, SLG: 0.429 (1, 7)										4	0	0	1	1	0	4						
<b>Tony Eusebio, R</b> OBP: 0.320, SLG: 0.459 <b>John Hudek, S</b> (8, 1)										4	0	0	0	0	2	2						
<b>Chris Donnels, L</b> OBP: 0.364, SLG: 0.430 (1, 3)										4	0	1	0	0	1	0						
<b>Andujar Cedeno, R</b> OBP: 0.334, SLG: 0.418 (1, 6)										3	0	0	0	1	1	1						
<b>Greg Swindell, L</b> OBP: 0.256, SLG: 0.318 <b>Dave Veres, R</b> OBP: 0.367, SLG: 0.500 <b>Orlando Martinez, R</b> OBP: 0.346, SLG: 0.425 <b>Shane Reynolds, R</b> OBP: 0.315, SLG: 0.330 (8, 9)										1	0	0	0	0	1	1						
<b>Inning Stats</b>	R: 0 E: 0 K: 0 S: 7	H: 1 LOB: 2 BB: 1 P: 15	R: 0 E: 0 K: 2 S: 9	H: 0 LOB: 1 BB: 1 P: 18	R: 2 E: 2 K: 0 S: 12	H: 2 LOB: 1 BB: 1 P: 27	R: 0 E: 0 K: 1 S: 7	H: 0 LOB: 0 BB: 0 P: 9	R: 1 E: 0 K: 0 S: 13	H: 2 LOB: 1 BB: 0 P: 18	R: 0 E: 0 K: 1 S: 9	H: 0 LOB: 0 BB: 0 P: 11	R: 3 E: 0 K: 2 S: 15	H: 2 LOB: 1 BB: 2 P: 28	R: 0 E: 0 K: 1 S: 12	H: 2 LOB: 2 BB: 0 P: 16	R: 0 E: 0 K: 1 S: 9	H: 0 LOB: 0 BB: 0 P: 15	1B: 5 2B: 3 3B: 0 HR: 1	SF: 0 SAC: 0 DP: 1 HBP: 1	WP: 2 PB: 0 SB: 0 CS: 0	PA: 41
<b>PITCHER</b>	IP	WLS	BF	H	R	ER	SO	BB	IBB	HBP	BLK	WP	HR	S	P	ERA	WHIP					
<b>Joey Hamilton, R</b> ERA: 2.98 (1, 1)	6.0	W	26	5	3	3	4	3	0	1	0	0	1	57	98	4.50	1.333					
<b>Pedro Martinez, L</b> ERA: 2.5 (7, 1)	0.2		6	2	3	3	1	2	0	0	0	0	0	12	24	40.50	6.000					
<b>Scott Sanders, R</b> ERA: 4.78 (7, 1)	1.0		5	2	0	0	1	0	0	0	0	0	0	12	16	0.00	2.000					
<b>Trevor Hoffman, R</b> ERA: 2.57 (8, 1)	1.1	S	4	0	0	0	2	0	0	0	0	0	0	12	19	0.00	0.000					

San Diego Padres @ Houston Astros  
Astrodome, Houston, TX  
Thu Aug 11 1994, 4:33 AM EDT  
Att: 25,379 - Dome

AB 35  
R 6  
H 9  
RBI 5  
BB 5  
SO 8  
LOB 16

