Houston Astros - 1995

| Batter | 1 | 2 | 3 | 4 | 5 | 6 | 7 | 8 | 9 | AB | R | H | RBI | BB | SO | LOB |
|---|---|---|---|---|---|---|---|---|---|---|---|---|---|---|---|---|
| Craig Biggio, R (1, 4) | C B B X 2-1 F8 ① | | C X 0-1 G5-3 ① | B B C F C 2-3 K ③ | | | F X 0-1 G6-3 ① | C X 0-1 FC5-2 ② 5 BB E BB 1-2 3-H | S B B B B 4-1 BB | 5 | 1 | 0 | 0 | 1 | 1 | 3 |
| Luis Gonzalez, L (1, 7) OBP: 0.333, SLG: 0.200 | C B F F X 1-2 G3-1 ② | | F B X 1-1 5 HR 1B | | X 0-0 G4-3 ① | | B B B B 4-0 1B 1B BB | B X 1-0 E6 BB 5 BB E 1-2 2-3 | F F B S 1-3 K ② | 5 | 3 | 1 | 0 | 1 | 1 | 3 |
| 5 Jeff Bagwell, R (1, 3) OBP: 0.500, SLG: 1.000 | B B B S B 4-1 2B BB | | X 0-0 1-H HR | | B B F F B S 3-3 K ② | | X 0-0 F8 ② | B B B B 4-0 E BB 1B 1-2 2-3 3-H BB | C B F F X 1-2 F8 ③ | 4 | 2 | 1 | 3 | 2 | 1 | 2 |
| Derek Bell, R (1, 8) OBP: 0.800, SLG: 1.750 | B X 1-0 1-3 2B | | B S B B F F F X 3-2 HR | | F S F S 0-3 K ③ | | 1 SAFE S B 1 S B F X SAFE 2-2 1B 1-3 1B | B S F B B B 4-2 E 1B BB 1-2 2-3 3-H BB | | 4 | 2 | 3 | 2 | 1 | 1 | 0 |
| Phil Plantier, L (1, 9) OBP: 0.500, SLG: 1.250 | B S T X 1-2 P4 ③ | | B C X 1-1 F8 ② | | | B F F B B X 3-2 HR | B B B C X 3-1 S 1B 1-3 3-H | C B X 1-1 E5 1B 1-2 2-3 3-H | | 4 | 1 | 2 | 2 | 0 | 0 | 2 |
| James Mouton, R (7, PR) (7, 9) | | | | | | | | | | 1 | 0 | 0 | 0 | 0 | 0 | 2 |
| Dave Magadan, L (1, 5) OBP: 0.200, SLG: 0.200 | | B B B B F S C 3-3 K ① | B S X 1-1 F8 ③ | | | B X 1-0 G4-3 ① | B S C X 1-2 G3 ③ 1-2 | C B S B B X 3-2 BB 1B 1-3 2-H 3-H | | 5 | 0 | 1 | 2 | 0 | 1 | 2 |
| Scott Servais, R (1, 2) OBP: 0.600, SLG: 0.500 | | X 0-0 F7 ② | | C S B X 1-2 G6-3 1B | | B X 1-0 FC5-4 1B | | G5-3 4-0 1-2 BB | | 4 | 0 | 2 | 0 | 1 | 0 | 0 |
| Orlando Miller, R (1, 6) OBP: 0.400, SLG: 0.250 | | B X 1-0 1B | | B F B 1 S X SAFE 2-2 G6-3 ① ② 1-2f | | B B X 2-0 FC5-4 ② 1-2f | | 4-0 E S FC5-2 BB 1-3 K ③ | | 4 | 0 | 1 | 0 | 1 | 1 | 5 |
| Doug Drabek, R (1, 1) OBP: 0.500, SLG: 0.500 | | B B B B C C X 3-2 P6 ③ | | B B X 2-0 1B | | F S F S 1-3 K ③ | | B B B B 4-0 E 5 BB FC5-2 1-3 BB | B B S L T C 2-3 K ① | 2 | 0 | 1 | 0 | 0 | 0 | 1 |
| Tony Eusebio, R (6, PH) | | | | | | | | | | 1 | 0 | 0 | 0 | 0 | 1 | 1 |
| Dave Veres, R (6, 1) | | | | | | | | | | 0 | 0 | 0 | 0 | 0 | 0 | 0 |
| Pedro Martinez, L (7, 1) | | | | | | | | | | 0 | 1 | 0 | 0 | 1 | 0 | 0 |
| Todd Jones, L (8, 1) | | | | | | | | | | 0 | 0 | 0 | 0 | 0 | 0 | 0 |
| Ricky Gutierrez, R (8, 6) | | | | | | | | | | 1 | 0 | 0 | 0 | 0 | 1 | 0 |
| Inning Stats | R: 0 E: 0 K: 0 S: 11 H: 1 LOB: 2 BB: 1 P: 20 | R: 0 E: 0 K: 1 S: 8 H: 1 LOB: 1 BB: 0 P: 15 | R: 3 E: 0 K: 0 S: 14 H: 3 LOB: 0 BB: 0 P: 20 | R: 0 E: 0 K: 1 S: 10 H: 2 LOB: 1 BB: 0 P: 17 | R: 0 E: 0 K: 2 S: 8 H: 0 LOB: 0 BB: 0 P: 11 | R: 1 E: 0 K: 1 S: 9 H: 2 LOB: 1 BB: 0 P: 17 | R: 1 E: 0 K: 0 S: 12 H: 2 LOB: 3 BB: 1 P: 22 | R: 5 E: 2 K: 1 S: 14 H: 1 LOB: 3 BB: 5 P: 42 | R: 0 E: 0 K: 2 S: 12 H: 0 LOB: 1 BB: 1 P: 20 | 1B: 8 2B: 1 3B: 0 HR: 3 | SF: 0 SAC: 0 DP: 1 HBP: 0 | | | | | |

# TOP

## Houston Astros @ San Diego Padres

Jack Murphy Stadium, San Diego, CA

Wed Apr 26 1995, 10:05 PM EDT

Att. 41,961 - Unknown - 70 F

livebaseballscorecards.com

| | |
|---|---|
| AB | 40 |
| R | 10 |
| H | 12 |
| RBI | 9 |
| BB | 8 |
| SO | 8 |
| LOB | 21 |

| PITCHER | | IP | WLS | BF | H | R | ER | SO | BB | IBB | HBP | BLK | WP | HR | S | P | ERA | WHIP |
|---|---|---|---|---|---|---|---|---|---|---|---|---|---|---|---|---|---|---|
| Andy Benes, R | (1, 1) | 5.0 | L | 22 | 7 | 3 | 3 | 4 | 1 | 0 | 0 | 0 | 0 | 2 | 51 | 83 | 5.40 | 1.600 |
| ERA: 5.4 | | | | | | | | | | | | | | | | | | |
| Bill Krueger, L | (6, 1) | 0.1 | | 3 | 2 | 1 | 1 | 0 | 0 | 0 | 0 | 0 | 0 | 1 | 5 | 10 | 27.00 | 6.000 |
| ERA: 27.0 | | | | | | | | | | | | | | | | | | |
| Willie Blair, R | (6, 1) | 1.2 | | 8 | 2 | 1 | 1 | 1 | 1 | 0 | 0 | 0 | 0 | 0 | 16 | 29 | 5.40 | 1.800 |
| ERA: 5.4 | | | | | | | | | | | | | | | | | | |
| Bryce Florie, R | (8, 1) | 0.2 | | 7 | 0 | 5 | 0 | 0 | 4 | 0 | 0 | 0 | 0 | 0 | 6 | 25 | 0.00 | 6.000 |
| ERA: | | | | | | | | | | | | | | | | | | |
| Tim Mauser, R | (8, 1) | 1.1 | | 8 | 1 | 0 | 0 | 3 | 2 | 0 | 0 | 0 | 0 | 0 | 20 | 37 | 0.00 | 2.250 |
| ERA: | | | | | | | | | | | | | | | | | | |

| PITCHER | IP | WLS | BF | H | R | ER | SO | BB | IBB | HBP | BLK | WP | HR | S | P | ERA | WHIP |
|---|---|---|---|---|---|---|---|---|---|---|---|---|---|---|---|---|---|

# BOTTOM

| Batter | 1 | 2 | 3 | 4 | 5 | 6 | 7 | 8 | 9 | AB | R | H | RBI | BB | SO | LOB |
|---|---|---|---|---|---|---|---|---|---|---|---|---|---|---|---|---|
| Bip Roberts, S (1, 7) | C S X 0-2 ① G4-3 | | F C F B X 1-2 ① G3 1-2 | | B B C F F B F X 3-2 ② F8 | | S F F B S 1-3 ② K | | F B X 1-1 ② F7 | 5 | 0 | 0 | 0 | 0 | 1 | 2 |
| Steve Finley, L (1, 8) | B C B X 2-1 ② G3 | | B B X 2-0 ② F9 | | B C B F B F X 3-2 ③ G3-1 | | X 0-0 ③ F9 | | B B C B X 3-1 ③ F9 | 5 | 0 | 0 | 0 | 0 | 0 | 2 |
| Tony Gwynn, L (1, 9) OBP: 0.500, SLG: 0.750<br>Phil Clark, R (9, 9) | C B B B X 3-1 2B | | B C X 1-1 ③ G3 | | | F B F X 1-2 1B S 1B | | C F B B B X 3-2 E6 BB E G6-3 | | 4<br>0 | 1<br>0 | 2<br>0 | 0<br>0 | 0<br>0 | 0<br>0 | 1<br>0 |
| Eddie Williams, R (1, 3) | B S B B B 4-1 BB | | | C S S 0-3 ① K | | C F C 0-3 ① K | | S X 0-1 E7 G6-3 BB 1-2 | | 3 | 0 | 0 | 0 | 1 | 2 | 2 |
| Ken Caminiti, S (1, 5) OBP: 0.500, SLG: 0.333 | X 0-0 ③ G4-3 | | | B X 1-0 1B 1B 1B | | 1 SAFE B 1 SAFE F B S 1 SAFE B F 3-3 S ② K 1-2 | | B F B F F B B 4-2 G6-3 1-2 2-3 BB | | 3 | 1 | 1 | 0 | 1 | 1 | 3 |
| Andujar Cedeno, R (1, 6) OBP: 0.500, SLG: 0.500 | | X 0-0 ① F9 | | B B 1 SAFE X 2-0 1B 1-2 1B | | F C B F X 1-2 FC4-6 2-3 1B | | B S S F B C 2-3 ① K | | 4 | 0 | 2 | 0 | 0 | 1 | 3 |
| Jody Reed, R (1, 4) OBP: 0.250, SLG: 0.250 | | C X 0-1 ② G5-3 | | B C B C B X 3-2 G6-4-3 1-2 2-H 1B | | S X 0-1 ③ FC4-6 1-2f | | X 0-0 ② G6-3 1-2 2-3 3-H | | 4 | 0 | 1 | 2 | 0 | 0 | 4 |
| Brad Ausmus, R (1, 2) | | B S S S X 1-2 ③ G1-4-3 | | F X 0-1 ② ③ G6-4-3 1-2f | | | B C F S 1-3 ① K | B F C S 1-3 ③ K | | 4 | 0 | 0 | 0 | 0 | 2 | 4 |
| Andy Benes, R (1, 1) OBP: 1.000, SLG: 1.000<br>Tim Hyers, L (5, PH)<br>Bill Krueger, L (6, 1)<br>Willie Blair, R (6, 1)<br>Scott Livingstone, L (7, PH) OBP: 1.000, SLG: 1.000<br>Bryce Florie, R (8, 1)<br>Tim Mauser, R (8, 1)<br>Roberto Petagine, L (9, PH) | | | C S B F X 1-2 G3 1B | | C B C B X 2-2 ① G3-1 | | X 0-0 1B | | S C F S 0-3 ① K | 1<br>1<br>0<br>0<br>1<br>0<br>0<br>1 | 0<br>0<br>0<br>0<br>0<br>0<br>0<br>0 | 1<br>0<br>0<br>0<br>0<br>0<br>0<br>0 | 0<br>0<br>0<br>0<br>0<br>0<br>0<br>0 | 0<br>0<br>0<br>0<br>0<br>0<br>0<br>0 | 0<br>0<br>0<br>0<br>0<br>0<br>0<br>1 | 0<br>0<br>0<br>0<br>0<br>0<br>0<br>0 |
| Inning Stats | R: 0 E: 0 K: 0 S: 9 H: 1 LOB: 2 BB: 1 P: 18 | R: 0 E: 0 K: 0 S: 6 H: 0 LOB: 0 BB: 0 P: 7 | R: 0 E: 0 K: 0 S: 11 H: 1 LOB: 1 BB: 0 P: 16 | R: 1 E: 0 K: 1 S: 10 H: 3 LOB: 1 BB: 0 P: 16 | R: 0 E: 0 K: 0 S: 12 H: 0 LOB: 0 BB: 0 P: 20 | R: 0 E: 0 K: 2 S: 16 H: 2 LOB: 2 BB: 0 P: 21 | R: 0 E: 0 K: 2 S: 9 H: 1 LOB: 1 BB: 0 P: 11 | R: 1 E: 2 K: 2 S: 16 H: 0 LOB: 2 BB: 1 P: 26 | R: 0 E: 0 K: 1 S: 8 H: 0 LOB: 0 BB: 0 P: 12 | 1B: 7 2B: 1 3B: 0 HR: 0 | SF: 0 SAC: 0 DP: 1 HBP: 0 | | | | | | |

| PITCHER | | IP | WLS | BF | H | R | ER | SO | BB | IBB | HBP | BLK | WP | HR | S | P | ERA | WHIP |
|---|---|---|---|---|---|---|---|---|---|---|---|---|---|---|---|---|---|---|
| Doug Drabek, R<br>ERA: 1.8 | (1, 1) | 5.0 | W | 20 | 5 | 1 | 1 | 1 | 1 | 0 | 0 | 0 | 0 | 0 | 48 | 77 | 1.80 | 1.200 |
| Dave Veres, R<br>ERA: | (6, 1) | 1.1 | | 6 | 2 | 0 | 0 | 3 | 0 | 0 | 0 | 0 | 0 | 0 | 19 | 25 | 0.00 | 1.500 |
| Pedro Martinez, L<br>ERA: | (7, 1) | 0.2 | | 6 | 1 | 1 | 0 | 1 | 1 | 0 | 0 | 0 | 0 | 0 | 14 | 22 | 0.00 | 3.000 |
| Todd Jones, R<br>ERA: | (8, 1) | 2.0 | | 6 | 0 | 0 | 0 | 3 | 0 | 0 | 0 | 0 | 0 | 0 | 16 | 23 | 0.00 | 0.000 |

| PITCHER | IP | WLS | BF | H | R | ER | SO | BB | IBB | HBP | BLK | WP | HR | S | P | ERA | WHIP |
|---|---|---|---|---|---|---|---|---|---|---|---|---|---|---|---|---|---|

# Houston Astros @ San Diego Padres

Jack Murphy Stadium, San Diego, CA

Wed Apr 26 1995, 10:05 PM EDT

Att. 41,961 - Unknown - 70 F

livebaseballscorecards.com

| | |
|---|---|
| AB | 36 |
| R | 2 |
| H | 8 |
| RBI | 2 |
| BB | 2 |
| SO | 8 |
| LOB | 21 |

WP: 0 PB: 0 SB: 1 CS: 0 PA: 38

| Batter | 1 | 2 | 3 | 4 | 5 | 6 | 7 | 8 | 9 | AB | R | H | RBI | BB | SO | LOB |
|---|---|---|---|---|---|---|---|---|---|---|---|---|---|---|---|---|
| Craig Biggio, R (1, 4)<br>Doug Brocail, L (7, 1) | K | | BB | | F7 | | K | | | 3<br>0 | 0<br>0 | 0<br>0 | 0<br>0 | 1<br>0 | 2<br>0 | 0<br>0 |
| Luis Gonzalez, L (1, 7)<br>OBP: 0.200, SLG: 0.111 | F9 | | P6 | | G3 | | | G6-3 | | 4 | 0 | 0 | 0 | 0 | 0 | 1 |
| 5 Jeff Bagwell, R (1, 3)<br>OBP: 0.400, SLG: 0.571 | BB | | G5-3 | | F9 | | | K | | 3 | 0 | 0 | 0 | 1 | 1 | 1 |
| Derek Bell, R (1, 8)<br>OBP: 0.667, SLG: 1.125 | 1B | | | G6-3 | | 1B | | P3 | | 4 | 0 | 2 | 0 | 0 | 0 | 0 |
| Phil Plantier, L (1, 9)<br>OBP: 0.250, SLG: 0.625 | G4-3 | | | K | | K | | | K | 4 | 0 | 0 | 0 | 0 | 3 | 3 |
| Dave Magadan, L (1, 5)<br>OBP: 0.444, SLG: 0.750 | | 1B | | HR | | K | | | BB | 3 | 1 | 2 | 1 | 1 | 1 | 1 |
| Scott Servais, R (1, 2)<br>OBP: 0.444, SLG: 0.286 | | G5-3 | | BB | | F9 | | | F8 | 3 | 0 | 0 | 0 | 1 | 0 | 2 |
| Orlando Miller, R (1, 6)<br>OBP: 0.333, SLG: 0.375 | | K | | 2B | | | F9 | | K | 4 | 0 | 1 | 0 | 0 | 2 | 1 |
| Shane Reynolds, R (1, 1)<br>Milt Thompson, L (4, PH)<br>Ross Powell, L (4, 1)<br>Jim Dougherty, R (6, 1)<br>Andy Stankiewicz, R (7, PH)<br>(7, 4) | | | L4 | K2-3 | | | K | | | 1<br>1<br>0<br>0<br>1 | 0<br>0<br>0<br>0<br>0 | 0<br>0<br>0<br>0<br>0 | 0<br>0<br>0<br>0<br>0 | 0<br>0<br>0<br>0<br>1 | 0<br>1<br>0<br>0<br>0 | 0<br>2<br>0<br>0<br>0 |
| Inning Stats | R: 0<br>E: 0<br>K: 1<br>S: 16<br>H: 1<br>LOB: 2<br>BB: 1<br>P: 26 | R: 0<br>E: 0<br>K: 1<br>S: 5<br>H: 1<br>LOB: 0<br>BB: 0<br>P: 8 | R: 0<br>E: 0<br>K: 0<br>S: 7<br>H: 0<br>LOB: 1<br>BB: 1<br>P: 12 | R: 1<br>E: 0<br>K: 2<br>S: 14<br>H: 2<br>LOB: 2<br>BB: 1<br>P: 27 | R: 0<br>E: 0<br>K: 0<br>S: 7<br>H: 0<br>LOB: 0<br>BB: 0<br>P: 11 | R: 0<br>E: 0<br>K: 2<br>S: 9<br>H: 1<br>LOB: 1<br>BB: 0<br>P: 15 | R: 0<br>E: 0<br>K: 2<br>S: 11<br>H: 0<br>LOB: 0<br>BB: 0<br>P: 17 | R: 0<br>E: 0<br>K: 1<br>S: 9<br>H: 0<br>LOB: 0<br>BB: 0<br>P: 14 | R: 0<br>E: 0<br>K: 2<br>S: 9<br>H: 0<br>LOB: 1<br>BB: 1<br>P: 17 | 1B: 3<br>2B: 1<br>3B: 0<br>HR: 1<br>SF: 0<br>SAC: 0<br>DP: 0<br>HBP: 0 | | | | | | |

| PITCHER | | IP | W/L/S | BF | H | R | ER | SO | BB | IBB | HBP | BLK | WP | HR | S | P | ERA | WHIP |
|---|---|---|---|---|---|---|---|---|---|---|---|---|---|---|---|---|---|---|
| Andy Ashby, R<br>ERA: 1.8 | (1, 1) | 5.0 | W | 21 | 4 | 1 | 1 | 4 | 3 | 0 | 0 | 0 | 0 | 1 | 49 | 84 | 1.80 | 1.400 |
| Brian Williams, R<br>ERA: | (6, 1) | 2.0 | | 7 | 1 | 0 | 0 | 4 | 0 | 0 | 0 | 0 | 0 | 0 | 20 | 32 | 0.00 | 0.500 |
| Andres Berumen, R<br>ERA: | (8, 1) | 1.0 | | 3 | 0 | 0 | 0 | 1 | 0 | 0 | 0 | 0 | 0 | 0 | 9 | 14 | 0.00 | 0.000 |
| Trevor Hoffman, R<br>ERA: | (9, 1) | 1.0 | | 4 | 0 | 0 | 0 | 2 | 1 | 0 | 0 | 0 | 0 | 0 | 9 | 17 | 0.00 | 1.000 |

| PITCHER | IP | W/L/S | BF | H | R | ER | SO | BB | IBB | HBP | BLK | WP | HR | S | P | ERA | WHIP |
|---|---|---|---|---|---|---|---|---|---|---|---|---|---|---|---|---|---|

# TOP

## Houston Astros @ San Diego Padres

Jack Murphy Stadium, San Diego, CA

Thu Apr 27 1995, 6:33 AM EDT

Att. 7,468 - Sunny - 72 F

livebaseballscorecards.com

| | |
|---|---|
| AB | 31 |
| R | 1 |
| H | 5 |
| RBI | 1 |
| BB | 4 |
| SO | 11 |
| LOB | 11 |

# BOTTOM

## Houston Astros @ San Diego Padres

Jack Murphy Stadium, San Diego, CA

Thu Apr 27 1995, 6:33 AM EDT

Att. 7,468 - Sunny - 72 F

livebaseballscorecards.com

| Batter | 1 | 2 | 3 | 4 | 5 | 6 | 7 | 8 | 9 | AB | R | H | RBI | BB | SO | LOB |
|---|---|---|---|---|---|---|---|---|---|---|---|---|---|---|---|---|
| Bip Roberts, S (1, 4)<br>OBP: 0.400, SLG: 0.400<br>Ray Holbert, R (7, PR)<br>OBP: 1.000, SLG: 1.000 (8, 4) | E4<br>G3-1 S<br>3B | 1B<br>2-H<br>3-H | | 1B | | 1B<br>1B | FC3-6<br>1B | 1-2<br>1B | | 5<br>1 | 2<br>0 | 4<br>1 | 2<br>0 | 0<br>0 | 0<br>0 | 0<br>0 |
| Steve Finley, L (1, 8)<br>OBP: 0.091, SLG: 0.091 | K<br>1-2 | 1 SAFE<br>1 SAFE<br>F8 | | 1 SAFE<br>1 SAFE<br>1 SAFE<br>K | | 1B S<br>1-3<br>1B | FC3-6<br>1-2f<br>1B<br>1B | G3-1 | | 6 | 2 | 1 | 0 | 0 | 2 | 6 |
| Tony Gwynn, L (1, 9)<br>OBP: 0.500, SLG: 1.000<br>Phil Clark, R (7, 9)<br>OBP: 1.000, SLG: 1.000 | G3-1<br>2-3 | G4-3 | | | HR | 1B 1B<br>1-3 3-H<br>1B | 1B<br>1-3<br>1B | | | 4<br>1 | 2<br>0 | 2<br>1 | 2<br>0 | 0<br>0 | 0<br>0 | 1<br>0 |
| Eddie Williams, R (1, 3)<br>OBP: 0.500, SLG: 0.714<br>Roberto Petagine, L (7, 3)<br>OBP: 0.500, SLG: 0.500 | 1B<br>3-H<br>3B | 1B<br>1B | | | G5-3 | 1B<br>1-2<br>3-H<br>1B | 1B<br>1-2<br>3-H<br>1B | | | 4<br>1 | 2<br>0 | 3<br>1 | 2<br>1 | 0<br>0 | 0<br>0 | 0<br>0 |
| Ken Caminiti, S (1, 5)<br>OBP: 0.444, SLG: 0.375<br>Andres Berumen, R (8, 1)<br>Trevor Hoffman, R (9, 1) | CS<br>3-H<br>1B | F8 | | | F9 | G1-4-3<br>1-2<br>2-3<br>1B<br>1B | P6 | | | 5<br>0<br>0 | 1<br>0<br>0 | 2<br>0<br>0 | 1<br>0<br>0 | 0<br>0<br>0 | 0<br>0<br>0 | 3<br>0<br>0 |
| Melvin Nieves, S (1, 7)<br>OBP: 0.600, SLG: 0.500 | CS<br>1-2 | K | | | 2B BB | G1-4-3<br>1-2<br>2-H<br>3-H<br>1B | G3-4-1 | | | 4 | 1 | 2 | 2 | 1 | 1 | 2 |
| Andujar Cedeno, R (1, 6)<br>OBP: 0.444, SLG: 0.556 | | E WP<br>1B<br>1B | K | 1-H E<br>2B | | G1-4-3<br>1-2f<br>2-3 | | K | | 5 | 2 | 2 | 1 | 0 | 2 | 4 |
| Brian Johnson, R (1, 2)<br>OBP: 0.400, SLG: 0.400 | | E5<br>SH3-4<br>1-3<br>1B | | P3 | E7<br>3-H | 1B<br>3-H | | 1B<br>1B | | 5 | 1 | 2 | 1 | 0 | 0 | 1 |
| Andy Ashby, R (1, 1)<br>Tim Hyers, L (5, PH)<br>Brian Williams, R (6, 1)<br>Scott Livingstone, L (8, 5)<br>OBP: 0.500, SLG: 0.500 | | SH3-4<br>1-2 | | K | K | K | | F7 | | 1<br>1<br>1<br>1 | 0<br>0<br>0<br>0 | 0<br>0<br>0<br>0 | 0<br>0<br>0<br>0 | 0<br>0<br>0<br>0 | 1<br>1<br>1<br>0 | 0<br>1<br>1<br>1 |
| Inning Stats | R: 2 H: 2<br>E: 1 LOB: 0<br>K: 1 BB: 0<br>S: 13 P: 22 | R: 2 H: 2<br>E: 1 LOB: 1<br>K: 1 BB: 0<br>S: 12 P: 17 | R: 0 H: 2<br>E: 0 LOB: 2<br>K: 1 BB: 0<br>S: 11 P: 12 | R: 0 H: 1<br>E: 0 LOB: 1<br>K: 2 BB: 0<br>S: 11 P: 15 | R: 3 H: 2<br>E: 1 LOB: 1<br>K: 1 BB: 1<br>S: 11 P: 24 | R: 5 H: 7<br>E: 0 LOB: 1<br>K: 1 BB: 0<br>S: 19 P: 26 | R: 1 H: 3<br>E: 0 LOB: 2<br>K: 0 BB: 0<br>S: 9 P: 18 | R: 0 H: 2<br>E: 0 LOB: 2<br>K: 1 BB: 0<br>S: 9 P: 14 | | | | | | | | |

| | |
|---|---|
| AB | 45 |
| R | 13 |
| H | 21 |
| RBI | 12 |
| BB | 1 |
| SO | 8 |
| LOB | 20 |

1B: 18 SF: 0
2B: 1 SAC: 1
3B: 1 DP: 1
HR: 1 HBP: 0

WP: 1 PA: 48
PB: 0
SB: 2
CS: 1

| PITCHER | | IP | WLS | BF | H | R | ER | SO | BB | IBB | HBP | BLK | WP | HR | S | P | ERA | WHIP |
|---|---|---|---|---|---|---|---|---|---|---|---|---|---|---|---|---|---|---|
| Shane Reynolds, R<br>ERA: | (1, 1) | 3.0 | L | 16 | 6 | 4 | 0 | 3 | 0 | 0 | 0 | 0 | 1 | 0 | 36 | 51 | 0.00 | 2.000 |
| Ross Powell, L<br>ERA: 22.5 | (4, 1) | 2.0 | | 14 | 6 | 6 | 5 | 3 | 1 | 0 | 0 | 0 | 0 | 1 | 27 | 46 | 22.50 | 3.500 |
| Jim Dougherty, R<br>ERA: 18.0 | (6, 1) | 1.0 | | 6 | 4 | 2 | 2 | 1 | 0 | 0 | 0 | 0 | 0 | 0 | 14 | 19 | 18.00 | 4.000 |
| Doug Brocail, R<br>ERA: 4.5 | (7, 1) | 2.0 | | 11 | 5 | 1 | 1 | 1 | 0 | 0 | 0 | 0 | 0 | 0 | 18 | 32 | 4.50 | 2.500 |

| PITCHER | IP | WLS | BF | H | R | ER | SO | BB | IBB | HBP | BLK | WP | HR | S | P | ERA | WHIP |
|---|---|---|---|---|---|---|---|---|---|---|---|---|---|---|---|---|---|

| Batter | 1 | 2 | 3 | 4 | 5 | 6 | 7 | 8 | 9 | AB | R | H | RBI | BB | SO | LOB |
|---|---|---|---|---|---|---|---|---|---|---|---|---|---|---|---|---|
| Walt Weiss, S (1, 6)<br>OBP: 0.313, SLG: 0.267 | G1-5-3 | | G6-3<br>1-2 | | F8 | | | P3 | | 4 | 0 | 0 | 0 | 0 | 0 | 2 |
| Joe Girardi, R (1, 2)<br>OBP: 0.375, SLG: 0.500 | G1-3 | | 2-H 1B | | F8 | | | P3 | | 4 | 0 | 1 | 1 | 0 | 0 | 1 |
| Larry Walker, L (1, 9)<br>OBP: 0.333, SLG: 0.462 | G5-3 | | G6-3 | | | G4-3 | | | K | 3 | 0 | 0 | 0 | 0 | 0 | 1 |
| Mike Munoz, L (7, 1) | | | | | | | | | | 0 | 0 | 0 | 0 | 0 | 0 | 0 |
| Mark Thompson, R (8, 1) | | | | | | | | | | 0 | 0 | 0 | 0 | 0 | 0 | 0 |
| John Vander Wal, L (9, PH)<br>OBP: 0.500, SLG: 1.000 | | | | | | | | | | 1 | 0 | 0 | 0 | 0 | 1 | 0 |
| Bruce Ruffin, S (9, 1) | | | | | | | | | | 0 | 0 | 0 | 0 | 0 | 0 | 0 |
| Andres Galarraga, R (1, 3)<br>OBP: 0.188, SLG: 0.313 | | G6-3 | | FC1-5 G1-3 1B | | F8 | | | K | 4 | 0 | 1 | 0 | 0 | 1 | 0 |
| Dante Bichette, R (1, 7)<br>OBP: 0.188, SLG: 0.467 (7, 9) | | K | | G1-3<br>1-2 | | K | | | P3 | 4 | 0 | 0 | 0 | 0 | 2 | 1 |
| Mike Kingery, L (1, 8)<br>OBP: 0.429, SLG: 0.333 | | K | | FC1-5<br>2-3 | | | BBBB G3-6-3 BB | | | 2 | 0 | 0 | 0 | 1 | 1 | 1 |
| Jason Bates, S (1, 4)<br>OBP: 0.333, SLG: 0.625 | | | HR | F7 | | | G3-6-3<br>1-2f | | | 3 | 1 | 1 | 1 | 0 | 0 | 2 |
| Vinny Castilla, R (1, 5)<br>OBP: 0.250, SLG: 0.333 | | | F8 | | K | | F8 | | | 3 | 0 | 0 | 0 | 0 | 1 | 0 |
| Kevin Ritz, R (1, 1) | | | | | | | | | | 0 | 1 | 0 | 0 | 0 | 0 | 0 |
| Curt Leskanic, R (5, 1) | | | | | | | | | | 0 | 0 | 0 | 0 | 0 | 0 | 0 |
| Steve Reed, R (7, 1) | | | | | | | | | | 0 | 0 | 0 | 0 | 0 | 0 | 0 |
| Eric Young Sr., R (7, 7) | | | 1B HBP | | HBP | | | P3 | | 1 | 0 | 0 | 0 | 0 | 0 | 0 |
| Inning Stats | R: 0 E: 0 K: 0 S: 3 H: 0 LOB: 0 BB: 0 P: 3 | R: 0 E: 0 K: 2 S: 7 H: 0 LOB: 0 BB: 0 P: 7 | R: 2 E: 0 K: 0 S: 5 H: 2 LOB: 0 BB: 0 P: 6 | R: 0 E: 0 K: 0 S: 4 H: 1 LOB: 1 BB: 0 P: 4 | R: 0 E: 0 K: 1 S: 5 H: 0 LOB: 1 BB: 0 P: 6 | R: 0 E: 0 K: 1 S: 5 H: 0 LOB: 0 BB: 0 P: 5 | R: 0 E: 0 K: 0 S: 2 H: 0 LOB: 0 BB: 1 P: 6 | R: 0 E: 0 K: 0 S: 3 H: 0 LOB: 0 BB: 0 P: 3 | R: 0 E: 0 K: 2 S: 7 H: 0 LOB: 0 BB: 0 P: 7 | 1B: 2 2B: 0 3B: 0 HR: 1 | SF: 0 SAC: 0 DP: 1 HBP: 2 | | | | | | |

| PITCHER | | IP | WLS | BF | H | R | ER | SO | BB | IBB | HBP | BLK | WP | HR | S | P | ERA | WHIP |
|---|---|---|---|---|---|---|---|---|---|---|---|---|---|---|---|---|---|---|
| Darryl Kile, R<br>ERA: 3.0 | (1, 1) | 6.0 | L | 23 | 3 | 2 | 2 | 4 | 0 | 0 | 2 | 0 | 0 | 1 | 29 | 31 | 3.00 | 0.500 |
| Dave Veres, R<br>ERA: | (7, 1) | 2.0 | | 6 | 0 | 0 | 0 | 0 | 1 | 0 | 0 | 0 | 0 | 0 | 5 | 9 | 0.00 | 0.500 |
| John Hudek, R<br>ERA: | (9, 1) | 1.0 | | 3 | 0 | 0 | 0 | 2 | 0 | 0 | 0 | 0 | 0 | 0 | 7 | 7 | 0.00 | 0.000 |

| PITCHER | IP | WLS | BF | H | R | ER | SO | BB | IBB | HBP | BLK | WP | HR | S | P | ERA | WHIP |
|---|---|---|---|---|---|---|---|---|---|---|---|---|---|---|---|---|---|

# TOP

## Colorado Rockies @ Houston Astros

Astrodome, Houston, TX

Fri Apr 28 1995, 8:05 PM EDT
Att. 30,405 - Unknown

livebaseballscorecards.com

| | |
|---|---|
| AB | 29 |
| R | 2 |
| H | 3 |
| RBI | 2 |
| BB | 1 |
| SO | 6 |
| LOB | 8 |

PA: 32

WP: 0 PB: 0 SB: 1 CS: 0

| Batter | 1 | 2 | 3 | 4 | 5 | 6 | 7 | 8 | 9 | AB | R | H | RBI | BB | SO | LOB |
|---|---|---|---|---|---|---|---|---|---|---|---|---|---|---|---|---|
| Craig Biggio, R (1, 4) | K | | F9 | | 5 WP FC5 1-2 BB | | G5-3 | | BB | 3 | 0 | 0 | 0 | 2 | 1 | 0 |
| Luis Gonzalez, L (1, 7)<br>OBP: 0.267, SLG: 0.429 | G1 | | 1B 5 S 1B | | FC5 5 WP 1-2 2-3f | | HR | | P3 | 5 | 1 | 2 | 1 | 0 | 0 | 3 |
| 5 Jeff Bagwell, R (1, 3)<br>OBP: 0.400, SLG: 0.400 | BB BB | | K 1-2 | | K 1-2 2-3 | | WP G1-3 HBP | | K | 3 | 0 | 0 | 0 | 1 | 3 | 4 |
| Derek Bell, R (1, 8)<br>OBP: 0.643, SLG: 0.909 | 1-2 BB | | 2-3 1B | | BB | | G1-3 1-2 | | P3 | 3 | 0 | 1 | 0 | 2 | 0 | 2 |
| Phil Plantier, L (1, 9)<br>OBP: 0.167, SLG: 0.417 | K | | K | | K | | F9 2-3 | | | 4 | 0 | 0 | 0 | 0 | 3 | 8 |
| James Mouton, R (8, 9) | | | | | | | | | | 0 | 0 | 0 | 0 | 0 | 0 | 0 |
| Dave Magadan, L (1, 5)<br>OBP: 0.462, SLG: 0.667 | | FC4-6 1B | | G3 | | 1B | | P3 | | 4 | 0 | 2 | 0 | 0 | 0 | 0 |
| Tony Eusebio, R (1, 2)<br>OBP: 0.200, SLG: 0.400 | | L5 | | G4-3 | | F8 | | 2B | | 4 | 0 | 1 | 0 | 0 | 0 | 2 |
| Andy Stankiewicz, R (8, PR) | | | | | | | | | | 0 | 0 | 0 | 0 | 0 | 0 | 0 |
| John Hudek, S (9, 1) | | | | | | | | | | 0 | 0 | 0 | 0 | 0 | 0 | 0 |
| Orlando Miller, R (1, 6)<br>OBP: 0.308, SLG: 0.333 | | FC4-6 FC6-4 1-2f | | K | | G6-3 1-2 1B | | P3 | | 4 | 0 | 1 | 0 | 0 | 1 | 2 |
| Darryl Kile, R (1, 1) | | FC6-4 1-2f | | | FC5 BB BB | | G6-3 1-2f | F8 | | 1 | 0 | 0 | 0 | 1 | 0 | 1 |
| Milt Thompson, L (6, PH) | | | | | | | | | | 1 | 0 | 0 | 0 | 0 | 0 | 2 |
| Dave Veres, R (7, 1) | | | | | | | | | | 0 | 0 | 0 | 0 | 0 | 0 | 0 |
| Scooter Tucker, R (8, PH) | | | | | | | | | | 1 | 0 | 0 | 0 | 0 | 0 | 1 |
| (9, 2) | | | | | | | | | | | | | | | | |
| Inning Stats | R: 0 E: 0 K: 2 S: 7 H: 0 LOB: 2 BB: 2 P: 15 | R: 0 E: 0 K: 0 S: 4 H: 1 LOB: 1 BB: 0 P: 4 | R: 0 E: 0 K: 2 S: 9 H: 2 LOB: 2 BB: 0 P: 9 | R: 0 E: 0 K: 1 S: 5 H: 0 LOB: 0 BB: 0 P: 5 | R: 0 E: 0 K: 2 S: 7 H: 0 LOB: 3 BB: 3 P: 19 | R: 0 E: 0 K: 0 S: 4 H: 2 LOB: 1 BB: 0 P: 4 | R: 1 E: 0 K: 0 S: 4 H: 1 LOB: 1 BB: 0 P: 5 | R: 0 E: 0 K: 0 S: 4 H: 1 LOB: 1 BB: 0 P: 4 | R: 0 E: 0 K: 1 S: 5 H: 0 LOB: 1 BB: 1 P: 9 | 1B: 5 2B: 1 3B: 0 HR: 1 | SF: 0 SAC: 0 DP: 1 HBP: 1 | | | WP: 2 PB: 0 SB: 1 CS: 0 | PA: 40 | | |

| PITCHER | | IP | WLS | BF | H | R | ER | SO | BB | IBB | HBP | BLK | WP | HR | S | P | ERA | WHIP |
|---|---|---|---|---|---|---|---|---|---|---|---|---|---|---|---|---|---|---|
| Kevin Ritz, R<br>ERA: | (1, 1) | 4.0 | | 19 | 3 | 0 | 0 | 5 | 4 | 0 | 0 | 0 | 0 | 0 | 25 | 41 | 0.00 | 1.750 |
| Curt Leskanic, R<br>ERA: 1.8 | (5, 1) | 2.0 | W | 8 | 2 | 0 | 0 | 2 | 1 | 0 | 0 | 0 | 1 | 0 | 11 | 15 | 0.00 | 1.500 |
| Steve Reed, R<br>ERA: 3.0 | (7, 1) | 0.2 | | 4 | 1 | 1 | 1 | 0 | 0 | 0 | 1 | 0 | 0 | 1 | 3 | 4 | 13.50 | 1.500 |
| Mike Munoz, L<br>ERA: 5.4 | (7, 1) | 0.1 | | 1 | 0 | 0 | 0 | 0 | 0 | 0 | 0 | 0 | 1 | 0 | 1 | 1 | 0.00 | 0.000 |
| Mark Thompson, R<br>ERA: 4.5 | (8, 1) | 1.0 | | 4 | 1 | 0 | 0 | 0 | 0 | 0 | 0 | 0 | 0 | 0 | 4 | 4 | 0.00 | 1.000 |

| PITCHER | | IP | WLS | BF | H | R | ER | SO | BB | IBB | HBP | BLK | WP | HR | S | P | ERA | WHIP |
|---|---|---|---|---|---|---|---|---|---|---|---|---|---|---|---|---|---|---|
| Bruce Ruffin, L<br>ERA: 3.0 | (9, 1) | 1.0 | S | 4 | 0 | 0 | 0 | 1 | 1 | 0 | 0 | 0 | 0 | 0 | 5 | 9 | 0.00 | 1.000 |

# Colorado Rockies @ Houston Astros

Astrodome, Houston, TX

Fri Apr 28 1995, 8:05 PM EDT

Att. 30,405 - Unknown

BOTTOM

livebaseballscorecards.com

| | |
|---|---|
| AB | 33 |
| R | 1 |
| H | 7 |
| RBI | 1 |
| BB | 6 |
| SO | 8 |
| LOB | 25 |

| Batter | 1 | 2 | 3 | 4 | 5 | 6 | 7 | 8 | 9 | AB | R | H | RBI | BB | SO | LOB |
|---|---|---|---|---|---|---|---|---|---|---|---|---|---|---|---|---|
| Eric Young Sr., R (1, 7)<br>OBP: 0.429, SLG: 0.250 | C S F X 0-2 ① G5-3 | | C X 0-1 ② G5-3 | | B X 1-0 CS 1B 2-H 3-H | | | B 1 SAFE B B B 4-0 BB 1-2 BB | | 3 | 0 | 1 | 2 | 1 | 0 | 0 |
| Walt Weiss, S (1, 6)<br>OBP: 0.350, SLG: 0.235 | C T B B B B 4-2 S BB | | C C S 0-3 ③ K | | 1 SAFE S 1 SAFE 1 SAFE 0-1 ③ CS 1-2 | B B C X 2-1 ① G4-3 | | B B C B B 4-1 G4-6-3 1-2 2-3 BB | | 2 | 0 | 0 | 0 | 2 | 1 | 0 |
| Dante Bichette, R (1, 9)<br>OBP: 0.150, SLG: 0.368 | S 1 SAFE 1 SAFE B B B F B X 3-2 ② P4 1-3 | | | B F F S 1-3 ① K | | C B F X 1-2 ② F7 | | C X 0-1 ②③ G4-6-3 1-2f | | 4 | 0 | 0 | 0 | 0 | 1 | 4 |
| Andres Galarraga, R (1, 3)<br>OBP: 0.150, SLG: 0.250 | B S S B F F S 2-3 ③ K | | | C X 0-1 ② G4-3 | | B F B X 2-1 ③ G6-3 | | | F B B B F S 2-3 ① K | 4 | 0 | 0 | 0 | 0 | 2 | 1 |
| Joe Girardi, R (1, 2)<br>OBP: 0.300, SLG: 0.400 | | C B F B S 2-3 ① K | | F B F S 1-3 ③ K | | | X 0-0 ① P4 | | B X 1-0 ② F7 | 4 | 0 | 0 | 0 | 0 | 2 | 0 |
| Vinny Castilla, R (1, 5)<br>OBP: 0.200, SLG: 0.267 | | X 0-0 ② F8 | | | S S F B B X 2-2 ① G5-3 | | B C B F X 2-2 ② F8 | | S B X 1-1 ③ G1-3 | 3 | 0 | 0 | 0 | 0 | 0 | 0 |
| Mike Munoz, L (7, 1) | | | | | | | | | | 0 | 0 | 0 | 0 | 0 | 0 | 0 |
| Darren Holmes, R (7, 1) | | | | | | | | | | 0 | 0 | 0 | 0 | 0 | 0 | 0 |
| John Vander Wal, L (9, PH) | | | | | | | | | | 1 | 0 | 0 | 0 | 0 | 0 | 0 |
| Bruce Ruffin, S (9, 1) | | | | | | | | | | 0 | 0 | 0 | 0 | 0 | 0 | 0 |
| Mike Kingery, L (1, 8)<br>OBP: 0.471, SLG: 0.308 | | B S B B B 4-1 BB | | | B F B F B F F B 4-2 SH1-3 1B 1B BB | | F B F F X 1-2 ③ F7 | | | 1 | 1 | 0 | 0 | 2 | 0 | 0 |
| Roberto Mejia, R (1, 4)<br>OBP: 0.222, SLG: 0.125 | | 1 SAFE B 1 SAFE C 1 SAFE S 1 SAFE 1 SAFE F 2-2 B 1 SAFE F X ③ G5-3 | | | X 0-0 SH1-3 1B 1-2 1B | | | B S C F F B S 2-3 ① K | | 3 | 1 | 1 | 0 | 0 | 1 | 1 |
| Omar Olivares, R (1, 1) | | | S S S 0-3 ① K2-3 | | X 0-0 ② SH1-3 1-2 2-3 | | | B B F X 2-1 BB BB 1B | | 1 | 0 | 0 | 0 | 0 | 1 | 0 |
| Roger Bailey, R (6, 1) | | | | | | | | | | 0 | 0 | 0 | 0 | 0 | 0 | 0 |
| Jason Bates, S (7, 5)<br>OBP: 0.400, SLG: 0.667 | | | | | | | | | | 1 | 0 | 1 | 0 | 0 | 0 | 0 |

# TOP

# Colorado Rockies @ Houston Astros

Astrodome, Houston, TX

Sat Apr 29 1995, 8:05 PM EDT

Att. 19,074 - Dome

livebaseballscorecards.com

| | |
|---|---|
| AB | 27 |
| R | 2 |
| H | 3 |
| RBI | 2 |
| BB | 5 |
| SO | 8 |
| LOB | 6 |

| Inning Stats | 1 | 2 | 3 | 4 | 5 | 6 | 7 | 8 | 9 |
|---|---|---|---|---|---|---|---|---|---|
| | R: 0<br>E: 0<br>K: 1<br>S: 14 | H: 0<br>LOB: 1<br>BB: 1<br>P: 23 | R: 0<br>E: 0<br>K: 1<br>S: 10 | H: 0<br>LOB: 1<br>BB: 1<br>P: 18 | R: 0<br>E: 0<br>K: 2<br>S: 8 | H: 0<br>LOB: 0<br>BB: 0<br>P: 8 | R: 0<br>E: 0<br>K: 2<br>S: 8 | H: 0<br>LOB: 0<br>BB: 0<br>P: 10 | R: 2<br>E: 0<br>K: 0<br>S: 12 | H: 2<br>LOB: 0<br>BB: 1<br>P: 19 | R: 0<br>E: 0<br>K: 0<br>S: 7 | H: 0<br>LOB: 0<br>BB: 0<br>P: 12 | R: 0<br>E: 0<br>K: 0<br>S: 8 | H: 0<br>LOB: 0<br>BB: 0<br>P: 11 | R: 0<br>E: 0<br>K: 1<br>S: 10 | H: 1<br>LOB: 2<br>BB: 2<br>P: 22 | R: 0<br>E: 0<br>K: 1<br>S: 6 | H: 0<br>LOB: 0<br>BB: 0<br>P: 10 |

| 1B: 3 | SF: 0 | WP: 0 | PA: 34 |
|---|---|---|---|
| 2B: 0 | SAC: 1 | PB: 0 | |
| 3B: 0 | DP: 1 | SB: 2 | |
| HR: 0 | HBP: 0 | CS: 1 | |

| PITCHER | | IP | WLS | BF | H | R | ER | SO | BB | IBB | HBP | BLK | WP | HR | S | P | ERA | WHIP |
|---|---|---|---|---|---|---|---|---|---|---|---|---|---|---|---|---|---|---|
| Mike Hampton, L<br>ERA: 3.6 | (1, 1) | 5.0 | L | 19 | 2 | 2 | 2 | 6 | 3 | 0 | 0 | 0 | 0 | 0 | 52 | 78 | 3.60 | 1.000 |
| Jim Dougherty, R<br>ERA: 6.0 | (6, 1) | 2.0 | | 6 | 0 | 0 | 0 | 0 | 0 | 0 | 0 | 0 | 0 | 0 | 15 | 23 | 0.00 | 0.000 |
| Todd Jones, R<br>ERA: | (8, 1) | 2.0 | | 8 | 1 | 0 | 0 | 2 | 2 | 0 | 0 | 0 | 0 | 0 | 16 | 32 | 0.00 | 1.500 |

| PITCHER | | IP | WLS | BF | H | R | ER | SO | BB | IBB | HBP | BLK | WP | HR | S | P | ERA | WHIP |
|---|---|---|---|---|---|---|---|---|---|---|---|---|---|---|---|---|---|---|

# BOTTOM

| Batter | 1 | 2 | 3 | 4 | 5 | 6 | 7 | 8 | 9 | AB | R | H | RBI | BB | SO | LOB |
|---|---|---|---|---|---|---|---|---|---|---|---|---|---|---|---|---|
| Craig Biggio, R (1, 4) | X 0-0 F8 ① | | B C B B C B 4-2 G4-6-3 BB | | C B B B 4-1 FC6 BB | | C 1 SAFE 1 SAFE C 1 SAFE X 0-2 G1-3 ① 1-2 | | X 0-0 F9 ③ | 3 | 0 | 0 | 0 | 2 | 0 | 1 |
| Luis Gonzalez, L (1, 7)<br>OBP: 0.211, SLG: 0.333 | B X 1-0 G4-3 ② | | 1 SAFE 1 SAFE C 1 SAFE 1 SAFE X 0-1 G4-6-3 ②③ 1-2f | | F X 0-1 FC6 ③ 1-2f | | B X 1-0 F8 ② | | | 4 | 0 | 0 | 0 | 0 | 0 | 4 |
| 5 Jeff Bagwell, R (1, 3)<br>OBP: 0.421, SLG: 0.385 | C B B S F B C 3-3 K ③ | | | S B X 1-1 G5-3 ① | | X 0-0 BB 1B 1B | B F B S B B 4-2 BB 2-3 | | | 3 | 1 | 1 | 0 | 1 | 1 | 0 |
| Derek Bell, R (1, 8)<br>OBP: 0.611, SLG: 0.800 | | X 0-0 S WP 1B | | X 0-0 BB BB 1B | | B X 1-0 P4 ① | B B C S B C 3-3 K ③ | | | 4 | 0 | 2 | 0 | 0 | 1 | 3 |
| Phil Plantier, L (1, 9)<br>OBP: 0.250, SLG: 0.357 | | B B X 2-0 P5 ① 1-2 | | 1 SAFE 1 SAFE P 1 SAFE B B C B 4-1 G5-3 BB 1-2 | | B B F B F 1 SAFE B 4-2 1B BB 1-2 | | C B S F F B X 2-2 F7 ① | | 2 | 0 | 0 | 0 | 2 | 0 | 1 |
| Dave Magadan, L (1, 5)<br>OBP: 0.529, SLG: 0.643 | | B C F B B B 4-2 S BB | | B C B B B 4-1 1-2 2-3 BB | | X 0-0 FC6-4 1-2 2-H 1B | | C B C B X 2-2 P8 ② | | 2 | 0 | 1 | 1 | 2 | 0 | 0 |
| Scott Servais, R (1, 2)<br>OBP: 0.308, SLG: 0.182 | | C B B C B S 3-3 K ② 1-2 2-3 | | B F F X 1-2 G5-3 ②③ 2-3f | | C F B F B S 2-3 K ② | | X 0-0 F9 ③ | | 4 | 0 | 0 | 0 | 0 | 2 | 7 |
| Ricky Gutierrez, R (1, 6) | | C B X 1-1 P4 ③ | | | C B S S 1-3 K ① | C X 0-1 FC6-4 ③ 1-2f | | | C S B F B F S 2-3 K ① | 4 | 0 | 0 | 0 | 0 | 2 | 4 |
| Mike Hampton, R (1, 1)<br>Scooter Tucker, R (5, PH)<br>Jim Dougherty, R (6, 1)<br>Milt Thompson, L (7, PH)<br>Craig Shipley, R (7, PH)<br>Andy Stankiewicz, R (7, PR)<br>Todd Jones, L (8, 1)<br>James Mouton, R (9, PH) | | | C F C 0-3 K ① | | B B X 2-0 G6-3 ② | | B B B 4-0 5 WP G1-3 BB | | C B C F B B F C 3-3 K ② | 1<br>1<br>0<br>0<br>0<br>0<br>0<br>1 | 0<br>0<br>0<br>0<br>0<br>0<br>0<br>0 | 0<br>0<br>0<br>0<br>1<br>0<br>0<br>0 | 0<br>0<br>0<br>0<br>0<br>0<br>0<br>0 | 1<br>0<br>0<br>0<br>0<br>0<br>0<br>1 | 0<br>0<br>0<br>0<br>0<br>0<br>0<br>0 | 0<br>0<br>0<br>0<br>0<br>0<br>0<br>0 |
| Inning Stats | R: 0 E: 0 K: 1 S: 6 H: 0 LOB: 0 BB: 0 P: 10 | R: 0 E: 0 K: 1 S: 9 H: 1 LOB: 2 BB: 1 P: 19 | R: 0 E: 0 K: 1 S: 7 H: 0 LOB: 0 BB: 1 P: 11 | R: 0 E: 0 K: 0 S: 9 H: 1 LOB: 2 BB: 2 P: 18 | R: 0 E: 0 K: 1 S: 7 H: 0 LOB: 1 BB: 1 P: 14 | R: 1 E: 0 K: 1 S: 11 H: 2 LOB: 2 BB: 1 P: 18 | R: 0 E: 0 K: 1 S: 9 H: 0 LOB: 2 BB: 2 P: 21 | R: 0 E: 0 K: 0 S: 9 H: 0 LOB: 0 BB: 0 P: 13 | R: 0 E: 0 K: 2 S: 11 H: 0 LOB: 0 BB: 0 P: 16 | 1B: 4 2B: 0 3B: 0 HR: 0 | SF: 0 SAC: 0 DP: 2 HBP: 0 | | | | | | |

| PITCHER | | IP | WLS | BF | H | R | ER | SO | BB | IBB | HBP | BLK | WP | HR | S | P | ERA | WHIP |
|---|---|---|---|---|---|---|---|---|---|---|---|---|---|---|---|---|---|---|
| Omar Olivares, R<br>ERA: | (1, 1) | 5.0 | W | 20 | 2 | 0 | 0 | 4 | 5 | 0 | 0 | 0 | 1 | 0 | 38 | 72 | 0.00 | 1.400 |
| Roger Bailey, R<br>ERA: 20.25 | (6, 1) | 1.0 | | 6 | 2 | 1 | 1 | 1 | 1 | 0 | 0 | 0 | 0 | 0 | 11 | 18 | 9.00 | 3.000 |
| Mike Munoz, L<br>ERA: 5.4 | (7, 1) | 0.0 | | 1 | 0 | 0 | 0 | 0 | 1 | 0 | 0 | 0 | 0 | 0 | 0 | 4 | ∞ | ∞ |
| Darren Holmes, R<br>ERA: | (7, 1) | 2.0 | | 7 | 0 | 0 | 0 | 1 | 1 | 0 | 0 | 0 | 1 | 0 | 18 | 30 | 0.00 | 0.500 |
| Bruce Ruffin, L<br>ERA: 2.25 | (9, 1) | 1.0 | S | 3 | 0 | 0 | 0 | 2 | 0 | 0 | 0 | 0 | 0 | 0 | 11 | 16 | 0.00 | 0.000 |

| PITCHER | IP | WLS | BF | H | R | ER | SO | BB | IBB | HBP | BLK | WP | HR | S | P | ERA | WHIP |
|---|---|---|---|---|---|---|---|---|---|---|---|---|---|---|---|---|---|

# Colorado Rockies @ Houston Astros

Astrodome, Houston, TX

Sat Apr 29 1995, 8:05 PM EDT

Att. 19,074 - Dome

livebaseballscorecards.com

| | |
|---|---|
| AB | 29 |
| R | 1 |
| H | 4 |
| RBI | 1 |
| BB | 8 |
| SO | 8 |
| LOB | 20 |

| | | | | | | | | | |
|---|---|---|---|---|---|---|---|---|---|
| 1B: 4 | SF: 0 | WP: 2 | PA: 37 |
| 2B: 0 | SAC: 0 | PB: 0 | |
| 3B: 0 | DP: 2 | SB: 2 | |
| HR: 0 | HBP: 0 | CS: 0 | |

# Colorado Rockies @ Houston Astros

Astrodome, Houston, TX

Sun Apr 30 1995, 4:33 AM EDT

Att. 14,455 - Dome

TOP

livebaseballscorecards.com

| Batter | 1 | 2 | 3 | 4 | 5 | 6 | 7 | 8 | 9 | AB | R | H | RBI | BB | SO | LOB |
|---|---|---|---|---|---|---|---|---|---|---|---|---|---|---|---|---|
| Eric Young Sr., R (1, 7)<br>OBP: 0.300, SLG: 0.143 | K | | F8 | | | P5 | | HBP | | 3 | 0 | 0 | 0 | 0 | 1 | 0 |
| Larry Walker, L (8, PH)<br>OBP: 0.375, SLG: 0.462 | | | | | | | | | | 0 | 0 | 0 | 0 | 0 | 0 | 0 |
| Walt Weiss, S (8, PR)<br>OBP: 0.350, SLG: 0.235 | | | | | | | | | | 0 | 0 | 0 | 0 | 0 | 0 | 0 |
| (8, 6) | | | | | | | | | | | | | | | | |
| Jason Bates, S (1, 5)<br>OBP: 0.357, SLG: 0.769 | F7 | | | HR | | G6-3 | | K | | 4 | 1 | 1 | 1 | 0 | 1 | 2 |
| Steve Reed, R (8, 1) | | | | | | | | | | 0 | 0 | 0 | 0 | 0 | 0 | 0 |
| Dante Bichette, R (1, 9)<br>OBP: 0.250, SLG: 0.478 | 2B | | | 1B | | 1B | | K | | 4 | 0 | 3 | 0 | 0 | 1 | 2 |
| Andres Galarraga, R (1, 3)<br>OBP: 0.167, SLG: 0.217 | K | | | K | | F8 | | | G5-4-3<br>BB | 3 | 0 | 0 | 0 | 1 | 2 | 3 |
| Vinny Castilla, R (1, 6)<br>OBP: 0.158, SLG: 0.211 | | G5-3 | | FC1-5-6 | | | F8 | | G5-4-3 | 4 | 0 | 0 | 0 | 0 | 0 | 2 |
| (8, 5) | | | | | | | | | | | | | | | | |
| Jorge Brito, R (1, 2) | | K2-3 | | K | | | K | | K | 3 | 0 | 0 | 0 | 0 | 3 | 1 |
| Jim Tatum, R (9, PH)<br>OBP: 0.667, SLG: 1.000 | | | | | | | | | | 1 | 0 | 0 | 0 | 0 | 1 | 0 |
| Mike Kingery, L (1, 8)<br>OBP: 0.400, SLG: 0.250 | | G5-3 | | | K | | G4-3 | | | 3 | 0 | 0 | 0 | 0 | 1 | 0 |
| Roberto Mejia, R (1, 4)<br>OBP: 0.167, SLG: 0.091 | | L5 | | | F8 | | | K | | 3 | 0 | 0 | 0 | 0 | 1 | 0 |
| Juan Acevedo, R (1, 1) | | | | | | | | HBP<br>BB | | 2 | 0 | 0 | 0 | 0 | 1 | 0 |
| Curt Leskanic, R (6, 1) | | | | | | | | | | 0 | 0 | 0 | 0 | 0 | 0 | 0 |
| John Vander Wal, L (8, PH)<br>OBP: 0.500, SLG: 0.667 | | | | | | | | | | 0 | 0 | 0 | 0 | 1 | 0 | 0 |
| (8, 7) | | | | | | | | | | | | | | | | |

| | AB | 30 |
|---|---|---|
| | R | 1 |
| | H | 4 |
| | RBI | 1 |
| | BB | 2 |
| | SO | 12 |
| | LOB | 10 |

| Inning Stats | 1 | 2 | 3 | 4 | 5 | 6 | 7 | 8 | 9 |
|---|---|---|---|---|---|---|---|---|---|
| | R: 0<br>E: 0<br>K: 2<br>S: 11 | H: 1<br>LOB: 1<br>BB: 0<br>P: 17 | R: 0<br>E: 0<br>K: 1<br>S: 7 | H: 0<br>LOB: 0<br>BB: 0<br>P: 8 | R: 0<br>E: 0<br>K: 1<br>S: 10 | H: 0<br>LOB: 0<br>BB: 0<br>P: 14 | R: 1<br>E: 0<br>K: 2<br>S: 11 | H: 2<br>LOB: 1<br>BB: 0<br>P: 12 | R: 0<br>E: 0<br>K: 1<br>S: 6 | H: 0<br>LOB: 0<br>BB: 0<br>P: 9 | R: 0<br>E: 0<br>K: 0<br>S: 7 | H: 1<br>LOB: 1<br>BB: 0<br>P: 12 | R: 0<br>E: 0<br>K: 1<br>S: 6 | H: 0<br>LOB: 0<br>BB: 0<br>P: 8 | R: 0<br>E: 0<br>K: 3<br>S: 11 | H: 0<br>LOB: 2<br>BB: 1<br>P: 19 | R: 0<br>E: 0<br>K: 1<br>S: 9 | H: 0<br>LOB: 0<br>BB: 1<br>P: 16 |

| | 1B: 2 | SF: 0 | WP: 0 | PA: 33 |
|---|---|---|---|---|
| | 2B: 1 | SAC: 0 | PB: 0 | |
| | 3B: 0 | DP: 1 | SB: 1 | |
| | HR: 1 | HBP: 1 | CS: 0 | |

| PITCHER | | IP | WLS | BF | H | R | ER | SO | BB | IBB | HBP | BLK | WP | HR | S | P | ERA | WHIP |
|---|---|---|---|---|---|---|---|---|---|---|---|---|---|---|---|---|---|---|
| Greg Swindell, L<br>ERA: 1.5 | (1, 1) | 6.0 | | 22 | 4 | 1 | 1 | 7 | 0 | 0 | 0 | 0 | 0 | 1 | 52 | 72 | 1.50 | 0.667 |
| Doug Brocail, R<br>ERA: 3.0 | (7, 1) | 1.0 | W | 3 | 0 | 0 | 0 | 1 | 0 | 0 | 0 | 0 | 0 | 0 | 6 | 8 | 0.00 | 0.000 |
| Dave Veres, R<br>ERA: | (8, 1) | 0.1 | | 2 | 0 | 0 | 0 | 1 | 1 | 0 | 0 | 0 | 0 | 0 | 4 | 8 | 0.00 | 3.000 |
| Pedro Martinez, L<br>ERA: | (8, 1) | 0.1 | | 2 | 0 | 0 | 0 | 1 | 0 | 0 | 1 | 0 | 0 | 0 | 4 | 7 | 0.00 | 0.000 |
| John Hudek, R<br>ERA: | (8, 1) | 1.1 | S | 4 | 0 | 0 | 0 | 2 | 1 | 0 | 0 | 0 | 0 | 0 | 12 | 20 | 0.00 | 0.750 |

| PITCHER | IP | WLS | BF | H | R | ER | SO | BB | IBB | HBP | BLK | WP | HR | S | P | ERA | WHIP |
|---|---|---|---|---|---|---|---|---|---|---|---|---|---|---|---|---|---|

| Batter | 1 | 2 | 3 | 4 | 5 | 6 | 7 | 8 | 9 | AB | R | H | RBI | BB | SO | LOB |
|---|---|---|---|---|---|---|---|---|---|---|---|---|---|---|---|---|
| James Mouton, R (1, 9)<br>OBP: 0.333, SLG: 0.500 | L B L X 1-2 G5-3 ① | | | L B X 1-1 P5 ① | | B S B X 2-1 S 1B ① | C X 0-1 1-H 2-H 2B ③ | | | 4 | 0 | 2 | 1 | 0 | 0 | 0 |
| Craig Biggio, R (1, 4) | B B B C C X 3-2 P3 ② | | | B B H 3-0 5 BB HBP | | C 1 SAFE B 1 SAFE 1 SAFE F 1 SAFE S 1-3 1-2 K ② | | C F F F X 0-2 P4 ① | | 3 | 0 | 0 | 0 | 0 | 1 | 1 |
| 5 Jeff Bagwell, R (1, 3)<br>OBP: 0.391, SLG: 0.313 | C B B C S 2-3 K ③ | | | C 1 SAFE 1 SAFE 1 SAFE B F B B B 4-2 1-2 1B BB ② | | C S B C 1-3 K ③ | | B S B S B X 3-2 F7 ② | | 3 | 0 | 0 | 0 | 1 | 2 | 1 |
| Derek Bell, R (1, 8)<br>OBP: 0.545, SLG: 0.684 | | B F B X 2-1 P2 ① | | C B C 1 SAFE 1 SAFE X 1-2 1-2 1B | | | X 0-0 L4 ① | B F B C X 2-2 G1-3 ③ | | 4 | 0 | 1 | 0 | 0 | 0 | 0 |
| Dave Magadan, L (1, 5)<br>OBP: 0.500, SLG: 0.563 | | B F B B X 3-1 G4-3 ② | | F B X 1-1 F8 ③ | | | B B C B B 4-1 BB 1B BB | | | 2 | 1 | 0 | 0 | 1 | 0 | 2 |
| Milt Thompson, L (1, 7) | | F B S S 1-3 K ③ | | | B X 1-0 G4-3 ① | | F B B B B 4-1 1-2 1B 1B BB | | | 2 | 1 | 0 | 0 | 1 | 1 | 0 |
| Tony Eusebio, R (1, 2)<br>OBP: 0.250, SLG: 0.375 | | B F F B X 2-2 P6 ① | | | B X 1-0 G6-3 ② | | B B F F B F X 3-2 1-2 2-H 1B 2B 1B | | | 3 | 1 | 1 | 1 | 0 | 0 | 0 |
| Orlando Miller, R (1, 6)<br>OBP: 0.250, SLG: 0.267 | | B S B B B X 3-1 F8 ② | | | B X 1-0 F9 ③ | | B X 1-0 P4 ② | | | 3 | 0 | 0 | 0 | 0 | 0 | 2 |
| Greg Swindell, L (1, 1)<br>Craig Shipley, R (6, PH)<br>Doug Brocail, L (7, 1)<br>Luis Gonzalez, L (7, PH)<br>OBP: 0.250, SLG: 0.368<br>Dave Veres, R (8, 1)<br>Pedro Martinez, L (8, 1)<br>John Hudek, S (8, 1) | | X 0-0 F8 ③ | | | | C F F S 1-3 K ① | B F X 1-1 1-2 2-H 2B 1B | | | 1<br>1<br>0<br>1<br>0<br>0<br>0 | 0<br>0<br>0<br>0<br>0<br>0<br>0 | 0<br>0<br>0<br>1<br>0<br>0<br>0 | 0<br>0<br>0<br>1<br>0<br>0<br>0 | 0<br>1<br>0<br>1<br>0<br>0<br>0 | 0<br>0<br>0<br>0<br>0<br>0<br>0 | 0<br>0<br>0<br>0<br>0<br>0<br>0 |
| Inning Stats | R: 0 E: 0 K: 1 S: 9 H: 0 LOB: 0 BB: 0 P: 15 | R: 0 E: 0 K: 1 S: 7 H: 0 LOB: 0 BB: 0 P: 13 | R: 0 E: 0 K: 0 S: 6 H: 0 LOB: 0 BB: 0 P: 11 | R: 0 E: 0 K: 0 S: 9 H: 1 LOB: 2 BB: 1 P: 19 | R: 0 E: 0 K: 0 S: 3 H: 0 LOB: 0 BB: 0 P: 6 | R: 0 E: 0 K: 3 S: 12 H: 1 LOB: 1 BB: 0 P: 17 | R: 3 E: 0 K: 0 S: 12 H: 3 LOB: 2 BB: 2 P: 25 | R: 0 E: 0 K: 0 S: 12 H: 0 LOB: 0 BB: 0 P: 17 | | 1B: 4<br>2B: 1<br>3B: 0<br>HR: 0 | SF: 0<br>SAC: 0<br>DP: 0<br>HBP: 1 | | | WP: 0<br>PB: 0<br>SB: 1<br>CS: 0 | PA: 31 | |

# BOTTOM

## Colorado Rockies @ Houston Astros

Astrodome, Houston, TX

Sun Apr 30 1995, 4:33 AM EDT

Att. 14,455 - Dome

livebaseballscorecards.com

| | |
|---|---|
| AB | 27 |
| R | 3 |
| H | 5 |
| RBI | 3 |
| BB | 3 |
| SO | 5 |
| LOB | 6 |

| PITCHER | | IP | WLS | BF | H | R | ER | SO | BB | IBB | HBP | BLK | WP | HR | S | P | ERA | WHIP |
|---|---|---|---|---|---|---|---|---|---|---|---|---|---|---|---|---|---|---|
| Juan Acevedo, R<br>ERA: | (1, 1) | 5.0 | | 17 | 1 | 0 | 0 | 2 | 1 | 0 | 1 | 0 | 0 | 0 | 34 | 64 | 0.00 | 0.400 |
| Curt Leskanic, R<br>ERA: 5.14 | (6, 1) | 2.0 | L | 11 | 4 | 3 | 3 | 3 | 2 | 0 | 0 | 0 | 0 | 0 | 24 | 42 | 13.50 | 3.000 |
| Steve Reed, R<br>ERA: 2.25 | (8, 1) | 1.0 | | 3 | 0 | 0 | 0 | 0 | 0 | 0 | 0 | 0 | 0 | 0 | 12 | 17 | 0.00 | 0.000 |

| PITCHER | IP | WLS | BF | H | R | ER | SO | BB | IBB | HBP | BLK | WP | HR | S | P | ERA | WHIP |
|---|---|---|---|---|---|---|---|---|---|---|---|---|---|---|---|---|---|

| Batter | 1 | 2 | 3 | 4 | 5 | 6 | 7 | 8 | 9 | AB | R | H | RBI | BB | SO | LOB |
|---|---|---|---|---|---|---|---|---|---|---|---|---|---|---|---|---|
| Craig Biggio, R (1, 4)<br>OBP: 0.345, SLG: 0.143 | C S S<br>0-3 ① K | H<br>1-0 HBP | | | X<br>0-0 ① L9 | | L X<br>0-1 G4-6-3<br>1-3<br>2-H 1B | | 1 SAFE B 1 SAFE X<br>1-0 FC6-4<br>1-3 WP 2B | 4 | 1 | 2 | 1 | 0 | 1 | 0 |
| Luis Gonzalez, L (1, 7)<br>OBP: 0.240, SLG: 0.333 | C B B F B X<br>3-2 5 BB 1B 1B | F B X<br>1-1 ③ F7 | | | B X<br>1-0 ② G6-3 | | C 1 SAFE 1 SAFE 1 SAFE C X<br>0-2 ① ② G4-6-3<br>1-2f<br>3-H | | X<br>0-0 ① G4-3 | 5 | 1 | 1 | 0 | 0 | 0 | 5 |
| 5 Jeff Bagwell, R (1, 3)<br>OBP: 0.464, SLG: 0.294 | B C 1 SAFE B B B 1 SAFE B<br>4-1 1B 1-2 BB | B C F F X<br>1-2 ① F8 | | | B B B C F F B<br>4-2 S BB | | C B B S S B B<br>4-2 BB | | I I I I<br>4-0 FC6-4 IBB | 1 | 0 | 0 | 0 | 4 | 0 | 0 |
| Derek Bell, R (1, 8)<br>OBP: 0.444, SLG: 0.542 | C S X<br>0-2 ② P3 | C S B X<br>1-2 ② L5 | | | B B B X<br>3-0 ③ P4<br>1-2 | | F 1 SAFE X<br>0-1 ③ G4-3 | | F F B X<br>1-2 ② FC6-4 WP<br>1-2f<br>2-3<br>3-H | 5 | 0 | 0 | 1 | 0 | 0 | 6 |
| Dave Magadan, L (1, 5)<br>OBP: 0.480, SLG: 0.500 | F C F X<br>0-2 1-3 2-H 1B | C B B C B F X<br>3-2 ③ F8 | | | | C B C B X<br>2-2 ① G5-3 | | C F B S<br>1-3 ① K | F 1 SAFE S B B F B B<br>4-2 1-2 3-H BB | 4 | 0 | 1 | 1 | 1 | 1 | 0 |
| Phil Plantier, L (1, 9)<br>OBP: 0.250, SLG: 0.333<br>James Mouton, R (8, PR)<br>OBP: 0.286, SLG: 0.429 (8, 9) | B B X<br>2-0 ③ G4-3 | | | C B B B X<br>3-1 ① F7 | | B F B B X<br>3-1 ② G3-1 | | C S B X<br>1-2 FC6-4 1B | C B B B F X<br>3-2 ③ G6-3 | 4<br>1 | 0<br>0 | 1<br>0 | 0<br>0 | 0<br>0 | 0<br>0 | 2<br>2 |
| Scott Servais, R (1, 2)<br>OBP: 0.235, SLG: 0.133 | | F B S T B B S<br>3-3 ① K | | F B X<br>1-1 ② P9 | | S B S B S<br>2-3 ③ K | | B 1 SAFE F 1 SAFE C X<br>1-2 ② F8 | | 4 | 0 | 0 | 0 | 0 | 2 | 1 |
| Orlando Miller, R (1, 6)<br>OBP: 0.300, SLG: 0.368<br>Todd Jones, L (8, 1) | B C X<br>1-1 SH1-4 1B | B B X<br>2-0 2B | | | | | C C B F X<br>1-2 E6 1B 1B | 1 SAFE C X<br>0-1 ③ FC6-4<br>1-2f | | 4<br>0 | 1<br>0 | 2<br>0 | 0<br>0 | 0<br>0 | 0<br>0 | 1<br>0 |
| Doug Drabek, R (1, 1)<br>OBP: 0.333, SLG: 0.333<br>Jim Dougherty, R (6, 1)<br>Andy Stankiewicz, R (7, PH)<br>OBP: 0.500, SLG: 0.500<br>Ross Powell, L (7, 1)<br>Dave Veres, R (7, 1)<br>Ricky Gutierrez, R (8, 6)<br>OBP: 0.167, SLG: 0.167 | C X<br>0-1 ② SH1-4<br>1-2 | C S S<br>0-3 ③ K | | | | | B F B X<br>2-1 1B 1-2 G4-6-3 1B | | B C B B C C X<br>3-2 2B FC6-4 1B | 1<br>0<br>1<br>0<br>0<br>1 | 0<br>0<br>1<br>0<br>0<br>1 | 0<br>0<br>1<br>0<br>0<br>1 | 0<br>0<br>1<br>0<br>0<br>1 | 0<br>0<br>0<br>0<br>0<br>0 | 1<br>0<br>0<br>0<br>0<br>0 | 1<br>0<br>0<br>0<br>0<br>0 |
| Inning Stats | R: 1 H: 2<br>E: 0 LOB: 2<br>K: 1 BB: 1<br>S: 15 P: 24 | R: 0 H: 1<br>E: 0 LOB: 2<br>K: 1 BB: 0<br>S: 10 P: 16 | R: 0 H: 0<br>E: 0 LOB: 0<br>K: 0 BB: 0<br>S: 11 P: 16 | R: 0 H: 1<br>E: 0 LOB: 1<br>K: 1 BB: 0<br>S: 8 P: 14 | R: 0 H: 0<br>E: 0 LOB: 1<br>K: 0 BB: 1<br>S: 6 P: 14 | R: 0 H: 0<br>E: 0 LOB: 0<br>K: 1 BB: 0<br>S: 8 P: 15 | R: 2 H: 2<br>E: 1 LOB: 1<br>K: 0 BB: 1<br>S: 15 P: 22 | R: 0 H: 1<br>E: 0 LOB: 1<br>K: 1 BB: 0<br>S: 11 P: 14 | R: 2 H: 2<br>E: 0 LOB: 2<br>K: 0 BB: 2<br>S: 14 P: 30 | 1B: 7 SF: 0<br>2B: 2 SAC: 1<br>3B: 0 DP: 1<br>HR: 0 HBP: 1 | | | | | | WP: 1 PA: 42<br>PB: 0<br>SB: 1<br>CS: 0 |

# TOP

## Houston Astros @ Chicago Cubs

Wrigley Field, Chicago, IL

Tue May 02 1995, 7:05 PM CDT

Att. 23,784 - Unknown - 54 F

livebaseballscorecards.com

| | |
|---|---|
| AB | 35 |
| R | 5 |
| H | 9 |
| RBI | 3 |
| BB | 5 |
| SO | 5 |
| LOB | 18 |

| PITCHER | | IP | WLS | BF | H | R | ER | SO | BB | IBB | HBP | BLK | WP | HR | S | P | ERA | WHIP |
|---|---|---|---|---|---|---|---|---|---|---|---|---|---|---|---|---|---|---|
| Jim Bullinger, R<br>ERA: 0.75 | (1, 1) | 6.0 | | 25 | 4 | 1 | 1 | 4 | 2 | 0 | 1 | 0 | 0 | 0 | 58 | 99 | 1.50 | 1.000 |
| Mike Walker, R<br>ERA: 3.86 | (7, 1) | 0.0 | L | 3 | 2 | 2 | 0 | 0 | 0 | 0 | 0 | 0 | 0 | 0 | 8 | 11 | ∞ | ∞ |
| Chris Nabholz, L<br>ERA: | (7, 1) | 0.2 | | 2 | 0 | 0 | 0 | 0 | 1 | 0 | 0 | 0 | 0 | 0 | 5 | 9 | 0.00 | 1.500 |
| Mike Perez, R<br>ERA: 2.25 | (7, 1) | 0.1 | | 1 | 0 | 0 | 0 | 0 | 0 | 0 | 0 | 0 | 0 | 0 | 2 | 2 | 0.00 | 0.000 |
| Bryan Hickerson, L<br>ERA: | (8, 1) | 1.0 | | 4 | 1 | 0 | 0 | 1 | 0 | 0 | 0 | 0 | 0 | 0 | 11 | 14 | 0.00 | 1.000 |

| PITCHER | | IP | WLS | BF | H | R | ER | SO | BB | IBB | HBP | BLK | WP | HR | S | P | ERA | WHIP |
|---|---|---|---|---|---|---|---|---|---|---|---|---|---|---|---|---|---|---|
| Willie Banks, R<br>ERA: 10.8 | (9, 1) | 0.2 | | 5 | 2 | 2 | 2 | 0 | 0 | 1 | 0 | 0 | 0 | 0 | 8 | 17 | 27.00 | 3.000 |
| Larry Casian, L<br>ERA: | (9, 1) | 0.1 | | 2 | 0 | 0 | 0 | 0 | 1 | 0 | 0 | 0 | 1 | 0 | 6 | 13 | 0.00 | 3.000 |

| Batter | 1 | 2 | 3 | 4 | 5 | 6 | 7 | 8 | 9 | AB | R | H | RBI | BB | SO | LOB |
|---|---|---|---|---|---|---|---|---|---|---|---|---|---|---|---|---|
| Brian McRae, S (1, 8)<br>OBP: 0.250, SLG: 0.407 | C B B X 2-1 ① G5-3 | | C B B S X 2-2 F9 2B | B B B C C B 4-2 1-2 2-3 BB | | C C B B F B S 3-3 ② K | | | C B X 1-1 ① G6-3 | 4 | 0 | 1 | 0 | 1 | 1 | 2 |
| Rey Sanchez, R (1, 4)<br>OBP: 0.370, SLG: 0.407 | X 0-0 G6-4-3 2B 1B | | X 0-0 ① F9 2-3 | B X 1-0 ③ G5-3 | | F B F F B F F F B F 3-2 X E3 1-3 2-H | | | B X 1-0 ② G5-3 | 5 | 1 | 1 | 0 | 0 | 0 | 5 |
| Sammy Sosa, R (1, 9)<br>OBP: 0.346, SLG: 0.640 | C 1 B F F F 1 X SAFE SAFE 1-2 ② G6-4-3 | | B S C X 1-2 ② G4-3 | | C C X 0-2 ① G4-3 | X 0-0 ③ F9 | | | B C F B S 2-3 ③ K | 5 | 0 | 0 | 0 | 0 | 1 | 4 |
| Mark Grace, L (1, 3)<br>OBP: 0.385, SLG: 0.560 | S B F X 1-2 2-H 2B | | B B B 4-0 BB | | C X 0-1 FC4-6 1B | | C S B S 1-3 ① K | | | 3 | 0 | 2 | 1 | 1 | 1 | 0 |
| Rick Wilkins, L (1, 2)<br>OBP: 0.381, SLG: 0.188 | C B B F F B F B 4-2 BB | | B B B C X 3-1 ③ P6 | | B B 1 SAFE X 2-0 ② FC4-6 1-2f | | B C C S 1-3 ② K | | | 3 | 0 | 0 | 0 | 1 | 1 | 3 |
| Shawon Dunston, R (1, 6)<br>OBP: 0.238, SLG: 0.381 | B X 1-0 ③ F8 | | | X 0-0 BB G6-3 1B | 1 SAFE X 0-0 ③ F8 | | C B X 1-1 ③ F7 | | | 4 | 0 | 1 | 0 | 0 | 0 | 3 |
| Steve Buechele, R (1, 5)<br>OBP: 0.316, SLG: 0.250 | | X 0-0 G1-6-3 1B | | 1 SAFE B 1 SAFE 1 SAFE F B F F 1 SAFE B 3-2 F X ① G6-3 1-2 | | B C C B B F F B 4-2 1B E BB | | B C X 1-1 ① G4-3 | | 3 | 1 | 1 | 0 | 1 | 0 | 1 |
| Scott Bullett, L (1, 7)<br>OBP: 0.300, SLG: 0.300 | | X 0-0 ①② G1-6-3 1-2f | | F B F X 1-2 ② F8 | | X 0-0 E 1-2 1B | | B B C B X 3-1 ② G4-3 | | 4 | 0 | 1 | 0 | 0 | 0 | 2 |
| Jim Bullinger, R (1, 1)<br>Mike Walker, R (7, 1)<br>Chris Nabholz, L (7, 1)<br>Mike Perez, R (7, 1)<br>Bryan Hickerson, L (8, 1)<br>Kevin Roberson, S (8, PH)<br>OBP: 0.750, SLG: 2.000<br>Willie Banks, R (9, 1)<br>Larry Casian, R (9, 1) | | X 0-0 ③ G6-3 | | B B B 4-0 BB | | L B B L L 2-3 ① K | | B C S B F B X 3-2 ③ G3 | | 2<br>0<br>0<br>0<br>0<br>1<br>0<br>0<br>0 | 0<br>0<br>0<br>0<br>0<br>0<br>0<br>0<br>0 | 0<br>0<br>0<br>0<br>0<br>0<br>0<br>0<br>0 | 0<br>0<br>0<br>0<br>0<br>0<br>0<br>0<br>0 | 1<br>0<br>0<br>0<br>0<br>0<br>0<br>0<br>0 | 1<br>0<br>0<br>0<br>0<br>0<br>0<br>0<br>0 | 2<br>0<br>0<br>0<br>0<br>0<br>0<br>0<br>0 |
| Inning Stats | R: 1 E: 0 K: 0 S: 17 H: 2 LOB: 2 BB: 1 P: 26 | R: 0 E: 0 K: 0 S: 3 H: 1 LOB: 0 BB: 0 P: 3 | R: 0 E: 0 K: 0 S: 9 H: 1 LOB: 2 BB: 1 P: 19 | R: 0 E: 0 K: 0 S: 11 H: 1 LOB: 3 BB: 2 P: 24 | R: 0 E: 0 K: 0 S: 7 H: 1 LOB: 1 BB: 0 P: 9 | R: 1 E: 1 K: 2 S: 20 H: 1 LOB: 2 BB: 1 P: 32 | R: 0 E: 0 K: 2 S: 8 H: 0 LOB: 0 BB: 0 P: 11 | R: 0 E: 0 K: 0 S: 8 H: 0 LOB: 0 BB: 0 P: 15 | R: 0 E: 0 K: 1 S: 6 H: 0 LOB: 0 BB: 0 P: 10 | 1B: 5<br>2B: 2<br>3B: 0<br>HR: 0 | SF: 0<br>SAC: 0<br>DP: 1<br>HBP: 0 | | | | | |

| PITCHER | | IP | WLS | BF | H | R | ER | SO | BB | IBB | HBP | BLK | WP | HR | S | P | ERA | WHIP |
|---|---|---|---|---|---|---|---|---|---|---|---|---|---|---|---|---|---|---|
| Doug Drabek, R<br>ERA: 1.69 | (1, 1) | 5.2 | | 29 | 7 | 2 | 1 | 2 | 5 | 0 | 0 | 0 | 0 | 0 | 66 | 112 | 1.59 | 2.118 |
| Jim Dougherty, R<br>ERA: 5.4 | (6, 1) | 0.1 | W | 1 | 0 | 0 | 0 | 0 | 0 | 0 | 0 | 0 | 0 | 0 | 1 | 1 | 0.00 | 0.000 |
| Ross Powell, L<br>ERA: 16.88 | (7, 1) | 0.2 | | 2 | 0 | 0 | 0 | 2 | 0 | 0 | 0 | 0 | 0 | 0 | 6 | 8 | 0.00 | 0.000 |
| Dave Veres, R<br>ERA: | (7, 1) | 0.1 | | 1 | 0 | 0 | 0 | 0 | 0 | 0 | 0 | 0 | 0 | 0 | 2 | 3 | 0.00 | 0.000 |
| Todd Jones, R<br>ERA: | (8, 1) | 2.0 | S | 6 | 0 | 0 | 0 | 1 | 0 | 0 | 0 | 0 | 0 | 0 | 14 | 25 | 0.00 | 0.000 |

| PITCHER | IP | WLS | BF | H | R | ER | SO | BB | IBB | HBP | BLK | WP | HR | S | P | ERA | WHIP |
|---|---|---|---|---|---|---|---|---|---|---|---|---|---|---|---|---|---|

# BOTTOM

## Houston Astros @ Chicago Cubs

Wrigley Field, Chicago, IL

Tue May 02 1995, 7:05 PM CDT

Att. 23,784 - Unknown - 54 F

livebaseballscorecards.com

| | |
|---|---|
| AB | 34 |
| R | 2 |
| H | 7 |
| RBI | 1 |
| BB | 5 |
| SO | 5 |
| LOB | 22 |

| | | | |
|---|---|---|---|
| 1B: 5 | SF: 0 | WP: 0 | PA: 39 |
| 2B: 2 | SAC: 0 | PB: 0 | |
| 3B: 0 | DP: 1 | SB: 0 | |
| HR: 0 | HBP: 0 | CS: 0 | |

# TOP

## Houston Astros @ Chicago Cubs

Wrigley Field, Chicago, IL

Wed May 03 1995, 3:33 AM CDT

Att. 27,694 - Cloudy - 59 F

livebaseballscorecards.com

| Batter | 1 | 2 | 3 | 4 | 5 | 6 | 7 | 8 | 9 | AB | R | H | RBI | BB | SO | LOB |
|---|---|---|---|---|---|---|---|---|---|---|---|---|---|---|---|---|
| Craig Biggio, R (1, 4)<br>OBP: 0.371, SLG: 0.280 | K | | G1-3 | | HR | BB | G1-3 | | BB | 4 | 2 | 1 | 3 | 2 | 1 | 0 |
| Luis Gonzalez, L (1, 7)<br>OBP: 0.290, SLG: 0.533 | CS 2B | | HR | | K | E6 | | | L9 | 6 | 3 | 3 | 1 | 0 | 1 | 4 |
| 5 Jeff Bagwell, R (1, 3)<br>OBP: 0.455, SLG: 0.286 | BB | | G4-3 | | 1B | FC5-2 | | F8 | | 4 | 0 | 1 | 0 | 1 | 0 | 4 |
| Derek Bell, R (1, 8)<br>OBP: 0.438, SLG: 0.552 | K | | | G5-3 | SAFE SAFE | 1B | | G6-3 | | 5 | 0 | 2 | 3 | 0 | 1 | 2 |
| Dave Magadan, L (1, 5)<br>OBP: 0.433, SLG: 0.417 | | G4-3 | | F8 | K | G4-3 | | BB | | 4 | 0 | 0 | 0 | 1 | 1 | 4 |
| Phil Plantier, L (1, 9)<br>OBP: 0.240, SLG: 0.304 | | G4-3 | | P6 | | 1B | G3-1 | L7 | | 5 | 1 | 1 | 0 | 0 | 0 | 1 |
| Tony Eusebio, R (1, 2)<br>OBP: 0.462, SLG: 0.500 | | 1B | | | HR 1B | BB | G6-3 | | BB 1B | 4 | 2 | 3 | 0 | 1 | 0 | 0 |
| Orlando Miller, R (1, 6)<br>OBP: 0.240, SLG: 0.292 | | K | | | F9 | G3 | E5 | | K | 5 | 1 | 0 | 0 | 0 | 2 | 5 |
| Darryl Kile, R (1, 1)<br>OBP: 0.600, SLG: 0.750 | | | F9 | | HR | 2B | HR | | K | 3 | 1 | 2 | 2 | 0 | 0 | 0 |
| Craig Shipley, R (7, PH)<br>OBP: 0.667, SLG: 2.000 | | | | | | | | | | 1 | 1 | 1 | 2 | 0 | 0 | 0 |
| Dean Hartgraves, R (7, 1) | | | | | | | | | | 0 | 0 | 0 | 0 | 0 | 0 | 0 |
| Jim Dougherty, R (8, 1) | | | | | | | | | | 1 | 0 | 0 | 0 | 0 | 1 | 1 |

| | AB | R | H | RBI | BB | SO | LOB |
|---|---|---|---|---|---|---|---|
| | 42 | 11 | 14 | 11 | 5 | 7 | 21 |

| Inning Stats | 1 | 2 | 3 | 4 | 5 | 6 | 7 | 8 | 9 |
|---|---|---|---|---|---|---|---|---|---|
| R | 0 | 0 | 1 | 0 | 3 | 4 | 2 | 1 | 0 |
| E | 0 | 0 | 0 | 0 | 0 | 1 | 0 | 0 | 0 |
| K | 2 | 1 | 0 | 0 | 2 | 0 | 0 | 0 | 2 |
| S | 13 | 10 | 7 | 4 | 18 | 19 | 11 | 13 | 12 |
| H | 1 | 1 | 1 | 0 | 5 | 3 | 1 | 1 | 1 |
| LOB | 2 | 1 | 0 | 0 | 2 | 2 | 0 | 1 | 2 |
| BB | 1 | 0 | 0 | 0 | 0 | 2 | 0 | 1 | 1 |
| P | 23 | 18 | 12 | 7 | 25 | 41 | 18 | 23 | 22 |

| | 1B | SF | WP | PA |
|---|---|---|---|---|
| | 7 | 0 | 0 | 47 |
| | 5 | 0 | 0 | |
| | 0 | 1 | 0 | |
| | 3 | 0 | 1 | |

| | 2B | SAC | PB | |
|---|---|---|---|---|
| | 5 | 0 | 0 | |

| | 3B | DP | SB | |
|---|---|---|---|---|
| | 0 | 1 | 0 | |

| | HR | HBP | CS | |
|---|---|---|---|---|
| | 3 | 0 | 1 | |

| PITCHER | | IP | WLS | BF | H | R | ER | SO | BB | IBB | HBP | BLK | WP | HR | S | P | ERA | WHIP |
|---|---|---|---|---|---|---|---|---|---|---|---|---|---|---|---|---|---|---|
| Steve Trachsel, R<br>ERA: 6.23 | (1, 1) | 4.2 | L | 22 | 8 | 4 | 4 | 4 | 1 | 0 | 0 | 0 | 0 | 2 | 49 | 81 | 7.71 | 1.929 |
| Chris Nabholz, L<br>ERA: 3.0 | (5, 1) | 0.1 | | 2 | 1 | 1 | 1 | 1 | 0 | 0 | 0 | 0 | 0 | 0 | 5 | 8 | 27.00 | 3.000 |
| Tom Edens, R<br>ERA: 5.4 | (6, 1) | 0.1 | | 4 | 1 | 1 | 1 | 0 | 2 | 0 | 0 | 0 | 0 | 0 | 8 | 20 | 27.00 | 9.000 |
| Mike Walker, R<br>ERA: 2.84 | (6, 1) | 1.2 | | 9 | 2 | 4 | 0 | 0 | 0 | 0 | 0 | 0 | 0 | 1 | 20 | 35 | 0.00 | 1.200 |
| Tanyon Sturtze, R<br>ERA: 9.0 | (8, 1) | 1.0 | | 5 | 1 | 1 | 1 | 0 | 1 | 0 | 0 | 0 | 0 | 0 | 13 | 23 | 9.00 | 2.000 |

| PITCHER | | IP | WLS | BF | H | R | ER | SO | BB | IBB | HBP | BLK | WP | HR | S | P | ERA | WHIP |
|---|---|---|---|---|---|---|---|---|---|---|---|---|---|---|---|---|---|---|
| Randy Myers, L<br>ERA: 4.5 | (9, 1) | 1.0 | | 5 | 1 | 0 | 0 | 2 | 1 | 0 | 0 | 0 | 0 | 0 | 12 | 22 | 0.00 | 2.000 |

# Houston Astros @ Chicago Cubs

Wrigley Field, Chicago, IL

Wed May 03 1995, 3:33 AM CDT

Att. 27,694 - Cloudy - 59 F

## BOTTOM

| Batter | 1 | 2 | 3 | 4 | 5 | 6 | 7 | 8 | 9 | AB | R | H | RBI | BB | SO | LOB |
|---|---|---|---|---|---|---|---|---|---|---|---|---|---|---|---|---|
| Brian McRae, S (1, 8)<br>OBP: 0.219, SLG: 0.355 | F7 | | K | | | G3-1 | | G4-3 | | 4 | 0 | 0 | 0 | 0 | 1 | 1 |
| Rey Sanchez, R (1, 4)<br>OBP: 0.355, SLG: 0.387 | G1-3 | | G4-3 | | | G6-3 | | | G3<br>1B<br>1B | 4 | 1 | 1 | 0 | 0 | 0 | 0 |
| Sammy Sosa, R (1, 9)<br>OBP: 0.345, SLG: 0.593 | K | | | F8 | | | G4-6-3<br>BB | | K | 2 | 0 | 0 | 0 | 1 | 1 | 0 |
| Ozzie Timmons, R (8, 9)<br>OBP: 0.333, SLG: 0.111 | | | | | | | | | | 1 | 0 | 0 | 0 | 0 | 1 | 1 |
| Mark Grace, L (1, 3)<br>OBP: 0.345, SLG: 0.500 | | K | | G1-3 | | | F7 | | G3<br>1-2 | 3 | 0 | 0 | 0 | 0 | 1 | 1 |
| Todd Pratt, R (8, 2) | | | | | | | | | | 1 | 0 | 0 | 0 | 0 | 0 | 1 |
| Rick Wilkins, L (1, 2)<br>OBP: 0.375, SLG: 0.211 | | 1B<br>1B | | K | | | G4-6-3<br>1-2f | | 1B<br>2-H | 3 | 0 | 1 | 0 | 0 | 1 | 1 |
| Tanyon Sturtze, R (8, 1) | | | | | | | | | | 0 | 0 | 0 | 0 | 0 | 0 | 0 |
| Randy Myers, L (9, 1) | | | | | | | | | | 0 | 0 | 0 | 0 | 0 | 0 | 0 |
| José Hernández, R (9, PH)<br>OBP: 0.500, SLG: 0.500 | | | | | | | | | | 1 | 0 | 1 | 1 | 0 | 0 | 0 |
| Shawon Dunston, R (1, 6)<br>OBP: 0.240, SLG: 0.360 | | L8 | | | F9 | | | BB<br>BB<br>G4-3-6<br>1B | G6-3 | 4 | 1 | 1 | 0 | 0 | 0 | 2 |
| Steve Buechele, R (1, 5)<br>OBP: 0.409, SLG: 0.333 | | SAFE<br>1-2<br>1B | | | G6-4-3<br>1B | | | G4-3-6<br>BB<br>1-2<br>BB | | 2 | 0 | 2 | 0 | 1 | 0 | 0 |
| Scott Bullett, L (1, 7)<br>OBP: 0.250, SLG: 0.250 | | L9 | | | G6-4-3<br>1-2f | | | G4-3-6<br>1-2<br>2-3<br>BB | | 2 | 0 | 0 | 0 | 0 | 0 | 3 |
| Mike Walker, R (6, 1) | | | | | | | | | | 0 | 0 | 0 | 0 | 0 | 0 | 0 |
| Howard Johnson, S (8, 3)<br>OBP: 0.600, SLG: 0.500 | | | | | | | | | | 0 | 0 | 0 | 0 | 1 | 0 | 0 |
| Steve Trachsel, R (1, 1) | | | G6-3 | | | G6-3 | | G4-3-6<br>1-2f<br>2-3<br>3-H | | 1 | 0 | 0 | 0 | 0 | 0 | 0 |
| Chris Nabholz, L (5, 1) | | | | | | | | | | 0 | 0 | 0 | 0 | 0 | 0 | 0 |
| Tom Edens, R (6, 1) | | | | | | | | | | 0 | 0 | 0 | 0 | 0 | 0 | 0 |
| Karl Rhodes, L (6, 7) | | | | | | | | | | 1 | 0 | 0 | 0 | 0 | 0 | 0 |
| Kevin Roberson, S (8, PH)<br>OBP: 0.600, SLG: 1.333 | | | | | | | | | | 1 | 0 | 0 | 0 | 0 | 0 | 2 |
| (9, 7) | | | | | | | | | | | | | | | | |
| Inning Stats | R: 0<br>E: 0<br>K: 1<br>S: 8<br>H: 0<br>LOB: 0<br>BB: 0<br>P: 11 | R: 0<br>E: 0<br>K: 1<br>S: 12<br>H: 2<br>LOB: 2<br>BB: 0<br>P: 20 | R: 0<br>E: 0<br>K: 1<br>S: 6<br>H: 0<br>LOB: 0<br>BB: 0<br>P: 8 | R: 0<br>E: 0<br>K: 1<br>S: 8<br>H: 0<br>LOB: 0<br>BB: 0<br>P: 14 | R: 0<br>E: 0<br>K: 0<br>S: 11<br>H: 1<br>LOB: 0<br>BB: 0<br>P: 18 | R: 0<br>E: 0<br>K: 0<br>S: 4<br>H: 0<br>LOB: 0<br>BB: 0<br>P: 7 | R: 0<br>E: 0<br>K: 0<br>S: 5<br>H: 0<br>LOB: 0<br>BB: 1<br>P: 12 | R: 1<br>E: 0<br>K: 0<br>S: 8<br>H: 1<br>LOB: 1<br>BB: 2<br>P: 16 | R: 1<br>E: 0<br>K: 1<br>S: 9<br>H: 2<br>LOB: 1<br>BB: 0<br>P: 11 | 1B: 6<br>2B: 0<br>3B: 0<br>HR: 0<br>SF: 0<br>SAC: 0<br>DP: 3<br>HBP: 0 | | | | | | |

| PITCHER | | IP | WLS | BF | H | R | ER | SO | BB | IBB | HBP | BLK | WP | HR | S | P | ERA | WHIP |
|---|---|---|---|---|---|---|---|---|---|---|---|---|---|---|---|---|---|---|
| Darryl Kile, R<br>ERA: 1.5 | (1, 1) | 6.0 | W | 20 | 3 | 0 | 0 | 4 | 0 | 0 | 0 | 0 | 0 | 0 | 49 | 78 | 0.00 | 0.500 |
| Dean Hartgraves, L<br>ERA: 9.0 | (7, 1) | 1.0 | | 6 | 1 | 1 | 1 | 0 | 3 | 0 | 0 | 0 | 0 | 0 | 9 | 24 | 9.00 | 4.000 |
| Jim Dougherty, R<br>ERA: 5.06 | (8, 1) | 2.0 | | 7 | 2 | 1 | 1 | 1 | 0 | 0 | 0 | 0 | 0 | 0 | 13 | 15 | 4.50 | 1.000 |

| PITCHER | IP | WLS | BF | H | R | ER | SO | BB | IBB | HBP | BLK | WP | HR | S | P | ERA | WHIP |
|---|---|---|---|---|---|---|---|---|---|---|---|---|---|---|---|---|---|

livebaseballscorecards.com

| | |
|---|---|
| AB | 30 |
| R | 2 |
| H | 6 |
| RBI | 1 |
| BB | 3 |
| SO | 5 |
| LOB | 12 |

| | | | |
|---|---|---|---|
| WP: 0 | PB: 0 | SB: 0 | CS: 0 |
| PA: 33 | | | |

# Houston Astros @ St. Louis Cardinals

Busch Stadium, St. Louis, MO

Thu May 04 1995, 7:05 PM CDT

Att. 17,643 - Unknown - 53 F

TOP

livebaseballscorecards.com

| Batter | 1 | 2 | 3 | 4 | 5 | 6 | 7 | 8 | 9 | AB | R | H | RBI | BB | SO | LOB |
|---|---|---|---|---|---|---|---|---|---|---|---|---|---|---|---|---|
| James Mouton, R (1, 9)<br>OBP: 0.364, SLG: 0.455 | S 1B 1B | G6-3 | | | F8 | | S 1B | FC6 1-2f | | 4 | 1 | 2 | 0 | 0 | 0 | 1 |
| Ross Powell, L (7, 1) | | | | | | | | | | 0 | 0 | 0 | 0 | 0 | 0 | 0 |
| Todd Jones, L (7, 1) | | | | | | | | | | 1 | 0 | 0 | 0 | 0 | 0 | 2 |
| John Hudek, S (9, 1) | | | | | | | | | | 0 | 0 | 0 | 0 | 0 | 0 | 0 |
| Craig Biggio, R (1, 4)<br>OBP: 0.350, SLG: 0.241 | F8 1-2 | | G3 | | 5 CS HBP | | G6-3 1-2 | | F7 | 4 | 0 | 0 | 0 | 0 | 0 | 2 |
| 5 Jeff Bagwell, R (1, 3)<br>OBP: 0.421, SLG: 0.240 | F9 | | K | | K 1-2 | | | G6-3 | G6-4-3 BB | 4 | 0 | 0 | 0 | 1 | 2 | 2 |
| Derek Bell, R (1, 8)<br>OBP: 0.432, SLG: 0.515 | PO S 1B 2-H | | F8 | | | G6-3 | | BB 2B HBP | G6-4-3 1-2f | 4 | 1 | 1 | 1 | 0 | 0 | 1 |
| Luis Gonzalez, L (1, 7)<br>OBP: 0.343, SLG: 0.594 | PO 1-3 | 1B 3B | | 1B G5-2-3 BB | | L7 | | 2B 2B BB 1-2 | | 2 | 2 | 1 | 0 | 2 | 0 | 0 |
| Craig Shipley, R (1, 5)<br>OBP: 0.833, SLG: 1.600 | | E 1B 1B 3-H | | F7 1-3 | | 2B | | 2B 1-3 2-H | | 3 | 1 | 3 | 1 | 0 | 0 | 0 |
| Ricky Gutierrez, R (6, PR)<br>OBP: 0.167, SLG: 0.167 | | | | | | | | | | 0 | 0 | 0 | 0 | 0 | 0 | 0 |
| Dave Magadan, L (6, 5)<br>OBP: 0.452, SLG: 0.480 | | | | | | | | | | 1 | 1 | 1 | 1 | 0 | 0 | 0 |
| Scott Servais, R (1, 2)<br>OBP: 0.200, SLG: 0.111 | | E6 CS 1B 1-3 | | F7 1-2 | | K | | 2B 2-H 3-H | | 3 | 0 | 0 | 0 | 0 | 1 | 4 |
| Tony Eusebio, R (8, PH)<br>OBP: 0.500, SLG: 0.615 | | | | | | | | | | 1 | 0 | 1 | 2 | 0 | 0 | 0 |
| (8, 2) | | | | | | | | | | | | | | | | |
| Andy Stankiewicz, R (1, 6)<br>OBP: 0.500, SLG: 0.400 | | CS 1-2 1B 3-H | | IBB | | | G4-3 | F8 | | 3 | 0 | 1 | 1 | 1 | 0 | 1 |
| Shane Reynolds, R (1, 1) | | K 1-2 2-3 | | G5-2-3 3-Hf | | | G4-3 | FC6 IBB | | 2 | 0 | 0 | 0 | 0 | 1 | 5 |
| Dave Veres, R (5, 1) | | | | | | | | | | 0 | 0 | 0 | 0 | 0 | 0 | 0 |
| Milt Thompson, L (7, PH) | | | | | | | | | | 1 | 0 | 0 | 0 | 1 | 0 | 0 |
| (7, 9) | | | | | | | | | | | | | | | | |
| Inning Stats | R: 1 E: 0 K: 0 S: 4 H: 2 LOB: 0 BB: 0 P: 4 | R: 2 E: 1 K: 1 S: 8 H: 3 LOB: 1 BB: 0 P: 8 | R: 0 E: 0 K: 1 S: 5 H: 0 LOB: 0 BB: 0 P: 5 | R: 0 E: 0 K: 0 S: 3 H: 1 LOB: 2 BB: 2 P: 11 | R: 0 E: 0 K: 1 S: 4 H: 0 LOB: 1 BB: 0 P: 5 | R: 0 E: 0 K: 1 S: 6 H: 1 LOB: 1 BB: 0 P: 6 | R: 0 E: 0 K: 0 S: 4 H: 1 LOB: 1 BB: 0 P: 4 | R: 3 E: 0 K: 0 S: 5 H: 2 LOB: 2 BB: 2 P: 14 | R: 0 E: 0 K: 0 S: 2 H: 0 LOB: 0 BB: 1 P: 6 | 1B: 6 2B: 4 3B: 1 HR: 0 | SF: 0 SAC: 0 DP: 3 HBP: 2 | | | | | | |

| | AB | 33 |
|---|---|---|
| | R | 6 |
| | H | 10 |
| | RBI | 6 |
| | BB | 5 |
| | SO | 4 |
| | LOB | 18 |

WP: 0 PB: 0 SB: 3 CS: 3 PA: 41

| PITCHER | | IP | WLS | BF | H | R | ER | SO | BB | IBB | HBP | BLK | WP | HR | S | P | ERA | WHIP |
|---|---|---|---|---|---|---|---|---|---|---|---|---|---|---|---|---|---|---|
| Donovan Osborne, L<br>ERA: 4.22 | (1, 1) | 5.2 | | 24 | 7 | 3 | 2 | 3 | 1 | 1 | 1 | 0 | 0 | 0 | 27 | 36 | 3.18 | 1.412 |
| Jeff Parrett, R<br>ERA: 13.5 | (6, 1) | 0.1 | | 1 | 0 | 0 | 0 | 1 | 0 | 0 | 0 | 0 | 0 | 0 | 3 | 3 | 0.00 | 0.000 |
| Rich DeLucia, R<br>ERA: 4.5 | (7, 1) | 1.1 | L | 8 | 2 | 3 | 3 | 0 | 1 | 0 | 1 | 0 | 0 | 0 | 6 | 11 | 20.25 | 2.250 |
| John Habyan, R<br>ERA: 1.59 | (8, 1) | 0.2 | | 4 | 1 | 0 | 0 | 0 | 0 | 1 | 0 | 0 | 0 | 0 | 3 | 7 | 0.00 | 1.500 |
| Vicente Palacios, R<br>ERA: 4.05 | (9, 1) | 1.0 | | 3 | 0 | 0 | 0 | 0 | 1 | 0 | 0 | 0 | 0 | 0 | 2 | 6 | 0.00 | 1.000 |

| PITCHER | IP | WLS | BF | H | R | ER | SO | BB | IBB | HBP | BLK | WP | HR | S | P | ERA | WHIP |
|---|---|---|---|---|---|---|---|---|---|---|---|---|---|---|---|---|---|

| Batter | 1 | 2 | 3 | 4 | 5 | 6 | 7 | 8 | 9 | AB | R | H | RBI | BB | SO | LOB |
|---|---|---|---|---|---|---|---|---|---|---|---|---|---|---|---|---|
| Bernard Gilkey, R (1, 7)<br>OBP: 0.326, SLG: 0.325 | F7 | E5<br>2-3<br>3-H | | HBP | | K<br>1-3 | | G4-6-3<br>1-2f | | 4 | 0 | 0 | 0 | 0 | 1 | 3 |
| Ozzie Smith, S (1, 6)<br>OBP: 0.303, SLG: 0.300 | 1B | F8 | | G5-3 | | | F9 WP BB | G6-3 | | 4 | 1 | 1 | 0 | 1 | 0 | 4 |
| Ray Lankford, L (1, 8)<br>OBP: 0.386, SLG: 0.579 | F7 | | G1-3 | | G4-3 | | F2 | | 2B | 5 | 0 | 1 | 0 | 0 | 0 | 2 |
| Scott Cooper, L (1, 5)<br>OBP: 0.500, SLG: 0.571 | K | | FC4-6<br>1B | | HR | | 1B WP<br>1-2<br>BB | | K | 4 | 1 | 2 | 1 | 1 | 2 | 2 |
| Brian Jordan, R (1, 9)<br>OBP: 0.417, SLG: 0.735 | | G4-3<br>1B<br>2B | FC4-6<br>S<br>1-2f | | F8 | | F9<br>2-3 | | F8 | 5 | 1 | 1 | 0 | 0 | 0 | 4 |
| John Mabry, L (1, 3)<br>OBP: 0.323, SLG: 0.333 | | G4-3<br>2-3 | F7<br>1-2 | | K | | FC5 1B<br>1-2<br>3-H<br>IBB | | K | 4 | 0 | 0 | 0 | 1 | 2 | 3 |
| Danny Sheaffer, R (1, 2)<br>OBP: 0.615, SLG: 0.909 | | BLK 1B E<br>3-H<br>1B | | SH1-4<br>1B | | K<br>1-2<br>2-3 | FC5<br>1B | | | 4 | 1 | 3 | 1 | 0 | 1 | 0 |
| José Oquendo, S (1, 4)<br>OBP: 0.333, SLG: 0.360 | | E BLK<br>1-2<br>1B | | K | | F7 | FC5<br>1-2<br>2-3f | | | 4 | 0 | 1 | 0 | 0 | 1 | 4 |
| Donovan Osborne, S (1, 1)<br>Jeff Parrett, R (6, 1)<br>Terry Bradshaw, L (6, PH)<br>OBP: 1.000, SLG: 1.000<br>Rich DeLucia, R (7, 1)<br>John Habyan, R (8, 1)<br>Scott Hemond, R (8, PH)<br>Vicente Palacios, R (9, 1) | | K<br>1-2<br>2-3 | | SH1-4<br>1-2 | | E S<br>1B | | G4-6-3<br>BB | | 1<br>0<br>1<br>0<br>0<br>0<br>0 | 0<br>0<br>0<br>0<br>0<br>0<br>0 | 0<br>0<br>1<br>0<br>0<br>0<br>0 | 0<br>0<br>0<br>0<br>0<br>0<br>0 | 0<br>0<br>0<br>0<br>0<br>0<br>1 | 1<br>0<br>0<br>0<br>0<br>0<br>0 | 2<br>0<br>0<br>0<br>0<br>0<br>0 |
| Inning Stats | R: 0<br>E: 0<br>K: 1<br>S: 6<br>H: 1<br>LOB: 1<br>BB: 0<br>P: 6 | R: 2<br>E: 1<br>K: 1<br>S: 9<br>H: 3<br>LOB: 2<br>BB: 0<br>P: 9 | R: 0<br>E: 0<br>K: 0<br>S: 4<br>H: 1<br>LOB: 1<br>BB: 0<br>P: 4 | R: 0<br>E: 0<br>K: 1<br>S: 6<br>H: 1<br>LOB: 2<br>BB: 0<br>P: 7 | R: 1<br>E: 0<br>K: 1<br>S: 6<br>H: 1<br>LOB: 0<br>BB: 0<br>P: 6 | R: 0<br>E: 0<br>K: 2<br>S: 8<br>H: 1<br>LOB: 1<br>BB: 0<br>P: 8 | R: 1<br>E: 0<br>K: 0<br>S: 4<br>H: 1<br>LOB: 3<br>BB: 3<br>P: 16 | R: 0<br>E: 0<br>K: 0<br>S: 2<br>H: 0<br>LOB: 0<br>BB: 1<br>P: 6 | R: 0<br>E: 0<br>K: 2<br>S: 8<br>H: 1<br>LOB: 1<br>BB: 0<br>P: 8 | 1B: 7<br>2B: 2<br>3B: 0<br>HR: 1<br>SF: 0<br>SAC: 1<br>DP: 1<br>HBP: 1 | | | | | | |

| PITCHER | | IP | WLS | BF | H | R | ER | SO | BB | IBB | HBP | BLK | WP | HR | S | P | ERA | WHIP |
|---|---|---|---|---|---|---|---|---|---|---|---|---|---|---|---|---|---|---|
| Shane Reynolds, R<br>ERA: 2.45 | (1, 1) | 4.1 | | 22 | 7 | 3 | 2 | 3 | 0 | 0 | 1 | 1 | 0 | 1 | 27 | 28 | 4.15 | 1.615 |
| Dave Veres, R<br>ERA: | (5, 1) | 1.2 | | 6 | 1 | 0 | 0 | 3 | 0 | 0 | 0 | 0 | 0 | 0 | 12 | 12 | 0.00 | 0.600 |
| Ross Powell, L<br>ERA: 18.0 | (7, 1) | 0.1 | | 3 | 0 | 1 | 1 | 0 | 2 | 0 | 0 | 0 | 0 | 0 | 1 | 9 | 27.00 | 6.000 |
| Todd Jones, R<br>ERA: | (7, 1) | 1.2 | W | 7 | 1 | 0 | 0 | 0 | 1 | 1 | 0 | 0 | 1 | 0 | 5 | 13 | 0.00 | 1.200 |
| John Hudek, R<br>ERA: | (9, 1) | 1.0 | S | 4 | 1 | 0 | 0 | 2 | 0 | 0 | 0 | 0 | 0 | 0 | 8 | 8 | 0.00 | 1.000 |

| PITCHER | IP | WLS | BF | H | R | ER | SO | BB | IBB | HBP | BLK | WP | HR | S | P | ERA | WHIP |
|---|---|---|---|---|---|---|---|---|---|---|---|---|---|---|---|---|---|

# BOTTOM

## Houston Astros @ St. Louis Cardinals

Busch Stadium, St. Louis, MO

Thu May 04 1995, 7:05 PM CDT
Att. 17,643 - Unknown - 53 F

livebaseballscorecards.com

| | |
|---|---|
| AB | 36 |
| R | 4 |
| H | 10 |
| RBI | 2 |
| BB | 4 |
| SO | 8 |
| LOB | 24 |

WP: 1 PA: 42
PB: 0
SB: 2
CS: 0

# Houston Astros @ St. Louis Cardinals

Busch Stadium, St. Louis, MO

Fri May 05 1995, 7:05 PM CDT

Att. 28,923 - Unknown - 70 F

TOP

livebaseballscorecards.com

| Batter | 1 | 2 | 3 | 4 | 5 | 6 | 7 | 8 | 9 | AB | R | H | RBI | BB | SO | LOB |
|---|---|---|---|---|---|---|---|---|---|---|---|---|---|---|---|---|
| James Mouton, R (1, 7)<br>OBP: 0.313, SLG: 0.375 | K | | HBP S FC6-4 1B | P4 | | P3 | | G6-3 | | 5 | 1 | 1 | 0 | 0 | 1 | 1 |
| Craig Biggio, R (1, 4)<br>OBP: 0.378, SLG: 0.382 | HR | | FC6-4 HBP 2B 1B | 5 FC6-4 1B | | | P9 | G3 | | 5 | 2 | 3 | 1 | 0 | 0 | 0 |
| 5 Jeff Bagwell, R (1, 3)<br>OBP: 0.395, SLG: 0.207 | S E BB | | K | FC6-4 | | | G6-3 | F9 | | 4 | 1 | 0 | 0 | 1 | 1 | 3 |
| Derek Bell, R (1, 8)<br>OBP: 0.452, SLG: 0.514 | E8 S G4-3 1B | | FC6-4 HBP | | 1B G5-3 1B | | G6-3 | K | | 4 | 1 | 2 | 1 | 0 | 1 | 0 |
| Craig Shipley, R (1, 5)<br>OBP: 0.556, SLG: 1.000<br>Dave Magadan, L (6, 5)<br>OBP: 0.469, SLG: 0.480 | G4-3 | | FC6-4 BB 2B | | G5-3 | | | HR BB | | 3<br>0 | 1<br>1 | 0<br>0 | 2<br>0 | 0<br>1 | 0<br>0 | 3<br>0 |
| Phil Plantier, L (1, 9)<br>OBP: 0.310, SLG: 0.462 | G3 | | 2B BB | | G4-6-3 1B | | | HR | | 3 | 2 | 2 | 2 | 1 | 0 | 0 |
| Tony Eusebio, R (1, 2)<br>OBP: 0.500, SLG: 0.647 | | L7-3 1B | 1B 2B | G4-6-3 | | | | G6-3 | | 4 | 0 | 2 | 3 | 0 | 0 | 2 |
| Orlando Miller, R (1, 6)<br>OBP: 0.241, SLG: 0.321 | | L7-3 | L3 | | | G5-3 | | WP 2B | | 4 | 0 | 1 | 0 | 0 | 0 | 2 |
| Mike Hampton, R (1, 1) | | L9 | | G4-3 | | K | | K | | 3 | 0 | 0 | 0 | 0 | 1 | 0 |
| Milt Thompson, L (8, PH) | | | | | | | | | | 1 | 0 | 0 | 0 | 0 | 1 | 1 |
| Doug Brocail, L (8, 1) | | | | | | | | | | 0 | 0 | 0 | 0 | 0 | 0 | 0 |
| Pedro Martinez, L (9, 1) | | | | | | | | | | 0 | 0 | 0 | 0 | 0 | 0 | 0 |
| Jim Dougherty, R (9, 1) | | | | | | | | | | 0 | 0 | 0 | 0 | 0 | 0 | 0 |
| Inning Stats | R: 3 E: 1 K: 1 S: 14 H: 2 LOB: 0 BB: 1 P: 24 | R: 0 E: 0 K: 0 S: 4 H: 1 LOB: 0 BB: 0 P: 7 | R: 4 E: 0 K: 1 S: 15 H: 3 LOB: 1 BB: 1 P: 27 | R: 0 E: 0 K: 0 S: 12 H: 1 LOB: 1 BB: 0 P: 16 | R: 0 E: 0 K: 0 S: 10 H: 2 LOB: 1 BB: 0 P: 11 | R: 0 E: 0 K: 1 S: 6 H: 0 LOB: 0 BB: 0 P: 9 | R: 0 E: 0 K: 0 S: 6 H: 0 LOB: 0 BB: 0 P: 12 | R: 2 E: 0 K: 1 S: 12 H: 2 LOB: 1 BB: 1 P: 21 | R: 0 E: 0 K: 1 S: 9 H: 0 LOB: 0 BB: 0 P: 13 | 1B: 7 2B: 3 3B: 0 HR: 2 | SF: 0 SAC: 0 DP: 2 HBP: 1 | | | | | | |

| | |
|---|---|
| AB | 36 |
| R | 9 |
| H | 11 |
| RBI | 9 |
| BB | 3 |
| SO | 5 |
| LOB | 12 |

WP: 1 PB: 0 SB: 3 CS: 0 PA: 40

| PITCHER | | IP | WLS | BF | H | R | ER | SO | BB | IBB | HBP | BLK | WP | HR | S | P | ERA | WHIP |
|---|---|---|---|---|---|---|---|---|---|---|---|---|---|---|---|---|---|---|
| Tom Urbani, L<br>ERA: 4.32 | (1, 1) | 2.1 | L | 12 | 5 | 5 | 4 | 2 | 1 | 0 | 0 | 0 | 0 | 1 | 24 | 41 | 15.43 | 2.571 |
| John Frascatore, R<br>ERA: 4.91 | (3, 1) | 3.2 | | 16 | 4 | 2 | 2 | 1 | 1 | 0 | 1 | 0 | 0 | 0 | 37 | 53 | 4.91 | 1.364 |
| Jeff Parrett, R<br>ERA: 11.25 | (7, 1) | 2.0 | | 9 | 2 | 2 | 2 | 1 | 1 | 0 | 0 | 0 | 1 | 1 | 18 | 33 | 9.00 | 1.500 |
| Tony Fossas, L<br>ERA: | (9, 1) | 1.0 | | 3 | 0 | 0 | 0 | 1 | 0 | 0 | 0 | 0 | 0 | 0 | 9 | 13 | 0.00 | 0.000 |

| PITCHER | | IP | WLS | BF | H | R | ER | SO | BB | IBB | HBP | BLK | WP | HR | S | P | ERA | WHIP |
|---|---|---|---|---|---|---|---|---|---|---|---|---|---|---|---|---|---|---|

# Houston Astros @ St. Louis Cardinals

Busch Stadium, St. Louis, MO

Fri May 05 1995, 7:05 PM CDT
Att. 28,923 - Unknown - 70 F

## BOTTOM

| Batter | 1 | 2 | 3 | 4 | 5 | 6 | 7 | 8 | 9 | AB | R | H | RBI | BB | SO | LOB |
|---|---|---|---|---|---|---|---|---|---|---|---|---|---|---|---|---|
| Bernard Gilkey, R (1, 7)<br>OBP: 0.340, SLG: 0.364 | B X 1-0 F8 ① | | C B B X 2-1 1B | | | X 0-0 G6-3 ① | | X 0-0 2B 3-H | S X 0-1 L8 ③ | 4 | 0 | 2 | 1 | 0 | 0 | 0 |
| Allen Battle, R (9, 7)<br>OBP: 0.200, SLG: 0.200 | | | | | | | | | | 1 | 0 | 0 | 0 | 0 | 0 | 2 |
| Ozzie Smith, S (1, 6)<br>OBP: 0.270, SLG: 0.265 | C C B T S 1-3 K ② | | X 0-0 G1-3 ③ | | | B F B F S 2-3 K ② | | B X 1-0 F8 ③ | | 4 | 0 | 0 | 0 | 0 | 2 | 2 |
| Tony Fossas, L (9, 1) | | | | | | | | | | 0 | 0 | 0 | 0 | 0 | 0 | 0 |
| Ray Lankford, L (1, 8)<br>OBP: 0.362, SLG: 0.537 | C B C S 1-3 K ③ | | | B F C X 1-2 G4-3 ① | | B F X 1-1 G3-1 ③ | | | B F X 1-1 1B BLK 1B 1B | 3 | 0 | 0 | 0 | 0 | 1 | 0 |
| Terry Bradshaw, L (9, 8)<br>OBP: 1.000, SLG: 1.000 | | | | | | | | | | 1 | 1 | 1 | 0 | 0 | 0 | 0 |
| Brian Jordan, R (1, 9)<br>OBP: 0.410, SLG: 0.703 | | X 0-0 S 1B | | C B F X 1-2 F9 ② | | | X 0-0 G6-3 ① | | B F X 1-1 BB 1B 2B 1-3 1B | 3 | 0 | 1 | 0 | 0 | 0 | 0 |
| John Mabry, L (9, 9)<br>OBP: 0.344, SLG: 0.355 | | | | | | | | | | 1 | 1 | 1 | 0 | 0 | 0 | 0 |
| Scott Cooper, L (1, 5)<br>OBP: 0.500, SLG: 0.564 | | 1 SAFE F B 1 SAFE B S 1 SAFE C 2-3 K ① 1-2 | | B C C X 1-2 1B | | | X 0-0 G6-3 ② | | F B B F X 2-2 BB 2B 1-2 3-H 1B | 4 | 1 | 2 | 1 | 0 | 1 | 1 |
| Darnell Coles, R (1, 3)<br>OBP: 0.200, SLG: 0.143 | | B C B F F X 2-2 P6 ② | | C X 0-1 F9 ③ | | | F S X 0-2 G6-3 ③ | | B B C X 2-1 F9 ① | 4 | 0 | 0 | 0 | 0 | 0 | 4 |
| Danny Sheaffer, R (1, 2)<br>OBP: 0.529, SLG: 0.714 | C S F X 0-2 G4-3 ③ | | | | B F F F B B X 3-2 F8 ① | | | F X 0-1 G1-3 ① | B B F B B B 4-1 2B 1-2 2-3 BB | 3 | 0 | 0 | 0 | 1 | 0 | 1 |
| José Oquendo, S (1, 4)<br>OBP: 0.310, SLG: 0.333 | | | F C F S 0-3 K ① | | F S B X 1-2 G5-3 ② | | | X 0-0 E5 G3 2B | F F X 0-2 F7 ② | 2 | 0 | 0 | 0 | 0 | 1 | 0 |
| Scott Hemond, R (8, 4) | | | | | | | | | | 2 | 1 | 0 | 0 | 0 | 0 | 3 |
| Tom Urbani, L (1, 1)<br>John Frascatore, R (3, 1)<br>Jeff Parrett, R (7, 1)<br>Gerald Perry, L (8, PH)<br>OBP: 0.222, SLG: 0.222<br>Tripp Cromer, R (9, 6)<br>OBP: 0.294, SLG: 0.375 | | | F C S 0-3 K ② | | F B F C 1-3 K ③ | | | B B X 2-0 G3 ② 2-3 | F X 0-1 2B 1-3 2-H 3-H | 0 | 0 | 0 | 0 | 0 | 0 | 0 |
| | | | | | | | | | | 2 | 0 | 0 | 0 | 0 | 2 | 0 |
| | | | | | | | | | | 0 | 0 | 0 | 0 | 0 | 0 | 0 |
| | | | | | | | | | | 1 | 0 | 0 | 0 | 0 | 0 | 1 |
| | | | | | | | | | | 1 | 0 | 1 | 2 | 0 | 0 | 0 |
| Inning Stats | R: 0 E: 0 K: 2 S: 8 H: 0 LOB: 0 BB: 0 P: 11 | R: 0 E: 0 K: 1 S: 12 H: 1 LOB: 1 BB: 0 P: 16 | R: 0 E: 0 K: 2 S: 10 H: 1 LOB: 1 BB: 0 P: 12 | R: 0 E: 0 K: 0 S: 11 H: 1 LOB: 1 BB: 0 P: 14 | R: 0 E: 0 K: 1 S: 10 H: 0 LOB: 0 BB: 0 P: 15 | R: 0 E: 0 K: 1 S: 6 H: 0 LOB: 0 BB: 0 P: 9 | R: 0 E: 0 K: 0 S: 5 H: 0 LOB: 0 BB: 0 P: 5 | R: 1 E: 1 K: 0 S: 6 H: 1 LOB: 1 BB: 0 P: 9 | R: 3 E: 0 K: 0 S: 17 H: 4 LOB: 2 BB: 1 P: 27 | 1B: 6 2B: 2 3B: 0 HR: 0 SF: 0 SAC: 0 DP: 0 HBP: 0 | | | | | | | |

livebaseballscorecards.com

| | |
|---|---|
| AB | 36 |
| R | 4 |
| H | 8 |
| RBI | 4 |
| BB | 1 |
| SO | 7 |
| LOB | 14 |

WP: 0 PB: 0 SB: 1 CS: 0 PA: 37

| PITCHER | | IP | WLS | BF | H | R | ER | SO | BB | IBB | HBP | BLK | WP | HR | S | P | ERA | WHIP |
|---|---|---|---|---|---|---|---|---|---|---|---|---|---|---|---|---|---|---|
| Mike Hampton, L<br>ERA: 1.5 | (1, 1) | 7.0 | W | 24 | 3 | 0 | 0 | 7 | 0 | 0 | 0 | 0 | 0 | 0 | 62 | 82 | 0.00 | 0.429 |
| Doug Brocail, R<br>ERA: 2.25 | (8, 1) | 1.0 | | 5 | 1 | 1 | 0 | 0 | 0 | 0 | 0 | 0 | 0 | 0 | 6 | 9 | 0.00 | 1.000 |
| Pedro Martinez, L<br>ERA: 20.25 | (9, 1) | 0.1 | | 5 | 3 | 3 | 3 | 0 | 1 | 0 | 0 | 1 | 0 | 0 | 10 | 20 | 81.00 | 12.000 |
| Jim Dougherty, R<br>ERA: 4.5 | (9, 1) | 0.2 | | 3 | 1 | 0 | 0 | 0 | 0 | 0 | 0 | 0 | 0 | 0 | 7 | 7 | 0.00 | 1.500 |

| PITCHER | IP | WLS | BF | H | R | ER | SO | BB | IBB | HBP | BLK | WP | HR | S | P | ERA | WHIP |
|---|---|---|---|---|---|---|---|---|---|---|---|---|---|---|---|---|---|

| Batter | 1 | 2 | 3 | 4 | 5 | 6 | 7 | 8 | 9 | AB | R | H | RBI | BB | SO | LOB |
|---|---|---|---|---|---|---|---|---|---|---|---|---|---|---|---|---|
| Craig Biggio, R (1, 4)<br>OBP: 0.400, SLG: 0.378 | X 0-0 ① P2 | | C B B X 2-1 ③ G5-3 | | B C B B B 4-1 G3 5 S 2B BB | | 1 SAFE B B C X 2-1 FC6-4 1-2 1B | | C B B B F F B 4-2 1-2 BB | 3 | 1 | 1 | 0 | 2 | 0 | 0 |
| Luis Gonzalez, L (1, 7)<br>OBP: 0.300, SLG: 0.514 | C S F B X 1-2 ② F8 | | | B X 1-0 ① G3 | 1 SAFE 1 SAFE F 1 SAFE B X 1-1 ② G3 1-3 | | B C B F X 2-2 ② FC6-4 5 FC6-4 1-2f 2-3 | | B C X 1-1 ③ G1-3 | 5 | 0 | 0 | 0 | 0 | 0 | 5 |
| 5 Jeff Bagwell, R (1, 3)<br>OBP: 0.383, SLG: 0.242 | C X 0-1 ③ G6-3 | | | C B S X 1-2 ② L3 | X 0-0 3-H 2B | | S B B B X 3-1 ③ FC6-4 1-2f | | | 4 | 0 | 1 | 1 | 0 | 0 | 2 |
| Derek Bell, R (1, 8)<br>OBP: 0.457, SLG: 0.500 | | B B B C F F B 4-2 S BB | | B X 1-0 S HR 1B | S B F F B X 2-2 ③ G5-3 | | | F S F F B B X 2-2 ① G5-3 | | 3 | 1 | 1 | 0 | 1 | 0 | 1 |
| Dave Magadan, L (1, 5)<br>OBP: 0.444, SLG: 0.429 | | X 0-0 ① F8 | | B B C B B 4-1 1-2 HR BB | | B B C B S X 3-2 ① F7 | | B X 1-0 ② G1-3 | | 3 | 1 | 0 | 0 | 1 | 0 | 1 |
| Phil Plantier, L (1, 9)<br>OBP: 0.303, SLG: 0.533 | | B S B F B S 3-3 ② K 1-2 | | B F S B B F X 3-2 1-H 2-H HR | | B C F B X 3-2 ② F7 | | C B F S 1-3 ③ K | | 4 | 1 | 1 | 3 | 0 | 2 | 1 |
| Ricky Gutierrez, R (1, 6)<br>OBP: 0.111, SLG: 0.111<br>Andy Stankiewicz, R (9, PH)<br>OBP: 0.429, SLG: 0.333 | | B C S X 1-2 ③ G6-3 | | X 0-0 ③ G3-1 | | B F F B C 2-3 ③ K | | | F S T 0-2 ① K | 3<br>1 | 0<br>0 | 0<br>0 | 0<br>0 | 0<br>0 | 1<br>1 | 1<br>0 |
| Scooter Tucker, R (1, 2)<br>OBP: 0.333, SLG: 0.833 | | | C B B X 2-1 ① F9 | | C X 0-1 HR | | C B C B X 2-2 FC6-4 1B | | S B X 1-1 ② F7 | 4 | 1 | 2 | 1 | 0 | 0 | 0 |
| Greg Swindell, L (1, 1)<br>Doug Brocail, L (3, 1)<br>Craig Shipley, R (5, PH)<br>OBP: 0.500, SLG: 0.889<br>Jim Dougherty, R (5, 1)<br>Milt Thompson, L (7, PH)<br>Dean Hartgraves, R (7, 1)<br>Dave Veres, R (8, 1)<br>Tony Eusebio, R (9, PH)<br>OBP: 0.526, SLG: 0.667 | | | C T X 0-2 ② G6-3 | | C F F X 0-2 ① P9 | | X 0-0 ① FC6-4 FC6-4 1B 1-2f | | B B X 2-0 BB 1B | 1<br>0<br>0<br>1<br>0<br>0<br>1<br>0<br>0<br>1 | 0<br>0<br>0<br>0<br>0<br>0<br>0<br>0<br>0<br>0 | 0<br>0<br>0<br>0<br>0<br>0<br>0<br>0<br>0<br>1 | 0<br>0<br>0<br>0<br>0<br>0<br>0<br>0<br>0<br>0 | 0<br>0<br>0<br>0<br>0<br>0<br>0<br>0<br>0<br>0 | 0<br>0<br>0<br>0<br>0<br>0<br>0<br>0<br>0<br>0 | 0<br>0<br>0<br>0<br>1<br>0<br>0<br>0<br>0<br>0 |
| Inning Stats | R: 0<br>E: 0<br>K: 0<br>S: 7<br>H: 0<br>LOB: 0<br>BB: 0<br>P: 8 | R: 0<br>E: 0<br>K: 1<br>S: 10<br>H: 0<br>LOB: 1<br>BB: 1<br>P: 18 | R: 0<br>E: 0<br>K: 0<br>S: 7<br>H: 0<br>LOB: 0<br>BB: 0<br>P: 11 | R: 3<br>E: 0<br>K: 0<br>S: 11<br>H: 2<br>LOB: 0<br>BB: 1<br>P: 21 | R: 2<br>E: 0<br>K: 0<br>S: 14<br>H: 2<br>LOB: 1<br>BB: 1<br>P: 21 | R: 0<br>E: 0<br>K: 1<br>S: 9<br>H: 0<br>LOB: 0<br>BB: 0<br>P: 17 | R: 0<br>E: 0<br>K: 0<br>S: 11<br>H: 2<br>LOB: 2<br>BB: 0<br>P: 20 | R: 0<br>E: 0<br>K: 1<br>S: 9<br>H: 0<br>LOB: 0<br>BB: 0<br>P: 13 | R: 0<br>E: 0<br>K: 1<br>S: 11<br>H: 1<br>LOB: 2<br>BB: 1<br>P: 19 | 1B: 4<br>2B: 1<br>3B: 0<br>HR: 2<br>SF: 0<br>SAC: 0<br>DP: 0<br>HBP: 0 | | | | | | |

| PITCHER | | IP | WLS | BF | H | R | ER | SO | BB | IBB | HBP | BLK | WP | HR | S | P | ERA | WHIP |
|---|---|---|---|---|---|---|---|---|---|---|---|---|---|---|---|---|---|---|
| Ken Hill, R<br>ERA: 5.17 | (1, 1) | 4.2 | | 21 | 4 | 5 | 5 | 1 | 3 | 0 | 0 | 0 | 0 | 2 | 45 | 73 | 9.64 | 1.500 |
| Vicente Palacios, R<br>ERA: 3.38 | (5, 1) | 1.1 | W | 4 | 0 | 0 | 0 | 1 | 0 | 0 | 0 | 0 | 0 | 0 | 13 | 23 | 0.00 | 0.000 |
| Rene Arocha, R<br>ERA: 3.38 | (7, 1) | 2.0 | | 8 | 2 | 0 | 0 | 1 | 0 | 0 | 0 | 0 | 0 | 0 | 20 | 33 | 0.00 | 1.000 |
| Tom Henke, R<br>ERA: | (9, 1) | 1.0 | S | 5 | 1 | 0 | 0 | 1 | 1 | 0 | 0 | 0 | 0 | 0 | 11 | 19 | 0.00 | 2.000 |

| PITCHER | IP | WLS | BF | H | R | ER | SO | BB | IBB | HBP | BLK | WP | HR | S | P | ERA | WHIP |
|---|---|---|---|---|---|---|---|---|---|---|---|---|---|---|---|---|---|

# TOP

## Houston Astros @ St. Louis Cardinals

Busch Stadium, St. Louis, MO

Sat May 06 1995, 7:05 PM CDT
Att. 25,659 - Cloudy - 67 F

livebaseballscorecards.com

| | |
|---|---|
| AB | 34 |
| R | 5 |
| H | 7 |
| RBI | 5 |
| BB | 4 |
| SO | 4 |
| LOB | 12 |

| | | | |
|---|---|---|---|
| WP: 0 | PA: 38 | | |
| PB: 0 | | | |
| SB: 3 | | | |
| CS: 0 | | | |

# BOTTOM

## Houston Astros @ St. Louis Cardinals

Busch Stadium, St. Louis, MO

Sat May 06 1995, 7:05 PM CDT
Att. 25,659 - Cloudy - 67 F

livebaseballscorecards.com

| Batter | 1 | 2 | 3 | 4 | 5 | 6 | 7 | 8 | 9 | AB | R | H | RBI | BB | SO | LOB |
|---|---|---|---|---|---|---|---|---|---|---|---|---|---|---|---|---|
| Bernard Gilkey, R (1, 7)<br>OBP: 0.373, SLG: 0.458 | X<br>0-0 SH3-4 2B 1B | B S X<br>1-1 G5-3 ② | | X<br>0-0 1B 1B | | B 1 SAFE F 1 SAFE 1 SAFE P<br>2-1 CS ③ 1-2 | B F S X<br>1-2 HR | | | 4 | 2 | 3 | 1 | 0 | 0 | 0 |
| Ozzie Smith, S (1, 6)<br>OBP: 0.282, SLG: 0.278<br>José Oquendo, S (7, 4)<br>OBP: 0.300, SLG: 0.321 | 1 SAFE X<br>0-0 SH3-4 ① 1-2 | F F X<br>0-2 G4-3 ③ | | X<br>0-0 1-2 1B | | | B S X<br>1-1 F9 ① | | | 2<br>1 | 0<br>0 | 1<br>0 | 0<br>0 | 0<br>0 | 0<br>0 | 0<br>0 |
| Ray Lankford, L (1, 8)<br>OBP: 0.373, SLG: 0.545 | C B S B B F X<br>3-2 WP FC5 2-H 2B | B B B B<br>4-0 2B 1B BB | B F F F B S<br>2-3 K ③ | | | | B F B X<br>2-1 G1-4-3 ② | | | 3 | 1 | 1 | 1 | 1 | 1 | 2 |
| Brian Jordan, R (1, 9)<br>OBP: 0.395, SLG: 0.683 | B B F X<br>2-1 FC5 S HR ② 2-H | C 1 SAFE 1 SAFE B 1 SAFE X<br>1-1 1-3 1B 2B | S F B T<br>1-2 K ① | | | | B B B C S F X<br>3-2 F8 ③ | | | 4 | 2 | 1 | 0 | 0 | 1 | 1 |
| Scott Cooper, L (1, 5)<br>OBP: 0.500, SLG: 0.548 | 1 SAFE 1 SAFE B 1 SAFE B C C B B<br>4-2 1-2 HR BB | X<br>0-0 G4-6-3 2-H 3-H 1B | C B B C S<br>2-3 K ② | | | | | X<br>0-0 G4-3 ① | | 3 | 1 | 1 | 2 | 1 | 1 | 0 |
| Darnell Coles, R (1, 3)<br>OBP: 0.263, SLG: 0.389<br>Tom Henke, R (9, 1) | B B F X<br>2-1 1-H 2-H HR | B S F B F 1 SAFE B X<br>3-2 F8 ① | C X<br>0-1 G5-3 ③ | | | | | B C X<br>1-1 G6-4-3 1B | | 4<br>0 | 1<br>0 | 2<br>0 | 3<br>0 | 0<br>0 | 0<br>0 | 1<br>0 |
| Tom Pagnozzi, R (1, 2)<br>OBP: 0.222, SLG: 0.308 | X<br>0-0 FC6-4 1B | X<br>0-0 G4-6-3 ② ③ 1-2f | | | | S X<br>0-1 G3-1 ① | | 1 SAFE X<br>0-0 G6-4-3 ② ③ 1-2f | | 4 | 0 | 1 | 0 | 0 | 0 | 2 |
| Tripp Cromer, R (1, 4)<br>OBP: 0.250, SLG: 0.316<br>(7, 6) | F B S X<br>1-2 FC6-4 ③ 1-2f | | | X<br>0-0 G6-3 ① | | F B F X<br>1-2 G3-1 ② | | | | 3 | 0 | 0 | 0 | 0 | 0 | 1 |
| Ken Hill, R (1, 1)<br>OBP: 0.250, SLG: 0.250<br>Vicente Palacios, R (5, 1)<br>Terry Bradshaw, L (6, PH)<br>OBP: 1.000, SLG: 1.000<br>Rene Arocha, R (7, 1)<br>John Mabry, L (9, 3)<br>OBP: 0.344, SLG: 0.355 | | C B B C C<br>2-3 K ① | | C F C<br>0-3 K ② | | X<br>0-0 CS 1B | | | | 2<br>0<br>1<br>0<br>0 | 0<br>0<br>0<br>0<br>0 | 0<br>0<br>1<br>0<br>0 | 0<br>0<br>0<br>0<br>0 | 0<br>0<br>0<br>0<br>0 | 2<br>0<br>0<br>0<br>0 | 0<br>0<br>0<br>0<br>0 |
| Inning Stats | R: 4 H: 4<br>E: 0 LOB: 1<br>K: 0 BB: 1<br>S: 16 P: 28 | R: 0 H: 0<br>E: 0 LOB: 0<br>K: 1 BB: 0<br>S: 8 P: 11 | R: 2 H: 2<br>E: 0 LOB: 0<br>K: 0 BB: 1<br>S: 8 P: 16 | R: 0 H: 2<br>E: 0 LOB: 2<br>K: 2 BB: 0<br>S: 10 P: 12 | R: 0 H: 0<br>E: 0 LOB: 0<br>K: 2 BB: 0<br>S: 8 P: 11 | R: 0 H: 1<br>E: 0 LOB: 0<br>K: 0 BB: 0<br>S: 8 P: 10 | R: 1 H: 1<br>E: 0 LOB: 0<br>K: 0 BB: 0<br>S: 11 P: 18 | R: 0 H: 1<br>E: 0 LOB: 0<br>K: 0 BB: 0<br>S: 4 P: 5 | | 1B: 7 SF: 0<br>2B: 2 SAC: 1<br>3B: 0 DP: 2<br>HR: 2 HBP: 0 | | | | | | |

| | AB | 31 |
|---|---|---|
| | R | 7 |
| | H | 11 |
| | RBI | 7 |
| | BB | 2 |
| | SO | 5 |
| | LOB | 7 |

WP: 1 PA: 35
PB: 0
SB: 1
CS: 1

| PITCHER | | IP | WLS | BF | H | R | ER | SO | BB | IBB | HBP | BLK | WP | HR | S | P | ERA | WHIP |
|---|---|---|---|---|---|---|---|---|---|---|---|---|---|---|---|---|---|---|
| Greg Swindell, L<br>ERA: 7.88 | (1, 1) | 2.0 | L | 14 | 6 | 6 | 6 | 1 | 2 | 0 | 0 | 0 | 1 | 1 | 27 | 47 | 27.00 | 4.000 |
| Doug Brocail, R<br>ERA: 1.5 | (3, 1) | 2.0 | | 7 | 2 | 0 | 0 | 2 | 0 | 0 | 0 | 0 | 0 | 0 | 15 | 20 | 0.00 | 1.000 |
| Jim Dougherty, R<br>ERA: 3.38 | (5, 1) | 2.0 | | 6 | 1 | 0 | 0 | 2 | 0 | 0 | 0 | 0 | 0 | 0 | 16 | 21 | 0.00 | 0.500 |
| Dean Hartgraves, L<br>ERA: 7.71 | (7, 1) | 1.1 | | 5 | 1 | 1 | 1 | 0 | 0 | 0 | 0 | 0 | 0 | 1 | 12 | 19 | 6.75 | 0.750 |
| Dave Veres, R<br>ERA: | (8, 1) | 0.2 | | 2 | 1 | 0 | 0 | 0 | 0 | 0 | 0 | 0 | 0 | 0 | 3 | 4 | 0.00 | 1.500 |

| PITCHER | | IP | WLS | BF | H | R | ER | SO | BB | IBB | HBP | BLK | WP | HR | S | P | ERA | WHIP |
|---|---|---|---|---|---|---|---|---|---|---|---|---|---|---|---|---|---|---|

# Houston Astros @ St. Louis Cardinals

Busch Stadium, St. Louis, MO

Sun May 07 1995, 3:33 AM CDT

Att. 24,880 - Sunny - 75 F

TOP

livebaseballscorecards.com

| Batter | 1 | 2 | 3 | 4 | 5 | 6 | 7 | 8 | 9 | AB | R | H | RBI | BB | SO | LOB |
|---|---|---|---|---|---|---|---|---|---|---|---|---|---|---|---|---|
| James Mouton, R (1, 9)<br>OBP: 0.333, SLG: 0.400 | B C S X<br>1-2 ① G1-3 | | X<br>0-0 ① G6-3<br>2-3 | C B X<br>1-1 1B<br>1-H 2B | | B B S B B B<br>4-1 G6-4-3 BB | | C B S B F S<br>2-3 ③ K | | 4 | 1 | 1 | 1 | 1 | 1 | 3 |
| Craig Biggio, R (1, 4)<br>OBP: 0.418, SLG: 0.390 | B C B F F F X<br>2-2 5 CS 1B | | H<br>1-0 HBP | B B C X<br>2-1 5 2B<br>2-H 1B | | X<br>0-0 ② ③ G6-4-3<br>1-2f | | | C F X<br>0-2 ① G3 | 4 | 1 | 2 | 1 | 0 | 0 | 2 |
| 5 Jeff Bagwell, R (1, 3)<br>OBP: 0.404, SLG: 0.324 | C 1 SAFE S B 1 SAFE F 1 SAFE 1 SAFE B<br>2-2 ② X<br>1-2 2B | | C S B F F B S<br>2-3 ② K | 1 B B C X SAFE<br>2-1<br>1-H 2B | | | B F C B X<br>2-2 ① G6-3 | | B B F S F B B<br>4-2 1B BB | 4 | 0 | 2 | 1 | 1 | 1 | 2 |
| Derek Bell, R (1, 8)<br>OBP: 0.431, SLG: 0.467 | X<br>0-0 ③ F8 | | 1 SAFE 1 SAFE X<br>0-0 ③ F8 | F X<br>0-1 ③ G5-3 | | | F C B B F C<br>2-3 ② K | | B S 1 SAFE S B F B X<br>3-2 1-3 1B | 5 | 0 | 1 | 0 | 0 | 1 | 4 |
| Craig Shipley, R (1, 5)<br>OBP: 0.538, SLG: 0.833 | | B F X<br>1-1 ① G5-3 | | B B B C X<br>3-1 SH5-3 1B G4-3 1B | B C X<br>1-1 G4-6-3 1B | | B C B C B F B<br>4-2 BB | | C 1 SAFE 1 SAFE B F B B X<br>3-2 ② P7 | 3 | 1 | 2 | 0 | 0 | 0 | 0 |
| Dave Magadan, L (7, PH)<br>OBP: 0.447, SLG: 0.414 (7, 5) | | | | | | | | | | 1 | 0 | 0 | 0 | 1 | 0 | 2 |
| Luis Gonzalez, L (1, 7)<br>OBP: 0.295, SLG: 0.488 | | C F B F B C<br>2-3 ② K | | 1 B B X SAFE<br>1-0 G4-3 SH5-3<br>1-2 1B 1B | B B B X<br>3-0 ① ② G4-6-3<br>1-2f | | 1 C C C SAFE<br>0-3 ③ K | X | 0-0 ③ G6-3 | 4 | 1 | 1 | 0 | 0 | 2 | 2 |
| Todd Jones, L (7, 1) | | | | | | | | | | 0 | 0 | 0 | 0 | 0 | 0 | 0 |
| Ricky Gutierrez, R (9, PH)<br>OBP: 0.100, SLG: 0.100 | | | | | | | | | | 1 | 0 | 0 | 0 | 0 | 0 | 2 |
| Scott Servais, R (1, 2)<br>OBP: 0.227, SLG: 0.200 | B S X<br>1-1 2B | | | B B F X<br>2-1 ① SH5-3<br>1-2 2-3 | B C B S B X<br>3-2 ③ F9 | | | B C X<br>1-1 SH1-4 1B | | 2 | 0 | 1 | 0 | 0 | 0 | 0 |
| Tony Eusebio, R (8, PH)<br>OBP: 0.550, SLG: 0.684 | | | | | | | | | | 1 | 0 | 1 | 0 | 0 | 0 | 0 |
| Andy Stankiewicz, R (8, PR)<br>OBP: 0.429, SLG: 0.333 | | | | | | | | | | 0 | 0 | 0 | 0 | 0 | 0 | 0 |
| Scooter Tucker, R (8, 2)<br>OBP: 0.333, SLG: 0.833 | | | | | | | | | | 0 | 0 | 0 | 0 | 0 | 0 | 0 |
| Orlando Miller, R (1, 6)<br>OBP: 0.250, SLG: 0.355 | X<br>0-0 ③ P4 | | | C X<br>0-1 ② G4-3<br>2-3 3-H | | F B B B X<br>3-1 2B | | F P X<br>1-1 ① SH1-4<br>1-2 | | 3 | 0 | 1 | 1 | 0 | 0 | 2 |
| Doug Drabek, R (1, 1)<br>OBP: 0.600, SLG: 0.800 | | | F B X<br>1-1 G6-3 2B | B X<br>1-0 2B 1B<br>3-H | | C S B X<br>1-2 ① L5 | | B C C C<br>1-3 ② K | | 2 | 1 | 2 | 1 | 0 | 0 | 0 |
| Ross Powell, L (5, 1) | | | | | | | | | | 0 | 0 | 0 | 0 | 0 | 0 | 0 |
| Milt Thompson, L (6, PH) | | | | | | | | | | 1 | 0 | 0 | 0 | 0 | 0 | 1 |
| Dave Veres, R (6, 1) | | | | | | | | | | 0 | 0 | 0 | 0 | 0 | 0 | 0 |
| Phil Plantier, L (7, 7)<br>OBP: 0.294, SLG: 0.516 | | | | | | | | | | 1 | 0 | 0 | 0 | 0 | 1 | 2 |
| **Inning Stats** | R: 0 E: 0 K: 0 S: 13 H: 2 LOB: 1 BB: 0 P: 18 | R: 0 E: 0 K: 1 S: 9 H: 1 LOB: 1 BB: 0 P: 13 | R: 0 E: 0 K: 1 S: 9 H: 1 LOB: 2 BB: 0 P: 13 | R: 5 E: 0 K: 0 S: 16 H: 6 LOB: 1 BB: 0 P: 28 | R: 0 E: 0 K: 0 S: 6 H: 1 LOB: 0 BB: 0 P: 13 | R: 0 E: 0 K: 0 S: 7 H: 1 LOB: 1 BB: 1 P: 15 | R: 0 E: 0 K: 2 S: 13 H: 0 LOB: 1 BB: 1 P: 21 | R: 0 E: 0 K: 2 S: 12 H: 1 LOB: 2 BB: 0 P: 16 | R: 0 E: 0 K: 0 S: 14 H: 1 LOB: 2 BB: 1 P: 24 | 1B: 8 2B: 6 3B: 0 HR: 0 | | SF: 0 SAC: 2 DP: 2 HBP: 1 | | | | |

| PITCHER | | IP | WLS | BF | H | R | ER | SO | BB | IBB | HBP | BLK | WP | HR | S | P | ERA | WHIP |
|---|---|---|---|---|---|---|---|---|---|---|---|---|---|---|---|---|---|---|
| Danny Jackson, L<br>ERA: 7.16 | (1, 1) | 3.2 | | 21 | 10 | 5 | 5 | 2 | 0 | 0 | 1 | 0 | 0 | 0 | 45 | 70 | 12.27 | 2.727 |
| Jeff Parrett, R<br>ERA: 8.44 | (4, 1) | 1.1 | W | 4 | 1 | 0 | 0 | 0 | 0 | 0 | 0 | 0 | 0 | 0 | 8 | 15 | 0.00 | 0.750 |
| Rich DeLucia, R<br>ERA: 3.38 | (6, 1) | 2.0 | | 8 | 1 | 0 | 0 | 2 | 2 | 0 | 0 | 0 | 0 | 0 | 20 | 36 | 0.00 | 1.500 |
| Rene Arocha, R<br>ERA: 3.24 | (8, 1) | 0.1 | | 2 | 1 | 0 | 0 | 0 | 0 | 0 | 0 | 0 | 0 | 0 | 5 | 6 | 0.00 | 3.000 |
| Tony Fossas, L<br>ERA: | (8, 1) | 0.1 | | 1 | 0 | 0 | 0 | 1 | 0 | 0 | 0 | 0 | 0 | 0 | 3 | 4 | 0.00 | 0.000 |

| PITCHER | | IP | WLS | BF | H | R | ER | SO | BB | IBB | HBP | BLK | WP | HR | S | P | ERA | WHIP |
|---|---|---|---|---|---|---|---|---|---|---|---|---|---|---|---|---|---|---|
| Tom Henke, R<br>ERA: | (8, 1) | 1.1 | S | 6 | 1 | 0 | 0 | 1 | 1 | 0 | 0 | 0 | 0 | 0 | 18 | 30 | 0.00 | 1.500 |

| | |
|---|---|
| AB | 36 |
| R | 5 |
| H | 14 |
| RBI | 5 |
| BB | 3 |
| SO | 6 |
| LOB | 22 |

| | | | |
|---|---|---|---|
| 1B: 8 | SF: 0 | WP: 0 | PA: 42 |
| 2B: 6 | SAC: 2 | PB: 0 | |
| 3B: 0 | DP: 2 | SB: 0 | |
| HR: 0 | HBP: 1 | CS: 1 | |

# Houston Astros @ St. Louis Cardinals

Sun May 07 1995, 3:33 AM CDT
Busch Stadium, St. Louis, MO
Att. 24,880 - Sunny - 75 F

livebaseballscorecards.com

| Batter | 1 | 2 | 3 | 4 | 5 | 6 | 7 | 8 | 9 | AB | R | H | RBI | BB | SO | LOB |
|---|---|---|---|---|---|---|---|---|---|---|---|---|---|---|---|---|
| Bernard Gilkey, R (1, 7)<br>OBP: 0.382, SLG: 0.462 | F9 | | S, 1B | | 1B, 2B, 1B | | F9 | | | 4 | 1 | 2 | 3 | 0 | 0 | 0 |
| José Oquendo, S (1, 4)<br>OBP: 0.294, SLG: 0.313 | G6-3 | | F8 | | 2B, 1B | | G1-3 | | | 4 | 1 | 1 | 1 | 0 | 0 | 1 |
| Ray Lankford, L (1, 8)<br>OBP: 0.382, SLG: 0.563 | K | | | K2-3 | S, 2B | | BB, 1B | | | 4 | 0 | 2 | 2 | 0 | 2 | 0 |
| Scott Cooper, L (1, 5)<br>OBP: 0.481, SLG: 0.511 | | G3-1 | | F8 | K | | 1 SAFE 1 SAFE PBFBB, BB | | | 3 | 0 | 0 | 0 | 1 | 1 | 1 |
| Brian Jordan, R (1, 9)<br>OBP: 0.383, SLG: 0.636 | | K2-3 | | F8, S, IBB | | | P5 | | | 3 | 0 | 0 | 0 | 1 | 1 | 2 |
| John Mabry, L (1, 3)<br>OBP: 0.314, SLG: 0.324 | | K | | | G4-3, G3-1 | | F9 | | | 3 | 0 | 0 | 0 | 0 | 1 | 2 |
| Rich DeLucia, R (6, 1) | | | | | | | | | | 0 | 0 | 0 | 0 | 0 | 0 | 0 |
| Rene Arocha, R (8, 1) | | | | | | | | | | 0 | 0 | 0 | 0 | 0 | 0 | 0 |
| Tony Fossas, L (8, 1) | | | | | | | | | | 0 | 0 | 0 | 0 | 0 | 0 | 0 |
| Tom Henke, R (8, 1) | | | | | | | | | | 1 | 0 | 0 | 0 | 0 | 0 | 0 |
| Tom Pagnozzi, R (1, 2)<br>OBP: 0.258, SLG: 0.333 | | | SH2-4, 1B | | BB, BB, 1B | K | G4-3 | | | 4 | 2 | 2 | 0 | 0 | 1 | 0 |
| Tripp Cromer, R (1, 6)<br>OBP: 0.250, SLG: 0.273 | | | K | | BB, 1B, BB | F9 | G6-3 | | | 3 | 1 | 0 | 0 | 1 | 1 | 1 |
| Danny Jackson, R (1, 1)<br>OBP: 0.333, SLG: 0.333 | | | 1 SAFE 1 SAFE, SH2-4 | | 1B, 1B, BB | G4-3 | | | | 0 | 0 | 0 | 0 | 0 | 0 | 0 |
| Jeff Parrett, R (4, 1) | | | | | | | | | | 0 | 0 | 0 | 0 | 0 | 0 | 0 |
| Gerald Perry, L (5, PH) (6, 3)<br>OBP: 0.273, SLG: 0.200 | | | | | | | | | | 1 | 1 | 0 | 0 | 1 | 0 | 0 |
| Darnell Coles, R (9, 3)<br>OBP: 0.263, SLG: 0.389 | | | | | | | | | | 0 | 0 | 0 | 0 | 0 | 0 | 0 |
| Inning Stats | R: 0<br>E: 0<br>K: 1<br>S: 5<br>H: 0<br>LOB: 0<br>BB: 0<br>P: 7 | R: 0<br>E: 0<br>K: 2<br>S: 7<br>H: 0<br>LOB: 0<br>BB: 0<br>P: 11 | R: 1<br>E: 0<br>K: 1<br>S: 11<br>H: 2<br>LOB: 1<br>BB: 0<br>P: 15 | R: 0<br>E: 0<br>K: 1<br>S: 5<br>H: 0<br>LOB: 0<br>BB: 0<br>P: 9 | R: 5<br>E: 0<br>K: 1<br>S: 21<br>H: 4<br>LOB: 2<br>BB: 3<br>P: 47 | R: 0<br>E: 0<br>K: 1<br>S: 12<br>H: 0<br>LOB: 0<br>BB: 0<br>P: 18 | R: 0<br>E: 0<br>K: 0<br>S: 12<br>H: 1<br>LOB: 2<br>BB: 1<br>P: 19 | R: 0<br>E: 0<br>K: 0<br>S: 14<br>H: 0<br>LOB: 0<br>BB: 0<br>P: 19 | | 1B: 6<br>2B: 1<br>3B: 0<br>HR: 0<br>SF: 0<br>SAC: 1<br>DP: 0<br>HBP: 0 | | | | | | |

| | AB | R | H | RBI | BB | SO | LOB |
|---|---|---|---|---|---|---|---|
| BOTTOM | | | | | | | |
| | 4 | 1 | 2 | 3 | 0 | 0 | 0 |
| | 4 | 1 | 1 | 1 | 0 | 0 | 1 |
| | 4 | 0 | 2 | 2 | 0 | 2 | 0 |
| | 3 | 0 | 0 | 0 | 1 | 1 | 1 |
| | 3 | 0 | 0 | 0 | 1 | 1 | 2 |
| | 3 | 0 | 0 | 0 | 0 | 1 | 2 |
| | 0 | 0 | 0 | 0 | 0 | 0 | 0 |
| | 0 | 0 | 0 | 0 | 0 | 0 | 0 |
| | 0 | 0 | 0 | 0 | 0 | 0 | 0 |
| | 1 | 0 | 0 | 0 | 0 | 0 | 0 |
| | 4 | 2 | 2 | 0 | 0 | 1 | 0 |
| | 3 | 1 | 0 | 0 | 1 | 1 | 1 |
| | 0 | 0 | 0 | 0 | 0 | 0 | 0 |
| | 0 | 0 | 0 | 0 | 0 | 0 | 0 |
| | 1 | 1 | 0 | 0 | 1 | 0 | 0 |
| | 0 | 0 | 0 | 0 | 0 | 0 | 0 |

| | |
|---|---|
| AB | 30 |
| R | 6 |
| H | 7 |
| RBI | 6 |
| BB | 4 |
| SO | 7 |
| LOB | 7 |

WP: 0 PB: 0 SB: 3 CS: 0 PA: 35

| PITCHER | | IP | WLS | BF | H | R | ER | SO | BB | IBB | HBP | BLK | WP | HR | S | P | ERA | WHIP |
|---|---|---|---|---|---|---|---|---|---|---|---|---|---|---|---|---|---|---|
| Doug Drabek, R<br>ERA: 4.8 | (1, 1) | 4.1 | L | 20 | 5 | 6 | 6 | 5 | 2 | 0 | 0 | 0 | 0 | 0 | 41 | 70 | 12.46 | 1.615 |
| Ross Powell, L<br>ERA: 14.73 | (5, 1) | 0.2 | | 4 | 1 | 0 | 0 | 1 | 0 | 1 | 0 | 0 | 0 | 0 | 8 | 19 | 0.00 | 1.500 |
| Dave Veres, R<br>ERA: | (6, 1) | 1.2 | | 7 | 1 | 0 | 0 | 1 | 1 | 0 | 0 | 0 | 0 | 0 | 20 | 31 | 0.00 | 1.200 |
| Todd Jones, R<br>ERA: | (7, 1) | 1.1 | | 4 | 0 | 0 | 0 | 0 | 0 | 0 | 0 | 0 | 0 | 0 | 18 | 25 | 0.00 | 0.000 |

| PITCHER | IP | WLS | BF | H | R | ER | SO | BB | IBB | HBP | BLK | WP | HR | S | P | ERA | WHIP |
|---|---|---|---|---|---|---|---|---|---|---|---|---|---|---|---|---|---|

# Houston Astros @ Pittsburgh Pirates

Three Rivers Stadium, Pittsburgh, PA

Mon May 08 1995, 3:33 AM EDT

Att. 7,300 - Cloudy - 71 F

livebaseballscorecards.com

## TOP

| Batter | 1 | 2 | 3 | 4 | 5 | 6 | 7 | 8 | 9 | AB | R | H | RBI | BB | SO | LOB |
|---|---|---|---|---|---|---|---|---|---|---|---|---|---|---|---|---|
| Craig Biggio, R (1, 4)<br>OBP: 0.417, SLG: 0.391 | C B B X<br>2-1<br>WP<br>1B<br>1B | | B F F B X<br>2-2 ③<br>P9 | | | C X<br>0-1 ①<br>F7 | S S B X<br>1-2 ③<br>F8 | | C F X<br>0-2<br>1B | 5 | 1 | 2 | 0 | 0 | 0 | 3 |
| Luis Gonzalez, L (1, 7)<br>OBP: 0.286, SLG: 0.457 | C B B F F F X<br>2-2 ①<br>F7<br>1-2 | | | F X<br>0-1 ①<br>F7 | | X<br>0-0<br>1B | | B X<br>1-0 ①<br>G1-3 | C B X<br>1-1 ③<br>G4-3 | 5 | 0 | 1 | 0 | 0 | 0 | 2 |
| 5 Jeff Bagwell, R (1, 3)<br>OBP: 0.375, SLG: 0.293 | B C F 2 SAFE S<br>1-3 ②<br>K | | | X<br>0-0 ②<br>F8 | | B X<br>1-0 ②<br>F9 | | C B F B B C<br>3-3 ②<br>K | | 4 | 0 | 0 | 0 | 0 | 2 | 2 |
| Derek Bell, R (1, 8)<br>OBP: 0.418, SLG: 0.449 | B X<br>1-0<br>CS<br>1B<br>2-H | | | B X<br>1-0 ③<br>G1-3 | | S S B 1 SAFE F F B X<br>2-2 ③<br>G6-3 | | C X<br>0-1 ③<br>G6-3 | | 4 | 0 | 1 | 1 | 0 | 0 | 1 |
| Dave Magadan, L (1, 5)<br>OBP: 0.429, SLG: 0.394<br>James Mouton, R (9, PR)<br>OBP: 0.333, SLG: 0.400 (9, 9) | 1 SAFE C 1 SAFE B<br>1-1 ③<br>CS<br>1-2 | X<br>0-0 ①<br>G4-3 | | | B F C F F X<br>1-2 ①<br>L4 | | B S T B X<br>2-2 ①<br>G3 | | B X<br>1-0<br>E<br>SF9<br>1B | 4<br>0 | 0<br>1 | 1<br>0 | 0<br>0 | 0<br>0 | 0<br>0 | 0<br>0 |
| Phil Plantier, L (1, 9)<br>OBP: 0.289, SLG: 0.471<br>Andy Stankiewicz, R (9, PR)<br>OBP: 0.429, SLG: 0.333 (9, 5) | | C B S F B F C<br>2-3 ②<br>K | | | B B S S S B S<br>3-3 ②<br>K | | B B B C F B<br>4-2<br>BB<br>G1-3<br>BB | | 1 SAFE 1 SAFE 1 SAFE C 1 SAFE B 1 SAFE X<br>1-1<br>E4<br>SF9<br>1B<br>1-3 | 3<br>0 | 0<br>1 | 0<br>0 | 0<br>0 | 1<br>0 | 2<br>0 | 1<br>0 |
| Tony Eusebio, R (1, 2)<br>OBP: 0.500, SLG: 0.636 | | C B F X<br>1-2 ③<br>F9 | | | X<br>0-0<br>HR<br>1B | | B X<br>1-0 ②<br>G1-3<br>1-2 | | B 1 SAFE B X<br>2-0 ①<br>SF9<br>1-2<br>3-H | 3 | 1 | 1 | 1 | 0 | 0 | 1 |
| Orlando Miller, R (1, 6)<br>OBP: 0.306, SLG: 0.471 | | | B S F S<br>1-3 ①<br>K | | C X<br>0-1<br>1-H<br>HR | | I I I I<br>4-0<br>BB<br>IBB | | C B B X<br>2-1<br>E<br>1B<br>2-H | 3 | 2 | 2 | 3 | 1 | 1 | 0 |
| Darryl Kile, R (1, 1)<br>OBP: 0.429, SLG: 0.500<br>Craig Shipley, R (7, PH)<br>OBP: 0.571, SLG: 0.833<br>Pedro Martinez, L (7, 1)<br>Todd Jones, L (7, 1)<br>Milt Thompson, L (9, PH)<br>John Hudek, S (9, 1) | | | X<br>0-0 ②<br>F8 | | B C X<br>1-1 ③<br>L7 | | B F F B B B<br>4-2<br>1-2<br>2-3<br>BB | | C B F X<br>1-2 ②<br>G3-1<br>2-H | 2<br>0<br>0<br>0<br>0<br>1<br>0 | 0<br>0<br>0<br>0<br>0<br>0<br>0 | 0<br>0<br>0<br>0<br>0<br>0<br>0 | 0<br>0<br>0<br>0<br>0<br>0<br>0 | 0<br>1<br>0<br>0<br>0<br>0<br>0 | 0<br>0<br>0<br>0<br>0<br>0<br>0 | 0<br>0<br>0<br>0<br>1<br>0<br>0 |

| | AB | 34 |
|---|---|---|
| | R | 6 |
| | H | 8 |
| | RBI | 5 |
| | BB | 3 |
| | SO | 5 |
| | LOB | 11 |

| Inning Stats | | | | | | | | | | | | | | | | | | |
|---|---|---|---|---|---|---|---|---|---|---|---|---|---|---|---|---|---|---|
| | R: 1 | H: 2 | R: 0 | H: 0 | R: 0 | H: 0 | R: 0 | H: 0 | R: 2 | H: 2 | R: 0 | H: 1 | R: 0 | H: 0 | R: 0 | H: 0 | R: 3 | H: 3 |
| | E: 0 | LOB: 0 | E: 0 | LOB: 0 | E: 0 | LOB: 0 | E: 0 | LOB: 0 | E: 0 | LOB: 0 | E: 0 | LOB: 1 | E: 0 | LOB: 3 | E: 0 | LOB: 0 | E: 2 | LOB: 1 |
| | K: 1 | BB: 0 | K: 1 | BB: 0 | K: 1 | BB: 0 | K: 0 | BB: 0 | K: 1 | BB: 0 | K: 0 | BB: 0 | K: 0 | BB: 3 | K: 1 | BB: 0 | K: 0 | BB: 0 |
| | S: 12 | P: 19 | S: 9 | P: 12 | S: 7 | P: 10 | S: 4 | P: 5 | S: 13 | P: 18 | S: 9 | P: 12 | S: 11 | P: 27 | S: 6 | P: 10 | S: 14 | P: 22 |

| | | | | | | | | | | | | | | | | | | | | | | | | | | | | | | |
|---|---|---|---|---|---|---|---|---|---|---|---|---|---|---|---|---|---|---|---|---|---|---|---|---|---|---|---|---|---|---|
| 1B: 7 | SF: 1 | WP: 1 | PA: 39 |
| 2B: 0 | SAC: 0 | PB: 0 | |
| 3B: 0 | DP: 0 | SB: 0 | |
| HR: 1 | HBP: 0 | CS: 1 | |

| PITCHER | | IP | WLS | BF | H | R | ER | SO | BB | IBB | HBP | BLK | WP | HR | S | P | ERA | WHIP |
|---|---|---|---|---|---|---|---|---|---|---|---|---|---|---|---|---|---|---|
| Esteban Loaiza, R<br>ERA: 6.91 | (1, 1) | 6.0 | | 22 | 5 | 3 | 3 | 4 | 0 | 0 | 0 | 0 | 1 | 1 | 54 | 76 | 4.50 | 0.833 |
| Dan Plesac, L<br>ERA: | (7, 1) | 0.2 | | 4 | 0 | 0 | 0 | 0 | 1 | 1 | 0 | 0 | 0 | 0 | 6 | 17 | 0.00 | 1.500 |
| Mike Dyer, R<br>ERA: 1.69 | (7, 1) | 0.1 | | 2 | 0 | 0 | 0 | 0 | 1 | 0 | 0 | 0 | 0 | 0 | 5 | 10 | 0.00 | 3.000 |
| Jim Gott, R<br>ERA: 9.0 | (8, 1) | 1.1 | L | 7 | 2 | 3 | 1 | 1 | 0 | 0 | 0 | 0 | 0 | 0 | 12 | 22 | 6.75 | 1.500 |
| Jason Christiansen, L<br>ERA: | (9, 1) | 0.2 | | 3 | 1 | 0 | 0 | 0 | 0 | 0 | 0 | 0 | 0 | 0 | 8 | 10 | 0.00 | 1.500 |

| PITCHER | IP | WLS | BF | H | R | ER | SO | BB | IBB | HBP | BLK | WP | HR | S | P | ERA | WHIP |
|---|---|---|---|---|---|---|---|---|---|---|---|---|---|---|---|---|---|

| Batter | 1 | 2 | 3 | 4 | 5 | 6 | 7 | 8 | 9 | AB | R | H | RBI | BB | SO | LOB |
|---|---|---|---|---|---|---|---|---|---|---|---|---|---|---|---|---|
| Jacob Brumfield, R (1, 8)<br>OBP: 0.389, SLG: 0.367 | P6 | | | G6-3 | F8 | | | | | 3 | 1 | 1 | 0 | 2 | 0 | 1 |
| Jay Bell, R (1, 6)<br>OBP: 0.383, SLG: 0.375 | F9 | | | G6-3 | | FC3-6/2 | K | | K | 5 | 0 | 1 | 0 | 0 | 2 | 6 |
| Al Martin, L (1, 7)<br>OBP: 0.282, SLG: 0.243 | F8 | | | 1B 2B BB | | FC3-6-2 | | F8 | | 3 | 1 | 1 | 0 | 1 | 0 | 0 |
| Jeff King, R (1, 5)<br>OBP: 0.304, SLG: 0.535 | | L7 | | SAFE SAFE 2B 1B | | K | | F7 | | 4 | 1 | 1 | 1 | 0 | 1 | 2 |
| Orlando Merced, S (1, 9) (8, 3)<br>OBP: 0.333, SLG: 0.487 | | G4-3 | | 2B | | FC3-6-2 | | BB | | 3 | 0 | 1 | 2 | 1 | 0 | 2 |
| Mackey Sasser, L (1, 2)<br>OBP: 0.133, SLG: 0.200 | | G1-3 | | G4-3 | | | BB SH2-4 1B | G6-3 | | 2 | 0 | 0 | 0 | 0 | 0 | 0 |
| Steve Pegues, R (7, PH) (8, 9)<br>OBP: 0.286, SLG: 0.357 | | | | | | | | | | 2 | 0 | 1 | 0 | 0 | 0 | 1 |
| Carlos Garcia, R (1, 4)<br>OBP: 0.167, SLG: 0.185 | | | G3-1 | | K | | SH2-4 | | K | 3 | 0 | 0 | 0 | 0 | 2 | 0 |
| Mark Johnson, L (1, 3)<br>OBP: 0.200, SLG: 0.391 | | | K | | SH5-4 BB | | K | | BB 1B | 1 | 0 | 0 | 0 | 1 | 1 | 0 |
| Rich Aude, R (7, PH)<br>OBP: 0.429, SLG: 0.455 | | | | | | | | | | 1 | 0 | 0 | 0 | 0 | 1 | 1 |
| Jim Gott, R (8, 1) | | | | | | | | | | 0 | 0 | 0 | 0 | 0 | 0 | 0 |
| Jason Christiansen, R (9, 1) | | | | | | | | | | 0 | 0 | 0 | 0 | 0 | 0 | 0 |
| Dave Clark, L (9, PH)<br>OBP: 0.700, SLG: 0.750 | | | | | | | | | | 1 | 0 | 1 | 0 | 0 | 0 | 0 |
| Esteban Loaiza, R (1, 1)<br>OBP: 0.250, SLG: 0.250 | | | G1-3 | | SH5-4 | | BB | | K | 1 | 0 | 0 | 0 | 0 | 0 | 0 |
| Dan Plesac, L (7, 1) | | | | | | | | | | 0 | 0 | 0 | 0 | 0 | 0 | 0 |
| Mike Dyer, R (7, 1) | | | | | | | | | | 0 | 0 | 0 | 0 | 0 | 0 | 0 |
| Nelson Liriano, S (7, PH)<br>OBP: 0.500, SLG: 0.333 | | | | | | | | | | 0 | 0 | 0 | 0 | 1 | 0 | 0 |
| Mark Parent, R (8, 2)<br>OBP: 0.292, SLG: 0.318 | | | | | | | | | | 1 | 0 | 0 | 0 | 0 | 1 | 1 |
| Inning Stats | R: 0 E: 0 K: 0 S: 4 H: 0 LOB: 0 BB: 0 P: 6 | R: 0 E: 0 K: 0 S: 5 H: 0 LOB: 0 BB: 0 P: 8 | R: 0 E: 0 K: 1 S: 9 H: 0 LOB: 0 BB: 0 P: 12 | R: 3 E: 0 K: 0 S: 11 H: 3 LOB: 0 BB: 1 P: 20 | R: 0 E: 0 K: 1 S: 8 H: 0 LOB: 1 BB: 1 P: 12 | R: 0 E: 0 K: 1 S: 10 H: 2 LOB: 1 BB: 0 P: 14 | R: 0 E: 0 K: 2 S: 11 H: 1 LOB: 3 BB: 2 P: 24 | R: 0 E: 0 K: 0 S: 7 H: 0 LOB: 1 BB: 1 P: 17 | R: 0 E: 0 K: 3 S: 13 H: 1 LOB: 2 BB: 1 P: 20 | 1B: 5 2B: 3 3B: 0 HR: 0 | SF: 0 SAC: 2 DP: 1 HBP: 0 | | | | | | |

| PITCHER | IP | WLS | BF | H | R | ER | SO | BB | IBB | HBP | BLK | WP | HR | S | P | ERA | WHIP |
|---|---|---|---|---|---|---|---|---|---|---|---|---|---|---|---|---|---|
| Darryl Kile, R (1, 1)<br>ERA: 2.5 | 6.0 | | 23 | 5 | 3 | 3 | 3 | 2 | 0 | 0 | 0 | 0 | 0 | 47 | 72 | 4.50 | 1.167 |
| Pedro Martinez, L (7, 1)<br>ERA: 16.2 | 0.1 | | 2 | 1 | 0 | 0 | 0 | 0 | 0 | 0 | 0 | 0 | 0 | 3 | 4 | 0.00 | 3.000 |
| Todd Jones, R (7, 1)<br>ERA: | 1.2 | W | 8 | 0 | 0 | 0 | 2 | 3 | 0 | 0 | 0 | 0 | 0 | 15 | 37 | 0.00 | 1.800 |
| John Hudek, R (9, 1)<br>ERA: | 1.0 | S | 5 | 1 | 0 | 0 | 3 | 1 | 0 | 0 | 0 | 0 | 0 | 13 | 20 | 0.00 | 2.000 |

| PITCHER | IP | WLS | BF | H | R | ER | SO | BB | IBB | HBP | BLK | WP | HR | S | P | ERA | WHIP |
|---|---|---|---|---|---|---|---|---|---|---|---|---|---|---|---|---|---|

# BOTTOM

## Houston Astros @ Pittsburgh Pirates

Three Rivers Stadium, Pittsburgh, PA

Mon May 08 1995, 3:33 AM EDT

Att. 7,300 - Cloudy - 71 F

livebaseballscorecards.com

| | |
|---|---|
| AB | 30 |
| R | 3 |
| H | 7 |
| RBI | 3 |
| BB | 6 |
| SO | 8 |
| LOB | 14 |

WP: 0 PB: 0 SB: 0 CS: 0 PA: 38

# Houston Astros @ Pittsburgh Pirates

Three Rivers Stadium, Pittsburgh, PA

Tue May 09 1995, 7:05 PM EDT

Att. 7,733 - Unknown - 62 F

TOP

livebaseballscorecards.com

| Batter | 1 | 2 | 3 | 4 | 5 | 6 | 7 | 8 | 9 | AB | R | H | RBI | BB | SO | LOB |
|---|---|---|---|---|---|---|---|---|---|---|---|---|---|---|---|---|
| Craig Biggio, R (1, 4)<br>OBP: 0.439, SLG: 0.431 | 2-2 2B 5 1B HBP | 0-0 HR 1B | | 1-3 ② K | | 1-2 ③ G5-3 | | 2-1 1B 1-3 2-H 3-H 2B | 1-1 5 FC6-4 1-2 2-H 1B | 5 | 3 | 3 | 3 | 0 | 1 | 0 |
| Luis Gonzalez, L (1, 7)<br>OBP: 0.291, SLG: 0.529 | 0-0 5 1B 1-3 2B | 1-0 1-H HR | | 2-1 ③ G4-3 | | | 0-0 ① F8 | 3-2 ② SF8 3-H | 2-2 ① F7 | 5 | 2 | 2 | 3 | 0 | 0 | 2 |
| 5 Jeff Bagwell, R (1, 3)<br>OBP: 0.371, SLG: 0.283 | 1-0 BB SF9 2-H 3-H 1B | 1-3 ② K | | | 1-2 E4 WP 1B SF7 | | 3-3 ② K | 4-0 1B IBB | 0-2 ② FC6-4 1-2f 2-3 | 5 | 2 | 1 | 2 | 1 | 2 | 2 |
| Derek Bell, R (1, 8)<br>OBP: 0.441, SLG: 0.481<br>James Mouton, R (7, 8)<br>OBP: 0.348, SLG: 0.409 | 4-2 SF9 BB SF9 BB | 1-1 ③ G6-3 | | | 1-2 F8 WP 1-2 1B | | 2-2 1B 2B | 0-0 BB 1-3 2-H 1B | 2-3 ③ K | 3<br>2 | 1<br>0 | 2<br>1 | 0<br>1 | 1<br>1 | 0<br>0 | 0<br>2 |
| Dave Magadan, L (1, 5)<br>OBP: 0.447, SLG: 0.400 | 4-2 1-2 2-3 BB | | 0-3 ① K | | 1-2 ① SF7 1-2 2-H | | 3-1 ③ 2-H 1B | 4-1 1-2 BB | | 2 | 0 | 1 | 1 | 2 | 1 | 0 |
| Phil Plantier, L (1, 9)<br>OBP: 0.302, SLG: 0.474<br>Pedro Martinez, L (8, 1) | 3-2 ① SF9 2-3 3-H | | 0-2 FC5-4 1B | | 0-0 ② F8 2-3 | | | FC5-4 1B<br>K | | 4<br>0 | 0<br>0 | 2<br>0 | 1<br>0 | 0<br>0 | 1<br>0 | 4<br>0 |
| Tony Eusebio, R (1, 2)<br>OBP: 0.448, SLG: 0.577 | 1-0 ② SF9 3-H | | 1-2 ② K | | 0-2 ③ G5-3 | | | 0-1 ① FC5-4 BB 1B 1-2f 2B | 0-0 1B 1B | 4 | 2 | 1 | 1 | 0 | 1 | 3 |
| Orlando Miller, R (1, 6)<br>OBP: 0.317, SLG: 0.462 | 1-1 ③ F8 | | 2-2 ③ FC5-4 1-2f | | | 1-3 ① K | | 1-1 BB 1-2 2B 1B | 1-2 1B 1-2 1B | 5 | 2 | 2 | 0 | 0 | 1 | 2 |
| Shane Reynolds, R (1, 1)<br>Ross Powell, L (7, 1)<br>Jim Dougherty, R (7, 1)<br>Milt Thompson, L (8, PH)<br>OBP: 0.308, SLG: 0.100 (8, 9) | | 0-2 ① K | | 1-1 ① G6-3 | | 1-2 ② P4 | | 4-2 2B SF8 1-2 2-3 BB | 2-1 5 FC6-4 1B 1-2 2-H 1B | 3<br>0<br>0<br>1 | 0<br>0<br>0<br>1 | 0<br>0<br>0<br>1 | 0<br>0<br>0<br>1 | 0<br>0<br>0<br>1 | 1<br>0<br>0<br>0 | 0<br>0<br>0<br>0 |
| Inning Stats | R: 4 E: 0 K: 0 S: 15 H: 2 LOB: 1 BB: 2 P: 31 | R: 2 E: 0 K: 2 S: 10 H: 2 LOB: 0 BB: 0 P: 13 | R: 0 E: 0 K: 2 S: 12 H: 1 LOB: 1 BB: 0 P: 15 | R: 0 E: 0 K: 1 S: 8 H: 0 LOB: 0 BB: 0 P: 12 | R: 1 E: 1 K: 0 S: 15 H: 1 LOB: 1 BB: 0 P: 18 | R: 0 E: 0 K: 1 S: 9 H: 0 LOB: 0 BB: 0 P: 12 | R: 0 E: 0 K: 1 S: 12 H: 2 LOB: 2 BB: 0 P: 20 | R: 4 E: 0 K: 1 S: 19 H: 4 LOB: 3 BB: 3 P: 39 | R: 2 E: 0 K: 1 S: 17 H: 4 LOB: 2 BB: 0 P: 25 | 1B: 12 2B: 3 3B: 0 HR: 1 SF: 4 SAC: 0 DP: 0 HBP: 1 | | | | | | | |

| | |
|---|---|
| AB | 39 |
| R | 13 |
| H | 16 |
| RBI | 13 |
| BB | 5 |
| SO | 9 |
| LOB | 15 |

WP: 1 PB: 0 SB: 0 CS: 0 PA: 49

| PITCHER | IP | WLS | BF | H | R | ER | SO | BB | IBB | HBP | BLK | WP | HR | S | P | ERA | WHIP |
|---|---|---|---|---|---|---|---|---|---|---|---|---|---|---|---|---|---|
| Jon Lieber, R (1, 1)<br>ERA: 9.77 | 5.0 | L | 25 | 6 | 7 | 6 | 5 | 2 | 0 | 1 | 0 | 1 | 1 | 60 | 89 | 10.80 | 1.600 |
| Jeff McCurry, R (6, 1)<br>ERA: 15.43 | 1.0 | | 3 | 0 | 0 | 0 | 1 | 0 | 0 | 0 | 0 | 0 | 0 | 9 | 12 | 0.00 | 0.000 |
| Gary Wilson, R (7, 1)<br>ERA: 3.38 | 1.0 | | 4 | 2 | 0 | 0 | 1 | 0 | 0 | 0 | 0 | 0 | 0 | 12 | 20 | 0.00 | 2.000 |
| Ravelo Manzanillo, L (8, 1)<br>ERA: 4.91 | 0.0 | | 1 | 1 | 1 | 1 | 0 | 0 | 0 | 0 | 0 | 0 | 0 | 1 | 2 | ∞ | ∞ |
| Mike Maddux, R (8, 1)<br>ERA: 8.1 | 0.1 | | 4 | 2 | 1 | 1 | 0 | 1 | 0 | 0 | 0 | 0 | 0 | 8 | 15 | 27.00 | 9.000 |

| PITCHER | IP | WLS | BF | H | R | ER | SO | BB | IBB | HBP | BLK | WP | HR | S | P | ERA | WHIP |
|---|---|---|---|---|---|---|---|---|---|---|---|---|---|---|---|---|---|
| Dan Plesac, L (8, 1)<br>ERA: | 0.2 | | 5 | 1 | 2 | 2 | 1 | 1 | 1 | 0 | 0 | 0 | 0 | 10 | 22 | 27.00 | 3.000 |
| Mike Dyer, R (9, 1)<br>ERA: 4.26 | 1.0 | | 7 | 4 | 2 | 2 | 1 | 0 | 0 | 0 | 0 | 0 | 0 | 17 | 25 | 18.00 | 4.000 |

# Houston Astros @ Pittsburgh Pirates

Three Rivers Stadium, Pittsburgh, PA

Tue May 09 1995, 7:05 PM EDT

Att. 7,733 - Unknown - 62 F

livebaseballscorecards.com

## BOTTOM

| Batter | 1 | 2 | 3 | 4 | 5 | 6 | 7 | 8 | 9 | AB | R | H | RBI | BB | SO | LOB |
|---|---|---|---|---|---|---|---|---|---|---|---|---|---|---|---|---|
| Jacob Brumfield, R (1, 8)<br>OBP: 0.375, SLG: 0.353 | F B S B X 2-2 G5-3 ① | | | C B B B X 3-1 G4-3 1B | | F B B X 2-1 G6-3 ③ | | X 0-0 G6-3 ① | | 4 | 0 | 1 | 0 | 0 | 0 | 0 |
| Nelson Liriano, S (1, 4)<br>OBP: 0.450, SLG: 0.375 | X 0-0 P8 ② | | | 1 SAFE F B 1 SAFE C X 1-2 G4-3 ① 1-2 | | | X 0-0 2B 2B | C C C 0-3 K ② | | 4 | 1 | 1 | 0 | 0 | 1 | 1 |
| Al Martin, L (1, 7)<br>OBP: 0.302, SLG: 0.293 | B B C C S 2-3 K ③ | | | C S S 0-3 K ② | | | B F S B F B X 3-2 2B 2-H 2B | C X 0-1 2B 1B | | 4 | 2 | 2 | 1 | 0 | 2 | 1 |
| Dave Clark, L (1, 9)<br>OBP: 0.571, SLG: 0.667 | | S S S 0-3 K2-3 ① | | X 0-0 G4-3 ③ | | | B S C B S 2-3 K ① | C X 0-1 1-H 2B | | 4 | 0 | 1 | 1 | 0 | 2 | 2 |
| Jeff King, R (1, 5)<br>OBP: 0.320, SLG: 0.553 | | B C F F F X 1-2 G4-6-3 1B | | | X 0-0 P2 ① | | X 0-0 G4-3 HR 2-H 2B | B X 1-0 F7 ③ | | 4 | 1 | 2 | 1 | 0 | 0 | 1 |
| Orlando Merced, S (1, 3)<br>OBP: 0.326, SLG: 0.488 | | B X 1-0 G4-6-3 ② ③ 1-2f | | | B C X 1-1 G4-3 ② | | B C C F X 1-2 G4-3 ② 2-3 | | C X 0-1 2B | 4 | 0 | 1 | 0 | 0 | 0 | 2 |
| Jay Bell, R (1, 6)<br>OBP: 0.373, SLG: 0.349 | | C B X 1-1 G6-3 ① | | | B X 1-0 F8 ③ | | B B B B 4-0 HR BB | | C S B S 1-3 K ① | 3 | 1 | 0 | 0 | 1 | 1 | 1 |
| Mackey Sasser, L (1, 2) OBP: 0.176, SLG: 0.176<br>Gary Wilson, R (7, 1)<br>Freddy Garcia, R (7, PH)<br>Mark Johnson, L (7, PH) OBP: 0.231, SLG: 0.542<br>Ravelo Manzanillo, L (8, 1)<br>Mike Maddux, L (8, 1)<br>Dan Plesac, L (8, 1)<br>Mike Dyer, R (8, 1)<br>Rich Aude, R (8, PH) OBP: 0.400, SLG: 0.417 | | B F B X 2-1 P4 ② | | | | F S B X 1-2 G4-3 ① | C X 0-1 1-H 3-H HR | | B B F F B S 3-3 K ② | 2 0 0 0 0 0 0<br>0 0 0 0 0 0 0<br>0 0 0 0 0 0 0<br>1 1 1 3 0 0 0<br>0 0 0 0 0 0 0<br>0 0 0 0 0 0 0<br>0 0 0 0 0 0 0<br>0 0 0 0 0 0 0<br>1 0 0 0 0 1 1 | | | | | | | |
| Jon Lieber, L (1, 1)<br>Jeff McCurry, R (6, 1)<br>2 Angelo Encarnacion, R (6, PH)<br>OBP: 0.333, SLG: 0.333<br>(7, 2) | | C F S 0-3 K ③ | | | | X 0-0 P9 ② | B B X 2-0 G6-3 ③ | | B S X 1-1 G3-1 ③ | 1 0 0 0 0 1 0<br>0 0 0 0 0 0 0<br>3 0 0 0 0 0 1 | | | | | | |
| Inning Stats | R: 0 E: 0 K: 1 S: 7 H: 0 LOB: 0 BB: 0 P: 11 | R: 0 E: 0 K: 1 S: 9 H: 1 LOB: 0 BB: 0 P: 11 | R: 0 E: 0 K: 1 S: 7 H: 0 LOB: 0 BB: 0 P: 10 | R: 0 E: 0 K: 1 S: 9 H: 1 LOB: 1 BB: 0 P: 13 | R: 0 E: 0 K: 0 S: 4 H: 0 LOB: 0 BB: 0 P: 6 | R: 0 E: 0 K: 0 S: 6 H: 0 LOB: 0 BB: 0 P: 9 | R: 5 E: 0 K: 1 S: 16 H: 4 LOB: 0 BB: 1 P: 28 | R: 1 E: 0 K: 1 S: 9 H: 2 LOB: 1 BB: 0 P: 10 | R: 0 E: 0 K: 2 S: 10 H: 1 LOB: 1 BB: 0 P: 15 | 1B: 3<br>2B: 5<br>3B: 0<br>HR: 1 | SF: 0<br>SAC: 0<br>DP: 1<br>HBP: 0 | | | | | WP: 0<br>PB: 0<br>SB: 0<br>CS: 0 | PA: 36 |

| PITCHER | | IP | WLS | BF | H | R | ER | SO | BB | IBB | HBP | BLK | WP | HR | S | P | ERA | WHIP |
|---|---|---|---|---|---|---|---|---|---|---|---|---|---|---|---|---|---|---|
| Shane Reynolds, R<br>ERA: 3.29 | (1, 1) | 6.1 | W | 23 | 5 | 3 | 3 | 5 | 0 | 0 | 0 | 0 | 0 | 0 | 51 | 74 | 4.26 | 0.789 |
| Ross Powell, L<br>ERA: 15.75 | (7, 1) | 0.1 | | 2 | 0 | 0 | 0 | 0 | 1 | 0 | 0 | 0 | 0 | 0 | 4 | 9 | 0.00 | 3.000 |
| Jim Dougherty, R<br>ERA: 4.32 | (7, 1) | 0.1 | | 2 | 1 | 2 | 2 | 0 | 0 | 0 | 0 | 0 | 0 | 1 | 3 | 5 | 54.00 | 3.000 |
| Pedro Martinez, L<br>ERA: 9.82 | (8, 1) | 2.0 | | 9 | 3 | 1 | 1 | 3 | 0 | 0 | 0 | 0 | 0 | 0 | 19 | 25 | 4.50 | 1.500 |

| PITCHER | IP | WLS | BF | H | R | ER | SO | BB | IBB | HBP | BLK | WP | HR | S | P | ERA | WHIP |
|---|---|---|---|---|---|---|---|---|---|---|---|---|---|---|---|---|---|

| Batter | 1 | 2 | 3 | 4 | 5 | 6 | 7 | 8 | 9 | AB | R | H | RBI | BB | SO | LOB |
|---|---|---|---|---|---|---|---|---|---|---|---|---|---|---|---|---|
| Craig Biggio, R (1, 4)<br>OBP: 0.451, SLG: 0.473<br>Andy Stankiewicz, R (8, PH)<br>OBP: 0.375, SLG: 0.286 (8, 4) | 2-2 1B 2B | 1 SAFE F 1 SAFE X<br>0-1 FC6-4 S 1-2f ② | | C F S<br>0-3 K ① | H<br>1-0 1B 1-2 2-3 3-H HBP | | B F X<br>1-1 2B 2B | F C B B F F S<br>2-3 K ① | | 4 2 2 1 0 1 2<br>1 0 0 0 0 1 0 | | | | | | |
| Luis Gonzalez, L (1, 7)<br>OBP: 0.311, SLG: 0.544 | B X<br>1-0 FC5-4 2-H 1B ③ | B X<br>1-0 G4-3 1-2 | | C F B B X<br>2-2 F7 ② | B B X<br>2-0 1-2 2-3 3-H 1B | | B C X<br>1-1 1B 2-H 2B | X<br>0-0 G3-1 ② | | 6 1 3 3 0 0 2 | | | | | | |
| 5 Jeff Bagwell, R (1, 3)<br>OBP: 0.368, SLG: 0.365 | C F F F B 1 SAFE S<br>1-3 K ① | | F B C B F B X<br>3-2 HR ③ | B F B X<br>2-1 1-H 2B | F B B C S<br>2-3 K ③ | | X<br>0-0 G5-3 ① | B B S S S B S<br>3-3 K ③ | | 6 1 2 2 0 3 5 | | | | | | |
| Derek Bell, R (1, 8)<br>OBP: 0.446, SLG: 0.500 | X<br>0-0 FC5-4 BB 1-2f HR ② | | X<br>0-0 G1-3 2B ② | X<br>0-0 F8 ③ | | C F F B B B X<br>2-2 G2-3 1B 1B | B C B B F X<br>3-2 BB 1B 2B 3-H 1B | | F B X<br>1-1 F8 ① | 6 2 3 1 0 0 2 | | | | | | |
| Dave Magadan, L (1, 5)<br>OBP: 0.431, SLG: 0.368<br>Craig Shipley, R (7, PH)<br>OBP: 0.563, SLG: 0.786 (7, 5) | B 1 SAFE B S 1 SAFE 1 SAFE C 1 SAFE B<br>4-2 B 1-2 HR BB | | F X<br>0-1 G1-3 2-3 ① | | X<br>0-0 G6-3 ① | C B B B F X<br>3-2 F8 ① | C X<br>0-1 BB 1-2 2B 1B | | C B B B X<br>2-1 G6-3 ② | 3 1 0 0 1 0 2<br>2 1 1 0 0 0 0 | | | | | | |
| Phil Plantier, L (1, 9)<br>OBP: 0.354, SLG: 0.561<br>James Mouton, R (7, PR)<br>OBP: 0.333, SLG: 0.391 (7, 9) | B F B F X<br>2-2 1-H 2-H HR | | B B I I<br>4-0 FC5-4 IBB | | B S B F B F B X<br>3-2 L9 ② | C X<br>0-1 G2-3 1-2 1B | B F B B F B<br>4-2 2B 1-2 2-3 BB | | C B B B F X<br>3-2 G5-3 ③ | 3 1 2 3 2 0 0<br>1 0 0 0 0 0 0 | | | | | | |
| Scott Servais, R (1, 2)<br>OBP: 0.259, SLG: 0.320 | B F S S<br>1-3 K ③ | B 1 SAFE B X<br>2-0 L5 ② | | | B X<br>1-0 1B HBP 2B | S X<br>0-1 G2-3 ② 1-2 2-3 | B X<br>1-0 1-3 2-H 3-H 2B | | | 5 1 2 2 0 1 4 | | | | | | |
| Orlando Miller, R (1, 6)<br>OBP: 0.348, SLG: 0.452 | | B S B X<br>2-1 FC6-4 1B<br>C X<br>0-1 FC5-4 1-2f ③ | | | I I I I<br>4-0 HBP 1B 1B IBB | I I I I<br>4-0 IBB | F C F S<br>0-3 K ② | | | 3 1 1 0 2 1 4 | | | | | | |
| Greg Swindell, L (1, 1)<br>OBP: 0.333, SLG: 0.200<br>Scooter Tucker, R (7, PH)<br>OBP: 0.286, SLG: 0.714<br>Dave Veres, R (7, 1)<br>Doug Brocail, L (9, 1) | | M C L<br>0-3 K ① | | B B B C S F B<br>4-2 5 2B BB | B C X<br>1-1 1B HBP 1-2 2-3 1B | S X<br>0-1 F9 ③ | B X<br>1-0 P2 ③ | | | 3 1 1 0 1 1 4<br>1 0 0 0 0 0 2<br>0 0 0 0 0 0 0<br>0 0 0 0 0 0 0 | | | | | | |
| Inning Stats | R: 4 E: 0 K: 2 S: 19 H: 3 LOB: 0 BB: 1 P: 30 | R: 0 E: 0 K: 1 S: 8 H: 1 LOB: 1 BB: 0 P: 11 | R: 1 E: 0 K: 0 S: 10 H: 2 LOB: 2 BB: 1 P: 19 | R: 1 E: 0 K: 1 S: 12 H: 1 LOB: 1 BB: 1 P: 20 | R: 2 E: 0 K: 1 S: 12 H: 3 LOB: 3 BB: 1 P: 26 | R: 0 E: 0 K: 0 S: 13 H: 2 LOB: 3 BB: 1 P: 22 | R: 4 E: 0 K: 1 S: 18 H: 5 LOB: 2 BB: 1 P: 29 | R: 0 E: 0 K: 2 S: 9 H: 0 LOB: 0 BB: 0 P: 14 | R: 0 E: 0 K: 0 S: 7 H: 0 LOB: 0 BB: 0 P: 13 | 1B: 8 2B: 7 3B: 0 HR: 2 | SF: 0 SAC: 0 DP: 0 HBP: 1 | | | WP: 0 PB: 0 SB: 1 CS: 0 | PA: 51 | | |

# TOP

## Houston Astros @ Pittsburgh Pirates

Three Rivers Stadium, Pittsburgh, PA

Thu May 11 1995, 3:33 AM EDT

Att. 7,709 - Overcast - 64 F

livebaseballscorecards.com

| | |
|---|---|
| AB | 44 |
| R | 12 |
| H | 17 |
| RBI | 12 |
| BB | 6 |
| SO | 8 |
| LOB | 27 |

| PITCHER | | IP | WLS | BF | H | R | ER | SO | BB | IBB | HBP | BLK | WP | HR | S | P | ERA | WHIP |
|---|---|---|---|---|---|---|---|---|---|---|---|---|---|---|---|---|---|---|
| Paul Wagner, R<br>ERA: 8.84 | (1, 1) | 4.2 | L | 27 | 9 | 8 | 8 | 4 | 2 | 2 | 0 | 0 | 0 | 2 | 57 | 97 | 15.43 | 2.357 |
| Jeff McCurry, R<br>ERA: 13.5 | (5, 1) | 0.1 | | 3 | 1 | 0 | 0 | 1 | 0 | 0 | 1 | 0 | 0 | 0 | 4 | 9 | 0.00 | 3.000 |
| Mike Maddux, R<br>ERA: 10.13 | (6, 1) | 1.1 | | 10 | 5 | 3 | 3 | 0 | 0 | 1 | 0 | 0 | 0 | 0 | 21 | 35 | 20.25 | 3.750 |
| Jason Christiansen, L<br>ERA: 1.69 | (7, 1) | 0.2 | | 5 | 2 | 1 | 1 | 1 | 1 | 0 | 0 | 0 | 0 | 0 | 10 | 16 | 13.50 | 4.500 |
| Dan Miceli, R<br>ERA: | (8, 1) | 1.0 | | 3 | 0 | 0 | 0 | 2 | 0 | 0 | 0 | 0 | 0 | 0 | 9 | 14 | 0.00 | 0.000 |

| PITCHER | | IP | WLS | BF | H | R | ER | SO | BB | IBB | HBP | BLK | WP | HR | S | P | ERA | WHIP |
|---|---|---|---|---|---|---|---|---|---|---|---|---|---|---|---|---|---|---|
| Jim Gott, R<br>ERA: 7.5 | (9, 1) | 1.0 | | 3 | 0 | 0 | 0 | 0 | 0 | 0 | 0 | 0 | 0 | 0 | 7 | 13 | 0.00 | 0.000 |

# Houston Astros @ Pittsburgh Pirates

Three Rivers Stadium, Pittsburgh, PA

Thu May 11 1995, 3:33 AM EDT

Att. 7,709 - Overcast - 64 F

## BOTTOM

| Batter | 1 | 2 | 3 | 4 | 5 | 6 | 7 | 8 | 9 | AB | R | H | RBI | BB | SO | LOB |
|---|---|---|---|---|---|---|---|---|---|---|---|---|---|---|---|---|
| Jacob Brumfield, R (1, 8)<br>OBP: 0.378, SLG: 0.324 | 4-2 G6-3 BB | 0-0 FC5 2-3f | | | 0-0 FC6-4 FC4-6 1-2f | | 4-1 G6-4-3 BB | | 3-3 K | 3 | 0 | 0 | 0 | 2 | 1 | 7 |
| Jay Bell, R (1, 6)<br>OBP: 0.339, SLG: 0.313 | 0-1 G6-3 1-2f | | 1-1 L3 | | 1 SAFE 1-1 FC4-6 1-2f | | 3-1 G6-4-3 1-2f | | 1-1 G1-3 | 5 | 0 | 0 | 0 | 0 | 0 | 6 |
| Al Martin, L (1, 7)<br>OBP: 0.298, SLG: 0.289 | 3-3 K | | 1-2 E9 G5-3 1B | | 2-1 F8 | | | 1-0 P8 | | 4 | 1 | 1 | 0 | 0 | 1 | 1 |
| Jeff King, R (1, 5)<br>OBP: 0.315, SLG: 0.529 | | 1-2 E 1B 1B | 3-2 G5-3 3-H | | | 2-2 G3 | | 1-3 K | | 4 | 1 | 1 | 1 | 0 | 1 | 0 |
| Rich Aude, R (1, 3)<br>OBP: 0.368, SLG: 0.375 | | 0-2 FC4-6 1-2 1B | 3-1 G6-3 | | | 1-2 G4-3 | | 1-0 P7 | | 4 | 0 | 1 | 0 | 0 | 0 | 0 |
| Steve Pegues, R (1, 9)<br>OBP: 0.278, SLG: 0.389 | | 1-2 FC4-6 CS 1-2f 2-H | | 0-0 P3 | | 2-2 HR 2B | | | 0-1 G3 | 4 | 1 | 1 | 0 | 0 | 0 | 1 |
| Mark Parent, R (1, 2)<br>OBP: 0.321, SLG: 0.462 | | 1-1 E5 BB 1B 2-3 | | 3-1 G6-3 | | 2-0 HR 2-H | | | 0-1 1B 1B | 4 | 1 | 2 | 2 | 0 | 0 | 1 |
| Carlos Garcia, R (1, 4)<br>OBP: 0.206, SLG: 0.226 | | 1-1 FC5 BB 1-2 1B | | 2-1 F8 | | 0-0 G5-3 | | | 1-2 1B 1-2 1B | 4 | 0 | 2 | 0 | 0 | 0 | 0 |
| Paul Wagner, R (1, 1)<br>Jeff McCurry, R (6, 1)<br>Freddy Garcia, R (5, PH)<br>Mike Maddux, L (8, 1)<br>Jason Christiansen, R (7, 1)<br>Mackey Sasser, L (7, PH)<br>OBP: 0.176, SLG: 0.167<br>Dan Miceli, R (8, 1)<br>Jim Gott, R (9, 1)<br>Dave Clark, L (9, PH)<br>OBP: 0.600, SLG: 0.692 | | 4-1 BB 1-2 2-3 | | 4-0 FC6-4 BB | | | 2-2 G3-1 | | 0-1 1B 1-2 2-3 | | | | | | | |
| Inning Stats | R: 0 E: 0 K: 1 S: 8 H: 0 LOB: 0 BB: 1 P: 15 | R: 1 E: 2 K: 0 S: 16 H: 3 LOB: 3 BB: 1 P: 24 | R: 1 E: 1 K: 0 S: 10 H: 1 LOB: 0 BB: 0 P: 18 | R: 0 E: 0 K: 0 S: 5 H: 0 LOB: 0 BB: 0 P: 10 | R: 0 E: 0 K: 0 S: 5 H: 0 LOB: 1 BB: 1 P: 12 | R: 2 E: 0 K: 0 S: 12 H: 2 LOB: 0 BB: 0 P: 19 | R: 0 E: 0 K: 0 S: 6 H: 0 LOB: 0 BB: 1 P: 15 | R: 0 E: 0 K: 1 S: 5 H: 0 LOB: 0 BB: 0 P: 8 | R: 0 E: 0 K: 1 S: 15 H: 3 LOB: 3 BB: 0 P: 20 | 1B: 7 2B: 1 3B: 0 HR: 1 SF: 0 SAC: 0 DP: 2 HBP: 0 | | | | | | | |

livebaseballscorecards.com

| | |
|---|---|
| AB | 34 |
| R | 4 |
| H | 9 |
| RBI | 3 |
| BB | 4 |
| SO | 3 |
| LOB | 16 |

WP: 0 PB: 0 SB: 0 CS: 1 PA: 38

| PITCHER | | IP | WLS | BF | H | R | ER | SO | BB | IBB | HBP | BLK | WP | HR | S | P | ERA | WHIP |
|---|---|---|---|---|---|---|---|---|---|---|---|---|---|---|---|---|---|---|
| Greg Swindell, L<br>ERA: 5.79 | (1, 1) | 6.0 | W | 26 | 6 | 4 | 2 | 1 | 3 | 0 | 0 | 0 | 0 | 1 | 56 | 98 | 3.00 | 1.500 |
| Dave Veres, R<br>ERA: | (7, 1) | 2.0 | | 6 | 0 | 0 | 0 | 1 | 1 | 0 | 0 | 0 | 0 | 0 | 11 | 23 | 0.00 | 0.500 |
| Doug Brocail, R<br>ERA: 1.29 | (9, 1) | 1.0 | | 6 | 3 | 0 | 0 | 1 | 0 | 0 | 0 | 0 | 0 | 0 | 15 | 20 | 0.00 | 3.000 |

| PITCHER | IP | WLS | BF | H | R | ER | SO | BB | IBB | HBP | BLK | WP | HR | S | P | ERA | WHIP |
|---|---|---|---|---|---|---|---|---|---|---|---|---|---|---|---|---|---|

| Batter | 1 | 2 | 3 | 4 | 5 | 6 | 7 | 8 | 9 | AB | R | H | RBI | BB | SO | LOB |
|---|---|---|---|---|---|---|---|---|---|---|---|---|---|---|---|---|
| Lenny Dykstra, L (1, 8)<br>OBP: 0.352, SLG: 0.306 | G6-3 | FC5-4 | | | 1B | | S SH1-3 | FC3-6 | | 5 | 2 | 2 | 0 | 0 | 0 | 2 |
| Mickey Morandini, L (1, 4)<br>OBP: 0.308, SLG: 0.360 | S | CS | G4-3 | F9 | | | SH1-3 | K | | 4 | 1 | 2 | 0 | 0 | 1 | 2 |
| Gregg Jefferies, S (1, 7)<br>OBP: 0.286, SLG: 0.418 | K | | G5-3 | 1B | | | BB | | F8 | 5 | 0 | 2 | 1 | 0 | 1 | 2 |
| Dave Hollins, S (1, 3)<br>OBP: 0.471, SLG: 0.560 | BB | | G4-3 | 1B | | | FC5 BB | | BB | 3 | 1 | 2 | 1 | 2 | 0 | 1 |
| Darren Daulton, L (1, 2)<br>OBP: 0.404, SLG: 0.511 | 1B | | BB | F8 | | | FC5 | | P6 | 3 | 1 | 1 | 2 | 2 | 0 | 3 |
| Jim Eisenreich, L (1, 9)<br>OBP: 0.385, SLG: 0.486 | 1B | | G4-3 | F7 | | | P3 | | BB | 4 | 0 | 1 | 1 | 1 | 0 | 7 |
| Charlie Hayes, R (1, 5)<br>OBP: 0.371, SLG: 0.469 | G1-3 | | | K | | G5-3 | FC5 | | BB | 4 | 0 | 0 | 0 | 1 | 1 | 4 |
| Kevin Stocker, S (1, 6)<br>OBP: 0.300, SLG: 0.206 | | FC5-4 1B | | B1-3 | | G6-3 | | FC1-6 1B | | 5 | 0 | 2 | 0 | 0 | 1 | 3 |
| Curt Schilling, R (1, 1)<br>OBP: 0.200, SLG: 0.300 | | K | | G6-3 | | G3 | | FC1-6 FC3-6 | | 4 | 0 | 0 | 0 | 0 | 1 | 2 |
| Gene Harris, R (8, 1) | | | | | | | | | | 0 | 0 | 0 | 0 | 0 | 0 | 0 |
| Norm Charlton, S (8, 1) | | | | | | | | | | 0 | 0 | 0 | 0 | 0 | 0 | 0 |
| Heathcliff Slocumb, R (9, 1) | | | | | | | | | | 0 | 0 | 0 | 0 | 0 | 0 | 0 |
| Inning Stats | R: 3 E: 0 K: 1 S: 13 H: 3 LOB: 1 BB: 1 P: 26 | R: 0 E: 0 K: 1 S: 7 H: 1 LOB: 0 BB: 0 P: 11 | R: 0 E: 0 K: 0 S: 9 H: 1 LOB: 2 BB: 1 P: 21 | R: 0 E: 0 K: 1 S: 8 H: 0 LOB: 0 BB: 0 P: 13 | R: 1 E: 0 K: 0 S: 14 H: 3 LOB: 2 BB: 0 P: 19 | R: 0 E: 0 K: 0 S: 5 H: 0 LOB: 0 BB: 0 P: 9 | R: 1 E: 0 K: 0 S: 13 H: 2 LOB: 3 BB: 2 P: 32 | R: 0 E: 0 K: 1 S: 9 H: 1 LOB: 1 BB: 0 P: 14 | R: 0 E: 0 K: 1 S: 11 H: 1 LOB: 3 BB: 2 P: 26 | 1B: 8 2B: 4 3B: 0 HR: 0 | SF: 0 SAC: 1 DP: 0 HBP: 0 | | | | | |

# TOP

## Philadelphia Phillies @ Houston Astros

Astrodome, Houston, TX

Fri May 12 1995, 8:05 PM EDT

Att. 30,828 - Dome

livebaseballscorecards.com

| | |
|---|---|
| AB | 37 |
| R | 5 |
| H | 12 |
| RBI | 5 |
| BB | 6 |
| SO | 5 |
| LOB | 26 |

| PITCHER | | IP | WLS | BF | H | R | ER | SO | BB | IBB | HBP | BLK | WP | HR | S | P | ERA | WHIP |
|---|---|---|---|---|---|---|---|---|---|---|---|---|---|---|---|---|---|---|
| Doug Drabek, R<br>ERA: 5.4 | (1, 1) | 5.0 | L | 24 | 8 | 4 | 4 | 3 | 2 | 0 | 0 | 0 | 0 | 0 | 51 | 90 | 7.20 | 2.000 |
| Jim Dougherty, R<br>ERA: 3.86 | (6, 1) | 1.0 | | 3 | 0 | 0 | 0 | 0 | 0 | 0 | 0 | 0 | 0 | 0 | 5 | 9 | 0.00 | 0.000 |
| Ross Powell, L<br>ERA: 15.43 | (7, 1) | 0.2 | | 6 | 2 | 1 | 1 | 0 | 1 | 1 | 0 | 0 | 0 | 0 | 11 | 28 | 13.50 | 4.500 |
| Doug Brocail, R<br>ERA: 1.17 | (7, 1) | 0.2 | | 3 | 1 | 0 | 0 | 0 | 0 | 0 | 0 | 0 | 0 | 0 | 4 | 6 | 0.00 | 1.500 |
| Dean Hartgraves, L<br>ERA: 6.0 | (8, 1) | 0.2 | | 2 | 0 | 0 | 0 | 1 | 0 | 0 | 0 | 0 | 0 | 0 | 7 | 12 | 0.00 | 0.000 |

| PITCHER | | IP | WLS | BF | H | R | ER | SO | BB | IBB | HBP | BLK | WP | HR | S | P | ERA | WHIP |
|---|---|---|---|---|---|---|---|---|---|---|---|---|---|---|---|---|---|---|
| Todd Jones, R<br>ERA: | (9, 1) | 1.0 | | 6 | 1 | 0 | 0 | 1 | 1 | 1 | 0 | 0 | 0 | 0 | 11 | 26 | 0.00 | 2.000 |

| | | | | | |
|---|---|---|---|---|---|
| WP: 0 | PA: 45 | | | | |
| PB: 0 | | | | | |
| SB: 2 | | | | | |
| CS: 1 | | | | | |

| Batter | 1 | 2 | 3 | 4 | 5 | 6 | 7 | 8 | 9 | AB | R | H | RBI | BB | SO | LOB |
|---|---|---|---|---|---|---|---|---|---|---|---|---|---|---|---|---|
| Craig Biggio, R (1, 4)<br>OBP: 0.434, SLG: 0.467 | L8 | | G4-3 2B | | K | | F9 | | G5-3 | 5 | 0 | 1 | 0 | 0 | 1 | 1 |
| Luis Gonzalez, L (1, 7)<br>OBP: 0.303, SLG: 0.516 | 5 1B | | G4-3<br>2-3 | | FC5-4<br>1-2f | | K | | P6 | 5 | 0 | 1 | 0 | 0 | 1 | 2 |
| 5 Jeff Bagwell, R (1, 3)<br>OBP: 0.361, SLG: 0.357 | 1B<br>1-2 | | G2-3 | | K | | | K | | 4 | 0 | 1 | 0 | 0 | 2 | 2 |
| Derek Bell, R (1, 8)<br>OBP: 0.420, SLG: 0.468 | K | | | G6-3 | | K2-3 | | P4 | | 4 | 0 | 0 | 0 | 0 | 2 | 2 |
| Dave Magadan, L (1, 5)<br>OBP: 0.455, SLG: 0.400 | G4-3 | | | 1B 2B | | 1B BB | | BB 1B BB | | 2 | 2 | 1 | 0 | 2 | 0 | 2 |
| Milt Thompson, L (1, 9)<br>OBP: 0.353, SLG: 0.154 | | K | | P5 | | 1-3 1B | | 1-2 1B BB | | 3 | 0 | 1 | 0 | 1 | 1 | 1 |
| Tony Eusebio, R (1, 2)<br>OBP: 0.455, SLG: 0.567 | | G4-3 | | FC5-4<br>2-H 1B | | F9 | | 1-2 2-H 1B | | 4 | 0 | 2 | 2 | 0 | 0 | 2 |
| Orlando Miller, R (1, 6)<br>OBP: 0.327, SLG: 0.422<br>Ross Powell, L (7, 1)<br>Doug Brocail, L (7, 1)<br>Dean Hartgraves, R (8, 1)<br>Phil Plantier, L (8, PH)<br>OBP: 0.347, SLG: 0.548<br>Todd Jones, L (9, 1) | | G6-3 | | FC5-4<br>1-2f | | F9 | | P4 | | 3<br>0<br>0<br>0<br>1<br>0 | 0<br>0<br>0<br>0<br>0<br>0 | 0<br>0<br>0<br>0<br>0<br>0 | 0<br>0<br>0<br>0<br>0<br>0 | 0<br>0<br>0<br>0<br>0<br>0 | 0<br>0<br>0<br>0<br>0<br>0 | 3<br>0<br>0<br>0<br>2<br>0 |
| Doug Drabek, R (1, 1)<br>OBP: 0.500, SLG: 0.667<br>Chris Donnels, L (5, PH)<br>OBP: 1.000, SLG: 1.000<br>Jim Dougherty, R (6, 1)<br>Craig Shipley, R (7, 6)<br>OBP: 0.500, SLG: 0.688 | | | G5-3 | | FC5-4<br>1B | | K | | G6-3 | 1<br>1<br>0<br>2 | 0<br>0<br>0<br>0 | 0<br>1<br>0<br>0 | 0<br>0<br>0<br>0 | 0<br>0<br>0<br>0 | 0<br>0<br>0<br>1 | 0<br>0<br>0<br>0 |
| Inning Stats | R: 0 E: 0 K: 1 S: 13 H: 2 LOB: 2 BB: 0 P: 21 | R: 0 E: 0 K: 1 S: 6 H: 0 LOB: 0 BB: 0 P: 10 | R: 0 E: 0 K: 0 S: 6 H: 1 LOB: 1 BB: 0 P: 10 | R: 1 E: 0 K: 0 S: 11 H: 2 LOB: 1 BB: 0 P: 18 | R: 0 E: 0 K: 2 S: 13 H: 1 LOB: 1 BB: 0 P: 19 | R: 0 E: 0 K: 1 S: 10 H: 1 LOB: 2 BB: 1 P: 19 | R: 0 E: 0 K: 2 S: 8 H: 0 LOB: 0 BB: 0 P: 10 | R: 1 E: 0 K: 1 S: 14 H: 1 LOB: 2 BB: 2 P: 28 | R: 0 E: 0 K: 0 S: 5 H: 0 LOB: 0 BB: 0 P: 9 | 1B: 6<br>2B: 2<br>3B: 0<br>HR: 0 | SF: 0<br>SAC: 0<br>DP: 0<br>HBP: 0 | | | | | |

| PITCHER | | IP | WLS | BF | H | R | ER | SO | BB | IBB | HBP | BLK | WP | HR | S | P | ERA | WHIP |
|---|---|---|---|---|---|---|---|---|---|---|---|---|---|---|---|---|---|---|
| Curt Schilling, R<br>ERA: 2.7 | (1, 1) | 7.2 | W | 32 | 7 | 2 | 2 | 8 | 2 | 0 | 0 | 0 | 0 | 0 | 77 | 123 | 2.35 | 1.174 |
| Gene Harris, R<br>ERA: 0.93 | (8, 1) | 0.0 | | 2 | 1 | 0 | 0 | 0 | 1 | 0 | 0 | 0 | 0 | 0 | 2 | 9 | ∞ | ∞ |
| Norm Charlton, L<br>ERA: 13.5 | (8, 1) | 0.1 | | 1 | 0 | 0 | 0 | 0 | 0 | 0 | 0 | 0 | 0 | 0 | 2 | 3 | 0.00 | 0.000 |
| Heathcliff Slocumb, R<br>ERA: | (9, 1) | 1.0 | S | 3 | 0 | 0 | 0 | 0 | 0 | 0 | 0 | 0 | 0 | 0 | 5 | 9 | 0.00 | 0.000 |

| PITCHER | IP | WLS | BF | H | R | ER | SO | BB | IBB | HBP | BLK | WP | HR | S | P | ERA | WHIP |
|---|---|---|---|---|---|---|---|---|---|---|---|---|---|---|---|---|---|

# BOTTOM

## Philadelphia Phillies @ Houston Astros

Astrodome, Houston, TX

Fri May 12 1995, 8:05 PM EDT

Att. 30,828 - Dome

livebaseballscorecards.com

| | |
|---|---|
| AB | 35 |
| R | 2 |
| H | 8 |
| RBI | 2 |
| BB | 3 |
| SO | 8 |
| LOB | 17 |

| | | | |
|---|---|---|---|
| 1B: 6 | SF: 0 | WP: 0 | PA: 38 |
| 2B: 2 | SAC: 0 | PB: 0 | |
| 3B: 0 | DP: 0 | SB: 0 | |
| HR: 0 | HBP: 0 | CS: 0 | |

| Batter | 1 | 2 | 3 | 4 | 5 | 6 | 7 | 8 | 9 | AB | R | H | RBI | BB | SO | LOB |
|---|---|---|---|---|---|---|---|---|---|---|---|---|---|---|---|---|
| Lenny Dykstra, L (1, 8)<br>OBP: 0.355, SLG: 0.303 | BBBCB<br>4-1<br>BB WP<br>BB | B X<br>1-0<br>2-H 3-H<br>1B | | C B B C C<br>2-3<br>K | | B X<br>1-0<br>G3<br>2-3 | | X<br>0-0<br>P5 | | 4 | 0 | 1 | 2 | 1 | 1 | 1 |
| Mickey Morandini, L (1, 4)<br>OBP: 0.351, SLG: 0.365 | B F B F B B<br>4-2<br>L6-4 BB<br>1-2<br>BB | F 1 SAFE B B 1 SAFE 1 SAFE B F X<br>3-2<br>L8 | | | B B B B<br>4-0<br>G3 WP<br>1B<br>BB | H<br>1-0<br>HBP | | B B C F B F F F F<br>3-2<br>F X<br>1B | | 2 | 1 | 1 | 0 | 2 | 0 | 1 |
| Gregg Jefferies, S (1, 7)<br>OBP: 0.279, SLG: 0.390 | B B C B B<br>4-1<br>1-2 2-3<br>BB | | B F B X<br>2-1<br>P6 | | C B B 1 SAFE B X<br>3-1<br>P4 | C F F 1 SAFE B 1 SAFE B X<br>2-2<br>3-H<br>F9 | | 1 SAFE C F 1 SAFE F B X<br>1-2<br>P5 | | 4 | 0 | 0 | 0 | 1 | 0 | 3 |
| Dave Hollins, S (1, 3)<br>OBP: 0.452, SLG: 0.564 | F C X<br>0-2<br>L6-4<br>2-3 | B X<br>1-0<br>G3 | | | C B C X<br>1-2<br>G3<br>1-3 | | X<br>0-0<br>G3-1 | | C X<br>0-1<br>SF8<br>3B | 5 | 1 | 1 | 0 | 0 | 0 | 4 |
| Darren Daulton, L (1, 2)<br>OBP: 0.403, SLG: 0.490 | C B B X<br>2-1<br>F7 | X<br>0-0<br>G3-1 | | | B C B B C B<br>4-2<br>1B<br>BB | | C F B B B<br>4-2<br>G3<br>BB | | B B X<br>2-0<br>SF8<br>3-H | 2 | 0 | 0 | 1 | 2 | 0 | 2 |
| Jim Eisenreich, L (1, 9)<br>OBP: 0.409, SLG: 0.513 | | C S B X<br>1-2<br>G4-3 | | B X<br>1-0<br>3B<br>2B | B S B F 1 SAFE X<br>2-2<br>1-2 3-H<br>1B | | C 1 SAFE B B B 1 SAFE S F B X<br>3-2<br>G3<br>1-2 | | B F B B B<br>4-1<br>FC3-6 1B<br>BB | 4 | 1 | 2 | 1 | 1 | 0 | 1 |
| Charlie Hayes, R (1, 5)<br>OBP: 0.403, SLG: 0.528 | | B X<br>1-0<br>SH5-4 E<br>1B<br>1B | | B B C B X<br>3-1<br>G6-3<br>2-H<br>3B | B C X<br>1-1<br>G1-3<br>3-H | | F B B B C B<br>4-2<br>FC6-4<br>BB | | S X<br>0-1<br>FC3-6<br>1-2<br>1B | 4 | 2 | 3 | 1 | 1 | 0 | 2 |
| Kevin Stocker, S (1, 6)<br>OBP: 0.289, SLG: 0.205 | | B 1 SAFE F 1 SAFE C X<br>1-2<br>E4 SH5-4<br>1-2<br>1B | | C C F F X<br>0-2<br>G3 | | C B X<br>2-1<br>G3 S<br>S<br>1B | C B X<br>1-1<br>FC6-4<br>1-2f | | C B B C F X<br>2-2<br>FC3-6<br>1-2f 2-3 | 5 | 2 | 1 | 0 | 0 | 0 | 6 |
| David West, L (1, 1)<br>Kyle Abbott, L (2, 1)<br>Tony Longmire, L (4, PH)<br>Ricky Bottalico, L (4, 1)<br>Lenny Webster, R (5, PH)<br>Toby Borland, R (5, 1)<br>Gary Varsho, L (6, PH)<br>Gene Harris, R (6, 1)<br>Randy Ready, R (5, PH)<br>Heathcliff Slocumb, R (6, 1) | | B 2 SAFE X<br>1-0<br>SH5-4<br>1-2 2-3 | | B X<br>2-0<br>G6-3<br>3-H | | C S B S<br>1-3<br>K<br>1-2 | | B F B C X<br>2-2<br>F9 | B X<br>1-0<br>G1-3 | 0 0 0 0 0 0 0<br>0 0 0 0 0 0 0<br>1 0 0 1 0 0 0<br>0 0 0 0 0 0 0<br>1 0 0 0 0 1 1<br>0 0 0 0 0 0 0<br>1 0 0 0 0 0 0<br>0 0 0 0 0 0 0<br>1 0 0 0 0 0 2<br>0 0 0 0 0 0 0 | | | | | | |
| Inning Stats | R: 0 H: 0<br>E: 0 LOB: 2<br>K: 0 BB: 3<br>S: 9 P: 23 | R: 2 H: 2<br>E: 1 LOB: 1<br>K: 0 BB: 0<br>S: 12 P: 20 | R: 0 H: 0<br>E: 0 LOB: 0<br>K: 0 BB: 0<br>S: 4 P: 7 | R: 2 H: 2<br>E: 0 LOB: 0<br>K: 1 BB: 0<br>S: 12 P: 20 | R: 1 H: 1<br>E: 0 LOB: 2<br>K: 0 BB: 2<br>S: 12 P: 27 | R: 1 H: 1<br>E: 0 LOB: 1<br>K: 1 BB: 0<br>S: 10 P: 17 | R: 0 H: 0<br>E: 0 LOB: 2<br>K: 0 BB: 2<br>S: 11 P: 23 | R: 0 H: 1<br>E: 0 LOB: 1<br>K: 0 BB: 0<br>S: 16 P: 22 | R: 1 H: 2<br>E: 0 LOB: 2<br>K: 0 BB: 1<br>S: 11 P: 20 | 1B: 6 SF: 1<br>2B: 2 SAC: 1<br>3B: 2 DP: 1<br>HR: 0 HBP: 1 | | | | WP: 2 PA: 45<br>PB: 0<br>SB: 2<br>CS: 0 | | |

# TOP

## Philadelphia Phillies @ Houston Astros

Astrodome, Houston, TX

Sat May 13 1995, 8:05 PM EDT

Att. 18,073 - Dome

livebaseballscorecards.com

| | |
|---|---|
| AB | 34 |
| R | 7 |
| H | 9 |
| RBI | 6 |
| BB | 8 |
| SO | 2 |
| LOB | 23 |

| PITCHER | | IP | WLS | BF | H | R | ER | SO | BB | IBB | HBP | BLK | WP | HR | S | P | ERA | WHIP |
|---|---|---|---|---|---|---|---|---|---|---|---|---|---|---|---|---|---|---|
| Darryl Kile, R<br>ERA: 3.13 | (1, 1) | 5.0 | L | 25 | 5 | 5 | 3 | 1 | 5 | 0 | 0 | 0 | 2 | 0 | 49 | 97 | 5.40 | 2.000 |
| Pedro Martinez, L<br>ERA: 8.44 | (6, 1) | 1.2 | | 8 | 1 | 1 | 1 | 1 | 1 | 0 | 1 | 0 | 0 | 0 | 17 | 31 | 5.40 | 1.200 |
| Dave Veres, R<br>ERA: | (7, 1) | 1.1 | | 6 | 1 | 0 | 0 | 0 | 1 | 0 | 0 | 0 | 0 | 0 | 20 | 31 | 0.00 | 1.500 |
| Ross Powell, L<br>ERA: 16.2 | (9, 1) | 0.1 | | 3 | 1 | 1 | 1 | 0 | 1 | 0 | 0 | 0 | 0 | 0 | 4 | 10 | 27.00 | 6.000 |
| Jim Dougherty, R<br>ERA: 3.6 | (9, 1) | 0.2 | | 3 | 1 | 0 | 0 | 0 | 0 | 0 | 0 | 0 | 0 | 0 | 7 | 10 | 0.00 | 1.500 |

| PITCHER | IP | WLS | BF | H | R | ER | SO | BB | IBB | HBP | BLK | WP | HR | S | P | ERA | WHIP |
|---|---|---|---|---|---|---|---|---|---|---|---|---|---|---|---|---|---|

# BOTTOM

## Philadelphia Phillies @ Houston Astros

Astrodome, Houston, TX

Sat May 13 1995, 8:05 PM EDT

Att. 18,073 - Dome

livebaseballscorecards.com

| Batter | 1 | 2 | 3 | 4 | 5 | 6 | 7 | 8 | 9 | AB | R | H | RBI | BB | SO | LOB |
|---|---|---|---|---|---|---|---|---|---|---|---|---|---|---|---|---|
| James Mouton, R (1, 9)<br>OBP: 0.321, SLG: 0.346 | L B X 1-1 G4-3 | C F S 0-3 K | | B B B C B 4-1 5 S BB | | | B C F C 1-3 K | | C B B F S 2-3 K | 3 | 0 | 0 | 0 | 1 | 2 | 2 |
| Phil Plantier, L (9, PH)<br>OBP: 0.340, SLG: 0.535 | | | | | | | | | | 1 | 0 | 0 | 0 | 0 | 1 | 2 |
| Craig Biggio, R (1, 4)<br>OBP: 0.432, SLG: 0.453 | B C F B X 2-2 F7 | B C X 1-1 FC4 1-2f | | C X 0-1 L8 | | | B F B B B 4-1 5 G6-4-3 BB | | B C X 1-1 1-2 2-H 1B | 4 | 0 | 1 | 1 | 1 | 0 | 3 |
| 5 Jeff Bagwell, R (1, 3)<br>OBP: 0.338, SLG: 0.328 | B C B B X 3-1 G4-3 | | X 0-0 G6-3 | B B F B X 3-1 F9 1-2 | | | B F X 1-1 G6-4-3 1-2f | | C B X 1-1 G6-3 | 5 | 0 | 0 | 0 | 0 | 0 | 4 |
| Derek Bell, R (1, 8)<br>OBP: 0.425, SLG: 0.485 | | B B S X 2-1 BB 1B 2B 1B | B F B B F X 3-2 1B SF7 2B | | B F F X 1-2 G4-3 | | | B B B C X 3-1 F9 | | 4 | 2 | 2 | 0 | 0 | 0 | 0 |
| Craig Shipley, R (1, 5)<br>OBP: 0.524, SLG: 0.684 | | B B C T F X 2-2 BB 1-2 2B 1B | C X 0-1 BB 2-3 1B | | F C F X 0-2 G6-3 | | | B B B C X 3-1 G6-3 | | 3 | 1 | 2 | 0 | 0 | 0 | 0 |
| Pedro Martinez, L (6, 1) | | | | | | | | | | 0 | 0 | 0 | 0 | 0 | 0 | 0 |
| Dave Veres, R (7, 1) | | | | | | | | | | 0 | 0 | 0 | 0 | 0 | 0 | 0 |
| Milt Thompson, L (8, PH)<br>OBP: 0.333, SLG: 0.143 | | | | | | | | | | 1 | 0 | 0 | 0 | 0 | 0 | 0 |
| Ross Powell, L (9, 1) | | | | | | | | | | 0 | 0 | 0 | 0 | 0 | 0 | 0 |
| Jim Dougherty, R (9, 1) | | | | | | | | | | 0 | 0 | 0 | 0 | 0 | 0 | 0 |
| Luis Gonzalez, L (1, 7)<br>OBP: 0.300, SLG: 0.500 | | B B B B 4-0 1-2 2-3 2B BB | X 0-0 SF7 3-H | | B X 1-0 G3-1 | | | B C X 1-1 G6-3 | | 2 | 1 | 0 | 1 | 1 | 0 | 0 |
| Scott Servais, R (1, 2)<br>OBP: 0.333, SLG: 0.385 | C B B X 2-1 1-H 2-H 3-H 2B | B C B C B 4-2 1-2 BB | | | | S B F B B F B 4-2 G5-4-3 BB | | | F B C X 1-2 G1-3 1B | 1 | 0 | 1 | 3 | 2 | 0 | 0 |
| Chris Donnels, L (9, PH)<br>OBP: 1.000, SLG: 1.000 | | | | | | | | | | 1 | 1 | 1 | 0 | 0 | 0 | 0 |
| Orlando Miller, R (1, 6)<br>OBP: 0.308, SLG: 0.396 | C C B T 1-2 K | F S F X 0-2 G3-1 | | | | B X 1-0 G5-4-3 1-2f | | | C S S X 0-2 G1-3 1-2 | 3 | 0 | 0 | 0 | 0 | 1 | 4 |
| Tony Eusebio, R (9, PH)<br>OBP: 0.441, SLG: 0.548 | | | | | | | | | | 1 | 0 | 0 | 0 | 0 | 0 | 1 |
| Darryl Kile, R (1, 1)<br>OBP: 0.444, SLG: 0.429 | B B B B 4-0 FC4 BB | | | S B S S 1-3 K | | C B X 1-1 L7 | | | B B C B B 4-1 1B BB | 1 | 0 | 0 | 0 | 1 | 1 | 0 |
| Dave Magadan, L (6, 5)<br>OBP: 0.456, SLG: 0.390 | | | | | | | | | | 1 | 0 | 0 | 0 | 1 | 0 | 0 |

| | AB | 31 |
|---|---|---|
| | R | 5 |
| | H | 7 |
| | RBI | 5 |
| | BB | 7 |
| | SO | 5 |
| | LOB | 16 |

| Inning Stats | 1 | 2 | 3 | 4 | 5 | 6 | 7 | 8 | 9 |
|---|---|---|---|---|---|---|---|---|---|
| | R: 0 E: 0 K: 0 S: 7 | R: 3 E: 0 K: 2 S: 16 | R: 1 E: 0 K: 0 S: 13 | R: 0 E: 0 K: 1 S: 8 | R: 0 E: 0 K: 0 S: 8 | R: 0 E: 0 K: 0 S: 6 | R: 0 E: 0 K: 1 S: 6 | R: 0 E: 0 K: 0 S: 6 | R: 1 E: 0 K: 1 S: 14 |
| | H: 0 LOB: 0 BB: 0 P: 13 | H: 3 LOB: 2 BB: 2 P: 32 | H: 2 LOB: 2 BB: 1 P: 20 | H: 0 LOB: 1 BB: 1 P: 16 | H: 0 LOB: 0 BB: 0 P: 10 | H: 0 LOB: 0 BB: 1 P: 12 | H: 0 LOB: 0 BB: 1 P: 12 | H: 0 LOB: 0 BB: 0 P: 13 | H: 2 LOB: 2 BB: 1 P: 23 |

| | 1B: 5 | SF: 1 |
|---|---|---|
| | 2B: 2 | SAC: 0 |
| | 3B: 0 | DP: 2 |
| | HR: 0 | HBP: 0 |

| | WP: 0 | PA: 39 |
|---|---|---|
| | PB: 0 | |
| | SB: 1 | |
| | CS: 0 | |

| PITCHER | | IP | WLS | BF | H | R | ER | SO | BB | IBB | HBP | BLK | WP | HR | S | P | ERA | WHIP |
|---|---|---|---|---|---|---|---|---|---|---|---|---|---|---|---|---|---|---|
| David West, L<br>ERA: 4.05 | (1, 1) | 1.1 | | 9 | 3 | 3 | 3 | 1 | 2 | 0 | 0 | 0 | 0 | 0 | 18 | 39 | 20.25 | 3.750 |
| Kyle Abbott, L<br>ERA: 3.86 | (2, 1) | 1.2 | | 8 | 2 | 1 | 1 | 1 | 1 | 0 | 0 | 0 | 0 | 0 | 18 | 26 | 5.40 | 1.800 |
| Ricky Bottalico, R<br>ERA: 1.23 | (4, 1) | 2.0 | W | 7 | 0 | 0 | 0 | 1 | 1 | 0 | 0 | 0 | 0 | 0 | 16 | 26 | 0.00 | 0.500 |
| Toby Borland, R<br>ERA: 3.55 | (6, 1) | 2.0 | | 6 | 0 | 0 | 0 | 1 | 2 | 0 | 0 | 0 | 0 | 0 | 12 | 24 | 0.00 | 1.000 |
| Gene Harris, R<br>ERA: 0.84 | (8, 1) | 1.0 | | 3 | 0 | 0 | 0 | 0 | 0 | 0 | 0 | 0 | 0 | 0 | 6 | 13 | 0.00 | 0.000 |

| PITCHER | | IP | WLS | BF | H | R | ER | SO | BB | IBB | HBP | BLK | WP | HR | S | P | ERA | WHIP |
|---|---|---|---|---|---|---|---|---|---|---|---|---|---|---|---|---|---|---|
| Heathcliff Slocumb, R<br>ERA: 0.9 | (9, 1) | 1.0 | S | 6 | 2 | 1 | 1 | 1 | 1 | 0 | 0 | 0 | 0 | 0 | 14 | 23 | 9.00 | 3.000 |

| Batter | 1 | 2 | 3 | 4 | 5 | 6 | 7 | 8 | 9 | AB | R | H | RBI | BB | SO | LOB |
|---|---|---|---|---|---|---|---|---|---|---|---|---|---|---|---|---|
| Lenny Dykstra, L (1, 8)<br>OBP: 0.358, SLG: 0.310 | B<br>B<br>C<br>X<br>2-2<br>BB 1B<br>1B<br>1B | X<br>0-0<br>CS<br>1B | B<br>C<br>C<br>F<br>B<br>X<br>2-2 ③<br>G4-3 | B<br>X<br>1-0 ①<br>G4-3 | C<br>B<br>C<br>B<br>X<br>2-2 ③<br>G4-3 | | 5 | 1 | 2 | 0 | 0 | 0 | 1 |
| Mickey Morandini, L (1, 4)<br>OBP: 0.339, SLG: 0.351 | X<br>0-0 ①<br>F7 | 1 SAFE<br>B<br>B<br>X<br>2-0 ②③<br>G3<br>1-2 | | | C<br>C<br>X<br>0-2 ①<br>G4-3 | C<br>X<br>0-1<br>HR<br>1B | B<br>F<br>B<br>B<br>S<br>X<br>3-2 ①<br>F7 | | 5 | 1 | 1 | 0 | 0 | 0 | 2 |
| Gregg Jefferies, S (1, 7)<br>OBP: 0.303, SLG: 0.453 | 1 SAFE<br>X<br>0-0<br>1B BB<br>SF9<br>1-2<br>1B | | F<br>C<br>B<br>X<br>1-2<br>FC5-4 1B<br>1B | | X<br>0-0 ②<br>G3-1 | B<br>X<br>1-0<br>1-H<br>HR | B<br>B<br>F<br>X<br>2-1 ②<br>P5 | | 5 | 2 | 3 | 2 | 0 | 0 | 0 |
| Dave Hollins, S (1, 3)<br>OBP: 0.462, SLG: 0.544 | B<br>C<br>B<br>B<br>B<br>4-1<br>1B<br>1B<br>1-2<br>2-3<br>BB | | 1 SAFE<br>B<br>X<br>1-0 ①<br>F8 | | B<br>C<br>F<br>B<br>S<br>2-3 ③<br>K | | B<br>B<br>B<br>B<br>4-0<br>BB | | C<br>B<br>B<br>B<br>B<br>4-1<br>BB | 2 | 1 | 0 | 0 | 3 | 1 | 1 |
| Charlie Hayes, R (1, 5)<br>OBP: 0.417, SLG: 0.534 | B<br>X<br>1-0<br>1B<br>1-2<br>2-3<br>3-H<br>1B | | 1 SAFE<br>X<br>0-0<br>FC5-4<br>1-2<br>1B | | | C<br>B<br>S<br>F<br>X<br>1-2<br>G6-3 BB<br>1B | 1 SAFE<br>C<br>B<br>B<br>B<br>X<br>2-1 ②<br>P4 | | S<br>B<br>B<br>C<br>X<br>2-2 ③<br>G4-3 | 5 | 0 | 3 | 1 | 0 | 0 | 2 |
| Dave Gallagher, R (1, 9)<br>OBP: 0.444, SLG: 0.500 | C<br>B<br>X<br>1-1 ②<br>SF9<br>3-H | | B<br>B<br>F<br>B<br>X<br>3-1 ②<br>FC5-4<br>1-2f<br>2-3 | | | C<br>1 SAFE<br>L<br>1 SAFE<br>B<br>C<br>1-3 ①<br>K | C<br>X<br>0-1 ③<br>G5-3 | | | 3 | 0 | 0 | 1 | 0 | 1 | 4 |
| Lenny Webster, R (1, 2)<br>OBP: 0.188, SLG: 0.133 | X<br>0-0<br>FC6-4<br>1-3<br>2-H<br>1B | | B<br>C<br>C<br>B<br>S<br>2-3 ③<br>K | | | 1 SAFE<br>1 SAFE<br>B<br>B<br>B<br>B<br>4-0<br>G6-3<br>1-2<br>BB | | C<br>B<br>B<br>B<br>F<br>F<br>X<br>3-2<br>G1-3<br>1B | | 3 | 0 | 2 | 1 | 1 | 1 | 2 |
| Kevin Stocker, S (1, 6)<br>OBP: 0.265, SLG: 0.186 | C<br>B<br>S<br>F<br>B<br>F<br>X<br>2-2 ③<br>FC6-4<br>1-2f | | | B<br>B<br>X<br>2-0 ①<br>G6-3 | | C<br>X<br>0-1 ②<br>G6-3<br>1-2<br>2-3 | | F<br>B<br>B<br>B<br>F<br>X<br>3-2 ①<br>G1-3<br>1-2 | | 4 | 0 | 0 | 0 | 0 | 0 | 5 |
| Paul Quantrill, L (1, 1)<br>Toby Borland, R (8, 1)<br>Norm Charlton, S (8, 1)<br>Heathcliff Slocumb, R (9, 1) | | C<br>L<br>S<br>0-3 ①<br>K | | C<br>C<br>S<br>0-3 ②<br>K | | F<br>B<br>S<br>B<br>B<br>F<br>X<br>3-2<br>G6-3 | | B<br>S<br>C<br>B<br>S<br>2-3 ②<br>K | | 4<br>0<br>0<br>0 | 0<br>0<br>0<br>0 | 0<br>0<br>0<br>0 | 0<br>0<br>0<br>0 | 3<br>0<br>0<br>0 | 0<br>0<br>0<br>0 | 3<br>0<br>0<br>0 |
| Inning Stats | R: 3<br>E: 0<br>K: 0<br>S: 15<br>H: 4<br>LOB: 2<br>BB: 1<br>P: 25 | R: 0<br>E: 0<br>K: 1<br>S: 5<br>H: 1<br>LOB: 0<br>BB: 0<br>P: 7 | R: 0<br>E: 0<br>K: 1<br>S: 10<br>H: 2<br>LOB: 2<br>BB: 0<br>P: 17 | R: 0<br>E: 0<br>K: 1<br>S: 8<br>H: 0<br>LOB: 0<br>BB: 0<br>P: 12 | R: 0<br>E: 0<br>K: 1<br>S: 7<br>H: 0<br>LOB: 0<br>BB: 0<br>P: 9 | R: 0<br>E: 0<br>K: 1<br>S: 13<br>H: 1<br>LOB: 2<br>BB: 1<br>P: 22 | R: 2<br>E: 0<br>K: 0<br>S: 8<br>H: 2<br>LOB: 1<br>BB: 1<br>P: 16 | R: 0<br>E: 0<br>K: 1<br>S: 13<br>H: 1<br>LOB: 1<br>BB: 0<br>P: 23 | R: 0<br>E: 0<br>K: 0<br>S: 9<br>H: 0<br>LOB: 1<br>BB: 1<br>P: 20 | 1B: 10<br>2B: 0<br>3B: 0<br>HR: 1<br>SF: 1<br>SAC: 0<br>DP: 0<br>HBP: 0 | | | | | | |

| PITCHER | | IP | WLS | BF | H | R | ER | SO | BB | IBB | HBP | BLK | WP | HR | S | P | ERA | WHIP |
|---|---|---|---|---|---|---|---|---|---|---|---|---|---|---|---|---|---|---|
| Mike Hampton, L<br>ERA: 2.5 | (1, 1) | 6.0 | L | 27 | 8 | 3 | 3 | 5 | 2 | 0 | 0 | 0 | 0 | 0 | 58 | 92 | 4.50 | 1.667 |
| Todd Jones, R<br>ERA: 1.42 | (7, 1) | 1.0 | | 6 | 2 | 2 | 2 | 0 | 1 | 0 | 0 | 0 | 0 | 1 | 8 | 16 | 18.00 | 3.000 |
| John Hudek, R<br>ERA: | (8, 1) | 1.0 | | 4 | 1 | 0 | 0 | 1 | 0 | 0 | 0 | 0 | 0 | 0 | 13 | 23 | 0.00 | 1.000 |
| Dean Hartgraves, L<br>ERA: 4.91 | (9, 1) | 0.2 | | 3 | 0 | 0 | 0 | 0 | 1 | 0 | 0 | 0 | 0 | 0 | 6 | 15 | 0.00 | 1.500 |
| Dave Veres, R<br>ERA: | (9, 1) | 0.1 | | 1 | 0 | 0 | 0 | 0 | 0 | 0 | 0 | 0 | 0 | 0 | 3 | 5 | 0.00 | 0.000 |

| PITCHER | IP | WLS | BF | H | R | ER | SO | BB | IBB | HBP | BLK | WP | HR | S | P | ERA | WHIP |
|---|---|---|---|---|---|---|---|---|---|---|---|---|---|---|---|---|---|

# TOP

## Philadelphia Phillies @ Houston Astros

Astrodome, Houston, TX

Sun May 14 1995, 4:33 AM EDT

Att. 12,286 - Dome

livebaseballscorecards.com

| | |
|---|---|
| AB | 36 |
| R | 5 |
| H | 11 |
| RBI | 5 |
| BB | 4 |
| SO | 6 |
| LOB | 20 |

PA: 41

WP: 0
PB: 0
SB: 0
CS: 1

# BOTTOM

## Philadelphia Phillies @ Houston Astros

Astrodome, Houston, TX

Sun May 14 1995, 4:33 AM EDT

Att. 12,286 - Dome

| Batter | 1 | 2 | 3 | 4 | 5 | 6 | 7 | 8 | 9 | AB | R | H | RBI | BB | SO | LOB |
|---|---|---|---|---|---|---|---|---|---|---|---|---|---|---|---|---|
| Craig Biggio, R (1, 4)<br>OBP: 0.412, SLG: 0.426 | C X<br>0-1<br>G4-3 ① | | B C X<br>1-1<br>G5-3 ② | | | C S C<br>0-3<br>K ② | | C B X<br>1-1<br>G5-3 ② | | 4 | 0 | 0 | 0 | 0 | 1 | 2 |
| Luis Gonzalez, L (1, 7)<br>OBP: 0.301, SLG: 0.507<br>Craig Shipley, R (8, PH)<br>OBP: 0.500, SLG: 0.650<br>Dean Hartgraves, R (9, 1)<br>Dave Veres, R (9, 1) | F X<br>0-1<br>2B | | B F F B X<br>2-2<br>F8 ③ | | | B X<br>1-1<br>F7 ③ | | S B F B C<br>2-3<br>K ③<br>2-3<br>3-H | | 3<br>1<br>0<br>0 | 0<br>0<br>0<br>0 | 1<br>0<br>0<br>0 | 0<br>0<br>0<br>0 | 0<br>0<br>0<br>0 | 0<br>1<br>0<br>0 | 0<br>1<br>0<br>0 |
| 5 Jeff Bagwell, R (1, 3)<br>OBP: 0.333, SLG: 0.313 | C B B F S<br>2-3<br>K ② | | | X<br>0-0<br>P9 ① | | | F F F X<br>0-2<br>G5-3 ① | | B B F B C B<br>4-2<br>S<br>BB | 3 | 0 | 0 | 0 | 1 | 1 | 1 |
| Derek Bell, R (1, 8)<br>OBP: 0.403, SLG: 0.457 | B S B S S<br>2-3<br>K ③ | | | S F B X<br>1-2<br>G6-3 ② | | | X<br>0-0<br>G6-3 ② | | S T F C<br>0-3<br>K ① | 4 | 0 | 0 | 0 | 0 | 2 | 2 |
| Dave Magadan, L (1, 5)<br>OBP: 0.443, SLG: 0.400 | | C C B T B T B X<br>3-2<br>2B | | B B X<br>2-0<br>G4-3 ③ | | | C T B B F X<br>2-2<br>F7 ③ | | B B C X<br>2-1<br>F9 ②<br>1-2 | 4 | 0 | 1 | 0 | 0 | 0 | 1 |
| Tony Eusebio, R (1, 2)<br>OBP: 0.421, SLG: 0.514 | | C B T X<br>1-2<br>L9 ① | | | F X<br>0-1<br>F8 ① | | | B X<br>1-0<br>1B<br>2B<br>1B | B B F B C X<br>3-2<br>G4-3 ③ | 4 | 1 | 1 | 0 | 0 | 0 | 2 |
| James Mouton, R (1, 9)<br>OBP: 0.323, SLG: 0.345 | B F S T B F X<br>2-2<br>F9 ② | | | | X<br>0-0<br>B5-3 ② | | | B F X<br>1-1<br>2B<br>1-2<br>WP<br>1B | | 3 | 1 | 1 | 0 | 0 | 0 | 1 |
| Andy Stankiewicz, R (1, 6)<br>OBP: 0.273, SLG: 0.200 | | B B C S T X<br>2-2<br>G5-3 ③ | | | C B B X<br>2-1<br>G1-3 ③ | | | C B S B S<br>2-3<br>K ① | | 3 | 0 | 0 | 0 | 0 | 1 | 3 |
| Mike Hampton, R (1, 1)<br>Chris Donnels, L (6, PH)<br>OBP: 0.667, SLG: 0.667<br>Todd Jones, L (7, 1)<br>John Hudek, S (8, 1)<br>Milt Thompson, L (8, PH)<br>OBP: 0.368, SLG: 0.267 (9, 7) | | | B S T B F F X<br>2-2<br>G5-3 ① | | | B C X<br>1-1<br>G4-3 ① | | B C S X<br>1-2<br>WP<br>1-3<br>2-H<br>2B | | 1<br>1<br>0<br>0<br>1 | 0<br>0<br>0<br>0<br>0 | 0<br>0<br>0<br>0<br>1 | 0<br>0<br>0<br>0<br>1 | 0<br>0<br>0<br>0<br>0 | 0<br>0<br>0<br>0<br>0 | 0<br>0<br>0<br>0<br>0 |
| Inning Stats | R: 0 H: 1<br>E: 0 LOB: 1<br>K: 2 BB: 0<br>S: 10 P: 14 | R: 0 H: 1<br>E: 0 LOB: 1<br>K: 0 BB: 0<br>S: 17 P: 25 | R: 0 H: 0<br>E: 0 LOB: 0<br>K: 0 BB: 0<br>S: 9 P: 14 | R: 0 H: 0<br>E: 0 LOB: 0<br>K: 0 BB: 0<br>S: 5 P: 8 | R: 0 H: 0<br>E: 0 LOB: 0<br>K: 0 BB: 0<br>S: 5 P: 7 | R: 0 H: 0<br>E: 0 LOB: 0<br>K: 1 BB: 0<br>S: 7 P: 9 | R: 0 H: 0<br>E: 0 LOB: 0<br>K: 0 BB: 0<br>S: 9 P: 11 | R: 2 H: 3<br>E: 0 LOB: 1<br>K: 2 BB: 0<br>S: 14 P: 22 | R: 0 H: 0<br>E: 0 LOB: 1<br>K: 1 BB: 1<br>S: 11 P: 20 | 1B: 2<br>2B: 3<br>3B: 0<br>HR: 0 | SF: 0<br>SAC: 0<br>DP: 0<br>HBP: 0 | | | WP: 1<br>PB: 0<br>SB: 1<br>CS: 0 | PA: 33 | | |

livebaseballscorecards.com

| | AB | 32 |
|---|---|---|
| | R | 2 |
| | H | 5 |
| | RBI | 1 |
| | BB | 1 |
| | SO | 6 |
| | LOB | 13 |

| PITCHER | | IP | WLS | BF | H | R | ER | SO | BB | IBB | HBP | BLK | WP | HR | S | P | ERA | WHIP |
|---|---|---|---|---|---|---|---|---|---|---|---|---|---|---|---|---|---|---|
| Paul Quantrill, R<br>ERA: 3.28 | (1, 1) | 7.1 | W | 27 | 5 | 2 | 2 | 4 | 0 | 0 | 0 | 0 | 0 | 0 | 71 | 102 | 2.46 | 0.682 |
| Toby Borland, R<br>ERA: 3.46 | (8, 1) | 0.1 | | 1 | 0 | 0 | 0 | 0 | 0 | 0 | 0 | 0 | 0 | 0 | 2 | 3 | 0.00 | 0.000 |
| Norm Charlton, L<br>ERA: 12.6 | (8, 1) | 0.1 | | 1 | 0 | 0 | 0 | 1 | 0 | 0 | 0 | 0 | 1 | 0 | 3 | 5 | 0.00 | 0.000 |
| Heathcliff Slocumb, R<br>ERA: 0.82 | (9, 1) | 1.0 | S | 4 | 0 | 0 | 0 | 1 | 1 | 0 | 0 | 0 | 0 | 0 | 11 | 20 | 0.00 | 1.000 |

| PITCHER | IP | WLS | BF | H | R | ER | SO | BB | IBB | HBP | BLK | WP | HR | S | P | ERA | WHIP |
|---|---|---|---|---|---|---|---|---|---|---|---|---|---|---|---|---|---|

| Batter | 1 | 2 | 3 | 4 | 5 | 6 | 7 | 8 | 9 | AB | R | H | RBI | BB | SO | LOB |
|---|---|---|---|---|---|---|---|---|---|---|---|---|---|---|---|---|
| Brett Butler, L (1, 8)<br>OBP: 0.432, SLG: 0.446 | F C X<br>0-2 ①<br>G3-1 | | F C B F X<br>1-2<br>E2<br>2-H<br>1B | | | X<br>0-0 ①<br>SH1-3<br>1-2 | | | X<br>0-0<br>L4-6 SH1-3<br>1B | 3 | 0 | 2 | 1 | 0 | 0 | 0 |
| Jose Vizcaino, S (1, 6)<br>OBP: 0.316, SLG: 0.357 | B B C B C X<br>3-2 ②<br>L7 | | X<br>0-0 ③<br>G1-3 | | | X<br>0-0 ②<br>G6-3<br>2-3 | | | B<br>1 SAFE<br>1 SAFE<br>X<br>1-0 ①<br>SH1-3<br>1-2 | 3 | 0 | 0 | 0 | 0 | 0 | 2 |
| Rico Brogna, L (1, 3)<br>OBP: 0.365, SLG: 0.621 | B S B F S<br>2-3 ③<br>K | | | X<br>0-0 ①<br>G4-3 | | B B S B S S<br>3-3 ③<br>K | | | C B X<br>1-1 ②③<br>L4-6<br>2-2 | 4 | 0 | 0 | 0 | 0 | 2 | 2 |
| Bobby Bonilla, S (1, 5)<br>OBP: 0.405, SLG: 0.613 | | S S S<br>0-3 ①<br>K | | S B S F B X<br>2-2 ②<br>L9 | | | C B B X<br>2-1 ①<br>G3-1 | | | 3 | 0 | 0 | 0 | 0 | 1 | 0 |
| Joe Orsulak, L (1, 9)<br>OBP: 0.410, SLG: 0.514 | | X<br>0-0 ②<br>G1-3 | | C X<br>0-1 ③<br>G6-3 | | | F S X<br>0-2 ②<br>L8 | | | 3 | 0 | 0 | 0 | 0 | 0 | 0 |
| Edgardo Alfonzo, R (1, 4)<br>OBP: 0.342, SLG: 0.543 | | C C X<br>0-2 ③<br>G5-3 | | | B S B B X<br>3-1<br>G4-6-3<br>1B | | S B X<br>1-1 ③<br>G5-3 | | | 3 | 0 | 1 | 0 | 0 | 0 | 0 |
| Todd Hundley, S (1, 2)<br>OBP: 0.364, SLG: 0.561 | | | S C B S<br>1-3 ①<br>K | | X<br>0-0 ①②<br>G4-6-3<br>1-2f | | | B C B X<br>2-1 ①<br>G3-1 | | 3 | 0 | 0 | 0 | 0 | 1 | 1 |
| Chris Jones, R (1, 7)<br>OBP: 0.667, SLG: 0.667 | | | B B X<br>2-0<br>SH1-4<br>E<br>1B | | C S B B S<br>2-3 ③<br>K | | | B X<br>1-0<br>G3-6-3<br>1B | | 3 | 1 | 2 | 0 | 0 | 1 | 0 |
| Bobby Jones, R (1, 1)<br>OBP: 0.286, SLG: 0.286<br>David Segui, S (8, PH)<br>OBP: 0.346, SLG: 0.390<br>Doug Henry, R (8, 1) | | | X<br>0-0 ②<br>SH1-4<br>1-2 | | | X<br>0-0<br>G6-3 SH1-3<br>1B | | 1 SAFE B 1 SAFE X<br>1-0 ②③<br>G3-6-3<br>1-2f | | 1<br>1<br>0 | 0<br>0<br>0 | 1<br>0<br>0 | 0<br>0<br>0 | 0<br>0<br>0 | 0<br>0<br>0 | 0<br>1<br>0 |
| Inning Stats | R: 0 E: 0 K: 1 S: 9<br>H: 0 LOB: 0 BB: 0 P: 14 | R: 0 E: 0 K: 1 S: 7<br>H: 0 LOB: 0 BB: 0 P: 7 | R: 1 E: 1 K: 1 S: 10<br>H: 2 LOB: 1 BB: 0 P: 14 | R: 0 E: 0 K: 0 S: 7<br>H: 0 LOB: 0 BB: 0 P: 9 | R: 0 E: 0 K: 1 S: 6<br>H: 1 LOB: 0 BB: 0 P: 11 | R: 0 E: 0 K: 1 S: 6<br>H: 1 LOB: 1 BB: 0 P: 9 | R: 0 E: 0 K: 0 S: 7<br>H: 0 LOB: 0 BB: 0 P: 10 | R: 0 E: 0 K: 0 S: 4<br>H: 1 LOB: 0 BB: 0 P: 8 | R: 0 E: 0 K: 0 S: 4<br>H: 1 LOB: 0 BB: 0 P: 6 | 1B: 6 2B: 1 3B: 0 HR: 0<br>SF: 0 SAC: 3 DP: 3 HBP: 0 | | | | | | |

# TOP

## New York Mets @ Houston Astros

Astrodome, Houston, TX

Tue May 16 1995, 8:05 PM EDT

Att. 15,368 - Dome - 68 F

livebaseballscorecards.com

| | |
|---|---|
| AB | 27 |
| R | 1 |
| H | 6 |
| RBI | 1 |
| BB | 0 |
| SO | 5 |
| LOB | 6 |

| PITCHER | | IP | WLS | BF | H | R | ER | SO | BB | IBB | HBP | BLK | WP | HR | S | P | ERA | WHIP |
|---|---|---|---|---|---|---|---|---|---|---|---|---|---|---|---|---|---|---|
| Shane Reynolds, R<br>ERA: 2.61 | (1, 1) | 7.0 | L | 24 | 4 | 1 | 1 | 5 | 0 | 0 | 0 | 0 | 0 | 0 | 52 | 74 | 1.29 | 0.571 |
| Dave Veres, R<br>ERA: | (8, 1) | 1.0 | | 3 | 1 | 0 | 0 | 0 | 0 | 0 | 0 | 0 | 0 | 0 | 4 | 8 | 0.00 | 1.000 |
| Pedro Martinez, L<br>ERA: 7.11 | (9, 1) | 1.0 | | 3 | 1 | 0 | 0 | 0 | 0 | 0 | 0 | 0 | 0 | 0 | 4 | 6 | 0.00 | 1.000 |

| PITCHER | IP | WLS | BF | H | R | ER | SO | BB | IBB | HBP | BLK | WP | HR | S | P | ERA | WHIP |
|---|---|---|---|---|---|---|---|---|---|---|---|---|---|---|---|---|---|

| Batter | 1 | 2 | 3 | 4 | 5 | 6 | 7 | 8 | 9 | AB | R | H | RBI | BB | SO | LOB |
|---|---|---|---|---|---|---|---|---|---|---|---|---|---|---|---|---|
| Craig Biggio, R (1, 4)<br>OBP: 0.427, SLG: 0.443 | B F B C X<br>2-2<br>5 CS<br>2B | | F B B B B<br>4-1<br>FC5 1B<br>BB | | B B B<br>4-0<br>BB | | B B F F X<br>2-2<br>L7 ③ | | | 2 | 0 | 1 | 0 | 2 | 0 | 0 |
| Luis Gonzalez, L (1, 7)<br>OBP: 0.299, SLG: 0.493 | B X<br>1-0<br>G4-3 ① | | X<br>0-0<br>FC5<br>1-2<br>1B | | B F X<br>1-1<br>G3-1 ③ | | | C F B B S<br>2-3<br>K ① | | 4 | 0 | 1 | 0 | 0 | 1 | 2 |
| 5 Jeff Bagwell, R (1, 3)<br>OBP: 0.329, SLG: 0.299 | C F B B B S<br>3-3<br>K ② ③<br>2-3 | | F B B F S<br>2-3<br>K ② | | | B B B B<br>4-0<br>HBP<br>BB | | F B F C<br>1-3<br>K ② | | 3 | 0 | 0 | 0 | 1 | 3 | 3 |
| Derek Bell, R (1, 8)<br>OBP: 0.395, SLG: 0.446 | | B B F F X<br>2-2<br>FC4-6 BB<br>1B | C B C B F X<br>2-2<br>FC5 ③<br>1-2<br>2-3f | | | F B 1 SAFE S S<br>1-3<br>K ① | | C B S F B X<br>2-2<br>F8 ③ | | 4 | 0 | 1 | 0 | 0 | 1 | 3 |
| Dave Magadan, L (1, 5)<br>OBP: 0.446, SLG: 0.383 | | 1 SAFE 1 SAFE C B B B B B<br>4-1<br>FC4-6<br>1-2<br>BB | | B B C B B B<br>4-1<br>G6-4-3<br>BB | | X<br>0-0<br>F7 ② | | | C B B B B X<br>3-1<br>F7 ① | 2 | 0 | 0 | 0 | 2 | 0 | 1 |
| Phil Plantier, L (1, 9)<br>OBP: 0.333, SLG: 0.500 | | C B X<br>1-1<br>P6 ① | | B B C F B F C<br>3-3<br>K ① | | B S F F H<br>2-2<br>1-2<br>HBP | | | S B X<br>1-1<br>F8 ② | 3 | 0 | 0 | 0 | 0 | 1 | 3 |
| Scott Servais, R (1, 2)<br>OBP: 0.303, SLG: 0.345<br>Milt Thompson, L (9, PH)<br>OBP: 0.400, SLG: 0.267<br>James Mouton, R (9, PR)<br>OBP: 0.323, SLG: 0.345 | | B C F F X<br>1-2<br>FC4-6 FC4-6<br>1-2f<br>2-3 | | C X<br>0-1<br>G6-4-3 ② ③<br>1-2f | | C X<br>0-1<br>F7 ③ | | | B C B F B B B<br>4-2<br>BB | 3<br>0<br>0 | 0<br>0<br>0 | 0<br>0<br>0 | 0<br>0<br>0 | 0<br>1<br>0 | 0<br>0<br>0 | 5<br>0<br>0 |
| Orlando Miller, R (1, 6)<br>OBP: 0.291, SLG: 0.373<br>Tony Eusebio, R (9, PH)<br>OBP: 0.410, SLG: 0.500 | | X<br>0-0<br>FC4-6 ③<br>1-2f | | | B C S X<br>1-2<br>G1-3 ① | | B X<br>1-0<br>L6 ① | | C F F X<br>0-2<br>G5-3 ③ | 3<br>1 | 0<br>0 | 0<br>0 | 0<br>0 | 0<br>0 | 0<br>0 | 2<br>1 |
| Shane Reynolds, R (1, 1)<br>Chris Donnels, L (7, PH)<br>OBP: 0.500, SLG: 0.500<br>Dave Veres, R (8, 1)<br>Pedro Martinez, L (9, 1) | | | B X<br>1-0<br>G6-3 ① | | C B S B C<br>2-3<br>K ② | | C F F F X<br>0-2<br>P4 ② | | | 2<br>1<br>0<br>0 | 0<br>0<br>0<br>0 | 0<br>0<br>0<br>0 | 0<br>0<br>0<br>0 | 0<br>0<br>0<br>0 | 1<br>0<br>0<br>0 | 0<br>0<br>0<br>0 |
| Inning Stats | R: 0 H: 1<br>E: 0 LOB: 0<br>K: 1 BB: 0<br>S: 7 P: 13 | R: 0 H: 1<br>E: 0 LOB: 2<br>K: 0 BB: 1<br>S: 11 P: 19 | R: 0 H: 1<br>E: 0 LOB: 2<br>K: 1 BB: 1<br>S: 10 P: 19 | R: 0 H: 0<br>E: 0 LOB: 0<br>K: 1 BB: 1<br>S: 7 P: 14 | R: 0 H: 0<br>E: 0 LOB: 1<br>K: 1 BB: 1<br>S: 8 P: 16 | R: 0 H: 0<br>E: 0 LOB: 2<br>K: 1 BB: 1<br>S: 9 P: 16 | R: 0 H: 0<br>E: 0 LOB: 0<br>K: 0 BB: 0<br>S: 9 P: 12 | R: 0 H: 0<br>E: 0 LOB: 0<br>K: 2 BB: 0<br>S: 10 P: 15 | R: 0 H: 0<br>E: 0 LOB: 1<br>K: 0 BB: 1<br>S: 9 P: 17 | 1B: 2<br>2B: 1<br>3B: 0<br>HR: 0 | SF: 0<br>SAC: 0<br>DP: 1<br>HBP: 1 | | | WP: 0<br>PB: 0<br>SB: 0<br>CS: 1 | PA: 35 | | |

| PITCHER | | IP | WLS | BF | H | R | ER | SO | BB | IBB | HBP | BLK | WP | HR | S | P | ERA | WHIP |
|---|---|---|---|---|---|---|---|---|---|---|---|---|---|---|---|---|---|---|
| Bobby Jones, R<br>ERA: 1.82 | (1, 1) | 7.0 | W | 28 | 3 | 0 | 0 | 5 | 5 | 0 | 1 | 0 | 0 | 0 | 61 | 109 | 0.00 | 1.143 |
| Doug Henry, R<br>ERA: 4.0 | (8, 1) | 2.0 | S | 7 | 0 | 0 | 0 | 2 | 1 | 0 | 0 | 0 | 0 | 0 | 19 | 32 | 0.00 | 0.500 |

| PITCHER | IP | WLS | BF | H | R | ER | SO | BB | IBB | HBP | BLK | WP | HR | S | P | ERA | WHIP |
|---|---|---|---|---|---|---|---|---|---|---|---|---|---|---|---|---|---|

# BOTTOM

## New York Mets @ Houston Astros

Astrodome, Houston, TX

Tue May 16 1995, 8:05 PM EDT

Att. 15,368 - Dome - 68 F

livebaseballscorecards.com

| | |
|---|---|
| AB | 28 |
| R | 0 |
| H | 3 |
| RBI | 0 |
| BB | 6 |
| SO | 7 |
| LOB | 20 |

| Batter | 1 | 2 | 3 | 4 | 5 | 6 | 7 | 8 | 9 | AB | R | H | RBI | BB | SO | LOB |
|---|---|---|---|---|---|---|---|---|---|---|---|---|---|---|---|---|
| Brett Butler, L (1, 8)<br>OBP: 0.436, SLG: 0.449 | X 0-0 E3 F9 1B | | B B X 2-0 ① F7 | | C B B B C F X 3-2 ② G1-3 2-3 | | | L B B B C X 3-2 2B 1B | | 4 | 1 | 2 | 0 | 0 | 0 | 1 |
| Jose Vizcaino, S (1, 6)<br>OBP: 0.325, SLG: 0.370<br>Edgardo Alfonzo, R (8, 6)<br>OBP: 0.342, SLG: 0.543 | L X 0-1 ① B2 | | C B X 1-1 ② G4-3 | | F B B B B 4-1 BB | | | L C B 1 SAFE X 1-2 F9 1-H 2B | | 3<br>0 | 0<br>0 | 1<br>0 | 1<br>0 | 1<br>0 | 0<br>0 | 1<br>0 |
| Jeff Kent, R (1, 4)<br>OBP: 0.267, SLG: 0.299 | B X 1-0 ② F9 2-3 | | X 0-0 ③ L7 | | B C 1 SAFE X 1-1 ③ G4-3 | | | F B X 1-1 ① F9 2-3 | | 4 | 0 | 0 | 0 | 0 | 0 | 4 |
| Bobby Bonilla, S (1, 5)<br>OBP: 0.386, SLG: 0.582 | B B B X 3-0 ③ G4-3 | | | B S B C X 2-2 ① F8 | | F B B F B F S 3-3 ① K | | F F F T 0-2 ② K | | 4 | 0 | 0 | 0 | 0 | 2 | 2 |
| Chris Jones, R (1, 9)<br>OBP: 0.429, SLG: 0.429 | | C B X 1-1 L3-6 1B 1B | | B C X 1-1 ② G5-3 | | X 0-0 ② G2-3 | | C X 0-1 ③ P4 | | 4 | 0 | 1 | 0 | 0 | 0 | 1 |
| Rico Brogna, L (1, 3)<br>OBP: 0.358, SLG: 0.597 | | C B 1 SAFE X 1-1 1B 1-2 1B | | B B S S S 2-3 ③ K | | F X 0-1 ③ G3-1 | | | C B X 1-1 ① G6-3 | 4 | 0 | 1 | 0 | 0 | 1 | 0 |
| Kelly Stinnett, R (1, 2)<br>OBP: 0.400, SLG: 0.438<br>Todd Hundley, S (9, PH)<br>OBP: 0.358, SLG: 0.552 | | B X 1-0 ① ② L3-6 2-3 | | | X 0-0 HR | | F B S X 1-2 ① G5-3 | | B B B B C F X 3-2 ② F9 | 3<br>1 | 1<br>0 | 1<br>0 | 1<br>0 | 0<br>0 | 0<br>0 | 2<br>0 |
| David Segui, S (1, 7)<br>OBP: 0.345, SLG: 0.386<br>Jerry Dipoto, R (7, 1)<br>Joe Orsulak, L (9, PH)<br>OBP: 0.400, SLG: 0.500 | | 1 SAFE B C X 1-1 1-2 1B | | | C B F X 1-2 ① G4-3 | | F B F X 1-2 ② F8 | | S S S 0-3 ③ K | 3<br>0<br>1 | 0<br>0<br>0 | 1<br>0<br>0 | 0<br>0<br>0 | 0<br>0<br>1 | 0<br>0<br>0 | 0<br>0<br>0 |
| Jason Jacome, L (1, 1)<br>Blas Minor, R (4, 1)<br>Ricky Otero, S (5, PH)<br>OBP: 0.206, SLG: 0.194<br>Kevin Lomon, R (5, 1)<br>Tim Bogar, R (7, PH)<br>OBP: 0.167, SLG: 0.167 (7, 7) | | B X 1-0 ③ F8 | | | C F B X 1-2 G1-3 2B | | F X 0-1 ③ F8 | | | 1<br>0<br>1<br>0<br>1 | 0<br>0<br>0<br>0<br>0 | 0<br>0<br>1<br>0<br>0 | 0<br>0<br>0<br>0<br>0 | 0<br>0<br>0<br>0<br>0 | 0<br>0<br>0<br>0<br>0 | 2<br>0<br>0<br>0<br>0 |

# TOP

# New York Mets @ Houston Astros

Astrodome, Houston, TX

Wed May 17 1995, 8:05 PM EDT

Att. 16,621 - Dome

livebaseballscorecards.com

| | |
|---|---|
| AB | 34 |
| R | 2 |
| H | 8 |
| RBI | 2 |
| BB | 1 |
| SO | 4 |
| LOB | 13 |

| Inning Stats | 1 | 2 | 3 | 4 | 5 | 6 | 7 | 8 | 9 |
|---|---|---|---|---|---|---|---|---|---|
| | R: 0<br>E: 1<br>K: 0<br>S: 5 | R: 0<br>E: 0<br>K: 0<br>S: 8 | R: 0<br>E: 0<br>K: 0<br>S: 4 | R: 0<br>E: 0<br>K: 1<br>S: 8 | R: 1<br>E: 0<br>K: 0<br>S: 14 | R: 0<br>E: 0<br>K: 1<br>S: 7 | R: 0<br>E: 0<br>K: 0<br>S: 8 | R: 1<br>E: 0<br>K: 1<br>S: 14 | R: 0<br>E: 0<br>K: 1<br>S: 8 |
| | H: 1<br>LOB: 1<br>BB: 0<br>P: 9 | H: 3<br>LOB: 2<br>BB: 0<br>P: 13 | H: 0<br>LOB: 0<br>BB: 0<br>P: 7 | H: 0<br>LOB: 0<br>BB: 0<br>P: 13 | H: 2<br>LOB: 2<br>BB: 1<br>P: 24 | H: 0<br>LOB: 0<br>BB: 0<br>P: 10 | H: 0<br>LOB: 0<br>BB: 0<br>P: 10 | H: 2<br>LOB: 1<br>BB: 0<br>P: 19 | H: 0<br>LOB: 0<br>BB: 0<br>P: 12 |

| 1B: 5 | SF: 0 | WP: 0 | PA: 35 |
|---|---|---|---|
| 2B: 3 | SAC: 0 | PB: 0 | |
| 3B: 0 | DP: 1 | SB: 0 | |
| HR: 1 | HBP: 0 | CS: 0 | |

| PITCHER | IP | WLS | BF | H | R | ER | SO | BB | IBB | HBP | BLK | WP | HR | S | P | ERA | WHIP |
|---|---|---|---|---|---|---|---|---|---|---|---|---|---|---|---|---|---|
| Greg Swindell, L (1, 1)<br>ERA: 4.71 | 7.0 | W | 29 | 8 | 2 | 2 | 2 | 1 | 0 | 0 | 0 | 0 | 1 | 60 | 96 | 2.57 | 1.286 |
| Todd Jones, R (8, 1)<br>ERA: 1.23 | 2.0 | | 6 | 0 | 0 | 0 | 2 | 0 | 0 | 0 | 0 | 0 | 0 | 16 | 21 | 0.00 | 0.000 |

| PITCHER | IP | WLS | BF | H | R | ER | SO | BB | IBB | HBP | BLK | WP | HR | S | P | ERA | WHIP |
|---|---|---|---|---|---|---|---|---|---|---|---|---|---|---|---|---|---|

# BOTTOM

## New York Mets @ Houston Astros

Astrodome, Houston, TX

Wed May 17 1995, 8:05 PM EDT

Att. 16,621 - Dome

livebaseballscorecards.com

| Batter | 1 | 2 | 3 | 4 | 5 | 6 | 7 | 8 | 9 | AB | R | H | RBI | BB | SO | LOB |
|---|---|---|---|---|---|---|---|---|---|---|---|---|---|---|---|---|
| James Mouton, R (1, 9)<br>OBP: 0.361, SLG: 0.455 | 2-1 CS 1B | 0-0 HR | | 4-2 S 1B HBP | | 2-3 K ② | | 1-1 G4-6-3 ②③ 1-2f | | 4 | 2 | 2 | 1 | 0 | 1 | 1 |
| Craig Biggio, R (1, 4)<br>OBP: 0.430, SLG: 0.446 | 1 SAFE<br>0-1 ① F9 5 1B 2B 1B 1-2 | 1-1 ② F9 | | 1 SAFE<br>1-0 PB 1B 1-H | | 3-2 F8 ③ | | | | 4 | 1 | 2 | 1 | 0 | 0 | 0 |
| 5 Jeff Bagwell, R (1, 3)<br>OBP: 0.337, SLG: 0.310 | 3-0 2B 3B 1B 1-2 | 2-0 FC6-4 1B | | 1-1 ② F7 | | | 2-3 K ① | | | 4 | 1 | 2 | 0 | 0 | 1 | 1 |
| Derek Bell, R (1, 8)<br>OBP: 0.388, SLG: 0.449 | 1-2 ② F9 2-3 | 0-0 ③ FC6-4 1-2f | | 1-3 ③ K 2-3 | | | 0-0 G3 1B 2B | | | 4 | 1 | 1 | 0 | 0 | 1 | 4 |
| Craig Shipley, R (1, 5)<br>OBP: 0.500, SLG: 0.667 | 1 SAFE<br>1-1 3B 1-3 3-H 2B | 0-0 ① L9 | | | 1-1 1B S G5-4-3 1B | | 2-2 ② G3 2-3 | | | 4 | 2 | 2 | 1 | 0 | 0 | 1 |
| Luis Gonzalez, L (1, 7)<br>OBP: 0.333, SLG: 0.547 | 1-1 3B 2-H 3-H | 2-1 1B | | | 1-1 G5-4-3 1-3 1B | | 1-0 3-H 1B | | | 4 | 0 | 4 | 3 | 0 | 0 | 0 |
| Tony Eusebio, R (1, 2)<br>OBP: 0.395, SLG: 0.462 | 4-1 BB | 2-1 ② P4 | | | 0-1 ①② G5-4-3 1-2f 3-H | | 2-3 ③ K | | | 3 | 0 | 0 | 0 | 1 | 1 | 3 |
| Orlando Miller, R (1, 6)<br>OBP: 0.288, SLG: 0.364 | 1-3 ③ K | 1-1 ③ F8 | | | 1-0 ③ G6-3 | | | 0-0 G4-6-3 1B | | 4 | 0 | 1 | 0 | 0 | 1 | 3 |
| Greg Swindell, L (1, 1)<br>OBP: 0.222, SLG: 0.125<br>Todd Jones, L (8, 1) | | 1-3 ① K | | 0-0 ① P6 | | 1-0 ① G6-3 | | 1-3 ① K | | 3<br>1 | 0<br>0 | 0<br>0 | 0<br>0 | 0<br>0 | 1<br>1 | 0<br>1 |
| Inning Stats | R: 3 H: 5<br>E: 0 LOB: 2<br>K: 1 BB: 1<br>S: 16 P: 29 | R: 1 H: 2<br>E: 0 LOB: 1<br>K: 1 BB: 0<br>S: 8 P: 12 | R: 0 H: 1<br>E: 0 LOB: 1<br>K: 0 BB: 0<br>S: 7 P: 12 | R: 1 H: 1<br>E: 0 LOB: 1<br>K: 1 BB: 0<br>S: 9 P: 16 | R: 1 H: 2<br>E: 0 LOB: 0<br>K: 0 BB: 0<br>S: 7 P: 10 | R: 0 H: 0<br>E: 0 LOB: 0<br>K: 1 BB: 0<br>S: 7 P: 13 | R: 1 H: 2<br>E: 0 LOB: 1<br>K: 2 BB: 0<br>S: 14 P: 21 | R: 0 H: 1<br>E: 0 LOB: 0<br>K: 1 BB: 0<br>S: 6 P: 8 | | 1B: 10 SF: 0<br>2B: 2 SAC: 0<br>3B: 1 DP: 2<br>HR: 1 HBP: 1 | | | | | | |

| | AB | 35 |
|---|---|---|
| | R | 7 |
| | H | 14 |
| | RBI | 6 |
| | BB | 1 |
| | SO | 7 |
| | LOB | 14 |

WP: 0 PA: 37
PB: 1
SB: 2
CS: 1

| PITCHER | | IP | WLS | BF | H | R | ER | SO | BB | IBB | HBP | BLK | WP | HR | S | P | ERA | WHIP |
|---|---|---|---|---|---|---|---|---|---|---|---|---|---|---|---|---|---|---|
| Jason Jacome, L<br>ERA: 10.29 | (1, 1) | 3.1 | L | 20 | 9 | 5 | 5 | 2 | 1 | 0 | 1 | 0 | 0 | 1 | 35 | 62 | 13.50 | 3.000 |
| Blas Minor, R<br>ERA: 2.0 | (4, 1) | 0.2 | | 2 | 0 | 0 | 0 | 1 | 0 | 0 | 0 | 0 | 0 | 0 | 5 | 7 | 0.00 | 0.000 |
| Kevin Lomon, R<br>ERA: 7.36 | (5, 1) | 2.0 | | 7 | 2 | 1 | 1 | 1 | 0 | 0 | 0 | 0 | 0 | 0 | 14 | 23 | 4.50 | 1.000 |
| Jerry Dipoto, R<br>ERA: 8.74 | (7, 1) | 2.0 | | 8 | 3 | 1 | 1 | 3 | 0 | 0 | 0 | 0 | 0 | 0 | 20 | 29 | 4.50 | 1.500 |

| PITCHER | IP | WLS | BF | H | R | ER | SO | BB | IBB | HBP | BLK | WP | HR | S | P | ERA | WHIP |
|---|---|---|---|---|---|---|---|---|---|---|---|---|---|---|---|---|---|

| Batter | 1 | 2 | 3 | 4 | 5 | 6 | 7 | 8 | 9 | AB | R | H | RBI | BB | SO | LOB |
|---|---|---|---|---|---|---|---|---|---|---|---|---|---|---|---|---|
| Brett Butler, L (1, 8)<br>OBP: 0.434, SLG: 0.473<br>Josias Manzanillo, R (8, 1) | 0-1 2B 3B | 0-1 FC2-4 G3 1-2f | | 2-2 1B 1B G4-6-3 1B | | 1-3 K | | 2-2 G6-3 1-2f | | 5 | 2 | 2 | 0 | 0 | 1 | 2 |
| | | | | | | | | | | 0 | 0 | 0 | 0 | 0 | 0 | 0 |
| Jose Vizcaino, S (1, 6)<br>OBP: 0.333, SLG: 0.368<br>Tim Bogar, R (7, 6)<br>OBP: 0.154, SLG: 0.154 | 0-1 G3 | 1 SAFE 1 SAFE<br>1-0 G3 1-2 | | 1 SAFE<br>0-0 G4-6-3 1B 1-2 1B | | 4-2 2B BB | | 2-1 F7 | | 3 | 1 | 1 | 0 | 1 | 0 | 2 |
| | | | | | | | | | | 1 | 0 | 0 | 0 | 0 | 0 | 0 |
| Rico Brogna, L (1, 3)<br>OBP: 0.389, SLG: 0.615 | 4-2 2B BB BB | 4-0 BB | | 0-1 G4-6-3 1-2 2-3 1B | | 2-0 HR 1-H 2B | | | 1-1 F8 | 3 | 2 | 2 | 1 | 2 | 0 | 0 |
| Bobby Bonilla, S (1, 5)<br>OBP: 0.380, SLG: 0.602<br>Edgardo Alfonzo, R (6, 5)<br>OBP: 0.333, SLG: 0.528 | 2-3 K | 3-3 K | | 2-1 G4-6-3 1-2f 2-3 3-H | | 0-0 HR 2-H | | | 2-3 K | 4 | 1 | 1 | 2 | 0 | 2 | 6 |
| | | | | | | | | | | 1 | 0 | 0 | 0 | 0 | 1 | 0 |
| Joe Orsulak, L (1, 9)<br>OBP: 0.378, SLG: 0.450 | 4-1 2B 1B 1-2 BB | | 1-1 G4-3 | 1-2 G3-1 | | 2-2 F9 | | | 0-1 F7 | 4 | 1 | 0 | 0 | 1 | 0 | 1 |
| Jeff Kent, R (1, 4)<br>OBP: 0.266, SLG: 0.310 | 0-0 1B 2B 1-3 2-H 3-H | | 0-2 G6-3 | | 0-0 F9 | | 0-3 K | | | 4 | 1 | 1 | 2 | 0 | 1 | 0 |
| Todd Hundley, S (1, 2)<br>OBP: 0.366, SLG: 0.565 | 1-1 FC6-4 1B 2-H 3-H | | 2-0 2B | | 3-2 G3 | | 2-2 G1-3 | | | 4 | 0 | 2 | 2 | 0 | 0 | 0 |
| Chris Jones, R (1, 7)<br>OBP: 0.364, SLG: 0.300 | 0-2 FC6-4 1-2f | | 4-0 IBB | | 2-2 G5-3 | | 0-3 K | | | 3 | 0 | 0 | 0 | 1 | 1 | 1 |
| Dave Mlicki, R (1, 1)<br>Ricky Otero, S (8, PH)<br>(8, 8)<br>OBP: 0.229, SLG: 0.219 | | 4-2 FC2-4 BB | 1-3 K | | | 0-3 K | | X 0-0 G6-3 1B | | 2 | 0 | 0 | 0 | 1 | 2 | 2 |
| | | | | | | | | | | 1 | 0 | 1 | 0 | 0 | 0 | 0 |
| Inning Stats | R: 4 E: 0 K: 1 S: 18<br>H: 3 LOB: 1 BB: 2 P: 29 | R: 0 E: 0 K: 1 S: 8<br>H: 0 LOB: 2 BB: 2 P: 20 | R: 0 E: 0 K: 1 S: 9<br>H: 1 LOB: 2 BB: 1 P: 17 | R: 1 E: 0 K: 0 S: 11<br>H: 3 LOB: 1 BB: 0 P: 16 | R: 0 E: 0 K: 0 S: 8<br>H: 0 LOB: 0 BB: 0 P: 13 | R: 3 E: 0 K: 2 S: 14<br>H: 2 LOB: 0 BB: 1 P: 23 | R: 0 E: 0 K: 2 S: 11<br>H: 0 LOB: 0 BB: 0 P: 13 | R: 0 E: 0 K: 0 S: 7<br>H: 1 LOB: 0 BB: 0 P: 11 | R: 0 E: 0 K: 1 S: 7<br>H: 0 LOB: 0 BB: 0 P: 10 | 1B: 5 2B: 3 3B: 1 HR: 1<br>SF: 0 SAC: 0 DP: 2 HBP: 0 | | | | | | |

# TOP

## New York Mets @ Houston Astros

Astrodome, Houston, TX

Thu May 18 1995, 8:05 PM EDT

Att. 12,118 - Dome

livebaseballscorecards.com

| | |
|---|---|
| AB | 35 |
| R | 8 |
| H | 10 |
| RBI | 7 |
| BB | 6 |
| SO | 8 |
| LOB | 14 |

| PITCHER | | IP | WLS | BF | H | R | ER | SO | BB | IBB | HBP | BLK | WP | HR | S | P | ERA | WHIP |
|---|---|---|---|---|---|---|---|---|---|---|---|---|---|---|---|---|---|---|
| Doug Drabek, R<br>ERA: 6.38 | (1, 1) | 4.0 | L | 23 | 7 | 5 | 5 | 3 | 4 | 1 | 0 | 0 | 0 | 0 | 46 | 82 | 11.25 | 2.750 |
| Jim Dougherty, R<br>ERA: 4.85 | (5, 1) | 3.0 | | 12 | 2 | 3 | 3 | 4 | 1 | 0 | 0 | 0 | 0 | 1 | 33 | 49 | 9.00 | 1.000 |
| Dean Hartgraves, L<br>ERA: 3.18 | (8, 1) | 2.0 | | 6 | 1 | 0 | 0 | 1 | 0 | 0 | 0 | 0 | 0 | 0 | 14 | 21 | 0.00 | 0.500 |

| PITCHER | IP | WLS | BF | H | R | ER | SO | BB | IBB | HBP | BLK | WP | HR | S | P | ERA | WHIP |
|---|---|---|---|---|---|---|---|---|---|---|---|---|---|---|---|---|---|

| Batter | 1 | 2 | 3 | 4 | 5 | 6 | 7 | 8 | 9 | AB | R | H | RBI | BB | SO | LOB |
|---|---|---|---|---|---|---|---|---|---|---|---|---|---|---|---|---|
| James Mouton, R (1, 9)<br>OBP: 0.350, SLG: 0.432 | C B S F B X<br>2-2<br>5 1B E 1B | B X<br>1-0 ③<br>P4 | | | B C F X<br>1-2 ①<br>G5-3 | | F X<br>0-1 ③<br>G5-3 | | | 4 | 1 | 1 | 0 | 0 | 0 | 1 |
| Craig Biggio, R (1, 4)<br>OBP: 0.423, SLG: 0.436 | 1 SAFE X<br>0-0 ①<br>F9 | B C X<br>1-1<br>5 FC3-6 1B | | | C B X<br>1-1 ②<br>P4 | | | B X<br>1-0 ①<br>F9 | | 4 | 0 | 1 | 0 | 0 | 0 | 1 |
| 5 Jeff Bagwell, R (1, 3)<br>OBP: 0.333, SLG: 0.307 | 1 SAFE<br>1 SAFE<br>1 SAFE<br>B B C 1 SAFE X<br>2-1<br>G1-3 E 1-3 1B | F 1 SAFE B F B X<br>2-2 ①<br>FC3-6 1B 1-2f | | | X<br>0-0 ③<br>F8 | | | C F F B S<br>1-3 ②<br>K | | 4 | 0 | 1 | 0 | 0 | 1 | 1 |
| Derek Bell, R (1, 8)<br>OBP: 0.393, SLG: 0.451 | F F F X<br>0-2<br>E5 G1-3 1-2 3-H | B F F B B X<br>3-2<br>1-2 1B | | | | F F F B X<br>1-2<br>E4 G6-3 | | F B X<br>1-1<br>WP 1B | | 4 | 0 | 2 | 1 | 0 | 0 | 1 |
| Luis Gonzalez, L (1, 7)<br>OBP: 0.329, SLG: 0.526 | X<br>0-0 ②<br>G1-3 1-2 2-3 | B B B C F S<br>3-3 ②<br>K | | | | B B B C C X<br>3-1 ① ②<br>G6-3 1-2f | | C B B C B B<br>4-2<br>FC6-4 1-2 BB | | 3 | 0 | 0 | 0 | 1 | 1 | 5 |
| Chris Donnels, L (1, 5)<br>OBP: 0.375, SLG: 0.286 | B B B B C F B<br>4-2<br>BB | C B C X<br>1-2 ③<br>F8 | | | | F S X<br>0-2 ③<br>F9 | | X<br>0-0 ③<br>FC6-4 1-2f | | 3 | 0 | 0 | 0 | 1 | 0 | 4 |
| Scott Servais, R (1, 2)<br>OBP: 0.270, SLG: 0.303 | C X<br>0-1 ③<br>G6-3 | | | F C X<br>0-2 ①<br>P4 | | | X<br>0-0 ①<br>F7 | | F C X<br>0-2 ①<br>G5-3 | 4 | 0 | 0 | 0 | 0 | 0 | 3 |
| Orlando Miller, R (1, 6)<br>OBP: 0.270, SLG: 0.339 | | X<br>0-0 ①<br>G5-3 | | B F B B F X<br>3-2 ②<br>F9 | | | C B X<br>1-1 ②<br>F8 | | X<br>0-0 ②<br>L8 | 4 | 0 | 0 | 0 | 0 | 0 | 0 |
| Doug Drabek, R (1, 1)<br>Milt Thompson, L (4, PH)<br>OBP: 0.361, SLG: 0.250<br>Jim Dougherty, R (5, 1)<br>Dave Magadan, L (7, PH)<br>OBP: 0.455, SLG: 0.396<br>Dean Hartgraves, R (8, 1)<br>John Cangelosi, S (9, PH) | | C S B C<br>1-3 ②<br>K | | B C X<br>1-1 ③<br>G6-3 | | | X<br>0-0<br>1B | | F F B B B S<br>3-3 ③<br>K | 1<br>1<br>0<br>1<br>0<br>0<br>1 | 0<br>0<br>0<br>0<br>0<br>0<br>0 | 0<br>0<br>0<br>1<br>0<br>0<br>0 | 0<br>0<br>0<br>0<br>0<br>0<br>0 | 0<br>0<br>0<br>0<br>0<br>0<br>0 | 1<br>0<br>0<br>0<br>0<br>0<br>1 | 0<br>0<br>0<br>0<br>0<br>0<br>0 |
| Inning Stats | R: 1 H: 2<br>E: 1 LOB: 3<br>K: 0 BB: 1<br>S: 16 P: 24 | R: 0 H: 0<br>E: 0 LOB: 0<br>K: 1 BB: 0<br>S: 5 P: 7 | R: 0 H: 2<br>E: 0 LOB: 2<br>K: 1 BB: 0<br>S: 14 P: 24 | R: 0 H: 0<br>E: 0 LOB: 0<br>K: 0 BB: 0<br>S: 8 P: 12 | R: 0 H: 0<br>E: 0 LOB: 0<br>K: 0 BB: 0<br>S: 6 P: 8 | R: 0 H: 0<br>E: 1 LOB: 0<br>K: 0 BB: 0<br>S: 9 P: 13 | R: 0 H: 1<br>E: 0 LOB: 1<br>K: 0 BB: 0<br>S: 6 P: 7 | R: 0 H: 1<br>E: 0 LOB: 2<br>K: 1 BB: 1<br>S: 10 P: 17 | R: 0 H: 0<br>E: 0 LOB: 0<br>K: 1 BB: 0<br>S: 7 P: 10 | 1B: 6<br>2B: 0<br>3B: 0<br>HR: 0 | SF: 0<br>SAC: 0<br>DP: 1<br>HBP: 0 | | | WP: 1<br>PB: 0<br>SB: 0<br>CS: 0 | PA: 36 | | |

| PITCHER | | IP | WLS | BF | H | R | ER | SO | BB | IBB | HBP | BLK | WP | HR | S | P | ERA | WHIP |
|---|---|---|---|---|---|---|---|---|---|---|---|---|---|---|---|---|---|---|
| Dave Mlicki, R<br>ERA: 1.4 | (1, 1) | 7.0 | W | 28 | 5 | 1 | 1 | 2 | 1 | 0 | 0 | 0 | 0 | 0 | 64 | 95 | 1.29 | 0.857 |
| Josias Manzanillo, R<br>ERA: 9.75 | (8, 1) | 2.0 | | 8 | 1 | 0 | 0 | 2 | 1 | 0 | 0 | 0 | 1 | 0 | 17 | 27 | 0.00 | 1.000 |

| PITCHER | IP | WLS | BF | H | R | ER | SO | BB | IBB | HBP | BLK | WP | HR | S | P | ERA | WHIP |
|---|---|---|---|---|---|---|---|---|---|---|---|---|---|---|---|---|---|

# New York Mets @ Houston Astros

Astrodome, Houston, TX

Thu May 18 1995, 8:05 PM EDT

Att. 12,118 - Dome

BOTTOM

livebaseballscorecards.com

| | |
|---|---|
| AB | 34 |
| R | 1 |
| H | 6 |
| RBI | 1 |
| BB | 2 |
| SO | 4 |
| LOB | 16 |

| Batter | 1 | 2 | 3 | 4 | 5 | 6 | 7 | 8 | 9 | AB | R | H | RBI | BB | SO | LOB |
|---|---|---|---|---|---|---|---|---|---|---|---|---|---|---|---|---|
| Tony Tarasco, L (1, 9)<br>OBP: 0.407, SLG: 0.613 | F9 | | K | | K | | K | | | 4 | 0 | 0 | 0 | 0 | 3 | 0 |
| Wil Cordero, R (1, 6)<br>OBP: 0.320, SLG: 0.413 | F9 | | P5 | | 2B | | F9 | | | 4 | 0 | 1 | 0 | 0 | 0 | 0 |
| Roberto Kelly, R (1, 8)<br>OBP: 0.341, SLG: 0.354 | L3 | | | 1B 1B HBP | F9 | | | K | | 3 | 1 | 0 | 0 | 0 | 1 | 1 |
| Moises Alou, R (1, 7)<br>OBP: 0.373, SLG: 0.507 | | G4-3 S 2B | | F7 | G5-3 | | | G6-3 | | 4 | 1 | 1 | 0 | 0 | 0 | 2 |
| Darrin Fletcher, L (1, 2)<br>OBP: 0.308, SLG: 0.351 | | G4-3<br>2-3 | | F8 1B<br>1-3 1B | | F8 | | F8 | | 4 | 0 | 1 | 0 | 0 | 0 | 1 |
| Tim Laker, R (8, 2)<br>OBP: 0.150, SLG: 0.300 | | | | | | | | | | 0 | 0 | 0 | 0 | 0 | 0 | 0 |
| Mike Lansing, R (1, 4)<br>OBP: 0.333, SLG: 0.377 | | BB | | F8<br>1-2<br>3-H 1B | | F8 | | | K | 2 | 0 | 1 | 1 | 1 | 0 | 0 |
| Chad Fonville, S (8, 4)<br>OBP: 0.333, SLG: 0.333 | | | | | | | | | | 1 | 0 | 0 | 0 | 0 | 1 | 0 |
| Shane Andrews, R (1, 3)<br>OBP: 0.320, SLG: 0.667 | | K<br>1-2<br>3-H | | F8<br>1-2<br>2-3 | | 1B | | | K | 4 | 0 | 1 | 0 | 0 | 2 | 3 |
| Mark Grudzielanek, R (1, 5)<br>OBP: 0.348, SLG: 0.558 | | G6-3 | | IBB | | K | | | K | 3 | 0 | 0 | 0 | 1 | 2 | 2 |
| Pedro Martinez, R (1, 1) | | | G3 | K | | | G1-3 | | | 2 | 0 | 0 | 0 | 0 | 1 | 3 |
| Lou Frazier, S (7, PH)<br>OBP: 0.083, SLG: 0.083 | | | | | | | | | | 1 | 0 | 0 | 0 | 0 | 0 | 0 |
| Luis Aquino, R (7, 1)<br>OBP: 0.500, SLG: 0.333 | | | | | | | | | | 0 | 0 | 0 | 0 | 0 | 0 | 0 |
| Bryan Eversgerd, R (7, 1) | | | | | | | | | | 0 | 0 | 0 | 0 | 0 | 0 | 0 |
| Reid Cornelius, R (7, 1) | | | | | | | | | | 0 | 0 | 0 | 0 | 0 | 0 | 0 |
| Inning Stats | R: 0 E: 0 K: 0 S: 3 H: 0 LOB: 0 BB: 0 P: 3 | R: 1 E: 0 K: 1 S: 6 H: 1 LOB: 1 BB: 1 P: 10 | R: 0 E: 0 K: 1 S: 5 H: 0 LOB: 0 BB: 0 P: 5 | R: 1 E: 0 K: 1 S: 7 H: 2 LOB: 3 BB: 1 P: 12 | R: 0 E: 0 K: 1 S: 6 H: 1 LOB: 1 BB: 0 P: 6 | R: 0 E: 0 K: 1 S: 6 H: 1 LOB: 1 BB: 0 P: 6 | R: 0 E: 0 K: 1 S: 5 H: 0 LOB: 0 BB: 0 P: 5 | R: 0 E: 0 K: 1 S: 5 H: 0 LOB: 0 BB: 0 P: 5 | R: 0 E: 0 K: 3 S: 9 H: 0 LOB: 0 BB: 0 P: 9 | 1B: 3 2B: 2 3B: 0 HR: 0 | SF: 0 SAC: 0 DP: 0 HBP: 1 | | | | | |

| PITCHER | | IP | WLS | BF | H | R | ER | SO | BB | IBB | HBP | BLK | WP | HR | S | P | ERA | WHIP |
|---|---|---|---|---|---|---|---|---|---|---|---|---|---|---|---|---|---|---|
| Darryl Kile, R<br>ERA: 3.46 | (1, 1) | 3.0 | | 12 | 1 | 2 | 2 | 2 | 1 | 0 | 1 | 0 | 0 | 0 | 14 | 19 | 6.00 | 0.667 |
| Dave Veres, R<br>ERA: | (4, 1) | 3.0 | W | 14 | 4 | 0 | 0 | 3 | 0 | 1 | 0 | 0 | 0 | 0 | 19 | 23 | 0.00 | 1.333 |
| Todd Jones, R<br>ERA: 1.08 | (7, 1) | 2.0 | | 6 | 0 | 0 | 0 | 2 | 0 | 0 | 0 | 0 | 0 | 0 | 10 | 10 | 0.00 | 0.000 |
| John Hudek, R<br>ERA: | (9, 1) | 1.0 | | 3 | 0 | 0 | 0 | 3 | 0 | 0 | 0 | 0 | 0 | 0 | 9 | 9 | 0.00 | 0.000 |

| PITCHER | IP | WLS | BF | H | R | ER | SO | BB | IBB | HBP | BLK | WP | HR | S | P | ERA | WHIP |
|---|---|---|---|---|---|---|---|---|---|---|---|---|---|---|---|---|---|

# TOP

## Montreal Expos @ Houston Astros

Astrodome, Houston, TX

Fri May 19 1995, 8:05 PM EDT

Att. 27,000 - Dome

livebaseballscorecards.com

| | |
|---|---|
| AB | 32 |
| R | 2 |
| H | 5 |
| RBI | 1 |
| BB | 2 |
| SO | 10 |
| LOB | 12 |

| | |
|---|---|
| WP: 0 | PA: 35 |
| PB: 0 | |
| SB: 2 | |
| CS: 0 | |

# Montreal Expos @ Houston Astros

Astrodome, Houston, TX

Fri May 19 1995, 8:05 PM EDT

Att. 27,000 - Dome

## BOTTOM

| Batter | 1 | 2 | 3 | 4 | 5 | 6 | 7 | 8 | 9 | AB | R | H | RBI | BB | SO | LOB |
|---|---|---|---|---|---|---|---|---|---|---|---|---|---|---|---|---|
| James Mouton, R (1, 9)<br>OBP: 0.333, SLG: 0.390 | F4 | | B5-3 | | P2 | | HBP<br>BB | F9 | | 4 | 1 | 0 | 0 | 1 | 0 | 0 |
| Craig Biggio, R (1, 4)<br>OBP: 0.431, SLG: 0.463 | BB | | 2B | | L7 | | HBP<br>FC5-2<br>2B | F3 | | 4 | 1 | 2 | 2 | 1 | 0 | 0 |
| 5 Jeff Bagwell, R (1, 3)<br>OBP: 0.340, SLG: 0.346 | K | | HR | | BB | | G6-3 | | | 3 | 1 | 1 | 2 | 1 | 1 | 3 |
| Derek Bell, R (1, 8)<br>OBP: 0.387, SLG: 0.435 | P6 | | K | | FC5-4 | | HR<br>IBB | | | 3 | 1 | 0 | 0 | 1 | 1 | 2 |
| Luis Gonzalez, L (1, 7)<br>OBP: 0.348, SLG: 0.525 | | 1B | HBP | | | G4-3 | HR<br>HBP | | | 2 | 2 | 1 | 1 | 0 | 0 | 0 |
| Dave Magadan, L (1, 5)<br>OBP: 0.449, SLG: 0.392 | | G4-6-3<br>1B | K | | | G4-3 | FC5-2<br>HR | | | 3 | 0 | 1 | 0 | 0 | 1 | 1 |
| Todd Jones, L (7, 1) | | | | | | | | | | 1 | 1 | 0 | 0 | 0 | 0 | 3 |
| John Hudek, S (9, 1) | | G4-6-3<br>1B | | | | | | | | 0 | 0 | 0 | 0 | 0 | 0 | 0 |
| Tony Eusebio, R (1, 2)<br>OBP: 0.383, SLG: 0.512 | | G4-6-3 | | G3-1 | | K | HR | | | 4 | 1 | 1 | 4 | 0 | 1 | 1 |
| Orlando Miller, R (1, 6)<br>OBP: 0.284, SLG: 0.349 | | WP<br>1B | | K | | | 1B<br>K | | | 4 | 1 | 2 | 0 | 0 | 2 | 0 |
| Darryl Kile, R (1, 1)<br>OBP: 0.400, SLG: 0.375 | | G1-3 | | P5 | | | WP<br>1B | G3-1 | | 1 | 0 | 0 | 0 | 0 | 0 | 1 |
| Dave Veres, R (4, 1) | | | | | | | | | | 1 | 0 | 0 | 0 | 0 | 0 | 0 |
| Chris Donnels, L (7, 5)<br>OBP: 0.400, SLG: 0.333 | | | | | | | | | | 2 | 1 | 1 | 0 | 0 | 0 | 0 |
| Inning Stats | R: 0<br>E: 0<br>K: 1<br>S: 5<br>H: 0<br>LOB: 1<br>BB: 1<br>P: 9 | R: 1<br>E: 0<br>K: 0<br>S: 5<br>H: 3<br>LOB: 1<br>BB: 0<br>P: 5 | R: 2<br>E: 0<br>K: 2<br>S: 9<br>H: 2<br>LOB: 1<br>BB: 0<br>P: 10 | R: 0<br>E: 0<br>K: 1<br>S: 5<br>H: 0<br>LOB: 0<br>BB: 0<br>P: 5 | R: 0<br>E: 0<br>K: 0<br>S: 3<br>H: 0<br>LOB: 1<br>BB: 1<br>P: 7 | R: 0<br>E: 0<br>K: 1<br>S: 5<br>H: 0<br>LOB: 0<br>BB: 0<br>P: 5 | R: 7<br>E: 0<br>K: 1<br>S: 9<br>H: 4<br>LOB: 0<br>BB: 2<br>P: 18 | R: 0<br>E: 0<br>K: 0<br>S: 3<br>H: 0<br>LOB: 0<br>BB: 0<br>P: 3 | | 1B: 5<br>2B: 2<br>3B: 0<br>HR: 2<br>SF: 0<br>SAC: 0<br>DP: 1<br>HBP: 2 | | WP: 2<br>PB: 0<br>SB: 1<br>CS: 0<br>PA: 38 | | | |

livebaseballscorecards.com

| | AB | 32 |
|---|---|---|
| | R | 10 |
| | H | 9 |
| | RBI | 9 |
| | BB | 4 |
| | SO | 6 |
| | LOB | 11 |

| PITCHER | | IP | WLS | BF | H | R | ER | SO | BB | IBB | HBP | BLK | WP | HR | S | P | ERA | WHIP |
|---|---|---|---|---|---|---|---|---|---|---|---|---|---|---|---|---|---|---|
| Pedro Martinez, R<br>ERA: 2.48 | (1, 1) | 6.0 | L | 25 | 5 | 3 | 3 | 5 | 2 | 0 | 1 | 0 | 1 | 1 | 32 | 41 | 4.50 | 1.167 |
| Luis Aquino, R<br>ERA: 7.71 | (7, 1) | 0.0 | | 4 | 3 | 4 | 4 | 0 | 1 | 0 | 0 | 0 | 1 | 0 | 3 | 7 | ∞ | ∞ |
| Bryan Eversgerd, L<br>ERA: 7.36 | (7, 1) | 0.2 | | 4 | 0 | 0 | 0 | 0 | 0 | 1 | 1 | 0 | 0 | 0 | 2 | 7 | 0.00 | 0.000 |
| Reid Cornelius, R<br>ERA: 8.0 | (7, 1) | 1.1 | | 5 | 1 | 3 | 3 | 1 | 0 | 0 | 0 | 0 | 0 | 1 | 7 | 7 | 20.25 | 0.750 |

| PITCHER | IP | WLS | BF | H | R | ER | SO | BB | IBB | HBP | BLK | WP | HR | S | P | ERA | WHIP |
|---|---|---|---|---|---|---|---|---|---|---|---|---|---|---|---|---|---|

| Batter | 1 | 2 | 3 | 4 | 5 | 6 | 7 | 8 | 9 | 10 | AB | R | H | RBI | BB | SO | LOB |
|---|---|---|---|---|---|---|---|---|---|---|---|---|---|---|---|---|---|
| Mark Grudzielanek, R (1, 5)<br>OBP: 0.333, SLG: 0.521 | 0-0 S 1B 1B | | 0-3 K | | 0-0 G4-3 | | | 0-0 F8 | | 0-3 K | 5 | 1 | 1 | 0 | 0 | 2 | 0 |
| Wil Cordero, R (1, 6)<br>OBP: 0.314, SLG: 0.402 | 0-0 G5-3 1-H 1B | | 0-3 K | | 0-3 K2-3 | | | 0-0 G6-3 | | 0-3 K | 5 | 0 | 1 | 1 | 0 | 3 | 0 |
| Tony Tarasco, L (1, 9)<br>OBP: 0.400, SLG: 0.590 | 0-0 F8 | | 4-0 S BB | | 0-0 G4-3 | | | 0-3 K | | | 3 | 0 | 0 | 0 | 1 | 1 | 1 |
| Moises Alou, R (1, 7)<br>OBP: 0.356, SLG: 0.481 | 0-0 G5-3 1-2 | | 0-0 P5 1-2 | | | 0-3 K | | | 0-0 G4-3 | | 4 | 0 | 0 | 0 | 0 | 1 | 2 |
| Darrin Fletcher, L (1, 2)<br>OBP: 0.319, SLG: 0.393<br>Lou Frazier, S (9, PR)<br>OBP: 0.083, SLG: 0.083<br>Tim Spehr, R (9, 2)<br>OBP: 0.545, SLG: 1.111 | 0-0 G4-3 | | | 0-0 2B | | 0-3 K | | | 0-0 2B | | 4<br>0<br>0 | 0<br>0<br>0 | 2<br>0<br>0 | 0<br>0<br>0 | 0<br>0<br>0 | 1<br>0<br>0 | 1<br>0<br>0 |
| Roberto Kelly, R (1, 8)<br>OBP: 0.326, SLG: 0.337 | | 0-0 G6-3 | | 0-0 G5-3 | | 0-0 G6-3 | | | 0-3 K | | 4 | 0 | 0 | 0 | 0 | 1 | 2 |
| Mike Lansing, R (1, 4)<br>OBP: 0.330, SLG: 0.363 | | 0-3 K | | 0-3 K | | | 0-0 G6-3 | | 4-0 IBB | | 3 | 0 | 0 | 0 | 1 | 2 | 1 |
| Shane Andrews, R (1, 3)<br>OBP: 0.315, SLG: 0.625 | | 0-0 E6 FC4-6 | | 4-0 IBB | | | 0-3 K | | 0-0 G5-3 | | 3 | 0 | 0 | 0 | 1 | 1 | 2 |
| Butch Henry, L (1, 1)<br>Tim Scott, R (8, 1)<br>OBP: 0.333, SLG: 0.333<br>Mel Rojas, R (8, 1)<br>Rondell White, R (10, PH)<br>OBP: 0.395, SLG: 0.667<br>Jeff Shaw, R (10, 1) | | 0-0 FC4-6 1-2f | | 0-0 G3 | | | 0-3 K | | | 0-0 G6-3 | 3<br>0<br>0<br>1<br>0 | 0<br>0<br>0<br>0<br>0 | 0<br>0<br>0<br>0<br>0 | 0<br>0<br>0<br>0<br>0 | 0<br>0<br>0<br>0<br>0 | 1<br>0<br>0<br>0<br>0 | 3<br>0<br>0<br>0<br>0 |
| Inning Stats | R: 1 H: 2<br>E: 0 LOB: 1<br>K: 0 BB: 0<br>S: 5 P: 5 | R: 0 H: 0<br>E: 1 LOB: 1<br>K: 1 BB: 0<br>S: 6 P: 6 | R: 0 H: 0<br>E: 0 LOB: 1<br>K: 2 BB: 1<br>S: 7 P: 11 | R: 0 H: 1<br>E: 0 LOB: 2<br>K: 1 BB: 1<br>S: 6 P: 10 | R: 0 H: 0<br>E: 0 LOB: 0<br>K: 1 BB: 0<br>S: 5 P: 5 | R: 0 H: 0<br>E: 0 LOB: 0<br>K: 2 BB: 0<br>S: 7 P: 7 | R: 0 H: 0<br>E: 0 LOB: 0<br>K: 2 BB: 0<br>S: 7 P: 7 | R: 0 H: 0<br>E: 0 LOB: 0<br>K: 1 BB: 0<br>S: 5 P: 5 | R: 0 H: 1<br>E: 0 LOB: 2<br>K: 1 BB: 1<br>S: 6 P: 10 | R: 0 H: 0<br>E: 0 LOB: 0<br>K: 2 BB: 0<br>S: 7 P: 7 | 1B: 2 SF: 0<br>2B: 2 SAC: 0<br>3B: 0 DP: 0<br>HR: 0 HBP: 0 | | | | | | |

| PITCHER | IP | WLS | BF | H | R | ER | SO | BB | IBB | HBP | BLK | WP | HR | S | P | ERA | WHIP |
|---|---|---|---|---|---|---|---|---|---|---|---|---|---|---|---|---|---|
| Shane Reynolds, R (1, 1)<br>ERA: 2.28 | 7.0 | | 27 | 3 | 1 | 1 | 9 | 1 | 1 | 0 | 0 | 0 | 0 | 43 | 51 | 1.29 | 0.571 |
| Todd Jones, R (8, 1)<br>ERA: 0.96 | 2.0 | | 8 | 1 | 0 | 0 | 2 | 0 | 1 | 0 | 0 | 0 | 0 | 11 | 15 | 0.00 | 0.500 |
| John Hudek, R (10, 1)<br>ERA: | 1.0 | W | 3 | 0 | 0 | 0 | 2 | 0 | 0 | 0 | 0 | 0 | 0 | 7 | 7 | 0.00 | 0.000 |

| PITCHER | IP | WLS | BF | H | R | ER | SO | BB | IBB | HBP | BLK | WP | HR | S | P | ERA | WHIP |
|---|---|---|---|---|---|---|---|---|---|---|---|---|---|---|---|---|---|

# TOP

## Montreal Expos @ Houston Astros

Astrodome, Houston, TX

Sat May 20 1995, 8:05 PM EDT

Att. 15,240 - Dome

livebaseballscorecards.com

| | |
|---|---|
| AB | 35 |
| R | 1 |
| H | 4 |
| RBI | 1 |
| BB | 3 |
| SO | 13 |
| LOB | 12 |

| | | | |
|---|---|---|---|
| WP: 0 | PA: 38 | | |
| PB: 0 | | | |
| SB: 2 | | | |
| CS: 0 | | | |

| Batter | 1 | 2 | 3 | 4 | 5 | 6 | 7 | 8 | 9 | 10 | AB | R | H | RBI | BB | SO | LOB |
|---|---|---|---|---|---|---|---|---|---|---|---|---|---|---|---|---|---|
| James Mouton, R (1, 9)<br>OBP: 0.340, SLG: 0.435 | 5 S 1B | | F7 | | K | | | K | | FC5-2 3B | 5 | 0 | 2 | 0 | 0 | 2 | 2 |
| Craig Biggio, R (1, 4)<br>OBP: 0.439, SLG: 0.477 | F8 | | F8 | | | 5 G6-3 2B 2B | | 5 S 1B | | FC5-2 5 IBB BB IBB | 4 | 2 | 2 | 0 | 1 | 0 | 2 |
| 5 Jeff Bagwell, R (1, 3)<br>OBP: 0.343, SLG: 0.333 | F7 1-2 | | | G1-3 | | G6-3 2-3 | | 1-2 IBB | | BB FC5-2 1-2 IBB | 3 | 0 | 0 | 0 | 2 | 0 | 2 |
| Derek Bell, R (1, 8)<br>OBP: 0.388, SLG: 0.444 | L8 | | | 1B | | CS 3-H 2B | | K | | FC5-2 BB 1-2 2-3 3-Hf | 5 | 0 | 2 | 1 | 0 | 1 | 6 |
| Craig Shipley, R (1, 5) (10, 6)<br>OBP: 0.467, SLG: 0.593<br>Dave Magadan, L (10, PH)<br>OBP: 0.457, SLG: 0.392 | | G4-3 | | F8 | | G6-3 2-3 | | | | FC3-6 BB / 1-2 2-3 3-H BB | 3<br>0 | 0<br>0 | 0<br>0 | 0<br>1 | 1<br>1 | 0<br>0 | 2<br>0 |
| Luis Gonzalez, L (1, 7)<br>OBP: 0.333, SLG: 0.500 | | G5-3 | | F8 | | | P4 | | K | | 4 | 0 | 0 | 0 | 0 | 1 | 2 |
| Scott Servais, R (1, 2)<br>OBP: 0.275, SLG: 0.306<br>Andy Stankiewicz, R (7, PR)<br>OBP: 0.273, SLG: 0.200<br>Todd Jones, L (8, 1)<br>Milt Thompson, L (9, PH)<br>OBP: 0.364, SLG: 0.235<br>John Hudek, S (10, 1) | | G5-3 | | | P4 | | CS 1B | | FC3-6 S 1-2f | | 3<br>0<br>0<br>1<br>0 | 0<br>0<br>0<br>0<br>0 | 1<br>0<br>0<br>0<br>0 | 0<br>0<br>0<br>0<br>0 | 0<br>0<br>0<br>0<br>0 | 0<br>0<br>0<br>0<br>0 | 0<br>0<br>0<br>1<br>0 |
| Orlando Miller, R (1, 6)<br>OBP: 0.271, SLG: 0.333<br>Chris Donnels, L (9, PH)<br>OBP: 0.455, SLG: 0.333 (10, 5) | | | K | | G1-3 | | K 1-2 | | | FC6-4 1-2 IBB | 3<br>0 | 0<br>0 | 0<br>0 | 0<br>0 | 0<br>1 | 2<br>0 | 1<br>0 |
| Shane Reynolds, R (1, 1)<br>OBP: 0.200, SLG: 0.200<br>Tony Eusebio, R (8, 2)<br>OBP: 0.367, SLG: 0.489 | | | 1B | | 1B | | | K | | FC6-4 1-2f | 2<br>2 | 0<br>0 | 2<br>0 | 0<br>0 | 0<br>0 | 0<br>1 | 0<br>2 |
| Inning Stats | R: 0 H: 1<br>E: 0 LOB: 1<br>K: 0 BB: 0<br>S: 4 P: 4 | R: 0 H: 0<br>E: 0 LOB: 0<br>K: 0 BB: 0<br>S: 3 P: 3 | R: 0 H: 1<br>E: 0 LOB: 1<br>K: 1 BB: 0<br>S: 6 P: 6 | R: 0 H: 1<br>E: 0 LOB: 1<br>K: 0 BB: 0<br>S: 4 P: 4 | R: 0 H: 1<br>E: 0 LOB: 1<br>K: 1 BB: 0<br>S: 6 P: 6 | R: 1 H: 2<br>E: 0 LOB: 0<br>K: 0 BB: 0<br>S: 4 P: 4 | R: 0 H: 1<br>E: 0 LOB: 1<br>K: 1 BB: 0<br>S: 5 P: 5 | R: 0 H: 1<br>E: 0 LOB: 2<br>K: 3 BB: 1<br>S: 10 P: 14 | R: 0 H: 0<br>E: 0 LOB: 2<br>K: 1 BB: 2<br>S: 5 P: 13 | R: 1 H: 1<br>E: 0 LOB: 3<br>K: 0 BB: 3<br>S: 2 P: 14 | 1B: 6 SF: 0<br>2B: 2 SAC: 0<br>3B: 1 DP: 0<br>HR: 0 HBP: 0 | | | | | | |

| PITCHER | | IP | WLS | BF | H | R | ER | SO | BB | IBB | HBP | BLK | WP | HR | S | P | ERA | WHIP |
|---|---|---|---|---|---|---|---|---|---|---|---|---|---|---|---|---|---|---|
| Butch Henry, L<br>ERA: 2.39 | (1, 1) | 7.0 | | 26 | 7 | 1 | 1 | 3 | 0 | 0 | 0 | 0 | 0 | 0 | 32 | 32 | 1.29 | 1.000 |
| Tim Scott, R<br>ERA: 4.38 | (8, 1) | 0.2 | | 4 | 1 | 0 | 0 | 2 | 0 | 1 | 0 | 0 | 0 | 0 | 7 | 11 | 0.00 | 1.500 |
| Mel Rojas, R<br>ERA: 1.29 | (8, 1) | 1.1 | | 6 | 0 | 0 | 0 | 2 | 1 | 1 | 0 | 0 | 0 | 0 | 8 | 16 | 0.00 | 0.750 |
| Jeff Shaw, R<br>ERA: 8.36 | (10, 1) | 0.1 | L | 5 | 1 | 1 | 1 | 0 | 1 | 2 | 0 | 0 | 0 | 0 | 2 | 14 | 27.00 | 6.000 |

| PITCHER | IP | WLS | BF | H | R | ER | SO | BB | IBB | HBP | BLK | WP | HR | S | P | ERA | WHIP |
|---|---|---|---|---|---|---|---|---|---|---|---|---|---|---|---|---|---|

# BOTTOM

## Montreal Expos @ Houston Astros

Astrodome, Houston, TX

Sat May 20 1995, 8:05 PM EDT
Att. 15,240 - Dome

livebaseballscorecards.com

| | |
|---|---|
| AB | 35 |
| R | 2 |
| H | 9 |
| RBI | 2 |
| BB | 6 |
| SO | 7 |
| LOB | 20 |

WP: 0 PA: 41
PB: 0
SB: 3
CS: 2

| Batter | 1 | 2 | 3 | 4 | 5 | 6 | 7 | 8 | 9 | AB | R | H | RBI | BB | SO | LOB |
|---|---|---|---|---|---|---|---|---|---|---|---|---|---|---|---|---|
| Mark Grudzielanek, R (1, 5)<br>OBP: 0.309, SLG: 0.481 | X<br>0-0 ①<br>G5-3 | C S C<br>0-3 ③<br>K | | | B X<br>1-0 ②<br>F9 | | | B F F S<br>1-3 ①<br>K2-3 | | 4 | 0 | 0 | 0 | 0 | 2 | 2 |
| Wil Cordero, R (1, 6)<br>OBP: 0.311, SLG: 0.390 | C S T F X<br>0-2 ②<br>G3 | | B X<br>1-0 ①<br>G5-3 | | X<br>0-0 ③<br>F8 | | | B B F B B<br>4-1 ①<br>1B<br>BB | | 3 | 0 | 0 | 0 | 1 | 0 | 0 |
| Roberto Kelly, R (1, 8)<br>OBP: 0.333, SLG: 0.344 | B B C T B S<br>3-3 ③<br>K | | B B S S S X<br>2-2 ①<br>CS<br>1B | | | F B F B X<br>2-2 ①<br>P3 | | B S<br>1 SAFE<br>C F<br>1 SAFE<br>X<br>1-2<br>1B | | 4 | 0 | 2 | 0 | 0 | 1 | 0 |
| Moises Alou, R (1, 9)<br>OBP: 0.352, SLG: 0.463 | | H<br>1-0<br>G5-3 BB<br>G4-3<br>HBP | 1 SAFE<br>F F X<br>0-2 ②<br>F8 | | | X<br>0-0 ②<br>G6-3 | | F F B S<br>1-3 ②<br>K | | 3 | 1 | 0 | 0 | 0 | 1 | 3 |
| Rondell White, R (1, 7)<br>OBP: 0.404, SLG: 0.641 | | B<br>1 SAFE<br>1 SAFE<br>B B F F B<br>4-2<br>G4-3 G5-3<br>1B<br>1-2<br>BB | 1 SAFE<br>0-0 ③<br>CS<br>1-2 | F B F X<br>1-2<br>FC6-4<br>1B | | X<br>0-0 ③<br>G3-1 | | B F X<br>1-1 ③<br>P4 | | 3 | 1 | 1 | 0 | 1 | 0 | 2 |
| Mike Lansing, R (1, 4)<br>OBP: 0.326, SLG: 0.357 | C B X<br>1-1 ①<br>G5-3<br>1-2<br>2-3 | | | X<br>0-0 ①<br>FC6-4<br>1-2f | | | C B S B B F X<br>3-2<br>CS<br>1B | | C S C<br>0-3 ①<br>K | 4 | 0 | 1 | 0 | 0 | 1 | 3 |
| Sean Berry, R (1, 3)<br>OBP: 0.326, SLG: 0.361 | | F B S X<br>1-2 ②<br>G4-3<br>2-3<br>3-H | | 1 SAFE<br>X<br>0-0 ②<br>F7 | | | 1 SAFE<br>1 SAFE<br>B C C B F B S<br>3-3 ①②<br>K<br>1-2 | | B F B B S X<br>3-2 ②<br>F7 | 4 | 0 | 0 | 1 | 0 | 1 | 3 |
| Tim Laker, R (1, 2)<br>OBP: 0.174, SLG: 0.273<br>Lou Frazier, S (9, PH)<br>OBP: 0.077, SLG: 0.077 | C B B B B<br>4-1<br>1B<br>BB | | | 1 SAFE<br>1 SAFE<br>C X<br>0-1 ③<br>G5-3 | | | X<br>0-0<br>E4 | | B F X<br>1-1 ③<br>G4-3 | 2<br>1 | 0<br>0 | 0<br>0 | 0<br>0 | 1<br>0 | 0<br>0 | 1<br>0 |
| Gil Heredia, R (1, 1)<br>OBP: 0.250, SLG: 0.250<br>Shane Andrews, R (7, PH)<br>OBP: 0.315, SLG: 0.625<br>Tony Tarasco, L (7, PH)<br>OBP: 0.395, SLG: 0.582<br>Luis Aquino, R (7, 1)<br>OBP: 0.500, SLG: 0.333 | | 1 SAFE<br>C X<br>0-1<br>1-2<br>3-H<br>1B | | | C X<br>0-1 ①<br>G6-3 | | B B C B X<br>3-1 ③<br>F9 | | | 2<br>0<br>1<br>0 | 0<br>0<br>0<br>0 | 1<br>0<br>0<br>0 | 1<br>0<br>0<br>0 | 0<br>0<br>0<br>0 | 0<br>0<br>1<br>0 | 0<br>0<br>1<br>0 |
| Inning Stats | R: 0<br>E: 0<br>K: 1<br>S: 9<br>H: 0<br>LOB: 0<br>BB: 0<br>P: 12 | R: 2<br>E: 0<br>K: 1<br>S: 13<br>H: 1<br>LOB: 2<br>BB: 2<br>P: 24 | R: 0<br>E: 0<br>K: 0<br>S: 7<br>H: 1<br>LOB: 0<br>BB: 0<br>P: 10 | R: 0<br>E: 0<br>K: 0<br>S: 7<br>H: 1<br>LOB: 1<br>BB: 0<br>P: 8 | R: 0<br>E: 0<br>K: 0<br>S: 4<br>H: 0<br>LOB: 0<br>BB: 0<br>P: 5 | R: 0<br>E: 0<br>K: 0<br>S: 5<br>H: 0<br>LOB: 0<br>BB: 0<br>P: 7 | R: 0<br>E: 1<br>K: 1<br>S: 11<br>H: 1<br>LOB: 1<br>BB: 0<br>P: 20 | R: 0<br>E: 0<br>K: 2<br>S: 13<br>H: 1<br>LOB: 2<br>BB: 1<br>P: 21 | R: 0<br>E: 0<br>K: 1<br>S: 8<br>H: 0<br>LOB: 0<br>BB: 0<br>P: 12 | 1B: 5<br>2B: 0<br>3B: 0<br>HR: 0 | SF: 0<br>SAC: 0<br>DP: 0<br>HBP: 1 | | | | | |

| PITCHER | | IP | WLS | BF | H | R | ER | SO | BB | IBB | HBP | BLK | WP | HR | S | P | ERA | WHIP |
|---|---|---|---|---|---|---|---|---|---|---|---|---|---|---|---|---|---|---|
| Greg Swindell, L<br>ERA: 4.23 | (1, 1) | 6.2 | W | 26 | 4 | 2 | 2 | 3 | 2 | 0 | 1 | 0 | 0 | 0 | 54 | 81 | 2.70 | 0.900 |
| Dave Veres, R<br>ERA: | (7, 1) | 0.2 | | 4 | 1 | 0 | 0 | 1 | 1 | 0 | 0 | 0 | 0 | 0 | 10 | 19 | 0.00 | 3.000 |
| John Hudek, R<br>ERA: | (8, 1) | 1.2 | S | 5 | 0 | 0 | 0 | 2 | 0 | 0 | 0 | 0 | 0 | 0 | 13 | 19 | 0.00 | 0.000 |

| PITCHER | IP | WLS | BF | H | R | ER | SO | BB | IBB | HBP | BLK | WP | HR | S | P | ERA | WHIP |
|---|---|---|---|---|---|---|---|---|---|---|---|---|---|---|---|---|---|

TOP

# Montreal Expos @ Houston Astros

Astrodome, Houston, TX

Sun May 21 1995, 4:33 AM EDT

Att. 13,771 - Dome - 68 F

livebaseballscorecards.com

| | |
|---|---|
| AB | 31 |
| R | 2 |
| H | 5 |
| RBI | 2 |
| BB | 3 |
| SO | 6 |
| LOB | 15 |

| | | | | | | | | | | | | | | | | | | |
|---|---|---|---|---|---|---|---|---|---|---|---|---|---|---|---|---|---|---|
| | | | | | | | | | | | | | | | | | | |

# Montreal Expos @ Houston Astros

Astrodome, Houston, TX

Sun May 21 1995, 4:33 AM EDT

Att. 13,771 - Dome - 68 F

livebaseballscorecards.com

## BOTTOM

| Batter | 1 | 2 | 3 | 4 | 5 | 6 | 7 | 8 | 9 | AB | R | H | RBI | BB | SO | LOB |
|---|---|---|---|---|---|---|---|---|---|---|---|---|---|---|---|---|
| James Mouton, R (1, 9)<br>OBP: 0.333, SLG: 0.420 | B X<br>1-0 ①<br>F7 | | C B S X<br>1-2 ③<br>G5-3 | | B F F X<br>1-2<br>CS<br>2-H<br>1B | | | B B B F S F X<br>3-2<br>E6<br>5<br>1B<br>1B | | 4 | 1 | 1 | 1 | 0 | 0 | 0 |
| John Cangelosi, S (1, 8)<br>OBP: 0.200, SLG: 0.200 | C X<br>0-1 ②<br>G3-1 | | | B F S B B X<br>3-2 ①<br>G4-3 | B<br>1-0 ③<br>CS<br>1-2 | C B F X<br>1-2<br>HR<br>1B | | X<br>0-0 ①<br>L6 | | 4 | 1 | 1 | 0 | 0 | 0 | 1 |
| Craig Biggio, R (1, 4)<br>OBP: 0.441, SLG: 0.506 | B C B X<br>2-1 ③<br>G1-3 | | | B B B B<br>4-0<br>5<br>1B<br>BB | C B 1 SAFE F 1 SAFE 1 SAFE 1 SAFE B X<br>2-2<br>1-H<br>HR | | | C C B T<br>1-2 ②<br>K | | 3 | 1 | 1 | 2 | 1 | 1 | 1 |
| 5 Jeff Bagwell, R (1, 3)<br>OBP: 0.349, SLG: 0.341 | | X<br>0-0 ①<br>F9 | | B B 1 SAFE 1 SAFE F S X<br>2-2<br>1-2<br>1B | | C C F C<br>0-3 ①<br>K | | 1 SAFE X<br>0-0<br>1-3<br>1B<br>1B | | 4 | 1 | 2 | 0 | 0 | 1 | 0 |
| Luis Gonzalez, L (1, 7)<br>OBP: 0.330, SLG: 0.483 | | C F F B B F F F C<br>2-3 ②<br>K | | F B F C<br>1-3 ②<br>K | | X<br>0-0 ②<br>F7 | | I I I I<br>4-0<br>1B<br>IBB | | 3 | 0 | 0 | 0 | 1 | 2 | 2 |
| Dave Magadan, L (1, 5)<br>OBP: 0.452, SLG: 0.389<br>Dave Veres, R (7, 1)<br>John Hudek, S (8, 1)<br>OBP: 1.000, SLG: 1.000 | | C B B B X<br>3-1<br>FC6-4<br>1B | | S C B F C<br>1-3 ③<br>K | | B X<br>1-0 ③<br>G4-3 | | C S F X<br>0-2 ③<br>1-3<br>2-H<br>3-H<br>1B | | 3<br>0<br>1 | 0<br>0<br>0 | 1<br>0<br>1 | 0<br>0<br>2 | 0<br>0<br>0 | 1<br>0<br>0 | 2<br>0<br>0 |
| Tony Eusebio, R (1, 2)<br>OBP: 0.346, SLG: 0.458 | | B X<br>1-0 ③<br>FC6-4<br>1-2f | | | B X<br>1-0 ①<br>G4-3 | | B B F B X<br>3-1 ①<br>G3-1 | | | 3 | 0 | 0 | 0 | 0 | 0 | 1 |
| Orlando Miller, R (1, 6)<br>OBP: 0.274, SLG: 0.333 | | | B B C C B X<br>3-2 ①<br>L8 | | F X<br>0-1<br>SH1-4<br>1B<br>1B | | X<br>0-0 ②<br>F7 | | | 3 | 1 | 1 | 0 | 0 | 0 | 0 |
| Greg Swindell, L (1, 1)<br>OBP: 0.200, SLG: 0.111<br>Chris Donnels, L (7, 5)<br>OBP: 0.417, SLG: 0.300 | | | X<br>0-0 ②<br>G5-3 | | 1 SAFE X<br>0-0 ②<br>SH1-4<br>1-2 | | B B S F X<br>2-2 ③<br>P2 | | | 1<br>1 | 0<br>0 | 0<br>0 | 0<br>0 | 0<br>0 | 0<br>0 | 0<br>0 |
| Inning Stats | R: 0 E: 0 K: 0 S: 5<br>H: 0 LOB: 0 BB: 0 P: 8 | R: 0 E: 0 K: 1 S: 11<br>H: 1 LOB: 1 BB: 0 P: 17 | R: 0 E: 0 K: 0 S: 7<br>H: 0 LOB: 0 BB: 0 P: 11 | R: 0 E: 0 K: 2 S: 13<br>H: 1 LOB: 2 BB: 1 P: 24 | R: 1 E: 0 K: 0 S: 7<br>H: 2 LOB: 0 BB: 0 P: 10 | R: 2 E: 0 K: 1 S: 12<br>H: 2 LOB: 0 BB: 0 P: 16 | R: 0 E: 0 K: 0 S: 6<br>H: 0 LOB: 0 BB: 0 P: 11 | R: 2 E: 1 K: 1 S: 13<br>H: 2 LOB: 2 BB: 1 P: 21 | | 1B: 7<br>2B: 0<br>3B: 0<br>HR: 1 | SF: 0<br>SAC: 1<br>DP: 0<br>HBP: 0 | | | WP: 0<br>PB: 0<br>SB: 0<br>CS: 1 | PA: 34 | | |

| | AB | 30 |
|---|---|---|
| | R | 5 |
| | H | 8 |
| | RBI | 5 |
| | BB | 2 |
| | SO | 5 |
| | LOB | 7 |

| PITCHER | | IP | WLS | BF | H | R | ER | SO | BB | IBB | HBP | BLK | WP | HR | S | P | ERA | WHIP |
|---|---|---|---|---|---|---|---|---|---|---|---|---|---|---|---|---|---|---|
| Gil Heredia, R<br>ERA: 5.11 | (1, 1) | 6.0 | L | 24 | 6 | 3 | 3 | 4 | 1 | 0 | 0 | 0 | 0 | 1 | 55 | 86 | 4.50 | 1.167 |
| Luis Aquino, R<br>ERA: 6.59 | (7, 1) | 2.0 | | 9 | 2 | 2 | 0 | 1 | 0 | 1 | 0 | 0 | 0 | 0 | 19 | 32 | 0.00 | 1.000 |

| PITCHER | IP | WLS | BF | H | R | ER | SO | BB | IBB | HBP | BLK | WP | HR | S | P | ERA | WHIP |
|---|---|---|---|---|---|---|---|---|---|---|---|---|---|---|---|---|---|

# TOP

## Houston Astros @ Cincinnati Reds

Riverfront Stadium, Cincinnati, OH

Mon May 22 1995, 7:05 PM EDT

Att. 19,072 - Unknown - 73 F

livebaseballscorecards.com

| Batter | 1 | 2 | 3 | 4 | 5 | 6 | 7 | 8 | 9 | 10 | AB | R | H | RBI | BB | SO | LOB |
|---|---|---|---|---|---|---|---|---|---|---|---|---|---|---|---|---|---|
| Craig Biggio, R (1, 4)<br>OBP: 0.431, SLG: 0.489 | G4-6-3 1B | F8 | G5-3 | | G4-3 | | F9 | | | | 5 | 0 | 1 | 0 | 0 | 0 | 1 |
| Milt Thompson, L (1, 9)<br>OBP: 0.346, SLG: 0.238 | G4-6-3 1-2f | G4-3 | 5 G6-4-3 1B | | G6-3 | | | | | | 4 | 0 | 1 | 0 | 0 | 0 | 1 |
| 5 Jeff Bagwell, R (1, 3)<br>OBP: 0.345, SLG: 0.337 | 1B | G5-3 | G6-4-3 1-2f | | K | | | | | | 4 | 0 | 1 | 0 | 0 | 1 | 1 |
| Derek Bell, R (1, 8)<br>OBP: 0.382, SLG: 0.436 | L6 | | | 1B 1B | K | | G4-3 | | | | 4 | 1 | 1 | 0 | 0 | 1 | 1 |
| Luis Gonzalez, L (1, 7)<br>OBP: 0.327, SLG: 0.473 | | G5-3 | | 1-3 1B | K | | | | G3 | | 4 | 1 | 1 | 0 | 0 | 1 | 0 |
| Chris Donnels, L (1, 5)<br>OBP: 0.467, SLG: 0.385 | | 1B | | FC1-6 2-H 3-H 1B | G5-3 | | | | G6-3 | | 3 | 0 | 2 | 2 | 0 | 0 | 0 |
| Craig Shipley, R (9, PH)<br>OBP: 0.452, SLG: 0.571 | | | | | | | | | | | 1 | 0 | 0 | 0 | 0 | 0 | 0 |
| Dave Veres, R (9, 1) | | | | | | | | | | | 0 | 0 | 0 | 0 | 0 | 0 | 0 |
| Scott Servais, R (1, 2)<br>OBP: 0.273, SLG: 0.300 | 1-2 1B | | | | | | G5-3 | | K | | 4 | 0 | 1 | 0 | 0 | 2 | 1 |
| Orlando Miller, R (1, 6)<br>OBP: 0.273, SLG: 0.342 | L9 | | FC1-6 1-2f | | | 2B | | | | F8 | 4 | 0 | 1 | 0 | 0 | 0 | 3 |
| Doug Drabek, R (1, 1)<br>OBP: 0.333, SLG: 0.444 | K | | K | | K | | | | | F7 | 2 | 0 | 0 | 0 | 0 | 2 | 3 |
| James Mouton, R (7, PH)<br>OBP: 0.327, SLG: 0.412 | | | | | | | | | | | 1 | 0 | 0 | 0 | 0 | 1 | 1 |
| Pedro Martinez, L (7, 1) | | | | | | | | | | | 0 | 0 | 0 | 0 | 0 | 0 | 0 |
| Jim Dougherty, R (7, 1) | | | | | | | | | | | 0 | 0 | 0 | 0 | 0 | 0 | 0 |
| Dean Hartgraves, R (8, 1) | | | | | | | | | | | 0 | 0 | 0 | 0 | 0 | 0 | 0 |
| Dave Magadan, L (9, 5)<br>OBP: 0.446, SLG: 0.382 | | | | | | | | | | | 1 | 0 | 0 | 0 | 0 | 0 | 0 |

| | AB | 37 |
|---|---|---|
| | R | 2 |
| | H | 9 |
| | RBI | 2 |
| | BB | 0 |
| | SO | 8 |
| | LOB | 12 |

| Inning Stats | 1 | 2 | 3 | 4 | 5 | 6 | 7 | 8 | 9 | 10 |
|---|---|---|---|---|---|---|---|---|---|---|
| | R: 0 E: 0 K: 0 S: 12 H: 2 LOB: 1 BB: 0 P: 19 | R: 0 E: 0 K: 1 S: 8 H: 2 LOB: 2 BB: 0 P: 15 | R: 0 E: 0 K: 0 S: 9 H: 0 LOB: 0 BB: 0 P: 15 | R: 2 E: 0 K: 2 S: 14 H: 3 LOB: 1 BB: 0 P: 16 | R: 0 E: 0 K: 0 S: 9 H: 1 LOB: 0 BB: 0 P: 14 | R: 0 E: 0 K: 2 S: 13 H: 0 LOB: 0 BB: 0 P: 21 | R: 0 E: 0 K: 1 S: 9 H: 1 LOB: 1 BB: 0 P: 14 | R: 0 E: 0 K: 1 S: 5 H: 0 LOB: 0 BB: 0 P: 8 | R: 0 E: 0 K: 1 S: 7 H: 0 LOB: 0 BB: 0 P: 10 | R: 0 E: 0 K: 0 S: 7 H: 0 LOB: 0 BB: 0 P: 10 |

| | 1B: 8 | SF: 0 | WP: 0 | PA: 37 |
|---|---|---|---|---|
| | 2B: 1 | SAC: 0 | PB: 0 | |
| | 3B: 0 | DP: 2 | SB: 0 | |
| | HR: 0 | HBP: 0 | CS: 0 | |

| PITCHER | | IP | WLS | BF | H | R | ER | SO | BB | IBB | HBP | BLK | WP | HR | S | P | ERA | WHIP |
|---|---|---|---|---|---|---|---|---|---|---|---|---|---|---|---|---|---|---|
| Jose Rijo, R<br>ERA: 5.03 | (1, 1) | 7.0 | | 28 | 9 | 2 | 2 | 6 | 0 | 0 | 0 | 0 | 0 | 0 | 74 | 114 | 2.57 | 1.286 |
| Hector Carrasco, R<br>ERA: 3.38 | (8, 1) | 1.0 | | 3 | 0 | 0 | 0 | 1 | 0 | 0 | 0 | 0 | 0 | 0 | 5 | 8 | 0.00 | 0.000 |
| Chuck McElroy, L<br>ERA: 1.8 | (9, 1) | 0.1 | | 1 | 0 | 0 | 0 | 0 | 0 | 0 | 0 | 0 | 0 | 0 | 3 | 5 | 0.00 | 0.000 |
| Jeff Brantley, R<br>ERA: 3.38 | (9, 1) | 1.2 | W | 5 | 0 | 0 | 0 | 1 | 0 | 0 | 0 | 0 | 0 | 0 | 11 | 15 | 0.00 | 0.000 |

| PITCHER | IP | WLS | BF | H | R | ER | SO | BB | IBB | HBP | BLK | WP | HR | S | P | ERA | WHIP |
|---|---|---|---|---|---|---|---|---|---|---|---|---|---|---|---|---|---|

| Batter | 1 | 2 | 3 | 4 | 5 | 6 | 7 | 8 | 9 | 10 | AB | R | H | RBI | BB | SO | LOB |
|---|---|---|---|---|---|---|---|---|---|---|---|---|---|---|---|---|---|
| Deion Sanders, L (1, 8)<br>OBP: 0.274, SLG: 0.299 | B B C X<br>2-1 S 1B | | C L B C<br>1-3 ① K | | B C X<br>1-1 ② P6 | | B C B F B F B<br>4-2 S BB | | X<br>0-0 FC1-6 1B | | 4 | 0 | 2 | 0 | 1 | 1 | 0 |
| Bret Boone, R (1, 4)<br>OBP: 0.303, SLG: 0.326 | C 1 SAFE 1 SAFE P B T S<br>2-3 ① K 1-2 | | B X<br>1-0 ② G6-3 | | B X<br>1-0 E5 | | 1 SAFE 1 SAFE 1 SAFE B B B C B X<br>3-1 ③ G3 1-3 | | S 1 SAFE 1 SAFE X<br>0-1 ② FC1-6 1-2f | | 5 | 0 | 0 | 0 | 0 | 1 | 3 |
| Barry Larkin, R (1, 6)<br>OBP: 0.471, SLG: 0.670 | C X<br>0-1 ② L9 | | C B S B X<br>2-2 FC5-4 1B | | 1 SAFE C F 1 SAFE B X<br>1-2 ③ G6-3 | | | B X<br>1-0 ① G6-3 | C B F X<br>1-2 ③ P3 | | 5 | 0 | 1 | 0 | 0 | 0 | 3 |
| Ron Gant, R (1, 7)<br>OBP: 0.389, SLG: 0.679 | B 2 SAFE B F F B 2 SAFE B<br>4-2 BB | | B 1 SAFE B C 1 SAFE X<br>2-1 ③ FC5-4 1-2f | | | S C X<br>0-2 HR | | C C X<br>0-2 ② G6-3 | | F X<br>0-1 HR | 4 | 2 | 2 | 2 | 1 | 0 | 1 |
| Reggie Sanders, R (1, 9)<br>OBP: 0.443, SLG: 0.519 | B B C B F C<br>3-3 ③ K | | | F B C F B S<br>2-3 ① K | | B B B C X<br>3-1 ① G6-3 | | B B B B<br>4-0 BB 1B BB | | | 3 | 0 | 0 | 0 | 1 | 2 | 2 |
| Eddie Taubensee, L (1, 2)<br>OBP: 0.294, SLG: 0.200 | | C F S<br>0-3 ① K | | C X<br>0-1 ② G1-3 | | B F S X<br>1-2 ② G4-3 | | 1 SAFE X<br>0-0 BB 1-2 1B | | | 4 | 0 | 1 | 0 | 0 | 1 | 0 |
| Brian Hunter, R (1, 3)<br>OBP: 0.242, SLG: 0.138<br>Thomas Howard, S (8, PH)<br>OBP: 0.381, SLG: 0.235<br>Chuck McElroy, L (9, 1)<br>Jeff Brantley, R (9, 1) | | B X<br>1-0 ② G3 | | C B S X<br>1-2 ③ G6-3 | | B S C B S<br>2-3 ③ K | | B B B C B<br>4-1 1-2 2-3 BB | | | 3<br>0<br>0<br>0 | 0<br>0<br>0<br>0 | 0<br>0<br>0<br>0 | 0<br>0<br>0<br>0 | 0<br>1<br>0<br>0 | 1<br>0<br>0<br>0 | 0<br>0<br>0<br>0 |
| Jeff Branson, L (1, 5)<br>OBP: 0.297, SLG: 0.486<br>Jerome Walton, R (7, PH)<br>OBP: 0.370, SLG: 0.750<br>Hector Carrasco, R (8, 1)<br>Lenny Harris, L (8, PH)<br>OBP: 0.333, SLG: 0.394<br>(9, 3) | | C B X<br>1-1 1B | | | F B F X<br>1-2 HR | | B B C S X<br>2-2 ① G6-3 | B S C F X<br>1-2 ③ P6 | | | 2<br>1<br>0<br>1 | 1<br>0<br>0<br>0 | 2<br>0<br>0<br>0 | 1<br>0<br>0<br>0 | 0<br>0<br>0<br>0 | 0<br>0<br>0<br>3 | 0<br>0<br>0<br>3 |
| Jose Rijo, R (1, 1)<br>OBP: 0.083, SLG: 0.083<br>Mark Lewis, R (7, PH)<br>OBP: 0.343, SLG: 0.469<br>(8, 5) | | B B M X<br>2-1 ③ P4 | | | X<br>0-0 ① G5-3 | | B C C X<br>1-2 ② G6-3 | | C B S B F F S<br>2-3 ① K | | 2<br>2 | 0<br>0 | 0<br>0 | 0<br>0 | 0<br>0 | 0<br>1 | 1<br>0 |
| Inning Stats | R: 0 E: 0 K: 2 S: 13 H: 1 LOB: 2 BB: 1 P: 23 | R: 0 E: 0 K: 1 S: 8 H: 1 LOB: 1 BB: 0 P: 12 | R: 0 E: 0 K: 1 S: 9 H: 1 LOB: 1 BB: 0 P: 15 | R: 0 E: 0 K: 1 S: 9 H: 0 LOB: 0 BB: 0 P: 12 | R: 1 E: 1 K: 0 S: 10 H: 1 LOB: 1 BB: 0 P: 14 | R: 1 E: 0 K: 1 S: 11 H: 1 LOB: 0 BB: 0 P: 17 | R: 0 E: 0 K: 0 S: 11 H: 0 LOB: 1 BB: 1 P: 21 | R: 0 E: 0 K: 0 S: 10 H: 1 LOB: 3 BB: 2 P: 20 | R: 0 E: 0 K: 1 S: 11 H: 1 LOB: 1 BB: 0 P: 14 | R: 1 E: 0 K: 0 S: 2 H: 1 LOB: 0 BB: 0 P: 2 | 1B: 5 2B: 0 3B: 0 HR: 3 | SF: 0 SAC: 0 DP: 0 HBP: 0 | | | | | |

| PITCHER | | IP | WLS | BF | H | R | ER | SO | BB | IBB | HBP | BLK | WP | HR | S | P | ERA | WHIP |
|---|---|---|---|---|---|---|---|---|---|---|---|---|---|---|---|---|---|---|
| Doug Drabek, R<br>ERA: 5.7 | (1, 1) | 6.0 | | 25 | 5 | 2 | 2 | 6 | 1 | 0 | 0 | 0 | 0 | 2 | 60 | 93 | 3.00 | 1.000 |
| Pedro Martinez, L<br>ERA: 6.43 | (7, 1) | 0.2 | | 3 | 0 | 0 | 0 | 0 | 1 | 0 | 0 | 0 | 0 | 0 | 9 | 16 | 0.00 | 1.500 |
| Jim Dougherty, R<br>ERA: 4.5 | (7, 1) | 1.0 | | 6 | 1 | 0 | 0 | 0 | 2 | 0 | 0 | 0 | 0 | 0 | 8 | 20 | 0.00 | 3.000 |
| Dean Hartgraves, L<br>ERA: 3.0 | (8, 1) | 0.1 | | 1 | 0 | 0 | 0 | 0 | 0 | 0 | 0 | 0 | 0 | 0 | 4 | 5 | 0.00 | 0.000 |
| Dave Veres, R<br>ERA: 0.52 | (9, 1) | 1.0 | L | 5 | 2 | 1 | 1 | 1 | 0 | 0 | 0 | 0 | 0 | 1 | 13 | 16 | 9.00 | 2.000 |

| PITCHER | IP | WLS | BF | H | R | ER | SO | BB | IBB | HBP | BLK | WP | HR | S | P | ERA | WHIP |
|---|---|---|---|---|---|---|---|---|---|---|---|---|---|---|---|---|---|

# BOTTOM

# Houston Astros @ Cincinnati Reds

Riverfront Stadium, Cincinnati, OH

Mon May 22 1995, 7:05 PM EDT

Att. 19,072 - Unknown - 73 F

livebaseballscorecards.com

| | |
|---|---|
| AB | 36 |
| R | 3 |
| H | 8 |
| RBI | 3 |
| BB | 4 |
| SO | 7 |
| LOB | 13 |

WP: 0 PB: 0 SB: 3 CS: 0 PA: 40

| Batter | 1 | 2 | 3 | 4 | 5 | 6 | 7 | 8 | 9 | AB | R | H | RBI | BB | SO | LOB |
|---|---|---|---|---|---|---|---|---|---|---|---|---|---|---|---|---|
| James Mouton, R (1, 9)<br>OBP: 0.350, SLG: 0.426 | H<br>1-0 CS<br>HBP | B B C S F B B<br>4-2<br>BB | | B S B B X<br>3-1<br>2-H<br>2B | | C B 1 F S SAFE<br>1-3 ②<br>K | | B C C F F X<br>1-2 ②<br>G5-3<br>1-2 | | 3 | 0 | 1 | 1 | 1 | 1 | 2 |
| Craig Biggio, R (1, 4)<br>OBP: 0.421, SLG: 0.469 | B 1 SAFE<br>B 1 SAFE<br>C 1 SAFE<br>B B<br>4-1 ①<br>5<br>1B<br>1-2<br>2B<br>BB | B C X<br>1-1 ③<br>L5 | | X<br>0-0 ③<br>P3 | | 1 SAFE<br>1 SAFE<br>B C X<br>1-1<br>E6<br>1-2 | | B C X<br>1-1 ③<br>G5-3 | | 4 | 1 | 0 | 0 | 1 | 0 | 5 |
| 5 Jeff Bagwell, R (1, 3)<br>OBP: 0.339, SLG: 0.330 | B 1 SAFE<br>B 1 SAFE<br>X<br>2-0<br>1-2<br>2B<br>1B | B X<br>1-0 ①<br>G5-3 | F X<br>0-1 ①<br>G5-3 | C B S B T<br>2-2 ③<br>K | | | | B B F X<br>2-1 ①<br>F9 | | 5 | 1 | 1 | 0 | 0 | 1 | 2 |
| Derek Bell, R (1, 8)<br>OBP: 0.411, SLG: 0.485 | B B F X<br>2-1<br>1-H<br>2-H<br>2B | C B X<br>1-1<br>2B | X<br>0-0<br>S<br>2B<br>1B | | | | B B F F B F X<br>3-2<br>E S<br>G4-3<br>1B | | F C X<br>0-2<br>1B<br>1B | 5 | 2 | 5 | 2 | 0 | 0 | 0 |
| Luis Gonzalez, L (1, 7)<br>OBP: 0.330, SLG: 0.463 | X<br>0-0 ②<br>F7 | B F B B B<br>4-1<br>G4-6-3<br>BB | S S S<br>0-3 ②<br>K | | | | B C X<br>1-1 ①<br>G4-3<br>1-H | | B F B B B F X<br>3-2<br>BB<br>1-3<br>1B | 4 | 0 | 1 | 1 | 1 | 1 | 2 |
| Dave Magadan, L (1, 5)<br>OBP: 0.456, SLG: 0.397 | C B 2 SAFE<br>X<br>1-1 ③<br>F7 | C F B X<br>1-2 ② ③<br>G4-6-3<br>1-2f | C S B B X<br>2-2<br>1-H<br>2B | | | | B C B B B<br>4-1<br>G1-6-4-3<br>BB | | B F B C B B<br>4-2<br>G4-6-3<br>1-2<br>BB | 3 | 0 | 1 | 1 | 2 | 0 | 3 |
| Tony Eusebio, R (1, 2)<br>OBP: 0.351, SLG: 0.453 | | C X<br>0-1<br>SH2-3<br>1B | | B X<br>1-0<br>WP<br>2B<br>1B | B X<br>1-0 ③<br>G6-3 | | C B B X<br>2-1 ② ③<br>G1-6-4-3<br>1-2f | | X<br>0-0 ② ③<br>G4-6-3<br>1-2f | 5 | 1 | 2 | 0 | 0 | 0 | 5 |
| Orlando Miller, R (1, 6)<br>OBP: 0.272, SLG: 0.338 | | B X<br>1-0 ①<br>F8 | | B S B X<br>2-1 ①<br>G6-3<br>1-2 | | B B F X<br>2-1 ①<br>G6-3 | | C X<br>0-1<br>G5-3<br>1B | | 4 | 0 | 1 | 0 | 0 | 0 | 2 |
| Darryl Kile, R (1, 1)<br>OBP: 0.364, SLG: 0.333<br>Pedro Martinez, L (4, 1)<br>John Cangelosi, S (6, PH)<br>OBP: 0.333, SLG: 0.333<br>Jim Dougherty, R (6, 1)<br>Milt Thompson, L (8, PH)<br>OBP: 0.333, SLG: 0.227<br>Dean Hartgraves, R (8, 1)<br>Todd Jones, L (8, 1) | | B X<br>1-0 ②<br>SH2-3<br>1-2 | | C C B B S<br>2-3 ②<br>K | | B C X<br>1-1<br>E<br>1B | | F B F B F C<br>2-3 ①<br>K | | 1<br>0<br>1<br>0<br>1<br>0<br>0 | 0<br>0<br>0<br>0<br>0<br>0<br>0 | 0<br>0<br>1<br>0<br>0<br>0<br>0 | 0<br>0<br>0<br>0<br>0<br>0<br>0 | 0<br>0<br>0<br>0<br>0<br>0<br>0 | 1<br>0<br>0<br>0<br>1<br>0<br>0 | 1<br>0<br>0<br>0<br>1<br>0<br>0 |
| Inning Stats | R: 2<br>E: 0<br>K: 0<br>S: 7<br>H: 2<br>LOB: 1<br>BB: 1<br>P: 17 | R: 0<br>E: 0<br>K: 0<br>S: 9<br>H: 1<br>LOB: 2<br>BB: 1<br>P: 16 | R: 0<br>E: 0<br>K: 0<br>S: 7<br>H: 1<br>LOB: 1<br>BB: 1<br>P: 14 | R: 1<br>E: 0<br>K: 1<br>S: 9<br>H: 2<br>LOB: 1<br>BB: 0<br>P: 17 | R: 1<br>E: 0<br>K: 1<br>S: 10<br>H: 2<br>LOB: 1<br>BB: 0<br>P: 13 | R: 0<br>E: 1<br>K: 2<br>S: 12<br>H: 1<br>LOB: 2<br>BB: 0<br>P: 19 | R: 1<br>E: 0<br>K: 0<br>S: 9<br>H: 1<br>LOB: 0<br>BB: 1<br>P: 19 | R: 0<br>E: 0<br>K: 1<br>S: 13<br>H: 1<br>LOB: 1<br>BB: 0<br>P: 17 | R: 0<br>E: 0<br>K: 0<br>S: 11<br>H: 2<br>LOB: 2<br>BB: 1<br>P: 20 | 1B: 9<br>2B: 4<br>3B: 0<br>HR: 0<br>SF: 0<br>SAC: 1<br>DP: 3<br>HBP: 1 | | | | | | |

| PITCHER | | IP | WLS | BF | H | R | ER | SO | BB | IBB | HBP | BLK | WP | HR | S | P | ERA | WHIP |
|---|---|---|---|---|---|---|---|---|---|---|---|---|---|---|---|---|---|---|
| Tim Pugh, R<br>ERA: 1.86 | (1, 1) | 4.0 | | 20 | 6 | 3 | 3 | 1 | 3 | 0 | 1 | 0 | 1 | 0 | 32 | 64 | 6.75 | 2.250 |
| Xavier Hernandez, R<br>ERA: 5.94 | (5, 1) | 2.0 | W | 10 | 3 | 1 | 1 | 3 | 0 | 0 | 0 | 0 | 0 | 0 | 22 | 32 | 4.50 | 1.500 |
| Johnny Ruffin, R<br>ERA: 3.6 | (7, 1) | 0.1 | | 3 | 1 | 1 | 0 | 0 | 1 | 0 | 0 | 0 | 0 | 0 | 7 | 15 | 0.00 | 6.000 |
| Hector Carrasco, R<br>ERA: 2.89 | (7, 1) | 2.2 | S | 10 | 3 | 0 | 0 | 1 | 1 | 0 | 0 | 0 | 0 | 0 | 26 | 41 | 0.00 | 1.500 |

| PITCHER | IP | WLS | BF | H | R | ER | SO | BB | IBB | HBP | BLK | WP | HR | S | P | ERA | WHIP |
|---|---|---|---|---|---|---|---|---|---|---|---|---|---|---|---|---|---|

# TOP

## Houston Astros @ Cincinnati Reds

Riverfront Stadium, Cincinnati, OH

Tue May 23 1995, 7:05 PM EDT
Att. 21,708 - Unknown - 79 F

livebaseballscorecards.com

| | |
|---|---|
| AB | 36 |
| R | 5 |
| H | 13 |
| RBI | 5 |
| BB | 5 |
| SO | 5 |
| LOB | 23 |

| | | | |
|---|---|---|---|
| 1B: 9 | SF: 0 | WP: 1 | PA: 43 |
| 2B: 4 | SAC: 1 | PB: 0 | |
| 3B: 0 | DP: 3 | SB: 2 | |
| HR: 0 | HBP: 1 | CS: 1 | |

# Houston Astros @ Cincinnati Reds

Riverfront Stadium, Cincinnati, OH

Tue May 23 1995, 7:05 PM EDT

Att. 21,708 - Unknown - 79 F

## BOTTOM

| Batter | 1 | 2 | 3 | 4 | 5 | 6 | 7 | 8 | 9 | AB | R | H | RBI | BB | SO | LOB |
|---|---|---|---|---|---|---|---|---|---|---|---|---|---|---|---|---|
| Deion Sanders, L (1, 8)<br>OBP: 0.300, SLG: 0.333 | 4-1 G4-6-3 BB | 2-1 1-2 1B | | 4-2 HBP WP BB BB | 1-3 ② K | | | 0-0 2B 3B | | 3 | 2 | 2 | 0 | 2 | 1 | 0 |
| Lenny Harris, L (1, 3)<br>OBP: 0.317, SLG: 0.395 | 0-2 ①② G4-6-3 1-2f | 1-0 ③ G3 | | 1-3 ① K | 0-0 ③ P2 | | | 1-1 1B 3-H 2B | | 5 | 1 | 1 | 1 | 0 | 1 | 4 |
| Barry Larkin, R (1, 6)<br>OBP: 0.467, SLG: 0.648 | 4-2 BB 1B BB | | 4-1 G5-3 1B BB BB | 2-2 ② L9 1-2 | | 0-3 ① K | | 1-2 ① P6 | | 3 | 2 | 0 | 0 | 2 | 1 | 2 |
| Ron Gant, R (1, 7)<br>OBP: 0.421, SLG: 0.684<br>Jerome Walton, R (9, 7)<br>OBP: 0.370, SLG: 0.750 | 4-2 1B WP 1-2 BB | | 0-0 BB G5-3 SF9 1-2 1B | 4-0 BB HBP 2B IBB | | 4-2 G5-3 BB | | 4-0 1B FC3-2-3 IBB | | 1<br>0 | 3<br>0 | 1<br>0 | 0<br>0 | 4<br>0 | 0<br>0 | 0<br>0 |
| Reggie Sanders, R (1, 9)<br>OBP: 0.451, SLG: 0.519 | 3-2 WP S 1-3 2-H 1B | | 1-0 ① G5-3 1-2 2-3 | 2-2 BB 2B 1-2 2-3 HBP | | 1-1 ② G5-3 1-2 | | 0-0 1-3 2-H 1B | | 4 | 1 | 2 | 2 | 0 | 0 | 3 |
| Eddie Taubensee, L (1, 2)<br>OBP: 0.316, SLG: 0.188<br>Hector Carrasco, R (7, 1) | 2-2 ③ G4-3 1-3 3-H | | 1-0 SF9 BB HBP | 4-2 2B 1-2 2-3 3-H BB | | 1-3 ③ K | | 0-1 ② ③ FC3-2-3 3-H | | 2<br>1 | 1<br>0 | 0<br>0 | 1<br>0 | 1<br>0 | 1<br>0 | 2<br>2 |
| Bret Boone, R (1, 4)<br>OBP: 0.311, SLG: 0.337 | | 2-0 ① F7 | 4-0 1-2 2-3 3-H BB | 2-2 1-H 2-H 3-H 2B | | | 1-1 ① G5-3 | | | 3 | 0 | 1 | 4 | 1 | 0 | 0 |
| Jeff Branson, L (1, 5)<br>OBP: 0.317, SLG: 0.486 | | 0-1 FC3-6 1B | 2-1 ② SF9 2-3 3-H | 2-1 ③ G3-1 | | | 4-2 G5-4-3 BB | | | 2 | 0 | 1 | 1 | 1 | 0 | 1 |
| Tim Pugh, R (1, 1)<br>Xavier Hernandez, L (5, 1)<br>Johnny Ruffin, R (7, 1)<br>Damon Berryhill, S (7, 2)<br>OBP: 0.143, SLG: 0.077 | | 1-1 ② FC3-6 1B 1-2f | 1-0 ③ F8 | | 1-3 ① K | | 1 SAFE 1-0 ② ③ G5-4-3 1-2f | | | 2<br>1<br>0<br>1 | 0<br>0<br>0<br>0 | 0<br>0<br>0<br>0 | 0<br>0<br>0<br>0 | 0<br>1<br>0<br>0 | 0<br>0<br>0<br>0 | 3<br>0<br>0<br>1 |
| Inning Stats | R: 2 E: 0 K: 0 S: 15 H: 1 LOB: 1 BB: 3 P: 32 | R: 0 E: 0 K: 0 S: 8 H: 2 LOB: 2 BB: 0 P: 14 | R: 2 E: 0 K: 0 S: 6 H: 1 LOB: 2 BB: 2 P: 19 | R: 4 E: 0 K: 1 S: 21 H: 1 LOB: 1 BB: 3 P: 41 | R: 0 E: 0 K: 2 S: 7 H: 0 LOB: 0 BB: 0 P: 9 | R: 0 E: 0 K: 2 S: 14 H: 0 LOB: 1 BB: 1 P: 20 | R: 0 E: 0 K: 0 S: 5 H: 0 LOB: 0 BB: 1 P: 11 | R: 2 E: 0 K: 0 S: 9 H: 3 LOB: 1 BB: 1 P: 15 | | 1B: 5 2B: 3 3B: 1 HR: 0 | SF: 1 SAC: 0 DP: 3 HBP: 2 | | | | | |

livebaseballscorecards.com

| | |
|---|---|
| AB | 28 |
| R | 10 |
| H | 8 |
| RBI | 9 |
| BB | 11 |
| SO | 5 |
| LOB | 18 |

WP: 2 PB: 0 SB: 1 CS: 0 PA: 42

| PITCHER | | IP | WLS | BF | H | R | ER | SO | BB | IBB | HBP | BLK | WP | HR | S | P | ERA | WHIP |
|---|---|---|---|---|---|---|---|---|---|---|---|---|---|---|---|---|---|---|
| Darryl Kile, R<br>ERA: 5.16 | (1, 1) | 3.2 | L | 23 | 4 | 7 | 7 | 1 | 6 | 1 | 2 | 0 | 2 | 0 | 43 | 91 | 17.18 | 2.727 |
| Pedro Martinez, L<br>ERA: 6.48 | (4, 1) | 1.1 | | 6 | 1 | 1 | 1 | 2 | 1 | 0 | 0 | 0 | 0 | 0 | 14 | 24 | 6.75 | 1.500 |
| Jim Dougherty, R<br>ERA: 3.94 | (6, 1) | 2.0 | | 7 | 0 | 0 | 0 | 2 | 2 | 0 | 0 | 0 | 0 | 0 | 19 | 31 | 0.00 | 1.000 |
| Dean Hartgraves, L<br>ERA: 6.0 | (8, 1) | 0.0 | | 2 | 2 | 2 | 2 | 0 | 0 | 0 | 0 | 0 | 0 | 0 | 3 | 4 | ∞ | ∞ |
| Todd Jones, R<br>ERA: 0.92 | (8, 1) | 1.0 | | 4 | 1 | 0 | 0 | 0 | 0 | 1 | 0 | 0 | 0 | 0 | 6 | 11 | 0.00 | 1.000 |

| PITCHER | IP | WLS | BF | H | R | ER | SO | BB | IBB | HBP | BLK | WP | HR | S | P | ERA | WHIP |
|---|---|---|---|---|---|---|---|---|---|---|---|---|---|---|---|---|---|

| Batter | 1 | 2 | 3 | 4 | 5 | 6 | 7 | 8 | 9 | AB | R | H | RBI | BB | SO | LOB |
|---|---|---|---|---|---|---|---|---|---|---|---|---|---|---|---|---|
| James Mouton, R (1, 9)<br>OBP: 0.349, SLG: 0.439 | C F F B X<br>1-2<br>5 S 1B 2B | B B C C S<br>2-3 ③<br>K | B C F F S<br>1-3 ①<br>K | | | | | | B F F F X<br>1-2 ①<br>G1-3 | 3 | 1 | 1 | 0 | 0 | 2 | 0 |
| Milt Thompson, L (9, PH)<br>OBP: 0.321, SLG: 0.217 | | | | | | | | | | 1 | 0 | 0 | 0 | 0 | 0 | 0 |
| Craig Biggio, R (1, 4)<br>OBP: 0.424, SLG: 0.460 | C B F X<br>1-2 ①<br>G5-3 | | | B B B B<br>4-0<br>FC6-4 5 1B BB | | B C F B F F F B X<br>3-2 ②<br>P4 | | | F B B B C B<br>4-2<br>2B BB | 2 | 1 | 0 | 0 | 2 | 0 | 1 |
| 5 Jeff Bagwell, R (1, 3)<br>OBP: 0.336, SLG: 0.327 | B B X<br>2-0 ②<br>P6<br>2-3 | | | C T 1 SAFE F B F B F X<br>2-2<br>FC6-4<br>1-2 1B | | B S B X<br>2-1 ③<br>F7 | | | 1 SAFE C F 1 SAFE B B X<br>2-2 ②<br>F9 | 4 | 0 | 1 | 0 | 0 | 0 | 2 |
| Derek Bell, R (1, 8)<br>OBP: 0.414, SLG: 0.495 | X<br>0-0<br>CS 1B<br>3-H | | | B S 2 SAFE F B X<br>2-2 ①<br>FC6-4 G1-6-3<br>1-2f 2-3 | | | B C S S<br>1-3 ①<br>K | | B S B B F X<br>3-2<br>1-H 2B | 4 | 0 | 2 | 2 | 0 | 1 | 2 |
| Craig Shipley, R (1, 5)<br>OBP: 0.412, SLG: 0.516 | T C B F F 1 SAFE<br>1-2 ③<br>CS<br>1-2 | B S X<br>1-1 ①<br>F9 | | X<br>0-0 ②③<br>G1-6-3<br>1-2f | | | F F F B F X<br>1-2 ②<br>F8 | | B C C F X<br>1-2 ③<br>G4-3 | 3 | 0 | 0 | 0 | 0 | 0 | 2 |
| Dave Magadan, L (9, PH)<br>OBP: 0.450, SLG: 0.390 | | | | | | | | | | 1 | 0 | 0 | 0 | 0 | 0 | 1 |
| Luis Gonzalez, L (1, 7)<br>OBP: 0.321, SLG: 0.449 | | C F B B B F F X<br>3-2 ②<br>F7 | | | X<br>0-0 ①<br>P5 | | F B C X<br>1-2 ③<br>P5 | | | 3 | 0 | 0 | 0 | 0 | 0 | 0 |
| Todd Jones, L (7, 1) | | | | | | | | | | 0 | 0 | 0 | 0 | 0 | 0 | 0 |
| Tony Eusebio, R (1, 2)<br>OBP: 0.333, SLG: 0.429 | | B S T S S<br>1-3 ③<br>K | | | B F B F C<br>2-3 ②<br>K | | | X<br>0-0 ①<br>F8 | | 3 | 0 | 0 | 0 | 0 | 2 | 0 |
| Orlando Miller, R (1, 6)<br>OBP: 0.274, SLG: 0.338 | | | B C X<br>1-1 ①<br>P3 | | S B F B X<br>2-2<br>1B | | | C B F S<br>1-3 ②<br>K | | 3 | 0 | 1 | 0 | 0 | 1 | 0 |
| Shane Reynolds, R (1, 1)<br>OBP: 0.167, SLG: 0.167 | | | C B S S S<br>1-3 ②<br>K | | F F B C<br>1-3 ③<br>K | | | F C B X<br>1-2 ③<br>P6 | | 2 | 0 | 0 | 0 | 0 | 2 | 1 |
| John Cangelosi, S (7, 7)<br>OBP: 0.286, SLG: 0.286 | | | | | | | | | | 1 | 0 | 0 | 0 | 0 | 0 | 0 |
| Inning Stats | R: 1 H: 2<br>E: 0 LOB: 0<br>K: 0 BB: 0<br>S: 13 P: 18 | R: 0 H: 0<br>E: 0 LOB: 0<br>K: 1 BB: 0<br>S: 11 P: 16 | R: 0 H: 0<br>E: 0 LOB: 0<br>K: 2 BB: 0<br>S: 8 P: 12 | R: 0 H: 1<br>E: 0 LOB: 1<br>K: 0 BB: 1<br>S: 10 P: 18 | R: 0 H: 1<br>E: 0 LOB: 1<br>K: 2 BB: 0<br>S: 10 P: 15 | R: 0 H: 0<br>E: 0 LOB: 0<br>K: 1 BB: 0<br>S: 11 P: 17 | R: 0 H: 0<br>E: 0 LOB: 0<br>K: 1 BB: 0<br>S: 11 P: 14 | R: 0 H: 0<br>E: 0 LOB: 0<br>K: 1 BB: 0<br>S: 7 P: 9 | R: 1 H: 1<br>E: 0 LOB: 1<br>K: 0 BB: 1<br>S: 16 P: 27 | 1B: 3 SF: 0<br>2B: 2 SAC: 0<br>3B: 0 DP: 1<br>HR: 0 HBP: 0 | | | | | | WP: 0 PA: 33<br>PB: 0<br>SB: 1<br>CS: 1 |

| PITCHER | | IP | WLS | BF | H | R | ER | SO | BB | IBB | HBP | BLK | WP | HR | S | P | ERA | WHIP |
|---|---|---|---|---|---|---|---|---|---|---|---|---|---|---|---|---|---|---|
| Pete Schourek, L<br>ERA: 3.68 | (1, 1) | 7.0 | W | 24 | 4 | 1 | 1 | 7 | 1 | 0 | 0 | 0 | 0 | 0 | 74 | 110 | 1.29 | 0.714 |
| Jeff Brantley, R<br>ERA: 3.5 | (8, 1) | 2.0 | S | 8 | 1 | 1 | 1 | 1 | 1 | 0 | 0 | 0 | 0 | 0 | 23 | 36 | 4.50 | 1.000 |

| PITCHER | IP | WLS | BF | H | R | ER | SO | BB | IBB | HBP | BLK | WP | HR | S | P | ERA | WHIP |
|---|---|---|---|---|---|---|---|---|---|---|---|---|---|---|---|---|---|

# TOP

## Houston Astros @ Cincinnati Reds

Riverfront Stadium, Cincinnati, OH

Wed May 24 1995, 7:05 PM EDT
Att. 20,316 - Unknown - 72 F

livebaseballscorecards.com

| | |
|---|---|
| AB | 30 |
| R | 2 |
| H | 5 |
| RBI | 2 |
| BB | 2 |
| SO | 8 |
| LOB | 9 |

# BOTTOM

## Houston Astros @ Cincinnati Reds

Riverfront Stadium, Cincinnati, OH

Wed May 24 1995, 7:05 PM EDT

Att. 20,316 - Unknown - 72 F

| Batter | 1 | 2 | 3 | 4 | 5 | 6 | 7 | 8 | 9 | AB | R | H | RBI | BB | SO | LOB |
|---|---|---|---|---|---|---|---|---|---|---|---|---|---|---|---|---|
| Deion Sanders, L (1, 8)<br>OBP: 0.288, SLG: 0.319 | C B S X<br>1-2 G5-3 ① | | B C F F C<br>1-3 K ② | | C B X<br>1-1 F8 ① | | B X<br>1-0 G6-3 ① | | | 4 | 0 | 0 | 0 | 0 | 1 | 0 |
| Barry Larkin, R (1, 6)<br>OBP: 0.468, SLG: 0.638<br>Mark Lewis, R (7, PR)<br>OBP: 0.343, SLG: 0.469 (8, 5) | B F X<br>1-1 1B 1B | | B B B C F F X<br>3-2 G5-3 ③ | | X<br>0-0 G1-3 ② | | B B B B<br>4-0 HR BB | | | 3<br>0 | 0<br>1 | 1<br>0 | 0<br>0 | 1<br>0 | 0<br>0 | 0<br>0 |
| Hal Morris, L (1, 3)<br>OBP: 0.297, SLG: 0.435 | X<br>0-0 FC5-4 1B<br>1-3 | | | B F F F F F B X<br>2-2 3B 1B | X<br>0-0 1B | | X<br>0-0 1-H HR | | | 4 | 2 | 4 | 2 | 0 | 0 | 0 |
| Ron Gant, R (1, 7)<br>OBP: 0.404, SLG: 0.651<br>Jeff Brantley, R (8, 1) | B B C S S<br>2-3 K ② | | | F B S B B F X<br>3-2 F9 ① | B C B S C<br>2-3 K ③ | | B S B C X<br>2-2 P6 ② | | | 4<br>0 | 0<br>0 | 0<br>0 | 0<br>0 | 0<br>0 | 2<br>0 | 5<br>0 |
| Reggie Sanders, R (1, 9)<br>OBP: 0.453, SLG: 0.541 | B S S 1 SAFE B X<br>2-2 FC5-4 ③<br>1-2f | | | 1 SAFE X<br>0-0 2B 3B<br>1-H | | C X<br>0-1 G2-3 1B | B B F F C<br>2-3 K ③ | | | 4 | 1 | 2 | 1 | 0 | 1 | 3 |
| Eddie Taubensee, L (1, 2)<br>OBP: 0.310, SLG: 0.194 | | F S X<br>0-2 G5-4-3 1B | C S B F F S<br>1-3 K ② | | | 1 SAFE C 1 SAFE B B B X<br>3-1 F8 ① | | S C B X<br>1-2 P6 ① | | 4 | 0 | 1 | 0 | 0 | 1 | 2 |
| Bret Boone, R (1, 4)<br>OBP: 0.308, SLG: 0.343 | X<br>0-0 G5-4-3 ① ②<br>1-2f | | C S X<br>0-2 2B<br>3-H | | | 1 SAFE 1 SAFE F F F X<br>0-2 G2-3 ②<br>1-2 | | C X<br>0-1 G6-3 ② | | 4 | 0 | 1 | 1 | 0 | 0 | 2 |
| Jeff Branson, L (1, 5)<br>OBP: 0.356, SLG: 0.474 (8, 6) | B X<br>1-0 G4-3 ③ | | | I I I I<br>4-0 IBB | | I I I I<br>4-0 IBB | | B S B B B<br>4-1 BB | | 1 | 0 | 0 | 0 | 3 | 0 | 0 |
| Pete Schourek, L (1, 1)<br>OBP: 0.167, SLG: 0.167<br>Jerome Walton, R (8, 7)<br>OBP: 0.357, SLG: 0.720 | | | F C S<br>0-3 K ① | C B S C<br>1-3 K ③ | | B S S X<br>1-2 G1-3 ③ | | B X<br>1-0 G5-3 ③ | | 3<br>1 | 0<br>0 | 0<br>0 | 0<br>0 | 0<br>0 | 2<br>0 | 4<br>1 |
| Inning Stats | R: 0 H: 2<br>E: 0 LOB: 2<br>K: 1 BB: 0<br>S: 12 P: 18 | R: 0 H: 1<br>E: 0 LOB: 0<br>K: 0 BB: 0<br>S: 5 P: 6 | R: 0 H: 0<br>E: 0 LOB: 0<br>K: 2 BB: 0<br>S: 11 P: 15 | R: 2 H: 3<br>E: 0 LOB: 2<br>K: 2 BB: 1<br>S: 22 P: 33 | R: 0 H: 1<br>E: 0 LOB: 1<br>K: 1 BB: 0<br>S: 7 P: 10 | R: 0 H: 1<br>E: 0 LOB: 2<br>K: 0 BB: 1<br>S: 11 P: 19 | R: 2 H: 1<br>E: 0 LOB: 1<br>K: 1 BB: 1<br>S: 8 P: 17 | R: 0 H: 0<br>E: 0 LOB: 1<br>K: 0 BB: 1<br>S: 7 P: 13 | | 1B: 6<br>2B: 1<br>3B: 1<br>HR: 1 | SF: 0<br>SAC: 0<br>DP: 1<br>HBP: 0 | | | | | |

livebaseballscorecards.com

| | |
|---|---|
| AB | 32 |
| R | 4 |
| H | 9 |
| RBI | 4 |
| BB | 4 |
| SO | 7 |
| LOB | 17 |

WP: 0 PA: 36
PB: 0
SB: 0
CS: 0

| PITCHER | | IP | WLS | BF | H | R | ER | SO | BB | IBB | HBP | BLK | WP | HR | S | P | ERA | WHIP |
|---|---|---|---|---|---|---|---|---|---|---|---|---|---|---|---|---|---|---|
| Shane Reynolds, R<br>ERA: 2.41 | (1, 1) | 6.0 | L | 27 | 8 | 2 | 2 | 6 | 0 | 2 | 0 | 0 | 0 | 0 | 68 | 101 | 3.00 | 1.333 |
| Todd Jones, R<br>ERA: 1.66 | (7, 1) | 2.0 | | 9 | 1 | 2 | 2 | 1 | 2 | 0 | 0 | 0 | 0 | 1 | 15 | 30 | 9.00 | 1.500 |

| Batter | 1 | 2 | 3 | 4 | 5 | 6 | 7 | 8 | 9 | AB | R | H | RBI | BB | SO | LOB |
|---|---|---|---|---|---|---|---|---|---|---|---|---|---|---|---|---|
| Marquis Grissom, R (1, 8)<br>OBP: 0.281, SLG: 0.366 | C B X<br>1-1 S 10 1B 2B | X<br>0-0 2-H HR | | C B B S X<br>2-2 ① G3 | | C B B B X<br>3-1 ① G4-3 2-3 | | B C F X<br>1-2 ① FC5-4 FC5-4 1-2f | | 5 | 2 | 2 | 2 | 0 | 0 | 2 |
| Jeff Blauser, R (1, 6)<br>OBP: 0.362, SLG: 0.376 | C C F C<br>0-3 ① K 2-3 | B F B B X<br>3-1 10 1B 2B 1B | | B C F F X<br>1-2 ② G6-3 | | B B F S B C<br>3-3 ② K | | X<br>0-0 ② FC5-4 10 BB 1-2f | | 5 | 1 | 1 | 0 | 0 | 2 | 3 |
| 10 Chipper Jones, S (1, 5)<br>OBP: 0.406, SLG: 0.538 | F X<br>0-1 G1-3 3-H 1B | B B S C 1 SAFE 1 X SAFE<br>2-2 2B 1-2 1B | | B X<br>1-0 HR | | B B B B<br>4-0 1B BB | | B B 1 B B SAFE<br>4-0 1-2 BB | | 3 | 1 | 3 | 2 | 2 | 0 | 0 |
| Fred McGriff, L (1, 3)<br>OBP: 0.383, SLG: 0.447 | 1 B B 1 S 1 X SAFE SAFE<br>2-1 ② G1-3 1-2 | B S B X<br>2-1 1-3 2-H 2B | | B C S B F S<br>2-3 ③ K | | B X<br>1-0 1-3 3-H 1B | | B X<br>1-0 ③ F8 | | 5 | 0 | 2 | 2 | 0 | 1 | 3 |
| David Justice, L (1, 9)<br>OBP: 0.409, SLG: 0.534 | C S B F X<br>1-2 ③ P5 | B F F B B F B<br>4-2 G5-4-3 BB | | | S B X<br>1-1 ① G3 | B B S X<br>2-1 ③ F7 | | | B B C F X<br>2-2 ① G1-3 | 4 | 0 | 0 | 0 | 1 | 0 | 3 |
| Javy Lopez, R (1, 2)<br>OBP: 0.359, SLG: 0.549 | | x<br>0-0 E2 HR<br>a b x<br>2-0 G5-4-3 1-2f | | | B B F B F B<br>4-2 BB | | B F X<br>1-1 ① G5-3 | | C X<br>0-1 ② G5-3 | 4 | 1 | 0 | 0 | 1 | 0 | 3 |
| Mike Kelly, R (1, 7)<br>OBP: 0.271, SLG: 0.352 | | B B B X<br>3-0 3-H HR | C B C B F S<br>2-3 ① K | | B S B B 1 T 1 F S SAFE SAFE<br>3-3 ② K | | C C B C<br>1-3 ② K | | F B F F S<br>1-3 ③ K | 5 | 1 | 1 | 2 | 0 | 4 | 1 |
| Mark Lemke, S (1, 4)<br>OBP: 0.293, SLG: 0.330 | | B B B C X<br>3-1 HR 2B | F C B C<br>1-3 ② K | | B F F B B F S<br>3-3 ③ K | | B C B X<br>2-1 ③ G4-3 | | | 4 | 1 | 1 | 0 | 0 | 2 | 1 |
| Kent Mercker, L (1, 1)<br>OBP: 0.167, SLG: 0.250<br>Mike Mordecai, R (6, PH)<br>OBP: 0.250, SLG: 0.375<br>Steve Bedrosian, R (6, 1)<br>Dwight Smith, L (8, PH)<br>OBP: 0.422, SLG: 0.667<br>Greg McMichael, R (8, 1)<br>Mark Wohlers, R (9, 1) | M X<br>0-1 ① B1-4 | F B X<br>1-1 ③ F7 | | | | B X<br>1-0 G4-3 1B 2B | | B B X<br>2-0 FC5-4 1B | | 2 | 0 | 0 | 0 | 0 | 0 | 1 |
| | | | | | | | | | | 1 | 1 | 1 | 0 | 0 | 0 | 0 |
| | | | | | | | | | | 0 | 0 | 0 | 0 | 0 | 0 | 0 |
| | | | | | | | | | | 1 | 0 | 1 | 0 | 0 | 0 | 0 |
| | | | | | | | | | | 0 | 0 | 0 | 0 | 0 | 0 | 0 |
| | | | | | | | | | | 0 | 0 | 0 | 0 | 0 | 0 | 0 |

# Atlanta Braves @ Houston Astros

Astrodome, Houston, TX

Fri May 26 1995, 8:05 PM EDT

Att. 26,246 - Dome - 68 F

TOP

livebaseballscorecards.com

| | |
|---|---|
| AB | 39 |
| R | 8 |
| H | 12 |
| RBI | 8 |
| BB | 4 |
| SO | 9 |
| LOB | 17 |

| Inning Stats | 1 | 2 | 3 | 4 | 5 | 6 | 7 | 8 | 9 | 1B: 5 | SF: 0 | WP: 0 | PA: 43 |
|---|---|---|---|---|---|---|---|---|---|---|---|---|---|
| | R: 1 E: 0 K: 1 S: 14 H: 2 LOB: 1 BB: 0 P: 18 | R: 5 E: 1 K: 0 S: 18 H: 6 LOB: 2 BB: 1 P: 37 | R: 0 E: 0 K: 2 S: 9 H: 0 LOB: 0 BB: 0 P: 13 | R: 1 E: 0 K: 1 S: 12 H: 1 LOB: 0 BB: 0 P: 18 | R: 0 E: 0 K: 2 S: 12 H: 0 LOB: 1 BB: 1 P: 23 | R: 1 E: 0 K: 1 S: 9 H: 2 LOB: 2 BB: 1 P: 23 | R: 0 E: 0 K: 1 S: 7 H: 0 LOB: 0 BB: 0 P: 11 | R: 0 E: 0 K: 0 S: 6 H: 1 LOB: 2 BB: 1 P: 14 | R: 0 E: 0 K: 1 S: 9 H: 0 LOB: 0 BB: 0 P: 12 | 2B: 4 3B: 0 HR: 3 | SAC: 0 DP: 1 HBP: 0 | PB: 0 SB: 1 CS: 0 | |

| PITCHER | | IP | WLS | BF | H | R | ER | SO | BB | IBB | HBP | BLK | WP | HR | S | P | ERA | WHIP |
|---|---|---|---|---|---|---|---|---|---|---|---|---|---|---|---|---|---|---|
| Greg Swindell, L<br>ERA: 5.59 | (1, 1) | 1.1 | L | 13 | 8 | 6 | 5 | 1 | 0 | 0 | 0 | 0 | 0 | 2 | 28 | 45 | 33.75 | 6.000 |
| Dave Veres, R<br>ERA: 0.9 | (2, 1) | 2.2 | | 9 | 1 | 1 | 1 | 3 | 1 | 0 | 0 | 0 | 0 | 1 | 25 | 41 | 3.38 | 0.750 |
| Pedro Martinez, L<br>ERA: 6.1 | (5, 1) | 2.0 | | 10 | 2 | 1 | 1 | 3 | 2 | 0 | 0 | 0 | 0 | 0 | 21 | 46 | 4.50 | 2.000 |
| Jim Dougherty, R<br>ERA: 3.57 | (7, 1) | 1.2 | | 7 | 1 | 0 | 0 | 1 | 1 | 0 | 0 | 0 | 0 | 0 | 12 | 23 | 0.00 | 1.200 |
| Dean Hartgraves, L<br>ERA: 4.91 | (8, 1) | 1.1 | | 4 | 0 | 0 | 0 | 1 | 0 | 0 | 0 | 0 | 0 | 0 | 10 | 14 | 0.00 | 0.000 |

| PITCHER | IP | WLS | BF | H | R | ER | SO | BB | IBB | HBP | BLK | WP | HR | S | P | ERA | WHIP |
|---|---|---|---|---|---|---|---|---|---|---|---|---|---|---|---|---|---|

# Atlanta Braves @ Houston Astros

Astrodome, Houston, TX

Fri May 26 1995, 8:05 PM EDT

Att. 26,246 - Dome - 68 F

livebaseballscorecards.com

## BOTTOM

| Batter | 1 | 2 | 3 | 4 | 5 | 6 | 7 | 8 | 9 | AB | R | H | RBI | BB | SO | LOB |
|---|---|---|---|---|---|---|---|---|---|---|---|---|---|---|---|---|
| James Mouton, R (1, 7) (9, 9)<br>OBP: 0.324, SLG: 0.403 | B5-3 | F8 | | | E5 2B 5 SF8 | | G1-3 | | K | 5 | 1 | 0 | 0 | 0 | 1 | 4 |
| Craig Biggio, R (1, 4)<br>OBP: 0.431, SLG: 0.471 | BB 5 G6-4-3 | | 1B 5 WP | | 1-3 SF8 5 G5-3 2B | | P3 | | K | 4 | 1 | 2 | 0 | 1 | 1 | 1 |
| 5 Jeff Bagwell, R (1, 3)<br>OBP: 0.325, SLG: 0.317 | G6-4-3<br>1-2f | | F8<br>1-2 | | SF8<br>2-3<br>3-H | | K | | | 3 | 0 | 0 | 1 | 0 | 1 | 2 |
| Derek Bell, R (1, 8)<br>OBP: 0.409, SLG: 0.481 | | BB S E 1B | F9 | | G5-3<br>3-H | | | K | | 3 | 1 | 0 | 1 | 1 | 1 | 1 |
| Craig Shipley, R (1, 5)<br>OBP: 0.395, SLG: 0.486 | | E5 1B 1B<br>1-2 | F8 | | WP 1B | | | F8 | | 4 | 0 | 1 | 0 | 0 | 0 | 2 |
| Mike Simms, R (1, 9)<br>Luis Gonzalez, L (8, PH) (9, 7)<br>OBP: 0.327, SLG: 0.449 | | K<br>2-3 | | P3 | L6<br>1-2 | | | BB | | 3<br>0 | 0<br>0 | 0<br>0 | 0<br>0 | 0<br>1 | 1<br>0 | 3<br>0 |
| Scott Servais, R (1, 2)<br>OBP: 0.277, SLG: 0.302<br>Dave Magadan, L (8, PH)<br>OBP: 0.444, SLG: 0.383<br>Tony Eusebio, R (9, 2)<br>OBP: 0.333, SLG: 0.429 | | 1B<br>1-2<br>3-H 1B | | L8 | | G6-3 | | L6 | | 3<br>1<br>0 | 0<br>0<br>0 | 1<br>0<br>0 | 1<br>0<br>0 | 0<br>0<br>0 | 0<br>0<br>0 | 0<br>1<br>0 |
| Orlando Miller, R (1, 6)<br>OBP: 0.284, SLG: 0.345 | | 1-2<br>2-3 1B | | 1B | | F8 | | | K | 4 | 0 | 2 | 0 | 0 | 1 | 0 |
| Greg Swindell, L (1, 1)<br>OBP: 0.200, SLG: 0.111<br>Dave Veres, R (2, 1)<br>Andy Stankiewicz, R (4, PH)<br>OBP: 0.250, SLG: 0.182<br>Pedro Martinez, L (5, 1)<br>Milt Thompson, L (6, PH)<br>OBP: 0.310, SLG: 0.208<br>Jim Dougherty, R (7, 1)<br>Dean Hartgraves, R (8, 1)<br>Chris Donnels, L (9, PH)<br>OBP: 0.500, SLG: 0.429 | | K | | F9 | | K | | | 1B | 0<br>1<br>1<br>0<br>1<br>0<br>0<br>0<br>1 | 0<br>0<br>0<br>0<br>0<br>0<br>0<br>0<br>0 | 0<br>0<br>0<br>0<br>0<br>1<br>0<br>0<br>1 | 0<br>0<br>0<br>0<br>0<br>0<br>0<br>0<br>0 | 0<br>1<br>0<br>0<br>0<br>0<br>0<br>0<br>0 | 0<br>3<br>1<br>0<br>0<br>1<br>0<br>0<br>0 | 0<br>0<br>1<br>0<br>0<br>0<br>0<br>0<br>0 |
| Inning Stats | R: 0 E: 0 K: 0 S: 5 H: 0 LOB: 0 BB: 1 P: 10 | R: 1 E: 1 K: 2 S: 17 H: 2 LOB: 3 BB: 1 P: 26 | R: 0 E: 0 K: 0 S: 8 H: 1 LOB: 1 BB: 0 P: 12 | R: 0 E: 0 K: 0 S: 5 H: 1 LOB: 1 BB: 0 P: 9 | R: 2 E: 1 K: 0 S: 13 H: 2 LOB: 1 BB: 0 P: 22 | R: 0 E: 0 K: 1 S: 7 H: 0 LOB: 0 BB: 0 P: 11 | R: 0 E: 0 K: 1 S: 7 H: 0 LOB: 0 BB: 0 P: 12 | R: 0 E: 0 K: 1 S: 7 H: 0 LOB: 1 BB: 1 P: 15 | R: 0 E: 0 K: 3 S: 17 H: 1 LOB: 1 BB: 0 P: 23 | 1B: 6 2B: 1 3B: 0 HR: 0 | SF: 1 SAC: 0 DP: 1 HBP: 0 | | | | | |

| | AB | 34 |
|---|---|---|
| | R | 3 |
| | H | 7 |
| | RBI | 3 |
| | BB | 3 |
| | SO | 8 |
| | LOB | 18 |

| | WP: 2 | PA: 38 |
|---|---|---|
| | PB: 0 | |
| | SB: 1 | |
| | CS: 0 | |

| PITCHER | | IP | WLS | BF | H | R | ER | SO | BB | IBB | HBP | BLK | WP | HR | S | P | ERA | WHIP |
|---|---|---|---|---|---|---|---|---|---|---|---|---|---|---|---|---|---|---|
| Kent Mercker, L<br>ERA: 2.97 | (1, 1) | 5.0 | W | 24 | 6 | 3 | 1 | 2 | 2 | 0 | 0 | 0 | 2 | 0 | 48 | 79 | 1.80 | 1.600 |
| Steve Bedrosian, R<br>ERA: 5.73 | (6, 1) | 2.0 | | 6 | 0 | 0 | 0 | 2 | 0 | 0 | 0 | 0 | 0 | 0 | 14 | 23 | 0.00 | 0.000 |
| Greg McMichael, R<br>ERA: 3.86 | (8, 1) | 1.0 | | 4 | 0 | 0 | 0 | 1 | 1 | 0 | 0 | 0 | 0 | 0 | 7 | 15 | 0.00 | 1.000 |
| Mark Wohlers, R<br>ERA: 4.76 | (9, 1) | 1.0 | | 4 | 1 | 0 | 0 | 3 | 0 | 0 | 0 | 0 | 0 | 0 | 17 | 23 | 0.00 | 1.000 |

| PITCHER | IP | WLS | BF | H | R | ER | SO | BB | IBB | HBP | BLK | WP | HR | S | P | ERA | WHIP |
|---|---|---|---|---|---|---|---|---|---|---|---|---|---|---|---|---|---|

| Batter | 1 | 2 | 3 | 4 | 5 | 6 | 7 | 8 | 9 | 10 | AB | R | H | RBI | BB | SO | LOB |
|---|---|---|---|---|---|---|---|---|---|---|---|---|---|---|---|---|---|
| Marquis Grissom, R (1, 8)<br>OBP: 0.280, SLG: 0.362 | G5-3 | | F9 | | 1B | | | K | | | 4 | 0 | 1 | 0 | 0 | 1 | 0 |
| Jeff Blauser, R (1, 6)<br>OBP: 0.351, SLG: 0.363 | K | | K | | P6 | | | F9 | | | 4 | 0 | 0 | 0 | 0 | 2 | 1 |
| 10 Chipper Jones, S (1, 5)<br>OBP: 0.402, SLG: 0.523 | K | | | WP 2B BB | | F7 | | | K | | 3 | 1 | 0 | 0 | 1 | 2 | 0 |
| Fred McGriff, L (1, 3)<br>OBP: 0.386, SLG: 0.453 | | F9 1B 2B | | K 1-2 | | CS BB | | | G3 | | 3 | 1 | 1 | 0 | 1 | 1 | 1 |
| David Justice, L (1, 9)<br>OBP: 0.424, SLG: 0.553 | | 1B 1B BB | | 2H 2B | | F7 1-2 | | | FC5-4 1B | | 3 | 0 | 2 | 1 | 1 | 0 | 1 |
| Ryan Klesko, L (1, 7)<br>OBP: 0.325, SLG: 0.273<br>Mike Kelly, R (7, 7)<br>OBP: 0.267, SLG: 0.345 | | F9 2-3 | | K | | | K | | FC5-4 1-2f | | 3<br>1 | 0<br>0 | 0<br>0 | 0<br>0 | 0<br>0 | 2<br>0 | 3<br>1 |
| Javy Lopez, R (1, 2)<br>OBP: 0.354, SLG: 0.535 | | 1B 1-2 3-H 1B | | K | | | G1-3 | | | F7 | 4 | 0 | 1 | 1 | 0 | 1 | 1 |
| Mark Lemke, S (1, 4)<br>OBP: 0.294, SLG: 0.330<br>Mike Mordecai, R (10, PH)<br>OBP: 0.222, SLG: 0.333<br>Rafael Belliard, R (10, 4)<br>OBP: 0.364, SLG: 0.364 | | 1-3 2-H 1B | | | F9 | | L6 | | | K | 3<br>1<br>0 | 0<br>0<br>0 | 1<br>0<br>0 | 0<br>0<br>0 | 0<br>0<br>0 | 0<br>1<br>0 | 0<br>0<br>0 |
| 29 John Smoltz, R (1, 1)<br>Mark Wohlers, R (9, 1)<br>Dwight Smith, L (10, PH)<br>OBP: 0.413, SLG: 0.651<br>Mike Stanton, L (10, 1) | | | K | K | | | | G4-3 | | K | 3<br>0<br>1<br>0 | 0<br>0<br>0<br>0 | 0<br>0<br>0<br>0 | 0<br>0<br>0<br>0 | 0<br>0<br>0<br>0 | 2<br>0<br>1<br>0 | 0<br>0<br>0<br>0 |
| Inning Stats | R: 0 E: 0 K: 2 S: 10 H: 0 LOB: 0 BB: 0 P: 17 | R: 1 E: 0 K: 0 S: 10 H: 3 LOB: 2 BB: 1 P: 17 | R: 0 E: 0 K: 2 S: 7 H: 0 LOB: 0 BB: 0 P: 11 | R: 1 E: 0 K: 3 S: 12 H: 1 LOB: 1 BB: 1 P: 23 | R: 0 E: 0 K: 1 S: 9 H: 1 LOB: 1 BB: 0 P: 12 | R: 0 E: 0 K: 0 S: 5 H: 0 LOB: 0 BB: 1 P: 12 | R: 0 E: 0 K: 1 S: 7 H: 0 LOB: 0 BB: 0 P: 11 | R: 0 E: 0 K: 1 S: 6 H: 0 LOB: 0 BB: 0 P: 7 | R: 0 E: 0 K: 1 S: 11 H: 1 LOB: 1 BB: 0 P: 16 | R: 0 E: 0 K: 2 S: 8 H: 0 LOB: 0 BB: 0 P: 10 | 1B: 4 2B: 2 3B: 0 HR: 0 SF: 0 SAC: 0 DP: 0 HBP: 0 | | | | | | |

| PITCHER | IP | WLS | BF | H | R | ER | SO | BB | IBB | HBP | BLK | WP | HR | S | P | ERA | WHIP |
|---|---|---|---|---|---|---|---|---|---|---|---|---|---|---|---|---|---|
| Doug Drabek, R (1, 1)<br>ERA: 5.11 | 7.0 | | 26 | 5 | 2 | 2 | 9 | 3 | 0 | 0 | 0 | 1 | 0 | 60 | 103 | 2.57 | 1.143 |
| Todd Jones, R (8, 1)<br>ERA: 1.52 | 2.0 | | 7 | 1 | 0 | 0 | 2 | 0 | 0 | 0 | 0 | 0 | 0 | 17 | 23 | 0.00 | 0.500 |
| John Hudek, R (10, 1)<br>ERA: | 1.0 | W | 3 | 0 | 0 | 0 | 2 | 0 | 0 | 0 | 0 | 0 | 0 | 8 | 10 | 0.00 | 0.000 |

| PITCHER | IP | WLS | BF | H | R | ER | SO | BB | IBB | HBP | BLK | WP | HR | S | P | ERA | WHIP |
|---|---|---|---|---|---|---|---|---|---|---|---|---|---|---|---|---|---|

TOP

# Atlanta Braves @ Houston Astros

Astrodome, Houston, TX

Sat May 27 1995, 8:05 PM EDT
Att. 19,257 - Dome - 68 F

livebaseballscorecards.com

| | |
|---|---|
| AB | 33 |
| R | 2 |
| H | 6 |
| RBI | 2 |
| BB | 3 |
| SO | 13 |
| LOB | 8 |

WP: 1 PA: 36
PB: 0
SB: 0
CS: 1

| Batter | 1 | 2 | 3 | 4 | 5 | 6 | 7 | 8 | 9 | 10 | AB | R | H | RBI | BB | SO | LOB |
|---|---|---|---|---|---|---|---|---|---|---|---|---|---|---|---|---|---|
| Craig Biggio, R (1, 4)<br>OBP: 0.430, SLG: 0.463 | BBBB 4-0 FC6-4 1B BB | | CBX 1-1 P4 ② | | BBBCCC 3-3 K ③ | | BFBCFS 2-3 K ③ | | CFFX 0-2 1-2 1B | | 4 | 0 | 1 | 0 | 1 | 2 | 0 |
| John Cangelosi, S (1, 8)<br>OBP: 0.417, SLG: 0.417<br>John Hudek, S (10, 1)<br>OBP: 1.000, SLG: 1.000 | BFC1 SAFE1 SAFEBX 3-2 FC6-4 1-2 1B | | FBBX 2-1 1B 1B | | | X 0-0 5 1B G4-3 1B 1B | | CX 0-1 G4-3 ① | BCBX 2-1 G3 ③ | | 5<br>0 | 1<br>0 | 3<br>0 | 0<br>0 | 0<br>0 | 0<br>0 | 2<br>0 |
| Luis Gonzalez, L (1, 7)<br>OBP: 0.330, SLG: 0.441 | BCBX 2-1 F7 ① | | F1 SAFEBX 1-1 1-3 1B | | | BBFBFX 3-2 F8 ① | | BBBBB 4-0 E 1B 5 FC5-4 BB | | BBFX 2-1 L9 ① | 4 | 1 | 1 | 0 | 1 | 0 | 3 |
| Derek Bell, R (1, 9)<br>OBP: 0.403, SLG: 0.473<br>James Mouton, R (9, 9)<br>OBP: 0.333, SLG: 0.460 (10, 8) | CX 0-1 FC6-4 ② 1-2f 2-3 | | SFBS 1-3 K ③ | | | 1 SAFE1 SAFEBX 1-0 G4-3 ② 1-2 | | 1 SAFEBFX 1-1 E7 5 FC5-4 1-3 1B | | FX 0-1 HR | 4<br>1 | 0<br>1 | 1<br>1 | 0<br>1 | 0<br>0 | 1<br>0 | 5<br>0 |
| 5 Jeff Bagwell, R (1, 3)<br>OBP: 0.323, SLG: 0.314 | SBBBBSC 3-3 K ③ | | | CCC 0-3 K ① | | BSX 1-1 1B 2-3 1B | | FSBBFFX 1-2 FC5-4 ② S 1-2f 3-H | | | 4 | 0 | 1 | 1 | 0 | 2 | 3 |
| Dave Magadan, L (1, 5)<br>OBP: 0.435, SLG: 0.375 | | BCCC 1-3 K ① | | FBFBBBX 3-2 F7 ② | | BBX 2-0 1-2 3-H 1B | | C1 SAFECBFBX 2-2 F7 ③ 1-2 | | | 4 | 0 | 1 | 1 | 0 | 1 | 1 |
| Scott Servais, R (1, 2)<br>OBP: 0.260, SLG: 0.283<br>Milt Thompson, L (9, PH)<br>OBP: 0.300, SLG: 0.200 (10, 9) | | BCSFC 1-3 K ② | | BX 1-0 L5 ③ | | CFS 0-3 K ③ | | | BCSBC 2-3 K ① | | 3<br>1 | 0<br>0 | 0<br>0 | 0<br>0 | 0<br>0 | 2<br>1 | 2<br>0 |
| Orlando Miller, R (1, 6)<br>OBP: 0.275, SLG: 0.333<br>Craig Shipley, R (9, PH)<br>OBP: 0.385, SLG: 0.472 (10, 6) | | BBX 2-0 G6-3 ③ | | BX 1-0 L6 ① | | | CSBS 1-3 K ① | | SBBCCC 2-3 K ② | | 3<br>1 | 0<br>0 | 0<br>0 | 0<br>0 | 0<br>0 | 1<br>1 | 0<br>0 |
| Doug Drabek, R (1, 1)<br>OBP: 0.273, SLG: 0.364<br>Chris Donnels, L (7, PH)<br>OBP: 0.471, SLG: 0.400<br>Todd Jones, L (8, 1)<br>Tony Eusebio, R (9, PH)<br>OBP: 0.344, SLG: 0.439 (10, 2) | | | FBBBFS 3-3 K ① | | FBCS 1-3 K ② | | X 0-0 G4-3 ② | | CSBX 1-2 1B 1B | | 2<br>1<br>0<br>1 | 0<br>0<br>0<br>0 | 0<br>0<br>0<br>1 | 0<br>0<br>0<br>0 | 0<br>0<br>0<br>0 | 2<br>0<br>0<br>0 | 0<br>0<br>0<br>0 |
| Inning Stats | R: 0 E: 0 K: 1 S: 10 H: 1 LOB: 2 BB: 1 P: 22 | R: 0 E: 0 K: 2 S: 8 H: 0 LOB: 0 BB: 0 P: 12 | R: 0 E: 0 K: 2 S: 12 H: 2 LOB: 2 BB: 0 P: 20 | R: 0 E: 0 K: 1 S: 7 H: 0 LOB: 0 BB: 0 P: 11 | R: 0 E: 0 K: 2 S: 7 H: 0 LOB: 0 BB: 0 P: 12 | R: 1 E: 0 K: 1 S: 11 H: 3 LOB: 2 BB: 0 P: 18 | R: 0 E: 0 K: 2 S: 8 H: 0 LOB: 0 BB: 0 P: 11 | R: 1 E: 1 K: 0 S: 13 H: 1 LOB: 1 BB: 1 P: 21 | R: 0 E: 0 K: 2 S: 15 H: 2 LOB: 2 BB: 0 P: 22 | R: 1 E: 0 K: 0 S: 4 H: 1 LOB: 0 BB: 0 P: 6 | 1B: 9 2B: 0 3B: 0 HR: 1 | SF: 0 SAC: 0 DP: 0 HBP: 0 | | | | | WP: 0 PB: 0 SB: 1 CS: 0 | PA: 40 |

| PITCHER | | IP | WLS | BF | H | R | ER | SO | BB | IBB | HBP | BLK | WP | HR | S | P | ERA | WHIP |
|---|---|---|---|---|---|---|---|---|---|---|---|---|---|---|---|---|---|---|
| 29 John Smoltz, R<br>ERA: 2.48 | (1, 1) | 8.0 | | 33 | 7 | 2 | 1 | 11 | 2 | 0 | 0 | 0 | 0 | 0 | 76 | 127 | 1.12 | 1.125 |
| Mark Wohlers, R<br>ERA: 4.38 | (9, 1) | 1.0 | | 5 | 2 | 0 | 0 | 2 | 0 | 0 | 0 | 0 | 0 | 0 | 15 | 22 | 0.00 | 2.000 |
| Mike Stanton, L<br>ERA: 3.6 | (10, 1) | 0.1 | L | 2 | 1 | 1 | 1 | 0 | 0 | 0 | 0 | 0 | 0 | 1 | 4 | 6 | 27.00 | 3.000 |

| PITCHER | IP | WLS | BF | H | R | ER | SO | BB | IBB | HBP | BLK | WP | HR | S | P | ERA | WHIP |
|---|---|---|---|---|---|---|---|---|---|---|---|---|---|---|---|---|---|

# BOTTOM

# Atlanta Braves @ Houston Astros

Astrodome, Houston, TX

Sat May 27 1995, 8:05 PM EDT

Att. 19,257 - Dome - 68 F

livebaseballscorecards.com

| | |
|---|---|
| AB | 38 |
| R | 3 |
| H | 10 |
| RBI | 3 |
| BB | 2 |
| SO | 13 |
| LOB | 16 |

| Batter | 1 | 2 | 3 | 4 | 5 | 6 | 7 | 8 | 9 | AB | R | H | RBI | BB | SO | LOB |
|---|---|---|---|---|---|---|---|---|---|---|---|---|---|---|---|---|
| Marquis Grissom, R (1, 8)<br>OBP: 0.277, SLG: 0.355 | B B X<br>2-0 WP BB 1B | | F B C B B X<br>3-2 ① F7 | | 1 SAFE X<br>0-0 ① L7 | | B X<br>1-0 ① FC3-6 BB<br>1-2f | | C C F S<br>0-3 ② K | 5 | 0 | 1 | 0 | 0 | 1 | 2 |
| Jeff Blauser, R (1, 6)<br>OBP: 0.360, SLG: 0.388 | B 1 SAFE C F B B B<br>4-2 WP BB<br>1-2 | | B B X<br>2-0 ② F9 | | X<br>0-0 ② G6-3<br>1-2 | | B B 1 SAFE 1 SAFE 1 B B<br>4-0 ② 10 BB 3B BB<br>1-2 | | B X<br>1-0 HR | 3 | 2 | 1 | 1 | 2 | 0 | 1 |
| 10 Chipper Jones, S (1, 5)<br>OBP: 0.401, SLG: 0.509 | S B C C<br>1-3 ① K | | C S B B X<br>2-2 ③ G3-1 | | B B C B B<br>4-1 BB | | B B B B<br>4-0 1-2 3B BB | | C C F S<br>0-3 ③ K | 3 | 1 | 0 | 0 | 2 | 2 | 2 |
| Fred McGriff, L (1, 3)<br>OBP: 0.390, SLG: 0.473 | X<br>0-0 ② P6 | | | C B S X<br>1-2 BB 1B | B X<br>1-0 ③ G4-3 | | B C B X<br>2-1 1-H 2-H 3B | | | 4 | 0 | 2 | 2 | 0 | 0 | 4 |
| David Justice, L (1, 9)<br>OBP: 0.417, SLG: 0.532 | B C C C B S<br>2-3 ③ K<br>1-2 2-3 | | | X<br>0-0 ① F8 | | C B B B F B<br>4-2 G6-3 BB | X<br>0-0 ③ F8 | | | 3 | 0 | 0 | 0 | 1 | 1 | 4 |
| Ryan Klesko, L (1, 7)<br>OBP: 0.326, SLG: 0.257 | | B B F B F X<br>3-2 ① G4-3 | | B B F B B<br>4-1 1-2 BB | | X<br>0-0 ① L8 | | B C B C X<br>2-2 ① F8 | | 2 | 0 | 0 | 0 | 1 | 0 | 1 |
| Mike Kelly, R (7, 7)<br>OBP: 0.262, SLG: 0.339 | | | | | | | | | | 1 | 0 | 0 | 0 | 0 | 0 | 0 |
| Charlie O'Brien, R (1, 2)<br>OBP: 0.389, SLG: 0.533 | | B F B C B F C<br>2-3 ② K | | C C S<br>0-3 ② K | | 1 SAFE 1 SAFE F B B B X<br>3-1 ② G6-3<br>1-2 | | B B F F F X<br>2-2 ② G6-3 | | 4 | 0 | 0 | 0 | 0 | 2 | 3 |
| Rafael Belliard, R (1, 4)<br>OBP: 0.267, SLG: 0.267 | | F C F X<br>0-2 E4 | | X<br>0-0 ③ G3-1 | | C F B S<br>1-3 ③ K | | F F F B X<br>1-2 ③ G5-3 | | 4 | 0 | 0 | 0 | 0 | 1 | 3 |
| Greg Maddux, R (1, 1)<br>OBP: 0.333, SLG: 0.294 | | B B C F X<br>2-2 ③ P4 | | | C B S B B B<br>4-2 G6-3 BB | | C F X<br>0-2 FC3-6 1B | | B C F L<br>1-3 ① K | 3 | 0 | 1 | 0 | 1 | 1 | 1 |
| Inning Stats | R: 0 E: 0 K: 2 S: 10<br>H: 1 LOB: 2 BB: 1 P: 19 | R: 0 E: 1 K: 1 S: 15<br>H: 0 LOB: 1 BB: 0 P: 22 | R: 0 E: 0 K: 0 S: 7<br>H: 0 LOB: 0 BB: 0 P: 14 | R: 0 E: 0 K: 1 S: 9<br>H: 1 LOB: 2 BB: 1 P: 14 | R: 0 E: 0 K: 0 S: 6<br>H: 0 LOB: 2 BB: 2 P: 15 | R: 0 E: 0 K: 1 S: 8<br>H: 0 LOB: 1 BB: 1 P: 16 | R: 2 E: 0 K: 0 S: 7<br>H: 2 LOB: 1 BB: 2 P: 18 | R: 0 E: 0 K: 0 S: 11<br>H: 0 LOB: 0 BB: 0 P: 16 | R: 1 E: 0 K: 3 S: 12<br>H: 1 LOB: 0 BB: 0 P: 14 | 1B: 3 2B: 0 3B: 1 HR: 1<br>SF: 0 SAC: 0 DP: 0 HBP: 0 | | | | | | |

| PITCHER | | IP | WLS | BF | H | R | ER | SO | BB | IBB | HBP | BLK | WP | HR | S | P | ERA | WHIP |
|---|---|---|---|---|---|---|---|---|---|---|---|---|---|---|---|---|---|---|
| Darryl Kile, R<br>ERA: 4.71 | (1, 1) | 6.2 | L | 30 | 3 | 2 | 2 | 5 | 7 | 0 | 0 | 0 | 1 | 0 | 59 | 113 | 2.70 | 1.500 |
| Dean Hartgraves, L<br>ERA: 4.7 | (7, 1) | 0.1 | | 2 | 1 | 0 | 0 | 0 | 0 | 0 | 0 | 0 | 0 | 0 | 3 | 5 | 0.00 | 3.000 |
| Dave Veres, R<br>ERA: 0.86 | (8, 1) | 1.0 | | 3 | 0 | 0 | 0 | 0 | 0 | 0 | 0 | 0 | 0 | 0 | 11 | 16 | 0.00 | 0.000 |
| Todd Jones, R<br>ERA: 1.82 | (9, 1) | 1.0 | | 4 | 1 | 1 | 1 | 3 | 0 | 0 | 0 | 0 | 0 | 1 | 12 | 14 | 9.00 | 1.000 |

| PITCHER | IP | WLS | BF | H | R | ER | SO | BB | IBB | HBP | BLK | WP | HR | S | P | ERA | WHIP |
|---|---|---|---|---|---|---|---|---|---|---|---|---|---|---|---|---|---|

# Atlanta Braves @ Houston Astros

Astrodome, Houston, TX

Sun May 28 1995, 4:33 AM EDT

Att. 25,526 - Dome - 68 F

TOP

livebaseballscorecards.com

| | |
|---|---|
| AB | 32 |
| R | 3 |
| H | 5 |
| RBI | 3 |
| BB | 7 |
| SO | 8 |
| LOB | 21 |

| | | | |
|---|---|---|---|
| WP: 1 | PB: 0 | SB: 0 | CS: 0 |
| PA: 39 | | | |

# Atlanta Braves @ Houston Astros

Astrodome, Houston, TX

Sun May 28 1995, 4:33 AM EDT

Att. 25,526 - Dome - 68 F

## BOTTOM

| Batter | 1 | 2 | 3 | 4 | 5 | 6 | 7 | 8 | 9 | AB | R | H | RBI | BB | SO | LOB |
|---|---|---|---|---|---|---|---|---|---|---|---|---|---|---|---|---|
| Craig Biggio, R (1, 4)<br>OBP: 0.424, SLG: 0.450 | G5-3 | | P4 | | | G6-3 | | | G4-6-3<br>BB | 3 | 0 | 0 | 0 | 1 | 0 | 0 |
| Milt Thompson, L (1, 9)<br>OBP: 0.265, SLG: 0.172 | E6<br>S | | | G6-3 | | | K | | G4-6-3<br>1-2f | 4 | 0 | 0 | 0 | 0 | 1 | 1 |
| Luis Gonzalez, L (1, 7)<br>OBP: 0.322, SLG: 0.429 | P5<br>1-2 | | | G6-3 | | | G1-3 | | | 3 | 0 | 0 | 0 | 0 | 0 | 1 |
| Derek Bell, R (1, 8)<br>OBP: 0.393, SLG: 0.460 | G1-3 | | | G6-3 | | | F9 | | | 3 | 0 | 0 | 0 | 0 | 0 | 1 |
| 5 Jeff Bagwell, R (1, 3)<br>OBP: 0.323, SLG: 0.343 | | F9 | | | K | | | HR | | 3 | 1 | 1 | 1 | 0 | 1 | 0 |
| Chris Donnels, L (1, 5)<br>OBP: 0.400, SLG: 0.333 | | G6-3 | | | K | | | K | | 3 | 0 | 0 | 0 | 0 | 2 | 0 |
| Tony Eusebio, R (1, 2)<br>OBP: 0.328, SLG: 0.417 | | K | | | G6-3 | | | G5-3 | | 3 | 0 | 0 | 0 | 0 | 1 | 0 |
| Andy Stankiewicz, R (1, 6)<br>OBP: 0.214, SLG: 0.154 | | | L4 | | | F9 | | G4-3 | | 2 | 0 | 0 | 0 | 0 | 0 | 0 |
| Dave Magadan, L (8, PH)<br>OBP: 0.430, SLG: 0.369 | | | | | | | | | | 1 | 0 | 0 | 0 | 0 | 0 | 0 |
| Todd Jones, L (9, 1) | | | | | | | | | | 0 | 0 | 0 | 0 | 0 | 0 | 0 |
| Darryl Kile, R (1, 1)<br>OBP: 0.308, SLG: 0.273 | | | G4-3 | | | K | | | K | 2 | 0 | 0 | 0 | 0 | 1 | 0 |
| Dean Hartgraves, R (7, 1) | | | | | | | | | | 0 | 0 | 0 | 0 | 0 | 0 | 0 |
| Dave Veres, R (8, 1) | | | | | | | | | | 0 | 0 | 0 | 0 | 0 | 0 | 0 |
| Orlando Miller, R (9, 6)<br>OBP: 0.275, SLG: 0.333 | | | | | | | | | | 0 | 0 | 0 | 0 | 0 | 0 | 0 |
| John Cangelosi, S (9, PH)<br>OBP: 0.385, SLG: 0.385 | | | | | | | | | | 1 | 0 | 0 | 0 | 0 | 1 | 0 |
| Inning Stats | R: 0<br>E: 1<br>K: 0<br>S: 11<br>H: 0<br>LOB: 1<br>BB: 0<br>P: 16 | R: 0<br>E: 0<br>K: 1<br>S: 6<br>H: 0<br>LOB: 0<br>BB: 0<br>P: 10 | R: 0<br>E: 0<br>K: 0<br>S: 7<br>H: 0<br>LOB: 0<br>BB: 0<br>P: 10 | R: 0<br>E: 0<br>K: 0<br>S: 6<br>H: 0<br>LOB: 0<br>BB: 0<br>P: 10 | R: 0<br>E: 0<br>K: 2<br>S: 8<br>H: 0<br>LOB: 0<br>BB: 0<br>P: 12 | R: 0<br>E: 0<br>K: 1<br>S: 7<br>H: 0<br>LOB: 0<br>BB: 0<br>P: 9 | R: 0<br>E: 0<br>K: 1<br>S: 7<br>H: 0<br>LOB: 0<br>BB: 0<br>P: 9 | R: 1<br>E: 0<br>K: 1<br>S: 11<br>H: 1<br>LOB: 0<br>BB: 0<br>P: 12 | R: 0<br>E: 0<br>K: 1<br>S: 4<br>H: 0<br>LOB: 0<br>BB: 1<br>P: 9 | 1B: 0<br>2B: 0<br>3B: 0<br>HR: 1<br>SF: 0<br>SAC: 0<br>DP: 1<br>HBP: 0 | WP: 0<br>PB: 0<br>SB: 1<br>CS: 0<br>PA: 29 | | | | | |

livebaseballscorecards.com

| | |
|---|---|
| AB | 28 |
| R | 1 |
| H | 1 |
| RBI | 1 |
| BB | 1 |
| SO | 7 |
| LOB | 3 |

| PITCHER | IP | WLS | BF | H | R | ER | SO | BB | IBB | HBP | BLK | WP | HR | S | P | ERA | WHIP |
|---|---|---|---|---|---|---|---|---|---|---|---|---|---|---|---|---|---|
| Greg Maddux, R (1, 1)<br>ERA: 2.37 | 9.0 | W | 29 | 1 | 1 | 1 | 7 | 1 | 0 | 0 | 0 | 0 | 1 | 67 | 97 | 1.00 | 0.222 |

| PITCHER | IP | WLS | BF | H | R | ER | SO | BB | IBB | HBP | BLK | WP | HR | S | P | ERA | WHIP |
|---|---|---|---|---|---|---|---|---|---|---|---|---|---|---|---|---|---|

# Houston Astros @ Florida Marlins

Joe Robbie Stadium, Miami, FL

Mon May 29 1995, 7:05 PM EDT

Att. 21,695 - Unknown - 86 F

TOP

livebaseballscorecards.com

| Batter | 1 | 2 | 3 | 4 | 5 | 6 | 7 | 8 | 9 | AB | R | H | RBI | BB | SO | LOB |
|---|---|---|---|---|---|---|---|---|---|---|---|---|---|---|---|---|
| James Mouton, R (1, 8)<br>OBP: 0.338, SLG: 0.448 | K | G5-3 | | BB | 1B | K | | | 1B | 4 | 0 | 1 | 2 | 1 | 2 | 2 |
| John Hudek, S (7, 1)<br>OBP: 1.000, SLG: 1.000 | | | | | | | | | | 0 | 0 | 0 | 0 | 0 | 0 | 0 |
| Milt Thompson, L (9, PH)<br>OBP: 0.286, SLG: 0.200 | | | | | | | | | | 1 | 0 | 1 | 0 | 0 | 0 | 0 |
| Craig Biggio, R (1, 4)<br>OBP: 0.421, SLG: 0.435 | BB | P4 | | L4 | BB | | K2-3 | | K | 4 | 1 | 0 | 0 | 2 | 2 | 7 |
| 5 Jeff Bagwell, R (1, 3)<br>OBP: 0.326, SLG: 0.333 | SAFE<br>SAFE<br>SAFE<br>BB | G1-3 | G5-3 | E5 | | | | G3-1<br>G1-3<br>BB | | 3 | 1 | 0 | 0 | 2 | 0 | 5 |
| Derek Bell, R (1, 9)<br>OBP: 0.386, SLG: 0.449 | 1B | E5<br>G6-4-3 | K<br>F8 | | | | | G1-3 | | 5 | 0 | 1 | 1 | 0 | 1 | 4 |
| Craig Shipley, R (1, 5)<br>OBP: 0.381, SLG: 0.462 | P4 | SAFE<br>SAFE<br>G6-4-3 | | | G1-4-3<br>PB<br>BB<br>1B | K | | G3-1 | | 3 | 1 | 1 | 0 | 0 | 0 | 3 |
| Dave Veres, R (5, 1) | | 1-2f | | | | | | 2-3 | | 1 | 0 | 0 | 0 | 0 | 1 | 0 |
| John Cangelosi, S (7, 8)<br>OBP: 0.357, SLG: 0.357 | | | | | | | | | | 1 | 0 | 0 | 0 | 0 | 0 | 1 |
| Luis Gonzalez, L (1, 7)<br>OBP: 0.325, SLG: 0.450 | E8 | | | HR | BB<br>G1-4-3<br>1B<br>BB | G3 | | F8 | | 4 | 2 | 1 | 1 | 1 | 0 | 2 |
| Scott Servais, R (1, 2)<br>OBP: 0.259, SLG: 0.300 | K | | | BB<br>2B | G1-4-3 | G6-3 | | | L6 | 4 | 0 | 1 | 0 | 0 | 1 | 4 |
| Chris Donnels, L (9, PH)<br>OBP: 0.381, SLG: 0.316 | | | | | | | | | | 1 | 0 | 0 | 0 | 0 | 0 | 0 |
| Orlando Miller, R (1, 6)<br>OBP: 0.302, SLG: 0.344 | | G5-3<br>SH1-4<br>1B | | F8 | BB<br>HBP | | FC3-6<br>1B | | 1B<br>BB | 3 | 1 | 2 | 0 | 1 | 0 | 1 |
| Shane Reynolds, R (1, 1)<br>OBP: 0.167, SLG: 0.167 | | SH1-4 | | BB | BB<br>1B<br>5<br>E<br>BB | | FC3-6<br>S | | F8 | 0 | 0 | 0 | 0 | 0 | 0 | 0 |
| Pedro Martinez, L (3, 1) | | | | | | | | | | 0 | 0 | 0 | 0 | 0 | 0 | 0 |
| Mike Simms, R (4, PH) | | | | | | | | | | 0 | 0 | 0 | 0 | 1 | 0 | 0 |
| Jim Dougherty, R (4, 1) | | | | | | | | | | 0 | 0 | 0 | 0 | 0 | 0 | 0 |
| Dave Magadan, L (5, PH)<br>OBP: 0.427, SLG: 0.358 | | | | | | | | | | 2 | 1 | 0 | 1 | 1 | 0 | 2 |
| (5, 5) | | | | | | | | | | | | | | | | |

| Inning Stats | 1 | 2 | 3 | 4 | 5 | 6 | 7 | 8 | 9 |
|---|---|---|---|---|---|---|---|---|---|
| | R: 2<br>E: 1<br>K: 2<br>S: 18 | H: 1<br>LOB: 2<br>BB: 2<br>P: 36 | R: 0<br>E: 0<br>K: 0<br>S: 8 | H: 1<br>LOB: 1<br>BB: 0<br>P: 12 | R: 0<br>E: 1<br>K: 0<br>S: 8 | H: 0<br>LOB: 0<br>BB: 0<br>P: 12 | R: 1<br>E: 0<br>K: 0<br>S: 19 | H: 2<br>LOB: 3<br>BB: 2<br>P: 36 | R: 4<br>E: 1<br>K: 1<br>S: 14 | H: 2<br>LOB: 3<br>BB: 3<br>P: 35 | R: 0<br>E: 0<br>K: 1<br>S: 6 | H: 0<br>LOB: 0<br>BB: 0<br>P: 11 | R: 0<br>E: 0<br>K: 2<br>S: 11 | H: 1<br>LOB: 1<br>BB: 0<br>P: 18 | R: 0<br>E: 0<br>K: 0<br>S: 11 | H: 0<br>LOB: 1<br>BB: 1<br>P: 18 | R: 0<br>E: 0<br>K: 1<br>S: 13 | H: 1<br>LOB: 2<br>BB: 1<br>P: 22 |

| | AB | 36 |
|---|---|---|
| | R | 7 |
| | H | 8 |
| | RBI | 5 |
| | BB | 9 |
| | SO | 7 |
| | LOB | 31 |

| | 1B: 6 | SF: 0 |
|---|---|---|
| | 2B: 1 | SAC: 1 |
| | 3B: 0 | DP: 1 |
| | HR: 1 | HBP: 1 |

| | WP: 0 | PA: 47 |
|---|---|---|
| | PB: 1 | |
| | SB: 1 | |
| | CS: 0 | |

| PITCHER | | IP | WLS | BF | H | R | ER | SO | BB | IBB | HBP | BLK | WP | HR | S | P | ERA | WHIP |
|---|---|---|---|---|---|---|---|---|---|---|---|---|---|---|---|---|---|---|
| Chris Hammond, L<br>ERA: 1.74 | (1, 1) | 3.1 | | 19 | 4 | 3 | 2 | 2 | 4 | 0 | 0 | 0 | 0 | 1 | 47 | 88 | 5.40 | 2.400 |
| Mark Gardner, R<br>ERA: 8.49 | (4, 1) | 1.1 | | 9 | 2 | 4 | 3 | 1 | 2 | 0 | 1 | 0 | 0 | 0 | 18 | 34 | 20.25 | 3.000 |
| Randy Veres, R<br>ERA: 2.25 | (5, 1) | 1.1 | W | 6 | 0 | 0 | 0 | 1 | 1 | 0 | 0 | 0 | 0 | 0 | 8 | 20 | 0.00 | 0.750 |
| Yorkis Perez, L<br>ERA: 6.0 | (7, 1) | 1.0 | | 4 | 1 | 0 | 0 | 2 | 0 | 0 | 0 | 0 | 0 | 0 | 11 | 18 | 0.00 | 1.000 |
| Robb Nen, R<br>ERA: 4.15 | (8, 1) | 2.0 | S | 9 | 1 | 0 | 0 | 1 | 2 | 0 | 0 | 0 | 0 | 0 | 24 | 40 | 0.00 | 1.500 |

| PITCHER | | IP | WLS | BF | H | R | ER | SO | BB | IBB | HBP | BLK | WP | HR | S | P | ERA | WHIP |
|---|---|---|---|---|---|---|---|---|---|---|---|---|---|---|---|---|---|---|

# BOTTOM

## Houston Astros @ Florida Marlins

Joe Robbie Stadium, Miami, FL

Mon May 29 1995, 7:05 PM EDT

Att. 21,695 - Unknown - 86 F

livebaseballscorecards.com

| Batter | 1 | 2 | 3 | 4 | 5 | 6 | 7 | 8 | 9 | AB | R | H | RBI | BB | SO | LOB |
|---|---|---|---|---|---|---|---|---|---|---|---|---|---|---|---|---|
| Jerry Browne, S (1, 4)<br>OBP: 0.292, SLG: 0.254 | F9 | K | 1B | | K | P6 | | | | 5 | 0 | 1 | 1 | 0 | 2 | 1 |
| Alex Arias, R (1, 6)<br>OBP: 0.488, SLG: 0.559 | 1B | 1B | 1B | | 1B | HBP | | | | 4 | 0 | 4 | 1 | 0 | 0 | 0 |
| Robb Nen, R (8, 1) | | | | | | | | | | 0 | 0 | 0 | 0 | 0 | 0 | 0 |
| Tommy Gregg, L (1, 7)<br>OBP: 0.393, SLG: 0.609 | F9 | 1B | SF7 | | F9 | P4 | | | | 4 | 0 | 1 | 1 | 0 | 0 | 4 |
| Gary Sheffield, R (1, 9)<br>OBP: 0.479, SLG: 0.509 | K | G5-3 | K | | | K | | 3B 1B | | 5 | 1 | 1 | 0 | 0 | 3 | 5 |
| Terry Pendleton, S (1, 5)<br>OBP: 0.290, SLG: 0.377 | | 1B HR 1B | 1B 2B | G4-6-3 1B | | CS 1B 1B | | 1-H 3B | | 5 | 2 | 5 | 1 | 0 | 0 | 0 |
| Greg Colbrunn, R (1, 3)<br>OBP: 0.295, SLG: 0.381 | | L7 | 1B S 1B 2-H | G4-6-3 1-2f | | 1-2 1B | | K | | 5 | 1 | 2 | 1 | 0 | 1 | 3 |
| Darrell Whitmore, L (1, 8)<br>OBP: 0.246, SLG: 0.286 | | BB HR 1-3 1B | F8 | | | K 2-3 | | P3 | | 4 | 1 | 2 | 0 | 0 | 1 | 3 |
| Yorkis Perez, L (7, 1) | | | | | | | | | | 0 | 0 | 0 | 0 | 0 | 0 | 0 |
| Kurt Abbott, R (8, 6)<br>OBP: 0.266, SLG: 0.417 | | | | | | | | | | 1 | 0 | 0 | 0 | 0 | 0 | 1 |
| Charles Johnson, R (1, 2)<br>OBP: 0.284, SLG: 0.220 | HR BB | 1B 1B 1B BB | G5-3 | | | SH2-4 1B | | K | | 3 | 2 | 1 | 0 | 2 | 1 | 2 |
| Chris Hammond, L (1, 1)<br>OBP: 0.250, SLG: 0.625 | HR | SF7 1B | | | G3 | | | | | 2 | 2 | 2 | 4 | 0 | 0 | 0 |
| Mark Gardner, R (4, 1) | | | | | | | | | | 0 | 0 | 0 | 0 | 0 | 0 | 0 |
| Randy Veres, R (5, 1) | | | | | | | | | | 1 | 0 | 0 | 0 | 0 | 0 | 0 |
| Jesus Tavarez, S (7, 8) | | | | | | SH2-4 1-2 | | | | 0 | 0 | 0 | 0 | 0 | 0 | 0 |

| Inning Stats | | | | | | | | | | | | | | | | | | | | | | | |
|---|---|---|---|---|---|---|---|---|---|---|---|---|---|---|---|---|---|---|---|---|---|---|---|
| | R: 0 | E: 0 | K: 1 | S: 15 | H: 1 | LOB: 1 | BB: 0 | P: 21 | R: 4 | E: 0 | K: 1 | S: 21 | H: 5 | LOB: 2 | BB: 1 | P: 33 | R: 4 | E: 0 | K: 1 | S: 22 | H: 5 | LOB: 2 | BB: 1 | P: 36 |
| | R: 0 | E: 0 | K: 0 | S: 9 | H: 2 | LOB: 1 | BB: 0 | P: 13 | R: 0 | E: 0 | K: 1 | S: 10 | H: 1 | LOB: 1 | BB: 0 | P: 18 | R: 0 | E: 0 | K: 2 | S: 12 | H: 2 | LOB: 2 | BB: 0 | P: 18 |
| | R: 0 | E: 0 | K: 0 | S: 11 | H: 1 | LOB: 2 | BB: 0 | P: 19 | R: 1 | E: 0 | K: 2 | S: 18 | H: 2 | LOB: 1 | BB: 0 | P: 26 | | | | | | | | |

| | | |
|---|---|---|
| 1B: 16 | SF: 1 | WP: 0 |
| 2B: 2 | SAC: 1 | PB: 0 |
| 3B: 1 | DP: 2 | SB: 1 |
| HR: 1 | HBP: 1 | CS: 1 |

PA: 44

| | |
|---|---|
| AB | 39 |
| R | 9 |
| H | 19 |
| RBI | 9 |
| BB | 2 |
| SO | 8 |
| LOB | 19 |

| PITCHER | | IP | WLS | BF | H | R | ER | SO | BB | IBB | HBP | BLK | WP | HR | S | P | ERA | WHIP |
|---|---|---|---|---|---|---|---|---|---|---|---|---|---|---|---|---|---|---|
| Shane Reynolds, R<br>ERA: 3.79 | (1, 1) | 2.0 | L | 15 | 8 | 6 | 6 | 2 | 1 | 0 | 0 | 0 | 0 | 1 | 42 | 62 | 27.00 | 4.500 |
| Pedro Martinez, L<br>ERA: 7.15 | (3, 1) | 1.0 | | 7 | 3 | 2 | 2 | 1 | 1 | 0 | 0 | 0 | 0 | 0 | 16 | 28 | 18.00 | 4.000 |
| Jim Dougherty, R<br>ERA: 3.38 | (4, 1) | 1.0 | | 4 | 2 | 0 | 0 | 0 | 0 | 0 | 0 | 0 | 0 | 0 | 9 | 13 | 0.00 | 2.000 |
| Dave Veres, R<br>ERA: 0.76 | (5, 1) | 2.2 | | 12 | 4 | 0 | 0 | 3 | 0 | 0 | 1 | 0 | 0 | 0 | 32 | 54 | 0.00 | 1.500 |
| John Hudek, R<br>ERA: 0.79 | (7, 1) | 1.1 | | 6 | 2 | 1 | 1 | 2 | 0 | 0 | 0 | 0 | 0 | 0 | 19 | 27 | 6.75 | 1.500 |

| PITCHER | IP | WLS | BF | H | R | ER | SO | BB | IBB | HBP | BLK | WP | HR | S | P | ERA | WHIP |
|---|---|---|---|---|---|---|---|---|---|---|---|---|---|---|---|---|---|

| Batter | 1 | 2 | 3 | 4 | 5 | 6 | 7 | 8 | 9 | AB | R | H | RBI | BB | SO | LOB |
|---|---|---|---|---|---|---|---|---|---|---|---|---|---|---|---|---|
| James Mouton, R (1, 8)<br>OBP: 0.329, SLG: 0.444 | G6-3 | G1-3 | | K | 2B | | F9 | | | 5 | 0 | 1 | 1 | 0 | 1 | 4 |
| Dave Magadan, L (1, 5)<br>John Hudek, S (9, 1)<br>OBP: 1.000, SLG: 1.000 | 5 BB 3B BB | | K | 1-H 3-H 2B | | BB | | | K | 3<br>0 | 1<br>0 | 1<br>0 | 2<br>0 | 2<br>0 | 2<br>0 | 0<br>0 |
| 5 Jeff Bagwell, R (1, 3)<br>OBP: 0.321, SLG: 0.322 | 1-2 3B BB | | F8 | P6 | | G1-3 | | | G6-3 | 4 | 1 | 0 | 0 | 1 | 0 | 3 |
| Derek Bell, R (1, 9)<br>OBP: 0.394, SLG: 0.472 | 1-H 2-H SF8 3B | | S 1B | | E6 L7-4-3 | | G3-6-3 1B | | F8 | 5 | 1 | 3 | 2 | 0 | 0 | 0 |
| Luis Gonzalez, L (1, 7)<br>OBP: 0.315, SLG: 0.438 | SF8 3-H | | K 1-2 | | L7-4-3 1-2 | | G3-6-3 1-2f | | | 3 | 0 | 0 | 1 | 0 | 1 | 3 |
| Chris Donnels, L (1, 4)<br>OBP: 0.360, SLG: 0.304<br>Craig Shipley, R (9, 5)<br>OBP: 0.381, SLG: 0.462 | K | | | BB 1B 1B | K | | K | | | 4<br>0 | 1<br>0 | 1<br>0 | 0<br>0 | 0<br>0 | 3<br>0 | 0<br>0 |
| Tony Eusebio, R (1, 2)<br>OBP: 0.338, SLG: 0.413 | | G6-3 | | 1-2 1B 2B BB | | 2B | | 1B | | 3 | 1 | 1 | 0 | 1 | 1 | 0 |
| Orlando Miller, R (1, 6)<br>OBP: 0.310, SLG: 0.362 | | SH1-4 1B | | K | | 2B | | K | | 4 | 1 | 2 | 0 | 0 | 2 | 3 |
| Greg Swindell, L (1, 1)<br>OBP: 0.273, SLG: 0.200<br>Jim Dougherty, R (5, 1)<br>Todd Jones, L (7, 1)<br>Craig Biggio, R (7, 4)<br>OBP: 0.418, SLG: 0.431 | | 1-2 SH1-4 | | 1-3 2-H 2B 1B | | L9 | | F9 | | 1<br>1<br>0<br>1 | 1<br>0<br>0<br>0 | 1<br>0<br>0<br>0 | 1<br>0<br>0<br>0 | 0<br>0<br>0<br>0 | 0<br>0<br>0<br>0 | 0<br>1<br>0<br>1 |
| Inning Stats | R: 3 E: 0 K: 1 S: 15 H: 1 LOB: 0 BB: 2 P: 31 | R: 0 E: 0 K: 0 S: 8 H: 1 LOB: 1 BB: 0 P: 10 | R: 0 E: 0 K: 2 S: 17 H: 1 LOB: 1 BB: 0 P: 24 | R: 3 E: 0 K: 2 S: 17 H: 3 LOB: 1 BB: 1 P: 28 | R: 0 E: 1 K: 1 S: 10 H: 0 LOB: 0 BB: 0 P: 14 | R: 1 E: 0 K: 1 S: 13 H: 2 LOB: 2 BB: 1 P: 24 | R: 0 E: 0 K: 1 S: 10 H: 1 LOB: 0 BB: 0 P: 16 | R: 0 E: 0 K: 1 S: 8 H: 1 LOB: 1 BB: 0 P: 10 | R: 0 E: 0 K: 1 S: 9 H: 0 LOB: 0 BB: 0 P: 13 | 1B: 6 2B: 4 3B: 1 HR: 0 | SF: 1 SAC: 1 DP: 2 HBP: 0 | | | | | | |

| PITCHER | IP | WLS | BF | H | R | ER | SO | BB | IBB | HBP | BLK | WP | HR | S | P | ERA | WHIP |
|---|---|---|---|---|---|---|---|---|---|---|---|---|---|---|---|---|---|
| Bobby Witt, R (1, 1)<br>ERA: 4.86 | 3.2 | L | 20 | 6 | 6 | 6 | 5 | 3 | 0 | 0 | 0 | 0 | 0 | 53 | 86 | 14.73 | 2.455 |
| Richie Lewis, R (4, 1)<br>ERA: 5.17 | 1.1 | | 4 | 0 | 0 | 0 | 1 | 0 | 0 | 0 | 0 | 0 | 0 | 14 | 21 | 0.00 | 0.000 |
| Terry Mathews, R (6, 1)<br>ERA: 4.19 | 3.0 | | 13 | 4 | 1 | 1 | 3 | 1 | 0 | 0 | 0 | 0 | 0 | 31 | 50 | 3.00 | 1.667 |
| Yorkis Perez, L (9, 1)<br>ERA: 5.63 | 1.0 | | 3 | 0 | 0 | 0 | 1 | 0 | 0 | 0 | 0 | 0 | 0 | 9 | 13 | 0.00 | 0.000 |

| PITCHER | IP | WLS | BF | H | R | ER | SO | BB | IBB | HBP | BLK | WP | HR | S | P | ERA | WHIP |
|---|---|---|---|---|---|---|---|---|---|---|---|---|---|---|---|---|---|

# TOP

## Houston Astros @ Florida Marlins

Joe Robbie Stadium, Miami, FL

Wed May 31 1995, 7:05 PM EDT

Att. 23,937 - Unknown - 80 F

livebaseballscorecards.com

| | |
|---|---|
| AB | 34 |
| R | 7 |
| H | 10 |
| RBI | 7 |
| BB | 4 |
| SO | 10 |
| LOB | 15 |

| | | | |
|---|---|---|---|
| WP: 0 | PB: 0 | SB: 1 | CS: 0 |
| PA: 40 | | | |

# BOTTOM

## Houston Astros @ Florida Marlins

Joe Robbie Stadium, Miami, FL

Wed May 31 1995, 7:05 PM EDT

Att. 23,937 - Unknown - 80 F

| Batter | 1 | 2 | 3 | 4 | 5 | 6 | 7 | 8 | 9 | AB | R | H | RBI | BB | SO | LOB |
|---|---|---|---|---|---|---|---|---|---|---|---|---|---|---|---|---|
| Jerry Browne, S (1, 8) (9, 4) OBP: 0.312, SLG: 0.269 | F9 | | L6 | | 1B BB 1B<br>1-3<br>2-H | | FC5-4 BB<br>1-2 | | 1B | 4 | 1 | 2 | 1 | 1 | 0 | 0 |
| Alex Arias, R (1, 6) OBP: 0.457, SLG: 0.513 | G1-3 | | | L6 | BB 1B 1B<br>1-2<br>3-H | | K | | P4 | 5 | 0 | 1 | 1 | 0 | 1 | 3 |
| Terry Pendleton, S (1, 5) OBP: 0.289, SLG: 0.373 | G3 | | | G6-3 | BB<br>1-2<br>2-3 | | K | | | 4 | 0 | 1 | 0 | 0 | 1 | 2 |
| Gary Sheffield, R (1, 9) OBP: 0.486, SLG: 0.509 | | E S G1-4-3 1B | | BB | BB<br>1-2<br>2-3<br>3-H | | FC5-4<br>1-2f | | | 2 | 1 | 1 | 1 | 2 | 0 | 2 |
| Andre Dawson, R (1, 7) OBP: 0.214, SLG: 0.231<br>Terry Mathews, L (6, 1)<br>Jesus Tavarez, S (8, PH) (9, 8) | 1 SAFE<br>1 SAFE<br>1 SAFE<br>1-H | G1-4-3 | | 1 SAFE<br>1 SAFE | K | K | | G4-3 | | 3<br>0<br>1 | 0<br>0<br>0 | 0<br>0<br>0 | 1<br>0<br>0 | 0<br>0<br>0 | 2<br>0<br>0 | 4<br>0<br>0 |
| Greg Colbrunn, R (1, 3) OBP: 0.284, SLG: 0.367 | G3-1 | | | | K | G6-3 | | G6-3 | | 4 | 0 | 0 | 0 | 0 | 1 | 0 |
| Mario Diaz, R (1, 4) OBP: 0.194, SLG: 0.306<br>Yorkis Perez, L (9, 1) | F8 | | | | 1B 1B 1B | K | | G1-3 | | 4<br>0 | 1<br>0 | 1<br>0 | 0<br>0 | 0<br>0 | 1<br>0 | 0<br>0 |
| Charles Johnson, R (1, 2) OBP: 0.286, SLG: 0.223<br>Darrell Whitmore, L (9, PH) OBP: 0.242, SLG: 0.281 | | G3 | | | 1B 1B 1B<br>1-2 | G6-3 | | | K | 3<br>1 | 1<br>0 | 1<br>0 | 0<br>0 | 0<br>0 | 0<br>1 | 0<br>0 |
| Bobby Witt, R (1, 1) OBP: 0.182, SLG: 0.100<br>Richie Lewis, R (4, 1)<br>Kurt Abbott, R (5, PH) OBP: 0.263, SLG: 0.411<br>Jeff Conine, R (6, 7) OBP: 0.435, SLG: 0.517 | | | G5-3 | | K | | BB 1B | | K | 1<br>0<br>1<br>2 | 0<br>0<br>0<br>0 | 0<br>0<br>0<br>1 | 0<br>0<br>0<br>0 | 0<br>0<br>1<br>0 | 0<br>0<br>2<br>1 | 0<br>0<br>2<br>0 |
| Inning Stats | R: 0 E: 0 K: 0 S: 7 H: 0 LOB: 0 BB: 0 P: 10 | R: 1 E: 0 K: 0 S: 8 H: 1 LOB: 0 BB: 0 P: 13 | R: 0 E: 0 K: 0 S: 8 H: 0 LOB: 0 BB: 0 P: 14 | R: 0 E: 0 K: 1 S: 10 H: 0 LOB: 1 BB: 1 P: 16 | R: 3 E: 0 K: 3 S: 23 H: 5 LOB: 3 BB: 1 P: 34 | R: 0 E: 0 K: 1 S: 6 H: 0 LOB: 0 BB: 0 P: 6 | R: 0 E: 0 K: 2 S: 10 H: 1 LOB: 2 BB: 1 P: 20 | R: 0 E: 0 K: 0 S: 10 H: 0 LOB: 0 BB: 0 P: 15 | R: 0 E: 0 K: 2 S: 12 H: 1 LOB: 1 BB: 0 P: 18 | 1B: 8 2B: 0 3B: 0 HR: 0 | SF: 0 SAC: 0 DP: 0 HBP: 0 | | | | | |

| PITCHER | | IP | WLS | BF | H | R | ER | SO | BB | IBB | HBP | BLK | WP | HR | S | P | ERA | WHIP |
|---|---|---|---|---|---|---|---|---|---|---|---|---|---|---|---|---|---|---|
| Greg Swindell, L<br>ERA: 5.88 | (1, 1) | 4.2 | | 22 | 6 | 4 | 4 | 3 | 2 | 0 | 0 | 0 | 0 | 0 | 53 | 83 | 7.71 | 1.714 |
| Jim Dougherty, R<br>ERA: 3.15 | (5, 1) | 1.1 | W | 6 | 1 | 0 | 0 | 2 | 1 | 0 | 0 | 0 | 0 | 0 | 10 | 15 | 0.00 | 1.500 |
| Todd Jones, R<br>ERA: 1.69 | (7, 1) | 2.0 | | 6 | 0 | 0 | 0 | 2 | 0 | 0 | 0 | 0 | 0 | 0 | 19 | 30 | 0.00 | 0.000 |
| John Hudek, R<br>ERA: 0.73 | (9, 1) | 1.0 | S | 4 | 1 | 0 | 0 | 2 | 0 | 0 | 0 | 0 | 0 | 0 | 12 | 18 | 0.00 | 1.000 |

| PITCHER | IP | WLS | BF | H | R | ER | SO | BB | IBB | HBP | BLK | WP | HR | S | P | ERA | WHIP |
|---|---|---|---|---|---|---|---|---|---|---|---|---|---|---|---|---|---|

livebaseballscorecards.com

| | |
|---|---|
| AB | 35 |
| R | 4 |
| H | 8 |
| RBI | 4 |
| BB | 3 |
| SO | 9 |
| LOB | 13 |

1B: 8 2B: 0 3B: 0 HR: 0 SF: 0 SAC: 0 DP: 0 HBP: 0

WP: 0 PB: 0 SB: 1 CS: 0 PA: 38

| Batter | 1 | 2 | 3 | 4 | 5 | 6 | 7 | 8 | 9 | AB | R | H | RBI | BB | SO | LOB |
|---|---|---|---|---|---|---|---|---|---|---|---|---|---|---|---|---|
| John Cangelosi, S (1, 8)<br>OBP: 0.421, SLG: 0.353 | S C B C<br>1-3 ① K | | B C 2 SAFE 2 C B F B B<br>4-2 ② S 2-3 BB | | | B B C X<br>2-1 1B S 1B 1B | I I I<br>4-0 E SF8 IBB | | B B C F X<br>2-2 ① G5-3 | 3 | 2 | 1 | 0 | 2 | 1 | 0 |
| Craig Biggio, R (1, 4)<br>OBP: 0.411, SLG: 0.421 | B F C S<br>1-3 ② K | | B 1 SAFE C S B S<br>2-3 ③ K 1-2 | | | B 1 SAFE 1 SAFE 1 SAFE C S F B F<br>2-2 X 1B 1B 1-3 1B | F C X<br>0-2 E6 5 1B 1-3 2-H 3-H | | C B X<br>1-1 ② F7 | 5 | 2 | 1 | 1 | 0 | 2 | 2 |
| Luis Gonzalez, L (1, 7)<br>OBP: 0.318, SLG: 0.431 | X<br>0-0 ③ F8 | | | B B C B X<br>3-1 ① G4-3 | | F 1 SAFE X<br>0-1 5 F9 1B 1-2 3-H 1B | I I I<br>4-0 5 1B IBB | | C B C B C<br>2-3 ③ K | 4 | 0 | 1 | 1 | 1 | 1 | 0 |
| Derek Bell, R (1, 9)<br>OBP: 0.397, SLG: 0.500 | | B F B S X<br>2-2 HR | | B F B X<br>2-1 ② F8 | | X<br>0-0 1-2 2-H 1B | S C X<br>0-2 ② SF8 3-H | | | 3 | 1 | 2 | 3 | 0 | 0 | 0 |
| 5 Jeff Bagwell, R (1, 3)<br>OBP: 0.326, SLG: 0.322 | | B C S B B F B<br>4-2 CS BB | | C B C C<br>1-3 ③ K | | B F B C X<br>2-2 ② F9 2-3 | X<br>0-0 1-3 2-H 1B | | | 3 | 0 | 1 | 1 | 1 | 1 | 2 |
| Dave Magadan, L (1, 5)<br>OBP: 0.423, SLG: 0.356<br>Craig Shipley, R (7, PH)<br>OBP: 0.372, SLG: 0.450 (7, 5) | | 1 SAFE B F S B C<br>2-3 ① ② K 1-2 | | | C B F S<br>1-3 ① K | X<br>0-0 ③ F9 | B B X<br>2-0 ③ F9 | | | 3<br>1 | 0<br>0 | 0<br>0 | 0<br>0 | 0<br>0 | 2<br>0 | 3<br>2 |
| Scott Servais, R (1, 2)<br>OBP: 0.259, SLG: 0.296 | | X<br>0-0 ③ G4-3 | | | X<br>0-0 ② F9 | B X<br>1-0 G3-4 BB E 1B | C B S X<br>1-2 ① G4-3 | | | 4 | 1 | 1 | 0 | 0 | 0 | 0 |
| Orlando Miller, R (1, 6)<br>OBP: 0.317, SLG: 0.361 | | | F B C B B F X<br>3-2 BB SH5-4 1B | | B F C B F B X<br>3-2 ③ F9 | B F C 1 SAFE F B F F F<br>4-2 B B G3-4 E 1-2 BB | B X<br>1-0 ② F8 | | | 3 | 1 | 1 | 0 | 1 | 0 | 0 |
| Doug Drabek, R (1, 1)<br>OBP: 0.214, SLG: 0.286 | | | C X<br>0-1 ① SH5-4 1-2 | | | X<br>0-0 ① P6 | C X<br>0-1 ① G3-4 1-2 2-3 | S S S<br>0-3 ③ K | | 3 | 0 | 0 | 0 | 0 | 1 | 2 |
| Inning Stats | R: 0 E: 0 K: 2 S: 7<br>H: 0 LOB: 0 BB: 0 P: 9 | R: 1 E: 0 K: 1 S: 10<br>H: 1 LOB: 0 BB: 1 P: 18 | R: 0 E: 0 K: 1 S: 12<br>H: 1 LOB: 1 BB: 1 P: 21 | R: 0 E: 0 K: 1 S: 7<br>H: 0 LOB: 0 BB: 0 P: 13 | R: 0 E: 0 K: 1 S: 8<br>H: 0 LOB: 0 BB: 0 P: 12 | R: 2 E: 0 K: 0 S: 15<br>H: 4 LOB: 2 BB: 0 P: 21 | R: 4 E: 1 K: 0 S: 17<br>H: 2 LOB: 2 BB: 3 P: 32 | R: 0 E: 0 K: 1 S: 7<br>H: 0 LOB: 0 BB: 0 P: 9 | R: 0 E: 0 K: 1 S: 8<br>H: 0 LOB: 0 BB: 0 P: 13 | 1B: 7 2B: 0 3B: 0 HR: 1<br>SF: 1 SAC: 1 DP: 0 HBP: 0 | | | | | | |

# TOP

## Houston Astros @ Atlanta Braves

Atlanta-Fulton County Stadium, Atlanta, GA

Fri Jun 02 1995, 7:05 PM EDT

Att. 30,041 - Unknown

livebaseballscorecards.com

| | |
|---|---|
| AB | 32 |
| R | 7 |
| H | 8 |
| RBI | 6 |
| BB | 5 |
| SO | 8 |
| LOB | 11 |

| PITCHER | | IP | WLS | BF | H | R | ER | SO | BB | IBB | HBP | BLK | WP | HR | S | P | ERA | WHIP |
|---|---|---|---|---|---|---|---|---|---|---|---|---|---|---|---|---|---|---|
| 29 John Smoltz, R<br>ERA: 2.89 | (1, 1) | 6.2 | L | 32 | 8 | 7 | 4 | 6 | 3 | 2 | 0 | 0 | 0 | 1 | 75 | 123 | 5.40 | 1.650 |
| Mike Stanton, L<br>ERA: 2.92 | (7, 1) | 1.1 | | 4 | 0 | 0 | 0 | 1 | 0 | 0 | 0 | 0 | 0 | 0 | 8 | 12 | 0.00 | 0.000 |
| Mark Wohlers, R<br>ERA: 4.05 | (9, 1) | 1.0 | | 3 | 0 | 0 | 0 | 1 | 0 | 0 | 0 | 0 | 0 | 0 | 8 | 13 | 0.00 | 0.000 |

| PITCHER | IP | WLS | BF | H | R | ER | SO | BB | IBB | HBP | BLK | WP | HR | S | P | ERA | WHIP |
|---|---|---|---|---|---|---|---|---|---|---|---|---|---|---|---|---|---|

# BOTTOM

| Batter | 1 | 2 | 3 | 4 | 5 | 6 | 7 | 8 | 9 | AB | R | H | RBI | BB | SO | LOB |
|---|---|---|---|---|---|---|---|---|---|---|---|---|---|---|---|---|
| Marquis Grissom, R (1, 8)<br>OBP: 0.272, SLG: 0.362 | X 0-0 ① F9 | | C C B X 1-2 ③ G5-3 | | X 0-0 ③ L9 | | | B X 1-0 ② G4-3 | | 4 | 0 | 0 | 0 | 0 | 0 | 0 |
| Jeff Blauser, R (1, 6)<br>OBP: 0.340, SLG: 0.406 | X 0-0 HR | | | B B B C C F F F X 3-2 ① G6-3 | | C C T X 0-2 ① F9 | | B B T X 2-1 ③ G6-3 | | 4 | 1 | 1 | 1 | 0 | 0 | 0 |
| 10 Chipper Jones, S (1, 5)<br>OBP: 0.392, SLG: 0.492 | C S T F X 0-2 ② G3-1 | | | C C B X 1-2 ② P6 | | X 0-0 ② G3-1 | | | B F F F B X 2-2 2B | 4 | 0 | 1 | 0 | 0 | 0 | 0 |
| Fred McGriff, L (1, 3)<br>OBP: 0.401, SLG: 0.508 | B S T X 1-2 ③ G3 | | | F B S F B B F X 3-2 1B E | | C B B X 2-1 ③ 1B | | | B C S B B C 3-3 ① K | 4 | 1 | 2 | 0 | 0 | 1 | 1 |
| Dwight Smith, L (1, 9)<br>OBP: 0.392, SLG: 0.604 | | B B X 2-0 ① G3 | | B X 1-0 E8 1-H 1B | | | B C S S 1-3 ① K | | B C C F S 1-3 ② K | 4 | 0 | 1 | 0 | 0 | 2 | 1 |
| Ryan Klesko, L (1, 7)<br>OBP: 0.293, SLG: 0.229 | | S F S 0-3 ② K | | S B F B B B 4-2 FC5-4 BB | | | L B X 1-1 ② F7 | | S S C 0-3 ③ K | 3 | 0 | 0 | 0 | 1 | 2 | 1 |
| Javy Lopez, R (1, 2)<br>OBP: 0.346, SLG: 0.500 | | B B F C X 2-2 ③ G6-3 | | B F C X 1-2 ③ FC5-4 1-2f | | | C B B F F X 2-2 E6 | | | 3 | 0 | 0 | 0 | 0 | 0 | 2 |
| Mark Lemke, S (1, 4)<br>OBP: 0.286, SLG: 0.310 | | | B X 1-0 ① G1-3 | | X 0-0 ① P4 | | S X 0-1 ③ F7 | | | 3 | 0 | 0 | 0 | 0 | 0 | 1 |
| 29 John Smoltz, R (1, 1)<br>Mike Stanton, L (7, 1)<br>Mike Mordecai, R (8, PH)<br>OBP: 0.200, SLG: 0.300<br>Mark Wohlers, R (9, 1) | | | B F B X 2-1 ② F9 | | S C B B F C 2-3 ② K | | | S B T S 1-3 ① K | | 2<br>0<br>1<br>0 | 0<br>0<br>0<br>0 | 0<br>0<br>0<br>0 | 0<br>0<br>0<br>0 | 0<br>0<br>1<br>0 | 1<br>0<br>0<br>0 | 0<br>0<br>0<br>0 |
| Inning Stats | R: 1 H: 1<br>E: 0 LOB: 0<br>K: 0 BB: 0<br>S: 10 P: 11 | R: 0 H: 0<br>E: 0 LOB: 0<br>K: 1 BB: 0<br>S: 7 P: 11 | R: 0 H: 0<br>E: 0 LOB: 0<br>K: 0 BB: 0<br>S: 6 P: 10 | R: 1 H: 2<br>E: 1 LOB: 2<br>K: 0 BB: 1<br>S: 20 P: 33 | R: 0 H: 0<br>E: 0 LOB: 0<br>K: 1 BB: 0<br>S: 6 P: 8 | R: 0 H: 1<br>E: 0 LOB: 1<br>K: 0 BB: 0<br>S: 7 P: 9 | R: 0 H: 0<br>E: 1 LOB: 1<br>K: 1 BB: 0<br>S: 11 P: 15 | R: 0 H: 0<br>E: 0 LOB: 0<br>K: 1 BB: 0<br>S: 6 P: 10 | R: 0 H: 1<br>E: 0 LOB: 1<br>K: 3 BB: 0<br>S: 14 P: 20 | 1B: 3 SF: 0<br>2B: 1 SAC: 0<br>3B: 0 DP: 0<br>HR: 1 HBP: 0 | | | | | | |

| PITCHER | IP | WLS | BF | H | R | ER | SO | BB | IBB | HBP | BLK | WP | HR | S | P | ERA | WHIP |
|---|---|---|---|---|---|---|---|---|---|---|---|---|---|---|---|---|---|
| Doug Drabek, R (1, 1)<br>ERA: 4.3 | 9.0 | W | 33 | 5 | 2 | 1 | 7 | 1 | 0 | 0 | 0 | 0 | 1 | 87 | 127 | 1.00 | 0.667 |

| PITCHER | IP | WLS | BF | H | R | ER | SO | BB | IBB | HBP | BLK | WP | HR | S | P | ERA | WHIP |
|---|---|---|---|---|---|---|---|---|---|---|---|---|---|---|---|---|---|

# Houston Astros @ Atlanta Braves

Atlanta-Fulton County Stadium, Atlanta, GA

Fri Jun 02 1995, 7:05 PM EDT

Att. 30,041 - Unknown

livebaseballscorecards.com

| | |
|---|---|
| AB | 32 |
| R | 2 |
| H | 5 |
| RBI | 1 |
| BB | 1 |
| SO | 7 |
| LOB | 6 |

| | | | |
|---|---|---|---|
| WP: 0 | PA: 33 | | |
| PB: 0 | | | |
| SB: 0 | | | |
| CS: 0 | | | |

| Batter | 1 | 2 | 3 | 4 | 5 | 6 | 7 | 8 | 9 | 10 | AB | R | H | RBI | BB | SO | LOB |
|---|---|---|---|---|---|---|---|---|---|---|---|---|---|---|---|---|---|
| John Cangelosi, S (1, 8)<br>OBP: 0.417, SLG: 0.300 | B F X 1-1 G6-3 ① | | B B C F B B 4-2 PO BB | | | F C F B B B B 4-2 S BB | | X 0-0 G2-3 ③ | | C B B B F F F F 3-3 F S K ③ | 3 | 0 | 0 | 0 | 2 | 1 | 3 |
| Craig Biggio, R (1, 4)<br>OBP: 0.400, SLG: 0.408 | C X 0-1 G5-3 ② | | B 1 SAFE C C 1 SAFE 1 SAFE 1-1 PO 1-2 ③ | X 0-0 G1-3 ① | | 1 SAFE B C F 1 SAFE 1 SAFE T 1-2 K ② | | | C X 0-1 G5-3 ① | | 4 | 0 | 0 | 0 | 0 | 1 | 1 |
| Luis Gonzalez, L (1, 7)<br>OBP: 0.309, SLG: 0.417 | X 0-0 G6-3 ③ | | | C S F X 0-2 F9 ② | | C P S F S 1-3 K2-3 1-2 ③ | | | C B X 1-1 G5-3 ② | | 4 | 0 | 0 | 0 | 0 | 1 | 1 |
| Derek Bell, R (1, 9)<br>OBP: 0.388, SLG: 0.488 | | C F B B B S 3-3 K ① | | B X 1-0 G4-3 ③ | | | B C X 1-1 G6-3 ① | | C B C S 1-3 K ③ | | 3 | 0 | 0 | 0 | 0 | 1 | 0 |
| James Mouton, R (7, 9)<br>OBP: 0.325, SLG: 0.438 | | | | | | | | | | | 1 | 0 | 0 | 0 | 0 | 1 | 0 |
| 5 Jeff Bagwell, R (1, 3)<br>OBP: 0.331, SLG: 0.352 | | B C S F B B C 3-3 K ② | | | C F B X 1-2 HR | | B C C B F S 2-3 K ② | | | C B B X 2-1 SH1 1B 1B | 4 | 2 | 2 | 1 | 0 | 2 | 0 |
| Dave Magadan, L (1, 5)<br>OBP: 0.420, SLG: 0.355 | | B F F X 1-2 1B | | | C C X 0-2 G4-3 ① | | B C F S 1-3 K ③ | | | X 0-0 SH1 1-2 ① | 3 | 0 | 1 | 0 | 0 | 1 | 0 |
| Tony Eusebio, R (1, 2)<br>OBP: 0.333, SLG: 0.403 | | 1 SAFE C C 1 SAFE F P B F F 2-2 X G2-3 ③ | | | C B B F C 2-3 K ② | | | B X 1-0 G3-1 ① | | B C C X 1-2 FC4-6 2-H 1B | 4 | 0 | 1 | 1 | 0 | 1 | 1 |
| Orlando Miller, R (1, 6)<br>OBP: 0.324, SLG: 0.376 | | | C X 0-1 2B ① | | C B X 1-1 G5-3 ③ | | | B S B B X 3-1 SH1-4 1B | | 1 SAFE S F E B F B F F 2-2 X FC4-6 1B 1-2f ② | 4 | 0 | 2 | 0 | 0 | 0 | 1 |
| Darryl Kile, R (1, 1)<br>OBP: 0.267, SLG: 0.231 | | | B B F F F F S 2-3 K ② | | | S C X 0-2 G6-3 ① | | B X 1-0 SH1-4 1-2 ② | | B 1 SAFE X 1-0 1-2 1B | 2 | 0 | 0 | 0 | 0 | 1 | 0 |
| Todd Jones, L (9, 1) | | | | | | | | | | | 0 | 0 | 0 | 0 | 0 | 0 | 0 |
| Chris Donnels, L (10, PH)<br>OBP: 0.385, SLG: 0.333 | | | | | | | | | | | 1 | 0 | 1 | 0 | 0 | 0 | 0 |
| John Hudek, S (10, 1)<br>OBP: 1.000, SLG: 1.000 | | | | | | | | | | | 0 | 0 | 0 | 0 | 0 | 0 | 0 |
| Inning Stats | R: 0 E: 0 K: 0 S: 5 H: 0 LOB: 0 BB: 0 P: 6 | R: 0 E: 0 K: 2 S: 17 H: 1 LOB: 1 BB: 0 P: 25 | R: 0 E: 0 K: 1 S: 10 H: 1 LOB: 0 BB: 1 P: 17 | R: 0 E: 0 K: 0 S: 6 H: 0 LOB: 0 BB: 0 P: 7 | R: 1 E: 0 K: 1 S: 11 H: 1 LOB: 0 BB: 0 P: 15 | R: 0 E: 0 K: 2 S: 14 H: 0 LOB: 1 BB: 1 P: 19 | R: 0 E: 0 K: 2 S: 9 H: 0 LOB: 0 BB: 0 P: 13 | R: 0 E: 0 K: 0 S: 5 H: 1 LOB: 1 BB: 0 P: 10 | R: 0 E: 0 K: 1 S: 7 H: 0 LOB: 0 BB: 0 P: 9 | R: 1 E: 0 K: 1 S: 22 H: 3 LOB: 2 BB: 0 P: 31 | 1B: 5 2B: 1 3B: 0 HR: 1 SF: 0 SAC: 2 DP: 0 HBP: 0 | WP: 0 PB: 0 SB: 1 CS: 0 PA: 38 | | | | | |

| PITCHER | | IP | WLS | BF | H | R | ER | SO | BB | IBB | HBP | BLK | WP | HR | S | P | ERA | WHIP |
|---|---|---|---|---|---|---|---|---|---|---|---|---|---|---|---|---|---|---|
| Greg Maddux, R<br>ERA: 2.2 | (1, 1) | 8.0 | | 28 | 4 | 1 | 1 | 8 | 2 | 0 | 0 | 0 | 0 | 1 | 77 | 112 | 1.12 | 0.750 |
| Mark Wohlers, R<br>ERA: 4.2 | (9, 1) | 1.2 | L | 8 | 3 | 1 | 1 | 1 | 0 | 0 | 0 | 0 | 0 | 0 | 21 | 29 | 5.40 | 1.800 |
| Pedro Borbon, L<br>ERA: 4.05 | (10, 1) | 0.1 | | 1 | 0 | 0 | 0 | 1 | 0 | 0 | 0 | 0 | 0 | 0 | 8 | 11 | 0.00 | 0.000 |

| PITCHER | IP | WLS | BF | H | R | ER | SO | BB | IBB | HBP | BLK | WP | HR | S | P | ERA | WHIP |
|---|---|---|---|---|---|---|---|---|---|---|---|---|---|---|---|---|---|

# TOP

## Houston Astros @ Atlanta Braves

Atlanta-Fulton County Stadium, Atlanta, GA

Sat Jun 03 1995, 7:05 PM EDT
Att. 41,967 - Unknown - 75 F

livebaseballscorecards.com

| | |
|---|---|
| AB | 33 |
| R | 2 |
| H | 7 |
| RBI | 2 |
| BB | 2 |
| SO | 10 |
| LOB | 7 |

| Batter | 1 | 2 | 3 | 4 | 5 | 6 | 7 | 8 | 9 | 10 | AB | R | H | RBI | BB | SO | LOB |
|---|---|---|---|---|---|---|---|---|---|---|---|---|---|---|---|---|---|
| Marquis Grissom, R (1, 8)<br>OBP: 0.265, SLG: 0.352 | F8 | | | G4-3 | | FC6-4 | | F9 | | | 4 | 0 | 0 | 0 | 0 | 0 | 1 |
| Jeff Blauser, R (1, 6)<br>OBP: 0.331, SLG: 0.394 | K | | | L7 | | K | | | K | | 4 | 0 | 0 | 0 | 0 | 3 | 1 |
| 10 Chipper Jones, S (1, 9)<br>OBP: 0.382, SLG: 0.477 | K | | | K | | | F8 | | G3 | | 4 | 0 | 0 | 0 | 0 | 2 | 0 |
| Fred McGriff, L (1, 3)<br>OBP: 0.397, SLG: 0.500 | | G3-1 | | | F8 | | FC5-4 1B | | F7 | | 4 | 0 | 1 | 0 | 0 | 0 | 0 |
| Ryan Klesko, L (1, 7)<br>OBP: 0.306, SLG: 0.250<br>Mike Kelly, R (10, PR)<br>OBP: 0.258, SLG: 0.333 | | CS 1B | | | F7 | | K | | | FC1-4 1B | 4<br>0 | 0<br>0 | 2<br>0 | 0<br>0 | 0<br>0 | 1<br>0 | 1<br>0 |
| Jose Oliva, R (1, 5)<br>OBP: 0.234, SLG: 0.424 | K | | | K | | | FC5-4 | | | K | 4 | 0 | 0 | 0 | 0 | 3 | 3 |
| Javy Lopez, R (1, 2)<br>OBP: 0.333, SLG: 0.480<br>Mike Mordecai, R (10, PR)<br>OBP: 0.200, SLG: 0.300 | CS | G6-3 | | K2-3 | | | | F8 | | FC1-4 | 4<br>0 | 0<br>0 | 0<br>0 | 0<br>0 | 0<br>0 | 1<br>0 | 2<br>0 |
| Mark Lemke, S (1, 4)<br>OBP: 0.293, SLG: 0.340 | | G1-3 | | | | FC6-4 BB | | HR | | F8 | 3 | 1 | 1 | 1 | 1 | 0 | 2 |
| Greg Maddux, R (1, 1)<br>OBP: 0.300, SLG: 0.263<br>Dwight Smith, L (8, PH)<br>OBP: 0.385, SLG: 0.592<br>Mark Wohlers, R (9, 1)<br>Pedro Borbon, R (10, 1) | | K | | | | B3 | | K | | | 2<br>1<br>0<br>0 | 0<br>0<br>0<br>0 | 0<br>0<br>0<br>0 | 0<br>0<br>0<br>0 | 0<br>0<br>0<br>0 | 1<br>1<br>0<br>0 | 1<br>0<br>0<br>0 |
| Inning Stats | R: 0 E: 0 K: 2 S: 7 H: 0 LOB: 0 BB: 0 P: 9 | R: 0 E: 0 K: 1 S: 8 H: 1 LOB: 0 BB: 0 P: 13 | R: 0 E: 0 K: 1 S: 7 H: 0 LOB: 0 BB: 0 P: 12 | R: 0 E: 0 K: 1 S: 7 H: 0 LOB: 0 BB: 0 P: 10 | R: 0 E: 0 K: 2 S: 11 H: 0 LOB: 1 BB: 0 P: 12 | R: 0 E: 0 K: 1 S: 8 H: 0 LOB: 1 BB: 1 P: 15 | R: 0 E: 0 K: 1 S: 12 H: 1 LOB: 1 BB: 0 P: 17 | R: 1 E: 0 K: 1 S: 9 H: 1 LOB: 0 BB: 0 P: 14 | R: 0 E: 0 K: 1 S: 12 H: 0 LOB: 0 BB: 0 P: 15 | R: 0 E: 1 K: 1 S: 9 H: 1 LOB: 2 BB: 0 P: 10 | 1B: 3 2B: 0 3B: 0 HR: 1 | SF: 0 SAC: 0 DP: 0 HBP: 0 | | | | WP: 0 PB: 1 SB: 0 CS: 1 | PA: 36 | |

| PITCHER | IP | WLS | BF | H | R | ER | SO | BB | IBB | HBP | BLK | WP | HR | S | P | ERA | WHIP |
|---|---|---|---|---|---|---|---|---|---|---|---|---|---|---|---|---|---|
| Darryl Kile, R (1, 1)<br>ERA: 4.06 | 8.0 | | 28 | 3 | 1 | 1 | 10 | 1 | 0 | 0 | 0 | 0 | 1 | 69 | 102 | 1.12 | 0.500 |
| Todd Jones, R (9, 1)<br>ERA: 1.63 | 1.0 | W | 3 | 0 | 0 | 0 | 1 | 0 | 0 | 0 | 0 | 0 | 0 | 12 | 15 | 0.00 | 0.000 |
| John Hudek, R (10, 1)<br>ERA: 0.68 | 1.0 | S | 4 | 1 | 0 | 0 | 1 | 0 | 0 | 0 | 0 | 0 | 0 | 9 | 10 | 0.00 | 1.000 |

| PITCHER | IP | WLS | BF | H | R | ER | SO | BB | IBB | HBP | BLK | WP | HR | S | P | ERA | WHIP |
|---|---|---|---|---|---|---|---|---|---|---|---|---|---|---|---|---|---|

# BOTTOM

## Houston Astros @ Atlanta Braves

Atlanta-Fulton County Stadium, Atlanta, GA

Sat Jun 03 1995, 7:05 PM EDT

Att. 41,967 - Unknown - 75 F

livebaseballscorecards.com

| | |
|---|---|
| AB | 34 |
| R | 1 |
| H | 4 |
| RBI | 1 |
| BB | 1 |
| SO | 12 |
| LOB | 11 |

| Batter | 1 | 2 | 3 | 4 | 5 | 6 | 7 | 8 | 9 | AB | R | H | RBI | BB | SO | LOB |
|---|---|---|---|---|---|---|---|---|---|---|---|---|---|---|---|---|
| Craig Biggio, R (1, 4)<br>OBP: 0.400, SLG: 0.431 | L B F C<br>1-3<br>K | | X<br>0-0<br>F8 | | C X<br>0-1<br>HR | | C X<br>0-1<br>5 G6-3 B1-3<br>1B | C F F X<br>0-2<br>G6-4-3<br>1-2f | | 5 | 1 | 2 | 1 | 0 | 1 | 2 |
| James Mouton, R (1, 8)<br>OBP: 0.318, SLG: 0.423 | B B S C T F S<br>2-3<br>K | | B X<br>1-0<br>5 1B<br>1B | | C B B B L F X<br>3-2<br>L9 | | 1 SAFE X<br>0-0<br>B1-3<br>1-2 | | C S B F X<br>1-2<br>P6 | 5 | 1 | 1 | 0 | 0 | 1 | 1 |
| 5 Jeff Bagwell, R (1, 3)<br>OBP: 0.333, SLG: 0.354 | C B F S<br>1-3<br>K | | B C B B X<br>3-1<br>1-3<br>1B | | B B X<br>2-0<br>G4-3 | | B C C X<br>1-2<br>G6-3<br>2-3 | | C B B B B F X<br>3-2<br>CS<br>1B | 5 | 1 | 2 | 0 | 0 | 1 | 1 |
| Derek Bell, R (1, 9)<br>OBP: 0.403, SLG: 0.492 | | B B S B S F B<br>4-2<br>1B 1B<br>BB | X<br>0-0<br>G6-3<br>2-H 3-H<br>1B | | B X<br>1-0<br>HR<br>1B | | B B B B<br>4-0<br>S<br>BB | | B 1 SAFE 1 SAFE S B X<br>2-1<br>G6-3<br>1-2 | 3 | 1 | 2 | 2 | 2 | 0 | 1 |
| Luis Gonzalez, L (1, 7)<br>OBP: 0.314, SLG: 0.444<br>Todd Jones, L (7, 1)<br>Jim Dougherty, R (9, 1) | | C B 1 SAFE F B 1 SAFE X<br>2-2<br>1B<br>1-2<br>1B | B T X<br>1-1<br>G6-3<br>1-2f | | X<br>0-0<br>1-H<br>HR | | B X<br>1-0<br>G4-3<br>1-2 | | | 4<br>0<br>0 | 1<br>0<br>0 | 2<br>0<br>0 | 2<br>0<br>0 | 0<br>0<br>0 | 0<br>0<br>0 | 3<br>0<br>0 |
| Craig Shipley, R (1, 5)<br>OBP: 0.383, SLG: 0.455 | | F X<br>0-1<br>1-2 2-3<br>1B | | C C X<br>0-2<br>1B | B S S B B S<br>3-3<br>K | | | F B F X<br>1-2<br>F8 | | 4 | 0 | 2 | 0 | 0 | 1 | 0 |
| Scott Servais, R (1, 2)<br>OBP: 0.258, SLG: 0.310 | | B C T B T B S<br>3-3<br>K | | 1 SAFE X<br>0-0<br>F9 | | S T X<br>0-2<br>F7 | | B C X<br>1-1<br>1B<br>2B | | 4 | 1 | 1 | 0 | 0 | 1 | 4 |
| Orlando Miller, R (1, 6)<br>OBP: 0.321, SLG: 0.371 | | S C B T<br>1-2<br>K | | C F B B 1 SAFE X<br>2-2<br>F8 | | B S C S<br>1-3<br>K | | S S X<br>0-2<br>2-H<br>1B | | 4 | 0 | 1 | 1 | 0 | 2 | 4 |
| Shane Reynolds, R (1, 1)<br>OBP: 0.133, SLG: 0.133<br>Dave Veres, R (7, 1)<br>Pedro Martinez, L (7, 1)<br>John Cangelosi, S (7, 7)<br>OBP: 0.440, SLG: 0.300 | | C S B B F S<br>2-3<br>K | | S X<br>0-1<br>F8 | | C F S<br>0-3<br>K | | H<br>1-0<br>G6-4-3<br>HBP | | 3<br>0<br>0<br>0 | 0<br>0<br>0<br>0 | 0<br>0<br>0<br>0 | 0<br>0<br>0<br>0 | 2<br>0<br>0<br>0 | 4<br>0<br>0<br>0 |
| Inning Stats | R: 0 E: 0 K: 3 S: 11<br>H: 0 LOB: 0 BB: 0 P: 15 | R: 0 E: 0 K: 3 S: 19<br>H: 2 LOB: 3 BB: 1 P: 31 | R: 2 E: 0 K: 0 S: 7<br>H: 3 LOB: 0 BB: 0 P: 12 | R: 0 E: 0 K: 0 S: 9<br>H: 1 LOB: 1 BB: 0 P: 11 | R: 3 E: 0 K: 1 S: 12<br>H: 3 LOB: 0 BB: 0 P: 21 | R: 0 E: 0 K: 2 S: 9<br>H: 0 LOB: 0 BB: 0 P: 10 | R: 0 E: 0 K: 0 S: 7<br>H: 1 LOB: 2 BB: 1 P: 13 | R: 1 E: 0 K: 0 S: 12<br>H: 2 LOB: 1 BB: 0 P: 15 | R: 0 E: 0 K: 0 S: 9<br>H: 1 LOB: 0 BB: 0 P: 15 | 1B: 10 2B: 1 3B: 0 HR: 2<br>SF: 0 SAC: 0 DP: 2 HBP: 1 | | | | | | |

TOP

# Houston Astros @ Atlanta Braves

Atlanta-Fulton County Stadium, Atlanta, GA

Sun Jun 04 1995, 3:33 AM EDT

Att. 29,507 - Sunny - 84 F

livebaseballscorecards.com

| | |
|---|---|
| AB | 37 |
| R | 6 |
| H | 13 |
| RBI | 6 |
| BB | 2 |
| SO | 9 |
| LOB | 20 |

WP: 0 PB: 0 SB: 1 CS: 1 PA: 40

| PITCHER | | IP | WLS | BF | H | R | ER | SO | BB | IBB | HBP | BLK | WP | HR | S | P | ERA | WHIP |
|---|---|---|---|---|---|---|---|---|---|---|---|---|---|---|---|---|---|---|
| Tom Glavine, L<br>ERA: 3.91 | (1, 1) | 5.0 | L | 24 | 9 | 5 | 5 | 7 | 1 | 0 | 0 | 0 | 0 | 2 | 58 | 90 | 9.00 | 2.000 |
| Brad Clontz, R<br>ERA: 3.52 | (6, 1) | 1.2 | | 7 | 1 | 0 | 0 | 2 | 1 | 0 | 0 | 0 | 0 | 0 | 15 | 21 | 0.00 | 1.200 |
| Pedro Borbon, L<br>ERA: 3.86 | (7, 1) | 0.1 | | 1 | 0 | 0 | 0 | 0 | 0 | 0 | 0 | 0 | 0 | 0 | 1 | 2 | 0.00 | 0.000 |
| Steve Bedrosian, R<br>ERA: 5.84 | (8, 1) | 1.0 | | 5 | 2 | 1 | 1 | 0 | 0 | 0 | 1 | 0 | 0 | 0 | 12 | 15 | 9.00 | 2.000 |
| Greg McMichael, R<br>ERA: 3.48 | (9, 1) | 1.0 | | 3 | 1 | 0 | 0 | 0 | 0 | 0 | 0 | 0 | 0 | 0 | 9 | 15 | 0.00 | 1.000 |

| PITCHER | | IP | WLS | BF | H | R | ER | SO | BB | IBB | HBP | BLK | WP | HR | S | P | ERA | WHIP |
|---|---|---|---|---|---|---|---|---|---|---|---|---|---|---|---|---|---|---|

# Houston Astros @ Atlanta Braves

Atlanta-Fulton County Stadium, Atlanta, GA

Sun Jun 04 1995, 3:33 AM EDT

Att. 29,507 - Sunny - 84 F

livebaseballscorecards.com

## BOTTOM

| Batter | 1 | 2 | 3 | 4 | 5 | 6 | 7 | 8 | 9 | AB | R | H | RBI | BB | SO | LOB |
|---|---|---|---|---|---|---|---|---|---|---|---|---|---|---|---|---|
| Marquis Grissom, R (1, 8)<br>OBP: 0.256, SLG: 0.340 | B C F F X<br>1-2 G6-3 ① | | L F B F C<br>1-3 K ③ | | F X<br>0-1 F8 ② | | X<br>0-0 G4-3 ①<br>2-3 | | C F C<br>0-3 K ① | 5 | 0 | 0 | 0 | 0 | 2 | 2 |
| Jeff Blauser, R (1, 6)<br>OBP: 0.339, SLG: 0.393 | B F S C<br>1-3 K ② | | | F B X<br>1-1 1B 1B | B B B B<br>4-0 BB | | B B B C B<br>4-1 BB 10 FC5-2 BB | | C C F B B F B S<br>3-3 K ② | 3 | 0 | 1 | 0 | 2 | 2 | 0 |
| 10 Chipper Jones, S (1, 9)<br>OBP: 0.377, SLG: 0.463 | B C B S C<br>2-3 K ③ | | | B 1 SAFE 1 SAFE B X<br>2-0 F8 ① | X<br>0-0 F8 ③ | | 1 SAFE B C X<br>1-1 FC5-2 BB ②<br>1-2<br>3-H | | S B B B B<br>4-1 BB | 4 | 0 | 0 | 0 | 1 | 1 | 5 |
| Fred McGriff, L (1, 3)<br>OBP: 0.398, SLG: 0.492 | | X<br>0-0 FC6-4 1B | | F 1 SAFE S S<br>0-3 K ② | | S B B B X<br>3-1 G6-3 ①<br>1-2<br>2-3 | C B S B B B<br>4-2 BB | | F C B S<br>1-3 K ③ | 4 | 0 | 1 | 0 | 1 | 2 | 2 |
| Ryan Klesko, L (1, 7)<br>OBP: 0.323, SLG: 0.273<br>Mike Kelly, R (7, PH)<br>OBP: 0.258, SLG: 0.333<br>Dwight Smith, L (7, PH)<br>OBP: 0.377, SLG: 0.580 (8, 7) | | C 1 SAFE B S S<br>1-3 K ① | | 1 SAFE X<br>0-0 FC5-4 1B<br>1-3 | | C B S X<br>1-2 2B 1B 1B | C F C<br>0-3 K ③ | | | 3<br>0<br>1 | 1<br>0<br>0 | 2<br>0<br>0 | 0<br>0<br>0 | 0<br>0<br>0 | 1<br>0<br>1 | 1<br>0<br>3 |
| Jose Oliva, R (1, 5)<br>OBP: 0.235, SLG: 0.429 | | X<br>0-0 FC6-4 ②<br>1-2f | | X<br>0-0 FC5-4 ③<br>1-2f | | F S B F X<br>1-2 1B 1-3 2B | | C B B X<br>2-1 F8 ① | | 4 | 0 | 1 | 0 | 0 | 0 | 3 |
| Charlie O'Brien, R (1, 2)<br>OBP: 0.419, SLG: 0.568 | F C T<br>0-2 K ③ | | | | C X<br>0-1 G4-3 2B 2B | B C X<br>1-1 G4-3 2-3 3-H 1B | | B F B B X<br>3-1 1B | | 4 | 1 | 3 | 1 | 0 | 1 | 1 |
| Mark Lemke, S (1, 4)<br>OBP: 0.283, SLG: 0.327 | | | B C X<br>1-1 G4-3 ① | | X<br>0-0 G4-3 ①<br>2-3 | B B X<br>2-0 G4-3 ②③<br>1-2f | | C F S<br>0-3 K ② | | 4 | 0 | 0 | 0 | 0 | 1 | 4 |
| Tom Glavine, L (1, 1)<br>OBP: 0.278, SLG: 0.235<br>Brian Kowitz, L (5, PH)<br>OBP: 1.000, SLG: 2.000<br>Brad Clontz, R (6, 1)<br>Pedro Borbon, R (7, 1)<br>Mike Mordecai, R (7, PH)<br>OBP: 0.273, SLG: 0.455<br>Steve Bedrosian, R (8, 1)<br>Javy Lopez, R (8, PH)<br>OBP: 0.330, SLG: 0.475<br>Greg McMichael, R (9, 1) | | | B S L B F F F F X<br>2-2 G4-3 ② | | X<br>0-0 2B 3-H | | B X<br>1-0 G4-3 10 FC5-2 2B | | X<br>0-0 L9 ③ | 1<br>1<br>0<br>0<br>1<br>0<br>1<br>0 | 0<br>0<br>0<br>0<br>0<br>0<br>0<br>0 | 0<br>1<br>0<br>0<br>1<br>0<br>0<br>0 | 0<br>1<br>0<br>0<br>0<br>0<br>0<br>0 | 0<br>0<br>0<br>0<br>0<br>0<br>0<br>0 | 0<br>0<br>0<br>0<br>0<br>0<br>0<br>0 | 0<br>0<br>0<br>0<br>0<br>0<br>1<br>0 |
| Inning Stats | R: 0 H: 0<br>E: 0 LOB: 0<br>K: 2 BB: 0<br>S: 10 P: 14 | R: 0 H: 1<br>E: 0 LOB: 1<br>K: 2 BB: 0<br>S: 8 P: 9 | R: 0 H: 0<br>E: 0 LOB: 0<br>K: 1 BB: 0<br>S: 13 P: 17 | R: 0 H: 2<br>E: 0 LOB: 2<br>K: 1 BB: 0<br>S: 8 P: 11 | R: 1 H: 2<br>E: 0 LOB: 2<br>K: 0 BB: 1<br>S: 7 P: 11 | R: 1 H: 3<br>E: 0 LOB: 1<br>K: 0 BB: 0<br>S: 12 P: 20 | R: 0 H: 1<br>E: 0 LOB: 3<br>K: 1 BB: 2<br>S: 10 P: 20 | R: 0 H: 1<br>E: 0 LOB: 1<br>K: 1 BB: 0<br>S: 8 P: 13 | R: 0 H: 0<br>E: 0 LOB: 1<br>K: 3 BB: 1<br>S: 12 P: 20 | 1B: 6<br>2B: 4<br>3B: 0<br>HR: 0 | SF: 0<br>SAC: 0<br>DP: 1<br>HBP: 0 | | | WP: 0<br>PB: 0<br>SB: 0<br>CS: 0 | PA: 40 | | |

| | AB | 36 |
|---|---|---|
| | R | 2 |
| | H | 10 |
| | RBI | 2 |
| | BB | 4 |
| | SO | 11 |
| | LOB | 22 |

| PITCHER | | IP | WLS | BF | H | R | ER | SO | BB | IBB | HBP | BLK | WP | HR | S | P | ERA | WHIP |
|---|---|---|---|---|---|---|---|---|---|---|---|---|---|---|---|---|---|---|
| Shane Reynolds, R<br>ERA: 3.67 | (1, 1) | 6.0 | W | 26 | 8 | 2 | 2 | 6 | 1 | 0 | 0 | 0 | 0 | 0 | 58 | 82 | 3.00 | 1.500 |
| Dave Veres, R<br>ERA: 0.75 | (7, 1) | 0.1 | | 3 | 1 | 0 | 0 | 0 | 1 | 0 | 0 | 0 | 0 | 0 | 3 | 8 | 0.00 | 6.000 |
| Pedro Martinez, L<br>ERA: 6.94 | (7, 1) | 0.1 | | 2 | 0 | 0 | 0 | 0 | 1 | 0 | 0 | 0 | 0 | 0 | 4 | 9 | 0.00 | 3.000 |
| Todd Jones, R<br>ERA: 1.55 | (7, 1) | 1.1 | | 5 | 1 | 0 | 0 | 2 | 0 | 0 | 0 | 0 | 0 | 0 | 11 | 16 | 0.00 | 0.750 |
| Jim Dougherty, R<br>ERA: 3.0 | (9, 1) | 1.0 | | 4 | 0 | 0 | 0 | 3 | 1 | 0 | 0 | 0 | 0 | 0 | 12 | 20 | 0.00 | 1.000 |

| PITCHER | IP | WLS | BF | H | R | ER | SO | BB | IBB | HBP | BLK | WP | HR | S | P | ERA | WHIP |
|---|---|---|---|---|---|---|---|---|---|---|---|---|---|---|---|---|---|

# Florida Marlins @ Houston Astros

Astrodome, Houston, TX

Mon Jun 05 1995, 8:05 PM EDT

Att. 11,238 - Dome

TOP

livebaseballscorecards.com

| Batter | 1 | 2 | 3 | 4 | 5 | 6 | 7 | 8 | 9 | AB | R | H | RBI | BB | SO | LOB |
|---|---|---|---|---|---|---|---|---|---|---|---|---|---|---|---|---|
| Quilvio Veras, S (1, 4)<br>OBP: 0.383, SLG: 0.319 | C X<br>0-1 ① F9 | F C X<br>0-2 ③ G3 | | | L B B F X<br>2-2 ① F8 | | C S B F B F B B<br>4-2 S BB | | C B X<br>1-1 ② F9 | 4 | 0 | 0 | 0 | 1 | 0 | 1 |
| Jesus Tavarez, S (1, 8)<br>OBP: 0.389, SLG: 0.412 | B C B X<br>2-1 ② G4-3 | | B C X<br>1-1 CS 1B | | X<br>0-0 G5-4-3 1B | | C 1 SAFE 1 SAFE L B 1 SAFE B F 1 SAFE<br>2-3 S ① K 1-2 | | X<br>0-0 1B | 5 | 0 | 3 | 0 | 0 | 1 | 1 |
| Gary Sheffield, R (1, 9)<br>OBP: 0.466, SLG: 0.480 | F B X<br>1-1 ③ G4-3 | | C 1 SAFE 1 SAFE C 1 SAFE B P X<br>2-2 ① ② G6-3 1-2 | | 1 SAFE X<br>0-0 ② ③ G5-4-3 1-2f | | X<br>0-0 ② G6-3 | | 1 SAFE S S S<br>0-3 ③ K | 5 | 0 | 0 | 0 | 0 | 1 | 4 |
| Jeff Conine, R (1, 7)<br>OBP: 0.435, SLG: 0.534 | | C B X<br>1-1 1B 2B | B C F B X<br>2-2 HR | | | B B F B B<br>4-1 2B 1B BB | I I I I<br>4-0 IBB | | | 2 | 3 | 2 | 1 | 2 | 0 | 0 |
| Greg Colbrunn, R (1, 3)<br>OBP: 0.289, SLG: 0.372 | | B C F X<br>1-2 ① F8 | C F F X<br>0-2 ③ L5 | | | F F X<br>0-2 1-3 2B | X<br>0-0 ③ L8 | | | 4 | 0 | 1 | 0 | 0 | 0 | 3 |
| Alex Arias, R (1, 5)<br>OBP: 0.429, SLG: 0.509 | | C X<br>0-1 ② L5 | | B B B C B<br>4-1 E BB | | B B F B F X<br>3-2 3-H 1B | | C X<br>0-1 G5-4-3 1B | | 3 | 0 | 2 | 1 | 1 | 0 | 1 |
| Kurt Abbott, R (1, 6)<br>OBP: 0.259, SLG: 0.397 | | B B F X<br>2-1 E 2-H 1B | | 1 SAFE B F 1 SAFE F 1 SAFE X<br>1-2 ① F9 | | B F B S S<br>2-3 ① K | | B S B 1 SAFE 1 SAFE M 1 SAFE X<br>2-2 ① ② G5-4-3 1-2f | | 4 | 1 | 1 | 1 | 0 | 1 | 4 |
| Charles Johnson, R (1, 2)<br>OBP: 0.270, SLG: 0.206 | | B X<br>1-0 E5 2B 2-H | | F 1 SAFE B X<br>1-1 ② F9 | | S F S<br>0-3 ② K | | B C S B S<br>2-3 ③ K | | 4 | 1 | 0 | 0 | 0 | 2 | 3 |
| Bobby Witt, R (1, 1)<br>OBP: 0.231, SLG: 0.250<br>Terry Pendleton, S (6, PH)<br>OBP: 0.297, SLG: 0.399<br>Randy Veres, R (6, 1)<br>Yorkis Perez, L (8, 1)<br>Tommy Gregg, L (9, PH)<br>OBP: 0.324, SLG: 0.483<br>Robb Nen, R (9, 1) | | X<br>0-0 2-H 2B | | B T B T B 1 SAFE F X<br>3-2 ③ G6-3 1-3 | | B F S B B X<br>3-2 ③ G4-3 | | | B C C B F B F X<br>3-2 ① P5 | 2<br>1<br>0<br>0<br>1<br>0 | 0<br>0<br>0<br>0<br>0<br>0 | 1<br>0<br>0<br>0<br>0<br>0 | 1<br>0<br>0<br>0<br>0<br>0 | 0<br>0<br>0<br>0<br>0<br>0 | 0<br>0<br>0<br>0<br>0<br>0 | 1<br>2<br>0<br>0<br>0<br>0 |

| | AB | 35 |
|---|---|---|
| | R | 5 |
| | H | 10 |
| | RBI | 4 |
| | BB | 4 |
| | SO | 5 |
| | LOB | 20 |

| Inning Stats | 1 | 2 | 3 | 4 | 5 | 6 | 7 | 8 | 9 | 1B: 6 | SF: 0 | WP: 0 | PA: 39 |
|---|---|---|---|---|---|---|---|---|---|---|---|---|---|
| | R: 0 E: 0 K: 0 S: 6 | R: 3 E: 1 K: 0 S: 14 | R: 1 E: 0 K: 0 S: 13 | R: 0 E: 1 K: 0 S: 10 | R: 0 E: 0 K: 0 S: 5 | R: 1 E: 0 K: 2 S: 16 | R: 0 E: 0 K: 1 S: 10 | R: 0 E: 0 K: 1 S: 8 | R: 0 E: 0 K: 1 S: 11 | 2B: 3 | SAC: 0 | PB: 0 | |
| | H: 0 LOB: 0 BB: 0 P: 9 | H: 3 LOB: 1 BB: 0 P: 19 | H: 2 LOB: 0 BB: 0 P: 17 | H: 0 LOB: 1 BB: 1 P: 19 | H: 1 LOB: 0 BB: 0 P: 7 | H: 2 LOB: 2 BB: 1 P: 28 | H: 0 LOB: 2 BB: 2 P: 20 | H: 1 LOB: 0 BB: 0 P: 12 | H: 1 LOB: 1 BB: 0 P: 15 | 3B: 0 | DP: 2 | SB: 1 | |
| | | | | | | | | | | HR: 1 | HBP: 0 | CS: 1 | |

| PITCHER | | IP | WLS | BF | H | R | ER | SO | BB | IBB | HBP | BLK | WP | HR | S | P | ERA | WHIP |
|---|---|---|---|---|---|---|---|---|---|---|---|---|---|---|---|---|---|---|
| Greg Swindell, L<br>ERA: 5.82 | (1, 1) | 5.0 | | 23 | 7 | 5 | 3 | 0 | 2 | 0 | 0 | 0 | 0 | 1 | 52 | 79 | 5.40 | 1.800 |
| Jim Dougherty, R<br>ERA: 2.86 | (6, 1) | 1.0 | | 4 | 1 | 0 | 0 | 2 | 0 | 0 | 0 | 0 | 0 | 0 | 12 | 20 | 0.00 | 1.000 |
| Dave Veres, R<br>ERA: 0.67 | (7, 1) | 3.0 | W | 12 | 2 | 0 | 0 | 3 | 1 | 1 | 0 | 0 | 0 | 0 | 29 | 47 | 0.00 | 1.000 |

| PITCHER | IP | WLS | BF | H | R | ER | SO | BB | IBB | HBP | BLK | WP | HR | S | P | ERA | WHIP |
|---|---|---|---|---|---|---|---|---|---|---|---|---|---|---|---|---|---|

# Florida Marlins @ Houston Astros

Astrodome, Houston, TX

Mon Jun 05 1995, 8:05 PM EDT

Att. 11,238 - Dome

BOTTOM

livebaseballscorecards.com

| Batter | 1 | 2 | 3 | 4 | 5 | 6 | 7 | 8 | 9 | AB | R | H | RBI | BB | SO | LOB |
|---|---|---|---|---|---|---|---|---|---|---|---|---|---|---|---|---|
| John Cangelosi, S (1, 8)<br>OBP: 0.433, SLG: 0.261 | G6-3 | G3-1 | | 1B BB | | | L7 | | HR BB | 3 | 1 | 0 | 0 | 2 | 0 | 1 |
| Craig Biggio, R (1, 4)<br>OBP: 0.406, SLG: 0.455 | L3 | | 5 2B BB | 1-2 2-H 1B | | | P5 | | 1-H 2-H HR | 4 | 2 | 2 | 3 | 1 | 0 | 0 |
| 5 Jeff Bagwell, R (1, 3)<br>OBP: 0.338, SLG: 0.366 | 1B 1B | | G4-3 1-H G4-3 2B | | K | | P3 | | | 4 | 1 | 2 | 1 | 0 | 1 | 0 |
| Derek Bell, R (1, 9)<br>OBP: 0.399, SLG: 0.485 | 1-2 1B | | G4-3 2-3 | | G6-3 | | | G3-1 | | 4 | 0 | 1 | 0 | 0 | 0 | 1 |
| Luis Gonzalez, L (1, 7)<br>OBP: 0.306, SLG: 0.430 | L6 | | G4-3 3-H | | G4-3 | | | K | | 4 | 0 | 0 | 1 | 0 | 1 | 2 |
| Chris Donnels, L (1, 5)<br>OBP: 0.345, SLG: 0.296 | | F7 | K | | | G6-3 | | P6 | | 3 | 0 | 0 | 0 | 0 | 1 | 0 |
| Craig Shipley, R (8, PH)<br>OBP: 0.375, SLG: 0.444 (9, 5) | | | | | | | | | | 1 | 0 | 0 | 0 | 0 | 0 | 0 |
| Tony Eusebio, R (1, 2)<br>OBP: 0.355, SLG: 0.414 | | FC5-4 1B | | G5-3 1B | | BB | | | P4 | 3 | 0 | 2 | 0 | 1 | 0 | 0 |
| Orlando Miller, R (1, 6)<br>OBP: 0.310, SLG: 0.358 | | FC5-4 1-2f 2B | | G5-3 1-2 | | K | | | G1-3 | 4 | 1 | 0 | 0 | 0 | 1 | 3 |
| Greg Swindell, L (1, 1)<br>OBP: 0.308, SLG: 0.333 | | 1-H 2B | | G6-3 | | G1-3 | | | BB HR BB | 2 | 0 | 1 | 1 | 0 | 0 | 1 |
| Jim Dougherty, R (6, 1) | | | | | | | | | | 0 | 0 | 0 | 0 | 0 | 0 | 0 |
| Milt Thompson, L (6, PH)<br>OBP: 0.278, SLG: 0.194 | | | | | | | | | | 1 | 0 | 0 | 0 | 0 | 0 | 1 |
| Dave Veres, R (7, 1) | | | | | | | | | | 0 | 0 | 0 | 0 | 0 | 0 | 0 |
| Dave Magadan, L (9, PH)<br>OBP: 0.426, SLG: 0.355 | | | | | | | | | | 0 | 1 | 0 | 0 | 1 | 0 | 0 |
| Inning Stats | R: 0 E: 0 K: 0 S: 13 H: 2 LOB: 2 BB: 0 P: 23 | R: 1 E: 0 K: 0 S: 17 H: 2 LOB: 1 BB: 0 P: 27 | R: 2 E: 0 K: 1 S: 9 H: 1 LOB: 0 BB: 1 P: 21 | R: 0 E: 0 K: 0 S: 9 H: 2 LOB: 2 BB: 1 P: 15 | R: 0 E: 0 K: 1 S: 8 H: 0 LOB: 0 BB: 0 P: 14 | R: 0 E: 0 K: 1 S: 6 H: 0 LOB: 1 BB: 1 P: 11 | R: 0 E: 0 K: 0 S: 5 H: 0 LOB: 0 BB: 0 P: 8 | R: 0 E: 0 K: 1 S: 12 H: 0 LOB: 0 BB: 0 P: 15 | R: 3 E: 0 K: 0 S: 7 H: 1 LOB: 0 BB: 2 P: 17 | 1B: 5 2B: 2 3B: 0 HR: 1 | SF: 0 SAC: 0 DP: 0 HBP: 0 | | | | | | |

| | |
|---|---|
| AB | 33 |
| R | 6 |
| H | 8 |
| RBI | 6 |
| BB | 5 |
| SO | 4 |
| LOB | 9 |

WP: 0 PB: 0 SB: 0 CS: 0 PA: 38

| PITCHER | IP | WLS | BF | H | R | ER | SO | BB | IBB | HBP | BLK | WP | HR | S | P | ERA | WHIP |
|---|---|---|---|---|---|---|---|---|---|---|---|---|---|---|---|---|---|
| Bobby Witt, R (1, 1)<br>ERA: 4.93 | 5.0 | | 23 | 7 | 3 | 3 | 2 | 2 | 0 | 0 | 0 | 0 | 0 | 56 | 100 | 5.40 | 1.800 |
| Randy Veres, R (6, 1)<br>ERA: 1.65 | 2.1 | | 8 | 0 | 0 | 0 | 1 | 1 | 0 | 0 | 0 | 0 | 0 | 16 | 25 | 0.00 | 0.429 |
| Yorkis Perez, L (8, 1)<br>ERA: 5.09 | 0.2 | | 2 | 0 | 0 | 0 | 1 | 0 | 0 | 0 | 0 | 0 | 0 | 7 | 9 | 0.00 | 0.000 |
| Robb Nen, R (9, 1)<br>ERA: 5.68 | 0.2 | L | 5 | 1 | 3 | 3 | 0 | 2 | 0 | 0 | 0 | 0 | 1 | 7 | 17 | 40.50 | 4.500 |

| PITCHER | IP | WLS | BF | H | R | ER | SO | BB | IBB | HBP | BLK | WP | HR | S | P | ERA | WHIP |
|---|---|---|---|---|---|---|---|---|---|---|---|---|---|---|---|---|---|

| Batter | 1 | 2 | 3 | 4 | 5 | 6 | 7 | 8 | 9 | 10 | 11 | AB | R | H | RBI | BB | SO | LOB |
|---|---|---|---|---|---|---|---|---|---|---|---|---|---|---|---|---|---|---|
| Quilvio Veras, S (1, 4)<br>OBP: 0.395, SLG: 0.319 | B C L B B F F B<br>4-2 CS BB | | | X<br>0-0 G6-4-3 1B | | B B B C B<br>4-1 1B 2B 1-2 2-3 BB | B C C B B B<br>4-2 BB | | B S B X<br>2-1 G6-3 ② | | B B X<br>2-0 F8 ③ | 3 | 1 | 1 | 0 | 3 | 0 | 1 |
| Jesus Tavarez, S (1, 8)<br>OBP: 0.348, SLG: 0.364 | B 1 SAFE C B B C X 1 SAFE<br>3-2 F7 ① ② 1-2 | | | 1 P B X SAFE<br>2-0 G6-4-3 ① ② 1-2f | | X<br>0-0 2B 2B 1B 1-2 2-3 3-H | 1 B X SAFE<br>1-0 F8 ③ | | X<br>0-0 F7 ③ | | | 5 | 1 | 1 | 1 | 0 | 0 | 4 |
| Jeff Conine, R (1, 7)<br>OBP: 0.426, SLG: 0.528 | C X<br>0-1 F8 ③ | | | S C B F F F X<br>1-2 L7 ③ | | C F X<br>0-2 2B 2B 1-3 2-H 3-H | | B X<br>1-0 P4 ① | | B B F F X<br>2-2 L6 ① | | 5 | 1 | 1 | 2 | 0 | 0 | 0 |
| Gary Sheffield, R (1, 9)<br>OBP: 0.461, SLG: 0.473<br>Tommy Gregg, L (8, 9)<br>OBP: 0.314, SLG: 0.467 | | S X<br>0-1 G3 ① | | | B C C F X<br>1-2 F7 ① | S S X<br>0-2 P4 ② | | F X<br>0-1 FC6-4 BB 1B 1B | | X<br>0-0 P5 ② | | 4<br>1 | 1<br>0 | 1<br>0 | 0<br>0 | 0<br>0 | 0<br>0 | 2<br>0 |
| Terry Pendleton, S (1, 5)<br>OBP: 0.301, SLG: 0.401 | | B C B F C<br>2-3 K ② | | | X<br>0-0 P4 ② | X<br>0-0 2B 2-H 3-H | | B B B<br>4-0 FC6-4 1-2 BB | | B S B X<br>2-1 G1-3 ③ | | 4 | 0 | 1 | 2 | 1 | 1 | 0 |
| Greg Colbrunn, R (1, 3)<br>OBP: 0.286, SLG: 0.365 | | S T X<br>0-2 L3 ③ | | | X<br>0-0 F7 ③ | B S S S B X<br>2-2 G1-3 ③ | | X<br>0-0 FC6-4 1B 1-2f 2-3 | | | X<br>0-0 SH3-4 2B 1B | 5 | 1 | 1 | 0 | 0 | 0 | 3 |
| Kurt Abbott, R (1, 6)<br>OBP: 0.270, SLG: 0.402 | | | X<br>0-0 G6-4-3 1B | | | B F S S S<br>1-3 K ① | S B X<br>1-1 F8 ① | C F B B X<br>2-2 1-2 3-H 1B | | | B B X<br>2-0 SH3-4 ① 1-2 | 4 | 0 | 2 | 1 | 0 | 1 | 0 |
| Charles Johnson, R (1, 2)<br>OBP: 0.282, SLG: 0.250 | C S B X<br>1-2 G6-4-3 ① ② 1-2f | | | | | X<br>0-0 BB 1B 2B | B X<br>1-0 G4-3 2B | C S B B F F B S<br>3-3 K ③ | | | S S B F B B F X<br>3-2 2B 2-H | 5 | 1 | 3 | 1 | 0 | 1 | 3 |
| Pat Rapp, R (1, 1)<br>OBP: 0.250, SLG: 0.375<br>Andre Dawson, R (6, PH)<br>OBP: 0.227, SLG: 0.225<br>Terry Mathews, L (6, 1)<br>Yorkis Perez, L (8, 1)<br>Jeremy Hernandez, R (8, 1)<br>Mark Gardner, R (9, 1)<br>Alex Arias, R (11, PH)<br>OBP: 0.422, SLG: 0.500<br>Robb Nen, R (11, 1) | | | F S C<br>0-3 K ③ | | | B C H<br>2-1 1B BB 2B HBP | B B C B F F F X<br>3-2 G4-3 ② 2-3 | | B X<br>1-0 F9 ① | | F B B B C S<br>2-3 K ② | 1<br>0<br>1<br>0<br>1<br>0<br>0<br>1 | 0<br>1<br>0<br>0<br>0<br>0<br>0<br>0 | 0<br>0<br>0<br>0<br>0<br>0<br>0<br>0 | 0<br>0<br>0<br>0<br>0<br>0<br>0<br>0 | 1<br>0<br>0<br>0<br>0<br>0<br>0<br>1 | 0<br>0<br>1<br>0<br>0<br>0<br>0<br>0 | 0<br>0<br>1<br>0<br>0<br>0<br>0<br>0 |
| Inning Stats | R: 0 E: 0 H: 0 LOB: 0 K: 0 BB: 1 S: 9 P: 16 | R: 0 E: 0 H: 0 LOB: 0 K: 1 BB: 0 S: 8 P: 10 | R: 0 E: 0 H: 1 LOB: 0 K: 1 BB: 0 S: 7 P: 8 | R: 0 E: 0 H: 1 LOB: 0 K: 0 BB: 0 S: 9 P: 11 | R: 0 E: 0 H: 0 LOB: 0 K: 0 BB: 0 S: 6 P: 7 | R: 5 E: 0 H: 4 LOB: 1 K: 1 BB: 1 S: 17 P: 26 | R: 0 E: 0 H: 1 LOB: 2 K: 0 BB: 1 S: 11 P: 21 | R: 1 E: 0 H: 2 LOB: 2 K: 1 BB: 1 S: 12 P: 22 | R: 0 E: 0 H: 0 LOB: 0 K: 0 BB: 0 S: 4 P: 7 | R: 0 E: 0 H: 0 LOB: 0 K: 0 BB: 0 S: 6 P: 10 | R: 1 E: 0 H: 2 LOB: 1 K: 1 BB: 0 S: 11 P: 20 | 1B: 6 2B: 5 3B: 0 HR: 0 | SF: 0 SAC: 1 DP: 2 HBP: 1 | | | WP: 0 PB: 0 SB: 0 CS: 1 | PA: 46 | |

| PITCHER | | IP | WLS | BF | H | R | ER | SO | BB | IBB | HBP | BLK | WP | HR | S | P | ERA | WHIP |
|---|---|---|---|---|---|---|---|---|---|---|---|---|---|---|---|---|---|---|
| Doug Brocail, R<br>ERA: 2.77 | (1, 1) | 5.1 | | 19 | 3 | 3 | 3 | 3 | 2 | 0 | 1 | 0 | 0 | 0 | 45 | 65 | 5.06 | 0.938 |
| Jim Dougherty, R<br>ERA: 3.47 | (6, 1) | 1.1 | | 9 | 4 | 2 | 2 | 0 | 1 | 0 | 0 | 0 | 0 | 0 | 21 | 32 | 13.50 | 3.750 |
| Pedro Martinez, L<br>ERA: 6.75 | (7, 1) | 0.1 | | 1 | 0 | 0 | 0 | 0 | 0 | 0 | 0 | 0 | 0 | 0 | 1 | 2 | 0.00 | 0.000 |
| Todd Jones, R<br>ERA: 1.74 | (8, 1) | 2.0 | | 9 | 2 | 1 | 1 | 1 | 1 | 0 | 0 | 0 | 0 | 0 | 16 | 29 | 4.50 | 1.500 |
| John Hudek, R<br>ERA: 1.17 | (10, 1) | 2.0 | L | 8 | 2 | 1 | 1 | 1 | 0 | 0 | 0 | 0 | 0 | 0 | 17 | 30 | 4.50 | 1.000 |

| PITCHER | IP | WLS | BF | H | R | ER | SO | BB | IBB | HBP | BLK | WP | HR | S | P | ERA | WHIP |
|---|---|---|---|---|---|---|---|---|---|---|---|---|---|---|---|---|---|

# TOP

## Florida Marlins @ Houston Astros

Astrodome, Houston, TX

Tue Jun 06 1995, 8:05 PM EDT

Att. 13,452 - Dome

livebaseballscorecards.com

| | |
|---|---|
| AB | 40 |
| R | 7 |
| H | 11 |
| RBI | 7 |
| BB | 4 |
| SO | 5 |
| LOB | 15 |

# Florida Marlins @ Houston Astros

Astrodome, Houston, TX

Tue Jun 06 1995, 8:05 PM EDT

Att. 13,452 - Dome

livebaseballscorecards.com

## BOTTOM

| Batter | 1 | 2 | 3 | 4 | 5 | 6 | 7 | 8 | 9 | 10 | 11 | AB | R | H | RBI | BB | SO | LOB |
|---|---|---|---|---|---|---|---|---|---|---|---|---|---|---|---|---|---|---|
| Craig Biggio, R (1, 4)<br>OBP: 0.409, SLG: 0.449 | BBBB<br>4-0<br>S E G4-3<br>BB | | CSBC<br>1-3 ①<br>K | | X<br>0-0 ①<br>F7 | | BCF1 SAFE FBX<br>2-2 ①<br>1-2<br>1B | | BBBCCB<br>4-2<br>1-2<br>1B SH2-4<br>BB | SFX<br>0-2 ②<br>G3-1<br>1-2<br>2-3 | | 4 | 2 | 1 | 0 | 2 | 1 | 3 |
| Milt Thompson, L (1, 9)<br>OBP: 0.244, SLG: 0.167<br>(9, 7)<br>Scott Servais, R (11, 2)<br>OBP: 0.258, SLG: 0.310 | BBX<br>2-0 ①<br>G4-3<br>1-2 | | BX<br>1-0 ②<br>G6-3 | | BCFC<br>1-3 ②<br>K | | BBBSCC<br>2-3 ②<br>K | | X<br>0-0 ①<br>SH2-4<br>1-2<br>2-3 | BFBBFC<br>3-3 ③<br>K | | 5<br><br>0 | 0<br><br>0 | 0<br><br>0 | 0<br><br>0 | 0<br><br>0 | 3<br><br>0 | 6<br><br>0 |
| 5 Jeff Bagwell, R (1, 3)<br>OBP: 0.344, SLG: 0.401 | BFBCT<br>2-2 ②<br>K | | CBX<br>1-1<br>1B<br>1B | | FFBBFX<br>2-2<br>1-H<br>HR | | BBX<br>2-0 ③<br>F7 | | BFBCBFC<br>3-3 ②<br>K | | BX<br>1-0<br>G4-3<br>FC5-2<br>2B | 6 | 1 | 3 | 2 | 0 | 2 | 4 |
| Derek Bell, R (1, 8)<br>OBP: 0.396, SLG: 0.479<br>(9, 9) | CFBBBT<br>3-2 ③<br>K<br>2-H | | FB1 SAFEF1 SAFEX<br>1-2<br>1B | | CX<br>0-1 ③<br>G4-3 | | | X<br>0-0 ①<br>L9 | X<br>0-0<br>E S<br>2-H 3-H<br>1B | | X<br>0-0 ①<br>G4-3<br>2-3 | 6 | 0 | 2 | 2 | 0 | 1 | 1 |
| Luis Gonzalez, L (1, 7)<br>OBP: 0.306, SLG: 0.435<br>James Mouton, R (8, PH)<br>OBP: 0.330, SLG: 0.438<br>(9, 8) | | CX<br>0-1<br>G4-3<br>FC4-2<br>2B | BFX<br>1-1 ③<br>G4-3 | | | BFFX<br>1-2 ①<br>L4 | | X<br>0-0<br>1B<br>2B<br>2B | 1 SAFE BBSBB<br>4-1<br>1-3<br>S<br>BB | | BSTX<br>1-2 ②<br>FC5-2<br>3-H<br>DI | 3<br>2 | 0<br>1 | 1<br>1 | 0<br>0 | 0<br>1 | 0<br>0 | 2<br>1 |
| Dave Magadan, L (1, 5)<br>OBP: 0.433, SLG: 0.380<br>Craig Shipley, R (8, PH)<br>OBP: 0.380, SLG: 0.447<br>(9, 5)<br>John Hudek, S (10, 1)<br>OBP: 1.000, SLG: 1.000<br>Greg Swindell, L (11, PH)<br>OBP: 0.286, SLG: 0.308 | X<br>0-0 ①<br>G4-3<br>2-3 | BCBX<br>2-1<br>CS<br>1B | | | | BBCX<br>2-1<br>2B | | X<br>0-0<br>2B<br>2-3<br>1B | BFSSBFLBS<br>3-3 ③<br>K<br>1-2 | | SSBSS<br>1-3 ③<br>K<br>1-2 | 3<br>2<br><br>0<br>1 | 0<br>0<br><br>0<br>0 | 2<br>1<br><br>0<br>0 | 0<br>0<br><br>0<br>0 | 0<br>1<br><br>0<br>1 | 0<br>2<br><br>0<br>1 | 1<br>2<br><br>0<br>1 |
| Tony Eusebio, R (1, 2)<br>OBP: 0.358, SLG: 0.427<br>Mike Brumley, S (10, PR)<br>(11, 7) | BFX<br>1-1 ②<br>FC4-2<br>1B<br>3-H | BBB1 SAFECS<br>3-3 ①②<br>K<br>1-2 | | | | B2 SAFEG2 SAFEFBFBF<br>3-2 ②<br>F9 | | BBX<br>2-0 ②<br>1-H<br>3-H<br>2B | | BFX<br>1-1<br>G3-1 SH5-4<br>1B | | 5<br>0 | 0<br>0 | 2<br>0 | 1<br>0 | 0<br>0 | 1<br>0 | 3<br>0 |
| Orlando Miller, R (1, 6)<br>OBP: 0.308, SLG: 0.354 | BBSBBFX<br>3-2<br>1-2<br>1B | BX<br>1-0 ③<br>F8 | | | | BCSBBX<br>2-2 ③<br>F9 | | SCC<br>0-3 ③<br>K | | BBFX<br>2-1 ①<br>SH5-4<br>1-2 | | 4 | 0 | 1 | 0 | 0 | 1 | 2 |
| Doug Brocail, L (1, 1)<br>OBP: 0.500, SLG: 0.500<br>Jim Dougherty, R (6, 1)<br>Pedro Martinez, L (7, 1)<br>John Cangelosi, S (7, PH)<br>OBP: 0.352, SLG: 0.261<br>Todd Jones, L (8, 1)<br>Chris Donnels, L (9, PH)<br>OBP: 0.387, SLG: 0.321<br>(10, 5) | X<br>0-0 ③<br>B5 | | | | X<br>0-0<br>5<br>HR<br>1B | | BBBB<br>4-0<br>CS<br>BB | | CBSX<br>1-2<br>SH2-4 BB<br>1B<br>1B | IIII<br>4-0<br>G3-1<br>IBB | | 2<br>0<br>0<br>0<br>0<br>1 | 1<br>0<br>0<br>0<br>0<br>1 | 1<br>0<br>0<br>0<br>0<br>1 | 0<br>0<br>0<br>0<br>0<br>0 | 0<br>0<br>0<br>1<br>0<br>0 | 0<br>0<br>0<br>0<br>0<br>0 | 2<br>0<br>0<br>0<br>0<br>0 |
| Inning Stats | R: 1 H: 0<br>E: 0 LOB: 0<br>K: 2 BB: 1<br>S: 7 P: 18 | R: 0 H: 2<br>E: 0 LOB: 2<br>K: 0 BB: 0<br>S: 9 P: 13 | R: 0 H: 2<br>E: 0 LOB: 2<br>K: 1 BB: 0<br>S: 11 P: 16 | R: 0 H: 1<br>E: 0 LOB: 0<br>K: 1 BB: 0<br>S: 6 P: 12 | R: 2 H: 2<br>E: 0 LOB: 0<br>K: 1 BB: 0<br>S: 11 P: 14 | R: 0 H: 1<br>E: 0 LOB: 1<br>K: 0 BB: 0<br>S: 13 P: 21 | R: 0 H: 1<br>E: 0 LOB: 1<br>K: 1 BB: 1<br>S: 8 P: 18 | R: 1 H: 3<br>E: 0 LOB: 1<br>K: 1 BB: 0<br>S: 7 P: 9 | R: 2 H: 2<br>E: 0 LOB: 2<br>K: 2 BB: 2<br>S: 18 P: 33 | R: 0 H: 1<br>E: 0 LOB: 3<br>K: 1 BB: 1<br>S: 10 P: 20 | R: 0 H: 1<br>E: 0 LOB: 1<br>K: 1 BB: 0<br>S: 9 P: 12 | 1B: 10 SF: 0<br>2B: 6 SAC: 2<br>3B: 0 DP: 1<br>HR: 1 HBP: 0 | | | | | | |

| PITCHER | | IP | WLS | BF | H | R | ER | SO | BB | IBB | HBP | BLK | WP | HR | S | P | ERA | WHIP |
|---|---|---|---|---|---|---|---|---|---|---|---|---|---|---|---|---|---|---|
| Pat Rapp, R<br>ERA: 4.66 | (1, 1) | 5.0 | | 22 | 7 | 3 | 2 | 5 | 1 | 0 | 0 | 0 | 0 | 1 | 44 | 73 | 3.60 | 1.600 |
| Terry Mathews, R<br>ERA: 3.55 | (6, 1) | 2.1 | | 9 | 2 | 0 | 0 | 1 | 1 | 0 | 0 | 0 | 0 | 0 | 22 | 40 | 0.00 | 1.286 |
| Yorkis Perez, L<br>ERA: 5.6 | (8, 1) | 0.0 | | 2 | 2 | 0 | 0 | 0 | 0 | 0 | 0 | 0 | 0 | 0 | 2 | 2 | ∞ | ∞ |
| Jeremy Hernandez, R<br>ERA: 6.75 | (8, 1) | 1.1 | | 8 | 3 | 3 | 3 | 2 | 2 | 0 | 0 | 0 | 0 | 0 | 17 | 31 | 20.25 | 3.750 |
| Mark Gardner, R<br>ERA: 7.48 | (9, 1) | 1.1 | W | 6 | 1 | 0 | 0 | 2 | 0 | 1 | 0 | 0 | 0 | 0 | 15 | 28 | 0.00 | 0.750 |

| PITCHER | | IP | WLS | BF | H | R | ER | SO | BB | IBB | HBP | BLK | WP | HR | S | P | ERA | WHIP |
|---|---|---|---|---|---|---|---|---|---|---|---|---|---|---|---|---|---|---|
| Robb Nen, R<br>ERA: 5.4 | (11, 1) | 1.0 | S | 4 | 1 | 0 | 0 | 1 | 0 | 0 | 0 | 0 | 0 | 0 | 9 | 12 | 0.00 | 1.000 |

| | |
|---|---|
| AB | 44 |
| R | 6 |
| H | 16 |
| RBI | 5 |
| BB | 5 |
| SO | 11 |
| LOB | 28 |

WP: 0 PA: 51
PB: 0
SB: 3
CS: 2

# Florida Marlins @ Houston Astros

Astrodome, Houston, TX

Wed Jun 07 1995, 4:33 AM EDT

Att. 12,131 - Dome

TOP

livebaseballscorecards.com

| Batter | 1 | 2 | 3 | 4 | 5 | 6 | 7 | 8 | 9 | AB | R | H | RBI | BB | SO | LOB |
|---|---|---|---|---|---|---|---|---|---|---|---|---|---|---|---|---|
| Jesus Tavarez, S (1, 8)<br>OBP: 0.286, SLG: 0.296 | SSS 0-3 ① K | x 0-0 ② G3 | | x 0-0 ② G4-3 | | x 0-0 ① G5-3 | | x 0-0 ② G5-3 | | 5 | 0 | 0 | 0 | 0 | 1 | 0 |
| Alex Arias, R (1, 4)<br>Randy Veres, R (8, 1)<br>OBP: 0.449, SLG: 0.533 | x 0-0 1B 1B 1B | BBB 4-0 BB | | x 0-0 1B | | x 0-0 2B | | x 0-0 ③ L6 | | 4<br>0 | 1<br>0 | 3<br>0 | 0<br>0 | 1<br>0 | 0<br>0 | 0<br>0 |
| Jeff Conine, R (1, 7)<br>OBP: 0.425, SLG: 0.522 | x 0-0 1B 1-2 HR 1B | x 0-0 ③ G6-3 | | x 0-0 ③ G4-3 | | x 0-0 ② L4 | | | x 0-0 1B G4-3 3B 1B | 5 | 2 | 2 | 0 | 0 | 0 | 3 |
| Gary Sheffield, R (1, 9)<br>OBP: 0.465, SLG: 0.496 | x 0-0 ② L5 | | x 0-0 E S SF9 1B | | x 0-0 HR | 4-0 IBB | | | SSS 0-3 ① K | 4 | 2 | 2 | 1 | 1 | 1 | 3 |
| Terry Pendleton, S (1, 5)<br>OBP: 0.297, SLG: 0.395 | x 0-0 1-2 2-H HR 1B | SSS 0-3 ① K 1-3 | | | x 0-0 ① G3-1 | x 0-0 ③ F8 | | | x 0-0 ② G4-3 1-2 | 5 | 1 | 1 | 1 | 0 | 1 | 4 |
| Greg Colbrunn, R (1, 3)<br>OBP: 0.304, SLG: 0.400 | x 0-0 1-H 2-H HR | BBB 4-0 BB | | | x 0-0 BB 1B | | x 0-0 ① F8 | | x 0-0 2-3 3B 1B | 4 | 2 | 3 | 3 | 1 | 0 | 0 |
| Kurt Abbott, R (1, 6)<br>OBP: 0.277, SLG: 0.424 | BBB 4-0 BB | | x 0-0 ② SF9 3-H | | x 0-0 ② F8 | | x 0-0 ② F9 | | x 0-0 1-H 3-H 3B | 3 | 0 | 1 | 3 | 1 | 0 | 1 |
| Steve Decker, R (1, 2)<br>OBP: 0.238, SLG: 0.158 | x 0-0 ③ F9 | | x 0-0 ③ F7 | | BBB 4-0 1-2 FC6-4 BB | | x 0-0 ③ G6-3 | | SSS 0-3 ③ K | 4 | 0 | 0 | 0 | 1 | 1 | 3 |
| John Burkett, R (1, 1)<br>Yorkis Perez, L (7, 1)<br>Quilvio Veras, S (8, 4)<br>OBP: 0.395, SLG: 0.319 | | SSS 0-3 ① K | | x 0-0 ① F9 | x 0-0 ③ FC6-4 1-2f | | | x 0-0 ① G6-3 | | 3<br>1<br>0 | 0<br>0<br>0 | 0<br>0<br>0 | 0<br>0<br>0 | 0<br>0<br>0 | 1<br>0<br>0 | 2<br>0<br>0 |
| Inning Stats | R: 4 E: 0 K: 1 S: 9 H: 4 LOB: 1 BB: 1 P: 13 | R: 0 E: 0 K: 1 S: 5 H: 0 LOB: 1 BB: 1 P: 9 | R: 1 E: 0 K: 1 S: 6 H: 1 LOB: 1 BB: 1 P: 10 | R: 0 E: 0 K: 0 S: 4 H: 1 LOB: 1 BB: 0 P: 4 | R: 1 E: 0 K: 0 S: 5 H: 2 LOB: 2 BB: 1 P: 9 | R: 0 E: 0 K: 0 S: 4 H: 1 LOB: 2 BB: 1 P: 8 | R: 0 E: 0 K: 0 S: 3 H: 0 LOB: 0 BB: 0 P: 3 | R: 0 E: 0 K: 0 S: 3 H: 0 LOB: 0 BB: 0 P: 3 | R: 2 E: 0 K: 2 S: 10 H: 3 LOB: 1 BB: 0 P: 10 | 1B: 8 2B: 1 3B: 1 HR: 2 | SF: 1 SAC: 0 DP: 0 HBP: 0 | | | | | | |

| | |
|---|---|
| AB | 38 |
| R | 8 |
| H | 12 |
| RBI | 8 |
| BB | 5 |
| SO | 5 |
| LOB | 16 |

WP: 0 PB: 0 SB: 1 CS: 0 PA: 44

| PITCHER | | IP | WLS | BF | H | R | ER | SO | BB | IBB | HBP | BLK | WP | HR | S | P | ERA | WHIP |
|---|---|---|---|---|---|---|---|---|---|---|---|---|---|---|---|---|---|---|
| Doug Drabek, R<br>ERA: 4.83 | (1, 1) | 4.1 | L | 24 | 8 | 6 | 5 | 3 | 3 | 0 | 0 | 0 | 0 | 2 | 27 | 39 | 10.38 | 2.538 |
| Pedro Martinez, L<br>ERA: 6.39 | (5, 1) | 0.2 | | 3 | 0 | 0 | 0 | 0 | 1 | 0 | 0 | 0 | 0 | 0 | 2 | 6 | 0.00 | 1.500 |
| Dean Hartgraves, L<br>ERA: 3.72 | (6, 1) | 2.0 | | 8 | 1 | 0 | 0 | 0 | 0 | 1 | 0 | 0 | 0 | 0 | 7 | 11 | 0.00 | 0.500 |
| Dave Veres, R<br>ERA: 1.24 | (8, 1) | 2.0 | | 9 | 3 | 2 | 2 | 2 | 0 | 0 | 0 | 0 | 0 | 0 | 13 | 13 | 9.00 | 1.500 |

| PITCHER | IP | WLS | BF | H | R | ER | SO | BB | IBB | HBP | BLK | WP | HR | S | P | ERA | WHIP |
|---|---|---|---|---|---|---|---|---|---|---|---|---|---|---|---|---|---|

# Florida Marlins @ Houston Astros

Astrodome, Houston, TX

Wed Jun 07 1995, 4:33 AM EDT

Att. 12,131 - Dome

livebaseballscorecards.com

## BOTTOM

| Batter | 1 | 2 | 3 | 4 | 5 | 6 | 7 | 8 | 9 | AB | R | H | RBI | BB | SO | LOB |
|---|---|---|---|---|---|---|---|---|---|---|---|---|---|---|---|---|
| Craig Biggio, R (1, 4)<br>OBP: 0.417, SLG: 0.450 | S S S 0-3 ① **K** | | | B B B B 4-0 G5-4-3 **BB** | | x 0-0 G3 **1B** | | H 1-0 **S** **HBP** | | 2 | 0 | 1 | 0 | 1 | 1 | 0 |
| Dave Magadan, L (1, 5)<br>OBP: 0.417, SLG: 0.361 | x 0-0 ② G6-3 | | | x 0-0 ①② G5-4-3 1-2f | | x 0-0 ① G3 1-2 | | S S S 0-3 ① **K** 1-2 | | 4 | 0 | 0 | 0 | 0 | 1 | 3 |
| 5 Jeff Bagwell, R (1, 3)<br>OBP: 0.347, SLG: 0.426 | x 0-0 ③ G6-3 | | | x 0-0 **HR** | | x 0-0 G6-4-3 **1B** | | S S S 0-3 ② **K** | | 4 | 1 | 2 | 1 | 0 | 1 | 1 |
| Derek Bell, R (1, 8)<br>OBP: 0.386, SLG: 0.466 | | x 0-0 ① G6-3 | | x 0-0 ③ G6-3 | | x 0-0 ②③ G6-4-3 1-2f | | x 0-0 ③ F9 | | 4 | 0 | 0 | 0 | 0 | 0 | 3 |
| Luis Gonzalez, L (1, 7)<br>OBP: 0.305, SLG: 0.430 | | x 0-0 ② F7 | | | x 0-0 ① G6-3 | | x 0-0 G6-3 **2B** **1B** | | x 0-0 ① G4-3 | 4 | 1 | 1 | 0 | 0 | 0 | 0 |
| Milt Thompson, L (1, 9)<br>OBP: 0.244, SLG: 0.175 | | S S S 0-3 ③ **K** | | | x 0-0 ② P4 | | S S S 0-3 ① **K** | | x 0-0 G6-4-3 **1B** | 4 | 0 | 1 | 0 | 0 | 2 | 1 |
| Scott Servais, R (1, 2)<br>OBP: 0.262, SLG: 0.361<br>John Cangelosi, S (9, PH)<br>OBP: 0.438, SLG: 0.250 | | | S S S 0-3 ① **K** | | x 0-0 **HR** | | x 0-0 ② G6-3 1-2 | | x 0-0 ②③ G6-4-3 1-2f | 3<br>1 | 1<br>0 | 1<br>0 | 1<br>0 | 0<br>0 | 1<br>0 | 1<br>1 |
| Orlando Miller, R (1, 6)<br>OBP: 0.317, SLG: 0.379 | | | x 0-0 ② G5-3 | | x 0-0 **2B** | | x 0-0 FC5 2-H **2B** | | | 3 | 0 | 2 | 1 | 0 | 0 | 0 |
| Doug Drabek, R (1, 1)<br>OBP: 0.200, SLG: 0.267<br>Pedro Martinez, L (5, 1)<br>Mike Brumley, S (5, PH)<br>Dean Hartgraves, R (6, 1)<br>Chris Donnels, L (7, PH)<br>OBP: 0.387, SLG: 0.321<br>James Mouton, R (7, PH)<br>OBP: 0.326, SLG: 0.432<br>Dave Veres, R (8, 1) | | | x 0-0 ③ L1 | | x 0-0 ③ G3-1 | | x 0-0 ③ FC5 2-3 | | | 1<br>0<br>1<br>0<br>0<br>0<br>1<br>0 | 0<br>0<br>0<br>0<br>0<br>0<br>0<br>0 | 0<br>0<br>0<br>0<br>0<br>0<br>0<br>0 | 0<br>0<br>0<br>0<br>0<br>0<br>0<br>0 | 0<br>0<br>0<br>0<br>0<br>0<br>0<br>0 | 0<br>0<br>0<br>0<br>0<br>0<br>0<br>0 | 0<br>0<br>1<br>0<br>0<br>0<br>1<br>0 |
| Inning Stats | R: 0 H: 0<br>E: 0 LOB: 0<br>K: 1 BB: 0<br>S: 5 P: 5 | R: 0 H: 0<br>E: 0 LOB: 0<br>K: 1 BB: 0<br>S: 5 P: 5 | R: 0 H: 0<br>E: 0 LOB: 0<br>K: 1 BB: 0<br>S: 5 P: 5 | R: 1 H: 1<br>E: 0 LOB: 0<br>K: 0 BB: 1<br>S: 3 P: 7 | R: 1 H: 2<br>E: 0 LOB: 1<br>K: 0 BB: 0<br>S: 5 P: 5 | R: 0 H: 2<br>E: 0 LOB: 1<br>K: 0 BB: 0<br>S: 4 P: 4 | R: 1 H: 2<br>E: 0 LOB: 1<br>K: 1 BB: 0<br>S: 7 P: 7 | R: 0 H: 0<br>E: 0 LOB: 1<br>K: 2 BB: 0<br>S: 7 P: 8 | R: 0 H: 1<br>E: 0 LOB: 0<br>K: 0 BB: 0<br>S: 3 P: 3 | 1B: 4<br>2B: 2<br>3B: 0<br>HR: 2 | SF: 0<br>SAC: 0<br>DP: 3<br>HBP: 1 | | | | | WP: 0<br>PB: 0<br>SB: 1<br>CS: 0 | PA: 34 |

| | AB | 32 |
|---|---|---|
| | R | 3 |
| | H | 8 |
| | RBI | 3 |
| | BB | 1 |
| | SO | 6 |
| | LOB | 12 |

| PITCHER | | IP | WLS | BF | H | R | ER | SO | BB | IBB | HBP | BLK | WP | HR | S | P | ERA | WHIP |
|---|---|---|---|---|---|---|---|---|---|---|---|---|---|---|---|---|---|---|
| John Burkett, R<br>ERA: 4.73 | (1, 1) | 6.2 | W | 26 | 7 | 3 | 3 | 4 | 1 | 0 | 0 | 0 | 0 | 2 | 33 | 37 | 4.05 | 1.200 |
| Yorkis Perez, L<br>ERA: 5.4 | (7, 1) | 0.2 | | 3 | 0 | 0 | 0 | 1 | 0 | 0 | 1 | 0 | 0 | 0 | 4 | 5 | 0.00 | 0.000 |
| Randy Veres, R<br>ERA: 1.5 | (8, 1) | 1.2 | S | 5 | 1 | 0 | 0 | 1 | 0 | 0 | 0 | 0 | 0 | 0 | 7 | 7 | 0.00 | 0.600 |

| PITCHER | IP | WLS | BF | H | R | ER | SO | BB | IBB | HBP | BLK | WP | HR | S | P | ERA | WHIP |
|---|---|---|---|---|---|---|---|---|---|---|---|---|---|---|---|---|---|

| Batter | 1 | 2 | 3 | 4 | 5 | 6 | 7 | 8 | 9 | AB | R | H | RBI | BB | SO | LOB |
|---|---|---|---|---|---|---|---|---|---|---|---|---|---|---|---|---|
| Barry Larkin, R (1, 6)<br>OBP: 0.464, SLG: 0.588<br>Lenny Harris, L (3, PR)<br>OBP: 0.289, SLG: 0.359 (3, 5) | C B B B B<br>4-1 G2-3 BB | | C H<br>1-1 1B 1-2 1B HBP | | C X<br>0-1 F7 ① | | X<br>0-0 SF7 1-3 2-H 1B 1B | | S B F F C<br>1-3 ① | 0 0 0 0 1 0 0<br>3 2 1 1 0 1 0 | | | | | | |
| Hal Morris, L (1, 3)<br>OBP: 0.273, SLG: 0.390 | B C F 1 SAFE B B B 1 SAFE 1 SAFE X<br>3-2 P5 ① | | F X<br>0-1 F7 ① | | F F B F B S<br>2-3 K2-3 ② | | B B F X<br>2-1 SF7 1-2 3-H ② | | X<br>0-0 G1-3 ② | 4 0 0 1 0 1 3 | | | | | | |
| Ron Gant, R (1, 7)<br>OBP: 0.405, SLG: 0.574 | 1 SAFE B F 1 SAFE X<br>1-1 G2-3 1-2 ② | | B S C X<br>1-2 P6 ② | | B X<br>1-0 P5 ③ | | B C F B B X<br>3-2 2-H 1B | | X<br>0-0 G6-3 ③ | 5 0 1 1 0 0 3 | | | | | | |
| Reggie Sanders, R (1, 8)<br>OBP: 0.440, SLG: 0.609 (8, 9) | C C S<br>0-3 K ③ | | C C B F X<br>1-2 1B 1-2 2-H 1B | | | F F B F F X<br>1-2 F9 ① | C S 1 SAFE S<br>0-3 K ③ | | | 4 0 1 1 0 2 2 | | | | | | |
| Eric Anthony, L (1, 9)<br>OBP: 0.250, SLG: 0.250<br>Jerome Walton, R (8, 8)<br>OBP: 0.283, SLG: 0.456 | | B F S B C<br>2-3 K ① | C X<br>0-1 1-3 2-H 1B | | | C B S B S<br>2-3 K ② | | B C S C<br>1-3 K ① | | 4 0 1 1 0 3 0<br>0 0 0 0 0 0 0 | | | | | | |
| Eddie Taubensee, L (1, 2)<br>OBP: 0.321, SLG: 0.351 | | C B B S C<br>2-3 K ② | C S B X<br>1-2 G6-3 ③ | | | B S X<br>1-1 L9 ③ | | B C X<br>1-1 1B SF9 1B | | 4 1 1 0 0 1 2 | | | | | | |
| Bret Boone, R (1, 4)<br>OBP: 0.333, SLG: 0.377 | B B F B B<br>4-1 BB | | C B F B B F X<br>3-2 G4-3 ① | | | B X<br>1-0 FC3-6 1B | B S 1 SAFE F X<br>1-2 1-3 1B | | | 3 0 2 0 1 0 0 | | | | | | |
| Jeff Branson, L (1, 5)<br>OBP: 0.342, SLG: 0.492 (3, 6) | C 1 SAFE F B F 1 SAFE 1 SAFE 1 SAFE C<br>1-3 K ③ | | C F S<br>0-3 K ② | | | X<br>0-0 FC3-6 1B 1-2f 1B | S X<br>0-1 SF9 3-H ② | | | 3 1 0 1 0 2 2 | | | | | | |
| Tim Pugh, R (1, 1)<br>OBP: 0.300, SLG: 0.400<br>Thomas Howard, S (7, PH)<br>OBP: 0.333, SLG: 0.275<br>Hector Carrasco, R (7, 1)<br>Jeff Brantley, R (9, 1) | | | X<br>0-0 HBP 1B 1B | X<br>0-0 G1-3 ③ | | | X<br>0-0 1B 1-2 SF7 1B | S B S S<br>1-3 K ③ | | 2 1 1 0 0 0 0<br>1 1 1 0 0 0 0<br>1 0 0 0 0 1 1<br>0 0 0 0 0 0 0 | | | | | | |

| Inning Stats | | | | | | | | | |
|---|---|---|---|---|---|---|---|---|---|
| | R: 0<br>E: 0<br>K: 1<br>S: 9 | H: 0<br>LOB: 1<br>BB: 1<br>P: 17 | R: 0<br>E: 0<br>K: 3<br>S: 11 | H: 0<br>LOB: 1<br>BB: 1<br>P: 20 | R: 2<br>E: 0<br>K: 0<br>S: 16 | H: 3<br>LOB: 2<br>BB: 0<br>P: 20 | R: 0<br>E: 0<br>K: 1<br>S: 8 | H: 0<br>LOB: 0<br>BB: 0<br>P: 11 | R: 0<br>E: 0<br>K: 1<br>S: 7 | H: 0<br>LOB: 0<br>BB: 0<br>P: 10 |
| | R: 0<br>E: 0<br>K: 1<br>S: 10 | H: 0<br>LOB: 0<br>BB: 0<br>P: 14 | R: 3<br>E: 0<br>K: 1<br>S: 13 | H: 4<br>LOB: 1<br>BB: 0<br>P: 19 | R: 1<br>E: 0<br>K: 2<br>S: 13 | H: 2<br>LOB: 1<br>BB: 0<br>P: 17 | R: 0<br>E: 0<br>K: 1<br>S: 6 | H: 0<br>LOB: 0<br>BB: 0<br>P: 7 | 1B: 9<br>2B: 0<br>3B: 0<br>HR: 0 | SF: 2<br>SAC: 0<br>DP: 0<br>HBP: 1 |

WP: 0 PA: 39
PB: 0
SB: 0
CS: 0

| PITCHER | | IP | WLS | BF | H | R | ER | SO | BB | IBB | HBP | BLK | WP | HR | S | P | ERA | WHIP |
|---|---|---|---|---|---|---|---|---|---|---|---|---|---|---|---|---|---|---|
| Darryl Kile, R<br>ERA: 4.44 | (1, 1) | 6.1 | L | 28 | 6 | 5 | 5 | 7 | 2 | 0 | 1 | 0 | 0 | 0 | 65 | 97 | 7.11 | 1.263 |
| Todd Jones, R<br>ERA: 1.93 | (7, 1) | 1.2 | | 8 | 3 | 1 | 1 | 3 | 0 | 0 | 0 | 0 | 0 | 0 | 22 | 31 | 5.40 | 1.800 |
| Pedro Martinez, L<br>ERA: 6.08 | (9, 1) | 0.2 | | 2 | 0 | 0 | 0 | 1 | 0 | 0 | 0 | 0 | 0 | 0 | 5 | 6 | 0.00 | 0.000 |
| Jim Dougherty, R<br>ERA: 3.42 | (9, 1) | 0.1 | | 1 | 0 | 0 | 0 | 0 | 0 | 0 | 0 | 0 | 0 | 0 | 1 | 1 | 0.00 | 0.000 |

| PITCHER | IP | WLS | BF | H | R | ER | SO | BB | IBB | HBP | BLK | WP | HR | S | P | ERA | WHIP |
|---|---|---|---|---|---|---|---|---|---|---|---|---|---|---|---|---|---|

# TOP

## Cincinnati Reds @ Houston Astros

Astrodome, Houston, TX

Thu Jun 08 1995, 8:05 PM EDT

Att. 16,474 - Dome

livebaseballscorecards.com

| | |
|---|---|
| AB | 34 |
| R | 6 |
| H | 9 |
| RBI | 6 |
| BB | 2 |
| SO | 11 |
| LOB | 13 |

REDS

# Cincinnati Reds @ Houston Astros

Astrodome, Houston, TX

Thu Jun 08 1995, 8:05 PM EDT

Att. 16,474 - Dome

## BOTTOM

| Batter | 1 | 2 | 3 | 4 | 5 | 6 | 7 | 8 | 9 | AB | R | H | RBI | BB | SO | LOB |
|---|---|---|---|---|---|---|---|---|---|---|---|---|---|---|---|---|
| John Cangelosi, S (1, 8)<br>OBP: 0.432, SLG: 0.276 | C B F X 1-2 G4-3 ① | F B B X 2-1 F9 ③ | | | 1 SAFE C 1 SAFE X 0-1 G6-3 1-2 1B | | B C C X 1-2 BB 1B | | B F B F C 2-3 K ③ | 5 | 0 | 2 | 0 | 0 | 1 | 1 |
| Craig Biggio, R (1, 4)<br>OBP: 0.413, SLG: 0.441 | B B C X 2-1 G6-3 ② | | C B X 1-1 F8 ① | | C X 0-1 G6-3 ② 1-2 2-3 | | B B B 1 SAFE B 4-0 1-2 BB | | | 3 | 0 | 0 | 0 | 1 | 0 | 2 |
| 5 Jeff Bagwell, R (1, 3)<br>OBP: 0.345, SLG: 0.417 | C F F B B B F X 3-2 F9 ③ | | B F X 1-1 F8 ② | | 4-0 IBB | | F X 0-1 F8 ② | | | 3 | 0 | 0 | 0 | 1 | 0 | 2 |
| Derek Bell, R (1, 9)<br>OBP: 0.377, SLG: 0.453 | | B X 1-0 G4-3 ① | S X 0-1 F7 ③ | | X 0-0 G4-3 ③ | | C F B S 1-3 K ③ | | | 4 | 0 | 0 | 0 | 0 | 1 | 5 |
| Luis Gonzalez, L (1, 7)<br>OBP: 0.303, SLG: 0.424 | | C B X 1-1 F7 ② | | X 0-0 F8 ① | | B C X 1-1 G6-3 1B | | B C F X 1-2 G3-1 ① | | 4 | 0 | 1 | 0 | 0 | 0 | 0 |
| Dave Magadan, L (1, 5)<br>OBP: 0.414, SLG: 0.372<br>Todd Jones, L (7, 1)<br>Milt Thompson, L (8, PH)<br>OBP: 0.239, SLG: 0.171<br>Pedro Martinez, L (9, 1)<br>Jim Dougherty, R (9, 1) | | B B C C X 2-2 1B 2B | | C F B X 1-2 G6-3 ② | | 1 SAFE B 1 SAFE C X 1-1 L7 ① | | B X 1-0 G6-3 ② | | 3<br>0<br>1<br>0<br>0 | 1<br>0<br>0<br>0<br>0 | 1<br>0<br>0<br>0<br>0 | 0<br>0<br>0<br>0<br>0 | 0<br>0<br>0<br>0<br>0 | 0<br>0<br>0<br>0<br>0 | 1<br>0<br>0<br>0<br>0 |
| Tony Eusebio, R (1, 2)<br>OBP: 0.353, SLG: 0.410 | | B B F B B 4-1 1B 1B BB | | C X 0-1 P4 ③ | | 1 SAFE X 0-0 G6-3 ② 1-2 | | C B C X 1-2 F9 ③ | | 3 | 1 | 0 | 0 | 1 | 0 | 1 |
| Orlando Miller, R (1, 6)<br>OBP: 0.331, SLG: 0.392 | | B B X 2-0 1B 1-3 2-H 1B | | S C X 0-2 G6-3 1B 1B | | B B X 2-0 G1-3 ③ | | | C B X 1-1 G3-6 1B | 4 | 1 | 3 | 1 | 0 | 0 | 1 |
| Darryl Kile, R (1, 1)<br>OBP: 0.294, SLG: 0.267<br>Chris Donnels, L (7, 5)<br>OBP: 0.364, SLG: 0.300 | | C B B T X 2-2 2-H 3-H 1B | | | C L 1 SAFE L 0-3 K ① | | B B X 2-0 F9 ① | | B X 1-0 G3-6 ① ② 1-2f | 2<br>2 | 0<br>0 | 1<br>0 | 2<br>0 | 0<br>0 | 1<br>0 | 1<br>1 |
| Inning Stats | R: 0 E: 0 K: 0 S: 10 H: 0 LOB: 0 BB: 0 P: 16 | R: 3 E: 0 K: 0 S: 13 H: 3 LOB: 1 BB: 1 P: 27 | R: 0 E: 0 K: 0 S: 6 H: 0 LOB: 0 BB: 0 P: 8 | R: 0 E: 0 K: 0 S: 6 H: 0 LOB: 0 BB: 0 P: 7 | R: 0 E: 0 K: 1 S: 11 H: 2 LOB: 3 BB: 1 P: 15 | R: 0 E: 0 K: 0 S: 6 H: 1 LOB: 1 BB: 0 P: 10 | R: 0 E: 0 K: 1 S: 9 H: 1 LOB: 2 BB: 1 P: 17 | R: 0 E: 0 K: 0 S: 7 H: 0 LOB: 0 BB: 0 P: 10 | R: 0 E: 0 K: 1 S: 6 H: 1 LOB: 0 BB: 0 P: 10 | 1B: 7<br>2B: 1<br>3B: 0<br>HR: 0 | SF: 0<br>SAC: 0<br>DP: 1<br>HBP: 0 | | | WP: 0<br>PB: 0<br>SB: 0<br>CS: 0 | PA: 37 | |

livebaseballscorecards.com

| | |
|---|---|
| AB | 34 |
| R | 3 |
| H | 8 |
| RBI | 3 |
| BB | 3 |
| SO | 3 |
| LOB | 15 |

| PITCHER | | IP | WLS | BF | H | R | ER | SO | BB | IBB | HBP | BLK | WP | HR | S | P | ERA | WHIP |
|---|---|---|---|---|---|---|---|---|---|---|---|---|---|---|---|---|---|---|
| Tim Pugh, R<br>ERA: 2.65 | (1, 1) | 6.0 | W | 26 | 6 | 3 | 3 | 1 | 1 | 1 | 0 | 0 | 0 | 0 | 52 | 83 | 4.50 | 1.167 |
| Hector Carrasco, R<br>ERA: 3.0 | (7, 1) | 2.0 | | 8 | 1 | 0 | 0 | 1 | 1 | 0 | 0 | 0 | 0 | 0 | 16 | 27 | 0.00 | 1.000 |
| Jeff Brantley, R<br>ERA: 3.24 | (9, 1) | 1.0 | S | 3 | 1 | 0 | 0 | 1 | 0 | 0 | 0 | 0 | 0 | 0 | 6 | 10 | 0.00 | 1.000 |

| PITCHER | IP | WLS | BF | H | R | ER | SO | BB | IBB | HBP | BLK | WP | HR | S | P | ERA | WHIP |
|---|---|---|---|---|---|---|---|---|---|---|---|---|---|---|---|---|---|

| Batter | 1 | 2 | 3 | 4 | 5 | 6 | 7 | 8 | 9 | AB | R | H | RBI | BB | SO | LOB |
|---|---|---|---|---|---|---|---|---|---|---|---|---|---|---|---|---|
| Eric Anthony, L (1, 9)<br>OBP: 0.125, SLG: 0.125<br>Xavier Hernandez, L (7, 1)<br>Jerome Walton, R (9, PH)<br>OBP: 0.279, SLG: 0.448 (9, 8) | X 0-0 G6-3 | | C X 0-1 G4-3 | | B F S T 1-2 K | | X 0-0 G4-3 | | C B B B X 3-1 FC5-2-5-1-6 3-H | 4<br>0<br>1 | 0<br>0<br>0 | 0<br>0<br>0 | 0<br>0<br>0 | 0<br>0<br>0 | 1<br>0<br>0 | 3<br>0<br>1 |
| Lenny Harris, L (1, 5)<br>OBP: 0.273, SLG: 0.337 | B C B B X 3-1 G1 | | C S F F X 0-2 G6-3 | | | X 0-0 G4-3 | | B F X 1-1 G1-3 | C C B X 1-2 G6-3 | 5 | 0 | 0 | 0 | 0 | 0 | 1 |
| Hal Morris, L (1, 3)<br>OBP: 0.261, SLG: 0.372 | B F B X 2-1 G4-3 | | B S C B F X 2-2 G6-3 | | | F B B S B S 3-3 K | | X 0-0 G6-3 | | 4 | 0 | 0 | 0 | 0 | 1 | 0 |
| Ron Gant, R (1, 7)<br>OBP: 0.408, SLG: 0.619 | | S X 0-1 HR | | C S B B C 2-3 K | | B C S F F S 1-3 K | | X 0-0 HR | | 4 | 2 | 2 | 2 | 0 | 2 | 0 |
| Reggie Sanders, R (1, 8)<br>OBP: 0.429, SLG: 0.592 (9, 9) | | S B X 1-1 G5-3 | | X 0-0 P4 | | | B S B C S 2-3 K | B F F B F X 2-2 G5-3 | | 4 | 0 | 0 | 0 | 0 | 1 | 0 |
| Eddie Taubensee, L (1, 2)<br>OBP: 0.330, SLG: 0.397 | | X 0-0 3B | | C B B S S 2-3 K | | | S S X 0-2 1B 1B 2B | | B S B F B F X 3-2 G3-1 | 4 | 1 | 2 | 0 | 0 | 1 | 0 |
| Bret Boone, R (1, 4)<br>OBP: 0.337, SLG: 0.381 | | C X 0-1 P4 | | | S F B B X 2-2 P6 | | B B B X 3-0 1B 2-3 1B | | B B B C X 3-1 WP BB 3B 1B | 4 | 1 | 2 | 0 | 0 | 0 | 1 |
| Jeff Branson, L (1, 6)<br>OBP: 0.375, SLG: 0.507 | | I I I I 4-0 IBB | | | X 0-0 SH2-4 1B | | B S 1 SAFE S X 1-2 1-2 3-H 1B | | F B B F F 1 SAFE B F B 4-2 WP 3B 1-2 BB | 2 | 1 | 2 | 1 | 2 | 0 | 0 |
| Pete Schourek, L (1, 1)<br>OBP: 0.250, SLG: 0.250<br>Thomas Howard, S (7, PH)<br>OBP: 0.340, SLG: 0.333 (7, 9)<br>Jeff Brantley, R (9, 1) | | S B B S B S 3-3 K | | | X 0-0 SH2-4 1-2 | | C S B S 1-3 K | | B X 1-0 1-H 2-H FC5-2-5-1-6 3B | 1<br>2<br>0 | 0<br>0<br>0 | 0<br>1<br>0 | 0<br>2<br>0 | 0<br>0<br>0 | 1<br>1<br>0 | 2<br>2<br>0 |
| Inning Stats | R: 0 E: 0 K: 0 S: 5 H: 0 LOB: 0 BB: 0 P: 10 | R: 1 E: 0 K: 1 S: 10 H: 2 LOB: 2 BB: 1 P: 18 | R: 0 E: 0 K: 0 S: 11 H: 0 LOB: 0 BB: 0 P: 13 | R: 0 E: 0 K: 2 S: 7 H: 0 LOB: 0 BB: 0 P: 11 | R: 0 E: 0 K: 1 S: 8 H: 1 LOB: 1 BB: 0 P: 11 | R: 0 E: 0 K: 2 S: 9 H: 0 LOB: 0 BB: 0 P: 13 | R: 1 E: 0 K: 2 S: 14 H: 3 LOB: 2 BB: 0 P: 21 | R: 1 E: 0 K: 0 S: 8 H: 1 LOB: 0 BB: 0 P: 11 | R: 2 E: 0 K: 0 S: 16 H: 2 LOB: 1 BB: 1 P: 31 | 1B: 4 2B: 1 3B: 2 HR: 2 | SF: 0 SAC: 1 DP: 0 HBP: 0 | | | | | | |

# TOP

## Cincinnati Reds @ Houston Astros

Astrodome, Houston, TX

Fri Jun 09 1995, 8:05 PM EDT

Att. 25,417 - Dome - 68 F

livebaseballscorecards.com

| | |
|---|---|
| AB | 35 |
| R | 5 |
| H | 9 |
| RBI | 5 |
| BB | 2 |
| SO | 8 |
| LOB | 10 |

| PITCHER | | IP | WLS | BF | H | R | ER | SO | BB | IBB | HBP | BLK | WP | HR | S | P | ERA | WHIP |
|---|---|---|---|---|---|---|---|---|---|---|---|---|---|---|---|---|---|---|
| Shane Reynolds, R<br>ERA: 3.62 | (1, 1) | 8.0 | L | 32 | 7 | 3 | 3 | 8 | 0 | 1 | 0 | 0 | 0 | 2 | 72 | 108 | 3.38 | 0.875 |
| John Hudek, R<br>ERA: 2.2 | (9, 1) | 1.0 | | 6 | 2 | 2 | 2 | 0 | 1 | 0 | 0 | 0 | 1 | 0 | 16 | 31 | 18.00 | 3.000 |

| PITCHER | IP | WLS | BF | H | R | ER | SO | BB | IBB | HBP | BLK | WP | HR | S | P | ERA | WHIP |
|---|---|---|---|---|---|---|---|---|---|---|---|---|---|---|---|---|---|

WP: 1 PB: 0 SB: 0 CS: 0 PA: 38

| Batter | 1 | 2 | 3 | 4 | 5 | 6 | 7 | 8 | 9 | AB | R | H | RBI | BB | SO | LOB |
|---|---|---|---|---|---|---|---|---|---|---|---|---|---|---|---|---|
| Craig Biggio, R (1, 4)<br>OBP: 0.415, SLG: 0.438 | B B C F X<br>2-2<br>1B | | C X<br>0-1 ①<br>G6-3 | | B B C B B<br>4-1<br>FC5-6-4<br>BB | | | B B F X<br>2-1 ①<br>F9 | | 3 | 0 | 1 | 0 | 1 | 0 | 0 |
| James Mouton, R (1, 8)<br>OBP: 0.312, SLG: 0.412 | C<br>1 SAFE<br>F C<br>0-3 ①<br>K | | B X<br>1-0 ②<br>F7 | | F X<br>0-1 ③<br>FC5-6-4<br>1-2f | | | B S X<br>1-1 ②<br>B2 | | 4 | 0 | 0 | 0 | 0 | 1 | 2 |
| 5 Jeff Bagwell, R (1, 3)<br>OBP: 0.337, SLG: 0.405 | 1 SAFE<br>B<br>1 SAFE<br>F S F F S<br>1-3 ②<br>K | | C C F B C<br>1-3 ③<br>K | | | B C X<br>1-1 ①<br>G6-3 | | B S B S S<br>2-3 ③<br>K | | 4 | 0 | 0 | 0 | 0 | 3 | 1 |
| Derek Bell, R (1, 9)<br>OBP: 0.380, SLG: 0.455 | 1 SAFE<br>T X<br>0-1 ③<br>F9 | | X<br>0-0<br>1B | | | C X<br>0-1<br>L4-6 1B<br>1B | | | S X<br>0-1 ①<br>G6-3 | 4 | 0 | 2 | 0 | 0 | 0 | 1 |
| Craig Shipley, R (1, 5)<br>OBP: 0.396, SLG: 0.460<br>Dave Magadan, L (9, PH)<br>OBP: 0.420, SLG: 0.379 | | B F X<br>1-1<br>3B<br>1B | S<br>1 SAFE<br>1 SAFE<br>B X<br>1-1 ①<br>F8 | | | X<br>0-0<br>1-2<br>1B | | | C B B X<br>2-1<br>1B | 3<br>1 | 1<br>0 | 2<br>1 | 0<br>0 | 0<br>0 | 0<br>0 | 1<br>0 |
| Luis Gonzalez, L (1, 7)<br>OBP: 0.296, SLG: 0.413 | | S<br>B<br>1 SAFE<br>X<br>1-1 ①<br>L9 | 1 SAFE<br>F X<br>0-1 ②<br>P6 | | | C X<br>0-1 ② ③<br>L4-6<br>2-2 | | | B B B C X<br>3-1 ②<br>L6 | 4 | 0 | 0 | 0 | 0 | 0 | 5 |
| Orlando Miller, R (1, 6)<br>OBP: 0.328, SLG: 0.403 | | C X<br>0-1<br>1-H<br>SF8<br>3B | B<br>1 SAFE<br>1 SAFE<br>X<br>1-0 ③<br>G1-3 | | | B X<br>1-0 ①<br>G6-3 | | | X<br>0-0 ③<br>L4 | 4 | 1 | 1 | 1 | 0 | 0 | 2 |
| Scott Servais, R (1, 2)<br>OBP: 0.250, SLG: 0.349 | | C B F B F X<br>2-2 ②<br>SF8<br>3-H | | | C B B F X<br>2-2 ①<br>G5-3 | X<br>0-0 ②<br>G5-3 | | | | 2 | 0 | 0 | 1 | 0 | 0 | 0 |
| Shane Reynolds, R (1, 1)<br>OBP: 0.111, SLG: 0.111<br>John Hudek, S (9, 1)<br>OBP: 1.000, SLG: 1.000 | | X<br>0-0 ③<br>G6-3 | | | X<br>0-0 ②<br>F9 | X<br>0-0 ③<br>P6 | | | | 3<br>0 | 0<br>0 | 0<br>0 | 0<br>0 | 0<br>0 | 0<br>0 | 0<br>0 |
| Inning Stats | R: 0 H: 1<br>E: 0 LOB: 1<br>K: 2 BB: 0<br>S: 13 P: 16 | R: 2 H: 2<br>E: 0 LOB: 0<br>K: 0 BB: 0<br>S: 11 P: 15 | R: 0 H: 0<br>E: 0 LOB: 0<br>K: 1 BB: 0<br>S: 7 P: 9 | R: 0 H: 1<br>E: 0 LOB: 1<br>K: 0 BB: 0<br>S: 6 P: 8 | R: 0 H: 0<br>E: 0 LOB: 1<br>K: 0 BB: 1<br>S: 7 P: 13 | R: 0 H: 2<br>E: 0 LOB: 1<br>K: 0 BB: 0<br>S: 7 P: 8 | R: 0 H: 0<br>E: 0 LOB: 0<br>K: 0 BB: 0<br>S: 3 P: 4 | R: 0 H: 0<br>E: 0 LOB: 0<br>K: 1 BB: 0<br>S: 7 P: 12 | R: 0 H: 1<br>E: 0 LOB: 1<br>K: 0 BB: 0<br>S: 7 P: 12 | | | | | | | |

| PITCHER | IP | WLS | BF | H | R | ER | SO | BB | IBB | HBP | BLK | WP | HR | S | P | ERA | WHIP |
|---|---|---|---|---|---|---|---|---|---|---|---|---|---|---|---|---|---|
| Pete Schourek, L (1, 1)<br>ERA: 2.81 | 6.0 | | 24 | 6 | 2 | 2 | 3 | 1 | 0 | 0 | 0 | 0 | 0 | 51 | 69 | 3.00 | 1.167 |
| Xavier Hernandez, R (7, 1)<br>ERA: 4.62 | 2.0 | W | 6 | 0 | 0 | 0 | 1 | 0 | 0 | 0 | 0 | 0 | 0 | 10 | 16 | 0.00 | 0.000 |
| Jeff Brantley, R (9, 1)<br>ERA: 3.12 | 1.0 | S | 4 | 1 | 0 | 0 | 0 | 0 | 0 | 0 | 0 | 0 | 0 | 7 | 12 | 0.00 | 1.000 |

| PITCHER | IP | WLS | BF | H | R | ER | SO | BB | IBB | HBP | BLK | WP | HR | S | P | ERA | WHIP |
|---|---|---|---|---|---|---|---|---|---|---|---|---|---|---|---|---|---|

# BOTTOM

## Cincinnati Reds @ Houston Astros

Astrodome, Houston, TX

Fri Jun 09 1995, 8:05 PM EDT

Att. 25,417 - Dome - 68 F

livebaseballscorecards.com

| | |
|---|---|
| AB | 32 |
| R | 2 |
| H | 7 |
| RBI | 2 |
| BB | 1 |
| SO | 4 |
| LOB | 12 |

| | | | | | | |
|---|---|---|---|---|---|---|
| 1B: 6 | SF: 1 | WP: 0 | PA: 34 |
| 2B: 1 | SAC: 0 | PB: 0 | |
| 3B: 1 | DP: 1 | SB: 0 | |
| HR: 0 | HBP: 0 | CS: 0 | |

| Batter | 1 | 2 | 3 | 4 | 5 | 6 | 7 | 8 | 9 | AB | R | H | RBI | BB | SO | LOB |
|---|---|---|---|---|---|---|---|---|---|---|---|---|---|---|---|---|
| Jerome Walton, R (1, 8)<br>OBP: 0.277, SLG: 0.426 | G4-3 | | HBP | | K | | G6-3 | | | 3 | 1 | 0 | 0 | 0 | 1 | 0 |
| Bret Boone, R (1, 4)<br>OBP: 0.347, SLG: 0.405 | HR | | BB | | 1B | | L9 | | | 3 | 1 | 2 | 1 | 1 | 0 | 0 |
| Ron Gant, R (1, 7)<br>OBP: 0.404, SLG: 0.605 | G6-3 | | BB | | K | | | K | | 3 | 0 | 0 | 0 | 1 | 2 | 1 |
| Reggie Sanders, R (1, 9)<br>OBP: 0.425, SLG: 0.586 | L7 | | SF9 | | 1B | | | K | | 3 | 0 | 1 | 1 | 0 | 1 | 0 |
| Brian Hunter, R (1, 3)<br>OBP: 0.317, SLG: 0.333 | | F7 | F3 | | F9 | | | G6-3 | | 4 | 0 | 0 | 0 | 0 | 0 | 4 |
| Hector Carrasco, R (8, 1) | | | | | | | | | | 0 | 0 | 0 | 0 | 0 | 0 | 0 |
| Mark Lewis, R (1, 5)<br>OBP: 0.367, SLG: 0.509 | | FC4-6 | | SF9 | | CS | | | SH3-4 | 4 | 1 | 4 | 0 | 0 | 0 | 0 |
| Damon Berryhill, S (1, 2)<br>OBP: 0.149, SLG: 0.095 | | F8 | | SF9 | K | | | | SH3-4 | 2 | 0 | 0 | 1 | 0 | 1 | 2 |
| Jeff Branson, L (1, 6)<br>OBP: 0.357, SLG: 0.479 | | FC4-6 | | K | K | | | | F7 | 4 | 0 | 0 | 0 | 0 | 2 | 2 |
| John Smiley, L (1, 1)<br>OBP: 0.250, SLG: 0.421 | | | K | L8 | | | | | K | 2 | 0 | 0 | 0 | 0 | 1 | 0 |
| Lenny Harris, L (7, PH)<br>OBP: 0.270, SLG: 0.333 | | | | | | | | | | 1 | 0 | 0 | 0 | 0 | 0 | 0 |
| Michael Jackson, R (7, 1) | | | | | | | G6-3 | | | 0 | 0 | 0 | 0 | 0 | 0 | 0 |
| Hal Morris, L (8, 3)<br>OBP: 0.258, SLG: 0.368 | | | | | | | | | | 1 | 0 | 0 | 0 | 0 | 1 | 1 |

TOP

# Cincinnati Reds @ Houston Astros

Astrodome, Houston, TX

Sat Jun 10 1995, 8:05 PM EDT

Att. 22,893 - Dome

livebaseballscorecards.com

| | |
|---|---|
| AB | 30 |
| R | 3 |
| H | 7 |
| RBI | 3 |
| BB | 2 |
| SO | 9 |
| LOB | 10 |

| Inning Stats | 1 | 2 | 3 | 4 | 5 | 6 | 7 | 8 | 9 |
|---|---|---|---|---|---|---|---|---|---|
| | R: 1<br>E: 0<br>K: 0<br>S: 4 | R: 0<br>E: 0<br>K: 0<br>S: 4 | R: 1<br>E: 0<br>K: 1<br>S: 5 | R: 1<br>E: 0<br>K: 1<br>S: 6 | R: 0<br>E: 0<br>K: 2<br>S: 9 | R: 0<br>E: 0<br>K: 2<br>S: 7 | R: 0<br>E: 0<br>K: 0<br>S: 3 | R: 0<br>E: 0<br>K: 2<br>S: 7 | R: 0<br>E: 0<br>K: 1<br>S: 6 |
| | H: 1<br>LOB: 0<br>BB: 0<br>P: 4 | H: 1<br>LOB: 1<br>BB: 0<br>P: 4 | H: 0<br>LOB: 2<br>BB: 2<br>P: 14 | H: 1<br>LOB: 0<br>BB: 0<br>P: 6 | H: 2<br>LOB: 2<br>BB: 0<br>P: 9 | H: 1<br>LOB: 0<br>BB: 0<br>P: 7 | H: 0<br>LOB: 0<br>BB: 0<br>P: 3 | H: 0<br>LOB: 0<br>BB: 0<br>P: 7 | H: 1<br>LOB: 1<br>BB: 0<br>P: 6 |

| | | | | | | | | | |

| Batter | 1 | 2 | 3 | 4 | 5 | 6 | 7 | 8 | 9 | AB | R | H | RBI | BB | SO | LOB |
|---|---|---|---|---|---|---|---|---|---|---|---|---|---|---|---|---|
| James Mouton, R (1, 8)<br>OBP: 0.320, SLG: 0.416 | S, 5, 1B, 1B | FC5-4, 1-2f | | G1-3 | | | CS, S, 1B | | | 4 | 1 | 2 | 0 | 0 | 0 | 2 |
| Craig Biggio, R (1, 4)<br>OBP: 0.406, SLG: 0.427 | G2, 1-2 | | G1-3 | | K | | G6-3, 1-3 | | | 4 | 0 | 0 | 0 | 0 | 1 | 2 |
| Derek Bell, R (1, 9)<br>OBP: 0.388, SLG: 0.462 | F7 | | 5, FC6-4, 1B | | 5, CS, 1B | | | G6-4-3, 1B | | 4 | 0 | 3 | 0 | 0 | 0 | 1 |
| 5 Jeff Bagwell, R (1, 3)<br>OBP: 0.335, SLG: 0.401 | 1B, 2-H, 1B | | FC6-4, 1-2f | | F3, 1-2 | | | F7 | | 4 | 0 | 1 | 1 | 0 | 0 | 3 |
| Craig Shipley, R (1, 5)<br>OBP: 0.386, SLG: 0.444 | 1-3, 1B | | F9 | | | F8 | | G6-4-3, 1-2f | | 4 | 0 | 1 | 0 | 0 | 0 | 2 |
| Luis Gonzalez, L (1, 7)<br>OBP: 0.294, SLG: 0.404 | F7 | | | G6-4-3, 1B, 1B, HBP | | G5-3 | | | G4-3 | 3 | 1 | 0 | 0 | 0 | 0 | 2 |
| Tony Eusebio, R (1, 2)<br>OBP: 0.371, SLG: 0.439<br>Mike Brumley, S (9, PR) | | E6, FC5-4 | | G6-4-3, 1-2, 1B | | 2B | | | 1B | 4<br>0 | 0<br>0 | 3<br>0 | 0<br>0 | 0<br>0 | 0<br>0 | 0<br>0 |
| Orlando Miller, R (1, 6)<br>OBP: 0.321, SLG: 0.394<br>Dave Magadan, L (9, PH)<br>OBP: 0.416, SLG: 0.375 | | L8 | | G6-4-3, 1-2f, 2-3 | | G4-3 | | | F8 | 3<br>1 | 0<br>0 | 0<br>0 | 0<br>0 | 0<br>0 | 0<br>0 | 4<br>1 |
| Greg Swindell, L (1, 1)<br>OBP: 0.313, SLG: 0.333<br>Jim Dougherty, R (7, 1)<br>John Cangelosi, S (7, PH)<br>OBP: 0.421, SLG: 0.267<br>Dave Veres, R (8, 1)<br>Dean Hartgraves, R (9, 1)<br>Milt Thompson, L (9, PH)<br>OBP: 0.234, SLG: 0.167 | | F9 | | 3-H, 1B | | | G3 | | K | 2<br>0<br>1<br>0<br>0<br>1 | 0<br>0<br>0<br>0<br>0<br>0 | 1<br>0<br>0<br>0<br>0<br>1 | 1<br>0<br>0<br>0<br>0<br>1 | 0<br>0<br>0<br>0<br>0<br>0 | 0<br>0<br>0<br>0<br>0<br>0 | 1<br>0<br>0<br>0<br>0<br>1 |
| Inning Stats | R: 1, H: 3, E: 0, LOB: 2, K: 0, BB: 0, S: 6, P: 6 | R: 0, H: 0, E: 1, LOB: 1, K: 0, BB: 0, S: 4, P: 4 | R: 0, H: 1, E: 0, LOB: 1, K: 0, BB: 0, S: 4, P: 4 | R: 1, H: 2, E: 0, LOB: 1, K: 0, BB: 0, S: 4, P: 5 | R: 0, H: 1, E: 0, LOB: 0, K: 1, BB: 0, S: 5, P: 5 | R: 0, H: 1, E: 0, LOB: 1, K: 0, BB: 0, S: 4, P: 4 | R: 0, H: 1, E: 0, LOB: 0, K: 0, BB: 0, S: 3, P: 3 | R: 0, H: 1, E: 0, LOB: 0, K: 0, BB: 0, S: 3, P: 3 | R: 0, H: 1, E: 0, LOB: 1, K: 1, BB: 0, S: 6, P: 6 | 1B: 10<br>2B: 1<br>3B: 0<br>HR: 0 | SF: 0<br>SAC: 0<br>DP: 2<br>HBP: 1 | | | WP: 0<br>PB: 0<br>SB: 2<br>CS: 2 | PA: 36 | | |

| PITCHER | | IP | WLS | BF | H | R | ER | SO | BB | IBB | HBP | BLK | WP | HR | S | P | ERA | WHIP |
|---|---|---|---|---|---|---|---|---|---|---|---|---|---|---|---|---|---|---|
| John Smiley, L<br>ERA: 3.1 | (1, 1) | 6.0 | W | 26 | 8 | 2 | 2 | 1 | 0 | 0 | 1 | 0 | 0 | 0 | 27 | 28 | 3.00 | 1.333 |
| Michael Jackson, R<br>ERA: | (7, 1) | 1.0 | | 3 | 1 | 0 | 0 | 0 | 0 | 0 | 0 | 0 | 0 | 0 | 3 | 3 | 0.00 | 1.000 |
| Hector Carrasco, R<br>ERA: 2.79 | (8, 1) | 2.0 | S | 7 | 2 | 0 | 0 | 1 | 0 | 0 | 0 | 0 | 0 | 0 | 9 | 9 | 0.00 | 1.000 |

| PITCHER | IP | WLS | BF | H | R | ER | SO | BB | IBB | HBP | BLK | WP | HR | S | P | ERA | WHIP |
|---|---|---|---|---|---|---|---|---|---|---|---|---|---|---|---|---|---|

# BOTTOM

## Cincinnati Reds @ Houston Astros

Astrodome, Houston, TX

Sat Jun 10 1995, 8:05 PM EDT

Att. 22,893 - Dome

livebaseballscorecards.com

| | |
|---|---|
| AB | 35 |
| R | 2 |
| H | 11 |
| RBI | 2 |
| BB | 0 |
| SO | 2 |
| LOB | 19 |

# Cincinnati Reds @ Houston Astros

Astrodome, Houston, TX

Sun Jun 11 1995, 4:33 AM EDT

Att. 15,122 - Dome

TOP

| Batter | 1 | 2 | 3 | 4 | 5 | 6 | 7 | 8 | 9 | 10 | AB | R | H | RBI | BB | SO | LOB |
|---|---|---|---|---|---|---|---|---|---|---|---|---|---|---|---|---|---|
| Eric Anthony, L (1, 9)<br>OBP: 0.308, SLG: 0.250 | CS 1B | | G4-3 | | K | | BB | | 1B | | 4 | 0 | 2 | 0 | 1 | 1 | 0 |
| Jeff Brantley, R (9, 1) | | | | | | | | | | | 0 | 0 | 0 | 0 | 0 | 0 | 0 |
| Lenny Harris, L (1, 5)<br>OBP: 0.277, SLG: 0.337 | S 1B<br>1-2 | | K | | 1B | | P6 | | FC1-2<br>3-Hf | | 5 | 0 | 2 | 0 | 0 | 1 | 5 |
| Hal Morris, L (1, 3)<br>OBP: 0.245, SLG: 0.348 | F7 | | | G3-1 | F7 | | | K | | G6-3 | 5 | 0 | 0 | 0 | 0 | 1 | 2 |
| Ron Gant, R (1, 7)<br>OBP: 0.404, SLG: 0.619 | K<br>1-2 | | | S HR 1B | | K | | G6-3 | | HR | 5 | 2 | 2 | 1 | 0 | 2 | 1 |
| Reggie Sanders, R (1, 8)<br>OBP: 0.419, SLG: 0.593 | | G6-3 | | 1-H HR | | L5 | | G2-3 | | K | 5 | 1 | 1 | 2 | 0 | 1 | 0 |
| Eddie Taubensee, L (1, 2)<br>OBP: 0.330, SLG: 0.395 | | 1B | | K | | F9 | | | FC3-6<br>1B | L6 | 3 | 0 | 1 | 0 | 0 | 1 | 0 |
| Xavier Hernandez, L (6, 1) | | | | | | | | | | | 0 | 0 | 0 | 0 | 0 | 0 | 0 |
| Thomas Howard, S (9, PH)<br>OBP: 0.347, SLG: 0.341 | | | | | | | | | | | 2 | 0 | 1 | 0 | 0 | 0 | 0 |
| (9, 9) | | | | | | | | | | | | | | | | | |
| Jerome Walton, R (10, 8)<br>OBP: 0.277, SLG: 0.426 | | | | | | | | | | | 0 | 0 | 0 | 0 | 0 | 0 | 0 |
| Bret Boone, R (1, 4)<br>OBP: 0.345, SLG: 0.398 | | K | | BB | | | K | | FC3-6<br>1B 1B<br>1-2f FC1-2 | | 3 | 0 | 0 | 0 | 1 | 2 | 2 |
| Jeff Branson, L (1, 6)<br>OBP: 0.352, SLG: 0.467 | | L8 | | K | | | G4-3 | | 1B<br>1-2 1B | | 4 | 0 | 1 | 0 | 0 | 1 | 2 |
| C.J. Nitkowski, L (1, 1) | | | K | | K | | | | F9 | | 2 | 0 | 0 | 0 | 0 | 2 | 0 |
| Damon Berryhill, S (6, 2)<br>OBP: 0.163, SLG: 0.136 | | | | | | | 2B | | | | 2 | 0 | 1 | 0 | 0 | 0 | 2 |

| Inning Stats | 1 | 2 | 3 | 4 | 5 | 6 | 7 | 8 | 9 | 10 |
|---|---|---|---|---|---|---|---|---|---|---|
| | R: 0 H: 2<br>E: 0 LOB: 1<br>K: 1 BB: 0<br>S: 6 P: 6 | R: 0 H: 1<br>E: 0 LOB: 1<br>K: 1 BB: 0<br>S: 6 P: 6 | R: 0 H: 0<br>E: 0 LOB: 0<br>K: 2 BB: 0<br>S: 7 P: 7 | R: 2 H: 2<br>E: 0 LOB: 1<br>K: 2 BB: 1<br>S: 9 P: 13 | R: 0 H: 1<br>E: 0 LOB: 1<br>K: 2 BB: 0<br>S: 8 P: 8 | R: 0 H: 0<br>E: 0 LOB: 0<br>K: 1 BB: 0<br>S: 5 P: 5 | R: 0 H: 1<br>E: 0 LOB: 2<br>K: 1 BB: 1<br>S: 6 P: 10 | R: 0 H: 0<br>E: 0 LOB: 0<br>K: 1 BB: 0<br>S: 5 P: 5 | R: 0 H: 3<br>E: 0 LOB: 3<br>K: 0 BB: 0<br>S: 6 P: 6 | R: 1 H: 1<br>E: 0 LOB: 0<br>K: 1 BB: 0<br>S: 6 P: 6 |

| PITCHER | | IP | WLS | BF | H | R | ER | SO | BB | IBB | HBP | BLK | WP | HR | S | P | ERA | WHIP |
|---|---|---|---|---|---|---|---|---|---|---|---|---|---|---|---|---|---|---|
| Doug Drabek, R<br>ERA: 4.47 | (1, 1) | 8.0 | | 32 | 7 | 2 | 2 | 11 | 2 | 0 | 0 | 0 | 0 | 1 | 52 | 60 | 2.25 | 1.125 |
| Todd Jones, R<br>ERA: 2.08 | (9, 1) | 2.0 | L | 10 | 4 | 1 | 1 | 1 | 0 | 0 | 0 | 0 | 0 | 1 | 12 | 12 | 4.50 | 2.000 |

| PITCHER | IP | WLS | BF | H | R | ER | SO | BB | IBB | HBP | BLK | WP | HR | S | P | ERA | WHIP |
|---|---|---|---|---|---|---|---|---|---|---|---|---|---|---|---|---|---|

| | |
|---|---|
| AB | 40 |
| R | 3 |
| H | 11 |
| RBI | 3 |
| BB | 2 |
| SO | 12 |
| LOB | 14 |

| | | | |
|---|---|---|---|
| 1B: 8 | SF: 0 | WP: 0 | PA: 42 |
| 2B: 1 | SAC: 0 | PB: 0 | |
| 3B: 0 | DP: 0 | SB: 2 | |
| HR: 2 | HBP: 0 | CS: 1 | |

livebaseballscorecards.com

# Cincinnati Reds @ Houston Astros

Astrodome, Houston, TX

Sun Jun 11 1995, 4:33 AM EDT

Att. 15,122 - Dome

BOTTOM

livebaseballscorecards.com

| Batter | 1 | 2 | 3 | 4 | 5 | 6 | 7 | 8 | 9 | 10 | AB | R | H | RBI | BB | SO | LOB |
|---|---|---|---|---|---|---|---|---|---|---|---|---|---|---|---|---|---|
| James Mouton, R (1, 8)<br>OBP: 0.316, SLG: 0.411 | 0-0 E6 (5 S, S, 1B) | 0-3 K | | | 0-0 HR | 0-3 K | | 0-0 G3 | | | 1 | 1 | 0 | 0 | 0 | 0 | 0 |
| John Cangelosi, S (2, 8)<br>OBP: 0.405, SLG: 0.353 | | | | | | | | | | | 4 | 1 | 1 | 1 | 0 | 2 | 5 |
| Craig Biggio, R (1, 4)<br>OBP: 0.401, SLG: 0.419 | 0-0 F9 | | 0-0 G5-3 | | 0-0 G6-3 | | 0-3 K | | 0-0 CS, 1B | | 5 | 0 | 1 | 0 | 0 | 1 | 1 |
| Derek Bell, R (1, 9)<br>OBP: 0.383, SLG: 0.454 | 0-3 K (1-2) | | 0-0 1B | | 0-0 G5-3 | | 0-3 K | | 0-3 K (1-2) | | 5 | 0 | 1 | 0 | 0 | 3 | 2 |
| 5 Jeff Bagwell, R (1, 3)<br>OBP: 0.342, SLG: 0.400 | 4-0 1B, BB (2-3) | | 0-0 F7 | | 0-0 WP, 1B | | 4-0 BB | | 0-0 G5-3 | | 3 | 0 | 1 | 0 | 2 | 0 | 1 |
| Phil Nevin, R (1, 5)<br>OBP: 0.200, SLG: 0.200 | 0-0 1B (1-2, 3-H) | | 0-0 F8 | | 0-3 K (1-2) | | 0-0 P6 | | | 0-0 E5 (FC5-6, 1B) | 5 | 0 | 1 | 1 | 0 | 1 | 3 |
| Craig Shipley, R (10, PR)<br>OBP: 0.386, SLG: 0.444 | | | | | | | | | | | 0 | 0 | 0 | 0 | 0 | 0 | 0 |
| Mike Brumley, S (1, 7) | 0-3 K | | | 0-0 G6-3 | | 0-3 K | | 0-3 K | | 0-0 FC5-6 (1-2, 1B) | 4 | 0 | 0 | 0 | 0 | 3 | 2 |
| Tony Eusebio, R (9, 2)<br>OBP: 0.378, SLG: 0.446 | | | | | | | | | | | 1 | 0 | 1 | 0 | 0 | 0 | 0 |
| Orlando Miller, R (1, 6)<br>OBP: 0.324, SLG: 0.397 | | 0-0 G6-3 (2B) | | 0-0 F8 | | 4-0 2B, BB | | 0-3 K | | 0-0 FC5-6 (1-2, 2-3f) | 4 | 0 | 1 | 0 | 1 | 1 | 2 |
| Scott Servais, R (1, 2)<br>OBP: 0.278, SLG: 0.394 | | 0-0 F9 | | 0-0 2B | | 0-0 2B (1-3) | | 4-0 1B, BB | | 0-3 K | 3 | 0 | 2 | 0 | 1 | 0 | 1 |
| Milt Thompson, L (8, PR)<br>OBP: 0.234, SLG: 0.167 | | | | | | | | | | | 0 | 0 | 0 | 0 | 0 | 0 | 0 |
| Todd Jones, L (9, 1) | | | | | | | | | | | 0 | 0 | 0 | 0 | 0 | 0 | 0 |
| Dave Magadan, L (10, PH)<br>OBP: 0.412, SLG: 0.371 | | | | | | | | | | | 1 | 0 | 0 | 0 | 0 | 1 | 2 |
| Doug Drabek, R (1, 1)<br>OBP: 0.167, SLG: 0.222 | | 0-0 G6-3 (2-3) | | 0-3 K | | 0-0 F9 | | 0-0 1B (1-3) | | 0-0 G4-3 | 3 | 0 | 0 | 0 | 0 | 1 | 4 |
| Luis Gonzalez, L (8, PH)<br>OBP: 0.297, SLG: 0.405 | | | | | | | | | | | 2 | 0 | 1 | 0 | 0 | 0 | 2 |
| (9, 7) | | | | | | | | | | | | | | | | | |

| Inning Stats | 1 | 2 | 3 | 4 | 5 | 6 | 7 | 8 | 9 | 10 |
|---|---|---|---|---|---|---|---|---|---|---|
| | R: 1 H: 1<br>E: 1 LOB: 2<br>K: 2 BB: 1<br>S: 9 P: 13 | R: 0 H: 1<br>E: 0 LOB: 1<br>K: 1 BB: 0<br>S: 6 P: 6 | R: 0 H: 1<br>E: 0 LOB: 1<br>K: 0 BB: 0<br>S: 4 P: 4 | R: 0 H: 1<br>E: 0 LOB: 1<br>K: 1 BB: 0<br>S: 6 P: 6 | R: 1 H: 2<br>E: 0 LOB: 1<br>K: 1 BB: 0<br>S: 7 P: 7 | R: 0 H: 1<br>E: 0 LOB: 2<br>K: 2 BB: 1<br>S: 8 P: 12 | R: 0 H: 0<br>E: 0 LOB: 1<br>K: 2 BB: 1<br>S: 7 P: 11 | R: 0 H: 1<br>E: 0 LOB: 2<br>K: 2 BB: 1<br>S: 8 P: 12 | R: 0 H: 1<br>E: 0 LOB: 0<br>K: 1 BB: 0<br>S: 5 P: 5 | R: 0 H: 1<br>E: 1 LOB: 2<br>K: 1 BB: 0<br>S: 7 P: 7 |

| | | | | | | | | | | | | | | | | |

# TOP

## Houston Astros @ Philadelphia Phillies

Veterans Stadium, Philadelphia, PA

Tue Jun 13 1995, 7:05 PM EDT

Att. 20,311 - Unknown - 69 F

livebaseballscorecards.com

| Batter | 1 | 2 | 3 | 4 | 5 | 6 | 7 | 8 | 9 | AB | R | H | RBI | BB | SO | LOB |
|---|---|---|---|---|---|---|---|---|---|---|---|---|---|---|---|---|
| Brian Hunter, R (1, 8) | G5-3 | | K | | FC6-5<br>1-2<br>2-3f<br>3-H | | | BB<br>4-2<br>5<br>1B 1B<br>SF8 | G4-3 | 4 | 1 | 0 | 1 | 1 | 1 | 3 |
| Craig Biggio, R (1, 4)<br>OBP: 0.398, SLG: 0.415 | K | | P4 | | K | | | 1B<br>1-2<br>5<br>1B<br>HR | | 4 | 1 | 1 | 0 | 0 | 2 | 3 |
| 5 Jeff Bagwell, R (1, 3)<br>OBP: 0.340, SLG: 0.396 | P4 | | | F8 | K | | | 1B<br>1-2<br>2-3<br>HR | | 4 | 1 | 1 | 0 | 0 | 1 | 2 |
| Derek Bell, R (1, 9)<br>OBP: 0.374, SLG: 0.446 | | F9 | | E3 | | G4-3 | | 3-H<br>SF8 | | 3 | 0 | 0 | 1 | 0 | 0 | 0 |
| Luis Gonzalez, L (1, 7)<br>OBP: 0.296, SLG: 0.421 | | K | | P7 | | K<br>CS | | 1-H<br>2-H<br>HR | | 4 | 1 | 1 | 3 | 0 | 2 | 1 |
| Phil Nevin, R (1, 5)<br>OBP: 0.111, SLG: 0.111 | | K | | K | | P4 | | G6-3 | | 4 | 0 | 0 | 0 | 0 | 2 | 2 |
| John Hudek, S (8, 1)<br>OBP: 1.000, SLG: 1.000 | | | | | | | | | | 0 | 0 | 0 | 0 | 0 | 0 | 0 |
| Tony Eusebio, R (1, 2)<br>OBP: 0.383, SLG: 0.442 | | | 1B<br>1-0<br>2B | | SH<br>FC6-5<br>BB<br>4-1<br>SH<br>1B | CS<br>1-2 | G6-3 | F9 | | 3 | 2 | 1 | 0 | 1 | 0 | 0 |
| Orlando Miller, R (1, 6)<br>OBP: 0.329, SLG: 0.407 | | | 2B<br>2-2<br>1-H | | FC6-5<br>SH<br>1B<br>1-0<br>1-2 | | G4-3 | | G6-3 | 4 | 0 | 2 | 1 | 0 | 0 | 0 |
| Mike Hampton, R (1, 1) | | | | | | | | | | 1 | 0 | 0 | 0 | 0 | 1 | 1 |
| Doug Brocail, L (6, 1)<br>OBP: 0.500, SLG: 0.500 | | | | | | | | | | 0 | 0 | 0 | 0 | 0 | 0 | 0 |
| Jim Dougherty, R (6, 1) | | | | | | | | | | 0 | 0 | 0 | 0 | 0 | 0 | 0 |
| Milt Thompson, L (7, PH)<br>OBP: 0.229, SLG: 0.163 | | | | | | | | | | 1 | 0 | 0 | 0 | 0 | 1 | 0 |
| Dave Veres, R (7, 1) | | | | | | | | | | 0 | 0 | 0 | 0 | 0 | 0 | 0 |
| Pedro Martinez, L (8, 1) | | | | | | | | | | 0 | 0 | 0 | 0 | 0 | 0 | 0 |
| Craig Shipley, R (8, 5)<br>OBP: 0.379, SLG: 0.436 | | | CLL<br>0-3<br>K | | LX<br>0-1<br>SH<br>FC6-5<br>1-2<br>2-3 | | CCBS<br>1-3<br>K | | SX<br>0-1<br>F9 | 1 | 0 | 0 | 0 | 1 | 0 | 0 |
| Inning Stats | R: 0<br>E: 0<br>K: 1<br>S: 9<br>H: 0<br>LOB: 0<br>BB: 0<br>P: 11 | R: 0<br>E: 0<br>K: 2<br>S: 9<br>H: 0<br>LOB: 0<br>BB: 0<br>P: 13 | R: 1<br>E: 0<br>K: 2<br>S: 16<br>H: 2<br>LOB: 0<br>BB: 0<br>P: 23 | R: 0<br>E: 1<br>K: 1<br>S: 8<br>H: 0<br>LOB: 1<br>BB: 0<br>P: 8 | R: 1<br>E: 1<br>K: 2<br>S: 12<br>H: 1<br>LOB: 2<br>BB: 1<br>P: 19 | R: 0<br>E: 0<br>K: 1<br>S: 7<br>H: 0<br>LOB: 0<br>BB: 0<br>P: 10 | R: 0<br>E: 0<br>K: 1<br>S: 7<br>H: 0<br>LOB: 0<br>BB: 0<br>P: 10 | R: 4<br>E: 0<br>K: 0<br>S: 19<br>H: 3<br>LOB: 0<br>BB: 1<br>P: 27 | R: 0<br>E: 0<br>K: 0<br>S: 7<br>H: 0<br>LOB: 0<br>BB: 0<br>P: 9 | 1B: 4<br>2B: 1<br>3B: 0<br>HR: 1<br>SF: 1<br>SAC: 1<br>DP: 0<br>HBP: 0 | | | | | | |

| | AB | 33 |
|---|---|---|
| | R | 6 |
| | H | 6 |
| | RBI | 6 |
| | BB | 2 |
| | SO | 10 |
| | LOB | 12 |

WP: 0 PB: 1 SB: 0 CS: 1 PA: 38

| PITCHER | | IP | WLS | BF | H | R | ER | SO | BB | IBB | HBP | BLK | WP | HR | S | P | ERA | WHIP |
|---|---|---|---|---|---|---|---|---|---|---|---|---|---|---|---|---|---|---|
| Curt Schilling, R<br>ERA: 3.14 | (1, 1) | 8.0 | L | 34 | 6 | 6 | 6 | 10 | 2 | 0 | 0 | 0 | 0 | 1 | 87 | 121 | 6.75 | 1.000 |
| Ricky Bottalico, R<br>ERA: 1.64 | (9, 1) | 1.0 | | 3 | 0 | 0 | 0 | 0 | 0 | 0 | 0 | 0 | 0 | 0 | 7 | 9 | 0.00 | 0.000 |

| PITCHER | IP | WLS | BF | H | R | ER | SO | BB | IBB | HBP | BLK | WP | HR | S | P | ERA | WHIP |
|---|---|---|---|---|---|---|---|---|---|---|---|---|---|---|---|---|---|

# BOTTOM

## Houston Astros @ Philadelphia Phillies

Veterans Stadium, Philadelphia, PA

Tue Jun 13 1995, 7:05 PM EDT

Att. 20,311 - Unknown - 69 F

livebaseballscorecards.com

| Batter | 1 | 2 | 3 | 4 | 5 | 6 | 7 | 8 | 9 | AB | R | H | RBI | BB | SO | LOB |
|---|---|---|---|---|---|---|---|---|---|---|---|---|---|---|---|---|
| Dave Gallagher, R (1, 8)<br>OBP: 0.390, SLG: 0.435 | B X 1-0 P7 | | B B B C B 4-1 G5-4-3 BB | | C F B F B B B 4-2 E 2-3 BB | C B X 1-1 1-2 1B | | S B B B B 4-1 WP BB | | 2 | 0 | 1 | 0 | 3 | 0 | 0 |
| Mariano Duncan, R (1, 4) (8, 3)<br>OBP: 0.297, SLG: 0.405 | B T X 1-1 1B | | F S 1 SAFE F B F F F F B 2-2 F 1 SAFE G5-4-3 1-2f | | X 0-0 E5 FC5-4 1-2 3-H | C S C 0-3 K | | F B B X 2-1 F8 1-2 2-3 | | 5 | 0 | 1 | 0 | 0 | 1 | 6 |
| Gregg Jefferies, S (1, 7)<br>OBP: 0.318, SLG: 0.420 | X 0-0 B1 | | | B X 1-0 HR | B B F C X 2-2 FC5-4 1-2f | | X 0-0 P4 | | B B C C X 2-2 F7 | 5 | 1 | 1 | 1 | 0 | 0 | 3 |
| Darren Daulton, L (1, 2)<br>OBP: 0.346, SLG: 0.428 | 1 SAFE F B 1 SAFE B 1 SAFE T 1 SAFE 1 SAFE 2-3 S K | | | B X 1-0 F7 | | B F X 1-1 HR | C B C B B C 3-3 K | | T C B S 1-3 K | 5 | 1 | 1 | 1 | 0 | 3 | 1 |
| Charlie Hayes, R (1, 5)<br>OBP: 0.376, SLG: 0.405 | | B B X 2-0 E3 CS | | X 0-0 P3 | | C B S B B B 4-2 1B 1B BB | X 0-0 1B | | C B B F B X 3-2 G1-3 | 4 | 1 | 1 | 0 | 1 | 0 | 0 |
| Randy Ready, R (1, 3)<br>OBP: 0.150, SLG: 0.105<br>Mickey Morandini, L (7, PH) (8, 4)<br>OBP: 0.346, SLG: 0.433 | | B B B C F 1 SAFE S 3-3 K 1-2 | | C B B B S 3-3 K | | B F B F X 2-2 F7 | F C F B 1 SAFE F B 1 SAFE F 2-3 1 SAFE C K | | | 3 | 0 | 0 | 0 | 0 | 2 | 2 |
| | | | | | | | | | | 1 | 0 | 0 | 0 | 0 | 1 | 1 |
| Jim Eisenreich, L (1, 9)<br>OBP: 0.442, SLG: 0.570 | | C F X 0-2 1B | | | F B T B X 2-2 FC5-4 1B | 1 SAFE C C B F 1 SAFE F B 1 SAFE 3-2 B X F7 1-3 1B | | C B C X 1-2 WP SH3-4 1B | | 4 | 1 | 4 | 0 | 0 | 0 | 0 |
| Kevin Stocker, S (1, 6)<br>OBP: 0.298, SLG: 0.210 | | X 0-0 L8 | | | C B X 1-1 FC5-4 S SH5-4 1-2f E | F B F B X 2-2 F7 1-2 | | L X 0-1 SH3-4 1-2 | | 3 | 1 | 0 | 0 | 0 | 0 | 4 |
| Curt Schilling, R (1, 1)<br>OBP: 0.160, SLG: 0.200<br>Tony Longmire, L (8, PH)<br>OBP: 0.417, SLG: 0.522<br>Ricky Bottalico, L (9, 1) | | | C F S 0-3 K | | 1 SAFE X 0-0 SH5-4 1-2 | X 0-0 2-H 3-H 1B | | B B F C C B S 3-3 K | | 2 | 0 | 1 | 2 | 0 | 1 | 0 |
| | | | | | | | | | | 1 | 0 | 0 | 0 | 0 | 1 | 1 |
| | | | | | | | | | | 0 | 0 | 0 | 0 | 0 | 0 | 0 |
| Inning Stats | R: 0 E: 0 K: 1 S: 7 H: 1 LOB: 1 BB: 0 P: 11 | R: 0 E: 1 K: 1 S: 8 H: 1 LOB: 1 BB: 0 P: 13 | R: 0 E: 0 K: 1 S: 15 H: 0 LOB: 0 BB: 1 P: 21 | R: 1 E: 0 K: 1 S: 6 H: 1 LOB: 0 BB: 0 P: 11 | R: 1 E: 1 K: 0 S: 13 H: 1 LOB: 2 BB: 1 P: 22 | R: 3 E: 0 K: 2 S: 21 H: 4 LOB: 2 BB: 1 P: 34 | R: 0 E: 0 K: 2 S: 11 H: 1 LOB: 1 BB: 0 P: 16 | R: 0 E: 0 K: 1 S: 12 H: 1 LOB: 2 BB: 1 P: 22 | R: 0 E: 0 K: 1 S: 9 H: 0 LOB: 0 BB: 0 P: 15 | 1B: 8 2B: 1 3B: 0 HR: 2 SF: 0 SAC: 2 DP: 2 HBP: 0 | | | | | | | |

| | AB | 35 |
|---|---|---|
| | R | 5 |
| | H | 10 |
| | RBI | 4 |
| | BB | 4 |
| | SO | 9 |
| | LOB | 18 |

WP: 1 PB: 0 SB: 1 CS: 1 PA: 41

| PITCHER | | IP | WLS | BF | H | R | ER | SO | BB | IBB | HBP | BLK | WP | HR | S | P | ERA | WHIP |
|---|---|---|---|---|---|---|---|---|---|---|---|---|---|---|---|---|---|---|
| Mike Hampton, L<br>ERA: 2.35 | (1, 1) | 5.0 | | 21 | 4 | 2 | 1 | 4 | 2 | 0 | 0 | 0 | 0 | 1 | 49 | 78 | 1.80 | 1.200 |
| Doug Brocail, R<br>ERA: 4.61 | (6, 1) | 0.2 | | 7 | 4 | 3 | 3 | 0 | 1 | 0 | 0 | 0 | 0 | 1 | 18 | 31 | 40.50 | 7.500 |
| Jim Dougherty, R<br>ERA: 3.24 | (6, 1) | 0.1 | | 1 | 0 | 0 | 0 | 1 | 0 | 0 | 0 | 0 | 0 | 0 | 3 | 3 | 0.00 | 0.000 |
| Dave Veres, R<br>ERA: 1.14 | (7, 1) | 1.1 | W | 6 | 2 | 0 | 0 | 2 | 0 | 0 | 0 | 0 | 0 | 0 | 16 | 22 | 0.00 | 1.500 |
| Pedro Martinez, L<br>ERA: 5.93 | (8, 1) | 0.1 | | 1 | 0 | 0 | 0 | 1 | 0 | 0 | 0 | 0 | 0 | 0 | 4 | 7 | 0.00 | 0.000 |

| PITCHER | | IP | WLS | BF | H | R | ER | SO | BB | IBB | HBP | BLK | WP | HR | S | P | ERA | WHIP |
|---|---|---|---|---|---|---|---|---|---|---|---|---|---|---|---|---|---|---|
| John Hudek, R<br>ERA: 2.04 | (8, 1) | 1.1 | S | 5 | 0 | 0 | 0 | 1 | 1 | 0 | 0 | 0 | 1 | 0 | 12 | 24 | 0.00 | 0.750 |

# Houston Astros @ Philadelphia Phillies

Veterans Stadium, Philadelphia, PA

Wed Jun 14 1995, 7:05 PM EDT

Att. 24,933 - Unknown - 74 F

TOP

livebaseballscorecards.com

| Batter | 1 | 2 | 3 | 4 | 5 | 6 | 7 | 8 | 9 | AB | R | H | RBI | BB | SO | LOB |
|---|---|---|---|---|---|---|---|---|---|---|---|---|---|---|---|---|
| Brian Hunter, R (1, 8) OBP: 0.273, SLG: 0.400 | L8 | G1-3 | | K | | 1B | | 2B 3B | K | 6 | 2 | 2 | 2 | 0 | 2 | 1 |
| Craig Biggio, R (1, 4) OBP: 0.411, SLG: 0.439 | 1B BB 1B | | G6-3 2B | | 2B BB | | | WP E 2B | L4 | 5 | 4 | 4 | 1 | 1 | 0 | 1 |
| 5 Jeff Bagwell, R (1, 3) OBP: 0.342, SLG: 0.393 | BB 1B BB | | G6-3 | | G5-3 | 1B | | E6 | | 4 | 1 | 1 | 1 | 1 | 0 | 2 |
| Derek Bell, R (1, 9) OBP: 0.375, SLG: 0.441 | BB 1B | | G6-3 | | F7 | G3 | | WP G3 BB | | 4 | 0 | 1 | 1 | 1 | 0 | 3 |
| Luis Gonzalez, L (1, 7) OBP: 0.305, SLG: 0.429 | BB | | 1B 1B | | 2B | | G4-3 | G3 | | 4 | 0 | 2 | 2 | 1 | 0 | 2 |
| Phil Nevin, R (1, 5) OBP: 0.214, SLG: 0.154 | K | | 1B | | BB | | K | G6-3 | | 4 | 0 | 1 | 0 | 1 | 2 | 4 |
| Pedro Martinez, L (8, 1) | | | | | | | | | | 0 | 0 | 0 | 0 | 0 | 0 | 0 |
| Todd Jones, L (8, 1) | | | | | | | | | | 0 | 0 | 0 | 0 | 0 | 0 | 0 |
| Tony Eusebio, R (1, 2) OBP: 0.364, SLG: 0.418 | G4-3 | | G1-3 | | G6-3 | | K | G6-3 | | 5 | 0 | 0 | 0 | 0 | 1 | 8 |
| Orlando Miller, R (1, 6) OBP: 0.324, SLG: 0.400 | | G6-3 | | G3-1 | | L3 | | BB 3B 1B | L8 | 5 | 1 | 1 | 0 | 0 | 0 | 0 |
| Darryl Kile, R (1, 1) OBP: 0.250, SLG: 0.222 | | K | | K | | K | | 3B BB | BB | 3 | 0 | 0 | 0 | 0 | 3 | 0 |
| John Cangelosi, S (8, PH) OBP: 0.419, SLG: 0.353 | | | | | | | | | | 0 | 1 | 0 | 0 | 1 | 0 | 0 |
| Dave Magadan, L (8, 5) OBP: 0.417, SLG: 0.371 | | | | | | | | | | 0 | 0 | 0 | 0 | 1 | 0 | 0 |
| Inning Stats | R: 1 E: 0 K: 1 S: 15 H: 2 LOB: 3 BB: 2 P: 28 | R: 0 E: 0 K: 1 S: 7 H: 0 LOB: 0 BB: 0 P: 12 | R: 1 E: 0 K: 0 S: 9 H: 3 LOB: 2 BB: 0 P: 12 | R: 0 E: 0 K: 2 S: 10 H: 0 LOB: 0 BB: 0 P: 13 | R: 1 E: 0 K: 0 S: 12 H: 1 LOB: 2 BB: 2 P: 28 | R: 1 E: 0 K: 1 S: 12 H: 3 LOB: 2 BB: 0 P: 16 | R: 0 E: 0 K: 2 S: 7 H: 0 LOB: 0 BB: 0 P: 9 | R: 5 E: 1 K: 0 S: 20 H: 3 LOB: 1 BB: 2 P: 38 | R: 0 E: 0 K: 1 S: 12 H: 0 LOB: 1 BB: 1 P: 20 | 1B: 8 2B: 3 3B: 1 HR: 0 SF: 0 SAC: 0 DP: 0 HBP: 0 | | | | | | | |

| | AB | 40 |
|---|---|---|
| | R | 9 |
| | H | 12 |
| | RBI | 7 |
| | BB | 7 |
| | SO | 8 |
| | LOB | 21 |

WP: 2 PB: 0 SB: 0 CS: 0 PA: 47

| PITCHER | | IP | WLS | BF | H | R | ER | SO | BB | IBB | HBP | BLK | WP | HR | S | P | ERA | WHIP |
|---|---|---|---|---|---|---|---|---|---|---|---|---|---|---|---|---|---|---|
| Paul Quantrill, R ERA: 3.59 | (1, 1) | 5.0 | | 25 | 6 | 3 | 3 | 4 | 4 | 0 | 0 | 0 | 0 | 0 | 53 | 93 | 5.40 | 2.000 |
| Gene Harris, R ERA: 4.5 | (6, 1) | 1.0 | | 6 | 3 | 1 | 1 | 1 | 0 | 0 | 0 | 0 | 0 | 0 | 12 | 16 | 9.00 | 3.000 |
| Norm Charlton, L ERA: 8.59 | (7, 1) | 1.0 | L | 6 | 2 | 3 | 3 | 2 | 1 | 0 | 0 | 0 | 0 | 0 | 12 | 21 | 27.00 | 3.000 |
| Toby Borland, R ERA: 6.86 | (8, 1) | 0.0 | | 3 | 1 | 1 | 1 | 0 | 1 | 0 | 0 | 0 | 1 | 0 | 7 | 14 | ∞ | ∞ |
| Kyle Abbott, L ERA: 2.25 | (8, 1) | 1.0 | | 3 | 0 | 1 | 0 | 0 | 0 | 0 | 0 | 0 | 1 | 0 | 8 | 12 | 0.00 | 0.000 |

| PITCHER | | IP | WLS | BF | H | R | ER | SO | BB | IBB | HBP | BLK | WP | HR | S | P | ERA | WHIP |
|---|---|---|---|---|---|---|---|---|---|---|---|---|---|---|---|---|---|---|
| Mike Williams, R ERA: 3.58 | (9, 1) | 1.0 | | 4 | 0 | 0 | 0 | 1 | 1 | 0 | 0 | 0 | 0 | 0 | 12 | 20 | 0.00 | 1.000 |

# BOTTOM

## Houston Astros @ Philadelphia Phillies

Veterans Stadium, Philadelphia, PA

Wed Jun 14 1995, 7:05 PM EDT

Att. 24,933 - Unknown - 74 F

livebaseballscorecards.com

| Batter | 1 | 2 | 3 | 4 | 5 | 6 | 7 | 8 | 9 | AB | R | H | RBI | BB | SO | LOB |
|---|---|---|---|---|---|---|---|---|---|---|---|---|---|---|---|---|
| Mickey Morandini, L (1, 4) OBP: 0.342, SLG: 0.421 | 4-1 1B 1B BB | 1-0 F8 | | 0-1 FC4-6 1-2f | | | 1-0 G6-3 | | 1-2 G3 | 4 | 1 | 0 | 0 | 1 | 0 | 2 |
| Mariano Duncan, R (1, 3) OBP: 0.316, SLG: 0.410 | 1-0 BB 1B FC3-6 1-3 1B | 2-1 S 2-H 1B | | 1 SAFE 1 SAFE 0-2 G1-3 | | | 1-1 G6-3 | | 1-0 G1 HBP | 4 | 1 | 2 | 1 | 0 | 0 | 1 |
| Gregg Jefferies, S (1, 7) OBP: 0.314, SLG: 0.414 | 3-2 FC3-6 BB SF8 1-2 3-H 1B | 3-2 G4-3 1-2 | | | 0-3 K | | 0-0 P6 | | 0-2 G1 1-2 | 5 | 1 | 1 | 1 | 0 | 1 | 2 |
| Darren Daulton, L (1, 2) OBP: 0.348, SLG: 0.423 | 4-0 FC3-6 1-2 2-3 BB | | 2-3 K | | 0-0 G4-3 | | | 1-0 BB 1B 1B | 0-0 F8 | 4 | 1 | 1 | 0 | 1 | 1 | 1 |
| Jim Eisenreich, L (1, 8) OBP: 0.427, SLG: 0.550 | 1-0 FC3-6 1-2f 2-3 3-H | | 2-0 G4-3 | | 1-3 K | | | 3-2 P5 | | 4 | 0 | 0 | 1 | 0 | 1 | 3 |
| Charlie Hayes, R (1, 5) OBP: 0.379, SLG: 0.413 | 3-2 SF8 3-H | | 0-1 PB 2B | | | 0-2 L7 | | 4-0 1B 1-2 BB | | 2 | 0 | 1 | 1 | 1 | 0 | 0 |
| Gary Varsho, L (1, 9) OBP: 0.320, SLG: 0.267 | 1 SAFE 0-0 P9 | | 3-2 G3-1 2-3 | | | 4-0 BB | | 2-3 K | | 3 | 0 | 0 | 0 | 1 | 1 | 4 |
| Kevin Stocker, S (1, 6) OBP: 0.310, SLG: 0.221 | | 3-2 SH5-4 1B HBP | | 0-1 FC4-6 1B | | 2-0 L9 | | 2-1 FC6-4 1-2 2-H 1B | | 3 | 1 | 2 | 1 | 0 | 0 | 1 |
| Paul Quantrill, L (1, 1) OBP: 0.143, SLG: 0.053 | | 0-1 SH5-4 1-2 | | 0-3 K | | 1-3 K | | 0-0 FC6-4 1-2f | | 1 | 0 | 0 | 0 | 0 | 1 | 1 |
| Gene Harris, R (6, 1) | | | | | | | | | | 0 | 0 | 0 | 0 | 0 | 0 | 0 |
| Tom Marsh, R (6, PH) | | | | | | | | | | 1 | 0 | 0 | 0 | 0 | 1 | 1 |
| Norm Charlton, S (7, 1) | | | | | | | | | | 0 | 0 | 0 | 0 | 0 | 0 | 0 |
| Toby Borland, R (8, 1) | | | | | | | | | | 0 | 0 | 0 | 0 | 0 | 0 | 0 |
| Kyle Abbott, L (8, 1) | | | | | | | | | | 0 | 0 | 0 | 0 | 0 | 0 | 0 |
| Dave Gallagher, R (8, PH) OBP: 0.385, SLG: 0.429 | | | | | | | | | | 1 | 0 | 0 | 0 | 0 | 0 | 2 |
| Mike Williams, R (9, 1) | | | | | | | | | | 0 | 0 | 0 | 0 | 0 | 0 | 0 |
| Inning Stats | R: 3 E: 0 K: 0 S: 10 H: 2 LOB: 1 BB: 2 P: 26 | R: 1 E: 0 K: 0 S: 13 H: 1 LOB: 1 BB: 0 P: 22 | R: 0 E: 0 K: 1 S: 10 H: 1 LOB: 1 BB: 0 P: 17 | R: 0 E: 0 K: 1 S: 10 H: 1 LOB: 1 BB: 0 P: 10 | R: 0 E: 0 K: 2 S: 10 H: 0 LOB: 0 BB: 0 P: 11 | R: 0 E: 0 K: 1 S: 7 H: 0 LOB: 1 BB: 1 P: 14 | R: 0 E: 0 K: 0 S: 4 H: 0 LOB: 0 BB: 0 P: 6 | R: 1 E: 0 K: 1 S: 13 H: 2 LOB: 2 BB: 1 P: 25 | R: 0 E: 0 K: 0 S: 9 H: 0 LOB: 1 BB: 0 P: 11 | 1B: 6 2B: 1 3B: 0 HR: 0 SF: 1 SAC: 1 DP: 0 HBP: 2 | | | | | | | |

| | |
|---|---|
| AB | 32 |
| R | 5 |
| H | 7 |
| RBI | 5 |
| BB | 4 |
| SO | 6 |
| LOB | 18 |

WP: 0 PB: 1 SB: 1 CS: 0 PA: 40

| PITCHER | | IP | WLS | BF | H | R | ER | SO | BB | IBB | HBP | BLK | WP | HR | S | P | ERA | WHIP |
|---|---|---|---|---|---|---|---|---|---|---|---|---|---|---|---|---|---|---|
| Darryl Kile, R ERA: 4.53 | (1, 1) | 7.0 | W | 30 | 5 | 4 | 4 | 5 | 3 | 0 | 1 | 0 | 0 | 0 | 64 | 106 | 5.14 | 1.143 |
| Pedro Martinez, L ERA: 6.28 | (8, 1) | 0.2 | | 5 | 2 | 1 | 1 | 1 | 1 | 0 | 0 | 0 | 0 | 0 | 12 | 24 | 13.50 | 4.500 |
| Todd Jones, R ERA: 2.0 | (8, 1) | 1.1 | S | 5 | 0 | 0 | 0 | 0 | 0 | 0 | 1 | 0 | 0 | 0 | 10 | 12 | 0.00 | 0.000 |

| PITCHER | IP | WLS | BF | H | R | ER | SO | BB | IBB | HBP | BLK | WP | HR | S | P | ERA | WHIP |
|---|---|---|---|---|---|---|---|---|---|---|---|---|---|---|---|---|---|

| Batter | 1 | 2 | 3 | 4 | 5 | 6 | 7 | 8 | 9 | AB | R | H | RBI | BB | SO | LOB |
|---|---|---|---|---|---|---|---|---|---|---|---|---|---|---|---|---|
| Brian Hunter, R (1, 8)<br>OBP: 0.188, SLG: 0.267 | B B C F B F X<br>3-2 ①<br>G6-3 | | B B X<br>2-0 ①<br>F8 | | C F S<br>0-3 ③<br>K2-3 | | | C S B B B X<br>3-2 ①<br>F7 | B B F B X<br>3-1 ②<br>L8 | 5 | 0 | 0 | 0 | 0 | 1 | 2 |
| Craig Biggio, R (1, 4)<br>OBP: 0.401, SLG: 0.426 | S S B S<br>1-3 ②<br>K | | C X<br>0-1 ②<br>G6-3 | | | B B C C X<br>2-2 ①<br>G4-3 | | C B C B F F F X<br>2-2 ②<br>P4 | F F S<br>0-3<br>K<br>1-2<br>2-3 | 5 | 0 | 0 | 0 | 0 | 2 | 2 |
| 5 Jeff Bagwell, R (1, 3)<br>OBP: 0.348, SLG: 0.395 | C B C B F S<br>2-3 ③<br>K | | B X<br>1-0<br>S<br>1B | | | B C B F B B<br>4-2<br>G6-3<br>BB | | F B B F F X<br>2-2<br>WP<br>1B | S S S<br>0-3 ③<br>K | 4 | 0 | 2 | 0 | 1 | 2 | 3 |
| Derek Bell, R (1, 9)<br>OBP: 0.378, SLG: 0.439 | | B B X<br>2-0<br>G4-3 S<br>2B<br>1B | C S B B B X<br>3-2 ③<br>G6-3<br>1-2 | | | B F 1 B B B X<br>SAFE<br>3-1 ②<br>G6-3<br>1-2 | | B B B B<br>4-0<br>1-2<br>BB | | 3 | 1 | 1 | 0 | 1 | 0 | 2 |
| Luis Gonzalez, L (1, 7)<br>OBP: 0.309, SLG: 0.424 | | F 1 B B F B B<br>SAFE<br>4-2<br>G4-3<br>1-2<br>BB | | B X<br>1-0 ①<br>G6-3 | | I I I I<br>4-0<br>IBB | | X<br>0-0 ③<br>G4-3 | | 2 | 0 | 0 | 0 | 2 | 0 | 2 |
| Phil Nevin, R (1, 5)<br>OBP: 0.176, SLG: 0.125<br>John Cangelosi, S (9, PH)<br>OBP: 0.409, SLG: 0.343<br>John Hudek, S (9, 1)<br>OBP: 1.000, SLG: 1.000 | B B C F B F F X<br>3-2 ① ②<br>G4-3<br>1-2f<br>2-3 | | | S C C<br>0-3 ②<br>K | C F S<br>0-3 ③<br>K | | | | C F B B C<br>2-3 ①<br>K | 3<br>1<br>0 | 0<br>0<br>0 | 0<br>0<br>0 | 0<br>0<br>0 | 0<br>0<br>0 | 2<br>1<br>0 | 4<br>0<br>0 |
| Orlando Miller, R (1, 6)<br>OBP: 0.336, SLG: 0.417 | | X<br>0-0<br>3-H<br>2B | | B X<br>1-0 ③<br>L9 | | | C B X<br>1-1<br>G1-6-3<br>1B | | S C X<br>0-2<br>1B<br>1B<br>1B | 4 | 1 | 3 | 1 | 0 | 0 | 0 |
| Scott Servais, R (1, 2)<br>OBP: 0.289, SLG: 0.391 | | B B B I<br>4-0<br>IBB | | B X<br>1-0 ①<br>G6-3 | | | X<br>0-0 ① ②<br>G1-6-3<br>1-2f | | X<br>0-0<br>WP<br>1B<br>1-3<br>1B | 3 | 0 | 1 | 0 | 1 | 0 | 1 |
| Shane Reynolds, R (1, 1)<br>OBP: 0.095, SLG: 0.095<br>Dave Magadan, L (9, PH)<br>OBP: 0.422, SLG: 0.378 (9, 5) | | C C C<br>0-3 ③<br>K | | | S F C<br>0-3 ②<br>K | | F S S<br>0-3 ③<br>K | | B C C B 1 B X<br>SAFE<br>3-2<br>WP<br>1-2<br>3-H<br>1B | 3<br>1 | 0<br>0 | 0<br>1 | 0<br>1 | 0<br>0 | 3<br>0 | 2<br>0 |
| Inning Stats | R: 0 H: 0<br>E: 0 LOB: 0<br>K: 2 BB: 0<br>S: 11 P: 17 | R: 1 H: 2<br>E: 0 LOB: 2<br>K: 1 BB: 2<br>S: 13 P: 26 | R: 0 H: 1<br>E: 0 LOB: 1<br>K: 0 BB: 0<br>S: 7 P: 13 | R: 0 H: 0<br>E: 0 LOB: 0<br>K: 1 BB: 0<br>S: 5 P: 7 | R: 0 H: 0<br>E: 0 LOB: 0<br>K: 2 BB: 0<br>S: 7 P: 8 | R: 0 H: 0<br>E: 0 LOB: 2<br>K: 1 BB: 2<br>S: 10 P: 23 | R: 0 H: 1<br>E: 0 LOB: 0<br>K: 1 BB: 0<br>S: 6 P: 7 | R: 0 H: 1<br>E: 0 LOB: 2<br>K: 0 BB: 1<br>S: 13 P: 24 | R: 1 H: 3<br>E: 0 LOB: 3<br>K: 3 BB: 0<br>S: 18 P: 26 | 1B: 7 SF: 0<br>2B: 1 SAC: 0<br>3B: 0 DP: 2<br>HR: 0 HBP: 0 | | | | | | WP: 2 PA: 39<br>PB: 0<br>SB: 2<br>CS: 0 |

# TOP

## Houston Astros @ Philadelphia Phillies

Veterans Stadium, Philadelphia, PA

Thu Jun 15 1995, 7:05 PM EDT

Att. 29,411 - Unknown - 77 F

livebaseballscorecards.com

| | |
|---|---|
| AB | 34 |
| R | 2 |
| H | 8 |
| RBI | 2 |
| BB | 5 |
| SO | 11 |
| LOB | 18 |

| PITCHER | | IP | WLS | BF | H | R | ER | SO | BB | IBB | HBP | BLK | WP | HR | S | P | ERA | WHIP |
|---|---|---|---|---|---|---|---|---|---|---|---|---|---|---|---|---|---|---|
| Tyler Green, R<br>ERA: 3.0 | (1, 1) | 8.1 | | 36 | 8 | 2 | 2 | 9 | 3 | 2 | 0 | 0 | 1 | 0 | 82 | 140 | 2.16 | 1.320 |
| Ricky Bottalico, R<br>ERA: 1.59 | (9, 1) | 0.2 | W | 3 | 0 | 0 | 0 | 2 | 0 | 0 | 0 | 0 | 1 | 0 | 8 | 11 | 0.00 | 0.000 |

| PITCHER | IP | WLS | BF | H | R | ER | SO | BB | IBB | HBP | BLK | WP | HR | S | P | ERA | WHIP |
|---|---|---|---|---|---|---|---|---|---|---|---|---|---|---|---|---|---|

| Batter | 1 | 2 | 3 | 4 | 5 | 6 | 7 | 8 | 9 | AB | R | H | RBI | BB | SO | LOB |
|---|---|---|---|---|---|---|---|---|---|---|---|---|---|---|---|---|
| Mickey Morandini, L (1, 4)<br>OBP: 0.340, SLG: 0.416 | B C F B B F X<br>3-2 ①<br>G3 | | X<br>0-0 ③<br>G6-3<br>1B | | X<br>0-0 ③<br>L7 | | | B B X<br>2-0 ①<br>L8 | | 4 | 0 | 1 | 0 | 0 | 0 | 1 |
| Mariano Duncan, R (1, 6)<br>OBP: 0.313, SLG: 0.402 | C X<br>0-1 ②<br>G6-3 | | F<br>B<br>1 SAFE<br>1 SAFE<br>B<br>S<br>1 SAFE<br>X<br>2-2 ②<br>G6-3<br>1-2 | | | S C F B F X<br>1-2<br>G4-3-6 BB<br>E<br>1B | | F B C X<br>1-2 ②<br>G6-3 | | 4 | 1 | 1 | 0 | 0 | 0 | 1 |
| Gregg Jefferies, S (1, 7)<br>OBP: 0.318, SLG: 0.412 | F F S<br>0-3 ③<br>K | | C X<br>0-1 ③<br>G1-3 | | | 1 SAFE<br>B B B S B B<br>4-1<br>G4-3-6<br>1-2<br>BB | | B B C B C X<br>3-2<br>1B | | 3 | 0 | 1 | 0 | 1 | 1 | 1 |
| Jim Eisenreich, L (1, 8)<br>OBP: 0.422, SLG: 0.539 | | C B C F B X<br>2-2 ①<br>G6-3 | | B X<br>1-0<br>G5-4-3<br>1B | | C F F F B X<br>1-2 ①②<br>G4-3-6<br>1-2f<br>2-3 | | 1 SAFE<br>X<br>0-0 ③<br>F7 | | 4 | 0 | 1 | 0 | 0 | 0 | 3 |
| Charlie Hayes, R (1, 5)<br>OBP: 0.382, SLG: 0.418 | B B B B<br>4-0<br>1B<br>BB | | | X<br>0-0 ①②<br>G5-4-3<br>1-2f | | B B S C X<br>2-2<br>E9<br>3-H<br>2B | | | B F B F F F B X<br>3-2 ①<br>P8 | 3 | 0 | 1 | 1 | 1 | 0 | 1 |
| Gary Varsho, L (1, 9)<br>OBP: 0.315, SLG: 0.265 | C F 1 S<br>1 SAFE<br>0-3 ②<br>K | | | S B X<br>1-1 ③<br>G3 | | M B F X<br>1-2 ③<br>G4-3 | | | F C F X<br>0-2<br>1B<br>HR<br>1B | 4 | 1 | 1 | 0 | 0 | 1 | 2 |
| Lenny Webster, R (1, 2)<br>OBP: 0.265, SLG: 0.250 | 1 SAFE<br>B F F B B F X<br>1-1<br>FC6-4<br>1-2<br>1B | | | | B F F B B F X<br>3-2 ①<br>G6-3 | | B C B F F B X<br>3-2<br>G4-6-3<br>1B | | 1 SAFE<br>B C F B C<br>2-3 ②<br>K | 4 | 0 | 2 | 0 | 0 | 1 | 1 |
| Randy Ready, R (1, 3)<br>OBP: 0.208, SLG: 0.136 | B B F X<br>2-1 ③<br>FC6-4<br>1-2f | | | | B B B B B<br>4-0<br>SH1-4<br>BB | | C 1 SAFE X<br>0-1 ①②<br>G4-6-3<br>1-2f | | 1 SAFE<br>C F B B 1 SAFE F B X<br>3-2<br>HR<br>1-3<br>1B | 3 | 1 | 1 | 0 | 1 | 0 | 3 |
| Tyler Green, R (1, 1)<br>OBP: 0.095, SLG: 0.190<br>Ricky Bottalico, L (9, 1)<br>Tony Longmire, L (9, PH)<br>OBP: 0.429, SLG: 0.596 | | | C C B C<br>1-3 ①<br>K | | X<br>0-0 ②<br>SH1-4<br>1-2 | | C T B X<br>1-2 ③<br>G4-3 | | B F B X<br>2-1<br>1-H<br>3-H<br>HR | 2<br>0<br>1 | 0<br>0<br>1 | 0<br>0<br>1 | 0<br>0<br>3 | 0<br>0<br>0 | 1<br>0<br>0 | 0<br>0<br>0 |
| Inning Stats | R: 0 H: 0<br>E: 0 LOB: 0<br>K: 1 BB: 0<br>S: 9 P: 12 | R: 0 H: 1<br>E: 0 LOB: 2<br>K: 1 BB: 1<br>S: 11 P: 20 | R: 0 H: 1<br>E: 0 LOB: 1<br>K: 1 BB: 0<br>S: 9 P: 12 | R: 0 H: 1<br>E: 0 LOB: 0<br>K: 0 BB: 0<br>S: 4 P: 6 | R: 0 H: 0<br>E: 0 LOB: 1<br>K: 0 BB: 1<br>S: 6 P: 13 | R: 1 H: 2<br>E: 1 LOB: 1<br>K: 0 BB: 1<br>S: 17 P: 26 | R: 0 H: 1<br>E: 0 LOB: 0<br>K: 0 BB: 0<br>S: 9 P: 13 | R: 0 H: 1<br>E: 0 LOB: 1<br>K: 0 BB: 0<br>S: 8 P: 14 | R: 3 H: 3<br>E: 0 LOB: 0<br>K: 1 BB: 0<br>S: 18 P: 28 | 1B: 8<br>2B: 1<br>3B: 0<br>HR: 1 | SF: 0<br>SAC: 1<br>DP: 3<br>HBP: 0 | | | | WP: 0<br>PB: 0<br>SB: 0<br>CS: 0 | PA: 36 | |

| PITCHER | | IP | WLS | BF | H | R | ER | SO | BB | IBB | HBP | BLK | WP | HR | S | P | ERA | WHIP |
|---|---|---|---|---|---|---|---|---|---|---|---|---|---|---|---|---|---|---|
| Shane Reynolds, R<br>ERA: 3.28 | (1, 1) | 8.0 | | 31 | 7 | 1 | 1 | 3 | 3 | 0 | 0 | 0 | 0 | 0 | 73 | 116 | 1.12 | 1.250 |
| John Hudek, R<br>ERA: 3.44 | (9, 1) | 0.2 | L | 5 | 3 | 3 | 3 | 1 | 0 | 0 | 0 | 0 | 0 | 1 | 18 | 28 | 40.50 | 4.500 |

| PITCHER | IP | WLS | BF | H | R | ER | SO | BB | IBB | HBP | BLK | WP | HR | S | P | ERA | WHIP |
|---|---|---|---|---|---|---|---|---|---|---|---|---|---|---|---|---|---|

# BOTTOM

## Houston Astros @ Philadelphia Phillies

Veterans Stadium, Philadelphia, PA

Thu Jun 15 1995, 7:05 PM EDT

Att. 29,411 - Unknown - 77 F

livebaseballscorecards.com

| | |
|---|---|
| AB | 32 |
| R | 4 |
| H | 10 |
| RBI | 4 |
| BB | 3 |
| SO | 4 |
| LOB | 13 |

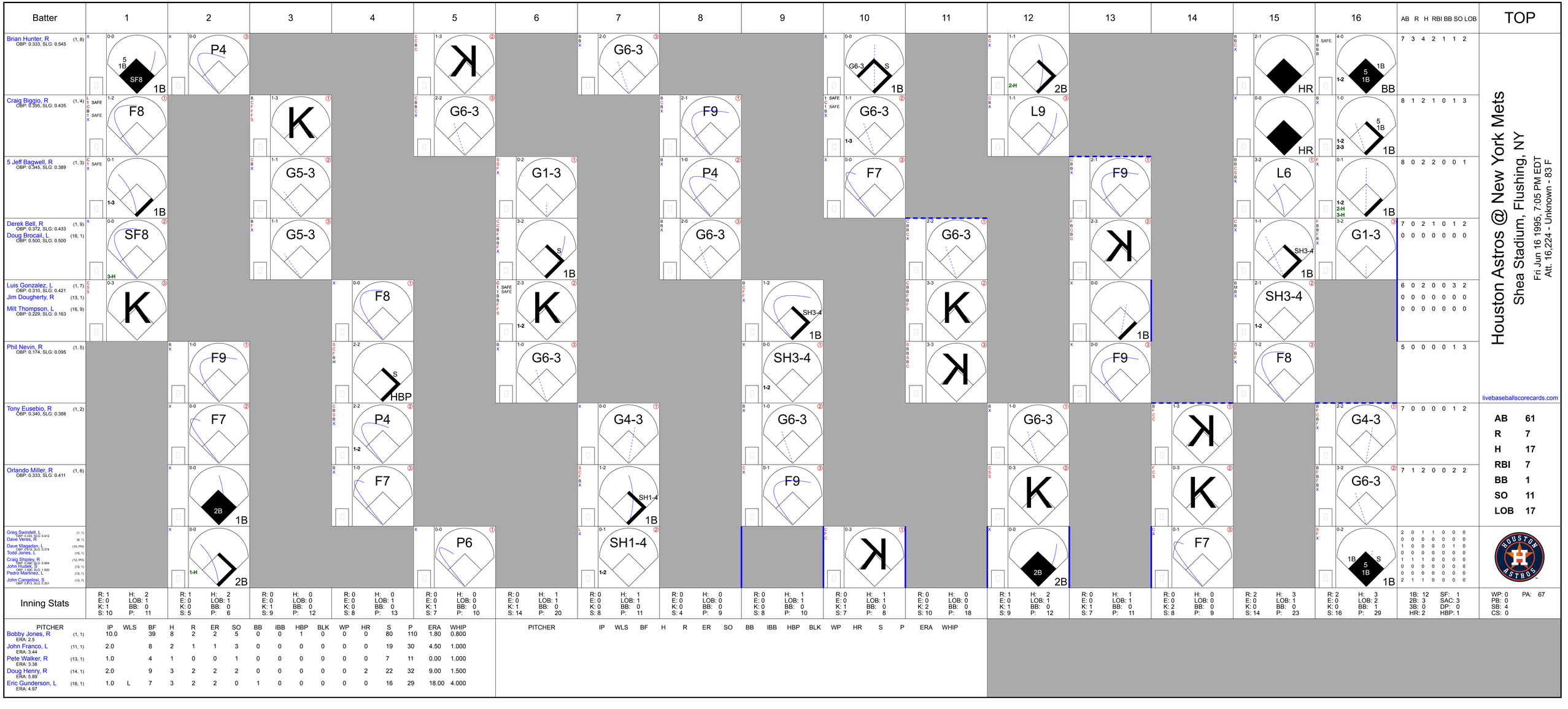
Batter
1
2
3
4
5
6
7
8
9
10
11
12
13
14
15
16
AB R H RBI BB SO LOB
TOP
Brian Hunter, R (1, 8) OBP: 0.333, SLG: 0.545
Craig Biggio, R (1, 4) OBP: 0.395, SLG: 0.435
5 Jeff Bagwell, R (1, 3) OBP: 0.345, SLG: 0.389
Derek Bell, R (1, 9) OBP: 0.372, SLG: 0.433
Doug Brocail, L (16, 1) OBP: 0.500, SLG: 0.500
Luis Gonzalez, L (1, 7) OBP: 0.310, SLG: 0.421
Jim Dougherty, R (13, 1)
Milt Thompson, L (16, 9) OBP: 0.229, SLG: 0.163
Phil Nevin, R (1, 5) OBP: 0.174, SLG: 0.095
Tony Eusebio, R (1, 2) OBP: 0.340, SLG: 0.388
Orlando Miller, R (1, 6) OBP: 0.333, SLG: 0.411
Greg Swindell, L (1, 1) OBP: 0.320, SLG: 0.412
Dave Veres, R (8, 1)
Dave Magadan, L (10, PH) OBP: 0.333, SLG: 0.374
Todd Jones, R (15, 1)
Craig Shipley, R (12, PH) OBP: 0.000, SLG: 0.000
John Hudek, R (12, 1) OBP: 1.000, SLG: 1.000
Pedro Martinez, L (12, 1)
John Cangelosi, S (13, 7) OBP: 0.643, SLG: 0.951
Houston Astros @ New York Mets
Shea Stadium, Flushing, NY
Fri Jun 16 1995, 7:05 PM EDT
Att. 16,224 - Unknown - 83 F
livebaseballscorecards.com
AB 61
R 7
H 17
RBI 7
BB 1
SO 11
LOB 17
Inning Stats
PITCHER IP WLS BF H R ER SO BB IBB HBP BLK WP HR S P ERA WHIP
Bobby Jones, R (1, 1) ERA: 2.5 10.0 39 8 2 2 5 0 0 1 0 0 0 0 80 110 1.80 0.800
John Franco, L (11, 1) ERA: 3.44 2.0 8 2 1 1 3 0 0 0 0 0 0 0 19 30 4.50 1.000
Pete Walker, R (13, 1) ERA: 3.38 1.0 4 1 0 0 1 0 0 0 0 0 0 0 7 11 0.00 1.000
Doug Henry, R (14, 1) ERA: 5.89 2.0 9 3 2 2 2 0 0 0 0 0 0 2 22 32 9.00 1.500
Eric Gunderson, L (16, 1) ERA: 4.97 1.0 L 7 3 2 2 0 1 0 0 0 0 0 0 16 29 18.00 4.000
1B: 12 SF: 1
2B: 3 SAC: 3
3B: 0 DP: 0
HR: 2 HBP: 1
WP: 0 PA: 67
PB: 0
SB: 4
CS: 0

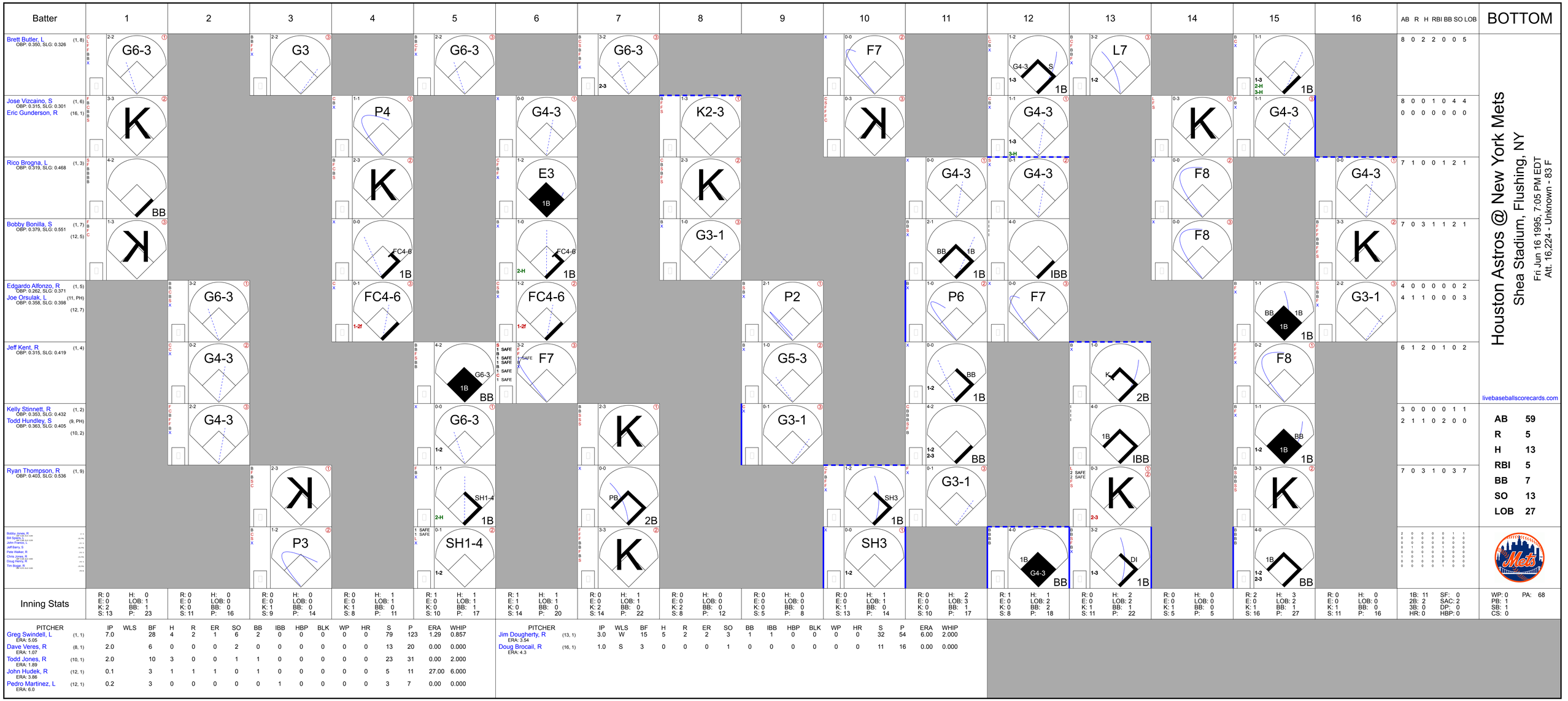
Batter
1
2
3
4
5
6
7
8
9
10
11
12
13
14
15
16
AB R H RBI BB SO LOB
BOTTOM
Brett Butler, L (1, 8) OBP: 0.350, SLG: 0.326
8 0 2 2 0 0 5
Jose Vizcaino, S (1, 6) OBP: 0.315, SLG: 0.301
Eric Gunderson, R (16, 1)
8 0 0 1 0 4 4
0 0 0 0 0 0 0
Rico Brogna, L (1, 3) OBP: 0.319, SLG: 0.468
7 1 0 0 1 2 1
Bobby Bonilla, S (1, 7) OBP: 0.379, SLG: 0.551 (12, 5)
7 0 3 1 1 2 1
Edgardo Alfonzo, R (1, 5) OBP: 0.262, SLG: 0.371
Joe Orsulak, L (11, PH) OBP: 0.358, SLG: 0.398 (12, 7)
4 0 0 0 0 0 2
4 1 1 0 0 0 3
Jeff Kent, R (1, 4) OBP: 0.315, SLG: 0.419
6 1 2 0 1 0 2
Kelly Stinnett, R (1, 2) OBP: 0.353, SLG: 0.432
Todd Hundley, S (9, PH) OBP: 0.363, SLG: 0.405 (10, 2)
3 0 0 0 0 1 1
2 1 1 0 2 0 0
Ryan Thompson, R (1, 9) OBP: 0.403, SLG: 0.536
7 0 3 1 0 3 7
Houston Astros @ New York Mets
Shea Stadium, Flushing, NY
Fri Jun 16 1995, 7:05 PM EDT
Att. 16,224 - Unknown - 83 F
livebaseballscorecards.com
AB 59
R 5
H 13
RBI 5
BB 7
SO 13
LOB 27
Inning Stats
PITCHER IP WLS BF H R ER SO BB IBB HBP BLK WP HR S P ERA WHIP
Greg Swindell, L (1, 1) ERA: 5.05 7.0 28 4 2 1 6 2 0 0 0 0 0 0 79 123 1.29 0.857
Dave Veres, R (8, 1) ERA: 1.07 2.0 6 0 0 0 2 0 0 0 0 0 0 0 13 20 0.00 0.000
Todd Jones, R (10, 1) ERA: 1.89 2.0 10 3 0 0 1 1 0 0 0 0 0 0 23 31 0.00 2.000
John Hudek, R (12, 1) ERA: 3.86 0.1 3 1 1 1 0 1 0 0 0 0 0 0 5 11 27.00 6.000
Pedro Martinez, L (12, 1) ERA: 6.0 0.2 3 0 0 0 0 0 1 0 0 0 0 0 3 7 0.00 0.000
PITCHER IP WLS BF H R ER SO BB IBB HBP BLK WP HR S P ERA WHIP
Jim Dougherty, R (13, 1) ERA: 3.54 3.0 W 15 5 2 2 3 1 0 0 0 0 0 0 32 54 6.00 2.000
Doug Brocail, R (16, 1) ERA: 4.3 1.0 S 3 0 0 0 1 0 0 0 0 0 0 0 11 16 0.00 0.000
1B: 11 SF: 0
2B: 2 SAC: 2
3B: 0 DP: 0
HR: 0 HBP: 0
WP: 0 PA: 68
PB: 1
SB: 1
CS: 0

| Batter | 1 | 2 | 3 | 4 | 5 | 6 | 7 | 8 | 9 | AB | R | H | RBI | BB | SO | LOB |
|---|---|---|---|---|---|---|---|---|---|---|---|---|---|---|---|---|
| Brian Hunter, R (1, 8)<br>OBP: 0.379, SLG: 0.520 | B B T S B F B<br>4-2<br>5 S<br>5 2B<br>BB | B C X<br>1-1 ①<br>L5 | | B S X<br>1-1<br>FC4-6<br>1B | | F B B F B B B<br>4-2<br>1-2<br>BB | | C S X<br>0-2 ②<br>G4-3<br>2-3 | | 3 | 1 | 1 | 0 | 2 | 0 | 1 |
| Craig Shipley, R (1, 4)<br>(1, 5)<br>OBP: 0.359, SLG: 0.426 | C F X<br>0-2 ①<br>P4 | B B X<br>2-0 ②<br>F8 | | 1 SAFE X<br>0-0 ②<br>FC4-6<br>1-2f | | X<br>0-0 ②<br>F8 | | B S F C<br>1-3 ③<br>K | | 5 | 0 | 0 | 0 | 0 | 1 | 5 |
| 5 Jeff Bagwell, R (1, 3)<br>OBP: 0.351, SLG: 0.397 | C B B B X<br>3-1<br>1B<br>1-H BB<br>2B | B B B C B<br>4-1<br>FC6-4<br>BB | | C B B F F B F F F<br>3-3 ③<br>S<br>K | | B F F S<br>1-3 ③<br>K | | | X<br>0-0<br>G1-6-3<br>1B | 4 | 1 | 2 | 1 | 1 | 2 | 3 |
| Derek Bell, R (1, 9)<br>OBP: 0.373, SLG: 0.432 | C F F F B B X<br>2-2<br>BB BB<br>2B<br>2-3 1B | B S B X<br>2-1 ③<br>FC6-4<br>1-2f | | | X<br>0-0<br>S<br>1B | | B X<br>1-0 ①<br>G5-3 | | S 1 SAFE B F S<br>1-3 ①<br>K | 5 | 2 | 2 | 0 | 0 | 1 | 2 |
| Luis Gonzalez, L (1, 7)<br>OBP: 0.312, SLG: 0.429 | B B B C B<br>4-1<br>BB<br>1-2 2B<br>BB | B F S F X<br>1-2<br>FC6-2<br>3B | | | B F B C S<br>2-3 ①<br>K<br>1-2 | | S B B C B X<br>3-2 ②<br>P2 | | F B F B X<br>2-2 ②③<br>G1-6-3<br>1-2f | 4 | 1 | 1 | 0 | 1 | 1 | 2 |
| Phil Nevin, R (1, 5)<br>OBP: 0.174, SLG: 0.095<br>Craig Biggio, R (1, PH)<br>OBP: 0.397, SLG: 0.453 (1, 4) | B B B F F F F X<br>3-2 ②<br>P6 | X<br>0-0 ①<br>G6-3 | | | C X<br>0-1<br>G5-4-3<br>2-H 1B | | C B B X<br>2-1<br>HR | | | 0<br>4 | 0<br>1 | 0<br>2 | 0<br>2 | 0<br>0 | 0<br>0 | 0<br>4 |
| Orlando Miller, R (1, 6)<br>OBP: 0.331, SLG: 0.403 | B B B B<br>4-0<br>2B<br>1B<br>1-2 2-3 3-H BB | C X<br>0-1 ②<br>FC6-2<br>3-H | | | 1 SAFE B 1 SAFE F X<br>1-1 ②③<br>G5-4-3<br>1-2f | | B B C X<br>2-1 ③<br>G6-3 | | | 3 | 1 | 0 | 1 | 1 | 0 | 2 |
| Scott Servais, R (1, 2)<br>OBP: 0.313, SLG: 0.408 | X<br>0-0<br>1B<br>1-3 2-H 3-H<br>2B | S B 1 SAFE F F X<br>1-2 ③<br>F9 | | | | B B B B<br>4-0<br>BB<br>BB | | F H<br>1-1<br>G4-3 SH1-4<br>HBP | | 2 | 0 | 1 | 2 | 1 | 0 | 1 |
| Doug Drabek, R (1, 1)<br>OBP: 0.190, SLG: 0.238<br>Dave Veres, R (8, 1) | S B B B X<br>2-1 ③<br>2-H 3-H<br>1B | | | X<br>0-0 ①<br>F8 | | B X<br>1-0 ①<br>B2 | | 1 SAFE X<br>0-0 ①<br>SH1-4<br>1-2 | | 3<br>0 | 0<br>0 | 1<br>0 | 1<br>0 | 0<br>0 | 0<br>0 | 1<br>0 |
| Inning Stats | R: 5 E: 0 K: 0 S: 22<br>H: 4 LOB: 2 BB: 3 P: 44 | R: 0 E: 0 K: 0 S: 6<br>H: 0 LOB: 1 BB: 1 P: 15 | R: 0 E: 0 K: 0 S: 11<br>H: 1 LOB: 1 BB: 0 P: 13 | R: 0 E: 0 K: 1 S: 11<br>H: 1 LOB: 1 BB: 0 P: 15 | R: 1 E: 0 K: 1 S: 8<br>H: 2 LOB: 0 BB: 0 P: 11 | R: 0 E: 0 K: 1 S: 7<br>H: 0 LOB: 2 BB: 2 P: 17 | R: 1 E: 0 K: 0 S: 8<br>H: 1 LOB: 0 BB: 0 P: 16 | R: 0 E: 0 K: 1 S: 8<br>H: 0 LOB: 1 BB: 0 P: 10 | R: 0 E: 0 K: 1 S: 7<br>H: 1 LOB: 0 BB: 0 P: 10 | 1B: 6 2B: 2 3B: 1 HR: 1<br>SF: 0 SAC: 1 DP: 2 HBP: 1 | | | | | | |

# TOP

## Houston Astros @ New York Mets

Shea Stadium, Flushing, NY

Sat Jun 17 1995, 3:33 AM EDT

Att. 20,429 - Unknown - 85 F

livebaseballscorecards.com

| | |
|---|---|
| AB | 33 |
| R | 7 |
| H | 10 |
| RBI | 7 |
| BB | 6 |
| SO | 5 |
| LOB | 21 |

WP: 0 PB: 0 SB: 3 CS: 0 PA: 41

| PITCHER | | IP | WLS | BF | H | R | ER | SO | BB | IBB | HBP | BLK | WP | HR | S | P | ERA | WHIP |
|---|---|---|---|---|---|---|---|---|---|---|---|---|---|---|---|---|---|---|
| Bill Pulsipher, L<br>ERA: 9.0 | (1, 1) | 7.0 | L | 34 | 9 | 7 | 7 | 3 | 6 | 0 | 0 | 0 | 0 | 1 | 73 | 131 | 9.00 | 2.143 |
| Jerry Dipoto, R<br>ERA: 6.29 | (8, 1) | 2.0 | | 7 | 1 | 0 | 0 | 2 | 0 | 0 | 1 | 0 | 0 | 0 | 15 | 20 | 0.00 | 0.500 |

| PITCHER | IP | WLS | BF | H | R | ER | SO | BB | IBB | HBP | BLK | WP | HR | S | P | ERA | WHIP |
|---|---|---|---|---|---|---|---|---|---|---|---|---|---|---|---|---|---|

# BOTTOM

## Houston Astros @ New York Mets

Shea Stadium, Flushing, NY

Sat Jun 17 1995, 3:33 AM EDT

Att. 20,429 - Unknown - 85 F

| Batter | 1 | 2 | 3 | 4 | 5 | 6 | 7 | 8 | 9 | AB | R | H | RBI | BB | SO | LOB |
|---|---|---|---|---|---|---|---|---|---|---|---|---|---|---|---|---|
| Brett Butler, L (1, 8)<br>OBP: 0.346, SLG: 0.328 | C X 0-1 B1-3 ① | | B B B C C T 3-2 K ② | | B F C X 1-2 G3-1 ② | | | C B X 1-1 1B 2B | B B C X 2-1 G6-3 ③ | 5 | 0 | 1 | 0 | 0 | 1 | 1 |
| Jose Vizcaino, S (1, 6)<br>OBP: 0.319, SLG: 0.305 | M B C B X 2-2 G3-1 ② | | B X 1-0 1B 1B | | L S B X 1-2 G4-3 ③ | | | B B F L 2 SAFE X 2-2 1B 1B<br>2-3 | | 4 | 0 | 2 | 0 | 0 | 0 | 0 |
| Rico Brogna, L (1, 3)<br>OBP: 0.324, SLG: 0.468 | C F S 0-3 K ③ | | F B 1 SAFE 1 SAFE S F B X 2-2 1B<br>1-3 | | | X 0-0 F7 ① | | B B S S X 2-2 1B<br>1-3 | | 4 | 0 | 2 | 0 | 0 | 1 | 0 |
| Bobby Bonilla, S (1, 7)<br>OBP: 0.376, SLG: 0.555 | | C B F X 1-2 2B 3B | B B X 2-0 F8 ③ | | | F F B B S 2-3 K ② | | X 0-0 F9 ② | | 4 | 1 | 1 | 0 | 0 | 1 | 4 |
| Todd Hundley, S (1, 2)<br>OBP: 0.360, SLG: 0.395 | | B F F S 1-3 K ① | B S B F F F F F B F 3-2 X F8 ① | | | B B B C B 4-1 BB | | C F C 0-3 K ③ | | 3 | 0 | 0 | 0 | 1 | 2 | 3 |
| Jeff Kent, R (1, 4)<br>OBP: 0.324, SLG: 0.429 | | X 0-0 3B 2B<br>3-H | F B F B F B F B 4-2 FC6 BB | | | C X 0-1 F8 ③ | | | X 0-0 1B SF8 1B | 3 | 2 | 2 | 1 | 1 | 0 | 1 |
| Edgardo Alfonzo, R (1, 5)<br>OBP: 0.269, SLG: 0.391 | | B B F B X 3-1 FC8-2 3B<br>2-H | B 1 SAFE X 1-0 FC6 ②<br>1-2f | | | B C B X 2-1 F7 ① | | | B C X 1-1 G4-3 1B<br>1-3 | 4 | 0 | 2 | 1 | 0 | 0 | 1 |
| Ryan Thompson, R (1, 9)<br>OBP: 0.385, SLG: 0.508<br>Bill Spiers, L (9, PH)<br>OBP: 0.273, SLG: 0.235 | | X 0-0 FC8-2 ② ③<br>3-H | C X 0-1 F8 ③ | | | B X 1-0 F7 ② | | | F B X 1-1 SF8 ①<br>3-H | 3<br>0 | 0<br>0 | 0<br>0 | 0<br>1 | 0<br>0 | 0<br>0 | 2<br>0 |
| Bill Pulsipher, L (1, 1)<br>Jeff Barry, S (7, PH)<br>Jerry Dipoto, R (8, 1)<br>Joe Orsulak, L (9, PH)<br>OBP: 0.355, SLG: 0.394 | | | B C S B X 2-2 G4-3 ① | | S C B S 1-3 K ① | | S S C 0-3 K ③ | | C B F X 1-2 G4-3 ②<br>1-2 | 2<br>1<br>0<br>1 | 0<br>0<br>0<br>0 | 0<br>0<br>0<br>0 | 0<br>0<br>0<br>0 | 1<br>1<br>0<br>0 | 0<br>0<br>0<br>0 | 0<br>0<br>0<br>1 |
| Inning Stats | R: 0 E: 0 K: 1 S: 8 H: 0 LOB: 0 BB: 0 P: 10 | R: 2 E: 0 K: 1 S: 10 H: 3 LOB: 0 BB: 0 P: 15 | R: 0 E: 0 K: 1 S: 12 H: 2 LOB: 2 BB: 0 P: 22 | R: 0 E: 0 K: 0 S: 14 H: 0 LOB: 1 BB: 1 P: 22 | R: 0 E: 0 K: 1 S: 9 H: 0 LOB: 0 BB: 0 P: 12 | R: 0 E: 0 K: 1 S: 7 H: 0 LOB: 1 BB: 1 P: 13 | R: 0 E: 0 K: 1 S: 6 H: 0 LOB: 0 BB: 0 P: 9 | R: 0 E: 0 K: 1 S: 12 H: 3 LOB: 2 BB: 0 P: 17 | R: 1 E: 0 K: 0 S: 10 H: 2 LOB: 1 BB: 0 P: 15 | 1B: 6 2B: 3 3B: 2 HR: 0 | SF: 1 SAC: 0 DP: 1 HBP: 0 | | | | | | |

livebaseballscorecards.com

| | |
|---|---|
| AB | 34 |
| R | 3 |
| H | 10 |
| RBI | 3 |
| BB | 2 |
| SO | 7 |
| LOB | 13 |

WP: 0 PB: 0 SB: 0 CS: 0 PA: 37

| PITCHER | | IP | WLS | BF | H | R | ER | SO | BB | IBB | HBP | BLK | WP | HR | S | P | ERA | WHIP |
|---|---|---|---|---|---|---|---|---|---|---|---|---|---|---|---|---|---|---|
| Doug Drabek, R<br>ERA: 4.25 | (1, 1) | 7.1 | W | 30 | 8 | 2 | 2 | 6 | 2 | 0 | 0 | 0 | 0 | 0 | 74 | 116 | 2.46 | 1.364 |
| Dave Veres, R<br>ERA: 1.27 | (8, 1) | 1.2 | | 7 | 2 | 1 | 1 | 1 | 0 | 0 | 0 | 0 | 0 | 0 | 14 | 19 | 5.40 | 1.200 |

| PITCHER | IP | WLS | BF | H | R | ER | SO | BB | IBB | HBP | BLK | WP | HR | S | P | ERA | WHIP |
|---|---|---|---|---|---|---|---|---|---|---|---|---|---|---|---|---|---|

| Batter | 1 | 2 | 3 | 4 | 5 | 6 | 7 | 8 | 9 | AB | R | H | RBI | BB | SO | LOB |
|---|---|---|---|---|---|---|---|---|---|---|---|---|---|---|---|---|
| Brian Hunter, R (1, 8)<br>OBP: 0.333, SLG: 0.448 | C B X 1-1 G1-3 | | B S F X 1-2 G4-3 | | B F F F B B S 3-3 K | | F X 0-1 G6-3 | | C X 0-1 G3-1 BB 1-2 2-H 1B | 4 | 0 | 0 | 0 | 0 | 1 | 0 |
| Jim Dougherty, R (7, 1) | | | | | | | | | | 0 | 0 | 0 | 0 | 0 | 0 | 0 |
| Tony Eusebio, R (9, PH)<br>OBP: 0.346, SLG: 0.394 | | | | | | | | | | 1 | 0 | 1 | 1 | 0 | 0 | 0 |
| Dave Magadan, L (1, 5)<br>OBP: 0.426, SLG: 0.372 | C S B C 1-3 K | | F B B F F F B B 4-2 BB | | F C X 0-2 5 2B 1B | | B B C B F X 3-2 L5 | | B B B C B 4-1 G3-1 1-2 2-3 BB | 3 | 0 | 1 | 0 | 2 | 1 | 0 |
| 5 Jeff Bagwell, R (1, 3)<br>OBP: 0.355, SLG: 0.412 | X 0-0 2B | | X 0-0 F7 | | C B X 1-1 1-3 2B | | | S X 0-1 P5 | B C S X 1-2 G3-1 1-2 2-3 3-H | 3 | 1 | 2 | 0 | 0 | 0 | 1 |
| Mike Brumley, S (7, 3) | 2B | | | | | | | | | 2 | 0 | 0 | 1 | 0 | 0 | 2 |
| Derek Bell, R (1, 9)<br>OBP: 0.377, SLG: 0.441 | C B F X 1-2 2-H 2B | | | X 0-0 BB 1B | C B B C B S 3-3 K | | | X 0-0 G3-1 | C X 0-1 G5-3 | 3 | 0 | 2 | 1 | 0 | 1 | 2 |
| Pedro Martinez, L (7, 1) | | | | | | | | | | 0 | 0 | 0 | 0 | 0 | 0 | 0 |
| John Cangelosi, S (7, 8)<br>OBP: 0.396, SLG: 0.333 | | | | | | | | | | 2 | 0 | 0 | 0 | 0 | 0 | 2 |
| Luis Gonzalez, L (1, 7)<br>OBP: 0.306, SLG: 0.419 | C S F X 0-2 F9 | | | 1 SAFE B C X 1-1 F9 | | F S B F X 1-2 G4-3 | | F X 0-1 F9 | | 4 | 0 | 0 | 0 | 0 | 0 | 2 |
| Craig Shipley, R (1, 4)<br>OBP: 0.353, SLG: 0.406 | | B F X 1-1 P9 | | B 1 SAFE S C 1 SAFE 1 SAFE X 1-2 F8 | | C S F H 1-2 HBP | | | X 0-0 G6-3 | 3 | 0 | 0 | 0 | 0 | 0 | 1 |
| Orlando Miller, R (1, 6)<br>OBP: 0.335, SLG: 0.420 | | B F F F B F X 2-2 F8 | | B B B 4-0 1-2 BB | | B C S B S 2-3 K | | | B F C F B F F F F 2-2 X HR | 3 | 1 | 1 | 1 | 1 | 1 | 1 |
| Scott Servais, R (1, 2)<br>OBP: 0.310, SLG: 0.400 | | C X 0-1 P6 | | B 2 SAFE F X 1-1 G6-3 | | B F B X 2-1 F9 | | | F B X 1-1 1B 1B 1B | 4 | 1 | 1 | 0 | 0 | 0 | 3 |
| Mike Hampton, R (1, 1) | | | X 0-0 G6-3 | | X 0-0 G4-3 | | X 0-0 F8 | | C X 0-1 BB 1B 1-2 G3-1 1B | 2 | 0 | 0 | 0 | 0 | 0 | 0 |
| Doug Brocail, L (5, 1)<br>OBP: 0.500, SLG: 0.500 | | | | | | | | | | 0 | 0 | 0 | 0 | 0 | 0 | 0 |
| Milt Thompson, L (7, PH)<br>OBP: 0.240, SLG: 0.178 | | | | | | | | | | 2 | 1 | 1 | 0 | 0 | 0 | 0 |
| (7, 9) | | | | | | | | | | | | | | | | |
| Inning Stats | R: 1 E: 0 K: 1 S: 13 H: 2 LOB: 1 BB: 0 P: 16 | R: 0 E: 0 K: 0 S: 9 H: 0 LOB: 0 BB: 0 P: 12 | R: 0 E: 0 K: 0 S: 9 H: 0 LOB: 1 BB: 1 P: 14 | R: 0 E: 0 K: 0 S: 8 H: 1 LOB: 2 BB: 1 P: 15 | R: 0 E: 0 K: 2 S: 13 H: 2 LOB: 2 BB: 0 P: 20 | R: 0 E: 0 K: 1 S: 12 H: 0 LOB: 1 BB: 0 P: 18 | R: 0 E: 0 K: 0 S: 6 H: 0 LOB: 0 BB: 0 P: 9 | R: 0 E: 0 K: 0 S: 5 H: 0 LOB: 0 BB: 0 P: 5 | R: 3 E: 0 K: 0 S: 21 H: 4 LOB: 2 BB: 1 P: 29 | 1B: 5 2B: 3 3B: 0 HR: 1 SF: 0 SAC: 0 DP: 0 HBP: 1 | | | | | | | |

| PITCHER | | IP | WLS | BF | H | R | ER | SO | BB | IBB | HBP | BLK | WP | HR | S | P | ERA | WHIP |
|---|---|---|---|---|---|---|---|---|---|---|---|---|---|---|---|---|---|---|
| Bret Saberhagen, R<br>ERA: 3.57 | (1, 1) | 8.0 | W | 32 | 5 | 1 | 1 | 4 | 2 | 0 | 1 | 0 | 0 | 0 | 75 | 109 | 1.12 | 0.875 |
| Pete Walker, R<br>ERA: 7.11 | (9, 1) | 1.0 | | 8 | 4 | 3 | 3 | 0 | 1 | 0 | 0 | 0 | 0 | 1 | 21 | 29 | 27.00 | 5.000 |

| PITCHER | | IP | WLS | BF | H | R | ER | SO | BB | IBB | HBP | BLK | WP | HR | S | P | ERA | WHIP |
|---|---|---|---|---|---|---|---|---|---|---|---|---|---|---|---|---|---|---|

# TOP

## Houston Astros @ New York Mets

Shea Stadium, Flushing, NY

Sun Jun 18 1995, 3:33 AM EDT

Att. 18,859 - Sunny - 89 F

livebaseballscorecards.com

| | |
|---|---|
| AB | 36 |
| R | 4 |
| H | 9 |
| RBI | 4 |
| BB | 3 |
| SO | 4 |
| LOB | 14 |

# Houston Astros @ New York Mets

Shea Stadium, Flushing, NY

Sun Jun 18 1995, 3:33 AM EDT

Att. 18,859 - Sunny - 89 F

livebaseballscorecards.com

## BOTTOM

| Batter | 1 | 2 | 3 | 4 | 5 | 6 | 7 | 8 | 9 | AB | R | H | RBI | BB | SO | LOB |
|---|---|---|---|---|---|---|---|---|---|---|---|---|---|---|---|---|
| Brett Butler, L (1, 8)<br>OBP: 0.349, SLG: 0.332 | C B S F C<br>1-3 ① K | B B X<br>2-0 S 1B<br>2-H<br>3-H | | | B C B C F B X<br>3-2 ① L4 | B C B C X<br>2-2 1B | B X<br>1-0 ③ G1-3 | | | 4 | 0 | 2 | 2 | 0 | 1 | 0 |
| Chris Jones, R (7, 9)<br>OBP: 0.421, SLG: 0.588 | | | | | | | | | | 1 | 0 | 0 | 0 | 0 | 0 | 2 |
| Jose Vizcaino, S (1, 6)<br>OBP: 0.317, SLG: 0.304 | B C S S B F X<br>2-2 ② G4-3 | B 1 SAFE 1 SAFE C X<br>1-1 ③ G6-3<br>1-2 | | | S C X<br>0-2 E E 1B | F B X<br>1-1 ③ G4-3 | | X<br>0-0 ① P4 | | 4 | 1 | 1 | 0 | 0 | 0 | 2 |
| Tim Bogar, R (7, 6)<br>OBP: 0.265, SLG: 0.194 | | | | | | | | | | 1 | 0 | 0 | 0 | 0 | 0 | 0 |
| Rico Brogna, L (1, 3)<br>OBP: 0.320, SLG: 0.460 | S F S<br>0-3 ③ K | | B F X<br>1-1 ① G4-3 | | 1 SAFE 1 SAFE C B B 1 SAFE X<br>2-1 E E9 1-3 SF7 1B | | F S B B F F S<br>2-3 ① K | B F B X<br>2-1 ② P7 | | 5 | 1 | 1 | 0 | 0 | 2 | 0 |
| Bobby Bonilla, S (1, 7)<br>OBP: 0.383, SLG: 0.559 | | F S B X<br>1-2 1B 1B 1B | B F F B X<br>2-2 G5-4-3 1B | | B F S X<br>1-2 E5 2-3 3-H | | B X<br>1-0 1B HR 1B | X<br>0-0 ③ G3-1 | | 4 | 2 | 3 | 0 | 0 | 0 | 1 |
| Joe Orsulak, L (8, 7)<br>OBP: 0.352, SLG: 0.390 | | | | | | | | | | 1 | 0 | 0 | 0 | 0 | 0 | 0 |
| Jeff Kent, R (1, 4)<br>OBP: 0.328, SLG: 0.434 | C F B F F 1 SAFE X<br>1-2 S 1B G5-3 1B<br>1-2 | X<br>0-0 ② ③ G5-4-3<br>1-2f | | | B X<br>1-0 ② SF7<br>3-H | | B S B X<br>2-1 HR 1B<br>1-3 | | | 3 | 2 | 2 | 1 | 0 | 0 | 1 |
| Bill Spiers, L (9, 4)<br>OBP: 0.273, SLG: 0.235 | | | | | | | | | | 0 | 0 | 0 | 0 | 0 | 0 | 0 |
| Todd Hundley, S (1, 2)<br>OBP: 0.371, SLG: 0.427 | | F B B B F B X<br>3-2 G1-3 S 1B 1B<br>1-2<br>2-H | | B C B B S F B B B<br>4-2 BB | X<br>0-0 ③ F9 | | C B X<br>1-1 1-H HR<br>3-H | | | 3 | 2 | 2 | 4 | 1 | 0 | 1 |
| Edgardo Alfonzo, R (1, 5)<br>OBP: 0.268, SLG: 0.386 | B S S F F E X<br>1-2 ① G5-3<br>1-2<br>2-H | | | B L X<br>1-1 ① F9 | | B X<br>1-0 ① F8 | B X<br>1-0 BB 1B | | | 4 | 0 | 1 | 1 | 0 | 0 | 2 |
| Ryan Thompson, R (1, 9)<br>OBP: 0.391, SLG: 0.548<br>(7, 8) | C F X<br>0-2 E6 G1-3 1B | | | 1 SAFE X<br>0-0 ② F8 | | X<br>0-0 HR | B S B B B<br>4-1 1-2 BB | | | 3 | 2 | 1 | 1 | 1 | 0 | 2 |
| Bret Saberhagen, R (1, 1)<br>OBP: 0.200, SLG: 0.211 | L B X<br>1-1 ② G1-3<br>1-2<br>2-3 | | | B B X<br>2-0 ③ P4 | | F X<br>0-1 ② G4-3 | F B C S<br>1-3 ② K | | | 4 | 0 | 0 | 0 | 0 | 1 | 5 |
| Pete Walker, R (9, 1) | | | | | | | | | | 0 | 0 | 0 | 0 | 0 | 0 | 0 |
| Inning Stats | R: 0 E: 0 K: 2 S: 11<br>H: 0 LOB: 0 BB: 0 P: 14 | R: 4 E: 1 K: 0 S: 25<br>H: 4 LOB: 1 BB: 0 P: 35 | R: 0 E: 0 K: 0 S: 6<br>H: 1 LOB: 0 BB: 0 P: 9 | R: 0 E: 0 K: 0 S: 7<br>H: 0 LOB: 1 BB: 1 P: 14 | R: 2 E: 2 K: 0 S: 14<br>H: 2 LOB: 1 BB: 0 P: 21 | R: 1 E: 0 K: 0 S: 9<br>H: 2 LOB: 1 BB: 0 P: 13 | R: 3 E: 0 K: 2 S: 16<br>H: 4 LOB: 2 BB: 1 P: 29 | R: 0 E: 0 K: 0 S: 4<br>H: 0 LOB: 0 BB: 0 P: 6 | | 1B: 11 2B: 0 3B: 0 HR: 2<br>SF: 1 SAC: 0 DP: 1 HBP: 0 | | | | | | |

| | AB | 37 |
|---|---|---|
| | R | 10 |
| | H | 13 |
| | RBI | 9 |
| | BB | 2 |
| | SO | 4 |
| | LOB | 16 |

| | WP: 0 | PA: 40 |
|---|---|---|
| | PB: 0 | |
| | SB: 3 | |
| | CS: 0 | |

| PITCHER | | IP | WLS | BF | H | R | ER | SO | BB | IBB | HBP | BLK | WP | HR | S | P | ERA | WHIP |
|---|---|---|---|---|---|---|---|---|---|---|---|---|---|---|---|---|---|---|
| Mike Hampton, L<br>ERA: 2.63 | (1, 1) | 4.1 | L | 22 | 7 | 6 | 2 | 2 | 1 | 0 | 0 | 0 | 0 | 0 | 61 | 90 | 4.15 | 1.846 |
| Doug Brocail, R<br>ERA: 4.41 | (5, 1) | 1.2 | | 7 | 2 | 1 | 1 | 0 | 0 | 0 | 0 | 0 | 0 | 1 | 11 | 16 | 5.40 | 1.200 |
| Pedro Martinez, L<br>ERA: 7.63 | (7, 1) | 0.1 | | 6 | 4 | 3 | 3 | 1 | 1 | 0 | 0 | 0 | 0 | 1 | 12 | 23 | 81.00 | 15.000 |
| Jim Dougherty, R<br>ERA: 3.34 | (7, 1) | 1.2 | | 5 | 0 | 0 | 0 | 1 | 0 | 0 | 0 | 0 | 0 | 0 | 8 | 12 | 0.00 | 0.000 |

| PITCHER | IP | WLS | BF | H | R | ER | SO | BB | IBB | HBP | BLK | WP | HR | S | P | ERA | WHIP |
|---|---|---|---|---|---|---|---|---|---|---|---|---|---|---|---|---|---|

| Batter | 1 | 2 | 3 | 4 | 5 | 6 | 7 | 8 | 9 | AB | R | H | RBI | BB | SO | LOB |
|---|---|---|---|---|---|---|---|---|---|---|---|---|---|---|---|---|
| Brian Hunter, R (1, 8)<br>OBP: 0.368, SLG: 0.529 | X<br>0-0<br>CS<br>1B | | S B B F C<br>2-3 ②<br>K | | B F B X<br>2-1<br>SF8<br>2-H<br>3-H<br>3B | | X<br>0-0 ①<br>P4 | | B S B X<br>2-1<br>5 S<br>1B | 5 | 1 | 3 | 2 | 0 | 1 | 0 |
| Craig Biggio, R (1, 4)<br>OBP: 0.402, SLG: 0.454 | 1 SAFE C B 1 B S S 1 F B<br>4-2 ①<br>B<br>S<br>1-2<br>BB | | B B B C S B<br>4-2<br>BB | | X<br>0-0 ②<br>SF8<br>3-H | | S F C<br>0-3 ②<br>K | | B 1 SAFE 1 SAFE F X<br>1-1<br>5 S<br>1-2<br>1B | 2 | 0 | 1 | 1 | 2 | 1 | 0 |
| 5 Jeff Bagwell, R (1, 3)<br>OBP: 0.352, SLG: 0.412 | S 1 SAFE B X<br>1-1 ②<br>F8 | | C B 1 SAFE X<br>1-1 ③<br>L7 | | C S B B X<br>2-2 ③<br>P8 | | F B X<br>1-1<br>2B<br>2B | | B S B B C S<br>3-3 ②<br>K<br>1-2<br>2-3 | 5 | 1 | 1 | 0 | 0 | 1 | 4 |
| Derek Bell, R (1, 9)<br>OBP: 0.378, SLG: 0.443 | 1 SAFE F F B 1 B B B SAFE<br>4-2<br>1-3<br>BB | | | B X<br>1-0<br>E6<br>CS | | X<br>0-0 ①<br>G6-3 | C B B B X<br>3-1<br>S<br>2-H<br>2B | | B B F C X<br>2-2 ③<br>L6 | 4 | 0 | 1 | 1 | 1 | 0 | 2 |
| Tony Eusebio, R (1, 2)<br>OBP: 0.342, SLG: 0.382 | C F X<br>0-2 ③<br>P9 | | | S B B C 1 SAFE 1 SAFE X<br>2-2 ①<br>L7<br>1-1 | | C S B B F B F B<br>4-2<br>G3-1<br>1B<br>BB | S C B B X<br>2-2 ③<br>G4-3<br>2-3 | | | 3 | 1 | 0 | 0 | 1 | 0 | 4 |
| Luis Gonzalez, L (1, 7)<br>OBP: 0.305, SLG: 0.411 | | S B B C B X<br>3-2 ①<br>G4-3 | | 1 SAFE 1 SAFE C B B 1 SAFE B F S<br>3-3 ②③<br>K<br>1-2 | | S B S B B B<br>4-2<br>G3-1<br>1B<br>1-2<br>BB | | C B F C<br>1-3 ①<br>K | | 3 | 1 | 0 | 0 | 1 | 2 | 1 |
| Phil Nevin, R (1, 5)<br>OBP: 0.185, SLG: 0.160 | | C C B X<br>1-2 ②<br>F9 | | | X<br>0-0<br>WP<br>3B<br>2B | B C F X<br>1-2 ②<br>G3-1<br>1-2<br>2-3 | | C B S X<br>1-2 ②<br>G4-3 | | 4 | 1 | 1 | 0 | 0 | 0 | 2 |
| Orlando Miller, R (1, 6)<br>OBP: 0.333, SLG: 0.416 | | F C B S<br>1-3 ③<br>K | | | B B C C S<br>2-3<br>K<br>SH2-4<br>3B<br>2-3 | S S B X<br>1-2<br>2-H<br>3-H<br>1B | | B S F T<br>1-2 ③<br>K | | 4 | 1 | 1 | 2 | 0 | 3 | 1 |
| Darryl Kile, R (1, 1)<br>OBP: 0.227, SLG: 0.200<br>Todd Jones, L (7, 1) | | | C C S<br>0-3 ①<br>K | | C X<br>0-1 ①<br>SH2-4<br>1-2 | F X<br>0-1 ③<br>G3 | | | X<br>0-0 ①<br>G6-3 | 2<br>1 | 0<br>0 | 0<br>0 | 0<br>0 | 1<br>0 | 1<br>0 | 1<br>0 |
| Inning Stats | R: 0 H: 1<br>E: 0 LOB: 2<br>K: 0 BB: 2<br>S: 11 P: 20 | R: 0 H: 0<br>E: 0 LOB: 0<br>K: 1 BB: 0<br>S: 9 P: 14 | R: 0 H: 0<br>E: 0 LOB: 1<br>K: 2 BB: 1<br>S: 10 P: 17 | R: 0 H: 0<br>E: 1 LOB: 1<br>K: 1 BB: 0<br>S: 7 P: 13 | R: 3 H: 2<br>E: 0 LOB: 0<br>K: 1 BB: 0<br>S: 12 P: 18 | R: 2 H: 1<br>E: 0 LOB: 1<br>K: 0 BB: 2<br>S: 15 P: 25 | R: 1 H: 2<br>E: 0 LOB: 1<br>K: 1 BB: 0<br>S: 11 P: 17 | R: 0 H: 0<br>E: 0 LOB: 0<br>K: 2 BB: 0<br>S: 9 P: 12 | R: 0 H: 2<br>E: 0 LOB: 2<br>K: 1 BB: 0<br>S: 11 P: 19 | 1B: 4 SF: 1<br>2B: 4 SAC: 1<br>3B: 1 DP: 1<br>HR: 0 HBP: 0 | | | | | | |

| PITCHER | | IP | WLS | BF | H | R | ER | SO | BB | IBB | HBP | BLK | WP | HR | S | P | ERA | WHIP |
|---|---|---|---|---|---|---|---|---|---|---|---|---|---|---|---|---|---|---|
| Jeff Fassero, L<br>ERA: 3.91 | (1, 1) | 6.0 | L | 27 | 4 | 5 | 5 | 5 | 5 | 0 | 0 | 0 | 1 | 0 | 64 | 107 | 7.50 | 1.500 |
| Luis Aquino, R<br>ERA: 4.33 | (7, 1) | 1.0 | | 5 | 2 | 1 | 1 | 1 | 0 | 0 | 0 | 0 | 0 | 0 | 11 | 17 | 9.00 | 2.000 |
| Tim Scott, R<br>ERA: 4.56 | (8, 1) | 1.0 | | 3 | 0 | 0 | 0 | 2 | 0 | 0 | 0 | 0 | 0 | 0 | 9 | 12 | 0.00 | 0.000 |
| Mel Rojas, R<br>ERA: 3.77 | (9, 1) | 1.0 | | 5 | 2 | 0 | 0 | 1 | 0 | 0 | 0 | 0 | 0 | 0 | 11 | 19 | 0.00 | 2.000 |

| PITCHER | IP | WLS | BF | H | R | ER | SO | BB | IBB | HBP | BLK | WP | HR | S | P | ERA | WHIP |
|---|---|---|---|---|---|---|---|---|---|---|---|---|---|---|---|---|---|

# TOP

## Houston Astros @ Montreal Expos

Olympic Stadium, Montreal, QB

Mon Jun 19 1995, 7:05 PM EDT

Att. 14,320 - Dome

livebaseballscorecards.com

| | |
|---|---|
| AB | 33 |
| R | 6 |
| H | 8 |
| RBI | 6 |
| BB | 5 |
| SO | 9 |
| LOB | 15 |

| | | | |
|---|---|---|---|
| 1B: 4 | SF: 1 | WP: 1 | PA: 40 |
| 2B: 4 | SAC: 1 | PB: 0 | |
| 3B: 1 | DP: 1 | SB: 5 | |
| HR: 0 | HBP: 0 | CS: 3 | |

# Houston Astros @ Montreal Expos

Olympic Stadium, Montreal, QB

Mon Jun 19 1995, 7:05 PM EDT

Att. 14,320 - Dome

BOTTOM

| Batter | 1 | 2 | 3 | 4 | 5 | 6 | 7 | 8 | 9 | AB | R | H | RBI | BB | SO | LOB |
|---|---|---|---|---|---|---|---|---|---|---|---|---|---|---|---|---|
| Sean Berry, R (1, 5)<br>OBP: 0.318, SLG: 0.375 | SH5-3 WP G5-3 1B | | K | 1-3 1B | | K | | | L3 | 5 | 1 | 2 | 0 | 0 | 2 | 1 |
| Wil Cordero, R (1, 6)<br>OBP: 0.372, SLG: 0.423 | SH5-3 1-2 HBP | | 2B 2B | L8 | | | FC6-4 1B | | 1B 1B | 4 | 1 | 3 | 0 | 0 | 0 | 2 |
| David Segui, S (1, 3)<br>OBP: 0.397, SLG: 0.431 | SH5-3 1-2 2-3 | | 2B BB | | K2-3 | | F7 | | 1-2 1B | 3 | 1 | 1 | 0 | 1 | 1 | 1 |
| Moises Alou, R (1, 7)<br>OBP: 0.353, SLG: 0.494 | G5-3 3-H | | 1-H 2-H 2B | | HBP | | L7 | | K | 4 | 0 | 1 | 3 | 0 | 1 | 4 |
| Rondell White, R (1, 8)<br>OBP: 0.438, SLG: 0.670 | G6-3 | | G5-4-3 HBP | | K | | FC6-4 1-2f | | | 3 | 0 | 0 | 0 | 0 | 1 | 3 |
| Mike Lansing, R (1, 4)<br>OBP: 0.318, SLG: 0.412 | | G5-3 | G5-4-3 1-2f | | G5-3 | | | G5-3 | | 4 | 0 | 0 | 0 | 0 | 0 | 3 |
| Tony Tarasco, L (1, 9)<br>OBP: 0.348, SLG: 0.476 | | K | | P7 | | P7 | | G4-3 | | 4 | 0 | 0 | 0 | 0 | 1 | 0 |
| Tim Spehr, R (1, 2)<br>OBP: 0.429, SLG: 0.722<br>Mel Rojas, R (9, 1) | | 2B | | G2-3 | | 1B | | G6-3 | | 4<br>0 | 0<br>0 | 2<br>0 | 0<br>0 | 0<br>0 | 0<br>0 | 0<br>0 |
| Jeff Fassero, L (1, 1)<br>OBP: 0.174, SLG: 0.050<br>Curtis Pride, L (6, PH)<br>OBP: 0.333, SLG: 0.333<br>Luis Aquino, R (7, 1)<br>OBP: 0.400, SLG: 0.250<br>Tim Scott, R (8, 1)<br>OBP: 0.333, SLG: 0.333<br>Darrin Fletcher, L (9, 2)<br>OBP: 0.353, SLG: 0.446 | | K | | 1B BB | | 1-2 1B | | | K | 1<br>1<br>0<br>0<br>1 | 0<br>0<br>0<br>0<br>0 | 0<br>1<br>0<br>0<br>0 | 0<br>0<br>0<br>0<br>0 | 1<br>0<br>0<br>0<br>1 | 1<br>0<br>0<br>0<br>0 | 1<br>0<br>0<br>0<br>0 |
| Inning Stats | R: 1 H: 1<br>E: 0 LOB: 1<br>K: 0 BB: 0<br>S: 8 P: 16 | R: 0 H: 1<br>E: 0 LOB: 1<br>K: 2 BB: 0<br>S: 10 P: 11 | R: 2 H: 2<br>E: 0 LOB: 1<br>K: 1 BB: 1<br>S: 7 P: 14 | R: 0 H: 1<br>E: 0 LOB: 2<br>K: 0 BB: 1<br>S: 12 P: 23 | R: 0 H: 0<br>E: 0 LOB: 1<br>K: 2 BB: 0<br>S: 10 P: 15 | R: 0 H: 2<br>E: 0 LOB: 1<br>K: 1 BB: 0<br>S: 8 P: 13 | R: 0 H: 1<br>E: 0 LOB: 1<br>K: 0 BB: 0<br>S: 11 P: 13 | R: 0 H: 0<br>E: 0 LOB: 0<br>K: 0 BB: 0<br>S: 6 P: 6 | R: 0 H: 2<br>E: 0 LOB: 2<br>K: 2 BB: 0<br>S: 13 P: 21 | 1B: 7 SF: 0<br>2B: 3 SAC: 1<br>3B: 0 DP: 1<br>HR: 0 HBP: 3 | | | | | | |

livebaseballscorecards.com

| | |
|---|---|
| AB | 34 |
| R | 3 |
| H | 10 |
| RBI | 3 |
| BB | 2 |
| SO | 8 |
| LOB | 15 |

| | WP: 1 | PA: 40 |
|---|---|---|
| | PB: 0 | |
| | SB: 0 | |
| | CS: 0 | |

| PITCHER | | IP | WLS | BF | H | R | ER | SO | BB | IBB | HBP | BLK | WP | HR | S | P | ERA | WHIP |
|---|---|---|---|---|---|---|---|---|---|---|---|---|---|---|---|---|---|---|
| Darryl Kile, R<br>ERA: 4.52 | (1, 1) | 6.0 | W | 28 | 7 | 3 | 3 | 6 | 2 | 0 | 3 | 0 | 1 | 0 | 55 | 92 | 4.50 | 1.500 |
| Todd Jones, R<br>ERA: 1.76 | (7, 1) | 3.0 | S | 12 | 3 | 0 | 0 | 2 | 0 | 0 | 0 | 0 | 0 | 0 | 30 | 40 | 0.00 | 1.000 |

| PITCHER | IP | WLS | BF | H | R | ER | SO | BB | IBB | HBP | BLK | WP | HR | S | P | ERA | WHIP |
|---|---|---|---|---|---|---|---|---|---|---|---|---|---|---|---|---|---|

| Batter | 1 | 2 | 3 | 4 | 5 | 6 | 7 | 8 | 9 | AB | R | H | RBI | BB | SO | LOB |
|---|---|---|---|---|---|---|---|---|---|---|---|---|---|---|---|---|
| Brian Hunter, R (1, 8)<br>OBP: 0.372, SLG: 0.500 | C X<br>0-1<br>2B<br>1B<br>1B | B S C F C<br>1-3 ①<br>K | | C X<br>0-1 ③<br>P9 | | S F B X<br>1-2 ③<br>P4 | | 1 SAFE C F F 1 SAFE B B B B<br>4-2<br>1-2<br>BB | | 4 | 1 | 1 | 0 | 1 | 1 | 1 |
| Craig Biggio, R (1, 4)<br>OBP: 0.402, SLG: 0.463 | X<br>0-0<br>1-3<br>1B<br>2B | B B C X<br>2-1<br>2B | | | X<br>0-0 ①<br>G6-3 | | C B X<br>1-1 ①<br>P1 | C C B X<br>1-2 ①<br>F7 | | 5 | 1 | 2 | 0 | 0 | 0 | 2 |
| 5 Jeff Bagwell, R (1, 3)<br>OBP: 0.353, SLG: 0.424 | H<br>1-0<br>1B<br>1B<br>HBP | X<br>0-0 ②<br>F8 | | | B S B C B S<br>3-3 ②<br>K | | B C B X<br>2-1 ②<br>HR | B C B C X<br>2-2 ②③<br>L4<br>2-2 | | 4 | 2 | 1 | 1 | 0 | 1 | 3 |
| Derek Bell, R (1, 9)<br>OBP: 0.379, SLG: 0.442 | C S X<br>0-2<br>1B<br>1-3<br>2-H<br>3-H<br>1B | C F C<br>0-3 ③<br>K | | | C S F X<br>0-2<br>BB<br>1B | | S S F X<br>0-2 ②<br>F7 | | X<br>0-0 ①<br>G5-3 | 5 | 0 | 2 | 2 | 0 | 1 | 1 |
| Luis Gonzalez, L (1, 7)<br>OBP: 0.312, SLG: 0.413 | 1 SAFE 1 SAFE B B F F F B X<br>3-2 ①<br>1B<br>E<br>1-2<br>3-H<br>1B | | C X<br>0-1 ①<br>G4-3 | | B 1 SAFE 1 SAFE 1 SAFE P 1 SAFE B C B<br>4-1<br>1-2<br>BB | | B B F X<br>2-1<br>1B<br>1B<br>1B | | B B X<br>2-0 ②<br>G4-3 | 4 | 2 | 2 | 1 | 1 | 0 | 0 |
| Dave Magadan, L (1, 5)<br>OBP: 0.429, SLG: 0.378<br>Dave Veres, R (7, 1)<br>Milt Thompson, L (9, PH)<br>OBP: 0.235, SLG: 0.174<br>John Hudek, S (9, 1)<br>OBP: 1.000, SLG: 1.000 | C S B X<br>1-2<br>E<br>1-2<br>1B | | C B F C<br>1-3 ②<br>K | | F F C<br>0-3 ③<br>K | | B B X<br>2-0<br>1B<br>1-3<br>1B | | B S F B S<br>2-3 ③<br>K | 4<br>0<br>1<br>0 | 1<br>0<br>0<br>0 | 2<br>0<br>0<br>0 | 0<br>0<br>0<br>0 | 0<br>0<br>0<br>0 | 2<br>0<br>1<br>0 | 2<br>0<br>0<br>0 |
| Orlando Miller, R (1, 6)<br>OBP: 0.337, SLG: 0.424 | B B S S F 2 SAFE F F T<br>2-2 ②<br>K | S C B F B F X<br>2-2 ③<br>G5-3 | | | X<br>0-0<br>G6-3<br>2B | | B S B X<br>2-1<br>1-3<br>3-H<br>1B | | | 4 | 0 | 2 | 1 | 0 | 1 | 2 |
| Scott Servais, R (1, 2)<br>OBP: 0.314, SLG: 0.416<br>Tony Eusebio, R (6, PH)<br>OBP: 0.336, SLG: 0.375<br>(6, 2) | B F C X<br>1-2<br>E2<br>1-H<br>2-H<br>2B | | | F F F B X<br>1-2 ①<br>P9 | B X<br>1-0 ①<br>G6-3<br>2-3 | | B S F S<br>1-3 ③<br>K | | | 2<br>2 | 0<br>0 | 1<br>0 | 2<br>0 | 0<br>0 | 0<br>1 | 0<br>3 |
| Shane Reynolds, R (1, 1)<br>OBP: 0.083, SLG: 0.083<br>Craig Shipley, R (7, 5)<br>OBP: 0.362, SLG: 0.415 | F F S<br>0-3 ③<br>K | | | C F F B F F F S<br>1-3 ②<br>K | C C S<br>0-3 ②<br>K | | | X<br>0-0<br>5<br>L4<br>BB<br>1B | | 3<br>1 | 0<br>0 | 0<br>1 | 0<br>0 | 0<br>0 | 3<br>0 | 2<br>0 |
| Inning Stats | R: 5 E: 1 K: 2 S: 25<br>H: 6 LOB: 1 BB: 0 P: 33 | R: 0 E: 0 K: 2 S: 11<br>H: 1 LOB: 1 BB: 0 P: 14 | R: 0 E: 0 K: 1 S: 10<br>H: 0 LOB: 0 BB: 0 P: 13 | R: 0 E: 0 K: 1 S: 13<br>H: 0 LOB: 0 BB: 0 P: 15 | R: 0 E: 0 K: 2 S: 13<br>H: 1 LOB: 2 BB: 1 P: 19 | R: 0 E: 0 K: 1 S: 8<br>H: 1 LOB: 1 BB: 0 P: 10 | R: 2 E: 0 K: 1 S: 17<br>H: 4 LOB: 2 BB: 0 P: 27 | R: 0 E: 0 K: 0 S: 10<br>H: 1 LOB: 1 BB: 1 P: 17 | R: 0 E: 0 K: 1 S: 5<br>H: 0 LOB: 0 BB: 0 P: 9 | 1B: 9<br>2B: 5<br>3B: 0<br>HR: 1 | SF: 0<br>SAC: 0<br>DP: 1<br>HBP: 1 | | | | | |

# TOP

## Houston Astros @ Montreal Expos

Olympic Stadium, Montreal, QB

Tue Jun 20 1995, 7:05 PM EDT

Att. 14,837 - Dome

livebaseballscorecards.com

| | |
|---|---|
| AB | 39 |
| R | 7 |
| H | 14 |
| RBI | 7 |
| BB | 2 |
| SO | 11 |
| LOB | 16 |

| PITCHER | | IP | WLS | BF | H | R | ER | SO | BB | IBB | HBP | BLK | WP | HR | S | P | ERA | WHIP |
|---|---|---|---|---|---|---|---|---|---|---|---|---|---|---|---|---|---|---|
| Pedro Martinez, R<br>ERA: 3.41 | (1, 1) | 0.2 | L | 8 | 6 | 5 | 5 | 1 | 0 | 0 | 1 | 0 | 0 | 0 | 22 | 30 | 67.50 | 9.000 |
| Gabe White, L<br>ERA: 3.14 | (1, 1) | 3.1 | | 11 | 1 | 0 | 0 | 5 | 0 | 0 | 0 | 0 | 0 | 0 | 37 | 45 | 0.00 | 0.300 |
| Jeff Shaw, R<br>ERA: 5.4 | (5, 1) | 2.0 | | 9 | 2 | 0 | 0 | 3 | 1 | 0 | 0 | 0 | 0 | 0 | 21 | 29 | 0.00 | 1.500 |
| Gil Heredia, R<br>ERA: 5.43 | (7, 1) | 1.0 | | 9 | 5 | 2 | 2 | 1 | 1 | 0 | 0 | 0 | 0 | 1 | 21 | 35 | 18.00 | 6.000 |
| Greg Harris, R<br>ERA: 1.98 | (8, 1) | 2.0 | | 5 | 0 | 0 | 0 | 1 | 0 | 0 | 0 | 0 | 0 | 0 | 11 | 18 | 0.00 | 0.000 |

| PITCHER | IP | WLS | BF | H | R | ER | SO | BB | IBB | HBP | BLK | WP | HR | S | P | ERA | WHIP |
|---|---|---|---|---|---|---|---|---|---|---|---|---|---|---|---|---|---|

# Houston Astros @ Montreal Expos

Olympic Stadium, Montreal, QB

Tue Jun 20 1995, 7:05 PM EDT

Att. 14,837 - Dome

BOTTOM

| Batter | 1 | 2 | 3 | 4 | 5 | 6 | 7 | 8 | 9 | AB | R | H | RBI | BB | SO | LOB |
|---|---|---|---|---|---|---|---|---|---|---|---|---|---|---|---|---|
| Tony Tarasco, L (1, 9)<br>OBP: 0.354, SLG: 0.500 | X 0-0 BB 1B 1B | | S F B B B S 3-3 K ① | 1 SAFE 1 SAFE F X 0-1 G4-3 ③ | | | C B C X 1-2 G4-3 1B 2B | | X 0-0 HR | 5 | 2 | 3 | 1 | 0 | 1 | 2 |
| Wil Cordero, R (1, 6)<br>OBP: 0.373, SLG: 0.420 | B 1 SAFE B F 1 SAFE B B 4-1 BB 1B 1-2 BB | | F B F B X 2-2 G4-3 ② | | C X 0-1 G4-6-3 1B | | C B B X 2-1 G4-3 ② 2-3 | | C B B F B F F F F 3-2 K ③ | 4 | 0 | 1 | 0 | 1 | 1 | 1 |
| David Segui, S (1, 3)<br>OBP: 0.393, SLG: 0.425 | F X 0-1 L8 ① | | C B X 1-1 G4-3 ③ | | B X 1-0 G4-6-3 ① ② 1-2f | | C X 0-1 1B 3-H | | | 4 | 0 | 1 | 1 | 0 | 0 | 3 |
| Moises Alou, R (1, 7)<br>OBP: 0.356, SLG: 0.494 | F X 0-1 BB ② 1-2 2-H 1B | | | F B S X 1-2 1B 2B 1B | S B F B F F X 2-2 P7 ③ | | F B F B S 2-3 K ③ | | | 4 | 1 | 2 | 0 | 0 | 1 | 1 |
| Rondell White, R (1, 8)<br>OBP: 0.439, SLG: 0.661 | B B F B B F B 4-2 BB 1-2 2-3 | | | S 1 SAFE S 1 SAFE B B F X 2-2 2B 1B 1-2 1B | | C F X 0-2 G1-3 ① | | B B C S X 2-2 G6-3 ① | | 3 | 1 | 1 | 0 | 1 | 0 | 0 |
| Darrin Fletcher, L (1, 2)<br>OBP: 0.357, SLG: 0.456 | C B X 1-1 G3 ③ | | | C X 0-1 FC4-6 1-3 2-H 2B | | F X 0-1 G4-3 1B | | C X 0-1 G4-3 ② | | 4 | 0 | 2 | 1 | 0 | 0 | 3 |
| Mike Lansing, R (1, 4)<br>OBP: 0.309, SLG: 0.400 | | S X 0-1 G6-3 ① | | B F B F F B S 3-3 K ① | | X 0-0 G4-3 ② 1-2 | | F X 0-1 G5-3 ③ | | 4 | 0 | 0 | 0 | 0 | 1 | 3 |
| Sean Berry, R (1, 5)<br>OBP: 0.319, SLG: 0.374<br>Gil Heredia, R (7, 1)<br>OBP: 0.167, SLG: 0.167<br>Greg Harris, S (8, 1)<br>OBP: 0.333, SLG: 0.667<br>Curtis Pride, L (8, 7)<br>OBP: 0.286, SLG: 0.286 | | B T S C 1-3 K ② | | X 0-0 FC4-6 3-H 1B | | F B F B S 2-3 K ③ | | | F B C F B B F X 3-2 P5 ① | 3<br>0<br>0<br>1 | 0<br>0<br>0<br>0 | 1<br>0<br>0<br>0 | 1<br>0<br>0<br>0 | 0<br>0<br>0<br>0 | 2<br>0<br>0<br>0 | 1<br>0<br>0<br>0 |
| Pedro Martinez, R (1, 1)<br>OBP: 0.095, SLG: 0.100<br>Gabe White, L (1, 1)<br>Lou Frazier, S (4, PH)<br>OBP: 0.301, SLG: 0.226<br>Jeff Shaw, R (5, 1)<br>Mark Grudzielanek, R (7, 5)<br>OBP: 0.313, SLG: 0.346 | | B C T S 1-3 K ③ | | B B X 2-0 FC4-6 ② 1-2f 2-3 | | | B B C F X 2-2 P4 ① | | B F B F B X 3-2 P9 ② | 0<br>1<br>1<br>0<br>2 | 0<br>0<br>0<br>0<br>0 | 0<br>0<br>0<br>0<br>0 | 0<br>0<br>0<br>0<br>0 | 0<br>1<br>0<br>0<br>0 | 0<br>0<br>0<br>0<br>0 | 0<br>0<br>2<br>0<br>0 |
| Inning Stats | R: 0 E: 0 K: 0 S: 10 H: 2 LOB: 3 BB: 2 P: 19 | R: 0 E: 0 K: 2 S: 8 H: 0 LOB: 0 BB: 0 P: 10 | R: 0 E: 0 K: 1 S: 8 H: 0 LOB: 0 BB: 0 P: 14 | R: 2 E: 0 K: 1 S: 17 H: 4 LOB: 2 BB: 0 P: 25 | R: 0 E: 0 K: 0 S: 8 H: 1 LOB: 0 BB: 0 P: 11 | R: 0 E: 0 K: 1 S: 9 H: 1 LOB: 1 BB: 0 P: 11 | R: 1 E: 0 K: 1 S: 13 H: 2 LOB: 1 BB: 0 P: 20 | R: 0 E: 0 K: 0 S: 7 H: 0 LOB: 0 BB: 0 P: 9 | R: 1 E: 0 K: 1 S: 16 H: 1 LOB: 0 BB: 0 P: 25 | 1B: 8 2B: 2 3B: 0 HR: 1 SF: 0 SAC: 0 DP: 1 HBP: 0 | | | | | | | |

livebaseballscorecards.com

| | |
|---|---|
| AB | 36 |
| R | 4 |
| H | 11 |
| RBI | 4 |
| BB | 2 |
| SO | 7 |
| LOB | 16 |

WP: 0 PB: 0 SB: 0 CS: 0 PA: 38

| PITCHER | | IP | WLS | BF | H | R | ER | SO | BB | IBB | HBP | BLK | WP | HR | S | P | ERA | WHIP |
|---|---|---|---|---|---|---|---|---|---|---|---|---|---|---|---|---|---|---|
| Shane Reynolds, R<br>ERA: 3.25 | (1, 1) | 6.0 | W | 26 | 8 | 2 | 2 | 5 | 2 | 0 | 0 | 0 | 0 | 0 | 60 | 90 | 3.00 | 1.667 |
| Dave Veres, R<br>ERA: 1.45 | (7, 1) | 2.0 | | 8 | 2 | 1 | 1 | 1 | 0 | 0 | 0 | 0 | 0 | 0 | 20 | 29 | 4.50 | 1.000 |
| John Hudek, R<br>ERA: 4.12 | (9, 1) | 1.0 | | 4 | 1 | 1 | 1 | 1 | 0 | 0 | 0 | 0 | 0 | 1 | 16 | 25 | 9.00 | 1.000 |

| Batter | 1 | 2 | 3 | 4 | 5 | 6 | 7 | 8 | 9 | AB | R | H | RBI | BB | SO | LOB |
|---|---|---|---|---|---|---|---|---|---|---|---|---|---|---|---|---|
| Brian Hunter, R (1, 8)<br>OBP: 0.396, SLG: 0.500 | B<br>X<br>1-0<br>E S<br>1B | | X<br>0-0 ①<br>L7 | | X<br>0-0 ①<br>G3 | | C<br>L<br>H<br>1-2<br>5<br>G5-3<br>HBP | | X<br>0-0<br>5<br>WP S<br>1B | 4 | 0 | 2 | 0 | 0 | 0 | 0 |
| Craig Biggio, R (1, 4)<br>OBP: 0.397, SLG: 0.456 | 1 SAFE<br>B<br>C<br>S<br>F<br>B<br>F<br>X<br>2-2 ①<br>P2 | | C<br>B<br>X<br>1-1<br>E6<br>CS<br>5<br>1B | | X<br>0-0<br>5<br>1B<br>1B | | C<br>F<br>X<br>0-2<br>P6 | | 1 SAFE<br>B<br>C<br>F<br>F<br>F<br>S<br>1-3 ②<br>K<br>1-2 | 5 | 1 | 1 | 0 | 0 | 1 | 3 |
| 5 Jeff Bagwell, R (1, 3)<br>OBP: 0.354, SLG: 0.423 | 1 SAFE<br>B<br>X<br>1-0 ②<br>F9 | | X<br>0-0<br>E CS<br>2B<br>1-2<br>1B | | 1 SAFE<br>1 SAFE<br>C<br>F<br>X<br>0-2<br>1B<br>E<br>1-2<br>1B | | B<br>F<br>F<br>F<br>1 SAFE<br>1 SAFE<br>X<br>1-2 ②<br>G5-3<br>1-2 | | B<br>C<br>B<br>B<br>F<br>S<br>3-3 ③<br>K<br>2-3 | 5 | 2 | 2 | 0 | 0 | 1 | 3 |
| Derek Bell, R (1, 9)<br>OBP: 0.376, SLG: 0.438 | C<br>B<br>X<br>1-1 ③<br>P3<br>1-3 | | 2 SAFE<br>X<br>0-0 ②<br>E5<br>2B<br>1-3<br>2-3 | | S<br>X<br>0-1<br>E<br>1B<br>1-3<br>2-H | | B<br>B<br>X<br>2-0 ③<br>G5-3 | | | 4 | 1 | 1 | 1 | 0 | 0 | 4 |
| Tony Eusebio, R (1, 2)<br>OBP: 0.350, SLG: 0.393 | | B<br>S<br>B<br>S<br>B<br>B<br>B<br>4-2<br>FC6-4 1B<br>FC5-4<br>BB | X<br>0-0<br>1-H<br>3-H<br>2B | | X<br>0-0<br>E5<br>G6-4-3<br>1-2<br>3-H | | | B<br>C<br>T<br>B<br>F<br>F<br>X<br>2-2<br>WP<br>1B | | 3 | 1 | 2 | 3 | 1 | 0 | 1 |
| Luis Gonzalez, L (1, 7)<br>OBP: 0.311, SLG: 0.410 | | C<br>B<br>B<br>X<br>2-1<br>FC6-4<br>1-2<br>1B | X<br>0-0 ③<br>F8 | | X<br>0-0 ②<br>③<br>G6-4-3<br>1-2f | | | B<br>S<br>X<br>1-1 ①<br>F8 | | 4 | 0 | 1 | 0 | 0 | 0 | 4 |
| Phil Nevin, R (1, 5)<br>OBP: 0.194, SLG: 0.172 | | X<br>0-0 ①<br>FC6-4<br>FC5-4<br>1-2f<br>2-3 | | X<br>0-0<br>G4-6-3<br>1B | | B<br>F<br>X<br>1-1 ①<br>F8 | | B<br>B<br>S<br>X<br>2-1 ②<br>L9<br>1-2 | | 4 | 0 | 1 | 0 | 0 | 0 | 3 |
| Craig Shipley, R (1, 6)<br>OBP: 0.342, SLG: 0.391 | | F<br>C<br>B<br>1 SAFE<br>X<br>1-2 ②<br>FC5-4<br>FC4<br>1-2f<br>3-H | X<br>0-0 ①<br>②<br>G4-6-3<br>1-2f | | | B<br>B<br>F<br>X<br>2-1 ②<br>G6-3 | | F<br>X<br>0-1 ③<br>F7 | | 4 | 0 | 0 | 1 | 0 | 0 | 3 |
| Greg Swindell, L (1, 1)<br>OBP: 0.286, SLG: 0.350<br>Jim Dougherty, R (7, 1)<br>Dave Veres, R (8, 1)<br>Dave Magadan, L (9, PH)<br>OBP: 0.425, SLG: 0.374<br>Todd Jones, L (9, 1) | | B<br>S<br>X<br>1-1 ③<br>FC4<br>1-2f | F<br>X<br>0-1 ③<br>G1-3 | | | C<br>X<br>0-1 ③<br>L4 | | | F<br>B<br>C<br>B<br>B<br>F<br>X<br>2-2 ①<br>P7 | 3<br>0<br>0<br>1<br>0 | 0<br>0<br>0<br>0<br>0 | 0<br>0<br>0<br>0<br>0 | 0<br>0<br>0<br>0<br>0 | 0<br>0<br>0<br>0<br>0 | 0<br>0<br>0<br>0<br>0 | 1<br>0<br>0<br>0<br>0 |
| Inning Stats | R: 0<br>E: 0<br>K: 0<br>S: 9<br>H: 1<br>LOB: 1<br>BB: 0<br>P: 14 | R: 1<br>E: 0<br>K: 0<br>S: 10<br>H: 1<br>LOB: 1<br>BB: 1<br>P: 18 | R: 2<br>E: 2<br>K: 0<br>S: 7<br>H: 2<br>LOB: 1<br>BB: 0<br>P: 8 | R: 0<br>E: 0<br>K: 0<br>S: 4<br>H: 1<br>LOB: 0<br>BB: 0<br>P: 4 | R: 2<br>E: 1<br>K: 0<br>S: 9<br>H: 3<br>LOB: 1<br>BB: 0<br>P: 9 | R: 0<br>E: 0<br>K: 0<br>S: 6<br>H: 0<br>LOB: 0<br>BB: 0<br>P: 9 | R: 0<br>E: 0<br>K: 0<br>S: 10<br>H: 0<br>LOB: 1<br>BB: 0<br>P: 14 | R: 0<br>E: 0<br>K: 0<br>S: 11<br>H: 1<br>LOB: 1<br>BB: 0<br>P: 16 | R: 0<br>E: 0<br>K: 2<br>S: 15<br>H: 1<br>LOB: 1<br>BB: 0<br>P: 21 | 1B: 9<br>2B: 1<br>3B: 0<br>HR: 0<br>SF: 0<br>SAC: 0<br>DP: 2<br>HBP: 1 | | | | | | |

# TOP

## Houston Astros @ Montreal Expos

Olympic Stadium, Montreal, QB

Wed Jun 21 1995, 7:05 PM EDT

Att. 18,720 - Dome

livebaseballscorecards.com

| | |
|---|---|
| AB | 37 |
| R | 5 |
| H | 10 |
| RBI | 5 |
| BB | 1 |
| SO | 2 |
| LOB | 22 |

WP: 2 PB: 0 SB: 2 CS: 2 PA: 39

| PITCHER | | IP | WLS | BF | H | R | ER | SO | BB | IBB | HBP | BLK | WP | HR | S | P | ERA | WHIP |
|---|---|---|---|---|---|---|---|---|---|---|---|---|---|---|---|---|---|---|
| Butch Henry, L<br>ERA: 3.97 | (1, 1) | 5.0 | L | 24 | 8 | 5 | 3 | 0 | 1 | 0 | 0 | 0 | 0 | 0 | 39 | 53 | 5.40 | 1.800 |
| Luis Aquino, R<br>ERA: 4.03 | (6, 1) | 2.0 | | 7 | 0 | 0 | 0 | 0 | 0 | 0 | 1 | 0 | 0 | 0 | 16 | 23 | 0.00 | 0.000 |
| Tim Scott, R<br>ERA: 4.28 | (8, 1) | 1.2 | | 7 | 2 | 0 | 0 | 1 | 0 | 0 | 0 | 0 | 1 | 0 | 23 | 31 | 0.00 | 1.200 |
| Mel Rojas, R<br>ERA: 3.72 | (9, 1) | 0.1 | | 1 | 0 | 0 | 0 | 1 | 0 | 0 | 0 | 0 | 1 | 0 | 3 | 6 | 0.00 | 0.000 |

| PITCHER | IP | WLS | BF | H | R | ER | SO | BB | IBB | HBP | BLK | WP | HR | S | P | ERA | WHIP |
|---|---|---|---|---|---|---|---|---|---|---|---|---|---|---|---|---|---|

# BOTTOM

## Houston Astros @ Montreal Expos

Olympic Stadium, Montreal, QB

Wed Jun 21 1995, 7:05 PM EDT

Att. 18,720 - Dome

livebaseballscorecards.com

| Batter | 1 | 2 | 3 | 4 | 5 | 6 | 7 | 8 | 9 | AB | R | H | RBI | BB | SO | LOB |
|---|---|---|---|---|---|---|---|---|---|---|---|---|---|---|---|---|
| Mark Grudzielanek, R (1, 5)<br>OBP: 0.313, SLG: 0.345<br>David Segui, S (8, PH)<br>OBP: 0.397, SLG: 0.438 (9, 3) | P3 | | G1-3 | | | BB, 1B | | G4-3, 1B, 2B<br>1-3 | | 3<br>1 | 0<br>1 | 1<br>1 | 0<br>1 | 0<br>0 | 0<br>0 | 0<br>0 |
| Shane Andrews, R (1, 3)<br>OBP: 0.307, SLG: 0.427 (9, 5) | F9 | | G5-3 | | | F9 | | K | | 4 | 0 | 0 | 0 | 0 | 1 | 3 |
| Wil Cordero, R (1, 6)<br>OBP: 0.366, SLG: 0.411 | P4 | | | K | | K | | G4-3<br>2-3<br>3-H | | 4 | 0 | 0 | 1 | 0 | 2 | 2 |
| Moises Alou, R (1, 7)<br>OBP: 0.359, SLG: 0.492 (8, 9) | | G6-3 | | P3 | | BB, 1B<br>1-2 | | 1B<br>3-H | | 3 | 0 | 1 | 1 | 1 | 0 | 0 |
| Rondell White, R (1, 8)<br>OBP: 0.434, SLG: 0.655<br>Mel Rojas, R (9, 1) | | 2B | | P5 | | L8 | | K | | 4<br>0 | 1<br>0 | 1<br>0 | 0<br>0 | 0<br>0 | 1<br>0 | 3<br>0 |
| Mike Lansing, R (1, 4)<br>OBP: 0.301, SLG: 0.389 | | L7 | | | P7 | | G5-3 | | G5-3 | 4 | 0 | 0 | 0 | 0 | 0 | 1 |
| Tony Tarasco, L (1, 9)<br>OBP: 0.358, SLG: 0.508<br>Tim Scott, R (8, 1)<br>OBP: 0.333, SLG: 0.333<br>Lou Frazier, S (9, 8)<br>OBP: 0.297, SLG: 0.222 | | 2-H, 2B | | | K | | G4-6-3, 1B | | F7 | 3<br>0<br>1 | 0<br>0<br>0 | 2<br>0<br>0 | 1<br>0<br>0 | 0<br>0<br>0 | 1<br>0<br>0 | 0<br>0<br>0 |
| Tim Laker, R (1, 2)<br>OBP: 0.288, SLG: 0.345<br>Darrin Fletcher, L (9, PH)<br>OBP: 0.362, SLG: 0.460 | | P6 | | | 1B | G4-6-3<br>1-2f | | | FC6-4, 1B | 3<br>1 | 0<br>0 | 1<br>1 | 0<br>0 | 0<br>0 | 0<br>0 | 2<br>0 |
| Butch Henry, L (1, 1)<br>OBP: 0.048, SLG: 0.048<br>Sean Berry, R (5, PH)<br>OBP: 0.316, SLG: 0.370<br>Luis Aquino, R (6, 1)<br>OBP: 0.400, SLG: 0.250<br>Curtis Pride, L (8, 7)<br>OBP: 0.333, SLG: 0.333 | | | F7 | | K | | | 2B, G4-3, 1B | FC6-4<br>1-2f | 1<br>1<br>0<br>2 | 0<br>0<br>0<br>1 | 0<br>0<br>0<br>1 | 0<br>0<br>0<br>0 | 0<br>1<br>0<br>0 | 0<br>1<br>0<br>0 | 0<br>1<br>0<br>1 |
| Inning Stats | R: 0<br>E: 0<br>K: 0<br>S: 6<br>H: 0<br>LOB: 0<br>BB: 0<br>P: 10 | R: 1<br>E: 0<br>K: 0<br>S: 11<br>H: 2<br>LOB: 1<br>BB: 0<br>P: 15 | R: 0<br>E: 0<br>K: 0<br>S: 11<br>H: 0<br>LOB: 0<br>BB: 0<br>P: 17 | R: 0<br>E: 0<br>K: 1<br>S: 7<br>H: 0<br>LOB: 0<br>BB: 0<br>P: 12 | R: 0<br>E: 0<br>K: 2<br>S: 11<br>H: 1<br>LOB: 1<br>BB: 0<br>P: 21 | R: 0<br>E: 0<br>K: 1<br>S: 9<br>H: 1<br>LOB: 2<br>BB: 1<br>P: 14 | R: 0<br>E: 0<br>K: 0<br>S: 6<br>H: 1<br>LOB: 0<br>BB: 0<br>P: 7 | R: 2<br>E: 0<br>K: 2<br>S: 16<br>H: 3<br>LOB: 1<br>BB: 0<br>P: 23 | R: 0<br>E: 0<br>K: 0<br>S: 10<br>H: 1<br>LOB: 1<br>BB: 0<br>P: 14 | 1B: 6<br>2B: 3<br>3B: 0<br>HR: 0<br>SF: 0<br>SAC: 0<br>DP: 1<br>HBP: 0 | | | | | | |

| | AB | 35 |
|---|---|---|
| | R | 3 |
| | H | 9 |
| | RBI | 3 |
| | BB | 1 |
| | SO | 6 |
| | LOB | 13 |

WP: 0 PB: 0 SB: 0 CS: 0 PA: 36

| PITCHER | | IP | WLS | BF | H | R | ER | SO | BB | IBB | HBP | BLK | WP | HR | S | P | ERA | WHIP |
|---|---|---|---|---|---|---|---|---|---|---|---|---|---|---|---|---|---|---|
| Greg Swindell, L<br>ERA: 4.68 | (1, 1) | 6.0 | W | 23 | 4 | 1 | 1 | 4 | 1 | 0 | 0 | 0 | 0 | 0 | 55 | 89 | 1.50 | 0.833 |
| Jim Dougherty, R<br>ERA: 3.82 | (7, 1) | 1.0 | | 5 | 3 | 2 | 2 | 0 | 0 | 0 | 0 | 0 | 0 | 0 | 13 | 17 | 18.00 | 3.000 |
| Dave Veres, R<br>ERA: 1.41 | (8, 1) | 1.0 | | 4 | 1 | 0 | 0 | 2 | 0 | 0 | 0 | 0 | 0 | 0 | 9 | 13 | 0.00 | 1.000 |
| Todd Jones, R<br>ERA: 1.71 | (9, 1) | 1.0 | S | 4 | 1 | 0 | 0 | 0 | 0 | 0 | 0 | 0 | 0 | 0 | 10 | 14 | 0.00 | 1.000 |

| PITCHER | | IP | WLS | BF | H | R | ER | SO | BB | IBB | HBP | BLK | WP | HR | S | P | ERA | WHIP |
|---|---|---|---|---|---|---|---|---|---|---|---|---|---|---|---|---|---|---|

| Batter | 1 | 2 | 3 | 4 | 5 | 6 | 7 | 8 | 9 | AB | R | H | RBI | BB | SO | LOB |
|---|---|---|---|---|---|---|---|---|---|---|---|---|---|---|---|---|
| Brian McRae, S (1, 8)<br>OBP: 0.342, SLG: 0.427<br>Kevin Roberson, S (7, 7)<br>OBP: 0.300, SLG: 0.455 | P7 | | 1B<br>G4-3 | | FC6-4<br>1-2<br>2-3<br>3-H<br>1B | | HR | BB | | 5<br>0 | 2<br>0 | 3<br>0 | 2<br>0 | 0<br>1 | 0<br>0 | 1<br>0 |
| Rey Sanchez, R (1, 4)<br>OBP: 0.310, SLG: 0.377 | L4 | | 1 SAFE<br>1B<br>1-3<br>1B | G5-3 | FC6-4<br>1-2f | | 1B<br>HR<br>1B | G4-3 | | 6 | 2 | 2 | 0 | 0 | 0 | 4 |
| Mark Grace, L (1, 3)<br>OBP: 0.393, SLG: 0.577<br>Todd Pratt, R (8, 2)<br>OBP: 0.200, SLG: 0.125 | F9 | | 1B<br>1B<br>2B<br>1-2<br>3-H<br>1B | F5 | | 1B<br>2B | HR<br>1-3<br>1B | | G1-3<br>G4-3<br>BB | 5<br>0 | 3<br>0 | 3<br>0 | 1<br>0 | 0<br>1 | 0<br>0 | 0<br>0 |
| Sammy Sosa, R (1, 9)<br>OBP: 0.344, SLG: 0.540 | | G1-3 | 1B<br>2B<br>1-2<br>2-H<br>1B | F7 | | 1B<br>BB<br>G1-2-3<br>2-H<br>1B | HR<br>1-H<br>3-H | | G4-3<br>1-2 | 6 | 2 | 3 | 5 | 0 | 0 | 1 |
| Todd Zeile, R (1, 5)<br>OBP: 0.371, SLG: 0.447 | | WP<br>2B<br>1B | 2B<br>SF8<br>1-2<br>2-3<br>1B | | G1-3 | 1B<br>1-2<br>BB | P4 | | G1-3<br>2-3 | 5 | 2 | 2 | 0 | 1 | 0 | 1 |
| Rick Wilkins, L (1, 2)<br>OBP: 0.339, SLG: 0.329 (8, 3) | | F7 | P4 | | 2B<br>FC5-2<br>BB | K | FC6-4<br>BB | | L9 | 4 | 0 | 0 | 0 | 2 | 1 | 7 |
| Shawon Dunston, R (1, 6)<br>OBP: 0.333, SLG: 0.518<br>Anthony Young, R (6, 1) | | 1 SAFE<br>1 SAFE<br>K<br>2B<br>1-2 | SF8<br>1B<br>1-3<br>2-H<br>3-H<br>2B | | FC5-2<br>1B<br>1-3<br>2B | 1-2<br>2-3<br>1B | FC6-4<br>1-2f | | | 4<br>1 | 2<br>0 | 3<br>0 | 2<br>0 | 0<br>0 | 1<br>0 | 1<br>1 |
| Ozzie Timmons, R (1, 7)<br>OBP: 0.261, SLG: 0.344<br>Scott Bullett, L (5, 7) (7, 8)<br>OBP: 0.261, SLG: 0.345 | | 1-3<br>2-H<br>2B | SF8<br>2-3<br>3-H | | 1B<br>FC5-2<br>BB | G1-2-3<br>3-Hf | | G4-3 | | 1<br>2 | 0<br>0 | 1<br>0 | 2<br>0 | 1<br>0 | 0<br>0 | 0<br>3 |
| Jim Bullinger, R (1, 1)<br>OBP: 0.235, SLG: 0.154<br>José Hernández, R (6, 6)<br>OBP: 0.262, SLG: 0.429 | | K | 1B<br>1-2<br>3-H | | FC5-2<br>1B<br>1-2<br>2-3<br>3-Hf | | K | G6-3 | | 3<br>2 | 0<br>0 | 1<br>0 | 1<br>0 | 0<br>0 | 1<br>1 | 5<br>0 |
| Inning Stats | R: 0<br>E: 0<br>K: 0<br>S: 5<br>H: 0<br>LOB: 0<br>BB: 0<br>P: 9 | R: 1<br>E: 0<br>K: 2<br>S: 20<br>H: 2<br>LOB: 2<br>BB: 0<br>P: 27 | R: 6<br>E: 0<br>K: 0<br>S: 22<br>H: 7<br>LOB: 1<br>BB: 0<br>P: 31 | R: 0<br>E: 0<br>K: 0<br>S: 4<br>H: 0<br>LOB: 0<br>BB: 0<br>P: 6 | R: 1<br>E: 0<br>K: 0<br>S: 15<br>H: 2<br>LOB: 3<br>BB: 2<br>P: 29 | R: 1<br>E: 0<br>K: 1<br>S: 19<br>H: 3<br>LOB: 2<br>BB: 1<br>P: 26 | R: 4<br>E: 0<br>K: 1<br>S: 19<br>H: 4<br>LOB: 1<br>BB: 1<br>P: 30 | R: 0<br>E: 0<br>K: 0<br>S: 6<br>H: 0<br>LOB: 1<br>BB: 1<br>P: 13 | R: 0<br>E: 0<br>K: 0<br>S: 6<br>H: 0<br>LOB: 1<br>BB: 1<br>P: 15 | 1B: 12<br>2B: 4<br>3B: 0<br>HR: 2<br>SF: 1<br>SAC: 0<br>DP: 1<br>HBP: 0 | | | | | | |

| PITCHER | | IP | WLS | BF | H | R | ER | SO | BB | IBB | HBP | BLK | WP | HR | S | P | ERA | WHIP |
|---|---|---|---|---|---|---|---|---|---|---|---|---|---|---|---|---|---|---|
| Doug Drabek, R<br>ERA: 5.0 | (1, 1) | 2.2 | L | 18 | 9 | 7 | 7 | 2 | 0 | 0 | 0 | 0 | 1 | 0 | 44 | 64 | 23.62 | 3.375 |
| Jim Dougherty, R<br>ERA: 3.97 | (3, 1) | 3.1 | | 17 | 5 | 2 | 2 | 1 | 3 | 0 | 0 | 0 | 0 | 0 | 41 | 64 | 5.40 | 2.400 |
| John Hudek, R<br>ERA: 5.4 | (7, 1) | 0.1 | | 4 | 3 | 3 | 3 | 1 | 0 | 0 | 0 | 0 | 0 | 1 | 12 | 17 | 81.00 | 9.000 |
| Pedro Martinez, L<br>ERA: 7.41 | (7, 1) | 1.2 | | 8 | 1 | 1 | 1 | 0 | 2 | 0 | 0 | 0 | 0 | 1 | 13 | 26 | 5.40 | 1.800 |
| John Cangelosi, L<br>ERA: | (9, 1) | 1.0 | | 4 | 0 | 0 | 0 | 0 | 1 | 0 | 0 | 0 | 0 | 0 | 6 | 15 | 0.00 | 1.000 |

| PITCHER | IP | WLS | BF | H | R | ER | SO | BB | IBB | HBP | BLK | WP | HR | S | P | ERA | WHIP |
|---|---|---|---|---|---|---|---|---|---|---|---|---|---|---|---|---|---|

# TOP

## Chicago Cubs @ Houston Astros

Astrodome, Houston, TX

Thu Jun 22 1995, 8:05 PM EDT

Att. 16,122 - Dome

livebaseballscorecards.com

| | |
|---|---|
| AB | 44 |
| R | 13 |
| H | 18 |
| RBI | 13 |
| BB | 6 |
| SO | 4 |
| LOB | 24 |

| | | | |
|---|---|---|---|
| WP: 1 | PA: 51 | | |
| PB: 0 | | | |
| SB: 0 | | | |
| CS: 0 | | | |

| Batter | 1 | 2 | 3 | 4 | 5 | 6 | 7 | 8 | 9 | AB | R | H | RBI | BB | SO | LOB |
|---|---|---|---|---|---|---|---|---|---|---|---|---|---|---|---|---|
| Brian Hunter, R (1, 8)<br>OBP: 0.385, SLG: 0.478 | X<br>0-0 ①<br>G4-3 | | C S B B X<br>2-2<br>CS G4-3<br>1B | | S B F F S<br>1-3 ②<br>K | | | B C F B S<br>2-3 ①<br>K2-3 | | 4 | 0 | 1 | 0 | 0 | 2 | 0 |
| Craig Biggio, R (1, 4)<br>OBP: 0.392, SLG: 0.449<br>Mike Brumley, S (8, 6) | B B C B C F X<br>3-2 ②<br>G6-3 | | B C S S 1 X SAFE<br>1-2 ①<br>G4-3<br>1-2 | | C S F X<br>0-2 ③<br>L7 | | | B B X<br>2-0 ②<br>G3-1 | | 3<br>1 | 0<br>0 | 0<br>0 | 0<br>0 | 0<br>0 | 0<br>0 | 1<br>0 |
| 5 Jeff Bagwell, R (1, 3)<br>OBP: 0.358, SLG: 0.429<br>Dave Magadan, L (8, 3)<br>OBP: 0.430, SLG: 0.390 | B B X<br>2-0<br>3B<br>2B | | B B B C B<br>4-1<br>CS<br>BB | | | C F B X<br>1-2 ①<br>G6-3 | | B S B X<br>2-1<br>2B | | 2<br>1 | 1<br>0 | 1<br>1 | 0<br>0 | 1<br>0 | 0<br>0 | 0<br>0 |
| Derek Bell, R (1, 9)<br>OBP: 0.376, SLG: 0.433<br>Milt Thompson, L (8, 9)<br>OBP: 0.231, SLG: 0.170 | C B F F F F F B B<br>4-2<br>F F B<br>3B<br>BB | | C B B B S B C<br>3-3 ②③<br>K<br>1-2<br>2-3 | | | C F B X<br>0-2 ②<br>G6-3 | | C B X<br>1-1 ③<br>P5 | | 2<br>1 | 1<br>0 | 0<br>0 | 0<br>0 | 1<br>0 | 1<br>0 | 2<br>1 |
| Luis Gonzalez, L (1, 7)<br>OBP: 0.316, SLG: 0.425<br>John Hudek, S (7, 1)<br>OBP: 1.000, SLG: 1.000<br>Pedro Martinez, L (7, 1)<br>John Cangelosi, S (9, 1)<br>OBP: 0.388, SLG: 0.325 | B S F B X<br>2-2<br>1-H<br>2-H<br>3B | | | F B B C B X<br>3-2 ①<br>F7 | | B S F F X<br>1-2<br>1B | | | X<br>0-0 ①<br>L9 | 3<br>0<br>0<br>0<br>1 | 0<br>0<br>0<br>0<br>0 | 2<br>0<br>0<br>0<br>0 | 2<br>0<br>0<br>0<br>0 | 0<br>0<br>0<br>0<br>0 | 0<br>0<br>0<br>0<br>0 | 0<br>0<br>0<br>0<br>0 |
| Tony Eusebio, R (1, 2)<br>OBP: 0.347, SLG: 0.387 | C X<br>0-1 ③<br>F9 | | | B B X<br>2-0<br>1B | | C B F B X<br>2-2 ③<br>F9 | | | F C X<br>0-2 ②<br>L8 | 4 | 0 | 1 | 0 | 0 | 0 | 2 |
| Phil Nevin, R (1, 5)<br>OBP: 0.171, SLG: 0.152 | | B X<br>1-0 ①<br>G1-5-3 | | B X<br>1-0 ②<br>F9 | | C X<br>0-1 ①<br>G6-3 | | B B F X<br>2-1 ③<br>G5-3 | | 4 | 0 | 0 | 0 | 0 | 0 | 1 |
| Craig Shipley, R (1, 6)<br>OBP: 0.329, SLG: 0.375<br>(8, 4) | | C B X<br>1-1 ②<br>G3 | | C B X<br>1-1 ③<br>F9 | | B X<br>1-0 ②<br>G5-3 | | | | 3 | 0 | 0 | 0 | 0 | 0 | 1 |
| Doug Drabek, R (1, 1)<br>OBP: 0.182, SLG: 0.227<br>Jim Dougherty, R (3, 1)<br>Derrick May, L (7, 7)<br>OBP: 0.283, SLG: 0.316 | | X<br>0-0 ③<br>G5-3 | | | B C B C B F X<br>3-2 ①<br>L6 | | B F B F C<br>2-3 ③<br>K | | | 1<br>1<br>1 | 0<br>0<br>0 | 0<br>0<br>0 | 0<br>0<br>0 | 0<br>0<br>0 | 0<br>0<br>1 | 0<br>0<br>0 |
| Inning Stats | R: 2 H: 2<br>E: 0 LOB: 1<br>K: 0 BB: 1<br>S: 19 P: 30 | R: 0 H: 0<br>E: 0 LOB: 0<br>K: 0 BB: 0<br>S: 4 P: 6 | R: 0 H: 1<br>E: 0 LOB: 1<br>K: 1 BB: 1<br>S: 10 P: 20 | R: 0 H: 1<br>E: 0 LOB: 1<br>K: 0 BB: 0<br>S: 7 P: 14 | R: 0 H: 0<br>E: 0 LOB: 0<br>K: 1 BB: 0<br>S: 12 P: 16 | R: 0 H: 1<br>E: 0 LOB: 1<br>K: 0 BB: 0<br>S: 15 P: 19 | R: 0 H: 0<br>E: 0 LOB: 0<br>K: 1 BB: 0<br>S: 6 P: 9 | R: 0 H: 1<br>E: 0 LOB: 1<br>K: 1 BB: 0<br>S: 8 P: 15 | R: 0 H: 0<br>E: 0 LOB: 0<br>K: 0 BB: 0<br>S: 6 P: 8 | 1B: 3 SF: 0<br>2B: 2 SAC: 0<br>3B: 1 DP: 0<br>HR: 0 HBP: 0 | | | | | | WP: 0 PA: 34<br>PB: 0<br>SB: 0<br>CS: 2 | |

| PITCHER | | IP | WLS | BF | H | R | ER | SO | BB | IBB | HBP | BLK | WP | HR | S | P | ERA | WHIP |
|---|---|---|---|---|---|---|---|---|---|---|---|---|---|---|---|---|---|---|
| Jim Bullinger, R<br>ERA: 2.17 | (1, 1) | 5.0 | W | 20 | 4 | 2 | 2 | 2 | 2 | 0 | 0 | 0 | 0 | 0 | 52 | 86 | 3.60 | 1.200 |
| Anthony Young, R<br>ERA: 6.48 | (6, 1) | 4.0 | S | 14 | 2 | 0 | 0 | 2 | 0 | 0 | 0 | 0 | 0 | 0 | 35 | 51 | 0.00 | 0.500 |

| PITCHER | | IP | WLS | BF | H | R | ER | SO | BB | IBB | HBP | BLK | WP | HR | S | P | ERA | WHIP |
|---|---|---|---|---|---|---|---|---|---|---|---|---|---|---|---|---|---|---|

# BOTTOM

## Chicago Cubs @ Houston Astros

Astrodome, Houston, TX

Thu Jun 22 1995, 8:05 PM EDT

Att. 16,122 - Dome

livebaseballscorecards.com

| | |
|---|---|
| AB | 32 |
| R | 2 |
| H | 6 |
| RBI | 2 |
| BB | 2 |
| SO | 4 |
| LOB | 8 |

# Chicago Cubs @ Houston Astros

Astrodome, Houston, TX

Fri Jun 23 1995, 8:05 PM EDT

Att. 29,504 - Dome

TOP

livebaseballscorecards.com

| Batter | 1 | 2 | 3 | 4 | 5 | 6 | 7 | 8 | 9 | 10 | 11 | 12 | AB | R | H | RBI | BB | SO | LOB |
|---|---|---|---|---|---|---|---|---|---|---|---|---|---|---|---|---|---|---|---|
| Brian McRae, S (1, 8)<br>OBP: 0.335, SLG: 0.417 | E6 | | G6-3 | | G3 | | | K | | | K | | 5 | 0 | 0 | 0 | 0 | 2 | 1 |
| Rey Sanchez, R (1, 4)<br>OBP: 0.303, SLG: 0.368 | G5-3 | | K | | | G6-3 | | | F9 | | K | | 5 | 0 | 0 | 0 | 0 | 2 | 2 |
| Mark Grace, L (1, 3)<br>OBP: 0.393, SLG: 0.593 | F8 | | HR | | | P6 | | | G5-3 | | 2B | | 5 | 1 | 2 | 1 | 0 | 0 | 1 |
| Sammy Sosa, R (1, 9)<br>OBP: 0.341, SLG: 0.530 | F8 | | G5-3 | | | K | | | G4-3 | | IBB | | 4 | 0 | 0 | 0 | 1 | 1 | 1 |
| Todd Zeile, R (1, 5)<br>OBP: 0.361, SLG: 0.433 | | G5-3 | | F8 | | | F8 | | | G5-3 | K | | 5 | 0 | 0 | 0 | 0 | 1 | 3 |
| Mike Walker, R (11, 1) | | | | | | | | | | | | | 0 | 0 | 0 | 0 | 0 | 0 | 0 |
| Shawon Dunston, R (1, 6)<br>OBP: 0.335, SLG: 0.526 | | 2B | | K2-3 | | | G6-3 | | | G4-3 | | L9 | 5 | 1 | 2 | 0 | 0 | 1 | 0 |
| Ozzie Timmons, R (1, 7)<br>OBP: 0.264, SLG: 0.358 | | 2B | | K | | | G5-3 | | | G4-3 | | | 3 | 0 | 1 | 1 | 0 | 1 | 0 |
| Scott Bullett, L (7, 7)<br>OBP: 0.266, SLG: 0.341 | | 2-H | | | | | | | | | | BB | 1 | 0 | 0 | 0 | 1 | 0 | 1 |
| Todd Pratt, R (1, 2)<br>OBP: 0.184, SLG: 0.114 | | K | | G4-3 | | | F9 | | | K | | | 3 | 0 | 0 | 0 | 0 | 1 | 1 |
| Rick Wilkins, L (10, PH)<br>OBP: 0.335, SLG: 0.324 | | | | | | | | | | | | K | 2 | 0 | 0 | 0 | 0 | 2 | 2 |
| (10, 2) | | | | | | | | | | | | | | | | | | | |
| Jaime Navarro, R (1, 1)<br>OBP: 0.080, SLG: 0.120 | | F8 | | P4 | | | L9 | | | | 2B | K | 2 | 0 | 0 | 0 | 0 | 0 | 1 |
| Kevin Roberson, S (8, PH)<br>OBP: 0.293, SLG: 0.441 | | | | | | | | | | | | | 1 | 0 | 0 | 0 | 0 | 0 | 0 |
| Mike Perez, R (8, 1) | | | | | | | | | | | | | 0 | 0 | 0 | 0 | 0 | 0 | 0 |
| Randy Myers, L (9, 1) | | | | | | | | | | | | | 0 | 0 | 0 | 0 | 0 | 0 | 0 |
| Howard Johnson, S (11, PH)<br>OBP: 0.263, SLG: 0.262 | | | | | | | | | | | | | 1 | 0 | 0 | 0 | 1 | 1 | 1 |
| (11, 5) | | | | | | | | | | | | | | | | | | | |
| Inning Stats | R: 0<br>E: 1<br>K: 0<br>S: 7<br>H: 0<br>LOB: 1<br>BB: 0<br>P: 10 | R: 1<br>E: 0<br>K: 1<br>S: 10<br>H: 2<br>LOB: 1<br>BB: 0<br>P: 13 | R: 1<br>E: 0<br>K: 1<br>S: 8<br>H: 1<br>LOB: 0<br>BB: 0<br>P: 9 | R: 0<br>E: 0<br>K: 2<br>S: 10<br>H: 0<br>LOB: 0<br>BB: 0<br>P: 13 | R: 0<br>E: 0<br>K: 0<br>S: 8<br>H: 0<br>LOB: 0<br>BB: 0<br>P: 14 | R: 0<br>E: 0<br>K: 1<br>S: 9<br>H: 0<br>LOB: 0<br>BB: 0<br>P: 12 | R: 0<br>E: 0<br>K: 0<br>S: 9<br>H: 0<br>LOB: 0<br>BB: 0<br>P: 15 | R: 0<br>E: 0<br>K: 1<br>S: 8<br>H: 0<br>LOB: 0<br>BB: 0<br>P: 15 | R: 0<br>E: 0<br>K: 0<br>S: 5<br>H: 0<br>LOB: 0<br>BB: 0<br>P: 8 | R: 0<br>E: 0<br>K: 1<br>S: 7<br>H: 1<br>LOB: 1<br>BB: 0<br>P: 11 | R: 0<br>E: 0<br>K: 3<br>S: 14<br>H: 1<br>LOB: 3<br>BB: 2<br>P: 26 | R: 0<br>E: 0<br>K: 2<br>S: 9<br>H: 0<br>LOB: 1<br>BB: 1<br>P: 18 | 1B: 0<br>2B: 4<br>3B: 0<br>HR: 1 | SF: 0<br>SAC: 0<br>DP: 0<br>HBP: 0 | WP: 0<br>PB: 0<br>SB: 1<br>CS: 0 | PA: 45 |

| PITCHER | | IP | WLS | BF | H | R | ER | SO | BB | IBB | HBP | BLK | WP | HR | S | P | ERA | WHIP |
|---|---|---|---|---|---|---|---|---|---|---|---|---|---|---|---|---|---|---|
| Mike Hampton, L<br>ERA: 2.55 | (1, 1) | 8.0 | | 28 | 3 | 2 | 2 | 6 | 0 | 0 | 0 | 0 | 0 | 1 | 69 | 101 | 2.25 | 0.375 |
| Dave Veres, R<br>ERA: 1.34 | (9, 1) | 2.0 | | 7 | 1 | 0 | 0 | 1 | 0 | 0 | 0 | 0 | 0 | 0 | 12 | 19 | 0.00 | 0.500 |
| Todd Jones, R<br>ERA: 1.64 | (11, 1) | 2.0 | W | 10 | 1 | 0 | 0 | 5 | 2 | 1 | 0 | 0 | 0 | 0 | 23 | 44 | 0.00 | 1.500 |

| PITCHER | IP | WLS | BF | H | R | ER | SO | BB | IBB | HBP | BLK | WP | HR | S | P | ERA | WHIP |
|---|---|---|---|---|---|---|---|---|---|---|---|---|---|---|---|---|---|

| | |
|---|---|
| AB | 42 |
| R | 2 |
| H | 5 |
| RBI | 2 |
| BB | 3 |
| SO | 12 |
| LOB | 14 |

# Chicago Cubs @ Houston Astros

Astrodome, Houston, TX

Fri Jun 23 1995, 8:05 PM EDT

Att. 29,504 - Dome

## BOTTOM

| Batter | 1 | 2 | 3 | 4 | 5 | 6 | 7 | 8 | 9 | 10 | 11 | 12 | AB | R | H | RBI | BB | SO | LOB |
|---|---|---|---|---|---|---|---|---|---|---|---|---|---|---|---|---|---|---|---|
| Brian Hunter, R (1, 8)<br>OBP: 0.397, SLG: 0.481 | 2-2 F8 5 SF9 1B | | 1-1 G4-3 | | 3-2 S 1B | | | 1-3 K<br>1-2 | | 1-0 G6-3 | | 2-1 5 FC1-6 1B 1B | 6 | 2 | 3 | 0 | 0 | 1 | 1 |
| Craig Biggio, R (1, 4)<br>OBP: 0.395, SLG: 0.453 | 1-2 F8<br>1-3 | | 1-1 2B | | 2-2 P3<br>1-2 | | | 2-1 G6-3<br>2-3 | | 4-1 BB | | 2-2 1 SAFE 5 FC1-6<br>1-2 1B | 5 | 0 | 2 | 0 | 1 | 0 | 3 |
| 5 Jeff Bagwell, R (1, 3)<br>OBP: 0.349, SLG: 0.419 | 1-2 SF9<br>3-H | | 2-1 F9 | | | 3-2 L9 | | 0-1 G6-3 | | 2-3 K | | 2-2 FC1-6 1B DI<br>1-2f 2-3 | 5 | 0 | 0 | 1 | 0 | 1 | 5 |
| Derek Bell, R (1, 9)<br>OBP: 0.383, SLG: 0.440 | 0-0 1B | | | 2-3 K | | 2-1 G5-3 | | | 0-0 1B SF8 | | 2-2 G4-3 SH3 1B | 3-2<br>1-3 3-H 1B | 6 | 1 | 4 | 1 | 0 | 1 | 0 |
| Luis Gonzalez, L (1, 7)<br>OBP: 0.310, SLG: 0.416 | 1-1 L8 | | | 3-2 K | | 2-1 G6-3 | | | 2-3 K | | 0-0 SH3<br>1-2 | | 4 | 0 | 0 | 0 | 0 | 2 | 2 |
| Dave Magadan, L (1, 5)<br>OBP: 0.435, SLG: 0.386 | | 4-2 G5-4-3 BB | | 4-1 BB | | | 2-3 K | | 2-2 1B | | 0-0 G4-3<br>2-3 | | 1 | 0 | 0 | 0 | 2 | 1 | 0 |
| Tony Eusebio, R (9, PH)<br>OBP: 0.352, SLG: 0.393 | | | | | | | | | | | | | 1 | 0 | 1 | 0 | 0 | 0 | 0 |
| Mike Brumley, S (9, PR) (10, 6) | | | | | | | | | | | | | 1 | 0 | 0 | 0 | 0 | 0 | 1 |
| Craig Shipley, R (1, 6)<br>OBP: 0.321, SLG: 0.360 | | 2-2 G5-4-3<br>1-2f | | 1-0 F8 | | | 0-0 G6-3 | | 1-0 SF8<br>3-H | | 4-0 DI IBB | | 3 | 0 | 0 | 1 | 1 | 0 | 2 |
| (10, 5) | | | | | | | | | | | | | | | | | | | |
| Scott Servais, R (1, 2)<br>OBP: 0.297, SLG: 0.390 | | | 1-0 G5-3 | | 2-2 L3 | | 3-2 F7 | | 1-3 K | | 1-1 G6-3<br>1-2 | | 5 | 0 | 0 | 0 | 0 | 1 | 3 |
| Mike Hampton, R (1, 1)<br>John Cangelosi, S (8, PH)<br>OBP: 0.800, SLG: 0.325<br>Dave Veres, R (9, 1)<br>Phil Nevin, R (10, PH)<br>OBP: 0.167, SLG: 0.147<br>Todd Jones, L (11, 1)<br>Derrick May, L (12, PH)<br>OBP: 0.287, SLG: 0.313 | | | 0-1 F8 | | 0-0 P3 | | | 4-1 G6-3 S BB | | 0-0 G4-3 | | 3-1 G4-3 | 2<br>0<br>0<br>1<br>0<br>0<br>1 | 0<br>0<br>0<br>0<br>0<br>0<br>0 | 0<br>0<br>0<br>0<br>0<br>0<br>0 | 0<br>1<br>0<br>0<br>0<br>0<br>0 | 0<br>0<br>0<br>0<br>0<br>0<br>0 | 0<br>0<br>0<br>0<br>0<br>0<br>0 | 0<br>0<br>0<br>0<br>0<br>0<br>0 |
| Inning Stats | R: 1 H: 2<br>E: 0 LOB: 1<br>K: 0 BB: 0<br>S: 15 P: 20 | R: 0 H: 0<br>E: 0 LOB: 0<br>K: 0 BB: 1<br>S: 9 P: 16 | R: 0 H: 1<br>E: 0 LOB: 1<br>K: 0 BB: 0<br>S: 8 P: 12 | R: 0 H: 0<br>E: 0 LOB: 1<br>K: 2 BB: 1<br>S: 9 P: 19 | R: 0 H: 1<br>E: 0 LOB: 1<br>K: 0 BB: 0<br>S: 12 P: 19 | R: 0 H: 0<br>E: 0 LOB: 0<br>K: 0 BB: 0<br>S: 7 P: 14 | R: 0 H: 0<br>E: 0 LOB: 0<br>K: 1 BB: 0<br>S: 10 P: 15 | R: 0 H: 0<br>E: 0 LOB: 1<br>K: 1 BB: 1<br>S: 8 P: 15 | R: 1 H: 2<br>E: 0 LOB: 1<br>K: 2 BB: 0<br>S: 12 P: 18 | R: 0 H: 0<br>E: 0 LOB: 1<br>K: 1 BB: 1<br>S: 7 P: 14 | R: 0 H: 1<br>E: 0 LOB: 2<br>K: 0 BB: 1<br>S: 7 P: 14 | R: 1 H: 3<br>E: 0 LOB: 2<br>K: 0 BB: 0<br>S: 19 P: 30 | 1B: 9<br>2B: 1<br>3B: 0<br>HR: 0 | SF: 2<br>SAC: 1<br>DP: 1<br>HBP: 0 | | WP: 0<br>PB: 0<br>SB: 3<br>CS: 0 | | PA: 49 | |

livebaseballscorecards.com

| | |
|---|---|
| AB | 41 |
| R | 3 |
| H | 10 |
| RBI | 3 |
| BB | 5 |
| SO | 7 |
| LOB | 17 |

| PITCHER | | IP | WLS | BF | H | R | ER | SO | BB | IBB | HBP | BLK | WP | HR | S | P | ERA | WHIP |
|---|---|---|---|---|---|---|---|---|---|---|---|---|---|---|---|---|---|---|
| Jaime Navarro, R<br>ERA: 3.03 | (1, 1) | 7.0 | | 26 | 4 | 1 | 1 | 3 | 2 | 0 | 0 | 0 | 0 | 0 | 70 | 115 | 1.29 | 0.857 |
| Mike Perez, R<br>ERA: 2.6 | (8, 1) | 1.0 | | 4 | 0 | 0 | 0 | 1 | 1 | 0 | 0 | 0 | 0 | 0 | 8 | 15 | 0.00 | 1.000 |
| Randy Myers, L<br>ERA: 3.05 | (9, 1) | 2.0 | | 9 | 2 | 1 | 1 | 3 | 1 | 0 | 0 | 0 | 0 | 0 | 19 | 32 | 4.50 | 1.500 |
| Mike Walker, R<br>ERA: 2.05 | (11, 1) | 1.2 | L | 10 | 4 | 1 | 1 | 0 | 0 | 1 | 0 | 0 | 0 | 0 | 26 | 44 | 5.40 | 2.400 |

| PITCHER | IP | WLS | BF | H | R | ER | SO | BB | IBB | HBP | BLK | WP | HR | S | P | ERA | WHIP |
|---|---|---|---|---|---|---|---|---|---|---|---|---|---|---|---|---|---|

# Chicago Cubs @ Houston Astros

Astrodome, Houston, TX

Sat Jun 24 1995, 8:05 PM EDT

Att. 21,767 - Dome

TOP

livebaseballscorecards.com

| Batter | 1 | 2 | 3 | 4 | 5 | 6 | 7 | 8 | 9 | AB | R | H | RBI | BB | SO | LOB |
|---|---|---|---|---|---|---|---|---|---|---|---|---|---|---|---|---|
| Brian McRae, S (1, 8)<br>OBP: 0.332, SLG: 0.413 | F X 0-1 ① G4-3 | | B S C S 1-3 ③ K | | B X 1-0 ② FC6-4 BB S 1-2f 2-3 | | C 1 SAFE X 0-1 1B 1-2 1B | | B F B L F F B X 3-2 ② L3 3-3 | 5 | 0 | 1 | 0 | 0 | 1 | 4 |
| Rick Wilkins, L (1, 2)<br>OBP: 0.342, SLG: 0.329 | S B B C B X 3-2 ② G4-3 | | | B F B X 2-1 E G4-3 1B | C B B B S B 4-2 BB 1-2 BB | | C C B B C 2-3 ② K | | X 0-0 3-H 1B | 4 | 1 | 2 | 1 | 1 | 1 | 2 |
| Mark Grace, L (1, 3)<br>OBP: 0.393, SLG: 0.586 | B C S S 1-3 ③ K | | | B 1 SAFE X 1-0 ① G4-3 1-H | B B B 4-0 BB 1-2 2-3 3-H | | B C B F X 2-2 1-3 2-H 1B | | X 0-0 ③ F7 | 4 | 0 | 1 | 3 | 1 | 1 | 1 |
| Sammy Sosa, R (1, 9)<br>OBP: 0.335, SLG: 0.521 | | F F B B F F C 2-3 ① K | | F S X 0-2 ② G3 | C F B S 1-3 ③ K | | B B X 2-0 ③ G4-3 | | | 4 | 0 | 0 | 0 | 0 | 2 | 5 |
| Todd Zeile, R (1, 5)<br>OBP: 0.359, SLG: 0.435 | | C B F B F S 2-3 ② K | | B B X 2-0 ③ L7 | | C B X 1-1 WP FC5-2-6-4 2B | | C C S 0-3 ① K | | 4 | 0 | 1 | 0 | 0 | 2 | 0 |
| Shawon Dunston, R (1, 6)<br>OBP: 0.328, SLG: 0.514 | | B F S S 1-3 ③ K2-3 | | | C B B X 2-1 ① F9 | B F L B B F S 3-3 ① K 2-3 | | F F B X 1-2 ② F7 | | 4 | 0 | 0 | 0 | 0 | 2 | 1 |
| Ozzie Timmons, R (1, 7)<br>OBP: 0.280, SLG: 0.400 | | | C B F X 1-2 FC1-6-5 2B | | B B X 2-0 1B 2B | B B X 2-0 ②③ FC5-2-6-4 3-H | | F X 0-1 ③ G3 | | 3 | 1 | 2 | 0 | 0 | 0 | 1 |
| Scott Bullett, L (7, 7)<br>OBP: 0.263, SLG: 0.337 | | | | | | | | | | 1 | 0 | 0 | 0 | 0 | 0 | 0 |
| José Hernández, R (1, 4)<br>OBP: 0.275, SLG: 0.448 | | | C B C X 1-2 ① FC1-6-5 2-3 | | B C C F X 1-2 FC6-4 E BB 2-H 1B | | B B B C C S 3-3 ① K | | B B X 2-0 E 1B 2B | 4 | 2 | 2 | 1 | 0 | 1 | 1 |
| Kevin Foster, R (1, 1)<br>OBP: 0.292, SLG: 0.391 | | | F B X 1-1 ② G6-3 | | F X 0-1 E1 FC6-4 1-2 | | B B B B 4-0 1B 1B BB | | F B F B F B S 3-3 ① K 2-3 | 2 | 1 | 0 | 0 | 1 | 0 | 2 |
| Mike Perez, R (7, 1) | | | | | | | | | | 0 | 0 | 0 | 0 | 0 | 0 | 0 |
| Bryan Hickerson, L (8, 1)<br>OBP: 1.000, SLG: 1.000 | | | | | | | | | | 0 | 0 | 0 | 0 | 0 | 0 | 0 |
| Kevin Roberson, S (9, PH)<br>OBP: 0.286, SLG: 0.429 | | | | | | | | | | 1 | 0 | 0 | 0 | 0 | 1 | 1 |
| Randy Myers, L (9, 1) | | | | | | | | | | 0 | 0 | 0 | 0 | 0 | 0 | 0 |
| Inning Stats | R: 0<br>E: 0<br>K: 1<br>S: 8<br>H: 0<br>LOB: 0<br>BB: 0<br>P: 12 | R: 0<br>E: 0<br>K: 3<br>S: 12<br>H: 0<br>LOB: 0<br>BB: 0<br>P: 17 | R: 0<br>E: 0<br>K: 1<br>S: 11<br>H: 1<br>LOB: 1<br>BB: 0<br>P: 15 | R: 1<br>E: 1<br>K: 0<br>S: 7<br>H: 1<br>LOB: 0<br>BB: 0<br>P: 12 | R: 2<br>E: 1<br>K: 1<br>S: 15<br>H: 2<br>LOB: 3<br>BB: 2<br>P: 30 | R: 0<br>E: 0<br>K: 1<br>S: 7<br>H: 1<br>LOB: 0<br>BB: 0<br>P: 13 | R: 1<br>E: 0<br>K: 2<br>S: 12<br>H: 2<br>LOB: 2<br>BB: 1<br>P: 25 | R: 0<br>E: 0<br>K: 1<br>S: 8<br>H: 0<br>LOB: 0<br>BB: 0<br>P: 9 | R: 1<br>E: 1<br>K: 1<br>S: 12<br>H: 2<br>LOB: 1<br>BB: 0<br>P: 20 | 1B: 5<br>2B: 5<br>3B: 0<br>HR: 0<br>SF: 0<br>SAC: 0<br>DP: 1<br>HBP: 0 | | | | | | |

| | AB | 36 |
|---|---|---|
| | R | 5 |
| | H | 9 |
| | RBI | 5 |
| | BB | 3 |
| | SO | 11 |
| | LOB | 18 |

WP: 1 PB: 0 SB: 1 CS: 0 PA: 39

| PITCHER | | IP | WLS | BF | H | R | ER | SO | BB | IBB | HBP | BLK | WP | HR | S | P | ERA | WHIP |
|---|---|---|---|---|---|---|---|---|---|---|---|---|---|---|---|---|---|---|
| Darryl Kile, R<br>ERA: 4.37 | (1, 1) | 6.1 | L | 28 | 6 | 4 | 2 | 8 | 3 | 0 | 0 | 0 | 1 | 0 | 65 | 111 | 2.84 | 1.421 |
| Pedro Martinez, L<br>ERA: 7.13 | (7, 1) | 0.2 | | 3 | 1 | 0 | 0 | 1 | 0 | 0 | 0 | 0 | 0 | 0 | 7 | 13 | 0.00 | 1.500 |
| Doug Brocail, R<br>ERA: 3.93 | (8, 1) | 2.0 | | 8 | 2 | 1 | 0 | 2 | 0 | 0 | 0 | 1 | 0 | 0 | 20 | 29 | 0.00 | 1.000 |

| PITCHER | | IP | WLS | BF | H | R | ER | SO | BB | IBB | HBP | BLK | WP | HR | S | P | ERA | WHIP |
|---|---|---|---|---|---|---|---|---|---|---|---|---|---|---|---|---|---|---|

# BOTTOM

## Chicago Cubs @ Houston Astros

Astrodome, Houston, TX

Sat Jun 24 1995, 8:05 PM EDT

Att. 21,767 - Dome

| Batter | 1 | 2 | 3 | 4 | 5 | 6 | 7 | 8 | 9 | AB | R | H | RBI | BB | SO | LOB |
|---|---|---|---|---|---|---|---|---|---|---|---|---|---|---|---|---|
| Brian Hunter, R (1, 8)<br>OBP: 0.397, SLG: 0.464 | C B F B B B<br>4-2 F9 1B BB | | F X<br>0-1 ② P2 | | F B B F B C<br>3-3 ② K | | B B X<br>2-0 5 2B 1-2 1B | | B F B F S<br>2-3 ③ K | 4 | 1 | 1 | 0 | 1 | 2 | 2 |
| Craig Biggio, R (1, 4)<br>OBP: 0.397, SLG: 0.451 | X<br>0-0 5 BB 1-2 1B | | B B B B<br>4-0 BB | | B B C B C S<br>3-3 ③ K | | X<br>0-0 ② P6 | | | 3 | 0 | 1 | 0 | 1 | 1 | 4 |
| 5 Jeff Bagwell, R (1, 3)<br>OBP: 0.351, SLG: 0.422 | C S 1 SAFE B F B B B<br>4-2 ① 1-2 BB | | C 1 SAFE<br>F 1 SAFE<br>1 SAFE<br>P 1 SAFE<br>S<br>1-3 ③ K | | | F F X<br>0-2 ① G6-3 | B C F B B F X<br>3-2 1-H 2-H 2B | | | 3 | 0 | 1 | 2 | 1 | 1 | 1 |
| Derek Bell, R (1, 9)<br>OBP: 0.381, SLG: 0.437 | C B X<br>1-1 ② F9 2-3 | | | B B B C X<br>3-1 ① F8 | | S C B X<br>1-2 BB 1B | B B X<br>2-0 ③ G5-3 | | | 4 | 0 | 1 | 0 | 0 | 0 | 3 |
| Luis Gonzalez, L (1, 7)<br>OBP: 0.304, SLG: 0.407 | C S B B B F F F T<br>3-2 ③ K | | | X<br>0-0 ② P6 | | B X<br>1-0 ② F9 | | C B B X<br>2-1 ① F7 | | 4 | 0 | 0 | 0 | 0 | 1 | 3 |
| Tony Eusebio, R (1, 2)<br>OBP: 0.349, SLG: 0.383 | | C F B X<br>1-2 ① G6-3 | | C B C S<br>1-3 ③ K | | B B B<br>4-0 1-2 BB | | C S X<br>0-2 ② G1-3 | | 3 | 0 | 0 | 0 | 1 | 1 | 0 |
| Phil Nevin, R (1, 5)<br>OBP: 0.154, SLG: 0.135<br>Dave Magadan, L (8, PH)<br>OBP: 0.432, SLG: 0.382<br>(9, 5) | | C C S<br>0-3 ② K | | | X<br>0-0 ① F8 | X<br>0-0 ③ P4 | | C S X<br>0-2 ③ G3-1 | | 3<br>1 | 0<br>0 | 0<br>0 | 0<br>0 | 0<br>0 | 1<br>0 | 2<br>0 |
| Craig Shipley, R (1, 6)<br>OBP: 0.318, SLG: 0.354 | | C B F B S<br>2-3 ③ K | | | B B C B F X<br>3-2 BB 1B | | B C B F F X<br>2-2 ① F7 | | X<br>0-0 ① G6-3 | 4 | 0 | 1 | 0 | 0 | 1 | 0 |
| Darryl Kile, R (1, 1)<br>OBP: 0.250, SLG: 0.190<br>Pedro Martinez, L (7, 1)<br>Milt Thompson, L (7, PH)<br>OBP: 0.245, SLG: 0.188<br>Doug Brocail, L (8, 1)<br>OBP: 0.500, SLG: 0.500<br>John Cangelosi, S (9, PH)<br>OBP: 0.392, SLG: 0.317 | | | B B F C S<br>2-3 ① K | | B L B B F F B<br>4-2 1-2 BB | | C B X<br>1-1 1B 5 2B 1B | | C B B F B S<br>3-3 ② K | 1<br>0<br>1<br>0<br>1 | 0<br>0<br>1<br>0<br>0 | 0<br>0<br>1<br>0<br>0 | 0<br>0<br>1<br>0<br>0 | 1<br>0<br>0<br>0<br>0 | 1<br>0<br>0<br>0<br>1 | 0<br>0<br>0<br>0<br>0 |
| Inning Stats | R: 0 H: 1<br>E: 0 LOB: 2<br>K: 1 BB: 2<br>S: 14 P: 26 | R: 0 H: 0<br>E: 0 LOB: 0<br>K: 2 BB: 0<br>S: 9 P: 12 | R: 0 H: 0<br>E: 0 LOB: 1<br>K: 2 BB: 1<br>S: 9 P: 15 | R: 0 H: 0<br>E: 0 LOB: 0<br>K: 1 BB: 0<br>S: 6 P: 10 | R: 0 H: 1<br>E: 0 LOB: 2<br>K: 2 BB: 1<br>S: 13 P: 26 | R: 0 H: 1<br>E: 0 LOB: 2<br>K: 0 BB: 1<br>S: 8 P: 14 | R: 2 H: 3<br>E: 0 LOB: 1<br>K: 0 BB: 0<br>S: 13 P: 23 | R: 0 H: 0<br>E: 0 LOB: 0<br>K: 0 BB: 0<br>S: 8 P: 10 | R: 0 H: 0<br>E: 0 LOB: 0<br>K: 2 BB: 0<br>S: 7 P: 12 | 1B: 5<br>2B: 1<br>3B: 0<br>HR: 0 | SF: 0<br>SAC: 0<br>DP: 0<br>HBP: 0 | | | | WP: 0<br>PB: 0<br>SB: 0<br>CS: 0 | PA: 37 | |

livebaseballscorecards.com

| | |
|---|---|
| AB | 32 |
| R | 2 |
| H | 6 |
| RBI | 2 |
| BB | 5 |
| SO | 10 |
| LOB | 15 |

| PITCHER | | IP | WLS | BF | H | R | ER | SO | BB | IBB | HBP | BLK | WP | HR | S | P | ERA | WHIP |
|---|---|---|---|---|---|---|---|---|---|---|---|---|---|---|---|---|---|---|
| Kevin Foster, R<br>ERA: 5.43 | (1, 1) | 6.1 | W | 27 | 4 | 1 | 1 | 8 | 5 | 0 | 0 | 0 | 0 | 0 | 65 | 112 | 1.42 | 1.421 |
| Mike Perez, R<br>ERA: 2.79 | (7, 1) | 1.1 | | 6 | 2 | 1 | 1 | 0 | 0 | 0 | 0 | 0 | 0 | 0 | 12 | 21 | 6.75 | 1.500 |
| Bryan Hickerson, L<br>ERA: 3.26 | (8, 1) | 0.1 | | 1 | 0 | 0 | 0 | 0 | 0 | 0 | 0 | 0 | 0 | 0 | 3 | 3 | 0.00 | 0.000 |
| Randy Myers, L<br>ERA: 2.91 | (9, 1) | 1.0 | S | 3 | 0 | 0 | 0 | 2 | 0 | 0 | 0 | 0 | 0 | 0 | 7 | 12 | 0.00 | 0.000 |

| PITCHER | IP | WLS | BF | H | R | ER | SO | BB | IBB | HBP | BLK | WP | HR | S | P | ERA | WHIP |
|---|---|---|---|---|---|---|---|---|---|---|---|---|---|---|---|---|---|

| Batter | 1 | 2 | 3 | 4 | 5 | 6 | 7 | 8 | 9 | AB | R | H | RBI | BB | SO | LOB |
|---|---|---|---|---|---|---|---|---|---|---|---|---|---|---|---|---|
| Scott Bullett, L (1, 8)<br>OBP: 0.270, SLG: 0.340 | C B C X<br>1-2<br>G4-3 S<br>WP<br>1B | | C S F F X<br>0-2 ①<br>L5 | S F F S<br>0-3 ③<br>K | | S B S F X<br>1-2 ③<br>FC6<br>1-2f | | X<br>0-0<br>G6-3<br>1-2<br>2-3<br>1B | | 5 | 1 | 2 | 0 | 0 | 1 | 5 |
| Rick Wilkins, L (1, 2)<br>OBP: 0.344, SLG: 0.323 | 1 SAFE<br>1 SAFE<br>1 SAFE<br>S<br>B<br>1 SAFE<br>B<br>1 SAFE<br>S<br>2-3 1 SAFE F C ①<br>K<br>1-2 | | C B C T<br>1-2 ②<br>K | | B F C F B B B<br>4-2<br>FC6-4<br>BB | | B B F B F B<br>4-2<br>2B<br>G4-3<br>BB | F C X<br>0-2 ① ②<br>G6-3<br>1-2f<br>2-3<br>3-H | | 3 | 1 | 0 | 0 | 2 | 2 | 3 |
| Mark Grace, L (1, 3)<br>OBP: 0.393, SLG: 0.591 | X<br>0-0 ②<br>G4-3<br>2-3 | | C X<br>0-1 ③<br>G1-3 | | F X<br>0-1 ①<br>FC6-4<br>1-2f | | X<br>0-0<br>G4-3<br>SF8<br>1-3<br>2B | X<br>0-0<br>3-H<br>2B | | 5 | 1 | 2 | 1 | 0 | 0 | 2 |
| Sammy Sosa, R (1, 9)<br>OBP: 0.332, SLG: 0.513 | S C B F B F F S<br>2-3 ③<br>K<br>3-H | | | X<br>0-0<br>2B<br>FC5-2<br>1B | S F B F F X<br>1-2 ②<br>F9 | | X<br>0-0 ①<br>G4-3<br>2-3<br>3-H | F B X<br>1-1 ③<br>G1-3 | | 5 | 0 | 1 | 1 | 0 | 1 | 3 |
| Todd Zeile, R (1, 5)<br>OBP: 0.365, SLG: 0.448 | | B B S S B X<br>3-1<br>E<br>1B | | C F 1 SAFE X<br>0-2<br>FC5-2<br>1-3<br>BB<br>2B | 1 SAFE B C C C B F X<br>2-2 ③<br>G5-3 | | B C F X<br>1-2 ②<br>SF8<br>3-H | | X<br>0-0<br>G6-3<br>1B | 4 | 1 | 3 | 1 | 0 | 0 | 1 |
| Rey Sanchez, R (1, 4)<br>OBP: 0.301, SLG: 0.365 | | 1 SAFE<br>B<br>F<br>1 SAFE<br>S<br>S<br>1-3 ①<br>K | | C S S<br>0-3 ①<br>K | | C X<br>0-1 ①<br>G6-3 | S B X<br>1-1<br>1B | | X<br>0-0 ①<br>L6 | 5 | 0 | 1 | 0 | 0 | 2 | 4 |
| Ozzie Timmons, R (1, 7)<br>OBP: 0.275, SLG: 0.378 | | L<br>1 SAFE<br>S<br>B<br>B<br>S<br>2-3 ②<br>K<br>1-2 | | I I I<br>4-0<br>BB<br>FC5-2<br>IBB | | B C B X<br>2-1 ②<br>F9 | F<br>1 SAFE<br>X<br>0-1 ③<br>F8 | | B B F X<br>2-1 ② ③<br>G6-3<br>1-2f | 4 | 0 | 0 | 0 | 1 | 1 | 3 |
| José Hernández, R (1, 6)<br>OBP: 0.301, SLG: 0.457 | | I I I I<br>4-0<br>IBB | | S B X<br>1-1 ②<br>FC5-2<br>BB<br>1-2<br>2-3<br>3-Hf | | B X<br>1-0<br>1B<br>1B | | B X<br>1-0<br>1B<br>BB<br>G6-3<br>1B | | 3 | 1 | 2 | 0 | 1 | 0 | 3 |
| Frank Castillo, R (1, 1)<br>OBP: 0.208, SLG: 0.136<br>Turk Wendell, L (5, 1)<br>Kevin Roberson, S (6, PH)<br>OBP: 0.302, SLG: 0.444<br>Mike Walker, R (6, 1)<br>Chris Nabholz, L (6, 1)<br>Howard Johnson, S (8, PH)<br>OBP: 0.271, SLG: 0.282<br>Bryan Hickerson, L (8, 1)<br>OBP: 1.000, SLG: 1.000 | | B X<br>1-0 ③<br>G3 | | C S B B B F B<br>4-2<br>1-2<br>2-3<br>3-H<br>BB | | B C B S X<br>2-2<br>FC6<br>1-3<br>1B | | B F S G B F B<br>4-2<br>G6-3<br>1B<br>1-2<br>2B<br>BB | | 1<br>0<br>1<br>0<br>0<br>0<br>0 | 0<br>0<br>0<br>0<br>0<br>1<br>0 | 0<br>0<br>1<br>0<br>0<br>0<br>0 | 1<br>0<br>0<br>0<br>0<br>0<br>1 | 1<br>0<br>0<br>0<br>0<br>0<br>0 | 0<br>0<br>0<br>0<br>0<br>0<br>0 | 2<br>0<br>0<br>0<br>0<br>0<br>0 |

# TOP

## Chicago Cubs @ Houston Astros

Astrodome, Houston, TX

Sun Jun 25 1995, 4:33 AM EDT

Att. 16,944 - Dome

livebaseballscorecards.com

| | |
|---|---|
| AB | 36 |
| R | 6 |
| H | 12 |
| RBI | 4 |
| BB | 6 |
| SO | 7 |
| LOB | 26 |

| Inning Stats | 1 | 2 | 3 | 4 | 5 | 6 | 7 | 8 | 9 |
|---|---|---|---|---|---|---|---|---|---|
| | R: 1<br>E: 0<br>K: 2<br>S: 14 | R: 0<br>E: 1<br>K: 2<br>S: 9 | R: 0<br>E: 0<br>K: 1<br>S: 10 | R: 1<br>E: 0<br>K: 2<br>S: 16 | R: 0<br>E: 0<br>K: 0<br>S: 14 | R: 0<br>E: 0<br>K: 0<br>S: 12 | R: 2<br>E: 0<br>K: 0<br>S: 11 | R: 2<br>E: 0<br>K: 0<br>S: 11 | R: 0<br>E: 0<br>K: 0<br>S: 4 |
| | H: 1<br>LOB: 0<br>BB: 0<br>P: 19 | H: 1<br>LOB: 2<br>BB: 1<br>P: 20 | H: 0<br>LOB: 0<br>BB: 0<br>P: 11 | H: 2<br>LOB: 3<br>BB: 2<br>P: 25 | H: 0<br>LOB: 1<br>BB: 1<br>P: 21 | H: 2<br>LOB: 2<br>BB: 0<br>P: 18 | H: 2<br>LOB: 1<br>BB: 1<br>P: 17 | H: 3<br>LOB: 1<br>BB: 1<br>P: 17 | H: 1<br>LOB: 0<br>BB: 0<br>P: 6 |

| | | |
|---|---|---|
| 1B: 9 | SF: 1 | WP: 1 |
| 2B: 3 | SAC: 0 | PB: 0 |
| 3B: 0 | DP: 2 | SB: 1 |
| HR: 0 | HBP: 0 | CS: 0 |
| | | PA: 43 |

| PITCHER | | IP | WLS | BF | H | R | ER | SO | BB | IBB | HBP | BLK | WP | HR | S | P | ERA | WHIP |
|---|---|---|---|---|---|---|---|---|---|---|---|---|---|---|---|---|---|---|
| Shane Reynolds, R<br>ERA: 3.23 | (1, 1) | 6.0 | W | 28 | 6 | 2 | 2 | 7 | 2 | 2 | 0 | 0 | 1 | 0 | 75 | 114 | 3.00 | 1.333 |
| Dave Veres, R<br>ERA: 2.18 | (7, 1) | 1.0 | | 8 | 3 | 4 | 4 | 0 | 2 | 0 | 0 | 0 | 0 | 0 | 15 | 26 | 36.00 | 5.000 |
| Pedro Martinez, L<br>ERA: 6.87 | (8, 1) | 0.2 | | 3 | 2 | 0 | 0 | 0 | 0 | 0 | 0 | 0 | 0 | 0 | 5 | 5 | 0.00 | 3.000 |
| Jim Dougherty, R<br>ERA: 3.93 | (8, 1) | 0.1 | | 1 | 0 | 0 | 0 | 0 | 0 | 0 | 0 | 0 | 0 | 0 | 2 | 3 | 0.00 | 0.000 |
| Todd Jones, R<br>ERA: 1.6 | (9, 1) | 1.0 | | 3 | 1 | 0 | 0 | 0 | 0 | 0 | 0 | 0 | 0 | 0 | 4 | 6 | 0.00 | 1.000 |

| PITCHER | IP | WLS | BF | H | R | ER | SO | BB | IBB | HBP | BLK | WP | HR | S | P | ERA | WHIP |
|---|---|---|---|---|---|---|---|---|---|---|---|---|---|---|---|---|---|

| Batter | 1 | 2 | 3 | 4 | 5 | 6 | 7 | 8 | 9 | AB | R | H | RBI | BB | SO | LOB |
|---|---|---|---|---|---|---|---|---|---|---|---|---|---|---|---|---|
| Brian Hunter, R (1, 8)<br>OBP: 0.420, SLG: 0.475 | 1-1 F8 BB 1B | | 1-0 F8 ② | | 1-2 E1 G4-3 5 1B | 0-0 S 2-3 1B 1B | 4-2 5 HR BB | 1-1 5 BB 1B 1-2 3-H 1B | | 5 | 4 | 3 | 1 | 1 | 0 | 0 |
| Craig Biggio, R (1, 4)<br>OBP: 0.395, SLG: 0.449 | 4-2 1 SAFE 1-2 BB | | 0-1 G5-3 ③ | | 1-0 G4-3 ① 1-2 | 2-0 SF7 ① 1-2 3-H | 0-1 SF8 ② 2-3 3-H | 1-2 5 BB 1B 1-2 2-3 1B | | 3 | 1 | 1 | 2 | 1 | 0 | 1 |
| 5 Jeff Bagwell, R (1, 3)<br>OBP: 0.359, SLG: 0.438 | 3-1 F7 ① | | | 0-0 G6-3 ① | 2-2 1B 2-H 1B 1B | 4-2 1B BB | 3-2 1-H 3-H HR | 4-2 1B 1-2 2-3 3-H BB | | 4 | 3 | 2 | 5 | 2 | 0 | 2 |
| Derek Bell, R (1, 9)<br>OBP: 0.384, SLG: 0.438 | 0-0 F8 ② 2-3 | | | 0-1 P4 ② | 0-0 S 1B 1-2 1B | 1-0 1-3 2-H 1B | 1-1 G4-3 ③ | 0-0 1B 1-3 2-H 3-H HR | | 6 | 2 | 3 | 3 | 0 | 0 | 2 |
| Derrick May, L (1, 7)<br>OBP: 0.290, SLG: 0.331 | 0-3 K ③ | | | 0-0 1B 2B | 3-1 1B S 1-2 2-H 1B | 1 SAFE 1-0 P6 ② | | F9 ① 1-2 HR 1-2 3-H 1B | | 3 | 1 | 2 | 1 | 0 | 1 | 2 |
| Craig Shipley, R (6, PH)<br>OBP: 0.318, SLG: 0.354 (7, 5) | | | | | | | | | | 3 | 1 | 1 | 1 | 0 | 0 | 2 |
| Phil Nevin, R (1, 5)<br>OBP: 0.186, SLG: 0.128 | | 1-1 G3 ① | | 4-0 1B BB | 4-0 1B 1-2 2-3 IBB | 1 SAFE 3-3 K ③ | | 4-2 S 1B BB 2-2 1-H 2-H HR | | 2 | 0 | 0 | 0 | 2 | 1 | 2 |
| Dave Veres, R (7, 1) | | | | | | | | | | 0 | 0 | 0 | 0 | 0 | 0 | 0 |
| Pedro Martinez, L (8, 1) | | | | | | | | | | 0 | 0 | 0 | 0 | 0 | 0 | 0 |
| Jim Dougherty, R (8, 1) | | | | | | | | | | 0 | 0 | 0 | 0 | 0 | 0 | 0 |
| John Cangelosi, S (8, PH)<br>OBP: 0.415, SLG: 0.405 | | | | | | | | | | 1 | 2 | 1 | 3 | 1 | 0 | 0 |
| Todd Jones, L (9, 1) | | | | | | | | | | 0 | 0 | 0 | 0 | 0 | 0 | 0 |
| Orlando Miller, R (1, 6)<br>OBP: 0.337, SLG: 0.421 | 1-0 G6-3 ② | | 1-0 BB 1-3 2-H 1B | | 2-0 G5-4-3 1-2 2-3 3-H 1B | | 1-0 G5-3 ① | 1 SAFE 2-2 G5-3 ② 1-2 C 0-2 G4-3 ③ | | 6 | 0 | 2 | 2 | 0 | 0 | 1 |
| Scott Servais, R (1, 2)<br>OBP: 0.313, SLG: 0.388 | 1-1 G5-3 ③ | | | 4-2 1-2 BB | 1-2 G5-4-3 ② ③ 1-2f | | 0-0 2B SF8 1B | 4-0 E 1B 1B IBB | | 3 | 2 | 1 | 0 | 2 | 0 | 3 |
| Shane Reynolds, R (1, 1)<br>OBP: 0.077, SLG: 0.077 | | | 0-0 P9 ① | 2-2 G1-3 ③ | | 1-0 1B SF7 2B | 2-1 SF8 5 HR 1-3 2B | 0-0 E8 1B 5 BB 1-3 2-H 1B | | 2 | 0 | 0 | 0 | 0 | 0 | 3 |
| Milt Thompson, L (6, PH)<br>OBP: 0.259, SLG: 0.224 | | | | | | | | | | 1 | 1 | 1 | 0 | 0 | 0 | 0 |
| Luis Gonzalez, L (7, 7)<br>OBP: 0.311, SLG: 0.418 | | | | | | | | | | 2 | 2 | 2 | 1 | 0 | 0 | 0 |
| Inning Stats | R: 0 E: 0 K: 1 S: 10 H: 1 LOB: 2 BB: 1 P: 18 | R: 0 E: 0 K: 0 S: 5 H: 0 LOB: 0 BB: 0 P: 8 | R: 0 E: 0 K: 0 S: 4 H: 0 LOB: 0 BB: 0 P: 5 | R: 1 E: 0 K: 0 S: 10 H: 2 LOB: 3 BB: 2 P: 21 | R: 3 E: 1 K: 0 S: 15 H: 4 LOB: 2 BB: 1 P: 29 | R: 2 E: 0 K: 1 S: 10 H: 3 LOB: 2 BB: 1 P: 22 | R: 4 E: 0 K: 0 S: 17 H: 3 LOB: 0 BB: 1 P: 28 | R: 9 E: 1 K: 0 S: 30 H: 6 LOB: 0 BB: 3 P: 48 | | 1B: 14 2B: 3 3B: 0 HR: 2 | SF: 2 SAC: 0 DP: 1 HBP: 0 | | | | | |

| PITCHER | | IP | WLS | BF | H | R | ER | SO | BB | IBB | HBP | BLK | WP | HR | S | P | ERA | WHIP |
|---|---|---|---|---|---|---|---|---|---|---|---|---|---|---|---|---|---|---|
| Frank Castillo, R<br>ERA: 2.74 | (1, 1) | 4.1 | L | 25 | 7 | 4 | 3 | 1 | 3 | 1 | 0 | 0 | 0 | 0 | 40 | 76 | 6.23 | 2.308 |
| Turk Wendell, R<br>ERA: 5.27 | (5, 1) | 0.2 | | 1 | 0 | 0 | 0 | 0 | 0 | 0 | 0 | 0 | 0 | 0 | 4 | 5 | 0.00 | 0.000 |
| Mike Walker, R<br>ERA: 2.61 | (6, 1) | 0.1 | | 5 | 3 | 2 | 2 | 0 | 1 | 0 | 0 | 0 | 0 | 0 | 6 | 14 | 54.00 | 12.000 |
| Chris Nabholz, L<br>ERA: 6.23 | (6, 1) | 1.2 | | 9 | 3 | 4 | 4 | 1 | 1 | 0 | 0 | 0 | 0 | 1 | 21 | 36 | 21.60 | 2.400 |
| Bryan Hickerson, L<br>ERA: 7.08 | (8, 1) | 1.0 | | 12 | 6 | 9 | 9 | 0 | 2 | 1 | 0 | 0 | 0 | 1 | 30 | 48 | 81.00 | 8.000 |

| PITCHER | IP | WLS | BF | H | R | ER | SO | BB | IBB | HBP | BLK | WP | HR | S | P | ERA | WHIP |
|---|---|---|---|---|---|---|---|---|---|---|---|---|---|---|---|---|---|

# BOTTOM

## Chicago Cubs @ Houston Astros

Astrodome, Houston, TX

Sun Jun 25 1995, 4:33 AM EDT

Att. 16,944 - Dome

livebaseballscorecards.com

| | |
|---|---|
| AB | 41 |
| R | 19 |
| H | 19 |
| RBI | 19 |
| BB | 9 |
| SO | 2 |
| LOB | 18 |

1B: 14 SF: 2
2B: 3 SAC: 0
3B: 0 DP: 1
HR: 2 HBP: 0

WP: 0 PA: 52
PB: 0
SB: 4
CS: 0

| Batter | 1 | 2 | 3 | 4 | 5 | 6 | 7 | 8 | 9 | AB | R | H | RBI | BB | SO | LOB |
|---|---|---|---|---|---|---|---|---|---|---|---|---|---|---|---|---|
| Ramon Caraballo, S (1, 4)<br>OBP: 0.455, SLG: 0.333 | B<br>F<br>B<br>X<br>2-1<br>CS<br>1B | | F<br>B<br>S<br>B<br>F<br>F<br>B<br>X<br>3-2 ③<br>P3 | | | S<br>B<br>B<br>X<br>2-1<br>2B<br>1B | | B<br>X<br>1-0 ③<br>P5 | | 4 | 0 | 2 | 0 | 0 | 0 | 0 |
| Tripp Cromer, R (1, 6)<br>OBP: 0.280, SLG: 0.396<br>John Habyan, R (6, 1)<br>Tony Fossas, L (8, 1)<br>Bernard Gilkey, R (9, PH)<br>OBP: 0.353, SLG: 0.466 | C<br>1 SAFE<br>1 SAFE<br>B<br>B<br>1 SAFE<br>B<br>C<br>X<br>3-2 ①<br>1-2<br>1B | | | C<br>F<br>C<br>0-3 ①<br>K | | F<br>B<br>B<br>X<br>2-1 ②<br>F8 | | | X<br>0-0 ①<br>P4 | 3<br>0<br>0<br>1 | 0<br>0<br>0<br>0 | 1<br>0<br>0<br>0 | 0<br>0<br>0<br>0 | 0<br>0<br>0<br>0 | 1<br>0<br>0<br>0 | 1<br>0<br>0<br>0 |
| Brian Jordan, R (1, 9)<br>OBP: 0.320, SLG: 0.473 | 1 SAFE<br>X<br>0-0 ②<br>P7 | | | B<br>B<br>B<br>B<br>4-0<br>FC5-4<br>BB | | X<br>0-0<br>1-3<br>2B | | | B<br>B<br>C<br>F<br>X<br>2-2 ②<br>F9 | 3 | 0 | 1 | 0 | 1 | 0 | 1 |
| Ray Lankford, L (1, 8)<br>OBP: 0.343, SLG: 0.470 | C<br>C<br>1 SAFE<br>X<br>0-2 ③<br>P2 | | | B<br>X<br>1-0 ②<br>F9 | | C<br>C<br>S<br>0-3 ③<br>K | | | B<br>F<br>X<br>1-1<br>2B | 4 | 0 | 1 | 0 | 0 | 1 | 4 |
| Darnell Coles, R (1, 3)<br>OBP: 0.288, SLG: 0.352 | | X<br>0-0 ①<br>G5-3 | | B<br>F<br>S<br>F<br>X<br>1-2 ③<br>FC5-4<br>1-2f | | | B<br>B<br>C<br>F<br>X<br>2-2 ①<br>F8 | | B<br>C<br>B<br>S<br>S<br>2-3 ③<br>K | 4 | 0 | 0 | 0 | 0 | 1 | 2 |
| Scott Cooper, L (1, 5)<br>OBP: 0.373, SLG: 0.341 | | F<br>F<br>B<br>C<br>1-3 ②<br>K | | | C<br>B<br>B<br>B<br>F<br>X<br>3-2<br>G6-4-3<br>1B | | X<br>0-0 ②<br>F7 | | | 3 | 0 | 1 | 0 | 0 | 1 | 0 |
| John Mabry, L (1, 7)<br>OBP: 0.316, SLG: 0.358 | | F<br>X<br>0-1 ③<br>P4 | | | X<br>0-0 ①<br>F8 | | C<br>X<br>0-1 ③<br>G4-3 | | | 3 | 0 | 0 | 0 | 0 | 0 | 1 |
| Tom Pagnozzi, R (1, 2)<br>OBP: 0.238, SLG: 0.265<br>Scott Hemond, R (5, 2)<br>OBP: 0.143, SLG: 0.156 | | | B<br>X<br>1-0 ①<br>F8 | | F<br>F<br>B<br>X<br>1-2 ②<br>③<br>G6-4-3<br>1-2f | | | X<br>0-0 ①<br>P8 | | 2<br>1 | 0<br>0 | 0<br>0 | 0<br>0 | 0<br>0 | 0<br>0 | 1<br>0 |
| Mark Petkovsek, R (1, 1)<br>OBP: 0.231, SLG: 0.167<br>Rich DeLucia, R (2, 1)<br>OBP: 0.375, SLG: 0.286<br>José Oquendo, S (6, PH)<br>OBP: 0.338, SLG: 0.300<br>(6, 6) | | | C<br>C<br>F<br>C<br>0-3 ②<br>K | | | X<br>0-0 ①<br>P5 | | C<br>F<br>X<br>0-2 ②<br>G4-3 | | 0<br>1<br>2 | 0<br>0<br>0 | 0<br>0<br>0 | 0<br>0<br>0 | 0<br>1<br>0 | 0<br>0<br>0 | 0<br>0<br>0 |
| Inning Stats | R: 0<br>E: 0<br>K: 0<br>S: 9<br>H: 2<br>LOB: 1<br>BB: 0<br>P: 14 | R: 0<br>E: 0<br>K: 1<br>S: 6<br>H: 0<br>LOB: 0<br>BB: 0<br>P: 7 | R: 0<br>E: 0<br>K: 1<br>S: 10<br>H: 0<br>LOB: 0<br>BB: 0<br>P: 14 | R: 0<br>E: 0<br>K: 1<br>S: 8<br>H: 0<br>LOB: 1<br>BB: 1<br>P: 14 | R: 0<br>E: 0<br>K: 0<br>S: 7<br>H: 1<br>LOB: 0<br>BB: 0<br>P: 11 | R: 0<br>E: 0<br>K: 1<br>S: 9<br>H: 2<br>LOB: 2<br>BB: 0<br>P: 13 | R: 0<br>E: 0<br>K: 0<br>S: 6<br>H: 0<br>LOB: 0<br>BB: 0<br>P: 8 | R: 0<br>E: 0<br>K: 0<br>S: 5<br>H: 0<br>LOB: 0<br>BB: 0<br>P: 6 | R: 0<br>E: 0<br>K: 1<br>S: 10<br>H: 1<br>LOB: 1<br>BB: 0<br>P: 15 | 1B: 4<br>2B: 2<br>3B: 0<br>HR: 0<br>SF: 0<br>SAC: 0<br>DP: 1<br>HBP: 0 | | | | | | |

| PITCHER | IP | WLS | BF | H | R | ER | SO | BB | IBB | HBP | BLK | WP | HR | S | P | ERA | WHIP |
|---|---|---|---|---|---|---|---|---|---|---|---|---|---|---|---|---|---|
| Greg Swindell, L (1, 1)<br>ERA: 4.05 | 9.0 | W | 32 | 6 | 0 | 0 | 5 | 1 | 0 | 0 | 0 | 0 | 0 | 70 | 102 | 0.00 | 0.778 |

| PITCHER | IP | WLS | BF | H | R | ER | SO | BB | IBB | HBP | BLK | WP | HR | S | P | ERA | WHIP |
|---|---|---|---|---|---|---|---|---|---|---|---|---|---|---|---|---|---|

# TOP

## St. Louis Cardinals @ Houston Astros

Astrodome, Houston, TX

Mon Jun 26 1995, 8:05 PM EDT

Att. 11,794 - Dome

livebaseballscorecards.com

| | |
|---|---|
| AB | 31 |
| R | 0 |
| H | 6 |
| RBI | 0 |
| BB | 1 |
| SO | 5 |
| LOB | 10 |

| | |
|---|---|
| WP: 0 | PA: 32 |
| PB: 0 | |
| SB: 0 | |
| CS: 1 | |

| Batter | 1 | 2 | 3 | 4 | 5 | 6 | 7 | 8 | 9 | AB | R | H | RBI | BB | SO | LOB |
|---|---|---|---|---|---|---|---|---|---|---|---|---|---|---|---|---|
| Brian Hunter, R (1, 8)<br>OBP: 0.419, SLG: 0.470 | C C F B B S<br>2-3 K ① | C B F X<br>1-2 G6-3 ① | F X<br>0-1 F7 ① | | F C X<br>0-2 1-2 1B ① | | | C X<br>0-1 G5-4-3 1B ① | | 5 | 0 | 2 | 0 | 0 | 1 | 0 |
| Craig Biggio, R (1, 4)<br>OBP: 0.397, SLG: 0.448<br>Andy Stankiewicz, R (6, 4)<br>OBP: 0.200, SLG: 0.143 | B B B C F X<br>3-2 BB 5 BB 1B 1B | H<br>1-0 S 5 BB 1B HBP | B C X<br>1-1 P6 ② | | C B S F B X<br>2-2 2-2 L6 ②③ | | | B X<br>1-0 1-2f G5-4-3 ①② | | 3<br>1 | 2<br>0 | 1<br>0 | 0<br>0 | 0<br>0 | 0<br>0 | 2<br>1 |
| 5 Jeff Bagwell, R (1, 3)<br>OBP: 0.364, SLG: 0.434 | B B F B 1 SAFE 1 SAFE B<br>4-1 1-2 BB 1B BB | B B T B B<br>4-1 1-2 S 1B BB | C X<br>0-1 L5 ③ | | | S C B B S<br>2-3 K ① | | B B B C T B<br>4-2 1B 2B BB | | 2 | 3 | 0 | 0 | 3 | 1 | 0 |
| Derek Bell, R (1, 9)<br>OBP: 0.393, SLG: 0.441 | B S B F B F B<br>4-2 CS 1B 1-2 2-3 BB | C T B F X<br>1-2 1B 1B 1B 1-H 2-H 1B | | C B B B B<br>4-1 BB | | X<br>0-0 L7 ② | | C X<br>0-1 2B 1-2 1B | | 3 | 1 | 2 | 2 | 2 | 0 | 0 |
| Luis Gonzalez, L (1, 7)<br>OBP: 0.317, SLG: 0.428 | B S B X<br>2-1 CS 2B 1-2 2-H 3-H 1B | C T F F X<br>0-2 1B 1-2 1B | | B B C F S<br>2-3 K ① | | B B C B X<br>2-1 L9 ③ | | B B X<br>2-0 1-3 2-H 2B | | 5 | 2 | 3 | 3 | 0 | 1 | 1 |
| Tony Eusebio, R (1, 2)<br>OBP: 0.351, SLG: 0.392 | F F B 2 SAFE F B X<br>2-2 1-H 2-3 HR 2B ② | C B X<br>1-1 1B 1-2 2-3 1B | | C B C B S<br>2-3 K ② | | | S F F B S<br>1-3 K ① | C S F T X<br>1-2 F9 ③ | | 5 | 1 | 2 | 1 | 0 | 2 | 3 |
| Phil Nevin, R (1, 5)<br>OBP: 0.170, SLG: 0.116 | C X<br>0-1 E5 HR | C F S<br>0-3 K ② | | C F S<br>0-3 K ③ | | | C B S C<br>1-3 K ② | | | 4 | 1 | 0 | 0 | 0 | 3 | 5 |
| Orlando Miller, R (1, 6)<br>OBP: 0.346, SLG: 0.451 | C B X<br>1-1 1-H 2-H HR | B F B B X<br>3-1 1-3 2-H 3-H 1B | | | B C F B X<br>2-2 F9 ① | | C B X<br>1-1 2B | | | 4 | 1 | 3 | 5 | 0 | 0 | 0 |
| Greg Swindell, L (1, 1)<br>OBP: 0.280, SLG: 0.333 | C X<br>0-1 G6-3 ③ | C B S C<br>1-3 K ③ | | | X<br>0-0 L6 1B 1B ③ | | B S B X<br>2-1 F8 ③ | | | 4 | 0 | 1 | 0 | 0 | 1 | 3 |
| Inning Stats | R: 6 E: 1 K: 1 S: 23<br>H: 4 LOB: 0 BB: 2 P: 41 | R: 4 E: 0 K: 2 S: 23<br>H: 4 LOB: 2 BB: 1 P: 35 | R: 0 E: 0 K: 0 S: 6<br>H: 0 LOB: 0 BB: 0 P: 7 | R: 0 E: 0 K: 3 S: 10<br>H: 0 LOB: 1 BB: 1 P: 18 | R: 0 E: 0 K: 0 S: 11<br>H: 2 LOB: 1 BB: 0 P: 15 | R: 0 E: 0 K: 1 S: 6<br>H: 0 LOB: 0 BB: 0 P: 10 | R: 0 E: 0 K: 2 S: 11<br>H: 1 LOB: 1 BB: 0 P: 16 | R: 1 E: 0 K: 0 S: 13<br>H: 3 LOB: 2 BB: 1 P: 21 | | 1B: 10 2B: 4 3B: 0 HR: 1<br>SF: 0 SAC: 0 DP: 2 HBP: 1 | | | | | | |

| PITCHER | | IP | WLS | BF | H | R | ER | SO | BB | IBB | HBP | BLK | WP | HR | S | P | ERA | WHIP |
|---|---|---|---|---|---|---|---|---|---|---|---|---|---|---|---|---|---|---|
| Mark Petkovsek, R<br>ERA: 3.79 | (1, 1) | 1.1 | L | 13 | 5 | 9 | 6 | 1 | 3 | 0 | 1 | 0 | 0 | 1 | 31 | 56 | 40.50 | 6.000 |
| Rich DeLucia, R<br>ERA: 3.95 | (2, 1) | 3.2 | | 16 | 5 | 1 | 1 | 5 | 1 | 0 | 0 | 0 | 0 | 0 | 42 | 60 | 2.46 | 1.636 |
| John Habyan, R<br>ERA: 2.78 | (6, 1) | 2.0 | | 7 | 1 | 0 | 0 | 3 | 0 | 0 | 0 | 0 | 0 | 0 | 17 | 26 | 0.00 | 0.500 |
| Tony Fossas, L<br>ERA: 1.13 | (8, 1) | 1.0 | | 6 | 3 | 1 | 1 | 0 | 1 | 0 | 0 | 0 | 0 | 0 | 13 | 21 | 9.00 | 4.000 |

| PITCHER | IP | WLS | BF | H | R | ER | SO | BB | IBB | HBP | BLK | WP | HR | S | P | ERA | WHIP |
|---|---|---|---|---|---|---|---|---|---|---|---|---|---|---|---|---|---|

# BOTTOM

## St. Louis Cardinals @ Houston Astros

Astrodome, Houston, TX

Mon Jun 26 1995, 8:05 PM EDT

Att. 11,794 - Dome

livebaseballscorecards.com

| | |
|---|---|
| AB | 36 |
| R | 11 |
| H | 14 |
| RBI | 11 |
| BB | 5 |
| SO | 9 |
| LOB | 15 |

WP: 0 PB: 0 SB: 2 CS: 2

PA: 42

| Batter | 1 | 2 | 3 | 4 | 5 | 6 | 7 | 8 | 9 | AB | R | H | RBI | BB | SO | LOB |
|---|---|---|---|---|---|---|---|---|---|---|---|---|---|---|---|---|
| Ramon Caraballo, S (1, 4)<br>OBP: 0.375, SLG: 0.286 | C S S<br>0-3 ① K | | X<br>0-0 ③ 2-H 1B | | | F S B T<br>1-2 ③ K | | S C C<br>0-3 ② K | B F B X<br>2-1 ③ F7 | 5 | 0 | 1 | 0 | 0 | 3 | 3 |
| José Oquendo, S (1, 6)<br>OBP: 0.336, SLG: 0.298 | B X<br>1-0 ② P7 | | | C B B X<br>2-1 ① G4-3 | | | C B C F X<br>1-2 ① G3-1 | B B B C C F F X<br>3-2 1-2 HBP 1B | | 4 | 0 | 1 | 0 | 0 | 0 | 0 |
| Brian Jordan, R (1, 9)<br>OBP: 0.323, SLG: 0.476 | F B B C B F X<br>3-2 ③ G6-3 | | | F B F F B F S<br>2-3 ② K | | | F C B F F F X<br>1-2 1B BLK 2B | B B F H<br>3-1 1-2 2-3 HBP | | 3 | 1 | 1 | 0 | 0 | 1 | 0 |
| Ray Lankford, L (1, 8)<br>OBP: 0.341, SLG: 0.466 | | B C C B S<br>2-3 ① K | | C F B B S<br>2-3 ③ K | | | B B X<br>2-0 BLK 2-3 1B | C B X<br>1-1 ③ F7 | | 4 | 0 | 1 | 0 | 0 | 2 | 3 |
| Scott Cooper, L (1, 5)<br>OBP: 0.371, SLG: 0.344 | | B X<br>1-0 ② L8 | | | B X<br>1-0 ① P6 | | B C 1 SAFE F F F F C<br>1-3 ② 1-2 3-H K | | B B S S S X<br>2-2 1B 1B 2B | 4 | 1 | 1 | 0 | 0 | 1 | 1 |
| John Mabry, L (1, 7)<br>OBP: 0.322, SLG: 0.357 | | F F S<br>0-3 ③ K | | | X<br>0-0 ② G4-3 | | B C B B B<br>4-1 BB | | F X<br>0-1 G1-3 1B 2-3 1B | 3 | 0 | 1 | 0 | 1 | 1 | 0 |
| Gerald Perry, L (1, 3)<br>OBP: 0.204, SLG: 0.180 | | | B X<br>1-0 ① G6-3 | | B X<br>1-0 ③ P6 | | B F F C<br>1-3 ③ K | | C B F S<br>1-3 ① K | 4 | 0 | 0 | 0 | 0 | 2 | 4 |
| Tom Pagnozzi, R (1, 2)<br>OBP: 0.244, SLG: 0.277 | | | C B F B B X<br>3-2 1B 2B | | | S B C B B C<br>3-3 ① K | | B X<br>1-0 ① F7 | X<br>0-0 1-2 3-H G1-3 1B | 4 | 0 | 2 | 1 | 0 | 1 | 0 |
| Danny Jackson, R (1, 1)<br>OBP: 0.200, SLG: 0.143<br>Scott Hemond, R (6, PH)<br>OBP: 0.139, SLG: 0.152<br>Rene Arocha, R (6, 1)<br>Darnell Coles, R (8, PH)<br>OBP: 0.300, SLG: 0.352<br>Tom Henke, R (8, 1)<br>Bernard Gilkey, R (9, PH)<br>OBP: 0.352, SLG: 0.464 | | | S B F B S<br>2-3 ② K | | | C C B F X<br>1-2 ② G5-3 | | C B C B B B<br>4-2 HBP 1B BB | B C B B B X<br>3-1 1-2 2-3 G1-3 ② | 1<br>1<br>0<br>0<br>0<br>1 | 0<br>0<br>0<br>0<br>0<br>0 | 0<br>0<br>0<br>0<br>0<br>0 | 0<br>0<br>0<br>0<br>0<br>0 | 0<br>0<br>0<br>1<br>0<br>0 | 1<br>0<br>0<br>0<br>0<br>0 | 1<br>0<br>0<br>0<br>0<br>2 |

| Inning Stats | | |

| Batter | 1 | 2 | 3 | 4 | 5 | 6 | 7 | 8 | 9 | AB | R | H | RBI | BB | SO | LOB |
|---|---|---|---|---|---|---|---|---|---|---|---|---|---|---|---|---|
| Brian Hunter, R (1, 8)<br>OBP: 0.443, SLG: 0.507 | 1-1 5 2B BB 1B | G5-3 | 0-0 ③ 2-H 1B | | | 1-1 SF8 1-3 2B | | 2-2 G3 1B | | 5 | 1 | 4 | 0 | 0 | 0 | 2 |
| Craig Biggio, R (1, 4)<br>OBP: 0.397, SLG: 0.443 | SAFE | 4-0 5 2B E 1-2 BB | 2-1 5 1B HBP | 0-2 ① P4 | | 1-0 ② SF8 2-3 3-H | | 0-0 ① G3 1-2 | | 2 | 1 | 0 | 1 | 1 | 0 | 1 |
| 5 Jeff Bagwell, R (1, 3)<br>OBP: 0.368, SLG: 0.440 | 1-0 E 1B 1-3 2-H 2B | 0-0 1-2 1B | 2-3 ② K | | | 3-3 ③ K | | 4-0 BB | | 4 | 1 | 2 | 1 | 1 | 2 | 1 |
| Derek Bell, R (1, 9)<br>OBP: 0.389, SLG: 0.434 | 2-0 E5 1B WP 2-3 3-H | 2-3 ① K | 0-1 ③ P2 | | | | 4-1 1B 1B BB | 1-3 ② K | | 4 | 1 | 0 | 1 | 1 | 2 | 5 |
| Luis Gonzalez, L (1, 7)<br>OBP: 0.319, SLG: 0.427<br>Todd Jones, L (9, 1) | 0-0 WP E 1-3 3-H 1B | 0-0 ② P6 | | | 2-3 ① K | | 2-1 1B 1-2 1B | 2-3 ③ K | | 5<br>0 | 1<br>0 | 2<br>0 | 1<br>0 | 0<br>0 | 2<br>0 | 4<br>0 |
| Orlando Miller, R (1, 6)<br>OBP: 0.349, SLG: 0.449 | 4-2 FC5-4 1-2 3-H BB | 3-1 ③ P3 | | | 3-1 ② P4 | | 1-0 1-2 2-3 1B | | | 3 | 0 | 1 | 0 | 1 | 0 | 2 |
| Phil Nevin, R (1, 5)<br>OBP: 0.176, SLG: 0.109 | 0-0 ① F8 | | 4-1 SH2-4 1B BB | | 0-1 ③ L9 | | 1-0 ① P6 | | | 3 | 0 | 0 | 0 | 1 | 0 | 5 |
| Scott Servais, R (1, 2)<br>OBP: 0.300, SLG: 0.371 | 1-0 ② FC5-4 BB 1-2f 2-H | | 3-1 ① P6 | | | 0-0 ① F7 | 0-3 ② K | | | 4 | 0 | 0 | 0 | 0 | 1 | 5 |
| Doug Drabek, R (1, 1)<br>OBP: 0.240, SLG: 0.217<br>Dave Veres, R (8, 1)<br>Milt Thompson, L (9, 7)<br>OBP: 0.259, SLG: 0.224 | 4-1 1-2 BB | | 2-2 ② SH2-4 1-2 | | | 4-2 2B SF8 BB | 0-0 ③ F8 | | | 1<br>0<br>0 | 1<br>0<br>0 | 0<br>0<br>0 | 0<br>0<br>0 | 2<br>0<br>0 | 0<br>0<br>0 | 3<br>0<br>0 |
| Inning Stats | R: 5 E: 2 K: 0 S: 11 H: 3 LOB: 2 BB: 3 P: 28 | R: 0 E: 0 K: 1 S: 8 H: 1 LOB: 2 BB: 0 P: 15 | R: 0 E: 0 K: 0 S: 7 H: 1 LOB: 2 BB: 1 P: 16 | R: 0 E: 0 K: 1 S: 9 H: 0 LOB: 0 BB: 0 P: 11 | R: 0 E: 0 K: 1 S: 7 H: 0 LOB: 0 BB: 0 P: 12 | R: 1 E: 0 K: 1 S: 9 H: 1 LOB: 1 BB: 1 P: 18 | R: 0 E: 0 K: 1 S: 9 H: 2 LOB: 3 BB: 1 P: 17 | R: 0 E: 0 K: 2 S: 11 H: 1 LOB: 2 BB: 1 P: 20 | | 1B: 7 2B: 2 3B: 0 HR: 0 | SF: 1 SAC: 1 DP: 0 HBP: 1 | | | WP: 1 PB: 0 SB: 0 CS: 0 | PA: 41 | |

| PITCHER | | IP | WLS | BF | H | R | ER | SO | BB | IBB | HBP | BLK | WP | HR | S | P | ERA | WHIP |
|---|---|---|---|---|---|---|---|---|---|---|---|---|---|---|---|---|---|---|
| Danny Jackson, L<br>ERA: 8.08 | (1, 1) | 5.0 | L | 25 | 5 | 5 | 3 | 3 | 4 | 0 | 1 | 0 | 1 | 0 | 42 | 82 | 5.40 | 1.800 |
| Rene Arocha, R<br>ERA: 3.79 | (6, 1) | 2.0 | | 11 | 3 | 1 | 1 | 2 | 2 | 0 | 0 | 0 | 0 | 0 | 18 | 35 | 4.50 | 2.500 |
| Tom Henke, R<br>ERA: 1.19 | (8, 1) | 1.0 | | 5 | 1 | 0 | 0 | 2 | 1 | 0 | 0 | 0 | 0 | 0 | 11 | 20 | 0.00 | 2.000 |

| PITCHER | IP | WLS | BF | H | R | ER | SO | BB | IBB | HBP | BLK | WP | HR | S | P | ERA | WHIP |
|---|---|---|---|---|---|---|---|---|---|---|---|---|---|---|---|---|---|

# BOTTOM

## St. Louis Cardinals @ Houston Astros

Astrodome, Houston, TX

Tue Jun 27 1995, 8:05 PM EDT

Att. 15,706 - Dome

livebaseballscorecards.com

| | |
|---|---|
| AB | 31 |
| R | 6 |
| H | 9 |
| RBI | 4 |
| BB | 7 |
| SO | 7 |
| LOB | 28 |

| Batter | 1 | 2 | 3 | 4 | 5 | 6 | 7 | 8 | 9 | AB | R | H | RBI | BB | SO | LOB |
|---|---|---|---|---|---|---|---|---|---|---|---|---|---|---|---|---|
| Ramon Caraballo, S (1, 4)<br>OBP: 0.450, SLG: 0.313 | G6-4-3<br>1B | | K | | FC6-4<br>BB | | | G5-3<br>BB | | 2 | 0 | 1 | 0 | 2 | 1 | 1 |
| Tripp Cromer, R (1, 6)<br>OBP: 0.274, SLG: 0.387 | G6-4-3<br>1-2f | | | K | FC6-4<br>1-2f | | | G5-3<br>1-2 | | 4 | 0 | 0 | 0 | 0 | 1 | 4 |
| Brian Jordan, R (1, 9)<br>OBP: 0.326, SLG: 0.476 | G4-3 | | | S 1B<br>1B | | S<br>1B | | G6-3 | | 4 | 0 | 2 | 0 | 0 | 0 | 1 |
| Ray Lankford, L (1, 8)<br>OBP: 0.340, SLG: 0.463 | | L4 | | S<br>1-2<br>1B | | K<br>1-2 | | G3-1 | | 4 | 0 | 1 | 0 | 0 | 1 | 2 |
| Danny Sheaffer, R (1, 3)<br>OBP: 0.286, SLG: 0.404 | | K | | K<br>1-2<br>2-3 | | F8 | | | F7 | 4 | 0 | 0 | 0 | 0 | 2 | 3 |
| Scott Cooper, L (1, 5)<br>OBP: 0.364, SLG: 0.337 | | K | | L1 | | K | | | F7 | 4 | 0 | 0 | 0 | 0 | 2 | 3 |
| John Mabry, L (1, 7)<br>OBP: 0.320, SLG: 0.353 | | | F8 | | SH1-4<br>1B | | F7 | | F7 | 4 | 0 | 1 | 0 | 0 | 0 | 0 |
| Scott Hemond, R (1, 2)<br>OBP: 0.154, SLG: 0.143 | | | SH2-4<br>HBP | | F7 | | G5-3 | | | 2 | 0 | 0 | 0 | 0 | 0 | 1 |
| Mike Morgan, R (1, 1)<br>OBP: 0.091, SLG: 0.091 | | | SH2-4<br>1-2 | | SH1-4<br>1-2 | | G6-3 | | | 0 | 0 | 0 | 0 | 0 | 0 | 0 |
| John Habyan, R (6, 1) | | | | | | | | | | 0 | 0 | 0 | 0 | 0 | 0 | 0 |
| Darnell Coles, R (7, PH)<br>OBP: 0.295, SLG: 0.345 | | | | | | | | | | 1 | 0 | 0 | 0 | 0 | 0 | 0 |
| Jeff Parrett, R (7, 1)<br>OBP: 1.000, SLG: 1.000 | | | | | | | | | | 0 | 0 | 0 | 0 | 0 | 0 | 0 |
| Tony Fossas, L (8, 1) | | | | | | | | | | 0 | 0 | 0 | 0 | 0 | 0 | 0 |
| Inning Stats | R: 0<br>E: 0<br>K: 0<br>S: 3<br>H: 1<br>LOB: 0<br>BB: 0<br>P: 3 | R: 0<br>E: 0<br>K: 2<br>S: 7<br>H: 0<br>LOB: 0<br>BB: 0<br>P: 7 | R: 0<br>E: 0<br>K: 1<br>S: 5<br>H: 0<br>LOB: 1<br>BB: 0<br>P: 6 | R: 0<br>E: 0<br>K: 2<br>S: 9<br>H: 2<br>LOB: 2<br>BB: 0<br>P: 9 | R: 0<br>E: 0<br>K: 0<br>S: 4<br>H: 1<br>LOB: 2<br>BB: 1<br>P: 8 | R: 0<br>E: 0<br>K: 2<br>S: 8<br>H: 1<br>LOB: 1<br>BB: 0<br>P: 8 | R: 0<br>E: 0<br>K: 0<br>S: 3<br>H: 0<br>LOB: 0<br>BB: 0<br>P: 3 | R: 0<br>E: 0<br>K: 0<br>S: 3<br>H: 0<br>LOB: 1<br>BB: 1<br>P: 7 | R: 0<br>E: 0<br>K: 0<br>S: 3<br>H: 0<br>LOB: 0<br>BB: 0<br>P: 3 | 1B: 5<br>2B: 0<br>3B: 0<br>HR: 0<br>SF: 0<br>SAC: 2<br>DP: 1<br>HBP: 1 | | | | | | |

| PITCHER | | IP | WLS | BF | H | R | ER | SO | BB | IBB | HBP | BLK | WP | HR | S | P | ERA | WHIP |
|---|---|---|---|---|---|---|---|---|---|---|---|---|---|---|---|---|---|---|
| Mike Hampton, L<br>ERA: 2.08 | (1, 1) | 8.0 | W | 31 | 5 | 0 | 0 | 7 | 2 | 0 | 1 | 0 | 0 | 0 | 42 | 51 | 0.00 | 0.875 |
| Pedro Martinez, L<br>ERA: 6.52 | (9, 1) | 1.0 | | 3 | 0 | 0 | 0 | 0 | 0 | 0 | 0 | 0 | 0 | 0 | 3 | 3 | 0.00 | 0.000 |

| PITCHER | | IP | WLS | BF | H | R | ER | SO | BB | IBB | HBP | BLK | WP | HR | S | P | ERA | WHIP |
|---|---|---|---|---|---|---|---|---|---|---|---|---|---|---|---|---|---|---|

TOP

# St. Louis Cardinals @ Houston Astros

Astrodome, Houston, TX

Wed Jun 28 1995, 4:33 AM EDT

Att. 17,071 - Dome

livebaseballscorecards.com

| | |
|---|---|
| AB | 29 |
| R | 0 |
| H | 5 |
| RBI | 0 |
| BB | 2 |
| SO | 7 |
| LOB | 15 |

# BOTTOM

## St. Louis Cardinals @ Houston Astros

Astrodome, Houston, TX

Wed Jun 28 1995, 4:33 AM EDT

Att. 17,071 - Dome

| Batter | 1 | 2 | 3 | 4 | 5 | 6 | 7 | 8 | 9 | AB | R | H | RBI | BB | SO | LOB |
|---|---|---|---|---|---|---|---|---|---|---|---|---|---|---|---|---|
| Brian Hunter, R (1, 8)<br>OBP: 0.429, SLG: 0.487 | K | | | F9 | 2-H 3-H 1B | | G6-3 | G4-3 | | 5 | 0 | 1 | 2 | 0 | 1 | 1 |
| Craig Biggio, R (1, 4)<br>OBP: 0.391, SLG: 0.435 | F3 | | | G4-3 | G4-3 | | | K | | 4 | 0 | 0 | 0 | 0 | 1 | 1 |
| 5 Jeff Bagwell, R (1, 3)<br>OBP: 0.374, SLG: 0.455 | F9 | | | S 1B | | 1B 2B | | WP 2B 2B | | 4 | 2 | 3 | 0 | 0 | 0 | 0 |
| Derek Bell, R (1, 9)<br>OBP: 0.386, SLG: 0.428 | | G6-3 | | K 1-2 | | K | | 2B HR BB | | 3 | 1 | 0 | 0 | 1 | 2 | 2 |
| Luis Gonzalez, L (1, 7)<br>OBP: 0.322, SLG: 0.431 | | G4-3 | | | G6-3 | CS 1B BB | | 1-3 2-H HR 2B | | 3 | 1 | 1 | 1 | 1 | 0 | 0 |
| Dave Magadan, L (1, 5)<br>OBP: 0.441, SLG: 0.400 | | F8 | | | 1B 1B 2B | CS 1-2 2-H 1B | | HR IBB | | 3 | 2 | 2 | 1 | 1 | 0 | 0 |
| Tony Eusebio, R (1, 2)<br>OBP: 0.356, SLG: 0.419 | | | G5-3 | | SH5-4 1B 1B 2-3 1B | K 1-2 2-3 | | 1-H 2-H 3-H HR | | 4 | 2 | 2 | 4 | 0 | 1 | 2 |
| Orlando Miller, R (1, 6)<br>OBP: 0.347, SLG: 0.445 | | | K | | SH5-4 1B 1-2 3-H 1B | | G6-3 | G6-3 | | 4 | 1 | 1 | 1 | 0 | 1 | 0 |
| Mike Hampton, R (1, 1) | | | G6-3 | | SH5-4 1-2 2-3 | | K | 2B | | 2 | 0 | 0 | 0 | 0 | 1 | 0 |
| Derrick May, L (8, PH)<br>OBP: 0.296, SLG: 0.345 | | | | | | | | | | 1 | 0 | 1 | 0 | 0 | 0 | 0 |
| Pedro Martinez, L (9, 1) | | | | | | | | | | 0 | 0 | 0 | 0 | 0 | 0 | 0 |
| Inning Stats | R: 0 E: 0 K: 1 S: 5 H: 0 LOB: 0 P: 5 | R: 0 E: 0 K: 0 S: 3 H: 0 LOB: 0 BB: 0 P: 3 | R: 0 E: 0 K: 1 S: 5 H: 0 LOB: 0 BB: 0 P: 5 | R: 0 E: 0 K: 1 S: 6 H: 1 LOB: 1 BB: 0 P: 6 | R: 3 E: 0 K: 0 S: 7 H: 4 LOB: 1 BB: 0 P: 7 | R: 1 E: 0 K: 2 S: 8 H: 2 LOB: 1 BB: 1 P: 12 | R: 0 E: 0 K: 1 S: 5 H: 0 LOB: 0 BB: 0 P: 5 | R: 5 E: 0 K: 1 S: 9 H: 4 LOB: 1 BB: 2 P: 17 | | 1B: 5 2B: 5 3B: 0 HR: 1 | SF: 0 SAC: 1 DP: 0 HBP: 0 | | | WP: 1 PB: 0 SB: 1 CS: 2 | | PA: 37 | |

livebaseballscorecards.com

| | AB | 33 |
|---|---|---|
| | R | 9 |
| | H | 11 |
| | RBI | 9 |
| | BB | 3 |
| | SO | 7 |
| | LOB | 6 |

| PITCHER | IP | WLS | BF | H | R | ER | SO | BB | IBB | HBP | BLK | WP | HR | S | P | ERA | WHIP |
|---|---|---|---|---|---|---|---|---|---|---|---|---|---|---|---|---|---|
| Mike Morgan, R (1, 1)<br>ERA: 3.07 | 5.1 | L | 24 | 7 | 4 | 4 | 4 | 1 | 0 | 0 | 0 | 0 | 0 | 31 | 35 | 6.75 | 1.500 |
| John Habyan, R (6, 1)<br>ERA: 2.72 | 0.2 | | 1 | 0 | 0 | 0 | 1 | 0 | 0 | 0 | 0 | 0 | 0 | 3 | 3 | 0.00 | 0.000 |
| Jeff Parrett, R (7, 1)<br>ERA: 5.06 | 1.2 | | 11 | 4 | 5 | 5 | 2 | 1 | 1 | 0 | 0 | 1 | 1 | 13 | 21 | 27.00 | 3.000 |
| Tony Fossas, L (8, 1)<br>ERA: 1.1 | 0.1 | | 1 | 0 | 0 | 0 | 0 | 0 | 0 | 0 | 0 | 0 | 0 | 1 | 1 | 0.00 | 0.000 |

| PITCHER | IP | WLS | BF | H | R | ER | SO | BB | IBB | HBP | BLK | WP | HR | S | P | ERA | WHIP |
|---|---|---|---|---|---|---|---|---|---|---|---|---|---|---|---|---|---|

| Batter | 1 | 2 | 3 | 4 | 5 | 6 | 7 | 8 | 9 | AB | R | H | RBI | BB | SO | LOB |
|---|---|---|---|---|---|---|---|---|---|---|---|---|---|---|---|---|
| Jacob Brumfield, R (1, 8)<br>OBP: 0.335, SLG: 0.331 | G4-3 | E5<br>1B<br>1B<br>1-2<br>2-3 | G1<br>1-2<br>3-H | | G6-3 | | G5-3 | | L7 | 6 | 1 | 0 | 1 | 0 | 0 | 3 |
| Jay Bell, R (1, 5)<br>(8, 6)<br>OBP: 0.319, SLG: 0.298 | K | 1B<br>SF7<br>1B<br>1-3<br>2-H<br>3-H | 2-H<br>3B | | G4-3 | | FC3-6<br>1B<br>1B | | K | 6 | 1 | 3 | 3 | 0 | 2 | 0 |
| Dave Clark, L (1, 7)<br>OBP: 0.392, SLG: 0.462 | BB<br>1B<br>1B | 1-3<br>3-H<br>1B | F7 | | | HR | FC3-6<br>1-2<br>1B | | | 5 | 2 | 4 | 2 | 0 | 0 | 1 |
| Mark Johnson, L (1, 3)<br>OBP: 0.363, SLG: 0.520 | 1B<br>1-2<br>BB | SF7<br>3-H | | HR | | 2B<br>1B | FC3-6<br>FC6-4<br>1-2f<br>2-3 | | | 3 | 2 | 2 | 2 | 1 | 0 | 2 |
| Don Slaught, R (1, 2)<br>OBP: 0.313, SLG: 0.387 | 1-3<br>2-H<br>1B | F8 | | 1B | | F9<br>1-H<br>3B<br>2B | FC6-4<br>1-2f | | | 5 | 1 | 3 | 2 | 0 | 0 | 3 |
| Orlando Merced, S (1, 9)<br>OBP: 0.323, SLG: 0.417 | G3 | | 1B<br>BB<br>FC3-2<br>1B | F8 | | F9<br>2-3 | | F7 | | 5 | 0 | 1 | 0 | 0 | 0 | 4 |
| Carlos Garcia, R (1, 6)<br>(8, 4)<br>OBP: 0.321, SLG: 0.416 | | FC3-5<br>1B<br>1B | 1 SAFE<br>1 SAFE<br>E<br>1B<br>1-2<br>BB | F7 | | 3B<br>3-H | | F8 | | 4 | 1 | 2 | 1 | 1 | 0 | 1 |
| Nelson Liriano, S (1, 4)<br>OBP: 0.337, SLG: 0.360<br>Dan Miceli, R (8, 1) | E<br>FC3-5<br>1B<br>1-2<br>1B | E<br>G1<br>1-2<br>2-3<br>1B | G3 | | | P6 | | L7 | | 5<br>0 | 2<br>0 | 2<br>0 | 0<br>0 | 0<br>0 | 0<br>0 | 2<br>0 |
| Esteban Loaiza, R (1, 1)<br>OBP: 0.280, SLG: 0.261<br>Jeff McCurry, R (6, 1)<br>Kevin Young, R (8, 5)<br>OBP: 0.273, SLG: 0.375 | FC3-5<br>E<br>1B<br>1-2<br>2-3f | FC3-2<br>G1<br>3B<br>1-3<br>2-H<br>3-Hf | | | F9 | G6-3 | | | K | 4<br>0<br>1 | 2<br>0<br>0 | 0<br>0<br>0 | 0<br>0<br>0 | 0<br>0<br>0 | 0<br>0<br>1 | 5<br>0<br>0 |
| Inning Stats | R: 1<br>E: 0<br>K: 1<br>S: 9<br>H: 2<br>LOB: 2<br>BB: 1<br>P: 15 | R: 4<br>E: 1<br>K: 0<br>S: 15<br>H: 4<br>LOB: 1<br>BB: 0<br>P: 26 | R: 3<br>E: 1<br>K: 0<br>S: 14<br>H: 3<br>LOB: 1<br>BB: 1<br>P: 25 | R: 1<br>E: 0<br>K: 0<br>S: 13<br>H: 2<br>LOB: 1<br>BB: 0<br>P: 20 | R: 0<br>E: 0<br>K: 0<br>S: 7<br>H: 0<br>LOB: 0<br>BB: 0<br>P: 11 | R: 3<br>E: 0<br>K: 0<br>S: 17<br>H: 4<br>LOB: 1<br>BB: 0<br>P: 23 | R: 0<br>E: 0<br>K: 0<br>S: 15<br>H: 2<br>LOB: 2<br>BB: 0<br>P: 21 | R: 0<br>E: 0<br>K: 0<br>S: 5<br>H: 0<br>LOB: 0<br>BB: 0<br>P: 9 | R: 0<br>E: 0<br>K: 2<br>S: 11<br>H: 0<br>LOB: 0<br>BB: 0<br>P: 14 | 1B: 12<br>2B: 1<br>3B: 2<br>HR: 2<br>SF: 1<br>SAC: 0<br>DP: 0<br>HBP: 0 | | | | | | |

# TOP

## Pittsburgh Pirates @ Houston Astros

Astrodome, Houston, TX

Fri Jun 30 1995, 8:05 PM EDT

Att. 28,167 - Dome - 68 F

livebaseballscorecards.com

| | |
|---|---|
| AB | 44 |
| R | 12 |
| H | 17 |
| RBI | 11 |
| BB | 2 |
| SO | 3 |
| LOB | 21 |

WP: 0 PB: 0 SB: 0 CS: 0 PA: 47

| PITCHER | | IP | WLS | BF | H | R | ER | SO | BB | IBB | HBP | BLK | WP | HR | S | P | ERA | WHIP |
|---|---|---|---|---|---|---|---|---|---|---|---|---|---|---|---|---|---|---|
| Darryl Kile, R<br>ERA: 5.0 | (1, 1) | 2.0 | L | 17 | 8 | 8 | 6 | 1 | 2 | 0 | 0 | 0 | 0 | 0 | 28 | 51 | 27.00 | 5.000 |
| Doug Brocail, R<br>ERA: 3.8 | (3, 1) | 3.0 | | 12 | 3 | 1 | 1 | 0 | 0 | 0 | 0 | 0 | 0 | 1 | 30 | 46 | 3.00 | 1.000 |
| Pedro Martinez, L<br>ERA: 7.78 | (6, 1) | 0.1 | | 4 | 3 | 3 | 3 | 0 | 0 | 0 | 0 | 0 | 0 | 1 | 10 | 14 | 81.00 | 9.000 |
| Jim Dougherty, R<br>ERA: 3.75 | (6, 1) | 1.2 | | 8 | 3 | 0 | 0 | 0 | 0 | 0 | 0 | 0 | 0 | 0 | 22 | 30 | 0.00 | 1.800 |
| Dave Veres, R<br>ERA: 2.06 | (8, 1) | 2.0 | | 6 | 0 | 0 | 0 | 2 | 0 | 0 | 0 | 0 | 0 | 0 | 16 | 23 | 0.00 | 0.000 |

| PITCHER | IP | WLS | BF | H | R | ER | SO | BB | IBB | HBP | BLK | WP | HR | S | P | ERA | WHIP |
|---|---|---|---|---|---|---|---|---|---|---|---|---|---|---|---|---|---|

# BOTTOM

## Pittsburgh Pirates @ Houston Astros

Astrodome, Houston, TX

Fri Jun 30 1995, 8:05 PM EDT

Att. 28,167 - Dome - 68 F

livebaseballscorecards.com

| Batter | 1 | 2 | 3 | 4 | 5 | 6 | 7 | 8 | 9 | AB | R | H | RBI | BB | SO | LOB |
|---|---|---|---|---|---|---|---|---|---|---|---|---|---|---|---|---|
| Brian Hunter, R (1, 8)<br>OBP: 0.433, SLG: 0.488 | G4-3 | | E4 WP S | | 2B 1B | 1B | | HBP 1B | G6-3 | 6 | 1 | 3 | 0 | 0 | 0 | 1 |
| Craig Biggio, R (1, 4)<br>OBP: 0.395, SLG: 0.441 | G3 | | P2 | | 5 G5-3 1B 2B | 1B | | HBP | | 4 | 1 | 2 | 3 | 0 | 0 | 1 |
| 5 Jeff Bagwell, R (1, 3)<br>OBP: 0.371, SLG: 0.446 | BB | | L6 | | G5-3 | G1-3 | | F7 | | 4 | 0 | 0 | 0 | 1 | 0 | 6 |
| Derek Bell, R (1, 9)<br>OBP: 0.391, SLG: 0.442 | G5-3 | | | HR | 1B | | F9 | | 1B BB 2B HBP | 4 | 2 | 2 | 2 | 0 | 0 | 1 |
| Derrick May, L (1, 7)<br>OBP: 0.289, SLG: 0.336<br>Pedro Martinez, L (6, 1)<br>Jim Dougherty, R (6, 1)<br>Dave Magadan, L (7, PH)<br>OBP: 0.445, SLG: 0.406<br>Dave Veres, R (8, 1)<br>Rick Wilkins, L (9, PH)<br>OBP: 0.343, SLG: 0.315 | | K | G3 | G4-3 | | BB 1B | | | 1B BB | 3<br>0<br>0<br>1<br>0<br>0 | 0<br>0<br>0<br>0<br>0<br>1 | 0<br>0<br>0<br>1<br>0<br>0 | 0<br>0<br>0<br>0<br>0<br>0 | 0<br>0<br>0<br>0<br>0<br>1 | 1<br>0<br>0<br>0<br>0<br>0 | 1<br>0<br>0<br>0<br>0<br>0 |
| Tony Eusebio, R (1, 2)<br>OBP: 0.371, SLG: 0.438 | 1B 1B | | G5-3 | | 2B 2B | G5-4-3 BB | | | K 1B | 4 | 2 | 3 | 0 | 1 | 0 | 0 |
| Orlando Miller, R (1, 6)<br>OBP: 0.343, SLG: 0.439 | G6-4-3 1B | | G4-3 | | G6-3 | G5-4-3 | | | K | 5 | 0 | 1 | 0 | 0 | 1 | 6 |
| Phil Nevin, R (1, 5)<br>OBP: 0.164, SLG: 0.100<br>Craig Shipley, R (9, PH)<br>OBP: 0.315, SLG: 0.349 | G6-4-3 | | | | P5 | F9 | | P6 | P3 | 4<br>1 | 0<br>0 | 0<br>0 | 0<br>0 | 0<br>0 | 0<br>0 | 3<br>3 |
| Darryl Kile, R (1, 1)<br>OBP: 0.250, SLG: 0.190<br>Doug Brocail, L (3, 1)<br>OBP: 0.333, SLG: 0.333<br>Milt Thompson, L (5, PH)<br>OBP: 0.293, SLG: 0.321<br>(6, 7) | | | G3-1 | | 1B 2B 2B | 1B 1B 2B | | F8 | 1B 2B | 0<br>1<br>4 | 0<br>0<br>2 | 0<br>0<br>3 | 0<br>0<br>4 | 0<br>0<br>0 | 0<br>0<br>0 | 0<br>0<br>0 |
| Inning Stats | R: 0<br>E: 0<br>K: 0<br>S: 6<br>H: 0<br>LOB: 1<br>BB: 1<br>P: 14 | R: 0<br>E: 0<br>K: 1<br>S: 8<br>H: 2<br>LOB: 1<br>BB: 0<br>P: 10 | R: 0<br>E: 1<br>K: 0<br>S: 13<br>H: 0<br>LOB: 1<br>BB: 0<br>P: 16 | R: 1<br>E: 0<br>K: 0<br>S: 7<br>H: 1<br>LOB: 0<br>BB: 0<br>P: 7 | R: 3<br>E: 0<br>K: 0<br>S: 11<br>H: 4<br>LOB: 1<br>BB: 0<br>P: 17 | R: 2<br>E: 0<br>K: 0<br>S: 10<br>H: 4<br>LOB: 2<br>BB: 0<br>P: 14 | R: 0<br>E: 0<br>K: 0<br>S: 10<br>H: 1<br>LOB: 1<br>BB: 1<br>P: 18 | R: 0<br>E: 0<br>K: 0<br>S: 10<br>H: 1<br>LOB: 2<br>BB: 0<br>P: 17 | R: 3<br>E: 0<br>K: 1<br>S: 16<br>H: 2<br>LOB: 1<br>BB: 1<br>P: 28 | 1B: 9<br>2B: 5<br>3B: 0<br>HR: 1<br>SF: 0<br>SAC: 0<br>DP: 2<br>HBP: 2 | WP: 1<br>PB: 0<br>SB: 1<br>CS: 0<br>PA: 46 | | | | | |

| PITCHER | | IP | WLS | BF | H | R | ER | SO | BB | IBB | HBP | BLK | WP | HR | S | P | ERA | WHIP |
|---|---|---|---|---|---|---|---|---|---|---|---|---|---|---|---|---|---|---|
| Esteban Loaiza, R<br>ERA: 6.03 | (1, 1) | 5.2 | W | 29 | 11 | 6 | 6 | 1 | 1 | 0 | 0 | 0 | 1 | 1 | 53 | 75 | 9.53 | 2.118 |
| Jeff McCurry, R<br>ERA: 4.44 | (6, 1) | 2.0 | | 9 | 2 | 0 | 0 | 0 | 1 | 0 | 1 | 0 | 0 | 0 | 21 | 36 | 0.00 | 1.500 |
| Dan Miceli, R<br>ERA: 3.57 | (8, 1) | 1.1 | | 8 | 2 | 3 | 3 | 1 | 1 | 0 | 1 | 0 | 0 | 0 | 17 | 30 | 20.25 | 2.250 |

| PITCHER | IP | WLS | BF | H | R | ER | SO | BB | IBB | HBP | BLK | WP | HR | S | P | ERA | WHIP |
|---|---|---|---|---|---|---|---|---|---|---|---|---|---|---|---|---|---|

| | |
|---|---|
| AB | 41 |
| R | 9 |
| H | 15 |
| RBI | 9 |
| BB | 3 |
| SO | 2 |
| LOB | 22 |

| Batter | 1 | 2 | 3 | 4 | 5 | 6 | 7 | 8 | 9 | AB | R | H | RBI | BB | SO | LOB |
|---|---|---|---|---|---|---|---|---|---|---|---|---|---|---|---|---|
| Jacob Brumfield, R (1, 8)<br>OBP: 0.333, SLG: 0.329 | C B C B F X<br>2-2 ①<br>G1-3 | | B C C B B F F X<br>3-2 ③<br>G6-3 | | | F B X<br>1-1<br>G1 E<br>1B | | F B B C X<br>2-2 ②<br>F7 | | 4 | 0 | 1 | 0 | 0 | 0 | 0 |
| Jay Bell, R (1, 6)<br>OBP: 0.318, SLG: 0.302 | C T B B B S<br>3-3 ②<br>K | | | C B F F F X<br>1-2 ①<br>G6-3 | | X<br>0-0<br>FC4<br>G1<br>**1-2** | | C C B F X<br>1-2<br>2B | | 4 | 0 | 1 | 0 | 0 | 1 | 1 |
| Dave Clark, L (1, 7)<br>OBP: 0.391, SLG: 0.459<br>Freddy Garcia, R (8, PH)<br>OBP: 0.152, SLG: 0.067 (8, 7) | B T F X<br>1-2 ③<br>G1-3 | | | B B X<br>2-0<br>1B | | F B C B F B F X<br>3-2 ①<br>G1<br>**1-2**<br>**2-3** | | B X<br>1-0 ③<br>G6-3 | | 3<br>1 | 0<br>0 | 1<br>0 | 0<br>0 | 0<br>0 | 0<br>0 | 2<br>1 |
| Mark Johnson, L (1, 3)<br>OBP: 0.353, SLG: 0.504 | | B B X<br>2-0 ①<br>G4-3 | | F 1 SAFE F S<br>0-3 ②<br>K | | B S S S<br>1-3 ②<br>K | | | B B B C F T<br>3-2 ①<br>K | 4 | 0 | 0 | 0 | 0 | 3 | 3 |
| Jeff King, R (1, 5)<br>OBP: 0.369, SLG: 0.481 | | C B B X<br>2-1 ②<br>G6-3 | | X<br>0-0 ③<br>G4-3 | | B F B F C<br>2-3 ③<br>K | | | X<br>0-0 ②<br>F8 | 4 | 0 | 0 | 0 | 0 | 1 | 3 |
| Orlando Merced, S (1, 9)<br>OBP: 0.327, SLG: 0.418 | | X<br>0-0<br>FC6-4<br>1B | | | F X<br>0-1 ①<br>G1-3 | | B X<br>1-0 ①<br>G4-3 | | C X<br>0-1<br>1B | 4 | 0 | 2 | 0 | 0 | 0 | 0 |
| Carlos Garcia, R (1, 4)<br>OBP: 0.323, SLG: 0.422<br>Nelson Liriano, S (6, 4)<br>OBP: 0.341, SLG: 0.355 | | B 1 SAFE X<br>1-0 ③<br>FC6-4<br>1-2f | | | C X<br>0-1<br>2B | | B F F B B F B<br>4-2<br>G6-3<br>BB | | B X<br>1-0 ③<br>P7 | 2<br>1 | 0<br>0 | 1<br>0 | 0<br>0 | 0<br>1 | 0<br>0 | 1<br>1 |
| Don Slaught, R (1, 2)<br>OBP: 0.286, SLG: 0.353 | | | B B C X<br>2-1 ①<br>G1-3 | | F X<br>0-1 ②<br>G5-3 | | B B X<br>2-0 ②③<br>G6-3<br>1-2f | | | 3 | 0 | 0 | 0 | 0 | 0 | 2 |
| Steve Parris, R (1, 1)<br>Jason Christiansen, R (5, 1)<br>John Hope, R (5, 1)<br>Dan Plesac, L (5, 1)<br>Mike Dyer, R (7, 1)<br>OBP: 0.500, SLG: 0.500 | | | F B X<br>1-1 ②<br>P6 | | C X<br>0-1 ③<br>P9 | | | X<br>0-0 ①<br>G5-3 | | 2<br>0<br>0<br>0<br>1 | 0<br>0<br>0<br>0<br>0 | 0<br>0<br>0<br>0<br>0 | 0<br>0<br>0<br>0<br>0 | 0<br>0<br>0<br>0<br>0 | 0<br>0<br>0<br>0<br>0 | 1<br>0<br>0<br>0<br>0 |
| Inning Stats | R: 0 H: 0<br>E: 0 LOB: 0<br>K: 1 BB: 0<br>S: 10 P: 16 | R: 0 H: 1<br>E: 0 LOB: 1<br>K: 0 BB: 0<br>S: 5 P: 10 | R: 0 H: 0<br>E: 0 LOB: 0<br>K: 0 BB: 0<br>S: 9 P: 15 | R: 0 H: 1<br>E: 0 LOB: 1<br>K: 1 BB: 0<br>S: 10 P: 13 | R: 0 H: 1<br>E: 0 LOB: 1<br>K: 0 BB: 0<br>S: 8 P: 8 | R: 0 H: 1<br>E: 1 LOB: 2<br>K: 2 BB: 0<br>S: 14 P: 21 | R: 0 H: 0<br>E: 0 LOB: 0<br>K: 0 BB: 1<br>S: 5 P: 12 | R: 0 H: 1<br>E: 0 LOB: 1<br>K: 0 BB: 0<br>S: 9 P: 13 | R: 0 H: 1<br>E: 0 LOB: 1<br>K: 1 BB: 0<br>S: 7 P: 11 | 1B: 4 SF: 0<br>2B: 2 SAC: 0<br>3B: 0 DP: 1<br>HR: 0 HBP: 0 | | | | | | |

| PITCHER | IP | WLS | BF | H | R | ER | SO | BB | IBB | HBP | BLK | WP | HR | S | P | ERA | WHIP |
|---|---|---|---|---|---|---|---|---|---|---|---|---|---|---|---|---|---|
| Shane Reynolds, R (1, 1)<br>ERA: 2.86 | 9.0 | W | 34 | 6 | 0 | 0 | 5 | 1 | 0 | 0 | 0 | 0 | 0 | 77 | 119 | 0.00 | 0.778 |

| PITCHER | IP | WLS | BF | H | R | ER | SO | BB | IBB | HBP | BLK | WP | HR | S | P | ERA | WHIP |
|---|---|---|---|---|---|---|---|---|---|---|---|---|---|---|---|---|---|

# TOP

# Pittsburgh Pirates @ Houston Astros

Astrodome, Houston, TX

Sat Jul 01 1995, 8:05 PM EDT

Att. 18,992 - Dome

livebaseballscorecards.com

| | |
|---|---|
| AB | 33 |
| R | 0 |
| H | 6 |
| RBI | 0 |
| BB | 1 |
| SO | 5 |
| LOB | 15 |

PA: 34

WP: 0
PB: 0
SB: 0
CS: 0

| Batter | 1 | 2 | 3 | 4 | 5 | 6 | 7 | 8 | 9 | AB | R | H | RBI | BB | SO | LOB |
|---|---|---|---|---|---|---|---|---|---|---|---|---|---|---|---|---|
| Brian Hunter, R (1, 8)<br>OBP: 0.442, SLG: 0.517 | B F B X<br>2-1<br>5 1B 2B | C X<br>0-1 ②<br>G1-3 | | | B X 1-0<br>S E 1B<br>F B X 1-2<br>5 BB HBP 2B | | C S B X<br>1-2 ②<br>G5-3 | | | 5 | 3 | 3 | 2 | 0 | 0 | 0 |
| Craig Biggio, R (1, 4)<br>OBP: 0.402, SLG: 0.444<br>Andy Stankiewicz, R (7, PR)<br>OBP: 0.200, SLG: 0.143 (8, 4) | B B B B B<br>4-0<br>5 1B G4-3 BB | F B S X<br>1-2 ③<br>L4 | | | 1 SAFE 1-1<br>E3 S 1-H 2B 1B<br>1-2<br>HBP 5 BB HBP | | C S X<br>0-2<br>1B | | | 3<br>0 | 2<br>0 | 2<br>0 | 0<br>0 | 1<br>0 | 0<br>0 | 0<br>0 |
| 5 Jeff Bagwell, R (1, 3)<br>OBP: 0.371, SLG: 0.443 | 2 SAFE C X<br>0-1<br>G4-3 1B 1B<br>1-3 2-H | C X<br>0-1 ①<br>P4 | | | 1 SAFE B X 1-0 ①<br>F9<br>B B B B 4-2<br>HBP BB<br>1-2 2-3 3-H | | B F F B F S<br>2-3 ③<br>K | | | 4 | 1 | 1 | 2 | 1 | 1 | 2 |
| Derek Bell, R (1, 9)<br>OBP: 0.391, SLG: 0.439 | B F B X<br>2-1 ①<br>G4-3<br>2-3 3-H | X<br>0-0 ②<br>F8 | | | C X 1-1 ②<br>L7<br>H 1-0<br>1-3 2-3 3-H HBP | | | X<br>0-0<br>1B | | 4 | 0 | 1 | 2 | 0 | 0 | 2 |
| Rick Wilkins, L (1, 2)<br>OBP: 0.345, SLG: 0.313 | F B B S F X<br>2-2<br>1B 1B<br>3-H | B B F T S<br>2-3 ③<br>K | | | 1 SAFE 1-2<br>B SAFE T C B B B<br>2B 1B BB<br>S K | | | S C B X<br>1-2 ①<br>P6 | | 4 | 1 | 1 | 1 | 1 | 2 | 4 |
| Dave Magadan, L (1, 5)<br>OBP: 0.437, SLG: 0.405 | C T F F C<br>0-3 ②<br>K | C F X<br>0-2 ①<br>F8 | X<br>0-0<br>1B 2B<br>1-3 2-H | F F X<br>0-2 ①<br>F8 | | | | B C C B S<br>2-3 ②<br>K | | 5 | 1 | 1 | 1 | 0 | 2 | 2 |
| James Mouton, R (1, 7)<br>OBP: 0.320, SLG: 0.404 | B B F X<br>2-1<br>1-2 1B | F F S<br>0-3 ②<br>K | B B S F B F B<br>4-2<br>BB 1B 2B BB | B C X<br>1-1 ②<br>G6-3 | | | | S C X<br>0-2 ③<br>L1 | | 4 | 1 | 1 | 0 | 1 | 1 | 1 |
| Orlando Miller, R (1, 6)<br>OBP: 0.347, SLG: 0.437 | B B F B F F S<br>3-3 ③<br>K | B B F C F B F B<br>4-2<br>BB | X<br>0-0<br>BB 2B 1B<br>1-2 2-H 3-H | C B B X<br>2-1 ③<br>G5-3 | | | | | | 3 | 1 | 1 | 2 | 1 | 1 | 2 |
| Shane Reynolds, R (1, 1)<br>OBP: 0.100, SLG: 0.069 | | S S S<br>0-3 ①<br>K | C C F S<br>0-3 ③<br>K | S B B B C F B<br>4-2<br>2B 5 BB BB<br>1-2 2-3 | | | X<br>0-0 ①<br>G4-3 | | | 3 | 1 | 0 | 0 | 1 | 2 | 1 |
| Inning Stats | R: 3 H: 4<br>E: 0 LOB: 2<br>K: 2 BB: 1<br>S: 21 P: 36 | R: 0 H: 0<br>E: 0 LOB: 0<br>K: 1 BB: 0<br>S: 8 P: 9 | R: 0 H: 0<br>E: 0 LOB: 0<br>K: 1 BB: 0<br>S: 6 P: 8 | R: 0 H: 0<br>E: 0 LOB: 1<br>K: 2 BB: 1<br>S: 14 P: 18 | R: 8 H: 5<br>E: 1 LOB: 3<br>K: 1 BB: 4<br>S: 28 P: 51 | R: 0 H: 0<br>E: 0 LOB: 0<br>K: 0 BB: 0<br>S: 7 P: 10 | R: 0 H: 1<br>E: 0 LOB: 1<br>K: 1 BB: 0<br>S: 11 P: 14 | R: 0 H: 1<br>E: 0 LOB: 1<br>K: 1 BB: 0<br>S: 10 P: 13 | | 1B: 8 SF: 0<br>2B: 3 SAC: 0<br>3B: 0 DP: 0<br>HR: 0 HBP: 2 | | | | | | |

| PITCHER | | IP | WLS | BF | H | R | ER | SO | BB | IBB | HBP | BLK | WP | HR | S | P | ERA | WHIP |
|---|---|---|---|---|---|---|---|---|---|---|---|---|---|---|---|---|---|---|
| Steve Parris, R<br>ERA: 6.43 | (1, 1) | 4.2 | L | 22 | 6 | 5 | 5 | 6 | 2 | 0 | 0 | 0 | 0 | 0 | 56 | 81 | 9.64 | 1.714 |
| Jason Christiansen, L<br>ERA: 2.25 | (5, 1) | 0.0 | | 2 | 1 | 0 | 0 | 0 | 1 | 0 | 0 | 0 | 0 | 0 | 3 | 7 | ∞ | ∞ |
| John Hope, R<br>ERA: | (5, 1) | 0.0 | | 7 | 2 | 6 | 6 | 0 | 3 | 0 | 2 | 0 | 0 | 0 | 15 | 30 | ∞ | ∞ |
| Dan Plesac, L<br>ERA: 2.36 | (5, 1) | 1.1 | | 4 | 0 | 0 | 0 | 1 | 0 | 0 | 0 | 0 | 0 | 0 | 10 | 14 | 0.00 | 0.000 |
| Mike Dyer, R<br>ERA: 4.36 | (7, 1) | 2.0 | | 8 | 2 | 0 | 0 | 2 | 0 | 0 | 0 | 0 | 0 | 0 | 21 | 27 | 0.00 | 1.000 |

| PITCHER | IP | WLS | BF | H | R | ER | SO | BB | IBB | HBP | BLK | WP | HR | S | P | ERA | WHIP |
|---|---|---|---|---|---|---|---|---|---|---|---|---|---|---|---|---|---|

# BOTTOM

## Pittsburgh Pirates @ Houston Astros

Astrodome, Houston, TX

Sat Jul 01 1995, 8:05 PM EDT

Att. 18,992 - Dome

livebaseballscorecards.com

| | |
|---|---|
| AB | 35 |
| R | 11 |
| H | 11 |
| RBI | 10 |
| BB | 6 |
| SO | 9 |
| LOB | 14 |

| | | | |
|---|---|---|---|
| WP: 0 | PA: 43 | | |
| PB: 0 | | | |
| SB: 2 | | | |
| CS: 0 | | | |

| Batter | 1 | 2 | 3 | 4 | 5 | 6 | 7 | 8 | 9 | AB | R | H | RBI | BB | SO | LOB |
|---|---|---|---|---|---|---|---|---|---|---|---|---|---|---|---|---|
| Jacob Brumfield, R (1, 8)<br>OBP: 0.331, SLG: 0.327 | B C F F B X<br>2-2 ① L9 | | F B C B F B X<br>3-2 ② P2 | | S C B F X<br>1-2 CS 1B | | F C B F T<br>1-2 ② K | | | 4 | 0 | 1 | 0 | 0 | 1 | 2 |
| Jay Bell, R (1, 6)<br>OBP: 0.317, SLG: 0.315 | C S B X<br>1-2 ② F9 | | B B F X<br>2-1 ③ F8 | | B 1 SAFE C 1 SAFE B C F 1 SAFE 1 SAFE<br>2-2 X ② 1-2 HR | | B C B S S<br>2-3 ③ K | | | 4 | 1 | 1 | 1 | 0 | 1 | 2 |
| Nelson Liriano, S (1, 4)<br>OBP: 0.359, SLG: 0.413 | X<br>0-0 HR | | | C F B B F X<br>2-2 BB 1B SF7 1B | B F B B C C<br>3-3 ③ K | | | C X<br>0-1 G4-3 1B 1B | | 4 | 2 | 3 | 1 | 0 | 1 | 0 |
| Jeff King, R (1, 5)<br>OBP: 0.372, SLG: 0.481 | B C B X<br>2-1 ③ F7 | | | B C B 1 SAFE X<br>2-1 BB 1-2 1B | | B B X<br>2-0 ① F8 | | B B F F X<br>2-2 G4-3 1-2 1B | | 4 | 0 | 2 | 0 | 0 | 0 | 0 |
| Mark Parent, R (1, 2)<br>OBP: 0.340, SLG: 0.558 | | F X<br>0-1 ① P4 | | B C B C B B<br>4-2 1-2 2-3 BB | | C B C X<br>2-2 ② G6-3 | | F B B B S X<br>3-2 ① ② G4-3 1-2f 2-3 | | 3 | 0 | 0 | 0 | 1 | 0 | 2 |
| Steve Pegues, R (1, 7)<br>OBP: 0.294, SLG: 0.443 | | X<br>0-0 ② F9 | | F B F F F S<br>1-3 ① K | | X<br>0-0 ③ G4-3 | | X<br>0-0 ③ G6-3 | | 3 | 0 | 0 | 0 | 0 | 1 | 3 |
| Paul Wagner, R (6, 1)<br>OBP: 0.267, SLG: 0.231 | | | | | | | | | | 0 | 0 | 0 | 0 | 0 | 0 | 0 |
| Jeff McCurry, R (7, 1) | | | | | | | | | | 0 | 0 | 0 | 0 | 0 | 0 | 0 |
| Don Slaught, R (8, PH)<br>OBP: 0.278, SLG: 0.343 | | | | | | | | | | 1 | 0 | 0 | 0 | 0 | 0 | 1 |
| Dan Plesac, L (8, 1) | | | | | | | | | | 0 | 0 | 0 | 0 | 0 | 0 | 0 |
| Orlando Merced, S (1, 9)<br>OBP: 0.325, SLG: 0.417 | | B F B S X<br>2-2 1B | | S F B X<br>1-2 ② SF7 3-H | | | C B B C X<br>2-2 ① F8 | | C F F S<br>0-3 ① K | 3 | 0 | 1 | 1 | 0 | 1 | 0 |
| Kevin Young, R (1, 3)<br>OBP: 0.257, SLG: 0.353 | | 1 SAFE S B B 1 SAFE F 1 B S<br>3-3 ③ K | | B S S S<br>1-3 ③ K | | | C B B B B<br>4-1 E 1B BB | | S B F B S<br>2-3 ② K | 2 | 0 | 0 | 0 | 0 | 2 | 3 |
| Mark Johnson, L (7, PH)<br>OBP: 0.355, SLG: 0.500 | | | | | | | | | | 1 | 0 | 0 | 0 | 1 | 1 | 0 |
| (7, 3) | | | | | | | | | | | | | | | | |
| Denny Neagle, L (1, 1)<br>OBP: 0.128, SLG: 0.162 | | | C F S<br>0-3 ① K | | F F B S<br>1-3 ① K | | X<br>0-0 E5 1-3 1B | | B C C B F S<br>2-3 ③ K | 2 | 0 | 0 | 0 | 0 | 2 | 0 |
| Dave Clark, L (6, 7)<br>OBP: 0.393, SLG: 0.460 | | | | | | | | | | 2 | 0 | 1 | 0 | 0 | 1 | 0 |
| Inning Stats | R: 1 E: 0 K: 0 S: 10 H: 1 LOB: 0 BB: 0 P: 15 | R: 0 E: 0 K: 1 S: 9 H: 1 LOB: 1 BB: 0 P: 14 | R: 0 E: 0 K: 1 S: 9 H: 0 LOB: 0 BB: 0 P: 14 | R: 1 E: 0 K: 2 S: 18 H: 2 LOB: 2 BB: 1 P: 29 | R: 1 E: 0 K: 2 S: 14 H: 2 LOB: 0 BB: 0 P: 21 | R: 0 E: 0 K: 0 S: 5 H: 0 LOB: 0 BB: 0 P: 9 | R: 0 E: 1 K: 2 S: 12 H: 1 LOB: 2 BB: 1 P: 21 | R: 0 E: 0 K: 0 S: 9 H: 2 LOB: 1 BB: 0 P: 14 | R: 0 E: 0 K: 3 S: 11 H: 0 LOB: 0 BB: 0 P: 15 | 1B: 7 2B: 0 3B: 0 HR: 2 | SF: 1 SAC: 0 DP: 1 HBP: 0 | | | | | | |

# Pittsburgh Pirates @ Houston Astros

Astrodome, Houston, TX

Sun Jul 02 1995, 4:33 AM EDT

Att. 20,310 - Dome

TOP

livebaseballscorecards.com

| | |
|---|---|
| AB | 33 |
| R | 3 |
| H | 9 |
| RBI | 3 |
| BB | 2 |
| SO | 11 |
| LOB | 13 |

| PITCHER | | IP | WLS | BF | H | R | ER | SO | BB | IBB | HBP | BLK | WP | HR | S | P | ERA | WHIP |
|---|---|---|---|---|---|---|---|---|---|---|---|---|---|---|---|---|---|---|
| Greg Swindell, L<br>ERA: 4.14 | (1, 1) | 5.0 | W | 21 | 6 | 3 | 3 | 6 | 1 | 0 | 0 | 0 | 0 | 2 | 60 | 93 | 5.40 | 1.400 |
| Dave Veres, R<br>ERA: 1.93 | (6, 1) | 3.0 | | 12 | 3 | 0 | 0 | 2 | 1 | 0 | 0 | 0 | 0 | 0 | 26 | 44 | 0.00 | 1.333 |
| Todd Jones, R<br>ERA: 1.72 | (9, 1) | 1.0 | S | 3 | 0 | 0 | 0 | 3 | 0 | 0 | 0 | 0 | 0 | 0 | 11 | 15 | 0.00 | 0.000 |

| PITCHER | IP | WLS | BF | H | R | ER | SO | BB | IBB | HBP | BLK | WP | HR | S | P | ERA | WHIP |
|---|---|---|---|---|---|---|---|---|---|---|---|---|---|---|---|---|---|

# Pittsburgh Pirates @ Houston Astros

Astrodome, Houston, TX

Sun Jul 02 1995, 4:33 AM EDT

Att. 20,310 - Dome

livebaseballscorecards.com

## BOTTOM

| Batter | 1 | 2 | 3 | 4 | 5 | 6 | 7 | 8 | 9 | AB | R | H | RBI | BB | SO | LOB |
|---|---|---|---|---|---|---|---|---|---|---|---|---|---|---|---|---|
| Brian Hunter, R (1, 8)<br>OBP: 0.424, SLG: 0.495 | B X 1-0 G6-3 ① | S B S X 1-2 G4-3 ③ | | B F X 1-1 L9 ① | | B C X 1-1 G3 ③ | | | | 4 | 0 | 0 | 0 | 0 | 0 | 4 |
| Craig Biggio, R (1, 4)<br>OBP: 0.400, SLG: 0.441 | C F F B X 1-2 F7 ② | | B B C X 2-1 5 1B 2B 1B | B B C X 2-1 F8 ② | | | B B C F X 2-2 F9 ① | | | 4 | 1 | 1 | 0 | 0 | 0 | 1 |
| 5 Jeff Bagwell, R (1, 3)<br>OBP: 0.370, SLG: 0.440 | B C B F F B X 3-2 G6-3 ③ | | F S B X 1-2 1-3 2B 1B | C X 0-1 F9 ③ | | | S B F S 1-3 K ② | | | 4 | 1 | 1 | 0 | 0 | 1 | 1 |
| Derek Bell, R (1, 9)<br>OBP: 0.400, SLG: 0.465 | | F S F B F X 1-2 BB 1B 1B 1B | 1 SAFE B S B C X 2-2 1-H 3-H 1B 2B | | S B F X 1-2 CS 1B | | B B X 2-0 HR | | | 4 | 3 | 4 | 3 | 0 | 0 | 0 |
| Tony Eusebio, R (1, 2)<br>OBP: 0.375, SLG: 0.447 | | C B F 1 SAFE 1 SAFE S 1-3 K ① X 0-0 2-H 1B | | | 1 SAFE C S B X 1-2 1-2 2B | | B F C S 1-3 K ③ | | | 4 | 0 | 2 | 1 | 0 | 2 | 1 |
| James Mouton, R (1, 7)<br>OBP: 0.321, SLG: 0.402<br>Dave Veres, R (6, 1)<br>John Cangelosi, S (8, PH)<br>OBP: 0.407, SLG: 0.395<br>(9, 7) | | B B C 1 SAFE 1 SAFE X 2-2 1-2 1B BB 1B C L F X 0-2 F9 ① | | | S B S B S 2-3 K ② | | | S B F C 1-3 K ① | | 3<br>0<br>1 | 0<br>0<br>0 | 1<br>0<br>0 | 0<br>0<br>0 | 0<br>0<br>0 | 1<br>0<br>1 | 2<br>0<br>0 |
| Orlando Miller, R (1, 6)<br>OBP: 0.345, SLG: 0.438 | | B F C F S 1-3 K ② | S B X 1-1 P4 ② | | C S B B F T 2-2 K ③ | | | B X 1-0 2B | | 4 | 0 | 1 | 0 | 0 | 2 | 4 |
| Phil Nevin, R (1, 5)<br>OBP: 0.169, SLG: 0.094 | | B B B C B 4-1 1-2 2-3 1B BB X 0-0 F9 ③ | | | | C X 0-1 G5-3 ① | | C B B S F F F F 2-2 X P2 ② | | 3 | 0 | 0 | 0 | 1 | 0 | 2 |
| Greg Swindell, L (1, 1)<br>OBP: 0.333, SLG: 0.385<br>Milt Thompson, L (6, 7)<br>OBP: 0.288, SLG: 0.315<br>Andy Stankiewicz, R (8, PH)<br>OBP: 0.188, SLG: 0.133<br>Todd Jones, L (9, 1) | | F X 0-1 1-2 2-3 3-H 1B | | B S X 1-1 1B | | C F B S 2-3 K ② | | B B C C T 2-2 K ③ | | 2<br>1<br>1<br>0 | 0<br>0<br>0<br>0 | 2<br>0<br>0<br>0 | 1<br>0<br>0<br>0 | 0<br>0<br>0<br>0 | 0<br>1<br>1<br>0 | 0<br>0<br>1<br>0 |
| Inning Stats | R: 0 E: 0 K: 0 S: 9 H: 0 LOB: 0 BB: 0 P: 14 | R: 1 E: 0 K: 2 S: 21 H: 3 LOB: 3 BB: 1 P: 31 | R: 3 E: 0 K: 0 S: 16 H: 4 LOB: 1 BB: 0 P: 22 | R: 0 E: 0 K: 0 S: 8 H: 1 LOB: 1 BB: 0 P: 12 | R: 0 E: 0 K: 2 S: 13 H: 2 LOB: 1 BB: 0 P: 19 | R: 0 E: 0 K: 1 S: 7 H: 0 LOB: 0 BB: 0 P: 10 | R: 1 E: 0 K: 2 S: 10 H: 1 LOB: 0 BB: 0 P: 16 | R: 0 E: 0 K: 2 S: 15 H: 1 LOB: 1 BB: 0 P: 21 | | 1B: 8<br>2B: 3<br>3B: 0<br>HR: 1 | SF: 0<br>SAC: 0<br>DP: 0<br>HBP: 0 | | | WP: 0<br>PB: 0<br>SB: 0<br>CS: 1 | PA: 36 | |

| | AB | 35 |
|---|---|---|
| | R | 5 |
| | H | 12 |
| | RBI | 5 |
| | BB | 1 |
| | SO | 9 |
| | LOB | 16 |

| PITCHER | | IP | WLS | BF | H | R | ER | SO | BB | IBB | HBP | BLK | WP | HR | S | P | ERA | WHIP |
|---|---|---|---|---|---|---|---|---|---|---|---|---|---|---|---|---|---|---|
| Denny Neagle, L<br>ERA: 3.11 | (1, 1) | 5.0 | L | 25 | 10 | 4 | 4 | 4 | 1 | 0 | 0 | 0 | 0 | 0 | 67 | 98 | 7.20 | 2.200 |
| Paul Wagner, R<br>ERA: 5.6 | (6, 1) | 1.0 | | 3 | 0 | 0 | 0 | 1 | 0 | 0 | 0 | 0 | 0 | 0 | 7 | 10 | 0.00 | 0.000 |
| Jeff McCurry, R<br>ERA: 4.61 | (7, 1) | 1.0 | | 4 | 1 | 1 | 1 | 2 | 0 | 0 | 0 | 0 | 0 | 1 | 10 | 16 | 9.00 | 1.000 |
| Dan Plesac, L<br>ERA: 2.28 | (8, 1) | 1.0 | | 4 | 1 | 0 | 0 | 2 | 0 | 0 | 0 | 0 | 0 | 0 | 15 | 21 | 0.00 | 1.000 |

| PITCHER | IP | WLS | BF | H | R | ER | SO | BB | IBB | HBP | BLK | WP | HR | S | P | ERA | WHIP |
|---|---|---|---|---|---|---|---|---|---|---|---|---|---|---|---|---|---|

| Batter | 1 | 2 | 3 | 4 | 5 | 6 | 7 | 8 | 9 | AB | R | H | RBI | BB | SO | LOB |
|---|---|---|---|---|---|---|---|---|---|---|---|---|---|---|---|---|
| Brian Hunter, R (1, 8)<br>OBP: 0.423, SLG: 0.500 | B X<br>1-0<br>SH1-3<br>5<br>1B<br>2B | X<br>0-0 ①<br>FC4-6<br>5<br>F9<br>1B<br>E<br>1-2f | | B F B F X<br>2-2 ①<br>G6-3 | | X<br>0-0<br>BB<br>5<br>1B<br>2-3<br>1B | B C B X<br>2-1 ③<br>G4-1 | | | 5 | 3 | 2 | 0 | 0 | 0 | 2 |
| Craig Biggio, R (1, 4)<br>OBP: 0.405, SLG: 0.443 | X<br>0-0 ①<br>SH1-3<br>2-3 | 1 SAFE<br>1 SAFE<br>1 SAFE<br>1 SAFE<br>C F<br>1 SAFE<br>B X<br>1-2<br>E<br>1-2<br>1B | | B C X<br>1-1 ②<br>G4-3 | | B 1 SAFE B B B<br>4-0<br>5<br>1B<br>1-2<br>BB | | C B S X<br>1-2<br>G6-4-3<br>1B | | 3 | 0 | 2 | 0 | 1 | 0 | 0 |
| 5 Jeff Bagwell, R (1, 3)<br>OBP: 0.370, SLG: 0.439 | B F F F F X<br>1-2<br>HR<br>3-H<br>1B | B C 2 SAFE X<br>1-1 ②<br>F9<br>2-3 | | X<br>0-0 ③<br>F9 | | B F X<br>1-1 ②<br>2B<br>1-3<br>2-H<br>3-H<br>1B | | B X<br>1-0 ①<br>P9 | | 5 | 2 | 2 | 3 | 0 | 0 | 3 |
| Derek Bell, R (1, 9)<br>OBP: 0.404, SLG: 0.484 | X<br>0-0<br>1-H<br>HR | X<br>0-0<br>E6<br>1-2<br>3-H | | | B B X<br>2-0<br>WP<br>BLK<br>1B<br>1B | C B F X<br>1-2<br>1B<br>2-H<br>2B | | B 1 SAFE F X<br>1-1 ②③<br>G6-4-3<br>1-2f | | 5 | 3 | 3 | 3 | 0 | 0 | 2 |
| Tony Eusebio, R (1, 2)<br>OBP: 0.383, SLG: 0.449 | B B C C F B B<br>4-2<br>FC5-4<br>BB | C B C<br>1-3 ③ | | | C B 1 SAFE F F B X<br>2-2<br>G6-4-3<br>1-H<br>1B | S B S X<br>1-2<br>2-H<br>1B | | | C S F F B C<br>1-3 ① | 4 | 0 | 2 | 2 | 1 | 2 | 2 |
| James Mouton, R (1, 7)<br>OBP: 0.318, SLG: 0.426<br>Ross Powell, L (6, 1)<br>Milt Thompson, L (7, 7)<br>OBP: 0.283, SLG: 0.309 | 1 SAFE F S X<br>0-2 ②<br>FC5-4<br>HBP<br>1-2f | | B B C X<br>2-1<br>HR | F X<br>0-1 ①<br>F9 | | X<br>0-0 ③<br>F9 | | | C S F C<br>0-3 ② | 4<br>0<br>1 | 1<br>0<br>0 | 1<br>0<br>0 | 1<br>0<br>0 | 0<br>0<br>1 | 0<br>0<br>0 | 3<br>0<br>0 |
| Orlando Miller, R (1, 6)<br>OBP: 0.341, SLG: 0.429 | 1 SAFE F S 1 SAFE 1 SAFE 1 SAFE H<br>1-2<br>1-2<br>HBP | | S X<br>0-1 ①<br>P3 | | C B X<br>1-1 ②③<br>G6-4-3<br>1-2f | C X<br>0-1 ①<br>F9 | | | B S C F X<br>1-2 ③<br>F8 | 4 | 0 | 0 | 0 | 0 | 0 | 1 |
| Phil Nevin, R (1, 5)<br>OBP: 0.190, SLG: 0.091 | C B C X<br>1-2 ③<br>P4 | | B T B F X<br>2-2 ②<br>G1-3 | | | F B B B B<br>4-1<br>1B<br>SH1-4<br>5<br>1B<br>BB | B B B B<br>4-0<br>FC3-6<br>BB | | | 2 | 1 | 0 | 0 | 2 | 0 | 2 |
| Doug Drabek, R (1, 1)<br>OBP: 0.259, SLG: 0.240<br>Doug Brocail, L (4, 1)<br>OBP: 0.333, SLG: 0.333<br>Derrick May, L (6, 7)<br>OBP: 0.287, SLG: 0.333<br>Jim Dougherty, R (7, 1) | | C B C X<br>1-2<br>FC4-6<br>1B | B B B C X<br>3-1 ③<br>G6-3 | | | X<br>0-0 ①<br>SH1-4<br>1-2 | X<br>0-0 ②<br>FC3-6<br>1-2f | | | 2<br>0<br>1<br>0 | 0<br>0<br>0<br>0 | 1<br>0<br>0<br>0 | 0<br>0<br>0<br>0 | 0<br>0<br>0<br>0 | 0<br>0<br>0<br>0 | 0<br>0<br>1<br>0 |
| Inning Stats | R: 3 H: 3<br>E: 0 LOB: 2<br>K: 0 BB: 1<br>S: 19 P: 27 | R: 1 H: 2<br>E: 1 LOB: 2<br>K: 1 BB: 0<br>S: 13 P: 17 | R: 1 H: 1<br>E: 0 LOB: 0<br>K: 0 BB: 0<br>S: 9 P: 16 | R: 0 H: 0<br>E: 0 LOB: 0<br>K: 0 BB: 0<br>S: 6 P: 9 | R: 1 H: 2<br>E: 0 LOB: 0<br>K: 0 BB: 0<br>S: 9 P: 14 | R: 4 H: 4<br>E: 0 LOB: 1<br>K: 0 BB: 2<br>S: 12 P: 23 | R: 0 H: 0<br>E: 0 LOB: 1<br>K: 0 BB: 1<br>S: 5 P: 11 | R: 0 H: 1<br>E: 0 LOB: 0<br>K: 0 BB: 0<br>S: 6 P: 9 | R: 0 H: 0<br>E: 0 LOB: 0<br>K: 2 BB: 0<br>S: 13 P: 15 | 1B: 9 SF: 0<br>2B: 2 SAC: 2<br>3B: 0 DP: 2<br>HR: 2 HBP: 1 | | | | | | WP: 1 PA: 43<br>PB: 0<br>SB: 0<br>CS: 0 | |

# Houston Astros @ Colorado Rockies

Coors Field, Denver, CO

Mon Jul 03 1995, 7:05 PM MDT

Att. 50,028 - Unknown - 63 F

TOP

livebaseballscorecards.com

| | |
|---|---|
| AB | 36 |
| R | 10 |
| H | 13 |
| RBI | 9 |
| BB | 4 |
| SO | 3 |
| LOB | 16 |

| PITCHER | | IP | WLS | BF | H | R | ER | SO | BB | IBB | HBP | BLK | WP | HR | S | P | ERA | WHIP |
|---|---|---|---|---|---|---|---|---|---|---|---|---|---|---|---|---|---|---|
| Armando Reynoso, R<br>ERA: 6.08 | (1, 1) | 3.0 | | 18 | 6 | 5 | 4 | 1 | 1 | 0 | 1 | 0 | 0 | 2 | 41 | 60 | 12.00 | 2.333 |
| Juan Acevedo, R<br>ERA: 6.47 | (4, 1) | 2.2 | | 13 | 5 | 5 | 5 | 0 | 2 | 0 | 0 | 1 | 1 | 0 | 23 | 41 | 16.88 | 2.625 |
| Steve Reed, R<br>ERA: 2.45 | (6, 1) | 0.1 | | 2 | 1 | 0 | 0 | 0 | 0 | 0 | 0 | 0 | 0 | 0 | 4 | 5 | 0.00 | 3.000 |
| Roger Bailey, R<br>ERA: 3.62 | (7, 1) | 1.0 | W | 4 | 0 | 0 | 0 | 0 | 1 | 0 | 0 | 0 | 0 | 0 | 5 | 11 | 0.00 | 1.000 |
| Darren Holmes, R<br>ERA: 2.61 | (8, 1) | 2.0 | S | 6 | 1 | 0 | 0 | 2 | 0 | 0 | 0 | 0 | 0 | 0 | 19 | 24 | 0.00 | 0.500 |

| PITCHER | IP | WLS | BF | H | R | ER | SO | BB | IBB | HBP | BLK | WP | HR | S | P | ERA | WHIP |
|---|---|---|---|---|---|---|---|---|---|---|---|---|---|---|---|---|---|

| Batter | 1 | 2 | 3 | 4 | 5 | 6 | 7 | 8 | 9 | AB | R | H | RBI | BB | SO | LOB |
|---|---|---|---|---|---|---|---|---|---|---|---|---|---|---|---|---|
| Eric Young Sr., R (1, 4)<br>OBP: 0.313, SLG: 0.238 | 0-0 F9 S 2B 1B | 0-1 F9 | 2-2 P6 | | 0-0 B2 | 2-1 BB 1-2 1B | | 2-0 L5 | | 6 | 1 | 2 | 0 | 0 | 0 | 4 |
| Mike Kingery, L (1, 8)<br>OBP: 0.388, SLG: 0.448<br>Ellis Burks, R (6, PH)<br>OBP: 0.338, SLG: 0.432 (7, 8) | 4-0 2B 1-2 BB | | 0-1 F7 1B 2B | 0-0 1B 1B | 0-0 G4-3 | 4-0 FC6-4 1-2 2-3 BB | | 4-0 HR BB | | 3<br>0 | 2<br>1 | 2<br>0 | 0<br>0 | 1<br>2 | 0<br>0 | 0<br>0 |
| Dante Bichette, R (1, 7)<br>OBP: 0.355, SLG: 0.534 | 2-2 F7 | | 1-0 F7 2-3 | 1-0 1B 3B 1-2 1B | 1-2 | 0-0 FC6-4 1-2f | | 0-0 1-H 2-H HR | | 6 | 2 | 3 | 3 | 0 | 0 | 6 |
| Larry Walker, L (1, 9)<br>OBP: 0.393, SLG: 0.646 | 0-1 F9 2-3 | | 0-0 HR 3-H 1B | 1-3 | 0-0 G4-3 | | 0-1 P6 | 0-0 HR | | 6 | 2 | 2 | 2 | 0 | 1 | 5 |
| Andres Galarraga, R (1, 3)<br>OBP: 0.350, SLG: 0.551 | 0-0 1-3 3-H 2B | | 0-0 1-H HR | 2-0 3B 1-2 2-H 1B | | 1-0 1B E 1B | 3-1 HR | 2-2 1B | | 6 | 4 | 6 | 5 | 0 | 0 | 0 |
| Vinny Castilla, R (1, 5)<br>OBP: 0.335, SLG: 0.550 | 2-3 K | | 1-0 HR | 1-3 K | | 0-2 F9 | 3-2 G5-3 | 1-1 G5-3 | | 6 | 1 | 1 | 1 | 0 | 2 | 6 |
| Joe Girardi, R (1, 2)<br>OBP: 0.333, SLG: 0.387 | | 1-0 G5-3 | 4-2 HBP BB | 1-2 1-H 2-H 3B | | 0-1 E2 B1-3 1-H 1B | 0-2 G6-3 | | | 4 | 1 | 2 | 2 | 1 | 0 | 0 |
| Walt Weiss, S (1, 6)<br>OBP: 0.375, SLG: 0.306 | | 2-3 K | 2-2 1-2 HBP | 4-1 BB | | 0-0 B1-3 2-3 | | 1-2 SH3-4 HR 1B | | 3 | 1 | 1 | 0 | 1 | 1 | 1 |
| Armando Reynoso, R (1, 1)<br>OBP: 0.500, SLG: 0.333<br>Jim Tatum, R (3, PH)<br>OBP: 0.417, SLG: 0.455<br>Juan Acevedo, R (4, 1)<br>Steve Reed, R (6, 1)<br>OBP: 0.500, SLG: 0.500<br>John Vander Wal, L (6, PH)<br>OBP: 0.528, SLG: 0.682<br>Roger Bailey, R (7, 1)<br>Darren Holmes, R (8, 1) | 0-0 1B | | 0-0 P9 | 1-2 G4-3 | | 2-0 BB 1B 3-H 1B | | 0-0 SH3-4 1-2 | | 1<br>1<br>1<br>0<br>1<br>0<br>0 | 0<br>0<br>0<br>0<br>0<br>0<br>0 | 1<br>0<br>0<br>0<br>1<br>0<br>0 | 0<br>0<br>0<br>0<br>1<br>0<br>0 | 0<br>0<br>0<br>0<br>0<br>0<br>0 | 0<br>0<br>0<br>0<br>0<br>0<br>0 | 0<br>2<br>2<br>0<br>0<br>0<br>0 |
| Inning Stats | R: 1 E: 0 K: 1 S: 10 H: 2 LOB: 2 BB: 1 P: 18 | R: 0 E: 0 K: 1 S: 7 H: 1 LOB: 1 BB: 0 P: 10 | R: 4 E: 0 K: 0 S: 16 H: 4 LOB: 2 BB: 1 P: 26 | R: 3 E: 0 K: 2 S: 16 H: 4 LOB: 2 BB: 1 P: 27 | R: 0 E: 0 K: 0 S: 6 H: 1 LOB: 1 BB: 0 P: 7 | R: 2 E: 1 K: 0 S: 11 H: 4 LOB: 3 BB: 1 P: 20 | R: 1 E: 0 K: 0 S: 10 H: 1 LOB: 0 BB: 0 P: 16 | R: 4 E: 0 K: 0 S: 12 H: 4 LOB: 1 BB: 1 P: 22 | | 1B: 13<br>2B: 2<br>3B: 1<br>HR: 5 | | SF: 0<br>SAC: 1<br>DP: 0<br>HBP: 1 | | | | |

| PITCHER | | IP | WLS | BF | H | R | ER | SO | BB | IBB | HBP | BLK | WP | HR | S | P | ERA | WHIP |
|---|---|---|---|---|---|---|---|---|---|---|---|---|---|---|---|---|---|---|
| Doug Drabek, R<br>ERA: 5.31 | (1, 1) | 3.2 | | 25 | 11 | 8 | 8 | 4 | 2 | 0 | 1 | 0 | 0 | 2 | 45 | 72 | 19.64 | 3.545 |
| Doug Brocail, R<br>ERA: 4.24 | (4, 1) | 2.0 | | 12 | 5 | 2 | 2 | 0 | 1 | 0 | 0 | 0 | 0 | 0 | 20 | 31 | 9.00 | 3.000 |
| Ross Powell, L<br>ERA: 14.29 | (6, 1) | 0.2 | | 3 | 0 | 0 | 0 | 0 | 1 | 0 | 0 | 0 | 0 | 0 | 3 | 7 | 0.00 | 1.500 |
| Jim Dougherty, R<br>ERA: 4.78 | (7, 1) | 1.2 | L | 11 | 5 | 5 | 5 | 0 | 1 | 0 | 0 | 0 | 0 | 3 | 20 | 36 | 27.00 | 3.600 |

| PITCHER | IP | WLS | BF | H | R | ER | SO | BB | IBB | HBP | BLK | WP | HR | S | P | ERA | WHIP |
|---|---|---|---|---|---|---|---|---|---|---|---|---|---|---|---|---|---|

# BOTTOM

## Houston Astros @ Colorado Rockies

Coors Field, Denver, CO

Mon Jul 03 1995, 7:05 PM MDT

Att. 50,028 - Unknown - 63 F

livebaseballscorecards.com

| | |
|---|---|
| AB | 44 |
| R | 15 |
| H | 21 |
| RBI | 14 |
| BB | 5 |
| SO | 4 |
| LOB | 26 |

# Houston Astros @ Colorado Rockies

Coors Field, Denver, CO

Tue Jul 04 1995, 7:05 PM MDT

Att. 50,127 - Unknown - 64 F

TOP

livebaseballscorecards.com

| Batter | 1 | 2 | 3 | 4 | 5 | 6 | 7 | 8 | 9 | AB | R | H | RBI | BB | SO | LOB |
|---|---|---|---|---|---|---|---|---|---|---|---|---|---|---|---|---|
| Brian Hunter, R (1, 8)<br>OBP: 0.426, SLG: 0.505 | 0-0 F9 | | 1-2 1B 5 SF7 2B | 2-3 K | | 2-2 5 1B BB 1-2 HBP | 4-2 HR BB | | 4-2 5 BB BB G3-1 BB | 3 | 2 | 1 | 0 | 0 | 1 | 1 |
| John Cangelosi, S (6, 8)<br>OBP: 0.429, SLG: 0.395 | | | | | | | | | | 0 | 2 | 0 | 0 | 2 | 0 | 0 |
| Craig Biggio, R (1, 4)<br>OBP: 0.414, SLG: 0.474 | 1-1 HR | | 0-1 S BB WP 2-3 1B | | 2-2 F8 | 4-1 5 1B 1B 1-2 2-3 BB | 1 SAFE 1-1 1-H HR | | 4-0 G3-1 5 BB 1-2 1B BB | 4 | 5 | 3 | 3 | 2 | 0 | 0 |
| 5 Jeff Bagwell, R (1, 3)<br>OBP: 0.373, SLG: 0.452 | 0-1 F8 | | 3-2 SF7 3-H | | 0-2 HR | 1-0 1B BLK 1-2 2-H 3-H 1B | 3-0 G5-3 | | 4-2 G3-1 1B 1-2 2-3 3-H BB | 4 | 3 | 2 | 5 | 1 | 0 | 0 |
| Derek Bell, R (1, 9)<br>OBP: 0.399, SLG: 0.476 | 0-1 G6-3 | | 0-3 K | | 3-1 L6 | 1-0 BLK BB E 1-3 2-H 1B | 0-1 G1-3 | | 1-0 G3-1 1-2 2-3 3-H | 6 | 1 | 1 | 2 | 0 | 1 | 3 |
| Derrick May, L (1, 7)<br>OBP: 0.313, SLG: 0.349 | | 2-2 E1 1B | 4-0 WP S 1-2 BB | | 1-0 1B 1B | 1 SAFE 4-2 1 SAFE 1 SAFE 1 SAFE 1 SAFE E BLK 1-2 BB | | 0-0 G4-6-3 1B | 0-0 2-H 3-H 1B | 3 | 0 | 3 | 0 | 2 | 0 | 0 |
| James Mouton, R (8, 7)<br>OBP: 0.324, SLG: 0.431 | | | | | | | | | | 1 | 0 | 1 | 2 | 0 | 0 | 0 |
| Tony Eusebio, R (1, 2)<br>OBP: 0.381, SLG: 0.440 | | 1-2 HBP | 2-2 F9 1-3 2-H | | 2-1 1-2 1B | 2-1 FC4 1-3 2-H 3-H | | 1-1 G4-6-3 1-2f | 2-3 K | 5 | 0 | 1 | 0 | 0 | 1 | 4 |
| Orlando Miller, R (1, 6)<br>OBP: 0.336, SLG: 0.422 | 0-0 F7 | | 0-1 1B FC1-2 1B | | 2-2 F8 | 1 SAFE 0-3 K | | 0-3 K | 2-2 G2-3 | 6 | 0 | 1 | 0 | 0 | 2 | 7 |
| Phil Nevin, R (1, 5)<br>OBP: 0.221, SLG: 0.133 | 3-1 P3 | | 1 SAFE 0-0 1-3 1B | | | 1-2 FC3-6 1B 0-2 F8 | | | 1-1 3B 1B | 5 | 1 | 3 | 0 | 0 | 0 | 4 |
| Mike Hampton, R (1, 1) | | | | | | | | | | 4 | 1 | 0 | 0 | 0 | 1 | 4 |
| Dave Veres, R (7, 1) | | | | | | | | | | 0 | 0 | 0 | 0 | 0 | 0 | 0 |
| Craig Shipley, R (9, PH)<br>OBP: 0.322, SLG: 0.381 | | | | | | | | | | 1 | 1 | 1 | 1 | 0 | 0 | 0 |
| Todd Jones, L (9, 1) | 0-3 K | | | 2-1 FC1-2 3-H | | 1-1 FC3-6 BB HBP 5 1B 1-2f | 0-1 G6-3 | | 1-0 5 BB 1-H 3B | 0 | 0 | 0 | 0 | 0 | 0 | 0 |
| Inning Stats | R: 1 H: 1<br>E: 0 LOB: 0<br>K: 0 BB: 0<br>S: 7 P: 8 | R: 0 H: 1<br>E: 1 LOB: 2<br>K: 1 BB: 0<br>S: 13 P: 19 | R: 2 H: 2<br>E: 0 LOB: 1<br>K: 1 BB: 1<br>S: 18 P: 28 | R: 0 H: 2<br>E: 0 LOB: 2<br>K: 1 BB: 0<br>S: 9 P: 12 | R: 1 H: 3<br>E: 0 LOB: 2<br>K: 0 BB: 0<br>S: 15 P: 25 | R: 5 H: 3<br>E: 1 LOB: 2<br>K: 1 BB: 2<br>S: 23 P: 39 | R: 2 H: 1<br>E: 0 LOB: 0<br>K: 0 BB: 1<br>S: 9 P: 17 | R: 0 H: 1<br>E: 0 LOB: 0<br>K: 1 BB: 0<br>S: 6 P: 7 | R: 5 H: 3<br>E: 0 LOB: 1<br>K: 1 BB: 3<br>S: 17 P: 36 | 1B: 12 SF: 1<br>2B: 1 SAC: 0<br>3B: 1 DP: 1<br>HR: 3 HBP: 2 | | | | | | |

| | |
|---|---|
| AB | 42 |
| R | 16 |
| H | 17 |
| RBI | 13 |
| BB | 7 |
| SO | 6 |
| LOB | 23 |

WP: 1 PA: 52
PB: 0
SB: 2
CS: 0

| PITCHER | | IP | WLS | BF | H | R | ER | SO | BB | IBB | HBP | BLK | WP | HR | S | P | ERA | WHIP |
|---|---|---|---|---|---|---|---|---|---|---|---|---|---|---|---|---|---|---|
| Marvin Freeman, R<br>ERA: 6.44 | (1, 1) | 5.0 | | 25 | 9 | 4 | 4 | 3 | 1 | 0 | 1 | 0 | 1 | 2 | 62 | 92 | 7.20 | 2.000 |
| Omar Olivares, R<br>ERA: 7.39 | (6, 1) | 0.1 | L | 6 | 3 | 5 | 4 | 0 | 1 | 0 | 1 | 0 | 0 | 0 | 10 | 20 | 108.00 | 12.000 |
| Steve Reed, R<br>ERA: 2.41 | (6, 1) | 0.2 | | 4 | 0 | 0 | 0 | 1 | 1 | 0 | 0 | 1 | 0 | 0 | 13 | 19 | 0.00 | 1.500 |
| Roger Bailey, R<br>ERA: 4.06 | (7, 1) | 0.1 | | 3 | 1 | 2 | 2 | 0 | 1 | 0 | 0 | 0 | 0 | 1 | 6 | 11 | 54.00 | 6.000 |
| Curt Leskanic, R<br>ERA: 3.54 | (7, 1) | 1.2 | | 5 | 1 | 0 | 0 | 1 | 0 | 0 | 0 | 0 | 0 | 0 | 9 | 13 | 0.00 | 0.600 |

| PITCHER | | IP | WLS | BF | H | R | ER | SO | BB | IBB | HBP | BLK | WP | HR | S | P | ERA | WHIP |
|---|---|---|---|---|---|---|---|---|---|---|---|---|---|---|---|---|---|---|
| Mike Munoz, L<br>ERA: 5.48 | (9, 1) | 1.0 | | 9 | 3 | 5 | 5 | 1 | 3 | 0 | 0 | 0 | 0 | 0 | 17 | 36 | 45.00 | 6.000 |

# Houston Astros @ Colorado Rockies

Coors Field, Denver, CO

Tue Jul 04 1995, 7:05 PM MDT

Att. 50,127 - Unknown - 64 F

livebaseballscorecards.com

## BOTTOM

| Batter | 1 | 2 | 3 | 4 | 5 | 6 | 7 | 8 | 9 | AB | R | H | RBI | BB | SO | LOB |
|---|---|---|---|---|---|---|---|---|---|---|---|---|---|---|---|---|
| Eric Young Sr., R (1, 4)<br>OBP: 0.327, SLG: 0.271 | B C F X<br>1-2<br>S<br>HR<br>1B | | F B X<br>1-1 ①<br>F7 | B X<br>1-0<br>1-2<br>1B | | B B X<br>2-0<br>1-3<br>3-H<br>2B | | B C F B X<br>2-2 ③<br>F8 | | 5 | 1 | 3 | 1 | 0 | 0 | 0 |
| Ellis Burks, R (1, 8)<br>OBP: 0.333, SLG: 0.447 | B C<br>1 SAFE<br>1 SAFE<br>B F<br>1 SAFE<br>F F<br>2-3 ①<br>1 SAFE<br>S<br>K | | B X<br>1-0 ②<br>P6 | B F B S S<br>2-3 ③<br>K | | C B C B S<br>2-3 ③<br>K | | | B B X<br>2-0<br>HR | 5 | 1 | 1 | 1 | 0 | 3 | 5 |
| Dante Bichette, R (1, 7)<br>OBP: 0.359, SLG: 0.559 | 1 SAFE<br>P<br>C X<br>1-1<br>1-H<br>HR | | X<br>0-0<br>1B | X<br>0-0 ①<br>G6-3 | | | B F X<br>1-1 ①<br>G5-3 | | B B X<br>2-0<br>HR | 5 | 2 | 3 | 3 | 0 | 0 | 0 |
| Larry Walker, L (1, 9)<br>OBP: 0.389, SLG: 0.641 | X<br>0-0 ②<br>G6-3 | | F S 1 SAFE F F X<br>0-2 ③<br>F8 | X<br>0-0 ②<br>P4 | | | F B X<br>1-1 ②<br>P5 | | B B X<br>2-0<br>G4-3<br>2B | 5 | 0 | 1 | 0 | 0 | 0 | 1 |
| Andres Galarraga, R (1, 3)<br>OBP: 0.351, SLG: 0.550 | B X<br>1-0 ③<br>G6-3 | | | B F B B B<br>4-1<br>2B<br>BB | C X<br>0-1<br>E6<br>CS | | C F X<br>0-2<br>1B<br>2B | | C X<br>0-1 ①<br>G4-3<br>2-3 | 4 | 2 | 1 | 0 | 1 | 0 | 1 |
| Vinny Castilla, R (1, 5)<br>OBP: 0.340, SLG: 0.559 | | B S C X<br>1-2 ①<br>G5-3 | 1 SAFE X<br>0-0<br>G6-3<br>1-H<br>1B<br>2B | B B S<br>2-1 ③<br>CS<br>1-2 | C X<br>0-1<br>FC6-4<br>2B<br>2B | B S X<br>1-1<br>2-H<br>1B | | | B F C F B F F C<br>2-3 ②<br>K | 5 | 2 | 3 | 2 | 0 | 1 | 1 |
| Joe Girardi, R (1, 2)<br>OBP: 0.330, SLG: 0.383 | F B F X<br>1-2<br>E1<br>1B | | C F S<br>0-3 ①<br>K | B F S F F X<br>1-2 ①<br>G5-3 | F X | 0-1 ③<br>L6 | | | B F B X<br>2-1 ③<br>P2 | 5 | 0 | 1 | 0 | 0 | 1 | 4 |
| Walt Weiss, S (1, 6)<br>OBP: 0.374, SLG: 0.302 | | X<br>0-0 ②<br>P6 | | C F F B X<br>1-2 ②<br>G6-3<br>2-3 | | B B B<br>4-0<br>FC6-4<br>BB | | B B C X<br>2-1 ①<br>G3 | | 3 | 0 | 0 | 0 | 1 | 0 | 2 |
| Marvin Freeman, R (1, 1)<br>OBP: 0.118, SLG: 0.294<br>Omar Olivares, R (6, 1)<br>OBP: 0.250, SLG: 0.286<br>Steve Reed, R (6, 1)<br>OBP: 0.500, SLG: 0.500<br>Jim Tatum, R (6, PH)<br>OBP: 0.385, SLG: 0.417<br>Roger Bailey, R (7, 1)<br>Curt Leskanic, R (7, 1)<br>John Vander Wal, L (8, PH)<br>OBP: 0.519, SLG: 0.667<br>Mike Munoz, L (9, 1)<br>OBP: 1.000, SLG: 2.000 | S F S<br>0-3 ③<br>K | | S L X<br>0-2<br>1B<br>3-H<br>1B | | S F X<br>0-2 ②<br>FC6-4<br>2B<br>1-2f<br>2-3 | | | X<br>0-0 ②<br>G4-3 | | 2<br>0<br>0<br>1<br>0<br>0<br>0<br>1<br>0 | 0<br>0<br>0<br>0<br>0<br>0<br>0<br>0<br>0 | 1<br>0<br>0<br>0<br>0<br>0<br>0<br>0<br>0 | 1<br>0<br>0<br>0<br>0<br>0<br>0<br>0<br>0 | 0<br>0<br>0<br>0<br>0<br>0<br>0<br>0<br>0 | 1<br>0<br>0<br>0<br>0<br>0<br>0<br>0<br>0 | 1<br>0<br>0<br>2<br>0<br>0<br>0<br>0<br>0 |
| Inning Stats | R: 2<br>E: 0<br>K: 1<br>S: 13<br>H: 2<br>LOB: 0<br>BB: 0<br>P: 17 | R: 0<br>E: 1<br>K: 1<br>S: 10<br>H: 1<br>LOB: 1<br>BB: 0<br>P: 12 | R: 0<br>E: 0<br>K: 0<br>S: 9<br>H: 1<br>LOB: 1<br>BB: 0<br>P: 11 | R: 2<br>E: 0<br>K: 2<br>S: 16<br>H: 3<br>LOB: 2<br>BB: 1<br>P: 24 | R: 0<br>E: 1<br>K: 0<br>S: 5<br>H: 0<br>LOB: 0<br>BB: 0<br>P: 7 | R: 1<br>E: 0<br>K: 1<br>S: 14<br>H: 2<br>LOB: 2<br>BB: 1<br>P: 23 | R: 1<br>E: 0<br>K: 0<br>S: 11<br>H: 2<br>LOB: 1<br>BB: 0<br>P: 14 | R: 0<br>E: 0<br>K: 0<br>S: 6<br>H: 0<br>LOB: 0<br>BB: 0<br>P: 10 | R: 2<br>E: 0<br>K: 1<br>S: 13<br>H: 3<br>LOB: 1<br>BB: 0<br>P: 23 | 1B: 6<br>2B: 5<br>3B: 0<br>HR: 3<br>SF: 0<br>SAC: 0<br>DP: 0<br>HBP: 0 | | | | | | |

| | |
|---|---|
| AB | 41 |
| R | 8 |
| H | 14 |
| RBI | 8 |
| BB | 2 |
| SO | 6 |
| LOB | 17 |

WP: 0 PA: 44
PB: 0
SB: 1
CS: 1

| PITCHER | | IP | WLS | BF | H | R | ER | SO | BB | IBB | HBP | BLK | WP | HR | S | P | ERA | WHIP |
|---|---|---|---|---|---|---|---|---|---|---|---|---|---|---|---|---|---|---|
| Mike Hampton, L<br>ERA: 2.88 | (1, 1) | 6.2 | W | 33 | 11 | 6 | 6 | 5 | 2 | 0 | 0 | 0 | 0 | 1 | 76 | 106 | 8.10 | 1.950 |
| Dave Veres, R<br>ERA: 1.88 | (7, 1) | 1.1 | | 4 | 0 | 0 | 0 | 0 | 0 | 0 | 0 | 0 | 0 | 0 | 8 | 12 | 0.00 | 0.000 |
| Todd Jones, R<br>ERA: 2.06 | (9, 1) | 1.0 | | 6 | 3 | 2 | 2 | 1 | 0 | 0 | 0 | 0 | 0 | 2 | 13 | 23 | 18.00 | 3.000 |

| PITCHER | IP | WLS | BF | H | R | ER | SO | BB | IBB | HBP | BLK | WP | HR | S | P | ERA | WHIP |
|---|---|---|---|---|---|---|---|---|---|---|---|---|---|---|---|---|---|

| Batter | 1 | 2 | 3 | 4 | 5 | 6 | 7 | 8 | 9 | AB | R | H | RBI | BB | SO | LOB |
|---|---|---|---|---|---|---|---|---|---|---|---|---|---|---|---|---|
| James Mouton, R (1, 8)<br>OBP: 0.322, SLG: 0.425 | X<br>0-0<br>S<br>1B<br>1B | | S B X<br>1-1 ①<br>G6-3 | | C B S C<br>1-3 ③<br>K | | | L X<br>0-1 ②<br>G5-3 | | 4 | 1 | 1 | 0 | 0 | 1 | 0 |
| Craig Biggio, R (1, 4)<br>OBP: 0.415, SLG: 0.475 | C B F B X<br>1 SAFE<br>1 SAFE<br>2-2<br>E7<br>5<br>WP<br>1-H<br>1B | | C B X<br>1-1<br>1B | | | S X<br>0-1 ①<br>L9 | | C B B C S<br>2-3 ③<br>K | | 4 | 1 | 2 | 1 | 0 | 1 | 0 |
| 5 Jeff Bagwell, R (1, 3)<br>OBP: 0.371, SLG: 0.449 | B C B F B X<br>3-2<br>G5-4-3<br>1B<br>3-H | | C B S F X<br>1 SAFE<br>1-2 ②<br>P5 | | | B B S B F F S<br>3-3 ②<br>K | | | C F C<br>0-3 ①<br>K | 4 | 0 | 1 | 0 | 0 | 2 | 1 |
| Derek Bell, R (1, 9)<br>OBP: 0.393, SLG: 0.469 | X<br>0-0 ① ②<br>G5-4-3<br>1-2f | | 1 SAFE X<br>0-0 ③<br>G1-3 | | | B X<br>1-0 ③<br>F8 | | | X<br>0-0 ②<br>F8 | 4 | 0 | 0 | 0 | 0 | 0 | 2 |
| Derrick May, L (1, 7)<br>OBP: 0.312, SLG: 0.341 | C B B S B F B<br>4-2<br>BB | | | C B F X<br>1-2 ①<br>G4-3 | | | C B B F X<br>2-2 ①<br>G3 | | C B X<br>1-1 ③<br>G3-1 | 3 | 0 | 0 | 0 | 1 | 0 | 0 |
| Dave Magadan, L (1, 5)<br>OBP: 0.434, SLG: 0.398 | C B B F S<br>2-3 ③<br>K | | | B B S C F B F X<br>3-2 ②<br>G4-3 | | | C B C B F F B B<br>4-2<br>BB | | | 2 | 0 | 0 | 0 | 1 | 1 | 1 |
| Tony Eusebio, R (1, 2)<br>OBP: 0.373, SLG: 0.431 | | C B X<br>1-1 ①<br>L3 | | B B C F B X<br>3-2 ③<br>G4-3 | | | B C C S<br>1-3 ②<br>K | | | 3 | 0 | 0 | 0 | 0 | 1 | 1 |
| Orlando Miller, R (1, 6)<br>OBP: 0.332, SLG: 0.415 | | F B X<br>1-1 ②<br>G6-3 | | | C B F B B X<br>3-2 ①<br>G1-3 | | S B B X<br>2-1 ③<br>P4 | | | 3 | 0 | 0 | 0 | 0 | 0 | 1 |
| Darryl Kile, R (1, 1)<br>OBP: 0.231, SLG: 0.174 | | B S S B C<br>2-3 ③<br>K | | | C C B S<br>1-3 ②<br>K | | | B C B C B S<br>3-3 ①<br>K | | 2 | 0 | 0 | 0 | 0 | 2 | 0 |
| Ross Powell, L (7, 1) | | | | | | | | | | 0 | 0 | 0 | 0 | 0 | 0 | 0 |
| Dave Veres, R (7, 1) | | | | | | | | | | 0 | 0 | 0 | 0 | 0 | 0 | 0 |
| John Cangelosi, S (8, PH)<br>OBP: 0.421, SLG: 0.386 | | | | | | | | | | 1 | 0 | 0 | 0 | 0 | 1 | 0 |
| Doug Brocail, L (8, 1)<br>OBP: 0.333, SLG: 0.333 | | | | | | | | | | 0 | 0 | 0 | 0 | 0 | 0 | 0 |
| Inning Stats | R: 2<br>E: 1<br>K: 1<br>S: 15<br>H: 3<br>LOB: 1<br>BB: 1<br>P: 26 | R: 0<br>E: 0<br>K: 1<br>S: 7<br>H: 0<br>LOB: 0<br>BB: 0<br>P: 11 | R: 0<br>E: 0<br>K: 0<br>S: 9<br>H: 1<br>LOB: 1<br>BB: 0<br>P: 12 | R: 0<br>E: 0<br>K: 0<br>S: 11<br>H: 0<br>LOB: 0<br>BB: 0<br>P: 18 | R: 0<br>E: 0<br>K: 2<br>S: 9<br>H: 0<br>LOB: 0<br>BB: 0<br>P: 14 | R: 0<br>E: 0<br>K: 1<br>S: 7<br>H: 0<br>LOB: 0<br>BB: 0<br>P: 11 | R: 0<br>E: 0<br>K: 1<br>S: 12<br>H: 0<br>LOB: 1<br>BB: 1<br>P: 21 | R: 0<br>E: 0<br>K: 2<br>S: 8<br>H: 0<br>LOB: 0<br>BB: 0<br>P: 13 | R: 0<br>E: 0<br>K: 1<br>S: 6<br>H: 0<br>LOB: 0<br>BB: 0<br>P: 7 | 1B: 4<br>2B: 0<br>3B: 0<br>HR: 0 | SF: 0<br>SAC: 0<br>DP: 1<br>HBP: 0 | | | | | |

| PITCHER | | IP | WLS | BF | H | R | ER | SO | BB | IBB | HBP | BLK | WP | HR | S | P | ERA | WHIP |
|---|---|---|---|---|---|---|---|---|---|---|---|---|---|---|---|---|---|---|
| Kevin Ritz, R<br>ERA: 3.5 | (1, 1) | 7.0 | W | 26 | 4 | 2 | 2 | 6 | 2 | 0 | 0 | 0 | 1 | 0 | 70 | 113 | 2.57 | 0.857 |
| Steve Reed, R<br>ERA: 2.34 | (8, 1) | 1.0 | | 3 | 0 | 0 | 0 | 2 | 0 | 0 | 0 | 0 | 0 | 0 | 8 | 13 | 0.00 | 0.000 |
| Darren Holmes, R<br>ERA: 2.53 | (9, 1) | 1.0 | S | 3 | 0 | 0 | 0 | 1 | 0 | 0 | 0 | 0 | 0 | 0 | 6 | 7 | 0.00 | 0.000 |

| PITCHER | IP | WLS | BF | H | R | ER | SO | BB | IBB | HBP | BLK | WP | HR | S | P | ERA | WHIP |
|---|---|---|---|---|---|---|---|---|---|---|---|---|---|---|---|---|---|

# TOP

## Houston Astros @ Colorado Rockies

Coors Field, Denver, CO

Wed Jul 05 1995, 7:05 PM MDT

Att. 48,091 - Unknown - 77 F

livebaseballscorecards.com

| | |
|---|---|
| AB | 30 |
| R | 2 |
| H | 4 |
| RBI | 1 |
| BB | 2 |
| SO | 9 |
| LOB | 6 |

| | | | | | |
|---|---|---|---|---|---|
| 1B: 4 | SF: 0 | WP: 1 | PA: 32 | | |
| 2B: 0 | SAC: 0 | PB: 0 | | | |
| 3B: 0 | DP: 1 | SB: 1 | | | |
| HR: 0 | HBP: 0 | CS: 0 | | | |

# BOTTOM

## Houston Astros @ Colorado Rockies

Coors Field, Denver, CO

Wed Jul 05 1995, 7:05 PM MDT

Att. 48,091 - Unknown - 77 F

livebaseballscorecards.com

| Batter | 1 | 2 | 3 | 4 | 5 | 6 | 7 | 8 | 9 | AB | R | H | RBI | BB | SO | LOB |
|---|---|---|---|---|---|---|---|---|---|---|---|---|---|---|---|---|
| Eric Young Sr., R (1, 4) (8, 7)<br>OBP: 0.330, SLG: 0.292 | B C B B X<br>3-1 G1-3 ① | | B B B C X<br>3-1 F9 ② | | C C B B B<br>4-2 FC4-6 BB BB | | F B B X<br>2-1 1B 3B | B C B C X<br>2-2 F8 ③ | | 4 | 1 | 1 | 0 | 1 | 0 | 1 |
| Mike Kingery, L (1, 8)<br>OBP: 0.387, SLG: 0.443<br>Dante Bichette, R (7, PH)<br>OBP: 0.362, SLG: 0.559<br>Walt Weiss, S (7, PR)<br>OBP: 0.374, SLG: 0.302 (8, 6) | C B X<br>1-1 L9 ② | | C B B S B C<br>3-3 K ③ | | B C B 1 SAFE 1 SAFE B B B<br>4-1 FC4-6 BB<br>1-2 | | I I I<br>4-0 1B SF9 IBB | | | 2 | 0 | 0 | 0 | 1 | 1 | 0 |
| | | | | | | | | | | 0 | 0 | 0 | 0 | 1 | 0 | 0 |
| | | | | | | | | | | 0 | 1 | 0 | 0 | 0 | 0 | 0 |
| Larry Walker, L (1, 9)<br>OBP: 0.391, SLG: 0.638 | X<br>0-0 1B | | | S B F B X<br>2-2 E3 1B | F S F X<br>0-2 FC4-6 ①<br>1-2f<br>2-3 | | L X<br>0-1 SF9 HBP<br>1-3<br>3-H 1B | | | 4 | 1 | 2 | 1 | 0 | 0 | 2 |
| Andres Galarraga, R (1, 3)<br>OBP: 0.349, SLG: 0.543 | F F B B F B S<br>3-3 K ③ | | | B S C X<br>1-2 G5-3 ① | S F S<br>0-3 K ② | | H<br>1-0 SF9 HBP<br>1-2 | | | 3 | 0 | 0 | 0 | 0 | 2 | 4 |
| Vinny Castilla, R (1, 5)<br>OBP: 0.335, SLG: 0.552 | | B C S C<br>1-3 K ① | | C C S<br>0-3 K ② | S B X<br>1-1 G4-3 ③ | | F F X<br>0-2 SF9 ②<br>1-2<br>2-3<br>3-H | | | 3 | 0 | 0 | 1 | 0 | 2 | 3 |
| Ellis Burks, R (1, 7) (8, 8)<br>OBP: 0.331, SLG: 0.437 | | C X<br>0-1 G6-3 ② | | C C F B F B B B<br>4-2 1B 1B BB | | X<br>0-0 F8 ① | F X<br>0-1 G5-3 ③ | | | 3 | 1 | 0 | 0 | 1 | 0 | 2 |
| Joe Girardi, R (1, 2)<br>OBP: 0.333, SLG: 0.382 | | C B B C B B<br>4-2 BB | | X<br>0-0 1B<br>1-3<br>2-H 1B | | X<br>0-0 G5-3 ② | | F B S X<br>1-2 G4-3 ① | | 3 | 0 | 1 | 1 | 1 | 0 | 0 |
| Jason Bates, S (1, 6) (8, 4)<br>OBP: 0.356, SLG: 0.430 | | B X<br>1-0 F7 ③ | | B B X<br>2-0<br>1-2<br>3-H 1B | | S X<br>0-1 F8 ③ | | C B S B B X<br>3-2 F7 ② | | 4 | 0 | 1 | 1 | 0 | 0 | 1 |
| Kevin Ritz, R (1, 1)<br>OBP: 0.348, SLG: 0.263<br>John Vander Wal, L (7, PH)<br>OBP: 0.509, SLG: 0.652<br>Steve Reed, R (8, 1)<br>OBP: 0.500, SLG: 0.500<br>Jim Tatum, R (8, PH)<br>OBP: 0.429, SLG: 0.462<br>Darren Holmes, R (9, 1) | | | F S S<br>0-3 K ① | B C F B S<br>2-3 K ③ | | | C B B X<br>2-1 G6-3 ① | S B B B X<br>3-1 1B | | 2 | 0 | 0 | 0 | 0 | 2 | 2 |
| | | | | | | | | | | 1 | 0 | 0 | 0 | 0 | 0 | 0 |
| | | | | | | | | | | 0 | 0 | 0 | 0 | 0 | 0 | 0 |
| | | | | | | | | | | 1 | 0 | 1 | 0 | 0 | 0 | 0 |
| | | | | | | | | | | 0 | 0 | 0 | 0 | 0 | 0 | 0 |
| Inning Stats | R: 0 E: 0 K: 1 S: 9 H: 1 LOB: 1 BB: 0 P: 16 | R: 0 E: 0 K: 1 S: 8 H: 0 LOB: 1 BB: 1 P: 14 | R: 0 E: 0 K: 2 S: 8 H: 0 LOB: 0 BB: 0 P: 14 | R: 2 E: 1 K: 2 S: 18 H: 2 LOB: 2 BB: 1 P: 29 | R: 0 E: 0 K: 1 S: 12 H: 0 LOB: 2 BB: 2 P: 21 | R: 0 E: 0 K: 0 S: 4 H: 0 LOB: 0 BB: 0 P: 4 | R: 2 E: 0 K: 0 S: 11 H: 2 LOB: 2 BB: 1 P: 20 | R: 0 E: 0 K: 0 S: 11 H: 1 LOB: 1 BB: 0 P: 20 | | 1B: 5 2B: 0 3B: 1 HR: 0 | SF: 1 SAC: 0 DP: 0 HBP: 1 | | | WP: 0 PB: 0 SB: 0 CS: 0 | PA: 37 | | |

| PITCHER | | IP | WLS | BF | H | R | ER | SO | BB | IBB | HBP | BLK | WP | HR | S | P | ERA | WHIP |
|---|---|---|---|---|---|---|---|---|---|---|---|---|---|---|---|---|---|---|
| Darryl Kile, R<br>ERA: 4.71 | (1, 1) | 6.1 | L | 28 | 4 | 3 | 1 | 7 | 4 | 0 | 0 | 0 | 0 | 0 | 63 | 106 | 1.42 | 1.263 |
| Ross Powell, L<br>ERA: 15.88 | (7, 1) | 0.0 | | 2 | 1 | 0 | 0 | 0 | 0 | 1 | 0 | 0 | 0 | 0 | 2 | 6 | ∞ | ∞ |
| Dave Veres, R<br>ERA: 1.85 | (7, 1) | 0.2 | | 3 | 0 | 1 | 1 | 0 | 0 | 0 | 1 | 0 | 0 | 0 | 5 | 6 | 13.50 | 0.000 |
| Doug Brocail, R<br>ERA: 4.07 | (8, 1) | 1.0 | | 4 | 1 | 0 | 0 | 0 | 0 | 0 | 0 | 0 | 0 | 0 | 11 | 20 | 0.00 | 1.000 |

| PITCHER | IP | WLS | BF | H | R | ER | SO | BB | IBB | HBP | BLK | WP | HR | S | P | ERA | WHIP |
|---|---|---|---|---|---|---|---|---|---|---|---|---|---|---|---|---|---|

| | |
|---|---|
| AB | 30 |
| R | 4 |
| H | 6 |
| RBI | 4 |
| BB | 5 |
| SO | 7 |
| LOB | 15 |

| Batter | 1 | 2 | 3 | 4 | 5 | 6 | 7 | 8 | 9 | 10 | 11 | 12 | AB | R | H | RBI | BB | SO | LOB |
|---|---|---|---|---|---|---|---|---|---|---|---|---|---|---|---|---|---|---|---|
| Steve Finley, L (1, 8)<br>OBP: 0.349, SLG: 0.385 | C F X<br>0-2 ① F9 | | | B C C F C<br>1-3 ① K | | X<br>0-0 ③ G4-3 | | B B B B<br>4-0 E 1B BB<br>1-2 2-3 | | B C X<br>1-1 ③ F8 | | | 4 | 1 | 0 | 0 | 1 | 1 | 0 |
| Jody Reed, R (1, 4)<br>OBP: 0.356, SLG: 0.283 | F B F X<br>1-2 ② G1-3 | | | C F B X<br>1-2 ② F7 | | | C B B B B X<br>3-1 CS 1B | C C F F X<br>0-2 E6 1B S<br>1-2 2-3 3-H | | | F X<br>0-1 ① L5 | | 5 | 1 | 1 | 0 | 0 | 0 | 2 |
| Tony Gwynn, L (1, 9)<br>OBP: 0.404, SLG: 0.488 | B X<br>1-0 ③ F7 | | | B C F F B X<br>2-2 S 2B | | | C 1 SAFE 1 SAFE 1 P B X<br>2-1 ① F7<br>1-2 | F X<br>0-1 S 1B<br>1-3 2-H 3-H | | | B S B X<br>2-1 1B | | 5 | 0 | 3 | 2 | 0 | 0 | 1 |
| Roberto Petagine, L (1, 3)<br>OBP: 0.400, SLG: 0.447 | | B C S B S<br>2-3 ① K2-3 | | B F B B C S<br>2-3 ③ K<br>2-3 | | | C S B B B C<br>2-3 ② K | B C F B C<br>2-3 ③ K<br>1-2 3-H | | | F 1 SAFE B 1 SAFE 1 SAFE X<br>1-1 ② P6 | | 5 | 0 | 0 | 0 | 0 | 4 | 4 |
| Melvin Nieves, S (1, 7)<br>Trevor Hoffman, R (9, 1)<br>Brian Williams, R (10, 1) | | C S S B S<br>1-3 ② K | | | B S S C F C<br>1-3 ① K | | S B S B S<br>2-3 ③ K | | C B F S<br>1-3 ① K | | 1 SAFE S 1 SAFE 1 SAFE S S 1 SAFE F 1 SAFE 1 SAFE<br>0-2 ③ G1-3 | | 4<br>0<br>1 | 0<br>0<br>0 | 0<br>0<br>0 | 0<br>0<br>0 | 0<br>0<br>0 | 4<br>0<br>0 | 1<br>0<br>1 |
| Scott Livingstone, L (1, 5)<br>OBP: 0.277, SLG: 0.370 | | X<br>0-0 ③ G4-3 | | | B X<br>1-0 ② P6 | | | X<br>0-0 BB E 1B 1B | F B F B F X<br>2-2 ② G3-1 | | | B F F B X<br>2-2 ① L5 | 5 | 1 | 1 | 0 | 0 | 0 | 0 |
| Brian Johnson, R (1, 2)<br>OBP: 0.287, SLG: 0.379 | | | B X<br>1-0 ① F7 | | C X<br>0-1 ③ G6-3 | | | C S C<br>0-3 ① K | F F B F X<br>1-2 ③ F8 | | | B F F F F C<br>1-3 ② K | 5 | 0 | 0 | 0 | 0 | 2 | 1 |
| Andujar Cedeno, R (1, 6)<br>OBP: 0.279, SLG: 0.381 | | | C C F F S<br>0-3 ② K | | | F S S<br>0-3 ① K | | 1 SAFE C B 1 SAFE C C C<br>1-3 ② K | | S F C<br>0-3 ① K | | B C S S<br>1-3 ③ K | 5 | 0 | 0 | 0 | 0 | 5 | 1 |
| Scott Sanders, R (1, 1)<br>OBP: 0.321, SLG: 0.333<br>Andres Berumen, R (8, 1)<br>Bill Bean, L (9, 7) | | | C S B F B F X<br>2-2 ③ G3-1 | | | X<br>0-0 ② B1-3 | | B F B F 1 SAFE F X<br>2-2 E BB 1B<br>1-2 1B | | B B S B F S<br>3-3 ② K | | | 3<br>0<br>1 | 1<br>0<br>0 | 1<br>0<br>0 | 0<br>0<br>0 | 0<br>0<br>1 | 0<br>0<br>0 | 0<br>0<br>0 |
| Inning Stats | R: 0 E: 0 K: 0 S: 7<br>H: 0 LOB: 0 BB: 0 P: 9 | R: 0 E: 0 K: 2 S: 7<br>H: 0 LOB: 0 BB: 0 P: 10 | R: 0 E: 0 K: 1 S: 12<br>H: 0 LOB: 0 BB: 0 P: 15 | R: 0 E: 0 K: 2 S: 14<br>H: 1 LOB: 1 BB: 0 P: 20 | R: 0 E: 0 K: 1 S: 7<br>H: 0 LOB: 0 BB: 0 P: 9 | R: 0 E: 0 K: 1 S: 5<br>H: 0 LOB: 0 BB: 0 P: 5 | R: 0 E: 0 K: 2 S: 11<br>H: 1 LOB: 1 BB: 0 P: 19 | R: 4 E: 1 K: 3 S: 21<br>H: 3 LOB: 1 BB: 1 P: 30 | R: 0 E: 0 K: 1 S: 11<br>H: 0 LOB: 0 BB: 0 P: 15 | R: 0 E: 0 K: 2 S: 8<br>H: 0 LOB: 0 BB: 0 P: 12 | R: 0 E: 0 K: 0 S: 10<br>H: 1 LOB: 1 BB: 0 P: 13 | R: 0 E: 0 K: 2 S: 11<br>H: 0 LOB: 0 BB: 0 P: 15 | 1B: 5<br>2B: 1<br>3B: 0<br>HR: 0 | SF: 0<br>SAC: 0<br>DP: 0<br>HBP: 0 | | WP: 0<br>PB: 0<br>SB: 3<br>CS: 1 | | PA: 44 | |

| PITCHER | | IP | WLS | BF | H | R | ER | SO | BB | IBB | HBP | BLK | WP | HR | S | P | ERA | WHIP |
|---|---|---|---|---|---|---|---|---|---|---|---|---|---|---|---|---|---|---|
| Shane Reynolds, R<br>ERA: 2.6 | (1, 1) | 8.0 | | 31 | 5 | 4 | 0 | 12 | 1 | 0 | 0 | 0 | 0 | 0 | 84 | 117 | 0.00 | 0.750 |
| Dean Hartgraves, L<br>ERA: 3.18 | (9, 1) | 1.0 | | 3 | 0 | 0 | 0 | 1 | 0 | 0 | 0 | 0 | 0 | 0 | 11 | 15 | 0.00 | 0.000 |
| Todd Jones, R<br>ERA: 1.94 | (10, 1) | 3.0 | W | 10 | 1 | 0 | 0 | 4 | 0 | 0 | 0 | 0 | 0 | 0 | 29 | 40 | 0.00 | 0.333 |

| PITCHER | IP | WLS | BF | H | R | ER | SO | BB | IBB | HBP | BLK | WP | HR | S | P | ERA | WHIP |
|---|---|---|---|---|---|---|---|---|---|---|---|---|---|---|---|---|---|

TOP

# San Diego Padres @ Houston Astros

Astrodome, Houston, TX

Thu Jul 06 1995, 8:05 PM EDT

Att. 16,244 - Dome

livebaseballscorecards.com

| | |
|---|---|
| AB | 43 |
| R | 4 |
| H | 6 |
| RBI | 2 |
| BB | 1 |
| SO | 17 |
| LOB | 11 |

| Batter | 1 | 2 | 3 | 4 | 5 | 6 | 7 | 8 | 9 | 10 | 11 | 12 | AB | R | H | RBI | BB | SO | LOB |
|---|---|---|---|---|---|---|---|---|---|---|---|---|---|---|---|---|---|---|---|
| James Mouton, R (1, 8)<br>OBP: 0.314, SLG: 0.411 | B B F C X<br>2-2<br>F8 ① | | B B X<br>2-0<br>G5-3 ② | | C B S S<br>1-3<br>K ② | | S F S<br>0-3<br>K ③ | | B F F B X<br>2-2<br>2B<br>1B | | X<br>0-0<br>F7 ② | | 6 | 1 | 1 | 0 | 0 | 2 | 1 |
| Craig Biggio, R (1, 4)<br>OBP: 0.413, SLG: 0.473 | B B C X<br>2-1<br>F8 ② | | B B B B<br>4-0<br>5<br>2B<br>BB | | C S S<br>0-3<br>K2-3 ③ | | | C F S<br>0-3<br>K ① | B F X<br>1-1<br>1-H<br>5<br>E<br>2B | | C B F S<br>1-3<br>K ③ | | 5 | 1 | 1 | 1 | 1 | 3 | 1 |
| 5 Jeff Bagwell, R (1, 3)<br>OBP: 0.377, SLG: 0.456 | B B B B B<br>4-0<br>BB | | B B X<br>2-0<br>1-3<br>2B | | | B C B S S<br>2-3<br>K ① | | S B B S B F X<br>3-2<br>WP<br>1B<br>1B | B B X<br>2-0<br>E6<br>2-H | | | B C S S X<br>1-2<br>PB<br>SH3-4<br>FC8-4<br>1B | 5 | 2 | 3 | 0 | 1 | 1 | 0 |
| Derek Bell, R (1, 9)<br>OBP: 0.393, SLG: 0.465<br>Todd Jones, L (10, 1)<br>John Cangelosi, S (12, PH)<br>OBP: 0.421, SLG: 0.386 | C S B X<br>1-2<br>F2 ③ | | S F S<br>0-3<br>K ③ | | | B F F H<br>2-2<br>BB<br>HBP | | B C S F B X<br>2-2<br>1-H<br>G3-1<br>1B<br>1B | B C C B X<br>2-2<br>P4 ③ | | | B X<br>1-0<br>SH3-4 ①<br>1-2 | 4<br>0<br>0 | 1<br>0<br>0 | 1<br>0<br>0 | 1<br>0<br>0 | 0<br>0<br>0 | 1<br>0<br>0 | 4<br>0<br>0 |
| Dave Magadan, L (1, 5)<br>OBP: 0.333, SLG: 0.393<br>Andy Stankiewicz, R (10, PR)<br>OBP: 0.188, SLG: 0.133<br>(11, 5)<br>Tony Eusebio, R (12, PH)<br>OBP: 0.377, SLG: 0.431 | | F C C C<br>0-3<br>K ① | | S B B B B X<br>3-1<br>G4-3 ① | | 1 SAFE<br>1 SAFE<br>B B B B B<br>4-0<br>1-2<br>BB | | B<br>1 SAFE<br>1 SAFE<br>1 SAFE<br>X<br>1-0<br>G3-1 ②<br>1-2 | | S F B B X<br>1-2<br>G4-3<br>SH1-3<br>1B | | C S B H<br>2-1<br>FC8-4<br>PB<br>HBP | 4<br>0<br>0 | 0<br>0<br>0 | 1<br>0<br>0 | 0<br>0<br>0 | 1<br>0<br>0 | 1<br>0<br>0 | 1<br>0<br>0 |
| Milt Thompson, L (1, 7)<br>OBP: 0.292, SLG: 0.305<br>(10, 9) | | S B F B X<br>2-2<br>G5-3 ② | | B B C B X<br>3-1<br>F8 ② | | B F S B F S<br>2-3<br>K ② | | F X<br>0-1<br>2-H<br>1B | | X<br>0-0<br>SH1-3 ①<br>1-2 | | S F B B I<br>4-2<br>FC8-4<br>1-2<br>2-3<br>IBB | 4 | 0 | 1 | 1 | 1 | 1 | 2 |
| Jerry Goff, L (1, 2)<br>OBP: 0.167, SLG: 0.167 | | B C B X<br>2-1<br>1B | | B X<br>1-0<br>F7 ③ | | C S C<br>0-3<br>K ③ | | X<br>0-0<br>F9 ③ | | X<br>0-0<br>G4-3 ②<br>2-3 | | X<br>0-0<br>FC8-4 ②<br>1-2f<br>2-3<br>3-H | 6 | 0 | 1 | 1 | 0 | 1 | 7 |
| Orlando Miller, R (1, 6)<br>OBP: 0.324, SLG: 0.406 | | B C S B S<br>2-3<br>K ③ | | | S B S X<br>1-2<br>G6-3 ① | | B S B B X<br>3-1<br>F9 ① | | B B S B B X<br>3-1<br>G3 ① | B X<br>1-0<br>G4-3 ③ | | | 5 | 0 | 0 | 0 | 0 | 1 | 3 |
| Shane Reynolds, R (1, 1)<br>OBP: 0.121, SLG: 0.094<br>Dean Hartgraves, R (9, 1)<br>Derrick May, L (9, PH)<br>OBP: 0.307, SLG: 0.336<br>(10, 7) | | | B S F C<br>1-3<br>K ① | | B X<br>1-0<br>1B | | C S B B B B S<br>3-3<br>K ② | | B B T C C<br>2-3<br>K ② | | C B S T<br>1-2<br>K ① | | 3<br>0<br>2 | 0<br>0<br>0 | 1<br>0<br>0 | 0<br>0<br>0 | 0<br>0<br>0 | 2<br>0<br>2 | 0<br>0<br>0 |
| Inning Stats | R: 0 H: 0<br>E: 0 LOB: 1<br>K: 0 BB: 1<br>S: 8 P: 17 | R: 0 H: 1<br>E: 0 LOB: 1<br>K: 2 BB: 0<br>S: 12 P: 18 | R: 0 H: 1<br>E: 0 LOB: 2<br>K: 2 BB: 1<br>S: 8 P: 17 | R: 0 H: 0<br>E: 0 LOB: 0<br>K: 0 BB: 0<br>S: 5 P: 12 | R: 0 H: 1<br>E: 0 LOB: 1<br>K: 2 BB: 0<br>S: 10 P: 13 | R: 0 H: 0<br>E: 0 LOB: 2<br>K: 3 BB: 1<br>S: 12 P: 22 | R: 0 H: 0<br>E: 0 LOB: 0<br>K: 2 BB: 0<br>S: 8 P: 14 | R: 2 H: 3<br>E: 0 LOB: 1<br>K: 1 BB: 0<br>S: 15 P: 21 | R: 2 H: 2<br>E: 1 LOB: 1<br>K: 1 BB: 0<br>S: 14 P: 26 | R: 0 H: 1<br>E: 0 LOB: 2<br>K: 0 BB: 0<br>S: 6 P: 8 | R: 0 H: 0<br>E: 0 LOB: 0<br>K: 2 BB: 0<br>S: 7 P: 9 | R: 1 H: 1<br>E: 0 LOB: 3<br>K: 0 BB: 1<br>S: 8 P: 16 | 1B: 8<br>2B: 2<br>3B: 0<br>HR: 0 | SF: 0<br>SAC: 2<br>DP: 0<br>HBP: 2 | WP: 2<br>PB: 1<br>SB: 0<br>CS: 0 | PA: 52 | | | |

| PITCHER | IP | WLS | BF | H | R | ER | SO | BB | IBB | HBP | BLK | WP | HR | S | P | ERA | WHIP |
|---|---|---|---|---|---|---|---|---|---|---|---|---|---|---|---|---|---|
| Scott Sanders, R (1, 1)<br>ERA: 4.1 | 7.1 | | 31 | 5 | 2 | 2 | 12 | 3 | 0 | 1 | 0 | 1 | 0 | 74 | 129 | 2.46 | 1.091 |
| Andres Berumen, R (8, 1)<br>ERA: 5.26 | 0.2 | | 3 | 1 | 0 | 0 | 0 | 0 | 0 | 0 | 0 | 0 | 0 | 4 | 5 | 0.00 | 1.500 |
| Trevor Hoffman, R (9, 1)<br>ERA: 4.43 | 1.0 | | 6 | 2 | 2 | 1 | 1 | 0 | 0 | 0 | 0 | 0 | 0 | 14 | 26 | 9.00 | 2.000 |
| Brian Williams, R (10, 1)<br>ERA: 5.7 | 2.2 | L | 12 | 2 | 1 | 1 | 2 | 0 | 1 | 1 | 0 | 0 | 0 | 21 | 33 | 3.38 | 0.750 |

| PITCHER | IP | WLS | BF | H | R | ER | SO | BB | IBB | HBP | BLK | WP | HR | S | P | ERA | WHIP |
|---|---|---|---|---|---|---|---|---|---|---|---|---|---|---|---|---|---|

# BOTTOM

## San Diego Padres @ Houston Astros

Astrodome, Houston, TX

Thu Jul 06 1995, 8:05 PM EDT

Att. 16,244 - Dome

livebaseballscorecards.com

| | |
|---|---|
| AB | 44 |
| R | 5 |
| H | 10 |
| RBI | 4 |
| BB | 4 |
| SO | 15 |
| LOB | 19 |

| Batter | 1 | 2 | 3 | 4 | 5 | 6 | 7 | 8 | 9 | AB | R | H | RBI | BB | SO | LOB |
|---|---|---|---|---|---|---|---|---|---|---|---|---|---|---|---|---|
| Steve Finley, L (1, 8)<br>OBP: 0.357, SLG: 0.397 | X 0-0 G4-6-3 | | B C S C 1-3 K | | | B C F X 1-2 1B | X 0-0 1B<br>1-2 | | B X 1-0 1B | 5 | 1 | 4 | 0 | 0 | 1 | 0 |
| Jody Reed, R (1, 4)<br>OBP: 0.368, SLG: 0.299 | L B F X 1-2 G4-6-3<br>2-3 | | | C B B X 2-1 P3 | | C 1 SAFE 1 SAFE X 0-1 1B<br>1-3 | X 0-0<br>1-2<br>2-3 | | B F 1 SAFE 1 SAFE C F F F B 2-2 1 SAFE<br>1-2 | 5 | 1 | 4 | 0 | 0 | 0 | 0 |
| Tony Gwynn, L (1, 9)<br>OBP: 0.404, SLG: 0.486 | C X 0-1 G4-6-3<br>1-2f<br>3-H | | | B C B B X 3-1 2B SF7 | | 1 SAFE B F 1 SAFE 1 SAFE 1 SAFE X 1-1 1B<br>1-2 | F X 0-1 G4-3 | | C X 0-1 F9 | 5 | 1 | 2 | 0 | 0 | 0 | 6 |
| Ken Caminiti, S (1, 5)<br>OBP: 0.357, SLG: 0.479 | B B F T C 2-3 K | | | 1 SAFE X 0-0 WP<br>1-3 | | X 0-0 FC6-4<br>1-2<br>2-H | | S B B X 2-1 G4-6-3 | F X 0-1 F8 | 5 | 0 | 3 | 1 | 0 | 1 | 2 |
| Eddie Williams, R (1, 3)<br>OBP: 0.316, SLG: 0.424<br>Roberto Petagine, L (8, 3)<br>OBP: 0.400, SLG: 0.447 | | B X 1-0 F9 | | B X 1-0 SF7<br>3-H | | X 0-0 F7 | | B X 1-0 G4-6-3<br>1-2f | | 3<br>0 | 0<br>0 | 0<br>0 | 1<br>0 | 0<br>0 | 0<br>0 | 3<br>0 |
| Phil Clark, R (1, 7)<br>OBP: 0.327, SLG: 0.478<br>Bill Bean, L (6, 7) | | F B F F B X 2-2 L9 | | B S B X 2-1 P3<br>2-3 | | B X 1-0 FC6-4<br>1-2f | | B B F B B 4-1 2B BB | | 3<br>0 | 0<br>1 | 0<br>0 | 0<br>0 | 0<br>1 | 0<br>0 | 3<br>0 |
| Brian Johnson, R (1, 2)<br>OBP: 0.286, SLG: 0.385 | | F F S 0-3 K | | | B X 1-0 P5 | | C F F F F F S 0-3 K | S 1 SAFE B X 1-1 2B<br>1-H | | 4 | 0 | 1 | 1 | 0 | 2 | 0 |
| Andujar Cedeno, R (1, 6)<br>OBP: 0.279, SLG: 0.376 | | B B S F S 2-3 K | | | C B S B S 2-3 K | | H 1-0 FC6-4<br>HBP | S F B F B F S 2-3 K | | 3 | 0 | 0 | 0 | 0 | 3 | 1 |
| Andy Benes, R (1, 1)<br>OBP: 0.125, SLG: 0.129<br>Scott Livingstone, L (7, PH)<br>OBP: 0.271, SLG: 0.362<br>Willie Blair, R (7, 1)<br>Ray Holbert, R (9, PH)<br>OBP: 0.286, SLG: 0.091<br>Marc Kroon, R (9, 1)<br>Andres Berumen, R (9, 1) | | X 0-0 2B | | | C X 0-1 G4-3 | | B C X 1-1 FC6-4<br>1-2f | | B C S X 1-2 G5-3 | 2<br>1<br>0<br>1<br>0<br>0 | 0<br>0<br>0<br>0<br>0<br>0 | 1<br>0<br>0<br>0<br>0<br>0 | 0<br>0<br>0<br>0<br>0<br>0 | 0<br>0<br>0<br>0<br>0<br>0 | 0<br>1<br>0<br>0<br>0<br>0 | 0<br>1<br>0<br>0<br>0<br>0 |
| Inning Stats | R: 1 H: 2<br>E: 0 LOB: 0<br>K: 1 BB: 0<br>S: 9 P: 12 | R: 0 H: 0<br>E: 0 LOB: 0<br>K: 1 BB: 0<br>S: 8 P: 11 | R: 0 H: 1<br>E: 0 LOB: 0<br>K: 2 BB: 0<br>S: 7 P: 10 | R: 1 H: 2<br>E: 0 LOB: 1<br>K: 0 BB: 0<br>S: 8 P: 16 | R: 0 H: 0<br>E: 0 LOB: 0<br>K: 1 BB: 0<br>S: 6 P: 9 | R: 1 H: 4<br>E: 0 LOB: 2<br>K: 0 BB: 0<br>S: 10 P: 13 | R: 0 H: 2<br>E: 0 LOB: 3<br>K: 1 BB: 0<br>S: 13 P: 15 | R: 1 H: 2<br>E: 0 LOB: 1<br>K: 1 BB: 1<br>S: 11 P: 21 | R: 0 H: 2<br>E: 0 LOB: 2<br>K: 0 BB: 0<br>S: 14 P: 18 | 1B: 11 SF: 1<br>2B: 4 SAC: 0<br>3B: 0 DP: 2<br>HR: 0 HBP: 1 | | | | | | |

| PITCHER | | IP | WLS | BF | H | R | ER | SO | BB | IBB | HBP | BLK | WP | HR | S | P | ERA | WHIP |
|---|---|---|---|---|---|---|---|---|---|---|---|---|---|---|---|---|---|---|
| Greg Swindell, L<br>ERA: 4.17 | (1, 1) | 6.0 | | 24 | 9 | 3 | 3 | 5 | 0 | 0 | 0 | 0 | 1 | 0 | 48 | 71 | 4.50 | 1.500 |
| Doug Brocail, R<br>ERA: 4.1 | (7, 1) | 2.0 | | 11 | 4 | 1 | 1 | 2 | 1 | 0 | 1 | 0 | 0 | 0 | 24 | 36 | 4.50 | 2.500 |
| Ross Powell, L<br>ERA: 14.21 | (9, 1) | 0.2 | | 4 | 2 | 0 | 0 | 0 | 0 | 0 | 0 | 0 | 0 | 0 | 12 | 16 | 0.00 | 3.000 |
| Jim Dougherty, R<br>ERA: 4.74 | (9, 1) | 0.1 | W | 1 | 0 | 0 | 0 | 0 | 0 | 0 | 0 | 0 | 0 | 0 | 2 | 2 | 0.00 | 0.000 |

| PITCHER | IP | WLS | BF | H | R | ER | SO | BB | IBB | HBP | BLK | WP | HR | S | P | ERA | WHIP |
|---|---|---|---|---|---|---|---|---|---|---|---|---|---|---|---|---|---|

# TOP

## San Diego Padres @ Houston Astros

Astrodome, Houston, TX

Fri Jul 07 1995, 8:05 PM EDT

Att. 29,845 - Dome

livebaseballscorecards.com

| | |
|---|---|
| AB | 37 |
| R | 4 |
| H | 15 |
| RBI | 3 |
| BB | 1 |
| SO | 7 |
| LOB | 16 |

| | |
|---|---|
| WP: 1 | PA: 40 |
| PB: 0 | |
| SB: 0 | |
| CS: 0 | |

# BOTTOM

## San Diego Padres @ Houston Astros

Astrodome, Houston, TX

Fri Jul 07 1995, 8:05 PM EDT

Att. 29,845 - Dome

livebaseballscorecards.com

| Batter | 1 | 2 | 3 | 4 | 5 | 6 | 7 | 8 | 9 | AB | R | H | RBI | BB | SO | LOB |
|---|---|---|---|---|---|---|---|---|---|---|---|---|---|---|---|---|
| James Mouton, R (1, 8)<br>OBP: 0.317, SLG: 0.419 | 3-2 G5-3 S 1B | | 2-2 2B | | 0-3 ② K | 2-3 ③ K | | 1-1 ② F9 | | 5 | 0 | 2 | 0 | 0 | 2 | 5 |
| Craig Biggio, R (1, 4)<br>OBP: 0.407, SLG: 0.464 | 1-1 ① G5-3<br>1-3 | | 0-0 ② G5-3 | | 1-3 ③ K | | 1-2 ① L6 | 1 SAFE<br>1 SAFE<br>1 SAFE<br>0-2 ③ F8 | | 5 | 0 | 0 | 0 | 0 | 1 | 4 |
| 5 Jeff Bagwell, R (1, 3)<br>OBP: 0.377, SLG: 0.451 | 0-0 ② P3 | | 2-1 HBP | | | 0-1 ① F9 | 2-2 E5 E | | 4-1 BB 1B BB BB | 3 | 1 | 0 | 0 | 1 | 0 | 1 |
| Derek Bell, R (1, 9)<br>OBP: 0.397, SLG: 0.464 | 4-0 BB | | 1-3 ③ K | | | 4-1 2B 1B BB | 3-1 ② L5<br>1-2 | | 2-0 BB BB 1-2 1B 1B | 3 | 2 | 1 | 0 | 2 | 1 | 3 |
| Phil Plantier, L (1, 7)<br>OBP: 0.356, SLG: 0.510<br>John Cangelosi, S (9, PR)<br>OBP: 0.421, SLG: 0.386 | 1-1 ③ F7 | | | 1-3 ① K | | 1 SAFE<br>1 SAFE<br>1-2<br>1-3 1B 2B | | 4-2 BB | 4-1 1B BB 1-2 2-3 BB | 3<br>0 | 1<br>0 | 1<br>0 | 0<br>0 | 2<br>0 | 1<br>0 | 2<br>0 |
| Dave Magadan, L (1, 5)<br>OBP: 0.432, SLG: 0.388 | | 2-1 ① P5 | | 1-3 ② K | | 2-1 1B 1B 2-H 3-H 1B | 2-3 ③ K | | 4-2 1B 1-2 2-3 3-H BB | 4 | 0 | 1 | 3 | 1 | 2 | 2 |
| Tony Eusebio, R (1, 2)<br>OBP: 0.374, SLG: 0.426<br>Andy Stankiewicz, R (8, PR)<br>OBP: 0.188, SLG: 0.133<br>Jerry Goff, L (9, 2)<br>OBP: 0.143, SLG: 0.143 | | 3-3 ② K | | 2-2 ③ G5-3 | | 0-0 ② F8 | | 1-2 1B SF9 1B | 1-3 ① K | 4<br>0<br>1 | 0<br>1<br>0 | 1<br>0<br>0 | 0<br>0<br>0 | 0<br>0<br>0 | 1<br>0<br>1 | 1<br>0<br>3 |
| Orlando Miller, R (1, 6)<br>OBP: 0.330, SLG: 0.410 | | 0-3 ③ K | | | 0-3 ① K2-3 | 2-1 1B 1-2 1B | | 0-2 1-3 1B | 0-0 1-2 2-3 3-H 1B | 5 | 0 | 3 | 1 | 0 | 2 | 0 |
| Greg Swindell, L (1, 1)<br>OBP: 0.345, SLG: 0.429<br>Milt Thompson, L (6, PH)<br>OBP: 0.303, SLG: 0.317<br>Doug Brocail, L (7, 1)<br>OBP: 0.333, SLG: 0.333<br>Derrick May, L (8, PH)<br>OBP: 0.305, SLG: 0.336<br>Ross Powell, L (9, 1)<br>Jim Dougherty, R (9, 1) | | | 3-3 ① K | | 2-0 2B | 2-2 1-2 2-3 1B | | 0-0 ① SF9 3-H | | 2<br>1<br>0<br>0<br>0<br>0 | 0<br>0<br>0<br>0<br>0<br>0 | 1<br>1<br>0<br>0<br>0<br>0 | 0<br>0<br>0<br>1<br>0<br>0 | 0<br>0<br>0<br>0<br>0<br>0 | 1<br>0<br>0<br>0<br>0<br>0 | 0<br>0<br>0<br>0<br>0<br>0 |
| Inning Stats | R: 0 E: 0 K: 0 S: 8 H: 1 LOB: 2 BB: 1 P: 17 | R: 0 E: 0 K: 2 S: 8 H: 0 LOB: 0 BB: 0 P: 13 | R: 0 E: 0 K: 2 S: 11 H: 1 LOB: 2 BB: 0 P: 19 | R: 0 E: 0 K: 2 S: 10 H: 0 LOB: 0 BB: 0 P: 14 | R: 0 E: 0 K: 3 S: 11 H: 1 LOB: 1 BB: 0 P: 14 | R: 2 E: 0 K: 1 S: 17 H: 4 LOB: 3 BB: 1 P: 30 | R: 0 E: 2 K: 1 S: 14 H: 0 LOB: 2 BB: 1 P: 26 | R: 1 E: 0 K: 0 S: 13 H: 2 LOB: 1 BB: 0 P: 15 | R: 2 E: 0 K: 1 S: 10 H: 2 LOB: 3 BB: 3 P: 25 | 1B: 8 2B: 3 3B: 0 HR: 0 | SF: 1 SAC: 0 DP: 0 HBP: 1 | | | | | | |

| | AB | 36 |
|---|---|---|
| | R | 5 |
| | H | 11 |
| | RBI | 5 |
| | BB | 6 |
| | SO | 12 |
| | LOB | 21 |

WP: 0 PB: 0 SB: 1 CS: 0 PA: 44

| PITCHER | | IP | WLS | BF | H | R | ER | SO | BB | IBB | HBP | BLK | WP | HR | S | P | ERA | WHIP |
|---|---|---|---|---|---|---|---|---|---|---|---|---|---|---|---|---|---|---|
| Andy Benes, R<br>ERA: 3.73 | (1, 1) | 6.0 | | 28 | 7 | 2 | 2 | 10 | 2 | 0 | 1 | 0 | 0 | 0 | 65 | 107 | 3.00 | 1.500 |
| Willie Blair, R<br>ERA: 5.02 | (7, 1) | 2.0 | | 10 | 2 | 1 | 1 | 1 | 1 | 0 | 0 | 0 | 0 | 0 | 27 | 41 | 4.50 | 1.500 |
| Marc Kroon, R<br>ERA: | (9, 1) | 0.0 | L | 3 | 1 | 2 | 2 | 0 | 2 | 0 | 0 | 0 | 0 | 0 | 3 | 13 | ∞ | ∞ |
| Andres Berumen, R<br>ERA: 5.19 | (9, 1) | 0.1 | | 3 | 1 | 0 | 0 | 1 | 1 | 0 | 0 | 0 | 0 | 0 | 7 | 12 | 0.00 | 6.000 |

| PITCHER | IP | WLS | BF | H | R | ER | SO | BB | IBB | HBP | BLK | WP | HR | S | P | ERA | WHIP |
|---|---|---|---|---|---|---|---|---|---|---|---|---|---|---|---|---|---|

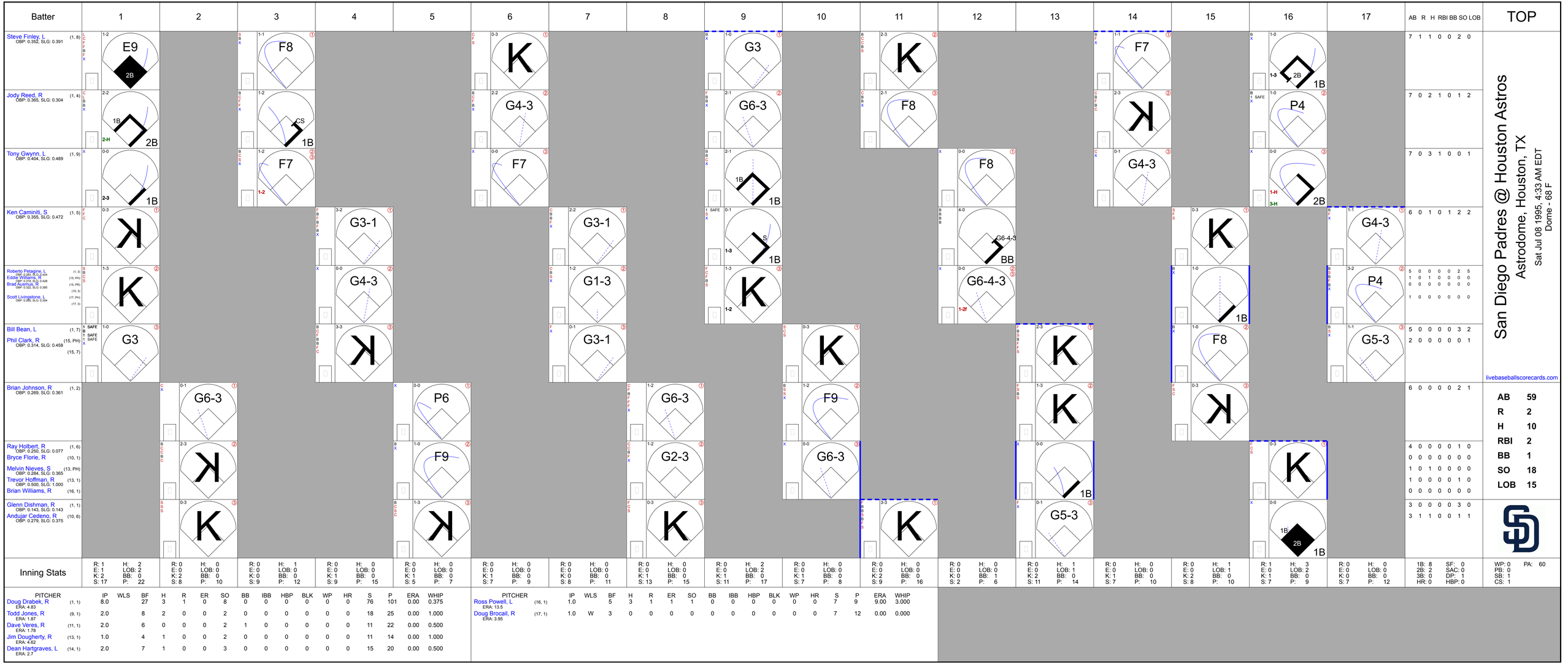

# San Diego Padres @ Houston Astros

Astrodome, Houston, TX

Sat Jul 08 1995, 4:33 AM EDT

Dome - 68 F

livebaseballscorecards.com

| Batter | 1 | 2 | 3 | 4 | 5 | 6 | 7 | 8 | 9 | 10 | 11 | 12 | 13 | 14 | 15 | 16 | 17 | AB | R | H | RBI | BB | SO | LOB |
|---|---|---|---|---|---|---|---|---|---|---|---|---|---|---|---|---|---|---|---|---|---|---|---|---|
| Steve Finley, L (1, 8) OBP: 0.352, SLG: 0.391 | E9 2B | | F8 | | | K | | | G3 | | K | | | F7 | | 1-3 2B 1B | | 7 | 1 | 1 | 0 | 0 | 2 | 0 |
| Jody Reed, R (1, 4) OBP: 0.365, SLG: 0.304 | 1B 2-H 2B | | CS 1B | | | G4-3 | | | G6-3 | | F8 | | | K | | P4 | | 7 | 0 | 2 | 1 | 0 | 1 | 2 |
| Tony Gwynn, L (1, 9) OBP: 0.404, SLG: 0.489 | 2-3 1B | | F7 1-2 | | | F7 | | | 1B 1B | | | F8 | | G4-3 | | 1-H 3-H 2B | | 7 | 0 | 3 | 1 | 0 | 0 | 1 |
| Ken Caminiti, S (1, 5) OBP: 0.355, SLG: 0.472 | K | | | G3-1 | | | G3-1 | | S 1-3 1B | | | G6-4-3 BB | | | K | | G4-3 | 6 | 0 | 1 | 0 | 1 | 2 | 2 |
| Roberto Petagine, L (1, 3) OBP: 0.363, SLG: 0.424 Eddie Williams, R (15, PH) OBP: 0.319, SLG: 0.428 Brad Ausmus, R (15, PH) OBP: 0.322, SLG: 0.385 (15, 3) Scott Livingstone, L (17, PH) OBP: 0.285, SLG: 0.354 (17, 3) | K | | | G4-3 | | | G1-3 | | K 1-2 | | | G6-4-3 1-2f | | | 1B | | P4 | 5 / 1 / 0 / 0 / 0 / 0 / 0 / 0 / 0 / 0 / 0 / 0 | 0 / 0 / 1 / 0 / 0 / 0 / 0 / 0 / 0 / 0 / 0 / 0 | 0 / 0 / 0 / 0 / 0 / 0 / 0 / 0 / 0 / 0 / 0 / 0 | 0 / 0 / 0 / 0 / 0 / 0 / 0 / 0 / 0 / 0 / 0 / 0 | 0 / 0 / 0 / 0 / 0 / 0 / 0 / 0 / 0 / 0 / 0 / 0 | 2 / 0 / 0 / 0 / 0 / 0 / 0 / 0 / 0 / 0 / 0 / 0 | 5 / 0 / 1 / 0 / 0 / 0 / 0 / 0 / 0 / 0 / 0 / 0 |
| Bill Bean, L (1, 7) Phil Clark, R (15, PH) OBP: 0.314, SLG: 0.458 (15, 7) | G3 | | K | | | | G3-1 | | | K | | | K | | F8 | | G5-3 | 5 / 2 | 0 / 0 | 0 / 0 | 0 / 0 | 0 / 0 | 3 / 0 | 2 / 1 |
| Brian Johnson, R (1, 2) OBP: 0.269, SLG: 0.361 | | G6-3 | | | P6 | | | G6-3 | | F9 | | | K | | K | | | 6 | 0 | 0 | 0 | 0 | 2 | 1 |
| Ray Holbert, R (1, 6) OBP: 0.250, SLG: 0.077 Bryce Florie, R (10, 1) Melvin Nieves, S (13, PH) OBP: 0.284, SLG: 0.365 Trevor Hoffman, R (13, 1) OBP: 0.500, SLG: 1.000 Brian Williams, R (16, 1) | | K | | | F9 | | | G2-3 | | G6-3 | | | 1B | | | K | | 4 / 0 / 0 / 0 / 0 / 0 / 0 / 0 / 0 / 0 / 0 / 0 | 0 / 0 / 0 / 0 / 0 / 0 / 0 / 0 / 0 / 0 / 0 / 0 | 0 / 0 / 0 / 0 / 0 / 0 / 0 / 0 / 0 / 0 / 0 / 0 | 0 / 0 / 0 / 0 / 0 / 0 / 0 / 0 / 0 / 0 / 0 / 0 | 0 / 0 / 0 / 0 / 0 / 0 / 0 / 0 / 0 / 0 / 0 / 0 | 0 / 0 / 0 / 0 / 0 / 0 / 0 / 0 / 0 / 0 / 0 / 0 | 1 / 0 / 1 / 0 / 1 / 0 / 0 / 0 / 0 / 0 / 0 / 0 |
| Glenn Dishman, R (1, 1) OBP: 0.143, SLG: 0.143 Andujar Cedeno, R (10, 6) OBP: 0.279, SLG: 0.375 | | K | | | K | | | K | | | K | | G5-3 | | | 1B 2B 1B | | 3 / 3 | 0 / 1 | 0 / 1 | 0 / 0 | 0 / 0 | 3 / 1 | 0 / 1 |
| Inning Stats | R: 1 E: 1 K: 2 S: 17 H: 2 LOB: 2 BB: 0 P: 22 | R: 0 E: 0 K: 2 S: 8 H: 0 LOB: 0 BB: 0 P: 10 | R: 0 E: 0 K: 0 S: 9 H: 1 LOB: 0 BB: 0 P: 12 | R: 0 E: 0 K: 1 S: 9 H: 0 LOB: 0 BB: 0 P: 15 | R: 0 E: 0 K: 1 S: 5 H: 0 LOB: 0 BB: 0 P: 7 | R: 0 E: 0 K: 1 S: 7 H: 0 LOB: 0 BB: 0 P: 9 | R: 0 E: 0 K: 0 S: 8 H: 0 LOB: 0 BB: 0 P: 11 | R: 0 E: 0 K: 1 S: 13 H: 0 LOB: 0 BB: 0 P: 15 | R: 0 E: 0 K: 1 S: 11 H: 2 LOB: 2 BB: 0 P: 17 | R: 0 E: 0 K: 1 S: 7 H: 0 LOB: 0 BB: 0 P: 8 | R: 0 E: 0 K: 2 S: 9 H: 0 LOB: 0 BB: 0 P: 16 | R: 0 E: 0 K: 0 S: 2 H: 0 LOB: 0 BB: 1 P: 6 | R: 0 E: 0 K: 2 S: 11 H: 1 LOB: 1 BB: 0 P: 14 | R: 0 E: 0 K: 1 S: 7 H: 0 LOB: 0 BB: 0 P: 10 | R: 0 E: 0 K: 2 S: 8 H: 1 LOB: 1 BB: 0 P: 10 | R: 1 E: 0 K: 1 S: 7 H: 3 LOB: 2 BB: 0 P: 9 | R: 0 E: 0 K: 0 S: 7 H: 0 LOB: 0 BB: 0 P: 12 | 1B: 8 2B: 2 3B: 0 HR: 0 SF: 0 SAC: 0 DP: 1 HBP: 0 | WP: 0 PB: 0 SB: 1 CS: 1 PA: 60 |

| PITCHER | IP | WLS | BF | H | R | ER | SO | BB | IBB | HBP | BLK | WP | HR | S | P | ERA | WHIP |
|---|---|---|---|---|---|---|---|---|---|---|---|---|---|---|---|---|---|
| Doug Drabek, R (1, 1) ERA: 4.83 | 8.0 | | 27 | 3 | 1 | 0 | 8 | 0 | 0 | 0 | 0 | 0 | 0 | 76 | 101 | 0.00 | 0.375 |
| Todd Jones, R (9, 1) ERA: 1.87 | 2.0 | | 8 | 2 | 0 | 0 | 2 | 0 | 0 | 0 | 0 | 0 | 0 | 18 | 25 | 0.00 | 1.000 |
| Dave Veres, R (11, 1) ERA: 1.78 | 2.0 | | 6 | 0 | 0 | 0 | 2 | 1 | 0 | 0 | 0 | 0 | 0 | 11 | 22 | 0.00 | 0.500 |
| Jim Dougherty, R (13, 1) ERA: 4.62 | 1.0 | | 4 | 1 | 0 | 0 | 2 | 0 | 0 | 0 | 0 | 0 | 0 | 11 | 14 | 0.00 | 1.000 |
| Dean Hartgraves, L (14, 1) ERA: 2.7 | 2.0 | | 7 | 1 | 0 | 0 | 3 | 0 | 0 | 0 | 0 | 0 | 0 | 15 | 20 | 0.00 | 0.500 |

| PITCHER | IP | WLS | BF | H | R | ER | SO | BB | IBB | HBP | BLK | WP | HR | S | P | ERA | WHIP |
|---|---|---|---|---|---|---|---|---|---|---|---|---|---|---|---|---|---|
| Ross Powell, L (16, 1) ERA: 13.5 | 1.0 | | 5 | 3 | 1 | 1 | 1 | 0 | 0 | 0 | 0 | 0 | 0 | 7 | 9 | 9.00 | 3.000 |
| Doug Brocail, R (17, 1) ERA: 3.95 | 1.0 | W | 3 | 0 | 0 | 0 | 0 | 0 | 0 | 0 | 0 | 0 | 0 | 7 | 12 | 0.00 | 0.000 |

| TOP | |
|---|---|
| AB | 59 |
| R | 2 |
| H | 10 |
| RBI | 2 |
| BB | 1 |
| SO | 18 |
| LOB | 15 |

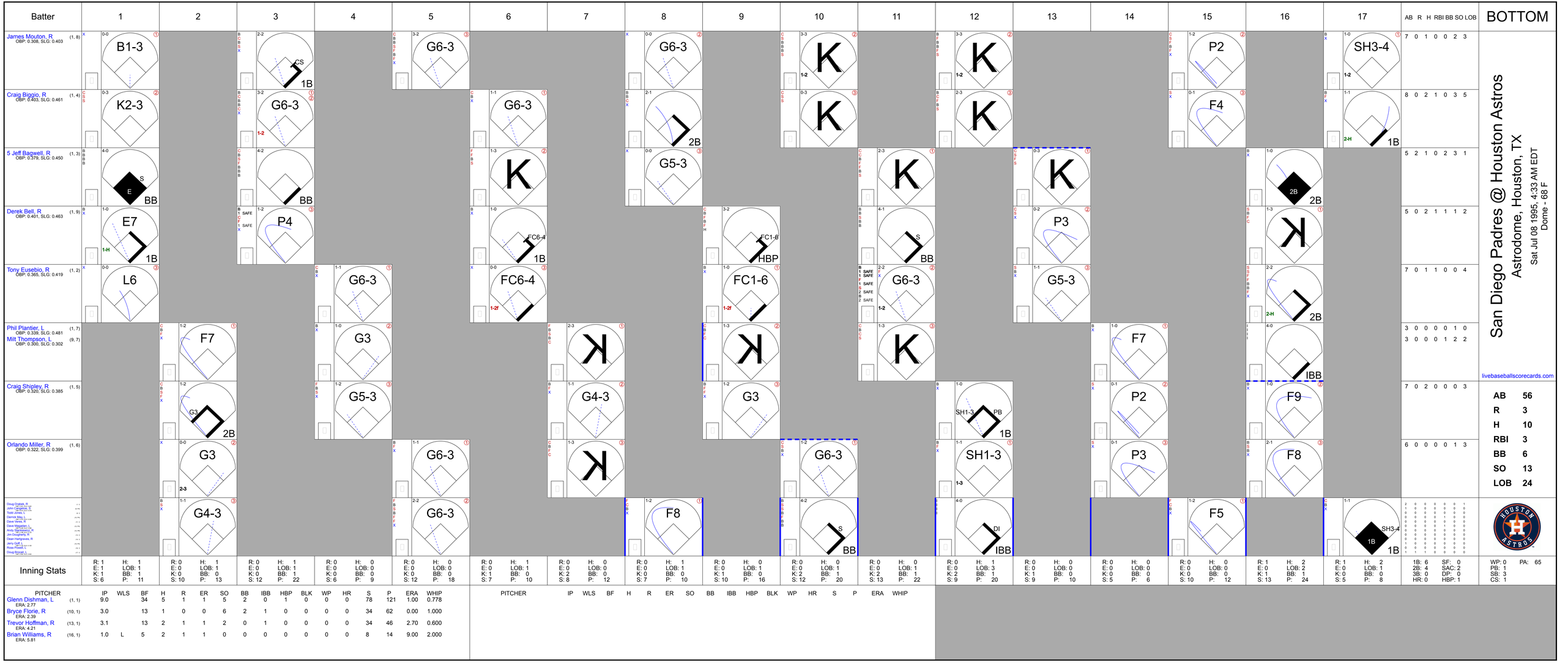

# San Diego Padres @ Houston Astros

Astrodome, Houston, TX

Sat Jul 08 1995, 4:33 AM EDT

Dome - 68 F

livebaseballscorecards.com

| Batter | 1 | 2 | 3 | 4 | 5 | 6 | 7 | 8 | 9 | 10 | 11 | 12 | 13 | 14 | 15 | 16 | 17 | AB | R | H | RBI | BB | SO | LOB |
|---|---|---|---|---|---|---|---|---|---|---|---|---|---|---|---|---|---|---|---|---|---|---|---|---|
| James Mouton, R (1, 8) OBP: 0.308, SLG: 0.403 | B1-3 | | CS 1B | | G6-3 | | | G6-3 | | K 1-2 | | K 1-2 | | | P2 | | SH3-4 1-2 | 7 | 0 | 1 | 0 | 0 | 2 | 3 |
| Craig Biggio, R (1, 4) OBP: 0.403, SLG: 0.461 | K2-3 | | G6-3 1-2 | | | G6-3 | | 2B | | K | | K | | | F4 | | 1B 2-H | 8 | 0 | 2 | 1 | 0 | 3 | 5 |
| 5 Jeff Bagwell, R (1, 3) OBP: 0.379, SLG: 0.450 | S E BB | | BB | | | K | | G5-3 | | | K | | K | | | 2B 2B | | 5 | 2 | 1 | 0 | 2 | 3 | 1 |
| Derek Bell, R (1, 9) OBP: 0.401, SLG: 0.463 | E7 1-H 1B | | SAFE SAFE P4 | | | FC6-4 1B | | | FC1-6 HBP | | S BB | | P3 | | | K | | 5 | 0 | 2 | 1 | 1 | 1 | 2 |
| Tony Eusebio, R (1, 2) OBP: 0.365, SLG: 0.419 | L6 | | | G6-3 | | FC6-4 1-2f | | | FC1-6 1-2f | | G6-3 1-2 | | G5-3 | | | 2B 2-H | | 7 | 0 | 1 | 1 | 0 | 0 | 4 |
| Phil Plantier, L (1, 7) OBP: 0.339, SLG: 0.481 | | F7 | | G3 | | | K | | K | | K | | | F7 | | IBB | | 3 | 0 | 0 | 0 | 0 | 1 | 0 |
| Milt Thompson, L (9, 7) OBP: 0.300, SLG: 0.302 | | | | | | | | | | | | | | | | | | 3 | 0 | 0 | 0 | 1 | 2 | 2 |
| Craig Shipley, R (1, 5) OBP: 0.320, SLG: 0.385 | | G3 2B | | G5-3 | | | G4-3 | | G3 | | | SH1-3 PB 1B | | P2 | | F9 | | 7 | 0 | 2 | 0 | 0 | 0 | 3 |
| Orlando Miller, R (1, 6) OBP: 0.322, SLG: 0.399 | | G3 2-3 | | | G6-3 | | K | | | G6-3 | | SH1-3 1-3 | | P3 | | F8 | | 6 | 0 | 0 | 0 | 0 | 1 | 3 |
| Doug Drabek, R (2, 1) | | G4-3 | | | G6-3 | | | F8 | | S BB | | DI IBB | | | F5 | | SH3-4 1B 1B | 2 | 0 | 0 | 0 | 0 | 0 | 1 |
| John Carlstrom, R (4, 9) | | | | | | | | | | | | | | | | | | 1 | 0 | 0 | 0 | 0 | 0 | 0 |
| Todd Jones, L (6, 1) | | | | | | | | | | | | | | | | | | 0 | 0 | 0 | 0 | 0 | 0 | 0 |
| Derrick May, L (10, 7) | | | | | | | | | | | | | | | | | | 0 | 0 | 0 | 0 | 1 | 0 | 0 |
| Dave Veres, R (10, 1) | | | | | | | | | | | | | | | | | | 0 | 0 | 0 | 0 | 0 | 0 | 0 |
| Dave Magadan, L (10, 7) | | | | | | | | | | | | | | | | | | 0 | 0 | 0 | 0 | 0 | 0 | 0 |
| Andy Stankiewicz, R (10, 6) | | | | | | | | | | | | | | | | | | 0 | 0 | 0 | 0 | 0 | 0 | 0 |
| Jim Dougherty, R (10, 1) | | | | | | | | | | | | | | | | | | 0 | 0 | 0 | 0 | 0 | 0 | 0 |
| Dean Hartgraves, R (10, 1) | | | | | | | | | | | | | | | | | | 0 | 0 | 0 | 0 | 0 | 0 | 0 |
| Jerry Guff, L (10, 7) | | | | | | | | | | | | | | | | | | 0 | 0 | 0 | 0 | 0 | 0 | 0 |
| Rosa Powell, L (10, 1) | | | | | | | | | | | | | | | | | | 0 | 0 | 0 | 0 | 0 | 0 | 0 |
| Doug Bonnell, L (10, 1) | | | | | | | | | | | | | | | | | | 0 | 0 | 0 | 0 | 0 | 0 | 0 |
| Inning Stats | R: 1 E: 1 K: 1 S: 6 | H: 1 LOB: 1 BB: 1 P: 11 | R: 0 E: 0 K: 0 S: 10 | H: 1 LOB: 1 BB: 0 P: 13 | R: 0 E: 0 K: 0 S: 12 | H: 1 LOB: 1 BB: 1 P: 22 | R: 0 E: 0 K: 0 S: 6 | H: 0 LOB: 0 BB: 0 P: 9 | R: 0 E: 0 K: 0 S: 12 | H: 0 LOB: 0 BB: 0 P: 18 | R: 0 E: 0 K: 1 S: 7 | H: 1 LOB: 1 BB: 0 P: 10 | R: 0 E: 0 K: 2 S: 8 | H: 0 LOB: 0 BB: 0 P: 12 | R: 0 E: 0 K: 0 S: 7 | H: 1 LOB: 1 BB: 0 P: 10 | R: 0 E: 0 K: 1 S: 10 | H: 0 LOB: 1 BB: 0 P: 16 | R: 0 E: 0 K: 2 S: 12 | H: 0 LOB: 1 BB: 1 P: 20 | R: 0 E: 0 K: 2 S: 13 | H: 0 LOB: 1 BB: 1 P: 22 | R: 0 E: 0 K: 2 S: 9 | H: 1 LOB: 3 BB: 1 P: 20 | R: 0 E: 0 K: 1 S: 9 | H: 0 LOB: 0 BB: 0 P: 10 | R: 0 E: 0 K: 0 S: 5 | H: 0 LOB: 0 BB: 0 P: 6 | R: 0 E: 0 K: 0 S: 10 | H: 0 LOB: 0 BB: 0 P: 12 | R: 1 E: 1 K: 1 S: 13 | H: 2 LOB: 2 BB: 1 P: 24 | R: 1 E: 1 K: 0 S: 5 | H: 2 LOB: 1 BB: 0 P: 8 | 1B: 6 2B: 4 3B: 0 HR: 0 | SF: 0 SAC: 2 DP: 0 HBP: 1 | WP: 0 PB: 1 SB: 3 CS: 1 | PA: 65 |

| PITCHER | | IP | WLS | BF | H | R | ER | SO | BB | IBB | HBP | BLK | WP | HR | S | P | ERA | WHIP |
|---|---|---|---|---|---|---|---|---|---|---|---|---|---|---|---|---|---|---|
| Glenn Dishman, L ERA: 2.77 | (1, 1) | 9.0 | | 34 | 5 | 1 | 1 | 5 | 2 | 0 | 1 | 0 | 0 | 0 | 78 | 121 | 1.00 | 0.778 |
| Bryce Florie, R ERA: 2.39 | (10, 1) | 3.0 | | 13 | 1 | 0 | 0 | 6 | 2 | 1 | 0 | 0 | 0 | 0 | 34 | 62 | 0.00 | 1.000 |
| Trevor Hoffman, R ERA: 4.21 | (13, 1) | 3.1 | | 13 | 2 | 1 | 1 | 2 | 0 | 1 | 0 | 0 | 0 | 0 | 34 | 46 | 2.70 | 0.600 |
| Brian Williams, R ERA: 5.81 | (16, 1) | 1.0 | L | 5 | 2 | 1 | 1 | 0 | 0 | 0 | 0 | 0 | 0 | 0 | 8 | 14 | 9.00 | 2.000 |

| PITCHER | IP | WLS | BF | H | R | ER | SO | BB | IBB | HBP | BLK | WP | HR | S | P | ERA | WHIP |
|---|---|---|---|---|---|---|---|---|---|---|---|---|---|---|---|---|---|
| | | | | | | | | | | | | | | | | | |

| | |
|---|---|
| AB | 56 |
| R | 3 |
| H | 10 |
| RBI | 3 |
| BB | 6 |
| SO | 13 |
| LOB | 24 |

| Batter | 1 | 2 | 3 | 4 | 5 | 6 | 7 | 8 | 9 | AB | R | H | RBI | BB | SO | LOB |
|---|---|---|---|---|---|---|---|---|---|---|---|---|---|---|---|---|
| Steve Finley, L (1, 8)<br>OBP: 0.354, SLG: 0.392 | X 0-0 ① G4-3 | | | C X 0-1 ① P6 | | C X 0-1 1B 1-2 1B | | C C X 0-2 G4-6-3 1B | | 4 | 0 | 2 | 0 | 0 | 0 | 0 |
| Jody Reed, R (1, 4)<br>OBP: 0.363, SLG: 0.303 | C X 0-1 L5-3 1B | | | B X 1-0 ② G5-3 | | B B F X 2-1 ① L9 | | C X 0-1 ②③ G4-6-3 1-2f | | 4 | 0 | 1 | 0 | 0 | 0 | 3 |
| Tony Gwynn, L (1, 9)<br>OBP: 0.405, SLG: 0.489 | B X 1-0 ②③ L5-3 1-1 | | | X 0-0 1B | | B B X 2-0 1-2 2-3 1B | | | B C F F X 1-2 ① G6-3 | 4 | 0 | 2 | 0 | 0 | 0 | 1 |
| Ken Caminiti, S (1, 5)<br>OBP: 0.354, SLG: 0.474 | | B B F S S S 2-3 ① K | | S B B S F B 1 SAFE 1 SAFE X 2-2 ③ G1-3 | | C B X 1-1 ② SF7 3-H | | | B F B B X 3-1 2B | 3 | 0 | 1 | 1 | 0 | 1 | 1 |
| Eddie Williams, R (1, 3)<br>OBP: 0.313, SLG: 0.418 | | F S B B B B S 3-3 ② K | | | C C B B F X 2-2 ① G5-3 | X 0-0 ③ P4 | | | C F F X 0-2 ② G6-3 | 4 | 0 | 0 | 0 | 0 | 1 | 3 |
| Phil Clark, R (1, 7)<br>OBP: 0.302, SLG: 0.440 | | S B B F F S 2-3 ③ K | | | B C F C 1-3 ② K | X 0-0 ① G6-3 | | | B B C C F B F F S 3-3 ③ K | 2 | 0 | 0 | 0 | 0 | 2 | 0 |
| Bill Bean, L (7, PH) | | | | | | | | | | 1 | 0 | 0 | 0 | 0 | 0 | 0 |
| (7, 7) | | | | | | | | | | 0 | 0 | 0 | 0 | 0 | 0 | 0 |
| Marc Kroon, R (7, 1) | | | | | | | | | | | | | | | | |
| Scott Livingstone, L (9, PH)<br>OBP: 0.260, SLG: 0.347 | | | | | | | | | | 1 | 0 | 0 | 0 | 0 | 1 | 1 |
| Brian Johnson, R (1, 2)<br>OBP: 0.271, SLG: 0.360 | | | F X 0-1 ① G6-3 | | X 0-0 1B | | C F F B X 1-2 ② L5 | | | 3 | 0 | 1 | 0 | 0 | 0 | 0 |
| Andujar Cedeno, R (1, 6)<br>OBP: 0.276, SLG: 0.370 | | | B B B C X 3-1 ② P5 | | X 0-0 ③ L1-3 | | B F S B X 2-2 ③ G1-3 | | | 3 | 0 | 0 | 0 | 0 | 0 | 1 |
| Fernando Valenzuela, L (1, 1)<br>OBP: 0.167, SLG: 0.417 | | | S F B X 1-2 ③ L3 | | | C F B X 1-2 1B 1B SF7 1B | | B X 1-0 ① F9 | | 2 | 1 | 1 | 0 | 0 | 0 | 0 |
| Melvin Nieves, S (7, 7)<br>OBP: 0.282, SLG: 0.362 | | | | | | | | | | 1 | 0 | 0 | 0 | 0 | 0 | 0 |
| Inning Stats | R: 0 E: 0 K: 0 S: 4 H: 1 LOB: 0 BB: 0 P: 5 | R: 0 E: 0 K: 3 S: 10 H: 0 LOB: 0 BB: 0 P: 17 | R: 0 E: 0 K: 0 S: 7 H: 0 LOB: 0 BB: 0 P: 11 | R: 0 E: 0 K: 0 S: 8 H: 1 LOB: 1 BB: 0 P: 11 | R: 0 E: 0 K: 1 S: 9 H: 1 LOB: 1 BB: 0 P: 12 | R: 1 E: 0 K: 0 S: 11 H: 3 LOB: 2 BB: 0 P: 17 | R: 0 E: 0 K: 0 S: 8 H: 0 LOB: 0 BB: 0 P: 11 | R: 0 E: 0 K: 0 S: 6 H: 1 LOB: 0 BB: 0 P: 7 | R: 0 E: 0 K: 1 S: 15 H: 1 LOB: 1 BB: 0 P: 22 | 1B: 7 2B: 2 3B: 0 HR: 0 | SF: 1 SAC: 0 DP: 2 HBP: 0 | | | | | | |

| PITCHER | | IP | WLS | BF | H | R | ER | SO | BB | IBB | HBP | BLK | WP | HR | S | P | ERA | WHIP |
|---|---|---|---|---|---|---|---|---|---|---|---|---|---|---|---|---|---|---|
| Mike Hampton, L<br>ERA: 2.78 | (1, 1) | 5.0 | W | 18 | 4 | 1 | 1 | 4 | 0 | 0 | 0 | 0 | 0 | 0 | 41 | 60 | 1.80 | 0.800 |
| Dean Hartgraves, L<br>ERA: 2.63 | (6, 1) | 0.1 | | 3 | 2 | 0 | 0 | 0 | 0 | 0 | 0 | 0 | 0 | 0 | 5 | 9 | 0.00 | 6.000 |
| Jim Dougherty, R<br>ERA: 4.32 | (6, 1) | 2.2 | | 8 | 1 | 0 | 0 | 0 | 0 | 0 | 0 | 0 | 0 | 0 | 17 | 22 | 0.00 | 0.375 |
| Todd Jones, R<br>ERA: 1.83 | (9, 1) | 1.0 | S | 4 | 1 | 0 | 0 | 1 | 0 | 0 | 0 | 0 | 0 | 0 | 15 | 22 | 0.00 | 1.000 |

| PITCHER | IP | WLS | BF | H | R | ER | SO | BB | IBB | HBP | BLK | WP | HR | S | P | ERA | WHIP |
|---|---|---|---|---|---|---|---|---|---|---|---|---|---|---|---|---|---|

# San Diego Padres @ Houston Astros

Astrodome, Houston, TX

Sat Jul 08 1995, 8:05 PM EDT

Att. 25,008 - Dome - 68 F

TOP

livebaseballscorecards.com

| | |
|---|---|
| AB | 32 |
| R | 1 |
| H | 8 |
| RBI | 1 |
| BB | 0 |
| SO | 5 |
| LOB | 10 |

| | | | | | | | | | | | | | | | | |
|---|---|---|---|---|---|---|---|---|---|---|---|---|---|---|---|---|
| 1B: 7 | SF: 1 | WP: 0 | PA: 33 |
| 2B: 2 | SAC: 0 | PB: 0 | |
| 3B: 0 | DP: 2 | SB: 0 | |
| HR: 0 | HBP: 0 | CS: 0 | |

# San Diego Padres @ Houston Astros

Astrodome, Houston, TX

Sat Jul 08 1995, 8:05 PM EDT

Att. 25,008 - Dome - 68 F

livebaseballscorecards.com

## BOTTOM

| Batter | 1 | 2 | 3 | 4 | 5 | 6 | 7 | 8 | 9 | AB | R | H | RBI | BB | SO | LOB |
|---|---|---|---|---|---|---|---|---|---|---|---|---|---|---|---|---|
| James Mouton, R (1, 8)<br>OBP: 0.328, SLG: 0.417 | X<br>0-0<br>5<br>S<br>1B | | C B B S B B<br>4-2<br>1-2<br>BB | | B C B B X<br>3-1<br>1-3<br>HR<br>1B | | C F X<br>0-2<br>CS<br>1B | | | 3 | 1 | 3 | 0 | 1 | 0 | 0 |
| Craig Biggio, R (1, 4)<br>OBP: 0.401, SLG: 0.469 | B 1 SAFE T F B X<br>2-2<br>F8<br>① | | C B B X<br>2-1<br>P6<br>② | | F P 1 SAFE 1 SAFE B X<br>2-1<br>1-H<br>3-H<br>HR | | 1 SAFE F 1 SAFE B F C<br>1-3<br>1-2<br>K<br>②③ | | | 4 | 1 | 1 | 3 | 0 | 1 | 4 |
| 5 Jeff Bagwell, R (1, 3)<br>OBP: 0.377, SLG: 0.444 | B B C B B<br>4-1<br>G4-6-3<br>1-2<br>BB | | C X<br>0-1<br>G5-3<br>③ | | C X<br>0-1<br>F9<br>① | | | F B F S<br>1-3<br>K<br>① | | 3 | 0 | 0 | 0 | 1 | 1 | 2 |
| Derek Bell, R (1, 9)<br>OBP: 0.395, SLG: 0.456 | C F B B F 2 SAFE X<br>2-2<br>G4-6-3<br>1-2f<br>②③ | | | C B B S F B S<br>3-3<br>K<br>① | C C B S<br>1-3<br>K2-3<br>② | | | F B B X<br>2-1<br>G6-3<br>② | | 4 | 0 | 0 | 0 | 0 | 2 | 2 |
| Tony Eusebio, R (1, 2)<br>OBP: 0.362, SLG: 0.421<br>Todd Jones, L (9, 1) | | F F B C<br>1-3<br>K<br>① | | B B S X<br>2-1<br>WP<br>2B<br>2B | F B X<br>1-1<br>G1-3<br>③ | | | B F X<br>1-1<br>G4-3<br>③ | | 4<br>0 | 1<br>0 | 1<br>0 | 0<br>0 | 0<br>0 | 1<br>0 | 0<br>0 |
| Craig Shipley, R (1, 5)<br>OBP: 0.310, SLG: 0.372 | | F F B B S<br>2-3<br>K<br>② | | C B B B F F X<br>3-2<br>F9<br>②<br>2-3 | | B B X<br>2-0<br>F9<br>① | | | | 3 | 0 | 0 | 0 | 0 | 1 | 1 |
| John Cangelosi, S (1, 7)<br>OBP: 0.410, SLG: 0.396 | | B C X<br>1-1<br>F8<br>③ | | S B F X<br>1-2<br>3-H<br>2B | | B F X<br>1-1<br>F8<br>② | | | | 3 | 0 | 1 | 1 | 0 | 0 | 0 |
| Andy Stankiewicz, R (1, 6)<br>OBP: 0.158, SLG: 0.111 | | | X<br>0-0<br>F7<br>① | B C S C<br>1-3<br>K<br>③ | | F B X<br>1-1<br>G6-3<br>③ | | | | 3 | 0 | 0 | 0 | 0 | 1 | 1 |
| Mike Hampton, R (1, 1)<br>OBP: 0.111, SLG: 0.111<br>Dean Hartgraves, R (6, 1)<br>Jim Dougherty, R (6, 1)<br>Jerry Goff, L (9, 2)<br>OBP: 0.125, SLG: 0.125 | | | S X<br>0-1<br>BB<br>1B | | C X<br>0-1<br>1B<br>HR<br>1B | | X<br>0-0<br>G4-3<br>① | | | 2<br>0<br>0<br>1<br>0 | 1<br>0<br>0<br>0<br>0 | 2<br>0<br>0<br>0<br>0 | 0<br>0<br>0<br>0<br>0 | 0<br>0<br>0<br>0<br>0 | 0<br>0<br>0<br>0<br>0 | 0<br>0<br>0<br>0<br>0 |
| Inning Stats | R: 0<br>E: 0<br>K: 0<br>S: 9<br>H: 1<br>LOB: 1<br>BB: 1<br>P: 17 | R: 0<br>E: 0<br>K: 2<br>S: 8<br>H: 0<br>LOB: 0<br>BB: 0<br>P: 12 | R: 0<br>E: 0<br>K: 0<br>S: 9<br>H: 1<br>LOB: 2<br>BB: 1<br>P: 15 | R: 1<br>E: 0<br>K: 2<br>S: 16<br>H: 2<br>LOB: 1<br>BB: 0<br>P: 26 | R: 3<br>E: 0<br>K: 1<br>S: 14<br>H: 3<br>LOB: 0<br>BB: 0<br>P: 20 | R: 0<br>E: 0<br>K: 0<br>S: 5<br>H: 0<br>LOB: 0<br>BB: 0<br>P: 9 | R: 0<br>E: 0<br>K: 1<br>S: 7<br>H: 1<br>LOB: 0<br>BB: 0<br>P: 8 | R: 0<br>E: 0<br>K: 1<br>S: 7<br>H: 0<br>LOB: 0<br>BB: 0<br>P: 11 | | 1B: 5<br>2B: 2<br>3B: 0<br>HR: 1<br>SF: 0<br>SAC: 0<br>DP: 1<br>HBP: 0 | | | | | | |

| | AB | 30 |
|---|---|---|
| | R | 4 |
| | H | 8 |
| | RBI | 4 |
| | BB | 2 |
| | SO | 7 |
| | LOB | 10 |

WP: 1 PA: 32
PB: 0
SB: 1
CS: 1

| PITCHER | | IP | WLS | BF | H | R | ER | SO | BB | IBB | HBP | BLK | WP | HR | S | P | ERA | WHIP |
|---|---|---|---|---|---|---|---|---|---|---|---|---|---|---|---|---|---|---|
| Fernando Valenzuela, L<br>ERA: 6.21 | (1, 1) | 6.1 | L | 28 | 8 | 4 | 4 | 5 | 2 | 0 | 0 | 0 | 1 | 1 | 65 | 103 | 5.68 | 1.579 |
| Marc Kroon, R<br>ERA: 10.8 | (7, 1) | 1.2 | | 4 | 0 | 0 | 0 | 2 | 0 | 0 | 0 | 0 | 0 | 0 | 10 | 15 | 0.00 | 0.000 |

| PITCHER | | IP | WLS | BF | H | R | ER | SO | BB | IBB | HBP | BLK | WP | HR | S | P | ERA | WHIP |
|---|---|---|---|---|---|---|---|---|---|---|---|---|---|---|---|---|---|---|

| Batter | 1 | 2 | 3 | 4 | 5 | 6 | 7 | 8 | 9 | AB | R | H | RBI | BB | SO | LOB |
|---|---|---|---|---|---|---|---|---|---|---|---|---|---|---|---|---|
| Steve Finley, L (1, 8)<br>OBP: 0.354, SLG: 0.390 | B C B B B<br>4-1 1B HR BB | C B B X<br>2-1 S 1B | | C B B B F S<br>3-3 ② K | | X<br>0-0 ③ F8 | | C X<br>0-1 ② G4-3 | | 4 | 1 | 1 | 0 | 1 | 1 | 1 |
| Jody Reed, R (1, 4)<br>OBP: 0.368, SLG: 0.303 | B B F X<br>2-1 1-2 HR 1B | 1 SAFE<br>B B C C B B<br>4-2 1-2 BB | | B X<br>1-0 ③ G5-3 | | | F H<br>1-1 BB 1B HR HBP | B X<br>1-0 E5 | | 3 | 2 | 1 | 0 | 1 | 0 | 1 |
| Tony Gwynn, L (1, 9)<br>OBP: 0.410, SLG: 0.502<br>Phil Clark, R (8, PH)<br>OBP: 0.296, SLG: 0.431 (8, 9) | X<br>0-0 1-H 2-H HR | X<br>0-0 ③ G1 | | | B B B B<br>4-0 BB BB | | B X<br>1-0 1-2 BB HR 1B | F B F B F B X<br>3-2 ③ G5-3 | | 3<br>1 | 2<br>0 | 2<br>0 | 3<br>0 | 1<br>0 | 0<br>0 | 2<br>1 |
| Ken Caminiti, S (1, 5)<br>OBP: 0.361, SLG: 0.474 | X<br>0-0 E 1B | | B F B X<br>2-1 ① G4-3 | | B B B F F B B B<br>4-2 1-2 FC5-4 BB | | F C F B B B F B B<br>4-2 1-2 2-3 HR BB | | B F H<br>2-1 PB BB WP HBP | 2 | 2 | 1 | 0 | 2 | 0 | 0 |
| Eddie Williams, R (1, 3)<br>OBP: 0.315, SLG: 0.431 | B B F X<br>2-1 ① F9 | | S C C<br>0-3 ② K | | X<br>0-0 ① F7 | | B B X<br>2-0 1-H 2-H 3-H HR | | C B B C B B<br>4-2 WP PB 1-2 SF7 BB | 4 | 2 | 1 | 4 | 1 | 1 | 3 |
| Melvin Nieves, S (1, 7)<br>OBP: 0.286, SLG: 0.359 | F<br>1 SAFE<br>1 SAFE<br>B B B S S<br>3-3 ② K 1-2 | | B B B C X<br>3-1 1B | | B C F S<br>1-3 ② K | | S B X<br>1-1 ① F7 | | S F H<br>1-2 WP 1-2 2-3 HBP | 4 | 0 | 1 | 0 | 0 | 2 | 3 |
| Brian Johnson, R (1, 2)<br>OBP: 0.259, SLG: 0.346 | C B S S<br>1-3 ③ K | | C B S S<br>1-3 ③ K | | S X<br>0-1 ③ FC5-4 1-2f | | F S F X<br>0-2 ② G1-3 | | F B S X<br>1-2 ① SF7 1-2 2-H 3-H | 4 | 0 | 0 | 1 | 0 | 2 | 4 |
| Andujar Cedeno, R (1, 6)<br>OBP: 0.275, SLG: 0.375 | | C B B F F X<br>1-2 ① P5 | | S C B B F X<br>2-2 3B | | C B X<br>1-1 ① P4 | B F B X<br>2-1 ③ G5-3 | | B S X<br>1-1 ② P4 | 5 | 0 | 1 | 0 | 0 | 0 | 1 |
| Andy Ashby, R (1, 1)<br>OBP: 0.087, SLG: 0.045<br>Joey Hamilton, R (8, 1)<br>OBP: 0.111, SLG: 0.118 | | B B B C C S<br>3-3 ② K | | C C S<br>0-3 ① K | | S X<br>0-1 ② F8 | | C F B S<br>1-3 ① K | B F B B B S S F S<br>3-3 ③ K | 4<br>1 | 0<br>0 | 0<br>0 | 0<br>0 | 0<br>0 | 3<br>1 | 1<br>1 |
| Inning Stats | R: 3 H: 3<br>E: 1 LOB: 1<br>K: 2 BB: 1<br>S: 13 P: 25 | R: 0 H: 1<br>E: 0 LOB: 2<br>K: 1 BB: 1<br>S: 13 P: 23 | R: 0 H: 1<br>E: 0 LOB: 1<br>K: 2 BB: 0<br>S: 10 P: 16 | R: 0 H: 1<br>E: 0 LOB: 1<br>K: 2 BB: 0<br>S: 11 P: 17 | R: 0 H: 0<br>E: 0 LOB: 2<br>K: 1 BB: 2<br>S: 8 P: 17 | R: 0 H: 0<br>E: 0 LOB: 0<br>K: 0 BB: 0<br>S: 5 P: 6 | R: 4 H: 2<br>E: 0 LOB: 0<br>K: 0 BB: 1<br>S: 16 P: 27 | R: 0 H: 0<br>E: 1 LOB: 1<br>K: 1 BB: 0<br>S: 10 P: 15 | R: 2 H: 0<br>E: 0 LOB: 1<br>K: 1 BB: 1<br>S: 14 P: 26 | 1B: 5 SF: 1<br>2B: 0 SAC: 0<br>3B: 1 DP: 0<br>HR: 2 HBP: 3 | | | | | | |

| PITCHER | | IP | WLS | BF | H | R | ER | SO | BB | IBB | HBP | BLK | WP | HR | S | P | ERA | WHIP |
|---|---|---|---|---|---|---|---|---|---|---|---|---|---|---|---|---|---|---|
| Darryl Kile, R<br>ERA: 5.02 | (1, 1) | 6.0 | L | 31 | 7 | 6 | 6 | 8 | 5 | 0 | 1 | 0 | 0 | 1 | 67 | 117 | 9.00 | 2.000 |
| Doug Brocail, R<br>ERA: 4.13 | (7, 1) | 1.0 | | 4 | 1 | 1 | 1 | 0 | 0 | 0 | 0 | 0 | 0 | 1 | 9 | 14 | 9.00 | 1.000 |
| Ross Powell, L<br>ERA: 11.88 | (8, 1) | 1.0 | | 4 | 0 | 0 | 0 | 1 | 0 | 0 | 0 | 0 | 0 | 0 | 10 | 15 | 0.00 | 0.000 |
| Jim Dougherty, R<br>ERA: 4.75 | (9, 1) | 0.0 | | 3 | 0 | 2 | 2 | 0 | 1 | 0 | 2 | 0 | 0 | 0 | 5 | 12 | ∞ | ∞ |
| Dave Veres, R<br>ERA: 1.74 | (9, 1) | 1.0 | | 3 | 0 | 0 | 0 | 1 | 0 | 0 | 0 | 0 | 1 | 0 | 9 | 14 | 0.00 | 0.000 |

| PITCHER | IP | WLS | BF | H | R | ER | SO | BB | IBB | HBP | BLK | WP | HR | S | P | ERA | WHIP |
|---|---|---|---|---|---|---|---|---|---|---|---|---|---|---|---|---|---|

# TOP

## San Diego Padres @ Houston Astros

Astrodome, Houston, TX

Sun Jul 09 1995, 4:33 AM EDT

Att. 17,609 - Dome - 68 F

livebaseballscorecards.com

| | |
|---|---|
| AB | 35 |
| R | 9 |
| H | 8 |
| RBI | 8 |
| BB | 6 |
| SO | 10 |
| LOB | 18 |

WP: 1 PA: 45
PB: 1
SB: 1
CS: 0

# BOTTOM

| Batter | 1 | 2 | 3 | 4 | 5 | 6 | 7 | 8 | 9 | AB | R | H | RBI | BB | SO | LOB |
|---|---|---|---|---|---|---|---|---|---|---|---|---|---|---|---|---|
| James Mouton, R (1, 8)<br>OBP: 0.326, SLG: 0.408 | B S X 1-1 G4-3 ① | | B C X 1-1 G5-3 ③ | | | B S F B X 2-2 F8 ③ | | B B B B 4-0 FC5-4 BB | | 3 | 0 | 0 | 0 | 1 | 0 | 0 |
| Craig Biggio, R (1, 4)<br>OBP: 0.396, SLG: 0.462 | B C X 1-1 G5-3 ② | | | C S F F X 0-2 F9 ① | | | X 0-0 P4 ① | B F X 1-1 FC5-4 ③ 1-2f | | 4 | 0 | 0 | 0 | 0 | 0 | 2 |
| 5 Jeff Bagwell, R (1, 3)<br>OBP: 0.372, SLG: 0.438 | B B C X 2-1 F9 ③ | | | C B F B X 2-2 F9 ② | | | F X 0-1 F7 ② | | C B B F F B S 3-3 K ① | 4 | 0 | 0 | 0 | 0 | 1 | 0 |
| Derek Bell, R (1, 9)<br>OBP: 0.390, SLG: 0.449 | | B S X 1-1 G6-3 ① | | B B F C B X 3-2 P2 ③ | | | B X 1-0 F9 ③ | | C B F S 1-3 K ② | 4 | 0 | 0 | 0 | 0 | 1 | 0 |
| Phil Plantier, L (1, 7)<br>OBP: 0.364, SLG: 0.518 | | C B C F B C 2-3 K ② | | | F B X 1-1 G6-3 1B | | | X 0-0 1B 2B 2B | C B X 1-1 FC6-4 1B | 4 | 1 | 3 | 0 | 0 | 1 | 0 |
| Dave Magadan, L (1, 5)<br>OBP: 0.438, SLG: 0.392 | | C B X 1-1 1B | | | C B B C X 2-2 ① ② G6-3 1-2f | | | B X 1-0 2B G4-3 2-3 1B | B X 1-0 ③ FC6-4 1-2f | 4 | 1 | 2 | 0 | 0 | 0 | 2 |
| Jerry Goff, L (1, 2)<br>OBP: 0.182, SLG: 0.273 | | C X 0-1 ③ G1-3 | | | X 0-0 ③ P5 | | | F X 0-1 G4-3 1-3 3-H 2B | | 3 | 0 | 1 | 1 | 0 | 0 | 1 |
| Orlando Miller, R (1, 6)<br>OBP: 0.318, SLG: 0.394 | | | F C B B X 2-2 G5-3 ① | | | C X 0-1 G4-3 ① | | S F F B F X 1-2 G4-3 ① 2-3 3-H | | 3 | 0 | 0 | 1 | 0 | 0 | 1 |
| Darryl Kile, R (1, 1)<br>OBP: 0.214, SLG: 0.160<br>Doug Brocail, L (7, 1)<br>OBP: 0.500, SLG: 0.500<br>Ross Powell, L (8, 1)<br>Derrick May, L (8, PH)<br>OBP: 0.308, SLG: 0.333<br>Jim Dougherty, R (9, 1)<br>Dave Veres, R (9, 1) | | | C C S 0-3 K ② | | | B C B S C 2-3 K ② | | C F C 0-3 K ② | | 2<br>0<br>0<br>1<br>0<br>0 | 0<br>0<br>0<br>0<br>0<br>0 | 0<br>0<br>0<br>0<br>0<br>0 | 0<br>0<br>0<br>0<br>0<br>0 | 0<br>0<br>0<br>1<br>0<br>0 | 2<br>0<br>0<br>1<br>0<br>0 | 0<br>0<br>0<br>1<br>0<br>0 |
| Inning Stats | R: 0 E: 0 K: 0 S: 6 H: 0 LOB: 0 BB: 0 P: 10 | R: 0 E: 0 K: 1 S: 10 H: 1 LOB: 1 BB: 0 P: 14 | R: 0 E: 0 K: 1 S: 8 H: 0 LOB: 0 BB: 0 P: 11 | R: 0 E: 0 K: 0 S: 11 H: 0 LOB: 0 BB: 0 P: 16 | R: 0 E: 0 K: 0 S: 6 H: 1 LOB: 0 BB: 0 P: 9 | R: 0 E: 0 K: 1 S: 8 H: 0 LOB: 0 BB: 0 P: 12 | R: 0 E: 0 K: 0 S: 4 H: 0 LOB: 0 BB: 0 P: 5 | R: 2 E: 0 K: 1 S: 14 H: 3 LOB: 2 BB: 1 P: 21 | R: 0 E: 0 K: 2 S: 10 H: 1 LOB: 1 BB: 0 P: 16 | 1B: 4<br>2B: 2<br>3B: 0<br>HR: 0 | SF: 0<br>SAC: 0<br>DP: 1<br>HBP: 0 | | WP: 0<br>PB: 0<br>SB: 0<br>CS: 0 | PA: 33 | | | |

| PITCHER | | IP | WLS | BF | H | R | ER | SO | BB | IBB | HBP | BLK | WP | HR | S | P | ERA | WHIP |
|---|---|---|---|---|---|---|---|---|---|---|---|---|---|---|---|---|---|---|
| Andy Ashby, R<br>ERA: 3.33 | (1, 1) | 7.1 | W | 26 | 5 | 2 | 2 | 3 | 0 | 0 | 0 | 0 | 0 | 0 | 62 | 88 | 2.46 | 0.682 |
| Joey Hamilton, R<br>ERA: 2.87 | (8, 1) | 1.2 | | 7 | 1 | 0 | 0 | 3 | 1 | 0 | 0 | 0 | 0 | 0 | 15 | 26 | 0.00 | 1.200 |

| PITCHER | | IP | WLS | BF | H | R | ER | SO | BB | IBB | HBP | BLK | WP | HR | S | P | ERA | WHIP |
|---|---|---|---|---|---|---|---|---|---|---|---|---|---|---|---|---|---|---|

# San Diego Padres @ Houston Astros

Astrodome, Houston, TX

Sun Jul 09 1995, 4:33 AM EDT

Att. 17,609 - Dome - 68 F

livebaseballscorecards.com

| | |
|---|---|
| AB | 32 |
| R | 2 |
| H | 6 |
| RBI | 2 |
| BB | 1 |
| SO | 6 |
| LOB | 7 |

| Batter | 1 | 2 | 3 | 4 | 5 | 6 | 7 | 8 | 9 | 10 | 11 | 12 | AB | R | H | RBI | BB | SO | LOB |
|---|---|---|---|---|---|---|---|---|---|---|---|---|---|---|---|---|---|---|---|
| James Mouton, R (1, 8)<br>OBP: 0.320, SLG: 0.397 | HR<br>1B | K | F8 | | | B5 | | B5-3 | | F6 | 6 | 1 | 1 | 0 | 0 | 1 | 1 |
| Craig Biggio, R (1, 4)<br>OBP: 0.394, SLG: 0.470 | 1-H<br>HR | F3 | F7 | | | G4-3 | | F8 | | 1B | 6 | 1 | 2 | 2 | 0 | 0 | 1 |
| 5 Jeff Bagwell, R (1, 3)<br>OBP: 0.372, SLG: 0.437 | 1B<br>SF8<br>2B | K | | | | G5-3 | | F9 | | BB | | F3 | 5 | 1 | 1 | 0 | 1 | 1 | 1 |
| Derek Bell, R (1, 9)<br>OBP: 0.387, SLG: 0.445 | 2-3<br>L6-3<br>1B | | | F9 | | G1-3 | | | G5-3 | F8 | | | 5 | 0 | 1 | 0 | 0 | 0 | 1 |
| Phil Plantier, L (1, 7)<br>OBP: 0.357, SLG: 0.500 | 3-H<br>SF8 | | | K | | FC4<br>BB | | | E4<br>CS | | K | | 2 | 0 | 0 | 1 | 1 | 1 | 0 |
| John Cangelosi, S (9, PR) (9, 7)<br>OBP: 0.403, SLG: 0.388 | | | | | | | | | | | | | 1 | 0 | 0 | 0 | 0 | 1 | 0 |
| Dave Magadan, L (1, 5)<br>OBP: 0.436, SLG: 0.388 | 1-2<br>L6-3 | | | BB | | FC4<br>1-2f | | | 1-2<br>2B<br>1B<br>1B | | K | | 4 | 1 | 1 | 0 | 1 | 1 | 2 |
| Tony Eusebio, R (1, 2)<br>OBP: 0.363, SLG: 0.427 | G5-3 | | F8 | | | G5-3 | | | | | | | 5 | 1 | 2 | 0 | 0 | 0 | 1 |
| Andy Stankiewicz, R (11, PR)<br>OBP: 0.158, SLG: 0.111 | | | | | | | | | | | | | 0 | 0 | 0 | 0 | 0 | 0 | 0 |
| Jerry Goff, L (11, 2)<br>OBP: 0.182, SLG: 0.273 | | | | | | | | | 1-3<br>1B<br>2B | | S<br>1B | | 0 | 0 | 0 | 0 | 0 | 0 | 0 |
| Orlando Miller, R (1, 6)<br>OBP: 0.320, SLG: 0.394 | G6-3 | | SH3-4<br>1B | | | K | | | 2-H<br>3-H<br>FC5-4<br>1B | | 1-2 | | 5 | 0 | 2 | 2 | 0 | 2 | 1 |
| Shane Reynolds, R (1, 1)<br>OBP: 0.114, SLG: 0.088 | L6 | | SH3-4<br>1-2 | | | K | | | FC5-4<br>1-2f | | | G3 | 2 | 0 | 0 | 0 | 0 | 1 | 0 |
| Derrick May, L (9, PH)<br>OBP: 0.300, SLG: 0.331 | | | | | | | | | | | | | 1 | 0 | 0 | 0 | 0 | 0 | 1 |
| Todd Jones, L (9, 1) | | | | | | | | | | | | | 0 | 0 | 0 | 0 | 0 | 0 | 0 |
| Ross Powell, L (10, 1) | | | | | | | | | | | | | 0 | 0 | 0 | 0 | 0 | 0 | 0 |
| Dave Veres, R (10, 1) | | | | | | | | | | | | | 0 | 0 | 0 | 0 | 0 | 0 | 0 |
| Milt Thompson, L (12, PH)<br>OBP: 0.296, SLG: 0.297 | | | | | | | | | | | | | 1 | 0 | 0 | 0 | 0 | 0 | 0 |
| Jim Dougherty, R (12, 1) | | | | | | | | | | | | | 0 | 0 | 0 | 0 | 0 | 0 | 0 |
| Inning Stats | R: 3 E: 0 K: 0 S: 6 / H: 4 LOB: 0 BB: 0 P: 6 | R: 0 E: 0 K: 0 S: 3 / H: 0 LOB: 0 BB: 0 P: 3 | R: 0 E: 0 K: 2 S: 7 / H: 0 LOB: 0 BB: 0 P: 7 | R: 0 E: 0 K: 1 S: 5 / H: 0 LOB: 1 BB: 1 P: 9 | R: 0 E: 0 K: 0 S: 4 / H: 1 LOB: 1 BB: 0 P: 4 | R: 0 E: 0 K: 0 S: 3 / H: 0 LOB: 1 BB: 1 P: 7 | R: 0 E: 0 K: 2 S: 7 / H: 0 LOB: 0 BB: 0 P: 7 | R: 0 E: 0 K: 0 S: 3 / H: 0 LOB: 0 BB: 0 P: 3 | R: 2 E: 1 K: 0 S: 6 / H: 3 LOB: 1 BB: 0 P: 6 | R: 0 E: 0 K: 0 S: 3 / H: 0 LOB: 1 BB: 1 P: 7 | R: 0 E: 0 K: 3 S: 10 / H: 1 LOB: 2 BB: 0 P: 10 | R: 0 E: 0 K: 0 S: 4 / H: 1 LOB: 1 BB: 0 P: 4 | 1B: 7<br>2B: 3<br>3B: 0<br>HR: 1 | SF: 1<br>SAC: 1<br>DP: 1<br>HBP: 0 | PA: 48 | WP: 0<br>PB: 0<br>SB: 1<br>CS: 1 | | | |

| PITCHER | IP | WLS | BF | H | R | ER | SO | BB | IBB | HBP | BLK | WP | HR | S | P | ERA | WHIP |
|---|---|---|---|---|---|---|---|---|---|---|---|---|---|---|---|---|---|
| William Van Landingham, R (1, 1)<br>ERA: 4.2 | 8.0 | | 30 | 5 | 3 | 3 | 5 | 2 | 0 | 0 | 0 | 0 | 1 | 38 | 46 | 3.38 | 0.875 |
| Shawn Barton, L (9, 1)<br>ERA: 2.11 | 0.2 | | 3 | 1 | 1 | 1 | 0 | 0 | 0 | 0 | 0 | 0 | 0 | 3 | 3 | 13.50 | 1.500 |
| Dave Burba, R (9, 1)<br>ERA: 4.58 | 1.1 | | 7 | 2 | 1 | 1 | 0 | 1 | 0 | 0 | 0 | 0 | 0 | 6 | 10 | 6.75 | 2.250 |
| Chris Hook, R (11, 1)<br>ERA: 4.78 | 2.0 | W | 8 | 2 | 0 | 0 | 3 | 0 | 0 | 0 | 0 | 0 | 0 | 14 | 14 | 0.00 | 1.000 |

| PITCHER | IP | WLS | BF | H | R | ER | SO | BB | IBB | HBP | BLK | WP | HR | S | P | ERA | WHIP |
|---|---|---|---|---|---|---|---|---|---|---|---|---|---|---|---|---|---|

TOP

# Houston Astros @ San Francisco Giants

Candlestick Park, San Francisco, CA

Thu Jul 13 1995, 6:33 AM EDT

Att. 13,046 - Sunny - 72 F

livebaseballscorecards.com

| | |
|---|---|
| AB | 43 |
| R | 5 |
| H | 10 |
| RBI | 5 |
| BB | 3 |
| SO | 8 |
| LOB | 9 |

# Houston Astros @ San Francisco Giants

Candlestick Park, San Francisco, CA

Thu Jul 13 1995, 6:33 AM EDT

Att. 13,046 - Sunny - 72 F

livebaseballscorecards.com

## BOTTOM

| Batter | 1 | 2 | 3 | 4 | 5 | 6 | 7 | 8 | 9 | 10 | 11 | 12 | AB | R | H | RBI | BB | SO | LOB |
|---|---|---|---|---|---|---|---|---|---|---|---|---|---|---|---|---|---|---|---|
| Darren Lewis, R (1, 8)<br>OBP: 0.301, SLG: 0.316 | HR | | G6-3 | | | F8 | | G6-3 | | WP S HBP | | SH3-4 1-2 | 4 | 1 | 1 | 1 | 0 | 0 | 1 |
| Robby Thompson, R (1, 4)<br>OBP: 0.282, SLG: 0.280 | G5-3 | | G6-3 | | | K | | | E9 2B | WP 1-2 BB | | 1B HBP | 4 | 1 | 0 | 0 | 1 | 1 | 1 |
| Barry Bonds, L (1, 7)<br>OBP: 0.429, SLG: 0.583 | G6-3 | | | K | | | 3B 2B | | G5-3 BB | 1-2 2-3 IBB | | 1B | 4 | 2 | 2 | 1 | 2 | 1 | 0 |
| Mark Carreon, R (1, 3)<br>OBP: 0.327, SLG: 0.479 | F9 | | | G1-3 | | | K | | G5-3 WP 1-3 2-H 2B | P4 | | | 5 | 1 | 1 | 1 | 0 | 1 | 4 |
| Glenallen Hill, R (1, 9)<br>OBP: 0.312, SLG: 0.424 | | K | | G6-3 | | | 2-H 3B | | K | K | | | 5 | 0 | 1 | 1 | 0 | 3 | 5 |
| Royce Clayton, R (1, 6)<br>OBP: 0.323, SLG: 0.360 | | K | | | F9 | | G5-3 | | G5-3 2-3 3-H | | K | | 5 | 0 | 0 | 1 | 0 | 2 | 2 |
| Mike Benjamin, R (1, 5)<br>OBP: 0.327, SLG: 0.434<br>Jeff Reed, L (9, PH)<br>OBP: 0.394, SLG: 0.288<br>Steve Scarsone, R (9, PR)<br>OBP: 0.370, SLG: 0.596<br>(10, 5) | | G6-3 | | | G6-3 | | G4-3 | | 3-H BB | | K | | 3<br>0<br>1 | 0<br>0<br>0 | 0<br>0<br>0 | 0<br>1<br>0 | 0<br>0<br>1 | 0<br>0<br>0 | 1<br>0<br>0 |
| Kirt Manwaring, R (1, 2)<br>OBP: 0.305, SLG: 0.302 | | | 2B | | | | | L5 | | | K | | 5 | 0 | 1 | 0 | 0 | 3 | 1 |
| William Van Landingham, R (1, 1)<br>OBP: 0.188, SLG: 0.250<br>John Patterson, S (8, PH)<br>OBP: 0.252, SLG: 0.261<br>Shawn Barton, R (9, 1)<br>Dave Burba, R (9, 1)<br>Rikkert Faneyte, R (10, PH)<br>OBP: 0.438, SLG: 0.320<br>Chris Hook, R (11, 1)<br>J.R. Phillips, L (12, PH)<br>OBP: 0.216, SLG: 0.264 | | | K | | | K | | K | | K | | SH3-4 1B | 2<br>1<br>0<br>0<br>1<br>0 | 0<br>0<br>0<br>0<br>0<br>0 | 0<br>0<br>0<br>0<br>0<br>1 | 0<br>0<br>0<br>0<br>0<br>0 | 2<br>1<br>0<br>0<br>1<br>0 | 1<br>0<br>0<br>0<br>0<br>0 | 0<br>0<br>0<br>0<br>1<br>0 |
| Inning Stats | R: 1 E: 0 K: 0 S: 4 H: 1 LOB: 0 BB: 0 P: 4 | R: 0 E: 0 K: 2 S: 7 H: 0 LOB: 0 BB: 0 P: 7 | R: 0 E: 0 K: 1 S: 6 H: 1 LOB: 1 BB: 0 P: 6 | R: 0 E: 0 K: 1 S: 5 H: 0 LOB: 0 BB: 0 P: 5 | R: 0 E: 0 K: 1 S: 5 H: 0 LOB: 0 BB: 0 P: 5 | R: 0 E: 0 K: 2 S: 7 H: 0 LOB: 0 BB: 0 P: 7 | R: 1 E: 0 K: 1 S: 7 H: 2 LOB: 1 BB: 0 P: 7 | R: 0 E: 0 K: 1 S: 5 H: 0 LOB: 0 BB: 0 P: 5 | R: 3 E: 1 K: 2 S: 9 H: 1 LOB: 1 BB: 2 P: 17 | R: 0 E: 0 K: 2 S: 7 H: 0 LOB: 3 BB: 2 P: 16 | R: 0 E: 0 K: 3 S: 9 H: 0 LOB: 0 BB: 0 P: 9 | R: 1 E: 0 K: 0 S: 3 H: 2 LOB: 2 BB: 0 P: 4 | 1B: 2<br>2B: 3<br>3B: 1<br>HR: 1 | SF: 0<br>SAC: 1<br>DP: 0<br>HBP: 2 | | WP: 2<br>PB: 0<br>SB: 1<br>CS: 0 | PA: 48 | | |

| | AB | 41 |
|---|---|---|
| | R | 6 |
| | H | 7 |
| | RBI | 5 |
| | BB | 4 |
| | SO | 16 |
| | LOB | 16 |

| PITCHER | | IP | WLS | BF | H | R | ER | SO | BB | IBB | HBP | BLK | WP | HR | S | P | ERA | WHIP |
|---|---|---|---|---|---|---|---|---|---|---|---|---|---|---|---|---|---|---|
| Shane Reynolds, R<br>ERA: 2.57 | (1, 1) | 8.0 | | 28 | 4 | 2 | 2 | 9 | 0 | 0 | 0 | 0 | 0 | 1 | 46 | 46 | 2.25 | 0.500 |
| Todd Jones, R<br>ERA: 1.79 | (9, 1) | 1.1 | | 10 | 1 | 3 | 0 | 3 | 3 | 0 | 1 | 0 | 1 | 0 | 12 | 25 | 0.00 | 3.000 |
| Ross Powell, L<br>ERA: 11.88 | (10, 1) | 0.0 | | 1 | 0 | 0 | 0 | 0 | 0 | 1 | 0 | 0 | 1 | 0 | 0 | 4 | ∞ | ∞ |
| Dave Veres, R<br>ERA: 1.69 | (10, 1) | 1.2 | | 5 | 0 | 0 | 0 | 4 | 0 | 0 | 0 | 0 | 0 | 0 | 13 | 13 | 0.00 | 0.000 |
| Jim Dougherty, R<br>ERA: 4.93 | (12, 1) | 0.1 | L | 4 | 2 | 1 | 1 | 0 | 0 | 0 | 1 | 0 | 0 | 0 | 3 | 4 | 27.00 | 6.000 |

| PITCHER | IP | WLS | BF | H | R | ER | SO | BB | IBB | HBP | BLK | WP | HR | S | P | ERA | WHIP |
|---|---|---|---|---|---|---|---|---|---|---|---|---|---|---|---|---|---|

| Batter | 1 | 2 | 3 | 4 | 5 | 6 | 7 | 8 | 9 | AB | R | H | RBI | BB | SO | LOB |
|---|---|---|---|---|---|---|---|---|---|---|---|---|---|---|---|---|
| James Mouton, R (1, 8)<br>OBP: 0.307, SLG: 0.380 | P4 | | G6-3 | | F8 | F8 | F7 | | G5-3 | 6 | 0 | 0 | 0 | 0 | 0 | 2 |
| Craig Biggio, R (1, 4)<br>OBP: 0.393, SLG: 0.478 | HR | | G5-3 | | E6<br>5<br>1B<br>1-2 | 5<br>HR<br>1-2 | K | | G3-1 | 6 | 3 | 2 | 1 | 0 | 1 | 1 |
| 5 Jeff Bagwell, R (1, 3)<br>OBP: 0.378, SLG: 0.458 | G4-6-3<br>1B | | | E<br>2B | BB<br>1B<br>2B<br>1-2<br>2-H | 1-H<br>2-H<br>HR | G6-3 | | | 5 | 3 | 4 | 4 | 0 | 0 | 0 |
| Derek Bell, R (1, 9)<br>OBP: 0.390, SLG: 0.446 | G4-6-3<br>1-2f | | | G6-3<br>E<br>1B<br>2-3 | BB<br>2B<br>1B<br>1-2<br>2-H | G6-3 | | BB<br>1B<br>BB | | 4 | 2 | 2 | 1 | 1 | 0 | 1 |
| Phil Plantier, L (1, 7)<br>OBP: 0.360, SLG: 0.475 | | G1-3 | | F7<br>1-2<br>3-H | 2B<br>BB<br>1-2<br>2-3 | 1B<br>2B<br>BB | | F7 | | 3 | 2 | 0 | 0 | 2 | 0 | 2 |
| Milt Thompson, L (8, 7)<br>OBP: 0.296, SLG: 0.297 | | | | | | | | | | 0 | 0 | 0 | 0 | 0 | 0 | 0 |
| Dave Magadan, L (1, 5)<br>OBP: 0.441, SLG: 0.398 | | G6-3 | G6-3<br>2-3 | G6-3<br>2-3 | 1B<br>2B<br>1-H<br>2-H<br>3-H | 2B<br>1B<br>1-2 | | 1B<br>BB<br>1-2 | | 4 | 1 | 2 | 3 | 1 | 0 | 1 |
| Tony Eusebio, R (1, 2)<br>OBP: 0.375, SLG: 0.444 | 1B | | G5-3 | 1B<br>2-H | 2B<br>1-3<br>2-H | | 1B<br>1-3<br>2-H | | | 5 | 0 | 4 | 3 | 0 | 0 | 1 |
| Orlando Miller, R (1, 6)<br>OBP: 0.317, SLG: 0.387 | K | | E6<br>5<br>1B<br>E<br>P6 | | IBB<br>FC6 | | | K | | 4 | 1 | 0 | 0 | 1 | 2 | 3 |
| Greg Swindell, L (1, 1)<br>OBP: 0.323, SLG: 0.400 | | | G5-3 | F9 | 1B<br>HR<br>FC6 | | | K | | 2 | 0 | 0 | 0 | 0 | 0 | 1 |
| Jim Dougherty, R (5, 1)<br>OBP: 0.167, SLG: 0.167 | | | | | | | | | | 2 | 1 | 1 | 0 | 0 | 0 | 3 |
| Dave Veres, R (7, 1) | | | | | | | | | | 1 | 0 | 0 | 0 | 0 | 1 | 0 |
| Inning Stats | R: 1<br>E: 0<br>K: 0<br>S: 7<br>H: 2<br>LOB: 0<br>BB: 0<br>P: 13 | R: 0<br>E: 0<br>K: 1<br>S: 7<br>H: 1<br>LOB: 1<br>BB: 0<br>P: 12 | R: 0<br>E: 0<br>K: 0<br>S: 5<br>H: 0<br>LOB: 0<br>BB: 0<br>P: 8 | R: 1<br>E: 1<br>K: 0<br>S: 16<br>H: 2<br>LOB: 1<br>BB: 0<br>P: 26 | R: 6<br>E: 2<br>K: 0<br>S: 24<br>H: 4<br>LOB: 1<br>BB: 1<br>P: 41 | R: 4<br>E: 0<br>K: 0<br>S: 16<br>H: 5<br>LOB: 3<br>BB: 2<br>P: 30 | R: 0<br>E: 0<br>K: 1<br>S: 5<br>H: 0<br>LOB: 0<br>BB: 0<br>P: 6 | R: 1<br>E: 0<br>K: 1<br>S: 14<br>H: 1<br>LOB: 1<br>BB: 2<br>P: 28 | R: 0<br>E: 0<br>K: 1<br>S: 9<br>H: 0<br>LOB: 0<br>BB: 0<br>P: 11 | 1B: 10<br>2B: 3<br>3B: 0<br>HR: 2<br>SF: 0<br>SAC: 0<br>DP: 1<br>HBP: 0 | | | | | | |

# TOP

## Houston Astros @ San Francisco Giants

Candlestick Park, San Francisco, CA

Fri Jul 14 1995, 10:05 PM EDT

Att. 15,931 - Unknown - 78 F

livebaseballscorecards.com

| | |
|---|---|
| AB | 42 |
| R | 13 |
| H | 15 |
| RBI | 12 |
| BB | 5 |
| SO | 4 |
| LOB | 15 |

WP: 0 PB: 0 SB: 0 CS: 0 PA: 47

| PITCHER | | IP | WLS | BF | H | R | ER | SO | BB | IBB | HBP | BLK | WP | HR | S | P | ERA | WHIP |
|---|---|---|---|---|---|---|---|---|---|---|---|---|---|---|---|---|---|---|
| Mark Portugal, R<br>ERA: 4.3 | (1, 1) | 4.2 | L | 24 | 8 | 8 | 2 | 1 | 1 | 0 | 0 | 0 | 0 | 1 | 55 | 93 | 3.86 | 1.929 |
| Jose Bautista, R<br>ERA: 5.91 | (5, 1) | 1.0 | | 7 | 4 | 3 | 3 | 0 | 0 | 0 | 0 | 0 | 0 | 1 | 12 | 21 | 27.00 | 4.000 |
| Joe Rosselli, L<br>ERA: 7.54 | (6, 1) | 0.0 | | 3 | 2 | 1 | 1 | 0 | 1 | 0 | 0 | 0 | 0 | 0 | 7 | 11 | ∞ | ∞ |
| Kenny Greer, R<br>ERA: 1.69 | (6, 1) | 1.1 | | 5 | 0 | 0 | 0 | 1 | 0 | 1 | 0 | 0 | 0 | 0 | 6 | 11 | 0.00 | 0.000 |
| Dave Burba, R<br>ERA: 4.69 | (8, 1) | 1.0 | | 5 | 1 | 1 | 1 | 1 | 2 | 0 | 0 | 0 | 0 | 0 | 14 | 28 | 9.00 | 3.000 |

| PITCHER | | IP | WLS | BF | H | R | ER | SO | BB | IBB | HBP | BLK | WP | HR | S | P | ERA | WHIP |
|---|---|---|---|---|---|---|---|---|---|---|---|---|---|---|---|---|---|---|
| Rod Beck, R<br>ERA: 3.24 | (9, 1) | 1.0 | | 3 | 0 | 0 | 0 | 1 | 0 | 0 | 0 | 0 | 0 | 0 | 9 | 11 | 0.00 | 0.000 |

| Batter | 1 | 2 | 3 | 4 | 5 | 6 | 7 | 8 | 9 | AB | R | H | RBI | BB | SO | LOB |
|---|---|---|---|---|---|---|---|---|---|---|---|---|---|---|---|---|
| Darren Lewis, R (1, 8)<br>OBP: 0.299, SLG: 0.317 | E5 G4-3 CS | | 2B BB HR | P3 | | G6-3 | | G3-1 2-3 | | 5 | 1 | 1 | 0 | 0 | 0 | 1 |
| Robby Thompson, R (1, 4)<br>OBP: 0.285, SLG: 0.285<br>Rod Beck, R (9, 1)<br>OBP: 0.333, SLG: 0.333 | SAFE<br>K 1-2 | | BB HR BB | | 2B G4-3 SF9 | | G5-3 | G6-3 | | 4<br>0 | 2<br>0 | 1<br>0 | 0<br>0 | 1<br>0 | 1<br>0 | 2<br>0 |
| Barry Bonds, L (1, 7)<br>OBP: 0.428, SLG: 0.590 | G4-3 2-3 | | BB HR 1-2 2-3 | | G4-3 2-3 | | HR | | F9 | 4 | 2 | 1 | 1 | 1 | 0 | 2 |
| Mark Carreon, R (1, 3)<br>(8, 9)<br>OBP: 0.329, SLG: 0.476 | G1-3 | | K | | SF9 3-H | | 1B BB | | 1B | 3 | 0 | 1 | 1 | 1 | 1 | 4 |
| Glenallen Hill, R (1, 9)<br>OBP: 0.318, SLG: 0.441<br>Dave Burba, R (8, 1)<br>John Patterson, S (9, 4)<br>OBP: 0.250, SLG: 0.259 | | F7 | HR 1-H 2-H 3-H | | 1B | | 1B 1-2 | | K | 4<br>0<br>1 | 1<br>0<br>0 | 3<br>0<br>0 | 4<br>0<br>0 | 0<br>0<br>1 | 0<br>0<br>1 | 0<br>0<br>1 |
| Royce Clayton, R (1, 6)<br>OBP: 0.321, SLG: 0.357 | | P3 | L5 | | 1B 1-2 | | F8 | | K | 5 | 0 | 1 | 0 | 0 | 1 | 3 |
| Mike Benjamin, R (1, 5)<br>OBP: 0.318, SLG: 0.422<br>Joe Rosselli, R (6, 1)<br>OBP: 0.125, SLG: 0.125<br>Kenny Greer, R (6, 1)<br>J.R. Phillips, L (7, PH)<br>OBP: 0.215, SLG: 0.263 (8, 3) | F8 | | G1-3 | | K | | K | | | 3<br>0<br>0<br>1 | 0<br>0<br>0<br>0 | 0<br>0<br>0<br>0 | 0<br>0<br>0<br>0 | 0<br>0<br>0<br>0 | 1<br>0<br>0<br>1 | 2<br>0<br>0<br>2 |
| Kirt Manwaring, R (1, 2)<br>OBP: 0.313, SLG: 0.344 | | | HR | HR | G1-6-3 1B | | | F8 | | 4 | 2 | 3 | 2 | 0 | 0 | 0 |
| Mark Portugal, R (1, 1)<br>OBP: 0.138, SLG: 0.111<br>Jose Bautista, R (5, 1)<br>Steve Scarsone, R (6, 5)<br>OBP: 0.373, SLG: 0.604 | | | P4 | B2-3 | | G1-6-3 1-2f | | G3-1 2B | | 2<br>0<br>2 | 0<br>0<br>0 | 0<br>0<br>1 | 0<br>0<br>0 | 0<br>0<br>0 | 0<br>0<br>1 | 0<br>0<br>1 |
| Inning Stats | R: 0 E: 1 K: 1 S: 11 H: 0 LOB: 1 BB: 0 P: 14 | R: 0 E: 0 K: 0 S: 8 H: 0 LOB: 0 BB: 0 P: 11 | R: 5 E: 0 K: 1 S: 18 H: 3 LOB: 0 BB: 2 P: 35 | R: 1 E: 0 K: 0 S: 8 H: 1 LOB: 0 BB: 0 P: 11 | R: 1 E: 0 K: 1 S: 14 H: 3 LOB: 2 BB: 0 P: 20 | R: 0 E: 0 K: 0 S: 8 H: 1 LOB: 0 BB: 0 P: 12 | R: 1 E: 0 K: 1 S: 16 H: 2 LOB: 2 BB: 1 P: 28 | R: 0 E: 0 K: 0 S: 7 H: 1 LOB: 1 BB: 0 P: 11 | R: 0 E: 0 K: 2 S: 13 H: 1 LOB: 1 BB: 0 P: 17 | 1B: 5<br>2B: 3<br>3B: 0<br>HR: 4 | SF: 1<br>SAC: 0<br>DP: 1<br>HBP: 0 | | | | | |

| PITCHER | | IP | WLS | BF | H | R | ER | SO | BB | IBB | HBP | BLK | WP | HR | S | P | ERA | WHIP |
|---|---|---|---|---|---|---|---|---|---|---|---|---|---|---|---|---|---|---|
| Greg Swindell, L<br>ERA: 4.7 | (1, 1) | 4.2 | | 24 | 7 | 7 | 7 | 2 | 2 | 0 | 0 | 0 | 0 | 3 | 55 | 85 | 13.50 | 1.929 |
| Jim Dougherty, R<br>ERA: 4.95 | (5, 1) | 1.2 | W | 8 | 3 | 1 | 1 | 1 | 1 | 0 | 0 | 0 | 0 | 1 | 22 | 37 | 5.40 | 2.400 |
| Dave Veres, R<br>ERA: 1.61 | (7, 1) | 2.2 | S | 10 | 2 | 0 | 0 | 3 | 0 | 0 | 0 | 0 | 0 | 0 | 26 | 37 | 0.00 | 0.750 |

| PITCHER | IP | WLS | BF | H | R | ER | SO | BB | IBB | HBP | BLK | WP | HR | S | P | ERA | WHIP |
|---|---|---|---|---|---|---|---|---|---|---|---|---|---|---|---|---|---|

# BOTTOM

## Houston Astros @ San Francisco Giants

Candlestick Park, San Francisco, CA

Fri Jul 14 1995, 10:05 PM EDT

Att. 15,931 - Unknown - 78 F

livebaseballscorecards.com

| | |
|---|---|
| AB | 38 |
| R | 8 |
| H | 12 |
| RBI | 8 |
| BB | 3 |
| SO | 6 |
| LOB | 18 |

# Houston Astros @ San Francisco Giants

Candlestick Park, San Francisco, CA

Sat Jul 15 1995, 10:05 PM EDT

Att. 19,599 - Unknown - 70 F

TOP

livebaseballscorecards.com

| Batter | 1 | 2 | 3 | 4 | 5 | 6 | 7 | 8 | 9 | AB | R | H | RBI | BB | SO | LOB |
|---|---|---|---|---|---|---|---|---|---|---|---|---|---|---|---|---|
| Craig Biggio, R (1, 4)<br>OBP: 0.395, SLG: 0.473 | BBBCB 4-1 WP 5 1B G3 BB | | CFBFX 1-2 ① G6-3 | BCFX 1-2 ② P1 | | BBCBB 4-1 BB | | 1 SAFE 1 SAFE S 1 SAFE H 1-2 E 1B HBP<br>2-3 ② K | | 3 | 2 | 0 | 0 | 2 | 1 | 3 |
| Craig Shipley, R (1, 5)<br>OBP: 0.305, SLG: 0.394 | CF 1 SAFE BFFX 1-2 ① P6 | | BBX 2-0 ② F9 | BX 1-0 ③ L7 | | X 0-0 ③ L6 | | 2 SAFE X 0-0 SH 1B 1-3 2-H | BFFBFX 2-2 HR | 5 | 2 | 1 | 1 | 0 | 0 | 4 |
| 5 Jeff Bagwell, R (1, 3)<br>OBP: 0.386, SLG: 0.475 | 1 SAFE S 1 SAFE B 1 SAFE X 1-1 G3 WP 1-2 1B | | BFBX 2-1 ③ G5-3 | | BBX 2-0 G5-3 1B SF9 1B | | X 0-0 G3-1 1B | I I I I 4-0 1B 1B IBB | X 0-0 HR | 5 | 3 | 4 | 1 | 1 | 0 | 0 |
| Derek Bell, R (1, 9)<br>OBP: 0.396, SLG: 0.450 | FBBX 2-1 ② G3 1-3 2-H | | | FX 0-1 BB 1B 1B | SX 0-1 G5-3 1-2 1B | | F 1 SAFE 1 SAFE X 0-1 ① G3-1 1-2 | X 0-0 1B 1B 1-2 2-H 3-H 1B | BX 1-0 HBP 1B 1B | 6 | 2 | 4 | 3 | 0 | 0 | 2 |
| Tony Eusebio, R (1, 2)<br>OBP: 0.379, SLG: 0.439 | BCBBX 3-1 ③ G5-3 | | | BSBBB 4-1 1B 1B 1-2 BB | X 0-0 ① G5-3 1-2 2-3 | | BBBBB 4-0 BB | 1 SAFE 1 SAFE B 1 SAFE B 1 SAFE S 1 SAFE F 2-2 1 SAFE F X BB 1B 1-3 2-H 1B | BSCBX 2-2 ① F9 | 4 | 2 | 1 | 1 | 2 | 0 | 4 |
| Phil Plantier, L (1, 7)<br>OBP: 0.363, SLG: 0.477<br>Milt Thompson, L (8, 7)<br>OBP: 0.306, SLG: 0.308 | | CFFBX 1-2 ① F8 | | FX 0-1 G4-1 E 1B 1-3 2-H 1B | BFX 1-1 ② SF9 3-H | | FX 0-1 ② P6 | CBSX 1-2 BB 1B 1-2 3-H 1B | X 0-0 HBP 1-2 1B | 4<br>1 | 2<br>0 | 2<br>1 | 3<br>0 | 0<br>0 | 0<br>0 | 2<br>0 |
| James Mouton, R (1, 8)<br>OBP: 0.308, SLG: 0.374 | | BCX 1-1 ② G5-3 | | BX 1-0 E G4-1 1-2 3-H 1B | X 0-0 ③ L8 | | X 0-0 ③ F8 | X 0-0 ① L8 | H 1-0 1-2 2-3 HBP | 5 | 0 | 1 | 1 | 0 | 0 | 5 |
| Orlando Miller, R (1, 6)<br>OBP: 0.322, SLG: 0.392 | | X 0-0 1B | X 0-0 ① G4-1 1-2 2-3 | | | BX 1-0 ① P4 | | 1 SAFE S 2-2 1B 2B<br>B B 1 SAFE B 4-2 1B 1-2 2-3 BB | FBCTFBS 2-3 ② K | 5 | 1 | 2 | 0 | 1 | 1 | 5 |
| Doug Drabek, R (1, 1)<br>OBP: 0.233, SLG: 0.214<br>John Cangelosi, S (4, PH)<br>OBP: 0.397, SLG: 0.380<br>Shane Reynolds, R (4, PR)<br>OBP: 0.114, SLG: 0.088<br>Doug Brocail, L (4, 1)<br>OBP: 0.400, SLG: 0.400<br>Jim Dougherty, R (7, 1)<br>OBP: 0.167, SLG: 0.167<br>Andy Stankiewicz, R (8, PH)<br>OBP: 0.200, SLG: 0.158<br>Dave Magadan, L (8, PH)<br>OBP: 0.444, SLG: 0.403<br>Dean Hartgraves, R (8, 1) | 1 SAFE X 0-0 ③ G1-3 | | BBX 2-0 FC5 2-3 3-H | | SSL 0-3 ② K | | | C 0-1 SH HBP E 1B 2-H<br>1-1 ③ 1-3 2-H 3-H 1B | BX 1-0 ③ P7 | 1<br>1<br>0<br>1<br>0<br>1<br>1<br>1<br>1 | 0<br>0<br>0<br>0<br>0<br>0<br>1<br>0<br>0 | 0<br>0<br>0<br>0<br>0<br>1<br>1<br>2<br>0 | 0<br>0<br>0<br>0<br>0<br>0<br>1<br>0<br>0 | 0<br>0<br>0<br>0<br>0<br>1<br>0<br>0<br>0 | 0<br>0<br>0<br>0<br>0<br>0<br>0<br>0<br>0 | 1<br>1<br>0<br>0<br>0<br>0<br>0<br>0<br>3 |
| Inning Stats | R: 1 H: 1<br>E: 0 LOB: 1<br>K: 0 BB: 1<br>S: 12 P: 23 | R: 0 H: 1<br>E: 0 LOB: 1<br>K: 0 BB: 0<br>S: 8 P: 10 | R: 0 H: 0<br>E: 0 LOB: 0<br>K: 0 BB: 0<br>S: 7 P: 12 | R: 3 H: 3<br>E: 1 LOB: 2<br>K: 0 BB: 1<br>S: 12 P: 21 | R: 1 H: 2<br>E: 0 LOB: 1<br>K: 0 BB: 0<br>S: 7 P: 10 | R: 0 H: 0<br>E: 0 LOB: 1<br>K: 1 BB: 1<br>S: 6 P: 11 | R: 0 H: 1<br>E: 0 LOB: 2<br>K: 0 BB: 1<br>S: 6 P: 10 | R: 8 H: 6<br>E: 1 LOB: 1<br>K: 1 BB: 2<br>S: 28 P: 45 | R: 2 H: 4<br>E: 0 LOB: 3<br>K: 1 BB: 0<br>S: 15 P: 24 | 1B: 15 SF: 1<br>2B: 1 SAC: 1<br>3B: 0 DP: 0<br>HR: 2 HBP: 2 | | | | | | |

| PITCHER | | IP | WLS | BF | H | R | ER | SO | BB | IBB | HBP | BLK | WP | HR | S | P | ERA | WHIP |
|---|---|---|---|---|---|---|---|---|---|---|---|---|---|---|---|---|---|---|
| Terry Mulholland, L<br>ERA: 6.36 | (1, 1) | 6.0 | | 30 | 8 | 5 | 4 | 1 | 3 | 0 | 0 | 0 | 1 | 0 | 53 | 88 | 6.00 | 1.833 |
| Chris Hook, R<br>ERA: 4.73 | (7, 1) | 0.1 | | 2 | 0 | 0 | 0 | 0 | 1 | 0 | 0 | 0 | 0 | 0 | 2 | 6 | 0.00 | 3.000 |
| Shawn Barton, L<br>ERA: 2.86 | (7, 1) | 0.2 | | 4 | 2 | 2 | 2 | 0 | 0 | 0 | 0 | 0 | 0 | 0 | 10 | 12 | 27.00 | 3.000 |
| Kenny Greer, R<br>ERA: 4.22 | (8, 1) | 0.0 | L | 3 | 0 | 0 | 0 | 0 | 0 | 1 | 1 | 0 | 0 | 0 | 4 | 9 | ∞ | ∞ |
| Rod Beck, R<br>ERA: 4.01 | (8, 1) | 0.1 | | 5 | 3 | 4 | 4 | 0 | 1 | 0 | 0 | 0 | 0 | 0 | 12 | 19 | 108.00 | 12.000 |

| PITCHER | | IP | WLS | BF | H | R | ER | SO | BB | IBB | HBP | BLK | WP | HR | S | P | ERA | WHIP |
|---|---|---|---|---|---|---|---|---|---|---|---|---|---|---|---|---|---|---|
| Jose Bautista, R<br>ERA: 6.03 | (8, 1) | 1.2 | | 10 | 5 | 4 | 4 | 2 | 0 | 0 | 1 | 0 | 0 | 2 | 20 | 32 | 21.60 | 3.000 |

| | |
|---|---|
| AB | 44 |
| R | 15 |
| H | 18 |
| RBI | 13 |
| BB | 6 |
| SO | 3 |
| LOB | 30 |

| | | | |
|---|---|---|---|
| WP: 1 | PA: 54 | | |
| PB: 0 | | | |
| SB: 0 | | | |
| CS: 0 | | | |

| Batter | 1 | 2 | 3 | 4 | 5 | 6 | 7 | 8 | 9 | AB | R | H | RBI | BB | SO | LOB |
|---|---|---|---|---|---|---|---|---|---|---|---|---|---|---|---|---|
| Darren Lewis, R (1, 8)<br>OBP: 0.301, SLG: 0.316 | F S B X<br>1-2<br>S<br>1B<br>1B | B C B B C F B<br>4-2<br>1B<br>BB | | C F F F X<br>0-2 ①<br>P5 | | X<br>0-0 ①<br>P7 | | S B F X<br>1-2 ②<br>P4 | | 4 | 1 | 1 | 0 | 1 | 0 | 0 |
| Robby Thompson, R (1, 4)<br>OBP: 0.288, SLG: 0.288 | B<br>1 SAFE<br>1 SAFE<br>C<br>1 F S B X<br>3-2<br>G3-6-3<br>1-H<br>1B | C X<br>0-1 ③<br>1-3<br>3-H<br>1B | | C B B X<br>2-1 ②<br>P6 | | F B B X<br>2-1 ②<br>L8 | | X<br>0-0 ③<br>P2 | | 5 | 0 | 2 | 2 | 0 | 0 | 0 |
| Barry Bonds, L (1, 7)<br>OBP: 0.428, SLG: 0.586 | B C X<br>1-1 ① ②<br>G3-6-3<br>1-2f | B B X<br>2-0<br>HR<br>1B | | F B X<br>1-1<br>BB<br>1B | | C B B B X<br>3-1 ③<br>L8 | | | F B S F B X<br>2-2 ①<br>L7 | 5 | 1 | 2 | 0 | 0 | 0 | 1 |
| Mark Carreon, R (1, 3)<br>OBP: 0.337, SLG: 0.497 | C C X<br>0-2 ③<br>P4 | | 1 SAFE X<br>0-0<br>1-H<br>HR | B F B<br>1 SAFE<br>1 SAFE<br>F B B<br>4-2<br>1-2<br>BB | | | X<br>0-0 ①<br>P4 | | B B X<br>2-0<br>HR<br>1B | 4 | 2 | 2 | 2 | 1 | 0 | 0 |
| Glenallen Hill, R (1, 9)<br>OBP: 0.326, SLG: 0.460 | | C B B S B B<br>4-2<br>S<br>1B<br>BB | X<br>0-0<br>S<br>1B | X<br>0-0 ③<br>L7 | | | S X<br>0-1<br>E<br>2B | | F B B X<br>2-1<br>1-H<br>HR | 4 | 3 | 3 | 2 | 1 | 0 | 2 |
| Royce Clayton, R (1, 6)<br>OBP: 0.315, SLG: 0.350 | | B C X<br>1-1 ①<br>G6-3<br>1-2 | B<br>1 SAFE<br>B B B C X<br>3-1 ①<br>L9<br>1-2 | | B X<br>1-0 ①<br>G4-3 | | C B B F T<br>2-2 ②<br>K | | C F X<br>0-2 ②<br>G4-3 | 5 | 0 | 0 | 0 | 0 | 1 | 3 |
| Steve Scarsone, R (1, 5)<br>OBP: 0.368, SLG: 0.587<br>Jose Bautista, R (8, 1)<br>Rikkert Faneyte, R (9, PH)<br>OBP: 0.424, SLG: 0.308 | B S F S<br>1-3 ②<br>K | B C B C X<br>2-2 ②<br>F8 | | B B B C F F B<br>4-2<br>BB | | | F S B X<br>1-2<br>E6<br>S<br>2-H | | C F B S<br>1-3 ③<br>K | 3<br>0<br>1 | 0<br>0<br>0 | 0<br>0<br>0 | 0<br>0<br>0 | 1<br>0<br>0 | 1<br>0<br>1 | 2<br>0<br>0 |
| Kirt Manwaring, R (1, 2)<br>OBP: 0.317, SLG: 0.344 | C X<br>0-1<br>3B<br>2-H<br>1B | I I I I<br>4-0<br>IBB | | X<br>0-0 ②<br>F9 | | | F S B X<br>1-2 ③<br>G6-3<br>1-2 | | | 3 | 1 | 1 | 1 | 1 | 0 | 2 |
| Terry Mulholland, R (1, 1)<br>OBP: 0.091, SLG: 0.143<br>Chris Hook, R (7, 1)<br>Shawn Barton, R (7, 1)<br>Kenny Greer, R (8, 1)<br>Mike Benjamin, R (8, 5)<br>OBP: 0.315, SLG: 0.417<br>Rod Beck, R (8, 1)<br>OBP: 0.333, SLG: 0.333 | X<br>0-0<br>1-H<br>1B<br>3B | B F S B S<br>2-3 ③<br>K | | B C B F C<br>2-3 ③<br>K | | | | B B C X<br>2-1 ①<br>G5-3 | | 3<br>0<br>0<br>0<br>1<br>0 | 1<br>0<br>0<br>0<br>0<br>0 | 1<br>0<br>0<br>0<br>0<br>0 | 1<br>0<br>0<br>0<br>0<br>0 | 0<br>0<br>0<br>0<br>0<br>0 | 2<br>0<br>0<br>0<br>0<br>0 | 3<br>0<br>0<br>0<br>0<br>0 |
| Inning Stats | R: 1 H: 2<br>E: 0 LOB: 0<br>K: 0 BB: 0<br>S: 12 P: 16 | R: 3 H: 3<br>E: 0 LOB: 2<br>K: 1 BB: 2<br>S: 16 P: 26 | R: 2 H: 3<br>E: 0 LOB: 2<br>K: 1 BB: 1<br>S: 11 P: 24 | R: 0 H: 1<br>E: 0 LOB: 2<br>K: 0 BB: 1<br>S: 12 P: 19 | R: 0 H: 0<br>E: 0 LOB: 1<br>K: 1 BB: 1<br>S: 8 P: 15 | R: 0 H: 0<br>E: 0 LOB: 0<br>K: 0 BB: 0<br>S: 5 P: 10 | R: 1 H: 1<br>E: 1 LOB: 1<br>K: 1 BB: 0<br>S: 12 P: 16 | R: 0 H: 0<br>E: 0 LOB: 0<br>K: 0 BB: 0<br>S: 6 P: 9 | R: 2 H: 2<br>E: 0 LOB: 0<br>K: 1 BB: 0<br>S: 13 P: 20 | 1B: 8 SF: 0<br>2B: 1 SAC: 0<br>3B: 1 DP: 1<br>HR: 2 HBP: 0 | | | | | | |

| PITCHER | | IP | WLS | BF | H | R | ER | SO | BB | IBB | HBP | BLK | WP | HR | S | P | ERA | WHIP |
|---|---|---|---|---|---|---|---|---|---|---|---|---|---|---|---|---|---|---|
| Doug Drabek, R<br>ERA: 5.26 | (1, 1) | 3.0 | | 18 | 8 | 6 | 6 | 2 | 2 | 1 | 0 | 0 | 0 | 1 | 39 | 66 | 18.00 | 3.333 |
| Doug Brocail, R<br>ERA: 3.66 | (4, 1) | 3.2 | | 16 | 2 | 1 | 0 | 2 | 2 | 0 | 0 | 0 | 0 | 0 | 34 | 56 | 0.00 | 1.091 |
| Jim Dougherty, R<br>ERA: 4.91 | (7, 1) | 0.1 | W | 1 | 0 | 0 | 0 | 0 | 0 | 0 | 0 | 0 | 0 | 0 | 3 | 4 | 0.00 | 0.000 |
| Dean Hartgraves, L<br>ERA: 3.45 | (8, 1) | 2.0 | | 8 | 2 | 2 | 2 | 1 | 0 | 0 | 0 | 0 | 0 | 1 | 19 | 29 | 9.00 | 1.000 |

| PITCHER | IP | WLS | BF | H | R | ER | SO | BB | IBB | HBP | BLK | WP | HR | S | P | ERA | WHIP |
|---|---|---|---|---|---|---|---|---|---|---|---|---|---|---|---|---|---|

# BOTTOM

## Houston Astros @ San Francisco Giants

Candlestick Park, San Francisco, CA

Sat Jul 15 1995, 10:05 PM EDT

Att. 19,599 - Unknown - 70 F

livebaseballscorecards.com

| | |
|---|---|
| AB | 38 |
| R | 9 |
| H | 12 |
| RBI | 8 |
| BB | 5 |
| SO | 5 |
| LOB | 13 |

GIANTS

# Houston Astros @ San Francisco Giants

Candlestick Park, San Francisco, CA

Sun Jul 16 1995, 6:33 AM EDT

Att. 22,677 - Sunny - 73 F

TOP

livebaseballscorecards.com

| Batter | 1 | 2 | 3 | 4 | 5 | 6 | 7 | 8 | 9 | 10 | 11 | 12 | 13 | 14 | AB | R | H | RBI | BB | SO | LOB |
|---|---|---|---|---|---|---|---|---|---|---|---|---|---|---|---|---|---|---|---|---|---|
| Craig Biggio, R (1, 4) OBP: 0.393, SLG: 0.467 | K | | G4-3 | | | 5 1B E 1B | K2-1-3 | 1-2 BB | | | K | | K | | 6 | 1 | 1 | 0 | 1 | 4 | 2 |
| Milt Thompson, L (1, 8) OBP: 0.278, SLG: 0.278 | P5 | | | L8 | | 1 SAFE 1 SAFE E9 5 1B 1-2 | | G6-3 G4-3 | | | K | | | G3 | 7 | 0 | 0 | 0 | 0 | 1 | 4 |
| 5 Jeff Bagwell, R (1, 3) OBP: 0.393, SLG: 0.486 | K | | | FC3-6 1B BB | | 1-2 2-H 1B | | FC1-6 BB | HR | | F9 | | | BB | 4 | 1 | 2 | 2 | 3 | 1 | 0 |
| Derek Bell, R (1, 9) OBP: 0.393, SLG: 0.446 | | K | | 1 SAFE 1 SAFE FC3-6 1-2 1B | | P6 | | FC1-6 S 1-2f 1B | F9 | | | B1-3 1B | | F SAFE X 0-1 F9 | 7 | 1 | 2 | 0 | 0 | 1 | 4 |
| Dave Magadan, L (1, 5) OBP: 0.438, SLG: 0.404 | | G4-3 2B | | FC3-6 1-2f 2-3 | | K | | 1B 1-H E 1B | G1-3 | | | 1 SAFE 1 SAFE B1-3 1-2f | | 1 SAFE 1 SAFE B 1 SAFE B 1 SAFE F 1 SAFE X 2-1 F8 | 7 | 1 | 2 | 1 | 0 | 1 | 6 |
| Derrick May, L (1, 7) OBP: 0.300, SLG: 0.324 | | G4-3 2-3 | | P7 | | G4-3 | | E 1-2 1B 1B | G3 | | | K | | | 6 | 1 | 1 | 0 | 0 | 1 | 5 |
| Orlando Miller, R (1, 6) OBP: 0.314, SLG: 0.382 | | G5-3 | | | K | | K | E4 1-3 2-H 1B | | P3 | | | P3 | | 6 | 1 | 0 | 0 | 0 | 2 | 2 |
| Jerry Goff, L (1, 2) OBP: 0.143, SLG: 0.214 | | | K | | K | | K | 1B BB | | CS BB | | | SH2-4 2B | | 3 | 0 | 0 | 0 | 0 | 3 | 0 |
| Tony Eusebio, R (8, PH) (8, 2) OBP: 0.389, SLG: 0.448 | | | K | | K | | 1B | BB 1-3 2-H 3-H 1B | | 1 SAFE 1 SAFE K 1-2 | | | SH2-4 2-3 | | 1 | 0 | 1 | 0 | 2 | 0 | 0 |
| Darryl Kile, R (-1, -) 1995 Rank: 5.5 ERA | | | | | | | | | | | | | | | 2 | 0 | 0 | 0 | 0 | 2 | 0 |
| Ross Powell, L (-1, -) | | | | | | | | | | | | | | | 0 | 0 | 0 | 0 | 0 | 0 | 0 |
| Craig Shipley, R (7, PH) 1995 Rank: 7.1 ERA | | | | | | | | | | | | | | | 1 | 0 | 0 | 1 | 0 | 0 | 0 |
| Dave Veres, R (-1, -) | | | | | | | | | | | | | | | 0 | 0 | 0 | 0 | 0 | 0 | 0 |
| John Cangelosi, S (9, PH) | | | | | | | | | | | | | | | 1 | 0 | 1 | 2 | 0 | 0 | 0 |
| Doug Drabek, R (9, P) 1995 Rank: 5.5 ERA | | | | | | | | | | | | | | | 0 | 0 | 0 | 0 | 0 | 0 | 0 |
| Todd Jones, L (-1, -) | | | | | | | | | | | | | | | 0 | 0 | 0 | 0 | 0 | 0 | 0 |
| Andy Stankiewicz, R (10, PR) | | | | | | | | | | | | | | | 1 | 0 | 0 | 0 | 0 | 1 | 1 |
| Jim Dougherty, R (-1, -) | | | | | | | | | | | | | | | 0 | 0 | 0 | 0 | 0 | 0 | 0 |
| Dean Hartgraves, R (-1, -) | | | | | | | | | | | | | | | 0 | 0 | 0 | 0 | 0 | 0 | 0 |
| Doug Brocail, L (-1, -) 1995 Rank: 5.5 ERA | | | | | | | | | | | | | | | 0 | 0 | 0 | 0 | 0 | 0 | 0 |
| Inning Stats | R: 0 E: 0 K: 2 S: 9 H: 0 LOB: 0 BB: 0 P: 12 | R: 0 E: 0 K: 1 S: 16 H: 1 LOB: 1 BB: 0 P: 22 | R: 0 E: 0 K: 2 S: 10 H: 0 LOB: 0 BB: 0 P: 15 | R: 0 E: 0 K: 0 S: 9 H: 1 LOB: 2 BB: 1 P: 18 | R: 0 E: 0 K: 3 S: 10 H: 0 LOB: 0 BB: 0 P: 13 | R: 1 E: 1 K: 1 S: 12 H: 2 LOB: 2 BB: 0 P: 16 | R: 0 E: 0 K: 3 S: 13 H: 1 LOB: 1 BB: 0 P: 18 | R: 4 E: 1 K: 0 S: 19 H: 3 LOB: 3 BB: 3 P: 35 | R: 1 E: 0 K: 0 S: 9 H: 1 LOB: 0 BB: 0 P: 12 | R: 0 E: 0 K: 1 S: 7 H: 0 LOB: 1 BB: 1 P: 12 | R: 0 E: 0 K: 2 S: 8 H: 0 LOB: 0 BB: 0 P: 11 | R: 0 E: 0 K: 1 S: 5 H: 1 LOB: 0 BB: 0 P: 7 | R: 0 E: 0 K: 1 S: 17 H: 1 LOB: 1 BB: 0 P: 22 | R: 0 E: 0 K: 0 S: 6 H: 0 LOB: 1 BB: 1 P: 12 | 1B: 8 2B: 4 3B: 0 HR: 1 | SF: 0 SAC: 1 DP: 2 HBP: 0 | PA: 59 | | | | |

| PITCHER | | IP | WLS | BF | H | R | ER | SO | BB | IBB | HBP | BLK | WP | HR | S | P | ERA | WHIP |
|---|---|---|---|---|---|---|---|---|---|---|---|---|---|---|---|---|---|---|
| Mark Leiter, R ERA: 3.83 | (1, 1) | 7.2 | | 32 | 6 | 3 | 1 | 12 | 2 | 0 | 0 | 0 | 0 | 0 | 85 | 127 | 1.17 | 1.043 |
| Rod Beck, R ERA: 4.11 | (8, 1) | 1.1 | | 10 | 3 | 3 | 1 | 0 | 2 | 0 | 0 | 0 | 0 | 1 | 22 | 34 | 6.75 | 3.750 |
| Dave Burba, R ERA: 4.46 | (10, 1) | 2.0 | | 7 | 1 | 0 | 0 | 3 | 1 | 0 | 0 | 0 | 0 | 0 | 16 | 24 | 0.00 | 1.000 |
| Shawn Barton, L ERA: 2.74 | (12, 1) | 1.0 | | 2 | 0 | 0 | 0 | 1 | 0 | 0 | 0 | 0 | 0 | 0 | 4 | 6 | 0.00 | 0.000 |
| Chris Hook, R ERA: 4.46 | (13, 1) | 2.0 | W | 8 | 1 | 0 | 0 | 1 | 1 | 0 | 0 | 0 | 0 | 0 | 23 | 34 | 0.00 | 1.000 |

| PITCHER | IP | WLS | BF | H | R | ER | SO | BB | IBB | HBP | BLK | WP | HR | S | P | ERA | WHIP |
|---|---|---|---|---|---|---|---|---|---|---|---|---|---|---|---|---|---|

| | |
|---|---|
| AB | 52 |
| R | 6 |
| H | 11 |
| RBI | 5 |
| BB | 6 |
| SO | 17 |
| LOB | 24 |

WP: 0 PB: 0 SB: 1 CS: 1

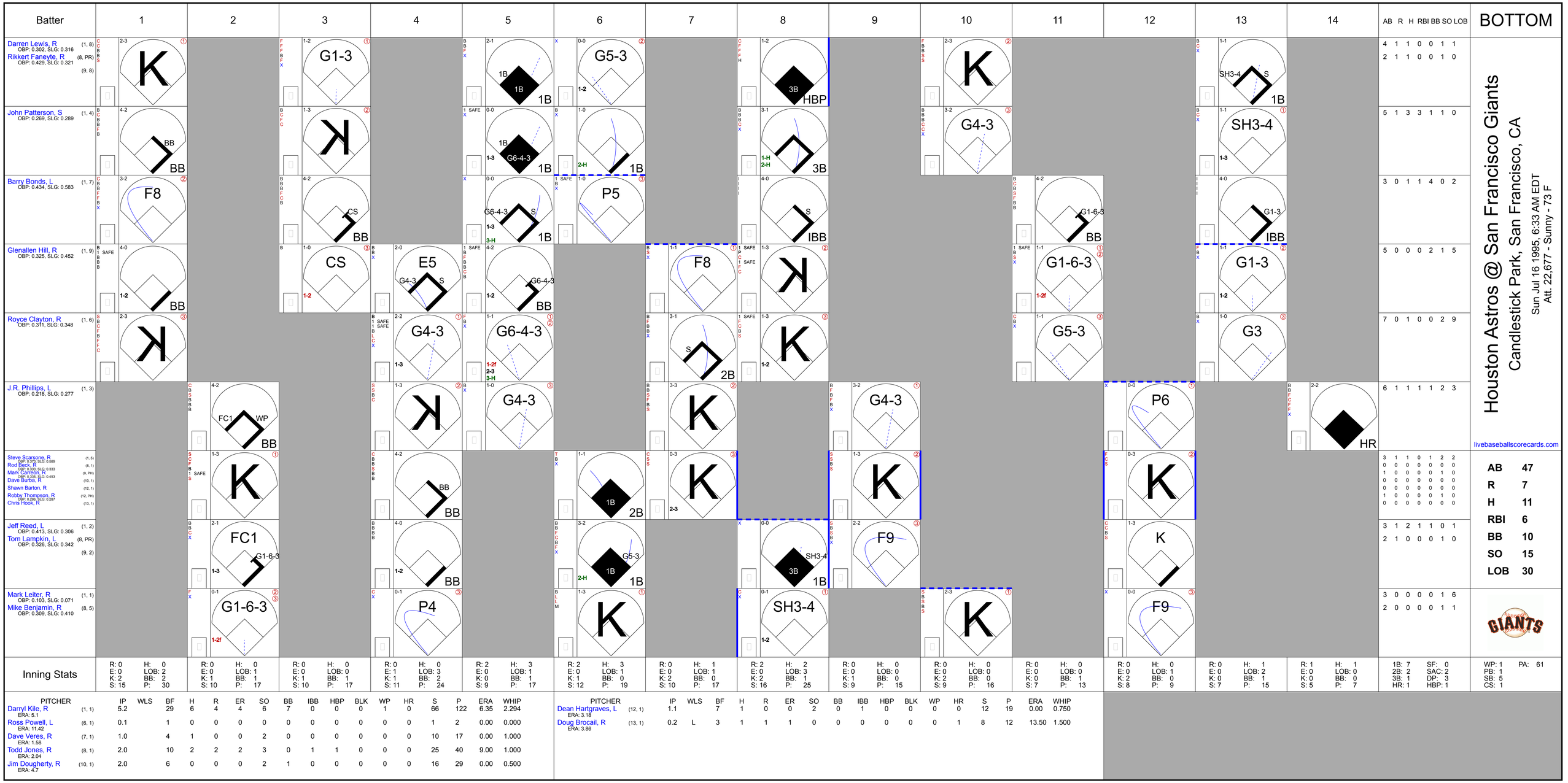
Batter
1
2
3
4
5
6
7
8
9
10
11
12
13
14
AB R H RBI BB SO LOB
BOTTOM
Darren Lewis, R (1, 8)
OBP: 0.302, SLG: 0.316
Rikkert Faneyte, R (8, PR)
OBP: 0.429, SLG: 0.321
(9, 8)
K
G1-3
1B
G5-3
3B HBP
K
SH3-4 S 1B
4 1 1 0 0 1 1
2 1 1 0 0 1 0
John Patterson, S (1, 4)
OBP: 0.269, SLG: 0.289
BB
K
1B G6-4-3 1B
1B 1B
3B
G4-3
SH3-4
5 1 3 3 1 1 0
Barry Bonds, L (1, 7)
OBP: 0.434, SLG: 0.583
F8
CS BB
G6-4-3 S 1B
P5
S IBB
G1-6-3 BB
G1-3 IBB
3 0 1 1 4 0 2
Glenallen Hill, R (1, 9)
OBP: 0.325, SLG: 0.452
BB
CS
E5 G4-3 S
G6-4-3
F8
K
G1-6-3
G1-3
5 0 0 0 2 1 5
Royce Clayton, R (1, 6)
OBP: 0.311, SLG: 0.348
K
G4-3
G6-4-3
S 2B
K
G5-3
G3
7 0 1 0 0 2 9
J.R. Phillips, L (1, 3)
OBP: 0.218, SLG: 0.277
FC1 WP BB
K
G4-3
K
G4-3
P6
HR
6 1 1 1 1 2 3
Steve Scarsone, R (1, 5)
OBP: 0.370, SLG: 0.589
Rod Beck, R (8, 1)
OBP: 0.000, SLG: 0.333
Mark Carreon, R (9, PH)
OBP: 0.000, SLG: 0.493
Dave Burba, R (10, 1)
Shawn Barton, R (12, 1)
Robby Thompson, R (12, PH)
OBP: 0.286, SLG: 0.287
Chris Hook, R (13, 1)
BB
K
1B 2B
K
K
K
3 1 1 0 1 2 2
0 0 0 0 0 0 0
1 0 0 0 0 1 0
0 0 0 0 0 0 0
0 0 0 0 0 0 0
1 0 0 0 0 1 0
0 0 0 0 0 0 0
Jeff Reed, L (1, 2)
OBP: 0.413, SLG: 0.306
Tom Lampkin, L (8, PR)
OBP: 0.326, SLG: 0.342
(9, 2)
FC1 G1-6-3
G5-3 1B
SH3-4 1B
F9
K
3 1 2 1 1 0 1
2 1 0 0 0 1 0
Mark Leiter, R (1, 1)
OBP: 0.103, SLG: 0.071
Mike Benjamin, R (8, 5)
OBP: 0.309, SLG: 0.410
G1-6-3
P4
K
SH3-4
K
F9
3 0 0 0 0 1 6
2 0 0 0 0 1 1
Houston Astros @ San Francisco Giants
Candlestick Park, San Francisco, CA
Sun Jul 16 1995, 6:33 AM EDT
Att. 22,677 - Sunny - 73 F
livebaseballscorecards.com
AB 47
R 7
H 11
RBI 6
BB 10
SO 15
LOB 30
Inning Stats
R: 0 E: 0 K: 2 S: 15 H: 0 LOB: 2 BB: 2 P: 30
R: 0 E: 0 K: 1 S: 10 H: 0 LOB: 1 BB: 1 P: 17
R: 0 E: 0 K: 1 S: 10 H: 0 LOB: 0 BB: 1 P: 17
R: 0 E: 1 K: 1 S: 11 H: 0 LOB: 3 BB: 2 P: 24
R: 2 E: 0 K: 0 S: 9 H: 3 LOB: 1 BB: 1 P: 17
R: 2 E: 0 K: 1 S: 12 H: 3 LOB: 1 BB: 0 P: 19
R: 0 E: 0 K: 2 S: 10 H: 1 LOB: 1 BB: 0 P: 17
R: 2 E: 0 K: 2 S: 16 H: 2 LOB: 3 BB: 1 P: 25
R: 0 E: 0 K: 1 S: 9 H: 0 LOB: 0 BB: 0 P: 15
R: 0 E: 0 K: 2 S: 9 H: 0 LOB: 0 BB: 0 P: 16
R: 0 E: 0 K: 0 S: 7 H: 0 LOB: 0 BB: 1 P: 13
R: 0 E: 0 K: 2 S: 8 H: 0 LOB: 1 BB: 0 P: 9
R: 0 E: 0 K: 0 S: 7 H: 1 LOB: 2 BB: 1 P: 15
R: 1 E: 0 K: 0 S: 5 H: 1 LOB: 0 BB: 0 P: 7
1B: 7 2B: 2 3B: 1 HR: 1 SF: 0 SAC: 2 DP: 3 HBP: 1
WP: 1 PB: 1 SB: 5 CS: 1 PA: 61
PITCHER IP WLS BF H R ER SO BB IBB HBP BLK WP HR S P ERA WHIP
Darryl Kile, R (1, 1) ERA: 5.1 5.2 29 6 4 4 6 7 0 0 0 1 0 66 122 6.35 2.294
Ross Powell, L (6, 1) ERA: 11.42 0.1 1 0 0 0 0 0 0 0 0 0 0 1 2 0.00 0.000
Dave Veres, R (7, 1) ERA: 1.58 1.0 4 1 0 0 2 0 0 0 0 0 0 10 17 0.00 1.000
Todd Jones, R (8, 1) ERA: 2.04 2.0 10 2 2 2 3 0 1 1 0 0 0 25 40 9.00 1.000
Jim Dougherty, R (10, 1) ERA: 4.7 2.0 6 0 0 0 2 1 0 0 0 0 0 16 29 0.00 0.500
PITCHER IP WLS BF H R ER SO BB IBB HBP BLK WP HR S P ERA WHIP
Dean Hartgraves, L (12, 1) ERA: 3.18 1.1 7 1 0 0 2 0 1 0 0 0 0 12 19 0.00 0.750
Doug Brocail, R (13, 1) ERA: 3.86 0.2 L 3 1 1 1 0 0 0 0 0 0 1 8 12 13.50 1.500

| Batter | 1 | 2 | 3 | 4 | 5 | 6 | 7 | 8 | 9 | AB | R | H | RBI | BB | SO | LOB |
|---|---|---|---|---|---|---|---|---|---|---|---|---|---|---|---|---|
| Milt Thompson, L (1, 9) (8, 7)<br>OBP: 0.262, SLG: 0.260 | G5-3 | | E4 5 BB BB 3-H | K | | | K | | K | 5 | 0 | 0 | 0 | 0 | 3 | 4 |
| Craig Biggio, R (1, 4)<br>OBP: 0.399, SLG: 0.469 | 5 G6-4-3 1B | | 1 SAFE 1 SAFE 4-1 5 BB 1-2 BB | | 1B | | 5 1B SF7 1-2 HBP | | G5-3 | 3 | 1 | 2 | 0 | 1 | 0 | 0 |
| 5 Jeff Bagwell, R (1, 3)<br>OBP: 0.394, SLG: 0.484 | G6-4-3 1-2f | | FC6-4 1-2 2-3 BB | | F7 | | SF7 1-3 2-H 1B | | | 3 | 0 | 1 | 1 | 1 | 0 | 2 |
| Derek Bell, R (1, 8) (8, 9)<br>OBP: 0.389, SLG: 0.442 | | G6-3 | FC6-4 1-2f | | F8 | | SF7 1-2 3-H | | | 3 | 0 | 0 | 1 | 0 | 0 | 4 |
| Dave Magadan, L (1, 5)<br>OBP: 0.434, SLG: 0.400 | | G1-3 | | G4-6-3 1B | G3 | | G6-3 | | | 4 | 0 | 1 | 0 | 0 | 0 | 2 |
| Tony Eusebio, R (1, 2)<br>OBP: 0.386, SLG: 0.444 | | G6-3 | | G4-6-3 1-2 1B | | G4-3 | | G4-3 | | 4 | 0 | 1 | 0 | 0 | 0 | 0 |
| Derrick May, L (1, 7)<br>OBP: 0.299, SLG: 0.322 | | | G5-3 S E 1B | G4-6-3 1-2f 2-3 | | G3-1 | | P5 | | 4 | 1 | 1 | 0 | 0 | 0 | 2 |
| Orlando Miller, R (8, 6)<br>OBP: 0.314, SLG: 0.382 | | | | | | | | | | 0 | 0 | 0 | 0 | 0 | 0 | 0 |
| Andy Stankiewicz, R (1, 6)<br>OBP: 0.200, SLG: 0.130 | | | K 1-2 | IBB | | F9 | | K | | 3 | 0 | 0 | 0 | 1 | 2 | 1 |
| Todd Jones, L (8, 1) | | | | | | | | | | 0 | 0 | 0 | 0 | 0 | 0 | 0 |
| Mike Hampton, R (1, 1)<br>OBP: 0.143, SLG: 0.100 | | | G5-3 2-3 | BB 1-2 | | | E6 HBP 5 1B | | G6-3 | 2 | 1 | 0 | 0 | 1 | 0 | 1 |
| James Mouton, R (8, 8)<br>OBP: 0.306, SLG: 0.372 | | | | | | | | | | 1 | 0 | 0 | 0 | 0 | 0 | 0 |
| Inning Stats | R: 0 E: 0 K: 0 S: 5 H: 1 LOB: 0 BB: 0 P: 8 | R: 0 E: 0 K: 0 S: 5 H: 0 LOB: 0 BB: 0 P: 9 | R: 1 E: 1 K: 1 S: 17 H: 1 LOB: 3 BB: 2 P: 31 | R: 0 E: 0 K: 1 S: 13 H: 2 LOB: 3 BB: 2 P: 27 | R: 0 E: 0 K: 0 S: 8 H: 1 LOB: 1 BB: 0 P: 12 | R: 0 E: 0 K: 0 S: 10 H: 0 LOB: 0 BB: 0 P: 12 | R: 2 E: 1 K: 1 S: 15 H: 1 LOB: 1 BB: 0 P: 24 | R: 0 E: 0 K: 1 S: 6 H: 0 LOB: 0 BB: 0 P: 10 | R: 0 E: 0 K: 1 S: 8 H: 0 LOB: 0 BB: 0 P: 13 | 1B: 6 2B: 0 3B: 0 HR: 0 | SF: 1 SAC: 0 DP: 2 HBP: 1 | | | | | | |

| PITCHER | IP | WLS | BF | H | R | ER | SO | BB | IBB | HBP | BLK | WP | HR | S | P | ERA | WHIP |
|---|---|---|---|---|---|---|---|---|---|---|---|---|---|---|---|---|---|
| Willie Banks, R (1, 1)<br>ERA: 7.59 | 6.1 | L | 30 | 6 | 3 | 0 | 3 | 3 | 1 | 1 | 0 | 0 | 0 | 69 | 117 | 0.00 | 1.421 |
| Pedro Astacio, R (7, 1)<br>ERA: 4.54 | 0.1 | | 1 | 0 | 0 | 0 | 0 | 0 | 0 | 0 | 0 | 0 | 0 | 3 | 5 | 0.00 | 0.000 |
| John Cummings, L (7, 1)<br>ERA: 5.4 | 0.1 | | 1 | 0 | 0 | 0 | 0 | 0 | 0 | 0 | 0 | 0 | 0 | 1 | 1 | 0.00 | 0.000 |
| Rudy Seanez, R (8, 1)<br>ERA: 4.32 | 2.0 | | 6 | 0 | 0 | 0 | 2 | 0 | 0 | 0 | 0 | 0 | 0 | 14 | 23 | 0.00 | 0.000 |

| PITCHER | IP | WLS | BF | H | R | ER | SO | BB | IBB | HBP | BLK | WP | HR | S | P | ERA | WHIP |
|---|---|---|---|---|---|---|---|---|---|---|---|---|---|---|---|---|---|

# Houston Astros @ Los Angeles Dodgers

Dodger Stadium, Los Angeles, CA

Mon Jul 17 1995, 7:05 PM PDT

Att. 33,233 - Unknown - 72 F

TOP

livebaseballscorecards.com

| | |
|---|---|
| AB | 32 |
| R | 3 |
| H | 6 |
| RBI | 2 |
| BB | 4 |
| SO | 5 |
| LOB | 16 |

WP: 0 PB: 0 SB: 1 CS: 0 PA: 38

| Batter | 1 | 2 | 3 | 4 | 5 | 6 | 7 | 8 | 9 | AB | R | H | RBI | BB | SO | LOB |
|---|---|---|---|---|---|---|---|---|---|---|---|---|---|---|---|---|
| Delino DeShields, L (1, 4)<br>OBP: 0.330, SLG: 0.335 | X<br>0-0<br>1B<br>3B | S B B X<br>2-1 ②<br>FC4-6<br>S<br>1-2f | | B F B B F X<br>3-2 ③<br>G1-4-3 | | | C F 1 SAFE B 1 SAFE 1 SAFE F X<br>1-2 ②<br>FC4-6<br>1-2f | | B 1 SAFE S F B X<br>2-2 ③<br>P6 | 5 | 1 | 1 | 0 | 0 | 0 | 6 |
| Jose Offerman, S (1, 6)<br>OBP: 0.401, SLG: 0.404 | B F S X<br>1-2<br>BB<br>BB<br>1B<br>3-H | B X<br>1-0 ③<br>G6-3<br>1-2 | | | B S B X<br>2-1 ①<br>F8 | | C X<br>0-1 ③<br>G6-3 | | | 4 | 0 | 1 | 1 | 0 | 0 | 2 |
| Mike Piazza, R (1, 2)<br>OBP: 0.408, SLG: 0.609 | S S B S<br>1-3 ①<br>K | | C F B X<br>1-2 ①<br>G6-3 | | F X<br>0-1 ②<br>G6-3 | | | C S B X<br>1-2 ①<br>F8 | | 4 | 0 | 0 | 0 | 0 | 1 | 1 |
| Eric Karros, R (1, 3)<br>OBP: 0.359, SLG: 0.514 | 1 SAFE B B B B<br>4-0<br>BB<br>1-2<br>BB | | C B B S B X<br>3-2 ②<br>F9 | | B B X<br>2-0 ③<br>G5-3 | | | X<br>0-0 ②<br>G6-3 | | 3 | 0 | 0 | 0 | 1 | 0 | 0 |
| Roberto Kelly, R (1, 7)<br>OBP: 0.303, SLG: 0.337 | C F X<br>0-2 ②<br>F9 | | B X<br>1-0 ③<br>L4 | | | C F S<br>0-3 ①<br>K | | X<br>0-0 ③<br>G6-3 | | 4 | 0 | 0 | 0 | 0 | 1 | 2 |
| Raul Mondesi, R (1, 9)<br>OBP: 0.356, SLG: 0.519 | B S B C B B<br>4-2<br>FC6-4<br>1-2<br>2-3<br>BB | | | B S F S<br>1-3 ①<br>K | | B B X<br>2-0 ②<br>P4 | | | B B C B X<br>3-1 ①<br>P2 | 3 | 0 | 0 | 0 | 1 | 1 | 0 |
| Tim Wallach, R (1, 5)<br>OBP: 0.332, SLG: 0.398 | C B B X<br>2-1 ③<br>FC6-4<br>1-2f | | | C X<br>0-1<br>FC5-4<br>1B<br>1B | | S B B B F S<br>3-3 ③<br>K | | | B C S B S<br>2-3 ②<br>K | 4 | 0 | 1 | 0 | 0 | 2 | 3 |
| Todd Hollandsworth, L (1, 8)<br>OBP: 0.273, SLG: 0.286 | | C B B X<br>2-1 ①<br>G3-1 | | X<br>0-0<br>FC5-4<br>1-2<br>1B | | | B B S C B B<br>4-2<br>FC4-6<br>BB | | B B C F F X<br>2-2<br>1B<br>1B | 3 | 0 | 2 | 0 | 1 | 0 | 0 |
| Willie Banks, R (1, 1)<br>Pedro Astacio, R (7, 1)<br>OBP: 0.182, SLG: 0.190<br>John Cummings, L (7, 1)<br>Billy Ashley, R (7, PH)<br>OBP: 0.336, SLG: 0.398<br>Rudy Seanez, R (8, 1)<br>Dave Hansen, L (9, PH)<br>OBP: 0.400, SLG: 0.380<br>Chad Fonville, S (9, PR)<br>OBP: 0.286, SLG: 0.292 | | S H<br>1-1<br>FC4-6<br>HBP | | B B B C X<br>3-1 ②<br>FC5-4<br>1-2f<br>2-3 | | | S F F 1 SAFE X<br>0-2 ①<br>L6 | | B C B B C F X<br>3-2<br>1-3<br>1B | 1<br>0<br>0<br>1<br>0<br>1<br>0 | 0<br>0<br>0<br>0<br>0<br>0<br>0 | 0<br>0<br>0<br>0<br>0<br>0<br>1 | 0<br>0<br>0<br>0<br>0<br>0<br>0 | 0<br>0<br>0<br>0<br>0<br>0<br>0 | 0<br>0<br>0<br>1<br>0<br>0<br>0 | 2<br>0<br>0<br>0<br>1<br>0<br>0 |
| Inning Stats | R: 1 H: 2<br>E: 0 LOB: 3<br>K: 1 BB: 2<br>S: 14 P: 26 | R: 0 H: 0<br>E: 0 LOB: 1<br>K: 0 BB: 0<br>S: 6 P: 12 | R: 0 H: 0<br>E: 0 LOB: 0<br>K: 0 BB: 0<br>S: 7 P: 12 | R: 0 H: 2<br>E: 0 LOB: 2<br>K: 1 BB: 0<br>S: 11 P: 18 | R: 0 H: 0<br>E: 0 LOB: 0<br>K: 0 BB: 0<br>S: 5 P: 9 | R: 0 H: 0<br>E: 0 LOB: 0<br>K: 2 BB: 0<br>S: 7 P: 12 | R: 0 H: 0<br>E: 0 LOB: 1<br>K: 0 BB: 1<br>S: 12 P: 17 | R: 0 H: 0<br>E: 0 LOB: 0<br>K: 0 BB: 0<br>S: 5 P: 6 | R: 0 H: 2<br>E: 0 LOB: 2<br>K: 1 BB: 0<br>S: 16 P: 28 | 1B: 5<br>2B: 0<br>3B: 1<br>HR: 0 | SF: 0<br>SAC: 0<br>DP: 0<br>HBP: 1 | | | WP: 0<br>PB: 0<br>SB: 1<br>CS: 0 | PA: 37 | | |

| PITCHER | | IP | WLS | BF | H | R | ER | SO | BB | IBB | HBP | BLK | WP | HR | S | P | ERA | WHIP |
|---|---|---|---|---|---|---|---|---|---|---|---|---|---|---|---|---|---|---|
| Mike Hampton, L<br>ERA: 2.61 | (1, 1) | 7.0 | W | 29 | 4 | 1 | 1 | 4 | 3 | 0 | 1 | 0 | 0 | 0 | 62 | 106 | 1.29 | 1.000 |
| Todd Jones, R<br>ERA: 1.97 | (8, 1) | 2.0 | S | 8 | 2 | 0 | 0 | 1 | 0 | 0 | 0 | 0 | 0 | 0 | 21 | 34 | 0.00 | 1.000 |

| PITCHER | IP | WLS | BF | H | R | ER | SO | BB | IBB | HBP | BLK | WP | HR | S | P | ERA | WHIP |
|---|---|---|---|---|---|---|---|---|---|---|---|---|---|---|---|---|---|

# BOTTOM

## Houston Astros @ Los Angeles Dodgers

Dodger Stadium, Los Angeles, CA

Mon Jul 17 1995, 7:05 PM PDT

Att. 33,233 - Unknown - 72 F

livebaseballscorecards.com

| | |
|---|---|
| AB | 33 |
| R | 1 |
| H | 6 |
| RBI | 1 |
| BB | 3 |
| SO | 5 |
| LOB | 17 |

# Houston Astros @ Los Angeles Dodgers

Dodger Stadium, Los Angeles, CA

Tue Jul 18 1995, 7:05 PM PDT

Att. 31,954 - Unknown - 75 F

livebaseballscorecards.com

| Batter | 1 | 2 | 3 | 4 | 5 | 6 | 7 | 8 | 9 | AB | R | H | RBI | BB | SO | LOB |
|---|---|---|---|---|---|---|---|---|---|---|---|---|---|---|---|---|
| James Mouton, R (1, 8)<br>OBP: 0.313, SLG: 0.379 | PB<br>SF9<br>2B | K<br>1-2<br>3-H | | | K | | 5<br>G6-4-3<br>1B | 5<br>1B<br>BB<br>1-2<br>2-3 | E6<br>5<br>FC5<br>1B<br>2-H<br>3-H | 5 | 2 | 2 | 0 | 1 | 2 | 1 |
| Craig Biggio, R (1, 4)<br>OBP: 0.401, SLG: 0.473 | SF9<br>2-H | G5-3 | | | 3B<br>2B | | 1 SAFE<br>C<br>1 SAFE<br>B<br>1 SAFE<br>1 SAFE<br>F<br>F<br>1 SAFE<br>K | 5<br>1B<br>1B<br>BB<br>1-2<br>2-3<br>3-H | 1B<br>1-2 | 4 | 2 | 2 | 2 | 1 | 1 | 1 |
| 5 Jeff Bagwell, R (1, 3)<br>OBP: 0.396, SLG: 0.486 | K | CS<br>2B | | | 3B<br>BB | | G6-4-3<br>1-2f | 1B<br>1-2<br>2-H<br>3-H<br>1B | FC5<br>2-3f | 5 | 1 | 2 | 2 | 1 | 1 | 3 |
| Derek Bell, R (1, 9)<br>OBP: 0.392, SLG: 0.451 | G4-3 | G6-3<br>2-3 | | | 1-H<br>2-H<br>3B | | | 2B<br>1B<br>1B<br>3-2<br>1-3<br>2-H<br>1B | | 5 | 1 | 3 | 3 | 0 | 0 | 1 |
| Phil Plantier, L (1, 7)<br>OBP: 0.349, SLG: 0.456<br>Derrick May, L (6, 7)<br>OBP: 0.301, SLG: 0.331<br>Dave Veres, R (8, 1) | | K | | L1 | P6 | | | 1B<br>1-3<br>2B<br>F8 | | 3<br>2<br>0 | 0<br>1<br>0 | 0<br>1<br>0 | 0<br>0<br>0 | 0<br>0<br>0 | 1<br>0<br>0 | 1<br>2<br>0 |
| Dave Magadan, L (1, 5)<br>OBP: 0.427, SLG: 0.392<br>Craig Shipley, R (8, PH)<br>OBP: 0.315, SLG: 0.402 (8, 5) | | K | | G3 | K | | | K | G3<br>HBP<br>E<br>1B | 3<br>2 | 0<br>1 | 0<br>1 | 0<br>0 | 0<br>0 | 2<br>1 | 0<br>2 |
| Tony Eusebio, R (1, 2)<br>OBP: 0.396, SLG: 0.453 | 1B<br>2B | | | 1B | G5-3<br>BB | | | BB<br>BB<br>IBB | | 3 | 2 | 2 | 0 | 2 | 1 | 1 |
| Orlando Miller, R (1, 6)<br>OBP: 0.320, SLG: 0.382 | 1B<br>PB<br>IBB | | | K | 1-2<br>1B | | | P3 | G3<br>1-2<br>E<br>HBP | 3 | 2 | 1 | 0 | 1 | 1 | 4 |
| Shane Reynolds, R (1, 1)<br>OBP: 0.132, SLG: 0.108<br>Milt Thompson, L (8, PH)<br>OBP: 0.267, SLG: 0.266 (8, 7) | PB<br>1-3<br>2-H<br>1B | | | | G5-3 | G5-3<br>2-3f | | BB<br>5<br>BB<br>1B<br>1-2<br>2-H<br>3-H<br>1B | G3<br>1-2<br>2-3 | 3<br>2 | 0<br>1 | 1<br>1 | 1<br>2 | 0<br>0 | 0<br>0 | 2<br>2 |

| TOP | |
|---|---|
| AB | 40 |
| R | 13 |
| H | 16 |
| RBI | 10 |
| BB | 6 |
| SO | 10 |
| LOB | 20 |

| Inning Stats | 1 | 2 | 3 | 4 | 5 | 6 | 7 | 8 | 9 | 1B: 10 | SF: 1 | WP: 0 | PA: 48 |
|---|---|---|---|---|---|---|---|---|---|---|---|---|---|
| | R: 1<br>E: 0<br>K: 1<br>S: 12 | H: 1<br>LOB: 0<br>BB: 0<br>P: 21 | R: 2<br>E: 0<br>K: 3<br>S: 15 | H: 2<br>LOB: 1<br>BB: 1<br>P: 27 | R: 0<br>E: 0<br>K: 0<br>S: 8 | H: 1<br>LOB: 0<br>BB: 0<br>P: 13 | R: 0<br>E: 0<br>K: 1<br>S: 10 | H: 1<br>LOB: 1<br>BB: 0<br>P: 16 | R: 2<br>E: 0<br>K: 1<br>S: 12 | H: 2<br>LOB: 1<br>BB: 1<br>P: 23 | R: 0<br>E: 0<br>K: 1<br>S: 10 | H: 1<br>LOB: 1<br>BB: 1<br>P: 17 | R: 0<br>E: 0<br>K: 1<br>S: 9 | H: 1<br>LOB: 0<br>BB: 0<br>P: 13 | R: 6<br>E: 0<br>K: 1<br>S: 20 | H: 5<br>LOB: 2<br>BB: 3<br>P: 40 | R: 2<br>E: 1<br>K: 1<br>S: 18 | H: 2<br>LOB: 2<br>BB: 0<br>P: 28 | 2B: 5<br>3B: 1<br>HR: 0 | SAC: 0<br>DP: 2<br>HBP: 1 | PB: 2<br>SB: 0<br>CS: 1 | |

| PITCHER | | IP | WLS | BF | H | R | ER | SO | BB | IBB | HBP | BLK | WP | HR | S | P | ERA | WHIP |
|---|---|---|---|---|---|---|---|---|---|---|---|---|---|---|---|---|---|---|
| Tom Candiotti, R<br>ERA: 3.06 | (1, 1) | 7.0 | L | 30 | 9 | 5 | 3 | 8 | 2 | 1 | 0 | 0 | 0 | 0 | 76 | 130 | 3.86 | 1.571 |
| Jose Parra, R<br>ERA: 3.52 | (8, 1) | 0.0 | | 1 | 1 | 1 | 1 | 0 | 0 | 0 | 0 | 0 | 0 | 0 | 2 | 2 | ∞ | ∞ |
| John Cummings, L<br>ERA: 6.17 | (8, 1) | 0.0 | | 1 | 1 | 0 | 0 | 0 | 0 | 0 | 0 | 0 | 0 | 0 | 1 | 1 | ∞ | ∞ |
| Rudy Seanez, R<br>ERA: 5.61 | (8, 1) | 0.2 | | 7 | 2 | 4 | 4 | 1 | 2 | 1 | 0 | 0 | 0 | 0 | 12 | 29 | 54.00 | 6.000 |
| Joey Eischen, L<br>ERA: 2.87 | (8, 1) | 1.1 | | 9 | 3 | 3 | 1 | 1 | 0 | 0 | 1 | 0 | 0 | 0 | 23 | 36 | 6.75 | 2.250 |

| PITCHER | IP | WLS | BF | H | R | ER | SO | BB | IBB | HBP | BLK | WP | HR | S | P | ERA | WHIP |
|---|---|---|---|---|---|---|---|---|---|---|---|---|---|---|---|---|---|

# BOTTOM

| Batter | 1 | 2 | 3 | 4 | 5 | 6 | 7 | 8 | 9 | AB | R | H | RBI | BB | SO | LOB |
|---|---|---|---|---|---|---|---|---|---|---|---|---|---|---|---|---|
| Chad Fonville, S (1, 4)<br>OBP: 0.269, SLG: 0.275 | M C X<br>0-2 ① G4-3 | C F X<br>0-2 ③ FC4 1-2f | | | C L X<br>0-2 ① G3 | | X<br>0-1 ② FC4-6 CS 1-2f | | B F B B X<br>3-1 ③ F8 | 3 | 0 | 0 | 0 | 0 | 0 | 1 |
| Delino DeShields, L (7, PH) (8, 4)<br>OBP: 0.328, SLG: 0.332 | | | | | | | | | | 2 | 0 | 0 | 0 | 0 | 0 | 1 |
| Jose Offerman, S (1, 6)<br>OBP: 0.403, SLG: 0.416 | X<br>0-0 S 1B 1B | | M B X<br>1-1 ① G4-3 | | B X<br>1-0 ② F8 | | 1 SAFE 1 SAFE 1 SAFE B C<br>1-1 ③ CS 1-2 | X<br>0-0 HR | | 4 | 2 | 2 | 1 | 0 | 0 | 0 |
| Raul Mondesi, R (1, 9)<br>OBP: 0.354, SLG: 0.515 | B B C F F X<br>2-2 1-H 1B | | B F X<br>1-1 ② G5-3 | | X<br>0-0 ③ G1-3 | | | B S F S<br>1-3 ① K | | 4 | 0 | 1 | 1 | 0 | 1 | 0 |
| Eric Karros, R (1, 3)<br>OBP: 0.364, SLG: 0.514 | C F S<br>0-3 ② K | | X<br>0-0 1B | | | B C B B B<br>4-1 G6-4-3 BB | | B B B B<br>4-0 BB BB | | 2 | 0 | 1 | 0 | 2 | 1 | 1 |
| Dave Hansen, L (1, 5)<br>OBP: 0.394, SLG: 0.366 | B S B X<br>2-1 ③ G2-3 | | X<br>0-0 ③ F7 | | | F C S<br>0-3 ① K | | B B C B C B<br>4-2 1-2 BB | | 3 | 0 | 0 | 0 | 1 | 1 | 3 |
| Roberto Kelly, R (1, 7)<br>OBP: 0.299, SLG: 0.332 | | B X<br>1-0 ① G5-3 | | F X<br>0-1 ① G6-3 | | X<br>0-0 ② ③ G6-4-3 1-2f | | B C F S<br>1-3 ② K | | 4 | 0 | 0 | 0 | 0 | 1 | 3 |
| Todd Hollandsworth, L (1, 8)<br>OBP: 0.346, SLG: 0.600 | | B S F B B X<br>2-2 HR | | F B B B F X<br>3-2 G5-3 S 1B | | | C F F X<br>0-2 HR | C S B S<br>1-3 ③ K | | 4 | 2 | 3 | 2 | 0 | 1 | 2 |
| Carlos Hernandez, R (1, 2)<br>OBP: 0.216, SLG: 0.194 | | B S F B S<br>2-3 ② K | | B C X<br>1-1 ② G5-3 1-3 | | | X<br>0-0 FC4-6 1B | | S X<br>0-1 ① P2 | 4 | 0 | 1 | 0 | 0 | 1 | 1 |
| Tom Candiotti, R (1, 1)<br>OBP: 0.171, SLG: 0.121 | | X<br>0-0 FC4 1B | | C B C S<br>1-3 ③ K | | | S C F F F S<br>0-3 ① K | | C S B B B X<br>2-2 ② G3-1 | 2 | 0 | 1 | 0 | 0 | 1 | 1 |
| Chris Gwynn, L (7, PH)<br>OBP: 0.294, SLG: 0.344 | | | | | | | | | | 1 | 0 | 0 | 0 | 0 | 1 | 1 |
| Jose Parra, R (8, 1) | | | | | | | | | | 0 | 0 | 0 | 0 | 0 | 0 | 0 |
| John Cummings, L (8, 1) | | | | | | | | | | 0 | 0 | 0 | 0 | 0 | 0 | 0 |
| Rudy Seanez, R (8, 1) | | | | | | | | | | 0 | 0 | 0 | 0 | 0 | 0 | 0 |
| Joey Eischen, L (8, 1) | | | | | | | | | | 0 | 0 | 0 | 0 | 0 | 0 | 0 |
| Billy Ashley, R (9, PH)<br>OBP: 0.335, SLG: 0.396 | | | | | | | | | | 1 | 0 | 0 | 0 | 0 | 0 | 0 |
| Inning Stats | R: 1 E: 0 K: 1 S: 12 — H: 2 LOB: 1 BB: 0 P: 16 | R: 1 E: 0 K: 1 S: 12 — H: 2 LOB: 1 BB: 0 P: 17 | R: 0 E: 0 K: 0 S: 6 — H: 1 LOB: 1 BB: 0 P: 8 | R: 0 E: 0 K: 1 S: 10 — H: 1 LOB: 1 BB: 0 P: 15 | R: 0 E: 0 K: 0 S: 5 — H: 0 LOB: 0 BB: 0 P: 6 | R: 0 E: 0 K: 1 S: 5 — H: 0 LOB: 0 BB: 1 P: 9 | R: 1 E: 0 K: 1 S: 14 — H: 2 LOB: 0 BB: 0 P: 15 | R: 1 E: 0 K: 3 S: 12 — H: 1 LOB: 2 BB: 2 P: 23 | R: 0 E: 0 K: 0 S: 7 — H: 0 LOB: 0 BB: 0 P: 12 | 1B: 6 2B: 0 3B: 0 HR: 3 | SF: 0 SAC: 0 DP: 1 HBP: 0 | | | | | | |

| PITCHER | IP | WLS | BF | H | R | ER | SO | BB | IBB | HBP | BLK | WP | HR | S | P | ERA | WHIP |
|---|---|---|---|---|---|---|---|---|---|---|---|---|---|---|---|---|---|
| Shane Reynolds, R (1, 1)<br>ERA: 2.66 | 7.0 | W | 28 | 8 | 3 | 3 | 5 | 1 | 0 | 0 | 0 | 0 | 2 | 64 | 86 | 3.86 | 1.286 |
| Dave Veres, R (8, 1)<br>ERA: 1.68 | 2.0 | | 9 | 1 | 1 | 1 | 3 | 2 | 0 | 0 | 0 | 0 | 1 | 19 | 35 | 4.50 | 1.500 |

| PITCHER | IP | WLS | BF | H | R | ER | SO | BB | IBB | HBP | BLK | WP | HR | S | P | ERA | WHIP |
|---|---|---|---|---|---|---|---|---|---|---|---|---|---|---|---|---|---|

# Houston Astros @ Los Angeles Dodgers

Dodger Stadium, Los Angeles, CA

Tue Jul 18 1995, 7:05 PM PDT

Att. 31,954 - Unknown - 75 F

livebaseballscorecards.com

| | |
|---|---|
| AB | 34 |
| R | 4 |
| H | 9 |
| RBI | 4 |
| BB | 3 |
| SO | 8 |
| LOB | 14 |

| | | | |
|---|---|---|---|
| 1B: 6 | SF: 0 | WP: 0 | PA: 38 |
| 2B: 0 | SAC: 0 | PB: 0 | |
| 3B: 0 | DP: 1 | SB: 2 | |
| HR: 3 | HBP: 0 | CS: 1 | |

| Batter | 1 | 2 | 3 | 4 | 5 | 6 | 7 | 8 | 9 | AB | R | H | RBI | BB | SO | LOB |
|---|---|---|---|---|---|---|---|---|---|---|---|---|---|---|---|---|
| James Mouton, R (1, 8)<br>OBP: 0.304, SLG: 0.367 | C C B B X<br>2-2 ① 4-3 | C F S<br>0-3 ② K | | C B S B B S<br>3-3 ③ K | | B S S B B B S<br>3-3 ② K | | | C B B F C<br>2-3 ① K | 5 | 0 | 0 | 0 | 0 | 4 | 1 |
| Dave Magadan, L (1, 5)<br>OBP: 0.437, SLG: 0.405<br>Andy Stankiewicz, R (9, PR)<br>OBP: 0.200, SLG: 0.130 | S B B B F X<br>3-2 1B E 1B 1B | C X<br>0-1 5 FC6-4 1B | | | B C X<br>1-1 E8 HR | B C B F F B X<br>3-2 1-3 1B | | | C B B C X<br>2-2 5 L9-3 1B | 5<br>0 | 2<br>0 | 4<br>0 | 0<br>0 | 0<br>0 | 0<br>0 | 0<br>0 |
| 5 Jeff Bagwell, R (1, 3)<br>OBP: 0.390, SLG: 0.478 | B C F B B X<br>3-2 ② F9 | B B F F F X<br>2-2 ③ FC6-4 1-2f | | | C F B F B S<br>2-3 ① K | B 3 SAFE C X<br>1-1 ③ P3 | | | X<br>0-0 ②③ L9-3 1-2 | 5 | 0 | 0 | 0 | 0 | 1 | 6 |
| Derek Bell, R (1, 9)<br>OBP: 0.390, SLG: 0.448 | B X<br>1-0 E 1B 1-2 1B 1B | | C X<br>0-1 ① G4-3 | | C F B X<br>1-2 ② P2 | | B X<br>1-0 ① G6-3 | | | 4 | 1 | 1 | 0 | 0 | 0 | 1 |
| Derrick May, L (1, 7)<br>OBP: 0.306, SLG: 0.356 | X<br>0-0 E 1B 1-2 2-3 1B | | B S X<br>1-1 ② P5 | | B F B X<br>2-1 2-H HR | | B B C B C C<br>3-3 ② K | | | 4 | 2 | 2 | 2 | 0 | 1 | 0 |
| Tony Eusebio, R (1, 2)<br>OBP: 0.398, SLG: 0.451 | B C B B X<br>3-1 FC6 1B 1-2 2-3 3-H | | B F B S F X<br>2-2 1B | | B B B B<br>4-0 BB | | B C B X<br>2-1 ③ P4 | | | 3 | 0 | 1 | 0 | 1 | 0 | 2 |
| Craig Shipley, R (1, 4)<br>OBP: 0.313, SLG: 0.396 | S X<br>0-1 1-2 2-H 3-H 1B | | B B F S F B F X<br>3-2 ③ G4-3 | | B F X<br>1-1 ③ P3 | | | C X<br>0-1 ① P2 | | 4 | 0 | 1 | 2 | 0 | 0 | 2 |
| Orlando Miller, R (1, 6)<br>OBP: 0.315, SLG: 0.375 | B C B S X<br>2-2 ③ P2 | | | B X<br>1-0 ① P2 | | B S B S B X<br>3-2 ① G4-3 | | C S X<br>0-2 ② P3 | | 4 | 0 | 0 | 0 | 0 | 0 | 2 |
| Greg Swindell, L (1, 1)<br>OBP: 0.324, SLG: 0.394<br>Jim Dougherty, R (6, 1)<br>OBP: 0.143, SLG: 0.143<br>Todd Jones, L (8, 1) | | C X<br>0-1 ① F8 | | B F X<br>1-1 ② L6 | | X<br>0-0 1B 1B | | C C C<br>0-3 ③ K | | 3<br>1<br>0 | 0<br>0<br>0 | 1<br>0<br>0 | 0<br>0<br>0 | 0<br>0<br>0 | 0<br>1<br>0 | 0<br>0<br>0 |
| Inning Stats | R: 3 H: 4<br>E: 1 LOB: 2<br>K: 0 BB: 0<br>S: 18 P: 32 | R: 0 H: 1<br>E: 0 LOB: 1<br>K: 1 BB: 0<br>S: 11 P: 13 | R: 0 H: 1<br>E: 0 LOB: 1<br>K: 0 BB: 0<br>S: 13 P: 19 | R: 0 H: 0<br>E: 0 LOB: 0<br>K: 1 BB: 0<br>S: 6 P: 11 | R: 2 H: 1<br>E: 1 LOB: 1<br>K: 1 BB: 1<br>S: 13 P: 24 | R: 0 H: 2<br>E: 0 LOB: 2<br>K: 1 BB: 0<br>S: 13 P: 23 | R: 0 H: 0<br>E: 0 LOB: 0<br>K: 1 BB: 0<br>S: 6 P: 12 | R: 0 H: 0<br>E: 0 LOB: 0<br>K: 1 BB: 0<br>S: 8 P: 8 | R: 0 H: 1<br>E: 0 LOB: 1<br>K: 1 BB: 0<br>S: 7 P: 11 | 1B: 9 SF: 0<br>2B: 1 SAC: 0<br>3B: 0 DP: 1<br>HR: 1 HBP: 0 | | | | | | |

| PITCHER | | IP | WLS | BF | H | R | ER | SO | BB | IBB | HBP | BLK | WP | HR | S | P | ERA | WHIP |
|---|---|---|---|---|---|---|---|---|---|---|---|---|---|---|---|---|---|---|
| Ramon Martinez, R<br>ERA: 4.15 | (1, 1) | 7.0 | | 33 | 9 | 5 | 0 | 5 | 1 | 0 | 0 | 0 | 0 | 1 | 80 | 134 | 0.00 | 1.429 |
| Pedro Astacio, R<br>ERA: 4.48 | (8, 1) | 1.0 | W | 3 | 0 | 0 | 0 | 1 | 0 | 0 | 0 | 0 | 0 | 0 | 8 | 8 | 0.00 | 0.000 |
| Todd Worrell, R<br>ERA: 0.89 | (9, 1) | 1.0 | S | 3 | 1 | 0 | 0 | 1 | 0 | 0 | 0 | 0 | 0 | 0 | 7 | 11 | 0.00 | 1.000 |

| PITCHER | IP | WLS | BF | H | R | ER | SO | BB | IBB | HBP | BLK | WP | HR | S | P | ERA | WHIP |
|---|---|---|---|---|---|---|---|---|---|---|---|---|---|---|---|---|---|

# TOP

## Houston Astros @ Los Angeles Dodgers

Dodger Stadium, Los Angeles, CA

Wed Jul 19 1995, 3:33 AM PDT

Att. 37,350 - Sunny - 81 F

livebaseballscorecards.com

| | |
|---|---|
| AB | 38 |
| R | 5 |
| H | 10 |
| RBI | 4 |
| BB | 1 |
| SO | 7 |
| LOB | 14 |

| Batter | 1 | 2 | 3 | 4 | 5 | 6 | 7 | 8 | 9 | AB | R | H | RBI | BB | SO | LOB |
|---|---|---|---|---|---|---|---|---|---|---|---|---|---|---|---|---|
| Chad Fonville, S (1, 6)<br>OBP: 0.268, SLG: 0.273 | S B F B C<br>2-3 ① K | | B X<br>1-0 2B G4-3 1B | | B X<br>1-0 ③ L6 | | C S B X<br>1-2 ③ G6-3 | | | 4 | 1 | 1 | 0 | 0 | 1 | 0 |
| Raul Mondesi, R (1, 9)<br>OBP: 0.359, SLG: 0.520 | B F X<br>1-1 ② G5-3 | | 1 SAFE 1 SAFE B X<br>1-0 G4-3 1-3 1B 2B | | | B S B B C F F B<br>4-2 HR BB | | C F B F F F B B X<br>3-2 1B 2B 1B | | 3 | 3 | 2 | 0 | 1 | 0 | 0 |
| Mike Piazza, R (1, 2)<br>OBP: 0.410, SLG: 0.623 | C X<br>0-1 BB 1B | | B S X<br>1-1 ② G4-3 2-3 3-H | | | F 1 SAFE B X<br>1-1 1-H HR | | C X<br>0-1 ① F9 | | 4 | 1 | 2 | 3 | 0 | 0 | 2 |
| Eric Karros, R (1, 3)<br>OBP: 0.368, SLG: 0.515 | F B F B F F B F F B<br>4-2 FC6-4 1-2 BB | | B F X<br>1-1 CS 3-H 1B | | | C F X<br>0-2 ① F8 | | 1 SAFE 1 SAFE B B 1 SAFE 1 SAFE X<br>2-0 1-3 2B 1B | | 3 | 1 | 2 | 1 | 1 | 0 | 0 |
| Tim Wallach, R (1, 5)<br>OBP: 0.330, SLG: 0.400 | C B X<br>1-1 ③ FC6-4 1-2f | | 1 SAFE<br>0-0 ③ CS 1-2 | B B F F F S<br>2-3 ① K | | F F B B S<br>2-3 ② K | | B F F X<br>1-2 1-H 3-H 2B | | 4 | 0 | 1 | 2 | 0 | 2 | 2 |
| Todd Hollandsworth, L (1, 8)<br>OBP: 0.367, SLG: 0.571 | | B C F C<br>1-3 ① K | | X<br>0-0 ② L8 | | S B C B X<br>2-2 1B | | I I I I<br>4-0 IBB | | 3 | 0 | 1 | 0 | 1 | 1 | 0 |
| Billy Ashley, R (1, 7)<br>OBP: 0.330, SLG: 0.389<br>Pedro Astacio, R (8, 1)<br>OBP: 0.182, SLG: 0.190<br>Dave Hansen, L (8, PH)<br>OBP: 0.390, SLG: 0.361<br>Todd Worrell, R (9, 1) | | F B B B F S<br>3-3 ② K | | F B B S X<br>2-2 ③ F9 | | S S 1 SAFE B P S<br>2-3 ③ K | | B F B C F S<br>2-3 ② K | | 3<br>0<br>1<br>0 | 0<br>0<br>0<br>0 | 0<br>0<br>0<br>0 | 0<br>0<br>0<br>0 | 0<br>0<br>1<br>0 | 2<br>0<br>1<br>0 | 1<br>0<br>2<br>0 |
| Delino DeShields, L (1, 4)<br>OBP: 0.324, SLG: 0.327 | B X<br>1-0 ③ F7 | | | | C X<br>0-1 ① L9 | | C C B S<br>1-3 ① K | B B B C S S X<br>3-2 ③ P6 | | 4 | 0 | 0 | 0 | 0 | 1 | 2 |
| Ramon Martinez, R (1, 1)<br>OBP: 0.194, SLG: 0.229<br>Chris Gwynn, L (7, PH)<br>OBP: 0.279, SLG: 0.339<br>(8, 7)<br>Roberto Kelly, R (9, 7)<br>OBP: 0.299, SLG: 0.332 | | | C X<br>0-1 ① B5-3 | | C X<br>0-1 ② F9 | | X<br>0-0 ② G3-1 | | | 2<br>1<br>0 | 0<br>0<br>0 | 0<br>0<br>0 | 0<br>0<br>0 | 0<br>0<br>0 | 0<br>0<br>0 | 0<br>0<br>0 |
| Inning Stats | R: 0 E: 0 K: 1 S: 14 H: 1 LOB: 2 BB: 1 P: 22 | R: 0 E: 0 K: 2 S: 7 H: 0 LOB: 0 BB: 0 P: 12 | R: 2 E: 0 K: 0 S: 8 H: 3 LOB: 0 BB: 0 P: 12 | R: 0 E: 0 K: 1 S: 8 H: 0 LOB: 0 BB: 0 P: 12 | R: 0 E: 0 K: 0 S: 5 H: 0 LOB: 0 BB: 0 P: 6 | R: 2 E: 0 K: 2 S: 19 H: 2 LOB: 1 BB: 1 P: 29 | R: 0 E: 0 K: 1 S: 7 H: 0 LOB: 0 BB: 0 P: 9 | R: 2 E: 0 K: 1 S: 19 H: 3 LOB: 2 BB: 1 P: 34 | | 1B: 6 2B: 2 3B: 0 HR: 1 | SF: 0 SAC: 0 DP: 0 HBP: 0 | | | | | |

| PITCHER | | IP | WLS | BF | H | R | ER | SO | BB | IBB | HBP | BLK | WP | HR | S | P | ERA | WHIP |
|---|---|---|---|---|---|---|---|---|---|---|---|---|---|---|---|---|---|---|
| Greg Swindell, L<br>ERA: 4.81 | (1, 1) | 5.2 | | 24 | 6 | 4 | 4 | 5 | 2 | 0 | 0 | 0 | 0 | 1 | 57 | 88 | 6.35 | 1.412 |
| Jim Dougherty, R<br>ERA: 4.91 | (6, 1) | 1.2 | L | 7 | 2 | 2 | 2 | 2 | 0 | 0 | 0 | 0 | 0 | 0 | 20 | 28 | 10.80 | 1.200 |
| Todd Jones, R<br>ERA: 1.95 | (8, 1) | 0.2 | | 4 | 1 | 0 | 0 | 1 | 0 | 1 | 0 | 0 | 0 | 0 | 10 | 20 | 0.00 | 1.500 |

| PITCHER | IP | WLS | BF | H | R | ER | SO | BB | IBB | HBP | BLK | WP | HR | S | P | ERA | WHIP |
|---|---|---|---|---|---|---|---|---|---|---|---|---|---|---|---|---|---|

# BOTTOM

## Houston Astros @ Los Angeles Dodgers

Dodger Stadium, Los Angeles, CA

Wed Jul 19 1995, 3:33 AM PDT

Att. 37,350 - Sunny - 81 F

livebaseballscorecards.com

| | |
|---|---|
| AB | 32 |
| R | 6 |
| H | 9 |
| RBI | 6 |
| BB | 3 |
| SO | 8 |
| LOB | 9 |

WP: 0 PA: 36
PB: 0
SB: 0
CS: 1

| Batter | 1 | 2 | 3 | 4 | 5 | 6 | 7 | 8 | 9 | AB | R | H | RBI | BB | SO | LOB |
|---|---|---|---|---|---|---|---|---|---|---|---|---|---|---|---|---|
| Darren Lewis, R (1, 8)<br>OBP: 0.303, SLG: 0.314 | C C B X<br>1-2<br>BB S<br>FC4-6<br>1B | | B C B X<br>2-1 ①<br>L4 | | C L C<br>0-3 ②<br>K | | C C B B X<br>2-2 ③<br>F8<br>1-2 | | F F F B X<br>1-2<br>1B | 5 | 1 | 2 | 0 | 0 | 1 | 2 |
| John Patterson, S (1, 4)<br>OBP: 0.262, SLG: 0.275 | 1 SAFE F B<br>1 SAFE 1 P B C B<br>4-2<br>FC4-6 BB<br>1-2<br>BB | | F C S<br>0-3 ②<br>K2-3 | | B B X<br>2-0 ③<br>G3 | | | B C B B X<br>3-1<br>WP S<br>1B | X<br>0-0 ③<br>F8 | 4 | 0 | 1 | 0 | 1 | 1 | 3 |
| Barry Bonds, L (1, 7)<br>OBP: 0.435, SLG: 0.600<br>Tom Lampkin, L (8, 7)<br>OBP: 0.341, SLG: 0.342 | B C B B B<br>4-1<br>FC4-6<br>1-2<br>2-3<br>BB | | F F S<br>0-3 ③<br>K | | | B B F F X<br>2-2<br>HR | | C B F B B C<br>3-3 ①<br>K<br>1-2 | | 3<br>0 | 1<br>0 | 1<br>0 | 1<br>0 | 1<br>0 | 2<br>0 | 1<br>0 |
| Glenallen Hill, R (1, 9)<br>OBP: 0.321, SLG: 0.460<br>Rikkert Faneyte, R (8, 9)<br>OBP: 0.413, SLG: 0.278 | F X<br>0-1 ①<br>L5 | | | F X<br>0-1<br>F8<br>1B<br>2B | | C B X<br>1-1 ①<br>F8 | | F F B B X<br>2-2 ②<br>P6<br>2-3 | | 4<br>0 | 1<br>0 | 1<br>0 | 0<br>0 | 0<br>0 | 0<br>0 | 4<br>0 |
| Mark Carreon, R (1, 3)<br>OBP: 0.348, SLG: 0.518 | B X<br>1-0 ②<br>FC4-6<br>1-2f<br>2-3<br>3-H | | | B B F X<br>2-1 ①<br>F8<br>2-3 | | F X<br>0-1 ②<br>G6-3 | | C X<br>0-1 ③<br>L7 | | 4 | 0 | 0 | 1 | 0 | 0 | 4 |
| Steve Scarsone, R (1, 5)<br>OBP: 0.353, SLG: 0.565 | S B 1 SAFE F F B F B F<br>3-3<br>S<br>K | | | X<br>0-0<br>L1-3<br>3-H<br>1B | | X<br>0-0 ③<br>F8 | | | B X<br>1-0 ①<br>F9 | 4 | 0 | 1 | 1 | 0 | 1 | 2 |
| Royce Clayton, R (1, 6)<br>OBP: 0.307, SLG: 0.345 | | C B S B B B X<br>3-2 ①<br>G5-3 | | L F B 1 SAFE B F X<br>2-2 ②③<br>L1-3<br>1-1 | | | C S B B B F X<br>2-2<br>S<br>1B | | S B S B X<br>2-2<br>E5<br>WP S<br>G6-3 | 4 | 1 | 1 | 0 | 0 | 0 | 1 |
| Kirt Manwaring, R (1, 2)<br>OBP: 0.316, SLG: 0.335<br>Jeff Reed, L (9, PH)<br>OBP: 0.393, SLG: 0.296 | | F X<br>0-1 ②<br>F7 | | | B F X<br>1-1<br>1B | | X<br>0-0 ①<br>F8 | | B C B F B X<br>3-2 ②<br>G6-3<br>1-H | 3<br>1 | 0<br>0 | 1<br>0 | 0<br>1 | 0<br>0 | 0<br>0 | 1<br>0 |
| Terry Mulholland, R (1, 1)<br>OBP: 0.087, SLG: 0.136<br>Sergio Valdez, R (3, 1)<br>J.R. Phillips, L (7, PH)<br>OBP: 0.215, SLG: 0.274<br>Jose Bautista, R (7, 1)<br>Robby Thompson, R (9, PH)<br>OBP: 0.311, SLG: 0.309<br>Trevor Wilson, L (9, PR)<br>OBP: 0.217, SLG: 0.261 | | X<br>0-0 ③<br>L8 | | | C X<br>0-1 ①<br>B3 | | 1 SAFE F B B 1 SAFE F S<br>2-3 ②<br>K | | F X<br>0-1<br>1B<br>1B | 1<br>1<br>1<br>0<br>1<br>0 | 0<br>0<br>0<br>0<br>0<br>0 | 0<br>0<br>0<br>0<br>1<br>0 | 0<br>0<br>0<br>0<br>0<br>0 | 0<br>0<br>0<br>0<br>0<br>0 | 0<br>0<br>1<br>0<br>0<br>0 | 0<br>1<br>1<br>0<br>0<br>0 |
| Inning Stats | R: 1<br>E: 0<br>K: 1<br>S: 16<br>H: 1<br>LOB: 2<br>BB: 2<br>P: 28 | R: 0<br>E: 0<br>K: 0<br>S: 6<br>H: 0<br>LOB: 0<br>BB: 0<br>P: 9 | R: 0<br>E: 0<br>K: 2<br>S: 8<br>H: 0<br>LOB: 0<br>BB: 0<br>P: 10 | R: 1<br>E: 0<br>K: 0<br>S: 9<br>H: 2<br>LOB: 0<br>BB: 0<br>P: 13 | R: 0<br>E: 0<br>K: 1<br>S: 8<br>H: 1<br>LOB: 1<br>BB: 0<br>P: 11 | R: 1<br>E: 0<br>K: 0<br>S: 8<br>H: 1<br>LOB: 0<br>BB: 0<br>P: 11 | R: 0<br>E: 0<br>K: 1<br>S: 11<br>H: 1<br>LOB: 1<br>BB: 0<br>P: 17 | R: 0<br>E: 0<br>K: 1<br>S: 10<br>H: 1<br>LOB: 1<br>BB: 0<br>P: 18 | R: 1<br>E: 1<br>K: 0<br>S: 14<br>H: 2<br>LOB: 2<br>BB: 0<br>P: 21 | 1B: 7<br>2B: 2<br>3B: 0<br>HR: 1 | SF: 0<br>SAC: 0<br>DP: 1<br>HBP: 0 | | | WP: 2<br>PB: 0<br>SB: 4<br>CS: 0 | PA: 38 | |

| PITCHER | IP | WLS | BF | H | R | ER | SO | BB | IBB | HBP | BLK | WP | HR | S | P | ERA | WHIP |
|---|---|---|---|---|---|---|---|---|---|---|---|---|---|---|---|---|---|
| Doug Drabek, R (1, 1)<br>ERA: 5.07 | 8.2 | W | 37 | 9 | 4 | 3 | 6 | 2 | 0 | 0 | 0 | 2 | 1 | 89 | 137 | 3.12 | 1.269 |
| Ross Powell, L (9, 1)<br>ERA: 11.0 | 0.1 | | 1 | 0 | 0 | 0 | 0 | 0 | 0 | 0 | 0 | 0 | 0 | 1 | 1 | 0.00 | 0.000 |

| PITCHER | IP | WLS | BF | H | R | ER | SO | BB | IBB | HBP | BLK | WP | HR | S | P | ERA | WHIP |
|---|---|---|---|---|---|---|---|---|---|---|---|---|---|---|---|---|---|

# San Francisco Giants @ Houston Astros

Astrodome, Houston, TX

Thu Jul 20 1995, 8:05 PM EDT

Att. 22,832 - Dome - 68 F

TOP

livebaseballscorecards.com

| | |
|---|---|
| AB | 36 |
| R | 4 |
| H | 9 |
| RBI | 4 |
| BB | 2 |
| SO | 6 |
| LOB | 20 |

| Batter | 1 | 2 | 3 | 4 | 5 | 6 | 7 | 8 | 9 | AB | R | H | RBI | BB | SO | LOB |
|---|---|---|---|---|---|---|---|---|---|---|---|---|---|---|---|---|
| John Cangelosi, S (1, 8)<br>OBP: 0.435, SLG: 0.418 | F B B X<br>2-1 5 G6-3 1B HR 1B | C B X<br>1-1 BB 1-2 1B 1B | B B F F B B<br>4-2 BB | | X<br>0-0 ① G3 | | C B B X<br>2-1 5 SF8 HBP 1-2 SF8 3-H 1B | | | 4 | 3 | 3 | 1 | 1 | 0 | 0 |
| Craig Biggio, R (1, 4)<br>OBP: 0.403, SLG: 0.471 | B L X<br>1-1 5 G6-3 1-2 HR 1B | B C B B B<br>4-1 1B 1-2 2-3 BB | B S F F S<br>1-3 ③ K | | C X<br>0-1 ② F8 | | C B H<br>2-1 FC6-4 1-2 2-3 HBP | | | 3 | 1 | 1 | 0 | 1 | 1 | 2 |
| 5 Jeff Bagwell, R (1, 3)<br>OBP: 0.385, SLG: 0.472 | X<br>0-0 ① G6-3 1-2 2-3 | C F X<br>0-2 ② P4 | | C S B S<br>1-3 ① K | S S S<br>0-3 K2-3 | | B B C B X<br>3-1 ① SF8 2-3 3-H | | | 4 | 0 | 0 | 1 | 0 | 2 | 5 |
| Derek Bell, R (1, 9)<br>OBP: 0.390, SLG: 0.459 | B F B S X<br>2-2 2-H 3-H HR | F X<br>0-1 1-3 2-H 3-H 1B | | F B S B C<br>2-3 ② K | | S F B B X<br>2-2 ① F9 | B X<br>1-0 ② SF8 3-H | | | 4 | 1 | 2 | 6 | 0 | 1 | 0 |
| Tony Eusebio, R (1, 2)<br>OBP: 0.393, SLG: 0.460 | B C X<br>1-1 ② G6-3 | C F 1 B S SAFE<br>1-3 ③ K | | B B X<br>2-0 HR | | B C F F X<br>1-2 ② G6-3 | B X<br>1-0 ③ FC6-4 1-2f | | | 5 | 1 | 1 | 1 | 0 | 1 | 3 |
| Craig Shipley, R (1, 5)<br>OBP: 0.316, SLG: 0.396 | C B B X<br>2-1 1B | X<br>0-0 ① P6 | C X<br>0-1 E1 BB 1B | | | S B X<br>1-1 1B | X<br>0-0 ① F8 | | | 5 | 1 | 2 | 0 | 0 | 0 | 0 |
| Derrick May, L (1, 7)<br>OBP: 0.309, SLG: 0.353 | 1 S X SAFE<br>0-1 ③ G4-3 | C B F X<br>1-2 ② G4-3 | F P B B S 1 F B SAFE<br>4-2 1B 1-2 BB | | | S X<br>0-1 ③ G1-3 | X<br>0-0 1B | | | 4 | 0 | 1 | 0 | 1 | 0 | 2 |
| Orlando Miller, R (1, 6)<br>OBP: 0.320, SLG: 0.388 | | B X<br>1-0 ① P3 | B B F B F X<br>3-2 2B | B S B F B F X<br>3-2 1-3 2-H 1B | | | C X<br>0-1 SH 1B 2B | X<br>0-0 ② P3 | | 5 | 2 | 3 | 1 | 0 | 0 | 1 |
| Doug Drabek, R (1, 1)<br>OBP: 0.265, SLG: 0.250<br>Ross Powell, L (9, 1) | | F C B F X<br>1-2 BB 1B 1B 1B | X<br>0-0 2-H 1B | C F X<br>0-2 ③ G5-3 | | | L X<br>0-1 SH HBP 1B 5 SF8 2-3 | S T B F F F C<br>1-3 ③ K | | 4<br>0 | 2<br>0 | 2<br>0 | 1<br>0 | 0<br>0 | 1<br>0 | 3<br>0 |
| Inning Stats | R: 3 E: 0 K: 0 S: 14 H: 4 LOB: 1 BB: 0 P: 22 | R: 2 E: 0 K: 1 S: 16 H: 3 LOB: 2 BB: 1 P: 24 | R: 1 E: 0 K: 1 S: 14 H: 2 LOB: 2 BB: 1 P: 23 | R: 2 E: 1 K: 2 S: 20 H: 2 LOB: 2 BB: 1 P: 31 | R: 0 E: 0 K: 1 S: 6 H: 0 LOB: 0 BB: 0 P: 6 | R: 0 E: 0 K: 0 S: 11 H: 1 LOB: 1 BB: 0 P: 15 | R: 3 E: 0 K: 0 S: 11 H: 2 LOB: 1 BB: 0 P: 20 | R: 0 E: 0 K: 1 S: 9 H: 1 LOB: 1 BB: 0 P: 10 | | 1B: 11 2B: 2 3B: 0 HR: 2 | SF: 2 SAC: 1 DP: 0 HBP: 1 | | | WP: 0 PB: 0 SB: 0 CS: 0 | PA: 45 | |

| PITCHER | | IP | WLS | BF | H | R | ER | SO | BB | IBB | HBP | BLK | WP | HR | S | P | ERA | WHIP |
|---|---|---|---|---|---|---|---|---|---|---|---|---|---|---|---|---|---|---|
| Terry Mulholland, L<br>ERA: 6.92 | (1, 1) | 2.2 | L | 19 | 9 | 6 | 6 | 1 | 2 | 0 | 0 | 0 | 0 | 1 | 40 | 64 | 20.25 | 4.125 |
| Sergio Valdez, R<br>ERA: 2.7 | (3, 1) | 3.1 | | 15 | 3 | 2 | 1 | 4 | 1 | 0 | 0 | 0 | 0 | 1 | 41 | 57 | 2.70 | 1.200 |
| Jose Bautista, R<br>ERA: 6.24 | (7, 1) | 2.0 | | 11 | 3 | 3 | 3 | 1 | 0 | 0 | 1 | 0 | 0 | 0 | 20 | 30 | 13.50 | 1.500 |

| PITCHER | IP | WLS | BF | H | R | ER | SO | BB | IBB | HBP | BLK | WP | HR | S | P | ERA | WHIP |
|---|---|---|---|---|---|---|---|---|---|---|---|---|---|---|---|---|---|

# BOTTOM

## San Francisco Giants @ Houston Astros

Astrodome, Houston, TX

Thu Jul 20 1995, 8:05 PM EDT

Att. 22,832 - Dome - 68 F

livebaseballscorecards.com

| | |
|---|---|
| AB | 38 |
| R | 11 |
| H | 15 |
| RBI | 11 |
| BB | 3 |
| SO | 6 |
| LOB | 16 |

| Batter | 1 | 2 | 3 | 4 | 5 | 6 | 7 | 8 | 9 | AB | R | H | RBI | BB | SO | LOB |
|---|---|---|---|---|---|---|---|---|---|---|---|---|---|---|---|---|
| Rikkert Faneyte, R (1, 8)<br>OBP: 0.392, SLG: 0.293 | S B C X<br>1-2<br>SH1-3<br>1B<br>2B | C S S<br>0-3 ②<br>K | | | B B B C F X<br>3-2 ①<br>G3-1 | | X<br>0-0 ①<br>G5-3 | | B C B X<br>2-1 ①<br>F7 | 5 | 1 | 1 | 0 | 0 | 1 | 2 |
| John Patterson, S (1, 4)<br>OBP: 0.262, SLG: 0.274 | L X<br>0-1 ①<br>SH1-3<br>2-3 | B X<br>1-0<br>WP<br>2-3<br>1B | | | F B F F B X<br>2-2 ②<br>G4-3 | | C B B B X<br>3-1 ②<br>G4-3 | | B C S S B F X<br>2-2 ②<br>L6 | 4 | 0 | 1 | 0 | 0 | 0 | 1 |
| Barry Bonds, L (1, 7)<br>OBP: 0.437, SLG: 0.596 | B B B B<br>4-0<br>G1-3<br>1B<br>1B<br>BB | C S B X<br>1-2 ③<br>G3-1<br>2-3<br>3-H | | | B B B B<br>4-0<br>BB | | X<br>0-0 ③<br>G4-3 | | I I I I<br>4-0<br>IBB | 2 | 1 | 0 | 0 | 3 | 0 | 1 |
| Glenallen Hill, R (1, 9)<br>OBP: 0.322, SLG: 0.463 | 1 SAFE X<br>0-0<br>1B<br>G1-3<br>1-2<br>3-H<br>1B | | B B X<br>2-0<br>FC3-5<br>2B | | 1 SAFE 1 SAFE X<br>0-0 ③<br>G5-3 | | | S S B C<br>1-3 ①<br>K | X<br>0-0 ③<br>F8 | 5 | 0 | 2 | 1 | 0 | 1 | 3 |
| Jeff Reed, L (1, 2)<br>OBP: 0.375, SLG: 0.280 | B B B C X<br>3-1 ②<br>G1-3<br>1-2<br>2-3 | | B X<br>1-0 ①<br>FC3-5<br>G4-6-3<br>2-3 | | | B B C C C<br>2-3 ①<br>K | | B B X<br>2-0 ②<br>F7 | | 4 | 0 | 0 | 0 | 0 | 1 | 3 |
| Royce Clayton, R (1, 6)<br>OBP: 0.309, SLG: 0.347 | C S B X<br>1-2<br>2-3<br>3-H<br>1B | | C X<br>0-1 ② ③<br>G4-6-3<br>1-2f | | | B S S S B X<br>2-2 ②<br>G6-3 | | B X<br>1-0<br>CS<br>1B | | 4 | 0 | 2 | 1 | 0 | 0 | 1 |
| J.R. Phillips, L (1, 3)<br>OBP: 0.222, SLG: 0.275 | B B X<br>2-0 ③<br>F7 | | | B B F S C<br>2-3 ①<br>K | | F B B S B F B<br>4-2<br>3B<br>BB | | 1 SAFE 1 SAFE B S C 1 SAFE 1 SAFE<br>1-2 ③<br>CS<br>1-2 | F X<br>0-1<br>1B<br>SH<br>1B | 3 | 2 | 1 | 0 | 1 | 1 | 2 |
| Steve Scarsone, R (1, 5)<br>OBP: 0.357, SLG: 0.578 | | F S B F B X<br>2-2 ①<br>F8 | | B X<br>1-0 ②<br>B1-3 | | 1 SAFE X<br>0-0<br>1-H<br>3B | | | B F C X<br>1-2<br>SH<br>1-2<br>SH<br>1B | 4 | 1 | 2 | 1 | 0 | 0 | 0 |
| Mark Leiter, R (1, 1)<br>OBP: 0.094, SLG: 0.065<br>Terry Mulholland, R (9, PR)<br>OBP: 0.087, SLG: 0.136<br>Rod Beck, R (9, 1)<br>OBP: 0.333, SLG: 0.333 | | B C F B X<br>2-2<br>E8<br>1B<br>WP | | C F X<br>0-2 ③<br>G1-3 | | B S C B C<br>2-3 ③<br>K | | | L X<br>0-1<br>SH<br>1-H<br>2-H | 3<br>0<br>0 | 1<br>0<br>0 | 0<br>0<br>0 | 0<br>0<br>0 | 0<br>0<br>0 | 1<br>0<br>0 | 1<br>0<br>0 |
| Inning Stats | R: 2 H: 3<br>E: 0 LOB: 2<br>K: 0 BB: 1<br>S: 12 P: 23 | R: 1 H: 1<br>E: 1 LOB: 1<br>K: 1 BB: 0<br>S: 14 P: 20 | R: 0 H: 1<br>E: 0 LOB: 0<br>K: 0 BB: 0<br>S: 4 P: 7 | R: 0 H: 0<br>E: 0 LOB: 0<br>K: 1 BB: 0<br>S: 7 P: 10 | R: 0 H: 0<br>E: 0 LOB: 1<br>K: 0 BB: 1<br>S: 8 P: 17 | R: 1 H: 1<br>E: 0 LOB: 1<br>K: 2 BB: 1<br>S: 13 P: 23 | R: 0 H: 0<br>E: 0 LOB: 0<br>K: 0 BB: 0<br>S: 4 P: 7 | R: 0 H: 1<br>E: 0 LOB: 0<br>K: 1 BB: 0<br>S: 7 P: 12 | R: 2 H: 2<br>E: 1 LOB: 2<br>K: 0 BB: 1<br>S: 14 P: 23 | 1B: 6 SF: 0<br>2B: 2 SAC: 2<br>3B: 1 DP: 1<br>HR: 0 HBP: 0 | | | | | | |

| PITCHER | | IP | WLS | BF | H | R | ER | SO | BB | IBB | HBP | BLK | WP | HR | S | P | ERA | WHIP |
|---|---|---|---|---|---|---|---|---|---|---|---|---|---|---|---|---|---|---|
| Darryl Kile, R<br>ERA: 5.01 | (1, 1) | 7.0 | L | 30 | 6 | 4 | 3 | 4 | 3 | 0 | 0 | 0 | 1 | 0 | 62 | 107 | 3.86 | 1.286 |
| Dave Veres, R<br>ERA: 1.62 | (8, 1) | 2.0 | | 10 | 3 | 2 | 0 | 1 | 0 | 1 | 0 | 0 | 0 | 0 | 21 | 35 | 0.00 | 1.500 |

| PITCHER | IP | WLS | BF | H | R | ER | SO | BB | IBB | HBP | BLK | WP | HR | S | P | ERA | WHIP |
|---|---|---|---|---|---|---|---|---|---|---|---|---|---|---|---|---|---|

# San Francisco Giants @ Houston Astros

Astrodome, Houston, TX

Fri Jul 21 1995, 8:05 PM EDT

Att. 31,578 - Dome - 72 F

TOP

livebaseballscorecards.com

| | |
|---|---|
| AB | 34 |
| R | 6 |
| H | 9 |
| RBI | 3 |
| BB | 4 |
| SO | 5 |
| LOB | 14 |

WP: 1 PA: 41
PB: 0
SB: 0
CS: 1

# BOTTOM

| Batter | 1 | 2 | 3 | 4 | 5 | 6 | 7 | 8 | 9 | AB | R | H | RBI | BB | SO | LOB |
|---|---|---|---|---|---|---|---|---|---|---|---|---|---|---|---|---|
| John Cangelosi, S (1, 8)<br>OBP: 0.419, SLG: 0.400 | B B B C F X<br>3-2<br>HBP<br>5<br>2B<br>1B | | B X<br>1-0 ②<br>B1-3 | | F B C B C<br>2-3 ②<br>K | | B F B X<br>2-1 ③<br>FC6<br>1-2f | | B C B X<br>2-1 ③<br>G4-3 | 5 | 1 | 1 | 0 | 0 | 1 | 4 |
| Craig Biggio, R (1, 4)<br>OBP: 0.404, SLG: 0.468 | C<br>1 SAFE<br>1 SAFE<br>H<br>1-1<br>1-2<br>5<br>2B<br>HBP | | F F B B B H<br>3-2<br>5<br>1B<br>2B<br>HBP | | X<br>0-0 ③<br>G6-3 | | | B C F B X<br>2-2 ①<br>G5-3 | | 2 | 2 | 0 | 0 | 0 | 0 | 0 |
| 5 Jeff Bagwell, R (1, 3)<br>OBP: 0.389, SLG: 0.479 | X<br>0-0 ①<br>1-H<br>2-H<br>2B | | 1 SAFE<br>X<br>0-0<br>2B<br>1-2<br>1B | | | X<br>0-0<br>CS<br>1B | | C S S<br>0-3 ②<br>K | | 4 | 0 | 3 | 2 | 0 | 1 | 0 |
| Derek Bell, R (1, 9)<br>OBP: 0.394, SLG: 0.464 | B B S B F X<br>3-2 ②<br>G4-3 | | B<br>2 SAFE<br>B B C X<br>3-1<br>1-3<br>2-H<br>2B | | | 1 SAFE<br>1 SAFE<br>S<br>B<br>1 SAFE<br>1 SAFE<br>B F B<br>4-2 ①<br>F F B<br>G3-6-3<br>1-2<br>BB | | X<br>0-0<br>1B | | 3 | 0 | 2 | 1 | 1 | 0 | 0 |
| Dave Magadan, L (1, 5)<br>OBP: 0.428, SLG: 0.395 | B F C F S<br>1-3 ③<br>K | | B C S B B S<br>3-3 ③<br>K | | | 1 SAFE<br>X<br>0-0 ②③<br>G3-6-3<br>1-2f | | 1 SAFE<br>1 SAFE<br>B<br>1 SAFE<br>B X<br>2-0<br>G4-3 | | 4 | 0 | 0 | 0 | 0 | 2 | 4 |
| Tony Eusebio, R (1, 2)<br>OBP: 0.391, SLG: 0.456 | | C X<br>0-1<br>G4-6-3<br>1B | | F C X<br>0-2 ①<br>G5-3 | | | B F B C X<br>2-2 ①<br>G6-3 | | C B F B S<br>2-3 ①<br>K | 4 | 0 | 1 | 0 | 0 | 1 | 0 |
| Derrick May, L (1, 7)<br>OBP: 0.314, SLG: 0.353 | | B X<br>1-0 ①②<br>G4-6-3<br>1-2f | | B F X<br>1-1 ②<br>G1-3 | | | C B X<br>1-1<br>FC3-6<br>1B | | F C B B F B B<br>4-2<br>1B<br>BB | 3 | 0 | 1 | 0 | 1 | 0 | 1 |
| Orlando Miller, R (1, 6)<br>OBP: 0.315, SLG: 0.382 | | C B X<br>1-1 ③<br>G6-3 | | B F B X<br>2-1 ③<br>G6-3 | | | X<br>0-0 ②<br>FC3-6<br>BB<br>1-2f | | C S B B S<br>2-3 ②<br>K | 4 | 0 | 0 | 0 | 0 | 1 | 2 |
| Darryl Kile, R (1, 1)<br>OBP: 0.188, SLG: 0.138<br>Milt Thompson, L (7, PH)<br>OBP: 0.276, SLG: 0.266<br>Dave Veres, R (8, 1)<br>Craig Shipley, R (9, PH)<br>OBP: 0.322, SLG: 0.402 | | | S C B F B S<br>2-3 ①<br>K | | S L B C<br>1-3 ①<br>K | | 1 SAFE<br>F 1 SAFE<br>1 B F<br>B 1 SAFE<br>F<br>4-2<br>B<br>FC6<br>1-2<br>BB | | B X<br>1-0<br>1-2<br>1B | 2<br>0<br>0<br>1 | 0<br>0<br>0<br>0 | 0<br>0<br>0<br>1 | 0<br>0<br>0<br>0 | 0<br>1<br>0<br>0 | 2<br>0<br>0<br>0 | 0<br>0<br>0<br>0 |
| Inning Stats | R: 2 H: 2<br>E: 0 LOB: 0<br>K: 1 BB: 0<br>S: 13 P: 21 | R: 0 H: 1<br>E: 0 LOB: 0<br>K: 0 BB: 0<br>S: 5 P: 7 | R: 1 H: 2<br>E: 0 LOB: 2<br>K: 2 BB: 0<br>S: 13 P: 25 | R: 0 H: 0<br>E: 0 LOB: 0<br>K: 0 BB: 0<br>S: 7 P: 10 | R: 0 H: 0<br>E: 0 LOB: 0<br>K: 2 BB: 0<br>S: 7 P: 10 | R: 0 H: 1<br>E: 0 LOB: 0<br>K: 0 BB: 1<br>S: 6 P: 10 | R: 0 H: 1<br>E: 0 LOB: 2<br>K: 0 BB: 1<br>S: 11 P: 20 | R: 0 H: 1<br>E: 0 LOB: 1<br>K: 1 BB: 0<br>S: 8 P: 12 | R: 0 H: 1<br>E: 0 LOB: 2<br>K: 2 BB: 1<br>S: 12 P: 23 | 1B: 7 SF: 0<br>2B: 2 SAC: 0<br>3B: 0 DP: 2<br>HR: 0 HBP: 2 | | | | | | WP: 0 PA: 37<br>PB: 0<br>SB: 0<br>CS: 1 |

| PITCHER | | IP | WLS | BF | H | R | ER | SO | BB | IBB | HBP | BLK | WP | HR | S | P | ERA | WHIP |
|---|---|---|---|---|---|---|---|---|---|---|---|---|---|---|---|---|---|---|
| Mark Leiter, R<br>ERA: 3.79 | (1, 1) | 8.0 | W | 32 | 8 | 3 | 3 | 6 | 2 | 0 | 2 | 0 | 0 | 0 | 70 | 115 | 3.38 | 1.250 |
| Rod Beck, R<br>ERA: 4.95 | (9, 1) | 1.0 | S | 5 | 1 | 0 | 0 | 2 | 1 | 0 | 0 | 0 | 0 | 0 | 12 | 23 | 0.00 | 2.000 |

| PITCHER | IP | WLS | BF | H | R | ER | SO | BB | IBB | HBP | BLK | WP | HR | S | P | ERA | WHIP |
|---|---|---|---|---|---|---|---|---|---|---|---|---|---|---|---|---|---|

# San Francisco Giants @ Houston Astros

Astrodome, Houston, TX

Fri Jul 21 1995, 8:05 PM EDT

Att. 31,578 - Dome - 72 F

livebaseballscorecards.com

| | |
|---|---|
| AB | 32 |
| R | 3 |
| H | 9 |
| RBI | 3 |
| BB | 3 |
| SO | 8 |
| LOB | 11 |

| Batter | 1 | 2 | 3 | 4 | 5 | 6 | 7 | 8 | 9 | AB | R | H | RBI | BB | SO | LOB |
|---|---|---|---|---|---|---|---|---|---|---|---|---|---|---|---|---|
| Rikkert Faneyte, R (1, 8)<br>OBP: 0.375, SLG: 0.326 | G4-3 | G6-3 | | | P4 | | G4-3 | | FC4-6 3B | 5 | 1 | 1 | 0 | 0 | 0 | 4 |
| Steve Scarsone, R (1, 5)<br>OBP: 0.359, SLG: 0.565 | E9 2B | | BB | | G5-3 | | K | | FC4-6 1B BB | 3 | 2 | 0 | 0 | 2 | 1 | 2 |
| Barry Bonds, L (1, 7)<br>OBP: 0.439, SLG: 0.596 | 2B | | P4 | | G3-1 | | | 1B 1B BB | FC4-6 | 3 | 2 | 1 | 1 | 2 | 0 | 2 |
| Glenallen Hill, R (1, 9)<br>OBP: 0.320, SLG: 0.458 | L9 | | K | | | S 1B | | K | FC4-6 1B | 5 | 0 | 1 | 1 | 0 | 2 | 5 |
| Mark Carreon, R (1, 3)<br>OBP: 0.354, SLG: 0.526 | 2B | | G5-3 | | | F9 | | 1B 1B 1B | 1B | 5 | 1 | 3 | 2 | 0 | 0 | 2 |
| Royce Clayton, R (1, 6)<br>OBP: 0.304, SLG: 0.341 | G5-3 | | | G6-3 | | F8 | | L9 | K | 5 | 0 | 0 | 0 | 0 | 1 | 6 |
| Robby Thompson, R (1, 4)<br>OBP: 0.312, SLG: 0.305 | | SH1-4 BB | | G6-3 | | K | | 1B 1B | | 2 | 0 | 0 | 0 | 1 | 1 | 1 |
| Jose Bautista, R (6, 1) | | | | | | | | | | 0 | 0 | 0 | 0 | 0 | 0 | 0 |
| J.R. Phillips, L (8, PH)<br>OBP: 0.226, SLG: 0.279 | | | | | | | | | | 1 | 0 | 1 | 1 | 0 | 0 | 0 |
| Scott Service, R (8, 1) | | | | | | | | | | 0 | 0 | 0 | 0 | 0 | 0 | 0 |
| Kirt Manwaring, R (1, 2)<br>OBP: 0.320, SLG: 0.338 | | F4 | | G5-3 | | | G4-3 PB 1B | 1B | | 4 | 0 | 2 | 1 | 0 | 0 | 1 |
| Trevor Wilson, L (1, 1)<br>OBP: 0.250, SLG: 0.292 | | SH1-4 | | | E1 G5-3 1B | | G4-3 1B | | K | 1 | 0 | 1 | 0 | 0 | 0 | 0 |
| Carlos Valdez, R (5, 1) | | | | | | | | | | 0 | 0 | 0 | 0 | 0 | 0 | 0 |
| John Patterson, S (6, 4)<br>OBP: 0.265, SLG: 0.277 | | | | | | | | | | 2 | 0 | 1 | 0 | 0 | 1 | 0 |
| Inning Stats | R: 2 E: 1 K: 0 S: 9 H: 2 LOB: 1 BB: 0 P: 14 | R: 0 E: 0 K: 0 S: 7 H: 0 LOB: 1 BB: 1 P: 13 | R: 0 E: 0 K: 1 S: 11 H: 0 LOB: 1 BB: 1 P: 17 | R: 0 E: 0 K: 0 S: 4 H: 0 LOB: 0 BB: 0 P: 7 | R: 0 E: 1 K: 0 S: 8 H: 1 LOB: 1 BB: 0 P: 10 | R: 0 E: 0 K: 1 S: 9 H: 1 LOB: 1 BB: 0 P: 13 | R: 0 E: 0 K: 1 S: 11 H: 2 LOB: 1 BB: 0 P: 16 | R: 2 E: 0 K: 1 S: 19 H: 3 LOB: 2 BB: 1 P: 30 | R: 2 E: 0 K: 2 S: 14 H: 2 LOB: 2 BB: 2 P: 29 | 1B: 8 2B: 2 3B: 1 HR: 0 | SF: 0 SAC: 1 DP: 1 HBP: 0 | | | | | | |

| PITCHER | IP | WLS | BF | H | R | ER | SO | BB | IBB | HBP | BLK | WP | HR | S | P | ERA | WHIP |
|---|---|---|---|---|---|---|---|---|---|---|---|---|---|---|---|---|---|
| Mike Hampton, L (1, 1)<br>ERA: 2.58 | 7.2 | W | 34 | 8 | 4 | 2 | 4 | 3 | 0 | 0 | 0 | 0 | 0 | 75 | 115 | 2.35 | 1.435 |
| Dave Veres, R (8, 1)<br>ERA: 1.61 | 0.1 | | 1 | 1 | 0 | 0 | 0 | 0 | 0 | 0 | 0 | 0 | 0 | 3 | 5 | 0.00 | 3.000 |
| Todd Jones, R (9, 1)<br>ERA: 2.21 | 1.0 | S | 7 | 2 | 2 | 2 | 2 | 2 | 0 | 0 | 0 | 0 | 0 | 14 | 29 | 18.00 | 4.000 |

| PITCHER | IP | WLS | BF | H | R | ER | SO | BB | IBB | HBP | BLK | WP | HR | S | P | ERA | WHIP |
|---|---|---|---|---|---|---|---|---|---|---|---|---|---|---|---|---|---|

TOP

# San Francisco Giants @ Houston Astros

Astrodome, Houston, TX

Sat Jul 22 1995, 8:05 PM EDT

Att. 25,663 - Dome - 72 F

livebaseballscorecards.com

| | |
|---|---|
| AB | 36 |
| R | 6 |
| H | 11 |
| RBI | 6 |
| BB | 5 |
| SO | 6 |
| LOB | 23 |

# BOTTOM

San Francisco Giants @ Houston Astros

Astrodome, Houston, TX

Sat Jul 22 1995, 8:05 PM EDT

Att. 25,663 - Dome - 72 F

livebaseballscorecards.com

| Batter | 1 | 2 | 3 | 4 | 5 | 6 | 7 | 8 | 9 | AB | R | H | RBI | BB | SO | LOB |
|---|---|---|---|---|---|---|---|---|---|---|---|---|---|---|---|---|
| John Cangelosi, S (1, 8)<br>OBP: 0.456, SLG: 0.438 | X<br>0-0<br>5 BB 1B<br>BB<br>1B | B B B C X<br>3-1 ③<br>1B | | | B B F S B B<br>4-2<br>1B<br>5<br>HR<br>BB | B B C X<br>2-1<br>5 S BB<br>5 1B<br>1B | | B B X<br>2-0<br>1B | | 4 | 3 | 4 | 0 | 1 | 0 | 0 |
| Craig Biggio, R (1, 4)<br>OBP: 0.407, SLG: 0.468 | X<br>0-0<br>BB 5 BB<br>1-2<br>SF8<br>1B | | C X<br>0-1 ①<br>F8 | | F 1 SAFE 1 SAFE B X<br>1-1<br>5<br>1-2<br>HR<br>1B | 1 SAFE 1 SAFE B 1 SAFE B B B<br>4-0<br>5 S<br>5 1B<br>1-2<br>BB | | C B 1 SAFE 1 SAFE F F F 1 SAFE B<br>2-3 S ②<br>K | | 4 | 3 | 2 | 0 | 1 | 1 | 1 |
| 5 Jeff Bagwell, R (1, 3)<br>OBP: 0.395, SLG: 0.495 | B B S B B<br>4-1<br>SF8 BB<br>1-2<br>2-3<br>BB | | B F B X<br>2-1<br>G5-3<br>2B | | B B B C X<br>3-1<br>1-H<br>2-H<br>HR | C S B F X<br>1-2<br>BB<br>1-H<br>2-H<br>1B | | B X<br>1-0 ③<br>G3 | | 4 | 1 | 3 | 5 | 1 | 0 | 1 |
| Derek Bell, R (1, 9)<br>OBP: 0.398, SLG: 0.464 | F F B F B S<br>2-3 ①<br>K | | B F S B B B<br>4-2<br>BB | | F F X<br>0-2<br>S<br>BB<br>1B | B B F 1 SAFE B B<br>4-1<br>1-2<br>BB | | | | 2 | 0 | 1 | 0 | 2 | 1 | 3 |
| Tony Eusebio, R (1, 2)<br>OBP: 0.388, SLG: 0.449 | B B C B B<br>4-1<br>1-2<br>2-3<br>3-H<br>BB | | C X<br>0-1 ② ③<br>G5-3<br>2-3f | | 1 SAFE 1 SAFE C B F X<br>1-2 ①<br>G5-3<br>1-3 | B X<br>1-0 ③<br>P3 | | | | 3 | 0 | 0 | 1 | 1 | 0 | 5 |
| Craig Shipley, R (1, 5)<br>OBP: 0.320, SLG: 0.395 | F B F F F F B F X<br>2-2 ②<br>SF8<br>2-3<br>3-H | | | X<br>0-0 ①<br>L5 | B B B F B<br>4-1 ②<br>S<br>3-H<br>BB | | C X<br>0-1 ①<br>P4 | | | 2 | 0 | 0 | 1 | 1 | 0 | 0 |
| Derrick May, L (1, 7)<br>OBP: 0.312, SLG: 0.350 | B B F B X<br>3-1 ③<br>F8 | | | C B X<br>1-1<br>1B | C X<br>0-1 ③<br>P5<br>1-2 | | X<br>0-0 ②<br>F7 | | | 4 | 0 | 1 | 0 | 0 | 0 | 3 |
| Orlando Miller, R (1, 6)<br>OBP: 0.314, SLG: 0.383 | | B X<br>1-0<br>CS<br>2B | | C B 1 SAFE X<br>1-1 ②<br>F8 | | B B B C F S<br>3-3 ①<br>K | C B X<br>1-1 ③<br>F8 | | | 4 | 0 | 1 | 0 | 0 | 1 | 1 |
| Mike Hampton, R (1, 1)<br>OBP: 0.125, SLG: 0.087<br>Dave Veres, R (8, 1)<br>Milt Thompson, L (8, PH)<br>OBP: 0.273, SLG: 0.263<br>Todd Jones, L (9, 1) | | B B X<br>2-0 ① ②<br>G1-3<br>2-3 | | F X<br>0-1 ③<br>L8 | | C C B B C<br>2-3 ②<br>K | | B X<br>1-0 ①<br>F8 | | 3<br>0<br>1<br>0 | 0<br>0<br>0<br>0 | 0<br>0<br>0<br>0 | 0<br>0<br>0<br>0 | 0<br>0<br>0<br>0 | 1<br>0<br>0<br>0 | 2<br>0<br>0<br>0 |
| Inning Stats | R: 2 H: 2<br>E: 0 LOB: 2<br>K: 1 BB: 2<br>S: 16 P: 31 | R: 0 H: 2<br>E: 0 LOB: 1<br>K: 0 BB: 0<br>S: 4 P: 10 | R: 0 H: 1<br>E: 0 LOB: 1<br>K: 0 BB: 1<br>S: 8 P: 14 | R: 0 H: 1<br>E: 0 LOB: 1<br>K: 0 BB: 0<br>S: 7 P: 9 | R: 3 H: 3<br>E: 0 LOB: 1<br>K: 0 BB: 2<br>S: 15 P: 28 | R: 2 H: 2<br>E: 0 LOB: 2<br>K: 2 BB: 2<br>S: 15 P: 32 | R: 0 H: 0<br>E: 0 LOB: 0<br>K: 0 BB: 0<br>S: 5 P: 6 | R: 0 H: 1<br>E: 0 LOB: 1<br>K: 1 BB: 0<br>S: 8 P: 14 | | 1B: 9 SF: 1<br>2B: 2 SAC: 0<br>3B: 0 DP: 1<br>HR: 1 HBP: 0 | | | | | | |

| | AB | 31 |
|---|---|---|
| | R | 7 |
| | H | 12 |
| | RBI | 7 |
| | BB | 7 |
| | SO | 4 |
| | LOB | 16 |

WP: 0 PA: 39
PB: 0
SB: 5
CS: 1

| PITCHER | | IP | WLS | BF | H | R | ER | SO | BB | IBB | HBP | BLK | WP | HR | S | P | ERA | WHIP |
|---|---|---|---|---|---|---|---|---|---|---|---|---|---|---|---|---|---|---|
| Trevor Wilson, L<br>ERA: 3.96 | (1, 1) | 4.0 | L | 22 | 9 | 5 | 5 | 1 | 4 | 0 | 0 | 0 | 0 | 1 | 44 | 81 | 11.25 | 3.250 |
| Carlos Valdez, R<br>ERA: 7.36 | (5, 1) | 1.2 | | 9 | 2 | 2 | 2 | 2 | 3 | 0 | 0 | 0 | 0 | 0 | 20 | 41 | 10.80 | 3.000 |
| Jose Bautista, R<br>ERA: 6.13 | (6, 1) | 1.1 | | 4 | 0 | 0 | 0 | 0 | 0 | 0 | 0 | 0 | 0 | 0 | 6 | 8 | 0.00 | 0.000 |
| Scott Service, R<br>ERA: | (8, 1) | 1.0 | | 4 | 1 | 0 | 0 | 1 | 0 | 0 | 0 | 0 | 0 | 0 | 8 | 14 | 0.00 | 1.000 |

| PITCHER | IP | WLS | BF | H | R | ER | SO | BB | IBB | HBP | BLK | WP | HR | S | P | ERA | WHIP |
|---|---|---|---|---|---|---|---|---|---|---|---|---|---|---|---|---|---|

| Batter | 1 | 2 | 3 | 4 | 5 | 6 | 7 | 8 | 9 | 10 | AB | R | H | RBI | BB | SO | LOB |
|---|---|---|---|---|---|---|---|---|---|---|---|---|---|---|---|---|---|
| Rikkert Faneyte, R (1, 8)<br>OBP: 0.344, SLG: 0.294 | F8 | | K | | G6-3<br>3-H | | | K | | F7 | 5 | 0 | 0 | 1 | 0 | 2 | 4 |
| Steve Scarsone, R (1, 5)<br>OBP: 0.349, SLG: 0.548 | K | | G6-3 | | K | | | K | | | 4 | 0 | 0 | 0 | 0 | 3 | 2 |
| Barry Bonds, L (1, 7)<br>OBP: 0.437, SLG: 0.590 | F7 | | | K | | K | | | G5-4-3<br>BB | | 3 | 0 | 0 | 0 | 1 | 2 | 0 |
| Glenallen Hill, R (1, 9)<br>OBP: 0.325, SLG: 0.479 | | HR | | 1B<br>S | | 3B<br>L5 | | | G5-4-3<br>1-2f | | 4 | 1 | 3 | 1 | 0 | 0 | 1 |
| Mark Carreon, R (1, 3)<br>OBP: 0.347, SLG: 0.514 | | G5-3 | | F8 | | L5<br>3-3 | | | G5-3 | | 4 | 0 | 0 | 0 | 0 | 0 | 2 |
| Royce Clayton, R (1, 6)<br>OBP: 0.301, SLG: 0.337 | | F8 | | G6-3<br>1-2 | | | G5-3 | | | K | 4 | 0 | 0 | 0 | 0 | 1 | 1 |
| Robby Thompson, R (1, 4)<br>OBP: 0.311, SLG: 0.309 | | G5-3 | | | 1B<br>G6-3<br>2B | | G5-3 | | | G6-3 | 4 | 1 | 1 | 0 | 0 | 0 | 0 |
| Kirt Manwaring, R (1, 2)<br>OBP: 0.327, SLG: 0.343 | | | E7<br>1B | | G1-3<br>1B<br>2-3 | | G1-3 | | | 1B<br>BB | 3 | 0 | 2 | 0 | 1 | 0 | 0 |
| William Van Landingham, R (1, 1)<br>OBP: 0.182, SLG: 0.273<br>Tom Lampkin, L (10, PH)<br>OBP: 0.356, SLG: 0.359<br>Scott Service, R (10, 1) | | | K | | G1-3<br>1 SAFE<br>1-2 | | | K | | 1B<br>1-2 | 3<br>1<br>0 | 0<br>0<br>0 | 0<br>1<br>0 | 0<br>0<br>0 | 0<br>0<br>0 | 2<br>0<br>0 | 3<br>0<br>0 |
| Inning Stats | R: 0<br>E: 0<br>K: 1<br>S: 6<br>H: 0<br>LOB: 0<br>BB: 0<br>P: 8 | R: 1<br>E: 0<br>K: 0<br>S: 6<br>H: 1<br>LOB: 0<br>BB: 0<br>P: 10 | R: 0<br>E: 1<br>K: 2<br>S: 13<br>H: 1<br>LOB: 1<br>BB: 0<br>P: 17 | R: 0<br>E: 0<br>K: 1<br>S: 9<br>H: 1<br>LOB: 1<br>BB: 0<br>P: 15 | R: 1<br>E: 0<br>K: 1<br>S: 16<br>H: 2<br>LOB: 1<br>BB: 0<br>P: 17 | R: 0<br>E: 0<br>K: 1<br>S: 9<br>H: 1<br>LOB: 0<br>BB: 0<br>P: 11 | R: 0<br>E: 0<br>K: 0<br>S: 5<br>H: 0<br>LOB: 0<br>BB: 0<br>P: 6 | R: 0<br>E: 0<br>K: 3<br>S: 9<br>H: 0<br>LOB: 0<br>BB: 0<br>P: 11 | R: 0<br>E: 0<br>K: 0<br>S: 8<br>H: 0<br>LOB: 0<br>BB: 1<br>P: 13 | R: 0<br>E: 0<br>K: 1<br>S: 10<br>H: 1<br>LOB: 2<br>BB: 1<br>P: 16 | 1B: 4<br>2B: 2<br>3B: 1<br>HR: 1<br>SF: 0<br>SAC: 0<br>DP: 2<br>HBP: 0 | | | | | | |

| PITCHER | | IP | WLS | BF | H | R | ER | SO | BB | IBB | HBP | BLK | WP | HR | S | P | ERA | WHIP |
|---|---|---|---|---|---|---|---|---|---|---|---|---|---|---|---|---|---|---|
| Shane Reynolds, R<br>ERA: 2.65 | (1, 1) | 7.0 | | 26 | 6 | 2 | 2 | 6 | 0 | 0 | 0 | 0 | 0 | 1 | 64 | 84 | 2.57 | 0.857 |
| Jeff Tabaka, L<br>ERA: 6.14 | (8, 1) | 1.0 | | 4 | 0 | 0 | 0 | 3 | 1 | 0 | 0 | 0 | 0 | 0 | 12 | 18 | 0.00 | 1.000 |
| Jim Dougherty, R<br>ERA: 4.81 | (9, 1) | 1.0 | | 2 | 0 | 0 | 0 | 0 | 0 | 0 | 0 | 0 | 0 | 0 | 5 | 6 | 0.00 | 0.000 |
| Doug Brocail, R<br>ERA: 3.74 | (10, 1) | 1.0 | W | 5 | 1 | 0 | 0 | 1 | 1 | 0 | 0 | 0 | 0 | 0 | 10 | 16 | 0.00 | 2.000 |

| PITCHER | IP | WLS | BF | H | R | ER | SO | BB | IBB | HBP | BLK | WP | HR | S | P | ERA | WHIP |
|---|---|---|---|---|---|---|---|---|---|---|---|---|---|---|---|---|---|

# TOP

## San Francisco Giants @ Houston Astros

Astrodome, Houston, TX

Sun Jul 23 1995, 4:33 AM EDT

Att. 24,513 - Dome - 72 F

livebaseballscorecards.com

| | |
|---|---|
| AB | 35 |
| R | 2 |
| H | 7 |
| RBI | 2 |
| BB | 2 |
| SO | 10 |
| LOB | 13 |

# San Francisco Giants @ Houston Astros

Astrodome, Houston, TX

Sun Jul 23 1995, 4:33 AM EDT

Att. 24,513 - Dome - 72 F

livebaseballscorecards.com

| Batter | 1 | 2 | 3 | 4 | 5 | 6 | 7 | 8 | 9 | 10 | AB | R | H | RBI | BB | SO | LOB |
|---|---|---|---|---|---|---|---|---|---|---|---|---|---|---|---|---|---|
| Brian Hunter, R (1, 8)<br>OBP: 0.416, SLG: 0.490<br>Doug Brocail, L (10, 1)<br>OBP: 0.400, SLG: 0.400 | C C S<br>0-3 ① K | | B F B F S<br>2-3 ② K | | F B X<br>1-1 S 1B | | C B B S F X<br>2-2 ③ G1-3<br>1-2 | | B X<br>1-0 ③ L4 | | 5<br>0 | 0<br>0 | 1<br>0 | 0<br>0 | 0<br>0 | 2<br>0 | 1<br>0 |
| Craig Biggio, R (1, 4)<br>OBP: 0.410, SLG: 0.474 | B C S X<br>1-2 5 E, 1B | | X<br>0-0 5 WP 2B | | B 1 SAFE S B X<br>2-1 ③ G4-3<br>1-2 | | | X<br>0-0 ① F8 | | C X<br>0-1 S 1B 1B | 5 | 1 | 3 | 0 | 0 | 0 | 1 |
| 5 Jeff Bagwell, R (1, 3)<br>OBP: 0.395, SLG: 0.490 | C X<br>0-1 E1 G5-4-3<br>1-2 | | B B B B<br>4-0 2-3 BB | | | B B X<br>2-0 ① F8 | | B B B B<br>4-0 1B BB | | X<br>0-0 ① F8 | 3 | 0 | 0 | 0 | 2 | 0 | 2 |
| Derek Bell, R (1, 9)<br>OBP: 0.393, SLG: 0.457 | B X<br>1-0 ②③ G5-4-3<br>1-2f | | C X<br>0-1 ③ L7 | | | F X<br>0-1 ② F9 | | 1 SAFE B C F F 1 SAFE F S<br>1-3 ② K | | 1 SAFE 1 SAFE S 1 SAFE S 1 SAFE B B S<br>2-3 ② K<br>1-2 | 5 | 0 | 0 | 0 | 0 | 2 | 6 |
| Dave Magadan, L (1, 5)<br>OBP: 0.427, SLG: 0.391 | | B X<br>1-0 ① L9 | | B X<br>1-0 ① G3-1 | | C S S<br>0-3 ③ K | | 1 SAFE B X<br>1-0 1-3 1B | | I I I I<br>4-0 1B IBB | 4 | 0 | 1 | 0 | 1 | 1 | 0 |
| Derrick May, L (1, 7)<br>OBP: 0.315, SLG: 0.352 | | B X<br>1-0 ② G1-3 | | B C X<br>1-1 ② G6-3 | | | S F B X<br>1-2 1B SF8 1B | X<br>0-0 ③ G4-3 | | S B S B X<br>2-2 1-2 2-H 1B | 5 | 1 | 2 | 1 | 0 | 0 | 2 |
| Jerry Goff, L (1, 2)<br>OBP: 0.176, SLG: 0.188<br>John Cangelosi, S (9, PH)<br>OBP: 0.463, SLG: 0.462 (10, 8) | | B B F B S F B<br>4-2 BB | | S F B S<br>1-3 ③ K | | | C F C<br>0-3 ① K | | X<br>0-0 SH1-4 SF9 2B | | 2<br>1 | 0<br>1 | 0<br>1 | 0<br>0 | 1<br>0 | 2<br>0 | 1<br>0 |
| Orlando Miller, R (1, 6)<br>OBP: 0.315, SLG: 0.383 | | X<br>0-0 ③ G4-3 | | | B B X<br>2-0 ① G4-3 | | S B B 1 SAFE 1 SAFE F B X<br>3-2 1-3 S 1B | | X<br>0-0 ① SH1-4<br>2-3 | | 3 | 0 | 1 | 0 | 0 | 0 | 1 |
| Shane Reynolds, R (1, 1)<br>OBP: 0.125, SLG: 0.103<br>Milt Thompson, L (7, PH)<br>OBP: 0.270, SLG: 0.263<br>Jeff Tabaka, R (8, 1)<br>Jim Dougherty, R (9, 1)<br>OBP: 0.143, SLG: 0.143<br>Tony Eusebio, R (9, PH)<br>OBP: 0.386, SLG: 0.449 (10, 2) | | | B S F S<br>1-3 ① K | | S S B S<br>1-3 ② K | | X<br>0-0 ② SF8<br>3-H | | B F B X<br>2-1 ② SF9<br>3-H | | 2<br>0<br>0<br>0<br>0 | 0<br>0<br>0<br>0<br>0 | 0<br>0<br>0<br>0<br>1 | 0<br>1<br>0<br>0<br>0 | 0<br>0<br>0<br>0<br>0 | 2<br>0<br>0<br>0<br>0 | 0<br>0<br>0<br>0<br>0 |

| Inning Stats | 1 | 2 | 3 | 4 | 5 | 6 | 7 | 8 | 9 | 10 |
|---|---|---|---|---|---|---|---|---|---|---|
| | R: 0<br>E: 1<br>K: 1<br>S: 9 | R: 0<br>E: 0<br>K: 0<br>S: 6 | R: 0<br>E: 0<br>K: 2<br>S: 9 | R: 0<br>E: 0<br>K: 1<br>S: 6 | R: 0<br>E: 0<br>K: 1<br>S: 8 | R: 0<br>E: 0<br>K: 1<br>S: 6 | R: 1<br>E: 0<br>K: 1<br>S: 14 | R: 0<br>E: 0<br>K: 1<br>S: 8 | R: 1<br>E: 0<br>K: 0<br>S: 5 | R: 1<br>E: 0<br>K: 1<br>S: 9 |
| | H: 1<br>LOB: 1<br>BB: 0<br>P: 11 | H: 0<br>LOB: 1<br>BB: 1<br>P: 12 | H: 1<br>LOB: 2<br>BB: 1<br>P: 16 | H: 0<br>LOB: 0<br>BB: 0<br>P: 9 | H: 1<br>LOB: 1<br>BB: 0<br>P: 14 | H: 0<br>LOB: 0<br>BB: 0<br>P: 8 | H: 2<br>LOB: 1<br>BB: 0<br>P: 20 | H: 1<br>LOB: 2<br>BB: 1<br>P: 14 | H: 1<br>LOB: 0<br>BB: 0<br>P: 8 | H: 2<br>LOB: 2<br>BB: 1<br>P: 17 |

| PITCHER | IP | WLS | BF | H | R | ER | SO | BB | IBB | HBP | BLK | WP | HR | S | P | ERA | WHIP |
|---|---|---|---|---|---|---|---|---|---|---|---|---|---|---|---|---|---|
| William Van Landingham, R (1, 1)<br>ERA: 4.39 | 9.0 | | 37 | 7 | 2 | 2 | 8 | 3 | 0 | 0 | 0 | 1 | 0 | 71 | 112 | 2.00 | 1.111 |
| Scott Service, R (10, 1)<br>ERA: 5.4 | 0.2 | L | 5 | 2 | 1 | 1 | 1 | 0 | 1 | 0 | 0 | 0 | 0 | 9 | 17 | 13.50 | 3.000 |

| PITCHER | IP | WLS | BF | H | R | ER | SO | BB | IBB | HBP | BLK | WP | HR | S | P | ERA | WHIP |
|---|---|---|---|---|---|---|---|---|---|---|---|---|---|---|---|---|---|

## BOTTOM

| | |
|---|---|
| AB | 35 |
| R | 3 |
| H | 9 |
| RBI | 3 |
| BB | 4 |
| SO | 9 |
| LOB | 14 |

| | | | |
|---|---|---|---|
| 1B: 7 | SF: 2 | WP: 1 | PA: 42 |
| 2B: 2 | SAC: 1 | PB: 0 | |
| 3B: 0 | DP: 1 | SB: 3 | |
| HR: 0 | HBP: 0 | CS: 0 | |

| Batter | 1 | 2 | 3 | 4 | 5 | 6 | 7 | 8 | 9 | AB | R | H | RBI | BB | SO | LOB |
|---|---|---|---|---|---|---|---|---|---|---|---|---|---|---|---|---|
| Todd Hollandsworth, L (1, 8)<br>OBP: 0.352, SLG: 0.479 | F F F F X<br>0-2 ①<br>G3-1 | | C B C B X<br>2-2 ①<br>G3-1 | X<br>0-0 ③<br>G3 | | | B C F B F S<br>2-3 ②<br>K | B B S F X<br>2-2 ③<br>P5 | | 5 | 0 | 0 | 0 | 0 | 1 | 3 |
| Jose Offerman, S (1, 6)<br>OBP: 0.410, SLG: 0.425 | C X<br>0-1<br>1B | | F X<br>0-1<br>G1-6-3<br>1B | | C X<br>0-1 ①<br>G5-3 | | B C F B B B<br>4-2<br>BB | | C X<br>0-1 ①<br>G3 | 4 | 0 | 2 | 0 | 1 | 0 | 0 |
| Raul Mondesi, R (1, 9)<br>OBP: 0.353, SLG: 0.500 | 1 SAFE B X<br>1-0 ②<br>F8 | | B S 1 SAFE 1 SAFE F X<br>1-2 ② ③<br>G1-6-3<br>1-2f | | F S X<br>0-2 ②<br>G6-3 | | 1 SAFE X<br>0-0 ③<br>G1-3 | | B B X<br>2-0 ②<br>G6-3 | 5 | 0 | 0 | 0 | 0 | 0 | 3 |
| Mike Piazza, R (1, 2)<br>OBP: 0.423, SLG: 0.645 | 1 SAFE B 1 SAFE S 1 SAFE F B 1 SAFE 1 SAFE<br>3-2 ③<br>F9 | | | X<br>0-0<br>2B<br>SF8<br>1B | B F B X<br>2-1<br>1B<br>1B | | | B X<br>1-0<br>WP 1B<br>1B<br>1B | S B B B F B<br>4-2<br>BB | 4 | 2 | 3 | 0 | 1 | 0 | 1 |
| Eric Karros, R (1, 3)<br>OBP: 0.376, SLG: 0.514 | | B B X<br>2-0<br>3B<br>1B | | C F F X<br>0-2<br>1B<br>1-3<br>1B<br>2B | X<br>0-0 ③<br>1-3<br>1B | | | B X<br>1-0<br>1B WP<br>1-2<br>1B<br>1B | X<br>0-0 ③<br>G4-3 | 5 | 3 | 4 | 0 | 0 | 0 | 1 |
| Roberto Kelly, R (1, 7)<br>OBP: 0.300, SLG: 0.346 | | X<br>0-0 ①<br>L7 | | S B F X<br>1-2 ①<br>SF8<br>3-H | | S S B B F S<br>2-3 ①<br>K | | C B F X<br>1-2<br>S<br>1-3<br>2-H<br>1B<br>1B | | 3 | 1 | 1 | 2 | 0 | 1 | 1 |
| Tim Wallach, R (1, 5)<br>OBP: 0.327, SLG: 0.396 | | C B 1 SAFE S X<br>1-2<br>1-H<br>3B | | S F B B F F X<br>2-2<br>FC1-6<br>1B<br>2-3<br>1B | | C B F B S<br>2-3 ②<br>K | | C 1 SAFE B B F S<br>2-3 ①<br>K<br>1-2 | | 4 | 0 | 2 | 1 | 0 | 2 | 2 |
| Chad Fonville, S (1, 4)<br>OBP: 0.289, SLG: 0.297 | F C F F F B C<br>1-3 ②<br>K | | | X<br>0-0<br>FC1-6<br>1-2<br>3-H<br>1B | | B C X<br>1-1 ③<br>G6-3 | | C X<br>0-1<br>G4-3<br>2-H<br>3-H<br>1B | | 4 | 0 | 2 | 3 | 0 | 1 | 1 |
| Ramon Martinez, R (1, 1)<br>OBP: 0.175, SLG: 0.205 | | B F F X<br>1-2 ③<br>G4-3 | | L B F X<br>1-2 ②<br>FC1-6<br>1-2f<br>2-3 | | | F B B F F X<br>2-2 ①<br>G3 | X<br>0-0 ②<br>G4-3<br>2-3 | | 4 | 0 | 0 | 0 | 0 | 0 | 4 |
| Inning Stats | R: 0 H: 1<br>E: 0 LOB: 1<br>K: 0 BB: 0<br>S: 11 P: 15 | R: 1 H: 2<br>E: 0 LOB: 1<br>K: 1 BB: 0<br>S: 14 P: 19 | R: 0 H: 1<br>E: 0 LOB: 0<br>K: 0 BB: 0<br>S: 8 P: 11 | R: 2 H: 4<br>E: 0 LOB: 2<br>K: 0 BB: 0<br>S: 18 P: 22 | R: 0 H: 2<br>E: 0 LOB: 2<br>K: 0 BB: 0<br>S: 8 P: 10 | R: 0 H: 0<br>E: 0 LOB: 0<br>K: 2 BB: 0<br>S: 9 P: 14 | R: 0 H: 0<br>E: 0 LOB: 1<br>K: 1 BB: 1<br>S: 11 P: 19 | R: 3 H: 4<br>E: 0 LOB: 1<br>K: 1 BB: 0<br>S: 14 P: 21 | R: 0 H: 0<br>E: 0 LOB: 1<br>K: 0 BB: 1<br>S: 6 P: 12 | 1B: 12 SF: 1<br>2B: 1 SAC: 0<br>3B: 1 DP: 1<br>HR: 0 HBP: 0 | | | | | | WP: 1 PA: 41<br>PB: 0<br>SB: 1<br>CS: 0 |

# TOP

## Los Angeles Dodgers @ Houston Astros

Astrodome, Houston, TX

Mon Jul 24 1995, 8:05 PM EDT

Att. 15,631 - Dome

livebaseballscorecards.com

| | |
|---|---|
| AB | 38 |
| R | 6 |
| H | 14 |
| RBI | 6 |
| BB | 2 |
| SO | 5 |
| LOB | 16 |

| PITCHER | | IP | WLS | BF | H | R | ER | SO | BB | IBB | HBP | BLK | WP | HR | S | P | ERA | WHIP |
|---|---|---|---|---|---|---|---|---|---|---|---|---|---|---|---|---|---|---|
| Greg Swindell, L<br>ERA: 4.74 | (1, 1) | 7.0 | L | 30 | 10 | 3 | 3 | 4 | 1 | 0 | 0 | 0 | 0 | 0 | 79 | 110 | 3.86 | 1.571 |
| Jim Dougherty, R<br>ERA: 5.33 | (8, 1) | 0.1 | | 5 | 4 | 3 | 3 | 1 | 0 | 0 | 0 | 0 | 1 | 0 | 10 | 15 | 81.00 | 12.000 |
| Dean Hartgraves, L<br>ERA: 2.89 | (8, 1) | 1.2 | | 6 | 0 | 0 | 0 | 0 | 1 | 0 | 0 | 0 | 0 | 0 | 10 | 18 | 0.00 | 0.600 |

| PITCHER | IP | WLS | BF | H | R | ER | SO | BB | IBB | HBP | BLK | WP | HR | S | P | ERA | WHIP |
|---|---|---|---|---|---|---|---|---|---|---|---|---|---|---|---|---|---|

# BOTTOM

## Los Angeles Dodgers @ Houston Astros

Astrodome, Houston, TX

Mon Jul 24 1995, 8:05 PM EDT

Att. 15,631 - Dome

livebaseballscorecards.com

| Batter | 1 | 2 | 3 | 4 | 5 | 6 | 7 | 8 | 9 | AB | R | H | RBI | BB | SO | LOB |
|---|---|---|---|---|---|---|---|---|---|---|---|---|---|---|---|---|
| Brian Hunter, R (1, 8)<br>OBP: 0.402, SLG: 0.472 | P2 | | G5-3 | | | F7 | | P4 | K | 4 | 0 | 0 | 0 | 0 | 0 | 0 |
| Craig Shipley, R (9, PH)<br>OBP: 0.317, SLG: 0.391 | | | | | | | | | | 1 | 0 | 0 | 0 | 0 | 1 | 1 |
| Craig Biggio, R (1, 4)<br>OBP: 0.408, SLG: 0.469 | G4-3 | | G6-3 | | | 1B BB | | K | | 3 | 0 | 0 | 0 | 1 | 1 | 0 |
| 5 Jeff Bagwell, R (1, 3)<br>OBP: 0.391, SLG: 0.484 | G6-3 | | | G6-3 | | L5 | | K | | 4 | 0 | 0 | 0 | 0 | 1 | 1 |
| Derek Bell, R (1, 9)<br>OBP: 0.394, SLG: 0.457 | | 1B BB 1B | | K | | 1-2 1B | | | K | 4 | 1 | 2 | 0 | 0 | 2 | 0 |
| Dave Magadan, L (1, 5)<br>OBP: 0.433, SLG: 0.396 | | 1 SAFE E 1B 1-2 FC6-5 BB | | 2-2 1B | | F7 | | | HR 1B | 3 | 2 | 2 | 0 | 1 | 0 | 2 |
| Tony Eusebio, R (1, 2)<br>OBP: 0.388, SLG: 0.450 | | E8 FC6-5 1-3 2-H 1B | | G4-3 | | | L3 | | HR 1-2 1B | 4 | 1 | 2 | 1 | 0 | 0 | 1 |
| Derrick May, L (1, 7)<br>OBP: 0.319, SLG: 0.369 | | FC6-5 G5-4-3 2-3 3-H | | | F7 | | BB | | HR 1-H 2-H | 3 | 1 | 1 | 4 | 1 | 0 | 1 |
| Orlando Miller, R (1, 6)<br>OBP: 0.310, SLG: 0.377 | | G5-4-3 1-2f | | | G4-3 | | K | | G6-3 | 4 | 0 | 0 | 0 | 0 | 1 | 2 |
| Greg Swindell, L (1, 1)<br>OBP: 0.306, SLG: 0.371 | | | K | | L4 | | K | | 1B | 2 | 0 | 0 | 0 | 0 | 1 | 0 |
| Milt Thompson, L (7, PH)<br>OBP: 0.267, SLG: 0.259 | | | | | | | | | | 1 | 0 | 0 | 0 | 0 | 1 | 1 |
| Jim Dougherty, R (8, 1)<br>OBP: 0.143, SLG: 0.143 | | | | | | | | | | 0 | 0 | 0 | 0 | 0 | 0 | 0 |
| Dean Hartgraves, R (8, 1) | | | | | | | | | | 0 | 0 | 0 | 0 | 0 | 0 | 0 |
| John Cangelosi, S (9, PH)<br>OBP: 0.469, SLG: 0.470 | | | | | | | | | | 1 | 0 | 1 | 0 | 0 | 0 | 0 |
| Inning Stats | R: 0 E: 0 K: 0 S: 7 H: 0 LOB: 0 BB: 0 P: 9 | R: 2 E: 1 K: 0 S: 11 H: 2 LOB: 0 BB: 1 P: 20 | R: 0 E: 0 K: 1 S: 7 H: 0 LOB: 0 BB: 0 P: 8 | R: 0 E: 0 K: 1 S: 12 H: 1 LOB: 1 BB: 0 P: 17 | R: 0 E: 0 K: 0 S: 6 H: 0 LOB: 0 BB: 0 P: 10 | R: 0 E: 0 K: 0 S: 11 H: 1 LOB: 2 BB: 1 P: 18 | R: 0 E: 0 K: 2 S: 8 H: 0 LOB: 1 BB: 1 P: 17 | R: 0 E: 0 K: 2 S: 8 H: 0 LOB: 0 BB: 0 P: 12 | R: 3 E: 0 K: 2 S: 18 H: 4 LOB: 1 BB: 0 P: 26 | 1B: 7 2B: 0 3B: 0 HR: 1 | SF: 0 SAC: 0 DP: 1 HBP: 0 | | | | | | |

| | AB | 34 |
|---|---|---|
| | R | 5 |
| | H | 8 |
| | RBI | 5 |
| | BB | 3 |
| | SO | 8 |
| | LOB | 9 |

WP: 0 PB: 0 SB: 0 CS: 0 PA: 37

| PITCHER | IP | WLS | BF | H | R | ER | SO | BB | IBB | HBP | BLK | WP | HR | S | P | ERA | WHIP |
|---|---|---|---|---|---|---|---|---|---|---|---|---|---|---|---|---|---|
| Ramon Martinez, R (1, 1)<br>ERA: 4.14 | 9.0 | W | 37 | 8 | 5 | 4 | 8 | 3 | 0 | 0 | 0 | 0 | 1 | 88 | 137 | 4.00 | 1.222 |

| PITCHER | IP | WLS | BF | H | R | ER | SO | BB | IBB | HBP | BLK | WP | HR | S | P | ERA | WHIP |
|---|---|---|---|---|---|---|---|---|---|---|---|---|---|---|---|---|---|

# Los Angeles Dodgers @ Houston Astros

Astrodome, Houston, TX

Tue Jul 25 1995, 8:05 PM EDT

Att. 39,295 - Dome

TOP

livebaseballscorecards.com

| Batter | 1 | 2 | 3 | 4 | 5 | 6 | 7 | 8 | 9 | AB | R | H | RBI | BB | SO | LOB |
|---|---|---|---|---|---|---|---|---|---|---|---|---|---|---|---|---|
| Chad Fonville, S (1, 6)<br>OBP: 0.275, SLG: 0.282 | G3-1 | | G3 | | | G3 | | | F9 | 4 | 0 | 0 | 0 | 0 | 0 | 1 |
| Todd Hollandsworth, L (1, 8)<br>OBP: 0.328, SLG: 0.442 | K | | | F9 | | | G3-1 | | FC4 | 4 | 0 | 0 | 0 | 0 | 1 | 1 |
| Raul Mondesi, R (1, 9)<br>OBP: 0.352, SLG: 0.500 | 2B | | | K | | | P4 | | P4 | 4 | 0 | 1 | 0 | 0 | 1 | 1 |
| Mike Piazza, R (1, 2)<br>OBP: 0.417, SLG: 0.635 | G5-3 | | | G5-3 | | | K | | | 3 | 0 | 0 | 0 | 0 | 1 | 1 |
| Eric Karros, R (1, 3)<br>OBP: 0.372, SLG: 0.510 | | K | | | G1-3 | | | P6 | | 3 | 0 | 0 | 0 | 0 | 1 | 0 |
| Roberto Kelly, R (1, 7)<br>OBP: 0.297, SLG: 0.343<br>Mitch Webster, S (8, 7)<br>OBP: 0.250, SLG: 0.303 | | F9 | | | K | | | F8 | | 3<br>0 | 0<br>0 | 0<br>0 | 0<br>0 | 0<br>0 | 1<br>0 | 0<br>0 |
| Tim Wallach, R (1, 5)<br>OBP: 0.327, SLG: 0.395 | | K | | | G6-3 | | | 1B | | 3 | 0 | 1 | 0 | 0 | 1 | 0 |
| Delino DeShields, L (1, 4)<br>OBP: 0.321, SLG: 0.324 | | | G4-3 | | | K | | F8 | | 3 | 0 | 0 | 0 | 0 | 1 | 1 |
| Hideo Nomo, R (1, 1)<br>OBP: 0.025, SLG: 0.025<br>Jose Parra, R (5, 1)<br>Chris Gwynn, L (6, PH)<br>OBP: 0.268, SLG: 0.323<br>Rudy Seanez, R (6, 1)<br>John Cummings, L (8, 1)<br>Dave Hansen, L (9, PH)<br>OBP: 0.393, SLG: 0.348 | | | K | | K | | | | FC4<br>1B | 1<br>0<br>1<br>0<br>0<br>1 | 0<br>0<br>0<br>0<br>0<br>0 | 0<br>0<br>0<br>0<br>0<br>1 | 0<br>0<br>0<br>0<br>0<br>0 | 0<br>0<br>0<br>0<br>0<br>0 | 1<br>0<br>1<br>0<br>0<br>0 | 0<br>0<br>0<br>0<br>0<br>0 |
| Inning Stats | R: 0<br>E: 0<br>K: 1<br>S: 13<br>H: 1<br>LOB: 1<br>BB: 0<br>P: 20 | R: 0<br>E: 0<br>K: 2<br>S: 7<br>H: 0<br>LOB: 0<br>BB: 0<br>P: 11 | R: 0<br>E: 0<br>K: 1<br>S: 10<br>H: 0<br>LOB: 0<br>BB: 0<br>P: 13 | R: 0<br>E: 0<br>K: 1<br>S: 6<br>H: 0<br>LOB: 0<br>BB: 0<br>P: 9 | R: 0<br>E: 0<br>K: 1<br>S: 7<br>H: 0<br>LOB: 0<br>BB: 0<br>P: 12 | R: 0<br>E: 0<br>K: 2<br>S: 7<br>H: 0<br>LOB: 0<br>BB: 0<br>P: 10 | R: 0<br>E: 0<br>K: 1<br>S: 12<br>H: 0<br>LOB: 0<br>BB: 0<br>P: 18 | R: 0<br>E: 0<br>K: 0<br>S: 7<br>H: 1<br>LOB: 1<br>BB: 0<br>P: 11 | R: 0<br>E: 0<br>K: 0<br>S: 9<br>H: 1<br>LOB: 1<br>BB: 0<br>P: 13 | 1B: 2<br>2B: 1<br>3B: 0<br>HR: 0<br>SF: 0<br>SAC: 0<br>DP: 0<br>HBP: 0 | | | | | | |

| | AB | 30 |
|---|---|---|
| | R | 0 |
| | H | 3 |
| | RBI | 0 |
| | BB | 0 |
| | SO | 9 |
| | LOB | 5 |

WP: 0 PB: 0 SB: 0 CS: 0 PA: 30

| PITCHER | IP | WLS | BF | H | R | ER | SO | BB | IBB | HBP | BLK | WP | HR | S | P | ERA | WHIP |
|---|---|---|---|---|---|---|---|---|---|---|---|---|---|---|---|---|---|
| Doug Drabek, R (1, 1)<br>ERA: 4.65 | 9.0 | W | 30 | 3 | 0 | 0 | 9 | 0 | 0 | 0 | 0 | 0 | 0 | 78 | 117 | 0.00 | 0.333 |

| PITCHER | IP | WLS | BF | H | R | ER | SO | BB | IBB | HBP | BLK | WP | HR | S | P | ERA | WHIP |
|---|---|---|---|---|---|---|---|---|---|---|---|---|---|---|---|---|---|

| Batter | 1 | 2 | 3 | 4 | 5 | 6 | 7 | 8 | 9 | AB | R | H | RBI | BB | SO | LOB |
|---|---|---|---|---|---|---|---|---|---|---|---|---|---|---|---|---|
| Brian Hunter, R (1, 8)<br>OBP: 0.397, SLG: 0.482 | P2 | FC4-6<br>1-2f | | F8 | | | 3B | | | 4 | 0 | 1 | 0 | 0 | 0 | 4 |
| Craig Biggio, R (1, 4)<br>OBP: 0.411, SLG: 0.481 | 1B | | L3 | | HR | | BB | | | 3 | 2 | 2 | 1 | 1 | 0 | 0 |
| 5 Jeff Bagwell, R (1, 3)<br>OBP: 0.392, SLG: 0.492 | HR<br>1-H | | F8 | | G3-6-3<br>BB | | K | | | 3 | 1 | 1 | 1 | 1 | 1 | 2 |
| Derek Bell, R (1, 9)<br>OBP: 0.390, SLG: 0.452 | P4 | | F7 | | G3-6-3<br>1-2f | | L8 | | | 4 | 0 | 0 | 0 | 0 | 0 | 3 |
| Dave Magadan, L (1, 5)<br>OBP: 0.430, SLG: 0.399 | L7 | | | FC6-4<br>1B<br>2B | G4-3 | | | F7 | | 4 | 1 | 1 | 0 | 0 | 0 | 0 |
| Tony Eusebio, R (1, 2)<br>OBP: 0.386, SLG: 0.443 | | G6-3 | | FC6-4<br>1B<br>BB | | G5-3 | | K | | 3 | 0 | 0 | 0 | 1 | 1 | 0 |
| James Mouton, R (1, 7)<br>OBP: 0.309, SLG: 0.377 | | K | | FC6-4<br>1-2<br>2-3<br>1B | | G6-3 | | 2B | | 4 | 0 | 2 | 0 | 0 | 1 | 0 |
| Orlando Miller, R (1, 6)<br>OBP: 0.313, SLG: 0.375 | | E<br>BB | | FC6-4<br>SH1-4<br>1-2f<br>2-3<br>3-H | | K | | IBB | | 2 | 0 | 0 | 1 | 2 | 1 | 2 |
| Doug Drabek, R (1, 1)<br>OBP: 0.243, SLG: 0.229 | | E6<br>FC4-6<br>1-2 | | SH1-4<br>1-2 | | | K | P2 | | 3 | 0 | 0 | 0 | 0 | 1 | 3 |
| Inning Stats | R: 2<br>E: 0<br>K: 0<br>S: 8<br>H: 2<br>LOB: 0<br>BB: 0<br>P: 15 | R: 0<br>E: 1<br>K: 1<br>S: 13<br>H: 0<br>LOB: 2<br>BB: 1<br>P: 24 | R: 0<br>E: 0<br>K: 0<br>S: 5<br>H: 0<br>LOB: 0<br>BB: 0<br>P: 8 | R: 1<br>E: 0<br>K: 0<br>S: 11<br>H: 2<br>LOB: 2<br>BB: 1<br>P: 21 | R: 1<br>E: 0<br>K: 0<br>S: 6<br>H: 1<br>LOB: 0<br>BB: 1<br>P: 13 | R: 0<br>E: 0<br>K: 1<br>S: 9<br>H: 0<br>LOB: 0<br>BB: 0<br>P: 12 | R: 0<br>E: 0<br>K: 2<br>S: 14<br>H: 1<br>LOB: 2<br>BB: 1<br>P: 21 | R: 0<br>E: 0<br>K: 1<br>S: 6<br>H: 1<br>LOB: 2<br>BB: 1<br>P: 13 | | 1B: 2<br>2B: 2<br>3B: 1<br>HR: 2<br>SF: 0<br>SAC: 1<br>DP: 1<br>HBP: 0 | | | | | | |

# BOTTOM

## Los Angeles Dodgers @ Houston Astros

Astrodome, Houston, TX

Tue Jul 25 1995, 8:05 PM EDT

Att. 39,295 - Dome

livebaseballscorecards.com

| | |
|---|---|
| AB | 30 |
| R | 4 |
| H | 7 |
| RBI | 3 |
| BB | 5 |
| SO | 5 |
| LOB | 14 |

| PITCHER | | IP | WLS | BF | H | R | ER | SO | BB | IBB | HBP | BLK | WP | HR | S | P | ERA | WHIP |
|---|---|---|---|---|---|---|---|---|---|---|---|---|---|---|---|---|---|---|
| Hideo Nomo, R<br>ERA: 2.1 | (1, 1) | 4.0 | L | 19 | 4 | 3 | 3 | 1 | 2 | 0 | 0 | 0 | 0 | 1 | 37 | 68 | 6.75 | 1.500 |
| Jose Parra, R<br>ERA: 4.35 | (5, 1) | 1.0 | | 4 | 1 | 1 | 1 | 0 | 1 | 0 | 0 | 0 | 0 | 1 | 6 | 13 | 9.00 | 2.000 |
| Rudy Seanez, R<br>ERA: 5.9 | (6, 1) | 2.0 | | 8 | 1 | 0 | 0 | 3 | 1 | 0 | 0 | 0 | 0 | 0 | 23 | 33 | 0.00 | 1.000 |
| John Cummings, L<br>ERA: 5.68 | (8, 1) | 1.0 | | 5 | 1 | 0 | 0 | 1 | 0 | 1 | 0 | 0 | 0 | 0 | 6 | 13 | 0.00 | 1.000 |

| PITCHER | IP | WLS | BF | H | R | ER | SO | BB | IBB | HBP | BLK | WP | HR | S | P | ERA | WHIP |
|---|---|---|---|---|---|---|---|---|---|---|---|---|---|---|---|---|---|

WP: 0 PB: 0 SB: 2 CS: 0 PA: 36

# Colorado Rockies @ Houston Astros

Astrodome, Houston, TX

Wed Jul 26 1995, 8:05 PM EDT

Att. 19,209 - Dome

TOP

livebaseballscorecards.com

| Batter | 1 | 2 | 3 | 4 | 5 | 6 | 7 | 8 | 9 | AB | R | H | RBI | BB | SO | LOB |
|---|---|---|---|---|---|---|---|---|---|---|---|---|---|---|---|---|
| Eric Young Sr., R (1, 4)<br>OBP: 0.376, SLG: 0.383 | G5-3 | BB, 1B<br>1-3<br>2-H | FC4-6<br>1-2f | | | F8 | | G4-3 | | 5 | 0 | 2 | 1 | 0 | 0 | 4 |
| Mike Kingery, L (1, 8)<br>OBP: 0.375, SLG: 0.432 | L8 | BB<br>1-2 | | G6-3 | | G4-3 | | 1 SAFE<br>1 SAFE<br>G4-3<br>1-2f | | 4 | 0 | 1 | 0 | 0 | 0 | 1 |
| Vinny Castilla, R (8, PH)<br>OBP: 0.356, SLG: 0.590 | | | | | | | | | | 1 | 0 | 0 | 0 | 0 | 0 | 1 |
| Curt Leskanic, R (8, 1)<br>OBP: 0.250, SLG: 0.250 | | | | | | | | | | 0 | 0 | 0 | 0 | 0 | 0 | 0 |
| Larry Walker, L (1, 9)<br>OBP: 0.386, SLG: 0.619 | BB, 1B<br>BB | BB<br>1-2<br>2-3 | | K | | | F8 | | F8 | 3 | 0 | 0 | 0 | 2 | 1 | 0 |
| (8, 8) | | | | | | | | | | | | | | | | |
| Andres Galarraga, R (1, 3)<br>OBP: 0.335, SLG: 0.526 | BB<br>1-2 | K | | K | | | G4-3, PB<br>1B | | K | 5 | 0 | 2 | 0 | 0 | 3 | 3 |
| John Vander Wal, L (1, 7)<br>OBP: 0.480, SLG: 0.656 | BB<br>1-2<br>2-3 | | K | | K | | G4-3<br>1-3 | | K | 4 | 0 | 0 | 0 | 1 | 3 | 1 |
| Matt Nokes, L (1, 2)<br>OBP: 0.217, SLG: 0.296 | P4 | | 2B | | G1-3 | | K | | | 4 | 0 | 1 | 0 | 0 | 1 | 4 |
| Jason Bates, S (1, 5)<br>OBP: 0.350, SLG: 0.430 | | PB, 1B<br>BB | 1B<br>BB | | K | | | F7 | | 2 | 1 | 0 | 0 | 2 | 1 | 0 |
| Walt Weiss, S (1, 6)<br>OBP: 0.384, SLG: 0.297 | | 1B<br>1-2<br>BB | K | | | 1B | | HR | 1B | 3 | 1 | 2 | 0 | 1 | 1 | 2 |
| Armando Reynoso, R (1, 1)<br>OBP: 0.333, SLG: 0.250 | P3 | | FC4-6<br>1-2<br>2-3 | | | F8 | | 1-H | HR | 2 | 0 | 1 | 0 | 0 | 0 | 2 |
| Ellis Burks, R (6, PH)<br>OBP: 0.356, SLG: 0.500 | | | 1B | | | | | | | 1 | 0 | 0 | 0 | 0 | 0 | 1 |
| Steve Reed, R (6, 1)<br>OBP: 0.500, SLG: 0.500 | | | | | | | | | | 0 | 0 | 0 | 0 | 0 | 0 | 0 |
| Dante Bichette, R (8, PH)<br>OBP: 0.353, SLG: 0.582 | | | | | | | | | | 1 | 1 | 1 | 2 | 0 | 0 | 0 |
| (8, 9) | | | | | | | | | | | | | | | | |

| Inning Stats | 1 | 2 | 3 | 4 | 5 | 6 | 7 | 8 | 9 |
|---|---|---|---|---|---|---|---|---|---|
| | R: 0<br>E: 0<br>K: 0<br>S: 7 | H: 1<br>LOB: 3<br>BB: 2<br>P: 21 | R: 1<br>E: 0<br>K: 1<br>S: 11 | H: 2<br>LOB: 3<br>BB: 3<br>P: 26 | R: 0<br>E: 0<br>K: 2<br>S: 11 | H: 2<br>LOB: 3<br>BB: 1<br>P: 22 | R: 0<br>E: 0<br>K: 2<br>S: 7 | H: 0<br>LOB: 0<br>BB: 0<br>P: 10 | R: 0<br>E: 0<br>K: 2<br>S: 9 | H: 0<br>LOB: 0<br>BB: 0<br>P: 12 | R: 0<br>E: 0<br>K: 0<br>S: 8 | H: 1<br>LOB: 1<br>BB: 0<br>P: 11 | R: 0<br>E: 0<br>K: 1<br>S: 8 | H: 1<br>LOB: 1<br>BB: 0<br>P: 13 | R: 2<br>E: 0<br>K: 0<br>S: 8 | H: 3<br>LOB: 0<br>BB: 0<br>P: 11 | R: 0<br>E: 0<br>K: 2<br>S: 9 | H: 0<br>LOB: 0<br>BB: 0<br>P: 13 |

| | AB | 35 |
|---|---|---|
| | R | 3 |
| | H | 10 |
| | RBI | 3 |
| | BB | 6 |
| | SO | 10 |
| | LOB | 19 |

| | 1B: 8 | SF: 0 | WP: 0 | PA: 41 |
|---|---|---|---|---|
| | 2B: 1 | SAC: 0 | PB: 2 | |
| | 3B: 0 | DP: 1 | SB: 0 | |
| | HR: 1 | HBP: 0 | CS: 0 | |

| PITCHER | | IP | WLS | BF | H | R | ER | SO | BB | IBB | HBP | BLK | WP | HR | S | P | ERA | WHIP |
|---|---|---|---|---|---|---|---|---|---|---|---|---|---|---|---|---|---|---|
| Darryl Kile, R<br>ERA: 4.76 | (1, 1) | 7.0 | W | 33 | 7 | 1 | 1 | 8 | 6 | 0 | 0 | 0 | 0 | 0 | 61 | 115 | 1.29 | 1.857 |
| Dave Veres, R<br>ERA: 1.9 | (8, 1) | 0.1 | | 4 | 3 | 2 | 2 | 0 | 0 | 0 | 0 | 0 | 0 | 1 | 6 | 7 | 54.00 | 9.000 |
| Dean Hartgraves, L<br>ERA: 2.75 | (8, 1) | 1.0 | | 2 | 0 | 0 | 0 | 0 | 0 | 0 | 0 | 0 | 0 | 0 | 3 | 5 | 0.00 | 0.000 |
| Todd Jones, R<br>ERA: 2.19 | (9, 1) | 0.2 | S | 2 | 0 | 0 | 0 | 2 | 0 | 0 | 0 | 0 | 0 | 0 | 8 | 12 | 0.00 | 0.000 |

| PITCHER | IP | WLS | BF | H | R | ER | SO | BB | IBB | HBP | BLK | WP | HR | S | P | ERA | WHIP |
|---|---|---|---|---|---|---|---|---|---|---|---|---|---|---|---|---|---|

| Batter | 1 | 2 | 3 | 4 | 5 | 6 | 7 | 8 | 9 | AB | R | H | RBI | BB | SO | LOB |
|---|---|---|---|---|---|---|---|---|---|---|---|---|---|---|---|---|
| Brian Hunter, R (1, 8)<br>OBP: 0.384, SLG: 0.466 | S F X<br>0-2 G1-3 ① | C C B B S<br>2-3 K ② | | X<br>0-0 G5-3 ① | | C C B B X<br>2-2 P3 ① | | | | 4 | 0 | 0 | 0 | 0 | 1 | 0 |
| Craig Biggio, R (1, 4)<br>OBP: 0.412, SLG: 0.486 | C B S B F F H<br>3-2 5 2B HBP | B C S X<br>1-2 3B | | C X<br>0-1 G6-3 ② | | F S C<br>0-3 K ② | | | | 3 | 1 | 1 | 0 | 0 | 1 | 0 |
| 5 Jeff Bagwell, R (1, 3)<br>OBP: 0.390, SLG: 0.492 | F 1 SAFE 1 SAFE 1 SAFE X<br>0-1 G6-3 1-H 1B 2B | B B B C S C<br>3-3 K ③ | | C B S B B X<br>3-2 G6-3 ③ | | F B F F B B S<br>3-3 K ③ | | | | 4 | 1 | 1 | 1 | 0 | 2 | 1 |
| Derek Bell, R (1, 9)<br>OBP: 0.388, SLG: 0.449 | C B 2 SAFE X<br>1-1 G6-3 ② 2-3 | C X<br>0-1 G6-3 1B 1B | | | B X<br>1-0 L8 ① | | B X<br>1-0 G1-3 ① | | | 4 | 0 | 1 | 0 | 0 | 0 | 1 |
| Dave Magadan, L (1, 5)<br>Dave Veres, R (8, 1)<br>Dean Hartgraves, R (8, 1)<br>Todd Jones, L (9, 1)<br>OBP: 0.436, SLG: 0.404 | B C B B C B<br>4-2 BB 1B BB | 1 SAFE 1 SAFE B 1 SAFE 1 SAFE X<br>1-0 G6-3 1-2 1B | | | B B C C X<br>2-2 IBB 1B 1B 1B | | C B X<br>1-2 G6-3 ② | | | 3<br>0<br>0<br>0 | 1<br>0<br>0<br>0 | 2<br>0<br>0<br>0 | 0<br>0<br>0<br>0 | 1<br>0<br>0<br>0 | 0<br>0<br>0<br>0 | 0<br>0<br>0<br>0 |
| Tony Eusebio, R (1, 2)<br>OBP: 0.388, SLG: 0.444 | B C B F B X<br>3-2 BB 1-2 3-H 1B | C B X<br>1-1 G6-3 ① 1-2 2-3 | | | F C 1 SAFE F X<br>0-2 IBB 1-2 1B 1B | | B X<br>1-0 G6-3 ③ | | | 4 | 1 | 2 | 1 | 0 | 0 | 2 |
| James Mouton, R (1, 7)<br>OBP: 0.307, SLG: 0.370 | B C B B S B<br>4-2 1-2 2-3 BB | S F B S<br>1-3 K ② | | | B X<br>1-0 F9 ② | | | B S X<br>1-1 G4-3 ① | | 3 | 0 | 0 | 0 | 1 | 1 | 4 |
| Orlando Miller, R (1, 6)<br>OBP: 0.315, SLG: 0.372 | B X<br>1-0 F7 ③ | I I I I<br>4-0 IBB | | | C B B B B I<br>4-1 1-2 2-3 1B 1B IBB | | | C S B B F F T<br>2-2 K ② | | 2 | 0 | 0 | 0 | 2 | 1 | 3 |
| Darryl Kile, R (1, 1)<br>Craig Shipley, R (8, 5)<br>OBP: 0.200, SLG: 0.156<br>OBP: 0.315, SLG: 0.388 | | B X<br>1-0 L8 ① | C B B F F F S<br>2-3 K ③ | | B C S X<br>1-2 1-H 2-H 3-H 1B ③ | | | F B B S F B F F S<br>3-3 K ③ | | 3<br>1 | 0<br>0 | 1<br>0 | 2<br>0 | 0<br>0 | 1<br>1 | 3<br>0 |
| Inning Stats | R: 2 E: 0 K: 0 S: 19<br>H: 2 LOB: 3 BB: 2 P: 35 | R: 0 E: 0 K: 2 S: 10<br>H: 1 LOB: 1 BB: 0 P: 17 | R: 0 E: 0 K: 2 S: 13<br>H: 2 LOB: 3 BB: 1 P: 22 | R: 0 E: 0 K: 0 S: 6<br>H: 0 LOB: 0 BB: 0 P: 9 | R: 2 E: 0 K: 0 S: 13<br>H: 3 LOB: 2 BB: 1 P: 22 | R: 0 E: 0 K: 2 S: 10<br>H: 0 LOB: 0 BB: 0 P: 15 | R: 0 E: 0 K: 0 S: 5<br>H: 0 LOB: 0 BB: 0 P: 8 | R: 0 E: 0 K: 2 S: 14<br>H: 0 LOB: 0 BB: 0 P: 20 | | 1B: 6<br>2B: 1<br>3B: 1<br>HR: 0 | SF: 0<br>SAC: 0<br>DP: 0<br>HBP: 1 | | | WP: 0<br>PB: 0<br>SB: 0<br>CS: 0 | PA: 36 | | |

| PITCHER | | IP | WLS | BF | H | R | ER | SO | BB | IBB | HBP | BLK | WP | HR | S | P | ERA | WHIP |
|---|---|---|---|---|---|---|---|---|---|---|---|---|---|---|---|---|---|---|
| Armando Reynoso, R<br>ERA: 6.4 | (1, 1) | 5.0 | L | 27 | 8 | 4 | 4 | 4 | 2 | 2 | 1 | 0 | 0 | 0 | 61 | 105 | 7.20 | 2.000 |
| Steve Reed, R<br>ERA: 1.94 | (6, 1) | 2.0 | | 6 | 0 | 0 | 0 | 2 | 0 | 0 | 0 | 0 | 0 | 0 | 15 | 23 | 0.00 | 0.000 |
| Curt Leskanic, R<br>ERA: 3.05 | (8, 1) | 1.0 | | 3 | 0 | 0 | 0 | 2 | 0 | 0 | 0 | 0 | 0 | 0 | 14 | 20 | 0.00 | 0.000 |

| PITCHER | IP | WLS | BF | H | R | ER | SO | BB | IBB | HBP | BLK | WP | HR | S | P | ERA | WHIP |
|---|---|---|---|---|---|---|---|---|---|---|---|---|---|---|---|---|---|

# BOTTOM

## Colorado Rockies @ Houston Astros

Astrodome, Houston, TX

Wed Jul 26 1995, 8:05 PM EDT

Att. 19,209 - Dome

livebaseballscorecards.com

| | |
|---|---|
| AB | 31 |
| R | 4 |
| H | 8 |
| RBI | 4 |
| BB | 4 |
| SO | 8 |
| LOB | 14 |

| Batter | 1 | 2 | 3 | 4 | 5 | 6 | 7 | 8 | 9 | 10 | 11 | 12 | AB | R | H | RBI | BB | SO | LOB |
|---|---|---|---|---|---|---|---|---|---|---|---|---|---|---|---|---|---|---|---|
| Eric Young Sr., R (1, 4) (11, 7)<br>OBP: 0.380, SLG: 0.387 | SH5-3 S SF7 1B | | L8 | | | 2B SH1-4 1B | | G6-3 | | S E 1B 1B | | F9 | 6 | 3 | 3 | 0 | 0 | 0 | 1 |
| Mike Kingery, L (1, 8) (11, 3)<br>OBP: 0.373, SLG: 0.429 | SH5-3 1-3 | | 1-3 1B | | | SH1-4 1-2 | | K | | K | | G3 | 4 | 0 | 1 | 0 | 0 | 2 | 1 |
| Dante Bichette, R (1, 7) (11, 9)<br>OBP: 0.350, SLG: 0.576 | SF7 3-H | | | G5-3 | | K | | K | | 1-H 1B | | K | 5 | 0 | 1 | 2 | 0 | 3 | 1 |
| Larry Walker, L (1, 9) (11, 8)<br>OBP: 0.383, SLG: 0.615 | G6-3 | | | G4-3 | | S E 2-H 2B | | | L4 | F8 | | | 5 | 1 | 1 | 1 | 0 | 0 | 1 |
| Andres Galarraga, R (1, 3)<br>OBP: 0.336, SLG: 0.524<br>Jason Bates, S (11, PR)<br>OBP: 0.350, SLG: 0.430 (11, 4) | | K | | K | | E1 2-H | | | 1B WP 1B | | SH3-4 1B | | 5<br>0 | 0<br>0 | 2<br>0 | 0<br>0 | 0<br>0 | 2<br>0 | 0<br>0 |
| Vinny Castilla, R (1, 5)<br>OBP: 0.352, SLG: 0.582 | | G6-3 | | | G5-3 | K | | | K 1-2 | | SH3-4 1-2 | | 4 | 0 | 0 | 0 | 0 | 2 | 2 |
| Joe Girardi, R (1, 2)<br>OBP: 0.321, SLG: 0.371 | | K | | | K | K | K | | FC6-4 2-3 1B | | F7 | | 5 | 0 | 1 | 0 | 0 | 3 | 2 |
| Walt Weiss, S (1, 6)<br>OBP: 0.387, SLG: 0.298 | | | G5-3 | | BLK BB | | CS 1B | | FC6-4 1-2f | | IBB | | 3 | 0 | 1 | 0 | 2 | 0 | 2 |
| Mark Thompson, R (0, 1)<br>Ellis Burks, R (2, PH)<br>Lance Painter, L (0, 1)<br>Curt Leskanic, R (0, 1)<br>Darren Holmes, R (0, 1)<br>John Vander Wal, L (10, PH)<br>Steve Reed, R (10, 1)<br>Matt Nokes, L (11, PH)<br>Mike Munoz, L (11, 1) | | | 1-B 1B | | K 1-2 | | K 1-2 | | | K | K | | 2<br>1<br>0<br>0<br>0<br>1<br>0<br>0<br>1 | 0<br>0<br>0<br>0<br>0<br>0<br>0<br>0<br>0 | 1<br>0<br>0<br>0<br>0<br>0<br>0<br>0<br>0 | 0<br>0<br>0<br>0<br>0<br>1<br>0<br>1<br>0 | 0<br>0<br>0<br>0<br>0<br>0<br>0<br>0<br>0 | 1<br>1<br>0<br>0<br>0<br>0<br>0<br>1<br>2 | 1<br>1<br>0<br>0<br>0<br>0<br>0<br>0<br>0 |
| Inning Stats | R: 1 H: 1<br>E: 0 LOB: 0<br>K: 0 BB: 0<br>S: 4 P: 4 | R: 0 H: 0<br>E: 0 LOB: 0<br>K: 2 BB: 0<br>S: 7 P: 7 | R: 0 H: 2<br>E: 0 LOB: 2<br>K: 0 BB: 0<br>S: 4 P: 4 | R: 0 H: 0<br>E: 0 LOB: 0<br>K: 1 BB: 0<br>S: 5 P: 5 | R: 0 H: 0<br>E: 0 LOB: 1<br>K: 2 BB: 1<br>S: 7 P: 11 | R: 2 H: 2<br>E: 1 LOB: 1<br>K: 2 BB: 0<br>S: 10 P: 10 | R: 0 H: 1<br>E: 0 LOB: 0<br>K: 2 BB: 0<br>S: 7 P: 7 | R: 0 H: 0<br>E: 0 LOB: 0<br>K: 2 BB: 0<br>S: 7 P: 7 | R: 0 H: 2<br>E: 0 LOB: 2<br>K: 1 BB: 0<br>S: 7 P: 7 | R: 1 H: 2<br>E: 1 LOB: 1<br>K: 2 BB: 0<br>S: 9 P: 9 | R: 0 H: 1<br>E: 0 LOB: 2<br>K: 1 BB: 1<br>S: 6 P: 10 | R: 0 H: 0<br>E: 0 LOB: 0<br>K: 1 BB: 0<br>S: 5 P: 5 | 1B: 10<br>2B: 1<br>3B: 0<br>HR: 0 | SF: 1<br>SAC: 3<br>DP: 0<br>HBP: 0 | WP: 1<br>PB: 0<br>SB: 3<br>CS: 1 | PA: 48 | | |

| PITCHER | | IP | WLS | BF | H | R | ER | SO | BB | IBB | HBP | BLK | WP | HR | S | P | ERA | WHIP |
|---|---|---|---|---|---|---|---|---|---|---|---|---|---|---|---|---|---|---|
| Mike Hampton, L<br>ERA: 2.58 | (1, 1) | 7.0 | | 27 | 6 | 3 | 2 | 9 | 1 | 0 | 0 | 1 | 0 | 0 | 44 | 48 | 2.57 | 1.000 |
| Dave Veres, R<br>ERA: 1.85 | (8, 1) | 1.2 | | 7 | 2 | 0 | 0 | 3 | 0 | 0 | 0 | 0 | 1 | 0 | 13 | 13 | 0.00 | 1.200 |
| Jeff Tabaka, L<br>ERA: 5.87 | (9, 1) | 0.1 | | 1 | 0 | 0 | 0 | 0 | 0 | 0 | 0 | 0 | 0 | 0 | 1 | 1 | 0.00 | 0.000 |
| Todd Jones, R<br>ERA: 2.09 | (10, 1) | 3.0 | W | 13 | 3 | 1 | 0 | 4 | 0 | 1 | 0 | 0 | 0 | 0 | 20 | 24 | 0.00 | 1.000 |

| PITCHER | IP | WLS | BF | H | R | ER | SO | BB | IBB | HBP | BLK | WP | HR | S | P | ERA | WHIP |
|---|---|---|---|---|---|---|---|---|---|---|---|---|---|---|---|---|---|

# TOP

## Colorado Rockies @ Houston Astros

Astrodome, Houston, TX

Thu Jul 27 1995, 4:33 AM EDT

Att. 21,734 - Dome

livebaseballscorecards.com

| | |
|---|---|
| AB | 42 |
| R | 4 |
| H | 11 |
| RBI | 3 |
| BB | 2 |
| SO | 16 |
| LOB | 14 |

# Colorado Rockies @ Houston Astros

Astrodome, Houston, TX

Thu Jul 27 1995, 4:33 AM EDT

Att. 21,734 - Dome

livebaseballscorecards.com

## BOTTOM

| Batter | 1 | 2 | 3 | 4 | 5 | 6 | 7 | 8 | 9 | 10 | 11 | 12 | AB | R | H | RBI | BB | SO | LOB |
|---|---|---|---|---|---|---|---|---|---|---|---|---|---|---|---|---|---|---|---|
| Brian Hunter, R (1, 8)<br>OBP: 0.389, SLG: 0.467 | G5-3 | | CS 1B | | F8 | | | 5 WP S 1B | 1-2 2-3 1B | | G4-3 1-2 | | 6 | 1 | 3 | 0 | 0 | 0 | 2 |
| Craig Biggio, R (1, 4)<br>OBP: 0.411, SLG: 0.486 | G6-3 | | G5-3 1-2 | | | 5 1B FC6-4 2B | | S S S K 1-2 | G6-3 | | 2-H 1B | | 6 | 1 | 2 | 0 | 0 | 1 | 5 |
| 5 Jeff Bagwell, R (1, 3)<br>OBP: 0.394, SLG: 0.503 | S S S K | | | F9 | | FC6-4 2-3 1B | | B B B B 1B 2-3 BB | | HR | | G6-3 1B 1B | 5 | 2 | 3 | 1 | 1 | 1 | 0 |
| Derek Bell, R (1, 9)<br>OBP: 0.390, SLG: 0.450 | | F9 | | S 1B | | FC6-4 CS 1-2f 3-H | | 1-3 3-H 1B | G5-3 | | | 1B G6-3 1-2 1B | 6 | 0 | 3 | 2 | 0 | 0 | 1 |
| Dave Magadan, L (1, 5)<br>OBP: 0.429, SLG: 0.395 | | G5-3 1B | | F8 1-2 | | F7 1-2 | | G3 | | G6-3 | | G6-3 1-2 2-3 | 6 | 0 | 1 | 0 | 0 | 0 | 6 |
| Derrick May, L (1, 7)<br>OBP: 0.370, SLG: 0.365<br>James Mouton, R (7, PH)<br>OBP: 0.306, SLG: 0.367<br>Dave Veres, R (8, 1)<br>Jeff Tabaka, R (9, 1)<br>Milt Thompson, L (9, PH)<br>OBP: 0.264, SLG: 0.256<br>Todd Jones, L (10, 1)<br>OBP: 0.200, SLG: 0.400<br>Orlando Miller, R (12, PH)<br>OBP: 0.318, SLG: 0.374 | | G5-3 1-2 | | F7 | P2 | | | S S S K | K | 2B | | 2-3 3-H 1B | 2<br>1<br>0<br>0<br>0<br>1<br>1<br>1 | 0<br>0<br>0<br>0<br>0<br>0<br>0<br>0 | 0<br>0<br>0<br>0<br>0<br>1<br>0<br>1 | 0<br>0<br>0<br>0<br>0<br>0<br>0<br>1 | 0<br>0<br>0<br>0<br>0<br>0<br>0<br>0 | 0<br>0<br>0<br>0<br>0<br>0<br>0<br>0 | 2<br>0<br>0<br>0<br>0<br>0<br>0<br>0 |
| Craig Shipley, R (1, 6)<br>OBP: 0.318, SLG: 0.383 | | F9 | | B B B B S BB | | G6-3 | | S S S K | 1B BB 1B | K | | | 4 | 0 | 1 | 0 | 1 | 1 | 2 |
| Jerry Goff, L (1, 2)<br>OBP: 0.238, SLG: 0.368<br>Tony Eusebio, R (11, PH)<br>OBP: 0.386, SLG: 0.442<br>(12, 2) | | | HR | S S S K 1-2 | | S S S K | | B B B B 1B 1-2 BB | | | L8 | | 3<br>1 | 1<br>0 | 1<br>0 | 1<br>0 | 1<br>0 | 2<br>0 | 1<br>0 |
| Mike Hampton, R (1, 1)<br>OBP: 0.115, SLG: 0.080<br>John Cangelosi, S (8, 7)<br>OBP: 0.464, SLG: 0.456 | | | G1-3 | S S S K | | | S S S K | F7 | | | B B B B G4-3 1B BB | | 2<br>2 | 0<br>0 | 0<br>0 | 0<br>1 | 0<br>1 | 1<br>2 | 1<br>2 |

| Inning Stats | 1 | 2 | 3 | 4 | 5 | 6 | 7 | 8 | 9 | 10 | 11 | 12 |
|---|---|---|---|---|---|---|---|---|---|---|---|---|
| | R: 0<br>E: 0<br>K: 1<br>S: 5 | H: 0<br>LOB: 0<br>BB: 0<br>P: 5 | R: 0<br>E: 0<br>K: 0<br>S: 4 | H: 1<br>LOB: 1<br>BB: 0<br>P: 4 | R: 1<br>E: 0<br>K: 0<br>S: 4 | H: 2<br>LOB: 0<br>BB: 0<br>P: 4 | R: 0<br>E: 0<br>K: 0<br>S: 4 | H: 1<br>LOB: 1<br>BB: 0<br>P: 4 | R: 0<br>E: 0<br>K: 2<br>S: 7 | H: 0<br>LOB: 1<br>BB: 1<br>P: 11 | R: 1<br>E: 0<br>K: 0<br>S: 4 | H: 2<br>LOB: 0<br>BB: 0<br>P: 4 |
| | R: 0<br>E: 0<br>K: 1<br>S: 5 | H: 0<br>LOB: 0<br>BB: 0<br>P: 5 | R: 1<br>E: 0<br>K: 2<br>S: 9 | H: 2<br>LOB: 2<br>BB: 1<br>P: 13 | R: 0<br>E: 0<br>K: 1<br>S: 7 | H: 2<br>LOB: 3<br>BB: 1<br>P: 11 | R: 1<br>E: 0<br>K: 1<br>S: 7 | H: 2<br>LOB: 1<br>BB: 0<br>P: 7 | R: 0<br>E: 0<br>K: 0<br>S: 3 | H: 1<br>LOB: 2<br>BB: 1<br>P: 7 | R: 1<br>E: 0<br>K: 0<br>S: 4 | H: 3<br>LOB: 2<br>BB: 0<br>P: 4 |

| | AB | 47 |
|---|---|---|
| | R | 5 |
| | H | 16 |
| | RBI | 5 |
| | BB | 4 |
| | SO | 8 |
| | LOB | 22 |

1B: 12 SF: 0
2B: 2 SAC: 0
3B: 0 DP: 0
HR: 2 HBP: 0

WP: 1 PA: 51
PB: 0
SB: 3
CS: 2

| PITCHER | | IP | WLS | BF | H | R | ER | SO | BB | IBB | HBP | BLK | WP | HR | S | P | ERA | WHIP |
|---|---|---|---|---|---|---|---|---|---|---|---|---|---|---|---|---|---|---|
| Mark Thompson, R<br>ERA: 5.2 | (1, 1) | 6.0 | | 23 | 6 | 2 | 2 | 3 | 1 | 0 | 0 | 0 | 0 | 1 | 28 | 32 | 3.00 | 1.167 |
| Lance Painter, L<br>ERA: 5.03 | (7, 1) | 0.1 | | 1 | 0 | 0 | 0 | 0 | 0 | 0 | 0 | 0 | 0 | 0 | 1 | 1 | 0.00 | 0.000 |
| Curt Leskanic, R<br>ERA: 3.02 | (7, 1) | 0.2 | | 2 | 0 | 0 | 0 | 1 | 0 | 0 | 0 | 0 | 0 | 0 | 4 | 4 | 0.00 | 0.000 |
| Darren Holmes, R<br>ERA: 2.4 | (8, 1) | 2.0 | | 12 | 4 | 1 | 1 | 3 | 2 | 0 | 0 | 0 | 1 | 0 | 16 | 24 | 4.50 | 3.000 |
| Steve Reed, R<br>ERA: 2.11 | (10, 1) | 1.0 | | 5 | 2 | 1 | 1 | 1 | 0 | 0 | 0 | 0 | 0 | 1 | 7 | 7 | 9.00 | 2.000 |

| PITCHER | | IP | WLS | BF | H | R | ER | SO | BB | IBB | HBP | BLK | WP | HR | S | P | ERA | WHIP |
|---|---|---|---|---|---|---|---|---|---|---|---|---|---|---|---|---|---|---|
| Mike Munoz, L<br>ERA: 6.35 | (11, 1) | 1.1 | L | 8 | 4 | 1 | 1 | 0 | 1 | 0 | 0 | 0 | 0 | 0 | 7 | 11 | 6.75 | 3.750 |

| Batter | 1 | 2 | 3 | 4 | 5 | 6 | 7 | 8 | 9 | AB | R | H | RBI | BB | SO | LOB |
|---|---|---|---|---|---|---|---|---|---|---|---|---|---|---|---|---|
| Brian Hunter, R (1, 8)<br>OBP: 0.404, SLG: 0.476 | C B X 1-1 5 CS 1B | | F S B B B B 4-2 BB | | C X 0-1 1B 1-2 1B | | B X 1-0 ③ 1B | | C C S 0-3 K 1-2 ③ | 4 | 0 | 3 | 0 | 1 | 1 | 2 |
| Craig Biggio, R (1, 4)<br>OBP: 0.412, SLG: 0.486 | B C B 1 SAFE 1 SAFE F F S 2-3 K ① | | C X 0-1 F8 2-3 ② | | B C X 1-1 1-3 2-H 1B | | | C X 0-1 5 BB 1B | | 4 | 0 | 2 | 1 | 0 | 1 | 3 |
| 5 Jeff Bagwell, R (1, 3)<br>OBP: 0.393, SLG: 0.498 | B B 1 C C B S SAFE 3-3 K ②③ 1-2 | | C B 1 C C B X 3-2 G1-3 ③ | | B B B S X 3-1 P6 ② | | | B B B B 4-0 G4-6-3 1-2 BB | | 3 | 0 | 0 | 0 | 1 | 1 | 5 |
| Derek Bell, R (1, 9)<br>OBP: 0.388, SLG: 0.448 | | C X 0-1 E 1B G6-4-3 1B | | C B B C X 2-2 G6-3 ① | C B C B S 2-3 K ③ | | | C 2 SAFE C S 0-3 K ① | | 4 | 1 | 1 | 0 | 0 | 2 | 4 |
| Dave Magadan, L (1, 5)<br>OBP: 0.425, SLG: 0.392 | | C B B B X 3-1 E7 G6-4-3 1-3 1B | | B C X 1-1 G4-3 ② | | B F B C S 2-3 K ① | | 2 SAFE B B B X 2-0 G4-6-3 1-2f ②③ | | 4 | 0 | 1 | 0 | 0 | 1 | 2 |
| Tony Eusebio, R (1, 2)<br>OBP: 0.388, SLG: 0.453 | | B S B X 2-1 G6-4-3 1-2f ①② 3-H | | C C X 0-2 3B | | B C C T X 1-2 G6-3 ② | | | B C B X 2-1 G6-3 S 1B | 4 | 0 | 2 | 0 | 0 | 0 | 1 |
| James Mouton, R (9, PR)<br>OBP: 0.306, SLG: 0.367 | | | | | | | | | | 0 | 0 | 0 | 0 | 0 | 0 | 0 |
| Derrick May, L (1, 7)<br>OBP: 0.309, SLG: 0.356 | | B F F F X 1-2 G4-3 ③ | | F B X 1-1 G3-1 ③ | | S S B B S 2-3 K ③ | | | 1 SAFE 1 SAFE B 1 SAFE B X 2-0 L9 1-2 ① | 4 | 0 | 0 | 0 | 0 | 1 | 2 |
| Orlando Miller, R (1, 6)<br>OBP: 0.317, SLG: 0.372 | | | B C X 1-1 F8 SH1-4 1B | | C C B X 1-2 G1-3 ① | | B B F X 2-1 G6-3 ① | | B B C B 2 SAFE X 3-1 G6-3 2-3 ② | 4 | 0 | 1 | 0 | 0 | 0 | 2 |
| Shane Reynolds, R (1, 1)<br>OBP: 0.143, SLG: 0.122 | | | X 0-0 SH1-4 1-2 ① | | C B B S F X 2-2 1B 1B 1B | | B X 1-0 F9 ② | | B F B B S B 4-2 S BB | 2 | 1 | 1 | 0 | 0 | 0 | 0 |
| John Cangelosi, S (9, PH)<br>OBP: 0.471, SLG: 0.456 | | | | | | | | | | 0 | 0 | 0 | 0 | 1 | 0 | 0 |
| Inning Stats | R: 0 E: 0 K: 2 S: 9 / H: 1 LOB: 1 BB: 0 P: 15 | R: 1 E: 1 K: 0 S: 9 / H: 2 LOB: 0 BB: 0 P: 15 | R: 0 E: 0 K: 0 S: 10 / H: 1 LOB: 2 BB: 1 P: 18 | R: 0 E: 0 K: 0 S: 10 / H: 1 LOB: 1 BB: 0 P: 14 | R: 1 E: 0 K: 1 S: 17 / H: 3 LOB: 2 BB: 0 P: 26 | R: 0 E: 0 K: 2 S: 10 / H: 0 LOB: 0 BB: 0 P: 15 | R: 0 E: 0 K: 0 S: 4 / H: 1 LOB: 1 BB: 0 P: 8 | R: 0 E: 0 K: 1 S: 6 / H: 1 LOB: 1 BB: 1 P: 12 | R: 0 E: 0 K: 1 S: 10 / H: 1 LOB: 3 BB: 1 P: 21 | 1B: 10 2B: 1 3B: 1 HR: 0 / SF: 0 SAC: 1 DP: 3 HBP: 0 | | | | | | |

# TOP

## Houston Astros @ San Diego Padres

Jack Murphy Stadium, San Diego, CA

Fri Jul 28 1995, 10:05 PM EDT

Att. 14,331 - Unknown

livebaseballscorecards.com

| | |
|---|---|
| AB | 33 |
| R | 2 |
| H | 11 |
| RBI | 1 |
| BB | 3 |
| SO | 7 |
| LOB | 21 |

WP: 0 PB: 0 SB: 2 CS: 1 / PA: 37

| PITCHER | | IP | WLS | BF | H | R | ER | SO | BB | IBB | HBP | BLK | WP | HR | S | P | ERA | WHIP |
|---|---|---|---|---|---|---|---|---|---|---|---|---|---|---|---|---|---|---|
| Joey Hamilton, R<br>ERA: 2.96 | (1, 1) | 7.0 | W | 30 | 10 | 2 | 1 | 5 | 2 | 0 | 0 | 0 | 0 | 0 | 71 | 117 | 1.29 | 1.714 |
| Bryce Florie, R<br>ERA: 2.64 | (8, 1) | 1.2 | | 6 | 1 | 0 | 0 | 1 | 1 | 0 | 0 | 0 | 0 | 0 | 11 | 24 | 0.00 | 1.200 |
| Trevor Hoffman, R<br>ERA: 4.94 | (9, 1) | 0.1 | S | 1 | 0 | 0 | 0 | 1 | 0 | 0 | 0 | 0 | 0 | 0 | 3 | 3 | 0.00 | 0.000 |

| PITCHER | IP | WLS | BF | H | R | ER | SO | BB | IBB | HBP | BLK | WP | HR | S | P | ERA | WHIP |
|---|---|---|---|---|---|---|---|---|---|---|---|---|---|---|---|---|---|

# Houston Astros @ San Diego Padres

Jack Murphy Stadium, San Diego, CA

Fri Jul 28 1995, 10:05 PM EDT

Att. 14,331 - Unknown

livebaseballscorecards.com

## BOTTOM

| Batter | 1 | 2 | 3 | 4 | 5 | 6 | 7 | 8 | 9 | AB | R | H | RBI | BB | SO | LOB |
|---|---|---|---|---|---|---|---|---|---|---|---|---|---|---|---|---|
| Steve Finley, L (1, 8)<br>OBP: 0.366, SLG: 0.420 | K | | | G4-3 | | G4-3 1-3 L4-5 3-H 2B | | CS 1B | | 4 | 0 | 2 | 1 | 0 | 1 | 0 |
| Jody Reed, R (1, 4)<br>OBP: 0.366, SLG: 0.297 | F9 | | | F8 | | G4-3 2-3 3-H | | 1 SAFE<br>1 SAFE<br>1 SAFE<br>CS 1-2 | | 3 | 0 | 0 | 1 | 0 | 0 | 1 |
| Tony Gwynn, L (1, 9)<br>OBP: 0.389, SLG: 0.471 | F7 | | | G6-3 | | L4-5 3-H | | | | 3 | 0 | 0 | 0 | 0 | 0 | 1 |
| Ken Caminiti, S (1, 5)<br>OBP: 0.362, SLG: 0.472 | | G3-1 | | | HR | | 1B | | | 3 | 1 | 2 | 1 | 0 | 0 | 0 |
| Phil Plantier, L (1, 7)<br>OBP: 0.352, SLG: 0.417 | | F8 | | | P3 | | K | | | 3 | 0 | 0 | 0 | 0 | 1 | 1 |
| Archi Cianfrocco, R (1, 3)<br>OBP: 0.273, SLG: 0.500 | | K | | | G4-3 | | 1 SAFE<br>K | | | 3 | 0 | 0 | 0 | 0 | 2 | 1 |
| Andujar Cedeno, R (1, 6)<br>Trevor Hoffman, R (9, 1)<br>OBP: 0.500, SLG: 1.000 | | | G6-3 | | G4-3 | | 1 SAFE<br>K | | | 3<br>0 | 0<br>0 | 0<br>0 | 0<br>0 | 0<br>0 | 1<br>0 | 1<br>0 |
| Brad Ausmus, R (1, 2)<br>OBP: 0.308, SLG: 0.354 | | | CS 1B | | | E6 1B 2B | | G6-3 | | 3 | 1 | 1 | 0 | 0 | 0 | 0 |
| Joey Hamilton, R (1, 1)<br>OBP: 0.159, SLG: 0.146<br>Bryce Florie, R (8, 1)<br>Ray Holbert, R (8, 6)<br>OBP: 0.293, SLG: 0.260 | | | K 1-2 | | | 2B G4-3 1-3 1B | | 1B | | 2<br>0<br>1 | 1<br>0<br>0 | 1<br>0<br>1 | 0<br>0<br>0 | 0<br>0<br>0 | 1<br>0<br>0 | 1<br>0<br>0 |
| Inning Stats | R: 0<br>E: 0<br>K: 1<br>S: 7<br>H: 0<br>LOB: 0<br>BB: 0<br>P: 8 | R: 0<br>E: 0<br>K: 1<br>S: 9<br>H: 0<br>LOB: 0<br>BB: 0<br>P: 13 | R: 0<br>E: 0<br>K: 1<br>S: 8<br>H: 1<br>LOB: 1<br>BB: 0<br>P: 11 | R: 0<br>E: 0<br>K: 0<br>S: 6<br>H: 0<br>LOB: 0<br>BB: 0<br>P: 13 | R: 1<br>E: 0<br>K: 0<br>S: 10<br>H: 1<br>LOB: 0<br>BB: 0<br>P: 13 | R: 2<br>E: 1<br>K: 0<br>S: 10<br>H: 2<br>LOB: 0<br>BB: 0<br>P: 14 | R: 0<br>E: 0<br>K: 3<br>S: 12<br>H: 1<br>LOB: 1<br>BB: 0<br>P: 18 | R: 0<br>E: 0<br>K: 0<br>S: 9<br>H: 2<br>LOB: 0<br>BB: 0<br>P: 12 | | 1B: 5<br>2B: 3<br>3B: 0<br>HR: 1<br>SF: 0<br>SAC: 0<br>DP: 2<br>HBP: 0 | | | | | | |

| | AB | 28 |
|---|---|---|
| | R | 3 |
| | H | 7 |
| | RBI | 3 |
| | BB | 0 |
| | SO | 6 |
| | LOB | 6 |

WP: 0 PA: 29
PB: 0
SB: 0
CS: 2

| PITCHER | IP | WLS | BF | H | R | ER | SO | BB | IBB | HBP | BLK | WP | HR | S | P | ERA | WHIP |
|---|---|---|---|---|---|---|---|---|---|---|---|---|---|---|---|---|---|
| Shane Reynolds, R (1, 1)<br>ERA: 2.62 | 8.0 | L | 28 | 7 | 3 | 2 | 6 | 0 | 0 | 0 | 0 | 0 | 1 | 71 | 102 | 2.25 | 0.875 |

| PITCHER | IP | WLS | BF | H | R | ER | SO | BB | IBB | HBP | BLK | WP | HR | S | P | ERA | WHIP |
|---|---|---|---|---|---|---|---|---|---|---|---|---|---|---|---|---|---|

| Batter | 1 | 2 | 3 | 4 | 5 | 6 | 7 | 8 | 9 | AB | R | H | RBI | BB | SO | LOB |
|---|---|---|---|---|---|---|---|---|---|---|---|---|---|---|---|---|
| Brian Hunter, R (1, 8)<br>OBP: 0.411, SLG: 0.481 | C C C<br>0-3 ① K | | B B F X<br>2-1 F9 5 1B 1B | F X<br>0-1 1B<br>2-3 1B | | X<br>0-0 SH1-4<br>1-2 1B 1B | S 2 SAFE<br>0-1 ③ PO<br>2-3 | C B B S B C<br>3-3 ① K | | 5 | 1 | 3 | 0 | 0 | 2 | 0 |
| Craig Biggio, R (1, 4)<br>OBP: 0.413, SLG: 0.495 | X<br>0-0 ② F9 | | B B X<br>2-0 ① F9 | X<br>0-0 1-2 3-H 1B | | X<br>0-0 ① SH1-4<br>1-2 2-3 | | C X<br>0-1 HR | | 4 | 1 | 2 | 2 | 0 | 0 | 1 |
| 5 Jeff Bagwell, R (1, 3)<br>OBP: 0.393, SLG: 0.496 | C B F B B F B X<br>3-2 ③ F9 | | B X<br>1-0 1-2 BB 1B | B B C S F S<br>2-3 ② K | | I I I I<br>4-0 1B IBB | | S C X<br>0-2 E6 | | 4 | 0 | 1 | 0 | 1 | 1 | 2 |
| Derek Bell, R (1, 9)<br>OBP: 0.386, SLG: 0.444 | | S B F B C<br>2-3 ① K | B T B B X<br>3-1 2-3 F9 ② | S B X<br>1-1 ③ P2 | | X<br>0-0 S<br>1-3 2-H 3-H 1B | | X<br>0-0 ② F7 | | 5 | 0 | 1 | 2 | 0 | 1 | 5 |
| Dave Magadan, L (1, 5)<br>OBP: 0.429, SLG: 0.391 | | B B X<br>2-0 2B 1B | B B B B<br>4-0 1-2 BB | | B B B C B<br>4-1 WP BB | 1 SAFE 1 SAFE B C C B B F F<br>3-3 ② F S K 1-2 | | C X<br>0-1 ③ G6-3 | | 3 | 1 | 1 | 0 | 2 | 1 | 3 |
| Tony Eusebio, R (1, 2)<br>OBP: 0.384, SLG: 0.452 | | C B S F B X<br>2-2 1-H 2B | B B C S B X<br>3-2 ③ F8 | | S C B S<br>1-3 ① K 1-2 | C B X<br>1-1 ③ G6-3 | | | B B X<br>2-0 ① F9 | 5 | 0 | 1 | 1 | 0 | 1 | 6 |
| James Mouton, R (1, 7)<br>OBP: 0.314, SLG: 0.371 | | B B C S B B<br>4-2 BB | | C B X<br>1-1 S 1B 1B | B B F C B C<br>3-3 ② K | | B S F B X<br>2-2 E7 PO 1B | | C B B X<br>2-1 ② G4-3 | 4 | 1 | 2 | 0 | 1 | 1 | 1 |
| Andy Stankiewicz, R (1, 6)<br>OBP: 0.200, SLG: 0.143 | | B C B X<br>2-1 ② F8 | | P F C B X<br>2-2 1B SH1-4 1-H 1B 1B | S C B S<br>1-3 ③ K | | S B B C T<br>2-2 ① K | | C X<br>0-1 ③ G5-3 | 5 | 1 | 1 | 1 | 0 | 2 | 4 |
| Greg Swindell, L (1, 1)<br>OBP: 0.308, SLG: 0.351<br>Dave Veres, R (8, 1) | | S C B B C<br>2-3 ③ K | | C C 1 SAFE X<br>0-2 ① SH1-4 1-2 | | B B B<br>4-0 SH1-4 1B 1B BB | | B X<br>1-0 ② F8 | | 2<br>0 | 1<br>0 | 0<br>0 | 0<br>0 | 1<br>0 | 1<br>0 | 3<br>0 |
| Inning Stats | R: 0 H: 0<br>E: 0 LOB: 0<br>K: 1 BB: 0<br>S: 8 P: 11 | R: 1 H: 2<br>E: 0 LOB: 2<br>K: 2 BB: 1<br>S: 15 P: 29 | R: 0 H: 2<br>E: 0 LOB: 3<br>K: 0 BB: 1<br>S: 9 P: 24 | R: 2 H: 4<br>E: 0 LOB: 2<br>K: 1 BB: 0<br>S: 18 P: 23 | R: 0 H: 0<br>E: 0 LOB: 1<br>K: 3 BB: 1<br>S: 10 P: 19 | R: 2 H: 2<br>E: 0 LOB: 2<br>K: 1 BB: 2<br>S: 11 P: 23 | R: 0 H: 1<br>E: 1 LOB: 0<br>K: 1 BB: 0<br>S: 8 P: 13 | R: 1 H: 1<br>E: 1 LOB: 1<br>K: 1 BB: 0<br>S: 11 P: 14 | R: 0 H: 0<br>E: 0 LOB: 0<br>K: 0 BB: 0<br>S: 5 P: 9 | 1B: 10 SF: 0<br>2B: 1 SAC: 2<br>3B: 0 DP: 0<br>HR: 1 HBP: 0 | | | | | | WP: 1 PA: 45<br>PB: 0<br>SB: 2<br>CS: 0 |

# Houston Astros @ San Diego Padres

Jack Murphy Stadium, San Diego, CA

Sat Jul 29 1995, 10:05 PM EDT

Att. 36,137 - Unknown - 71 F

TOP

livebaseballscorecards.com

| | |
|---|---|
| AB | 37 |
| R | 6 |
| H | 12 |
| RBI | 6 |
| BB | 5 |
| SO | 10 |
| LOB | 25 |

| PITCHER | | IP | WLS | BF | H | R | ER | SO | BB | IBB | HBP | BLK | WP | HR | S | P | ERA | WHIP |
|---|---|---|---|---|---|---|---|---|---|---|---|---|---|---|---|---|---|---|
| Andy Benes, R<br>ERA: 4.17 | (1, 1) | 5.1 | L | 31 | 10 | 5 | 5 | 7 | 4 | 1 | 0 | 0 | 1 | 0 | 63 | 117 | 8.44 | 2.625 |
| Doug Bochtler, R<br>ERA: 2.08 | (6, 1) | 2.1 | | 9 | 2 | 1 | 1 | 3 | 0 | 0 | 0 | 0 | 0 | 1 | 25 | 37 | 3.86 | 0.857 |
| Fernando Valenzuela, L<br>ERA: 5.8 | (8, 1) | 1.1 | | 4 | 0 | 0 | 0 | 0 | 0 | 0 | 0 | 0 | 0 | 0 | 7 | 11 | 0.00 | 0.000 |

| PITCHER | | IP | WLS | BF | H | R | ER | SO | BB | IBB | HBP | BLK | WP | HR | S | P | ERA | WHIP |
|---|---|---|---|---|---|---|---|---|---|---|---|---|---|---|---|---|---|---|

# BOTTOM

| Batter | 1 | 2 | 3 | 4 | 5 | 6 | 7 | 8 | 9 | AB | R | H | RBI | BB | SO | LOB |
|---|---|---|---|---|---|---|---|---|---|---|---|---|---|---|---|---|
| Steve Finley, L (1, 8)<br>OBP: 0.362, SLG: 0.415 | C F X 0-2 ① G4-3 | | B B B C C F C 3-3 ① K 1-2 | | C B C B F X 2-2 ③ G3-1 | | | F B S B F X 2-2 ② F7 | | 4 | 0 | 0 | 0 | 0 | 1 | 1 |
| Jody Reed, R (1, 4)<br>OBP: 0.368, SLG: 0.298 | B F B B B X 3-1 ② F7 | | F B B B B B 4-1 G6-4-3 BB | | | C B X 1-1 ① G4-3 | | X 0-0 1B 1B | | 3 | 0 | 1 | 0 | 1 | 0 | 0 |
| Tony Gwynn, L (1, 9)<br>OBP: 0.390, SLG: 0.480 | B C B X 2-1 HR | | C B C X 1-2 ②③ G6-4-3 1-2f | | | B C F X 1-2 ② G6-3 | | B B C X 2-1 1-2 1B | | 4 | 1 | 2 | 1 | 0 | 0 | 2 |
| Ken Caminiti, S (1, 5)<br>OBP: 0.361, SLG: 0.469 | B X 1-0 ③ F7 | | | X 0-0 ① G1-3<br>B X 1-0 1B | | X 0-0 1B | | F S B B F B S 3-3 ③ K | | 4 | 0 | 1 | 0 | 0 | 1 | 2 |
| Eddie Williams, R (1, 3)<br>OBP: 0.331, SLG: 0.449 | | C C B B B F F S 3-3 ① K | | | | C C B F 1 SAFE F X 1-2 ③ P6 | | | B B F C B X 3-2 ① F8 | 4 | 0 | 1 | 0 | 0 | 1 | 1 |
| Phil Plantier, L (1, 7)<br>OBP: 0.357, SLG: 0.421 | | C C B X 1-2 G6-3 1B | | B 1 SAFE S S B C 2-3 ② K | | | B C B B F X 3-2 ① P5 | | B S B X 2-1 1B | 4 | 0 | 2 | 0 | 0 | 1 | 1 |
| Brian Johnson, R (1, 2)<br>OBP: 0.279, SLG: 0.349 | | X 0-0 ② G6-3 1-2 | | B B X 2-0 ③ F9 | | | X 0-0 ② P3 | | B X 1-0 ② F8 | 4 | 0 | 0 | 0 | 0 | 0 | 3 |
| Ray Holbert, R (1, 6)<br>OBP: 0.279, SLG: 0.245<br>Fernando Valenzuela, L (8, 1)<br>OBP: 0.167, SLG: 0.417<br>Scott Livingstone, L (9, PH)<br>OBP: 0.290, SLG: 0.356 | | B B F C B S 3-3 ③ K | | | S B B C B X 3-2 ① L4 | | S B X 1-1 ③ G3-1 | | X 0-0 ③ F7 | 3<br>0<br>1 | 0<br>0<br>0 | 0<br>0<br>0 | 0<br>0<br>0 | 0<br>0<br>0 | 1<br>0<br>0 | 1<br>0<br>1 |
| Andy Benes, R (1, 1)<br>OBP: 0.171, SLG: 0.175<br>Doug Bochtler, R (6, 1)<br>Andujar Cedeno, R (8, 6)<br>OBP: 0.261, SLG: 0.344 | | | C B X 1-1 PB 1B | | S S B C 1-3 ② K | | | C B X 1-1 ① G1-3 | | 2<br>0<br>1 | 0<br>0<br>0 | 1<br>0<br>0 | 0<br>0<br>0 | 0<br>0<br>0 | 1<br>0<br>0 | 0<br>0<br>0 |
| Inning Stats | R: 1 H: 1<br>E: 0 LOB: 0<br>K: 0 BB: 0<br>S: 8 P: 14 | R: 0 H: 1<br>E: 0 LOB: 1<br>K: 2 BB: 0<br>S: 12 P: 19 | R: 0 H: 1<br>E: 0 LOB: 1<br>K: 1 BB: 1<br>S: 10 P: 19 | R: 0 H: 1<br>E: 0 LOB: 1<br>K: 1 BB: 0<br>S: 6 P: 11 | R: 0 H: 0<br>E: 0 LOB: 0<br>K: 1 BB: 0<br>S: 10 P: 16 | R: 0 H: 1<br>E: 0 LOB: 1<br>K: 0 BB: 0<br>S: 11 P: 14 | R: 0 H: 0<br>E: 0 LOB: 0<br>K: 0 BB: 0<br>S: 6 P: 10 | R: 0 H: 2<br>E: 0 LOB: 2<br>K: 1 BB: 0<br>S: 13 P: 21 | R: 0 H: 1<br>E: 0 LOB: 1<br>K: 0 BB: 0<br>S: 7 P: 13 | 1B: 7 SF: 0<br>2B: 0 SAC: 0<br>3B: 0 DP: 1<br>HR: 1 HBP: 0 | | | | | | |

| PITCHER | | IP | WLS | BF | H | R | ER | SO | BB | IBB | HBP | BLK | WP | HR | S | P | ERA | WHIP |
|---|---|---|---|---|---|---|---|---|---|---|---|---|---|---|---|---|---|---|
| Greg Swindell, L<br>ERA: 4.47 | (1, 1) | 7.2 | W | 30 | 7 | 1 | 1 | 5 | 1 | 0 | 0 | 0 | 0 | 1 | 72 | 117 | 1.17 | 1.043 |
| Dave Veres, R<br>ERA: 1.81 | (8, 1) | 1.1 | | 5 | 1 | 0 | 0 | 1 | 0 | 0 | 0 | 0 | 0 | 0 | 11 | 20 | 0.00 | 0.750 |

| PITCHER | IP | WLS | BF | H | R | ER | SO | BB | IBB | HBP | BLK | WP | HR | S | P | ERA | WHIP |
|---|---|---|---|---|---|---|---|---|---|---|---|---|---|---|---|---|---|

# Houston Astros @ San Diego Padres

Jack Murphy Stadium, San Diego, CA

Sat Jul 29 1995, 10:05 PM EDT

Att. 36,137 - Unknown - 71 F

livebaseballscorecards.com

| | |
|---|---|
| AB | 34 |
| R | 1 |
| H | 8 |
| RBI | 1 |
| BB | 1 |
| SO | 6 |
| LOB | 12 |

| Batter | 1 | 2 | 3 | 4 | 5 | 6 | 7 | 8 | 9 | AB | R | H | RBI | BB | SO | LOB |
|---|---|---|---|---|---|---|---|---|---|---|---|---|---|---|---|---|
| Brian Hunter, R (1, 8)<br>OBP: 0.411, SLG: 0.485 | S B X 1-1 G5-3 2B | | C B X 1-1 ③ G1-3 | | B X 1-0 ③ F8 | | C X 0-1 FC6 1B<br>1-2 2-H 3-H | | B S S B X 2-2 ② G4-3 | 5 | 0 | 2 | 2 | 0 | 0 | 1 |
| Craig Biggio, R (1, 4)<br>OBP: 0.410, SLG: 0.489 | B B C C B S 3-3 ① K | | | B B C C S 2-3 ① K | | F F S 0-3 ① K2-3 | B B C X 2-1 ② FC6 1B PB<br>1-2f 2-3 | | B B B B 4-0 BB | 4 | 1 | 0 | 0 | 1 | 3 | 3 |
| Jeff Bagwell, R (1, 3)<br>OBP: 0.394, SLG: 0.494<br>Craig Shipley, R (4, 5)<br>OBP: 0.318, SLG: 0.382 | C B B 2 SAFE S X 2-2 ② G5-3<br>2-3 | | | H 1-0 L9-3 HBP | | C C F S 0-3 ② K | B 1 SAFE F F X 1-2 PB 1B<br>1-3 3-H | | X 0-0 ③ G5-3 | 1 | 0 | 0 | 0 | 0 | 0 | 1 |
| | | | | | | | | | | 3 | 0 | 1 | 1 | 0 | 1 | 1 |
| Derek Bell, R (1, 9)<br>OBP: 0.382, SLG: 0.439 | X 0-0 ③ F8 | | | 1 SAFE B F F X 1-2 ②③ L9-3<br>1-2 | | B S X 1-1 ③ L4 | B B S C B F S 3-3 ③ K<br>1-2 3-H | | | 4 | 0 | 0 | 0 | 0 | 1 | 3 |
| Dave Magadan, L (1, 5)<br>OBP: 0.430, SLG: 0.387<br>(4, 3) | | C F X 0-2 ① F7 | | | B B C C B 4-2 2B 1B BB | | B S B B B 4-1 WP 1B 1B BB | C B B F F C 2-3 ① K | | 2 | 2 | 0 | 0 | 2 | 1 | 0 |
| Tony Eusebio, R (1, 2)<br>OBP: 0.386, SLG: 0.452 | | C B B B X 3-1 G6-4-3 1B | | | C B F S 1-3 ① K | | X 0-0 1B WP 1B<br>1-2 1B | C B C F X 1-2 ② G4-3 | | 4 | 1 | 2 | 0 | 0 | 1 | 1 |
| James Mouton, R (1, 7)<br>OBP: 0.317, SLG: 0.376 | | B X 1-0 ②③ G6-4-3<br>1-2f | | | B B X 2-0 1B 2B<br>1-3 | | S M B B S 2-3 ① K<br>1-2 2-3 | B B B 4-0 BB | | 3 | 1 | 1 | 0 | 1 | 1 | 3 |
| Orlando Miller, R (1, 6)<br>OBP: 0.316, SLG: 0.368 | | | C B F F S 1-3 ① K | | S C S 0-3 ② K | | B F B B B 4-1 1B 1B BB | C X 0-1 ③ G4-3 | | 3 | 1 | 0 | 0 | 1 | 2 | 3 |
| Doug Drabek, R (1, 1)<br>OBP: 0.256, SLG: 0.243<br>Derrick May, L (7, PH)<br>OBP: 0.312, SLG: 0.360<br>Jim Dougherty, R (7, 1)<br>OBP: 0.143, SLG: 0.143<br>Jeff Tabaka, R (8, 1)<br>Milt Thompson, L (9, PH)<br>OBP: 0.261, SLG: 0.253<br>Doug Brocail, L (9, 1)<br>OBP: 0.400, SLG: 0.400 | | | F X 0-1 ② G1-3 | | S B F F X 1-2 2-H 3-H 1B | | B B X 2-0 FC6 1B 1B<br>1-2 2-3 3-H | | B B C F F B X 3-2 ① G5-3 | 2<br>1<br>0<br>0<br>1<br>0 | 0<br>1<br>0<br>0<br>0<br>0 | 1<br>1<br>0<br>0<br>0<br>0 | 2<br>1<br>0<br>0<br>0<br>0 | 0<br>0<br>0<br>0<br>0<br>0 | 0<br>0<br>0<br>0<br>0<br>0 | 0<br>0<br>0<br>0<br>0<br>0 |
| Inning Stats | R: 0 H: 1<br>E: 0 LOB: 1<br>K: 1 BB: 0<br>S: 9 P: 15 | R: 0 H: 1<br>E: 0 LOB: 0<br>K: 0 BB: 0<br>S: 6 P: 10 | R: 0 H: 0<br>E: 0 LOB: 0<br>K: 1 BB: 0<br>S: 8 P: 10 | R: 0 H: 0<br>E: 0 LOB: 0<br>K: 1 BB: 0<br>S: 6 P: 10 | R: 2 H: 2<br>E: 0 LOB: 1<br>K: 2 BB: 1<br>S: 14 P: 23 | R: 0 H: 0<br>E: 0 LOB: 0<br>K: 2 BB: 0<br>S: 9 P: 10 | R: 5 H: 4<br>E: 0 LOB: 1<br>K: 2 BB: 2<br>S: 18 P: 36 | R: 0 H: 0<br>E: 0 LOB: 1<br>K: 1 BB: 1<br>S: 10 P: 17 | R: 0 H: 0<br>E: 0 LOB: 1<br>K: 0 BB: 1<br>S: 7 P: 16 | 1B: 6<br>2B: 3<br>3B: 0<br>HR: 0 | SF: 0<br>SAC: 0<br>DP: 2<br>HBP: 1 | | | WP: 1<br>PB: 1<br>SB: 0<br>CS: 0 | PA: 39 | | |

| PITCHER | | IP | WLS | BF | H | R | ER | SO | BB | IBB | HBP | BLK | WP | HR | S | P | ERA | WHIP |
|---|---|---|---|---|---|---|---|---|---|---|---|---|---|---|---|---|---|---|
| Brian Williams, R<br>ERA: 5.21 | (1, 1) | 6.0 | L | 24 | 5 | 4 | 4 | 7 | 2 | 0 | 1 | 0 | 0 | 0 | 54 | 84 | 6.00 | 1.167 |
| Willie Blair, R<br>ERA: 5.04 | (7, 1) | 1.0 | | 7 | 3 | 3 | 2 | 2 | 1 | 0 | 0 | 0 | 1 | 0 | 16 | 30 | 18.00 | 4.000 |
| Andres Berumen, R<br>ERA: 4.73 | (8, 1) | 2.0 | | 8 | 0 | 0 | 0 | 1 | 2 | 0 | 0 | 0 | 0 | 0 | 17 | 33 | 0.00 | 1.000 |

| PITCHER | IP | WLS | BF | H | R | ER | SO | BB | IBB | HBP | BLK | WP | HR | S | P | ERA | WHIP |
|---|---|---|---|---|---|---|---|---|---|---|---|---|---|---|---|---|---|

# Houston Astros @ San Diego Padres

Jack Murphy Stadium, San Diego, CA

Sun Jul 30 1995, 6:33 AM EDT

Att. 13,587 - Unknown - 73 F

TOP

livebaseballscorecards.com

| | |
|---|---|
| AB | 33 |
| R | 7 |
| H | 8 |
| RBI | 6 |
| BB | 5 |
| SO | 10 |
| LOB | 16 |

# BOTTOM

## Houston Astros @ San Diego Padres

Jack Murphy Stadium, San Diego, CA

Sun Jul 30 1995, 6:33 AM EDT

Att. 13,587 - Unknown - 73 F

| Batter | 1 | 2 | 3 | 4 | 5 | 6 | 7 | 8 | 9 | AB | R | H | RBI | BB | SO | LOB |
|---|---|---|---|---|---|---|---|---|---|---|---|---|---|---|---|---|
| Steve Finley, L (1, 8)<br>OBP: 0.360, SLG: 0.412 | C B B F X 2-2 G4-3 ① | | B B C X 2-1 G6-3 ② | | X 0-0 1B | | | X 0-0 P4 ① | C B X 1-1 F9 ③ | 5 | 0 | 1 | 0 | 0 | 0 | 2 |
| Jody Reed, R (1, 4)<br>OBP: 0.366, SLG: 0.297 | C X 0-1 F9 ② | | F X 0-1 G6-3 ③ | | C X 0-1 G5-3 ③ | | | B X 1-0 1B 1B 1B | | 4 | 0 | 1 | 0 | 0 | 0 | 1 |
| Tony Gwynn, L (1, 9)<br>OBP: 0.394, SLG: 0.486 | C B B X 2-1 2B 2B | | | C B X 1-1 F9 ① | | C B B X 2-1 1B 1B | | B C X 1-1 1B 1-2 1B | | 4 | 1 | 3 | 0 | 0 | 0 | 0 |
| Ken Caminiti, S (1, 5)<br>OBP: 0.365, SLG: 0.476 | F X 0-1 2-H 2B | | | B X 1-0 F7 ② | | B F 1 B S X SAFE 2-2 G6-4-3 1-3 1B | | C B X 1-1 1-2 2-H 1B ② | | 4 | 0 | 3 | 1 | 0 | 0 | 0 |
| Phil Plantier, L (1, 7)<br>OBP: 0.354, SLG: 0.423 | B C F B B F X 3-2 F8 ③ | | | C F X 0-2 2B | | B B X 2-0 P4 ① | | C B B X 2-1 F7 ③ | | 4 | 0 | 1 | 0 | 0 | 0 | 5 |
| Eddie Williams, R (1, 3)<br>OBP: 0.333, SLG: 0.447 | | F F B X 1-2 F8 ① | | H 1-0 HBP | | B X 1-0 G6-4-3 ② ③ 1-2f | | | B F B S B X 3-2 G6-4-3 1B | 3 | 0 | 1 | 0 | 0 | 0 | 2 |
| Brad Ausmus, R (1, 2)<br>OBP: 0.307, SLG: 0.352 | | B S F F B F X 2-2 G1-6-3 ② | | C X 0-1 F9 ③ | | | B C X 1-1 G6-4-3 1B | X 0-0 G6-4-3 ① ② 1-2f | | 4 | 0 | 1 | 0 | 0 | 0 | 3 |
| Andujar Cedeno, R (1, 6)<br>OBP: 0.261, SLG: 0.343 | | B F C X 1-2 G4-3 ③ | | | F S B X 1-2 F8 ① | | F B F F F B F F X 2-2 G6-4-3 1-2f ① ② | | S X 0-1 1B 1B | 4 | 0 | 1 | 0 | 0 | 0 | 1 |
| Brian Williams, R (1, 1)<br>Willie Blair, R (7, 1)<br>Melvin Nieves, S (7, PH)<br>OBP: 0.267, SLG: 0.325<br>Andres Berumen, R (8, 1)<br>Scott Livingstone, L (9, PH)<br>OBP: 0.302, SLG: 0.367 | | | C C S 0-3 K ① | | C B X 1-1 G4-3 ② | | C F F S 0-3 K ③ | | B X 1-0 1-2 1B | 2<br>0<br>1<br>0<br>1 | 0<br>0<br>0<br>0<br>0 | 0<br>0<br>0<br>0<br>1 | 0<br>0<br>0<br>0<br>0 | 0<br>0<br>0<br>0<br>0 | 1<br>0<br>1<br>0<br>0 | 0<br>0<br>0<br>0<br>0 |
| Inning Stats | R: 1 E: 0 K: 0 S: 13 H: 2 LOB: 1 BB: 0 P: 20 | R: 0 E: 0 K: 0 S: 11 H: 0 LOB: 0 BB: 0 P: 15 | R: 0 E: 0 K: 1 S: 7 H: 0 LOB: 0 BB: 0 P: 9 | R: 0 E: 0 K: 0 S: 8 H: 1 LOB: 2 BB: 0 P: 11 | R: 0 E: 0 K: 0 S: 8 H: 1 LOB: 1 BB: 0 P: 10 | R: 0 E: 0 K: 0 S: 7 H: 2 LOB: 1 BB: 0 P: 14 | R: 0 E: 0 K: 1 S: 13 H: 1 LOB: 0 BB: 0 P: 16 | R: 0 E: 0 K: 0 S: 8 H: 3 LOB: 2 BB: 0 P: 13 | R: 0 E: 0 K: 0 S: 9 H: 3 LOB: 2 BB: 0 P: 14 | 1B: 10<br>2B: 3<br>3B: 0<br>HR: 0 | | SF: 0<br>SAC: 0<br>DP: 3<br>HBP: 1 | | WP: 0<br>PB: 0<br>SB: 0<br>CS: 0 | PA: 37 | |

livebaseballscorecards.com

| | AB | 36 |
|---|---|---|
| | R | 1 |
| | H | 13 |
| | RBI | 1 |
| | BB | 0 |
| | SO | 2 |
| | LOB | 14 |

| PITCHER | | IP | WLS | BF | H | R | ER | SO | BB | IBB | HBP | BLK | WP | HR | S | P | ERA | WHIP |
|---|---|---|---|---|---|---|---|---|---|---|---|---|---|---|---|---|---|---|
| Doug Drabek, R<br>ERA: 4.49 | (1, 1) | 6.0 | W | 24 | 6 | 1 | 1 | 1 | 0 | 0 | 1 | 0 | 0 | 0 | 54 | 79 | 1.50 | 1.000 |
| Jim Dougherty, R<br>ERA: 5.22 | (7, 1) | 1.0 | | 3 | 1 | 0 | 0 | 1 | 0 | 0 | 0 | 0 | 0 | 0 | 13 | 16 | 0.00 | 1.000 |
| Jeff Tabaka, L<br>ERA: 5.19 | (8, 1) | 1.0 | | 5 | 3 | 0 | 0 | 0 | 0 | 0 | 0 | 0 | 0 | 0 | 8 | 13 | 0.00 | 3.000 |
| Doug Brocail, R<br>ERA: 3.63 | (9, 1) | 1.0 | | 5 | 3 | 0 | 0 | 0 | 0 | 0 | 0 | 0 | 0 | 0 | 9 | 14 | 0.00 | 3.000 |

| PITCHER | IP | WLS | BF | H | R | ER | SO | BB | IBB | HBP | BLK | WP | HR | S | P | ERA | WHIP |
|---|---|---|---|---|---|---|---|---|---|---|---|---|---|---|---|---|---|

| Batter | 1 | 2 | 3 | 4 | 5 | 6 | 7 | 8 | 9 | AB | R | H | RBI | BB | SO | LOB |
|---|---|---|---|---|---|---|---|---|---|---|---|---|---|---|---|---|
| Brian Hunter, R (1, 8)<br>OBP: 0.404, SLG: 0.475 | X 0-0 ① P4 | | S F B C 1-3 ② K | | | C F F F B F X 1-2 ① P3 | | X 0-0 ③ BB BB 1B | S X 0-1 ③ F7 | 5 | 0 | 1 | 0 | 0 | 1 | 2 |
| Andy Stankiewicz, R (1, 4)<br>OBP: 0.206, SLG: 0.129 | F X 0-1 ② G6-3 | | B B S F S 2-3 ③ K | | | C B B S F C 2-3 ② K | | B B B B 4-0 BB 1-2 BB | | 3 | 0 | 0 | 0 | 1 | 2 | 1 |
| Derrick May, L (1, 7)<br>OBP: 0.316, SLG: 0.360 | C B S B B S 3-3 ③ K | | | B S B X 2-1 ① G6-3 | | B B B C F F X 3-2 1B | | C B B B B 4-1 1-2 2-3 BB | | 3 | 0 | 1 | 0 | 1 | 1 | 0 |
| Derek Bell, R (1, 9)<br>OBP: 0.378, SLG: 0.435 | | B C C X 1-2 ① F8 | | B F X 1-1 ② G5-3 | | B B C S C 2-3 ③ K | | S B F S 1-3 ② K | | 4 | 0 | 0 | 0 | 0 | 2 | 4 |
| Dave Magadan, L (1, 3)<br>OBP: 0.432, SLG: 0.386 | | X 0-0 ② F7 | | B B B C C F B 4-2 BB | | | F B F B B X 3-2 G5-4-3 1B | B C F B B S 3-3 ③ K | | 3 | 0 | 1 | 0 | 1 | 1 | 3 |
| Craig Shipley, R (1, 5)<br>OBP: 0.316, SLG: 0.378 | | C B B X 2-1 1B | | X 0-0 ③ P4 | | | C X 0-1 ① ② G5-4-3 1-2f | | C X 0-1 ① P2 | 4 | 0 | 1 | 0 | 0 | 0 | 2 |
| Jerry Goff, L (1, 2)<br>OBP: 0.240, SLG: 0.318 | | 1 SAFE F B 1 B C S S 2-3 ③ K | | | C F X 0-2 ① F9 | | F B B B F B 4-2 BB | | C C B B C 2-3 ② K | 3 | 0 | 0 | 0 | 1 | 2 | 1 |
| Orlando Miller, R (1, 6)<br>Dean Hartgraves, R (7, 1)<br>Milt Thompson, L (9, PH)<br>OBP: 0.269, SLG: 0.298 | | | B C B B B S B 4-2 SH3-4 BB | | C B B F S 2-3 ② K | | B B F X 2-1 ③ F9 | | C B B X 2-1 HR | 2<br>0<br>1 | 0<br>0<br>1 | 0<br>0<br>1 | 0<br>0<br>1 | 1<br>0<br>1 | 1<br>0<br>0 | 1<br>0<br>0 |
| Darryl Kile, R (1, 1)<br>OBP: 0.194, SLG: 0.152<br>Ricky Gutierrez, R (7, 6)<br>OBP: 0.167, SLG: 0.091 | | | 1 SAFE X 0-0 ① SH3-4 1-2 | | S C F F F S 0-3 ③ K | | | C X 0-1 ① G1-3 | B B B C B 4-1 BB | 1<br>1 | 0<br>0 | 0<br>0 | 0<br>0 | 0<br>1 | 1<br>0 | 0<br>0 |
| Inning Stats | R: 0 E: 0 K: 1 S: 6 H: 0 LOB: 0 BB: 0 P: 9 | R: 0 E: 0 K: 1 S: 9 H: 1 LOB: 1 BB: 0 P: 14 | R: 0 E: 0 K: 2 S: 9 H: 0 LOB: 1 BB: 1 P: 16 | R: 0 E: 0 K: 0 S: 8 H: 0 LOB: 1 BB: 1 P: 15 | R: 0 E: 0 K: 2 S: 12 H: 0 LOB: 0 BB: 0 P: 14 | R: 0 E: 0 K: 2 S: 17 H: 1 LOB: 1 BB: 0 P: 25 | R: 0 E: 0 K: 0 S: 9 H: 1 LOB: 1 BB: 1 P: 18 | R: 0 E: 0 K: 2 S: 10 H: 1 LOB: 3 BB: 2 P: 22 | R: 1 E: 0 K: 1 S: 10 H: 1 LOB: 1 BB: 1 P: 18 | 1B: 4 2B: 0 3B: 0 HR: 1 | SF: 0 SAC: 1 DP: 1 HBP: 0 | | | | | | |

# TOP

## Houston Astros @ San Diego Padres

Jack Murphy Stadium, San Diego, CA

Mon Jul 31 1995, 6:33 AM EDT

Att. 12,037 - Sunny - 80 F

livebaseballscorecards.com

| | |
|---|---|
| AB | 30 |
| R | 1 |
| H | 5 |
| RBI | 1 |
| BB | 6 |
| SO | 11 |
| LOB | 14 |

| | | | | | | | | | | | | | | | | | | | | | | | | | | | | | |
|---|---|---|---|---|---|---|---|---|---|---|---|---|---|---|---|---|---|---|---|---|---|---|---|---|---|---|---|---|---|
| PITCHER | | IP | WLS | BF | H | R | ER | SO | BB | IBB | HBP | BLK | WP | HR | S | P | ERA | WHIP | PITCHER | IP | WLS | BF | H | R | ER | SO | BB | IBB | HBP | BLK | WP | HR | S | P | ERA | WHIP |
| Andy Ashby, R<br>ERA: 3.38 | (1, 1) | 7.1 | W | 29 | 4 | 0 | 0 | 8 | 4 | 0 | 0 | 0 | 0 | 0 | 73 | 118 | 0.00 | 1.091 | | | | | | | | | | | | | | | | | |
| Bryce Florie, R<br>ERA: 2.6 | (8, 1) | 0.2 | | 3 | 0 | 0 | 0 | 2 | 1 | 0 | 0 | 0 | 0 | 0 | 7 | 15 | 0.00 | 1.500 | | | | | | | | | | | | | | | | | |
| Trevor Hoffman, R<br>ERA: 5.06 | (9, 1) | 1.0 | | 5 | 1 | 1 | 1 | 1 | 1 | 0 | 0 | 0 | 0 | 1 | 10 | 18 | 9.00 | 2.000 | | | | | | | | | | | | | | | | | |

| | | | | |
|---|---|---|---|---|
| WP: 0 | PA: 37 | | | |
| PB: 0 | | | | |
| SB: 0 | | | | |
| CS: 0 | | | | |

# BOTTOM

## Houston Astros @ San Diego Padres

Jack Murphy Stadium, San Diego, CA

Mon Jul 31 1995, 6:33 AM EDT

Att. 12,037 - Sunny - 80 F

| Batter | 1 | 2 | 3 | 4 | 5 | 6 | 7 | 8 | 9 | AB | R | H | RBI | BB | SO | LOB |
|---|---|---|---|---|---|---|---|---|---|---|---|---|---|---|---|---|
| Steve Finley, L (1, 8)<br>OBP: 0.361, SLG: 0.412 | C S F S<br>0-3 ① K | | B B B B<br>4-0 1B 1B BB | | X<br>0-0 WP 1B 1B | | B B F X<br>2-1 ② G3 2-3 | | | 3 | 2 | 1 | 0 | 1 | 1 | 1 |
| Jody Reed, R (1, 4)<br>OBP: 0.368, SLG: 0.298 | B B B C X<br>3-1 ② F7 | | B C X<br>1-1 E 1B 1-3 F9-2 1B | | B 1 SAFE 1 SAFE B C F B X<br>3-2 ① P4 | | C B B B B<br>4-1 1B BB | | | 3 | 0 | 1 | 0 | 1 | 0 | 1 |
| Tony Gwynn, L (1, 9)<br>OBP: 0.401, SLG: 0.491 | B C B B B<br>4-1 WP BB | | B F X<br>1-1 E8 1-3 3-H 1B | | C 1 SAFE P S X<br>1-2 CS 1-H 1B | | F B F B X<br>2-2 1-2 3-H 1B | | | 3 | 0 | 3 | 3 | 1 | 0 | 0 |
| Ken Caminiti, S (1, 5)<br>OBP: 0.364, SLG: 0.472 | B C 1 SAFE S F B X<br>2-2 ③ G4-3 1-2 | | B B B C B<br>4-1 BB | | B X<br>1-0 ② F8 | | S X<br>0-1 ③ F8 | | | 3 | 0 | 0 | 0 | 1 | 0 | 4 |
| Phil Plantier, L (1, 7)<br>OBP: 0.351, SLG: 0.417 | | C S C<br>0-3 ① K | B F S S S<br>1-3 ① K | | B S B S B<br>3-2 ③ CS 1-2 | S B X<br>1-1 ① F7 | | C S B B X<br>2-2 G1-3 1B 1B | | 4 | 1 | 1 | 0 | 0 | 2 | 3 |
| Eddie Williams, R (1, 3)<br>OBP: 0.332, SLG: 0.445<br>Archi Cianfrocco, R (2, PR) (3, 3)<br>OBP: 0.214, SLG: 0.385 | | B X<br>1-0 E6 1B | X<br>0-0 ② ③ F9-2 3-H | | | C B F B X<br>2-2 ② G4-3 | | B S X<br>1-1 ① G1-3 1-2 | | 1<br>3 | 0<br>1 | 0<br>0 | 0<br>0 | 0<br>0 | 0<br>0 | 0<br>4 |
| Brian Johnson, R (1, 2)<br>OBP: 0.278, SLG: 0.346 | | X<br>0-0 F9 2-H 1B | S X<br>0-1 ① G4-3 | | | B F B B B F X<br>3-2 G6-3 | | F B B B X<br>2-1 ② G6-3 | | 4 | 0 | 1 | 1 | 0 | 0 | 1 |
| Andujar Cedeno, R (1, 6)<br>OBP: 0.264, SLG: 0.349 | | C B X<br>1-1 ② F9 2-3 | B B C F X<br>2-2 ② G1-3 | | | | X<br>0-0 G3 1B 2B | C B X<br>1-1 2-H 1B | | 4 | 1 | 2 | 1 | 0 | 0 | 1 |
| Andy Ashby, R (1, 1)<br>OBP: 0.129, SLG: 0.100<br>Bryce Florie, R (8, 1)<br>Phil Clark, R (8, PH)<br>OBP: 0.310, SLG: 0.391<br>Trevor Hoffman, R (9, 1)<br>OBP: 0.500, SLG: 1.000 | | X<br>0-0 ③ L4 | C B S C<br>1-3 ③ K | | | | B C C 2 SAFE L<br>1-3 ① K | X<br>0-0 ③ G6-3 | | 3<br>0<br>1<br>0 | 0<br>0<br>0<br>0 | 0<br>0<br>0<br>0 | 0<br>0<br>0<br>0 | 0<br>0<br>0<br>0 | 2<br>0<br>0<br>0 | 3<br>0<br>1<br>0 |
| Inning Stats | R: 0 E: 0 K: 1 S: 11 H: 0 LOB: 1 BB: 1 P: 20 | R: 1 E: 1 K: 1 S: 8 H: 1 LOB: 2 BB: 0 P: 10 | R: 1 E: 1 K: 1 S: 9 H: 2 LOB: 2 BB: 2 P: 20 | R: 0 E: 0 K: 1 S: 8 H: 0 LOB: 0 BB: 0 P: 11 | R: 1 E: 0 K: 0 S: 11 H: 2 LOB: 0 BB: 0 P: 18 | R: 0 E: 0 K: 0 S: 8 H: 0 LOB: 0 BB: 0 P: 14 | R: 1 E: 0 K: 1 S: 12 H: 2 LOB: 2 BB: 1 P: 21 | R: 1 E: 0 K: 0 S: 10 H: 2 LOB: 1 BB: 0 P: 16 | | 1B: 8 2B: 2 3B: 0 HR: 0 | SF: 0 SAC: 0 DP: 1 HBP: 0 | | | | | |

livebaseballscorecards.com

| | AB | 32 |
|---|---|---|
| | R | 5 |
| | H | 9 |
| | RBI | 5 |
| | BB | 4 |
| | SO | 5 |
| | LOB | 19 |

| PITCHER | | IP | WLS | BF | H | R | ER | SO | BB | IBB | HBP | BLK | WP | HR | S | P | ERA | WHIP |
|---|---|---|---|---|---|---|---|---|---|---|---|---|---|---|---|---|---|---|
| Darryl Kile, R<br>ERA: 4.73 | (1, 1) | 6.1 | L | 27 | 6 | 4 | 3 | 5 | 3 | 0 | 0 | 0 | 2 | 0 | 59 | 98 | 4.26 | 1.421 |
| Dean Hartgraves, L<br>ERA: 2.95 | (7, 1) | 1.2 | | 9 | 3 | 1 | 1 | 0 | 1 | 0 | 0 | 0 | 0 | 0 | 18 | 32 | 5.40 | 2.400 |

| PITCHER | IP | WLS | BF | H | R | ER | SO | BB | IBB | HBP | BLK | WP | HR | S | P | ERA | WHIP |
|---|---|---|---|---|---|---|---|---|---|---|---|---|---|---|---|---|---|

WP: 2 PB: 0 SB: 0 CS: 1 PA: 37

# Houston Astros @ St. Louis Cardinals

Busch Stadium, St. Louis, MO

Tue Aug 01 1995, 7:05 PM CDT

Att. 22,360 - Unknown - 77 F

livebaseballscorecards.com

## TOP

| Batter | 1 | 2 | 3 | 4 | 5 | 6 | 7 | 8 | 9 | AB | R | H | RBI | BB | SO | LOB |
|---|---|---|---|---|---|---|---|---|---|---|---|---|---|---|---|---|
| Brian Hunter, R (1, 8)<br>OBP: 0.404, SLG: 0.473 | G4-3 | | F9 | | 1B | FC5 S | | K | | 5 | 1 | 2 | 0 | 0 | 1 | 0 |
| James Mouton, R (1, 7)<br>OBP: 0.325, SLG: 0.388 | HR 2B | | CS 1B | | 1B FC6 1B | FC5 | | | G6-3 | 5 | 2 | 3 | 0 | 0 | 0 | 1 |
| Craig Biggio, R (1, 4)<br>OBP: 0.415, SLG: 0.510 | HR | | BB | | FC6 1B | F9 | | | HR | 4 | 2 | 3 | 3 | 1 | 0 | 1 |
| Derek Bell, R (1, 9)<br>OBP: 0.376, SLG: 0.434 | G6-3 | | L9 | | FC6 1B | | F9 | | 2B | 5 | 1 | 1 | 1 | 0 | 0 | 2 |
| Tony Eusebio, R (1, 2)<br>OBP: 0.386, SLG: 0.456 | G4-3 | | | 1B 2B | E FC4 1B | | P6 | | G6-3 | 5 | 2 | 2 | 0 | 0 | 0 | 1 |
| Dave Magadan, L (1, 3)<br>OBP: 0.427, SLG: 0.381<br>Todd Jones, L (9, 1)<br>OBP: 0.200, SLG: 0.400 | | G4-3 | | L4 | FC4 | | 1B | | K | 5<br>0 | 0<br>0 | 1<br>0 | 1<br>0 | 0<br>0 | 1<br>0 | 2<br>0 |
| Craig Shipley, R (1, 5)<br>OBP: 0.307, SLG: 0.366 | | L9 | | P6 | L6 | | K | | | 4 | 0 | 0 | 0 | 0 | 1 | 3 |
| Orlando Miller, R (1, 6)<br>OBP: 0.318, SLG: 0.368 | | 1B | | 2-H 1B | K | | | F9 | | 4 | 0 | 2 | 1 | 0 | 1 | 1 |
| Mike Hampton, R (1, 1)<br>OBP: 0.100, SLG: 0.069<br>Doug Brocail, L (8, 1)<br>OBP: 0.400, SLG: 0.400<br>Mike Simms, R (9, 3) | | K | | B2-3 | | G3 | | K | | 4<br>0<br>0 | 0<br>0<br>0 | 0<br>0<br>0 | 0<br>0<br>0 | 0<br>0<br>0 | 2<br>0<br>0 | 2<br>0<br>0 |
| Inning Stats | R: 2<br>E: 0<br>K: 0<br>S: 10<br>H: 2<br>LOB: 0<br>BB: 0<br>P: 16 | R: 0<br>E: 0<br>K: 1<br>S: 11<br>H: 1<br>LOB: 1<br>BB: 0<br>P: 17 | R: 0<br>E: 0<br>K: 0<br>S: 10<br>H: 1<br>LOB: 1<br>BB: 1<br>P: 18 | R: 1<br>E: 0<br>K: 0<br>S: 12<br>H: 2<br>LOB: 1<br>BB: 0<br>P: 19 | R: 4<br>E: 1<br>K: 1<br>S: 29<br>H: 4<br>LOB: 1<br>BB: 0<br>P: 45 | R: 0<br>E: 0<br>K: 0<br>S: 8<br>H: 1<br>LOB: 1<br>BB: 0<br>P: 13 | R: 0<br>E: 0<br>K: 1<br>S: 11<br>H: 1<br>LOB: 1<br>BB: 0<br>P: 18 | R: 0<br>E: 0<br>K: 2<br>S: 8<br>H: 0<br>LOB: 0<br>BB: 0<br>P: 11 | R: 1<br>E: 0<br>K: 1<br>S: 9<br>H: 2<br>LOB: 1<br>BB: 0<br>P: 17 | 1B: 9<br>2B: 3<br>3B: 0<br>HR: 2<br>SF: 0<br>SAC: 0<br>DP: 0<br>HBP: 0 | | | | | | |

| | AB | 41 |
|---|---|---|
| | R | 8 |
| | H | 14 |
| | RBI | 6 |
| | BB | 1 |
| | SO | 6 |
| | LOB | 13 |

WP: 0 PB: 0 SB: 1 CS: 1 PA: 42

| PITCHER | | IP | WLS | BF | H | R | ER | SO | BB | IBB | HBP | BLK | WP | HR | S | P | ERA | WHIP |
|---|---|---|---|---|---|---|---|---|---|---|---|---|---|---|---|---|---|---|
| Danny Jackson, L<br>ERA: 6.04 | (1, 1) | 4.1 | L | 24 | 10 | 7 | 6 | 1 | 1 | 0 | 0 | 0 | 0 | 1 | 67 | 108 | 12.46 | 2.538 |
| T.J. Mathews, R<br>ERA: | (5, 1) | 2.2 | | 10 | 2 | 0 | 0 | 2 | 0 | 0 | 0 | 0 | 0 | 0 | 24 | 38 | 0.00 | 0.750 |
| Jeff Parrett, R<br>ERA: 4.56 | (8, 1) | 2.0 | | 8 | 2 | 1 | 1 | 3 | 0 | 0 | 0 | 0 | 0 | 1 | 17 | 28 | 4.50 | 1.000 |

| PITCHER | IP | WLS | BF | H | R | ER | SO | BB | IBB | HBP | BLK | WP | HR | S | P | ERA | WHIP |
|---|---|---|---|---|---|---|---|---|---|---|---|---|---|---|---|---|---|

# BOTTOM

## Houston Astros @ St. Louis Cardinals

Busch Stadium, St. Louis, MO

Tue Aug 01 1995, 7:05 PM CDT
Att. 22,360 - Unknown - 77 F

livebaseballscorecards.com

| Batter | 1 | 2 | 3 | 4 | 5 | 6 | 7 | 8 | 9 | AB | R | H | RBI | BB | SO | LOB |
|---|---|---|---|---|---|---|---|---|---|---|---|---|---|---|---|---|
| Ramon Caraballo, S (1, 4)<br>OBP: 0.310, SLG: 0.400 | X<br>0-0<br>SF8<br>3B | | S B F B F X<br>2-2 ①<br>G6-3 | | S B S B S<br>2-3 ③<br>K | | B B X<br>2-0 ③<br>P4 | | B X<br>1-0 ①<br>P5 | 5 | 1 | 1 | 0 | 0 | 1 | 3 |
| Bernard Gilkey, R (1, 7)<br>OBP: 0.357, SLG: 0.460 | B S B B B X<br>3-1 ①<br>SF8<br>3-H | | B B B C B X<br>3-2 ②<br>G4-3 | | | B B C S F X<br>2-2<br>E6 | | B X<br>1-0<br>HR<br>1B | C B B S F F X<br>2-2 ②<br>G3<br>2-3<br>3-H | 4 | 1 | 1 | 2 | 0 | 0 | 1 |
| Brian Jordan, R (1, 9)<br>OBP: 0.334, SLG: 0.489 | C X<br>0-1 ②<br>G6-3 | | F X<br>0-1<br>1B | | | F X<br>0-1 ①<br>G5-3 | | B B X<br>2-0<br>1-H<br>HR | X<br>0-0<br>WP<br>3-H<br>2B | 5 | 1 | 3 | 3 | 0 | 0 | 1 |
| Ray Lankford, L (1, 8)<br>OBP: 0.348, SLG: 0.474 | B C B S B X<br>3-2<br>FC5-4<br>1B | | 1 SAFE B<br>1 SAFE<br>1 SAFE B S X<br>2-1 ③<br>F7 | | | H<br>1-0<br>HBP | | B B B C B<br>4-1<br>G6-3<br>BB | C B F F S<br>1-3 ③<br>K<br>2-3 | 3 | 0 | 1 | 0 | 1 | 1 | 2 |
| Darnell Coles, R (1, 3)<br>John Mabry, L (8, PH)<br>OBP: 0.317, SLG: 0.346 (9, 3) | X<br>0-0 ③<br>FC5-4<br>1-2f | | | C C F B B S<br>2-3 ①<br>K | | B C B X<br>2-1 ②<br>F8 | | B F S 1 SAFE X<br>1-2 ① ②<br>G6-3<br>1-2f | | 3<br>1 | 0<br>0 | 0<br>0 | 0<br>0 | 0<br>0 | 1<br>0 | 3<br>1 |
| Danny Sheaffer, R (1, 2)<br>OBP: 0.280, SLG: 0.349 | | B X<br>1-0 ①<br>G6-3 | | C X<br>0-1 ②<br>L5 | | X<br>0-0 ③<br>F8 | | F C B F B X<br>2-2<br>HR | | 4 | 1 | 1 | 1 | 0 | 0 | 2 |
| Scott Cooper, L (1, 5)<br>OBP: 0.338, SLG: 0.321 | | B B B C S S X<br>3-2 ②<br>G3-1 | | X<br>0-0 ③<br>G4-3 | | | C B X<br>1-1<br>L1-3<br>1B | F B F X<br>1-2 ③<br>P6 | | 4 | 0 | 1 | 0 | 0 | 0 | 0 |
| Tripp Cromer, R (1, 6)<br>OBP: 0.261, SLG: 0.333 | | S X<br>0-1<br>E6 | | | X<br>0-0 ①<br>G3 | | X<br>0-0 ① ②<br>L1-3<br>1-1 | | X<br>0-0<br>2B<br>G3<br>1B | 4 | 1 | 1 | 0 | 0 | 0 | 1 |
| Danny Jackson, R (1, 1)<br>OBP: 0.167, SLG: 0.172<br>T.J. Mathews, R (5, 1)<br>Allen Battle, R (7, PH)<br>OBP: 0.360, SLG: 0.303<br>Jeff Parrett, R (8, 1)<br>OBP: 1.000, SLG: 1.000<br>Gerald Perry, L (9, PH)<br>OBP: 0.213, SLG: 0.214 | | S F X<br>0-2 ③<br>G6-3 | | | B S B B B X<br>3-1 ②<br>G6-3 | | B S B B B<br>4-1<br>BB | | B X<br>1-0<br>G3<br>1-3<br>2B<br>2B | 1<br>1<br>0<br>0<br>1 | 0<br>0<br>0<br>0<br>1 | 0<br>0<br>0<br>0<br>1 | 0<br>0<br>0<br>0<br>1 | 0<br>0<br>0<br>0<br>0 | 1<br>0<br>0<br>0<br>0 | 1<br>0<br>0<br>0<br>0 |
| Inning Stats | R: 1 E: 0 K: 0 S: 9<br>H: 2 LOB: 1 BB: 0 P: 15 | R: 0 E: 1 K: 0 S: 9<br>H: 0 LOB: 1 BB: 0 P: 13 | R: 0 E: 0 K: 0 S: 11<br>H: 1 LOB: 1 BB: 0 P: 18 | R: 0 E: 0 K: 1 S: 7<br>H: 0 LOB: 0 BB: 0 P: 9 | R: 0 E: 0 K: 1 S: 6<br>H: 0 LOB: 0 BB: 0 P: 11 | R: 0 E: 1 K: 0 S: 9<br>H: 0 LOB: 2 BB: 0 P: 14 | R: 0 E: 0 K: 0 S: 5<br>H: 1 LOB: 1 BB: 1 P: 12 | R: 3 E: 0 K: 0 S: 13<br>H: 3 LOB: 0 BB: 1 P: 24 | R: 2 E: 0 K: 1 S: 13<br>H: 3 LOB: 1 BB: 0 P: 18 | 1B: 5<br>2B: 3<br>3B: 1<br>HR: 2 | SF: 1<br>SAC: 0<br>DP: 2<br>HBP: 1 | WP: 1<br>PB: 0<br>SB: 0<br>CS: 0 | PA: 40 | | | | |

| PITCHER | | IP | WLS | BF | H | R | ER | SO | BB | IBB | HBP | BLK | WP | HR | S | P | ERA | WHIP |
|---|---|---|---|---|---|---|---|---|---|---|---|---|---|---|---|---|---|---|
| Mike Hampton, L<br>ERA: 2.69 | (1, 1) | 7.0 | W | 31 | 6 | 4 | 4 | 2 | 2 | 0 | 1 | 0 | 0 | 1 | 59 | 102 | 5.14 | 1.143 |
| Doug Brocail, R<br>ERA: 3.79 | (8, 1) | 1.0 | | 3 | 1 | 0 | 0 | 0 | 0 | 0 | 0 | 0 | 0 | 1 | 10 | 14 | 0.00 | 1.000 |
| Todd Jones, R<br>ERA: 2.33 | (9, 1) | 1.0 | | 6 | 3 | 2 | 2 | 1 | 0 | 0 | 0 | 0 | 1 | 0 | 13 | 18 | 18.00 | 3.000 |

| PITCHER | IP | WLS | BF | H | R | ER | SO | BB | IBB | HBP | BLK | WP | HR | S | P | ERA | WHIP |
|---|---|---|---|---|---|---|---|---|---|---|---|---|---|---|---|---|---|

| | |
|---|---|
| AB | 36 |
| R | 6 |
| H | 10 |
| RBI | 6 |
| BB | 2 |
| SO | 3 |
| LOB | 15 |

| Batter | 1 | 2 | 3 | 4 | 5 | 6 | 7 | 8 | 9 | AB | R | H | RBI | BB | SO | LOB |
|---|---|---|---|---|---|---|---|---|---|---|---|---|---|---|---|---|
| Brian Hunter, R (1, 8)<br>OBP: 0.404, SLG: 0.467 | C F B F X 1-2 G5-3 | | C F B B F B B 4-2 1B SF7 BB | | C X 0-1 P4 | | S B T X 1-2 2-H 1B | | C B B S F X 2-2 G1-3 | 4 | 1 | 1 | 1 | 1 | 0 | 1 |
| James Mouton, R (1, 7)<br>OBP: 0.322, SLG: 0.383 | C B B F X 2-2 P4 | | 1 SAFE B B F F B 1 SAFE X 3-2 1-3 1B | | T F B X 1-2 F8 | | X 0-0 F7 | | C X 0-1 G3 | 5 | 0 | 1 | 0 | 0 | 0 | 2 |
| Craig Biggio, R (1, 4)<br>OBP: 0.413, SLG: 0.507 | B B B C F F B 4-2 BB | | B X 1-0 SF7 3-H | | | B B C X 2-1 G6-3 | C S X 0-2 G6-3 | | | 2 | 0 | 0 | 1 | 1 | 0 | 1 |
| Derek Bell, R (1, 9)<br>OBP: 0.375, SLG: 0.435 | F B S F 1 SAFE S 1-3 K | | 1 SAFE B B S C X 2-2 G5-3 | | | B B B F F F S 3-3 K | | B B X 2-0 G4-3 SF8 2B | | 4 | 1 | 1 | 0 | 0 | 2 | 2 |
| Tony Eusebio, R (1, 2)<br>OBP: 0.384, SLG: 0.452 | | B F C B F F X 2-2 G5-3 | | C B F B B X 2-2 G6-3 | | B F C B B X 2-2 1B | | F X 0-1 G4-3 2-3 | | 4 | 0 | 1 | 0 | 0 | 0 | 1 |
| Craig Shipley, R (1, 5)<br>OBP: 0.301, SLG: 0.358<br>Dave Magadan, L (8, PH) (8, 5)<br>OBP: 0.429, SLG: 0.381 | | X 0-0 F9 | | B S S S 1-3 K | | B F X 1-1 F8 | | I I I I 4-0 IBB | | 3<br>0 | 0<br>0 | 0<br>0 | 0<br>0 | 0<br>1 | 1<br>0 | 1<br>0 |
| Mike Simms, R (1, 3)<br>OBP: 0.375, SLG: 1.000 | | B C X 1-1 2B | | B F S F B B S 3-3 K | | | B B X 2-0 HR | B X 1-0 SF8 3-H | | 3 | 1 | 2 | 2 | 0 | 1 | 0 |
| Ricky Gutierrez, R (1, 6)<br>OBP: 0.188, SLG: 0.133 | | C B S B F C 2-3 K | | | C C X 0-2 E4 SH2-4 | | X 0-0 SH1-4 1B 1B | X 0-0 G5-3 | | 4 | 1 | 1 | 0 | 0 | 1 | 2 |
| Shane Reynolds, R (1, 1)<br>OBP: 0.140, SLG: 0.119<br>Dave Veres, R (7, 1)<br>Jeff Tabaka, R (9, 1)<br>Todd Jones, L (9, 1)<br>OBP: 0.200, SLG: 0.400 | | | X 0-0 L4 | | X 0-0 SH2-4 1-2 | | X 0-0 SH1-4 1-2 | | B C C F S 1-3 K | 1<br>1<br>0<br>0 | 0<br>0<br>0<br>0 | 0<br>0<br>0<br>0 | 0<br>0<br>0<br>0 | 0<br>1<br>0<br>0 | 0<br>0<br>0<br>0 | 0<br>0<br>0<br>0 |
| Inning Stats | R: 0 E: 0 K: 1 S: 14 H: 0 LOB: 1 BB: 1 P: 22 | R: 0 E: 0 K: 1 S: 12 H: 1 LOB: 1 BB: 0 P: 17 | R: 1 E: 0 K: 0 S: 11 H: 1 LOB: 1 BB: 1 P: 21 | R: 0 E: 0 K: 2 S: 11 H: 0 LOB: 0 BB: 0 P: 17 | R: 0 E: 1 K: 0 S: 9 H: 0 LOB: 1 BB: 0 P: 10 | R: 0 E: 0 K: 1 S: 11 H: 1 LOB: 1 BB: 0 P: 19 | R: 2 E: 0 K: 0 S: 10 H: 3 LOB: 1 BB: 0 P: 13 | R: 1 E: 0 K: 0 S: 5 H: 1 LOB: 1 BB: 1 P: 12 | R: 0 E: 0 K: 1 S: 10 H: 0 LOB: 0 BB: 0 P: 13 | 1B: 4 2B: 2 3B: 0 HR: 1 | SF: 2 SAC: 2 DP: 0 HBP: 0 | | | | | | |

# TOP

## Houston Astros @ St. Louis Cardinals

Busch Stadium, St. Louis, MO

Wed Aug 02 1995, 7:05 PM CDT
Att. 21,161 - Unknown - 78 F

livebaseballscorecards.com

| | |
|---|---|
| AB | 31 |
| R | 4 |
| H | 7 |
| RBI | 4 |
| BB | 3 |
| SO | 6 |
| LOB | 10 |

WP: 0 PB: 0 SB: 0 CS: 0 PA: 38

| PITCHER | | IP | WLS | BF | H | R | ER | SO | BB | IBB | HBP | BLK | WP | HR | S | P | ERA | WHIP |
|---|---|---|---|---|---|---|---|---|---|---|---|---|---|---|---|---|---|---|
| Donovan Osborne, L<br>ERA: 4.43 | (1, 1) | 6.1 | L | 27 | 5 | 3 | 3 | 5 | 2 | 0 | 0 | 0 | 0 | 1 | 71 | 111 | 4.26 | 1.105 |
| Jeff Parrett, R<br>ERA: 4.5 | (7, 1) | 0.2 | | 3 | 1 | 0 | 0 | 0 | 0 | 0 | 0 | 0 | 0 | 0 | 7 | 8 | 0.00 | 1.500 |
| Rich DeLucia, R<br>ERA: 3.14 | (8, 1) | 2.0 | | 8 | 1 | 1 | 1 | 1 | 0 | 1 | 0 | 0 | 0 | 0 | 15 | 25 | 4.50 | 0.500 |

| PITCHER | IP | WLS | BF | H | R | ER | SO | BB | IBB | HBP | BLK | WP | HR | S | P | ERA | WHIP |
|---|---|---|---|---|---|---|---|---|---|---|---|---|---|---|---|---|---|

# BOTTOM

| Batter | 1 | 2 | 3 | 4 | 5 | 6 | 7 | 8 | 9 | AB | R | H | RBI | BB | SO | LOB |
|---|---|---|---|---|---|---|---|---|---|---|---|---|---|---|---|---|
| Ramon Caraballo, S (1, 4)<br>OBP: 0.293, SLG: 0.377 | B B B C C S<br>3-3 K ① | | X<br>0-0 G6-3 ①<br>2-3 | | B S S B X<br>2-2 G1-3 ③ | | | C F B B F S<br>2-3 K ① | | 4 | 0 | 0 | 0 | 0 | 2 | 1 |
| Bernard Gilkey, R (1, 7)<br>OBP: 0.355, SLG: 0.457 | B C C S<br>1-3 K ② | | B F B F S<br>2-3 K ② | | | X<br>0-0 S 2B 1B | | X<br>0-0 P4 ② | | 4 | 1 | 1 | 0 | 0 | 2 | 1 |
| Brian Jordan, R (1, 9)<br>OBP: 0.330, SLG: 0.483 | C F X<br>0-2 G3-1 ③ | | S S B X<br>1-2 P4 ③ | | | F 1 SAFE 1 SAFE F B F 1 SAFE X<br>1-2 F9 ① | | S S B X<br>1-2 L7 ③ | | 4 | 0 | 0 | 0 | 0 | 0 | 2 |
| Ray Lankford, L (1, 8)<br>OBP: 0.349, SLG: 0.483 | | B X<br>1-0 G4-3 3B | | C X<br>0-1 G6-3 ① | | B B 1 SAFE S B F F X<br>3-2 F7 ② | | | C X<br>0-1 G4-3 2B | 4 | 1 | 2 | 0 | 0 | 0 | 1 |
| Scott Cooper, L (1, 5)<br>OBP: 0.337, SLG: 0.323 | | X<br>0-0 G4-3 ①<br>3-H | | C S B S<br>1-3 K ② | | S B X<br>1-1 FC5 1-H 2B | | | B F B C X<br>2-2 F7 ① | 4 | 0 | 1 | 2 | 0 | 1 | 1 |
| Danny Sheaffer, R (1, 2)<br>OBP: 0.287, SLG: 0.349 | | F B F B F F F B C<br>3-3 K ② | | B C S B X<br>2-2 1B | | B B B C X<br>3-1 FC5 ③<br>2-3 | | | B C B B B<br>4-1 G4-3 BB | 3 | 0 | 1 | 0 | 1 | 1 | 1 |
| John Mabry, L (1, 3)<br>OBP: 0.316, SLG: 0.344 | | B C B X<br>2-1 FC4-6 1B | | C B C B 1 SAFE C<br>2-3 K ③ | | | X<br>0-0 G6-3 ① | | B X<br>1-0 G4-3 ②<br>1-2<br>2-3 | 4 | 0 | 1 | 0 | 0 | 1 | 3 |
| Tripp Cromer, R (1, 6)<br>OBP: 0.258, SLG: 0.330<br>Geronimo Pena, S (9, PH)<br>OBP: 0.367, SLG: 0.376 | | S 1 SAFE S B 1 SAFE X<br>1-2 FC4-6 ③<br>1-2f | | | C F X<br>0-2 L9 ① | | B S S S<br>1-3 K ② | | B B B C S S S<br>3-3 K ③ | 3 | 0 | 0 | 0 | 0 | 1 | 1 |
| | | | | | | | | | | 1 | 0 | 0 | 0 | 0 | 1 | 2 |
| Donovan Osborne, S (1, 1)<br>OBP: 0.083, SLG: 0.167<br>Jeff Parrett, R (7, 1)<br>OBP: 1.000, SLG: 1.000<br>Darnell Coles, R (7, PH)<br>OBP: 0.328, SLG: 0.345<br>Rich DeLucia, R (8, 1)<br>OBP: 0.300, SLG: 0.222 | | | C S B B F F X<br>2-2 G6-3 2B | | X<br>0-0 F8 ② | | B B C X<br>2-1 F7 ③ | | | 2 | 0 | 1 | 0 | 0 | 0 | 0 |
| | | | | | | | | | | 0 | 0 | 0 | 0 | 0 | 0 | 0 |
| | | | | | | | | | | 1 | 0 | 0 | 0 | 0 | 0 | 0 |
| | | | | | | | | | | 0 | 0 | 0 | 0 | 0 | 0 | 0 |
| Inning Stats | R: 0 E: 0 K: 2 S: 9 H: 0 LOB: 0 BB: 0 P: 13 | R: 1 E: 0 K: 1 S: 13 H: 2 LOB: 1 BB: 0 P: 20 | R: 0 E: 0 K: 1 S: 12 H: 1 LOB: 1 BB: 0 P: 17 | R: 0 E: 0 K: 2 S: 11 H: 1 LOB: 1 BB: 0 P: 16 | R: 0 E: 0 K: 0 S: 7 H: 0 LOB: 0 BB: 0 P: 9 | R: 1 E: 0 K: 0 S: 13 H: 2 LOB: 1 BB: 0 P: 21 | R: 0 E: 0 K: 1 S: 6 H: 0 LOB: 0 BB: 0 P: 9 | R: 0 E: 0 K: 1 S: 9 H: 0 LOB: 0 BB: 0 P: 12 | R: 0 E: 0 K: 1 S: 11 H: 1 LOB: 2 BB: 1 P: 21 | 1B: 3 2B: 3 3B: 1 HR: 0 | SF: 0 SAC: 0 DP: 0 HBP: 0 | | | | | | |

| PITCHER | | IP | WLS | BF | H | R | ER | SO | BB | IBB | HBP | BLK | WP | HR | S | P | ERA | WHIP |
|---|---|---|---|---|---|---|---|---|---|---|---|---|---|---|---|---|---|---|
| Shane Reynolds, R<br>ERA: 2.64 | (1, 1) | 6.0 | W | 24 | 6 | 2 | 2 | 6 | 0 | 0 | 0 | 0 | 0 | 0 | 65 | 96 | 3.00 | 1.000 |
| Dave Veres, R<br>ERA: 1.76 | (7, 1) | 2.0 | | 7 | 1 | 0 | 0 | 2 | 0 | 0 | 0 | 0 | 0 | 0 | 17 | 23 | 0.00 | 0.500 |
| Jeff Tabaka, L<br>ERA: 4.82 | (9, 1) | 0.2 | | 3 | 0 | 0 | 0 | 0 | 1 | 0 | 0 | 0 | 0 | 0 | 5 | 12 | 0.00 | 1.500 |
| Todd Jones, R<br>ERA: 2.32 | (9, 1) | 0.1 | S | 1 | 0 | 0 | 0 | 1 | 0 | 0 | 0 | 0 | 0 | 0 | 4 | 7 | 0.00 | 0.000 |

| PITCHER | IP | WLS | BF | H | R | ER | SO | BB | IBB | HBP | BLK | WP | HR | S | P | ERA | WHIP |
|---|---|---|---|---|---|---|---|---|---|---|---|---|---|---|---|---|---|

# Houston Astros @ St. Louis Cardinals

Busch Stadium, St. Louis, MO

Wed Aug 02 1995, 7:05 PM CDT

Att. 21,161 - Unknown - 78 F

livebaseballscorecards.com

| | |
|---|---|
| AB | 34 |
| R | 2 |
| H | 7 |
| RBI | 2 |
| BB | 1 |
| SO | 9 |
| LOB | 13 |

| | | | |
|---|---|---|---|
| 1B: 3 | SF: 0 | WP: 0 | PA: 35 |
| 2B: 3 | SAC: 0 | PB: 0 | |
| 3B: 1 | DP: 0 | SB: 1 | |
| HR: 0 | HBP: 0 | CS: 0 | |

| Batter | 1 | 2 | 3 | 4 | 5 | 6 | 7 | 8 | 9 | AB | R | H | RBI | BB | SO | LOB |
|---|---|---|---|---|---|---|---|---|---|---|---|---|---|---|---|---|
| Brian Hunter, R (1, 8)<br>OBP: 0.404, SLG: 0.465 | X<br>0-0<br>CS<br>1B | | B<br>X<br>1-0<br>1B<br>CS<br>1B | | B<br>X<br>1-0 ③<br>F7 | | B<br>S<br>X<br>1-1 ③<br>G5-3 | | C<br>B<br>X<br>1-1 ②<br>G5-3 | 5 | 0 | 2 | 0 | 0 | 0 | 2 |
| James Mouton, R (1, 7)<br>OBP: 0.324, SLG: 0.380 | C<br>1 SAFE<br>B<br>1 SAFE<br>P<br>B<br>C<br>B<br>4-2 ①<br>1B<br>1-2<br>BB | | 1 SAFE<br>1 SAFE<br>F<br>1 SAFE<br>F<br>B<br>F<br>X<br>1-2<br>CS<br>1-3<br>1B | | | B<br>C<br>C<br>X<br>1-2 ①<br>L9 | | C<br>B<br>F<br>F<br>B<br>F<br>B<br>F<br>S<br>3-3 ①<br>K | S<br>B<br>C<br>X<br>1-2 ③<br>L9 | 4 | 0 | 1 | 0 | 1 | 1 | 1 |
| Craig Biggio, R (1, 4)<br>OBP: 0.417, SLG: 0.510 | 1 SAFE<br>C<br>1 SAFE<br>B<br>1 SAFE<br>X<br>1-1<br>1-2<br>1B | | B<br>1 SAFE<br>1 SAFE<br>F<br>1 SAFE<br>X<br>1-1 ② ③<br>G5-3<br>1-2<br>3-H | | | F<br>X<br>0-1<br>1B<br>1B | | C<br>B<br>S<br>X<br>1-2<br>1B<br>1B<br>1B | | 4 | 1 | 3 | 0 | 0 | 0 | 2 |
| Derek Bell, R (1, 9)<br>OBP: 0.373, SLG: 0.433 | S<br>C<br>F<br>B<br>2 SAFE<br>T<br>1-2 ②<br>K | | | S<br>S<br>F<br>B<br>B<br>X<br>2-2 ①<br>P3 | | F<br>1 SAFE<br>F<br>B<br>1 SAFE<br>X<br>1-2 ②<br>F8 | | F<br>B<br>B<br>X<br>2-1<br>1B<br>1-2<br>L9-2<br>1B | | 4 | 0 | 1 | 0 | 0 | 1 | 3 |
| Tony Eusebio, R (1, 2)<br>OBP: 0.386, SLG: 0.453<br>Milt Thompson, L (8, PR)<br>OBP: 0.269, SLG: 0.298<br>Ricky Gutierrez, R (8, 5)<br>OBP: 0.188, SLG: 0.133 | B<br>B<br>X<br>2-0 ③<br>G5-3 | | | B<br>F<br>X<br>1-1 ②<br>G3 | | B<br>1 SAFE<br>C<br>X<br>1-1<br>FC5<br>HBP<br>1-3<br>1B | | B<br>C<br>F<br>X<br>1-2<br>BB<br>1-3<br>2-H<br>1B | | 4<br>0<br>0 | 0<br>0<br>0 | 2<br>0<br>0 | 1<br>0<br>0 | 0<br>0<br>0 | 0<br>0<br>0 | 2<br>0<br>0 |
| Craig Shipley, R (1, 5)<br>OBP: 0.301, SLG: 0.353<br>Dave Magadan, L (8, PH)<br>OBP: 0.432, SLG: 0.381<br>(8, 3) | | C<br>F<br>F<br>B<br>F<br>X<br>1-2 ①<br>G3-1 | | B<br>B<br>X<br>2-0 ③<br>F9 | | F<br>H<br>1-1<br>FC5<br>1-2<br>HBP | | F<br>B<br>B<br>C<br>B<br>B<br>4-2<br>1-2<br>BB | | 2<br>0 | 0<br>0 | 0<br>0 | 0<br>0 | 0<br>1 | 0<br>0 | 0<br>0 |
| Mike Simms, R (1, 3)<br>OBP: 0.273, SLG: 0.667<br>Derrick May, L (8, PH)<br>OBP: 0.314, SLG: 0.358<br>Dean Hartgraves, R (8, 1) | | C<br>C<br>B<br>X<br>1-2 ②<br>F8 | X<br>0-0 ①<br>F7 | | S<br>B<br>C<br>X<br>1-2 ③<br>FC5<br>1-2<br>2-3f | | | F<br>B<br>X<br>1-1 ② ③<br>L9-2<br>3-H | | 3<br>1<br>0 | 0<br>0<br>0 | 0<br>0<br>0 | 0<br>0<br>0 | 0<br>0<br>0 | 0<br>0<br>0 | 3<br>3<br>0 |
| Orlando Miller, R (1, 6)<br>OBP: 0.321, SLG: 0.365 | | C<br>B<br>F<br>B<br>S<br>2-3 ③<br>K | B<br>B<br>B<br>B<br>4-0<br>SH1-4<br>BB | | | B<br>X<br>1-0 ①<br>G4-3 | | C<br>C<br>B<br>B<br>B<br>B<br>4-2<br>E<br>S<br>BB | | 2 | 0 | 0 | 0 | 2 | 1 | 0 |
| Greg Swindell, L (1, 1)<br>OBP: 0.300, SLG: 0.342<br>John Cangelosi, S (7, PH)<br>OBP: 0.465, SLG: 0.449<br>Jim Dougherty, R (7, 1)<br>OBP: 0.143, SLG: 0.143<br>Jerry Goff, L (8, 2)<br>OBP: 0.231, SLG: 0.304 | | | X<br>0-0 ①<br>G6-3 | | X<br>0-0 ②<br>SH1-4<br>1-2 | | B<br>X<br>1-0 ②<br>F9 | | B<br>S<br>B<br>F<br>B<br>S<br>3-3 ①<br>K<br>1-3 | 1<br>1<br>0<br>1 | 0<br>0<br>0<br>0 | 0<br>0<br>0<br>0 | 0<br>0<br>0<br>0 | 0<br>0<br>0<br>1 | 0<br>0<br>0<br>1 | 0<br>0<br>0<br>1 |
| Inning Stats | R: 0<br>E: 0<br>K: 1<br>S: 11<br>H: 2<br>LOB: 2<br>BB: 1<br>P: 18 | R: 0<br>E: 0<br>K: 1<br>S: 11<br>H: 0<br>LOB: 0<br>BB: 0<br>P: 15 | R: 0<br>E: 0<br>K: 0<br>S: 8<br>H: 2<br>LOB: 1<br>BB: 0<br>P: 11 | R: 0<br>E: 0<br>K: 0<br>S: 7<br>H: 0<br>LOB: 0<br>BB: 0<br>P: 12 | R: 0<br>E: 0<br>K: 0<br>S: 3<br>H: 0<br>LOB: 1<br>BB: 1<br>P: 8 | R: 0<br>E: 0<br>K: 0<br>S: 14<br>H: 2<br>LOB: 3<br>BB: 0<br>P: 19 | R: 0<br>E: 0<br>K: 0<br>S: 4<br>H: 0<br>LOB: 0<br>BB: 0<br>P: 7 | R: 1<br>E: 0<br>K: 1<br>S: 18<br>H: 3<br>LOB: 2<br>BB: 1<br>P: 30 | R: 0<br>E: 0<br>K: 1<br>S: 10<br>H: 0<br>LOB: 1<br>BB: 1<br>P: 19 | 1B: 9<br>2B: 1<br>3B: 0<br>HR: 0 | | SF: 0<br>SAC: 1<br>DP: 1<br>HBP: 1 | | WP: 0<br>PB: 0<br>SB: 1<br>CS: 3 | | PA: 38 |

# TOP

## Houston Astros @ St. Louis Cardinals

Busch Stadium, St. Louis, MO

Thu Aug 03 1995, 7:05 PM CDT

Att. 23,847 - Unknown - 86 F

livebaseballscorecards.com

| | |
|---|---|
| AB | 32 |
| R | 1 |
| H | 9 |
| RBI | 1 |
| BB | 4 |
| SO | 4 |
| LOB | 17 |

| PITCHER | | IP | WLS | BF | H | R | ER | SO | BB | IBB | HBP | BLK | WP | HR | S | P | ERA | WHIP |
|---|---|---|---|---|---|---|---|---|---|---|---|---|---|---|---|---|---|---|
| Allen Watson, L<br>ERA: 5.92 | (1, 1) | 7.0 | W | 28 | 6 | 0 | 0 | 2 | 2 | 0 | 1 | 0 | 0 | 0 | 58 | 90 | 0.00 | 1.143 |
| Rich DeLucia, R<br>ERA: 3.27 | (8, 1) | 0.1 | | 3 | 2 | 1 | 1 | 1 | 0 | 0 | 0 | 0 | 0 | 0 | 11 | 17 | 27.00 | 6.000 |
| Tom Henke, R<br>ERA: 1.45 | (8, 1) | 1.2 | S | 7 | 1 | 0 | 0 | 1 | 2 | 0 | 0 | 0 | 0 | 0 | 17 | 32 | 0.00 | 1.800 |

| PITCHER | IP | WLS | BF | H | R | ER | SO | BB | IBB | HBP | BLK | WP | HR | S | P | ERA | WHIP |
|---|---|---|---|---|---|---|---|---|---|---|---|---|---|---|---|---|---|

# BOTTOM

## Houston Astros @ St. Louis Cardinals

Busch Stadium, St. Louis, MO

Thu Aug 03 1995, 7:05 PM CDT
Att. 23,847 - Unknown - 86 F

livebaseballscorecards.com

| Batter | 1 | 2 | 3 | 4 | 5 | 6 | 7 | 8 | 9 | AB | R | H | RBI | BB | SO | LOB |
|---|---|---|---|---|---|---|---|---|---|---|---|---|---|---|---|---|
| Bernard Gilkey, R (1, 7)<br>OBP: 0.357, SLG: 0.456 | B B F X<br>2-1 3B 1B | | B F C B F X<br>2-2 ①② G4-6-3<br>1-2f | B I I<br>4-1 BB IBB | X<br>0-0 ③ G6-3 | | | | 3 | 1 | 1 | 0 | 1 | 0 | 2 |
| José Oquendo, S (1, 4)<br>OBP: 0.351, SLG: 0.317 | 1 SAFE B C 1 SAFE X<br>1-1 1-H 1B 3B | | B C B B C B<br>4-2 BB | C B B B F B<br>4-2 1-2 2-3 BB | | | | L F C<br>0-3 ① K | | 2 | 1 | 1 | 1 | 2 | 1 | 0 |
| Brian Jordan, R (1, 9)<br>OBP: 0.330, SLG: 0.480 | B B F S X<br>2-2 3-H G4-6-3 1B | | F B B X<br>2-2 ③ F9 | C B B F F B S<br>3-3 ③ K | | | | B C F F C<br>1-3 ② K | | 4 | 0 | 1 | 1 | 0 | 2 | 4 |
| Ray Lankford, L (1, 8)<br>OBP: 0.348, SLG: 0.481 | X<br>0-0 ①② G4-6-3<br>1-2f | | | B C C F X<br>1-2 CS 1B | S X<br>0-1 ① G3 | | | C S X<br>0-2 ③ G4-3 | | 4 | 0 | 1 | 0 | 0 | 0 | 1 |
| Darnell Coles, R (1, 3)<br>OBP: 0.321, SLG: 0.336 | B F B B X<br>3-1 ③ F8 | | | B 1 SAFE 1 SAFE S X<br>1-1 ① L7 | B B B C F X<br>3-2 ② G6-3 | | | | | 3 | 0 | 0 | 0 | 0 | 0 | 1 |
| Scott Cooper, L (1, 5)<br>OBP: 0.333, SLG: 0.320 | | F C B C<br>1-3 ① K | | 1 SAFE X<br>0-0 ② F9 | B B S S T F F X<br>2-2 ③ G4-3 | | | | | 3 | 0 | 0 | 0 | 0 | 1 | 1 |
| Tripp Cromer, R (1, 6)<br>OBP: 0.259, SLG: 0.330 | B X<br>1-0 G6-4-3 1B | | | 1 SAFE 1 SAFE 1 SAFE<br>0-0 ③ CS<br>1-2 | F F X<br>0-2 ① G6-3 | | C B B X<br>2-1 ① G4-3 | | | 3 | 0 | 1 | 0 | 0 | 0 | 0 |
| Scott Hemond, R (1, 2)<br>OBP: 0.179, SLG: 0.148 | B F 1 SAFE B X<br>2-1 ②③ G6-4-3<br>1-2f | | | | X<br>0-0 BB SH5-4 1B | | C S S<br>0-3 ② K | | | 3 | 0 | 1 | 0 | 0 | 1 | 1 |
| Allen Watson, L (1, 1)<br>OBP: 0.556, SLG: 0.706 | | | C X<br>0-1 G4-6-3 1B | | L 1 SAFE X<br>0-1 ② SH5-4<br>1-2 | | C B X<br>1-1 E9 2B | | | 1 | 0 | 1 | 0 | 0 | 0 | 0 |
| Ramon Caraballo, S (7, PH)<br>OBP: 0.303, SLG: 0.400 | | | | | | | | | | 1 | 0 | 1 | 0 | 0 | 0 | 0 |
| Rich DeLucia, R (8, 1)<br>OBP: 0.300, SLG: 0.222 | | | | | | | | | | 0 | 0 | 0 | 0 | 0 | 0 | 0 |
| Tom Henke, R (8, 1) | | | | | | | | | | 0 | 0 | 0 | 0 | 0 | 0 | 0 |
| Inning Stats | R: 2 E: 0 K: 0 S: 10<br>H: 3 LOB: 0 BB: 0 P: 18 | R: 0 E: 0 K: 1 S: 6<br>H: 1 LOB: 0 BB: 0 P: 10 | R: 0 E: 0 K: 0 S: 11<br>H: 1 LOB: 1 BB: 1 P: 19 | R: 0 E: 0 K: 0 S: 7<br>H: 1 LOB: 0 BB: 0 P: 9 | R: 0 E: 0 K: 1 S: 13<br>H: 1 LOB: 3 BB: 2 P: 24 | R: 0 E: 0 K: 0 S: 11<br>H: 0 LOB: 0 BB: 0 P: 16 | R: 0 E: 1 K: 1 S: 8<br>H: 1 LOB: 1 BB: 0 P: 11 | R: 0 E: 0 K: 2 S: 10<br>H: 0 LOB: 0 BB: 0 P: 11 | | 1B: 6 2B: 1 3B: 1 HR: 0<br>SF: 0 SAC: 1 DP: 3 HBP: 0 | | | | | | |

| | AB | 27 |
|---|---|---|
| | R | 2 |
| | H | 8 |
| | RBI | 2 |
| | BB | 3 |
| | SO | 5 |
| | LOB | 10 |

WP: 0 PB: 0 SB: 0 CS: 1 PA: 32

| PITCHER | | IP | WLS | BF | H | R | ER | SO | BB | IBB | HBP | BLK | WP | HR | S | P | ERA | WHIP |
|---|---|---|---|---|---|---|---|---|---|---|---|---|---|---|---|---|---|---|
| Greg Swindell, L<br>ERA: 4.39 | (1, 1) | 6.0 | L | 24 | 7 | 2 | 2 | 2 | 2 | 1 | 0 | 0 | 0 | 0 | 58 | 96 | 3.00 | 1.500 |
| Jim Dougherty, R<br>ERA: 5.12 | (7, 1) | 1.0 | | 4 | 1 | 0 | 0 | 1 | 0 | 0 | 0 | 0 | 0 | 0 | 8 | 11 | 0.00 | 1.000 |
| Dean Hartgraves, L<br>ERA: 2.82 | (8, 1) | 1.0 | | 3 | 0 | 0 | 0 | 2 | 0 | 0 | 0 | 0 | 0 | 0 | 10 | 11 | 0.00 | 0.000 |

| PITCHER | IP | WLS | BF | H | R | ER | SO | BB | IBB | HBP | BLK | WP | HR | S | P | ERA | WHIP |
|---|---|---|---|---|---|---|---|---|---|---|---|---|---|---|---|---|---|

| Batter | 1 | 2 | 3 | 4 | 5 | 6 | 7 | 8 | 9 | AB | R | H | RBI | BB | SO | LOB |
|---|---|---|---|---|---|---|---|---|---|---|---|---|---|---|---|---|
| Brian Hunter, R (1, 8)<br>OBP: 0.398, SLG: 0.456 | X 0-0 ① F9 | | C B B X 2-1 ③ F8 | | X 0-0 ② G6-3 | | B F B B F X 3-2 ① G5-3 | | 1 SAFE C B B C B F X 3-2 G4-6-3 1-3 1B | 5 | 0 | 1 | 0 | 0 | 0 | 1 |
| Dave Magadan, L (1, 5)<br>OBP: 0.427, SLG: 0.374<br>Todd Jones, L (9, 1)<br>OBP: 0.200, SLG: 0.400 | B B C C B F F X 3-2 ② G1-3 | | | C S B B F B F X 3-2 ① G4-1 | B S B S B X 3-2 ③ F8 | | B B B B 4-0 G5-3 BB | | B F B 1 SAFE F F F F B 3-2 F X ②③ G4-6-3 1-2f | 4<br>0 | 0<br>0 | 0<br>0 | 0<br>0 | 1<br>0 | 0<br>0 | 2<br>0 |
| Craig Biggio, R (1, 4)<br>OBP: 0.417, SLG: 0.510 | C S X 0-2 ③ G5-3 | | | B B L F F B X 3-2 1B 2B 1B | | B F X 1-1 1B 1B 1B | B 1 SAFE C B S X 2-2 ②③ G5-3 1-2 | | | 4 | 2 | 2 | 0 | 0 | 0 | 1 |
| Derek Bell, R (1, 9)<br>OBP: 0.375, SLG: 0.434 | | X 0-0 G4-6-3 1B | | B X 1-0 ② L8 | | X 0-0 1B 2B 1-2 1B | | B F X 1-1 ① F9 | | 4 | 1 | 2 | 0 | 0 | 0 | 1 |
| Derrick May, L (1, 7)<br>OBP: 0.320, SLG: 0.363<br>John Cangelosi, S (8, PH)<br>OBP: 0.460, SLG: 0.443<br>(8, 7)<br>Dave Veres, R (8, 1)<br>Craig Shipley, R (9, 5)<br>OBP: 0.301, SLG: 0.353 | | B B X 2-0 ① F8 | | X 0-0 2B 1-2 1B | | F B B B S X 2-2 2B 1B 1-3 2-H 1B | | B C B C B X 3-2 ② F9 | | 3<br>1<br><br>0<br>0 | 1<br>0<br><br>0<br>0 | 2<br>0<br><br>0<br>0 | 1<br>0<br><br>0<br>0 | 0<br>0<br><br>0<br>0 | 0<br>0<br><br>0<br>0 | 1<br>0<br><br>0<br>0 |
| Tony Eusebio, R (1, 2)<br>OBP: 0.388, SLG: 0.462 | | C B 1 SAFE F P X 2-2 ②③ G4-6-3 1-2f | | B X 1-0 1-3 2-H 2B | | C X 0-1 1-3 3-H 1B 2B | | B C S X 1-2 ③ F9 | | 4 | 1 | 2 | 2 | 0 | 0 | 1 |
| Mike Simms, R (1, 3)<br>OBP: 0.333, SLG: 0.583 | | | B F B X 2-1 ① F9 | B B B 4-0 BB | | B X 1-0 CS 2-H 3-H 1B | | | B C B X 2-1 ① F9 | 3 | 0 | 1 | 2 | 1 | 0 | 0 |
| Orlando Miller, R (1, 6)<br>OBP: 0.323, SLG: 0.370 | | | C F T 0-2 ② K | C B F F S 1-3 ③ K | | B S B B B X 3-1 ① CS 1-2 1B | | | B S C B F F B F X 3-2 1B 2B | 4 | 1 | 2 | 0 | 0 | 2 | 3 |
| Doug Drabek, R (1, 1)<br>OBP: 0.262, SLG: 0.250<br>Jeff Tabaka, R (8, 1)<br>Milt Thompson, L (8, 7)<br>OBP: 0.269, SLG: 0.298<br>James Mouton, R (9, PH)<br>OBP: 0.327, SLG: 0.383<br>(9, 7) | | | F X 0-1 1B | B X 1-0 ① F7 | | M C B M 1-3 ②③ K 1-2 | | | C B B B C F X 2-2 1B 2-H 1B | 3<br>0<br>0<br>1 | 0<br>0<br>0<br>0 | 1<br>0<br>0<br>1 | 0<br>0<br>0<br>1 | 0<br>0<br>0<br>0 | 1<br>0<br>0<br>0 | 1<br>0<br>0<br>0 |
| Inning Stats | R: 0 E: 0 K: 0 S: 9 H: 0 LOB: 0 BB: 0 P: 12 | R: 0 E: 0 K: 0 S: 6 H: 1 LOB: 0 BB: 0 P: 9 | R: 0 E: 0 K: 1 S: 9 H: 1 LOB: 0 BB: 0 P: 13 | R: 1 E: 0 K: 1 S: 16 H: 3 LOB: 3 BB: 1 P: 29 | R: 0 E: 0 K: 0 S: 5 H: 0 LOB: 0 BB: 0 P: 9 | R: 4 E: 0 K: 1 S: 14 H: 6 LOB: 1 BB: 0 P: 22 | R: 0 E: 0 K: 0 S: 6 H: 0 LOB: 0 BB: 1 P: 15 | R: 0 E: 0 K: 0 S: 8 H: 0 LOB: 0 BB: 0 P: 13 | R: 1 E: 0 K: 0 S: 23 H: 3 LOB: 1 BB: 0 P: 36 | 1B: 11 2B: 4 3B: 0 HR: 0 | SF: 0 SAC: 0 DP: 3 HBP: 0 | | | | | | |

| PITCHER | | IP | WLS | BF | H | R | ER | SO | BB | IBB | HBP | BLK | WP | HR | S | P | ERA | WHIP |
|---|---|---|---|---|---|---|---|---|---|---|---|---|---|---|---|---|---|---|
| Paul Wagner, R<br>ERA: 5.08 | (1, 1) | 5.0 | | 23 | 8 | 4 | 4 | 2 | 1 | 0 | 0 | 0 | 0 | 0 | 51 | 81 | 7.20 | 1.800 |
| Jeff McCurry, R<br>ERA: 4.07 | (6, 1) | 2.0 | | 7 | 3 | 1 | 1 | 1 | 1 | 0 | 0 | 0 | 0 | 0 | 14 | 28 | 4.50 | 2.000 |
| Jason Christiansen, L<br>ERA: 2.62 | (8, 1) | 2.0 | L | 8 | 3 | 1 | 1 | 0 | 0 | 0 | 0 | 0 | 0 | 0 | 31 | 49 | 4.50 | 1.500 |

| PITCHER | IP | WLS | BF | H | R | ER | SO | BB | IBB | HBP | BLK | WP | HR | S | P | ERA | WHIP |
|---|---|---|---|---|---|---|---|---|---|---|---|---|---|---|---|---|---|

TOP

# Houston Astros @ Pittsburgh Pirates

Three Rivers Stadium, Pittsburgh, PA

Fri Aug 04 1995, 7:05 PM EDT

Unknown - 79 F

livebaseballscorecards.com

| | |
|---|---|
| AB | 36 |
| R | 6 |
| H | 14 |
| RBI | 6 |
| BB | 2 |
| SO | 3 |
| LOB | 11 |

WP: 0 PB: 0 SB: 0 CS: 2 PA: 38

# BOTTOM

## Houston Astros @ Pittsburgh Pirates

Three Rivers Stadium, Pittsburgh, PA

Fri Aug 04 1995, 7:05 PM EDT

Unknown - 79 F

| Batter | 1 | 2 | 3 | 4 | 5 | 6 | 7 | 8 | 9 | AB | R | H | RBI | BB | SO | LOB |
|---|---|---|---|---|---|---|---|---|---|---|---|---|---|---|---|---|
| Al Martin, L (1, 7)<br>OBP: 0.327, SLG: 0.399 | K | E<br>1-2<br>2-H<br>1B | | | G3-1 | | | P6 | | 4 | 1 | 1 | 1 | 0 | 1 | 0 |
| Jay Bell, R (1, 6)<br>OBP: 0.327, SLG: 0.358 | F8 | E4<br>1-H<br>2-H<br>2B | | | K | | | G1-3<br>1B | | 4 | 0 | 2 | 2 | 0 | 1 | 0 |
| Orlando Merced, S (1, 9)<br>OBP: 0.344, SLG: 0.471 | G3 | G4-3 | | | F8 | | | G1-3<br>1-2 | | 4 | 0 | 0 | 0 | 0 | 0 | 2 |
| Jeff King, R (1, 5)<br>OBP: 0.321, SLG: 0.423 | | G4-3<br>G4-3<br>2B<br>1B | G6-3 | | | F7 | | F7 | | 4 | 1 | 1 | 0 | 0 | 0 | 1 |
| Mark Johnson, L (1, 3)<br>OBP: 0.345, SLG: 0.469 | | G4-3<br>1-2 | G3 | | | K | | | F8 | 4 | 0 | 0 | 0 | 0 | 1 | 1 |
| Nelson Liriano, S (1, 4)<br>OBP: 0.327, SLG: 0.372 | | G4-3<br>2-3 | K | | | G4-3 | | | F7 | 4 | 0 | 0 | 0 | 0 | 1 | 1 |
| Midre Cummings, L (1, 8)<br>OBP: 0.238, SLG: 0.256 | | 1B<br>3-H<br>2B | | L4 | | | F7 | | L9 | 4 | 1 | 1 | 1 | 0 | 0 | 0 |
| 2 Angelo Encarnacion, R (1, 2)<br>OBP: 0.333, SLG: 0.310 | | 1B<br>1B<br>BB | | F9 | | | K | | | 2 | 1 | 0 | 0 | 1 | 1 | 0 |
| Paul Wagner, R (1, 1)<br>OBP: 0.318, SLG: 0.300 | | E<br>1B<br>E<br>1-2<br>2-H<br>1B | | G6-3 | | | G6-3 | | | 2 | 1 | 1 | 1 | 0 | 0 | 0 |
| Jeff McCurry, R (6, 1) | | | | | | | | | | 0 | 0 | 0 | 0 | 0 | 0 | 0 |
| Steve Pegues, R (7, PH)<br>OBP: 0.252, SLG: 0.400 | | | | | | | | | | 1 | 0 | 0 | 0 | 0 | 0 | 0 |
| Jason Christiansen, R (8, 1) | | | | | | | | | | 0 | 0 | 0 | 0 | 0 | 0 | 0 |

| Inning Stats | 1 | 2 | 3 | 4 | 5 | 6 | 7 | 8 | 9 |
|---|---|---|---|---|---|---|---|---|---|
| | R: 0<br>E: 0<br>K: 1<br>S: 7<br>H: 0<br>LOB: 0<br>BB: 0<br>P: 14 | R: 5<br>E: 2<br>K: 0<br>S: 13<br>H: 5<br>LOB: 1<br>BB: 1<br>P: 24 | R: 0<br>E: 0<br>K: 1<br>S: 9<br>H: 0<br>LOB: 0<br>BB: 0<br>P: 11 | R: 0<br>E: 0<br>K: 0<br>S: 5<br>H: 0<br>LOB: 0<br>BB: 0<br>P: 7 | R: 0<br>E: 0<br>K: 1<br>S: 7<br>H: 0<br>LOB: 0<br>BB: 0<br>P: 9 | R: 0<br>E: 0<br>K: 1<br>S: 7<br>H: 0<br>LOB: 0<br>BB: 0<br>P: 11 | R: 0<br>E: 0<br>K: 1<br>S: 8<br>H: 0<br>LOB: 0<br>BB: 0<br>P: 12 | R: 0<br>E: 0<br>K: 0<br>S: 12<br>H: 1<br>LOB: 1<br>BB: 0<br>P: 18 | R: 0<br>E: 0<br>K: 0<br>S: 10<br>H: 0<br>LOB: 0<br>BB: 0<br>P: 16 |

| | |
|---|---|
| 1B: 4 | SF: 0 |
| 2B: 2 | SAC: 0 |
| 3B: 0 | DP: 0 |
| HR: 0 | HBP: 0 |

| | |
|---|---|
| WP: 0 | PA: 34 |
| PB: 0 | |
| SB: 0 | |
| CS: 0 | |

| | |
|---|---|
| AB | 33 |
| R | 5 |
| H | 6 |
| RBI | 5 |
| BB | 1 |
| SO | 5 |
| LOB | 5 |

livebaseballscorecards.com

| PITCHER | | IP | WLS | BF | H | R | ER | SO | BB | IBB | HBP | BLK | WP | HR | S | P | ERA | WHIP |
|---|---|---|---|---|---|---|---|---|---|---|---|---|---|---|---|---|---|---|
| Doug Drabek, R<br>ERA: 4.59 | (1, 1) | 7.1 | | 29 | 6 | 5 | 5 | 5 | 1 | 0 | 0 | 0 | 0 | 0 | 64 | 99 | 6.14 | 0.955 |
| Jeff Tabaka, L<br>ERA: 4.66 | (8, 1) | 0.1 | | 1 | 0 | 0 | 0 | 0 | 0 | 0 | 0 | 0 | 0 | 0 | 2 | 4 | 0.00 | 0.000 |
| Dave Veres, R<br>ERA: 1.75 | (8, 1) | 0.1 | W | 1 | 0 | 0 | 0 | 0 | 0 | 0 | 0 | 0 | 0 | 0 | 2 | 3 | 0.00 | 0.000 |
| Todd Jones, R<br>ERA: 2.28 | (9, 1) | 1.0 | S | 3 | 0 | 0 | 0 | 0 | 0 | 0 | 0 | 0 | 0 | 0 | 10 | 16 | 0.00 | 0.000 |

| PITCHER | IP | WLS | BF | H | R | ER | SO | BB | IBB | HBP | BLK | WP | HR | S | P | ERA | WHIP |
|---|---|---|---|---|---|---|---|---|---|---|---|---|---|---|---|---|---|

| Batter | 1 | 2 | 3 | 4 | 5 | 6 | 7 | 8 | 9 | AB | R | H | RBI | BB | SO | LOB |
|---|---|---|---|---|---|---|---|---|---|---|---|---|---|---|---|---|
| Brian Hunter, R (1, 8)<br>OBP: 0.400, SLG: 0.457 | G6-4-3, HBP, 2B, 1B | | G6-3 | | P5 | | SH5-4<br>1-2<br>2-3 | | FC1-5, BB, 1B | 4 | 1 | 2 | 0 | 0 | 0 | 0 |
| John Cangelosi, S (1, 7)<br>OBP: 0.478, SLG: 0.452 | G6-4-3<br>1-2<br>HBP | | K | | L4-3, 1B | | 1B<br>2-3<br>3-H, 1B | | FC1-5<br>1-2<br>BB | 3 | 0 | 2 | 1 | 1 | 1 | 0 |
| Craig Biggio, R (1, 4)<br>OBP: 0.417, SLG: 0.507 | G6-4-3<br>1-2f<br>2-3 | | S, 1B, BB | | C SAFE<br>1 SAFE<br>1 SAFE<br>L4-3<br>1-1 | | 1-2<br>3-H, 1B | | FC1-5<br>1-2<br>2-3f | 4 | 1 | 1 | 1 | 1 | 0 | 5 |
| Derek Bell, R (1, 9)<br>OBP: 0.377, SLG: 0.446 | 3-H, 2B | | 1-H, 1B | | | HR | F8 | | L9 | 5 | 1 | 3 | 3 | 0 | 0 | 4 |
| Dave Magadan, L (1, 3)<br>OBP: 0.422, SLG: 0.366<br>Todd Jones, L (9, 1)<br>OBP: 0.200, SLG: 0.400 | G1-3 | | F8 | | | FC1-6, BB | G3 | | F7 | 4<br>0 | 0<br>0 | 0<br>0 | 0<br>0 | 1<br>0 | 0<br>0 | 6<br>0 |
| Craig Shipley, R (1, 5)<br>OBP: 0.300, SLG: 0.357<br>(9, 3) | | G4-3 | | F7 | | FC1-6, CS<br>1-2f | | 1B, 2B | | 4 | 0 | 1 | 0 | 0 | 0 | 1 |
| Ricky Gutierrez, R (1, 6)<br>OBP: 0.250, SLG: 0.211<br>(9, 5) | | 1B | | G6-3 | | G6-3<br>1-2 | | 24/3-6-3<br>2-3<br>1B | | 4 | 0 | 2 | 0 | 0 | 0 | 1 |
| Jerry Goff, L (1, 2)<br>OBP: 0.267, SLG: 0.346 | | K | | 2B | | | SH5-4, 1B, 1B, BB | | G4-3-6-3<br>1-2f | 3 | 1 | 1 | 0 | 1 | 1 | 3 |
| Doug Brocail, L (1, 1)<br>OBP: 0.286, SLG: 0.286<br>Dean Hartgraves, R (6, 1)<br>Milt Thompson, L (7, PH)<br>OBP: 0.277, SLG: 0.306<br>Jim Dougherty, R (7, 1)<br>OBP: 0.143, SLG: 0.143<br>Mike Simms, R (8, PH)<br>OBP: 0.313, SLG: 0.538<br>Dave Veres, R (8, 1)<br>Orlando Miller, R (9, 6)<br>OBP: 0.323, SLG: 0.370 | | K | | K | | | 1B, SH5-4<br>1-2<br>1B | | G6-3 | 2<br>0<br>1<br>0<br>1<br>0<br>0<br>0 | 0<br>0<br>1<br>0<br>0<br>0<br>0<br>0 | 0<br>0<br>1<br>0<br>0<br>0<br>0<br>0 | 0<br>0<br>0<br>0<br>0<br>0<br>0<br>0 | 0<br>0<br>0<br>0<br>0<br>0<br>0<br>0 | 2<br>0<br>0<br>0<br>0<br>0<br>0<br>0 | 2<br>0<br>0<br>0<br>1<br>0<br>0<br>0 |
| Inning Stats | R: 1<br>E: 0<br>K: 0<br>S: 8<br>H: 2<br>LOB: 1<br>BB: 0<br>P: 13 | R: 0<br>E: 0<br>K: 2<br>S: 9<br>H: 1<br>LOB: 1<br>BB: 0<br>P: 13 | R: 1<br>E: 0<br>K: 1<br>S: 15<br>H: 1<br>LOB: 1<br>BB: 1<br>P: 26 | R: 0<br>E: 0<br>K: 1<br>S: 10<br>H: 1<br>LOB: 1<br>BB: 0<br>P: 13 | R: 0<br>E: 0<br>K: 0<br>S: 8<br>H: 1<br>LOB: 0<br>BB: 0<br>P: 10 | R: 1<br>E: 0<br>K: 0<br>S: 6<br>H: 1<br>LOB: 0<br>BB: 1<br>P: 14 | R: 2<br>E: 0<br>K: 0<br>S: 13<br>H: 3<br>LOB: 2<br>BB: 1<br>P: 20 | R: 0<br>E: 0<br>K: 0<br>S: 6<br>H: 2<br>LOB: 1<br>BB: 0<br>P: 9 | R: 0<br>E: 0<br>K: 0<br>S: 7<br>H: 1<br>LOB: 2<br>BB: 1<br>P: 14 | 1B: 9<br>2B: 4<br>3B: 0<br>HR: 1<br>SF: 0<br>SAC: 1<br>DP: 3<br>HBP: 1 | | | | | | |

# TOP

## Houston Astros @ Pittsburgh Pirates

Three Rivers Stadium, Pittsburgh, PA

Fri Aug 04 1995, 7:05 PM EDT

Att. 12,216 - Unknown - 78 F

livebaseballscorecards.com

| | |
|---|---|
| AB | 35 |
| R | 5 |
| H | 13 |
| RBI | 5 |
| BB | 4 |
| SO | 4 |
| LOB | 23 |

| PITCHER | | IP | WLS | BF | H | R | ER | SO | BB | IBB | HBP | BLK | WP | HR | S | P | ERA | WHIP |
|---|---|---|---|---|---|---|---|---|---|---|---|---|---|---|---|---|---|---|
| Steve Parris, R<br>ERA: 4.29 | (1, 1) | 6.0 | L | 25 | 7 | 3 | 3 | 4 | 2 | 0 | 1 | 0 | 0 | 1 | 56 | 89 | 4.50 | 1.500 |
| Dennis Konuszewski, R<br>ERA: 54.0 | (7, 1) | 0.1 | | 5 | 3 | 2 | 2 | 0 | 1 | 0 | 0 | 0 | 0 | 0 | 8 | 15 | 54.00 | 12.000 |
| Mike Dyer, R<br>ERA: 4.4 | (7, 1) | 1.2 | | 6 | 2 | 0 | 0 | 0 | 0 | 0 | 0 | 0 | 0 | 0 | 11 | 14 | 0.00 | 1.200 |
| Dan Miceli, R<br>ERA: 3.09 | (9, 1) | 1.0 | | 5 | 1 | 0 | 0 | 0 | 1 | 0 | 0 | 0 | 0 | 0 | 7 | 14 | 0.00 | 2.000 |

| PITCHER | IP | WLS | BF | H | R | ER | SO | BB | IBB | HBP | BLK | WP | HR | S | P | ERA | WHIP |
|---|---|---|---|---|---|---|---|---|---|---|---|---|---|---|---|---|---|

# BOTTOM

## Houston Astros @ Pittsburgh Pirates

Three Rivers Stadium, Pittsburgh, PA

Fri Aug 04 1995, 7:05 PM EDT

Att. 12,216 - Unknown - 78 F

| Batter | 1 | 2 | 3 | 4 | 5 | 6 | 7 | 8 | 9 | AB | R | H | RBI | BB | SO | LOB |
|---|---|---|---|---|---|---|---|---|---|---|---|---|---|---|---|---|
| Jacob Brumfield, R (1, 8)<br>OBP: 0.341, SLG: 0.361<br>Dan Miceli, R (9, 1) | X<br>0-0<br>F8 S 1B<br>1B | B C X<br>1-1 ③<br>G4-3 | | | B F F B F B X<br>3-2<br>1B | | C S C<br>0-3 ①<br>K | S B C B F X<br>2-2 ②<br>FC3-2<br>1-2<br>2-3<br>3-Hf | | 5<br>0 | 1<br>0 | 2<br>0 | 0<br>0 | 0<br>0 | 1<br>0 | 5<br>0 |
| Jay Bell, R (1, 6)<br>OBP: 0.326, SLG: 0.354 | B S B B F F F B<br>4-2<br>1B 1B<br>1-2<br>BB | C B B T S<br>2-3 ①<br>K | | | 1 SAFE B X<br>1-0 ③<br>F8 | | C B X<br>1-1 ②<br>L7 | X<br>0-0 ③<br>G1-3 | | 4 | 1 | 0 | 0 | 1 | 1 | 6 |
| Orlando Merced, S (1, 9)<br>OBP: 0.345, SLG: 0.468 | F B B B X<br>3-1 ①<br>F8<br>2-3 | B F X<br>1-1 ②<br>F8 | | | | B B B C B<br>4-1<br>FC6-4<br>BB | C B B F X<br>2-2<br>FC6-4<br>1-3<br>2-H<br>1B | | C B F S<br>1-3 ①<br>K | 4 | 0 | 1 | 1 | 1 | 1 | 2 |
| Jeff King, R (1, 5)<br>OBP: 0.322, SLG: 0.426<br>(9, 4) | 1 SAFE X<br>0-0<br>1B<br>1-3<br>3-H<br>1B | B C B S X<br>2-2 ③<br>F8 | | | | B B F B X<br>3-1 ①<br>FC6-4<br>1B<br>1-2f | B C X<br>1-1 ③<br>FC6-4<br>1-2f | | C B B X<br>2-1<br>WP<br>2<br>FC1-2<br>2B | 5 | 0 | 2 | 1 | 0 | 0 | 3 |
| Mark Johnson, L (1, 3)<br>OBP: 0.342, SLG: 0.460 | S T C S<br>1 SAFE<br>0-3 ②<br>K | | | X<br>0-0 ①<br>F8 | | S C F F B F F X<br>1-2 ②<br>P4 | | C B X<br>1-1 ①<br>F7 | B I I I<br>4-0<br>2<br>FC1-2<br>WP<br>IBB | 4 | 0 | 0 | 0 | 1 | 1 | 3 |
| Nelson Liriano, S (1, 4)<br>OBP: 0.337, SLG: 0.378<br>Freddy Garcia, R (9, 5)<br>OBP: 0.200, SLG: 0.178 | X<br>0-0<br>1-2<br>3-H<br>1B | | | X<br>0-0 ②<br>G6-3 | | S B B F X<br>2-2<br>FC4-6<br>1-2<br>1B | C H<br>1-1<br>BB<br>2B<br>HBP | C C F B B X<br>2-2 ②<br>G1-3<br>1-2<br>2-3 | | 3<br>1 | 1<br>0 | 2<br>0 | 1<br>0 | 0<br>0 | 0<br>0 | 0<br>2 |
| Al Martin, L (1, 7)<br>OBP: 0.324, SLG: 0.394<br>Mike Dyer, R (7, 1)<br>OBP: 0.500, SLG: 0.500<br>John Wehner, R (8, PH)<br>OBP: 0.420, SLG: 0.442<br>(9, 7) | B C S B F F B X<br>3-2 ③<br>P4 | | | F C B F B S<br>2-3 ③<br>K | | X<br>0-0 ③<br>FC4-6<br>1-2f | S B B B C F B<br>4-2<br>2B<br>1-2<br>FC3-2<br>BB | B B I<br>4-0<br>2<br>FC1-2<br>IBB | | 3<br>0<br>0 | 0<br>0<br>0 | 0<br>0<br>0 | 0<br>0<br>0 | 0<br>0<br>2 | 1<br>0<br>0 | 4<br>0<br>0 |
| Mark Parent, R (1, 2)<br>OBP: 0.337, SLG: 0.522<br>2 Angelo Encarnacion, R (8, PR)<br>OBP: 0.328, SLG: 0.305<br>(9, 2) | | C C S<br>0-3 ①<br>K | | | B S F X<br>1-2 ①<br>G4-3 | | B F B X<br>2-1<br>1B<br>1B | B S F X<br>1-2<br>FC3-2<br>1-3<br>2-H<br>2B | B B C B X<br>3-1 ③<br>FC1-2<br>1-2<br>2-3<br>3-Hf | 4<br>1 | 1<br>0 | 2<br>0 | 1<br>0 | 0<br>0 | 1<br>0 | 0<br>3 |
| Steve Parris, R (1, 1)<br>OBP: 0.250, SLG: 0.350<br>Dennis Konuszewski, R (7, 1)<br>Midre Cummings, L (7, 7)<br>OBP: 0.273, SLG: 0.275<br>(9, 8) | | C S T B X<br>1-2 ②<br>P2 | | | B F B F S<br>2-3 ②<br>K | | B C B F X<br>2-2<br>1B<br>1-2<br>1B | I I I I<br>4-0<br>FC3-2<br>IBB | | 2<br>0<br>1 | 0<br>0<br>0 | 0<br>0<br>1 | 0<br>0<br>0 | 0<br>0<br>1 | 1<br>0<br>0 | 0<br>0<br>0 |
| Inning Stats | R: 2 E: 0 K: 1 S: 17<br>H: 3 LOB: 2 BB: 1 P: 27 | R: 0 E: 0 K: 1 S: 9<br>H: 0 LOB: 0 BB: 0 P: 11 | R: 0 E: 0 K: 1 S: 8<br>H: 0 LOB: 0 BB: 0 P: 13 | R: 0 E: 0 K: 1 S: 6<br>H: 0 LOB: 0 BB: 0 P: 8 | R: 0 E: 0 K: 1 S: 11<br>H: 1 LOB: 1 BB: 0 P: 18 | R: 0 E: 0 K: 0 S: 14<br>H: 1 LOB: 2 BB: 1 P: 24 | R: 1 E: 0 K: 1 S: 15<br>H: 3 LOB: 2 BB: 0 P: 23 | R: 1 E: 0 K: 0 S: 14<br>H: 1 LOB: 3 BB: 2 P: 27 | R: 0 E: 0 K: 1 S: 11<br>H: 1 LOB: 3 BB: 2 P: 27 | 1B: 8<br>2B: 2<br>3B: 0<br>HR: 0 | | SF: 0<br>SAC: 0<br>DP: 0<br>HBP: 1 | | WP: 1<br>PB: 0<br>SB: 1<br>CS: 0 | | PA: 44 |

livebaseballscorecards.com

| | |
|---|---|
| AB | 37 |
| R | 4 |
| H | 10 |
| RBI | 4 |
| BB | 6 |
| SO | 7 |
| LOB | 28 |

| PITCHER | | IP | WLS | BF | H | R | ER | SO | BB | IBB | HBP | BLK | WP | HR | S | P | ERA | WHIP |
|---|---|---|---|---|---|---|---|---|---|---|---|---|---|---|---|---|---|---|
| Doug Brocail, R<br>ERA: 3.73 | (1, 1) | 5.1 | W | 22 | 4 | 2 | 2 | 5 | 2 | 0 | 0 | 0 | 0 | 0 | 54 | 87 | 3.38 | 1.125 |
| Dean Hartgraves, L<br>ERA: 2.74 | (6, 1) | 0.2 | | 3 | 1 | 0 | 0 | 0 | 0 | 0 | 0 | 0 | 0 | 0 | 11 | 14 | 0.00 | 1.500 |
| Jim Dougherty, R<br>ERA: 5.19 | (7, 1) | 1.0 | | 6 | 3 | 1 | 1 | 1 | 0 | 0 | 0 | 0 | 0 | 0 | 15 | 23 | 9.00 | 3.000 |
| Dave Veres, R<br>ERA: 1.85 | (8, 1) | 1.0 | | 7 | 1 | 1 | 1 | 0 | 1 | 1 | 1 | 0 | 0 | 0 | 14 | 27 | 9.00 | 2.000 |
| Todd Jones, R<br>ERA: 2.25 | (9, 1) | 1.0 | S | 6 | 1 | 0 | 0 | 1 | 0 | 2 | 0 | 0 | 1 | 0 | 11 | 27 | 0.00 | 1.000 |

| PITCHER | IP | WLS | BF | H | R | ER | SO | BB | IBB | HBP | BLK | WP | HR | S | P | ERA | WHIP |
|---|---|---|---|---|---|---|---|---|---|---|---|---|---|---|---|---|---|

| Batter | 1 | 2 | 3 | 4 | 5 | 6 | 7 | 8 | 9 | AB | R | H | RBI | BB | SO | LOB |
|---|---|---|---|---|---|---|---|---|---|---|---|---|---|---|---|---|
| Brian Hunter, R (1, 8)<br>OBP: 0.397, SLG: 0.452 | F9 | | K | | G6-3 | | | BB 1B | | 4 | 0 | 1 | 0 | 0 | 1 | 1 |
| Dave Magadan, L (1, 5)<br>OBP: 0.420, SLG: 0.364 | 3B 1B | | FC1-6 | | L9 | | | F7 | | 4 | 1 | 1 | 0 | 0 | 0 | 3 |
| Craig Biggio, R (1, 4)<br>OBP: 0.418, SLG: 0.511 | 3B | | L5 | | | F8 | | G4-6-3 BB | | 3 | 0 | 1 | 1 | 1 | 0 | 1 |
| Derrick May, L (1, 7)<br>OBP: 0.313, SLG: 0.355 | F8 | | | G4-3 | | L3 | | G4-6-3 | | 4 | 0 | 0 | 0 | 0 | 0 | 4 |
| Tony Eusebio, R (1, 2)<br>OBP: 0.386, SLG: 0.456 | F9 | | | G6-3 | | G1-3 | | | FC2-5 1B BB | 3 | 0 | 0 | 0 | 1 | 0 | 1 |
| Milt Thompson, L (1, 9)<br>OBP: 0.296, SLG: 0.310 | | G3 | | 1B BB | | | CS BB | | FC2-5 1B | 2 | 0 | 1 | 0 | 2 | 0 | 0 |
| Mike Simms, R (1, 3)<br>OBP: 0.316, SLG: 0.500 | | G5-3 | | 1B | | | K | | FC2-5 | 3 | 0 | 1 | 0 | 0 | 1 | 1 |
| James Mouton, R (9, PH)<br>OBP: 0.325, SLG: 0.381 | | | | | | | | | | 1 | 0 | 0 | 0 | 0 | 0 | 2 |
| Orlando Miller, R (1, 6)<br>OBP: 0.320, SLG: 0.367 | | K | | K | | | K | | F8 | 3 | 0 | 0 | 0 | 0 | 3 | 3 |
| Derek Bell, R (9, PH)<br>OBP: 0.376, SLG: 0.445 | | | | | | | | | | 1 | 0 | 0 | 0 | 0 | 0 | 2 |
| Darryl Kile, R (1, 1)<br>OBP: 0.211, SLG: 0.147 | | | FC1-6 BB | | G3-1 | | | BB 1B | P4 | 1 | 0 | 0 | 0 | 1 | 0 | 0 |
| John Cangelosi, S (8, PH)<br>OBP: 0.484, SLG: 0.459 | | | | | | | | | | 1 | 0 | 1 | 0 | 0 | 0 | 0 |
| Greg Swindell, L (8, 1)<br>OBP: 0.300, SLG: 0.342 | | | | | | | | | | 0 | 0 | 0 | 0 | 0 | 0 | 0 |
| Jim Dougherty, R (8, 1)<br>OBP: 0.143, SLG: 0.143 | | | | | | | | | | 0 | 0 | 0 | 0 | 0 | 0 | 0 |
| Craig Shipley, R (9, PH)<br>OBP: 0.298, SLG: 0.355 | | | | | | | | | | 1 | 0 | 0 | 0 | 0 | 0 | 2 |
| Inning Stats | R: 1 E: 0 K: 0 S: 12 H: 2 LOB: 1 BB: 0 P: 17 | R: 0 E: 0 K: 1 S: 7 H: 0 LOB: 0 BB: 0 P: 10 | R: 0 E: 0 K: 1 S: 7 H: 0 LOB: 1 BB: 1 P: 11 | R: 0 E: 0 K: 1 S: 8 H: 1 LOB: 2 BB: 1 P: 15 | R: 0 E: 0 K: 0 S: 8 H: 0 LOB: 0 BB: 0 P: 12 | R: 0 E: 0 K: 0 S: 6 H: 0 LOB: 0 BB: 0 P: 7 | R: 0 E: 0 K: 2 S: 11 H: 0 LOB: 0 BB: 1 P: 18 | R: 0 E: 0 K: 0 S: 12 H: 2 LOB: 2 BB: 1 P: 22 | R: 0 E: 0 K: 0 S: 6 H: 1 LOB: 2 BB: 1 P: 15 | 1B: 5 2B: 0 3B: 1 HR: 0 | SF: 0 SAC: 0 DP: 1 HBP: 0 | | | | | |

| PITCHER | | IP | WLS | BF | H | R | ER | SO | BB | IBB | HBP | BLK | WP | HR | S | P | ERA | WHIP |
|---|---|---|---|---|---|---|---|---|---|---|---|---|---|---|---|---|---|---|
| John Ericks, R<br>ERA: 3.84 | (1, 1) | 8.0 | W | 31 | 5 | 1 | 1 | 5 | 4 | 0 | 0 | 0 | 0 | 0 | 71 | 112 | 1.12 | 1.125 |
| Dan Miceli, R<br>ERA: 3.0 | (9, 1) | 1.0 | S | 5 | 1 | 0 | 0 | 0 | 1 | 0 | 0 | 0 | 0 | 0 | 6 | 15 | 0.00 | 2.000 |

| PITCHER | IP | WLS | BF | H | R | ER | SO | BB | IBB | HBP | BLK | WP | HR | S | P | ERA | WHIP |
|---|---|---|---|---|---|---|---|---|---|---|---|---|---|---|---|---|---|

# Houston Astros @ Pittsburgh Pirates

Three Rivers Stadium, Pittsburgh, PA

Sat Aug 05 1995, 7:05 PM EDT

Att. 31,147 - Unknown - 74 F

TOP

livebaseballscorecards.com

| | |
|---|---|
| AB | 31 |
| R | 1 |
| H | 6 |
| RBI | 1 |
| BB | 5 |
| SO | 5 |
| LOB | 20 |

| | | | |
|---|---|---|---|
| WP: 0 | PA: 36 | | |
| PB: 0 | | | |
| SB: 0 | | | |
| CS: 1 | | | |

# Houston Astros @ Pittsburgh Pirates

Three Rivers Stadium, Pittsburgh, PA

Sat Aug 05 1995, 7:05 PM EDT

Att. 31,147 - Unknown - 74 F

## BOTTOM

| Batter | 1 | 2 | 3 | 4 | 5 | 6 | 7 | 8 | 9 | AB | R | H | RBI | BB | SO | LOB |
|---|---|---|---|---|---|---|---|---|---|---|---|---|---|---|---|---|
| Jacob Brumfield, R (1, 8)<br>OBP: 0.344, SLG: 0.361 | 4-1 2B BB | 1-3 K ③ | | | 1-0 S 1B 1B | | | | | 3 | 2 | 1 | 0 | 1 | 2 | 2 |
| Al Martin, L (1, 7)<br>OBP: 0.326, SLG: 0.399 | 1 SAFE 1 SAFE 0-0 E 1-H 2B | | 1-0 L8 ① | | 3-3 K ② 1-2 | | 0-0 G4-6-3 1B | | | 4 | 1 | 2 | 1 | 0 | 1 | 1 |
| Orlando Merced, S (1, 9)<br>OBP: 0.346, SLG: 0.469 | 1-2 E9 F9 2-H 1B | | 0-0 G3-1 ② | | 1-1 BB S 2-H 1B | | 0-0 G4-6-3 ①② 1-2f | | | 4 | 0 | 2 | 1 | 0 | 0 | 1 |
| Jeff King, R (1, 4)<br>OBP: 0.321, SLG: 0.421 | 3-2 F9 ① 2-3 | | 0-2 G6-3 ③ | | 4-2 BB 1-2 BB | | 2-3 K ③ | | | 3 | 0 | 0 | 0 | 1 | 1 | 1 |
| Mark Johnson, L (1, 3)<br>OBP: 0.344, SLG: 0.455 | 3-3 K ② | | | 4-1 BB | 4-1 1-2 2-3 BB | | | 0-2 K ① | | 2 | 0 | 0 | 0 | 2 | 2 | 1 |
| Jay Bell, R (1, 6)<br>OBP: 0.322, SLG: 0.350 | 1-3 K ③ | | | 1 SAFE 1-0 F7 ① | 3-3 K ③ | | | 3-1 G3 ② | | 4 | 0 | 0 | 0 | 0 | 2 | 5 |
| Mark Parent, R (1, 2)<br>OBP: 0.330, SLG: 0.511<br>Dan Miceli, R (9, 1) | | 3-3 K ① | | F 1 SAFE 0-1 P3 ② | | 2-2 P6 ① | | 0-2 G4-3 ③ | | 4<br>0 | 0<br>0 | 0<br>0 | 0<br>0 | 0<br>0 | 1<br>0 | 1<br>0 |
| John Wehner, R (1, 5)<br>OBP: 0.415, SLG: 0.435 | | 0-0 SH5-4 1B | | 2-1 G6-3 ③ | | 0-1 F8 ② | | | | 3 | 0 | 1 | 0 | 0 | 0 | 1 |
| John Ericks, R (1, 1)<br>OBP: 0.167, SLG: 0.222<br>2 Angelo Encarnacion, R (9, 2)<br>OBP: 0.328, SLG: 0.305 | | 2-1 SH5-4 ② 1-2 | | | 2-1 G6-3 ① | 0-2 1B | | | | 2<br>0 | 0<br>0 | 1<br>0 | 0<br>0 | 0<br>0 | 0<br>0 | 0<br>0 |
| Inning Stats | R: 2 E: 1 K: 2 S: 16 H: 2 LOB: 1 BB: 1 P: 28 | R: 0 E: 0 K: 2 S: 9 H: 1 LOB: 1 BB: 0 P: 15 | R: 0 E: 0 K: 0 S: 5 H: 0 LOB: 0 BB: 0 P: 6 | R: 0 E: 0 K: 0 S: 6 H: 0 LOB: 1 BB: 1 P: 13 | R: 1 E: 0 K: 2 S: 18 H: 2 LOB: 3 BB: 2 P: 35 | R: 0 E: 0 K: 1 S: 12 H: 1 LOB: 1 BB: 0 P: 15 | R: 0 E: 0 K: 1 S: 5 H: 1 LOB: 0 BB: 0 P: 7 | R: 0 E: 0 K: 1 S: 8 H: 0 LOB: 0 BB: 0 P: 11 | | 1B: 6 2B: 1 3B: 0 HR: 0 | SF: 0 SAC: 1 DP: 1 HBP: 0 | | | WP: 0 PB: 0 SB: 2 CS: 0 | PA: 34 | | |

livebaseballscorecards.com

| | |
|---|---|
| AB | 29 |
| R | 3 |
| H | 7 |
| RBI | 2 |
| BB | 4 |
| SO | 9 |
| LOB | 13 |

| PITCHER | | IP | WLS | BF | H | R | ER | SO | BB | IBB | HBP | BLK | WP | HR | S | P | ERA | WHIP |
|---|---|---|---|---|---|---|---|---|---|---|---|---|---|---|---|---|---|---|
| Darryl Kile, R<br>ERA: 4.68 | (1, 1) | 7.0 | L | 31 | 7 | 3 | 3 | 8 | 4 | 0 | 0 | 0 | 0 | 0 | 71 | 119 | 3.86 | 1.571 |
| Greg Swindell, L<br>ERA: 4.38 | (8, 1) | 0.1 | | 1 | 0 | 0 | 0 | 1 | 0 | 0 | 0 | 0 | 0 | 0 | 3 | 3 | 0.00 | 0.000 |
| Jim Dougherty, R<br>ERA: 5.13 | (8, 1) | 0.2 | | 2 | 0 | 0 | 0 | 0 | 0 | 0 | 0 | 0 | 0 | 0 | 5 | 8 | 0.00 | 0.000 |

| PITCHER | IP | WLS | BF | H | R | ER | SO | BB | IBB | HBP | BLK | WP | HR | S | P | ERA | WHIP |
|---|---|---|---|---|---|---|---|---|---|---|---|---|---|---|---|---|---|

| Batter | 1 | 2 | 3 | 4 | 5 | 6 | 7 | 8 | 9 | AB | R | H | RBI | BB | SO | LOB |
|---|---|---|---|---|---|---|---|---|---|---|---|---|---|---|---|---|
| Brian Hunter, R (1, 8)<br>OBP: 0.388, SLG: 0.442 | C X<br>0-1 ①<br>G5-3 | | X<br>0-0 ①<br>G3 | | B B B C X<br>3-1 ②<br>FC6-4<br>1-2f<br>2-3 | | | C X<br>0-1 ①<br>F8 | | 4 | 0 | 0 | 0 | 0 | 0 | 2 |
| James Mouton, R (1, 7)<br>OBP: 0.329, SLG: 0.389 | C X<br>0-1<br>2B | | C B S B T<br>2-2 ②<br>K | | C<br>0-1 ③<br>CS<br>3-H | B C S B S<br>2-3 ①<br>K | | F X<br>0-1<br>G6-3 S<br>1B | | 4 | 0 | 2 | 0 | 0 | 2 | 0 |
| Craig Biggio, R (1, 4)<br>OBP: 0.414, SLG: 0.506 | B C X<br>1-1 ②<br>F7 | | C F X<br>0-2 ③<br>F8 | | | B B C X<br>2-1 ②<br>G6-3 | | F B B S X<br>2-2 ②<br>G6-3<br>1-3 | | 4 | 0 | 0 | 0 | 0 | 0 | 2 |
| Derek Bell, R (1, 9)<br>OBP: 0.378, SLG: 0.444 | S B F S<br>1-3 ③<br>K | | | X<br>0-0 ①<br>L5 | | S F B X<br>1-2<br>1B | | B B C B B<br>4-1<br>BB | | 3 | 0 | 1 | 0 | 1 | 1 | 1 |
| Dave Magadan, L (1, 5)<br>OBP: 0.413, SLG: 0.357 | | B C B C F B X<br>3-2 ①<br>G4-3 | | B C X<br>1-1 ②<br>G3-1 | | C S 1 SAFE T<br>0-2 ③<br>K | | C C X<br>0-2 ③<br>G5-3 | | 4 | 0 | 0 | 0 | 0 | 1 | 3 |
| Tony Eusebio, R (1, 2)<br>OBP: 0.380, SLG: 0.449 | | B S C B X<br>2-2 ②<br>G4-3 | | B B C F B X<br>3-2 ③<br>F9 | | | C S S<br>0-3 ①<br>K | | C B S B S<br>2-3 ①<br>K | 4 | 0 | 0 | 0 | 0 | 2 | 0 |
| Mike Simms, R (1, 3)<br>OBP: 0.318, SLG: 0.474<br>Milt Thompson, L (9, PH)<br>OBP: 0.293, SLG: 0.307 | | C X<br>0-1<br>HR<br>1B | | | B B X<br>2-0 ①<br>P3 | | S X<br>0-1 ②<br>P6 | | X<br>0-0 ②<br>G6-3 | 3<br>1 | 1<br>0 | 1<br>0 | 0<br>0 | 0<br>0 | 0<br>0 | 0<br>0 |
| Orlando Miller, R (1, 6)<br>OBP: 0.325, SLG: 0.391 | | B B X<br>2-0<br>1-H<br>HR | | | B S B B S X<br>3-2<br>FC6-4 HBP<br>CS<br>1B | | B X<br>1-0<br>HR | | C C B B S<br>2-3 ③<br>K | 4 | 2 | 3 | 3 | 0 | 1 | 0 |
| Mike Hampton, R (1, 1)<br>OBP: 0.125, SLG: 0.067<br>Derrick May, L (7, PH)<br>OBP: 0.312, SLG: 0.353<br>Jim Dougherty, R (7, 1)<br>OBP: 0.143, SLG: 0.143<br>Jeff Tabaka, R (7, 1) | | S S T B C<br>1-3 ③<br>K | | | H<br>1-0<br>FC6-4<br>1-2<br>HBP | | C X<br>0-1 ③<br>F8 | | | 1<br>1<br>0<br>0 | 0<br>0<br>0<br>0 | 0<br>0<br>0<br>0 | 0<br>0<br>0<br>0 | 1<br>0<br>0<br>0 | 0<br>0<br>0<br>0 | 0<br>0<br>0<br>0 |

# TOP

## Houston Astros @ Pittsburgh Pirates

Three Rivers Stadium, Pittsburgh, PA

Sun Aug 06 1995, 3:33 AM EDT

Att. 16,034 - Cloudy - 85 F

livebaseballscorecards.com

| | |
|---|---|
| AB | 33 |
| R | 3 |
| H | 7 |
| RBI | 3 |
| BB | 1 |
| SO | 8 |
| LOB | 8 |

| Inning Stats | 1 | 2 | 3 | 4 | 5 | 6 | 7 | 8 | 9 |
|---|---|---|---|---|---|---|---|---|---|
| | R: 0<br>E: 0<br>K: 1<br>S: 9 | H: 1<br>LOB: 1<br>BB: 0<br>P: 11 | R: 2<br>E: 0<br>K: 1<br>S: 14 | H: 2<br>LOB: 0<br>BB: 0<br>P: 22 | R: 0<br>E: 0<br>K: 1<br>S: 7 | H: 0<br>LOB: 0<br>BB: 0<br>P: 9 | R: 0<br>E: 0<br>K: 0<br>S: 6 | H: 0<br>LOB: 0<br>BB: 0<br>P: 10 | R: 0<br>E: 0<br>K: 0<br>S: 7 | H: 1<br>LOB: 1<br>BB: 0<br>P: 16 | R: 0<br>E: 0<br>K: 2<br>S: 11 | H: 1<br>LOB: 1<br>BB: 0<br>P: 16 | R: 1<br>E: 0<br>K: 1<br>S: 8 | H: 1<br>LOB: 0<br>BB: 0<br>P: 9 | R: 0<br>E: 0<br>K: 0<br>S: 11 | H: 1<br>LOB: 2<br>BB: 1<br>P: 17 | R: 0<br>E: 0<br>K: 2<br>S: 7 | H: 0<br>LOB: 0<br>BB: 0<br>P: 11 |

| | | |

# Houston Astros @ Pittsburgh Pirates

Three Rivers Stadium, Pittsburgh, PA

Sun Aug 06 1995, 3:33 AM EDT

Att. 16,034 - Cloudy - 85 F

## BOTTOM

| Batter | 1 | 2 | 3 | 4 | 5 | 6 | 7 | 8 | 9 | AB | R | H | RBI | BB | SO | LOB |
|---|---|---|---|---|---|---|---|---|---|---|---|---|---|---|---|---|
| Jacob Brumfield, R (1, 8)<br>OBP: 0.342, SLG: 0.363 | X<br>0-0<br>PB<br>SF8<br>2B | | B<br>X<br>1-0<br>G3-1<br>② | | B<br>F<br>S<br>C<br>1-3<br>K<br>① | X<br>0-0<br>G5-3<br>② | | | | 4 | 1 | 1 | 0 | 0 | 1 | 1 |
| Jay Bell, R (1, 6)<br>OBP: 0.329, SLG: 0.376 | B<br>B<br>B<br>B<br>4-0<br>2-3<br>BB | | B<br>C<br>B<br>F<br>X<br>2-2<br>2B | | B<br>B<br>F<br>X<br>2-1<br>HR | X<br>0-0<br>2-H<br>HR | | | | 3 | 2 | 3 | 3 | 1 | 0 | 0 |
| John Wehner, R (1, 5)<br>OBP: 0.404, SLG: 0.469 | X<br>0-0<br>SF8<br>①<br>3-H | | B<br>B<br>F<br>F<br>F<br>X<br>2-2<br>G6-3<br>③ | | X<br>0-0<br>SF<br>3B | B<br>S<br>B<br>F<br>S<br>2-3<br>K<br>③ | | | | 3 | 1 | 1 | 1 | 0 | 1 | 1 |
| Jeff King, R (1, 4)<br>OBP: 0.321, SLG: 0.418 | 1 SAFE<br>C<br>X<br>0-1<br>F7<br>② | | | B<br>B<br>B<br>C<br>B<br>4-1<br>G6-4-3<br>2<br>2B<br>BB | C<br>F<br>B<br>X<br>1-2<br>SF<br>1B<br>3-H | | B<br>B<br>F<br>B<br>X<br>3-1<br>F7<br>① | | | 2 | 1 | 0 | 1 | 1 | 0 | 1 |
| Steve Pegues, R (1, 9)<br>OBP: 0.244, SLG: 0.388 | C<br>1 SAFE<br>X<br>0-1<br>G6-3<br>③ | | | 1 SAFE<br>F<br>1 SAFE<br>1 SAFE<br>C<br>F<br>B<br>1 SAFE<br>F<br>2-2<br>B<br>X<br>G6-4-3<br>①<br>1-2 | X<br>0-0<br>L8<br>② | | C<br>X<br>0-1<br>F8<br>② | | | 4 | 0 | 0 | 0 | 0 | 0 | 3 |
| Freddy Garcia, R (1, 7)<br>OBP: 0.226, SLG: 0.191<br>Al Martin, L (7, PH)<br>OBP: 0.328, SLG: 0.399 (8, 7) | | B<br>S<br>X<br>1-1<br>F7<br>① | | B<br>F<br>B<br>B<br>S<br>B<br>4-2<br>2<br>2B<br>BB | B<br>B<br>X<br>2-0<br>1-2<br>1B | | B<br>C<br>B<br>B<br>C<br>B<br>4-2<br>CS<br>BB | | | 2<br>0<br>0 | 0<br>0<br>0 | 1<br>0<br>0 | 0<br>0<br>0 | 1<br>1<br>0 | 0<br>0<br>0 | 0<br>0<br>0 |
| Mark Johnson, L (1, 3)<br>OBP: 0.339, SLG: 0.447 | | B<br>S<br>S<br>X<br>1-2<br>G4-3<br>② | | F<br>B<br>X<br>1-1<br>F8<br>② | B<br>X<br>1-0<br>G3<br>③ | | 1 SAFE<br>B<br>C<br>1 SAFE<br>1-1<br>CS<br>③<br>1-2 | C<br>C<br>F<br>B<br>X<br>1-2<br>F8<br>① | | 4 | 0 | 0 | 0 | 0 | 0 | 4 |
| 2 Angelo Encarnacion, R (1, 2)<br>OBP: 0.338, SLG: 0.333 | | F<br>B<br>F<br>B<br>B<br>X<br>3-2<br>F9<br>③ | | X<br>0-0<br>1-3<br>2-H<br>2B | B<br>X<br>1-0<br>SH2-4<br>HR<br>1B | | | F<br>S<br>C<br>0-3<br>K<br>② | | 4 | 1 | 2 | 1 | 0 | 1 | 0 |
| Esteban Loaiza, R (1, 1)<br>OBP: 0.171, SLG: 0.154<br>Midre Cummings, L (8, PH)<br>OBP: 0.267, SLG: 0.268<br>Dan Miceli, R (9, 1) | | | F<br>B<br>X<br>1-1<br>F9<br>① | S<br>F<br>X<br>0-2<br>G6-3<br>③ | L<br>1 SAFE<br>1 SAFE<br>L<br>B<br>X<br>1-2<br>SH2-4<br>①<br>1-2 | | | F<br>F<br>B<br>B<br>F<br>B<br>X<br>3-2<br>G3<br>③ | | 2<br>1<br>0 | 0<br>0<br>0 | 0<br>0<br>0 | 0<br>0<br>0 | 0<br>0<br>0 | 0<br>0<br>0 | 2<br>0<br>0 |
| Inning Stats | R: 1<br>E: 0<br>K: 0<br>S: 6<br>H: 1<br>LOB: 1<br>BB: 1<br>P: 10 | R: 0<br>E: 0<br>K: 0<br>S: 8<br>H: 0<br>LOB: 0<br>BB: 0<br>P: 13 | R: 0<br>E: 0<br>K: 0<br>S: 10<br>H: 1<br>LOB: 1<br>BB: 0<br>P: 16 | R: 1<br>E: 0<br>K: 0<br>S: 14<br>H: 1<br>LOB: 2<br>BB: 2<br>P: 25 | R: 2<br>E: 1<br>K: 1<br>S: 12<br>H: 3<br>LOB: 2<br>BB: 0<br>P: 19 | R: 2<br>E: 0<br>K: 1<br>S: 9<br>H: 2<br>LOB: 0<br>BB: 0<br>P: 13 | R: 0<br>E: 0<br>K: 0<br>S: 7<br>H: 0<br>LOB: 0<br>BB: 1<br>P: 15 | R: 0<br>E: 0<br>K: 1<br>S: 11<br>H: 0<br>LOB: 0<br>BB: 0<br>P: 15 | | 1B: 2<br>2B: 3<br>3B: 1<br>HR: 2<br>SF: 2<br>SAC: 1<br>DP: 0<br>HBP: 0 | | | | WP: 0<br>PB: 1<br>SB: 0<br>CS: 1<br>PA: 37 | | |

livebaseballscorecards.com

| | |
|---|---|
| AB | 29 |
| R | 6 |
| H | 8 |
| RBI | 6 |
| BB | 4 |
| SO | 3 |
| LOB | 12 |

| PITCHER | | IP | WLS | BF | H | R | ER | SO | BB | IBB | HBP | BLK | WP | HR | S | P | ERA | WHIP |
|---|---|---|---|---|---|---|---|---|---|---|---|---|---|---|---|---|---|---|
| Mike Hampton, L<br>ERA: 3.01 | (1, 1) | 6.0 | L | 30 | 8 | 6 | 5 | 2 | 3 | 0 | 0 | 0 | 0 | 2 | 59 | 96 | 7.50 | 1.833 |
| Jim Dougherty, R<br>ERA: 5.06 | (7, 1) | 0.2 | | 3 | 0 | 0 | 0 | 0 | 1 | 0 | 0 | 0 | 0 | 0 | 6 | 13 | 0.00 | 1.500 |
| Jeff Tabaka, L<br>ERA: 4.09 | (7, 1) | 1.1 | | 3 | 0 | 0 | 0 | 1 | 0 | 0 | 0 | 0 | 0 | 0 | 12 | 17 | 0.00 | 0.000 |

| PITCHER | IP | WLS | BF | H | R | ER | SO | BB | IBB | HBP | BLK | WP | HR | S | P | ERA | WHIP |
|---|---|---|---|---|---|---|---|---|---|---|---|---|---|---|---|---|---|

| Batter | 1 | 2 | 3 | 4 | 5 | 6 | 7 | 8 | 9 | AB | R | H | RBI | BB | SO | LOB |
|---|---|---|---|---|---|---|---|---|---|---|---|---|---|---|---|---|
| Rondell White, R (1, 8)<br>OBP: 0.332, SLG: 0.424 | C<br>F<br>S<br>0-3<br>K ① | | X<br>0-0<br>WP G5-3<br>1B | | B<br>S<br>F<br>C<br>1-3<br>K ① | | 1 SAFE<br>F<br>H<br>1-1<br>WP<br>1-2 HR<br>HBP | | B<br>B<br>B<br>C<br>X<br>3-1<br>G4-3 ② | 4 | 1 | 1 | 0 | 0 | 2 | 0 |
| David Segui, S (1, 3)<br>OBP: 0.387, SLG: 0.476 | F<br>F<br>B<br>F<br>B<br>F<br>X<br>2-2<br>1B 2B | | S<br>1 SAFE<br>L<br>X<br>0-2<br>G5-3 ①<br>1-2 | | B<br>S<br>X<br>1-1<br>G4-3 ② | | B<br>C<br>C<br>B<br>S<br>2-3<br>K ②<br>1-2<br>2-3 | | F<br>B<br>F<br>B<br>X<br>2-2<br>BB<br>1B 1B | 5 | 2 | 2 | 0 | 0 | 1 | 3 |
| Moises Alou, R (1, 7)<br>OBP: 0.337, SLG: 0.453 | B<br>X<br>1-0<br>FC6<br>1B | | B<br>F<br>F<br>S<br>1-3<br>K ②<br>2-3 | | B<br>X<br>1-0<br>P4 ③ | | X<br>0-0<br>2-H<br>3-H<br>HR | | C<br>B<br>B<br>B<br>F<br>B<br>4-2<br>1B<br>1-2 BB | 4 | 1 | 1 | 3 | 1 | 1 | 2 |
| Darrin Fletcher, L (1, 2)<br>OBP: 0.385, SLG: 0.471 | C<br>B<br>B<br>X<br>2-1<br>FC6-4<br>1-2<br>2-H 1B | | F<br>B<br>B<br>S<br>F<br>F<br>X<br>2-2<br>F9 ③ | | | X<br>0-0<br>P5 ①<br>C<br>C<br>B<br>B<br>C<br>2-3<br>K ③ | | | B<br>S<br>X<br>1-1<br>1-3<br>2-H 1B | 5 | 0 | 2 | 2 | 0 | 1 | 1 |
| Wil Cordero, R (1, 6)<br>OBP: 0.358, SLG: 0.448 | C<br>F<br>F<br>S<br>0-3<br>K ② | | | B<br>X<br>1-0<br>F8 ① | | B<br>B<br>X<br>2-0<br>G6-3 ② | | X<br>0-0<br>G6-3 ① | C<br>S<br>S<br>0-3<br>K ③ | 5 | 0 | 0 | 0 | 0 | 2 | 4 |
| Mike Lansing, R (1, 4)<br>OBP: 0.311, SLG: 0.417 | B<br>B<br>X<br>2-0<br>FC6-4 ③<br>1-2f | | | X<br>0-0<br>S<br>1B 1B | | B<br>C<br>C<br>B<br>X<br>2-2<br>2B | | X<br>0-0<br>L9<br>2B | | 4 | 1 | 3 | 0 | 0 | 0 | 2 |
| Tony Tarasco, L (1, 9)<br>OBP: 0.331, SLG: 0.408 | | C<br>B<br>B<br>S<br>2-3<br>K ① | | 1 SAFE<br>C<br>1 SAFE<br>1 SAFE<br>S<br>C<br>0-3<br>K ② | | C<br>C<br>B<br>F<br>F<br>C<br>1-3<br>K ③ | | B<br>F<br>X<br>1-1<br>L9 ②<br>2-3 | | 4 | 0 | 0 | 0 | 0 | 3 | 3 |
| Shane Andrews, R (1, 5)<br>OBP: 0.276, SLG: 0.374 | | C<br>B<br>C<br>B<br>X<br>2-2<br>G5-3 ② | | 1 SAFE<br>S<br>P<br>S<br>B<br>F<br>X<br>2-2<br>1-H 1B | | | X<br>0-0<br>WP HBP<br>HR 1B | B<br>C<br>X<br>1-1<br>G6-3 ③ | | 4 | 1 | 2 | 1 | 0 | 0 | 1 |
| Gil Heredia, R (1, 1)<br>OBP: 0.208, SLG: 0.208<br>Tim Scott, R (6, 1)<br>OBP: 0.250, SLG: 0.250<br>Jeff Shaw, R (8, 1)<br>Curtis Pride, L (9, PH)<br>OBP: 0.237, SLG: 0.200<br>Mel Rojas, R (9, 1) | | X<br>0-0<br>P8 ③ | | X<br>0-0<br>G5-3 ③ | | | C<br>M<br>C<br>0-3<br>K ① | | B<br>C<br>S<br>X<br>1-2<br>G3 ① | 2<br>1<br>0<br>1<br>0 | 0<br>0<br>0<br>0<br>0 | 0<br>0<br>0<br>0<br>0 | 0<br>0<br>0<br>0<br>0 | 0<br>1<br>0<br>0<br>0 | 0<br>1<br>0<br>0<br>0 | 1<br>1<br>0<br>0<br>0 |
| Inning Stats | R: 1 H: 2<br>E: 0 LOB: 2<br>K: 2 BB: 0<br>S: 16 P: 23 | R: 0 H: 0<br>E: 0 LOB: 0<br>K: 1 BB: 0<br>S: 7 P: 11 | R: 0 H: 1<br>E: 0 LOB: 1<br>K: 1 BB: 0<br>S: 12 P: 15 | R: 1 H: 2<br>E: 0 LOB: 1<br>K: 1 BB: 0<br>S: 11 P: 13 | R: 0 H: 0<br>E: 0 LOB: 0<br>K: 1 BB: 0<br>S: 6 P: 9 | R: 0 H: 1<br>E: 0 LOB: 1<br>K: 1 BB: 0<br>S: 10 P: 15 | R: 3 H: 2<br>E: 0 LOB: 0<br>K: 3 BB: 0<br>S: 12 P: 17 | R: 0 H: 1<br>E: 0 LOB: 1<br>K: 0 BB: 0<br>S: 6 P: 8 | R: 1 H: 2<br>E: 0 LOB: 2<br>K: 1 BB: 1<br>S: 15 P: 26 | 1B: 7 SF: 0<br>2B: 3 SAC: 0<br>3B: 0 DP: 0<br>HR: 1 HBP: 1 | | | | | | WP: 2 PA: 41<br>PB: 0<br>SB: 1<br>CS: 0 |

| PITCHER | | IP | WLS | BF | H | R | ER | SO | BB | IBB | HBP | BLK | WP | HR | S | P | ERA | WHIP |
|---|---|---|---|---|---|---|---|---|---|---|---|---|---|---|---|---|---|---|
| Shane Reynolds, R<br>ERA: 2.85 | (1, 1) | 7.0 | L | 31 | 8 | 5 | 5 | 10 | 0 | 0 | 1 | 0 | 2 | 1 | 74 | 103 | 6.43 | 1.143 |
| Doug Brocail, R<br>ERA: 3.64 | (8, 1) | 1.0 | | 4 | 1 | 0 | 0 | 0 | 0 | 0 | 0 | 0 | 0 | 0 | 6 | 8 | 0.00 | 1.000 |
| Jim Dougherty, R<br>ERA: 5.17 | (9, 1) | 0.2 | | 4 | 1 | 1 | 1 | 0 | 1 | 0 | 0 | 0 | 0 | 0 | 10 | 20 | 13.50 | 3.000 |
| Dean Hartgraves, L<br>ERA: 2.7 | (9, 1) | 0.1 | | 2 | 1 | 0 | 0 | 1 | 0 | 0 | 0 | 0 | 0 | 0 | 5 | 6 | 0.00 | 3.000 |

| PITCHER | IP | WLS | BF | H | R | ER | SO | BB | IBB | HBP | BLK | WP | HR | S | P | ERA | WHIP |
|---|---|---|---|---|---|---|---|---|---|---|---|---|---|---|---|---|---|

# TOP

## Montreal Expos @ Houston Astros

Astrodome, Houston, TX

Tue Aug 08 1995, 8:05 PM EDT

Att. 18,561 - Dome

livebaseballscorecards.com

| | |
|---|---|
| AB | 39 |
| R | 6 |
| H | 11 |
| RBI | 6 |
| BB | 1 |
| SO | 11 |
| LOB | 18 |

# Montreal Expos @ Houston Astros

Astrodome, Houston, TX

Tue Aug 08 1995, 8:05 PM EDT

Att. 18,561 - Dome

## BOTTOM

| Batter | 1 | 2 | 3 | 4 | 5 | 6 | 7 | 8 | 9 | AB | R | H | RBI | BB | SO | LOB |
|---|---|---|---|---|---|---|---|---|---|---|---|---|---|---|---|---|
| Brian Hunter, R (1, 8)<br>OBP: 0.380, SLG: 0.432 | C C B S<br>1-3<br>K<br>① | | C B F X<br>1-2<br>G4-3<br>1-2f<br>②③ | | | B B C X<br>2-1<br>P3<br>② | | B B T F B F X<br>3-2<br>G4-3<br>③ | | 4 | 0 | 0 | 0 | 0 | 1 | 2 |
| James Mouton, R (1, 7)<br>OBP: 0.332, SLG: 0.401 | C B B F X<br>2-2<br>2B | | | C S F S<br>0-3<br>K<br>① | | X<br>0-0<br>B5-3<br>③ | | | F B F X<br>1-2<br>F8<br>2B | 4 | 0 | 2 | 0 | 0 | 1 | 0 |
| Craig Biggio, R (1, 4)<br>OBP: 0.413, SLG: 0.503 | C B C B S<br>2-3<br>K<br>② | | | B C X<br>1-1<br>L5<br>② | | | C B X<br>1-1<br>S<br>1B<br>1B | | C B X<br>1-1<br>F8<br>2-3<br>① | 4 | 0 | 1 | 0 | 0 | 1 | 2 |
| Derek Bell, R (1, 9)<br>OBP: 0.374, SLG: 0.440 | B B C S S<br>2-3<br>K<br>③ | | | B B B F F F X<br>3-2<br>F8<br>③ | | | 1 SAFE 1 SAFE X<br>0-0<br>F9<br>① | | B S B X<br>2-1<br>L3<br>② | 4 | 0 | 0 | 0 | 0 | 1 | 3 |
| Tony Eusebio, R (1, 2)<br>OBP: 0.375, SLG: 0.442 | | C C C<br>0-3<br>K<br>① | | | C X<br>0-1<br>G4-3<br>① | | B C X<br>1-1<br>L8<br>② | | B X<br>1-0<br>G6-3<br>③ | 4 | 0 | 0 | 0 | 0 | 1 | 2 |
| Dave Magadan, L (1, 5)<br>OBP: 0.412, SLG: 0.357 | | C B C B X<br>2-2<br>F8<br>② | | | X<br>0-0<br>G4-3<br>② | | B B S B X<br>3-1<br>1-H<br>1B<br>③ | | | 3 | 0 | 1 | 0 | 0 | 0 | 0 |
| Mike Simms, R (1, 3)<br>OBP: 0.360, SLG: 0.476 | | B F B X<br>2-1<br>P7<br>③ | | | F B S B F X<br>2-2<br>1B | | | C S H<br>1-2<br>FC1-6-5<br>G1-3<br>HBP | | 2 | 0 | 1 | 0 | 0 | 0 | 0 |
| Orlando Miller, R (1, 6)<br>OBP: 0.322, SLG: 0.388 | | | C B F B B X<br>3-2<br>G6-3<br>① | | B S C F S<br>1-3<br>K<br>③ | | | C B X<br>1-1<br>G1-3<br>1-2<br>① | | 3 | 0 | 0 | 0 | 0 | 1 | 2 |
| Shane Reynolds, R (1, 1)<br>OBP: 0.156, SLG: 0.136 | | | S X<br>0-1<br>G4-3<br>1B | | | B S C B F S<br>2-3<br>K<br>① | | S S B B X<br>2-2<br>FC1-6-5<br>2-3<br>② | | 2 | 0 | 1 | 0 | 0 | 1 | 0 |
| Doug Brocail, L (8, 1)<br>OBP: 0.286, SLG: 0.286 | | | | | | | | | | 0 | 0 | 0 | 0 | 0 | 0 | 0 |
| Derrick May, L (8, PH)<br>OBP: 0.310, SLG: 0.351 | | | | | | | | | | 1 | 0 | 0 | 0 | 0 | 0 | 1 |
| Jim Dougherty, R (9, 1)<br>OBP: 0.143, SLG: 0.143 | | | | | | | | | | 0 | 0 | 0 | 0 | 0 | 0 | 0 |
| Dean Hartgraves, R (9, 1) | | | | | | | | | | 0 | 0 | 0 | 0 | 0 | 0 | 0 |
| Inning Stats | R: 0<br>E: 0<br>K: 3<br>S: 12<br>H: 1<br>LOB: 1<br>BB: 0<br>P: 19 | R: 0<br>E: 0<br>K: 1<br>S: 8<br>H: 0<br>LOB: 0<br>BB: 0<br>P: 12 | R: 0<br>E: 0<br>K: 0<br>S: 8<br>H: 1<br>LOB: 0<br>BB: 0<br>P: 12 | R: 0<br>E: 0<br>K: 1<br>S: 10<br>H: 0<br>LOB: 0<br>BB: 0<br>P: 14 | R: 0<br>E: 0<br>K: 1<br>S: 11<br>H: 1<br>LOB: 1<br>BB: 0<br>P: 14 | R: 0<br>E: 0<br>K: 1<br>S: 7<br>H: 0<br>LOB: 0<br>BB: 0<br>P: 11 | R: 0<br>E: 0<br>K: 0<br>S: 7<br>H: 2<br>LOB: 2<br>BB: 0<br>P: 12 | R: 0<br>E: 0<br>K: 0<br>S: 11<br>H: 0<br>LOB: 1<br>BB: 0<br>P: 18 | R: 0<br>E: 0<br>K: 0<br>S: 8<br>H: 1<br>LOB: 1<br>BB: 0<br>P: 13 | 1B: 4<br>2B: 2<br>3B: 0<br>HR: 0<br>SF: 0<br>SAC: 0<br>DP: 1<br>HBP: 1 | | | | | | |

livebaseballscorecards.com

| | |
|---|---|
| AB | 31 |
| R | 0 |
| H | 6 |
| RBI | 0 |
| BB | 0 |
| SO | 7 |
| LOB | 12 |

| PITCHER | IP | WLS | BF | H | R | ER | SO | BB | IBB | HBP | BLK | WP | HR | S | P | ERA | WHIP |
|---|---|---|---|---|---|---|---|---|---|---|---|---|---|---|---|---|---|
| Gil Heredia, R (1, 1)<br>ERA: 4.94 | 5.0 | W | 17 | 3 | 0 | 0 | 6 | 0 | 0 | 0 | 0 | 0 | 0 | 49 | 71 | 0.00 | 0.600 |
| Tim Scott, R (6, 1)<br>ERA: 4.36 | 2.0 | | 8 | 2 | 0 | 0 | 1 | 0 | 0 | 1 | 0 | 0 | 0 | 16 | 26 | 0.00 | 1.000 |
| Jeff Shaw, R (8, 1)<br>ERA: 4.64 | 1.0 | | 3 | 0 | 0 | 0 | 0 | 0 | 0 | 0 | 0 | 0 | 0 | 9 | 15 | 0.00 | 0.000 |
| Mel Rojas, R (9, 1)<br>ERA: 4.28 | 1.0 | | 4 | 1 | 0 | 0 | 0 | 0 | 0 | 0 | 0 | 0 | 0 | 8 | 13 | 0.00 | 1.000 |

| PITCHER | IP | WLS | BF | H | R | ER | SO | BB | IBB | HBP | BLK | WP | HR | S | P | ERA | WHIP |
|---|---|---|---|---|---|---|---|---|---|---|---|---|---|---|---|---|---|

| Batter | 1 | 2 | 3 | 4 | 5 | 6 | 7 | 8 | 9 | AB | R | H | RBI | BB | SO | LOB |
|---|---|---|---|---|---|---|---|---|---|---|---|---|---|---|---|---|
| Rondell White, R (1, 8)<br>OBP: 0.337, SLG: 0.427 | F9 | | FC5-4 1B<br>1-2 | | F9 1B 2B 1B | PO 1B | | K | | 5 | 1 | 3 | 0 | 0 | 1 | 1 |
| F.P. Santangelo, S (1, 7)<br>OBP: 0.524, SLG: 0.737 | F8 | | FC5-4 WP<br>1-2f 2-3 | | 2B 2B 1B<br>1-2 | PO<br>1-2 | 2B 2B | | HBP 1B | 5 | 2 | 3 | 0 | 0 | 0 | 2 |
| David Segui, S (1, 3)<br>OBP: 0.381, SLG: 0.467 | P4 | | F9<br>1-2 | | F9<br>2-3 | | G1-3 | | F8 | 5 | 0 | 0 | 0 | 0 | 0 | 6 |
| Moises Alou, R (1, 9)<br>OBP: 0.338, SLG: 0.458 | | F7 | | G5-3 | 2B 2B<br>1-3 3-H | | G5-3 PB 2B<br>2-H | | F8 | 5 | 2 | 2 | 2 | 0 | 0 | 1 |
| Wil Cordero, R (1, 6)<br>OBP: 0.359, SLG: 0.446 | | F8 | | 1B 1B 1B | K | | G5-3<br>2-3 | | 1-2 HBP | 4 | 1 | 1 | 0 | 0 | 1 | 3 |
| Mike Lansing, R (1, 4)<br>OBP: 0.312, SLG: 0.420 | | S 1B | | F8 | 2B<br>2-H 3-H | | G1-3<br>3-H | | G5-3 | 5 | 0 | 2 | 2 | 0 | 0 | 3 |
| Shane Andrews, R (1, 5)<br>OBP: 0.275, SLG: 0.371 | | K<br>1-2 | | 1B<br>1-2 | G6-3 | | | G6-3 | | 4 | 0 | 1 | 0 | 0 | 1 | 2 |
| Tim Laker, R (1, 2)<br>OBP: 0.303, SLG: 0.358 | | | FC5-4 1B<br>1B | 1B<br>1-3 2-H | | CS<br>1B | | G6-3 | | 4 | 0 | 3 | 1 | 0 | 0 | 0 |
| Pedro Martinez, R (1, 1)<br>OBP: 0.146, SLG: 0.133<br>Mel Rojas, R (9, 1)<br>Willie Fraser, R (9, 1) | | | K | G1-3 | | K<br>1-2 | | 1B | | 4<br>0<br>0 | 0<br>0<br>0 | 1<br>0<br>0 | 0<br>0<br>0 | 0<br>0<br>0 | 2<br>0<br>0 | 4<br>0<br>0 |
| Inning Stats | R: 0 E: 0 K: 0 S: 3<br>H: 0 LOB: 0 BB: 0 P: 3 | R: 0 E: 0 K: 1 S: 6<br>H: 1 LOB: 1 BB: 0 P: 6 | R: 0 E: 0 K: 1 S: 7<br>H: 2 LOB: 2 BB: 0 P: 7 | R: 1 E: 0 K: 0 S: 6<br>H: 3 LOB: 2 BB: 0 P: 6 | R: 3 E: 0 K: 1 S: 9<br>H: 4 LOB: 1 BB: 0 P: 9 | R: 0 E: 0 K: 1 S: 5<br>H: 2 LOB: 0 BB: 0 P: 5 | R: 2 E: 0 K: 0 S: 5<br>H: 2 LOB: 0 BB: 0 P: 5 | R: 0 E: 0 K: 1 S: 6<br>H: 1 LOB: 1 BB: 0 P: 6 | R: 0 E: 0 K: 0 S: 4<br>H: 1 LOB: 2 BB: 0 P: 5 | 1B: 12 2B: 4 3B: 0 HR: 0<br>SF: 0 SAC: 0 DP: 0 HBP: 1 | | | | | | |

| PITCHER | IP | WLS | BF | H | R | ER | SO | BB | IBB | HBP | BLK | WP | HR | S | P | ERA | WHIP |
|---|---|---|---|---|---|---|---|---|---|---|---|---|---|---|---|---|---|
| Greg Swindell, L (1, 1)<br>ERA: 4.51 | 4.2 | L | 24 | 10 | 4 | 4 | 3 | 0 | 0 | 0 | 0 | 1 | 0 | 30 | 30 | 7.71 | 2.143 |
| Doug Brocail, R (5, 1)<br>ERA: 3.61 | 0.1 | | 1 | 0 | 0 | 0 | 0 | 0 | 0 | 0 | 0 | 0 | 0 | 1 | 1 | 0.00 | 0.000 |
| Dave Veres, R (6, 1)<br>ERA: 1.9 | 3.0 | | 12 | 5 | 2 | 1 | 2 | 0 | 0 | 0 | 0 | 0 | 0 | 16 | 16 | 3.00 | 1.667 |
| Todd Jones, R (9, 1)<br>ERA: 2.22 | 1.0 | | 5 | 1 | 0 | 0 | 0 | 0 | 0 | 1 | 0 | 0 | 0 | 4 | 5 | 0.00 | 1.000 |

| PITCHER | IP | WLS | BF | H | R | ER | SO | BB | IBB | HBP | BLK | WP | HR | S | P | ERA | WHIP |
|---|---|---|---|---|---|---|---|---|---|---|---|---|---|---|---|---|---|

TOP

# Montreal Expos @ Houston Astros

Astrodome, Houston, TX

Wed Aug 09 1995, 8:05 PM EDT

Att. 13,457 - Dome

livebaseballscorecards.com

| | |
|---|---|
| AB | 41 |
| R | 6 |
| H | 16 |
| RBI | 5 |
| BB | 0 |
| SO | 5 |
| LOB | 22 |

| Batter | 1 | 2 | 3 | 4 | 5 | 6 | 7 | 8 | 9 | AB | R | H | RBI | BB | SO | LOB |
|---|---|---|---|---|---|---|---|---|---|---|---|---|---|---|---|---|
| Brian Hunter, R (1, 8)<br>OBP: 0.375, SLG: 0.425 | G6-3 | F7 | | | P5 | | | 1B | K | 5 | 0 | 1 | 0 | 0 | 1 | 4 |
| James Mouton, R (1, 7)<br>Dave Veres, R (6, 1)<br>Milt Thompson, L (8, PH)<br>Todd Jones, L (9, 1)<br>Derrick May, L (9, PH)<br>Ricky Gutierrez, R (9, PR)<br>OBP: 0.332, SLG: 0.400<br>OBP: 0.290, SLG: 0.303<br>OBP: 0.200, SLG: 0.400<br>OBP: 0.314, SLG: 0.351<br>OBP: 0.250, SLG: 0.211 | G1-3 | | F8 | | CS<br>1B | | | K | HBP<br>1-2<br>2-3<br>3-H<br>BB | 3<br>0<br>1<br>0<br>0<br>0 | 0<br>0<br>0<br>0<br>0<br>0 | 1<br>0<br>0<br>0<br>0<br>0 | 0<br>0<br>0<br>0<br>0<br>1 | 0<br>0<br>0<br>0<br>0<br>0 | 0<br>0<br>1<br>0<br>0<br>0 | 0<br>0<br>1<br>0<br>0<br>0 |
| Craig Biggio, R (1, 4)<br>OBP: 0.417, SLG: 0.510 | 1B<br>2B | | 2B | | CS<br>1-2 | FC4-6<br>BB | | F8 | HBP<br>1-2<br>2-3<br>3-H | 3 | 0 | 2 | 1 | 1 | 0 | 1 |
| Derek Bell, R (1, 9)<br>OBP: 0.374, SLG: 0.439 | 1B<br>2-H | | K | | | FC4-6<br>G3-6<br>1-2f | | 1B<br>1-2 | F9 | 5 | 0 | 2 | 0 | 0 | 1 | 5 |
| Dave Magadan, L (1, 3)<br>OBP: 0.408, SLG: 0.350 | | HR<br>BB | K | | | G3-6<br>1-2f | | F8 | F8 | 4 | 1 | 0 | 0 | 1 | 1 | 7 |
| Tony Eusebio, R (1, 2)<br>OBP: 0.380, SLG: 0.458 | HR<br>1-H | | | G1-3 | | | 1B | | HBP<br>1B<br>1B | 4 | 2 | 3 | 2 | 0 | 0 | 0 |
| Craig Shipley, R (1, 5)<br>OBP: 0.297, SLG: 0.352 | G6-3 | | | F7 | | | F8 | | 1B<br>HBP<br>1-2<br>WP<br>1B | 4 | 1 | 1 | 0 | 0 | 0 | 1 |
| Orlando Miller, R (1, 6)<br>OBP: 0.321, SLG: 0.384 | K | | | K | | | L9 | | WP<br>1B<br>1-2<br>2-3<br>HBP | 3 | 1 | 0 | 0 | 0 | 2 | 1 |
| Greg Swindell, L (1, 1)<br>Doug Brocail, L (5, 1)<br>John Cangelosi, S (5, PH)<br>(6, 7)<br>OBP: 0.317, SLG: 0.359<br>OBP: 0.286, SLG: 0.286<br>OBP: 0.479, SLG: 0.455 | 1B | | | | L8 | | F7 | | HBP<br>WP<br>1-2<br>2-3<br>3-H<br>1B | 1<br>0<br>3 | 0<br>0<br>0 | 1<br>0<br>1 | 0<br>0<br>1 | 0<br>0<br>0 | 0<br>0<br>0 | 0<br>0<br>1 |
| Inning Stats | R: 0<br>E: 0<br>K: 0<br>S: 4<br>H: 2<br>LOB: 2<br>BB: 0<br>P: 4 | R: 2<br>E: 0<br>K: 1<br>S: 7<br>H: 2<br>LOB: 1<br>BB: 1<br>P: 11 | R: 0<br>E: 0<br>K: 2<br>S: 8<br>H: 1<br>LOB: 1<br>BB: 0<br>P: 8 | R: 0<br>E: 0<br>K: 1<br>S: 5<br>H: 0<br>LOB: 0<br>BB: 0<br>P: 5 | R: 0<br>E: 0<br>K: 0<br>S: 3<br>H: 1<br>LOB: 0<br>BB: 0<br>P: 3 | R: 0<br>E: 0<br>K: 0<br>S: 2<br>H: 0<br>LOB: 0<br>BB: 0<br>P: 6 | R: 0<br>E: 0<br>K: 0<br>S: 4<br>H: 1<br>LOB: 1<br>BB: 0<br>P: 4 | R: 0<br>E: 0<br>K: 1<br>S: 7<br>H: 2<br>LOB: 2<br>BB: 0<br>P: 7 | R: 3<br>E: 0<br>K: 1<br>S: 8<br>H: 3<br>LOB: 3<br>BB: 1<br>P: 14 | 1B: 9<br>2B: 2<br>3B: 0<br>HR: 1<br>SF: 0<br>SAC: 0<br>DP: 1<br>HBP: 2 | | | | | | |

| PITCHER | IP | WLS | BF | H | R | ER | SO | BB | IBB | HBP | BLK | WP | HR | S | P | ERA | WHIP |
|---|---|---|---|---|---|---|---|---|---|---|---|---|---|---|---|---|---|
| Pedro Martinez, R (1, 1)<br>ERA: 3.51 | 8.0 | W | 34 | 11 | 4 | 4 | 5 | 2 | 0 | 0 | 0 | 0 | 1 | 42 | 50 | 4.50 | 1.625 |
| Mel Rojas, R (9, 1)<br>ERA: 4.44 | 0.1 | | 4 | 1 | 0 | 0 | 1 | 1 | 0 | 1 | 0 | 1 | 0 | 4 | 9 | 0.00 | 6.000 |
| Willie Fraser, R (9, 1)<br>ERA: 2.08 | 0.2 | S | 3 | 0 | 1 | 1 | 0 | 0 | 0 | 1 | 0 | 0 | 0 | 2 | 3 | 13.50 | 0.000 |

| PITCHER | IP | WLS | BF | H | R | ER | SO | BB | IBB | HBP | BLK | WP | HR | S | P | ERA | WHIP |
|---|---|---|---|---|---|---|---|---|---|---|---|---|---|---|---|---|---|

# BOTTOM

# Montreal Expos @ Houston Astros

Astrodome, Houston, TX

Wed Aug 09 1995, 8:05 PM EDT

Att. 13,457 - Dome

livebaseballscorecards.com

| | |
|---|---|
| AB | 36 |
| R | 5 |
| H | 12 |
| RBI | 4 |
| BB | 3 |
| SO | 6 |
| LOB | 21 |

| Batter | 1 | 2 | 3 | 4 | 5 | 6 | 7 | 8 | 9 | AB | R | H | RBI | BB | SO | LOB |
|---|---|---|---|---|---|---|---|---|---|---|---|---|---|---|---|---|
| Rondell White, R (1, 8)<br>OBP: 0.338, SLG: 0.432 | C S B S<br>1-3 ① K | B C B B X<br>3-1 1-H 2-H 1B 3B | | B B C S B B<br>4-2 1B BB | | C B C C<br>1-3 ① K | | X<br>0-0 ② L7 | | 4 | 1 | 1 | 2 | 1 | 2 | 0 |
| David Segui, S (1, 3)<br>OBP: 0.382, SLG: 0.466 | X<br>0-0 ② G3-1 | B C X<br>1-1 3-H 1B | | 1 SAFE 1 SAFE 1 SAFE C X<br>0-1 1-2 1B | | S B C B S<br>2-3 ② K | | C C B X<br>1-2 ③ G3 | | 5 | 0 | 2 | 1 | 0 | 1 | 0 |
| Moises Alou, R (1, 9)<br>OBP: 0.339, SLG: 0.465 | B C S B B F F H<br>4-2 FC5-4 1B HBP | B B B C F S<br>3-3 ③ K | | B S F T<br>1-2 ③ K | | B F S F F X<br>1-2 HR | | | F B F B S<br>2-3 ① K | 4 | 1 | 1 | 1 | 0 | 3 | 3 |
| Darrin Fletcher, L (1, 2)<br>OBP: 0.389, SLG: 0.488 | 1 SAFE F X<br>0-1 1-2 FC5-4 1B | B F X<br>1-1 HR | B C B F F B X<br>3-2 E WP 1B 1B | B B X<br>2-0 G4-3 | | | | | C B F X<br>1-2 ② L3 | 5 | 2 | 3 | 1 | 0 | 0 | 0 |
| Wil Cordero, R (1, 6)<br>OBP: 0.357, SLG: 0.443 | B B F X<br>2-1 ③ FC5-4 1-2f 2-3 | C X<br>0-1 G6-4-3 1B | C B B 2 SAFE X<br>2-1 ① G6-3 1-3 | | | C X<br>0-1 ① G6-3 | | | C X<br>0-1 ③ F7 | 5 | 0 | 1 | 0 | 0 | 0 | 3 |
| Mike Lansing, R (1, 4)<br>OBP: 0.315, SLG: 0.421 | | C X<br>0-1 L3 1B | X<br>0-0 ① ② G6-4-3 1-2f | | B C B B X<br>3-1 1B 3-H 1B | | B X<br>1-0 ② G6-3 | | | 4 | 0 | 2 | 1 | 0 | 0 | 1 |
| F.P. Santangelo, S (1, 7)<br>OBP: 0.520, SLG: 0.696 | | X<br>0-0 ① ② L3 1-1 | C S S<br>0-3 ③ K | | X<br>0-0 1-3 1B | | B X<br>1-0 1B | | | 4 | 0 | 2 | 0 | 0 | 1 | 1 |
| Shane Andrews, R (1, 5)<br>OBP: 0.275, SLG: 0.364 | | C B B F B B<br>4-2 1B 3B BB | | B C C S<br>1-3 ① K | C F F S<br>0-3 ② K | | X<br>0-0 ③ L8 | | | 3 | 1 | 0 | 0 | 1 | 2 | 3 |
| Butch Henry, L (1, 1)<br>OBP: 0.050, SLG: 0.050 | | X<br>0-0 1-2 3B 1B | | C C F X<br>0-2 ② F7 | S X<br>0-1 ③ P4 | | | C C S<br>0-3 ① K | | 4 | 1 | 1 | 0 | 0 | 1 | 2 |
| Jeff Shaw, R (9, 1) | | | | | | | | | | 0 | 0 | 0 | 0 | 0 | 0 | 0 |
| Tim Scott, R (9, 1)<br>OBP: 0.250, SLG: 0.250 | | | | | | | | | | 0 | 0 | 0 | 0 | 0 | 0 | 0 |
| Dave Leiper, L (9, 1) | | | | | | | | | | 0 | 0 | 0 | 0 | 0 | 0 | 0 |
| Inning Stats | R: 0 H: 1<br>E: 0 LOB: 2<br>K: 1 BB: 0<br>S: 12 P: 19 | R: 3 H: 4<br>E: 0 LOB: 1<br>K: 1 BB: 1<br>S: 14 P: 25 | R: 1 H: 2<br>E: 0 LOB: 0<br>K: 1 BB: 0<br>S: 8 P: 9 | R: 0 H: 1<br>E: 0 LOB: 2<br>K: 2 BB: 1<br>S: 14 P: 20 | R: 1 H: 3<br>E: 1 LOB: 2<br>K: 1 BB: 0<br>S: 15 P: 23 | R: 1 H: 1<br>E: 0 LOB: 0<br>K: 2 BB: 0<br>S: 12 P: 18 | R: 0 H: 1<br>E: 0 LOB: 1<br>K: 0 BB: 0<br>S: 5 P: 7 | R: 0 H: 0<br>E: 0 LOB: 0<br>K: 1 BB: 0<br>S: 7 P: 8 | R: 0 H: 0<br>E: 0 LOB: 0<br>K: 1 BB: 0<br>S: 8 P: 11 | 1B: 10 SF: 0<br>2B: 1 SAC: 0<br>3B: 1 DP: 2<br>HR: 2 HBP: 1 | | | | | | |

| PITCHER | | IP | WLS | BF | H | R | ER | SO | BB | IBB | HBP | BLK | WP | HR | S | P | ERA | WHIP |
|---|---|---|---|---|---|---|---|---|---|---|---|---|---|---|---|---|---|---|
| Doug Drabek, R<br>ERA: 4.79 | (1, 1) | 4.1 | L | 25 | 11 | 5 | 5 | 5 | 2 | 0 | 1 | 0 | 1 | 1 | 57 | 90 | 10.38 | 3.000 |
| Jeff Tabaka, L<br>ERA: 3.68 | (5, 1) | 3.2 | | 13 | 2 | 1 | 1 | 4 | 0 | 0 | 0 | 0 | 0 | 1 | 30 | 39 | 2.46 | 0.545 |
| Doug Brocail, R<br>ERA: 3.53 | (9, 1) | 1.0 | | 3 | 0 | 0 | 0 | 1 | 0 | 0 | 0 | 0 | 0 | 0 | 8 | 11 | 0.00 | 0.000 |

| PITCHER | IP | WLS | BF | H | R | ER | SO | BB | IBB | HBP | BLK | WP | HR | S | P | ERA | WHIP |
|---|---|---|---|---|---|---|---|---|---|---|---|---|---|---|---|---|---|

# TOP

## Montreal Expos @ Houston Astros

Astrodome, Houston, TX

Thu Aug 10 1995, 8:05 PM EDT

Att. 13,690 - Dome

livebaseballscorecards.com

| | |
|---|---|
| AB | 38 |
| R | 6 |
| H | 13 |
| RBI | 6 |
| BB | 2 |
| SO | 10 |
| LOB | 13 |

WP: 1 PA: 41
PB: 0
SB: 0
CS: 0

# Montreal Expos @ Houston Astros

Astrodome, Houston, TX

Thu Aug 10 1995, 8:05 PM EDT

Att. 13,690 - Dome

livebaseballscorecards.com

## BOTTOM

| Batter | 1 | 2 | 3 | 4 | 5 | 6 | 7 | 8 | 9 | AB | R | H | RBI | BB | SO | LOB |
|---|---|---|---|---|---|---|---|---|---|---|---|---|---|---|---|---|
| Brian Hunter, R (1, 8)<br>OBP: 0.372, SLG: 0.424 | C B C B X 2-2 ① P6 | | X 0-0 1B 1B | | | C F S 0-3 ① K | | F X 0-1 ② SF7 3-H | | 3 | 0 | 1 | 1 | 0 | 1 | 0 |
| James Mouton, R (1, 7)<br>OBP: 0.335, SLG: 0.399 | B B C S B B 4-2 FC6-4 BB | | B C 1 SAFE B X 2-1 1-2 1B | | | B B C S X 2-2 ② G6-3 | | 1 SAFE F F B X 1-2 ③ FC5-4 1-2f | | 3 | 0 | 1 | 0 | 1 | 0 | 1 |
| Craig Biggio, R (1, 4)<br>OBP: 0.416, SLG: 0.515 | 1 SAFE 1 SAFE 1 SAFE B B C 1 SAFE X 2-1 ② F7 | | C C B X 1-2 ③ P3 | | | X 0-0 ③ G6-3 | | | X 0-0 HR | 4 | 1 | 1 | 1 | 0 | 0 | 3 |
| Derek Bell, R (1, 9)<br>OBP: 0.373, SLG: 0.437 | 1 SAFE 1 SAFE X 0-0 ③ FC6-4 1-2f | | | F B C B C 2-3 ① K | | | C S B F B B S 3-3 ① K | | X 0-0 BB DI 1B | 4 | 0 | 1 | 0 | 0 | 2 | 1 |
| Tony Eusebio, R (1, 2)<br>OBP: 0.378, SLG: 0.455 | | C B S B X 2-2 G6-4-3 1B | | B S B X 2-1 ② G6-3 | | | X 0-0 ② L9 | | 1 SAFE B X 1-0 ① L9 | 4 | 0 | 1 | 0 | 0 | 0 | 1 |
| Craig Shipley, R (1, 5)<br>OBP: 0.289, SLG: 0.342 | | C F F S 0-3 ① K | | B B C X 2-1 ③ F8 | | | B X 1-0 ③ G4-3 | | B X 1-0 ② F8 | 4 | 0 | 0 | 0 | 0 | 1 | 2 |
| Mike Simms, R (1, 3)<br>OBP: 0.357, SLG: 0.500<br>Dave Magadan, L (9, PH)<br>OBP: 0.410, SLG: 0.350 | | B F C B 1 SAFE B X 3-2 ②③ G6-4-3 1-2f | | | B B X 2-0 ① G6-3 | | | B B C B X 3-1 1B SF7 2B | B C B B B 4-1 1-2 BB BB | 3<br>0 | 1<br>0 | 1<br>0 | 0<br>0 | 0<br>1 | 0<br>0 | 1<br>0 |
| Orlando Miller, R (1, 6)<br>OBP: 0.319, SLG: 0.380<br>Derrick May, L (9, PH)<br>OBP: 0.317, SLG: 0.351 | | | S B C F B X 2-2 ① L7 | | C X 0-1 ② G5-3 | | | S B F B X 2-2 ① F9 | B B B B B 4-0 1-2 2-3 BB | 3<br>0 | 0<br>0 | 0<br>0 | 0<br>0 | 0<br>1 | 0<br>0 | 1<br>0 |
| Doug Drabek, R (1, 1)<br>OBP: 0.256, SLG: 0.244<br>Jeff Tabaka, R (5, 1)<br>Ricky Gutierrez, R (8, PH)<br>OBP: 0.286, SLG: 0.250<br>Doug Brocail, L (9, 1)<br>OBP: 0.286, SLG: 0.286<br>Milt Thompson, L (9, PH)<br>OBP: 0.290, SLG: 0.303<br>John Cangelosi, S (9, PH)<br>OBP: 0.474, SLG: 0.449 | | | T S S 0-3 ② K | | X 0-0 ③ P4 | | | X 0-0 FC5-4 2-3 1B | B F B B S S S 3-3 ③ K | 1<br>1<br>1<br>0<br>0<br>0<br>1 | 0<br>0<br>0<br>0<br>0<br>0<br>0 | 0<br>0<br>1<br>0<br>0<br>0<br>0 | 0<br>0<br>0<br>0<br>0<br>0<br>0 | 0<br>0<br>0<br>0<br>0<br>0<br>0 | 1<br>0<br>0<br>0<br>0<br>0<br>1 | 0<br>0<br>0<br>0<br>0<br>0<br>3 |
| Inning Stats | R: 0 E: 0 K: 0 S: 8 H: 0 LOB: 1 BB: 1 P: 16 | R: 0 E: 0 K: 1 S: 10 H: 1 LOB: 0 BB: 0 P: 15 | R: 0 E: 0 K: 1 S: 13 H: 2 LOB: 2 BB: 0 P: 18 | R: 0 E: 0 K: 1 S: 7 H: 0 LOB: 0 BB: 0 P: 13 | R: 0 E: 0 K: 0 S: 4 H: 0 LOB: 0 BB: 0 P: 6 | R: 0 E: 0 K: 1 S: 7 H: 0 LOB: 0 BB: 0 P: 9 | R: 0 E: 0 K: 1 S: 6 H: 0 LOB: 0 BB: 0 P: 10 | R: 1 E: 0 K: 0 S: 11 H: 2 LOB: 1 BB: 0 P: 17 | R: 1 E: 0 K: 1 S: 8 H: 2 LOB: 3 BB: 2 P: 21 | 1B: 5<br>2B: 1<br>3B: 0<br>HR: 1 | SF: 1<br>SAC: 0<br>DP: 1<br>HBP: 0 | | | WP: 0<br>PB: 0<br>SB: 0<br>CS: 0 | PA: 36 | | |

| | AB | 32 |
|---|---|---|
| | R | 2 |
| | H | 7 |
| | RBI | 2 |
| | BB | 3 |
| | SO | 6 |
| | LOB | 13 |

| PITCHER | | IP | WLS | BF | H | R | ER | SO | BB | IBB | HBP | BLK | WP | HR | S | P | ERA | WHIP |
|---|---|---|---|---|---|---|---|---|---|---|---|---|---|---|---|---|---|---|
| Butch Henry, L<br>ERA: 2.94 | (1, 1) | 8.0 | W | 29 | 5 | 1 | 1 | 5 | 1 | 0 | 0 | 0 | 0 | 0 | 66 | 104 | 1.12 | 0.750 |
| Jeff Shaw, R<br>ERA: 4.75 | (9, 1) | 0.2 | | 5 | 2 | 1 | 1 | 0 | 1 | 0 | 0 | 0 | 0 | 1 | 5 | 11 | 13.50 | 4.500 |
| Tim Scott, R<br>ERA: 4.36 | (9, 1) | 0.0 | | 1 | 0 | 0 | 0 | 0 | 1 | 0 | 0 | 0 | 0 | 0 | 0 | 4 | ∞ | ∞ |
| Dave Leiper, L<br>ERA: 3.76 | (9, 1) | 0.1 | S | 1 | 0 | 0 | 0 | 1 | 0 | 0 | 0 | 0 | 0 | 0 | 3 | 6 | 0.00 | 0.000 |

| PITCHER | IP | WLS | BF | H | R | ER | SO | BB | IBB | HBP | BLK | WP | HR | S | P | ERA | WHIP |
|---|---|---|---|---|---|---|---|---|---|---|---|---|---|---|---|---|---|

| Batter | 1 | 2 | 3 | 4 | 5 | 6 | 7 | 8 | 9 | AB | R | H | RBI | BB | SO | LOB |
|---|---|---|---|---|---|---|---|---|---|---|---|---|---|---|---|---|
| Damon Buford, R (1, 8)<br>OBP: 0.306, SLG: 0.243 | B C B B X<br>3-1<br>HR | B B F X<br>2-1 ② ③<br>G1-6-3<br>1-2f | | | B C C B X<br>2-2 ①<br>FC6-4<br>1-2f<br>2B | | B B C C F S<br>2-3 ②<br>K | | C X<br>0-1 ①<br>G6-3 | 5 | 2 | 1 | 1 | 0 | 1 | 2 |
| Joe Orsulak, L (1, 7)<br>OBP: 0.328, SLG: 0.404 | B B B B<br>4-0<br>G3 HBP<br>1B<br>BB | | B B C B F X<br>3-2<br>F8<br>2B | | X<br>0-0<br>1-H<br>1B<br>2B | | C B X<br>1-1 ③<br>G4-3 | | X<br>0-0<br>HBP<br>1B | 4 | 2 | 3 | 1 | 1 | 0 | 0 |
| Carl Everett, S (1, 9)<br>OBP: 0.314, SLG: 0.440 | B X<br>1-0 ①<br>L8 | | C B B X<br>2-1 ①<br>F8<br>2-3 | | B S X<br>1-1<br>G6-3<br>2-H<br>1B | | | C S B X<br>1-2<br>G1<br>3B<br>2B | C B S X<br>1-2 ②<br>L8 | 5 | 1 | 2 | 1 | 0 | 0 | 3 |
| Jeff Kent, R (1, 4)<br>OBP: 0.327, SLG: 0.461 | B 1 F H SAFE<br>2-1<br>G3<br>1-2<br>1B<br>HBP | | C S S<br>0-3 ②<br>K | | B B X<br>2-0 ②<br>G6-3<br>1-2 | | | S B X<br>1-1 ①<br>G1<br>2-3 | H<br>1-0<br>1-2<br>HBP | 3 | 1 | 0 | 0 | 0 | 1 | 3 |
| Rico Brogna, L (1, 3)<br>OBP: 0.345, SLG: 0.488 | C X<br>0-1 ②<br>G3<br>1-2<br>2-3 | | C S T B B B S<br>3-3 ③<br>K | | S C B B C<br>1-3 ③<br>K | | | F X<br>0-1<br>SF7<br>3-H<br>3B | T C F F X<br>0-2 ③<br>F7 | 5 | 1 | 1 | 1 | 0 | 2 | 6 |
| Jose Vizcaino, S (1, 6)<br>OBP: 0.331, SLG: 0.358 | B B B B C X<br>3-1<br>2-H<br>3-H<br>1B | | | L B B F F X<br>2-2 ①<br>G4-3 | | X<br>0-0 ①<br>G4-3 | | I I I I<br>4-0<br>1B<br>IBB | | 3 | 0 | 1 | 2 | 1 | 0 | 0 |
| Bill Spiers, L (1, 5)<br>OBP: 0.226, SLG: 0.239 | B X<br>1-0 ③<br>F8 | | | X<br>0-0 ②<br>G4-3 | | C L B X<br>1-2 ②<br>G4-3 | | B S B F X<br>2-2 ②<br>SF7<br>3-H | | 3 | 0 | 0 | 0 | 0 | 0 | 1 |
| Doug Henry, R (6, 1) | | | | | | | | | | 0 | 0 | 0 | 0 | 0 | 0 | 0 |
| Chris Jones, R (8, PH)<br>OBP: 0.349, SLG: 0.519 | | | | | | | | | | 0 | 0 | 0 | 1 | 0 | 0 | 0 |
| Tim Bogar, R (8, 5)<br>OBP: 0.317, SLG: 0.354 | | | | | | | | | | 0 | 0 | 0 | 0 | 0 | 0 | 0 |
| Kelly Stinnett, R (1, 2)<br>OBP: 0.365, SLG: 0.397 | | B C B B B<br>4-1<br>FC1-6<br>BB | | C B B S B X<br>2-2 ③<br>G5-3 | | B C C S<br>1-3 ③<br>K | | 1 SAFE C S X<br>0-2<br>1-2<br>1B | | 3 | 0 | 1 | 0 | 1 | 1 | 0 |
| Bobby Jones, R (1, 1)<br>OBP: 0.200, SLG: 0.179 | | X<br>0-0 ①<br>FC1-6<br>G1-6-3<br>1-2f | | | X<br>0-0<br>FC6-4<br>1B | | C B X<br>1-1 ①<br>G4-3 | B S F T<br>1-2 ③<br>K | | 1 | 0 | 0 | 0 | 0 | 0 | 1 |
| Paul Byrd, R (3, 1)<br>OBP: 1.000, SLG: 1.000 | | | | | | | | | | 1 | 0 | 1 | 0 | 0 | 0 | 0 |
| Aaron Ledesma, R (6, 5)<br>OBP: 0.378, SLG: 0.258 | | | | | | | | | | 2 | 0 | 0 | 0 | 0 | 1 | 2 |
| Jerry Dipoto, R (8, 1) | | | | | | | | | | 0 | 0 | 0 | 0 | 0 | 0 | 0 |
| John Franco, L (9, 1) | | | | | | | | | | 0 | 0 | 0 | 0 | 0 | 0 | 0 |
| Inning Stats | R: 3 H: 2<br>E: 0 LOB: 1<br>K: 0 BB: 1<br>S: 9 P: 23 | R: 0 H: 0<br>E: 0 LOB: 0<br>K: 0 BB: 1<br>S: 4 P: 10 | R: 0 H: 1<br>E: 0 LOB: 1<br>K: 2 BB: 0<br>S: 12 P: 20 | R: 0 H: 0<br>E: 0 LOB: 0<br>K: 0 BB: 0<br>S: 8 P: 12 | R: 2 H: 3<br>E: 0 LOB: 1<br>K: 1 BB: 0<br>S: 11 P: 17 | R: 0 H: 0<br>E: 0 LOB: 0<br>K: 1 BB: 0<br>S: 7 P: 9 | R: 0 H: 0<br>E: 0 LOB: 0<br>K: 1 BB: 0<br>S: 8 P: 12 | R: 2 H: 3<br>E: 0 LOB: 2<br>K: 1 BB: 1<br>S: 16 P: 25 | R: 0 H: 1<br>E: 0 LOB: 2<br>K: 0 BB: 0<br>S: 11 P: 13 | 1B: 5 SF: 1<br>2B: 3 SAC: 0<br>3B: 1 DP: 1<br>HR: 1 HBP: 2 | | | | | | |

| PITCHER | IP | WLS | BF | H | R | ER | SO | BB | IBB | HBP | BLK | WP | HR | S | P | ERA | WHIP |
|---|---|---|---|---|---|---|---|---|---|---|---|---|---|---|---|---|---|
| Darryl Kile, R (1, 1)<br>ERA: 4.87 | 4.2 | | 22 | 6 | 5 | 5 | 2 | 2 | 0 | 1 | 0 | 0 | 1 | 41 | 78 | 9.64 | 1.714 |
| Dean Hartgraves, L (5, 1)<br>ERA: 2.66 | 0.1 | | 1 | 0 | 0 | 0 | 1 | 0 | 0 | 0 | 0 | 0 | 0 | 3 | 4 | 0.00 | 0.000 |
| Dave Veres, R (6, 1)<br>ERA: 1.85 | 2.0 | | 6 | 0 | 0 | 0 | 2 | 0 | 0 | 0 | 0 | 0 | 0 | 15 | 21 | 0.00 | 0.000 |
| Todd Jones, R (8, 1)<br>ERA: 2.41 | 2.0 | L | 12 | 4 | 2 | 2 | 1 | 0 | 1 | 1 | 0 | 0 | 0 | 27 | 38 | 9.00 | 2.000 |

| PITCHER | IP | WLS | BF | H | R | ER | SO | BB | IBB | HBP | BLK | WP | HR | S | P | ERA | WHIP |
|---|---|---|---|---|---|---|---|---|---|---|---|---|---|---|---|---|---|

TOP

# New York Mets @ Houston Astros

Astrodome, Houston, TX

Fri Aug 11 1995, 8:05 PM EDT

Att. 32,469 - Dome

livebaseballscorecards.com

| | |
|---|---|
| AB | 35 |
| R | 7 |
| H | 10 |
| RBI | 7 |
| BB | 3 |
| SO | 6 |
| LOB | 18 |

| | | | |
|---|---|---|---|
| WP: 0 | PA: 41 | | |
| PB: 0 | | | |
| SB: 0 | | | |
| CS: 0 | | | |

# BOTTOM

## New York Mets @ Houston Astros

Astrodome, Houston, TX

Fri Aug 11 1995, 8:05 PM EDT

Att. 32,469 - Dome

livebaseballscorecards.com

| Batter | 1 | 2 | 3 | 4 | 5 | 6 | 7 | 8 | 9 | AB | R | H | RBI | BB | SO | LOB |
|---|---|---|---|---|---|---|---|---|---|---|---|---|---|---|---|---|
| John Cangelosi, S (1, 8)<br>OBP: 0.471, SLG: 0.432 | G5-3<br>BB | 1B<br>BB | | E5<br>BLK | BB | | | K | | 3 | 0 | 0 | 0 | 2 | 1 | 0 |
| Craig Biggio, R (1, 4)<br>OBP: 0.418, SLG: 0.515 | 1B<br>G6-3<br>BB | 1 SAFE<br>1 SAFE<br>FC6-4<br>1-3<br>1B | | 1 SAFE<br>2 SAFE<br>G1-3<br>1-2 | F9 | | | 0-0<br>1B | | 4 | 1 | 2 | 0 | 1 | 0 | 3 |
| Derek Bell, R (1, 9)<br>OBP: 0.371, SLG: 0.434 | G6-3<br>S<br>1B<br>1-3<br>1B | FC6-4<br>1-2f | | K | | F9 | | K | | 5 | 1 | 1 | 0 | 0 | 2 | 4 |
| Derrick May, L (1, 7)<br>OBP: 0.316, SLG: 0.354<br>Brian Hunter, R (9, PH)<br>OBP: 0.371, SLG: 0.422 | G6-3<br>1-3<br>3-H | 1B<br>1B<br>2B | G3 | | | K | | | K | 4<br>1 | 1<br>0 | 1<br>0 | 1<br>0 | 0<br>0 | 1<br>1 | 2<br>0 |
| Tony Eusebio, R (1, 2)<br>OBP: 0.382, SLG: 0.462 | BB<br>3-H<br>1B | 1B<br>1B<br>2-3<br>1B | | | 2B<br>2B | F8 | | | K | 5 | 1 | 3 | 1 | 0 | 1 | 0 |
| Dave Magadan, L (1, 5)<br>OBP: 0.415, SLG: 0.359<br>Craig Shipley, R (9, PH)<br>OBP: 0.288, SLG: 0.340 | FC5-4<br>1-2<br>BB | 1B<br>1-2<br>3-H<br>1B | | 1B<br>G1-3<br>2-H<br>2B | | G3 | | G6-3 | | 3<br>1 | 1<br>0 | 2<br>0 | 2<br>0 | 1<br>0 | 0<br>0 | 0<br>0 |
| Mike Simms, R (1, 3)<br>OBP: 0.375, SLG: 0.500 | FC5-4<br>1-2f | G6-3<br>1-2<br>2-3<br>1B | | | G1-3<br>2-3<br>1B | P6 | | | | 4 | 0 | 2 | 0 | 0 | 0 | 2 |
| Ricky Gutierrez, R (1, 6)<br>OBP: 0.240, SLG: 0.208<br>Todd Jones, L (8, 1)<br>OBP: 0.200, SLG: 0.400 | G4-3 | K | | | K | G3 | | | | 4<br>0 | 0<br>0 | 0<br>0 | 0<br>0 | 0<br>0 | 2<br>0 | 5<br>0 |
| Darryl Kile, R (1, 1)<br>OBP: 0.200, SLG: 0.139<br>Dean Hartgraves, R (5, 1)<br>Milt Thompson, L (5, PH)<br>OBP: 0.287, SLG: 0.300<br>Dave Veres, R (6, 1)<br>Orlando Miller, R (8, 6)<br>OBP: 0.318, SLG: 0.379 | G5-3 | G6-3<br>1-2f | | | 1 SAFE<br>G1-3<br>1-2<br>3-H | | | G4-3 | | 2<br>0<br>1<br>0<br>1 | 0<br>0<br>0<br>0<br>0 | 0<br>0<br>1<br>0<br>0 | 0<br>0<br>1<br>0<br>0 | 0<br>0<br>0<br>0<br>0 | 0<br>0<br>0<br>0<br>0 | 3<br>0<br>1<br>0<br>0 |
| Inning Stats | R: 2<br>E: 0<br>K: 0<br>S: 12<br>H: 2<br>LOB: 2<br>BB: 2<br>P: 26 | R: 0<br>E: 0<br>K: 0<br>S: 10<br>H: 1<br>LOB: 2<br>BB: 1<br>P: 17 | R: 1<br>E: 0<br>K: 1<br>S: 9<br>H: 4<br>LOB: 2<br>BB: 0<br>P: 16 | R: 0<br>E: 1<br>K: 1<br>S: 11<br>H: 0<br>LOB: 1<br>BB: 0<br>P: 17 | R: 2<br>E: 0<br>K: 1<br>S: 17<br>H: 3<br>LOB: 2<br>BB: 1<br>P: 30 | R: 0<br>E: 0<br>K: 1<br>S: 9<br>H: 0<br>LOB: 0<br>BB: 0<br>P: 11 | R: 0<br>E: 0<br>K: 0<br>S: 7<br>H: 0<br>LOB: 0<br>BB: 0<br>P: 13 | R: 0<br>E: 0<br>K: 2<br>S: 12<br>H: 1<br>LOB: 1<br>BB: 0<br>P: 17 | R: 0<br>E: 0<br>K: 2<br>S: 8<br>H: 0<br>LOB: 0<br>BB: 0<br>P: 14 | 1B: 8<br>2B: 3<br>3B: 0<br>HR: 0<br>SF: 0<br>SAC: 0<br>DP: 1<br>HBP: 0 | | | | | | |

| | AB | 38 |
|---|---|---|
| | R | 5 |
| | H | 11 |
| | RBI | 5 |
| | BB | 4 |
| | SO | 8 |
| | LOB | 20 |

WP: 0 PA: 42
PB: 0
SB: 1
CS: 0

| PITCHER | | IP | WLS | BF | H | R | ER | SO | BB | IBB | HBP | BLK | WP | HR | S | P | ERA | WHIP |
|---|---|---|---|---|---|---|---|---|---|---|---|---|---|---|---|---|---|---|
| Bobby Jones, R<br>ERA: 4.14 | (1, 1) | 2.0 | | 16 | 7 | 3 | 3 | 0 | 3 | 0 | 0 | 0 | 0 | 0 | 27 | 52 | 13.50 | 5.000 |
| Paul Byrd, R<br>ERA: 3.52 | (3, 1) | 3.0 | | 13 | 3 | 2 | 2 | 3 | 1 | 0 | 0 | 1 | 0 | 0 | 32 | 54 | 6.00 | 1.333 |
| Doug Henry, R<br>ERA: 3.83 | (6, 1) | 2.0 | W | 6 | 0 | 0 | 0 | 1 | 0 | 0 | 0 | 0 | 0 | 0 | 16 | 24 | 0.00 | 0.000 |
| Jerry Dipoto, R<br>ERA: 4.73 | (8, 1) | 1.0 | | 4 | 1 | 0 | 0 | 2 | 0 | 0 | 0 | 0 | 0 | 0 | 12 | 17 | 0.00 | 1.000 |
| John Franco, L<br>ERA: 2.31 | (9, 1) | 1.0 | S | 3 | 0 | 0 | 0 | 2 | 0 | 0 | 0 | 0 | 0 | 0 | 8 | 14 | 0.00 | 0.000 |

| PITCHER | IP | WLS | BF | H | R | ER | SO | BB | IBB | HBP | BLK | WP | HR | S | P | ERA | WHIP |
|---|---|---|---|---|---|---|---|---|---|---|---|---|---|---|---|---|---|

| Batter | 1 | 2 | 3 | 4 | 5 | 6 | 7 | 8 | 9 | AB | R | H | RBI | BB | SO | LOB |
|---|---|---|---|---|---|---|---|---|---|---|---|---|---|---|---|---|
| Damon Buford, R (1, 8)<br>OBP: 0.292, SLG: 0.230 | B C B X 2-1 G5-3 ① | | X 0-0 B2 ① | | C B B F X 2-2 FC5-4 ③ 1-2f | | | C B X 1-1 G4-3 ① | | 4 | 0 | 0 | 0 | 0 | 0 | 3 |
| Tim Bogar, R (1, 5)<br>OBP: 0.314, SLG: 0.349 | S C B X 1-2 1B | | S T X 0-2 FC5-4 ② 1-2f 2-3 | | | X 0-0 G4-3 ① | | T B B B C C 3-3 K ② | | 4 | 0 | 1 | 0 | 0 | 1 | 2 |
| Carl Everett, S (1, 9)<br>OBP: 0.305, SLG: 0.426 | B S S S 1 SAFE S 1-3 K ② | | F B 1 B X SAFE 2-1 G1-3 ③ | | | C X 0-1 P4 ② | | B S F X 1-2 G4-3 ③ | | 4 | 0 | 0 | 0 | 0 | 1 | 3 |
| Jeff Kent, R (1, 4)<br>OBP: 0.326, SLG: 0.458 | B F B S 1 SAFE S 2-3 K ③ | | | B S B F S 2-3 K ① | | S X 0-1 G5-3 ③ | | | X 0-0 F8-4 1B 1B | 4 | 0 | 1 | 0 | 0 | 2 | 1 |
| Chris Jones, R (1, 7)<br>OBP: 0.347, SLG: 0.511 | | C S S 0-3 K ① | | X 0-0 G4-3 ② | | | C B T B F B X 3-2 1B 1B 1B | | B S B B X 2-1 F8 ① | 4 | 1 | 1 | 0 | 0 | 1 | 1 |
| Rico Brogna, L (1, 3)<br>OBP: 0.344, SLG: 0.485 | | B B C B F X 3-2 G6-3 ② | | B X 1-0 G4-3 ③ | | | C B X 1-1 P5 ① | | X 0-0 1-2 1B | 4 | 0 | 1 | 0 | 0 | 0 | 1 |
| Jose Vizcaino, S (1, 6)<br>OBP: 0.331, SLG: 0.357 | | B X 1-0 G4-3 ③ | | | B C C B S 2-3 K ① | | 1 SAFE X 0-0 1-2 1B | | S B F X 1-2 F8-4 ② ③ 2-3 | 4 | 0 | 1 | 0 | 0 | 1 | 2 |
| Kelly Stinnett, R (1, 2)<br>OBP: 0.379, SLG: 0.402 | | | B B B C S B 4-2 FC5-4 BB BB | | B B B B 4-0 FC5-4 BB | | B C B C X 2-2 1-2 2-H G6-3 1B | | | 1 | 0 | 1 | 1 | 2 | 0 | 0 |
| Dave Mlicki, R (1, 1)<br>Aaron Ledesma, R (7, PH)<br>OBP: 0.368, SLG: 0.250<br>Dave Telgheder, R (7, 1) | | | B B B C B 4-1 FC5-4 1-2 BB | | B B B C L 1 SAFE L 3-3 K ② | | C X 0-1 G6-3 ② ③ 1-2f | | | 1<br>1<br>0 | 0<br>0<br>0 | 0<br>0<br>0 | 0<br>0<br>0 | 1<br>0<br>0 | 1<br>0<br>0 | 1<br>2<br>0 |
| Inning Stats | R: 0 H: 1<br>E: 0 LOB: 1<br>K: 2 BB: 0<br>S: 11 P: 17 | R: 0 H: 0<br>E: 0 LOB: 0<br>K: 1 BB: 0<br>S: 7 P: 11 | R: 0 H: 0<br>E: 0 LOB: 2<br>K: 0 BB: 2<br>S: 9 P: 19 | R: 0 H: 0<br>E: 0 LOB: 0<br>K: 1 BB: 0<br>S: 5 P: 8 | R: 0 H: 0<br>E: 0 LOB: 1<br>K: 2 BB: 1<br>S: 9 P: 20 | R: 0 H: 0<br>E: 0 LOB: 0<br>K: 0 BB: 0<br>S: 5 P: 5 | R: 1 H: 3<br>E: 0 LOB: 1<br>K: 0 BB: 1<br>S: 12 P: 18 | R: 0 H: 0<br>E: 0 LOB: 0<br>K: 1 BB: 0<br>S: 8 P: 13 | R: 0 H: 2<br>E: 0 LOB: 1<br>K: 0 BB: 0<br>S: 7 P: 10 | 1B: 6 SF: 0<br>2B: 1 SAC: 0<br>3B: 0 DP: 2<br>HR: 0 HBP: 0 | | | | | | |

| PITCHER | | IP | WLS | BF | H | R | ER | SO | BB | IBB | HBP | BLK | WP | HR | S | P | ERA | WHIP |
|---|---|---|---|---|---|---|---|---|---|---|---|---|---|---|---|---|---|---|
| Mike Hampton, L<br>ERA: 2.89 | (1, 1) | 7.0 | W | 27 | 4 | 1 | 1 | 6 | 3 | 0 | 0 | 0 | 0 | 0 | 58 | 98 | 1.29 | 1.000 |
| Todd Jones, R<br>ERA: 2.38 | (8, 1) | 1.0 | | 3 | 0 | 0 | 0 | 1 | 0 | 0 | 0 | 0 | 0 | 0 | 8 | 13 | 0.00 | 0.000 |
| Mike Henneman, R<br>ERA: 1.48 | (9, 1) | 1.0 | S | 4 | 2 | 0 | 0 | 0 | 0 | 0 | 0 | 0 | 0 | 0 | 7 | 10 | 0.00 | 2.000 |

| PITCHER | IP | WLS | BF | H | R | ER | SO | BB | IBB | HBP | BLK | WP | HR | S | P | ERA | WHIP |
|---|---|---|---|---|---|---|---|---|---|---|---|---|---|---|---|---|---|

# TOP

## New York Mets @ Houston Astros

Astrodome, Houston, TX

Sat Aug 12 1995, 8:05 PM EDT

Att. 31,498 - Dome

livebaseballscorecards.com

| | |
|---|---|
| AB | 31 |
| R | 1 |
| H | 6 |
| RBI | 1 |
| BB | 3 |
| SO | 7 |
| LOB | 16 |

# New York Mets @ Houston Astros

Astrodome, Houston, TX

Sat Aug 12 1995, 8:05 PM EDT

Att. 31,498 - Dome

## BOTTOM

| Batter | 1 | 2 | 3 | 4 | 5 | 6 | 7 | 8 | 9 | AB | R | H | RBI | BB | SO | LOB |
|---|---|---|---|---|---|---|---|---|---|---|---|---|---|---|---|---|
| John Cangelosi, S (1, 8)<br>OBP: 0.472, SLG: 0.435 | B X<br>1-0 2B 1B | | B C X<br>1-1 S 1-3 1B | C C B B B X<br>3-2 G4-3 2-3 ② | | | C F B B X<br>2-2 G1-3 ② | | | 4 | 0 | 2 | 0 | 0 | 0 | 1 |
| Todd Jones, L (8, 1)<br>OBP: 0.200, SLG: 0.400 | | | | | | | | | | 0 | 0 | 0 | 0 | 0 | 0 | 0 |
| James Mouton, R (9, 7)<br>OBP: 0.335, SLG: 0.399 | | | | | | | | | | 0 | 0 | 0 | 0 | 0 | 0 | 0 |
| Craig Biggio, R (1, 4)<br>OBP: 0.414, SLG: 0.509 | B S 1 SAFE X<br>1-1 F8 ① | | X<br>0-0 F9 ① | B C X<br>1-1 F8 ③ | | | B C C X<br>1-2 G3 ③ | | | 4 | 0 | 0 | 0 | 0 | 0 | 4 |
| Derek Bell, R (1, 9)<br>OBP: 0.370, SLG: 0.431 | 1 SAFE<br>1 SAFE C 1 SAFE B S B 1 SAFE X<br>2-2 P6 ② | | 1 SAFE B B B<br>4-0 1-2 3-H BB | | C B F B F X<br>2-2 G6-3 ① | | | S B X<br>1-1 G4-3 ① | | 3 | 0 | 0 | 0 | 1 | 0 | 1 |
| Derrick May, L (1, 7)<br>OBP: 0.315, SLG: 0.357 | B X<br>1-0 1-H 2B ③ | | B X<br>1-0 F9 ② | | B C X<br>1-1 L3 ② | | | F C X<br>0-2 F8 ② | | 4 | 0 | 1 | 0 | 0 | 0 | 2 |
| Mike Henneman, R (9, 1)<br>OBP: 0.284, SLG: 0.297 | | | | | | | | | | 0 | 0 | 0 | 0 | 0 | 0 | 0 |
| Tony Eusebio, R (1, 2)<br>OBP: 0.380, SLG: 0.459 | | B C C C<br>1-3 K ① | C F F B B S<br>2-3 K ③ | | F S B S<br>1-3 K ③ | | | F C B X<br>1-2 1B | | 4 | 0 | 1 | 0 | 0 | 3 | 2 |
| Dave Magadan, L (1, 5)<br>OBP: 0.413, SLG: 0.357 | | C B C B X<br>2-2 G3 ② | B B C B F X<br>3-2 HR 1B | | | C F F X<br>0-2 L5 ① | | X<br>0-0 L7 ③ | | 4 | 1 | 1 | 0 | 0 | 0 | 1 |
| Mike Simms, R (1, 3)<br>OBP: 0.371, SLG: 0.581 | | C X<br>0-1 E5 | B C B B F X<br>3-2 1-H HR | | | B F B B X<br>3-1 F9 ② | | | | 3 | 1 | 1 | 2 | 0 | 0 | 0 |
| Orlando Miller, R (1, 6)<br>OBP: 0.318, SLG: 0.379 | | B B F X<br>2-1 G3 ③ | C C X<br>0-2 WP SH3-4 1B | | | B X<br>1-0 G5-3 ③ | | | | 3 | 0 | 1 | 0 | 0 | 0 | 1 |
| Mike Hampton, R (1, 1)<br>OBP: 0.152, SLG: 0.097 | | | C B X<br>1-1 1B E 1B | X<br>0-0 SH3-4 ① 1-2 | | | C S S F S<br>1-3 K2-3 ① | | | 1 | 1 | 1 | 0 | 0 | 0 | 0 |
| Milt Thompson, L (7, PH)<br>OBP: 0.284, SLG: 0.297 | | | | | | | | | | 1 | 0 | 0 | 0 | 0 | 1 | 0 |
| Brian Hunter, R (8, 8)<br>OBP: 0.371, SLG: 0.422 | | | | | | | | | | 0 | 0 | 0 | 0 | 0 | 0 | 0 |
| Inning Stats | R: 0 E: 0 K: 0 S: 7 H: 2 LOB: 2 BB: 0 P: 12 | R: 0 E: 1 K: 1 S: 10 H: 0 LOB: 1 BB: 0 P: 15 | R: 1 E: 0 K: 1 S: 10 H: 2 LOB: 2 BB: 1 P: 19 | R: 2 E: 0 K: 0 S: 15 H: 3 LOB: 1 BB: 0 P: 25 | R: 0 E: 0 K: 1 S: 9 H: 0 LOB: 0 BB: 0 P: 13 | R: 0 E: 0 K: 0 S: 7 H: 0 LOB: 0 BB: 0 P: 11 | R: 0 E: 0 K: 1 S: 11 H: 0 LOB: 0 BB: 0 P: 15 | R: 0 E: 0 K: 0 S: 9 H: 1 LOB: 1 BB: 0 P: 11 | | 1B: 6 2B: 1 3B: 0 HR: 1 SF: 0 SAC: 1 DP: 0 HBP: 0 | | | | | | |

| PITCHER | | IP | WLS | BF | H | R | ER | SO | BB | IBB | HBP | BLK | WP | HR | S | P | ERA | WHIP |
|---|---|---|---|---|---|---|---|---|---|---|---|---|---|---|---|---|---|---|
| Dave Mlicki, R<br>ERA: 4.67 | (1, 1) | 6.0 | L | 26 | 7 | 3 | 3 | 3 | 1 | 0 | 0 | 0 | 1 | 1 | 58 | 95 | 4.50 | 1.333 |
| Dave Telgheder, R<br>ERA: 10.8 | (7, 1) | 2.0 | | 7 | 1 | 0 | 0 | 1 | 0 | 0 | 0 | 0 | 0 | 0 | 20 | 26 | 0.00 | 0.500 |

| PITCHER | IP | WLS | BF | H | R | ER | SO | BB | IBB | HBP | BLK | WP | HR | S | P | ERA | WHIP |
|---|---|---|---|---|---|---|---|---|---|---|---|---|---|---|---|---|---|

livebaseballscorecards.com

| | |
|---|---|
| AB | 31 |
| R | 3 |
| H | 8 |
| RBI | 2 |
| BB | 1 |
| SO | 4 |
| LOB | 12 |

PA: 33

WP: 1 PB: 0 SB: 1 CS: 0

# New York Mets @ Houston Astros

Astrodome, Houston, TX

Sun Aug 13 1995, 8:05 PM EDT

Att. 17,287 - Dome

TOP

livebaseballscorecards.com

| Batter | 1 | 2 | 3 | 4 | 5 | 6 | 7 | 8 | 9 | AB | R | H | RBI | BB | SO | LOB |
|---|---|---|---|---|---|---|---|---|---|---|---|---|---|---|---|---|
| Damon Buford, R (1, 8)<br>OBP: 0.287, SLG: 0.218 | C C B B X<br>2-2 F8 ① | B C F B X<br>2-2 F8 ③ | | | C F B S<br>1-3 K ① | | B X<br>1-0 F7 ② | | B H<br>2-0 1-2 HBP | 4 | 0 | 0 | 0 | 0 | 1 | 2 |
| Joe Orsulak, L (1, 7)<br>OBP: 0.325, SLG: 0.399 | B X<br>1-0 1B 2B 1B | | B B X<br>2-0 G4-3 ① | | C F F F F X<br>0-2 L7 ② | | B B C B C S<br>3-3 K ③<br>1-2 | | F B S F S<br>1-3 K ③ | 5 | 1 | 1 | 0 | 0 | 2 | 4 |
| Carl Everett, S (1, 9)<br>OBP: 0.297, SLG: 0.414 | B S I S<br>1 SAFE<br>1-3 K ② | | X<br>0-0 G6-3 ② | | B B B C F X<br>3-2 F7 ③ | | | C F B X<br>1-2 P4 ① | | 4 | 0 | 0 | 0 | 0 | 1 | 2 |
| Jeff Kent, R (1, 4)<br>OBP: 0.328, SLG: 0.457 | X<br>0-0 1-2 2B 1B | | S C S<br>0-3 K ③ | | | C B F B B S<br>3-3 K ① | | B B B C F B<br>4-2 BB | | 3 | 1 | 1 | 0 | 1 | 2 | 0 |
| Rico Brogna, L (1, 3)<br>OBP: 0.346, SLG: 0.488 | C B X<br>1-1 1-H 2-H 2B 2B | | | C S X<br>0-2 G6-3 ① | | B T B F B F X<br>3-2 1B | | S B 1 SAFE F X<br>1-2 L4 ② | | 4 | 1 | 2 | 2 | 0 | 0 | 1 |
| Jose Vizcaino, S (1, 6)<br>OBP: 0.332, SLG: 0.360 | B S B F X<br>2-2 2-H 2B | | | B B B<br>4-0 BB | | 1 SAFE B F 1 SAFE B X<br>2-1 F7 ② | | C C B S<br>1-3 K ③ | | 3 | 0 | 1 | 1 | 1 | 1 | 2 |
| Bill Spiers, L (1, 5)<br>OBP: 0.211, SLG: 0.220 | B S C S<br>1-3 K ③ | | | 1 SAFE S F 1 SAFE S<br>0-3 K ② | | B X<br>1-0 F7 ③ | | | B B C F F B X<br>3-2 F8 ① | 4 | 0 | 0 | 0 | 0 | 2 | 3 |
| Alberto Castillo, R (1, 2)<br>OBP: 0.233, SLG: 0.115<br>Kelly Stinnett, R (9, PH)<br>OBP: 0.376, SLG: 0.398 | | C S B X<br>1-2 G4-3 ① | | B X<br>1-0 G4-3 ③ | | | X<br>0-0 WP 1B | | C C F B F F B B B C<br>3-3 K ② | 3<br>1 | 0<br>0 | 1<br>0 | 0<br>0 | 0<br>0 | 0<br>1 | 1<br>0 |
| Reid Cornelius, R (1, 1)<br>Aaron Ledesma, R (7, PH)<br>OBP: 0.359, SLG: 0.242<br>Jerry Dipoto, R (7, 1)<br>Chris Jones, R (9, PH)<br>OBP: 0.344, SLG: 0.507 | | C T F F S<br>0-3 K ② | | | B C X<br>1-1 E6 | | F B F 1 SAFE B X<br>2-2 F9 ① | | B T F S<br>1-3 K HBP | 2<br>1<br>0<br>1 | 0<br>0<br>0<br>0 | 0<br>0<br>0<br>0 | 0<br>0<br>0<br>0 | 0<br>0<br>0<br>0 | 1<br>0<br>0<br>1 | 0<br>1<br>0<br>0 |
| Inning Stats | R: 3 H: 4<br>E: 0 LOB: 1<br>K: 2 BB: 0<br>S: 16 P: 24 | R: 0 H: 0<br>E: 0 LOB: 0<br>K: 1 BB: 0<br>S: 11 P: 14 | R: 0 H: 0<br>E: 0 LOB: 0<br>K: 1 BB: 0<br>S: 5 P: 7 | R: 0 H: 0<br>E: 0 LOB: 1<br>K: 1 BB: 1<br>S: 7 P: 12 | R: 0 H: 0<br>E: 1 LOB: 1<br>K: 1 BB: 0<br>S: 14 P: 19 | R: 0 H: 1<br>E: 0 LOB: 1<br>K: 1 BB: 0<br>S: 10 P: 19 | R: 0 H: 1<br>E: 0 LOB: 1<br>K: 1 BB: 0<br>S: 8 P: 14 | R: 0 H: 0<br>E: 0 LOB: 1<br>K: 1 BB: 1<br>S: 11 P: 18 | R: 0 H: 0<br>E: 0 LOB: 2<br>K: 3 BB: 0<br>S: 17 P: 27 | | | | | | | |

| | AB | 35 |
|---|---|---|
| | R | 3 |
| | H | 6 |
| | RBI | 3 |
| | BB | 2 |
| | SO | 12 |
| | LOB | 16 |

| | | | | | | | | | | | | | | | | | | | | | | | | | | | | | | |
|---|---|---|---|---|---|---|---|---|---|---|---|---|---|---|---|---|---|---|---|---|---|---|---|---|---|---|---|---|---|---|
| PITCHER | | IP | WLS | BF | H | R | ER | SO | BB | IBB | HBP | BLK | WP | HR | S | P | ERA | WHIP | PITCHER | IP | WLS | BF | H | R | ER | SO | BB | IBB | HBP | BLK | WP | HR | S | P | ERA | WHIP |
| Shane Reynolds, R<br>ERA: 2.9 | (1, 1) | 7.0 | W | 29 | 6 | 3 | 3 | 8 | 1 | 0 | 0 | 0 | 1 | 0 | 71 | 109 | 3.86 | 1.000 | | | | | | | | | | | | | | | | | |
| Dean Hartgraves, L<br>ERA: 2.55 | (8, 1) | 1.0 | | 4 | 0 | 0 | 0 | 1 | 1 | 0 | 0 | 0 | 0 | 0 | 11 | 18 | 0.00 | 1.000 | | | | | | | | | | | | | | | | | |
| Mike Henneman, R<br>ERA: 1.44 | (9, 1) | 1.0 | S | 5 | 0 | 0 | 0 | 3 | 0 | 0 | 1 | 0 | 1 | 0 | 17 | 27 | 0.00 | 0.000 | | | | | | | | | | | | | | | | | |

| | | | | | | |
|---|---|---|---|---|---|---|
| 1B: 4 | SF: 0 | WP: 2 | PA: 38 |
| 2B: 2 | SAC: 0 | PB: 0 | |
| 3B: 0 | DP: 0 | SB: 0 | |
| HR: 0 | HBP: 1 | CS: 0 | |

# BOTTOM

## New York Mets @ Houston Astros

Astrodome, Houston, TX

Sun Aug 13 1995, 8:05 PM EDT

Att. 17,287 - Dome

livebaseballscorecards.com

| Batter | 1 | 2 | 3 | 4 | 5 | 6 | 7 | 8 | 9 | AB | R | H | RBI | BB | SO | LOB |
|---|---|---|---|---|---|---|---|---|---|---|---|---|---|---|---|---|
| Brian Hunter, R (1, 8)<br>OBP: 0.375, SLG: 0.422 | B F B X<br>2-1<br>2B<br>1B | B B F B F B<br>4-2<br>1-2<br>2-3<br>1B<br>BB | | B C B B X<br>3-1<br>F9<br>③ | | | B 1 SAFE 1 SAFE B 1 SAFE S X<br>2-1<br>SH1-3<br>1-2<br>① | | | 2 | 1 | 1 | 0 | 1 | 0 | 0 |
| James Mouton, R (1, 7)<br>OBP: 0.342, SLG: 0.411 | B F 1 SAFE B 1 SAFE X<br>2-1<br>SH1-3<br>G6-3<br>1-H<br>2B | C X<br>0-1<br>1-2<br>2-H<br>3-H<br>1B<br>③ | | | B S F C<br>1-3<br>K<br>① | | B B S B X<br>3-1<br>G6-4-3<br>2-H<br>1B | | | 4 | 1 | 3 | 4 | 0 | 1 | 0 |
| Craig Biggio, R (1, 4)<br>OBP: 0.413, SLG: 0.507 | X<br>0-0<br>SH1-3<br>2-3<br>① | C B B B B<br>4-1<br>E S<br>BB | | | B C X<br>1-1<br>G1-3<br>② | | 1 SAFE X<br>0-0<br>G6-4-3<br>1-2f<br>② ③ | | | 2 | 0 | 0 | 0 | 1 | 0 | 1 |
| Derek Bell, R (1, 9)<br>OBP: 0.369, SLG: 0.429 | B B B F F F X<br>3-2<br>G6-3<br>3-H<br>② | B B X<br>2-0<br>G5-3<br>1-2<br>① | | | B C X<br>1-1<br>E S<br>1B | | | F B B X<br>2-1<br>G6-3<br>① | | 4 | 0 | 1 | 1 | 0 | 0 | 1 |
| Dave Magadan, L (1, 5)<br>(2, 3)<br>OBP: 0.414, SLG: 0.354 | C C B F F B X<br>3-2<br>G1-3<br>③ | B B I I<br>4-0<br>FC4<br>IBB | | | C 1 SAFE B X<br>1-1<br>F9<br>1-3<br>③ | | | B B B B<br>4-0<br>G6-4-3<br>BB | | 2 | 0 | 0 | 0 | 2 | 0 | 1 |
| Mike Simms, R (1, 3)<br>OBP: 0.371, SLG: 0.581<br>Craig Shipley, R (2, 5)<br>OBP: 0.287, SLG: 0.338 | C X<br>0-1<br>BB 1B<br>1B<br>1B | C B S S<br>1-3<br>K<br>② | | | | C S B B B F B X<br>3-2<br>G5-3<br>① | | B F X<br>1-1<br>G6-4-3<br>1-2f<br>② ③ | | 0<br>4 | 0<br>1 | 0<br>1 | 0<br>0 | 0<br>0 | 0<br>1 | 0<br>3 |
| Pat Borders, R (1, 2)<br>OBP: 0.261, SLG: 0.377 | B 1 SAFE 1 SAFE S S F C<br>1-3<br>①<br>S 2 SAFE B C X<br>1-2<br>FC4<br>1-2f<br>2-3<br>③ | | | | | C B B S X<br>2-2<br>G6-3<br>② | | | | 3 | 0 | 0 | 0 | 0 | 1 | 3 |
| Orlando Miller, R (1, 6)<br>OBP: 0.315, SLG: 0.375 | C C C<br>0-3<br>②<br>B B S X<br>2-1<br>G6-3<br>① | | | | | C F X<br>0-2<br>G5-3<br>③ | | | | 3 | 0 | 0 | 0 | 0 | 1 | 1 |
| Shane Reynolds, R (1, 1)<br>OBP: 0.170, SLG: 0.152<br>John Cangelosi, S (7, PH)<br>OBP: 0.477, SLG: 0.435<br>Dean Hartgraves, R (8, 1)<br>Mike Henneman, R (9, 1) | B X<br>1-0<br>BB<br>1-2<br>1B<br>1B | B B X<br>2-0<br>F8<br>② | | | | | C F B H<br>2-2<br>SH1-3<br>1B<br>HBP | | | 2<br>0<br>0<br>0 | 1<br>1<br>0<br>0 | 1<br>0<br>0<br>0 | 0<br>0<br>0<br>0 | 0<br>0<br>0<br>0 | 0<br>0<br>0<br>0 | 0<br>0<br>0<br>0 |
| Inning Stats | R: 2 E: 0 K: 0 S: 14<br>H: 2 LOB: 0 BB: 0 P: 24 | R: 2 E: 0 K: 2 S: 14<br>H: 3 LOB: 1 BB: 1 P: 20 | R: 0 E: 1 K: 1 S: 8<br>H: 0 LOB: 2 BB: 2 P: 20 | R: 0 E: 0 K: 0 S: 5<br>H: 0 LOB: 0 BB: 0 P: 12 | R: 0 E: 0 K: 1 S: 9<br>H: 1 LOB: 1 BB: 0 P: 13 | R: 0 E: 0 K: 0 S: 11<br>H: 0 LOB: 0 BB: 0 P: 16 | R: 1 E: 0 K: 0 S: 7<br>H: 1 LOB: 0 BB: 0 P: 14 | R: 0 E: 0 K: 0 S: 4<br>H: 0 LOB: 0 BB: 1 P: 11 | | 1B: 6<br>2B: 1<br>3B: 0<br>HR: 0 | SF: 0<br>SAC: 2<br>DP: 2<br>HBP: 1 | | | WP: 0<br>PB: 0<br>SB: 2<br>CS: 0 | PA: 33 | |

| | AB | 26 |
|---|---|---|
| | R | 5 |
| | H | 7 |
| | RBI | 5 |
| | BB | 4 |
| | SO | 4 |
| | LOB | 10 |

| PITCHER | IP | WLS | BF | H | R | ER | SO | BB | IBB | HBP | BLK | WP | HR | S | P | ERA | WHIP |
|---|---|---|---|---|---|---|---|---|---|---|---|---|---|---|---|---|---|
| Reid Cornelius, R (1, 1)<br>ERA: 6.41 | 6.0 | L | 26 | 6 | 4 | 4 | 4 | 2 | 1 | 0 | 0 | 0 | 0 | 61 | 105 | 6.00 | 1.333 |
| Jerry Dipoto, R (7, 1)<br>ERA: 4.72 | 2.0 | | 7 | 1 | 1 | 1 | 0 | 1 | 0 | 1 | 0 | 0 | 0 | 11 | 25 | 4.50 | 1.000 |

| PITCHER | IP | WLS | BF | H | R | ER | SO | BB | IBB | HBP | BLK | WP | HR | S | P | ERA | WHIP |
|---|---|---|---|---|---|---|---|---|---|---|---|---|---|---|---|---|---|

| Batter | 1 | 2 | 3 | 4 | 5 | 6 | 7 | 8 | 9 | AB | R | H | RBI | BB | SO | LOB |
|---|---|---|---|---|---|---|---|---|---|---|---|---|---|---|---|---|
| Kevin Flora, R (1, 8) | C X 0-1 G5-3 ① | | B C C F X 1-2 G6-3 ② | | S S 1 SAFE X 0-2 L4 ③ | | | C X 0-1 G5-3 ② | | 4 | 0 | 0 | 0 | 0 | 0 | 2 |
| 23 Kevin Jordan, R (1, 4) OBP: 0.091, SLG: 0.091 | B B T F F X 2-2 FC3-6 1B | | C F F C 0-3 K ③ | | | C F X 0-2 F7 ① | | C X 0-1 G5-3 ③ | | 4 | 0 | 1 | 0 | 0 | 1 | 0 |
| Gregg Jefferies, S (1, 3) OBP: 0.333, SLG: 0.410 | X 0-0 FC3-6 HR ② 1-2f | | | B B C X 2-1 G5-3 ① | | C X 0-1 G4-3 ② | | | C B F X 1-2 G6-3 ① | 4 | 1 | 0 | 0 | 0 | 0 | 1 |
| Mark Whiten, S (1, 9) OBP: 0.276, SLG: 0.333 | 1 SAFE B X 1-0 HR 1-H | | | X 0-0 F7 ② | | B B X 2-0 HR | | | C B S B S 2-3 K ② | 4 | 2 | 2 | 3 | 0 | 1 | 0 |
| Darren Daulton, L (1, 2) OBP: 0.343, SLG: 0.384 | C F S 0-3 K ③ | | | C X 0-1 F7 ③ | | F B C F S 1-3 K ③ | | | X 0-0 L7 ③ | 4 | 0 | 0 | 0 | 0 | 2 | 0 |
| Charlie Hayes, R (1, 5) OBP: 0.349, SLG: 0.415 | | S X 0-1 G6-3 ① | | | B B B C X 3-1 1B 2B | | X 0-0 FC1-5 2B | | | 3 | 0 | 2 | 0 | 0 | 0 | 0 |
| Tom Marsh, R (1, 7) OBP: 0.280, SLG: 0.430 | | C S C 0-3 K ② | | | F X 0-1 G6-3 ① | | X 0-0 FC1-5 G6-3 ① 2-3 | | | 3 | 0 | 0 | 0 | 0 | 1 | 2 |
| Jim Eisenreich, L (7, 7) OBP: 0.366, SLG: 0.437 | | | | | | | | | | 0 | 0 | 0 | 0 | 0 | 0 | 0 |
| Kevin Stocker, S (1, 6) OBP: 0.293, SLG: 0.243 | | X 0-0 L7 ③ | | | F B S F X 1-2 2-3 1B | | 1 SAFE B S F S X 1-2 G6-3 ②③ 1-2f | | | 3 | 0 | 1 | 0 | 0 | 0 | 1 |
| Jeff Juden, R (1, 1) | | | C B B S S 2-3 K ① | | 1 SAFE L 1 SAFE S S 0-3 K ② | | | B B F S F X 2-2 F8 ① | | 2 | 0 | 0 | 0 | 0 | 2 | 2 |
| Gary Varsho, L (8, PH) OBP: 0.309, SLG: 0.276 | | | | | | | | | | 1 | 0 | 0 | 0 | 0 | 0 | 0 |
| Ricky Bottalico, L (8, 1) | | | | | | | | | | 0 | 0 | 0 | 0 | 0 | 0 | 0 |
| Heathcliff Slocumb, R (9, 1) | | | | | | | | | | 0 | 0 | 0 | 0 | 0 | 0 | 0 |
| Inning Stats | R: 2 E: 0 K: 1 S: 11 H: 2 LOB: 0 BB: 0 P: 14 | R: 0 E: 0 K: 1 S: 6 H: 0 LOB: 0 BB: 0 P: 6 | R: 0 E: 0 K: 2 S: 11 H: 0 LOB: 0 BB: 0 P: 14 | R: 0 E: 0 K: 0 S: 5 H: 0 LOB: 0 BB: 0 P: 7 | R: 0 E: 0 K: 1 S: 14 H: 2 LOB: 2 BB: 0 P: 18 | R: 1 E: 0 K: 1 S: 10 H: 1 LOB: 0 BB: 0 P: 13 | R: 0 E: 0 K: 0 S: 5 H: 1 LOB: 0 BB: 0 P: 6 | R: 0 E: 0 K: 0 S: 8 H: 0 LOB: 0 BB: 0 P: 10 | R: 0 E: 0 K: 1 S: 7 H: 0 LOB: 0 BB: 0 P: 10 | 1B: 2 2B: 2 3B: 0 HR: 2 | SF: 0 SAC: 0 DP: 1 HBP: 0 | | | | | | |

# Philadelphia Phillies @ Houston Astros

Astrodome, Houston, TX

Tue Aug 15 1995, 8:05 PM EDT

Att. 13,516 - Dome

TOP

livebaseballscorecards.com

| | |
|---|---|
| AB | 32 |
| R | 3 |
| H | 6 |
| RBI | 3 |
| BB | 0 |
| SO | 7 |
| LOB | 8 |

WP: 0 PB: 0 SB: 0 CS: 0 PA: 32

| PITCHER | IP | WLS | BF | H | R | ER | SO | BB | IBB | HBP | BLK | WP | HR | S | P | ERA | WHIP |
|---|---|---|---|---|---|---|---|---|---|---|---|---|---|---|---|---|---|
| Greg Swindell, L (1, 1) ERA: 4.48 | 7.0 | L | 26 | 6 | 3 | 3 | 6 | 0 | 0 | 0 | 0 | 0 | 2 | 62 | 78 | 3.86 | 0.857 |
| Craig McMurtry, R (8, 1) ERA: | 2.0 | | 6 | 0 | 0 | 0 | 1 | 0 | 0 | 0 | 0 | 0 | 0 | 15 | 20 | 0.00 | 0.000 |

| PITCHER | IP | WLS | BF | H | R | ER | SO | BB | IBB | HBP | BLK | WP | HR | S | P | ERA | WHIP |
|---|---|---|---|---|---|---|---|---|---|---|---|---|---|---|---|---|---|

| Batter | 1 | 2 | 3 | 4 | 5 | 6 | 7 | 8 | 9 | AB | R | H | RBI | BB | SO | LOB |
|---|---|---|---|---|---|---|---|---|---|---|---|---|---|---|---|---|
| Brian Hunter, R (1, 8)<br>OBP: 0.368, SLG: 0.414 | C B C X<br>1-2<br>4-3<br>① | B F X<br>1-1<br>P4<br>③ | | | B B F C<br>2-3<br>K<br>③ | | C B X<br>1-1<br>G6-3<br>③ | | | 4 | 0 | 0 | 0 | 0 | 1 | 2 |
| James Mouton, R (1, 7)<br>OBP: 0.336, SLG: 0.403 | B C B B C X<br>3-2<br>F9<br>② | | S C B X<br>1-2<br>G1-3<br>① | | | X<br>0-0<br>F8<br>① | | B C S C<br>1-3<br>K<br>① | | 4 | 0 | 0 | 0 | 0 | 1 | 0 |
| Craig Biggio, R (1, 4)<br>OBP: 0.412, SLG: 0.504 | B X<br>1-0<br>S<br>1B | | C X<br>0-1<br>G6-3<br>② | | | C B C S<br>1-3<br>K<br>② | | S B S B F S<br>2-3<br>K2-3<br>② | | 4 | 0 | 1 | 0 | 0 | 2 | 0 |
| Derek Bell, R (1, 9)<br>OBP: 0.373, SLG: 0.428 | B F B B B<br>4-1<br>1-3<br>BB | | S S C<br>0-3<br>K<br>③ | | | B B F B C F B<br>4-2<br>BB | | B B F B B<br>4-1<br>BB | | 1 | 0 | 0 | 0 | 3 | 1 | 0 |
| Dave Magadan, L (1, 5)<br>OBP: 0.412, SLG: 0.352 | C F X<br>0-2<br>G1-3<br>③ | | | B C B F F B X<br>3-2<br>G4-6-3<br>1B | | B X<br>1-0<br>L9<br>③ | | B S B X<br>2-1<br>L6<br>③ | | 4 | 0 | 1 | 0 | 0 | 0 | 4 |
| Tony Eusebio, R (1, 2)<br>OBP: 0.378, SLG: 0.454 | | B B F B B B<br>4-1<br>HR<br>BB | | C X<br>0-1<br>G4-6-3<br>1-2f<br>① ② | | | C S X<br>0-2<br>G6-3<br>① | | C F X<br>0-2<br>P4<br>① | 3 | 1 | 0 | 0 | 1 | 0 | 1 |
| Mike Simms, R (1, 3)<br>OBP: 0.359, SLG: 0.629 | C B B F B F X<br>3-2<br>1-H<br>HR | | | B B F S B F C<br>3-3<br>K<br>③ | | | B F S B B S<br>3-3<br>K<br>② | | C S B C<br>1-3<br>K<br>② | 4 | 1 | 1 | 2 | 0 | 3 | 0 |
| Orlando Miller, R (1, 6)<br>OBP: 0.321, SLG: 0.379<br>Ricky Gutierrez, R (7, PR)<br>OBP: 0.240, SLG: 0.208<br>(8, 6)<br>John Cangelosi, S (9, PH)<br>OBP: 0.472, SLG: 0.430 | | B X<br>1-0<br>G5-4-3<br>1B | | | C H<br>1-1<br>CS<br>HBP | | B X<br>1-0<br>1B<br>1B | | B S F B C<br>2-3<br>K<br>③ | 2<br>0<br>0<br>1 | 0<br>0<br>0<br>0 | 2<br>0<br>0<br>0 | 0<br>0<br>0<br>0 | 0<br>0<br>0<br>0 | 0<br>0<br>0<br>1 | 0<br>0<br>0<br>0 |
| Greg Swindell, L (1, 1)<br>OBP: 0.302, SLG: 0.341<br>Derrick May, L (7, PH)<br>OBP: 0.318, SLG: 0.360<br>Craig McMurtry, R (8, 1) | | B L L X<br>1-2<br>G5-4-3<br>1-2f<br>① ② | | | 1 SAFE B B B C F X<br>2-2<br>P4<br>1-2<br>① ② | | F X<br>0-1<br>1-2<br>1B | | | 2<br>1<br>0 | 0<br>0<br>0 | 0<br>1<br>0 | 0<br>0<br>0 | 0<br>0<br>0 | 0<br>0<br>0 | 2<br>0<br>0 |
| Inning Stats | R: 0 H: 1<br>E: 0 LOB: 2<br>K: 0 BB: 1<br>S: 11 P: 20 | R: 2 H: 2<br>E: 0 LOB: 0<br>K: 0 BB: 1<br>S: 11 P: 21 | R: 0 H: 0<br>E: 0 LOB: 0<br>K: 1 BB: 0<br>S: 8 P: 9 | R: 0 H: 1<br>E: 0 LOB: 0<br>K: 1 BB: 0<br>S: 10 P: 16 | R: 0 H: 0<br>E: 0 LOB: 0<br>K: 1 BB: 0<br>S: 7 P: 12 | R: 0 H: 0<br>E: 0 LOB: 1<br>K: 1 BB: 1<br>S: 8 P: 14 | R: 0 H: 2<br>E: 0 LOB: 2<br>K: 1 BB: 0<br>S: 11 P: 16 | R: 0 H: 0<br>E: 0 LOB: 1<br>K: 2 BB: 1<br>S: 10 P: 19 | R: 0 H: 0<br>E: 0 LOB: 0<br>K: 2 BB: 0<br>S: 9 P: 12 | 1B: 5 SF: 0<br>2B: 0 SAC: 0<br>3B: 0 DP: 2<br>HR: 1 HBP: 1 | | | | | | WP: 0 PA: 35<br>PB: 0<br>SB: 2<br>CS: 1 |

| PITCHER | | IP | WLS | BF | H | R | ER | SO | BB | IBB | HBP | BLK | WP | HR | S | P | ERA | WHIP |
|---|---|---|---|---|---|---|---|---|---|---|---|---|---|---|---|---|---|---|
| Jeff Juden, R<br>ERA: 2.59 | (1, 1) | 7.0 | W | 28 | 6 | 2 | 2 | 5 | 3 | 0 | 1 | 0 | 0 | 1 | 66 | 108 | 2.57 | 1.286 |
| Ricky Bottalico, R<br>ERA: 2.08 | (8, 1) | 1.0 | | 4 | 0 | 0 | 0 | 2 | 1 | 0 | 0 | 0 | 0 | 0 | 10 | 19 | 0.00 | 1.000 |
| Heathcliff Slocumb, R<br>ERA: 2.68 | (9, 1) | 1.0 | S | 3 | 0 | 0 | 0 | 2 | 0 | 0 | 0 | 0 | 0 | 0 | 9 | 12 | 0.00 | 0.000 |

| PITCHER | IP | WLS | BF | H | R | ER | SO | BB | IBB | HBP | BLK | WP | HR | S | P | ERA | WHIP |
|---|---|---|---|---|---|---|---|---|---|---|---|---|---|---|---|---|---|

# BOTTOM

## Philadelphia Phillies @ Houston Astros

Astrodome, Houston, TX

Tue Aug 15 1995, 8:05 PM EDT

Att. 13,516 - Dome

livebaseballscorecards.com

| | |
|---|---|
| AB | 30 |
| R | 2 |
| H | 6 |
| RBI | 2 |
| BB | 4 |
| SO | 9 |
| LOB | 9 |

| Batter | 1 | 2 | 3 | 4 | 5 | 6 | 7 | 8 | 9 | AB | R | H | RBI | BB | SO | LOB |
|---|---|---|---|---|---|---|---|---|---|---|---|---|---|---|---|---|
| Mickey Morandini, L (1, 4)<br>OBP: 0.355, SLG: 0.428 | B B C C B F F X<br>3-2 ① F7 | | F B F F C<br>1-3 ① K | B C B X<br>2-1 2-H 1B | | | X<br>0-0 G3 WP 1B | | S B F S<br>1-3 ① K | 5 | 0 | 2 | 1 | 0 | 2 | 0 |
| Kevin Stocker, S (1, 6)<br>OBP: 0.295, SLG: 0.243 | S B B X<br>2-1 ② G4-3 | | L H<br>1-1 1B 1B HBP | B 1 SAFE X<br>1-0 ③ G3 | | | 1 SAFE C B B B X<br>3-1 ② G3 1-3 | | B B F X<br>2-1 L4-3 1B | 4 | 1 | 1 | 0 | 0 | 0 | 2 |
| Gregg Jefferies, S (1, 3)<br>OBP: 0.334, SLG: 0.410 | C B F F B B X<br>3-2 WP 1B | | B C X<br>1-1 1B 1B 1-3 1B | | C X<br>0-1 ① F8 | | B B C F F X<br>2-2 ③ F8 | | C X<br>0-1 ②③ L4-3 1-2 | 5 | 1 | 2 | 0 | 0 | 0 | 2 |
| Mark Whiten, S (1, 9)<br>OBP: 0.281, SLG: 0.333 | B C B S B S<br>3-3 ③ K 1-2 | | C B B X<br>2-1 1B 1-2 3-H 1B | | X<br>0-0 ② G3-1 | | | B B B B<br>4-0 1B BB SF9 BB | | 3 | 1 | 1 | 1 | 1 | 1 | 1 |
| Darren Daulton, L (1, 2)<br>OBP: 0.345, SLG: 0.383 | | B X<br>1-0 ① F7 | X<br>0-0 ② FC5-4 1-3 2-H 1B | | C F X<br>0-2 ③ G1-3 | | | B B B B B<br>4-0 SF9 1B 1-2 BB | | 3 | 0 | 1 | 1 | 1 | 0 | 0 |
| Jim Eisenreich, L (1, 7)<br>OBP: 0.367, SLG: 0.436 | | B B B C B<br>4-1 1B S FC1-2 BB | C B F F 1 SAFE X<br>1-2 ③ FC5-4 1-2f | | | X<br>0-0 ① F8 | | X<br>0-0 S 1-2 2-3 1B | | 3 | 0 | 1 | 0 | 1 | 0 | 1 |
| Charlie Hayes, R (1, 5)<br>OBP: 0.348, SLG: 0.414<br>Kevin Elster, R (6, 5)<br>OBP: 0.209, SLG: 0.211 | C 1 SAFE B C F 1 SAFE B X<br>2-2 FC1-2 1-3 1B | | F S B F S<br>1-3 ① K | | | C C B C<br>1-3 ② K | | B C F X<br>1-2 ① SF9 2-3 3-H | | 3 | 0 | 1 | 0 | 0 | 2 | 0 |
| | | | | | | | | | | 0 | 0 | 0 | 1 | 0 | 0 | 0 |
| Kevin Flora, R (1, 8)<br>OBP: 0.100, SLG: 0.100 | C B 1 SAFE B X<br>2-1 ② FC1-2 1-2 3-H | | B X<br>1-0 SH5-4 1B 1B | | | B B X<br>2-0 ③ P6 | | P B F B F S<br>3-3 ② K 1-2 | | 4 | 1 | 1 | 0 | 0 | 1 | 4 |
| Sid Fernandez, L (1, 1)<br>OBP: 0.125, SLG: 0.067<br>Ricky Bottalico, L (7, 1)<br>Gary Varsho, L (8, PH)<br>OBP: 0.305, SLG: 0.273<br>Toby Borland, R (8, 1)<br>Heathcliff Slocumb, R (9, 1) | C F B F B B S<br>3-3 ③ K | | L X<br>0-1 ② SH5-4 1-2 | | | | C B C B C<br>2-3 ① K | C B X<br>1-1 ③ G1-3 | | 2 | 0 | 0 | 0 | 0 | 2 | 2 |
| | | | | | | | | | | 0 | 0 | 0 | 0 | 0 | 0 | 0 |
| | | | | | | | | | | 1 | 0 | 0 | 0 | 0 | 0 | 2 |
| | | | | | | | | | | 0 | 0 | 0 | 0 | 0 | 0 | 0 |
| | | | | | | | | | | 0 | 0 | 0 | 0 | 0 | 0 | 0 |
| Inning Stats | R: 0 H: 1<br>E: 0 LOB: 1<br>K: 1 BB: 0<br>S: 15 P: 26 | R: 0 H: 1<br>E: 0 LOB: 2<br>K: 1 BB: 1<br>S: 12 P: 24 | R: 2 H: 3<br>E: 0 LOB: 1<br>K: 1 BB: 0<br>S: 14 P: 20 | R: 1 H: 2<br>E: 0 LOB: 1<br>K: 1 BB: 0<br>S: 10 P: 15 | R: 0 H: 0<br>E: 0 LOB: 0<br>K: 0 BB: 0<br>S: 6 P: 6 | R: 0 H: 0<br>E: 0 LOB: 0<br>K: 1 BB: 0<br>S: 5 P: 8 | R: 0 H: 1<br>E: 0 LOB: 1<br>K: 1 BB: 0<br>S: 10 P: 17 | R: 1 H: 1<br>E: 0 LOB: 2<br>K: 1 BB: 2<br>S: 10 P: 22 | R: 0 H: 1<br>E: 0 LOB: 0<br>K: 1 BB: 0<br>S: 7 P: 10 | 1B: 10 SF: 1<br>2B: 1 SAC: 1<br>3B: 0 DP: 1<br>HR: 0 HBP: 1 | | | | | | |

| PITCHER | | IP | WLS | BF | H | R | ER | SO | BB | IBB | HBP | BLK | WP | HR | S | P | ERA | WHIP |
|---|---|---|---|---|---|---|---|---|---|---|---|---|---|---|---|---|---|---|
| Doug Drabek, R<br>ERA: 4.74 | (1, 1) | 7.0 | | 30 | 8 | 3 | 3 | 6 | 1 | 0 | 1 | 0 | 2 | 0 | 72 | 116 | 3.86 | 1.286 |
| Jeff Tabaka, L<br>ERA: 4.3 | (8, 1) | 0.0 | | 2 | 0 | 1 | 1 | 0 | 2 | 0 | 0 | 0 | 0 | 0 | 0 | 8 | ∞ | ∞ |
| Dave Veres, R<br>ERA: 1.83 | (8, 1) | 0.2 | | 3 | 1 | 0 | 0 | 1 | 0 | 0 | 0 | 0 | 0 | 0 | 8 | 11 | 0.00 | 1.500 |
| Dean Hartgraves, L<br>ERA: 2.42 | (8, 1) | 1.1 | W | 4 | 1 | 0 | 0 | 1 | 0 | 0 | 0 | 0 | 0 | 0 | 9 | 13 | 0.00 | 0.750 |

| PITCHER | IP | WLS | BF | H | R | ER | SO | BB | IBB | HBP | BLK | WP | HR | S | P | ERA | WHIP |
|---|---|---|---|---|---|---|---|---|---|---|---|---|---|---|---|---|---|

# TOP

## Philadelphia Phillies @ Houston Astros

Astrodome, Houston, TX

Wed Aug 16 1995, 8:05 PM EDT

Att. 13,000 - Dome

livebaseballscorecards.com

| | |
|---|---|
| AB | 33 |
| R | 4 |
| H | 10 |
| RBI | 4 |
| BB | 3 |
| SO | 8 |
| LOB | 14 |

| | | | |
|---|---|---|---|
| WP: 2 | PA: 39 | | |
| PB: 0 | | | |
| SB: 2 | | | |
| CS: 0 | | | |

# BOTTOM

## Philadelphia Phillies @ Houston Astros

Astrodome, Houston, TX

Wed Aug 16 1995, 8:05 PM EDT

Att. 13,000 - Dome

| Batter | 1 | 2 | 3 | 4 | 5 | 6 | 7 | 8 | 9 | AB | R | H | RBI | BB | SO | LOB |
|---|---|---|---|---|---|---|---|---|---|---|---|---|---|---|---|---|
| Brian Hunter, R (1, 8)<br>OBP: 0.368, SLG: 0.415 | B F C C<br>1-3 K ① | | C B B S S<br>2-3 K ② | | B 1 SAFE B B C 1 SAFE B<br>4-1 E<br>1-2 BB | | B C X<br>1-1 G4-3<br>1-3 1B<br>2B | | C B L L<br>1-3 K ① | 4 | 1 | 1 | 0 | 1 | 3 | 2 |
| James Mouton, R (1, 7)<br>OBP: 0.330, SLG: 0.395 | B B F X<br>2-1 P4 ② | | B B B C F S<br>3-3 K ③ | | B X<br>1-0 FC5<br>1-2<br>2-3 | | F B F B X<br>2-2 G4-3 ②<br>2-3<br>3-H | | C F X<br>0-2 1B BB<br>1-2<br>2-H<br>1B | 4 | 0 | 0 | 1 | 0 | 1 | 3 |
| Jeff Tabaka, R (8, 1) | | | | | | | | | | 0 | 0 | 0 | 0 | 0 | 0 | 0 |
| Dave Veres, R (8, 1) | | | | | | | | | | 0 | 0 | 0 | 0 | 0 | 0 | 0 |
| Dean Hartgraves, R (8, 1) | | | | | | | | | | 0 | 0 | 0 | 0 | 0 | 0 | 0 |
| Derrick May, L (9, PH)<br>OBP: 0.321, SLG: 0.364 | | | | | | | | | | 1 | 0 | 1 | 1 | 0 | 0 | 0 |
| Craig Biggio, R (1, 4)<br>OBP: 0.416, SLG: 0.513 | B F B X<br>2-1 HR | | | B C B B B<br>4-1 S 1B BB | X<br>0-0 P2 ② | | B B C S X<br>2-2 CS 1B<br>3-H<br>1B | | B B C B B<br>4-1 1B<br>1-2<br>2-3<br>BB | 3 | 1 | 2 | 2 | 2 | 0 | 3 |
| Derek Bell, R (1, 9)<br>OBP: 0.375, SLG: 0.430 | C B X<br>1-1 G5-3 ③ | | | F X<br>0-1 S<br>1-2<br>1B | X<br>0-0 L9 ③ | | B X<br>1-0<br>1-2<br>1B | | X<br>0-0<br>1-2<br>2-3<br>3-H<br>1B | 5 | 0 | 3 | 1 | 0 | 0 | 3 |
| Mike Simms, R (1, 3)<br>OBP: 0.349, SLG: 0.590 | | B B C F B X<br>3-2 S 1B | | F B S B B S<br>2-3 K ① | | X<br>0-0 P4 ① | B<br>1-0 CS ③<br>2-3 | C S C<br>0-3 K ① | | 4 | 0 | 1 | 0 | 0 | 2 | 2 |
| Craig Shipley, R (1, 5)<br>OBP: 0.281, SLG: 0.331 | | B B S F X<br>2-2 F8 ① | | C F X<br>0-2 F9 ② | | C C B X<br>1-2 F7 ② | | B C X<br>1-1 G4-3 ② | | 3 | 0 | 0 | 0 | 0 | 0 | 3 |
| Dave Magadan, L (8, PH)<br>OBP: 0.411, SLG: 0.351 | | | | | | | | | | 1 | 0 | 0 | 0 | 0 | 0 | 0 |
| (9, 5) | | | | | | | | | | | | | | | | |
| Pat Borders, R (1, 2)<br>OBP: 0.256, SLG: 0.369 | | F F S<br>0-3 K ② | | B C F X<br>1-2 P4 ③<br>1-2<br>2-3 | | B X<br>1-0 P4 ③ | | C B B X<br>2-1 G6-3 ③ | | 3 | 0 | 0 | 0 | 0 | 1 | 3 |
| Tony Eusebio, R (8, PH)<br>OBP: 0.377, SLG: 0.452 | | | | | | | | | | 1 | 0 | 0 | 0 | 0 | 0 | 0 |
| (9, 2) | | | | | | | | | | | | | | | | |
| Ricky Gutierrez, R (1, 6)<br>OBP: 0.241, SLG: 0.214 | | B B B C C F X<br>3-2 G4-3 ③<br>1-2 | | | F B X<br>1-1 E5<br>FC5 BLK | | X<br>0-0 G4-3 ① | | B C X<br>1-1 BB<br>1B<br>1B | 4 | 1 | 1 | 0 | 0 | 0 | 1 |
| Doug Drabek, R (1, 1)<br>OBP: 0.244, SLG: 0.233 | | | S C F B S<br>1-3 K ① | | B L L M<br>1-3 K ① | | B B B B<br>4-0 2B G4-3 BB | | B B B B<br>4-0 BB 1B<br>1-2 1B BB | 2 | 0 | 0 | 0 | 0 | 2 | 1 |
| John Cangelosi, S (7, PH)<br>OBP: 0.482, SLG: 0.430 | | | | | | | | | | 0 | 2 | 0 | 0 | 2 | 0 | 0 |
| (8, 7) | | | | | | | | | | | | | | | | |
| Inning Stats | R: 1 H: 1<br>E: 0 LOB: 0<br>K: 1 BB: 0<br>S: 9 P: 15 | R: 0 H: 1<br>E: 0 LOB: 1<br>K: 1 BB: 0<br>S: 13 P: 21 | R: 0 H: 0<br>E: 0 LOB: 0<br>K: 3 BB: 0<br>S: 10 P: 16 | R: 0 H: 1<br>E: 0 LOB: 2<br>K: 1 BB: 1<br>S: 12 P: 19 | R: 0 H: 0<br>E: 2 LOB: 3<br>K: 1 BB: 1<br>S: 9 P: 16 | R: 0 H: 0<br>E: 0 LOB: 0<br>K: 0 BB: 0<br>S: 5 P: 7 | R: 2 H: 3<br>E: 0 LOB: 1<br>K: 0 BB: 1<br>S: 10 P: 21 | R: 0 H: 0<br>E: 0 LOB: 0<br>K: 1 BB: 0<br>S: 7 P: 10 | R: 2 H: 3<br>E: 0 LOB: 3<br>K: 1 BB: 2<br>S: 10 P: 20 | 1B: 7 SF: 0<br>2B: 1 SAC: 0<br>3B: 0 DP: 0<br>HR: 1 HBP: 0 | | | | | | | |

| PITCHER | | IP | WLS | BF | H | R | ER | SO | BB | IBB | HBP | BLK | WP | HR | S | P | ERA | WHIP |
|---|---|---|---|---|---|---|---|---|---|---|---|---|---|---|---|---|---|---|
| Sid Fernandez, L<br>ERA: 4.76 | (1, 1) | 6.0 | | 25 | 3 | 1 | 1 | 7 | 2 | 0 | 0 | 1 | 0 | 1 | 58 | 94 | 1.50 | 0.833 |
| Ricky Bottalico, R<br>ERA: 2.32 | (7, 1) | 1.0 | | 6 | 3 | 2 | 2 | 0 | 1 | 0 | 0 | 0 | 0 | 0 | 10 | 21 | 18.00 | 4.000 |
| Toby Borland, R<br>ERA: 4.73 | (8, 1) | 1.0 | | 3 | 0 | 0 | 0 | 1 | 0 | 0 | 0 | 0 | 0 | 0 | 7 | 10 | 0.00 | 0.000 |
| Heathcliff Slocumb, R<br>ERA: 3.02 | (9, 1) | 0.1 | L | 6 | 3 | 2 | 2 | 1 | 2 | 0 | 0 | 0 | 0 | 0 | 10 | 20 | 54.00 | 15.000 |

| PITCHER | IP | WLS | BF | H | R | ER | SO | BB | IBB | HBP | BLK | WP | HR | S | P | ERA | WHIP |
|---|---|---|---|---|---|---|---|---|---|---|---|---|---|---|---|---|---|

| | |
|---|---|
| AB | 35 |
| R | 5 |
| H | 9 |
| RBI | 5 |
| BB | 5 |
| SO | 9 |
| LOB | 21 |

WP: 0 PA: 41
PB: 0
SB: 3
CS: 1

livebaseballscorecards.com

| Batter | 1 | 2 | 3 | 4 | 5 | 6 | 7 | 8 | 9 | AB | R | H | RBI | BB | SO | LOB |
|---|---|---|---|---|---|---|---|---|---|---|---|---|---|---|---|---|
| Mickey Morandini, L (1, 4)<br>OBP: 0.353, SLG: 0.423 | F X 0-1 P6 | | C F B S 1-3 K | | X 0-0 G4-3 | | F F X 0-2 P5 | I I I 4-0 IBB | | 4 | 0 | 0 | 0 | 1 | 1 | 0 |
| Kevin Stocker, S (1, 6)<br>OBP: 0.296, SLG: 0.247 | B F C X 1-2 G4-1 1B 2B | | C B B X 2-1 P6 | | B F B C F H 3-2 BB BB HBP | | B F F S 1-3 K | C C B B F S 2-3 K | | 4 | 1 | 1 | 0 | 0 | 2 | 2 |
| Gregg Jefferies, S (1, 3)<br>OBP: 0.338, SLG: 0.411 | B C B F F X 2-2 G4-1 2-3 | | B F X 1-1 1B | | B B B B 4-0 BB 1-2 BB | | X 0-0 1B 1B | C X 0-1 F9 | | 4 | 0 | 2 | 0 | 1 | 0 | 3 |
| Mark Whiten, S (1, 9)<br>OBP: 0.289, SLG: 0.333 | C B B B B 4-1 1B S BB | | B X 1-0 G2-3 | | B S B B S B 4-2 1-2 2-3 BB | | B 1 B X SAFE 2-0 1-2 1B | | C B B F X 2-2 G6-3 | 3 | 0 | 1 | 0 | 2 | 0 | 1 |
| Jim Eisenreich, L (1, 7)<br>OBP: 0.365, SLG: 0.431 | C B S X 1-2 1-3 3-H 1B | | | C L B B C 2-3 K | F F B F S 1-3 K | | C X 0-1 G4-3 | | C C B B X 2-2 F7 | 5 | 0 | 1 | 1 | 0 | 2 | 5 |
| Charlie Hayes, R (1, 5)<br>OBP: 0.349, SLG: 0.412 | F 1 C X SAFE 0-2 G5-3 | | | X 0-0 L1 | | F B X 1-1 G4-3 | | X 0-0 FC5-4 1B | B B B B 4-0 BB | 4 | 0 | 1 | 0 | 1 | 0 | 2 |
| Lenny Webster, R (1, 2)<br>OBP: 0.295, SLG: 0.268 | | B X 1-0 L1 | | X 0-0 1B | | C B X 1-1 G4-3 1B | | C B X 1-1 FC5-4 1B 1-2f E | S B X 1-1 G5-3 | 5 | 1 | 2 | 0 | 0 | 0 | 2 |
| Kevin Flora, R (1, 8)<br>OBP: 0.143, SLG: 0.143 | | B X 1-0 G4-3 | | B C S X 1-2 G1-3 | | C X 0-1 G4-3 1-2 | | F B B X 2-1 S 1-3 E 1B | | 4 | 1 | 1 | 0 | 0 | 0 | 2 |
| Tommy Greene, R (1, 1)<br>Paul Fletcher, R (7, 1)<br>Gary Varsho, L (8, PH)<br>OBP: 0.313, SLG: 0.282<br>Toby Borland, R (8, 1) | | X 0-0 G6-3 | | | C S B F F C 1-3 K | B C X 1-1 G6-3 | | B F B S F F X 2-2 E8 1-H 3-H 1B | | 3<br>0<br>1<br>0 | 0<br>0<br>0<br>0 | 0<br>0<br>1<br>0 | 0<br>0<br>2<br>0 | 0<br>0<br>0<br>0 | 1<br>0<br>0<br>0 | 1<br>0<br>0<br>0 |
| Inning Stats | R: 1 E: 0 K: 0 S: 16<br>H: 2 LOB: 2 BB: 1 P: 24 | R: 0 E: 0 K: 0 S: 3<br>H: 0 LOB: 0 BB: 0 P: 5 | R: 0 E: 0 K: 1 S: 8<br>H: 1 LOB: 1 BB: 0 P: 13 | R: 0 E: 0 K: 1 S: 8<br>H: 1 LOB: 1 BB: 0 P: 11 | R: 0 E: 0 K: 2 S: 15<br>H: 0 LOB: 3 BB: 2 P: 28 | R: 0 E: 0 K: 0 S: 8<br>H: 1 LOB: 1 BB: 0 P: 11 | R: 0 E: 0 K: 1 S: 10<br>H: 2 LOB: 2 BB: 0 P: 13 | R: 2 E: 1 K: 1 S: 16<br>H: 3 LOB: 2 BB: 1 P: 27 | R: 0 E: 0 K: 0 S: 8<br>H: 0 LOB: 1 BB: 1 P: 17 | 1B: 9 2B: 1 3B: 0 HR: 0<br>SF: 0 SAC: 0 DP: 0 HBP: 1 | | | | | | |

# TOP

## Philadelphia Phillies @ Houston Astros

Astrodome, Houston, TX

Thu Aug 17 1995, 4:33 AM EDT

Att. 12,587 - Dome

livebaseballscorecards.com

| | |
|---|---|
| AB | 37 |
| R | 3 |
| H | 10 |
| RBI | 3 |
| BB | 5 |
| SO | 6 |
| LOB | 18 |

WP: 0 PB: 0 SB: 2 CS: 0 PA: 43

| PITCHER | | IP | WLS | BF | H | R | ER | SO | BB | IBB | HBP | BLK | WP | HR | S | P | ERA | WHIP |
|---|---|---|---|---|---|---|---|---|---|---|---|---|---|---|---|---|---|---|
| Doug Brocail, R<br>ERA: 3.22 | (1, 1) | 7.0 | | 32 | 7 | 1 | 1 | 5 | 3 | 0 | 1 | 0 | 0 | 0 | 68 | 105 | 1.29 | 1.429 |
| Todd Jones, R<br>ERA: 2.6 | (8, 1) | 0.2 | L | 6 | 3 | 2 | 2 | 1 | 0 | 1 | 0 | 0 | 0 | 0 | 14 | 25 | 27.00 | 4.500 |
| Dean Hartgraves, L<br>ERA: 2.33 | (8, 1) | 1.0 | | 4 | 0 | 0 | 0 | 0 | 1 | 0 | 0 | 0 | 0 | 0 | 8 | 16 | 0.00 | 1.000 |
| Mike Henneman, R<br>ERA: 1.42 | (9, 1) | 0.1 | | 1 | 0 | 0 | 0 | 0 | 0 | 0 | 0 | 0 | 0 | 0 | 2 | 3 | 0.00 | 0.000 |

| PITCHER | IP | WLS | BF | H | R | ER | SO | BB | IBB | HBP | BLK | WP | HR | S | P | ERA | WHIP |
|---|---|---|---|---|---|---|---|---|---|---|---|---|---|---|---|---|---|

# BOTTOM

## Philadelphia Phillies @ Houston Astros

Astrodome, Houston, TX

Thu Aug 17 1995, 4:33 AM EDT

Att. 12,587 - Dome

livebaseballscorecards.com

| Batter | 1 | 2 | 3 | 4 | 5 | 6 | 7 | 8 | 9 | AB | R | H | RBI | BB | SO | LOB |
|---|---|---|---|---|---|---|---|---|---|---|---|---|---|---|---|---|
| John Cangelosi, S (1, 8)<br>OBP: 0.482, SLG: 0.433 | B C C B F X<br>2-2<br>1B G3 1B | | B B F X<br>2-1 ②<br>F8 | | B X<br>1-0 ②<br>F7 | | B C X<br>1-1<br>G6-3 1B<br>1-2 2-3 | | B H<br>2-0<br>HBP | 4 | 1 | 2 | 0 | 0 | 0 | 1 |
| Todd Jones, L (8, 1)<br>OBP: 0.200, SLG: 0.400 | | | | | | | | | | 0 | 0 | 0 | 0 | 0 | 0 | 0 |
| Dean Hartgraves, R (8, 1) | | | | | | | | | | 0 | 0 | 0 | 0 | 0 | 0 | 0 |
| Mike Henneman, R (9, 1) | | | | | | | | | | 0 | 0 | 0 | 0 | 0 | 0 | 0 |
| James Mouton, R (9, PH)<br>OBP: 0.333, SLG: 0.395 | | | | | | | | | | 0 | 0 | 0 | 0 | 0 | 0 | 0 |
| Craig Biggio, R (1, 4)<br>OBP: 0.416, SLG: 0.510 | B C 1 SAFE X<br>1-1<br>G3 G1-3<br>1-3 1B | | B B C B B B<br>4-1<br>BB | | C F X<br>0-2 ③<br>L3 | | B C B F F F X<br>2-2 ② ③<br>G6-3<br>1-2f | | F B X<br>1-1 ③<br>G1-3 | 4 | 0 | 1 | 0 | 1 | 0 | 6 |
| Derek Bell, R (1, 9)<br>OBP: 0.376, SLG: 0.430 | B 1 SAFE X<br>1-0 ①<br>G1-3<br>1-2 | | X<br>0-0 ③<br>F8 | | | B B F H<br>3-1<br>G4-3 HBP | | F C B B X<br>2-2<br>G4-3 1B | | 3 | 0 | 1 | 0 | 0 | 0 | 3 |
| Derrick May, L (1, 7)<br>OBP: 0.315, SLG: 0.356 | C B X<br>1-1 ②<br>G3<br>2-3 3-H | | | C B F S<br>1-3 ①<br>K | | C 1 SAFE C F X<br>0-2 ① ②<br>G4-3<br>1-2f | | B F X<br>1-1 ①<br>G4-3<br>1-2 | | 4 | 0 | 0 | 1 | 0 | 1 | 3 |
| Tony Eusebio, R (1, 2)<br>OBP: 0.375, SLG: 0.449 | B C F B B F X<br>3-2 ③<br>G5-3 | | | X<br>0-0<br>1B | | C B B B S F X<br>2-2 ③<br>F8 | | B B C C C<br>2-3 ②<br>K | | 4 | 0 | 1 | 0 | 0 | 1 | 2 |
| Dave Magadan, L (1, 5)<br>OBP: 0.410, SLG: 0.350 | | B B C C X<br>2-2 ①<br>F7 | | C B B X<br>2-1 ②<br>F9 | | | B C C C F F B X<br>2-2<br>2B 1B | B B B C X<br>3-1 ③<br>F9 | | 3 | 0 | 1 | 0 | 0 | 0 | 1 |
| Brian Hunter, R (7, PR)<br>OBP: 0.367, SLG: 0.413 (8, 8) | | | | | | | | | | 1 | 1 | 0 | 0 | 0 | 0 | 1 |
| Mike Simms, R (1, 3)<br>OBP: 0.340, SLG: 0.581 | | C S S<br>0-3 ②<br>K | | C F C<br>0-3 ③<br>K | | | 1 SAFE 1 SAFE C X<br>0-1<br>1B 2B<br>1-H | | C X<br>0-1 ①<br>G6-3 | 4 | 0 | 1 | 1 | 0 | 2 | 1 |
| Ricky Gutierrez, R (1, 6)<br>OBP: 0.242, SLG: 0.219 | | X<br>0-0 ③<br>G4-3 | | | C B X<br>1-1<br>SH1-4 1B | | B C X<br>1-1 ①<br>L9 | | B C F S<br>1-3<br>K S | 4 | 0 | 1 | 0 | 0 | 1 | 2 |
| Doug Brocail, L (1, 1)<br>OBP: 0.250, SLG: 0.250 | | | L X<br>0-1 ①<br>L1 | | X<br>0-0 ①<br>SH1-4<br>1-2 | | F 2 SAFE F B B F B F B<br>4-2<br>1B BB | | B F F B C<br>2-3 ②<br>K<br>1-2 | 1 | 0 | 0 | 0 | 0 | 0 | 0 |
| Milt Thompson, L (7, PH)<br>OBP: 0.291, SLG: 0.297 | | | | | | | | | | 0 | 0 | 0 | 0 | 1 | 0 | 0 |
| Craig Shipley, R (8, 5)<br>OBP: 0.280, SLG: 0.329 | | | | | | | | | | 1 | 0 | 0 | 0 | 0 | 1 | 1 |
| Inning Stats | R: 1 H: 2<br>E: 0 LOB: 1<br>K: 0 BB: 0<br>S: 14 P: 22 | R: 0 H: 0<br>E: 0 LOB: 0<br>K: 1 BB: 0<br>S: 7 P: 9 | R: 0 H: 0<br>E: 0 LOB: 1<br>K: 0 BB: 1<br>S: 6 P: 12 | R: 0 H: 1<br>E: 0 LOB: 1<br>K: 2 BB: 0<br>S: 9 P: 12 | R: 0 H: 1<br>E: 0 LOB: 1<br>K: 0 BB: 0<br>S: 7 P: 9 | R: 0 H: 0<br>E: 0 LOB: 0<br>K: 0 BB: 0<br>S: 9 P: 14 | R: 1 H: 3<br>E: 0 LOB: 3<br>K: 0 BB: 1<br>S: 20 P: 30 | R: 0 H: 1<br>E: 0 LOB: 1<br>K: 1 BB: 0<br>S: 10 P: 18 | R: 0 H: 0<br>E: 0 LOB: 2<br>K: 2 BB: 0<br>S: 10 P: 16 | 1B: 7 SF: 0<br>2B: 1 SAC: 1<br>3B: 0 DP: 2<br>HR: 0 HBP: 2 | | | | | | WP: 1 PA: 38<br>PB: 0<br>SB: 1<br>CS: 0 |

| | AB | 33 |
|---|---|---|
| | R | 2 |
| | H | 8 |
| | RBI | 2 |
| | BB | 2 |
| | SO | 6 |
| | LOB | 21 |

| PITCHER | | IP | WLS | BF | H | R | ER | SO | BB | IBB | HBP | BLK | WP | HR | S | P | ERA | WHIP |
|---|---|---|---|---|---|---|---|---|---|---|---|---|---|---|---|---|---|---|
| Tommy Greene, R<br>ERA: 6.3 | (1, 1) | 6.1 | | 28 | 7 | 2 | 2 | 3 | 2 | 0 | 1 | 0 | 0 | 0 | 67 | 101 | 2.84 | 1.421 |
| Paul Fletcher, R<br>ERA: | (7, 1) | 0.2 | W | 1 | 0 | 0 | 0 | 0 | 0 | 0 | 0 | 0 | 0 | 0 | 5 | 7 | 0.00 | 0.000 |
| Toby Borland, R<br>ERA: 4.53 | (8, 1) | 2.0 | S | 9 | 1 | 0 | 0 | 3 | 0 | 0 | 1 | 0 | 1 | 0 | 20 | 34 | 0.00 | 0.500 |

| PITCHER | IP | WLS | BF | H | R | ER | SO | BB | IBB | HBP | BLK | WP | HR | S | P | ERA | WHIP |
|---|---|---|---|---|---|---|---|---|---|---|---|---|---|---|---|---|---|

| Batter | 1 | 2 | 3 | 4 | 5 | 6 | 7 | 8 | 9 | AB | R | H | RBI | BB | SO | LOB |
|---|---|---|---|---|---|---|---|---|---|---|---|---|---|---|---|---|
| Brian Hunter, R (1, 8)<br>OBP: 0.364, SLG: 0.415<br>Milt Thompson, L (9, PH)<br>OBP: 0.288, SLG: 0.293 | B B X<br>2-0 ① G6-3 | | S C S<br>0-3 ② K | | B X<br>1-0 ① G5-3 | | B X<br>1-0 ① 2B | | B F B F F F X<br>2-2 ① G3-1<br>2-3 | 4 0 1 0 0 1 0<br>1 0 0 0 0 0 1 | | | | | | |
| James Mouton, R (1, 7)<br>OBP: 0.331, SLG: 0.388 | X<br>0-0 ② L8 | | B B B C C B<br>4-2 BB | | B S F X<br>1-2 ② G5-3 | | B C F X<br>1-2 ② F9 | | B F C B S<br>2-3 ② K | 4 0 0 0 1 1 2 | | | | | | |
| Craig Biggio, R (1, 4)<br>OBP: 0.412, SLG: 0.504 | C F X<br>0-2 ③ F9 | | B X<br>1-0 ③ F9 | | C X<br>0-1 ③ G6-3 | | X<br>0-0 ③ G5-3 | | C C X<br>0-2 ③ F7 | 5 0 0 0 0 0 3 | | | | | | |
| Derek Bell, R (1, 9)<br>OBP: 0.381, SLG: 0.434 | | B B S B F B<br>4-2 1B 1B BB | | X<br>0-0 1B 1B 1B | | B B C B X<br>3-1 HR 1B | | X<br>0-0 FC3-6 BB 1B | | 3 2 3 0 1 0 0 | | | | | | |
| Tony Eusebio, R (1, 2)<br>OBP: 0.377, SLG: 0.448 | | 1 SAFE C B 1 SAFE X<br>1-1 1B<br>1-2 1B | | B F 1 SAFE B 1 SAFE C F X<br>2-2 ① F8 | | C B 1 SAFE 1 SAFE S C<br>1-3 ① K | | B C B B F F F F B<br>4-2 FC3-6<br>1-2 BB | | 3 0 1 0 1 1 2 | | | | | | |
| Mike Simms, R (1, 3)<br>OBP: 0.353, SLG: 0.638 | C C B C<br>1-3 ① K | | X<br>0-0 1B<br>1-2 1B | | B B X<br>2-0 1-H HR | | B X<br>1-0 ① P2 | | 4 1 2 2 0 1 4 | | | | | | | |
| Craig Shipley, R (1, 5)<br>OBP: 0.281, SLG: 0.329<br>Dave Magadan, L (8, PH)<br>OBP: 0.408, SLG: 0.349<br>(8, 5) | F X<br>0-1 ② 1B<br>1-2<br>2-H | | X<br>0-0 ② F8 | | B F B B X<br>2-1 ② L8 | | F B B F X<br>2-2 ② FC3-6 FC6-4<br>1-2f<br>2-3 | | 3 0 1 0 0 0 2<br>1 0 0 0 0 0 2 | | | | | | | |
| Ricky Gutierrez, R (1, 6)<br>OBP: 0.243, SLG: 0.222 | C F X<br>0-2 ③ G4-3 | | F X<br>0-1 1B<br>1-2<br>2-H | | B X<br>1-0 ③ G5-3 | | B S B F F X<br>2-2 ③ FC6-4<br>1-2f | | 4 0 1 1 0 0 4 | | | | | | | |
| Mike Hampton, R (1, 1)<br>OBP: 0.143, SLG: 0.091<br>Craig McMurtry, R (6, 1)<br>John Cangelosi, S (7, PH)<br>OBP: 0.478, SLG: 0.429<br>Dave Veres, R (7, 1)<br>Jeff Tabaka, R (8, 1)<br>Todd Jones, L (8, 1)<br>OBP: 0.200, SLG: 0.400<br>Derrick May, L (9, PH)<br>OBP: 0.318, SLG: 0.365 | | | S F B T F F F F F<br>2-3 ① F B S K | F X<br>0-1 ③ B1 | | B C F B B X<br>3-2 ① G4-3 | | B X<br>1-0 G3-1 2B | | 2 0 0 0 0 1 2<br>0 0 0 0 0 0 0<br>1 0 0 0 0 0 0<br>0 0 0 0 0 0 0<br>0 0 0 0 0 0 0<br>0 0 0 0 0 0 0<br>1 0 1 0 0 0 0 | | | | | | |
| Inning Stats | R: 0 H: 0<br>E: 0 LOB: 0<br>K: 0 BB: 0<br>S: 5 P: 7 | R: 0 H: 2<br>E: 0 LOB: 2<br>K: 1 BB: 1<br>S: 12 P: 18 | R: 0 H: 0<br>E: 0 LOB: 1<br>K: 2 BB: 1<br>S: 16 P: 23 | R: 1 H: 3<br>E: 0 LOB: 2<br>K: 0 BB: 0<br>S: 11 P: 13 | R: 0 H: 0<br>E: 0 LOB: 0<br>K: 0 BB: 0<br>S: 6 P: 8 | R: 2 H: 2<br>E: 0 LOB: 0<br>K: 1 BB: 0<br>S: 9 P: 18 | R: 0 H: 1<br>E: 0 LOB: 1<br>K: 0 BB: 0<br>S: 8 P: 13 | R: 0 H: 1<br>E: 0 LOB: 2<br>K: 0 BB: 1<br>S: 14 P: 23 | R: 0 H: 1<br>E: 0 LOB: 1<br>K: 1 BB: 0<br>S: 12 P: 17 | 1B: 7 SF: 0<br>2B: 2 SAC: 0<br>3B: 0 DP: 0<br>HR: 1 HBP: 0 | | | | | | |

| PITCHER | | IP | WLS | BF | H | R | ER | SO | BB | IBB | HBP | BLK | WP | HR | S | P | ERA | WHIP |
|---|---|---|---|---|---|---|---|---|---|---|---|---|---|---|---|---|---|---|
| David Wells, L<br>ERA: 3.27 | (1, 1) | 6.0 | W | 26 | 7 | 3 | 3 | 4 | 2 | 0 | 0 | 0 | 0 | 1 | 59 | 87 | 4.50 | 1.500 |
| Michael Jackson, R<br>ERA: 2.45 | (7, 1) | 1.0 | | 6 | 2 | 0 | 0 | 0 | 1 | 0 | 0 | 0 | 0 | 0 | 14 | 23 | 0.00 | 3.000 |
| Hector Carrasco, R<br>ERA: 2.85 | (8, 1) | 1.0 | | 3 | 0 | 0 | 0 | 0 | 0 | 0 | 0 | 0 | 0 | 0 | 8 | 13 | 0.00 | 0.000 |
| Xavier Hernandez, R<br>ERA: 3.91 | (9, 1) | 1.0 | | 4 | 1 | 0 | 0 | 1 | 0 | 0 | 0 | 0 | 0 | 0 | 12 | 17 | 0.00 | 1.000 |

| PITCHER | IP | WLS | BF | H | R | ER | SO | BB | IBB | HBP | BLK | WP | HR | S | P | ERA | WHIP |
|---|---|---|---|---|---|---|---|---|---|---|---|---|---|---|---|---|---|

TOP

# Houston Astros @ Cincinnati Reds

Riverfront Stadium, Cincinnati, OH

Fri Aug 18 1995, 7:05 PM EDT
Att. 30,293 - Unknown - 86 F

livebaseballscorecards.com

| | |
|---|---|
| AB | 36 |
| R | 3 |
| H | 10 |
| RBI | 3 |
| BB | 3 |
| SO | 5 |
| LOB | 22 |

WP: 0 PA: 39
PB: 0
SB: 0
CS: 0

| Batter | 1 | 2 | 3 | 4 | 5 | 6 | 7 | 8 | 9 | AB | R | H | RBI | BB | SO | LOB |
|---|---|---|---|---|---|---|---|---|---|---|---|---|---|---|---|---|
| Jerome Walton, R (1, 8)<br>OBP: 0.348, SLG: 0.492<br>Thomas Howard, S (6, PH)<br>OBP: 0.366, SLG: 0.413 (7, 7) | F B B S S<br>2-3<br>K<br>① | C S B S<br>1-3<br>K<br>③ | | | B B B B<br>4-0<br>HR<br>BB | C X<br>0-1<br>G3-1<br>1B<br>2-H<br>1B | | 1 SAFE 1 SAFE 1 SAFE X<br>0-0<br>G6-4-3<br>1B<br>1-2<br>1B | | 2<br>2 | 1<br>1 | 0<br>2 | 0<br>1 | 1<br>0 | 2<br>0 | 2<br>0 |
| Barry Larkin, R (1, 6)<br>OBP: 0.397, SLG: 0.497 | B B B B<br>4-0<br>G6-4-3<br>BB | C B B X<br>2-1<br>G6-4-3<br>1B | | | B F 1 SAFE X<br>1-1<br>F7<br>① | B X<br>1-0<br>G3-1<br>②<br>2-3 | | B X<br>1-0<br>G6-4-3<br>1B<br>1-2<br>2-H | | 4 | 0 | 2 | 1 | 1 | 0 | 2 |
| Ron Gant, R (1, 7)<br>OBP: 0.384, SLG: 0.568<br>Michael Jackson, R (7, 1)<br>OBP: 0.250, SLG: 0.250<br>Hector Carrasco, R (8, 1)<br>Jeff Branson, L (8, PH)<br>OBP: 0.322, SLG: 0.447<br>Mariano Duncan, R (8, PH)<br>OBP: 0.287, SLG: 0.415<br>Xavier Hernandez, L (9, 1) | 1 SAFE B C 1 SAFE 1 SAFE X<br>1-1<br>G6-4-3<br>② ③<br>1-2f | X<br>0-0<br>G6-4-3<br>① ②<br>1-2f | | | 1 SAFE 1 SAFE 1 SAFE B X<br>1-0<br>1-H<br>HR | B C F X<br>1-2<br>3-H<br>1B | | X<br>0-0<br>G6-4-3<br>① ②<br>1-2f<br>2-3 | | 4<br>0<br>0<br>0<br>1<br>0 | 1<br>0<br>0<br>0<br>0<br>0 | 2<br>0<br>0<br>0<br>0<br>0 | 3<br>0<br>0<br>0<br>0<br>0 | 0<br>0<br>0<br>0<br>0<br>0 | 0<br>0<br>0<br>0<br>0<br>0 | 2<br>0<br>0<br>0<br>2<br>0 |
| Reggie Sanders, R (1, 9)<br>OBP: 0.400, SLG: 0.586 | | B F B B S X<br>3-2<br>F8<br>①<br>B X<br>1-0<br>G6-3<br>③ | | | X<br>0-0<br>G5-3<br>② | X<br>0-0<br>F9<br>③ | | B X<br>1-0<br>G6-3<br>③ | | 5 | 0 | 0 | 0 | 0 | 0 | 2 |
| Benito Santiago, R (1, 2)<br>OBP: 0.333, SLG: 0.516 | | B S B S S<br>2-3<br>K<br>E<br>1B | | S B B B S F F B<br>4-2<br>G1-4-3<br>BB | C X<br>0-1<br>2B<br>1B | | X<br>0-0<br>F8<br>① | | | 3 | 2 | 1 | 0 | 1 | 1 | 0 |
| Bret Boone, R (1, 4)<br>OBP: 0.337, SLG: 0.452 | B 1 SAFE F X<br>1-1<br>E8<br>1B<br>FC5-4<br>1-3<br>1B | | | F 1 SAFE S X<br>0-2<br>G1-4-3<br>① 1-2 | B C B F X<br>2-2<br>1-H<br>2B | | B X<br>1-0<br>P4<br>② | | | 4 | 1 | 2 | 1 | 0 | 0 | 1 |
| Hal Morris, L (1, 3)<br>OBP: 0.299, SLG: 0.417 | B S B X<br>2-1<br>FC5-4<br>2-3<br>3-H<br>1B | | | B B S C S<br>2-3<br>K<br>② | B F C S<br>1-3<br>K<br>③ | | B F B C B B<br>4-2<br>BB | | | 3 | 0 | 1 | 1 | 1 | 2 | 2 |
| Mark Lewis, R (1, 5)<br>OBP: 0.418, SLG: 0.491 | 1 SAFE C X<br>0-1<br>FC5-4<br>1B<br>② 1-2f<br>3-H | | | I I I<br>4-0<br>IBB | | C B X<br>1-1<br>1B<br>2B<br>C B 1 SAFE B X<br>2-1<br>L8<br>③ | | | | 3 | 1 | 1 | 1 | 1 | 0 | 2 |
| David Wells, L (1, 1)<br>OBP: 0.286, SLG: 0.286<br>Lenny Harris, L (6, PH)<br>OBP: 0.240, SLG: 0.280<br>Darren Lewis, R (7, 8)<br>OBP: 0.308, SLG: 0.308 | C X<br>0-1<br>1-2<br>1B | | | X<br>0-0<br>G4-3<br>③ | | C F X<br>0-2<br>G1-3<br>① | | B B B B<br>4-0<br>1B<br>1B<br>BB | | 2<br>1<br>0 | 0<br>0<br>1 | 1<br>0<br>0 | 0<br>0<br>0 | 0<br>0<br>1 | 0<br>0<br>0 | 2<br>1<br>0 |
| Inning Stats | R: 0 E: 0 K: 1 S: 5<br>H: 0 LOB: 0 BB: 1 P: 12 | R: 2 E: 1 K: 2 S: 17<br>H: 3 LOB: 2 BB: 0 P: 26 | R: 0 E: 0 K: 0 S: 4<br>H: 1 LOB: 0 BB: 0 P: 7 | R: 0 E: 0 K: 1 S: 11<br>H: 0 LOB: 2 BB: 2 P: 21 | R: 3 E: 0 K: 1 S: 12<br>H: 3 LOB: 1 BB: 1 P: 21 | R: 2 E: 0 K: 0 S: 12<br>H: 3 LOB: 1 BB: 0 P: 15 | R: 0 E: 0 K: 0 S: 6<br>H: 0 LOB: 1 BB: 1 P: 13 | R: 1 E: 0 K: 0 S: 4<br>H: 2 LOB: 1 BB: 1 P: 10 | | 1B: 9 2B: 2 3B: 0 HR: 1<br>SF: 0 SAC: 0 DP: 3 HBP: 0 | | | | | | |

# BOTTOM

## Houston Astros @ Cincinnati Reds

Riverfront Stadium, Cincinnati, OH

Fri Aug 18 1995, 7:05 PM EDT

Att. 30,293 - Unknown - 86 F

livebaseballscorecards.com

| | |
|---|---|
| AB | 34 |
| R | 8 |
| H | 12 |
| RBI | 8 |
| BB | 6 |
| SO | 5 |
| LOB | 18 |

WP: 1 PB: 0 SB: 0 CS: 0 PA: 40

| PITCHER | | IP | WLS | BF | H | R | ER | SO | BB | IBB | HBP | BLK | WP | HR | S | P | ERA | WHIP |
|---|---|---|---|---|---|---|---|---|---|---|---|---|---|---|---|---|---|---|
| Mike Hampton, L<br>ERA: 3.19 | (1, 1) | 5.0 | L | 25 | 7 | 5 | 5 | 5 | 3 | 1 | 0 | 0 | 1 | 1 | 49 | 87 | 9.00 | 2.000 |
| Craig McMurtry, R<br>ERA: 6.0 | (6, 1) | 1.0 | | 6 | 3 | 2 | 2 | 0 | 0 | 0 | 0 | 0 | 0 | 0 | 12 | 15 | 18.00 | 3.000 |
| Dave Veres, R<br>ERA: 1.93 | (7, 1) | 1.0 | | 7 | 2 | 1 | 1 | 0 | 2 | 0 | 0 | 0 | 0 | 0 | 8 | 20 | 9.00 | 4.000 |
| Jeff Tabaka, L<br>ERA: 4.11 | (8, 1) | 0.2 | | 1 | 0 | 0 | 0 | 0 | 0 | 0 | 0 | 0 | 0 | 0 | 1 | 1 | 0.00 | 0.000 |
| Todd Jones, R<br>ERA: 2.59 | (8, 1) | 0.1 | | 1 | 0 | 0 | 0 | 0 | 0 | 0 | 0 | 0 | 0 | 0 | 1 | 2 | 0.00 | 0.000 |

| PITCHER | IP | WLS | BF | H | R | ER | SO | BB | IBB | HBP | BLK | WP | HR | S | P | ERA | WHIP |
|---|---|---|---|---|---|---|---|---|---|---|---|---|---|---|---|---|---|

| Batter | 1 | 2 | 3 | 4 | 5 | 6 | 7 | 8 | 9 | AB | R | H | RBI | BB | SO | LOB |
|---|---|---|---|---|---|---|---|---|---|---|---|---|---|---|---|---|
| Brian Hunter, R (1, 8)<br>OBP: 0.367, SLG: 0.414 | X 0-0 ① L9 | | | B F B B B F F B 4-2 FC4-6 BB | X 0-0 ③ P6 | | | B F X 1-1 E8 1B | 3 | 0 | 1 | 0 | 1 | 0 | 1 |
| Craig Biggio, R (1, 4)<br>OBP: 0.408, SLG: 0.499 | B B C T B X 3-2 ② G4-3 | | | 1 SAFE B B C 1 S X SAFE 2-2 ① FC4-6 G6-3 1-2f | | | B X 1-0 ① L8 | | X 0-0 ① G6-3 | 4 | 0 | 0 | 0 | 0 | 0 | 2 |
| Derek Bell, R (1, 9)<br>OBP: 0.378, SLG: 0.430 | F B F S 1-3 ③ K | | | X 0-0 ② ③ G6-3 1-2f | | | B B X 2-0 ② G4-3 | | B T B F S 2-3 ② K | 4 | 0 | 0 | 0 | 0 | 2 | 2 |
| Derrick May, L (1, 7)<br>OBP: 0.317, SLG: 0.367 | | C F B X 1-2 ① G6-3 | | | F B X 1-1 ① G6-3 | | X 0-0 ③ 2B | | X 0-0 ③ F7 | 4 | 0 | 1 | 0 | 0 | 0 | 1 |
| Tony Eusebio, R (1, 2)<br>OBP: 0.380, SLG: 0.446 | | B F S B B B 4-2 L6-3 BB | | | B X 1-0 ② G3 | | B F B B F B 4-2 BB | | | 1 | 0 | 0 | 0 | 2 | 0 | 0 |
| Dave Magadan, L (1, 5)<br>OBP: 0.404, SLG: 0.345 | | C C B B F X 2-2 ② ③ L6-3 1-2 | | | B B C F X 2-2 ③ G4-3 | | C B X 1-1 ③ G4-3 | | | 3 | 0 | 0 | 0 | 0 | 0 | 3 |
| Mike Simms, R (1, 3)<br>OBP: 0.352, SLG: 0.612 | | | B X 1-0 ① G5-3 | | | B B B C F B 4-2 G5-3 G6-3 BB | | B B C X 2-1 ① G5-3 | | 2 | 0 | 0 | 0 | 1 | 0 | 0 |
| Ricky Gutierrez, R (1, 6)<br>OBP: 0.225, SLG: 0.205 | | | B X 1-0 ② F7 | | | C X 0-1 ① G6-3 1-2 | | F F X 0-2 ② G5-3 | | 3 | 0 | 0 | 0 | 0 | 0 | 1 |
| Shane Reynolds, R (1, 1)<br>OBP: 0.163, SLG: 0.146 | | | C B F B S 2-3 ③ K | | | X 0-0 ② G5-3 2-3 | | C B B B X 3-1 ③ F7 | | 2 | 0 | 0 | 0 | 1 | 1 |
| Dean Hartgraves, R (6, 1) | | | | | | | | | | 0 | 0 | 0 | 0 | 0 | 0 | 0 |
| Craig McMurtry, R (7, 1) | | | | | | | | | | 0 | 0 | 0 | 0 | 0 | 0 | 0 |
| Milt Thompson, L (8, PH)<br>OBP: 0.286, SLG: 0.290 | | | | | | | | | | 1 | 0 | 0 | 0 | 0 | 0 | 0 |
| Jeff Tabaka, R (8, 1) | | | | | | | | | | 0 | 0 | 0 | 0 | 0 | 0 | 0 |
| Inning Stats | R: 0 E: 0 K: 1 S: 7 H: 0 LOB: 0 BB: 0 P: 11 | R: 0 E: 0 K: 0 S: 9 H: 0 LOB: 0 BB: 1 P: 16 | R: 0 E: 0 K: 1 S: 5 H: 0 LOB: 0 BB: 0 P: 9 | R: 0 E: 0 K: 0 S: 7 H: 0 LOB: 0 BB: 1 P: 13 | R: 0 E: 0 K: 0 S: 6 H: 0 LOB: 0 BB: 0 P: 10 | R: 0 E: 0 K: 0 S: 6 H: 0 LOB: 1 BB: 1 P: 10 | R: 0 E: 0 K: 0 S: 7 H: 1 LOB: 2 BB: 1 P: 15 | R: 0 E: 0 K: 0 S: 7 H: 0 LOB: 0 BB: 0 P: 12 | R: 0 E: 1 K: 1 S: 7 H: 1 LOB: 1 BB: 0 P: 10 | 1B: 1 2B: 2 3B: 0 HR: 0 | SF: 0 SAC: 0 DP: 2 HBP: 0 | | | | | |

# TOP

## Houston Astros @ Cincinnati Reds

Riverfront Stadium, Cincinnati, OH

Sat Aug 19 1995, 7:05 PM EDT
Att. 32,567 - Unknown - 76 F

livebaseballscorecards.com

| | |
|---|---|
| AB | 27 |
| R | 0 |
| H | 2 |
| RBI | 0 |
| BB | 4 |
| SO | 3 |
| LOB | 11 |

WP: 0 PB: 0 SB: 0 CS: 0 PA: 31

| PITCHER | IP | WLS | BF | H | R | ER | SO | BB | IBB | HBP | BLK | WP | HR | S | P | ERA | WHIP |
|---|---|---|---|---|---|---|---|---|---|---|---|---|---|---|---|---|---|
| Dave Burba, R (1, 1)<br>ERA: 3.2 | 9.0 | W | 31 | 2 | 0 | 0 | 3 | 4 | 0 | 0 | 0 | 0 | 0 | 61 | 106 | 0.00 | 0.667 |

| PITCHER | IP | WLS | BF | H | R | ER | SO | BB | IBB | HBP | BLK | WP | HR | S | P | ERA | WHIP |
|---|---|---|---|---|---|---|---|---|---|---|---|---|---|---|---|---|---|

# Houston Astros @ Cincinnati Reds

Riverfront Stadium, Cincinnati, OH

Sat Aug 19 1995, 7:05 PM EDT

Att. 32,567 - Unknown - 76 F

## BOTTOM

| Batter | 1 | 2 | 3 | 4 | 5 | 6 | 7 | 8 | 9 | AB | R | H | RBI | BB | SO | LOB |
|---|---|---|---|---|---|---|---|---|---|---|---|---|---|---|---|---|
| Barry Larkin, R (1, 6)<br>OBP: 0.397, SLG: 0.496 | E 1B<br>1B | F7 | | | F9 | | 1B<br>1-2<br>3-H<br>1B | L9 | | 5 | 1 | 2 | 1 | 0 | 0 | 2 |
| Hal Morris, L (1, 3)<br>OBP: 0.306, SLG: 0.423 | 1 SAFE<br>E9<br>G3<br>E<br>1-H<br>1B | | G4-3 | | | 1B<br>1B<br>1B | 1B<br>2B<br>1-3<br>2-H<br>1B | | | 4 | 3 | 3 | 1 | 0 | 0 | 0 |
| Ron Gant, R (1, 7)<br>OBP: 0.386, SLG: 0.571<br>Jerome Walton, R (7, PR)<br>OBP: 0.348, SLG: 0.492 (8, 7) | G3<br>2-3 | | K | | | 1 SAFE<br>1 SAFE<br>1B<br>1-2<br>1B | 2B<br>2-H<br>2B | | | 4<br>0 | 0<br>1 | 2<br>0 | 1<br>0 | 0<br>0 | 1<br>0 | 1<br>0 |
| Reggie Sanders, R (1, 9)<br>OBP: 0.398, SLG: 0.581 | E5<br>G3 S<br>3-H | | F8 | | | P4 | 2B<br>IBB | | | 3 | 1 | 0 | 0 | 1 | 0 | 2 |
| Thomas Howard, S (1, 8)<br>OBP: 0.365, SLG: 0.411<br>Darren Lewis, R (7, 8)<br>OBP: 0.310, SLG: 0.313 | 1 SAFE<br>1 SAFE<br>G3<br>1-3 | | | G3-1 | | K2<br>1-3<br>2-H<br>1B | 1-H<br>2-H<br>2B | | | 3<br>1 | 0<br>0 | 1<br>1 | 1<br>2 | 0<br>0 | 0<br>0 | 1<br>0 |
| Eddie Taubensee, L (1, 2)<br>OBP: 0.328, SLG: 0.452<br>Benito Santiago, R (6, PH)<br>OBP: 0.329, SLG: 0.509 (7, 2) | G4-3 | | | L4-3<br>1B | | 1 SAFE<br>1 SAFE<br>1 SAFE<br>1 SAFE<br>K2<br>1-2f | G5-3 | | | 2<br>2 | 0<br>0 | 1<br>0 | 0<br>0 | 0<br>0 | 0<br>1 | 1<br>3 |
| Bret Boone, R (1, 4)<br>OBP: 0.336, SLG: 0.449 | | SH3-4<br>BB | | L4-3<br>1-2 | | | L9<br>L7 | | | 3 | 0 | 0 | 0 | 1 | 0 | 1 |
| Jeff Branson, L (1, 5)<br>OBP: 0.324, SLG: 0.450 | | 1 SAFE<br>1 SAFE<br>K | | | L7 | | 1B<br>1B<br>2B | BB | | 3 | 1 | 1 | 0 | 1 | 1 | 1 |
| Dave Burba, R (1, 1)<br>OBP: 0.100, SLG: 0.100 | | SH3-4<br>1-2 | | | K | | 1B<br>1B<br>1B<br>2-3 | K | | 3 | 1 | 1 | 0 | 0 | 2 | 1 |
| Inning Stats | R: 2 E: 2 K: 0 S: 15<br>H: 2 LOB: 1 BB: 0 P: 20 | R: 0 E: 0 K: 1 S: 8<br>H: 0 LOB: 1 BB: 1 P: 16 | R: 0 E: 0 K: 1 S: 9<br>H: 0 LOB: 0 BB: 0 P: 15 | R: 0 E: 0 K: 0 S: 6<br>H: 1 LOB: 0 BB: 0 P: 9 | R: 0 E: 0 K: 1 S: 11<br>H: 0 LOB: 0 BB: 0 P: 13 | R: 1 E: 0 K: 1 S: 18<br>H: 3 LOB: 2 BB: 0 P: 21 | R: 5 E: 0 K: 0 S: 21<br>H: 6 LOB: 1 BB: 1 P: 38 | R: 0 E: 0 K: 1 S: 13<br>H: 0 LOB: 1 BB: 1 P: 20 | | 1B: 9 2B: 5 3B: 0 HR: 0<br>SF: 0 SAC: 1 DP: 2 HBP: 0 | | | | | | |

livebaseballscorecards.com

| | |
|---|---|
| AB | 33 |
| R | 8 |
| H | 12 |
| RBI | 6 |
| BB | 3 |
| SO | 5 |
| LOB | 13 |

WP: 0 PB: 0 SB: 1 CS: 0 PA: 37

| PITCHER | | IP | WLS | BF | H | R | ER | SO | BB | IBB | HBP | BLK | WP | HR | S | P | ERA | WHIP |
|---|---|---|---|---|---|---|---|---|---|---|---|---|---|---|---|---|---|---|
| Shane Reynolds, R<br>ERA: 2.92 | (1, 1) | 5.1 | L | 23 | 6 | 3 | 2 | 3 | 1 | 0 | 0 | 0 | 0 | 0 | 61 | 87 | 3.38 | 1.312 |
| Dean Hartgraves, L<br>ERA: 2.89 | (6, 1) | 1.0 | | 4 | 2 | 2 | 2 | 1 | 0 | 0 | 0 | 0 | 0 | 0 | 14 | 20 | 18.00 | 2.000 |
| Craig McMurtry, R<br>ERA: 12.27 | (7, 1) | 0.2 | | 6 | 4 | 3 | 3 | 0 | 0 | 1 | 0 | 0 | 0 | 0 | 13 | 25 | 40.50 | 6.000 |
| Jeff Tabaka, L<br>ERA: 3.86 | (8, 1) | 1.0 | | 4 | 0 | 0 | 0 | 1 | 1 | 0 | 0 | 0 | 0 | 0 | 13 | 20 | 0.00 | 1.000 |

| PITCHER | IP | WLS | BF | H | R | ER | SO | BB | IBB | HBP | BLK | WP | HR | S | P | ERA | WHIP |
|---|---|---|---|---|---|---|---|---|---|---|---|---|---|---|---|---|---|

| Batter | 1 | 2 | 3 | 4 | 5 | 6 | 7 | 8 | 9 | AB | R | H | RBI | BB | SO | LOB |
|---|---|---|---|---|---|---|---|---|---|---|---|---|---|---|---|---|
| John Cangelosi, S (1, 8)<br>OBP: 0.483, SLG: 0.432 | C B B X 2-1 G4-3 1B | | X 0-0 ① G5-3 | | B C B B B 4-1 1B 1-2 BB | | B C C B B F X 3-2 DI 1-3 2B 1B | B S F B B F X 3-2 ③ G5-3 | | 4 | 1 | 2 | 0 | 1 | 0 | 2 |
| Craig Biggio, R (1, 4)<br>OBP: 0.408, SLG: 0.498<br>Craig Shipley, R (6, 4)<br>OBP: 0.283, SLG: 0.337 | B 1 SAFE C B F X 2-2 ① ② G4-3 1-2f | | C X 0-1 ② F7 | | C X 0-1 1-2 2-3 1B | | C B X 1-1 1-H 3-H 2B | | X 0-0 ① F8 | 3<br>2 | 0<br>0 | 1<br>1 | 0<br>2 | 0<br>0 | 0<br>0 | 1<br>0 |
| Derrick May, L (1, 3)<br>OBP: 0.314, SLG: 0.364<br>Dave Veres, R (3, 1)<br>James Mouton, R (5, PH)<br>OBP: 0.329, SLG: 0.386<br>Todd Jones, L (5, 1)<br>OBP: 0.200, SLG: 0.400<br>Orlando Miller, R (7, PH)<br>OBP: 0.320, SLG: 0.378<br>Dean Hartgraves, R (7, 1)<br>Jeff Tabaka, R (8, 1)<br>Brian Hunter, R (9, PH)<br>OBP: 0.370, SLG: 0.422 | C B B X 2-1 ③ G3-1 | | X 0-0 ③ G3 | | X 0-0 ② ③ G1-2-3 3-Hf | | X 0-0 ② G6-3 | | B C X 1-1 2B | 2<br>0<br>1<br>0<br>0<br>1<br>0<br>0<br>1 | 0<br>0<br>0<br>0<br>0<br>0<br>0<br>0<br>0 | 0<br>0<br>0<br>0<br>0<br>0<br>0<br>0<br>0 | 0<br>0<br>0<br>0<br>0<br>0<br>0<br>0<br>0 | 0<br>0<br>0<br>0<br>0<br>0<br>0<br>0<br>0 | 0<br>0<br>3<br>0<br>0<br>1<br>0<br>0<br>1 | 0<br>0<br>0<br>0<br>0<br>0<br>0<br>0<br>0 |
| Derek Bell, R (1, 9)<br>OBP: 0.378, SLG: 0.429 | | B C X 1-1 1B 2B 1B | | X 0-0 ① G5-3 | | X 0-0 FC4-6 1B | F S S 0-3 ③ K | | X 0-0 ② F7 | 5 | 1 | 2 | 0 | 0 | 1 | 2 |
| Dave Magadan, L (1, 5)<br>OBP: 0.404, SLG: 0.350 | | C X 0-1 2B 1-3 1B | | C X 0-1 2B | | X 0-0 ① FC4-6 1-2f | | C C B B B X 3-2 ① G4-3 | C F F X 0-2 ③ F8 | 5 | 0 | 2 | 0 | 0 | 0 | 2 |
| Milt Thompson, L (1, 7)<br>OBP: 0.275, SLG: 0.278 | | B S X 1-1 ① P4 | | X 0-0 ② G5-3 | | C F B X 1-2 ② L8 | | F X 0-1 ② G1-3 | | 4 | 0 | 0 | 0 | 0 | 0 | 4 |
| Ricky Gutierrez, R (1, 6)<br>OBP: 0.250, SLG: 0.256 | | F X 0-1 1-3 3-H 2B | | C F S 0-3 ③ K | | B B C X 2-1 ③ F9 | | C B F F B F B X 3-2 1B 1B 1B | | 4 | 1 | 2 | 1 | 0 | 1 | 2 |
| Pat Borders, R (1, 2)<br>OBP: 0.256, SLG: 0.366 | | C B X 1-1 ② P4 | | C B B B X 3-1 E5 1B BB G1-2-3 | | | F C T 0-2 ① K | B X 1-0 1-2 1B | | 4 | 0 | 1 | 0 | 0 | 1 | 2 |
| Greg Swindell, L (1, 1)<br>OBP: 0.295, SLG: 0.333<br>Mike Simms, R (3, 3)<br>OBP: 0.368, SLG: 0.608 | | X 0-0 ③ P6 | | | B B F B X 3-1 ① P2 | | F B B B B 4-1 1B 2B BB | S B F X 1-2 1-2 2-H 1B | | 1<br>2 | 0<br>1 | 0<br>1 | 0<br>1 | 0<br>1 | 0<br>0 | 2<br>1 |
| Inning Stats | R: 0 H: 1<br>E: 0 LOB: 0<br>K: 0 BB: 0<br>S: 7 P: 13 | R: 1 H: 3<br>E: 0 LOB: 2<br>K: 0 BB: 0<br>S: 11 P: 14 | R: 0 H: 0<br>E: 0 LOB: 0<br>K: 0 BB: 0<br>S: 4 P: 4 | R: 0 H: 1<br>E: 0 LOB: 1<br>K: 1 BB: 0<br>S: 7 P: 7 | R: 0 H: 1<br>E: 1 LOB: 2<br>K: 0 BB: 1<br>S: 8 P: 18 | R: 0 H: 1<br>E: 0 LOB: 1<br>K: 0 BB: 0<br>S: 7 P: 10 | R: 2 H: 2<br>E: 0 LOB: 1<br>K: 2 BB: 1<br>S: 14 P: 22 | R: 1 H: 3<br>E: 0 LOB: 2<br>K: 0 BB: 0<br>S: 19 P: 30 | R: 0 H: 1<br>E: 0 LOB: 1<br>K: 0 BB: 0<br>S: 8 P: 9 | 1B: 9 SF: 0<br>2B: 4 SAC: 0<br>3B: 0 DP: 2<br>HR: 0 HBP: 0 | | | | | WP: 0 PA: 41<br>PB: 0<br>SB: 0<br>CS: 0 | |

# TOP

## Houston Astros @ Cincinnati Reds

Riverfront Stadium, Cincinnati, OH

Sun Aug 20 1995, 3:33 AM EDT

Att. 28,271 - Sunny - 88 F

livebaseballscorecards.com

| | |
|---|---|
| AB | 39 |
| R | 4 |
| H | 13 |
| RBI | 4 |
| BB | 2 |
| SO | 3 |
| LOB | 22 |

| PITCHER | | IP | WLS | BF | H | R | ER | SO | BB | IBB | HBP | BLK | WP | HR | S | P | ERA | WHIP |
|---|---|---|---|---|---|---|---|---|---|---|---|---|---|---|---|---|---|---|
| Mark Portugal, R<br>ERA: 4.51 | (1, 1) | 7.0 | W | 31 | 9 | 3 | 3 | 3 | 2 | 0 | 0 | 0 | 0 | 0 | 58 | 88 | 3.86 | 1.571 |
| Chuck McElroy, L<br>ERA: 5.27 | (8, 1) | 1.0 | | 6 | 3 | 1 | 1 | 0 | 0 | 0 | 0 | 0 | 0 | 0 | 19 | 30 | 9.00 | 3.000 |
| Xavier Hernandez, R<br>ERA: 3.86 | (9, 1) | 1.0 | | 4 | 1 | 0 | 0 | 0 | 0 | 0 | 0 | 0 | 0 | 0 | 8 | 9 | 0.00 | 1.000 |

| PITCHER | IP | WLS | BF | H | R | ER | SO | BB | IBB | HBP | BLK | WP | HR | S | P | ERA | WHIP |
|---|---|---|---|---|---|---|---|---|---|---|---|---|---|---|---|---|---|

# BOTTOM

## Houston Astros @ Cincinnati Reds

Riverfront Stadium, Cincinnati, OH

Sun Aug 20 1995, 3:33 AM EDT

Att. 28,271 - Sunny - 88 F

livebaseballscorecards.com

| Batter | 1 | 2 | 3 | 4 | 5 | 6 | 7 | 8 | 9 | AB | R | H | RBI | BB | SO | LOB |
|---|---|---|---|---|---|---|---|---|---|---|---|---|---|---|---|---|
| Barry Larkin, R (1, 6)<br>OBP: 0.403, SLG: 0.508<br>Jeff Branson, L (6, PH)<br>OBP: 0.330, SLG: 0.453 (7, 6) | B X<br>1-0 CS SF7 1B<br>1B | C B B X<br>2-1 2-H HR | C X<br>0-1 2-3 1B | | C B B B<br>4-1 HR 1B BB | B B B<br>4-0 BB | | B F B X<br>2-1 1-2 1B<br>1B | | 3<br>1 | 3<br>0 | 3<br>1 | 2<br>0 | 1<br>1 | 0<br>0 | 0<br>0 |
| Darren Lewis, R (1, 8)<br>OBP: 0.313, SLG: 0.316 | 1 SAFE B B 1 SAFE C 1 X<br>2-1 SF7 CS 1-2 2B 1B | F F B B F X<br>2-2 BB 1B 1B | X<br>0-0 ③ F8 | | C X<br>0-1 1-2 2-3 HR 1B | B C B C C<br>3-3 ③ K BB | | C B B F S<br>2-3 ② K | | 6 | 3 | 3 | 0 | 0 | 2 | 5 |
| Ron Gant, R (1, 7)<br>OBP: 0.389, SLG: 0.582<br>Thomas Howard, S (6, 7)<br>OBP: 0.362, SLG: 0.407 | B C C X<br>2-2 ① SF7 1-3 2-H 1B | B B 1 SAFE B B<br>4-0 1B 1-2 BB | | C B C B B F X<br>3-2 G4-3 1B FC5-2 1B | B S X<br>1-1 1-H 2-H 3-H HR | | X<br>0-0 ① P2 | B B F B X<br>3-1 ③ G6-3 | | 2<br>2 | 1<br>0 | 2<br>0 | 5<br>0 | 1<br>0 | 0<br>0 | 0<br>2 |
| Reggie Sanders, R (1, 9)<br>OBP: 0.404, SLG: 0.587<br>Jerome Walton, R (7, 9)<br>OBP: 0.353, SLG: 0.492 | X<br>0-0 F9 3-H 2B | F T X<br>0-2 ③ 1-3 2-H 1B | | X<br>0-0 FC5-2 G4-3 1-2 1B | B B B<br>4-0 G1-6-3 BB | | B B C B B<br>4-1 BB BB | | | 3<br>0 | 0<br>0 | 3<br>0 | 2<br>0 | 1<br>1 | 0<br>0 | 0<br>0 |
| Bret Boone, R (1, 4)<br>OBP: 0.334, SLG: 0.444 | X<br>0-0 ② F9 2-3 | | B X<br>1-0 E6 BB 2B | C B C F B X<br>2-2 ① G4-3 1-2 2-3 | X<br>0-0 ①② G1-6-3 1-2f | | B B B C B<br>4-1 1-2 BB | | | 4 | 1 | 0 | 0 | 1 | 0 | 4 |
| Benito Santiago, R (1, 2)<br>OBP: 0.328, SLG: 0.503<br>(6, 3)<br>Mariano Duncan, R (7, PH)<br>OBP: 0.286, SLG: 0.413 (8, 3) | B F F X<br>1-2 ③ F7 | S 1 SAFE F F X<br>0-2 ① P6 | X<br>0-0 ② FC5-2 BB 2-3 3-H | F F X<br>0-2 FC6-4 1B | | S S F B B S<br>2-3 ② K | | | 4<br>1 | 0<br>0 | 1<br>0 | 0<br>0 | 0<br>0 | 0<br>1 | 4<br>2 |
| Hal Morris, L (1, 3)<br>OBP: 0.310, SLG: 0.419<br>Eddie Taubensee, L (6, 2)<br>OBP: 0.326, SLG: 0.449 | F B F B B F S<br>2-3 ① K | B B C 1 SAFE B B<br>4-1 1-2 2B BB | B F B B S B<br>4-2 1-2 BB | B B X<br>2-0 ③ FC6-4 1-2f | | C S B B B S<br>2-3 ③ K | | | 2<br>1 | 1<br>0 | 0<br>0 | 0<br>0 | 2<br>0 | 1<br>1 | 1<br>2 |
| Mark Lewis, R (1, 5)<br>OBP: 0.425, SLG: 0.505 | C C X<br>0-2 SH1 HR 1B | C B S X<br>1-2 1B 1-H 2-H 2B | C F B F B F F B<br>3-3 S ③ K | C S C<br>0-3 ① K | | B B F X<br>2-1 1B 1B | | | 5 | 1 | 3 | 2 | 0 | 2 | 3 |
| Mark Portugal, R (1, 1)<br>OBP: 0.186, SLG: 0.244<br>Chuck McElroy, L (8, 1)<br>Lenny Harris, L (8, PH)<br>OBP: 0.239, SLG: 0.279<br>Xavier Hernandez, L (9, 1) | B X<br>1-0 ② SH1 1-2 | X<br>0-0 ② F9 | | C S B F B B X<br>3-2 1B HR 2B | X<br>0-0 ② G4-3 | | | F C X<br>0-2 ① L8 | | 3<br>0<br>1<br>0 | 1<br>0<br>0<br>0 | 1<br>0<br>0<br>0 | 0<br>0<br>0<br>0 | 0<br>0<br>0<br>0 | 0<br>0<br>0<br>0 | 1<br>0<br>1<br>0 |
| Inning Stats | R: 2 E: 0 K: 0 S: 11 H: 3 LOB: 1 BB: 0 P: 17 | R: 3 E: 0 K: 1 S: 18 H: 4 LOB: 2 BB: 1 P: 29 | R: 2 E: 1 K: 0 S: 13 H: 2 LOB: 2 BB: 1 P: 19 | R: 0 E: 0 K: 1 S: 19 H: 2 LOB: 3 BB: 1 P: 31 | R: 4 E: 0 K: 0 S: 14 H: 4 LOB: 1 BB: 2 P: 28 | R: 0 E: 0 K: 2 S: 7 H: 0 LOB: 1 BB: 1 P: 14 | R: 0 E: 0 K: 2 S: 10 H: 0 LOB: 2 BB: 2 P: 22 | R: 0 E: 0 K: 1 S: 12 H: 2 LOB: 2 BB: 0 P: 21 | | 1B: 12<br>2B: 3<br>3B: 0<br>HR: 2 | SF: 1<br>SAC: 1<br>DP: 1<br>HBP: 0 | | | WP: 0<br>PB: 0<br>SB: 0<br>CS: 2 | PA: 48 | |

| | AB | 38 |
|---|---|---|
| | R | 11 |
| | H | 17 |
| | RBI | 11 |
| | BB | 8 |
| | SO | 7 |
| | LOB | 25 |

| PITCHER | | IP | WLS | BF | H | R | ER | SO | BB | IBB | HBP | BLK | WP | HR | S | P | ERA | WHIP |
|---|---|---|---|---|---|---|---|---|---|---|---|---|---|---|---|---|---|---|
| Greg Swindell, L<br>ERA: 4.76 | (1, 1) | 2.1 | L | 17 | 8 | 7 | 5 | 1 | 2 | 0 | 0 | 0 | 0 | 1 | 38 | 61 | 19.29 | 4.286 |
| Dave Veres, R<br>ERA: 1.89 | (3, 1) | 1.2 | | 9 | 3 | 0 | 0 | 1 | 1 | 0 | 0 | 0 | 0 | 0 | 23 | 35 | 0.00 | 2.400 |
| Todd Jones, R<br>ERA: 3.0 | (5, 1) | 2.0 | | 12 | 4 | 4 | 4 | 2 | 3 | 0 | 0 | 0 | 0 | 1 | 21 | 42 | 18.00 | 3.500 |
| Dean Hartgraves, L<br>ERA: 2.79 | (7, 1) | 1.0 | | 5 | 0 | 0 | 0 | 2 | 2 | 0 | 0 | 0 | 0 | 0 | 10 | 22 | 0.00 | 2.000 |
| Jeff Tabaka, L<br>ERA: 3.63 | (8, 1) | 1.0 | | 5 | 2 | 0 | 0 | 1 | 0 | 0 | 0 | 0 | 0 | 0 | 12 | 21 | 0.00 | 2.000 |

| PITCHER | IP | WLS | BF | H | R | ER | SO | BB | IBB | HBP | BLK | WP | HR | S | P | ERA | WHIP |
|---|---|---|---|---|---|---|---|---|---|---|---|---|---|---|---|---|---|

| Batter | 1 | 2 | 3 | 4 | 5 | 6 | 7 | 8 | 9 | AB | R | H | RBI | BB | SO | LOB |
|---|---|---|---|---|---|---|---|---|---|---|---|---|---|---|---|---|
| Marquis Grissom, R (1, 8)<br>OBP: 0.313, SLG: 0.369 | B X<br>1-0<br>G6-3 ① | | F B F S<br>1-3<br>K ① | | F B C F X<br>1-2<br>F8 ③ | | C B B B X<br>3-1<br>F9 ① | | X<br>0-0<br>F8 ① | 5 | 0 | 0 | 0 | 0 | 1 | 0 |
| Jeff Blauser, R (1, 6)<br>OBP: 0.322, SLG: 0.350 | F B B B X<br>3-1<br>G1-3 ② | | X<br>0-0<br>G5-3 ② | | | B B F H<br>3-1<br>10 G4-3<br>HR HBP | C S X<br>0-2<br>E6<br>10 2B G3-1 | | B C F B F C<br>2-3<br>K ② | 4 | 2 | 0 | 0 | 0 | 1 | 0 |
| 10 Chipper Jones, S (1, 5)<br>OBP: 0.371, SLG: 0.459 | X<br>0-0<br>F7 ③ | | B X<br>1-0<br>CS<br>1B | | | 1 SAFE C X<br>0-1<br>G4-3 ①<br>1-2 | X<br>0-0<br>G3-1<br>1-3 2B 2B | | C B B B X<br>3-1<br>F8 ③ | 5 | 1 | 2 | 0 | 0 | 0 | 1 |
| Fred McGriff, L (1, 3)<br>OBP: 0.352, SLG: 0.470 | | X<br>0-0<br>1B E<br>1B | C<br>0-1<br>CS ③<br>1-2 | B F C C<br>1-3<br>K ① | | F B F X<br>1-2<br>2-H HR | B C B X<br>2-1<br>G3-1 ②<br>2-3 3-H | | | 4 | 1 | 2 | 3 | 0 | 1 | 1 |
| David Justice, L (1, 9)<br>OBP: 0.390, SLG: 0.514 | | C X<br>0-1<br>G3 ①<br>1-2 | | C B C B T<br>2-2<br>K ② | | C B B B S X<br>2-2<br>3B 1B | B B S B S F B<br>4-2<br>2B BB | | | 3 | 1 | 1 | 0 | 1 | 1 | 1 |
| Ryan Klesko, L (1, 7)<br>OBP: 0.410, SLG: 0.595 | | B B B B<br>4-0<br>1B BB | | C F B B F X<br>1-2<br>2B | | 1 SAFE F C B B 1 SAFE X<br>1-2<br>1-H 3B | X<br>0-0<br>1-H 3-H 2B | | | 3 | 0 | 3 | 2 | 1 | 0 | 0 |
| Javy Lopez, R (1, 2)<br>OBP: 0.333, SLG: 0.481 | | B F C F X<br>1-2<br>FC5-4<br>1-2 2-3 1B | X<br>0-0<br>L4 ③ | | | B B X<br>2-0<br>P4 ② | | C X<br>0-1<br>F8 ① | | 4 | 0 | 1 | 0 | 0 | 0 | 2 |
| Mark Lemke, S (1, 4)<br>OBP: 0.314, SLG: 0.329 | | C B F B C<br>2-3<br>K ② | | | C F B B X<br>2-2<br>F8 ① | I I I I<br>4-0<br>IBB | | C B B C F X<br>2-2<br>G5-3 ② | | 3 | 0 | 0 | 0 | 1 | 1 | 3 |
| Tom Glavine, L (1, 1)<br>OBP: 0.255, SLG: 0.286 | | X<br>0-0<br>FC5-4 ③<br>1-2f | | | F F C<br>0-3<br>K ② | B C X<br>1-1<br>G4-3 ③ | | C X<br>0-1<br>G3 ③ | | 3 | 0 | 0 | 0 | 0 | 1 | 5 |
| Dwight Smith, L (8, PH)<br>OBP: 0.340, SLG: 0.444 | | | | | | | | | | 1 | 0 | 0 | 0 | 0 | 0 | 0 |
| Greg McMichael, R (8, 1) | | | | | | | | | | 0 | 0 | 0 | 0 | 0 | 0 | 0 |
| Mark Wohlers, R (8, 1) | | | | | | | | | | 0 | 0 | 0 | 0 | 0 | 0 | 0 |
| Inning Stats | R: 0<br>E: 0<br>K: 0<br>S: 4<br>H: 0<br>LOB: 0<br>BB: 0<br>P: 8 | R: 0<br>E: 1<br>K: 1<br>S: 11<br>H: 2<br>LOB: 3<br>BB: 1<br>P: 18 | R: 0<br>E: 0<br>K: 1<br>S: 6<br>H: 1<br>LOB: 0<br>BB: 0<br>P: 8 | R: 0<br>E: 0<br>K: 2<br>S: 12<br>H: 1<br>LOB: 1<br>BB: 0<br>P: 16 | R: 0<br>E: 0<br>K: 1<br>S: 10<br>H: 0<br>LOB: 0<br>BB: 0<br>P: 13 | R: 3<br>E: 0<br>K: 0<br>S: 15<br>H: 3<br>LOB: 2<br>BB: 1<br>P: 29 | R: 2<br>E: 1<br>K: 0<br>S: 12<br>H: 2<br>LOB: 2<br>BB: 1<br>P: 21 | R: 0<br>E: 0<br>K: 0<br>S: 8<br>H: 0<br>LOB: 0<br>BB: 0<br>P: 10 | R: 0<br>E: 0<br>K: 1<br>S: 7<br>H: 0<br>LOB: 0<br>BB: 0<br>P: 12 | 1B: 4<br>2B: 3<br>3B: 1<br>HR: 1<br>SF: 0<br>SAC: 0<br>DP: 0<br>HBP: 1 | | | | | | |

| PITCHER | | IP | WLS | BF | H | R | ER | SO | BB | IBB | HBP | BLK | WP | HR | S | P | ERA | WHIP |
|---|---|---|---|---|---|---|---|---|---|---|---|---|---|---|---|---|---|---|
| Doug Drabek, R<br>ERA: 4.73 | (1, 1) | 6.0 | | 27 | 7 | 3 | 3 | 5 | 1 | 1 | 1 | 0 | 0 | 1 | 58 | 92 | 4.50 | 1.333 |
| Craig McMurtry, R<br>ERA: 11.25 | (7, 1) | 0.1 | L | 3 | 1 | 2 | 0 | 0 | 0 | 0 | 0 | 0 | 0 | 0 | 6 | 9 | 0.00 | 3.000 |
| Dean Hartgraves, L<br>ERA: 2.73 | (7, 1) | 0.2 | | 3 | 1 | 0 | 0 | 0 | 1 | 0 | 0 | 0 | 0 | 0 | 6 | 12 | 0.00 | 3.000 |
| Dave Veres, R<br>ERA: 1.84 | (8, 1) | 2.0 | | 6 | 0 | 0 | 0 | 1 | 0 | 0 | 0 | 0 | 0 | 0 | 15 | 22 | 0.00 | 0.000 |

| PITCHER | IP | WLS | BF | H | R | ER | SO | BB | IBB | HBP | BLK | WP | HR | S | P | ERA | WHIP |
|---|---|---|---|---|---|---|---|---|---|---|---|---|---|---|---|---|---|

# TOP

## Atlanta Braves @ Houston Astros

Astrodome, Houston, TX

Mon Aug 21 1995, 8:05 PM EDT

Att. 15,291 - Dome

livebaseballscorecards.com

| | |
|---|---|
| AB | 35 |
| R | 5 |
| H | 9 |
| RBI | 5 |
| BB | 3 |
| SO | 6 |
| LOB | 13 |

# Atlanta Braves @ Houston Astros

Astrodome, Houston, TX

Mon Aug 21 1995, 8:05 PM EDT

Att. 15,291 - Dome

## BOTTOM

| Batter | 1 | 2 | 3 | 4 | 5 | 6 | 7 | 8 | 9 | AB | R | H | RBI | BB | SO | LOB |
|---|---|---|---|---|---|---|---|---|---|---|---|---|---|---|---|---|
| Brian Hunter, R (1, 8)<br>OBP: 0.366, SLG: 0.416 | 1-1 G1-6-3 1B | | | 2-2 G1-3 ① | | 3-2 G5-3 ① 1-2 | 1-1 G6-3 ③ | | 0-2 G3 ② 1-2 2-3 | 5 | 0 | 1 | 0 | 0 | 0 | 4 |
| James Mouton, R (1, 7)<br>OBP: 0.327, SLG: 0.379 | 2-1 G1-6-3 ① ② 1-2f | | | 1-0 G4-3 ② | | 0-0 E6 BB 2B | | 4-2 1B BB | 0-0 F9 ③ | 4 | 1 | 0 | 0 | 1 | 0 | 4 |
| Craig Biggio, R (1, 4)<br>OBP: 0.407, SLG: 0.495 | 3-2 F9 ③ | | | 0-0 1B | | 0-1 F9 ② 2-3 | | 3-1 F8 ① | | 4 | 0 | 1 | 0 | 0 | 0 | 3 |
| Derek Bell, R (1, 9)<br>OBP: 0.379, SLG: 0.429 | | 2-3 K ① | | 0-2 G4-3 ③ | | 4-2 2B 1B BB 1-2 | | 1-1 S 1B 1-3 | | 3 | 1 | 1 | 0 | 1 | 1 | 1 |
| Tony Eusebio, R (1, 2)<br>OBP: 0.378, SLG: 0.447 | | 0-3 K ② | | | 2-2 G5-3 ① | 1-0 1B 2B 1-3 2-H 3-H | | 2-3 K ② | | 4 | 1 | 1 | 2 | 0 | 2 | 2 |
| Dave Magadan, L (1, 3)<br>OBP: 0.405, SLG: 0.352 | | 2-1 G3-1 ③ | | | 2-2 FC3-6 1B | 3-2 1B 2-H 3-H ③ | | 1-3 K 1-2 ③ | | 4 | 0 | 2 | 2 | 0 | 1 | 2 |
| Craig Shipley, R (1, 5)<br>OBP: 0.294, SLG: 0.353 | | | 1-1 G6-4-3 1B | | 1-0 FC3-6 ② 1-2f | | 1-1 F9 SH1-4 1B | | 1-0 1B FC5-2 2B | 4 | 0 | 3 | 0 | 0 | 0 | 1 |
| Ricky Gutierrez, R (1, 6)<br>OBP: 0.239, SLG: 0.244<br>Milt Thompson, L (9, PH)<br>OBP: 0.282, SLG: 0.286 | | | 0-1 G6-4-3 ① ② 1-2f | | 2-0 F9 ③ | | 0-1 SH1-4 ① 1-2 | | 0-1 G3 FC5-2 1B 2-3 | 2<br>1 | 0<br>0 | 0<br>1 | 0<br>0 | 0<br>0 | 0<br>0 | 2<br>0 |
| Doug Drabek, R (1, 1)<br>OBP: 0.239, SLG: 0.227<br>John Cangelosi, S (6, PH)<br>OBP: 0.308, SLG: 0.438<br>Craig McMurtry, R (7, 1)<br>Dean Hartgraves, R (7, 1)<br>Mike Simms, R (7, PH)<br>OBP: 0.362, SLG: 0.596<br>Dave Veres, R (8, 1)<br>Derrick May, L (9, PH)<br>OBP: 0.313, SLG: 0.362 | | | 0-3 K ③ | | | 2-2 F9 WP 2B 1B | 1-1 F9 ② 2-3 | | 0-1 FC5-2 G3 1-2 3-H ① | 1<br>1<br>0<br>0<br>1<br>0<br>1 | 0<br>1<br>0<br>0<br>0<br>0<br>0 | 0<br>1<br>0<br>0<br>0<br>0<br>0 | 0<br>0<br>0<br>0<br>0<br>0<br>0 | 1<br>0<br>0<br>0<br>0<br>0<br>0 | 0<br>0<br>0<br>0<br>0<br>0<br>0 | 0<br>0<br>0<br>0<br>1<br>0<br>2 |
| Inning Stats | R: 0 E: 0 K: 0 S: 7 H: 1 LOB: 0 BB: 0 P: 13 | R: 0 E: 0 K: 2 S: 8 H: 0 LOB: 0 BB: 0 P: 12 | R: 0 E: 0 K: 1 S: 7 H: 1 LOB: 0 BB: 0 P: 8 | R: 0 E: 0 K: 0 S: 8 H: 1 LOB: 1 BB: 0 P: 11 | R: 0 E: 0 K: 0 S: 8 H: 1 LOB: 1 BB: 0 P: 15 | R: 4 E: 1 K: 0 S: 16 H: 3 LOB: 1 BB: 1 P: 29 | R: 0 E: 0 K: 0 S: 8 H: 1 LOB: 1 BB: 0 P: 11 | R: 0 E: 0 K: 2 S: 15 H: 1 LOB: 2 BB: 1 P: 25 | R: 0 E: 0 K: 0 S: 11 H: 2 LOB: 2 BB: 0 P: 12 | 1B: 9 2B: 2 3B: 0 HR: 0 | SF: 0 SAC: 1 DP: 2 HBP: 0 | | | | | | |

livebaseballscorecards.com

| | |
|---|---|
| AB | 35 |
| R | 4 |
| H | 11 |
| RBI | 4 |
| BB | 2 |
| SO | 5 |
| LOB | 22 |

WP: 1 PB: 0 SB: 1 CS: 0 PA: 38

| PITCHER | | IP | WLS | BF | H | R | ER | SO | BB | IBB | HBP | BLK | WP | HR | S | P | ERA | WHIP |
|---|---|---|---|---|---|---|---|---|---|---|---|---|---|---|---|---|---|---|
| Tom Glavine, L<br>ERA: 2.94 | (1, 1) | 7.0 | W | 28 | 8 | 4 | 0 | 3 | 1 | 0 | 0 | 0 | 1 | 0 | 62 | 99 | 0.00 | 1.286 |
| Greg McMichael, R<br>ERA: 3.0 | (8, 1) | 0.1 | | 3 | 1 | 0 | 0 | 0 | 1 | 0 | 0 | 0 | 0 | 0 | 7 | 14 | 0.00 | 6.000 |
| Mark Wohlers, R<br>ERA: 1.86 | (8, 1) | 1.2 | S | 7 | 2 | 0 | 0 | 2 | 0 | 0 | 0 | 0 | 0 | 0 | 19 | 23 | 0.00 | 1.200 |

| PITCHER | IP | WLS | BF | H | R | ER | SO | BB | IBB | HBP | BLK | WP | HR | S | P | ERA | WHIP |
|---|---|---|---|---|---|---|---|---|---|---|---|---|---|---|---|---|---|

| Batter | 1 | 2 | 3 | 4 | 5 | 6 | 7 | 8 | 9 | AB | R | H | RBI | BB | SO | LOB |
|---|---|---|---|---|---|---|---|---|---|---|---|---|---|---|---|---|
| Marquis Grissom, R (1, 8)<br>OBP: 0.314, SLG: 0.370 | X<br>0-0<br>10 G4-3<br>1B | | F B B B F X<br>3-2 ①<br>G4-3 | | C X<br>0-1<br>10 S S 10 1B<br>1B | B B X<br>2-0 ②<br>G6-3 | | | B S F B B F S<br>3-3 ①<br>K | 5 | 1 | 2 | 0 | 0 | 1 | 1 |
| Jeff Blauser, R (1, 6)<br>OBP: 0.321, SLG: 0.346 | B<br>1 SAFE<br>1 SAFE<br>X<br>1-0 ①<br>F9 | | C T X<br>0-2 ②<br>P4 | | B B C B B<br>4-1<br>10 S<br>10 1B<br>1-2<br>BB | B F B X<br>2-1 ③<br>G6-3 | | | B F B B S X<br>2-2 ②<br>F7 | 4 | 1 | 0 | 0 | 1 | 0 | 2 |
| 10 Chipper Jones, S (1, 5)<br>OBP: 0.371, SLG: 0.457 | 1 SAFE<br>P<br>B<br>1 SAFE<br>X<br>2-0 ②<br>G4-3<br>1-2 | | B X<br>1-0 ③<br>G3 | | B X<br>1-0<br>HBP BB<br>2B<br>1-H<br>2-H<br>1B | | B B B B<br>4-0<br>G4-6-3<br>BB | | F B B B B C S<br>3-3 ③<br>K | 4 | 1 | 1 | 2 | 1 | 1 | 1 |
| Fred McGriff, L (1, 3)<br>OBP: 0.351, SLG: 0.466 | B C F F B F X<br>2-2 ③<br>G4-3 | | | B X<br>1-0 ①<br>G1-3 | B B 1 SAFE F B B<br>4-1<br>HBP<br>2B<br>1-2<br>BB | | X<br>0-0 ① ②<br>G4-6-3<br>1-2f | | | 3 | 1 | 0 | 0 | 1 | 0 | 2 |
| David Justice, L (1, 9)<br>OBP: 0.392, SLG: 0.522 | | B B X<br>2-0<br>HR | | B X<br>1-0 ②<br>G3 | B B H<br>3-0<br>2B<br>1-2<br>2-3<br>HBP | | B X<br>1-0 ③<br>G4-3 | | | 3 | 2 | 1 | 1 | 0 | 0 | 0 |
| Ryan Klesko, L (1, 7)<br>OBP: 0.411, SLG: 0.597 | | B X<br>1-0 ①<br>G4-3 | | B B B F X<br>3-1<br>FC5-4<br>1B | X<br>0-0<br>1-H<br>2-H<br>3-H<br>2B | | | B C B X<br>2-1 ①<br>G4-3 | | 4 | 0 | 2 | 3 | 0 | 0 | 0 |
| Charlie O'Brien, R (1, 2)<br>OBP: 0.381, SLG: 0.489 | C X<br>0-1<br>G3-1<br>1B | | | 1 SAFE F F B 1 SAFE X<br>1-2 ③<br>FC5-4<br>1-2f | F F F X<br>0-2 ③<br>G5-3 | | | S S F H<br>1-2<br>HBP | | 3 | 0 | 1 | 0 | 0 | 0 | 2 |
| Mark Lemke, S (1, 4)<br>OBP: 0.313, SLG: 0.327 | F B X<br>1-1 ②<br>G3-1<br>1-2 | | | | X<br>0-0 ①<br>F8 | X<br>0-0<br>SH3-4<br>1B | | 1 SAFE B X<br>1-0 ②<br>P4 | | 4 | 0 | 1 | 0 | 0 | 0 | 2 |
| Steve Avery, L (1, 1)<br>OBP: 0.238, SLG: 0.439 | | F X<br>0-1 ③<br>F7 | | | F F X<br>0-2 ②<br>G6-3 | B X<br>1-0 ①<br>SH3-4<br>1-2 | | B B B C C S<br>3-3 ③<br>K | | 2 | 0 | 0 | 0 | 0 | 0 | 1 |
| Brad Clontz, R (7, 1) | | | | | | | | | | 0 | 0 | 0 | 0 | 0 | 0 | 0 |
| Greg McMichael, R (7, 1) | | | | | | | | | | 1 | 0 | 0 | 0 | 0 | 1 | 1 |
| Mark Wohlers, R (9, 1) | | | | | | | | | | 0 | 0 | 0 | 0 | 0 | 0 | 0 |
| Inning Stats | R: 0 H: 1<br>E: 0 LOB: 1<br>K: 0 BB: 0<br>S: 9 P: 13 | R: 1 H: 2<br>E: 0 LOB: 1<br>K: 0 BB: 0<br>S: 8 P: 12 | R: 0 H: 0<br>E: 0 LOB: 0<br>K: 0 BB: 0<br>S: 7 P: 11 | R: 0 H: 1<br>E: 0 LOB: 1<br>K: 0 BB: 0<br>S: 7 P: 13 | R: 5 H: 3<br>E: 0 LOB: 1<br>K: 0 BB: 2<br>S: 14 P: 26 | R: 0 H: 1<br>E: 0 LOB: 1<br>K: 0 BB: 0<br>S: 5 P: 10 | R: 0 H: 0<br>E: 0 LOB: 0<br>K: 0 BB: 1<br>S: 2 P: 7 | R: 0 H: 0<br>E: 0 LOB: 1<br>K: 1 BB: 0<br>S: 9 P: 16 | R: 0 H: 0<br>E: 0 LOB: 0<br>K: 2 BB: 0<br>S: 10 P: 18 | 1B: 6 SF: 0<br>2B: 1 SAC: 1<br>3B: 0 DP: 1<br>HR: 1 HBP: 2 | | | | | WP: 0 PA: 39<br>PB: 0<br>SB: 3<br>CS: 0 | |

# TOP

## Atlanta Braves @ Houston Astros

Astrodome, Houston, TX

Tue Aug 22 1995, 8:05 PM EDT

Att. 14,799 - Dome

livebaseballscorecards.com

| | |
|---|---|
| AB | 33 |
| R | 6 |
| H | 8 |
| RBI | 6 |
| BB | 3 |
| SO | 3 |
| LOB | 12 |

| PITCHER | | IP | WLS | BF | H | R | ER | SO | BB | IBB | HBP | BLK | WP | HR | S | P | ERA | WHIP |
|---|---|---|---|---|---|---|---|---|---|---|---|---|---|---|---|---|---|---|
| Doug Brocail, R<br>ERA: 3.9 | (1, 1) | 5.0 | L | 25 | 7 | 6 | 6 | 0 | 2 | 0 | 1 | 0 | 0 | 1 | 45 | 75 | 10.80 | 1.800 |
| Craig McMurtry, R<br>ERA: 9.0 | (6, 1) | 1.0 | | 4 | 1 | 0 | 0 | 0 | 0 | 0 | 0 | 0 | 0 | 0 | 5 | 10 | 0.00 | 1.000 |
| Jeff Tabaka, L<br>ERA: 3.44 | (7, 1) | 1.0 | | 3 | 0 | 0 | 0 | 0 | 1 | 0 | 0 | 0 | 0 | 0 | 2 | 7 | 0.00 | 1.000 |
| Todd Jones, R<br>ERA: 2.96 | (8, 1) | 1.0 | | 4 | 0 | 0 | 0 | 1 | 0 | 0 | 1 | 0 | 0 | 0 | 9 | 16 | 0.00 | 0.000 |
| Mike Henneman, R<br>ERA: 1.38 | (9, 1) | 1.0 | | 3 | 0 | 0 | 0 | 2 | 0 | 0 | 0 | 0 | 0 | 0 | 10 | 18 | 0.00 | 0.000 |

| PITCHER | IP | WLS | BF | H | R | ER | SO | BB | IBB | HBP | BLK | WP | HR | S | P | ERA | WHIP |
|---|---|---|---|---|---|---|---|---|---|---|---|---|---|---|---|---|---|

# BOTTOM

## Atlanta Braves @ Houston Astros

Astrodome, Houston, TX

Tue Aug 22 1995, 8:05 PM EDT

Att. 14,799 - Dome

livebaseballscorecards.com

| Batter | 1 | 2 | 3 | 4 | 5 | 6 | 7 | 8 | 9 | AB | R | H | RBI | BB | SO | LOB |
|---|---|---|---|---|---|---|---|---|---|---|---|---|---|---|---|---|
| Brian Hunter, R (1, 8)<br>OBP: 0.367, SLG: 0.423 | G4-3 | | 1B 3B | | FC6-4 S 1-2f | | SH5-4 BB | K | | 4 | 1 | 1 | 0 | 1 | 1 | 3 |
| Craig Biggio, R (1, 4)<br>OBP: 0.405, SLG: 0.493 | L8 | | 1B 3-H | | G4-3 1-2 | | SH5-4 1-2 2-3 | | F9 | 4 | 0 | 1 | 1 | 0 | 0 | 1 |
| Derek Bell, R (1, 9)<br>OBP: 0.386, SLG: 0.435 | S E 1B | | 1-2 1B | | | FC5-4 HBP | IBB | | 1B 2B | 3 | 1 | 3 | 0 | 1 | 0 | 0 |
| Mike Simms, R (1, 3)<br>OBP: 0.344, SLG: 0.564 | G5-3 1-H | | F7 | | | FC5-4 G4-3 1-2f | F7 | | 1B 2-3 | 3 | 0 | 0 | 0 | 0 | 0 | 3 |
| Dave Magadan, L (7, PH) (8, 3)<br>OBP: 0.406, SLG: 0.353 | | | | | | | | | | 2 | 0 | 1 | 0 | 0 | 0 | 3 |
| Doug Drabek, R (9, PR)<br>OBP: 0.239, SLG: 0.227 | | | | | | | | | | 0 | 0 | 0 | 0 | 0 | 0 | 0 |
| Tony Eusebio, R (1, 2)<br>OBP: 0.372, SLG: 0.439 | | G6-3 | K | | | G4-3 2-3 | G5-3 | | K | 5 | 0 | 0 | 0 | 0 | 2 | 6 |
| Craig Shipley, R (1, 5)<br>OBP: 0.286, SLG: 0.343 | | F8 | K | | | G1-3 | | E5 WP G6-3 | G4-3 | 5 | 0 | 0 | 0 | 0 | 1 | 3 |
| James Mouton, R (1, 7)<br>OBP: 0.321, SLG: 0.373 | | F7 | F8 | | | | E6 HBP 2B | | K | 4 | 1 | 0 | 0 | 0 | 1 | 1 |
| Ricky Gutierrez, R (1, 6)<br>OBP: 0.260, SLG: 0.250 | | | L9 | | FC6-4 1B | | 1-2 SH5-4 2B HBP | | G6-3 1-2 | 3 | 1 | 1 | 0 | 0 | 0 | 1 |
| Doug Brocail, L (1, 1)<br>OBP: 0.222, SLG: 0.222 | | | K | | P4 | | SH5-4 1-H 2-H 2B | | BB 2-3 | 1 | 0 | 0 | 0 | 0 | 1 | 0 |
| John Cangelosi, S (5, PH)<br>OBP: 0.364, SLG: 0.433 | | | | | | | | | | 1 | 0 | 0 | 0 | 0 | 0 | 1 |
| Craig McMurtry, R (6, 1) | | | | | | | | | | 0 | 0 | 0 | 0 | 0 | 0 | 0 |
| Jeff Tabaka, R (7, 1) | | | | | | | | | | 0 | 0 | 0 | 0 | 0 | 0 | 0 |
| Derrick May, L (7, PH)<br>OBP: 0.316, SLG: 0.370 | | | | | | | | | | 1 | 0 | 1 | 2 | 0 | 0 | 0 |
| Todd Jones, L (8, 1)<br>OBP: 0.200, SLG: 0.400 | | | | | | | | | | 0 | 0 | 0 | 0 | 0 | 0 | 0 |
| Milt Thompson, L (8, PH)<br>OBP: 0.288, SLG: 0.286 | | | | | | | | | | 0 | 0 | 0 | 0 | 1 | 0 | 0 |
| Mike Henneman, R (9, 1) | | | | | | | | | | 0 | 0 | 0 | 0 | 0 | 0 | 0 |
| **Inning Stats** | R: 1<br>E: 0<br>K: 0<br>S: 9<br>H: 1<br>LOB: 0<br>BB: 0<br>P: 12 | R: 0<br>E: 0<br>K: 0<br>S: 8<br>H: 0<br>LOB: 0<br>BB: 0<br>P: 12 | R: 1<br>E: 0<br>K: 1<br>S: 14<br>H: 3<br>LOB: 2<br>BB: 0<br>P: 24 | R: 0<br>E: 0<br>K: 2<br>S: 9<br>H: 0<br>LOB: 0<br>BB: 0<br>P: 15 | R: 0<br>E: 0<br>K: 0<br>S: 11<br>H: 1<br>LOB: 1<br>BB: 0<br>P: 19 | R: 0<br>E: 1<br>K: 0<br>S: 5<br>H: 0<br>LOB: 1<br>BB: 0<br>P: 12 | R: 2<br>E: 1<br>K: 0<br>S: 19<br>H: 1<br>LOB: 3<br>BB: 2<br>P: 40 | R: 0<br>E: 1<br>K: 2<br>S: 13<br>H: 0<br>LOB: 2<br>BB: 1<br>P: 19 | R: 0<br>E: 0<br>K: 1<br>S: 16<br>H: 2<br>LOB: 2<br>BB: 0<br>P: 20 | 1B: 5<br>2B: 2<br>3B: 1<br>HR: 0<br>SF: 0<br>SAC: 1<br>DP: 0<br>HBP: 2 | | | | | | |

| | |
|---|---|
| AB | 36 |
| R | 4 |
| H | 8 |
| RBI | 3 |
| BB | 3 |
| SO | 6 |
| LOB | 22 |

WP: 1 PA: 42
PB: 0
SB: 2
CS: 0

| PITCHER | | IP | WLS | BF | H | R | ER | SO | BB | IBB | HBP | BLK | WP | HR | S | P | ERA | WHIP |
|---|---|---|---|---|---|---|---|---|---|---|---|---|---|---|---|---|---|---|
| Steve Avery, L<br>ERA: 4.61 | (1, 1) | 6.0 | W | 24 | 5 | 2 | 1 | 3 | 0 | 0 | 1 | 0 | 0 | 0 | 56 | 94 | 1.50 | 0.833 |
| Brad Clontz, R<br>ERA: 3.7 | (7, 1) | 0.0 | | 4 | 1 | 2 | 1 | 0 | 1 | 0 | 1 | 0 | 0 | 0 | 13 | 24 | ∞ | ∞ |
| Greg McMichael, R<br>ERA: 2.9 | (7, 1) | 2.0 | | 9 | 0 | 0 | 0 | 2 | 1 | 1 | 0 | 0 | 1 | 0 | 19 | 35 | 0.00 | 0.500 |
| Mark Wohlers, R<br>ERA: 1.82 | (9, 1) | 1.0 | S | 5 | 2 | 0 | 0 | 1 | 0 | 0 | 0 | 0 | 0 | 0 | 16 | 20 | 0.00 | 2.000 |

| PITCHER | IP | WLS | BF | H | R | ER | SO | BB | IBB | HBP | BLK | WP | HR | S | P | ERA | WHIP |
|---|---|---|---|---|---|---|---|---|---|---|---|---|---|---|---|---|---|

# Atlanta Braves @ Houston Astros

Astrodome, Houston, TX

Wed Aug 23 1995, 8:05 PM EDT

Att. 21,112 - Dome

TOP

livebaseballscorecards.com

| Batter | 1 | 2 | 3 | 4 | 5 | 6 | 7 | 8 | 9 | AB | R | H | RBI | BB | SO | LOB |
|---|---|---|---|---|---|---|---|---|---|---|---|---|---|---|---|---|
| Marquis Grissom, R (1, 8)<br>OBP: 0.313, SLG: 0.371 | 1-0 1B 2B | | 2-1 G5-3 | | 1-0 G1-3 | 1-0 F9 | | 1-2 SF8<br>1-2 2-3 3-H | | 4 | 1 | 1 | 1 | 0 | 0 | 0 |
| Jeff Blauser, R (1, 6)<br>OBP: 0.324, SLG: 0.350<br>Brad Clontz, R (8, 1) | 3-2 10 FC6-4 1B<br>2-H | | 2-3 K | | 1-0 PB 10 G6-3 1B 1B | | 2-2 10 G5-4-3 1B | 2-3 K<br>2-3 3-H | | 5<br>0 | 1<br>0 | 3<br>0 | 1<br>0 | 0<br>0 | 2<br>0 | 1<br>0 |
| 10 Chipper Jones, S (1, 5)<br>OBP: 0.369, SLG: 0.453 | 1-2 FC6-4 S<br>1-2f | | 0-0 HBP 1B | | 0-0 G6-3<br>1-2 | | 0-0 G5-4-3<br>1-2f | | 2-2 G4-3 | 5 | 0 | 1 | 0 | 0 | 0 | 3 |
| Fred McGriff, L (1, 3)<br>OBP: 0.353, SLG: 0.465 | 2-3 K | | 3-2 HBP<br>1-2 | | 2-2 BB 1B<br>2-H | | 2-3 K | | 4-2 FC5-4 BB | 3 | 1 | 1 | 1 | 1 | 2 | 1 |
| David Justice, L (1, 9)<br>OBP: 0.394, SLG: 0.519 | 4-1 BB<br>1-2 | | 1-0 F8 | | 4-0 1B BB<br>1-2 | | | 4-1 1B SF9 1B BB | 1-1 FC5-4 1B<br>1-2f | 2 | 1 | 0 | 0 | 3 | 0 | 3 |
| Javy Lopez, R (1, 2)<br>OBP: 0.338, SLG: 0.483 | 0-3 K | | | 3-3 K | 0-1 1B<br>1-3 2-H | | | 0-1 SF9 1B SF8 1B<br>1-2 | 2-1 1B<br>1-3 | 5 | 1 | 3 | 1 | 0 | 2 | 2 |
| Ryan Klesko, L (1, 7)<br>OBP: 0.407, SLG: 0.589 | | 2-3 K | | 2-1 L7 | 2-2 G4-3 | | | 0-0 E SF9 WP 1B<br>1-2 2-3 | 2-1 P6 | 5 | 1 | 1 | 0 | 0 | 1 | 4 |
| Mark Lemke, S (1, 4)<br>OBP: 0.313, SLG: 0.325 | | 1-3 K | | 4-2 BB | | 1-1 G5-3 | | 0-0 SF9<br>1-2 2-3 3-H | | 2 | 0 | 0 | 1 | 1 | 1 | 0 |
| Kent Mercer, L (1, 1)<br>OBP: 0.091, SLG: 0.136<br>Mike Mordecai, R (8, PH)<br>OBP: 0.310, SLG: 0.436<br>Dwight Smith, L (8, PH)<br>OBP: 0.347, SLG: 0.444<br>Rafael Belliard, R (8, 6)<br>OBP: 0.250, SLG: 0.227 | | 1-3 K | 0-3 K | | | 0-0 F7 | | 4-0 WP E IBB | | 3<br>0<br>0<br>0 | 0<br>0<br>0<br>0 | 0<br>0<br>0<br>0 | 0<br>0<br>1<br>0 | 0<br>0<br>0<br>0 | 2<br>0<br>0<br>0 | 1<br>0<br>0<br>0 |

| Inning Stats | | |

# Atlanta Braves @ Houston Astros

Astrodome, Houston, TX

Wed Aug 23 1995, 8:05 PM EDT

Att. 21,112 - Dome

BOTTOM

livebaseballscorecards.com

| Batter | 1 | 2 | 3 | 4 | 5 | 6 | 7 | 8 | 9 | AB | R | H | RBI | BB | SO | LOB |
|---|---|---|---|---|---|---|---|---|---|---|---|---|---|---|---|---|
| Brian Hunter, R (1, 8)<br>OBP: 0.361, SLG: 0.415 | E6<br>G6-3 S<br>SF8 | | P9 | | K | | | G4-3 | | 4 | 1 | 0 | 0 | 0 | 1 | 1 |
| Craig Biggio, R (1, 4)<br>OBP: 0.404, SLG: 0.490 | G6-3<br>SAFE<br>1-3 | | F8 | | F9 | | | 1B | | 4 | 0 | 1 | 0 | 0 | 0 | 2 |
| Derek Bell, R (1, 9)<br>OBP: 0.383, SLG: 0.432 | SF8<br>3-H | | G6-3 | | | G6-3 | | SAFE<br>G3 | | 3 | 0 | 0 | 1 | 0 | 0 | 1 |
| Mike Simms, R (1, 3)<br>OBP: 0.344, SLG: 0.544<br>Dave Magadan, L (9, PH)<br>OBP: 0.408, SLG: 0.356 | F9 | | | K<br>G5-4-3<br>BB | | | | | G4-3<br>1B | 2<br>1 | 0<br>0 | 0<br>1 | 0<br>0 | 1<br>0 | 1<br>0 | 0<br>0 |
| Craig Shipley, R (1, 5)<br>OBP: 0.280, SLG: 0.335 | | F9 | | P8 | G5-4-3<br>1-2f | | | | G4-3<br>1-2f | 4 | 0 | 0 | 0 | 0 | 0 | 2 |
| James Mouton, R (1, 7)<br>OBP: 0.325, SLG: 0.383<br>Derrick May, L (9, PH)<br>OBP: 0.314, SLG: 0.368 | | 1B<br>3B | | BB | | | L8 | | G6-3 | 2<br>1 | 1<br>0 | 1<br>0 | 0<br>0 | 1<br>0 | 0<br>0 | 0<br>0 |
| Pat Borders, R (1, 2)<br>OBP: 0.252, SLG: 0.359 | | K | | G4-3 | | | P4 | | | 3 | 0 | 0 | 0 | 0 | 1 | 2 |
| Ricky Gutierrez, R (1, 6)<br>OBP: 0.264, SLG: 0.255 | | 3-H<br>1B | | | F9 | | G6-3 | | | 3 | 0 | 1 | 1 | 0 | 0 | 0 |
| Mike Hampton, R (1, 1)<br>OBP: 0.162, SLG: 0.088<br>Dean Hartgraves, R (8, 1)<br>Dave Veres, R (8, 1)<br>John Cangelosi, S (8, PH)<br>OBP: 0.480, SLG: 0.429<br>Todd Jones, L (9, 1)<br>OBP: 0.200, SLG: 0.400 | | K | | | BB | | | K | | 1<br>0<br>0<br>1<br>0 | 0<br>0<br>0<br>0<br>0 | 0<br>0<br>0<br>0<br>0 | 0<br>0<br>0<br>0<br>0 | 1<br>0<br>0<br>0<br>0 | 1<br>0<br>0<br>1<br>0 | 1<br>0<br>0<br>0<br>0 |
| Inning Stats | R: 1<br>E: 1<br>K: 0<br>S: 7<br>H: 0<br>LOB: 0<br>BB: 0<br>P: 12 | R: 1<br>E: 0<br>K: 2<br>S: 13<br>H: 2<br>LOB: 1<br>BB: 0<br>P: 19 | R: 0<br>E: 0<br>K: 0<br>S: 6<br>H: 0<br>LOB: 0<br>BB: 0<br>P: 7 | R: 0<br>E: 0<br>K: 1<br>S: 11<br>H: 0<br>LOB: 1<br>BB: 1<br>P: 19 | R: 0<br>E: 0<br>K: 1<br>S: 12<br>H: 0<br>LOB: 1<br>BB: 1<br>P: 22 | R: 0<br>E: 0<br>K: 0<br>S: 6<br>H: 0<br>LOB: 0<br>BB: 1<br>P: 11 | R: 0<br>E: 0<br>K: 0<br>S: 7<br>H: 0<br>LOB: 0<br>BB: 0<br>P: 9 | R: 0<br>E: 0<br>K: 1<br>S: 14<br>H: 1<br>LOB: 1<br>BB: 0<br>P: 17 | R: 0<br>E: 0<br>K: 0<br>S: 9<br>H: 1<br>LOB: 0<br>BB: 0<br>P: 12 | 1B: 3<br>2B: 0<br>3B: 1<br>HR: 0<br>SF: 1<br>SAC: 0<br>DP: 2<br>HBP: 0 | | | | | | |

| | |
|---|---|
| AB | 29 |
| R | 2 |
| H | 4 |
| RBI | 2 |
| BB | 3 |
| SO | 5 |
| LOB | 9 |

WP: 0 PB: 0 SB: 1 CS: 0 PA: 33

| PITCHER | | IP | WLS | BF | H | R | ER | SO | BB | IBB | HBP | BLK | WP | HR | S | P | ERA | WHIP |
|---|---|---|---|---|---|---|---|---|---|---|---|---|---|---|---|---|---|---|
| Kent Mercker, L<br>ERA: 3.98 | (1, 1) | 7.0 | W | 26 | 2 | 2 | 1 | 4 | 3 | 0 | 0 | 0 | 0 | 0 | 62 | 99 | 1.29 | 0.714 |
| Brad Clontz, R<br>ERA: 3.55 | (8, 1) | 2.0 | | 7 | 2 | 0 | 0 | 1 | 0 | 0 | 0 | 0 | 0 | 0 | 23 | 29 | 0.00 | 1.000 |

| PITCHER | IP | WLS | BF | H | R | ER | SO | BB | IBB | HBP | BLK | WP | HR | S | P | ERA | WHIP |
|---|---|---|---|---|---|---|---|---|---|---|---|---|---|---|---|---|---|

| Batter | 1 | 2 | 3 | 4 | 5 | 6 | 7 | 8 | 9 | AB | R | H | RBI | BB | SO | LOB |
|---|---|---|---|---|---|---|---|---|---|---|---|---|---|---|---|---|
| Brian Hunter, R (1, 8)<br>OBP: 0.357, SLG: 0.410 | C C B X 1-2 G6-3 | | F B F F F F F B X 2-2 E6 HR | X 0-0 P4 | | | X 0-0 1-2 2B 1B | | B B B C X 3-1 P5 | 5 | 2 | 1 | 0 | 0 | 0 | 1 |
| Dave Magadan, L (1, 5)<br>OBP: 0.408, SLG: 0.361 | C C X 0-2 FC4-6 1B | | 1 SAFE 1 SAFE 1 SAFE 1 SAFE C 1 SAFE 1 SAFE B X 1-1 F7 | | C B B S C 2-3 K | | X 0-0 G3-1 1-H 2-H 2B | | C F B S 1-3 K | 5 | 0 | 2 | 2 | 0 | 2 | 1 |
| Craig Biggio, R (1, 4)<br>OBP: 0.403, SLG: 0.495 | C X 0-1 FC4-6 1B 1-2f | | 1 SAFE X 0-0 1-H HR | | C X 0-1 F4 | | B X 1-0 G1-3 | | | 4 | 1 | 1 | 2 | 0 | 0 | 2 |
| Derrick May, L (1, 7)<br>OBP: 0.318, SLG: 0.370<br>Dave Veres, R (7, 1) | 1 SAFE F B X 1-1 1-2 1B | | S B B B S F X 3-2 1B | | C C T 0-2 K | | B F B B F X 3-2 2-3 G3-1 | | | 4<br>0 | 0<br>0 | 2<br>0 | 0<br>0 | 0<br>0 | 1<br>0 | 1<br>0 |
| Tony Eusebio, R (1, 2)<br>OBP: 0.371, SLG: 0.436 | B X 1-0 G1-3 | | F F C 0-3 K | | | B B B F X 3-1 1B | B X 1-0 G3-1 | | | 4 | 0 | 1 | 0 | 0 | 1 | 4 |
| Milt Thompson, L (1, 9)<br>OBP: 0.287, SLG: 0.284 | | X 0-0 G6-4-3 1B 1B | B C 1 SAFE X 1-1 L3 | | | C S B C 1-3 K | | B B F S B F X 3-2 L7 | | 4 | 0 | 1 | 0 | 0 | 1 | 2 |
| Mike Simms, R (1, 3)<br>OBP: 0.338, SLG: 0.525 | | C B X 1-1 1-2 G6-4-3 1B | | C B T C 1-3 K | | C B 1 SAFE S C 1-3 K | | B X 1-0 F8 | | 4 | 0 | 1 | 0 | 0 | 2 | 1 |
| Ricky Gutierrez, R (1, 6)<br>OBP: 0.246, SLG: 0.236 | | B X 1-0 G6-4-3 1-2f 2-3 | | B X 1-0 G4-1 | | B F B X 2-1 G4-3 | | C F C 0-3 K | | 4 | 0 | 0 | 0 | 0 | 1 | 3 |
| Shane Reynolds, R (1, 1)<br>OBP: 0.157, SLG: 0.140<br>John Cangelosi, S (7, PH)<br>OBP: 0.480, SLG: 0.424 (7, 7) | | S C B B X 2-2 G6-3 | | B X 1-0 E5 | | | B B B C C B 4-2 1B 2B BB | | C B B C X 2-2 G6-3 | 2<br>1 | 0<br>1 | 0<br>0 | 0<br>0 | 0<br>1 | 0<br>0 | 1<br>0 |
| Inning Stats | R: 0 E: 0 K: 0 S: 11 H: 2 LOB: 2 BB: 0 P: 14 | R: 0 E: 0 K: 0 S: 7 H: 2 LOB: 1 BB: 0 P: 11 | R: 2 E: 1 K: 1 S: 19 H: 2 LOB: 1 BB: 0 P: 26 | R: 0 E: 1 K: 1 S: 6 H: 0 LOB: 1 BB: 0 P: 9 | R: 0 E: 0 K: 2 S: 8 H: 0 LOB: 0 BB: 0 P: 10 | R: 0 E: 0 K: 2 S: 10 H: 1 LOB: 1 BB: 0 P: 17 | R: 2 E: 0 K: 0 S: 9 H: 2 LOB: 1 BB: 1 P: 18 | R: 0 E: 0 K: 1 S: 8 H: 0 LOB: 0 BB: 0 P: 12 | R: 0 E: 0 K: 1 S: 8 H: 0 LOB: 0 BB: 0 P: 14 | 1B: 7 2B: 1 3B: 0 HR: 1 SF: 0 SAC: 0 DP: 1 HBP: 0 | | | | | | |

| PITCHER | IP | WLS | BF | H | R | ER | SO | BB | IBB | HBP | BLK | WP | HR | S | P | ERA | WHIP |
|---|---|---|---|---|---|---|---|---|---|---|---|---|---|---|---|---|---|
| John Burkett, R (1, 1)<br>ERA: 4.15 | 7.0 | W | 32 | 9 | 4 | 3 | 6 | 1 | 0 | 0 | 0 | 0 | 1 | 70 | 105 | 3.86 | 1.429 |
| Alejandro Pena, R (8, 1)<br>ERA: 5.13 | 1.0 | | 3 | 0 | 0 | 0 | 1 | 0 | 0 | 0 | 0 | 0 | 0 | 8 | 12 | 0.00 | 0.000 |
| Robb Nen, R (9, 1)<br>ERA: 2.73 | 1.0 | S | 3 | 0 | 0 | 0 | 1 | 0 | 0 | 0 | 0 | 0 | 0 | 8 | 14 | 0.00 | 0.000 |

| PITCHER | IP | WLS | BF | H | R | ER | SO | BB | IBB | HBP | BLK | WP | HR | S | P | ERA | WHIP |
|---|---|---|---|---|---|---|---|---|---|---|---|---|---|---|---|---|---|

# TOP

## Houston Astros @ Florida Marlins

Joe Robbie Stadium, Miami, FL

Fri Aug 25 1995, 7:05 PM EDT

Att. 20,019 - Unknown - 81 F

livebaseballscorecards.com

| | |
|---|---|
| AB | 37 |
| R | 4 |
| H | 9 |
| RBI | 4 |
| BB | 1 |
| SO | 8 |
| LOB | 16 |

# Houston Astros @ Florida Marlins

Joe Robbie Stadium, Miami, FL

Fri Aug 25 1995, 7:05 PM EDT

Att. 20,019 - Unknown - 81 F

## BOTTOM

| Batter | 1 | 2 | 3 | 4 | 5 | 6 | 7 | 8 | 9 | AB | R | H | RBI | BB | SO | LOB |
|---|---|---|---|---|---|---|---|---|---|---|---|---|---|---|---|---|
| Quilvio Veras, S (1, 4)<br>OBP: 0.369, SLG: 0.348 | B B C X<br>2-1 G4-3 ① | | C B F F B X<br>2-2 G3 ③ | | C B C B B B<br>4-2 1B 1B BB | | C S B C<br>1-3 K ① | | | 3 | 0 | 0 | 0 | 1 | 1 | 0 |
| Kurt Abbott, R (1, 6) | C C S<br>0-3 K ② | | | F F X<br>0-2 HR | 1 SAFE 1 SAFE 1 SAFE X<br>0-0 1B<br>1-2 | | S C F B F X<br>1-2 G1-3 ② | | | 4 | 1 | 2 | 1 | 0 | 1 | 0 |
| Jeff Conine, R (1, 7)<br>OBP: 0.389, SLG: 0.540 | F B B X<br>2-1 1B | | | B B C X<br>2-1 1B 1B | C B 1 SAFE S S<br>1-3 K ① | | F F B S<br>1-3 K ③ | | | 4 | 1 | 2 | 0 | 0 | 2 | 2 |
| Terry Pendleton, S (1, 5)<br>OBP: 0.351, SLG: 0.448 | C X<br>0-1 G1-3 ③ | | | B 1 SAFE X<br>1-0 1B HR<br>1-2 | S F X<br>0-2 F9 ② | | | X<br>0-0 F9 ① | | 4 | 1 | 1 | 0 | 0 | 0 | 3 |
| Greg Colbrunn, R (1, 3)<br>OBP: 0.315, SLG: 0.460 | | B X<br>1-0 L8 ① | | C X<br>0-1 HR<br>1-2 2-H | X<br>0-0 1B<br>1-2 2-3 | | | B F S X<br>1-2 F8 ② | | 4 | 1 | 2 | 1 | 0 | 0 | 0 |
| Andre Dawson, R (1, 9)<br>OBP: 0.304, SLG: 0.449<br>Robb Nen, R (9, 1) | | B X<br>1-0 L8 ② | | B S B X<br>2-1 HR<br>1-H 2-H | B X<br>1-0 G1-3 ③ | | | B S B F B S<br>3-3 K ③ | | 4<br>0 | 1<br>0 | 1<br>0 | 3<br>0 | 0<br>0 | 1<br>0 | 3<br>0 |
| Steve Decker, R (1, 2)<br>OBP: 0.333, SLG: 0.348 | | X<br>0-0 G5-6-3 ③ | | X<br>0-0 G6-3 ① | | B S F B X<br>2-2 G5-3 ① | | | | 3 | 0 | 0 | 0 | 0 | 0 | 0 |
| Jesus Tavarez, S (1, 8)<br>OBP: 0.292, SLG: 0.250<br>(9, 9) | | | C F S<br>0-3 K ① | X<br>0-0 G3 ② | | X<br>0-0 G6-3 ② | | | | 3 | 0 | 0 | 0 | 0 | 1 | 0 |
| John Burkett, R (1, 1)<br>OBP: 0.167, SLG: 0.154<br>Alejandro Pena, R (8, 1)<br>Chuck Carr, S (9, 8)<br>OBP: 0.316, SLG: 0.272 | | | S S B B X<br>2-2 G5-3 ② | F B S C<br>1-3 K ③ | | F C B F B S<br>2-3 K ③ | | | | 3<br>0<br>0 | 0<br>0<br>0 | 0<br>0<br>0 | 0<br>0<br>0 | 0<br>0<br>0 | 2<br>0<br>0 | 0<br>0<br>0 |
| Inning Stats | R: 0 E: 0 K: 1 S: 9 H: 1 LOB: 1 BB: 0 P: 13 | R: 0 E: 0 K: 0 S: 3 H: 0 LOB: 0 BB: 0 P: 5 | R: 0 E: 0 K: 1 S: 10 H: 0 LOB: 0 BB: 0 P: 14 | R: 5 E: 0 K: 1 S: 15 H: 5 LOB: 0 BB: 0 P: 21 | R: 0 E: 0 K: 1 S: 11 H: 2 LOB: 3 BB: 1 P: 17 | R: 0 E: 0 K: 2 S: 11 H: 0 LOB: 0 BB: 0 P: 12 | R: 0 E: 0 K: 1 S: 8 H: 0 LOB: 0 BB: 0 P: 14 | R: 0 E: 0 K: 1 S: 7 H: 0 LOB: 0 BB: 0 P: 11 | | 1B: 6 2B: 0 3B: 0 HR: 2 | SF: 0 SAC: 0 DP: 0 HBP: 0 | | | | | |

livebaseballscorecards.com

| | AB | 32 |
|---|---|---|
| | R | 5 |
| | H | 8 |
| | RBI | 5 |
| | BB | 1 |
| | SO | 8 |
| | LOB | 8 |

| PITCHER | | IP | WLS | BF | H | R | ER | SO | BB | IBB | HBP | BLK | WP | HR | S | P | ERA | WHIP |
|---|---|---|---|---|---|---|---|---|---|---|---|---|---|---|---|---|---|---|
| Shane Reynolds, R<br>ERA: 3.1 | (1, 1) | 6.0 | L | 27 | 8 | 5 | 5 | 5 | 1 | 0 | 0 | 0 | 0 | 2 | 56 | 82 | 7.50 | 1.500 |
| Dave Veres, R<br>ERA: 1.78 | (7, 1) | 2.0 | | 6 | 0 | 0 | 0 | 3 | 0 | 0 | 0 | 0 | 0 | 0 | 18 | 25 | 0.00 | 0.000 |

| PITCHER | IP | WLS | BF | H | R | ER | SO | BB | IBB | HBP | BLK | WP | HR | S | P | ERA | WHIP |
|---|---|---|---|---|---|---|---|---|---|---|---|---|---|---|---|---|---|

# Houston Astros @ Florida Marlins

Joe Robbie Stadium, Miami, FL

Sat Aug 26 1995, 7:05 PM EDT

Att. 27,199 - Unknown - 86 F

TOP

livebaseballscorecards.com

| Batter | 1 | 2 | 3 | 4 | 5 | 6 | 7 | 8 | 9 | AB | R | H | RBI | BB | SO | LOB |
|---|---|---|---|---|---|---|---|---|---|---|---|---|---|---|---|---|
| Brian Hunter, R (1, 8)<br>OBP: 0.366, SLG: 0.420 | G5-3 | | E 1B | F9 | 1B BB | E6 1B | | 1B 2B<br>2-H | | 4 | 0 | 3 | 1 | 1 | 0 | 0 |
| John Cangelosi, S (1, 9)<br>OBP: 0.485, SLG: 0.433 | 1B | K | K | 1-3 1B | | G3 | | | 2-3 1B | 5 | 0 | 3 | 0 | 0 | 1 | 2 |
| Craig Biggio, R (1, 4)<br>OBP: 0.401, SLG: 0.492 | K | K | F9<br>1-3 | F9 | F9 | | | S 1B | F9 | 5 | 0 | 1 | 0 | 0 | 1 | 7 |
| Derrick May, L (1, 7)<br>OBP: 0.312, SLG: 0.364 | L7 | | | F9 | | G3-1 | | K | | 4 | 0 | 0 | 0 | 0 | 1 | 2 |
| Tony Eusebio, R (1, 2)<br>OBP: 0.369, SLG: 0.432 | | WP BB | | F8 | | G4-3 | | F9 | | 3 | 0 | 0 | 0 | 1 | 0 | 1 |
| Dave Magadan, L (1, 5)<br>OBP: 0.409, SLG: 0.372 | | L9 | | BB | | HR | | K<br>1-2 | | 3 | 1 | 1 | 1 | 1 | 1 | 2 |
| Mike Simms, R (1, 3)<br>OBP: 0.319, SLG: 0.492 | | K<br>1-2 | | L7 | | F8 | | | P4 | 4 | 0 | 0 | 0 | 0 | 1 | 2 |
| Andy Stankiewicz, R (1, 6)<br>OBP: 0.189, SLG: 0.118<br>Milt Thompson, L (9, PH)<br>OBP: 0.284, SLG: 0.282 | | L3 | | | L8 | | P3 | | F7 | 3<br>1 | 0<br>0 | 0<br>0 | 0<br>0 | 0<br>0 | 0<br>0 | 1<br>0 |
| Greg Swindell, L (1, 1)<br>OBP: 0.277, SLG: 0.311<br>Todd Jones, L (7, 1)<br>OBP: 0.200, SLG: 0.400<br>Derek Bell, R (9, PH)<br>OBP: 0.384, SLG: 0.435<br>Ricky Gutierrez, R (9, PR)<br>OBP: 0.246, SLG: 0.236 | | | G5-3 | | K | | G5-3 | | 2B 2B | 3<br>0<br>1<br>0 | 0<br>0<br>0<br>1 | 0<br>0<br>1<br>0 | 0<br>0<br>0<br>0 | 0<br>0<br>0<br>0 | 1<br>0<br>0<br>0 | 0<br>0<br>0<br>0 |
| Inning Stats | R: 0<br>E: 0<br>K: 1<br>S: 10<br>H: 1<br>LOB: 1<br>BB: 0<br>P: 16 | R: 0<br>E: 0<br>K: 1<br>S: 8<br>H: 0<br>LOB: 1<br>BB: 1<br>P: 21 | R: 0<br>E: 1<br>K: 1<br>S: 12<br>H: 1<br>LOB: 1<br>BB: 0<br>P: 16 | R: 0<br>E: 0<br>K: 0<br>S: 5<br>H: 0<br>LOB: 1<br>BB: 1<br>P: 11 | R: 0<br>E: 0<br>K: 1<br>S: 9<br>H: 1<br>LOB: 2<br>BB: 1<br>P: 15 | R: 1<br>E: 0<br>K: 0<br>S: 8<br>H: 1<br>LOB: 0<br>BB: 0<br>P: 14 | R: 0<br>E: 1<br>K: 0<br>S: 12<br>H: 1<br>LOB: 1<br>BB: 0<br>P: 17 | R: 0<br>E: 0<br>K: 2<br>S: 11<br>H: 1<br>LOB: 1<br>BB: 0<br>P: 18 | R: 1<br>E: 0<br>K: 0<br>S: 11<br>H: 3<br>LOB: 3<br>BB: 0<br>P: 19 | 1B: 6<br>2B: 2<br>3B: 0<br>HR: 1<br>SF: 0<br>SAC: 0<br>DP: 0<br>HBP: 0 | | | | | | |

| | AB | 36 |
|---|---|---|
| | R | 2 |
| | H | 9 |
| | RBI | 2 |
| | BB | 3 |
| | SO | 6 |
| | LOB | 17 |

WP: 1 PA: 39
PB: 0
SB: 1
CS: 0

| PITCHER | | IP | WLS | BF | H | R | ER | SO | BB | IBB | HBP | BLK | WP | HR | S | P | ERA | WHIP |
|---|---|---|---|---|---|---|---|---|---|---|---|---|---|---|---|---|---|---|
| Willie Banks, R<br>ERA: 5.68 | (1, 1) | 7.0 | W | 29 | 5 | 1 | 1 | 4 | 3 | 0 | 0 | 0 | 1 | 1 | 64 | 110 | 1.29 | 1.143 |
| Alejandro Pena, R<br>ERA: 5.01 | (8, 1) | 1.0 | | 4 | 1 | 0 | 0 | 2 | 0 | 0 | 0 | 0 | 0 | 0 | 11 | 18 | 0.00 | 1.000 |
| Mark Gardner, R<br>ERA: 4.4 | (9, 1) | 0.2 | | 4 | 2 | 1 | 1 | 0 | 0 | 0 | 0 | 0 | 0 | 0 | 4 | 7 | 13.50 | 3.000 |
| Robb Nen, R<br>ERA: 2.72 | (9, 1) | 0.1 | | 2 | 1 | 0 | 0 | 0 | 0 | 0 | 0 | 0 | 0 | 0 | 7 | 12 | 0.00 | 3.000 |

| PITCHER | IP | WLS | BF | H | R | ER | SO | BB | IBB | HBP | BLK | WP | HR | S | P | ERA | WHIP |
|---|---|---|---|---|---|---|---|---|---|---|---|---|---|---|---|---|---|

# Houston Astros @ Florida Marlins

Joe Robbie Stadium, Miami, FL

Sat Aug 26 1995, 7:05 PM EDT

Att. 27,199 - Unknown - 86 F

## BOTTOM

| Batter | 1 | 2 | 3 | 4 | 5 | 6 | 7 | 8 | 9 | AB | R | H | RBI | BB | SO | LOB |
|---|---|---|---|---|---|---|---|---|---|---|---|---|---|---|---|---|
| Quilvio Veras, S (1, 4)<br>OBP: 0.366, SLG: 0.344 | X 0-0 ① L7 | | B C B C B X 3-2 ② G5-3 | | | X 0-0 ① B3 | F F F B F C 1-3 ③ K | | | 4 | 0 | 0 | 0 | 0 | 1 | 3 |
| Chuck Carr, S (1, 8)<br>OBP: 0.315, SLG: 0.283 | B C B X 2-1 ② L5 | | F X 0-1 ③ F7 | | | 1 SAFE B X 1-0 ② 1-2 HR | B F F B F S 2-3 ① K | | | 4 | 1 | 1 | 1 | 0 | 1 | 0 |
| Jeff Conine, R (1, 7)<br>OBP: 0.390, SLG: 0.542 | X 0-0 1B | | | F C B B X 2-2 ① F7 | | B C B F X 2-2 ③ G4-3 | | B B X 2-0 1B FC3-2-5 2B | | 4 | 0 | 2 | 0 | 0 | 0 | 0 |
| Terry Pendleton, S (1, 5)<br>OBP: 0.350, SLG: 0.446 | F 1 SAFE X 0-1 ③ P4 | | | X 0-0 ② F8 | | | F B X 1-1 ① G6-3 | X 0-0 FC3-2-5 HR 2-3 1B | | 4 | 1 | 1 | 0 | 0 | 0 | 1 |
| Greg Colbrunn, R (1, 3)<br>OBP: 0.314, SLG: 0.458 | | B B F S F X 2-2 ① F7 | | B F B S S 2-3 ③ K | | | B B X 2-0 E FC6-4 1B | B B F C F X 2-2 ② FC3-2-5 1-3 3-H HR | | 4 | 2 | 1 | 0 | 0 | 1 | 2 |
| Andre Dawson, R (1, 9)<br>OBP: 0.309, SLG: 0.453<br>Jesus Tavarez, S (7, PR)<br>OBP: 0.298, SLG: 0.286<br>(8, 9) | X 0-0 FC5-4 1B | | | B C B S X 2-2 ① L7 | | | S 1 SAFE S B F 1 SAFE B X 2-2 E8 FC6-4 1-3 2B 1B | C B B F F B X 3-2 2-H 3-H HR | | 3<br>1 | 0<br>2 | 2<br>1 | 0<br>3 | 0<br>0 | 0<br>0 | 0<br>0 |
| Kurt Abbott, R (1, 6)<br>OBP: 0.321, SLG: 0.452 | B F 1 SAFE X 1-1 ② FC5-4 FC6-4 1-2f | | | F B X 1-1 ② G5-3 | | | I I I I 4-0 FC6-4 IBB | C S B S 1-3 ③ K | | 3 | 0 | 0 | 0 | 1 | 1 | 1 |
| Steve Decker, R (1, 2)<br>OBP: 0.324, SLG: 0.337 | 1 SAFE B B X 2-0 ③ FC6-4 1-2f | | | F B F F X 1-2 ③ G6-3 | | | B B X 2-0 ② FC6-4 2B 1-2f 2-3 3-H | | | 3 | 0 | 0 | 1 | 0 | 0 | 3 |
| Willie Banks, R (1, 1)<br>OBP: 0.294, SLG: 0.200<br>Alex Arias, R (7, PH)<br>OBP: 0.350, SLG: 0.382<br>Alejandro Pena, R (8, 1)<br>Mark Gardner, R (9, 1)<br>OBP: 0.190, SLG: 0.190<br>Robb Nen, R (9, 1) | | | B C X 1-1 ① F7 | | | F B X 1-1 HR 1B | B C C X 1-2 1-3 3-H 2B | | | 2<br>1<br>0<br>0<br>0 | 0<br>0<br>0<br>0<br>0 | 1<br>1<br>0<br>0<br>0 | 0<br>1<br>0<br>0<br>0 | 0<br>0<br>0<br>0<br>0 | 0<br>0<br>0<br>0<br>0 | 0<br>0<br>0<br>0<br>0 |
| Inning Stats | R: 0 E: 0 K: 0 S: 6 H: 1 LOB: 1 BB: 0 P: 8 | R: 0 E: 0 K: 0 S: 8 H: 1 LOB: 1 BB: 0 P: 13 | R: 0 E: 0 K: 0 S: 7 H: 0 LOB: 0 BB: 0 P: 11 | R: 0 E: 0 K: 1 S: 7 H: 0 LOB: 0 BB: 0 P: 11 | R: 0 E: 0 K: 0 S: 9 H: 0 LOB: 0 BB: 0 P: 13 | R: 1 E: 0 K: 0 S: 7 H: 2 LOB: 0 BB: 0 P: 11 | R: 2 E: 1 K: 1 S: 16 H: 3 LOB: 2 BB: 1 P: 29 | R: 3 E: 0 K: 2 S: 17 H: 3 LOB: 0 BB: 0 P: 27 | | 1B: 6 2B: 2 3B: 0 HR: 2 | SF: 0 SAC: 0 DP: 0 HBP: 0 | | WP: 0 PB: 0 SB: 0 CS: 0 | PA: 34 | | | |

livebaseballscorecards.com

| | |
|---|---|
| AB | 33 |
| R | 6 |
| H | 10 |
| RBI | 6 |
| BB | 1 |
| SO | 4 |
| LOB | 10 |

| PITCHER | | IP | WLS | BF | H | R | ER | SO | BB | IBB | HBP | BLK | WP | HR | S | P | ERA | WHIP |
|---|---|---|---|---|---|---|---|---|---|---|---|---|---|---|---|---|---|---|
| Greg Swindell, L<br>ERA: 4.73 | (1, 1) | 6.1 | L | 24 | 6 | 3 | 3 | 1 | 0 | 0 | 0 | 0 | 0 | 1 | 51 | 79 | 4.26 | 0.947 |
| Todd Jones, R<br>ERA: 3.2 | (7, 1) | 1.2 | | 10 | 4 | 3 | 3 | 3 | 0 | 1 | 0 | 0 | 0 | 1 | 26 | 44 | 16.20 | 2.400 |

| PITCHER | IP | WLS | BF | H | R | ER | SO | BB | IBB | HBP | BLK | WP | HR | S | P | ERA | WHIP |
|---|---|---|---|---|---|---|---|---|---|---|---|---|---|---|---|---|---|

| Batter | 1 | 2 | 3 | 4 | 5 | 6 | 7 | 8 | 9 | AB | R | H | RBI | BB | SO | LOB |
|---|---|---|---|---|---|---|---|---|---|---|---|---|---|---|---|---|
| Brian Hunter, R (1, 8)<br>OBP: 0.368, SLG: 0.424 | C B F B C<br>2-3 ①<br>K | | X<br>0-0<br>WP<br>G3<br>2B | | B X<br>1-0 ③<br>P5 | | | B B B B<br>4-0<br>1B DI<br>G6-3<br>BB | | 3 | 2 | 1 | 0 | 1 | 1 | 0 |
| James Mouton, R (1, 7)<br>OBP: 0.320, SLG: 0.376 | B S B X<br>2-1<br>G5-3 | | C B B C X<br>2-2 ②<br>G3<br>2-H | | | S X<br>0-1 ①<br>P3 | | B C C S<br>1-3 ①<br>K<br>1-2 | | 4 | 0 | 0 | 1 | 0 | 1 | 1 |
| Craig Biggio, R (1, 4)<br>OBP: 0.404, SLG: 0.493 | B B B B<br>4-0<br>BB | | B C X<br>1-1 ③<br>G4-3 | | | C F B F X<br>1-2<br>E2<br>1B | | B F X<br>1-1<br>S<br>2-3<br>1B | | 3 | 0 | 2 | 0 | 1 | 0 | 0 |
| Derek Bell, R (1, 9)<br>OBP: 0.381, SLG: 0.431 | B B 1 SAFE X<br>2-0 ③<br>P4 | | | F X<br>0-1 ①<br>G5-3 | | B S F F S<br>1-3 ②<br>K | | C B X<br>1-1 ②<br>G6-3<br>1-2<br>3-H | | 4 | 0 | 0 | 1 | 0 | 1 | 3 |
| Dave Magadan, L (1, 5)<br>OBP: 0.411, SLG: 0.373<br>Craig Shipley, R (8, PH)<br>OBP: 0.278, SLG: 0.333 (8, 5) | | C C B B F F F F F<br>2-2<br>X<br>1B | | C B B B S B<br>4-2<br>1B<br>BB | | B S S B F B S<br>3-3 ③<br>K | | C B B X<br>2-1 ③<br>F8 | | 2<br>1 | 0<br>0 | 1<br>0 | 0<br>0 | 1<br>0 | 1<br>0 | 1<br>1 |
| Mike Simms, R (1, 3)<br>OBP: 0.342, SLG: 0.507 | | B F B F F X<br>2-2 ①<br>P4 | | B X<br>1-0<br>L3<br>1-2<br>1B | | | B B C B X<br>3-1<br>FC6-4<br>1B | | B X<br>1-0<br>G6-4-3<br>1B | 4 | 0 | 3 | 0 | 0 | 0 | 1 |
| Pat Borders, R (1, 2)<br>OBP: 0.246, SLG: 0.350 | | F C F F X<br>0-2 ②<br>P2 | | C C B B F X<br>2-2 ②③<br>L3<br>1-2 | | | B B B C X<br>3-1 ①<br>F7 | | X<br>0-0 ①②<br>G6-4-3<br>1-2f | 4 | 0 | 0 | 0 | 0 | 0 | 5 |
| Ricky Gutierrez, R (1, 6)<br>OBP: 0.230, SLG: 0.220 | | B C B S B S<br>3-3 ③<br>K | | | B F X<br>1-1 ①<br>L3 | | B X<br>1-0 ②<br>F9 | | B C F F F S<br>1-3 ③<br>K | 4 | 0 | 0 | 0 | 0 | 2 | 2 |
| Doug Drabek, R (1, 1)<br>OBP: 0.234, SLG: 0.222 | | | B C F B F F F F B<br>3-2<br>X<br>L7 | | X<br>0-0 ②<br>L6 | | C B X<br>1-1 ③<br>FC6-4<br>1-2f | | | 1 | 0 | 0 | 0 | 0 | 0 | 0 |
| Milt Thompson, L (5, PH)<br>OBP: 0.282, SLG: 0.279 | | | | | | | | | | 1 | 0 | 0 | 0 | 0 | 0 | 0 |
| Craig McMurtry, R (5, 1) | | | | | | | | | | 0 | 0 | 0 | 0 | 0 | 0 | 0 |
| Derrick May, L (7, PH)<br>OBP: 0.311, SLG: 0.362 | | | | | | | | | | 1 | 0 | 0 | 0 | 0 | 0 | 1 |
| Dean Hartgraves, R (7, 1) | | | | | | | | | | 0 | 0 | 0 | 0 | 0 | 0 | 0 |
| Inning Stats | R: 0<br>E: 0<br>K: 1<br>S: 6<br>H: 0<br>LOB: 1<br>BB: 1<br>P: 16 | R: 0<br>E: 0<br>K: 1<br>S: 20<br>H: 1<br>LOB: 1<br>BB: 0<br>P: 27 | R: 1<br>E: 0<br>K: 0<br>S: 13<br>H: 1<br>LOB: 0<br>BB: 0<br>P: 19 | R: 0<br>E: 0<br>K: 0<br>S: 9<br>H: 1<br>LOB: 1<br>BB: 1<br>P: 16 | R: 0<br>E: 0<br>K: 0<br>S: 4<br>H: 0<br>LOB: 0<br>BB: 0<br>P: 6 | R: 0<br>E: 1<br>K: 2<br>S: 14<br>H: 1<br>LOB: 1<br>BB: 0<br>P: 19 | R: 0<br>E: 0<br>K: 0<br>S: 7<br>H: 1<br>LOB: 1<br>BB: 0<br>P: 15 | R: 1<br>E: 0<br>K: 1<br>S: 9<br>H: 1<br>LOB: 1<br>BB: 1<br>P: 18 | R: 0<br>E: 0<br>K: 1<br>S: 7<br>H: 1<br>LOB: 0<br>BB: 0<br>P: 9 | 1B: 6<br>2B: 2<br>3B: 0<br>HR: 0<br>SF: 0<br>SAC: 0<br>DP: 2<br>HBP: 0 | | | | | | |

# TOP

## Houston Astros @ Florida Marlins

Joe Robbie Stadium, Miami, FL

Sun Aug 27 1995, 7:05 PM EDT

Att. 22,988 - Unknown - 81 F

livebaseballscorecards.com

| | |
|---|---|
| AB | 32 |
| R | 2 |
| H | 7 |
| RBI | 2 |
| BB | 3 |
| SO | 6 |
| LOB | 15 |

| PITCHER | | IP | WLS | BF | H | R | ER | SO | BB | IBB | HBP | BLK | WP | HR | S | P | ERA | WHIP |
|---|---|---|---|---|---|---|---|---|---|---|---|---|---|---|---|---|---|---|
| Pat Rapp, R<br>ERA: 4.22 | (1, 1) | 7.0 | W | 27 | 5 | 1 | 1 | 4 | 2 | 0 | 0 | 0 | 1 | 0 | 73 | 118 | 1.29 | 1.000 |
| Rich Garces, R<br>ERA: 3.6 | (8, 1) | 0.2 | | 4 | 1 | 1 | 1 | 1 | 1 | 0 | 0 | 0 | 0 | 0 | 7 | 14 | 13.50 | 3.000 |
| Yorkis Perez, L<br>ERA: 5.65 | (8, 1) | 0.1 | | 1 | 0 | 0 | 0 | 0 | 0 | 0 | 0 | 0 | 0 | 0 | 2 | 4 | 0.00 | 0.000 |
| Buddy Groom, L<br>ERA: 7.38 | (9, 1) | 1.0 | | 3 | 1 | 0 | 0 | 1 | 0 | 0 | 0 | 0 | 0 | 0 | 7 | 9 | 0.00 | 1.000 |

| PITCHER | | IP | WLS | BF | H | R | ER | SO | BB | IBB | HBP | BLK | WP | HR | S | P | ERA | WHIP |
|---|---|---|---|---|---|---|---|---|---|---|---|---|---|---|---|---|---|---|

WP: 1 PB: 0 SB: 1 CS: 0 PA: 35

# BOTTOM

| Batter | 1 | 2 | 3 | 4 | 5 | 6 | 7 | 8 | 9 | AB | R | H | RBI | BB | SO | LOB |
|---|---|---|---|---|---|---|---|---|---|---|---|---|---|---|---|---|
| Quilvio Veras, S (1, 4)<br>OBP: 0.366, SLG: 0.342 | BBBB 4-1 3B BB<br>x 0-0 SF9 ② 2-3 3-H | | | CBSBX 2-2 G6-3 ① | BBFFBB 4-2 1B 2B BB | BX 1-0 F8 ① | | 2 | 2 | 0 | 1 | 2 | 0 | 1 |
| Kurt Abbott, R (1, 6)<br>OBP: 0.322, SLG: 0.461 | x 0-0 1-H 1B 3B<br>BBB 1-3 K ③ | | | CBBSBFS 3-3 K ② | X 0-0 F3 ② | BBFBX 3-1 1-H 2B | | 5 | 1 | 2 | 2 | 0 | 2 | 4 |
| Jeff Conine, R (1, 7)<br>OBP: 0.392, SLG: 0.543 | BX 1-0 HR 3-H 1B | CBX 1-1 1B | | X 0-0 F9 ③ | CBX 1-1 2B 1-2 2-3 1B | BBBCX 3-1 F7 ② | | 5 | 2 | 3 | 1 | 0 | 0 | 1 |
| Terry Pendleton, S (1, 5)<br>OBP: 0.351, SLG: 0.455 | BC1X SAFE<br>1-1 1-H HR | FX 0-1 F7 ① | | | BX 1-0 F7 ① | FFBBBX 3-2 1B 1-H 2-H 3-H 2B | | FBBBX 2-1 F9 ③ | | 5 | 1 | 2 | 5 | 0 | 0 | 2 |
| Greg Colbrunn, R (1, 3)<br>OBP: 0.314, SLG: 0.456 | SBSTFBFX 2-2 G4-3 ① | FX 0-1 L9 ② | | | CSBX 1-2 G1-3 ② | X 0-0 2-H 1B ③ | | | | 4 | 0 | 1 | 0 | 0 | 0 | 1 |
| Russ Morman, R (1, 9)<br>OBP: 0.328, SLG: 0.517<br>Rich Garces, R (8, 1)<br>Yorkis Perez, L (8, 1)<br>Buddy Groom, L (9, 1) | BCX 1-1 1B BB SH 1B | BX 1-0 L6 ③ | | | BBFSFFH 3-2 HBP | CBBBSC 3-3 K ① | | | | 3<br>0<br>0<br>0 | 1<br>0<br>0<br>0 | 1<br>0<br>0<br>0 | 0<br>0<br>0<br>0 | 0<br>0<br>0<br>0 | 1<br>0<br>0<br>0 | 1<br>0<br>0<br>0 |
| Steve Decker, R (1, 2)<br>OBP: 0.322, SLG: 0.327 | BC1BBB SAFE<br>4-1 SH 1B 1-2 SF9 BB | | | BCBX 2-1 G6-3 ① | FFX 0-2 G5-3 ③ | FBSFBX 2-2 P4 ② | | | | 3 | 1 | 0 | 0 | 1 | 0 | 1 |
| Jesus Tavarez, S (1, 8)<br>OBP: 0.305, SLG: 0.294<br>(8, 9) | BX 1-0 SF9 SH 1-2 2-3 1B | | | BX 1-0 G4-3 ② | BX 1-0 1B SH3-4 2B 1B | BX 1-0 F9 ③ | | | | 4 | 1 | 2 | 0 | 0 | 0 | 0 |
| Pat Rapp, R (1, 1)<br>OBP: 0.154, SLG: 0.179<br>Chuck Carr, S (8, 8)<br>OBP: 0.318, SLG: 0.286 | BBCX 2-1 SH 1-2 2-3 3-H | | | FBCS 1-3 K ③ | 1 SAFE FX 0-1 SH3-4 ① 1-2 | | | BCX 1-1 2B 1B | | 1<br>1 | 0<br>1 | 0<br>1 | 1<br>1 | 0<br>0 | 1<br>0 | 0<br>0 |
| Inning Stats | R: 6 E: 1 K: 1 S: 21 H: 5 LOB: 2 BB: 2 P: 38 | R: 0 E: 0 K: 0 S: 7 H: 1 LOB: 1 BB: 0 P: 9 | | R: 0 E: 0 K: 1 S: 8 H: 0 LOB: 0 BB: 0 P: 13 | R: 0 E: 0 K: 0 S: 11 H: 0 LOB: 1 BB: 0 P: 16 | R: 3 E: 0 K: 0 S: 12 H: 4 LOB: 2 BB: 1 P: 21 | R: 0 E: 0 K: 1 S: 8 H: 0 LOB: 0 BB: 0 P: 14 | R: 1 E: 0 K: 0 S: 9 H: 2 LOB: 1 BB: 0 P: 19 | | 1B: 8 2B: 2 3B: 1 HR: 1 | SF: 1 SAC: 2 DP: 0 HBP: 1 | | | | | |

| PITCHER | | IP | WLS | BF | H | R | ER | SO | BB | IBB | HBP | BLK | WP | HR | S | P | ERA | WHIP |
|---|---|---|---|---|---|---|---|---|---|---|---|---|---|---|---|---|---|---|
| Doug Drabek, R<br>ERA: 4.91 | (1, 1) | 4.0 | L | 21 | 6 | 6 | 5 | 3 | 2 | 0 | 0 | 0 | 0 | 1 | 42 | 70 | 11.25 | 2.000 |
| Craig McMurtry, R<br>ERA: 10.29 | (5, 1) | 2.0 | | 11 | 4 | 3 | 3 | 0 | 1 | 0 | 1 | 0 | 0 | 0 | 23 | 37 | 13.50 | 2.500 |
| Dean Hartgraves, L<br>ERA: 2.81 | (7, 1) | 2.0 | | 8 | 2 | 1 | 1 | 1 | 0 | 0 | 0 | 0 | 0 | 0 | 17 | 33 | 4.50 | 1.000 |

| PITCHER | IP | WLS | BF | H | R | ER | SO | BB | IBB | HBP | BLK | WP | HR | S | P | ERA | WHIP |
|---|---|---|---|---|---|---|---|---|---|---|---|---|---|---|---|---|---|

# Houston Astros @ Florida Marlins

## Joe Robbie Stadium, Miami, FL

Sun Aug 27 1995, 7:05 PM EDT
Att. 22,988 - Unknown - 81 F

livebaseballscorecards.com

| | |
|---|---|
| AB | 33 |
| R | 10 |
| H | 12 |
| RBI | 10 |
| BB | 3 |
| SO | 4 |
| LOB | 11 |

| | | | | | | |
|---|---|---|---|---|---|---|
| 1B: 8 | SF: 1 | WP: 0 | PA: 40 |
| 2B: 2 | SAC: 2 | PB: 0 | |
| 3B: 1 | DP: 0 | SB: 0 | |
| HR: 1 | HBP: 1 | CS: 0 | |

| Batter | 1 | 2 | 3 | 4 | 5 | 6 | 7 | 8 | 9 | AB | R | H | RBI | BB | SO | LOB |
|---|---|---|---|---|---|---|---|---|---|---|---|---|---|---|---|---|
| John Cangelosi, S (1, 8)<br>OBP: 0.481, SLG: 0.426 | B C B C X<br>2-2 ① G6-3 | L B B B F B<br>4-2 E S BB | | X<br>0-0 1B E G4-3 1B | | B B C X<br>2-1 ① ② G4-3 1-2f | | | B C C F C<br>1-3 ① K | 4 | 1 | 1 | 0 | 1 | 1 | 1 |
| Craig Biggio, R (1, 4)<br>OBP: 0.403, SLG: 0.493 | B B C B C X<br>3-2 2B | 1 SAFE<br>B F B S B B<br>4-2 1-3 3-H BB | | L X<br>0-1 FC6 G4-3 1B 1-2 | | C B S B B S<br>3-3 ③ K | | | B B C X<br>2-1 ② G5-3 | 4 | 0 | 1 | 0 | 1 | 1 | 1 |
| Derrick May, L (1, 7)<br>OBP: 0.309, SLG: 0.358 | C F F X<br>0-2 ② F8 | B F X<br>1-1 ③ F8 | | F B F X<br>1-2 G4-3 1-2 2-3 1B | | | S B X<br>1-1 ① F8 | | C S B F S<br>1-3 ③ K | 5 | 0 | 1 | 0 | 0 | 1 | 3 |
| Derek Bell, R (1, 9)<br>OBP: 0.381, SLG: 0.430<br>Todd Jones, L (4, 1)<br>OBP: 0.200, SLG: 0.400<br>Ricky Gutierrez, R (7, PH)<br>OBP: 0.226, SLG: 0.217<br>Mike Henneman, R (7, 1) | B B F F F F F S<br>2-3 ③ K | | B S B B B S F B<br>4-2 FC6-4 BB | S X<br>0-1 ① ② G4-3 1-2f 2-3 3-H | | | C X<br>0-1 ② F9 | | | 2<br>0<br>1<br>0 | 0<br>0<br>0<br>0 | 0<br>0<br>0<br>0 | 0<br>0<br>0<br>0 | 1<br>0<br>0<br>0 | 1<br>0<br>0<br>0 | 3<br>0<br>0<br>0 |
| Tony Eusebio, R (1, 2)<br>OBP: 0.368, SLG: 0.430 | | F B F B X<br>2-2 1B FC5-2 1B | B B 1 SAFE X<br>2-0 ① FC6-4 BB 1B 1-2f | B B B F T C<br>3-3 ③ K | | | C B B S F B C<br>3-3 ③ K | | | 4 | 0 | 1 | 0 | 0 | 2 | 2 |
| Dave Magadan, L (1, 5)<br>OBP: 0.413, SLG: 0.375 | | X<br>0-0 FC5-2 2B 1-3 1B | C C F X<br>1-2 BB 1-2 1B | | C B B X<br>2-1 ① F7 | | | X<br>0-0 ① F8 | | 4 | 1 | 2 | 0 | 0 | 0 | 0 |
| Mike Simms, R (1, 3)<br>OBP: 0.350, SLG: 0.493 | B X | 1-0 ① FC5-2 2B 1-2 3-H | B B B B | 4-0 1-2 2-3 BB | S B F S | 1-3 ② K | | B B B B<br>4-0 BB | | 2 | 1 | 0 | 0 | 2 | 1 | 2 |
| Craig Shipley, R (1, 6)<br>OBP: 0.277, SLG: 0.337 | B C F B X | 2-2 G3 E 2B 1-H 2-H | C B F X<br>1-2 F8 ② | X | 0-0 ③ L9 | | | X<br>0-0 ② L8 | | 4 | 1 | 1 | 2 | 0 | 0 | 4 |
| Doug Brocail, L (1, 1)<br>OBP: 0.182, SLG: 0.182<br>James Mouton, R (4, 9)<br>OBP: 0.322, SLG: 0.374 | X | 0-0 ② G3 2-3 | F S X<br>0-2 ③ F7 | | | B C B B B<br>4-1 G4-3 BB | | S B B F S<br>2-3 ③ K | | 2<br>1 | 0<br>0 | 0<br>0 | 0<br>0 | 0<br>1 | 0<br>1 | 4<br>1 |
| Inning Stats | R: 0 H: 1<br>E: 0 LOB: 1<br>K: 1 BB: 0<br>S: 16 P: 23 | R: 3 H: 3<br>E: 0 LOB: 2<br>K: 0 BB: 2<br>S: 15 P: 29 | R: 0 H: 1<br>E: 0 LOB: 3<br>K: 0 BB: 2<br>S: 14 P: 26 | R: 1 H: 2<br>E: 1 LOB: 1<br>K: 1 BB: 0<br>S: 11 P: 15 | R: 0 H: 0<br>E: 0 LOB: 0<br>K: 1 BB: 0<br>S: 6 P: 9 | R: 0 H: 0<br>E: 0 LOB: 0<br>K: 1 BB: 1<br>S: 6 P: 15 | R: 0 H: 0<br>E: 0 LOB: 0<br>K: 1 BB: 0<br>S: 8 P: 12 | R: 0 H: 0<br>E: 0 LOB: 1<br>K: 1 BB: 1<br>S: 5 P: 11 | R: 0 H: 0<br>E: 0 LOB: 0<br>K: 2 BB: 0<br>S: 10 P: 14 | 1B: 5 SF: 0<br>2B: 2 SAC: 0<br>3B: 0 DP: 2<br>HR: 0 HBP: 0 | | | | | | |

# TOP

## Houston Astros @ Florida Marlins

Joe Robbie Stadium, Miami, FL

Mon Aug 28 1995, 7:05 PM EDT

Att. 16,332 - Unknown - 82 F

livebaseballscorecards.com

| | |
|---|---|
| AB | 33 |
| R | 4 |
| H | 7 |
| RBI | 2 |
| BB | 6 |
| SO | 8 |
| LOB | 21 |

| | | | | | | | | | | | | | | | | | | | | | | | | | | | | | |
|---|---|---|---|---|---|---|---|---|---|---|---|---|---|---|---|---|---|---|---|---|---|---|---|---|---|---|---|---|---|
| PITCHER | | IP | WLS | BF | H | R | ER | SO | BB | IBB | HBP | BLK | WP | HR | S | P | ERA | WHIP | PITCHER | | IP | WLS | BF | H | R | ER | SO | BB | IBB | HBP | BLK | WP | HR | S | P | ERA | WHIP |
| Marc Valdes, R<br>ERA: 6.0 | (1, 1) | 3.0 | | 21 | 7 | 4 | 2 | 1 | 4 | 0 | 0 | 0 | 0 | 0 | 51 | 85 | 6.00 | 3.667 | | | | | | | | | | | | | | | | | | | |
| David Weathers, R<br>ERA: 6.1 | (4, 1) | 2.0 | W | 5 | 0 | 0 | 0 | 2 | 0 | 0 | 0 | 0 | 0 | 0 | 11 | 17 | 0.00 | 0.000 | | | | | | | | | | | | | | | | | | | |
| Rich Garces, R<br>ERA: 3.27 | (6, 1) | 2.0 | | 6 | 0 | 0 | 0 | 2 | 1 | 0 | 0 | 0 | 0 | 0 | 14 | 27 | 0.00 | 0.500 | | | | | | | | | | | | | | | | | | | |
| Alejandro Pena, R<br>ERA: 4.89 | (8, 1) | 1.0 | | 4 | 0 | 0 | 0 | 1 | 1 | 0 | 0 | 0 | 0 | 0 | 5 | 11 | 0.00 | 1.000 | | | | | | | | | | | | | | | | | | | |
| Robb Nen, R<br>ERA: 2.67 | (9, 1) | 1.0 | S | 3 | 0 | 0 | 0 | 2 | 0 | 0 | 0 | 0 | 0 | 0 | 10 | 14 | 0.00 | 0.000 | | | | | | | | | | | | | | | | | | | |

# Houston Astros @ Florida Marlins

Joe Robbie Stadium, Miami, FL

Mon Aug 28 1995, 7:05 PM EDT

Att. 16,332 - Unknown - 82 F

livebaseballscorecards.com

## BOTTOM

| Batter | 1 | 2 | 3 | 4 | 5 | 6 | 7 | 8 | 9 | AB | R | H | RBI | BB | SO | LOB |
|---|---|---|---|---|---|---|---|---|---|---|---|---|---|---|---|---|
| Quilvio Veras, S (1, 4)<br>OBP: 0.366, SLG: 0.344 | C B C X<br>1-2 P6 ① | | X<br>0-0 WP S 1B 1B | B X<br>1-0 2B 1B<br>3-H | C F F B F X<br>1-2 SF7 ②<br>3-H | | | C B B X<br>2-1 L7 ① | | 4 | 2 | 2 | 2 | 0 | 0 | 0 |
| Alex Arias, R (1, 6) | X<br>0-0 2B 1B | | P M F 1 SAFE 1 SAFE S<br>1-3 K ①<br>1-2 | C 1 SAFE 1 SAFE X<br>0-1 P6 ② | F F C<br>0-3 K ③ | | | B X<br>1-0 G6-3 ② | | 5 | 1 | 1 | 0 | 0 | 2 | 4 |
| Jeff Conine, R (1, 7)<br>OBP: 0.393, SLG: 0.544 | X<br>0-0 F8 ② | | F F B B X<br>2-2 1B 1B 1B<br>2-H | B 1 SAFE 1 SAFE P F X<br>2-1 2B<br>1-H | | S X<br>0-1 F8 ① | | F S S<br>0-3 K ③ | | 5 | 1 | 2 | 2 | 0 | 1 | 1 |
| Terry Pendleton, S (1, 5)<br>OBP: 0.355, SLG: 0.459 | F X<br>0-1 FC6-5 2B<br>1-H | | S F B X<br>1-2 F8 1B 1B<br>1-3 | 4-0 FC6-4 IBB | | X<br>0-0 G4-3 ② | | | | 3 | 0 | 2 | 1 | 1 | 0 | 0 |
| Greg Colbrunn, R (1, 3)<br>OBP: 0.313, SLG: 0.454 | C X<br>0-1 FC6-5 ③<br>2-3 | | B X<br>1-0 S 1B<br>1-2<br>3-H | C F X<br>0-2 FC6-4 ③<br>1-2f | | X<br>0-0 G5-3 ③ | | | | 4 | 0 | 1 | 1 | 0 | 0 | 3 |
| Andre Dawson, R (1, 9)<br>OBP: 0.308, SLG: 0.445<br>Alejandro Pena, R (8, 1)<br>Robb Nen, R (9, 1) | | B C F F F X<br>1-2 G4-3 ①<br>2-3 | B X<br>1-0 F8 ②<br>2-3 | | B C B B B<br>4-2 1B G6-3 SF7 BB | | B S C S<br>1-3 K ① | | | 3<br>0<br>0 | 1<br>0<br>0 | 0<br>0<br>0 | 0<br>0<br>0 | 1<br>0<br>0 | 1<br>0<br>0 | 2<br>0<br>0 |
| Rob Natal, R (1, 2)<br>OBP: 0.214, SLG: 0.481 | | B B B C X<br>3-1 G6-3 2B | B 1 SAFE 1 SAFE F B F B S<br>3-3 K ③<br>1-2 | | C B C F F F F F X<br>1-2 G6-3 ①<br>1-2 | | X<br>0-0 P4 ② | | | 4 | 0 | 1 | 0 | 0 | 1 | 3 |
| Jesus Tavarez, S (1, 8)<br>OBP: 0.320, SLG: 0.345<br>(8, 9) | | X<br>0-0 G6-3 ②<br>2-3 | | C B X<br>1-1 1B 3B | B B B C C X<br>3-2 BB 1B<br>2-3 | | B B X<br>2-0 3B | | | 4 | 1 | 3 | 0 | 0 | 0 | 1 |
| Marc Valdes, R (1, 1)<br>David Weathers, R (4, 1)<br>OBP: 0.154, SLG: 0.154<br>Russ Morman, R (5, PH)<br>OBP: 0.339, SLG: 0.517<br>Rich Garces, R (6, 1)<br>Chuck Carr, S (7, PH)<br>OBP: 0.317, SLG: 0.285<br>(8, 8) | | X<br>0-0 G3 ③ | | B F C X<br>1-2 G6-3 ①<br>1-2 | S B B B 1 B SAFE<br>4-1 BB<br>1-2 | | B B 3 SAFE X<br>2-0 G1-3 ③ | | | 1<br>1<br>0<br>0<br>1 | 0<br>0<br>0<br>0<br>0 | 0<br>0<br>0<br>0<br>0 | 0<br>0<br>0<br>0<br>0 | 0<br>0<br>1<br>0<br>0 | 0<br>1<br>0<br>0<br>0 | 1<br>1<br>0<br>0<br>1 |
| Inning Stats | R: 1 H: 2<br>E: 0 LOB: 1<br>K: 0 BB: 0<br>S: 9 P: 10 | R: 0 H: 1<br>E: 0 LOB: 1<br>K: 0 BB: 0<br>S: 9 P: 13 | R: 2 H: 4<br>E: 0 LOB: 2<br>K: 2 BB: 0<br>S: 16 P: 24 | R: 2 H: 3<br>E: 0 LOB: 2<br>K: 0 BB: 1<br>S: 14 P: 22 | R: 1 H: 1<br>E: 0 LOB: 2<br>K: 1 BB: 2<br>S: 22 P: 35 | R: 0 H: 0<br>E: 0 LOB: 0<br>K: 0 BB: 0<br>S: 4 P: 4 | R: 0 H: 1<br>E: 0 LOB: 1<br>K: 1 BB: 0<br>S: 6 P: 11 | R: 0 H: 0<br>E: 0 LOB: 0<br>K: 1 BB: 0<br>S: 6 P: 9 | | 1B: 7 SF: 1<br>2B: 3 SAC: 0<br>3B: 2 DP: 0<br>HR: 0 HBP: 0 | | | | | | |

| | AB | 35 |
|---|---|---|
| | R | 6 |
| | H | 12 |
| | RBI | 6 |
| | BB | 3 |
| | SO | 5 |
| | LOB | 17 |

WP: 1 PA: 39
PB: 0
SB: 2
CS: 0

| PITCHER | | IP | WLS | BF | H | R | ER | SO | BB | IBB | HBP | BLK | WP | HR | S | P | ERA | WHIP |
|---|---|---|---|---|---|---|---|---|---|---|---|---|---|---|---|---|---|---|
| Doug Brocail, R<br>ERA: 4.42 | (1, 1) | 3.2 | L | 21 | 10 | 5 | 5 | 2 | 0 | 0 | 0 | 0 | 1 | 0 | 45 | 62 | 12.27 | 2.727 |
| Todd Jones, R<br>ERA: 3.22 | (4, 1) | 2.1 | | 11 | 1 | 1 | 1 | 1 | 2 | 1 | 0 | 0 | 0 | 0 | 29 | 46 | 3.86 | 1.286 |
| Mike Henneman, R<br>ERA: 1.3 | (7, 1) | 2.0 | | 7 | 1 | 0 | 0 | 2 | 0 | 0 | 0 | 0 | 0 | 0 | 12 | 20 | 0.00 | 0.500 |

| PITCHER | IP | WLS | BF | H | R | ER | SO | BB | IBB | HBP | BLK | WP | HR | S | P | ERA | WHIP |
|---|---|---|---|---|---|---|---|---|---|---|---|---|---|---|---|---|---|

| Batter | 1 | 2 | 3 | 4 | 5 | 6 | 7 | 8 | 9 | 10 | 11 | 12 | 13 | AB | R | H | RBI | BB | SO | LOB |
|---|---|---|---|---|---|---|---|---|---|---|---|---|---|---|---|---|---|---|---|---|
| Brian Hunter, R (1, 8)<br>OBP: 0.362, SLG: 0.428 | F9 | | G1-3 | | F9 | HR | | FC4-6 HR | | G6-3 | | F8 | | 7 | 2 | 1 | 1 | 0 | 0 | 5 |
| James Mouton, R (1, 7)<br>OBP: 0.317, SLG: 0.368 | P2 | | G6-3 | | P3 | P6 | | HR | | BB | | | HR | 4 | 0 | 0 | 0 | 0 | 0 | 2 |
| Dean Hartgraves, R (6, 1) | | | | | | | | | | | | | | 0 | 0 | 0 | 0 | 0 | 0 | 0 |
| Derrick May, L (8, PH)<br>OBP: 0.311, SLG: 0.374 | | | | | | | | | | | | | | 1 | 1 | 1 | 2 | 0 | 0 | 0 |
| Dave Veres, R (8, 1) | | | | | | | | | | | | | | 0 | 0 | 0 | 0 | 0 | 0 | 0 |
| Tony Eusebio, R (9, 2)<br>OBP: 0.372, SLG: 0.441 | | | | | | | | | | | | | | 1 | 1 | 1 | 1 | 1 | 0 | 0 |
| Craig Biggio, R (1, 4)<br>OBP: 0.402, SLG: 0.489 | F8 | | | E 1B G6-4-3 1B | | HR BB | | E6 1B | | K | | | G4-3 | 6 | 2 | 1 | 0 | 1 | 1 | 2 |
| Derek Bell, R (1, 9)<br>OBP: 0.385, SLG: 0.442 | | G6-3 2B | | E6 G6-4-3 1-3 1B | | HR 1-H 3-H | 1B 1-3 | | F9 | | K | | S SH1-3 2B | 5 | 1 | 4 | 3 | 0 | 0 | 0 |
| Milt Thompson, L (9, 9)<br>OBP: 0.286, SLG: 0.292 | | | | | | | | | | | | | | 2 | 1 | 1 | 0 | 0 | 1 | 0 |
| Mike Simms, R (1, 3)<br>OBP: 0.345, SLG: 0.506 | | G6-3 2-3 | | G6-4-3 1-2f 3-H | | HR | K | | F8 | | F9 | | SH1-3 HBP 2-3 | 6 | 1 | 1 | 1 | 0 | 1 | 2 |
| Craig Shipley, R (1, 5)<br>OBP: 0.284, SLG: 0.342 | F9 | | | FC4 1B | | 1B S 1B | G3 | | S 1B | | K | | SH1-3 1-2 3-H | 3 | 0 | 2 | 0 | 0 | 0 | 1 |
| Craig McMurtry, R (5, 1) | | | | | | | | | | | | | | 0 | 0 | 0 | 0 | 0 | 0 | 0 |
| John Cangelosi, S (6, 7)<br>OBP: 0.478, SLG: 0.423 | | | | | | | | | | | | | | 3 | 0 | 1 | 1 | 0 | 1 | 0 |
| Pat Borders, R (1, 2)<br>OBP: 0.244, SLG: 0.345 | K | | FC4 1-2f | | 1B 1-3 | | K | L3 1-2 | | | G3 | | F8 | 5 | 0 | 1 | 0 | 0 | 2 | 3 |
| Mike Henneman, R (9, 1) | | | | | | | | | | | | | | 0 | 0 | 0 | 0 | 0 | 0 | 0 |
| Doug Brocail, L (12, PH)<br>OBP: 0.167, SLG: 0.167 | | | | | | | | | | | | | | 1 | 0 | 0 | 0 | 0 | 0 | 0 |
| Greg Swindell, L (12, 1)<br>OBP: 0.271, SLG: 0.304 | | | | | | | | | | | | | | 1 | 0 | 0 | 0 | 0 | 0 | 1 |
| Ricky Gutierrez, R (1, 6)<br>OBP: 0.250, SLG: 0.258 | | | G1-3 SH2-4 1B | | 2B K | | | G1-3 | | G6-3 1B | | S 1B | | 6 | 1 | 3 | 0 | 0 | 1 | 2 |
| Mike Hampton, R (1, 1)<br>OBP: 0.162, SLG: 0.088 | | | SH2-4 1-2 | | F9 HR 2-H | F8 2B | | FC4-6 BB | | G6-3 1B | | K 1-2 | | 0 | 0 | 0 | 0 | 0 | 0 | 0 |
| Jeff Tabaka, R (3, 1) | | | | | | | | | | | | | | 0 | 0 | 0 | 0 | 0 | 0 | 0 |
| Andy Stankiewicz, R (5, PH)<br>OBP: 0.211, SLG: 0.171 | | | | | | | | | | | | | | 1 | 1 | 1 | 1 | 0 | 0 | 0 |
| Dave Magadan, L (5, 5)<br>OBP: 0.414, SLG: 0.375 | | | | | | | | | | | | | | 3 | 0 | 1 | 0 | 1 | 1 | 1 |
| Inning Stats | R: 0<br>E: 0<br>K: 0<br>S: 5<br>H: 0<br>LOB: 0<br>BB: 0<br>P: 9 | R: 0<br>E: 0<br>K: 1<br>S: 8<br>H: 1<br>LOB: 1<br>BB: 0<br>P: 14 | R: 0<br>E: 0<br>K: 0<br>S: 8<br>H: 1<br>LOB: 1<br>BB: 0<br>P: 11 | R: 1<br>E: 1<br>K: 0<br>S: 10<br>H: 3<br>LOB: 1<br>BB: 0<br>P: 10 | R: 5<br>E: 0<br>K: 1<br>S: 20<br>H: 6<br>LOB: 2<br>BB: 1<br>P: 35 | R: 1<br>E: 1<br>K: 0<br>S: 14<br>H: 2<br>LOB: 2<br>BB: 0<br>P: 22 | R: 0<br>E: 0<br>K: 2<br>S: 9<br>H: 0<br>LOB: 0<br>BB: 0<br>P: 13 | R: 2<br>E: 0<br>K: 0<br>S: 14<br>H: 1<br>LOB: 0<br>BB: 1<br>P: 26 | R: 0<br>E: 0<br>K: 0<br>S: 7<br>H: 1<br>LOB: 1<br>BB: 0<br>P: 10 | R: 0<br>E: 0<br>K: 1<br>S: 19<br>H: 1<br>LOB: 2<br>BB: 1<br>P: 29 | R: 0<br>E: 0<br>K: 2<br>S: 9<br>H: 0<br>LOB: 0<br>BB: 0<br>P: 9 | R: 0<br>E: 0<br>K: 1<br>S: 11<br>H: 1<br>LOB: 1<br>BB: 0<br>P: 13 | R: 2<br>E: 0<br>K: 0<br>S: 15<br>H: 2<br>LOB: 1<br>BB: 0<br>P: 21 | 1B: 10<br>2B: 4<br>3B: 0<br>HR: 5<br>SF: 0<br>SAC: 2<br>DP: 1<br>HBP: 1 | WP: 0<br>PB: 0<br>SB: 4<br>CS: 0<br>PA: 61 | | | | | | |

| PITCHER | | IP | WLS | BF | H | R | ER | SO | BB | IBB | HBP | BLK | WP | HR | S | P | ERA | WHIP |
|---|---|---|---|---|---|---|---|---|---|---|---|---|---|---|---|---|---|---|
| Kent Mercker, L<br>ERA: 4.26 | (1, 1) | 4.2 | | 23 | 9 | 6 | 6 | 1 | 1 | 0 | 0 | 0 | 0 | 2 | 43 | 68 | 11.57 | 2.143 |
| Brad Clontz, R<br>ERA: 3.81 | (5, 1) | 0.1 | | 3 | 2 | 0 | 0 | 1 | 0 | 0 | 0 | 0 | 0 | 0 | 8 | 11 | 0.00 | 6.000 |
| Greg McMichael, R<br>ERA: 2.85 | (6, 1) | 2.0 | | 8 | 2 | 1 | 1 | 2 | 0 | 0 | 0 | 0 | 0 | 1 | 23 | 35 | 4.50 | 1.000 |
| Rod Nichols, R<br>ERA: 5.4 | (8, 1) | 2.0 | | 9 | 2 | 2 | 2 | 0 | 1 | 0 | 0 | 0 | 0 | 1 | 21 | 36 | 9.00 | 1.500 |
| Mark Wohlers, R<br>ERA: 1.72 | (10, 1) | 1.0 | | 5 | 1 | 0 | 0 | 1 | 1 | 0 | 0 | 0 | 0 | 0 | 19 | 29 | 0.00 | 2.000 |
| Pedro Borbon, L<br>ERA: 2.57 | (11, 1) | 1.0 | | 3 | 0 | 0 | 0 | 2 | 0 | 0 | 0 | 0 | 0 | 0 | 9 | 9 | 0.00 | 0.000 |
| Matt Murray, R<br>ERA: 6.75 | (12, 1) | 2.0 | L | 10 | 3 | 2 | 2 | 1 | 0 | 0 | 1 | 0 | 0 | 1 | 26 | 34 | 9.00 | 1.500 |

# TOP

## Houston Astros @ Atlanta Braves

Atlanta-Fulton County Stadium, Atlanta, GA

Tue Aug 29 1995, 7:05 PM EDT

Att. 29,777 - Unknown - 86 F

livebaseballscorecards.com

| | |
|---|---|
| AB | 55 |
| R | 11 |
| H | 19 |
| RBI | 10 |
| BB | 3 |
| SO | 8 |
| LOB | 19 |

| Batter | 1 | 2 | 3 | 4 | 5 | 6 | 7 | 8 | 9 | 10 | 11 | 12 | 13 | AB | R | H | RBI | BB | SO | LOB |
|---|---|---|---|---|---|---|---|---|---|---|---|---|---|---|---|---|---|---|---|---|
| Marquis Grissom, R (1, 8)<br>OBP: 0.312, SLG: 0.363 | G6-3 | G5-3 | K | | BB | | | P4 | G6-3 | | | F9 | | 6 | 0 | 0 | 0 | 1 | 1 | 6 |
| Jeff Blauser, R (1, 6)<br>OBP: 0.325, SLG: 0.345 | G5-3 | | K | L8 | BB | | | K | | 10 CS 1B | | BB | | 5 | 0 | 1 | 1 | 2 | 2 | 0 |
| 10 Chipper Jones, S (1, 5)<br>OBP: 0.368, SLG: 0.452 | E8 | | PB HR 1B | FC6 1B | P6 | | | F7 | | F9 | | L8 | | 7 | 1 | 2 | 0 | 0 | 0 | 5 |
| Fred McGriff, L (1, 3)<br>OBP: 0.351, SLG: 0.467 | G4-3 | | 1-H HR | L9 | | F7 | | | L7 | F8 | | L7 | | 7 | 1 | 1 | 2 | 0 | 0 | 3 |
| David Justice, L (1, 9)<br>OBP: 0.385, SLG: 0.525 | | HR | E6 WP 1B 2B | FC6 | | G6-3 | | | HR | | L7 | | G3 | 7 | 3 | 2 | 2 | 0 | 0 | 1 |
| Javy Lopez, R (1, 2)<br>OBP: 0.340, SLG: 0.491 | | SH1-4 1B | WP 2B 1B | | BB 3B | P5 | | | 1B SF8 BB | | WP 1B | | E5 FC6-4 | 4 | 2 | 3 | 0 | 1 | 0 | 0 |
| Rafael Belliard, R (9, PR)<br>OBP: 0.250, SLG: 0.244 | | | | | | | | | | | | | | 0 | 1 | 0 | 0 | 0 | 0 | 0 |
| Charlie O'Brien, R (10, 2)<br>OBP: 0.376, SLG: 0.476 | | | | | | | | | | | | | | 2 | 0 | 1 | 0 | 0 | 0 | 0 |
| Ryan Klesko, L (1, 7)<br>OBP: 0.398, SLG: 0.567 | K | | K | | P6 | | K | K | 1B | | K | | FC6-4 | 7 | 0 | 1 | 0 | 0 | 4 | 6 |
| Mark Lemke, S (1, 4)<br>OBP: 0.327, SLG: 0.334 | SH1-4 | | 2B IBB | | BB BB | | L8 | SF8 | | | FC5-4 IBB | | G1-3 | 3 | 1 | 1 | 1 | 3 | 0 | 1 |
| Kent Mercker, L (1, 1)<br>OBP: 0.000, SLG: 0.000 | | | | | | | | | | | | | | 1 | 0 | 1 | 3 | 0 | 0 | 0 |
| Brad Clontz, R (5, 1)<br>OBP: 0.000, SLG: 0.000 | | | | | | | | | | | | | | 0 | 0 | 0 | 0 | 0 | 0 | 0 |
| Dwight Smith, L (5, PH)<br>OBP: 0.143, SLG: 0.214 | | | | | | | | | | | | | | 1 | 0 | 0 | 0 | 0 | 0 | 0 |
| Greg McMichael, R (6, 1)<br>OBP: 0.000, SLG: 0.000 | | | | | | | | | | | | | | 0 | 0 | 0 | 0 | 0 | 0 | 0 |
| Mike Mordecai, R (7, PH)<br>OBP: 0.000, SLG: 0.000 | | | | | | | | | | | | | | 1 | 0 | 0 | 0 | 0 | 0 | 0 |
| Rod Nichols, R (8, 1)<br>OBP: 0.000, SLG: 0.000 | | | | | | | | | | | | | | 0 | 0 | 0 | 0 | 0 | 0 | 0 |
| Luis Polonia, L (8, PH)<br>OBP: 0.000, SLG: 0.000 | | | | | | | | | | | | | | 1 | 0 | 1 | 0 | 0 | 0 | 0 |
| Mark Wohlers, R (10, 1)<br>OBP: 0.000, SLG: 0.000 | | | | | | | | | | | | | | 0 | 0 | 0 | 0 | 0 | 0 | 0 |
| Pedro Borbon, R (11, 1)<br>OBP: 0.000, SLG: 0.000 | | | | | | | | | | | | | | 0 | 0 | 0 | 0 | 0 | 0 | 0 |
| Mike Devereaux, R (11, PH)<br>OBP: 0.000, SLG: 0.000 | | | | | | | | | | | | | | 1 | 0 | 0 | 0 | 0 | 0 | 0 |
| Matt Murray, L (12, 1)<br>OBP: 0.000, SLG: 0.000 | | | | | | | | | | | | | | 0 | 0 | 0 | 0 | 0 | 0 | 2 |
| Inning Stats | R: 0 H: 0<br>E: 1 LOB: 1<br>K: 0 BB: 0<br>S: 7 P: 13 | R: 1 H: 3<br>E: 0 LOB: 2<br>K: 1 BB: 0<br>S: 12 P: 17 | R: 5 H: 4<br>E: 1 LOB: 1<br>K: 3 BB: 1<br>S: 18 P: 31 | R: 0 H: 1<br>E: 0 LOB: 1<br>K: 0 BB: 0<br>S: 8 P: 13 | R: 1 H: 1<br>E: 0 LOB: 0<br>K: 1 BB: 3<br>S: 13 P: 32 | R: 0 H: 0<br>E: 0 LOB: 0<br>K: 0 BB: 0<br>S: 7 P: 9 | R: 0 H: 0<br>E: 0 LOB: 0<br>K: 1 BB: 0<br>S: 6 P: 12 | R: 0 H: 0<br>E: 0 LOB: 0<br>K: 1 BB: 0<br>S: 5 P: 7 | R: 2 H: 3<br>E: 0 LOB: 3<br>K: 0 BB: 1<br>S: 13 P: 24 | R: 0 H: 1<br>E: 0 LOB: 0<br>K: 0 BB: 0<br>S: 6 P: 10 | R: 0 H: 1<br>E: 0 LOB: 2<br>K: 1 BB: 1<br>S: 14 P: 22 | R: 0 H: 0<br>E: 0 LOB: 1<br>K: 0 BB: 0<br>S: 6 P: 12 | R: 0 H: 0<br>E: 1 LOB: 1<br>K: 0 BB: 0<br>S: 6 P: 7 | 1B: 8<br>2B: 2<br>3B: 1<br>HR: 3 | SF: 1<br>SAC: 1<br>DP: 0<br>HBP: 0 | WP: 2<br>PB: 1<br>SB: 0<br>CS: 1 | PA: 62 | | | |

| PITCHER | | IP | WLS | BF | H | R | ER | SO | BB | IBB | HBP | BLK | WP | HR | S | P | ERA | WHIP |
|---|---|---|---|---|---|---|---|---|---|---|---|---|---|---|---|---|---|---|
| Mike Hampton, L<br>ERA: 3.56 | (1, 1) | 2.2 | | 18 | 7 | 6 | 3 | 3 | 0 | 1 | 0 | 0 | 1 | 0 | 34 | 57 | 10.12 | 2.625 |
| Jeff Tabaka, L<br>ERA: 3.2 | (3, 1) | 1.1 | | 5 | 1 | 0 | 0 | 1 | 0 | 0 | 0 | 0 | 0 | 0 | 11 | 17 | 0.00 | 0.750 |
| Craig McMurtry, R<br>ERA: 10.13 | (5, 1) | 1.0 | | 7 | 1 | 1 | 1 | 1 | 3 | 0 | 0 | 0 | 0 | 0 | 13 | 32 | 9.00 | 4.000 |
| Dean Hartgraves, L<br>ERA: 2.65 | (6, 1) | 2.0 | | 6 | 0 | 0 | 0 | 1 | 0 | 0 | 0 | 0 | 0 | 0 | 13 | 21 | 0.00 | 0.000 |
| Dave Veres, R<br>ERA: 1.86 | (8, 1) | 1.1 | | 5 | 1 | 1 | 1 | 1 | 0 | 0 | 0 | 0 | 0 | 1 | 9 | 16 | 6.75 | 0.750 |

| PITCHER | | IP | WLS | BF | H | R | ER | SO | BB | IBB | HBP | BLK | WP | HR | S | P | ERA | WHIP |
|---|---|---|---|---|---|---|---|---|---|---|---|---|---|---|---|---|---|---|
| Mike Henneman, R<br>ERA: 1.45 | (9, 1) | 2.2 | | 13 | 4 | 1 | 1 | 1 | 1 | 1 | 0 | 0 | 1 | 0 | 29 | 47 | 3.38 | 1.875 |
| Greg Swindell, L<br>ERA: 4.66 | (12, 1) | 2.0 | W | 8 | 0 | 0 | 0 | 0 | 1 | 0 | 0 | 0 | 0 | 0 | 12 | 19 | 0.00 | 0.500 |

BOTTOM

# Houston Astros @ Atlanta Braves

Atlanta-Fulton County Stadium, Atlanta, GA

Tue Aug 29 1995, 7:05 PM EDT

Att. 29,777 - Unknown - 86 F

livebaseballscorecards.com

| | |
|---|---|
| AB | 53 |
| R | 9 |
| H | 14 |
| RBI | 9 |
| BB | 7 |
| SO | 8 |
| LOB | 26 |

# Houston Astros @ Atlanta Braves

Atlanta-Fulton County Stadium, Atlanta, GA

Wed Aug 30 1995, 7:05 PM EDT

Att. 29,671 - Unknown - 89 F

livebaseballscorecards.com

| Batter | 1 | 2 | 3 | 4 | 5 | 6 | 7 | 8 | 9 | AB | R | H | RBI | BB | SO | LOB |
|---|---|---|---|---|---|---|---|---|---|---|---|---|---|---|---|---|
| Brian Hunter, R (1, 8)<br>OBP: 0.363, SLG: 0.429 | C B S B C 2-3 ① K | | X 0-0 E7 SF8 2-H 2B | | X 0-0 ② P6 | | B C B B F B 4-2 WP BB | | C C S 0-3 ③ K | 4 | 1 | 1 | 1 | 1 | 2 | 1 |
| John Cangelosi, S (1, 7)<br>OBP: 0.472, SLG: 0.416 | X 0-0 ② G4-3 | | B C B X 2-1 ② SF8 3-H | | B B X 2-0 ③ G4-3 | | C B B I 4-1 FC6-4 1-2 2-3 IBB | | | 2 | 0 | 0 | 1 | 1 | 0 | 1 |
| Craig Biggio, R (1, 4)<br>OBP: 0.399, SLG: 0.484 | B B C S X 2-2 ③ G6-3 | | C B F B F B S 3-3 ③ K | | | C B C F F X 1-2 ① F9 | C B B S C 2-3 ② K | | | 4 | 0 | 0 | 0 | 0 | 2 | 3 |
| Derrick May, L (1, 9)<br>OBP: 0.315, SLG: 0.377 | | B C S X 1-2 G1-4-3 WP 1B | | B C C B X 2-2 ① F7 | | X 0-0 1B FC3-2-5 1B | X 0-0 ③ FC6-4 1-2f | | | 4 | 0 | 2 | 0 | 0 | 0 | 3 |
| Tony Eusebio, R (1, 2)<br>OBP: 0.373, SLG: 0.442 | | C 1 SAFE F C 0-3 ① K | | F B X 1-1 BB 1B | | B F 1 SAFE F B B X 3-2 FC3-2-5 1-3 1B | | S B B F B X 3-2 ① G6-3 | | 4 | 0 | 2 | 0 | 0 | 1 | 1 |
| Dave Magadan, L (1, 5)<br>OBP: 0.412, SLG: 0.370 | | C 1 SAFE B S S X 1-2 ② G1-4-3 1-3 | | C B B B 1 SAFE B B 4-1 K 1-2 BB | | C B B X 2-1 ② FC3-2-5 1-2 3-H | | F C S 0-3 ② K | | 3 | 0 | 0 | 0 | 1 | 1 | 3 |
| Mike Simms, R (1, 3)<br>OBP: 0.330, SLG: 0.481 | | C B S S 1-3 ③ K | | S C 1 SAFE S 0-3 ②③ K 1-2 | | B B S B C X 3-2 ③ L8 | | C B X 1-1 ③ L8 | | 4 | 0 | 0 | 0 | 0 | 2 | 5 |
| Ricky Gutierrez, R (1, 6)<br>OBP: 0.264, SLG: 0.261 | | | C S B S S 1-3 K S E | | F B B B B 4-1 SH3-4 BB | | B B F X 2-1 WP SH1 1B | | C B C X 1-2 ① G6-3 | 3 | 1 | 1 | 0 | 1 | 1 | 0 |
| Shane Reynolds, R (1, 1)<br>OBP: 0.154, SLG: 0.137<br>James Mouton, R (9, PH)<br>OBP: 0.316, SLG: 0.367<br>Jeff Tabaka, R (9, 1)<br>Todd Jones, L (9, 1)<br>OBP: 0.200, SLG: 0.400 | | | L B S L 1-3 ① K 1-2 | | X 0-0 ① SH3-4 1-2 | | X 0-0 ① SH1 1-2 | | X 0-0 ② G3-1 | 1<br>1<br>0<br>0 | 0<br>0<br>0<br>0 | 0<br>0<br>0<br>0 | 0<br>0<br>0<br>0 | 1<br>0<br>0<br>0 | 1<br>0<br>0<br>0 | 1<br>0<br>0<br>0 |

| Inning Stats | 1 | 2 | 3 | 4 | 5 | 6 | 7 | 8 | 9 | 1B: 5 | SF: 1 | WP: 3 | PA: 37 |
|---|---|---|---|---|---|---|---|---|---|---|---|---|---|
| | R: 0<br>E: 0<br>K: 1<br>S: 7 | H: 0<br>LOB: 0<br>BB: 0<br>P: 11 | R: 0<br>E: 0<br>K: 2<br>S: 12 | H: 1<br>LOB: 1<br>BB: 0<br>P: 15 | R: 2<br>E: 1<br>K: 3<br>S: 14 | H: 1<br>LOB: 0<br>BB: 0<br>P: 21 | R: 0<br>E: 0<br>K: 1<br>S: 9 | H: 1<br>LOB: 1<br>BB: 1<br>P: 16 | R: 0<br>E: 0<br>K: 0<br>S: 4 | H: 0<br>LOB: 1<br>BB: 1<br>P: 10 | R: 0<br>E: 0<br>K: 0<br>S: 14 | H: 2<br>LOB: 2<br>BB: 0<br>P: 23 | R: 0<br>E: 0<br>K: 1<br>S: 10 | H: 1<br>LOB: 3<br>BB: 2<br>P: 22 | R: 0<br>E: 0<br>K: 1<br>S: 8 | H: 0<br>LOB: 0<br>BB: 0<br>P: 12 | R: 0<br>E: 0<br>K: 1<br>S: 7 | H: 0<br>LOB: 0<br>BB: 0<br>P: 8 | 2B: 1<br>3B: 0<br>HR: 0 | SAC: 2<br>DP: 0<br>HBP: 0 | PB: 0<br>SB: 1<br>CS: 0 | |

| PITCHER | | IP | WLS | BF | H | R | ER | SO | BB | IBB | HBP | BLK | WP | HR | S | P | ERA | WHIP |
|---|---|---|---|---|---|---|---|---|---|---|---|---|---|---|---|---|---|---|
| 29 John Smoltz, R<br>ERA: 3.15 | (1, 1) | 7.0 | L | 31 | 6 | 2 | 1 | 8 | 3 | 1 | 0 | 0 | 3 | 0 | 70 | 118 | 1.29 | 1.286 |
| Brad Clontz, R<br>ERA: 3.67 | (8, 1) | 2.0 | | 6 | 0 | 0 | 0 | 2 | 0 | 0 | 0 | 0 | 0 | 0 | 15 | 20 | 0.00 | 0.000 |

| PITCHER | IP | WLS | BF | H | R | ER | SO | BB | IBB | HBP | BLK | WP | HR | S | P | ERA | WHIP |
|---|---|---|---|---|---|---|---|---|---|---|---|---|---|---|---|---|---|

| TOP | |
|---|---|
| AB | 30 |
| R | 2 |
| H | 6 |
| RBI | 2 |
| BB | 4 |
| SO | 10 |
| LOB | 18 |

# BOTTOM

## Houston Astros @ Atlanta Braves

Atlanta-Fulton County Stadium, Atlanta, GA

Wed Aug 30 1995, 7:05 PM EDT

Att. 29,671 - Unknown - 89 F

| Batter | 1 | 2 | 3 | 4 | 5 | 6 | 7 | 8 | 9 | AB | R | H | RBI | BB | SO | LOB |
|---|---|---|---|---|---|---|---|---|---|---|---|---|---|---|---|---|
| Marquis Grissom, R (1, 8)<br>OBP: 0.310, SLG: 0.360 | L6 | | G6-3 | | FC5-4 | | G4-3 | | | 4 | 0 | 0 | 0 | 0 | 0 | 1 |
| Mark Lemke, S (1, 4)<br>OBP: 0.326, SLG: 0.333 | 1B | | G3 | | K | | | G6-3 | | 4 | 0 | 1 | 0 | 0 | 1 | 1 |
| 10 Chipper Jones, S (1, 5)<br>OBP: 0.367, SLG: 0.449 | F7 | | 1B BB | | K | | | F7 | | 3 | 0 | 0 | 0 | 1 | 1 | 2 |
| Fred McGriff, L (1, 3)<br>OBP: 0.352, SLG: 0.468 | 1-3 1B | | 1-2 1B | | | G4-3 | | F7 | | 4 | 0 | 2 | 0 | 0 | 0 | 0 |
| David Justice, L (1, 9)<br>OBP: 0.381, SLG: 0.519 | F7 | | F9 | | | G5-3 | | | G4-3 | 4 | 0 | 0 | 0 | 0 | 0 | 4 |
| Ryan Klesko, L (1, 7)<br>OBP: 0.399, SLG: 0.568 | | FC1-6 BB | | G6-3 | | 1B 2B | | | K | 3 | 0 | 1 | 0 | 1 | 1 | 0 |
| Javy Lopez, R (1, 2)<br>OBP: 0.342, SLG: 0.491 | | FC1-6 1-2f | | P3 | | 2-H 1B | | | 1B | 4 | 0 | 2 | 0 | 0 | 0 | 1 |
| Rafael Belliard, R (1, 6)<br>OBP: 0.245, SLG: 0.239 | K | | | G1-3 | | | K2-3 | | K | 3 | 0 | 0 | 0 | 0 | 2 | 1 |
| Mike Devereaux, R (9, PH)<br>OBP: 0.349, SLG: 0.460 | | | | | | | | | | 1 | 0 | 0 | 0 | 0 | 1 | 1 |
| 29 John Smoltz, R (1, 1)<br>OBP: 0.173, SLG: 0.065 | K | | | | FC5-4 1B | | B1-3 | | | 2 | 0 | 1 | 0 | 0 | 1 | 1 |
| Luis Polonia, L (7, PH)<br>OBP: 0.327, SLG: 0.352 | | | | | | | | | | 1 | 0 | 0 | 0 | 0 | 0 | 0 |
| Brad Clontz, R (8, 1) | | | | | | | | | | 0 | 0 | 0 | 0 | 0 | 0 | 0 |
| Inning Stats | R: 0 H: 2<br>E: 0 LOB: 2<br>K: 0 BB: 0<br>S: 11 P: 16 | R: 0 H: 0<br>E: 0 LOB: 1<br>K: 2 BB: 1<br>S: 10 P: 17 | R: 0 H: 1<br>E: 0 LOB: 2<br>K: 0 BB: 1<br>S: 11 P: 21 | R: 0 H: 0<br>E: 0 LOB: 0<br>K: 0 BB: 0<br>S: 4 P: 4 | R: 0 H: 1<br>E: 0 LOB: 1<br>K: 2 BB: 0<br>S: 12 P: 17 | R: 0 H: 2<br>E: 0 LOB: 2<br>K: 0 BB: 0<br>S: 10 P: 12 | R: 0 H: 0<br>E: 0 LOB: 0<br>K: 1 BB: 0<br>S: 8 P: 12 | R: 0 H: 0<br>E: 0 LOB: 0<br>K: 0 BB: 0<br>S: 6 P: 10 | R: 0 H: 1<br>E: 0 LOB: 1<br>K: 2 BB: 0<br>S: 14 P: 17 | 1B: 6 SF: 0<br>2B: 1 SAC: 0<br>3B: 0 DP: 0<br>HR: 0 HBP: 0 | | | | | | |

| PITCHER | IP | WLS | BF | H | R | ER | SO | BB | IBB | HBP | BLK | WP | HR | S | P | ERA | WHIP |
|---|---|---|---|---|---|---|---|---|---|---|---|---|---|---|---|---|---|
| Shane Reynolds, R (1, 1)<br>ERA: 2.94 | 8.0 | W | 31 | 6 | 0 | 0 | 5 | 2 | 0 | 0 | 0 | 0 | 0 | 72 | 109 | 0.00 | 1.000 |
| Jeff Tabaka, L (9, 1)<br>ERA: 3.1 | 0.2 | | 3 | 1 | 0 | 0 | 1 | 0 | 0 | 0 | 0 | 0 | 0 | 9 | 11 | 0.00 | 1.500 |
| Todd Jones, R (9, 1)<br>ERA: 3.21 | 0.1 | S | 1 | 0 | 0 | 0 | 1 | 0 | 0 | 0 | 0 | 0 | 0 | 5 | 6 | 0.00 | 0.000 |

| PITCHER | IP | WLS | BF | H | R | ER | SO | BB | IBB | HBP | BLK | WP | HR | S | P | ERA | WHIP |
|---|---|---|---|---|---|---|---|---|---|---|---|---|---|---|---|---|---|

| | |
|---|---|
| AB | 33 |
| R | 0 |
| H | 7 |
| RBI | 0 |
| BB | 2 |
| SO | 7 |
| LOB | 12 |

WP: 0 PA: 35
PB: 0
SB: 0
CS: 0

livebaseballscorecards.com

| Batter | 1 | 2 | 3 | 4 | 5 | 6 | 7 | 8 | 9 | AB | R | H | RBI | BB | SO | LOB |
|---|---|---|---|---|---|---|---|---|---|---|---|---|---|---|---|---|
| Brian Hunter, R (1, 8)<br>OBP: 0.361, SLG: 0.426 | C C X<br>0-2<br>G6-3 G1-3<br>1B<br>1B | | T B S X<br>1-2 ① ②<br>G4-3<br>1-2f | | | C B S S<br>1-3 ②<br>K | | C S C<br>0-3 ①<br>K | | 4 | 1 | 1 | 0 | 0 | 2 | 1 |
| Milt Thompson, L (1, 9)<br>OBP: 0.285, SLG: 0.291 | B 1 B X SAFE<br>2-0 ①<br>G1-3<br>1-2 | | B S S S C<br>1-3 ③<br>K | | | X<br>0-0<br>2B<br>1B | | B S B X<br>2-1 ②<br>G6-3 | | 4 | 1 | 1 | 0 | 0 | 1 | 1 |
| Craig Biggio, R (1, 4)<br>OBP: 0.398, SLG: 0.484 | X<br>0-0 ②<br>G6-3<br>2-3 | | | C X<br>0-1 ①<br>G4-3 | | C C B X<br>1-2<br>1-H<br>2B | | F C F X<br>0-2 ③<br>G5-3 | | 4 | 0 | 1 | 1 | 0 | 0 | 1 |
| Derrick May, L (1, 7)<br>OBP: 0.313, SLG: 0.374 | B S X<br>1-1<br>3-H<br>1B | | | X<br>0-0 ②<br>G4-3 | | B X<br>1-0 ③<br>G3-1 | | | B S S T<br>1-2 ①<br>K | 4 | 0 | 1 | 1 | 0 | 1 | 1 |
| Dave Magadan, L (1, 3)<br>OBP: 0.407, SLG: 0.365 | C S B F F X<br>1-2 ③<br>L1 | | | B X<br>1-0 ③<br>G5-3 | | | C B X<br>1-1 ①<br>G4-3 | | C B X<br>1-1 ②<br>G1-3 | 4 | 0 | 0 | 0 | 0 | 0 | 1 |
| Craig Shipley, R (1, 5)<br>OBP: 0.283, SLG: 0.340 | | C X<br>0-1 ①<br>L9 | | | C B X<br>1-1 ①<br>G1-3 | | X<br>0-0<br>G3<br>1B | | C F B B X<br>2-2 ③<br>G4-3 | 4 | 0 | 1 | 0 | 0 | 0 | 0 |
| Ricky Gutierrez, R (1, 6)<br>OBP: 0.253, SLG: 0.250 | | X<br>0-0 ②<br>G4-3 | | | X<br>0-0 ②<br>G4-3 | | F X<br>0-1 ②<br>G3<br>1-2 | | | 3 | 0 | 0 | 0 | 0 | 0 | 1 |
| Pat Borders, R (1, 2)<br>OBP: 0.246, SLG: 0.341 | | B B B C X<br>3-1 ③<br>G6-3 | | | X<br>0-0 ③<br>G4-3 | | I I I I<br>4-0<br>IBB | | | 2 | 0 | 0 | 0 | 1 | 0 | 0 |
| Doug Drabek, R (1, 1)<br>OBP: 0.240, SLG: 0.229 | | | X<br>0-0<br>G4-3<br>1B | | | C X<br>0-1 ①<br>G4-3 | B X<br>1-0 ③<br>G4-3 | | | 3 | 0 | 1 | 0 | 0 | 0 | 2 |
| Dave Veres, R (7, 1) | | | | | | | | | | 0 | 0 | 0 | 0 | 0 | 0 | 0 |
| Dean Hartgraves, R (8, 1) | | | | | | | | | | 0 | 0 | 0 | 0 | 0 | 0 | 0 |
| Craig McMurtry, R (8, 1) | | | | | | | | | | 0 | 0 | 0 | 0 | 0 | 0 | 0 |
| Inning Stats | R: 1<br>E: 0<br>K: 0<br>S: 12<br>H: 2<br>LOB: 1<br>BB: 0<br>P: 16 | R: 0<br>E: 0<br>K: 0<br>S: 5<br>H: 0<br>LOB: 0<br>BB: 0<br>P: 8 | R: 0<br>E: 0<br>K: 1<br>S: 7<br>H: 1<br>LOB: 0<br>BB: 0<br>P: 9 | R: 0<br>E: 0<br>K: 0<br>S: 4<br>H: 0<br>LOB: 0<br>BB: 0<br>P: 5 | R: 0<br>E: 0<br>K: 0<br>S: 4<br>H: 0<br>LOB: 0<br>BB: 0<br>P: 5 | R: 1<br>E: 0<br>K: 1<br>S: 10<br>H: 2<br>LOB: 1<br>BB: 0<br>P: 13 | R: 0<br>E: 0<br>K: 0<br>S: 6<br>H: 1<br>LOB: 2<br>BB: 1<br>P: 12 | R: 0<br>E: 0<br>K: 1<br>S: 9<br>H: 0<br>LOB: 0<br>BB: 0<br>P: 11 | R: 0<br>E: 0<br>K: 1<br>S: 8<br>H: 0<br>LOB: 0<br>BB: 0<br>P: 12 | 1B: 5<br>2B: 1<br>3B: 0<br>HR: 0<br>SF: 0<br>SAC: 0<br>DP: 1<br>HBP: 0 | | | | | | |

| PITCHER | | IP | WLS | BF | H | R | ER | SO | BB | IBB | HBP | BLK | WP | HR | S | P | ERA | WHIP |
|---|---|---|---|---|---|---|---|---|---|---|---|---|---|---|---|---|---|---|
| Greg Maddux, R<br>ERA: 1.86 | (1, 1) | 9.0 | W | 33 | 6 | 2 | 2 | 4 | 0 | 1 | 0 | 0 | 0 | 0 | 65 | 91 | 2.00 | 0.667 |

| PITCHER | | IP | WLS | BF | H | R | ER | SO | BB | IBB | HBP | BLK | WP | HR | S | P | ERA | WHIP |
|---|---|---|---|---|---|---|---|---|---|---|---|---|---|---|---|---|---|---|

# TOP

## Houston Astros @ Atlanta Braves

Atlanta-Fulton County Stadium, Atlanta, GA

Thu Aug 31 1995, 7:05 PM EDT

Att. 31,274 - Unknown - 84 F

livebaseballscorecards.com

| | |
|---|---|
| AB | 32 |
| R | 2 |
| H | 6 |
| RBI | 2 |
| BB | 1 |
| SO | 4 |
| LOB | 8 |

# BOTTOM

| Batter | 1 | 2 | 3 | 4 | 5 | 6 | 7 | 8 | 9 | AB | R | H | RBI | BB | SO | LOB |
|---|---|---|---|---|---|---|---|---|---|---|---|---|---|---|---|---|
| Marquis Grissom, R (1, 8)<br>OBP: 0.307, SLG: 0.357 | X<br>0-0 ①<br>F8 | | B B B C X<br>3-1 ②<br>G6-3 | | | B B X<br>2-0 ②<br>G6-3 | | C F X<br>0-2 ①<br>G4-3 | | 4 | 0 | 0 | 0 | 0 | 0 | 0 |
| Mark Lemke, S (1, 4)<br>OBP: 0.322, SLG: 0.329 | C C B B B X<br>3-2 ②<br>L7 | | C X<br>0-1 ③<br>L8 | | | B B B C X<br>3-1 ③<br>P5 | | B C S B B S<br>3-3 ②<br>K | | 4 | 0 | 0 | 0 | 0 | 1 | 0 |
| 10 Chipper Jones, S (1, 5)<br>OBP: 0.368, SLG: 0.461 | C X<br>0-1 ③<br>F8 | | | F B B X<br>2-1 ①<br>F8 | | | X<br>0-0<br>HR | F S B B X<br>2-2<br>1B 3B | | 4 | 2 | 2 | 1 | 0 | 0 | 0 |
| Fred McGriff, L (1, 3)<br>OBP: 0.357, SLG: 0.476 | | F B S B B X<br>3-2<br>HR | | B B T B S B<br>4-2<br>FC4-6 BB | | | B B B B<br>4-0<br>HBP 1B SF8 BB | C B S B B B<br>4-2<br>1B 1B BB | | 1 | 3 | 1 | 1 | 3 | 0 | 0 |
| David Justice, L (1, 9)<br>OBP: 0.385, SLG: 0.520 | | B C B B B F B<br>4-2<br>FC1-6 BB | | B C 1 SAFE F B 1 SAFE F F 1 SAFE<br>2-2 ②<br>F X<br>FC4-6 CS<br>1-2f | | | B X<br>1-0<br>HBP<br>1-2 1B | B X<br>1-0<br>WP 1B<br>1-2 3-H 1B | | 3 | 0 | 2 | 1 | 1 | 0 | 1 |
| Luis Polonia, L (1, 7)<br>OBP: 0.328, SLG: 0.355<br>Mike Devereaux, R (8, PH)<br>OBP: 0.351, SLG: 0.462<br>(9, 7) | 1 SAFE L B 1 SAFE X<br>1-1 ①<br>FC1-6 S<br>1-2f | | F B<br>1-1 ③<br>CS<br>1-2 | | B X<br>1-0<br>G4-3 L9-2 2B | | X<br>0-0 ①<br>L8 | B B C X<br>2-1<br>FC5 WP<br>1-2 2-H 1B | | 3<br>1 | 0<br>0 | 1<br>1 | 0<br>1 | 0<br>0 | 0<br>0 | 3<br>0 |
| Charlie O'Brien, R (1, 2)<br>OBP: 0.379, SLG: 0.469 | B X<br>1-0 ②<br>P6 | | | | B X<br>1-0 ①<br>G4-3<br>2-3 | | S B B B C F B F F H<br>4-2<br>1-2 2-3 HBP | C B C B B F F B<br>4-2<br>1-2 2-3 BB | | 2 | 0 | 0 | 0 | 1 | 0 | 2 |
| Rafael Belliard, R (1, 6)<br>OBP: 0.241, SLG: 0.235<br>Dwight Smith, L (7, PH)<br>OBP: 0.345, SLG: 0.443<br>Mike Mordecai, R (8, 6)<br>OBP: 0.311, SLG: 0.500 | 1 SAFE 1 SAFE F B B C F X<br>2-2 ③<br>G4-3<br>1-2 | | | | B X<br>1-0 ② ③<br>L9-2<br>3-H | | F X<br>0-1 ②<br>SF8<br>3-H | F B C F X<br>1-2 ③<br>FC5<br>2-3f | | 2<br>0<br>1 | 0<br>0<br>0 | 0<br>0<br>0 | 0<br>1<br>0 | 0<br>0<br>0 | 0<br>0<br>0 | 2<br>0<br>3 |
| Greg Maddux, R (1, 1)<br>OBP: 0.172, SLG: 0.131 | | | C B C X<br>1-2 ①<br>G4-3 | | | X<br>0-0 ①<br>P3 | X<br>0-0 ③<br>G5-3 | | | 3 | 0 | 0 | 0 | 0 | 0 | 2 |
| Inning Stats | R: 0 E: 0 K: 0 S: 6<br>H: 0 LOB: 0 BB: 0 P: 9 | R: 1 E: 0 K: 0 S: 12<br>H: 1 LOB: 1 BB: 1 P: 23 | R: 0 E: 0 K: 0 S: 7<br>H: 0 LOB: 0 BB: 0 P: 11 | R: 0 E: 0 K: 0 S: 11<br>H: 0 LOB: 0 BB: 1 P: 20 | R: 0 E: 0 K: 0 S: 3<br>H: 1 LOB: 0 BB: 0 P: 6 | R: 0 E: 0 K: 0 S: 4<br>H: 0 LOB: 0 BB: 0 P: 9 | R: 2 E: 0 K: 0 S: 11<br>H: 2 LOB: 2 BB: 1 P: 20 | R: 2 E: 0 K: 1 S: 22<br>H: 3 LOB: 3 BB: 2 P: 39 | | 1B: 3 2B: 2 3B: 1 HR: 2<br>SF: 1 SAC: 0 DP: 1 HBP: 1 | | | | | | |

| PITCHER | | IP | WLS | BF | H | R | ER | SO | BB | IBB | HBP | BLK | WP | HR | S | P | ERA | WHIP |
|---|---|---|---|---|---|---|---|---|---|---|---|---|---|---|---|---|---|---|
| Doug Drabek, R<br>ERA: 4.88 | (1, 1) | 6.1 | L | 25 | 4 | 3 | 3 | 0 | 3 | 0 | 1 | 0 | 0 | 2 | 51 | 95 | 4.26 | 1.105 |
| Dave Veres, R<br>ERA: 1.94 | (7, 1) | 1.1 | | 5 | 1 | 1 | 1 | 1 | 0 | 0 | 0 | 0 | 0 | 0 | 12 | 17 | 6.75 | 0.750 |
| Dean Hartgraves, L<br>ERA: 2.91 | (8, 1) | 0.0 | | 2 | 1 | 0 | 0 | 0 | 1 | 0 | 0 | 0 | 0 | 0 | 3 | 8 | ∞ | ∞ |
| Craig McMurtry, R<br>ERA: 9.72 | (8, 1) | 0.1 | | 3 | 1 | 1 | 1 | 0 | 1 | 0 | 0 | 0 | 1 | 0 | 10 | 17 | 27.00 | 6.000 |

| PITCHER | IP | WLS | BF | H | R | ER | SO | BB | IBB | HBP | BLK | WP | HR | S | P | ERA | WHIP |
|---|---|---|---|---|---|---|---|---|---|---|---|---|---|---|---|---|---|

# Houston Astros @ Atlanta Braves

Atlanta-Fulton County Stadium, Atlanta, GA

Thu Aug 31 1995, 7:05 PM EDT

Att. 31,274 - Unknown - 84 F

livebaseballscorecards.com

| | |
|---|---|
| AB | 28 |
| R | 5 |
| H | 7 |
| RBI | 5 |
| BB | 5 |
| SO | 1 |
| LOB | 13 |

| | | | |
|---|---|---|---|
| 1B: 3 | SF: 1 | WP: 1 | PA: 36 |
| 2B: 2 | SAC: 0 | PB: 0 | |
| 3B: 1 | DP: 1 | SB: 1 | |
| HR: 2 | HBP: 1 | CS: 1 | |

| Batter | 1 | 2 | 3 | 4 | 5 | 6 | 7 | 8 | 9 | AB | R | H | RBI | BB | SO | LOB |
|---|---|---|---|---|---|---|---|---|---|---|---|---|---|---|---|---|
| Quilvio Veras, S (1, 4)<br>OBP: 0.371, SLG: 0.348 | C F B F F B S<br>2-3 ① K | | X<br>0-0 S 1B 1B | | B B B C C B<br>4-2 F8 S BB | | B B C X<br>2-1 S 1B | | B B C B C F X<br>3-2 ③ F9 | 4 | 1 | 2 | 0 | 1 | 1 | 0 |
| Chuck Carr, S (1, 8)<br>OBP: 0.316, SLG: 0.284 | F B X<br>1-1 ② L7 | | 1 SAFE C X<br>0-1 CS 1-H 1B | | X<br>0-0 ① B3 | | M B B B M S<br>2-3 ① K | | | 4 | 0 | 1 | 1 | 0 | 1 | 2 |
| Jeff Conine, R (1, 7)<br>OBP: 0.388, SLG: 0.533 | F C X<br>0-2 ③ P3 | | F 1 SAFE 1 SAFE 1 SAFE B C F B B<br>4-2 B ① 1-2 BB | | 1 SAFE 1 SAFE F B 1 SAFE B X<br>2-1 ② F8 1-3 | | 1 SAFE P F F 1 SAFE 1 SAFE F 1 SAFE B<br>3-3 B S ② K 1-2 | | | 3 | 0 | 0 | 0 | 1 | 1 | 2 |
| Gary Sheffield, R (1, 9)<br>OBP: 0.454, SLG: 0.497 | | X<br>0-0 HR | B X<br>1-0 ② F7 | | X<br>0-0 ③ G5-3 | | B S C B X<br>2-2 ③ L7 | | | 4 | 1 | 1 | 1 | 0 | 0 | 3 |
| Terry Pendleton, S (1, 5)<br>OBP: 0.353, SLG: 0.451 | | C B X<br>1-1 E5 K 1B 2B | F 1 SAFE B B F X<br>2-2 ③ F8 | | | X<br>0-0 ① F8 | | C F B B S<br>2-3 ① K | | 4 | 1 | 0 | 0 | 0 | 1 | 1 |
| Greg Colbrunn, R (1, 3)<br>OBP: 0.322, SLG: 0.469 | | S X<br>0-1 K 1-2 1B | | B X<br>1-0 K2 1B | | C B B X<br>2-1 ② G5-3 | | X<br>0-0 ② F8 | | 4 | 0 | 2 | 0 | 0 | 0 | 0 |
| Kurt Abbott, R (1, 6)<br>OBP: 0.317, SLG: 0.449<br>Robb Nen, R (8, 1) | | C S S<br>0-3 ① ② K 1-2 2-3 | 1 SAFE B B F B 1 SAFE 1 SAFE 1 SAFE F<br>3-3 1 SAFE S ① ② K2 1-2f | | | X<br>0-0 1B 1B | | C S B F F F F X<br>1-2 ③ P5 | | 4<br>0 | 0<br>0 | 1<br>0 | 0<br>0 | 0<br>0 | 2<br>0 | 3<br>0 |
| Charles Johnson, R (1, 2)<br>OBP: 0.332, SLG: 0.386 | | B S F X<br>1-2 3-H 2B | B B B B<br>4-0 BB | | | 1 SAFE F X<br>0-1 1-2 1B | | | C B B F B C<br>3-3 ① K | 3 | 0 | 2 | 1 | 1 | 1 | 0 |
| Pat Rapp, R (1, 1)<br>OBP: 0.143, SLG: 0.167<br>Rich Garces, R (7, 1)<br>Yorkis Perez, L (7, 1)<br>David Weathers, R (7, 1)<br>OBP: 0.154, SLG: 0.154<br>Alex Arias, R (8, 6)<br>OBP: 0.344, SLG: 0.373 | | C F S<br>0-3 ③ K | F C S<br>0-3 ③ K | | | F B S S<br>1-3 ③ K | | | B C S X<br>1-2 ② G6-3 | 3<br>0<br>0<br>0<br>1 | 0<br>0<br>0<br>0<br>0 | 0<br>0<br>0<br>0<br>0 | 0<br>0<br>0<br>0<br>0 | 0<br>0<br>0<br>0<br>0 | 3<br>0<br>0<br>0<br>0 | 4<br>0<br>0<br>0<br>0 |
| Inning Stats | R: 0 H: 0<br>E: 0 LOB: 0<br>K: 1 BB: 0<br>S: 10 P: 13 | R: 2 H: 3<br>E: 1 LOB: 1<br>K: 2 BB: 0<br>S: 14 P: 16 | R: 1 H: 2<br>E: 0 LOB: 1<br>K: 0 BB: 1<br>S: 10 P: 17 | R: 0 H: 1<br>E: 0 LOB: 1<br>K: 2 BB: 1<br>S: 7 P: 15 | R: 0 H: 0<br>E: 0 LOB: 1<br>K: 0 BB: 1<br>S: 6 P: 12 | R: 0 H: 2<br>E: 0 LOB: 2<br>K: 1 BB: 0<br>S: 9 P: 12 | R: 0 H: 1<br>E: 0 LOB: 1<br>K: 2 BB: 0<br>S: 13 P: 21 | R: 0 H: 0<br>E: 0 LOB: 0<br>K: 1 BB: 0<br>S: 11 P: 14 | R: 0 H: 0<br>E: 0 LOB: 0<br>K: 1 BB: 0<br>S: 10 P: 17 | 1B: 7 SF: 0<br>2B: 2 SAC: 0<br>3B: 0 DP: 1<br>HR: 1 HBP: 0 | | | | | | |

| PITCHER | | IP | WLS | BF | H | R | ER | SO | BB | IBB | HBP | BLK | WP | HR | S | P | ERA | WHIP |
|---|---|---|---|---|---|---|---|---|---|---|---|---|---|---|---|---|---|---|
| Greg Swindell, L<br>ERA: 4.59 | (1, 1) | 6.0 | | 27 | 8 | 3 | 2 | 6 | 3 | 0 | 0 | 0 | 0 | 1 | 56 | 85 | 3.00 | 1.833 |
| Jim Dougherty, R<br>ERA: 5.07 | (7, 1) | 1.0 | W | 4 | 1 | 0 | 0 | 2 | 0 | 0 | 0 | 0 | 0 | 0 | 13 | 21 | 0.00 | 1.000 |
| Dave Veres, R<br>ERA: 1.91 | (8, 1) | 1.0 | | 3 | 0 | 0 | 0 | 1 | 0 | 0 | 0 | 0 | 0 | 0 | 11 | 14 | 0.00 | 0.000 |
| Mike Henneman, R<br>ERA: 1.41 | (9, 1) | 1.0 | | 3 | 0 | 0 | 0 | 1 | 0 | 0 | 0 | 0 | 0 | 0 | 10 | 17 | 0.00 | 0.000 |

| PITCHER | IP | WLS | BF | H | R | ER | SO | BB | IBB | HBP | BLK | WP | HR | S | P | ERA | WHIP |
|---|---|---|---|---|---|---|---|---|---|---|---|---|---|---|---|---|---|

# TOP

## Florida Marlins @ Houston Astros

Astrodome, Houston, TX

Fri Sep 01 1995, 8:05 PM EDT

Att. 25,736 - Dome - 68 F

livebaseballscorecards.com

| | |
|---|---|
| AB | 34 |
| R | 3 |
| H | 9 |
| RBI | 3 |
| BB | 3 |
| SO | 10 |
| LOB | 15 |

| | | | | | | |
|---|---|---|---|---|---|---|
| WP: 0 | PA: 37 | | | | | |
| PB: 0 | | | | | | |
| SB: 3 | | | | | | |
| CS: 1 | | | | | | |

# BOTTOM

## Florida Marlins @ Houston Astros

Astrodome, Houston, TX

Fri Sep 01 1995, 8:05 PM EDT

Att. 25,736 - Dome - 68 F

livebaseballscorecards.com

| Batter | 1 | 2 | 3 | 4 | 5 | 6 | 7 | 8 | 9 | AB | R | H | RBI | BB | SO | LOB |
|---|---|---|---|---|---|---|---|---|---|---|---|---|---|---|---|---|
| Brian Hunter, R (1, 8)<br>OBP: 0.366, SLG: 0.425 | F9 | | 5 BB WP 1B | | K | | 2B 5 1B BB | S 5 G6-3 1B BB | | 3 | 2 | 1 | 1 | 2 | 1 | 0 |
| Craig Biggio, R (1, 4)<br>OBP: 0.398, SLG: 0.484 | L3 | | 5 BB | | F9 | | 5 1B FC4-6 2B | K | | 4 | 1 | 1 | 0 | 1 | 1 | 1 |
| 5 Jeff Bagwell, R (1, 3)<br>OBP: 0.396, SLG: 0.494 | F7 | | BB | | 1B | | FC4-6 S 1B 1B | G6-3 | | 4 | 1 | 2 | 2 | 1 | 0 | 1 |
| Derrick May, L (1, 9)<br>OBP: 0.310, SLG: 0.370<br>James Mouton, R (7, PH)<br>OBP: 0.321, SLG: 0.369 (8, 9) | | G3-1 | L3 | | F9 | | FC4-6 BB | 1B 1B 1B | | 3<br>1 | 0<br>1 | 0<br>1 | 0<br>1 | 0<br>1 | 0<br>0 | 4<br>0 |
| Tony Eusebio, R (1, 2)<br>OBP: 0.374, SLG: 0.440 | | G4-6-3 BB | L9 | | | P3 | K | 1B 1B | | 4 | 0 | 1 | 0 | 1 | 1 | 6 |
| Dave Magadan, L (1, 5)<br>OBP: 0.409, SLG: 0.369 | | G4-6-3 | | G3-1 1B | | 1B 1B | FC4-6 1B 1B | | | 5 | 0 | 3 | 2 | 0 | 0 | 3 |
| John Cangelosi, S (1, 7)<br>OBP: 0.469, SLG: 0.415 | | | G1-3 | L7 | | | | G4-3 | | 5 | 0 | 2 | 1 | 0 | 0 | 3 |
| Ricky Gutierrez, R (1, 6)<br>OBP: 0.266, SLG: 0.263 | | | BB 1B 1B | G3-1 | | K | | | | 4 | 1 | 2 | 0 | 0 | 1 | 3 |
| Greg Swindell, L (1, 1)<br>OBP: 0.280, SLG: 0.298<br>Mike Simms, R (6, PH)<br>OBP: 0.326, SLG: 0.476<br>Jim Dougherty, R (7, 1)<br>OBP: 0.143, SLG: 0.143<br>Milt Thompson, L (7, PH)<br>OBP: 0.282, SLG: 0.288<br>Dave Veres, R (8, 1)<br>Mike Henneman, R (9, 1) | | | WP 5 BB 1B BB | P6 | | P4 | G4-3 | | | 1<br>1<br>0<br>1<br>0<br>0 | 1<br>0<br>0<br>0<br>0<br>0 | 0<br>0<br>0<br>0<br>0<br>0 | 0<br>0<br>0<br>0<br>0<br>0 | 1<br>0<br>0<br>0<br>0<br>0 | 0<br>0<br>0<br>0<br>0<br>0 | 1<br>2<br>0<br>3<br>0<br>0 |
| Inning Stats | R: 0 E: 0 K: 0 S: 9 H: 0 LOB: 0 BB: 0 P: 14 | R: 0 E: 0 K: 0 S: 5 H: 0 LOB: 0 BB: 1 P: 12 | R: 2 E: 0 K: 0 S: 19 H: 2 LOB: 3 BB: 3 P: 38 | R: 0 E: 0 K: 0 S: 12 H: 1 LOB: 1 BB: 0 P: 21 | R: 0 E: 0 K: 1 S: 7 H: 1 LOB: 1 BB: 0 P: 10 | R: 0 E: 0 K: 1 S: 14 H: 2 LOB: 2 BB: 0 P: 25 | R: 3 E: 0 K: 1 S: 22 H: 4 LOB: 3 BB: 2 P: 39 | R: 2 E: 0 K: 1 S: 19 H: 3 LOB: 2 BB: 1 P: 33 | | 1B: 12 2B: 1 3B: 0 HR: 0 | SF: 0 SAC: 0 DP: 1 HBP: 0 | | | | | |

| | AB | 36 |
|---|---|---|
| | R | 7 |
| | H | 13 |
| | RBI | 7 |
| | BB | 7 |
| | SO | 4 |
| | LOB | 27 |

WP: 1 PB: 0 SB: 2 CS: 0 PA: 43

| PITCHER | | IP | WLS | BF | H | R | ER | SO | BB | IBB | HBP | BLK | WP | HR | S | P | ERA | WHIP |
|---|---|---|---|---|---|---|---|---|---|---|---|---|---|---|---|---|---|---|
| Pat Rapp, R<br>ERA: 4.16 | (1, 1) | 6.0 | | 27 | 6 | 2 | 2 | 2 | 4 | 0 | 0 | 0 | 1 | 0 | 66 | 120 | 3.00 | 1.667 |
| Rich Garces, R<br>ERA: 4.5 | (7, 1) | 0.0 | L | 3 | 2 | 3 | 3 | 0 | 1 | 0 | 0 | 0 | 0 | 0 | 4 | 11 | ∞ | ∞ |
| Yorkis Perez, L<br>ERA: 5.5 | (7, 1) | 0.0 | | 1 | 0 | 0 | 0 | 0 | 1 | 0 | 0 | 0 | 0 | 0 | 7 | 11 | ∞ | ∞ |
| David Weathers, R<br>ERA: 6.04 | (7, 1) | 1.2 | | 8 | 2 | 1 | 1 | 2 | 1 | 0 | 0 | 0 | 0 | 0 | 18 | 33 | 5.40 | 1.800 |
| Robb Nen, R<br>ERA: 2.82 | (8, 1) | 0.1 | | 4 | 3 | 1 | 1 | 0 | 0 | 0 | 0 | 0 | 0 | 0 | 12 | 17 | 27.00 | 9.000 |

| PITCHER | IP | WLS | BF | H | R | ER | SO | BB | IBB | HBP | BLK | WP | HR | S | P | ERA | WHIP |
|---|---|---|---|---|---|---|---|---|---|---|---|---|---|---|---|---|---|

| Batter | 1 | 2 | 3 | 4 | 5 | 6 | 7 | 8 | 9 | AB | R | H | RBI | BB | SO | LOB |
|---|---|---|---|---|---|---|---|---|---|---|---|---|---|---|---|---|
| Quilvio Veras, S (1, 4)<br>OBP: 0.371, SLG: 0.351 | F8 | | | K | | HR 2B | 1B 1-2 2-3 | | F9 | 5 | 1 | 2 | 0 | 0 | 1 | 0 |
| Terry Pendleton, S (1, 5)<br>OBP: 0.351, SLG: 0.447 | K | | | G4-3 | | HR BB | P6 | | F8 | 4 | 1 | 0 | 0 | 1 | 1 | 3 |
| Gary Sheffield, R (1, 9)<br>OBP: 0.447, SLG: 0.510 | K | | | P6 | | HR 1-H 2-H | SF8 3-H | | K | 4 | 1 | 1 | 4 | 0 | 2 | 0 |
| Jeff Conine, R (1, 7)<br>OBP: 0.389, SLG: 0.535 | | G6-3 | | | P3 | HR 2B | 1B 1-2 2-H | | | 4 | 1 | 2 | 1 | 0 | 0 | 0 |
| Greg Colbrunn, R (1, 3)<br>OBP: 0.323, SLG: 0.476 | | L4 | | | 1B | HR 2-H | G5-3 | | | 4 | 1 | 2 | 2 | 0 | 0 | 2 |
| Kurt Abbott, R (1, 6)<br>OBP: 0.313, SLG: 0.443 | | G3 | | | K | K | | K | | 4 | 0 | 0 | 0 | 0 | 3 | 1 |
| Charles Johnson, R (1, 2)<br>OBP: 0.331, SLG: 0.381 | | | G5-3 | | L1 | | E 1B BB | G6-3 | | 3 | 1 | 0 | 0 | 1 | 0 | 1 |
| Jesus Tavarez, S (1, 8)<br>OBP: 0.324, SLG: 0.331 | | | P5 | | | F7 | E4 1B 1B 1-2 SF8 | BB | | 3 | 1 | 0 | 0 | 1 | 0 | 1 |
| Marc Valdes, R (1, 1) | | | P3 | | | G4-3 | 1B 1-2 2-H | P2 | | 1 | 0 | 0 | 0 | 0 | 0 | 0 |
| Richie Lewis, R (4, 1) | | | | | | | | | | 0 | 0 | 0 | 0 | 0 | 0 | 0 |
| Mario Diaz, R (6, PH)<br>OBP: 0.235, SLG: 0.300 | | | | | | | | | | 1 | 0 | 0 | 0 | 0 | 0 | 0 |
| Aaron Small, R (6, 1) | | | | | | | | | | 0 | 0 | 0 | 0 | 0 | 0 | 0 |
| Tommy Gregg, L (7, PH)<br>OBP: 0.356, SLG: 0.400 | | | | | | | | | | 1 | 1 | 1 | 1 | 0 | 0 | 0 |
| Mark Gardner, R (7, 1)<br>OBP: 0.190, SLG: 0.190 | | | | | | | | | | 0 | 0 | 0 | 0 | 0 | 0 | 0 |
| Andres Dawson, R (8, PH)<br>OBP: 0.301, SLG: 0.430 | | | | | | | | | | 1 | 0 | 0 | 0 | 0 | 0 | 1 |
| Yorkis Perez, L (8, 1) | | | | | | | | | | 0 | 0 | 0 | 0 | 0 | 0 | 0 |
| Inning Stats | R: 0 E: 0 K: 2 S: 10 H: 0 LOB: 0 BB: 0 P: 15 | R: 0 E: 0 K: 0 S: 7 H: 0 LOB: 0 BB: 0 P: 10 | R: 0 E: 0 K: 0 S: 6 H: 0 LOB: 0 BB: 0 P: 10 | R: 0 E: 0 K: 1 S: 8 H: 0 LOB: 0 BB: 0 P: 10 | R: 0 E: 0 K: 1 S: 14 H: 1 LOB: 1 BB: 0 P: 21 | R: 5 E: 0 K: 1 S: 15 H: 4 LOB: 0 BB: 1 P: 25 | R: 3 E: 1 K: 0 S: 18 H: 3 LOB: 2 BB: 1 P: 27 | R: 0 E: 0 K: 1 S: 8 H: 0 LOB: 1 BB: 1 P: 14 | R: 0 E: 0 K: 1 S: 10 H: 0 LOB: 0 BB: 0 P: 15 | 1B: 4 2B: 2 3B: 0 HR: 2 | SF: 1 SAC: 0 DP: 0 HBP: 0 | | | | | | |

# TOP

## Florida Marlins @ Houston Astros

Astrodome, Houston, TX

Sat Sep 02 1995, 8:05 PM EDT

Att. 22,495 - Unknown - 68 F

livebaseballscorecards.com

| | |
|---|---|
| AB | 35 |
| R | 8 |
| H | 8 |
| RBI | 8 |
| BB | 3 |
| SO | 7 |
| LOB | 9 |

| PITCHER | | IP | WLS | BF | H | R | ER | SO | BB | IBB | HBP | BLK | WP | HR | S | P | ERA | WHIP |
|---|---|---|---|---|---|---|---|---|---|---|---|---|---|---|---|---|---|---|
| Doug Brocail, R<br>ERA: 4.73 | (1, 1) | 5.2 | | 23 | 5 | 5 | 5 | 4 | 1 | 0 | 0 | 0 | 0 | 2 | 57 | 87 | 7.94 | 1.059 |
| Todd Jones, R<br>ERA: 3.2 | (6, 1) | 0.1 | | 1 | 0 | 0 | 0 | 1 | 0 | 0 | 0 | 0 | 0 | 0 | 3 | 4 | 0.00 | 0.000 |
| Donne Wall, R<br>ERA: | (7, 1) | 0.1 | | 5 | 2 | 3 | 0 | 0 | 1 | 0 | 0 | 0 | 0 | 0 | 13 | 20 | 0.00 | 9.000 |
| Jim Dougherty, R<br>ERA: 4.92 | (7, 1) | 1.2 | W | 7 | 1 | 0 | 0 | 1 | 1 | 0 | 0 | 0 | 0 | 0 | 13 | 21 | 0.00 | 1.200 |
| Mike Henneman, R<br>ERA: 1.37 | (9, 1) | 1.0 | S | 3 | 0 | 0 | 0 | 1 | 0 | 0 | 0 | 0 | 0 | 0 | 10 | 15 | 0.00 | 0.000 |

| PITCHER | IP | WLS | BF | H | R | ER | SO | BB | IBB | HBP | BLK | WP | HR | S | P | ERA | WHIP |
|---|---|---|---|---|---|---|---|---|---|---|---|---|---|---|---|---|---|

WP: 0 PB: 0 SB: 0 CS: 0 PA: 39

# Florida Marlins @ Houston Astros

Astrodome, Houston, TX

Sat Sep 02 1995, 8:05 PM EDT

Att. 22,495 - Unknown - 68 F

## BOTTOM

| Batter | 1 | 2 | 3 | 4 | 5 | 6 | 7 | 8 | 9 | AB | R | H | RBI | BB | SO | LOB |
|---|---|---|---|---|---|---|---|---|---|---|---|---|---|---|---|---|
| Brian Hunter, R (1, 8)<br>OBP: 0.366, SLG: 0.429 | 1-2 5 WP 1B / 1B 1B | 0-0 SH3-4 HR / 2B | 2-1 FC5 ③ 1-2 2-3f | | 1-1 G5-3 ① | 2-3 K ③ | | | | 5 | 2 | 2 | 0 | 0 | 1 | 5 |
| Craig Biggio, R (1, 4)<br>OBP: 0.399, SLG: 0.483 | 0-0 5 WP / 1B 1B 1-2 | 0-0 SH3-4 ① 2-3 | | 1-0 E 5 BB / BB HBP | 1-1 F8 ② | | 2-1 G6-3 ① | | | 3 | 2 | 1 | 0 | 0 | 0 | 0 |
| 5 Jeff Bagwell, R (1, 3)<br>OBP: 0.396, SLG: 0.500 | 1-2 G5-3 ① 1-2 2-3 | 2-2 P3 ② | | B 1 SAFE 1 SAFE B 1 SAFE B B<br>4-0 BB E / 1B BB 1-2 | 3-1 HR | | 2-2 P5 ② | | | 4 | 2 | 1 | 1 | 1 | 0 | 3 |
| Derrick May, L (1, 9)<br>OBP: 0.315, SLG: 0.382<br>Craig Shipley, R (9, 5)<br>OBP: 0.283, SLG: 0.340 | 4-1 BB 1B / 1B BB | 0-0 HR 3-H | | 2 SAFE B B B C B<br>4-1 1B BB 1-2 2-3 BB | 0-3 K ③ | | 0-0 G4-3 ③ | | | 3<br>0 | 2<br>0 | 1<br>0 | 2<br>0 | 2<br>0 | 1<br>0 | 0<br>0 |
| Dave Magadan, L (1, 5)<br>OBP: 0.411, SLG: 0.369<br>James Mouton, R (8, PH)<br>OBP: 0.320, SLG: 0.368 (9, 9) | 1-0 1B BB / 1B 1-2 2-H 3-H | 3-1 G4-3 ③ | | 4-1 1B 1-2 2-3 3-H BB | | 0-2 F9 ① | | 0-0 P4 ① | | 3<br>1 | 0<br>0 | 1<br>0 | 3<br>0 | 1<br>0 | 0<br>0 | 0<br>0 |
| John Cangelosi, S (1, 7)<br>OBP: 0.474, SLG: 0.418 | 4-2 1B 1-2 2-3 BB | 0-0 G4-3 ① | 0-0 FC6-4 1-2 2-3 3-H 1B | | 2-2 BB S 1B | | 3-3 K ② | | | 4 | 0 | 2 | 1 | 1 | 1 | 0 |
| Ricky Gutierrez, R (1, 6)<br>OBP: 0.274, SLG: 0.272 | 0-0 FC6-4 1-2 2-3 3-H 1B | 3-3 K ② | 1-3 K ① | | 2-2 F8 ② | | 2-1 HR 1B | | | 5 | 1 | 2 | 1 | 0 | 2 | 4 |
| Pat Borders, R (1, 2)<br>OBP: 0.251, SLG: 0.341<br>Tony Eusebio, R (8, PH)<br>OBP: 0.375, SLG: 0.451 (9, 2) | 0-1 P2 ② | 0-0 FC5 1B 1B | 0-1 FC6-4 ② 1-2f | | 1 SAFE B F 1 SAFE B C B B<br>4-2 BB 1-2 BB | | 1-0 1-H HR | | | 3<br>1 | 0<br>1 | 1<br>1 | 0<br>2 | 1<br>0 | 0<br>0 | 6<br>0 |
| Doug Brocail, L (1, 1)<br>OBP: 0.200, SLG: 0.200<br>Todd Jones, L (6, 1)<br>OBP: 0.200, SLG: 0.400<br>Milt Thompson, L (6, PH)<br>OBP: 0.288, SLG: 0.288<br>Donne Wall, R (7, 1)<br>Jim Dougherty, R (7, 1)<br>OBP: 0.143, SLG: 0.143<br>Mike Simms, R (8, PH)<br>OBP: 0.323, SLG: 0.470<br>Mike Henneman, R (9, 1) | 0-0 FC6-4 ③ 1-2f | 0-1 FC5 1-2 1B | 1-3 K ③ | | 4-2 1-2 2-3 BB | | | 1-3 K ③ | | 3<br>0<br>0<br>0<br>0<br>1<br>0 | 0<br>0<br>0<br>0<br>0<br>0<br>0 | 1<br>0<br>0<br>0<br>0<br>0<br>0 | 0<br>0<br>0<br>0<br>0<br>0<br>0 | 0<br>0<br>1<br>0<br>0<br>0<br>0 | 1<br>0<br>0<br>0<br>0<br>1<br>0 | 6<br>0<br>0<br>0<br>0<br>0<br>0 |
| Inning Stats | R: 3 H: 4<br>E: 0 LOB: 3<br>K: 0 BB: 2<br>S: 16 P: 27 | R: 2 H: 2<br>E: 0 LOB: 0<br>K: 0 BB: 0<br>S: 9 P: 14 | R: 0 H: 2<br>E: 0 LOB: 2<br>K: 1 BB: 0<br>S: 9 P: 14 | R: 2 H: 1<br>E: 1 LOB: 3<br>K: 2 BB: 3<br>S: 12 P: 27 | R: 1 H: 1<br>E: 0 LOB: 0<br>K: 1 BB: 0<br>S: 9 P: 14 | R: 0 H: 1<br>E: 0 LOB: 3<br>K: 1 BB: 2<br>S: 17 P: 30 | R: 0 H: 0<br>E: 0 LOB: 0<br>K: 0 BB: 0<br>S: 7 P: 11 | R: 2 H: 2<br>E: 0 LOB: 0<br>K: 2 BB: 0<br>S: 12 P: 19 | | 1B: 9 SF: 0<br>2B: 1 SAC: 1<br>3B: 0 DP: 0<br>HR: 3 HBP: 1 | | | | | | |

livebaseballscorecards.com

| | |
|---|---|
| AB | 36 |
| R | 10 |
| H | 13 |
| RBI | 10 |
| BB | 7 |
| SO | 7 |
| LOB | 24 |

WP: 1 PA: 45
PB: 0
SB: 1
CS: 0

| PITCHER | | IP | WLS | BF | H | R | ER | SO | BB | IBB | HBP | BLK | WP | HR | S | P | ERA | WHIP |
|---|---|---|---|---|---|---|---|---|---|---|---|---|---|---|---|---|---|---|
| Marc Valdes, R<br>ERA: 13.5 | (1, 1) | 3.0 | | 21 | 8 | 7 | 7 | 1 | 3 | 0 | 1 | 0 | 1 | 1 | 34 | 60 | 21.00 | 3.667 |
| Richie Lewis, R<br>ERA: 4.4 | (4, 1) | 2.0 | | 10 | 2 | 1 | 1 | 3 | 2 | 0 | 0 | 0 | 0 | 1 | 21 | 36 | 4.50 | 2.000 |
| Aaron Small, R<br>ERA: | (6, 1) | 1.0 | | 6 | 1 | 0 | 0 | 1 | 2 | 0 | 0 | 0 | 0 | 0 | 17 | 30 | 0.00 | 3.000 |
| Mark Gardner, R<br>ERA: 4.53 | (7, 1) | 1.0 | | 3 | 0 | 0 | 0 | 0 | 0 | 0 | 0 | 0 | 0 | 0 | 7 | 11 | 0.00 | 0.000 |
| Yorkis Perez, L<br>ERA: 5.82 | (8, 1) | 1.0 | L | 5 | 2 | 2 | 2 | 2 | 0 | 0 | 0 | 0 | 0 | 1 | 12 | 19 | 18.00 | 2.000 |

| PITCHER | IP | WLS | BF | H | R | ER | SO | BB | IBB | HBP | BLK | WP | HR | S | P | ERA | WHIP |
|---|---|---|---|---|---|---|---|---|---|---|---|---|---|---|---|---|---|

| Batter | 1 | 2 | 3 | 4 | 5 | 6 | 7 | 8 | 9 | 10 | 11 | AB | R | H | RBI | BB | SO | LOB |
|---|---|---|---|---|---|---|---|---|---|---|---|---|---|---|---|---|---|---|
| Quilvio Veras, S (1, 4)<br>OBP: 0.371, SLG: 0.354 | G6-3 | | G6-3 | | BB | G1-3 | | K | | | 1B 3B | 5 | 1 | 1 | 0 | 1 | 1 | 2 |
| Chuck Carr, S (1, 8)<br>OBP: 0.316, SLG: 0.280 | K | | K | | FC5<br>2-3f | 1B BB | | F8 | | | S 1B SF9 BB | 4 | 1 | 0 | 0 | 2 | 2 | 2 |
| Jeff Conine, R (1, 7)<br>OBP: 0.390, SLG: 0.535 | F8 | | G5-3 | | | FC5-4 1B | | | F7 | | E BB 1B | 6 | 0 | 3 | 2 | 0 | 0 | 0 |
| Gary Sheffield, R (1, 9)<br>OBP: 0.444, SLG: 0.506 | | 1B G6-4-3 2B | | G6-3 | | FC5-4 1B | E6 F8 S | | | | BB | 5 | 2 | 1 | 0 | 1 | 1 | 1 |
| Terry Pendleton, S (1, 5)<br>OBP: 0.351, SLG: 0.445 | | G6-4-3 1B | | L8 | | 1B 1B | F8 | | F9 | | K | 6 | 1 | 2 | 0 | 0 | 1 | 4 |
| Greg Colbrunn, R (1, 3)<br>OBP: 0.321, SLG: 0.473 | | G6-4-3 | | G4-3 | | BB 1B | P4 | | | G1-3 | SF9 | 5 | 1 | 1 | 2 | 0 | 0 | 2 |
| Charles Johnson, R (1, 2)<br>OBP: 0.338, SLG: 0.379 | | WP BB | | G1-3 | | 1B 1B BB | BB | | | K | FC5-4 BB | 2 | 1 | 0 | 0 | 4 | 1 | 0 |
| Alex Arias, R (1, 6)<br>OBP: 0.348, SLG: 0.374 | | IBB | | L8 | | G1-3 1B 1B | F7 | | | 1B | FC5-4 | 5 | 1 | 2 | 2 | 1 | 0 | 5 |
| Chris Hammond, L (1, 1)<br>OBP: 0.000, SLG: 0.000<br>Tommy Greene, R (6, PH)<br>OBP: 0.000, SLG: 0.000<br>Andre Dawson, R (6, PH)<br>OBP: 0.364, SLG: 0.455<br>Willie Banks, R (6, PR)<br>OBP: 0.000, SLG: 0.000<br>David Weathers, R (6, 1)<br>OBP: 0.000, SLG: 0.000<br>Jerry Browne, S (8, PH)<br>OBP: 0.214, SLG: 0.276<br>Terry Mathews, L (8, 1)<br>OBP: 0.000, SLG: 0.000<br>Robb Nen, R (8, 1)<br>Kurt Abbott, R (10, PH)<br>OBP: 0.000, SLG: 0.042<br>Aaron Small, R (10, 1)<br>Yorkis Perez, L (11, 1)<br>Mark Gardner, R (11, 1)<br>OBP: 0.190, SLG: 0.190 | | F7 | | | FC5 2B | G1-3 1B | | G4-3 | | | K | | | | | | | |
| Inning Stats | R: 0 E: 0 K: 1 S: 7 H: 0 LOB: 0 BB: 0 P: 10 | R: 1 E: 0 K: 0 S: 11 H: 2 LOB: 2 BB: 2 P: 24 | R: 0 E: 0 K: 1 S: 10 H: 0 LOB: 0 BB: 0 P: 15 | R: 0 E: 0 K: 0 S: 7 H: 0 LOB: 0 BB: 0 P: 10 | R: 0 E: 0 K: 0 S: 9 H: 1 LOB: 2 BB: 1 P: 15 | R: 5 E: 0 K: 0 S: 19 H: 6 LOB: 2 BB: 2 P: 38 | R: 0 E: 1 K: 0 S: 13 H: 0 LOB: 2 BB: 1 P: 24 | R: 0 E: 0 K: 1 S: 5 H: 0 LOB: 0 BB: 0 P: 6 | R: 0 E: 0 K: 1 S: 10 H: 0 LOB: 0 BB: 0 P: 18 | R: 0 E: 0 K: 2 S: 9 H: 1 LOB: 1 BB: 0 P: 15 | R: 2 E: 1 K: 1 S: 13 H: 2 LOB: 3 BB: 3 P: 27 | | | | | | | |

| PITCHER | | IP | WLS | BF | H | R | ER | SO | BB | IBB | HBP | BLK | WP | HR | S | P | ERA | WHIP |
|---|---|---|---|---|---|---|---|---|---|---|---|---|---|---|---|---|---|---|
| Mike Hampton, L<br>ERA: 3.63 | (1, 1) | 5.1 | | 23 | 5 | 3 | 3 | 2 | 2 | 1 | 0 | 0 | 1 | 0 | 52 | 88 | 5.06 | 1.312 |
| Dave Veres, R<br>ERA: 2.23 | (6, 1) | 0.0 | | 3 | 2 | 1 | 1 | 0 | 1 | 0 | 0 | 0 | 0 | 0 | 4 | 10 | ∞ | ∞ |
| Dean Hartgraves, L<br>ERA: 2.88 | (6, 1) | 0.1 | | 2 | 1 | 1 | 1 | 0 | 0 | 0 | 0 | 0 | 0 | 0 | 3 | 3 | 27.00 | 3.000 |
| Todd Jones, R<br>ERA: 3.11 | (6, 1) | 2.1 | | 10 | 1 | 1 | 1 | 1 | 2 | 0 | 0 | 0 | 0 | 0 | 22 | 41 | 3.86 | 1.286 |
| Mike Henneman, R<br>ERA: 1.34 | (9, 1) | 1.0 | | 3 | 0 | 0 | 0 | 1 | 0 | 0 | 0 | 0 | 0 | 0 | 10 | 18 | 0.00 | 0.000 |
| Jim Dougherty, R<br>ERA: 5.15 | (10, 1) | 1.0 | L | 8 | 3 | 2 | 2 | 2 | 2 | 0 | 0 | 0 | 0 | 0 | 13 | 28 | 18.00 | 5.000 |
| Craig McMurtry, R<br>ERA: 8.68 | (11, 1) | 1.0 | | 4 | 0 | 0 | 0 | 1 | 1 | 0 | 0 | 0 | 0 | 0 | 9 | 14 | 0.00 | 1.000 |

# TOP

## Florida Marlins @ Houston Astros

Astrodome, Houston, TX

Sun Sep 03 1995, 4:33 AM EDT

Att. 19,365 - Dome

livebaseballscorecards.com

| | |
|---|---|
| AB | 43 |
| R | 8 |
| H | 12 |
| RBI | 7 |
| BB | 9 |
| SO | 7 |
| LOB | 19 |

| | | | | | | | | | | |
|---|---|---|---|---|---|---|---|---|---|---|
| 1B: 9 | SF: 1 | WP: 1 | PA: 53 |
| 2B: 2 | SAC: 0 | PB: 0 | |
| 3B: 1 | DP: 1 | SB: 2 | |
| HR: 0 | HBP: 0 | CS: 0 | |

# Florida Marlins @ Houston Astros

Astrodome, Houston, TX

Sun Sep 03 1995, 4:33 AM EDT

Att. 19,365 - Dome

livebaseballscorecards.com

| Batter | 1 | 2 | 3 | 4 | 5 | 6 | 7 | 8 | 9 | 10 | 11 | AB | R | H | RBI | BB | SO | LOB |
|---|---|---|---|---|---|---|---|---|---|---|---|---|---|---|---|---|---|---|
| Brian Hunter, R (1, 8) OBP: 0.363, SLG: 0.424 | HBP SH1-3 1B | L6 | | F9 | | G5-3 | | E6 | | P2 | L8 | 5 | 0 | 1 | 0 | 0 | 0 | 3 |
| Mike Henneman, R (9, 1) | | | | | | | | 2-3 | | | | 0 | 0 | 0 | 0 | 0 | 0 | 0 |
| Pat Borders, R (10, 2) OBP: 0.249, SLG: 0.337 | | | | | | | | | | | | 2 | 0 | 0 | 0 | 0 | 0 | 2 |
| Craig Biggio, R (1, 4) OBP: 0.400, SLG: 0.486 | SH1-3 1-2 | | 5 BB 1B 1B | | FC5-4 1B 2B | | G6-3 | L8 | | 5 E 5 1B BB | | 4 | 2 | 2 | 0 | 1 | 0 | 2 |
| 5 Jeff Bagwell, R (1, 3) OBP: 0.402, SLG: 0.500 | HBP BB | | 1B FC6-4 1-2 BB | | FC5-4 HBP | | K | | FC9-6 BB | E9 1-3 1B | | 2 | 1 | 1 | 0 | 3 | 1 | 0 |
| Tony Eusebio, R (1, 2) OBP: 0.376, SLG: 0.449 | FC6-4 1-2 2-3 HBP | | FC6-4 1-3 2-H 1B | | FC5-4 CS 1B 1-2f 2-3 | | G6-3 | | FC9-6 FC4-6 S 1-2f | F7 | | 4 | 0 | 1 | 1 | 0 | 0 | 3 |
| Mike Brumley, S (9, PR) (10, 6) | | | | | | | | | | | | 1 | 0 | 0 | 0 | 0 | 0 | 2 |
| Mike Simms, R (1, 9) OBP: 0.323, SLG: 0.465 | K | | FC6-4 CS 1-2f 3-H | | 1-2 3-H 1B | | | 1B 1B | FC4-6 1-2 BB | | SH1-4 S PB BB | 3 | 0 | 1 | 2 | 0 | 1 | 4 |
| John Cangelosi, S (8, PH) OBP: 0.484, SLG: 0.423 | | | | | | | | | | | | 1 | 2 | 1 | 0 | 2 | 0 | 0 |
| Craig Shipley, R (1, 5) OBP: 0.294, SLG: 0.356 | FC6-4 1-2f | | HR | | K 2-3 | | | F8 | FC4-6 DI 1-2f 2-3 | | PB SH1-4 1-2 BB | 3 | 1 | 1 | 1 | 0 | 1 | 5 |
| Dave Veres, R (6, 1) | | | | | | | | | | | | 0 | 0 | 0 | 0 | 0 | 0 | 0 |
| Dean Hartgraves, R (6, 1) | | | | | | | | | | | | 0 | 0 | 0 | 0 | 0 | 0 | 0 |
| Todd Jones, L (6, 1) OBP: 0.250, SLG: 0.400 | | | | | | | | | | | | 0 | 0 | 0 | 0 | 0 | 0 | 0 |
| Derrick May, L (8, PH) OBP: 0.316, SLG: 0.379 | | | | | | | | | | | | 2 | 0 | 0 | 0 | 1 | 0 | 3 |
| James Mouton, R (1, 7) OBP: 0.325, SLG: 0.374 | | G6-3 2B | | | | G6-3 | | S 1-3 1B | | | SH1-4 1-2 2-3 | 4 | 1 | 2 | 0 | 1 | 1 | 0 |
| (9, 9) | | | | | | | | | | | | | | | | | | |
| Ricky Gutierrez, R (1, 6) OBP: 0.264, SLG: 0.262 | K | | | G3 | | G5-3 | | K 1-2 | K | | K 2-3 3-H | 3 | 0 | 0 | 0 | 0 | 1 | 1 |
| Milt Thompson, L (8, PH) OBP: 0.286, SLG: 0.286 | | | | | | | | | | | | 1 | 0 | 0 | 0 | 0 | 1 | 2 |
| Andy Stankiewicz, R (9, 6) OBP: 0.205, SLG: 0.167 | | | | | | | | | | | | 1 | 0 | 0 | 0 | 0 | 1 | 3 |
| Jim Dougherty, R (10, 1) OBP: 0.143, SLG: 0.143 | | | | | | | | | | | | 0 | 0 | 0 | 0 | 0 | 0 | 0 |
| Craig McMurtry, R (11, 1) | | | | | | | | | | | | 1 | 0 | 0 | 0 | 0 | 1 | 1 |
| Mike Hampton, R (1, 1) OBP: 0.154, SLG: 0.083 | G6-3 2-3 | | | G4-3 | | BB | | E 2-H 3-H 1B | | G4-3 | IBB | 2 | 0 | 0 | 0 | 0 | 0 | 1 |
| Dave Magadan, L (6, 5) OBP: 0.414, SLG: 0.370 | | | | | | | | | | | | 2 | 0 | 1 | 2 | 2 | 0 | 0 |
| Inning Stats | R: 0 E: 0 K: 1 S: 7 H: 1 LOB: 3 BB: 1 P: 16 | R: 0 E: 0 K: 1 S: 9 H: 1 LOB: 1 BB: 0 P: 15 | R: 3 E: 0 K: 1 S: 13 H: 3 LOB: 0 BB: 1 P: 23 | R: 0 E: 0 K: 0 S: 6 H: 0 LOB: 0 BB: 0 P: 11 | R: 1 E: 0 K: 1 S: 11 H: 2 LOB: 2 BB: 0 P: 19 | R: 0 E: 0 K: 0 S: 6 H: 0 LOB: 1 BB: 1 P: 13 | R: 0 E: 0 K: 1 S: 8 H: 0 LOB: 0 BB: 0 P: 14 | R: 2 E: 1 K: 1 S: 16 H: 3 LOB: 2 BB: 0 P: 20 | R: 0 E: 0 K: 1 S: 12 H: 0 LOB: 3 BB: 3 P: 28 | R: 0 E: 1 K: 0 S: 13 H: 1 LOB: 2 BB: 1 P: 24 | R: 1 E: 0 K: 1 S: 10 H: 0 LOB: 2 BB: 3 P: 26 | 1B: 8 2B: 3 3B: 0 HR: 1 | SF: 0 SAC: 2 DP: 1 HBP: 2 | | | | | |

## BOTTOM

| | |
|---|---|
| AB | 41 |
| R | 7 |
| H | 11 |
| RBI | 6 |
| BB | 10 |
| SO | 8 |
| LOB | 32 |

WP: 0 PB: 1 SB: 3 CS: 2 PA: 55

| PITCHER | | IP | WLS | BF | H | R | ER | SO | BB | IBB | HBP | BLK | WP | HR | S | P | ERA | WHIP |
|---|---|---|---|---|---|---|---|---|---|---|---|---|---|---|---|---|---|---|
| Chris Hammond, L (1, 1) ERA: 3.56 | (1, 1) | 5.0 | | 24 | 7 | 4 | 4 | 4 | 2 | 0 | 2 | 0 | 0 | 1 | 46 | 84 | 7.20 | 1.800 |
| David Weathers, R (6, 1) ERA: 5.9 | (6, 1) | 2.0 | | 7 | 0 | 0 | 0 | 1 | 1 | 0 | 0 | 0 | 0 | 0 | 14 | 27 | 0.00 | 0.500 |
| Terry Mathews, R (8, 1) ERA: 3.82 | (8, 1) | 0.1 | | 3 | 2 | 2 | 2 | 0 | 0 | 0 | 0 | 0 | 0 | 0 | 6 | 10 | 54.00 | 6.000 |
| Robb Nen, R (8, 1) ERA: 2.73 | (8, 1) | 1.2 | | 10 | 1 | 0 | 0 | 2 | 3 | 0 | 0 | 0 | 0 | 0 | 22 | 38 | 0.00 | 2.400 |
| Aaron Small, R (10, 1) ERA: | (10, 1) | 1.0 | W | 6 | 1 | 1 | 0 | 0 | 2 | 0 | 0 | 0 | 0 | 0 | 16 | 31 | 0.00 | 3.000 |

| PITCHER | | IP | WLS | BF | H | R | ER | SO | BB | IBB | HBP | BLK | WP | HR | S | P | ERA | WHIP |
|---|---|---|---|---|---|---|---|---|---|---|---|---|---|---|---|---|---|---|
| Yorkis Perez, L (11, 1) ERA: 5.82 | (11, 1) | 0.0 | | 1 | 0 | 0 | 0 | 0 | 1 | 0 | 0 | 0 | 0 | 0 | 0 | 4 | ∞ | ∞ |
| Mark Gardner, R (11, 1) ERA: 4.48 | (11, 1) | 1.0 | S | 4 | 0 | 0 | 0 | 1 | 0 | 1 | 0 | 0 | 0 | 0 | 7 | 15 | 0.00 | 0.000 |

| Batter | 1 | 2 | 3 | 4 | 5 | 6 | 7 | 8 | 9 | AB | R | H | RBI | BB | SO | LOB |
|---|---|---|---|---|---|---|---|---|---|---|---|---|---|---|---|---|
| Thomas Howard, S (1, 9)<br>OBP: 0.368, SLG: 0.417<br>Jerome Walton, R (7, PH)<br>OBP: 0.371, SLG: 0.523 (7, 9) | C B C F S<br>1-3 K ① | | C S B S<br>1-3 K ② | X<br>0-0 G4-3 ③ | | | B C F B B S<br>3-3 K ② | | B X<br>1-0 HR | 3<br>2 | 0<br>1 | 0<br>1 | 0<br>1 | 0<br>0 | 2<br>1 | 2<br>0 |
| Darren Lewis, R (1, 8)<br>OBP: 0.320, SLG: 0.311 | B B C B X<br>3-1 L7 ② | | X<br>0-0 B1 ③ | | C B F B F X<br>2-2 P2 ① | | X<br>0-0 P4 ③ | | C X<br>0-1 G3 ② | 5 | 0 | 0 | 0 | 0 | 0 | 0 |
| Barry Larkin, R (1, 6)<br>OBP: 0.395, SLG: 0.493 | C X<br>0-1 G4-3 ③ | | | X<br>0-0 HR 1B | B F B F F F B X<br>3-2 FC6-4 1B | | | B B C B X<br>3-1 P4 ① | B C B X<br>2-1 P3 ③ | 5 | 1 | 2 | 0 | 0 | 0 | 0 |
| Ron Gant, R (1, 7)<br>OBP: 0.389, SLG: 0.597 | | B C X<br>1-1 WP G4-3 2B | B B C 1 SAFE X<br>2-1 1-H HR | B B X<br>2-0 FC6-4 ② 1-2f | | | | B B B C B<br>4-1 FC5-4 1B 2B BB | | 3 | 3 | 2 | 2 | 1 | 0 | 1 |
| Hal Morris, L (1, 3)<br>OBP: 0.319, SLG: 0.436 | | B B B X<br>3-0 G4-3 ① 2-H | M S X<br>0-2 G3 ① | 1 SAFE F F 1 SAFE F 1 SAFE 1 SAFE 1 SAFE B C<br>1-3 K ③ | | | | C 1 SAFE F F F 1 SAFE X<br>0-2 FC5-4 1-2 1B | | 4 | 0 | 1 | 1 | 0 | 1 | 1 |
| Benito Santiago, R (1, 2)<br>OBP: 0.335, SLG: 0.502 | | C F X<br>0-2 G5-3 ② | B S X<br>1-1 HR | | B S C B X<br>2-2 P5 ① | | | F X<br>0-1 FC5-4 ② 2B 1-2f 2-3 | | 4 | 1 | 1 | 1 | 0 | 0 | 2 |
| Bret Boone, R (1, 4)<br>OBP: 0.344, SLG: 0.444 | | B B F B C F B<br>4-2 BB | B C C X<br>1-2 FC1-5 1B 1B | | B B C C X<br>2-1 G6-3 ② | | | B F X<br>1-1 1-3 3-H 2B | | 3 | 0 | 2 | 1 | 1 | 0 | 0 |
| Jeff Branson, L (1, 5)<br>OBP: 0.332, SLG: 0.443 | | C S S<br>0-3 K ③ | F B F X<br>1-2 FC1-5 1-2 1B | | X<br>0-0 P5 ③ | | | X<br>0-0 P3 ③ | | 4 | 0 | 1 | 0 | 0 | 1 | 3 |
| Mark Portugal, R (1, 1)<br>OBP: 0.173, SLG: 0.240<br>Hector Carrasco, R (7, 1)<br>Mariano Duncan, R (9, PH)<br>OBP: 0.289, SLG: 0.416<br>Jeff Brantley, R (9, 1) | | | B C F F F S<br>1-3 K ① | B X<br>1-0 FC1-5 ② 1-2 2-3f | | | S F X<br>0-2 G5-3 ① | | S S T<br>0-2 K ① | 3<br>0<br>1<br>0 | 0<br>0<br>0<br>0 | 0<br>0<br>0<br>0 | 0<br>0<br>0<br>0 | 1<br>0<br>0<br>0 | 2<br>0<br>0<br>0 | |
| Inning Stats | R: 0 E: 0 K: 1 S: 8<br>H: 0 LOB: 0 BB: 0 P: 12 | R: 1 E: 0 K: 1 S: 12<br>H: 1 LOB: 1 BB: 1 P: 20 | R: 0 E: 0 K: 2 S: 10<br>H: 0 LOB: 0 BB: 0 P: 12 | R: 3 E: 0 K: 0 S: 16<br>H: 5 LOB: 2 BB: 0 P: 22 | R: 0 E: 0 K: 1 S: 13<br>H: 1 LOB: 1 BB: 0 P: 21 | R: 0 E: 0 K: 0 S: 6<br>H: 0 LOB: 0 BB: 0 P: 10 | R: 0 E: 0 K: 1 S: 7<br>H: 0 LOB: 0 BB: 0 P: 10 | R: 1 E: 0 K: 0 S: 12<br>H: 2 LOB: 2 BB: 1 P: 20 | R: 1 E: 0 K: 1 S: 8<br>H: 1 LOB: 0 BB: 0 P: 11 | 1B: 5 2B: 2 3B: 0 HR: 3<br>SF: 0 SAC: 0 DP: 0 HBP: 0 | | | | | | |

# TOP

## Cincinnati Reds @ Houston Astros

Astrodome, Houston, TX

Mon Sep 04 1995, 4:33 AM EDT

Att. 19,343 - Dome - 76 F

livebaseballscorecards.com

| | |
|---|---|
| AB | 37 |
| R | 6 |
| H | 10 |
| RBI | 6 |
| BB | 2 |
| SO | 7 |
| LOB | 11 |

| PITCHER | | IP | WLS | BF | H | R | ER | SO | BB | IBB | HBP | BLK | WP | HR | S | P | ERA | WHIP |
|---|---|---|---|---|---|---|---|---|---|---|---|---|---|---|---|---|---|---|
| Shane Reynolds, R<br>ERA: 3.09 | (1, 1) | 4.0 | L | 19 | 6 | 4 | 4 | 4 | 1 | 0 | 0 | 0 | 1 | 2 | 46 | 66 | 9.00 | 1.750 |
| Jeff Tabaka, L<br>ERA: 2.7 | (5, 1) | 3.0 | | 10 | 1 | 0 | 0 | 2 | 0 | 0 | 0 | 0 | 0 | 0 | 26 | 41 | 0.00 | 0.333 |
| Greg Swindell, L<br>ERA: 4.65 | (8, 1) | 2.0 | | 10 | 3 | 2 | 2 | 1 | 1 | 0 | 0 | 0 | 0 | 1 | 20 | 31 | 9.00 | 2.000 |

| PITCHER | IP | WLS | BF | H | R | ER | SO | BB | IBB | HBP | BLK | WP | HR | S | P | ERA | WHIP |
|---|---|---|---|---|---|---|---|---|---|---|---|---|---|---|---|---|---|

WP: 1 PB: 0 SB: 0 CS: 0 PA: 39

# Cincinnati Reds @ Houston Astros

Astrodome, Houston, TX

Mon Sep 04 1995, 4:33 AM EDT

Att. 19,343 - Dome - 76 F

livebaseballscorecards.com

## BOTTOM

| Batter | 1 | 2 | 3 | 4 | 5 | 6 | 7 | 8 | 9 | AB | R | H | RBI | BB | SO | LOB |
|---|---|---|---|---|---|---|---|---|---|---|---|---|---|---|---|---|
| Brian Hunter, R (1, 8)<br>OBP: 0.357, SLG: 0.416 | C X 0-1 ① G6-3 | | X 0-0 ② L7 | | F X 0-1 ① P3 | | F S B B X 2-2 ① FC4-6 FC5-2 1-2f 2-3 | | C B B B C F F X 3-2 ③ L7 | 5 | 0 | 0 | 0 | 0 | 0 | 2 |
| Craig Biggio, R (1, 4)<br>OBP: 0.399, SLG: 0.483 | C B F X 1-2 ② G6-3 | | H 1-0 5 1B HBP | | C X 0-1 ② F9 | | X 0-0 ② FC5-2 5 FC5-4 1-2 3-H | | | 3 | 0 | 0 | 0 | 0 | 0 | 2 |
| 5 Jeff Bagwell, R (1, 3)<br>OBP: 0.401, SLG: 0.497 | X 0-0 ③ F8 | | B C X 1-1 1-2 1B | | F F F X 0-2 ③ F9 | | F X 0-1 ③ FC5-4 1-2f | | | 4 | 0 | 1 | 0 | 0 | 0 | 2 |
| Derrick May, L (1, 9)<br>OBP: 0.318, SLG: 0.382 | | B B F X 2-1 2B | B X 1-0 ③ F8 | | | X 0-0 ① L9 | | F B B B B 4-1 G6-4-3 BB | | 3 | 0 | 1 | 0 | 1 | 0 | 2 |
| Tony Eusebio, R (1, 2)<br>OBP: 0.374, SLG: 0.444 | | B B S B B 4-1 BB | | B X 1-0 ① G6-3 | | B B X 2-0 ② G6-3 | | C B B F B X 3-2 ①② G6-4-3 1-2f | | 3 | 0 | 0 | 0 | 1 | 0 | 1 |
| Dave Magadan, L (1, 5)<br>OBP: 0.413, SLG: 0.368 | | B C C B B 2 SAFE X 3-2 ① L9 | | C B C B F B X 3-2 ② G4-3 | | B C X 1-1 ③ G4-3 | | C X 0-1 1B | | 4 | 0 | 1 | 0 | 0 | 0 | 2 |
| John Cangelosi, S (1, 7)<br>OBP: 0.484, SLG: 0.421 | | B B X 2-0 ② F7 | | B L B B B 4-1 1B BB | | | C B X 1-1 E S 1B 1B | B B B C C C 3-3 ③ K | | 3 | 1 | 1 | 0 | 1 | 1 | 3 |
| Ricky Gutierrez, R (1, 6)<br>OBP: 0.264, SLG: 0.261 | | S B F F F T 1-2 ③ K | | X 0-0 1-3 1B | | | F 1 SAFE B F X 1-2 E6 FC4-6 1B 1-3 FC5-2 | | X 0-0 ① L8 | 4 | 0 | 1 | 0 | 0 | 1 | 3 |
| Shane Reynolds, R (1, 1)<br>OBP: 0.151, SLG: 0.135<br>Mike Simms, R (4, PH)<br>OBP: 0.320, SLG: 0.460<br>Jeff Tabaka, R (5, 1)<br>Milt Thompson, L (7, PH)<br>OBP: 0.291, SLG: 0.292<br>Greg Swindell, L (8, 1)<br>OBP: 0.280, SLG: 0.298<br>Mike Brumley, S (9, PH) | | | S F S 0-3 ① K | F B S C 1-3 ③ K | | | B X 1-0 FC4-6 1-2 3-H 1B | | B X 1-0 ② F9 | 1<br>1<br>0<br>1<br>0<br>1 | 0<br>0<br>0<br>0<br>0<br>0 | 0<br>0<br>0<br>1<br>0<br>0 | 0<br>0<br>0<br>1<br>0<br>0 | 0<br>1<br>0<br>0<br>0<br>0 | 1<br>2<br>0<br>0<br>0<br>0 | 0<br>0<br>0<br>0<br>0<br>0 |
| Inning Stats | R: 0 E: 0 K: 0 S: 6 H: 0 LOB: 0 BB: 0 P: 7 | R: 0 E: 0 K: 1 S: 12 H: 1 LOB: 2 BB: 1 P: 24 | R: 0 E: 0 K: 1 S: 7 H: 1 LOB: 2 BB: 0 P: 10 | R: 0 E: 0 K: 1 S: 11 H: 1 LOB: 2 BB: 1 P: 20 | R: 0 E: 0 K: 0 S: 8 H: 0 LOB: 0 BB: 0 P: 8 | R: 0 E: 0 K: 0 S: 4 H: 0 LOB: 0 BB: 0 P: 7 | R: 1 E: 1 K: 0 S: 12 H: 2 LOB: 2 BB: 0 P: 17 | R: 0 E: 0 K: 1 S: 9 H: 1 LOB: 1 BB: 1 P: 19 | R: 0 E: 0 K: 0 S: 7 H: 0 LOB: 0 BB: 0 P: 11 | 1B: 5<br>2B: 1<br>3B: 0<br>HR: 0 | SF: 0<br>SAC: 0<br>DP: 1<br>HBP: 1 | | WP: 0<br>PB: 0<br>SB: 1<br>CS: 0 | PA: 37 | | | |

| | AB | 33 |
|---|---|---|
| | R | 1 |
| | H | 6 |
| | RBI | 1 |
| | BB | 3 |
| | SO | 4 |
| | LOB | 19 |

| PITCHER | | IP | WLS | BF | H | R | ER | SO | BB | IBB | HBP | BLK | WP | HR | S | P | ERA | WHIP |
|---|---|---|---|---|---|---|---|---|---|---|---|---|---|---|---|---|---|---|
| Mark Portugal, R<br>ERA: 4.42 | (1, 1) | 6.0 | W | 27 | 5 | 1 | 1 | 3 | 2 | 0 | 1 | 0 | 0 | 0 | 54 | 85 | 1.50 | 1.167 |
| Hector Carrasco, R<br>ERA: 2.8 | (7, 1) | 2.0 | | 7 | 1 | 0 | 0 | 1 | 1 | 0 | 0 | 0 | 0 | 0 | 15 | 27 | 0.00 | 1.000 |
| Jeff Brantley, R<br>ERA: 2.98 | (9, 1) | 1.0 | | 3 | 0 | 0 | 0 | 0 | 0 | 0 | 0 | 0 | 0 | 0 | 7 | 11 | 0.00 | 0.000 |

| PITCHER | IP | WLS | BF | H | R | ER | SO | BB | IBB | HBP | BLK | WP | HR | S | P | ERA | WHIP |
|---|---|---|---|---|---|---|---|---|---|---|---|---|---|---|---|---|---|

| Batter | 1 | 2 | 3 | 4 | 5 | 6 | 7 | 8 | 9 | AB | R | H | RBI | BB | SO | LOB |
|---|---|---|---|---|---|---|---|---|---|---|---|---|---|---|---|---|
| Darren Lewis, R (1, 8)<br>OBP: 0.320, SLG: 0.311 | C B C X<br>1-2 ① P9 | | X<br>0-0 CS 1B<br>3-H | | | X<br>0-0 E6 K2 | | C B X<br>1-1 ③ F7<br>1-2<br>2-3 | | 4 | 0 | 1 | 1 | 0 | 0 | 2 |
| Barry Larkin, R (1, 6)<br>OBP: 0.394, SLG: 0.491 | C X<br>0-1 ② G6-3 | | B<br>1-0 ③ CS<br>1-2 | C C B B X<br>2-2 S 1B | | 1 SAFE C B B F S 1 SAFE<br>2-3 ② ③ K2<br>1-2f | | | C B B X<br>2-1 ① G4-3 | 4 | 0 | 1 | 0 | 0 | 1 | 1 |
| Ron Gant, R (1, 7)<br>OBP: 0.389, SLG: 0.595<br>Thomas Howard, S (7, PH)<br>OBP: 0.369, SLG: 0.418 (7, 7) | C B B B B<br>4-1 CS BB | | | C<br>1 SAFE<br>1 SAFE F S<br>0-3 ① K | | | S B B F X<br>2-2 ① P5 | | C B X<br>1-1 1B | 1<br>2 | 0<br>0 | 0<br>1 | 0<br>0 | 1<br>0 | 1<br>0 | 1<br>0 |
| Eric Anthony, L (1, 9)<br>OBP: 0.353, SLG: 0.495 | B B<br>2-0 ③ CS<br>1-2 | B B F F B F X<br>3-2 ① G3-1 | | B B B B<br>4-0 G1-6-3<br>1-2 BB | | | C B F B S<br>2-3 ② K | | F B S S<br>1-3 ② K | 3 | 0 | 0 | 0 | 1 | 2 | 1 |
| Hal Morris, L (1, 3)<br>OBP: 0.316, SLG: 0.431 | | F B F F F F X<br>1-2 ② F7 | | X<br>0-0 ② ③ G1-6-3<br>1-2f | | | B X<br>1-0 ③ F8 | | B C B X<br>2-1 ③ G6-3 | 3 | 0 | 0 | 0 | 0 | 0 | 2 |
| Benito Santiago, R (1, 2)<br>OBP: 0.335, SLG: 0.498 | | C X<br>0-1 ③ G5-3 | | | B S X<br>1-1 ① G6-3 | | | H<br>1-0 WP 1B HBP | | 2 | 0 | 0 | 0 | 0 | 0 | 0 |
| Bret Boone, R (1, 4)<br>OBP: 0.344, SLG: 0.446 | | | X<br>0-0 G3 1B 2B | | C B X<br>1-1 ② G6-3 | | | B S B X<br>2-1 ① L6 | | 3 | 1 | 1 | 0 | 0 | 0 | 1 |
| Jeff Branson, L (1, 5)<br>OBP: 0.332, SLG: 0.442 | | | F B B X<br>2-1 ① G3<br>2-3 | | B S X<br>1-1 ③ G4-3 | | | B F S X<br>1-2 WP<br>1-2 1B | | 3 | 0 | 1 | 0 | 0 | 0 | 1 |
| Frank Viola, L (1, 1)<br>OBP: 0.167, SLG: 0.333<br>Tim Pugh, R (5, 1)<br>OBP: 0.160, SLG: 0.167<br>Lenny Harris, L (6, PH)<br>OBP: 0.253, SLG: 0.278<br>Xavier Hernandez, L (6, 1)<br>Kevin Jarvis, L (7, 1)<br>OBP: 0.182, SLG: 0.190<br>Brian Hunter, R (7, 3)<br>OBP: 0.316, SLG: 0.343<br>Chuck McElroy, L (8, 1)<br>Mariano Duncan, R (9, PH)<br>OBP: 0.288, SLG: 0.414 | | | B X<br>1-0 ② G4-3 | | | X<br>0-0 ① G4-3 | | C S S<br>0-3 ② K | | 1<br>0<br>1<br>0<br>0<br>1<br>0<br>1 | 0<br>0<br>0<br>0<br>0<br>0<br>0<br>0 | 0<br>0<br>0<br>0<br>0<br>1<br>0<br>1 | 0<br>0<br>0<br>0<br>0<br>0<br>0<br>0 | 0<br>0<br>0<br>0<br>0<br>1<br>0<br>0 | 0<br>0<br>0<br>0<br>0<br>2<br>0<br>1 | 1<br>0<br>0<br>0<br>0<br>1<br>0<br>0 |
| Inning Stats | R: 0 E: 0 K: 0 S: 6<br>H: 0 LOB: 0 BB: 1 P: 13 | R: 0 E: 0 K: 0 S: 11<br>H: 0 LOB: 0 BB: 0 P: 15 | R: 1 E: 0 K: 0 S: 5<br>H: 2 LOB: 0 BB: 0 P: 9 | R: 0 E: 0 K: 1 S: 7<br>H: 1 LOB: 1 BB: 1 P: 13 | R: 0 E: 0 K: 0 S: 6<br>H: 0 LOB: 0 BB: 0 P: 9 | R: 0 E: 1 K: 1 S: 5<br>H: 0 LOB: 1 BB: 0 P: 7 | R: 0 E: 0 K: 1 S: 7<br>H: 0 LOB: 0 BB: 0 P: 12 | R: 0 E: 0 K: 1 S: 10<br>H: 1 LOB: 2 BB: 0 P: 15 | R: 0 E: 0 K: 1 S: 9<br>H: 1 LOB: 1 BB: 0 P: 15 | 1B: 4<br>2B: 2<br>3B: 0<br>HR: 0 | SF: 0<br>SAC: 0<br>DP: 2<br>HBP: 1 | WP: 1<br>PB: 0<br>SB: 1<br>CS: 2 | PA: 34 | | | |

| PITCHER | | IP | WLS | BF | H | R | ER | SO | BB | IBB | HBP | BLK | WP | HR | S | P | ERA | WHIP |
|---|---|---|---|---|---|---|---|---|---|---|---|---|---|---|---|---|---|---|
| Doug Drabek, R<br>ERA: 4.72 | (1, 1) | 7.0 | W | 24 | 3 | 1 | 1 | 3 | 2 | 0 | 1 | 0 | 0 | 0 | 47 | 79 | 1.29 | 0.714 |
| Todd Jones, R<br>ERA: 3.03 | (8, 1) | 2.0 | | 8 | 2 | 0 | 0 | 2 | 0 | 0 | 0 | 0 | 1 | 0 | 19 | 29 | 0.00 | 1.000 |

| PITCHER | IP | WLS | BF | H | R | ER | SO | BB | IBB | HBP | BLK | WP | HR | S | P | ERA | WHIP |
|---|---|---|---|---|---|---|---|---|---|---|---|---|---|---|---|---|---|

# Cincinnati Reds @ Houston Astros

Astrodome, Houston, TX

Tue Sep 05 1995, 8:05 PM EDT

Att. 12,178 - Dome - 68 F

TOP

livebaseballscorecards.com

| | |
|---|---|
| AB | 29 |
| R | 1 |
| H | 5 |
| RBI | 1 |
| BB | 2 |
| SO | 5 |
| LOB | 13 |

| Batter | 1 | 2 | 3 | 4 | 5 | 6 | 7 | 8 | 9 | AB | R | H | RBI | BB | SO | LOB |
|---|---|---|---|---|---|---|---|---|---|---|---|---|---|---|---|---|
| Brian Hunter, R (1, 8)<br>OBP: 0.361, SLG: 0.415 | SCBBBB<br>4-2<br>5 BB 1B<br>BB | | X<br>0-0<br>CS<br>1B | | X<br>0-0 ①<br>G5-3 | BBFFS<br>2-3 ③<br>K | | BFBBB<br>4-1<br>5 BB 1B PB<br>BB | | 3 | 1 | 1 | 0 | 2 | 1 | 2 |
| Craig Biggio, R (1, 4)<br>OBP: 0.403, SLG: 0.485 | X<br>0-0<br>5 BB<br>1-2<br>1B | | C<br>1 SAFE<br>1 SAFE<br>BFFX<br>1-2 ①<br>5 WP<br>1-2<br>HR<br>1B | | CFX<br>0-2 ②<br>F8 | | H<br>1-0<br>WP 5 HBP<br>HR<br>HBP | CX<br>0-1<br>PB 5 BB<br>1-2<br>FC5-2<br>1B | | 4 | 2 | 3 | 0 | 0 | 0 | 0 |
| 5 Jeff Bagwell, R (1, 3)<br>OBP: 0.408, SLG: 0.499 | BFBBFFB<br>4-2<br>1-2<br>2-3<br>BB | | BBIII<br>4-0<br>1-2<br>HR<br>IBB | | BBFBX<br>3-1<br>1B | | H<br>1-0<br>WP<br>1-2<br>HR<br>HBP | BFBBFFB<br>4-2<br>PB<br>1-2<br>2-3<br>1B<br>BB | | 1 | 3 | 1 | 0 | 3 | 0 | 0 |
| Mike Simms, R (1, 9)<br>OBP: 0.320, SLG: 0.489<br>John Cangelosi, S (7, PH)<br>OBP: 0.478, SLG: 0.414 (8, 7) | CBCFFBS<br>2-3 ①<br>K | | BSTX<br>1-2<br>1-H<br>2-H<br>HR | | BX<br>1-0 ③<br>P3 | BFBLC<br>2-3 ①<br>K | CFFS<br>0-3 ①<br>K<br>1-2<br>2-3<br>3-H | | | 3<br>2 | 1<br>0 | 1<br>0 | 3<br>0 | 0<br>0 | 1<br>2 | 4<br>4 |
| Craig Shipley, R (1, 5)<br>OBP: 0.279, SLG: 0.351<br>Dave Magadan, L (7, PH)<br>OBP: 0.413, SLG: 0.367 (8, 5) | BBX<br>2-0 ②<br>P4 | | X<br>0-0 ②<br>F8 | | X<br>0-0 ①<br>F9 | BFBLC<br>4-0<br>1-2<br>2-3<br>HR<br>IBB | BFBFX<br>2-2 ②<br>FC5-2<br>3-H<br>1B | | | 3<br>1 | 0<br>1 | 0<br>0 | 0<br>0 | 0<br>1 | 0<br>0 | 3<br>2 |
| James Mouton, R (1, 7)<br>OBP: 0.321, SLG: 0.369<br>Derrick May, L (7, PH)<br>OBP: 0.323, SLG: 0.399 (8, 9) | BBBCX<br>3-1 ③<br>F7 | | CX<br>0-1 ③<br>F8 | | CBCBBS<br>3-3 ②<br>K | FBBBX<br>3-1<br>1-H<br>2-H<br>3-H<br>HR | SSX<br>0-2<br>1-2<br>2-H<br>FC6-4<br>1B | | | 3<br>2 | 0<br>1 | 0<br>2 | 0<br>5 | 0<br>0 | 1<br>0 | 3<br>0 |
| Pat Borders, R (1, 2)<br>OBP: 0.250, SLG: 0.337<br>Tony Eusebio, R (7, 2)<br>OBP: 0.372, SLG: 0.442 | | BSBFBS<br>3-3 ①<br>K | | BSBX<br>2-1 ①<br>P4 | X<br>0-0<br>1B<br>1B<br>1B | BBFFC<br>2-3 ②<br>K | FBCX<br>1-2<br>FC6-4<br>1-2f ③ | | | 3<br>2 | 1<br>0 | 1<br>0 | 0<br>0 | 0<br>0 | 1<br>1 | 0<br>2 |
| Ricky Gutierrez, R (1, 6)<br>OBP: 0.274, SLG: 0.272 | | CX<br>0-1 ②<br>F8 | | X<br>0-0 ②<br>L4 | X<br>0-0<br>1B<br>1-2<br>1B | BFX<br>1-1<br>1B | | | | 4 | 0 | 2 | 0 | 0 | 0 | 0 |
| Doug Drabek, R (1, 1)<br>OBP: 0.241, SLG: 0.231<br>Todd Jones, L (8, 1)<br>OBP: 0.200, SLG: 0.400 | | X<br>0-0 ③<br>P6 | | SBBX<br>2-1 ③<br>F7 | X<br>0-0<br>1-3<br>2-H<br>1B | FFX<br>0-2 ③<br>G1-3 | | | | 4<br>0 | 0<br>0 | 1<br>0 | 1<br>0 | 0<br>0 | 0<br>0 | 1<br>0 |
| Inning Stats | R: 0<br>E: 0<br>K: 1<br>S: 14<br>H: 1<br>LOB: 3<br>BB: 2<br>P: 29 | R: 0<br>E: 0<br>K: 1<br>S: 6<br>H: 0<br>LOB: 0<br>BB: 0<br>P: 9 | R: 3<br>E: 0<br>K: 0<br>S: 11<br>H: 3<br>LOB: 0<br>BB: 1<br>P: 17 | R: 0<br>E: 0<br>K: 0<br>S: 5<br>H: 0<br>LOB: 0<br>BB: 0<br>P: 9 | R: 0<br>E: 0<br>K: 0<br>S: 7<br>H: 1<br>LOB: 1<br>BB: 0<br>P: 11 | R: 1<br>E: 0<br>K: 2<br>S: 10<br>H: 3<br>LOB: 2<br>BB: 0<br>P: 15 | R: 4<br>E: 0<br>K: 2<br>S: 13<br>H: 2<br>LOB: 1<br>BB: 1<br>P: 27 | R: 2<br>E: 0<br>K: 1<br>S: 19<br>H: 2<br>LOB: 2<br>BB: 2<br>P: 30 | | 1B: 10<br>2B: 0<br>3B: 0<br>HR: 2<br>SF: 0<br>SAC: 0<br>DP: 0<br>HBP: 2 | | | | WP: 2<br>PB: 1<br>SB: 0<br>CS: 1<br>PA: 43 | |

| PITCHER | | IP | WLS | BF | H | R | ER | SO | BB | IBB | HBP | BLK | WP | HR | S | P | ERA | WHIP |
|---|---|---|---|---|---|---|---|---|---|---|---|---|---|---|---|---|---|---|
| Frank Viola, L<br>ERA: 6.28 | (1, 1) | 4.0 | L | 18 | 4 | 3 | 3 | 2 | 2 | 1 | 0 | 0 | 1 | 1 | 36 | 64 | 6.75 | 1.500 |
| Tim Pugh, R<br>ERA: 4.15 | (5, 1) | 1.0 | | 4 | 1 | 0 | 0 | 0 | 0 | 0 | 0 | 0 | 0 | 0 | 7 | 11 | 0.00 | 1.000 |
| Xavier Hernandez, R<br>ERA: 4.43 | (6, 1) | 1.0 | | 8 | 3 | 3 | 3 | 2 | 0 | 0 | 2 | 0 | 0 | 0 | 10 | 17 | 27.00 | 3.000 |
| Kevin Jarvis, R<br>ERA: 5.93 | (7, 1) | 1.0 | | 9 | 3 | 4 | 4 | 2 | 2 | 1 | 0 | 0 | 1 | 1 | 19 | 39 | 36.00 | 5.000 |
| Chuck McElroy, L<br>ERA: 4.93 | (8, 1) | 1.0 | | 4 | 1 | 0 | 0 | 1 | 0 | 0 | 0 | 0 | 0 | 0 | 13 | 16 | 0.00 | 1.000 |

| PITCHER | IP | WLS | BF | H | R | ER | SO | BB | IBB | HBP | BLK | WP | HR | S | P | ERA | WHIP |
|---|---|---|---|---|---|---|---|---|---|---|---|---|---|---|---|---|---|

# BOTTOM

# Cincinnati Reds @ Houston Astros

Astrodome, Houston, TX

Tue Sep 05 1995, 8:05 PM EDT

Att. 12,178 - Dome - 68 F

livebaseballscorecards.com

| | |
|---|---|
| AB | 35 |
| R | 10 |
| H | 12 |
| RBI | 9 |
| BB | 6 |
| SO | 7 |
| LOB | 21 |

| Batter | 1 | 2 | 3 | 4 | 5 | 6 | 7 | 8 | 9 | AB | R | H | RBI | BB | SO | LOB |
|---|---|---|---|---|---|---|---|---|---|---|---|---|---|---|---|---|
| Thomas Howard, S (1, 8)<br>OBP: 0.363, SLG: 0.410 | L L X<br>0-2 G6-3 ① | S B F F X<br>1-2 FC4-6 ② CS<br>1-2f | C S B B F X<br>2-2 G1-3 ③ | | B B C B F S<br>3-3 K ③ | | B 1 SAFE C 1 SAFE B X<br>2-1 G6-4-3 ② ③<br>1-2f | | | 4 | 0 | 0 | 0 | 0 | 1 | 5 |
| Darren Lewis, R (7, PH)<br>OBP: 0.319, SLG: 0.310 (7, 8) | | | | | | | | | | 1 | 0 | 0 | 0 | 0 | 0 | 1 |
| Hal Morris, L (1, 3)<br>OBP: 0.320, SLG: 0.438 | F B F C<br>1-3 K ② | P<br>1-0 CS ③<br>1-2 | X<br>0-0 F7 ① | B X<br>1-0 G6-3 BB 1B | | C B B F F X<br>2-2 BB BB 1B | | C B S B X<br>2-2 2B 2B | | 5 | 1 | 3 | 0 | 0 | 1 | 0 |
| Ron Gant, R (1, 7)<br>OBP: 0.394, SLG: 0.598 | S B B B B<br>4-1 BB | | S X<br>0-1 S 2B 1B | B B F X<br>2-1 F8 ① | | F B B B B<br>4-1 BB<br>1-2 BB | | S X<br>0-1 G5-4-3<br>2-H 2B | | 3 | 1 | 2 | 1 | 2 | 0 | 1 |
| Hector Carrasco, R (8, 1) | | | | | | | | | | 0 | 0 | 0 | 0 | 0 | 0 | 0 |
| Eric Anthony, L (1, 9)<br>OBP: 0.363, SLG: 0.486 | C C 1 SAFE B B B 1 SAFE S<br>2-3 K ③ | | B S B B B<br>4-1 2B BB<br>1-2 | B F B B F F F F F<br>4-2 1 SAFE B G6-3<br>1-2 | | B C S B C<br>2-3 K ① | | I I I I<br>4-0 G5-4-3 IBB | | 2 | 1 | 0 | 0 | 3 | 2 | 3 |
| Bret Boone, R (1, 4)<br>OBP: 0.342, SLG: 0.443 | | B C F X<br>1-2 1B HR 1B | B C B S X<br>2-2 F9 ② | C B B X<br>2-1 G6-3 ②<br>1-2 2-3 | | B F B F X<br>2-2 L8 ② | | B C B X<br>2-1 G5-4-3 ① ②<br>1-2f 2-3 | | 5 | 1 | 1 | 0 | 0 | 0 | 8 |
| Benito Santiago, R (1, 2)<br>OBP: 0.336, SLG: 0.498 | | B C F X<br>1-2 F9 ① | B X<br>1-0 BB E 2B<br>1-H 2-H | B X<br>1-0 F9 ③ | | S B F B B B<br>4-2 BB<br>1-2 2-3 | | B C F B T<br>2-2 K ③ | | 4 | 1 | 1 | 2 | 1 | 1 | 4 |
| Jeff Branson, L (1, 6)<br>OBP: 0.333, SLG: 0.439 | | C F B B X<br>2-2 HR 1B<br>1-2 | C B B B B<br>4-1 E BB BB | | F B B F F F F B F X<br>3-2 P6 ① | C B B F X<br>2-2 F9 ③ | | | F B B F X<br>2-2 G4-3 ① | 4 | 1 | 1 | 0 | 1 | 0 | 3 |
| Mark Lewis, R (1, 5)<br>OBP: 0.422, SLG: 0.519 | | X<br>0-0 HR<br>1-H 2-H | B B B B<br>4-0 E BB<br>1-2 2-3 | | C C B B X<br>1-2 SH3 1B | | B X<br>1-0 G6-4-3 1B | | C B F S<br>1-3 K ② | 4 | 1 | 3 | 3 | 1 | 1 | 0 |
| John Smiley, L (1, 1)<br>OBP: 0.192, SLG: 0.306 | | B B C S S X<br>2-2 FC4-6 1B | S B C X<br>1-2 E4<br>1-2 2-3 3-H | | L X<br>0-1 SH3 ②<br>1-2 | | B X<br>1-0 B3 ① | | C C B C<br>1-3 K ③ | 3 | 0 | 1 | 0 | 0 | 0 | 3 |
| Jerome Walton, R (8, 7)<br>OBP: 0.369, SLG: 0.519 | | | | | | | | | | 1 | 0 | 0 | 0 | 0 | 1 | 0 |
| Inning Stats | R: 0 H: 0<br>E: 0 LOB: 1<br>K: 2 BB: 1<br>S: 10 P: 17 | R: 3 H: 4<br>E: 0 LOB: 0<br>K: 0 BB: 0<br>S: 18 P: 25 | R: 3 H: 2<br>E: 1 LOB: 3<br>K: 0 BB: 3<br>S: 17 P: 35 | R: 0 H: 1<br>E: 0 LOB: 2<br>K: 0 BB: 1<br>S: 12 P: 22 | R: 0 H: 1<br>E: 0 LOB: 1<br>K: 1 BB: 0<br>S: 14 P: 21 | R: 0 H: 1<br>E: 0 LOB: 3<br>K: 1 BB: 2<br>S: 16 P: 32 | R: 0 H: 1<br>E: 0 LOB: 0<br>K: 0 BB: 0<br>S: 4 P: 8 | R: 1 H: 2<br>E: 0 LOB: 1<br>K: 1 BB: 1<br>S: 10 P: 20 | R: 0 H: 0<br>E: 0 LOB: 0<br>K: 2 BB: 0<br>S: 9 P: 13 | 1B: 8 SF: 0<br>2B: 3 SAC: 1<br>3B: 0 DP: 2<br>HR: 1 HBP: 0 | | | | | | |

| PITCHER | | IP | WLS | BF | H | R | ER | SO | BB | IBB | HBP | BLK | WP | HR | S | P | ERA | WHIP |
|---|---|---|---|---|---|---|---|---|---|---|---|---|---|---|---|---|---|---|
| Donne Wall, R<br>ERA: 15.0 | (1, 1) | 2.2 | L | 16 | 6 | 6 | 5 | 2 | 3 | 0 | 0 | 0 | 0 | 1 | 37 | 62 | 16.88 | 3.375 |
| Craig McMurtry, R<br>ERA: 8.38 | (3, 1) | 0.1 | | 3 | 0 | 0 | 0 | 0 | 1 | 0 | 0 | 0 | 0 | 0 | 8 | 15 | 0.00 | 3.000 |
| Doug Brocail, R<br>ERA: 4.71 | (4, 1) | 0.1 | | 2 | 1 | 0 | 0 | 0 | 0 | 0 | 0 | 0 | 0 | 0 | 3 | 6 | 0.00 | 3.000 |
| Jim Dougherty, R<br>ERA: 5.01 | (4, 1) | 1.2 | | 7 | 1 | 0 | 0 | 1 | 1 | 0 | 0 | 0 | 0 | 0 | 23 | 37 | 0.00 | 1.200 |
| Jeff Tabaka, L<br>ERA: 2.49 | (6, 1) | 2.0 | | 9 | 2 | 0 | 0 | 1 | 2 | 0 | 0 | 0 | 0 | 0 | 20 | 40 | 0.00 | 2.000 |

| PITCHER | | IP | WLS | BF | H | R | ER | SO | BB | IBB | HBP | BLK | WP | HR | S | P | ERA | WHIP |
|---|---|---|---|---|---|---|---|---|---|---|---|---|---|---|---|---|---|---|
| Dave Veres, R<br>ERA: 2.28 | (8, 1) | 2.0 | | 8 | 2 | 1 | 1 | 3 | 0 | 1 | 0 | 0 | 0 | 0 | 19 | 33 | 4.50 | 1.000 |

# Cincinnati Reds @ Houston Astros

Astrodome, Houston, TX

Wed Sep 06 1995, 8:05 PM EDT

Att. 19,553 - Dome

TOP

livebaseballscorecards.com

| | |
|---|---|
| AB | 36 |
| R | 7 |
| H | 12 |
| RBI | 6 |
| BB | 8 |
| SO | 7 |
| LOB | 28 |

| | | | | | | | | | |
|---|---|---|---|---|---|---|---|---|---|
| 1B: 8 | SF: 0 | WP: 0 | PA: 46 |
| 2B: 3 | SAC: 1 | PB: 0 | |
| 3B: 0 | DP: 2 | SB: 1 | |
| HR: 1 | HBP: 0 | CS: 1 | |

# Cincinnati Reds @ Houston Astros

Astrodome, Houston, TX

Wed Sep 06 1995, 8:05 PM EDT

Att. 19,553 - Dome

livebaseballscorecards.com

## BOTTOM

| Batter | 1 | 2 | 3 | 4 | 5 | 6 | 7 | 8 | 9 | AB | R | H | RBI | BB | SO | LOB |
|---|---|---|---|---|---|---|---|---|---|---|---|---|---|---|---|---|
| Brian Hunter, R (1, 8)<br>OBP: 0.356, SLG: 0.409 | C X 0-1 ① F8 | | C S S 0-3 ③ K | | X 0-0 ② G6-3 | | | C F B X 1-2 ① G6-3 | | 4 | 0 | 0 | 0 | 0 | 1 | 0 |
| Craig Biggio, R (1, 4)<br>OBP: 0.404, SLG: 0.483 | B B B B 4-0 FC5-4 BB | | | B B B C C B 4-2 1B HR BB | F B F X 1-2 ③ F8 | | | B C F S 1-3 ② K | | 2 | 1 | 0 | 0 | 2 | 1 | 0 |
| 5 Jeff Bagwell, R (1, 3)<br>OBP: 0.404, SLG: 0.493 | X 0-0 ② P2 | | | B B F F X 2-2 ① P6 | | C B F B F C 2-3 ① K | | C F C 0-3 ③ K | | 4 | 0 | 0 | 0 | 0 | 2 | 2 |
| Tony Eusebio, R (1, 2)<br>OBP: 0.371, SLG: 0.439 | C B X 1-1 ③ FC5-4 1-2f | | | C X 0-1 1-2 HR 1B | | X 0-0 ② L9 | | | X 0-0 ① G4-3 | 4 | 1 | 1 | 0 | 0 | 0 | 1 |
| Mike Simms, R (1, 9)<br>OBP: 0.320, SLG: 0.516<br>Derrick May, L (9, PH)<br>OBP: 0.322, SLG: 0.398 | | B X 1-0 ① G5-3 | | B B X 2-0 1-H 2-H HR | | B B C B X 3-1 ③ P4 | | | B X 1-0 ② F7 | 3<br>1 | 1<br>0 | 1<br>0 | 3<br>0 | 0<br>0 | 0<br>0 | 0<br>0 |
| Craig Shipley, R (1, 5)<br>OBP: 0.275, SLG: 0.345<br>Dave Magadan, L (9, PH)<br>OBP: 0.412, SLG: 0.366 | | C B F B F X 2-2 ② G4-3 | | B B C S S 2-3 ② K | | | X 0-0 ① G5-3 | | C B B S B S 3-3 ③ K | 3<br>1 | 0<br>0 | 0<br>0 | 0<br>0 | 0<br>0 | 1<br>1 | 0<br>0 |
| James Mouton, R (1, 7)<br>OBP: 0.325, SLG: 0.377 | | B B C B F X 3-2 ③ G5-3 | | F F X 0-2 1B | | | B B C X 2-1 G3 2B | | | 3 | 0 | 2 | 0 | 0 | 0 | 0 |
| Ricky Gutierrez, R (1, 6)<br>OBP: 0.265, SLG: 0.263 | | | X 0-0 ① F8 | 1 SAFE B C C F X 1-2 ③ L9 | | | C C X 0-2 2-3 ② G3 | | | 3 | 0 | 0 | 0 | 0 | 0 | 2 |
| Donne Wall, R (1, 1)<br>Craig McMurtry, R (3, 1)<br>Mike Brumley, S (3, PH)<br>Doug Brocail, L (4, 1)<br>Jim Dougherty, R (4, 1)<br>Andy Stankiewicz, R (5, PH)<br>Jeff Tabaka, R (6, 1)<br>John Cangelosi, S (7, PH)<br>Dave Veres, R (8, 1) | | | X 0-0 ② F7 | | F B B X 2-1 ① G3 | | C X 0-1 ③ P6 | | | 0<br>0<br>1<br>0<br>0<br>1<br>0<br>0<br>1<br>0 | 0<br>0<br>0<br>0<br>0<br>0<br>0<br>0<br>0<br>0 | 0<br>0<br>0<br>0<br>0<br>0<br>0<br>0<br>0<br>0 | 0<br>0<br>0<br>0<br>0<br>0<br>0<br>0<br>0<br>0 | 0<br>0<br>0<br>0<br>0<br>0<br>0<br>0<br>0<br>0 | 0<br>0<br>0<br>0<br>0<br>0<br>0<br>0<br>0<br>1 | 0<br>0<br>0<br>0<br>0<br>0<br>0<br>0<br>0<br>0 |
| Inning Stats | R: 0 E: 0 K: 0 S: 5 H: 0 LOB: 1 BB: 1 P: 10 | R: 0 E: 0 K: 0 S: 8 H: 0 LOB: 0 BB: 0 P: 14 | R: 0 E: 0 K: 1 S: 5 H: 0 LOB: 0 BB: 0 P: 5 | R: 3 E: 0 K: 1 S: 18 H: 3 LOB: 1 BB: 1 P: 29 | R: 0 E: 0 K: 0 S: 6 H: 0 LOB: 0 BB: 0 P: 9 | R: 0 E: 0 K: 1 S: 7 H: 0 LOB: 0 BB: 0 P: 12 | R: 0 E: 0 K: 0 S: 8 H: 1 LOB: 1 BB: 0 P: 10 | R: 0 E: 0 K: 2 S: 9 H: 0 LOB: 0 BB: 0 P: 11 | R: 0 E: 0 K: 1 S: 5 H: 0 LOB: 0 BB: 0 P: 9 | 1B: 2 2B: 1 3B: 0 HR: 1 | SF: 0 SAC: 0 DP: 0 HBP: 0 | | | | | | |

| PITCHER | IP | WLS | BF | H | R | ER | SO | BB | IBB | HBP | BLK | WP | HR | S | P | ERA | WHIP |
|---|---|---|---|---|---|---|---|---|---|---|---|---|---|---|---|---|---|
| John Smiley, L (1, 1)<br>ERA: 3.15 | 7.0 | W | 27 | 4 | 3 | 3 | 3 | 2 | 0 | 0 | 0 | 0 | 1 | 57 | 89 | 3.86 | 0.857 |
| Hector Carrasco, R (8, 1)<br>ERA: 2.72 | 2.0 | | 6 | 0 | 0 | 0 | 3 | 0 | 0 | 0 | 0 | 0 | 0 | 14 | 20 | 0.00 | 0.000 |

| PITCHER | IP | WLS | BF | H | R | ER | SO | BB | IBB | HBP | BLK | WP | HR | S | P | ERA | WHIP |
|---|---|---|---|---|---|---|---|---|---|---|---|---|---|---|---|---|---|

| | |
|---|---|
| AB | 31 |
| R | 3 |
| H | 4 |
| RBI | 3 |
| BB | 2 |
| SO | 6 |
| LOB | 6 |

1B: 2 SF: 0
2B: 1 SAC: 0
3B: 0 DP: 0
HR: 1 HBP: 0

WP: 0 PA: 33
PB: 0
SB: 0
CS: 0

# Houston Astros @ Philadelphia Phillies

Veterans Stadium, Philadelphia, PA

Fri Sep 08 1995, 7:05 PM EDT

Att. 24,059 - Unknown - 72 F

TOP

livebaseballscorecards.com

| Batter | 1 | 2 | 3 | 4 | 5 | 6 | 7 | 8 | 9 | AB | R | H | RBI | BB | SO | LOB |
|---|---|---|---|---|---|---|---|---|---|---|---|---|---|---|---|---|
| John Cangelosi, S (1, 8)<br>OBP: 0.485, SLG: 0.424 | 4-1 5 SF8 BB | 2-0 E 1-3 SF8-3-5-4 2B | | 2-1 5 1B HBP 1-3 SF8 1B | 4-2 FC5-4 BB | | 3-1 ① F7 | | | 3 | 3 | 2 | 0 | 2 | 0 | 0 |
| Craig Biggio, R (1, 4)<br>OBP: 0.404, SLG: 0.482<br>Andy Stankiewicz, R (6, 4)<br>OBP: 0.220, SLG: 0.162 | 1 SAFE 2-1 HBP 1-3 1B 1B | 1-1 ① G5-3 | | 1-2 SF8 5 1B 1-2 1B HBP | 1-1 ① FC5-4 1-2f | | 4-1 5 G5-4-3 BB | | | 3<br>0 | 2<br>0 | 1<br>0 | 0<br>0 | 0<br>1 | 0<br>0 | 3<br>0 |
| 5 Jeff Bagwell, R (1, 3)<br>OBP: 0.404, SLG: 0.492 | 0-1 ① SF8 3-H | 4-0 SF8-3-5-4 E IBB | | 2-1 1B 1-2 2-3 3-H 1B | 0-3 ② K | | 0-0 ②③ G5-4-3 1-2f | | | 3 | 1 | 1 | 2 | 1 | 1 | 2 |
| Derrick May, L (1, 7)<br>OBP: 0.320, SLG: 0.393 | 1-1 1B 1-2 PB HBP | 2-2 E4 1-2 2-3 3-H | | 1-0 ① SF8 2-3 3-H | 2-0 ③ F8 | | | 0-2 ① L6 | | 3 | 1 | 0 | 2 | 0 | 0 | 3 |
| Tony Eusebio, R (1, 2)<br>OBP: 0.374, SLG: 0.443 | 0-1 PB 1-3 2-H 2B 1B | 0-0 ②③ SF8-3-5-4 2-3 3-H | | 1-2 BB 1B 1-2 3-H 1B | | 0-1 G5-3 1B SF9 1B | | 3-1 ② L9 | | 4 | 2 | 3 | 3 | 0 | 0 | 0 |
| Dave Magadan, L (1, 5)<br>OBP: 0.415, SLG: 0.371 | 1-0 1-H 3-H 1B 2B | | 4-0 G5-4-3 BB | 2-1 ② F7 | | 3-1 G5-3 1-2 1B | | 2-3 ③ K | | 4 | 1 | 2 | 1 | 1 | 1 | 2 |
| James Mouton, R (1, 9)<br>OBP: 0.326, SLG: 0.377 | 3-1 G1-6-3 2-H 1B | | 2-1 ①② G5-4-3 1-2f | 2-2 BB 1-2 2-H 1B | | 3-2 ① G5-3 1-2 2-3 | | | 0-1 ① F8 | 5 | 0 | 2 | 2 | 0 | 0 | 3 |
| Ricky Gutierrez, R (1, 6)<br>OBP: 0.262, SLG: 0.255 | 0-0 ②③ G1-6-3 1-2f | | 3-3 ③ K | 4-0 1-2 2-3 BB | | 0-0 ② SF9 3-H | | | 3-2 ② L9 | 3 | 0 | 0 | 1 | 1 | 1 | 1 |
| Mike Hampton, R (1, 1)<br>OBP: 0.186, SLG: 0.103<br>Jim Dougherty, R (8, 1)<br>OBP: 0.125, SLG: 0.125 | | 4-2 2B E BB | | 2-1 1B 5 1B 1B<br>0-0 P4 ③ | | 2-2 ③ F9 | | | 2-1 ③ G6-3 | 3<br>1 | 2<br>0 | 1<br>0 | 0<br>0 | 1<br>0 | 0<br>0 | 4<br>0 |
| Inning Stats | R: 5 E: 0 K: 0 S: 12<br>H: 4 LOB: 0 BB: 1 P: 23 | R: 2 E: 1 K: 0 S: 13<br>H: 1 LOB: 1 BB: 2 P: 25 | R: 0 E: 0 K: 1 S: 5<br>H: 0 LOB: 0 BB: 1 P: 14 | R: 4 E: 0 K: 0 S: 22<br>H: 5 LOB: 3 BB: 1 P: 39 | R: 0 E: 0 K: 1 S: 8<br>H: 0 LOB: 1 BB: 1 P: 15 | R: 1 E: 0 K: 0 S: 12<br>H: 2 LOB: 1 BB: 0 P: 19 | R: 0 E: 0 K: 0 S: 4<br>H: 0 LOB: 0 BB: 1 P: 11 | R: 0 E: 0 K: 1 S: 8<br>H: 0 LOB: 0 BB: 0 P: 13 | R: 0 E: 0 K: 0 S: 9<br>H: 0 LOB: 0 BB: 0 P: 14 | 1B: 10 2B: 3 3B: 0 HR: 0<br>SF: 4 SAC: 0 DP: 4 HBP: 2 | | | | | | |

| | AB | 32 |
|---|---|---|
| | R | 12 |
| | H | 12 |
| | RBI | 11 |
| | BB | 7 |
| | SO | 3 |
| | LOB | 18 |

WP: 0 PB: 1 SB: 0 CS: 0 PA: 45

| PITCHER | | IP | WLS | BF | H | R | ER | SO | BB | IBB | HBP | BLK | WP | HR | S | P | ERA | WHIP |
|---|---|---|---|---|---|---|---|---|---|---|---|---|---|---|---|---|---|---|
| Tyler Green, R<br>ERA: 5.18 | (1, 1) | 0.1 | L | 7 | 4 | 5 | 5 | 0 | 1 | 0 | 1 | 0 | 0 | 0 | 11 | 22 | 135.00 | 15.000 |
| Mike Mimbs, L<br>ERA: 4.21 | (1, 1) | 2.2 | | 10 | 1 | 2 | 1 | 1 | 2 | 1 | 0 | 0 | 0 | 0 | 19 | 40 | 3.38 | 1.125 |
| Paul Fletcher, R<br>ERA: 8.0 | (4, 1) | 1.0 | | 10 | 5 | 4 | 4 | 0 | 1 | 0 | 1 | 0 | 0 | 0 | 22 | 39 | 36.00 | 6.000 |
| Chuck Ricci, R<br>ERA: 3.0 | (5, 1) | 3.0 | | 12 | 2 | 1 | 1 | 1 | 2 | 0 | 0 | 0 | 0 | 0 | 24 | 45 | 3.00 | 1.333 |
| Steve Frey, L<br>ERA: 4.12 | (8, 1) | 2.0 | | 6 | 0 | 0 | 0 | 1 | 0 | 0 | 0 | 0 | 0 | 0 | 17 | 27 | 0.00 | 0.000 |

| PITCHER | IP | WLS | BF | H | R | ER | SO | BB | IBB | HBP | BLK | WP | HR | S | P | ERA | WHIP |
|---|---|---|---|---|---|---|---|---|---|---|---|---|---|---|---|---|---|

| Batter | 1 | 2 | 3 | 4 | 5 | 6 | 7 | 8 | 9 | AB | R | H | RBI | BB | SO | LOB |
|---|---|---|---|---|---|---|---|---|---|---|---|---|---|---|---|---|
| Mickey Morandini, L (1, 4)<br>OBP: 0.346, SLG: 0.416 | C B B B B<br>4-1 FC6-4 BB | | B B C X<br>2-1 ② G3 | | X<br>0-0 ① P8 | | X<br>0-0 ② G4-3<br>2-3 | | B B C X<br>2-1 ② G4-3 | 4 | 0 | 0 | 0 | 1 | 0 | 1 |
| Kevin Flora, R (1, 8)<br>OBP: 0.288, SLG: 0.420 | F X<br>0-1 ① FC6-4 2B<br>1-2f | | B S B X<br>2-1 BB 1B | | B X<br>1-0 ② P9 | | B B B C S X<br>3-2 1B<br>3-H | | B B C F F B X<br>3-2 1B 2B | 5 | 2 | 3 | 1 | 0 | 0 | 1 |
| Gregg Jefferies, S (1, 3)<br>OBP: 0.345, SLG: 0.440 | B C B X<br>2-1 2B<br>1-H | | B F B B B<br>4-1 BB<br>1-2 | | C X<br>0-1 ③ P8 | | F B B X<br>2-1 ③ P6 | | B C B F X<br>2-2 1B<br>2-H | 4 | 0 | 2 | 2 | 1 | 0 | 1 |
| Mark Whiten, S (1, 9)<br>OBP: 0.316, SLG: 0.374 | B S C F X<br>1-2 ② F7 | | B S B S S<br>2-3 ③ K | | | C S B B F B S<br>3-3 ① K | | B B C B B<br>4-1 DI BB | C C X<br>0-2 ③ P8 | 4 | 0 | 0 | 0 | 1 | 2 | 4 |
| Charlie Hayes, R (1, 5)<br>OBP: 0.342, SLG: 0.412<br>Kevin Sefcik, R (7, 5) | C X<br>0-1 ③ L9 | | | F F X<br>0-2 ① F8 | | B B C C S<br>2-3 ② K | | C S C<br>0-3 ① K<br>1-2 | | 3<br>1 | 0<br>0 | 0<br>0 | 0<br>0 | 0<br>0 | 1<br>1 | 1<br>1 |
| Tom Marsh, R (1, 7)<br>OBP: 0.299, SLG: 0.427 | | X<br>0-0 ① G4-3 | | B B B C B<br>4-1 1B BB | | X<br>0-0 1B | | C S B S<br>1-3 ② K | | 3 | 0 | 1 | 0 | 1 | 1 | 1 |
| Lenny Webster, R (1, 2)<br>OBP: 0.328, SLG: 0.343 | | B X<br>1-0 ② G6-3 | | B B X<br>2-0 ② L6 | | X<br>0-0 ③ G5-3 | | F F X<br>0-2 1B | | 4 | 0 | 1 | 0 | 0 | 0 | 2 |
| Kevin Stocker, S (1, 6)<br>OBP: 0.309, SLG: 0.277 | | B B B C F F F S<br>3-3 ③ K | | F B C F X<br>1-2 1B<br>1-2 | | | S S F X<br>0-2 G4-3 1B 2B | F B F S<br>1-3 ③ K | | 4 | 1 | 2 | 0 | 0 | 2 | 2 |
| Tyler Green, R (1, 1)<br>OBP: 0.000, SLG: 0.000<br>Mike Mimbs, L (1, 1)<br>OBP: 0.000, SLG: 0.161<br>Gene Schall, R (3, PH)<br>OBP: 0.667, SLG: 0.667<br>Paul Fletcher, R (4, 1)<br>23 Kevin Jordan, R (4, PH)<br>OBP: 0.000, SLG: 0.400<br>Chuck Ricci, R (5, 1)<br>Mike Lieberthal, R (7, PH)<br>Steve Frey, R (8, 1)<br>Gary Varsho, L (9, PH)<br>OBP: 0.317, SLG: 0.272 | | | B S X<br>1-1 ① G6-3 | B X<br>1-0 ③ P3 | | | B C X<br>1-1 ① G6-3 | | B T B S C X<br>2-2 ① F8 | 0<br>0<br>1<br>0<br>1<br>0<br>1<br>0<br>1<br>0 | 0<br>0<br>0<br>0<br>0<br>0<br>0<br>0<br>0<br>0 | 0<br>0<br>0<br>0<br>0<br>0<br>0<br>0<br>0<br>0 | 0<br>0<br>0<br>0<br>0<br>0<br>0<br>0<br>0<br>0 | 0<br>0<br>0<br>0<br>0<br>0<br>0<br>0<br>0<br>0 | 0<br>0<br>0<br>0<br>0<br>0<br>0<br>0<br>0<br>0 | 0<br>0<br>0<br>0<br>2<br>0<br>0<br>1<br>0<br>0 |
| Inning Stats | R: 1 E: 0 K: 0 S: 11<br>H: 1 LOB: 1 BB: 1 P: 18 | R: 0 E: 0 K: 1 S: 7<br>H: 0 LOB: 0 BB: 0 P: 11 | R: 0 E: 0 K: 1 S: 10<br>H: 1 LOB: 2 BB: 1 P: 21 | R: 0 E: 0 K: 0 S: 10<br>H: 1 LOB: 2 BB: 1 P: 18 | R: 0 E: 0 K: 0 S: 4<br>H: 0 LOB: 0 BB: 0 P: 5 | R: 0 E: 0 K: 2 S: 9<br>H: 1 LOB: 1 BB: 0 P: 14 | R: 1 E: 0 K: 0 S: 12<br>H: 2 LOB: 1 BB: 0 P: 18 | R: 0 E: 0 K: 3 S: 13<br>H: 1 LOB: 2 BB: 1 P: 19 | R: 1 E: 0 K: 0 S: 15<br>H: 2 LOB: 1 BB: 0 P: 24 | 1B: 6<br>2B: 3<br>3B: 0<br>HR: 0 | SF: 0<br>SAC: 0<br>DP: 0<br>HBP: 0 | | | | WP: 0<br>PB: 0<br>SB: 0<br>CS: 0 | PA: 40 | |

| PITCHER | | IP | WLS | BF | H | R | ER | SO | BB | IBB | HBP | BLK | WP | HR | S | P | ERA | WHIP |
|---|---|---|---|---|---|---|---|---|---|---|---|---|---|---|---|---|---|---|
| Mike Hampton, L | (1, 1) | 7.0 | W | 30 | 6 | 2 | 2 | 4 | 3 | 0 | 0 | 0 | 0 | 0 | 63 | 105 | 2.57 | 1.286 |
| ERA: 3.57 | | | | | | | | | | | | | | | | | | |
| Jim Dougherty, R | (8, 1) | 2.0 | | 10 | 3 | 1 | 1 | 3 | 1 | 0 | 0 | 0 | 0 | 0 | 28 | 43 | 4.50 | 2.000 |
| ERA: 4.99 | | | | | | | | | | | | | | | | | | |

| PITCHER | IP | WLS | BF | H | R | ER | SO | BB | IBB | HBP | BLK | WP | HR | S | P | ERA | WHIP |
|---|---|---|---|---|---|---|---|---|---|---|---|---|---|---|---|---|---|

# BOTTOM

## Houston Astros @ Philadelphia Phillies

Veterans Stadium, Philadelphia, PA

Fri Sep 08 1995, 7:05 PM EDT

Att. 24,059 - Unknown - 72 F

livebaseballscorecards.com

| | |
|---|---|
| AB | 36 |
| R | 3 |
| H | 9 |
| RBI | 3 |
| BB | 4 |
| SO | 7 |
| LOB | 17 |

| Batter | 1 | 2 | 3 | 4 | 5 | 6 | 7 | 8 | 9 | 10 | 11 | AB | R | H | RBI | BB | SO | LOB |
|---|---|---|---|---|---|---|---|---|---|---|---|---|---|---|---|---|---|---|
| John Cangelosi, S (1, 8)<br>OBP: 0.488, SLG: 0.422 | C C B B S<br>2-3<br>K | | C B C B F B F C<br>3-3<br>K | | B F B X<br>2-1<br>1B 5 S 1B<br>1B | B B F F B B<br>4-2<br>BB | | | B B C B B B<br>4-1<br>BB | | X<br>0-0<br>SH1-4<br>1-2 | 3 | 1 | 1 | 0 | 2 | 2 | 0 |
| Greg Swindell, L (9, 1)<br>OBP: 0.280, SLG: 0.298 | | | | | | | | | | | | 0 | 0 | 0 | 0 | 0 | 0 | 0 |
| Todd Jones, L (9, 1)<br>OBP: 0.200, SLG: 0.400 | | | | | | | | | | | | 0 | 0 | 0 | 0 | 0 | 0 | 0 |
| Andy Stankiewicz, R (11, PH)<br>OBP: 0.220, SLG: 0.162 | | | | | | | | | | | | 0 | 0 | 0 | 0 | 0 | 0 | 0 |
| Mike Brumley, S (11, 7) | | | | | | | | | | | | 0 | 0 | 0 | 0 | 0 | 0 | 0 |
| Craig Biggio, R (1, 4)<br>OBP: 0.404, SLG: 0.479 | B C B C B X<br>3-2<br>L7 | | C B B S<br>1-3<br>K | | 1 SAFE F F 1 SAFE F F B B X<br>2-2<br>5 1B 1B<br>1-3<br>1B | B 1 SAFE X<br>1-0<br>L7 | | | 1 SAFE C S F P S<br>1-3<br>K | | B B B B<br>4-0<br>BB | 5 | 1 | 1 | 0 | 1 | 2 | 2 |
| 5 Jeff Bagwell, R (1, 3)<br>OBP: 0.403, SLG: 0.489 | B B F C X<br>2-2<br>1B | | C T B B X<br>2-2<br>G6-3 | | F B X<br>1-1<br>1B<br>1-2<br>3-H<br>1B | | C S B S<br>1-3<br>K | | B B X<br>2-0<br>L6 | | S S X<br>0-2<br>L8 | 6 | 0 | 2 | 1 | 0 | 1 | 3 |
| Derrick May, L (1, 7)<br>OBP: 0.320, SLG: 0.391 | X<br>0-0<br>G4-3 | | | B S F X<br>1-2<br>1B SF7<br>1B | X<br>0-0<br>L9 | | B X<br>1-0<br>G4-6-3<br>1B | | | B X<br>1-0<br>G3 | B F X<br>1-1<br>G3-1 | 6 | 1 | 2 | 0 | 0 | 0 | 5 |
| Mike Henneman, R (11, 1) | | | | | | | | | | | | 0 | 0 | 0 | 0 | 0 | 0 | 0 |
| Dave Magadan, L (1, 5)<br>OBP: 0.418, SLG: 0.379 | | X<br>0-0<br>1B G6-4-3<br>2B | | C 1 SAFE B X<br>1-1<br>1B<br>1-3<br>1B | B B B C X<br>3-1<br>1-2<br>2-H<br>1B | | C X<br>0-1<br>G4-6-3<br>1-2f | | | B X<br>1-0<br>3B | | 4 | 1 | 3 | 1 | 0 | 0 | 1 |
| Dave Veres, R (7, 1) | | | | | | | | | | | | 0 | 0 | 0 | 0 | 0 | 0 | 0 |
| Brian Hunter, R (9, 8)<br>OBP: 0.358, SLG: 0.419 | | | | | | | | | | | | 1 | 0 | 1 | 0 | 0 | 0 | 0 |
| James Mouton, R (1, 9)<br>OBP: 0.325, SLG: 0.375 | | F X<br>0-1<br>G6-4-3 1B<br>1B | | C B F F X<br>1-2<br>L5 | S B X<br>1-1<br>P5 | | | S C B B F X<br>1-2<br>F7 | | C F B S<br>1-3<br>K | | 4 | 0 | 1 | 0 | 0 | 0 | 4 |
| Milt Thompson, L (10, PH)<br>OBP: 0.289, SLG: 0.289 | | | | | | | | | | | | 1 | 0 | 0 | 0 | 0 | 1 | 1 |
| (10, 9) | | | | | | | | | | | | | | | | | | |
| Rick Wilkins, L (1, 2)<br>OBP: 0.346, SLG: 0.314 | | F F B B B F X<br>3-2<br>G6-4-3<br>1-2<br>2-3<br>1B | | B X<br>1-0<br>SF7<br>3-H | C B B F F B X<br>3-2<br>G4-3 | | | B X<br>1-0<br>G6-3 | | I I I I<br>4-0<br>FC6<br>IBB | | 3 | 0 | 1 | 1 | 1 | 0 | 2 |
| Ricky Gutierrez, R (1, 6)<br>OBP: 0.259, SLG: 0.252 | C X<br>0-1<br>G6-4-3<br>1-2f<br>2-3<br>3-H | | X<br>0-0<br>1-2<br>1B | | C B X<br>1-1<br>G4-3 | | | C F B S<br>1-3<br>K | | X<br>0-0<br>FC6<br>1-2f | | 5 | 0 | 1 | 0 | 0 | 1 | 4 |
| Shane Reynolds, R (1, 1)<br>OBP: 0.143, SLG: 0.127 | B C C C<br>1-3<br>K | | B F C S<br>1-3<br>K | | F B B S S<br>2-3<br>K | | | | X<br>0-0<br>P4 | | C F B X<br>1-2<br>SH1-4<br>1B | 3 | 0 | 0 | 0 | 0 | 3 | 3 |
| Jeff Tabaka, R (7, 1) | | | | | | | | | | | | 0 | 0 | 0 | 0 | 0 | 0 | 0 |
| Craig Shipley, R (7, 5)<br>OBP: 0.278, SLG: 0.347 | | | | | | | | | | | | 2 | 0 | 1 | 0 | 0 | 0 | 0 |
| Inning Stats | R: 0 E: 0 K: 1 S: 10<br>H: 1 LOB: 1 BB: 0 P: 17 | R: 1 E: 0 K: 1 S: 12<br>H: 3 LOB: 1 BB: 0 P: 16 | R: 0 E: 0 K: 2 S: 11<br>H: 0 LOB: 0 BB: 0 P: 17 | R: 1 E: 0 K: 1 S: 14<br>H: 3 LOB: 2 BB: 0 P: 19 | R: 2 E: 0 K: 0 S: 19<br>H: 4 LOB: 2 BB: 0 P: 31 | R: 0 E: 0 K: 1 S: 8<br>H: 0 LOB: 1 BB: 1 P: 16 | R: 0 E: 0 K: 1 S: 6<br>H: 1 LOB: 0 BB: 0 P: 8 | R: 0 E: 0 K: 1 S: 8<br>H: 0 LOB: 0 BB: 0 P: 11 | R: 0 E: 0 K: 1 S: 8<br>H: 0 LOB: 1 BB: 1 P: 14 | R: 0 E: 0 K: 1 S: 6<br>H: 1 LOB: 2 BB: 1 P: 13 | R: 0 E: 0 K: 0 S: 10<br>H: 1 LOB: 2 BB: 1 P: 16 | 1B: 12 2B: 1 3B: 1 HR: 0<br>SF: 1 SAC: 1 DP: 2 HBP: 0 | | | | | | |

| PITCHER | | IP | WLS | BF | H | R | ER | SO | BB | IBB | HBP | BLK | WP | HR | S | P | ERA | WHIP |
|---|---|---|---|---|---|---|---|---|---|---|---|---|---|---|---|---|---|---|
| Paul Quantrill, R<br>ERA: 4.56 | (1, 1) | 4.1 | | 23 | 11 | 4 | 4 | 5 | 0 | 0 | 0 | 0 | 0 | 0 | 59 | 89 | 8.31 | 2.538 |
| Russ Springer, R<br>ERA: 5.54 | (5, 1) | 1.2 | | 6 | 0 | 0 | 0 | 1 | 1 | 0 | 0 | 0 | 0 | 0 | 15 | 27 | 0.00 | 0.600 |
| Toby Borland, R<br>ERA: 3.62 | (7, 1) | 2.0 | | 6 | 1 | 0 | 0 | 2 | 0 | 0 | 0 | 0 | 0 | 0 | 14 | 19 | 0.00 | 0.500 |
| Ricky Bottalico, R<br>ERA: 2.22 | (9, 1) | 2.0 | | 9 | 1 | 0 | 0 | 2 | 1 | 1 | 0 | 0 | 0 | 0 | 14 | 27 | 0.00 | 1.000 |
| Heathcliff Slocumb, R<br>ERA: 2.69 | (11, 1) | 1.0 | W | 5 | 1 | 0 | 0 | 0 | 1 | 0 | 0 | 0 | 0 | 0 | 10 | 16 | 0.00 | 2.000 |

| PITCHER | IP | WLS | BF | H | R | ER | SO | BB | IBB | HBP | BLK | WP | HR | S | P | ERA | WHIP |
|---|---|---|---|---|---|---|---|---|---|---|---|---|---|---|---|---|---|

# TOP

## Houston Astros @ Philadelphia Phillies

Veterans Stadium, Philadelphia, PA

Sat Sep 09 1995, 7:05 PM EDT

Att. 25,665 - Unknown - 82 F

livebaseballscorecards.com

| | |
|---|---|
| AB | 43 |
| R | 4 |
| H | 14 |
| RBI | 3 |
| BB | 4 |
| SO | 10 |
| LOB | 25 |

| | | | |
|---|---|---|---|
| WP: 0 | PA: 49 | | |
| PB: 0 | | | |
| SB: 1 | | | |
| CS: 0 | | | |

# Houston Astros @ Philadelphia Phillies

Veterans Stadium, Philadelphia, PA

Sat Sep 09 1995, 7:05 PM EDT

Att. 25,665 - Unknown - 82 F

livebaseballscorecards.com

## BOTTOM

| Batter | 1 | 2 | 3 | 4 | 5 | 6 | 7 | 8 | 9 | 10 | 11 | AB | R | H | RBI | BB | SO | LOB |
|---|---|---|---|---|---|---|---|---|---|---|---|---|---|---|---|---|---|---|
| Mickey Morandini, L (1, 4) OBP: 0.346, SLG: 0.415 | G3 | | G2-3 | | K | | G1-3 2B | | F7 | | FC5-4 HBP | 5 | 0 | 1 | 0 | 0 | 1 | 1 |
| Andy Van Slyke, L (1, 8) OBP: 0.308, SLG: 0.336 | K | | G4-3 | | L3 1B | | P2 | | F7 | | K | 6 | 0 | 1 | 0 | 0 | 2 | 3 |
| Gregg Jefferies, S (1, 3) OBP: 0.344, SLG: 0.441 | G3-1 | | | E4 1B 1B | L3 | | G1-3 | | 2B | | FC5-4 HR | 6 | 2 | 2 | 0 | 0 | 0 | 3 |
| Mark Whiten, S (1, 9) OBP: 0.324, SLG: 0.388 | | FC6-4 BB | | 1B 1B | | K | G6-3 | | BB | | HR | 4 | 2 | 2 | 2 | 2 | 1 | 1 |
| Charlie Hayes, R (1, 5) OBP: 0.342, SLG: 0.411 | | FC6-4 FC5-4 | | 1B G5-3 1B | | 1B 1B | | F8 | G3-1 | | | 5 | 2 | 2 | 1 | 0 | 0 | 3 |
| Jim Eisenreich, L (1, 7) OBP: 0.380, SLG: 0.463 | | F9 | | G3 G5-3 1B | | 1B 1B | | FC4-6 1B | | G4-3 SH1-4 1B | | 5 | 0 | 4 | 1 | 0 | 0 | 1 |
| Mike Lieberthal, R (1, 2) OBP: 0.190, SLG: 0.105 | | FC5-4 | | G5-3 | | 1B | | FC4-6 1B | | SH1-4 | | 4 | 0 | 2 | 2 | 0 | 0 | 2 |
| Kevin Stocker, S (1, 6) OBP: 0.307, SLG: 0.276 | | | G2-3 1B | G3 | | K | | | | G4-3 | | 5 | 0 | 1 | 0 | 0 | 1 | 6 |
| Paul Quantrill, L (1, 1) | | | K | K | | G3 | | K | | K | | 2 | 0 | 0 | 0 | 0 | 2 | 2 |
| Russ Springer, R (5, 1) | | | | | | | | | | | | 0 | 0 | 0 | 0 | 0 | 0 | 0 |
| Gary Varsho, L (6, PH) OBP: 0.314, SLG: 0.269 | | | | | | | | | | | | 1 | 0 | 0 | 0 | 0 | 0 | 2 |
| Toby Borland, R (7, 1) | | | | | | | | | | | | 0 | 0 | 0 | 0 | 0 | 0 | 0 |
| 23 Kevin Jordan, R (8, PH) OBP: 0.237, SLG: 0.389 | | | | | | | | | | | | 1 | 0 | 0 | 0 | 0 | 1 | 2 |
| Ricky Bottalico, L (9, 1) | | | | | | | | | | | | 0 | 0 | 0 | 0 | 0 | 0 | 0 |
| Lenny Webster, R (10, PH) OBP: 0.325, SLG: 0.339 | | | | | | | | | | | | 1 | 0 | 0 | 0 | 0 | 1 | 1 |
| Heathcliff Slocumb, R (11, 1) | | | | | | | | | | | | 0 | 0 | 0 | 0 | 0 | 0 | 0 |
| Inning Stats | R: 0 E: 0 K: 1 S: 8 H: 0 LOB: 0 BB: 0 P: 15 | R: 0 E: 0 K: 0 S: 8 H: 0 LOB: 1 BB: 1 P: 14 | R: 0 E: 0 K: 1 S: 10 H: 1 LOB: 1 BB: 0 P: 17 | R: 3 E: 1 K: 1 S: 19 H: 4 LOB: 1 BB: 0 P: 29 | R: 0 E: 0 K: 1 S: 5 H: 1 LOB: 0 BB: 0 P: 9 | R: 1 E: 0 K: 2 S: 12 H: 3 LOB: 2 BB: 0 P: 18 | R: 0 E: 0 K: 0 S: 9 H: 1 LOB: 1 BB: 0 P: 17 | R: 0 E: 0 K: 1 S: 10 H: 2 LOB: 2 BB: 0 P: 12 | R: 0 E: 0 K: 0 S: 11 H: 1 LOB: 2 BB: 1 P: 18 | R: 0 E: 0 K: 1 S: 9 H: 1 LOB: 1 BB: 0 P: 13 | R: 2 E: 0 K: 1 S: 8 H: 1 LOB: 0 BB: 0 P: 13 | 1B: 12 2B: 3 3B: 0 HR: 1 | SF: 0 SAC: 1 DP: 1 HBP: 1 | WP: 0 PB: 0 SB: 0 CS: 0 | PA: 49 | | | |

| PITCHER | | IP | WLS | BF | H | R | ER | SO | BB | IBB | HBP | BLK | WP | HR | S | P | ERA | WHIP |
|---|---|---|---|---|---|---|---|---|---|---|---|---|---|---|---|---|---|---|
| Shane Reynolds, R (1, 1) ERA: 3.2 | | 6.0 | | 28 | 10 | 4 | 4 | 6 | 1 | 0 | 0 | 0 | 0 | 0 | 63 | 104 | 6.00 | 1.833 |
| Jeff Tabaka, L (7, 1) ERA: 2.45 | | 0.1 | | 1 | 0 | 0 | 0 | 0 | 0 | 0 | 0 | 0 | 0 | 0 | 3 | 6 | 0.00 | 0.000 |
| Dave Veres, R (7, 1) ERA: 2.24 | | 1.2 | | 7 | 2 | 0 | 0 | 1 | 0 | 0 | 0 | 0 | 0 | 0 | 15 | 21 | 0.00 | 1.200 |
| Greg Swindell, L (9, 1) ERA: 4.63 | | 0.2 | | 4 | 1 | 0 | 0 | 0 | 1 | 0 | 0 | 0 | 0 | 0 | 8 | 15 | 0.00 | 3.000 |
| Todd Jones, R (9, 1) ERA: 2.99 | | 1.1 | | 5 | 1 | 0 | 0 | 1 | 0 | 0 | 0 | 0 | 0 | 0 | 12 | 16 | 0.00 | 0.750 |

| PITCHER | | IP | WLS | BF | H | R | ER | SO | BB | IBB | HBP | BLK | WP | HR | S | P | ERA | WHIP |
|---|---|---|---|---|---|---|---|---|---|---|---|---|---|---|---|---|---|---|
| Mike Henneman, R (11, 1) ERA: 1.76 | | 0.2 | L | 4 | 1 | 2 | 2 | 1 | 0 | 0 | 1 | 0 | 0 | 1 | 8 | 13 | 27.00 | 1.500 |

| | |
|---|---|
| AB | 45 |
| R | 6 |
| H | 15 |
| RBI | 6 |
| BB | 2 |
| SO | 9 |
| LOB | 27 |

| Batter | 1 | 2 | 3 | 4 | 5 | 6 | 7 | 8 | 9 | AB | R | H | RBI | BB | SO | LOB |
|---|---|---|---|---|---|---|---|---|---|---|---|---|---|---|---|---|
| John Cangelosi, S (1, 8)<br>OBP: 0.486, SLG: 0.424 | C B B X<br>2-1<br>SH3<br>5<br>SF8<br>2B | | B B B C F X<br>3-2 ②<br>G4-3 | C X<br>0-1 ③<br>L4 | | B F B B S B<br>4-2<br>S<br>BB | | | B X<br>1-0 ①<br>G6-3 | 4 | 1 | 1 | 0 | 1 | 0 | 2 |
| Craig Biggio, R (1, 4)<br>OBP: 0.404, SLG: 0.482 | B X<br>1-0 ①<br>SH3<br>2-3 | | B B X<br>2-0<br>5<br>2B<br>1B | | B B B C C X<br>3-2<br>2B<br>2B | B S B S X<br>2-2 ②<br>SF7<br>1-2<br>3-H | | | B C C S<br>1-3 ②<br>K | 3 | 2 | 2 | 1 | 0 | 1 | 0 |
| 5 Jeff Bagwell, R (1, 3)<br>OBP: 0.401, SLG: 0.489 | X<br>0-0 ②<br>SF8<br>3-H | | F X<br>0-1<br>1-H<br>2B | | S S B T<br>1-2 ①<br>K | C B X<br>1-1 ③<br>G5-3 | | | C B F B S<br>2-3 ③<br>K | 4 | 0 | 1 | 2 | 0 | 2 | 2 |
| Derrick May, L (1, 7)<br>OBP: 0.319, SLG: 0.393 | C C B X<br>1-2 ③<br>G6-3 | | B F X<br>1-1 ③<br>G3-1 | | X<br>0-0<br>2-H<br>2B | | X<br>0-0 ①<br>P4 | | | 4 | 0 | 1 | 1 | 0 | 0 | 1 |
| Tony Eusebio, R (1, 2)<br>OBP: 0.370, SLG: 0.438 | | B C F X<br>1-2 ①<br>G6-3 | | B B B C X<br>3-1 ①<br>F9 | B C S B S<br>2-3 ②<br>K | | B X<br>1-0 ②<br>G1-3 | | | 4 | 0 | 0 | 0 | 0 | 1 | 1 |
| Dave Magadan, L (1, 5)<br>OBP: 0.422, SLG: 0.382 | | B B B C C X<br>3-1<br>PB<br>1B | | X<br>0-0<br>1B<br>2B<br>1B | B C B B B<br>4-1<br>BB | | B X<br>1-0 ③<br>L6 | | | 3 | 1 | 2 | 0 | 1 | 0 | 0 |
| Mike Simms, R (1, 9)<br>OBP: 0.311, SLG: 0.500<br>James Mouton, R (7, 9)<br>OBP: 0.324, SLG: 0.374 | | C B X<br>1-1 ②<br>F7<br>1-2 | | B S X<br>1-1 ②<br>P4 | F B X<br>1-1 ③<br>F7 | | | B X<br>1-0 ①<br>G4-3 | | 3 | 0 | 0 | 0 | 0 | 0 | 4 |
| | | | | | | | | | | 1 | 0 | 0 | 0 | 0 | 0 | 0 |
| Ricky Gutierrez, R (1, 6)<br>OBP: 0.268, SLG: 0.255 | | C C B F B F X<br>2-2 ③<br>G6-3 | | C B X<br>1-1<br>2B<br>1-2<br>1B | | B B B C B<br>4-1<br>SH1-4<br>S<br>SF7<br>BB | | C C S<br>0-3 ②<br>K | | 3 | 1 | 1 | 0 | 1 | 1 | 1 |
| Doug Drabek, R (1, 1)<br>OBP: 0.250, SLG: 0.259<br>Milt Thompson, L (8, PH)<br>OBP: 0.287, SLG: 0.287<br>Dave Veres, R (8, 1)<br>Mike Henneman, R (9, 1) | | | B B B X<br>3-0 ①<br>G5-3 | C B S X<br>1-2<br>1-3<br>2-H<br>2B | | M B X<br>1-1 ①<br>SH1-4<br>1-3 | | S B F S<br>1-3 ③<br>K | | 2 | 0 | 1 | 1 | 0 | 0 | 0 |
| | | | | | | | | | | 1 | 0 | 0 | 0 | 0 | 1 | 0 |
| | | | | | | | | | | 0 | 0 | 0 | 0 | 0 | 0 | 0 |
| | | | | | | | | | | 0 | 0 | 0 | 0 | 0 | 0 | 0 |

# TOP

## Houston Astros @ Philadelphia Phillies

Veterans Stadium, Philadelphia, PA

Sun Sep 10 1995, 3:33 AM EDT

Att. 27,235 - Sunny - 74 F

livebaseballscorecards.com

| | |
|---|---|
| AB | 32 |
| R | 5 |
| H | 9 |
| RBI | 5 |
| BB | 3 |
| SO | 6 |
| LOB | 11 |

| Inning Stats | 1 | 2 | 3 | 4 | 5 | 6 | 7 | 8 | 9 |
|---|---|---|---|---|---|---|---|---|---|
| | R: 1<br>E: 0<br>K: 0<br>S: 7 | R: 0<br>E: 0<br>K: 0<br>S: 12 | R: 1<br>E: 0<br>K: 0<br>S: 9 | R: 1<br>E: 0<br>K: 0<br>S: 12 | R: 1<br>E: 0<br>K: 2<br>S: 13 | R: 1<br>E: 0<br>K: 0<br>S: 10 | R: 0<br>E: 0<br>K: 0<br>S: 3 | R: 0<br>E: 0<br>K: 2<br>S: 7 | R: 0<br>E: 0<br>K: 2<br>S: 7 |
| | H: 1<br>LOB: 0<br>BB: 0<br>P: 11 | H: 1<br>LOB: 1<br>BB: 0<br>P: 19 | H: 2<br>LOB: 1<br>BB: 0<br>P: 18 | H: 3<br>LOB: 2<br>BB: 0<br>P: 18 | H: 2<br>LOB: 2<br>BB: 1<br>P: 24 | H: 0<br>LOB: 1<br>BB: 2<br>P: 22 | H: 0<br>LOB: 0<br>BB: 0<br>P: 5 | H: 0<br>LOB: 0<br>BB: 0<br>P: 9 | H: 0<br>LOB: 0<br>BB: 0<br>P: 11 |

| | | |
|---|---|---|
| 1B: 4 | SF: 2 | WP: 0 |
| 2B: 5 | SAC: 2 | PB: 1 |
| 3B: 0 | DP: 0 | SB: 2 |
| HR: 0 | HBP: 0 | CS: 0 |
| | | PA: 39 |

| PITCHER | | IP | WLS | BF | H | R | ER | SO | BB | IBB | HBP | BLK | WP | HR | S | P | ERA | WHIP |
|---|---|---|---|---|---|---|---|---|---|---|---|---|---|---|---|---|---|---|
| Jeff Juden, R<br>ERA: 4.29 | (1, 1) | 5.1 | L | 28 | 9 | 5 | 5 | 2 | 3 | 0 | 0 | 0 | 0 | 0 | 58 | 104 | 8.44 | 2.250 |
| Chuck Ricci, R<br>ERA: 2.45 | (6, 1) | 0.2 | | 2 | 0 | 0 | 0 | 0 | 0 | 0 | 0 | 0 | 0 | 0 | 5 | 8 | 0.00 | 0.000 |
| Steve Frey, L<br>ERA: 3.92 | (7, 1) | 1.0 | | 3 | 0 | 0 | 0 | 0 | 0 | 0 | 0 | 0 | 0 | 0 | 3 | 5 | 0.00 | 0.000 |
| Ricky Bottalico, R<br>ERA: 2.16 | (8, 1) | 2.0 | | 6 | 0 | 0 | 0 | 4 | 0 | 0 | 0 | 0 | 0 | 0 | 14 | 20 | 0.00 | 0.000 |

| PITCHER | IP | WLS | BF | H | R | ER | SO | BB | IBB | HBP | BLK | WP | HR | S | P | ERA | WHIP |
|---|---|---|---|---|---|---|---|---|---|---|---|---|---|---|---|---|---|

# BOTTOM

## Houston Astros @ Philadelphia Phillies

Veterans Stadium, Philadelphia, PA

Sun Sep 10 1995, 3:33 AM EDT

Att. 27,235 - Sunny - 74 F

livebaseballscorecards.com

| Batter | 1 | 2 | 3 | 4 | 5 | 6 | 7 | 8 | 9 | AB | R | H | RBI | BB | SO | LOB |
|---|---|---|---|---|---|---|---|---|---|---|---|---|---|---|---|---|
| Mickey Morandini, L (1, 4) OBP: 0.347, SLG: 0.415 | C B X 1-1 2B 1B | F C B F F B X 2-2 G3-6 1B | | B C B F X 2-2 F7 ② | | | B X 1-0 F8 ② | | X 0-0 F7 ③ | 5 | 1 | 2 | 0 | 0 | 0 | 1 |
| Andy Van Slyke, L (1, 8) OBP: 0.311, SLG: 0.341 | B X 1-0 1B HR 2B 1-H | S 1 SAFE 1 SAFE F X 0-2 ① ② G3-6 1-2f | | F C B B B X 3-2 G4-3 ③ | | | B B S B C F F F B 4-2 S BB | | | 3 | 1 | 1 | 1 | 1 | 0 | 1 |
| Gregg Jefferies, S (1, 3) OBP: 0.344, SLG: 0.439 | B B X 2-0 S HR 1B 2-3 | B B B X 3-0 ③ G3-1 | | | B C F F B X 2-2 ① P6 | | C F X 0-2 ③ G6-3 1-2 | | | 4 | 1 | 1 | 0 | 0 | 0 | 1 |
| Mark Whiten, S (1, 9) OBP: 0.326, SLG: 0.402 | B B S B F F X 3-2 HR 1-H 3-H | B X 1-0 F8 1B 1B | | | C X 0-1 ② G4-3 | | | B B F B S C 3-3 ① K | | 4 | 1 | 2 | 3 | 0 | 1 | 0 |
| Charlie Hayes, R (1, 5) OBP: 0.342, SLG: 0.410 | B S B S F S 2-3 ① K | B S 1 SAFE X 1-1 1-2 1B | | | S B C B B S 3-3 ③ K | | | S B F F B F X 2-2 ② L9 | | 4 | 0 | 1 | 0 | 0 | 2 | 0 |
| Jim Eisenreich, L (1, 7) OBP: 0.376, SLG: 0.457 | C X 0-1 ② G3 | F F F X 0-2 ① F8 | | | | C X 0-1 ① G4-3 | | B X 1-0 ③ G6-3 | | 4 | 0 | 0 | 0 | 0 | 0 | 2 |
| Mike Lieberthal, R (1, 2) OBP: 0.200, SLG: 0.174 | X 0-0 2B | | B X 1-0 ② F8 2-3 | | | F B X 1-1 ② F7 | | | B B C B C F X 3-2 ① L5 | 4 | 0 | 1 | 0 | 0 | 0 | 2 |
| Kevin Stocker, S (1, 6) OBP: 0.307, SLG: 0.274 | B I I I 4-0 IBB | | L X 0-1 ③ L6 | | | C F S 0-3 ③ K | | | C B X 1-1 ② F8 | 3 | 0 | 0 | 0 | 1 | 1 | 2 |
| Jeff Juden, R (1, 1) OBP: 0.059, SLG: 0.235<br>Chuck Ricci, R (6, 1)<br>Steve Frey, R (7, 1)<br>Gary Varsho, L (7, PH) OBP: 0.311, SLG: 0.266<br>Ricky Bottalico, L (8, 1)<br>Tom Marsh, R (9, PH) OBP: 0.307, SLG: 0.434 | C B X 1-1 G2-3 ③ | | | B B C C F B S 3-3 ① K | | | B X 1-0 P6 ① | | B B X 2-0 1B | 2<br>0<br>0<br>1<br>0<br>1 | 0<br>0<br>0<br>0<br>0<br>0 | 0<br>0<br>0<br>0<br>0<br>1 | 0<br>0<br>0<br>0<br>0<br>0 | 0<br>0<br>0<br>0<br>0<br>0 | 1<br>0<br>0<br>0<br>0<br>0 | 2<br>0<br>0<br>0<br>0<br>0 |
| Inning Stats | R: 4 E: 0 K: 1 S: 17 H: 5 LOB: 2 BB: 1 P: 31 | R: 0 E: 0 K: 0 S: 9 H: 1 LOB: 0 BB: 0 P: 14 | R: 0 E: 0 K: 0 S: 10 H: 2 LOB: 2 BB: 0 P: 13 | R: 0 E: 0 K: 1 S: 10 H: 0 LOB: 0 BB: 0 P: 18 | R: 0 E: 0 K: 1 S: 9 H: 0 LOB: 0 BB: 0 P: 14 | R: 0 E: 0 K: 1 S: 7 H: 0 LOB: 0 BB: 0 P: 8 | R: 0 E: 0 K: 0 S: 10 H: 0 LOB: 1 BB: 1 P: 16 | R: 0 E: 0 K: 1 S: 9 H: 0 LOB: 0 BB: 0 P: 15 | R: 0 E: 0 K: 0 S: 8 H: 1 LOB: 1 BB: 0 P: 14 | 1B: 6 2B: 2 3B: 0 HR: 1 | SF: 0 SAC: 0 DP: 1 HBP: 0 | | | | | | |

| | |
|---|---|
| AB | 35 |
| R | 4 |
| H | 9 |
| RBI | 4 |
| BB | 2 |
| SO | 5 |
| LOB | 11 |

WP: 0 PB: 0 SB: 2 CS: 0 PA: 37

| PITCHER | | IP | WLS | BF | H | R | ER | SO | BB | IBB | HBP | BLK | WP | HR | S | P | ERA | WHIP |
|---|---|---|---|---|---|---|---|---|---|---|---|---|---|---|---|---|---|---|
| Doug Drabek, R<br>ERA: 4.74 | (1, 1) | 7.0 | W | 30 | 8 | 4 | 4 | 4 | 1 | 1 | 0 | 0 | 0 | 1 | 72 | 114 | 5.14 | 1.286 |
| Dave Veres, R<br>ERA: 2.22 | (8, 1) | 1.0 | | 3 | 0 | 0 | 0 | 1 | 0 | 0 | 0 | 0 | 0 | 0 | 9 | 15 | 0.00 | 0.000 |
| Mike Henneman, R<br>ERA: 1.71 | (9, 1) | 1.0 | S | 4 | 1 | 0 | 0 | 0 | 0 | 0 | 0 | 0 | 0 | 0 | 8 | 14 | 0.00 | 1.000 |

| PITCHER | IP | WLS | BF | H | R | ER | SO | BB | IBB | HBP | BLK | WP | HR | S | P | ERA | WHIP |
|---|---|---|---|---|---|---|---|---|---|---|---|---|---|---|---|---|---|

# Houston Astros @ New York Mets

Shea Stadium, Flushing, NY

Tue Sep 12 1995, 7:05 PM EDT

Att. 13,526 - Unknown - 69 F

TOP

livebaseballscorecards.com

| Batter | 1 | 2 | 3 | 4 | 5 | 6 | 7 | 8 | 9 | AB | R | H | RBI | BB | SO | LOB |
|---|---|---|---|---|---|---|---|---|---|---|---|---|---|---|---|---|
| John Cangelosi, S (1, 7)<br>OBP: 0.489, SLG: 0.423 | C<br>X<br>0-1<br>SH3<br>1B | | B<br>X<br>1-0 ③<br>F8 | | C<br>B<br>B<br>F<br>T<br>2-2 ②<br>K | | B<br>B<br>C<br>F<br>B<br>B<br>4-2<br>E 5 1B<br>1B<br>BB | B<br>B<br>B<br>C<br>C<br>F<br>F<br>B<br>4-2<br>5 WP<br>BB | | 3 | 1 | 1 | 0 | 2 | 1 | 1 |
| Craig Biggio, R (1, 4)<br>OBP: 0.405, SLG: 0.482 | 1 SAFE<br>X<br>0-0 ①<br>SH3<br>1-2 | | | C<br>F<br>X<br>0-2<br>1B<br>1B | B<br>F<br>B<br>X<br>2-1<br>5 CS<br>2-H<br>1B | | C<br>B<br>F<br>S<br>1-3 ②<br>K | B<br>B<br>B<br>C<br>C<br>X<br>3-2 ②<br>P3 | | 4 | 1 | 2 | 1 | 0 | 1 | 4 |
| 5 Jeff Bagwell, R (1, 3)<br>OBP: 0.399, SLG: 0.485 | C<br>F<br>S<br>0-3 ②<br>K | | | 1 SAFE<br>B<br>X<br>1-0 ①<br>F8 | 1 SAFE<br>1 SAFE<br>B<br>1 SAFE<br>S<br>B<br>2-1 ③<br>CS<br>1-2 | B<br>X<br>1-0<br>E5<br>HR | B<br>B<br>B<br>F<br>F<br>X<br>3-2<br>E<br>1-2<br>2-H<br>1B | C<br>S<br>B<br>B<br>B<br>F<br>C<br>3-3 ③<br>K<br>1-2<br>2-3 | | 5 | 2 | 1 | 1 | 0 | 2 | 4 |
| Derrick May, L (1, 9)<br>OBP: 0.321, SLG: 0.404<br>James Mouton, R (9, 9)<br>OBP: 0.324, SLG: 0.374 | B<br>S<br>B<br>S<br>X<br>2-2 ③<br>P5 | | | C<br>1 SAFE<br>B<br>X<br>1-1<br>1B<br>1B<br>1-2<br>1B | | F<br>X<br>0-1<br>1-H<br>HR | X<br>0-0<br>E5<br>1B<br>E<br>1-2<br>2-3 | | X<br>0-0 ①<br>G5-3 | 5 | 2 | 2 | 2 | 0 | 0 | 3 |
| | | | | | | | | | | 0 | 0 | 0 | 0 | 0 | 0 | 0 |
| Dave Magadan, L (1, 5)<br>OBP: 0.421, SLG: 0.382<br>Craig Shipley, R (7, PH)<br>OBP: 0.280, SLG: 0.348<br>(7, 5) | | B<br>B<br>X<br>2-0 ①<br>G6-3 | | C<br>B<br>B<br>X<br>2-1<br>1B<br>1-2<br>2-H<br>1B | | B<br>B<br>C<br>X<br>2-1 ①<br>F7 | B<br>X<br>1-0<br>E7<br>1-H<br>2-H<br>3-H<br>1B | | C<br>C<br>S<br>0-3 ②<br>K | 3 | 0 | 1 | 1 | 0 | 0 | 0 |
| | | | | | | | | | | 2 | 0 | 1 | 2 | 0 | 1 | 0 |
| Brian Hunter, R (1, 8)<br>OBP: 0.359, SLG: 0.416 | | B<br>C<br>B<br>B<br>C<br>F<br>S<br>3-3 ②<br>K | | X<br>0-0<br>G4-6-3<br>1-2<br>2-3<br>1B | | X<br>0-0 ②<br>G6-3 | B<br>C<br>B<br>B<br>B<br>4-1<br>BB | | F<br>B<br>B<br>C<br>S<br>2-3 ③<br>K | 4 | 0 | 1 | 0 | 1 | 2 | 0 |
| Rick Wilkins, L (1, 2)<br>OBP: 0.341, SLG: 0.308<br>Tony Eusebio, R (7, PH)<br>OBP: 0.369, SLG: 0.436<br>(7, 2) | | C<br>F<br>B<br>B<br>F<br>S<br>2-3 ③<br>K | | B<br>S<br>B<br>X<br>2-1 ②③<br>G4-6-3<br>1-2f | | F<br>C<br>B<br>S<br>1-3 ③<br>K | B<br>X<br>1-0 ③<br>G5-3 | | | 3 | 0 | 0 | 0 | 0 | 2 | 3 |
| | | | | | | | | | | 1 | 0 | 0 | 0 | 0 | 0 | 2 |
| Ricky Gutierrez, R (1, 6)<br>OBP: 0.284, SLG: 0.273 | | | F<br>B<br>X<br>1-1 ①<br>G5-3 | | X<br>0-0<br>SH3-4<br>1B<br>1B | | F<br>B<br>B<br>S<br>F<br>F<br>X<br>2-2<br>5 SH1-4<br>1B<br>1B | X<br>0-0<br>5 WP SH1-4<br>1B | | 4 | 2 | 3 | 0 | 0 | 0 | 0 |
| Donne Wall, R (1, 1)<br>Jeff Tabaka, R (6, 1)<br>Dave Veres, R (7, 1)<br>Mike Henneman, R (9, 1) | | | B<br>S<br>F<br>X<br>1-2 ②<br>G6-3 | | B<br>1 SAFE<br>L<br>1 SAFE<br>B<br>1 SAFE<br>X<br>2-1 ①<br>SH3-4<br>1-2 | | B<br>1 SAFE<br>L<br>1 SAFE<br>F<br>X<br>1-2 ①<br>SH1-4<br>1-2 | B<br>L<br>X<br>1-1 ①<br>SH1-4<br>1-2 | | 1 | 0 | 0 | 0 | 0 | 0 | 0 |
| | | | | | | | | | | 0 | 0 | 0 | 0 | 0 | 0 | 0 |
| | | | | | | | | | | 0 | 0 | 0 | 0 | 0 | 0 | 0 |
| | | | | | | | | | | 0 | 0 | 0 | 0 | 0 | 0 | 0 |

| | AB | 35 |
|---|---|---|
| | R | 8 |
| | H | 12 |
| | RBI | 7 |
| | BB | 3 |
| | SO | 9 |
| | LOB | 17 |

| Inning Stats | | | | | | | | | | |
|---|---|---|---|---|---|---|---|---|---|---|
| | R: 0<br>E: 0<br>K: 1<br>S: 9 | H: 1<br>LOB: 1<br>BB: 0<br>P: 11 | R: 0<br>E: 0<br>K: 2<br>S: 9 | H: 0<br>LOB: 0<br>BB: 0<br>P: 16 | R: 0<br>E: 0<br>K: 0<br>S: 6 | H: 0<br>LOB: 0<br>BB: 0<br>P: 9 | R: 1<br>E: 0<br>K: 0<br>S: 12 | H: 4<br>LOB: 2<br>BB: 0<br>P: 18 | R: 1<br>E: 0<br>K: 1<br>S: 9 | H: 2<br>LOB: 0<br>BB: 0<br>P: 17 |
| | R: 2<br>E: 1<br>K: 1<br>S: 9 | H: 1<br>LOB: 0<br>BB: 0<br>P: 13 | R: 4<br>E: 2<br>K: 1<br>S: 20 | H: 3<br>LOB: 2<br>BB: 2<br>P: 37 | R: 0<br>E: 0<br>K: 1<br>S: 14 | H: 1<br>LOB: 2<br>BB: 1<br>P: 25 | R: 0<br>E: 0<br>K: 2<br>S: 7 | H: 0<br>LOB: 0<br>BB: 0<br>P: 9 | 1B: 11<br>2B: 0<br>3B: 0<br>HR: 1 | SF: 0<br>SAC: 4<br>DP: 1<br>HBP: 0 |

| | WP: 1 | PA: 43 |
|---|---|---|
| | PB: 0 | |
| | SB: 0 | |
| | CS: 1 | |

| PITCHER | | IP | WLS | BF | H | R | ER | SO | BB | IBB | HBP | BLK | WP | HR | S | P | ERA | WHIP |
|---|---|---|---|---|---|---|---|---|---|---|---|---|---|---|---|---|---|---|
| Reid Cornelius, R<br>ERA: 6.26 | (1, 1) | 6.0 | L | 26 | 9 | 5 | 4 | 5 | 0 | 0 | 0 | 0 | 0 | 1 | 59 | 91 | 6.00 | 1.500 |
| Jerry Dipoto, R<br>ERA: 4.19 | (7, 1) | 0.2 | | 5 | 1 | 0 | 0 | 1 | 1 | 0 | 0 | 0 | 0 | 0 | 12 | 21 | 0.00 | 3.000 |
| Don Florence, L<br>ERA: 1.54 | (7, 1) | 0.1 | | 3 | 1 | 3 | 0 | 0 | 1 | 0 | 0 | 0 | 0 | 0 | 3 | 9 | 0.00 | 6.000 |
| Doug Henry, R<br>ERA: 3.43 | (8, 1) | 1.0 | | 5 | 1 | 0 | 0 | 1 | 1 | 0 | 0 | 0 | 1 | 0 | 14 | 25 | 0.00 | 2.000 |
| Blas Minor, R<br>ERA: 3.29 | (9, 1) | 1.0 | | 3 | 0 | 0 | 0 | 2 | 0 | 0 | 0 | 0 | 0 | 0 | 7 | 9 | 0.00 | 0.000 |

| PITCHER | IP | WLS | BF | H | R | ER | SO | BB | IBB | HBP | BLK | WP | HR | S | P | ERA | WHIP |
|---|---|---|---|---|---|---|---|---|---|---|---|---|---|---|---|---|---|

# Houston Astros @ New York Mets

Shea Stadium, Flushing, NY

Tue Sep 12 1995, 7:05 PM EDT

Att. 13,526 - Unknown - 69 F

## BOTTOM

| Batter | 1 | 2 | 3 | 4 | 5 | 6 | 7 | 8 | 9 | AB | R | H | RBI | BB | SO | LOB |
|---|---|---|---|---|---|---|---|---|---|---|---|---|---|---|---|---|
| Joe Orsulak, L (1, 7)<br>OBP: 0.330, SLG: 0.380 | G3 | | FC4-6 E 1B | | P6 | | FC3-6 | | G6-3 1B | 5 | 0 | 1 | 2 | 0 | 0 | 3 |
| Jose Vizcaino, S (1, 6)<br>OBP: 0.318, SLG: 0.353 | G3-1 | | 1 SAFE | | | FC5-4 1B | K | | G6-3 | 5 | 0 | 2 | 0 | 0 | 1 | 3 |
| Carl Everett, S (1, 9)<br>OBP: 0.321, SLG: 0.447 | G5-3 | | | G4-3 | | FC5-4 2B | K | K | | 4 | 1 | 0 | 0 | 0 | 1 | 1 |
| Jeff Kent, R (1, 4)<br>OBP: 0.321, SLG: 0.443 | | K | | G6-3 1B | | S 1 SAFE | | | | 4 | 1 | 2 | 0 | 0 | 1 | 0 |
| Rico Brogna, L (1, 3)<br>OBP: 0.338, SLG: 0.476 | | HR | | G6-3 | | G3-1 | | G3-1 | | 4 | 1 | 1 | 2 | 0 | 0 | 2 |
| Todd Hundley, S (1, 2)<br>OBP: 0.398, SLG: 0.513 | | F7 | | | | K | | | | 4 | 1 | 2 | 1 | 0 | 1 | 1 |
| Bill Spiers, L (1, 5)<br>OBP: 0.299, SLG: 0.238 | | K | | F8 | | | FC3-6 1B BB | | | 2 | 1 | 0 | 0 | 2 | 1 | 1 |
| Ryan Thompson, R (1, 8)<br>OBP: 0.311, SLG: 0.400 | | | FC4-6 1B | | K | | K | | | 4 | 1 | 2 | 0 | 0 | 2 | 1 |
| Reid Cornelius, R (1, 1)<br>OBP: 0.071, SLG: 0.071 | | | K | | G5-3 | | FC3-6 1B | | K | 2 | 0 | 0 | 0 | 0 | 1 | 1 |
| Jerry Dipoto, R (7, 1) | | | | | | | | | | 0 | 0 | 0 | 0 | 0 | 0 | 0 |
| Don Florence, R (7, 1) | | | | | | | | | | 0 | 0 | 0 | 0 | 0 | 0 | 0 |
| Damon Buford, R (7, PH)<br>OBP: 0.305, SLG: 0.275 | | | | | | | | | | 1 | 0 | 1 | 0 | 0 | 0 | 0 |
| Doug Henry, R (8, 1)<br>OBP: 1.000, SLG: 1.000 | | | | | | | | | | 0 | 0 | 0 | 0 | 0 | 0 | 0 |
| Blas Minor, R (9, 1) | | | | | | | | | | 0 | 0 | 0 | 0 | 0 | 0 | 0 |
| Chris Jones, R (9, PH)<br>OBP: 0.323, SLG: 0.463 | | | | | | | | | | 1 | 0 | 0 | 0 | 0 | 1 | 2 |

| Inning Stats | 1 | 2 | 3 | 4 | 5 | 6 | 7 | 8 | 9 |
|---|---|---|---|---|---|---|---|---|---|
| R: | 0 | 1 | 0 | 1 | 0 | 1 | 0 | 0 | 3 |
| E: | 0 | 0 | 1 | 0 | 0 | 0 | 0 | 0 | 0 |
| K: | 0 | 2 | 1 | 0 | 1 | 1 | 2 | 1 | 1 |
| S: | 9 | 13 | 12 | 11 | 5 | 11 | 12 | 11 | 13 |
| H: | 0 | 1 | 2 | 2 | 0 | 2 | 1 | 0 | 3 |
| LOB: | 0 | 0 | 2 | 1 | 0 | 1 | 2 | 0 | 0 |
| BB: | 0 | 0 | 0 | 0 | 0 | 1 | 1 | 0 | 1 |
| P: | 12 | 22 | 15 | 17 | 7 | 19 | 20 | 17 | 20 |

| 1B: | 9 |
|---|---|
| 2B: | 1 |
| 3B: | 0 |
| HR: | 1 |
| SF: | 0 |
| SAC: | 0 |
| DP: | 1 |
| HBP: | 0 |

| WP: | 1 |
|---|---|
| PB: | 0 |
| SB: | 0 |
| CS: | 0 |
| PA: | 38 |

| PITCHER | | IP | WLS | BF | H | R | ER | SO | BB | IBB | HBP | BLK | WP | HR | S | P | ERA | WHIP |
|---|---|---|---|---|---|---|---|---|---|---|---|---|---|---|---|---|---|---|
| Donne Wall, R<br>ERA: 8.64 | (1, 1) | 5.1 | W | 22 | 7 | 3 | 3 | 4 | 0 | 0 | 0 | 0 | 0 | 1 | 56 | 83 | 5.06 | 1.312 |
| Jeff Tabaka, L<br>ERA: 2.39 | (6, 1) | 0.2 | | 3 | 0 | 0 | 0 | 1 | 1 | 0 | 0 | 0 | 0 | 0 | 6 | 14 | 0.00 | 1.500 |
| Dave Veres, R<br>ERA: 2.46 | (7, 1) | 2.0 | | 10 | 3 | 3 | 3 | 3 | 1 | 0 | 0 | 0 | 0 | 0 | 27 | 42 | 13.50 | 2.000 |
| Mike Henneman, R<br>ERA: 1.67 | (9, 1) | 1.0 | S | 3 | 1 | 0 | 0 | 1 | 0 | 0 | 0 | 0 | 1 | 0 | 8 | 10 | 0.00 | 1.000 |

| PITCHER | IP | WLS | BF | H | R | ER | SO | BB | IBB | HBP | BLK | WP | HR | S | P | ERA | WHIP |
|---|---|---|---|---|---|---|---|---|---|---|---|---|---|---|---|---|---|

livebaseballscorecards.com

| Batter | 1 | 2 | 3 | 4 | 5 | 6 | 7 | 8 | 9 | AB | R | H | RBI | BB | SO | LOB |
|---|---|---|---|---|---|---|---|---|---|---|---|---|---|---|---|---|
| John Cangelosi, S (1, 7)<br>OBP: 0.487, SLG: 0.435 | C B B F X 2-2 F7 ① | | B F X 1-1 FC6-4 1-3 1B | | B B X 2-0 3B | | C B F S 1-3 K ② | | X 0-0 G4-3 ③ | 5 | 0 | 2 | 0 | 0 | 1 | 1 |
| Craig Biggio, R (1, 4)<br>OBP: 0.404, SLG: 0.480 | C B C B F X 2-2 5 G5-4-3 1B | | B X 1-0 FC6-4 ① 5 HR 1-2f 3-H | | B F B B X 3-1 G6-3 ② | | F B F S 1-3 K ③ | | | 4 | 1 | 1 | 1 | 0 | 1 | 3 |
| 5 Jeff Bagwell, R (1, 3) | X 0-0 G5-4-3 ② ③ 1-2f | | B B B X 3-0 HR 1-H | | B C X 1-1 G6-3 ③ | | | S B X 1-1 2B G6-3 1B | | 4 | 2 | 2 | 2 | 0 | 0 | 2 |
| Derrick May, L (1, 9)<br>OBP: 0.320, SLG: 0.406 | | F B F X 1-2 G4-3 1B 2B | B B F B C X 3-2 F8 ② | | | C B X 1-1 G6-3 ① | | X 0-0 P4 ① | | 4 | 1 | 1 | 0 | 0 | 0 | 1 |
| Dave Magadan, L (1, 5)<br>OBP: 0.422, SLG: 0.390 | | B X 1-0 G6-3 ① | B C X 1-1 G4-3 ③ | | | X 0-0 2B | | B C X 1-1 1-3 2B | | 4 | 0 | 2 | 0 | 0 | 0 | 1 |
| Tony Eusebio, R (1, 2)<br>OBP: 0.365, SLG: 0.431 | | B X 1-0 G4-3 ② 2-3 | | X 0-0 G6-3 ① | | B C F X 1-2 G5-3 ② | | B X 1-0 G6-3 ② 3-H | | 4 | 0 | 0 | 1 | 0 | 0 | 3 |
| Brian Hunter, R (1, 8)<br>OBP: 0.358, SLG: 0.414 | | B F M X 1-2 S 3-H 1B | | C F X 0-2 P3 ② | | F B X 1-1 P6 ③ | | X 0-0 P3 ③ | | 4 | 0 | 1 | 1 | 0 | 0 | 2 |
| Ricky Gutierrez, R (1, 6)<br>OBP: 0.283, SLG: 0.272 | | B B X 2-0 G6-3 ③ 1-2 | | S F C 0-3 K ③ | | | B X 1-0 1B | | B F C X 1-2 G4-3 ① | 4 | 0 | 1 | 0 | 0 | 1 | 1 |
| Mike Hampton, R (1, 1)<br>OBP: 0.200, SLG: 0.100<br>Jim Dougherty, R (5, 1)<br>OBP: 0.125, SLG: 0.125<br>Billy Wagner, L (6, 1)<br>Milt Thompson, L (7, PH)<br>OBP: 0.286, SLG: 0.284<br>Darryl Kile, R (7, 1)<br>OBP: 0.200, SLG: 0.139<br>Mike Brumley, S (9, PH) | | | B C F B B B 4-2 1B FC6-4 BB | | C F C 0-3 K ① | | X 0-0 F7 ① | | F F S 0-3 K ② | 1<br>0<br>0<br>1<br>0<br>1 | 1<br>0<br>0<br>0<br>0<br>0 | 0<br>0<br>0<br>0<br>0<br>0 | 0<br>0<br>0<br>0<br>0<br>0 | 1<br>0<br>0<br>0<br>0<br>0 | 1<br>0<br>0<br>0<br>0<br>1 | 0<br>0<br>0<br>1<br>0<br>0 |
| Inning Stats | R: 0<br>E: 0<br>K: 0<br>S: 8<br>H: 1<br>LOB: 0<br>BB: 0<br>P: 12 | R: 1<br>E: 0<br>K: 0<br>S: 9<br>H: 2<br>LOB: 1<br>BB: 0<br>P: 15 | R: 3<br>E: 0<br>K: 0<br>S: 11<br>H: 2<br>LOB: 0<br>BB: 1<br>P: 24 | R: 0<br>E: 0<br>K: 1<br>S: 7<br>H: 0<br>LOB: 0<br>BB: 0<br>P: 7 | R: 0<br>E: 0<br>K: 1<br>S: 8<br>H: 1<br>LOB: 1<br>BB: 0<br>P: 14 | R: 0<br>E: 0<br>K: 0<br>S: 8<br>H: 1<br>LOB: 1<br>BB: 0<br>P: 11 | R: 0<br>E: 0<br>K: 2<br>S: 8<br>H: 1<br>LOB: 1<br>BB: 0<br>P: 11 | R: 1<br>E: 0<br>K: 0<br>S: 7<br>H: 2<br>LOB: 1<br>BB: 0<br>P: 10 | R: 0<br>E: 0<br>K: 1<br>S: 7<br>H: 0<br>LOB: 0<br>BB: 0<br>P: 8 | 1B: 5<br>2B: 3<br>3B: 1<br>HR: 1<br>SF: 0<br>SAC: 0<br>DP: 1<br>HBP: 0 | | | | | | |

| PITCHER | | IP | WLS | BF | H | R | ER | SO | BB | IBB | HBP | BLK | WP | HR | S | P | ERA | WHIP |
|---|---|---|---|---|---|---|---|---|---|---|---|---|---|---|---|---|---|---|
| Bobby Jones, R<br>ERA: 3.99 | (1, 1) | 8.0 | W | 34 | 10 | 5 | 5 | 4 | 1 | 0 | 0 | 0 | 0 | 1 | 66 | 104 | 5.62 | 1.375 |
| Doug Henry, R<br>ERA: 3.38 | (9, 1) | 1.0 | | 3 | 0 | 0 | 0 | 1 | 0 | 0 | 0 | 0 | 0 | 0 | 7 | 8 | 0.00 | 0.000 |

| PITCHER | IP | WLS | BF | H | R | ER | SO | BB | IBB | HBP | BLK | WP | HR | S | P | ERA | WHIP |
|---|---|---|---|---|---|---|---|---|---|---|---|---|---|---|---|---|---|

# TOP

## Houston Astros @ New York Mets

Shea Stadium, Flushing, NY

Wed Sep 13 1995, 7:05 PM EDT

Att. 13,165 - Unknown - 79 F

livebaseballscorecards.com

| | |
|---|---|
| AB | 36 |
| R | 5 |
| H | 10 |
| RBI | 5 |
| BB | 1 |
| SO | 5 |
| LOB | 15 |

| Batter | 1 | 2 | 3 | 4 | 5 | 6 | 7 | 8 | 9 | AB | R | H | RBI | BB | SO | LOB |
|---|---|---|---|---|---|---|---|---|---|---|---|---|---|---|---|---|
| Damon Buford, R (1, 7)<br>OBP: 0.308, SLG: 0.322 | B X<br>1-0<br>HR | C B X<br>1-1<br>2-H<br>HR | | B C F X<br>1-2 ①<br>L9 | | B C C S<br>1-3 ①<br>K | B S B X<br>2-1 ③<br>L4 | | | 5 | 2 | 2 | 3 | 0 | 1 | 1 |
| Jose Vizcaino, S (1, 6)<br>OBP: 0.317, SLG: 0.352 | X<br>0-0<br>E3<br>FC1-6 | F X<br>0-1<br>1B<br>1B | | F B X<br>1-1 ②<br>G6-3 | | C B X<br>1-1 ②<br>L6 | | X<br>0-0 ①<br>F8 | | 5 | 0 | 1 | 0 | 0 | 0 | 0 |
| Carl Everett, S (1, 9)<br>OBP: 0.327, SLG: 0.463 | C B 1 SAFE F X<br>1-2 ①<br>FC1-6<br>1-2f | B X<br>1-0<br>FC5-4<br>1-2<br>1B | | F B B B X<br>3-1 ③<br>G6-3 | | B B B C S X<br>3-2<br>HR | | X<br>0-0<br>HR<br>1B | | 5 | 2 | 3 | 1 | 0 | 0 | 1 |
| Jeff Kent, R (1, 4)<br>OBP: 0.322, SLG: 0.450 | 1 SAFE F 1 SAFE X<br>0-1 ②<br>F9 | B X<br>1-0 ③<br>FC5-4<br>1-2f | | | F F B F F X<br>1-2 ①<br>G5-3 | F C X<br>0-2<br>1B | | B S F X<br>1-2<br>1-H<br>HR | | 5 | 1 | 2 | 2 | 0 | 0 | 3 |
| Rico Brogna, L (1, 3)<br>OBP: 0.339, SLG: 0.476 | 1 SAFE 1 SAFE S X<br>0-1 ③<br>F8 | | B F X<br>1-1<br>F8<br>2B | | B S B B B<br>4-1<br>1B<br>1B<br>BB | C B B F 1 SAFE B X<br>3-2 ③<br>F8 | | X<br>0-0 ②<br>F7 | | 4 | 1 | 1 | 0 | 1 | 0 | 2 |
| Ryan Thompson, R (1, 8)<br>OBP: 0.313, SLG: 0.397 | | B S X<br>1-1 ①<br>G4-3 | S B B B F X<br>3-2 ①<br>F8<br>2-3 | | B B S 1 SAFE X<br>2-1<br>1B<br>E<br>1-2<br>1B | | B B S B B<br>4-1<br>1B<br>E<br>BB | B C S S<br>1-3 ③<br>K | | 4 | 2 | 1 | 0 | 1 | 1 | 1 |
| Tim Bogar, R (1, 5)<br>OBP: 0.317, SLG: 0.371 | | C S B B B F F F X<br>2-2<br>E7<br>1B<br>2B | B B X<br>2-0 ②<br>G1-3 | | B B X<br>2-0 ②<br>F9 | | X<br>0-0<br>E8<br>1-H<br>1B | | | 4 | 1 | 2 | 0 | 0 | 0 | 3 |
| Kelly Stinnett, R (1, 2)<br>OBP: 0.347, SLG: 0.326 | | B B F B F X<br>3-2<br>SH3-4<br>HR<br>3-H<br>1B | B B F B B<br>4-1<br>BB | | B F X<br>1-1<br>E7<br>1-H<br>2-H<br>1B | | B B S S B F T<br>3-2 ①<br>K | | | 3 | 1 | 2 | 2 | 1 | 1 | 1 |
| Bobby Jones, R (1, 1)<br>OBP: 0.180, SLG: 0.163<br>Doug Henry, R (9, 1)<br>OBP: 1.000, SLG: 1.000 | X<br>0-0 ②<br>SH3-4<br>1-2 | S S S<br>0-3 ③<br>K | | | S S S<br>0-3 ③<br>K | | C F C<br>0-3 ②<br>K | | | 3<br>0 | 0<br>0 | 0<br>0 | 0<br>0 | 0<br>0 | 3<br>0 | 4<br>0 |
| Inning Stats | R: 1<br>E: 1<br>K: 0<br>S: 9<br>H: 1<br>LOB: 1<br>BB: 0<br>P: 11 | R: 3<br>E: 1<br>K: 0<br>S: 18<br>H: 5<br>LOB: 2<br>BB: 0<br>P: 27 | R: 0<br>E: 0<br>K: 1<br>S: 10<br>H: 1<br>LOB: 2<br>BB: 1<br>P: 20 | R: 0<br>E: 0<br>K: 0<br>S: 7<br>H: 0<br>LOB: 0<br>BB: 0<br>P: 12 | R: 2<br>E: 1<br>K: 1<br>S: 14<br>H: 2<br>LOB: 1<br>BB: 1<br>P: 24 | R: 1<br>E: 0<br>K: 1<br>S: 14<br>H: 2<br>LOB: 1<br>BB: 0<br>P: 22 | R: 1<br>E: 1<br>K: 2<br>S: 11<br>H: 1<br>LOB: 1<br>BB: 1<br>P: 20 | R: 2<br>E: 0<br>K: 1<br>S: 9<br>H: 2<br>LOB: 0<br>BB: 0<br>P: 11 | | 1B: 8<br>2B: 2<br>3B: 0<br>HR: 4<br>SF: 0<br>SAC: 1<br>DP: 0<br>HBP: 0 | | | | | | |

| PITCHER | | IP | WLS | BF | H | R | ER | SO | BB | IBB | HBP | BLK | WP | HR | S | P | ERA | WHIP |
|---|---|---|---|---|---|---|---|---|---|---|---|---|---|---|---|---|---|---|
| Mike Hampton, L<br>ERA: 3.79 | (1, 1) | 4.2 | L | 26 | 9 | 6 | 5 | 1 | 2 | 0 | 0 | 0 | 0 | 2 | 55 | 91 | 9.64 | 2.357 |
| Jim Dougherty, R<br>ERA: 5.05 | (5, 1) | 1.0 | | 5 | 2 | 1 | 1 | 2 | 0 | 0 | 0 | 0 | 0 | 1 | 14 | 19 | 9.00 | 2.000 |
| Billy Wagner, L<br>ERA: | (6, 1) | 0.1 | | 1 | 0 | 0 | 0 | 0 | 0 | 0 | 0 | 0 | 0 | 0 | 3 | 6 | 0.00 | 0.000 |
| Darryl Kile, R<br>ERA: 4.94 | (7, 1) | 2.0 | | 10 | 3 | 3 | 2 | 3 | 1 | 0 | 0 | 0 | 0 | 1 | 20 | 31 | 9.00 | 2.000 |

| PITCHER | IP | WLS | BF | H | R | ER | SO | BB | IBB | HBP | BLK | WP | HR | S | P | ERA | WHIP |
|---|---|---|---|---|---|---|---|---|---|---|---|---|---|---|---|---|---|

# BOTTOM

## Houston Astros @ New York Mets

Shea Stadium, Flushing, NY

Wed Sep 13 1995, 7:05 PM EDT

Att. 13,165 - Unknown - 79 F

livebaseballscorecards.com

| | |
|---|---|
| AB | 38 |
| R | 10 |
| H | 14 |
| RBI | 8 |
| BB | 3 |
| SO | 6 |
| LOB | 16 |

WP: 0 PA: 42
PB: 0
SB: 0
CS: 0

| Batter | 1 | 2 | 3 | 4 | 5 | 6 | 7 | 8 | 9 | AB | R | H | RBI | BB | SO | LOB |
|---|---|---|---|---|---|---|---|---|---|---|---|---|---|---|---|---|
| John Cangelosi, S (1, 8)<br>OBP: 0.482, SLG: 0.427 | B F B S F X<br>2-2 ① G1-3 | | B F X<br>1-1 ① L6 | | B B B<br>4-0 5 F8 G3 1B BB | | F B B F X<br>2-2 ① P6 | | X<br>0-0 ③ G5-3 | 3 | 1 | 0 | 0 | 1 | 0 | 1 |
| Mike Simms, R (9, PH)<br>OBP: 0.308, SLG: 0.495 | | | | | | | | | | 1 | 0 | 0 | 0 | 0 | 0 | 1 |
| Craig Biggio, R (1, 4)<br>OBP: 0.401, SLG: 0.476 | C B B C X<br>2-2 ② F8 | | B C S X<br>1-2 ② G5-3 | | 1 SAFE B B C X<br>2-1 ① G3 1-2 | | F B C C<br>1-3 ② K 1-2 | | | 4 | 0 | 0 | 0 | 0 | 1 | 2 |
| 5 Jeff Bagwell, R (1, 3)<br>OBP: 0.396, SLG: 0.488 | B S C T F B C<br>2-3 ③ K | | C B F F B B X<br>3-2 ③ F9 | | X<br>0-0 ② F8 2-3 | | B B F B X<br>3-1 ③ G4-3 | | | 4 | 0 | 0 | 0 | 0 | 1 | 2 |
| Derrick May, L (1, 7)<br>OBP: 0.326, SLG: 0.409 | | C B B X<br>2-1 SH5-4 BB 1B | | B B B B<br>4-0 BB 1B BB | F B X<br>1-1 3-H 1B | | | X<br>0-0 ① G6-3 | | 3 | 1 | 2 | 1 | 1 | 0 | 0 |
| Dave Magadan, L (1, 5)<br>OBP: 0.420, SLG: 0.386 | | B B B B<br>4-0 1-2 SH5-4 BB | | C B B X<br>2-1 ① F7 | C C X<br>0-2 ③ F7 | | | C S C<br>0-3 ② K | | 3 | 0 | 0 | 0 | 1 | 1 | 2 |
| James Mouton, R (1, 9)<br>OBP: 0.324, SLG: 0.371 | X<br>0-0 ① SH5-4 1-2 2-3 | | | B B B C 1 SAFE S B<br>4-2 1B 1-2 BB | | B B B C C X<br>3-2 ① G5-3 | | B B B C X<br>3-1 ③ F8 | | 2 | 0 | 0 | 0 | 1 | 0 | 0 |
| Rick Wilkins, L (1, 2)<br>OBP: 0.341, SLG: 0.305 | C B S B B B F F B<br>4-2 BB | | | B F B T F B X<br>3-2 ② F9 | | B S B X<br>2-1 ② G4-3 | | | C C C X<br>0-2 G6-4-3 1B | 2 | 0 | 0 | 0 | 1 | 0 | 2 |
| Brian Hunter, R (9, PH)<br>OBP: 0.360, SLG: 0.416 | | | | | | | | | | 1 | 0 | 1 | 0 | 0 | 0 | 0 |
| Ricky Gutierrez, R (1, 6)<br>OBP: 0.285, SLG: 0.274 | B F F S<br>1-3 ② K | | | B B S B S X<br>3-2 1-3 2-H 1B | | X<br>0-0 ③ G4-3 | | | X<br>0-0 ① ② G6-4-3 1-2f | 3 | 0 | 1 | 1 | 0 | 1 | 3 |
| Todd Jones, L (6, 1)<br>OBP: 0.200, SLG: 0.400 | | | | | | | | | | 0 | 0 | 0 | 0 | 0 | 0 | 0 |
| Tony Eusebio, R (9, PH)<br>OBP: 0.364, SLG: 0.430 | | | | | | | | | | 1 | 0 | 0 | 0 | 0 | 0 | 1 |
| Shane Reynolds, R (1, 1)<br>OBP: 0.138, SLG: 0.123 | B X<br>1-0 ③ F8 | | | F F C<br>0-3 ③ K | | | C X<br>0-1 S 1B | | F F X<br>0-2 1B | 2 | 0 | 0 | 0 | 0 | 1 | 5 |
| Craig Shipley, R (6, 6)<br>OBP: 0.286, SLG: 0.355 | | | | | | | | | | 2 | 0 | 2 | 0 | 0 | 0 | 0 |
| Inning Stats | R: 0 E: 0 K: 1 S: 12<br>H: 0 LOB: 0 BB: 0 P: 18 | R: 0 E: 0 K: 1 S: 11<br>H: 1 LOB: 3 BB: 2 P: 23 | R: 0 E: 0 K: 0 S: 9<br>H: 0 LOB: 0 BB: 0 P: 14 | R: 1 E: 0 K: 1 S: 14<br>H: 1 LOB: 2 BB: 2 P: 30 | R: 1 E: 0 K: 0 S: 8<br>H: 1 LOB: 1 BB: 1 P: 15 | R: 0 E: 0 K: 0 S: 6<br>H: 0 LOB: 0 BB: 0 P: 11 | R: 0 E: 0 K: 1 S: 10<br>H: 1 LOB: 1 BB: 0 P: 16 | R: 0 E: 0 K: 1 S: 6<br>H: 0 LOB: 0 BB: 0 P: 9 | R: 0 E: 0 K: 0 S: 8<br>H: 2 LOB: 1 BB: 0 P: 8 | 1B: 6 2B: 0 3B: 0 HR: 0<br>SF: 0 SAC: 1 DP: 1 HBP: 0 | | | | | | |

| PITCHER | IP | WLS | BF | H | R | ER | SO | BB | IBB | HBP | BLK | WP | HR | S | P | ERA | WHIP |
|---|---|---|---|---|---|---|---|---|---|---|---|---|---|---|---|---|---|
| Dave Mlicki, R (1, 1)<br>ERA: 4.13 | 7.0 | W | 30 | 4 | 2 | 2 | 4 | 5 | 0 | 0 | 0 | 0 | 0 | 70 | 127 | 2.57 | 1.286 |
| Paul Byrd, R (8, 1)<br>ERA: 2.16 | 1.0 | | 3 | 0 | 0 | 0 | 1 | 0 | 0 | 0 | 0 | 0 | 0 | 6 | 9 | 0.00 | 0.000 |
| John Franco, L (9, 1)<br>ERA: 2.49 | 1.0 | S | 4 | 2 | 0 | 0 | 0 | 0 | 0 | 0 | 0 | 0 | 0 | 8 | 8 | 0.00 | 2.000 |

| PITCHER | IP | WLS | BF | H | R | ER | SO | BB | IBB | HBP | BLK | WP | HR | S | P | ERA | WHIP |
|---|---|---|---|---|---|---|---|---|---|---|---|---|---|---|---|---|---|

# TOP

## Houston Astros @ New York Mets

Shea Stadium, Flushing, NY

Thu Sep 14 1995, 7:05 PM EDT

Att. 13,043 - Unknown - 86 F

livebaseballscorecards.com

| | |
|---|---|
| AB | 31 |
| R | 2 |
| H | 6 |
| RBI | 2 |
| BB | 5 |
| SO | 5 |
| LOB | 19 |

WP: 0 PB: 0 SB: 1 CS: 0 PA: 37

# Houston Astros @ New York Mets

Shea Stadium, Flushing, NY

Thu Sep 14 1995, 7:05 PM EDT

Att. 13,043 - Unknown - 86 F

## BOTTOM

livebaseballscorecards.com

| Batter | 1 | 2 | 3 | 4 | 5 | 6 | 7 | 8 | 9 | AB | R | H | RBI | BB | SO | LOB |
|---|---|---|---|---|---|---|---|---|---|---|---|---|---|---|---|---|
| Damon Buford, R (1, 7)<br>OBP: 0.305, SLG: 0.313 | P5 | FC4-6, BB | | K | | FC3-6 | | FC5-4, S | | 4 | 0 | 0 | 0 | 1 | 1 | 4 |
| Jose Vizcaino, S (1, 6)<br>OBP: 0.316, SLG: 0.349 | 1B, BB | FC4-6 | | K | | G4-3 | | L7 | | 4 | 0 | 0 | 0 | 1 | 1 | 6 |
| Carl Everett, S (1, 9)<br>OBP: 0.333, SLG: 0.466 | 1B | K | | HR, BB | | | G4-3, 1B | | | 3 | 1 | 2 | 0 | 1 | 1 | 0 |
| Jeff Kent, R (1, 4)<br>OBP: 0.319, SLG: 0.445 | K | G5-3 | | L8 | | | G4-3 | | | 4 | 0 | 0 | 0 | 0 | 1 | 4 |
| Rico Brogna, L (1, 3)<br>OBP: 0.340, SLG: 0.482 | K | P6 | | HR | | | IBB | | | 3 | 1 | 1 | 2 | 1 | 1 | 2 |
| Todd Hundley, S (1, 2)<br>OBP: 0.400, SLG: 0.513 | | 1B, FC6-4, 1B | | E 1B, 1B, 1B | G4-3 | | F7 | | | 4 | 2 | 2 | 0 | 0 | 0 | 2 |
| Ryan Thompson, R (1, 8)<br>OBP: 0.316, SLG: 0.399 | | FC6-4, 1B | | E6, 1B | G1-3 | | K | | | 4 | 0 | 2 | 0 | 0 | 1 | 2 |
| Tim Bogar, R (1, 5)<br>OBP: 0.315, SLG: 0.367 | | FC6-4, FC3-6 | | SH1-4 | | G4-3 | | G5-3 | | 4 | 0 | 1 | 2 | 0 | 0 | 1 |
| Dave Mlicki, R (1, 1)<br>OBP: 0.171, SLG: 0.029 | | FC3-6, BB | | SH1-4 | | FC3-6, BB | | FC5-4, 1B | | 1 | 0 | 0 | 0 | 1 | 0 | 1 |
| Paul Byrd, R (8, 1)<br>OBP: 1.000, SLG: 1.000 | | | | | | | | | | 0 | 0 | 0 | 0 | 0 | 0 | 0 |
| Joe Orsulak, L (8, PH)<br>OBP: 0.332, SLG: 0.382 | | | | | | | | | | 1 | 0 | 1 | 0 | 0 | 0 | 0 |
| John Franco, L (9, 1) | | | | | | | | | | 0 | 0 | 0 | 0 | 0 | 0 | 0 |
| Inning Stats | R: 0<br>E: 0<br>K: 2<br>S: 12<br>H: 1<br>LOB: 2<br>BB: 1<br>P: 19 | R: 1<br>E: 0<br>K: 0<br>S: 12<br>H: 2<br>LOB: 2<br>BB: 1<br>P: 22 | R: 0<br>E: 0<br>K: 1<br>S: 10<br>H: 0<br>LOB: 0<br>BB: 0<br>P: 15 | R: 1<br>E: 1<br>K: 2<br>S: 13<br>H: 3<br>LOB: 2<br>BB: 0<br>P: 18 | R: 2<br>E: 0<br>K: 0<br>S: 10<br>H: 1<br>LOB: 0<br>BB: 1<br>P: 18 | R: 0<br>E: 0<br>K: 0<br>S: 6<br>H: 0<br>LOB: 1<br>BB: 1<br>P: 13 | R: 0<br>E: 0<br>K: 1<br>S: 9<br>H: 1<br>LOB: 2<br>BB: 1<br>P: 19 | R: 0<br>E: 0<br>K: 0<br>S: 9<br>H: 1<br>LOB: 1<br>BB: 0<br>P: 12 | | 1B: 8<br>2B: 0<br>3B: 0<br>HR: 1<br>SF: 0<br>SAC: 1<br>DP: 0<br>HBP: 0 | | | | WP: 0<br>PB: 0<br>SB: 1<br>CS: 0<br>PA: 38 | | |

| | AB | 32 |
|---|---|---|
| | R | 4 |
| | H | 9 |
| | RBI | 4 |
| | BB | 5 |
| | SO | 6 |
| | LOB | 22 |

| PITCHER | | IP | WLS | BF | H | R | ER | SO | BB | IBB | HBP | BLK | WP | HR | S | P | ERA | WHIP |
|---|---|---|---|---|---|---|---|---|---|---|---|---|---|---|---|---|---|---|
| Shane Reynolds, R<br>ERA: 3.26 | (1, 1) | 5.0 | L | 25 | 7 | 4 | 3 | 5 | 3 | 0 | 0 | 0 | 0 | 1 | 57 | 92 | 5.40 | 2.000 |
| Todd Jones, R<br>ERA: 2.89 | (6, 1) | 3.0 | | 13 | 2 | 0 | 0 | 1 | 1 | 1 | 0 | 0 | 0 | 0 | 24 | 44 | 0.00 | 1.000 |

| PITCHER | IP | WLS | BF | H | R | ER | SO | BB | IBB | HBP | BLK | WP | HR | S | P | ERA | WHIP |
|---|---|---|---|---|---|---|---|---|---|---|---|---|---|---|---|---|---|

| Batter | 1 | 2 | 3 | 4 | 5 | 6 | 7 | 8 | 9 | AB | R | H | RBI | BB | SO | LOB |
|---|---|---|---|---|---|---|---|---|---|---|---|---|---|---|---|---|
| Brian Hunter, R (1, 8)<br>OBP: 0.357, SLG: 0.413 | B B C S X<br>2-2 S G6-3 1B | | C F F B C<br>1-3 ① K | X<br>0-0 ③ L8 | | B B X<br>2-0 ② SF8<br>3-H | | S S F B B F F X<br>2-2 ① P5 | | 4 | 0 | 1 | 1 | 0 | 1 | 1 |
| Craig Biggio, R (1, 4)<br>OBP: 0.403, SLG: 0.485 | C B X<br>1-1 ① G6-3<br>1-2 | | B B B C C F F X<br>3-2 HR | | C B B B C X<br>3-2 E7 5 S 1B | B B B C B<br>4-1 BB | | C F B X<br>1-2 5 1B 2B | | 4 | 3 | 2 | 1 | 1 | 0 | 1 |
| 5 Jeff Bagwell, R (1, 3)<br>OBP: 0.396, SLG: 0.486 | B B B B<br>4-0 S BB | | X<br>0-0 ② G4-3 | | B C F B B F S<br>3-3 ① K<br>1-2 | B X<br>1-0 ③ P6 | | C B B 2 X SAFE<br>2-1 BB<br>2-H 1B | | 4 | 0 | 1 | 1 | 1 | 1 | 3 |
| Mike Simms, R (1, 9)<br>OBP: 0.318, SLG: 0.505<br>John Cangelosi, S (7, PH)<br>OBP: 0.487, SLG: 0.427 (7, 7) | B C C B B S<br>3-3 ② K<br>1-2<br>2-3 | | X<br>0-0 2B | | C B B B B<br>4-1 1B BB | | B B C B F F F B<br>4-2 1B S 2B BB | B B C B B<br>4-1 BB<br>1-2 | | 2<br>0 | 0<br>1 | 1<br>0 | 0<br>0 | 1<br>2 | 1<br>0 | 2<br>0 |
| Tony Eusebio, R (1, 2)<br>OBP: 0.367, SLG: 0.431 | C B F F S<br>1-3 ③ K | | B B B B B<br>4-0 BB | | C B S B X<br>2-2 G5-4-3<br>1-2<br>2-H 1B | | S B S S F F F X<br>1-2 2B 1B<br>1-3 1B | C B X<br>1-1 ② F8 | | 4 | 1 | 2 | 1 | 1 | 1 | 4 |
| Craig Shipley, R (1, 5)<br>OBP: 0.284, SLG: 0.351 | | B S C B X<br>2-2 1B | X<br>0-0 ③ F7 | | C B X<br>1-1 ② ③ G5-4-3<br>1-2f | | C F B X<br>1-2 ① P9 | B S S C<br>1-3 ③ K | | 5 | 0 | 1 | 0 | 0 | 1 | 8 |
| James Mouton, R (1, 7)<br>OBP: 0.321, SLG: 0.367<br>Derrick May, L (7, PH)<br>OBP: 0.327, SLG: 0.413 (7, 9) | | S 1 SAFE X<br>0-1 ① F9 | B F C S<br>1-3 ① K | | S S B X<br>1-2 E9 SH2-4 SF8 | S C B X<br>1-2 1-3 3-H 1B 2B | | B X<br>1-0 ① F8 | | 3<br>2 | 1<br>1 | 0<br>1 | 0<br>1 | 0<br>0 | 1<br>0 | 1<br>0 |
| Andy Stankiewicz, R (1, 6)<br>OBP: 0.261, SLG: 0.175 | | B 1 SAFE C F F X<br>1-2 ② F7 | F B B B B<br>4-1 SH1-3 BB | | C B B B C B B<br>4-2 SH2-4 BB | B F C X<br>1-2 ② 2-H 3-H 1B | | B B C C C S<br>2-3 ② K | | 3 | 0 | 1 | 2 | 2 | 1 | 1 |
| Greg Swindell, L (1, 1)<br>OBP: 0.275, SLG: 0.292<br>Dave Hajek, R (6, PH)<br>Jeff Tabaka, R (6, 1)<br>Orlando Miller, R (7, PH)<br>OBP: 0.319, SLG: 0.377<br>Dave Veres, R (7, 1)<br>Mike Brumley, S (9, PH)<br>Mike Henneman, R (9, 1) | C S C<br>0-3 ③ K | | X<br>0-0 ② SH1-3<br>1-2 | | X<br>0-0 ① SH2-4<br>1-2<br>2-3 | X<br>0-0 ③ F9 | | C S F X<br>0-2 ③ P3 | | 1<br>0<br>0<br>1<br>0<br>1<br>0 | 0<br>0<br>0<br>0<br>0<br>0<br>0 | 0<br>0<br>0<br>0<br>0<br>0<br>0 | 0<br>0<br>0<br>0<br>0<br>0<br>0 | 0<br>0<br>0<br>0<br>0<br>0<br>0 | 1<br>0<br>0<br>0<br>0<br>0<br>0 | 1<br>0<br>0<br>0<br>0<br>0<br>0 |
| Inning Stats | R: 0 H: 1<br>E: 0 LOB: 2<br>K: 2 BB: 1<br>S: 12 P: 23 | R: 0 H: 1<br>E: 0 LOB: 1<br>K: 1 BB: 0<br>S: 12 P: 15 | R: 1 H: 2<br>E: 0 LOB: 2<br>K: 1 BB: 1<br>S: 13 P: 21 | R: 0 H: 0<br>E: 0 LOB: 1<br>K: 1 BB: 1<br>S: 6 P: 11 | R: 1 H: 1<br>E: 1 LOB: 1<br>K: 1 BB: 1<br>S: 13 P: 26 | R: 1 H: 0<br>E: 1 LOB: 2<br>K: 0 BB: 2<br>S: 9 P: 21 | R: 3 H: 3<br>E: 0 LOB: 0<br>K: 0 BB: 1<br>S: 20 P: 28 | R: 1 H: 2<br>E: 0 LOB: 2<br>K: 1 BB: 1<br>S: 18 P: 29 | R: 0 H: 0<br>E: 0 LOB: 0<br>K: 1 BB: 0<br>S: 8 P: 11 | 1B: 6 SF: 1<br>2B: 3 SAC: 2<br>3B: 0 DP: 1<br>HR: 1 HBP: 0 | | | | | | |

| PITCHER | | IP | WLS | BF | H | R | ER | SO | BB | IBB | HBP | BLK | WP | HR | S | P | ERA | WHIP |
|---|---|---|---|---|---|---|---|---|---|---|---|---|---|---|---|---|---|---|
| Jeff Fassero, L<br>ERA: 4.08 | (1, 1) | 5.0 | | 26 | 5 | 3 | 1 | 6 | 5 | 0 | 0 | 0 | 0 | 1 | 61 | 106 | 1.80 | 2.000 |
| Gil Heredia, R<br>ERA: 4.49 | (6, 1) | 1.0 | | 4 | 0 | 0 | 0 | 0 | 1 | 0 | 0 | 0 | 0 | 0 | 4 | 11 | 0.00 | 1.000 |
| Greg Harris, R<br>ERA: 3.05 | (7, 1) | 0.1 | L | 3 | 1 | 2 | 2 | 0 | 1 | 0 | 0 | 0 | 0 | 0 | 13 | 19 | 54.00 | 6.000 |
| Bryan Eversgerd, L<br>ERA: 8.18 | (7, 1) | 0.2 | | 3 | 2 | 1 | 1 | 0 | 0 | 0 | 0 | 0 | 0 | 0 | 7 | 9 | 13.50 | 3.000 |
| Willie Fraser, R<br>ERA: 5.32 | (8, 1) | 0.1 | | 4 | 2 | 1 | 1 | 0 | 1 | 0 | 0 | 0 | 0 | 0 | 13 | 22 | 27.00 | 9.000 |

| PITCHER | | IP | WLS | BF | H | R | ER | SO | BB | IBB | HBP | BLK | WP | HR | S | P | ERA | WHIP |
|---|---|---|---|---|---|---|---|---|---|---|---|---|---|---|---|---|---|---|
| Jose DeLeon, R<br>ERA: 5.35 | (8, 1) | 1.2 | | 5 | 0 | 0 | 0 | 2 | 0 | 0 | 0 | 0 | 0 | 0 | 13 | 18 | 0.00 | 0.000 |

# TOP

# Houston Astros @ Montreal Expos

Olympic Stadium, Montreal, QB

Fri Sep 15 1995, 7:05 PM EDT

Att. 12,594 - Dome

livebaseballscorecards.com

| | |
|---|---|
| AB | 34 |
| R | 7 |
| H | 10 |
| RBI | 7 |
| BB | 8 |
| SO | 8 |
| LOB | 22 |

| | | | | | |
|---|---|---|---|---|---|
| WP: 0 | PB: 0 | SB: 4 | CS: 0 | PA: 45 | |

| Batter | 1 | 2 | 3 | 4 | 5 | 6 | 7 | 8 | 9 | AB | R | H | RBI | BB | SO | LOB |
|---|---|---|---|---|---|---|---|---|---|---|---|---|---|---|---|---|
| F.P. Santangelo, S (1, 9) (8, 8) (9, 4)<br>OBP: 0.373, SLG: 0.400 | C B B X 2-1 G4-3 ① | B S X 1-1 P5 ③ | | S B X 1-1 P8 ③ | | | C X 0-1 F9 ① | | B S X 1-1 FC6-4 1B | 5 | 0 | 1 | 0 | 0 | 0 | 3 |
| Mark Grudzielanek, R (1, 6)<br>OBP: 0.314, SLG: 0.327 | F B X 1-1 FC5-4 1B | | B X 1-0 E 2B | | B B C F X 2-2 G1-3 ① | | S C X 0-2 G1-3 ② | | F S B B X 2-2 FC6-4 ③ 1-2f | 5 | 1 | 2 | 0 | 0 | 0 | 1 |
| Rondell White, R (1, 8)<br>OBP: 0.358, SLG: 0.464<br>Jose DeLeon, R (8, 1) | 1 SAFE X 0-0 FC5-4 S ② 1-2f | | B B S F X 2-2 P8 ① | | B X 1-0 S BB G4-3 1B | | B B C X 2-1 G6-3 ③ | | | 4 | 1 | 1 | 0 | 0 | 0 | 2 |
| | | | | | | | | | | 0 | 0 | 0 | 0 | 0 | 0 | 0 |
| Sean Berry, R (1, 5)<br>OBP: 0.375, SLG: 0.549 | B C 1 SAFE 1 SAFE B F B F X 3-2 L9 ③ 1-2 | | B C S X 1-2 E8 SF7 2B 2-H | | 1 SAFE 1 SAFE 1 SAFE B B B F 1 SAFE B 4-1 G4-3 S BB 1-2 | | | C X 0-1 F8 ① | | 3 | 1 | 1 | 1 | 1 | 0 | 1 |
| Wil Cordero, R (1, 7)<br>OBP: 0.337, SLG: 0.403<br>Yamil Benitez, R (9, 8) | | C C F X 0-2 1B 1B | F F F F B X 1-2 SF7 ② 3-H | | B F S X 1-2 G4-3 ② 1-3 2-H | | | X 0-0 P4 ② | | 3 | 0 | 1 | 2 | 0 | 0 | 1 |
| | | | | | | | | | | 0 | 0 | 0 | 0 | 0 | 0 | 0 |
| Mike Lansing, R (1, 4)<br>OBP: 0.306, SLG: 0.400<br>Curtis Pride, L (9, 7)<br>OBP: 0.246, SLG: 0.200 | | B F F B 1 SAFE X 2-2 F8 ① | B C X 1-1 S 1B | | X 0-0 F8 ③ | | | B C F X 1-2 2B 1B | | 4 | 0 | 2 | 0 | 0 | 0 | 2 |
| | | | | | | | | | | 0 | 0 | 0 | 0 | 0 | 0 | 0 |
| Darrin Fletcher, L (1, 2)<br>OBP: 0.359, SLG: 0.454 | | X 0-0 BB 1-3 1B | 1 SAFE B C C 1 SAFE B F X 2-2 P9 ③ 1-2 | | | C B X 1-1 G6-3 ① | | B B X 2-0 1-H 2B ③ | | 4 | 0 | 2 | 0 | 0 | 0 | 1 |
| Shane Andrews, R (1, 3)<br>OBP: 0.271, SLG: 0.345 | | S F B F 1 SAFE B B B 4-2 BB 1-2 | | B B X 2-0 G6-3 ① | | S S S 0-3 K ② | | | C X 0-1 G6-3 ① | 3 | 0 | 0 | 0 | 1 | 1 | 0 |
| Jeff Fassero, L (1, 1)<br>OBP: 0.138, SLG: 0.057<br>Gil Heredia, R (6, 1)<br>OBP: 0.194, SLG: 0.194<br>Dave Silvestri, R (6, PH)<br>OBP: 0.283, SLG: 0.367<br>Greg Harris, S (7, 1)<br>OBP: 0.333, SLG: 0.667<br>Bryan Eversgerd, R (7, 1)<br>Willie Fraser, R (8, 1)<br>Henry Rodriguez, L (8, 9)<br>OBP: 0.304, SLG: 0.346 | | S S S 0-3 K ② | | S S X 0-2 B1-3 ② | | S S S 0-3 K ③ | | | B X 1-0 F7 ② | 2 | 0 | 0 | 0 | 0 | 1 | 3 |
| | | | | | | | | | | 0 | 0 | 0 | 0 | 0 | 0 | 0 |
| | | | | | | | | | | 1 | 0 | 0 | 0 | 0 | 1 | 0 |
| | | | | | | | | | | 0 | 0 | 0 | 0 | 0 | 0 | 0 |
| | | | | | | | | | | 0 | 0 | 0 | 0 | 0 | 0 | 0 |
| | | | | | | | | | | 0 | 0 | 0 | 0 | 0 | 0 | 0 |
| | | | | | | | | | | 1 | 0 | 0 | 0 | 0 | 0 | 0 |
| Inning Stats | R: 0 E: 0 K: 0 S: 9 H: 1 LOB: 1 BB: 0 P: 15 | R: 0 E: 0 K: 1 S: 16 H: 2 LOB: 3 BB: 1 P: 23 | R: 2 E: 1 K: 0 S: 19 H: 3 LOB: 1 BB: 0 P: 27 | R: 0 E: 0 K: 0 S: 6 H: 0 LOB: 0 BB: 0 P: 9 | R: 1 E: 0 K: 0 S: 10 H: 1 LOB: 1 BB: 1 P: 18 | R: 0 E: 0 K: 2 S: 8 H: 0 LOB: 0 BB: 0 P: 9 | R: 0 E: 0 K: 0 S: 7 H: 0 LOB: 0 BB: 0 P: 9 | R: 0 E: 0 K: 0 S: 7 H: 2 LOB: 2 BB: 0 P: 10 | R: 0 E: 0 K: 0 S: 8 H: 1 LOB: 1 BB: 0 P: 12 | 1B: 7 2B: 3 3B: 0 HR: 0 SF: 1 SAC: 0 DP: 0 HBP: 0 | | | | | | | |

| PITCHER | | IP | WLS | BF | H | R | ER | SO | BB | IBB | HBP | BLK | WP | HR | S | P | ERA | WHIP |
|---|---|---|---|---|---|---|---|---|---|---|---|---|---|---|---|---|---|---|
| Greg Swindell, L<br>ERA: 4.59 | (1, 1) | 5.0 | | 24 | 7 | 3 | 2 | 1 | 2 | 0 | 0 | 0 | 0 | 0 | 60 | 92 | 3.60 | 1.800 |
| Jeff Tabaka, L<br>ERA: 2.3 | (6, 1) | 1.0 | W | 3 | 0 | 0 | 0 | 2 | 0 | 0 | 0 | 0 | 0 | 0 | 8 | 9 | 0.00 | 0.000 |
| Dave Veres, R<br>ERA: 2.41 | (7, 1) | 2.0 | | 7 | 2 | 0 | 0 | 0 | 0 | 0 | 0 | 0 | 0 | 0 | 14 | 19 | 0.00 | 1.000 |
| Mike Henneman, R<br>ERA: 1.64 | (9, 1) | 1.0 | | 4 | 1 | 0 | 0 | 0 | 0 | 0 | 0 | 0 | 0 | 0 | 8 | 12 | 0.00 | 1.000 |

| PITCHER | IP | WLS | BF | H | R | ER | SO | BB | IBB | HBP | BLK | WP | HR | S | P | ERA | WHIP |
|---|---|---|---|---|---|---|---|---|---|---|---|---|---|---|---|---|---|

# BOTTOM

# Houston Astros @ Montreal Expos

Olympic Stadium, Montreal, QB

Fri Sep 15 1995, 7:05 PM EDT

Att. 12,594 - Dome

livebaseballscorecards.com

| | |
|---|---|
| AB | 35 |
| R | 3 |
| H | 10 |
| RBI | 3 |
| BB | 2 |
| SO | 3 |
| LOB | 14 |

| | | | |
|---|---|---|---|
| 1B: 7 | SF: 1 | WP: 0 | PA: 38 |
| 2B: 3 | SAC: 0 | PB: 0 | |
| 3B: 0 | DP: 0 | SB: 4 | |
| HR: 0 | HBP: 0 | CS: 0 | |

| Batter | 1 | 2 | 3 | 4 | 5 | 6 | 7 | 8 | 9 | AB | R | H | RBI | BB | SO | LOB |
|---|---|---|---|---|---|---|---|---|---|---|---|---|---|---|---|---|
| Brian Hunter, R (1, 8)<br>OBP: 0.351, SLG: 0.408 | C B X 1-1 F8 ① | | B F X 1-1 G3 ② 3-H | B B S S F X 2-2 FC5 ③ 2-3 | | C B F F B F B X 3-2 SF8 ② 3-H | | B C X 1-1 G6-3 ③ | | 4 | 0 | 0 | 2 | 0 | 0 | 3 |
| John Cangelosi, S (9, 8)<br>OBP: 0.487, SLG: 0.427 | | | | | | | | | | 0 | 0 | 0 | 0 | 0 | 0 | 0 |
| Craig Biggio, R (1, 4)<br>OBP: 0.404, SLG: 0.485 | C C X 0-2 G6-3 ② | | C F B B B F B 4-2 5 S BB | | B C X 1-1 G6-3 S 1B | C X 0-1 L6 ③ | | | C F B X 1-2 S S E 1B | 4 | 1 | 2 | 0 | 1 | 0 | 1 |
| 5 Jeff Bagwell, R (1, 3)<br>OBP: 0.394, SLG: 0.482 | B S B X 2-1 G5-3 ③ | | B C S 1 SAFE 1 SAFE 1 SAFE F 1 SAFE 1 SAFE 3-3 B S K ③ 1-2 | | 1 SAFE B F F S 1-3 K ① | | B B X 2-0 1B 1B | | B F X 1-1 F9 ① | 5 | 0 | 1 | 0 | 0 | 2 | 3 |
| Mike Simms, R (1, 9)<br>OBP: 0.333, SLG: 0.535 | | C H 1-1 G3-6-3 HBP | | B F B B X 3-1 HR | B 1 SAFE B B B 4-0 G6-3 1-2 BB | | C B B C X 2-2 P4 ① | | 1 SAFE B B B C B 4-1 PB S 1-2 G5-3 BB | 2 | 1 | 1 | 1 | 1 | 0 | 1 |
| Derrick May, L (7, 7)<br>OBP: 0.329, SLG: 0.413 | | | | | | | | | | 0 | 1 | 0 | 0 | 1 | 0 | 0 |
| Tony Eusebio, R (1, 2)<br>OBP: 0.367, SLG: 0.430 | | F X 0-1 F9 ① | | S X 0-1 1B 1B FC5-4 1B | B X 1-0 G6-3 ② 1-2 2-3 | | 1 SAFE B F C X 1-2 G4-6-3 1-2 1B | | B B B X 3-0 G5-3 ② 1-H 2-H | 5 | 1 | 2 | 1 | 0 | 0 | 3 |
| Craig Shipley, R (1, 5)<br>OBP: 0.284, SLG: 0.349 | | X 0-0 G3-6-3 ② ③ 1-2f | | B B C X 2-1 FC5-4 1B 1-2 1B | C B S F B S 2-3 K ③ | | B B X 2-0 G4-6-3 ② ③ 1-2f | | B F B B X 3-1 L6 ③ | 4 | 0 | 1 | 0 | 0 | 1 | 5 |
| Todd Jones, L (7, 1)<br>OBP: 0.200, SLG: 0.400 | | | | | | | | | | 0 | 0 | 0 | 0 | 0 | 0 | 0 |
| Dave Magadan, L (9, PH) (9, 5)<br>OBP: 0.419, SLG: 0.385 | | | | | | | | | | 1 | 0 | 0 | 0 | 0 | 0 | 0 |
| James Mouton, R (1, 7) (7, 9)<br>OBP: 0.327, SLG: 0.373 | | | X 0-0 BLK 3B 1B | X 0-0 FC5-4 1-2 2-3 1B | | B X 1-0 E S SF8 1B | | C B B X 2-1 F7 ① | | 4 | 2 | 3 | 0 | 0 | 0 | 0 |
| Andy Stankiewicz, R (1, 6)<br>OBP: 0.280, SLG: 0.167 | | | B X 1-0 L4 ① 1-2 | B X 1-0 FC5-4 FC5 SH3-4 ① 1-2f 2-3 3-H | | 1 SAFE 1 SAFE B C B F F F B 4-2 B SH1-4 1-3 BB | | B B B C C B 4-2 S BB | | 2 | 0 | 0 | 1 | 2 | 0 | 3 |
| Doug Brocail, L (1, 1)<br>OBP: 0.250, SLG: 0.375 | | | X 0-0 G3 2-H 3B | 1 SAFE B 1 SAFE X 1-0 SH3-4 ② 1-2 | | 1 SAFE X 0-0 SH1-4 ① 1-2 | | 1 SAFE C 1 SAFE B B F C 2-3 K ② 1-2 | | 1 | 1 | 1 | 1 | 0 | 0 | 0 |
| Mike Brumley, S (7, 5) | | | | | | | | | | 1 | 0 | 0 | 0 | 0 | 1 | 1 |
| Jeff Tabaka, R (9, 1) | | | | | | | | | | 0 | 0 | 0 | 0 | 0 | 0 | 0 |
| Mike Henneman, R (9, 1) | | | | | | | | | | 0 | 0 | 0 | 0 | 0 | 0 | 0 |
| Inning Stats | R: 0 E: 0 K: 0 S: 7 H: 0 LOB: 0 BB: 0 P: 10 | R: 0 E: 0 K: 0 S: 4 H: 0 LOB: 0 BB: 0 P: 5 | R: 2 E: 0 K: 1 S: 11 H: 2 LOB: 1 BB: 1 P: 20 | R: 2 E: 0 K: 0 S: 13 H: 4 LOB: 2 BB: 0 P: 22 | R: 0 E: 0 K: 2 S: 10 H: 1 LOB: 2 BB: 1 P: 19 | R: 1 E: 0 K: 0 S: 13 H: 1 LOB: 1 BB: 1 P: 21 | R: 0 E: 0 K: 0 S: 8 H: 2 LOB: 1 BB: 0 P: 15 | R: 0 E: 0 K: 1 S: 9 H: 0 LOB: 1 BB: 1 P: 18 | R: 2 E: 0 K: 0 S: 9 H: 1 LOB: 0 BB: 1 P: 21 | 1B: 9 2B: 0 3B: 1 HR: 1 | SF: 1 SAC: 2 DP: 2 HBP: 1 | | | | | |

# TOP

## Houston Astros @ Montreal Expos

Olympic Stadium, Montreal, QB

Sat Sep 16 1995, 7:05 PM EDT

Att. 14,530 - Dome

livebaseballscorecards.com

| | |
|---|---|
| AB | 33 |
| R | 7 |
| H | 11 |
| RBI | 6 |
| BB | 5 |
| SO | 4 |
| LOB | 20 |

| PITCHER | | IP | WLS | BF | H | R | ER | SO | BB | IBB | HBP | BLK | WP | HR | S | P | ERA | WHIP |
|---|---|---|---|---|---|---|---|---|---|---|---|---|---|---|---|---|---|---|
| Carlos Perez, L<br>ERA: 3.68 | (1, 1) | 3.0 | L | 16 | 6 | 4 | 4 | 1 | 1 | 0 | 1 | 1 | 0 | 1 | 29 | 47 | 12.00 | 2.333 |
| Curt Schmidt, R<br>ERA: 4.5 | (4, 1) | 2.0 | | 8 | 1 | 0 | 0 | 2 | 1 | 0 | 0 | 0 | 0 | 0 | 16 | 29 | 0.00 | 1.000 |
| Gabe White, L<br>ERA: 5.66 | (6, 1) | 1.0 | | 5 | 1 | 1 | 1 | 0 | 1 | 0 | 0 | 0 | 0 | 0 | 13 | 21 | 9.00 | 2.000 |
| Bryan Eversgerd, L<br>ERA: 7.5 | (7, 1) | 1.0 | | 4 | 2 | 0 | 0 | 0 | 0 | 0 | 0 | 0 | 0 | 0 | 8 | 15 | 0.00 | 2.000 |
| Greg Harris, R<br>ERA: 2.98 | (8, 1) | 1.0 | | 4 | 0 | 0 | 0 | 1 | 1 | 0 | 0 | 0 | 0 | 0 | 9 | 18 | 0.00 | 1.000 |

| PITCHER | | IP | WLS | BF | H | R | ER | SO | BB | IBB | HBP | BLK | WP | HR | S | P | ERA | WHIP |
|---|---|---|---|---|---|---|---|---|---|---|---|---|---|---|---|---|---|---|
| Tim Scott, R<br>ERA: 4.03 | (9, 1) | 1.0 | | 5 | 1 | 2 | 1 | 0 | 1 | 0 | 0 | 0 | 0 | 0 | 9 | 21 | 9.00 | 2.000 |

| Batter | 1 | 2 | 3 | 4 | 5 | 6 | 7 | 8 | 9 | AB | R | H | RBI | BB | SO | LOB |
|---|---|---|---|---|---|---|---|---|---|---|---|---|---|---|---|---|
| Rondell White, R (1, 8)<br>OBP: 0.356, SLG: 0.461 | X 0-0 ① G1-3 | | B F B F F B B 4-2 G3-1 SH1-3 BB | | C B X 1-1 ③ F8 | | C X 0-1 ③ FC4-6 1-2f | | X 0-0 ② SF8 3-H | 3 | 0 | 0 | 1 | 1 | 0 | 2 |
| Mark Grudzielanek, R (1, 6)<br>OBP: 0.313, SLG: 0.326 | C X 0-1 ② G6-3 | | X 0-0 ① SH1-3 1-2 | | | B B C X 2-1 ① L8 | | X 0-0 G3 1B 1B | B X 1-0 ③ F7 | 4 | 0 | 1 | 0 | 0 | 0 | 0 |
| David Segui, S (1, 3)<br>OBP: 0.367, SLG: 0.456 | X 0-0 1B | | S X 0-1 ② G3-1 2-3 | | | B X 1-0 G4-6-3 1B | | B X 1-0 ① F7 | | 4 | 0 | 2 | 0 | 0 | 0 | 2 |
| Henry Rodriguez, L (1, 7)<br>OBP: 0.298, SLG: 0.338<br>Bryan Eversgerd, R (7, 1)<br>Greg Harris, S (8, 1)<br>OBP: 0.333, SLG: 0.667<br>Darrin Fletcher, L (8, PH)<br>OBP: 0.361, SLG: 0.456<br>Tim Scott, R (9, 1)<br>OBP: 0.250, SLG: 0.250 | B C S S 1-3 ③ K | | C B B S F X 2-2 ③ P7 | | | S X 0-1 ②③ G4-6-3 1-2f | | X 0-0 G3 1-2 1B | | 3<br>0<br>0<br>1<br>0 | 0<br>0<br>0<br>0<br>0 | 0<br>0<br>0<br>1<br>0 | 0<br>0<br>0<br>0<br>0 | 0<br>0<br>0<br>0<br>0 | 1<br>0<br>0<br>0<br>0 | 3<br>0<br>0<br>0<br>0 |
| Sean Berry, R (1, 5)<br>OBP: 0.370, SLG: 0.541 | | F B C S 1-3 ① K | | B X 1-0 ① G6-3 | | | B X 1-0 ① G6-3 | B B B C F X 3-2 ② G3 1-2 2-3 | | 4 | 0 | 0 | 0 | 0 | 1 | 2 |
| Mike Lansing, R (1, 4)<br>OBP: 0.304, SLG: 0.397 | | S X 0-1 ② G5-3 | | F X 0-1 ② F7 | | | B F B F X 2-2 ② F7 | B B B C F X 3-2 ③ G6-3 | | 4 | 0 | 0 | 0 | 0 | 0 | 2 |
| Tony Tarasco, L (1, 9)<br>OBP: 0.323, SLG: 0.394<br>Dave Silvestri, R (9, PH)<br>OBP: 0.290, SLG: 0.375 | | B B X 2-0 HR | | B X 1-0 ③ G4-3 | | | C B B B B S B 4-2 1B S E BB | | S B X 1-1 3B 1B | 2<br>1 | 2<br>1 | 1<br>1 | 1<br>1 | 1<br>0 | 0<br>0 | 0<br>0 |
| Joe Siddall, L (1, 2)<br>OBP: 0.444, SLG: 0.375 | | B B X 2-0 1B | | | B X 1-0 ① G3-1 | | B B B B 4-0 E 1-2 BB | | X 0-0 ① P2 | 3 | 0 | 1 | 0 | 1 | 0 | 1 |
| Carlos Perez, L (1, 1)<br>OBP: 0.191, SLG: 0.273<br>Curt Schmidt, R (4, 1)<br>Cliff Floyd, L (5, PH)<br>OBP: 0.258, SLG: 0.236<br>Gabe White, L (6, 1)<br>Yamil Benitez, R (7, 7)<br>OBP: 1.000, SLG: 2.000 | | X 0-0 ③ G4-3 | | | C S B B F B S 3-3 ② K | | X 0-0 E5 FC4-6 1-3 2-H 1B | | C X 0-1 1-H SF8 3B | 1<br>0<br>1<br>0<br>2 | 0<br>0<br>0<br>0<br>1 | 0<br>0<br>0<br>0<br>2 | 0<br>0<br>0<br>0<br>1 | 0<br>0<br>1<br>0<br>0 | 0<br>0<br>0<br>0<br>0 | 1<br>0<br>0<br>0<br>0 |
| Inning Stats | R: 0 E: 0 K: 1 S: 7 H: 1 LOB: 1 BB: 0 P: 8 | R: 1 E: 0 K: 1 S: 8 H: 2 LOB: 1 BB: 0 P: 13 | R: 0 E: 0 K: 0 S: 10 H: 0 LOB: 1 BB: 1 P: 16 | R: 0 E: 0 K: 0 S: 4 H: 0 LOB: 0 BB: 0 P: 6 | R: 0 E: 0 K: 1 S: 7 H: 0 LOB: 0 BB: 0 P: 12 | R: 0 E: 0 K: 0 S: 5 H: 1 LOB: 0 BB: 0 P: 8 | R: 1 E: 1 K: 0 S: 9 H: 1 LOB: 2 BB: 2 P: 20 | R: 0 E: 0 K: 0 S: 9 H: 2 LOB: 2 BB: 0 P: 16 | R: 2 E: 0 K: 0 S: 7 H: 2 LOB: 0 BB: 0 P: 9 | 1B: 7 2B: 0 3B: 1 HR: 1 | SF: 1 SAC: 1 DP: 1 HBP: 0 | | | | | | |

| PITCHER | | IP | WLS | BF | H | R | ER | SO | BB | IBB | HBP | BLK | WP | HR | S | P | ERA | WHIP |
|---|---|---|---|---|---|---|---|---|---|---|---|---|---|---|---|---|---|---|
| Doug Brocail, R<br>ERA: 4.4 | (1, 1) | 6.2 | W | 26 | 4 | 2 | 1 | 3 | 3 | 0 | 0 | 0 | 0 | 1 | 47 | 80 | 1.35 | 1.050 |
| Todd Jones, R<br>ERA: 2.85 | (7, 1) | 1.1 | | 7 | 3 | 0 | 0 | 0 | 0 | 0 | 0 | 0 | 0 | 0 | 12 | 19 | 0.00 | 2.250 |
| Jeff Tabaka, L<br>ERA: 2.93 | (9, 1) | 0.1 | | 3 | 2 | 2 | 2 | 0 | 0 | 0 | 0 | 0 | 0 | 0 | 5 | 6 | 54.00 | 6.000 |
| Mike Henneman, R<br>ERA: 1.61 | (9, 1) | 0.2 | | 2 | 0 | 0 | 0 | 0 | 0 | 0 | 0 | 0 | 0 | 0 | 2 | 3 | 0.00 | 0.000 |

| PITCHER | IP | WLS | BF | H | R | ER | SO | BB | IBB | HBP | BLK | WP | HR | S | P | ERA | WHIP |
|---|---|---|---|---|---|---|---|---|---|---|---|---|---|---|---|---|---|

# BOTTOM

## Houston Astros @ Montreal Expos

Olympic Stadium, Montreal, QB

Sat Sep 16 1995, 7:05 PM EDT

Att. 14,530 - Dome

livebaseballscorecards.com

| | |
|---|---|
| AB | 33 |
| R | 4 |
| H | 9 |
| RBI | 3 |
| BB | 3 |
| SO | 3 |
| LOB | 13 |

WP: 0 PB: 0 SB: 1 CS: 0 PA: 38

| Batter | 1 | 2 | 3 | 4 | 5 | 6 | 7 | 8 | 9 | AB | R | H | RBI | BB | SO | LOB |
|---|---|---|---|---|---|---|---|---|---|---|---|---|---|---|---|---|
| John Cangelosi, S (1, 8)<br>OBP: 0.480, SLG: 0.419 | F F B X<br>1-2 ① L5 | | F B C F B B X<br>3-2 ③ L5 | C C B X<br>1-2 ③ F9 | | | B B C X<br>2-1 G3 1B | | M F C<br>0-3 ① K | 5 | 0 | 1 | 0 | 0 | 1 | 3 |
| Craig Biggio, R (1, 4)<br>OBP: 0.404, SLG: 0.483 | B C B X<br>2-1 ② F8 | | | C B X<br>1-1 5 1B SF8 1B | C F B C<br>1-3 ① K | | 1 SAFE 1 SAFE 1 SAFE 1 SAFE B C 1 SAFE X<br>1-1 ② G3 1-2 | | B B C F B B<br>4-2 5 G4-6-3 2-3 BB | 4 | 1 | 1 | 0 | 1 | 1 | 1 |
| 5 Jeff Bagwell, R (1, 3)<br>OBP: 0.392, SLG: 0.478 | X<br>0-0 ③ P8 | | | F 1 SAFE B 1 SAFE C B X<br>2-2 BB S 1B 1-3 1B | B S X<br>1-1 ② P4 | | B C X<br>1-1 ③ G6-3 | | 1 SAFE 1 SAFE F 1 SAFE B X<br>1-1 ②③ G4-6-3 1-2f | 5 | 1 | 1 | 0 | 0 | 0 | 3 |
| Derrick May, L (1, 7)<br>OBP: 0.325, SLG: 0.409 | | S S X<br>0-2 ① G5-3 | | F S X<br>0-2 ① SF8 3-H | C F B B X<br>2-2 ③ G4-3 | | | X<br>0-0 ① F8 | | 3 | 0 | 0 | 1 | 0 | 0 | 0 |
| Dave Magadan, L (1, 5)<br>OBP: 0.420, SLG: 0.384<br>Andy Stankiewicz, R (8, PR)<br>OBP: 0.280, SLG: 0.167 (8, 5) | | X<br>0-0 ② G3-1 | | S B F B B F B<br>4-2 BB 1B 1-2 BB | | B C B S B S<br>3-3 ① K | | B F B X<br>2-1 S 1B | | 3<br>0 | 1<br>0 | 1<br>0 | 0<br>0 | 1<br>0 | 1<br>0 | 0<br>0 |
| James Mouton, R (1, 9)<br>OBP: 0.329, SLG: 0.378 | | B T B C X<br>2-2 1B 2B | | X<br>0-0 ② P2 | | B C C X<br>1-2 S 1B | | 1 SAFE B S 1 SAFE F B B F F<br>3-2 ② G5-3 1-2 | | 4 | 0 | 2 | 0 | 0 | 0 | 3 |
| Rick Wilkins, L (1, 2)<br>OBP: 0.345, SLG: 0.307<br>Tony Eusebio, R (8, PH)<br>OBP: 0.366, SLG: 0.429 (8, 2) | | X<br>0-0 ③ 2-H 1B | | B B C B S B<br>4-2 1B 1B 1-2 2-3 BB | | 1 SAFE 1 SAFE C C 1 B T SAFE<br>1-2 ② K | | C B F X<br>1-2 ③ P8 | | 2<br>1 | 1<br>0 | 1<br>0 | 0<br>0 | 1<br>0 | 1<br>0 | 1<br>2 |
| Ricky Gutierrez, R (1, 6)<br>OBP: 0.291, SLG: 0.281 | | | B C S S<br>1-3 ① K | B C S F B X<br>2-2 1B 1-3 2-H 3-H 1B | | 1 SAFE 1 SAFE C F 1 SAFE B B X<br>2-2 ③ P2 1-2 | | | C X<br>0-1 S 2B 1B | 4 | 1 | 2 | 2 | 0 | 1 | 1 |
| Doug Drabek, R (1, 1)<br>OBP: 0.254, SLG: 0.263<br>Dave Veres, R (8, 1)<br>Milt Thompson, L (9, PH)<br>OBP: 0.290, SLG: 0.299<br>Mike Henneman, R (9, 1) | | | C B B F C<br>2-3 ② K | C X<br>0-1 1-3 3-H 1B | | | X<br>0-0 ① G5-3 | | S B F B B X<br>3-2 S 1-H 2B | 3<br>0<br>1<br>0 | 0<br>0<br>0<br>0 | 1<br>0<br>1<br>0 | 1<br>0<br>1<br>0 | 0<br>0<br>0<br>0 | 1<br>0<br>0<br>0 | 0<br>0<br>0<br>0 |
| Inning Stats | R: 0 H: 0<br>E: 0 LOB: 0<br>K: 0 BB: 0<br>S: 6 P: 9 | R: 0 H: 2<br>E: 0 LOB: 2<br>K: 0 BB: 0<br>S: 8 P: 10 | R: 0 H: 0<br>E: 0 LOB: 0<br>K: 2 BB: 0<br>S: 10 P: 16 | R: 4 H: 4<br>E: 0 LOB: 2<br>K: 0 BB: 2<br>S: 23 P: 37 | R: 0 H: 0<br>E: 0 LOB: 0<br>K: 1 BB: 0<br>S: 8 P: 12 | R: 0 H: 1<br>E: 0 LOB: 1<br>K: 2 BB: 0<br>S: 12 P: 19 | R: 0 H: 1<br>E: 0 LOB: 1<br>K: 0 BB: 0<br>S: 7 P: 11 | R: 0 H: 1<br>E: 0 LOB: 2<br>K: 0 BB: 0<br>S: 13 P: 19 | R: 1 H: 2<br>E: 0 LOB: 1<br>K: 1 BB: 1<br>S: 12 P: 20 | 1B: 9 SF: 1<br>2B: 2 SAC: 0<br>3B: 0 DP: 1<br>HR: 0 HBP: 0 | | | | | | WP: 0 PA: 39<br>PB: 0<br>SB: 5<br>CS: 0 |

# TOP

## Houston Astros @ Montreal Expos

Olympic Stadium, Montreal, QB

Sun Sep 17 1995, 3:33 AM EDT

Att. 15,760 - Dome

livebaseballscorecards.com

| | |
|---|---|
| AB | 35 |
| R | 5 |
| H | 11 |
| RBI | 5 |
| BB | 3 |
| SO | 6 |
| LOB | 14 |

| PITCHER | | IP | WLS | BF | H | R | ER | SO | BB | IBB | HBP | BLK | WP | HR | S | P | ERA | WHIP |
|---|---|---|---|---|---|---|---|---|---|---|---|---|---|---|---|---|---|---|
| Pedro Martinez, R<br>ERA: 3.42 | (1, 1) | 7.0 | L | 30 | 8 | 4 | 4 | 5 | 2 | 0 | 0 | 0 | 0 | 0 | 74 | 114 | 5.14 | 1.429 |
| Dave Leiper, L<br>ERA: 3.1 | (8, 1) | 1.0 | | 4 | 1 | 0 | 0 | 0 | 0 | 0 | 0 | 0 | 0 | 0 | 13 | 19 | 0.00 | 1.000 |
| Mel Rojas, R<br>ERA: 4.24 | (9, 1) | 1.0 | | 5 | 2 | 1 | 1 | 1 | 1 | 0 | 0 | 0 | 0 | 0 | 12 | 20 | 9.00 | 3.000 |

| PITCHER | IP | WLS | BF | H | R | ER | SO | BB | IBB | HBP | BLK | WP | HR | S | P | ERA | WHIP |
|---|---|---|---|---|---|---|---|---|---|---|---|---|---|---|---|---|---|

# Houston Astros @ Montreal Expos

Olympic Stadium, Montreal, QB

Sun Sep 17 1995, 3:33 AM EDT

Att. 15,760 - Dome

livebaseballscorecards.com

BOTTOM

| Batter | 1 | 2 | 3 | 4 | 5 | 6 | 7 | 8 | 9 | AB | R | H | RBI | BB | SO | LOB |
|---|---|---|---|---|---|---|---|---|---|---|---|---|---|---|---|---|
| Rondell White, R (1, 8)<br>OBP: 0.360, SLG: 0.463 | 1-2 G6-3 S G4-3 1B | | 2-2 P3 ③ | | 1-1 2-H 1B | | | 1-0 SH3-4 1B | | 4 | 1 | 3 | 1 | 0 | 0 | 0 |
| Mark Grudzielanek, R (1, 6)<br>OBP: 0.314, SLG: 0.330 | 1 SAFE C 1 SAFE 3-2 G6-3 ① 1-3 | | | 3-2 1B 2B | 0-3 K ③ | | | 0-0 SH3-4 ① 1-2 | | 3 | 1 | 1 | 0 | 0 | 1 | 2 |
| David Segui, S (1, 3)<br>OBP: 0.366, SLG: 0.454 | 0-0 G4-3 ② 3-H | | | 0-1 FC4-6 BB 2-H 1B | | 1-1 F7 ① | | 3-2 F7 ② | | 4 | 0 | 1 | 2 | 0 | 0 | 1 |
| Darrin Fletcher, L (1, 2)<br>OBP: 0.359, SLG: 0.451 | 2-2 F7 ③ | | | 4-2 FC4-6 1-2 BB | | 3-2 L4 ② | | 3-3 K ③ | | 3 | 0 | 0 | 0 | 1 | 1 | 1 |
| Wil Cordero, R (1, 7)<br>OBP: 0.336, SLG: 0.402 | | 1-0 P4 ① | | 1-2 FC4-6 G5-4-3 1-2f 2-3 | | 1-2 1B | | | 0-3 K ① | 4 | 0 | 1 | 0 | 0 | 1 | 2 |
| Mike Lansing, R (1, 4)<br>OBP: 0.301, SLG: 0.393 | | 1-3 K ② | | 1-0 G5-4-3 ② ③ 1-2f | | 0-0 L8 ③ | | | 1-2 G5-3 ② | 4 | 0 | 0 | 0 | 0 | 1 | 3 |
| Cliff Floyd, L (1, 9)<br>OBP: 0.242, SLG: 0.220 | | 0-0 G4-3 ③ | | | 0-0 G1-3 ① | | 2-0 P3 ① | | 0-0 L8 ③ | 4 | 0 | 0 | 0 | 0 | 0 | 0 |
| Shane Andrews, R (1, 5)<br>OBP: 0.272, SLG: 0.350 | | | 2-3 K ① | | 2-1 1B 2B | | 3-2 F9 ② | | | 3 | 1 | 1 | 0 | 0 | 1 | 0 |
| Pedro Martinez, R (1, 1)<br>OBP: 0.127, SLG: 0.117 | | | 1-3 K ② | | 0-0 G5-3 ② | | 1-3 K ③ | | | 2 | 0 | 0 | 0 | 0 | 1 | 1 |
| Henry Rodriguez, L (7, PH)<br>OBP: 0.296, SLG: 0.336 | | | | | | | | | | 1 | 0 | 0 | 0 | 0 | 1 | 0 |
| Dave Leiper, L (8, 1) | | | | | | | | | | 0 | 0 | 0 | 0 | 0 | 0 | 0 |
| Mel Rojas, R (9, 1) | | | | | | | | | | 0 | 0 | 0 | 0 | 0 | 0 | 0 |

| Inning Stats | | | | | | | | | |
|---|---|---|---|---|---|---|---|---|---|
| | R: 1 H: 1<br>E: 0 LOB: 0<br>K: 0 BB: 0<br>S: 13 P: 19 | R: 0 H: 0<br>E: 0 LOB: 0<br>K: 1 BB: 0<br>S: 5 P: 7 | R: 0 H: 0<br>E: 0 LOB: 0<br>K: 2 BB: 0<br>S: 9 P: 14 | R: 1 H: 2<br>E: 0 LOB: 1<br>K: 0 BB: 1<br>S: 17 P: 26 | R: 1 H: 2<br>E: 0 LOB: 1<br>K: 1 BB: 0<br>S: 9 P: 12 | R: 0 H: 1<br>E: 0 LOB: 1<br>K: 0 BB: 0<br>S: 11 P: 16 | R: 0 H: 0<br>E: 0 LOB: 0<br>K: 1 BB: 0<br>S: 8 P: 14 | R: 0 H: 1<br>E: 0 LOB: 1<br>K: 1 BB: 0<br>S: 8 P: 15 | R: 0 H: 0<br>E: 0 LOB: 0<br>K: 1 BB: 0<br>S: 7 P: 8 |

| | | | | | | | | | |

| Batter | 1 | 2 | 3 | 4 | 5 | 6 | 7 | 8 | 9 | AB | R | H | RBI | BB | SO | LOB |
|---|---|---|---|---|---|---|---|---|---|---|---|---|---|---|---|---|
| Brian McRae, S (1, 8)<br>OBP: 0.354, SLG: 0.450 | FC1-5 2B | | P5 | | L7 | | | G6-3 | | 4 | 0 | 1 | 0 | 0 | 0 | 1 |
| Todd Haney, R (1, 5)<br>OBP: 0.455, SLG: 0.600 | FC1-5<br>2-3 | | L9 | | | F7 2B | | 1B 1B | | 4 | 0 | 2 | 0 | 0 | 0 | 1 |
| Mark Grace, L (1, 3)<br>OBP: 0.389, SLG: 0.505 | K | | | HR | | K | | 1-2 1B | | 4 | 1 | 2 | 1 | 0 | 2 | 2 |
| Sammy Sosa, R (1, 9)<br>OBP: 0.342, SLG: 0.519 | K | | | K | | F7<br>2-3 | | K | | 4 | 0 | 0 | 0 | 0 | 3 | 4 |
| Luis Gonzalez, L (1, 7)<br>OBP: 0.344, SLG: 0.444 | | K | | G4-3 | | G5-3 | | | FC6-4 BB | 3 | 0 | 0 | 0 | 1 | 1 | 1 |
| Shawon Dunston, R (1, 6)<br>OBP: 0.321, SLG: 0.492 | | F8 | | F9 | | | G6-3 | | FC6-4<br>1-2f | 4 | 0 | 0 | 0 | 0 | 0 | 1 |
| Scott Servais, R (1, 2)<br>OBP: 0.361, SLG: 0.509 | | 1B | | | FC6-4 1B | | F9 | | K | 4 | 0 | 2 | 0 | 0 | 1 | 1 |
| Rey Sanchez, R (1, 4)<br>OBP: 0.310, SLG: 0.371<br>Howard Johnson, S (9, PH)<br>OBP: 0.272, SLG: 0.328 | | F8 | | | FC6-4 WP<br>1-2f | | F9 | | BB<br>1-2 | 3<br>0 | 0<br>0 | 0<br>0 | 0<br>0 | 0<br>1 | 0<br>0 | 2<br>0 |
| Jim Bullinger, R (1, 1)<br>OBP: 0.200, SLG: 0.163<br>Matt Franco, L (8, PH)<br>OBP: 0.333, SLG: 0.444<br>Turk Wendell, L (8, 1)<br>Scott Bullett, L (9, PH)<br>OBP: 0.301, SLG: 0.412 | | | L5 | | K<br>1-2 | | | K2-3 | K | 2<br>1<br>0<br>1 | 0<br>0<br>0<br>0 | 0<br>0<br>0<br>0 | 0<br>0<br>0<br>0 | 1<br>1<br>0<br>1 | 1<br>0<br>0<br>2 | 1<br>0<br>0<br>2 |
| Inning Stats | R: 0 H: 1<br>E: 0 LOB: 1<br>K: 2 BB: 0<br>S: 11 P: 15 | R: 0 H: 1<br>E: 0 LOB: 1<br>K: 1 BB: 0<br>S: 7 P: 9 | R: 0 H: 0<br>E: 0 LOB: 0<br>K: 0 BB: 0<br>S: 4 P: 6 | R: 1 H: 1<br>E: 0 LOB: 0<br>K: 1 BB: 0<br>S: 9 P: 14 | R: 0 H: 1<br>E: 0 LOB: 1<br>K: 1 BB: 0<br>S: 11 P: 16 | R: 0 H: 1<br>E: 0 LOB: 0<br>K: 1 BB: 0<br>S: 9 P: 13 | R: 0 H: 0<br>E: 0 LOB: 0<br>K: 0 BB: 0<br>S: 5 P: 6 | R: 0 H: 2<br>E: 0 LOB: 2<br>K: 2 BB: 0<br>S: 15 P: 21 | R: 0 H: 0<br>E: 0 LOB: 2<br>K: 2 BB: 2<br>S: 16 P: 26 | 1B: 4 SF: 0<br>2B: 2 SAC: 0<br>3B: 0 DP: 0<br>HR: 1 HBP: 0 | | | | | | |

| PITCHER | IP | WLS | BF | H | R | ER | SO | BB | IBB | HBP | BLK | WP | HR | S | P | ERA | WHIP |
|---|---|---|---|---|---|---|---|---|---|---|---|---|---|---|---|---|---|
| Donne Wall, R (1, 1)<br>ERA: 5.06 | 7.2 | W | 29 | 6 | 1 | 1 | 7 | 0 | 0 | 0 | 0 | 1 | 1 | 66 | 93 | 1.17 | 0.783 |
| Jeff Tabaka, L (8, 1)<br>ERA: 2.93 | 0.0 | | 1 | 1 | 0 | 0 | 0 | 0 | 0 | 0 | 0 | 0 | 0 | 2 | 3 | ∞ | ∞ |
| Dave Veres, R (8, 1)<br>ERA: 2.38 | 0.1 | | 1 | 0 | 0 | 0 | 1 | 0 | 0 | 0 | 0 | 0 | 0 | 3 | 4 | 0.00 | 0.000 |
| Todd Jones, R (9, 1)<br>ERA: 2.82 | 1.0 | S | 5 | 0 | 0 | 0 | 2 | 2 | 0 | 0 | 0 | 0 | 0 | 16 | 26 | 0.00 | 2.000 |

| PITCHER | IP | WLS | BF | H | R | ER | SO | BB | IBB | HBP | BLK | WP | HR | S | P | ERA | WHIP |
|---|---|---|---|---|---|---|---|---|---|---|---|---|---|---|---|---|---|

# Chicago Cubs @ Houston Astros

Astrodome, Houston, TX

Mon Sep 18 1995, 8:05 PM EDT

Att. 10,848 - Dome - 68 F

TOP

livebaseballscorecards.com

| | |
|---|---|
| AB | 34 |
| R | 1 |
| H | 7 |
| RBI | 1 |
| BB | 2 |
| SO | 10 |
| LOB | 16 |

| | | | | | | | | | | | | | | | | | |
|---|---|---|---|---|---|---|---|---|---|---|---|---|---|---|---|---|---|
| WP: 1 | PA: 36 | | | | | | | | | | | | | | | | |
| PB: 0 | | | | | | | | | | | | | | | | | |
| SB: 0 | | | | | | | | | | | | | | | | | |
| CS: 0 | | | | | | | | | | | | | | | | | |

# Chicago Cubs @ Houston Astros

Astrodome, Houston, TX

Mon Sep 18 1995, 8:05 PM EDT

Att. 10,848 - Dome - 68 F

livebaseballscorecards.com

## BOTTOM

| Batter | 1 | 2 | 3 | 4 | 5 | 6 | 7 | 8 | 9 | AB | R | H | RBI | BB | SO | LOB |
|---|---|---|---|---|---|---|---|---|---|---|---|---|---|---|---|---|
| John Cangelosi, S (1, 8)<br>OBP: 0.478, SLG: 0.415 | BB | G4-3 | | | G4-3 | 1B | | G4-3 | | 4 | 0 | 1 | 1 | 1 | 0 | 3 |
| Craig Biggio, R (1, 4)<br>OBP: 0.404, SLG: 0.482 | 1B | G4-3 | | | 1B | G5-3 | | K | | 5 | 1 | 2 | 0 | 0 | 1 | 5 |
| 5 Jeff Bagwell, R (1, 3)<br>OBP: 0.391, SLG: 0.475 | FC6-4 | F9 | | | IBB | L9 | | | | 3 | 1 | 0 | 0 | 1 | 0 | 2 |
| Derrick May, L (1, 7)<br>OBP: 0.327, SLG: 0.408 | BB | F7 | | | 1B | L7 | | | | 3 | 0 | 1 | 1 | 1 | 0 | 0 |
| Dave Magadan, L (1, 5)<br>OBP: 0.423, SLG: 0.390 | 1B | G3-1 | | | IBB | 2B | | | | 3 | 0 | 2 | 1 | 1 | 0 | 0 |
| James Mouton, R (1, 9)<br>OBP: 0.325, SLG: 0.373 | FC5-4 | K | | | FC5 | K | | | | 4 | 0 | 0 | 0 | 0 | 2 | 5 |
| Rick Wilkins, L (1, 2)<br>OBP: 0.353, SLG: 0.309 | | 1B | | | G3-1 | BB | | BB | | 2 | 1 | 1 | 0 | 2 | 0 | 0 |
| Andy Stankiewicz, R (1, 6)<br>OBP: 0.315, SLG: 0.163 | | BB | | | BB | K | | BB | | 1 | 0 | 0 | 0 | 3 | 1 | 1 |
| Donne Wall, R (1, 1)<br>Jeff Tabaka, R (8, 1)<br>Dave Veres, R (8, 1)<br>Dave Hajek, R (8, PH)<br>Todd Jones, L (9, 1)<br>OBP: 0.200, SLG: 0.400 | | SH1-4 | | K | | SH3-4 | | SH5-4 | | 1<br>0<br>0<br>0<br>0 | 0<br>0<br>0<br>0<br>0 | 0<br>0<br>0<br>0<br>0 | 0<br>0<br>0<br>0<br>0 | 0<br>0<br>0<br>0<br>0 | 1<br>0<br>0<br>0<br>0 | 1<br>0<br>0<br>0<br>0 |
| Inning Stats | R: 1<br>E: 0<br>K: 0<br>S: 11<br>H: 2<br>LOB: 2<br>BB: 2<br>P: 21 | R: 1<br>E: 0<br>K: 0<br>S: 9<br>H: 1<br>LOB: 1<br>BB: 1<br>P: 16 | R: 0<br>E: 0<br>K: 0<br>S: 7<br>H: 0<br>LOB: 0<br>BB: 0<br>P: 12 | R: 0<br>E: 0<br>K: 2<br>S: 10<br>H: 0<br>LOB: 1<br>BB: 1<br>P: 16 | R: 1<br>E: 0<br>K: 0<br>S: 9<br>H: 2<br>LOB: 2<br>BB: 2<br>P: 19 | R: 0<br>E: 0<br>K: 1<br>S: 14<br>H: 1<br>LOB: 2<br>BB: 1<br>P: 22 | R: 0<br>E: 0<br>K: 1<br>S: 10<br>H: 1<br>LOB: 1<br>BB: 0<br>P: 16 | R: 0<br>E: 0<br>K: 1<br>S: 12<br>H: 0<br>LOB: 2<br>BB: 2<br>P: 22 | | 1B: 6<br>2B: 1<br>3B: 0<br>HR: 0<br>SF: 0<br>SAC: 3<br>DP: 0<br>HBP: 0 | | WP: 0<br>PB: 1<br>SB: 0<br>CS: 2<br>PA: 38 | | |

| | AB | 26 |
|---|---|---|
| | R | 3 |
| | H | 7 |
| | RBI | 3 |
| | BB | 9 |
| | SO | 5 |
| | LOB | 17 |

| PITCHER | | IP | WLS | BF | H | R | ER | SO | BB | IBB | HBP | BLK | WP | HR | S | P | ERA | WHIP |
|---|---|---|---|---|---|---|---|---|---|---|---|---|---|---|---|---|---|---|
| Jim Bullinger, R<br>ERA: 4.01 | (1, 1) | 7.0 | L | 33 | 7 | 3 | 3 | 4 | 5 | 2 | 0 | 0 | 0 | 0 | 70 | 122 | 3.86 | 1.714 |
| Turk Wendell, R<br>ERA: 4.64 | (8, 1) | 1.0 | | 5 | 0 | 0 | 0 | 1 | 2 | 0 | 0 | 0 | 0 | 0 | 12 | 22 | 0.00 | 2.000 |

| PITCHER | IP | WLS | BF | H | R | ER | SO | BB | IBB | HBP | BLK | WP | HR | S | P | ERA | WHIP |
|---|---|---|---|---|---|---|---|---|---|---|---|---|---|---|---|---|---|

| Batter | 1 | 2 | 3 | 4 | 5 | 6 | 7 | 8 | 9 | AB | R | H | RBI | BB | SO | LOB |
|---|---|---|---|---|---|---|---|---|---|---|---|---|---|---|---|---|
| Brian McRae, S (1, 8)<br>OBP: 0.355, SLG: 0.449 | x 0-0 1B 1B | | x 0-0 ① G1-3 | | SSS 0-3 ③ K | | x 0-0 1B BLK SF9 1-2 1B | | SSS 0-3 ① K | 5 | 1 | 2 | 0 | 0 | 2 | 0 |
| Todd Haney, R (1, 5)<br>OBP: 0.463, SLG: 0.603<br>José Hernández, R (6, 5)<br>OBP: 0.275, SLG: 0.482 | x 0-0 1-2 1B | | x 0-0 ② G5-3 | | | x 0-0 SSS FC4-6 1B | SSS 0-3 ① K 1-2 2-3 | | x 0-0 ② G3-1 | 3<br>2 | 0<br>0 | 2<br>0 | 0<br>0 | 0<br>0 | 0<br>1 | 0<br>2 |
| Mark Grace, L (1, 3)<br>OBP: 0.387, SLG: 0.501 | SSS 0-3 ① K | | x 0-0 ③ F8 | | | x 0-0 ① P6 | 4-0 SF9 1B IBB | | SSS 0-3 ③ K | 4 | 0 | 0 | 0 | 1 | 2 | 3 |
| Sammy Sosa, R (1, 9)<br>OBP: 0.341, SLG: 0.517 | SSS 0-3 ② K | | | x 0-0 E5 K | | x 0-0 ② FC4-6 E 1-2f 1B | x 0-0 S 1-2 2-3 3-H 1B | | | 4 | 1 | 1 | 1 | 0 | 1 | 3 |
| Shawon Dunston, R (1, 6)<br>OBP: 0.318, SLG: 0.488 | x 0-0 ③ L8 | | | SSS 0-3 ① ② K 1-2 | | x 0-0 E5 1B HR 1-2 | x 0-0 ② SF9 2-3 3-H | | | 3 | 1 | 0 | 1 | 0 | 1 | 4 |
| Ozzie Timmons, R (1, 7)<br>OBP: 0.312, SLG: 0.469<br>Scott Bullett, L (8, 7)<br>OBP: 0.301, SLG: 0.412 | | x 0-0 ① G6-3 | | x 0-0 HR | | x 0-0 SSS HR 1-2 2-H 1B | 0-3 ③ K 1-2 | | | 4<br>0 | 2<br>0 | 2<br>0 | 2<br>0 | 0<br>0 | 1<br>0 | 2<br>0 |
| Scott Servais, R (1, 2)<br>OBP: 0.363, SLG: 0.521 | | x 0-0 S 1B | | x 0-0 ③ G6-3 | | x 0-0 HR 1-H 2-H | | x 0-0 ① G5-3 | | 4 | 1 | 2 | 3 | 0 | 0 | 0 |
| Rey Sanchez, R (1, 4)<br>OBP: 0.307, SLG: 0.368 | | SSS 0-3 ② K 1-2 | | | x 0-0 ① G5-3 | SSS 0-3 ③ K | | x 0-0 ② G4-3 | | 4 | 0 | 0 | 0 | 0 | 2 | 1 |
| Jaime Navarro, R (1, 1)<br>OBP: 0.206, SLG: 0.274<br>Mike Perez, R (6, 1)<br>Randy Myers, L (8, 1) | | x 0-0 ③ G6-3 | | | x 0-0 ② F9 | | BBB 4-0 BLK 1B 1B BB | SSS 0-3 ③ K | | 2<br>1<br>0 | 0<br>1<br>0 | 0<br>1<br>0 | 0<br>0<br>0 | 0<br>1<br>0 | 0<br>1<br>0 | 1<br>0<br>0 |
| Inning Stats | R: 0 E: 0 K: 2 S: 9 H: 2 LOB: 2 BB: 0 P: 9 | R: 0 E: 0 K: 1 S: 6 H: 1 LOB: 1 BB: 0 P: 6 | R: 0 E: 0 K: 0 S: 3 H: 0 LOB: 0 BB: 0 P: 3 | R: 1 E: 1 K: 1 S: 6 H: 1 LOB: 0 BB: 0 P: 6 | R: 0 E: 0 K: 1 S: 5 H: 0 LOB: 0 BB: 0 P: 5 | R: 4 E: 1 K: 1 S: 9 H: 3 LOB: 0 BB: 0 P: 9 | R: 2 E: 0 K: 2 S: 9 H: 2 LOB: 2 BB: 2 P: 17 | R: 0 E: 0 K: 1 S: 5 H: 0 LOB: 0 BB: 0 P: 5 | R: 0 E: 0 K: 2 S: 7 H: 0 LOB: 0 BB: 0 P: 7 | 1B: 7 2B: 0 3B: 0 HR: 2 | SF: 1 SAC: 0 DP: 0 HBP: 0 | | | | | | |

| PITCHER | | IP | WLS | BF | H | R | ER | SO | BB | IBB | HBP | BLK | WP | HR | S | P | ERA | WHIP |
|---|---|---|---|---|---|---|---|---|---|---|---|---|---|---|---|---|---|---|
| Mike Hampton, L<br>ERA: 3.68 | (1, 1) | 6.0 | L | 26 | 7 | 5 | 1 | 6 | 0 | 0 | 0 | 0 | 0 | 2 | 38 | 38 | 1.50 | 1.167 |
| Darryl Kile, R<br>ERA: 5.07 | (7, 1) | 0.1 | | 5 | 2 | 2 | 2 | 1 | 1 | 1 | 0 | 1 | 0 | 0 | 5 | 13 | 54.00 | 9.000 |
| Jim Dougherty, R<br>ERA: 4.92 | (7, 1) | 1.2 | | 5 | 0 | 0 | 0 | 2 | 0 | 0 | 0 | 0 | 0 | 0 | 9 | 9 | 0.00 | 0.000 |
| Greg Swindell, L<br>ERA: 4.56 | (9, 1) | 1.0 | | 3 | 0 | 0 | 0 | 2 | 0 | 0 | 0 | 0 | 0 | 0 | 7 | 7 | 0.00 | 0.000 |

| PITCHER | IP | WLS | BF | H | R | ER | SO | BB | IBB | HBP | BLK | WP | HR | S | P | ERA | WHIP |
|---|---|---|---|---|---|---|---|---|---|---|---|---|---|---|---|---|---|

# Chicago Cubs @ Houston Astros

Astrodome, Houston, TX

Tue Sep 19 1995, 8:05 PM EDT

Att. 14,899 - Dome

TOP

| | |
|---|---|
| AB | 36 |
| R | 7 |
| H | 9 |
| RBI | 7 |
| BB | 2 |
| SO | 11 |
| LOB | 16 |

| | | | |
|---|---|---|---|
| WP: 0 | PA: 39 | | |
| PB: 0 | | | |
| SB: 2 | | | |
| CS: 0 | | | |

livebaseballscorecards.com

| Batter | 1 | 2 | 3 | 4 | 5 | 6 | 7 | 8 | 9 | AB | R | H | RBI | BB | SO | LOB |
|---|---|---|---|---|---|---|---|---|---|---|---|---|---|---|---|---|
| John Cangelosi, S (1, 8)<br>OBP: 0.474, SLG: 0.409 | L4 | | K | F9 | | BB<br>4-0<br>5 FC5-4<br>1-2 | | 0-0 FC5<br>5 HR<br>1-2<br>1B | K | 5 | 1 | 1 | 0 | 1 | 2 | 2 |
| Craig Biggio, R (1, 4)<br>OBP: 0.401, SLG: 0.477 | G4-3 | | L5 | FC4-6<br>1-2f | | L8 | | FC5<br>5 HR<br>1-2<br>2-3f | | 5 | 1 | 0 | 0 | 0 | 0 | 5 |
| 5 Jeff Bagwell, R (1, 3)<br>OBP: 0.393, SLG: 0.483 | BB<br>4-0<br>1B | 1B | K | | K | FC5-4<br>1-2f | | HR<br>1-H<br>2-H | | 4 | 1 | 2 | 3 | 1 | 1 | 2 |
| Derrick May, L (1, 7)<br>OBP: 0.326, SLG: 0.406<br>James Mouton, R (8, PH)<br>OBP: 0.327, SLG: 0.375 (9, 7) | 1B<br>1-2 | | K | | K | | G6-3 | 1B | 1B | 4<br>1 | 0<br>0 | 1<br>1 | 0<br>0 | 0<br>0 | 2<br>0 | 1<br>0 |
| Dave Magadan, L (1, 5)<br>OBP: 0.427, SLG: 0.398<br>Craig Shipley, R (8, PH)<br>OBP: 0.287, SLG: 0.352 (9, 5) | F7 | | | G3 1B 2B<br>1B | 2B | | 1B | 1B<br>1-2 | | 4<br>1 | 1<br>0 | 3<br>1 | 0<br>0 | 0<br>0 | 0<br>0 | 2<br>0 |
| Tony Eusebio, R (1, 2)<br>OBP: 0.367, SLG: 0.427 | | K | | G3<br>1-2<br>2B<br>1B | BB | | K | K | | 4 | 1 | 1 | 0 | 1 | 3 | 3 |
| Milt Thompson, L (1, 9)<br>OBP: 0.281, SLG: 0.289<br>Greg Swindell, L (9, 1)<br>OBP: 0.275, SLG: 0.292<br>Dave Hajek, R (9, PH) | G6-3 | | G3<br>1-2<br>2-3 | | G1-3 | | F8 | | K | 4<br>0<br>1 | 0<br>0<br>0 | 0<br>0<br>0 | 0<br>0<br>0 | 0<br>0<br>0 | 0<br>0<br>1 | 5<br>0<br>0 |
| Ricky Gutierrez, R (1, 6)<br>OBP: 0.303, SLG: 0.296 | BB | | E<br>2-H<br>3-H<br>2B | | BB<br>1B | | | F8 | K | 4 | 1 | 2 | 2 | 1 | 1 | 0 |
| Mike Hampton, R (1, 1)<br>OBP: 0.213, SLG: 0.119<br>Mike Brumley, S (6, PH)<br>Darryl Kile, R (7, 1)<br>OBP: 0.200, SLG: 0.139<br>Jim Dougherty, R (7, 1)<br>OBP: 0.125, SLG: 0.125<br>Mike Simms, R (8, PH)<br>OBP: 0.345, SLG: 0.544 (9, 9)<br>Brian Hunter, R (9, PR)<br>OBP: 0.351, SLG: 0.408 | | K | E9<br>FC4-6<br>2-H<br>1B | | K | | | FC5<br>1B | 1B | 2<br>1<br>0<br>0<br>2<br>0 | 0<br>0<br>0<br>0<br>0<br>0 | 1<br>0<br>0<br>0<br>2<br>0 | 0<br>0<br>0<br>0<br>0<br>0 | 0<br>1<br>0<br>0<br>0<br>0 | 1<br>1<br>0<br>0<br>0<br>0 | 1<br>0<br>0<br>0<br>0<br>0 |
| Inning Stats | R: 0 E: 0 K: 0 S: 4 H: 1 LOB: 2 BB: 1 P: 8 | R: 0 E: 0 K: 2 S: 7 H: 0 LOB: 1 BB: 1 P: 11 | R: 0 E: 0 K: 2 S: 8 H: 1 LOB: 1 BB: 0 P: 8 | R: 3 E: 1 K: 0 S: 7 H: 4 LOB: 1 BB: 0 P: 7 | R: 0 E: 0 K: 2 S: 8 H: 1 LOB: 2 BB: 1 P: 12 | R: 0 E: 0 K: 1 S: 6 H: 1 LOB: 2 BB: 1 P: 10 | R: 0 E: 0 K: 1 S: 6 H: 1 LOB: 1 BB: 0 P: 6 | R: 3 E: 0 K: 1 S: 10 H: 5 LOB: 2 BB: 0 P: 10 | R: 0 E: 0 K: 3 S: 10 H: 1 LOB: 1 BB: 0 P: 10 | 1B: 12 2B: 2 3B: 0 HR: 1 SF: 0 SAC: 0 DP: 0 HBP: 0 | | | | | | | |

| PITCHER | | IP | WLS | BF | H | R | ER | SO | BB | IBB | HBP | BLK | WP | HR | S | P | ERA | WHIP |
|---|---|---|---|---|---|---|---|---|---|---|---|---|---|---|---|---|---|---|
| Jaime Navarro, R<br>ERA: 3.32 | (1, 1) | 5.1 | W | 28 | 8 | 3 | 3 | 7 | 4 | 0 | 0 | 0 | 0 | 0 | 38 | 54 | 5.06 | 2.250 |
| Mike Perez, R<br>ERA: 3.57 | (6, 1) | 2.1 | | 11 | 4 | 3 | 3 | 1 | 0 | 0 | 0 | 0 | 0 | 1 | 13 | 13 | 11.57 | 1.714 |
| Randy Myers, L<br>ERA: 4.09 | (8, 1) | 1.1 | S | 7 | 3 | 0 | 0 | 4 | 0 | 0 | 0 | 0 | 0 | 0 | 15 | 15 | 0.00 | 2.250 |

| PITCHER | IP | WLS | BF | H | R | ER | SO | BB | IBB | HBP | BLK | WP | HR | S | P | ERA | WHIP |
|---|---|---|---|---|---|---|---|---|---|---|---|---|---|---|---|---|---|

# BOTTOM

## Chicago Cubs @ Houston Astros

Astrodome, Houston, TX

Tue Sep 19 1995, 8:05 PM EDT

Att. 14,899 - Dome

livebaseballscorecards.com

| | |
|---|---|
| AB | 42 |
| R | 6 |
| H | 15 |
| RBI | 5 |
| BB | 4 |
| SO | 12 |
| LOB | 22 |

1B: 12 SF: 0
2B: 2 SAC: 0
3B: 0 DP: 0
HR: 1 HBP: 0

WP: 0 PA: 46
PB: 0
SB: 0
CS: 0

| Batter | 1 | 2 | 3 | 4 | 5 | 6 | 7 | 8 | 9 | AB | R | H | RBI | BB | SO | LOB |
|---|---|---|---|---|---|---|---|---|---|---|---|---|---|---|---|---|
| Brian McRae, S (1, 8)<br>OBP: 0.352, SLG: 0.446 | B X 1-0 ① F7 | | B C F S 1-3 ② K | | B S C S 1-3 ③ K | | F S F S 0-3 ③ K | | | 4 | 0 | 0 | 0 | 0 | 3 | 4 |
| Rey Sanchez, R (1, 4)<br>OBP: 0.305, SLG: 0.364 | C F S 0-3 ② K | | C F B B C 2-3 ③ K | | | F X 0-1 ① L9 | | C C S 0-3 ① K | | 4 | 0 | 0 | 0 | 0 | 3 | 1 |
| Mark Grace, L (1, 3)<br>OBP: 0.388, SLG: 0.500 | B B B C B 4-1 BB | | | S B C X 1-2 ① G5-3 | | B X 1-0 2B 1B | | X 0-0 ② G4-3 | | 3 | 0 | 1 | 0 | 1 | 0 | 0 |
| Sammy Sosa, R (1, 9)<br>OBP: 0.340, SLG: 0.514 | B F X 1-1 ③ P3 | | | F X 0-1 ② F9 | | S F B F B 1 SAFE C 2-3 ② K | | B F B C B B 4-2 S BB | | 3 | 0 | 0 | 0 | 1 | 1 | 2 |
| Luis Gonzalez, L (1, 7)<br>OBP: 0.343, SLG: 0.444 | | B X 1-0 ① G1-3 | | F F F C 0-3 ③ K | | X 0-0 1-3 2B | | C B X 1-1 ③ G4-3 1-2 | | 4 | 0 | 1 | 0 | 0 | 1 | 1 |
| Shawon Dunston, R (1, 6)<br>OBP: 0.317, SLG: 0.486 | | C B F F B B X 3-2 ② L7 | | | B C F X 1-2 1B 1B | F C B F S 1-3 ③ K | | | B X 1-0 ① G5-3 | 4 | 0 | 1 | 0 | 0 | 1 | 2 |
| Mark Parent, R (1, 2)<br>OBP: 0.293, SLG: 0.470 | | B C X 1-1 ③ G6-3 | | | S C B S 1-3 ① K | | X 0-0 G4-3 2B | | C B B X 2-1 ② G4-3 | 4 | 0 | 1 | 0 | 0 | 1 | 1 |
| José Hernández, R (1, 5)<br>OBP: 0.279, SLG: 0.483 | | | C X 0-1 G1-4-3 1B | | 1 SAFE F C S 0-3 ② K | | C X 0-1 G4-3 1B | | F S S 0-3 ③ K | 4 | 0 | 2 | 0 | 0 | 2 | 1 |
| Frank Castillo, R (1, 1)<br>OBP: 0.140, SLG: 0.109<br>Roberto Rivera, L (4, 1)<br>Scott Bullett, L (5, PH)<br>OBP: 0.306, SLG: 0.416<br>Anthony Young, R (5, 1)<br>OBP: 0.667, SLG: 0.667<br>Howard Johnson, S (7, PH)<br>OBP: 0.270, SLG: 0.326<br>Mike Walker, R (7, 1)<br>Larry Casian, R (7, 1)<br>Terry Adams, R (7, 1) | | | B X 1-0 ① G1-4-3 1-2 | | 1 SAFE F C 1 X 0-2 1-2 1B | | B B X 2-0 ① ② G4-3 1-2f 2-3 | | | 1<br>0<br>1<br>0<br>1<br>0<br>0<br>0 | 0<br>0<br>0<br>0<br>0<br>0<br>0<br>0 | 0<br>0<br>1<br>0<br>0<br>0<br>0<br>0 | 0<br>0<br>0<br>0<br>0<br>0<br>0<br>0 | 0<br>0<br>0<br>0<br>0<br>0<br>0<br>0 | 0<br>0<br>0<br>0<br>0<br>2<br>0<br>0 | 1<br>0<br>0<br>0<br>0<br>0<br>0<br>0 |
| Inning Stats | R: 0<br>E: 0<br>K: 1<br>S: 7<br>H: 0<br>LOB: 1<br>BB: 1<br>P: 13 | R: 0<br>E: 0<br>K: 0<br>S: 7<br>H: 0<br>LOB: 0<br>BB: 0<br>P: 12 | R: 0<br>E: 0<br>K: 2<br>S: 9<br>H: 1<br>LOB: 1<br>BB: 0<br>P: 13 | R: 0<br>E: 0<br>K: 1<br>S: 9<br>H: 0<br>LOB: 0<br>BB: 0<br>P: 10 | R: 0<br>E: 0<br>K: 3<br>S: 15<br>H: 2<br>LOB: 2<br>BB: 0<br>P: 18 | R: 0<br>E: 0<br>K: 2<br>S: 12<br>H: 2<br>LOB: 2<br>BB: 0<br>P: 16 | R: 0<br>E: 0<br>K: 1<br>S: 8<br>H: 2<br>LOB: 1<br>BB: 0<br>P: 10 | R: 0<br>E: 0<br>K: 1<br>S: 8<br>H: 0<br>LOB: 1<br>BB: 1<br>P: 13 | R: 0<br>E: 0<br>K: 1<br>S: 6<br>H: 0<br>LOB: 0<br>BB: 0<br>P: 9 | 1B: 5<br>2B: 2<br>3B: 0<br>HR: 0<br>SF: 0<br>SAC: 0<br>DP: 1<br>HBP: 0 | | | | | | |

| PITCHER | | IP | W/L/S | BF | H | R | ER | SO | BB | IBB | HBP | BLK | WP | HR | S | P | ERA | WHIP |
|---|---|---|---|---|---|---|---|---|---|---|---|---|---|---|---|---|---|---|
| Shane Reynolds, R<br>ERA: 3.1 | (1, 1) | 9.0 | W | 35 | 7 | 0 | 0 | 12 | 2 | 0 | 0 | 0 | 0 | 0 | 81 | 114 | 0.00 | 1.000 |

| PITCHER | IP | W/L/S | BF | H | R | ER | SO | BB | IBB | HBP | BLK | WP | HR | S | P | ERA | WHIP |
|---|---|---|---|---|---|---|---|---|---|---|---|---|---|---|---|---|---|

# TOP

## Chicago Cubs @ Houston Astros

Astrodome, Houston, TX

Wed Sep 20 1995, 8:05 PM EDT

Att. 23,740 - Unknown - 76 F

livebaseballscorecards.com

| | |
|---|---|
| AB | 33 |
| R | 0 |
| H | 7 |
| RBI | 0 |
| BB | 2 |
| SO | 12 |
| LOB | 15 |

| Batter | 1 | 2 | 3 | 4 | 5 | 6 | 7 | 8 | 9 | AB | R | H | RBI | BB | SO | LOB |
|---|---|---|---|---|---|---|---|---|---|---|---|---|---|---|---|---|
| John Cangelosi, S (1, 8)<br>OBP: 0.477, SLG: 0.407 | B B C C F B B<br>4-2<br>CS<br>BB | B B C C C C<br>3-3 ②<br>K | | C B C B F X<br>3-2<br>2-H<br>1B | | B B B<br>4-0<br>BB | | C C B F C<br>1-3 ③<br>K | | 3 | 0 | 1 | 1 | 2 | 2 | 2 |
| Craig Biggio, R (1, 4)<br>OBP: 0.400, SLG: 0.476 | L 1 SAFE F B F S<br>1-3 ①<br>FC<br>BB<br>1-2 | C B X<br>1-1<br>2-H<br>3-H<br>1B | | C X<br>0-1 ②<br>P5 | | B C X<br>1-1 ② ③<br>L9-6<br>2-2 | | | | 4 | 0 | 1 | 2 | 0 | 0 | 4 |
| 5 Jeff Bagwell, R (1, 3)<br>OBP: 0.392, SLG: 0.479 | C X<br>0-1 ②<br>P6 | 1 SAFE X<br>0-0 ③<br>F7 | | C B B F B B<br>4-2<br>FC6<br>BB | | | B B X<br>2-0 ①<br>G5-3 | | | 3 | 0 | 0 | 0 | 1 | 0 | 2 |
| Derrick May, L (1, 7)<br>OBP: 0.328, SLG: 0.408 | C B 1 SAFE B B F B<br>4-2<br>1-2<br>BB | B C B X<br>2-1 ①<br>F9 | X<br>0-0 ③<br>FC6<br>1-2f | | | | X<br>0-0<br>WP<br>2B | | | 3 | 0 | 1 | 0 | 1 | 0 | 2 |
| Dave Magadan, L (1, 5)<br>OBP: 0.426, SLG: 0.397<br>Craig Shipley, R (7, PH)<br>OBP: 0.290, SLG: 0.352 (8, 5) | C B C S<br>1-3 ③<br>K | X<br>0-0<br>G2<br>1B | | | B F B X<br>2-1 ①<br>F7 | | 4-0<br>WP<br>IBB | | | 3<br>0 | 0<br>0 | 1<br>0 | 0<br>0 | 0<br>1 | 1<br>0 | 2<br>0 |
| James Mouton, R (1, 9)<br>OBP: 0.326, SLG: 0.373 | | X<br>0-0<br>1B<br>1B<br>1B | X<br>0-0 ②<br>G2<br>1-2 | | B F B S X<br>2-2 ②<br>G4-3 | | B B F S S<br>2-3 ②<br>K<br>1-2<br>2-3 | | | 4 | 1 | 1 | 0 | 0 | 1 | 3 |
| Rick Wilkins, L (1, 2)<br>OBP: 0.351, SLG: 0.308 | B 1 SAFE F X<br>1-1<br>SH1-4<br>1-3<br>1B<br>1B | C C C<br>0-3 ③<br>K | | | X<br>0-0 ③<br>G4-3 | | C B C T<br>1-2 ③<br>K | | | 4 | 1 | 1 | 0 | 0 | 2 | 3 |
| Ricky Gutierrez, R (1, 6)<br>OBP: 0.316, SLG: 0.310 | F B X<br>1-1<br>SH1-4<br>1-2<br>3-H<br>1B<br>1B | X<br>0-0<br>SH3-4<br>1B<br>1B | | F C X<br>0-2<br>L9-6<br>SH1-4<br>1B | | B F C B X<br>2-2 ①<br>G4-3 | | | | 4 | 2 | 3 | 1 | 0 | 0 | 0 |
| Shane Reynolds, R (1, 1)<br>OBP: 0.136, SLG: 0.121 | X<br>0-0 ①<br>SH1-4<br>1-2<br>2-3 | X<br>0-0 ①<br>SH3-4<br>1-2 | | L X<br>0-1 ①<br>SH1-4<br>1-2 | | F S X<br>0-2 ②<br>G6-3 | | | | 1 | 0 | 0 | 0 | 0 | 0 | 0 |
| Inning Stats | R: 0 H: 0<br>E: 0 LOB: 2<br>K: 1 BB: 2<br>S: 14 P: 24 | R: 3 H: 4<br>E: 0 LOB: 1<br>K: 1 BB: 0<br>S: 12 P: 18 | R: 0 H: 1<br>E: 0 LOB: 1<br>K: 1 BB: 0<br>S: 7 P: 9 | R: 1 H: 2<br>E: 0 LOB: 2<br>K: 0 BB: 1<br>S: 11 P: 18 | R: 0 H: 0<br>E: 0 LOB: 0<br>K: 0 BB: 0<br>S: 6 P: 10 | R: 0 H: 1<br>E: 0 LOB: 1<br>K: 0 BB: 1<br>S: 7 P: 12 | R: 0 H: 1<br>E: 0 LOB: 2<br>K: 2 BB: 1<br>S: 8 P: 17 | R: 0 H: 0<br>E: 0 LOB: 0<br>K: 1 BB: 0<br>S: 10 P: 13 | | 1B: 8 SF: 0<br>2B: 2 SAC: 3<br>3B: 0 DP: 1<br>HR: 0 HBP: 0 | | | | | | |

| PITCHER | | IP | WLS | BF | H | R | ER | SO | BB | IBB | HBP | BLK | WP | HR | S | P | ERA | WHIP |
|---|---|---|---|---|---|---|---|---|---|---|---|---|---|---|---|---|---|---|
| Frank Castillo, R<br>ERA: 3.13 | (1, 1) | 3.2 | L | 21 | 7 | 4 | 4 | 4 | 3 | 0 | 0 | 0 | 1 | 0 | 43 | 68 | 9.82 | 2.727 |
| Roberto Rivera, L<br>ERA: 5.4 | (4, 1) | 0.1 | | 1 | 0 | 0 | 0 | 0 | 0 | 0 | 0 | 0 | 0 | 0 | 1 | 1 | 0.00 | 0.000 |
| Anthony Young, R<br>ERA: 3.68 | (5, 1) | 2.0 | | 7 | 1 | 0 | 0 | 0 | 1 | 0 | 0 | 0 | 0 | 0 | 13 | 22 | 0.00 | 1.000 |
| Mike Walker, R<br>ERA: 2.91 | (7, 1) | 0.1 | | 2 | 1 | 0 | 0 | 0 | 0 | 0 | 0 | 0 | 0 | 0 | 2 | 4 | 0.00 | 3.000 |
| Larry Casian, L<br>ERA: 2.37 | (7, 1) | 0.0 | | 1 | 0 | 0 | 0 | 0 | 0 | 1 | 0 | 0 | 0 | 0 | 0 | 4 | ∞ | ∞ |

| PITCHER | | IP | WLS | BF | H | R | ER | SO | BB | IBB | HBP | BLK | WP | HR | S | P | ERA | WHIP |
|---|---|---|---|---|---|---|---|---|---|---|---|---|---|---|---|---|---|---|
| Terry Adams, R<br>ERA: 7.71 | (7, 1) | 1.2 | | 5 | 0 | 0 | 0 | 3 | 0 | 0 | 0 | 0 | 1 | 0 | 16 | 22 | 0.00 | 0.000 |

# BOTTOM

## Chicago Cubs @ Houston Astros

Astrodome, Houston, TX

Wed Sep 20 1995, 8:05 PM EDT

Att. 23,740 - Unknown - 76 F

livebaseballscorecards.com

| | |
|---|---|
| AB | 29 |
| R | 4 |
| H | 9 |
| RBI | 4 |
| BB | 5 |
| SO | 6 |
| LOB | 18 |

WP: 2 PA: 37
PB: 0
SB: 0
CS: 1

| Batter | 1 | 2 | 3 | 4 | 5 | 6 | 7 | 8 | 9 | AB | R | H | RBI | BB | SO | LOB |
|---|---|---|---|---|---|---|---|---|---|---|---|---|---|---|---|---|
| Bernard Gilkey, R (1, 7)<br>OBP: 0.365, SLG: 0.482 | B C F B B F X<br>3-2 ①<br>F9 | | B F B B F X<br>3-2 ②<br>F9 | | C B B F X<br>2-2 ③<br>L8 | | X<br>0-0 ②<br>F8 | | | 4 | 0 | 0 | 0 | 0 | 0 | 2 |
| José Oquendo, S (1, 6)<br>OBP: 0.321, SLG: 0.306 | F X<br>0-1 ②<br>F8 | | B F B B X<br>3-1 ③<br>F7 | | | X<br>0-0<br>HR<br>1B | X<br>0-0 ③<br>P2 | | | 4 | 1 | 1 | 0 | 0 | 0 | 1 |
| Ray Lankford, L (1, 8)<br>OBP: 0.363, SLG: 0.521 | B X<br>1-0 ③<br>G4-3 | | | C C B F X<br>1-2 ①<br>G4-3 | | B X<br>1-0<br>1-H<br>HR | | B B F B F F X<br>3-2 ①<br>F7 | | 4 | 1 | 1 | 2 | 0 | 0 | 0 |
| Brian Jordan, R (1, 9)<br>OBP: 0.343, SLG: 0.490 | | C X<br>0-1<br>CS<br>1B | | X<br>0-0 ②<br>G6-3 | | C F F B B F F F B<br>4-2<br>B<br>BB | | B B F S B B<br>4-2<br>CS<br>BB | | 2 | 0 | 1 | 0 | 2 | 0 | 0 |
| John Mabry, L (1, 3)<br>OBP: 0.341, SLG: 0.410 | | 1 SAFE F<br>1 SAFE B B C X<br>2-2 ①<br>1-2<br>2B<br>1B | | B X<br>1-0<br>WP<br>1B | | C X<br>0-1 ①<br>P3 | | 1 SAFE S<br>1 SAFE<br>1 SAFE<br>1 SAFE B F F B<br>2-2 ②③<br>F X<br>1-2<br>F8 | | 4 | 1 | 2 | 0 | 0 | 0 | 2 |
| David Bell, R (1, 4)<br>OBP: 0.288, SLG: 0.395 | | B X<br>1-0 ②<br>F9 | | C S B F S<br>1-3 ③<br>K<br>1-2 | | 1 SAFE B C B F F<br>1 SAFE<br>1 SAFE B<br>3-2<br>X<br>L8 | | | X<br>0-0 ①<br>F9 | 4 | 0 | 0 | 0 | 0 | 1 | 3 |
| Scott Cooper, L (1, 5)<br>OBP: 0.322, SLG: 0.304 | | X<br>0-0<br>1-H<br>2B | F F S<br>0-3 ①<br>K | C B B F 1 C<br>SAFE<br>2-3 ③<br>K | | | | C X<br>0-1 ②<br>G3 | | 4 | 0 | 1 | 1 | 0 | 2 | 1 |
| Danny Sheaffer, R (1, 2)<br>OBP: 0.313, SLG: 0.362 | | C X<br>0-1 ③<br>G5-3 | X<br>0-0 ②<br>G4-3 | | | F F B F C<br>1-3 ①<br>K | | | X<br>0-0 ③<br>F8 | 4 | 0 | 0 | 0 | 0 | 1 | 1 |
| Allen Watson, L (1, 1)<br>OBP: 0.444, SLG: 0.529<br>Tom Henke, R (9, 1) | | | X<br>0-0 ①<br>G6-3 | | C B B F X<br>2-2<br>1B | | F F B B B B F B<br>4-2<br>BB | | | 2<br>0 | 0<br>0 | 1<br>0 | 0<br>0 | 1<br>0 | 0<br>0 | 0<br>0 |

TOP

St. Louis Cardinals @ Houston Astros

Astrodome, Houston, TX

Fri Sep 22 1995, 8:05 PM EDT

Att. 28,116 - Dome - 70 F

livebaseballscorecards.com

| | |
|---|---|
| AB | 32 |
| R | 3 |
| H | 7 |
| RBI | 3 |
| BB | 3 |
| SO | 4 |
| LOB | 10 |

| Inning Stats | 1 | 2 | 3 | 4 | 5 | 6 | 7 | 8 | 9 | | | |
|---|---|---|---|---|---|---|---|---|---|---|---|---|
| | R: 0<br>E: 0<br>K: 0<br>S: 7 | H: 0<br>LOB: 0<br>BB: 0<br>P: 11 | R: 1<br>E: 0<br>K: 0<br>S: 9 | H: 3<br>LOB: 1<br>BB: 0<br>P: 12 | R: 0<br>E: 0<br>K: 0<br>S: 6 | H: 0<br>LOB: 0<br>BB: 0<br>P: 12 | R: 0<br>E: 0<br>K: 1<br>S: 10 | H: 1<br>LOB: 1<br>BB: 0<br>P: 13 | R: 0<br>E: 0<br>K: 1<br>S: 10 | H: 1<br>LOB: 1<br>BB: 0<br>P: 14 | R: 2<br>E: 0<br>K: 1<br>S: 17 | H: 2<br>LOB: 1<br>BB: 1<br>P: 27 |
| | R: 0<br>E: 0<br>K: 1<br>S: 9 | H: 0<br>LOB: 1<br>BB: 1<br>P: 14 | R: 0<br>E: 0<br>K: 0<br>S: 11 | H: 0<br>LOB: 0<br>BB: 1<br>P: 20 | R: 0<br>E: 0<br>K: 0<br>S: 4 | H: 0<br>LOB: 0<br>BB: 0<br>P: 4 | 1B: 5<br>2B: 1<br>3B: 0<br>HR: 1 | SF: 0<br>SAC: 0<br>DP: 0<br>HBP: 0 | WP: 1<br>PB: 0<br>SB: 0<br>CS: 2 | PA: 35 | | |

| PITCHER | | IP | WLS | BF | H | R | ER | SO | BB | IBB | HBP | BLK | WP | HR | S | P | ERA | WHIP |
|---|---|---|---|---|---|---|---|---|---|---|---|---|---|---|---|---|---|---|
| Doug Drabek, R<br>ERA: 4.7 | (1, 1) | 6.0 | L | 25 | 7 | 3 | 3 | 3 | 1 | 0 | 0 | 0 | 1 | 1 | 59 | 89 | 4.50 | 1.333 |
| Jeff Tabaka, L<br>ERA: 2.73 | (7, 1) | 2.0 | | 7 | 0 | 0 | 0 | 1 | 2 | 0 | 0 | 0 | 0 | 0 | 20 | 34 | 0.00 | 1.000 |
| Doug Brocail, R<br>ERA: 4.33 | (9, 1) | 1.0 | | 3 | 0 | 0 | 0 | 0 | 0 | 0 | 0 | 0 | 0 | 0 | 4 | 4 | 0.00 | 0.000 |

| PITCHER | IP | WLS | BF | H | R | ER | SO | BB | IBB | HBP | BLK | WP | HR | S | P | ERA | WHIP |
|---|---|---|---|---|---|---|---|---|---|---|---|---|---|---|---|---|---|

| Batter | 1 | 2 | 3 | 4 | 5 | 6 | 7 | 8 | 9 | AB | R | H | RBI | BB | SO | LOB |
|---|---|---|---|---|---|---|---|---|---|---|---|---|---|---|---|---|
| John Cangelosi, S (1, 8)<br>OBP: 0.468, SLG: 0.398 | B C B B X 3-1 ① F8 | | B B F B X 3-1 ③ G5-3 | | | C F X 0-2 ② G4-3 | | C B F C 1-3 ③ K | | 4 | 0 | 0 | 0 | 0 | 1 | 1 |
| Craig Biggio, R (1, 4)<br>OBP: 0.399, SLG: 0.473 | C B X 1-1 ② G5-3 | | | C C B B X 2-2 ① F7 | | B B B B 4-0 5 1B BB | | | C B F S 1-3 ① K | 3 | 0 | 0 | 0 | 1 | 1 | 0 |
| 5 Jeff Bagwell, R (1, 3)<br>OBP: 0.391, SLG: 0.477 | C B X 1-1 ③ F9 | | | C B X 1-1 ② F8 | | C S B X 1-2 1-2 1B | | | C S B B B X 3-2 ② F7 | 4 | 0 | 1 | 0 | 0 | 0 | 0 |
| Mike Simms, R (1, 9)<br>OBP: 0.336, SLG: 0.528 | | C X 0-1 ① G6-3 | | S B F X 1-2 ③ F6 | | X 0-0 ③ F9 | | | C B B B S S 2-3 ③ K | 3 | 0 | 0 | 0 | 0 | 0 | 2 |
| Derrick May, L (9, PH)<br>OBP: 0.327, SLG: 0.407 | | | | | | | | | | 1 | 0 | 0 | 0 | 0 | 1 | 0 |
| Craig Shipley, R (1, 5)<br>OBP: 0.291, SLG: 0.352 | | B S B C B X 3-2 ② G6-3 | | | B B X 2-0 1B 1B | | C B X 1-1 ① G5-3 | | | 3 | 0 | 1 | 0 | 0 | 0 | 0 |
| James Mouton, R (1, 7)<br>OBP: 0.326, SLG: 0.373 | | X 0-0 ③ G6-3 | | | B F 1 SAFE X 1-1 1-2 G5-4-3 1B | | B C B B X 3-1 ② G6-3 | | | 3 | 0 | 1 | 0 | 0 | 0 | 0 |
| Ricky Gutierrez, R (1, 6)<br>OBP: 0.309, SLG: 0.303 | | | B B C F S 2-3 ① K | | F L S 0-3 ① K | | B B S X 2-1 ③ G6-3 | | | 3 | 0 | 0 | 0 | 0 | 2 | 2 |
| Pat Borders, R (1, 2)<br>OBP: 0.246, SLG: 0.331 | | | F X 0-1 ② G4-3 | | S B X 1-1 ② ③ G5-4-3 1-2f | | | B X 1-0 ① F8 | | 3 | 0 | 0 | 0 | 0 | 0 | 2 |
| Doug Drabek, R (1, 1)<br>OBP: 0.267, SLG: 0.293 | | | X 0-0 2B | | | C B B F S 2-3 ① K | | B X 1-0 ② L4 | | 1 | 0 | 1 | 0 | 0 | 0 | 0 |
| Andy Stankiewicz, R (6, PH)<br>OBP: 0.309, SLG: 0.159 | | | | | | | | | | 1 | 0 | 0 | 0 | 0 | 1 | 0 |
| Jeff Tabaka, R (7, 1) | | | | | | | | | | 0 | 0 | 0 | 0 | 0 | 0 | 0 |
| Dave Hajek, R (8, PH) | | | | | | | | | | 1 | 0 | 0 | 0 | 0 | 0 | 0 |
| Doug Brocail, L (9, 1)<br>OBP: 0.250, SLG: 0.375 | | | | | | | | | | 0 | 0 | 0 | 0 | 0 | 0 | 0 |
| Inning Stats | R: 0 E: 0 K: 0 S: 6 H: 0 LOB: 0 BB: 0 P: 11 | R: 0 E: 0 K: 0 S: 6 H: 0 LOB: 0 BB: 0 P: 9 | R: 0 E: 0 K: 1 S: 8 H: 1 LOB: 1 BB: 0 P: 13 | R: 0 E: 0 K: 0 S: 8 H: 0 LOB: 0 BB: 0 P: 12 | R: 0 E: 0 K: 1 S: 8 H: 2 LOB: 1 BB: 0 P: 12 | R: 0 E: 0 K: 1 S: 10 H: 1 LOB: 2 BB: 1 P: 17 | R: 0 E: 0 K: 0 S: 6 H: 0 LOB: 0 BB: 0 P: 12 | R: 0 E: 0 K: 1 S: 5 H: 0 LOB: 0 BB: 0 P: 8 | R: 0 E: 0 K: 2 S: 10 H: 0 LOB: 0 BB: 0 P: 16 | 1B: 3 2B: 1 3B: 0 HR: 0 | | SF: 0 SAC: 0 DP: 1 HBP: 0 | | | | |

| PITCHER | IP | WLS | BF | H | R | ER | SO | BB | IBB | HBP | BLK | WP | HR | S | P | ERA | WHIP |
|---|---|---|---|---|---|---|---|---|---|---|---|---|---|---|---|---|---|
| Allen Watson, L (1, 1)<br>ERA: 4.86 | 8.0 | W | 28 | 4 | 0 | 0 | 4 | 1 | 0 | 0 | 0 | 0 | 0 | 57 | 94 | 0.00 | 0.625 |
| Tom Henke, R (9, 1)<br>ERA: 1.87 | 1.0 | S | 3 | 0 | 0 | 0 | 2 | 0 | 0 | 0 | 0 | 0 | 0 | 10 | 16 | 0.00 | 0.000 |

| PITCHER | IP | WLS | BF | H | R | ER | SO | BB | IBB | HBP | BLK | WP | HR | S | P | ERA | WHIP |
|---|---|---|---|---|---|---|---|---|---|---|---|---|---|---|---|---|---|

# BOTTOM

## St. Louis Cardinals @ Houston Astros

Astrodome, Houston, TX

Fri Sep 22 1995, 8:05 PM EDT
Att. 28,116 - Dome - 70 F

livebaseballscorecards.com

| | |
|---|---|
| AB | 30 |
| R | 0 |
| H | 4 |
| RBI | 0 |
| BB | 1 |
| SO | 6 |
| LOB | 7 |

| Batter | 1 | 2 | 3 | 4 | 5 | 6 | 7 | 8 | 9 | AB | R | H | RBI | BB | SO | LOB |
|---|---|---|---|---|---|---|---|---|---|---|---|---|---|---|---|---|
| Bernard Gilkey, R (1, 7)<br>OBP: 0.365, SLG: 0.484 | C B X<br>1-1<br>G3 SF8 1B<br>1B | X<br>0-0 ③<br>FC5-4<br>1-2f | | | C S B B C<br>2-3 ③<br>K | X<br>0-0 ③<br>FC5-4<br>1-2f | | C X<br>0-1<br>1-H 3-H<br>2B | 5 | 1 | 2 | 2 | 0 | 1 | 3 |
| Tripp Cromer, R (1, 6)<br>OBP: 0.250, SLG: 0.315<br>Terry Bradshaw, L (9, PH)<br>OBP: 0.265, SLG: 0.333 | C B 1 SAFE X<br>1-1<br>G3<br>1-2<br>1B | C S B X<br>1-2 ①<br>G3-1 | | | X<br>0-0<br>1B<br>1B | F C B B B S<br>3-3 ①<br>K | S B B X<br>1-2 ③<br>P3 | 4<br>1 | 0<br>0 | 2<br>0 | 0<br>0 | 0<br>0 | 1<br>0 | 0<br>1 |
| Ray Lankford, L (1, 8)<br>OBP: 0.361, SLG: 0.516 | C B X<br>1-1 ①<br>G3<br>1-2<br>2-3 | X<br>0-0 ②<br>F9 | | | C F B X<br>1-2 ①<br>F8 | C F B B C<br>2-3 ②<br>K | | 4 | 0 | 0 | 0 | 0 | 1 | 3 |
| Brian Jordan, R (1, 9)<br>OBP: 0.343, SLG: 0.489 | B F B B X<br>3-1 ②<br>SF8<br>3-H | X<br>0-0 ③<br>G1-3 | | | X<br>0-0 ②<br>L7 | C F B B X<br>2-2<br>FC5-4<br>1B | | 3 | 0 | 1 | 1 | 0 | 0 | 1 |
| John Mabry, L (1, 3)<br>OBP: 0.340, SLG: 0.408 | B F F F F F B F<br>2-3<br>C<br>K | | | F C B B B X<br>2-2 ①<br>L1 | F B B X<br>2-1<br>FC5-4<br>1-2<br>1B | X<br>0-0 ③<br>FC5-4<br>1-2f | | 4 | 0 | 1 | 0 | 0 | 1 | 2 |
| David Bell, R (1, 4)<br>OBP: 0.287, SLG: 0.390 | C F X<br>0-2<br>F8 1B<br>1B | | | C B B X<br>1-1 ②<br>G4-3 | C B B X<br>2-1 ③<br>FC5-4<br>1-2f | | C B B C C<br>2-3 ①<br>K | 4 | 0 | 1 | 0 | 0 | 1 | 2 |
| Scott Cooper, L (1, 5)<br>OBP: 0.324, SLG: 0.306 | B S B 1 SAFE X<br>2-1<br>FC5-4<br>1-2<br>1B | | | C B S B X<br>2-2 ③<br>L7 | | F X<br>0-1 ①<br>G6-3 | B C X<br>1-1<br>1B 2B<br>1B | 4 | 1 | 2 | 0 | 0 | 0 | 0 |
| Danny Sheaffer, R (1, 2)<br>OBP: 0.307, SLG: 0.354 | C F X<br>0-2 ①<br>F8<br>2-3 | | | B X<br>1-0 ①<br>P3 | | B B X<br>2-0 ②<br>F8 | C S S<br>0-3 ②<br>K | 4 | 0 | 0 | 0 | 0 | 1 | 3 |
| Mark Petkovsek, R (1, 1)<br>OBP: 0.186, SLG: 0.081<br>Doug Creek, L (5, 1)<br>John Frascatore, R (6, 1)<br>Ray Giannelli, L (7, PH)<br>OBP: 0.600, SLG: 0.333<br>Tom Urbani, L (7, 1)<br>OBP: 0.409, SLG: 0.526<br>T.J. Mathews, R (8, 1)<br>Tony Fossas, L (8, 1)<br>Mark Sweeney, L (9, PH)<br>OBP: 0.372, SLG: 0.412 | L C X<br>0-2 ②<br>B5 | | | B C X<br>1-1 ②<br>F9 | B S B C B B<br>4-2<br>FC5-4<br>BB | X<br>0-0<br>1-3<br>2B 1B | | 2<br>0<br>0<br>0<br>0<br>0<br>0<br>0<br>1 | 0<br>0<br>0<br>0<br>0<br>0<br>0<br>0<br>1 | 0<br>0<br>0<br>0<br>1<br>0<br>0<br>0<br>1 | 0<br>0<br>0<br>0<br>0<br>0<br>0<br>0<br>1 | 0<br>0<br>0<br>0<br>0<br>0<br>0<br>0<br>1 | 0<br>0<br>0<br>0<br>0<br>0<br>0<br>0<br>0 | 2<br>0<br>0<br>0<br>0<br>0<br>0<br>0<br>2 |
| Inning Stats | R: 1 H: 2<br>E: 0 LOB: 1<br>K: 1 BB: 0<br>S: 16 P: 24 | R: 0 H: 2<br>E: 0 LOB: 2<br>K: 0 BB: 0<br>S: 12 P: 14 | R: 0 H: 0<br>E: 0 LOB: 0<br>K: 0 BB: 0<br>S: 5 P: 6 | R: 0 H: 0<br>E: 0 LOB: 0<br>K: 0 BB: 0<br>S: 8 P: 13 | R: 0 H: 0<br>E: 0 LOB: 0<br>K: 1 BB: 0<br>S: 6 P: 10 | R: 0 H: 2<br>E: 0 LOB: 2<br>K: 0 BB: 0<br>S: 9 P: 14 | R: 0 H: 0<br>E: 0 LOB: 1<br>K: 0 BB: 1<br>S: 6 P: 12 | R: 0 H: 1<br>E: 0 LOB: 1<br>K: 2 BB: 0<br>S: 10 P: 17 | R: 2 H: 3<br>E: 0 LOB: 1<br>K: 2 BB: 0<br>S: 14 P: 18 | 1B: 9<br>2B: 1<br>3B: 0<br>HR: 0 | SF: 1<br>SAC: 0<br>DP: 0<br>HBP: 0 | | | | | |

# TOP

## St. Louis Cardinals @ Houston Astros

Astrodome, Houston, TX

Sat Sep 23 1995, 8:05 PM EDT

Att. 23,669 - Unknown - 72 F

livebaseballscorecards.com

| | |
|---|---|
| AB | 36 |
| R | 3 |
| H | 10 |
| RBI | 3 |
| BB | 1 |
| SO | 6 |
| LOB | 17 |

WP: 0 PA: 38
PB: 0
SB: 0
CS: 0

| PITCHER | | IP | WLS | BF | H | R | ER | SO | BB | IBB | HBP | BLK | WP | HR | S | P | ERA | WHIP |
|---|---|---|---|---|---|---|---|---|---|---|---|---|---|---|---|---|---|---|
| Donne Wall, R<br>ERA: 4.09 | (1, 1) | 6.0 | W | 24 | 6 | 1 | 1 | 2 | 0 | 0 | 0 | 0 | 0 | 0 | 56 | 81 | 1.50 | 1.000 |
| Dave Veres, R<br>ERA: 2.33 | (7, 1) | 2.0 | | 8 | 1 | 0 | 0 | 2 | 1 | 0 | 0 | 0 | 0 | 0 | 16 | 29 | 0.00 | 1.000 |
| Mike Henneman, R<br>ERA: 1.93 | (9, 1) | 1.0 | | 6 | 3 | 2 | 2 | 2 | 0 | 0 | 0 | 0 | 0 | 0 | 14 | 18 | 18.00 | 3.000 |

| PITCHER | IP | WLS | BF | H | R | ER | SO | BB | IBB | HBP | BLK | WP | HR | S | P | ERA | WHIP |
|---|---|---|---|---|---|---|---|---|---|---|---|---|---|---|---|---|---|

# BOTTOM

| Batter | 1 | 2 | 3 | 4 | 5 | 6 | 7 | 8 | 9 | AB | R | H | RBI | BB | SO | LOB |
|---|---|---|---|---|---|---|---|---|---|---|---|---|---|---|---|---|
| John Cangelosi, S (1, 8)<br>OBP: 0.466, SLG: 0.406 | C B C B X<br>2-2 G6-3 ① | C C B S<br>1-3 K ③ | | | F C B X<br>1-2 FC4 3B | C B S B S<br>2-3 K ② | | C B B B B<br>4-1 5 G5-3 BB<br>BB | | 4 | 1 | 1 | 0 | 1 | 2 | 1 |
| Craig Biggio, R (1, 4) | C B X<br>1-1 5 1B 5 S 1B | C S S<br>0-3 K ① | | | B B B C X<br>3-1 FC4 5 2B G4-3<br>3-H | B B B B<br>4-0 1-2 BB | | B B B C B<br>4-1 5 G5-3<br>1-2 BB | | 3 | 2 | 1 | 1 | 2 | 1 | 0 |
| 5 Jeff Bagwell, R (1, 3)<br>OBP: 0.391, SLG: 0.478 | F B B S B X<br>3-2 BB E<br>1-H 1B | B B C S X<br>3-1 G4-3 ② | | | B 1 SAFE C S B X<br>2-2 G4-3 SF8<br>1-3 2B | B S X<br>1-1 L6 ③ | | B C S X<br>1-2 G5-3 ②<br>1-2 2-3 | | 5 | 2 | 2 | 1 | 0 | 0 | 4 |
| Derrick May, L (1, 7)<br>OBP: 0.325, SLG: 0.401 | 1 SAFE B B B B C B<br>4-1 E<br>1-2 BB | B X<br>1-0 G4-3 ③ | | | C B X<br>1-1 G4-3 ①<br>2-3 3-H | | C B B S C<br>2-3 K ① | X<br>0-0 G4-3 ③ | | 4 | 0 | 0 | 1 | 1 | 1 | 3 |
| Dave Magadan, L (1, 5)<br>OBP: 0.424, SLG: 0.396 | B B C B B X<br>3-1 E9<br>1-3 2-H 1B | | | B B C X<br>2-1 G1-3 ① | S C B X<br>1-2 SF8 ②<br>3-H | | C C B F B F F X<br>2-2 G6-3 ② | | | 3 | 0 | 1 | 2 | 0 | 0 | 0 |
| Milt Thompson, L (1, 9)<br>OBP: 0.290, SLG: 0.315<br>James Mouton, R (7, PH)<br>OBP: 0.325, SLG: 0.372 (8, 9) | S C B C<br>1-3 K ② | | | B F X<br>1-1 G4-3 2B | X<br>0-0 2B | | F X<br>0-1 P4 ③ | | | 3<br>1 | 0<br>0 | 2<br>0 | 0<br>0 | 0<br>0 | 1<br>0 | 2<br>0 |
| Rick Wilkins, L (1, 2)<br>OBP: 0.345, SLG: 0.301 | C B F B F B X<br>3-2 G4-3 ③ | | | B B B F X<br>3-1 G4-3 ②<br>2-3 | C B B B S F X<br>3-2 F7 ③ | | | F S B X<br>1-2 G3 ① | | 4 | 0 | 0 | 0 | 0 | 0 | 4 |
| Ricky Gutierrez, R (1, 6)<br>OBP: 0.308, SLG: 0.296 | | X<br>0-0 G4-3 ① | | B B B I<br>4-0 IBB | | B X<br>1-0 P4 ① | | C F B X<br>1-2 E5<br>HR | | 3 | 1 | 0 | 0 | 1 | 0 | 0 |
| Donne Wall, R (1, 1)<br>Dave Hajek, R (6, PH)<br>Dave Veres, R (7, 1)<br>Mike Simms, R (8, PH)<br>OBP: 0.342, SLG: 0.561<br>Mike Henneman, R (9, 1) | | C B C S<br>1-3 K ② | | B 1 SAFE F X<br>1-1 G6-3 ③ | | C B B B B<br>4-1 S BB | | B B S F F F B X<br>3-2 1-H HR | | 2<br>0<br>0<br>1<br>0 | 0<br>0<br>0<br>1<br>0 | 0<br>0<br>0<br>1<br>0 | 0<br>1<br>0<br>2<br>0 | 1<br>0<br>0<br>0<br>0 | 2<br>0<br>0<br>0<br>0 | 0<br>0<br>0<br>0<br>0 |
| Inning Stats | R: 2 E: 1 K: 1 S: 18<br>H: 3 LOB: 2 BB: 1 P: 35 | R: 0 E: 0 K: 2 S: 7<br>H: 0 LOB: 0 BB: 0 P: 9 | R: 0 E: 0 K: 1 S: 6<br>H: 0 LOB: 0 BB: 0 P: 10 | R: 0 E: 0 K: 0 S: 8<br>H: 1 LOB: 2 BB: 1 P: 19 | R: 3 E: 0 K: 0 S: 18<br>H: 3 LOB: 1 BB: 0 P: 29 | R: 0 E: 0 K: 0 S: 7<br>H: 0 LOB: 2 BB: 2 P: 19 | R: 0 E: 0 K: 1 S: 11<br>H: 0 LOB: 0 BB: 0 P: 15 | R: 2 E: 1 K: 0 S: 17<br>H: 1 LOB: 2 BB: 2 P: 31 | | 1B: 3<br>2B: 3<br>3B: 1<br>HR: 1 | SF: 1<br>SAC: 0<br>DP: 0<br>HBP: 0 | | | WP: 0<br>PB: 0<br>SB: 2<br>CS: 0 | PA: 40 | | |

| PITCHER | | IP | WLS | BF | H | R | ER | SO | BB | IBB | HBP | BLK | WP | HR | S | P | ERA | WHIP |
|---|---|---|---|---|---|---|---|---|---|---|---|---|---|---|---|---|---|---|
| Mark Petkovsek, R<br>ERA: 3.92 | (1, 1) | 4.2 | L | 24 | 7 | 5 | 5 | 4 | 1 | 1 | 0 | 0 | 0 | 0 | 53 | 95 | 9.64 | 1.714 |
| Doug Creek, L<br>ERA: | (5, 1) | 1.0 | | 4 | 0 | 0 | 0 | 1 | 1 | 0 | 0 | 0 | 0 | 0 | 9 | 19 | 0.00 | 1.000 |
| John Frascatore, R<br>ERA: 4.6 | (6, 1) | 0.1 | | 2 | 0 | 0 | 0 | 0 | 1 | 0 | 0 | 0 | 0 | 0 | 2 | 7 | 0.00 | 3.000 |
| Tom Urbani, L<br>ERA: 3.7 | (7, 1) | 1.0 | | 3 | 0 | 0 | 0 | 1 | 0 | 0 | 0 | 0 | 0 | 0 | 11 | 15 | 0.00 | 0.000 |
| T.J. Mathews, R<br>ERA: 1.63 | (8, 1) | 0.2 | | 6 | 1 | 2 | 1 | 0 | 2 | 0 | 0 | 0 | 0 | 1 | 16 | 30 | 13.50 | 4.500 |

| PITCHER | | IP | WLS | BF | H | R | ER | SO | BB | IBB | HBP | BLK | WP | HR | S | P | ERA | WHIP |
|---|---|---|---|---|---|---|---|---|---|---|---|---|---|---|---|---|---|---|
| Tony Fossas, L<br>ERA: 1.5 | (8, 1) | 0.1 | | 1 | 0 | 0 | 0 | 0 | 0 | 0 | 0 | 0 | 0 | 0 | 1 | 1 | 0.00 | 0.000 |

St. Louis Cardinals @ Houston Astros

Astrodome, Houston, TX

Sat Sep 23 1995, 8:05 PM EDT

Att. 23,669 - Unknown - 72 F

livebaseballscorecards.com

| | |
|---|---|
| AB | 33 |
| R | 7 |
| H | 8 |
| RBI | 7 |
| BB | 6 |
| SO | 6 |
| LOB | 16 |

| Batter | 1 | 2 | 3 | 4 | 5 | 6 | 7 | 8 | 9 | 10 | AB | R | H | RBI | BB | SO | LOB |
|---|---|---|---|---|---|---|---|---|---|---|---|---|---|---|---|---|---|
| Allen Battle, R (1, 9)<br>OBP: 0.357, SLG: 0.307 | G4-6-3 1B<br>1B | 1-0 FC6-4<br>1-2f | | | 0-1 F8<br>2-3 | | | 1-3 K | | 2-3 K | 4 | 0 | 1 | 0 | 0 | 1 | 4 |
| Ray Lankford, L (10, PH)<br>OBP: 0.360, SLG: 0.515 | | | | | | | | | | | 1 | 0 | 0 | 0 | 0 | 1 | 2 |
| Rich DeLucia, R (10, 1)<br>OBP: 0.273, SLG: 0.200 | | | | | | | | | | | 0 | 0 | 0 | 0 | 0 | 0 | 0 |
| Tripp Cromer, R (1, 6)<br>OBP: 0.250, SLG: 0.314 | 0-0 G4-6-3<br>1-2<br>1B | 2-2 F8 | | | 0-0 G5-3 | | | 1-2 G6-3 | | | 4 | 0 | 1 | 0 | 0 | 0 | 1 |
| Bernard Gilkey, R (1, 7)<br>OBP: 0.362, SLG: 0.479 | 2-0 G4-6-3<br>1-2f<br>2-3 | 1-3 K | | | | 0-3 K | | | 1-3 K | | 4 | 0 | 0 | 0 | 0 | 3 | 2 |
| Brian Jordan, R (1, 8)<br>OBP: 0.340, SLG: 0.485 | 1-1 G4-3 | 1-1 G4-3 | | | | 0-0 G6-3 | | | 3-3 K | | 4 | 0 | 0 | 0 | 0 | 1 | 1 |
| Jose Oliva, R (1, 3)<br>OBP: 0.196, SLG: 0.265 | | 2-3 K | | 1-1 L5 | | 3-3 K | | | 2-3 K | | 4 | 0 | 0 | 0 | 0 | 3 | 0 |
| David Bell, R (1, 4)<br>OBP: 0.293, SLG: 0.394 | | 0-0 BB 1B<br>1B | | 1-0 G6-3 | | | 1-1 CS<br>1B | | | 0-1 F8 | 4 | 0 | 2 | 0 | 0 | 0 | 0 |
| Scott Cooper, L (1, 5)<br>OBP: 0.323, SLG: 0.306 | 0-2 BB<br>1-2<br>1B | | | 2-0 G4-3 | | | 1-3 K | | | 1-3 K | 4 | 0 | 1 | 0 | 0 | 2 | 1 |
| Danny Sheaffer, R (1, 2)<br>OBP: 0.311, SLG: 0.362 | 3-0 P5 | | | | 1-0 F8 SH5-4<br>1B | | 1-3 K<br>1-2 | | | 2-1<br>2B | 4 | 0 | 2 | 0 | 0 | 1 | 3 |
| Donovan Osborne, S (1, 1)<br>OBP: 0.273, SLG: 0.276<br>Terry Bradshaw, L (8, PH)<br>OBP: 0.257, SLG: 0.324<br>Jeff Parrett, R (8, 1)<br>OBP: 0.500, SLG: 0.500<br>Tony Fossas, L (9, 1)<br>John Mabry, L (10, PH)<br>OBP: 0.342, SLG: 0.408 (10, 9) | | 4-2 FC6-4<br>1-2<br>2-3<br>BB | | | 0-1 SH5-4<br>1-2 | | | 1-0 G6-3 | | 4-0<br>IBB | 0<br>1<br>0<br>0<br>0 | 0<br>0<br>0<br>0<br>0 | 0<br>0<br>0<br>0<br>0 | 0<br>0<br>0<br>0<br>0 | 1<br>0<br>0<br>0<br>0 | 0<br>0<br>0<br>0<br>0 | 0<br>0<br>0<br>0<br>0 |
| Inning Stats | R: 0 E: 0 K: 0 S: 6 H: 2 LOB: 1 BB: 0 P: 11 | R: 0 E: 0 K: 1 S: 12 H: 2 LOB: 3 BB: 1 P: 22 | R: 0 E: 0 K: 1 S: 8 H: 0 LOB: 0 BB: 0 P: 12 | R: 0 E: 0 K: 0 S: 4 H: 0 LOB: 0 BB: 0 P: 8 | R: 0 E: 0 K: 0 S: 6 H: 1 LOB: 1 BB: 0 P: 7 | R: 0 E: 0 K: 2 S: 7 H: 0 LOB: 0 BB: 0 P: 10 | R: 0 E: 0 K: 2 S: 10 H: 1 LOB: 0 BB: 0 P: 13 | R: 0 E: 0 K: 1 S: 7 H: 0 LOB: 0 BB: 0 P: 10 | R: 0 E: 0 K: 3 S: 10 H: 0 LOB: 0 BB: 0 P: 16 | R: 0 E: 0 K: 2 S: 10 H: 1 LOB: 2 BB: 1 P: 19 | 1B: 6 2B: 1 3B: 0 HR: 0 | SF: 0 SAC: 1 DP: 1 HBP: 0 | | | | | | |

| PITCHER | | IP | WLS | BF | H | R | ER | SO | BB | IBB | HBP | BLK | WP | HR | S | P | ERA | WHIP |
|---|---|---|---|---|---|---|---|---|---|---|---|---|---|---|---|---|---|---|
| Mike Hampton, L<br>ERA: 3.48 | (1, 1) | 8.0 | | 29 | 6 | 0 | 0 | 7 | 1 | 0 | 0 | 0 | 0 | 0 | 60 | 93 | 0.00 | 0.875 |
| Todd Jones, R<br>ERA: 2.77 | (9, 1) | 1.2 | | 7 | 1 | 0 | 0 | 4 | 0 | 1 | 0 | 0 | 0 | 0 | 17 | 30 | 0.00 | 0.600 |
| Dean Hartgraves, L<br>ERA: 2.86 | (10, 1) | 0.1 | W | 1 | 0 | 0 | 0 | 1 | 0 | 0 | 0 | 0 | 0 | 0 | 3 | 5 | 0.00 | 0.000 |

| PITCHER | IP | WLS | BF | H | R | ER | SO | BB | IBB | HBP | BLK | WP | HR | S | P | ERA | WHIP |
|---|---|---|---|---|---|---|---|---|---|---|---|---|---|---|---|---|---|

# TOP

## St. Louis Cardinals @ Houston Astros

Astrodome, Houston, TX

Sun Sep 24 1995, 4:33 AM EDT
Att. 16,487 - Dome - 70 F

livebaseballscorecards.com

| | |
|---|---|
| AB | 34 |
| R | 0 |
| H | 7 |
| RBI | 0 |
| BB | 2 |
| SO | 12 |
| LOB | 14 |

| | | | |
|---|---|---|---|
| WP: 0 | PA: 37 | 1B: 6 | SF: 0 |
| PB: 0 | | 2B: 1 | SAC: 1 |
| SB: 0 | | 3B: 0 | DP: 1 |
| CS: 1 | | HR: 0 | HBP: 0 |

| Batter | 1 | 2 | 3 | 4 | 5 | 6 | 7 | 8 | 9 | 10 | AB | R | H | RBI | BB | SO | LOB |
|---|---|---|---|---|---|---|---|---|---|---|---|---|---|---|---|---|---|
| Brian Hunter, R (1, 8)<br>OBP: 0.349, SLG: 0.404 | C B X<br>1-1 B1-3 ① | | X<br>0-0 F7 ①<br>1-2 | | X<br>0-0 F8 ② | | | B X<br>1-0 F9 ② | | X<br>0-0 E1 ①<br>1-H<br>1B | 5 | 0 | 1 | 0 | 0 | 0 | 1 |
| Craig Biggio, R (1, 4)<br>OBP: 0.398, SLG: 0.468 | B B C B C X<br>3-2 P2 ② | | B C B S B C<br>3-3 K ② | | F B F B X<br>2-2 F9 ③ | | | C B B X<br>2-1 L1 ③ | | | 4 | 0 | 0 | 0 | 0 | 1 | 1 |
| 5 Jeff Bagwell, R (1, 3)<br>OBP: 0.392, SLG: 0.480 | B F B T F X<br>2-2 2B | | B B B C B<br>4-1 BB | | | F X<br>0-1 G6-3 ① | | | B B X<br>2-0 F8 ① | | 3 | 0 | 1 | 0 | 1 | 0 | 0 |
| Mike Simms, R (1, 9)<br>OBP: 0.339, SLG: 0.545 | B B S B C F S<br>3-3 K ③ | | C B B S B B<br>4-2 1-2 2-3 BB | | | B S X<br>1-1 G6-3 ② | | | B C F T<br>1-2 K ② | | 3 | 0 | 0 | 0 | 1 | 2 | 1 |
| Tony Eusebio, R (1, 2)<br>OBP: 0.366, SLG: 0.425<br>Mike Brumley, S (9, PR)<br>Rick Wilkins, L (10, 2)<br>OBP: 0.345, SLG: 0.301 | | B F F X<br>1-2 F8 ① | B C B F F B F X<br>3-2 G4-3 ③ | | | B F B X<br>2-1 G6-3 ③ | | | C F B B X<br>2-2 1B 1B | | 4<br>0<br>0 | 0<br>0<br>0 | 1<br>0<br>0 | 0<br>0<br>0 | 0<br>0<br>0 | 0<br>0<br>0 | 3<br>0<br>0 |
| Craig Shipley, R (1, 5)<br>OBP: 0.290, SLG: 0.350 | C C B F B X<br>2-2 L6 ② | X<br>0-0 F7 ① | | | B F X<br>1-1 F9 ① | | | | B C X<br>1-1 1-3 1B | | 4 | 0 | 1 | 0 | 0 | 0 | 0 |
| James Mouton, R (1, 7)<br>OBP: 0.325, SLG: 0.371<br>Derrick May, L (9, PH) (10, 7)<br>OBP: 0.324, SLG: 0.400 | C X<br>0-1 S 1B | C X<br>0-1 F8 ② | | | B B C F C<br>2-3 K ② | | | | B C B B C F F S<br>3-3 K ③ | | 3<br>1 | 0<br>0 | 1<br>0 | 0<br>0 | 0<br>0 | 1<br>1 | 0<br>2 |
| Andy Stankiewicz, R (1, 6)<br>OBP: 0.293, SLG: 0.149<br>Dave Magadan, L (10, PH)<br>OBP: 0.423, SLG: 0.395 | B C X<br>1-1 F7 ③<br>1-2 | X<br>0-0 F9 ③ | | | C S C<br>0-3 K ③ | | | | | B C F B X<br>2-2 G4-3 ① | 3<br>1 | 0<br>0 | 0<br>0 | 0<br>0 | 0<br>0 | 1<br>0 | 1<br>0 |
| Mike Hampton, R (1, 1)<br>OBP: 0.224, SLG: 0.136<br>John Cangelosi, S (8, PH)<br>OBP: 0.464, SLG: 0.403<br>Todd Jones, L (9, 1)<br>OBP: 0.200, SLG: 0.400<br>Dean Hartgraves, R (10, 1)<br>Milt Thompson, L (10, PH)<br>OBP: 0.295, SLG: 0.315 | | | F X<br>0-1 BB F7 1B | | S X<br>0-1 G6-3 ① | | | C S B B B X<br>3-2 P5 ① | | C C B B B B<br>4-2 1B E BB | 2<br>1<br>0<br>0<br>0 | 0<br>0<br>0<br>0<br>1 | 1<br>0<br>0<br>0<br>0 | 0<br>0<br>0<br>0<br>0 | 0<br>0<br>0<br>0<br>1 | 0<br>0<br>0<br>0<br>0 | 0<br>0<br>0<br>0<br>0 |
| Inning Stats | R: 0 H: 1<br>E: 0 LOB: 1<br>K: 1 BB: 0<br>S: 13 P: 22 | R: 0 H: 1<br>E: 0 LOB: 1<br>K: 0 BB: 0<br>S: 11 P: 15 | R: 0 H: 1<br>E: 0 LOB: 3<br>K: 1 BB: 2<br>S: 14 P: 28 | R: 0 H: 0<br>E: 0 LOB: 0<br>K: 0 BB: 0<br>S: 4 P: 4 | R: 0 H: 0<br>E: 0 LOB: 0<br>K: 0 BB: 0<br>S: 6 P: 8 | R: 0 H: 0<br>E: 0 LOB: 0<br>K: 0 BB: 0<br>S: 6 P: 9 | R: 0 H: 0<br>E: 0 LOB: 0<br>K: 2 BB: 0<br>S: 8 P: 11 | R: 0 H: 0<br>E: 0 LOB: 0<br>K: 0 BB: 0<br>S: 6 P: 12 | R: 0 H: 2<br>E: 0 LOB: 2<br>K: 2 BB: 0<br>S: 16 P: 25 | R: 1 H: 1<br>E: 1 LOB: 1<br>K: 0 BB: 1<br>S: 6 P: 12 | 1B: 5<br>2B: 1<br>3B: 0<br>HR: 0 | SF: 0<br>SAC: 0<br>DP: 0<br>HBP: 0 | | | | | |

| PITCHER | IP | WLS | BF | H | R | ER | SO | BB | IBB | HBP | BLK | WP | HR | S | P | ERA | WHIP |
|---|---|---|---|---|---|---|---|---|---|---|---|---|---|---|---|---|---|
| Donovan Osborne, L (1, 1)<br>ERA: 3.89 | 7.0 | | 26 | 3 | 0 | 0 | 4 | 2 | 0 | 0 | 0 | 0 | 0 | 62 | 97 | 0.00 | 0.714 |
| Jeff Parrett, R (8, 1)<br>ERA: 3.55 | 1.2 | | 7 | 2 | 0 | 0 | 1 | 0 | 0 | 0 | 0 | 0 | 0 | 17 | 29 | 0.00 | 1.200 |
| Tony Fossas, L (9, 1)<br>ERA: 1.49 | 0.1 | | 1 | 0 | 0 | 0 | 1 | 0 | 0 | 0 | 0 | 0 | 0 | 5 | 8 | 0.00 | 0.000 |
| Rich DeLucia, R (10, 1)<br>ERA: 3.43 | 0.1 | L | 3 | 1 | 1 | 0 | 0 | 1 | 0 | 0 | 0 | 0 | 0 | 6 | 12 | 0.00 | 6.000 |

| PITCHER | IP | WLS | BF | H | R | ER | SO | BB | IBB | HBP | BLK | WP | HR | S | P | ERA | WHIP |
|---|---|---|---|---|---|---|---|---|---|---|---|---|---|---|---|---|---|

# St. Louis Cardinals @ Houston Astros

Astrodome, Houston, TX

Sun Sep 24 1995, 4:33 AM EDT

Att. 16,487 - Dome - 70 F

BOTTOM

livebaseballscorecards.com

| | |
|---|---|
| AB | 34 |
| R | 1 |
| H | 6 |
| RBI | 0 |
| BB | 3 |
| SO | 6 |
| LOB | 9 |

WP: 0 PA: 37
PB: 0
SB: 1
CS: 0

| Batter | 1 | 2 | 3 | 4 | 5 | 6 | 7 | 8 | 9 | AB | R | H | RBI | BB | SO | LOB |
|---|---|---|---|---|---|---|---|---|---|---|---|---|---|---|---|---|
| Jacob Brumfield, R (1, 8)<br>OBP: 0.337, SLG: 0.370 | S C B C<br>1-3 ① K | | B C C X<br>1-2 ② G4-3 | | B X<br>1-0 2B G4-3<br>**1-2**<br>**2-3** 1B | | B X<br>1-0 ② G1-3 | | | 4 | 1 | 1 | 0 | 0 | 1 | 0 |
| Al Martin, L (1, 7)<br>OBP: 0.350, SLG: 0.435 | B X<br>1-0 S 1B | | S B B B F X<br>2-2 ③ F8 | | B B B C X<br>3-1 G4-3 G4-3<br>**1-3**<br>**2-H**<br>**3-H** 2B | | S B C B S<br>2-3 ③ K | | | 4 | 1 | 2 | 2 | 0 | 1 | 0 |
| Orlando Merced, S (1, 9)<br>OBP: 0.358, SLG: 0.468 | 1 SAFE<br>F B F B S<br>2-3 ② K<br>**1-2** | | | F C B X<br>1-2 FC5-4 1B | X<br>0-0 ① G4-3<br>**2-3**<br>**3-H** | | | C B F F B X<br>2-2 ① G3 | | 4 | 0 | 1 | 1 | 0 | 1 | 2 |
| Jeff King, R (1, 3)<br>OBP: 0.341, SLG: 0.460 | B B C B B<br>4-1 BB | | | X<br>0-0 ① F8 | B C S X<br>1-2 ② G4-3<br>**3-H** | | | B B F C X<br>2-2 ② G4-3 | | 3 | 0 | 0 | 1 | 1 | 0 | 1 |
| Carlos Garcia, R (1, 4)<br>OBP: 0.335, SLG: 0.416 | C C F B S<br>1-3 ③ K | | | B X<br>1-0 ② L8 | X<br>0-0 ③ L8 | | | C F S<br>0-3 ③ K | | 4 | 0 | 0 | 0 | 0 | 2 | 3 |
| Jay Bell, R (1, 6)<br>OBP: 0.336, SLG: 0.402 | | C X<br>0-1 ① G5-3 | | C F B X<br>1-2 ③ FC5-4<br>**1-2f** | | F B B B F F X<br>3-2 ① G4-3 | | | C C F X<br>0-2 ① F7 | 4 | 0 | 0 | 0 | 0 | 0 | 1 |
| Don Slaught, R (1, 2)<br>OBP: 0.371, SLG: 0.374 | | X<br>0-0 E5 G6-4-3 | | | F B B B X<br>3-1 1B 1B | F B B X<br>2-1 ② G6-3 | | | B X<br>1-0 1B | 4 | 1 | 2 | 0 | 0 | 0 | 0 |
| John Wehner, R (1, 5)<br>OBP: 0.359, SLG: 0.362<br>Jon Lieber, L (6, 1)<br>OBP: 0.048, SLG: 0.048<br>Dave Clark, L (9, PH)<br>OBP: 0.363, SLG: 0.381 | B B X<br>2-0 ② ③ G6-4-3<br>**1-2f** | | | | B X<br>1-0 1B 1B 2B<br>**1-3** 1B | S B B B C X<br>2-2 ③ F9 | | | S B F B S<br>2-3 ② K | 3<br>0<br>1 | 1<br>0<br>0 | 1<br>0<br>0 | 0<br>0<br>0 | 0<br>0<br>1 | 0<br>0<br>1 | 1<br>0<br>1 |
| Rick White, R (1, 1)<br>OBP: 0.083, SLG: 0.167<br>Jeff McCurry, R (4, 1)<br>Midre Cummings, L (5, PH)<br>OBP: 0.297, SLG: 0.331<br>Lee Hancock, L (5, 1)<br>Mike Dyer, R (5, 1)<br>OBP: 0.571, SLG: 0.571<br>Jason Christiansen, R (6, 1)<br>Nelson Liriano, S (6, 5)<br>OBP: 0.343, SLG: 0.398 | | | C X<br>0-1 ① G4-3 | | C S X<br>0-2 1B 2B 1B<br>**1-2**<br>**3-H** | | C F X<br>0-2 ① P8 | | B X<br>1-0 ③ F8 | 1<br>0<br>1<br>0<br>0<br>0<br>2 | 0<br>0<br>1<br>0<br>0<br>0<br>0 | 0<br>0<br>1<br>0<br>0<br>0<br>0 | 0<br>0<br>1<br>0<br>0<br>0<br>0 | 0<br>0<br>0<br>0<br>0<br>0<br>0 | 0<br>0<br>1<br>0<br>0<br>0<br>1 | 0<br>0<br>1<br>0<br>0<br>0<br>1 |
| Inning Stats | R: 0 H: 1<br>E: 0 LOB: 2<br>K: 3 BB: 1<br>S: 12 P: 21 | R: 0 H: 0<br>E: 1 LOB: 0<br>K: 0 BB: 0<br>S: 4 P: 6 | R: 0 H: 0<br>E: 0 LOB: 0<br>K: 0 BB: 0<br>S: 8 P: 11 | R: 0 H: 1<br>E: 0 LOB: 1<br>K: 0 BB: 0<br>S: 8 P: 11 | R: 5 H: 5<br>E: 0 LOB: 0<br>K: 0 BB: 0<br>S: 14 P: 23 | R: 0 H: 0<br>E: 0 LOB: 0<br>K: 0 BB: 0<br>S: 10 P: 17 | R: 0 H: 0<br>E: 0 LOB: 0<br>K: 1 BB: 0<br>S: 7 P: 10 | R: 0 H: 0<br>E: 0 LOB: 0<br>K: 1 BB: 0<br>S: 10 P: 14 | R: 0 H: 1<br>E: 0 LOB: 1<br>K: 1 BB: 0<br>S: 9 P: 13 | 1B: 7 SF: 0<br>2B: 1 SAC: 0<br>3B: 0 DP: 1<br>HR: 0 HBP: 0 | | | | | | WP: 0 PA: 36<br>PB: 0<br>SB: 1<br>CS: 0 |

# Pittsburgh Pirates @ Houston Astros

Astrodome, Houston, TX

Mon Sep 25 1995, 8:05 PM EDT

Att. 11,142 - Dome - 76 F

TOP

livebaseballscorecards.com

| | |
|---|---|
| AB | 35 |
| R | 5 |
| H | 8 |
| RBI | 5 |
| BB | 1 |
| SO | 6 |
| LOB | 10 |

| PITCHER | | IP | WLS | BF | H | R | ER | SO | BB | IBB | HBP | BLK | WP | HR | S | P | ERA | WHIP |
|---|---|---|---|---|---|---|---|---|---|---|---|---|---|---|---|---|---|---|
| Shane Reynolds, R<br>ERA: 3.28 | (1, 1) | 4.0 | | 20 | 7 | 5 | 5 | 3 | 1 | 0 | 0 | 0 | 0 | 0 | 41 | 66 | 11.25 | 2.000 |
| Doug Brocail, R<br>ERA: 4.28 | (5, 1) | 1.0 | W | 3 | 0 | 0 | 0 | 0 | 0 | 0 | 0 | 0 | 0 | 0 | 5 | 6 | 0.00 | 0.000 |
| Jim Dougherty, R<br>ERA: 4.8 | (6, 1) | 1.2 | | 5 | 0 | 0 | 0 | 0 | 0 | 0 | 0 | 0 | 0 | 0 | 14 | 22 | 0.00 | 0.000 |
| Dean Hartgraves, L<br>ERA: 2.8 | (7, 1) | 0.2 | | 2 | 0 | 0 | 0 | 1 | 0 | 0 | 0 | 0 | 0 | 0 | 7 | 11 | 0.00 | 0.000 |
| Dave Veres, R<br>ERA: 2.31 | (8, 1) | 0.2 | | 2 | 0 | 0 | 0 | 1 | 0 | 0 | 0 | 0 | 0 | 0 | 6 | 8 | 0.00 | 0.000 |

| PITCHER | | IP | WLS | BF | H | R | ER | SO | BB | IBB | HBP | BLK | WP | HR | S | P | ERA | WHIP |
|---|---|---|---|---|---|---|---|---|---|---|---|---|---|---|---|---|---|---|
| Mike Henneman, R<br>ERA: 1.89 | (9, 1) | 1.0 | | 4 | 1 | 0 | 0 | 1 | 0 | 0 | 0 | 0 | 0 | 0 | 9 | 13 | 0.00 | 1.000 |

| Batter | 1 | 2 | 3 | 4 | 5 | 6 | 7 | 8 | 9 | AB | R | H | RBI | BB | SO | LOB |
|---|---|---|---|---|---|---|---|---|---|---|---|---|---|---|---|---|
| John Cangelosi, S (1, 7)<br>OBP: 0.463, SLG: 0.400 | 0-0 SH1-3<br>1-2 | 1-2 HBP | | 1-0 F7 | 1-0 G1-2-3<br>3-Hf | | | 0-0 E6<br>FC6-4 S | | 4 | 2 | 1 | 0 | 0 | 0 | 3 |
| Craig Biggio, R (1, 4)<br>OBP: 0.399, SLG: 0.467 | 0-0 SH1-3<br>1-2 | 0-2 L7 | | 3-2 L1 | | 4-2 FC6-4 5 1B<br>BB | | 4-2 FC6-4<br>1-2 BB | | 2 | 0 | 0 | 0 | 2 | 0 | 1 |
| 5 Jeff Bagwell, R (1, 3)<br>OBP: 0.396, SLG: 0.482 | 4-0 2B 1B<br>BB | | 3-1 1B 1B | 0-2 1B | | 1-1 FC6-4<br>1-2 1B | | 1-0 L9 | | 4 | 2 | 3 | 0 | 1 | 0 | 2 |
| Derrick May, L (1, 9)<br>OBP: 0.324, SLG: 0.403<br>James Mouton, R (6, PH)<br>OBP: 0.323, SLG: 0.369 (7, 9) | 1-0 1B<br>1-3 2-H 2B | | 0-0 F7 | 0-0 L7 | | 3-2 F8 | | 0-1 FC6-4 1B<br>1-2f 2-3 1B | | 3<br>2 | 1<br>1 | 1<br>0 | 1<br>0 | 0<br>0 | 0<br>0 | 2<br>4 |
| Dave Magadan, L (1, 5)<br>OBP: 0.425, SLG: 0.398<br>Craig Shipley, R (6, PH)<br>OBP: 0.292, SLG: 0.351 (7, 5) | 3-2 FC6-4<br>2-H 3-H 1B | | 0-1 1B 1B<br>1-3 FC1-4-6 1B | | 0-1 G6-3 | 0-0 FC6-4 S<br>1-2f 2-3 | | 0-1 1B<br>1-3 3-H 1B | | 3<br>2 | 1<br>1 | 2<br>1 | 2<br>1 | 0<br>0 | 0<br>0 | 0<br>2 |
| Brian Hunter, R (1, 8)<br>OBP: 0.350, SLG: 0.404 | 1-1 FC6-4<br>1-2f | | 2-1 1B E<br>1-2 3-H 1B | | 1-3 K 1B | 3-2 L8<br>1-2 | | 0-1<br>2-H 3-H 1B | | 5 | 2 | 2 | 3 | 0 | 1 | 3 |
| Rick Wilkins, L (1, 2)<br>OBP: 0.347, SLG: 0.305 | 0-3 | | 3-2 FC1-4-6<br>1-2 2-3 1B | | 2-1 1B WP G1-2-3<br>2-H 1B | | 2-3 | | | 4 | 0 | 2 | 1 | 0 | 2 | 1 |
| Ricky Gutierrez, R (1, 6)<br>OBP: 0.306, SLG: 0.295 | | 1-2 G4-3 | 1-2 FC1-4-6<br>1-2f 2-H 3-H | | 2-0 BB<br>1-3 1B | | 2-2 | | | 4 | 0 | 1 | 1 | 0 | 1 | 1 |
| Shane Reynolds, R (1, 1)<br>OBP: 0.131, SLG: 0.117<br>Doug Brocail, L (5, 1)<br>OBP: 0.250, SLG: 0.375<br>Mike Simms, R (5, PH)<br>OBP: 0.344, SLG: 0.545<br>Jim Dougherty, R (6, 1)<br>OBP: 0.125, SLG: 0.125<br>Dean Hartgraves, R (7, 1)<br>Dave Veres, R (8, 1)<br>Mike Henneman, R (9, 1) | | 2-2 G4-3 | 0-0 G6-3 | | 4-2<br>1-2 BB | | 0-3 | | | 2<br>0<br>0<br>0<br>1<br>0<br>0 | 0<br>0<br>0<br>0<br>0<br>0<br>0 | 0<br>0<br>0<br>0<br>0<br>0<br>0 | 0<br>0<br>0<br>0<br>1<br>0<br>0 | 0<br>0<br>0<br>0<br>0<br>0<br>0 | 0<br>0<br>1<br>0<br>0<br>1<br>0 | 1<br>0<br>0<br>0<br>0<br>0<br>0 |
| Inning Stats | R: 3<br>E: 0<br>K: 1<br>S: 11<br>H: 3<br>LOB: 1<br>BB: 1<br>P: 20 | R: 0<br>E: 0<br>K: 0<br>S: 11<br>H: 0<br>LOB: 1<br>BB: 0<br>P: 15 | R: 3<br>E: 1<br>K: 0<br>S: 14<br>H: 4<br>LOB: 1<br>BB: 0<br>P: 23 | R: 0<br>E: 0<br>K: 0<br>S: 8<br>H: 1<br>LOB: 1<br>BB: 0<br>P: 12 | R: 1<br>E: 0<br>K: 1<br>S: 11<br>H: 2<br>LOB: 2<br>BB: 1<br>P: 21 | R: 0<br>E: 0<br>K: 0<br>S: 12<br>H: 1<br>LOB: 2<br>BB: 1<br>P: 23 | R: 0<br>E: 0<br>K: 3<br>S: 11<br>H: 0<br>LOB: 0<br>BB: 0<br>P: 15 | R: 3<br>E: 1<br>K: 0<br>S: 13<br>H: 2<br>LOB: 1<br>BB: 1<br>P: 17 | | 1B: 12<br>2B: 1<br>3B: 0<br>HR: 0<br>SF: 0<br>SAC: 1<br>DP: 1<br>HBP: 1 | | | | | | |

| PITCHER | | IP | WLS | BF | H | R | ER | SO | BB | IBB | HBP | BLK | WP | HR | S | P | ERA | WHIP |
|---|---|---|---|---|---|---|---|---|---|---|---|---|---|---|---|---|---|---|
| Rick White, R<br>ERA: 4.86 | (1, 1) | 3.0 | L | 18 | 7 | 6 | 5 | 1 | 1 | 0 | 1 | 0 | 0 | 0 | 36 | 58 | 15.00 | 2.667 |
| Jeff McCurry, R<br>ERA: 5.1 | (4, 1) | 1.0 | | 4 | 1 | 0 | 0 | 0 | 0 | 0 | 0 | 0 | 0 | 0 | 8 | 12 | 0.00 | 1.000 |
| Lee Hancock, L<br>ERA: 2.25 | (5, 1) | 0.1 | | 4 | 2 | 1 | 1 | 1 | 0 | 0 | 0 | 0 | 2 | 0 | 8 | 13 | 27.00 | 6.000 |
| Mike Dyer, R<br>ERA: 4.46 | (5, 1) | 0.2 | | 4 | 1 | 0 | 0 | 0 | 2 | 0 | 0 | 0 | 0 | 0 | 7 | 17 | 0.00 | 4.500 |
| Jason Christiansen, L<br>ERA: 4.39 | (6, 1) | 0.1 | | 1 | 0 | 0 | 0 | 0 | 0 | 0 | 0 | 0 | 0 | 0 | 4 | 7 | 0.00 | 0.000 |

| PITCHER | | IP | WLS | BF | H | R | ER | SO | BB | IBB | HBP | BLK | WP | HR | S | P | ERA | WHIP |
|---|---|---|---|---|---|---|---|---|---|---|---|---|---|---|---|---|---|---|
| Jon Lieber, R<br>ERA: 6.46 | (6, 1) | 2.2 | | 11 | 2 | 3 | 0 | 3 | 1 | 0 | 0 | 0 | 0 | 0 | 28 | 39 | 0.00 | 1.125 |

# BOTTOM

## Pittsburgh Pirates @ Houston Astros

Astrodome, Houston, TX

Mon Sep 25 1995, 8:05 PM EDT

Att. 11,142 - Dome - 76 F

livebaseballscorecards.com

| | |
|---|---|
| AB | 36 |
| R | 10 |
| H | 13 |
| RBI | 9 |
| BB | 4 |
| SO | 5 |
| LOB | 20 |

WP: 2 PA: 42
PB: 0
SB: 2
CS: 0

| Batter | 1 | 2 | 3 | 4 | 5 | 6 | 7 | 8 | 9 | AB | R | H | RBI | BB | SO | LOB |
|---|---|---|---|---|---|---|---|---|---|---|---|---|---|---|---|---|
| Jacob Brumfield, R (1, 8)<br>OBP: 0.336, SLG: 0.368 | F9 | | 1B | | G1-3 | | | F9 | K | 5 | 0 | 1 | 0 | 0 | 1 | 2 |
| Carlos Garcia, R (1, 4)<br>OBP: 0.339, SLG: 0.420 | 1B | | K2<br>1-2 | | | G6-3 | | 1B E | | 4 | 0 | 3 | 0 | 0 | 0 | 0 |
| Orlando Merced, S (1, 9)<br>OBP: 0.358, SLG: 0.467 | G6-4-3<br>1-2 | | K2<br>1-2f | | | K | | E4<br>1-2 | | 4 | 0 | 1 | 0 | 0 | 2 | 2 |
| Jeff King, R (1, 3)<br>OBP: 0.339, SLG: 0.456 | G6-4-3<br>1-2f | | | K | | L8 | | F9 | | 4 | 0 | 0 | 0 | 0 | 1 | 4 |
| Nelson Liriano, S (1, 5)<br>OBP: 0.345, SLG: 0.400 | | 1B | | G6-3 | | | L5 | F9<br>1-2<br>2-3 | | 4 | 0 | 2 | 0 | 0 | 0 | 0 |
| Jay Bell, R (1, 6)<br>OBP: 0.337, SLG: 0.402 | | 1B<br>1-2 | | F7 | | | G4-3 BB | K | | 4 | 0 | 2 | 0 | 0 | 1 | 3 |
| Don Slaught, R (1, 2)<br>OBP: 0.370, SLG: 0.367<br>2 Angelo Encarnacion, R (7, PR)<br>OBP: 0.288, SLG: 0.327<br>(7, 2)<br>Al Martin, L (9, PH)<br>OBP: 0.350, SLG: 0.434 | | L8 | | | E6<br>FC1-6 | | G4-3<br>1-2 | | F8 | 2<br>0<br>1 | 0<br>0<br>0 | 0<br>0<br>0 | 0<br>0<br>0 | 1<br>0<br>0 | 0<br>0<br>0 | 2<br>0<br>0 |
| Steve Pegues, R (1, 7)<br>OBP: 0.261, SLG: 0.399<br>Dave Clark, L (7, PH)<br>OBP: 0.359, SLG: 0.377<br>(7, 7) | | K | | | F8 | | G4-3<br>1-2<br>2-3 | | G3-1 | 2<br>2 | 0<br>0 | 0<br>0 | 0<br>0 | 0<br>0 | 1<br>0 | 3<br>2 |
| Denny Neagle, L (1, 1)<br>OBP: 0.167, SLG: 0.203<br>Midre Cummings, L (7, PH)<br>OBP: 0.295, SLG: 0.328<br>Mike Dyer, R (7, 1)<br>OBP: 0.571, SLG: 0.571<br>Rich Aude, R (9, PH)<br>OBP: 0.287, SLG: 0.368 | | K | | | FC1-6<br>1-2f | | F8 | | F8<br>BB | 2<br>1<br>0<br>0 | 0<br>0<br>0<br>0 | 0<br>0<br>0<br>0 | 0<br>0<br>0<br>1 | 1<br>0<br>0<br>0 | 3<br>2<br>0<br>0 |
| Inning Stats | R: 0<br>E: 0<br>K: 0<br>S: 10<br>H: 2<br>LOB: 1<br>BB: 0<br>P: 12 | R: 0<br>E: 0<br>K: 2<br>S: 13<br>H: 2<br>LOB: 2<br>BB: 0<br>P: 16 | R: 0<br>E: 0<br>K: 1<br>S: 13<br>H: 2<br>LOB: 1<br>BB: 0<br>P: 19 | R: 0<br>E: 0<br>K: 1<br>S: 6<br>H: 0<br>LOB: 0<br>BB: 0<br>P: 8 | R: 0<br>E: 1<br>K: 0<br>S: 7<br>H: 0<br>LOB: 1<br>BB: 0<br>P: 12 | R: 0<br>E: 0<br>K: 1<br>S: 8<br>H: 0<br>LOB: 0<br>BB: 0<br>P: 9 | R: 0<br>E: 0<br>K: 0<br>S: 9<br>H: 1<br>LOB: 2<br>BB: 1<br>P: 16 | R: 0<br>E: 1<br>K: 1<br>S: 9<br>H: 2<br>LOB: 3<br>BB: 0<br>P: 17 | R: 0<br>E: 0<br>K: 1<br>S: 11<br>H: 0<br>LOB: 1<br>BB: 1<br>P: 20 | 1B: 9<br>2B: 1<br>3B: 0<br>HR: 0<br>SF: 0<br>SAC: 0<br>DP: 2<br>HBP: 0 | | | | | | |

| PITCHER | | IP | WLS | BF | H | R | ER | SO | BB | IBB | HBP | BLK | WP | HR | S | P | ERA | WHIP |
|---|---|---|---|---|---|---|---|---|---|---|---|---|---|---|---|---|---|---|
| Greg Swindell, L<br>ERA: 4.38 | (1, 1) | 6.0 | W | 22 | 6 | 0 | 0 | 5 | 0 | 0 | 0 | 0 | 0 | 0 | 57 | 76 | 0.00 | 1.000 |
| Todd Jones, R<br>ERA: 2.73 | (7, 1) | 1.1 | | 8 | 2 | 0 | 0 | 0 | 1 | 0 | 0 | 0 | 0 | 0 | 12 | 23 | 0.00 | 2.250 |
| Dave Veres, R<br>ERA: 2.3 | (8, 1) | 0.2 | | 3 | 1 | 0 | 0 | 1 | 0 | 0 | 0 | 0 | 0 | 0 | 6 | 10 | 0.00 | 1.500 |
| Mike Henneman, R<br>ERA: 1.85 | (9, 1) | 1.0 | S | 4 | 0 | 0 | 0 | 1 | 1 | 0 | 0 | 0 | 0 | 0 | 11 | 20 | 0.00 | 1.000 |

| PITCHER | IP | WLS | BF | H | R | ER | SO | BB | IBB | HBP | BLK | WP | HR | S | P | ERA | WHIP |
|---|---|---|---|---|---|---|---|---|---|---|---|---|---|---|---|---|---|

# TOP

## Pittsburgh Pirates @ Houston Astros

Astrodome, Houston, TX

Tue Sep 26 1995, 8:05 PM EDT

Att. 14,307 - Dome - 76 F

livebaseballscorecards.com

| | |
|---|---|
| AB | 35 |
| R | 0 |
| H | 9 |
| RBI | 0 |
| BB | 2 |
| SO | 7 |
| LOB | 23 |

# BOTTOM

## Pittsburgh Pirates @ Houston Astros

Astrodome, Houston, TX

Tue Sep 26 1995, 8:05 PM EDT

Att. 14,307 - Dome - 76 F

| Batter | 1 | 2 | 3 | 4 | 5 | 6 | 7 | 8 | 9 | AB | R | H | RBI | BB | SO | LOB |
|---|---|---|---|---|---|---|---|---|---|---|---|---|---|---|---|---|
| Brian Hunter, R (1, 8)<br>OBP: 0.352, SLG: 0.405 | L7 | | | SH1-3 1B | E4 1B<br>1-2 2-3 3-H | | 1-2 1B | | | 4 | 0 | 2 | 0 | 0 | 0 | 2 |
| Craig Biggio, R (1, 4)<br>OBP: 0.400, SLG: 0.468 | 5 FC3-6 1B | | | SH1-3<br>1-2 | 1-2 2-3 3-H 1B | | G4-3 | | | 3 | 0 | 2 | 1 | 0 | 0 | 1 |
| 5 Jeff Bagwell, R (1, 3)<br>OBP: 0.393, SLG: 0.478 | FC3-6 CS<br>1-2f | | | F7 | L9 | | | K | | 4 | 0 | 0 | 0 | 0 | 1 | 5 |
| Mike Simms, R (1, 9)<br>OBP: 0.341, SLG: 0.535 | CS<br>1-2 | G6-3 1B | | G6-3 | | F8 | | G5-3 | | 4 | 0 | 1 | 0 | 0 | 0 | 1 |
| Tony Eusebio, R (1, 2)<br>OBP: 0.365, SLG: 0.423 | | F8 | | | K<br>1-2 2-3 | 1B | | G3 | | 4 | 0 | 1 | 0 | 0 | 1 | 1 |
| Craig Shipley, R (1, 5)<br>OBP: 0.292, SLG: 0.351 | | G6-3<br>1-2f | | | 1B BB E 1B | F7 | | | | 3 | 1 | 1 | 0 | 0 | 0 | 2 |
| James Mouton, R (1, 7)<br>OBP: 0.323, SLG: 0.366 | | K | | | E 1B 1B BB<br>1-2 | L7 | | | | 2 | 1 | 0 | 0 | 1 | 1 | 1 |
| Todd Jones, L (7, 1)<br>OBP: 0.200, SLG: 0.400 | | | | | | | | | | 0 | 0 | 0 | 0 | 0 | 0 | 0 |
| Dave Veres, R (8, 1) | | | | | | | | | | 0 | 0 | 0 | 0 | 0 | 0 | 0 |
| Mike Henneman, R (9, 1) | | | | | | | | | | 0 | 0 | 0 | 0 | 0 | 0 | 0 |
| Andy Stankiewicz, R (1, 6)<br>OBP: 0.279, SLG: 0.140 | | F9 | | | F9 | | L9 | | | 3 | 0 | 0 | 0 | 0 | 0 | 2 |
| Greg Swindell, L (1, 1)<br>OBP: 0.283, SLG: 0.300 | | G3 | | | 1B E<br>1-2 2-3 1B | | CS 1B | | | 2 | 0 | 1 | 0 | 0 | 0 | 0 |
| John Cangelosi, S (7, 7)<br>OBP: 0.465, SLG: 0.403 | | | | | | | | | | 1 | 0 | 1 | 0 | 0 | 0 | 0 |
| Inning Stats | R: 0 H: 1<br>E: 0 LOB: 0<br>K: 0 BB: 0<br>S: 6 P: 8 | R: 0 H: 1<br>E: 0 LOB: 0<br>K: 0 BB: 0<br>S: 7 P: 10 | R: 0 H: 0<br>E: 0 LOB: 0<br>K: 1 BB: 0<br>S: 10 P: 14 | R: 0 H: 1<br>E: 0 LOB: 1<br>K: 0 BB: 0<br>S: 5 P: 9 | R: 2 H: 3<br>E: 1 LOB: 3<br>K: 1 BB: 1<br>S: 16 P: 30 | R: 0 H: 1<br>E: 0 LOB: 1<br>K: 0 BB: 0<br>S: 7 P: 14 | R: 0 H: 2<br>E: 0 LOB: 1<br>K: 0 BB: 0<br>S: 7 P: 9 | R: 0 H: 0<br>E: 0 LOB: 0<br>K: 1 BB: 0<br>S: 7 P: 13 | | 1B: 9 SF: 0<br>2B: 0 SAC: 1<br>3B: 0 DP: 1<br>HR: 0 HBP: 0 | | | | | | |

livebaseballscorecards.com

| | |
|---|---|
| AB | 30 |
| R | 2 |
| H | 9 |
| RBI | 1 |
| BB | 1 |
| SO | 3 |
| LOB | 15 |

WP: 0 PA: 33
PB: 0
SB: 0
CS: 2

| PITCHER | | IP | WLS | BF | H | R | ER | SO | BB | IBB | HBP | BLK | WP | HR | S | P | ERA | WHIP |
|---|---|---|---|---|---|---|---|---|---|---|---|---|---|---|---|---|---|---|
| Denny Neagle, L<br>ERA: 3.43 | (1, 1) | 6.0 | L | 25 | 7 | 2 | 0 | 2 | 1 | 0 | 0 | 0 | 0 | 0 | 51 | 85 | 0.00 | 1.333 |
| Mike Dyer, R<br>ERA: 4.34 | (7, 1) | 2.0 | | 7 | 2 | 0 | 0 | 1 | 0 | 0 | 0 | 0 | 0 | 0 | 14 | 22 | 0.00 | 1.000 |

| PITCHER | IP | WLS | BF | H | R | ER | SO | BB | IBB | HBP | BLK | WP | HR | S | P | ERA | WHIP |
|---|---|---|---|---|---|---|---|---|---|---|---|---|---|---|---|---|---|

| Batter | 1 | 2 | 3 | 4 | 5 | 6 | 7 | 8 | 9 | 10 | 11 | AB | R | H | RBI | BB | SO | LOB |
|---|---|---|---|---|---|---|---|---|---|---|---|---|---|---|---|---|---|---|
| Al Martin, L (1, 7)<br>OBP: 0.349, SLG: 0.434 | C X<br>0-1 ①<br>G4-3 | C X<br>0-1 ③<br>G6-3 | | | C F F F F B X<br>1-2<br>2B | | B C S B 1 SAFE X<br>2-2 ①<br>L9 | | S S B C<br>1-3 ①<br>K | | S B F B B B<br>4-2 ①<br>BB S 1B<br>1-2<br>BB | 5 | 1 | 1 | 0 | 1 | 1 | 3 |
| Jay Bell, R (1, 6)<br>OBP: 0.337, SLG: 0.403 | X<br>0-0 ②<br>F9 | X<br>0-0 ①<br>F9 | | | B C F S<br>1-3 ②<br>K | | 1 SAFE 1 SAFE F X<br>1-1<br>BB 1B<br>1-2<br>1B | | F B B S X<br>2-2<br>FC6-4<br>2B | | B B X<br>2-0 ②<br>G5-3<br>1-2 | 6 | 1 | 2 | 0 | 0 | 1 | 2 |
| Orlando Merced, S (1, 9)<br>OBP: 0.363, SLG: 0.468 | L X<br>0-1<br>1B<br>1B | C X<br>0-1<br>G5-3<br>1B<br>1B | | | F B F B F X<br>2-2 ③<br>F8 | | B C B B B<br>4-1<br>FC3-6 1B<br>WP<br>1-2<br>2-3<br>BB | | I I I I<br>4-0<br>FC6-4<br>IBB | | I I I I<br>4-0<br>BB<br>1B<br>IBB | 3 | 2 | 2 | 0 | 3 | 0 | 1 |
| Jeff King, R (1, 3)<br>OBP: 0.341, SLG: 0.455 | B B F X<br>2-1<br>S<br>1-3<br>1B | B B C<br>1 SAFE 1 SAFE X<br>2-1 ②<br>G5-3<br>1-2 | | | C B B B X<br>3-1 ①<br>L7 | B X<br>1-0<br>FC3-6<br>1-2<br>2-H<br>3-H<br>1B | | B B F X<br>2-1 ②<br>FC6-4<br>1-2f<br>2-3 | B B B B<br>4-0<br>1B<br>1B<br>1-2<br>2-3<br>BB | 5 | 1 | 2 | 2 | 1 | 0 | 3 |
| Midre Cummings, L (1, 8)<br>OBP: 0.294, SLG: 0.326<br>Jon Lieber, L (7, 1)<br>OBP: 0.048, SLG: 0.048<br>Jason Christiansen, R (7, 1)<br>Nelson Liriano, S (9, PH)<br>OBP: 0.344, SLG: 0.398<br>Dan Miceli, R (9, 1)<br>Rich Aude, R (11, PH)<br>OBP: 0.294, SLG: 0.375<br>Jeff McCurry, R (11, 1) | S 1 SAFE F B B S<br>2-3 ③<br>K<br>1-2 | X<br>0-0 ③<br>2-H<br>1B | | | C X<br>0-1 ②<br>G3-1 | X<br>0-0 ②<br>FC3-6<br>E<br>1-2f<br>2-3 | | B S B S S<br>2-3 ③<br>K | C B B X<br>2-1<br>1B<br>1-2<br>2-H<br>3-H<br>1B | 4<br>0<br>1<br>0<br>0<br>1 | 0<br>0<br>0<br>0<br>0<br>0 | 1<br>0<br>0<br>0<br>0<br>0 | 0<br>0<br>0<br>0<br>1<br>2 | 0<br>0<br>0<br>0<br>0<br>0 | 1<br>0<br>0<br>0<br>0<br>0 | 4<br>0<br>0<br>0<br>2<br>0 |
| Carlos Garcia, R (1, 4)<br>OBP: 0.342, SLG: 0.420 | | C B S F X<br>1-2 ①<br>L4 | | F B F F B H<br>3-2<br>G6-4-3<br>HBP | B X<br>1-0<br>1B<br>1B | B B C B X<br>3-1 ③<br>G4-3<br>1-3<br>3-H | | | B B X<br>2-0 ①<br>F9 | C X<br>0-1 ③<br>1-3<br>2-H<br>1B | 5 | 0 | 2 | 1 | 0 | 0 | 1 |
| Kevin Young, R (1, 5)<br>OBP: 0.275, SLG: 0.394 | | B C X<br>1-1 ①<br>SH5-4 2 1B<br>1B | | X<br>0-0 ① ②<br>G6-4-3<br>1-2f | B X<br>1-0<br>1-2<br>1B | | M B S S X<br>1-2 ①<br>F7 | | X<br>0-0 ②<br>L5 | | | 5 | 0 | 2 | 0 | 0 | 0 | 1 |
| 2 Angelo Encarnacion, R (1, 2)<br>OBP: 0.290, SLG: 0.329<br>Dave Clark, L (6, PH)<br>OBP: 0.359, SLG: 0.377<br>Don Slaught, R (6, PH)<br>OBP: 0.361, SLG: 0.357<br>(6, 2) | B X<br>1-0<br>SH5-4<br>1-2<br>1B | | | F B B F S<br>2-3 ③<br>K | S B X<br>1-1 ③<br>F7 | | C X<br>0-1 ②<br>L3 | | | B C X<br>1-1 ③<br>G5-3 | | 2<br>0<br>3 | 0<br>0<br>0 | 1<br>0<br>0 | 0<br>0<br>0 | 0<br>0<br>0 | 1<br>0<br>0 | 0<br>0<br>2 |
| John Ericks, R (1, 1)<br>OBP: 0.097, SLG: 0.129<br>Dan Plesac, L (5, 1)<br>OBP: 0.250, SLG: 0.250<br>Jacob Brumfield, R (7, PH)<br>OBP: 0.338, SLG: 0.368<br>(7, 8) | X<br>0-0 ②<br>SH5-4<br>1-2<br>2-3 | | | B F S S<br>1-3 ①<br>K | | | C X<br>0-1<br>BB 1B<br>1B<br>1B | S B X<br>1-1 ③<br>F7 | | | B B C B F B<br>4-2<br>CS<br>BB | 1<br>0<br>2 | 0<br>0<br>1 | 0<br>0<br>1 | 0<br>0<br>0 | 0<br>0<br>1 | 1<br>0<br>0 | 0<br>0<br>0 |
| Inning Stats | R: 0 E: 0 K: 1 S: 10<br>H: 2 LOB: 2 BB: 0 P: 14 | R: 0 E: 0 K: 0 S: 10<br>H: 2 LOB: 2 BB: 0 P: 13 | R: 0 E: 0 K: 0 S: 6<br>H: 2 LOB: 2 BB: 0 P: 8 | R: 0 E: 0 K: 1 S: 6<br>H: 0 LOB: 0 BB: 0 P: 11 | R: 0 E: 0 K: 2 S: 16<br>H: 1 LOB: 1 BB: 0 P: 21 | R: 0 E: 0 K: 0 S: 8<br>H: 2 LOB: 2 BB: 0 P: 14 | R: 3 E: 0 K: 0 S: 12<br>H: 3 LOB: 1 BB: 1 P: 23 | R: 0 E: 0 K: 0 S: 7<br>H: 0 LOB: 0 BB: 0 P: 9 | R: 0 E: 0 K: 2 S: 11<br>H: 1 LOB: 2 BB: 1 P: 22 | R: 0 E: 0 K: 0 S: 4<br>H: 0 LOB: 0 BB: 0 P: 7 | R: 3 E: 0 K: 0 S: 9<br>H: 2 LOB: 2 BB: 4 P: 29 | 1B: 13<br>2B: 2<br>3B: 0<br>HR: 0 | SF: 0<br>SAC: 1<br>DP: 1<br>HBP: 1 | | WP: 1<br>PB: 0<br>SB: 2<br>CS: 1 | | PA: 51 | | |

| PITCHER | | IP | WLS | BF | H | R | ER | SO | BB | IBB | HBP | BLK | WP | HR | S | P | ERA | WHIP |
|---|---|---|---|---|---|---|---|---|---|---|---|---|---|---|---|---|---|---|
| Doug Drabek, R<br>ERA: 4.55 | (1, 1) | 5.2 | | 25 | 9 | 0 | 0 | 4 | 0 | 0 | 1 | 0 | 0 | 0 | 54 | 78 | 0.00 | 1.588 |
| Jeff Tabaka, L<br>ERA: 2.97 | (6, 1) | 0.2 | | 3 | 1 | 1 | 1 | 0 | 0 | 0 | 0 | 0 | 0 | 0 | 7 | 10 | 13.50 | 1.500 |
| Jim Dougherty, R<br>ERA: 4.93 | (7, 1) | 0.0 | | 1 | 1 | 0 | 0 | 0 | 0 | 0 | 0 | 0 | 0 | 0 | 2 | 3 | ∞ | ∞ |
| Dean Hartgraves, L<br>ERA: 3.06 | (7, 1) | 0.0 | | 1 | 0 | 0 | 0 | 0 | 1 | 0 | 0 | 0 | 0 | 0 | 1 | 5 | ∞ | ∞ |
| Dave Veres, R<br>ERA: 2.28 | (7, 1) | 0.2 | | 3 | 1 | 2 | 2 | 0 | 0 | 0 | 0 | 0 | 1 | 0 | 4 | 8 | 27.00 | 1.500 |

| PITCHER | | IP | WLS | BF | H | R | ER | SO | BB | IBB | HBP | BLK | WP | HR | S | P | ERA | WHIP |
|---|---|---|---|---|---|---|---|---|---|---|---|---|---|---|---|---|---|---|
| Doug Brocail, R<br>ERA: 4.11 | (8, 1) | 3.0 | | 11 | 1 | 0 | 0 | 2 | 0 | 1 | 0 | 0 | 0 | 0 | 22 | 38 | 0.00 | 0.333 |
| Todd Jones, R<br>ERA: 2.99 | (11, 1) | 0.2 | L | 5 | 0 | 3 | 3 | 0 | 3 | 1 | 0 | 0 | 0 | 0 | 5 | 23 | 40.50 | 4.500 |
| Mike Henneman, R<br>ERA: 1.84 | (11, 1) | 0.1 | | 2 | 2 | 0 | 0 | 0 | 0 | 0 | 0 | 0 | 0 | 0 | 4 | 6 | 0.00 | 6.000 |

TOP

# Pittsburgh Pirates @ Houston Astros

Astrodome, Houston, TX

Wed Sep 27 1995, 4:33 AM EDT

Att. 15,005 - Dome - 76 F

livebaseballscorecards.com

| | |
|---|---|
| AB | 43 |
| R | 6 |
| H | 15 |
| RBI | 5 |
| BB | 6 |
| SO | 6 |
| LOB | 19 |

| Batter | 1 | 2 | 3 | 4 | 5 | 6 | 7 | 8 | 9 | 10 | 11 | AB | R | H | RBI | BB | SO | LOB |
|---|---|---|---|---|---|---|---|---|---|---|---|---|---|---|---|---|---|---|
| John Cangelosi, S (1, 7)<br>OBP: 0.488, SLG: 0.402 | C B B B C F F B<br>4-2<br>SH3 S<br>BB | C C B X<br>1-2 ①<br>L6 | B F B B C B<br>4-2<br>1B 5 2B<br>BB | C B C X<br>1-2<br>5 S 5 1B<br>1B | C F C<br>0-3 ③<br>K | B S X<br>1-1<br>S<br>1B | | | | 3 | 2 | 1 | 0 | 2 | 1 | 0 |
| Craig Biggio, R (1, 4)<br>OBP: 0.401, SLG: 0.468 | B 1 SAFE B X<br>2-0 ①<br>SH3<br>1-3 | C B X<br>1-1 ②<br>B5-3 | F B B B F X<br>3-2<br>5 2B FC3-2<br>1-3<br>2-H<br>1B | 1 SAFE C B X<br>0-1 ②<br>F9 | | | | | | | | 4 | 0 | 2 | 1 | 0 | 0 | 1 |
| 5 Jeff Bagwell, R (1, 3)<br>OBP: 0.395, SLG: 0.481 | F B F F X<br>1-2 ②<br>P4 | X<br>0-0<br>1B | X<br>0-0<br>FC3-2<br>1-3<br>3-H<br>2B | S C B X<br>1-2<br>1-H<br>1B | | | | | | 1 SAFE B X<br>1-0 ①<br>P6 | | 5 | 0 | 3 | 2 | 0 | 0 | 2 |
| Derrick May, L (1, 9)<br>OBP: 0.321, SLG: 0.399<br>Mike Simms, R (7, PH)<br>OBP: 0.338, SLG: 0.530<br>Doug Brocail, L (8, 1)<br>OBP: 0.250, SLG: 0.375<br>Tony Eusebio, R (10, PH)<br>OBP: 0.364, SLG: 0.422<br>Todd Jones, L (11, 1)<br>OBP: 0.200, SLG: 0.400<br>Mike Henneman, R (11, 1) | F B X<br>1-1 ③<br>G4-3 | 1 SAFE C C X<br>1-1 ③<br>L6 | B S B S F B X<br>3-2 ②<br>FC3-2<br>2-3<br>3-H | B F C F F B S<br>2-3 ③<br>K | | | C S S S<br>1-3 ②<br>K<br>1-2 | | | 3 0 0 0 0 0 4<br>1 0 0 0 0 1 1<br>0 0 0 0 0 0 0<br>1 0 0 0 0 1 1<br>0 0 0 0 0 0 0<br>0 0 0 0 0 0 0 | | | | | | | |
| Dave Magadan, L (1, 5)<br>OBP: 0.424, SLG: 0.395<br>Craig Shipley, R (8, PH)<br>OBP: 0.290, SLG: 0.348<br>(9, 5) | B B B C B<br>4-1<br>F8 BB<br>BB | B X<br>1-0 ①<br>L9 | C 1 SAFE C S<br>0-3 ③<br>K | X<br>0-0 ①<br>P5 | | | T C S S<br>0-3 ③<br>K | | | 2 | 0 | 0 | 0 | 1 | 1 | 2 |
| Brian Hunter, R (1, 8)<br>OBP: 0.346, SLG: 0.399 | B B C F C<br>2-3 ①<br>K | X<br>0-0 ②<br>F8 | C F B S<br>1-3 ①<br>K | B F T X<br>1-2 ②<br>F9 | | | S X<br>0-1 ①<br>F7 | | | 2 | 0 | 0 | 0 | 0 | 0 | 0 |
| Rick Wilkins, L (1, 2)<br>OBP: 0.349, SLG: 0.304 | B B C B F B<br>4-2<br>1-2<br>BB | B X<br>1-0 ③<br>F7 | B X<br>1-0 ②<br>G3 | S B B B B X<br>3-1 ③<br>G4-3 | | | X<br>0-0<br>FC5-4<br>1B | | | 5 | 0 | 3 | 2 | 0 | 0 | 2 |
| Ricky Gutierrez, R (1, 6)<br>OBP: 0.303, SLG: 0.287 | B X<br>1-0 ②<br>F8<br>2-3 | B F B B B<br>4-1<br>SH1-4<br>1B<br>BB | B S C X<br>1-2 ③<br>G4-3 | | | | B C S S F S<br>1-3 ①<br>K | | | 4 | 1 | 0 | 0 | 1 | 1 | 3 |
| Doug Drabek, R (1, 1)<br>OBP: 0.262, SLG: 0.288<br>Jeff Tabaka, R (6, 1)<br>Jim Dougherty, R (7, 1)<br>OBP: 0.125, SLG: 0.125<br>Dean Hartgraves, R (7, 1)<br>Dave Veres, R (7, 1)<br>Milt Thompson, L (7, PH)<br>OBP: 0.293, SLG: 0.312<br>James Mouton, R (8, 9)<br>OBP: 0.321, SLG: 0.364 | B X<br>1-0 ③<br>L6 | X<br>0-0 ①<br>SH1-4<br>1-2 | X<br>0-0 ①<br>G3 | | | | C X<br>0-1 ②<br>P6 | | B X<br>1-0 ③<br>G6-3 | 1 0 0 0 0 0 2<br>0 0 0 0 0 0 0<br>0 0 0 0 0 0 0<br>0 0 0 0 0 0 0<br>0 0 0 0 0 0 0<br>1 0 0 0 0 0 0<br>2 0 0 0 0 0 1 | | | | | | |
| Inning Stats | R: 0 H: 0<br>E: 0 LOB: 1<br>K: 0 BB: 1<br>S: 11 P: 19 | R: 0 H: 0<br>E: 0 LOB: 2<br>K: 1 BB: 2<br>S: 8 P: 20 | R: 0 H: 1<br>E: 0 LOB: 1<br>K: 0 BB: 0<br>S: 8 P: 11 | R: 0 H: 0<br>E: 0 LOB: 0<br>K: 0 BB: 0<br>S: 3 P: 5 | R: 2 H: 2<br>E: 0 LOB: 2<br>K: 1 BB: 2<br>S: 15 P: 29 | R: 0 H: 0<br>E: 0 LOB: 0<br>K: 1 BB: 0<br>S: 7 P: 10 | R: 1 H: 2<br>E: 0 LOB: 1<br>K: 1 BB: 0<br>S: 14 P: 18 | R: 0 H: 0<br>E: 0 LOB: 0<br>K: 0 BB: 0<br>S: 6 P: 10 | R: 0 H: 0<br>E: 0 LOB: 0<br>K: 2 BB: 0<br>S: 9 P: 10 | R: 0 H: 1<br>E: 0 LOB: 0<br>K: 2 BB: 0<br>S: 10 P: 12 | R: 0 H: 1<br>E: 0 LOB: 1<br>K: 0 BB: 0<br>S: 7 P: 10 | 1B: 6<br>2B: 1<br>3B: 0<br>HR: 0 | SF: 0<br>SAC: 2<br>DP: 0<br>HBP: 0 | WP: 0<br>PB: 0<br>SB: 3<br>CS: 0 | PA: 45 | | | |

| PITCHER | | IP | WLS | BF | H | R | ER | SO | BB | IBB | HBP | BLK | WP | HR | S | ERA | WHIP |
|---|---|---|---|---|---|---|---|---|---|---|---|---|---|---|---|---|---|
| John Ericks, R<br>ERA: 4.58 | (1, 1) | 4.1 | | 21 | 3 | 2 | 2 | 1 | 5 | 0 | 0 | 0 | 0 | 0 | 38 | 4.15 | 1.846 |
| Dan Plesac, L<br>ERA: 3.58 | (5, 1) | 1.2 | | 5 | 0 | 0 | 0 | 2 | 0 | 0 | 0 | 0 | 0 | 0 | 14 | 0.00 | 0.000 |
| Jon Lieber, R<br>ERA: 6.53 | (7, 1) | 0.2 | | 4 | 2 | 1 | 1 | 0 | 0 | 0 | 0 | 0 | 0 | 0 | 9 | 13.50 | 3.000 |
| Jason Christiansen, L<br>ERA: 4.28 | (7, 1) | 1.1 | | 4 | 0 | 0 | 0 | 1 | 0 | 0 | 0 | 0 | 0 | 0 | 11 | 0.00 | 0.000 |
| Dan Miceli, R<br>ERA: 4.42 | (9, 1) | 2.0 | W | 7 | 1 | 0 | 0 | 4 | 0 | 0 | 0 | 0 | 0 | 0 | 19 | 0.00 | 0.500 |

| PITCHER | | IP | WLS | BF | H | R | ER | SO | BB | IBB | HBP | BLK | WP | HR | S | P | ERA | WHIP |
|---|---|---|---|---|---|---|---|---|---|---|---|---|---|---|---|---|---|---|
| Jeff McCurry, R<br>ERA: 5.02 | (11, 1) | 1.0 | S | 4 | 1 | 0 | 0 | 0 | 0 | 0 | 0 | 0 | 0 | 0 | 7 | 10 | 0.00 | 1.000 |

# BOTTOM

## Pittsburgh Pirates @ Houston Astros

Astrodome, Houston, TX

Wed Sep 27 1995, 4:33 AM EDT

Att. 15,005 - Dome - 76 F

livebaseballscorecards.com

| | |
|---|---|
| AB | 38 |
| R | 3 |
| H | 7 |
| RBI | 3 |
| BB | 5 |
| SO | 8 |
| LOB | 19 |

| Batter | 1 | 2 | 3 | 4 | 5 | 6 | 7 | 8 | 9 | 10 | 11 | AB | R | H | RBI | BB | SO | LOB |
|---|---|---|---|---|---|---|---|---|---|---|---|---|---|---|---|---|---|---|
| John Cangelosi, S (1, 7)<br>OBP: 0.455, SLG: 0.387 | F F X<br>0-2 ① F7 | | C B F X<br>1-2 ① L9 | C B C X<br>2-2 ③ G3-1 | | B C C X<br>2-2 ① F7 | C B 1 SAFE C C<br>1-3 ③ K | | B C B X<br>2-1 ③ G6-3 | | B C F B S<br>2-3 ② K<br>1-2 | 7 | 0 | 0 | 0 | 0 | 2 | 3 |
| Craig Biggio, R (1, 4)<br>OBP: 0.404, SLG: 0.472 | B C B X<br>2-1 ② G6-3 | | C B F B X<br>2-2 L9 5 1B 1B<br>1B | | X<br>0-0 1B 2B<br>1B | B C F B B B<br>4-2 WP 5 S G4-1<br>BB | | B B B B C X<br>3-2 S PB HR<br>1B | | X<br>0-0 SH3 SF8<br>2B | C S X<br>0-2 ③ F9 | 6 | 5 | 4 | 0 | 1 | 0 | 1 |
| 5 Jeff Bagwell, R (1, 3)<br>OBP: 0.398, SLG: 0.484 | B B B X<br>3-0 1B<br>2B | | C B X<br>1-1 1B<br>1-2 1B | | 1 SAFE C X<br>0-1 ① F8 | 1 SAFE I F P B I I<br>4-1 G4-1 WP<br>1-2 IBB | | F S S<br>0-3 ① K | | I I I I<br>4-0 SF8 SH3<br>IBB | | 4 | 1 | 2 | 0 | 2 | 1 | 2 |
| Derrick May, L (1, 9)<br>OBP: 0.323, SLG: 0.400<br>Tony Eusebio, R (8, PH)<br>OBP: 0.363, SLG: 0.421 (8, 2) | C F B B X<br>2-2<br>2-H 1B | | B C B X<br>2-1 ② L9<br>2-3 | | S B B F X<br>2-2 2B<br>1-3 G4-3 1B | C S B X<br>1-2 ② G4-1<br>1-3 2-H | | C 1 SAFE X<br>0-1 ② F7 | | B B L X<br>2-1 ① SH3<br>1-2 2-3 | | 4<br>1 | 1<br>0 | 2<br>0 | 2<br>0 | 0<br>0 | 0<br>0 | 3<br>1 |
| Dave Magadan, L (1, 5)<br>OBP: 0.425, SLG: 0.399<br>James Mouton, R (8, PH)<br>OBP: 0.322, SLG: 0.376 (8, 9) | B C 1 SAFE B F X<br>2-1 ③ G4-3 | | C B X<br>1-1<br>1-3 3-H 1B | | B B C 1 SAFE X<br>2-1<br>1-3 3-H 2B<br>2B | F B B S B F F C<br>3-3 ③ K | | B F 1 SAFE SAFE P B S F F<br>3-2 X<br>1-H HR | | X<br>0-0 ② SF8<br>2-3 3-H | | 4<br>1 | 1<br>1 | 2<br>1 | 2<br>3 | 0<br>0 | 1<br>0 | 2<br>0 |
| Brian Hunter, R (1, 8)<br>OBP: 0.349, SLG: 0.401 | C X<br>0-1 S 1B | | X<br>0-0 ③ F9 | | C F B X<br>1-2 ② G4-3<br>3-H | | B X<br>1-0 F8 S 1B<br>1B | B F B X<br>2-1 PB S 1B<br>1B | | B X<br>1-0 ③ F7 | | 6 | 1 | 3 | 1 | 0 | 0 | 4 |
| Rick Wilkins, L (1, 2)<br>OBP: 0.351, SLG: 0.310<br>Ricky Gutierrez, R (8, PH)<br>OBP: 0.301, SLG: 0.285<br>Greg Swindell, L (8, 1)<br>OBP: 0.280, SLG: 0.300<br>Dave Veres, R (8, 1)<br>Mike Brumley, S (11, PH)<br>OBP: 0.059, SLG: 0.235<br>Todd Jones, L (11, 1)<br>OBP: 0.200, SLG: 0.400 | 1 SAFE B F 1 SAFE X<br>1-1 ① F8 | | B B B<br>4-0 FC6-4 BB | X<br>0-0 2-H 2B | B C 1 SAFE 1 SAFE F B X<br>2-2 ① F8<br>1-3 | C S S C<br>1-3 ③ K<br>1-3 | | | | X<br>0-0 HR | | 3<br>1<br>0<br>0<br>1<br>0 | 0<br>0<br>0<br>0<br>1<br>0 | 1<br>0<br>0<br>0<br>1<br>0 | 1<br>0<br>0<br>0<br>1<br>0 | 1<br>0<br>0<br>0<br>0<br>0 | 0<br>1<br>0<br>0<br>0<br>0 | 2<br>1<br>0<br>0<br>0<br>0 |
| Craig Shipley, R (1, 6)<br>OBP: 0.291, SLG: 0.345 (8, 5) | 1 SAFE C B P S B C<br>3-3 ② K<br>1-3 | | C B X<br>1-1 ① FC6-4 SH1-4<br>1-2f | | 4-0<br>IBB | | F B L X<br>1-2 FC4-6<br>3-H 1B | | B X<br>1-0 ① P3 | | B C B C C<br>2-3 ① K | 5 | 0 | 1 | 1 | 2 | 2 | |
| Donne Wall, R (7, 1)<br>Darryl Kile, R (9, 1)<br>OBP: 0.000, SLG: 0.136<br>Mike Simms, R (8, PH)<br>OBP: 0.333, SLG: 0.636<br>Pedro Martinez, L (8, 1)<br>Jim Dougherty, R (8, 1)<br>OBP: 0.000, SLG: 0.000<br>Dean Hartgraves, R (8, 1)<br>Milt Thompson, L (7, PH)<br>OBP: 0.000, SLG: 0.000<br>Jeff Tartabull, R (7, 1)<br>Craig McMurtry, R (7, 1)<br>Andy Stankiewicz, R (8, 6)<br>OBP: 0.286, SLG: 0.357 | C X<br>0-1 ③ G6-3 | | X<br>0-0 ② SH1-4<br>1-2 | C X<br>0-1 ③ P4 | | X<br>0-0 ② FC4-6<br>1-2f | | B B C C<br>1-3 ② K | | B B B B<br>4-0 S BB | | 1<br>0<br>1<br>0<br>0<br>0<br>0<br>1<br>0 | 0<br>0<br>0<br>0<br>0<br>0<br>0<br>0<br>0 | 0<br>0<br>0<br>0<br>0<br>0<br>0<br>0<br>0 | 0<br>0<br>0<br>0<br>0<br>0<br>0<br>1<br>0 | 0<br>0<br>0<br>0<br>0<br>0<br>0<br>0<br>1 | 0<br>0<br>2<br>0<br>0<br>0<br>0<br>1<br>0 | 1<br>0<br>0<br>0<br>0<br>0<br>0<br>0<br>0 |
| Inning Stats | R: 1 H: 2<br>E: 0 LOB: 1<br>K: 0 BB: 0<br>S: 12 P: 21 | R: 0 H: 1<br>E: 0 LOB: 1<br>K: 1 BB: 0<br>S: 10 P: 13 | R: 1 H: 3<br>E: 0 LOB: 2<br>K: 0 BB: 0<br>S: 13 P: 20 | R: 0 H: 0<br>E: 0 LOB: 1<br>K: 0 BB: 1<br>S: 6 P: 13 | R: 3 H: 4<br>E: 0 LOB: 2<br>K: 0 BB: 1<br>S: 14 P: 23 | R: 1 H: 0<br>E: 0 LOB: 1<br>K: 1 BB: 2<br>S: 15 P: 28 | R: 1 H: 2<br>E: 0 LOB: 1<br>K: 1 BB: 0<br>S: 11 P: 16 | R: 2 H: 3<br>E: 0 LOB: 1<br>K: 2 BB: 0<br>S: 19 P: 27 | R: 0 H: 0<br>E: 0 LOB: 0<br>K: 1 BB: 0<br>S: 6 P: 10 | R: 1 H: 1<br>E: 0 LOB: 1<br>K: 0 BB: 1<br>S: 5 P: 12 | R: 1 H: 1<br>E: 0 LOB: 1<br>K: 2 BB: 1<br>S: 10 P: 18 | 1B: 11<br>2B: 4<br>3B: 0<br>HR: 2 | SF: 1<br>SAC: 2<br>DP: 0<br>HBP: 0 | | WP: 1<br>PB: 2<br>SB: 7<br>CS: 0 | PA: 56 | | |

| PITCHER | | IP | WLS | BF | H | R | ER | SO | BB | IBB | HBP | BLK | WP | HR | S | P | ERA | WHIP |
|---|---|---|---|---|---|---|---|---|---|---|---|---|---|---|---|---|---|---|
| Jim Bullinger, R<br>ERA: 4.14 | (1, 1) | 5.0 | | 27 | 10 | 5 | 5 | 1 | 1 | 1 | 0 | 0 | 0 | 0 | 55 | 90 | 9.00 | 2.200 |
| Mike Perez, R<br>ERA: 3.62 | (6, 1) | 0.1 | | 2 | 0 | 1 | 1 | 0 | 1 | 0 | 0 | 0 | 0 | 0 | 5 | 11 | 27.00 | 3.000 |
| Larry Casian, L<br>ERA: 2.01 | (6, 1) | 0.2 | | 3 | 0 | 0 | 0 | 1 | 0 | 1 | 0 | 0 | 1 | 0 | 10 | 17 | 0.00 | 0.000 |
| Turk Wendell, R<br>ERA: 4.76 | (7, 1) | 1.1 | | 7 | 3 | 2 | 2 | 2 | 0 | 0 | 0 | 0 | 0 | 0 | 17 | 25 | 13.50 | 2.250 |
| Randy Myers, L<br>ERA: 3.9 | (8, 1) | 0.1 | | 3 | 2 | 1 | 1 | 0 | 0 | 0 | 0 | 0 | 0 | 1 | 10 | 14 | 27.00 | 6.000 |

| PITCHER | | IP | WLS | BF | H | R | ER | SO | BB | IBB | HBP | BLK | WP | HR | S | P | ERA | WHIP |
|---|---|---|---|---|---|---|---|---|---|---|---|---|---|---|---|---|---|---|
| Terry Adams, R<br>ERA: 7.04 | (8, 1) | 1.1 | | 4 | 0 | 0 | 0 | 2 | 0 | 0 | 0 | 0 | 0 | 0 | 9 | 14 | 0.00 | 0.000 |
| Mike Walker, R<br>ERA: 3.22 | (10, 1) | 1.1 | | 8 | 2 | 2 | 2 | 1 | 1 | 1 | 0 | 0 | 0 | 1 | 9 | 22 | 13.50 | 2.250 |
| Anthony Young, R<br>ERA: 3.72 | (11, 1) | 0.2 | W | 2 | 0 | 0 | 0 | 1 | 0 | 0 | 0 | 0 | 0 | 0 | 6 | 8 | 0.00 | 0.000 |

# TOP

## Houston Astros @ Chicago Cubs

Wrigley Field, Chicago, IL

Thu Sep 28 1995, 3:33 AM CDT

Att. 14,075 - Sunny - 74 F

livebaseballscorecards.com

| | |
|---|---|
| AB | 47 |
| R | 11 |
| H | 17 |
| RBI | 11 |
| BB | 6 |
| SO | 8 |
| LOB | 25 |

| Batter | 1 | 2 | 3 | 4 | 5 | 6 | 7 | 8 | 9 | 10 | 11 | AB | R | H | RBI | BB | SO | LOB |
|---|---|---|---|---|---|---|---|---|---|---|---|---|---|---|---|---|---|---|
| Brian McRae, S (1, 8)<br>OBP: 0.352, SLG: 0.445 | B C B X 2-1 ① G4-3 | B B F B F B X 3-2 ③ L8 | | B F C X 1-2 ③ G4-3 | | B B X 2-0 1-2 3-H 1B | | X 0-0 ① F7 2-3 | | C X 0-1 1B SF8 1B | | 6 | 1 | 2 | 1 | 0 | 0 | 3 |
| Howard Johnson, S (1, 5)<br>OBP: 0.313, SLG: 0.346 | B B C C S 2-3 ② K | | C B X 1-1 SF7 3B | | B B B C B C X 3-2 ① G4-3 | B B F X 2-1 ③ G3-1 | | C B B X 2-1 3-H 2B 1B | | B C 1 SAFE B 1 SAFE C B X 3-2 ① L7 | | 6 | 2 | 2 | 1 | 0 | 1 | 3 |
| Mark Grace, L (1, 3)<br>OBP: 0.390, SLG: 0.506 | B C X 1-1 ③ G6-3 | | F B X 1-1 ① SF7 3-H | | F X 0-1 ② L9 | | B X 1-0 WP BB SF7 1B | B X 1-0 G6-3 1-H 2B | | C B P B X 3-1 1-3 1B | | 5 | 1 | 3 | 2 | 0 | 0 | 0 |
| Sammy Sosa, R (1, 9)<br>OBP: 0.337, SLG: 0.498 | | C S F X 0-2 ① G3-1 | B B C B B 4-1 HR BB | | B F B B F B 4-2 S BB | | S F B F 1 SAFE X 1-2 ① F9 | S X 0-1 ② G6-3 2-3 | | B F B B C B F X 3-2 ② SF8 3-H | | 3 | 1 | 0 | 1 | 2 | 0 | 2 |
| Luis Gonzalez, L (1, 7)<br>OBP: 0.352, SLG: 0.454<br>Anthony Young, R (11, 1)<br>OBP: 0.667, SLG: 0.667 | B X 1-0 ② L6 | 1 SAFE P B X 2-0 1-H HR | | | 1 SAFE B 1 SAFE 1 SAFE B C B F F 3-2 X F8 1-2 | | B B B B B 4-1 SF7 WP 1-2 BB | C B F B X 2-2 ③ G5-3 | | B C 1 SAFE B F C 2-3 ③ K | | 5<br>0 | 1<br>0 | 1<br>0 | 2<br>0 | 1<br>0 | 1<br>0 | 3<br>0 |
| Shawon Dunston, R (1, 6)<br>OBP: 0.317, SLG: 0.475 | S B S F B B X 3-2 HR 1B | B C B S S 2-3 ② K | | | | C F X 0-2 ① G1-3 | B C S S F B B F B 4-2 SF7 1-2 2-3 BB | | C X 0-1 SH2-4 1B | | C F F B B X 2-2 PB 1B | 5 | 2 | 3 | 0 | 1 | 1 | 0 |
| Scott Servais, R (1, 2)<br>OBP: 0.357, SLG: 0.512<br>Randy Myers, L (8, 1)<br>Terry Adams, R (8, 1)<br>Todd Zeile, R (9, PH)<br>OBP: 0.306, SLG: 0.398<br>Mike Walker, R (10, 1)<br>Scott Bullett, L (11, 7)<br>OBP: 0.325, SLG: 0.459 | C B 1 SAFE 1 SAFE X 1-1 1-H HR | B B B F B 4-1 CS BB | | | | F C X 0-2 FC4-6 1B 1B | F B F B B X 2-2 ② SF7 1-2 2-3 3-H | X 0-0 ① SH2-4 1-2 | | B B F F F F F F F 3-2 F B X SH1-4 1-H 1B 1B | | 2<br>0<br>0<br>0<br>0<br>1 | 2<br>0<br>0<br>0<br>0<br>1 | 2<br>0<br>0<br>0<br>0<br>1 | 3<br>0<br>0<br>0<br>0<br>1 | 1<br>0<br>0<br>0<br>0<br>0 | 0<br>0<br>0<br>0<br>0<br>0 | 0<br>0<br>0<br>0<br>0<br>0 |
| José Hernández, R (1, 4)<br>OBP: 0.287, SLG: 0.502 | B B C X 2-1 2B 1B | C S 0-2 ③ CS 1-2 | B B F F S 2-3 ① K | | | S B B X 1-2 FC4-6 1-2 1B | C B F C 1-3 ③ K | | B C S S 1-3 ② K | 1 SAFE B 1 SAFE X 1-0 ① SH1-4 1-2 | | 5 | 0 | 2 | 0 | 0 | 3 | 3 |
| Jim Bullinger, R (1, 1)<br>OBP: 0.294, SLG: 0.191<br>Mike Perez, R (6, 1)<br>Larry Casian, R (6, 1)<br>Matt Franco, L (6, PH)<br>OBP: 0.294, SLG: 0.353<br>Turk Wendell, L (7, 1)<br>Mark Parent, R (8, 2)<br>OBP: 0.301, SLG: 0.483 | 1 SAFE F B X 1-1 1-3 2B | | B F B F S 2-3 ② K | | | S S B F X 1-2 1-2f 2-3 FC4-6 1B | C B B B C X 2-2 F7 1B 2B | | B B S S B F S 3-3 ③ K | S B C B B X 3-2 2-H 1B | | 2<br>0<br>0<br>1<br>0<br>3 | 0<br>0<br>0<br>0<br>0<br>1 | 1<br>0<br>0<br>0<br>0<br>2 | 0<br>0<br>0<br>0<br>0<br>1 | 0<br>0<br>0<br>0<br>0<br>1 | 1<br>0<br>0<br>0<br>0<br>1 | 0<br>0<br>0<br>2<br>0<br>1 |
| Inning Stats | R: 0 E: 0 K: 1 S: 7 H: 0 LOB: 0 BB: 0 P: 12 | R: 2 E: 0 K: 0 S: 18 H: 4 LOB: 2 BB: 0 P: 29 | R: 3 E: 0 K: 1 S: 13 H: 2 LOB: 0 BB: 2 P: 26 | R: 0 E: 0 K: 2 S: 9 H: 0 LOB: 0 BB: 0 P: 14 | R: 0 E: 0 K: 0 S: 11 H: 0 LOB: 1 BB: 1 P: 21 | R: 1 E: 0 K: 0 S: 16 H: 3 LOB: 2 BB: 0 P: 22 | R: 1 E: 0 K: 1 S: 17 H: 1 LOB: 2 BB: 2 P: 30 | R: 2 E: 0 K: 0 S: 12 H: 3 LOB: 1 BB: 0 P: 19 | R: 0 E: 0 K: 2 S: 10 H: 1 LOB: 1 BB: 0 P: 14 | R: 1 E: 0 K: 1 S: 15 H: 2 LOB: 1 BB: 0 P: 25 | R: 2 E: 0 K: 0 S: 17 H: 3 LOB: 1 BB: 0 P: 26 | 1B: 13<br>2B: 3<br>3B: 1<br>HR: 2 | SF: 3<br>SAC: 2<br>DP: 0<br>HBP: 0 | | WP: 1<br>PB: 1<br>SB: 1<br>CS: 1 | | PA: 55 | |

| PITCHER | | IP | WLS | BF | H | R | ER | SO | BB | IBB | HBP | BLK | WP | HR | S | P | ERA | WHIP |
|---|---|---|---|---|---|---|---|---|---|---|---|---|---|---|---|---|---|---|
| Donne Wall, R<br>ERA: 5.55 | (1, 1) | 2.1 | | 14 | 6 | 5 | 5 | 1 | 1 | 0 | 0 | 0 | 0 | 2 | 32 | 55 | 19.29 | 3.000 |
| Darryl Kile, R<br>ERA: 5.0 | (3, 1) | 1.2 | | 5 | 0 | 0 | 0 | 3 | 1 | 0 | 0 | 0 | 0 | 0 | 15 | 26 | 0.00 | 0.600 |
| Pedro Martinez, L<br>ERA: 7.4 | (5, 1) | 1.0 | | 4 | 0 | 0 | 0 | 0 | 1 | 0 | 0 | 0 | 0 | 0 | 11 | 21 | 0.00 | 1.000 |
| Jim Dougherty, R<br>ERA: 5.02 | (6, 1) | 0.2 | | 4 | 2 | 1 | 1 | 0 | 0 | 0 | 0 | 0 | 0 | 0 | 13 | 15 | 13.50 | 3.000 |
| Dean Hartgraves, L<br>ERA: 3.03 | (6, 1) | 0.1 | | 2 | 1 | 0 | 0 | 0 | 0 | 0 | 0 | 0 | 0 | 0 | 3 | 7 | 0.00 | 3.000 |
| Jeff Tabaka, L<br>ERA: 3.23 | (7, 1) | 0.1 | | 3 | 1 | 1 | 1 | 0 | 1 | 0 | 0 | 0 | 0 | 0 | 6 | 12 | 27.00 | 6.000 |
| Craig McMurtry, R<br>ERA: 7.84 | (7, 1) | 0.2 | | 3 | 0 | 0 | 0 | 1 | 1 | 0 | 0 | 0 | 1 | 0 | 11 | 18 | 0.00 | 1.500 |
| Greg Swindell, L<br>ERA: 4.49 | (8, 1) | 0.1 | | 4 | 3 | 2 | 2 | 0 | 0 | 0 | 0 | 0 | 0 | 0 | 7 | 12 | 54.00 | 9.000 |
| Dave Veres, R<br>ERA: 2.31 | (8, 1) | 2.2 | | 11 | 3 | 1 | 1 | 3 | 0 | 0 | 0 | 0 | 0 | 0 | 30 | 46 | 3.38 | 1.125 |
| Todd Jones, R<br>ERA: 3.17 | (11, 1) | 0.1 | L | 4 | 3 | 2 | 2 | 0 | 0 | 0 | 0 | 0 | 0 | 0 | 17 | 26 | 54.00 | 9.000 |

# BOTTOM

## Houston Astros @ Chicago Cubs

Wrigley Field, Chicago, IL

Thu Sep 28 1995, 3:33 AM CDT

Att. 14,075 - Sunny - 74 F

livebaseballscorecards.com

| | |
|---|---|
| AB | 44 |
| R | 12 |
| H | 19 |
| RBI | 12 |
| BB | 5 |
| SO | 8 |
| LOB | 17 |

| Batter | 1 | 2 | 3 | 4 | 5 | 6 | 7 | 8 | 9 | 10 | AB | R | H | RBI | BB | SO | LOB |
|---|---|---|---|---|---|---|---|---|---|---|---|---|---|---|---|---|---|
| Brian Hunter, R (1, 8)<br>OBP: 0.347, SLG: 0.397 | G4-3 | | 5 E 5 S 1B | | K | | FC6<br>1-2f | | G4-3 | | 5 | 0 | 1 | 0 | 0 | 1 | 1 |
| Craig Biggio, R (1, 4)<br>OBP: 0.406, SLG: 0.472 | 5 1B 1B | | F7 | | | 1B G6-3 1B | K | | CS BB | | 4 | 1 | 2 | 0 | 1 | 1 | 1 |
| 5 Jeff Bagwell, R (1, 3)<br>OBP: 0.398, SLG: 0.483 | 1-2 1B | | 1-3 K | | | P8 | | 2B FC3-2 1B | 1 SAFE<br>1 SAFE<br>1 SAFE<br>1-3 K | | 5 | 0 | 2 | 0 | 0 | 2 | 3 |
| Derrick May, L (1, 7)<br>OBP: 0.325, SLG: 0.405<br>James Mouton, R (9, PH)<br>OBP: 0.324, SLG: 0.376<br>(9, 7) | K | | P6 | | | 1-3 G6-3 1B | | FC3-2<br>1-3 1B 2B | 1 SAFE<br>1 SAFE<br>1-3 IBB | | 4<br>0 | 1<br>0 | 2<br>0 | 0<br>0 | 0<br>1 | 1<br>0 | 3<br>0 |
| Dave Magadan, L (1, 5)<br>OBP: 0.423, SLG: 0.396<br>Mike Simms, R (9, PH)<br>OBP: 0.333, SLG: 0.521<br>Craig Shipley, R (9, 5)<br>OBP: 0.291, SLG: 0.345 | K | | | G4-3 | | 1-2 G6-3 3-H | | FC3-2<br>1B IBB | G4-3 | | 3<br>1<br>0 | 1<br>0<br>0 | 0<br>0<br>0 | 1<br>0<br>0 | 1<br>0<br>0 | 1<br>0<br>0 | 3<br>2<br>0 |
| Tony Eusebio, R (1, 2)<br>OBP: 0.358, SLG: 0.415 | | F9 | | G1-3 | | G3 | | FC3-2<br>1B<br>1-2<br>2-3<br>3-Hf | | K | 5 | 0 | 0 | 0 | 0 | 1 | 4 |
| Milt Thompson, L (1, 9)<br>OBP: 0.295, SLG: 0.308 | K | | | G4-3 | | | F9 | BB<br>1-3<br>2-H<br>3-H 1B | | CS HBP | 4 | 0 | 1 | 2 | 0 | 1 | 0 |
| Ricky Gutierrez, R (1, 6)<br>OBP: 0.304, SLG: 0.284 | 1B | | | | K2-3 | | K | 1-2 BB | | F7<br>1-2 | 4 | 0 | 1 | 0 | 1 | 2 | 1 |
| Mike Hampton, R (1, 1)<br>OBP: 0.226, SLG: 0.146<br>Mike Henneman, R (9, 1)<br>Dean Hartgraves, R (9, 1)<br>Doug Brocail, L (9, 1)<br>OBP: 0.250, SLG: 0.375 | B1-3 | | | | L4 | | FC6<br>1B | G4-3 | | | 4<br>0<br>0<br>0 | 0<br>0<br>0<br>0 | 1<br>0<br>0<br>0 | 0<br>0<br>0<br>0 | 0<br>0<br>0<br>0 | 0<br>0<br>0<br>0 | 4<br>0<br>0<br>0 |
| Inning Stats | R: 0 E: 0 K: 2 S: 15<br>H: 2 LOB: 2 BB: 0 P: 23 | R: 0 E: 0 K: 1 S: 7<br>H: 1 LOB: 1 BB: 0 P: 12 | R: 0 E: 0 K: 1 S: 9<br>H: 1 LOB: 1 BB: 0 P: 13 | R: 0 E: 0 K: 0 S: 7<br>H: 0 LOB: 0 BB: 0 P: 8 | R: 0 E: 0 K: 2 S: 9<br>H: 0 LOB: 0 BB: 0 P: 11 | R: 1 E: 0 K: 0 S: 11<br>H: 2 LOB: 1 BB: 0 P: 16 | R: 0 E: 0 K: 1 S: 8<br>H: 1 LOB: 1 BB: 0 P: 10 | R: 2 E: 0 K: 1 S: 14<br>H: 3 LOB: 3 BB: 2 P: 28 | R: 0 E: 0 K: 1 S: 9<br>H: 0 LOB: 2 BB: 2 P: 19 | R: 0 E: 0 K: 1 S: 7<br>H: 0 LOB: 0 BB: 0 P: 13 | 1B: 9<br>2B: 1<br>3B: 0<br>HR: 0 | SF: 0<br>SAC: 0<br>DP: 0<br>HBP: 1 | | | | | |

| PITCHER | | IP | WLS | BF | H | R | ER | SO | BB | IBB | HBP | BLK | WP | HR | S | P | ERA | WHIP |
|---|---|---|---|---|---|---|---|---|---|---|---|---|---|---|---|---|---|---|
| Jaime Navarro, R<br>ERA: 3.28 | (1, 1) | 8.0 | | 36 | 10 | 3 | 3 | 8 | 1 | 1 | 0 | 0 | 0 | 0 | 80 | 121 | 3.38 | 1.375 |
| Turk Wendell, R<br>ERA: 4.7 | (9, 1) | 0.2 | | 3 | 0 | 0 | 0 | 1 | 1 | 0 | 0 | 0 | 0 | 0 | 6 | 11 | 0.00 | 1.500 |
| Larry Casian, L<br>ERA: 2.01 | (9, 1) | 0.0 | | 1 | 0 | 0 | 0 | 0 | 0 | 1 | 0 | 0 | 0 | 0 | 1 | 5 | ∞ | ∞ |
| Dave Swartzbaugh, R<br>ERA: | (9, 1) | 0.1 | | 1 | 0 | 0 | 0 | 0 | 0 | 0 | 0 | 0 | 0 | 0 | 2 | 3 | 0.00 | 0.000 |
| Mike Perez, R<br>ERA: 3.57 | (10, 1) | 1.0 | W | 3 | 0 | 0 | 0 | 1 | 0 | 0 | 1 | 0 | 0 | 0 | 7 | 13 | 0.00 | 0.000 |

| PITCHER | IP | WLS | BF | H | R | ER | SO | BB | IBB | HBP | BLK | WP | HR | S | P | ERA | WHIP |
|---|---|---|---|---|---|---|---|---|---|---|---|---|---|---|---|---|---|

# TOP

## Houston Astros @ Chicago Cubs

Wrigley Field, Chicago, IL

Fri Sep 29 1995, 3:33 AM CDT

Att. 28,297 - Cloudy - 76 F

livebaseballscorecards.com

| | |
|---|---|
| AB | 39 |
| R | 3 |
| H | 10 |
| RBI | 3 |
| BB | 4 |
| SO | 10 |
| LOB | 22 |

WP: 0 PA: 44
PB: 0
SB: 1
CS: 2

| Batter | 1 | 2 | 3 | 4 | 5 | 6 | 7 | 8 | 9 | 10 | AB | R | H | RBI | BB | SO | LOB |
|---|---|---|---|---|---|---|---|---|---|---|---|---|---|---|---|---|---|
| Brian McRae, S (1, 8)<br>OBP: 0.350, SLG: 0.445 | B X 1-0 F8 ① | | C B F B X 2-2 2B | | B F C B B X 3-2 L9 ③ | | | B B X 2-0 L9 ③ | B B C B C F S S 3-3 K ③ | | 5 | 0 | 1 | 0 | 0 | 1 | 3 |
| José Hernández, R (1, 4)<br>OBP: 0.286, SLG: 0.494 | B C X 1-1 G6-3 ② | | F B F F S 1-3 K ① | | | S B B S B S 3-3 K ① | | | X 0-0 G6-3 ① | B F B B B 4-1 1B FC4-2 BB | 4 | 0 | 0 | 0 | 1 | 2 | 1 |
| Mark Grace, L (1, 3)<br>OBP: 0.390, SLG: 0.505 | C S X 0-2 G4-3 ③ | | B C X 1-1 F9 ② | | | X 0-0 F7 ② | | | C B F B X 2-2 1B 1B | X 0-0 FC4-2 IBB 1-3 1B | 5 | 2 | 2 | 0 | 0 | 0 | 1 |
| Sammy Sosa, R (1, 9)<br>OBP: 0.339, SLG: 0.497 | | B C B S B F B 4-2 G1-3 S BB | B X 1-0 F9 ③ | | | B F S S 1-3 K ③ | | | S F B F X 1-2 1B 1B FC5-4 1-3 1B | 4-0 1B FC4-2 1-2 IBB | 3 | 1 | 1 | 0 | 2 | 1 | 1 |
| Shawon Dunston, R (1, 6)<br>OBP: 0.318, SLG: 0.474 | | B X 1-0 P6 ① | | B X 1-0 F9 ① | | | C X 0-1 G5-4-3 1B | | F X 0-1 FC5-4 1B BB 1-2 3-H 1B | S X 0-1 FC4-2 ① 1B 1-2 2-3 3-Hf | 5 | 1 | 2 | 1 | 0 | 0 | 4 |
| Ozzie Timmons, R (1, 7)<br>OBP: 0.315, SLG: 0.476<br>Luis Gonzalez, L (9, PH)<br>OBP: 0.355, SLG: 0.456 (10, 7) | | 1 SAFE B B 1 SAFE 1 SAFE B B 4-0 G1-3 1-2 BB | | B C S S 1-3 K ② | | | 1 SAFE S 1 SAFE F F B 1 SAFE X 1-2 G5-4-3 ① ② 1-2f | | X 0-0 FC5-4 1B 1-2 2-3 | B C S B F X 2-2 1B 1-2 2-3 3-H | 2 | 0 | 0 | 0 | 1 | 1 | 1 |
| | | | | | | | | | | | 2 | 0 | 2 | 1 | 0 | 0 | 0 |
| Scott Servais, R (1, 2)<br>OBP: 0.352, SLG: 0.504 | B B B 1 SAFE C X 3-1 G1-3 ② 1-2 2-3 | | | X 0-0 G3 ③ | | | S B B X 2-1 G4-3 ③ | | S F X 0-2 FC5-4 ② BB BB 1-2f 2-3 3-H | | 4 | 0 | 0 | 1 | 0 | 0 | 4 |
| Howard Johnson, S (1, 5)<br>OBP: 0.321, SLG: 0.344 | B B C C B F F B 4-2 BB | | | | C B X 1-1 L8 ① | | | B B B C C F B 4-2 G1-6-3 BB | C B C B F B B 4-2 BB 1-2 BB | | 1 | 0 | 0 | 0 | 3 | 0 | 0 |
| Jaime Navarro, R (1, 1)<br>OBP: 0.197, SLG: 0.262<br>Mark Parent, R (8, PH)<br>OBP: 0.300, SLG: 0.481<br>Turk Wendell, L (9, 1)<br>Larry Casian, R (9, 1)<br>Dave Swartzbaugh, R (9, 1)<br>Scott Bullett, L (9, PH)<br>OBP: 0.329, SLG: 0.459<br>Mike Perez, R (10, 1) | | C B S B S 2-3 K ③ | | | S B F X 1-2 E5 ② | | | 1 SAFE X 0-0 G1-6-3 ① ② 1-2f | B B B B 4-0 1-2 2-3 3-H BB | | 2 | 0 | 0 | 0 | 0 | 1 | 3 |
| | | | | | | | | | | | 1 | 0 | 0 | 0 | 0 | 0 | 1 |
| | | | | | | | | | | | 0 | 0 | 0 | 0 | 0 | 0 | 0 |
| | | | | | | | | | | | 0 | 0 | 0 | 0 | 0 | 0 | 0 |
| | | | | | | | | | | | 0 | 0 | 0 | 0 | 0 | 0 | 0 |
| | | | | | | | | | | | 0 | 0 | 0 | 1 | 1 | 0 | 0 |
| | | | | | | | | | | | 0 | 0 | 0 | 0 | 0 | 0 | 0 |
| Inning Stats | R: 0 E: 0 K: 0 S: 6 H: 0 LOB: 0 BB: 0 P: 8 | R: 0 E: 0 K: 1 S: 13 H: 0 LOB: 3 BB: 3 P: 31 | R: 0 E: 0 K: 1 S: 10 H: 1 LOB: 1 BB: 0 P: 15 | R: 0 E: 0 K: 1 S: 5 H: 0 LOB: 0 BB: 0 P: 7 | R: 0 E: 1 K: 0 S: 8 H: 0 LOB: 0 BB: 0 P: 13 | R: 0 E: 0 K: 2 S: 7 H: 0 LOB: 0 BB: 0 P: 11 | R: 0 E: 0 K: 0 S: 8 H: 1 LOB: 0 BB: 0 P: 11 | R: 0 E: 0 K: 0 S: 5 H: 0 LOB: 0 BB: 0 P: 11 | R: 3 E: 0 K: 1 S: 21 H: 4 LOB: 3 BB: 2 P: 35 | R: 1 E: 0 K: 0 S: 9 H: 2 LOB: 3 BB: 2 P: 19 | 1B: 7 2B: 1 3B: 0 HR: 0 | SF: 0 SAC: 0 DP: 2 HBP: 0 | | | | | | |

| PITCHER | | IP | WLS | BF | H | R | ER | SO | BB | IBB | HBP | BLK | WP | HR | S | P | ERA | WHIP |
|---|---|---|---|---|---|---|---|---|---|---|---|---|---|---|---|---|---|---|
| Mike Hampton, L<br>ERA: 3.35 | (1, 1) | 8.1 | | 30 | 3 | 1 | 1 | 5 | 4 | 0 | 0 | 0 | 0 | 0 | 66 | 113 | 1.08 | 0.840 |
| Mike Henneman, R<br>ERA: 2.19 | (9, 1) | 0.1 | | 5 | 3 | 1 | 1 | 0 | 1 | 0 | 0 | 0 | 0 | 0 | 13 | 18 | 27.00 | 12.000 |
| Dean Hartgraves, L<br>ERA: 3.03 | (9, 1) | 0.0 | | 1 | 0 | 1 | 1 | 0 | 1 | 0 | 0 | 0 | 0 | 0 | 0 | 4 | ∞ | ∞ |
| Doug Brocail, R<br>ERA: 4.19 | (9, 1) | 0.2 | L | 6 | 2 | 1 | 1 | 1 | 1 | 1 | 0 | 0 | 0 | 0 | 13 | 26 | 13.50 | 4.500 |

| PITCHER | IP | WLS | BF | H | R | ER | SO | BB | IBB | HBP | BLK | WP | HR | S | P | ERA | WHIP |
|---|---|---|---|---|---|---|---|---|---|---|---|---|---|---|---|---|---|

# BOTTOM

## Houston Astros @ Chicago Cubs

Wrigley Field, Chicago, IL

Fri Sep 29 1995, 3:33 AM CDT

Att. 28,297 - Cloudy - 76 F

livebaseballscorecards.com

| | |
|---|---|
| AB | 34 |
| R | 4 |
| H | 8 |
| RBI | 4 |
| BB | 8 |
| SO | 6 |
| LOB | 19 |

WP: 0 PB: 0 SB: 1 CS: 0 PA: 42

| Batter | 1 | 2 | 3 | 4 | 5 | 6 | 7 | 8 | 9 | AB | R | H | RBI | BB | SO | LOB |
|---|---|---|---|---|---|---|---|---|---|---|---|---|---|---|---|---|
| John Cangelosi, S (1, 7)<br>OBP: 0.456, SLG: 0.388 | B B C F B F B<br>4-2 HR BB | C X<br>0-1 G1-3 ① | | B X<br>1-0 L8 ① | B B C X<br>2-1 S 2-H 1B | | C B X<br>1-1 1B 3-H 1B | | F B S B X<br>2-2 G3 ② ③ 1-2 | 5 | 1 | 2 | 2 | 1 | 0 | 2 |
| Craig Biggio, R (1, 4)<br>OBP: 0.407, SLG: 0.479 | C B X<br>1-1 1-H HR | C C X<br>0-2 G5-3 ② | | B F X<br>1-1 5 2B 2-H 1B | C S B S<br>1-3 K ③ 2-3 | | B F F 1 SAFE X<br>1-2 5 FC5-4 1-2 1B | | | 5 | 2 | 3 | 3 | 0 | 1 | 1 |
| 5 Jeff Bagwell, R (1, 3)<br>OBP: 0.400, SLG: 0.492 | X<br>0-0 HR | B B X<br>2-0 P5 ③ | | F B X<br>1-1 1-H 2B | | B S S B B B<br>4-2 1B FC5-2-5-4 BB | X<br>0-0 FC5-4 ③ 1-2f | | | 4 | 1 | 2 | 2 | 1 | 0 | 2 |
| Derrick May, L (1, 9)<br>OBP: 0.327, SLG: 0.414 | C B F S<br>1-3 K ① | | B F B F B X<br>3-2 HR | X<br>0-0 L9 ② | | B B 1 SAFE B C 1 SAFE X<br>3-1 FC5-2-5-4 1-3 1B | | B X<br>1-0 G6-3 ① | | 5 | 1 | 2 | 1 | 0 | 1 | 1 |
| Dave Magadan, L (1, 5)<br>OBP: 0.423, SLG: 0.392 | S C B B B B B<br>4-2 G3-1 1B BB | | C F B F F B B F F<br>4-2 B FC6-4 BB | C X<br>0-1 G6-3 ③ | | B C 1 SAFE C 1 SAFE X<br>1-2 ① ② FC5-2-5-4 FC6-4 1-2 3-H | | C F B C<br>1-3 K ② | | 3 | 0 | 0 | 0 | 2 | 1 | 3 |
| Brian Hunter, R (1, 8)<br>James Mouton, R (7, 8)<br>OBP: 0.346, SLG: 0.396<br>OBP: 0.326, SLG: 0.376 | C B X<br>1-1 G3-1 1-2 1B | B X<br>1-0 FC6-4 ① 1-2f | | | X<br>0-0 P3 ① | B X<br>1-0 FC6-4 ③ 1-2f | | B B B B<br>4-0 S BB | | 4<br>0 | 0<br>0 | 1<br>0 | 0<br>0 | 0<br>1 | 0<br>0 | 2<br>0 |
| Rick Wilkins, L (1, 2)<br>OBP: 0.348, SLG: 0.322 | B X<br>1-0 G3-1 ② 1-2 2-3 | C 1 SAFE S S S<br>0-3 K ② | | | C F X<br>0-2 HR | | S B X<br>1-1 F8 ① | B F C X<br>1-2 G3-1 ③ 1-2 | | 5 | 1 | 1 | 1 | 0 | 1 | 4 |
| Ricky Gutierrez, R (1, 6)<br>OBP: 0.313, SLG: 0.303 | I I I I<br>4-0 IBB | B B 1 SAFE X<br>2-0 P8 ③ | | | B F X<br>1-1 1B 2B | | F B F B B X<br>3-2 G3 1B 2B | | C B C B X<br>2-2 G5-3 ① | 4 | 2 | 2 | 0 | 1 | 0 | 1 |
| Shane Reynolds, R (1, 1)<br>OBP: 0.141, SLG: 0.143<br>Greg Swindell, L (6, 1)<br>OBP: 0.283, SLG: 0.300<br>Milt Thompson, L (7, PH)<br>OBP: 0.293, SLG: 0.305<br>Todd Jones, L (7, 1)<br>OBP: 0.200, SLG: 0.400<br>Mike Simms, R (9, PH)<br>OBP: 0.338, SLG: 0.521<br>Andy Stankiewicz, R (9, PR)<br>OBP: 0.286, SLG: 0.137<br>Mike Henneman, R (9, 1) | C B S B S<br>2-3 K ③ | | | X<br>0-0 1B 2B | C B S S<br>1-3 K ② | | C C B B X<br>2-2 G3 ② 2-3 | | B B B C B<br>4-1 CS BB | 3<br>0<br>1<br>0<br>0<br>0<br>0<br>0 | 1<br>0<br>0<br>0<br>0<br>0<br>0<br>0 | 1<br>0<br>0<br>0<br>0<br>0<br>0<br>0 | 0<br>0<br>0<br>0<br>1<br>0<br>0<br>0 | 0<br>0<br>0<br>0<br>0<br>0<br>0<br>0 | 2<br>0<br>1<br>0<br>0<br>0<br>0<br>0 | 4<br>0<br>0<br>0<br>0<br>0<br>0<br>0 |
| Inning Stats | R: 3 H: 3<br>E: 0 LOB: 3<br>K: 2 BB: 3<br>S: 17 P: 35 | R: 0 H: 0<br>E: 0 LOB: 0<br>K: 0 BB: 0<br>S: 6 P: 8 | R: 1 H: 1<br>E: 0 LOB: 1<br>K: 1 BB: 1<br>S: 14 P: 24 | R: 2 H: 3<br>E: 0 LOB: 1<br>K: 0 BB: 0<br>S: 9 P: 12 | R: 2 H: 3<br>E: 0 LOB: 1<br>K: 2 BB: 0<br>S: 14 P: 19 | R: 0 H: 1<br>E: 0 LOB: 1<br>K: 0 BB: 1<br>S: 8 P: 17 | R: 1 H: 3<br>E: 0 LOB: 2<br>K: 0 BB: 0<br>S: 14 P: 22 | R: 0 H: 0<br>E: 0 LOB: 1<br>K: 1 BB: 1<br>S: 7 P: 14 | R: 0 H: 0<br>E: 0 LOB: 1<br>K: 0 BB: 1<br>S: 7 P: 15 | 1B: 6<br>2B: 5<br>3B: 0<br>HR: 4 | SF: 0<br>SAC: 0<br>DP: 1<br>HBP: 0 | | | WP: 0<br>PB: 0<br>SB: 2<br>CS: 1 | PA: 46 | |

# TOP

## Houston Astros @ Chicago Cubs

Wrigley Field, Chicago, IL

Sat Sep 30 1995, 3:33 AM CDT

Att. 29,853 - Sunny - 79 F

livebaseballscorecards.com

| | |
|---|---|
| AB | 39 |
| R | 9 |
| H | 14 |
| RBI | 9 |
| BB | 7 |
| SO | 6 |
| LOB | 21 |

| PITCHER | | IP | WLS | BF | H | R | ER | SO | BB | IBB | HBP | BLK | WP | HR | S | P | ERA | WHIP |
|---|---|---|---|---|---|---|---|---|---|---|---|---|---|---|---|---|---|---|
| Frank Castillo, R<br>ERA: 3.21 | (1, 1) | 3.1 | | 20 | 6 | 6 | 6 | 3 | 3 | 1 | 0 | 0 | 0 | 3 | 41 | 73 | 16.20 | 2.700 |
| Anthony Young, R<br>ERA: 3.66 | (4, 1) | 0.2 | | 3 | 1 | 0 | 0 | 0 | 0 | 0 | 0 | 0 | 0 | 0 | 5 | 6 | 0.00 | 1.500 |
| Turk Wendell, R<br>ERA: 4.92 | (5, 1) | 1.0 | | 8 | 4 | 2 | 2 | 2 | 1 | 0 | 0 | 0 | 0 | 1 | 18 | 30 | 18.00 | 5.000 |
| Larry Casian, L<br>ERA: 1.93 | (6, 1) | 1.0 | | 2 | 0 | 0 | 0 | 0 | 0 | 0 | 0 | 0 | 0 | 0 | 4 | 6 | 0.00 | 0.000 |
| Mike Perez, R<br>ERA: 3.66 | (7, 1) | 0.2 | L | 5 | 3 | 1 | 1 | 0 | 0 | 0 | 0 | 0 | 0 | 0 | 13 | 21 | 13.50 | 4.500 |

| PITCHER | | IP | WLS | BF | H | R | ER | SO | BB | IBB | HBP | BLK | WP | HR | S | P | ERA | WHIP |
|---|---|---|---|---|---|---|---|---|---|---|---|---|---|---|---|---|---|---|
| Terry Adams, R<br>ERA: 6.48 | (7, 1) | 1.1 | | 5 | 0 | 0 | 0 | 1 | 1 | 0 | 0 | 0 | 0 | 0 | 8 | 15 | 0.00 | 0.750 |
| Randy Myers, L<br>ERA: 3.88 | (9, 1) | 0.1 | | 1 | 0 | 0 | 0 | 0 | 0 | 0 | 0 | 0 | 0 | 0 | 3 | 5 | 0.00 | 0.000 |
| Dave Swartzbaugh, R<br>ERA: | (9, 1) | 0.2 | | 2 | 0 | 0 | 0 | 0 | 1 | 0 | 0 | 0 | 0 | 0 | 4 | 10 | 0.00 | 1.500 |

| Batter | 1 | 2 | 3 | 4 | 5 | 6 | 7 | 8 | 9 | AB | R | H | RBI | BB | SO | LOB |
|---|---|---|---|---|---|---|---|---|---|---|---|---|---|---|---|---|
| Brian McRae, S (1, 8)<br>OBP: 0.349, SLG: 0.442 | X 0-0 B3-1 ① | | F B B F X 2-2 G3 ① 1-2 | C B C S 1-3 K ② | | B B B B 4-0 S 2B BB | | C B C B S 2-3 K ② | | 4 | 1 | 0 | 0 | 1 | 2 | 1 |
| Howard Johnson, S (1, 5)<br>OBP: 0.318, SLG: 0.345 | B B F S S 2-3 K ② | | F F B X 1-2 FC1 1B E 2-3 | B B C F X 2-2 WP 2B | | 1 SAFE 1 SAFE C C 1 SAFE B B F C 2-3 K ② | | B X 1-0 L4 ③ | | 5 | 1 | 1 | 0 | 0 | 2 | 2 |
| Mark Grace, L (1, 3)<br>OBP: 0.393, SLG: 0.508 | C B B B B 4-1 BB | | B B X 2-0 E8 1-H 3B 3-H 1B | S B C X 1-2 G6-3 ③ 2-3 | | F B X 1-1 1-H 2B | | | B F X 1-1 G3 1B | 4 | 1 | 3 | 2 | 1 | 0 | 1 |
| Sammy Sosa, R (1, 9)<br>OBP: 0.340, SLG: 0.499 | C B B F X 2-2 F9 ③ | | C X 0-1 1B 3-H 3B | S X 0-1 G1-3 ① | I I I 4-0 IBB | | | | B X 1-0 L8 ① | 4 | 1 | 1 | 1 | 1 | 0 | 2 |
| Luis Gonzalez, L (1, 7)<br>OBP: 0.357, SLG: 0.457 | | X 0-0 G1-3 G6-3 2B | B F F B B B 4-2 1B E BB | B B B C C B 4-2 2B BB | B C F X 1-2 P8 ③ | | | | B X 1-0 G3 ② 1-2 | 3 | 3 | 1 | 0 | 2 | 0 | 3 |
| Shawon Dunston, R (1, 6)<br>OBP: 0.319, SLG: 0.476 | | X 0-0 G1-3 ① 2-3 | C C X 0-2 E CS 1-2 3-H 1B | B 1 SAFE X 1-0 G1-6-3 1-H 2B | | | B X 1-0 L4 ① | | C S B F F S 1-3 K ③ | 5 | 0 | 2 | 2 | 0 | 1 | 2 |
| Scott Servais, R (1, 2)<br>OBP: 0.348, SLG: 0.496 | | X 0-0 G6-3 ② 3-H | C S B F X 1-2 E6 1-3 2-H | X 0-0 G1-6-3 ② 2-3 | | F F X 0-2 F8 ② | | | | 4 | 0 | 0 | 1 | 0 | 0 | 2 |
| José Hernández, R (1, 4)<br>OBP: 0.281, SLG: 0.485 | | C B X 1-1 G4-3 ③ | M X 0-1 G6-3 ② ③ 3-H | | B B B X 3-0 G5-3 ③ | | B F B C X 2-2 L9 ③ | | | 4 | 0 | 0 | 0 | 0 | 0 | 3 |
| Frank Castillo, R (1, 1)<br>OBP: 0.143, SLG: 0.143<br>Anthony Young, R (4, 1)<br>OBP: 0.667, SLG: 2.667<br>Mike Hubbard, R (4, PH)<br>OBP: 0.250, SLG: 0.750<br>Turk Wendell, L (5, 1)<br>Larry Casian, R (6, 1)<br>Todd Zeile, R (6, PH)<br>OBP: 0.304, SLG: 0.397<br>Mike Perez, R (7, 1)<br>Terry Adams, R (7, 1)<br>Scott Bullett, L (8, PH)<br>OBP: 0.357, SLG: 0.458<br>Randy Myers, L (9, 1)<br>Dave Swartzbaugh, R (9, 1) | | | C B B B B 4-1 E G3 1B BB | C B C S 1-3 K ① | | X 0-0 G6-3 ① | | C F S 0-3 K ① | | 0 1 0 0 1 0 0<br>0 0 0 0 0 0 0<br>1 0 0 0 0 1 0<br>0 0 0 0 0 0 0<br>0 0 0 0 0 0 0<br>1 0 0 0 0 0 0<br>0 0 0 0 0 0 0<br>0 0 0 0 0 0 0<br>1 0 0 0 0 1 0<br>0 0 0 0 0 0 0<br>0 0 0 0 0 0 0 | | | | | | |
| Inning Stats | R: 0 E: 0 K: 1 S: 8 H: 0 LOB: 1 BB: 1 P: 16 | R: 1 E: 0 K: 0 S: 5 H: 1 LOB: 0 BB: 0 P: 6 | R: 5 E: 3 K: 0 S: 21 H: 3 LOB: 1 BB: 2 P: 35 | R: 0 E: 0 K: 2 S: 12 H: 1 LOB: 1 BB: 0 P: 17 | R: 1 E: 0 K: 0 S: 7 H: 1 LOB: 1 BB: 1 P: 15 | R: 1 E: 0 K: 1 S: 10 H: 1 LOB: 2 BB: 2 P: 22 | R: 0 E: 0 K: 0 S: 7 H: 0 LOB: 0 BB: 0 P: 10 | R: 0 E: 0 K: 2 S: 7 H: 0 LOB: 0 BB: 0 P: 10 | R: 0 E: 0 K: 1 S: 9 H: 1 LOB: 1 BB: 0 P: 13 | 1B: 3 2B: 4 3B: 1 HR: 0 SF: 0 SAC: 0 DP: 0 HBP: 0 | | | | | | | |

# BOTTOM

## Houston Astros @ Chicago Cubs

Wrigley Field, Chicago, IL

Sat Sep 30 1995, 3:33 AM CDT

Att. 29,853 - Sunny - 79 F

livebaseballscorecards.com

| | |
|---|---|
| AB | 36 |
| R | 8 |
| H | 8 |
| RBI | 6 |
| BB | 6 |
| SO | 7 |
| LOB | 16 |

WP: 1 PA: 42
PB: 0
SB: 1
CS: 1

| PITCHER | | IP | WLS | BF | H | R | ER | SO | BB | IBB | HBP | BLK | WP | HR | S | P | ERA | WHIP |
|---|---|---|---|---|---|---|---|---|---|---|---|---|---|---|---|---|---|---|
| Shane Reynolds, R<br>ERA: 3.47 | (1, 1) | 5.1 | | 28 | 6 | 8 | 6 | 3 | 5 | 0 | 0 | 0 | 1 | 0 | 54 | 94 | 10.12 | 2.062 |
| Greg Swindell, L<br>ERA: 4.47 | (6, 1) | 0.2 | W | 4 | 1 | 0 | 0 | 1 | 0 | 1 | 0 | 0 | 0 | 0 | 9 | 17 | 0.00 | 1.500 |
| Todd Jones, R<br>ERA: 3.1 | (7, 1) | 2.0 | | 6 | 0 | 0 | 0 | 2 | 0 | 0 | 0 | 0 | 0 | 0 | 14 | 20 | 0.00 | 0.000 |
| Mike Henneman, R<br>ERA: 2.15 | (9, 1) | 1.0 | S | 4 | 1 | 0 | 0 | 1 | 0 | 0 | 0 | 0 | 0 | 0 | 9 | 13 | 0.00 | 1.000 |

| PITCHER | IP | WLS | BF | H | R | ER | SO | BB | IBB | HBP | BLK | WP | HR | S | P | ERA | WHIP |
|---|---|---|---|---|---|---|---|---|---|---|---|---|---|---|---|---|---|