

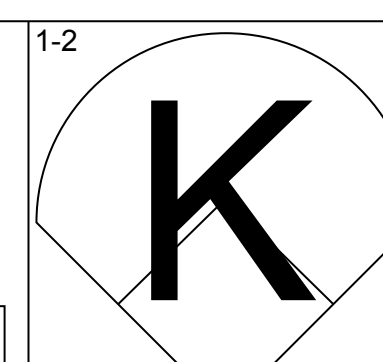
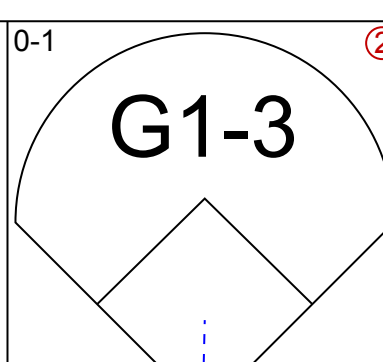
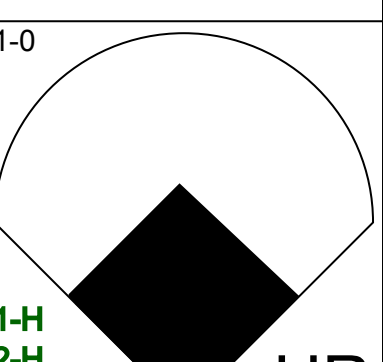
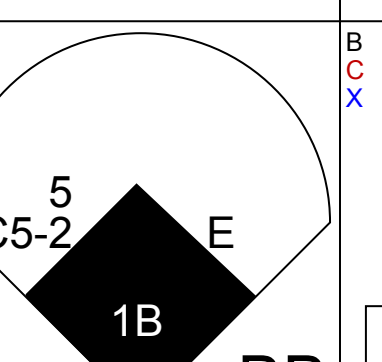
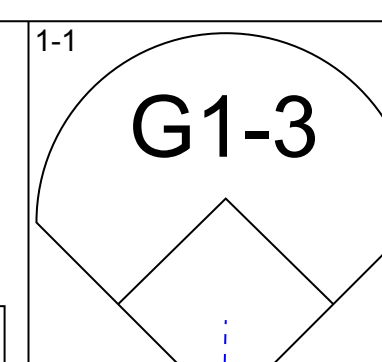
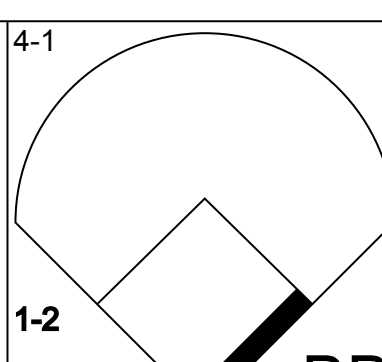
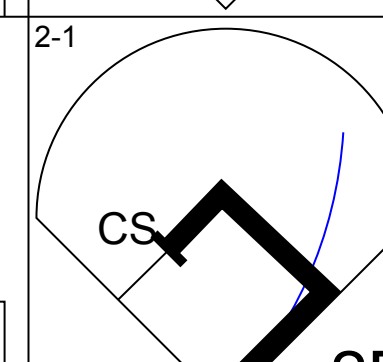
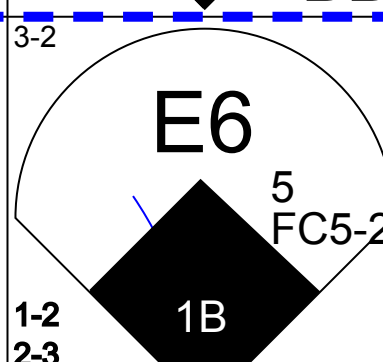
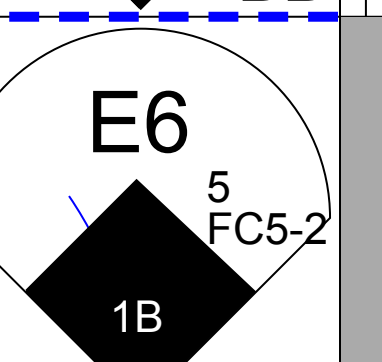
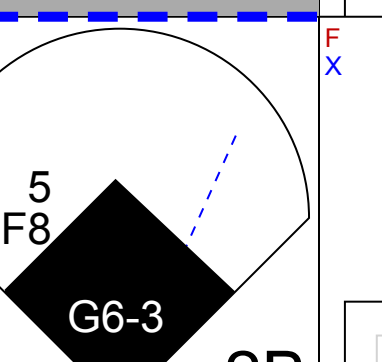
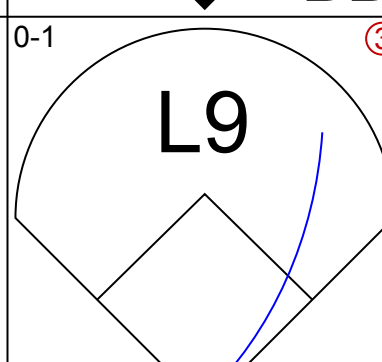
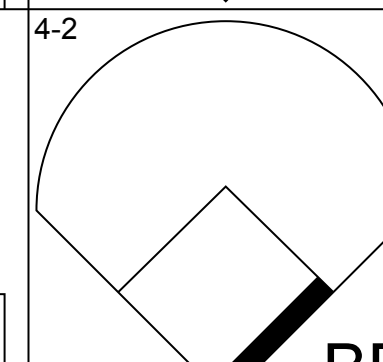
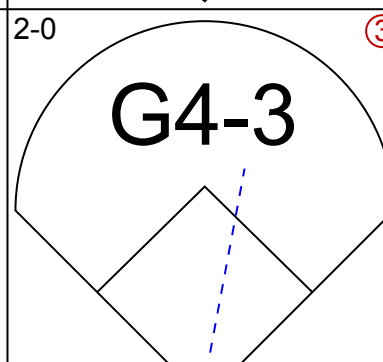
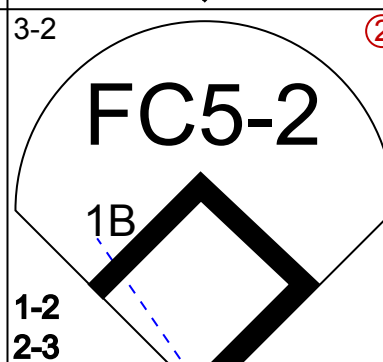
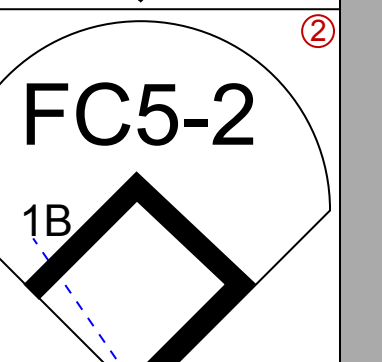
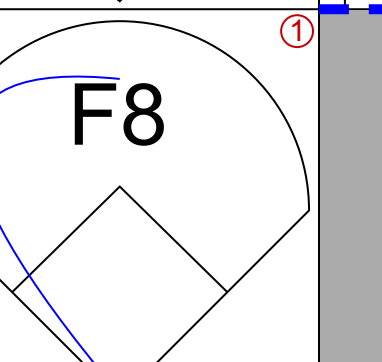
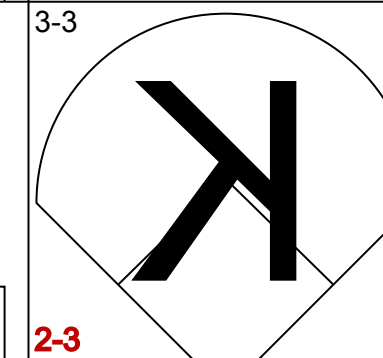
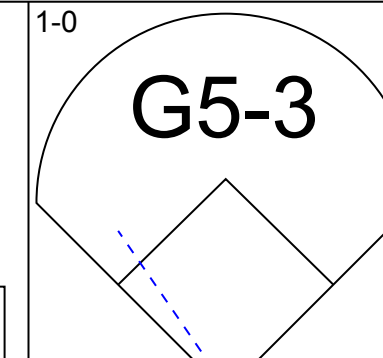
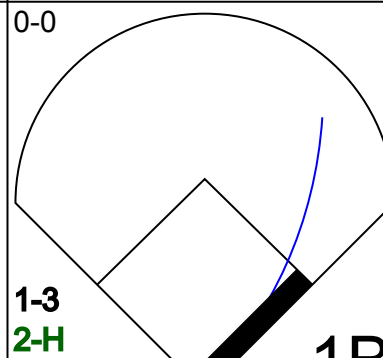
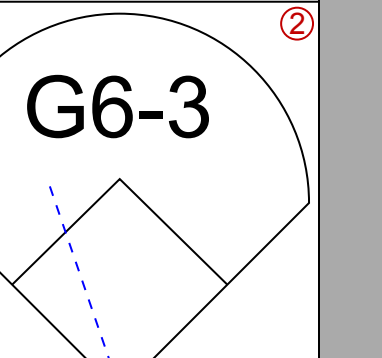
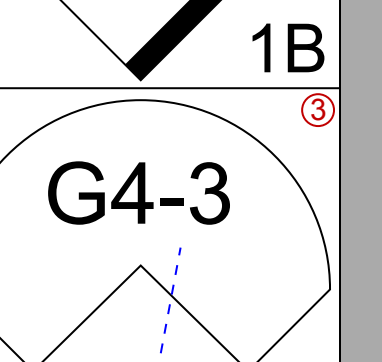
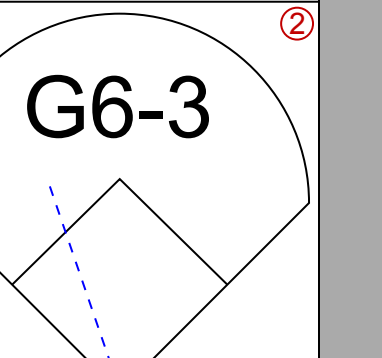
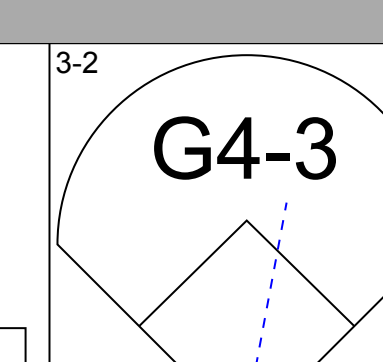
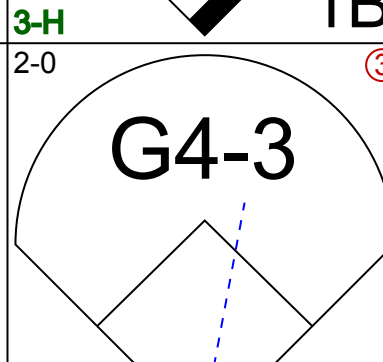
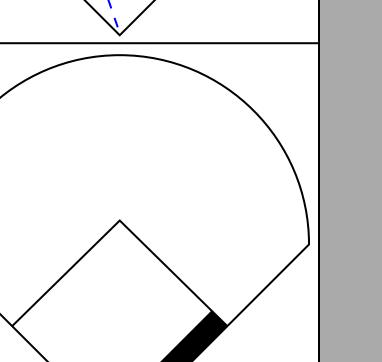
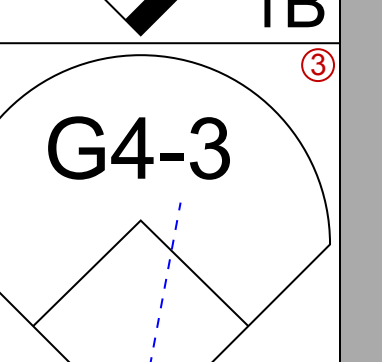
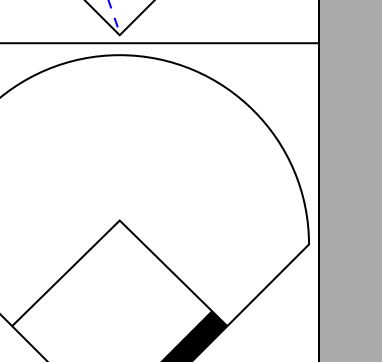
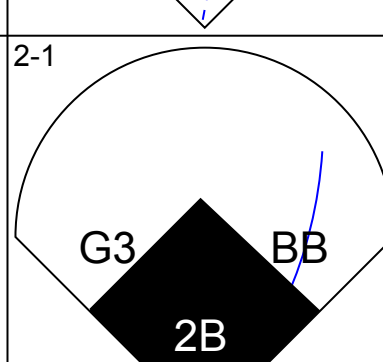
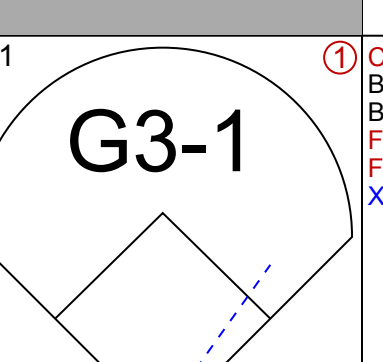
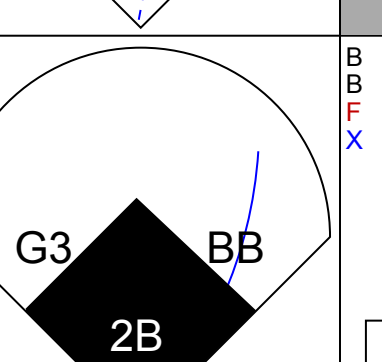
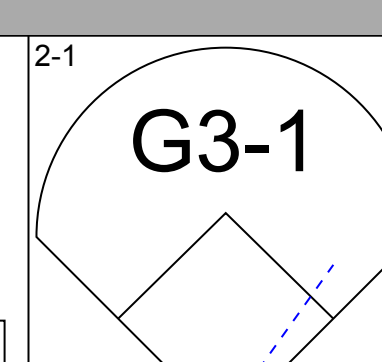
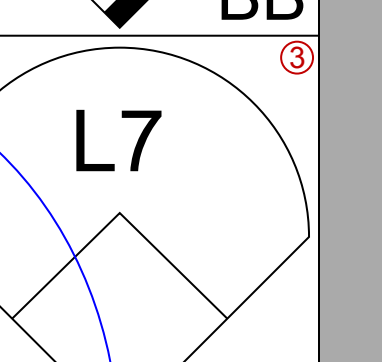
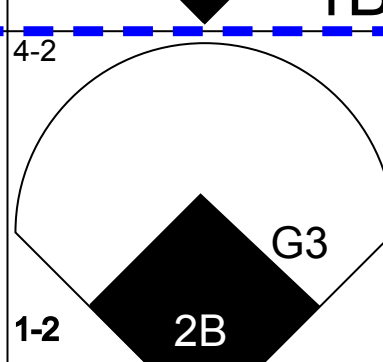
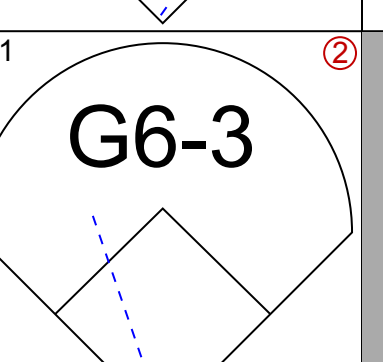
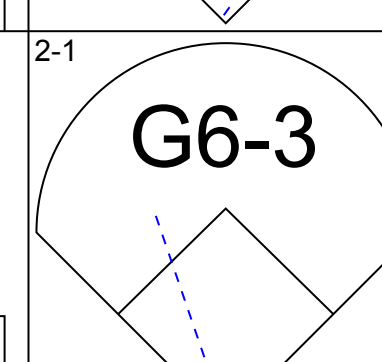
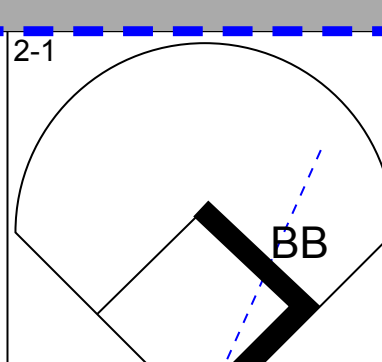
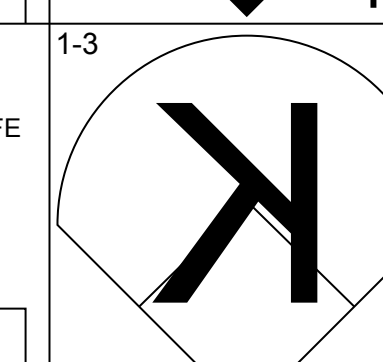
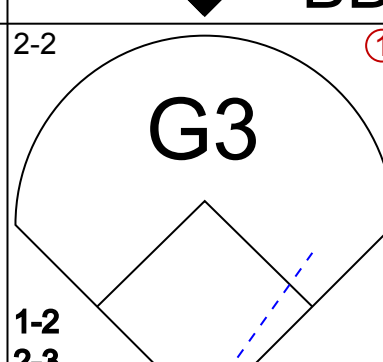
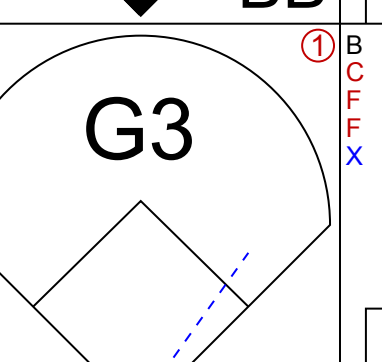
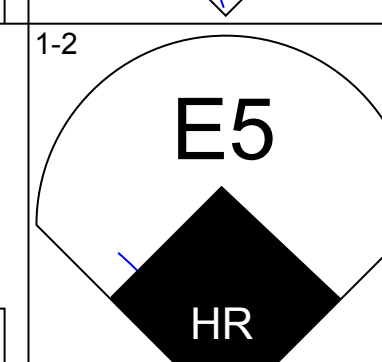
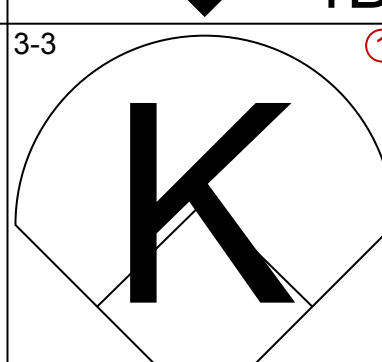
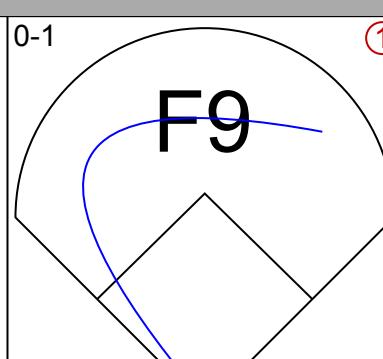
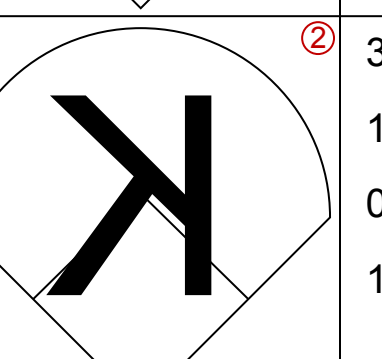
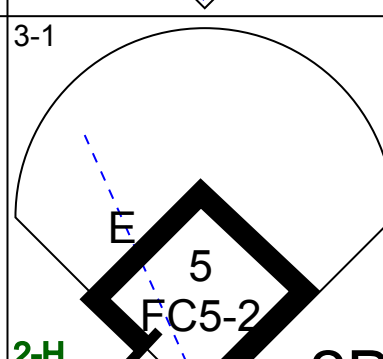
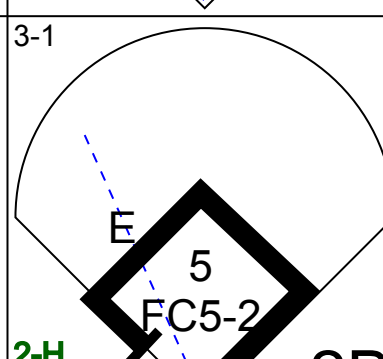
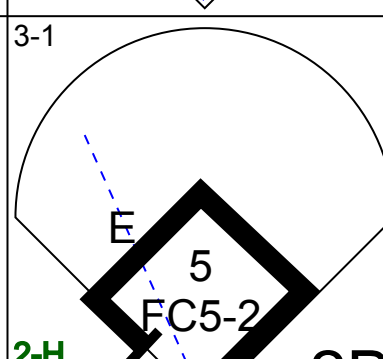
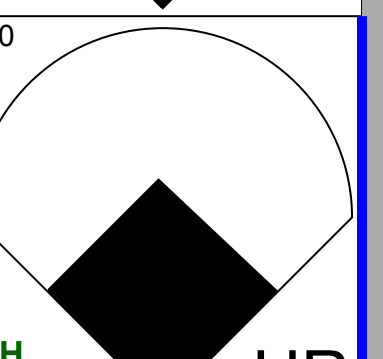
Houston Astros - 1995

Batter	1	2	3	4	5	6	7	8	9	AB	R	H	RBI	BB	SO	LOB	TOP										
Walt Weiss, S OBP: 0.313, SLG: 0.267 (1, 6)	G1-5-3		G6-3		F8			P3		4	0	0	0	0	0	2	Colorado Rockies @ Houston Astros Astrodome, Houston, TX Fri Apr 28 1995, 8:05 PM EDT Att: 30,405 - Unknown										
Joe Girardi, R OBP: 0.375, SLG: 0.500 (1, 2)	G1-3		1-2		F8			P3		4	0	1	1	0	0	1											
Larry Walker, L Mike Munoz, L Mark Thompson, R John Vander Wal, L Bruce Ruffin, S (1, 9) (7, 1) (8, 1) (9, PH) (9, 1)	G5-3		G6-3		G4-3			K		3	0	0	0	0	0	1											
Andres Galarraga, R OBP: 0.188, SLG: 0.313 (1, 3)		G6-3		FC1-5	G1-3			K		4	0	1	0	0	1	0											
Dante Bichette, R OBP: 0.188, SLG: 0.467 (1, 7) (7, 9)	K		G1-3		K			P3		4	0	0	0	0	2	1											
Mike Kingsley, L OBP: 0.429, SLG: 0.333 (1, 8)	K		FC1-5							2	0	0	0	1	1	1											
Jason Bates, S OBP: 0.333, SLG: 0.625 (1, 4)			HR		F7			G3-6-3		3	1	1	1	0	0	2											
Vinny Castilla, R OBP: 0.250, SLG: 0.333 (1, 5)			F8					F8		3	0	0	0	0	1	0											
Kevin Ritz, R Curt Leskanic, R Steve Reed, R Eric Young Sr., R (1, 1) (5, 1) (7, 1) (7, 7)			S					P3		0	1	0	0	0	0	0											
Inning Stats	R: 0 E: 0 K: 0 S: 3	H: 0 LOB: 0 BB: 0 P: 3	R: 0 E: 0 K: 2 S: 7	H: 0 LOB: 0 BB: 0 P: 7	R: 2 E: 0 K: 0 S: 5	H: 2 LOB: 1 BB: 0 P: 6	R: 0 E: 0 K: 0 S: 4	H: 1 LOB: 1 BB: 0 P: 4	R: 0 E: 0 K: 1 S: 5	H: 0 LOB: 0 BB: 0 P: 5	R: 0 E: 0 K: 0 S: 2	H: 0 LOB: 0 BB: 1 P: 6	R: 0 E: 0 K: 0 S: 3	H: 0 LOB: 0 BB: 0 P: 3	R: 0 E: 0 K: 2 S: 7	H: 0 LOB: 0 BB: 0 P: 7		1B: 2 2B: 0 3B: 0 HR: 1	SF: 0 SAC: 0 DP: 1 HBP: 2	WP: 0 PB: 0 SB: 1 CS: 0	PA: 32						
PITCHER	IP	WLS	BF	H	R	ER	SO	BB	IBB	HBP	BLK	WP	HR	S	P	ERA	WHIP										
Darryl Kile, R ERA: 3.0 (1, 1)	6.0	L	23	3	2	2	4	0	0	2	0	0	1	29	31	3.00	0.500										
Dave Veres, R ERA: (7, 1)	2.0		6	0	0	0	0	1	0	0	0	0	0	5	9	0.00	0.500										
John Hudek, R ERA: (9, 1)	1.0		3	0	0	0	2	0	0	0	0	0	0	7	7	0.00	0.000										

Batter	1	2	3	4	5	6	7	8	9	AB	R	H	RBI	BB	SO	LOB	BOTTOM										
Craig Biggio, R (1, 4)	K		F9		FC5		G5-3			3	0	0	0	2	1	0	Colorado Rockies @ Houston Astros Astrodome, Houston, TX Fri Apr 28 1995, 8:05 PM EDT Att: 30,405 - Unknown										
Luis Gonzalez, L OBP: 0.287, SLG: 0.429 (1, 7)	G1		1B		FC5		HR		P3	5	1	2	1	0	0	3											
5 Jeff Bagwell, R OBP: 0.400, SLG: 0.400 (1, 3)	BB		K		K		WP		K	3	0	0	0	1	3	4											
Derek Bell, R OBP: 0.643, SLG: 0.909 (1, 8)	BB		1B		BB		G1-3		P3	3	0	1	0	2	0	2											
Phil Plantier, L OBP: 0.167, SLG: 0.417 James Mouton, R (1, 9) (8, 9)	K		K		K		F9			4	0	0	0	0	3	8											
Dave Magadan, L OBP: 0.362, SLG: 0.667 (1, 5)			FC4-6		G3		1B		P3	4	0	2	0	0	0	0											
Tony Eusebio, R Andy Stankiewicz, R John Hudek, S (1, 2) (8, PR) (9, 1)		L5			G4-3		F8		2B	4	0	1	0	0	0	2											
Orlando Miller, R OBP: 0.308, SLG: 0.333 (1, 6)		FC4-6			K		1B		P3	4	0	1	0	0	1	2											
Darryl Kile, R Milt Thompson, L Dave Veres, R Scooter Tucker, R (1, 1) (6, PH) (7, 1) (8, PH) (9, 2)		FC6-4			FC5		G6-3		F8	1	0	0	0	1	0	1											
Inning Stats	R: 0 E: 0 K: 2 S: 7	H: 0 LOB: 2 BB: 2 P: 15	R: 0 E: 0 K: 0 S: 4	H: 1 LOB: 1 BB: 0 P: 4	R: 0 E: 0 K: 2 S: 9	H: 2 LOB: 2 BB: 0 P: 9	R: 0 E: 0 K: 1 S: 5	H: 0 LOB: 0 BB: 0 P: 5	R: 0 E: 0 K: 2 S: 7	H: 0 LOB: 3 BB: 3 P: 19	R: 0 E: 0 K: 0 S: 4	H: 2 LOB: 1 BB: 0 P: 4	R: 1 E: 0 K: 0 S: 4	H: 1 LOB: 1 BB: 0 P: 5	R: 0 E: 0 K: 0 S: 4	H: 1 LOB: 1 BB: 0 P: 4		R: 0 E: 0 K: 1 S: 5	H: 0 LOB: 1 BB: 1 P: 9	1B: 5 2B: 1 3B: 0 HR: 1	SF: 0 SAC: 0 DP: 1 HBP: 1	WP: 2 PB: 0 SB: 1 CS: 0	PA: 40				
PITCHER	IP	WLS	BF	H	R	ER	SO	BB	IBB	HBP	BLK	WP	HR	S	P	ERA	WHIP										
Kevin Ritz, R ERA: (1, 1)	4.0		19	3	0	0	5	4	0	0	0	1	0	25	41	0.00	1.750										
Curt Leskanic, R ERA: 1.5 (5, 1)	2.0	W	8	2	0	0	2	1	0	0	0	1	0	11	15	0.00	1.500										
Steve Reed, R ERA: 3.0 (7, 1)	0.2		4	1	1	1	0	0	0	1	0	0	1	3	4	13.50	1.500										
Mike Munoz, L ERA: 5.4 (7, 1)	0.1		1	0	0	0	0	0	0	0	0	1	0	1	1	0.00	0.000										
Mark Thompson, R ERA: 4.5 (8, 1)	1.0		4	1	0	0	0	0	0	0	0	0	0	4	4	0.00	1.000										

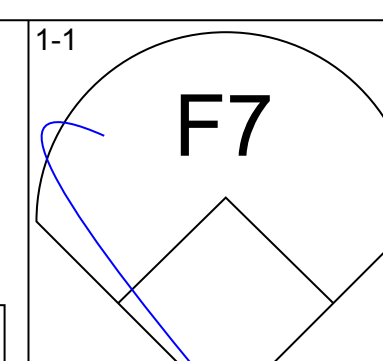
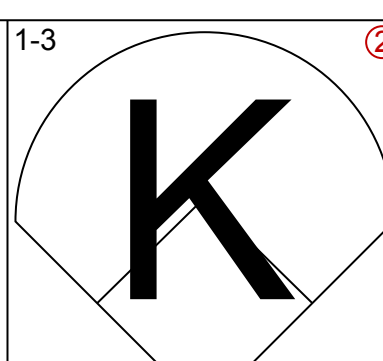
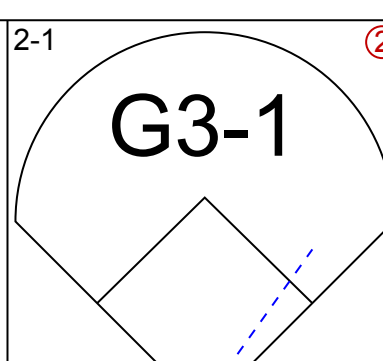
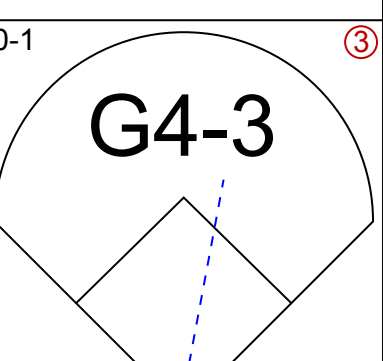
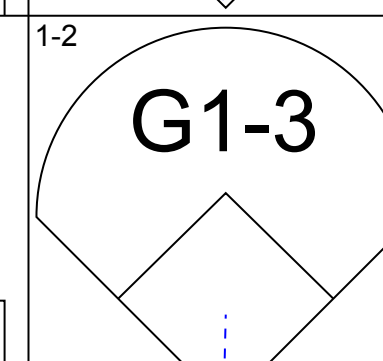
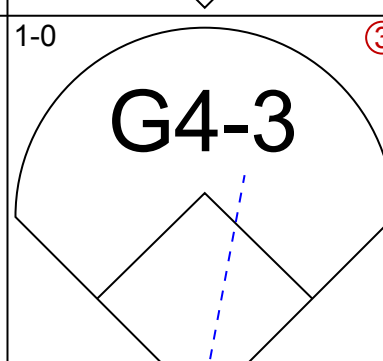
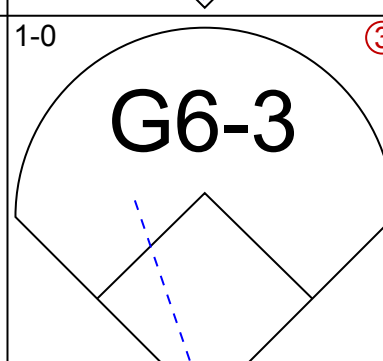
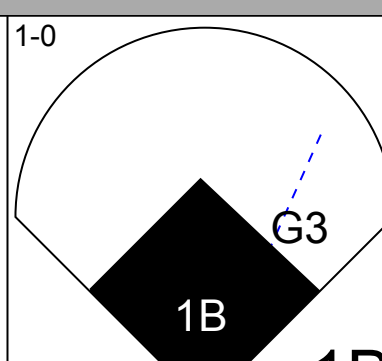
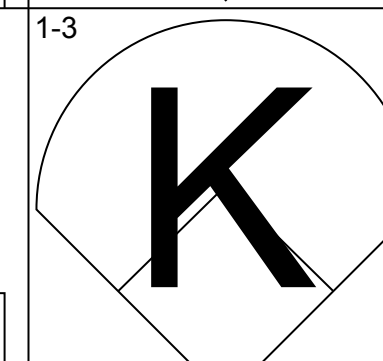
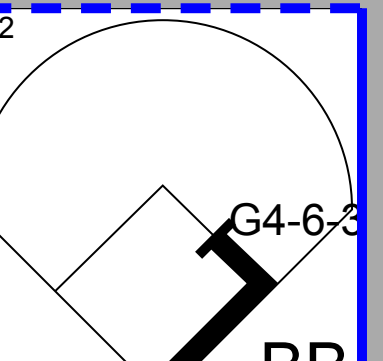
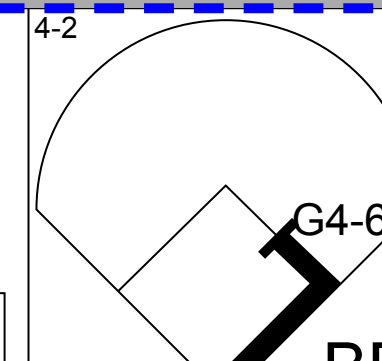
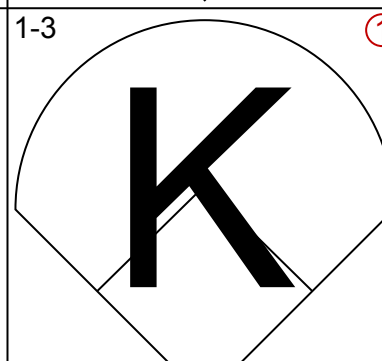
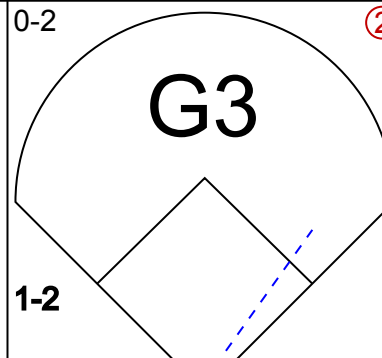
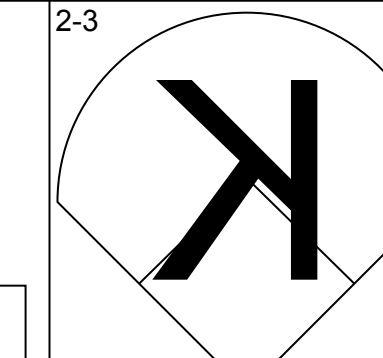
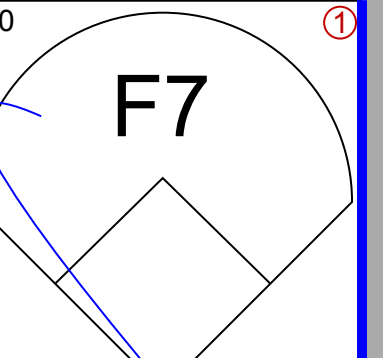
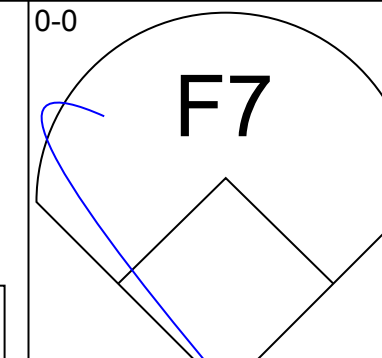
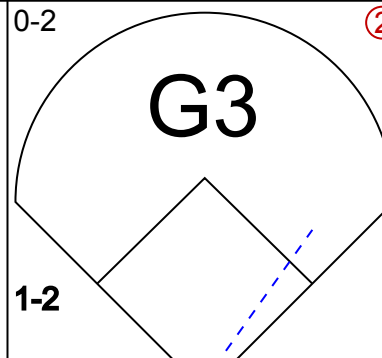
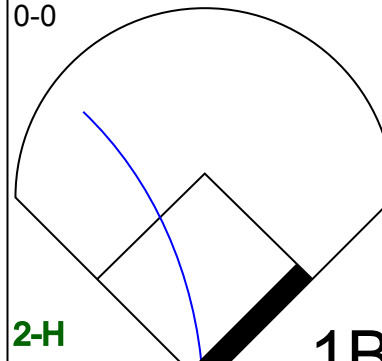
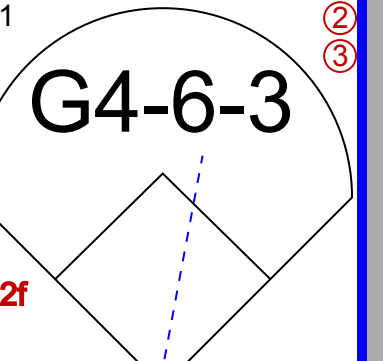
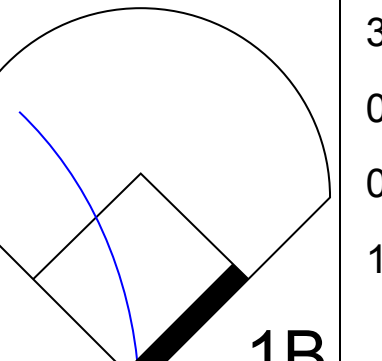
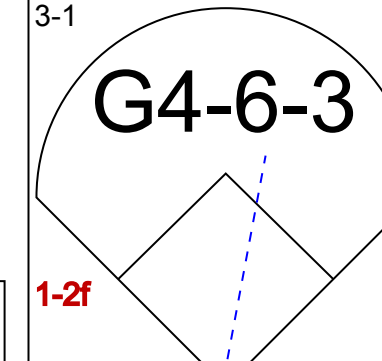

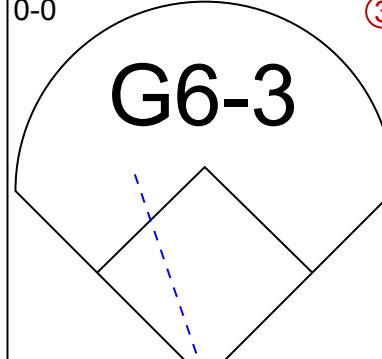

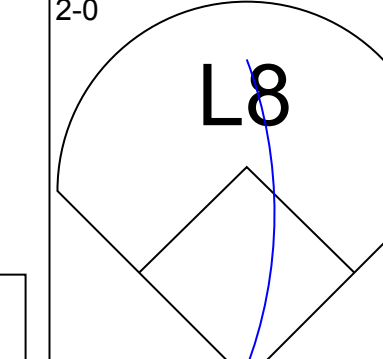
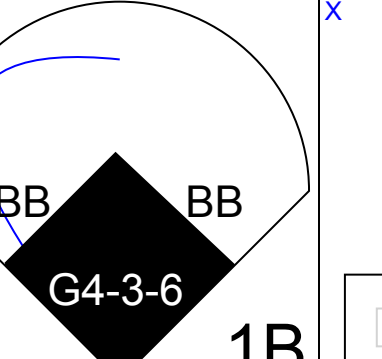
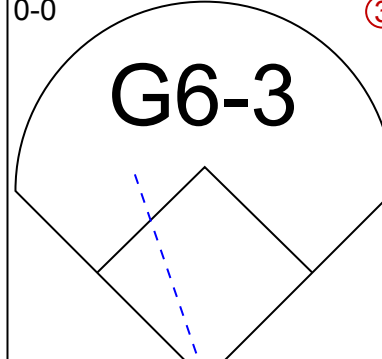
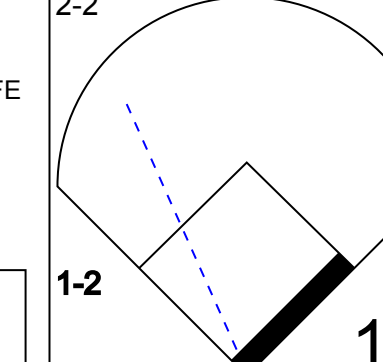
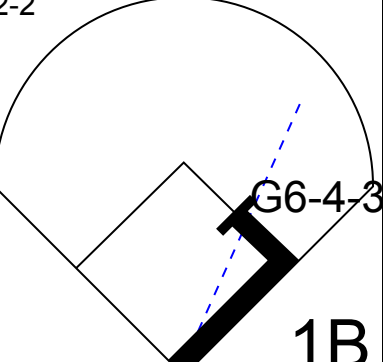
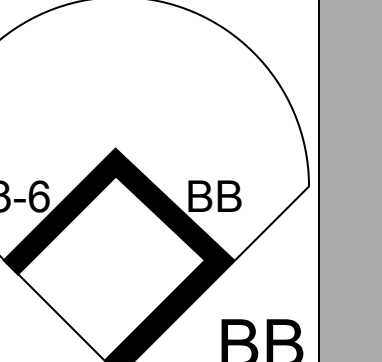

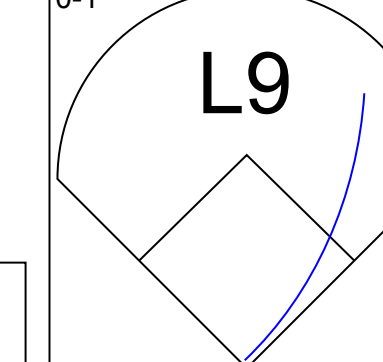
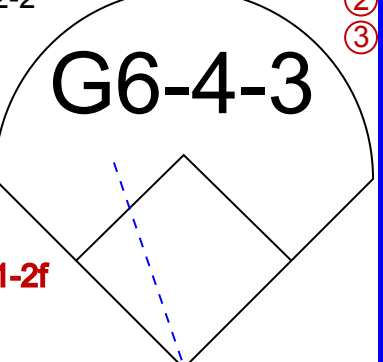
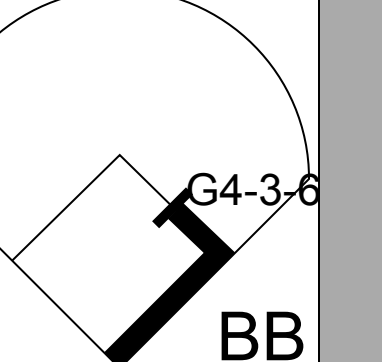
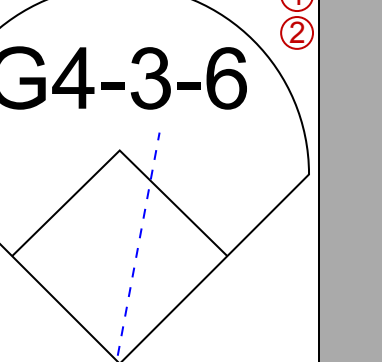
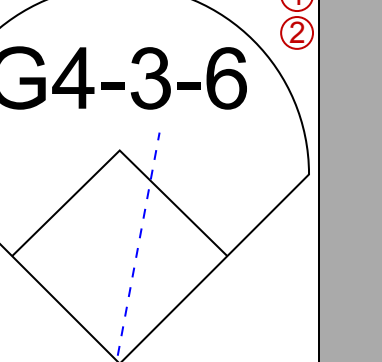
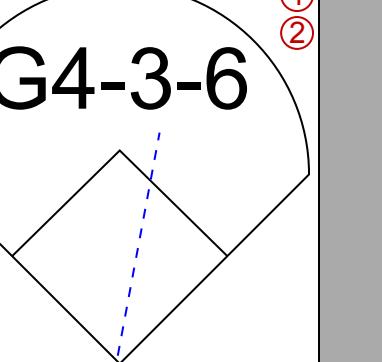


Batter	1	2	3	4	5	6	7	8	9	AB	R	H	RBI	BB	SO	LOB	TOP															
Craig Biggio, R OBP: 0.345, SLG: 0.143	0-3 K	1-0 HBP			0-0 L9		0-1 G4-6-3 1B		1-0 FC6-4 WP 2B	4	1	2	1	0	1	0	Houston Astros @ Chicago Cubs Wrigley Field, Chicago, IL Tue May 02 1995, 7:05 PM CDT Att: 23,784 - Unknown - 54 F															
Luis Gonzalez, L OBP: 0.240, SLG: 0.333	3-2 5 BB 1B	1-1 F7			1-0 G6-3		0-2 G4-6-3 1-2 3-H 4-2		0-0 G4-3	5	1	1	0	0	0	5																
Jeff Bagwell, R OBP: 0.464, SLG: 0.294	4-1 1B 1-2 BB		1-2 F8		4-2 S BB			4-0 FC6-4 IBB	1	0	0	0	4	0	0																	
Derek Bell, R OBP: 0.444, SLG: 0.542	0-2 P3		1-2 L5		3-0 P4		0-1 G4-3	1-2 FC6-4 WP	5	0	0	1	0	0	6																	
Dave Magadan, L OBP: 0.480, SLG: 0.500	0-2 1-3 2-H 1B		3-2 F8		2-2 G5-3		1-3 K	1-2 BB	4	0	1	1	1	1	0																	
Phil Plantier, L OBP: 0.250, SLG: 0.333	2-0 G4-3		3-1 F7		3-1 G3-1		1-2 FC6-4 1B	3-2 G6-3	4	0	1	0	0	0	2																	
James Mouton, R OBP: 0.286, SLG: 0.429									1	0	0	0	0	0	2																	
Scott Servais, R OBP: 0.235, SLG: 0.133		3-3 K		1-1 P9		2-3 K		1-2 F8	4	0	0	0	0	2	1																	
Orlando Miller, R OBP: 0.300, SLG: 0.368		1-1 SH1-4 1B		2-0 2B		1-2 E6 1B		0-1 FC6-4	4	1	2	0	0	0	1																	
Todd Jones, L								1-2 FC6-4	0	0	0	0	0	0	0																	
Doug Drabek, R OBP: 0.333, SLG: 0.333		0-1 SH1-4		0-3 K		2-1 1B G4-6-3 1B		3-2 2B FC6-4 1B	1	0	0	0	0	1	1																	
Inning Stats	R: 1 E: 0 K: 1 S: 15	H: 2 LOB: 2 BB: 1 P: 24	R: 0 E: 0 K: 1 S: 10	H: 1 LOB: 2 BB: 0 P: 16	R: 0 E: 0 K: 0 S: 11	H: 0 LOB: 0 BB: 0 P: 16	R: 0 E: 0 K: 1 S: 8	H: 1 LOB: 1 BB: 0 P: 14	R: 0 E: 0 K: 0 S: 6	H: 0 LOB: 1 BB: 1 P: 15	R: 2 E: 1 K: 0 S: 15	H: 2 LOB: 1 BB: 1 P: 22	R: 0 E: 0 K: 1 S: 11	H: 1 LOB: 1 BB: 0 P: 14	R: 2 E: 0 K: 0 S: 14	H: 2 LOB: 2 BB: 2 P: 30	1B: 7 2B: 2 3B: 0 HR: 0	SF: 0 SAC: 1 DP: 1 HBP: 1	WP: 1 PB: 0 SB: 1 CS: 0	PA: 42												
PITCHER	IP	WLS	BF	H	R	ER	SO	BB	IBB	HBP	BLK	WP	HR	S	P	ERA	WHIP															
Jim Bullinger, R ERA: 0.75	(1, 1)	6.0	25	4	1	1	4	2	0	1	0	0	0	58	99	1.50	1.000															
Mike Walker, R ERA: 3.95	(7, 1)	0.0	L	3	2	2	0	0	0	0	0	0	0	8	11	∞	∞															
Chris Nabholz, L ERA:	(7, 1)	0.2		2	0	0	0	1	0	0	0	0	0	5	9	0.00	1.500															
Mike Perez, R ERA: 2.25	(7, 1)	0.1		1	0	0	0	0	0	0	0	0	0	2	2	0.00	0.000															
Bryan Hickerson, L ERA:	(8, 1)	1.0		4	1	0	0	1	0	0	0	0	0	11	14	0.00	1.000															
Willie Banks, R ERA: 10.8	(9, 1)	0.2		5	2	2	0	1	0	0	0	1	0	0	0	1	0	0	8	17	27.00	3.000										
Larry Casian, L ERA:	(9, 1)	0.1		2	0	0	0	0	0	0	0	1	0	6	13	0.00	3.000															
Batter	1	2	3	4	5	6	7	8	9	AB	R	H	RBI	BB	SO	LOB	BOTTOM															
Brian McRae, S OBP: 0.250, SLG: 0.407	2-1 G5-3		2-2 F9 2B	4-2 1-2 2-3 BB		3-3 K		1-1 G6-3	4	0	1	0	1	1	2	Houston Astros @ Chicago Cubs Wrigley Field, Chicago, IL Tue May 02 1995, 7:05 PM CDT Att: 23,784 - Unknown - 54 F																
Rey Sanchez, R OBP: 0.370, SLG: 0.407	0-0 G6-4-3 2B 1B		0-0 F9	1-0 G5-3		3-2 E3		1-0 G5-3	5	1	1	0	0	0	5																	
Sammy Sosa, R OBP: 0.346, SLG: 0.640	1-2 G6-4-3		1-2 G4-3		0-2 G4-3		0-0 F9	2-3 K	5	0	0	0	0	1	4																	
Mark Grace, L OBP: 0.385, SLG: 0.560	1-2 2H 2B		4-0 BB		0-1 FC4-6 1B		1-3 K		3	0	2	1	1	1	0																	
Rick Wilkins, L OBP: 0.381, SLG: 0.188	4-2 BB		3-1 P6		2-0 FC4-6		1-3 K		3	0	0	0	1	1	3																	
Shawon Dunston, R OBP: 0.238, SLG: 0.381	1-0 F8			0-0 BB G6-3 1B		0-0 F8		1-1 F7	4	0	1	0	0	0	3																	
Steve Buechele, R OBP: 0.316, SLG: 0.250		0-0 G1-6-3 1B		3-2 G6-3		4-2 1B E BB		1-1 G4-3	3	1	1	0	1	0	1																	
Scott Bulett, L OBP: 0.300, SLG: 0.300		0-0 G1-6-3		1-2 F8		0-0 E 1B		3-1 G4-3	4	0	1	0	0	0	2																	
Jim Bullinger, R ERA: 1.69	(1, 1)	5.2	29	7	2	1	2	5	0	0	0	0	0	0	1		1	0.00	0.000													
Jim Dougherty, R ERA: 5.4	(6, 1)	0.1	W	1	0	0	0	0	0	0	0	0	0	1	1		0.00	0.000														
Ross Powell, L ERA: 16.88	(7, 1)	0.2		2	0	0	2	0	0	0	0	0	0	6	8	0.00	0.000															
Dave Veres, R ERA:	(7, 1)	0.1		1	0	0	0	0	0	0	0	0	0	2	3	0.00	0.000															
Todd Jones, R ERA:	(8, 1)	2.0	S	6	0	0	0	1	0	0	0	0	0	14	25	0.00	0.000															
Inning Stats	R: 1 E: 0 K: 0 S: 17	H: 2 LOB: 2 BB: 1 P: 26	R: 0 E: 0 K: 0 S: 3	H: 1 LOB: 0 BB: 0 P: 3	R: 0 E: 0 K: 0 S: 9	H: 1 LOB: 2 BB: 1 P: 19	R: 0 E: 0 K: 0 S: 11	H: 1 LOB: 3 BB: 2 P: 24	R: 0 E: 0 K: 2 S: 20	H: 1 LOB: 2 BB: 1 P: 32	R: 0 E: 0 K: 2 S: 8	H: 0 LOB: 0 BB: 0 P: 11	R: 0 E: 0 K: 0 S: 8	H: 0 LOB: 0 BB: 0 P: 15	R: 0 E: 0 K: 1 S: 6	H: 0 LOB: 0 BB: 0 P: 10	1B: 5 2B: 2 3B: 0 HR: 0	SF: 0 SAC: 0 DP: 1 HBP: 0	WP: 0 PB: 0 SB: 0 CS: 0	PA: 39												
PITCHER	IP	WLS	BF	H	R	ER	SO	BB	IBB	HBP	BLK	WP	HR	S	P	ERA	WHIP															
Doug Drabek, R ERA: 1.69	(1, 1)	5.2	29	7	2	1	2	5	0	0	0	0	0	0	1	1	0.00	0.000														
Jim Dougherty, R ERA: 5.4	(6, 1)	0.1	W	1	0	0	0	0	0	0	0	0	0	1	1	0.00	0.000															
Ross Powell, L ERA: 16.88	(7, 1)	0.2		2	0	0	2	0	0	0	0	0	0	6	8	0.00	0.000															
Dave Veres, R ERA:	(7, 1)	0.1		1	0	0	0	0	0	0	0	0	0	2	3	0.00	0.000															
Todd Jones, R ERA:	(8, 1)	2.0	S	6	0	0	0	1	0	0	0	0	0	14	25	0.00	0.000															

Batter	1	2	3	4	5	6	7	8	9	AB	R	H	RBI	BB	SO	LOB	TOP		
Craig Biggio, R OBP: 0.371, SLG: 0.280 (1, 4)										4	2	1	3	2	1	0	Houston Astros @ Chicago Cubs Wrigley Field, Chicago, IL Wed May 03 1995, 3:33 AM CDT Att: 27,694 - Cloudy - 59 F		
Luis Gonzalez, L OBP: 0.290, SLG: 0.533 (1, 7)										6	3	3	1	0	1	4			
5 Jeff Bagwell, R OBP: 0.455, SLG: 0.286 (1, 3)										4	0	1	0	1	0	4			
Derek Bell, R OBP: 0.438, SLG: 0.552 (1, 8)										5	0	2	3	0	1	2			
Dave Magadan, L OBP: 0.433, SLG: 0.417 (1, 5)										4	0	0	0	1	1	4			
Phil Plantier, L OBP: 0.240, SLG: 0.304 (1, 9)										5	1	1	0	0	0	1			
Tony Eusebio, R OBP: 0.462, SLG: 0.500 (1, 2)										4	2	3	0	1	0	0			
Orlando Miller, R OBP: 0.240, SLG: 0.292 (1, 6)										5	1	0	0	0	2	5			
Darryl Kile, R OBP: 0.600, SLG: 0.750 (1, 1)										3	1	2	2	0	0	0			
Craig Shipley, R OBP: 0.667, SLG: 2.000 (7, PH)										1	1	1	2	0	0	0			
Dean Hartgraves, R (7, 1)										0	0	0	0	0	0	0			
Jim Dougherty, R (8, 1)										1	0	0	0	0	1	1			
Inning Stats	R: 0 E: 0 K: 13 S: 13	H: 1 LOB: 2 BB: 1 P: 23	R: 0 E: 0 K: 10 S: 10	H: 1 LOB: 1 BB: 0 P: 18	R: 1 E: 0 K: 0 S: 7	H: 1 LOB: 0 BB: 0 P: 12	R: 0 E: 0 K: 0 S: 4	H: 0 LOB: 0 BB: 0 P: 7	R: 3 E: 0 K: 2 S: 18	H: 5 LOB: 2 BB: 0 P: 25	R: 2 E: 1 K: 0 S: 11	H: 1 LOB: 0 BB: 0 P: 18	R: 1 E: 0 K: 0 S: 13	H: 1 LOB: 1 BB: 1 P: 23	R: 0 E: 0 K: 2 S: 12	H: 1 LOB: 2 BB: 1 P: 22	1B: 7 2B: 5 3B: 0 HR: 3	SF: 0 SAC: 0 DP: 1 HBP: 0	WP: 0 PA: 47 PB: 0 SB: 0 CS: 1
PITCHER	IP	WLS	BF	H	R	ER	SO	BB	IBB	HBP	BLK	WP	HR	S	P	ERA	WHIP		
Steve Trachsel, R ERA: 6.23	4.2	L	22	8	4	4	4	1	0	0	0	0	2	49	81	7.71	1.929		
Chris Nabholz, L ERA: 3.0	0.1		2	1	1	1	1	0	0	0	0	0	0	5	8	27.00	3.000		
Tom Edens, R ERA: 5.4	0.1		4	1	1	1	0	2	0	0	0	0	0	8	20	27.00	9.000		
Mike Walker, R ERA: 2.84	1.2		9	2	4	0	0	0	0	0	0	0	1	20	35	0.00	1.200		
Tanyon Sturtze, R ERA: 9.0	1.0		5	1	1	1	0	1	0	0	0	0	0	13	23	9.00	2.000		
PITCHER	IP	WLS	BF	H	R	ER	SO	BB	IBB	HBP	BLK	WP	HR	S	P	ERA	WHIP		
Randy Myers, L ERA: 4.5	1.0		5	1	0	0	2	1	0	0	0	0	0	12	22	0.00	2.000		

AB	42
R	11
H	14
RBI	11
BB	5
SO	7
LOB	21



Batter	1	2	3	4	5	6	7	8	9	AB	R	H	RBI	BB	SO	LOB	BOTTOM				
Brian McRae, S OBP: 0.219, SLG: 0.355 (1, 8)										4	0	0	0	0	1	1	Houston Astros @ Chicago Cubs Wrigley Field, Chicago, IL Wed May 03 1995, 3:33 AM CDT Att: 27,694 - Cloudy - 59 F				
Rey Sanchez, R OBP: 0.355, SLG: 0.387 (1, 4)										4	1	1	0	0	0	0					
Sammy Sosa, R OBP: 0.345, SLG: 0.593 (1, 9)										2	0	0	0	1	1	0					
Ozzie Timmons, R OBP: 0.333, SLG: 0.111 (8, 9)										1	0	0	0	0	1	1					
Mark Grace, L OBP: 0.345, SLG: 0.500 (1, 3)										3	0	0	0	0	1	1					
Todd Pratt, R (8, 2)										1	0	0	0	0	0	1					
Rick Wilkins, L OBP: 0.375, SLG: 0.211 (1, 2)										3	0	1	0	0	1	1					
Tanyon Sturtze, R (8, 1)										0	0	0	0	0	0	0					
Randy Myers, L (9, 1)										0	0	0	0	0	0	0					
José Hernández, R OBP: 0.500, SLG: 0.500 (8, PH)										1	0	1	1	0	0	0					
Shawon Dunston, R OBP: 0.240, SLG: 0.360 (1, 6)										4	1	1	0	0	0	2					
Steve Buechele, R OBP: 0.409, SLG: 0.333 (1, 5)										2	0	2	0	1	0	0					
Scott Bulett, L OBP: 0.250, SLG: 0.250 (1, 7)										2	0	0	0	0	0	3					
Mike Walker, R (6, 1)										0	0	0	0	0	0	0					
Howard Johnson, S OBP: 0.600, SLG: 0.500 (8, 3)										0	0	0	0	1	0	0					
Steve Trachsel, R (1, 1)										1	0	0	0	0	0	0					
Chris Nabholz, L (5, 1)										0	0	0	0	0	0	0					
Tom Edens, R (8, 1)										0	0	0	0	0	0	0					
Karl Rhodes, L (8, 7)										1	0	0	0	0	0	0					
Kevin Roberson, S OBP: 0.600, SLG: 1.333 (8, PH)										1	0	0	0	0	0	2					
Inning Stats	R: 0 E: 0 K: 1 S: 8	H: 0 LOB: 0 BB: 0 P: 11	R: 0 E: 0 K: 1 S: 12	H: 2 LOB: 2 BB: 0 P: 20	R: 0 E: 0 K: 1 S: 6	H: 0 LOB: 0 BB: 0 P: 8	R: 0 E: 0 K: 1 S: 8	H: 0 LOB: 0 BB: 0 P: 14	R: 0 E: 0 K: 0 S: 11	H: 1 LOB: 0 BB: 0 P: 18	R: 0 E: 0 K: 0 S: 4	H: 0 LOB: 0 BB: 0 P: 7	R: 0 E: 0 K: 0 S: 5	H: 0 LOB: 0 BB: 1 P: 12	R: 1 E: 0 K: 0 S: 8	H: 1 LOB: 1 BB: 2 P: 16	R: 1 E: 0 K: 1 S: 9	H: 2 LOB: 1 BB: 0 P: 11	1B: 6 2B: 0 3B: 0 HR: 0	SF: 0 SAC: 0 DP: 3 HBP: 0	WP: 0 PA: 33 PB: 0 SB: 0 CS: 0
PITCHER	IP	WLS	BF	H	R	ER	SO	BB	IBB	HBP	BLK	WP	HR	S	P	ERA	WHIP				
Darryl Kile, R ERA: 1.5	6.0	W	20	3	0	0	4	0	0	0	0	0	0	9	24	0.00	0.500				
Dean Hartgraves, L ERA: 9.0	1.0		6	1	1	1	0	3	0	0	0	0	0	9	24	9.00	4.000				
Jim Dougherty, R ERA: 5.06	2.0		7	2	1	1	1	0	0	0	0	0	0	13	15	4.50	1.000				
PITCHER	IP	WLS	BF	H	R	ER	SO	BB	IBB	HBP	BLK	WP	HR	S	P	ERA	WHIP				

AB	30
R	2
H	6
RBI	1
BB	3
SO	5
LOB	12



Batter	1	2	3	4	5	6	7	8	9	AB	R	H	RBI	BB	SO	LOB	TOP									
James Mouton, R (1.9) OBP: 0.364, SLG: 0.455										4	1	2	0	0	0	1	Houston Astros @ St. Louis Cardinals Busch Stadium, St. Louis, MO Thu May 04 1995, 7:05 PM CDT Att: 17,643 - Unknown - 53 F									
Ross Powell, L (7.1)										0	0	0	0	0	0											
Todd Jones, L (7.1)										1	0	0	0	0	2											
John Hudek, S (9.1)										0	0	0	0	0	0											
Craig Biggio, R (1.4) OBP: 0.350, SLG: 0.241										4	0	0	0	0	2											
5 Jeff Bagwell, R (1.3) OBP: 0.421, SLG: 0.240										4	0	0	0	1	2											
Derek Bell, R (1.8) OBP: 0.432, SLG: 0.515										4	1	1	1	0	0											
Luis Gonzalez, L (1.7) OBP: 0.343, SLG: 0.594										2	2	1	0	2	0											
Craig Shipley, R (1.5) OBP: 0.833, SLG: 1.600										3	1	3	1	0	0											
Ricky Gutierrez, R (6. PR) OBP: 0.167, SLG: 0.167										0	0	0	0	0	0											
Dave Magadan, L (6.5) OBP: 0.452, SLG: 0.480										1	1	1	1	0	0											
Scott Servais, R (1.2) OBP: 0.200, SLG: 0.111										3	0	0	0	0	1	4	AB 33 R 6 H 10 RBI 6 BB 5 SO 4 LOB 18									
Tony Eusebio, R (8. PH) OBP: 0.500, SLG: 0.615										1	0	1	2	0	0											
Andy Stankiewicz, R (1.6) OBP: 0.500, SLG: 0.400										3	0	1	1	1	0	1										
Shane Reynolds, R (1.1)										2	0	0	0	0	1	5										
Dave Veres, R (5.1)										0	0	0	0	0	0	0										
Milt Thompson, L (7. PH) OBP: 0.400, SLG: 0.400										1	0	0	0	1	0	0										
Inning Stats	R: 1 E: 0 K: 0 S: 4	H: 2 LOB: 0 BB: 0 P: 4	R: 2 E: 1 K: 1 S: 8	H: 3 LOB: 1 BB: 0 P: 8	R: 0 E: 0 K: 1 S: 5	H: 0 LOB: 0 BB: 0 P: 5	R: 0 E: 0 K: 0 S: 3	H: 1 LOB: 2 BB: 2 P: 11	R: 0 E: 0 K: 1 S: 4	H: 0 LOB: 1 BB: 0 P: 5	R: 0 E: 0 K: 1 S: 6	H: 1 LOB: 1 BB: 0 P: 6	R: 0 E: 0 K: 0 S: 4	H: 1 LOB: 1 BB: 0 P: 4	R: 3 E: 0 K: 0 S: 5	H: 2 LOB: 2 BB: 2 P: 14		R: 0 E: 0 K: 0 S: 2	H: 0 LOB: 0 BB: 1 P: 6	1B: 6 2B: 4 3B: 1 HR: 0	SF: 0 SAC: 0 DP: 3 HBP: 2	WP: 0 PB: 0 SB: 3 CS: 3	PA: 41			
PITCHER	IP	WLS	BF	H	R	ER	SO	BB	IBB	HBP	BLK	WP	HR	S	P	ERA		WHIP								
Donovan Osborne, L (1.1) ERA: 4.22	5.2		24	7	3	2	3	1	1	1	0	0	0	27	36	3.18		1.412								
Jeff Parrett, R (6.1) ERA: 13.5	0.1	L	1	0	0	0	1	0	0	0	0	0	0	3	3	0.00		0.000								
Rich DeLucia, R (7.1) ERA: 4.5	1.1		8	2	3	3	0	1	0	1	0	0	0	6	11	20.25	2.250									
John Habyan, R (8.1) ERA: 1.59	0.2		4	1	0	0	0	0	1	0	0	0	0	3	7	0.00	1.500									
Vicente Palacios, R (9.1) ERA: 4.05	1.0		3	0	0	0	0	1	0	0	0	0	0	2	6	0.00	1.000									

Batter	1	2	3	4	5	6	7	8	9	AB	R	H	RBI	BB	SO	LOB	BOTTOM									
Bernard Gilkey, R (1.7) OBP: 0.326, SLG: 0.325										4	0	0	0	1	3		Houston Astros @ St. Louis Cardinals Busch Stadium, St. Louis, MO Thu May 04 1995, 7:05 PM CDT Att: 17,643 - Unknown - 53 F									
Ozzie Smith, S (1.6) OBP: 0.303, SLG: 0.300										4	1	1	0	1	0	4										
Ray Lankford, L (1.8) OBP: 0.386, SLG: 0.579										5	0	1	0	0	0	2										
Scott Cooper, L (1.5) OBP: 0.500, SLG: 0.571										4	1	2	1	1	2	2										
Brian Jordan, R (1.9) OBP: 0.417, SLG: 0.735										5	1	1	0	0	0	4										
John Mabry, L (1.3) OBP: 0.323, SLG: 0.333										4	0	0	0	1	2	3										
Danny Sheaffer, R (1.2) OBP: 0.615, SLG: 0.909										4	1	3	1	0	1	0										
José Oquendo, S (1.4) OBP: 0.333, SLG: 0.360										4	0	1	0	0	1	4										
Donovan Osborne, S (1.1) ERA: 4.22										1	0	0	0	0	1	2										
Jeff Parrett, R (6.1) ERA: 13.5										0	0	0	0	0	0	0										
Terry Bradshaw, L (6. PH) ERA: 18.0										1	0	1	0	0	0	0										
Rich DeLucia, R (7.1) ERA: 4.5										0	0	0	0	0	0	0										
John Habyan, R (8.1) ERA: 1.59										0	0	0	0	0	0	0										
Scott Hemond, R (8. PH) ERA: 1.59										0	0	0	0	1	0	0										
Vicente Palacios, R (9.1) ERA: 4.05										0	0	0	0	0	0	0										
Inning Stats	R: 0 E: 0 K: 1 S: 6	H: 1 LOB: 1 BB: 0 P: 6	R: 2 E: 1 K: 1 S: 9	H: 3 LOB: 2 BB: 0 P: 9	R: 0 E: 0 K: 0 S: 4	H: 1 LOB: 1 BB: 0 P: 4	R: 0 E: 0 K: 1 S: 6	H: 1 LOB: 2 BB: 0 P: 7	R: 1 E: 0 K: 2 S: 8	H: 1 LOB: 0 BB: 0 P: 6	R: 0 E: 0 K: 2 S: 8	H: 1 LOB: 1 BB: 0 P: 8	R: 1 E: 0 K: 0 S: 4	H: 1 LOB: 3 BB: 3 P: 16	R: 0 E: 0 K: 0 S: 2	H: 0 LOB: 0 BB: 1 P: 6	R: 0 E: 0 K: 2 S: 8	H: 1 LOB: 1 BB: 0 P: 8	1B: 7 2B: 2 3B: 0 HR: 1	SF: 0 SAC: 1 DP: 1 HBP: 1	WP: 1 PB: 0 SB: 2 CS: 0	PA: 42				
PITCHER	IP	WLS	BF	H	R	ER	SO	BB	IBB	HBP	BLK	WP	HR	S	P	ERA	WHIP									
Shane Reynolds, R (1.1) ERA: 2.45	4.1		22	7	3	2	3	0	0	0	0	0	0	12	27	28	4.15	1.615								
Dave Veres, R (5.1) ERA: 18.0	1.2		6	1	0	0	3	0	0	0	0	0	0	12	12	0.00	0.600									
Ross Powell, L (7.1) ERA: 18.0	0.1		3	0	1	1	0	2	0	0	0	0	0	1	9	27.00	6.000									
Todd Jones, R (7.1) ERA: 18.0	1.2	W	7	1	0	0	0	1	1	0	0	1	0	5	13	0.00	1.200									
John Hudek, R (9.1) ERA: 18.0	1.0	S	4	1	0	0	2	0	0	0	0	0	0	8	8	0.00	1.000									

Batter	1	2	3	4	5	6	7	8	9	AB	R	H	RBI	BB	SO	LOB	TOP								
Craig Biggio, R OBP: 0.400, SLG: 0.378 (1, 4)	P2		G5-3		G3		FC6-4			3	1	1	0	2	0	0	Houston Astros @ St. Louis Cardinals Busch Stadium, St. Louis, MO Sat May 06 1995, 7:05 PM CDT Att: 25,659 - Cloudy - 67 F								
Luis Gonzalez, L OBP: 0.300, SLG: 0.514 (1, 7)	F8			G3	G3	FC6-4	FC6-4		G1-3	5	0	0	0	0	0	5									
5 Jeff Bagwell, R OBP: 0.383, SLG: 0.242 (1, 3)	G6-3			L3			FC6-4			4	0	1	1	0	0	2									
Derek Bell, R OBP: 0.457, SLG: 0.500 (1, 8)					G5-3				G5-3	3	1	1	0	1	0	1									
Dave Magadan, L OBP: 0.344, SLG: 0.429 (1, 5)	F8					F7			G1-3	3	1	0	0	1	0	1									
Phil Plantier, L OBP: 0.303, SLG: 0.533 (1, 9)	K					F7			K	4	1	1	3	0	2	1									
Ricky Gutierrez, R OBP: 0.111, SLG: 0.111 Andy Stankiewicz, R OBP: 0.429, SLG: 0.333 (9, PH)	G6-3				G3-1				K	3	0	0	0	0	1	1									
Scouter Tucker, R OBP: 0.333, SLG: 0.833 (1, 2)										1	0	0	0	0	1	0									
Greg Swindell, L (3, 1)										0	0	0	0	0	0	0									
Doug Brocail, L (5, PH)										0	0	0	0	0	0	0									
Jim Dougherty, R OBP: 0.260, SLG: 0.889 (5, 1)										0	0	0	0	0	0	0									
Mill Thompson, L (7, PH)										0	0	0	0	0	0	1									
Dean Hartgraves, R (7, 1)										0	0	0	0	0	0	0									
Dave Veres, R (8, 1)										0	0	0	0	0	0	0									
Tony Eusebio, R OBP: 0.208, SLG: 0.697 (9, PH)										1	0	1	0	0	0	0									
Inning Stats	R: 0 E: 0 K: 0 S: 7	H: 0 LOB: 0 BB: 0 P: 8	R: 0 E: 0 K: 1 S: 10	H: 0 LOB: 1 BB: 1 P: 18	R: 0 E: 0 K: 0 S: 7	H: 0 LOB: 0 BB: 0 P: 11	R: 3 E: 0 K: 0 S: 11	H: 2 LOB: 0 BB: 1 P: 21	R: 2 E: 0 K: 1 S: 14	H: 2 LOB: 1 BB: 0 P: 21	R: 0 E: 0 K: 0 S: 9	H: 0 LOB: 0 BB: 0 P: 17	R: 0 E: 0 K: 0 S: 11	H: 2 LOB: 2 BB: 0 P: 20	R: 0 E: 0 K: 1 S: 9	H: 0 LOB: 0 BB: 0 P: 13	R: 0 E: 0 K: 1 S: 11	H: 1 LOB: 2 BB: 1 P: 19	1B: 4 2B: 1 3B: 0 HR: 2	SF: 0 SAC: 0 DP: 0 HBP: 0	WP: 0 PB: 0 SB: 3 CS: 0	PA: 38			
PITCHER	IP	WLS	BF	H	R	ER	SO	BB	IBB	HBP	BLK	WP	HR	S	P	ERA	WHIP								
Ken Hill, R ERA: 5.17 (1, 1)	4.2		21	4	5	5	1	3	0	0	0	0	2	45	73	9.64	1.500								
Vicente Palacios, R ERA: 3.38 (5, 1)	1.1	W	4	0	0	0	1	0	0	0	0	0	0	13	23	0.00	0.000								
Rene Arocha, R ERA: 3.38 (7, 1)	2.0		8	2	0	0	1	0	0	0	0	0	0	20	33	0.00	1.000								
Tom Henke, R ERA: (9, 1)	1.0	S	5	1	0	0	1	1	0	0	0	0	0	11	19	0.00	2.000								

Batter	1	2	3	4	5	6	7	8	9	AB	R	H	RBI	BB	SO	LOB	BOTTOM								
Bernard Gilkey, R OBP: 0.373, SLG: 0.458 (1, 7)	SH3-4	G5-3				CS				4	2	3	1	0	0	0	Houston Astros @ St. Louis Cardinals Busch Stadium, St. Louis, MO Sat May 06 1995, 7:05 PM CDT Att: 25,659 - Cloudy - 67 F								
Ozzie Smith, S OBP: 0.282, SLG: 0.278 (1, 6)	SH3-4	G4-3					F9			2	0	1	0	0	0	0									
José Oquendo, S OBP: 0.300, SLG: 0.321 (7, 4)										1	0	0	0	0	0	0									
Ray Lankford, L OBP: 0.373, SLG: 0.545 (1, 8)	WP									3	1	1	1	1	1	2									
Brian Jordan, R OBP: 0.395, SLG: 0.683 (1, 9)	FC5									4	2	1	0	0	1	1									
Scott Cooper, L OBP: 0.500, SLG: 0.548 (1, 5)										3	1	1	2	1	1	0									
Damell Coles, R OBP: 0.283, SLG: 0.389 Tom Henke, R (9, 1)										4	1	2	3	0	0	1									
Tom Pagnozzi, R OBP: 0.222, SLG: 0.308 (1, 2)										4	0	1	0	0	0	2									
Tripp Cromer, R OBP: 0.250, SLG: 0.316 (7, 6)										3	0	0	0	0	0	1									
Ken Hill, R OBP: 0.250, SLG: 0.250 Vicente Palacios, R (5, 1)										2	0	0	0	0	2	0									
Terry Bradshaw, L OBP: 1.000, SLG: 1.000 Rene Arocha, R (7, 1)										1	0	1	0	0	0	0									
John Mabry, L OBP: 0.344, SLG: 0.355 (9, 3)										0	0	0	0	0	0	0									
Inning Stats	R: 4 E: 0 K: 0 S: 16	H: 4 LOB: 1 BB: 1 P: 28	R: 0 E: 0 K: 1 S: 8	H: 0 LOB: 0 BB: 0 P: 11	R: 2 E: 0 K: 0 S: 8	H: 2 LOB: 0 BB: 1 P: 16	R: 0 E: 0 K: 2 S: 10	H: 2 LOB: 2 BB: 0 P: 12	R: 0 E: 0 K: 0 S: 8	H: 1 LOB: 0 BB: 0 P: 10	R: 1 E: 0 K: 0 S: 11	H: 1 LOB: 0 BB: 0 P: 18	R: 0 E: 0 K: 0 S: 4	H: 1 LOB: 0 BB: 0 P: 5	1B: 7 2B: 2 3B: 0 HR: 2	SF: 0 SAC: 1 DP: 2 HBP: 0	WP: 1 PB: 0 SB: 1 CS: 1	PA: 35							
PITCHER	IP	WLS	BF	H	R	ER	SO	BB	IBB	HBP	BLK	WP	HR	S	P	ERA	WHIP								
Greg Swindell, L ERA: 7.88 (3, 1)	2.0	L	14	6	6	6	1	2	0	0	0	0	0	15	20	0.00	1.000								
Doug Brocail, R ERA: 1.5 (5, 1)	2.0		6	1	0	0	2	0	0	0	0	0	0	16	21	0.00	0.500								
Jim Dougherty, R ERA: 3.38 (7, 1)	1.1		5	1	1	1	0	0	0	0	0	0	1	12	19	6.75	0.750								
Dean Hartgraves, L ERA: 7.71 Dave Veres, R (8, 1)	0.2		2	1	0	0	0	0	0	0	0	0	0	3	4	0.00	1.500								



Batter	1	2	3	4	5	6	7	8	9	AB	R	H	RBI	BB	SO	LOB	TOP							
Craig Biggio, R OBP: 0.417, SLG: 0.391 (1, 4)										5	1	2	0	0	0	3								
Luis Gonzalez, L OBP: 0.286, SLG: 0.457 (1, 7)										5	0	1	0	0	0	2								
5 Jeff Bagwell, R OBP: 0.375, SLG: 0.293 (1, 3)										4	0	0	0	0	2	2								
Derek Bell, R OBP: 0.418, SLG: 0.449 (1, 8)										4	0	1	1	0	0	1								
Dave Magadan, L OBP: 0.429, SLG: 0.394 James Mouton, R OBP: 0.333, SLG: 0.400 (9, PR)										4	0	1	0	0	0	0								
Phil Plantier, L OBP: 0.289, SLG: 0.471 Andy Stankiewicz, R OBP: 0.429, SLG: 0.333 (9, PR)										3	0	0	0	1	2	1								
Tony Eusebio, R OBP: 0.500, SLG: 0.636 (1, 2)										3	1	1	1	0	0	1								
Orlando Miller, R OBP: 0.306, SLG: 0.471 (1, 6)										3	2	2	3	1	1	0								
Darryl Kile, R OBP: 0.429, SLG: 0.500 Craig Shipley, R OBP: 0.571, SLG: 0.833 Pedro Martinez, L Todd Jones, L Mill Thompson, L John Hudek, S										2	0	0	0	0	0	0								
Inning Stats	R: 1 E: 0 K: 1 S: 12	H: 2 LOB: 0 BB: 0 P: 19	R: 0 E: 0 K: 1 S: 9	H: 0 LOB: 0 BB: 0 P: 12	R: 0 E: 0 K: 1 S: 7	H: 0 LOB: 0 BB: 0 P: 10	R: 0 E: 0 K: 0 S: 4	H: 0 LOB: 0 BB: 0 P: 5	R: 2 E: 0 K: 1 S: 13	H: 2 LOB: 0 BB: 0 P: 18	R: 0 E: 0 K: 0 S: 9	H: 1 LOB: 1 BB: 0 P: 12	R: 0 E: 0 K: 0 S: 11	H: 0 LOB: 3 BB: 3 P: 27	R: 0 E: 0 K: 1 S: 6	H: 0 LOB: 0 BB: 0 P: 10	R: 3 E: 2 K: 0 S: 14	H: 3 LOB: 1 BB: 0 P: 22	1B: 7 2B: 0 3B: 0 HR: 1	SF: 1 SAC: 0 DP: 0 HBP: 0	WP: 1 PB: 0 SB: 0 CS: 1	PA: 39		
PITCHER	IP	WLS	BF	H	R	ER	SO	BB	IBB	HBP	BLK	WP	HR	S	P	ERA	WHIP							
Esteban Loaiza, R ERA: 6.91	6.0	22	5	3	3	4	0	0	0	0	0	1	1	54	76	4.50	0.833							
Dan Plesac, L ERA: 1.69	0.2	4	0	0	0	0	1	1	0	0	0	0	0	6	17	0.00	1.500							
Mike Dyer, R ERA: 1.69	0.1	2	0	0	0	0	1	0	0	0	0	0	0	5	10	0.00	3.000							
Jim Gott, R ERA: 9.0	1.1	L	7	2	3	1	1	0	0	0	0	0	0	12	22	6.75	1.500							
Jason Christiansen, L ERA: 1.69	0.2	3	1	0	0	0	0	0	0	0	0	0	0	8	10	0.00	1.500							

Houston Astros @ Pittsburgh Pirates
Three Rivers Stadium, Pittsburgh, PA
Mon May 08 1995, 3:33 AM EDT
Att: 7,300 - Cloudy - 71 F

AB 34
R 6
H 8
RBI 5
BB 3
SO 5
LOB 11

Batter	1	2	3	4	5	6	7	8	9	AB	R	H	RBI	BB	SO	LOB	BOTTOM							
Jacob Brumfield, R OBP: 0.389, SLG: 0.367 (1, 8)										3	1	1	0	2	0	1								
Jay Bell, R OBP: 0.383, SLG: 0.375 (1, 6)										5	0	1	0	0	2	6								
Al Martin, L OBP: 0.282, SLG: 0.243 (1, 7)										3	1	1	0	1	0	0								
Jeff King, R OBP: 0.304, SLG: 0.535 (1, 5)										4	1	1	1	0	1	2								
Orlando Merced, S OBP: 0.333, SLG: 0.487 (8, 3)										3	0	1	2	1	0	2								
Mackey Sasser, L OBP: 0.333, SLG: 0.200 Steve Peques, R OBP: 0.286, SLG: 0.357 (7, PH)										2	0	0	0	0	0	0								
Carlos Garcia, R OBP: 0.167, SLG: 0.185 (1, 4)										3	0	0	0	0	2	0								
Mark Johnson, L OBP: 0.200, SLG: 0.391 Rich Aude, R OBP: 0.429, SLG: 0.455 Jim Gott, R Jason Christiansen, R Dave Clark, L OBP: 0.700, SLG: 0.750 (8, PH)										1	0	0	0	1	1	0								
Esteban Loaiza, R OBP: 0.250, SLG: 0.250 Dan Plesac, L Mike Dyer, R Nelson Liriano, S OBP: 0.500, SLG: 0.333 Mark Parent, R OBP: 0.292, SLG: 0.318 (8, 2)										1	0	0	0	0	0	0								
Inning Stats	R: 0 E: 0 K: 0 S: 4	H: 0 LOB: 0 BB: 0 P: 6	R: 0 E: 0 K: 0 S: 5	H: 0 LOB: 0 BB: 0 P: 8	R: 0 E: 0 K: 1 S: 9	H: 0 LOB: 0 BB: 0 P: 12	R: 3 E: 0 K: 0 S: 11	H: 3 LOB: 1 BB: 1 P: 20	R: 0 E: 0 K: 1 S: 10	H: 2 LOB: 1 BB: 0 P: 14	R: 0 E: 0 K: 2 S: 11	H: 1 LOB: 3 BB: 2 P: 24	R: 0 E: 0 K: 0 S: 7	H: 0 LOB: 1 BB: 1 P: 17	R: 0 E: 0 K: 3 S: 13	H: 1 LOB: 2 BB: 1 P: 20	1B: 5 2B: 3 3B: 0 HR: 0	SF: 0 SAC: 2 DP: 1 HBP: 0	WP: 0 PB: 0 SB: 0 CS: 0	PA: 38				
PITCHER	IP	WLS	BF	H	R	ER	SO	BB	IBB	HBP	BLK	WP	HR	S	P	ERA	WHIP							
Darryl Kile, R ERA: 2.5	6.0	23	5	3	3	3	2	0	0	0	0	0	0	3	4	0.00	3.000							
Pedro Martinez, L ERA: 1.62	0.1	2	1	0	0	0	0	0	0	0	0	0	0	3	4	0.00	3.000							
Todd Jones, R ERA: 1.62	1.2	W	8	0	0	0	2	3	0	0	0	0	0	15	37	0.00	1.800							
John Hudek, R ERA: 1.62	1.0	S	5	1	0	0	3	1	0	0	0	0	0	13	20	0.00	2.000							

Houston Astros @ Pittsburgh Pirates
Three Rivers Stadium, Pittsburgh, PA
Mon May 08 1995, 3:33 AM EDT
Att: 7,300 - Cloudy - 71 F

AB 30
R 3
H 7
RBI 3
BB 6
SO 8
LOB 14

Batter	1	2	3	4	5	6	7	8	9	AB	R	H	RBI	BB	SO	LOB	TOP				
Lenny Dykstra, L OBP: 0.355, SLG: 0.303	4-1 BB WP BB	1-0 2-H 3-H 1B		2-3 K		1-0 G3		0-0 P5		4	0	1	2	1	1	1	Philadelphia Phillies @ Houston Astros Astrodome, Houston, TX Sat May 13 1995, 8:05 PM EDT Att: 18,073 - Dome				
Mickey Morandini, L OBP: 0.351, SLG: 0.385	4-2 L6-4 BB	1-2 BB			4-0 G3 WP 1B BB	1-0 HBP		3-2 1B		2	1	1	0	2	0	1					
Gregg Jefferies, S OBP: 0.279, SLG: 0.390	4-1 BB		2-1 P6		3-1 P4	2-2 F9		1-2 P5		4	0	0	0	1	0	3					
Dave Hollins, S OBP: 0.452, SLG: 0.564	0-2 L6-4		1-0 G3		1-2 G3		0-0 G3-1		0-1 SF8 3B	5	1	1	0	0	0	4					
Darren Daulton, L OBP: 0.403, SLG: 0.490	2-1 F7		0-0 G3-1		4-2 1B BB		4-2 G3 BB		2-0 SF8	2	0	0	1	2	0	2					
Jim Eisenreich, L OBP: 0.409, SLG: 0.513		1-2 G4-3		1-0 3B 2B	2-2 1-2 1B		3-2 G3		4-1 FC3-6 1B BB	4	1	2	1	1	0	1					
Charlie Hayes, R OBP: 0.403, SLG: 0.528		1-0 SH5-4 1B		3-1 G6-3 3B	1-1 G1-3		4-2 FC6-4 BB		0-1 FC3-6 1B	4	2	3	1	1	0	2					
Kevin Stocker, S OBP: 0.289, SLG: 0.205		1-2 E4 1B SH5-4		0-2 G3	2-1 G3 S 1B		1-1 FC6-4		2-2 FC3-6	5	2	1	0	0	0	6					
David West, L Kye Abbott, L Tony Loggiano, L Ricky Bottalico, R Toby Borland, R Gary Vastho, L Gene Harris, R Randy Green, R Heathcliff Slocumb, R		1-0 SH5-4		2-0 G6-3	1-3 K		2-2 F9		1-0 G1-3	8	0	0	0	0	0	0					
Inning Stats	R: 0 E: 0 K: 0 S: 9	H: 0 LOB: 2 BB: 3 P: 23	R: 2 E: 1 K: 0 S: 12	H: 2 LOB: 1 BB: 0 P: 20	R: 0 E: 0 K: 0 S: 4	H: 0 LOB: 0 BB: 0 P: 7	R: 2 E: 0 K: 1 S: 12	H: 2 LOB: 2 BB: 2 P: 20	R: 1 E: 0 K: 0 S: 10	H: 1 LOB: 1 BB: 0 P: 17	R: 0 E: 0 K: 0 S: 11	H: 0 LOB: 2 BB: 2 P: 23	R: 0 E: 0 K: 0 S: 16	H: 1 LOB: 1 BB: 0 P: 22	R: 1 E: 0 K: 0 S: 11	H: 2 LOB: 2 BB: 1 P: 20		1B: 6 2B: 2 3B: 2 HR: 0	SF: 1 SAC: 1 DP: 1 HBP: 1	WP: 2 PB: 0 SB: 2 CS: 0	PA: 45
PITCHER	IP WLS BF H R ER SO	IP WLS BF H R ER SO	IP WLS BF H R ER SO	IP WLS BF H R ER SO	IP WLS BF H R ER SO	IP WLS BF H R ER SO	IP WLS BF H R ER SO	IP WLS BF H R ER SO	IP WLS BF H R ER SO	IP WLS BF H R ER SO	IP WLS BF H R ER SO	IP WLS BF H R ER SO	IP WLS BF H R ER SO	IP WLS BF H R ER SO	IP WLS BF H R ER SO	IP WLS BF H R ER SO	ERA WHIP	ERA WHIP			
Darryl Kile, R ERA: 3.13	(1, 1)	5.0 L	25 5	5 5	3 3	1 1	5 5	0 0	0 0	0 0	0 0	0 0	0 0	0 0	0 0	0 0	5.40 2.000				
Pedro Martinez, L ERA: 8.44	(6, 1)	1.2	8 1	1 1	1 1	1 1	1 1	0 0	1 1	0 0	0 0	0 0	0 0	0 0	0 0	0 0	5.40 1.200				
Dave Veres, R ERA: 8.44	(7, 1)	1.1	6 1	0 0	0 0	0 0	1 0	0 0	0 0	0 0	0 0	0 0	0 0	0 0	0 0	0 0	0.00 1.500				
Ross Powell, L ERA: 16.2	(9, 1)	0.1	3 1	1 1	1 0	0 0	1 0	0 0	0 0	0 0	0 0	0 0	0 0	0 0	0 0	0 0	27.00 6.000				
Jim Dougherty, R ERA: 3.6	(9, 1)	0.2	3 1	0 0	0 0	0 0	0 0	0 0	0 0	0 0	0 0	0 0	0 0	0 0	0 0	0 0	0.00 1.500				
James Mouton, R OBP: 0.321, SLG: 0.346	(1, 9)	1-1 G4-3		0-3 K		4-1 5 S BB				3	0	0	0	1	2	2	Philadelphia Phillies @ Houston Astros Astrodome, Houston, TX Sat May 13 1995, 8:05 PM EDT Att: 18,073 - Dome				
Phil Plantier, L (9, FH) OBP: 0.340, SLG: 0.535										1	0	0	0	0	1	2					
Craig Biggio, R OBP: 0.432, SLG: 0.453	(1, 4)	2-2 F7		1-1 FC4		0-1 L8		4-1 5 G6-4-3 BB		4	0	1	1	1	0	3					
5 Jeff Bagwell, R OBP: 0.338, SLG: 0.328	(1, 3)	3-1 G4-3		0-0 G6-3		3-1 F9		1-1 G6-4-3		5	0	0	0	0	0	4					
Derek Bell, R OBP: 0.425, SLG: 0.485	(1, 8)		2-1 BB 1B 2B		3-2 1B SF7 2B		1-2 G4-3		3-1 F9	4	2	2	0	0	0	0					
Craig Shipley, R OBP: 0.257, SLG: 0.684	(1, 5)		2-2 BB 1B		0-1 BB		0-2 G6-3		3-1 G6-3	3	1	2	0	0	0	0					
Pedro Martinez, L OBP: 0.333, SLG: 0.684	(6, 1)		1-2 2B 1B		2-3 1B					0	0	0	0	0	0	0					
Dave Veres, R OBP: 0.287, SLG: 0.143	(7, 1)									0	0	0	0	0	0	0					
Milt Thompson, L OBP: 0.143, SLG: 0.143	(8, PH)									0	0	0	0	0	0	0					
Ross Powell, L OBP: 0.143, SLG: 0.143	(9, 1)									0	0	0	0	0	0	0					
Jim Dougherty, R ERA: 3.6	(9, 1)									0	0	0	0	0	0	0					
Luis Gonzalez, L OBP: 0.300, SLG: 0.500	(1, 7)		4-0 2B BB		0-0 SF7		1-0 G3-1		1-1 G6-3	2	1	0	1	1	0	0					
Scott Servais, R OBP: 0.333, SLG: 0.385	(1, 2)		2-1 BB 2B		3-H 4-2 1B				1-2 G1-3 1B	1	0	1	3	2	0	0					
Chris Donnels, L OBP: 1.000, SLG: 1.000	(9, PH)		1-H 2-H 3-H 2B		1-2 BB		4-2 G5-4-3 BB			1	1	1	0	0	0	0					
Orlando Miller, R OBP: 0.308, SLG: 0.396	(1, 6)								0-2 G1-3	3	0	0	0	0	1	4					
Tony Eusebio, R OBP: 0.441, SLG: 0.548	(9, PH)								1-2 G1-3	1	0	0	0	0	0	1					
Darryl Kile, R OBP: 0.444, SLG: 0.429	(1, 1)		4-0 FC4 BB		1-3 K		1-1 L7		4-1 1B BB	1	0	0	0	1	1	0					
Dave Magadan, L OBP: 0.356, SLG: 0.390	(6, 5)									1	0	0	0	1	0	0					
Inning Stats	R: 0 E: 0 K: 0 S: 7	H: 0 LOB: 0 BB: 0 P: 13	R: 3 E: 0 K: 2 S: 16	H: 3 LOB: 2 BB: 2 P: 32	R: 1 E: 0 K: 0 S: 13	H: 2 LOB: 1 BB: 1 P: 20	R: 0 E: 0 K: 1 S: 8	H: 0 LOB: 0 BB: 1 P: 16	R: 0 E: 0 K: 0 S: 6	H: 0 LOB: 0 BB: 1 P: 12	R: 0 E: 0 K: 1 S: 6	H: 0 LOB: 0 BB: 1 P: 12	R: 0 E: 0 K: 0 S: 6	H: 0 LOB: 0 BB: 0 P: 13	R: 1 E: 0 K: 1 S: 14	H: 2 LOB: 2 BB: 1 P: 23	1B: 5 2B: 2 3B: 0 HR: 0	SF: 1 SAC: 0 DP: 2 HBP: 0	WP: 0 PB: 0 SB: 1 CS: 0	PA: 39	
PITCHER	IP WLS BF H R ER SO	IP WLS BF H R ER SO	IP WLS BF H R ER SO	IP WLS BF H R ER SO	IP WLS BF H R ER SO	IP WLS BF H R ER SO	IP WLS BF H R ER SO	IP WLS BF H R ER SO	IP WLS BF H R ER SO	IP WLS BF H R ER SO	IP WLS BF H R ER SO	IP WLS BF H R ER SO	IP WLS BF H R ER SO	IP WLS BF H R ER SO	IP WLS BF H R ER SO	IP WLS BF H R ER SO	ERA WHIP	ERA WHIP			
David West, L ERA: 4.05	(1, 1)	1.1	9 3	3 3	3 3	1 1	2 2	0 0	0 0	0 0	0 0	0 0	0 0	0 0	0 0	0 0	20.25 3.750				
Kyle Abbott, L ERA: 3.86	(2, 1)	1.2	8 2	1 1	1 1	1 1	1 0	0 0	0 0	0 0	0 0	0 0	0 0	0 0	0 0	0 0	5.40 1.800				
Ricky Bottalico, R ERA: 1.23	(4, 1)	2.0 W	7 0	0 0	0 0	1 1	1 0	0 0	0 0	0 0	0 0	0 0	0 0	0 0	0 0	0 0	0.00 0.500				
Toby Borland, R ERA: 3.55	(6, 1)	2.0	6 0	0 0	0 0	1 1	2 0	0 0	0 0	0 0	0 0	0 0	0 0	0 0	0 0	0 0	0.00 1.000				
Gene Harris, R ERA: 0.84	(8, 1)	1.0	3 0	0 0	0 0	0 0	0 0	0 0	0 0	0 0	0 0	0 0	0 0	0 0	0 0	0 0	0.00 0.000				

Batter	1	2	3	4	5	6	7	8	9	AB	R	H	RBI	BB	SO	LOB	TOP				
Lenny Dykstra, L OBP: 0.358, SLG: 0.310										5	1	2	0	0	0	1					
Mickey Morandini, L OBP: 0.339, SLG: 0.351										5	1	1	1	0	0	2					
Gregg Jefferies, S OBP: 0.303, SLG: 0.453										5	2	3	2	0	0	0					
Dave Hollins, S OBP: 0.462, SLG: 0.544										2	1	0	0	3	1	1					
Charlie Hayes, R OBP: 0.417, SLG: 0.534										5	0	3	1	0	0	2					
Dave Gallagher, R OBP: 0.444, SLG: 0.500										3	0	0	1	0	1	4					
Lenny Webster, R OBP: 0.188, SLG: 0.133										3	0	2	1	1	1	2					
Kevin Stocker, S OBP: 0.265, SLG: 0.186										4	0	0	0	0	0	5					
Paul Quantrill, L										4	0	0	0	0	3	3					
Toby Borland, R										0	0	0	0	0	0	0					
Norm Charlton, S										0	0	0	0	0	0	0					
Heathcliff Slocumb, R										0	0	0	0	0	0	0					
Inning Stats	R: 3 E: 0 K: 0 S: 15	H: 4 LOB: 2 BB: 1 P: 25	R: 0 E: 0 K: 1 S: 5	H: 1 LOB: 0 BB: 0 P: 7	R: 0 E: 0 K: 1 S: 10	H: 2 LOB: 0 BB: 0 P: 17	R: 0 E: 0 K: 1 S: 8	H: 0 LOB: 0 BB: 0 P: 12	R: 0 E: 0 K: 1 S: 7	H: 0 LOB: 0 BB: 0 P: 9	R: 0 E: 0 K: 1 S: 13	H: 1 LOB: 2 BB: 1 P: 22	R: 2 E: 0 K: 0 S: 8	H: 2 LOB: 1 BB: 1 P: 16	R: 0 E: 0 K: 1 S: 13	H: 1 LOB: 1 BB: 0 P: 23	R: 0 E: 0 K: 0 S: 9	H: 0 LOB: 1 BB: 1 P: 20	1B: 10 2B: 0 3B: 0 HR: 1	SF: 1 SAC: 0 DP: 0 HBP: 0	WP: 0 PA: 41 PB: 0 SB: 0 CS: 1
PITCHER	IP WLS BF H R ER SO BB IBB HBP BLK WP HR S P ERA WHIP	IP WLS BF H R ER SO BB IBB HBP BLK WP HR S P ERA WHIP	IP WLS BF H R ER SO BB IBB HBP BLK WP HR S P ERA WHIP	IP WLS BF H R ER SO BB IBB HBP BLK WP HR S P ERA WHIP	IP WLS BF H R ER SO BB IBB HBP BLK WP HR S P ERA WHIP	IP WLS BF H R ER SO BB IBB HBP BLK WP HR S P ERA WHIP	IP WLS BF H R ER SO BB IBB HBP BLK WP HR S P ERA WHIP	IP WLS BF H R ER SO BB IBB HBP BLK WP HR S P ERA WHIP	IP WLS BF H R ER SO BB IBB HBP BLK WP HR S P ERA WHIP	IP WLS BF H R ER SO BB IBB HBP BLK WP HR S P ERA WHIP	IP WLS BF H R ER SO BB IBB HBP BLK WP HR S P ERA WHIP	IP WLS BF H R ER SO BB IBB HBP BLK WP HR S P ERA WHIP	IP WLS BF H R ER SO BB IBB HBP BLK WP HR S P ERA WHIP	IP WLS BF H R ER SO BB IBB HBP BLK WP HR S P ERA WHIP	IP WLS BF H R ER SO BB IBB HBP BLK WP HR S P ERA WHIP	IP WLS BF H R ER SO BB IBB HBP BLK WP HR S P ERA WHIP	IP WLS BF H R ER SO BB IBB HBP BLK WP HR S P ERA WHIP	IP WLS BF H R ER SO BB IBB HBP BLK WP HR S P ERA WHIP	IP WLS BF H R ER SO BB IBB HBP BLK WP HR S P ERA WHIP	IP WLS BF H R ER SO BB IBB HBP BLK WP HR S P ERA WHIP	IP WLS BF H R ER SO BB IBB HBP BLK WP HR S P ERA WHIP

Philadelphia Phillies @ Houston Astros
Astrodome, Houston, TX
Sun May 14, 1995, 4:33 AM EDT
Att. 12,286 - Dome

AB 36
R 5
H 11
RBI 5
BB 4
SO 6
LOB 20

Batter	1	2	3	4	5	6	7	8	9	AB	R	H	RBI	BB	SO	LOB	BOTTOM				
Craig Biggio, R OBP: 0.312, SLG: 0.426										4	0	0	0	0	1	2					
Luis Gonzalez, L OBP: 0.301, SLG: 0.507										3	0	1	0	0	0	0					
Craig Shipley, R OBP: 0.500, SLG: 0.650										1	0	0	0	0	1	1					
Dean Hartgraves, R										0	0	0	0	0	0	0					
Dave Veres, R										0	0	0	0	0	0	0					
5 Jeff Bagwell, R OBP: 0.333, SLG: 0.313										3	0	0	0	1	1	1					
Derek Bell, R OBP: 0.403, SLG: 0.457										4	0	0	0	0	2	2					
Dave Magadan, L OBP: 0.343, SLG: 0.400										4	0	1	0	0	0	1					
Tony Eusebio, R OBP: 0.421, SLG: 0.514										4	1	1	0	0	0	2					
James Mouton, R OBP: 0.323, SLG: 0.345										3	1	1	0	0	0	1					
Andy Stankiewicz, R OBP: 0.273, SLG: 0.200										3	0	0	0	0	1	3					
Mike Hampton, R										1	0	0	0	0	0	0					
Chris Donnels, L										1	0	0	0	0	0	0					
Todd Jones, L										0	0	0	0	0	0	0					
John Hudek, S										0	0	0	0	0	0	0					
Milt Thompson, L										1	0	1	1	0	0	0					
Inning Stats	R: 0 E: 0 K: 2 S: 10	H: 1 LOB: 1 BB: 0 P: 14	R: 0 E: 0 K: 0 S: 17	H: 1 LOB: 0 BB: 0 P: 25	R: 0 E: 0 K: 0 S: 9	H: 0 LOB: 0 BB: 0 P: 14	R: 0 E: 0 K: 0 S: 5	H: 0 LOB: 0 BB: 0 P: 8	R: 0 E: 0 K: 1 S: 7	H: 0 LOB: 0 BB: 0 P: 9	R: 0 E: 0 K: 0 S: 9	H: 0 LOB: 0 BB: 0 P: 11	R: 2 E: 0 K: 2 S: 14	H: 3 LOB: 1 BB: 0 P: 22	R: 0 E: 0 K: 1 S: 11	H: 0 LOB: 1 BB: 1 P: 20	1B: 2 2B: 3 3B: 0 HR: 0	SF: 0 SAC: 0 DP: 0 HBP: 0	WP: 1 PA: 33 PB: 0 SB: 1 CS: 0		
PITCHER	IP WLS BF H R ER SO BB IBB HBP BLK WP HR S P ERA WHIP	IP WLS BF H R ER SO BB IBB HBP BLK WP HR S P ERA WHIP	IP WLS BF H R ER SO BB IBB HBP BLK WP HR S P ERA WHIP	IP WLS BF H R ER SO BB IBB HBP BLK WP HR S P ERA WHIP	IP WLS BF H R ER SO BB IBB HBP BLK WP HR S P ERA WHIP	IP WLS BF H R ER SO BB IBB HBP BLK WP HR S P ERA WHIP	IP WLS BF H R ER SO BB IBB HBP BLK WP HR S P ERA WHIP	IP WLS BF H R ER SO BB IBB HBP BLK WP HR S P ERA WHIP	IP WLS BF H R ER SO BB IBB HBP BLK WP HR S P ERA WHIP	IP WLS BF H R ER SO BB IBB HBP BLK WP HR S P ERA WHIP	IP WLS BF H R ER SO BB IBB HBP BLK WP HR S P ERA WHIP	IP WLS BF H R ER SO BB IBB HBP BLK WP HR S P ERA WHIP	IP WLS BF H R ER SO BB IBB HBP BLK WP HR S P ERA WHIP	IP WLS BF H R ER SO BB IBB HBP BLK WP HR S P ERA WHIP	IP WLS BF H R ER SO BB IBB HBP BLK WP HR S P ERA WHIP	IP WLS BF H R ER SO BB IBB HBP BLK WP HR S P ERA WHIP	IP WLS BF H R ER SO BB IBB HBP BLK WP HR S P ERA WHIP	IP WLS BF H R ER SO BB IBB HBP BLK WP HR S P ERA WHIP	IP WLS BF H R ER SO BB IBB HBP BLK WP HR S P ERA WHIP	IP WLS BF H R ER SO BB IBB HBP BLK WP HR S P ERA WHIP	IP WLS BF H R ER SO BB IBB HBP BLK WP HR S P ERA WHIP

Philadelphia Phillies @ Houston Astros
Astrodome, Houston, TX
Sun May 14, 1995, 4:33 AM EDT
Att. 12,286 - Dome

AB 32
R 2
H 5
RBI 1
BB 1
SO 6
LOB 13


Batter	1	2	3	4	5	6	7	8	9	AB	R	H	RBI	BB	SO	LOB	TOP										
Brett Butler, L (1, 8) OBP: 0.432, SLG: 0.446	G3-1		E2			SH1-3			L4-6 SH1-3 1B	3	0	2	1	0	0	0	New York Mets @ Houston Astros Astrodome, Houston, TX Tue May 16 1995, 8:05 PM EDT Att: 15,368 - Dome - 68 F										
Jose Vizcaino, S (1, 6) OBP: 0.316, SLG: 0.357	L7		G1-3			G6-3			SH1-3 1-2	3	0	0	0	0	0	2											
Rico Brogna, L (1, 3) OBP: 0.365, SLG: 0.621	K				G4-3				L4-6 1-1	4	0	0	0	0	2	2											
Bobby Bonilla, S (1, 5) OBP: 0.405, SLG: 0.613		K			L9				G3-1 2-1	3	0	0	0	0	1	0											
Joe Orsulak, L (1, 9) OBP: 0.410, SLG: 0.514		G1-3			G6-3				L8 0-2	3	0	0	0	0	0	0											
Edgardo Alfonzo, R (1, 4) OBP: 0.342, SLG: 0.543		G5-3				G5-3			G5-3 1-1	3	0	1	0	0	0	0											
Todd Hundley, S (1, 2) OBP: 0.364, SLG: 0.561			K			G4-6-3 1B			G3-1 2-1	3	0	0	0	0	1	1											
Chris Jones, R (1, 7) OBP: 0.667, SLG: 0.667			SH1-4 E 1B			K			G3-6-3 1B	3	1	2	0	0	1	0											
Bobby Jones, R (1, 1) OBP: 0.286, SLG: 0.286			SH1-4						G3-6-3 1B	1	0	1	0	0	0	0											
David Segui, S (8, PH) OBP: 0.346, SLG: 0.390						G6-3 SH1-3 1B			G3-6-3 1-2	1	0	0	0	0	0	1											
Doug Henry, R (8, 1)										0	0	0	0	0	0	0											
Inning Stats	R: 0 E: 0 K: 1 S: 9	H: 0 LOB: 0 BB: 0 P: 14	R: 0 E: 0 K: 1 S: 7	H: 0 LOB: 0 BB: 0 P: 7	R: 1 E: 1 K: 1 S: 10	H: 2 LOB: 1 BB: 0 P: 14	R: 0 E: 0 K: 0 S: 7	H: 0 LOB: 0 BB: 0 P: 9	R: 0 E: 0 K: 1 S: 6	H: 1 LOB: 1 BB: 0 P: 11	R: 0 E: 0 K: 0 S: 7	H: 0 LOB: 0 BB: 0 P: 10	R: 0 E: 0 K: 0 S: 4	H: 1 LOB: 0 BB: 0 P: 8	R: 0 E: 0 K: 0 S: 4	H: 1 LOB: 0 BB: 0 P: 6	1B: 6 2B: 1 3B: 0 HR: 0	SF: 0 SAC: 3 DP: 3 HBP: 0	WP: 0 PB: 0 SB: 0 CS: 0	PA: 30							
PITCHER	IP	WLS	BF	H	R	ER	SO	BB	IBB	HBP	BLK	WP	HR	S	P	ERA	WHIP										
Shane Reynolds, R (1, 1) ERA: 2.61	7.0	L	24	4	1	1	5	0	0	0	0	0	0	52	74	1.29	0.571										
Dave Veres, R (8, 1) ERA:	1.0		3	1	0	0	0	0	0	0	0	0	0	4	8	0.00	1.000										
Pedro Martinez, L (9, 1) ERA: 7.11	1.0		3	1	0	0	0	0	0	0	0	0	0	4	6	0.00	1.000										

AB	27
R	1
H	6
RBI	1
BB	0
SO	5
LOB	6



Batter	1	2	3	4	5	6	7	8	9	AB	R	H	RBI	BB	SO	LOB	BOTTOM										
Craig Biggio, R (1, 4) OBP: 0.327, SLG: 0.443	CS 5 2B		FC5 1B				L7			2	0	1	0	2	0	0	New York Mets @ Houston Astros Astrodome, Houston, TX Tue May 16 1995, 8:05 PM EDT Att: 15,368 - Dome - 68 F										
Luis Gonzalez, L (1, 7) OBP: 0.295, SLG: 0.493	G4-3		FC5 1B			G3-1			K	4	0	1	0	0	1	2											
5 Jeff Bagwell, R (1, 3) OBP: 0.329, SLG: 0.299	K		K						K	3	0	0	0	1	3	3											
Derek Bell, R (1, 8) OBP: 0.395, SLG: 0.446		FC4-6 1B	FC5 1-2 2-3			HBP BB			F8	4	0	1	0	0	1	3											
Dave Magadan, L (1, 5) OBP: 0.346, SLG: 0.383		FC4-6 BB				F7			F7	2	0	0	0	2	0	1											
Phil Plantier, L (1, 9) OBP: 0.333, SLG: 0.500		P6				F7			F8	3	0	0	0	0	1	3											
Scott Servais, R (1, 2) OBP: 0.303, SLG: 0.345		FC4-6				F7				3	0	0	0	0	0	5											
Milt Thompson, L (9, PH) OBP: 0.400, SLG: 0.267		FC4-6				F7				0	0	0	0	1	0	0											
James Mouton, R (9, PR) OBP: 0.323, SLG: 0.345		FC4-6								0	0	0	0	0	0	0											
Orlando Miller, R (1, 6) OBP: 0.291, SLG: 0.373		FC4-6				G1-3			L6	3	0	0	0	0	0	2											
Tony Eusebio, R (9, PH) OBP: 0.410, SLG: 0.500		FC4-6							G5-3	1	0	0	0	0	0	1											
Shane Reynolds, R (1, 1) ERA: 1.82			G6-3			K				2	0	0	0	0	1	0											
Chris Donnels, L (7, PH) OBP: 0.500, SLG: 0.500										1	0	0	0	0	0	0											
Dave Veres, R (8, 1) ERA: 4.0									P4	0	0	0	0	0	0	0											
Pedro Martinez, L (9, 1)										0	0	0	0	0	0	0											
Inning Stats	R: 0 E: 0 K: 1 S: 7	H: 1 LOB: 0 BB: 0 P: 13	R: 0 E: 0 K: 0 S: 11	H: 1 LOB: 2 BB: 1 P: 19	R: 0 E: 0 K: 1 S: 10	H: 1 LOB: 2 BB: 1 P: 19	R: 0 E: 0 K: 1 S: 7	H: 0 LOB: 0 BB: 1 P: 14	R: 0 E: 0 K: 1 S: 8	H: 0 LOB: 1 BB: 1 P: 16	R: 0 E: 0 K: 1 S: 9	H: 0 LOB: 0 BB: 0 P: 12	R: 0 E: 0 K: 2 S: 10	H: 0 LOB: 0 BB: 0 P: 15	R: 0 E: 0 K: 0 S: 9	H: 0 LOB: 1 BB: 1 P: 17	1B: 2 2B: 1 3B: 0 HR: 0	SF: 0 SAC: 0 DP: 1 HBP: 1	WP: 0 PB: 0 SB: 0 CS: 1	PA: 35							
PITCHER	IP	WLS	BF	H	R	ER	SO	BB	IBB	HBP	BLK	WP	HR	S	P	ERA	WHIP										
Bobby Jones, R (1, 1) ERA: 1.82	7.0	W	28	3	0	0	0	5	0	0	1	0	0	61	109	0.00	1.143										
Doug Henry, R (8, 1) ERA: 4.0	2.0	S	7	0	0	0	2	1	0	0	0	0	0	19	32	0.00	0.500										

AB	28
R	0
H	3
RBI	0
BB	6
SO	7
LOB	20



Batter	1	2	3	4	5	6	7	8	9	AB	R	H	RBI	BB	SO	LOB	TOP									
Brett Butler, L OBP: 0.436, SLG: 0.449 (1, 8)										4	1	2	0	0	0	1										
Jose Vizcaino, S OBP: 0.325, SLG: 0.370 Edgardo Alfonzo, R OBP: 0.342, SLG: 0.543 (8, 6)										3	0	1	1	1	0	1										
Jeff Kent, R OBP: 0.267, SLG: 0.299 (1, 4)										4	0	0	0	0	0	4										
Bobby Bonilla, S OBP: 0.386, SLG: 0.582 (1, 5)										4	0	0	0	0	2	2										
Chris Jones, R OBP: 0.429, SLG: 0.429 (1, 9)										4	0	1	0	0	0	1										
Rico Brogna, L OBP: 0.358, SLG: 0.597 (1, 3)										4	0	1	0	0	1	0										
Kelly Stinnett, R OBP: 0.400, SLG: 0.438 Todd Hundley, S OBP: 0.358, SLG: 0.552 (9, PH)											3	1	1	1	0	0	2									
David Segui, S OBP: 0.345, SLG: 0.386 Jerry Dipoto, R OBP: 0.400, SLG: 0.500 (7, PH)										3	0	1	0	0	0	0										
Joe Orsulak, L OBP: 0.400, SLG: 0.500 (9, PH)										1	0	0	0	0	1	0										
Jason Jacome, L OBP: 0.266, SLG: 0.194 Bias Minor, R OBP: 0.167, SLG: 0.167 Ricky Otero, S OBP: 0.167, SLG: 0.167 Kevin Lomon, R OBP: 0.167, SLG: 0.167 Tim Bogar, R OBP: 0.167, SLG: 0.167 (11, 1) (4, 1) (5, PH) (5, 1) (7, PH) (7, 7)										1	0	0	0	0	0	2										
Inning Stats	R: 0 E: 1 K: 0 S: 5	H: 1 LOB: 1 BB: 0 P: 9	R: 0 E: 0 K: 0 S: 8	H: 3 LOB: 2 BB: 0 P: 13	R: 0 E: 0 K: 1 S: 4	H: 0 LOB: 0 BB: 0 P: 7	R: 0 E: 0 K: 1 S: 8	H: 0 LOB: 0 BB: 0 P: 13	R: 1 E: 0 K: 0 S: 14	H: 2 LOB: 2 BB: 1 P: 24	R: 0 E: 0 K: 1 S: 7	H: 0 LOB: 0 BB: 0 P: 10	R: 0 E: 0 K: 1 S: 8	H: 0 LOB: 0 BB: 0 P: 10	R: 1 E: 0 K: 1 S: 14	H: 2 LOB: 1 BB: 0 P: 19	R: 0 E: 0 K: 1 S: 8	H: 0 LOB: 0 BB: 0 P: 12	1B: 5 2B: 3 3B: 0 HR: 1	SF: 0 SAC: 0 DP: 1 HBP: 0	WP: 0 PB: 0 SB: 0 CS: 0	PA: 35				
PITCHER	IP	WLS	BF	H	R	ER	SO	BB	IBB	HBP	BLK	WP	HR	S	P	ERA	WHIP									
Greg Swindell, L ERA: 4.71 Todd Jones, R ERA: 1.23	(1, 1)	7.0	W	29	8	2	2	2	1	0	0	0	0	1	60	96	2.57	1.286								
(8, 1)	2.0	6	0	0	0	0	2	0	0	0	0	0	0	0	16	21	0.00	0.000								

New York Mets @ Houston Astros
Astrodome, Houston, TX
Wed May 17 1995, 8:05 PM EDT
Att: 16,621 - Dome

AB 34
R 2
H 8
RBI 2
BB 1
SO 4
LOB 13



Batter	1	2	3	4	5	6	7	8	9	AB	R	H	RBI	BB	SO	LOB	BOTTOM								
James Mouton, R OBP: 0.361, SLG: 0.455 (1, 9)										4	2	2	1	0	1	1									
Craig Biggio, R OBP: 0.430, SLG: 0.446 (1, 4)										4	1	2	1	0	0	0									
5 Jeff Bagwell, R OBP: 0.337, SLG: 0.310 (1, 3)										4	1	2	0	0	1	1									
Derek Bell, R OBP: 0.388, SLG: 0.449 (1, 8)										4	1	1	0	0	1	4									
Craig Shipley, R OBP: 0.500, SLG: 0.667 (1, 5)											4	2	2	1	0	0	1								
Luis Gonzalez, L OBP: 0.333, SLG: 0.547 (1, 7)											4	0	4	3	0	0									
Tony Eusebio, R OBP: 0.395, SLG: 0.462 (1, 2)											3	0	0	0	1	3									
Orlando Miller, R OBP: 0.288, SLG: 0.364 (1, 6)											4	0	1	0	0	1	3								
Greg Swindell, L OBP: 0.222, SLG: 0.125 Todd Jones, L ERA: 8.74 (8, 1)											3	0	0	0	0	1	0								
Inning Stats	R: 3 E: 0 K: 1 S: 16	H: 5 LOB: 2 BB: 1 P: 29	R: 1 E: 0 K: 1 S: 8	H: 2 LOB: 1 BB: 0 P: 12	R: 0 E: 0 K: 0 S: 7	H: 1 LOB: 1 BB: 0 P: 12	R: 1 E: 0 K: 1 S: 9	H: 1 LOB: 1 BB: 0 P: 16	R: 1 E: 0 K: 0 S: 7	H: 2 LOB: 0 BB: 0 P: 10	R: 0 E: 0 K: 1 S: 7	H: 0 LOB: 0 BB: 0 P: 13	R: 1 E: 0 K: 2 S: 14	H: 2 LOB: 1 BB: 0 P: 21	R: 0 E: 0 K: 1 S: 6	H: 1 LOB: 0 BB: 0 P: 8	1B: 10 2B: 2 3B: 1 HR: 1	SF: 0 SAC: 0 DP: 2 HBP: 1	WP: 0 PB: 1 SB: 2 CS: 1	PA: 37					
PITCHER	IP	WLS	BF	H	R	ER	SO	BB	IBB	HBP	BLK	WP	HR	S	P	ERA	WHIP								
Jason Jacome, L ERA: 10.29 Bias Minor, R ERA: 2.0 Kevin Lomon, R ERA: 7.36 Jerry Dipoto, R ERA: 8.74	(1, 1)	3.1	L	20	9	5	5	2	1	0	0	0	0	5	7	0.00	3.000								
(4, 1)	0.2	2	0	0	0	0	1	0	0	0	0	0	0	5	7	0.00	0.000								
(5, 1)	2.0	7	2	1	1	1	1	0	0	0	0	0	0	14	23	4.50	1.000								
(7, 1)	2.0	8	3	1	1	3	0	0	0	0	0	0	0	20	29	4.50	1.500								

New York Mets @ Houston Astros
Astrodome, Houston, TX
Wed May 17 1995, 8:05 PM EDT
Att: 16,621 - Dome

AB 35
R 7
H 14
RBI 6
BB 1
SO 7
LOB 14



Batter	1	2	3	4	5	6	7	8	9	AB	R	H	RBI	BB	SO	LOB	TOP				
Brett Butler, L OBP: 0.434, SLG: 0.473 Josias Manzanillo, R (8, 1)	0-1 2B 3B	0-1 FC2-4 G3		2-2 1B G4-6-3 1B		1-3 K		2-2 G6-3		5	2	2	0	0	1	2					
Jose Vizcaino, S OBP: 0.333, SLG: 0.368 Tim Bogar, R OBP: 0.154, SLG: 0.154	0-1 G3	1-0 G3		0-0 G4-6-3 1B 1-2 1B		4-2 2B BB		2-1 F7		3	1	1	0	1	0	2					
Rico Brogna, L OBP: 0.389, SLG: 0.615	4-2 2B BB	4-0 BB		0-1 G4-6-3 1B 1-2 2-3 1B		2-0 HR 2B			1-1 F8	3	2	2	1	2	0	0					
Bobby Bonilla, S OBP: 0.380, SLG: 0.602 Edgardo Alfonzo, R OBP: 0.333, SLG: 0.528	2-3 K	3-3 K		2-1 G4-6-3 1-2 2-3 3-H		0-0 HR			2-3 K	4	1	1	2	0	2	6					
Joe Orsulak, L OBP: 0.378, SLG: 0.450	4-1 2B 1B BB			1-1 G4-3 G3-1		2-2 F9			0-1 F7	4	1	0	0	1	0	1					
Jeff Kent, R OBP: 0.266, SLG: 0.310	0-0 1B 2B			0-2 G6-3		0-6 F9			0-3 K	4	1	1	2	0	1	0					
Todd Hundley, S OBP: 0.366, SLG: 0.565	1-1 FC6-4 1B			2-0 2B		3-2 G3			2-2 G1-3	4	0	2	2	0	0	0					
Chris Jones, R OBP: 0.364, SLG: 0.300	0-2 FC6-4 1-2			4-0 IBB		2-2 G5-3			0-3 K	3	0	0	0	1	1	1					
Dave Micki, R Ricky Otero, S (8, PH)		4-2 FC2-4 BB		1-3 K		0-3 K		0-0 G6-3 1B		2	0	0	0	1	2	2					
Inning Stats	R: 4 H: 3 E: 0 K: 1 S: 18	L: 23 BB: 2 P: 29	R: 0 H: 0 E: 0 K: 1 S: 8	L: 5 BB: 2 P: 20	R: 0 H: 1 E: 0 K: 1 S: 9	L: 2 BB: 1 P: 17	R: 1 H: 3 E: 0 K: 0 S: 11	L: 3 LOB: 1 BB: 0 P: 16	R: 0 H: 0 E: 0 K: 0 S: 8	L: 0 LOB: 0 BB: 0 P: 13	R: 3 H: 2 E: 0 K: 2 S: 14	L: 0 LOB: 0 BB: 1 P: 23	R: 0 H: 0 E: 0 K: 0 S: 7	L: 1 LOB: 0 BB: 0 P: 11	R: 0 H: 0 E: 0 K: 1 S: 7	L: 0 LOB: 0 BB: 0 P: 10	1B: 5 2B: 3 3B: 1 HR: 1	SF: 0 SAC: 0 DP: 2 HBP: 0	WP: 0 PB: 0 SB: 0 CS: 0	PA: 41	
PITCHER	IP	WLS	BF	H	R	ER	SO	BB	IBB	HBP	BLK	WP	HR	S	P	ERA	WHIP				
Doug Drabek, R ERA: 6.38	(1, 1)	4.0	L	23	7	5	5	3	4	1	0	0	0	0	46	82	11.25	2.750			
Jim Dougherty, R ERA: 4.95	(5, 1)	3.0		12	2	3	3	4	1	0	0	0	1	33	49	9.00	1.000				
Dean Hargraves, L ERA: 3.18	(8, 1)	2.0		6	1	0	0	1	0	0	0	0	0	14	21	0.00	0.500				

New York Mets @ Houston Astros
Astrodome, Houston, TX
Thu May 18, 1995, 8:05 PM EDT
Att: 12,118 - Dome

AB 35
R 8
H 10
RBI 7
BB 6
SO 8
LOB 14



Batter	1	2	3	4	5	6	7	8	9	AB	R	H	RBI	BB	SO	LOB	BOTTOM						
James Mouton, R OBP: 0.350, SLG: 0.432	2-2 5 1B E	1-0 P4			1-2 G5-3		0-1 G5-3			4	1	1	0	0	0	1							
Craig Biggio, R OBP: 0.423, SLG: 0.436	0-0 F9		1-1 5 FC3-6 1B		1-1 P4		1-0 F9			4	0	1	0	0	0	1							
5 Jeff Bagwell, R OBP: 0.333, SLG: 0.307	2-1 G1-3 1B		2-2 FC3-6 1B 1-2		0-0 F8		1-3 K			4	0	1	0	0	1	1							
Derek Bell, R OBP: 0.393, SLG: 0.451	0-2 E5 G1-3 1-2 3-H		3-2 1B		1-2 1B	1-2 E4 G6-3		1-1 WP 1B		4	0	2	1	0	0	1							
Luis Gonzalez, L OBP: 0.329, SLG: 0.526	0-0 G1-3 1-2 2-3		3-3 K		3-1 G6-3 1-2		4-2 FC6-4 BB			3	0	0	0	1	1	5							
Chris Donnels, L OBP: 0.375, SLG: 0.286	4-2 BB		1-2 F8		0-2 F9		0-0 FC6-4 1-2			3	0	0	0	1	0	4							
Scott Servais, R OBP: 0.270, SLG: 0.303	0-1 G6-3			0-2 P4		0-0 F7			0-2 G5-3	4	0	0	0	0	0	3							
Orlando Miller, R OBP: 0.270, SLG: 0.339		0-0 G5-3		3-2 F9		1-1 F8			0-0 L8	4	0	0	0	0	0	0							
Doug Drabek, R ERA: 6.38 Mill Thonopoulos, L ERA: 1.4 Jim Dougherty, R ERA: 4.95 Dave Magadan, L ERA: 3.18 Dean Hargraves, R John Cangelosi, S	(1, 1) (4, PH) (5, 1) (7, PH) (8, 1) (8, PH)	7.0 W 28	L 23 BB: 1 P: 24	R: 0 H: 0 E: 0 K: 1 S: 5	L: 0 LOB: 0 BB: 0 P: 7	R: 0 H: 2 E: 0 K: 0 S: 14	L: 0 LOB: 0 BB: 0 P: 24	R: 0 H: 0 E: 0 K: 0 S: 8	L: 0 LOB: 0 BB: 0 P: 12	R: 0 H: 0 E: 0 K: 0 S: 6	L: 0 LOB: 0 BB: 0 P: 8	R: 0 H: 1 E: 0 K: 0 S: 9	L: 0 LOB: 1 BB: 0 P: 13	R: 0 H: 0 E: 0 K: 0 S: 6	L: 0 LOB: 0 BB: 0 P: 7	R: 0 H: 1 E: 0 K: 1 S: 10	L: 0 LOB: 2 BB: 1 P: 17	R: 0 H: 0 E: 0 K: 0 S: 7	L: 0 LOB: 0 BB: 0 P: 10	1B: 6 2B: 0 3B: 0 HR: 0	SF: 0 SAC: 0 DP: 1 HBP: 0	WP: 1 PB: 0 SB: 0 CS: 0	PA: 36
PITCHER	IP	WLS	BF	H	R	ER	SO	BB	IBB	HBP	BLK	WP	HR	S	P	ERA	WHIP						
Dave Micki, R ERA: 9.75	(1, 1)	7.0		28	1	0	0	0	0	0	0	0	0	64	95	1.29	0.857						
Josias Manzanillo, R ERA: 9.75	(8, 1)	2.0		8	1	0	0	2	1	0	0	0	1	17	27	0.00	1.000						

New York Mets @ Houston Astros
Astrodome, Houston, TX
Thu May 18, 1995, 8:05 PM EDT
Att: 12,118 - Dome

AB 34
R 1
H 6
RBI 1
BB 2
SO 4
LOB 16



Batter	1	2	3	4	5	6	7	8	9	AB	R	H	RBI	BB	SO	LOB	TOP																	
Tony Tarasco, L (1.9) OBP: 0.407, SLG: 0.613	F9		K		K		K			4	0	0	0	0	3	0	Montreal Expos @ Houston Astros Astrodome, Houston, TX Fri May 19 1995, 8:05 PM EDT Att: 27,000 - Dome																	
Wil Cordero, R (1.6) OBP: 0.320, SLG: 0.413	F9		P5				F9			4	0	1	0	0	0	0																		
Roberto Kelly, R (1.8) OBP: 0.341, SLG: 0.354	L3			1B HBP	F9			K		3	1	0	0	0	1	1																		
Moises Alou, R (1.7) OBP: 0.373, SLG: 0.507		G4-3 2B		F7	G5-3			G6-3		4	1	1	0	0	0	2																		
Darrin Fletcher, L (1.2) OBP: 0.308, SLG: 0.351		G4-3		F8 1B			F8			4	0	1	0	0	0	1																		
Tim Laker, R (8.2) OBP: 0.150, SLG: 0.300				F8 1B				F8		0	0	0	0	0	0	0																		
Mike Lansing, R (1.4) OBP: 0.333, SLG: 0.377				F8 1B						2	0	1	1	1	0	0																		
Chad Fonville, S (8.4) OBP: 0.333, SLG: 0.333				F8 1B						1	0	0	0	0	1	0																		
Shane Andrews, R (1.3) OBP: 0.320, SLG: 0.667		K		F8						4	0	1	0	0	2	3																		
Mark Grudzielanek, R (1.5) OBP: 0.348, SLG: 0.558		G6-3								3	0	0	0	1	2	2																		
Pedro Martinez, R (1.1) OBP: 0.093, SLG: 0.083										2	0	0	0	0	1	3																		
Lou Frazier, S (7, PH) OBP: 0.500, SLG: 0.333			G3		K					1	0	0	0	0	0	0																		
Luis Aquino, R (7.1) OBP: 0.500, SLG: 0.333										0	0	0	0	0	0	0																		
Bryan Eversgerd, R (7.1) OBP: 0.320, SLG: 0.667										0	0	0	0	0	0	0																		
Reid Cornelius, R (7.1) OBP: 0.320, SLG: 0.667										0	0	0	0	0	0	0																		
Inning Stats	R: 0 E: 0 K: 0 S: 3	H: 0 LOB: 0 BB: 0 P: 3	R: 1 E: 0 K: 1 S: 6	H: 1 LOB: 1 BB: 1 P: 10	R: 0 E: 0 K: 1 S: 5	H: 0 LOB: 0 BB: 0 P: 5	R: 1 E: 0 K: 1 S: 7	H: 2 LOB: 3 BB: 1 P: 12	R: 0 E: 0 K: 1 S: 6	H: 1 LOB: 1 BB: 0 P: 6	R: 0 E: 0 K: 1 S: 6	H: 0 LOB: 0 BB: 0 P: 5	R: 0 E: 0 K: 3 S: 9	H: 0 LOB: 0 BB: 0 P: 9	R: 0 E: 0 K: 3 S: 9	H: 0 LOB: 0 BB: 0 P: 9	1B: 3 2B: 2 3B: 0 HR: 0	SF: 0 SAC: 0 DP: 0 HBP: 1	WP: 0 PB: 0 SB: 2 CS: 0	PA: 35														
PITCHER	IP WLS BF H R ER SO BB IBB HBP BLK WP HR S P ERA WHIP																																	
Darryl Kile, R (1.1) ERA: 3.46	3.0		12	1	2	2	2	1	0	1	0	0	0	0	14	19	6.00	0.667																
Dave Veres, R (4.1) ERA:	3.0	W	14	4	0	0	3	0	1	0	0	0	0	0	19	23	0.00	1.333																
Todd Jones, R (7.1) ERA: 1.08	2.0		6	0	0	0	2	0	0	0	0	0	0	0	10	10	0.00	0.000																
John Hudek, R (9.1) ERA:	1.0		3	0	0	0	3	0	0	0	0	0	0	0	9	9	0.00	0.000																

Batter	1	2	3	4	5	6	7	8	9	AB	R	H	RBI	BB	SO	LOB	BOTTOM																	
James Mouton, R (1.9) OBP: 0.333, SLG: 0.390	F4		B5-3		P2		2B HBP	F9		4	1	0	0	1	0	0	Montreal Expos @ Houston Astros Astrodome, Houston, TX Fri May 19 1995, 8:05 PM EDT Att: 27,000 - Dome																	
Craig Biggio, R (1.4) OBP: 0.431, SLG: 0.463					L7		HBP FC5-2 2B	F3		4	1	2	2	1	0	0																		
5 Jeff Bagwell, R (1.3) OBP: 0.340, SLG: 0.346							FC5-4 BB	G6-3		3	1	1	2	1	1	3																		
Derek Bell, R (1.8) OBP: 0.387, SLG: 0.435					FC5-4		FC5-2 HBP IBB			3	1	0	0	1	1	2																		
Luis Gonzalez, L (1.7) OBP: 0.348, SLG: 0.525							G4-3	FC5-2 HR HBP		2	2	1	1	0	0	0																		
Dave Magadan, L (1.5) OBP: 0.349, SLG: 0.392							G4-3	FC5-2 HR		3	0	1	0	0	1	1																		
Todd Jones, L (7.1) ERA:							G4-3	FC5-2 HR		1	1	0	0	0	0	3																		
John Hudek, S (9.1) ERA:										0	0	0	0	0	0	0																		
Tony Eusebio, R (1.2) OBP: 0.383, SLG: 0.512										4	1	1	4	0	1	1																		
Orlando Miller, R (1.6) OBP: 0.284, SLG: 0.349										4	1	2	0	0	2	0																		
Darryl Kile, R (1.1) OBP: 0.400, SLG: 0.375										1	0	0	0	0	0	1																		
Dave Veres, R (4.1) ERA:										1	0	0	0	0	0	0																		
Chris Donnels, L (7.5) OBP: 0.400, SLG: 0.333										2	1	1	0	0	0	0																		
Inning Stats	R: 0 E: 0 K: 1 S: 5	H: 0 LOB: 1 BB: 1 P: 9	R: 1 E: 0 K: 0 S: 5	H: 3 LOB: 0 BB: 0 P: 5	R: 2 E: 0 K: 2 S: 9	H: 2 LOB: 1 BB: 0 P: 10	R: 0 E: 0 K: 1 S: 5	H: 0 LOB: 0 BB: 0 P: 5	R: 0 E: 0 K: 0 S: 3	H: 0 LOB: 1 BB: 1 P: 7	R: 0 E: 0 K: 1 S: 5	H: 0 LOB: 0 BB: 0 P: 5	R: 7 E: 0 K: 1 S: 9	H: 4 LOB: 0 BB: 2 P: 18	R: 0 E: 0 K: 0 S: 3	H: 0 LOB: 0 BB: 0 P: 3	1B: 5 2B: 2 3B: 0 HR: 2	SF: 0 SAC: 0 DP: 1 HBP: 2	WP: 2 PB: 0 SB: 1 CS: 0	PA: 38														
PITCHER	IP WLS BF H R ER SO BB IBB HBP BLK WP HR S P ERA WHIP																																	
Pedro Martinez, R (1.1) ERA: 2.48	6.0	L	25	5	3	3	5	2	0	1	0	0	1	0	32	41	4.50	1.167																
Luis Aquino, R (7.1) ERA: 7.71	0.0		4	3	4	4	0	1	0	0	0	0	1	0	3	7	∞	∞																
Bryan Eversgerd, L (7.1) ERA: 7.36	0.2		4	0	0	0	0	0	1	1	0	0	0	0	2	7	0.00	0.000																
Reid Cornelius, R (7.1) ERA: 8.0	1.1		5	1	3	3	1	0	0	0	0	0	0	1	7	7	20.25	0.750																


AB	32
R	2
H	5
RBI	1
BB	2
SO	10
LOB	12

AB	32
R	10
H	9
RBI	9
BB	4
SO	6
LOB	11



Batter	1	2	3	4	5	6	7	8	9	10	AB	R	H	RBI	BB	SO	LOB	TOP										
Mark Grudzielanek, R OBP: 0.333, SLG: 0.521 (1, 5)											5	1	1	0	0	2	0	Montreal Expos @ Houston Astros Astrodome, Houston, TX Sat May 20 1995, 8:05 PM EDT Att. 15,240 - Dome										
Wil Cordero, R OBP: 0.314, SLG: 0.402 (1, 6)											5	0	1	1	0	3	0											
Tony Tarasco, L OBP: 0.400, SLG: 0.590 (1, 9)											3	0	0	0	1	1	1											
Moises Alou, R OBP: 0.356, SLG: 0.481 (1, 7)											4	0	0	0	0	1	2											
Darin Fletcher, L OBP: 0.319, SLG: 0.393 (1, 2)											4	0	2	0	0	1	1											
Lou Frazier, S OBP: 0.083, SLG: 0.083 (9, PR)											0	0	0	0	0	0	0											
Tim Spehr, R OBP: 0.545, SLG: 1.111 (9, 2)											0	0	0	0	0	0	0											
Roberto Kelly, R OBP: 0.326, SLG: 0.337 (1, 8)											4	0	0	0	0	1	2											
Mike Lansing, R OBP: 0.330, SLG: 0.363 (1, 4)											3	0	0	0	1	2	1											
Shane Andrews, R OBP: 0.315, SLG: 0.625 (1, 3)											3	0	0	0	1	1	2											
Butch Henry, L (1, 1)											3	0	0	0	0	1	3											
Tim Scott, R OBP: 0.333, SLG: 0.333 (8, 1)											0	0	0	0	0	0	0											
Mel Rojas, R (8, 1)											0	0	0	0	0	0	0											
Rondell White, R OBP: 0.395, SLG: 0.667 (10, PH)											1	0	0	0	0	0	0											
Jeff Shaw, R (10, 1)											0	0	0	0	0	0	0											
Inning Stats	R: 1 E: 0 K: 0 S: 5	H: 2 LOB: 1 BB: 0 P: 5	R: 0 E: 1 K: 1 S: 6	H: 0 LOB: 1 BB: 0 P: 6	R: 0 E: 0 K: 1 S: 7	H: 0 LOB: 1 BB: 1 P: 11	R: 0 E: 0 K: 1 S: 6	H: 1 LOB: 2 BB: 1 P: 10	R: 0 E: 0 K: 1 S: 5	H: 0 LOB: 0 BB: 0 P: 5	R: 0 E: 0 K: 2 S: 7	H: 0 LOB: 0 BB: 0 P: 7	R: 0 E: 0 K: 1 S: 5	H: 0 LOB: 0 BB: 0 P: 5	R: 0 E: 0 K: 1 S: 6	H: 1 LOB: 2 BB: 0 P: 10	R: 0 E: 0 K: 2 S: 7	H: 0 LOB: 0 BB: 0 P: 7	R: 0 E: 0 K: 1 S: 6	H: 1 LOB: 2 BB: 0 P: 10	R: 0 E: 0 K: 2 S: 7	H: 0 LOB: 0 BB: 0 P: 7	R: 0 E: 0 K: 2 S: 7	H: 0 LOB: 0 BB: 0 P: 7	1B: 2 2B: 2 3B: 0 HR: 0	SF: 0 SAC: 0 DP: 0 HBP: 0	WP: 0 PB: 0 SB: 2 CS: 0	PA: 38
PITCHER	IP 7.0	WLS 27	BF 3	H 1	R 1	ER 1	SO 9	BB 1	IBB 0	HBP 0	BLK 0	WP 0	HR 0	S 43	P 51	ERA 1.29	WHIP 0.571											
Shane Reynolds, R ERA: 2.28 (1, 1)	2.0	8	1	0	0	2	0	1	0	0	0	0	0	11	15	0.00	0.500											
Todd Jones, R ERA: 0.96 (8, 1)	1.0	W	3	0	0	0	2	0	0	0	0	0	0	7	7	0.00	0.000											
John Hudek, R ERA: (10, 1)																												

AB	35
R	1
H	4
RBI	1
BB	3
SO	13
LOB	12



Batter	1	2	3	4	5	6	7	8	9	10	AB	R	H	RBI	BB	SO	LOB	BOTTOM									
James Mouton, R OBP: 0.340, SLG: 0.435 (1, 9)											5	0	2	0	0	2	2	Montreal Expos @ Houston Astros Astrodome, Houston, TX Sat May 20 1995, 8:05 PM EDT Att. 15,240 - Dome									
Craig Biggio, R OBP: 0.439, SLG: 0.477 (1, 4)											4	2	2	0	1	0	2										
5 Jeff Bagwell, R OBP: 0.343, SLG: 0.333 (1, 3)											3	0	0	0	2	0	2										
Derek Bell, R OBP: 0.388, SLG: 0.444 (1, 8)											5	0	2	1	0	1	6										
Craig Shipley, R OBP: 0.467, SLG: 0.593 (1, 5)										3	0	0	0	1	0	2											
Dave Magadan, L OBP: 0.457, SLG: 0.392 (10, PH)											0	0	0	1	1	0	0										
Luis Gonzalez, L OBP: 0.333, SLG: 0.500 (1, 7)											4	0	0	0	0	1	2										
Scott Servais, R OBP: 0.275, SLG: 0.306 (1, 2)											3	0	1	0	0	0	0										
Andy Stankiewicz, R OBP: 0.273, SLG: 0.220 (7, PR)											0	0	0	0	0	0	0										
Todd Jones, L (8, 1)											0	0	0	0	0	0	0										
Milt Thompson, L OBP: 0.364, SLG: 0.235 (9, PH)											1	0	0	0	0	0	1										
John Hudek, S (10, 1)											0	0	0	0	0	0	0										
Orlando Miller, R OBP: 0.271, SLG: 0.333 (1, 6)											3	0	0	0	0	2	1										
Chris Donnels, L OBP: 0.455, SLG: 0.333 (10, 5)											0	0	0	0	1	0	0										
Shane Reynolds, R OBP: 0.200, SLG: 0.200 (1, 1)											2	0	2	0	0	0	0										
Tony Eusebio, R OBP: 0.367, SLG: 0.489 (8, 2)											2	0	0	0	0	1	2										
Inning Stats	R: 0 E: 0 K: 4 S: 4	H: 1 LOB: 1 BB: 4 P: 4	R: 0 E: 0 K: 0 S: 3	H: 0 LOB: 0 BB: 3 P: 3	R: 0 E: 0 K: 1 S: 6	H: 1 LOB: 1 BB: 0 P: 6	R: 0 E: 0 K: 0 S: 4	H: 1 LOB: 1 BB: 4 P: 4	R: 0 E: 0 K: 1 S: 5	H: 1 LOB: 1 BB: 5 P: 5	R: 0 E: 0 K: 3 S: 10	H: 1 LOB: 2 BB: 1 P: 14	R: 0 E: 0 K: 1 S: 5	H: 0 LOB: 2 BB: 13 P: 13	R: 1 E: 0 K: 0 S: 2	H: 1 LOB: 3 BB: 14 P: 14	1B: 6 2B: 2 3B: 1 HR: 0	SF: 0 SAC: 0 DP: 0 HBP: 0	WP: 0 PB: 0 SB: 3 CS: 2	PA: 41							
PITCHER	IP 7.0	WLS 26	BF 7	H 1	R 1	ER 1	SO 3	BB 0	IBB 0	HBP 0	BLK 0	WP 0	HR 0	S 32	P 32	ERA 1.29	WHIP 1.000										
Butch Henry, L ERA: 2.39 (1, 1)	0.2	4	1	0	0	2	0	1	0	0	0	0	0	7	11	0.00	1.500										
Tim Scott, R ERA: 4.39 (8, 1)	1.1	6	0	0	0	2	1	1	0	0	0	0	0	8	16	0.00	0.750										
Mel Rojas, R ERA: 1.29 (8, 1)	0.1	L	5	1	1	1	0	1	2	0	0	0	0	2	14	27.00	6.000										
Jeff Shaw, R ERA: 8.36 (10, 1)																											

AB	35
R	2
H	9
RBI	2
BB	6
SO	7
LOB	20



Batter	1	2	3	4	5	6	7	8	9	AB	R	H	RBI	BB	SO	LOB	TOP								
James Mouton, R (1, 9) OBP: 0.349, SLG: 0.439 Milt Thompson, L (9, PH) OBP: 0.321, SLG: 0.217	1-2 5 S 1B 2B		2-3 K			1-3 K			1-2 G1-3	3	1	1	0	0	2	0									
Craig Biggio, R (1, 4) OBP: 0.424, SLG: 0.460	1-2 G5-3			4-0 FC6-4 5 1B BB		3-2 P4			4-2 2B BB	2	1	0	0	2	0	1									
5 Jeff Bagwell, R (1, 3) OBP: 0.336, SLG: 0.327	2-0 P6			2-2 FC6-4 1B		2-1 F7			2-2 F9	4	0	1	0	0	0	2									
Derek Bell, R (1, 8) OBP: 0.414, SLG: 0.495	0-0 CS 1B			2-2 FC6-4 G1-6-3		1-3 K			3-2 2B	4	0	2	2	0	1	2									
Craig Shipley, R (1, 5) OBP: 0.412, SLG: 0.516 Dave Magadan, L (9, PH) OBP: 0.450, SLG: 0.390	1-2 CS 1-2	1-1 F9		0-0 G1-6-3 1-2		1-2 F8			1-2 G4-3	3	0	0	0	0	0	2									
Luis Gonzalez, L (1, 7) OBP: 0.321, SLG: 0.449 Todd Jones, L (7, 1)		3-2 F7			0-0 P5					3	0	0	0	0	0	0									
Tony Eusebio, R (1, 2) OBP: 0.333, SLG: 0.429		1-3 K			2-3 K				0-0 F8	3	0	0	0	0	2	0									
Orlando Miller, R (1, 6) OBP: 0.274, SLG: 0.338			1-1 P3		2-2 1B				1-3 K	3	0	1	0	0	1	0									
Shane Reynolds, R (1, 1) OBP: 0.167, SLG: 0.167 John Cangelosi, S (7, 7) OBP: 0.286, SLG: 0.286			1-3 K		1-3 K				1-2 P6	2	0	0	0	0	2	1									
Inning Stats	R: 1 E: 0 K: 0 S: 13	H: 2 LOB: 0 BB: 0 P: 18	R: 0 E: 0 K: 1 S: 11	H: 0 LOB: 0 BB: 0 P: 16	R: 0 E: 0 K: 2 S: 8	H: 0 LOB: 0 BB: 0 P: 12	R: 0 E: 0 K: 0 S: 10	H: 1 LOB: 1 BB: 1 P: 18	R: 0 E: 0 K: 2 S: 10	H: 1 LOB: 1 BB: 0 P: 15	R: 0 E: 0 K: 1 S: 11	H: 0 LOB: 0 BB: 0 P: 17	R: 0 E: 0 K: 1 S: 11	H: 0 LOB: 0 BB: 0 P: 14	R: 0 E: 0 K: 1 S: 7	H: 0 LOB: 0 BB: 0 P: 9	R: 1 E: 0 K: 0 S: 16	H: 1 LOB: 1 BB: 1 P: 27	1B: 3 2B: 2 3B: 0 HR: 0	SF: 0 SAC: 0 DP: 1 HBP: 0	WP: 0 PB: 0 SB: 1 CS: 1	PA: 33			
PITCHER	IP	WLS	BF	H	R	ER	SO	BB	IBB	HBP	BLK	WP	HR	S	P	ERA	WHIP								
Pete Schourek, L (1, 1) ERA: 3.68	7.0	W	24	4	1	1	7	1	0	0	0	0	0	74	110	1.29	0.714								
Jeff Brantley, R (8, 1) ERA: 3.5	2.0	S	8	1	1	1	1	1	0	0	0	0	0	23	36	4.50	1.000								

Houston Astros @ Cincinnati Reds
Riverfront Stadium, Cincinnati, OH
Wed May 24 1995, 7:05 PM EDT
Att: 20,316 - Unknown - 72 F

AB	30
R	2
H	5
RBI	2
BB	2
SO	8
LOB	9



Batter	1	2	3	4	5	6	7	8	9	AB	R	H	RBI	BB	SO	LOB	BOTTOM								
Deion Sanders, L (1, 8) OBP: 0.288, SLG: 0.319	1-2 G5-3		1-3 K		1-1 F8		1-0 G6-3			4	0	0	0	0	1	0									
Barry Larkin, R (1, 6) OBP: 0.498, SLG: 0.638 Mark Lewis, R (7, PR) (8, 5)	1-1 1B		3-2 G5-3		0-0 G1-3		4-0 HR BB			3	0	1	0	1	0	0									
Hal Morris, L (1, 3) OBP: 0.297, SLG: 0.435	0-0 FC5-4 1B			2-2 3B 1B	0-0 1B		0-0 1H HR			4	2	4	2	0	0	0									
Ron Gant, R (1, 7) OBP: 0.404, SLG: 0.651 Jeff Brantley, R (8, 1)	2-3 K			3-2 F9	2-3 K		2-2 P6			4	0	0	0	0	2	5									
Reggie Sanders, R (1, 9) OBP: 0.453, SLG: 0.541	2-2 FC5-4 1-2			0-0 2B 3B	1-H 2B 3B		0-1 G2-3 1B		2-3 K	4	1	2	1	0	1	3									
Eddie Taubensee, L (1, 2) OBP: 0.310, SLG: 0.194		0-2 G5-4-3 1B		1-3 K		1-3 F8		1-2 P6		4	0	1	0	0	1	2									
Bret Boone, R (1, 4) OBP: 0.308, SLG: 0.343		0-0 G5-4-3 1-2		0-2 2B		0-2 G2-3		0-1 G6-3		4	0	1	1	0	0	2									
Jeff Branson, L (1, 5) OBP: 0.356, SLG: 0.474 (8, 6)		1-0 G4-3		3-H 2B		4-0 IBB		4-1 BB		1	0	0	0	3	0	0									
Pete Schourek, L (1, 1) ERA: 2.41 Jerome Walton, R (8, 7) ERA: 1.66			0-3 K		1-3 K		1-2 G1-3		1-0 G5-3	3	0	0	0	0	2	4									
Inning Stats	R: 0 E: 0 K: 1 S: 12	H: 2 LOB: 2 BB: 0 P: 18	R: 0 E: 0 K: 0 S: 5	H: 1 LOB: 0 BB: 0 P: 6	R: 0 E: 0 K: 2 S: 11	H: 0 LOB: 0 BB: 0 P: 15	R: 2 E: 0 K: 2 S: 22	H: 3 LOB: 2 BB: 1 P: 33	R: 0 E: 0 K: 1 S: 7	H: 1 LOB: 1 BB: 0 P: 10	R: 0 E: 0 K: 0 S: 11	H: 1 LOB: 1 BB: 1 P: 19	R: 2 E: 0 K: 1 S: 8	H: 1 LOB: 1 BB: 1 P: 17	R: 0 E: 0 K: 0 S: 7	H: 0 LOB: 1 BB: 1 P: 13	R: 0 E: 0 K: 0 S: 16	H: 0 LOB: 1 BB: 1 P: 27	1B: 6 2B: 1 3B: 1 HR: 1	SF: 0 SAC: 0 DP: 1 HBP: 0	WP: 0 PB: 0 SB: 0 CS: 0	PA: 36			
PITCHER	IP	WLS	BF	H	R	ER	SO	BB	IBB	HBP	BLK	WP	HR	S	P	ERA	WHIP								
Shane Reynolds, R (1, 1) ERA: 2.41	6.0	L	27	8	2	2	6	2	0	0	0	0	0	68	101	3.00	1.333								
Todd Jones, R (7, 1) ERA: 1.66	2.0		9	1	2	2	1	2	0	0	0	0	1	15	30	9.00	1.500								

Houston Astros @ Cincinnati Reds
Riverfront Stadium, Cincinnati, OH
Wed May 24 1995, 7:05 PM EDT
Att: 20,316 - Unknown - 72 F

AB	32
R	4
H	9
RBI	4
BB	4
SO	7
LOB	17



Batter	1	2	3	4	5	6	7	8	9	10	AB	R	H	RBI	BB	SO	LOB	TOP							
Marquis Grissom, R OBP: 0.280, SLG: 0.362	G5-3		F9					K			4	0	1	0	0	1	0	Atlanta Braves @ Houston Astros Astrodome, Houston, TX Sat May 27 1995, 8:05 PM EDT Alt. 19,257 - Dome - 68 F							
Jeff Blauser, R OBP: 0.351, SLG: 0.363	K		K					F9			4	0	0	0	0	2	1								
10 Chipper Jones, S OBP: 0.402, SLG: 0.523	K										3	1	0	0	1	2	0								
Fred McGriff, L OBP: 0.386, SLG: 0.453											3	1	1	0	1	1	1								
David Justice, L OBP: 0.424, SLG: 0.553											3	0	2	1	1	0	1								
Ryan Klesko, L OBP: 0.325, SLG: 0.273											3	0	0	0	0	2	3								
Mike Kelly, R OBP: 0.267, SLG: 0.345											1	0	0	0	0	0	1								
Javy Lopez, R OBP: 0.354, SLG: 0.535											4	0	1	1	0	1	1								
Mark Lemke, S OBP: 0.294, SLG: 0.330											3	0	1	0	0	0	0								
Mike Mordecai, R OBP: 0.222, SLG: 0.333											1	0	0	0	0	1	0								
Rafael Belliard, R OBP: 0.384, SLG: 0.364											0	0	0	0	0	0	0								
29 John Smoltz, R ERA: 1.52											3	0	0	0	0	2	0								
Mark Wohlers, R ERA: 4.36											0	0	0	0	0	0	0								
Dwight Smith, L ERA: 3.6											1	0	0	0	0	1	0								
Mike Stanton, L ERA: 3.6											0	0	0	0	0	0	0								
Inning Stats	R: 0 E: 0 K: 2 S: 10	H: 0 LOB: 0 BB: 0 P: 17	R: 1 E: 0 K: 2 S: 10	H: 3 LOB: 2 BB: 1 P: 17	R: 0 E: 0 K: 2 S: 7	H: 0 LOB: 0 BB: 0 P: 11	R: 1 E: 0 K: 2 S: 12	H: 1 LOB: 1 BB: 1 P: 23	R: 0 E: 0 K: 1 S: 9	H: 1 LOB: 1 BB: 0 P: 12	R: 0 E: 0 K: 0 S: 5	H: 0 LOB: 0 BB: 1 P: 12	R: 0 E: 0 K: 1 S: 7	H: 0 LOB: 0 BB: 0 P: 11	R: 0 E: 0 K: 1 S: 6	H: 0 LOB: 0 BB: 0 P: 7	R: 0 E: 0 K: 1 S: 11	H: 1 LOB: 1 BB: 0 P: 16	R: 0 E: 0 K: 2 S: 8	H: 0 LOB: 0 BB: 0 P: 10	1B: 4 2B: 2 3B: 0 HR: 0	SF: 0 SAC: 0 DP: 0 HBP: 0	WP: 1 PB: 0 SB: 0 CS: 1	PA: 36	
PITCHER	IP	WLS	BF	H	R	ER	SO	BB	IBB	HBP	BLK	WP	HR	S	P	ERA	WHIP								
Doug Drabek, R ERA: 5.11	7.0		26	5	2	2	9	3	0	0	0	0	0	60	103	2.57	1.143								
Todd Jones, R ERA: 1.52	2.0	7	1	0	0	2	0	0	0	0	0	0	0	17	23	0.00	0.500								
John Hudek, R ERA: 1.52	1.0	W	3	0	0	0	2	0	0	0	0	0	0	8	10	0.00	0.000								

AB	33
R	2
H	6
RBI	2
BB	3
SO	13
LOB	8



Batter	1	2	3	4	5	6	7	8	9	10	AB	R	H	RBI	BB	SO	LOB	BOTTOM							
Craig Biggio, R OBP: 0.430, SLG: 0.463	FC6-4		P4					K			4	0	1	0	1	2	0	Atlanta Braves @ Houston Astros Astrodome, Houston, TX Sat May 27 1995, 8:05 PM EDT Alt. 19,257 - Dome - 68 F							
John Cangelosi, S OBP: 0.417, SLG: 0.417											5	1	3	0	0	0	2								
John Hudek, S OBP: 1.000, SLG: 1.000											0	0	0	0	0	0	0								
Luis Gonzalez, L OBP: 0.330, SLG: 0.441											4	1	1	0	1	0	3								
Derek Bell, R OBP: 0.403, SLG: 0.473											4	0	1	0	0	1	5								
James Mouton, R OBP: 0.333, SLG: 0.460											1	1	1	1	0	0	0								
5 Jeff Bagwell, R OBP: 0.323, SLG: 0.314											4	0	1	1	0	2	3								
Dave Magadan, L OBP: 0.435, SLG: 0.375											4	0	1	1	0	1	1								
Scott Servais, R OBP: 0.260, SLG: 0.283											3	0	0	0	0	2	2								
Milt Thompson, L OBP: 0.300, SLG: 0.200											1	0	0	0	0	1	0								
Orlando Miller, R OBP: 0.275, SLG: 0.333											3	0	0	0	0	1	0								
Craig Shipley, R OBP: 0.385, SLG: 0.472											1	0	0	0	0	1	0								
Doug Drabek, R OBP: 0.273, SLG: 0.364											2	0	0	0	0	2	0								
Chris Donnels, L OBP: 0.471, SLG: 0.400											1	0	0	0	0	0	0								
Todd Jones, L ERA: 4.36											0	0	0	0	0	0	0								
Tony Eusebio, R OBP: 0.364, SLG: 0.439											1	0	1	0	0	0	0								
Inning Stats	R: 0 E: 0 K: 1 S: 10	H: 1 LOB: 2 BB: 1 P: 22	R: 0 E: 0 K: 2 S: 8	H: 0 LOB: 0 BB: 0 P: 12	R: 0 E: 0 K: 2 S: 12	H: 2 LOB: 2 BB: 0 P: 20	R: 0 E: 0 K: 1 S: 7	H: 0 LOB: 0 BB: 0 P: 11	R: 0 E: 0 K: 2 S: 7	H: 0 LOB: 0 BB: 0 P: 12	R: 1 E: 0 K: 1 S: 11	H: 3 LOB: 2 BB: 0 P: 18	R: 0 E: 0 K: 2 S: 8	H: 0 LOB: 0 BB: 0 P: 11	R: 1 E: 1 K: 0 S: 13	H: 1 LOB: 1 BB: 1 P: 21	R: 0 E: 0 K: 2 S: 15	H: 2 LOB: 2 BB: 0 P: 22	R: 1 E: 0 K: 0 S: 4	H: 1 LOB: 0 BB: 0 P: 6	1B: 9 2B: 0 3B: 0 HR: 1	SF: 0 SAC: 0 DP: 0 HBP: 0	WP: 0 PB: 0 SB: 1 CS: 0	PA: 40	
PITCHER	IP	WLS	BF	H	R	ER	SO	BB	IBB	HBP	BLK	WP	HR	S	P	ERA	WHIP								
29 John Smoltz, R ERA: 2.48	8.0		33	7	2	1	11	2	0	0	0	0	0	76	127	1.12	1.125								
Mark Wohlers, R ERA: 4.36	1.0	5	2	0	0	2	0	0	0	0	0	0	0	15	22	0.00	2.000								
Mike Stanton, L ERA: 3.6	0.1	L	2	1	1	1	0	0	0	0	0	0	1	4	6	27.00	3.000								

AB	38
R	3
H	10
RBI	3
BB	2
SO	13
LOB	16



Batter	1	2	3	4	5	6	7	8	9	AB	R	H	RBI	BB	SO	LOB	TOP										
James Mouton, R (1.8) John Hudek, S (7.1) Milt Thompson, L (9. PH) OBP: 0.338, SLG: 0.448 OBP: 1.000, SLG: 1.000 OBP: 0.286, SLG: 0.200										4	0	1	2	1	2	2	Houston Astros @ Florida Marlins Joe Robbie Stadium, Miami, FL Mon May 29 1995, 7:05 PM EDT Att: 21,695 - Unknown - 86 F										
Craig Biggio, R (1.4) OBP: 0.421, SLG: 0.435										4	1	0	0	2	2	7											
5 Jeff Bagwell, R (1.3) OBP: 0.326, SLG: 0.333										3	1	0	0	2	0	5											
Derek Bell, R (1.9) OBP: 0.386, SLG: 0.449										5	0	1	1	0	1	4											
Craig Shipley, R (1.5) Dave Veres, R (5.1) John Cangelosi, S (7.8) OBP: 0.381, SLG: 0.462 OBP: 0.357, SLG: 0.357										3	1	1	0	0	0	3											
Luis Gonzalez, L (1.7) OBP: 0.325, SLG: 0.450										4	2	1	1	1	0	2											
Scott Servais, R (1.2) Chris Donnels, L (9. PH) OBP: 0.300, SLG: 0.300 OBP: 0.381, SLG: 0.316										4	0	1	0	0	1	4											
Orlando Miller, R (1.6) OBP: 0.302, SLG: 0.344										3	1	2	0	1	0	1											
Shane Reynolds, R (1.1) Pedro Martinez, L (3.1) Mike Simms, R (4. PH) Jim Dougherty, R (4.1) Dave Magadan, L (5. PH) OBP: 0.427, SLG: 0.338										0	0	0	0	0	0	0											
Inning Stats	R: 2 E: 1 K: 2 S: 18	H: 1 LOB: 2 BB: 2 P: 36	R: 0 E: 0 K: 0 S: 8	H: 1 LOB: 1 BB: 0 P: 12	R: 0 E: 1 K: 0 S: 8	H: 0 LOB: 0 BB: 0 P: 12	R: 1 E: 0 K: 0 S: 19	H: 2 LOB: 3 BB: 2 P: 36	R: 4 E: 0 K: 1 S: 14	H: 2 LOB: 3 BB: 3 P: 35	R: 0 E: 0 K: 1 S: 6	H: 0 LOB: 0 BB: 0 P: 11	R: 0 E: 0 K: 2 S: 11	H: 1 LOB: 1 BB: 0 P: 18	R: 0 E: 0 K: 0 S: 11	H: 0 LOB: 1 BB: 1 P: 18		R: 0 E: 0 K: 1 S: 13	H: 1 LOB: 2 BB: 1 P: 22	1B: 6 2B: 1 3B: 0 HR: 1	SF: 0 SAC: 1 DP: 1 HBP: 1	WP: 0 PB: 1 SB: 1 CS: 0	PA: 47				
PITCHER	IP	WLS	BF	H	R	ER	SO	BB	IBB	HBP	BLK	WP	HR	S	P	ERA	WHIP										
Chris Hammond, L (1.1) ERA: 1.74	3.1		19	4	3	2	2	4	0	0	0	0	1	47	88	5.40	2.400										
Mark Gardner, R (4.1) ERA: 8.49	1.1	W	9	2	4	3	1	2	0	1	0	0	0	18	34	20.25	3.000										
Randy Veres, R (5.1) ERA: 2.25	1.1		6	0	0	0	1	1	0	0	0	0	0	8	20	0.00	0.750										
Yorkis Perez, L (7.1) ERA: 6.0	1.0		4	1	0	0	2	0	0	0	0	0	0	11	18	0.00	1.000										
Robb Nen, R (8.1) ERA: 4.15	2.0	S	9	1	0	0	1	2	0	0	0	0	0	24	40	0.00	1.500										
Batter	1	2	3	4	5	6	7	8	9	AB	R	H	RBI	BB	SO	LOB	BOTTOM										
Jerry Browne, S (1.4) OBP: 0.292, SLG: 0.254										5	0	1	1	0	2	1	Houston Astros @ Florida Marlins Joe Robbie Stadium, Miami, FL Mon May 29 1995, 7:05 PM EDT Att: 21,695 - Unknown - 86 F										
Alex Arias, R (1.6) Robb Nen, R (8.1) OBP: 0.488, SLG: 0.559										4	0	4	1	0	0	0											
Tommy Gregg, L (1.7) OBP: 0.393, SLG: 0.609										4	0	1	1	0	0	4											
Gary Sheffield, R (1.9) OBP: 0.479, SLG: 0.509										5	1	1	0	0	3	5											
Terry Pendleton, S (1.5) OBP: 0.290, SLG: 0.377										5	2	5	1	0	0	0											
Greg Colburn, R (1.3) OBP: 0.285, SLG: 0.381										5	1	2	1	0	1	3											
Darrell Whitmore, L (1.8) Yorkis Perez, L (7.1) Kurt Abbott, R (8.6) OBP: 0.246, SLG: 0.286 OBP: 0.286, SLG: 0.417										4	1	2	0	0	1	3											
Charles Johnson, R (1.2) OBP: 0.284, SLG: 0.220										3	2	1	0	2	1	2											
Chris Hammond, L (1.1) Mark Gardner, R (4.1) Randy Veres, R (5.1) Jesus Tavarez, S (7.8) OBP: 0.250, SLG: 0.625										2	2	2	4	0	0	0											
Inning Stats	R: 0 E: 0 K: 1 S: 15	H: 1 LOB: 1 BB: 0 P: 21	R: 4 E: 0 K: 1 S: 21	H: 5 LOB: 2 BB: 1 P: 33	R: 4 E: 0 K: 1 S: 22	H: 5 LOB: 2 BB: 1 P: 36	R: 0 E: 0 K: 0 S: 9	H: 2 LOB: 1 BB: 0 P: 13	R: 0 E: 0 K: 1 S: 10	H: 1 LOB: 1 BB: 0 P: 18	R: 0 E: 0 K: 2 S: 12	H: 2 LOB: 2 BB: 0 P: 18	R: 0 E: 0 K: 0 S: 11	H: 1 LOB: 2 BB: 0 P: 19	R: 1 E: 0 K: 2 S: 18	H: 2 LOB: 1 BB: 0 P: 26		1B: 16 2B: 2 3B: 1 HR: 1	SF: 1 SAC: 1 DP: 2 HBP: 1	WP: 0 PB: 0 SB: 1 CS: 1	PA: 44						
PITCHER	IP	WLS	BF	H	R	ER	SO	BB	IBB	HBP	BLK	WP	HR	S	P	ERA	WHIP										
Shane Reynolds, R (1.1) ERA: 3.79	2.0	L	15	8	6	6	2	1	0	0	0	0	0	16	28	18.00	4.000										
Pedro Martinez, L (3.1) ERA: 7.15	1.0		7	3	2	2	1	1	0	0	0	0	0	9	13	0.00	2.000										
Jim Dougherty, R (4.1) ERA: 3.38	1.0		4	2	0	0	0	0	0	0	0	0	0	9	13	0.00	2.000										
Dave Veres, R (5.1) ERA: 0.76	2.2		12	4	0	0	3	0	0	1	0	0	0	32	54	0.00	1.500										
John Hudek, R (7.1) ERA: 0.79	1.1		6	2	1	1	2	0	0	0	0	0	0	19	27	6.75	1.500										

Batter	1	2	3	4	5	6	7	8	9	AB	R	H	RBI	BB	SO	LOB	TOP										
John Cangelosi, S (1, 8) OBP: 0.421, SLG: 0.353	1-3 K		4-2 S BB			2-1 1B S 1B	4-0 E SF8 IBB		2-2 G5-3	3	2	1	0	2	1	0											
Craig Biggio, R (1, 4) OBP: 0.411, SLG: 0.421	1-3 K		2-3 K			2-2 1B S 1B	0-2 E6 5 1B		1-1 F7	5	2	1	1	0	2	2											
Luis Gonzalez, L (1, 7) OBP: 0.318, SLG: 0.431	0-0 F8					0-1 5 F9 1B	4-0 5 1B IBB		2-3 K	4	0	1	1	1	1	0											
Derek Bell, R (1, 9) OBP: 0.397, SLG: 0.500		2-2 HR				0-0 F8	0-2 SF8			3	1	2	3	0	0	0											
Jeff Bagwell, R (1, 3) OBP: 0.326, SLG: 0.322		4-2 CS BB				2-2 F9	0-0 F9			3	0	1	1	1	1	2											
Dave Magadan, L (1, 5) OBP: 0.323, SLG: 0.356		2-3 K				0-0 F9	0-0 F9			3	0	0	0	0	2	3											
Craig Shipley, R (7, PH) OBP: 0.372, SLG: 0.450		1-2 K								1	0	0	0	0	0	2											
Scott Servais, R (1, 2) OBP: 0.299, SLG: 0.296		0-0 G4-3				0-0 F9	1-0 G3-4 E 1B		1-2 G4-3	4	1	1	0	0	0	0											
Orlando Miller, R (1, 6) OBP: 0.317, SLG: 0.361			3-2 BB SH5-4 1B			3-2 F9	4-2 E G3-4 BB		1-0 F8	3	1	1	0	1	0	0											
Doug Drabek, R (1, 1) OBP: 0.214, SLG: 0.286			0-1 SH5-4			0-0 P6	0-1 G3-4		0-3 K	3	0	0	0	0	1	2											
Inning Stats	R: 0 H: 0 E: 0 K: 2 S: 7	H: 0 LOB: 0 BB: 9	R: 1 H: 1 E: 0 K: 1 S: 10	LOB: 1 BB: 1 P: 18	R: 0 H: 1 E: 0 K: 1 S: 12	LOB: 1 BB: 1 P: 21	R: 0 H: 0 E: 0 K: 1 S: 7	H: 0 LOB: 0 BB: 0 P: 13	R: 0 H: 0 E: 0 K: 1 S: 8	H: 0 LOB: 0 BB: 0 P: 12	R: 2 H: 4 E: 0 K: 0 S: 15	H: 4 LOB: 2 BB: 21	R: 4 H: 2 E: 1 K: 0 S: 17	H: 2 LOB: 2 BB: 3 P: 32	R: 0 H: 0 E: 0 K: 1 S: 7	H: 0 LOB: 0 BB: 0 P: 9	R: 0 H: 0 E: 0 K: 1 S: 8	H: 0 LOB: 0 BB: 0 P: 13	1B: 7 2B: 0 3B: 0 HR: 1	SF: 1 SAC: 1 DP: 0 HBP: 0	WP: 0 PB: 0 SB: 2 CS: 1	PA: 39					
PITCHER	IP	WLS	BF	H	R	ER	SO	BB	IBB	HBP	BLK	WP	HR	S	P	ERA	WHIP										
29 John Smoltz, R (1, 1) ERA: 2.89	6.2	L	32	8	7	4	6	3	2	0	0	0	1	75	123	5.40	1.650										
Mike Stanton, L (7, 1) ERA: 2.92	1.1		4	0	0	0	1	0	0	0	0	0	0	8	12	0.00	0.000										
Mark Wohlers, R (9, 1) ERA: 4.05	1.0		3	0	0	0	1	0	0	0	0	0	0	8	13	0.00	0.000										

Houston Astros @ Atlanta Braves
Atlanta-Fulton County Stadium, Atlanta, GA

Fri Jun 02 1995, 7:05 PM EDT
Att: 30,041 - Unknown

AB 32
R 7
H 8
RBI 6
BB 5
SO 8
LOB 11



Batter	1	2	3	4	5	6	7	8	9	AB	R	H	RBI	BB	SO	LOB	BOTTOM										
Marquis Grissom, R (1, 8) OBP: 0.272, SLG: 0.362	0-0 F9		1-2 G5-3			0-0 L9		1-0 G4-3		4	0	0	0	0	0	0											
Jeff Blausler, R (1, 6) OBP: 0.340, SLG: 0.406	0-0 HR			3-2 G6-3		0-2 F9		2-1 G6-3		4	1	1	1	0	0	0											
10 Chipper Jones, S (1, 5) OBP: 0.392, SLG: 0.492	0-2 G3-1			1-2 P6		0-0 G3-1			2-2 2B	4	0	1	0	0	0	0											
Fred McGriff, L (1, 3) OBP: 0.401, SLG: 0.508	1-2 G3			3-2 E 1B		2-1 1B			3-3 K	4	1	2	0	0	1	1											
Dwight Smith, L (1, 9) OBP: 0.392, SLG: 0.604		2-0 G3		1-0 E8 1B			1-3 K		1-3 K	4	0	1	0	0	2	1											
Ryan Klesko, L (1, 7) OBP: 0.293, SLG: 0.229	0-3 K			4-2 FC5-4 BB			1-1 F7		0-3 K	3	0	0	0	1	2	1											
Javy Lopez, R (1, 2) OBP: 0.346, SLG: 0.500		2-2 G6-3		1-2 FC5-4			2-2 E6			3	0	0	0	0	0	2											
Mark Lemke, S (1, 4) OBP: 0.286, SLG: 0.310			1-0 G1-3			0-0 P4		0-1 F7		3	0	0	0	0	0	1											
29 John Smoltz, R (1, 1) ERA: 2.89			2-1 F9			2-3 K		1-3 K		2	0	0	0	0	1	0											
Mike Stanton, L (7, 1) ERA: 2.92										0	0	0	0	0	0	0											
Mike Mordecai, R (8, PH) OBP: 0.200, SLG: 0.300										1	0	0	0	0	1	0											
Mark Wohlers, R (9, 1) ERA: 4.05										0	0	0	0	0	0	0											
Inning Stats	R: 1 H: 1 E: 0 K: 0 S: 10	H: 1 LOB: 0 BB: 0 P: 11	R: 0 H: 0 E: 0 K: 1 S: 7	H: 0 LOB: 0 BB: 0 P: 11	R: 0 H: 0 E: 0 K: 0 S: 6	H: 0 LOB: 0 BB: 0 P: 10	R: 1 H: 2 E: 1 K: 0 S: 20	H: 2 LOB: 2 BB: 1 P: 33	R: 0 H: 0 E: 0 K: 1 S: 6	H: 0 LOB: 0 BB: 0 P: 8	R: 0 H: 1 E: 0 K: 0 S: 7	H: 1 LOB: 1 BB: 0 P: 9	R: 0 H: 0 E: 1 K: 1 S: 11	H: 0 LOB: 1 BB: 0 P: 15	R: 0 H: 0 E: 0 K: 1 S: 6	H: 0 LOB: 0 BB: 0 P: 10	R: 0 H: 1 E: 0 K: 3 S: 14	H: 1 LOB: 1 BB: 0 P: 20	1B: 3 2B: 1 3B: 0 HR: 1	SF: 0 SAC: 0 DP: 0 HBP: 0	WP: 0 PB: 0 SB: 0 CS: 0	PA: 33					
PITCHER	IP	WLS	BF	H	R	ER	SO	BB	IBB	HBP	BLK	WP	HR	S	P	ERA	WHIP										
Doug Drabek, R (1, 1) ERA: 4.3	9.0	W	33	5	2	1	7	1	0	0	0	0	1	87	127	1.00	0.667										

Houston Astros @ Atlanta Braves
Atlanta-Fulton County Stadium, Atlanta, GA

Fri Jun 02 1995, 7:05 PM EDT
Att: 30,041 - Unknown

AB 32
R 2
H 5
RBI 1
BB 1
SO 7
LOB 6



Batter	1	2	3	4	5	6	7	8	9	10	AB	R	H	RBI	BB	SO	LOB	TOP							
John Cangelosi, S (1, 8) OBP: 0.417, SLG: 0.300	G6-3		PO					G2-3		K	3	0	0	0	2	1	3								
Craig Biggio, R (1, 4) OBP: 0.400, SLG: 0.408	G5-3		PO	G1-3				K		G5-3	4	0	0	0	0	1	1								
Luis Gonzalez, L (1, 7) OBP: 0.309, SLG: 0.417	G6-3			F9				K2-3		G5-3	4	0	0	0	0	1	1								
Derek Bell, R (1, 9) OBP: 0.368, SLG: 0.488			K					G6-3			3	0	0	0	0	1	0								
James Mouton, R (7, 9) OBP: 0.325, SLG: 0.438				G4-3						K	1	0	0	0	0	1	0								
5 Jeff Bagwell, R (1, 3) OBP: 0.331, SLG: 0.352								K			4	2	2	1	0	2	0								
Dave Magadan, L (1, 5) OBP: 0.420, SLG: 0.355								K		SH1 1B	3	0	1	0	0	1	0								
Tony Eusebio, R (1, 2) OBP: 0.333, SLG: 0.403								K		SH1	4	0	1	1	0	1	1								
Orlando Miller, R (1, 6) OBP: 0.324, SLG: 0.376								G3-1		FC4-6 1B	4	0	2	0	0	0	1								
Darryl Kile, R (1, 1) OBP: 0.267, SLG: 0.231								G5-3		SH1-4 1B	2	0	0	0	0	1	0								
Todd Jones, L (9, 1)								G6-3		SH1-4 1B	0	0	0	0	0	0	0								
Chris Donnels, L (10, PH) OBP: 0.385, SLG: 0.333											1	0	1	0	0	0	0								
John Hudek, S (10, 1) OBP: 1.000, SLG: 1.000											0	0	0	0	0	0	0								
Inning Stats	R: 0 E: 0 K: 0 S: 5	H: 0 LOB: 0 BB: 0 P: 6	R: 0 E: 0 K: 2 S: 17	H: 1 LOB: 1 BB: 0 P: 25	R: 0 E: 0 K: 1 S: 10	H: 1 LOB: 0 BB: 1 P: 17	R: 0 E: 0 K: 0 S: 6	H: 0 LOB: 0 BB: 0 P: 7	R: 1 E: 0 K: 1 S: 11	H: 1 LOB: 0 BB: 0 P: 15	R: 0 E: 0 K: 2 S: 9	H: 0 LOB: 0 BB: 0 P: 13	R: 0 E: 0 K: 0 S: 5	H: 1 LOB: 1 BB: 0 P: 10	R: 0 E: 0 K: 1 S: 7	H: 0 LOB: 0 BB: 0 P: 9	R: 1 E: 0 K: 1 S: 22	H: 3 LOB: 2 BB: 0 P: 31	1B: 5 2B: 1 3B: 0 HR: 1	SF: 0 SAC: 2 DP: 0 HBP: 0	WP: 0 PB: 0 SB: 1 CS: 0	PA: 38			
PITCHER	IP 8.0	WLS L	BF 28	H 4	R 1	ER 1	SO 8	BB 2	IBB 0	HBP 0	BLK 0	WP 0	HR 1	S 77	P 112	ERA 1.12	WHIP 0.750								
Greg Maddux, R ERA: 2.2	(1, 1)	1.2	8	3	1	1	1	0	0	0	0	0	0	0	21	29	5.40	1.800							
Mark Wohlers, R ERA: 4.2	(9, 1)	0.1	1	0	0	0	1	0	0	0	0	0	0	0	8	11	0.00	0.000							
Pedro Borbon, L ERA: 4.05	(10, 1)																								

Houston Astros @ Atlanta Braves
Atlanta-Fulton County Stadium, Atlanta, GA
Sat Jun 03 1995, 7:05 PM EDT
Att: 41,967 - Unknown - 75 F

AB	33
R	2
H	7
RBI	2
BB	2
SO	10
LOB	7



Batter	1	2	3	4	5	6	7	8	9	10	AB	R	H	RBI	BB	SO	LOB	BOTTOM							
Marquis Grissom, R (1, 8) OBP: 0.265, SLG: 0.352	F8			G4-3				F9			4	0	0	0	0	0	1								
Jeff Blausler, R (1, 6) OBP: 0.331, SLG: 0.394	K			L7				K		K	4	0	0	0	0	3	1								
10 Chipper Jones, S (1, 9) OBP: 0.362, SLG: 0.477	K			K				F8		G3	4	0	0	0	0	2	0								
Fred McGriff, L (1, 3) OBP: 0.397, SLG: 0.500								F8		F7	4	0	1	0	0	0	0								
Ryan Klesko, L (1, 7) OBP: 0.305, SLG: 0.250								FC5-4 1B			4	0	2	0	0	1	1								
Mike Kelly, R (10, PR) OBP: 0.258, SLG: 0.333								K		FC1-4 1B	0	0	0	0	0	0	0								
Jose Oliva, R (1, 5) OBP: 0.234, SLG: 0.424								K		K	4	0	0	0	0	3	3								
Javy Lopez, R (1, 2) OBP: 0.333, SLG: 0.480								FC5-4 1B			4	0	0	0	0	1	2								
Mike Mordecai, R (10, PR) OBP: 0.200, SLG: 0.300								F8		FC1-4	0	0	0	0	0	0	0								
Mark Lemke, S (1, 4) OBP: 0.293, SLG: 0.340								FC6-4 BB		F8	3	1	1	1	1	0	2								
Greg Maddux, R (1, 1) OBP: 0.300, SLG: 0.263											2	0	0	0	0	1	1								
Dwight Smith, L (8, PH) ERA: 1.63											1	0	0	0	0	1	0								
Mark Wohlers, R (9, 1)											0	0	0	0	0	0	0								
Pedro Borbon, R (10, 1) ERA: 0.68											0	0	0	0	0	0	0								
Inning Stats	R: 0 E: 0 K: 2 S: 7	H: 0 LOB: 0 BB: 0 P: 9	R: 0 E: 0 K: 1 S: 8	H: 1 LOB: 1 BB: 0 P: 13	R: 0 E: 0 K: 1 S: 7	H: 0 LOB: 0 BB: 0 P: 12	R: 0 E: 0 K: 1 S: 7	H: 0 LOB: 0 BB: 0 P: 10	R: 0 E: 0 K: 1 S: 8	H: 0 LOB: 1 BB: 1 P: 15	R: 0 E: 0 K: 1 S: 12	H: 1 LOB: 1 BB: 0 P: 17	R: 1 E: 0 K: 1 S: 9	H: 1 LOB: 0 BB: 0 P: 14	R: 0 E: 0 K: 1 S: 12	H: 0 LOB: 0 BB: 0 P: 15	R: 0 E: 1 K: 1 S: 9	H: 1 LOB: 2 BB: 0 P: 10	1B: 3 2B: 0 3B: 0 HR: 1	SF: 0 SAC: 0 DP: 0 HBP: 0	WP: 0 PB: 1 SB: 0 CS: 1	PA: 36			
PITCHER	IP 8.0	WLS W	BF 3	H 0	R 0	ER 0	SO 1	BB 1	IBB 0	HBP 0	BLK 0	WP 0	HR 1	S 69	P 102	ERA 1.12	WHIP 0.500								
Darryl Kile, R ERA: 4.06	(1, 1)	1.0	3	0	0	0	1	0	0	0	0	0	0	0	12	15	0.00	0.000							
John Hudek, R ERA: 0.68	(10, 1)	1.0	4	1	0	0	1	0	0	0	0	0	0	9	10	0.00	1.000								

Houston Astros @ Atlanta Braves
Atlanta-Fulton County Stadium, Atlanta, GA
Sat Jun 03 1995, 7:05 PM EDT
Att: 41,967 - Unknown - 75 F

AB	34
R	1
H	4
RBI	1
BB	1
SO	12
LOB	11



Batter	1	2	3	4	5	6	7	8	9	AB	R	H	RBI	BB	SO	LOB	TOP										
Craig Biggio, R OBP: 0.400, SLG: 0.431 (1, 4)										5	1	2	1	0	1	2											
James Mouton, R OBP: 0.318, SLG: 0.423 (1, 8)										5	1	1	0	0	1	1											
5 Jeff Bagwell, R OBP: 0.333, SLG: 0.354 (1, 3)										5	1	2	0	0	1	1											
Derek Bell, R OBP: 0.403, SLG: 0.492 (1, 9)										3	1	2	2	2	0	1											
Luis Gonzalez, L OBP: 0.314, SLG: 0.444 (7, 1)										4	1	2	2	0	0	3											
Todd Jones, L (7, 1)										0	0	0	0	0	0	0											
Jim Dougherty, R (9, 1)										0	0	0	0	0	0	0											
Craig Shipley, R OBP: 0.383, SLG: 0.455 (1, 5)										4	0	2	0	0	1	0											
Scott Servais, R OBP: 0.258, SLG: 0.310 (1, 2)										4	1	1	0	0	1	4											
Orlando Miller, R OBP: 0.321, SLG: 0.371 (1, 6)										4	0	1	1	0	2	4											
Shane Reynolds, R OBP: 0.133, SLG: 0.133 (7, 1)										3	0	0	0	0	2	4											
Dave Veres, R (7, 1)										0	0	0	0	0	0	0											
Pedro Martinez, L (7, 1)										0	0	0	0	0	0	0											
John Cangelosi, S OBP: 0.440, SLG: 0.300 (7, 7)										0	0	0	0	0	0	0											
Inning Stats	R: 0 E: 0 K: 3 S: 11	H: 0 LOB: 0 BB: 0 P: 15	R: 0 E: 0 K: 3 S: 19	H: 2 LOB: 3 BB: 1 P: 31	R: 2 E: 0 K: 0 S: 7	H: 3 LOB: 0 BB: 0 P: 12	R: 0 E: 0 K: 0 S: 9	H: 1 LOB: 1 BB: 0 P: 11	R: 3 E: 0 K: 1 S: 12	H: 3 LOB: 0 BB: 0 P: 21	R: 0 E: 0 K: 2 S: 9	H: 0 LOB: 0 BB: 0 P: 10	R: 0 E: 0 K: 0 S: 7	H: 1 LOB: 2 BB: 1 P: 13	R: 1 E: 0 K: 0 S: 12	H: 2 LOB: 1 BB: 0 P: 15	R: 0 E: 0 K: 0 S: 9	H: 1 LOB: 0 BB: 0 P: 15	1B: 10 2B: 1 3B: 0 HR: 2	SF: 0 SAC: 0 DP: 2 HBP: 1	WP: 0 PB: 0 SB: 1 CS: 1	PA: 40					
PITCHER	IP	WLS	BF	H	R	ER	SO	BB	IBB	HBP	BLK	WP	HR	S	P	ERA	WHIP										
Tom Glavine, L ERA: 3.91 (1, 1)	5.0	L	24	9	5	5	7	1	0	0	0	0	2	58	90	9.00	2.000										
Brad Clontz, R ERA: 3.52 (6, 1)	1.2		7	1	0	0	2	1	0	0	0	0	0	15	21	0.00	1.200										
Pedro Borbon, L ERA: 3.86 (7, 1)	0.1		1	0	0	0	0	0	0	0	0	0	0	1	2	0.00	0.000										
Steve Bedrosian, R ERA: 5.84 (8, 1)	1.0		5	2	1	1	0	0	0	1	0	0	0	12	15	9.00	2.000										
Greg McMichael, R ERA: 3.48 (9, 1)	1.0		3	1	0	0	0	0	0	0	0	0	0	9	15	0.00	1.000										
Batter	1	2	3	4	5	6	7	8	9	AB	R	H	RBI	BB	SO	LOB	BOTTOM										
Marquis Grissom, R OBP: 0.256, SLG: 0.340 (1, 8)										5	0	0	0	0	2	2											
Jeff Blausler, R OBP: 0.339, SLG: 0.393 (1, 6)										3	0	1	0	2	2	0											
10 Chipper Jones, S OBP: 0.377, SLG: 0.463 (1, 9)										4	0	0	0	1	1	5											
Fred McGriff, L OBP: 0.398, SLG: 0.492 (1, 3)										4	0	1	0	1	2	2											
Ryan Klesko, L OBP: 0.323, SLG: 0.273 (7, PH)										3	1	2	0	0	1	1											
Mike Kelly, R OBP: 0.258, SLG: 0.333 (7, PH)										0	0	0	0	0	0	0											
Dwight Smith, L OBP: 0.377, SLG: 0.580 (8, 7)										1	0	0	0	0	1	3											
Jose Oliva, R OBP: 0.235, SLG: 0.429 (1, 5)										4	0	1	0	0	0	3											
Charlie O'Brien, R OBP: 0.419, SLG: 0.568 (1, 2)										4	1	3	1	0	1	1											
Mark Lemke, S OBP: 0.283, SLG: 0.327 (1, 4)										4	0	0	0	0	1	4											
Tom Glavine, L OBP: 0.278, SLG: 0.235 (5, PH)										1	0	0	0	0	0	0											
Brian Kovach, R OBP: 0.209, SLG: 2.000 (5, PH)										0	0	0	0	0	0	0											
Brad Clontz, R ERA: 0.75 (7, PH)										1	0	0	0	0	0	0											
Pedro Borbon, R OBP: 0.273, SLG: 0.455 (7, PH)										0	0	0	0	0	0	0											
Mike Montecal, R OBP: 0.305, SLG: 0.475 (8, PH)										1	0	0	0	0	0	0											
Steve Bedrosian, R OBP: 0.305, SLG: 0.475 (8, PH)										0	0	0	0	0	0	0											
Javy Lopez, R OBP: 0.305, SLG: 0.475 (8, PH)										1	0	0	0	0	0	1											
Greg McMichael, R (9, 1)										0	0	0	0	0	0	0											
Inning Stats	R: 0 E: 0 K: 2 S: 10	H: 0 LOB: 0 BB: 0 P: 14	R: 0 E: 0 K: 2 S: 8	H: 1 LOB: 1 BB: 0 P: 9	R: 0 E: 0 K: 1 S: 13	H: 0 LOB: 0 BB: 0 P: 17	R: 0 E: 0 K: 1 S: 8	H: 2 LOB: 2 BB: 0 P: 11	R: 1 E: 0 K: 0 S: 12	H: 3 LOB: 1 BB: 2 P: 20	R: 0 E: 0 K: 1 S: 10	H: 1 LOB: 3 BB: 2 P: 20	R: 0 E: 0 K: 1 S: 8	H: 1 LOB: 1 BB: 0 P: 13	R: 0 E: 0 K: 3 S: 12	H: 0 LOB: 1 BB: 1 P: 20	1B: 6 2B: 4 3B: 0 HR: 0	SF: 0 SAC: 0 DP: 1 HBP: 0	WP: 0 PB: 0 SB: 0 CS: 0	PA: 40							
PITCHER	IP	WLS	BF	H	R	ER	SO	BB	IBB	HBP	BLK	WP	HR	S	P	ERA	WHIP										
Shane Reynolds, R ERA: 3.67 (7, 1)	0.1		3	1	0	0	0	1	0	0	0	0	0	3	8	0.00	6.000										
Dave Veres, R ERA: 0.75 (7, 1)	0.1		2	0	0	0	0	1	0	0	0	0	0	4	9	0.00	3.000										
Pedro Martinez, L ERA: 6.94 (7, 1)	1.1		5	1	0	0	2	0	0	0	0	0	0	11	16	0.00	0.750										
Todd Jones, R ERA: 1.55 (9, 1)	1.0		4	0	0	0	3	1	0	0	0	0	0	12	20	0.00	1.000										

Houston Astros @ Atlanta Braves
Atlanta-Fulton County Stadium, Atlanta, GA
Sun Jun 04 1995, 3:33 AM EDT
Att: 29,507 - Sunny - 84 F

AB 37
R 6
H 13
RBI 6
BB 2
SO 9
LOB 20



Houston Astros @ Atlanta Braves
Atlanta-Fulton County Stadium, Atlanta, GA
Sun Jun 04 1995, 3:33 AM EDT
Att: 29,507 - Sunny - 84 F

AB 36
R 2
H 10
RBI 2
SO 11
LOB 22



Batter	1	2	3	4	5	6	7	8	9	AB R H RBI BB SO LOB	TOP										
Quilvio Veras, S OBP: 0.393, SLG: 0.319	0-1 F9	0-2 G3			2-2 F8		4-2 S BB		1-1 F9	4 0 0 0 1 0 1	Florida Marlins @ Houston Astros Astrodome, Houston, TX Mon Jun 05 1995, 8:05 PM EDT Att: 11,238 - Dome										
Jesus Tavarez, S OBP: 0.389, SLG: 0.412	2-1 G4-3		1-1 CS 1B		0-0 G5-4-3 1B		2-3 K		0-0 1B	5 0 3 0 0 1 1											
Gary Sheffield, R OBP: 0.466, SLG: 0.480	1-1 G4-3		2-2 G6-3		0-0 G5-4-3		0-0 G6-3		0-3 K	5 0 0 0 0 1 4											
Jeff Conine, R OBP: 0.435, SLG: 0.534		1-1 1B	2-2 HR		4-1 2B 1B BB		4-0 IBB			2 3 2 1 2 0 0											
Greg Colbrunn, R OBP: 0.289, SLG: 0.372		1-2 F8	0-2 L5		0-2 2B		0-0 L8			4 0 1 0 0 0 3											
Alex Arias, R OBP: 0.429, SLG: 0.509		0-1 L5		4-1 E BB		3-2 1B		0-1 G5-4-3 1B		3 0 2 1 1 0 1											
Kurt Abbott, R OBP: 0.299, SLG: 0.397	2-1 E 1B		1-2 F9		1-2 K		2-2 G5-4-3		2-2 G5-4-3	4 1 1 1 0 1 4											
Charles Johnson, R OBP: 0.270, SLG: 0.206	1-0 E5 2B		1-1 F9		0-3 K		2-3 K		2-3 K	4 1 0 0 0 2 3											
Bobby Witt, R Terry Pennington, S Randy Veres, R Yorkis Perez, L Tommy Gregg, L Robb Nen, R	0-0 2H 2B		3-2 G6-3		3-2 G4-3				3-2 P5	2 0 1 1 0 0 1 1 0 0 0 0 0 2 0 0 0 0 0 0 0 0 0 0 0 0 0 0 1 0 0 0 0 0 0 0 0 0 0 0 0 0											
Inning Stats	R: 0 E: 0 K: 0 S: 6	H: 0 LOB: 0 BB: 0 P: 9	R: 3 E: 1 K: 0 S: 14	H: 3 LOB: 1 BB: 0 P: 19	R: 1 E: 0 K: 0 S: 13	H: 2 LOB: 0 BB: 0 P: 17	R: 0 E: 1 K: 0 S: 10	H: 0 LOB: 1 BB: 1 P: 19	R: 0 E: 0 K: 2 S: 16	H: 1 LOB: 0 BB: 0 P: 7		R: 1 E: 0 K: 2 S: 16	H: 2 LOB: 2 BB: 1 P: 28	R: 0 E: 0 K: 1 S: 10	H: 0 LOB: 0 BB: 2 P: 20	R: 0 E: 0 K: 1 S: 8	H: 1 LOB: 0 BB: 0 P: 12	R: 0 E: 0 K: 1 S: 11	H: 1 LOB: 1 BB: 0 P: 15	1B: 6 2B: 3 3B: 0 HR: 1	SF: 0 SAC: 0 DP: 2 HBP: 0
PITCHER	IP WLS BF H R ER SO BB IBB HBP BLK WP HR S P ERA WHIP											IP WLS BF H R ER SO BB IBB HBP BLK WP HR S P ERA WHIP									
Greg Swindell, L ERA: 5.82	(1, 1) 5.0 23 7 5 3 0 2 0 0 0 0 1 52 79 5.40 1.800																				
Jim Dougherty, R ERA: 2.99	(6, 1) 1.0 4 1 0 0 2 0 0 0 0 0 0 12 20 0.00 1.000																				
Dave Veres, R ERA: 0.67	(7, 1) 3.0 W 12 2 0 0 3 1 1 0 0 0 0 29 47 0.00 1.000																				

AB	35
R	5
H	10
RBI	4
BB	4
SO	5
LOB	20



Batter	1	2	3	4	5	6	7	8	9	AB R H RBI BB SO LOB	BOTTOM										
John Cangelosi, S OBP: 0.433, SLG: 0.261	2-1 G6-3	2-2 G3-1		4-1 1B BB			3-2 L7		4-1 HR BB	3 1 0 0 2 0 1	Florida Marlins @ Houston Astros Astrodome, Houston, TX Mon Jun 05 1995, 8:05 PM EDT Att: 11,238 - Dome										
Craig Biggio, R OBP: 0.406, SLG: 0.455	3-2 L3		4-0 5 2B BB	0-0 1-2 2H 1B			0-0 P5		2-1 HR	4 2 2 3 1 0 0											
5 Jeff Bagwell, R OBP: 0.338, SLG: 0.366	1-1 1B		1-0 G4-3 1H G4-3 2B		2-2 K		0-0 P3			4 1 2 1 0 1 0											
Derek Bell, R OBP: 0.399, SLG: 0.485	2-2 1B		1-2 G4-3		2-1 G6-3		1-2 G3-1			4 0 1 0 0 0 1											
Luis Gonzalez, L OBP: 0.306, SLG: 0.430	2-1 L6		3-1 G4-3		2-2 G4-3		0-3 K			4 0 0 1 0 1 2											
Chris Donnels, L OBP: 0.345, SLG: 0.296		2-0 F7	3-3 K			0-0 G6-3		2-2 P6		3 0 0 0 0 1 0											
Craig Shipley, R OBP: 0.375, SLG: 0.444										1 0 0 0 0 0 0											
Tony Eusebio, R OBP: 0.355, SLG: 0.414		3-2 FC5-4 1B		0-2 G5-3 1B 1B		4-1 BB		0-0 P4		3 0 2 0 1 0 0											
Orlando Miller, R OBP: 0.310, SLG: 0.358		1-2 FC5-4 2B		0-1 G5-3		1-3 K		0-2 G1-3		4 1 0 0 0 1 3											
Greg Swindell, L OBP: 0.308, SLG: 0.333		2-0 2B		2-0 G6-3		0-0 G1-3		4-0 BB HR		2 0 1 1 0 0 1 0 0 0 0 0 0 0 1 0 0 0 0 0 1 0 0 0 0 0 0 0 0 1 0 0 1 0 0											
Inning Stats	R: 0 E: 0 K: 0 S: 13	H: 2 LOB: 1 BB: 0 P: 23	R: 1 E: 0 K: 1 S: 17	H: 2 LOB: 0 BB: 0 P: 27	R: 2 E: 0 K: 1 S: 9	H: 1 LOB: 0 BB: 1 P: 21	R: 0 E: 0 K: 0 S: 9	H: 2 LOB: 2 BB: 1 P: 15	R: 0 E: 0 K: 1 S: 8	H: 0 LOB: 0 BB: 0 P: 14	R: 0 E: 0 K: 1 S: 6	H: 0 LOB: 1 BB: 1 P: 11	R: 0 E: 0 K: 0 S: 5	H: 0 LOB: 0 BB: 0 P: 8	R: 0 E: 0 K: 1 S: 12	H: 0 LOB: 0 BB: 0 P: 15	R: 3 E: 0 K: 0 S: 7	H: 1 LOB: 0 BB: 2 P: 17	1B: 5 2B: 2 3B: 0 HR: 1	SF: 0 SAC: 0 DP: 0 HBP: 0	WP: 0 PA: 38 PB: 0 SB: 0 CS: 0
PITCHER	IP WLS BF H R ER SO BB IBB HBP BLK WP HR S P ERA WHIP											IP WLS BF H R ER SO BB IBB HBP BLK WP HR S P ERA WHIP									
Bobby Witt, R ERA: 4.93	(1, 1) 5.0 23 7 3 3 2 2 0 0 0 0 0 56 100 5.40 1.800																				
Randy Veres, R ERA: 1.65	(6, 1) 2.1 8 0 0 0 1 1 0 0 0 0 0 16 25 0.00 0.429																				
Yorkis Perez, L ERA: 5.09	(8, 1) 0.2 2 0 0 0 1 0 0 0 0 0 0 7 9 0.00 0.000																				
Robb Nen, R ERA: 5.68	(9, 1) 0.2 L 5 1 3 3 0 2 0 0 0 0 0 1 7 17 40.50 4.500																				



AB	33
R	6
H	8
RBI	6
BB	5
SO	4
LOB	9

Batter	1	2	3	4	5	6	7	8	9	10	11	AB	R	H	RBI	BB	SO	LOB	TOP							
Quilvio Veras, S OBP: 0.395, SLG: 0.319	(1,4) 4-2 CS BB			X 0-0 G6-4-3 1B		B 4-1 1-2 2-3 2B BB	4-2 BB		B 2-1 G6-3		B 2-0 F8	3	1	1	0	3	0	1								
Jesus Tavarez, S OBP: 0.349, SLG: 0.364	(1,8) 3-2 F7			1 SAFE 2-0 G6-4-3		X 0-0 2B BB	1-0 F8		X 0-0 F7			5	1	1	1	0	0	4								
Jeff Conine, R OBP: 0.426, SLG: 0.528	(1,7) 0-1 F8			S 1-2 L7		X 0-2 2B 2B		B 1-0 P4		B 2-2 L6		5	1	1	2	0	0	0								
Gary Sheffield, R OBP: 0.461, SLG: 0.473	(1,9) 0-1 G3			X 1-2 F7		X 0-2 P4		F 0-1 FC6-4 BB 1B		X 0-0 P5		4	1	1	0	0	0	2								
Tommy Gregg, L OBP: 0.314, SLG: 0.467	(8,9) 3-2 F7			X 0-0 P4		X 0-0 2B		B 4-0 FC6-4 BB		B 2-1 G1-3		4	0	1	2	1	1	0								
Terry Pendleton, S OBP: 0.301, SLG: 0.401	(1,5) 2-3 K			X 0-0 P4		X 2-H 3-H 2B		X 1-2 BB				4	0	1	2	1	1	0								
Greg Colbrunn, R OBP: 0.298, SLG: 0.365	(1,3) 0-2 L3			X 0-0 F7		X 2-2 G1-3		X 0-0 FC6-4 1B				5	1	1	0	0	0	3								
Kurt Abbott, R OBP: 0.270, SLG: 0.402	(1,6) 0-0 G6-4-3 1B			X 1-3 K		B 1-1 F8		B 2-2 1B		B 2-0 SH3-4		4	0	2	1	0	1	0								
Charles Johnson, R OBP: 0.282, SLG: 0.250	(1,2) 1-2 G6-4-3			X 0-0 BB 1B		X 1-0 G4-3 2B		X 3-3 K		B 3-2 2B		5	1	3	1	0	1	3								
Pat Rapp, R OBP: 0.300, SLG: 0.375	(1,1) 0-3 K			X 2-1 1B BB HBP		X 3-2 G4-3		B 1-0 F9		B 2-3 K		1	0	0	0	0	1	0								
Andre Dawson, S OBP: 0.225, SLG: 0.225	(8, PH)											0	1	0	0	0	0	0								
Tommy Martinez, L OBP: 0.225, SLG: 0.225	(8, PH)											0	0	0	0	0	0	0								
Yorkis Perez, L OBP: 0.225, SLG: 0.225	(8, PH)											0	0	0	0	0	0	0								
Jeremy Hernandez, R OBP: 0.225, SLG: 0.225	(8, PH)											0	0	0	0	0	0	0								
Mark Gardner, R OBP: 0.225, SLG: 0.225	(8, PH)											0	0	0	0	0	0	0								
Alex Arias, R OBP: 0.225, SLG: 0.225	(11, PH)											0	0	0	0	0	0	0								
Robb Nen, R OBP: 0.225, SLG: 0.225	(11, PH)											0	1	0	0	0	0	0								
Inning Stats	R: 0 E: 0 K: 0 S: 9	H: 0 LOB: 0 BB: 1 P: 16	R: 0 E: 0 K: 1 S: 8	H: 0 LOB: 0 BB: 0 P: 10	R: 0 E: 0 K: 1 S: 7	H: 1 LOB: 0 BB: 0 P: 8	R: 0 E: 0 K: 0 S: 9	H: 1 LOB: 0 BB: 0 P: 11	R: 0 E: 0 K: 0 S: 6	H: 0 LOB: 0 BB: 0 P: 7	R: 5 E: 0 K: 1 S: 17	H: 4 LOB: 1 BB: 1 P: 26	R: 0 E: 0 K: 0 S: 11	H: 1 LOB: 2 BB: 1 P: 21	R: 1 E: 0 K: 1 S: 12	H: 2 LOB: 2 BB: 1 P: 22	R: 0 E: 0 K: 0 S: 4	H: 0 LOB: 0 BB: 0 P: 7	R: 0 E: 0 K: 0 S: 6	H: 0 LOB: 0 BB: 0 P: 10	R: 1 E: 0 K: 1 S: 11	H: 2 LOB: 1 BB: 0 P: 20	1B: 6 2B: 5 3B: 0 HR: 0	SF: 0 SAC: 1 DP: 2 HBP: 1	WP: 0 PB: 0 SB: 0 CS: 1	PA: 46
PITCHER	IP ERA WLS BF H R ER SO BB IBB HBP BLK WP HR S P ERA WHIP	5.1 2.77 1.1 9 4 2 2 0 1 0 0 0 0 0 21 32 5.06 0.938	6.1 3.47 0.1 1 0 0 0 0 0 0 0 0 0 0 1 2 0.00 0.000	8.1 1.74 2.0 9 2 1 1 1 1 0 0 0 0 0 16 29 4.50 1.500	10.1 1.17 2.0 L 8 2 1 1 1 0 0 0 0 0 17 30 4.50 1.000	PITCHER	IP ERA WLS BF H R ER SO BB IBB HBP BLK WP HR S P ERA WHIP	11.1 4.66 2.1 9 7 0 0 1 1 0 0 0 0 0 0 0 22 40 0.00 1.286	8.1 5.6 0.0 2 2 0 0 0 0 0 0 0 0 0 0 2 2 =	8.1 5.6 1.1 8 3 3 3 2 2 0 0 0 0 0 17 31 20.25 3.750	9.1 7.48 1.1 W 6 1 0 0 2 0 1 0 0 0 0 15 28 0.00 0.750	11.1 5.4 1.0 S 11 1 0 0 0 0 0 0 0 0 0 1 12 0.00 1.000														

Florida Marlins @ Houston Astros
Astrodome, Houston, TX
Tue Jun 06 1995, 8:05 PM EDT
Att: 13,452 - Dome

AB 40
R 7
H 11
RBI 7
BB 4
SO 5
LOB 15

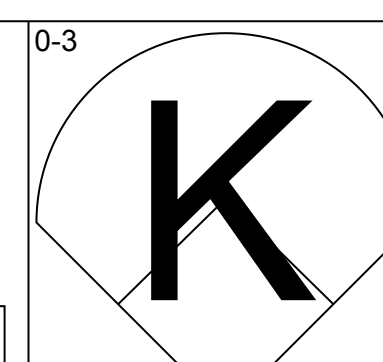
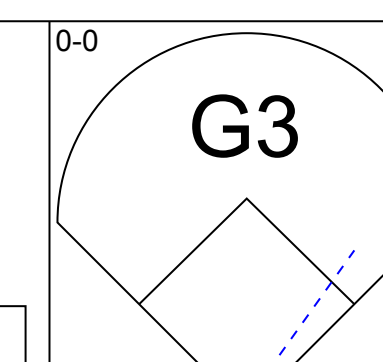
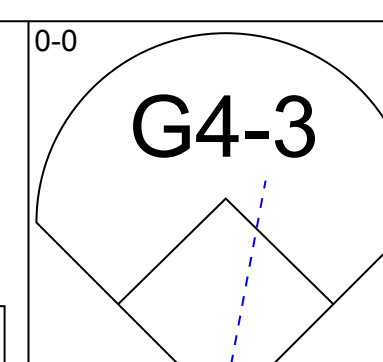
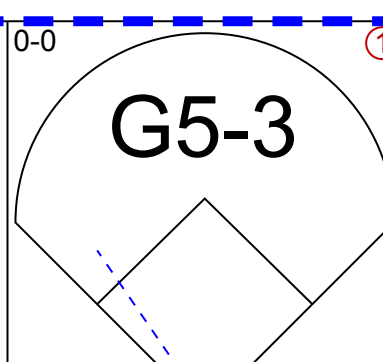
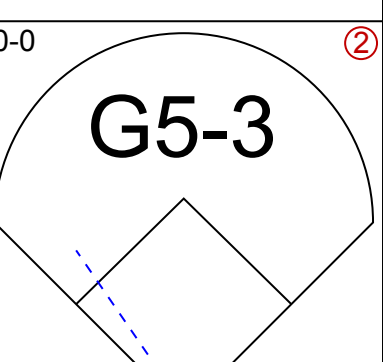
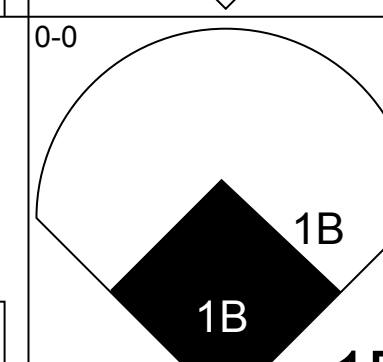
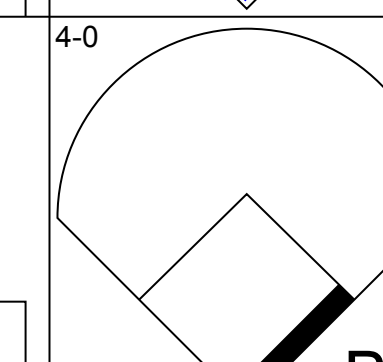
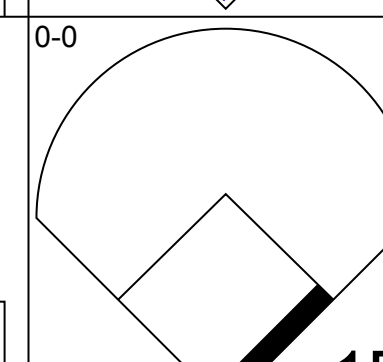
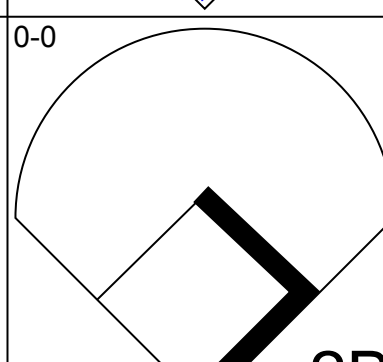
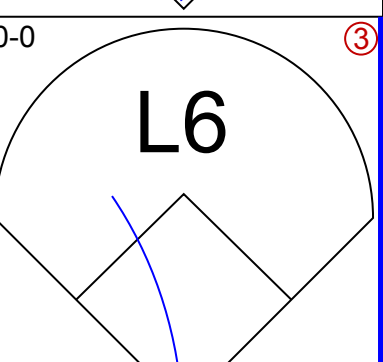
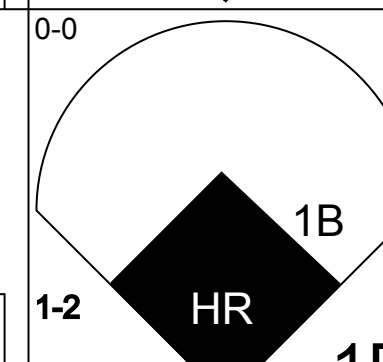
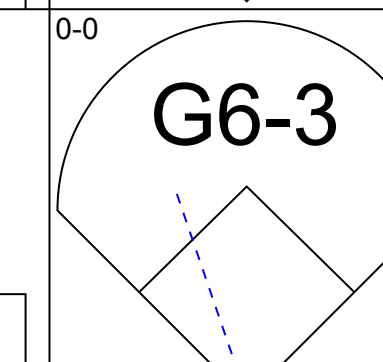
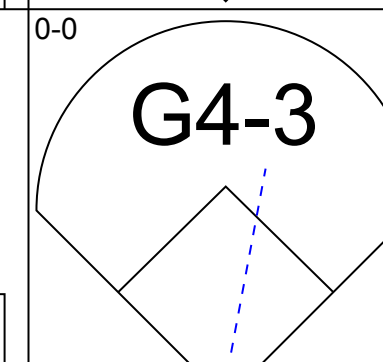
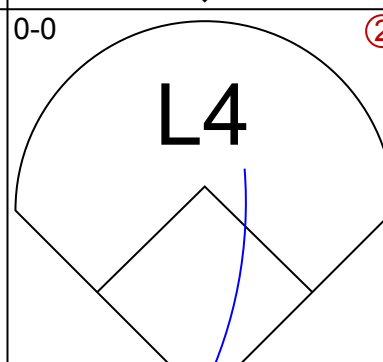

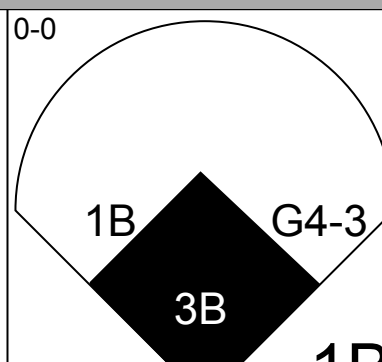
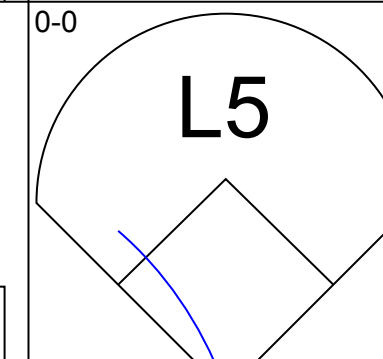
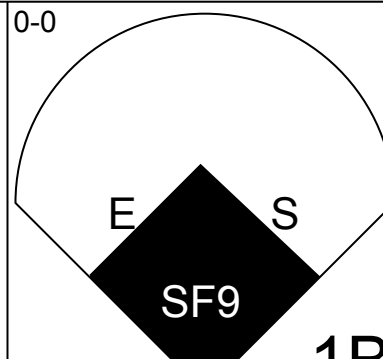
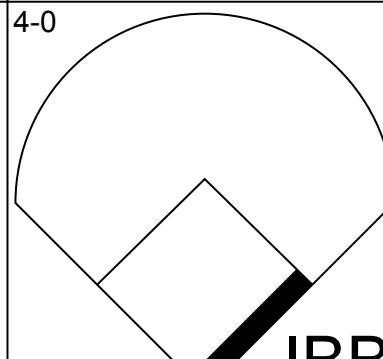

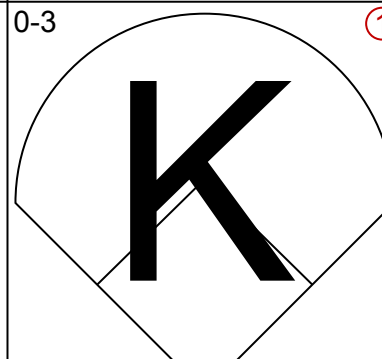
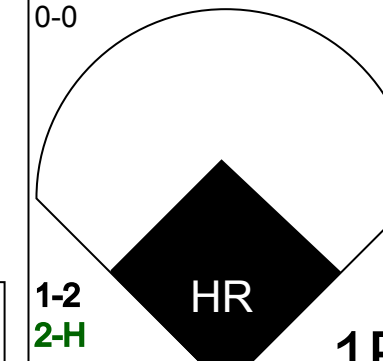
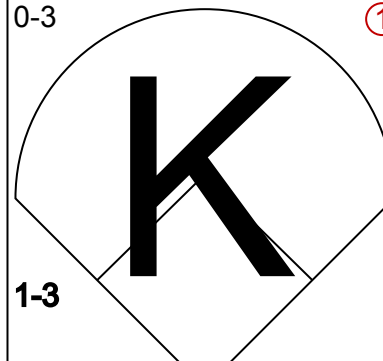
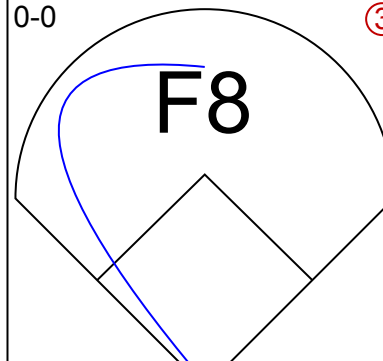

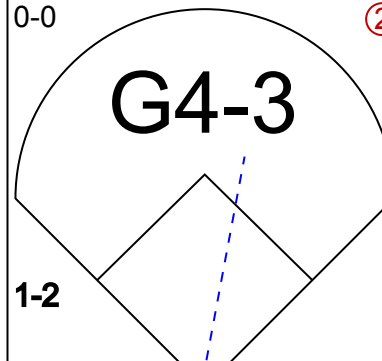
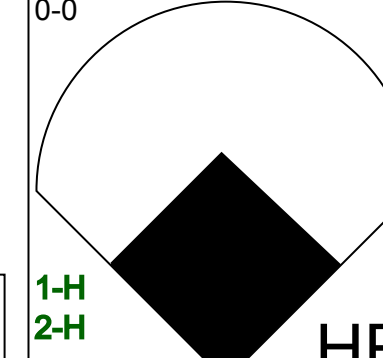
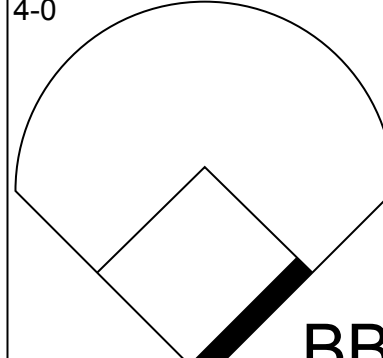

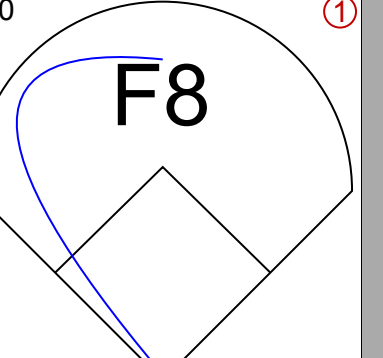
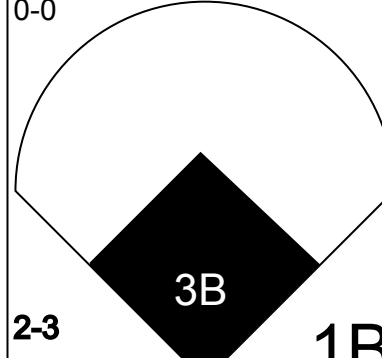
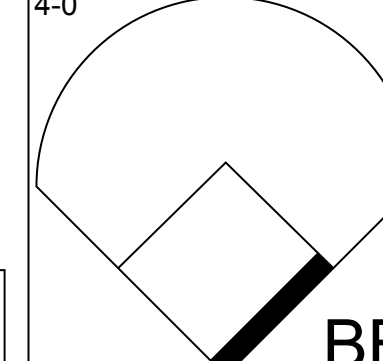
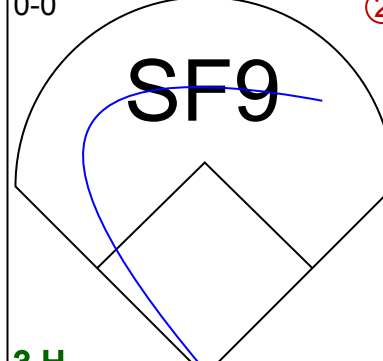

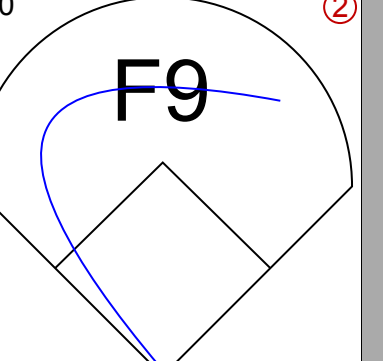
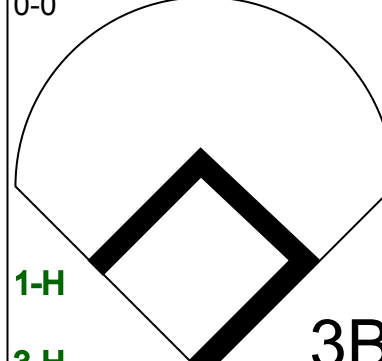
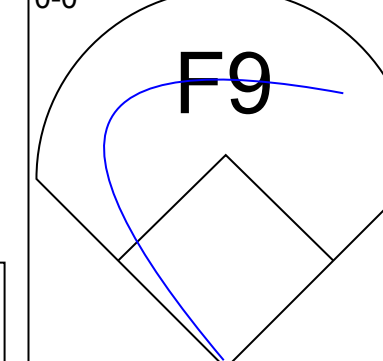
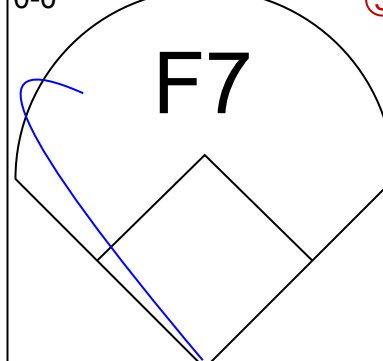

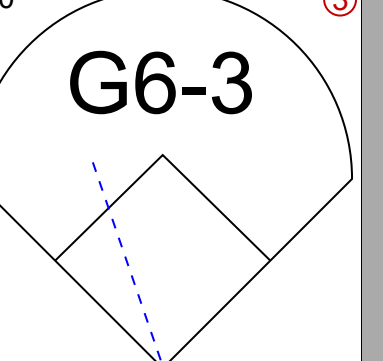
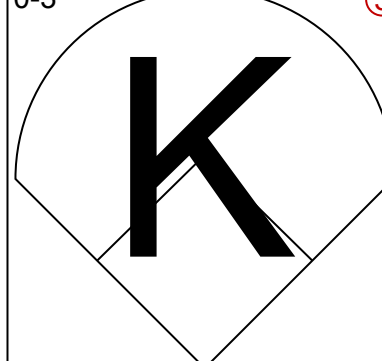
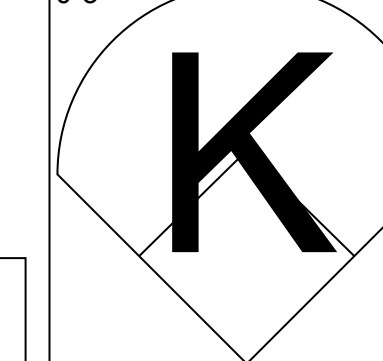
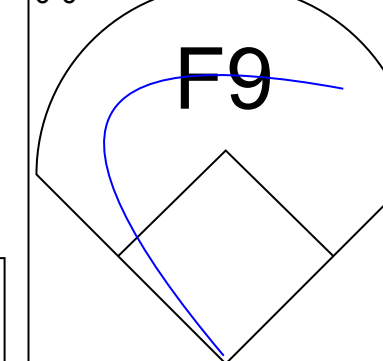

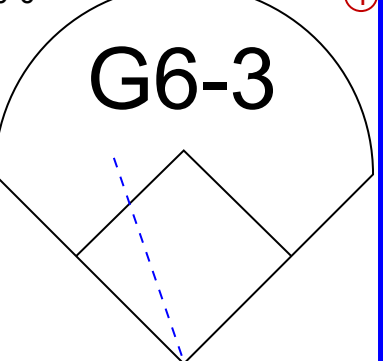


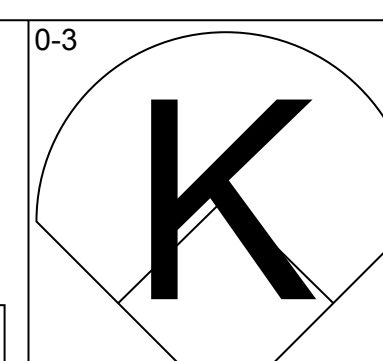
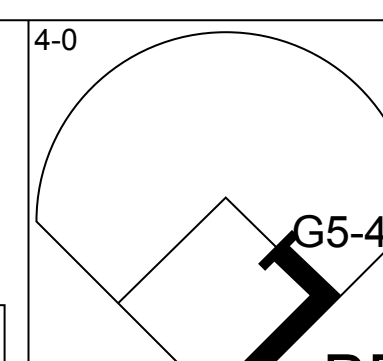
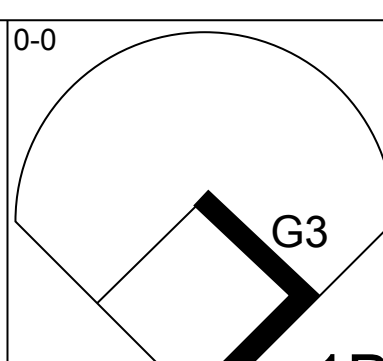
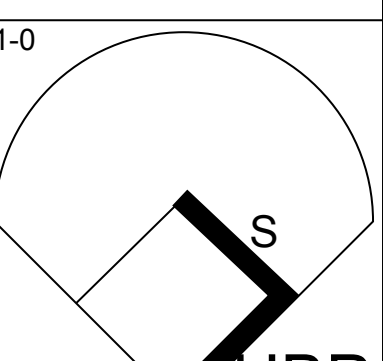
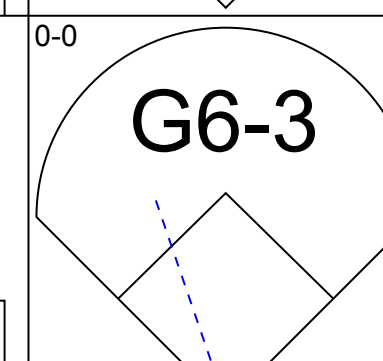
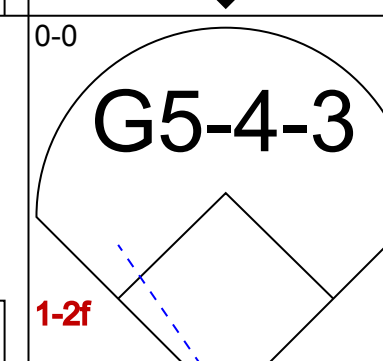
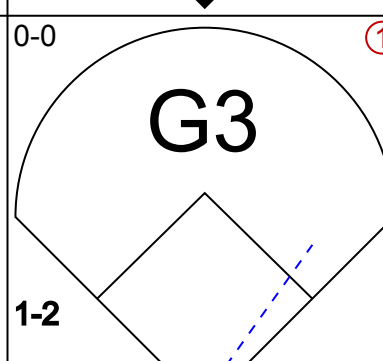
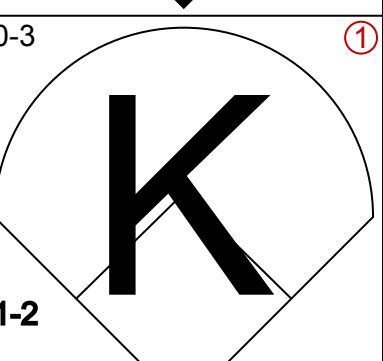
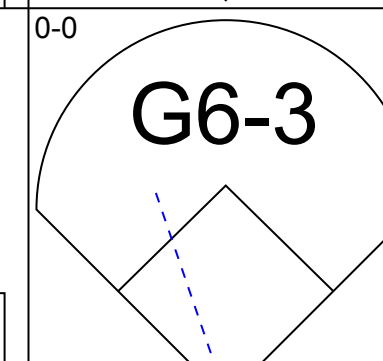
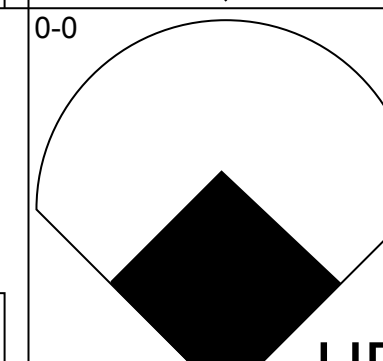
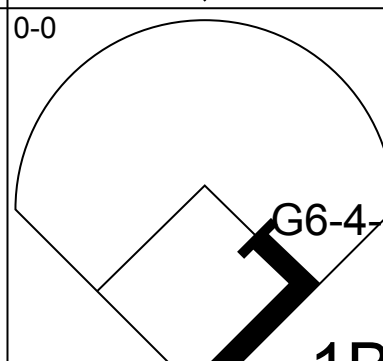
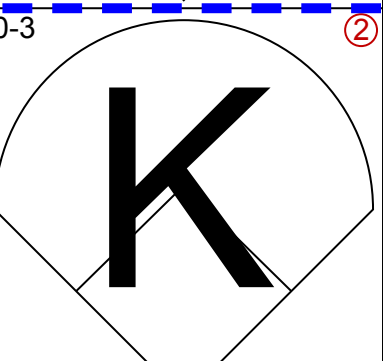
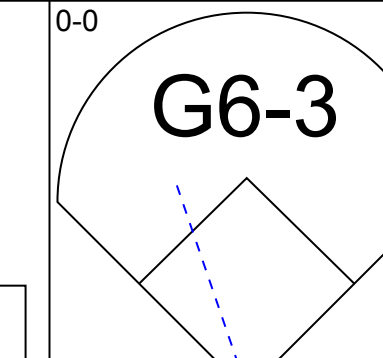
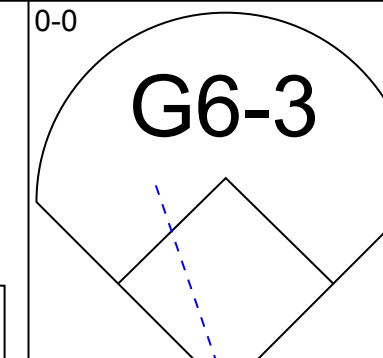
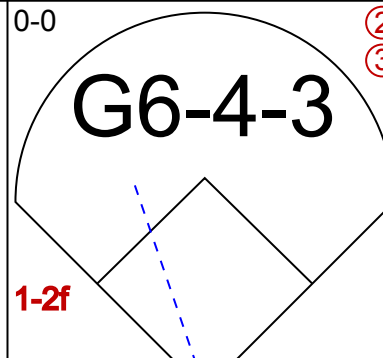
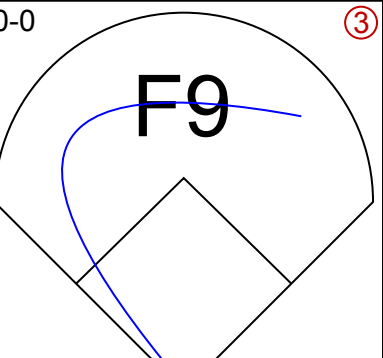
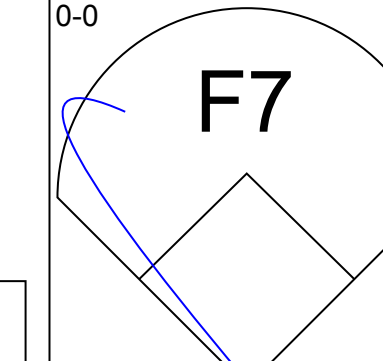
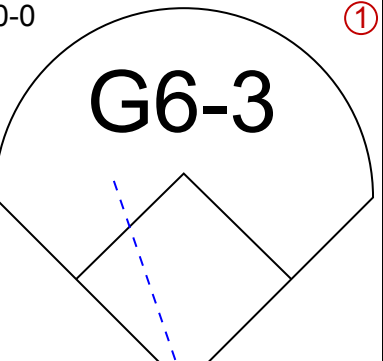
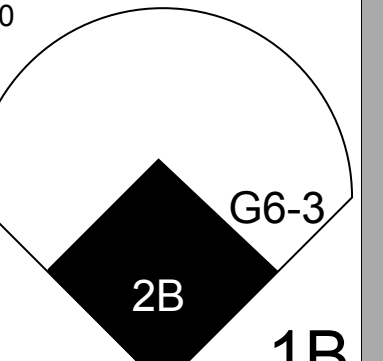
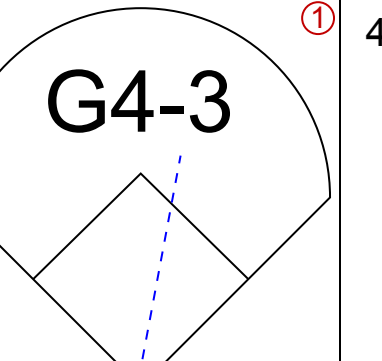
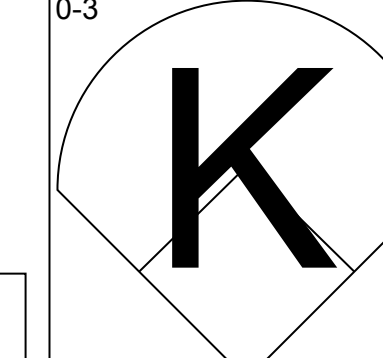
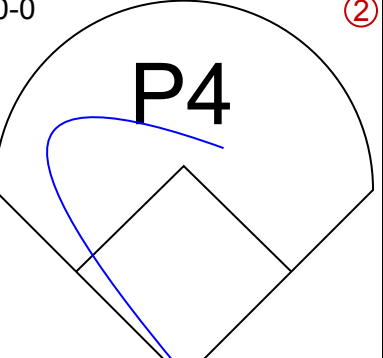

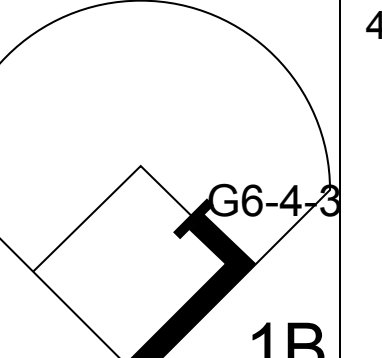
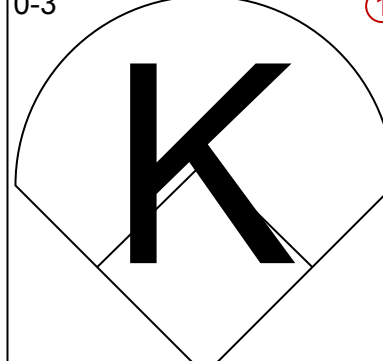
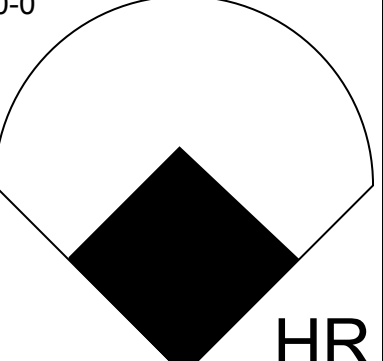
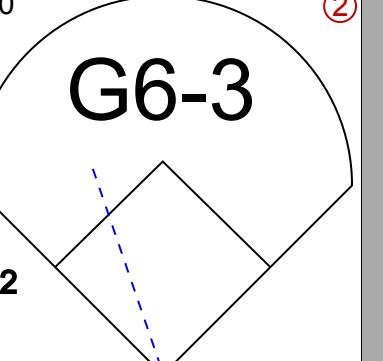
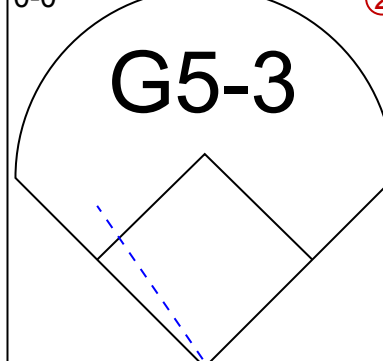
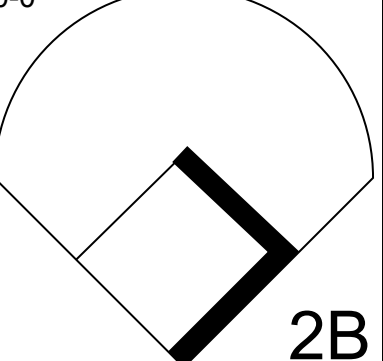
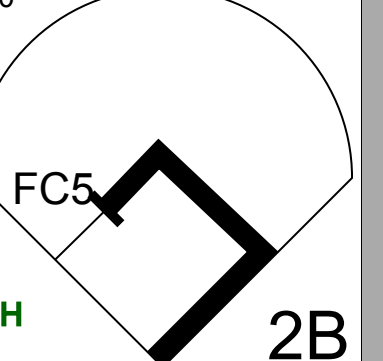
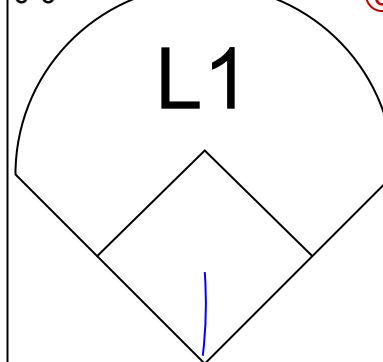
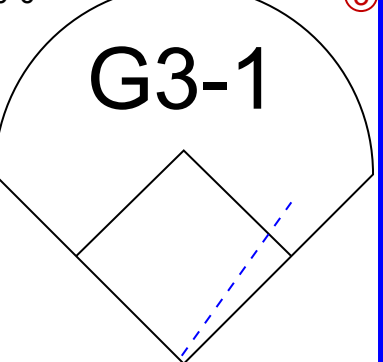
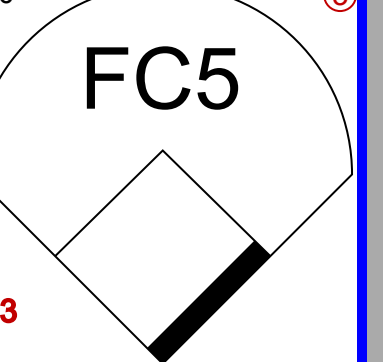
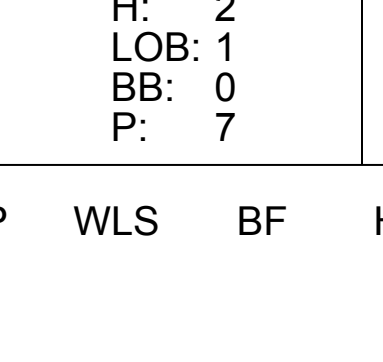
Batter	1	2	3	4	5	6	7	8	9	10	11	AB	R	H	RBI	BB	SO	LOB	BOTTOM							
Craig Biggio, R OBP: 0.409, SLG: 0.449	(1,4) 4-0 S G4-3 BB			X 0-0 F7		B 2-2 1B		B 4-2 SH2-4 1B BB		B 0-2 G3-1		4	2	1	0	2	1	3								
Milt Thompson, L OBP: 0.244, SLG: 0.167	(1,9) 2-0 G4-3			X 1-0 G6-3		X 1-3 K		B 0-0 SH2-4		B 3-3 K		5	0	0	0	0	3	6								
Scott Servais, R OBP: 0.259, SLG: 0.310	(11,2) 1-2 K			X 1-1 1B		X 2-2 HR		B 2-0 F7		B 3-3 K		0	0	0	0	0	0	0								
5 Jeff Bagwell, R OBP: 0.344, SLG: 0.401	(1,3) 2-2 K			X 1-1 1B		X 1-H HR		B 2-0 F7		B 3-3 K		6	1	3	2	0	2	4								
Derek Bell, R OBP: 0.396, SLG: 0.479	(1,8) 3-2 K			X 1-2 1B		X 0-1 G4-3		X 0-0 L9		X 0-0 G4-3		6	0	2	2	0	1	1								
Luis Gonzalez, L OBP: 0.380, SLG: 0.435	(1,7) 0-1 G4-3			X 1-1 G4-3		X 1-2 L4		X 0-0 1B 2B		X 4-1 FC5-2 2B		3	0	1	0	0	0	2								
James Mouton, R OBP: 0.330, SLG: 0.438	(8, PH) 0-1 FC4-2 2B			X 1-1 G4-3		X 1-2 L4		X 1-3 1B 2B BB		X 1-3 FC5-2 2B		2	1	1	0	1	0	1								
Dave Magadan, L OBP: 0.333, SLG: 0.380	(1,5) 0-0 G4-3			X 0-0 G4-3		X 2-1 CS		X 0-0 2B		X 3-3 K		3	0	2	0	0	0	1								
Craig Shipley, R OBP: 0.380, SLG: 0.447	(8, PH) 0-0 G4-3			X 2-1 CS		X 2-1 1B		X 2-1 2B		X 1-2 K		2	0	1	0	0	1	2								
John Hudek, S OBP: 1.000, SLG: 1.000	(10,1) 2-3 K			X 3-3 1B		X 3-2 F9		X 2-0 2B 1B		X 1-2 K		0	0	0	0	0	0	0								
Greg Swindell, L OBP: 0.286, SLG: 0.308	(11, PH) 0-0 B5			X 1-1 FC4-2 1B		X 1-2 K		X 2-3 2B 1B		X 1-2 K		1	0	0	0	0	1	1								
Tony Eusebio, R OBP: 0.358, SLG: 0.427	(1,2) 1-1 FC4-2 1B			X 3-3 K		X 3-2 F9		X 2-0 2B		X 1-1 SH5-4 1B		5	0	2	1	0	1	3								
Mike Brumley, S OBP: 0.388, SLG: 0.427	(10, PR) 3-H K			X 1-2 K		X 1-2 K		X 1-H 2B		X 3-H 2B		0	0	0	0	0	0	0								
Orlando Miller, R OBP: 0.308, SLG: 0.354	(1,6) 3-2 1B			X 1-0 F8		X 2-2 F9		X 0-3 K		X 2-1 SH5-4		4	0	1	0	0	1	2								
Doug Brocail, L OBP: 0.260, SLG: 0.300	(1,1) 0-0 B5			X 0-0 5 HR 1B		X 4-0 CS		X 1-2 SH2-4 1B		X 4-0 G3-1		2	1	1	0	0	0	2								
Jim Dougherty, R ERA: 3.55	(8, PH)											0	0	0	0	0	0	0								
John Cangelosi, S OBP: 0.262, SLG: 0.281	(7, PH)											0	0	0	0	0	0	0								
Todd Jones, L OBP: 0.262, SLG: 0.281	(8, PH)											0	0	0	0	0	0	0								
Chris Donnels, L OBP: 0.267, SLG: 0.321	(8, PH)											0	1	1	0	1	0	0								
Inning Stats	R: 1 E: 0 K: 2 S: 7	H: 0 LOB: 0 BB: 1 P: 18	R: 0 E: 0 K: 0 S: 9	H: 2 LOB: 2 BB: 0 P: 13	R: 0 E: 0 K: 1 S: 11	H: 2 LOB: 2 BB: 0 P: 16	R: 0 E: 0 K: 1 S: 6	H: 1 LOB: 0 BB: 0 P: 12	R: 2 E: 0 K: 1 S: 11	H: 2 LOB: 0 BB: 0 P: 14	R: 0 E: 0 K: 0 S: 13	H: 1 LOB: 1 BB: 0 P: 21	R: 0 E: 0 K: 1 S: 8	H: 1 LOB: 1 BB: 1 P: 18	R: 1 E: 0 K: 1 S: 7	H: 3 LOB: 1 BB: 0 P: 9	R: 2 E: 0 K: 2 S: 18	H: 2 LOB: 2 BB: 2 P: 33	R: 0 E: 0 K: 1 S: 10	H: 1 LOB: 3 BB: 1 P: 20	R: 0 E: 0 K: 1 S: 9	H: 1 LOB: 1 BB: 0 P: 12	1B: 10 2B: 6 3B: 0 HR: 1	SF: 0 SAC: 2 DP: 1 HBP: 0	WP: 0 PB: 0 SB: 3 CS: 2	PA: 51
PITCHER	IP ERA WLS BF H R ER SO BB IBB HBP BLK WP HR S P ERA WHIP	5.0 4.66 2.1 9 7 0 0 1 1 0 0 0 0 0 0 22 40 0.00 1.286	8.1 5.6 0.0 2 2 0 0 0 0 0 0 0 0 0 0 2 2 =	8.1 5.6 1.1 8 3 3 3 2 2 0 0 0 0 0 17 31 20.25 3.750	9.1 7.48 1.1 W 6 1 0 0 2 0 1 0 0 0 0 15 28 0.00 0.750	11.1 5.4 1.0 S 11 1 0 0 0 0 0 0 0 0 1 12 0.00 1.000																				

Florida Marlins @ Houston Astros
Astrodome, Houston, TX
Tue Jun 06 1995, 8:05 PM EDT
Att: 13,452 - Dome

AB 44
R 6
H 16
RBI 5
BB 5
SO 11
LOB 28



Batter	1	2	3	4	5	6	7	8	9	AB	R	H	RBI	BB	SO	LOB	TOP			
Jesus Tavaréz, S OBP: 0.286, SLG: 0.296 (1, 8)										5	0	0	0	0	1	0	Florida Marlins @ Houston Astros Astrodome, Houston, TX Wed Jun 07, 1995, 4:33 AM EDT Att: 12,131 - Dome			
Alex Arias, R OBP: 0.349, SLG: 0.533 Randy Veres, R (8, 1)										4	1	3	0	1	0	0				
Jeff Conine, R OBP: 0.425, SLG: 0.522 (1, 7)										5	2	2	0	0	0	3				
Gary Sheffield, R OBP: 0.465, SLG: 0.496 (1, 9)										4	2	2	1	1	1	3				
Terry Pendleton, S OBP: 0.297, SLG: 0.395 (1, 5)										5	1	1	1	0	1	4				
Greg Colbrunn, R OBP: 0.304, SLG: 0.400 (1, 3)										4	2	3	3	1	0	0				
Kurt Abbott, R OBP: 0.277, SLG: 0.424 (1, 6)										3	0	1	3	1	0	1				
Steve Decker, R OBP: 0.238, SLG: 0.158 (1, 2)										4	0	0	0	1	1	3				
John Burkett, R OBP: 0.100, SLG: 0.053 Yorkis Perez, L (7, 1)										3	0	0	0	0	1	2				
Quilvio Veras, S OBP: 0.395, SLG: 0.319 (8, 4)										1	0	0	0	0	0	0				
										0	0	0	0	0	0	0				
Inning Stats	R: 4 E: 0 K: 1 S: 9	H: 4 LOB: 1 BB: 1 P: 13	R: 0 E: 0 K: 1 S: 5	H: 0 LOB: 1 BB: 1 P: 9	R: 1 E: 0 K: 1 S: 6	H: 1 LOB: 1 BB: 1 P: 10	R: 0 E: 0 K: 0 S: 4	H: 1 LOB: 1 BB: 0 P: 4	R: 1 E: 0 K: 0 S: 5	H: 2 LOB: 2 BB: 1 P: 9	R: 0 E: 0 K: 0 S: 4	H: 1 LOB: 0 BB: 0 P: 8	R: 0 E: 0 K: 0 S: 3	H: 0 LOB: 0 BB: 0 P: 3	R: 0 E: 0 K: 2 S: 10	H: 3 LOB: 1 BB: 0 P: 10	1B: 8 2B: 1 3B: 1 HR: 2	SF: 1 SAC: 0 DP: 0 HBP: 0	WP: 0 PB: 0 SB: 1 CS: 0	PA: 44
PITCHER	IP WLS BF H R ER SO BB IBB HBP BLK WP HR S P ERA WHIP																			
Doug Drabek, R ERA: 4.83 (1, 1)	4.1 L 24 8 6 5 3 3 0 0 0 0 0 2 27 39 10.38 2.538																			
Pedro Martínez, L ERA: 6.39 (5, 1)	0.2 3 0 0 0 0 1 0 0 0 0 0 0 2 6 0.00 1.500																			
Dean Hartgraves, L ERA: 3.72 (6, 1)	2.0 8 1 0 0 0 0 1 0 0 0 0 0 7 11 0.00 0.500																			
Dave Veres, R ERA: 1.24 (8, 1)	2.0 9 3 2 2 2 0 0 0 0 0 0 0 13 13 9.00 1.500																			

Batter	1	2	3	4	5	6	7	8	9	AB	R	H	RBI	BB	SO	LOB	BOTTOM					
Craig Biggio, R OBP: 0.317, SLG: 0.450 (1, 4)										2	0	1	0	1	1	0	Florida Marlins @ Houston Astros Astrodome, Houston, TX Wed Jun 07, 1995, 4:33 AM EDT Att: 12,131 - Dome					
Dave Magadan, L OBP: 0.417, SLG: 0.361 (1, 5)										4	0	0	0	0	1	3						
5 Jeff Bagwell, R OBP: 0.347, SLG: 0.426 (1, 3)										4	1	2	1	0	1	1						
Derek Bell, R OBP: 0.386, SLG: 0.466 (1, 8)										4	0	0	0	0	0	3						
Luis Gonzalez, L OBP: 0.305, SLG: 0.430 (1, 7)										4	1	1	0	0	0	0						
Milt Thompson, L OBP: 0.244, SLG: 0.175 (1, 9)										4	0	1	0	0	2	1						
Scott Servais, R OBP: 0.282, SLG: 0.361 John Cangelosi, S OBP: 0.438, SLG: 0.250 (9, PH)										3	1	1	1	0	1	1						
Orlando Miller, R OBP: 0.317, SLG: 0.379 (1, 6)										1	0	0	0	0	0	1						
Doug Drabek, R ERA: 4.83 (1, 1)										1	0	0	0	0	0	0						
Pedro Martínez, L ERA: 6.39 (5, PH)										0	0	0	0	0	0	0						
Mike Brumley, S (5, PH)										1	0	0	0	0	0	1						
Dean Hartgraves, R (8, 1)										0	0	0	0	0	0	0						
Chris Donnels, L (7, PH)										0	0	0	0	0	0	0						
James Moulton, R OBP: 0.326, SLG: 0.422 (7, PH)										1	0	0	0	0	0	1						
Dave Veres, R (8, 1)										0	0	0	0	0	0	0						
Inning Stats	R: 0 E: 0 K: 1 S: 5	H: 0 LOB: 0 BB: 0 P: 5	R: 0 E: 0 K: 1 S: 5	H: 0 LOB: 0 BB: 0 P: 5	R: 0 E: 0 K: 1 S: 5	H: 0 LOB: 0 BB: 0 P: 5	R: 1 E: 0 K: 0 S: 3	H: 1 LOB: 1 BB: 0 P: 7	R: 1 E: 0 K: 0 S: 5	H: 2 LOB: 1 BB: 0 P: 5	R: 0 E: 0 K: 0 S: 4	H: 2 LOB: 1 BB: 0 P: 4	R: 1 E: 0 K: 1 S: 7	H: 2 LOB: 1 BB: 0 P: 7	R: 0 E: 0 K: 2 S: 7	H: 0 LOB: 1 BB: 0 P: 8	R: 0 E: 0 K: 0 S: 3	H: 1 LOB: 0 BB: 0 P: 3	1B: 4 2B: 2 3B: 0 HR: 2	SF: 0 SAC: 0 DP: 3 HBP: 1	WP: 0 PB: 0 SB: 1 CS: 0	PA: 34
PITCHER	IP WLS BF H R ER SO BB IBB HBP BLK WP HR S P ERA WHIP																					
John Burkett, R ERA: 4.73 (1, 1)	6.2 W 26 7 3 3 4 1 0 0 0 0 0 2 33 37 4.05 1.200																					
Yorkis Perez, L ERA: 5.4 (7, 1)	0.2 3 0 0 0 1 0 0 1 0 0 0 0 4 5 0.00 0.000																					
Randy Veres, R ERA: 1.5 (8, 1)	1.2 S 5 1 0 0 1 0 0 0 0 0 0 0 7 7 0.00 0.600																					



Batter	1	2	3	4	5	6	7	8	9	AB	R	H	RBI	BB	SO	LOB	TOP		
Barry Larkin, R OBP: 0.464, SLG: 0.588 Lenny Harris, L OBP: 0.273, SLG: 0.359	4-1 G2-3 BB		1-1 1B HBP		0-1 F7		0-0 SF7 1B		1-3 K	0	0	0	0	1	0	0			
Hal Morris, L OBP: 0.273, SLG: 0.390	3-2 P5		0-1 F7		2-3 K2-3		2-1 SF7		0-0 G1-3	4	0	0	1	0	1	3			
Ron Gant, R OBP: 0.405, SLG: 0.574	1-1 G2-3		1-2 P6		1-0 P5		3-2 2H 1B		0-0 G6-3	5	0	1	1	0	0	3			
Reggie Sanders, R OBP: 0.440, SLG: 0.609	0-3 K		1-2 1B 2H		1-2 F9		0-3 K			4	0	1	1	0	2	2			
Eric Anthony, L OBP: 0.250, SLG: 0.250 Jerome Walton, R OBP: 0.283, SLG: 0.456		2-3 K	0-1 1B		2-3 K		1-3 K			4	0	1	1	0	3	0			
Eddie Taubensee, L OBP: 0.321, SLG: 0.351		2-3 K	1-3 2H G6-3		1-1 L9		1-1 1B SF9			4	1	1	0	0	1	2			
Bret Boone, R OBP: 0.333, SLG: 0.377	4-1 BB			3-2 G4-3		1-0 FC3-6 1B	1-2 1B			3	0	2	0	1	0	0			
Jeff Branson, L OBP: 0.342, SLG: 0.492	1-3 K			0-3 K		0-0 FC3-6 1B	0-1 SF9			3	1	0	1	0	2	2			
Tim Pugh, R OBP: 0.300, SLG: 0.400 Thomas Howard, S OBP: 0.333, SLG: 0.275 Hector Carrasco, R OBP: 0.283, SLG: 0.456					0-0 G1-3		0-0 1B SF7		1-3 K	2	1	1	0	0	0	0			
Jeff Brantley, R			1B				1-2 1B			1	1	1	0	0	0	0			
Inning Stats	R: 0 E: 0 K: 1 S: 9	H: 0 LOB: 1 BB: 1 P: 17	R: 0 E: 0 K: 3 S: 11	H: 0 LOB: 1 BB: 1 P: 20	R: 2 E: 0 K: 0 S: 16	H: 3 LOB: 2 BB: 0 P: 20	R: 0 E: 0 K: 1 S: 8	H: 0 LOB: 0 BB: 0 P: 11	R: 0 E: 0 K: 1 S: 10	H: 0 LOB: 0 BB: 0 P: 14	R: 3 E: 0 K: 1 S: 13	H: 4 LOB: 1 BB: 0 P: 19	R: 1 E: 0 K: 2 S: 13	H: 2 LOB: 1 BB: 0 P: 17	R: 0 E: 0 K: 1 S: 6	H: 0 LOB: 0 BB: 0 P: 7	1B: 9 2B: 0 3B: 0 HR: 0	SF: 2 SAC: 0 DP: 0 HBP: 1	WP: 0 PA: 39 PB: 0 SB: 0 CS: 0
PITCHER	IP WLS BF H R ER SO BB IBB HBP BLK WP HR S P ERA WHIP	IP WLS BF H R ER SO BB IBB HBP BLK WP HR S P ERA WHIP	IP WLS BF H R ER SO BB IBB HBP BLK WP HR S P ERA WHIP	IP WLS BF H R ER SO BB IBB HBP BLK WP HR S P ERA WHIP	IP WLS BF H R ER SO BB IBB HBP BLK WP HR S P ERA WHIP	IP WLS BF H R ER SO BB IBB HBP BLK WP HR S P ERA WHIP	IP WLS BF H R ER SO BB IBB HBP BLK WP HR S P ERA WHIP	IP WLS BF H R ER SO BB IBB HBP BLK WP HR S P ERA WHIP	IP WLS BF H R ER SO BB IBB HBP BLK WP HR S P ERA WHIP	IP WLS BF H R ER SO BB IBB HBP BLK WP HR S P ERA WHIP	IP WLS BF H R ER SO BB IBB HBP BLK WP HR S P ERA WHIP	IP WLS BF H R ER SO BB IBB HBP BLK WP HR S P ERA WHIP	IP WLS BF H R ER SO BB IBB HBP BLK WP HR S P ERA WHIP	IP WLS BF H R ER SO BB IBB HBP BLK WP HR S P ERA WHIP	IP WLS BF H R ER SO BB IBB HBP BLK WP HR S P ERA WHIP	IP WLS BF H R ER SO BB IBB HBP BLK WP HR S P ERA WHIP	IP WLS BF H R ER SO BB IBB HBP BLK WP HR S P ERA WHIP		

Cincinnati Reds @ Houston Astros
Astrodome, Houston, TX
Thu Jun 08 1995, 8:05 PM EDT
Att: 16,474 - Dome

AB	34
R	6
H	9
RBI	6
BB	2
SO	11
LOB	13





Batter	1	2	3	4	5	6	7	8	9	AB	R	H	RBI	BB	SO	LOB	BOTTOM				
John Cangelosi, S OBP: 0.432, SLG: 0.276	1-2 G4-3	2-1 F9			0-1 G6-3 1B		1-2 BB 1B		2-3 K	5	0	2	0	0	1	1					
Craig Biggio, R OBP: 0.413, SLG: 0.441	2-1 G6-3		1-1 F8		0-1 G6-3		4-0 BB			3	0	0	0	1	0	2					
5 Jeff Bagwell, R OBP: 0.345, SLG: 0.417	3-2 F9		1-1 F8		4-0 IBB		0-1 F8			3	0	0	0	1	0	2					
Derek Bell, R OBP: 0.377, SLG: 0.453		1-0 G4-3	0-1 F7		0-0 G4-3		1-3 K			4	0	0	0	0	1	5					
Luis Gonzalez, L OBP: 0.303, SLG: 0.424		1-1 F7			0-0 F8		1-1 G6-3 1B		1-2 G3-1	4	0	1	0	0	0	0					
Dave Magadan, L OBP: 0.314, SLG: 0.372 Todd Jones, L		2-2 BB			1-2 G6-3		1-1 L7		1-0 G6-3	3	1	1	0	0	0	1					
Milt Thompson, L OBP: 0.239, SLG: 0.171 Pedro Martinez, L Jim Dougherty, R		BB 2B								0	0	0	0	0	0	0					
Tony Eusebio, R OBP: 0.353, SLG: 0.410	4-1 1B BB				0-1 P4		0-0 G6-3		1-2 F9	3	1	0	0	1	0	1					
Orlando Miller, R OBP: 0.331, SLG: 0.392		2-0 1B				0-2 G6-3 1B	2-0 G1-3		1-1 G3-6 1B	4	1	3	1	0	0	1					
Darryl Kile, R OBP: 0.294, SLG: 0.267 Chris Donnels, L		2-2 1B			0-3 K		2-0 F9		1-0 G3-6	2	0	1	2	0	1	1					
Inning Stats	R: 0 E: 0 K: 0 S: 10	H: 0 LOB: 0 BB: 0 P: 16	R: 3 E: 0 K: 0 S: 13	H: 3 LOB: 1 BB: 1 P: 27	R: 0 E: 0 K: 0 S: 6	H: 0 LOB: 0 BB: 0 P: 8	R: 0 E: 0 K: 0 S: 6	H: 0 LOB: 0 BB: 0 P: 7	R: 0 E: 0 K: 1 S: 11	H: 2 LOB: 3 BB: 1 P: 15	R: 0 E: 0 K: 0 S: 6	H: 1 LOB: 1 BB: 0 P: 10	R: 0 E: 0 K: 1 S: 9	H: 1 LOB: 2 BB: 1 P: 17	R: 0 E: 0 K: 0 S: 7	H: 0 LOB: 0 BB: 0 P: 10	R: 0 E: 0 K: 1 S: 6	H: 1 LOB: 0 BB: 0 P: 10	1B: 7 2B: 1 3B: 0 HR: 0	SF: 0 SAC: 0 DP: 1 HBP: 0	WP: 0 PA: 37 PB: 0 SB: 0 CS: 0
PITCHER	IP WLS BF H R ER SO BB IBB HBP BLK WP HR S P ERA WHIP	IP WLS BF H R ER SO BB IBB HBP BLK WP HR S P ERA WHIP	IP WLS BF H R ER SO BB IBB HBP BLK WP HR S P ERA WHIP	IP WLS BF H R ER SO BB IBB HBP BLK WP HR S P ERA WHIP	IP WLS BF H R ER SO BB IBB HBP BLK WP HR S P ERA WHIP	IP WLS BF H R ER SO BB IBB HBP BLK WP HR S P ERA WHIP	IP WLS BF H R ER SO BB IBB HBP BLK WP HR S P ERA WHIP	IP WLS BF H R ER SO BB IBB HBP BLK WP HR S P ERA WHIP	IP WLS BF H R ER SO BB IBB HBP BLK WP HR S P ERA WHIP	IP WLS BF H R ER SO BB IBB HBP BLK WP HR S P ERA WHIP	IP WLS BF H R ER SO BB IBB HBP BLK WP HR S P ERA WHIP	IP WLS BF H R ER SO BB IBB HBP BLK WP HR S P ERA WHIP	IP WLS BF H R ER SO BB IBB HBP BLK WP HR S P ERA WHIP	IP WLS BF H R ER SO BB IBB HBP BLK WP HR S P ERA WHIP	IP WLS BF H R ER SO BB IBB HBP BLK WP HR S P ERA WHIP	IP WLS BF H R ER SO BB IBB HBP BLK WP HR S P ERA WHIP	IP WLS BF H R ER SO BB IBB HBP BLK WP HR S P ERA WHIP				

Cincinnati Reds @ Houston Astros
Astrodome, Houston, TX
Thu Jun 08 1995, 8:05 PM EDT
Att: 16,474 - Dome

AB	34
R	3
H	8
RBI	3
BB	3
SO	3
LOB	15



Batter	1	2	3	4	5	6	7	8	9	AB	R	H	RBI	BB	SO	LOB	TOP										
Eric Anthony, L OBP: 0.125, SLG: 0.125 Xavier Hernandez, L OBP: 0.279, SLG: 0.448 Jerome Walton, R OBP: 0.279, SLG: 0.448	G6-3		G4-3		K		G4-3		FC5-2-5-1-6	4	0	0	0	0	1	3	<p>Cincinnati Reds @ Houston Astros Astrodome, Houston, TX Fri Jun 09 1995, 8:05 PM EDT Att: 25,417 - Dome - 68 F</p> <p>AB 35 R 5 H 9 RBI 5 BB 2 SO 8 LOB 10</p> 										
Lenny Harris, L OBP: 0.273, SLG: 0.337	G1		G6-3				G4-3		G6-3	5	0	0	0	0	0	1											
Hal Morris, L OBP: 0.261, SLG: 0.372	G4-3		G6-3				K		G6-3	4	0	0	0	0	1	0											
Ron Gant, R OBP: 0.408, SLG: 0.619					K					4	2	2	2	0	2	0											
Reggie Sanders, R OBP: 0.429, SLG: 0.592					P4					4	0	0	0	0	1	0											
Eddie Taubensee, L OBP: 0.330, SLG: 0.397					K					4	1	2	0	0	1	0											
Bret Boone, R OBP: 0.337, SLG: 0.381										4	1	2	0	0	0	1											
Jeff Branson, L OBP: 0.375, SLG: 0.507										2	1	2	1	2	0	0											
Pete Schourek, L OBP: 0.250, SLG: 0.250 Thomas Howard, S OBP: 0.340, SLG: 0.333 Jeff Brantley, R OBP: 0.375, SLG: 0.507										1	0	0	0	0	1	2											
										2	0	1	2	0	1	2											
										0	0	0	0	0	0	0											
Inning Stats	R: 0 E: 0 K: 0 S: 5	H: 0 LOB: 0 BB: 0 P: 10	R: 1 E: 0 K: 1 S: 10	H: 2 LOB: 2 BB: 1 P: 18	R: 0 E: 0 K: 2 S: 11	H: 0 LOB: 0 BB: 0 P: 13	R: 0 E: 0 K: 2 S: 7	H: 0 LOB: 0 BB: 0 P: 11	R: 0 E: 0 K: 1 S: 8	H: 1 LOB: 1 BB: 0 P: 11	R: 0 E: 0 K: 2 S: 9	H: 0 LOB: 0 BB: 0 P: 13	R: 1 E: 0 K: 2 S: 14	H: 3 LOB: 2 BB: 0 P: 21	R: 1 E: 0 K: 0 S: 8	H: 1 LOB: 0 BB: 0 P: 11	R: 2 E: 0 K: 0 S: 16	H: 2 LOB: 1 BB: 1 P: 31	1B: 4 2B: 1 3B: 2 HR: 2	SF: 0 SAC: 1 DP: 0 HBP: 0	WP: 1 PB: 0 SB: 0 CS: 0	PA: 38					
PITCHER	IP	WLS	BF	H	R	ER	SO	BB	IBB	HBP	BLK	WP	HR	S	P	ERA	WHIP										
Shane Reynolds, R ERA: 3.62	8.0	L	32	7	3	3	8	0	1	0	0	0	2	72	108	3.38	0.875										
John Hudek, R ERA: 2.2	1.0		6	2	2	2	0	1	0	0	0	1	0	16	31	18.00	3.000										

Batter	1	2	3	4	5	6	7	8	9	AB	R	H	RBI	BB	SO	LOB	BOTTOM										
Craig Biggio, R OBP: 0.315, SLG: 0.438			G6-3					F9		3	0	1	0	1	0	0	<p>Cincinnati Reds @ Houston Astros Astrodome, Houston, TX Fri Jun 09 1995, 8:05 PM EDT Att: 25,417 - Dome - 68 F</p> <p>AB 32 R 2 H 7 RBI 2 BB 1 SO 4 LOB 12</p> 										
James Mouton, R OBP: 0.312, SLG: 0.412			F7					B2		4	0	0	0	0	1	2											
5 Jeff Bagwell, R OBP: 0.337, SLG: 0.405								K		4	0	0	0	0	3	1											
Derek Bell, R OBP: 0.380, SLG: 0.455										4	0	2	0	0	0	1											
Craig Shipley, R OBP: 0.396, SLG: 0.460 Dave Magadan, L OBP: 0.420, SLG: 0.379										3	1	2	0	0	0	1											
										1	0	1	0	0	0	0											
Luis Gonzalez, L OBP: 0.296, SLG: 0.413										4	0	0	0	0	0	5											
Orlando Miller, R OBP: 0.328, SLG: 0.403										4	1	1	1	0	0	2											
Scott Servais, R OBP: 0.250, SLG: 0.349										2	0	0	1	0	0	0											
Shane Reynolds, R OBP: 0.111, SLG: 0.111 John Hudek, S OBP: 1.000, SLG: 1.000										3	0	0	0	0	0	0											
										0	0	0	0	0	0	0											
Inning Stats	R: 0 E: 0 K: 2 S: 13	H: 1 LOB: 1 BB: 0 P: 16	R: 2 E: 0 K: 0 S: 11	H: 2 LOB: 0 BB: 0 P: 15	R: 0 E: 0 K: 1 S: 7	H: 0 LOB: 0 BB: 0 P: 9	R: 0 E: 0 K: 0 S: 6	H: 1 LOB: 1 BB: 0 P: 8	R: 0 E: 0 K: 0 S: 7	H: 0 LOB: 0 BB: 1 P: 13	R: 0 E: 0 K: 0 S: 7	H: 2 LOB: 1 BB: 0 P: 8	R: 0 E: 0 K: 0 S: 3	H: 0 LOB: 0 BB: 0 P: 4	R: 0 E: 0 K: 1 S: 7	H: 0 LOB: 0 BB: 0 P: 12	R: 0 E: 0 K: 0 S: 7	H: 1 LOB: 1 BB: 0 P: 12	1B: 6 2B: 1 3B: 1 HR: 0	SF: 1 SAC: 0 DP: 1 HBP: 0	WP: 0 PB: 0 SB: 0 CS: 0	PA: 34					
PITCHER	IP	WLS	BF	H	R	ER	SO	BB	IBB	HBP	BLK	WP	HR	S	P	ERA	WHIP										
Pete Schourek, L ERA: 2.91	6.0		24	6	2	2	3	1	0	0	0	0	0	51	69	3.00	1.167										
Xavier Hernandez, R ERA: 4.62	2.0	W	6	0	0	0	1	0	0	0	0	0	0	10	16	0.00	0.000										
Jeff Brantley, R ERA: 3.12	1.0	S	4	1	0	0	0	0	0	0	0	0	0	7	12	0.00	1.000										

Batter	1	2	3	4	5	6	7	8	9	AB	R	H	RBI	BB	SO	LOB	TOP										
Jerome Walton, R (1, 8) OBP: 0.277, SLG: 0.426	G4-3		BB SF9 HBP		K		G6-3			3	1	0	0	0	1	0	Cincinnati Reds @ Houston Astros Astrodome, Houston, TX Sat Jun 10 1995, 8:05 PM EDT Att: 22,893 - Dome										
Bret Boone, R (1, 4) OBP: 0.347, SLG: 0.405	HR		SF9 BB		1B		L9			3	1	2	1	1	0	0											
Ron Gant, R (1, 7) OBP: 0.404, SLG: 0.605	G6-3		S BB		K					3	0	0	0	1	2	1											
Reggie Sanders, R (1, 9) OBP: 0.425, SLG: 0.586	L7		SF9		1B					3	0	1	1	0	1	0											
Brian Hunter, R (1, 3) Hector Carrasco, R (8, 1) OBP: 0.317, SLG: 0.333		F7	F3		F9				G6-3	4	0	0	0	0	0	4											
Mark Lewis, R (1, 5) OBP: 0.367, SLG: 0.509		FC4-6 1B			SF9 3B				SH3-4 1B	4	1	4	0	0	0	0											
Damon Berryhill, S (1, 2) OBP: 0.149, SLG: 0.095		F8			SF9				SH3-4	2	0	0	1	0	1	2											
Jeff Branson, L (1, 6) OBP: 0.357, SLG: 0.479		FC4-6			K				F7	4	0	0	0	0	2	2											
John Smiley, L (1, 1) Lenny Harris, L (7, PH) Michael Jackson, R (7, 1) Hal Morris, L (8, 3) OBP: 0.250, SLG: 0.421 OBP: 0.270, SLG: 0.333 OBP: 0.258, SLG: 0.368					K				G6-3	2	0	0	0	0	1	0											
					L8				K	1	0	0	0	0	0	0											
									K	0	0	0	0	0	0	0											
									K	1	0	0	0	1	1												
Inning Stats	R: 1 E: 0 K: 0 S: 4	H: 1 LOB: 0 BB: 0 P: 4	R: 0 E: 0 K: 0 S: 4	H: 1 LOB: 1 BB: 0 P: 4	R: 1 E: 0 K: 1 S: 5	H: 0 LOB: 2 BB: 2 P: 14	R: 1 E: 0 K: 1 S: 6	H: 1 LOB: 0 BB: 0 P: 6	R: 0 E: 0 K: 2 S: 9	H: 1 LOB: 0 BB: 0 P: 7	R: 0 E: 0 K: 0 S: 3	H: 0 LOB: 0 BB: 0 P: 3	R: 0 E: 0 K: 2 S: 7	H: 0 LOB: 0 BB: 0 P: 7	R: 0 E: 0 K: 1 S: 6	H: 1 LOB: 1 BB: 0 P: 6	1B: 5 2B: 0 3B: 1 HR: 1	SF: 2 SAC: 1 DP: 0 HBP: 1	WP: 0 PB: 0 SB: 2 CS: 1	PA: 36							
PITCHER	IP	WLS	BF	H	R	ER	SO	BB	IBB	HBP	BLK	WP	HR	S	P	ERA	WHIP										
Greg Swindell, L (1, 1) ERA: 5.64	6.0	L	26	6	3	3	6	2	0	1	0	0	1	35	44	4.50	1.333										
Jim Dougherty, R (7, 1) ERA: 3.29	1.0		3	0	0	0	0	0	0	0	0	0	0	3	3	0.00	0.000										
Dave Veres, R (8, 1) ERA: 1.19	1.1		5	1	0	0	2	0	0	0	0	0	0	9	9	0.00	0.750										
Dean Hartgraves, L (9, 1) ERA: 3.48	0.2		2	0	0	0	1	0	0	0	0	0	0	4	4	0.00	0.000										

AB	30
R	3
H	7
RBI	3
BB	2
SO	9
LOB	10



Batter	1	2	3	4	5	6	7	8	9	AB	R	H	RBI	BB	SO	LOB	BOTTOM										
James Mouton, R (1, 8) OBP: 0.320, SLG: 0.416	5 1B	FC5-4		G1-3			CS S 1B			4	1	2	0	0	0	2	Cincinnati Reds @ Houston Astros Astrodome, Houston, TX Sat Jun 10 1995, 8:05 PM EDT Att: 22,893 - Dome										
Craig Biggio, R (1, 4) OBP: 0.406, SLG: 0.427	G2		G1-3		K		G6-3			4	0	0	0	0	1	2											
Derek Bell, R (1, 9) OBP: 0.388, SLG: 0.462	F7		5 1B		5 CS 1B				G6-4-3 1B	4	0	3	0	0	0	1											
5 Jeff Bagwell, R (1, 3) OBP: 0.335, SLG: 0.401	1B		FC6-4		F3				F7	4	0	1	1	0	0	3											
Craig Shipley, R (1, 5) OBP: 0.386, SLG: 0.444			F9		F8				G6-4-3	4	0	1	0	0	0	2											
Luis Gonzalez, L (1, 7) OBP: 0.294, SLG: 0.404	F7			G6-4-3 1B HBP			G5-3		G4-3	3	1	0	0	0	0	2											
Tony Eusebio, R (1, 2) Mike Brumley, S (9, PR) OBP: 0.371, SLG: 0.439		E6		G6-4-3 1B						4	0	3	0	0	0	0											
Orlando Miller, R (1, 6) Dave Magadan, L (9, PH) OBP: 0.321, SLG: 0.394 OBP: 0.416, SLG: 0.375		L8		G6-4-3			G4-3		F8	3	0	0	0	0	0	4											
Greg Swindell, L (1, 1) Jim Dougherty, R (7, 1) John Cangelosi, S (7, PH) Dave Veres, R (8, 1) Dean Hartgraves, R (9, 1) Milt Thompson, L (9, PH) OBP: 0.249, SLG: 0.333 OBP: 0.287, SLG: 0.287 OBP: 0.254, SLG: 0.167		F9					G3		K	2	0	1	1	0	0	1											
										0	0	0	0	0	0	0											
										0	0	0	0	0	0	0											
										1	0	0	0	0	1	1											
Inning Stats	R: 1 E: 0 K: 0 S: 6	H: 3 LOB: 2 BB: 0 P: 6	R: 0 E: 1 K: 0 S: 4	H: 0 LOB: 1 BB: 0 P: 4	R: 0 E: 0 K: 0 S: 4	H: 1 LOB: 1 BB: 0 P: 4	R: 1 E: 0 K: 1 S: 5	H: 2 LOB: 0 BB: 0 P: 5	R: 0 E: 0 K: 0 S: 4	H: 1 LOB: 1 BB: 0 P: 4	R: 0 E: 0 K: 0 S: 3	H: 1 LOB: 0 BB: 0 P: 3	R: 0 E: 0 K: 0 S: 3	H: 1 LOB: 0 BB: 0 P: 3	R: 0 E: 0 K: 1 S: 6	H: 1 LOB: 1 BB: 0 P: 6	1B: 10 2B: 1 3B: 0 HR: 0	SF: 0 SAC: 0 DP: 2 HBP: 1	WP: 0 PB: 0 SB: 2 CS: 2	PA: 36							
PITCHER	IP	WLS	BF	H	R	ER	SO	BB	IBB	HBP	BLK	WP	HR	S	P	ERA	WHIP										
John Smiley, L (1, 1) ERA: 3.1	6.0	W	26	8	2	2	1	0	0	1	0	0	0	27	28	3.00	1.333										
Michael Jackson, R (7, 1) ERA: 2.79	1.0		3	1	0	0	0	0	0	0	0	0	0	3	3	0.00	1.000										
Hector Carrasco, R (8, 1) ERA: 2.79	2.0	S	7	2	0	0	1	0	0	0	0	0	0	9	9	0.00	1.000										


AB	35
R	2
H	11
RBI	2
BB	0
SO	2
LOB	19



Batter	1	2	3	4	5	6	7	8	9	10	AB	R	H	RBI	BB	SO	LOB							
Eric Anthony, L OBP: 0.308, SLG: 0.250 Jeff Brantley, R (9, 1)			G4-3		K						4	0	2	0	1	1	0							
Lenny Harris, L OBP: 0.277, SLG: 0.337 (1, 5)			K								5	0	2	0	0	1	5							
Hal Morris, L OBP: 0.245, SLG: 0.348 (1, 3)				G3-1	F7			K			5	0	0	0	0	1	2							
Ron Gant, R OBP: 0.404, SLG: 0.619 (1, 7)						K		G6-3			5	2	2	1	0	2	1							
Reggie Sanders, R OBP: 0.419, SLG: 0.593 (10, 9)		G6-3			L5			G2-3																
Eddie Taubensee, L OBP: 0.330, SLG: 0.395 Xavier Hernandez, L (6, 1)											3	0	1	0	0	1	0							
Thomas Howard, S OBP: 0.347, SLG: 0.341 (9, PH)				K							2	0	1	0	0	0	0							
Jerome Walton, R OBP: 0.277, SLG: 0.428 (10, 8)											0	0	0	0	0	0	0							
Bret Boone, R OBP: 0.345, SLG: 0.398 (1, 4)											3	0	0	0	1	2	2							
Jeff Branson, L OBP: 0.352, SLG: 0.467 (1, 6)											4	0	1	0	0	1	2							
C.J. Nitkowski, L (1, 1)											2	0	0	0	0	2	0							
Damon Berryhill, S OBP: 0.163, SLG: 0.136 (6, 2)				K							2	0	1	0	0	0	2							
Inning Stats	R: 0 E: 0 K: 1 S: 6	H: 2 LOB: 1 BB: 0 P: 6	R: 0 E: 0 K: 1 S: 6	H: 1 LOB: 1 BB: 0 P: 6	R: 0 E: 0 K: 2 S: 7	H: 0 LOB: 0 BB: 0 P: 7	R: 2 E: 0 K: 2 S: 9	H: 2 LOB: 1 BB: 1 P: 13	R: 0 E: 0 K: 1 S: 8	H: 1 LOB: 1 BB: 0 P: 8	R: 0 E: 0 K: 1 S: 5	H: 0 LOB: 0 BB: 0 P: 5	R: 0 E: 0 K: 1 S: 5	H: 1 LOB: 2 BB: 1 P: 10	R: 0 E: 0 K: 1 S: 6	H: 3 LOB: 3 BB: 0 P: 6	R: 1 E: 0 K: 1 S: 6	H: 1 LOB: 0 BB: 0 P: 6	1B: 8 2B: 1 3B: 0 HR: 2	SF: 0 SAC: 0 DP: 0 HBP: 0	WP: 0 PB: 0 SB: 2 CS: 1	PA: 42		
PITCHER	IP 8.0	WLS 2	BF 32	H 7	R 2	ER 2	SO 11	BB 2	IBB 0	HBP 0	BLK 0	WP 0	HR 1	S 52	P 60	ERA 2.25	WHIP 1.125							
Doug Drabek, R ERA: 4.47 Todd Jones, R ERA: 2.08	(1, 1)	(9, 1)	2.0	L	10	4	1	1	1	0	0	0	0	0	1	12	12	4.50	2.000					

Cincinnati Reds @ Houston Astros
Astrodome, Houston, TX
Sun Jun 11 1995, 4:33 AM EDT
Att. 15,122 - Dome


AB	40
R	3
H	11
RBI	3
BB	2
SO	12
LOB	14



Batter	1	2	3	4	5	6	7	8	9	10	AB	R	H	RBI	BB	SO	LOB						
James Mouton, R OBP: 0.316, SLG: 0.411 John Cangelosi, S OBP: 0.405, SLG: 0.353 (2, 8)		K				K		G3			1	1	0	0	0	0	0						
Craig Biggio, R OBP: 0.401, SLG: 0.419 (1, 4)					G5-3						5	0	1	0	0	1	1						
Derek Bell, R OBP: 0.363, SLG: 0.454 (1, 9)											5	0	1	0	0	3	2						
5 Jeff Bagwell, R OBP: 0.342, SLG: 0.400 (1, 3)					F7						3	0	1	0	2	0	1						
Phil Nevin, R OBP: 0.200, SLG: 0.200 Craig Shipley, R OBP: 0.386, SLG: 0.444 (10, PR)											5	0	1	1	0	1	3						
Mike Brumley, S OBP: 0.378, SLG: 0.446 (9, 2)											4	0	0	0	0	3	2						
Orlando Miller, R OBP: 0.324, SLG: 0.397 (1, 6)											1	0	1	0	0	0	0						
Scott Servais, R OBP: 0.278, SLG: 0.394 Milt Thompson, L OBP: 0.234, SLG: 0.167 Todd Jones, L (9, 1)											3	0	2	0	1	0	1						
Dave Magadan, L OBP: 0.312, SLG: 0.371 (10, PH)											0	0	0	0	0	0	0						
Doug Drabek, R OBP: 0.167, SLG: 0.222 Luis Gonzalez, L OBP: 0.297, SLG: 0.405 (9, 7)											3	0	0	0	0	1	4						
Inning Stats	R: 1 E: 1 K: 2 S: 9	H: 1 LOB: 2 BB: 1 P: 13	R: 0 E: 0 K: 1 S: 6	H: 1 LOB: 1 BB: 0 P: 6	R: 0 E: 0 K: 0 S: 4	H: 1 LOB: 1 BB: 0 P: 4	R: 0 E: 0 K: 1 S: 6	H: 1 LOB: 1 BB: 0 P: 6	R: 1 E: 0 K: 1 S: 7	H: 2 LOB: 1 BB: 0 P: 7	R: 0 E: 0 K: 2 S: 8	H: 1 LOB: 2 BB: 1 P: 12	R: 0 E: 0 K: 2 S: 7	H: 0 LOB: 1 BB: 1 P: 11	R: 0 E: 0 K: 1 S: 5	H: 1 LOB: 0 BB: 0 P: 5	R: 0 E: 1 K: 1 S: 7	H: 1 LOB: 2 BB: 0 P: 7	1B: 6 2B: 3 3B: 0 HR: 1	SF: 0 SAC: 0 DP: 0 HBP: 0	WP: 1 PB: 0 SB: 2 CS: 1	PA: 45	
PITCHER	IP 5.1	WLS 2	BF 26	H 7	R 2	ER 1	SO 6	BB 2	IBB 0	HBP 0	BLK 0	WP 0	HR 1	S 36	P 44	ERA 1.688	WHIP 1.688						
C.J. Nitkowski, L ERA: 0.73 Xavier Hernandez, R ERA: 4.16 Jeff Brantley, R ERA: 2.89	(1, 1)	(6, 1)	2.2	W	8	2	0	0	2	0	0	0	0	0	12	12	0.00	1.000					

Cincinnati Reds @ Houston Astros
Astrodome, Houston, TX
Sun Jun 11 1995, 4:33 AM EDT
Att. 15,122 - Dome

AB	41
R	2
H	10
RBI	2
BB	4
SO	13
LOB	25



Batter	1	2	3	4	5	6	7	8	9	AB	R	H	RBI	BB	SO	LOB	TOP								
Brian Hunter, R (1.8)	G5-3		K		FC6-5			SF8	G4-3	4	1	0	1	1	1	3	Houston Astros @ Philadelphia Phillies Veterans Stadium, Philadelphia, PA Tue Jun 13 1995, 7:05 PM EDT Att: 20,311 - Unknown - 69 F								
Craig Biggio, R (1.4) OBP: 0.398, SLG: 0.415	K		P4		K			HR		4	1	1	0	0	2	3									
5 Jeff Bagwell, R (1.3) OBP: 0.340, SLG: 0.396	P4			F8	K			HR		4	1	1	0	0	1	2									
Derek Bell, R (1.9) OBP: 0.374, SLG: 0.446		F9		E3		G4-3		SF8		3	0	0	1	0	0	0									
Luis Gonzalez, L (1.7) OBP: 0.296, SLG: 0.421	K			P7		K		HR		4	1	1	3	0	2	1									
Phil Nevin, R (1.5) OBP: 0.111, SLG: 0.111 John Hudek, S (8.1) OBP: 1.000, SLG: 1.000	K			K		P4		G6-3		4	0	0	0	0	2	2									
Tony Eusebio, R (1.2) OBP: 0.383, SLG: 0.442			2B		SH	CS	G6-3	F9		3	2	1	0	1	0	0									
Orlando Miller, R (1.6) OBP: 0.329, SLG: 0.407			2B		FC6-5		G4-3	G6-3		4	0	2	1	0	0	0									
Mike Hampton, R (1.1) Doug Brocail, L (6.1) Jim Dougherty, R (8.1) Milt Thompson, L (7. PH) Dave Veres, R (7.1) Pedro Martinez, L (8.1) Craig Shipley, R (8.5) OBP: 0.295, SLG: 0.438			K		SH		K	F9		1	0	0	0	0	1	1									
Inning Stats	R: 0 E: 0 K: 1 S: 9	H: 0 LOB: 0 BB: 0 P: 11	R: 0 E: 0 K: 2 S: 9	H: 0 LOB: 0 BB: 0 P: 13	R: 1 E: 0 K: 2 S: 16	H: 2 LOB: 1 BB: 0 P: 23	R: 0 E: 1 K: 1 S: 8	H: 0 LOB: 1 BB: 0 P: 8	R: 1 E: 1 K: 2 S: 12	H: 1 LOB: 2 BB: 1 P: 19	R: 0 E: 0 K: 1 S: 7	H: 0 LOB: 0 BB: 0 P: 10	R: 0 E: 0 K: 2 S: 11	H: 0 LOB: 0 BB: 0 P: 10	R: 4 E: 0 K: 0 S: 19	H: 3 LOB: 0 BB: 1 P: 27		R: 0 E: 0 K: 0 S: 7	H: 0 LOB: 0 BB: 0 P: 9	1B: 4 2B: 1 3B: 0 HR: 1	SF: 1 SAC: 1 DP: 0 HBP: 0	WP: 0 PB: 1 SB: 1 CS: 0	PA: 38		
PITCHER	IP	WLS	BF	H	R	ER	SO	BB	IBB	HBP	BLK	WP	HR	S	P	ERA	WHIP								
Curt Schilling, R (1.1) ERA: 3.14	8.0	L	34	6	6	6	10	2	0	0	0	0	1	87	121	6.75	1.000								
Ricky Bottalico, R (9.1) ERA: 1.64	1.0		3	0	0	0	0	0	0	0	0	0	0	7	9	0.00	0.000								

Batter	1	2	3	4	5	6	7	8	9	AB	R	H	RBI	BB	SO	LOB	BOTTOM								
Dave Gallagher, R (1.8) OBP: 0.390, SLG: 0.435	P7		G5-4-3		E			WP		2	0	1	0	3	0	0	Houston Astros @ Philadelphia Phillies Veterans Stadium, Philadelphia, PA Tue Jun 13 1995, 7:05 PM EDT Att: 20,311 - Unknown - 69 F								
Mariano Duncan, R (1.4) OBP: 0.297, SLG: 0.405			G5-4-3		E5			F8		5	0	1	0	0	1	6									
Gregg Jefferies, S (1.7) OBP: 0.318, SLG: 0.420	B1			HR	FC5-4				F7	5	1	1	1	0	0	3									
Darren Daulton, L (1.2) OBP: 0.346, SLG: 0.428	K			F7				K		5	1	1	1	0	3	1									
Charlie Hayes, R (1.5) OBP: 0.376, SLG: 0.405		E3		P3				G1-3		4	1	1	0	1	0	0									
Randy Ready, R (1.3) OBP: 0.150, SLG: 0.105 Mickey Morandini, L (7. PH) OBP: 0.340, SLG: 0.433		K		K				F7		3	0	0	0	0	2	2									
Jim Eisenreich, L (1.9) OBP: 0.442, SLG: 0.570					FC5-4			SH3-4		4	1	4	0	0	0	0									
Kevin Stocker, S (1.6) OBP: 0.298, SLG: 0.210		L8			FC5-4			SH3-4		3	1	0	0	0	0	4									
Curt Schilling, R (1.1) OBP: 0.160, SLG: 0.200 Tony Longmire, L (8. PH) OBP: 0.417, SLG: 0.522 Ricky Bottalico, L (9.1)					SH5-4			K		2	0	1	2	0	1	0									
Inning Stats	R: 0 E: 0 K: 1 S: 7	H: 1 LOB: 1 BB: 0 P: 11	R: 0 E: 1 K: 1 S: 8	H: 1 LOB: 1 BB: 0 P: 13	R: 0 E: 0 K: 1 S: 15	H: 0 LOB: 0 BB: 1 P: 21	R: 1 E: 0 K: 1 S: 6	H: 1 LOB: 0 BB: 0 P: 11	R: 1 E: 1 K: 0 S: 13	H: 1 LOB: 2 BB: 1 P: 22	R: 3 E: 0 K: 1 S: 21	H: 4 LOB: 2 BB: 1 P: 34	R: 0 E: 0 K: 2 S: 11	H: 1 LOB: 1 BB: 0 P: 16	R: 0 E: 0 K: 1 S: 12	H: 1 LOB: 2 BB: 1 P: 22		R: 0 E: 0 K: 1 S: 9	H: 0 LOB: 0 BB: 0 P: 15	1B: 8 2B: 1 3B: 0 HR: 2	SF: 0 SAC: 2 DP: 2 HBP: 0	WP: 1 PB: 0 SB: 1 CS: 1	PA: 41		
PITCHER	IP	WLS	BF	H	R	ER	SO	BB	IBB	HBP	BLK	WP	HR	S	P	ERA	WHIP								
John Hudek, R (8.1) ERA: 2.04	1.1	S	5	0	0	0	1	1	0	0	0	0	0	4	7	0.00	0.750								
Mike Hampton, L (1.1) ERA: 2.35	5.0		21	4	2	1	4	2	0	0	0	0	1	18	31	40.50	7.500								
Doug Brocail, R (6.1) ERA: 4.61	0.2		7	4	3	3	0	1	0	0	0	0	1	18	31	40.50	7.500								
Jim Dougherty, R (6.1) ERA: 3.24	0.1		1	0	0	0	1	0	0	0	0	0	0	3	3	0.00	0.000								
Dave Veres, R (7.1) ERA: 1.14	1.1	W	6	2	0	0	2	0	0	0	0	0	0	16	22	0.00	1.500								
Pedro Martinez, L (8.1) ERA: 5.93	0.1		1	0	0	0	1	0	0	0	0	0	0	4	7	0.00	0.000								



Batter	1	2	3	4	5	6	7	8	9	AB	R	H	RBI	BB	SO	LOB	TOP				
Brian Hunter, R OBP: 0.273, SLG: 0.400	1-1 L8	2-1 G1-3		0-3 K		1-2 1B 5 1B		3-2 2B 3B	1-3 K	6	2	2	2	0	2	1					
Craig Biggio, R OBP: 0.411, SLG: 0.439	1-1 1B 5 BB		0-0 5 G6-3		4-0 2B 5 G5-3	0-0 5 1B	1-3 1B	0-0 5 WP E	2-2 L4	5	4	4	1	1	0	1					
5 Jeff Bagwell, R OBP: 0.342, SLG: 0.393	4-0 BB 1B	1-2 BB	0-0 G6-3		1-1 G5-3	1-0 1B	1-2 1B	3-2 E6 G3 BB WP		4	1	1	1	1	0	2					
Derek Bell, R OBP: 0.375, SLG: 0.441	1-0 BB	1-2 1B	1-1 G6-3		3-2 F7	0-0 G3		4-1 WP G3 BB	1-2 BB	4	0	1	1	1	0	3					
Luis Gonzalez, L OBP: 0.305, SLG: 0.429	4-2 BB	1-2 BB	0-0 1B		1-1 2B		0-0 G4-3	0-1 G3		4	0	2	2	1	0	2					
Phil Nevin, R OBP: 0.214, SLG: 0.154	2-3 K		1-2 1B		4-0 BB		2-3 K	2-2 G6-3		4	0	1	0	1	2	4					
Pedro Martinez, L OBP: 0.119, SLG: 0.353	1-3 1B		1-3 1B					2-3 3B 3H		0	0	0	0	0	0	0					
Todd Jones, L OBP: 0.119, SLG: 0.353										0	0	0	0	0	0	0					
Tony Eusebio, R OBP: 0.364, SLG: 0.418	0-2 G4-3		1-0 G1-3		3-2 G6-3		0-2 K	2-2 G6-3		5	0	0	0	0	1	8					
Orlando Miller, R OBP: 0.324, SLG: 0.400		0-1 G6-3		1-2 G3-1		0-2 L3		0-0 BB 3B 1B	1-2 L8	5	1	1	0	0	0	0					
Darryl Kile, R OBP: 0.250, SLG: 0.222	3-3 K		2-3 K		2-3 K		2-3 K	4-1 BB 3B	4-0 BB	3	0	0	0	0	3	0					
John Cangelosi, S OBP: 0.419, SLG: 0.353								1-2 BB		0	1	0	0	1	0	0					
Dave Magadan, L OBP: 0.317, SLG: 0.371										0	0	0	0	1	0	0					
Inning Stats	R: 1 E: 0 K: 1 S: 15	H: 2 LOB: 3 BB: 2 P: 28	R: 0 E: 0 K: 1 S: 7	H: 0 LOB: 0 BB: 0 P: 12	R: 1 E: 0 K: 0 S: 9	H: 3 LOB: 2 BB: 0 P: 12	R: 0 E: 0 K: 2 S: 10	H: 0 LOB: 0 BB: 0 P: 13	R: 1 E: 0 K: 0 S: 12	H: 1 LOB: 2 BB: 2 P: 28	R: 0 E: 0 K: 2 S: 12	H: 0 LOB: 0 BB: 0 P: 9	R: 5 E: 1 K: 0 S: 20	H: 3 LOB: 1 BB: 2 P: 38	R: 0 E: 0 K: 1 S: 12	H: 0 LOB: 1 BB: 1 P: 20	1B: 8 2B: 3 3B: 1 HR: 0	SF: 0 SAC: 0 DP: 0 HBP: 0	WP: 2 PA: 47		
PITCHER	IP WLS BF H R ER SO BB IBB HBP BLK WP HR S P ERA WHIP	IP WLS BF H R ER SO BB IBB HBP BLK WP HR S P ERA WHIP	IP WLS BF H R ER SO BB IBB HBP BLK WP HR S P ERA WHIP	IP WLS BF H R ER SO BB IBB HBP BLK WP HR S P ERA WHIP	IP WLS BF H R ER SO BB IBB HBP BLK WP HR S P ERA WHIP	IP WLS BF H R ER SO BB IBB HBP BLK WP HR S P ERA WHIP	IP WLS BF H R ER SO BB IBB HBP BLK WP HR S P ERA WHIP	IP WLS BF H R ER SO BB IBB HBP BLK WP HR S P ERA WHIP	IP WLS BF H R ER SO BB IBB HBP BLK WP HR S P ERA WHIP	IP WLS BF H R ER SO BB IBB HBP BLK WP HR S P ERA WHIP	IP WLS BF H R ER SO BB IBB HBP BLK WP HR S P ERA WHIP	IP WLS BF H R ER SO BB IBB HBP BLK WP HR S P ERA WHIP	IP WLS BF H R ER SO BB IBB HBP BLK WP HR S P ERA WHIP	IP WLS BF H R ER SO BB IBB HBP BLK WP HR S P ERA WHIP	IP WLS BF H R ER SO BB IBB HBP BLK WP HR S P ERA WHIP	IP WLS BF H R ER SO BB IBB HBP BLK WP HR S P ERA WHIP	IP WLS BF H R ER SO BB IBB HBP BLK WP HR S P ERA WHIP	IP WLS BF H R ER SO BB IBB HBP BLK WP HR S P ERA WHIP			
Paul Quantrill, R ERA: 3.59	(1, 1)	5.0	25	6	3	3	4	4	0	0	0	0	0	0	0	0	0	0	0	5.40	2.000
Gene Harris, R ERA: 4.5	(6, 1)	1.0	6	3	1	1	1	0	0	0	0	0	0	0	0	0	0	0	0	9.00	3.000
Norm Charlton, L ERA: 8.59	(7, 1)	1.0	L	6	2	3	3	2	1	0	0	0	0	0	0	0	0	0	0	27.00	3.000
Toby Borland, R ERA: 6.86	(8, 1)	0.0	3	1	1	1	0	1	0	0	0	0	1	0	7	14	∞	∞			
Kyle Abbott, L ERA: 2.25	(8, 1)	1.0	3	0	1	0	0	0	0	0	0	0	1	0	8	12	0.00	0.000			
Mickey Morandini, L OBP: 0.342, SLG: 0.421	4-1 1B 1B BB	1-0 F8		1 SAFE 0-1 FC4-6		1-2 G6-3		1-2 G3		4	1	0	0	1	0	2					
Mariano Duncan, R OBP: 0.316, SLG: 0.410	1-0 BB 1B FC3-6	2-1 S 1B		1 SAFE 0-2 G1-3		1-1 G6-3		1-0 G1 HBP		4	1	2	1	0	0	1					
Gregg Jefferies, S OBP: 0.314, SLG: 0.414	3-2 FC3-6 SF8 1B	3-2 G4-3		0-3 K		0-0 P6		0-2 G1		5	1	1	1	0	1	2					
Darren Daulton, L OBP: 0.348, SLG: 0.423	4-0 FC3-6 BB		2-3 K		0-0 G4-3		1-0 BB 1B	1-2 F8		4	1	1	0	1	1	1					
Jim Eisenreich, L OBP: 0.427, SLG: 0.550	1-0 FC3-6		2-0 G4-3		1-3 K		3-2 P5			4	0	0	1	0	1	3					
Charlie Hayes, R OBP: 0.375, SLG: 0.413	3-2 SF8		0-1 PB 2B		0-2 L7		4-0 1B BB			2	0	1	1	1	0	0					
Gary Varsho, L OBP: 0.320, SLG: 0.267	1 SAFE 0-0 P9		3-2 G3-1		4-0 BB		2-3 K			3	0	0	0	1	1	4					
Kevin Stocker, S OBP: 0.310, SLG: 0.221		3-2 SH5-4 1B HBP		0-1 FC4-6 1B		2-0 L9		2-1 FC6-4 1B		3	1	2	1	0	0	1					
Paul Quantrill, L OBP: 0.143, SLG: 0.053	(1, 1)	7.0	30	5	4	4	4	3	0	1	0	0	0	0	0	0	0	0	5.14	1.143	
Gene Harris, R ERA: 4.53	(6, 1)	0.2	5	2	1	1	1	1	0	0	0	0	0	0	0	0	0	0	13.50	4.500	
Tom Marsh, R ERA: 6.28	(6, 1)	1.1	S	5	0	0	0	0	0	1	0	0	0	0	0	0	0	0	0.00	0.000	
Norm Charlton, S ERA: 2.0	(7, 1)																				
Toby Borland, R ERA: 6.86	(8, 1)																				
Kyle Abbott, L ERA: 2.25	(8, 1)																				
Dave Gallagher, R ERA: 2.0	(8, 1)																				
Mike Williams, R ERA: 3.58	(9, 1)	1.0	4	0	0	0	1	1	0	0	0	0	0	0	0	0	0	0	0.00	1.000	
Inning Stats	R: 3 E: 0 K: 0 S: 10	H: 2 LOB: 1 BB: 2 P: 26	R: 1 E: 0 K: 0 S: 13	H: 1 LOB: 0 BB: 0 P: 22	R: 0 E: 0 K: 1 S: 10	H: 1 LOB: 1 BB: 0 P: 17	R: 0 E: 0 K: 1 S: 10	H: 1 LOB: 1 BB: 0 P: 10	R: 0 E: 0 K: 2 S: 10	H: 0 LOB: 0 BB: 0 P: 11	R: 0 E: 0 K: 1 S: 7	H: 0 LOB: 1 BB: 1 P: 14	R: 0 E: 0 K: 0 S: 4	H: 0 LOB: 0 BB: 0 P: 6	R: 1 E: 0 K: 1 S: 13	H: 2 LOB: 2 BB: 1 P: 25	R: 0 E: 0 K: 0 S: 9	H: 0 LOB: 1 BB: 0 P: 11	1B: 6 2B: 1 3B: 0 HR: 0	SF: 1 SAC: 1 DP: 0 HBP: 2	WP: 0 PA: 40
PITCHER	IP WLS BF H R ER SO BB IBB HBP BLK WP HR S P ERA WHIP	IP WLS BF H R ER SO BB IBB HBP BLK WP HR S P ERA WHIP	IP WLS BF H R ER SO BB IBB HBP BLK WP HR S P ERA WHIP	IP WLS BF H R ER SO BB IBB HBP BLK WP HR S P ERA WHIP	IP WLS BF H R ER SO BB IBB HBP BLK WP HR S P ERA WHIP	IP WLS BF H R ER SO BB IBB HBP BLK WP HR S P ERA WHIP	IP WLS BF H R ER SO BB IBB HBP BLK WP HR S P ERA WHIP	IP WLS BF H R ER SO BB IBB HBP BLK WP HR S P ERA WHIP	IP WLS BF H R ER SO BB IBB HBP BLK WP HR S P ERA WHIP	IP WLS BF H R ER SO BB IBB HBP BLK WP HR S P ERA WHIP	IP WLS BF H R ER SO BB IBB HBP BLK WP HR S P ERA WHIP	IP WLS BF H R ER SO BB IBB HBP BLK WP HR S P ERA WHIP	IP WLS BF H R ER SO BB IBB HBP BLK WP HR S P ERA WHIP	IP WLS BF H R ER SO BB IBB HBP BLK WP HR S P ERA WHIP	IP WLS BF H R ER SO BB IBB HBP BLK WP HR S P ERA WHIP	IP WLS BF H R ER SO BB IBB HBP BLK WP HR S P ERA WHIP	IP WLS BF H R ER SO BB IBB HBP BLK WP HR S P ERA WHIP	IP WLS BF H R ER SO BB IBB HBP BLK WP HR S P ERA WHIP			

Houston Astros @ Philadelphia Phillies
Veterans Stadium, Philadelphia, PA
Wed Jun 14 1995, 7:05 PM EDT
Att: 24,933 - Unknown - 74 F

AB	40
R	9
H	12
RBI	7
BB	7
SO	8
LOB	21



Houston Astros @ Philadelphia Phillies
Veterans Stadium, Philadelphia, PA
Wed Jun 14 1995, 7:05 PM EDT
Att: 24,933 - Unknown - 74 F

AB	32
R	5
H	7
RBI	5
BB	4
SO	6
LOB	18



Batter	1	2	3	4	5	6	7	8	9	AB	R	H	RBI	BB	SO	LOB	TOP								
Brian Hunter, R OBP: 0.188, SLG: 0.267 (1, 8)	G6-3		F8		K2-3			F7	L8	5	0	0	0	0	1	2									
Craig Biggio, R OBP: 0.401, SLG: 0.426 (1, 4)	K		G6-3			G4-3		P4	K	5	0	0	0	0	2	2									
Jeff Bagwell, R OBP: 0.348, SLG: 0.395 (1, 3)	K					G6-3 BB		WP 1B	K	4	0	2	0	1	2	3									
Derek Bell, R OBP: 0.378, SLG: 0.439 (1, 9)			G6-3			G6-3				3	1	1	0	1	0	2									
Luis Gonzalez, L OBP: 0.309, SLG: 0.424 (1, 7)					G6-3			G4-3		2	0	0	0	2	0	2									
Phil Nevin, R OBP: 0.176, SLG: 0.125 John Cangelosi, S OBP: 0.409, SLG: 0.343 John Hudek, S OBP: 1.000, SLG: 1.000 (1, 5)	G4-3									3	0	0	0	0	2	4									
Orlando Miller, R OBP: 0.336, SLG: 0.417 (1, 6)					L9					4	1	3	1	0	0	0									
Scott Servais, R OBP: 0.289, SLG: 0.391 (1, 2)					G6-3		G1-6-3			3	0	1	0	1	0	1									
Shane Reynolds, R OBP: 0.095, SLG: 0.095 Dave Magadan, L OBP: 0.422, SLG: 0.378 (1, 1)										3	0	0	0	0	3	2									
Inning Stats	R: 0 E: 0 K: 2 S: 11	H: 0 LOB: 0 BB: 0 P: 17	R: 1 E: 0 K: 1 S: 13	H: 2 LOB: 2 BB: 2 P: 26	R: 0 E: 0 K: 0 S: 7	H: 1 LOB: 1 BB: 0 P: 13	R: 0 E: 0 K: 1 S: 5	H: 0 LOB: 0 BB: 0 P: 7	R: 0 E: 0 K: 1 S: 7	H: 0 LOB: 0 BB: 0 P: 8	R: 0 E: 0 K: 1 S: 10	H: 1 LOB: 0 BB: 0 P: 23	R: 0 E: 0 K: 0 S: 6	H: 1 LOB: 0 BB: 0 P: 7	R: 0 E: 0 K: 0 S: 13	H: 1 LOB: 2 BB: 1 P: 24	R: 1 E: 0 K: 3 S: 18	H: 3 LOB: 3 BB: 0 P: 26	1B: 7 2B: 1 3B: 0 HR: 0	SF: 0 SAC: 0 DP: 2 HBP: 0	WP: 2 PB: 0 CS: 2	PA: 39			
PITCHER	IP	WLS	BF	H	R	ER	SO	BB	IBB	HBP	BLK	WP	HR	S	P	ERA	WHIP								
Tyler Green, R ERA: 3.0 Ricky Bottalico, R ERA: 1.59	8.1		36	8	2	2	9	3	2	0	0	1	0	82	140	2.16	1.320								

Houston Astros @ Philadelphia Phillies
Veterans Stadium, Philadelphia, PA
Thu Jun 15 1995, 7:05 PM EDT
Att: 29,411 - Unknown - 77 F

AB 34
R 2
H 8
RBI 2
BB 5
SO 11
LOB 18



Batter	1	2	3	4	5	6	7	8	9	AB	R	H	RBI	BB	SO	LOB	BOTTOM								
Mickey Morandini, L OBP: 0.340, SLG: 0.416 (1, 4)	G3				L7			L8		4	0	1	0	0	0	1									
Mariano Duncan, R OBP: 0.313, SLG: 0.402 (1, 6)	G6-3		G6-3			G4-3-6 BB E		G6-3		4	1	1	0	0	0	1									
Gregg Jefferies, S OBP: 0.318, SLG: 0.412 (1, 7)	K		G1-3			G4-3-6 BB		1B		3	0	1	0	1	1	1									
Jim Eisenreich, L OBP: 0.422, SLG: 0.539 (1, 8)			G6-3		G5-4-3 1B	G4-3-6		F7		4	0	1	0	0	0	3									
Charlie Hayes, R OBP: 0.382, SLG: 0.418 (1, 5)					G5-4-3	E9		P8		3	0	1	1	1	0	1									
Gary Varsho, L OBP: 0.315, SLG: 0.265 (1, 9)	K				G3			1B HR		4	1	1	0	0	1	2									
Lenny Webster, R OBP: 0.265, SLG: 0.250 (1, 2)			FC6-4 1B			G6-3		K		4	0	2	0	0	1	1									
Randy Ready, R OBP: 0.208, SLG: 0.136 (1, 3)			FC6-4			SH1-4 BB		G4-6-3		3	1	1	0	1	0	3									
Tyler Green, R OBP: 0.095, SLG: 0.190 Ricky Bottalico, L OBP: 0.429, SLG: 0.596 (1, 1)						SH1-4		G4-3		2	0	0	0	0	1	0									
Inning Stats	R: 0 E: 0 K: 1 S: 9	H: 0 LOB: 0 BB: 0 P: 12	R: 0 E: 0 K: 1 S: 11	H: 1 LOB: 2 BB: 1 P: 20	R: 0 E: 0 K: 1 S: 9	H: 1 LOB: 1 BB: 0 P: 12	R: 0 E: 0 K: 0 S: 4	H: 1 LOB: 0 BB: 0 P: 6	R: 0 E: 0 K: 0 S: 6	H: 0 LOB: 0 BB: 1 P: 13	R: 1 E: 1 K: 0 S: 17	H: 2 LOB: 1 BB: 1 P: 26	R: 0 E: 0 K: 0 S: 9	H: 1 LOB: 0 BB: 0 P: 13	R: 0 E: 0 K: 0 S: 8	H: 1 LOB: 1 BB: 0 P: 14	R: 3 E: 0 K: 1 S: 18	H: 3 LOB: 0 BB: 0 P: 28	1B: 8 2B: 1 3B: 0 HR: 1	SF: 0 SAC: 1 DP: 3 HBP: 0	WP: 0 PB: 0 SB: 0 CS: 0	PA: 36			
PITCHER	IP	WLS	BF	H	R	ER	SO	BB	IBB	HBP	BLK	WP	HR	S	P	ERA	WHIP								
Shane Reynolds, R ERA: 3.28 John Hudek, R ERA: 3.44	8.0	L	5	3	3	3	1	0	0	0	0	0	1	18	28	40.50	4.500								

Houston Astros @ Philadelphia Phillies
Veterans Stadium, Philadelphia, PA
Thu Jun 15 1995, 7:05 PM EDT
Att: 29,411 - Unknown - 77 F

AB 32
R 4
H 10
RBI 4
BB 3
SO 4
LOB 13



Batter	1	2	3	4	5	6	7	8	9	10	11	12	13	14	15	16	AB	R	H	RBI	BB	SO	LOB	TOP
Brian Hunter, R OBP: 0.333, SLG: 0.545 (1.8)																	7	3	4	2	1	1	2	
Craig Biggio, R OBP: 0.398, SLG: 0.435 (1.4)																	8	1	2	1	0	1	3	
5 Jeff Bagwell, R OBP: 0.345, SLG: 0.389 (1.3)																	8	0	2	2	0	0	1	
Derek Bell, R OBP: 0.372, SLG: 0.433 Doug Brocail, L OBP: 0.500, SLG: 0.500 (16.1)																	7	0	2	1	0	1	2	
Luis Gonzalez, L OBP: 0.310, SLG: 0.421 Jim Dougherty, R (13.1)																	6	0	2	0	0	3		
Phil Nevin, R OBP: 0.174, SLG: 0.095 (1.5)																	5	0	0	0	0	1	3	
Tony Eusebio, R OBP: 0.340, SLG: 0.388 (1.2)																	7	0	0	0	0	1	2	
Orlando Miller, R OBP: 0.333, SLG: 0.411 (1.6)																	7	1	2	0	0	2	2	
Greg Swindell, L OBP: 0.342 Dave Veres, R OBP: 0.344 Todd Jones, R OBP: 0.324 Craig Shively, R OBP: 0.444 John Fludek, R OBP: 0.389 Pedro Martinez, L OBP: 0.389 John Cangas, S OBP: 0.389 (15.1)																	2	0	1	1	0	0	0	
Inning Stats	R: 1 E: 0 K: 1 S: 10	H: 2 LOB: 1 BB: 0 P: 11	R: 0 E: 0 K: 0 S: 5	H: 2 LOB: 1 BB: 0 P: 6	R: 0 E: 0 K: 1 S: 9	H: 0 LOB: 0 BB: 0 P: 12	R: 0 E: 0 K: 0 S: 8	H: 1 LOB: 1 BB: 0 P: 13	R: 0 E: 0 K: 1 S: 7	H: 0 LOB: 0 BB: 0 P: 10	R: 0 E: 0 K: 0 S: 8	H: 1 LOB: 1 BB: 0 P: 10	R: 0 E: 0 K: 2 S: 10	H: 0 LOB: 0 BB: 0 P: 18	R: 0 E: 0 K: 1 S: 9	H: 0 LOB: 0 BB: 0 P: 9	R: 0 E: 0 K: 2 S: 14	H: 3 LOB: 2 BB: 0 P: 23	R: 2 E: 0 K: 0 S: 16	H: 3 LOB: 2 BB: 1 P: 29	1B: 12 2B: 3 3B: 0 HR: 2	SF: 1 SAC: 3 DP: 0 HBP: 1	WP: 0 PB: 0 SB: 4 CS: 0	PA: 67
PITCHER	IP WLS BF H R ER SO BB IBB HBP BLK WP HR S P ERA WHIP	IP WLS BF H R ER SO BB IBB HBP BLK WP HR S P ERA WHIP	IP WLS BF H R ER SO BB IBB HBP BLK WP HR S P ERA WHIP	IP WLS BF H R ER SO BB IBB HBP BLK WP HR S P ERA WHIP	IP WLS BF H R ER SO BB IBB HBP BLK WP HR S P ERA WHIP	IP WLS BF H R ER SO BB IBB HBP BLK WP HR S P ERA WHIP	IP WLS BF H R ER SO BB IBB HBP BLK WP HR S P ERA WHIP	IP WLS BF H R ER SO BB IBB HBP BLK WP HR S P ERA WHIP	IP WLS BF H R ER SO BB IBB HBP BLK WP HR S P ERA WHIP	IP WLS BF H R ER SO BB IBB HBP BLK WP HR S P ERA WHIP	IP WLS BF H R ER SO BB IBB HBP BLK WP HR S P ERA WHIP	IP WLS BF H R ER SO BB IBB HBP BLK WP HR S P ERA WHIP	IP WLS BF H R ER SO BB IBB HBP BLK WP HR S P ERA WHIP	IP WLS BF H R ER SO BB IBB HBP BLK WP HR S P ERA WHIP	IP WLS BF H R ER SO BB IBB HBP BLK WP HR S P ERA WHIP	IP WLS BF H R ER SO BB IBB HBP BLK WP HR S P ERA WHIP	IP WLS BF H R ER SO BB IBB HBP BLK WP HR S P ERA WHIP	IP WLS BF H R ER SO BB IBB HBP BLK WP HR S P ERA WHIP	IP WLS BF H R ER SO BB IBB HBP BLK WP HR S P ERA WHIP	IP WLS BF H R ER SO BB IBB HBP BLK WP HR S P ERA WHIP	IP WLS BF H R ER SO BB IBB HBP BLK WP HR S P ERA WHIP	IP WLS BF H R ER SO BB IBB HBP BLK WP HR S P ERA WHIP	IP WLS BF H R ER SO BB IBB HBP BLK WP HR S P ERA WHIP	

Houston Astros @ New York Mets
Shea Stadium, Flushing, NY
Fri Jun 16 1995, 7:05 PM EDT
Alt. 16,224 - Unknown - 83 F

AB 61
R 17
H 7
RBI 7
BB 1
SO 11
LOB 17



Batter	1	2	3	4	5	6	7	8	9	10	11	12	13	14	15	16	AB	R	H	RBI	BB	SO	LOB	BOTTOM				
Brett Butler, L OBP: 0.350, SLG: 0.326 (1.6)																	8	0	2	2	0	0	5					
Jose Vizcaino, S OBP: 0.315, SLG: 0.301 Eric Gunderson, R (16.1)																	8	0	0	1	0	4	4					
Rico Brogna, L OBP: 0.319, SLG: 0.468 (1.3)																	7	1	0	0	1	2	1					
Bobby Bonilla, S OBP: 0.379, SLG: 0.551 (12.5)																	7	0	3	1	1	2	1					
Edgardo Alfonzo, R OBP: 0.262, SLG: 0.371 Joe Orsulak, L OBP: 0.358, SLG: 0.398 (11. PH) (12.7)																	4	0	0	0	0	0	2					
Jeff Kent, R OBP: 0.315, SLG: 0.419 (1.4)																	6	1	2	0	1	0	2					
Kelly Stinetz, R OBP: 0.363, SLG: 0.432 Todd Hundley, S OBP: 0.363, SLG: 0.405 (10.2)																	3	0	0	0	0	1	1					
Ryan Thompson, R OBP: 0.403, SLG: 0.536 (1.8)																	7	0	3	1	0	3	7					
Bobby Jones, R OBP: 0.363, SLG: 0.432 John Fludek, R OBP: 0.389 Pedro Martinez, L OBP: 0.389 John Cangas, S OBP: 0.389 (15.1)																	2	1	1	0	2	0	0					
Inning Stats	R: 0 E: 0 K: 2 S: 13	H: 0 LOB: 1 BB: 1 P: 23	R: 0 E: 0 K: 0 S: 11	H: 0 LOB: 0 BB: 0 P: 16	R: 0 E: 0 K: 1 S: 9	H: 0 LOB: 0 BB: 0 P: 14	R: 0 E: 0 K: 0 S: 8	H: 1 LOB: 1 BB: 0 P: 11	R: 1 E: 1 K: 0 S: 14	H: 1 LOB: 1 BB: 0 P: 20	R: 0 E: 0 K: 2 S: 14	H: 1 LOB: 1 BB: 0 P: 22	R: 0 E: 0 K: 0 S: 5	H: 0 LOB: 0 BB: 0 P: 12	R: 0 E: 0 K: 2 S: 10	H: 2 LOB: 2 BB: 1 P: 17	R: 0 E: 0 K: 1 S: 11	H: 2 LOB: 2 BB: 1 P: 22	R: 0 E: 0 K: 1 S: 5	H: 0 LOB: 0 BB: 0 P: 5	R: 2 E: 0 K: 1 S: 16	H: 3 LOB: 2 BB: 1 P: 27	R: 0 E: 0 K: 1 S: 11	H: 0 LOB: 0 BB: 0 P: 16	1B: 11 2B: 2 3B: 0 HR: 0	SF: 0 SAC: 2 DP: 0 HBP: 0	WP: 0 PB: 1 SB: 1 CS: 0	PA: 68
PITCHER	IP WLS BF H R ER SO BB IBB HBP BLK WP HR S P ERA WHIP	IP WLS BF H R ER SO BB IBB HBP BLK WP HR S P ERA WHIP	IP WLS BF H R ER SO BB IBB HBP BLK WP HR S P ERA WHIP	IP WLS BF H R ER SO BB IBB HBP BLK WP HR S P ERA WHIP	IP WLS BF H R ER SO BB IBB HBP BLK WP HR S P ERA WHIP	IP WLS BF H R ER SO BB IBB HBP BLK WP HR S P ERA WHIP	IP WLS BF H R ER SO BB IBB HBP BLK WP HR S P ERA WHIP	IP WLS BF H R ER SO BB IBB HBP BLK WP HR S P ERA WHIP	IP WLS BF H R ER SO BB IBB HBP BLK WP HR S P ERA WHIP	IP WLS BF H R ER SO BB IBB HBP BLK WP HR S P ERA WHIP	IP WLS BF H R ER SO BB IBB HBP BLK WP HR S P ERA WHIP	IP WLS BF H R ER SO BB IBB HBP BLK WP HR S P ERA WHIP	IP WLS BF H R ER SO BB IBB HBP BLK WP HR S P ERA WHIP	IP WLS BF H R ER SO BB IBB HBP BLK WP HR S P ERA WHIP	IP WLS BF H R ER SO BB IBB HBP BLK WP HR S P ERA WHIP	IP WLS BF H R ER SO BB IBB HBP BLK WP HR S P ERA WHIP	IP WLS BF H R ER SO BB IBB HBP BLK WP HR S P ERA WHIP	IP WLS BF H R ER SO BB IBB HBP BLK WP HR S P ERA WHIP	IP WLS BF H R ER SO BB IBB HBP BLK WP HR S P ERA WHIP	IP WLS BF H R ER SO BB IBB HBP BLK WP HR S P ERA WHIP	IP WLS BF H R ER SO BB IBB HBP BLK WP HR S P ERA WHIP	IP WLS BF H R ER SO BB IBB HBP BLK WP HR S P ERA WHIP	IP WLS BF H R ER SO BB IBB HBP BLK WP HR S P ERA WHIP					

Houston Astros @ New York Mets
Shea Stadium, Flushing, NY
Fri Jun 16 1995, 7:05 PM EDT
Alt. 16,224 - Unknown - 83 F

AB 59
R 13
H 13
RBI 5
BB 7
SO 13
LOB 27



Batter	1	2	3	4	5	6	7	8	9	AB	R	H	RBI	BB	SO	LOB	TOP				
Brian Hunter, R OBP: 0.372, SLG: 0.500	0-1 2B 1B	1-3 K		0-1 P9		1-2 P4		1-2 BB		4	1	1	0	1	1	1					
Craig Biggio, R OBP: 0.402, SLG: 0.463	0-0 1B 2B	2-1 2B			0-0 G6-3		1-1 P1	1-2 F7		5	1	2	0	0	0	2					
5 Jeff Bagwell, R OBP: 0.353, SLG: 0.424	1-0 1B HBP	0-0 F8			3-3 K		2-1 HR	2-2 L4		4	2	1	1	0	1	3					
Derek Bell, R OBP: 0.379, SLG: 0.442	0-2 1B 1-3 2H 3H	0-3 K			0-2 BB 1B		0-2 F7		0-0 G5-3	5	0	2	2	0	1	1					
Luis Gonzalez, L OBP: 0.312, SLG: 0.413	3-2 1B 1-2 3H		0-1 G4-3		4-1 BB 1-2 BB		2-1 1B 1B		2-0 G4-3	4	2	2	1	1	0	0					
Dave Magadan, L OBP: 0.329, SLG: 0.378 Dave Veres, R	1-2 E		1-3 K		0-3 K		2-0 1B		2-3 K	4	1	2	0	0	2	2					
Milt Thompson, L OBP: 0.235, SLG: 0.174 John Hudek, S	1-2 E 1B						1-3 1B			1	0	0	0	0	1	0					
Orlando Miller, R OBP: 0.337, SLG: 0.424	2-2 K		2-2 G5-3			0-0 G6-3 2B	2-1 1-3 3H 1B			4	0	2	1	0	1	2					
Scott Servais, R OBP: 0.314, SLG: 0.416 Tony Eusebio, R	1-2 E2 1-3 2H			1-2 P9		1-0 G6-3	1-3 K			2	0	1	2	0	0	0					
Shane Reynolds, R OBP: 0.083, SLG: 0.083 Craig Shipley, R	0-3 K		1-3 K			0-3 K		0-0 L4 BB 1B		3	0	0	0	0	3	2					
Inning Stats	R: 5 E: 1 K: 2 S: 25	H: 6 LOB: 1 BB: 0 P: 33	R: 0 E: 0 K: 2 S: 11	H: 1 LOB: 1 BB: 0 P: 14	R: 0 E: 0 K: 1 S: 10	H: 0 LOB: 0 BB: 0 P: 13	R: 0 E: 0 K: 1 S: 13	H: 1 LOB: 2 BB: 0 P: 19	R: 0 E: 0 K: 1 S: 8	H: 1 LOB: 1 BB: 0 P: 10	R: 2 E: 0 K: 1 S: 17	H: 4 LOB: 2 BB: 0 P: 27	R: 0 E: 0 K: 0 S: 10	H: 1 LOB: 1 BB: 0 P: 17	R: 0 E: 0 K: 1 S: 5	H: 0 LOB: 0 BB: 0 P: 9	1B: 9 2B: 5 3B: 0 HR: 1	SF: 0 SAC: 0 DP: 1 HBP: 1	WP: 0 PB: 0 SB: 0 CS: 0	PA: 42	
PITCHER	IP WLS BF H R ER SO BB IBB HBP BLK WP HR S P ERA WHIP	IP WLS BF H R ER SO BB IBB HBP BLK WP HR S P ERA WHIP	IP WLS BF H R ER SO BB IBB HBP BLK WP HR S P ERA WHIP	IP WLS BF H R ER SO BB IBB HBP BLK WP HR S P ERA WHIP	IP WLS BF H R ER SO BB IBB HBP BLK WP HR S P ERA WHIP	IP WLS BF H R ER SO BB IBB HBP BLK WP HR S P ERA WHIP	IP WLS BF H R ER SO BB IBB HBP BLK WP HR S P ERA WHIP	IP WLS BF H R ER SO BB IBB HBP BLK WP HR S P ERA WHIP	IP WLS BF H R ER SO BB IBB HBP BLK WP HR S P ERA WHIP	IP WLS BF H R ER SO BB IBB HBP BLK WP HR S P ERA WHIP	IP WLS BF H R ER SO BB IBB HBP BLK WP HR S P ERA WHIP	IP WLS BF H R ER SO BB IBB HBP BLK WP HR S P ERA WHIP	IP WLS BF H R ER SO BB IBB HBP BLK WP HR S P ERA WHIP	IP WLS BF H R ER SO BB IBB HBP BLK WP HR S P ERA WHIP	IP WLS BF H R ER SO BB IBB HBP BLK WP HR S P ERA WHIP	IP WLS BF H R ER SO BB IBB HBP BLK WP HR S P ERA WHIP	IP WLS BF H R ER SO BB IBB HBP BLK WP HR S P ERA WHIP	IP WLS BF H R ER SO BB IBB HBP BLK WP HR S P ERA WHIP	IP WLS BF H R ER SO BB IBB HBP BLK WP HR S P ERA WHIP	IP WLS BF H R ER SO BB IBB HBP BLK WP HR S P ERA WHIP	IP WLS BF H R ER SO BB IBB HBP BLK WP HR S P ERA WHIP

Houston Astros @ Montreal Expos
Olympic Stadium, Montreal, QB
Tue Jun 20 1995, 7:05 PM EDT
Att: 14,837 - Dome

AB 39
R 7
H 14
RBI 7
BB 2
SO 11
LOB 16



Batter	1	2	3	4	5	6	7	8	9	AB	R	H	RBI	BB	SO	LOB	BOTTOM					
Tony Tarasco, L OBP: 0.354, SLG: 0.500	0-0 BB 1B		3-3 K	0-1 G4-3			1-2 G4-3 1B 2B		0-0 HR	5	2	3	1	0	1	2						
Wii Cordero, R OBP: 0.373, SLG: 0.420	4-1 BB 1B BB		2-2 G4-3		0-1 G4-6-3 1B		2-1 G4-3		3-2 K	4	0	1	0	1	1	1						
David Segui, S OBP: 0.393, SLG: 0.425	0-1 L8		1-1 G4-3		1-0 G4-6-3		0-1 1B			4	0	1	1	0	0	3						
Moises Alou, R OBP: 0.356, SLG: 0.494	0-1 BB 1-2 2H 1B			1-2 BB 2B 1B	2-2 P7		2-3 K			4	1	2	0	0	1	1						
Rondell White, R OBP: 0.439, SLG: 0.661	4-2 BB		2-2 2B 1B			0-2 G1-3		2-2 G6-3		3	1	1	0	1	0	0						
Darin Fletcher, L OBP: 0.357, SLG: 0.456	1-1 G3		0-1 FC4-6 2B		0-1 G4-3 1B		0-1 G4-3		0-1 G4-3	4	0	2	1	0	0	3						
Mike Lansing, R OBP: 0.309, SLG: 0.490		0-1 G6-3		3-3 K		0-0 G4-3		0-1 G5-3		4	0	0	0	0	1	3						
Sean Berry, R OBP: 0.319, SLG: 0.374 Gil Heredia, R OBP: 0.167, SLG: 0.167 Greg Harris, S OBP: 0.333, SLG: 0.667 Curtis Pride, L OBP: 0.286, SLG: 0.286		1-3 K		0-0 FC4-6 1B		2-3 K			3-2 P5	3	0	1	1	0	2	1						
Pedro Martinez, R OBP: 0.095, SLG: 0.100 Gabe White, L Lou Frazier, S OBP: 0.301, SLG: 0.226 Jeff Shaw, R Mark Grudzielanek, R OBP: 0.313, SLG: 0.346		1-3 K		3-3 FC4-6		2-2 P4		3-2 P9		0	0	0	0	0	0	0						
Inning Stats	R: 0 E: 0 K: 0 S: 10	H: 2 LOB: 3 BB: 2 P: 19	R: 0 E: 0 K: 2 S: 8	H: 0 LOB: 0 BB: 0 P: 10	R: 0 E: 0 K: 1 S: 8	H: 0 LOB: 0 BB: 0 P: 14	R: 2 E: 0 K: 1 S: 17	H: 4 LOB: 2 BB: 0 P: 25	R: 0 E: 0 K: 0 S: 8	H: 1 LOB: 0 BB: 0 P: 11	R: 0 E: 0 K: 1 S: 9	H: 1 LOB: 1 BB: 0 P: 11	R: 1 E: 0 K: 1 S: 13	H: 2 LOB: 1 BB: 0 P: 20	R: 0 E: 0 K: 0 S: 7	H: 0 LOB: 0 BB: 0 P: 9	R: 1 E: 0 K: 1 S: 16	H: 1 LOB: 0 BB: 0 P: 25	1B: 8 2B: 2 3B: 0 HR: 1	SF: 0 SAC: 0 DP: 1 HBP: 0	WP: 0 PB: 0 SB: 0 CS: 0	PA: 38
PITCHER	IP WLS BF H R ER SO BB IBB HBP BLK WP HR S P ERA WHIP	IP WLS BF H R ER SO BB IBB HBP BLK WP HR S P ERA WHIP	IP WLS BF H R ER SO BB IBB HBP BLK WP HR S P ERA WHIP	IP WLS BF H R ER SO BB IBB HBP BLK WP HR S P ERA WHIP	IP WLS BF H R ER SO BB IBB HBP BLK WP HR S P ERA WHIP	IP WLS BF H R ER SO BB IBB HBP BLK WP HR S P ERA WHIP	IP WLS BF H R ER SO BB IBB HBP BLK WP HR S P ERA WHIP	IP WLS BF H R ER SO BB IBB HBP BLK WP HR S P ERA WHIP	IP WLS BF H R ER SO BB IBB HBP BLK WP HR S P ERA WHIP	IP WLS BF H R ER SO BB IBB HBP BLK WP HR S P ERA WHIP	IP WLS BF H R ER SO BB IBB HBP BLK WP HR S P ERA WHIP	IP WLS BF H R ER SO BB IBB HBP BLK WP HR S P ERA WHIP	IP WLS BF H R ER SO BB IBB HBP BLK WP HR S P ERA WHIP	IP WLS BF H R ER SO BB IBB HBP BLK WP HR S P ERA WHIP	IP WLS BF H R ER SO BB IBB HBP BLK WP HR S P ERA WHIP	IP WLS BF H R ER SO BB IBB HBP BLK WP HR S P ERA WHIP	IP WLS BF H R ER SO BB IBB HBP BLK WP HR S P ERA WHIP	IP WLS BF H R ER SO BB IBB HBP BLK WP HR S P ERA WHIP	IP WLS BF H R ER SO BB IBB HBP BLK WP HR S P ERA WHIP	IP WLS BF H R ER SO BB IBB HBP BLK WP HR S P ERA WHIP	IP WLS BF H R ER SO BB IBB HBP BLK WP HR S P ERA WHIP	IP WLS BF H R ER SO BB IBB HBP BLK WP HR S P ERA WHIP

Houston Astros @ Montreal Expos
Olympic Stadium, Montreal, QB
Tue Jun 20 1995, 7:05 PM EDT
Att: 14,837 - Dome

AB 36
R 4
H 11
RBI 4
BB 2
SO 7
LOB 16



Batter	1	2	3	4	5	6	7	8	9	AB	R	H	RBI	BB	SO	LOB	TOP					
Brian Hunter, R OBP: 0.396, SLG: 0.500 (1, 8)										4	0	2	0	0	0	0	Houston Astros @ Montreal Expos Olympic Stadium, Montreal, QB Wed Jun 21 1995, 7:05 PM EDT Att: 18,720 - Dome					
Craig Biggio, R OBP: 0.397, SLG: 0.456 (1, 4)										5	1	1	0	0	1	3						
5 Jeff Bagwell, R OBP: 0.354, SLG: 0.423 (1, 3)										5	2	2	0	0	1	3						
Derek Bell, R OBP: 0.376, SLG: 0.438 (1, 9)										4	1	1	1	0	0	4						
Tony Eusebio, R OBP: 0.350, SLG: 0.393 (1, 2)										3	1	2	3	1	0	1						
Luis Gonzalez, L OBP: 0.311, SLG: 0.410 (1, 7)										4	0	1	0	0	0	4						
Phil Nevin, R OBP: 0.194, SLG: 0.172 (1, 5)										4	0	1	0	0	0	3						
Craig Shipley, R OBP: 0.342, SLG: 0.391 (1, 6)										4	0	0	1	0	0	3						
Greg Swindell, L OBP: 0.286, SLG: 0.350 (1, 1)										3	0	0	0	0	0	1						
Jim Dougherty, R (7, 1)										0	0	0	0	0	0	0						
Dave Veres, R (8, 1)										0	0	0	0	0	0	0						
Dave Magadan, L OBP: 0.425, SLG: 0.374 (9, PH)										1	0	0	0	0	0	0						
Todd Jones, L (9, 1)										0	0	0	0	0	0	0						
Inning Stats	R: 0 E: 0 K: 0 S: 9	H: 1 LOB: 1 BB: 0 P: 14	R: 1 E: 0 K: 0 S: 10	H: 1 LOB: 1 BB: 1 P: 18	R: 2 E: 2 K: 0 S: 7	H: 2 LOB: 1 BB: 0 P: 8	R: 0 E: 0 K: 0 S: 4	H: 1 LOB: 0 BB: 0 P: 4	R: 2 E: 1 K: 0 S: 9	H: 3 LOB: 1 BB: 0 P: 9	R: 0 E: 0 K: 0 S: 6	H: 0 LOB: 1 BB: 0 P: 9	R: 0 E: 0 K: 0 S: 10	H: 0 LOB: 1 BB: 0 P: 14	R: 0 E: 0 K: 0 S: 11	H: 1 LOB: 1 BB: 0 P: 16	R: 0 E: 0 K: 2 S: 15	H: 1 LOB: 1 BB: 0 P: 21	1B: 9 2B: 1 3B: 0 HR: 0	SF: 0 SAC: 0 DP: 2 HBP: 1	WP: 2 PB: 0 SB: 2 CS: 2	PA: 39
PITCHER	IP WLS BF H R ER SO BB IBB HBP BLK WP HR S P ERA WHIP																					
Butch Henry, L ERA: 3.97	5.0 L 24 8 5 3 0 1 0 0 0 0 0 0 39 53 5.40 1.800																					
Luis Aquino, R ERA: 4.03	2.0 7 0 0 0 0 0 0 0 1 0 0 0 16 23 0.00 0.000																					
Tim Scott, R ERA: 4.28	1.2 7 2 0 0 1 0 0 0 0 1 0 23 31 0.00 1.200																					
Mel Rojas, R ERA: 3.72	0.1 1 0 0 0 1 0 0 0 0 1 0 3 6 0.00 0.000																					

AB	37
R	5
H	10
RBI	5
BB	1
SO	2
LOB	22



Batter	1	2	3	4	5	6	7	8	9	AB	R	H	RBI	BB	SO	LOB	BOTTOM			
Mark Grudzielanek, R OBP: 0.313, SLG: 0.345 (1, 5)										3	0	1	0	0	0	0	Houston Astros @ Montreal Expos Olympic Stadium, Montreal, QB Wed Jun 21 1995, 7:05 PM EDT Att: 18,720 - Dome			
David Segui, L OBP: 0.397, SLG: 0.438 (8, PH)										4	0	0	0	0	1	3				
Shane Andrews, R OBP: 0.307, SLG: 0.427 (1, 3)										4	0	0	1	0	2	2				
Wil Cordero, R OBP: 0.366, SLG: 0.411 (1, 6)										3	0	1	1	1	0	0				
Moises Alou, R OBP: 0.359, SLG: 0.492 (8, 9)										4	1	1	0	0	1	3				
Rondell White, R OBP: 0.434, SLG: 0.655 (1, 8)										4	0	0	0	0	0	1				
Mel Rojas, R (9, 1)										3	0	2	1	0	1	0				
Mike Lansing, R OBP: 0.301, SLG: 0.389 (1, 4)										1	0	1	0	0	0	0				
Tony Tarasco, L OBP: 0.359, SLG: 0.508 (1, 9)										1	0	0	0	0	0	0				
Tim Scott, R OBP: 0.333, SLG: 0.333 (8, 1)										1	0	0	0	0	1	1				
Lou Frazier, S OBP: 0.297, SLG: 0.222 (9, 8)										2	1	1	0	0	0	1				
Tim Laker, R OBP: 0.288, SLG: 0.345 (1, 2)										0	0	0	0	0	0	0				
Darin Fletcher, L OBP: 0.362, SLG: 0.460 (9, PH)										0	0	0	0	0	0	0				
Butch Henry, L OBP: 0.048, SLG: 0.048 (1, 1)										0	0	0	0	0	0	0				
Sean Berry, R OBP: 0.316, SLG: 0.370 (5, PH)										0	0	0	0	0	0	0				
Luis Aquino, R OBP: 0.400, SLG: 0.250 (6, 1)										0	0	0	0	0	0	0				
Curtis Pride, L OBP: 0.333, SLG: 0.333 (8, 7)										2	1	1	0	0	0	1				
Inning Stats	R: 0 E: 0 K: 0 S: 6	H: 0 LOB: 0 BB: 0 P: 10	R: 1 E: 0 K: 0 S: 11	H: 2 LOB: 1 BB: 0 P: 15	R: 0 E: 0 K: 1 S: 7	H: 0 LOB: 0 BB: 0 P: 12	R: 0 E: 0 K: 2 S: 11	H: 1 LOB: 1 BB: 0 P: 21	R: 0 E: 0 K: 1 S: 9	H: 1 LOB: 2 BB: 1 P: 14	R: 0 E: 0 K: 0 S: 6	H: 1 LOB: 0 BB: 0 P: 7	R: 2 E: 0 K: 2 S: 16	H: 3 LOB: 1 BB: 0 P: 23	R: 0 E: 0 K: 0 S: 10	H: 1 LOB: 1 BB: 0 P: 14	1B: 6 2B: 3 3B: 0 HR: 0	SF: 0 SAC: 0 DP: 1 HBP: 0	WP: 0 PB: 0 SB: 0 CS: 0	PA: 36
PITCHER	IP WLS BF H R ER SO BB IBB HBP BLK WP HR S P ERA WHIP																			
Greg Swindell, L ERA: 4.68	6.0 W 23 4 1 1 1 4 1 0 0 0 0 0 0 55 89 1.50 0.833																			
Jim Dougherty, R ERA: 3.92	1.0 5 3 2 2 0 0 0 0 0 0 0 13 17 18.00 3.000																			
Dave Veres, R ERA: 1.41	1.0 4 1 0 0 2 0 0 0 0 0 0 9 13 0.00 1.000																			
Todd Jones, R ERA: 1.71	1.0 S 4 1 0 0 0 0 0 0 0 0 0 10 14 0.00 1.000																			

AB	35
R	3
H	9
RBI	3
BB	1
SO	6
LOB	13



Batter	1	2	3	4	5	6	7	8	9	AB	R	H	RBI	BB	SO	LOB	TOP								
Brian McRae, S OBP: 0.332, SLG: 0.413 (1, 8)	G4-3		K		FC6-4		1B		L3	5	0	1	0	0	1	4									
Rick Wilkins, L OBP: 0.342, SLG: 0.329 (1, 2)	G4-3			F	1B	BB	K		1B	4	1	2	1	1	1	2									
Mark Grace, L OBP: 0.393, SLG: 0.586 (1, 3)	K			G4-3	1B	BB	1B		F7	4	0	1	3	1	1	1									
Sammy Sosa, R OBP: 0.335, SLG: 0.521 (1, 9)		K		G3	K		G4-3			4	0	0	0	0	2	5									
Todd Zeile, R OBP: 0.359, SLG: 0.435 (1, 5)	K			L7		WP	2B		K	4	0	1	0	0	2	0									
Shawon Dunston, R OBP: 0.326, SLG: 0.514 (1, 6)	K2-3				F9	K			F7	4	0	0	0	0	2	1									
Ozzie Timmons, R OBP: 0.280, SLG: 0.400 Scott Bullett, L OBP: 0.263, SLG: 0.337 (7, 7)				FC1-4	1B	FC5-2-6-4			G3	3	1	2	0	0	0	1									
José Hernández, R OBP: 0.275, SLG: 0.448 (1, 4)			FC1-6-5		FC6-4	BB	1B		1B	4	2	2	1	0	1	1									
Kevin Foster, R OBP: 0.292, SLG: 0.391 Mike Perez, R (7, 1)			G6-3		E1	FC6-4			K	2	1	0	0	1	0	2									
Bryan Hickerson, L OBP: 1.000, SLG: 1.000 Kevin Roberson, S OBP: 0.286, SLG: 0.429 Randy Myers, L (9, 1)							1B	BB	K	0	0	0	0	0	0	0									
Inning Stats	R: 0 E: 0 K: 1 S: 8	H: 0 LOB: 0 BB: 0 P: 12	R: 0 E: 0 K: 3 S: 12	H: 0 LOB: 0 BB: 0 P: 17	R: 0 E: 0 K: 1 S: 11	H: 1 LOB: 1 BB: 0 P: 15	R: 1 E: 1 K: 0 S: 7	H: 1 LOB: 0 BB: 0 P: 12	R: 2 E: 1 K: 1 S: 15	H: 2 LOB: 2 BB: 2 P: 30	R: 0 E: 0 K: 1 S: 7	H: 1 LOB: 0 BB: 0 P: 13	R: 1 E: 0 K: 2 S: 12	H: 2 LOB: 2 BB: 1 P: 25	R: 0 E: 0 K: 1 S: 8	H: 0 LOB: 0 BB: 0 P: 9	R: 1 E: 1 K: 1 S: 12	H: 2 LOB: 1 BB: 0 P: 20	1B: 5 2B: 5 3B: 0 HR: 0	SF: 0 SAC: 0 DP: 1 HBP: 0	WP: 1 PB: 0 SB: 1 CS: 0	PA: 39			
PITCHER	IP	WLS	BF	H	R	ER	SO	BB	IBB	HBP	BLK	WP	HR	S	P	ERA	WHIP								
Darryl Kile, R ERA: 4.37 (1, 1)	6.1	L	28	6	4	2	8	3	0	0	0	1	0	65	111	2.84	1.421								
Pedro Martinez, L ERA: 7.13 (7, 1)	0.2		3	1	0	0	1	0	0	0	0	0	0	7	13	0.00	1.500								
Doug Brocail, R ERA: 3.93 (8, 1)	2.0		8	2	1	0	2	0	0	0	1	0	0	20	29	0.00	1.000								

Chicago Cubs @ Houston Astros
Astrodome, Houston, TX
Sat Jun 24 1995, 8:05 PM EDT
Att: 21,767 - Dome

AB	36
R	5
H	9
RBI	5
BB	3
SO	11
LOB	18



Batter	1	2	3	4	5	6	7	8	9	AB	R	H	RBI	BB	SO	LOB	BOTTOM								
Brian Hunter, R OBP: 0.397, SLG: 0.464 (1, 8)	F9		P2		K		5		K	4	1	1	0	1	2	2									
Craig Biggio, R OBP: 0.397, SLG: 0.451 (1, 4)	5				K		P6			3	0	1	0	1	1	4									
5 Jeff Bagwell, R OBP: 0.351, SLG: 0.422 (1, 3)	1B					G6-3	2B			3	0	1	2	1	1	1									
Derek Bell, R OBP: 0.381, SLG: 0.437 (1, 9)	F9			F8		BB	G5-3			4	0	1	0	0	0	3									
Luis Gonzalez, L OBP: 0.304, SLG: 0.407 (1, 7)	K			P6		F9			F7	4	0	0	0	0	1	3									
Tony Eusebio, R OBP: 0.349, SLG: 0.383 (1, 2)		G6-3			K				G1-3	3	0	0	0	1	1	0									
Phil Nevin, R OBP: 0.154, SLG: 0.135 Dave Magadan, L OBP: 0.432, SLG: 0.382 (8, 5)		K			F8		P4		G3-1	3	0	0	0	0	1	2									
Craig Shipley, R OBP: 0.318, SLG: 0.354 (1, 6)		K					F7		G6-3	4	0	1	0	0	1	0									
Darryl Kile, R OBP: 0.250, SLG: 0.190 Pedro Martinez, L (7, 1)					K				K	1	0	0	0	0	1	0									
Milt Thompson, L OBP: 0.245, SLG: 0.188 Doug Brocail, L OBP: 0.500, SLG: 0.500 John Cangelosi, S OBP: 0.342, SLG: 0.317 (9, 1)							5		K	1	1	1	0	0	0	0									
Inning Stats	R: 0 E: 0 K: 1 S: 14	H: 1 LOB: 2 BB: 2 P: 26	R: 0 E: 0 K: 2 S: 9	H: 0 LOB: 0 BB: 0 P: 12	R: 0 E: 0 K: 2 S: 9	H: 0 LOB: 1 BB: 1 P: 15	R: 0 E: 0 K: 1 S: 6	H: 0 LOB: 0 BB: 0 P: 10	R: 0 E: 0 K: 2 S: 13	H: 1 LOB: 2 BB: 1 P: 26	R: 2 E: 0 K: 0 S: 8	H: 3 LOB: 1 BB: 0 P: 23	R: 0 E: 0 K: 0 S: 8	H: 0 LOB: 0 BB: 0 P: 10	R: 0 E: 0 K: 2 S: 7	H: 0 LOB: 0 BB: 0 P: 12	1B: 5 2B: 1 3B: 0 HR: 0	SF: 0 SAC: 0 DP: 0 HBP: 0	WP: 0 PB: 0 SB: 0 CS: 0	PA: 37					
PITCHER	IP	WLS	BF	H	R	ER	SO	BB	IBB	HBP	BLK	WP	HR	S	P	ERA	WHIP								
Kevin Foster, R ERA: 5.43 (1, 1)	6.1	W	27	4	1	1	8	5	0	0	0	0	0	65	112	1.42	1.421								
Mike Perez, R ERA: 2.79 (7, 1)	1.1		6	2	1	1	0	0	0	0	0	0	0	12	21	6.75	1.500								
Bryan Hickerson, L ERA: 3.26 (8, 1)	0.1		1	0	0	0	0	0	0	0	0	0	0	3	3	0.00	0.000								
Randy Myers, L ERA: 2.91 (9, 1)	1.0	S	3	0	0	0	2	0	0	0	0	0	0	7	12	0.00	0.000								

Chicago Cubs @ Houston Astros
Astrodome, Houston, TX
Sat Jun 24 1995, 8:05 PM EDT
Att: 21,767 - Dome

AB	32
R	2
H	6
RBI	2
BB	5
SO	10
LOB	15



Batter	1	2	3	4	5	6	7	8	9	AB	R	H	RBI	BB	SO	LOB	TOP					
Scott Bullett, L (1.8) OBP: 0.270, SLG: 0.340										5	1	2	0	0	1	5	Chicago Cubs @ Houston Astros Astrodome, Houston, TX Sun Jun 25 1995, 4:33 AM EDT Att: 16,944 - Dome					
Rick Wilkins, L (1.2) OBP: 0.344, SLG: 0.323										3	1	0	0	2	2	3						
Mark Grace, L (1.3) OBP: 0.393, SLG: 0.591										5	1	2	1	0	0	2						
Sammy Sosa, R (1.9) OBP: 0.332, SLG: 0.513										5	0	1	1	0	1	3						
Todd Zeile, R (1.5) OBP: 0.365, SLG: 0.448											4	1	3	1	0	0		1				
Rey Sanchez, R (1.4) OBP: 0.301, SLG: 0.365											5	0	1	0	0	2		4				
Ozzie Timmons, R (1.7) OBP: 0.275, SLG: 0.378											4	0	0	0	1	1		3				
José Hernández, R (1.6) OBP: 0.301, SLG: 0.457										3	1	2	0	1	0	3						
Frank Castillo, R (1.1) Turk Wendell, L (0.1) Kevin Roberson, S (0.1) Mike Walker, R (0.1) Chris Nabholz, L (0.1) Howard Johnson, S (0.1) Bryan Hickerson, L (0.1)										1	0	0	1	1	0	2						
Inning Stats	R: 1 E: 0 K: 2 S: 14	H: 1 LOB: 0 BB: 0 P: 19	R: 0 E: 1 K: 2 S: 9	H: 1 LOB: 2 BB: 1 P: 20	R: 0 E: 0 K: 1 S: 10	H: 0 LOB: 0 BB: 0 P: 11	R: 1 E: 0 K: 2 S: 16	H: 2 LOB: 3 BB: 2 P: 25	R: 0 E: 0 K: 0 S: 14	H: 0 LOB: 1 BB: 1 P: 21	R: 0 E: 0 K: 0 S: 12	H: 2 LOB: 2 BB: 0 P: 18	R: 2 E: 0 K: 0 S: 11	H: 2 LOB: 1 BB: 1 P: 17	R: 2 E: 0 K: 0 S: 11	H: 3 LOB: 1 BB: 1 P: 17	R: 0 E: 0 K: 0 S: 4	H: 1 LOB: 0 BB: 0 P: 6	1B: 9 2B: 3 3B: 0 HR: 0	SF: 1 SAC: 0 DP: 2 HBP: 0	WP: 1 PB: 0 SB: 1 CS: 0	PA: 43
PITCHER	IP WLS BF H R ER SO BB IBB HBP BLK WP HR S P ERA WHIP	PITCHER																IP WLS BF H R ER SO BB IBB HBP BLK WP HR S P ERA WHIP				
Shane Reynolds, R (1.1) ERA: 3.23	6.0 W 28 6 2 2 7 2 2 0 0 0 0 0 0 15 114 3.00 1.333																					
Dave Veres, R (7.1) ERA: 2.19	1.0 8 3 2 4 4 0 2 0 0 0 0 0 0 5 26 36.00 5.000																					
Pedro Martínez, L (8.1) ERA: 6.87	0.2 3 2 0 0 0 0 0 0 0 0 0 0 0 2 3 0.00 3.000																					
Jim Dougherty, R (8.1) ERA: 3.93	0.1 1 0 0 0 0 0 0 0 0 0 0 0 0 2 3 0.00 0.000																					
Todd Jones, R (9.1) ERA: 1.6	1.0 3 1 0 0 0 0 0 0 0 0 0 0 0 4 6 0.00 1.000																					
Batter	1	2	3	4	5	6	7	8	9	AB	R	H	RBI	BB	SO	LOB	BOTTOM					
Brian Hunter, R (1.8) OBP: 0.420, SLG: 0.475										5	4	3	1	1	0	0	Chicago Cubs @ Houston Astros Astrodome, Houston, TX Sun Jun 25 1995, 4:33 AM EDT Att: 16,944 - Dome					
Craig Biggio, R (1.4) OBP: 0.395, SLG: 0.449										3	1	1	2	1	0	1						
5 Jeff Bagwell, R (1.3) OBP: 0.359, SLG: 0.438										4	3	2	5	2	0	2						
Derek Bell, R (1.9) OBP: 0.384, SLG: 0.438										6	2	3	3	0	0	2						
Derrick May, L (1.7) OBP: 0.290, SLG: 0.331										3	1	2	1	0	1	2						
Craig Shipley, R (6.7) OBP: 0.318, SLG: 0.354										3	1	1	1	0	0	2						
Phil Nevin, R (1.5) OBP: 0.186, SLG: 0.129										2	0	0	0	2	1	2						
Dave Veres, R (7.1) ERA: 2.19										0	0	0	0	0	0	0						
Pedro Martínez, L (8.1) ERA: 6.87										1	2	1	3	1	0	0						
John Cangelosi, S (0.1) OBP: 0.419, SLG: 0.405										0	0	0	0	0	0	0						
Todd Jones, L (9.1) ERA: 1.6										0	0	0	0	0	0	0						
Orlando Miller, R (1.6) OBP: 0.337, SLG: 0.421										6	0	2	2	0	0	1						
Scott Servais, R (1.2) OBP: 0.313, SLG: 0.388										3	2	1	0	2	0	3						
Shane Reynolds, R (1.1) OBP: 0.077, SLG: 0.077										2	0	0	0	0	0	3						
Milt Thompson, L (6.7) OBP: 0.259, SLG: 0.224										1	1	1	0	0	0	0						
Luis Gonzalez, L (7.7) OBP: 0.311, SLG: 0.418										2	2	2	1	0	0	0						
Inning Stats	R: 0 E: 0 K: 1 S: 10	H: 1 LOB: 2 BB: 1 P: 18	R: 0 E: 0 K: 0 S: 5	H: 0 LOB: 0 BB: 0 P: 8	R: 0 E: 0 K: 0 S: 4	H: 0 LOB: 0 BB: 0 P: 5	R: 1 E: 0 K: 0 S: 10	H: 2 LOB: 3 BB: 2 P: 21	R: 3 E: 1 K: 1 S: 15	H: 4 LOB: 2 BB: 1 P: 29	R: 2 E: 0 K: 1 S: 10	H: 3 LOB: 1 BB: 1 P: 22	R: 4 E: 0 K: 0 S: 17	H: 3 LOB: 0 BB: 1 P: 28	R: 9 E: 1 K: 0 S: 30	H: 6 LOB: 0 BB: 3 P: 48	1B: 14 2B: 3 3B: 0 HR: 2	SF: 2 SAC: 0 DP: 1 HBP: 0	WP: 0 PB: 0 SB: 4 CS: 0	PA: 52		
PITCHER	IP WLS BF H R ER SO BB IBB HBP BLK WP HR S P ERA WHIP	PITCHER																IP WLS BF H R ER SO BB IBB HBP BLK WP HR S P ERA WHIP				
Frank Castillo, R (1.1) ERA: 2.74	4.1 L 25 7 4 3 1 3 1 0 0 0 0 0 0 4 76 6.23 2.308																					
Turk Wendell, R (5.1) ERA: 5.27	0.2 1 0 0 0 0 0 0 0 0 0 0 0 0 6 14 54.00 12.000																					
Mike Walker, R (6.1) ERA: 2.61	0.1 5 3 2 2 0 1 0 0 0 0 0 0 1 21 36 21.60 2.400																					
Chris Nabholz, L (6.1) ERA: 6.23	1.2 9 3 4 4 1 1 0 0 0 0 0 1 21 36 21.60 2.400																					
Bryan Hickerson, L (8.1) ERA: 7.08	1.0 12 6 9 9 0 2 1 0 0 0 0 1 30 48 81.00 8.000																					

Batter	1	2	3	4	5	6	7	8	9	AB	R	H	RBI	BB	SO	LOB	TOP			
Ramon Caraballo, S OBP: 0.455, SLG: 0.333	2-1 CS 1B		3-2 P3			2-1 2B 1B		1-0 P5		4	0	2	0	0	0	0				
Tripp Cramer, R OBP: 0.280, SLG: 0.396	3-2 SAFE 1B			0-3 K		2-1 F8		0-0 P4		3	0	1	0	0	1	1				
John Habyan, R	(6, 1)									0	0	0	0	0	0	0				
Tony Fossas, L	(8, 1)									0	0	0	0	0	0	0				
Bernard Gilkey, R OBP: 0.353, SLG: 0.466	(9, PH) 1-2 1B									1	0	0	0	0	0	0				
Brian Jordan, R OBP: 0.320, SLG: 0.473	(1, 9) SAFE P7			4-0 FC5-4 BB		0-0 2B		2-2 F9		3	0	1	0	1	0	1				
Ray Lankford, L OBP: 0.343, SLG: 0.470	(1, 8) SAFE P2			1-0 F9		0-3 K		1-1 2B		4	0	1	0	0	1	4				
Darnell Coles, R OBP: 0.288, SLG: 0.352		0-0 G5-3		1-2 FC5-4				2-2 F8		4	0	0	0	0	1	2				
Scott Cooper, L OBP: 0.373, SLG: 0.341		1-3 K			3-2 G6-4-3 1B			0-0 F7		3	0	1	0	0	1	0				
John Mabry, L OBP: 0.316, SLG: 0.358		0-1 P4			0-0 F8			0-1 G4-3		3	0	0	0	0	0	1				
Tom Pagnozzi, R OBP: 0.238, SLG: 0.265				1-0 F8				0-0 P8		2	0	0	0	0	0	1				
Scott Hemond, R OBP: 0.143, SLG: 0.156					1-2 G6-4-3					1	0	0	0	0	0	0				
Mark Petkovsek, R OBP: 0.231, SLG: 0.167				0-3 K				0-2 G4-3		0	0	0	0	0	0	0				
Rich DeLucia, R OBP: 0.375, SLG: 0.286										1	0	0	0	0	1	0				
José Oquendo, S OBP: 0.338, SLG: 0.300										2	0	0	0	0	0	0				
Inning Stats	R: 0 E: 0 K: 0 S: 9	H: 2 LOB: 1 BB: 0 P: 14	R: 0 E: 0 K: 1 S: 6	H: 0 LOB: 0 BB: 0 P: 7	R: 0 E: 0 K: 1 S: 10	H: 0 LOB: 0 BB: 0 P: 14	R: 0 E: 0 K: 1 S: 7	H: 1 LOB: 1 BB: 0 P: 11	R: 0 E: 0 K: 1 S: 9	H: 2 LOB: 2 BB: 0 P: 13	R: 0 E: 0 K: 0 S: 6	H: 0 LOB: 0 BB: 0 P: 8	R: 0 E: 0 K: 0 S: 5	H: 0 LOB: 0 BB: 0 P: 6	R: 0 E: 0 K: 1 S: 10	H: 1 LOB: 1 BB: 0 P: 15	1B: 4 2B: 2 3B: 0 HR: 0	SF: 0 SAC: 0 DP: 1 HBP: 0	WP: 0 PB: 0 SB: 0 CS: 1	PA: 32
PITCHER Greg Swindell, L ERA: 4.05	(1, 1)	IP: 9.0 WLS: W BF: 32 H: 6 R: 0 ER: 0 SO: 5 BB: 1 IBB: 0 HBP: 0 BLK: 0 WP: 0 HR: 0 S: 70 P: 102 ERA: 0.00 WHIP: 0.778											PITCHER	IP: WLS: BF: H: R: ER: SO: BB: IBB: HBP: BLK: WP: HR: S: P: ERA: WHIP:						

St. Louis Cardinals @ Houston Astros
Astrodome, Houston, TX
Mon Jun 26 1995, 8:05 PM EDT
Att: 11,794 - Dome

AB 31
R 0
H 6
RBI 0
BB 1
SO 5
LOB 10



Batter	1	2	3	4	5	6	7	8	9	AB	R	H	RBI	BB	SO	LOB	BOTTOM			
Brian Hunter, R OBP: 0.419, SLG: 0.470	2-3 K	1-2 G6-3	0-1 F7		0-2 1B			0-1 G5-4-3 1B		5	0	2	0	0	1	0				
Craig Biggio, R OBP: 0.397, SLG: 0.448	3-2 BB 5 BB 1B	1-0 S 5 BB 1B	1-1 P6		2-2 L6			1-0 G5-4-3		3	2	1	0	0	0	2				
Andy Stankiewicz, R OBP: 0.200, SLG: 0.143	(6, 4)							1-2 1B		1	0	0	0	0	0	1				
5 Jeff Bagwell, R OBP: 0.364, SLG: 0.434	4-1 BB 1B	4-1 S 1B	0-1 L5			2-3 K		4-2 1B 2B		2	3	0	0	3	1	0				
Derek Bell, R OBP: 0.393, SLG: 0.441	4-2 CS 1B BB	1-2 1B 1B 1B		4-1 BB		0-0 L7		0-1 2B 1B		3	1	2	2	2	0	0				
Luis Gonzalez, L OBP: 0.317, SLG: 0.428	2-1 CS 2B	0-2 1B 1B		2-3 K		2-1 L9		2-0 2B		5	2	3	3	0	1	1				
Tony Eusebio, R OBP: 0.351, SLG: 0.392	2-2 HR 2B	1-1 1B 1B		2-3 K				1-3 K		5	1	2	1	0	2	3				
Phil Nevin, R OBP: 0.170, SLG: 0.116	0-1 E5 HR	0-3 K		0-3 K				1-3 K		4	1	0	0	0	3	5				
Orlando Miller, R OBP: 0.346, SLG: 0.451	1-1 HR	3-1 1B			2-2 F9			1-1 2B		4	1	3	5	0	0	0				
Greg Swindell, L OBP: 0.280, SLG: 0.333	0-1 G6-3	1-3 K			0-0 L6 1B			2-1 F8		4	0	1	0	0	1	3				
Inning Stats	R: 6 E: 1 K: 1 S: 23	H: 4 LOB: 2 BB: 2 P: 41	R: 4 E: 0 K: 2 S: 23	H: 4 LOB: 2 BB: 1 P: 35	R: 0 E: 0 K: 0 S: 6	H: 0 LOB: 0 BB: 0 P: 7	R: 0 E: 0 K: 3 S: 10	H: 0 LOB: 1 BB: 1 P: 18	R: 0 E: 0 K: 0 S: 11	H: 2 LOB: 1 BB: 0 P: 15	R: 0 E: 0 K: 1 S: 6	H: 0 LOB: 0 BB: 0 P: 10	R: 0 E: 0 K: 2 S: 11	H: 1 LOB: 1 BB: 0 P: 16	R: 1 E: 0 K: 0 S: 13	H: 3 LOB: 2 BB: 1 P: 21	1B: 10 2B: 4 3B: 0 HR: 1	SF: 0 SAC: 0 DP: 2 HBP: 1	WP: 0 PB: 0 SB: 2 CS: 2	PA: 42
PITCHER Mark Petkovsek, R ERA: 3.79	(1, 1)	IP: 1.1 WLS: L BF: 13 H: 5 R: 9 ER: 6 SO: 1 BB: 3 IBB: 0 HBP: 1 BLK: 0 WP: 0 HR: 1 S: 31 P: 56 ERA: 40.50 WHIP: 6.000											PITCHER	IP: WLS: BF: H: R: ER: SO: BB: IBB: HBP: BLK: WP: HR: S: P: ERA: WHIP:						
Rich DeLucia, R ERA: 3.95	(2, 1)	3.2 16 5 1 1 5												42 60 2.46 1.636						
John Habyan, R ERA: 2.78	(6, 1)	2.0 7 1 0 0 3												17 26 0.00 0.500						
Tony Fossas, L ERA: 1.13	(8, 1)	1.0 6 3 1 1 0												13 21 9.00 4.000						

St. Louis Cardinals @ Houston Astros
Astrodome, Houston, TX
Mon Jun 26 1995, 8:05 PM EDT
Att: 11,794 - Dome

AB 36
R 11
H 14
RBI 11
BB 5
SO 9
LOB 15



Batter	1	2	3	4	5	6	7	8	9	AB	R	H	RBI	BB	SO	LOB	TOP										
Jacob Brumfield, R OBP: 0.335, SLG: 0.331	G4-3	E5 1B	G1		G6-3		G5-3		L7	6	1	0	1	0	0	3											
Jay Bell, R OBP: 0.319, SLG: 0.298	K	1B SF7			G4-3		FC3-6 1B		K	6	1	3	3	0	2	0											
Dave Clark, L OBP: 0.392, SLG: 0.462	1B BB	1B	F7			HR	FC3-6 1B			5	2	4	2	0	0	1											
Mark Johnson, L OBP: 0.363, SLG: 0.520	1B BB	SF7		HR		2B 1B	FC3-6 FC6-4			3	2	2	2	1	0	2											
Don Slaught, R OBP: 0.313, SLG: 0.387	1B	F8		1B		F9 3B 2B	FC6-4			5	1	3	2	0	0	3											
Orlando Merced, S OBP: 0.323, SLG: 0.417	G3		1B BB FC3-2		F8			F7		5	0	1	0	0	0	4											
Carlos Garcia, R OBP: 0.321, SLG: 0.416		FC3-5 1B	1B E BB	F7		3B		F8		4	1	2	1	1	0	1	AB 44										
Nelson Liriano, S OBP: 0.337, SLG: 0.360		E FC3-5 1B	E G1 1B	G3		P6		L7		5	2	2	0	0	0	2	R 12										
Dan Miceli, R (8, 1)		E FC3-5 1B	E G1 1B							0	0	0	0	0	0	0	H 17										
Esteban Loaiza, R OBP: 0.280, SLG: 0.261		FC3-5 1B	FC3-2 G1 3B		F9	G6-3				0	0	0	0	0	0	0	RBI 11										
Jeff McCurry, R OBP: 0.273, SLG: 0.375		FC3-5 1B	FC3-2 G1 3B					K		1	0	0	0	0	1	0	BB 2										
Kevin Young, R OBP: 0.273, SLG: 0.375		FC3-5 1B	FC3-2 G1 3B							0	0	0	0	0	0	0	SO 3										
Inning Stats	R: 1 E: 0 K: 1 S: 9	H: 2 LOB: 2 BB: 1 P: 15	R: 4 E: 1 K: 0 S: 15	H: 4 LOB: 1 BB: 0 P: 26	R: 3 E: 1 K: 0 S: 14	H: 3 LOB: 1 BB: 1 P: 25	R: 1 E: 0 K: 0 S: 13	H: 2 LOB: 1 BB: 0 P: 20	R: 0 E: 0 K: 0 S: 7	H: 0 LOB: 0 BB: 0 P: 11	R: 3 E: 0 K: 0 S: 17	H: 4 LOB: 1 BB: 0 P: 23	R: 0 E: 0 K: 0 S: 15	H: 2 LOB: 2 BB: 0 P: 21	R: 0 E: 0 K: 0 S: 5	H: 0 LOB: 0 BB: 0 P: 9	R: 0 E: 0 K: 2 S: 11	H: 0 LOB: 0 BB: 0 P: 14	1B: 12 2B: 5 3B: 2 HR: 2	SF: 1 SAC: 0 DP: 0 HBP: 0	WP: 0 PA: 47						
PITCHER	IP	WLS	BF	H	R	ER	SO	BB	IBB	HBP	BLK	WP	HR	S	P	ERA	WHIP										
Darryl Kile, R ERA: 5.0	2.0	L	17	8	8	6	1	2	0	0	0	0	0	28	51	27.00	5.000										
Doug Brocail, R ERA: 3.5	3.0	12	3	1	1	0	0	0	0	0	0	0	1	30	46	3.00	1.000										
Pedro Martinez, L ERA: 7.78	0.1	4	3	3	3	0	0	0	0	0	0	0	1	10	14	81.00	9.000										
Jim Dougherty, R ERA: 3.75	1.2	8	3	0	0	0	0	0	0	0	0	0	0	22	30	0.00	1.800										
Dave Veres, R ERA: 2.69	2.0	6	0	0	0	0	2	0	0	0	0	0	0	16	23	0.00	0.000										
Batter	1	2	3	4	5	6	7	8	9	AB	R	H	RBI	BB	SO	LOB	BOTTOM										
Brian Hunter, R OBP: 0.433, SLG: 0.488	G4-3		E4 WP S			2B 1B		HBP 1B	G6-3	6	1	3	0	0	0	1											
Craig Biggio, R OBP: 0.395, SLG: 0.441	G3		P2		G5-3 1B	1B		HBP		4	1	2	3	0	0	1											
5 Jeff Bagwell, R OBP: 0.371, SLG: 0.446	BB		L6		G5-3	G1-3		F7		4	0	0	0	1	0	6											
Derek Bell, R OBP: 0.391, SLG: 0.442	G5-3			HR		1B		F9	1B BB HBP	4	2	2	2	0	0	1											
Derrick May, L OBP: 0.286, SLG: 0.336		K		G3	G4-3				1B BB	3	0	0	0	0	1	1											
Pedro Martinez, L OBP: 0.333, SLG: 0.406									2B BB	0	0	0	0	0	0	0											
Jim Dougherty, R OBP: 0.345, SLG: 0.315									1B BB	0	0	0	0	0	0	0											
Dave Veres, R OBP: 0.345, SLG: 0.315									2B BB	1	0	1	0	0	0	0											
Rick Wilkins, L OBP: 0.345, SLG: 0.315									1B BB	0	0	0	0	0	0	0											
Tony Eusebio, R OBP: 0.371, SLG: 0.438	1B				G5-3				2B 1B	4	2	3	0	1	0	0											
Orlando Miller, R OBP: 0.343, SLG: 0.439					G4-3				K	5	0	1	0	0	1	6											
Phil Nevin, R OBP: 0.164, SLG: 0.100										0	0	0	0	0	0	3											
Craig Shipley, R OBP: 0.315, SLG: 0.349	G6-4-3				P5	F9		P6	P3	1	0	0	0	0	0	3											
Darryl Kile, R OBP: 0.250, SLG: 0.190										0	0	0	0	0	0	0											
Doug Brocail, L OBP: 0.333, SLG: 0.333										1	0	0	0	0	0	0											
Mitt Thompson, L OBP: 0.293, SLG: 0.321										4	2	3	4	0	0	0											
Inning Stats	R: 0 E: 0 K: 0 S: 6	H: 0 LOB: 1 BB: 1 P: 14	R: 0 E: 0 K: 1 S: 8	H: 2 LOB: 0 BB: 0 P: 10	R: 0 E: 1 K: 0 S: 13	H: 0 LOB: 1 BB: 0 P: 16	R: 1 E: 0 K: 0 S: 7	H: 1 LOB: 0 BB: 0 P: 7	R: 3 E: 0 K: 0 S: 11	H: 4 LOB: 1 BB: 0 P: 17	R: 2 E: 0 K: 0 S: 10	H: 4 LOB: 2 BB: 0 P: 14	R: 0 E: 0 K: 0 S: 10	H: 1 LOB: 1 BB: 1 P: 18	R: 0 E: 0 K: 0 S: 10	H: 1 LOB: 2 BB: 0 P: 17	R: 3 E: 0 K: 1 S: 16	H: 2 LOB: 1 BB: 1 P: 28	1B: 9 2B: 5 3B: 0 HR: 1	SF: 0 SAC: 0 DP: 2 HBP: 2	WP: 1 PA: 46						
PITCHER	IP	WLS	BF	H	R	ER	SO	BB	IBB	HBP	BLK	WP	HR	S	P	ERA	WHIP										
Esteban Loaiza, R ERA: 6.03	5.2	W	29	11	6	6	1	1	0	0	0	0	0	53	75	9.53	2.118										
Jeff McCurry, R ERA: 4.44	2.0	9	2	0	0	0	1	0	1	0	0	0	0	21	36	0.00	1.500										
Dan Miceli, R ERA: 3.57	1.1	8	2	3	3	1	1	0	1	0	0	0	0	17	30	20.25	2.250										

Pittsburgh Pirates @ Houston Astros
Astrodome, Houston, TX
Fri Jun 30 1995, 8:05 PM EDT
Att: 28,167 - Dome - 68 F

AB 44
R 12
H 17
RBI 11
BB 2
SO 3
LOB 21



Pittsburgh Pirates @ Houston Astros
Astrodome, Houston, TX
Fri Jun 30 1995, 8:05 PM EDT
Att: 28,167 - Dome - 68 F

AB 41
R 9
H 15
RBI 9
BB 3
SO 2
LOB 22



Batter	1	2	3	4	5	6	7	8	9	AB	R	H	RBI	BB	SO	LOB	TOP			
Jacob Brumfield, R OBP: 0.333, SLG: 0.329	G1-3		G6-3			G1 E 1B		F7		4	0	1	0	0	0	0	Pittsburgh Pirates @ Houston Astros Astrodome, Houston, TX Sat Jul 01 1995, 8:05 PM EDT Att: 18,992 - Dome			
Jay Bell, R OBP: 0.318, SLG: 0.302	K			G6-3		FC4 G1				4	0	1	0	0	1	1				
Dave Clark, L OBP: 0.391, SLG: 0.459	G1-3				1B	G1		G6-3		3	0	1	0	0	0	2				
Freddy Garcia, R OBP: 0.152, SLG: 0.067	G1-3					1-2 2-3				1	0	0	0	0	0	1				
Mark Johnson, L OBP: 0.353, SLG: 0.504		G4-3		K		K			K	4	0	0	0	0	3	3				
Jeff King, R OBP: 0.369, SLG: 0.481		G6-3		G4-3		K			F8	4	0	0	0	0	1	3				
Orlando Merced, S OBP: 0.327, SLG: 0.418						G1-3		G4-3		4	0	2	0	0	0	0				
Carlos Garcia, R OBP: 0.323, SLG: 0.422									1B											
Nelson Liriano, S OBP: 0.341, SLG: 0.355	FC6-4 1-2							G6-3 BB		2	0	1	0	0	0	1				
Don Slaught, R OBP: 0.286, SLG: 0.353			G1-3		G5-3			G6-3		3	0	0	0	0	0	2				
Steve Parris, R										2	0	0	0	0	0	1				
Jason Christiansen, R										0	0	0	0	0	0	0				
John Hope, R										0	0	0	0	0	0	0				
Dan Plesac, L										0	0	0	0	0	0	0				
Mike Dyer, R OBP: 0.500, SLG: 0.500										1	0	0	0	0	0	0				
Inning Stats	R: 0 E: 0 K: 1 S: 10	H: 0 LOB: 0 BB: 0 P: 16	R: 0 E: 0 K: 0 S: 5	H: 1 LOB: 1 BB: 0 P: 10	R: 0 E: 0 K: 0 S: 9	H: 0 LOB: 0 BB: 0 P: 15	R: 0 E: 0 K: 1 S: 10	H: 1 LOB: 1 BB: 0 P: 13	R: 0 E: 1 K: 2 S: 14	H: 1 LOB: 2 BB: 0 P: 21	R: 0 E: 0 K: 0 S: 5	H: 0 LOB: 0 BB: 1 P: 12	R: 0 E: 0 K: 0 S: 9	H: 1 LOB: 1 BB: 0 P: 13	R: 0 E: 0 K: 1 S: 7	H: 1 LOB: 1 BB: 0 P: 11	1B: 4 2B: 2 3B: 0 HR: 0	SF: 0 SAC: 0 DP: 1 HBP: 0	WP: 0 PB: 0 SB: 0 CS: 0	PA: 34
PITCHER Shane Reynolds, R ERA: 2.86	IP: 9.0 WLS: W BF: 34 H: 6 R: 0 ER: 0 SO: 5 BB: 1 IBB: 0 HBP: 0 BLK: 0 WP: 0 HR: 0 S: 77 P: 119 ERA: 0.00 WHIP: 0.778																			

Batter	1	2	3	4	5	6	7	8	9	AB	R	H	RBI	BB	SO	LOB	BOTTOM				
Brian Hunter, R OBP: 0.442, SLG: 0.517	5 1B 2B	G1-3					G5-3			5	3	3	2	0	0	0	Pittsburgh Pirates @ Houston Astros Astrodome, Houston, TX Sat Jul 01 1995, 8:05 PM EDT Att: 18,992 - Dome				
Craig Biggio, R OBP: 0.402, SLG: 0.444	5 1B G4-3 BB	L4								3	2	2	0	1	0	0					
Andy Stankiewicz, R OBP: 0.200, SLG: 0.143										0	0	0	0	0	0	0					
5 Jeff Bagwell, R OBP: 0.371, SLG: 0.443	G4-3 1-3 2-H 1B		P4			F9		K		4	1	1	2	1	1	2					
Derek Bell, R OBP: 0.391, SLG: 0.439	G4-3		F8			L7				4	0	1	2	0	0	2					
Rick Wilkins, L OBP: 0.345, SLG: 0.313	2-3 3-H 1B		K					P6		4	1	1	1	1	2	4					
Dave Magadan, L OBP: 0.337, SLG: 0.405	K				F8	1-3 2-H 1B 2B		F8		5	1	1	1	0	2	2					
James Mouton, R OBP: 0.320, SLG: 0.404	1-2 1B			K		K	BB 1B 2B BB	G6-3		4	1	1	0	1	1	1					
Orlando Miller, R OBP: 0.347, SLG: 0.437	K							G5-3		3	1	1	2	1	1	2					
Shane Reynolds, R OBP: 0.100, SLG: 0.069		K							G4-3	3	1	0	0	1	2	1					
Inning Stats	R: 3 E: 0 K: 2 S: 21	H: 4 LOB: 2 BB: 1 P: 36	R: 0 E: 0 K: 1 S: 8	H: 0 LOB: 0 BB: 0 P: 9	R: 0 E: 0 K: 1 S: 6	H: 0 LOB: 0 BB: 0 P: 8	R: 0 E: 0 K: 2 S: 14	H: 0 LOB: 1 BB: 1 P: 18	R: 3 E: 1 K: 1 S: 28	H: 5 LOB: 3 BB: 4 P: 51	R: 0 E: 0 K: 0 S: 7	H: 0 LOB: 0 BB: 0 P: 10	R: 0 E: 0 K: 1 S: 11	H: 1 LOB: 1 BB: 0 P: 14	R: 0 E: 0 K: 1 S: 10	H: 1 LOB: 1 BB: 0 P: 13		1B: 8 2B: 3 3B: 0 HR: 0	SF: 0 SAC: 0 DP: 0 HBP: 2	WP: 0 PB: 0 SB: 2 CS: 0	PA: 43
PITCHER Steve Parris, R ERA: 6.43	IP: 4.2 WLS: L BF: 22 H: 6 R: 5 ER: 5 SO: 6 BB: 2 IBB: 0 HBP: 0 BLK: 0 WP: 0 HR: 0 S: 56 P: 81 ERA: 9.64 WHIP: 1.714																				
Jason Christiansen, L ERA: 2.25	0.0	2	1	0	0	0	1	0	0	0	0	3	7								
John Hope, R ERA: 2.25	0.0	7	2	6	6	0	3	0	2	0	0	15	30								
Dan Plesac, L ERA: 2.36	1.1	4	0	0	0	1	0	0	0	0	0	10	14	0.00	0.000						
Mike Dyer, R ERA: 4.36	2.0	8	2	0	0	2	0	0	0	0	0	21	27	0.00	1.000						

Batter	1	2	3	4	5	6	7	8	9	AB	R	H	RBI	BB	SO	LOB	TOP								
Jacob Brumfield, R (1, 8) OBP: 0.331, SLG: 0.327	L9		P2				K			4	0	1	0	0	1	2									
Jay Bell, R (1, 6) OBP: 0.317, SLG: 0.315	F9		F8				K			4	1	1	1	0	1	2									
Nelson Liriano, S (1, 4) OBP: 0.359, SLG: 0.413	HR									4	2	3	1	0	1	0									
Jeff King, R (1, 5) OBP: 0.372, SLG: 0.481	F7									4	0	2	0	0	0	0									
Mark Parent, R (1, 2) OBP: 0.340, SLG: 0.558		P4					G6-3			3	0	0	0	1	0	2									
Steve Peques, R (1, 7) OBP: 0.294, SLG: 0.443		F9					G4-3			3	0	0	0	0	1	3									
Paul Wagner, R (6, 1) OBP: 0.267, SLG: 0.231										0	0	0	0	0	0	0									
Jeff McCurry, R (7, 1)										0	0	0	0	0	0	0									
Don Slaught, R (8, PH) OBP: 0.278, SLG: 0.343										1	0	0	0	0	0	1									
Dan Plesac, L (8, 1)										0	0	0	0	0	0	0									
Orlando Merced, S (1, 9) OBP: 0.325, SLG: 0.417				SF7			F8			3	0	1	1	0	1	0									
Kevin Young, R (1, 3) OBP: 0.257, SLG: 0.353										2	0	0	0	0	2	3									
Mark Johnson, L (7, PH) OBP: 0.355, SLG: 0.500										1	0	0	0	1	1	0									
Denny Neagle, L (1, 1) OBP: 0.128, SLG: 0.162										2	0	0	0	0	2	0									
Dave Clark, L (6, 7) OBP: 0.393, SLG: 0.460										2	0	1	0	0	1	0									
Inning Stats	R: 1 E: 0 K: 0 S: 10	H: 1 LOB: 0 BB: 0 P: 15	R: 0 E: 0 K: 1 S: 9	H: 1 LOB: 1 BB: 0 P: 14	R: 0 E: 0 K: 1 S: 9	H: 0 LOB: 0 BB: 0 P: 14	R: 1 E: 0 K: 2 S: 18	H: 2 LOB: 2 BB: 1 P: 29	R: 1 E: 0 K: 2 S: 14	H: 2 LOB: 0 BB: 0 P: 21	R: 0 E: 0 K: 0 S: 5	H: 0 LOB: 0 BB: 0 P: 9	R: 0 E: 1 K: 2 S: 12	H: 1 LOB: 2 BB: 1 P: 21	R: 0 E: 0 K: 0 S: 9	H: 2 LOB: 1 BB: 0 P: 14	R: 0 E: 0 K: 3 S: 11	H: 0 LOB: 0 BB: 0 P: 15	1B: 7 2B: 0 3B: 0 HR: 2	SF: 1 SAC: 0 DP: 1 HBP: 0	WP: 0 PB: 0 SB: 0 CS: 1	PA: 36			
PITCHER	IP	WLS	BF	H	R	ER	SO	BB	IBB	HBP	BLK	WP	HR	S	P	ERA	WHIP								
Greg Swindell, L (1, 1) ERA: 4.14	5.0	W	21	6	3	3	6	1	0	0	0	0	2	60	93	5.40	1.400								
Dave Veres, R (6, 1) ERA: 1.93	3.0		12	3	0	0	2	1	0	0	0	0	0	26	44	0.00	1.333								
Todd Jones, R (9, 1) ERA: 1.72	1.0	S	3	0	0	0	3	0	0	0	0	0	0	11	15	0.00	0.000								

Pittsburgh Pirates @ Houston Astros
Astrodome, Houston, TX
Sun Jul 02 1995, 4:33 AM EDT
Att: 20,310 - Dome

AB 33
R 3
H 9
RBI 3
BB 2
SO 11
LOB 13



Batter	1	2	3	4	5	6	7	8	9	AB	R	H	RBI	BB	SO	LOB	BOTTOM								
Brian Hunter, R (1, 8) OBP: 0.424, SLG: 0.495	G6-3	G4-3		L9						4	0	0	0	0	0	4									
Craig Biggio, R (1, 4) OBP: 0.400, SLG: 0.441	F7			F8						4	1	1	0	0	0	1									
5 Jeff Bagwell, R (1, 3) OBP: 0.370, SLG: 0.440	G6-3			F9						4	1	1	0	0	1	1									
Derek Bell, R (1, 9) OBP: 0.400, SLG: 0.465										4	3	4	3	0	0	0									
Tony Eusebio, R (1, 2) OBP: 0.375, SLG: 0.447										4	0	2	1	0	2	1									
James Mouton, R (1, 7) OBP: 0.321, SLG: 0.402										3	0	1	0	0	1	2									
Dave Veres, R (6, 1)										0	0	0	0	0	0	0									
John Cangelosi, S (8, PH) OBP: 0.407, SLG: 0.395										1	0	0	0	0	1	0									
Orlando Miller, R (1, 6) OBP: 0.345, SLG: 0.438										4	0	1	0	0	2	4									
Phil Nevin, R (1, 5) OBP: 0.169, SLG: 0.094										3	0	0	0	1	0	2									
Greg Swindell, L (1, 1) OBP: 0.333, SLG: 0.385										2	0	2	1	0	0	0									
Mill Thompson, L (6, 7) OBP: 0.259, SLG: 0.315										1	0	0	0	0	1	0									
Andy Stankiewicz, R (8, PH) OBP: 0.188, SLG: 0.133										1	0	0	0	0	1	1									
Todd Jones, L (9, 1)										0	0	0	0	0	0	0									
Inning Stats	R: 0 E: 0 K: 0 S: 9	H: 0 LOB: 0 BB: 0 P: 14	R: 3 E: 0 K: 2 S: 16	H: 4 LOB: 1 BB: 0 P: 22	R: 0 E: 0 K: 0 S: 8	H: 1 LOB: 0 BB: 0 P: 12	R: 0 E: 0 K: 1 S: 7	H: 2 LOB: 1 BB: 0 P: 10	R: 1 E: 0 K: 2 S: 10	H: 1 LOB: 0 BB: 0 P: 16	R: 0 E: 0 K: 2 S: 15	H: 1 LOB: 1 BB: 0 P: 21	R: 0 E: 0 K: 2 S: 15	H: 1 LOB: 1 BB: 0 P: 21	1B: 8 2B: 3 3B: 0 HR: 1	SF: 0 SAC: 0 DP: 0 HBP: 0	WP: 0 PB: 0 SB: 0 CS: 1	PA: 36							
PITCHER	IP	WLS	BF	H	R	ER	SO	BB	IBB	HBP	BLK	WP	HR	S	P	ERA	WHIP								
Denny Neagle, L (1, 1) ERA: 3.11	5.0	L	25	10	4	4	4	1	0	0	0	0	0	7	10	0.00	0.000								
Paul Wagner, R (6, 1) ERA: 5.6	1.0		3	0	0	0	1	0	0	0	0	0	0	1	10	9.00	1.000								
Jeff McCurry, R (7, 1) ERA: 4.61	1.0		4	1	1	1	2	0	0	0	0	0	1	10	16	9.00	1.000								
Dan Plesac, L (8, 1) ERA: 2.28	1.0		4	1	0	0	2	0	0	0	0	0	0	15	21	0.00	1.000								

Pittsburgh Pirates @ Houston Astros
Astrodome, Houston, TX
Sun Jul 02 1995, 4:33 AM EDT
Att: 20,310 - Dome

AB 35
R 5
H 12
RBI 5
BB 1
SO 9
LOB 16



Batter	1	2	3	4	5	6	7	8	9	AB	R	H	RBI	BB	SO	LOB	TOP								
James Mouton, R (1, 8) OBP: 0.322, SLG: 0.425										4	1	1	0	0	1	0	Houston Astros @ Colorado Rockies Coors Field, Denver, CO Wed Jul 05 1995, 7:05 PM MDT Att: 48,091 - Unknown - 77 F								
Craig Biggio, R (1, 4) OBP: 0.415, SLG: 0.475										4	1	2	1	0	1	0									
5 Jeff Bagwell, R (1, 3) OBP: 0.371, SLG: 0.449										4	0	1	0	0	2	1									
Derek Bell, R (1, 9) OBP: 0.393, SLG: 0.469										4	0	0	0	0	0	2									
Derrick May, L (1, 7) OBP: 0.312, SLG: 0.341										3	0	0	0	1	0	0									
Dave Magadan, L (1, 5) OBP: 0.334, SLG: 0.398										2	0	0	0	1	1	1									
Tony Eusebio, R (1, 2) OBP: 0.373, SLG: 0.431										3	0	0	0	0	1	1									
Orlando Miller, R (1, 6) OBP: 0.332, SLG: 0.415										3	0	0	0	0	0	1									
Darryl Kile, R (1, 1) OBP: 0.231, SLG: 0.174										2	0	0	0	0	2	0									
Ross Powell, L (7, 1)										0	0	0	0	0	0	0									
Dave Veres, R (7, 1)										0	0	0	0	0	0	0									
John Cangelosi, S (8, PH)										1	0	0	0	0	1	0									
Doug Brocail, L (8, 1) OBP: 0.333, SLG: 0.333										0	0	0	0	0	0	0									
Inning Stats	R: 2 E: 1 K: 1 S: 15	H: 3 LOB: 1 BB: 1 P: 26	R: 0 E: 0 K: 1 S: 7	H: 0 LOB: 0 BB: 0 P: 11	R: 0 E: 0 K: 0 S: 9	H: 1 LOB: 0 BB: 0 P: 12	R: 0 E: 0 K: 0 S: 11	H: 0 LOB: 0 BB: 0 P: 18	R: 0 E: 0 K: 2 S: 9	H: 0 LOB: 0 BB: 0 P: 14	R: 0 E: 0 K: 1 S: 7	H: 0 LOB: 0 BB: 0 P: 11	R: 0 E: 0 K: 1 S: 12	H: 0 LOB: 1 BB: 1 P: 21	R: 0 E: 0 K: 2 S: 8	H: 0 LOB: 0 BB: 0 P: 13	R: 0 E: 0 K: 1 S: 6	H: 0 LOB: 0 BB: 0 P: 7	1B: 4 2B: 0 3B: 0 HR: 0	SF: 0 SAC: 0 DP: 1 HBP: 0	WP: 1 PB: 0 SB: 1 CS: 0	PA: 32			
PITCHER	IP	WLS	BF	H	R	ER	SO	BB	IBB	HBP	BLK	WP	HR	S	P	ERA	WHIP								
Kevin Ritz, R (1, 1) ERA: 3.5	7.0	W	26	4	2	2	6	2	0	0	0	1	0	70	113	2.57	0.857								
Steve Reed, R (8, 1) ERA: 2.34	1.0		3	0	0	0	2	0	0	0	0	0	0	8	13	0.00	0.000								
Darren Holmes, R (9, 1) ERA: 2.53	1.0	S	3	0	0	0	1	0	0	0	0	0	0	6	7	0.00	0.000								

Batter	1	2	3	4	5	6	7	8	9	AB	R	H	RBI	BB	SO	LOB	BOTTOM								
Eric Young Sr., R (1, 4) OBP: 0.330, SLG: 0.292										4	1	1	0	1	0	1	Houston Astros @ Colorado Rockies Coors Field, Denver, CO Wed Jul 05 1995, 7:05 PM MDT Att: 48,091 - Unknown - 77 F								
Mike Kingery, L (1, 8) OBP: 0.387, SLG: 0.443									2	0	0	0	1	1	0	0									
Dante Bichette, R (7, PH) OBP: 0.362, SLG: 0.559										0	0	0	0	1	0	0									
Walt Weiss, S (7, PR) OBP: 0.374, SLG: 0.302										0	1	0	0	0	0	0									
Larry Walker, L (1, 9) OBP: 0.391, SLG: 0.638									4	1	2	1	0	0	2										
Andres Galarraga, R (1, 3) OBP: 0.349, SLG: 0.543									3	0	0	0	0	2	4										
Vinny Castilla, R (1, 5) OBP: 0.335, SLG: 0.552									3	0	0	1	0	2	3										
Ellis Burks, R (1, 7) OBP: 0.331, SLG: 0.437									3	1	0	0	1	0	2										
Joe Girardi, R (1, 2) OBP: 0.333, SLG: 0.382										3	0	1	1	1	0	0									
Jason Bates, S (1, 6) OBP: 0.356, SLG: 0.430									4	0	1	1	0	0	1										
Kevin Ritz, R (1, 1) OBP: 0.348, SLG: 0.263										2	0	0	0	0	2	2									
John Vander Wal, L (7, PH) OBP: 0.509, SLG: 0.652										1	0	0	0	0	0	0									
Steve Reed, R (8, 1) OBP: 0.500, SLG: 0.500										0	0	0	0	0	0	0									
Jim Tatum, R (8, PH) OBP: 0.429, SLG: 0.462										1	0	1	0	0	0	0									
Darren Holmes, R (9, 1) ERA: 4.07										0	0	0	0	0	0	0									
Inning Stats	R: 0 E: 0 K: 1 S: 9	H: 1 LOB: 1 BB: 0 P: 16	R: 0 E: 0 K: 1 S: 8	H: 0 LOB: 1 BB: 1 P: 14	R: 0 E: 0 K: 2 S: 8	H: 0 LOB: 0 BB: 0 P: 14	R: 2 E: 1 K: 2 S: 18	H: 2 LOB: 2 BB: 1 P: 29	R: 0 E: 0 K: 1 S: 12	H: 0 LOB: 0 BB: 2 P: 21	R: 0 E: 0 K: 0 S: 4	H: 0 LOB: 0 BB: 0 P: 4	R: 2 E: 0 K: 0 S: 11	H: 2 LOB: 2 BB: 1 P: 20	R: 0 E: 0 K: 0 S: 11	H: 1 LOB: 1 BB: 0 P: 20	1B: 5 2B: 0 3B: 1 HR: 0	SF: 1 SAC: 0 DP: 0 HBP: 1	WP: 0 PB: 0 SB: 0 CS: 0	PA: 37					
PITCHER	IP	WLS	BF	H	R	ER	SO	BB	IBB	HBP	BLK	WP	HR	S	P	ERA	WHIP								
Darryl Kile, R (1, 1) ERA: 4.71	6.1	L	28	4	3	1	7	4	0	0	0	0	0	63	106	1.42	1.263								
Ross Powell, L (7, 1) ERA: 15.88	0.0		2	1	0	0	0	0	1	0	0	0	0	2	6	∞	∞								
Dave Veres, R (7, 1) ERA: 1.85	0.2		3	0	1	1	0	0	0	1	0	0	0	5	6	13.50	0.000								
Doug Brocail, R (8, 1) ERA: 4.07	1.0		4	1	0	0	0	0	0	0	0	0	0	11	20	0.00	1.000								

AB	30
R	2
H	4
RBI	1
BB	2
SO	9
LOB	6



AB	30
R	4
H	6
RBI	4
BB	5
SO	7
LOB	15



Batter	1	2	3	4	5	6	7	8	9	10	11	12	AB	R	H	RBI	BB	SO	LOB	TOP	
Steve Finley, L (1.8) OBP: 0.349, SLG: 0.385	F9			K		G4-3		E 1B BB		F8			4	1	0	0	1	1	0		
Jody Reed, R (1.4) OBP: 0.356, SLG: 0.283	G1-3			F7				E6 1B S			L5		5	1	1	0	0	0	2		
Tony Gwynn, L (1.9) OBP: 0.404, SLG: 0.488	F7			S 2B				F7 1B S					5	0	3	2	0	0	1		
Roberto Petagine, L (1.3) OBP: 0.400, SLG: 0.447		K2-3		K				K 1B S			P6		5	0	0	0	0	4	4		
Melvin Nieves, S (1.7) OBP: 0.279, SLG: 0.360													4	0	0	0	0	4	1		
Trevor Hoffman, R (9.1) OBP: 1.000, SLG: 2.000													0	0	0	0	0	0	0		
Brian Williams, R (10.1)													1	0	0	0	0	0	1		
Scott Livingstone, L (1.5) OBP: 0.277, SLG: 0.570		G4-3						E 1B BB		G3-1			5	1	1	0	0	0	0		
Brian Johnson, R (1.2) OBP: 0.287, SLG: 0.379				F7		G6-3		K 1B S		F8			5	0	0	0	0	2	1		
Andujar Cedeno, R (1.8) OBP: 0.279, SLG: 0.381				K				K 1B S					5	0	0	0	0	5	1		
Scott Sanders, R (1.1) OBP: 0.321, SLG: 0.333								E 1B BB					3	1	1	0	0	0	0		
Andres Berumen, R (8.1)				G3-1		B1-3		E 1B BB					0	0	0	0	0	0	0		
Bill Bean, L (9.7)													1	0	0	0	0	1	0		
Inning Stats	R: 0 E: 0 K: 0 S: 7	H: 0 LOB: 0 BB: 0 P: 9	R: 0 E: 0 K: 2 S: 7	H: 0 LOB: 0 BB: 0 P: 10	R: 0 E: 0 K: 1 S: 12	H: 0 LOB: 0 BB: 0 P: 15	R: 0 E: 0 K: 2 S: 14	H: 1 LOB: 1 BB: 0 P: 20	R: 0 E: 0 K: 1 S: 7	H: 0 LOB: 0 BB: 0 P: 9	R: 0 E: 0 K: 2 S: 11	H: 0 LOB: 0 BB: 0 P: 15	R: 0 E: 0 K: 2 S: 8	H: 0 LOB: 0 BB: 0 P: 12	R: 0 E: 0 K: 0 S: 10	H: 1 LOB: 1 BB: 0 P: 13	R: 0 E: 0 K: 2 S: 11	H: 0 LOB: 0 BB: 0 P: 15	1B: 5 2B: 1 3B: 0 HR: 0	SF: 0 SAC: 0 DP: 0 HBP: 0	WP: 0 PA: 44 PB: 0 SB: 3 CS: 1
PITCHER	IP WLS BF H R ER SO BB IBB HBP BLK WP HR S P ERA WHIP	PITCHER												IP WLS BF H R ER SO BB IBB HBP BLK WP HR S P ERA WHIP							
Shane Reynolds, R (1.1) ERA: 2.6	8.0	31	5	4	0	12	0	0	0	0	0	0	0	0	11	15	0.00	0.000			
Dean Hartgraves, L (9.1) ERA: 3.18	1.0	3	0	0	0	1	0	0	0	0	0	0	0	0	11	15	0.00	0.000			
Todd Jones, R (10.1) ERA: 1.94	3.0	W 10	1	0	0	4	0	0	0	0	0	0	0	0	29	40	0.00	0.333			

San Diego Padres @ Houston Astros
Astrodome, Houston, TX
Thu Jul 06 1995, 8:05 PM EDT
Att: 16,244 - Dome

AB 43
R 4
H 6
RBI 2
BB 1
SO 17
LOB 11



Batter	1	2	3	4	5	6	7	8	9	10	11	12	AB	R	H	RBI	BB	SO	LOB	BOTTOM					
James Moulton, R (1.8) OBP: 0.314, SLG: 0.411	F8		G5-3		K						F7		6	1	1	0	0	2	1						
Craig Biggio, R (1.4) OBP: 0.413, SLG: 0.473	F8		5 2B BB		K2-3			K					5	1	1	1	1	3	1						
5 Jeff Bagwell, R (1.3) OBP: 0.377, SLG: 0.456								K 1B S					5	2	3	0	1	1	0						
Derek Bell, R (1.9) OBP: 0.393, SLG: 0.465								WP 1B S					4	1	1	1	0	1	4						
Todd Jones, L (10.1)	F2												0	0	0	0	0	0	0						
John Cangelosi, S (12, PH) OBP: 0.421, SLG: 0.386								G3-1 1B S					0	0	0	0	0	0	0						
Dave Magadan, L (1.5) OBP: 0.433, SLG: 0.393													4	0	1	0	1	1	1						
Andy Stankiewicz, R (10, PH) OBP: 0.188, SLG: 0.133													0	0	0	0	0	0	0						
Tony Eusebio, R (12, PH) OBP: 0.377, SLG: 0.431													0	0	0	0	0	0	0						
Milt Thompson, L (1.7) OBP: 0.292, SLG: 0.305													4	0	1	1	1	1	2						
Jerry Goff, L (1.2) OBP: 0.167, SLG: 0.167													6	0	1	1	0	1	7						
Orlando Miller, R (1.8) OBP: 0.324, SLG: 0.406													5	0	0	0	0	1	3						
Shane Reynolds, R (1.1) ERA: 4.1													3	0	1	0	0	2	0						
Dean Hartgraves, R (9.1)													0	0	0	0	0	0	0						
Derrick May, L (9, PH) OBP: 0.307, SLG: 0.336													2	0	0	0	0	2	0						
Inning Stats	R: 0 E: 0 K: 0 S: 8	H: 0 LOB: 1 BB: 1 P: 17	R: 0 E: 0 K: 2 S: 12	H: 1 LOB: 1 BB: 0 P: 18	R: 0 E: 0 K: 2 S: 8	H: 1 LOB: 2 BB: 1 P: 17	R: 0 E: 0 K: 0 S: 5	H: 0 LOB: 0 BB: 1 P: 12	R: 0 E: 0 K: 2 S: 10	H: 1 LOB: 1 BB: 0 P: 13	R: 0 E: 0 K: 3 S: 8	H: 0 LOB: 0 BB: 0 P: 14	R: 2 E: 0 K: 1 S: 15	H: 3 LOB: 1 BB: 0 P: 21	R: 2 E: 1 K: 1 S: 14	H: 2 LOB: 1 BB: 0 P: 26	R: 0 E: 0 K: 2 S: 6	H: 1 LOB: 2 BB: 0 P: 8	R: 0 E: 0 K: 0 S: 7	H: 0 LOB: 0 BB: 0 P: 9	R: 1 E: 0 K: 0 S: 6	H: 1 LOB: 3 BB: 1 P: 16	1B: 8 2B: 2 3B: 0 HR: 0	SF: 0 SAC: 2 DP: 0 HBP: 2	WP: 2 PA: 52 PB: 1 SB: 0 CS: 0
PITCHER	IP WLS BF H R ER SO BB IBB HBP BLK WP HR S P ERA WHIP	PITCHER												IP WLS BF H R ER SO BB IBB HBP BLK WP HR S P ERA WHIP											
Scott Sanders, R (1.1) ERA: 4.1	7.1	31	5	2	2	12	3	0	1	0	0	0	129	2.46	1.091										
Andres Berumen, R (8.1) ERA: 5.26	0.2	3	1	0	0	0	0	0	0	0	0	0	4	5	0.00	1.500									
Trevor Hoffman, R (9.1) ERA: 4.43	1.0	6	2	2	1	1	0	0	0	0	0	0	14	26	9.00	2.000									
Brian Williams, R (10.1) ERA: 5.7	2.2	L 12	2	1	1	2	0	1	1	0	0	0	21	33	3.38	0.750									

San Diego Padres @ Houston Astros
Astrodome, Houston, TX
Thu Jul 06 1995, 8:05 PM EDT
Att: 16,244 - Dome

AB 44
R 5
H 10
RBI 4
BB 4
SO 15
LOB 19



Batter	1	2	3	4	5	6	7	8	9	AB	R	H	RBI	BB	SO	LOB	TOP					
Steve Finley, L (1, 8) OBP: 0.357, SLG: 0.397										5	1	4	0	0	1	0						
Jody Reed, R (1, 4) OBP: 0.366, SLG: 0.299										5	1	4	0	0	0	0						
Tony Gwynn, L (1, 9) OBP: 0.404, SLG: 0.486										5	1	2	0	0	0	6						
Ken Caminiti, S (1, 5) OBP: 0.357, SLG: 0.479										5	0	3	1	0	1	2						
Eddie Williams, R (1, 3) OBP: 0.316, SLG: 0.424										3	0	0	1	0	0	3						
Roberto Pelagine, L (8, 3) OBP: 0.400, SLG: 0.447										0	0	0	0	0	0	0						
Phil Clark, R (1, 7) OBP: 0.327, SLG: 0.478										3	0	0	0	0	0	3						
Bill Bean, L (6, 7)										0	1	0	0	1	0	0						
Brian Johnson, R (1, 2) OBP: 0.286, SLG: 0.385										4	0	1	1	0	2	0						
Andujar Cedeno, R (1, 6) OBP: 0.279, SLG: 0.376										3	0	0	0	0	3	1						
Andy Benes, R (1, 1) OBP: 0.125, SLG: 0.129										2	0	1	0	0	0	0						
Scott Livingston, L (7, PH) OBP: 0.271, SLG: 0.362										1	0	0	0	0	0	1						
Willie Blair, R (7, 1)										0	0	0	0	0	0	0						
Ray Holbert, R (9, PH) OBP: 0.286, SLG: 0.397										1	0	0	0	0	0	0						
Marc Kroon, R (9, 1)										0	0	0	0	0	0	0						
Andres Berumen, R (9, 1)										0	0	0	0	0	0	0						
Inning Stats	R: 1 E: 0 K: 1 S: 9	H: 2 LOB: 0 BB: 0 P: 12	R: 0 E: 0 K: 1 S: 8	H: 0 LOB: 0 BB: 0 P: 11	R: 0 E: 0 K: 2 S: 7	H: 1 LOB: 0 BB: 0 P: 10	R: 1 E: 0 K: 0 S: 8	H: 2 LOB: 1 BB: 0 P: 16	R: 0 E: 0 K: 1 S: 6	H: 0 LOB: 0 BB: 0 P: 9	R: 1 E: 0 K: 0 S: 10	H: 4 LOB: 2 BB: 0 P: 13	R: 0 E: 0 K: 1 S: 13	H: 2 LOB: 2 BB: 0 P: 15	R: 1 E: 0 K: 1 S: 11	H: 2 LOB: 1 BB: 1 P: 21	R: 0 E: 0 K: 0 S: 14	H: 2 LOB: 2 BB: 0 P: 18	1B: 11 2B: 4 3B: 0 HR: 0	SF: 1 SAC: 0 DP: 2 HBP: 1	WP: 1 PB: 0 SB: 0 CS: 0	PA: 40
PITCHER	IP WLS BF H R ER SO BB IBB HBP BLK WP HR S P ERA WHIP																					
Greg Swindell, L (1, 1) ERA: 4.17	6.0	24	9	3	3	5	0	0	0	0	1	0	48	71	4.50	1.500						
Doug Brocail, R (7, 1) ERA: 4.1	2.0	11	4	1	1	2	1	0	1	0	0	0	24	36	4.50	2.500						
Ross Powell, L (9, 1) ERA: 14.21	0.2	4	2	0	0	0	0	0	0	0	0	0	12	16	0.00	3.000						
Jim Dougherty, R (9, 1) ERA: 4.74	0.1	W 1	0	0	0	0	0	0	0	0	0	0	2	2	0.00	0.000						

San Diego Padres @ Houston Astros
Astrodome, Houston, TX
Fri Jul 07 1995, 8:05 PM EDT
Att: 29,845 - Dome

AB 37
R 4
H 15
RBI 3
BB 1
SO 7
LOB 16





Batter	1	2	3	4	5	6	7	8	9	AB	R	H	RBI	BB	SO	LOB	BOTTOM					
James Mouton, R (1, 8) OBP: 0.317, SLG: 0.419										5	0	2	0	0	2	5						
Craig Biggio, R (1, 4) OBP: 0.407, SLG: 0.464										5	0	0	0	0	1	4						
5 Jeff Bagwell, R (1, 3) OBP: 0.377, SLG: 0.451										3	1	0	0	1	0	1						
Derek Bell, R (1, 9) OBP: 0.397, SLG: 0.464										3	2	1	0	2	1	3						
Phil Plantier, L (1, 7) OBP: 0.356, SLG: 0.510										3	1	1	0	2	1	2						
John Cangelosi, S (9, PR) OBP: 0.421, SLG: 0.386										0	0	0	0	0	0	0						
Dave Magadan, L (1, 5) OBP: 0.332, SLG: 0.388										4	0	1	3	1	2	2						
Tony Eusebio, R (1, 2) OBP: 0.374, SLG: 0.426										4	0	1	0	0	1	1						
Andy Stankiewicz, R (8, PR) OBP: 0.188, SLG: 0.133										0	1	0	0	0	0	0						
Jerry Coff, L (9, 2) OBP: 0.143, SLG: 0.143										1	0	0	0	0	1	3						
Orlando Miller, R (1, 6) OBP: 0.330, SLG: 0.410										5	0	3	1	0	2	0						
Greg Swindell, L (1, 1) OBP: 0.345, SLG: 0.429										2	0	1	0	0	1	0						
Mill Thompson, L (6, PH) OBP: 0.309, SLG: 0.317										1	0	0	0	0	0	0						
Doug Brocail, L (7, 1) OBP: 0.333, SLG: 0.333										0	0	0	0	0	0	0						
Derrick May, L (8, PH) OBP: 0.188, SLG: 0.336										0	0	0	1	0	0	0						
Ross Powell, L (9, 1)										0	0	0	0	0	0	0						
Jim Dougherty, R (9, 1)										0	0	0	0	0	0	0						
Inning Stats	R: 0 E: 0 K: 0 S: 8	H: 1 LOB: 2 BB: 1 P: 17	R: 0 E: 0 K: 2 S: 8	H: 0 LOB: 0 BB: 0 P: 13	R: 0 E: 0 K: 2 S: 11	H: 1 LOB: 2 BB: 0 P: 19	R: 0 E: 0 K: 2 S: 10	H: 0 LOB: 0 BB: 0 P: 14	R: 0 E: 0 K: 3 S: 11	H: 1 LOB: 1 BB: 0 P: 14	R: 2 E: 0 K: 1 S: 17	H: 4 LOB: 3 BB: 1 P: 30	R: 0 E: 2 K: 1 S: 14	H: 0 LOB: 2 BB: 1 P: 26	R: 1 E: 0 K: 0 S: 13	H: 2 LOB: 1 BB: 0 P: 15	R: 2 E: 0 K: 1 S: 10	H: 2 LOB: 3 BB: 3 P: 25	1B: 8 2B: 3 3B: 0 HR: 0	SF: 1 SAC: 0 DP: 0 HBP: 1	WP: 0 PB: 0 SB: 1 CS: 0	PA: 44
PITCHER	IP WLS BF H R ER SO BB IBB HBP BLK WP HR S P ERA WHIP																					
Andy Benes, R (1, 1) ERA: 3.73	6.0	28	7	2	2	10	2	0	1	0	0	0	65	107	3.00	1.500						
Willie Blair, R (7, 1) ERA: 5.02	2.0	10	2	1	1	1	1	0	0	0	0	0	27	41	4.50	1.500						
Marc Kroon, R (9, 1) ERA:	0.0	L 3	1	2	2	0	2	0	0	0	0	0	3	13	∞	∞						
Andres Berumen, R (9, 1) ERA: 5.19	0.1	3	1	0	0	1	1	0	0	0	0	0	7	12	0.00	6.000						

San Diego Padres @ Houston Astros
Astrodome, Houston, TX
Fri Jul 07 1995, 8:05 PM EDT
Att: 29,845 - Dome

AB 36
R 5
H 11
RBI 5
BB 6
SO 12
LOB 21



Batter	1	2	3	4	5	6	7	8	9	AB	R	H	RBI	BB	SO	LOB	TOP										
Steve Finley, L OBP: 0.354, SLG: 0.392	G4-3			P6		1B		G4-6-3 1B		4	0	2	0	0	0	0	San Diego Padres @ Houston Astros Astrodome, Houston, TX Sat Jul 08 1995, 8:05 PM EDT Att: 25,008 - Dome - 68 F livebaseballscores.com										
Jody Read, R OBP: 0.363, SLG: 0.303	L5-3 1B			G5-3		L9		G4-6-3 1-2		4	0	1	0	0	0	3											
Tony Gwynn, L OBP: 0.405, SLG: 0.489	L5-3								G6-3	4	0	2	0	0	0	1											
Ken Caminiti, S OBP: 0.354, SLG: 0.474		K		G1-3		SF7			G6-3 2B	3	0	1	1	0	1	1											
Eddie Williams, R OBP: 0.313, SLG: 0.418		K				P4			G6-3	4	0	0	0	0	1	3											
Phil Clark, R OBP: 0.302, SLG: 0.440 Bill Bean, L (7, PH)		K							K	2	0	0	0	0	2	0											
Marc Kroon, R Scott Livingstone, L OBP: 0.280, SLG: 0.347 (9, PH)										1	0	0	0	0	0	0											
Brian Johnson, R OBP: 0.271, SLG: 0.360				G6-3		1B			L5	3	0	1	0	0	0	0											
Andujar Cedeno, R OBP: 0.276, SLG: 0.370				P5		L1-3			G1-3	3	0	0	0	0	0	1											
Fernando Valenzuela, L OBP: 0.167, SLG: 0.417 Melvin Nieves, S OBP: 0.252, SLG: 0.362				L3					F9	2	1	1	0	0	0	0											
						1B				1	0	0	0	0	0	0											
Inning Stats	R: 0 E: 0 K: 0 S: 4	H: 1 LOB: 0 BB: 0 P: 5	R: 0 E: 0 K: 3 S: 10	H: 0 LOB: 0 BB: 0 P: 17	R: 0 E: 0 K: 0 S: 7	H: 0 LOB: 0 BB: 0 P: 11	R: 0 E: 0 K: 0 S: 8	H: 1 LOB: 1 BB: 0 P: 11	R: 0 E: 0 K: 0 S: 9	H: 1 LOB: 1 BB: 0 P: 12	R: 1 E: 0 K: 0 S: 11	H: 3 LOB: 2 BB: 0 P: 17	R: 0 E: 0 K: 0 S: 8	H: 0 LOB: 0 BB: 0 P: 11	R: 0 E: 0 K: 1 S: 15	H: 1 LOB: 0 BB: 0 P: 22	1B: 7 2B: 2 3B: 0 HR: 0	SF: 1 SAC: 0 DP: 2 HBP: 0	WP: 0 PB: 0 SB: 0 CS: 0	PA: 33							
PITCHER	IP	WLS	BF	H	R	ER	SO	BB	IBB	HBP	BLK	WP	HR	S	P	ERA	WHIP										
Mike Hampton, L ERA: 2.78	5.0	W	18	4	1	1	4	0	0	0	0	0	0	41	60	1.80	0.800										
Dean Hartgraves, L ERA: 2.53	0.1		3	2	0	0	0	0	0	0	0	0	0	5	9	0.00	6.000										
Jim Dougherty, R ERA: 4.32	2.2		8	1	0	0	0	0	0	0	0	0	0	17	22	0.00	0.375										
Todd Jones, R ERA: 1.83	1.0	S	4	1	0	0	1	0	0	0	0	0	0	15	22	0.00	1.000										
Batter	1	2	3	4	5	6	7	8	9	AB	R	H	RBI	BB	SO	LOB	BOTTOM										
James Mouton, R OBP: 0.328, SLG: 0.417	5 1B									3	1	3	0	1	0	0	San Diego Padres @ Houston Astros Astrodome, Houston, TX Sat Jul 08 1995, 8:05 PM EDT Att: 25,008 - Dome - 68 F livebaseballscores.com										
Craig Biggio, R OBP: 0.401, SLG: 0.469	F8			P6						4	1	1	3	0	1	4											
5 Jeff Bagwell, R OBP: 0.377, SLG: 0.444	G4-6-3 BB			G5-3						3	0	0	0	1	1	2											
Derek Bell, R OBP: 0.395, SLG: 0.456	G4-6-3			K		K2-3				4	0	0	0	0	2	2											
Tony Eusebio, R OBP: 0.362, SLG: 0.421 Todd Jones, L										4	1	1	0	0	1	0											
Craig Shipley, R OBP: 0.310, SLG: 0.372										3	0	0	0	0	1	1											
John Cangelosi, S OBP: 0.410, SLG: 0.396										3	0	1	1	0	0	0											
Andy Stankiewicz, R OBP: 0.158, SLG: 0.111										3	0	0	0	0	1	1											
Mike Hampton, R OBP: 0.111, SLG: 0.111 Dean Hartgraves, R										2	1	2	0	0	0	0											
Jim Dougherty, R Jerry Goff, L OBP: 0.125, SLG: 0.125										1	0	0	0	0	0	0											
										0	0	0	0	0	0	0											
Inning Stats	R: 0 E: 0 K: 0 S: 9	H: 1 LOB: 1 BB: 1 P: 17	R: 0 E: 0 K: 2 S: 8	H: 0 LOB: 0 BB: 0 P: 12	R: 0 E: 0 K: 0 S: 9	H: 1 LOB: 2 BB: 1 P: 15	R: 1 E: 0 K: 2 S: 16	H: 2 LOB: 1 BB: 0 P: 26	R: 3 E: 0 K: 1 S: 14	H: 3 LOB: 0 BB: 0 P: 20	R: 0 E: 0 K: 0 S: 5	H: 0 LOB: 0 BB: 0 P: 9	R: 0 E: 0 K: 1 S: 7	H: 1 LOB: 0 BB: 0 P: 8	R: 0 E: 0 K: 1 S: 7	H: 0 LOB: 0 BB: 0 P: 11	1B: 5 2B: 2 3B: 0 HR: 1	SF: 0 SAC: 0 DP: 1 HBP: 0	WP: 1 PB: 0 SB: 1 CS: 1	PA: 32							
PITCHER	IP	WLS	BF	H	R	ER	SO	BB	IBB	HBP	BLK	WP	HR	S	P	ERA	WHIP										
Fernando Valenzuela, L ERA: 6.21	6.1	L	28	8	4	4	5	2	0	0	0	0	0	65	103	5.68	1.579										
Marc Kroon, R ERA: 10.8	1.2		4	0	0	0	2	0	0	0	0	0	0	10	15	0.00	0.000										

Batter	1	2	3	4	5	6	7	8	9	AB	R	H	RBI	BB	SO	LOB	TOP					
Steve Finley, L (1,8) OBP: 0.354, SLG: 0.390	4-1 HR BB	2-1 S 1B		3-3 K		0-0 F8		0-1 G4-3		4	1	1	0	1	1	1	San Diego Padres @ Houston Astros Astrodome, Houston, TX Sun Jul 09 1995, 4:33 AM EDT Att: 17,609 - Dome - 68 F					
Jody Reed, R (1,4) OBP: 0.366, SLG: 0.303	2-1 HR 1B	1-2 1B		1-0 G5-3			1-1 BB HR HBP	1-0 E5		3	2	1	0	1	0	1						
Tony Gwynn, L (1,9) Phil Clark, R (6,PH) OBP: 0.296, SLG: 0.431	0-0 1-H 2-H HR				4-0 BB BB		1-0 BB HR 1B	3-2 G5-3		3	2	2	3	1	0	2						
Ken Caminiti, S (1,5) OBP: 0.361, SLG: 0.474				2-1 G4-3		4-2 FC5-4 BB	1-2 HR BB		2-1 PB BB WP HBP	2	2	1	0	2	0	0						
Eddie Williams, R (1,3) OBP: 0.315, SLG: 0.431	2-1 F9			0-3 K		0-0 F7		4-2 WP PB SF7 BB		4	2	1	4	1	1	3						
Melvin Nieves, S (1,7) OBP: 0.286, SLG: 0.359	3-3 K			3-1 1B		1-3 K		1-2 WP HBP		4	0	1	0	0	2	3						
Brian Johnson, R (1,2) OBP: 0.299, SLG: 0.346	1-3 K			1-3 K		0-1 FC5-4 1-2		0-2 SF7		4	0	0	1	0	2	4						
Andujar Cedeno, R (1,6) OBP: 0.275, SLG: 0.375		1-2 P5		2-2 3B		1-1 P4		2-1 G5-3		5	0	1	0	0	0	1						
Andy Ashby, R (1,1) Joey Hamilton, R (8,1) OBP: 0.087, SLG: 0.045 OBP: 0.111, SLG: 0.116		3-3 K		0-3 K		0-1 F8		1-3 K		4	0	0	0	0	3	1						
Inning Stats	R: 3 E: 1 K: 2 S: 13	H: 3 LOB: 1 BB: 1 P: 25	R: 0 E: 0 K: 1 S: 13	H: 1 LOB: 2 BB: 1 P: 23	R: 0 E: 0 K: 2 S: 10	H: 1 LOB: 1 BB: 0 P: 16	R: 0 E: 0 K: 1 S: 11	H: 1 LOB: 1 BB: 0 P: 17	R: 0 E: 0 K: 1 S: 8	H: 0 LOB: 2 BB: 2 P: 17	R: 4 E: 0 K: 0 S: 16	H: 2 LOB: 0 BB: 1 P: 27	R: 0 E: 1 K: 1 S: 10	H: 0 LOB: 1 BB: 1 P: 15	R: 2 E: 0 K: 1 S: 14	H: 0 LOB: 1 BB: 1 P: 26		1B: 5 2B: 0 3B: 1 HR: 2	SF: 1 2B: 0 SAC: 0 DP: 0 HBP: 3	WP: 1 PB: 1 SB: 1 CS: 0	PA: 45	
PITCHER	IP WLS BF H R ER SO BB IBB HBP BLK WP HR S P ERA WHIP																					
Darryl Kile, R (1,1) ERA: 5.02	6.0 L 31 7 6 6 8 5 0 1 0 0 1 67 117 9.00 2.000																					
Doug Brocail, R (7,1) ERA: 4.13	1.0 4 1 1 1 0 0 0 0 0 0 1 9 14 9.00 1.000																					
Ross Powell, L (8,1) ERA: 11.88	1.0 4 0 0 0 1 0 0 0 0 0 0 10 15 0.00 0.000																					
Jim Dougherty, R (9,1) ERA: 4.75	0.0 3 0 2 2 0 1 0 2 0 0 0 5 12 ∞ ∞																					
Dave Veres, R (9,1) ERA: 1.74	1.0 3 0 0 0 1 0 0 0 0 1 0 9 14 0.00 0.000																					
Batter	1	2	3	4	5	6	7	8	9	AB	R	H	RBI	BB	SO	LOB	BOTTOM					
James Mouton, R (1,8) OBP: 0.326, SLG: 0.408	1-1 G4-3		1-1 G5-3			2-2 F8		4-0 FC5-4 BB		3	0	0	0	1	0	0	San Diego Padres @ Houston Astros Astrodome, Houston, TX Sun Jul 09 1995, 4:33 AM EDT Att: 17,609 - Dome - 68 F					
Craig Biggio, R (1,4) OBP: 0.396, SLG: 0.462	1-1 G5-3			0-2 F9			0-0 P4	1-1 FC5-4		4	0	0	0	0	2							
5 Jeff Bagwell, R (1,3) OBP: 0.372, SLG: 0.438	2-1 F9			2-2 F9			0-1 F7		3-3 K	4	0	0	0	0	1	0						
Derek Bell, R (1,9) OBP: 0.390, SLG: 0.449		1-1 G6-3		3-2 P2			1-0 F9		1-3 K	4	0	0	0	0	1	0						
Phil Plantier, L (1,7) OBP: 0.364, SLG: 0.518		2-3 K		1-1 G6-3 1B			0-0 1B 2B	1-1 FC6-4 1B		4	1	3	0	0	1	0						
Dave Magadan, L (1,5) OBP: 0.338, SLG: 0.392		1-1 1B		2-2 G6-3 1-2			1-0 2B G4-3 1B	1-0 FC6-4		4	1	2	0	0	0	2						
Jerry Goff, L (1,2) OBP: 0.182, SLG: 0.273		0-1 G1-3		0-0 P5			0-1 G4-3		0-1 G4-3	3	0	1	1	0	0	1						
Orlando Miller, R (1,6) OBP: 0.318, SLG: 0.394			2-2 G5-3				0-1 G4-3		0-1 G4-3	3	0	0	1	0	0	1						
Darryl Kile, R (1,1) ERA: 5.02	6.0 L 31 7 6 6 8 5 0 1 0 0 1 67 117 9.00 2.000																					
Doug Brocail, R (7,1) ERA: 4.13	1.0 4 1 1 1 0 0 0 0 0 0 1 9 14 9.00 1.000																					
Ross Powell, L (8,1) ERA: 11.88	1.0 4 0 0 0 1 0 0 0 0 0 0 10 15 0.00 0.000																					
Derrick May, L (8,PH) Jim Dougherty, R (9,1) Dave Veres, R (9,1)	0.0 3 0 2 2 0 1 0 2 0 0 0 5 12 ∞ ∞																					
Dave Veres, R (9,1) ERA: 1.74	1.0 3 0 0 0 1 0 0 0 0 1 0 9 14 0.00 0.000																					
Inning Stats	R: 0 E: 0 K: 0 S: 6	H: 0 LOB: 0 BB: 0 P: 10	R: 0 E: 0 K: 1 S: 10	H: 1 LOB: 0 BB: 0 P: 14	R: 0 E: 0 K: 1 S: 8	H: 0 LOB: 0 BB: 0 P: 11	R: 0 E: 0 K: 0 S: 11	H: 0 LOB: 0 BB: 0 P: 16	R: 0 E: 0 K: 0 S: 6	H: 1 LOB: 0 BB: 0 P: 9	R: 0 E: 0 K: 1 S: 8	H: 0 LOB: 0 BB: 0 P: 12	R: 0 E: 0 K: 0 S: 4	H: 0 LOB: 0 BB: 0 P: 5	R: 2 E: 0 K: 1 S: 14	H: 3 LOB: 2 BB: 1 P: 21	R: 0 E: 0 K: 2 S: 10	H: 1 LOB: 1 BB: 0 P: 16	1B: 4 2B: 2 3B: 0 HR: 0	SF: 0 SAC: 0 DP: 1 HBP: 0	WP: 0 PB: 0 SB: 0 CS: 0	PA: 33
PITCHER	IP WLS BF H R ER SO BB IBB HBP BLK WP HR S P ERA WHIP																					
Andy Ashby, R (1,1) ERA: 3.33	7.1 W 26 5 2 2 3 0 0 0 0 0 0 62 88 2.46 0.682																					
Joey Hamilton, R (8,1) ERA: 2.87	1.2 7 1 0 0 3 1 0 0 0 0 0 0 15 26 0.00 1.200																					
																						

Batter	1	2	3	4	5	6	7	8	9	10	11	12	AB	R	H	RBI	BB	SO	LOB	TOP	
James Moulton, R OBP: 0.320, SLG: 0.397													6	1	1	0	0	1	1		
Craig Biggio, R OBP: 0.394, SLG: 0.470													6	1	2	2	0	0	1		
5 Jeff Bagwell, R OBP: 0.372, SLG: 0.437													5	1	1	0	1	1	1		
Derek Bell, R OBP: 0.387, SLG: 0.445													5	0	1	0	0	0	1		
Phil Plantier, L OBP: 0.357, SLG: 0.500													2	0	0	1	1	1	0		
John Cangelosi, S OBP: 0.463, SLG: 0.388													1	0	0	0	0	1	0		
Dave Magadan, L OBP: 0.426, SLG: 0.388													4	1	1	0	1	1	2		
Tony Eusebio, R OBP: 0.363, SLG: 0.427													5	1	2	0	0	0	1		
Andy Stankiewicz, R OBP: 0.158, SLG: 0.111													0	0	0	0	0	0	0		
Jerry Scott, L OBP: 0.182, SLG: 0.273													0	0	0	0	0	0	0		
Orlando Miller, R OBP: 0.320, SLG: 0.394													5	0	2	2	0	2	1		
Shane Reynolds, R OBP: 0.326, SLG: 0.388													2	0	0	0	0	0	1		
Todd Jones, L OBP: 0.326, SLG: 0.388													0	0	0	0	0	0	0		
Ross Powell, L OBP: 0.326, SLG: 0.388													0	0	0	0	0	0	0		
Dave Veres, R OBP: 0.326, SLG: 0.388													0	0	0	0	0	0	0		
Mill Thompson, L OBP: 0.326, SLG: 0.388													1	0	0	0	0	0	0		
Jim Dougherty, R OBP: 0.326, SLG: 0.388													0	0	0	0	0	0	0		
Inning Stats	R: 3 E: 0 K: 0 S: 6	H: 4 LOB: 0 BB: 6	R: 0 E: 0 K: 3 S: 3	H: 0 LOB: 0 BB: 3	R: 0 E: 0 K: 2 S: 7	H: 0 LOB: 0 BB: 1 P: 7	R: 0 E: 0 K: 1 S: 4	H: 1 LOB: 1 BB: 0 P: 4	R: 0 E: 0 K: 2 S: 7	H: 0 LOB: 0 BB: 0 P: 7	R: 0 E: 0 K: 0 S: 3	H: 0 LOB: 1 BB: 1 P: 10	R: 0 E: 0 K: 3 S: 10	H: 1 LOB: 2 BB: 0 P: 10	R: 0 E: 0 K: 0 S: 4	H: 1 LOB: 1 BB: 0 P: 4	1B: 7 2B: 3 3B: 0 HR: 1	SF: 1 SAC: 1 DP: 1 HBP: 0	WP: 0 PB: 0 SB: 1 CS: 1	PA: 48	
PITCHER	IP	WLS	BF	H	R	ER	SO	BB	IBB	HBP	BLK	WP	HR	S	P	ERA	WHIP				
William Van Landingham, R	(1.1)	8.0	30	5	3	3	5	2	0	0	0	0	0	0	3	3	13.50	1.500			
Shawn Barton, L	(9.1)	0.2	3	1	1	1	0	0	0	0	0	0	0	0	3	3	13.50	1.500			
Dave Burba, R	(9.1)	1.1	7	2	1	1	0	1	0	0	0	0	0	6	10	6.75	2.250				
Chris Hook, R	(11.1)	2.0	W	8	2	0	0	3	0	0	0	0	0	14	14	0.00	1.000				

Houston Astros @ San Francisco Giants
Candlestick Park, San Francisco, CA
Thu Jul 13 1995, 6:33 AM EDT
Att: 13,046 - Sunny - 72 F

AB 43
R 5
H 10
RBI 5
BB 3
SO 8
LOB 9

Batter	1	2	3	4	5	6	7	8	9	10	11	12	AB	R	H	RBI	BB	SO	LOB	BOTTOM						
Darren Lewis, R OBP: 0.301, SLG: 0.316													4	1	1	1	0	0	1							
Robby Thompson, R OBP: 0.282, SLG: 0.280													4	1	0	0	1	1	1							
Barry Bonds, L OBP: 0.428, SLG: 0.583													4	2	2	1	2	1	0							
Mark Carreon, R OBP: 0.327, SLG: 0.479													5	1	1	1	0	1	4							
Glenallen Hill, R OBP: 0.312, SLG: 0.424													5	0	1	1	0	3	5							
Royce Clayton, R OBP: 0.323, SLG: 0.360													5	0	0	1	0	2	2							
Mike Benjamin, R OBP: 0.327, SLG: 0.434													3	0	0	0	0	0	1							
Jeff Reed, L OBP: 0.384, SLG: 0.288													0	0	0	0	1	0	0							
Steve Scarsone, R OBP: 0.370, SLG: 0.596													1	0	0	0	0	1	0							
Kirt Manwaring, R OBP: 0.305, SLG: 0.302													5	0	1	0	0	3	1							
William Van Landingham, R OBP: 0.326, SLG: 0.388													2	0	0	0	0	2	1							
John Cangelosi, S OBP: 0.463, SLG: 0.388													1	0	0	0	0	1	0							
Dave Burba, R OBP: 0.326, SLG: 0.388													0	0	0	0	0	0	0							
Rikket Faneys, R OBP: 0.326, SLG: 0.388													0	0	0	0	0	0	0							
Chris Hook, R OBP: 0.326, SLG: 0.388													1	0	0	0	0	1	0							
J.R. Phillips, L OBP: 0.276, SLG: 0.284													0	1	1	0	0	0	0							
Inning Stats	R: 1 E: 0 K: 0 S: 4	H: 1 LOB: 0 BB: 4	R: 0 E: 0 K: 2 S: 7	H: 0 LOB: 0 BB: 0 P: 7	R: 0 E: 0 K: 1 S: 6	H: 1 LOB: 1 BB: 0 P: 6	R: 0 E: 0 K: 1 S: 5	H: 0 LOB: 0 BB: 0 P: 5	R: 0 E: 0 K: 2 S: 7	H: 0 LOB: 0 BB: 0 P: 7	R: 1 E: 0 K: 1 S: 7	H: 2 LOB: 1 BB: 0 P: 7	R: 0 E: 0 K: 1 S: 5	H: 0 LOB: 0 BB: 0 P: 5	R: 3 E: 1 K: 2 S: 9	H: 1 LOB: 3 BB: 2 P: 17	R: 0 E: 0 K: 2 S: 7	H: 0 LOB: 3 BB: 2 P: 16	R: 0 E: 0 K: 3 S: 9	H: 0 LOB: 0 BB: 0 P: 9	R: 1 E: 0 K: 0 S: 3	H: 2 LOB: 2 BB: 0 P: 4	1B: 2 2B: 3 3B: 1 HR: 1	SF: 0 SAC: 1 DP: 0 HBP: 2	WP: 2 PB: 0 SB: 1 CS: 0	PA: 48
PITCHER	IP	WLS	BF	H	R	ER	SO	BB	IBB	HBP	BLK	WP	HR	S	P	ERA	WHIP									
Shane Reynolds, R	(1.1)	8.0	28	4	2	2	9	0	0	0	0	0	0	1	46	46	2.25	0.500								
Todd Jones, R	(9.1)	1.1	10	1	3	0	3	3	0	1	0	0	1	0	12	25	0.00	3.000								
Ross Powell, L	(10.1)	0.0	1	0	0	0	0	0	1	0	0	0	0	4	4	∞	∞									
Dave Veres, R	(10.1)	1.2	5	0	0	0	4	0	0	0	0	0	0	13	13	0.00	0.000									
Jim Dougherty, R	(12.1)	0.1	L	4	2	1	1	0	0	0	0	0	0	3	4	27.00	6.000									

Houston Astros @ San Francisco Giants
Candlestick Park, San Francisco, CA
Thu Jul 13 1995, 6:33 AM EDT
Att: 13,046 - Sunny - 72 F

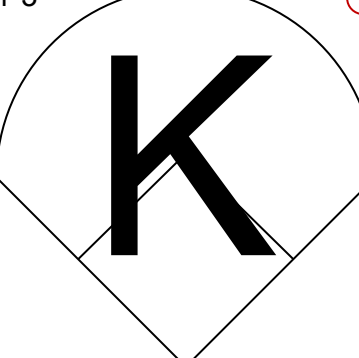
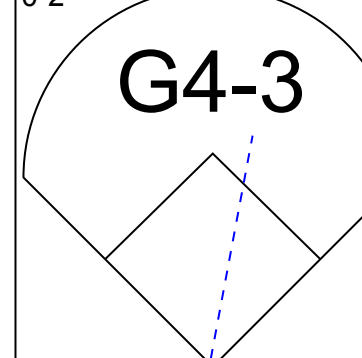
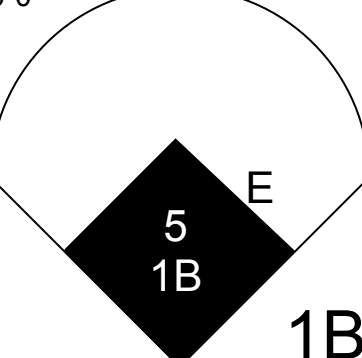
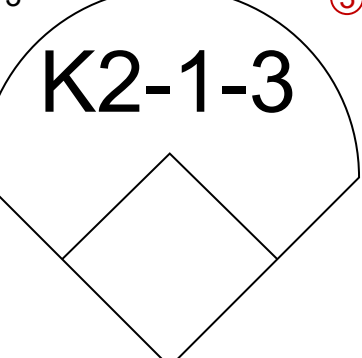
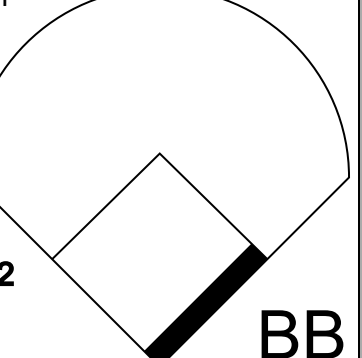
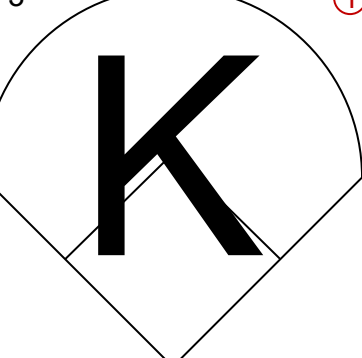
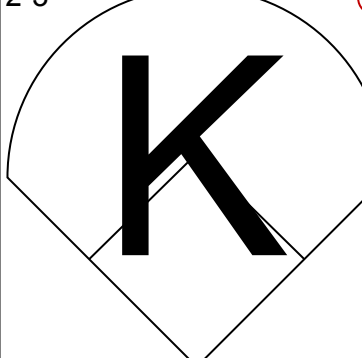
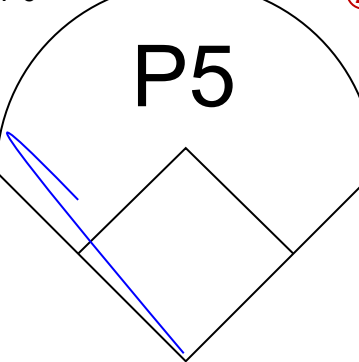
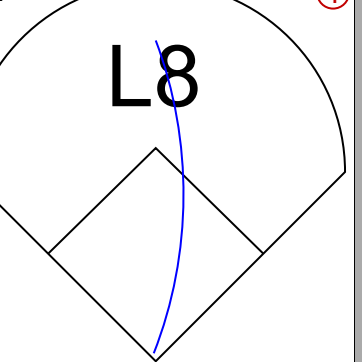
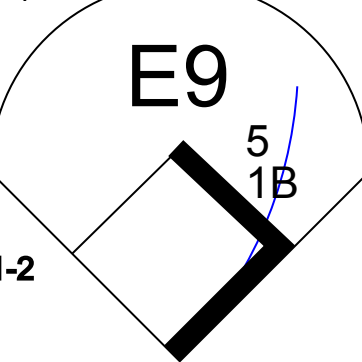
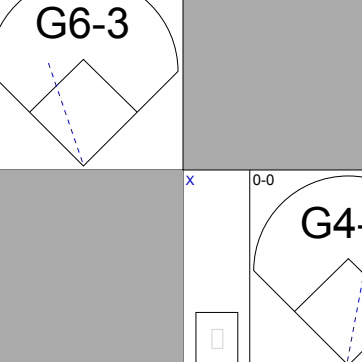
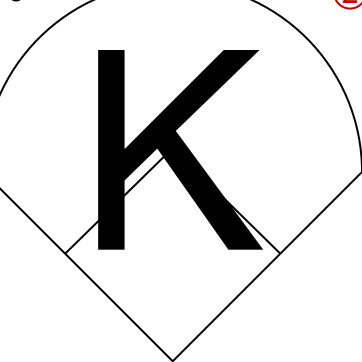
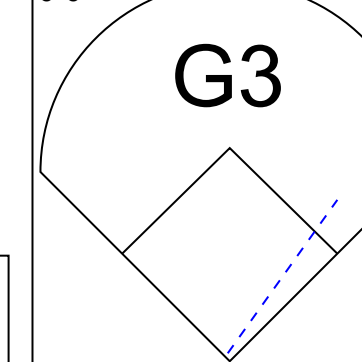
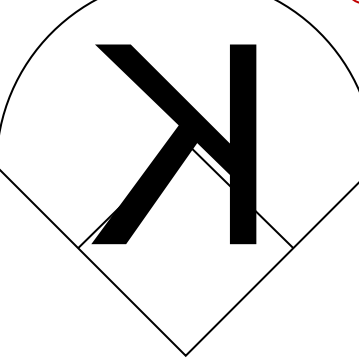
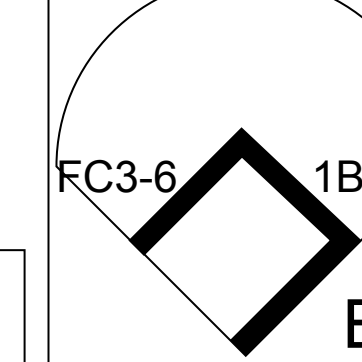
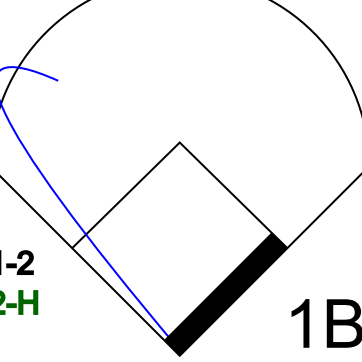
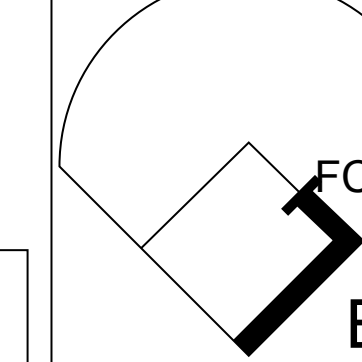

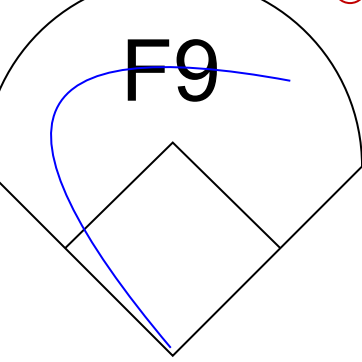
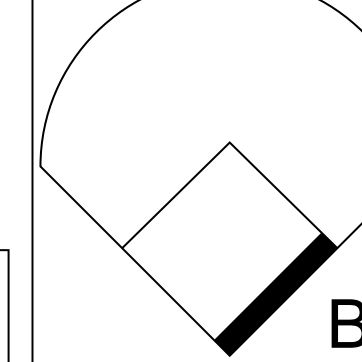
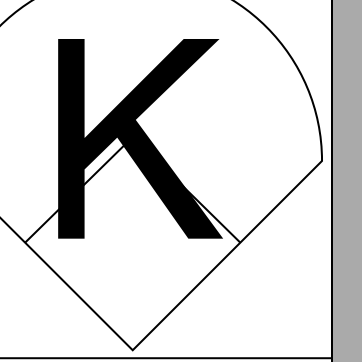
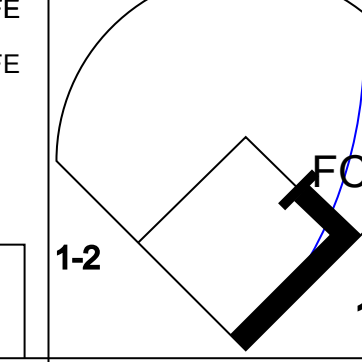
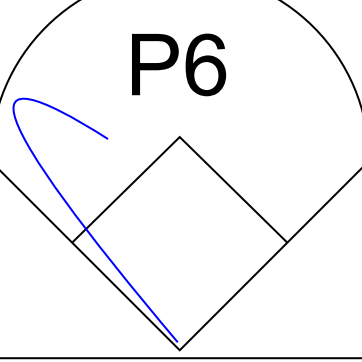
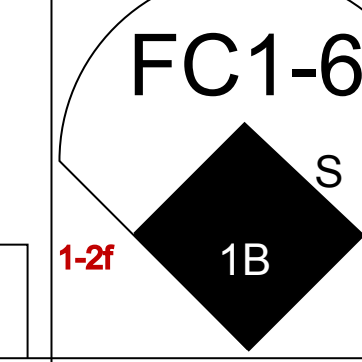
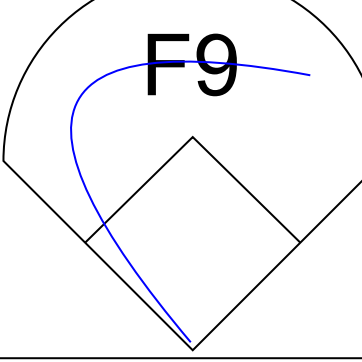
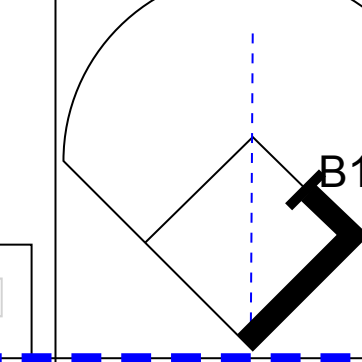
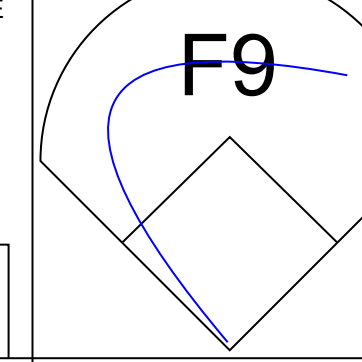
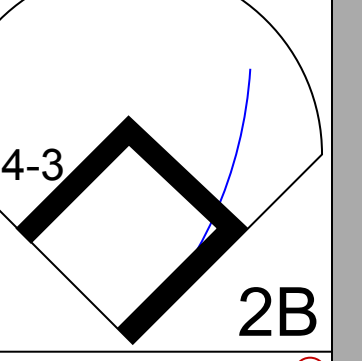
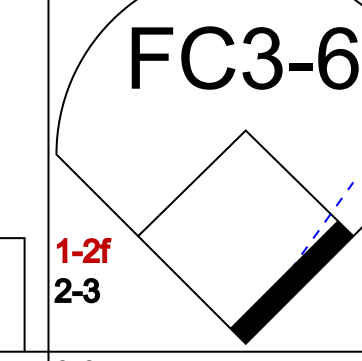
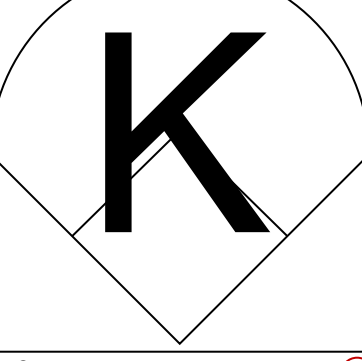
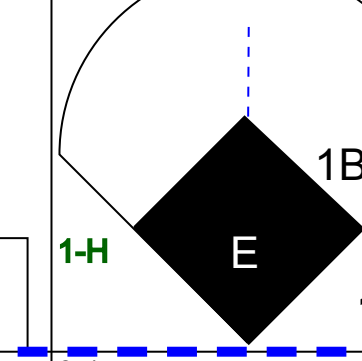
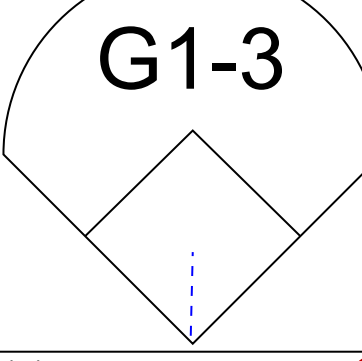
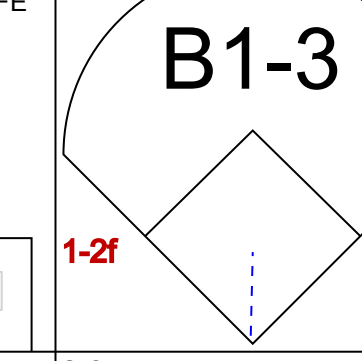
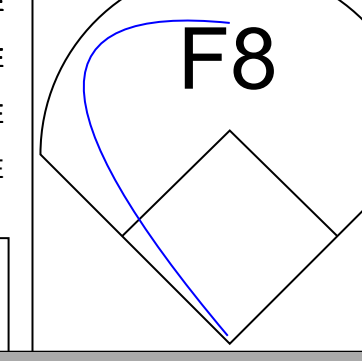
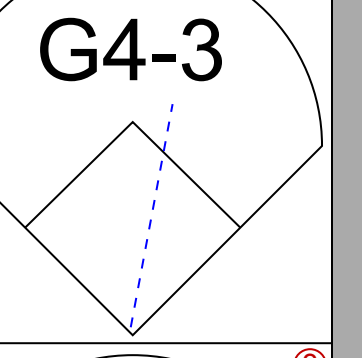
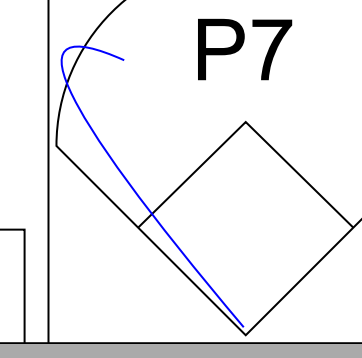
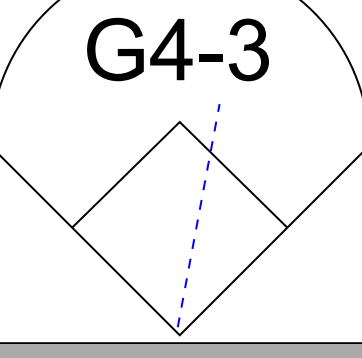
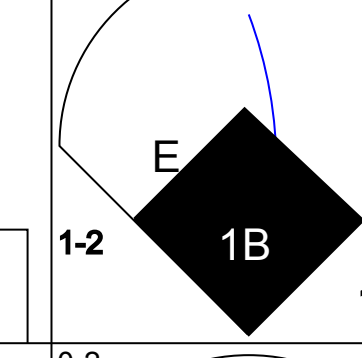
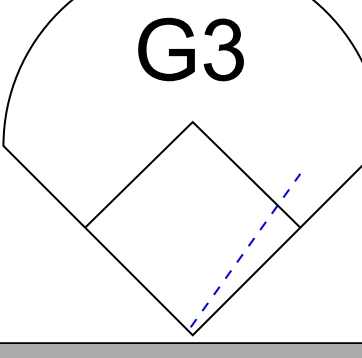
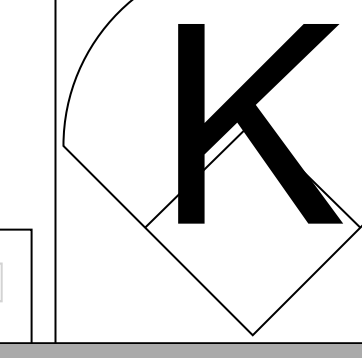
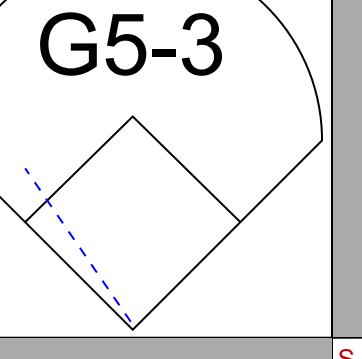
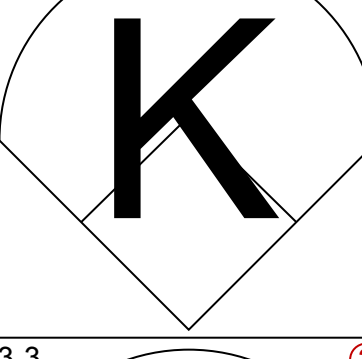
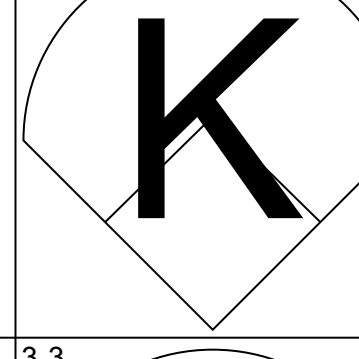
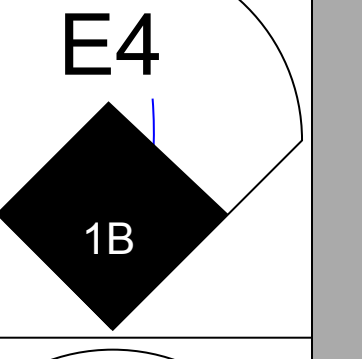
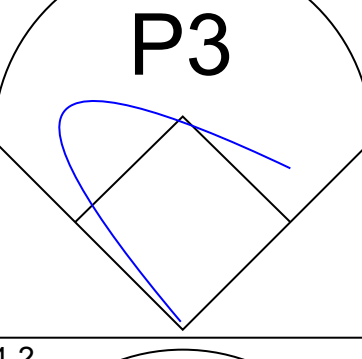
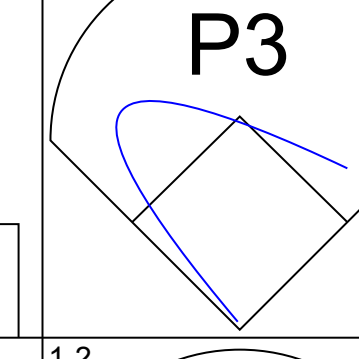
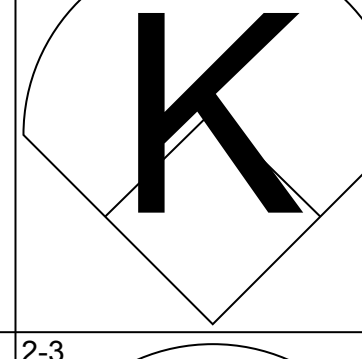
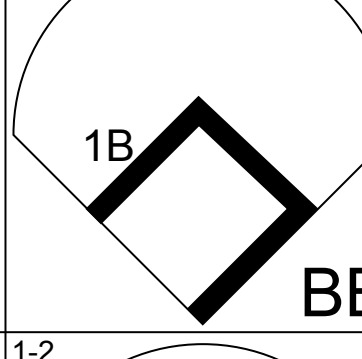
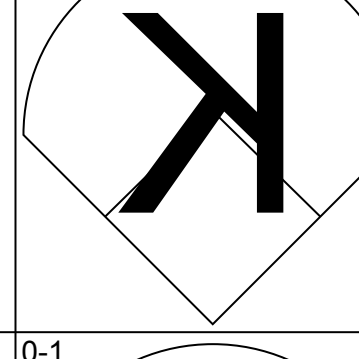
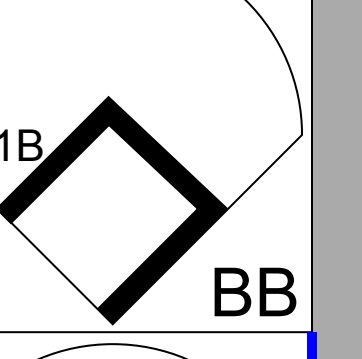
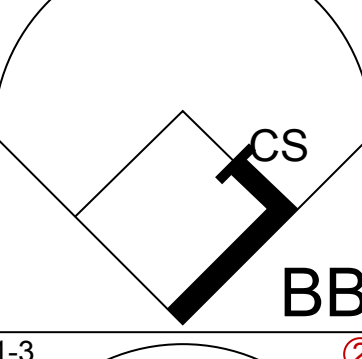
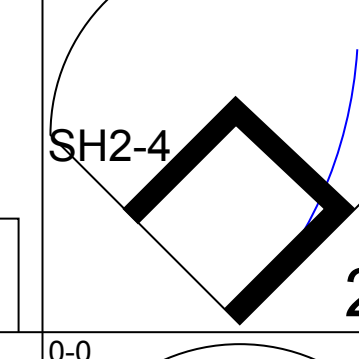
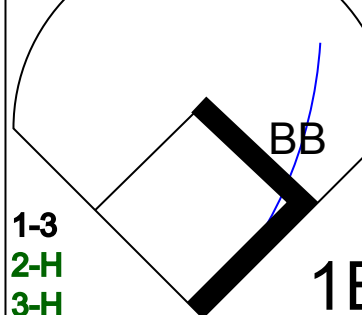
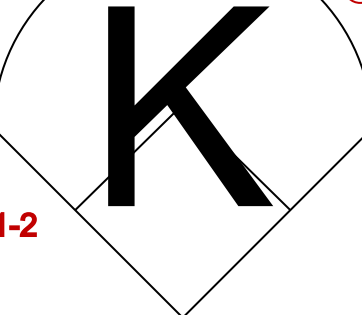
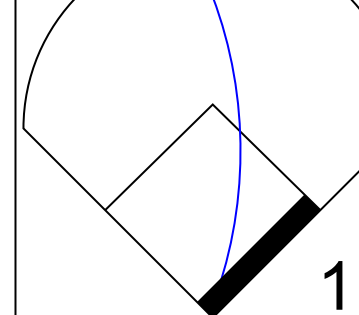
AB 41
R 6
H 7
RBI 5
BB 4
SO 16
LOB 16

Batter	1	2	3	4	5	6	7	8	9	AB	R	H	RBI	BB	SO	LOB	TOP						
James Mouton, R (1.8) OBP: 0.307, SLG: 0.380	P4		G6-3		F8	F8	F7		G5-3	6	0	0	0	0	0	2	Houston Astros @ San Francisco Giants Candlestick Park, San Francisco, CA Fri Jul 14 1995, 10:05 PM EDT Att: 15,931 - Unknown - 78 F						
Craig Biggio, R (1.4) OBP: 0.393, SLG: 0.478	HR		G5-3		E6 1B	5 HR 1B	K		G3-1	6	3	2	1	0	1	1							
5 Jeff Bagwell, R (1.3) OBP: 0.378, SLG: 0.458	G4-6-3 1B				1B E 2B	BB 1B	HR		G6-3	5	3	4	4	0	0	0							
Derek Bell, R (1.9) OBP: 0.390, SLG: 0.446	G4-6-3				G6-3 E 1B	BB 2B 1B	G6-3		BB 1B BB	4	2	2	1	1	0	1							
Phil Plantier, L (1.7) OBP: 0.360, SLG: 0.475		G1-3			F7	2B BB	1B 2B BB		F7	3	2	0	0	2	0	2							
Milt Thompson, L (8.7) OBP: 0.296, SLG: 0.297					1-2 2-3	2B BB	2B BB			0	0	0	0	0	0	0							
Dave Magadan, L (1.5) OBP: 0.441, SLG: 0.398	G6-3				G6-3	1B 2B	2B 1B		1B BB	4	1	2	3	1	0	1							
Tony Eusebio, R (1.2) OBP: 0.375, SLG: 0.444	1B				G5-3	1B	1-3 2-H 2B		1B	5	0	4	3	0	0	1							
Orlando Miller, R (1.6) OBP: 0.317, SLG: 0.387	K				E6 1B		FC6 IBB		K	4	1	0	0	1	2	3							
Greg Swindell, L (1.1) OBP: 0.323, SLG: 0.400			G5-3			F9			K	2	0	0	0	0	0	1							
Jim Dougherty, R (5.1) OBP: 0.167, SLG: 0.167										2	1	1	0	0	0	3							
Dave Veres, R (7.1)										1	0	0	0	0	1	0							
Inning Stats	R: 1 E: 0 K: 0 S: 7	H: 2 LOB: 0 BB: 0 P: 13	R: 0 E: 0 K: 1 S: 7	H: 1 LOB: 1 BB: 0 P: 12	R: 0 E: 0 K: 0 S: 5	H: 0 LOB: 0 BB: 0 P: 8	R: 1 E: 1 K: 0 S: 16	H: 2 LOB: 1 BB: 0 P: 26	R: 6 E: 2 K: 0 S: 24	H: 4 LOB: 1 BB: 1 P: 41	R: 4 E: 0 K: 0 S: 16	H: 5 LOB: 3 BB: 2 P: 30	R: 0 E: 0 K: 1 S: 5	H: 0 LOB: 0 BB: 0 P: 6	R: 1 E: 0 K: 1 S: 14	H: 1 LOB: 1 BB: 2 P: 28	R: 0 E: 0 K: 1 S: 9	H: 0 LOB: 0 BB: 0 P: 11	1B: 10 2B: 3 3B: 0 HR: 2	SF: 0 SAC: 0 DP: 1 HBP: 0	WP: 0 PB: 0 SB: 0 CS: 0	PA: 47	
PITCHER	IP WLS BF H R ER SO BB IBB HBP BLK WP HR S P ERA WHIP	4.2 L 24 8 8 2 1 1 0 0 0 0 0 1 55 93 3.86 1.929	5.1 7 4 3 3 0 0 0 0 0 0 0 0 1 12 21 27.00 4.000	6.1 0.0 3 2 1 1 0 1 0 0 0 0 0 0 7 11 ∞ ∞	6.1 1.1 5 0 0 0 1 0 1 0 0 0 0 0 6 11 0.00 0.000	8.1 1.0 5 1 1 1 1 2 0 0 0 0 0 0 14 28 9.00 3.000		PITCHER	IP WLS BF H R ER SO BB IBB HBP BLK WP HR S P ERA WHIP	9.1 1.0 3 0 0 0 1 0 0 0 0 0 0 0 9 11 0.00 0.000													

Batter	1	2	3	4	5	6	7	8	9	AB	R	H	RBI	BB	SO	LOB	BOTTOM								
Darren Lewis, R (1.8) OBP: 0.299, SLG: 0.317	E5 G4-3 CS		BB HR 2B	P3		G6-3		G3-1		5	1	1	0	0	0	1	Houston Astros @ San Francisco Giants Candlestick Park, San Francisco, CA Fri Jul 14 1995, 10:05 PM EDT Att: 15,931 - Unknown - 78 F								
Robby Thompson, R (1.4) OBP: 0.285, SLG: 0.285	K		BB HR BB		G4-3 SF9 2B		G5-3	G6-3		4	2	1	0	1	1	2									
Rod Beck, R (9.1) OBP: 0.333, SLG: 0.333										0	0	0	0	0	0	0									
Barry Bonds, L (1.7) OBP: 0.428, SLG: 0.590	G4-3		HR BB		G4-3		HR		F9	4	2	1	1	1	0	2									
Mark Carreon, R (1.3) OBP: 0.329, SLG: 0.476	G1-3		K		SF9		1B BB		1B	3	0	1	1	1	1	4									
Glenallen Hill, R (1.9) OBP: 0.318, SLG: 0.441		F7			1-2 2-3 HR		1B		K	4	1	3	4	0	0	0									
Dave Burba, R (8.1)										0	0	0	0	0	0	0									
John Patterson, S (9.4) OBP: 0.250, SLG: 0.259			HR		1B		1B		K	1	0	0	0	0	1	1									
Royce Clayton, R (1.6) OBP: 0.321, SLG: 0.357	P3		L5		1B		F8		K	5	0	1	0	0	1	3									
Mike Benjamin, R (1.5) OBP: 0.318, SLG: 0.422										3	0	0	0	0	1	2									
Joe Rosselli, R (6.1) OBP: 0.125, SLG: 0.125	F8				G1-3		K			0	0	0	0	0	0	0									
Kenny Greer, R (6.1)										0	0	0	0	0	0	0									
J.R. Phillips, L (7.7) OBP: 0.215, SLG: 0.263										1	0	0	0	0	1	2									
Kirt Manwaring, R (1.2) OBP: 0.313, SLG: 0.344			HR		HR		G1-6-3 1B		F8	4	2	3	2	0	0	0									
Mark Portugal, R (1.1) OBP: 0.138, SLG: 0.111			P4		HR		G1-6-3			2	0	0	0	0	0	0									
Jose Bautista, R (5.1)					B2-3					0	0	0	0	0	0	0									
Steve Scarsone, R (6.5) OBP: 0.373, SLG: 0.604							G3-1 2B			2	0	1	0	0	0	1									
Inning Stats	R: 0 E: 1 K: 1 S: 11	H: 0 LOB: 1 BB: 0 P: 14	R: 0 E: 0 K: 0 S: 8	H: 0 LOB: 0 BB: 0 P: 11	R: 5 E: 0 K: 1 S: 18	H: 3 LOB: 0 BB: 2 P: 35	R: 1 E: 0 K: 0 S: 8	H: 1 LOB: 0 BB: 0 P: 11	R: 1 E: 0 K: 1 S: 14	H: 3 LOB: 2 BB: 0 P: 20	R: 0 E: 0 K: 0 S: 8	H: 1 LOB: 0 BB: 0 P: 12	R: 1 E: 0 K: 0 S: 16	H: 2 LOB: 2 BB: 1 P: 28	R: 0 E: 0 K: 0 S: 7	H: 1 LOB: 1 BB: 0 P: 11	R: 0 E: 0 K: 2 S: 13	H: 1 LOB: 1 BB: 0 P: 17	1B: 5 2B: 3 3B: 0 HR: 4	SF: 1 SAC: 0 DP: 1 HBP: 0	WP: 0 PB: 0 SB: 0 CS: 1	PA: 42			
PITCHER	IP WLS BF H R ER SO BB IBB HBP BLK WP HR S P ERA WHIP	4.7 W 8 3 1 1 1 1 0 0 0 0 0 1 22 37 5.40 2.400																							


AB	42
R	13
H	15
RBI	12
BB	5
SO	4
LOB	15

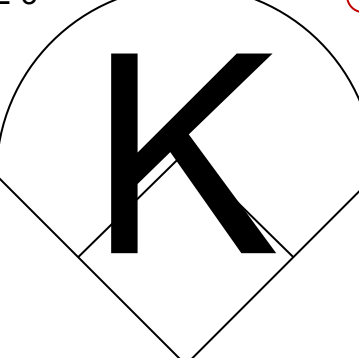
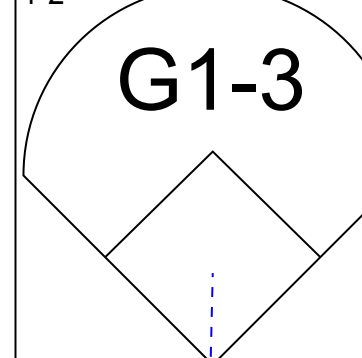
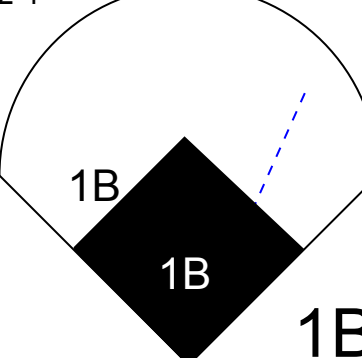
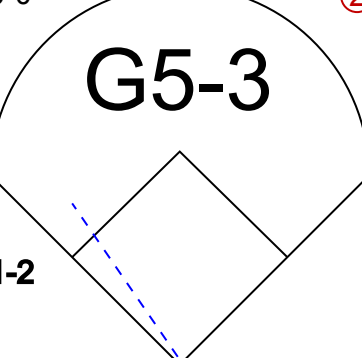
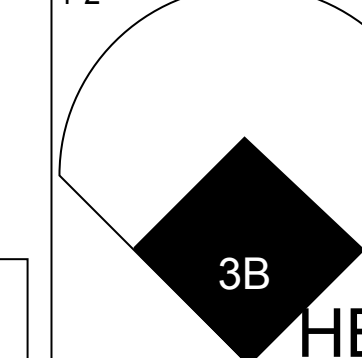
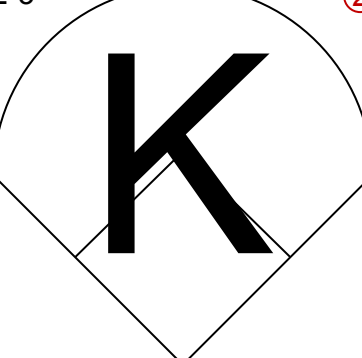
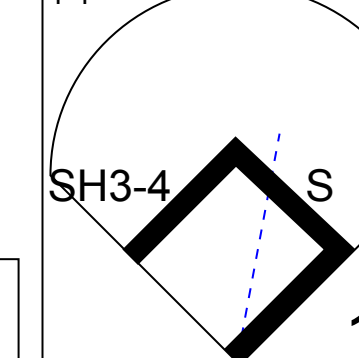
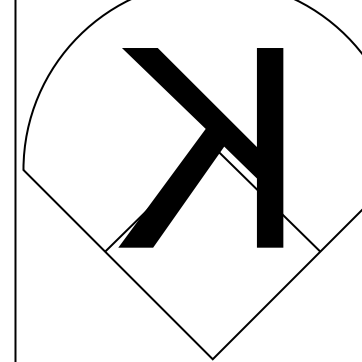
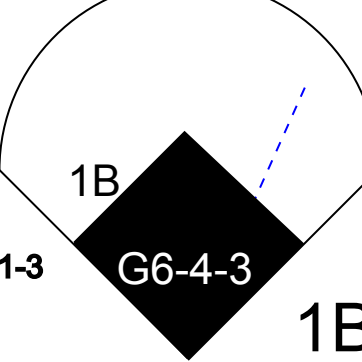
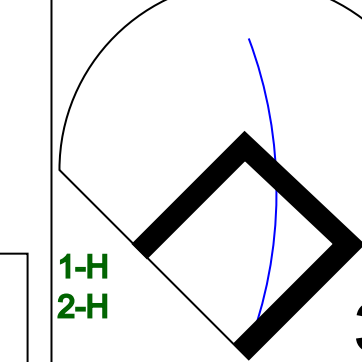
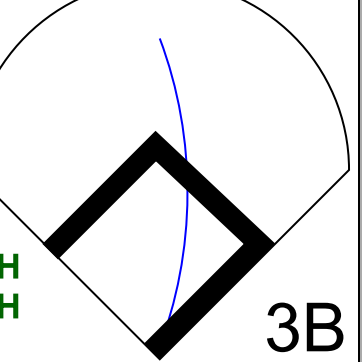
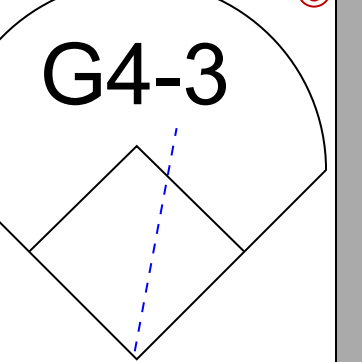
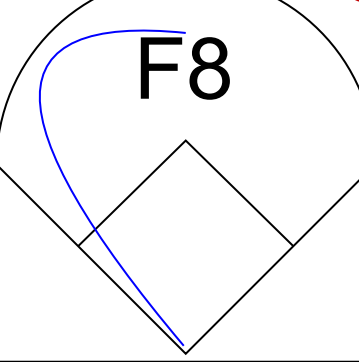
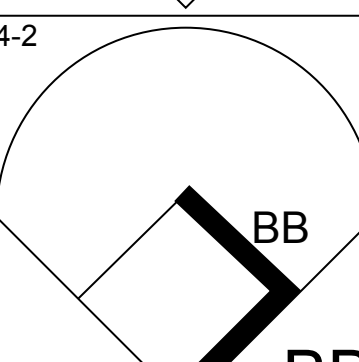

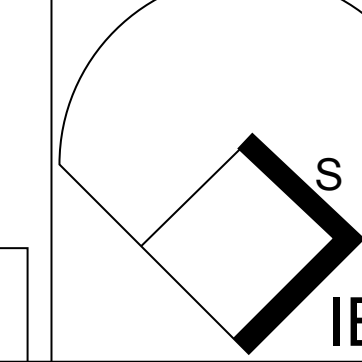
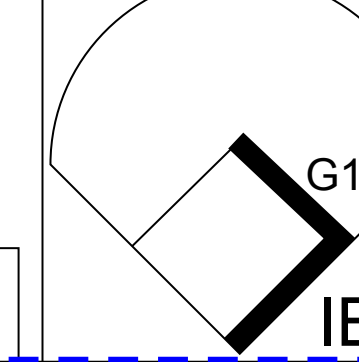
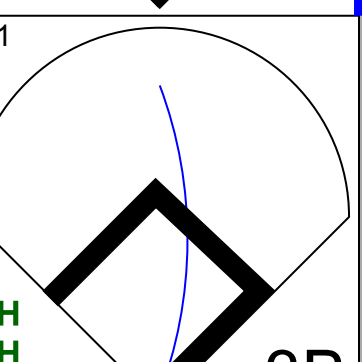

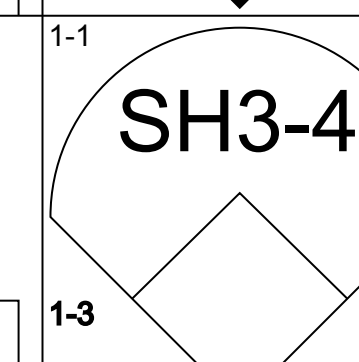
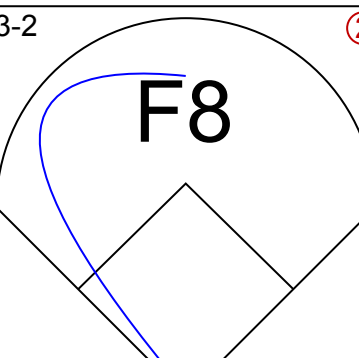
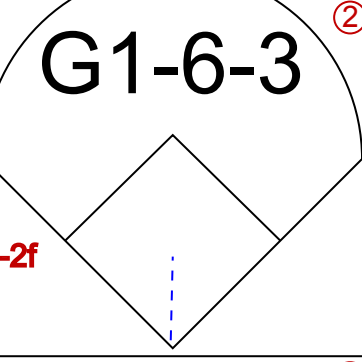
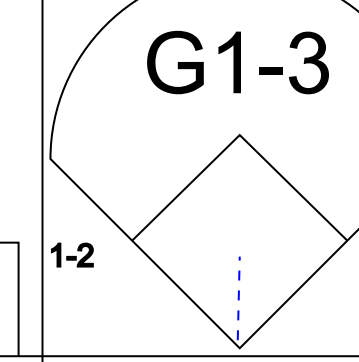

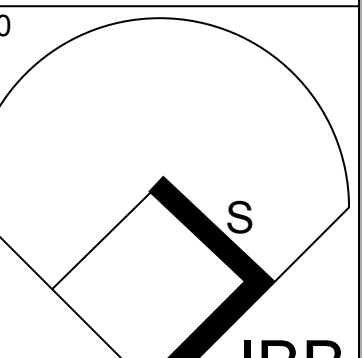
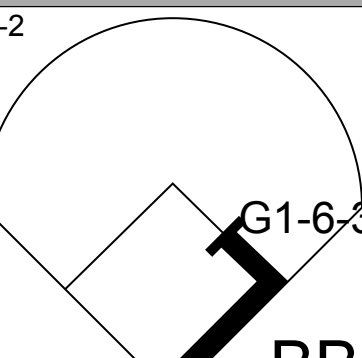
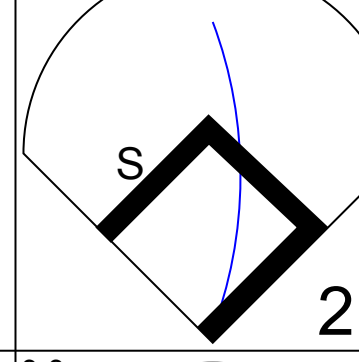
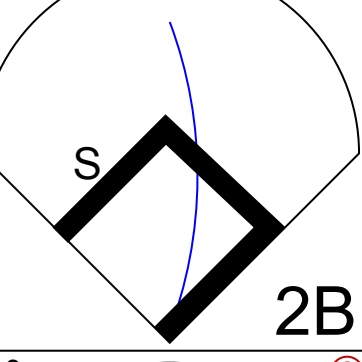
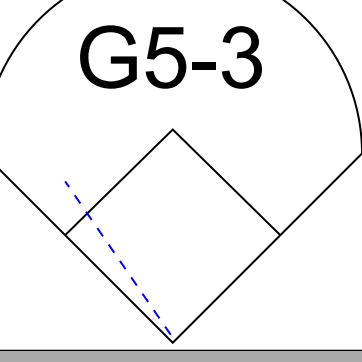
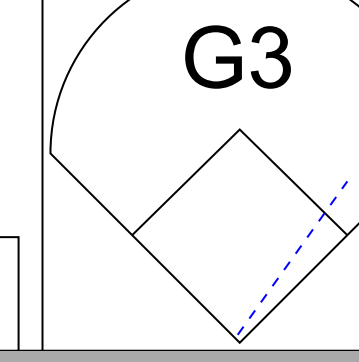


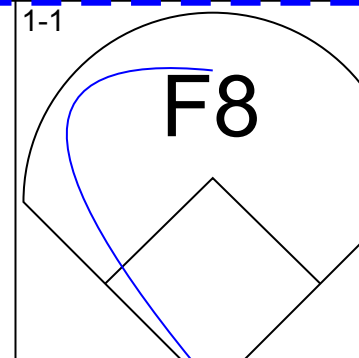
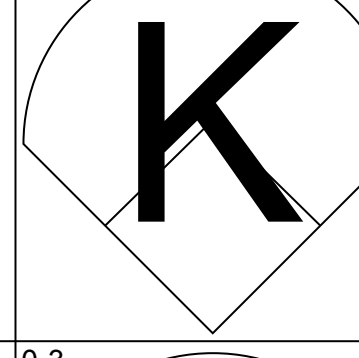
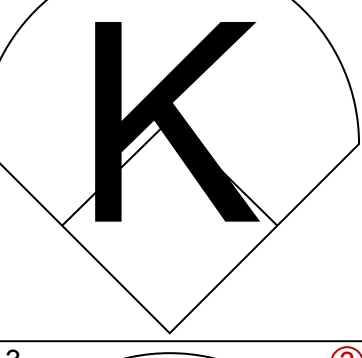

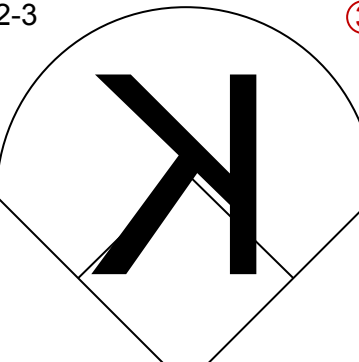
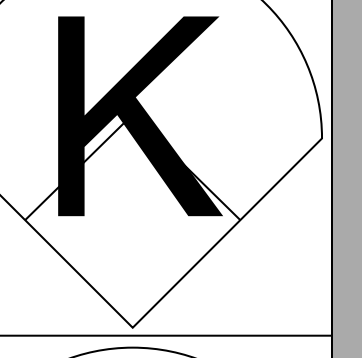

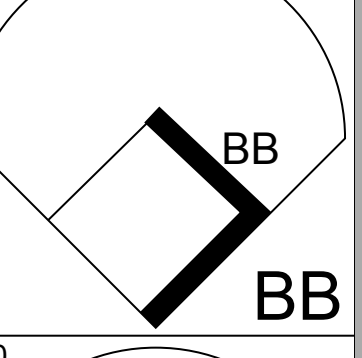
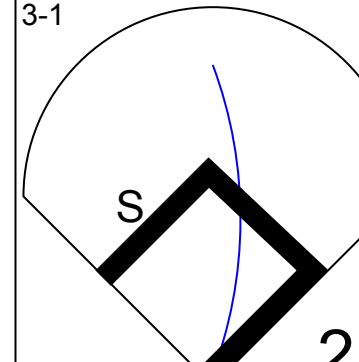
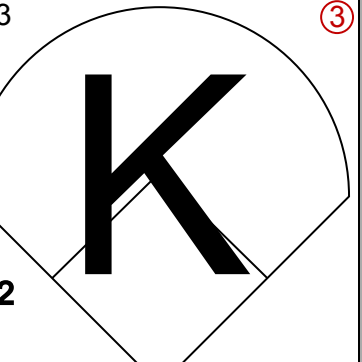

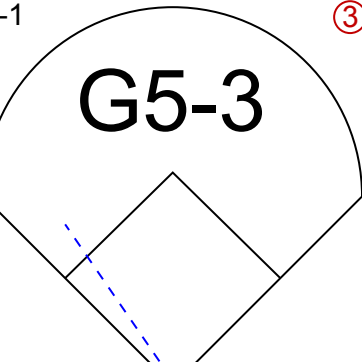
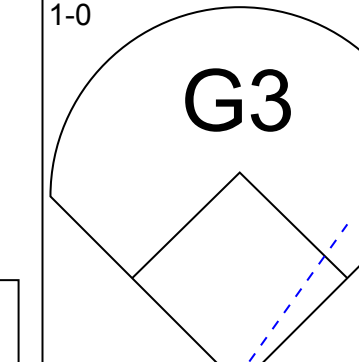
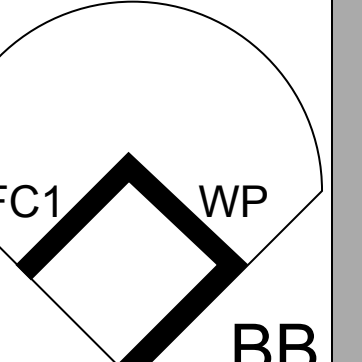
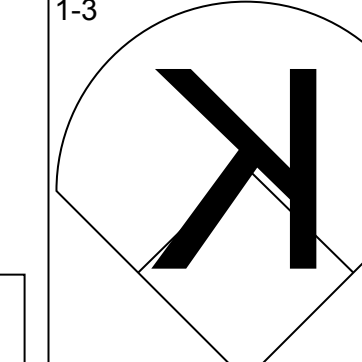

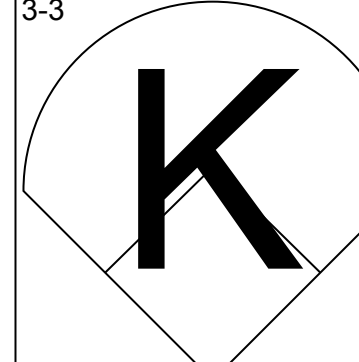


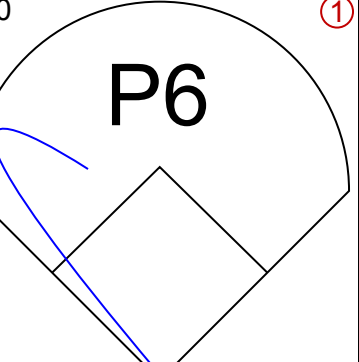
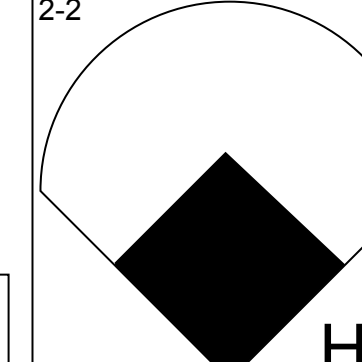
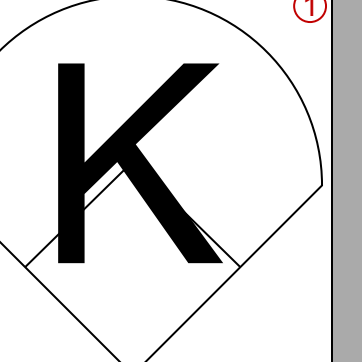

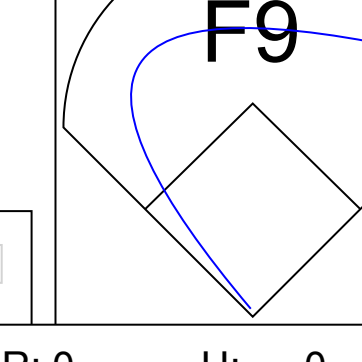
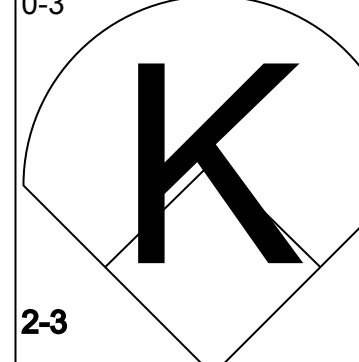
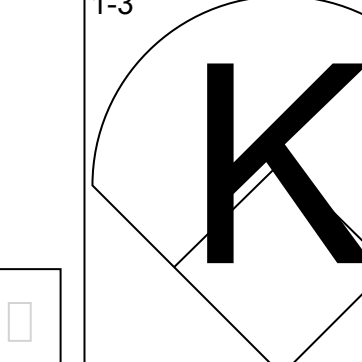
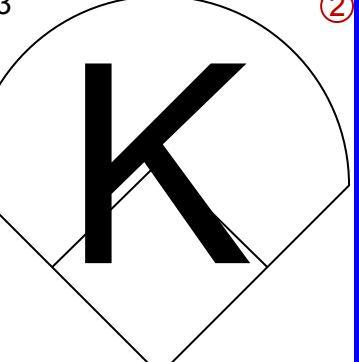
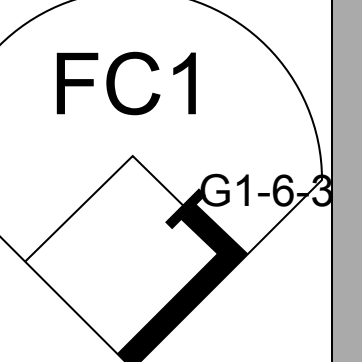
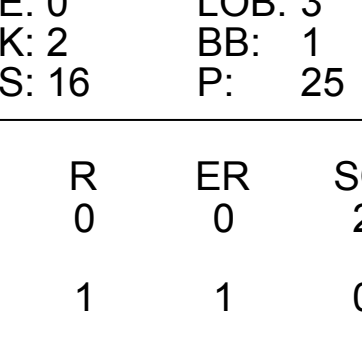
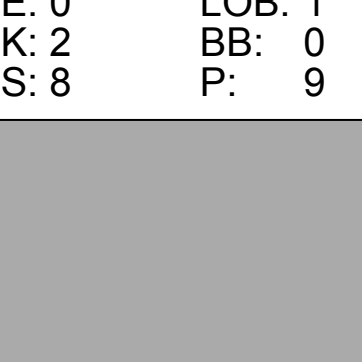

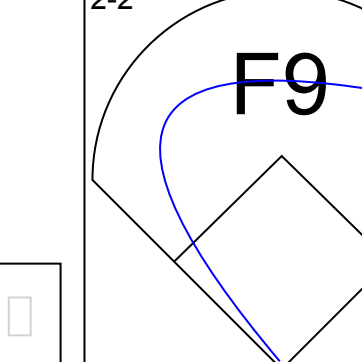
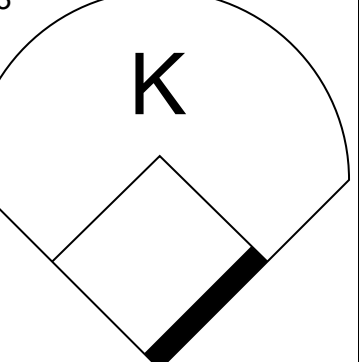





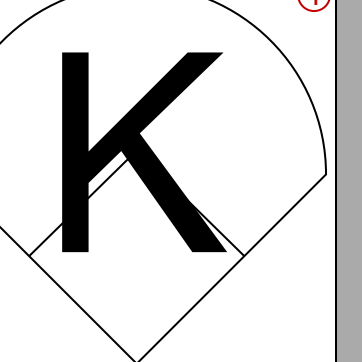
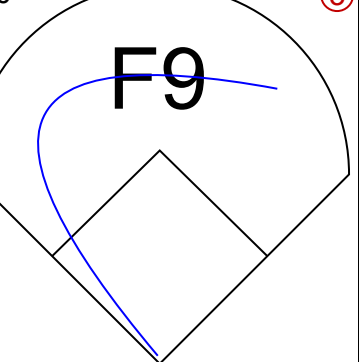
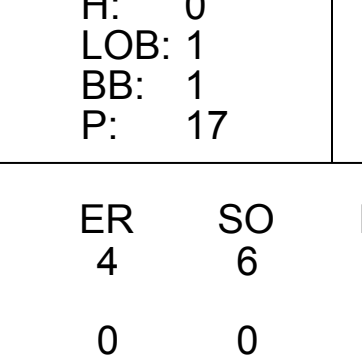
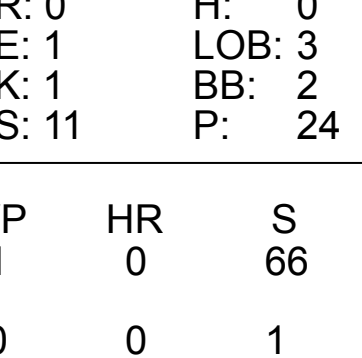
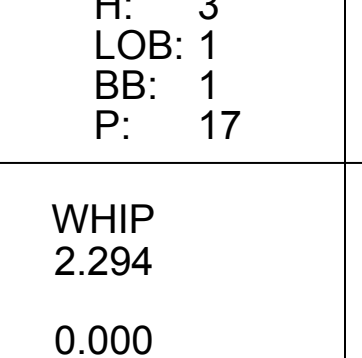
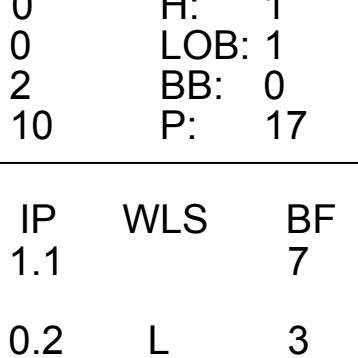
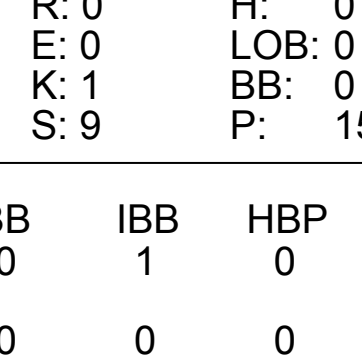
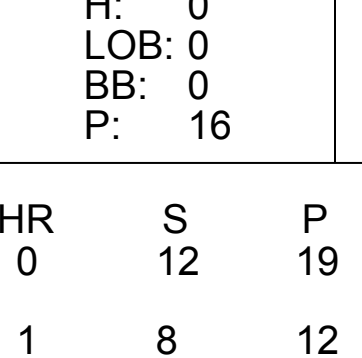
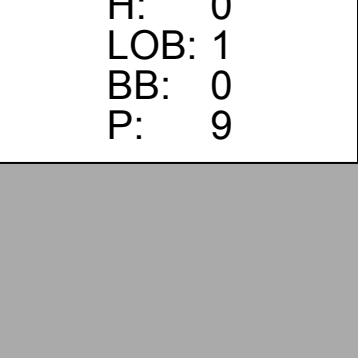


Batter	1	2	3	4	5	6	7	8	9	10	11	12	13	14	AB	R	H	RBI	BB	SO	LOB	TOP		
Craig Biggio, R OBP: 0.393, SLG: 0.467 (1.4)															6	1	1	0	1	4	2			
Milt Thompson, L OBP: 0.278, SLG: 0.278 (1.8)															7	0	0	0	0	1	4			
5 Jeff Bagwell, R OBP: 0.393, SLG: 0.486 (1.3)															4	1	2	2	3	1	0			
Derek Bell, R OBP: 0.393, SLG: 0.446 (1.9)																7	1	2	0	0	1	4		
Dave Magadan, L OBP: 0.438, SLG: 0.404 (1.5)																7	1	2	1	0	1	6		
Derrick May, L OBP: 0.300, SLG: 0.324 (1.7)																6	1	1	0	0	1	5		
Orlando Miller, R OBP: 0.314, SLG: 0.382 (1.6)																6	1	0	0	0	2			
Jerry Goff, L OBP: 0.143, SLG: 0.214 (8.2)																3	0	0	0	0	3	0		
Tony Eusebio, R OBP: 0.389, SLG: 0.448 (8.2)																1	0	1	0	2	0	0		
Inning Stats	R: 0 E: 0 K: 2 S: 9	H: 0 LOB: 0 BB: 0 P: 12	R: 0 E: 0 K: 1 S: 16	H: 1 LOB: 1 BB: 0 P: 22	R: 0 E: 0 K: 2 S: 10	H: 0 LOB: 0 BB: 0 P: 15	R: 0 E: 0 K: 3 S: 10	H: 1 LOB: 2 BB: 1 P: 18	R: 0 E: 0 K: 3 S: 13	H: 1 LOB: 1 BB: 0 P: 18	R: 4 E: 1 K: 10 S: 19	H: 3 LOB: 3 BB: 3 P: 35	R: 1 E: 0 K: 10 S: 9	H: 1 LOB: 0 BB: 1 P: 12	R: 0 E: 0 K: 2 S: 8	H: 0 LOB: 1 BB: 0 P: 11	R: 0 E: 0 K: 1 S: 17	H: 1 LOB: 0 BB: 0 P: 22	R: 0 E: 0 K: 0 S: 6	H: 0 LOB: 1 BB: 1 P: 12	1B: 8 2B: 4 3B: 0 HR: 1	SF: 0 SAC: 1 DP: 2 HBP: 0	WP: 0 PB: 0 SB: 1 CS: 1	PA: 59
PITCHER	IP	WLS	BF	H	R	ER	SO	BB	IBB	HBP	BLK	WP	HR	S	P	ERA	WHIP							
Mark Leiter, R ERA: 3.83 (8.1)	7.2		32	6	3	3	12	2	0	0	0	0	1	22	34	6.75	3.750							
Rod Beck, R ERA: 4.11 (10.1)	1.1		10	3	3	1	0	2	0	0	0	0	0	16	24	0.00	1.000							
Dave Burba, R ERA: 4.46 (12.1)	2.0		7	1	0	0	3	1	0	0	0	0	0	4	6	0.00	0.000							
Shawn Barton, L ERA: 2.74 (13.1)	1.0		2	0	0	0	1	0	0	0	0	0	0	4	6	0.00	0.000							
Chris Hook, R ERA: 4.46 (13.1)	2.0	W	8	1	0	0	1	1	0	0	0	0	0	23	34	0.00	1.000							

Houston Astros @ San Francisco Giants
Candlestick Park, San Francisco, CA
Sun Jul 16 1995, 6:33 AM EDT
Alt. 22.677 - Sunny - 73 F


AB 52
R 6
H 11
RBI 5
BB 6
SO 17
LOB 24



Batter	1	2	3	4	5	6	7	8	9	10	11	12	13	14	AB	R	H	RBI	BB	SO	LOB	BOTTOM	
Darren Lewis, R OBP: 0.302, SLG: 0.316 (8. PR)															4	1	1	0	0	1	1		
Rikkert Faneyte, R OBP: 0.429, SLG: 0.321 (9.8)															5	1	3	3	1	1	0		
John Patterson, S OBP: 0.269, SLG: 0.289 (1.4)															3	0	1	1	4	0	2		
Barry Bonds, L OBP: 0.434, SLG: 0.583 (1.7)															5	0	0	0	2	1	5		
Glenallen Hill, R OBP: 0.325, SLG: 0.452 (1.9)																5	0	0	0	2	1	5	
Royce Clayton, R OBP: 0.311, SLG: 0.348 (1.6)																7	0	1	0	0	2	9	
J.R. Phillips, L OBP: 0.218, SLG: 0.277 (1.3)																6	1	1	1	1	2	3	
Steve Scarsone, R OBP: 0.143, SLG: 0.214 (8. PR)																3	1	1	0	1	2	2	
Jeff Reed, L OBP: 0.143, SLG: 0.306 (8. PR)																3	1	2	1	1	0	1	
Tom Lampkin, L OBP: 0.326, SLG: 0.342 (9.2)																2	1	0	0	0	1	0	
Mark Leiter, R OBP: 0.103, SLG: 0.071 (8.5)																3	0	0	0	0	1	6	
Inning Stats	R: 0 E: 0 K: 2 S: 15	H: 0 LOB: 2 BB: 2 P: 30	R: 0 E: 0 K: 1 S: 10	H: 0 LOB: 1 BB: 1 P: 17	R: 0 E: 0 K: 1 S: 10	H: 0 LOB: 0 BB: 1 P: 17	R: 2 E: 0 K: 12 S: 9	H: 3 LOB: 1 BB: 1 P: 17	R: 2 E: 0 K: 12 S: 10	H: 2 LOB: 3 BB: 1 P: 25	R: 0 E: 0 K: 1 S: 9	H: 0 LOB: 0 BB: 0 P: 15	R: 0 E: 0 K: 2 S: 8	H: 0 LOB: 1 BB: 1 P: 9	R: 0 E: 0 K: 1 S: 7	H: 1 LOB: 2 BB: 1 P: 15	R: 1 E: 0 K: 0 S: 5	H: 1 LOB: 0 BB: 0 P: 7	1B: 7 2B: 2 3B: 1 HR: 1	SF: 0 SAC: 2 DP: 3 HBP: 1	WP: 1 PB: 1 SB: 5 CS: 1	PA: 61	
PITCHER	IP	WLS	BF	H	R	ER	SO	BB	IBB	HBP	BLK	WP	HR	S	P	ERA	WHIP						
Darryl Kile, R ERA: 5.1 (6.1)	5.2		29	6	4	4	6	7	0	0	0	0	0	12	19	6.35	2.294						
Ross Powell, L ERA: 1.42 (7.1)	0.1		1	0	0	0	0	0	0	0	0	0	0	1	2	0.00	0.000						
Dave Veres, R ERA: 1.58 (8.1)	1.0		4	1	0	0	2	0	0	0	0	0	0	10	17	0.00	1.000						
Todd Jones, R ERA: 2.04 (10.1)	2.0		10	2	2	2	3	0	1	1	0	0	0	25	40	9.00	1.000						
Jim Dougherty, R ERA: 4.7 (10.1)	2.0		6	0	0	0	2	1	0	0	0	0	0	16	29	0.00	0.500						

Houston Astros @ San Francisco Giants
Candlestick Park, San Francisco, CA
Sun Jul 16 1995, 6:33 AM EDT
Alt. 22.677 - Sunny - 73 F

AB 47
R 7
H 11
RBI 6
BB 10
SO 15
LOB 30



Batter	1	2	3	4	5	6	7	8	9	AB	R	H	RBI	BB	SO	LOB	TOP								
James Mouton, R OBP: 0.313, SLG: 0.379 (1, 8)										5	2	2	0	1	2	1									
Craig Biggio, R OBP: 0.401, SLG: 0.473 (1, 4)										4	2	2	2	1	1	1									
Jeff Bagwell, R OBP: 0.396, SLG: 0.486 (1, 3)										5	1	2	2	1	1	3									
Derek Bell, R OBP: 0.392, SLG: 0.451 (1, 9)										5	1	3	3	0	0	1									
Phil Plantier, L OBP: 0.349, SLG: 0.456 (6, 7)										3	0	0	0	0	1	1									
Derrick May, L OBP: 0.301, SLG: 0.331 (8, 1)										2	1	1	0	0	0	2									
Dave Veres, R (8, 1)										0	0	0	0	0	0	0									
Dave Magadan, L OBP: 0.327, SLG: 0.392 (8, PH)										3	0	0	0	0	2	0									
Craig Shipley, R OBP: 0.315, SLG: 0.402 (8, 5)										2	1	1	0	0	1	2									
Tony Eusebio, R OBP: 0.396, SLG: 0.453 (1, 2)										3	2	2	0	2	1	1									
Orlando Miller, R OBP: 0.320, SLG: 0.382 (1, 6)										3	2	1	0	1	1	4									
Shane Reynolds, R OBP: 0.132, SLG: 0.108 (8, PH)										3	0	1	1	0	0	2									
Milt Thompson, L OBP: 0.267, SLG: 0.266 (8, 7)										2	1	1	2	0	0	2									
Inning Stats	R: 1 E: 0 K: 1 S: 12	H: 1 LOB: 0 BB: 0 P: 21	R: 2 E: 0 K: 3 S: 15	H: 2 LOB: 1 BB: 1 P: 27	R: 0 E: 0 K: 0 S: 8	H: 1 LOB: 0 BB: 0 P: 13	R: 0 E: 0 K: 1 S: 10	H: 1 LOB: 1 BB: 0 P: 16	R: 2 E: 0 K: 1 S: 12	H: 2 LOB: 1 BB: 1 P: 23	R: 0 E: 0 K: 1 S: 10	H: 1 LOB: 1 BB: 1 P: 17	R: 0 E: 0 K: 1 S: 9	H: 1 LOB: 0 BB: 0 P: 13	R: 6 E: 0 K: 1 S: 20	H: 5 LOB: 2 BB: 3 P: 40	R: 2 E: 1 K: 1 S: 18	H: 2 LOB: 2 BB: 0 P: 28	1B: 10 2B: 5 3B: 1 HR: 0	SF: 1 SAC: 0 DP: 2 HBP: 1	WP: 0 PB: 2 SB: 0 CS: 1	PA: 48			
PITCHER	IP	WLS	BF	H	R	ER	SO	BB	IBB	HBP	BLK	WP	HR	S	P	ERA	WHIP								
Tom Candiotti, R ERA: 3.06	7.0	L	30	9	5	3	8	2	1	0	0	0	0	76	130	3.86	1.571								
Jose Parra, R ERA: 3.52	0.0	1	1	1	1	1	0	0	0	0	0	0	0	2	2	∞	∞								
John Cummings, L ERA: 6.17	0.0	1	1	0	0	0	0	0	0	0	0	0	0	1	1	∞	∞								
Rudy Seanez, R ERA: 5.61	0.2	7	7	2	4	4	1	2	1	0	0	0	0	12	29	54.00	6.000								
Joey Eischen, L ERA: 2.87	1.1	9	3	3	3	1	1	0	0	1	0	0	0	23	36	6.75	2.250								

Houston Astros @ Los Angeles Dodgers
Dodger Stadium, Los Angeles, CA
Tue Jul 18, 1995, 7:05 PM PDT
Att: 31,954 - Unknown - 75 F

AB 40
R 13
H 16
RBI 10
BB 6
SO 10
LOB 20

Batter	1	2	3	4	5	6	7	8	9	AB	R	H	RBI	BB	SO	LOB	BOTTOM								
Chad Foyville, S OBP: 0.269, SLG: 0.275 (7, PH)										3	0	0	0	0	0	1									
Delino DeShields, L OBP: 0.329, SLG: 0.332 (8, 4)										2	0	0	0	0	0	1									
Jose Offerman, S OBP: 0.403, SLG: 0.416 (1, 6)										4	2	2	1	0	0	0									
Raul Mondesi, R OBP: 0.354, SLG: 0.515 (1, 9)										4	0	1	1	0	1	0									
Eric Karros, R OBP: 0.364, SLG: 0.514 (1, 3)										2	0	1	0	2	1	1									
Dave Hansen, L OBP: 0.394, SLG: 0.366 (1, 5)										3	0	0	0	1	1	3									
Roberto Kelly, R OBP: 0.299, SLG: 0.332 (1, 7)										4	0	0	0	0	1	3									
Todd Hollandsworth, L OBP: 0.346, SLG: 0.600 (8, 1)										4	2	3	2	0	1	2									
Carlos Hernandez, R OBP: 0.216, SLG: 0.194 (1, 2)										4	0	1	0	0	1	1									
Tom Candiotti, R Chris Cowley, L Jose Parra, R John Cummings, L Rudy Seanez, R Joey Eischen, L Billy Ashley, R OBP: 0.171, SLG: 0.121 OBP: 0.239, SLG: 0.344 OBP: 0.354, SLG: 0.515 OBP: 0.364, SLG: 0.514 OBP: 0.394, SLG: 0.366 OBP: 0.299, SLG: 0.332 OBP: 0.346, SLG: 0.600 OBP: 0.216, SLG: 0.194 OBP: 0.171, SLG: 0.121 OBP: 0.239, SLG: 0.344 OBP: 0.354, SLG: 0.515 OBP: 0.364, SLG: 0.514 OBP: 0.394, SLG: 0.366 OBP: 0.299, SLG: 0.332 OBP: 0.346, SLG: 0.600 OBP: 0.216, SLG: 0.194	0.0	0.0	0.0	0.0	0.0	0.0	0.0	0.0	0.0	0.0	0.0	0.0	0.0	0.0	0.0	0.0									
Inning Stats	R: 1 E: 0 K: 1 S: 12	H: 2 LOB: 1 BB: 0 P: 16	R: 1 E: 0 K: 1 S: 12	H: 2 LOB: 1 BB: 0 P: 17	R: 0 E: 0 K: 0 S: 6	H: 1 LOB: 1 BB: 0 P: 8	R: 0 E: 0 K: 1 S: 10	H: 1 LOB: 1 BB: 0 P: 15	R: 0 E: 0 K: 0 S: 5	H: 0 LOB: 0 BB: 0 P: 6	R: 0 E: 0 K: 1 S: 5	H: 0 LOB: 0 BB: 1 P: 9	R: 1 E: 0 K: 3 S: 14	H: 2 LOB: 0 BB: 0 P: 15	R: 1 E: 0 K: 3 S: 12	H: 1 LOB: 2 BB: 2 P: 23	R: 0 E: 0 K: 0 S: 7	H: 0 LOB: 0 BB: 0 P: 12	1B: 6 2B: 0 3B: 0 HR: 3	SF: 0 SAC: 0 DP: 1 HBP: 0	WP: 0 PB: 0 SB: 2 CS: 1	PA: 38			
PITCHER	IP	WLS	BF	H	R	ER	SO	BB	IBB	HBP	BLK	WP	HR	S	P	ERA	WHIP								
Shane Reynolds, R ERA: 2.66	7.0	W	28	8	3	3	5	1	0	0	0	0	2	64	86	3.86	1.286								
Dave Veres, R ERA: 1.69	2.0	9	1	1	1	3	2	0	0	0	0	0	1	19	35	4.50	1.500								

Houston Astros @ Los Angeles Dodgers
Dodger Stadium, Los Angeles, CA
Tue Jul 18, 1995, 7:05 PM PDT
Att: 31,954 - Unknown - 75 F


AB 34
R 4
H 9
RBI 4
BB 3
SO 8
LOB 14

Batter	1	2	3	4	5	6	7	8	9	AB	R	H	RBI	BB	SO	LOB	TOP					
James Mouton, R (1, 8) OBP: 0.304, SLG: 0.367	2-2 4-3	0-3 K		3-3 K		3-3 K			2-3 K	5	0	0	0	0	4	1						
Dave Magadan, L (1, 5) OBP: 0.317, SLG: 0.405 Andy Stankiewicz, R (9, PH) OBP: 0.200, SLG: 0.130	3-2 1B	0-1 1B			1-1 E8 HR	3-2 1B			2-2 1B	5	2	4	0	0	0	0						
5 Jeff Bagwell, R (1, 3) OBP: 0.390, SLG: 0.478	3-2 F9	2-2 FC6-4			2-3 K	1-1 P3			0-0 L9-3	5	0	0	0	0	1	6						
Derek Bell, R (1, 9) OBP: 0.390, SLG: 0.448	1-0 1B			0-1 G4-3		1-2 P2			1-0 G6-3	4	1	1	0	0	0	1						
Derrick May, L (1, 7) OBP: 0.306, SLG: 0.356	0-0 1B			1-1 P5		2-1 HR			3-3 K	4	2	2	2	0	1	0						
Tony Eusebio, R (1, 2) OBP: 0.398, SLG: 0.451	3-1 FC6			2-2 1B		4-0 BB			2-1 P4	3	0	1	0	1	0	2						
Craig Shipley, R (1, 4) OBP: 0.313, SLG: 0.396	0-1 1B			3-2 G4-3		1-1 P3			0-1 P2	4	0	1	2	0	0	2						
Orlando Miller, R (1, 6) OBP: 0.315, SLG: 0.375				1-0 P2		3-2 G4-3			0-2 P3	4	0	0	0	0	0	2						
Greg Swindell, L (1, 1) OBP: 0.324, SLG: 0.394 Jim Dougherty, R (6, 1) OBP: 0.143, SLG: 0.143 Todd Jones, L (8, 1)				0-1 F8		1-1 L6			0-0 1B	3	0	1	0	0	0	0						
									0-3 K	1	0	0	0	0	1	0						
										0	0	0	0	0	0	0						
Inning Stats	R: 3 E: 1 K: 0 S: 18	H: 4 LOB: 2 BB: 0 P: 32	R: 0 E: 0 K: 1 S: 11	H: 1 LOB: 1 BB: 0 P: 13	R: 0 E: 0 K: 0 S: 13	H: 1 LOB: 1 BB: 0 P: 19	R: 0 E: 0 K: 1 S: 6	H: 0 LOB: 0 BB: 0 P: 11	R: 2 E: 1 K: 1 S: 13	H: 1 LOB: 1 BB: 1 P: 24	R: 0 E: 0 K: 1 S: 6	H: 0 LOB: 0 BB: 0 P: 12	R: 0 E: 0 K: 1 S: 8	H: 0 LOB: 0 BB: 0 P: 8	R: 0 E: 0 K: 1 S: 7	H: 1 LOB: 1 BB: 0 P: 11	1B: 9 2B: 1 3B: 0 HR: 1	SF: 0 SAC: 0 DP: 1 HBP: 0	WP: 0 PB: 0 SB: 0 CS: 0	PA: 39		
PITCHER	IP WLS BF H R ER SO BB IBB HBP BLK WP HR S P ERA WHIP	IP WLS BF H R ER SO BB IBB HBP BLK WP HR S P ERA WHIP	IP WLS BF H R ER SO BB IBB HBP BLK WP HR S P ERA WHIP	IP WLS BF H R ER SO BB IBB HBP BLK WP HR S P ERA WHIP	IP WLS BF H R ER SO BB IBB HBP BLK WP HR S P ERA WHIP	IP WLS BF H R ER SO BB IBB HBP BLK WP HR S P ERA WHIP	IP WLS BF H R ER SO BB IBB HBP BLK WP HR S P ERA WHIP	IP WLS BF H R ER SO BB IBB HBP BLK WP HR S P ERA WHIP	IP WLS BF H R ER SO BB IBB HBP BLK WP HR S P ERA WHIP	IP WLS BF H R ER SO BB IBB HBP BLK WP HR S P ERA WHIP	IP WLS BF H R ER SO BB IBB HBP BLK WP HR S P ERA WHIP	IP WLS BF H R ER SO BB IBB HBP BLK WP HR S P ERA WHIP	IP WLS BF H R ER SO BB IBB HBP BLK WP HR S P ERA WHIP	IP WLS BF H R ER SO BB IBB HBP BLK WP HR S P ERA WHIP	IP WLS BF H R ER SO BB IBB HBP BLK WP HR S P ERA WHIP	IP WLS BF H R ER SO BB IBB HBP BLK WP HR S P ERA WHIP	IP WLS BF H R ER SO BB IBB HBP BLK WP HR S P ERA WHIP	IP WLS BF H R ER SO BB IBB HBP BLK WP HR S P ERA WHIP	IP WLS BF H R ER SO BB IBB HBP BLK WP HR S P ERA WHIP	IP WLS BF H R ER SO BB IBB HBP BLK WP HR S P ERA WHIP	IP WLS BF H R ER SO BB IBB HBP BLK WP HR S P ERA WHIP	IP WLS BF H R ER SO BB IBB HBP BLK WP HR S P ERA WHIP

Houston Astros @ Los Angeles Dodgers
Dodger Stadium, Los Angeles, CA
 Wed Jul 19 1995, 3:33 AM PDT
 Att: 37,350 - Sunny - 81 F

livebaseballscorecards.com

AB 38
 R 5
 H 10
 RBI 4
 BB 1
 SO 7
 LOB 14




Batter	1	2	3	4	5	6	7	8	9	AB	R	H	RBI	BB	SO	LOB	BOTTOM					
Chad Fonville, S (1, 6) OBP: 0.268, SLG: 0.273	2-3 K				1-0 L6				1-2 G6-3	4	1	1	0	0	1	0						
Raul Mondesi, R (1, 9) OBP: 0.359, SLG: 0.520	1-1 G5-3				1-0 1B				4-2 HR	3	3	2	0	1	0	0						
Mike Piazza, R (1, 2) OBP: 0.410, SLG: 0.623	0-1 1B				1-1 2B				1-1 F9	4	1	2	3	0	0	2						
Eric Karros, R (1, 3) OBP: 0.368, SLG: 0.515	4-2 1B				2-3 3-H				0-2 F8	3	1	2	1	1	0	0						
Tim Wallach, R (1, 5) OBP: 0.330, SLG: 0.400	1-1 FC6-4				0-0 CS				1-2 2B	4	0	1	2	0	2	2						
Todd Hollandsworth, L (1, 8) OBP: 0.387, SLG: 0.571					0-0 L8				2-2 1B	3	0	1	0	1	1	0						
Billy Ashley, R (1, 7) OBP: 0.330, SLG: 0.389 Pedro Astacio, R (8, 1) OBP: 0.182, SLG: 0.190 Dave Hansen, L (8, PH) OBP: 0.390, SLG: 0.361 Todd Worrell, R (9, 1)					2-2 F9				2-3 K	3	0	0	0	0	2	1						
									1-1 K	0	0	0	0	0	0	0						
									4-0 IBB	1	0	0	0	0	0	0						
Delino DeShields, L (1, 4) OBP: 0.324, SLG: 0.327					0-1 L9				1-3 K	4	0	0	0	0	1	2						
Ramon Martinez, R (1, 1) OBP: 0.194, SLG: 0.229 Chris Gwynn, L (7, PH) OBP: 0.279, SLG: 0.339 Roberto Kelly, R (9, 7) OBP: 0.299, SLG: 0.332					0-1 B5-3				0-0 G3-1	2	0	0	0	0	0	0						
									1-1 F9	1	0	0	0	0	0	0						
										0	0	0	0	0	0	0						
Inning Stats	R: 0 E: 0 K: 1 S: 14	H: 1 LOB: 2 BB: 1 P: 22	R: 0 E: 0 K: 2 S: 7	H: 0 LOB: 0 BB: 0 P: 12	R: 2 E: 0 K: 0 S: 8	H: 3 LOB: 0 BB: 0 P: 12	R: 0 E: 0 K: 1 S: 8	H: 0 LOB: 0 BB: 0 P: 12	R: 0 E: 0 K: 0 S: 5	H: 0 LOB: 0 BB: 0 P: 6	R: 2 E: 0 K: 2 S: 19	H: 2 LOB: 1 BB: 1 P: 29	R: 0 E: 0 K: 1 S: 7	H: 0 LOB: 0 BB: 0 P: 9	R: 2 E: 0 K: 1 S: 19	H: 3 LOB: 2 BB: 1 P: 34	1B: 6 2B: 2 3B: 0 HR: 1	SF: 0 SAC: 0 DP: 0 HBP: 0	WP: 0 PB: 0 SB: 0 CS: 1	PA: 36		
PITCHER	IP WLS BF H R ER SO BB IBB HBP BLK WP HR S P ERA WHIP	IP WLS BF H R ER SO BB IBB HBP BLK WP HR S P ERA WHIP	IP WLS BF H R ER SO BB IBB HBP BLK WP HR S P ERA WHIP	IP WLS BF H R ER SO BB IBB HBP BLK WP HR S P ERA WHIP	IP WLS BF H R ER SO BB IBB HBP BLK WP HR S P ERA WHIP	IP WLS BF H R ER SO BB IBB HBP BLK WP HR S P ERA WHIP	IP WLS BF H R ER SO BB IBB HBP BLK WP HR S P ERA WHIP	IP WLS BF H R ER SO BB IBB HBP BLK WP HR S P ERA WHIP	IP WLS BF H R ER SO BB IBB HBP BLK WP HR S P ERA WHIP	IP WLS BF H R ER SO BB IBB HBP BLK WP HR S P ERA WHIP	IP WLS BF H R ER SO BB IBB HBP BLK WP HR S P ERA WHIP	IP WLS BF H R ER SO BB IBB HBP BLK WP HR S P ERA WHIP	IP WLS BF H R ER SO BB IBB HBP BLK WP HR S P ERA WHIP	IP WLS BF H R ER SO BB IBB HBP BLK WP HR S P ERA WHIP	IP WLS BF H R ER SO BB IBB HBP BLK WP HR S P ERA WHIP	IP WLS BF H R ER SO BB IBB HBP BLK WP HR S P ERA WHIP	IP WLS BF H R ER SO BB IBB HBP BLK WP HR S P ERA WHIP	IP WLS BF H R ER SO BB IBB HBP BLK WP HR S P ERA WHIP	IP WLS BF H R ER SO BB IBB HBP BLK WP HR S P ERA WHIP	IP WLS BF H R ER SO BB IBB HBP BLK WP HR S P ERA WHIP	IP WLS BF H R ER SO BB IBB HBP BLK WP HR S P ERA WHIP	IP WLS BF H R ER SO BB IBB HBP BLK WP HR S P ERA WHIP

Houston Astros @ Los Angeles Dodgers
Dodger Stadium, Los Angeles, CA
 Wed Jul 19 1995, 3:33 AM PDT
 Att: 37,350 - Sunny - 81 F

livebaseballscorecards.com

AB 32
 R 6
 H 9
 RBI 6
 BB 3
 SO 8
 LOB 9



Batter	1	2	3	4	5	6	7	8	9	AB	R	H	RBI	BB	SO	LOB	TOP					
Darren Lewis, R OBP: 0.303, SLG: 0.314	1-2 BB FC4-6 1B		2-1 L4		0-3 K		2-2 F8		1-2 1B	5	1	2	0	0	1	2						
John Patterson, S OBP: 0.262, SLG: 0.275	1-2 FC4-6 BB BB		0-3 K2-3		2-0 G3			3-1 WP S 1B	0-0 F8	4	0	1	0	1	1	3						
Barry Bonds, L OBP: 0.335, SLG: 0.600	4-1 FC4-6 BB		0-3 K		2-2 HR			3-3 K	1-2 1B	3	1	1	1	1	2	1						
Tom Lampkin, L OBP: 0.341, SLG: 0.342	1-2 2-3 BB									0	0	0	0	0	0	0						
Glenallen Hill, R OBP: 0.321, SLG: 0.460	0-1 L5			0-1 F8 1B		1-1 F8		2-2 P6		4	1	1	0	0	0	4						
Rikkert Faneyte, R OBP: 0.413, SLG: 0.278								2-3 L7		0	0	0	0	0	0	0						
Mark Carreon, R OBP: 0.348, SLG: 0.518	1-0 FC4-6		2-1 F8		0-1 G6-3			0-1 L7		4	0	0	1	0	0	4						
Steve Scarfone, R OBP: 0.353, SLG: 0.565	1-2 2-3 3-H K		0-0 L1-3 1B		0-0 F8				1-0 F9	4	0	1	1	0	1	2						
Royce Clayton, R OBP: 0.307, SLG: 0.345		3-2 G5-3		2-2 L1-3		2-2 S 1B		2-2 E5 WP S G6-3		4	1	1	0	0	0	1						
Kirt Manwaring, R OBP: 0.316, SLG: 0.335	0-1 F7		0-1 F7		1-1 1B		0-0 F8		3-2 G6-3	3	0	1	0	0	0	1						
Jeff Reed, L OBP: 0.393, SLG: 0.296									1-H G6-3	1	0	0	1	0	0	0						
Terry Mulholland, R OBP: 0.287, SLG: 0.136	0-0 L8				0-1 B3		1-2 3-H K		0-1 1B	1	0	0	0	0	0	0						
Sergio Valdez, R OBP: 0.275, SLG: 0.274										0	0	0	0	0	0	0						
J.R. Phillips, L OBP: 0.211, SLG: 0.329										0	0	0	0	0	0	0						
Jose Bautista, R OBP: 0.311, SLG: 0.329										0	0	0	0	0	0	0						
Robby Thomson, R OBP: 0.271, SLG: 0.283										0	0	0	0	0	0	0						
Trevor Wilson, L OBP: 0.217, SLG: 0.283										0	0	0	0	0	0	0						
Inning Stats	R: 1 E: 0 K: 1 S: 16	H: 1 LOB: 2 BB: 2 P: 28	R: 0 E: 0 K: 0 S: 6	H: 0 LOB: 0 BB: 0 P: 9	R: 0 E: 0 K: 2 S: 8	H: 0 LOB: 0 BB: 0 P: 10	R: 1 E: 0 K: 0 S: 9	H: 2 LOB: 0 BB: 0 P: 13	R: 0 E: 0 K: 1 S: 8	H: 1 LOB: 1 BB: 0 P: 11	R: 1 E: 0 K: 0 S: 8	H: 1 LOB: 0 BB: 0 P: 11	R: 0 E: 0 K: 1 S: 11	H: 1 LOB: 1 BB: 0 P: 17	R: 0 E: 0 K: 1 S: 10	H: 1 LOB: 1 BB: 0 P: 18	R: 1 E: 1 K: 0 S: 14	H: 2 LOB: 2 BB: 0 P: 21	1B: 7 2B: 2 3B: 0 HR: 1	SF: 0 SAC: 0 DP: 1 HBP: 0	WP: 2 PA: 38 PB: 0 SB: 4 CS: 0	
PITCHER	IP	WLS	BF	H	R	ER	SO	BB	IBB	HBP	BLK	WP	HR	S	P	ERA	WHIP					
Doug Drabek, R ERA: 5.07	(1, 1)	8.2	W	37	9	4	3	6	2	0	0	0	2	1	89	137	3.12	1.269				
Ross Powell, L ERA: 11.0	(9, 1)	0.1		1	0	0	0	0	0	0	0	0	0	0	1	1	0.00	0.000				

San Francisco Giants @ Houston Astros
Astrodome, Houston, TX
Thu Jul 20 1995, 8:05 PM EDT
Att: 22,832 - Dome - 68 F

AB	36
R	4
H	9
RBI	4
BB	2
SO	6
LOB	20



Batter	1	2	3	4	5	6	7	8	9	AB	R	H	RBI	BB	SO	LOB	BOTTOM					
John Cangelosi, S OBP: 0.435, SLG: 0.418	2-1 G6-3 HR 1B		4-2 BB 1B		0-0 G3		2-1 SF8 HBP 1B			4	3	3	1	1	0	0						
Craig Biggio, R OBP: 0.403, SLG: 0.471	1-1 HR 1B	4-1 1B BB	1-3 K		0-1 F8		2-1 FC6-4 HBP			3	1	1	0	1	1	2						
5 Jeff Bagwell, R OBP: 0.385, SLG: 0.472	0-0 G6-3	0-2 P4		1-3 K	0-3 K2-3		3-1 SF8			4	0	0	1	0	2	5						
Derek Bell, R OBP: 0.390, SLG: 0.459	2-2 HR	0-1 1B		2-3 K		2-2 F9	1-0 SF8			4	1	2	6	0	1	0						
Tony Eusebio, R OBP: 0.393, SLG: 0.460	1-1 G6-3	1-3 K		2-0 HR		1-2 G6-3	1-0 FC6-4			5	1	1	1	0	1	3						
Craig Shipley, R OBP: 0.316, SLG: 0.396	2-1 1B		0-0 P6	0-1 E1 BB 1B		1-1 1B		0-0 F8		5	1	2	0	0	0	0						
Derrick May, L OBP: 0.309, SLG: 0.353	0-1 G4-3		1-2 G4-3	4-2 1B BB		0-1 G1-3		0-0 1B		4	0	1	0	1	0	2						
Orlando Miller, R OBP: 0.320, SLG: 0.388		1-0 P3	3-2 1B 2B	3-2 1B			0-1 SH 1B 2B	0-0 P3		5	2	3	1	0	0	1						
Doug Drabek, R OBP: 0.265, SLG: 0.250	1-2 BB 1B		0-0 1B	0-2 G5-3			0-1 SH HBP 5 SF8 1B	1-3 K		4	2	2	1	0	1	3						
Ross Powell, L ERA: 6.24										0	0	0	0	0	0	0						
Inning Stats	R: 3 E: 0 K: 0 S: 14	H: 4 LOB: 1 BB: 0 P: 22	R: 2 E: 0 K: 1 S: 16	H: 3 LOB: 2 BB: 1 P: 24	R: 1 E: 0 K: 1 S: 14	H: 2 LOB: 2 BB: 1 P: 23	R: 2 E: 1 K: 2 S: 20	H: 2 LOB: 2 BB: 1 P: 31	R: 0 E: 0 K: 1 S: 6	H: 0 LOB: 0 BB: 0 P: 6	R: 0 E: 0 K: 0 S: 11	H: 1 LOB: 1 BB: 0 P: 15	R: 3 E: 0 K: 0 S: 11	H: 2 LOB: 1 BB: 0 P: 20	R: 0 E: 0 K: 1 S: 9	H: 1 LOB: 1 BB: 0 P: 10	1B: 11 2B: 2 3B: 0 HR: 2	SF: 2 SAC: 1 DP: 0 HBP: 1	WP: 0 PA: 45 PB: 0 SB: 0 CS: 0			
PITCHER	IP	WLS	BF	H	R	ER	SO	BB	IBB	HBP	BLK	WP	HR	S	P	ERA	WHIP					
Terry Mulholland, L ERA: 6.69	(1, 1)	2.2	L	19	6	6	1	2	0	0	0	0	1	40	64	20.25	4.125					
Sergio Valdez, R ERA: 2.7	(3, 1)	3.1		15	3	2	1	4	1	0	0	0	0	1	41	57	2.70	1.200				
Jose Bautista, R ERA: 6.24	(7, 1)	2.0		11	3	3	1	0	0	0	1	0	0	0	20	30	13.50	1.500				

San Francisco Giants @ Houston Astros
Astrodome, Houston, TX
Thu Jul 20 1995, 8:05 PM EDT
Att: 22,832 - Dome - 68 F

AB	38
R	11
H	15
RBI	11
BB	3
SO	6
LOB	16



Batter	1	2	3	4	5	6	7	8	9	AB R H RBI BB SO LOB	TOP						
Rikkert Faneyte, R (1, 8) OBP: 0.392, SLG: 0.293	1-2 SH1-3 1B 2B	0-3 K			3-2 G3-1		0-0 G5-3		2-1 F7	5 1 1 0 0 1 2	San Francisco Giants @ Houston Astros Astrodome, Houston, TX Fri Jul 21 1995, 8:05 PM EDT Att: 31,578 - Dome - 72 F livebaseballscores.com						
John Patterson, S (1, 4) OBP: 0.262, SLG: 0.274	0-1 SH1-3 2-3 1B	1-0 WP 2-3 1B			2-2 G4-3		3-1 G4-3		2-2 L6	4 0 1 0 0 0 1							
Barry Bonds, L (1, 7) OBP: 0.437, SLG: 0.596	4-0 G1-3 1B BB	1-2 G3-1			4-0 BB		0-0 G4-3		4-0 IBB	2 1 0 0 3 0 1							
Glenallen Hill, R (1, 9) OBP: 0.322, SLG: 0.463	0-0 1B G1-3 1B		2-0 FC3-5 2B		0-0 G5-3		1-3 K		0-0 F8	5 0 2 1 0 1 3							
Jeff Reed, L (1, 2) OBP: 0.375, SLG: 0.280	3-1 G1-3		1-0 FC3-5 G4-6-3		2-3 K		2-0 F7			4 0 0 0 0 1 3							
Royce Clayton, R (1, 6) OBP: 0.357, SLG: 0.347	1-2 2-3 1B		0-1 G4-6-3		2-2 G6-3		1-0 CS 1B			4 0 2 1 0 0 1							
J.R. Phillips, L (1, 3) OBP: 0.222, SLG: 0.275	2-3 3-H 2-0 F7		2-3 K		4-2 3B BB		1-2 CS		0-1 1B SH 1B	3 2 1 0 1 1 2							
Steve Scarson, R (1, 5) OBP: 0.357, SLG: 0.578		2-2 F8	1-0 B1-3		0-0 1-H 3B				1-2 SH 1B	4 1 2 1 0 0 0							
Mark Leiter, R (1, 1) OBP: 0.054, SLG: 0.065		2-2 E8 1B WP	0-2 G1-3		2-3 K				0-1 SH	3 1 0 0 0 1 1							
Terry Mulholland, R (9, PR) OBP: 0.057, SLG: 0.136									1-H 2-H	0 0 0 0 0 0 0							
Rod Beck, R (9, 1) OBP: 0.333, SLG: 0.333										0 0 0 0 0 0 0							
Inning Stats	R: 2 H: 3 E: 0 K: 0 S: 12	WLS: 3 BF: 30 LOB: 2 BB: 1 P: 23	H: 6 R: 4 ER: 3 SO: 4 BB: 1 LOB: 1 P: 20	R: 0 H: 1 E: 0 K: 1 S: 4	H: 1 LOB: 0 BB: 0 P: 7	R: 0 H: 0 E: 0 K: 1 S: 7	H: 0 LOB: 0 BB: 0 P: 10	R: 0 H: 0 E: 0 K: 2 S: 13	H: 1 LOB: 1 BB: 1 P: 23	R: 0 H: 0 E: 0 K: 1 S: 7	H: 1 LOB: 0 BB: 0 P: 12	R: 2 H: 2 E: 1 K: 0 S: 14	H: 2 LOB: 2 BB: 1 P: 23	1B: 6 2B: 2 3B: 1 HR: 0	SF: 0 SAC: 2 DP: 1 HBP: 0	WP: 1 PB: 0 SB: 0 CS: 1	PA: 41
PITCHER	IP WLS BF H R ER SO BB IBB HBP BLK WP HR S P ERA WHIP												IP WLS BF H R ER SO BB IBB HBP BLK WP HR S P ERA WHIP				
Darryl Kile, R (1, 1) ERA: 5.01	7.0 L 30 6 4 3 4 3 0 0 0 1 0 62 107 3.86 1.286																
Dave Veres, R (8, 1) ERA: 1.62	2.0 10 3 2 0 1 0 1 0 0 0 0 21 35 0.00 1.500																

Batter	1	2	3	4	5	6	7	8	9	AB R H RBI BB SO LOB	BOTTOM							
John Cangelosi, S (1, 8) OBP: 0.419, SLG: 0.400	3-2 5 2B HBP 1B		1-0 B1-3		2-3 K		2-1 FC6 1-2		2-1 G4-3	5 1 1 0 0 1 4	San Francisco Giants @ Houston Astros Astrodome, Houston, TX Fri Jul 21 1995, 8:05 PM EDT Att: 31,578 - Dome - 72 F livebaseballscores.com							
Craig Biggio, R (1, 4) OBP: 0.404, SLG: 0.468	1-1 5 2B HBP		3-2 5 1B HBP		0-0 G6-3			2-2 G5-3		2 2 0 0 0 0 0								
Jeff Bagwell, R (1, 3) OBP: 0.389, SLG: 0.479	0-0 1-H 2-H 2B		0-0 2B 1-2 1B			0-0 CS 1B		0-3 K		4 0 3 2 0 1 0								
Derek Bell, R (1, 9) OBP: 0.394, SLG: 0.464	3-2 G4-3		3-1 1-3 2-H 2B		4-2 G3-6-3 1-2 BB		0-0 1B		0-0 1B	3 0 2 1 1 0 0								
Dave Magadan, L (1, 5) OBP: 0.428, SLG: 0.395	1-3 K		3-3 K		0-0 G3-6-3 1-2		0-0 G4-3		2-0 G4-3	4 0 0 0 0 2 4								
Tony Eusebio, R (1, 2) OBP: 0.391, SLG: 0.456		0-1 G4-6-3 1B		0-2 G5-3			2-2 G6-3		2-3 K	4 0 1 0 0 1 0								
Derrick May, L (1, 7) OBP: 0.314, SLG: 0.353		1-0 G4-6-3 1-2		1-1 G1-3			1-1 FC3-6 1B		4-2 1B BB	3 0 1 0 1 0 1								
Orlando Miller, R (1, 6) OBP: 0.315, SLG: 0.382		1-1 G6-3		2-1 G6-3			0-0 FC3-6 BB 1-2		2-3 K	4 0 0 0 0 1 2								
Darryl Kile, R (1, 1) OBP: 0.188, SLG: 0.138			2-3 K		1-3 K		4-2 FC6 BB 1-2		1-0 1B	2 0 0 0 0 2 0								
Milt Thompson, L (7, PH) OBP: 0.276, SLG: 0.266										0 0 0 0 1 0 0								
Dave Veres, R (8, 1) ERA: 1.62										0 0 0 0 0 0 0								
Craig Shipley, R (9, PH) OBP: 0.322, SLG: 0.402										1 0 1 0 0 0 0								
Inning Stats	R: 2 H: 2 E: 0 K: 1 S: 13	WLS: 2 BF: 32 LOB: 0 BB: 0 P: 21	R: 0 H: 1 E: 0 K: 0 S: 5	H: 1 LOB: 0 BB: 0 P: 7	R: 1 H: 2 E: 0 K: 2 S: 13	H: 2 LOB: 0 BB: 0 P: 25	R: 0 H: 0 E: 0 K: 0 S: 7	H: 0 LOB: 0 BB: 0 P: 10	R: 0 H: 1 E: 0 K: 0 S: 6	H: 1 LOB: 0 BB: 1 P: 10	R: 0 H: 1 E: 0 K: 1 S: 11	H: 1 LOB: 1 BB: 0 P: 12	R: 0 H: 1 E: 0 K: 2 S: 12	H: 1 LOB: 2 BB: 1 P: 23	1B: 7 2B: 2 3B: 0 HR: 0	SF: 0 SAC: 0 DP: 2 HBP: 2	WP: 0 PB: 0 SB: 0 CS: 1	PA: 37
PITCHER	IP WLS BF H R ER SO BB IBB HBP BLK WP HR S P ERA WHIP												IP WLS BF H R ER SO BB IBB HBP BLK WP HR S P ERA WHIP					
Mark Leiter, R (1, 1) ERA: 3.79	8.0 W 32 8 3 3 6 2 0 0 0 0 0 70 115 3.38 1.250																	
Rod Beck, R (9, 1) ERA: 4.95	1.0 S 5 1 0 0 2 1 0 0 0 0 0 12 23 0.00 2.000																	

Batter	1	2	3	4	5	6	7	8	9	AB	R	H	RBI	BB	SO	LOB	TOP										
Rikkert Faneyte, R OBP: 0.375, SLG: 0.326	G4-3	G6-3			P4		G4-3		FC4-6 3B	5	1	1	0	0	0	4	San Francisco Giants @ Houston Astros Astrodome, Houston, TX Sat Jul 22 1995, 8:05 PM EDT Att: 25,663 - Dome - 72 F AB 36 R 6 H 11 RBI 6 BB 5 SO 6 LOB 23										
Steve Scarsons, R OBP: 0.359, SLG: 0.565	E9 2B		BB		G5-3		K		FC4-6 1B BB	3	2	0	0	2	1	2											
Barry Bonds, L OBP: 0.439, SLG: 0.596	2B	2B		P4	G3-1			1B BB	FC4-6 BB	3	2	1	1	2	0	2											
Glenallen Hill, R OBP: 0.320, SLG: 0.458	L9		K				K	1B	FC4-6 1B	5	0	1	1	0	2	5											
Mark Carreon, R OBP: 0.354, SLG: 0.526	2B		G5-3		F9		1B 1B	1B	1B	5	1	3	2	0	0	2											
Royce Clayton, R OBP: 0.304, SLG: 0.341	G5-3			G6-3	F8		L9	K		5	0	0	0	0	1	6											
Robby Thompson, R OBP: 0.312, SLG: 0.305		SH1-4 BB		G6-3	K		1B 1B			2	0	0	0	1	1	1											
J.R. Phillips, L OBP: 0.226, SLG: 0.279										0	0	0	0	0	0	0											
Scott Service, R OBP: 0.279										0	0	0	0	0	0	0											
Kirt Manwaring, R OBP: 0.320, SLG: 0.338	F4		G5-3				G4-3 PB 1B	1B		4	0	2	1	0	0	1											
Trevor Wilson, L OBP: 0.250, SLG: 0.292		SH1-4			E1 G5-3 1B					1	0	1	0	0	0	0											
Carlos Valdez, R OBP: 0.265, SLG: 0.277							G4-3 1B		K	0	0	0	0	0	0	0											
John Patterson, S OBP: 0.265, SLG: 0.277										2	0	1	0	0	1	0											
Inning Stats	R: 2 E: 1 K: 0 S: 9	H: 2 LOB: 1 BB: 0 P: 14	R: 0 E: 0 K: 0 S: 7	H: 0 LOB: 1 BB: 1 P: 13	R: 0 E: 0 K: 1 S: 11	H: 0 LOB: 0 BB: 1 P: 17	R: 0 E: 0 K: 0 S: 4	H: 0 LOB: 0 BB: 0 P: 7	R: 0 E: 1 K: 0 S: 8	H: 1 LOB: 1 BB: 0 P: 10	R: 0 E: 0 K: 1 S: 9	H: 1 LOB: 1 BB: 0 P: 13	R: 0 E: 0 K: 1 S: 11	H: 2 LOB: 1 BB: 0 P: 16	R: 2 E: 0 K: 1 S: 19	H: 3 LOB: 2 BB: 1 P: 30	R: 2 E: 0 K: 2 S: 14	H: 2 LOB: 2 BB: 2 P: 29	1B: 8 2B: 2 3B: 1 HR: 0	SF: 0 SAC: 1 DP: 1 HBP: 0	WP: 0 PB: 1 SB: 1 CS: 0	PA: 42					
PITCHER	IP	WLS	BF	H	R	ER	SO	BB	IBB	HBP	BLK	WP	HR	S	P	ERA	WHIP										
Mike Hampton, L ERA: 2.58	(1, 1)	7.2	W	34	8	4	2	4	3	0	0	0	0	75	115	2.35	1.435										
Dave Veres, R ERA: 1.51	(8, 1)	0.1		1	1	0	0	0	0	0	0	0	0	3	5	0.00	3.000										
Todd Jones, R ERA: 2.21	(9, 1)	1.0	S	7	2	2	2	2	2	0	0	0	0	14	29	18.00	4.000										

Batter	1	2	3	4	5	6	7	8	9	AB	R	H	RBI	BB	SO	LOB	BOTTOM										
John Cangelosi, S OBP: 0.456, SLG: 0.438	5 BB 1B BB				5 HR BB	5 S 1B BB				4	3	4	0	1	0	0	San Francisco Giants @ Houston Astros Astrodome, Houston, TX Sat Jul 22 1995, 8:05 PM EDT Att: 25,663 - Dome - 72 F AB 31 R 7 H 12 RBI 7 BB 7 SO 4 LOB 16										
Craig Biggio, R OBP: 0.407, SLG: 0.468	BB 5 BB SF8		F8		5 HR 1B	5 S 1B BB		K		4	3	2	0	1	1	1											
5 Jeff Bagwell, R OBP: 0.395, SLG: 0.495	SF8 BB 1-2 2-3		G5-3		1-2 2-3 HR	1-2 2-3 BB		G3		4	1	3	5	1	0	1											
Derek Bell, R OBP: 0.398, SLG: 0.464	K				S BB 1B	1-2 BB				2	0	1	0	2	1	3											
Tony Eusebio, R OBP: 0.388, SLG: 0.449			G5-3		G5-3	P3				3	0	0	1	1	0	5											
Craig Shipley, R OBP: 0.320, SLG: 0.395	SF8			L5				P4		2	0	0	1	1	0	0											
Derrick May, L OBP: 0.312, SLG: 0.350	F8				P5			F7		4	0	1	0	0	0	3											
Orlando Miller, R OBP: 0.314, SLG: 0.383		CS 2B		F8		K		F8		4	0	1	0	0	1	1											
Mike Hampton, R OBP: 0.125, SLG: 0.087		G1-3			L8					3	0	0	0	0	1	2											
Dave Veres, R ERA: 7.36										0	0	0	0	0	0	0											
Milt Thompson, L OBP: 0.273, SLG: 0.263										1	0	0	0	0	0	0											
Todd Jones, L ERA: 2.21										0	0	0	0	0	0	0											
Inning Stats	R: 2 E: 0 K: 1 S: 16	H: 2 LOB: 2 BB: 2 P: 31	R: 0 E: 0 K: 0 S: 4	H: 2 LOB: 0 BB: 0 P: 10	R: 0 E: 0 K: 0 S: 8	H: 1 LOB: 1 BB: 1 P: 14	R: 0 E: 0 K: 0 S: 7	H: 1 LOB: 0 BB: 0 P: 9	R: 3 E: 0 K: 2 S: 15	H: 3 LOB: 1 BB: 2 P: 28	R: 2 E: 0 K: 0 S: 5	H: 2 LOB: 2 BB: 0 P: 32	R: 0 E: 0 K: 0 S: 5	H: 0 LOB: 0 BB: 0 P: 6	R: 0 E: 0 K: 1 S: 8	H: 1 LOB: 1 BB: 0 P: 14	R: 0 E: 0 K: 1 S: 8	H: 1 LOB: 1 BB: 0 P: 14	1B: 9 2B: 2 3B: 0 HR: 1	SF: 1 SAC: 0 DP: 1 HBP: 0	WP: 0 PB: 0 SB: 5 CS: 1	PA: 39					
PITCHER	IP	WLS	BF	H	R	ER	SO	BB	IBB	HBP	BLK	WP	HR	S	P	ERA	WHIP										
Trevor Wilson, L ERA: 3.96	(1, 1)	4.0	L	22	9	5	5	1	4	0	0	0	0	44	81	11.25	3.250										
Carlos Valdez, R ERA: 7.36	(5, 1)	1.2		9	2	2	2	2	3	0	0	0	0	20	41	10.80	3.000										
Jose Bautista, R ERA: 6.13	(6, 1)	1.1		4	0	0	0	0	0	0	0	0	0	6	8	0.00	0.000										
Scott Service, R ERA: 2.21	(8, 1)	1.0		4	1	0	0	1	0	0	0	0	0	8	14	0.00	1.000										



Batter	1	2	3	4	5	6	7	8	9	AB	R	H	RBI	BB	SO	LOB	TOP			
Todd Hollandsworth, L OBP: 0.352, SLG: 0.479	G3-1		G3-1	G3			K	P5		5	0	0	0	0	1	3				
Jose Offerman, S OBP: 0.410, SLG: 0.425	1B		G1-6-3	1B			BB		G3	4	0	2	0	1	0	0				
Raul Mondesi, R OBP: 0.353, SLG: 0.500	F8		G1-6-3		G6-3		G1-3		G6-3	5	0	0	0	0	0	3				
Mike Piazza, R OBP: 0.423, SLG: 0.645	F9			2B	1B			WP	1B	4	2	3	0	1	0	1				
Eric Karros, R OBP: 0.376, SLG: 0.514		3B		1B				1B	WP	5	3	4	0	0	0	1				
Roberto Kelly, R OBP: 0.300, SLG: 0.346	L7		SF8				K			3	1	1	2	0	1	1				
Tim Wallach, R OBP: 0.327, SLG: 0.396			FC1-6	1B			K			4	0	2	1	0	2	2				
Chad Fonville, S OBP: 0.289, SLG: 0.297							G6-3			4	0	2	3	0	1	1				
Ramon Martinez, R OBP: 0.175, SLG: 0.205	G4-3		FC1-6				G3		G4-3	4	0	0	0	0	0	4				
Inning Stats	R: 0 E: 0 K: 0 S: 11	H: 1 LOB: 1 BB: 0 P: 15	R: 1 E: 0 K: 1 S: 14	H: 2 LOB: 1 BB: 0 P: 19	R: 0 E: 0 K: 0 S: 8	H: 1 LOB: 0 BB: 0 P: 11	R: 2 E: 0 K: 0 S: 18	H: 4 LOB: 2 BB: 0 P: 22	R: 0 E: 0 K: 2 S: 9	H: 0 LOB: 0 BB: 0 P: 14	R: 0 E: 0 K: 1 S: 11	H: 0 LOB: 1 BB: 1 P: 19	R: 3 E: 0 K: 1 S: 14	H: 4 LOB: 1 BB: 0 P: 21	R: 0 E: 0 K: 0 S: 6	H: 0 LOB: 1 BB: 1 P: 12	1B: 12 2B: 1 3B: 1 HR: 0	SF: 1 SAC: 0 DP: 1 HBP: 0	WP: 1 PB: 0 SB: 1 CS: 0	PA: 41
PITCHER	IP	WLS	BF	H	R	ER	SO	BB	IBB	HBP	BLK	WP	HR	S	P	ERA	WHIP			
Greg Swindell, L ERA: 4.74	7.0	L	30	10	3	3	4	1	0	0	0	0	0	79	110	3.86	1.571			
Jim Dougherty, R ERA: 5.33	0.1		5	4	3	3	1	0	0	0	0	1	0	10	15	81.00	12.000			
Dean Hartgraves, L ERA: 2.89	1.2		6	0	0	0	0	1	0	0	0	0	0	10	18	0.00	0.600			

Los Angeles Dodgers @ Houston Astros
 Astrodome, Houston, TX
 Mon Jul 24 1995, 8:05 PM EDT
 Att: 15,631 - Dome

 AB 38
 R 6
 H 14
 RBI 6
 BB 2
 SO 5
 LOB 16


Batter	1	2	3	4	5	6	7	8	9	AB	R	H	RBI	BB	SO	LOB	BOTTOM			
Brian Hunter, R OBP: 0.402, SLG: 0.472	P2		G5-3							4	0	0	0	0	0	0				
Craig Shipley, R OBP: 0.317, SLG: 0.391									K	1	0	0	0	0	1	1				
Craig Biggio, R OBP: 0.408, SLG: 0.469	G4-3		G6-3							3	0	0	0	1	1	0				
5 Jeff Bagwell, R OBP: 0.391, SLG: 0.484	G6-3									4	0	0	0	0	1	1				
Derek Bell, R OBP: 0.394, SLG: 0.457		BB								4	1	2	0	0	2	0				
Dave Magadan, L OBP: 0.433, SLG: 0.396		1B								3	2	2	0	1	0	2				
Tony Eusebio, R OBP: 0.388, SLG: 0.450		BB								4	1	2	1	0	0	1				
Derrick May, L OBP: 0.319, SLG: 0.369		1B								3	1	1	4	1	0	1				
Orlando Miller, R OBP: 0.310, SLG: 0.377		HR								4	0	0	0	0	1	2				
Greg Swindell, L OBP: 0.306, SLG: 0.371										2	0	0	0	0	1	0				
Milt Thompson, L OBP: 0.267, SLG: 0.259										1	0	0	0	0	1	1				
Jim Dougherty, R OBP: 0.143, SLG: 0.143										0	0	0	0	0	0	0				
Dean Hartgraves, R OBP: 0.489, SLG: 0.470										1	0	1	0	0	0	0				
Inning Stats	R: 0 E: 0 K: 0 S: 7	H: 0 LOB: 0 BB: 0 P: 9	R: 2 E: 1 K: 0 S: 11	H: 2 LOB: 0 BB: 1 P: 20	R: 0 E: 0 K: 1 S: 7	H: 0 LOB: 0 BB: 0 P: 8	R: 0 E: 0 K: 1 S: 12	H: 1 LOB: 1 BB: 0 P: 17	R: 0 E: 0 K: 0 S: 6	H: 0 LOB: 0 BB: 0 P: 10	R: 0 E: 0 K: 2 S: 11	H: 1 LOB: 2 BB: 1 P: 18	R: 0 E: 0 K: 2 S: 8	H: 0 LOB: 0 BB: 0 P: 12	R: 3 E: 0 K: 2 S: 18	H: 4 LOB: 1 BB: 0 P: 26	1B: 7 2B: 0 3B: 0 HR: 1	SF: 0 SAC: 0 DP: 1 HBP: 0	WP: 0 PB: 0 SB: 0 CS: 0	PA: 37
PITCHER	IP	WLS	BF	H	R	ER	SO	BB	IBB	HBP	BLK	WP	HR	S	P	ERA	WHIP			
Ramon Martinez, R ERA: 4.14	9.0	W	37	8	5	4	8	3	0	0	0	0	1	88	137	4.00	1.222			

Los Angeles Dodgers @ Houston Astros
 Astrodome, Houston, TX
 Mon Jul 24 1995, 8:05 PM EDT
 Att: 15,631 - Dome

 AB 34
 R 5
 H 8
 RBI 5
 BB 3
 SO 8
 LOB 9


Batter	1	2	3	4	5	6	7	8	9	AB	R	H	RBI	BB	SO	LOB	TOP		
Chad Fonville, S OBP: 0.275, SLG: 0.282 (1, 6)	G3-1		G3			G3			F9	4	0	0	0	0	0	1			
Todd Hollandsworth, L OBP: 0.328, SLG: 0.442 (1, 8)	K						G3-1		FC4	4	0	0	0	0	0	1			
Raul Mondesi, R OBP: 0.352, SLG: 0.500 (1, 9)	2B			K			P4		P4	4	0	1	0	0	0	1			
Mike Piazza, R OBP: 0.417, SLG: 0.635 (1, 2)	G5-3			G5-3			K			3	0	0	0	0	1	1			
Eric Karros, R OBP: 0.372, SLG: 0.510 (1, 3)		K				G1-3			P6	3	0	0	0	0	1	0			
Roberto Kelly, R OBP: 0.297, SLG: 0.343 (1, 7)		F9				K			F8	3	0	0	0	0	1	0			
Mitch Webster, S OBP: 0.250, SLG: 0.303 (8, 7)										0	0	0	0	0	0	0			
Tim Wallach, R OBP: 0.327, SLG: 0.395 (1, 5)				K		G6-3			1B	3	0	1	0	0	1	0			
Delino DeShields, L OBP: 0.321, SLG: 0.324 (1, 4)				G4-3			K		F8	3	0	0	0	0	1	1			
Hideo Nomo, R OBP: 0.025, SLG: 0.025 (1, 1)										1	0	0	0	0	0	1	0		
Jose Parra, R OBP: 0.248, SLG: 0.323 (5, 1)				K					FC4	0	0	0	0	0	0	0	0		
Chris Gwynn, L OBP: 0.268, SLG: 0.323 (6, 1)										0	0	0	0	0	0	0	0		
Rudy Seanez, R OBP: 0.268, SLG: 0.323 (6, 1)										0	0	0	0	0	0	0	0		
John Cummings, L OBP: 0.268, SLG: 0.323 (6, 1)										0	0	0	0	0	0	0	0		
Dave Hansen, L OBP: 0.268, SLG: 0.323 (6, 1)										1	0	1	0	0	0	0	0		
Inning Stats	R: 0 H: 1 E: 0 K: 1 S: 13	H: 1 LOB: 1 BB: 0 P: 20	R: 0 H: 0 E: 0 K: 2 S: 7	H: 0 LOB: 0 BB: 0 P: 11	R: 0 H: 0 E: 0 K: 1 S: 10	H: 0 LOB: 0 BB: 0 P: 13	R: 0 H: 0 E: 0 K: 1 S: 6	H: 0 LOB: 0 BB: 0 P: 9	R: 0 H: 0 E: 0 K: 2 S: 7	H: 0 LOB: 0 BB: 0 P: 12	R: 0 H: 0 E: 0 K: 1 S: 12	H: 0 LOB: 0 BB: 0 P: 18	R: 0 H: 1 E: 0 K: 0 S: 7	H: 1 LOB: 1 BB: 0 P: 11	R: 0 H: 1 E: 0 K: 0 S: 9	H: 1 LOB: 1 BB: 0 P: 13	1B: 2 2B: 1 3B: 0 HR: 0	SF: 0 SAC: 0 DP: 0 HBP: 0	WP: 0 PA: 30 PB: 0 SB: 0 CS: 0
PITCHER Doug Drabek, R ERA: 4.65 (1, 1)	IP: 9.0 WLS: W BF: 30 H: 3 R: 0 ER: 0 SO: 9 BB: 0 IBB: 0 HBP: 0 BLK: 0 WP: 0 HR: 0 S: 78 P: 117 ERA: 0.00 WHIP: 0.333															PITCHER			

Los Angeles Dodgers @ Houston Astros
Astrodome, Houston, TX
Tue Jul 25 1995, 8:05 PM EDT
Att: 39,295 - Dome

AB 30
R 0
H 3
RBI 0
BB 0
SO 9
LOB 5



Batter	1	2	3	4	5	6	7	8	9	AB	R	H	RBI	BB	SO	LOB	BOTTOM		
Brian Hunter, R OBP: 0.397, SLG: 0.482 (1, 8)	P2	FC4-6		F8						4	0	1	0	0	0	4			
Craig Biggio, R OBP: 0.411, SLG: 0.481 (1, 4)	1B		L3		HR					3	2	2	1	1	0	0			
5 Jeff Bagwell, R OBP: 0.392, SLG: 0.492 (1, 3)	HR		F8		BB					3	1	1	1	1	1	2			
Derek Bell, R OBP: 0.390, SLG: 0.452 (1, 9)	P4		F7		G3-6-3					4	0	0	0	0	0	3			
Dave Magadan, L OBP: 0.430, SLG: 0.399 (1, 5)	L7			1B	G4-3				F7	4	1	1	0	0	0	0			
Tony Eusebio, R OBP: 0.386, SLG: 0.443 (1, 2)		G6-3		FC6-4	1B	BB			K	3	0	0	0	1	1	0			
James Mouton, R OBP: 0.309, SLG: 0.377 (1, 7)		K		FC6-4	1B				G6-3	4	0	2	0	0	1	0			
Orlando Miller, R OBP: 0.313, SLG: 0.375 (1, 6)				FC6-4	SH1-4				K	2	0	0	1	2	1	2			
Doug Drabek, R OBP: 0.243, SLG: 0.229 (1, 1)	E6			SH1-4					P2	3	0	0	0	0	1	3			
Inning Stats	R: 2 H: 2 E: 0 K: 0 S: 8	H: 2 LOB: 0 BB: 0 P: 15	R: 0 H: 0 E: 1 K: 1 S: 13	H: 0 LOB: 2 BB: 1 P: 24	R: 0 H: 0 E: 0 K: 0 S: 5	H: 0 LOB: 0 BB: 0 P: 8	R: 1 H: 2 E: 0 K: 0 S: 11	H: 2 LOB: 2 BB: 1 P: 21	R: 1 H: 1 E: 0 K: 0 S: 6	H: 1 LOB: 2 BB: 1 P: 13	R: 0 H: 0 E: 0 K: 1 S: 9	H: 0 LOB: 0 BB: 0 P: 12	R: 0 H: 1 E: 0 K: 2 S: 14	H: 1 LOB: 2 BB: 1 P: 21	R: 0 H: 1 E: 0 K: 1 S: 6	H: 1 LOB: 2 BB: 1 P: 13	1B: 2 2B: 2 3B: 1 HR: 2	SF: 0 SAC: 1 DP: 1 HBP: 0	WP: 0 PA: 36 PB: 0 SB: 2 CS: 0
PITCHER Hideo Nomo, R ERA: 2.1 (1, 1)	IP: 4.0 WLS: L BF: 19 H: 4 R: 3 ER: 3 SO: 1 BB: 2 IBB: 0 HBP: 0 BLK: 0 WP: 0 HR: 1 S: 37 P: 68 ERA: 6.75 WHIP: 1.500															PITCHER			
Jose Parra, R ERA: 4.35 (5, 1)	1.0	4	1	1	1	0	1	0	0	0	0	1	6	13	9.00	2.000			
Rudy Seanez, R ERA: 5.9 (6, 1)	2.0	8	1	0	0	3	1	0	0	0	0	0	23	33	0.00	1.000			
John Cummings, L ERA: 5.68 (8, 1)	1.0	5	1	0	0	1	0	1	0	0	0	0	6	13	0.00	1.000			

Los Angeles Dodgers @ Houston Astros
Astrodome, Houston, TX
Tue Jul 25 1995, 8:05 PM EDT
Att: 39,295 - Dome

AB 30
R 4
H 7
RBI 3
BB 5
SO 5
LOB 14





Batter	1	2	3	4	5	6	7	8	9	AB	R	H	RBI	BB	SO	LOB	TOP											
Eric Young Sr., R OBP: 0.376, SLG: 0.383 (1, 4)	G5-3	BB 1B	FC4-6			F8		G4-3		5	0	2	1	0	0	4	Colorado Rockies @ Houston Astros Astrodome, Houston, TX Wed Jul 26 1995, 8:05 PM EDT Att: 19,209 - Dome											
Mike Kingry, L OBP: 0.375, SLG: 0.432 Vinny Castilla, R OBP: 0.356, SLG: 0.590 Curt Leskanic, R OBP: 0.250, SLG: 0.250 (8, 1)	L8	BB 1B		G6-3		G4-3		G4-3		4	0	1	0	0	0	1												
Larry Walker, L OBP: 0.386, SLG: 0.619 (8, 8)	BB 1B	BB		K			F8		F8	3	0	0	0	2	1	0												
Andres Galarraga, R OBP: 0.350, SLG: 0.526 (1, 3)	BB 1B		K			G4-3	PB 1B		K	5	0	2	0	0	3	3												
John Vander Wal, L OBP: 0.480, SLG: 0.656 (1, 7)	BB		K			G4-3			K	4	0	0	0	1	3	1												
Matt Nokes, L OBP: 0.217, SLG: 0.296 (1, 2)	P4		1B			G1-3				4	0	1	0	0	1	4												
Jason Bates, S OBP: 0.350, SLG: 0.430 (1, 5)		PB 1B	BB			K				2	1	0	0	2	1	0												
Walt Weiss, S OBP: 0.384, SLG: 0.297 (1, 6)	BB 1B	BB	K					HR		3	1	2	0	1	1	2												
Armando Reynoso, R OBP: 0.333, SLG: 0.250 Ellis Burks, R OBP: 0.356, SLG: 0.500 Steve Reed, R OBP: 0.500, SLG: 0.500 Dante Bichette, R OBP: 0.353, SLG: 0.582 (8, 9)	P3		FC4-6			F8			HR	2	0	1	0	0	0	2												
Inning Stats	R: 0 E: 0 K: 0 S: 7	H: 1 LOB: 3 BB: 2 P: 21	R: 1 E: 0 K: 1 S: 11	H: 2 LOB: 3 BB: 1 P: 26	R: 0 E: 0 K: 2 S: 11	H: 2 LOB: 3 BB: 1 P: 22	R: 0 E: 0 K: 2 S: 7	H: 0 LOB: 0 BB: 0 P: 10	R: 0 E: 0 K: 2 S: 9	H: 0 LOB: 0 BB: 0 P: 12	R: 0 E: 0 K: 1 S: 8	H: 1 LOB: 1 BB: 0 P: 11	R: 0 E: 0 K: 1 S: 8	H: 1 LOB: 1 BB: 0 P: 13	R: 2 E: 0 K: 0 S: 8	H: 3 LOB: 0 BB: 0 P: 11		R: 0 E: 0 K: 2 S: 9	H: 0 LOB: 0 BB: 0 P: 13	1B: 8 2B: 1 3B: 0 HR: 1	SF: 0 SAC: 0 DP: 1 HBP: 0	WP: 0 PA: 41 PB: 2 SB: 0 CS: 0						
PITCHER	IP	WLS	BF	H	R	ER	SO	BB	IBB	HBP	BLK	WP	HR	S	P	ERA	WHIP											
Darryl Kile, R ERA: 4.76 Dave Veres, R ERA: 1.9 Dean Hartgraves, L ERA: 2.75 Todd Jones, R ERA: 2.19	(1, 1)	7.0	W	33	7	1	1	8	6	0	0	0	0	0	61	115	1.29	1.857										
(8, 1)	0.1		4	3	2	2	0	0	0	0	0	0	0	1	6	7	54.00	9.000										
(8, 1)	1.0		2	0	0	0	0	0	0	0	0	0	0	3	5	0.00	0.000											
(9, 1)	0.2	S	2	0	0	0	2	0	0	0	0	0	0	8	12	0.00	0.000											

Batter	1	2	3	4	5	6	7	8	9	AB	R	H	RBI	BB	SO	LOB	BOTTOM											
Brian Hunter, R OBP: 0.384, SLG: 0.466 (1, 8)	G1-3	K		G5-3		P3				4	0	0	0	0	1	0	Colorado Rockies @ Houston Astros Astrodome, Houston, TX Wed Jul 26 1995, 8:05 PM EDT Att: 19,209 - Dome											
Craig Biggio, R OBP: 0.412, SLG: 0.486 (1, 4)	5 2B	3B		G6-3		K				3	1	1	0	0	1	0												
5 Jeff Bagwell, R OBP: 0.390, SLG: 0.492 (1, 3)	G6-3	K		G6-3		K				4	1	1	1	0	2	1												
Derek Bell, R OBP: 0.388, SLG: 0.449 (1, 9)	G6-3		G6-3	1B		L8			G1-3	4	0	1	0	0	0	1												
Dave Magadan, L OBP: 0.436, SLG: 0.404 Dave Veres, R (8, 1) Dean Hartgraves, R (8, 1) Todd Jones, L (9, 1)	BB 1B	BB		G6-3	1B	1B			G6-3	3	1	2	0	1	0	0												
Tony Eusebio, R OBP: 0.388, SLG: 0.444 (1, 2)	BB		G6-3	1B		1B			G6-3	4	1	2	1	0	0	2												
James Mouton, R OBP: 0.307, SLG: 0.370 (1, 7)	BB		K			F9			G4-3	3	0	0	0	1	1	4												
Orlando Miller, R OBP: 0.315, SLG: 0.372 (1, 6)	F7		IBB			1B			K	2	0	0	0	2	1	3												
Darryl Kile, R OBP: 0.200, SLG: 0.156 Craig Shipley, R OBP: 0.315, SLG: 0.388 (1, 1) (8, 5)	L8		K			1B			K	3	0	1	2	0	1	3												
Inning Stats	R: 2 E: 0 K: 0 S: 19	H: 2 LOB: 3 BB: 2 P: 35	R: 0 E: 0 K: 2 S: 10	H: 1 LOB: 1 BB: 0 P: 17	R: 0 E: 0 K: 2 S: 13	H: 2 LOB: 3 BB: 1 P: 22	R: 0 E: 0 K: 0 S: 6	H: 0 LOB: 0 BB: 0 P: 9	R: 2 E: 0 K: 0 S: 13	H: 3 LOB: 2 BB: 1 P: 22	R: 0 E: 0 K: 2 S: 10	H: 0 LOB: 0 BB: 0 P: 15	R: 0 E: 0 K: 0 S: 5	H: 0 LOB: 0 BB: 0 P: 8	R: 0 E: 0 K: 2 S: 14	H: 0 LOB: 0 BB: 0 P: 20		R: 0 E: 0 K: 2 S: 9	H: 0 LOB: 0 BB: 0 P: 13	1B: 6 2B: 1 3B: 1 HR: 0	SF: 0 SAC: 0 DP: 0 HBP: 1	WP: 0 PA: 36 PB: 0 SB: 0 CS: 0						
PITCHER	IP	WLS	BF	H	R	ER	SO	BB	IBB	HBP	BLK	WP	HR	S	P	ERA	WHIP											
Armando Reynoso, R ERA: 6.4 Steve Reed, R ERA: 1.94 Curt Leskanic, R ERA: 3.05	(1, 1)	5.0	L	27	8	4	4	4	2	0	0	0	0	0	15	23	0.00	0.000										
(8, 1)	2.0		6	0	0	0	2	0	0	0	0	0	0	15	23	0.00	0.000											
(8, 1)	1.0		3	0	0	0	2	0	0	0	0	0	0	14	20	0.00	0.000											

AB	35
R	3
H	10
RBI	3
BB	6
SO	10
LOB	19



Batter	1	2	3	4	5	6	7	8	9	AB R H RBI BB SO LOB	TOP													
Brian Hunter, R OBP: 0.404, SLG: 0.476 (1, 8)	1-1 5 CS 1B		4-2 BB		0-1 1B 1-2		1-0 1B		0-3 K	4 0 3 0 1 1 2	Houston Astros @ San Diego Padres Jack Murphy Stadium, San Diego, CA Fri Jul 28 1995, 10:05 PM EDT Att: 14,331 - Unknown AB 33 R 2 H 11 RBI 1 BB 3 SO 7 LOB 21 													
Craig Biggio, R OBP: 0.412, SLG: 0.486 (1, 4)	2-3 K		0-1 F8		1-1 1B 1-3 2-H			0-1 5 BB 1B	4 0 2 1 0 1 3															
Jeff Bagwell, R OBP: 0.393, SLG: 0.498 (1, 3)	3-3 K		3-2 G1-3		3-1 P6			4-0 G4-6-3 1-2 BB	3 0 0 0 1 1 5															
Derek Bell, R OBP: 0.388, SLG: 0.448 (1, 9)				2-2 G6-3	2-3 K			0-3 K	4 1 1 0 0 2 4															
Dave Magadan, L OBP: 0.325, SLG: 0.392 (1, 5)		3-1 E7 G6-4-3 1B		1-1 G4-3		2-3 K		2-0 G4-6-3	4 0 1 0 0 1 2															
Tony Eusebio, R OBP: 0.388, SLG: 0.453 James Mouton, R (9, PR) OBP: 0.306, SLG: 0.367		2-1 G6-4-3 1-2 3-H		0-2 3B		1-2 G6-3		2-1 G6-3 S 1B	4 0 2 0 0 0 1 0 0 0 0 0 0 0															
Derrick May, L OBP: 0.309, SLG: 0.356 (1, 7)				1-1 G3-1		2-3 K		1 SAFE 1 SAFE 1B L9	4 0 0 0 0 1 2															
Orlando Miller, R OBP: 0.317, SLG: 0.372 (1, 6)			1-1 F8 SH1-4 1B		1-2 G1-3		2-1 G6-3	3-1 G6-3	4 0 1 0 0 0 2															
Shane Reynolds, R OBP: 0.143, SLG: 0.122 John Cangelosi, S (9, PH) OBP: 0.471, SLG: 0.456			0-0 SH1-4		2-2 1B 1B		1-0 F9	4-2 S BB	2 1 1 0 0 0 0 0 0 0 0 1 0 0															
Inning Stats	R: 0 E: 0 K: 2 S: 9	H: 1 LOB: 1 BB: 0 P: 15	R: 1 E: 1 K: 0 S: 9	H: 2 LOB: 0 BB: 0 P: 15	R: 0 E: 0 K: 0 S: 10	H: 1 LOB: 2 BB: 1 P: 18	R: 0 E: 0 K: 0 S: 10	H: 1 LOB: 1 BB: 0 P: 14	R: 1 E: 0 K: 1 S: 17	H: 3 LOB: 2 BB: 0 P: 26	R: 0 E: 0 K: 2 S: 10	H: 0 LOB: 0 BB: 0 P: 15	R: 0 E: 0 K: 0 S: 4	H: 1 LOB: 1 BB: 0 P: 8	R: 0 E: 0 K: 1 S: 6	H: 1 LOB: 1 BB: 1 P: 12	R: 0 E: 0 K: 1 S: 10	H: 1 LOB: 3 BB: 1 P: 21	1B: 10 2B: 1 3B: 1 HR: 0	SF: 0 SAC: 1 DP: 3 HBP: 0	WP: 0 PB: 0 SB: 2 CS: 1	PA: 37		
PITCHER	IP WLS BF H R ER SO BB IBB HBP BLK WP HR S P ERA WHIP											PITCHER	IP WLS BF H R ER SO BB IBB HBP BLK WP HR S P ERA WHIP											
Joey Hamilton, R ERA: 2.96	(1, 1)	7.0 W 30 10 2 1 5 2 0 0 0 0 0 0 71 117 1.29 1.714																						
Bryce Florie, R ERA: 2.94	(8, 1)	1.2 6 1 0 0 1 1 0 0 0 0 0 0 11 24 0.00 1.200																						
Trevor Hoffman, R ERA: 4.94	(9, 1)	0.1 S 1 0 0 0 1 0 0 0 0 0 0 0 3 3 0.00 0.000																						

Batter	1	2	3	4	5	6	7	8	9	AB R H RBI BB SO LOB	BOTTOM													
Steve Finley, L OBP: 0.366, SLG: 0.420 (1, 8)	1-3 K			3-2 G4-3		1-2 G4-3 L4-5 2B		0-1 CS 1B		4 0 2 1 0 1 0	Houston Astros @ San Diego Padres Jack Murphy Stadium, San Diego, CA Fri Jul 28 1995, 10:05 PM EDT Att: 14,331 - Unknown AB 28 R 3 H 7 RBI 3 BB 0 SO 6 LOB 6 													
Jody Reed, R OBP: 0.366, SLG: 0.297 (1, 4)	0-1 F9			2-1 F8		0-2 G4-3		1 SAFE 0-2 CS	3 0 0 1 0 0 1															
Tony Gwynn, L OBP: 0.389, SLG: 0.471 (1, 9)	0-0 F7			2-0 G6-3		2-3 L4-5 3-H		1 SAFE 1 SAFE 1-2	3 0 0 0 0 0 1															
Ken Caminiti, S OBP: 0.362, SLG: 0.472 (1, 5)		1-2 G3-1			0-0 HR		2-2 1B		3 1 2 1 0 0 0															
Phil Plantier, L OBP: 0.352, SLG: 0.417 (1, 7)		3-1 F8			2-2 P3		1-3 K		3 0 0 0 0 1 1															
Archi Cianfrocco, R OBP: 0.273, SLG: 0.500 (1, 3)		0-3 K			1-1 G4-3		2-3 K		3 0 0 0 0 2 1															
Andujar Cedeno, R OBP: 0.262, SLG: 0.346 Trevor Hoffman, R OBP: 0.500, SLG: 1.000 (9, 1)			1-0 G6-3		0-2 G4-3		1-3 K		3 0 0 0 0 1 1 0 0 0 0 0 0 0															
Brad Ausmus, R OBP: 0.308, SLG: 0.354 (1, 2)			2-2 CS 1B		2-0 E6 1B 2B		2-0 G6-3		3 1 1 0 0 0 0															
Joey Hamilton, R OBP: 0.159, SLG: 0.146 Bryce Florie, R (8, 1) Ray Holbert, R OBP: 0.293, SLG: 0.260 (8, 6)			0-3 K		0-0 2B G4-3 1B		1-2 1B		2 1 1 0 0 1 1 0 0 0 0 0 0 0 1 0 1 0 0 0 0															
Inning Stats	R: 0 E: 0 K: 1 S: 7	H: 0 LOB: 0 BB: 0 P: 8	R: 0 E: 0 K: 1 S: 9	H: 0 LOB: 0 BB: 0 P: 13	R: 0 E: 0 K: 1 S: 8	H: 1 LOB: 1 BB: 0 P: 11	R: 0 E: 0 K: 0 S: 6	H: 0 LOB: 0 BB: 0 P: 13	R: 1 E: 0 K: 0 S: 10	H: 1 LOB: 0 BB: 0 P: 13	R: 2 E: 1 K: 0 S: 10	H: 2 LOB: 0 BB: 0 P: 14	R: 0 E: 0 K: 3 S: 12	H: 1 LOB: 1 BB: 0 P: 18	R: 0 E: 0 K: 0 S: 9	H: 2 LOB: 0 BB: 0 P: 12	1B: 5 2B: 3 3B: 0 HR: 1	SF: 0 SAC: 0 DP: 2 HBP: 0	WP: 0 PB: 0 SB: 0 CS: 2	PA: 29				
PITCHER	IP WLS BF H R ER SO BB IBB HBP BLK WP HR S P ERA WHIP											PITCHER	IP WLS BF H R ER SO BB IBB HBP BLK WP HR S P ERA WHIP											
Shane Reynolds, R ERA: 2.62	(1, 1)	8.0 L 28 7 3 2 6 0 0 0 0 0 0 1 71 102 2.25 0.875																						

Batter	1	2	3	4	5	6	7	8	9	AB	R	H	RBI	BB	SO	LOB	TOP							
Brian Hunter, R OBP: 0.411, SLG: 0.481	0-3 K		2-1 F9 1B	0-1 1B		0-0 SH1-4 1B	0-1 PO	3-3 K		5	1	3	0	0	2	0								
Craig Biggio, R OBP: 0.413, SLG: 0.495	0-0 F9		2-0 F9	0-0 1B		0-0 SH1-4		0-1 HR		4	1	2	2	0	0	1								
5 Jeff Bagwell, R OBP: 0.393, SLG: 0.496	3-2 F9		1-0 1B	1-2 K		4-0 1B IBB		0-2 E6		4	0	1	0	1	1	2								
Derek Bell, R OBP: 0.386, SLG: 0.444		2-3 K	3-1 F9	1-1 P2		0-0 1B		0-0 F7		5	0	1	2	0	1	5								
Dave Magadan, L OBP: 0.329, SLG: 0.391		2-0 2B 1B	4-0 1B	1-2 BB		4-1 WP BB		0-1 K		3	1	1	0	2	1	3								
Tony Eusebio, R OBP: 0.384, SLG: 0.452		2-2 1B	3-2 F8		1-3 K	1-1 G6-3			2-0 F9	5	0	1	1	0	1	6								
James Mouton, R OBP: 0.314, SLG: 0.371		4-2 BB		1-1 1B	3-3 K		2-2 E7 PO 1B	2-1 G4-3		4	1	2	0	1	1	1								
Andy Stankiewicz, R OBP: 0.200, SLG: 0.143		2-1 F8		2-2 1B SH1-4 1B	1-3 K		2-2 K	0-1 G5-3		5	1	1	1	0	2	4								
Greg Swindell, L OBP: 0.308, SLG: 0.351		2-3 K		0-2 SH1-4		4-0 SH1-4 1B BB	1-0 F8			2	1	0	0	1	1	3								
Dave Veres, R (8, 1)				1-2 K						0	0	0	0	0	0	0								
Inning Stats	R: 0 E: 0 K: 1 S: 8	H: 0 LOB: 0 BB: 0 P: 11	R: 1 E: 0 K: 2 S: 15	H: 2 LOB: 2 BB: 1 P: 29	R: 0 E: 0 K: 0 S: 9	H: 2 LOB: 3 BB: 1 P: 24	R: 2 E: 0 K: 1 S: 18	H: 4 LOB: 2 BB: 0 P: 23	R: 0 E: 0 K: 3 S: 10	H: 0 LOB: 1 BB: 1 P: 19	R: 2 E: 0 K: 1 S: 11	H: 2 LOB: 2 BB: 2 P: 23	R: 0 E: 1 K: 1 S: 8	H: 1 LOB: 0 BB: 0 P: 13	R: 1 E: 1 K: 1 S: 11	H: 1 LOB: 1 BB: 0 P: 14	R: 0 E: 0 K: 0 S: 5	H: 0 LOB: 0 BB: 0 P: 9	1B: 10 2B: 1 3B: 0 HR: 1	SF: 0 SAC: 2 DP: 0 HBP: 0	WP: 1 PB: 0 SB: 2 CS: 0	PA: 45		
PITCHER	IP WLS BF H R ER SO BB IBB HBP BLK WP HR S P ERA WHIP	IP WLS BF H R ER SO BB IBB HBP BLK WP HR S P ERA WHIP	IP WLS BF H R ER SO BB IBB HBP BLK WP HR S P ERA WHIP	IP WLS BF H R ER SO BB IBB HBP BLK WP HR S P ERA WHIP	IP WLS BF H R ER SO BB IBB HBP BLK WP HR S P ERA WHIP	IP WLS BF H R ER SO BB IBB HBP BLK WP HR S P ERA WHIP	IP WLS BF H R ER SO BB IBB HBP BLK WP HR S P ERA WHIP	IP WLS BF H R ER SO BB IBB HBP BLK WP HR S P ERA WHIP	IP WLS BF H R ER SO BB IBB HBP BLK WP HR S P ERA WHIP	IP WLS BF H R ER SO BB IBB HBP BLK WP HR S P ERA WHIP	IP WLS BF H R ER SO BB IBB HBP BLK WP HR S P ERA WHIP	IP WLS BF H R ER SO BB IBB HBP BLK WP HR S P ERA WHIP	IP WLS BF H R ER SO BB IBB HBP BLK WP HR S P ERA WHIP	IP WLS BF H R ER SO BB IBB HBP BLK WP HR S P ERA WHIP	IP WLS BF H R ER SO BB IBB HBP BLK WP HR S P ERA WHIP	IP WLS BF H R ER SO BB IBB HBP BLK WP HR S P ERA WHIP	IP WLS BF H R ER SO BB IBB HBP BLK WP HR S P ERA WHIP	IP WLS BF H R ER SO BB IBB HBP BLK WP HR S P ERA WHIP	IP WLS BF H R ER SO BB IBB HBP BLK WP HR S P ERA WHIP	IP WLS BF H R ER SO BB IBB HBP BLK WP HR S P ERA WHIP	IP WLS BF H R ER SO BB IBB HBP BLK WP HR S P ERA WHIP	IP WLS BF H R ER SO BB IBB HBP BLK WP HR S P ERA WHIP	IP WLS BF H R ER SO BB IBB HBP BLK WP HR S P ERA WHIP	IP WLS BF H R ER SO BB IBB HBP BLK WP HR S P ERA WHIP

Houston Astros @ San Diego Padres
Jack Murphy Stadium, San Diego, CA
Sat Jul 29 1995, 10:05 PM EDT
Att: 36,137 - Unknown - 71 F

AB 37
R 6
H 12
RBI 6
BB 5
SO 10
LOB 25



Batter	1	2	3	4	5	6	7	8	9	AB	R	H	RBI	BB	SO	LOB	BOTTOM								
Steve Finley, L OBP: 0.362, SLG: 0.415	0-2 G4-3		3-3 K		2-2 G3-1			2-2 F7		4	0	0	0	0	1	1									
Jody Reed, R OBP: 0.368, SLG: 0.298	3-1 F7		4-1 G6-4-3 BB			1-1 G4-3		0-0 1B 1B		3	0	1	0	1	0	0									
Tony Gwynn, L OBP: 0.390, SLG: 0.480	2-1 HR		1-2 G6-4-3			1-2 G6-3		2-1 1B 1B		4	1	2	1	0	0	2									
Ken Caminiti, S OBP: 0.361, SLG: 0.469	1-0 F7			0-0 G1-3		0-0 1B		3-3 K		4	0	1	0	0	1	2									
Eddie Williams, R OBP: 0.331, SLG: 0.449		3-3 K		1-0 1B		1-2 P6		3-2 F8		4	0	1	0	0	1	1									
Phil Plantier, L OBP: 0.357, SLG: 0.421		1-2 G6-3 1B		2-3 K		3-2 P5		2-1 1B		4	0	2	0	0	1	1									
Brian Johnson, R OBP: 0.279, SLG: 0.349		0-0 G6-3		2-0 F9		0-0 P3		1-0 F8		4	0	0	0	0	0	3									
Ray Holbert, R OBP: 0.279, SLG: 0.245		3-3 K			3-2 L4		1-1 G3-1		0-0 F7	3	0	0	0	0	1	1									
Fernando Valenzuela, L OBP: 0.167, SLG: 0.417										0	0	0	0	0	0	0									
Scott Livingstone, L OBP: 0.250, SLG: 0.356										1	0	0	0	0	0	1									
Andy Benes, R OBP: 0.171, SLG: 0.175										2	0	1	0	0	1	0									
Doug Bochtler, R (6, 1)										0	0	0	0	0	0	0									
Andujar Cedeno, R OBP: 0.261, SLG: 0.344										1	0	0	0	0	0	0									
Inning Stats	R: 1 E: 0 K: 0 S: 8	H: 1 LOB: 0 BB: 0 P: 14	R: 0 E: 0 K: 2 S: 12	H: 1 LOB: 0 BB: 0 P: 19	R: 0 E: 0 K: 1 S: 10	H: 1 LOB: 1 BB: 1 P: 19	R: 0 E: 0 K: 1 S: 6	H: 1 LOB: 0 BB: 0 P: 11	R: 0 E: 0 K: 1 S: 10	H: 0 LOB: 0 BB: 0 P: 16	R: 0 E: 0 K: 0 S: 11	H: 1 LOB: 1 BB: 0 P: 14	R: 0 E: 0 K: 0 S: 6	H: 0 LOB: 0 BB: 0 P: 10	R: 0 E: 0 K: 1 S: 13	H: 2 LOB: 2 BB: 0 P: 21	R: 0 E: 0 K: 0 S: 7	H: 1 LOB: 1 BB: 0 P: 13	1B: 7 2B: 0 3B: 0 HR: 1	SF: 0 SAC: 0 DP: 1 HBP: 0	WP: 0 PB: 1 SB: 0 CS: 0	PA: 35			
PITCHER	IP WLS BF H R ER SO BB IBB HBP BLK WP HR S P ERA WHIP	IP WLS BF H R ER SO BB IBB HBP BLK WP HR S P ERA WHIP	IP WLS BF H R ER SO BB IBB HBP BLK WP HR S P ERA WHIP	IP WLS BF H R ER SO BB IBB HBP BLK WP HR S P ERA WHIP	IP WLS BF H R ER SO BB IBB HBP BLK WP HR S P ERA WHIP	IP WLS BF H R ER SO BB IBB HBP BLK WP HR S P ERA WHIP	IP WLS BF H R ER SO BB IBB HBP BLK WP HR S P ERA WHIP	IP WLS BF H R ER SO BB IBB HBP BLK WP HR S P ERA WHIP	IP WLS BF H R ER SO BB IBB HBP BLK WP HR S P ERA WHIP	IP WLS BF H R ER SO BB IBB HBP BLK WP HR S P ERA WHIP	IP WLS BF H R ER SO BB IBB HBP BLK WP HR S P ERA WHIP	IP WLS BF H R ER SO BB IBB HBP BLK WP HR S P ERA WHIP	IP WLS BF H R ER SO BB IBB HBP BLK WP HR S P ERA WHIP	IP WLS BF H R ER SO BB IBB HBP BLK WP HR S P ERA WHIP	IP WLS BF H R ER SO BB IBB HBP BLK WP HR S P ERA WHIP	IP WLS BF H R ER SO BB IBB HBP BLK WP HR S P ERA WHIP	IP WLS BF H R ER SO BB IBB HBP BLK WP HR S P ERA WHIP	IP WLS BF H R ER SO BB IBB HBP BLK WP HR S P ERA WHIP	IP WLS BF H R ER SO BB IBB HBP BLK WP HR S P ERA WHIP	IP WLS BF H R ER SO BB IBB HBP BLK WP HR S P ERA WHIP	IP WLS BF H R ER SO BB IBB HBP BLK WP HR S P ERA WHIP	IP WLS BF H R ER SO BB IBB HBP BLK WP HR S P ERA WHIP	IP WLS BF H R ER SO BB IBB HBP BLK WP HR S P ERA WHIP	IP WLS BF H R ER SO BB IBB HBP BLK WP HR S P ERA WHIP	IP WLS BF H R ER SO BB IBB HBP BLK WP HR S P ERA WHIP

Houston Astros @ San Diego Padres
Jack Murphy Stadium, San Diego, CA
Sat Jul 29 1995, 10:05 PM EDT
Att: 36,137 - Unknown - 71 F

AB 34
R 1
H 8
RBI 1
BB 1
SO 6
LOB 12



Batter	1	2	3	4	5	6	7	8	9	AB	R	H	RBI	BB	SO	LOB	TOP								
Brian Hunter, R OBP: 0.411, SLG: 0.485 (1, 8)										5	0	2	2	0	0	1	Houston Astros @ San Diego Padres Jack Murphy Stadium, San Diego, CA Sun Jul 30 1995, 6:33 AM EDT Att: 13,587 - Unknown - 73 F								
Craig Biggio, R OBP: 0.410, SLG: 0.489 (1, 4)										4	1	0	0	1	3	3									
Jeff Bagwell, R OBP: 0.394, SLG: 0.494 Craig Shipley, R OBP: 0.318, SLG: 0.382 (1, 3) (4, 5)										1	0	0	0	0	0	1									
Derek Bell, R OBP: 0.382, SLG: 0.439 (1, 9)										4	0	0	0	0	1	3									
Dave Magadan, L OBP: 0.430, SLG: 0.387 (1, 5) (4, 3)										2	2	0	0	2	1	0									
Tony Eusebio, R OBP: 0.386, SLG: 0.452 (1, 2)										4	1	2	0	0	1	1									
James Mouton, R OBP: 0.317, SLG: 0.376 (1, 7)										3	1	1	0	1	1	3									
Orlando Miller, R OBP: 0.316, SLG: 0.368 (1, 6)										3	1	0	0	1	2	3									
Doug Drabek, R Derrick, M. Jim Dougherty, R Jeff Tabaka, L Milt Thompson, L Doug Brocail, L (1, 1) (7, PH) (7, 1) (8, 1) (9, PH) (9, 1)										2	0	1	2	0	0	0									
Inning Stats	R: 0 E: 0 K: 1 S: 9	H: 1 LOB: 1 BB: 0 P: 15	R: 0 E: 0 K: 0 S: 6	H: 1 LOB: 0 BB: 0 P: 10	R: 0 E: 0 K: 1 S: 8	H: 0 LOB: 0 BB: 0 P: 10	R: 0 E: 0 K: 1 S: 6	H: 0 LOB: 0 BB: 0 P: 10	R: 2 E: 0 K: 2 S: 14	H: 2 LOB: 1 BB: 1 P: 23	R: 0 E: 0 K: 2 S: 9	H: 0 LOB: 0 BB: 0 P: 10	R: 5 E: 0 K: 2 S: 18	H: 4 LOB: 1 BB: 2 P: 36	R: 0 E: 0 K: 1 S: 10	H: 0 LOB: 1 BB: 1 P: 17		R: 0 E: 0 K: 0 S: 7	H: 0 LOB: 1 BB: 1 P: 16	1B: 6 2B: 3 3B: 0 HR: 0	SF: 0 SAC: 0 DP: 2 HBP: 1	WP: 1 PB: 1 SB: 0 CS: 0	PA: 39		
PITCHER	IP	WLS	BF	H	R	ER	SO	BB	IBB	HBP	BLK	WP	HR	S	P	ERA	WHIP								
Brian Williams, R ERA: 5.21 (1, 1)	6.0	L	24	5	4	4	7	2	0	1	0	0	0	54	84	6.00	1.167								
Willie Blair, R ERA: 5.04 (7, 1)	1.0		7	3	3	2	2	1	0	0	0	1	0	16	30	18.00	4.000								
Andres Berumen, R ERA: 4.73 (8, 1)	2.0		8	0	0	0	1	2	0	0	0	0	0	17	33	0.00	1.000								

AB 33
R 7
H 8
RBI 6
BB 5
SO 10
LOB 16



Batter	1	2	3	4	5	6	7	8	9	AB	R	H	RBI	BB	SO	LOB	BOTTOM								
Steve Finley, L OBP: 0.360, SLG: 0.412 (1, 8)										5	0	1	0	0	0	2	Houston Astros @ San Diego Padres Jack Murphy Stadium, San Diego, CA Sun Jul 30 1995, 6:33 AM EDT Att: 13,587 - Unknown - 73 F								
Jody Reed, R OBP: 0.366, SLG: 0.297 (1, 4)										4	0	1	0	0	0	1									
Tony Gwynn, L OBP: 0.394, SLG: 0.486 (1, 9)										4	1	3	0	0	0	0									
Ken Caminiti, S OBP: 0.365, SLG: 0.476 (1, 5)										4	0	3	1	0	0	0									
Phil Plantier, L OBP: 0.354, SLG: 0.423 (1, 7)										4	0	1	0	0	0	5									
Eddie Williams, R OBP: 0.333, SLG: 0.447 (1, 3)										3	0	1	0	0	0	2									
Brad Ausmus, R OBP: 0.307, SLG: 0.352 (1, 2)										4	0	1	0	0	0	3									
Andujar Cedeno, R OBP: 0.261, SLG: 0.343 (1, 6)										4	0	1	0	0	0	1									
Brian Williams, R Willie Blair, R Melvin Nieves, S Andres Berumen, R Scott Livingstone, L (1, 1) (7, 1) (7, PH) (8, 1) (9, PH)										2	0	0	0	0	1	0									
Inning Stats	R: 1 E: 0 K: 0 S: 13	H: 2 LOB: 1 BB: 0 P: 20	R: 0 E: 0 K: 0 S: 11	H: 0 LOB: 0 BB: 0 P: 15	R: 0 E: 0 K: 1 S: 7	H: 0 LOB: 0 BB: 0 P: 9	R: 0 E: 0 K: 0 S: 8	H: 1 LOB: 2 BB: 0 P: 11	R: 0 E: 0 K: 0 S: 8	H: 1 LOB: 1 BB: 0 P: 10	R: 0 E: 0 K: 1 S: 7	H: 2 LOB: 1 BB: 0 P: 14	R: 0 E: 0 K: 1 S: 13	H: 1 LOB: 0 BB: 0 P: 16	R: 0 E: 0 K: 0 S: 8	H: 3 LOB: 2 BB: 0 P: 13		R: 0 E: 0 K: 0 S: 9	H: 3 LOB: 2 BB: 0 P: 14	1B: 10 2B: 3 3B: 0 HR: 0	SF: 0 SAC: 0 DP: 3 HBP: 1	WP: 0 PB: 0 SB: 0 CS: 0	PA: 37		
PITCHER	IP	WLS	BF	H	R	ER	SO	BB	IBB	HBP	BLK	WP	HR	S	P	ERA	WHIP								
Doug Drabek, R ERA: 4.49 (1, 1)	6.0	W	24	6	1	1	1	0	0	1	0	0	0	54	79	1.50	1.000								
Jim Dougherty, R ERA: 5.22 (7, 1)	1.0		3	1	0	0	1	0	0	0	0	0	0	13	16	0.00	1.000								
Jeff Tabaka, L ERA: 5.19 (8, 1)	1.0		5	3	0	0	0	0	0	0	0	0	0	8	13	0.00	3.000								
Doug Brocail, R ERA: 3.63 (9, 1)	1.0		5	3	0	0	0	0	0	0	0	0	0	9	14	0.00	3.000								

AB 36
R 1
H 13
RBI 1
BB 0
SO 2
LOB 14



Batter	1	2	3	4	5	6	7	8	9	AB	R	H	RBI	BB	SO	LOB	TOP					
Brian Hunter, R OBP: 0.404, SLG: 0.473 (1, 8)	G4-3		F9			1B		K		5	1	2	0	0	1	0						
James Mouton, R OBP: 0.325, SLG: 0.388 (1, 7)	HR		CS			1B		FC5		5	2	3	0	0	0	1						
Craig Biggio, R OBP: 0.415, SLG: 0.510 (1, 4)	HR					1B		F9		4	2	3	3	1	0	1						
Derek Bell, R OBP: 0.376, SLG: 0.434 (1, 9)	G6-3		L9			1B		F9		5	1	1	1	0	0	2						
Tony Eusebio, R OBP: 0.386, SLG: 0.456 (1, 2)	G4-3					1B		P6		5	2	2	0	0	0	1						
Dave Magadan, L OBP: 0.327, SLG: 0.381 Todd Jones, L OBP: 0.200, SLG: 0.400 (9, 1)	G4-3		L4			FC4		K		5	0	1	1	0	1	2						
Craig Shipley, R OBP: 0.307, SLG: 0.366 (1, 5)	L9		P6			L6		1B		4	0	0	0	0	1	3						
Orlando Miller, R OBP: 0.318, SLG: 0.368 (1, 6)						K		F9		4	0	2	1	0	1	1						
Mike Hampton, R OBP: 0.100, SLG: 0.069 Doug Brocail, L OBP: 0.400, SLG: 0.400 Mike Simms, R (9, 3)	K		B2-3			G3		K		4	0	0	0	0	2	2						
Inning Stats	R: 2 H: 2 E: 0 K: 0 S: 10	H: 2 LOB: 0 BB: 0 P: 16	R: 0 H: 1 E: 0 K: 1 S: 11	H: 1 LOB: 1 BB: 0 P: 17	R: 0 H: 1 E: 0 K: 0 S: 10	H: 1 LOB: 1 BB: 1 P: 18	R: 1 H: 2 E: 0 K: 0 S: 12	H: 2 LOB: 1 BB: 0 P: 19	R: 4 H: 4 E: 1 K: 1 S: 29	H: 4 LOB: 1 BB: 0 P: 45	R: 0 H: 1 E: 0 K: 1 S: 8	H: 1 LOB: 1 BB: 0 P: 13	R: 0 H: 1 E: 0 K: 1 S: 11	H: 1 LOB: 1 BB: 0 P: 18	R: 0 H: 0 E: 0 K: 2 S: 8	H: 0 LOB: 0 BB: 0 P: 11	R: 1 H: 2 E: 0 K: 1 S: 9	H: 2 LOB: 1 BB: 0 P: 17	1B: 9 2B: 3 3B: 0 HR: 2	SF: 0 SAC: 0 DP: 0 HBP: 0	WP: 0 PB: 0 SB: 1 CS: 1	PA: 42
PITCHER	IP	WLS	BF	H	R	ER	SO	BB	IBB	HBP	BLK	WP	HR	S	P	ERA	WHIP					
Danny Jackson, L ERA: 6.04 (1, 1)	4.1	L	24	10	7	6	1	1	0	0	0	0	1	67	108	12.46	2.538					
T.J. Mathews, R ERA: (5, 1)	2.2		10	2	0	0	2	0	0	0	0	0	0	24	38	0.00	0.750					
Jeff Parrett, R ERA: 4.56 (8, 1)	2.0		8	2	1	1	3	0	0	0	0	0	1	17	28	4.50	1.000					

Houston Astros @ St. Louis Cardinals
 Busch Stadium, St. Louis, MO
 Tue Aug 01 1995, 7:05 PM CDT
 Att: 22,360 - Unknown - 77 F

AB	41
R	8
H	14
RBI	6
BB	1
SO	6
LOB	13



Batter	1	2	3	4	5	6	7	8	9	AB	R	H	RBI	BB	SO	LOB	BOTTOM						
Ramon Caraballo, S OBP: 0.310, SLG: 0.400 (1, 4)	SF8		G6-3			K		P4		5	1	1	0	0	1	3							
Bernard Gilkey, R OBP: 0.357, SLG: 0.460 (1, 7)	SF8		G4-3			E6		HR		4	1	1	2	0	0	1							
Brian Jordan, R OBP: 0.334, SLG: 0.489 (1, 9)	G6-3		1B			G5-3		HR		5	1	3	3	0	0	1							
Ray Lankford, L OBP: 0.348, SLG: 0.474 (1, 8)	FC5-4		F7			HBP		G6-3		3	0	1	0	1	1	2							
Darnell Coles, R OBP: 0.331, SLG: 0.348 John Mabry, L OBP: 0.317, SLG: 0.346 (8, PH) (9, 3)	FC5-4		K			F8		G6-3		3	0	0	0	0	1	3							
Danny Sheaffer, R OBP: 0.280, SLG: 0.349 (1, 2)	G6-3		L5			F8		HR		4	1	1	1	0	0	2							
Scott Cooper, L OBP: 0.338, SLG: 0.321 (1, 5)	G3-1		G4-3			G3		P6		4	0	1	0	0	0	0							
Tripp Cromer, R OBP: 0.261, SLG: 0.333 (1, 6)	E6		G3			L1-3		G3		4	1	1	0	0	0	1							
Danny Jackson, R OBP: 0.167, SLG: 0.172 T.J. Mathews, R (5, 1)	G6-3		G6-3			G6-3		G3		1	0	0	0	0	0	1							
Allen Battle, R OBP: 0.360, SLG: 0.303 Jeff Parrett, R OBP: 1.000, SLG: 1.000 Gerald Perry, L OBP: 0.213, SLG: 0.214 (7, PH) (8, PH) (9, PH)	G6-3		G3			BB		G3		0	0	0	0	1	0	0							
Inning Stats	R: 1 H: 2 E: 0 K: 0 S: 9	H: 0 LOB: 1 BB: 0 P: 15	R: 0 H: 0 E: 1 K: 0 S: 9	H: 0 LOB: 1 BB: 0 P: 13	R: 0 H: 1 E: 0 K: 0 S: 11	H: 1 LOB: 1 BB: 0 P: 18	R: 0 H: 0 E: 0 K: 1 S: 7	H: 0 LOB: 0 BB: 0 P: 9	R: 0 H: 0 E: 0 K: 1 S: 6	H: 0 LOB: 0 BB: 0 P: 11	R: 0 H: 0 E: 1 K: 0 S: 9	H: 0 LOB: 2 BB: 0 P: 14	R: 0 H: 1 E: 0 K: 0 S: 5	H: 1 LOB: 1 BB: 1 P: 12	R: 3 H: 3 E: 0 K: 0 S: 13	H: 3 LOB: 0 BB: 1 P: 24	R: 2 H: 3 E: 0 K: 1 S: 13	H: 3 LOB: 1 BB: 0 P: 18	1B: 5 2B: 3 3B: 1 HR: 2	SF: 1 SAC: 0 DP: 2 HBP: 1	WP: 1 PB: 0 SB: 0 CS: 0	PA: 40	
PITCHER	IP	WLS	BF	H	R	ER	SO	BB	IBB	HBP	BLK	WP	HR	S	P	ERA	WHIP						
Mike Hampton, L ERA: 2.69 (1, 1)	7.0	W	31	6	4	4	2	2	0	0	0	0	0	1	59	102	5.14	1.143					
Doug Brocail, R ERA: 3.79 (8, 1)	1.0		3	1	0	0	0	0	0	0	0	0	1	10	14	0.00	1.000						
Todd Jones, R ERA: 2.33 (9, 1)	1.0		6	3	2	2	1	0	0	0	0	1	0	13	18	18.00	3.000						

Houston Astros @ St. Louis Cardinals
 Busch Stadium, St. Louis, MO
 Tue Aug 01 1995, 7:05 PM CDT
 Att: 22,360 - Unknown - 77 F

AB	36
R	6
H	10
RBI	6
BB	2
SO	3
LOB	15



Batter	1	2	3	4	5	6	7	8	9	AB R H RBI BB SO LOB	TOP												
Brian Hunter, R OBP: 0.404, SLG: 0.467 (1, 8)	G5-3		1B SF7 BB		P4		2H 1B		G1-3	4 1 1 1 1 0 1	Houston Astros @ St. Louis Cardinals Busch Stadium, St. Louis, MO Wed Aug 02 1995, 7:05 PM CDT Att: 21,161 - Unknown - 78 F AB 31 R 4 H 7 RBI 4 BB 3 SO 6 LOB 10												
James Mouton, R OBP: 0.322, SLG: 0.383 (1, 7)	P4		1-3 1B		F8		F7		G3	5 0 1 0 0 0 2													
Craig Biggio, R OBP: 0.413, SLG: 0.507 (1, 4)	BB		SF7		G6-3		G6-3			2 0 0 1 1 0 1													
Derek Bell, R OBP: 0.375, SLG: 0.435 (1, 9)	K		G5-3		K				G4-3 SF8 2B	4 1 1 0 0 2 2													
Tony Eusebio, R OBP: 0.384, SLG: 0.452 (1, 2)		G5-3		G6-3		1B		G4-3		4 0 1 0 0 0 1													
Craig Shipley, R OBP: 0.501, SLG: 0.358 (8, PH)	F9			K		F8				3 0 0 0 0 1 1													
Dave Magadan, L OBP: 0.329, SLG: 0.381 (8, 5)				K				IBB		0 0 0 0 1 0 0													
Mike Simms, R OBP: 0.375, SLG: 1.000 (1, 3)				K			HR	SF8		3 1 2 2 0 1 0													
Ricky Gutierrez, R OBP: 0.188, SLG: 0.133 (1, 6)					E4 SH2-4		1B SH1-4	G5-3		4 1 1 0 0 1 2													
Shane Reynolds, R OBP: 0.140, SLG: 0.119 (7, 1)					L4		SH1-4			1 0 0 0 0 0 0													
Dave Veres, R OBP: 0.375, SLG: 0.435 (7, 1)					SH2-4					1 0 0 0 0 1 0													
Jeff Tabaka, R OBP: 0.200, SLG: 0.400 (9, 1)										0 0 0 0 0 0 0													
Todd Jones, L OBP: 0.200, SLG: 0.400 (9, 1)										0 0 0 0 0 0 0													
Inning Stats	R: 0 E: 0 K: 1 S: 14	H: 0 LOB: 1 BB: 1 P: 22	R: 0 E: 0 K: 1 S: 12	H: 1 LOB: 1 BB: 0 P: 17	R: 1 E: 0 K: 0 S: 11	H: 1 LOB: 1 BB: 1 P: 21	R: 0 E: 0 K: 2 S: 11	H: 0 LOB: 0 BB: 0 P: 17	R: 0 E: 1 K: 0 S: 9	H: 1 LOB: 1 BB: 0 P: 10	R: 0 E: 0 K: 1 S: 11	H: 1 LOB: 1 BB: 0 P: 19	R: 2 E: 0 K: 0 S: 10	H: 3 LOB: 1 BB: 0 P: 13	R: 1 E: 0 K: 0 S: 5	H: 1 LOB: 1 BB: 1 P: 12	R: 0 E: 0 K: 1 S: 10	H: 0 LOB: 0 BB: 0 P: 13	1B: 4 2B: 2 3B: 0 HR: 1	SF: 2 SAC: 2 DP: 0 HBP: 0	WP: 0 PB: 0 SB: 0 CS: 0	PA: 38	
PITCHER	IP WLS BF H R ER SO BB IBB HBP BLK WP HR S P ERA WHIP											PITCHER	IP WLS BF H R ER SO BB IBB HBP BLK WP HR S P ERA WHIP										
Donovan Osborne, L ERA: 4.43 (1, 1)	6.1 L 27 5 3 3 5 2 0 0 0 0 0 1 71 111 4.26 1.105																						
Jeff Parrett, R ERA: 4.5 (7, 1)	0.2 3 1 0 0 0 0 0 0 0 0 0 0 7 8 0.00 1.500																						
Rich DeLucia, R ERA: 3.14 (8, 1)	2.0 8 1 1 1 1 0 1 0 0 0 0 0 15 25 4.50 0.500																						

Batter	1	2	3	4	5	6	7	8	9	AB R H RBI BB SO LOB	BOTTOM												
Ramon Caraballo, S OBP: 0.293, SLG: 0.377 (1, 4)	K		G6-3		G1-3				K	4 0 0 0 0 2 1	Houston Astros @ St. Louis Cardinals Busch Stadium, St. Louis, MO Wed Aug 02 1995, 7:05 PM CDT Att: 21,161 - Unknown - 78 F AB 34 R 2 H 7 RBI 2 BB 1 SO 9 LOB 13												
Bernard Gilkey, R OBP: 0.355, SLG: 0.457 (1, 7)	K		K				S 2B 1B	P4		4 1 1 0 0 2 1													
Brian Jordan, R OBP: 0.330, SLG: 0.483 (1, 9)	G3-1		P4				F9	L7		4 0 0 0 0 0 2													
Ray Lankford, L OBP: 0.349, SLG: 0.483 (1, 8)			G4-3 3B		G6-3		F7	G4-3 2B		4 1 2 0 0 0 1													
Scott Cooper, L OBP: 0.337, SLG: 0.323 (1, 5)		G4-3		K		FC5 1H 2B		F7		4 0 1 2 0 1 1													
Danny Sheaffer, R OBP: 0.287, SLG: 0.349 (1, 2)		K				FC5		G4-3 BB		3 0 1 0 1 1 1													
John Mabry, L OBP: 0.316, SLG: 0.344 (1, 3)		FC4-6 1B		K			G6-3	G4-3		4 0 1 0 0 1 3													
Tripp Cromer, R OBP: 0.258, SLG: 0.330 (1, 6)		FC4-6			L9		K			3 0 0 0 0 1 1													
Gerónimo Peña, S OBP: 0.397, SLG: 0.376 (9, PH)								K		1 0 0 0 0 1 2													
Donovan Osborne, S OBP: 0.083, SLG: 0.167 (7, 1)								F7		2 0 1 0 0 0 0													
Jeff Parrett, R OBP: 1.000, SLG: 1.000 (7, PH)										0 0 0 0 0 0 0													
Dannell Coles, R OBP: 0.328, SLG: 0.345 (8, 1)										1 0 0 0 0 0 0													
Rich DeLucia, R OBP: 0.300, SLG: 0.222 (8, 1)										0 0 0 0 0 0 0													
Inning Stats	R: 0 E: 0 K: 2 S: 9	H: 0 LOB: 0 BB: 0 P: 13	R: 1 E: 0 K: 1 S: 13	H: 2 LOB: 1 BB: 0 P: 20	R: 0 E: 0 K: 1 S: 12	H: 1 LOB: 1 BB: 0 P: 17	R: 0 E: 0 K: 2 S: 11	H: 1 LOB: 1 BB: 0 P: 16	R: 0 E: 0 K: 0 S: 7	H: 0 LOB: 0 BB: 0 P: 9	R: 1 E: 0 K: 0 S: 13	H: 2 LOB: 1 BB: 0 P: 21	R: 0 E: 0 K: 1 S: 6	H: 0 LOB: 0 BB: 0 P: 9	R: 0 E: 0 K: 1 S: 9	H: 0 LOB: 0 BB: 0 P: 12	R: 0 E: 0 K: 1 S: 11	H: 1 LOB: 2 BB: 1 P: 21	1B: 3 2B: 3 3B: 1 HR: 0	SF: 0 SAC: 0 DP: 0 HBP: 0	WP: 0 PB: 0 SB: 1 CS: 0	PA: 35	
PITCHER	IP WLS BF H R ER SO BB IBB HBP BLK WP HR S P ERA WHIP											PITCHER	IP WLS BF H R ER SO BB IBB HBP BLK WP HR S P ERA WHIP										
Shane Reynolds, R ERA: 2.64 (7, 1)	6.0 W 24 6 2 2 6 0 0 0 0 0 0 0 17 23 0.00 0.500																						
Dave Veres, R ERA: 1.79 (9, 1)	2.0 7 1 0 0 2 0 0 0 0 0 0 0 5 12 0.00 1.500																						
Jeff Tabaka, L ERA: 4.82 (9, 1)	0.2 3 0 0 0 0 1 0 0 0 0 0 0 4 7 0.00 0.000																						
Todd Jones, R ERA: 2.32 (9, 1)	0.1 S 1 0 0 0 1 0 0 0 0 0 0 0 4 7 0.00 0.000																						

Batter	1	2	3	4	5	6	7	8	9	AB	R	H	RBI	BB	SO	LOB	TOP					
Brian Hunter, R OBP: 0.398, SLG: 0.456 (1, 8)	F9		F8		G6-3		G5-3		G4-6-3	5	0	1	0	0	0	1						
Dave Magadan, L OBP: 0.427, SLG: 0.374 Todd Jones, L OBP: 0.200, SLG: 0.400 (1, 5) (9, 1)	G1-3			G4-1	F8				G4-6-3	4	0	0	0	1	0	2						
Craig Biggio, R OBP: 0.417, SLG: 0.510 (1, 4)	G5-3			1B 2B			G5-3			4	2	2	0	0	0	1						
Derek Bell, R OBP: 0.375, SLG: 0.434 (1, 9)		G4-6-3 1B		L8					F9	4	1	2	0	0	0	1						
Derrick May, L OBP: 0.320, SLG: 0.363 John Cangelosi, S OBP: 0.460, SLG: 0.443 (8, PH) (8, 7) Dave Veres, R (8, 1) Craig Shipley, R OBP: 0.501, SLG: 0.353 (9, 5) Tony Eusebio, R OBP: 0.388, SLG: 0.462 (1, 2)	F8			2B 1B					F9	3	1	2	1	0	0	1						
Mike Simms, R OBP: 0.333, SLG: 0.583 (1, 3)			F9						F9	3	0	1	2	1	0	0						
Orlando Miller, R OBP: 0.323, SLG: 0.370 (1, 6)			K	K						4	1	2	0	0	2	3						
Doug Drabek, R OBP: 0.262, SLG: 0.250 Jeff Tabaka, R (8, 1) Milt Thompson, L OBP: 0.269, SLG: 0.298 James Mouton, R OBP: 0.327, SLG: 0.383 (9, 7)					F7					3	0	1	0	0	1	1						
Inning Stats	R: 0 E: 0 K: 0 S: 9	H: 0 LOB: 0 BB: 0 P: 12	R: 0 E: 0 K: 0 S: 6	H: 1 LOB: 0 BB: 0 P: 9	R: 0 E: 0 K: 1 S: 9	H: 1 LOB: 1 BB: 0 P: 13	R: 1 E: 0 K: 1 S: 16	H: 3 LOB: 3 BB: 1 P: 29	R: 0 E: 0 K: 0 S: 5	H: 0 LOB: 0 BB: 0 P: 9	R: 4 E: 0 K: 1 S: 14	H: 6 LOB: 1 BB: 0 P: 22	R: 0 E: 0 K: 0 S: 6	H: 0 LOB: 0 BB: 1 P: 15	R: 0 E: 0 K: 0 S: 8	H: 0 LOB: 0 BB: 0 P: 13	R: 1 E: 0 K: 0 S: 23	H: 3 LOB: 1 BB: 0 P: 36	1B: 11 2B: 4 3B: 0 HR: 0	SF: 0 SAC: 0 DP: 3 HBP: 0	WP: 0 PB: 0 SB: 0 CS: 2	PA: 38
PITCHER	IP	WLS	BF	H	R	ER	SO	BB	IBB	HBP	BLK	WP	HR	S	P	ERA	WHIP					
Paul Wagner, R ERA: 5.08 Jeff McCurry, R ERA: 4.07 Jason Christiansen, L ERA: 2.62	5.0		23	8	4	4	2	1	0	0	0	0	0	51	81	7.20	1.800					
	2.0		7	3	1	1	1	1	0	0	0	0	0	14	28	4.50	2.000					
	2.0	L	8	3	1	1	0	0	0	0	0	0	0	31	49	4.50	1.500					

Houston Astros @ Pittsburgh Pirates
Three Rivers Stadium, Pittsburgh, PA
Fri Aug 04 1995, 7:05 PM EDT
Unknown - 79 F

AB 36
R 6
H 14
RBI 6
BB 2
SO 3
LOB 11



Batter	1	2	3	4	5	6	7	8	9	AB	R	H	RBI	BB	SO	LOB	BOTTOM					
Al Martin, L OBP: 0.327, SLG: 0.399 (1, 7)	K				G3-1			P6		4	1	1	1	0	1	0						
Jay Bell, R OBP: 0.327, SLG: 0.358 (1, 6)	F8				K			G1-3		4	0	2	2	0	1	0						
Orlando Merced, S OBP: 0.344, SLG: 0.471 (1, 9)	G3				F8			G1-3		4	0	0	0	0	0	2						
Jeff King, R OBP: 0.321, SLG: 0.423 (1, 5)			G6-3					F7		4	1	1	0	0	0	1						
Mark Johnson, L OBP: 0.345, SLG: 0.469 (1, 3)		G4-3	G3					K		4	0	0	0	0	1	1						
Nelson Liriano, S OBP: 0.327, SLG: 0.372 (1, 4)		G4-3	K					G4-3		4	0	0	0	0	1	1						
Midre Cummings, L OBP: 0.238, SLG: 0.256 (1, 8)					L4			F7		4	1	1	1	0	0	0						
2 Angelo Encarnacion, R OBP: 0.333, SLG: 0.310 (1, 2)					F9			K		2	1	0	0	1	1	0						
Paul Wagner, R OBP: 0.318, SLG: 0.300 Jeff McCurry, R ERA: 4.69 Steve Pegues, R OBP: 0.252, SLG: 0.400 Jason Christiansen, R (8, 1)					G6-3			G6-3		2	1	1	1	0	0	0						
Inning Stats	R: 0 E: 0 K: 1 S: 7	H: 0 LOB: 0 BB: 0 P: 14	R: 5 E: 2 K: 0 S: 13	H: 5 LOB: 1 BB: 1 P: 24	R: 0 E: 0 K: 1 S: 9	H: 0 LOB: 0 BB: 0 P: 11	R: 0 E: 0 K: 0 S: 5	H: 0 LOB: 0 BB: 0 P: 7	R: 0 E: 0 K: 1 S: 7	H: 0 LOB: 0 BB: 0 P: 9	R: 0 E: 0 K: 1 S: 7	H: 0 LOB: 0 BB: 0 P: 11	R: 0 E: 0 K: 1 S: 8	H: 0 LOB: 0 BB: 0 P: 12	R: 0 E: 0 K: 0 S: 12	H: 1 LOB: 1 BB: 0 P: 18	R: 0 E: 0 K: 0 S: 10	H: 0 LOB: 0 BB: 0 P: 16	1B: 4 2B: 2 3B: 0 HR: 0	SF: 0 SAC: 0 DP: 0 HBP: 0	WP: 0 PB: 0 SB: 0 CS: 0	PA: 34
PITCHER	IP	WLS	BF	H	R	ER	SO	BB	IBB	HBP	BLK	WP	HR	S	P	ERA	WHIP					
Doug Drabek, R ERA: 4.59 Jeff Tabaka, L ERA: 4.69 Dave Veres, R ERA: 1.75 Todd Jones, R ERA: 2.28	7.1		29	6	5	5	5	1	0	0	0	0	0	64	99	6.14	0.955					
	0.1		1	0	0	0	0	0	0	0	0	0	0	2	4	0.00	0.000					
	0.1	W	1	0	0	0	0	0	0	0	0	0	0	2	3	0.00	0.000					
	1.0	S	3	0	0	0	0	0	0	0	0	0	0	10	16	0.00	0.000					

Houston Astros @ Pittsburgh Pirates
Three Rivers Stadium, Pittsburgh, PA
Fri Aug 04 1995, 7:05 PM EDT
Unknown - 79 F

AB 33
R 5
H 6
RBI 5
BB 1
SO 5
LOB 5



Batter	1	2	3	4	5	6	7	8	9	AB	R	H	RBI	BB	SO	LOB	TOP			
Brian Hunter, R OBP: 0.400, SLG: 0.457 (1, 8)										4	1	2	0	0	0	0				
John Cangelosi, S OBP: 0.476, SLG: 0.452 (1, 7)										3	0	2	1	1	1	0				
Craig Biggio, R OBP: 0.417, SLG: 0.507 (1, 4)										4	1	1	1	1	0	5				
Derek Bell, R OBP: 0.377, SLG: 0.446 (1, 9)										5	1	3	3	0	0	4				
Dave Magadan, L OBP: 0.422, SLG: 0.366 Todd Jones, L OBP: 0.200, SLG: 0.400 (9, 1)										4	0	0	0	1	0	6				
Craig Shipley, R OBP: 0.500, SLG: 0.357 (9, 3)									4	0	1	0	0	0	1					
Ricky Gutierrez, R OBP: 0.250, SLG: 0.211 (9, 5)										4	0	2	0	0	0	1				
Jerry Goff, L OBP: 0.267, SLG: 0.346 (1, 2)										3	1	1	0	1	1	3				
Doug Brocail, L OBP: 0.286, SLG: 0.389 Dean Hartgraves, R OBP: 0.279, SLG: 0.306 Jim Dougherty, R OBP: 0.333, SLG: 0.444 Mike Simms, R OBP: 0.333, SLG: 0.538 Dave Veres, R OBP: 0.300, SLG: 0.370 (9, 6)										2	0	0	0	0	2	2				
Inning Stats	R: 1 E: 0 K: 0 S: 8	H: 2 LOB: 1 BB: 0 P: 13	R: 0 E: 0 K: 2 S: 9	H: 1 LOB: 1 BB: 0 P: 13	R: 1 E: 0 K: 1 S: 15	H: 1 LOB: 1 BB: 1 P: 26	R: 0 E: 0 K: 1 S: 10	H: 1 LOB: 1 BB: 0 P: 13	R: 0 E: 0 K: 0 S: 8	H: 1 LOB: 0 BB: 1 P: 14	R: 2 E: 0 K: 0 S: 13	H: 3 LOB: 2 BB: 1 P: 20	R: 0 E: 0 K: 0 S: 6	H: 2 LOB: 1 BB: 1 P: 9	R: 0 E: 0 K: 0 S: 7	H: 1 LOB: 2 BB: 1 P: 14	1B: 9 2B: 4 3B: 0 HR: 1	SF: 0 SAC: 1 DP: 3 HBP: 1	WP: 0 PB: 0 SB: 1 CS: 1	PA: 41
PITCHER	IP	WLS	BF	H	R	ER	SO	BB	IBB	HBP	BLK	WP	HR	S	P	ERA	WHIP			
Steve Paris, R ERA: 4.29 Dennis Konuszewski, R ERA: 54.0 Mike Dyer, R ERA: 4.4 Dan Miceli, R ERA: 3.09	6.0	L	25	7	3	3	4	2	0	1	0	0	1	56	89	4.50	1.500			
	0.1		6	2	2	2	0	1	0	0	0	0	0	8	15	54.00	12.000			
	1.2		6	2	0	0	0	0	0	0	0	0	0	11	14	0.00	1.200			
	1.0		5	1	0	0	0	1	0	0	0	0	0	7	14	0.00	2.000			

Houston Astros @ Pittsburgh Pirates
Three Rivers Stadium, Pittsburgh, PA
Fri Aug 04 1995, 7:05 PM EDT
Att: 12,216 - Unknown - 78 F

AB	35
R	5
H	13
RBI	5
BB	4
SO	4
LOB	23



Batter	1	2	3	4	5	6	7	8	9	AB	R	H	RBI	BB	SO	LOB	BOTTOM			
Jacob Brumfield, R OBP: 0.341, SLG: 0.361 Dan Miceli, R (9, 1)										5	1	2	0	0	1	5				
Jay Bell, R OBP: 0.326, SLG: 0.354 (1, 6)										4	1	0	0	1	1	6				
Orlando Merced, S OBP: 0.345, SLG: 0.468 (1, 9)										4	0	1	1	1	1	2				
Jeff King, R OBP: 0.322, SLG: 0.426 (9, 4)										5	0	2	1	0	0	3				
Mark Johnson, L OBP: 0.342, SLG: 0.460 (1, 3)									4	0	0	0	1	1	3					
Nelson Liriano, S OBP: 0.337, SLG: 0.378 Freddy Garcia, R OBP: 0.200, SLG: 0.178 (9, 5)									3	1	2	1	0	0	0	2				
Al Martin, L OBP: 0.394, SLG: 0.394 Mike Dyer, R OBP: 0.500, SLG: 0.500 John Wehner, R OBP: 0.420, SLG: 0.442 (9, 7)									3	0	0	0	0	1	4					
Mark Parent, R OBP: 0.337, SLG: 0.522 2 Angelo Encarnacion, R OBP: 0.328, SLG: 0.305 (9, 2)									4	1	2	1	0	1	0	3				
Steve Paris, R OBP: 0.250, SLG: 0.350 Dennis Konuszewski, R (7, 1)										2	0	0	0	0	1	0				
Midre Cummings, L OBP: 0.273, SLG: 0.275 (9, 8)										1	0	1	0	1	0	0				
Inning Stats	R: 2 E: 0 K: 1 S: 17	H: 3 LOB: 2 BB: 1 P: 27	R: 0 E: 0 K: 1 S: 9	H: 0 LOB: 0 BB: 0 P: 11	R: 0 E: 0 K: 1 S: 8	H: 0 LOB: 0 BB: 0 P: 13	R: 0 E: 0 K: 1 S: 6	H: 0 LOB: 0 BB: 0 P: 8	R: 0 E: 0 K: 0 S: 11	H: 1 LOB: 2 BB: 1 P: 18	R: 0 E: 0 K: 0 S: 14	H: 1 LOB: 2 BB: 0 P: 23	R: 1 E: 0 K: 0 S: 14	H: 1 LOB: 3 BB: 2 P: 27	R: 0 E: 0 K: 1 S: 11	H: 1 LOB: 3 BB: 2 P: 27	1B: 8 2B: 2 3B: 0 HR: 0	SF: 0 SAC: 0 DP: 0 HBP: 1	WP: 1 PB: 0 SB: 1 CS: 0	PA: 44
PITCHER	IP	WLS	BF	H	R	ER	SO	BB	IBB	HBP	BLK	WP	HR	S	P	ERA	WHIP			
Doug Brocail, R ERA: 3.73 Dean Hartgraves, L ERA: 2.74 Jim Dougherty, R ERA: 5.19 Dave Veres, R ERA: 1.85 Todd Jones, R ERA: 2.25	5.1	W	22	4	2	2	5	2	0	0	0	0	0	11	14	0.00	1.500			
	1.0		6	3	1	1	1	0	0	0	0	0	0	15	23	9.00	3.000			
	1.0		7	1	1	1	0	1	1	1	0	0	0	14	27	9.00	2.000			
	1.0	S	6	1	0	0	1	0	2	0	0	1	0	11	27	0.00	1.000			

Houston Astros @ Pittsburgh Pirates
Three Rivers Stadium, Pittsburgh, PA
Fri Aug 04 1995, 7:05 PM EDT
Att: 12,216 - Unknown - 78 F

AB	37
R	4
H	10
RBI	4
BB	6
SO	7
LOB	28



Batter	1	2	3	4	5	6	7	8	9	AB	R	H	RBI	BB	SO	LOB	TOP			
Brian Hunter, R OBP: 0.397, SLG: 0.452 (1, 8)	F9		K		G6-3			BB 1B		4	0	1	0	0	1	1	Houston Astros @ Pittsburgh Pirates Three Rivers Stadium, Pittsburgh, PA Sat Aug 05 1995, 7:05 PM EDT Att: 31,147 - Unknown - 74 F livebaseballscores.com			
Dave Magadan, L OBP: 0.426, SLG: 0.364 (1, 5)	3B 1B		FC1-6		L9			F7		4	1	1	0	0	0	3				
Craig Biggio, R OBP: 0.418, SLG: 0.511 (1, 4)	1-H 3B		L5		F8			G4-6-3 BB		3	0	1	1	1	0	1				
Derrick May, L OBP: 0.313, SLG: 0.355 (1, 7)	F8			G4-3		L3		G4-6-3		4	0	0	0	0	0	4				
Tony Eusebio, R OBP: 0.386, SLG: 0.456 (1, 2)	F9			G6-3		G1-3		FC2-5 1B BB		3	0	0	0	1	0	1				
Milt Thompson, L OBP: 0.296, SLG: 0.310 (1, 9)		G3		1B BB			CS BB	FC2-5 1B		2	0	1	0	2	0	0				
Mike Simms, R OBP: 0.316, SLG: 0.500 (8, PH)		G5-3						FC2-5 1B		3	0	1	0	0	1	1				
James Mouton, R OBP: 0.325, SLG: 0.381 (9, PH)				1-2 1B				1-2 2-3F		1	0	0	0	0	0	2				
Orlando Miller, R OBP: 0.320, SLG: 0.367 (8, PH)								F8		3	0	0	0	0	3	3				
Derek Bell, R OBP: 0.376, SLG: 0.445 (9, PH)										1	0	0	0	0	0	2				
Darryl Kile, R OBP: 0.211, SLG: 0.147 (8, PH)										1	0	0	0	1	0	0				
John Cangelosi, S OBP: 0.484, SLG: 0.459 (8, PH)										1	0	1	0	0	0	0				
Greg Swindell, L OBP: 0.300, SLG: 0.342 (8, 1)										0	0	0	0	0	0	0				
Jim Dougherty, R OBP: 0.143, SLG: 0.143 (9, PH)										0	0	0	0	0	0	0				
Craig Shipley, R OBP: 0.326, SLG: 0.355 (9, PH)										1	0	0	0	0	0	2				
Inning Stats	R: 1 E: 0 K: 0 S: 12	H: 2 LOB: 1 BB: 0 P: 17	R: 0 E: 0 K: 1 S: 7	H: 0 LOB: 0 BB: 0 P: 10	R: 0 E: 0 K: 1 S: 7	H: 0 LOB: 1 BB: 1 P: 11	R: 0 E: 0 K: 1 S: 8	H: 1 LOB: 2 BB: 1 P: 15	R: 0 E: 0 K: 2 S: 6	H: 0 LOB: 0 BB: 0 P: 7	R: 0 E: 0 K: 2 S: 11	H: 0 LOB: 0 BB: 1 P: 18	R: 0 E: 0 K: 0 S: 12	H: 2 LOB: 2 BB: 1 P: 22	R: 0 E: 0 K: 0 S: 6	H: 1 LOB: 2 BB: 1 P: 15	1B: 5 2B: 0 3B: 1 HR: 0	SF: 0 SAC: 0 DP: 1 HBP: 0	WP: 0 PB: 0 SB: 0 CS: 1	PA: 36
PITCHER	IP WLS BF H R ER SO BB IBB HBP BLK WP HR S P ERA WHIP																			
John Ericks, R ERA: 3.84 (1, 1)	8.0 W 31 5 1 1 5 4 0 0 0 0 0 0 71 112 1.12 1.125																			
Dan Miceli, R ERA: 3.0 (9, 1)	1.0 S 5 1 0 0 0 1 0 0 0 0 0 0 6 15 0.00 2.000																			

Batter	1	2	3	4	5	6	7	8	9	AB	R	H	RBI	BB	SO	LOB	BOTTOM				
Jacob Brumfield, R OBP: 0.344, SLG: 0.361 (1, 8)	2B BB		K		1B 1B			K		3	2	1	0	1	2	2	Houston Astros @ Pittsburgh Pirates Three Rivers Stadium, Pittsburgh, PA Sat Aug 05 1995, 7:05 PM EDT Att: 31,147 - Unknown - 74 F livebaseballscores.com				
Al Martin, L OBP: 0.326, SLG: 0.399 (1, 7)	1-H E 2B		L8		K			G4-6-3 1B		4	1	2	1	0	1	1					
Orlando Merced, S OBP: 0.346, SLG: 0.469 (1, 9)	E9 F9 2-H 1B		G3-1		BB S 1B			G4-6-3		4	0	2	1	0	0	1					
Jeff King, R OBP: 0.321, SLG: 0.421 (1, 4)	F9		G6-3		BB			K		3	0	0	0	1	1	1					
Mark Johnson, L OBP: 0.344, SLG: 0.455 (1, 3)	K			BB				K		2	0	0	0	2	2	1					
Jay Bell, R OBP: 0.322, SLG: 0.350 (1, 6)	K			F7				G3		4	0	0	0	0	2	5					
Mark Parent, R OBP: 0.330, SLG: 0.511 (1, 2)			K		P3			G4-3		4	0	0	0	0	1	1					
Dan Miceli, R OBP: 0.322, SLG: 0.350 (9, 1)										0	0	0	0	0	0	0					
John Wehner, R OBP: 0.415, SLG: 0.435 (1, 5)		SH5-4 1B			G6-3			F8		3	0	1	0	0	0	1					
John Ericks, R OBP: 0.167, SLG: 0.222 (1, 1)					G6-3					2	0	1	0	0	0	0					
2 Angelo Encarnacion, R OBP: 0.329, SLG: 0.365 (9, 2)										0	0	0	0	0	0	0					
Inning Stats	R: 2 E: 1 K: 2 S: 16	H: 2 LOB: 1 BB: 1 P: 28	R: 0 E: 0 K: 2 S: 9	H: 1 LOB: 1 BB: 0 P: 15	R: 0 E: 0 K: 0 S: 5	H: 0 LOB: 0 BB: 0 P: 6	R: 0 E: 0 K: 0 S: 6	H: 0 LOB: 1 BB: 1 P: 13	R: 1 E: 0 K: 2 S: 18	H: 2 LOB: 3 BB: 2 P: 35	R: 0 E: 0 K: 1 S: 12	H: 1 LOB: 1 BB: 0 P: 15	R: 0 E: 0 K: 1 S: 5	H: 0 LOB: 0 BB: 0 P: 7	R: 0 E: 0 K: 1 S: 8	H: 0 LOB: 0 BB: 0 P: 11		1B: 6 2B: 1 3B: 0 HR: 0	SF: 0 SAC: 1 DP: 1 HBP: 0	WP: 0 PB: 0 SB: 0 CS: 0	PA: 34
PITCHER	IP WLS BF H R ER SO BB IBB HBP BLK WP HR S P ERA WHIP																				
Darryl Kile, R ERA: 4.68 (1, 1)	7.0 L 31 7 3 3 3 8 4 0 0 0 0 0 71 119 3.86 1.571																				
Greg Swindell, L ERA: 4.38 (8, 1)	0.1 1 0 0 0 1 0 0 0 0 0 0 0 3 3 0.00 0.000																				
Jim Dougherty, R ERA: 5.13 (8, 1)	0.2 2 0 0 0 0 0 0 0 0 0 0 0 5 8 0.00 0.000																				

Batter	1	2	3	4	5	6	7	8	9	AB	R	H	RBI	BB	SO	LOB	TOP											
Brian Hunter, R OBP: 0.388, SLG: 0.442 (1, 8)	G5-3		G3		FC6-4			F8		4	0	0	0	0	0	2	Houston Astros @ Pittsburgh Pirates Three Rivers Stadium, Pittsburgh, PA Sun Aug.06 1995, 3:33 AM EDT Att: 16,034 - Cloudy - 85 F											
James Mouton, R OBP: 0.329, SLG: 0.389 (1, 7)	2B		K		CS			G6-3		4	0	2	0	0	2	0												
Craig Biggio, R OBP: 0.414, SLG: 0.506 (1, 4)	F7		F8					G6-3		4	0	0	0	0	0	2												
Derek Bell, R OBP: 0.378, SLG: 0.444 (1, 9)	K				L5					3	0	1	0	1	1	1												
Dave Magadan, L OBP: 0.413, SLG: 0.357 (1, 5)		G4-3			G3-1			G5-3		4	0	0	0	0	1	3												
Tony Eusebio, R OBP: 0.380, SLG: 0.449 (1, 2)		G4-3			F9					4	0	0	0	0	2	0												
Mike Simms, R OBP: 0.312, SLG: 0.474 Milt Thompson, L OBP: 0.293, SLG: 0.307 (9, PH)			HR		P3			G6-3		3	1	1	0	0	0	0												
Orlando Miller, R OBP: 0.325, SLG: 0.391 (1, 6)					FC6-4					4	2	3	3	0	1	0												
Mike Hampton, R OBP: 0.125, SLG: 0.067 Derrick May, L OBP: 0.312, SLG: 0.353 Jim Dougherty, R OBP: 0.143, SLG: 0.143 Jeff Tabaka, R (7, 1)										1	0	0	0	0	1	0												
										1	0	0	0	0	0	0												
										0	0	0	0	0	0	0												
										0	0	0	0	0	0	0												
Inning Stats	R: 0 E: 0 K: 1 S: 9	H: 1 LOB: 1 BB: 0 P: 11	R: 2 E: 0 K: 1 S: 14	H: 2 LOB: 0 BB: 0 P: 22	R: 0 E: 0 K: 1 S: 7	H: 0 LOB: 0 BB: 0 P: 9	R: 0 E: 0 K: 0 S: 6	H: 0 LOB: 0 BB: 0 P: 10	R: 0 E: 0 K: 0 S: 7	H: 1 LOB: 1 BB: 0 P: 16	R: 0 E: 0 K: 2 S: 11	H: 1 LOB: 0 BB: 0 P: 16	R: 1 E: 0 K: 1 S: 8	H: 1 LOB: 0 BB: 0 P: 9	R: 0 E: 0 K: 2 S: 11	H: 1 LOB: 2 BB: 1 P: 17	R: 0 E: 0 K: 2 S: 7	H: 0 LOB: 0 BB: 0 P: 11	1B: 4 2B: 1 3B: 0 HR: 2	SF: 0 SAC: 0 DP: 0 HBP: 1	WP: 0 PB: 0 SB: 1 CS: 1	PA: 36						
PITCHER	IP	WLS	BF	H	R	ER	SO	BB	IBB	HBP	BLK	WP	HR	S	P	ERA	WHIP											
Esteban Loaiza, R ERA: 5.17 Dan Miceli, R ERA: 2.92	(1, 1)	8.0	W	32	7	3	3	6	1	0	1	0	0	2	73	110	3.38	1.000										
(9, 1)	1.0	S	3	0	0	0	2	0	0	0	0	0	0	7	11	0.00	0.000											

AB	33
R	3
H	7
RBI	3
BB	1
SO	8
LOB	8



Batter	1	2	3	4	5	6	7	8	9	AB	R	H	RBI	BB	SO	LOB	BOTTOM											
Jacob Brumfield, R OBP: 0.342, SLG: 0.363 (1, 8)	PB		G3-1		K			G5-3		4	1	1	0	0	1	1	Houston Astros @ Pittsburgh Pirates Three Rivers Stadium, Pittsburgh, PA Sun Aug.06 1995, 3:33 AM EDT Att: 16,034 - Cloudy - 85 F											
Jay Bell, R OBP: 0.329, SLG: 0.376 (1, 6)	2B									3	2	3	3	1	0	0												
John Wehner, R OBP: 0.404, SLG: 0.469 (1, 5)	BB		2B		HR			HR		3	1	1	1	0	1	1												
Jeff King, R OBP: 0.321, SLG: 0.418 (1, 4)	SF8		G6-3		SF					2	1	0	1	1	0	1												
Steve Peques, R OBP: 0.244, SLG: 0.388 (1, 9)	3H				2B					4	0	0	0	0	0	3												
Freddy Garcia, R OBP: 0.226, SLG: 0.191 Al Martin, L OBP: 0.328, SLG: 0.399 (7, PH)	F7				G6-4-3			L8		2	0	1	0	1	0	0												
Mark Johnson, L OBP: 0.339, SLG: 0.447 (1, 3)					2B					0	0	0	0	1	0	0												
2 Angelo Encarnacion, R OBP: 0.338, SLG: 0.333 (1, 2)					BB					4	0	0	0	0	0	4												
Esteban Loaiza, R OBP: 0.171, SLG: 0.154 Midre Cummings, L OBP: 0.287, SLG: 0.268 Dan Miceli, R (9, 1)	F7				2B			CS		2	0	1	0	1	0	0												
					BB			BB		1	0	0	0	0	0	0												
										0	0	0	0	0	0	0												
Inning Stats	R: 1 E: 0 K: 0 S: 6	H: 1 LOB: 1 BB: 1 P: 10	R: 0 E: 0 K: 0 S: 8	H: 0 LOB: 0 BB: 0 P: 13	R: 0 E: 0 K: 0 S: 10	H: 1 LOB: 1 BB: 0 P: 16	R: 1 E: 0 K: 0 S: 14	H: 1 LOB: 2 BB: 2 P: 25	R: 2 E: 0 K: 1 S: 12	H: 3 LOB: 2 BB: 0 P: 19	R: 2 E: 0 K: 1 S: 9	H: 2 LOB: 0 BB: 0 P: 13	R: 0 E: 0 K: 0 S: 7	H: 0 LOB: 0 BB: 1 P: 15	R: 0 E: 0 K: 1 S: 11	H: 0 LOB: 0 BB: 0 P: 15	R: 0 E: 0 K: 1 S: 11	H: 0 LOB: 0 BB: 0 P: 15	1B: 2 2B: 3 3B: 1 HR: 2	SF: 2 SAC: 1 DP: 0 HBP: 0	WP: 0 PB: 1 SB: 0 CS: 1	PA: 37						
PITCHER	IP	WLS	BF	H	R	ER	SO	BB	IBB	HBP	BLK	WP	HR	S	P	ERA	WHIP											
Mike Hampton, L ERA: 3.01 Jim Dougherty, R ERA: 5.09 Jeff Tabaka, L ERA: 4.09	(1, 1)	6.0	L	30	8	6	5	2	3	0	0	0	0	0	6	13	0.00	1.500										
(7, 1)	0.2	3	0	0	0	0	1	0	0	0	0	0	0	6	13	0.00	1.500											
(7, 1)	1.1	3	0	0	0	1	0	0	0	0	0	0	0	12	17	0.00	0.000											



Batter	1	2	3	4	5	6	7	8	9	AB	R	H	RBI	BB	SO	LOB	TOP					
Rondell White, R (1.8) OBP: 0.332, SLG: 0.424	0-3 K		0-0 WP G5-3 1B		1-3 K		1-1 WP HR HBP		3-1 G4-3	4	1	1	0	0	2	0	Montreal Expos @ Houston Astros Astrodome, Houston, TX Tue Aug 08 1995, 8:05 PM EDT Att: 18,561 - Dome					
David Segui, S (1.3) OBP: 0.387, SLG: 0.476	2-2 1B 2B		0-2 G5-3		1-1 G4-3		2-3 K		2-2 BB 1B	5	2	2	0	0	1	3						
Moises Alou, R (1.7) OBP: 0.337, SLG: 0.453	1-0 FC6 1B		1-3 K		1-0 P4		0-0 HR		4-2 1B BB	4	1	1	3	1	1	2						
Darrin Fletcher, L (1.2) OBP: 0.385, SLG: 0.471	2-1 FC6-4 1B		2-2 F9		0-0 P5		2-3 K		1-1 BB 1B	5	0	2	2	0	1	1						
Wil Cordero, R (1.6) OBP: 0.358, SLG: 0.448	0-3 K			1-0 F8		2-0 G6-3		0-0 G6-3	5	0	0	0	0	2	4							
Mike Lansing, R (1.4) OBP: 0.311, SLG: 0.417	2-0 FC6-4			0-0 S 1B		2-2 2B		0-0 L9 2B	4	1	3	0	0	0	2							
Tony Tarasco, L (1.9) OBP: 0.331, SLG: 0.408		2-3 K		0-3 K		1-3 K		1-1 L9	4	0	0	0	0	3	3							
Shane Andrews, R (1.5) OBP: 0.276, SLG: 0.374		2-2 G5-3		2-2 1B		0-0 WP HR HBP 1B		1-1 G6-3	4	1	2	1	0	0	1							
Gil Heredia, R (1.1) OBP: 0.208, SLG: 0.208		0-0 P8		0-0 G5-3		0-3 K		1-2 G3	2	0	0	0	0	0	1							
Tim Scott, R (6.1) OBP: 0.250, SLG: 0.250									1	0	0	0	0	1	1							
Jeff Shaw, L (8.1) OBP: 0.237, SLG: 0.200									0	0	0	0	0	0	0							
Curtis Pride, L (9. PH) OBP: 0.237, SLG: 0.200									1	0	0	0	0	0	0							
Mel Rojas, R (9.1)									0	0	0	0	0	0	0							
Inning Stats	R: 1 E: 0 K: 2 S: 16	H: 2 LOB: 2 BB: 0 P: 23	R: 0 E: 0 K: 1 S: 7	H: 0 LOB: 0 BB: 0 P: 11	R: 0 E: 0 K: 1 S: 12	H: 1 LOB: 1 BB: 0 P: 15	R: 1 E: 0 K: 1 S: 11	H: 2 LOB: 1 BB: 0 P: 13	R: 0 E: 0 K: 1 S: 6	H: 1 LOB: 1 BB: 0 P: 15	R: 3 E: 0 K: 3 S: 12	H: 2 LOB: 0 BB: 0 P: 17	R: 0 E: 0 K: 0 S: 6	H: 1 LOB: 1 BB: 0 P: 8	R: 1 E: 0 K: 1 S: 15	H: 2 LOB: 2 BB: 1 P: 26	1B: 7 2B: 3 3B: 0 HR: 1	SF: 0 SAC: 0 DP: 0 HBP: 1	WP: 2 PB: 0 SB: 1 CS: 0	PA: 41		
PITCHER	IP WLS BF H R ER SO BB IBB HBP BLK WP HR S P ERA WHIP	7.0 L 31 8 5 5 10 0 0 1 0 0 2 1 74 103 6.43 1.143	1.0 4 1 0 0 0 0 0 0 0 0 0 0 6 8 0.00 1.000	0.2 4 1 1 0 1 0 0 0 0 0 0 0 10 20 13.50 3.000	0.1 2 1 0 0 1 0 0 0 0 0 0 0 5 6 0.00 3.000																	

AB	39
R	6
H	11
RBI	6
BB	1
SO	11
LOB	18



Batter	1	2	3	4	5	6	7	8	9	AB	R	H	RBI	BB	SO	LOB	BOTTOM				
Brian Hunter, R (1.8) OBP: 0.380, SLG: 0.432	1-3 K		1-2 G4-3			2-1 P3		3-2 G4-3		4	0	0	0	1	2	Montreal Expos @ Houston Astros Astrodome, Houston, TX Tue Aug 08 1995, 8:05 PM EDT Att: 18,561 - Dome					
James Mouton, R (1.7) OBP: 0.332, SLG: 0.401	2-2 2B			0-3 K		0-0 B5-3		1-2 F8 2B	4	0	2	0	0	1	0						
Craig Biggio, R (1.4) OBP: 0.413, SLG: 0.503	2-3 K			1-1 L5		1-1 S 1B		1-1 F8	4	0	1	0	0	1	2						
Derek Bell, R (1.9) OBP: 0.374, SLG: 0.440	2-3 K			3-2 F8		0-0 F9		2-1 L3	4	0	0	0	0	1	3						
Tony Eusebio, R (1.2) OBP: 0.375, SLG: 0.442		0-3 K			0-1 G4-3		1-1 L8		1-0 G6-3	4	0	0	0	0	1		2				
Dave Magadan, L (1.5) OBP: 0.312, SLG: 0.357		2-2 F8			0-0 G4-3		3-1 1B			3	0	1	0	0	0		0				
Mike Simms, R (1.3) OBP: 0.360, SLG: 0.476		2-1 P7			2-2 1B			1-2 FC1-6-5 HBP G1-3	2	0	1	0	0	0	0						
Orlando Miller, R (1.6) OBP: 0.322, SLG: 0.388			3-2 G6-3		1-3 K			1-1 G1-3	3	0	0	0	0	1	2						
Shane Reynolds, R (1.1) OBP: 0.156, SLG: 0.136					0-1 G4-3		2-3 K		2-2 FC1-6-5	2	0	1	0	0	1		0				
Doug Brocail, L (8.1) OBP: 0.286, SLG: 0.286										0	0	0	0	0	0		0				
Derrick May, L (6. PH) OBP: 0.310, SLG: 0.351										1	0	0	0	0	0	1					
Jim Dougherty, R (9.1) OBP: 0.143, SLG: 0.143										0	0	0	0	0	0	0					
Dean Hartgraves, R (9.1)										0	0	0	0	0	0	0					
Inning Stats	R: 0 E: 0 K: 3 S: 12	H: 1 LOB: 1 BB: 0 P: 19	R: 0 E: 0 K: 1 S: 8	H: 0 LOB: 0 BB: 0 P: 12	R: 0 E: 0 K: 0 S: 8	H: 1 LOB: 0 BB: 0 P: 12	R: 0 E: 0 K: 1 S: 10	H: 0 LOB: 0 BB: 0 P: 14	R: 0 E: 0 K: 1 S: 7	H: 0 LOB: 0 BB: 0 P: 11	R: 0 E: 0 K: 0 S: 7	H: 2 LOB: 2 BB: 0 P: 12	R: 0 E: 0 K: 0 S: 11	H: 0 LOB: 1 BB: 0 P: 18	R: 0 E: 0 K: 0 S: 8	H: 1 LOB: 1 BB: 0 P: 13	1B: 4 2B: 2 3B: 0 HR: 0	SF: 0 SAC: 0 DP: 1 HBP: 1	WP: 0 PB: 0 SB: 1 CS: 0	PA: 32	
PITCHER	IP WLS BF H R ER SO BB IBB HBP BLK WP HR S P ERA WHIP	5.0 W 17 3 0 0 6 0 0 1 0 0 0 16 26 0.00 1.000	2.0 8 2 0 0 1 0 0 0 0 0 0 0 9 15 0.00 0.000	1.0 3 0 0 0 0 0 0 0 0 0 0 0 8 13 0.00 1.000	1.0 4 1 0 0 0 0 0 0 0 0 0 0 8 13 0.00 1.000																

AB	31
R	0
H	6
RBI	0
BB	0
SO	7
LOB	12



Batter	1	2	3	4	5	6	7	8	9	AB	R	H	RBI	BB	SO	LOB	TOP								
Rondell White, R OBP: 0.337, SLG: 0.427	F9		FC5-4 1B		F9 2B	PO 1B		K		5	1	3	0	0	1	1									
F.P. Santangelo, S OBP: 0.524, SLG: 0.737	F8		FC5-4 WP 1-2 2-3		2B 1B	PO 1-2		2B	HBP 1B	5	2	3	0	0	0	2									
David Segui, S OBP: 0.361, SLG: 0.467	P4		F9 1-2		F9 2-3			G1-3	F8	5	0	0	0	0	0	6									
Moises Alou, R OBP: 0.338, SLG: 0.458		F7		G5-3	2B			G5-3 PB 2B	F8	5	2	2	2	0	0	1									
Wil Cordero, R OBP: 0.359, SLG: 0.446	F8			1B 1B	K			G5-3 2B		4	1	1	0	0	1	3									
Mike Lansing, R OBP: 0.312, SLG: 0.420				F8				G1-3		5	0	2	2	0	0	3									
Shane Andrews, R OBP: 0.275, SLG: 0.371		K		1B 1B	G6-3					4	0	1	0	0	1	2									
Tim Laker, R OBP: 0.303, SLG: 0.358			FC5-4 1B					G6-3		4	0	3	1	0	0	0									
Pedro Martinez, R OBP: 0.146, SLG: 0.133					G1-3					4	0	1	0	0	2	4									
Mel Rojas, R OBP: 0.146, SLG: 0.133			K							0	0	0	0	0	0	0									
Willie Fraser, R OBP: 0.146, SLG: 0.133										0	0	0	0	0	0	0									
Inning Stats	R: 0 E: 0 K: 0 S: 3	H: 0 LOB: 0 BB: 0 P: 3	R: 0 E: 0 K: 1 S: 6	H: 1 LOB: 1 BB: 0 P: 6	R: 0 E: 0 K: 1 S: 7	H: 2 LOB: 2 BB: 0 P: 7	R: 1 E: 0 K: 0 S: 6	H: 3 LOB: 2 BB: 0 P: 6	R: 3 E: 0 K: 1 S: 9	H: 4 LOB: 1 BB: 0 P: 9	R: 0 E: 0 K: 1 S: 5	H: 2 LOB: 0 BB: 0 P: 5	R: 2 E: 0 K: 0 S: 5	H: 2 LOB: 0 BB: 0 P: 5	R: 0 E: 0 K: 1 S: 6	H: 1 LOB: 1 BB: 0 P: 6	R: 0 E: 0 K: 0 S: 4	H: 1 LOB: 2 BB: 0 P: 5	1B: 12 2B: 4 3B: 0 HR: 0	SF: 0 SAC: 0 DP: 0 HBP: 1	WP: 1 PB: 1 SB: 1 CS: 1	PA: 43			
PITCHER	IP	WLS	BF	H	R	ER	SO	BB	IBB	HBP	BLK	WP	HR	S	P	ERA	WHIP								
Greg Swindell, L ERA: 4.51	4.2	L	24	10	4	4	3	0	0	0	0	1	0	30	30	7.71	2.143								
Doug Brocail, R ERA: 3.51	0.1		1	0	0	0	0	0	0	0	0	0	0	1	1	0.00	0.000								
Dave Veres, R ERA: 1.9	3.0		12	5	2	1	2	0	0	0	0	0	0	16	16	3.00	1.667								
Todd Jones, R ERA: 2.22	1.0		5	1	0	0	0	0	0	1	0	0	0	4	5	0.00	1.000								

Montreal Expos @ Houston Astros
Astrodome, Houston, TX
Wed Aug 09, 1995, 8:05 PM EDT
Att: 13,457 - Dome

AB	41
R	6
H	16
RBI	5
BB	0
SO	5
LOB	22



Batter	1	2	3	4	5	6	7	8	9	AB	R	H	RBI	BB	SO	LOB	BOTTOM								
Brian Hunter, R OBP: 0.375, SLG: 0.425	G6-3	F7			P5			1B	K	5	0	1	0	0	1	4									
James Mouton, R OBP: 0.330, SLG: 0.400	G1-3		F8					K	HBP BB	3	0	1	0	0	0	0									
Dave Veres, R OBP: 0.338, SLG: 0.458								1B		0	0	0	0	0	0	0									
Mel Rojas, R OBP: 0.146, SLG: 0.133										1	0	0	0	0	1	1									
Todd Jones, R OBP: 0.250, SLG: 0.300										0	0	0	0	0	0	0									
Derek Bell, R OBP: 0.374, SLG: 0.439										0	0	0	0	0	0	0									
Ricky Gutierrez, R OBP: 0.174, SLG: 0.351										0	0	0	0	0	0	0									
Ricky Gutierrez, R OBP: 0.250, SLG: 0.211										0	0	0	0	0	0	0									
Craig Biggio, R OBP: 0.417, SLG: 0.510					CS			F8	HBP	3	0	2	1	1	0	1									
Derek Bell, R OBP: 0.374, SLG: 0.439										5	0	2	0	0	1	5									
Dave Magadan, L OBP: 0.308, SLG: 0.350										4	1	0	0	1	1	7									
Tony Eusebio, R OBP: 0.380, SLG: 0.458										4	2	3	2	0	0	0									
Craig Shipley, R OBP: 0.297, SLG: 0.352										4	1	1	0	0	0	1									
Orlando Miller, R OBP: 0.321, SLG: 0.384										3	1	0	0	0	2	1									
Greg Swindell, L OBP: 0.317, SLG: 0.359										1	0	1	0	0	0	0									
Doug Brocail, L OBP: 0.286, SLG: 0.286										0	0	0	0	0	0	0									
John Cangestosi, S OBP: 0.479, SLG: 0.455										3	0	1	1	0	0	1									
Inning Stats	R: 0 E: 0 K: 0 S: 4	H: 2 LOB: 2 BB: 0 P: 4	R: 2 E: 0 K: 1 S: 7	H: 2 LOB: 1 BB: 1 P: 11	R: 0 E: 0 K: 2 S: 8	H: 1 LOB: 1 BB: 0 P: 8	R: 0 E: 0 K: 1 S: 5	H: 0 LOB: 0 BB: 0 P: 5	R: 0 E: 0 K: 0 S: 3	H: 1 LOB: 0 BB: 0 P: 3	R: 0 E: 0 K: 0 S: 2	H: 0 LOB: 0 BB: 1 P: 6	R: 0 E: 0 K: 0 S: 4	H: 1 LOB: 1 BB: 0 P: 4	R: 0 E: 0 K: 1 S: 7	H: 2 LOB: 2 BB: 0 P: 7	R: 3 E: 0 K: 1 S: 8	H: 3 LOB: 3 BB: 1 P: 14	1B: 9 2B: 2 3B: 0 HR: 1	SF: 0 SAC: 0 DP: 1 HBP: 2	WP: 1 PB: 0 SB: 0 CS: 1	PA: 42			
PITCHER	IP	WLS	BF	H	R	ER	SO	BB	IBB	HBP	BLK	WP	HR	S	P	ERA	WHIP								
Pedro Martinez, R ERA: 3.51	8.0	W	34	11	4	4	5	2	0	0	0	1	0	42	50	4.50	1.625								
Mel Rojas, R ERA: 4.44	0.1		4	1	0	0	1	1	0	1	0	1	0	4	9	0.00	6.000								
Willie Fraser, R ERA: 2.08	0.2	S	3	0	1	1	0	0	0	1	0	0	0	2	3	13.50	0.000								

Montreal Expos @ Houston Astros
Astrodome, Houston, TX
Wed Aug 09, 1995, 8:05 PM EDT
Att: 13,457 - Dome

AB	36
R	5
H	12
RBI	4
BB	3
SO	6
LOB	21



Batter	1	2	3	4	5	6	7	8	9	AB	R	H	RBI	BB	SO	LOB	TOP					
Damon Buford, R (1, 8) OBP: 0.292, SLG: 0.230	G5-3		B2		FC5-4			G4-3		4	0	0	0	0	0	3						
Tim Bogar, R (1, 5) OBP: 0.314, SLG: 0.349	1B		FC5-4				G4-3	K		4	0	1	0	0	1	2						
Carl Everett, S (1, 9) OBP: 0.305, SLG: 0.426	K		G1-3				P4	G4-3		4	0	0	0	0	1	3						
Jeff Kent, R (1, 4) OBP: 0.326, SLG: 0.458	K				K		G5-3		F8-4 1B	4	0	1	0	0	2	1						
Chris Jones, R (1, 7) OBP: 0.347, SLG: 0.511		K			G4-3				F8	4	1	1	0	0	1	1						
Rico Brogna, L (1, 3) OBP: 0.344, SLG: 0.485		G6-3			G4-3					4	0	1	0	0	0	1						
Jose Vizcaino, S (1, 6) OBP: 0.331, SLG: 0.357		G4-3								4	0	1	0	0	1	2						
Kelly Stinnett, R (1, 2) OBP: 0.379, SLG: 0.402										1	0	1	1	2	0	0						
Dave Micki, R (1, 1) OBP: 0.161, SLG: 0.037										1	0	0	0	1	1	1						
Aaron Ledesma, R (7, PH) OBP: 0.368, SLG: 0.250										1	0	0	0	0	0	2						
Dave Telgheder, R (7, 1)										0	0	0	0	0	0	0						
Inning Stats	R: 0 E: 0 K: 2 S: 11	H: 1 LOB: 1 BB: 0 P: 17	R: 0 E: 0 K: 1 S: 7	H: 0 LOB: 0 BB: 0 P: 11	R: 0 E: 0 K: 0 S: 9	H: 0 LOB: 2 BB: 2 P: 19	R: 0 E: 0 K: 1 S: 5	H: 0 LOB: 0 BB: 0 P: 8	R: 0 E: 0 K: 0 S: 9	H: 0 LOB: 1 BB: 1 P: 20	R: 0 E: 0 K: 0 S: 5	H: 0 LOB: 0 BB: 0 P: 5	R: 1 E: 0 K: 0 S: 12	H: 3 LOB: 1 BB: 0 P: 18	R: 0 E: 0 K: 1 S: 8	H: 0 LOB: 0 BB: 0 P: 13	R: 0 E: 0 K: 0 S: 7	H: 2 LOB: 1 BB: 0 P: 10	1B: 6 2B: 1 3B: 0 HR: 0	SF: 0 SAC: 0 DP: 2 HBP: 0	WP: 0 PB: 0 SB: 0 CS: 0	PA: 34
PITCHER	IP	WLS	BF	H	R	ER	SO	BB	IBB	HBP	BLK	WP	HR	S	P	ERA	WHIP					
Mike Hampton, L (1, 1) ERA: 2.89	7.0	W	27	4	1	1	6	3	0	0	0	0	0	58	98	1.29	1.000					
Todd Jones, R (8, 1) ERA: 2.39	1.0		3	0	0	0	1	0	0	0	0	0	0	8	13	0.00	0.000					
Mike Henneman, R (9, 1) ERA: 1.48	1.0	S	4	2	0	0	0	0	0	0	0	0	0	7	10	0.00	2.000					

New York Mets @ Houston Astros
Astrodome, Houston, TX
Sat Aug 12 1995, 8:05 PM EDT
Att: 31,498 - Dome

AB	31
R	1
H	6
RBI	1
BB	3
SO	7
LOB	16



Batter	1	2	3	4	5	6	7	8	9	AB	R	H	RBI	BB	SO	LOB	BOTTOM				
John Cangelosi, S (1, 8) OBP: 0.472, SLG: 0.435					G4-3					4	0	2	0	0	0	1					
Todd Jones, L (8, 1) OBP: 0.200, SLG: 0.400										0	0	0	0	0	0	0					
James Mouton, R (9, 7) OBP: 0.335, SLG: 0.399										0	0	0	0	0	0	0					
Craig Biggio, R (1, 4) OBP: 0.414, SLG: 0.509	F8		F9		F8					4	0	0	0	0	0	4					
Derek Bell, R (1, 9) OBP: 0.370, SLG: 0.431	P6									3	0	0	0	1	0	1					
Derrick May, L (1, 7) OBP: 0.315, SLG: 0.357										4	0	1	0	0	0	2					
Mike Henneman, R (9, 1)										0	0	0	0	0	0	0					
Tony Eusebio, R (1, 2) OBP: 0.380, SLG: 0.459										4	0	1	0	0	3	2					
Dave Magadan, L (1, 5) OBP: 0.313, SLG: 0.357										4	1	1	0	0	0	1					
Mike Simms, R (1, 3) OBP: 0.371, SLG: 0.581										3	1	1	2	0	0	0					
Orlando Miller, R (1, 6) OBP: 0.318, SLG: 0.379										3	0	1	0	0	0	1					
Mike Hampton, R (1, 1) OBP: 0.152, SLG: 0.097										1	1	1	0	0	0	0					
Milt Thompson, L (7, PH) OBP: 0.294, SLG: 0.297										1	0	0	0	0	1	0					
Brian Hunter, R (8, 8) OBP: 0.371, SLG: 0.422										0	0	0	0	0	0	0					
Inning Stats	R: 0 E: 0 K: 0 S: 7	H: 2 LOB: 2 BB: 0 P: 12	R: 0 E: 1 K: 1 S: 10	H: 0 LOB: 1 BB: 0 P: 15	R: 1 E: 0 K: 1 S: 10	H: 2 LOB: 2 BB: 1 P: 19	R: 2 E: 0 K: 0 S: 15	H: 3 LOB: 1 BB: 0 P: 25	R: 0 E: 0 K: 0 S: 9	H: 0 LOB: 0 BB: 0 P: 13	R: 0 E: 0 K: 0 S: 7	H: 0 LOB: 0 BB: 0 P: 11	R: 0 E: 0 K: 1 S: 11	H: 0 LOB: 0 BB: 0 P: 15	R: 0 E: 0 K: 0 S: 9	H: 1 LOB: 1 BB: 0 P: 11	1B: 6 2B: 1 3B: 0 HR: 1	SF: 0 SAC: 1 DP: 0 HBP: 0	WP: 1 PB: 0 SB: 1 CS: 0	PA: 33	
PITCHER	IP	WLS	BF	H	R	ER	SO	BB	IBB	HBP	BLK	WP	HR	S	P	ERA	WHIP				
Dave Micki, R (1, 1) ERA: 4.67	6.0	L	26	7	3	3	3	1	0	0	0	0	0	20	26	0.00	0.500				
Dave Telgheder, R (7, 1) ERA: 10.9	2.0		7	1	0	0	1	0	0	0	0	0	0	20	26	0.00	0.500				

New York Mets @ Houston Astros
Astrodome, Houston, TX
Sat Aug 12 1995, 8:05 PM EDT
Att: 31,498 - Dome

AB	31
R	3
H	8
RBI	2
BB	1
SO	4
LOB	12



Batter	1	2	3	4	5	6	7	8	9	AB	R	H	RBI	BB	SO	LOB	TOP										
Damon Buford, R OBP: 0.287, SLG: 0.218	2-2 F8	2-2 F8			1-3 K		1-0 F7		2-0 HBP	4	0	0	0	0	1	2											
Joe Orsulak, L OBP: 0.325, SLG: 0.399	1-0 1B 2B 1B		2-0 G4-3		0-2 L7		3-3 K		1-3 K	5	1	1	0	0	2	4											
Carl Everett, S OBP: 0.297, SLG: 0.414	1-3 K		0-0 G6-3		3-2 F7			1-2 P4		4	0	0	0	0	1	2											
Jeff Kent, R OBP: 0.328, SLG: 0.457	0-0 2B 1-2 1B		0-3 K		3-3 K			4-2 BB		3	1	1	0	1	2	0											
Rico Brogna, L OBP: 0.346, SLG: 0.488	1-1 2B 1-H 2-H		0-2 G6-3		3-2 1B		1-2 L4			4	1	2	2	0	0	1											
Jose Vizcaino, S OBP: 0.332, SLG: 0.360	2-2 2B		4-0 BB		2-1 F7		1-3 K			3	0	1	1	1	1	2											
Bill Spiers, L OBP: 0.211, SLG: 0.220	1-3 K		0-3 K		1-0 F7			3-2 F8		4	0	0	0	0	2	3											
Alberto Castillo, R OBP: 0.233, SLG: 0.115		1-2 G4-3		1-0 G4-3		0-0 WP 1B		3-3 K		3	0	1	0	0	0	1											
Kelly Stinnett, R OBP: 0.376, SLG: 0.398										1	0	0	0	0	1	0											
Reid Cornelius, R (1, 1)		0-3 K		1-1 E6		2-2 F9		1-3 K HBP		2	0	0	0	0	1	0											
Aaron Ledesma, R OBP: 0.359, SLG: 0.242										1	0	0	0	0	0	1											
Jerry Dipoto, R (7, 1)										0	0	0	0	0	0	0											
Chris Jones, R OBP: 0.344, SLG: 0.507										1	0	0	0	0	1	0											
Inning Stats	R: 3 E: 0 K: 2 S: 16	H: 4 LOB: 1 BB: 0 P: 24	R: 0 E: 0 K: 1 S: 11	H: 0 LOB: 0 BB: 0 P: 14	R: 0 E: 0 K: 1 S: 5	H: 0 LOB: 0 BB: 0 P: 7	R: 0 E: 0 K: 1 S: 7	H: 0 LOB: 1 BB: 0 P: 12	R: 0 E: 0 K: 1 S: 14	H: 1 LOB: 1 BB: 0 P: 19	R: 0 E: 0 K: 1 S: 8	H: 1 LOB: 0 BB: 0 P: 14	R: 0 E: 0 K: 1 S: 11	H: 0 LOB: 1 BB: 1 P: 18	R: 0 E: 0 K: 3 S: 17	H: 0 LOB: 0 BB: 0 P: 27	1B: 4 2B: 2 3B: 0 HR: 0	SF: 0 SAC: 0 DP: 0 HBP: 1	WP: 2 PB: 0 SB: 0 CS: 0	PA: 38							
PITCHER	IP	WLS	BF	H	R	ER	SO	BB	IBB	HBP	BLK	WP	HR	S	P	ERA	WHIP										
Shane Reynolds, R ERA: 2.9	7.0	W	29	6	3	3	8	1	0	0	0	1	0	71	109	3.86	1.000										
Dean Hargraves, L ERA: 2.55	1.0		4	0	0	0	1	1	0	0	0	0	0	11	18	0.00	1.000										
Mike Henneman, R ERA: 1.44	1.0	S	5	0	0	0	3	0	0	1	0	1	0	17	27	0.00	0.000										

New York Mets @ Houston Astros
Astrodome, Houston, TX
Sun Aug 13, 1995, 8:05 PM EDT
Att. 17,287 - Dome

AB 35
R 3
H 6
RBI 3
BB 2
SO 12
LOB 16



Batter	1	2	3	4	5	6	7	8	9	AB	R	H	RBI	BB	SO	LOB	BOTTOM										
Brian Hunter, R OBP: 0.375, SLG: 0.422	2-1 2B 1B	4-2 1B BB		3-1 F9			2-1 SH1-3			2	1	1	0	1	0	0											
James Mouton, R OBP: 0.342, SLG: 0.411	2-1 SH1-3 1-H G6-3	0-1 1B			1-3 K		3-1 G6-4-3 2-H 1B			4	1	3	4	0	1	0											
Craig Biggio, R OBP: 0.413, SLG: 0.507	0-0 SH1-3		4-1 E S BB		1-1 G1-3		0-0 G6-4-3 1-2			2	0	0	0	1	0	1											
Derek Bell, R OBP: 0.369, SLG: 0.429	3-2 G6-3		2-0 G5-3		1-1 E S 1B		2-1 G6-3			4	0	1	1	0	0	1											
Dave Magadan, L OBP: 0.314, SLG: 0.354	3-2 G1-3		4-0 FC4 IBB		1-1 F9		4-0 G6-4-3 BB			2	0	0	0	2	0	1											
Mike Simms, R OBP: 0.371, SLG: 0.581		0-1 BB 1B 1B		1-3 K		3-2 G5-3		1-1 G6-4-3		0	0	0	0	0	0	0											
Craig Shipley, R OBP: 0.287, SLG: 0.338								1-2		4	1	1	0	0	1	3											
Pat Borders, R OBP: 0.281, SLG: 0.377		1-3 K		1-2 FC4		2-2 G6-3				3	0	0	0	0	1	3											
Orlando Miller, R OBP: 0.315, SLG: 0.375					2-1 G6-3		0-2 G5-3			3	0	0	0	0	1	1											
Shane Reynolds, R OBP: 0.170, SLG: 0.152		1-0 BB		2-0 F8			2-2 SH1-3 1B HBP			2	1	1	0	0	0	0											
John Cangelosi, S OBP: 0.477, SLG: 0.435										0	1	0	0	0	0	0											
Dean Hargraves, R (8, 1)										0	0	0	0	0	0	0											
Mike Henneman, R (9, 1)		1-2 1B 1B								0	0	0	0	0	0	0											
Inning Stats	R: 2 E: 0 K: 0 S: 14	H: 2 LOB: 0 BB: 0 P: 24	R: 2 E: 0 K: 2 S: 14	H: 3 LOB: 1 BB: 1 P: 20	R: 0 E: 1 K: 1 S: 8	H: 0 LOB: 2 BB: 2 P: 20	R: 0 E: 0 K: 0 S: 5	H: 0 LOB: 0 BB: 0 P: 12	R: 0 E: 0 K: 1 S: 9	H: 1 LOB: 1 BB: 0 P: 13	R: 0 E: 0 K: 0 S: 11	H: 0 LOB: 0 BB: 0 P: 16	R: 1 E: 0 K: 0 S: 7	H: 1 LOB: 0 BB: 0 P: 14	R: 0 E: 0 K: 0 S: 4	H: 0 LOB: 0 BB: 1 P: 11	1B: 6 2B: 1 3B: 0 HR: 0	SF: 0 SAC: 2 DP: 2 HBP: 1	WP: 0 PB: 0 SB: 2 CS: 0	PA: 33							
PITCHER	IP	WLS	BF	H	R	ER	SO	BB	IBB	HBP	BLK	WP	HR	S	P	ERA	WHIP										
Reid Cornelius, R ERA: 6.41	6.0	L	26	6	4	4	4	2	1	0	0	0	0	61	105	6.00	1.333										
Jerry Dipoto, R ERA: 4.72	2.0		7	1	1	1	0	1	0	1	0	0	0	11	25	4.50	1.000										

New York Mets @ Houston Astros
Astrodome, Houston, TX
Sun Aug 13, 1995, 8:05 PM EDT
Att. 17,287 - Dome

AB 26
R 5
H 7
RBI 5
BB 4
SO 4
LOB 10



Batter	1	2	3	4	5	6	7	8	9	AB	R	H	RBI	BB	SO	LOB	TOP							
Mickey Morandini, L (1.4) OBP: 0.355, SLG: 0.428	F7		K	2-1 2H			G3 WP 1B		K	5	0	2	1	0	2	0	Philadelphia Phillies @ Houston Astros Astrodome, Houston, TX Wed Aug 16 1995, 8:05 PM EDT Att: 13,000 - Dome							
Kevin Stocker, S (1.6) OBP: 0.295, SLG: 0.243	G4-3		1B HBP	G3			G3		L4-3 1B	4	1	1	0	0	0	2								
Gregg Jefferies, S (1.3) OBP: 0.334, SLG: 0.410	WP 1B		1B 1B				F8		L4-3 1-2	5	1	2	0	0	0	2								
Mark Whiten, S (1.9) OBP: 0.281, SLG: 0.333	K		1B 1B				G3-1		1B BB SF9 BB	3	1	1	1	1	1	1								
Darren Daulton, L (1.2) OBP: 0.345, SLG: 0.383	F7		FC5-4 1B				G1-3		SF9 1B 1-2 BB	3	0	1	1	1	0	0								
Jim Eisenreich, L (1.7) OBP: 0.397, SLG: 0.436	1B S FC1-2 BB		FC5-4 1-2				F8		S 1-2 2-3 1B	3	0	1	0	1	0	1								
Charlie Hayes, R (1.5) Kevin Elster, R (6.5) OBP: 0.209, SLG: 0.211	FC1-2 1B		K				K		SF9	3	0	1	0	0	2	0								
Kevin Flora, R (1.8) OBP: 0.100, SLG: 0.100	FC1-2 1-2 3-H		SH5-4 1B 1B				P6		2-3 3-H 3-3 K	4	1	1	0	0	1	4								
Sid Fernandez, L (1.1) Ricky Bottalico, L (7.1) Gary Varsho, L (8. PH) Toby Borland, R (8.1) Heathcliff Slocumb, R (9.1)	K		SH5-4 1-2				K		G1-3	2	0	0	0	0	2	2								
Inning Stats	R: 0 E: 0 K: 1 S: 15	H: 1 LOB: 1 BB: 0 P: 26	R: 0 E: 0 K: 1 S: 12	H: 1 LOB: 2 BB: 1 P: 24	R: 2 E: 0 K: 1 S: 14	H: 3 LOB: 1 BB: 0 P: 20	R: 1 E: 0 K: 1 S: 10	H: 2 LOB: 1 BB: 0 P: 15	R: 0 E: 0 K: 0 S: 6	H: 0 LOB: 0 BB: 0 P: 6	R: 0 E: 0 K: 1 S: 5	H: 0 LOB: 0 BB: 0 P: 8	R: 0 E: 0 K: 1 S: 10	H: 1 LOB: 1 BB: 0 P: 17	R: 1 E: 0 K: 1 S: 10	H: 1 LOB: 2 BB: 2 P: 22		R: 0 E: 0 K: 1 S: 7	H: 1 LOB: 0 BB: 0 P: 10	1B: 10 2B: 1 3B: 0 HR: 0	SF: 1 SAC: 1 DP: 1 HBP: 1	WP: 2 PB: 0 SB: 2 CS: 0	PA: 39	
PITCHER	IP	WLS	BF	H	R	ER	SO	BB	IBB	HBP	BLK	WP	HR	S	P	ERA	WHIP							
Doug Drabek, R (1.1) ERA: 4.74	7.0		30	8	3	3	6	1	0	1	0	2	0	72	116	3.86	1.286							
Jeff Tabaka, L (8.1)	0.0		2	0	1	1	0	2	0	0	0	0	0	0	8	∞	∞							
Dave Veres, R (8.1)	0.2		3	1	0	0	1	0	0	0	0	0	0	8	11	0.00	1.500							
Dean Hartgraves, L (8.1) ERA: 1.83	1.1	W	4	1	0	0	1	0	0	0	0	0	0	9	13	0.00	0.750							

AB	33
R	4
H	10
RBI	4
BB	3
SO	8
LOB	14



Batter	1	2	3	4	5	6	7	8	9	AB	R	H	RBI	BB	SO	LOB	BOTTOM							
Brian Hunter, R (1.8) OBP: 0.368, SLG: 0.415	K		K				G4-3 1B 2B		K	4	1	1	0	1	3	2	Philadelphia Phillies @ Houston Astros Astrodome, Houston, TX Wed Aug 16 1995, 8:05 PM EDT Att: 13,000 - Dome							
James Mouton, R (1.7) Jeff Tabaka, R (8.1) OBP: 0.330, SLG: 0.395	P4		K				G4-3		1B BB	4	0	0	1	0	1	3								
Dave Veres, R (8.1)									1B BB	0	0	0	0	0	0	0								
Dean Hartgraves, R (8.1)									1-2 2-H 1B	0	0	0	0	0	0	0								
Derrick May, L (9. PH) OBP: 0.321, SLG: 0.364									1-2 2-3 1B	1	0	1	1	0	0	0								
Craig Biggio, R (1.4) OBP: 0.416, SLG: 0.513	HR								4-1 1B BB	3	1	2	2	2	0	3								
Derek Bell, R (1.9) OBP: 0.375, SLG: 0.430	G5-3								1-2 2-3 3-H 1B	5	0	3	1	0	0	3								
Mike Simms, R (1.3) OBP: 0.349, SLG: 0.590									1-2 2-3 3-H 1B	4	0	1	0	0	2	2								
Craig Shipley, R (1.5) OBP: 0.281, SLG: 0.331	F8									3	0	0	0	0	0	3								
Dave Magadan, L (8. PH) OBP: 0.411, SLG: 0.351										1	0	0	0	0	0	0								
Pat Borders, R (1.2) OBP: 0.256, SLG: 0.369										3	0	0	0	0	1	3								
Tony Eusebio, R (8. PH) OBP: 0.377, SLG: 0.452										1	0	0	0	0	0	0								
Ricky Gutierrez, R (1.6) OBP: 0.241, SLG: 0.214	G4-3									4	1	1	0	0	0	1								
Doug Drabek, R (1.1) ERA: 4.78										2	0	0	0	0	2	1								
John Cangelosi, S (7. PH) OBP: 0.482, SLG: 0.430										0	2	0	0	2	0	0								
Inning Stats	R: 1 E: 0 K: 1 S: 9	H: 1 LOB: 0 BB: 0 P: 15	R: 0 E: 0 K: 1 S: 13	H: 1 LOB: 0 BB: 0 P: 21	R: 0 E: 0 K: 3 S: 10	H: 0 LOB: 0 BB: 0 P: 16	R: 0 E: 0 K: 1 S: 12	H: 1 LOB: 2 BB: 1 P: 19	R: 0 E: 0 K: 0 S: 9	H: 0 LOB: 3 BB: 1 P: 16	R: 0 E: 0 K: 0 S: 5	H: 0 LOB: 0 BB: 0 P: 7	R: 2 E: 0 K: 0 S: 10	H: 3 LOB: 1 BB: 1 P: 21	R: 0 E: 0 K: 1 S: 7	H: 0 LOB: 0 BB: 0 P: 10	R: 2 E: 0 K: 1 S: 10	H: 3 LOB: 3 BB: 2 P: 20	1B: 7 2B: 1 3B: 0 HR: 1	SF: 0 SAC: 0 DP: 0 HBP: 0	WP: 0 PB: 0 SB: 3 CS: 1	PA: 41		
PITCHER	IP	WLS	BF	H	R	ER	SO	BB	IBB	HBP	BLK	WP	HR	S	P	ERA	WHIP							
Sid Fernandez, L (1.1)	6.0		25	3	1	1	7	2	0	0	1	7	58	94	1.50	0.833								
Ricky Bottalico, R (7.1) ERA: 2.32	1.0		6	3	2	2	0	1	0	0	0	0	0	10	21	18.00	4.000							
Toby Borland, R (8.1)	1.0		3	0	0	0	1	0	0	0	0	0	0	7	10	0.00	0.000							
Heathcliff Slocumb, R (9.1) ERA: 3.02	0.1	L	6	3	2	2	1	2	0	0	0	0	0	10	20	54.00	15.000							



Batter	1	2	3	4	5	6	7	8	9	AB	R	H	RBI	BB	SO	LOB	TOP										
Brian Hunter, R (1, 8) OBP: 0.364, SLG: 0.415 Milt Thompson, L (9, PH) OBP: 0.288, SLG: 0.293	G6-3		K		G5-3		2B		G3-1	4	0	1	0	0	1	0											
James Mouton, R (1, 7) OBP: 0.331, SLG: 0.388	L8		BB		G5-3		F9		K	4	0	0	0	1	1	2											
Craig Biggio, R (1, 4) OBP: 0.412, SLG: 0.504	F9		F9		G6-3		G5-3		F7	5	0	0	0	0	0	3											
Derek Bell, R (1, 9) OBP: 0.381, SLG: 0.434		1B BB			1B		HR 1B		FC3-6 BB 1B	3	2	3	0	1	0	0											
Tony Eusebio, R (1, 2) OBP: 0.377, SLG: 0.448	1B SAFE	1-1 SAFE			F8		K		FC3-6 BB	3	0	1	0	1	1	2											
Mike Simms, R (1, 3) OBP: 0.353, SLG: 0.638	K				1B		HR		P2	4	1	2	2	0	1	4											
Craig Shipley, R (1, 5) OBP: 0.327, SLG: 0.329 Dave Magadan, L (8, PH) OBP: 0.308, SLG: 0.349	1-2 2-H				F8		L8		FC3-6 FC6-4	3	0	1	0	0	0	2											
Ricky Gutierrez, R (1, 6) OBP: 0.243, SLG: 0.222	G4-3				1-2 2-H		G5-3		FC6-4	4	0	1	1	0	0	4											
Mike Hampton, R (1, 1) OBP: 0.443, SLG: 0.891 Craig McMurtry, R (8, 1) OBP: 0.276, SLG: 0.429 John Cangelosi, S (7, PH) OBP: 0.285, SLG: 0.447 Dave Veres, R (7, 1) OBP: 0.287, SLG: 0.415 Jeff Tabaka, R (8, 1) OBP: 0.299, SLG: 0.417 Todd Jones, R (8, 1) OBP: 0.288, SLG: 0.308 Derrick May, R (9, PH) OBP: 0.288, SLG: 0.365			K		B1		G4-3		G3-1 2B	2	0	0	0	0	1	2											
Inning Stats	R: 0 E: 0 K: 0 S: 5	H: 0 LOB: 0 BB: 0 P: 7	R: 0 E: 0 K: 1 S: 12	H: 2 LOB: 2 BB: 1 P: 18	R: 0 E: 0 K: 2 S: 16	H: 0 LOB: 1 BB: 1 P: 23	R: 1 E: 0 K: 0 S: 11	H: 3 LOB: 2 BB: 0 P: 13	R: 0 E: 0 K: 1 S: 9	H: 0 LOB: 0 BB: 0 P: 8	R: 2 E: 0 K: 1 S: 9	H: 2 LOB: 1 BB: 0 P: 18	R: 0 E: 0 K: 0 S: 8	H: 1 LOB: 1 BB: 0 P: 13	R: 0 E: 0 K: 0 S: 14	H: 1 LOB: 2 BB: 1 P: 23	R: 0 E: 0 K: 1 S: 12	H: 1 LOB: 1 BB: 0 P: 17	1B: 7 2B: 2 3B: 0 HR: 1	SF: 0 SAC: 0 DP: 0 HBP: 0	WP: 0 PA: 39 PB: 0 SB: 0 CS: 0						
PITCHER	IP	WLS	BF	H	R	ER	SO	BB	IBB	HBP	BLK	WP	HR	S	P	ERA	WHIP										
David Wells, L (1, 1) ERA: 3.27	6.0	W	26	7	3	3	4	2	0	0	0	0	1	59	87	4.50	1.500										
Michael Jackson, R (7, 1) ERA: 2.45	1.0		6	2	0	0	0	1	0	0	0	0	0	14	23	0.00	3.000										
Hector Carrasco, R (8, 1) ERA: 2.85	1.0		3	0	0	0	0	0	0	0	0	0	0	8	13	0.00	0.000										
Xavier Hernandez, R (9, 1) ERA: 3.91	1.0		4	1	0	0	1	0	0	0	0	0	0	12	17	0.00	1.000										

Houston Astros @ Cincinnati Reds
Riverfront Stadium, Cincinnati, OH
Fri Aug 18, 1995, 7:05 PM EDT
Att: 30,293 - Unknown - 86 F

AB 36
R 3
H 10
RBI 3
BB 3
SO 5
LOB 22



Batter	1	2	3	4	5	6	7	8	9	AB	R	H	RBI	BB	SO	LOB	BOTTOM										
Jerome Walton, R (1, 8) OBP: 0.348, SLG: 0.492 Thomas Howard, S (6, PH) OBP: 0.366, SLG: 0.413	K	K			HR	G3-1 BB 1B		G6-4-3 1B		2	1	0	0	1	2	2											
Barry Larkin, R (1, 6) OBP: 0.397, SLG: 0.497	G6-4-3 BB		G6-4-3 1B		F7	G3-1		G6-4-3 1B		4	0	2	1	1	0	2											
Ron Gant, R (1, 7) OBP: 0.384, SLG: 0.598 Michael Jackson, R (7, 1) OBP: 0.290, SLG: 0.520 Hector Carrasco, R (8, 1) ERA: 2.85 Marino Garcia, R (8, PH) OBP: 0.287, SLG: 0.415 Xavier Hernandez, L (9, 1) ERA: 3.91	G6-4-3		G6-4-3		HR	G6-4-3 HR		G6-4-3 1-2 2-H		4	1	2	3	0	0	2											
Reggie Sanders, R (1, 9) OBP: 0.400, SLG: 0.586		F8	G6-3		G5-3	F9		G6-3		5	0	0	0	0	0	2											
Bento Santiago, R (1, 2) OBP: 0.333, SLG: 0.516		K 1B			G1-4-3 BB	2B 1B		F8		3	2	1	0	1	1	0											
Bret Boone, R (1, 4) OBP: 0.337, SLG: 0.452		E8 1B FC5-4			G1-4-3	2B		P4		4	1	2	1	0	0	1											
Hal Morris, L (1, 3) OBP: 0.299, SLG: 0.417		FC5-4 1B			K	K		BB		3	0	1	1	1	2	2											
Mark Lewis, R (1, 5) OBP: 0.418, SLG: 0.491		FC5-4 1B			IBB			L8		3	1	1	1	1	0	2											
David Wells, L (1, 1) OBP: 0.286, SLG: 0.286 Lenny Harris, L (6, PH) OBP: 0.240, SLG: 0.280 Darren Lewis, R (7, 8) OBP: 0.308, SLG: 0.308		1-2 3-H			G4-3	G1-3		1B BB		2	0	1	0	0	0	2											
Inning Stats	R: 0 E: 0 K: 1 S: 5	H: 0 LOB: 0 BB: 1 P: 12	R: 2 E: 1 K: 2 S: 17	H: 3 LOB: 0 BB: 0 P: 26	R: 0 E: 0 K: 0 S: 4	H: 1 LOB: 0 BB: 0 P: 7	R: 0 E: 0 K: 1 S: 11	H: 0 LOB: 2 BB: 2 P: 21	R: 3 E: 0 K: 1 S: 12	H: 3 LOB: 1 BB: 1 P: 21	R: 2 E: 0 K: 0 S: 12	H: 3 LOB: 1 BB: 0 P: 15	R: 0 E: 0 K: 0 S: 6	H: 0 LOB: 1 BB: 1 P: 13	R: 1 E: 0 K: 0 S: 4	H: 2 LOB: 1 BB: 1 P: 10	1B: 9 2B: 2 3B: 0 HR: 1	SF: 0 SAC: 0 DP: 3 HBP: 0	WP: 1 PA: 40 PB: 0 SB: 0 CS: 0								
PITCHER	IP	WLS	BF	H	R	ER	SO	BB	IBB	HBP	BLK	WP	HR	S	P	ERA	WHIP										
Mike Hampton, L (1, 1) ERA: 3.19	5.0	L	25	7	5	5	5	3	1	0	0	0	0	49	87	9.00	2.000										
Craig McMurtry, R (6, 1) ERA: 6.0	1.0		6	3	2	2	0	0	0	0	0	0	0	12	15	18.00	3.000										
Dave Veres, R (7, 1) ERA: 1.93	1.0		7	2	1	1	0	2	0	0	0	0	0	8	20	9.00	4.000										
Jeff Tabaka, L (8, 1) ERA: 4.11	0.2		1	0	0	0	0	0	0	0	0	0	0	1	1	0.00	0.000										
Todd Jones, R (8, 1) ERA: 2.59	0.1		1	0	0	0	0	0	0	0	0	0	0	1	2	0.00	0.000										

Houston Astros @ Cincinnati Reds
Riverfront Stadium, Cincinnati, OH
Fri Aug 18, 1995, 7:05 PM EDT
Att: 30,293 - Unknown - 86 F

AB 34
R 8
H 12
RBI 8
BB 6
SO 5
LOB 18



Batter	1	2	3	4	5	6	7	8	9	AB	R	H	RBI	BB	SO	LOB	TOP				
Brian Hunter, R (1, 8) OBP: 0.397, SLG: 0.414	L9			FC4-6 BB		P6			E8 1B	3	0	1	0	1	0	1	Houston Astros @ Cincinnati Reds Riverfront Stadium, Cincinnati, OH Sat Aug 19 1995, 7:05 PM EDT Att: 32,567 - Unknown - 76 F				
Craig Biggio, R (1, 4) OBP: 0.408, SLG: 0.499	G4-3			FC4-6 G6-3			L8		G6-3	4	0	0	0	0	0	2					
Derek Bell, R (1, 9) OBP: 0.378, SLG: 0.430	K			G6-3			G4-3		K	4	0	0	0	0	2	2					
Derrick May, L (1, 7) OBP: 0.317, SLG: 0.367		G6-3			G6-3				F7	4	0	1	0	0	0	1					
Tony Eusebio, R (1, 2) OBP: 0.380, SLG: 0.446		L6-3 BB			G3					1	0	0	0	2	0	0					
Dave Magadan, L (1, 5) OBP: 0.304, SLG: 0.345		L6-3			G4-3					3	0	0	0	0	0	3					
Mike Simms, R (1, 3) OBP: 0.352, SLG: 0.612				G5-3					G5-3	2	0	0	0	1	0	0					
Ricky Gutierrez, R (1, 6) OBP: 0.225, SLG: 0.295				F7					G5-3	3	0	0	0	0	0	1					
Shane Reynolds, R (1, 1) OBP: 0.163, SLG: 0.146				K					F7	2	0	0	0	0	1	1					
Dean Hartgraves, R (6, 1)										0	0	0	0	0	0	0					
Craig McMurtry, R (7, 1)										0	0	0	0	0	0	0					
Milt Thompson, L (8, PH)										1	0	0	0	0	0	0					
Jeff Tabaka, R (8, 1)										0	0	0	0	0	0	0					
Inning Stats	R: 0 E: 0 K: 1 S: 7	H: 0 LOB: 0 BB: 0 P: 11	R: 0 E: 0 K: 0 S: 9	H: 0 LOB: 0 BB: 1 P: 16	R: 0 E: 0 K: 1 S: 5	H: 0 LOB: 0 BB: 0 P: 9	R: 0 E: 0 K: 0 S: 7	H: 0 LOB: 0 BB: 1 P: 13	R: 0 E: 0 K: 0 S: 6	H: 0 LOB: 0 BB: 0 P: 10	R: 0 E: 0 K: 0 S: 6	H: 0 LOB: 1 BB: 1 P: 10	R: 0 E: 0 K: 0 S: 7	H: 0 LOB: 2 BB: 1 P: 15	R: 0 E: 0 K: 0 S: 7	H: 0 LOB: 0 BB: 0 P: 12	R: 0 E: 1 K: 1 S: 7	H: 1 LOB: 1 BB: 0 P: 10	1B: 1 2B: 2 3B: 0 HR: 0	SF: 0 SAC: 0 DP: 2 HBP: 0	WP: 0 PA: 31 PB: 0 SB: 0 CS: 0
PITCHER Dave Burba, R (1, 1) ERA: 3.2	IP: 9.0 WLS: W BF: 31 H: 2 R: 0 ER: 0 SO: 3 BB: 4 IBB: 0 HBP: 0 BLK: 0 WP: 0 HR: 0 S: 61 P: 106 ERA: 0.00 WHIP: 0.667																				

Batter	1	2	3	4	5	6	7	8	9	AB	R	H	RBI	BB	SO	LOB	BOTTOM		
Barry Larkin, R (1, 6) OBP: 0.397, SLG: 0.496	F7 1B E				F9				L9	5	1	2	1	0	0	2	Houston Astros @ Cincinnati Reds Riverfront Stadium, Cincinnati, OH Sat Aug 19 1995, 7:05 PM EDT Att: 32,567 - Unknown - 76 F		
Hal Morris, L (1, 3) OBP: 0.306, SLG: 0.423	E9 G3 1B			G4-3						4	3	3	1	0	0	0			
Ron Gant, R (1, 7) OBP: 0.366, SLG: 0.571	G3			K						4	0	2	1	0	1	1			
Jerome Walton, R (7, PR) OBP: 0.348, SLG: 0.492										0	1	0	0	0	0	0			
Reggie Sanders, R (1, 9) OBP: 0.398, SLG: 0.581	E5 G3 S			F8						3	1	0	0	1	0	2			
Thomas Howard, S (1, 8) OBP: 0.365, SLG: 0.411	G3			G3-1						3	0	1	1	0	0	1			
Darren Lewis, R (7, 8) OBP: 0.310, SLG: 0.313										1	0	1	2	0	0	0			
Eddie Taubensee, L (1, 2) OBP: 0.328, SLG: 0.452	G4-3			L4-3 1B						2	0	1	0	0	0	1			
Benito Santiago, R (6, PH)										2	0	0	0	0	1	3			
Bret Boone, R (1, 4) OBP: 0.336, SLG: 0.449				L4-3 1B						3	0	0	0	1	0	1			
Jeff Branson, L (1, 5) OBP: 0.324, SLG: 0.450		K			L7					3	1	1	0	1	1	1			
Dave Burba, R (1, 1) OBP: 0.100, SLG: 0.100		SH3-4			K					3	1	1	0	0	2	1			
Inning Stats	R: 2 E: 2 K: 0 S: 15	H: 2 LOB: 1 BB: 0 P: 20	R: 0 E: 0 K: 1 S: 8	H: 0 LOB: 1 BB: 1 P: 16	R: 0 E: 0 K: 1 S: 9	H: 0 LOB: 0 BB: 0 P: 15	R: 0 E: 0 K: 0 S: 6	H: 1 LOB: 0 BB: 0 P: 9	R: 0 E: 0 K: 1 S: 11	H: 0 LOB: 0 BB: 0 P: 13	R: 1 E: 0 K: 1 S: 18	H: 3 LOB: 2 BB: 0 P: 21	R: 5 E: 0 K: 0 S: 21	H: 6 LOB: 1 BB: 1 P: 38	R: 0 E: 0 K: 1 S: 13	H: 0 LOB: 1 BB: 1 P: 20	1B: 9 2B: 5 3B: 0 HR: 0	SF: 0 SAC: 1 DP: 2 HBP: 0	WP: 0 PA: 37 PB: 0 SB: 1 CS: 0
PITCHER Shane Reynolds, R (1, 1) ERA: 2.92	IP: 5.1 WLS: L BF: 23 H: 6 R: 3 ER: 2 SO: 3 BB: 1 IBB: 0 HBP: 0 BLK: 0 WP: 0 HR: 0 S: 61 P: 87 ERA: 3.38 WHIP: 1.312																		
Dean Hartgraves, L (6, 1) ERA: 2.69	1.0 4 2 2 2 1 0 0 0 0 0 0 14 20 18.00 2.000																		
Craig McMurtry, R (7, 1) ERA: 12.27	0.2 6 4 3 3 0 0 1 0 0 0 0 13 25 40.50 6.000																		
Jeff Tabaka, L (8, 1) ERA: 3.86	1.0 4 0 0 0 0 1 1 0 0 0 0 13 20 0.00 1.000																		

AB	27
R	0
H	2
RBI	0
BB	4
SO	3
LOB	11



Batter	1	2	3	4	5	6	7	8	9	AB	R	H	RBI	BB	SO	LOB	TOP								
Marquis Grissom, R OBP: 0.313, SLG: 0.369	G6-3		K		F8		F9		F8	5	0	0	0	0	1	0									
Jeff Blauer, R OBP: 0.322, SLG: 0.350	G1-3		G5-3			10 G4-3 HR	10 2B E6 G3-1		K	4	2	0	0	0	1	0									
10 Chipper Jones, S OBP: 0.371, SLG: 0.459	F7		CS			G4-3	G3-1 2B		F8	5	1	2	0	0	0	1									
Fred McGriff, L OBP: 0.352, SLG: 0.470		1B E	CS		K		G3-1			4	1	2	3	0	1	1									
David Justice, L OBP: 0.390, SLG: 0.514	G3				K		2H HR			3	1	1	0	1	1	1									
Ryan Klesko, L OBP: 0.410, SLG: 0.595	1B				2B		1B		BB	3	0	3	2	1	0	0									
Javy Lopez, R OBP: 0.333, SLG: 0.481	FC5-4				L4		P4		F8	4	0	1	0	0	0	2									
Mark Lemke, S OBP: 0.314, SLG: 0.329	K				F8				G5-3	3	0	0	0	1	1	3									
Tom Glavine, L OBP: 0.255, SLG: 0.286	FC5-4				K		G4-3		G3	3	0	0	0	0	1	5									
Dwight Smith, L OBP: 0.340, SLG: 0.444										1	0	0	0	0	0	0									
Greg McMichael, R OBP: 0.314, SLG: 0.329										0	0	0	0	0	0	0									
Mark Wohlers, R OBP: 0.314, SLG: 0.329										0	0	0	0	0	0	0									
Inning Stats	R: 0 E: 0 K: 0 S: 4	H: 0 LOB: 0 BB: 0 P: 8	R: 0 E: 1 K: 1 S: 11	H: 2 LOB: 3 BB: 1 P: 18	R: 0 E: 0 K: 1 S: 6	H: 1 LOB: 0 BB: 0 P: 8	R: 0 E: 0 K: 2 S: 12	H: 1 LOB: 1 BB: 0 P: 16	R: 0 E: 0 K: 1 S: 10	H: 0 LOB: 0 BB: 0 P: 13	R: 3 E: 0 K: 0 S: 15	H: 3 LOB: 2 BB: 1 P: 29	R: 2 E: 1 K: 0 S: 12	H: 2 LOB: 2 BB: 1 P: 21	R: 0 E: 0 K: 0 S: 8	H: 0 LOB: 0 BB: 0 P: 10	R: 0 E: 0 K: 1 S: 7	H: 0 LOB: 0 BB: 0 P: 12	1B: 4 2B: 3 3B: 1 HR: 1	SF: 0 SAC: 0 DP: 0 HBP: 1	WP: 0 PB: 0 SB: 0 CS: 1	PA: 40			
PITCHER	IP	WLS	BF	H	R	ER	SO	BB	IBB	HBP	BLK	WP	HR	S	P	ERA	WHIP								
Doug Drabek, R ERA: 4.73	6.0		27	7	3	3	5	1	1	1	0	0	1	58	92	4.50	1.333								
Craig McMurtry, R ERA: 11.25	0.1	L	3	1	2	0	0	0	0	0	0	0	0	6	9	0.00	3.000								
Dean Hartgraves, L ERA: 2.73	0.2		3	1	0	0	0	1	0	0	0	0	0	6	12	0.00	3.000								
Dave Veres, R ERA: 1.84	2.0		6	0	0	0	1	0	0	0	0	0	0	15	22	0.00	0.000								

Atlanta Braves @ Houston Astros
Astrodome, Houston, TX
Mon Aug 21 1995, 8:05 PM EDT
Att: 15,291 - Dome

AB 35
R 5
H 9
RBI 5
BB 3
SO 6
LOB 13



Batter	1	2	3	4	5	6	7	8	9	AB	R	H	RBI	BB	SO	LOB	BOTTOM								
Brian Hunter, R OBP: 0.366, SLG: 0.416	G1-6-3			G1-3		G5-3	G6-3		G3	5	0	1	0	0	0	4									
James Mouton, R OBP: 0.327, SLG: 0.379	G1-6-3			G4-3		E6		1B	F9	4	1	0	0	1	0	4									
Craig Biggio, R OBP: 0.407, SLG: 0.495	F9					F9		F8		4	0	1	0	0	0	3									
Derek Bell, R OBP: 0.379, SLG: 0.429		K		G4-3		2B		1B		3	1	1	0	1	1	1									
Tony Eusebio, R OBP: 0.378, SLG: 0.447		K		G5-3		1B		K		4	1	1	2	0	2	2									
Dave Magadan, L OBP: 0.305, SLG: 0.352	G3-1					1B		K		4	0	2	2	0	1	2									
Craig Shipley, R OBP: 0.294, SLG: 0.353				FC3-6						4	0	3	0	0	0	1									
Ricky Gutierrez, R OBP: 0.239, SLG: 0.244				G6-4-3		F9		SH1-4		2	0	0	0	0	0	2									
Milt Thompson, L OBP: 0.262, SLG: 0.286				G6-4-3		F9		SH1-4		1	0	1	0	0	0	0									
Doug Drabek, R ERA: 4.73	7.0		28	4	0	0	0	1	0	0	0	0	0	62	99	0.00	1.286								
Craig McMurtry, R ERA: 11.25	0.1		3	1	0	0	0	1	0	0	0	0	0	7	14	0.00	6.000								
Dean Hartgraves, R ERA: 2.73	1.2	S	7	2	0	0	2	0	0	0	0	0	0	19	23	0.00	1.200								
Inning Stats	R: 0 E: 0 K: 0 S: 7	H: 1 LOB: 0 BB: 0 P: 13	R: 0 E: 0 K: 2 S: 8	H: 0 LOB: 0 BB: 0 P: 12	R: 0 E: 0 K: 1 S: 7	H: 1 LOB: 0 BB: 0 P: 8	R: 0 E: 0 K: 0 S: 8	H: 1 LOB: 1 BB: 0 P: 11	R: 0 E: 0 K: 0 S: 8	H: 1 LOB: 1 BB: 0 P: 15	R: 4 E: 1 K: 0 S: 16	H: 3 LOB: 1 BB: 1 P: 29	R: 0 E: 0 K: 0 S: 8	H: 1 LOB: 1 BB: 0 P: 11	R: 0 E: 0 K: 2 S: 15	H: 1 LOB: 2 BB: 1 P: 25	R: 0 E: 0 K: 0 S: 11	H: 2 LOB: 2 BB: 0 P: 12	1B: 9 2B: 2 3B: 0 HR: 0	SF: 0 SAC: 1 DP: 2 HBP: 0	WP: 1 PB: 0 SB: 1 CS: 0	PA: 38			
PITCHER	IP	WLS	BF	H	R	ER	SO	BB	IBB	HBP	BLK	WP	HR	S	P	ERA	WHIP								
Tom Glavine, L ERA: 2.94	7.0		28	4	0	0	0	1	0	0	0	0	0	62	99	0.00	1.286								
Greg McMichael, R ERA: 3.0	0.1		3	1	0	0	0	1	0	0	0	0	0	7	14	0.00	6.000								
Mark Wohlers, R ERA: 1.86	1.2	S	7	2	0	0	2	0	0	0	0	0	0	19	23	0.00	1.200								

Atlanta Braves @ Houston Astros
Astrodome, Houston, TX
Mon Aug 21 1995, 8:05 PM EDT
Att: 15,291 - Dome

AB 35
R 4
H 11
RBI 4
BB 2
SO 5
LOB 22



Batter	1	2	3	4	5	6	7	8	9	AB	R	H	RBI	BB	SO	LOB	TOP					
Marquis Grissom, R OBP: 0.314, SLG: 0.370 (1, 8)										5	1	2	0	0	1	1						
Jeff Blauer, R OBP: 0.321, SLG: 0.346 (1, 6)										4	1	0	0	1	0	2						
10 Chipper Jones, S OBP: 0.371, SLG: 0.457 (1, 5)										4	1	1	2	1	1	1						
Fred McGriff, L OBP: 0.351, SLG: 0.466 (1, 3)										3	1	0	0	1	0	2						
David Justice, L OBP: 0.392, SLG: 0.522 (1, 9)										3	2	1	1	0	0	0						
Ryan Klesko, L OBP: 0.411, SLG: 0.597 (1, 7)										4	0	2	3	0	0	0						
Charlie O'Brien, R OBP: 0.381, SLG: 0.489 (1, 2)										3	0	1	0	0	0	2						
Mark Lemke, S OBP: 0.313, SLG: 0.327 (1, 4)										4	0	1	0	0	0	2						
Steve Avery, L OBP: 0.238, SLG: 0.439 Brad Clontz, R Greg McMichael, R Mark Wohlers, R (1, 1) (7, 1) (7, 1) (9, 1)										2	0	0	0	0	0	1						
Inning Stats	R: 0 E: 0 K: 0 S: 9	H: 1 LOB: 1 BB: 0 P: 13	R: 1 E: 0 K: 0 S: 8	H: 2 LOB: 1 BB: 0 P: 12	R: 0 E: 0 K: 0 S: 7	H: 0 LOB: 0 BB: 0 P: 11	R: 0 E: 0 K: 0 S: 7	H: 1 LOB: 1 BB: 0 P: 13	R: 5 E: 0 K: 0 S: 14	H: 3 LOB: 1 BB: 2 P: 26	R: 0 E: 0 K: 0 S: 5	H: 1 LOB: 1 BB: 0 P: 10	R: 0 E: 0 K: 1 S: 2	H: 0 LOB: 0 BB: 1 P: 7	R: 0 E: 0 K: 1 S: 9	H: 0 LOB: 1 BB: 0 P: 16	R: 0 E: 0 K: 2 S: 10	H: 0 LOB: 0 BB: 0 P: 18	1B: 6 2B: 1 3B: 0 HR: 1	SF: 0 SAC: 1 DP: 1 HBP: 2	WP: 0 PB: 0 SB: 3 CS: 0	PA: 39
PITCHER	IP WLS BF H R ER SO BB IBB HBP BLK WP HR S P ERA WHIP																					
Doug Brocail, R ERA: 3.9 (1, 1)	5.0 L 25 7 6 6 0 2 0 0 0 0 0 1 45 75 10.80 1.800																					
Craig McMurry, R ERA: 9.0 (6, 1)	1.0 4 1 0 0 0 0 0 0 0 0 0 0 5 10 0.00 1.000																					
Jeff Tabaka, L ERA: 3.44 (7, 1)	1.0 3 0 0 0 0 1 0 0 0 0 0 0 2 7 0.00 1.000																					
Todd Jones, R ERA: 2.96 (8, 1)	1.0 4 0 0 0 1 0 0 0 1 0 0 0 9 16 0.00 0.000																					
Mike Henneman, R ERA: 1.39 (9, 1)	1.0 3 0 0 0 2 0 0 0 0 0 0 0 10 18 0.00 0.000																					

Atlanta Braves @ Houston Astros
Astrodome, Houston, TX
Tue Aug 22 1995, 8:05 PM EDT
Att: 14,799 - Dome

AB 33
R 6
H 8
RBI 6
BB 3
SO 3
LOB 12



Batter	1	2	3	4	5	6	7	8	9	AB	R	H	RBI	BB	SO	LOB	BOTTOM					
Brian Hunter, R OBP: 0.367, SLG: 0.423 (1, 8)										4	1	1	0	1	1	3						
Craig Biggio, R OBP: 0.405, SLG: 0.493 (1, 4)										4	0	1	1	0	0	1						
Derek Bell, R OBP: 0.386, SLG: 0.435 (1, 9)										3	1	3	0	1	0	0						
Mike Simms, R OBP: 0.344, SLG: 0.564 Dave Magadan, L OBP: 0.406, SLG: 0.353 (7, PH) (8, 3)										3	0	0	0	0	0	3						
Doug Drabek, R OBP: 0.239, SLG: 0.227 (9, PR)										0	0	0	0	0	0	0						
Tony Eusebio, R OBP: 0.372, SLG: 0.439 (1, 2)											5	0	0	0	0	2	6					
Craig Shipley, R OBP: 0.286, SLG: 0.343 (1, 5)											5	0	0	0	0	1	3					
James Mouton, R OBP: 0.321, SLG: 0.373 (1, 7)											4	1	0	0	0	1						
Ricky Gutierrez, R OBP: 0.260, SLG: 0.250 (1, 6)											3	1	1	0	0	0	1					
Doug Brocail, L OBP: 0.229, SLG: 0.252 John Carpten, S OBP: 0.284, SLG: 0.433 Craig McMurry, R Jeff Tabaka, R Derrick May, L Todd Jones, R Mike Thompson, L Mike Henneman, R (1, 1) (5, PH) (6, 1) (7, 1) (7, PH) (8, 1) (8, PH) (9, 1)											1	0	0	0	0	1	0					
Inning Stats	R: 1 E: 0 K: 0 S: 9	H: 1 LOB: 0 BB: 0 P: 12	R: 0 E: 0 K: 0 S: 8	H: 0 LOB: 0 BB: 0 P: 12	R: 1 E: 0 K: 1 S: 14	H: 3 LOB: 0 BB: 0 P: 24	R: 0 E: 0 K: 2 S: 9	H: 0 LOB: 0 BB: 0 P: 15	R: 0 E: 0 K: 0 S: 11	H: 1 LOB: 1 BB: 0 P: 19	R: 0 E: 1 K: 0 S: 5	H: 0 LOB: 1 BB: 2 P: 12	R: 2 E: 1 K: 0 S: 19	H: 1 LOB: 3 BB: 2 P: 40	R: 0 E: 1 K: 2 S: 13	H: 0 LOB: 2 BB: 1 P: 19	R: 0 E: 0 K: 1 S: 16	H: 2 LOB: 2 BB: 0 P: 20	1B: 5 2B: 2 3B: 1 HR: 0	SF: 0 SAC: 1 DP: 0 HBP: 2	WP: 1 PB: 0 SB: 2 CS: 0	PA: 42
PITCHER	IP WLS BF H R ER SO BB IBB HBP BLK WP HR S P ERA WHIP																					
Steve Avery, L ERA: 4.61 (1, 1)	6.0 W 24 5 2 1 3 0 0 0 1 0 0 0 56 94 1.50 0.833																					
Brad Clontz, R ERA: 3.7 (7, 1)	0.0 4 1 2 1 0 1 0 0 1 0 0 0 13 24 ∞ ∞																					
Greg McMichael, R ERA: 2.9 (7, 1)	2.0 9 0 0 0 2 1 1 0 0 0 1 0 19 35 0.00 0.500																					
Mark Wohlers, R ERA: 1.82 (9, 1)	1.0 S 5 2 0 0 1 0 0 0 0 0 0 0 16 20 0.00 2.000																					

Atlanta Braves @ Houston Astros
Astrodome, Houston, TX
Tue Aug 22 1995, 8:05 PM EDT
Att: 14,799 - Dome

AB 36
R 4
H 8
RBI 3
BB 3
SO 6
LOB 22



Batter	1	2	3	4	5	6	7	8	9	AB	R	H	RBI	BB	SO	LOB	TOP								
Marquis Grissom, R OBP: 0.313, SLG: 0.371			G5-3		G1-3	F9		SF8		4	1	1	1	0	0	0									
Jeff Blauer, R OBP: 0.324, SLG: 0.350 Brad Clontz, R (8, 1)			K		10 PB, 10 G6-3			K		5	1	3	1	0	2	1									
10 Chipper Jones, S OBP: 0.369, SLG: 0.453	FC6-4		HBP		G6-3		G5-4-3		G4-3	5	0	1	0	0	0	3									
Fred McGriff, L OBP: 0.353, SLG: 0.465	K		HBP		BB		K		FC5-4	3	1	1	1	1	2	1									
David Justice, L OBP: 0.394, SLG: 0.519			F8		1B			1B	FC5-4	2	1	0	0	3	0	3									
Javy Lopez, R OBP: 0.338, SLG: 0.483	K				BB			1B	BB	5	1	3	1	0	2	2									
Ryan Klesko, L OBP: 0.407, SLG: 0.589		K		L7	G4-3			SF9	1B	5	1	1	0	0	1	4									
Mark Lemke, S OBP: 0.313, SLG: 0.325	K						G5-3		SF9	2	0	0	1	1	1	0									
Kent Mercker, L OBP: 0.091, SLG: 0.136 Mike Mordecai, R OBP: 0.310, SLG: 0.436 Dwight Smith, L OBP: 0.347, SLG: 0.444 Rafael Belliard, R OBP: 0.250, SLG: 0.227	K						F7		WP	3	0	0	0	0	2	1									
Inning Stats	R: 1 E: 0 K: 2 S: 18	H: 2 LOB: 2 BB: 1 P: 29	R: 0 E: 0 K: 3 S: 9	H: 0 LOB: 0 BB: 0 P: 13	R: 0 E: 0 K: 1 S: 10	H: 1 LOB: 2 BB: 0 P: 18	R: 0 E: 0 K: 2 S: 10	H: 0 LOB: 1 BB: 1 P: 19	R: 2 E: 0 K: 0 S: 11	H: 3 LOB: 2 BB: 1 P: 21	R: 0 E: 0 K: 0 S: 4	H: 0 LOB: 0 BB: 0 P: 6	R: 0 E: 0 K: 1 S: 7	H: 1 LOB: 0 BB: 0 P: 11	R: 3 E: 1 K: 1 S: 14	H: 2 LOB: 1 BB: 2 P: 25	R: 0 E: 0 K: 0 S: 12	H: 1 LOB: 2 BB: 1 P: 23	1B: 9 2B: 1 3B: 0 HR: 0	SF: 2 SAC: 0 DP: 1 HBP: 1	WP: 1 PB: 1 SB: 1 CS: 0	PA: 43			
PITCHER	IP	WLS	BF	H	R	ER	SO	BB	IBB	HBP	BLK	WP	HR	S	P	ERA	WHIP								
Mike Hampton, L ERA: 3.4	7.0	L	33	8	5	5	9	4	0	1	0	0	0	72	124	6.43	1.714								
Dean Hartgraves, L ERA: 2.7	0.1		2	1	0	0	0	0	0	0	0	0	0	2	2	0.00	3.000								
Dave Veres, R ERA: 1.82	0.2		3	0	1	0	1	0	1	0	0	1	0	9	16	0.00	0.000								
Todd Jones, R ERA: 2.92	1.0		5	1	0	0	0	1	0	0	0	0	0	12	23	0.00	2.000								

Atlanta Braves @ Houston Astros
Astrodome, Houston, TX
Wed Aug 23 1995, 8:05 PM EDT
Att: 21,112 - Dome

AB 34
R 6
H 10
RBI 5
BB 6
SO 10
LOB 15



Batter	1	2	3	4	5	6	7	8	9	AB	R	H	RBI	BB	SO	LOB	BOTTOM								
Brian Hunter, R OBP: 0.361, SLG: 0.415	E6		P9		K			G4-3		4	1	0	0	0	1	1									
Craig Biggio, R OBP: 0.404, SLG: 0.490	G6-3		F8		F9			1B		4	0	1	0	0	0	2									
Derek Bell, R OBP: 0.383, SLG: 0.432	SF8		G6-3				G6-3		G3	3	0	0	1	0	0	1									
Mike Simms, R OBP: 0.344, SLG: 0.544 Dave Magadan, L OBP: 0.406, SLG: 0.356	F9				K		G5-4-3		G4-3	2	0	0	0	1	1	0									
Craig Shipley, R OBP: 0.280, SLG: 0.335	F9				P8		G5-4-3		G4-3	4	0	0	0	0	0	2									
James Mouton, R OBP: 0.325, SLG: 0.383 Derrick May, L OBP: 0.314, SLG: 0.368		1B					L8		G6-3	2	1	1	0	1	0	0									
Pat Borders, R OBP: 0.252, SLG: 0.359	K				G4-3		P4			3	0	0	0	0	1	2									
Ricky Gutierrez, R OBP: 0.264, SLG: 0.255					F9		G6-3			3	0	1	1	0	0	0									
Mike Hampton, R OBP: 0.162, SLG: 0.088 Dean Hartgraves, R OBP: 0.314, SLG: 0.368	K								K	1	0	0	0	0	0	0									
Dave Veres, R OBP: 0.480, SLG: 0.429 Todd Jones, L OBP: 0.290, SLG: 0.400										1	0	0	0	1	1	1									
Inning Stats	R: 1 E: 1 K: 0 S: 7	H: 0 LOB: 0 BB: 0 P: 12	R: 1 E: 0 K: 2 S: 13	H: 2 LOB: 1 BB: 0 P: 19	R: 0 E: 0 K: 0 S: 6	H: 0 LOB: 0 BB: 0 P: 7	R: 0 E: 0 K: 1 S: 11	H: 0 LOB: 1 BB: 1 P: 19	R: 0 E: 0 K: 0 S: 6	H: 0 LOB: 0 BB: 1 P: 11	R: 0 E: 0 K: 0 S: 7	H: 0 LOB: 0 BB: 0 P: 9	R: 0 E: 0 K: 1 S: 14	H: 1 LOB: 1 BB: 0 P: 17	R: 0 E: 0 K: 0 S: 9	H: 1 LOB: 0 BB: 0 P: 12	1B: 3 2B: 0 3B: 1 HR: 0	SF: 1 SAC: 0 DP: 2 HBP: 0	WP: 0 PB: 0 SB: 1 CS: 0	PA: 33					
PITCHER	IP	WLS	BF	H	R	ER	SO	BB	IBB	HBP	BLK	WP	HR	S	P	ERA	WHIP								
Kent Mercker, L ERA: 3.98	7.0	W	26	2	2	1	4	3	0	0	0	0	0	62	99	1.29	0.714								
Brad Clontz, R ERA: 3.55	2.0		7	2	0	0	1	0	0	0	0	0	0	23	29	0.00	1.000								

Atlanta Braves @ Houston Astros
Astrodome, Houston, TX
Wed Aug 23 1995, 8:05 PM EDT
Att: 21,112 - Dome

AB 29
R 2
H 4
RBI 2
BB 3
SO 5
LOB 9



Batter	1	2	3	4	5	6	7	8	9	AB	R	H	RBI	BB	SO	LOB	TOP					
Brian Hunter, R OBP: 0.397, SLG: 0.410 (1, 8)	G6-3		E6 HR	P4			2B 1B		P5	5	2	1	0	0	0	1						
Dave Magadan, L OBP: 0.406, SLG: 0.361 (1, 5)	FC4-6 1B		F7				G3-1 1B 2B		K	5	0	2	2	0	2	1						
Craig Biggio, R OBP: 0.403, SLG: 0.495 (1, 4)	FC4-6 1B		HR				G1-3			4	1	1	2	0	0	2						
Derrick May, L OBP: 0.318, SLG: 0.370 (7, 1) Dave Veres, R	1B		1B				G3-1			4	0	2	0	0	1	1						
Tony Eusebio, R OBP: 0.371, SLG: 0.436 (1, 2)	G1-3		K				G3-1			4	0	1	0	0	1	4						
Milt Thompson, L OBP: 0.287, SLG: 0.284 (1, 9)		G6-4-3 1B	L3				1B		L7	4	0	1	0	0	1	2						
Mike Simms, R OBP: 0.338, SLG: 0.525 (1, 3)		G6-4-3 1B					K		F8	4	0	1	0	0	2	1						
Ricky Gutierrez, R OBP: 0.246, SLG: 0.236 (1, 6)		G6-4-3					G4-1		K	4	0	0	0	0	1	3						
Shane Reynolds, R OBP: 0.157, SLG: 0.140 (1, 1) John Cangelosi, S OBP: 0.480, SLG: 0.424 (7, PH)		G6-3					E5		G6-3	2	0	0	0	0	0	1						
Inning Stats	R: 0 E: 0 K: 0 S: 11	H: 2 LOB: 2 BB: 0 P: 14	R: 0 E: 0 K: 0 S: 7	H: 2 LOB: 1 BB: 0 P: 11	R: 2 E: 1 K: 1 S: 19	H: 2 LOB: 1 BB: 0 P: 26	R: 0 E: 0 K: 1 S: 6	H: 0 LOB: 0 BB: 0 P: 9	R: 0 E: 0 K: 2 S: 8	H: 1 LOB: 1 BB: 0 P: 10	R: 0 E: 0 K: 2 S: 10	H: 1 LOB: 1 BB: 0 P: 17	R: 2 E: 0 K: 0 S: 9	H: 2 LOB: 1 BB: 1 P: 18	R: 0 E: 0 K: 1 S: 8	H: 0 LOB: 0 BB: 0 P: 12	R: 0 E: 0 K: 1 S: 8	H: 0 LOB: 0 BB: 0 P: 14	1B: 7 2B: 1 3B: 0 HR: 1	SF: 0 SAC: 0 DP: 1 HBP: 0	WP: 0 PB: 0 SB: 0 CS: 0	PA: 38
PITCHER	IP	WLS	BF	H	R	ER	SO	BB	IBB	HBP	BLK	WP	HR	S	P	ERA	WHIP					
John Burkett, R ERA: 4.15 (1, 1)	7.0	W	32	9	4	3	6	1	0	0	0	0	1	70	105	3.86	1.429					
Alejandro Pena, R ERA: 5.13 (8, 1)	1.0		3	0	0	0	1	0	0	0	0	0	0	8	12	0.00	0.000					
Robb Nen, R ERA: 2.73 (9, 1)	1.0	S	3	0	0	0	1	0	0	0	0	0	0	8	14	0.00	0.000					

Houston Astros @ Florida Marlins
Joe Robbie Stadium, Miami, FL
Fri Aug 25 1995, 7:05 PM EDT
Att: 20,019 - Unknown - 81 F

AB	37
R	4
H	9
RBI	4
BB	1
SO	8
LOB	16



Batter	1	2	3	4	5	6	7	8	9	AB	R	H	RBI	BB	SO	LOB	BOTTOM				
Quilvio Veras, S OBP: 0.369, SLG: 0.348 (1, 4)	G4-3		G3				K			3	0	0	0	1	1	0					
Kurt Abbott, R OBP: 0.321, SLG: 0.457 (1, 6)	K						G1-3			4	1	2	1	0	1	0					
Jeff Conine, R OBP: 0.389, SLG: 0.540 (1, 7)	1B						K			4	1	2	0	0	2	2					
Terry Pendleton, S OBP: 0.351, SLG: 0.448 (1, 5)	G1-3						F9			4	1	1	0	0	0	3					
Greg Colbrunn, R OBP: 0.315, SLG: 0.460 (1, 3)		L8					F8			4	1	2	1	0	0	0					
Andre Dawson, R OBP: 0.304, SLG: 0.449 (1, 9) Robb Nen, R		L8					G1-3			4	1	1	3	0	1	3					
Steve Decker, R OBP: 0.333, SLG: 0.348 (1, 2)		G5-6-3					G6-3			3	0	0	0	0	0	0					
Jesus Tavarez, S OBP: 0.292, SLG: 0.250 (1, 8) (9, 9)							G3			3	0	0	0	0	1	0					
John Burkett, R OBP: 0.167, SLG: 0.154 (1, 1) Alejandro Pena, R							G5-3			3	0	0	0	0	2	0					
Chuck Carr, S OBP: 0.316, SLG: 0.272 (9, 8)							K			0	0	0	0	0	0	0					
Inning Stats	R: 0 E: 0 K: 1 S: 9	H: 1 LOB: 1 BB: 0 P: 13	R: 0 E: 0 K: 0 S: 3	H: 0 LOB: 0 BB: 0 P: 5	R: 0 E: 0 K: 1 S: 10	H: 0 LOB: 0 BB: 0 P: 14	R: 5 E: 0 K: 1 S: 15	H: 5 LOB: 0 BB: 0 P: 21	R: 0 E: 0 K: 1 S: 11	H: 2 LOB: 3 BB: 1 P: 17	R: 0 E: 0 K: 1 S: 8	H: 0 LOB: 0 BB: 0 P: 12	R: 0 E: 0 K: 2 S: 11	H: 0 LOB: 0 BB: 0 P: 14	R: 0 E: 0 K: 1 S: 7	H: 0 LOB: 0 BB: 0 P: 11	1B: 6 2B: 0 3B: 0 HR: 2	SF: 0 SAC: 0 DP: 0 HBP: 0	WP: 0 PB: 0 SB: 0 CS: 0	PA: 33	
PITCHER	IP	WLS	BF	H	R	ER	SO	BB	IBB	HBP	BLK	WP	HR	S	P	ERA	WHIP				
Shane Reynolds, R ERA: 3.1 (1, 1)	6.0	L	27	8	5	5	5	1	0	0	0	0	2	56	82	7.50	1.500				
Dave Veres, R ERA: 1.78 (7, 1)	2.0		6	0	0	0	3	0	0	0	0	0	0	18	25	0.00	0.000				

Houston Astros @ Florida Marlins
Joe Robbie Stadium, Miami, FL
Fri Aug 25 1995, 7:05 PM EDT
Att: 20,019 - Unknown - 81 F

AB	32
R	5
H	8
RBI	5
BB	1
SO	8
LOB	8



Batter	1	2	3	4	5	6	7	8	9	AB	R	H	RBI	BB	SO	LOB	TOP										
Brian Hunter, R (1, 8) OBP: 0.366, SLG: 0.420	G5-3		E		1B		E6		1B	4	0	3	1	1	0	0	Houston Astros @ Florida Marlins Joe Robbie Stadium, Miami, FL Sat Aug 26 1995, 7:05 PM EDT Att: 27,199 - Unknown - 86 F										
John Cangelosi, S (1, 9) OBP: 0.485, SLG: 0.433	1B		K		1B		G3		2B	5	0	3	0	0	1	2											
Craig Biggio, R (1, 4) OBP: 0.401, SLG: 0.492	K		F9		F9				F9	5	0	1	0	0	1	7											
Derrick May, L (1, 7) OBP: 0.312, SLG: 0.364	L7				F9		G3-1		K	4	0	0	0	0	1	2											
Tony Eusebio, R (1, 2) OBP: 0.369, SLG: 0.432		WP			F8		G4-3		F9	3	0	0	0	1	0	1											
Dave Magadan, L (1, 5) OBP: 0.409, SLG: 0.372	L9								K	3	1	1	1	1	1	2											
Mike Simms, R (1, 3) OBP: 0.319, SLG: 0.492	K				L7					4	0	0	0	0	1	2											
Andy Stankiewicz, R (1, 6) OBP: 0.189, SLG: 0.118	L3								P4	3	0	0	0	0	0	1											
Milt Thompson, L (9, PH) OBP: 0.284, SLG: 0.282					L8				F7	1	0	0	0	0	0	0											
Greg Swindell, L (1, 1) OBP: 0.277, SLG: 0.311			G5-3							3	0	0	0	0	1	0											
Todd Jones, L (7, 1) OBP: 0.200, SLG: 0.400					K		G5-3			0	0	0	0	0	0	0											
Derek Bell, R (9, PH) OBP: 0.384, SLG: 0.435									2B	1	0	1	0	0	0	0											
Ricky Gutierrez, R (9, FR) OBP: 0.246, SLG: 0.236									2B	0	1	0	0	0	0	0											
Inning Stats	R: 0 E: 0 K: 1 S: 10	H: 1 LOB: 1 BB: 0 P: 16	R: 0 E: 0 K: 1 S: 8	H: 0 LOB: 1 BB: 1 P: 21	R: 0 E: 1 K: 1 S: 12	H: 1 LOB: 1 BB: 0 P: 16	R: 0 E: 0 K: 0 S: 5	H: 0 LOB: 1 BB: 1 P: 11	R: 0 E: 0 K: 1 S: 9	H: 1 LOB: 2 BB: 1 P: 15	R: 1 E: 0 K: 0 S: 8	H: 1 LOB: 0 BB: 0 P: 14	R: 0 E: 1 K: 0 S: 12	H: 1 LOB: 1 BB: 0 P: 17	R: 0 E: 0 K: 2 S: 11	H: 1 LOB: 1 BB: 0 P: 18	R: 1 E: 0 K: 0 S: 11	H: 3 LOB: 3 BB: 0 P: 19	1B: 6 2B: 2 3B: 0 HR: 1	SF: 0 SAC: 0 DP: 0 HBP: 0	WP: 1 PB: 0 SB: 1 CS: 0	PA: 39					
PITCHER	IP	WLS	BF	H	R	ER	SO	BB	IBB	HBP	BLK	WP	HR	S	P	ERA	WHIP										
Willie Banks, R (1, 1) ERA: 5.68	7.0	W	29	5	1	1	4	3	0	0	0	1	1	64	110	1.29	1.143										
Alejandro Pena, R (8, 1) ERA: 5.01	1.0		4	1	0	0	2	0	0	0	0	0	0	11	18	0.00	1.000										
Mark Gardner, R (9, 1) ERA: 4.4	0.2		4	2	1	1	0	0	0	0	0	0	0	4	7	13.50	3.000										
Robb Nen, R (9, 1) ERA: 2.72	0.1		2	1	0	0	0	0	0	0	0	0	0	7	12	0.00	3.000										

Batter	1	2	3	4	5	6	7	8	9	AB	R	H	RBI	BB	SO	LOB	BOTTOM										
QuiVio Veras, S (1, 4) OBP: 0.366, SLG: 0.344	L7		G5-3			B3				4	0	0	0	0	1	3	Houston Astros @ Florida Marlins Joe Robbie Stadium, Miami, FL Sat Aug 26 1995, 7:05 PM EDT Att: 27,199 - Unknown - 86 F										
Chuck Carr, S (1, 8) OBP: 0.315, SLG: 0.283	L5		F7			HR		K		4	1	1	1	0	1	0											
Jeff Conine, R (1, 7) OBP: 0.390, SLG: 0.542	1B				F7	G4-3		2B		4	0	2	0	0	0	0											
Terry Pendleton, S (1, 5) OBP: 0.350, SLG: 0.446	P4				F8		G6-3	HR		4	1	1	0	0	0	1											
Greg Colbrunn, R (1, 3) OBP: 0.314, SLG: 0.458		F7			K		E	FC3-2-5		4	2	1	0	0	1	2											
Andre Dawson, R (1, 9) OBP: 0.308, SLG: 0.453							L7			3	0	2	0	0	0	0											
Jesus Tavarez, S (7, FR) OBP: 0.298, SLG: 0.286		FC5-4					E8	HR		1	2	1	3	0	0	0											
Kurt Abbott, R (1, 6) OBP: 0.321, SLG: 0.452	FC5-4				G5-3		FC6-4	IBB		3	0	0	0	1	1	1											
Steve Decker, R (1, 2) OBP: 0.324, SLG: 0.337	FC6-4				G6-3		FC6-4			3	0	0	1	0	0	3											
Willie Banks, R (1, 1) OBP: 0.294, SLG: 0.200										2	0	1	0	0	0	0											
Alex Arias, R (7, PH) OBP: 0.350, SLG: 0.382										1	0	1	1	0	0	0											
Alejandro Pena, R (8, 1) OBP: 0.384, SLG: 0.435										0	0	0	0	0	0	0											
Mark Gardner, R (9, 1) OBP: 0.190, SLG: 0.190										0	0	0	0	0	0	0											
Robb Nen, R (9, 1) ERA: 2.72										0	0	0	0	0	0	0											
Inning Stats	R: 0 E: 0 K: 0 S: 6	H: 1 LOB: 1 BB: 0 P: 8	R: 0 E: 0 K: 0 S: 8	H: 1 LOB: 0 BB: 0 P: 13	R: 0 E: 0 K: 1 S: 7	H: 0 LOB: 0 BB: 0 P: 11	R: 0 E: 0 K: 1 S: 7	H: 0 LOB: 0 BB: 0 P: 11	R: 1 E: 0 K: 1 S: 16	H: 2 LOB: 2 BB: 1 P: 29	R: 3 E: 0 K: 2 S: 17	H: 3 LOB: 0 BB: 0 P: 27	R: 3 E: 0 K: 2 S: 17	H: 3 LOB: 0 BB: 0 P: 27	1B: 6 2B: 2 3B: 0 HR: 2	SF: 0 SAC: 0 DP: 0 HBP: 0	WP: 0 PB: 0 SB: 0 CS: 0	PA: 34									
PITCHER	IP	WLS	BF	H	R	ER	SO	BB	IBB	HBP	BLK	WP	HR	S	P	ERA	WHIP										
Greg Swindell, L (1, 1) ERA: 4.73	6.1	L	24	6	3	3	3	0	0	0	0	0	1	51	79	4.26	0.947										
Todd Jones, R (7, 1) ERA: 3.2	1.2		10	4	3	3	3	0	1	0	0	0	1	26	44	16.20	2.400										



Batter	1	2	3	4	5	6	7	8	9	AB	R	H	RBI	BB	SO	LOB	TOP										
Brian Hunter, R OBP: 0.368, SLG: 0.424 (1, 8)										3	2	1	0	1	1	0											
James Mouton, R OBP: 0.320, SLG: 0.376 (1, 7)										4	0	0	1	0	1	1											
Craig Biggio, R OBP: 0.404, SLG: 0.493 (1, 4)										3	0	2	0	1	0	0											
Derek Bell, R OBP: 0.381, SLG: 0.431 (1, 9)										4	0	0	1	0	1	3											
Dave Magadan, L OBP: 0.411, SLG: 0.373 Craig Shipley, R OBP: 0.278, SLG: 0.333 (8, PH) (8, 5)										2	0	1	0	1	1	1											
Mike Simms, R OBP: 0.342, SLG: 0.507 (1, 3)										4	0	3	0	0	0	1											
Pat Borders, R OBP: 0.246, SLG: 0.350 (1, 2)										4	0	0	0	0	0	5											
Ricky Gutierrez, R OBP: 0.230, SLG: 0.220 (1, 6)										4	0	0	0	0	2	2											
Doug Drabek, R OBP: 0.234, SLG: 0.222 Milt Thompson, L OBP: 0.282, SLG: 0.279 Craig McMurtry, R (5, PH) (5, 1) Derrick May, L OBP: 0.311, SLG: 0.362 Dean Hartgraves, R (7, 1) (7, 1)										1	0	0	0	0	0	0											
Inning Stats	R: 0 E: 0 K: 1 S: 6	H: 0 LOB: 1 BB: 1 P: 16	R: 0 E: 0 K: 1 S: 20	H: 1 LOB: 1 BB: 0 P: 27	R: 1 E: 0 K: 0 S: 13	H: 1 LOB: 0 BB: 0 P: 19	R: 0 E: 0 K: 0 S: 9	H: 1 LOB: 1 BB: 1 P: 16	R: 0 E: 0 K: 0 S: 4	H: 0 LOB: 0 BB: 0 P: 6	R: 0 E: 0 K: 2 S: 14	H: 1 LOB: 1 BB: 0 P: 19	R: 0 E: 0 K: 0 S: 7	H: 1 LOB: 1 BB: 0 P: 15	R: 1 E: 0 K: 1 S: 9	H: 1 LOB: 0 BB: 0 P: 18	R: 0 E: 0 K: 1 S: 7	H: 1 LOB: 0 BB: 0 P: 9	1B: 6 2B: 2 3B: 0 HR: 0	SF: 0 SAC: 0 DP: 2 HBP: 0	WP: 1 PB: 0 SB: 1 CS: 0	PA: 35					
PITCHER	IP	WLS	BF	H	R	ER	SO	BB	IBB	HBP	BLK	WP	HR	S	P	ERA	WHIP										
Pat Rapp, R ERA: 4.22 (1, 1)	7.0	W	27	5	1	1	4	2	0	0	0	1	0	73	118	1.29	1.000										
Rich Garces, R ERA: 3.5 (8, 1)	0.2		4	1	1	1	1	1	0	0	0	0	0	7	14	13.50	3.000										
Yorkis Perez, L ERA: 5.65 (8, 1)	0.1		1	0	0	0	0	0	0	0	0	0	0	2	4	0.00	0.000										
Buddy Groom, L ERA: 7.38 (9, 1)	1.0		3	1	0	0	1	0	0	0	0	0	0	7	9	0.00	1.000										

Houston Astros @ Florida Marlins
Joe Robbie Stadium, Miami, FL
Sun Aug 27 1995, 7:05 PM EDT
Att: 22,988 - Unknown - 81 F

AB 32
R 2
H 7
RBI 2
BB 3
SO 6
LOB 15



Batter	1	2	3	4	5	6	7	8	9	AB	R	H	RBI	BB	SO	LOB	BOTTOM										
QuiVivo Veras, S OBP: 0.366, SLG: 0.342 (1, 4)										2	2	0	1	2	0	1											
Kurt Abbott, R OBP: 0.322, SLG: 0.461 (1, 6)										5	1	2	2	0	2	4											
Jeff Conine, R OBP: 0.392, SLG: 0.543 (1, 7)										5	2	3	1	0	0	1											
Terry Pendleton, S OBP: 0.351, SLG: 0.455 (1, 5)										5	1	2	5	0	0	2											
Greg Colbrunn, R OBP: 0.314, SLG: 0.456 (1, 3)										4	0	1	0	0	0	1											
Russ Morman, R OBP: 0.328, SLG: 0.517 Rich Garces, R (8, 1) Yorkis Perez, L (8, 1) Buddy Groom, L (9, 1)										3	1	1	0	0	1	1											
Steve Decker, R OBP: 0.322, SLG: 0.327 (1, 2)										3	1	0	0	1	0	1											
Jesus Tavarez, S OBP: 0.305, SLG: 0.294 (1, 8) (8, 9)										4	1	2	0	0	0	0											
Pat Rapp, R OBP: 0.154, SLG: 0.179 Chuck Carr, S OBP: 0.318, SLG: 0.286 (1, 1) (8, 8)										1	0	0	1	0	1	0											
Inning Stats	R: 5 E: 1 K: 1 S: 21	H: 5 LOB: 2 BB: 2 P: 38	R: 0 E: 0 K: 0 S: 7	H: 1 LOB: 1 BB: 0 P: 9	R: 0 E: 0 K: 1 S: 6	H: 0 LOB: 0 BB: 0 P: 10	R: 0 E: 0 K: 1 S: 8	H: 0 LOB: 0 BB: 0 P: 13	R: 0 E: 0 K: 0 S: 11	H: 0 LOB: 1 BB: 0 P: 16	R: 3 E: 0 K: 0 S: 12	H: 4 LOB: 2 BB: 1 P: 21	R: 0 E: 0 K: 1 S: 8	H: 0 LOB: 0 BB: 0 P: 14	R: 1 E: 0 K: 0 S: 9	H: 2 LOB: 1 BB: 0 P: 19	R: 0 E: 0 K: 0 S: 9	H: 0 LOB: 0 BB: 0 P: 9	1B: 8 2B: 2 3B: 1 HR: 1	SF: 1 SAC: 2 DP: 0 HBP: 1	WP: 0 PB: 0 SB: 0 CS: 0	PA: 40					
PITCHER	IP	WLS	BF	H	R	ER	SO	BB	IBB	HBP	BLK	WP	HR	S	P	ERA	WHIP										
Doug Drabek, R ERA: 4.91 (1, 1)	4.0	L	21	6	3	5	3	2	0	0	0	0	0	42	70	11.25	2.000										
Craig McMurtry, R ERA: 10.28 (5, 1)	2.0		11	4	3	3	0	1	0	1	0	0	0	23	37	13.50	2.500										
Dean Hartgraves, L ERA: 2.81 (7, 1)	2.0		8	2	1	1	1	0	0	0	0	0	0	17	33	4.50	1.000										

Houston Astros @ Florida Marlins
Joe Robbie Stadium, Miami, FL
Sun Aug 27 1995, 7:05 PM EDT
Att: 22,988 - Unknown - 81 F

AB 33
R 10
H 12
RBI 10
BB 3
SO 4
LOB 11



Batter	1	2	3	4	5	6	7	8	9	AB	R	H	RBI	BB	SO	LOB	TOP								
John Cangelosi, S OBP: 0.481, SLG: 0.426	G6-3	E S BB		1B G4-3		G4-3			K	4	1	1	0	1	1	1									
Craig Biggio, R OBP: 0.403, SLG: 0.493				FC6		K			G5-3	4	0	1	0	1	1	1									
Derrick May, L OBP: 0.309, SLG: 0.358	F8	F8		G4-3					K	5	0	1	0	0	1	3									
Derek Bell, R OBP: 0.381, SLG: 0.430	K			G4-3						2	0	0	0	1	1	3									
Todd Jones, L OBP: 0.200, SLG: 0.400										0	0	0	0	0	0	0									
Ricky Gutierrez, R OBP: 0.226, SLG: 0.217										1	0	0	0	0	0	0									
Mike Henneman, R OBP: 0.226, SLG: 0.217										0	0	0	0	0	0	0									
Tony Eusebio, R OBP: 0.368, SLG: 0.430										4	0	1	0	0	2	2									
Dave Magadan, L OBP: 0.413, SLG: 0.375										4	1	2	0	0	0	0									
Mike Simms, R OBP: 0.350, SLG: 0.493										2	1	0	0	2	1	2									
Craig Shipley, R OBP: 0.277, SLG: 0.337										4	1	1	2	0	0	4									
Doug Brocail, L OBP: 0.182, SLG: 0.182										2	0	0	0	0	0	4									
James Mouton, R OBP: 0.322, SLG: 0.374										1	0	0	0	1	1	1									
Inning Stats	R: 0 E: 0 K: 1 S: 16	H: 1 LOB: 1 BB: 0 P: 23	R: 3 E: 0 K: 0 S: 15	H: 3 LOB: 2 BB: 2 P: 29	R: 0 E: 0 K: 0 S: 14	H: 1 LOB: 3 BB: 2 P: 26	R: 1 E: 1 K: 1 S: 11	H: 2 LOB: 1 BB: 0 P: 15	R: 0 E: 0 K: 1 S: 6	H: 0 LOB: 0 BB: 1 P: 9	R: 0 E: 0 K: 1 S: 6	H: 0 LOB: 0 BB: 0 P: 15	R: 0 E: 0 K: 1 S: 8	H: 0 LOB: 0 BB: 0 P: 12	R: 0 E: 0 K: 1 S: 5	H: 0 LOB: 1 BB: 1 P: 11	R: 0 E: 0 K: 2 S: 10	H: 0 LOB: 0 BB: 0 P: 14	1B: 5 2B: 2 3B: 0 HR: 0	SF: 0 SAC: 0 DP: 2 HBP: 0	WP: 0 PB: 0 SB: 1 CS: 0	PA: 39			
PITCHER	IP	WLS	BF	H	R	ER	SO	BB	IBB	HBP	BLK	WP	HR	S	P	ERA	WHIP								
Marc Valdes, R ERA: 6.0	3.0		21	7	4	2	1	4	0	0	0	0	0	51	85	6.00	3.667								
David Weathers, R ERA: 6.1	2.0	W	5	0	0	0	2	0	0	0	0	0	0	11	17	0.00	0.000								
Rich Garcés, R ERA: 3.27	2.0		6	0	0	0	2	1	0	0	0	0	0	14	27	0.00	0.500								
Alejandro Peña, R ERA: 4.89	1.0		4	0	0	0	1	1	0	0	0	0	0	5	11	0.00	1.000								
Robb Nen, R ERA: 2.67	1.0	S	3	0	0	0	2	0	0	0	0	0	0	10	14	0.00	0.000								

Houston Astros @ Florida Marlins
Joe Robbie Stadium, Miami, FL
Mon Aug 28 1995, 7:05 PM EDT
Att: 16,332 - Unknown - 82 F

AB 33
R 4
H 7
RBI 2
BB 6
SO 8
LOB 21

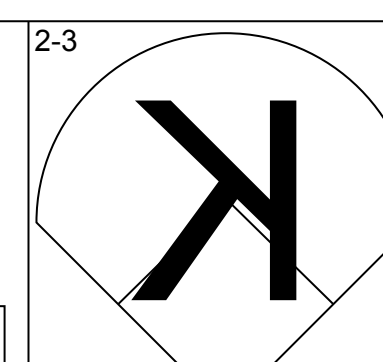
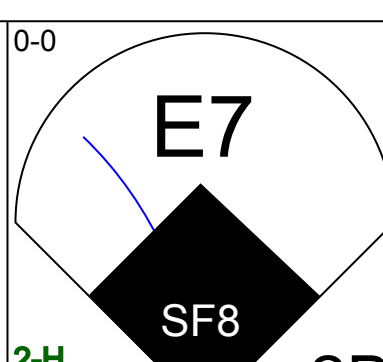
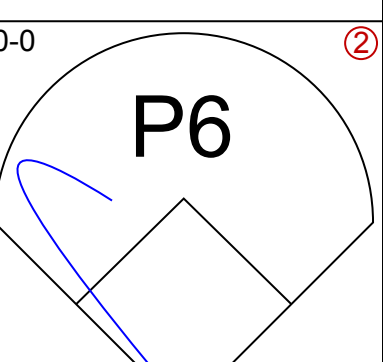
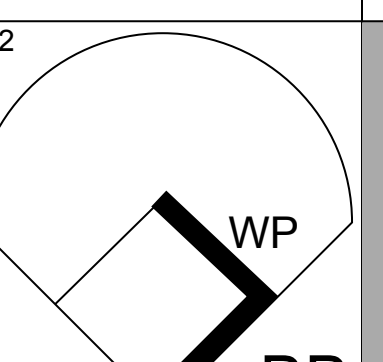
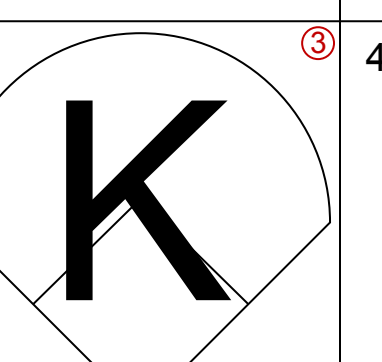
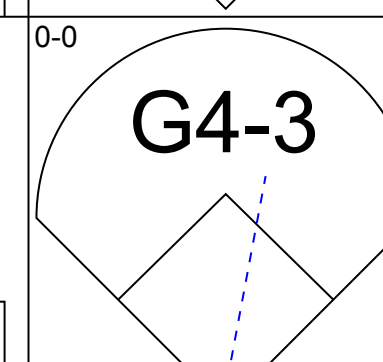
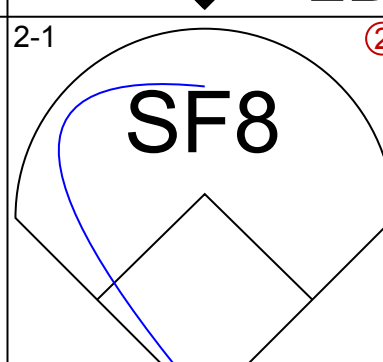
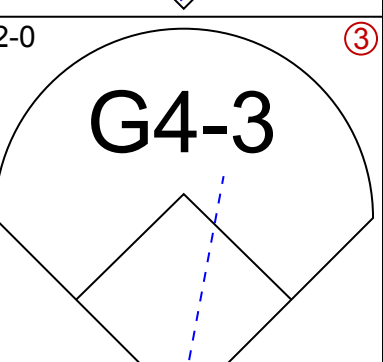
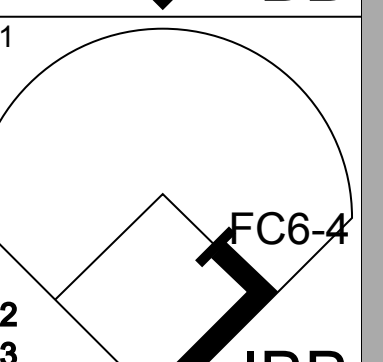
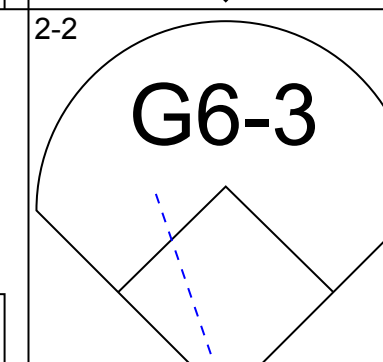
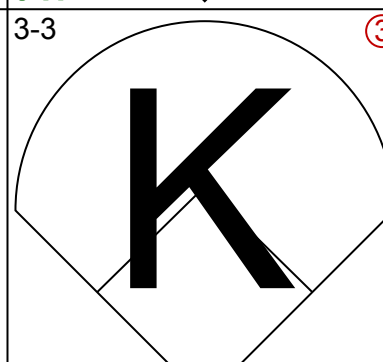
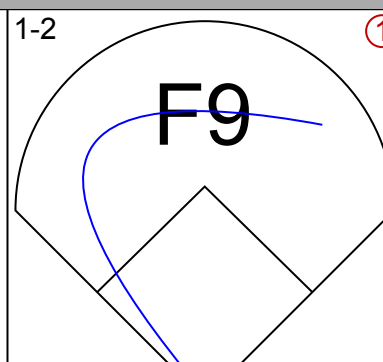
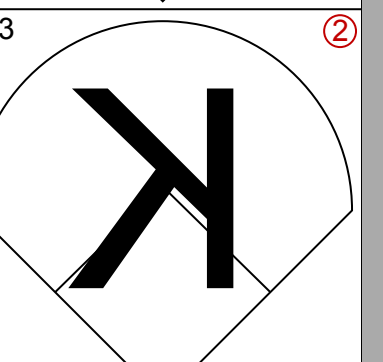
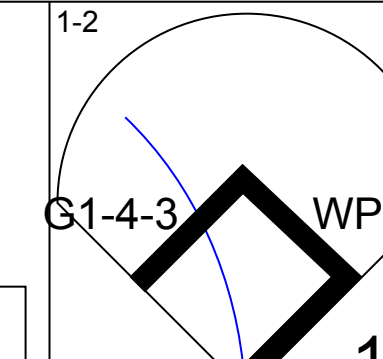
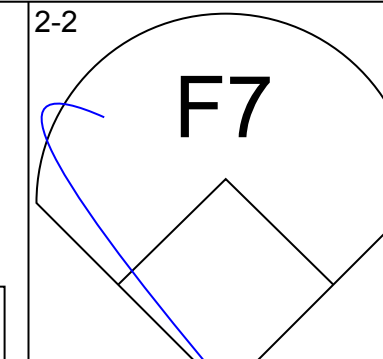
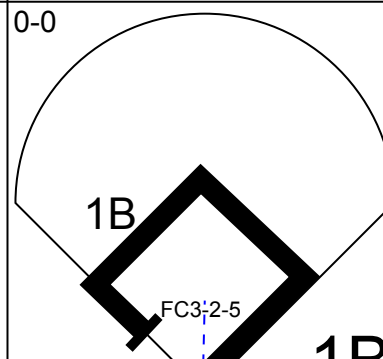
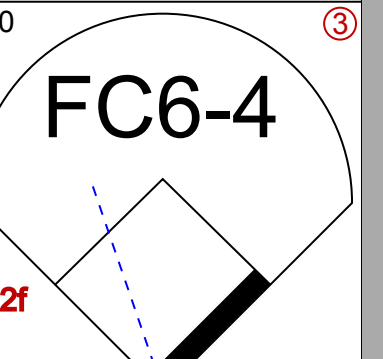

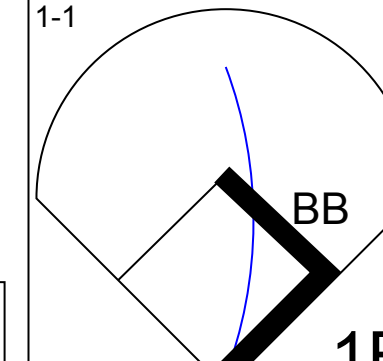
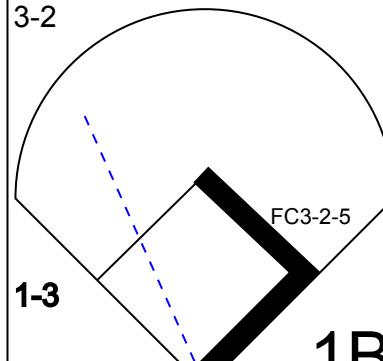
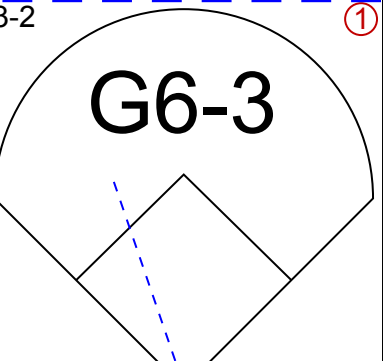

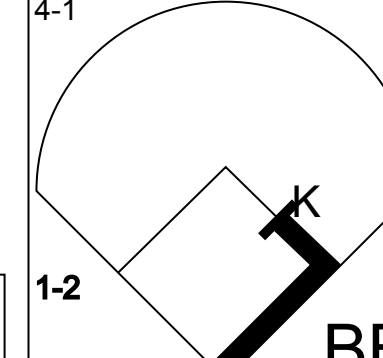
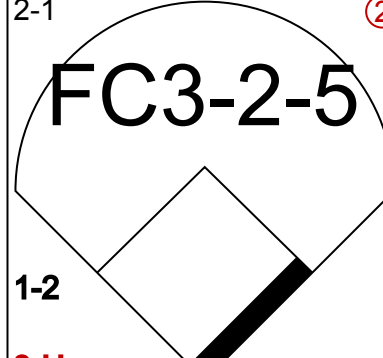
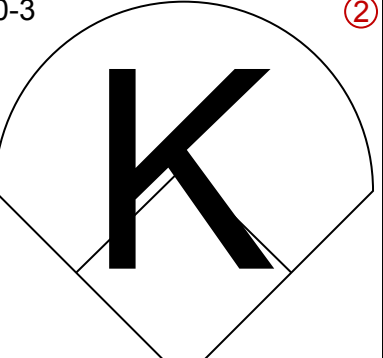

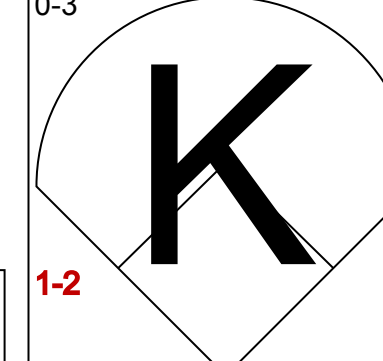
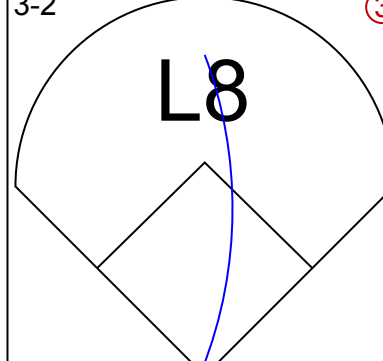
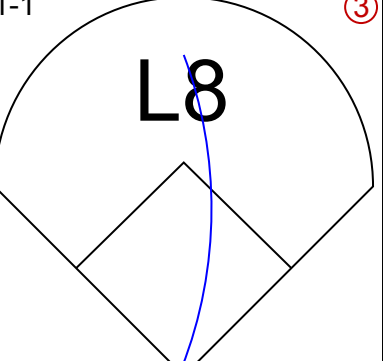
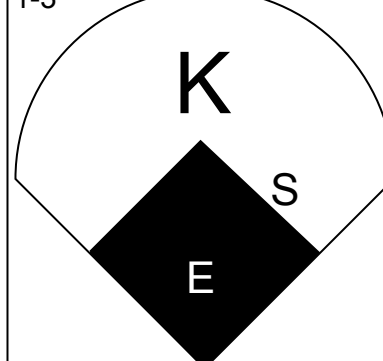
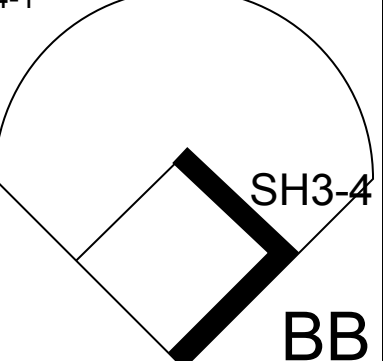
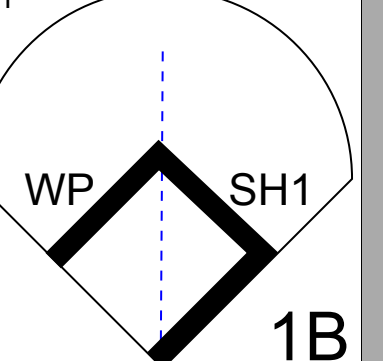
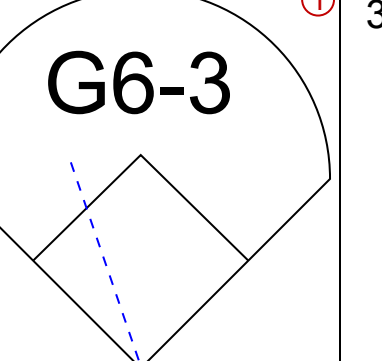
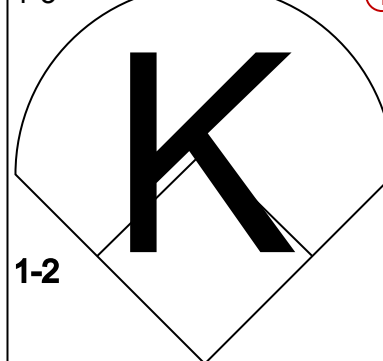
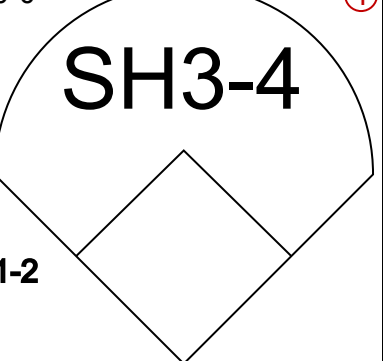
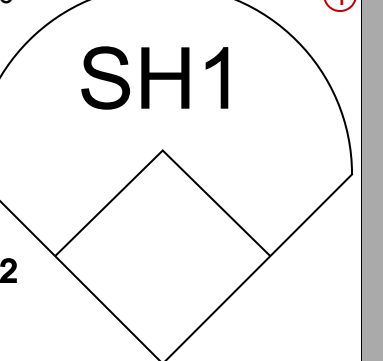
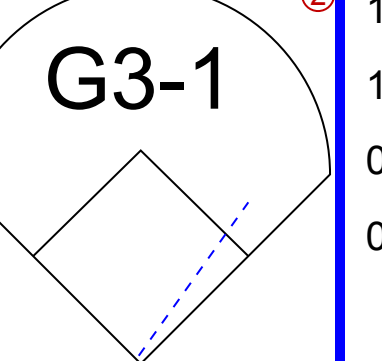
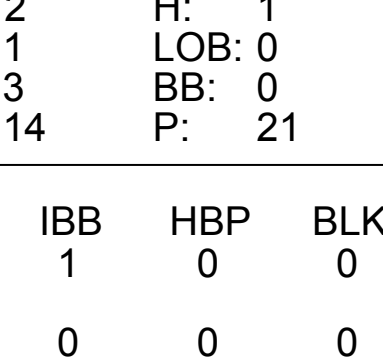


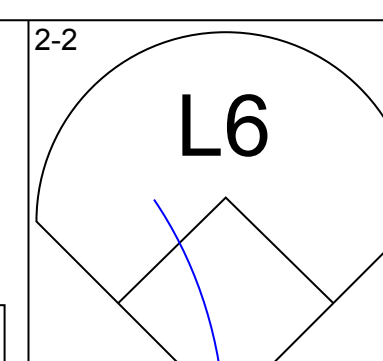
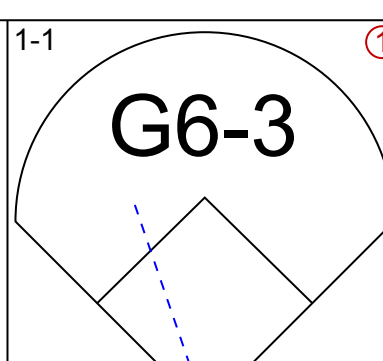
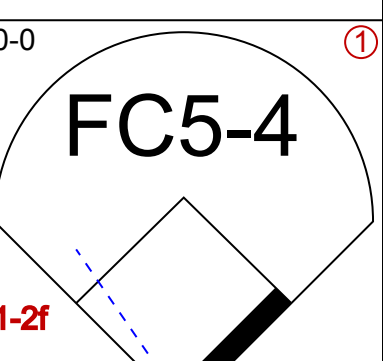
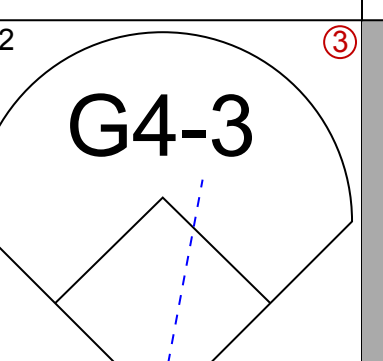
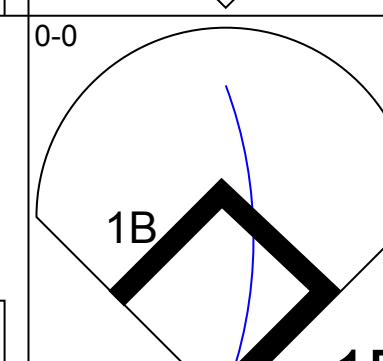
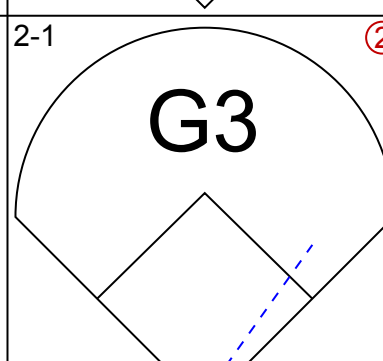
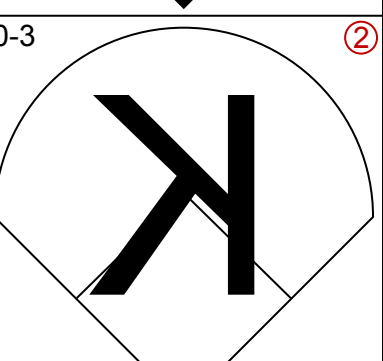
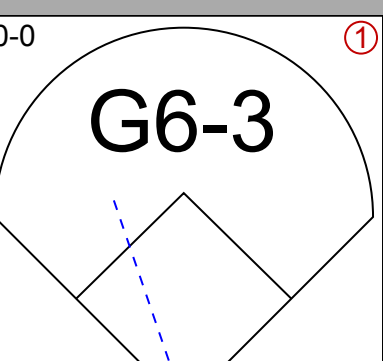
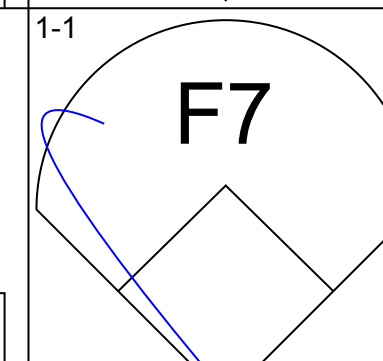
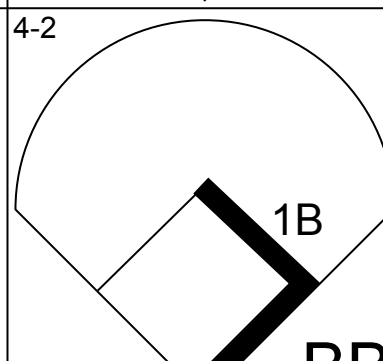
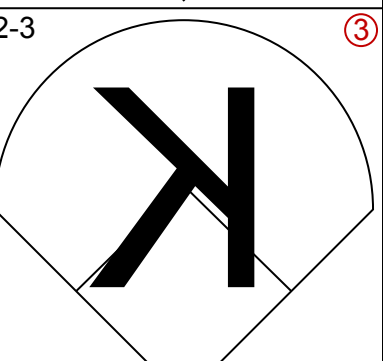
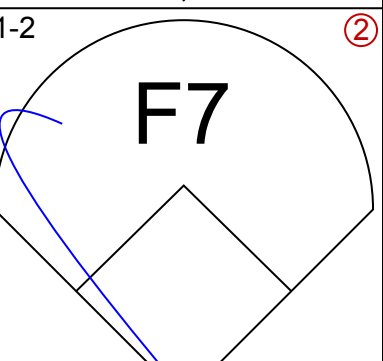
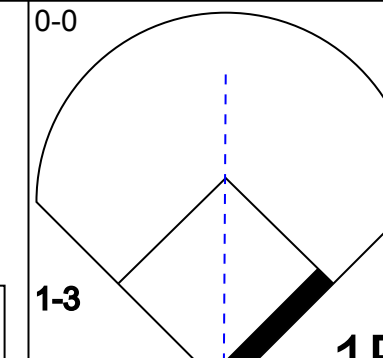
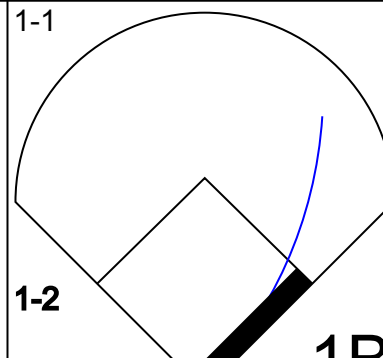
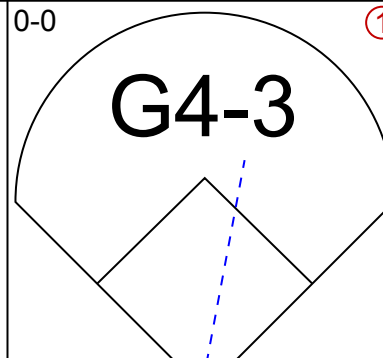
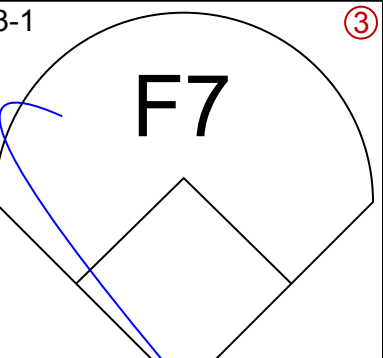
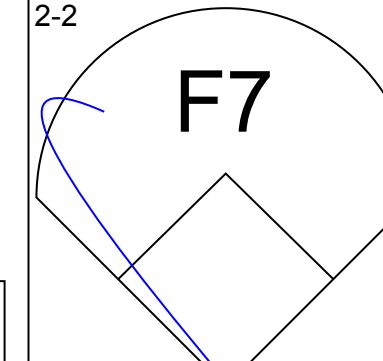
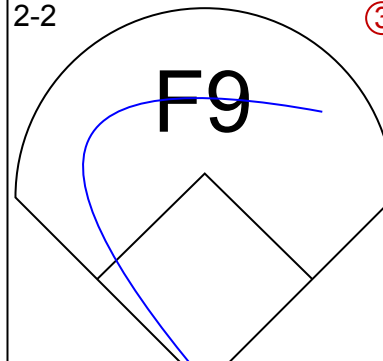
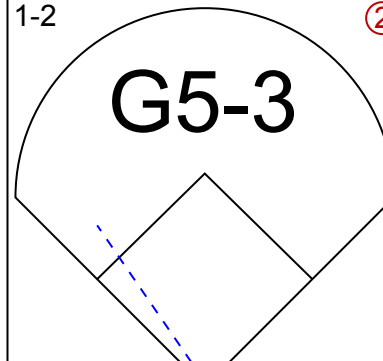
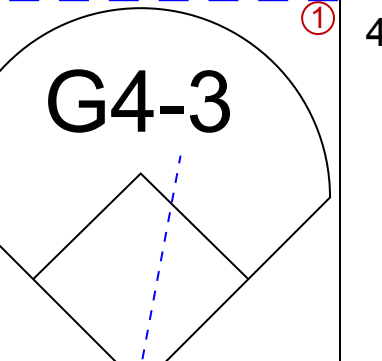
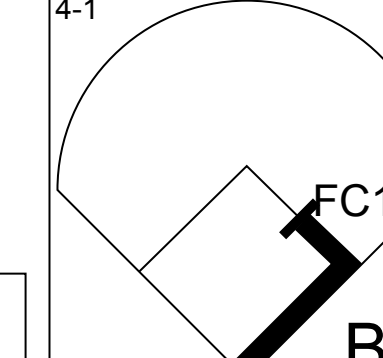
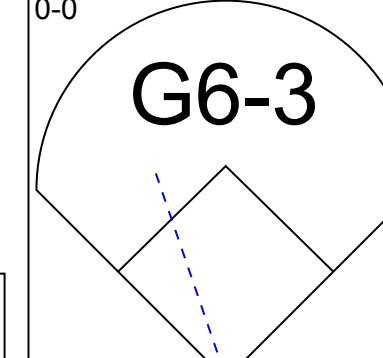
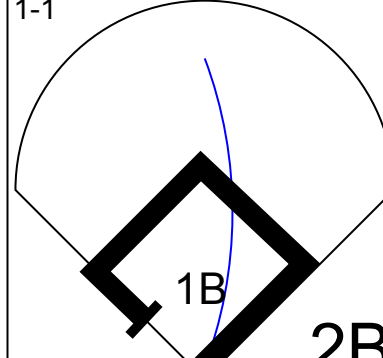
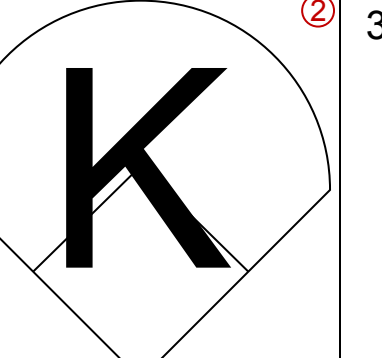

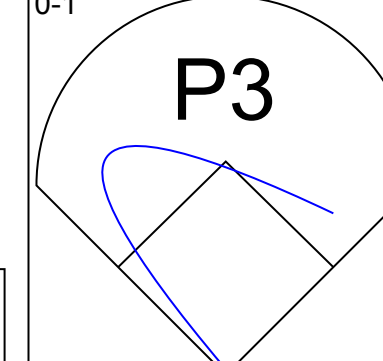
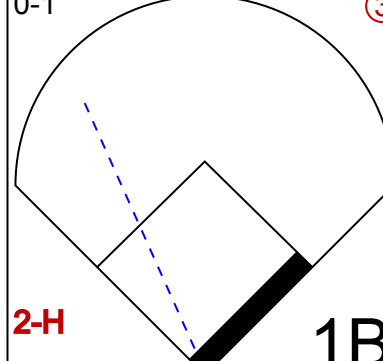
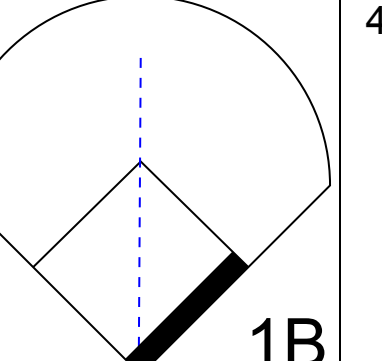

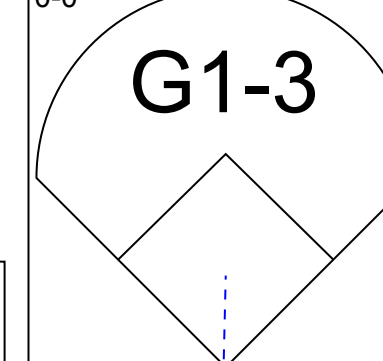
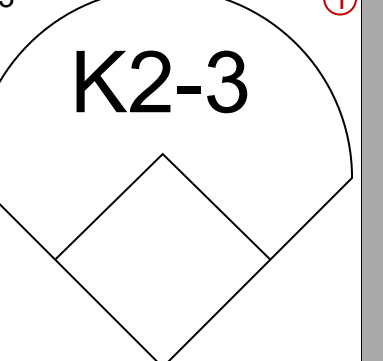
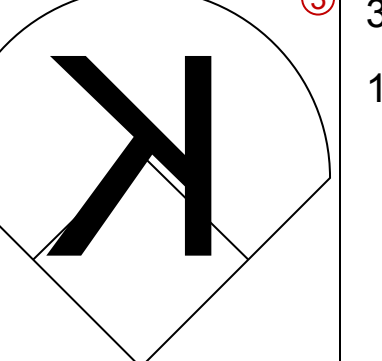

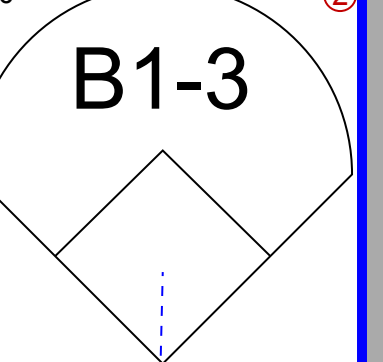
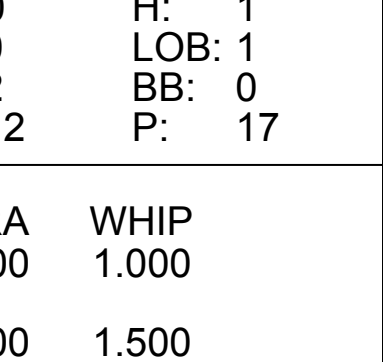
Batter	1	2	3	4	5	6	7	8	9	AB	R	H	RBI	BB	SO	LOB	BOTTOM								
QuiVio Veras, S OBP: 0.366, SLG: 0.344	P6		WP	2B	SF7			L7		4	2	2	2	0	0	0									
Alex Arias, R OBP: 0.346, SLG: 0.377	2B		K	P6	K			G6-3		5	1	1	0	0	2	4									
Jeff Conine, R OBP: 0.393, SLG: 0.544	F8		1B	2B				K		5	1	2	2	0	1	1									
Terry Pendleton, S OBP: 0.355, SLG: 0.459	FC6-5		F8	1B	FC6-4			G4-3		3	0	2	1	1	0	0									
Greg Colbrunn, R OBP: 0.313, SLG: 0.454	FC6-5		1B	FC6-4				G5-3		4	0	1	1	0	0	3									
Andre Dawson, R OBP: 0.308, SLG: 0.445			G4-3	F8						3	1	0	0	1	1	2									
Alejandro Peña, R OBP: 0.324, SLG: 0.481			G6-3	K						0	0	0	0	0	0	0									
Robb Nen, R OBP: 0.324, SLG: 0.481										0	0	0	0	0	0	0									
Rob Natal, R OBP: 0.214, SLG: 0.481			G6-3	K				P4		4	0	1	0	0	1	3									
Jesus Tavarez, S OBP: 0.320, SLG: 0.345			G6-3							4	1	3	0	0	0	1									
Marc Valdes, R ERA: 4.42			G3					G1-3		1	0	0	0	0	0	1									
David Weathers, R ERA: 3.22										1	0	0	0	0	0	1									
Russ Morman, R ERA: 3.22										0	0	0	0	0	0	0									
Rich Garcés, R ERA: 3.22										0	0	0	0	0	0	0									
Chuck Carr, S OBP: 0.311, SLG: 0.285										1	0	0	0	0	0	1									
Inning Stats	R: 1 E: 0 K: 0 S: 9	H: 2 LOB: 1 BB: 0 P: 10	R: 0 E: 0 K: 0 S: 9	H: 1 LOB: 0 BB: 0 P: 13	R: 2 E: 0 K: 2 S: 16	H: 4 LOB: 2 BB: 0 P: 24	R: 2 E: 0 K: 0 S: 14	H: 3 LOB: 2 BB: 1 P: 22	R: 1 E: 0 K: 1 S: 22	H: 1 LOB: 2 BB: 2 P: 35	R: 0 E: 0 K: 0 S: 4	H: 0 LOB: 0 BB: 0 P: 4	R: 0 E: 0 K: 1 S: 6	H: 1 LOB: 1 BB: 0 P: 11	R: 0 E: 0 K: 1 S: 6	H: 0 LOB: 0 BB: 0 P: 9	1B: 7 2B: 3 3B: 2 HR: 0	SF: 1 SAC: 0 DP: 0 HBP: 0	WP: 1 PB: 0 SB: 2 CS: 0	PA: 39					
PITCHER	IP	WLS	BF	H	R	ER	SO	BB	IBB	HBP	BLK	WP	HR	S	P	ERA	WHIP								
Doug Brocail, R ERA: 4.42	3.2	L	21	10	5	5	2	0	0	0	0	0	0	29	46	3.86	1.286								
Todd Jones, R ERA: 3.22	2.1		11	1	1	1	1	2	1	0	0	0	0	12	20	0.00	0.500								
Mike Henneman, R ERA: 1.3	2.0		7	1	0	0	2	0	0	0	0	0	0	12	20	0.00	0.500								

Houston Astros @ Florida Marlins
Joe Robbie Stadium, Miami, FL
Mon Aug 28 1995, 7:05 PM EDT
Att: 16,332 - Unknown - 82 F

AB 35
R 6
H 12
RBI 6
BB 3
SO 5
LOB 17



Batter	1	2	3	4	5	6	7	8	9	AB	R	H	RBI	BB	SO	LOB	TOP					
Brian Hunter, R (1, 8) OBP: 0.363, SLG: 0.429										4	1	1	1	1	2	1	Houston Astros @ Atlanta Braves Atlanta-Fulton County Stadium, Atlanta, GA Wed Aug 30 1995, 7:05 PM EDT Att: 29,671 - Unknown - 89 F					
John Cangelosi, S (1, 7) OBP: 0.472, SLG: 0.416										2	0	0	1	1	0	1						
Craig Biggio, R (1, 4) OBP: 0.399, SLG: 0.484										4	0	0	0	0	2	3						
Derrick May, L (1, 9) OBP: 0.315, SLG: 0.377										4	0	2	0	0	0	3						
Tony Eusebio, R (1, 2) OBP: 0.373, SLG: 0.442										4	0	2	0	0	1	1						
Dave Magadan, L (1, 5) OBP: 0.312, SLG: 0.370										3	0	0	0	1	1	3						
Mike Simms, R (1, 3) OBP: 0.330, SLG: 0.481										4	0	0	0	0	2	5						
Ricky Gutierrez, R (1, 6) OBP: 0.264, SLG: 0.261										3	1	1	0	1	1	0						
Shane Reynolds, R (1, 1) OBP: 0.154, SLG: 0.137										1	0	0	0	0	1	1						
James Mouton, R (9, PH) OBP: 0.316, SLG: 0.367										1	0	0	0	0	0	0						
Jeff Tabaka, R (9, 1) OBP: 0.200, SLG: 0.400										0	0	0	0	0	0	0						
Inning Stats	R: 0 E: 0 K: 1 S: 7	H: 0 LOB: 0 BB: 0 P: 11	R: 0 E: 0 K: 2 S: 12	H: 1 LOB: 1 BB: 0 P: 15	R: 2 E: 1 K: 3 S: 14	H: 1 LOB: 0 BB: 0 P: 21	R: 0 E: 0 K: 1 S: 9	H: 1 LOB: 1 BB: 1 P: 16	R: 0 E: 0 K: 0 S: 4	H: 0 LOB: 1 BB: 0 P: 10	R: 0 E: 0 K: 0 S: 14	H: 2 LOB: 2 BB: 0 P: 23	R: 0 E: 0 K: 1 S: 10	H: 1 LOB: 3 BB: 2 P: 22	R: 0 E: 0 K: 1 S: 8	H: 0 LOB: 0 BB: 0 P: 12	R: 0 E: 0 K: 1 S: 7	H: 0 LOB: 0 BB: 0 P: 8	1B: 5 2B: 1 3B: 0 HR: 0	SF: 1 SAC: 2 DP: 0 HBP: 0	WP: 3 PB: 0 SB: 1 CS: 0	PA: 37
PITCHER	IP WLS BF H R ER SO BB IBB HBP BLK WP HR S P ERA WHIP																					
29 John Smoltz, R (1, 1) ERA: 3.15	7.0 L 31 6 2 1 8 3 1 0 0 3 0 70 118 1.29 1.286																					
Brad Clontz, R (8, 1) ERA: 3.67	2.0 6 0 0 0 2 0 0 0 0 0 0 15 20 0.00 0.000																					

Batter	1	2	3	4	5	6	7	8	9	AB	R	H	RBI	BB	SO	LOB	BOTTOM					
Marquis Grissom, R (1, 8) OBP: 0.310, SLG: 0.360										4	0	0	0	0	0	1	Houston Astros @ Atlanta Braves Atlanta-Fulton County Stadium, Atlanta, GA Wed Aug 30 1995, 7:05 PM EDT Att: 29,671 - Unknown - 89 F					
Mark Lemke, S (1, 4) OBP: 0.326, SLG: 0.333										4	0	1	0	0	1	1						
10 Chipper Jones, S (1, 5) OBP: 0.367, SLG: 0.449										3	0	0	0	1	1	2						
Fred McGriff, L (1, 3) OBP: 0.352, SLG: 0.468										4	0	2	0	0	0	0						
David Justice, L (1, 9) OBP: 0.381, SLG: 0.519										4	0	0	0	0	0	4						
Ryan Klesko, L (1, 7) OBP: 0.395, SLG: 0.568										3	0	1	0	1	1	0						
Javy Lopez, R (1, 2) OBP: 0.342, SLG: 0.491										4	0	2	0	0	0	1						
Rafael Belliard, R (1, 6) OBP: 0.245, SLG: 0.239										3	0	0	0	0	2	1						
Mike Devereaux, R (9, PH) OBP: 0.345, SLG: 0.460										1	0	0	0	0	1	1						
29 John Smoltz, R (1, 1) OBP: 0.173, SLG: 0.065										2	0	1	0	0	1	1						
Luis Polonia, L (7, PH) OBP: 0.327, SLG: 0.352										1	0	0	0	0	0	0						
Brad Clontz, R (8, 1) ERA: 3.21										0	0	0	0	0	0	0						
Inning Stats	R: 0 E: 0 K: 0 S: 11	H: 2 LOB: 2 BB: 0 P: 16	R: 0 E: 0 K: 2 S: 10	H: 0 LOB: 1 BB: 1 P: 17	R: 0 E: 0 K: 0 S: 11	H: 1 LOB: 2 BB: 1 P: 21	R: 0 E: 0 K: 0 S: 4	H: 0 LOB: 0 BB: 0 P: 4	R: 0 E: 0 K: 2 S: 12	H: 1 LOB: 1 BB: 0 P: 17	R: 0 E: 0 K: 0 S: 10	H: 2 LOB: 2 BB: 0 P: 12	R: 0 E: 0 K: 1 S: 8	H: 0 LOB: 0 BB: 0 P: 12	R: 0 E: 0 K: 0 S: 6	H: 0 LOB: 0 BB: 0 P: 10	R: 0 E: 0 K: 2 S: 14	H: 1 LOB: 1 BB: 0 P: 17	1B: 6 2B: 1 3B: 0 HR: 0	SF: 0 SAC: 0 DP: 0 HBP: 0	WP: 0 PB: 0 SB: 0 CS: 0	PA: 35
PITCHER	IP WLS BF H R ER SO BB IBB HBP BLK WP HR S P ERA WHIP																					
Shane Reynolds, R (1, 1) ERA: 2.94	8.0 W 31 6 0 0 5 2 0 0 0 0 0 72 109 0.00 1.000																					
Jeff Tabaka, L (9, 1) ERA: 3.1	0.2 3 1 0 0 1 0 0 0 0 0 0 9 11 0.00 1.500																					
Todd Jones, R (9, 1) ERA: 3.21	0.1 S 1 0 0 0 1 0 0 0 0 0 0 5 6 0.00 0.000																					



Batter	1	2	3	4	5	6	7	8	9	AB	R	H	RBI	BB	SO	LOB	TOP					
Brian Hunter, R OBP: 0.361, SLG: 0.426 (1, 8)	G6-3 G1-3 1B		G4-3			K		K		4	1	1	0	0	2	1	Houston Astros @ Atlanta Braves Atlanta-Fulton County Stadium, Atlanta, GA Thu Aug 31 1995, 7:05 PM EDT Att: 31,274 - Unknown - 84 F					
Milt Thompson, L OBP: 0.285, SLG: 0.291 (1, 9)	G1-3		K			2B		G6-3		4	1	1	0	0	1							
Craig Biggio, R OBP: 0.398, SLG: 0.484 (1, 4)	G6-3				G4-3			G5-3		4	0	1	1	0	0	1						
Derrick May, L OBP: 0.313, SLG: 0.374 (1, 7)	1B				G4-3			G3-1		4	0	1	1	0	1	1						
Dave Magadan, L OBP: 0.407, SLG: 0.365 (1, 3)	L1				G5-3			G1-3		4	0	0	0	0	0	1						
Craig Shipley, R OBP: 0.283, SLG: 0.340 (1, 5)		L9				G1-3		G3 1B		4	0	1	0	0	0	0						
Ricky Gutierrez, R OBP: 0.253, SLG: 0.250 (1, 6)		G4-3				G4-3		G3		3	0	0	0	0	0	1						
Pat Borders, R OBP: 0.246, SLG: 0.341 (1, 2)		G6-3				G4-3		IBB		2	0	0	0	1	0	0						
Doug Drabek, R OBP: 0.240, SLG: 0.229 Dave Veres, R (7, 1)						G4-3		G4-3		3	0	1	0	0	0	2						
Dean Hartgraves, R Craig McMurtry, R (8, 1)						G4-3		G4-3		0	0	0	0	0	0	0						
Inning Stats	R: 1 E: 0 K: 0 S: 12	H: 2 LOB: 1 BB: 0 P: 16	R: 0 E: 0 K: 0 S: 5	H: 0 LOB: 0 BB: 0 P: 8	R: 0 E: 0 K: 1 S: 7	H: 1 LOB: 0 BB: 0 P: 9	R: 0 E: 0 K: 0 S: 4	H: 0 LOB: 0 BB: 0 P: 5	R: 0 E: 0 K: 0 S: 4	H: 0 LOB: 0 BB: 0 P: 5	R: 1 E: 0 K: 1 S: 10	H: 2 LOB: 1 BB: 0 P: 13	R: 0 E: 0 K: 0 S: 6	H: 1 LOB: 2 BB: 1 P: 12	R: 0 E: 0 K: 1 S: 9	H: 0 LOB: 0 BB: 0 P: 11	R: 0 E: 0 K: 1 S: 8	H: 0 LOB: 0 BB: 0 P: 12	1B: 5 2B: 1 3B: 0 HR: 0	SF: 0 SAC: 0 DP: 1 HBP: 0	WP: 0 PB: 0 SB: 0 CS: 0	PA: 33
PITCHER Greg Maddux, R ERA: 1.86 (1, 1)	IP: 9.0 WLS: W BF: 33 H: 6 R: 2 ER: 2 SO: 4 BB: 0 IBB: 1 HBP: 0 BLK: 0 WP: 0 HR: 0 S: 65 P: 91 ERA: 2.00 WHIP: 0.667															PITCHER						

Batter	1	2	3	4	5	6	7	8	9	AB	R	H	RBI	BB	SO	LOB	BOTTOM			
Marquis Grissom, R OBP: 0.307, SLG: 0.357 (1, 8)	F8		G6-3			G6-3		G4-3		4	0	0	0	0	0	0	Houston Astros @ Atlanta Braves Atlanta-Fulton County Stadium, Atlanta, GA Thu Aug 31 1995, 7:05 PM EDT Att: 31,274 - Unknown - 84 F			
Mark Lemke, S OBP: 0.322, SLG: 0.329 (1, 4)	L7		L8			P5		K		4	0	0	0	0	1	0				
10 Chipper Jones, S OBP: 0.368, SLG: 0.461 (1, 5)	F8				F8			HR 1B 3B		4	2	2	1	0	0	0				
Fred McGriff, L OBP: 0.357, SLG: 0.476 (1, 3)						HR FC4-6 BB		HBP SF8 BB 1B BB		1	3	1	1	3	0	0				
David Justice, L OBP: 0.385, SLG: 0.520 (1, 9)						FC4-6 CS BB		HBP WP 1B 1B		3	0	2	1	1	0	1				
Luis Polonia, L OBP: 0.328, SLG: 0.355 Mike Devereaux, R (8, PH) (9, 7)						CS G4-3 L9-2 2B		L8 FC5 WP 1B		3	0	1	0	0	0	3				
Charlie O'Brien, R OBP: 0.379, SLG: 0.469 (1, 2)						P6 G4-3		L8 FC5 WP 1B		1	0	1	1	0	0	0				
Rafael Belliard, R OBP: 0.241, SLG: 0.235 Dwight Smith, L OBP: 0.345, SLG: 0.443 Mike Mordecai, R OBP: 0.311, SLG: 0.500 (8, 6)						G4-3 L9-2 2B		L8 FC5 WP 1B		2	0	0	0	1	0	2				
Greg Maddux, R OBP: 0.172, SLG: 0.131 (1, 1)						G4-3		SF8 FC5		2	0	0	0	0	0	2				
Inning Stats	R: 0 E: 0 K: 0 S: 6	H: 0 LOB: 0 BB: 0 P: 9	R: 1 E: 0 K: 0 S: 12	H: 1 LOB: 1 BB: 1 P: 23	R: 0 E: 0 K: 0 S: 7	H: 0 LOB: 0 BB: 0 P: 11	R: 0 E: 0 K: 0 S: 11	H: 0 LOB: 0 BB: 1 P: 20	R: 0 E: 0 K: 0 S: 3	H: 1 LOB: 0 BB: 0 P: 6	R: 2 E: 0 K: 0 S: 4	H: 2 LOB: 2 BB: 1 P: 9	R: 2 E: 0 K: 1 S: 11	H: 3 LOB: 3 BB: 2 P: 20	R: 2 E: 0 K: 1 S: 22	H: 3 LOB: 3 BB: 2 P: 39		1B: 3 2B: 2 3B: 1 HR: 2	SF: 1 SAC: 0 DP: 1 HBP: 1	WP: 1 PB: 0 SB: 1 CS: 1
PITCHER Doug Drabek, R ERA: 4.88 Dave Veres, R ERA: 1.94 Dean Hartgraves, L ERA: 2.91 Craig McMurtry, R ERA: 9.72 (1, 1)	IP: 6.1 WLS: L BF: 25 H: 4 R: 3 ER: 3 SO: 3 BB: 3 IBB: 0 HBP: 0 BLK: 0 WP: 0 HR: 2 S: 51 P: 95 ERA: 4.26 WHIP: 1.105															PITCHER				



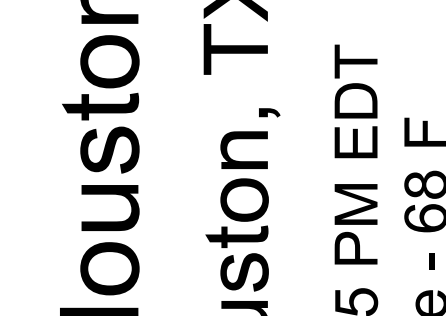
Batter	1	2	3	4	5	6	7	8	9	AB	R	H	RBI	BB	SO	LOB	TOP																			
Quilvio Veras, S OBP: 0.371, SLG: 0.348										4	1	2	0	1	1	0	Florida Marlins @ Houston Astros Astrodome, Houston, TX Fri Sep 01 1995, 8:05 PM EDT Att: 25,736 - Dome - 68 F																			
Chuck Carr, S OBP: 0.316, SLG: 0.284										4	0	1	1	0	1	2																				
Jeff Conine, R OBP: 0.388, SLG: 0.533										3	0	0	0	1	1	2																				
Gary Sheffield, R OBP: 0.454, SLG: 0.497										4	1	1	1	0	0	3																				
Terry Pendleton, S OBP: 0.353, SLG: 0.451										4	1	0	0	0	1	1																				
Greg Colbrunn, R OBP: 0.322, SLG: 0.469										4	0	2	0	0	0	0																				
Kurt Abbott, R Robb Nen, R										4	0	1	0	0	2	3																				
Charles Johnson, R OBP: 0.332, SLG: 0.386										3	0	2	1	1	1	0																				
Pat Rapp, R OBP: 0.143, SLG: 0.167										3	0	0	0	0	3	4																				
Rich Garces, R Yorkis Perez, L David Weathers, R Alex Arias, R										0	0	0	0	0	0	0																				
Inning Stats	R: 0 E: 0 K: 1 S: 10	H: 0 LOB: 0 BB: 0 P: 13	R: 2 E: 1 K: 2 S: 14	H: 3 LOB: 1 BB: 0 P: 16	R: 1 E: 0 K: 0 S: 10	H: 2 LOB: 1 BB: 1 P: 17	R: 0 E: 0 K: 2 S: 7	H: 1 LOB: 1 BB: 1 P: 15	R: 0 E: 0 K: 1 S: 6	H: 2 LOB: 2 BB: 0 P: 12	R: 0 E: 0 K: 2 S: 13	H: 1 LOB: 1 BB: 0 P: 21	R: 0 E: 0 K: 1 S: 11	H: 0 LOB: 0 BB: 0 P: 14	R: 0 E: 0 K: 1 S: 10	H: 0 LOB: 0 BB: 0 P: 17	1B: 7 2B: 2 3B: 0 HR: 1	SF: 0 SAC: 0 DP: 1 HBP: 0	WP: 0 PB: 0 SB: 3 CS: 1	PA: 37																
PITCHER	IP WLS BF H R ER SO BB IBB HBP BLK WP HR S P ERA WHIP																																			
Greg Swindell, L ERA: 4.59	6.0		27	8	3	2	6	3	0	0	0	0	0	0	0	1	56	85	3.00	1.833																
Jim Dougherty, R ERA: 5.07	1.0	W	4	1	0	0	2	0	0	0	0	0	0	0	0	0	13	21	0.00	1.000																
Dave Veres, R ERA: 1.91	1.0		3	0	0	0	1	0	0	0	0	0	0	0	0	0	11	14	0.00	0.000																
Mike Henneman, R ERA: 1.41	1.0		3	0	0	0	1	0	0	0	0	0	0	0	0	0	10	17	0.00	0.000																

Batter	1	2	3	4	5	6	7	8	9	AB	R	H	RBI	BB	SO	LOB	BOTTOM																			
Brian Hunter, R OBP: 0.366, SLG: 0.425										3	2	1	1	2	1	0	Florida Marlins @ Houston Astros Astrodome, Houston, TX Fri Sep 01 1995, 8:05 PM EDT Att: 25,736 - Dome - 68 F																			
Craig Biggio, R OBP: 0.398, SLG: 0.484										4	1	1	0	1	1	1																				
5 Jeff Bagwell, R OBP: 0.396, SLG: 0.494										4	1	2	2	1	0	1																				
Derrick May, L OBP: 0.310, SLG: 0.370										3	0	0	0	0	0	4																				
James Mouton, R OBP: 0.321, SLG: 0.369										1	1	1	1	1	0	0																				
Tony Eusebio, R OBP: 0.374, SLG: 0.440										4	0	1	0	1	1	6																				
Dave Magadan, L OBP: 0.409, SLG: 0.369										5	0	3	2	0	0	3																				
John Cangelosi, S OBP: 0.469, SLG: 0.415										5	0	2	1	0	0	3																				
Ricky Gutierrez, R OBP: 0.266, SLG: 0.263										4	1	2	0	0	1	3																				
Greg Swindell, L Mike Simms, R Jim Dougherty, R Mil Thompson, L Dave Veres, R Mike Henneman, R										1	1	0	0	1	0	1																				
Inning Stats	R: 0 E: 0 K: 0 S: 9	H: 0 LOB: 0 BB: 0 P: 14	R: 0 E: 0 K: 0 S: 5	H: 0 LOB: 1 BB: 1 P: 12	R: 2 E: 0 K: 0 S: 19	H: 2 LOB: 3 BB: 3 P: 38	R: 0 E: 0 K: 0 S: 12	H: 1 LOB: 1 BB: 0 P: 21	R: 0 E: 0 K: 1 S: 7	H: 1 LOB: 1 BB: 0 P: 10	R: 0 E: 0 K: 1 S: 14	H: 2 LOB: 2 BB: 0 P: 25	R: 3 E: 0 K: 1 S: 22	H: 4 LOB: 3 BB: 2 P: 39	R: 2 E: 0 K: 1 S: 19	H: 3 LOB: 2 BB: 1 P: 33	1B: 12 2B: 1 3B: 0 HR: 0	SF: 0 SAC: 0 DP: 1 HBP: 0	WP: 1 PB: 0 SB: 2 CS: 0	PA: 43																
PITCHER	IP WLS BF H R ER SO BB IBB HBP BLK WP HR S P ERA WHIP																																			
Pat Rapp, R ERA: 4.16	6.0		27	6	2	2	2	4	0	0	0	0	0	0	0	1	66	120	3.00	1.667																
Rich Garces, R ERA: 4.5	0.0	L	3	2	3	3	0	1	0	0	0	0	0	0	0	0	4	11	∞	∞																
Yorkis Perez, L ERA: 5.5	0.0		1	0	0	0	0	1	0	0	0	0	0	0	0	0	7	11	∞	∞																
David Weathers, R ERA: 6.04	1.2		8	2	1	1	2	1	0	0	0	0	0	0	0	0	18	33	5.40	1.800																
Robb Nen, R ERA: 2.82	0.1		4	3	1	1	0	0	0	0	0	0	0	0	0	0	12	17	27.00	9.000																


AB	34
R	3
H	9
RBI	3
BB	3
SO	10
LOB	15



AB	36
R	7
H	13
RBI	7
BB	7
SO	4
LOB	27



AB	36
R	7
H	13
RBI	7
BB	7
SO	4
LOB	27



Batter	1	2	3	4	5	6	7	8	9	AB	R	H	RBI	BB	SO	LOB	TOP										
Quilvio Veras, S OBP: 0.371, SLG: 0.351	1-1 F8			1-3 K		1-0 HR	0-0 1B		1-2 F9	5	1	2	0	0	1	0											
Terry Pendleton, S OBP: 0.351, SLG: 0.447	1-3 K			0-0 G4-3		4-2 HR	1-2 P6		2-1 F8	4	1	0	0	1	1	3											
Gary Sheffield, R OBP: 0.447, SLG: 0.510	3-3 K			1-2 P6		0-0 HR	2-2 SF8		2-3 K	4	1	1	4	0	2	0											
Jeff Conine, R OBP: 0.389, SLG: 0.535		2-2 G6-3			3-1 P3	2-0 HR	0-0 1B			4	1	2	1	0	0	0											
Greg Colbrunn, R OBP: 0.323, SLG: 0.476		0-0 L4			2-2 1B	2-0 HR	0-0 G5-3			4	1	2	2	0	0	2											
Kurt Abbott, R OBP: 0.313, SLG: 0.443		1-2 G3			2-3 K	1-3 K		1-3 K		4	0	0	0	0	3	1											
Charles Johnson, R OBP: 0.331, SLG: 0.381			1-2 G5-3		0-0 L1		4-2 1B	0-0 G6-3		3	1	0	0	1	0	1											
Jesus Tavarez, S OBP: 0.324, SLG: 0.331			3-1 P5		0-0 F7	0-0 E4	4-2 BB			3	1	0	0	1	0	1											
Marc Valdes, R Richie Lewis, R Mario Diaz, R Aaron Small, R Tommy Gregg, L Mark Gardner, R Andre Dawson, R Yorkis Perez, L			0-0 P3		0-1 G4-3	2-2 1B	1-1 P2			1	0	0	0	0	0	0											
Inning Stats	R: 0 E: 0 K: 2 S: 10	H: 0 LOB: 0 BB: 0 P: 15	R: 0 E: 0 K: 0 S: 7	H: 0 LOB: 0 BB: 0 P: 10	R: 0 E: 0 K: 0 S: 6	H: 0 LOB: 0 BB: 0 P: 10	R: 0 E: 0 K: 1 S: 8	H: 0 LOB: 0 BB: 0 P: 10	R: 0 E: 0 K: 1 S: 14	H: 1 LOB: 1 BB: 0 P: 21	R: 5 E: 0 K: 1 S: 15	H: 4 LOB: 0 BB: 1 P: 25	R: 3 E: 1 K: 0 S: 18	H: 3 LOB: 2 BB: 1 P: 27	R: 0 E: 0 K: 1 S: 8	H: 0 LOB: 1 BB: 1 P: 14	R: 0 E: 0 K: 1 S: 10	H: 0 LOB: 0 BB: 0 P: 15	1B: 4 2B: 2 3B: 0 HR: 2	SF: 1 SAC: 0 DP: 0 HBP: 0	WP: 0 PB: 0 SB: 0 CS: 0	PA: 39					
PITCHER	IP	WLS	BF	H	R	ER	SO	BB	IBB	HBP	BLK	WP	HR	S	P	ERA	WHIP										
Doug Brocail, R ERA: 4.73	(1, 1)	5.2	23	5	5	5	4	1	0	0	0	0	2	57	87	7.94	1.059										
Todd Jones, R ERA: 3.2	(6, 1)	0.1	1	0	0	0	1	0	0	0	0	0	0	3	4	0.00	0.000										
Donne Wall, R ERA: 4.92	(7, 1)	0.1	5	2	3	0	0	1	0	0	0	0	0	13	20	0.00	9.000										
Jim Dougherty, R ERA: 4.92	(7, 1)	1.2	W	7	1	0	0	1	0	0	0	0	0	13	21	0.00	1.200										
Mike Henneman, R ERA: 1.37	(9, 1)	1.0	S	3	0	0	0	1	0	0	0	0	0	10	15	0.00	0.000										

Florida Marlins @ Houston Astros
Astrodome, Houston, TX
Sat Sep 02 1995, 8:05 PM EDT
Att: 22,495 - Unknown - 68 F

AB 35
R 8
H 8
RBI 8
BB 3
SO 7
LOB 9



Batter	1	2	3	4	5	6	7	8	9	AB	R	H	RBI	BB	SO	LOB	BOTTOM										
Brian Hunter, R OBP: 0.366, SLG: 0.429	1-2 5 WP 1B	0-0 SH3-4 HR	2-1 FC5		1-1 G5-3	2-3 K				5	2	2	0	0	1	5											
Craig Biggio, R OBP: 0.395, SLG: 0.483	0-0 5 WP 1B	0-0 SH3-4		1-0 E 5 BB HBP	1-1 F8		2-1 G6-3			3	2	1	0	0	0	0											
5 Jeff Bagwell, R OBP: 0.396, SLG: 0.500	1-2 G5-3	2-2 P3		4-0 SAFE SAFE SAFE BB E 1B BB	3-1 HR		2-2 P5			4	2	1	1	1	0	3											
Derrick May, L OBP: 0.315, SLG: 0.382	4-1 BB 1B BB		0-0 HR		0-3 K		0-0 G4-3			3	2	1	2	2	1	0											
Craig Shipley, R OBP: 0.293, SLG: 0.340	BB 1B BB		3-H HR		1-2 2-3 BB					0	0	0	0	0	0	0											
Dave Magadan, L OBP: 0.411, SLG: 0.369	1-0 1B BB	3-1 G4-3		4-1 1B BB		0-2 F9		0-0 P4		3	0	1	3	1	0	0											
James Mouton, R OBP: 0.320, SLG: 0.368	1-2 2-H 3-H 1B			1-2 2-3 3-H 1B						1	0	0	0	0	0	0											
John Cangelosi, S OBP: 0.474, SLG: 0.418	4-2 1B BB		0-0 G4-3		0-0 FC6-4 1B	2-2 BB S 1B		3-3 K		4	0	2	1	1	1	0											
Ricky Gutierrez, R OBP: 0.274, SLG: 0.272	0-0 FC6-4 1B		3-3 K		1-3 K	2-2 F8		2-1 HR 1B		5	1	2	1	0	2	4											
Pat Borders, R OBP: 0.251, SLG: 0.341	0-1 P2		0-0 FC5 1B		0-1 FC6-4		4-2 BB	1-0 HR		3	0	1	0	1	0	6											
Tony Eusebio, R OBP: 0.375, SLG: 0.451			FC5 1B		1-2 1B		1-2 BB	1-H HR		1	1	1	2	0	0	0											
Doug Brocail, L Todd Jones, R Mit Thompson, L Donne Wall, R Jim Dougherty, R Mike Simms, R Mike Henneman, R	0-0 FC6-4		0-1 FC5 1B		1-3 K	4-2 1B		1-3 K		3	0	1	0	0	1	6											
Inning Stats	R: 3 E: 0 K: 0 S: 16	H: 4 LOB: 3 BB: 2 P: 27	R: 2 E: 0 K: 0 S: 9	H: 2 LOB: 0 BB: 0 P: 14	R: 0 E: 0 K: 1 S: 9	H: 2 LOB: 0 BB: 0 P: 14	R: 2 E: 1 K: 2 S: 12	H: 1 LOB: 3 BB: 3 P: 27	R: 1 E: 0 K: 1 S: 9	H: 1 LOB: 0 BB: 0 P: 14	R: 0 E: 0 K: 1 S: 17	H: 1 LOB: 2 BB: 2 P: 30	R: 0 E: 0 K: 0 S: 7	H: 0 LOB: 0 BB: 0 P: 11	R: 2 E: 0 K: 2 S: 12	H: 2 LOB: 0 BB: 0 P: 19	R: 2 E: 0 K: 2 S: 10	H: 2 LOB: 0 BB: 0 P: 15	1B: 9 2B: 1 3B: 0 HR: 3	SF: 0 SAC: 1 DP: 0 HBP: 1	WP: 1 PB: 0 SB: 1 CS: 0	PA: 45					
PITCHER	IP	WLS	BF	H	R	ER	SO	BB	IBB	HBP	BLK	WP	HR	S	P	ERA	WHIP										
Marc Valdes, R ERA: 13.5	(1, 1)	3.0	21	8	7	7	1	3	0	0	0	0	1	34	60	21.00	3.667										
Richie Lewis, R ERA: 4.4	(4, 1)	2.0	10	2	1	1	3	2	0	0	0	0	1	21	36	4.50	2.000										
Aaron Small, R ERA: 4.4	(6, 1)	1.0	6	1	0	0	1	2	0	0	0	0	0	17	30	0.00	3.000										
Mark Gardner, R ERA: 4.53	(7, 1)	1.0	3	0	0	0	0	0	0	0	0	0	0	7	11	0.00	0.000										
Yorkis Perez, L ERA: 5.82	(8, 1)	1.0	L	5	2	2	2	0	0	0	0	0	1	12	19	18.00	2.000										

Florida Marlins @ Houston Astros
Astrodome, Houston, TX
Sat Sep 02 1995, 8:05 PM EDT
Att: 22,495 - Unknown - 68 F

AB 36
R 10
H 13
RBI 10
BB 7
SO 7
LOB 24



Batter	1	2	3	4	5	6	7	8	9	AB	R	H	RBI	BB	SO	LOB	TOP					
Darren Lewis, R OBP: 0.320, SLG: 0.311 (1, 8)										4	0	1	1	0	0	2	Cincinnati Reds @ Houston Astros Astrodome, Houston, TX Tue Sep 05 1995, 8:05 PM EDT Att. 12,178 - Dome - 68 F					
Barry Larkin, R OBP: 0.394, SLG: 0.491 (1, 6)										4	0	1	0	0	1	1						
Ron Gant, R OBP: 0.369, SLG: 0.595 Thomas Howard, S OBP: 0.369, SLG: 0.418 (7, PH) (7, 7)										1	0	0	0	1	1	1						
Eric Anthony, L OBP: 0.353, SLG: 0.495 (1, 9)										3	0	0	0	1	2	1						
Hal Morris, L OBP: 0.316, SLG: 0.431 (1, 3)										3	0	0	0	0	0	2						
Benito Santiago, R OBP: 0.335, SLG: 0.498 (1, 2)										2	0	0	0	0	0	0						
Bret Boone, R OBP: 0.344, SLG: 0.446 (1, 4)										3	1	1	0	0	0	1						
Jeff Branson, L OBP: 0.332, SLG: 0.442 (1, 5)										3	0	1	0	0	0	1						
Frank Viola, L OBP: 0.187, SLG: 0.333 Tim Lincecum, R OBP: 0.180, SLG: 0.167 Lenny Harris OBP: 0.253, SLG: 0.278 Xavier Hernandez, L OBP: 0.192, SLG: 0.190 Kevin Jarvis, L OBP: 0.135, SLG: 0.343 Brian Hunter, R OBP: 0.268, SLG: 0.415 Chuck McElroy, L OBP: 0.200, SLG: 0.400 (1, 1) (5, 1) (6, PH) (6, 1) (7, 1) (7, 3) (8, 1) (9, PH)										1	0	0	0	0	0	1						
Inning Stats	R: 0 E: 0 K: 0 S: 6	H: 0 LOB: 0 BB: 1 P: 13	R: 0 E: 0 K: 0 S: 11	H: 0 LOB: 0 BB: 0 P: 15	R: 1 E: 0 K: 0 S: 5	H: 2 LOB: 0 BB: 0 P: 9	R: 0 E: 0 K: 1 S: 7	H: 1 LOB: 1 BB: 1 P: 13	R: 0 E: 0 K: 0 S: 6	H: 0 LOB: 0 BB: 0 P: 9	R: 0 E: 1 K: 1 S: 5	H: 0 LOB: 1 BB: 0 P: 7	R: 0 E: 0 K: 1 S: 7	H: 0 LOB: 0 BB: 0 P: 12	R: 0 E: 0 K: 1 S: 10	H: 1 LOB: 2 BB: 0 P: 15		R: 0 E: 0 K: 1 S: 9	H: 1 LOB: 1 BB: 0 P: 15	1B: 4 2B: 2 3B: 0 HR: 0	SF: 0 SAC: 0 DP: 2 HBP: 1	WP: 1 PB: 0 SB: 1 CS: 2
PITCHER	IP WLS BF H R ER SO BB IBB HBP BLK WP HR S P ERA WHIP																					
Doug Drabek, R ERA: 4.72 Todd Jones, R ERA: 3.03 (1, 1) (8, 1)	7.0 W 24 3 1 1 3 2 0 0 0 0 0 0 47 79 1.29 0.714																					
PITCHER	IP WLS BF H R ER SO BB IBB HBP BLK WP HR S P ERA WHIP																					

AB	29
R	1
H	5
RBI	1
BB	2
SO	5
LOB	13



Batter	1	2	3	4	5	6	7	8	9	AB	R	H	RBI	BB	SO	LOB	BOTTOM			
Brian Hunter, R OBP: 0.361, SLG: 0.415 (1, 8)										3	1	1	0	2	1	2	Cincinnati Reds @ Houston Astros Astrodome, Houston, TX Tue Sep 05 1995, 8:05 PM EDT Att. 12,178 - Dome - 68 F			
Craig Biggio, R OBP: 0.403, SLG: 0.485 (1, 4)										4	2	3	0	0	0	0				
Jeff Bagwell, R OBP: 0.408, SLG: 0.499 (1, 3)										1	3	1	0	3	0	0				
Mike Simms, R OBP: 0.320, SLG: 0.489 John Cangelosi, S OBP: 0.476, SLG: 0.414 (1, 9) (7, PH) (8, 7)										3	1	1	3	0	1	4				
Craig Shipley, R OBP: 0.279, SLG: 0.351 Dave Magadan, L OBP: 0.413, SLG: 0.367 (1, 5) (7, PH) (8, 5)										3	0	0	0	0	0	3				
James Mouton, R OBP: 0.321, SLG: 0.369 Derrick May, L OBP: 0.323, SLG: 0.399 (1, 7) (7, PH) (8, 9)										3	0	0	0	0	1	3				
Pat Borders, R OBP: 0.321, SLG: 0.337 Tony Eusebio, R OBP: 0.372, SLG: 0.442 (1, 2) (7, 2)										3	1	1	0	0	1	0				
Ricky Gutierrez, R OBP: 0.274, SLG: 0.272 (1, 6)										4	0	2	0	0	0	0				
Doug Drabek, R OBP: 0.241, SLG: 0.231 Todd Jones, L OBP: 0.200, SLG: 0.400 (1, 1) (8, 1)										4	0	1	1	0	0	1				
Inning Stats	R: 0 E: 0 K: 1 S: 14	H: 1 LOB: 3 BB: 2 P: 29	R: 0 E: 0 K: 1 S: 6	H: 0 LOB: 0 BB: 0 P: 9	R: 3 E: 0 K: 0 S: 11	H: 3 LOB: 0 BB: 1 P: 17	R: 0 E: 0 K: 0 S: 5	H: 0 LOB: 0 BB: 0 P: 9	R: 0 E: 0 K: 0 S: 7	H: 1 LOB: 1 BB: 0 P: 11	R: 1 E: 0 K: 2 S: 10	H: 3 LOB: 2 BB: 0 P: 15	R: 4 E: 0 K: 2 S: 13	H: 2 LOB: 1 BB: 1 P: 27	R: 2 E: 0 K: 1 S: 19	H: 2 LOB: 2 BB: 2 P: 30		1B: 10 2B: 0 3B: 0 HR: 2	SF: 0 SAC: 0 DP: 0 HBP: 2	WP: 2 PB: 1 SB: 0 CS: 1
PITCHER	IP WLS BF H R ER SO BB IBB HBP BLK WP HR S P ERA WHIP																			
Frank Viola, L ERA: 6.28 Tim Lincecum, R ERA: 4.15 Xavier Hernandez, R ERA: 4.43 Kevin Jarvis, R ERA: 5.93 Chuck McElroy, L ERA: 4.83 (1, 1) (5, 1) (6, 1) (7, 1) (8, 1)	4.0 L 18 4 3 3 2 2 0 0 0 0 0 0 7 11 0.00 1.000																			
PITCHER	IP WLS BF H R ER SO BB IBB HBP BLK WP HR S P ERA WHIP																			

AB	35
R	10
H	12
RBI	9
BB	6
SO	7
LOB	21



Batter	1	2	3	4	5	6	7	8	9	AB	R	H	RBI	BB	SO	LOB	TOP			
Thomas Howard, S (1,8) Darren Lewis, R (7,PH) OBP: 0.319, SLG: 0.310	G6-3	FC4-6	G1-3		K		G6-4-3			4	0	0	0	0	1	5				
Hal Morris, L (1,3) OBP: 0.320, SLG: 0.438	K	CS	F7	G6-3	1B	BB	BB	2B		5	1	3	0	0	1	0				
Ron Gant, R (1,7) Hector Carrasco, R (8,1)			S	F8	2B	1B	BB	G5-4-3		3	1	2	1	2	0	1				
Eric Anthony, L (1,9) OBP: 0.363, SLG: 0.486	K		2B	1B	G6-3		K	G5-4-3		2	1	0	0	3	2	3				
Bret Boone, R (1,4) OBP: 0.342, SLG: 0.443		1B	F9	G6-3	L8			G5-4-3		5	1	1	0	0	0	8				
Benito Santiago, R (1,2) OBP: 0.336, SLG: 0.498	F9	BB	E	F9		BB		K		4	1	1	2	1	1	4				
Jeff Branson, L (1,6) OBP: 0.333, SLG: 0.439	HR	1B	E	BB	P6	F9		G4-3		4	1	1	0	1	0	3				
Mark Lewis, R (1,5) OBP: 0.422, SLG: 0.519	HR		E	BB	SH3	1B	G6-4-3	K		4	1	3	3	1	1	0				
John Smiley, L (1,1) Jerome Walton, R (8,7) OBP: 0.369, SLG: 0.519	FC4-6	1B	E4	SH3		B3		K		3	0	1	0	0	0	3				
Inning Stats	R: 0 E: 0 K: 2 S: 10	H: 0 LOB: 1 BB: 1 P: 17	R: 3 E: 0 K: 0 S: 18	H: 4 LOB: 0 BB: 25	R: 3 E: 1 K: 0 S: 17	H: 2 LOB: 3 BB: 35	R: 0 E: 0 K: 0 S: 12	H: 1 LOB: 2 BB: 1 P: 22	R: 0 E: 0 K: 1 S: 14	H: 1 LOB: 3 BB: 0 P: 21	R: 0 E: 0 K: 0 S: 16	H: 1 LOB: 0 BB: 8	R: 1 E: 0 K: 1 S: 10	H: 2 LOB: 1 BB: 20	R: 0 E: 0 K: 2 S: 9	H: 0 LOB: 0 BB: 13	1B: 8 2B: 3 3B: 0 HR: 1	SF: 0 SAC: 1 DP: 2 HBP: 0	WP: 0 PB: 0 SB: 1 CS: 1	PA: 46
PITCHER	IP WLS BF H R ER SO BB IBB HBP BLK WP HR S P ERA WHIP																			
Donne Wall, R (1,1) ERA: 15.0	2.2 L 16 6 6 5 2 3 0 0 0 0 0 1 37 62 16.88 3.375																			
Craig McMurtry, R (3,1) ERA: 8.39	0.1 3 0 0 0 0 1 0 0 0 0 0 0 8 15 0.00 3.000																			
Doug Brocail, R (4,1) ERA: 4.71	0.1 2 1 0 0 0 0 0 0 0 0 0 0 3 6 0.00 3.000																			
Jim Dougherty, R (4,1) ERA: 5.01	1.2 7 1 0 0 1 1 0 0 0 0 0 0 23 37 0.00 1.200																			
Jeff Tabaka, L (6,1) ERA: 2.49	2.0 9 2 0 0 1 2 0 0 0 0 0 0 20 40 0.00 2.000																			

Cincinnati Reds @ Houston Astros
Astrodome, Houston, TX
Wed Sep 06 1995, 8:05 PM EDT
Att: 19,553 - Dome

AB 36
R 7
H 12
RBI 6
BB 8
SO 7
LOB 28



Batter	1	2	3	4	5	6	7	8	9	AB	R	H	RBI	BB	SO	LOB	BOTTOM			
Brian Hunter, R (1,8) OBP: 0.356, SLG: 0.409	F8		K		G6-3			G6-3		4	0	0	0	0	1	0				
Craig Biggio, R (1,4) OBP: 0.404, SLG: 0.483	FC5-4			HR	BB	F8		K		2	1	0	0	2	1	0				
5 Jeff Bagwell, R (1,3) OBP: 0.404, SLG: 0.493	P2				P6			K		4	0	0	0	0	2	2				
Tony Eusebio, R (1,2) OBP: 0.371, SLG: 0.439	FC5-4			HR	1B	L9			G4-3	4	1	1	0	0	0	1				
Mike Simms, R (1,9) Derrick May, L (9,PH) OBP: 0.322, SLG: 0.398	G5-3			HR		P4			F7	3	1	1	3	0	0	0				
Craig Shipley, R (1,5) Dave Magadan, L (9,PH) OBP: 0.412, SLG: 0.366	G4-3				K			G5-3		3	0	0	0	0	1	0				
James Mouton, R (1,7) OBP: 0.325, SLG: 0.377	G5-3				1B	G3				3	0	2	0	0	0	0				
Ricky Gutierrez, R (1,6) OBP: 0.265, SLG: 0.263			F8	L9		G3				3	0	0	0	0	2					
Donne Wall, R Craig McMurtry, R Mike Brumley, S Doug Brocail, L Jim Dougherty, R Avis Gonzalez, L Jeff Tabaka, L John Caviglia, S Dave Veres, R			F7		G3			P6		0	0	0	0	0	0	0				
Inning Stats	R: 0 E: 0 K: 0 S: 5	H: 0 LOB: 1 BB: 1 P: 10	R: 0 E: 0 K: 0 S: 8	H: 0 LOB: 0 BB: 0	R: 0 E: 0 K: 1 S: 5	H: 0 LOB: 0 BB: 0	R: 3 E: 0 K: 1 S: 18	H: 3 LOB: 1 BB: 1 P: 29	R: 0 E: 0 K: 0 S: 6	H: 0 LOB: 0 BB: 0	R: 0 E: 0 K: 1 S: 7	H: 1 LOB: 1 BB: 0 P: 12	R: 0 E: 0 K: 2 S: 9	H: 0 LOB: 0 BB: 0	R: 0 E: 0 K: 1 S: 5	H: 0 LOB: 0 BB: 9	1B: 2 2B: 1 3B: 0 HR: 1	SF: 0 SAC: 0 DP: 0 HBP: 0	WP: 0 PB: 0 SB: 0 CS: 0	PA: 33
PITCHER	IP WLS BF H R ER SO BB IBB HBP BLK WP HR S P ERA WHIP																			
John Smiley, L (1,1) ERA: 3.15	7.0 W 27 4 3 3 3 2 0 0 0 0 0 0 1 57 89 3.86 0.857																			
Hector Carrasco, R (8,1) ERA: 2.72	2.0 6 0 0 0 3 0 0 0 0 0 0 0 14 20 0.00 0.000																			

Cincinnati Reds @ Houston Astros
Astrodome, Houston, TX
Wed Sep 06 1995, 8:05 PM EDT
Att: 19,553 - Dome

AB 31
R 3
H 4
RBI 3
BB 2
SO 6
LOB 6



Batter	1	2	3	4	5	6	7	8	9	AB	R	H	RBI	BB	SO	LOB	TOP			
John Cangelosi, S (1, 8) OBP: 0.485, SLG: 0.424	4-1 1B 5 SF8 BB	2-0 E SF8-6-4 2B		2-1 5 1B HBP SF8 1B	4-2 FC5-4 BB		3-1 F7			3	3	2	0	2	0	0				
Craig Biggio, R (1, 4) OBP: 0.394, SLG: 0.482	SAFE 2-1 HBP 1B	1-1 G5-3		1-2 SF8 5 1B HBP 1B	1-1 FC5-4		4-1 5 G5-4-3 BB			3	2	1	0	0	0	3				
Andy Stankiewicz, R (6, 4)										0	0	0	0	1	0	0				
5 Jeff Bagwell, R (1, 3) OBP: 0.404, SLG: 0.492	0-1 SF8	4-0 E IBB		2-1 1B 1B	0-3 K		0-0 G5-4-3			3	1	1	2	1	1	2				
Derrick May, L (1, 7) OBP: 0.320, SLG: 0.393	1-1 1B PB HBP	2-2 E4		1-2 SF8	2-0 F8		0-2 L6			3	1	0	2	0	0	3				
Tony Eusebio, R (1, 2) OBP: 0.374, SLG: 0.443	0-1 PB 2B 1B	0-0 SF8-3-5-4		1-2 BB 1B	0-1 G5-3 1B SF9 1B		3-1 L9			4	2	3	3	0	0	0				
Dave Magadan, L (1, 5) OBP: 0.215, SLG: 0.371	1-0 1B 2B			2-1 F7	3-1 G5-3 1B		2-3 K			4	1	2	1	1	1	2				
James Mouton, R (1, 9) OBP: 0.326, SLG: 0.377	3-1 G1-6-3 1B			2-1 G5-4-3	2-2 BB 1B		3-2 G5-3		0-1 F8	5	0	2	2	0	0	3				
Ricky Gutierrez, R (1, 6) OBP: 0.262, SLG: 0.255	0-0 G1-6-3			3-3 K	4-0 BB		0-0 SF9		3-2 L9	3	0	0	1	1	1	1				
Mike Hampton, R (1, 1) OBP: 0.186, SLG: 0.103							3-H 2-2 F9		2-1 G6-3	3	2	1	0	1	0	4				
Jim Dougherty, R (8, 1) OBP: 0.125, SLG: 0.125		4-2 2B E BB								1	0	0	0	0	0	0				
Inning Stats	R: 5 E: 0 K: 0 S: 12	H: 4 LOB: 0 BB: 1 P: 23	R: 2 E: 1 K: 0 S: 13	H: 1 LOB: 1 BB: 2 P: 25	R: 0 E: 0 K: 1 S: 5	H: 0 LOB: 0 BB: 1 P: 14	R: 4 E: 0 K: 0 S: 22	H: 5 LOB: 3 BB: 1 P: 39	R: 0 E: 0 K: 1 S: 8	H: 0 LOB: 1 BB: 0 P: 15	R: 0 E: 0 K: 0 S: 4	H: 0 LOB: 0 BB: 1 P: 11	R: 0 E: 0 K: 1 S: 8	H: 0 LOB: 0 BB: 0 P: 13	R: 0 E: 0 K: 0 S: 9	H: 0 LOB: 0 BB: 0 P: 14	1B: 10 2B: 3 3B: 0 HR: 0	SF: 4 SAC: 0 DP: 4 HBP: 2	WP: 0 PB: 1 SB: 0 CS: 0	PA: 45
PITCHER	IP WLS BF H R ER SO	IP WLS BF H R ER SO	IP WLS BF H R ER SO	IP WLS BF H R ER SO	IP WLS BF H R ER SO	IP WLS BF H R ER SO	IP WLS BF H R ER SO	IP WLS BF H R ER SO	IP WLS BF H R ER SO	IP WLS BF H R ER SO	IP WLS BF H R ER SO	IP WLS BF H R ER SO	IP WLS BF H R ER SO	IP WLS BF H R ER SO	IP WLS BF H R ER SO	IP WLS BF H R ER SO	ERA WHIP	ERA WHIP		
Tyler Green, R (1, 1) ERA: 5.18	0.1 L 7 4 5 5 0																135.00	15.000		
Mike Mirmbs, L (1, 1) ERA: 4.21	2.2 10 1 2 1 1 1																3.38	1.125		
Paul Fletcher, R (4, 1) ERA: 8.0	1.0 10 5 4 4 0 1																36.00	6.000		
Chuck Ricci, R (5, 1) ERA: 3.0	3.0 12 2 1 1 1 1																3.00	1.333		
Steve Frey, L (8, 1) ERA: 4.12	2.0 6 0 0 0 0 1																0.00	0.000		
Batter	1	2	3	4	5	6	7	8	9	AB	R	H	RBI	BB	SO	LOB	BOTTOM			
Mickey Morandini, L (1, 4) OBP: 0.346, SLG: 0.416	4-1 FC6-4 BB		2-1 G3		0-0 P8		0-0 G4-3		2-1 G4-3	4	0	0	0	1	0	1				
Kevin Flora, R (1, 8) OBP: 0.288, SLG: 0.420	0-1 FC6-4 2B		2-1 BB 1B		1-0 P9		3-2 BB 1B		3-2 1B 2B	5	2	3	1	0	0	1				
Gregg Jefferies, S (1, 3) OBP: 0.345, SLG: 0.440	2-1 1H 2B		4-1 BB		0-1 P8		0-1 P6		2-2 2H 1B	4	0	2	2	1	0	1				
Mark Whiten, S (1, 9) OBP: 0.316, SLG: 0.374	1-2 F7		2-3 K		3-3 K		4-1 BB		0-2 P8	4	0	0	0	1	2	4				
Charlie Hayes, R (1, 5) OBP: 0.342, SLG: 0.412	0-1 L9				0-2 F8		2-3 K		0-3 K	3	0	0	0	0	1	1				
Kevin Sefcik, R (7, 5)							1-2 K			1	0	0	0	0	1	1				
Tom Marsh, R (1, 7) OBP: 0.299, SLG: 0.427		0-0 G4-3		4-1 1B BB		0-0 1B		1-3 K		3	0	1	0	1	1	1				
Lenny Webster, R (1, 2) OBP: 0.328, SLG: 0.343		1-0 G6-3		2-0 L6		0-0 G5-3		0-2 1B		4	0	1	0	0	0	2				
Kevin Stocker, S (1, 6) OBP: 0.309, SLG: 0.277			3-3 K		1-2 1B		0-2 G4-3 1B 2B		1-3 K	4	1	2	0	0	2	2				
Tyler Green, R (1, 1) ERA: 5.18					1-1 G6-3		1-1 G6-3		2-2 F8	0	0	0	0	0	0	0				
Mike Mirmbs, L (1, 1) ERA: 4.21										0	0	0	0	0	0	0				
Paul Fletcher, R (4, 1) ERA: 8.0										0	0	0	0	0	0	0				
Chuck Ricci, R (5, 1) ERA: 3.0										0	0	0	0	0	0	0				
Steve Frey, L (8, 1) ERA: 4.12										0	0	0	0	0	0	0				
Inning Stats	R: 1 E: 0 K: 0 S: 11	H: 1 LOB: 1 BB: 1 P: 18	R: 0 E: 0 K: 1 S: 7	H: 0 LOB: 0 BB: 0 P: 11	R: 0 E: 0 K: 1 S: 10	H: 1 LOB: 2 BB: 1 P: 21	R: 0 E: 0 K: 0 S: 10	H: 1 LOB: 1 BB: 0 P: 18	R: 0 E: 0 K: 2 S: 9	H: 1 LOB: 1 BB: 0 P: 14	R: 1 E: 0 K: 0 S: 12	H: 2 LOB: 1 BB: 0 P: 18	R: 0 E: 0 K: 3 S: 13	H: 1 LOB: 2 BB: 1 P: 19	R: 1 E: 0 K: 0 S: 15	H: 2 LOB: 1 BB: 0 P: 24	1B: 6 2B: 3 3B: 0 HR: 0	SF: 0 SAC: 0 DP: 0 HBP: 0	WP: 0 PB: 0 SB: 0 CS: 0	PA: 40
PITCHER	IP WLS BF H R ER SO	IP WLS BF H R ER SO	IP WLS BF H R ER SO	IP WLS BF H R ER SO	IP WLS BF H R ER SO	IP WLS BF H R ER SO	IP WLS BF H R ER SO	IP WLS BF H R ER SO	IP WLS BF H R ER SO	IP WLS BF H R ER SO	IP WLS BF H R ER SO	IP WLS BF H R ER SO	IP WLS BF H R ER SO	IP WLS BF H R ER SO	IP WLS BF H R ER SO	IP WLS BF H R ER SO	ERA WHIP	ERA WHIP		
Mike Hampton, L (1, 1) ERA: 3.57	7.0 W 30 6 2 2 4																2.57	1.286		
Jim Dougherty, R (8, 1) ERA: 4.99	2.0 10 3 1 1 3																4.50	2.000		


Houston Astros @ Philadelphia Phillies
Veterans Stadium, Philadelphia, PA
Fri Sep 08 1995, 7:05 PM EDT
Att: 24,059 - Unknown - 72 F

AB 32
R 12
H 12
RBI 11
BB 7
SO 3
LOB 18



Houston Astros @ Philadelphia Phillies
Veterans Stadium, Philadelphia, PA
Fri Sep 08 1995, 7:05 PM EDT
Att: 24,059 - Unknown - 72 F

AB 36
R 3
H 9
RBI 3
BB 4
SO 7
LOB 17



Batter	1	2	3	4	5	6	7	8	9	AB	R	H	RBI	BB	SO	LOB	TOP										
John Cangelosi, S OBP: 0.486, SLG: 0.424	2-1 SH3 5 SF8 2B		3-2 G4-3	0-1 L4		4-2 S BB			1-0 G6-3	4	1	1	0	1	0	2	Houston Astros @ Philadelphia Phillies Veterans Stadium, Philadelphia, PA Sun Sep 10 1995, 3:33 AM EDT Att: 27,235 - Sunny - 74 F										
Craig Biggio, R OBP: 0.404, SLG: 0.482	1-0 SH3 2-3		2-0 5 2B 1B		3-2 2B 2B	2-2 SF7		1-3 K	3	2	2	1	0	1	0												
Jeff Bagwell, R OBP: 0.401, SLG: 0.489	0-0 SF8 3-H		0-1 1-H 2B		1-2 K	1-1 G5-3		2-3 K	4	0	1	2	0	2	2												
Derrick May, L OBP: 0.319, SLG: 0.393	1-2 G6-3		1-1 G3-1		0-0 2-H 2B		0-0 P4		4	0	1	1	0	0	1												
Tony Eusebio, R OBP: 0.370, SLG: 0.438		1-2 G6-3		3-1 F9		2-3 K		1-0 G1-3	4	0	0	0	0	1	1												
Dave Magadan, L OBP: 0.322, SLG: 0.382		3-1 PB 1B		0-0 1B 2B		4-1 BB		1-0 L6	3	1	2	0	1	0	0												
Mike Simms, R OBP: 0.311, SLG: 0.500	1-1 F7		1-1 P4		1-1 F7			1-0 G4-3	3	0	0	0	0	0	4												
James Mouton, R OBP: 0.324, SLG: 0.374	1-2								1	0	0	0	0	0	0												
Ricky Gutierrez, R OBP: 0.268, SLG: 0.255	2-2 G6-3		1-1 2B 1B		4-1 SH1-4 S SF7 BB			0-3 K	3	1	1	0	1	1	1												
Doug Drabek, R OBP: 0.250, SLG: 0.259	1-1		3-0 G5-3		1-2 1-3 2-H 2B			1-3 K	2	0	1	1	0	0	0												
Milt Thompson, L OBP: 0.287, SLG: 0.287									1	0	0	0	0	1	0												
Dave Veres, R OBP: 0.266, SLG: 0.255									0	0	0	0	0	0	0												
Mike Henneman, R OBP: 0.266, SLG: 0.255									0	0	0	0	0	0	0												
Inning Stats	R: 1 E: 0 K: 0 S: 7	H: 1 LOB: 0 BB: 0 P: 11	R: 0 E: 0 K: 0 S: 12	H: 1 LOB: 1 BB: 0 P: 19	R: 1 E: 0 K: 0 S: 9	H: 2 LOB: 1 BB: 0 P: 18	R: 1 E: 0 K: 0 S: 12	H: 3 LOB: 2 BB: 0 P: 18	R: 1 E: 0 K: 2 S: 13	H: 2 LOB: 2 BB: 1 P: 24	R: 0 E: 0 K: 0 S: 3	H: 0 LOB: 0 BB: 0 P: 5	R: 0 E: 0 K: 2 S: 7	H: 0 LOB: 0 BB: 0 P: 9	R: 0 E: 0 K: 2 S: 7	H: 0 LOB: 0 BB: 0 P: 11	1B: 4 2B: 5 3B: 0 HR: 0	SF: 2 SAC: 2 DP: 0 HBP: 0	WP: 0 PB: 1 SB: 2 CS: 0	PA: 39							
PITCHER	IP	WLS	BF	H	R	ER	SO	BB	IBB	HBP	BLK	WP	HR	S	P	ERA	WHIP										
Jeff Juden, R ERA: 4.29	5.1	L	28	9	5	5	2	3	0	0	0	0	0	58	104	8.44	2.250										
Chuck Ricci, R ERA: 2.45	0.2		2	0	0	0	0	0	0	0	0	0	0	5	8	0.00	0.000										
Steve Frey, L ERA: 3.92	1.0		3	0	0	0	0	0	0	0	0	0	0	3	5	0.00	0.000										
Ricky Bottalico, R ERA: 2.16	2.0		6	0	0	0	4	0	0	0	0	0	0	14	20	0.00	0.000										

Batter	1	2	3	4	5	6	7	8	9	AB	R	H	RBI	BB	SO	LOB	BOTTOM										
Mickey Morandini, L OBP: 0.347, SLG: 0.415	1-1 2B 1B	2-2 G3-6 1B		2-2 F7			1-0 F8		0-0 F7	5	1	2	0	0	0	1	Houston Astros @ Philadelphia Phillies Veterans Stadium, Philadelphia, PA Sun Sep 10 1995, 3:33 AM EDT Att: 27,235 - Sunny - 74 F										
Andy Van Slyke, L OBP: 0.311, SLG: 0.341	1-0 1B HR	0-2 G3-6 1-2		3-2 G4-3		4-2 S BB			3	1	1	1	1	0	1												
Gregg Jefferies, S OBP: 0.344, SLG: 0.439	2-0 S HR 1B	3-0 G3-1		2-2 P6		0-2 G6-3			4	1	1	0	0	0	1												
Mark Whiten, S OBP: 0.326, SLG: 0.402	3-2 1-H 3-H HR		1-0 F8 1B		0-1 G4-3			3-3 K	4	1	2	3	0	1	0												
Charlie Hayes, R OBP: 0.342, SLG: 0.410	2-3 K		1-1 SAFE 1B		3-3 K			2-2 L9	4	0	1	0	0	2	0												
Jim Eisenreich, L OBP: 0.376, SLG: 0.457	0-1 G3		0-2 F8		0-1 G4-3			1-0 G6-3	4	0	0	0	0	0	2												
Mike Lieberthal, R OBP: 0.200, SLG: 0.174	0-0 2B		1-0 F8		1-1 F7			3-2 L5	4	0	1	0	0	0	2												
Kevin Stocker, S OBP: 0.307, SLG: 0.274	4-0 IBB		0-1 L6		0-3 K			1-1 F8	3	0	0	0	1	1	2												
Jeff Juden, R OBP: 0.289, SLG: 0.235	1-1 G2-3		3-3 K				1-0 P6		2	0	0	0	0	1	2												
Chuck Ricci, R ERA: 4.74									0	0	0	0	0	0	0												
Steve Frey, R ERA: 2.22									0	0	0	0	0	0	0												
Gary Varsho, L OBP: 0.310, SLG: 0.295									1	0	1	0	0	0	0												
Ricky Bottalico, L OBP: 0.207, SLG: 0.434									1	0	1	0	0	0	0												
Inning Stats	R: 4 E: 0 K: 1 S: 17	H: 5 LOB: 2 BB: 1 P: 31	R: 0 E: 0 K: 0 S: 9	H: 1 LOB: 0 BB: 0 P: 14	R: 0 E: 0 K: 0 S: 10	H: 2 LOB: 0 BB: 0 P: 13	R: 0 E: 0 K: 1 S: 10	H: 0 LOB: 0 BB: 0 P: 18	R: 0 E: 0 K: 1 S: 9	H: 0 LOB: 0 BB: 0 P: 14	R: 0 E: 0 K: 1 S: 7	H: 0 LOB: 1 BB: 1 P: 8	R: 0 E: 0 K: 0 S: 10	H: 0 LOB: 1 BB: 1 P: 16	R: 0 E: 0 K: 1 S: 9	H: 0 LOB: 0 BB: 0 P: 15	R: 0 E: 0 K: 0 S: 8	H: 1 LOB: 1 BB: 0 P: 14	1B: 6 2B: 2 3B: 0 HR: 1	SF: 0 SAC: 0 DP: 1 HBP: 0	WP: 0 PB: 0 SB: 2 CS: 0	PA: 37					
PITCHER	IP	WLS	BF	H	R	ER	SO	BB	IBB	HBP	BLK	WP	HR	S	P	ERA	WHIP										
Doug Drabek, R ERA: 4.74	7.0	W	30	8	4	4	4	1	1	0	0	0	0	9	15	5.14	1.286										
Dave Veres, R ERA: 2.22	1.0		3	0	0	0	1	0	0	0	0	0	0	9	15	0.00	0.000										
Mike Henneman, R ERA: 1.71	1.0	S	4	1	0	0	0	0	0	0	0	0	0	8	14	0.00	1.000										

AB	32
R	5
H	9
RBI	5
BB	3
SO	6
LOB	11



AB	35
R	4
H	9
RBI	4
BB	2
SO	5
LOB	11



Batter	1	2	3	4	5	6	7	8	9	AB	R	H	RBI	BB	SO	LOB	TOP							
John Cangelosi, S (1, 7) OBP: 0.489, SLG: 0.423	0-1 SH3 1B		1-0 F8		2-2 K		4-2 E 1B BB	4-2 WP BB		3	1	1	0	2	1	1								
Craig Biggio, R (1, 4) OBP: 0.405, SLG: 0.482	0-0 SH3 1-2			0-2 1B 1B	2-1 5 CS 1B		1-3 K	3-2 P3		4	1	2	1	0	1	4								
5 Jeff Bagwell, R (1, 3) OBP: 0.399, SLG: 0.485	0-3 K		1-0 F8	1-0 CS	2-1 E5 HR	1-0 E5 HR	3-2 E 1B	3-3 K		5	2	1	1	0	2	4								
Derrick May, L (1, 9) James Mouton, R (9, 9) OBP: 0.321, SLG: 0.404 OBP: 0.324, SLG: 0.374	2-2 P5		1-1 1B 1B	1-2 1B		0-1 E5 HR	0-0 E5 1B		0-0 G5-3	5	2	2	2	0	0	3								
Dave Magadan, L (1, 5) Craig Shipley, R (7, PH) OBP: 0.280, SLG: 0.348		2-0 G6-3		2-1 1B		2-1 F7	1-0 E7 1B		0-3 K	3	0	1	1	0	0	0								
Brian Hunter, R (1, 8)		3-3 K		0-0 1B	1-2 2-H 1B	0-0 G6-3	4-1 G6-3		2-3 K	4	0	1	0	1	2	0								
Rick Wilkins, L (1, 2) Tony Eusebio, R (7, PH) OBP: 0.369, SLG: 0.436		2-3 K		2-1 G4-6-3 1B	1-2 2-3 1B	1-3 K	1-0 G5-3			3	0	0	0	0	2	3								
Ricky Gutierrez, R (1, 6)			1-1 G5-3		0-0 SH3-4 1B		2-2 SH1-4 1B	0-0 SH1-4 1B		4	2	3	0	0	0	0								
Donne Wall, R (1, 1) Jeff Tabaka, R (6, 1) Dave Veres, R (7, 1) Mike Henneman, R (9, 1)			1-2 G6-3		2-1 SH3-4 1B		1-2 SH1-4 1B	1-1 SH1-4		1	0	0	0	0	0	0								
Inning Stats	R: 0 E: 0 K: 1 S: 9	H: 1 LOB: 1 BB: 0 P: 11	R: 0 E: 0 K: 2 S: 9	H: 0 LOB: 0 BB: 0 P: 16	R: 0 E: 0 K: 0 S: 6	H: 0 LOB: 0 BB: 0 P: 9	R: 1 E: 0 K: 0 S: 12	H: 4 LOB: 2 BB: 0 P: 18	R: 1 E: 0 K: 1 S: 9	H: 2 LOB: 0 BB: 0 P: 17	R: 2 E: 1 K: 1 S: 9	H: 1 LOB: 0 BB: 0 P: 13	R: 4 E: 2 K: 1 S: 20	H: 3 LOB: 2 BB: 2 P: 37	R: 0 E: 0 K: 1 S: 14	H: 1 LOB: 2 BB: 1 P: 25	R: 0 E: 0 K: 2 S: 7	H: 0 LOB: 0 BB: 0 P: 9	1B: 11 2B: 0 3B: 0 HR: 1	SF: 0 SAC: 4 DP: 1 HBP: 0	WP: 1 PB: 0 SB: 0 CS: 1	PA: 43		
PITCHER	IP WLS BF H R ER SO BB IBB HBP BLK WP HR S P ERA WHIP	IP WLS BF H R ER SO BB IBB HBP BLK WP HR S P ERA WHIP	IP WLS BF H R ER SO BB IBB HBP BLK WP HR S P ERA WHIP	IP WLS BF H R ER SO BB IBB HBP BLK WP HR S P ERA WHIP	IP WLS BF H R ER SO BB IBB HBP BLK WP HR S P ERA WHIP	IP WLS BF H R ER SO BB IBB HBP BLK WP HR S P ERA WHIP	IP WLS BF H R ER SO BB IBB HBP BLK WP HR S P ERA WHIP	IP WLS BF H R ER SO BB IBB HBP BLK WP HR S P ERA WHIP	IP WLS BF H R ER SO BB IBB HBP BLK WP HR S P ERA WHIP	IP WLS BF H R ER SO BB IBB HBP BLK WP HR S P ERA WHIP	IP WLS BF H R ER SO BB IBB HBP BLK WP HR S P ERA WHIP	IP WLS BF H R ER SO BB IBB HBP BLK WP HR S P ERA WHIP	IP WLS BF H R ER SO BB IBB HBP BLK WP HR S P ERA WHIP	IP WLS BF H R ER SO BB IBB HBP BLK WP HR S P ERA WHIP	IP WLS BF H R ER SO BB IBB HBP BLK WP HR S P ERA WHIP	IP WLS BF H R ER SO BB IBB HBP BLK WP HR S P ERA WHIP	IP WLS BF H R ER SO BB IBB HBP BLK WP HR S P ERA WHIP	IP WLS BF H R ER SO BB IBB HBP BLK WP HR S P ERA WHIP	IP WLS BF H R ER SO BB IBB HBP BLK WP HR S P ERA WHIP	IP WLS BF H R ER SO BB IBB HBP BLK WP HR S P ERA WHIP	IP WLS BF H R ER SO BB IBB HBP BLK WP HR S P ERA WHIP	IP WLS BF H R ER SO BB IBB HBP BLK WP HR S P ERA WHIP	IP WLS BF H R ER SO BB IBB HBP BLK WP HR S P ERA WHIP	IP WLS BF H R ER SO BB IBB HBP BLK WP HR S P ERA WHIP

Houston Astros @ New York Mets
Shea Stadium, Flushing, NY
Tue Sep 12 1995, 7:05 PM EDT
Att: 13,526 - Unknown - 69 F

AB	35
R	8
H	12
RBI	7
BB	3
SO	9
LOB	17



Batter	1	2	3	4	5	6	7	8	9	AB	R	H	RBI	BB	SO	LOB	BOTTOM							
Joe Orsulak, L (1, 7) OBP: 0.330, SLG: 0.380	1-2 G3		2-2 FC4-6 1B		0-0 P6		1-0 FC3-6		0-2 G6-3 1B	5	0	1	2	0	0	3								
Jose Vizcaino, S (1, 6) OBP: 0.318, SLG: 0.353	2-2 G3-1		1-1 1B			1-0 FC5-4 1B	3-3 K		0-0 G6-3 1B	5	0	2	0	0	1	3								
Carl Everett, S (1, 9) OBP: 0.321, SLG: 0.447	0-1 G5-3			3-2 G4-3		2-2 FC5-4 2B G3-1		3-3 K		4	1	0	0	0	1	1								
Jeff Kent, R (1, 4) OBP: 0.321, SLG: 0.443		2-3 K		1-0 G6-3 1B		1-1 G3-1 2B		0-0 G5-3		4	1	2	0	0	1	0								
Rico Brogna, L (1, 3) OBP: 0.338, SLG: 0.476		1-0 HR		0-0 G6-3		2-1 G3-1		3-2 G3-1		4	1	1	2	0	0	2								
Todd Hundley, S (1, 2) OBP: 0.398, SLG: 0.513		3-2 F7		0-1 1B		2-3 K			0-2 1B WP 1B	4	1	2	1	0	1	1								
Bill Spiers, L (1, 5) OBP: 0.299, SLG: 0.238		3-3 K		2-2 F8			4-1 FC3-6 1B BB		4-1 WP 1B BB	2	1	0	0	2	1	1								
Ryan Thompson, R (1, 8) OBP: 0.311, SLG: 0.400			1-1 FC4-6 1B		1-3 K		0-3 K		1-0 WP 1B 1B	4	1	2	0	0	2	1								
Reid Cornelius, R (1, 1) Jerry Dipoto, R (7, 1) Don Florence, R (7, 1) Damon Buford, R (7, PH) Doug Henry, R (8, 1) Blas Minor, R (9, 1) Chris Jones, R (9, PH) OBP: 0.271, SLG: 0.271 ERA: 4.19 OBP: 0.325, SLG: 0.483		0-3 K		0-3 K		1-0 G5-3		0-1 FC3-6 1B	2-3 K	2	0	0	0	0	1	1								
Inning Stats	R: 0 E: 0 K: 0 S: 9	H: 0 LOB: 0 BB: 0 P: 12	R: 1 E: 0 K: 2 S: 13	H: 1 LOB: 0 BB: 0 P: 22	R: 0 E: 1 K: 1 S: 12	H: 2 LOB: 2 BB: 0 P: 15	R: 1 E: 0 K: 0 S: 11	H: 2 LOB: 1 BB: 0 P: 17	R: 0 E: 0 K: 1 S: 5	H: 0 LOB: 0 BB: 0 P: 7	R: 1 E: 0 K: 1 S: 11	H: 2 LOB: 1 BB: 0 P: 19	R: 0 E: 0 K: 2 S: 12	H: 1 LOB: 2 BB: 1 P: 20	R: 0 E: 0 K: 1 S: 11	H: 0 LOB: 0 BB: 0 P: 17	R: 3 E: 0 K: 1 S: 13	H: 3 LOB: 0 BB: 1 P: 20	1B: 9 2B: 1 3B: 0 HR: 1	SF: 0 SAC: 0 DP: 1 HBP: 0	WP: 1 PB: 0 SB: 0 CS: 0	PA: 38		
PITCHER	IP WLS BF H R ER SO BB IBB HBP BLK WP HR S P ERA WHIP	IP WLS BF H R ER SO BB IBB HBP BLK WP HR S P ERA WHIP	IP WLS BF H R ER SO BB IBB HBP BLK WP HR S P ERA WHIP	IP WLS BF H R ER SO BB IBB HBP BLK WP HR S P ERA WHIP	IP WLS BF H R ER SO BB IBB HBP BLK WP HR S P ERA WHIP	IP WLS BF H R ER SO BB IBB HBP BLK WP HR S P ERA WHIP	IP WLS BF H R ER SO BB IBB HBP BLK WP HR S P ERA WHIP	IP WLS BF H R ER SO BB IBB HBP BLK WP HR S P ERA WHIP	IP WLS BF H R ER SO BB IBB HBP BLK WP HR S P ERA WHIP	IP WLS BF H R ER SO BB IBB HBP BLK WP HR S P ERA WHIP	IP WLS BF H R ER SO BB IBB HBP BLK WP HR S P ERA WHIP	IP WLS BF H R ER SO BB IBB HBP BLK WP HR S P ERA WHIP	IP WLS BF H R ER SO BB IBB HBP BLK WP HR S P ERA WHIP	IP WLS BF H R ER SO BB IBB HBP BLK WP HR S P ERA WHIP	IP WLS BF H R ER SO BB IBB HBP BLK WP HR S P ERA WHIP	IP WLS BF H R ER SO BB IBB HBP BLK WP HR S P ERA WHIP	IP WLS BF H R ER SO BB IBB HBP BLK WP HR S P ERA WHIP	IP WLS BF H R ER SO BB IBB HBP BLK WP HR S P ERA WHIP	IP WLS BF H R ER SO BB IBB HBP BLK WP HR S P ERA WHIP	IP WLS BF H R ER SO BB IBB HBP BLK WP HR S P ERA WHIP	IP WLS BF H R ER SO BB IBB HBP BLK WP HR S P ERA WHIP	IP WLS BF H R ER SO BB IBB HBP BLK WP HR S P ERA WHIP	IP WLS BF H R ER SO BB IBB HBP BLK WP HR S P ERA WHIP	IP WLS BF H R ER SO BB IBB HBP BLK WP HR S P ERA WHIP

Houston Astros @ New York Mets
Shea Stadium, Flushing, NY
Tue Sep 12 1995, 7:05 PM EDT
Att: 13,526 - Unknown - 69 F

AB	36
R	6
H	11
RBI	5
BB	2
SO	9
LOB	15



Batter	1	2	3	4	5	6	7	8	9	AB	R	H	RBI	BB	SO	LOB	TOP				
John Cangelosi, S OBP: 0.487, SLG: 0.435	F7		FC6-4 1B		3B		K		G4-3	5	0	2	0	0	1	1					
Craig Biggio, R OBP: 0.404, SLG: 0.480	G5-4-3 1B		FC6-4 5 HR		G6-3		K			4	1	1	1	0	1	3					
5 Jeff Bagwell, R OBP: 0.400, SLG: 0.493	G5-4-3		HR		G6-3				2B G6-3 1B	4	2	2	2	0	0	2					
Derrick May, L OBP: 0.320, SLG: 0.406		G4-3 1B	F8		G6-3				P4	4	1	1	0	0	0	1					
Dave Magadan, L OBP: 0.422, SLG: 0.390		G6-3	G4-3						2B	4	0	2	0	0	0	1					
Tony Eusebio, R OBP: 0.365, SLG: 0.431		G4-3			G6-3		G5-3		G6-3	4	0	0	1	0	0	3					
Brian Hunter, R OBP: 0.358, SLG: 0.414		2-3 1B	P3		P6				P3	4	0	1	1	0	0	2					
Ricky Gutierrez, R OBP: 0.283, SLG: 0.272		G6-3			K				G4-3	4	0	1	0	0	1	1					
Mike Hampton, R Jim Dougherty, R Billy Wagner, L Milt Thompson, L Darryl Kile, R Mike Brumley, S			4-2 1B FC6-4 BB		K		F7		K	1	0	0	0	1	1	0					
Inning Stats	R: 0 E: 0 K: 0 S: 8	H: 1 LOB: 0 BB: 0 P: 12	R: 1 E: 0 K: 0 S: 9	H: 2 LOB: 1 BB: 0 P: 15	R: 3 E: 0 K: 0 S: 11	H: 2 LOB: 0 BB: 1 P: 24	R: 0 E: 0 K: 1 S: 7	H: 0 LOB: 0 BB: 0 P: 7	R: 0 E: 0 K: 1 S: 8	H: 1 LOB: 1 BB: 0 P: 14	R: 0 E: 0 K: 0 S: 8	H: 1 LOB: 1 BB: 0 P: 11	R: 0 E: 0 K: 0 S: 7	H: 2 LOB: 1 BB: 0 P: 10	R: 0 E: 0 K: 1 S: 7	H: 0 LOB: 0 BB: 0 P: 8	1B: 5 2B: 3 3B: 1 HR: 1	SF: 0 SAC: 0 DP: 1 HBP: 0	WP: 0 PB: 0 SB: 1 CS: 0	PA: 37	
PITCHER	IP	WLS	BF	H	R	ER	SO	BB	IBB	HBP	BLK	WP	HR	S	P	ERA	WHIP				
Bobby Jones, R ERA: 3.99	8.0	W	34	10	5	5	4	1	0	0	0	0	1	66	104	5.62	1.375				
Doug Henry, R ERA: 3.35	1.0		3	0	0	0	1	0	0	0	0	0	0	7	8	0.00	0.000				

Houston Astros @ New York Mets
Shea Stadium, Flushing, NY
Wed Sep 13 1995, 7:05 PM EDT
Att: 13,165 - Unknown - 79 F

AB 36
R 5
H 10
RBI 5
BB 1
SO 5
LOB 15



Batter	1	2	3	4	5	6	7	8	9	AB	R	H	RBI	BB	SO	LOB	BOTTOM				
Damon Buford, R OBP: 0.308, SLG: 0.322	HR	2H HR		L9		K	L4			5	2	3	0	1	1						
Jose Vizcaino, S OBP: 0.317, SLG: 0.352	E3 FC1-6	1B		G6-3		L6		F8		5	0	1	0	0	0	0					
Carl Everett, S OBP: 0.327, SLG: 0.463	FC1-6 1-2	FC5-4 1B		G6-3		HR		HR 1B		5	2	3	1	0	0	1					
Jeff Kent, R OBP: 0.322, SLG: 0.450	F9	FC5-4		G5-3		1B		HR 1B		5	1	2	2	0	0	3					
Rico Brogna, L OBP: 0.339, SLG: 0.476	F8		F8 2B		1B BB	F8		F7		4	1	1	0	1	0	2					
Ryan Thompson, R OBP: 0.313, SLG: 0.397		G4-3	F8		1B E 1B		1B E BB	K		4	2	1	0	1	1	1					
Tim Bogar, R OBP: 0.317, SLG: 0.371		E7 1B 2B	G1-3		F9		E8 1B			4	1	2	0	0	0	3					
Kelly Stinnett, R OBP: 0.347, SLG: 0.326		SH3-4 HR 1B		E7 1B		K		K		3	1	2	2	1	1	1					
Bobby Jones, R OBP: 0.180, SLG: 0.163		SH3-4		K		K		K		3	0	0	0	0	3	4					
Doug Henry, R OBP: 1.000, SLG: 1.000				K		K		K		0	0	0	0	0	0	0					
Inning Stats	R: 1 E: 1 K: 0 S: 9	H: 1 LOB: 1 BB: 0 P: 11	R: 3 E: 1 K: 0 S: 18	H: 5 LOB: 2 BB: 0 P: 27	R: 0 E: 0 K: 1 S: 10	H: 1 LOB: 2 BB: 1 P: 20	R: 0 E: 0 K: 0 S: 7	H: 0 LOB: 0 BB: 0 P: 12	R: 2 E: 1 K: 1 S: 14	H: 2 LOB: 1 BB: 1 P: 24	R: 1 E: 0 K: 1 S: 14	H: 2 LOB: 1 BB: 0 P: 22	R: 1 E: 0 K: 2 S: 11	H: 1 LOB: 1 BB: 1 P: 20	R: 2 E: 0 K: 1 S: 9	H: 2 LOB: 0 BB: 0 P: 11	1B: 8 2B: 2 3B: 0 HR: 4	SF: 0 SAC: 1 DP: 0 HBP: 0	WP: 0 PB: 0 SB: 0 CS: 0	PA: 42	
PITCHER	IP	WLS	BF	H	R	ER	SO	BB	IBB	HBP	BLK	WP	HR	S	P	ERA	WHIP				
Mike Hampton, L ERA: 3.79	4.2	L	26	9	6	5	1	2	0	0	0	0	1	14	19	9.00	2.000				
Jim Dougherty, R ERA: 5.05	1.0		5	2	1	1	2	0	0	0	0	0	0	3	6	0.00	0.000				
Billy Wagner, L ERA:	0.1		1	0	0	0	0	0	0	0	0	0	0	3	6	0.00	0.000				
Darryl Kile, R ERA: 4.94	2.0		10	3	3	2	3	1	0	0	0	0	1	20	31	9.00	2.000				

Houston Astros @ New York Mets
Shea Stadium, Flushing, NY
Wed Sep 13 1995, 7:05 PM EDT
Att: 13,165 - Unknown - 79 F

AB 38
R 10
H 14
RBI 8
BB 3
SO 6
LOB 16



Batter	1	2	3	4	5	6	7	8	9	AB	R	H	RBI	BB	SO	LOB	TOP					
John Cangelosi, S (1, 8) OBP: 0.482, SLG: 0.427 Mike Simms, R (9, PH) OBP: 0.308, SLG: 0.495	G1-3		L6		F8		P6		G5-3	3	1	0	0	1	0	1						
Craig Biggio, R (1, 4) OBP: 0.401, SLG: 0.476	F8		G5-3		G3		K			4	0	0	0	0	1	2						
5 Jeff Bagwell, R (1, 3) OBP: 0.396, SLG: 0.488	K		F9		F8		G4-3			4	0	0	0	0	1	2						
Derrick May, L (1, 7) OBP: 0.326, SLG: 0.409									G6-3	3	1	2	1	1	0	0						
Dave Magadan, L (1, 5) OBP: 0.320, SLG: 0.386									K	3	0	0	0	1	1	2						
James Mouton, R (1, 9) OBP: 0.324, SLG: 0.371									F8	2	0	0	0	1	0	0						
Rick Wilkins, L (1, 2) Brian Hunter, R (9, PH) OBP: 0.360, SLG: 0.416										2	0	0	0	1	0	2						
Ricky Gutierrez, R (1, 6) Todd Jones, L (6, 1) Tony Eusebio, R (9, PH) OBP: 0.364, SLG: 0.430										3	0	1	1	0	1	3						
Shane Reynolds, R (1, 1) Craig Shipley, R (6, 6) OBP: 0.286, SLG: 0.355										2	0	0	0	0	1	5						
										2	0	2	0	0	0	0						
Inning Stats	R: 0 E: 0 K: 1 S: 12	H: 0 LOB: 0 BB: 0 P: 18	R: 0 E: 0 K: 1 S: 11	H: 1 LOB: 3 BB: 2 P: 23	R: 0 E: 0 K: 0 S: 9	H: 0 LOB: 0 BB: 0 P: 14	R: 1 E: 0 K: 1 S: 14	H: 1 LOB: 2 BB: 2 P: 30	R: 1 E: 0 K: 0 S: 8	H: 1 LOB: 1 BB: 1 P: 15	R: 0 E: 0 K: 0 S: 6	H: 0 LOB: 0 BB: 0 P: 11	R: 0 E: 0 K: 1 S: 10	H: 1 LOB: 1 BB: 0 P: 16	R: 0 E: 0 K: 1 S: 6	H: 0 LOB: 0 BB: 0 P: 9	R: 0 E: 0 K: 0 S: 8	H: 2 LOB: 1 BB: 0 P: 8	1B: 6 2B: 0 3B: 0 HR: 0	SF: 0 SAC: 1 DP: 1 HBP: 0	WP: 0 PB: 0 SB: 1 CS: 0	PA: 37
PITCHER	IP WLS BF H R ER SO BB IBB HBP BLK WP HR S P ERA WHIP																					
Dave Milicki, R (1, 1) ERA: 4.13	7.0 W 30 4 2 2 4 5 0 0 0 0 0 0 70 127 2.57 1.286																					
Paul Byrd, R (8, 1) ERA: 2.16	1.0 3 0 0 0 1 0 0 0 0 0 0 0 6 9 0.00 0.000																					
John Franco, L (9, 1) ERA: 2.49	1.0 S 4 2 0 0 0 0 0 0 0 0 0 0 8 8 0.00 2.000																					

Houston Astros @ New York Mets
Shea Stadium, Flushing, NY
Thu Sep 14 1995, 7:05 PM EDT
Att: 13,043 - Unknown - 86 F

AB 31
R 2
H 6
RBI 2
BB 5
SO 5
LOB 19



Batter	1	2	3	4	5	6	7	8	9	AB	R	H	RBI	BB	SO	LOB	BOTTOM			
Damon Buford, R (1, 7) OBP: 0.305, SLG: 0.313	P5									4	0	0	0	1	1	4				
Jose Vizcaino, S (1, 6) OBP: 0.316, SLG: 0.349	1B									4	0	0	0	1	1	6				
Carl Everett, S (1, 9) OBP: 0.333, SLG: 0.466	1B									3	1	2	0	1	1	0				
Jeff Kent, R (1, 4) OBP: 0.319, SLG: 0.445	K									4	0	0	0	0	1	4				
Rico Brogna, L (1, 3) OBP: 0.340, SLG: 0.482	K									3	1	1	2	1	1	2				
Todd Hundley, S (1, 2) OBP: 0.400, SLG: 0.513										4	2	2	0	0	0	2				
Ryan Thompson, R (1, 8) OBP: 0.316, SLG: 0.399										4	0	2	0	0	1	2				
Tim Lincecum, R (1, 5) OBP: 0.315, SLG: 0.367										4	0	1	2	0	0	1				
Dave Milicki, R (1, 1) OBP: 0.171, SLG: 0.029 Paul Byrd, R (8, 1) OBP: 1.000, SLG: 1.000 Joe Orsulak, L (6, PH) OBP: 0.332, SLG: 0.382 John Franco, L (9, 1)										1	0	0	0	1	0	1				
										0	0	0	0	0	0	0				
										1	0	1	0	0	0	0				
										0	0	0	0	0	0	0				
Inning Stats	R: 0 E: 0 K: 2 S: 12	H: 1 LOB: 2 BB: 1 P: 19	R: 1 E: 0 K: 0 S: 12	H: 2 LOB: 1 BB: 1 P: 22	R: 0 E: 0 K: 1 S: 10	H: 0 LOB: 0 BB: 0 P: 15	R: 1 E: 1 K: 2 S: 13	H: 3 LOB: 2 BB: 0 P: 18	R: 2 E: 0 K: 0 S: 10	H: 1 LOB: 0 BB: 1 P: 18	R: 0 E: 0 K: 0 S: 6	H: 0 LOB: 1 BB: 1 P: 13	R: 0 E: 0 K: 1 S: 9	H: 1 LOB: 2 BB: 1 P: 19	R: 0 E: 0 K: 0 S: 9	H: 1 LOB: 1 BB: 0 P: 12	1B: 8 2B: 0 3B: 0 HR: 1	SF: 0 SAC: 1 DP: 0 HBP: 0	WP: 0 PB: 0 SB: 1 CS: 0	PA: 38
PITCHER	IP WLS BF H R ER SO BB IBB HBP BLK WP HR S P ERA WHIP																			
Shane Reynolds, R (1, 1) ERA: 3.26	5.0 L 25 7 4 3 5 3 0 0 0 0 0 0 1 57 92 5.40 2.000																			
Todd Jones, R (6, 1) ERA: 2.69	3.0 13 2 0 0 1 1 1 0 0 0 0 0 24 44 0.00 1.000																			

Houston Astros @ New York Mets
Shea Stadium, Flushing, NY
Thu Sep 14 1995, 7:05 PM EDT
Att: 13,043 - Unknown - 86 F

AB 32
R 4
H 9
RBI 4
BB 5
SO 6
LOB 22



Batter	1	2	3	4	5	6	7	8	9	AB	R	H	RBI	BB	SO	LOB	TOP										
John Cangelosi, S (1, 8) OBP: 0.480, SLG: 0.419	1-2 L5		3-2 L5	1-2 F9			2-1 G3 1B		0-3 K	5	0	1	0	0	1	3											
Craig Biggio, R (1, 4) OBP: 0.404, SLG: 0.483	2-1 F8			1-1 5 1B SF8 1B	1-3 K		1-1 G3		4-2 5 G4-6-3 BB	4	1	1	0	1	1	1											
5 Jeff Bagwell, R (1, 3) OBP: 0.392, SLG: 0.478	0-0 P8			2-2 BB S 1B 1B	1-1 P4		1-1 G6-3		1-1 G4-6-3	5	1	1	0	0	0	3											
Derrick May, L (1, 7) OBP: 0.325, SLG: 0.409		0-2 G5-3		0-2 SF8	2-2 G4-3			0-0 F8		3	0	0	1	0	0	0											
Dave Magadan, L (1, 5) OBP: 0.420, SLG: 0.384 Andy Stankiewicz, R (8, PR) OBP: 0.230, SLG: 0.167		0-0 G3-1		4-2 3-H BB 1B BB			3-3 K	2-1 S 1B		3	1	1	0	1	1	0											
James Mouton, R (1, 9) OBP: 0.329, SLG: 0.378		2-2 1B 2B		0-0 P2			1-2 S 1B	3-2 G5-3		4	0	2	0	0	0	3											
Rick Wilkins, L (1, 2) OBP: 0.334, SLG: 0.307 Tony Eusebio, R (8, PH) OBP: 0.366, SLG: 0.429		0-0 2H 1B		4-2 1B 1B BB			1-2 K	1-2 P8		2	1	1	0	1	1	1											
Ricky Gutierrez, R (1, 6) OBP: 0.291, SLG: 0.281			1-3 K	2-2 1B 2H 3-H 1B			2-2 P2	0-1 S 2B 1B		4	1	2	2	0	1	1											
Doug Drabek, R (1, 1) OBP: 0.254, SLG: 0.263 Dave Veres, R (8, 1) Milt Thompson, L (9, PH) OBP: 0.290, SLG: 0.299 Mike Henneman, R (9, 1)			2-3 K	0-1 1B			0-0 G5-3	3-2 S 2B		3	0	1	1	0	1	0											
Inning Stats	R: 0 E: 0 K: 0 S: 6	H: 0 LOB: 0 BB: 0 P: 9	R: 0 E: 0 K: 0 S: 8	H: 2 LOB: 2 BB: 0 P: 10	R: 0 E: 0 K: 2 S: 10	H: 0 LOB: 0 BB: 0 P: 16	R: 4 E: 0 K: 0 S: 23	H: 4 LOB: 2 BB: 2 P: 37	R: 0 E: 0 K: 1 S: 8	H: 0 LOB: 0 BB: 0 P: 12	R: 0 E: 0 K: 2 S: 12	H: 1 LOB: 1 BB: 0 P: 19	R: 0 E: 0 K: 0 S: 7	H: 1 LOB: 1 BB: 0 P: 11	R: 0 E: 0 K: 0 S: 13	H: 1 LOB: 2 BB: 0 P: 19	R: 1 E: 0 K: 1 S: 12	H: 2 LOB: 1 BB: 1 P: 20	1B: 9 2B: 2 3B: 0 HR: 0	SF: 1 SAC: 0 DP: 1 HBP: 0	WP: 0 PB: 0 SB: 5 CS: 0	PA: 39					
PITCHER	IP	WLS	BF	H	R	ER	SO	BB	IBB	HBP	BLK	WP	HR	S	P	ERA	WHIP										
Pedro Martinez, R (1, 1) ERA: 3.42	7.0	L	30	8	4	4	5	2	0	0	0	0	0	74	114	5.14	1.429										
Dave Leiper, L (8, 1) ERA: 3.1	1.0		4	1	0	0	0	0	0	0	0	0	0	13	19	0.00	1.000										
Mel Rojas, R (9, 1) ERA: 4.24	1.0	S	5	2	1	1	1	1	0	0	0	0	0	12	20	9.00	3.000										

Houston Astros @ Montreal Expos
Olympic Stadium, Montreal, QB
Sun Sep 17, 1995, 3:33 AM EDT
Att: 15,760 - Dome

AB 35
R 5
H 11
RBI 5
BB 3
SO 6
LOB 14



Batter	1	2	3	4	5	6	7	8	9	AB	R	H	RBI	BB	SO	LOB	BOTTOM										
Rondell White, R (1, 8) OBP: 0.360, SLG: 0.463	1-2 G6-3 S G4-3 1B		2-2 P3		1-1 2H 1B			1-0 SH3-4 1B		4	1	3	1	0	0	0											
Mark Czuzdzianek, R (1, 6) OBP: 0.314, SLG: 0.330	3-2 G6-3			3-2 1B 2B	0-3 K			0-0 SH3-4		3	1	1	0	0	1	2											
David Segui, S (1, 3) OBP: 0.366, SLG: 0.454	0-0 G4-3			0-1 FC4-6 2H 1B			1-1 F7	3-2 F7		4	0	1	2	0	0	1											
Darrin Fletcher, L (1, 2) OBP: 0.359, SLG: 0.451	3-H F7			4-2 FC4-6 BB			3-2 L4	3-3 K		3	0	0	0	1	1	1											
Wil Cordero, R (1, 7) OBP: 0.336, SLG: 0.402		1-0 P4		1-2 FC4-6 G5-4-3			1-2 1B	0-3 K		4	0	1	0	0	1	2											
Mike Lansing, R (1, 4) OBP: 0.301, SLG: 0.393	1-3 K			1-0 G5-4-3			0-0 L8	1-2 G5-3		4	0	0	0	0	1	3											
Cliff Floyd, L (1, 9) OBP: 0.242, SLG: 0.220	0-0 G4-3				0-0 G1-3			0-0 L8		4	0	0	0	0	0	0											
Shane Andrews, R (1, 5) OBP: 0.272, SLG: 0.350			2-3 K		2-1 1B 2B			3-2 F9		3	1	1	0	0	1	0											
Pedro Martinez, R (1, 1) OBP: 0.127, SLG: 0.117 Henry Rodriguez, L (7, PH) OBP: 0.296, SLG: 0.336 Dave Leiper, L (8, 1) Mel Rojas, R (9, 1)			1-3 K		0-0 G5-3			1-3 K		2	0	0	0	0	1	1											
Inning Stats	R: 1 E: 0 K: 0 S: 13	H: 1 LOB: 0 BB: 0 P: 19	R: 0 E: 0 K: 1 S: 5	H: 0 LOB: 0 BB: 0 P: 7	R: 0 E: 0 K: 2 S: 9	H: 0 LOB: 0 BB: 0 P: 14	R: 1 E: 0 K: 0 S: 17	H: 2 LOB: 1 BB: 1 P: 26	R: 1 E: 0 K: 1 S: 9	H: 2 LOB: 1 BB: 0 P: 12	R: 0 E: 0 K: 0 S: 11	H: 1 LOB: 1 BB: 0 P: 16	R: 0 E: 0 K: 1 S: 8	H: 0 LOB: 0 BB: 0 P: 14	R: 0 E: 0 K: 1 S: 8	H: 1 LOB: 1 BB: 0 P: 15	R: 0 E: 0 K: 1 S: 7	H: 0 LOB: 0 BB: 0 P: 8	1B: 5 2B: 2 3B: 0 HR: 0	SF: 0 SAC: 1 DP: 1 HBP: 0	WP: 0 PB: 0 SB: 1 CS: 0	PA: 34					
PITCHER	IP	WLS	BF	H	R	ER	SO	BB	IBB	HBP	BLK	WP	HR	S	P	ERA	WHIP										
Doug Drabek, R (1, 1) ERA: 4.7	7.0	W	27	6	3	3	5	1	0	0	0	0	0	8	15	0.00	1.000										
Dave Veres, R (8, 1) ERA: 2.39	1.0		4	1	0	0	1	0	0	0	0	0	0	8	15	0.00	1.000										
Mike Henneman, R (9, 1) ERA: 1.58	1.0	S	3	0	0	0	1	0	0	0	0	0	0	7	8	0.00	0.000										

Houston Astros @ Montreal Expos
Olympic Stadium, Montreal, QB
Sun Sep 17, 1995, 3:33 AM EDT
Att: 15,760 - Dome

AB 32
R 3
H 7
RBI 3
BB 1
SO 7
LOB 10



Batter	1	2	3	4	5	6	7	8	9	AB	R	H	RBI	BB	SO	LOB	TOP											
Brian McRae, S OBP: 0.354, SLG: 0.450	1-1 FC1-5 2B		1-1 P5		1-1 L7			0-1 G6-3		4	0	1	0	0	0	1												
Todd Haney, R OBP: 0.255, SLG: 0.600	0-1 FC1-5 2-3		0-0 L9			0-0 F7 2B		3-2 1B 1B		4	0	2	0	0	0	1												
Mark Grace, L OBP: 0.389, SLG: 0.505	1-3 K			2-1 HR		1-3 K		1-1 1B 1B		4	1	2	1	0	2	2												
Sammy Sosa, R OBP: 0.342, SLG: 0.519	2-3 K			1-3 K		1-1 F7 2-3		1-3 K		4	0	0	0	0	3	4												
Luis Gonzalez, L OBP: 0.344, SLG: 0.444		0-3 K		1-0 G4-3		2-2 G5-3		4-2 FC6-4 BB		3	0	0	0	1	1	1												
Shawon Dunston, R OBP: 0.321, SLG: 0.492		0-0 F8		1-2 F9			0-0 G6-3	1-2 FC6-4 BB		4	0	0	0	0	0	1												
Scott Servais, R OBP: 0.361, SLG: 0.509		0-1 1B		2-2 FC6-4 1B			1-0 F9	1-3 K		4	0	2	0	0	1	1												
Rey Sanchez, R OBP: 0.310, SLG: 0.371		2-0 F8		2-2 FC6-4 WP			0-2 F9	4-0 BB		3	0	0	0	0	0	2												
Howard Johnson, S OBP: 0.272, SLG: 0.328				1-2 K				1-2 BB		0	0	0	0	1	0	0												
Jim Bullinger, R OBP: 0.200, SLG: 0.163				1-0 L5			0-3 K	0-3 K		2	0	0	0	0	1	1												
Matt Franco, L OBP: 0.333, SLG: 0.444							1-2 K			1	0	0	0	0	1	0												
Turk Wendell, L OBP: 0.301, SLG: 0.412								1-3 K		0	0	0	0	0	0	0												
Scott Bullitt, L OBP: 0.301, SLG: 0.412										1	0	0	0	0	1	2												
Inning Stats	R: 0 E: 0 K: 2 S: 11	H: 1 LOB: 1 BB: 0 P: 15	R: 0 E: 0 K: 1 S: 7	H: 1 LOB: 1 BB: 0 P: 9	R: 0 E: 0 K: 0 S: 4	H: 0 LOB: 0 BB: 0 P: 6	R: 1 E: 0 K: 1 S: 9	H: 1 LOB: 0 BB: 0 P: 14	R: 0 E: 0 K: 1 S: 11	H: 1 LOB: 1 BB: 0 P: 16	R: 0 E: 0 K: 0 S: 5	H: 0 LOB: 0 BB: 0 P: 6	R: 0 E: 0 K: 0 S: 15	H: 2 LOB: 2 BB: 0 P: 21	R: 0 E: 0 K: 2 S: 16	H: 0 LOB: 2 BB: 2 P: 26	1B: 4 2B: 2 3B: 0 HR: 1	SF: 0 SAC: 0 DP: 0 HBP: 0	WP: 1 PB: 0 SB: 0 CS: 0	PA: 36								
PITCHER	IP	WLS	BF	H	R	ER	SO	BB	IBB	HBP	BLK	WP	HR	S	P	ERA	WHIP											
Donne Wall, R ERA: 5.06	(1, 1)	7.2	W	29	6	1	1	7	0	0	0	0	1	1	66	93	1.17	0.783										
Jeff Tabaka, L ERA: 2.93	(8, 1)	0.0		1	1	0	0	0	0	0	0	0	0	0	2	3	∞	∞										
Dave Veres, R ERA: 2.38	(8, 1)	0.1		1	0	0	0	1	0	0	0	0	0	0	3	4	0.00	0.000										
Todd Jones, R ERA: 2.82	(9, 1)	1.0	S	5	0	0	0	2	2	0	0	0	0	0	16	26	0.00	2.000										

Chicago Cubs @ Houston Astros
Astrodome, Houston, TX
Mon Sep 18 1995, 8:05 PM EDT
Att: 10,848 - Dome - 68 F

AB	34
R	1
H	7
RBI	1
BB	2
SO	10
LOB	16



Batter	1	2	3	4	5	6	7	8	9	AB	R	H	RBI	BB	SO	LOB	BOTTOM										
John Cangelosi, S OBP: 0.478, SLG: 0.415	4-1 FC6-4 1B CS BB	1-1 G4-3			0-0 G4-3	2-1 1B		2-2 G4-3		4	0	1	1	1	0	3											
Craig Biggio, R OBP: 0.404, SLG: 0.482	0-0 FC6-4 1B	0-1 G4-3			1-2 5 1B 1B	0-2 G5-3		0-3 K		5	1	2	0	0	1	5											
5 Jeff Bagwell, R OBP: 0.391, SLG: 0.475	1-2 FC6-4 1B CS 1-2 2-3		2-2 F9		4-0 1B 1-2 IBB		3-2 L9			3	1	0	0	1	0	2											
Derrick May, L OBP: 0.327, SLG: 0.408	4-2 1B BB		0-1 F7		1-0 FC5 1B		3-2 L7			3	0	1	1	1	0	0											
Dave Magadan, L OBP: 0.423, SLG: 0.390	0-0 FC5-4 1B		3-1 G3-1		4-0 FC5 IBB		0-0 2B			3	0	2	1	1	0	0											
James Mouton, R OBP: 0.325, SLG: 0.373	1-2 FC5-4			0-3 K	0-2 FC5		0-3 K			4	0	0	0	0	2	5											
Rick Wilkins, L OBP: 0.353, SLG: 0.309		2-1 SH1-4 BB G4-3 1B		1-1 G3-1		4-2 1B SH3-4 BB		4-2 SH5-4 BB		2	1	1	0	2	0	0											
Andy Stankiewicz, R OBP: 0.315, SLG: 0.163		4-2 G4-3 SH1-4 BB		4-2 BB		1 SAFE 2-3 SAFE SAFE		4-1 SH5-4 BB		1	0	0	0	3	1	1											
Donne Wall, R ERA: 4.01	(1, 1)	7.0	L	33	7	3	3	4	5	2	0	0	0	0	0	0											
Jeff Tabaka, R ERA: 4.64	(8, 1)	1.0		5	0	0	0	1	2	0	0	0	0	0	0	0											
Dave Veres, R ERA: 2.38	(8, 1)	0.1		1	0	0	0	1	0	0	0	0	0	0	0	0											
Dave Hajek, R ERA: 2.82	(8, PH)	0.0		0	0	0	0	0	0	0	0	0	0	0	0	0											
Todd Jones, R ERA: 2.82	(9, 1)	1.0	S	5	0	0	0	2	2	0	0	0	0	0	0	0											
Inning Stats	R: 1 E: 0 K: 0 S: 11	H: 2 LOB: 2 BB: 2 P: 21	R: 1 E: 0 K: 0 S: 9	H: 1 LOB: 1 BB: 1 P: 16	R: 0 E: 0 K: 0 S: 7	H: 0 LOB: 0 BB: 0 P: 12	R: 0 E: 0 K: 2 S: 10	H: 0 LOB: 1 BB: 1 P: 16	R: 1 E: 0 K: 0 S: 9	H: 2 LOB: 2 BB: 2 P: 19	R: 0 E: 0 K: 1 S: 14	H: 1 LOB: 2 BB: 1 P: 22	R: 0 E: 0 K: 1 S: 10	H: 1 LOB: 1 BB: 0 P: 16	R: 0 E: 0 K: 1 S: 12	H: 0 LOB: 2 BB: 2 P: 22	1B: 6 2B: 1 3B: 0 HR: 0	SF: 0 SAC: 3 DP: 0 HBP: 0	WP: 0 PB: 1 SB: 0 CS: 2	PA: 38							
PITCHER	IP	WLS	BF	H	R	ER	SO	BB	IBB	HBP	BLK	WP	HR	S	P	ERA	WHIP										
Jim Bullinger, R ERA: 4.01	(1, 1)	7.0	L	33	7	3	3	4	5	2	0	0	0	0	0	0											
Turk Wendell, R ERA: 4.64	(8, 1)	1.0		5	0	0	0	1	2	0	0	0	0	0	0	0											

Chicago Cubs @ Houston Astros
Astrodome, Houston, TX
Mon Sep 18 1995, 8:05 PM EDT
Att: 10,848 - Dome - 68 F

AB	26
R	3
H	7
RBI	3
BB	9
SO	5
LOB	17



Batter	1	2	3	4	5	6	7	8	9	AB	R	H	RBI	BB	SO	LOB	TOP					
Brian McRae, S (1, 8) OBP: 0.355, SLG: 0.449										5	1	2	0	0	2	0	Chicago Cubs @ Houston Astros Astrodome, Houston, TX Tue Sep 19 1995, 8:05 PM EDT Att. 14,899 - Dome					
Todd Haney, R (1, 5) OBP: 0.463, SLG: 0.603 José Hernández, R (6, 5) OBP: 0.275, SLG: 0.482										3	0	2	0	0	0	0						
Mark Grace, L (1, 3) OBP: 0.387, SLG: 0.501										4	0	0	0	1	2	3						
Sammy Sosa, R (1, 9) OBP: 0.341, SLG: 0.517										4	1	1	1	0	1	3						
Shawon Dunston, R (1, 6) OBP: 0.318, SLG: 0.488										3	1	0	1	0	1	4						
Ozzie Timmons, R (1, 7) OBP: 0.312, SLG: 0.469 Scott Bullett, L (8, 7) OBP: 0.301, SLG: 0.412										4	2	2	2	0	1	2						
Scott Servais, R (1, 2) OBP: 0.363, SLG: 0.521										4	1	2	3	0	0	0						
Rey Sanchez, R (1, 4) OBP: 0.307, SLG: 0.368										4	0	0	0	0	2	1						
Jaime Navarro, R (1, 1) OBP: 0.206, SLG: 0.274 Mike Perez, R (6, 1) Randy Myers, L (8, 1)										2	0	0	0	0	0	1						
										1	1	0	0	1	1	0						
										0	0	0	0	0	0	0						
Inning Stats	R: 0 E: 0 K: 2 S: 9	H: 2 LOB: 2 BB: 0 P: 9	R: 0 E: 0 K: 1 S: 6	H: 1 LOB: 1 BB: 0 P: 6	R: 0 E: 0 K: 0 S: 3	H: 0 LOB: 0 BB: 0 P: 3	R: 1 E: 0 K: 1 S: 6	H: 1 LOB: 0 BB: 0 P: 6	R: 0 E: 0 K: 1 S: 5	H: 0 LOB: 0 BB: 0 P: 5	R: 4 E: 1 K: 2 S: 9	H: 3 LOB: 0 BB: 0 P: 9	R: 2 E: 0 K: 2 S: 9	H: 2 LOB: 2 BB: 2 P: 17	R: 0 E: 0 K: 1 S: 5	H: 0 LOB: 0 BB: 0 P: 5	R: 0 E: 0 K: 2 S: 7	H: 0 LOB: 0 BB: 0 P: 7	1B: 7 2B: 0 3B: 0 HR: 2	SF: 1 SAC: 0 DP: 0 HBP: 0	WP: 0 PB: 0 SB: 2 CS: 0	PA: 39
PITCHER	IP WLS BF H R ER SO BB IBB HBP BLK WP HR S P ERA WHIP																					
Mike Hampton, L (1, 1) ERA: 3.68	6.0 L 26 7 5 1 6 0 0 0 0 0 0 2 38 38 1.50 1.167																					
Darryl Kile, R (7, 1) ERA: 5.07	0.1 5 2 2 2 1 1 1 0 1 0 0 5 13 54.00 9.000																					
Jim Dougherty, R (7, 1) ERA: 4.92	1.2 5 0 0 0 2 0 0 0 0 0 0 9 9 0.00 0.000																					
Greg Swindell, L (9, 1) ERA: 4.86	1.0 3 0 0 0 2 0 0 0 0 0 0 7 7 0.00 0.000																					

AB	36
R	7
H	9
RBI	7
BB	2
SO	11
LOB	16




Batter	1	2	3	4	5	6	7	8	9	AB	R	H	RBI	BB	SO	LOB	BOTTOM					
John Cangelosi, S (1, 8) OBP: 0.474, SLG: 0.409										5	1	1	0	1	2	2	Chicago Cubs @ Houston Astros Astrodome, Houston, TX Tue Sep 19 1995, 8:05 PM EDT Att. 14,899 - Dome					
Craig Biggio, R (1, 4) OBP: 0.401, SLG: 0.477										5	1	0	0	0	5							
5 Jeff Bagwell, R (1, 3) OBP: 0.393, SLG: 0.483										4	1	2	3	1	1	2						
Derrick May, L (1, 7) OBP: 0.326, SLG: 0.406 James Mouton, R (8, PH) OBP: 0.327, SLG: 0.375										4	0	1	0	0	2	1						
Dave Magadan, L (1, 5) OBP: 0.427, SLG: 0.398 Craig Shipley, R (8, PH) OBP: 0.287, SLG: 0.352										4	1	3	0	0	0	2						
										1	0	1	0	0	0	0						
Tony Eusebio, R (1, 2) OBP: 0.387, SLG: 0.427										4	1	1	0	1	3	3						
Milt Thompson, L (1, 9) OBP: 0.281, SLG: 0.289 Greg Swindell, L (9, 1) OBP: 0.275, SLG: 0.292 Dave Hajek, R (9, PH)										4	0	0	0	0	5							
										0	0	0	0	0	0	0						
										1	0	0	0	0	1	0						
Ricky Gutierrez, R (1, 6) OBP: 0.303, SLG: 0.296										4	1	2	2	1	1	0						
Mike Hampton, R (1, 1) OBP: 0.243, SLG: 0.119 Darryl Kile, R (7, 1) ERA: 5.07 Jim Dougherty, R (7, 1) ERA: 4.92 Mike Simms, R (8, PH) OBP: 0.345, SLG: 0.544 Brian Hunter, R (9, PH) OBP: 0.345, SLG: 0.408										2	0	1	0	0	1	1						
										1	0	0	0	0	1	1						
										0	0	0	0	0	0	0						
										2	0	2	0	0	0	0						
										0	0	0	0	0	0	0						
										0	0	0	0	0	0	0						
Inning Stats	R: 0 E: 0 K: 0 S: 4	H: 1 LOB: 1 BB: 1 P: 8	R: 0 E: 0 K: 2 S: 7	H: 0 LOB: 1 BB: 1 P: 11	R: 0 E: 0 K: 2 S: 8	H: 1 LOB: 1 BB: 0 P: 8	R: 3 E: 1 K: 0 S: 7	H: 4 LOB: 1 BB: 0 P: 7	R: 0 E: 0 K: 2 S: 8	H: 1 LOB: 2 BB: 1 P: 12	R: 0 E: 0 K: 1 S: 6	H: 1 LOB: 1 BB: 1 P: 10	R: 0 E: 0 K: 1 S: 6	H: 1 LOB: 1 BB: 0 P: 6	R: 3 E: 0 K: 1 S: 10	H: 5 LOB: 2 BB: 0 P: 10	R: 0 E: 0 K: 3 S: 10	H: 1 LOB: 1 BB: 0 P: 10	1B: 12 2B: 2 3B: 0 HR: 1	SF: 0 SAC: 0 DP: 0 HBP: 0	WP: 0 PB: 0 SB: 0 CS: 0	PA: 46
PITCHER	IP WLS BF H R ER SO BB IBB HBP BLK WP HR S P ERA WHIP																					
Jaime Navarro, R (1, 1) ERA: 3.32	5.1 W 28 8 3 3 7 4 0 0 0 0 0 1 38 5.06 2.250																					
Mike Perez, R (6, 1) ERA: 3.57	2.1 11 4 3 3 1 0 0 0 0 0 0 1 13 11.57 1.714																					
Randy Myers, L (8, 1) ERA: 4.09	1.1 S 7 3 0 0 4 0 0 0 0 0 0 0 15 0.00 2.250																					

AB	42
R	6
H	15
RBI	5
BB	4
SO	12
LOB	22




Batter	1	2	3	4	5	6	7	8	9	AB	R	H	RBI	BB	SO	LOB	TOP			
Brian McRae, S OBP: 0.352, SLG: 0.446	F7		K		K		K			4	0	0	0	0	3	4	Chicago Cubs @ Houston Astros Astrodome, Houston, TX Wed Sep 20 1995, 8:05 PM EDT Att: 23,740 - Unknown - 76 F			
Rey Sanchez, R OBP: 0.305, SLG: 0.364	K		K			L9		K		4	0	0	0	0	3	1				
Mark Grace, L OBP: 0.388, SLG: 0.500				G5-3		2B 1B		G4-3		3	0	1	0	1	0	0				
Sammy Sosa, R OBP: 0.340, SLG: 0.514	P3			F9		K		S BB		3	0	0	0	1	1	2				
Luis Gonzalez, L OBP: 0.343, SLG: 0.444		G1-3		K		2B		G4-3		4	0	1	0	0	1	1				
Shawon Dunston, R OBP: 0.317, SLG: 0.486	L7			1B 1B		K		G5-3		4	0	1	0	0	1	2				
Mark Parent, R OBP: 0.293, SLG: 0.470	G6-3			K			G4-3 2B	G4-3		4	0	1	0	0	1	1				
José Hernández, R OBP: 0.279, SLG: 0.483			G1-4-3 1B	K		K	G4-3 1B	K		4	0	2	0	0	2	1				
Frank Castillo, R Roberto Rivera, L Scott Bultlett, L Anthony Young, R Howard Johnson, S Mike Walker, R Larry Casian, R Terry Adams, R			G1-4-3		1-2 1B		G4-3	G4-3		1	0	0	0	0	0	1				
Inning Stats	R: 0 E: 0 K: 1 S: 7	H: 0 LOB: 1 BB: 1 P: 13	R: 0 E: 0 K: 0 S: 7	H: 0 LOB: 0 BB: 0 P: 12	R: 0 E: 0 K: 2 S: 9	H: 1 LOB: 1 BB: 0 P: 13	R: 0 E: 0 K: 1 S: 9	H: 0 LOB: 0 BB: 0 P: 10	R: 0 E: 0 K: 3 S: 15	H: 2 LOB: 2 BB: 0 P: 18	R: 0 E: 0 K: 2 S: 12	H: 2 LOB: 1 BB: 0 P: 16	R: 0 E: 0 K: 1 S: 8	H: 0 LOB: 1 BB: 1 P: 10	R: 0 E: 0 K: 1 S: 6	H: 0 LOB: 0 BB: 0 P: 9		1B: 5 2B: 2 3B: 0 HR: 0	SF: 0 SAC: 0 DP: 1 HBP: 0	WP: 0 PB: 0 SB: 1 CS: 0
PITCHER Shane Reynolds, R ERA: 3.1	IP: 9.0 WLS: W BF: 35 H: 7 R: 0 ER: 0 SO: 12 BB: 2 IBB: 0 HBP: 0 BLK: 0 WP: 0 HR: 0 S: 81 P: 114 ERA: 0.00 WHIP: 1.000															PITCHER				

AB 33
R 0
H 7
RBI 0
BB 2
SO 12
LOB 15



Batter	1	2	3	4	5	6	7	8	9	AB	R	H	RBI	BB	SO	LOB	BOTTOM			
John Cangelosi, S OBP: 0.477, SLG: 0.407	CS BB			2H 1B		BB BB		K		3	0	1	1	2	2	2	Chicago Cubs @ Houston Astros Astrodome, Houston, TX Wed Sep 20 1995, 8:05 PM EDT Att: 23,740 - Unknown - 76 F			
Craig Biggio, R OBP: 0.400, SLG: 0.476	FC BB			P5		L9-6				4	0	1	2	0	0	4				
5 Jeff Bagwell, R OBP: 0.392, SLG: 0.479	P6		F7	FC6 BB		G5-3				3	0	0	0	1	0	2				
Derrick May, L OBP: 0.328, SLG: 0.408	BB		F9	FC6		WP 2B				3	0	1	0	1	0	2				
Dave Magadan, L Craig Shipley, R	K		G2 1B		F7	WP IBB				3	0	1	0	0	1	2				
James Mouton, R OBP: 0.326, SLG: 0.373		1B 1B	G2		G4-3	K				4	1	1	0	0	1	3				
Rick Wilkins, L OBP: 0.351, SLG: 0.308	SH1-4 1B		K		G4-3	K				4	1	1	0	0	2	3				
Ricky Gutierrez, R OBP: 0.316, SLG: 0.310	SH1-4 1B			SH3-4 1B		L9-6 SH1-4 1B		G4-3		4	2	3	1	0	0	0				
Shane Reynolds, R OBP: 0.136, SLG: 0.121	SH1-4			SH3-4		SH1-4		G6-3		1	0	0	0	0	0	0				
Inning Stats	R: 0 E: 0 K: 1 S: 14	H: 0 LOB: 2 BB: 2 P: 24	R: 3 E: 0 K: 1 S: 12	H: 4 LOB: 1 BB: 0 P: 18	R: 0 E: 0 K: 1 S: 7	H: 1 LOB: 1 BB: 0 P: 9	R: 1 E: 0 K: 0 S: 11	H: 2 LOB: 2 BB: 1 P: 18	R: 0 E: 0 K: 0 S: 6	H: 0 LOB: 0 BB: 0 P: 10	R: 0 E: 0 K: 0 S: 7	H: 1 LOB: 1 BB: 1 P: 12	R: 0 E: 0 K: 2 S: 8	H: 1 LOB: 2 BB: 1 P: 17	R: 0 E: 0 K: 1 S: 10	H: 0 LOB: 0 BB: 0 P: 13		1B: 8 2B: 2 3B: 0 HR: 0	SF: 0 SAC: 3 DP: 1 HBP: 0	WP: 2 PB: 0 SB: 0 CS: 1
PITCHER Frank Castillo, R Roberto Rivera, L Anthony Young, R Mike Walker, R Larry Casian, L	IP: 3.2 WLS: L BF: 21 H: 7 R: 4 ER: 4 SO: 4 BB: 3 IBB: 0 HBP: 0 BLK: 0 WP: 1 HR: 0 S: 43 P: 68 ERA: 9.82 WHIP: 2.727															PITCHER Terry Adams, R ERA: 7.71				

AB 29
R 4
H 9
RBI 4
BB 5
SO 6
LOB 18



Batter	1	2	3	4	5	6	7	8	9	AB	R	H	RBI	BB	SO	LOB	TOP										
Bernard Gilkey, R (1, 7) OBP: 0.365, SLG: 0.482	F9		F9		L8		F8			4	0	0	0	0	0	2	St. Louis Cardinals @ Houston Astros Astrodome, Houston, TX Fri Sep 22 1995, 8:05 PM EDT Att: 28,116 - Dome - 70 F										
José Oquendo, S (1, 6) OBP: 0.321, SLG: 0.306	F8		F7			HR	P2			4	1	1	0	0	0	1											
Ray Lankford, L (1, 8) OBP: 0.363, SLG: 0.521	G4-3			G4-3		HR		F7		4	1	1	2	0	0	0											
Brian Jordan, R (1, 9) OBP: 0.343, SLG: 0.490		CS		G6-3		BB		CS		2	0	1	0	2	0	0											
John Mabry, L (1, 3) OBP: 0.341, SLG: 0.410	2B			WP		P3		BB		4	1	2	0	0	0	2											
David Bell, R (1, 4) OBP: 0.288, SLG: 0.395	F9			K		L8			F9	4	0	0	0	0	1	3											
Scott Cooper, L (1, 5) OBP: 0.322, SLG: 0.304						K			G3	4	0	1	1	0	2	1											
Danny Sheaffer, R (1, 2) OBP: 0.313, SLG: 0.362	G5-3			G4-3					F8	4	0	0	0	0	1	1											
Allen Watson, L (1, 1) OBP: 0.444, SLG: 0.529			G6-3							2	0	1	0	1	0	0											
Tom Henke, R (9, 1)										0	0	0	0	0	0	0											
Inning Stats	R: 0 E: 0 K: 0 S: 7	H: 0 LOB: 0 BB: 0 P: 11	R: 1 E: 0 K: 0 S: 9	H: 3 LOB: 1 BB: 0 P: 12	R: 0 E: 0 K: 0 S: 6	H: 0 LOB: 0 BB: 0 P: 12	R: 0 E: 0 K: 1 S: 10	H: 1 LOB: 1 BB: 0 P: 13	R: 0 E: 0 K: 1 S: 10	H: 1 LOB: 1 BB: 0 P: 14	R: 2 E: 0 K: 1 S: 17	H: 2 LOB: 1 BB: 1 P: 27	R: 0 E: 0 K: 1 S: 9	H: 0 LOB: 1 BB: 1 P: 14	R: 0 E: 0 K: 0 S: 11	H: 0 LOB: 0 BB: 1 P: 20	R: 0 E: 0 K: 0 S: 4	H: 0 LOB: 0 BB: 0 P: 4	1B: 5 2B: 1 3B: 0 HR: 1	SF: 0 SAC: 0 DP: 0 HBP: 0	WP: 1 PB: 0 SB: 0 CS: 2	PA: 35					
PITCHER	IP	WLS	BF	H	R	ER	SO	BB	IBB	HBP	BLK	WP	HR	S	P	ERA	WHIP										
Doug Drabek, R (1, 1) ERA: 4.7	6.0	L	25	7	3	3	3	1	0	0	0	1	1	59	89	4.50	1.333										
Jeff Tabaka, L (7, 1) ERA: 2.73	2.0		7	0	0	0	1	2	0	0	0	0	0	20	34	0.00	1.000										
Doug Brocail, R (9, 1) ERA: 4.33	1.0		3	0	0	0	0	0	0	0	0	0	0	4	4	0.00	0.000										

Batter	1	2	3	4	5	6	7	8	9	AB	R	H	RBI	BB	SO	LOB	BOTTOM										
John Cangelosi, S (1, 8) OBP: 0.468, SLG: 0.398	F8		G5-3			G4-3				4	0	0	0	0	1	1	St. Louis Cardinals @ Houston Astros Astrodome, Houston, TX Fri Sep 22 1995, 8:05 PM EDT Att: 28,116 - Dome - 70 F										
Craig Biggio, R (1, 4) OBP: 0.399, SLG: 0.473	G5-3			F7		5B			K	3	0	0	0	1	1	0											
5 Jeff Bagwell, R (1, 3) OBP: 0.391, SLG: 0.477	F9			F8		1B			F7	4	0	1	0	0	0	0											
Mike Simms, R (1, 9) OBP: 0.336, SLG: 0.528		G6-3		F6		F9			K	3	0	0	0	0	0	2											
Derrick May, L (9, PH) OBP: 0.327, SLG: 0.407										1	0	0	0	0	1	0											
Craig Shipley, R (1, 5) OBP: 0.291, SLG: 0.352		G6-3			1B				G5-3	3	0	1	0	0	0	0											
James Mouton, R (1, 7) OBP: 0.326, SLG: 0.373		G6-3			G5-4-3				G6-3	3	0	1	0	0	0	0											
Ricky Gutierrez, R (1, 6) OBP: 0.309, SLG: 0.303			K						G6-3	3	0	0	0	0	2	2											
Pat Borders, R (1, 2) OBP: 0.246, SLG: 0.331			G4-3		G5-4-3				F8	3	0	0	0	0	0	2											
Doug Drabek, R (1, 1) OBP: 0.267, SLG: 0.293										1	0	1	0	0	0	0											
Andy Stankiewicz, R (6, PH) OBP: 0.309, SLG: 0.159										1	0	0	0	0	1	0											
Jeff Tabaka, R (7, 1)										0	0	0	0	0	0	0											
Dave Hajek, R (8, PH)										1	0	0	0	0	0	0											
Doug Brocail, L (9, 1) OBP: 0.250, SLG: 0.375										0	0	0	0	0	0	0											
Inning Stats	R: 0 E: 0 K: 0 S: 6	H: 0 LOB: 0 BB: 0 P: 11	R: 0 E: 0 K: 0 S: 6	H: 0 LOB: 0 BB: 0 P: 9	R: 0 E: 0 K: 1 S: 8	H: 1 LOB: 1 BB: 0 P: 13	R: 0 E: 0 K: 0 S: 8	H: 0 LOB: 0 BB: 0 P: 12	R: 0 E: 0 K: 1 S: 8	H: 2 LOB: 1 BB: 0 P: 12	R: 0 E: 0 K: 1 S: 10	H: 1 LOB: 2 BB: 1 P: 17	R: 0 E: 0 K: 0 S: 6	H: 0 LOB: 0 BB: 0 P: 12	R: 0 E: 0 K: 1 S: 5	H: 0 LOB: 0 BB: 0 P: 8	R: 0 E: 0 K: 2 S: 10	H: 0 LOB: 0 BB: 0 P: 16	1B: 3 2B: 1 3B: 0 HR: 0	SF: 0 SAC: 0 DP: 1 HBP: 0	WP: 0 PB: 0 SB: 0 CS: 0	PA: 31					
PITCHER	IP	WLS	BF	H	R	ER	SO	BB	IBB	HBP	BLK	WP	HR	S	P	ERA	WHIP										
Allen Watson, L (1, 1) ERA: 4.86	8.0	W	28	4	0	0	4	1	0	0	0	0	0	57	94	0.00	0.625										
Tom Henke, R (9, 1) ERA: 1.87	1.0	S	3	0	0	0	2	0	0	0	0	0	0	10	16	0.00	0.000										

AB 32
R 3
H 7
RBI 3
BB 3
SO 4
LOB 10



AB 30
R 0
H 4
RBI 0
BB 1
SO 6
LOB 7



Batter	1	2	3	4	5	6	7	8	9	AB	R	H	RBI	BB	SO	LOB	TOP
Bernard Gilkey, R (1, 7) OBP: 0.365, SLG: 0.484	1-1 G3 1B SF8	0-0 FC5-4			2-3 K		0-0 FC5-4		0-1 2B	5	1	2	2	0	1	3	
Tripp Cromer, R (1, 6) OBP: 0.250, SLG: 0.315	1-1 G3 1B		1-2 G3-1			0-0 1B 1B			3-3 K	4	0	2	0	0	1	0	
Terry Bradshaw, L (9, PH) OBP: 0.265, SLG: 0.333	1-2 G3 1B								1-2 P3	1	0	0	0	0	0	1	
Ray Lankford, L (1, 8) OBP: 0.361, SLG: 0.516	1-1 G3		0-0 F9			1-2 F8		2-3 K		4	0	0	0	0	1	3	
Brian Jordan, R (1, 9) OBP: 0.343, SLG: 0.489	3-1 SF8		0-0 G1-3			0-0 L7		2-2 FC5-4 1B		3	0	1	1	0	0	1	
John Mabry, L (1, 3) OBP: 0.340, SLG: 0.408	2-3 K			2-2 L1		2-1 FC5-4 1B		0-0 FC5-4		4	0	1	0	0	1	2	
David Bell, R (1, 4) OBP: 0.287, SLG: 0.390		0-2 F8 1B		1-1 G4-3		2-1 FC5-4		2-3 K		4	0	1	0	0	1	2	
Scott Cooper, L (1, 5) OBP: 0.324, SLG: 0.306		2-1 FC5-4 1B		2-2 L7				0-1 G6-3		4	1	2	0	0	0	0	
Danny Sheaffer, R (1, 2) OBP: 0.307, SLG: 0.354		0-2 F8		1-0 P3		2-0 F8		0-3 K		4	0	0	0	0	1	3	
Mark Petkovsek, R (1, 1) OBP: 0.196, SLG: 0.081		0-2 B5		1-1 F9		4-2 FC5-4 BB		0-0 2B 1B		2	0	0	0	0	0	2	
Donne Wall, R (1, 1) ERA: 4.09	IP: 6.0	WLS: W	BF: 24	H: 6	R: 1	ER: 1	SO: 2	BB: 0	IBB: 0	HBP: 0	BLK: 0	WP: 0	HR: 0	S: 56	P: 81	ERA: 1.50	WHIP: 1.000
Dave Veres, R (7, 1) ERA: 2.33	IP: 2.0	WLS: 8	BF: 1	H: 0	R: 0	ER: 0	SO: 2	BB: 1	IBB: 0	HBP: 0	BLK: 0	WP: 0	HR: 0	S: 16	P: 29	ERA: 0.00	WHIP: 1.000
Mike Henneman, R (9, 1) ERA: 1.93	IP: 1.0	WLS: 6	BF: 3	H: 2	R: 2	ER: 2	SO: 2	BB: 0	IBB: 0	HBP: 0	BLK: 0	WP: 0	HR: 0	S: 14	P: 18	ERA: 18.00	WHIP: 3.000

St. Louis Cardinals @ Houston Astros
Astrodome, Houston, TX
Sat Sep 23 1995, 8:05 PM EDT
Att: 23,669 - Unknown - 72 F

AB 36
R 3
H 10
RBI 3
BB 1
SO 6
LOB 17



Batter	1	2	3	4	5	6	7	8	9	AB	R	H	RBI	BB	SO	LOB	BOTTOM
John Cangelosi, S (1, 8) OBP: 0.466, SLG: 0.406	2-2 G6-3				1-2 FC4 3B	2-3 K		4-1 G5-3 BB		4	1	1	0	1	2	1	
Craig Biggio, R (1, 4) OBP: 0.401, SLG: 0.472	1-1 5 1B		0-3 K		3-1 FC4 2B G4-3	4-0 BB		4-1 5 G5-3 BB		3	2	1	1	2	1	0	
5 Jeff Bagwell, R (1, 3) OBP: 0.391, SLG: 0.478	3-2 BB 1B		3-1 G4-3		3-1 G4-3 SF8 2B	1-1 L6		1-2 G5-3		5	2	2	1	0	0	4	
Derrick May, L (1, 7) OBP: 0.325, SLG: 0.401	4-1 BB 1B		1-0 G4-3		1-1 G4-3		2-3 K	0-0 G4-3		4	0	0	1	1	1	3	
Dave Magadan, L (1, 5) OBP: 0.324, SLG: 0.396	3-1 E9 1B			2-1 G1-3	1-2 SF8		2-2 G6-3			3	0	1	2	0	0	0	
Milt Thompson, L (1, 9) OBP: 0.290, SLG: 0.315	1-3 K			1-1 G4-3 2B	0-0 K		0-1 P4			3	0	2	0	0	1	2	
James Mouton, R (7, PH) OBP: 0.325, SLG: 0.372										1	0	0	0	0	0	0	
Rick Wilkins, L (1, 2) OBP: 0.345, SLG: 0.301	3-2 G4-3			3-1 G4-3	3-2 F7			1-2 G3		4	0	0	0	0	0	4	
Ricky Gutierrez, R (1, 6) OBP: 0.308, SLG: 0.296		0-0 G4-3		4-0 IBB		1-0 P4		1-2 E5 HR		3	1	0	0	1	0	0	
Donne Wall, R (1, 1) ERA: 3.92	IP: 4.2	WLS: L	BF: 24	H: 7	R: 5	ER: 5	SO: 4	BB: 1	IBB: 0	HBP: 0	BLK: 0	WP: 0	HR: 0	S: 53	P: 95	ERA: 9.64	WHIP: 1.714
Doug Creek, L (5, 1) ERA: 4.6	IP: 1.0	WLS: 4	BF: 0	H: 0	R: 0	ER: 0	SO: 1	BB: 1	IBB: 0	HBP: 0	BLK: 0	WP: 0	HR: 0	S: 9	P: 19	ERA: 0.00	WHIP: 1.000
John Frascatore, R (6, 1) ERA: 4.6	IP: 0.1	WLS: 2	BF: 0	H: 0	R: 0	ER: 0	SO: 0	BB: 1	IBB: 0	HBP: 0	BLK: 0	WP: 0	HR: 0	S: 2	P: 7	ERA: 0.00	WHIP: 3.000
Tom Urbani, L (7, 1) ERA: 3.7	IP: 1.0	WLS: 3	BF: 0	H: 0	R: 0	ER: 0	SO: 1	BB: 0	IBB: 0	HBP: 0	BLK: 0	WP: 0	HR: 0	S: 11	P: 15	ERA: 0.00	WHIP: 0.000
T.J. Mathews, R (8, 1) ERA: 1.63	IP: 0.2	WLS: 6	BF: 1	H: 2	R: 1	ER: 1	SO: 0	BB: 2	IBB: 0	HBP: 0	BLK: 0	WP: 0	HR: 1	S: 16	P: 30	ERA: 13.50	WHIP: 4.500
Mark Petkovsek, R (1, 1) ERA: 3.92	IP: 0.1	WLS: 1	BF: 1	H: 0	R: 0	ER: 0	SO: 0	BB: 0	IBB: 0	HBP: 0	BLK: 0	WP: 0	HR: 0	S: 0	P: 1	ERA: 0.00	WHIP: 0.000
Doug Creek, L (5, 1) ERA: 4.6	IP: 1.0	WLS: 4	BF: 0	H: 0	R: 0	ER: 0	SO: 1	BB: 1	IBB: 0	HBP: 0	BLK: 0	WP: 0	HR: 0	S: 9	P: 19	ERA: 0.00	WHIP: 1.000
John Frascatore, R (6, 1) ERA: 4.6	IP: 0.1	WLS: 2	BF: 0	H: 0	R: 0	ER: 0	SO: 0	BB: 1	IBB: 0	HBP: 0	BLK: 0	WP: 0	HR: 0	S: 2	P: 7	ERA: 0.00	WHIP: 3.000
Tom Urbani, L (7, 1) ERA: 3.7	IP: 1.0	WLS: 3	BF: 0	H: 0	R: 0	ER: 0	SO: 1	BB: 0	IBB: 0	HBP: 0	BLK: 0	WP: 0	HR: 0	S: 11	P: 15	ERA: 0.00	WHIP: 0.000
T.J. Mathews, R (8, 1) ERA: 1.63	IP: 0.2	WLS: 6	BF: 1	H: 2	R: 1	ER: 1	SO: 0	BB: 2	IBB: 0	HBP: 0	BLK: 0	WP: 0	HR: 1	S: 16	P: 30	ERA: 13.50	WHIP: 4.500

St. Louis Cardinals @ Houston Astros
Astrodome, Houston, TX
Sat Sep 23 1995, 8:05 PM EDT
Att: 23,669 - Unknown - 72 F

AB 33
R 7
H 8
RBI 7
BB 6
SO 6
LOB 16



AB 36
R 3
H 10
RBI 3
BB 1
SO 6
LOB 17

Batter	1	2	3	4	5	6	7	8	9	10	AB	R	H	RBI	BB	SO	LOB	TOP				
Allen Battle, R <small>OBP: 0.357, SLG: 0.307</small> Ray Lankford, L <small>OBP: 0.260, SLG: 0.515</small> Rich DeLucia, R <small>OBP: 0.273, SLG: 0.200</small>	 <small>1B</small>	 <small>FC6-4</small>			 <small>F8</small>			 <small>K</small>		 <small>K</small>	4	0	1	0	0	1	4					
Tripp Cromer, R <small>OBP: 0.250, SLG: 0.314</small>	 <small>1B</small>		 <small>F8</small>		 <small>G5-3</small>			 <small>G6-3</small>			4	0	1	0	0	0	1					
Bernard Gilkey, R <small>OBP: 0.362, SLG: 0.479</small>	 <small>1B</small>		 <small>K</small>			 <small>K</small>			 <small>K</small>		4	0	0	0	0	3	2					
Brian Jordan, R <small>OBP: 0.340, SLG: 0.485</small>	 <small>G4-3</small>		 <small>G4-3</small>			 <small>G6-3</small>			 <small>K</small>		4	0	0	0	0	1	1					
Jose Oliva, R <small>OBP: 0.196, SLG: 0.265</small>		 <small>K</small>		 <small>L5</small>		 <small>K</small>			 <small>K</small>		4	0	0	0	0	3	0					
David Bell, R <small>OBP: 0.293, SLG: 0.394</small>		 <small>1B</small>		 <small>G6-3</small>			 <small>1B</small>			 <small>F8</small>	4	0	2	0	0	0	0					
Scott Cooper, L <small>OBP: 0.323, SLG: 0.306</small>		 <small>1B</small>		 <small>G4-3</small>			 <small>K</small>			 <small>K</small>	4	0	1	0	0	2	1					
Danny Sheaffer, R <small>OBP: 0.311, SLG: 0.362</small>		 <small>P5</small>			 <small>1B</small>			 <small>K</small>			4	0	2	0	0	1	3					
Donovan Osborne, S <small>OBP: 0.278, SLG: 0.278</small> Terry Steinbach, L <small>OBP: 0.327, SLG: 0.324</small> Jeff Parrett, R <small>OBP: 0.344, SLG: 0.500</small> Tony Fossas, L <small>OBP: 0.283, SLG: 0.408</small>		 <small>BB</small>		 <small>BB</small>		 <small>SH5-4</small>			 <small>G6-3</small>		0	0	0	0	1	0	0					
Inning Stats	R: 0 E: 0 K: 0 S: 6	H: 2 LOB: 1 P: 11	R: 0 E: 0 K: 12 S: 12	H: 2 LOB: 3 P: 22	R: 0 E: 0 K: 1 S: 8	H: 0 LOB: 0 BB: 0 P: 12	R: 0 E: 0 K: 0 S: 4	H: 0 LOB: 0 BB: 0 P: 8	R: 0 E: 0 K: 2 S: 7	H: 0 LOB: 0 BB: 0 P: 10	R: 0 E: 0 K: 2 S: 10	H: 1 LOB: 0 BB: 0 P: 13	R: 0 E: 0 K: 1 S: 7	H: 0 LOB: 0 BB: 0 P: 10	R: 0 E: 0 K: 3 S: 10	H: 0 LOB: 0 BB: 0 P: 16	R: 0 E: 0 K: 2 S: 10	H: 1 LOB: 2 BB: 1 P: 19	1B: 6 2B: 1 3B: 0 HR: 0	SF: 0 SAC: 1 DP: 1 HBP: 0	WP: 0 PA: 37 PB: 0 SB: 0 CS: 1	
PITCHER	IP WLS BF H R ER SO BB IBB HBP BLK WP HR S P ERA WHIP																					
Mike Hampton, L <small>ERA: 3.48</small> Todd Jones, R <small>ERA: 2.77</small> Dean Hartgraves, L <small>ERA: 2.86</small>	(1, 1) 8.0 29 6 0 0 7 1 0 0 0 0 60 93 0.00 0.875	(9, 1) 1.2 7 1 0 0 4 0 1 0 0 0 17 30 0.00 0.600	(10, 1) 0.1 W 1 0 0 0 1 0 0 0 0 0 3 5 0.00 0.000																			

St. Louis Cardinals @ Houston Astros
Astrodome, Houston, TX
Sun Sep 24 1995, 4:33 AM EDT
Att. 16,487 - Dome - 70 F

livebaseballscorecards.com

AB 34
R 0
H 7
RBI 0
BB 2
SO 12
LOB 14

Cardinals

Batter	1	2	3	4	5	6	7	8	9	10	AB	R	H	RBI	BB	SO	LOB	BOTTOM			
Brian Hunter, R <small>OBP: 0.349, SLG: 0.404</small>	 <small>B1-3</small>		 <small>F7</small>		 <small>F8</small>			 <small>F9</small>		 <small>1B</small>	5	0	1	0	0	0	1				
Craig Biggio, R <small>OBP: 0.398, SLG: 0.488</small>	 <small>P2</small>		 <small>K</small>		 <small>F9</small>			 <small>L1</small>			4	0	0	0	0	1	1				
Jeff Bagwell, R <small>OBP: 0.362, SLG: 0.480</small>	 <small>2B</small>		 <small>BB</small>			 <small>G6-3</small>			 <small>F8</small>		3	0	1	0	1	0	0				
Mike Simms, R <small>OBP: 0.339, SLG: 0.545</small>	 <small>K</small>		 <small>BB</small>			 <small>G6-3</small>			 <small>K</small>		3	0	0	0	1	2	1				
Tony Eusebio, R <small>OBP: 0.399, SLG: 0.425</small> Mike Brumley, S <small>OBP: 0.293, SLG: 0.371</small> Rick Wilkins, L <small>OBP: 0.345, SLG: 0.301</small>		 <small>F8</small>	 <small>G4-3</small>			 <small>G6-3</small>			 <small>1B</small>		4	0	1	0	0	0	3				
Craig Shively, R <small>OBP: 0.290, SLG: 0.350</small>		 <small>L6</small>		 <small>F7</small>			 <small>F9</small>			 <small>1B</small>	4	0	1	0	0	0	0				
James Mouton, R <small>OBP: 0.325, SLG: 0.371</small> Derrick May, L <small>OBP: 0.324, SLG: 0.400</small>		 <small>1B</small>		 <small>F8</small>			 <small>K</small>		 <small>K</small>		3	0	1	0	0	1	0				
Andy Stankiewicz, R <small>OBP: 0.293, SLG: 0.149</small> Dave Magadan, L <small>OBP: 0.423, SLG: 0.395</small>		 <small>F7</small>		 <small>F9</small>			 <small>K</small>			 <small>G4-3</small>	3	0	0	0	0	1	1				
Mike Hampton, R <small>OBP: 0.224, SLG: 0.136</small> John Cangelosi, S <small>OBP: 0.484, SLG: 0.403</small> Todd Jones, L <small>OBP: 0.200, SLG: 0.400</small> Dean Hartgraves, R <small>OBP: 0.295, SLG: 0.315</small>			 <small>1B</small>		 <small>G6-3</small>			 <small>P5</small>		 <small>1B</small>	2	0	1	0	0	0	0				
Inning Stats	R: 0 E: 0 K: 1 S: 13	H: 1 LOB: 1 BB: 0 P: 22	R: 0 E: 0 K: 0 S: 11	H: 1 LOB: 1 BB: 0 P: 15	R: 0 E: 0 K: 1 S: 14	H: 1 LOB: 3 BB: 2 P: 28	R: 0 E: 0 K: 0 S: 4	H: 0 LOB: 0 BB: 0 P: 4	R: 0 E: 0 K: 1 S: 6	H: 0 LOB: 0 BB: 0 P: 9	R: 0 E: 0 K: 2 S: 8	H: 0 LOB: 0 BB: 0 P: 11	R: 0 E: 0 K: 0 S: 6	H: 0 LOB: 0 BB: 0 P: 12	R: 0 E: 0 K: 2 S: 16	H: 2 LOB: 2 BB: 0 P: 25	R: 1 E: 1 K: 0 S: 6	H: 1 LOB: 1 BB: 1 P: 12	1B: 5 2B: 1 3B: 0 HR: 0	SF: 0 SAC: 0 DP: 0 HBP: 0	WP: 0 PA: 37 PB: 0 SB: 1 CS: 0
PITCHER	IP WLS BF H R ER SO BB IBB HBP BLK WP HR S P ERA WHIP																				
Donovan Osborne, L <small>ERA: 3.89</small> Jeff Parrett, R <small>ERA: 3.95</small> Tony Fossas, L <small>ERA: 1.49</small> Rich DeLucia, R <small>ERA: 3.43</small>	(1, 1) 7.0 26 3 0 0 4 2 0 0 0 0 62 97 0.00 0.714	(8, 1) 1.2 7 2 0 0 1 0 0 0 0 0 17 29 0.00 1.200	(9, 1) 0.1 1 0 0 0 1 0 0 0 0 0 5 8 0.00 0.000	(10, 1) 0.1 L 3 1 1 0 0 1 0 0 0 0 6 12 0.00 6.000																	

St. Louis Cardinals @ Houston Astros
Astrodome, Houston, TX
Sun Sep 24 1995, 4:33 AM EDT
Att. 16,487 - Dome - 70 F

livebaseballscorecards.com

AB 34
R 1
H 6
RBI 0
BB 3
SO 6
LOB 9

ASTROS

Batter	1	2	3	4	5	6	7	8	9	AB	R	H	RBI	BB	SO	LOB	TOP					
Jacob Brumfield, R (1, 8) OBP: 0.336, SLG: 0.368	F9		1B		G1-3			F9	K	5	0	1	0	0	1	2						
Carlos Garcia, R (1, 4) OBP: 0.339, SLG: 0.420	1B		1B			G6-3		1B		4	0	3	0	0	0	0						
Orlando Merced, S (1, 9) OBP: 0.358, SLG: 0.467	1B		K2			K		E4		4	0	1	0	0	2	2						
Jeff King, R (1, 3) OBP: 0.339, SLG: 0.456	G6-4-3				K			F9		4	0	0	0	0	1	4						
Nelson Liriano, S (1, 5) OBP: 0.345, SLG: 0.400		1B			G6-3			L5		4	0	2	0	0	0	0						
Jay Bell, R (1, 6) OBP: 0.337, SLG: 0.402	1B				F7			1B		4	0	2	0	0	1	3						
Don Slaught, R (1, 2) OBP: 0.370, SLG: 0.367			L8			E6				2	0	0	0	1	0	2						
2 Angelo Encarnacion, R (7, PR) OBP: 0.288, SLG: 0.327						FC1-6		G4-3		1	0	0	0	0	0	0						
Al Martin, L (9, PH) OBP: 0.350, SLG: 0.434										1	0	0	0	0	0	0						
Steve Peques, R (1, 7) OBP: 0.261, SLG: 0.399						F8		G4-3		2	0	0	0	0	1	3						
Dave Clark, L (7, PH) OBP: 0.359, SLG: 0.377										2	0	0	0	0	0	2						
Denny Neagle, L (1, 1) OBP: 0.167, SLG: 0.203										2	0	0	0	0	1	3						
Midre Cummings, L (7, PH) OBP: 0.296, SLG: 0.328										1	0	0	0	0	0	2						
Mike Dyer, R (7, 1) OBP: 0.571, SLG: 0.571						FC1-6		F8		0	0	0	0	0	0	0						
Rich Aude, R (9, PH) OBP: 0.287, SLG: 0.368										0	0	0	0	1	0	0						
Inning Stats	R: 0 E: 0 K: 0 S: 10	H: 2 LOB: 1 BB: 0 P: 12	R: 0 E: 0 K: 2 S: 13	H: 2 LOB: 2 BB: 0 P: 16	R: 0 E: 0 K: 1 S: 13	H: 2 LOB: 1 BB: 0 P: 19	R: 0 E: 0 K: 1 S: 6	H: 0 LOB: 0 BB: 0 P: 8	R: 0 E: 0 K: 0 S: 7	H: 0 LOB: 1 BB: 0 P: 12	R: 0 E: 0 K: 1 S: 8	H: 0 LOB: 0 BB: 0 P: 9	R: 0 E: 0 K: 0 S: 9	H: 1 LOB: 2 BB: 1 P: 16	R: 0 E: 1 K: 1 S: 9	H: 2 LOB: 3 BB: 0 P: 17	R: 0 E: 0 K: 1 S: 11	H: 0 LOB: 1 BB: 1 P: 20	1B: 9 2B: 1 3B: 0 HR: 0	SF: 0 SAC: 0 DP: 2 HBP: 0	WP: 0 PB: 0 SB: 0 CS: 0	PA: 37
PITCHER	IP	WLS	BF	H	R	ER	SO	BB	IBB	HBP	BLK	WP	HR	S	P	ERA	WHIP					
Greg Swindell, L (1, 1) ERA: 4.38	6.0	W	22	6	0	0	5	0	0	0	0	0	0	57	76	0.00	1.000					
Todd Jones, R (7, 1) ERA: 2.73	1.1		8	2	0	0	0	1	0	0	0	0	0	12	23	0.00	2.250					
Dave Veres, R (8, 1) ERA: 2.3	0.2		3	1	0	0	1	0	0	0	0	0	0	6	10	0.00	1.500					
Mike Henneman, R (9, 1) ERA: 1.85	1.0	S	4	0	0	0	1	1	0	0	0	0	0	11	20	0.00	1.000					

Pittsburgh Pirates @ Houston Astros
Astrodome, Houston, TX
Tue Sep 26 1995, 8:05 PM EDT
Att. 14,307 - Dome - 76 F

AB 35
R 0
H 9
RBI 0
BB 2
SO 7
LOB 23



Batter	1	2	3	4	5	6	7	8	9	AB	R	H	RBI	BB	SO	LOB	BOTTOM				
Brian Hunter, R (1, 8) OBP: 0.352, SLG: 0.405	L7			SH1-3	E4					4	0	2	0	0	0	2					
Craig Biggio, R (1, 4) OBP: 0.400, SLG: 0.468	1B			SH1-3			G4-3			3	0	2	1	0	0	1					
5 Jeff Bagwell, R (1, 3) OBP: 0.399, SLG: 0.478	FC3-6			F7	L9			K		4	0	0	0	0	1	5					
Mike Simms, R (1, 9) OBP: 0.341, SLG: 0.535	CS			G6-3			F8	G5-3		4	0	1	0	0	0	1					
Tony Eusebio, R (1, 2) OBP: 0.365, SLG: 0.423							K	G3		4	0	1	0	0	1	1					
Craig Shipley, R (1, 5) OBP: 0.292, SLG: 0.351							1B			3	1	1	0	0	0	2					
James Mouton, R (1, 7) OBP: 0.323, SLG: 0.366										2	1	0	0	1	1	1					
Todd Jones, L (7, 1) OBP: 0.200, SLG: 0.400										0	0	0	0	0	0	0					
Dave Veres, R (8, 1)										0	0	0	0	0	0	0					
Mike Henneman, R (9, 1)										0	0	0	0	0	0	0					
Andy Stankiewicz, R (1, 6) OBP: 0.279, SLG: 0.140										3	0	0	0	0	0	2					
Greg Swindell, L (1, 1) OBP: 0.283, SLG: 0.300										2	0	1	0	0	0	0					
John Cangelosi, S (7, 7) OBP: 0.485, SLG: 0.403										1	0	1	0	0	0	0					
Inning Stats	R: 0 E: 0 K: 0 S: 6	H: 1 LOB: 0 BB: 0 P: 8	R: 0 E: 0 K: 0 S: 7	H: 1 LOB: 0 BB: 0 P: 10	R: 0 E: 0 K: 1 S: 10	H: 0 LOB: 0 BB: 0 P: 14	R: 0 E: 0 K: 0 S: 5	H: 1 LOB: 1 BB: 0 P: 9	R: 0 E: 0 K: 0 S: 7	H: 1 LOB: 1 BB: 0 P: 14	R: 0 E: 0 K: 0 S: 7	H: 2 LOB: 1 BB: 0 P: 9	R: 0 E: 0 K: 1 S: 7	H: 0 LOB: 0 BB: 0 P: 13	R: 0 E: 0 K: 1 S: 7	H: 0 LOB: 0 BB: 0 P: 13	1B: 9 2B: 0 3B: 0 HR: 0	SF: 0 SAC: 1 DP: 1 HBP: 0	WP: 0 PB: 0 SB: 0 CS: 2	PA: 33	
PITCHER	IP	WLS	BF	H	R	ER	SO	BB	IBB	HBP	BLK	WP	HR	S	P	ERA	WHIP				
Denny Neagle, L (1, 1) ERA: 3.43	6.0	L	25	7	2	0	2	1	0	0	0	0	0	51	85	0.00	1.333				
Mike Dyer, R (7, 1) ERA: 4.34	2.0		7	2	0	0	1	0	0	0	0	0	0	14	22	0.00	1.000				

Pittsburgh Pirates @ Houston Astros
Astrodome, Houston, TX
Tue Sep 26 1995, 8:05 PM EDT
Att. 14,307 - Dome - 76 F


AB 30
R 2
H 9
RBI 1
BB 1
SO 3
LOB 15



Batter	1	2	3	4	5	6	7	8	9	10	11	AB	R	H	RBI	BB	SO	LOB	TOP							
Al Martin, L OBP: 0.349, SLG: 0.434 (1, 7)	G4-3	G6-3			2B		L9		K		BB 1B	5	1	1	0	1	1	3								
Jay Bell, R OBP: 0.337, SLG: 0.403 (1, 6)	F9		F9		K		BB 1B		FC6-4 2B		G5-3	6	1	2	0	0	1	2								
Orlando Merced, S OBP: 0.363, SLG: 0.468 (1, 9)	1B		G5-3 1B		F8		FC3-6 1B W/P		FC6-4 IBB		BB 1B	3	2	2	0	3	0	1								
Jeff King, R OBP: 0.341, SLG: 0.455 (1, 3)	1B		G5-3		L7		FC3-6 1B		FC6-4		BB 1B	5	1	2	2	1	0	3								
Midre Cummings, L OBP: 0.297, SLG: 0.325 Jon Lieber, R OBP: 0.344, SLG: 0.448 Jason Christiansen, R OBP: 0.304, SLG: 0.398 Dan Miceli, R OBP: 0.375, SLG: 0.437 Rich Aude, R OBP: 0.339, SLG: 0.368 Jeff McCurdy, R OBP: 0.339, SLG: 0.368 (1, 8)	K		K		G3-1		FC3-6 E		K		BB 1B	4	0	1	0	0	1	4								
Carlos Garcia, R OBP: 0.342, SLG: 0.420 (1, 4)		L4			G6-4-3 HBP		G4-3		F9		BB 1B	5	0	2	1	0	0	1								
Kevin Young, R OBP: 0.275, SLG: 0.394 (1, 5)		SH5-4 2B 1B			G6-4-3		F7		L5		BB 1B	5	0	2	0	0	0	1								
2 Angelo Encarnacion, R OBP: 0.260, SLG: 0.329 Dave Clark, L OBP: 0.359, SLG: 0.377 Don Slaught, R OBP: 0.361, SLG: 0.357 (6, PH)		SH5-4 1B			K		F7		L3		G5-3	2	0	1	0	0	1	0								
John Ericks, R OBP: 0.129, SLG: 0.129 Dan Plesac, L OBP: 0.250, SLG: 0.250 Jacob Brumfield, R OBP: 0.339, SLG: 0.368 (7, PH)		SH5-4 1B			K		BB 1B		F7		CS BB	1	0	0	0	0	1	0								
Inning Stats	R: 0 E: 0 K: 1 S: 10	H: 2 LOB: 2 BB: 0 P: 14	R: 0 E: 0 K: 0 S: 10	H: 2 LOB: 2 BB: 0 P: 13	R: 0 E: 0 K: 0 S: 6	H: 2 LOB: 0 BB: 0 P: 8	R: 0 E: 0 K: 1 S: 6	H: 0 LOB: 0 BB: 0 P: 11	R: 0 E: 0 K: 2 S: 16	H: 1 LOB: 1 BB: 0 P: 21	R: 0 E: 0 K: 0 S: 8	H: 2 LOB: 2 BB: 0 P: 14	R: 3 E: 0 K: 0 S: 12	H: 3 LOB: 1 BB: 1 P: 23	R: 0 E: 0 K: 0 S: 7	H: 0 LOB: 0 BB: 0 P: 9	R: 0 E: 0 K: 2 S: 11	H: 1 LOB: 2 BB: 1 P: 22	R: 0 E: 0 K: 0 S: 4	H: 0 LOB: 0 BB: 0 P: 7	R: 3 E: 0 K: 0 S: 9	H: 2 LOB: 2 BB: 4 P: 29	1B: 13 2B: 2 3B: 0 HR: 0	SF: 0 SAC: 1 DP: 1 HBP: 1	WP: 1 PB: 0 SB: 2 CS: 1	PA: 51
PITCHER	Doug Drabek, R ERA: 4.55 Jeff Tabaka, L ERA: 2.97 Jim Dougherty, R ERA: 4.95 Dean Hartgraves, L ERA: 3.06 Dave Veres, R ERA: 2.28	IP: 5.2 WLS: 2 BF: 25 H: 9 R: 0 ER: 0 SO: 4 BB: 0 IBB: 0 HBP: 0 BLK: 0 WP: 0 HR: 0 S: 54 P: 78 ERA: 0.00 WHIP: 1.588	Doug Brocail, R ERA: 4.11 Todd Jones, R ERA: 2.99 Mike Henneman, R ERA: 1.94	IP: 3.0 WLS: 1 BF: 11 H: 1 R: 0 ER: 0 SO: 2 BB: 0 IBB: 0 HBP: 0 BLK: 0 WP: 0 HR: 0 S: 22 P: 38 ERA: 0.00 WHIP: 0.333	IP: 0.2 WLS: 0 BF: 5 H: 0 R: 3 ER: 3 SO: 0 BB: 3 IBB: 1 HBP: 0 BLK: 0 WP: 0 HR: 0 S: 23 P: 40.50 ERA: 4.500	IP: 0.1 WLS: 0 BF: 2 H: 2 R: 0 ER: 0 SO: 0 BB: 0 IBB: 0 HBP: 0 BLK: 0 WP: 0 HR: 0 S: 4 P: 6 ERA: 0.00 WHIP: 6.000																				

Pittsburgh Pirates @ Houston Astros
Astrodome, Houston, TX
Wed Sep 27 1995, 4:33 AM EDT
Att. 15,005 - Dome - 76 F


AB 43
R 6
H 15
RBI 5
BB 6
SO 6
LOB 19



Batter	1	2	3	4	5	6	7	8	9	10	11	AB	R	H	RBI	BB	SO	LOB	BOTTOM							
John Cangelosi, S OBP: 0.488, SLG: 0.402 (1, 7)	SH3 S BB		L6		1B 5 2B BB		5 1B		K			3	2	1	0	2	1	0								
Craig Biggio, R OBP: 0.401, SLG: 0.468 (1, 4)	SH3		B5-3		5 2B FC3-2 1B		F9		S 1B			4	0	2	1	0	0	1								
5 Jeff Bagwell, R OBP: 0.395, SLG: 0.481 (1, 3)	P4		1B		FC3-2 2B		1B		P6			5	0	3	2	0	0	2								
Derrick May, L OBP: 0.312, SLG: 0.399 Mike Simms, R OBP: 0.320, SLG: 0.350 Doug Brocail, R OBP: 0.375, SLG: 0.375 Tony Eusebio, R OBP: 0.422, SLG: 0.422 Todd Jones, R OBP: 0.330, SLG: 0.400 Mike Henneman, R OBP: 0.339, SLG: 0.368 (7, PH)	G4-3		L6		FC3-2 2B		K		K			3	0	0	0	0	0	4								
Dave Magadan, L OBP: 0.424, SLG: 0.395 Craig Shipley, R OBP: 0.290, SLG: 0.348 (9, 5)		F8 BB		L9		K		P5		K		2	0	0	0	1	1	2								
Brian Hunter, R OBP: 0.346, SLG: 0.399 (1, 8)		K		F8		K		F9			F7	5	0	0	0	0	2	1								
Rick Wilkins, L OBP: 0.349, SLG: 0.304 (1, 2)		BB		F7		G3		G4-3			FC5-4 1B	4	0	1	0	1	0	0								
Ricky Gutierrez, R OBP: 0.303, SLG: 0.287 (1, 6)	F8				SH1-4 1B BB		G4-3		K		FC5-4 1B	4	1	0	0	1	1	3								
Doug Drabek, R ERA: 4.55 Jeff Tabaka, L ERA: 2.97 Jim Dougherty, R ERA: 4.95 Dean Hartgraves, L ERA: 3.06 Dave Veres, R ERA: 2.28 Milt Thompson, L OBP: 0.312, SLG: 0.399 James Moulton, R OBP: 0.339, SLG: 0.368 (8, 9)	L6				SH1-4 1B		G3		P6		G6-3	1	0	0	0	0	0	2								
Inning Stats	R: 0 E: 0 K: 0 S: 11	H: 0 LOB: 1 BB: 1 P: 19	R: 0 E: 0 K: 1 S: 8	H: 0 LOB: 2 BB: 2 P: 20	R: 0 E: 0 K: 0 S: 8	H: 1 LOB: 1 BB: 0 P: 11	R: 0 E: 0 K: 0 S: 3	H: 0 LOB: 0 BB: 0 P: 5	R: 2 E: 0 K: 1 S: 15	H: 2 LOB: 2 BB: 2 P: 29	R: 0 E: 0 K: 1 S: 7	H: 0 LOB: 0 BB: 0 P: 10	R: 1 E: 0 K: 1 S: 14	H: 2 LOB: 1 BB: 0 P: 18	R: 0 E: 0 K: 0 S: 6	H: 0 LOB: 0 BB: 0 P: 10	R: 0 E: 0 K: 2 S: 9	H: 0 LOB: 0 BB: 0 P: 10	R: 0 E: 0 K: 2 S: 10	H: 1 LOB: 1 BB: 0 P: 12	R: 0 E: 0 K: 0 S: 7	H: 1 LOB: 1 BB: 0 P: 10	1B: 6 2B: 1 3B: 0 HR: 0	SF: 0 SAC: 2 DP: 0 HBP: 0	WP: 0 PB: 0 SB: 3 CS: 0	PA: 45
PITCHER	John Ericks, R ERA: 4.58 Dan Plesac, L ERA: 3.08 Jon Lieber, R ERA: 6.53 Jason Christiansen, L ERA: 4.28 Dan Miceli, R ERA: 4.42	IP: 4.1 WLS: 2 BF: 21 H: 3 R: 0 ER: 2 SO: 2 BB: 0 IBB: 0 HBP: 0 BLK: 0 WP: 0 HR: 0 S: 38 P: 74 ERA: 4.15 WHIP: 1.846	Jeff McCurdy, R ERA: 5.02	IP: 1.0 WLS: 0 BF: 4 H: 1 R: 0 ER: 0 SO: 0 BB: 0 IBB: 0 HBP: 0 BLK: 0 WP: 0 HR: 0 S: 7 P: 10 ERA: 0.00 WHIP: 1.000																						

Pittsburgh Pirates @ Houston Astros
Astrodome, Houston, TX
Wed Sep 27 1995, 4:33 AM EDT
Att. 15,005 - Dome - 76 F

AB 38
R 3
H 7
RBI 3
BB 5
SO 8
LOB 19



Batter	1	2	3	4	5	6	7	8	9	AB	R	H	RBI	BB	SO	LOB	TOP							
John Cangelosi, S OBP: 0.456, SLG: 0.388	4-2 HR BB	0-1 G1-3		1-0 L8	2-1 S 2H 1B		1-1 1B		2-2 G3 1-2	5	1	2	2	1	0	2								
Craig Biggio, R OBP: 0.407, SLG: 0.479	1-1 HR	0-2 G5-3		1-1 5 2B 1B	1-3 K		1-2 1B			5	2	3	3	0	1	1								
Jeff Bagwell, R OBP: 0.400, SLG: 0.492	0-0 HR	2-0 P5		1-1 1B			4-2 1B BB		0-0 FC5-4	4	1	2	2	1	0	2								
Derrick May, L OBP: 0.327, SLG: 0.414	1-3 K		3-2 HR	0-0 L9			3-1 1B		1-0 G6-3	5	1	2	1	0	1	1								
Dave Magadan, L OBP: 0.423, SLG: 0.392	4-2 G3-1 1B BB		4-2 FC6-4 BB	0-1 G6-3			1-2 FC5-2-5-4 FC6-4		1-3 K	3	0	0	0	2	1	3								
Brian Hunter, R OBP: 0.346, SLG: 0.396	1-1 G3-1 1B		1-0 FC6-4		0-0 P3		1-0 FC6-4		4-0 S BB	4	0	1	0	0	0	2								
James Mouton, R OBP: 0.326, SLG: 0.376	1-2 1B		1-2 1B				1-2 1B			0	0	0	0	1	0	0								
Rick Wilkins, L OBP: 0.348, SLG: 0.322	1-0 G3-1		0-3 K		0-2 HR		1-1 F8		1-2 G3-1	5	1	1	1	0	1	4								
Ricky Gutierrez, R OBP: 0.313, SLG: 0.303	4-0 IBB		2-0 P8		1-1 1B 2B		3-2 G3 1B 2B		2-2 G5-3	4	2	2	0	1	0	1								
Shane Reynolds, R OBP: 0.141, SLG: 0.143	2-3 K		0-0 1B 2B		1-3 K		2-2 G3		4-1 CS BB	3	1	1	0	0	2	4								
Inning Stats	R: 3 E: 0 K: 2 S: 17	H: 3 LOB: 3 BB: 3 P: 35	R: 0 E: 0 K: 0 S: 6	H: 0 LOB: 0 BB: 0 P: 8	R: 1 E: 0 K: 1 S: 14	H: 1 LOB: 1 BB: 1 P: 24	R: 2 E: 0 K: 0 S: 9	H: 3 LOB: 1 BB: 0 P: 12	R: 2 E: 0 K: 2 S: 14	H: 3 LOB: 1 BB: 0 P: 19	R: 0 E: 0 K: 0 S: 8	H: 1 LOB: 1 BB: 1 P: 17	R: 1 E: 0 K: 0 S: 14	H: 3 LOB: 2 BB: 0 P: 22	R: 0 E: 0 K: 1 S: 7	H: 0 LOB: 1 BB: 1 P: 14	R: 0 E: 0 K: 0 S: 7	H: 0 LOB: 1 BB: 1 P: 15	1B: 6 2B: 5 3B: 0 HR: 4	SF: 0 SAC: 0 DP: 1 HBP: 0	WP: 0 PB: 0 SB: 2 CS: 1	PA: 46		
PITCHER	IP WLS BF H R ER SO BB IBB HBP BLK WP HR S P ERA WHIP	3.1 20 6 6 6 3 3 1 0 0 0 3 41 73 16.20 2.700	0.2 3 1 0 0 0 0 0 0 0 0 0 5 6 0.00 1.500	1.0 8 4 2 2 2 1 0 0 0 0 1 18 30 18.00 5.000	1.0 2 0 0 0 0 0 0 0 0 0 0 4 6 0.00 0.000	0.2 L 5 3 1 1 0 0 0 0 0 0 13 21 13.50 4.500	1.1 5 0 0 0 0 1 0 0 0 0 0 8 15 0.00 0.750	0.1 1 0 0 0 0 0 0 0 0 0 0 3 5 0.00 0.000	0.2 2 0 0 0 0 1 0 0 0 0 0 4 10 0.00 1.500															

Houston Astros @ Chicago Cubs
Wrigley Field, Chicago, IL
Sat Sep 30 1995, 3:33 AM CDT
Att: 29,853 - Sunny - 79 F

AB 39
R 9
H 14
RBI 9
BB 7
SO 6
LOB 21



Batter	1	2	3	4	5	6	7	8	9	AB	R	H	RBI	BB	SO	LOB	BOTTOM							
Brian McRae, S OBP: 0.349, SLG: 0.442	0-0 B3-1		2-2 G3	1-3 K		4-0 S 2B BB		2-3 K		4	1	0	0	1	2	1								
Howard Johnson, S OBP: 0.318, SLG: 0.345	2-3 K		1-2 FC1 1B E	2-2 WP 2B		2-3 K		1-0 L4		5	1	1	0	0	2	2								
Mark Grace, L OBP: 0.393, SLG: 0.508	4-1 BB		2-0 E8 3B 1B	1-2 G6-3		1-1 1B		1-1 G3 1B		4	1	3	2	1	0	1								
Sammy Sosa, R OBP: 0.340, SLG: 0.499	2-2 F9		0-1 1B 3B		0-1 G1-3		4-0 IBB		1-0 L8	4	1	1	1	1	0	2								
Luis Gonzalez, L OBP: 0.357, SLG: 0.457		0-0 G1-3 2B	4-2 1B E BB		4-2 2B BB		1-2 P8		1-0 G3	3	3	1	0	2	0	3								
Shawn Dunston, R OBP: 0.319, SLG: 0.476		0-0 G1-3	0-2 E CS 1B		1-0 G1-6-3 1H 2B		1-0 L4		1-3 K	5	0	2	2	0	1	2								
Scott Servais, R OBP: 0.348, SLG: 0.496		0-0 G6-3	0-0 E6		0-0 G1-6-3		0-2 F8			4	0	0	1	0	0	2								
José Hernández, R OBP: 0.281, SLG: 0.485		3-1 G4-3	0-1 G6-3		3-0 G5-3		2-2 L9			4	0	0	0	0	0	3								
Inning Stats	R: 0 E: 0 K: 1 S: 8	H: 0 LOB: 1 BB: 1 P: 16	R: 1 E: 0 K: 0 S: 5	H: 1 LOB: 0 BB: 0 P: 6	R: 5 E: 3 K: 0 S: 21	H: 3 LOB: 1 BB: 2 P: 35	R: 0 E: 0 K: 2 S: 12	H: 1 LOB: 1 BB: 0 P: 17	R: 1 E: 0 K: 0 S: 7	H: 1 LOB: 1 BB: 1 P: 15	R: 1 E: 0 K: 1 S: 10	H: 1 LOB: 2 BB: 2 P: 22	R: 0 E: 0 K: 0 S: 7	H: 0 LOB: 0 BB: 0 P: 10	R: 0 E: 0 K: 2 S: 7	H: 0 LOB: 0 BB: 0 P: 10	R: 0 E: 0 K: 1 S: 9	H: 1 LOB: 1 BB: 0 P: 13	1B: 3 2B: 4 3B: 1 HR: 0	SF: 0 SAC: 0 DP: 0 HBP: 0	WP: 1 PB: 0 SB: 1 CS: 1	PA: 42		
PITCHER	IP WLS BF H R ER SO BB IBB HBP BLK WP HR S P ERA WHIP	5.1 28 8 6 6 3 5 0 0 0 0 1 0 9 17 0.00 1.500	0.2 W 4 1 0 0 1 0 1 0 0 0 0 14 20 0.00 0.000	2.0 6 0 0 0 2 0 0 0 0 0 0 14 20 0.00 0.000	1.0 S 4 1 0 0 1 0 0 0 0 0 9 13 0.00 1.000																			

Houston Astros @ Chicago Cubs
Wrigley Field, Chicago, IL
Sat Sep 30 1995, 3:33 AM CDT
Att: 29,853 - Sunny - 79 F

AB 36
R 8
H 8
RBI 6
BB 6
SO 7
LOB 16

