Houston Astros - 1997

Batter	1	2	3	4	5	6	7	8	9	AB	R	H	RBI	BB	SO	LOB
Kenny Lofton, L (1, 8) OBP: 0.250, SLG: 0.250	B F B C S 2-3 ① K		B B L S B X 3-2 ① CS 1B		B C C C 1-3 ① K		L S C 0-3 ② K			4	0	1	0	0	3	0
Mark Lemke, S (1, 4)	C S C 0-3 ② K		B C S S B 1 SAFE F X 3-2 ① ② G4-3 1-2		B X 1-0 ② F7		X 0-0 ③ G4-3			4	0	0	0	0	1	1
10 Chipper Jones, S (1, 5) OBP: 0.500, SLG: 1.250	X 0-0 2B 1B		C B X 1-1 HR		X 0-0 ③ G3-1			C B F C 1-3 ① K		4	1	2	1	0	1	0
Fred McGriff, L (1, 3) OBP: 0.500, SLG: 0.750	B B X 2-0 1-3 2B		B F X 1-1 ③ L8		X 0-0 FC5 BB 1B			B X 1-0 ② G5-3		4	0	2	0	0	0	0
Ryan Klesko, L (1, 7)	B F B X 2-1 ③ G4-3		B B B F F X 3-2 ① G6-3		B C 1 SAFE C D B X 3-2 ① F7			C F F C 0-3 ③ K		4	0	0	0	0	1	3
Michael Tucker, L (1, 9) OBP: 0.667, SLG: 0.500 Andruw Jones, R (9, PH)		B F F X 1-2 ① G4-3		B B B C F F X 3-2 FC1-4 1B		B B C C D B 4-2 1-2 BB			C X 0-1 ① F8	2 1	0 0	1 0	0 0	1 0	0 0	0 0
Javy Lopez, R (1, 2) OBP: 0.250, SLG: 0.250 Tony Graffanino, R (9, PR)		B F B X 2-1 ② G4-3		S P X 1-1 ② FC1-4 1-2f		C S T X 0-2 ② P4			S X 0-1 1B	4 0	0 0	1 0	0 0	0 0	0 0	3 0
Jeff Blauser, R (1, 6) OBP: 0.500, SLG: 0.333		C X 0-1 1B		B B I I 4-0 IBB		D X 1-0 ③ FC5 2-3f			C B B S S S 2-3 ② K	3	0	1	0	1	1	3
29 John Smoltz, R (1, 1) Mike Mordecai, R (9, PH)		F B C T S 1-3 ③ K		B X 1-0 ③ G5-3			B C S B B F F X 3-2 ① G1-3		B B C T F S 2-3 ③ K	3 1	0 0	0 0	0 0	0 0	1 1	3 1
Inning Stats	R: 0 H: 2 E: 0 LOB: 2 K: 2 BB: 0 S: 10 P: 16	R: 0 H: 1 E: 0 LOB: 1 K: 1 BB: 0 S: 11 P: 15	R: 1 H: 2 E: 0 LOB: 0 K: 0 BB: 0 S: 11 P: 19	R: 0 H: 1 E: 1 LOB: 2 K: 0 BB: 1 S: 12 P: 23	R: 0 H: 0 E: 0 LOB: 0 K: 1 BB: 0 S: 5 P: 7	R: 0 H: 1 E: 0 LOB: 2 K: 0 BB: 1 S: 11 P: 19	R: 0 H: 0 E: 0 LOB: 0 K: 1 BB: 0 S: 10 P: 13	R: 0 H: 0 E: 0 LOB: 0 K: 2 BB: 0 S: 8 P: 10	R: 0 H: 1 E: 0 LOB: 1 K: 2 BB: 0 S: 11 P: 15	1B: 6 SF: 0 2B: 1 SAC: 0 3B: 0 DP: 0 HR: 1 HBP: 0						

PITCHER		IP	WLS	BF	H	R	ER	SO	BB	IBB	HBP	BLK	WP	HR	S	P	ERA	WHIP
Shane Reynolds, R ERA: 1.13	(1, 1)	8.0	W	32	7	1	1	7	1	1	0	0	0	0	78	122	1.12	1.000
Billy Wagner, L ERA:	(9, 1)	1.0	S	4	1	0	0	2	0	0	0	0	0	0	11	15	0.00	1.000

PITCHER IP WLS BF H R ER SO BB IBB HBP BLK WP HR S P ERA WHIP

Atlanta Braves @ Houston Astros

Astrodome, Houston, TX

Tue Apr 01 1997, 8:05 PM EST

Att. 44,618 - Dome

TOP

livebaseballscorecards.com

AB	34
R	1
H	8
RBI	1
BB	2
SO	9
LOB	14

WP: 0 PA: 36
PB: 0
SB: 0
CS: 1

Batter	1	2	3	4	5	6	7	8	9	AB	R	H	RBI	BB	SO	LOB
Craig Biggio, R (1, 4) OBP: 0.500, SLG: 0.500	C F F X 0-2 E 5 G5-3 1B		B X 1-0 2-3 1B		1 SAFE B C 1 C X 1-2 ③ G4-3			B F L T 1-2 ① K		4	1	2	0	0	1	2
Pat Listach, S (1, 6) OBP: 0.250, SLG: 0.333	X 0-0 E7 CS 1-3 1B		B S D 1 SAFE D 1 F X 3-2 ② SF9 3-H			C S B B X 2-2 ① L5		C F X 0-2 ② G1-3 2-3		3	0	1	1	0	0	1
5 Jeff Bagwell, R (1, 3)	B S X 1-1 ① G5-3 3-H		B S B S T X 2-2 ③ G2-3			X 0-0 ② L9		B B D I 4-0 FC6-4 IBB		3	0	0	1	1	0	2
Derek Bell, R (1, 8)	F S B S 1-3 ② ③ K 2-3			S C S 0-3 ① K		X 0-0 ③ F8		B C F B X 2-2 ③ FC6-4 1-2f		4	0	0	0	0	2	3
Luis Gonzalez, L (1, 7)		B B C T B F X 3-2 ① G3-1		X 0-0 ② F8			C X 0-1 ① F8			3	0	0	0	0	0	0
Sean Berry, R (1, 5) Bill Spiers, L (6, 5) OBP: 1.000, SLG: 2.000		X 0-0 ② L8		S C B B X 2-2 ③ L8			C B B B C X 3-2 1B 2B			2 1	0 0	0 1	0 0	0 0	0 0	0 0
Bobby Abreu, L (1, 9) OBP: 0.333, SLG: 0.333	C B S B C 2-3 ③ K			F B B B F S 3-3 ① K			X 0-0 G6-4-3 2-3 1B			3	0	1	0	0	2	0
Brad Ausmus, R (1, 2) OBP: 0.667, SLG: 0.667			C B X 1-1 1B SH2-4 SF9 1B		X 0-0 1B		X 0-0 ② ③ G6-4-3 1-2f			3	1	2	0	0	0	2
Shane Reynolds, R (1, 1) Thomas Howard, S (8, PH) OBP: 1.000, SLG: 2.000 Billy Wagner, L (9, 1)			C C X 0-2 ① SH2-4 1-2		C L F L 0-3 ② K			B B X 2-0 G1-3 2B		1 1 0	0 0 0	0 1 0	0 0 0	0 0 0	1 0 0	1 0 0
Inning Stats	R: 1 E: 1 K: 1 S: 10 H: 2 LOB: 0 BB: 0 P: 12	R: 0 E: 0 K: 1 S: 8 H: 0 LOB: 0 BB: 0 P: 13	R: 1 E: 0 K: 0 S: 13 H: 2 LOB: 1 BB: 0 P: 20	R: 0 E: 0 K: 1 S: 7 H: 0 LOB: 0 BB: 0 P: 9	R: 0 E: 0 K: 2 S: 11 H: 1 LOB: 1 BB: 0 P: 15	R: 0 E: 0 K: 0 S: 5 H: 0 LOB: 0 BB: 0 P: 7	R: 0 E: 0 K: 0 S: 7 H: 2 LOB: 1 BB: 0 P: 10	R: 0 E: 0 K: 1 S: 10 H: 1 LOB: 2 BB: 1 P: 19		1B: 6 2B: 2 3B: 0 HR: 0	SF: 1 SAC: 1 DP: 1 HBP: 0					

PITCHER	IP	WLS	BF	H	R	ER	SO	BB	IBB	HBP	BLK	WP	HR	S	P	ERA	WHIP
29 John Smoltz, R (1, 1) ERA: 2.25	8.0	L	31	8	2	2	6	0	1	0	0	0	0	71	105	2.25	1.000

PITCHER	IP	WLS	BF	H	R	ER	SO	BB	IBB	HBP	BLK	WP	HR	S	P	ERA	WHIP

BOTTOM

Atlanta Braves @ Houston Astros

Astrodome, Houston, TX

Tue Apr 01 1997, 8:05 PM EST

Att. 44,618 - Dome

livebaseballscorecards.com

AB	28
R	2
H	8
RBI	2
BB	1
SO	6
LOB	11

PB: 0 SB: 0 CS: 1 PA: 31

Atlanta Braves @ Houston Astros

Astrodome, Houston, TX

Wed Apr 02 1997, 8:05 PM EST

Att. 16,308 - Dome - 72 F

TOP

livebaseballscorecards.com

Batter	1	2	3	4	5	6	7	8	9	AB	R	H	RBI	BB	SO	LOB
Kenny Lofton, L (1, 8) OBP: 0.111, SLG: 0.111	F B B X 2-1 ① G6-3		B C X 1-1 E6 10 F8 1B 3-H		B X 1-0 ② G1-3		C F B S 1-3 ③ K		C C B X 1-2 ②③ L5 3-3	5	0	0	1	0	1	1
Mark Lemke, S (1, 4) OBP: 0.125, SLG: 0.125	B C B X 2-1 ② G4-3		F B F X 1-2 1-2 1B		X 0-0 ③ G5-3			C X 0-1 ① F9		4	0	1	0	0	0	0
10 Chipper Jones, S (1, 5) OBP: 0.375, SLG: 0.714	B S B B C S 3-3 ③ K		D X 1-0 ② F8 2-3			C B X 2-1 ① G4-3		S F B B B 4-2 1B BB		3	0	0	0	1	1	2
Fred McGriff, L (1, 3) OBP: 0.500, SLG: 0.625		X 0-0 ① G4-3	X 0-0 ③ G3			X 0-0 2B G4-3 1B		B F F F X 1-2 1-2 1B		4	1	2	0	0	0	2
Andruw Jones, R (1, 9) OBP: 0.400, SLG: 0.600		F F B B X 1-2 1B		C B B F X 2-2 ① F7		X 0-0 G4-3 1-3 2B		S X 0-1 ② P3		4	0	2	0	0	0	2
Ryan Klesko, L (1, 7) Javy Lopez, R (6, PH) (6, 2) OBP: 0.167, SLG: 0.167		X 0-0 ② L7		C B X 1-1 ② G3-1		S B F F X 1-2 ② G4-3 2-3 3-H		C B F X 1-2 ③ F9		2 2	0 0	0 0	0 1	0 0	0 0	1 3
Eddie Pérez, R (1, 2) OBP: 0.333, SLG: 0.333 Michael Tucker, L (6, 7) OBP: 0.750, SLG: 0.500		1 SAFE B B 1 SAFE S X 2-1 ③ F7		X 0-0 1B		B X 1-0 ③ G1-3			C B B C F B B 4-2 2B BB	3 0	0 1	1 0	0 0	0 1	0 0	2 0
Jeff Blauser, R (1, 6) OBP: 0.625, SLG: 0.833			X 0-0 SH1-4 E 2B	B S S B X 2-2 ③ G5-3			B B F F B B 4-2 G6-4-3 BB		X 0-0 G4-3 1-H L5 2B	3	1	2	1	1	0	1
Greg Maddux, R (1, 1) Mike Mordecai, R (7, PH) Mike Bielecki, R (7, 1) Brad Clontz, R (8, 1) Alan Embree, L (8, 1) Keith Lockhart, L (9, PH)			B X 1-0 ① SH1-4 2-3		B C F S 1-3 ① K		B C B F 1 SAFE F X 2-2 ①② G6-4-3 1-2f		B C F B B F X 2-2 ① G4-3 2-3	1 1 0 0 0 1	0 0 0 0 0 0	0 0 0 0 0 0	0 0 0 0 0 0	0 0 0 0 0 0	1 0 0 0 0 0	0 1 0 0 0 1

	AB	33
	R	3
	H	8
	RBI	3
	BB	3
	SO	3
	LOB	16

Inning Stats																		
	R: 0	H: 0	R: 0	H: 1	R: 1	H: 2	R: 0	H: 1	R: 0	H: 0	R: 1	H: 2	R: 0	H: 0	R: 0	H: 1	R: 1	H: 1
	E: 0	LOB: 0	E: 0	LOB: 1	E: 1	LOB: 2	E: 0	LOB: 1	E: 0	LOB: 0	E: 0	LOB: 1	E: 0	LOB: 0	E: 0	LOB: 2	E: 0	LOB: 0
	K: 1	BB: 0	K: 0	BB: 0	K: 0	BB: 0	K: 0	BB: 0	K: 1	BB: 0	K: 0	BB: 0	K: 1	BB: 1	K: 0	BB: 1	K: 0	BB: 1
	S: 7	P: 14	S: 7	P: 10	S: 9	P: 13	S: 9	P: 14	S: 5	P: 7	S: 9	P: 13	S: 9	P: 16	S: 13	P: 19	S: 12	P: 19

	1B: 5	SF: 0	WP: 0	PA: 37
	2B: 4	SAC: 1	PB: 0	
	3B: 0	DP: 2	SB: 0	
	HR: 0	HBP: 0	CS: 0	

PITCHER		IP	WLS	BF	H	R	ER	SO	BB	IBB	HBP	BLK	WP	HR	S	P	ERA	WHIP
Mike Hampton, L ERA: 2.57	(1, 1)	7.0	W	28	6	2	2	3	1	0	0	0	0	0	55	87	2.57	1.000
Tom Martin, L ERA:	(8, 1)	0.1		3	1	0	0	0	1	0	0	0	0	0	8	13	0.00	6.000
John Hudek, R ERA: 9.0	(8, 1)	1.0		5	1	1	1	0	1	0	0	0	0	0	14	21	9.00	2.000
Billy Wagner, L ERA:	(9, 1)	0.2	S	1	0	0	0	0	0	0	0	0	0	0	3	4	0.00	0.000

PITCHER	IP	WLS	BF	H	R	ER	SO	BB	IBB	HBP	BLK	WP	HR	S	P	ERA	WHIP

Atlanta Braves @ Houston Astros

Astrodome, Houston, TX

Wed Apr 02 1997, 8:05 PM EST

Att. 16,308 - Dome - 72 F

livebaseballscorecards.com

BOTTOM

Batter	1	2	3	4	5	6	7	8	9	AB	R	H	RBI	BB	SO	LOB
Craig Biggio, R (1, 4) OBP: 0.500, SLG: 0.500	F C B X 1-2 5 F9 SH2-4 1B		C X 0-1 ② G2-3 2-3		B C F X 1-2 SH3-4 1B		F F B F F C 1-3 ① K			4	0	2	0	0	1	1
Pat Listach, S (1, 6) OBP: 0.333, SLG: 0.400 Tom Martin, L (8, 1) John Hudek, S (8, 1) Billy Wagner, L (9, 1)	1 SAFE B X 1-0 ① SH2-4 1-2		X 0-0 5 1B 2B 1B 3-H		1 SAFE B 1 SAFE X 1-0 ① SH3-4 1-2		B F F F X 1-2 ② F8			2 0 0 0	1 0 0 0	1 0 0 0	1 0 0 0	0 0 0 0	0 0 0 0	0 0 0 0
5 Jeff Bagwell, R (1, 3) OBP: 0.250, SLG: 0.143	2 SAFE B C F X 1-2 ② F9 2-3		1 SAFE B S X 1-1 2B 1-2 1B		C X 0-1 ② G5-3		F F B B F C 2-3 ③ K			4	1	1	0	0	1	2
Derek Bell, R (1, 8) OBP: 0.125, SLG: 0.250	X 0-0 ③ G4-3		B C B S F B X 3-2 1B 1-H 2-H 2B		C X 0-1 ③ G6-3			C S B S 1-3 ① K		4	1	1	2	0	1	2
Luis Gonzalez, L (1, 7) OBP: 0.286, SLG: 0.286		C B F F B X 2-2 G4-6-3 1B	B X 1-0 ① 1B 2-H 1B			B X 1-0 ① G1-3		C B F S 1-3 ② K		4	0	2	1	0	1	0
Bill Spiers, L (1, 5) OBP: 0.600, SLG: 0.750	1 SAFE X 0-0 ① ② G4-6-3 1-2f		C X 0-1 ③ 2-H 1B			B B C X 2-1 ② G5-3		B B B B 4-0 BB		3	0	1	0	1	0	1
Bobby Abreu, L (1, 9) OBP: 0.286, SLG: 0.429	C B S S 1-3 ③ K		B S S S 1-3 ① K			C C X 0-2 FC5 2B		B C X 1-1 ③ G4-3		4	0	1	0	0	2	1
Brad Ausmus, R (1, 2) OBP: 0.667, SLG: 0.600			F B B X 2-1 G2-3 S 1B 1B	C C X 0-2 ② G4-3		I I I I 4-0 IBB				2	1	1	0	1	0	0
Mike Hampton, R (1, 1) Tim Bogar, R (8, 6)			C L B B L 2-3 ① K 1-2	C B B C C 2-3 ③ K		B C B C X 2-2 ③ FC5 2-3f				3 0	0 0	0 0	0 0	0 0	2 0	3 0

Inning Stats																						
	R: 0	H: 1		R: 0	H: 1		R: 4	H: 6		R: 0	H: 0		R: 0	H: 1		R: 0	H: 1		R: 0	H: 0		R: 0	H: 0
	E: 0	LOB: 1		E: 0	LOB: 0		E: 0	LOB: 2		K: 2	LOB: 0		E: 0	BB: 1		E: 0	BB: 0		E: 0	LOB: 1		K: 2	BB: 1
	K: 0	BB: 0		K: 1	BB: 0		K: 1	BB: 0		S: 9	BB: 0		K: 0	P: 18		S: 13	P: 17		K: 2	BB: 1		S: 8	P: 15
	S: 8	P: 11		S: 8	P: 11		S: 17	P: 26			P: 12		S: 8						S: 8	P: 15			

	1B: 8	SF: 0	WP: 0	PA: 34
	2B: 2	SAC: 2	PB: 0	
	3B: 0	DP: 1	SB: 1	
	HR: 0	HBP: 0	CS: 0	

	AB	30
	R	4
	H	10
	RBI	4
	BB	2
	SO	8
	LOB	10

PITCHER		IP	WLS	BF	H	R	ER	SO	BB	IBB	HBP	BLK	WP	HR	S	P	ERA	WHIP
Greg Maddux, R ERA: 6.0	(1, 1)	6.0	L	27	10	4	4	4	0	1	0	0	0	0	59	88	6.00	1.667
Mike Bielecki, R ERA:	(7, 1)	1.0		3	0	0	0	2	0	0	0	0	0	0	13	17	0.00	0.000
Brad Clontz, R ERA:	(8, 1)	0.1		1	0	0	0	1	0	0	0	0	0	0	3	4	0.00	0.000
Alan Embree, L ERA:	(8, 1)	0.2		3	0	0	0	1	1	0	0	0	0	0	5	11	0.00	1.500

PITCHER	IP	WLS	BF	H	R	ER	SO	BB	IBB	HBP	BLK	WP	HR	S	P	ERA	WHIP

Batter	1	2	3	4	5	6	7	8	9	AB	R	H	RBI	BB	SO	LOB
Kenny Lofton, L (1, 8) OBP: 0.154, SLG: 0.083	B C B B C T 3-2 ① K			C B B B B 4-1 10 S G1-3 BB		B X 1-0 ②③ L4-3 1-2		X 0-0 ③ B5-3		3	0	0	0	1	1	2
Michael Tucker, L (1, 9) (8, 7) OBP: 0.375, SLG: 0.167	B C B F S 2-3 ② K			X 0-0 ① G1-3 1-2			B C B B X 3-1 ① F7		B S B B X 3-1 ① G3	4	0	0	0	0	1	1
10 Chipper Jones, S (1, 5) OBP: 0.250, SLG: 0.455	B X 1-0 ③ G6-3			B C C B B S 3-3 ② K 2-3			X 0-0 ② L7		C T B X 1-2 ② G6-3	4	0	0	0	0	1	1
Fred McGriff, L (1, 3) OBP: 0.417, SLG: 0.750		B X 1-0 ① G3-1		B C C F B F F F X 2-2 ③ G6-3			S B B X 2-1 HR		B B B F F F F X 3-2 ③ F7	4	1	1	1	0	0	1
Ryan Klesko, L (1, 7) Andruw Jones, R (8, 9) OBP: 0.400, SLG: 0.600		C F B B B S 3-3 ② K			C B C B S 2-3 ① K		F S B X 1-2 ③ G4-3			3 0	0 0	0 0	0 0	0 0	2 0	0 0
Javy Lopez, R (1, 2) OBP: 0.222, SLG: 0.125 Rafael Belliard, R (8, PR) Eddie Pérez, R (8, 2) OBP: 0.333, SLG: 0.333		B X 1-0 ③ F9			B X 1-0 ② G6-3			B S B B B 4-1 2B SF9 BB		2 0 0	0 1 0	0 0 0	0 0 0	1 0 0	0 0 0	0 0 0
Mark Lemke, S (1, 4) OBP: 0.182, SLG: 0.273			F C B F B S 2-3 ① K		C B B F X 2-2 ③ F7			L C B X 1-2 SF9 1-3 SF9 2B		3	1	1	0	0	1	0
Jeff Blauser, R (1, 6) OBP: 0.455, SLG: 0.625			B B C X 2-1 ② F9			F B X 1-1 ① G5-3		B B F X 2-1 ① SF9 2-3 3-H		2	0	0	1	0	0	0
Tom Glavine, L (1, 1) Keith Lockhart, L (8, PH) Mike Bielecki, R (8, 1) Mark Wohlers, R (8, 1)			F C C 0-3 ③ K			C C B B B F B 4-2 L4-3 BB		B B F F X 2-2 ② SF9 3-H		1 0 0 0	0 0 0 0	0 0 0 0	0 1 0 0	1 0 0 0	1 0 0 0	0 0 0 0
Inning Stats	R: 0 H: 0 E: 0 LOB: 0 K: 2 BB: 0 S: 7 P: 13	R: 0 H: 0 E: 0 LOB: 0 K: 1 BB: 0 S: 5 P: 10	R: 0 H: 0 E: 0 LOB: 0 K: 2 BB: 0 S: 9 P: 13	R: 0 H: 0 E: 0 LOB: 1 K: 1 BB: 1 S: 12 P: 21	R: 0 H: 0 E: 0 LOB: 0 K: 1 BB: 0 S: 7 P: 12	R: 0 H: 0 E: 0 LOB: 0 K: 0 BB: 1 S: 6 P: 12	R: 1 H: 1 E: 0 LOB: 0 K: 0 BB: 0 S: 8 P: 14	R: 2 H: 1 E: 0 LOB: 1 K: 0 BB: 1 S: 10 P: 19	R: 0 H: 0 E: 0 LOB: 0 K: 0 BB: 0 S: 10 P: 17	1B: 0 SF: 2 2B: 2 SAC: 0 3B: 0 DP: 1 HR: 1 HBP: 0						

TOP

Atlanta Braves @ Houston Astros

Astrodome, Houston, TX

Thu Apr 03 1997, 8:05 PM EST

Att. 17,963 - Dome

livebaseballscorecards.com

AB	26
R	3
H	2
RBI	3
BB	3
SO	7
LOB	5

PITCHER		IP	WLS	BF	H	R	ER	SO	BB	IBB	HBP	BLK	WP	HR	S	P	ERA	WHIP
Darryl Kile, R ERA: 3.38	(1, 1)	8.0	L	28	2	3	3	7	3	0	0	0	0	1	64	114	3.38	0.625
Russ Springer, R ERA:	(9, 1)	1.0		3	0	0	0	0	0	0	0	0	0	0	10	17	0.00	0.000

PITCHER	IP	WLS	BF	H	R	ER	SO	BB	IBB	HBP	BLK	WP	HR	S	P	ERA	WHIP

Batter	1	2	3	4	5	6	7	8	9	AB	R	H	RBI	BB	SO	LOB
Craig Biggio, R (1, 4) OBP: 0.538, SLG: 0.667	X 0-0 1B 2B		C B B B M X 3-2 G4-3 ①		B B B B 4-0 5 1B 1B BB		B B C F F B X 3-2 G6-3 ②		B X 1-0 2B	4	1	2	0	1	0	0
James Mouton, R (1, 9) OBP: 0.250, SLG: 0.333 Bill Spiers, L (9, PH) OBP: 0.500, SLG: 0.600	B F X 1-1 L3 ①		F B B F X 2-2 1B		F 1 B F X SAFE 1-2 SF9 ② 3-H		X 0-0 L9 ③		B B F S 2-3 K ③	3 1	0 0	1 0	1 0	0 0	0 1	1 1
5 Jeff Bagwell, R (1, 3) OBP: 0.250, SLG: 0.182	B B F B X 3-1 G1-3 ②		B F X 1-1 F9 ②		C X 0-1 1B 1-2 1B			X 0-0 G6-3 ①		4	0	1	0	0	0	2
Derek Bell, R (1, 8) OBP: 0.250, SLG: 0.273	B B B B 4-0 1B BB		S X 0-1 F8 ③		B X 1-0 FC4-6 1-3 2-H 1B			B S B F S 2-3 K ②		3	0	1	1	1	1	1
Luis Gonzalez, L (1, 7) OBP: 0.364, SLG: 0.455	X 0-0 1-2 2-3 1B			F F B X 1-2 G6-3 ①	X 0-0 FC4-6 ③ 1-2f			B X 1-0 2B		4	0	2	0	0	0	2
Tony Eusebio, R (1, 2) Brad Ausmus, R (8, PR) OBP: 0.667, SLG: 0.600 (9, 2)	C B C B X 2-2 G5-3 ③			S B S X 1-2 G3 ②		C S B X 1-2 G4-3 ①		B B C B T B 4-2 BB		3 0	0 0	0 0	0 0	1 0	0 0	3 0
Tim Bogar, R (1, 5) Thomas Howard, S (8, PH) OBP: 0.500, SLG: 1.000 Russ Springer, R (9, 1)		B S S T B F B B 4-2 G4-3 BB		S B X 1-1 G4-3 ③		F X 0-1 L8 ②		F S S 0-3 K ③		2 1 0	0 0 0	0 0 0	0 0 0	1 0 0	0 1 0	0 2 0
Pat Listach, S (1, 6) OBP: 0.300, SLG: 0.444		B S 1 B S X SAFE 2-2 G4-3 ① ② 1-2f			C B F B B X 3-2 SH2-4 SF9 2B	B F X 1-1 G6-3 ③			B B C C F C 2-3 K ①	4	1	1	0	0	1	1
Darryl Kile, R (1, 1) Sean Berry, R (9, 5)		B B C C F X 2-2 G5-3 ③			X 0-0 SH2-4 ① 2-3		S B X 1-1 F7 ①		C S B F F B B X 3-2 F7 ②	2 1	0 0	0 0	0 0	0 0	0 0	0 0
Inning Stats	R: 0 E: 0 K: 0 S: 9 H: 2 LOB: 3 BB: 1 P: 19	R: 0 E: 0 K: 0 S: 11 H: 0 LOB: 0 BB: 1 P: 19	R: 0 E: 0 K: 0 S: 10 H: 1 LOB: 1 BB: 0 P: 16	R: 0 E: 0 K: 0 S: 8 H: 0 LOB: 0 BB: 0 P: 11	R: 2 E: 0 K: 0 S: 11 H: 3 LOB: 2 BB: 1 P: 20	R: 0 E: 0 K: 0 S: 7 H: 0 LOB: 0 BB: 0 P: 9	R: 0 E: 0 K: 0 S: 7 H: 0 LOB: 0 BB: 0 P: 11	R: 0 E: 0 K: 2 S: 10 H: 1 LOB: 2 BB: 1 P: 17	R: 0 E: 0 K: 2 S: 13 H: 1 LOB: 1 BB: 0 P: 21	1B: 4 2B: 4 3B: 0 HR: 0	SF: 1 SAC: 1 DP: 1 HBP: 0					

PITCHER		IP	WLS	BF	H	R	ER	SO	BB	IBB	HBP	BLK	WP	HR	S	P	ERA	WHIP
Tom Glavine, L ERA: 2.57	(1, 1)	7.0	W	29	6	2	2	0	3	0	0	0	0	0	63	105	2.57	1.286
Mike Bielecki, R ERA:	(8, 1)	0.2		3	1	0	0	1	0	0	0	0	0	0	5	8	0.00	1.500
Mark Wohlers, R ERA:	(8, 1)	1.1	S	6	1	0	0	3	1	0	0	0	0	0	18	30	0.00	1.500

PITCHER	IP	WLS	BF	H	R	ER	SO	BB	IBB	HBP	BLK	WP	HR	S	P	ERA	WHIP

BOTTOM

Atlanta Braves @ Houston Astros

Astrodome, Houston, TX

Thu Apr 03 1997, 8:05 PM EST

Att. 17,963 - Dome

livebaseballscorecards.com

AB	32
R	2
H	8
RBI	2
BB	4
SO	4
LOB	13

1B: 4	SF: 1	WP: 0	PA: 38
2B: 4	SAC: 1	PB: 0	
3B: 0	DP: 1	SB: 0	
HR: 0	HBP: 0	CS: 0	

Batter	1	2	3	4	5	6	7	8	9	10	11	AB	R	H	RBI	BB	SO	LOB
Delino DeShields, L (1, 4) OBP: 0.278, SLG: 0.353	C X 0-1 ① G5-3		B C F F B X 2-2 ② E5 FC5-4		B C X 1-1 ① G1-3		1 SAFE B F X 1-1 ① F7		X 0-0 ① 1B 1B		B B S S B B 4-2 ② E S BB	5	0	1	0	1	0	1
Ron Gant, R (1, 7) OBP: 0.176, SLG: 0.188	C B F S 1-3 ② K		X 0-0 ① FC5-4 CS 1-2f		F S S S 1-3 ② K		F X 0-1 ② F8		S S X 0-2 ① FC6-4 1-3 1B		C B S F S X SAFE 1-2 ① E5 DI 1-3	6	0	1	0	0	2	3
Royce Clayton, R (1, 6) OBP: 0.176, SLG: 0.294	X 0-0 ② 2B		C B F 1 X SAFE 1-2 ② P3		S B C X 1-2 ③ G5-3		X 0-0 ③ F9		F S F X 0-2 ③ FC6-4 1-2f		C B C F F B S X 2-2 ③ L4 1-2	6	0	1	0	0	0	6
Brian Jordan, R (1, 8) OBP: 0.294, SLG: 0.250	S B S X 1-2 ③ G4-3		P B 2-0 ③ CS 1-2	X 0-0 S 2B 1B		B B C X 2-1 ① G6-3		X 0-0 1B		F B F C 1-3 ① K		5	1	2	0	0	1	1
Dmitri Young, S (1, 3) OBP: 0.444, SLG: 0.875		B B B C X 3-1 ① 1B 2B		X 0-0 ① F7		B X 1-0 ① FC4-6 1B		1 SAFE S S F 1 X 0-2 ① F9		B F B B B 4-1 ① G1-3 BB		4	1	2	0	1	0	2
Gary Gaetti, R (1, 5) OBP: 0.133, SLG: 0.133 Tony Fossas, L (10, 1) Eric Ludwick, R (11, 1)		B B S F S 2-3 ① K		X 0-0 ② F7		S B B X 1-2 ② FC4-6 E 1-2f		C F B B F S 2-3 ② K		F S B X 1-2 ② G1-3 1-2		5 0 0	0 0 0	0 0 0	0 0 0	0 0 0	2 0 0	5 0 0
John Mabry, L (1, 9) OBP: 0.256, SLG: 0.357 Rich Batchelor, R (6, 1) Roberto Mejia, R (8, PH) John Frascatore, R (8, 1) David Bell, R (10, PH) (10, 5)		B B B C F F X 3-2 ③ G4-3 2-H 1B		1 SAFE 1 SAFE C F F B B X 2-2 ③ 1-H 2B		F B X 1-1 ③ E6 1-2		C 1 SAFE B 1 SAFE B S S 2-3 ③ K		F B S S 1-3 ③ K		3 0 1 0 1	0 0 0 0 0	2 0 0 0 0	2 0 0 0 0	0 0 1 0 1	0 0 0 0 1	1 0 1 0 1
Tom Lampkin, L (1, 2)		B F B X 2-1 ② G4-3 1-2		B B I I 4-0 ③ IBB		B B C X 2-1 ③ G6-3			B C S X 1-2 ① P4		S C F X 0-2 ① G3-1	4	0	0	0	1	0	3
Matt Morris, R (1, 1) Lance Painter, L (6, 1) Willie McGee, S (6, 9) OBP: 0.500, SLG: 0.429 Mark Sweeney, L (9, 9)		C B S S 1-3 ③ K		X 0-0 ③ G5-3			B B B B 4-0 BB		S B X 1-1 ② G4-3		C F B F B X 2-2 ② P4	2 0 1 1	0 0 0 0	0 0 0 0	0 0 1 0	1 0 0 0	0 0 0 0	3 0 0 0
Inning Stats	R: 0 H: 1 E: 0 LOB: 1 K: 1 BB: 0 S: 9 P: 11	R: 1 H: 2 E: 0 LOB: 1 K: 2 BB: 0 S: 14 P: 25	R: 0 H: 0 E: 1 LOB: 0 K: 0 BB: 0 S: 10 P: 14	R: 1 H: 2 E: 0 LOB: 2 K: 0 BB: 1 S: 8 P: 14	R: 0 H: 0 E: 0 LOB: 0 K: 1 BB: 0 S: 8 P: 11	R: 0 H: 1 E: 1 LOB: 2 K: 0 BB: 0 S: 10 P: 17	R: 0 H: 0 E: 0 LOB: 1 K: 0 BB: 1 S: 5 P: 10	R: 0 H: 1 E: 0 LOB: 1 K: 2 BB: 0 S: 12 P: 16	R: 0 H: 2 E: 0 LOB: 2 K: 0 BB: 0 S: 13 P: 15	R: 0 H: 0 E: 0 LOB: 1 K: 2 BB: 1 S: 10 P: 17	R: 0 H: 0 E: 1 LOB: 2 K: 0 BB: 1 S: 20 P: 29	1B: 6 SF: 0 2B: 3 SAC: 0 3B: 0 DP: 0 HR: 0 HBP: 0						

PITCHER		IP	WLS	BF	H	R	ER	SO	BB	IBB	HBP	BLK	WP	HR	S	P	ERA	WHIP
Chris Holt, R ERA: 2.84	(1, 1)	6.1		28	6	2	2	4	1	1	0	0	0	0	61	99	2.84	1.105
Jose Lima, R ERA:	(7, 1)	0.2		2	0	0	0	0	0	0	0	0	0	0	3	3	0.00	0.000
Ramon Garcia, R ERA:	(8, 1)	0.0		1	1	0	0	0	0	0	0	0	0	0	1	1	∞	∞
Billy Wagner, L ERA:	(8, 1)	2.0		8	2	0	0	2	0	0	0	0	0	0	24	30	0.00	1.000
John Hudek, R ERA: 4.5	(10, 1)	1.0		4	0	0	0	2	1	0	0	0	0	0	10	17	0.00	1.000

PITCHER		IP	WLS	BF	H	R	ER	SO	BB	IBB	HBP	BLK	WP	HR	S	P	ERA	WHIP
Russ Springer, R ERA:	(11, 1)	1.0	W	5	0	0	0	0	1	0	0	0	0	0	20	29	0.00	1.000

TOP

St. Louis Cardinals @ Houston Astros

Astrodome, Houston, TX

Fri Apr 04 1997, 8:05 PM EST

Att. 25,985 - Dome

livebaseballscorecards.com

AB	44
R	2
H	9
RBI	2
BB	4
SO	8
LOB	27

1B: 6	SF: 0	WP: 0	PA:	49	
2B: 3	SAC: 0	PB: 0			
3B: 0	DP: 0	SB: 2			
HR: 0	HBP: 0	CS: 1			

Batter	1	2	3	4	5	6	7	8	9	10	11	AB	R	H	RBI	BB	SO	LOB
Craig Biggio, R (1, 4) OBP: 0.579, SLG: 0.647	1-1 5 S 5 1B 1B		2-2 F9		3-2 L8		1-0 HBP		1-2 G5-3 1B		1-1 5 1B BB 1B 1-2	5	1	3	0	0	0	0
Pat Listach, S (1, 6) OBP: 0.313, SLG: 0.357	0-0 F7		1-3 K			0-0 1B 5 1B 1B	1-0 L4-6 2-3		3-2 G5-3 1-2 2-3		4-2 5 1B BB 1-2 2-3	5	0	1	0	1	1	5
5 Jeff Bagwell, R (1, 3) OBP: 0.444, SLG: 0.333	3-2 CS 1B 1-H			1-0 G6-3		1-0 1B 1B 1-2		3-1 FC4-6 HBP	4-0 IBB		1-0 1B 1-2 2-3 3-H	4	0	3	2	1	0	0
Derek Bell, R (1, 8) OBP: 0.294, SLG: 0.267	0-0 F8			4-2 1B BB		3-2 G6-4-3 1B 1-2 2-3		2-2 FC4-6 1B 1-2f	2-2 G5-3			4	0	1	0	1	0	5
Luis Gonzalez, L (1, 7) OBP: 0.313, SLG: 0.375	2-0 CS 1-2	1-1 G5-3		2-2 P5		2-0 F7		0-0 1B 1-3		0-3 K		5	0	1	0	0	1	4
Bill Spiers, L (1, 5) OBP: 0.500, SLG: 0.571		1-1 G6-3		2-2 1B 1-2		2-1 G6-4-3 1-2f		1-3 K		2-3 K		2	0	1	0	0	0	0
Sean Berry, R (6, PH) (7, 5)												3	0	0	0	0	2	5
Bobby Abreu, L (1, 9) OBP: 0.250, SLG: 0.333	1-0 1B			0-2 L3			0-3 K	3-1 F7		1-3 K		5	0	1	0	0	2	4
Russ Springer, R (11, 1)												0	0	0	0	0	0	0
Brad Ausmus, R (1, 2) OBP: 0.545, SLG: 0.444	0-0 G6-3				0-0 G6-3		2-2 2B 1B		4-0 G5-3 1B BB		1-2 F8	4	1	1	0	1	0	1
Chris Holt, R (1, 1) Jose Lima, R (7, 1) Thomas Howard, S (7, PH) OBP: 0.667, SLG: 1.333 Ramon Garcia, R (8, 1) Billy Wagner, L (8, 1) James Mouton, R (9, PH) OBP: 0.200, SLG: 0.250 John Hudek, S (10, 1) Ray Montgomery, R (11, 9) OBP: 1.000, SLG: 1.000			0-0 G6-3		1-2 L9		3-2 L4-6 2B 1-H		1-0 B1		0-2 BB 5 1B 1B	2	0	0	0	0	0	0
												0	0	0	0	0	0	0
												1	0	1	1	0	0	0
												0	0	0	0	0	0	0
												1	0	0	0	0	0	1
												0	0	0	0	0	0	0
												1	1	1	0	0	0	0
Inning Stats	R: 1 E: 0 K: 0 S: 9 H: 2 LOB: 0 BB: 0 P: 15	R: 0 E: 0 K: 0 S: 6 H: 1 LOB: 1 BB: 0 P: 9	R: 0 E: 0 K: 1 S: 7 H: 0 LOB: 0 BB: 0 P: 10	R: 0 E: 0 K: 0 S: 15 H: 1 LOB: 2 BB: 1 P: 24	R: 0 E: 0 K: 0 S: 8 H: 0 LOB: 0 BB: 0 P: 12	R: 0 E: 0 K: 0 S: 8 H: 3 LOB: 2 BB: 0 P: 16	R: 1 E: 0 K: 1 S: 10 H: 2 LOB: 1 BB: 0 P: 17	R: 0 E: 0 K: 1 S: 12 H: 1 LOB: 2 BB: 0 P: 21	R: 0 E: 0 K: 0 S: 10 H: 1 LOB: 3 BB: 2 P: 25	R: 0 E: 0 K: 3 S: 11 H: 0 LOB: 0 BB: 0 P: 14	R: 1 E: 0 K: 0 S: 12 H: 3 LOB: 3 BB: 1 P: 19	1B: 13 2B: 2 3B: 0 HR: 0	SF: 0 SAC: 0 DP: 2 HBP: 2					

PITCHER		IP	WLS	BF	H	R	ER	SO	BB	IBB	HBP	BLK	WP	HR	S	P	ERA	WHIP
Matt Morris, R ERA: 1.8	(1, 1)	5.0		22	7	1	1	1	1	0	0	0	0	0	50	79	1.80	1.600
Lance Painter, L ERA: 6.75	(6, 1)	0.1		1	0	0	0	0	0	0	0	0	0	0	1	3	0.00	0.000
Rich Batchelor, R ERA: 6.75	(6, 1)	1.2		6	2	1	1	1	0	0	1	0	0	0	12	21	5.40	1.200
John Frascatore, R ERA:	(8, 1)	2.0		11	2	0	0	1	1	1	1	0	0	0	22	46	0.00	1.500
Tony Fossas, L ERA: 6.0	(10, 1)	1.0		3	0	0	0	3	0	0	0	0	0	0	11	14	0.00	0.000

PITCHER		IP	WLS	BF	H	R	ER	SO	BB	IBB	HBP	BLK	WP	HR	S	P	ERA	WHIP
Eric Ludwick, R ERA: 9.0	(11, 1)	0.1	L	5	3	1	1	0	1	0	0	0	0	0	12	19	27.00	12.000

BOTTOM

St. Louis Cardinals @ Houston Astros

Astrodome, Houston, TX

Fri Apr 04 1997, 8:05 PM EST

Att. 25,985 - Dome

livebaseballscorecards.com

AB	42
R	3
H	14
RBI	3
BB	4
SO	6
LOB	25

WP: 0 PA: 49
PB: 0
SB: 1
CS: 1

Batter	1	2	3	4	5	6	7	8	9	AB	R	H	RBI	BB	SO	LOB
Delino DeShields, L (1, 4) OBP: 0.300, SLG: 0.526	B X 1-0 HR		C X 0-1 ① B1-3		F F B B X 2-2 ① F8		X 0-0 ② P5			2	1	1	1	0	0	0
David Bell, R (3, 4)										2	0	0	0	0	0	1
Ron Gant, R (1, 7) OBP: 0.143, SLG: 0.150	B B F C X 2-2 ① G6-3		B C C S 1-3 ② K		C X 0-1 ② F8		S B C B F S 2-3 ③ K			4	0	0	0	0	2	1
Rich Batchelor, R (7, 1)										0	0	0	0	0	0	0
Royce Clayton, R (1, 6) OBP: 0.238, SLG: 0.333	X 0-0 ② L9		C B F X 1-2 1B		X 0-0 ③ P6			B C B S X 2-2 S 1B		4	0	2	0	0	0	0
Brian Jordan, R (1, 8) OBP: 0.286, SLG: 0.250	B T B S F B X 3-2 ③ F7		C B B F F F X 1 SAFE 2-2 ③ F7			S B B B F F X 3-2 G1-3 1B		X 0-0 ① F8		4	0	1	0	0	0	2
Dmitri Young, S (1, 3) OBP: 0.385, SLG: 0.667		B B X 2-0 ① L9		B B X 2-0 S 1B		F 1 B X 1-1 ① G1-3 1-2		B X 1-0 ② F7		4	0	1	0	0	0	2
Gary Gaetti, R (1, 5) OBP: 0.158, SLG: 0.111		B B B B 4-0 S 2B BB		X 0-0 ① F8		F B S F D F S 2-3 ② K		B B F C B S 3-3 ③ K 1-2		3	1	0	0	1	2	3
Mike DiFelice, R (1, 2)		S T X 0-2 ② L8		B B T B B 4-1 1-2 BB		B X 1-0 ③ F9			B X 1-0 ① F9	2	0	0	0	1	0	2
John Mabry, L (9, PH) OBP: 0.267, SLG: 0.333										1	0	0	0	0	0	0
Roberto Mejia, R (1, 9) OBP: 0.143, SLG: 0.286		C B F X 1-2 1-H 2B		C B X 1-1 ② F9			B C C B B X 3-2 ① G6-3		C F S 0-3 ② K	4	0	1	1	0	1	2
(7, 7)																
Donovan Osborne, S (1, 1)		B B C S S S 2-3 ③ K		B S B S S S 2-3 ③ K			C X 0-1 1B		C C C 0-3 ③ K	2	0	0	0	0	2	3
Mark Sweeney, L (7, PH) OBP: 0.500, SLG: 0.333										2	0	1	0	0	1	0
(7, 9)																
Inning Stats	R: 1 H: 1 E: 0 LOB: 0 K: 0 BB: 0 S: 9 P: 15	R: 1 H: 1 E: 0 LOB: 1 K: 1 BB: 1 S: 10 P: 19	R: 0 H: 1 E: 0 LOB: 1 K: 1 BB: 0 S: 13 P: 17	R: 0 H: 1 E: 0 LOB: 2 K: 1 BB: 1 S: 8 P: 17	R: 0 H: 0 E: 0 LOB: 0 K: 0 BB: 0 S: 6 P: 8	R: 0 H: 1 E: 0 LOB: 1 K: 1 BB: 0 S: 12 P: 19	R: 0 H: 1 E: 0 LOB: 1 K: 1 BB: 0 S: 10 P: 15	R: 0 H: 1 E: 0 LOB: 1 K: 1 BB: 0 S: 8 P: 14	R: 0 H: 0 E: 0 LOB: 0 K: 2 BB: 0 S: 7 P: 8	1B: 5 SF: 0 2B: 1 SAC: 0 3B: 0 DP: 0 HR: 1 HBP: 0						

TOP

St. Louis Cardinals @ Houston Astros

Astrodome, Houston, TX

Sat Apr 05 1997, 8:05 PM EST

Att. 25,957 - Dome - 68 F

livebaseballscorecards.com

AB	34
R	2
H	7
RBI	2
BB	2
SO	8
LOB	16

WP: 0 PA: 36
PB: 0
SB: 3
CS: 0

PITCHER		IP	WLS	BF	H	R	ER	SO	BB	IBB	HBP	BLK	WP	HR	S	P	ERA	WHIP
Sid Fernandez, L	(1, 1)	5.0	W	21	4	2	2	3	2	0	0	0	0	1	46	76	3.60	1.200
ERA: 3.6																		
Ramon Garcia, R	(6, 1)	4.0	S	15	3	0	0	5	0	0	0	0	0	0	37	56	0.00	0.750
ERA:																		

PITCHER	IP	WLS	BF	H	R	ER	SO	BB	IBB	HBP	BLK	WP	HR	S	P	ERA	WHIP

Batter	1	2	3	4	5	6	7	8	9	AB	R	H	RBI	BB	SO	LOB
Craig Biggio, R (1, 4) OBP: 0.522, SLG: 0.667	X 0-0 5 G6-3 3B		B C X 1-1 ③ F7		C F B B X 2-2 ② G3		B C F X 1-2 E1			4	1	1	0	0	0	0
James Mouton, R (1, 7) OBP: 0.333, SLG: 0.750	S B X 1-1 ① P2			X 0-0 E 5 1B 1B 1B	C B B B X 3-1 HR		C B X 1-1 ② G6-3			4	2	2	1	0	0	2
5 Jeff Bagwell, R (1, 3) OBP: 0.409, SLG: 0.316	B C B X 2-1 ② G6-3 3-H			1 SAFE F B 1 SAFE C B X 2-2 1B E FC5-4 1-2 1B	F B X 1-1 ③ G6-3		C 2 SAFE S B S 1-3 ③ K			4	1	1	1	0	1	1
Derek Bell, R (1, 8) OBP: 0.286, SLG: 0.222	S C D F B S 2-3 ③ K			B S C S 1-3 ① K		B B B X 3-0 ① G6-3		B B B C F B 4-2 CS BB		3	0	0	0	1	2	2
Sean Berry, R (1, 5) OBP: 0.111, SLG: 0.222 Bill Spiers, L (6, PR) OBP: 0.556, SLG: 0.571 (7, 5)		C S F B B B C 3-3 ① K		B F X 1-1 E4 FC5-4 1B 1-2 2-3		C B B S X 2-2 G1-3 1B 2B		S B B 1 SAFE P B 4-1 ① PB G6-3 1-2 E BB		3 0	0 2	1 0	0 0	0 1	1 0	2 0
Bobby Abreu, L (1, 9) OBP: 0.250, SLG: 0.313		B F C C 1-3 ② K		S X 0-1 FC5-4 1-2 2-3 3-H 1B		C C X 0-2 ② G1-3 2-3		S X 0-1 ② G6-3 1-2		4	0	1	1	0	1	2
Tony Eusebio, R (1, 2) OBP: 0.250, SLG: 0.143		C B X 1-1 ③ G5-3		S X 0-1 ② FC5-4 1-2f 2-3 3-H		B S X 1-1 3-H 1B		C B B X 2-1 E5 FC6-4 2-H		4	0	1	2	0	0	2
Pat Listach, S (1, 6) OBP: 0.250, SLG: 0.278			B C B X 2-1 ① F7	F C F F D X 1-2 ③ L5		S B C B F B X 3-2 ③ G3		X 0-0 ③ FC6-4 1-2f		4	0	0	0	0	0	5
Sid Fernandez, L (1, 1) Ray Montgomery, R (5, PH) OBP: 0.500, SLG: 0.500 Ramon Garcia, R (6, 1)			C C F B B F C 2-3 ② K		C B B B C S 3-3 ① K		B X 1-0 ① F8			1 1 1	0 0 0	0 0 0	0 0 0	0 0 0	1 1 0	0 0 0
Inning Stats	R: 1 H: 1 E: 0 LOB: 0 K: 1 BB: 0 S: 9 P: 14	R: 0 H: 0 E: 0 LOB: 0 K: 2 BB: 0 S: 9 P: 14	R: 0 H: 0 E: 0 LOB: 0 K: 1 BB: 0 S: 9 P: 14	R: 2 H: 3 E: 1 LOB: 2 K: 1 BB: 0 S: 18 P: 23	R: 1 H: 1 E: 0 LOB: 0 K: 1 BB: 0 S: 10 P: 19	R: 1 H: 2 E: 0 LOB: 2 K: 0 BB: 0 S: 13 P: 22	R: 0 H: 0 E: 1 LOB: 1 K: 1 BB: 0 S: 9 P: 13	R: 1 H: 0 E: 1 LOB: 1 K: 0 BB: 2 S: 9 P: 18		1B: 4 SF: 0 2B: 1 SAC: 0 3B: 1 DP: 0 HR: 1 HBP: 0						WP: 0 PA: 35 PB: 1 SB: 0 CS: 1

PITCHER		IP	WLS	BF	H	R	ER	SO	BB	IBB	HBP	BLK	WP	HR	S	P	ERA	WHIP
Donovan Osborne, L ERA: 6.0	(1, 1)	6.0	L	26	7	5	4	6	0	0	0	0	0	1	68	106	6.00	1.167
Rich Batchelor, R ERA: 3.86	(7, 1)	2.0		9	0	1	0	1	2	0	0	0	0	0	18	31	0.00	1.000

PITCHER	IP	WLS	BF	H	R	ER	SO	BB	IBB	HBP	BLK	WP	HR	S	P	ERA	WHIP

BOTTOM

St. Louis Cardinals @ Houston Astros

Astrodome, Houston, TX

Sat Apr 05 1997, 8:05 PM EST

Att. 25,957 - Dome - 68 F

livebaseballscorecards.com

AB	33
R	6
H	7
RBI	5
BB	2
SO	7
LOB	16

Batter	1	2	3	4	5	6	7	8	9	AB	R	H	RBI	BB	SO	LOB
Roberto Mejia, R (1, 4) OBP: 0.091, SLG: 0.182	C B X 1-1 P5 ①		S B X 1-1 G6-3 ②		B C S S 1-3 K ②		X 0-0 SH2-3 ① 1-2		B B B C F T 3-2 K ②	4	0	0	0	0	2	2
Ron Gant, R (1, 7) OBP: 0.154, SLG: 0.200	C B C S 1-3 K ②		B B C B X 3-1 L7 ③		F B B B X 3-1 FC6-4 ③ 1-2f		X 0-0 G2-3 2-H 2B		S S S 0-3 K ③	5	0	1	1	0	2	2
Royce Clayton, R (1, 6) OBP: 0.200, SLG: 0.280	B C X 1-1 F8 ③			B X 1-0 F8 ①		X 0-0 P5 ①	X 0-0 G2-3 ② 2-3			4	0	0	0	0	0	1
Brian Jordan, R (1, 8) OBP: 0.360, SLG: 0.304		X 0-0 1B 1B		F C X 0-2 G4-3 1B 1B		B B C S H 3-2 BB 1B HBP	C X 0-1 P6 ③			3	1	2	0	0	0	1
John Mabry, L (1, 9) (8, 3) OBP: 0.263, SLG: 0.316		B B F 1 SAFE 1 SAFE F 1 SAFE 1 SAFE S 2-3 K ①		X 0-0 G4-3 1-2 1B		X 0-0 L7 ②		B T F X 1-2 G3 ①		4	0	1	0	0	1	2
Dmitri Young, S (1, 3) John Frascatore, R (8, 1) OBP: 0.353, SLG: 0.533		B F F B 1 SAFE S 2-3 K ②		B B X 2-0 G4-3 ② 1-2 2-3		S P S B 1 SAFE B F F B 4-2 1B BB 1-2		S F B X 1-2 G4-3 ②		3 0	0 0	0 0	0 0	1 0	1 0	3 0
Tom Lampkin, L (1, 2) OBP: 0.200, SLG: 0.143	1 SAFE F B 1 SAFE X 1-1 FC6-4 1-2 1B			B C B B F S 3-3 K ③		B B B C X 3-1 FC5-4 1-2 2-H 1B		F B C S 1-3 K ③		4	0	2	1	0	2	2
David Bell, R (1, 5)	B C X 1-1 FC6-4 ③ 1-2f				B S F C 1-3 K ①	X 0-0 FC5-4 ③ 1-2f			F S B F B B C 3-3 K ①	4	0	0	0	0	2	4
Todd Stottlemyre, L (1, 1) OBP: 0.400, SLG: 0.250 Tony Fossas, L (7, 1) Mark Sweeney, L (8, 9) OBP: 0.500, SLG: 0.333 Gary Gaetti, R (9, PH) OBP: 0.150, SLG: 0.105			L X 0-1 G3 ①		B S B B B 4-1 FC6-4 BB		B B C F F X 2-2 SH2-3 2B 1B		B F B B X 3-1 E5	2 0 0 1	1 0 0 0	1 0 0 0	0 0 0 0	1 0 0 0	0 0 0 0	0 0 0 0
Inning Stats	R: 0 E: 0 K: 1 S: 7 H: 0 LOB: 0 BB: 0 P: 10	R: 0 E: 0 K: 2 S: 11 H: 2 LOB: 2 BB: 0 P: 17	R: 0 E: 0 K: 0 S: 6 H: 0 LOB: 0 BB: 0 P: 10	R: 0 E: 0 K: 1 S: 9 H: 2 LOB: 2 BB: 0 P: 15	R: 0 E: 0 K: 2 S: 9 H: 0 LOB: 1 BB: 1 P: 18	R: 1 E: 0 K: 0 S: 12 H: 1 LOB: 2 BB: 1 P: 21	R: 1 E: 0 K: 0 S: 9 H: 2 LOB: 1 BB: 0 P: 11	R: 0 E: 0 K: 1 S: 9 H: 0 LOB: 0 BB: 0 P: 12	R: 0 E: 1 K: 3 S: 12 H: 0 LOB: 1 BB: 0 P: 21	1B: 6 2B: 1 3B: 0 HR: 0	SF: 0 SAC: 1 DP: 0 HBP: 1						

PITCHER		IP	WLS	BF	H	R	ER	SO	BB	IBB	HBP	BLK	WP	HR	S	P	ERA	WHIP
Shane Reynolds, R ERA: 1.88	(1, 1)	6.1		29	7	2	2	6	2	0	1	0	0	0	60	99	2.84	1.421
Jose Lima, R ERA:	(7, 1)	0.2		2	0	0	0	0	0	0	0	0	0	0	3	3	0.00	0.000
Tom Martin, L ERA:	(8, 1)	1.0	W	3	0	0	0	1	0	0	0	0	0	0	9	12	0.00	0.000
Billy Wagner, L ERA:	(9, 1)	1.0	S	4	0	0	0	3	0	0	0	0	0	0	12	21	0.00	0.000

PITCHER IP WLS BF H R ER SO BB IBB HBP BLK WP HR S P ERA WHIP

TOP

St. Louis Cardinals @ Houston Astros

Astrodome, Houston, TX

Sun Apr 06 1997, 4:33 AM EDT

Att. 18,752 - Dome - 68 F

livebaseballscorecards.com

AB	34
R	2
H	7
RBI	2
BB	2
SO	10
LOB	17

WP: 0 PB: 0 SB: 0 CS: 0 PA: 38

Batter	1	2	3	4	5	6	7	8	9	AB	R	H	RBI	BB	SO	LOB
Craig Biggio, R (1, 4) OBP: 0.481, SLG: 0.600	C B B B X 3-1 ① B5-3	C B X 1-1 ③ L8			X 0-0 ① F7		C B B X 2-1 1B			4	0	1	0	0	0	0
Pat Listach, S (1, 6) OBP: 0.304, SLG: 0.300	F B C H 2-2 2B HBP		C X 0-1 G4-6-3 S 1B		B S C B B X 3-2 ② G2		X 0-0 ③ F8			2	1	1	0	0	0	0
Sean Berry, R (7, PH) OBP: 0.100, SLG: 0.200 (8, 5)										1	0	0	0	0	0	1
Thomas Howard, S (1, 8) OBP: 0.833, SLG: 1.400	1 SAFE B B B C 1 X SAFE 2-1 1B 1-H 2B		F B S B B F B 4-2 G4-6-3 1-2 BB		C X 0-1 1B			B B C F B X 3-2 E6 5 2B G5-3		2	0	2	1	1	0	0
Ray Montgomery, R (8, PH) OBP: 0.333, SLG: 0.333 (9, 9)										1	1	0	0	0	0	0
Luis Gonzalez, L (1, 7) OBP: 0.300, SLG: 0.316	B B B F B 4-1 1B BB		X 0-0 ① ② G4-6-3 1-2f 2-3		C X 0-1 ③ F7			X 0-0 ① P4		3	0	0	0	1	0	4
Bobby Abreu, L (1, 9) OBP: 0.263, SLG: 0.316	B S B X 2-1 1-2 2-3 1B		B C B F B S 3-3 ③ K			B B B C F C 3-3 ① K		C X 0-1 ② G5-3 1-2		3	0	1	0	0	2	1
Derek Bell, R (8, PH) OBP: 0.273, SLG: 0.211 (9, 8)										1	0	0	0	0	0	1
Bill Spiers, L (1, 3) OBP: 0.462, SLG: 0.400	B F S X 1-2 ② P2			C C B S 1-3 ① K		B C B X 2-1 ② G3-1		B B B B 4-0 5 2B BB		3	1	0	0	1	1	3
(9, 6)																
Tim Bogar, R (1, 5)	B S C S 1-3 ③ K			C X 0-1 ② L9		B F B F B X 3-2 ③ G5-3		F X 0-1 1-H 2-H 2B		3	0	0	0	0	1	3
(8, 6)																
5 Jeff Bagwell, R (8, PH) OBP: 0.435, SLG: 0.400 (9, 3)										1	0	1	2	0	0	0
Brad Ausmus, R (1, 2) OBP: 0.467, SLG: 0.385		B B X 2-0 ① L5		C B F B X 2-2 1B			F B C S 1-3 ① K	F X 0-1 ③ L9		4	0	1	0	0	1	1
Shane Reynolds, R (1, 1)		B B F S B X 3-2 ② G6-3		B C C S 1-3 ③ K			C B B S B X 3-2 P6			2	0	0	0	0	1	1
Jose Lima, R (7, 1)										0	0	0	0	0	0	0
James Mouton, R (7, PH) OBP: 0.300, SLG: 0.667										1	0	0	0	0	0	0
Tom Martin, L (8, 1)										0	0	0	0	0	0	0
Billy Wagner, L (9, 1)										0	0	0	0	0	0	0
Inning Stats	R: 1 E: 0 K: 1 S: 15 H: 2 LOB: 3 BB: 1 P: 30	R: 0 E: 0 K: 0 S: 6 H: 0 LOB: 0 BB: 0 P: 12	R: 0 E: 0 K: 1 S: 9 H: 1 LOB: 1 BB: 1 P: 16	R: 0 E: 0 K: 2 S: 11 H: 1 LOB: 1 BB: 0 P: 15	R: 0 E: 0 K: 0 S: 8 H: 1 LOB: 1 BB: 0 P: 11	R: 0 E: 0 K: 1 S: 8 H: 0 LOB: 0 BB: 0 P: 16	R: 0 E: 0 K: 1 S: 9 H: 1 LOB: 1 BB: 0 P: 15	R: 2 E: 1 K: 0 S: 10 H: 1 LOB: 1 BB: 1 P: 17		1B: 5 2B: 2 3B: 0 HR: 0 SF: 0 SAC: 0 DP: 1 HBP: 1						

PITCHER		IP	WLS	BF	H	R	ER	SO	BB	IBB	HBP	BLK	WP	HR	S	P	ERA	WHIP
Todd Stottlemyre, R ERA: 1.32	(1, 1)	6.2		28	6	1	1	6	2	0	1	0	0	0	65	114	1.35	1.200
Tony Fossas, L ERA: 4.91	(7, 1)	0.2		3	0	1	1	0	0	0	0	0	0	0	5	8	13.50	0.000
John Frascatore, R ERA: 1.93	(8, 1)	0.2	L	4	1	1	0	0	1	0	0	0	0	0	6	10	0.00	3.000

PITCHER	IP	WLS	BF	H	R	ER	SO	BB	IBB	HBP	BLK	WP	HR	S	P	ERA	WHIP

BOTTOM

St. Louis Cardinals @ Houston Astros

Astrodome, Houston, TX

Sun Apr 06 1997, 4:33 AM EDT
Att. 18,752 - Dome - 68 F

livebaseballscorecards.com

AB	31
R	3
H	7
RBI	3
BB	3
SO	6
LOB	15

WP: 0	PB: 0	SB: 1	CS: 0
PA: 35			

Batter	1	2	3	4	5	6	7	8	9	AB	R	H	RBI	BB	SO	LOB
Craig Biggio, R (1, 4) OBP: 0.438, SLG: 0.517	C B F X 1-2 L7		C B F B S 2-3 K		B B B C B 4-1 E BB		C F B B S 2-3 K		B X 1-0 F7	4	0	0	0	1	2	2
Pat Listach, S (1, 6) OBP: 0.296, SLG: 0.292	X 0-0 G2-3		C B X 1-1 F8		C C B 1 SAFE F B 1 F X SAFE 2-2 E6 1-2			B C C B B F X 3-2 WP HBP 2B 1B		4	1	1	0	0	0	2
5 Jeff Bagwell, R (1, 3) OBP: 0.370, SLG: 0.333	B B B C F X 3-2 L8		S B X 1-1 E4 FC6-4 1-2		C X 0-1 L3			B F S B X 2-2 P4		4	0	0	0	0	0	4
Derek Bell, R (1, 8) OBP: 0.308, SLG: 0.227		B B X 2-0 L9	B B X 2-0 FC6-4 1-2f			B B F X 2-1 G4-6-3 1B		S F B H 2-2 WP 2B HBP 1-2		3	1	1	0	0	0	2
Luis Gonzalez, L (1, 7) OBP: 0.333, SLG: 0.391		B X 1-0 1B 1B		C F B B S 2-3 K		X 0-0 G4-6-3 1-2f		B B B B C X 3-1 1-H 2-H 2B		4	0	2	2	0	1	1
James Mouton, R (1, 9) OBP: 0.286, SLG: 0.538		X 0-0 1-2 1B		B B C C B X 3-2 G4-3		F C B F X 1-2 G5-3		C B C B X 2-2 L7		4	0	1	0	0	0	1
Russ Johnson, R (1, 5) OBP: 0.250, SLG: 0.250		C B B F C 2-3 K		F B F F X 1-2 L4			B C S F B B B F F X 3-2 FC3-6 1B	C C B B F F C 2-3 K		4	0	1	0	0	2	3
Brad Ausmus, R (1, 2) OBP: 0.389, SLG: 0.313 Bill Spiers, L (9, PH) OBP: 0.429, SLG: 0.364		X 0-0 G4-3			B C C X 1-2 G6-3		C B C F X 1-2 FC3-6 1-2f		C S S 0-3 K	3	0	0	0	0	0	3
										1	0	0	0	0	1	0
Mike Hampton, R (1, 1) Ray Montgomery, R (7, PH) OBP: 0.250, SLG: 0.250 Russ Springer, R (7, 1) Thomas Howard, S (9, PH) OBP: 0.714, SLG: 1.167			F B B B B 4-1 5 E BB		F B X 1-1 G4-3		B S B X 2-1 L9		C S S 1-3 K	1	0	0	0	1	0	0
										1	0	0	0	0	0	1
										0	0	0	0	0	0	0
										1	0	0	0	0	1	0
Inning Stats	R: 0 E: 0 K: 0 S: 7 H: 0 LOB: 0 BB: 0 P: 11	R: 0 E: 0 K: 1 S: 7 H: 2 LOB: 2 BB: 0 P: 12	R: 0 E: 1 K: 1 S: 9 H: 0 LOB: 2 BB: 1 P: 19	R: 0 E: 0 K: 1 S: 10 H: 0 LOB: 0 BB: 0 P: 16	R: 0 E: 1 K: 0 S: 13 H: 0 LOB: 2 BB: 1 P: 21	R: 0 E: 0 K: 0 S: 7 H: 1 LOB: 0 BB: 0 P: 10	R: 0 E: 0 K: 1 S: 15 H: 1 LOB: 1 BB: 0 P: 23	R: 2 E: 0 K: 1 S: 19 H: 2 LOB: 1 BB: 0 P: 33	R: 0 E: 0 K: 2 S: 7 H: 0 LOB: 0 BB: 0 P: 9	1B: 5 2B: 1 3B: 0 HR: 0		SF: 0 SAC: 0 DP: 1 HBP: 1				

TOP

Houston Astros @ Atlanta Braves

Turner Field, Atlanta, GA

Tue Apr 08 1997, 7:05 PM EDT

Att. 31,064 - Unknown - 53 F

livebaseballscorecards.com

AB	34
R	2
H	6
RBI	2
BB	2
SO	7
LOB	19

WP: 1 PB: 0 SB: 0 CS: 0 PA: 37

PITCHER		IP	WLS	BF	H	R	ER	SO	BB	IBB	HBP	BLK	WP	HR	S	P	ERA	WHIP
Tom Glavine, L ERA: 1.29	(1, 1)	7.0	W	28	4	0	0	4	2	0	0	0	0	0	68	112	0.00	0.857
Mike Bielecki, R ERA: 4.91	(8, 1)	1.0		6	2	2	2	1	0	0	1	0	1	0	19	33	18.00	2.000
Mark Wohlers, R ERA:	(9, 1)	1.0	S	3	0	0	0	2	0	0	0	0	0	0	7	9	0.00	0.000

PITCHER	IP	WLS	BF	H	R	ER	SO	BB	IBB	HBP	BLK	WP	HR	S	P	ERA	WHIP

Houston Astros @ Atlanta Braves

Turner Field, Atlanta, GA

Tue Apr 08 1997, 7:05 PM EDT

Att. 31,064 - Unknown - 53 F

BOTTOM

Batter	1	2	3	4	5	6	7	8	9	AB	R	H	RBI	BB	SO	LOB
Kenny Lofton, L (1, 8) OBP: 0.303, SLG: 0.290	K		10 CS G1-3 3-H: 1B		1B 2-H: 1B		10 2B 1-2: 1B	K		5	1	3	2	0	2	3
Mark Lemke, S (1, 4) OBP: 0.211, SLG: 0.278	K		G1-3 1-2		1-3: 1B		K			4	0	1	0	0	2	3
10 Chipper Jones, S (1, 5) OBP: 0.400, SLG: 0.577	G6-3		2-3: BB		F9		1-H 2-H: 2B			3	0	1	2	1	0	2
Fred McGriff, L (1, 3) OBP: 0.345, SLG: 0.464		G5-4-3 BB		G4-3		G4-3	K			3	0	0	0	1	1	1
Andruw Jones, R (1, 9) OBP: 0.200, SLG: 0.333		G5-4-3 1-2f		P5		K		P4		4	0	0	0	0	1	1
Javy Lopez, R (1, 2) OBP: 0.500, SLG: 0.667		1B		G5-3		BB		2B BB		2	0	1	0	2	0	0
Michael Tucker, L (1, 7) OBP: 0.348, SLG: 0.429		F7			G3-1	F9		K		4	0	0	0	0	1	3
Jeff Blauser, R (1, 6) OBP: 0.556, SLG: 0.875			SH5-4 1B: 2B		SH1-4 1B: 1B		1B 10 2B 1B	1-3: 2B		4	3	4	0	0	0	0
Tom Glavine, L (1, 1)			SH5-4 2-3		SH1-4 1-2		F7	BB		0	0	0	0	0	0	0
Ryan Klesko, L (7, PH) OBP: 0.190, SLG: 0.300										1	0	0	0	0	0	1
Mike Bielecki, R (8, 1)										0	0	0	0	0	0	0
Mike Mordecai, R (8, PH) OBP: 0.500, SLG: 0.333										0	0	0	0	1	0	0
Mark Wohlers, R (9, 1)										0	0	0	0	0	0	0
Inning Stats	R: 0 E: 0 K: 2 S: 9 H: 0 LOB: 0 BB: 0 P: 15	R: 0 E: 0 K: 0 S: 8 H: 1 LOB: 1 BB: 1 P: 14	R: 1 E: 0 K: 0 S: 7 H: 2 LOB: 1 BB: 1 P: 14	R: 0 E: 0 K: 0 S: 6 H: 0 LOB: 0 BB: 0 P: 10	R: 1 E: 0 K: 0 S: 12 H: 3 LOB: 2 BB: 0 P: 19	R: 0 E: 0 K: 1 S: 7 H: 0 LOB: 1 BB: 1 P: 15	R: 2 E: 0 K: 2 S: 22 H: 3 LOB: 1 BB: 0 P: 27	R: 0 E: 0 K: 2 S: 17 H: 1 LOB: 3 BB: 2 P: 29		1B: 7 2B: 3 3B: 0 HR: 0 SF: 0 SAC: 2 DP: 1 HBP: 0						

livebaseballscorecards.com

AB	30
R	4
H	10
RBI	4
BB	5
SO	7
LOB	14

WP: 0 PA: 37
PB: 0
SB: 0
CS: 1

PITCHER		IP	WLS	BF	H	R	ER	SO	BB	IBB	HBP	BLK	WP	HR	S	P	ERA	WHIP
Mike Hampton, L ERA: 2.77	(1, 1)	6.0	L	25	6	2	2	3	3	0	0	0	0	0	49	87	3.00	1.500
Russ Springer, R ERA: 4.5	(7, 1)	2.0		12	4	2	2	4	2	0	0	0	0	0	39	56	9.00	3.000

PITCHER	IP	WLS	BF	H	R	ER	SO	BB	IBB	HBP	BLK	WP	HR	S	P	ERA	WHIP

Batter	1	2	3	4	5	6	7	8	9	10	11	12	AB	R	H	RBI	BB	SO	LOB
Craig Biggio, R (1, 4) OBP: 0.447, SLG: 0.485	0-0 F9 ①		2-1 2B 1B		0-2 G6-3 ②		4-1 BB		0-2 L7 ②		4-2 BB		4	1	1	0	2	0	1
Bobby Abreu, L (1, 9) OBP: 0.280, SLG: 0.333	2-2 G4-3 ②		1-0 1-H 2B		1-0 G3 ③		1-0 F8 ①		4-0 BB		0-0 G1-3 ③		5	0	1	1	1	0	2
5 Jeff Bagwell, R (1, 3) OBP: 0.333, SLG: 0.300	2-1 1B		2-2 G5-3 ①			1-1 F7 ①	0-1 F8 ②		2-3 K ③			0-0 F9 ①	6	0	1	0	0	1	4
Derek Bell, R (1, 8) OBP: 0.281, SLG: 0.214	3-2 G4-3 ③		1-1 G5-3 ②			3-2 1B BB 2B 1B	0-0 F9 ③			1-1 F8 ①		2-2 F9 ②	6	1	1	0	0	0	3
Luis Gonzalez, L (1, 7) OBP: 0.367, SLG: 0.407 Jose Lima, R (12, 1) Tom Martin, L (12, 1)		1-0 F9 2B	1-1 P5 ③			4-1 1-2 1B 2B BB		2-2 F8 ①		4-1 S BB		3-1 F8 ③	4 0 0	1 0 0	1 0 0	0 0 0	2 0 0	0 0 0	1 0 0
Tony Eusebio, R (1, 2) OBP: 0.308, SLG: 0.250		3-2 F9 ① 2-3		0-0 L3 1B		2-2 2B 1-2 2-3 1B		1-3 K ②		2-3 K ②			5	0	2	0	0	2	2
Russ Johnson, R (1, 5) OBP: 0.222, SLG: 0.333 Billy Wagner, L (10, 1) Ray Montgomery, R (12, 7) OBP: 0.250, SLG: 0.250		2-0 G5-3 ②		0-0 ① ② L3 1-1		1-0 1-3 2-H 3-H 2B		2-3 K ③		3-2 F8 ③ 1-2			5 0 0	0 0 0	1 0 0	2 0 0	0 0 0	1 0 0	3 0 0
Tim Bogar, R (1, 6) Bill Spiers, L (9, PH) OBP: 0.438, SLG: 0.333 (9, 6) (10, 5)		4-2 BB		1-0 G6-3 ③		0-0 L6 ②			4-1 G4-3 BB		3-1 G4-3 ①		2 1	0 0	0 0	0 0	1 1	0 0	2 0
Darryl Kile, R (1, 1) Thomas Howard, S (9, PH) OBP: 0.625, SLG: 1.000 John Hudek, S (9, 1) Pat Listach, S (10, 6) OBP: 0.286, SLG: 0.280		0-3 K ③			2-1 F7 ①	2-2 G4-3 ③			3-1 1-2 G4-3 ①		1-2 G3 ②		3 1 0 1	0 0 0 0	0 0 0 0	0 0 0 0	1 0 0 0	4 1 0 0	
Inning Stats	R: 0 E: 0 K: 0 S: 9 H: 1 LOB: 1 BB: 0 P: 16	R: 0 E: 0 K: 1 S: 11 H: 1 LOB: 2 BB: 1 P: 21	R: 1 E: 0 K: 0 S: 11 H: 2 LOB: 1 BB: 0 P: 18	R: 0 E: 0 K: 0 S: 3 H: 1 LOB: 0 BB: 0 P: 4	R: 0 E: 0 K: 0 S: 6 H: 0 LOB: 0 BB: 0 P: 9	R: 2 E: 0 K: 0 S: 14 H: 3 LOB: 2 BB: 1 P: 27	R: 0 E: 0 K: 0 S: 5 H: 0 LOB: 1 BB: 1 P: 10	R: 0 E: 0 K: 2 S: 11 H: 0 LOB: 0 BB: 0 P: 16	R: 0 E: 0 K: 1 S: 12 H: 0 LOB: 2 BB: 2 P: 25	R: 0 E: 0 K: 1 S: 9 H: 0 LOB: 1 BB: 1 P: 19	R: 0 E: 0 K: 0 S: 9 H: 0 LOB: 1 BB: 1 P: 17	R: 0 E: 0 K: 0 S: 6 H: 0 LOB: 0 BB: 0 P: 11	1B: 5 2B: 4 3B: 0 HR: 0	SF: 0 SAC: 0 DP: 1 HBP: 0		WP: 0 PB: 0 SB: 1 CS: 0		PA: 50	

PITCHER		IP	WLS	BF	H	R	ER	SO	BB	IBB	HBP	BLK	WP	HR	S	P	ERA	WHIP
Denny Neagle, L ERA: 3.97	(1, 1)	5.1		25	8	3	3	1	2	0	0	0	0	0	50	89	5.06	1.875
Brad Clontz, R ERA: 2.08	(6, 1)	1.2		6	0	0	0	0	1	0	0	0	0	0	9	16	0.00	0.600
Mike Bielecki, R ERA: 3.86	(8, 1)	1.0		3	0	0	0	2	0	0	0	0	0	0	11	16	0.00	0.000
Paul Byrd, R ERA:	(9, 1)	3.0		13	0	0	0	2	4	0	0	0	0	0	30	61	0.00	1.333
Alan Embree, L ERA: 3.38	(12, 1)	1.0	W	3	0	0	0	0	0	0	0	0	0	0	6	11	0.00	0.000

PITCHER	IP	WLS	BF	H	R	ER	SO	BB	IBB	HBP	BLK	WP	HR	S	P	ERA	WHIP

TOP

Houston Astros @ Atlanta Braves

Turner Field, Atlanta, GA

Wed Apr 09 1997, 7:05 PM EDT

Att. 33,986 - Unknown - 59 F

livebaseballscorecards.com

AB	43
R	3
H	8
RBI	3
BB	7
SO	5
LOB	23

Batter	1	2	3	4	5	6	7	8	9	10	11	12	AB	R	H	RBI	BB	SO	LOB
Kenny Lofton, L (1, 8) OBP: 0.308, SLG: 0.278	G6-3		G6-3			1B		G4-3	FC4-6			IBB	5	1	1	0	1	0	2
Michael Tucker, L (1, 9) (9, 7) OBP: 0.345, SLG: 0.385	G4-3			BB		1B		P4		G3		F8	5	1	1	0	1	0	2
10 Chipper Jones, S (1, 5) OBP: 0.444, SLG: 0.600	BB			FC4-6		2B		E 1B S		K		BB	4	0	2	2	2	1	1
Fred McGriff, L (1, 3) OBP: 0.343, SLG: 0.424	F7			1B		K		E5		K		BB	5	1	1	1	1	2	3
Ryan Klesko, L (1, 7) OBP: 0.240, SLG: 0.304		F8		1B		G6-4-3 BB		L7			F9		3	0	1	1	1	0	2
Paul Byrd, R (9, 1)													0	0	0	0	0	0	0
Mike Mordecai, R (11, PH) OBP: 0.400, SLG: 0.250													1	0	0	0	0	0	0
Eddie Pérez, R (12, 2) OBP: 0.167, SLG: 0.167													0	0	0	0	0	0	0
Javy Lopez, R (1, 2) OBP: 0.444, SLG: 0.565		L7		F2		G6-4-3			G6-3		CS 1B		5	0	1	0	0	0	3
Rafael Belliard, R (11, PR)													0	0	0	0	0	0	0
Alan Embree, L (12, 1)													0	0	0	0	0	0	0
Mark Lemke, S (1, 4) OBP: 0.217, SLG: 0.238	F7				L4		G1-3		S BB		K		3	0	0	0	1	0	0
Tony Graffanino, R (9, PR) (10, 4) OBP: 0.375, SLG: 0.286													1	0	0	0	0	1	1
Jeff Blauser, R (1, 6) OBP: 0.500, SLG: 0.759			F7		F8		F7		K			10 BB SH3-4 BB 1B	5	1	1	0	0	1	1
Denny Neagle, L (1, 1)													2	0	0	0	0	0	0
Brad Clontz, R (6, 1)													0	0	0	0	0	0	0
Keith Lockhart, L (7, PH) OBP: 0.333, SLG: 0.250													1	0	0	0	0	0	0
Mike Bielecki, R (8, 1)													0	0	0	0	0	0	0
Andruw Jones, R (9, 9) OBP: 0.250, SLG: 0.333			G4-3		G1-3		G4-3		FC4-6 BB			SH3-4	0	0	0	0	1	0	0

Inning Stats	1	2	3	4	5	6	7	8	9	10	11	12
	R: 0 H: 0 E: 0 LOB: 1 K: 0 BB: 1 S: 6 P: 13	R: 0 H: 0 E: 0 LOB: 0 K: 0 BB: 0 S: 5 P: 9	R: 0 H: 0 E: 0 LOB: 0 K: 0 BB: 0 S: 5 P: 6	R: 1 H: 2 E: 0 LOB: 1 K: 0 BB: 1 S: 14 P: 24	R: 0 H: 0 E: 0 LOB: 0 K: 0 BB: 0 S: 6 P: 8	R: 2 H: 3 E: 0 LOB: 1 K: 1 BB: 1 S: 13 P: 22	R: 0 H: 0 E: 0 LOB: 0 K: 0 BB: 0 S: 8 P: 16	R: 0 H: 1 E: 1 LOB: 2 K: 0 BB: 0 S: 7 P: 17	R: 0 H: 0 E: 0 LOB: 2 K: 1 BB: 2 S: 8 P: 21	R: 0 H: 0 E: 0 LOB: 0 K: 2 BB: 0 S: 9 P: 10	R: 0 H: 1 E: 0 LOB: 1 K: 1 BB: 0 S: 8 P: 14	R: 1 H: 1 E: 0 LOB: 3 K: 0 BB: 3 S: 9 P: 26

PITCHER		IP	WLS	BF	H	R	ER	SO	BB	IBB	HBP	BLK	WP	HR	S	P	ERA	WHIP
Darryl Kile, R ERA: 3.38	(1, 1)	8.0		32	6	3	3	1	3	0	0	0	1	0	64	115	3.38	1.125
John Hudek, R ERA: 3.0	(9, 1)	1.0		5	0	0	0	1	2	0	0	0	0	0	8	21	0.00	2.000
Billy Wagner, L ERA:	(10, 1)	2.0		6	1	0	0	3	0	0	0	0	0	0	17	24	0.00	0.500
Jose Lima, R ERA: 4.5	(12, 1)	0.2	L	5	1	1	1	0	1	1	0	0	0	0	9	22	13.50	3.000
Tom Martin, L ERA:	(12, 1)	0.0		1	0	0	0	0	1	0	0	0	0	0	0	4	∞	∞

PITCHER	IP	WLS	BF	H	R	ER	SO	BB	IBB	HBP	BLK	WP	HR	S	P	ERA	WHIP

BOTTOM

Houston Astros @ Atlanta Braves

Turner Field, Atlanta, GA

Wed Apr 09 1997, 7:05 PM EDT

Att. 33,986 - Unknown - 59 F

livebaseballscorecards.com

AB	40
R	4
H	8
RBI	4
BB	8
SO	5
LOB	15

1B: 7	SF: 0	WP: 2	PA: 49
2B: 2	SAC: 1	PB: 0	
3B: 0	DP: 2	SB: 2	
HR: 0	HBP: 0	CS: 1	

Batter	1	2	3	4	5	6	7	8	9	AB	R	H	RBI	BB	SO	LOB
Craig Biggio, R (1, 4) OBP: 0.395, SLG: 0.421	B C F X 1-2 P4		C C S 0-3 K		B C X 1-1 G4-3		S S X 0-2 G3		F X 0-1 F9	5	0	0	0	0	1	1
Brad Ausmus, R (1, 2) OBP: 0.391, SLG: 0.300	C F X 0-2 G4-3		F B B S F X 2-2 5 2B 1B		B C S S 1-3 K		C F B B B F B 4-2 5 E 5 S 5 3B BB		1 SAFE C C B B X 2-2 G6-4-3 1-2f	4	1	1	0	1	1	1
5 Jeff Bagwell, R (1, 3) OBP: 0.405, SLG: 0.545	C F B F F B F F F 4-2 F B B CS BB		1 SAFE X 0-0 1-3 2B		C B S B B B X 3-2 HR		B B F 1 SAFE C X 2-2 1-H WP 3B			3	2	3	2	1	0	0
Luis Gonzalez, L (1, 7) OBP: 0.353, SLG: 0.367	C B F F F 1 SAFE 1-2 CS 1-2	B B S F X 2-2 G6-3	F B X 1-1 G5-3		C B B F X 2-2 G3-1		C C B B B F B 4-2 FC6 3-H BB			3	0	0	0	1	0	2
Derek Bell, R (1, 8) OBP: 0.250, SLG: 0.188		B X 1-0 F8	B C F F X 1-2 G6-3			S X 0-1 F9	S B B 1 SAFE S F X 2-2 FC6 1-2f			4	0	0	0	0	0	3
Bobby Abreu, L (1, 9) OBP: 0.345, SLG: 0.346		B B B C F F B 4-2 S HR BB		F F B X 1-2 CS G4-3 1B		B F F S 1-3 K		B F B B C F B 4-2 L1-3 BB		2	1	1	0	2	1	0
Bill Spiers, L (1, 5) OBP: 0.450, SLG: 0.533		C B 1 SAFE B B X 3-1 1-H HR		B 1 SAFE B C F 1 SAFE X 2-2 G4-3 1-2		B C B C F B B 4-2 BB		1 SAFE 1 SAFE C X 0-1 L1-3 1-2		3	1	1	2	1	0	2
Pat Listach, S (1, 6) OBP: 0.313, SLG: 0.286		X 0-0 1B		B B 2 SAFE B C F B 4-2 2-3 BB		1 SAFE X 0-0 F8		B C B S F F S 2-3 K		3	0	1	0	1	1	1
Chris Holt, R (1, 1) Ramon Garcia, R (8, 1) Ray Montgomery, R (9, PH) OBP: 0.400, SLG: 0.400 John Hudek, S (9, 1)		S F B S 1-3 K		S S 1 SAFE S 0-3 K			S S S 0-3 K		X 0-0 G6-4-3 1B	3 0 1 0	0 0 0 0	0 0 1 0	0 0 0 0	0 0 0 0	3 0 0 0	2 0 0 0

Inning Stats									
	R: 0 E: 0 K: 0 S: 18	H: 0 LOB: 0 BB: 1 P: 24	R: 2 E: 0 K: 1 S: 13	H: 2 LOB: 1 BB: 1 P: 24	R: 0 E: 0 K: 1 S: 14	H: 2 LOB: 2 BB: 0 P: 18	R: 0 E: 0 K: 1 S: 11	H: 1 LOB: 1 BB: 1 P: 18	R: 1 E: 0 K: 1 S: 11	H: 1 LOB: 0 BB: 0 P: 18
	R: 0 E: 0 K: 1 S: 9	H: 0 LOB: 1 BB: 1 P: 14	R: 2 E: 0 K: 1 S: 19	H: 1 LOB: 1 BB: 2 P: 31	R: 0 E: 0 K: 1 S: 10	H: 0 LOB: 0 BB: 1 P: 16	R: 0 E: 0 K: 0 S: 6	H: 1 LOB: 0 BB: 0 P: 8		

1B: 4	SF: 0	WP: 1	PA: 39
2B: 2	SAC: 0	PB: 0	
3B: 1	DP: 2	SB: 2	
HR: 2	HBP: 0	CS: 2	

PITCHER		IP	WLS	BF	H	R	ER	SO	BB	IBB	HBP	BLK	WP	HR	S	P	ERA	WHIP
29 John Smoltz, R ERA: 3.32	(1, 1)	6.0	L	26	6	3	3	5	4	0	0	0	0	2	76	116	4.50	1.667
Brad Clontz, R ERA: 5.4	(7, 1)	0.2		4	1	2	2	1	1	0	0	0	0	0	12	18	27.00	3.000
Alan Embree, L ERA: 3.0	(7, 1)	0.1		2	0	0	0	0	1	0	0	0	1	0	7	13	0.00	3.000
Joe Borowski, R ERA:	(8, 1)	1.0		3	0	0	0	1	1	0	0	0	0	0	10	16	0.00	1.000
Paul Byrd, R ERA:	(9, 1)	1.0		3	1	0	0	0	0	0	0	0	0	0	6	8	0.00	1.000

PITCHER	IP	WLS	BF	H	R	ER	SO	BB	IBB	HBP	BLK	WP	HR	S	P	ERA	WHIP

TOP

Houston Astros @ Atlanta Braves

Turner Field, Atlanta, GA

Thu Apr 10 1997, 7:05 PM EDT

Att. 33,637 - Unknown - 64 F

livebaseballscorecards.com

AB	31
R	5
H	8
RBI	4
BB	7
SO	7
LOB	12

Houston Astros @ Atlanta Braves

Turner Field, Atlanta, GA

Thu Apr 10 1997, 7:05 PM EDT

Att. 33,637 - Unknown - 64 F

BOTTOM

Batter	1	2	3	4	5	6	7	8	9	AB	R	H	RBI	BB	SO	LOB
Kenny Lofton, L (1, 8) OBP: 0.341, SLG: 0.317	X 0-0 CS 1B		B C B X 2-1 10 1B FC5-2 1B		C C X 0-2 ① F8		C B F X 1-2 ② G6-3		C F X 0-2 1B	5	0	3	0	0	0	0
Michael Tucker, L (1, 9) OBP: 0.382, SLG: 0.419	F B B F B X 3-2 ①② G4-3 1-2		P X 1-0 FC5-2 10 1B 1B 1-2 1B		F B B X 2-1 10 G4-6-3 1B		B C C X 1-2 10 2B 1B		B C X 1-1 ③ G3	5	2	3	0	0	0	2
10 Chipper Jones, S (1, 5) OBP: 0.450, SLG: 0.618	C C B X 1-2 ③ G4-3		B X 1-0 FC5-2 1B 1-2 2-3 1B		X 0-0 ②③ G4-6-3 1-2f		F F F 1 B X SAFE 1-2 1-H 2B			4	0	2	1	0	0	1
Fred McGriff, L (1, 3) OBP: 0.359, SLG: 0.514		C F B B F X 2-2 HR	X 0-0 ① FC5-2 1B 1-2 2-3 3-Hf			B F B C B X 3-2 1B 1B	C B B X 2-1 ③ G5-3			4	1	2	1	0	0	4
Ryan Klesko, L (1, 7) OBP: 0.241, SLG: 0.296		B C X 1-1 ① G6-3	B F X 1-1 ② 1-2 2-H 3-H 1B			B B F 1 SAFE F B F F F 3-2 X ① F8		B B X 2-0 ① G3-1		4	0	1	1	0	0	1
Javy Lopez, R (1, 2) OBP: 0.452, SLG: 0.556		B X 1-0 1B 1B	B S C S 1-3 ③ K			F T F B 1 SAFE X 1-2 1-2 1B		S S B B B C 3-3 ② K		4	0	2	0	0	2	2
Mark Lemke, S (1, 4) OBP: 0.231, SLG: 0.250	X 0-0 29 FC6-4 1-3 1B		C B B X 2-1 ① G3-1			B C F F X 1-2 ② F8		C B S B B F X 3-2 ③ G6-3		3	0	1	0	0	0	2
Alan Embree, L (7, 1)										0	0	0	0	0	0	0
Joe Borowski, R (8, 1)										0	0	0	0	0	0	0
Mike Mordecai, R (8, PH) OBP: 0.333, SLG: 0.200										1	0	0	0	0	0	0
Paul Byrd, R (9, 1)										0	0	0	0	0	0	0
Jeff Blauser, R (1, 6) OBP: 0.444, SLG: 0.667		C F B B S 1-3 ② K				C C C 0-3 ③ K			B C B B X 3-1 ① F8	4	0	0	0	0	2	4
29 John Smoltz, R (1, 1) OBP: 0.286, SLG: 0.167		X 0-0 ③ FC6-4 1-2f			C C B X 1-2 ③ F9		X 0-0 ① F8		C B B B C S 3-3 ② K	2	0	0	0	0	0	2
Brad Clontz, R (7, 1)										0	0	0	0	0	0	0
Keith Lockhart, L (7, 4) OBP: 0.250, SLG: 0.167										2	0	0	0	0	1	0
Inning Stats	R: 0 E: 0 K: 0 S: 7 H: 1 LOB: 0 BB: 0 P: 11	R: 1 E: 0 K: 1 S: 13 H: 3 LOB: 2 BB: 0 P: 18	R: 1 E: 0 K: 1 S: 11 H: 4 LOB: 2 BB: 0 P: 16	R: 0 E: 0 K: 0 S: 7 H: 0 LOB: 0 BB: 0 P: 12	R: 0 E: 0 K: 0 S: 6 H: 1 LOB: 0 BB: 0 P: 8	R: 0 E: 0 K: 1 S: 20 H: 2 LOB: 2 BB: 0 P: 28	R: 1 E: 0 K: 0 S: 13 H: 2 LOB: 1 BB: 0 P: 18	R: 0 E: 0 K: 1 S: 8 H: 0 LOB: 0 BB: 0 P: 16	R: 0 E: 0 K: 1 S: 11 H: 1 LOB: 1 BB: 0 P: 18	1B: 12 2B: 1 3B: 0 HR: 1	SF: 0 SAC: 0 DP: 1 HBP: 0						

livebaseballscorecards.com

AB	38
R	3
H	14
RBI	3
BB	0
SO	5
LOB	18

WP: 0 PB: 0 SB: 0 CS: 1 PA: 38

PITCHER		IP	WLS	BF	H	R	ER	SO	BB	IBB	HBP	BLK	WP	HR	S	P	ERA	WHIP
Chris Holt, R ERA: 3.38	(1, 1)	7.0	W	31	13	3	3	3	0	0	0	0	0	1	77	111	3.86	1.857
Ramon Garcia, R ERA:	(8, 1)	1.0		3	0	0	0	1	0	0	0	0	0	0	8	16	0.00	0.000
John Hudek, R ERA: 2.25	(9, 1)	1.0	S	4	1	0	0	1	0	0	0	0	0	0	11	18	0.00	1.000

PITCHER	IP	WLS	BF	H	R	ER	SO	BB	IBB	HBP	BLK	WP	HR	S	P	ERA	WHIP

Batter	1	2	3	4	5	6	7	8	9	AB	R	H	RBI	BB	SO	LOB
Craig Biggio, R (1, 4) OBP: 0.383, SLG: 0.400	C B B B B 4-1 5 G6-3 BB		L X 0-1 ① F9	T X 0-1 ② SF8 2-3 3-H			C X 0-1 ① P6			2	0	0	1	1	0	1
James Mouton, R (1, 9) OBP: 0.222, SLG: 0.412	C B S C 1-3 ① K		B X 1-0 ② G5-3	B C B X 2-1 ③ FC6-4 1-2f			T F B B F F B C 3-3 ② K			4	0	0	0	0	2	4
5 Jeff Bagwell, R (1, 3) OBP: 0.390, SLG: 0.500	C 1 F B B X SAFE 2-2 ② G6-3 1-2		B B B B 4-0 BB		B C X 1-1 ① L1		B B B X 3-0 ③ F7			3	0	0	0	1	0	1
Derek Bell, R (1, 8) OBP: 0.225, SLG: 0.167	S B C B S 2-3 ③ K2-3		B B C S B F X 3-2 ③ G6-3		C B C X 1-2 ② G5-3			B X 1-0 ① L4		4	0	0	0	0	1	3
Luis Gonzalez, L (1, 7) OBP: 0.421, SLG: 0.441		B C C F X 1-2 G6-3 G5-3 1B		F B T F B X 2-2 1B 1B	C X 0-1 1B			B B X 2-0 G3-6 1B		4	1	4	0	0	0	0
Russ Johnson, R (1, 5) OBP: 0.231, SLG: 0.308		B S S S 1 X SAFE 1-2 ① G5-3 1-2		X 0-0 1B 1B SF8 1-2 1B	B F B X 2-1 ③ P3			B F S B F X 2-2 ②③ G3-6 1-2f		4	1	1	0	0	0	3
Tim Bogar, R (1, 6) OBP: 0.250, SLG: 0.100 Pat Listach, S (9, PH) OBP: 0.303, SLG: 0.276		B X 1-0 ② G6-3 2-3		X 0-0 SF8 1B 1-2 2-H 1B		F X 0-1 ① G6-3			B B B C F C 3-3 ① K	3 1	0 0	1 0	1 0	0 0	0 1	1 0
Brad Ausmus, R (1, 2) OBP: 0.385, SLG: 0.304 Bill Spiers, L (9, PH) OBP: 0.429, SLG: 0.500		S C X 0-2 ③ G6-3		C B B C B F X 3-2 FC6-4 1-2 2-3 1B		X 0-0 ② F8			B F S F F S 1-3 ② K	3 1	0 0	1 0	0 0	0 0	0 1	1 0
Shane Reynolds, R (1, 1) OBP: 0.167, SLG: 0.333 Thomas Howard, S (9, PH) OBP: 0.556, SLG: 0.875			X 0-0 2B	B S S B F S 2-3 ① K		X 0-0 ③ F9			B C F C 1-3 ③ K	3 1	0 0	1 0	0 0	0 0	1 1	3 0
Inning Stats	R: 0 H: 0 E: 0 LOB: 1 K: 2 BB: 1 S: 10 P: 19	R: 0 H: 1 E: 0 LOB: 1 K: 0 BB: 0 S: 11 P: 14	R: 0 H: 1 E: 0 LOB: 2 K: 0 BB: 1 S: 8 P: 16	R: 2 H: 4 E: 0 LOB: 2 K: 1 BB: 0 S: 18 P: 27	R: 0 H: 1 E: 0 LOB: 1 K: 0 BB: 0 S: 9 P: 13	R: 0 H: 0 E: 0 LOB: 0 K: 0 BB: 0 S: 4 P: 4	R: 0 H: 0 E: 0 LOB: 0 K: 1 BB: 0 S: 8 P: 14	R: 0 H: 1 E: 0 LOB: 0 K: 0 BB: 0 S: 6 P: 11	R: 0 H: 0 E: 0 LOB: 0 K: 3 BB: 0 S: 11 P: 16	1B: 7 2B: 1 3B: 0 HR: 0	SF: 1 SAC: 0 DP: 1 HBP: 0					

PITCHER		IP	WLS	BF	H	R	ER	SO	BB	IBB	HBP	BLK	WP	HR	S	P	ERA	WHIP
Donovan Osborne, L ERA: 4.15	(1, 1)	7.0		30	7	2	2	4	2	0	0	0	0	0	68	107	2.57	1.286
Rich Batchelor, R ERA: 3.18	(8, 1)	1.0	W	3	1	0	0	0	0	0	0	0	0	0	6	11	0.00	1.000
Dennis Eckersley, R ERA:	(9, 1)	1.0	S	3	0	0	0	3	0	0	0	0	0	0	11	16	0.00	0.000

PITCHER	IP	WLS	BF	H	R	ER	SO	BB	IBB	HBP	BLK	WP	HR	S	P	ERA	WHIP

TOP

Houston Astros @ St. Louis Cardinals

Busch Stadium, St. Louis, MO

Fri Apr 11 1997, 7:05 PM CDT
Att. 23,744 - Unknown - 59 F

livebaseballscorecards.com

AB	33
R	2
H	8
RBI	2
BB	2
SO	7
LOB	17

WP: 0	PA: 36		
PB: 0			
SB: 0			
CS: 0			

BOTTOM

Houston Astros @ St. Louis Cardinals

Busch Stadium, St. Louis, MO

Fri Apr 11 1997, 7:05 PM CDT

Att. 23,744 - Unknown - 59 F

livebaseballscorecards.com

Batter	1	2	3	4	5	6	7	8	9	AB	R	H	RBI	BB	SO	LOB
Royce Clayton, R (1, 6) OBP: 0.212, SLG: 0.394	HR		2B		G1-3			G6-3		4	2	2	1	0	0	0
Mark Sweeney, L (1, 9) OBP: 0.444, SLG: 0.286	K CS		G3 2-3		G4-3			FC3-6 BB		3	0	0	0	1	1	1
Dmitri Young, S (1, 3) OBP: 0.440, SLG: 0.619	1-2 BB		G4-3 3-H 1B		G3			FC3-6 1-2f HR		3	1	1	1	1	0	1
Ron Gant, R (1, 7) OBP: 0.206, SLG: 0.394	K		G4-3 1-2			G6-4-3 1B		1-H HR		4	1	2	2	0	1	2
John Mabry, L (1, 8) OBP: 0.296, SLG: 0.250	G4-3		G4-3			SAFE K		BB		3	0	0	0	1	1	3
Gary Gaetti, R (1, 5) OBP: 0.143, SLG: 0.111		G6-3		G5-3		G6-4-3 1-2f		K		4	0	0	0	0	1	2
Tom Lampkin, L (1, 2) OBP: 0.227, SLG: 0.190		K		1B			G3-1			3	0	1	0	0	1	0
Roberto Mejia, R (1, 4) OBP: 0.067, SLG: 0.143		E1		K			P4			0	0	0	0	0	0	0
David Bell, R (2, 4)										3	0	0	0	0	1	1
Donovan Osborne, S (1, 1)		K		K			G1-3			2	0	0	0	0	2	2
Delino DeShields, L (7, PH) OBP: 0.286, SLG: 0.500										1	0	0	0	0	0	0
Rich Batchelor, R (8, 1)										0	0	0	0	0	0	0
Dennis Eckersley, R (9, 1)										0	0	0	0	0	0	0

	AB	30
	R	4
	H	6
	RBI	4
	BB	3
	SO	8
	LOB	12

Inning Stats	1	2	3	4	5	6	7	8	9
	R: 1 H: 1 E: 0 LOB: 1 K: 2 BB: 1 S: 10 P: 17	R: 0 H: 0 E: 1 LOB: 1 K: 2 BB: 0 S: 9 P: 14	R: 1 H: 2 E: 0 LOB: 1 K: 0 BB: 0 S: 11 P: 12	R: 0 H: 1 E: 0 LOB: 1 K: 2 BB: 0 S: 13 P: 20	R: 0 H: 0 E: 0 LOB: 0 K: 0 BB: 0 S: 4 P: 5	R: 0 H: 1 E: 0 LOB: 0 K: 1 BB: 0 S: 9 P: 14	R: 0 H: 0 E: 0 LOB: 0 K: 0 BB: 0 S: 9 P: 13	R: 2 H: 1 E: 0 LOB: 1 K: 1 BB: 2 S: 9 P: 20	

	1B: 3	SF: 0	WP: 1	PA: 33
	2B: 1	SAC: 0	PB: 0	
	3B: 0	DP: 1	SB: 0	
	HR: 2	HBP: 0	CS: 1	

PITCHER	IP	WLS	BF	H	R	ER	SO	BB	IBB	HBP	BLK	WP	HR	S	P	ERA	WHIP
Shane Reynolds, R (1, 1) ERA: 2.82	8.0	L	33	6	4	4	8	3	0	0	0	1	2	74	115	4.50	1.125

PITCHER	IP	WLS	BF	H	R	ER	SO	BB	IBB	HBP	BLK	WP	HR	S	P	ERA	WHIP

Houston Astros @ St. Louis Cardinals

Busch Stadium, St. Louis, MO

Sat Apr 12 1997, 3:33 AM CDT

Att. 28,235 - Overcast - 43 F

TOP

livebaseballscorecards.com

Batter	1	2	3	4	5	6	7	8	9	AB	R	H	RBI	BB	SO	LOB
Pat Listach, S (1, 6) OBP: 0.289, SLG: 0.250	G6-3	F8			F8	SF7 3-H		S CS 1-2 BB		3	0	0	1	1	0	0
Bill Spiers, L (1, 4) OBP: 0.440, SLG: 0.474	5 HBP 2B BB	F7			S 1B	G3		1-3 2-3 BB		3	1	1	0	1	0	0
Tom Martin, L (6, 1)										0	0	0	0	0	0	0
Ray Montgomery, R (8, PH) OBP: 0.500, SLG: 0.400										0	0	0	0	1	0	0
Billy Wagner, L (8, 1)										0	0	0	0	0	0	0
5 Jeff Bagwell, R (1, 3) OBP: 0.391, SLG: 0.550	2B BB 1-2 HBP		HR		K		G6-3	P2		4	2	1	1	0	1	3
Luis Gonzalez, L (1, 7) OBP: 0.390, SLG: 0.405	K		K		G5-3 1-2		K		F7	3	0	0	0	0	2	3
Jose Lima, R (6, 1)										0	0	0	0	0	0	0
Craig Biggio, R (6, 4) OBP: 0.367, SLG: 0.381										2	0	0	0	0	1	0
Derek Bell, R (1, 8) OBP: 0.267, SLG: 0.205	BB 1-3 2-H 2B		G6-3			G1-3 3B BB	BB		F9	3	1	1	1	2	0	0
Thomas Howard, S (1, 9) OBP: 0.571, SLG: 0.727	BB BB		F8			1 SAFE 1-2 G1-3 3B 1B	1-2 BB		G4-3	3	1	1	0	2	0	0
(6, 7)																
Tony Eusebio, R (1, 2) OBP: 0.294, SLG: 0.200	1-2 2-3 3-H BB			K		G1-3 1-2 2-3	P3			3	0	0	1	1	1	4
Russ Johnson, R (1, 5) OBP: 0.294, SLG: 0.313	P4			F8		3B BB		CS BB 1B		3	1	1	0	1	0	3
Ramon Garcia, R (1, 1)										2	0	0	0	0	1	0
Bobby Abreu, L (6, PH) OBP: 0.355, SLG: 0.429		K		P4		1-H 2-H 3-H SF7 3B		K		2	1	1	3	0	1	1
(6, 9)																

	AB	31
	R	7
	H	6
	RBI	7
	BB	9
	SO	7
	LOB	14

Inning Stats	1	2	3	4	5	6	7	8	9
	R: 2 E: 0 K: 1 S: 16	R: 0 E: 0 K: 1 S: 8	R: 1 E: 0 K: 1 S: 12	R: 0 E: 0 K: 1 S: 13	R: 0 E: 0 K: 1 S: 8	R: 4 E: 0 K: 0 S: 15	R: 0 E: 0 K: 1 S: 12	R: 0 E: 0 K: 1 S: 13	R: 0 E: 0 K: 0 S: 5
	H: 1 LOB: 3 BB: 3 P: 34	H: 0 LOB: 0 BB: 0 P: 12	H: 1 LOB: 0 BB: 0 P: 19	H: 0 LOB: 0 BB: 0 P: 19	H: 1 LOB: 1 BB: 0 P: 13	H: 2 LOB: 0 BB: 2 P: 30	H: 0 LOB: 2 BB: 2 P: 27	H: 1 LOB: 2 BB: 2 P: 24	H: 0 LOB: 0 BB: 0 P: 8

	1B: 3	SF: 1
	2B: 1	SAC: 0
	3B: 1	DP: 0
	HR: 1	HBP: 1

	WP: 0	PA: 42
	PB: 0	
	SB: 2	
	CS: 2	

PITCHER		IP	WLS	BF	H	R	ER	SO	BB	IBB	HBP	BLK	WP	HR	S	P	ERA	WHIP
Todd Stottlemyre, R ERA: 4.26	(1, 1)	5.1	L	27	5	7	7	5	5	0	1	0	0	1	67	119	11.81	1.875
John Frascatore, R ERA: 1.69	(6, 1)	0.2		2	0	0	0	0	0	0	0	0	0	0	5	8	0.00	0.000
T.J. Mathews, R ERA:	(7, 1)	1.0		6	1	0	0	1	2	0	0	0	0	0	15	31	0.00	3.000
Tony Fossas, L ERA: 4.5	(8, 1)	0.1		2	0	0	0	1	1	0	0	0	0	0	4	8	0.00	3.000
Eric Ludwick, R ERA: 3.38	(8, 1)	1.2		5	0	0	0	0	1	0	0	0	0	0	11	20	0.00	0.600

PITCHER	IP	WLS	BF	H	R	ER	SO	BB	IBB	HBP	BLK	WP	HR	S	P	ERA	WHIP

Batter	1	2	3	4	5	6	7	8	9	AB	R	H	RBI	BB	SO	LOB
Royce Clayton, R (1, 6) OBP: 0.237, SLG: 0.421	0-0 BB SH5-3 1B	0-1 G4-3 2-3		2-3 K		1-1 1-H 2-H 3-H 2B		2-3 K		5	0	2	3	0	2	5
Mark Sweeney, L (1, 9) OBP: 0.308, SLG: 0.182	0-1 SH5-3 1-2	1-0 F8			1-0 G1-3	2-0 L8			2-2 G4-3	4	0	0	0	0	0	2
Dmitri Young, S (1, 3) OBP: 0.400, SLG: 0.520	4-1 BB		2-3 K		0-0 G6-3		0-3 K		2-3 K	4	0	0	0	1	3	0
Ron Gant, R (1, 7) OBP: 0.231, SLG: 0.361	4-1 G6-4-3 1-2 2-3 BB		2-1 P6		2-2 G6-3		2-2 G1-3		4-1 BB	3	0	0	0	2	0	0
John Mabry, L (1, 8) OBP: 0.258, SLG: 0.214 Eric Ludwick, R (8, 1) Mike DiFelice, R (9, PH)	0-2 G6-4-3 1-2f		0-1 G5-3			1-1 F9	0-0 G3		2-3 K	4 0 1	0 0 0	0 0 0	0 0 0	0 0 1	0 0 1	3 0 1
Gary Gaetti, R (1, 5) OBP: 0.250, SLG: 0.233		0-0 2B		3-2 G6-4-3 HBP		2-1 BB 1B 2B		3-1 BB		3	2	3	0	0	0	0
Tom Lampkin, L (1, 2) OBP: 0.280, SLG: 0.292 David Bell, R (8, PH) (9, 4)	2-1 WP G4-3 2-H 2B			1-1 G6-4-3 1-2f		1-2 BB 2B 1-2 1B		2-0 P2		3 1	2 0	2 0	1 0	0 0	0 0	1 1
Steve Scarsone, R (1, 4) OBP: 0.500, SLG: 0.333 (9, 8)	4-2 G4-3 G4-3 2-3 BB			1-2 BB 1B		0-0 F9		0-3 K		3	0	1	0	1	1	3
Todd Stottlemyre, L (1, 1) OBP: 0.429, SLG: 0.200 John Frascatore, R (6, 1) Willie McGee, S (6, PH) OBP: 0.583, SLG: 0.875 T.J. Mathews, R (7, 1) Tony Fossas, L (8, 1) Danny Sheaffer, R (8, 8) (9, 2)	2-2 G4-3 1-2 3-H 1 SAFE			4-0 1-2 BB		4-1 1-2 2-3 2B BB		4-2 1-2 BB		1 0 0 0 0 0	0 0 1 0 0 0	0 0 0 0 0 0	1 0 0 0 0 1	1 0 1 0 0 0	0 0 0 0 0 0	1 0 0 0 0 0
Inning Stats	R: 0 E: 0 K: 0 S: 8 H: 1 LOB: 2 BB: 2 P: 16	R: 2 E: 0 K: 0 S: 14 H: 2 LOB: 1 BB: 1 P: 22	R: 0 E: 0 K: 1 S: 8 H: 0 LOB: 0 BB: 0 P: 12	R: 0 E: 0 K: 1 S: 10 H: 1 LOB: 2 BB: 1 P: 21	R: 0 E: 0 K: 0 S: 6 H: 0 LOB: 0 BB: 0 P: 9	R: 3 E: 0 K: 0 S: 12 H: 3 LOB: 1 BB: 1 P: 23	R: 0 E: 0 K: 1 S: 8 H: 0 LOB: 0 BB: 0 P: 10	R: 0 E: 0 K: 2 S: 13 H: 1 LOB: 2 BB: 1 P: 24	R: 0 E: 0 K: 2 S: 10 H: 0 LOB: 1 BB: 1 P: 20	1B: 5 2B: 3 3B: 0 HR: 0	SF: 0 SAC: 1 DP: 2 HBP: 1					

PITCHER		IP	WLS	BF	H	R	ER	SO	BB	IBB	HBP	BLK	WP	HR	S	P	ERA	WHIP
Ramon Garcia, R ERA: 1.8	(1, 1)	5.0	W	22	4	2	2	2	4	0	1	0	1	0	46	80	3.60	1.600
Jose Lima, R ERA: 13.5	(6, 1)	0.2		6	3	3	3	0	1	0	0	0	0	0	11	20	40.50	6.000
Tom Martin, L ERA:	(6, 1)	1.1		4	0	0	0	1	0	0	0	0	0	0	9	13	0.00	0.000
Billy Wagner, L ERA:	(8, 1)	2.0	S	9	1	0	0	4	2	0	0	0	0	0	23	44	0.00	1.500

PITCHER	IP	WLS	BF	H	R	ER	SO	BB	IBB	HBP	BLK	WP	HR	S	P	ERA	WHIP

BOTTOM

Houston Astros @ St. Louis Cardinals

Busch Stadium, St. Louis, MO

Sat Apr 12 1997, 3:33 AM CDT
Att. 28,235 - Overcast - 43 F

livebaseballscorecards.com

AB	32
R	5
H	8
RBI	5
BB	7
SO	7
LOB	17

WP: 1 PA: 41
PB: 0
SB: 0
CS: 0

Batter	1	2	3	4	5	6	7	8	9	AB	R	H	RBI	BB	SO	LOB
Craig Biggio, R (1, 4) OBP: 0.377, SLG: 0.413	B C B B C C 3-3 ① K		B B C X 2-1 ③ L7			B B C B X 3-1 1B		B C X 1-1 1-3 2-H 2B		4	0	2	1	0	1	0
Bill Spiers, L (1, 5) OBP: 0.379, SLG: 0.391	F B C S 1-3 ② K			F B X 1-1 ① B3-1		C X 0-1 ③ G3		B C X 1-1 ③ F7		4	0	0	0	0	1	3
5 Jeff Bagwell, R (1, 3) OBP: 0.400, SLG: 0.545	B C S B F X 2-2 ③ 1B			B B X 2-0 ② F9			B F B F C 2-3 ① K		F B X 1-1 FC4-6 1B	4	0	2	0	0	1	0
Luis Gonzalez, L (1, 7) OBP: 0.356, SLG: 0.366		B C B F X 2-2 ① L3		C X 0-1 ③ F7			B B F F C 2-3 ② K		D C X 1-1 ① FC4-6 1B 1-2f 1B	4	1	0	0	0	1	1
Derek Bell, R (1, 8) OBP: 0.265, SLG: 0.209		B C B B X 3-1 ② P3			B C B F B X 3-2 ① F9		C B B F F S 2-3 ③ K		X 0-0 S 1B 1-2 1B	4	0	1	0	0	1	0
Bobby Abreu, L (1, 9) OBP: 0.371, SLG: 0.419		B C B B F B 4-2 BB			B B F C B F F S 3-3 ② K			C S B C 1-3 ① K	B F F B X 2-2 S 1-2 2-H 1B	3	0	1	1	1	2	0
Brad Ausmus, R (1, 2) OBP: 0.333, SLG: 0.259		F B B C F F O F S 3-3 ③ K2-3			S F F B B F B X 3-2 ③ L9			B C X 1-1 ② G4-3	C C X 0-2 ② G1-3 1-2 2-3	4	0	0	0	0	1	3
Pat Listach, S (1, 6) OBP: 0.286, SLG: 0.250			C S B B F S 2-3 ① K2-3			C B X 1-1 ① G4-3		C C X 0-2 BB 2B 1B	S B F S 1-3 ③ K	4	1	1	0	0	2	2
Mike Hampton, R (1, 1)			C B C B B C 3-3 ② K			B S X 1-1 ② F9		B B B 4-0 2B 1-2 BB		1	0	0	0	0	1	0
Ray Montgomery, R (6, PH) OBP: 0.429, SLG: 0.333										1	0	0	0	0	0	0
Russ Springer, R (6, 1)										0	0	0	0	0	0	0
Thomas Howard, S (8, PH) OBP: 0.600, SLG: 0.727										0	0	0	0	1	0	0
Jose Lima, R (8, 1)										0	0	0	0	0	0	0
Inning Stats	R: 0 E: 0 K: 2 S: 10 H: 1 LOB: 1 BB: 0 P: 16	R: 0 E: 0 K: 1 S: 12 H: 0 LOB: 1 BB: 1 P: 24	R: 0 E: 0 K: 2 S: 9 H: 0 LOB: 0 BB: 0 P: 16	R: 0 E: 0 K: 0 S: 5 H: 0 LOB: 0 BB: 0 P: 8	R: 0 E: 0 K: 1 S: 13 H: 0 LOB: 0 BB: 0 P: 22	R: 0 E: 0 K: 0 S: 8 H: 1 LOB: 1 BB: 0 P: 13	R: 0 E: 0 K: 3 S: 10 H: 0 LOB: 0 BB: 0 P: 16	R: 1 E: 0 K: 1 S: 12 H: 2 LOB: 2 BB: 1 P: 20	R: 1 E: 0 K: 1 S: 14 H: 3 LOB: 2 BB: 0 P: 19	1B: 6 2B: 1 3B: 0 HR: 0 SF: 0 SAC: 0 DP: 0 HBP: 0						

PITCHER		IP	WLS	BF	H	R	ER	SO	BB	IBB	HBP	BLK	WP	HR	S	P	ERA	WHIP
Alan Benes, R ERA: 3.78	(1, 1)	7.0	W	23	2	0	0	9	1	0	0	0	0	0	67	115	0.00	0.429
Rich Batchelor, R ERA: 5.14	(8, 1)	1.1		10	5	2	2	1	1	0	0	0	0	0	20	32	13.50	4.500
Dennis Eckersley, R ERA:	(9, 1)	0.2	S	2	0	0	0	1	0	0	0	0	0	0	6	7	0.00	0.000

PITCHER	IP	WLS	BF	H	R	ER	SO	BB	IBB	HBP	BLK	WP	HR	S	P	ERA	WHIP

TOP

Houston Astros @ St. Louis Cardinals

Busch Stadium, St. Louis, MO

Sun Apr 13 1997, 7:05 PM CDT
Att. 22,705 - Unknown - 48 F

livebaseballscorecards.com

AB	33
R	2
H	7
RBI	2
BB	2
SO	11
LOB	9

BOTTOM

Batter	1	2	3	4	5	6	7	8	9	AB	R	H	RBI	BB	SO	LOB
Royce Clayton, R (1, 6) OBP: 0.214, SLG: 0.381	B X 1-0 ① G1-3		D S X 1-1 ③ G4-3		X 0-0 ① L9		B B C S F F B F F 3-3 S ② K			4	0	0	0	0	1	1
Willie McGee, S (1, 8) OBP: 0.438, SLG: 0.583	B B C S F X 2-2 ② G4-3			B S F X 1-2 ① G3	X 0-0 ② F9		B B C F S 2-3 ③ K			4	0	0	0	0	1	0
Dmitri Young, S (1, 3) OBP: 0.382, SLG: 0.517	B X 1-0 ③ L7			B S B X 2-1 2B 2B	F B X 1-1 ③ G5-3			B B X 2-0 ① F7		4	1	1	0	0	0	0
Ron Gant, R (1, 7)		S B F B F X 2-2 ① G6-3		X 0-0 2B 2-H 2B		B B B C S B 4-2 S S E BB		B C F B F F F X 2-2 ② F8		3	2	1	1	1	0	0
Gary Gaetti, R (1, 5) OBP: 0.278, SLG: 0.382		B X 1-0 ② L7		X 0-0 2B 2-H 2B		B 1 SAFE F C B B S 3-3 ① K 1-2		B X 1-0 HR		4	2	2	2	0	1	1
John Mabry, L (1, 9) OBP: 0.257, SLG: 0.250		B C X 1-1 ③ G4-3		X 0-0 G4-3 1B 2-H 2B		F S B B S 2-3 ② K 2-H		S S B S 1-3 ③ K		4	1	1	1	0	2	0
Mike DiFelice, R (1, 2)			X 0-0 ① G5-3	D F X 1-1 ② G4-3 2-3		B B C B S F F B 4-2 BB				2	0	0	0	1	0	1
David Bell, R (1, 4) OBP: 0.133, SLG: 0.133			C B C B X 2-2 G5-3 1B	C S D B F X 2-2 3-H 1B		B S S S 1-3 ③ K				3	0	2	1	0	1	1
Alan Benes, R (1, 1) OBP: 0.200, SLG: 0.200 Mark Sweeney, L (7, PH) OBP: 0.286, SLG: 0.167 Rich Batchelor, R (8, 1) Dennis Eckersley, R (9, 1)			1 SAFE L X 0-1 ② G5-3 1-2	F X 0-1 ③ G4-3			F C B B S 2-3 ① K			2 1 0 0	0 0 0 0	0 0 0 0	0 0 0 0	0 1 0 0	0 0 0 0	2 0 0 0

Inning Stats	1	2	3	4	5	6	7	8	9
	R: 0 H: 0 E: 0 LOB: 0 K: 0 BB: 0 S: 6 P: 10	R: 0 H: 0 E: 0 LOB: 0 K: 0 BB: 0 S: 7 P: 11	R: 0 H: 1 E: 0 LOB: 1 K: 0 BB: 0 S: 8 P: 11	R: 4 H: 5 E: 0 LOB: 1 K: 0 BB: 0 S: 16 P: 22	R: 0 H: 0 E: 0 LOB: 0 K: 0 BB: 0 S: 4 P: 5	R: 1 H: 0 E: 0 LOB: 1 K: 3 BB: 2 S: 15 P: 29	R: 0 H: 0 E: 0 LOB: 0 K: 3 BB: 0 S: 13 P: 20	R: 1 H: 1 E: 0 LOB: 0 K: 1 BB: 0 S: 11 P: 17	

1B: 2	SF: 0	WP: 0 PA: 33
2B: 4	SAC: 0	PB: 0
3B: 0	DP: 0	SB: 2
HR: 1	HBP: 0	CS: 0

PITCHER		IP	WLS	BF	H	R	ER	SO	BB	IBB	HBP	BLK	WP	HR	S	P	ERA	WHIP
Mike Hampton, L ERA: 4.0	(1, 1)	5.0	L	21	6	4	4	0	0	0	0	0	0	0	41	59	7.20	1.200
Russ Springer, R ERA: 3.0	(6, 1)	2.0		8	0	1	0	6	2	0	0	0	0	0	28	49	0.00	1.000
Jose Lima, R ERA: 12.27	(8, 1)	1.0		4	1	1	1	1	0	0	0	0	0	1	11	17	9.00	1.000

PITCHER	IP	WLS	BF	H	R	ER	SO	BB	IBB	HBP	BLK	WP	HR	S	P	ERA	WHIP

Houston Astros @ St. Louis Cardinals

Busch Stadium, St. Louis, MO

Sun Apr 13 1997, 7:05 PM CDT

Att. 22,705 - Unknown - 48 F

livebaseballscorecards.com

AB	31
R	6
H	7
RBI	5
BB	2
SO	7
LOB	6

Batter	1	2	3	4	5	6	7	8	9	10	AB	R	H	RBI	BB	SO	LOB
Craig Biggio, R (1, 4) OBP: 0.362, SLG: 0.451	C T F S 0-3 ① K		F X 0-1 ① G6-3		B B C X 2-1 HR		B B C C B F F C 3-3 ① K		B X 1-0 ② F9		5	1	1	1	0	2	0
Bobby Abreu, L (1, 9) OBP: 0.375, SLG: 0.382	B B B B 4-0 5 1B BB		X 0-0 ② F7		C S X 0-2 ① G4-3		B C B B X 3-1 ② L9		B B F B B 4-1 BB		3	0	0	0	2	0	0
5 Jeff Bagwell, R (1, 3) OBP: 0.418, SLG: 0.542	B B X 2-0 1-3 1B		C B B X 2-1 FC6-4 1B		B S X 1-1 ② F8		B B B B 4-0 1B BB		C S B 1 SAFE F P 1 SAFE F X 2-2 ③ G6-3 1-1		4	0	2	0	1	0	1
Derek Bell, R (1, 8) OBP: 0.296, SLG: 0.271	B F B F 1 SAFE B F F X 3-2 ② F9		C T X 0-2 ③ FC6-4 1-2f		B X 1-0 1B		B S C 1 SAFE X 1-2 1-2 1B			B X 1-0 2B 2B	5	1	3	0	0	0	3
Luis Gonzalez, L (1, 7) OBP: 0.340, SLG: 0.333	B X 1-0 ③ F8			T B B F C 2-3 ① K	B X 1-0 ③ F8		X 0-0 ③ F9			F B B B F H 4-2 2B HBP	4	1	0	0	0	1	5
Tony Eusebio, R (1, 2) OBP: 0.364, SLG: 0.263		B F B B B 4-1 FC6-4 BB		F B F B X 2-2 E1 1B FC3-6 1B		T C X 0-2 1B 1B		C B X 1-1 ① F8		C S F B B F F B 3-2 F X ① F9	4	1	2	0	1	0	2
Russ Johnson, R (1, 5) OBP: 0.333, SLG: 0.350		B S S C 1-3 ① K		B F C B F F X 2-2 FC3-6 2-3 1B		X 0-0 L5-3 1-3 1B		C X 0-1 ② G5-3		S B X 1-1 G3-1 1-H 2-H 2B	4	0	2	0	0	1	1
Bill Spiers, L (10, PH) OBP: 0.400, SLG: 0.458 (10, 5)											1	0	1	2	0	0	0
Pat Listach, S (1, 6) OBP: 0.255, SLG: 0.220		C X 0-1 ② FC6-4 S 1-2f		T B B X 2-1 ② FC3-6 1-2f 3-H		B X 1-0 ① ② L5-3 1-1		C B C X 1-2 ③ G1-3		B B B 2 SAFE C F X 3-2 ② G3-1 2-3	5	0	0	1	0	0	5
Darryl Kile, R (1, 1)		C B S B S 2-3 ③ K 1-2		S T B X 1-2 G5-3		B X 1-0 ③ G6-3			C C S 0-3 ① X K	0-0 ③ G6-3	3	0	0	0	0	1	3
Ray Montgomery, R (9, PH) OBP: 0.375, SLG: 0.286											1	0	0	0	0	1	0
Billy Wagner, L (9, 1)											0	0	0	0	0	0	0
Thomas Howard, S (10, PH) OBP: 0.563, SLG: 0.667											1	0	0	0	0	0	1
John Hudek, S (10, 1)											0	0	0	0	0	0	0
Inning Stats	R: 0 E: 0 K: 1 S: 11 H: 1 LOB: 2 BB: 1 P: 21	R: 0 E: 0 K: 2 S: 9 H: 0 LOB: 1 BB: 1 P: 16	R: 0 E: 0 K: 0 S: 8 H: 1 LOB: 1 BB: 0 P: 10	R: 1 E: 1 K: 1 S: 16 H: 2 LOB: 1 BB: 0 P: 25	R: 1 E: 0 K: 0 S: 9 H: 2 LOB: 1 BB: 0 P: 14	R: 0 E: 0 K: 0 S: 6 H: 2 LOB: 1 BB: 0 P: 8	R: 0 E: 0 K: 1 S: 11 H: 1 LOB: 2 BB: 1 P: 22	R: 0 E: 0 K: 0 S: 7 H: 0 LOB: 0 BB: 0 P: 9	R: 0 E: 0 K: 1 S: 11 H: 0 LOB: 1 BB: 1 P: 17	R: 2 E: 0 K: 0 S: 17 H: 2 LOB: 1 BB: 0 P: 29	1B: 8 2B: 3 3B: 0 HR: 1 SF: 0 SAC: 0 DP: 1 HBP: 1						

PITCHER	IP	WLS	BF	H	R	ER	SO	BB	IBB	HBP	BLK	WP	HR	S	P	ERA	WHIP
Matt Morris, R (1, 1) ERA: 1.64	6.0		27	8	2	1	4	2	0	0	0	0	1	59	94	1.50	1.667
Mark Petkovsek, R (7, 1) ERA: 2.45	2.0		8	1	0	0	1	1	0	0	0	0	0	18	31	0.00	1.000
Tony Fossas, L (9, 1) ERA: 3.86	0.2		3	0	0	0	1	1	0	0	0	0	0	5	10	0.00	1.500
Dennis Eckersley, R (9, 1) ERA: 5.4	0.2	L	5	2	2	2	0	0	0	1	0	0	0	19	29	27.00	3.000
T.J. Mathews, R (10, 1) ERA:	0.2		2	0	0	0	0	0	0	0	0	0	0	4	7	0.00	0.000

PITCHER	IP	WLS	BF	H	R	ER	SO	BB	IBB	HBP	BLK	WP	HR	S	P	ERA	WHIP

TOP

Houston Astros @ St. Louis Cardinals

Busch Stadium, St. Louis, MO

Mon Apr 14 1997, 3:33 AM CDT

Att. 22,623 - Sunny - 55 F

livebaseballscorecards.com

AB	40
R	4
H	11
RBI	4
BB	4
SO	6
LOB	21

WP: 0	PA: 45	1B: 8	SF: 0
PB: 0		2B: 3	SAC: 0
SB: 1		3B: 0	DP: 1
CS: 1		HR: 1	HBP: 1

Batter	1	2	3	4	5	6	7	8	9	10	AB	R	H	RBI	BB	SO	LOB
Royce Clayton, R (1, 6) OBP: 0.234, SLG: 0.356	4-0 1B 1B BB	1-2 F7 ③			1-3 K ②		4-2 FC6-4 BB			1-2 F7 ②	3	1	0	0	2	1	2
Willie McGee, S (1, 7) OBP: 0.381, SLG: 0.471	2-2 1B 1-3 1B		0-1 G5-3 ①		2-3 K ③		1-1 FC6-4 1-2f ③			2-3 K ③	5	0	1	0	0	2	4
Dmitri Young, S (1, 3) OBP: 0.368, SLG: 0.485	3-3 K ①		2-3 K ②			0-0 F8-4-3 1B		2-3 K ①			4	0	1	0	0	3	2
Brian Jordan, R (1, 8) OBP: 0.333, SLG: 0.267	1-1 G4-3 1-2 3-H 1B		0-3 K ③			1-1 F8-4-3 ① ② 1-1		0-0 F9 ②			4	0	1	1	0	1	1
John Mabry, L (1, 9) OBP: 0.237, SLG: 0.229 Mark Petkovsek, R (7, 1) Ron Gant, R (8, PH) OBP: 0.250, SLG: 0.375 Tony Fossas, L (9, 1) Dennis Eckersley, R (9, 1) T.J. Mathews, R (10, 1)	0-0 G4-3 ② ③ 1-2f			1-0 F7 ①		1-3 K ③		3-2 F9 ③			3 0 1 0 0 0 0	0 0 0 0 0 0 0	0 0 0 0 0 0 0	0 0 0 0 0 0 0	0 0 0 0 0 0 0	1 0 0 0 0 0 0	2 0 0 0 0 0 0
Gary Gaetti, R (1, 5) OBP: 0.275, SLG: 0.351		1-2 G4-3 ①		2-0 G5-3 ②			4-2 G3 SH3-4 BB		2-3 K ①		3	0	0	0	1	1	0
Tom Lampkin, L (1, 2) OBP: 0.286, SLG: 0.296		3-1 BLK 1B 1B		0-0 G3-1 ③			0-0 SH3-4 ① 1-2		2-3 K ②		3	1	1	0	0	1	0
Steve Scarsone, R (1, 4) OBP: 0.375, SLG: 0.167		0-3 K ②			1-1 F9 ①		4-2 G3 BB		1-3 K ③		3	0	0	0	1	2	1
Matt Morris, R (1, 1) OBP: 0.500, SLG: 0.500 Mark Sweeney, L (7, 9) OBP: 0.250, SLG: 0.143		1-0 1-H 1B			2-1 1B		0-0 G3 ② 1-2 2-3			1-2 F7 ①	2 2	0 0	2 0	1 0	0 0	0 2	0 2
Inning Stats	R: 1 E: 0 K: 1 S: 10 H: 2 LOB: 1 BB: 1 P: 20	R: 1 E: 0 K: 1 S: 15 H: 2 LOB: 1 BB: 0 P: 21	R: 0 E: 0 K: 2 S: 8 H: 0 LOB: 0 BB: 0 P: 10	R: 0 E: 0 K: 0 S: 3 H: 0 LOB: 0 BB: 0 P: 6	R: 0 E: 0 K: 2 S: 10 H: 1 LOB: 1 BB: 0 P: 16	R: 0 E: 0 K: 1 S: 6 H: 1 LOB: 0 BB: 0 P: 8	R: 0 E: 0 K: 0 S: 11 H: 0 LOB: 3 BB: 3 P: 24	R: 0 E: 0 K: 1 S: 9 H: 0 LOB: 0 BB: 0 P: 14	R: 0 E: 0 K: 3 S: 10 H: 0 LOB: 0 BB: 0 P: 15	R: 0 E: 0 K: 1 S: 10 H: 0 LOB: 0 BB: 0 P: 14	1B: 6 2B: 1 3B: 0 HR: 0	SF: 0 SAC: 1 DP: 2 HBP: 0						

PITCHER		IP	WLS	BF	H	R	ER	SO	BB	IBB	HBP	BLK	WP	HR	S	P	ERA	WHIP
Darryl Kile, R ERA: 3.0	(1, 1)	8.0		32	6	2	2	8	4	0	0	1	0	0	72	119	2.25	1.250
Billy Wagner, L ERA:	(9, 1)	1.0	W	3	0	0	0	3	0	0	0	0	0	0	10	15	0.00	0.000
John Hudek, R ERA: 1.8	(10, 1)	1.0	S	3	0	0	0	1	0	0	0	0	0	0	10	14	0.00	0.000

PITCHER	IP	WLS	BF	H	R	ER	SO	BB	IBB	HBP	BLK	WP	HR	S	P	ERA	WHIP

BOTTOM

Houston Astros @ St. Louis Cardinals

Busch Stadium, St. Louis, MO

Mon Apr 14 1997, 3:33 AM CDT

Att. 22,623 - Sunny - 55 F

livebaseballscorecards.com

AB	33
R	2
H	6
RBI	2
BB	4
SO	12
LOB	14

Batter	1	2	3	4	5	6	7	8	9	AB	R	H	RBI	BB	SO	LOB
F.P. Santangelo, S (1, 9) OBP: 0.459, SLG: 0.467	C B B X 2-1 SH 1B 2B	B B B C B 4-1 S BB			F B B F X 2-2 ① G6-3		X 0-0 1-H SF7 3B		B B X 2-0 WP 1B	4	2	3	1	1	0	0
Mike Lansing, R (1, 4) OBP: 0.229, SLG: 0.250	B M X 1-1 SH 1B HR 2-3	B S S S B F B F 1 C SAFE 3-3 ② K 1-2			B C X 1-1 ② F7		C S F F B F X 1-2 ② SF7 3-H		B B F B X 3-1 ③ P2 1-2	3	1	0	1	0	1	2
Rondell White, R (1, 8) OBP: 0.375, SLG: 0.578	B C F C 1-3 ① K	B X 1-0 ③ G5-3			C X 0-1 ③ G5-3		X 0-0 ③ L9			4	0	0	0	0	1	3
David Segui, S (1, 3) OBP: 0.458, SLG: 0.683	X 0-0 1-2 HR 3-H 1B	X 0-0 G4-6-3 1B				C X 0-1 ① G4-3		X 0-0 ① G3-1		4	1	2	1	0	0	0
Henry Rodriguez, L (1, 7) OBP: 0.356, SLG: 0.711 Joe Orsulak, L (8, 7) OBP: 0.438, SLG: 0.538	B X 1-0 1-H 2-H HR	X 0-0 ① ② G4-6-3 1-2f				C B C B X 2-2 ② F7		S B B F S 2-3 ② K		4 0	1 0	1 0	3 0	0 0	1 0	1 0
Mark Grudzielanek, R (1, 6) OBP: 0.277, SLG: 0.326	B F B S X 2-2 G4-3 2B	C B F X 1-2 ③ F9				F B F X 1-2 ③ G5-3		B B B B 4-0 BB		3	0	1	0	1	0	0
Darrin Fletcher, L (1, 2) OBP: 0.286, SLG: 0.269	X 0-0 ② G4-3 2-3			C X 0-1 ① F7			B X 1-0 ① G6-3	C X 0-1 ③ F7		4	0	0	0	0	0	2
Shane Andrews, R (1, 5) OBP: 0.279, SLG: 0.538	S B F F B S 2-3 ③ K			S S B X 1-2 ② G5-3			B X 1-0 1B 2B		F B S X 1-2 ① G5-3	4	1	1	0	0	1	1
Pedro Martinez, R (1, 1) Doug Strange, S (7, PH) OBP: 0.600, SLG: 0.600 Dave Veres, R (7, 1) Ugueth Urbina, R (8, 1)		B F C B X 2-2 ① G1-3		X 0-0 ③ G6-3			B F B B C F X 3-2 2-H 3B 1B		F S B F B C 2-3 ② K	2 1 0 1	0 1 0 0	0 1 0 0	0 1 0 0	0 0 0 0	0 0 0 1	0 0 0 0
Inning Stats	R: 4 H: 4 E: 0 LOB: 1 K: 2 BB: 0 S: 17 P: 26	R: 0 H: 0 E: 0 LOB: 1 K: 1 BB: 1 S: 10 P: 20	R: 0 H: 1 E: 0 LOB: 0 K: 0 BB: 0 S: 5 P: 6	R: 0 H: 0 E: 0 LOB: 0 K: 0 BB: 0 S: 6 P: 7	R: 0 H: 0 E: 0 LOB: 0 K: 0 BB: 0 S: 7 P: 10	R: 0 H: 0 E: 0 LOB: 0 K: 0 BB: 0 S: 8 P: 11	R: 3 H: 3 E: 0 LOB: 0 K: 0 BB: 0 S: 14 P: 20	R: 0 H: 0 E: 0 LOB: 1 K: 1 BB: 1 S: 6 P: 12	R: 0 H: 1 E: 0 LOB: 1 K: 1 BB: 0 S: 10 P: 18	1B: 4 SF: 1 2B: 3 SAC: 1 3B: 1 DP: 1 HR: 1 HBP: 0						

PITCHER		IP	WLS	BF	H	R	ER	SO	BB	IBB	HBP	BLK	WP	HR	S	P	ERA	WHIP
Chris Holt, R ERA: 5.03	(1, 1)	6.1	L	27	7	6	6	3	1	0	0	0	0	1	59	91	8.53	1.263
Jose Lima, R ERA: 10.13	(7, 1)	1.2		7	1	1	1	1	1	0	0	0	0	0	14	21	5.40	1.200
Russ Springer, R ERA: 2.57	(9, 1)	1.0		4	1	0	0	1	0	0	0	0	1	0	10	18	0.00	1.000

PITCHER	IP	WLS	BF	H	R	ER	SO	BB	IBB	HBP	BLK	WP	HR	S	P	ERA	WHIP

TOP

Montreal Expos @ Houston Astros

Astrodome, Houston, TX

Tue Apr 15 1997, 8:05 PM EDT

Att. 18,602 - Dome - 72 F

livebaseballscorecards.com

AB	34
R	7
H	9
RBI	7
BB	2
SO	5
LOB	9

WP: 1	PA: 38
PB: 0	
SB: 1	
CS: 0	

Batter	1	2	3	4	5	6	7	8	9	AB	R	H	RBI	BB	SO	LOB
Craig Biggio, R (1, 4) OBP: 0.355, SLG: 0.436	C F X 0-2 ① G5-3		B C S X 1-2 ② F9			F F X 0-2 ① F7		F B C X 1-2 1B 5 HR 1B		4	1	1	0	0	0	1
Bobby Abreu, L (1, 9) OBP: 0.409, SLG: 0.405	B B F F B B 4-2 5 G5-3 BB		F S 1 SAFE 1 SAFE S 0-3 ③ K			B C B X 2-1 5 S 1B		B B F B S X 1-3 3-2 5 HR 5 S 1B		3	1	2	0	1	1	1
5 Jeff Bagwell, R (1, 3) OBP: 0.424, SLG: 0.588	C B X 1-1 ② G5-3 1-2			B S F B F F B 4-2 CS BB		S B S C 1-3 ② K 1-2		B B B X 3-0 1-H 3-H HR		3	1	1	3	1	1	2
Derek Bell, R (1, 8) OBP: 0.276, SLG: 0.250	X 0-0 ③ F9			B S B B F S 3-3 ① ② K 1-2		S B S S B X 2-2 ③ F9		X 0-0 ② P4		4	0	0	0	0	1	3
Luis Gonzalez, L (1, 7) OBP: 0.333, SLG: 0.367		X 0-0 ① G4-3		B B X 2-0 ③ G5-3			B B F X 2-1 G4-3 3B	B B X 2-0 ③ P5		4	1	1	0	0	0	0
Tony Eusebio, R (1, 2) OBP: 0.308, SLG: 0.217		B C C F X 1-2 ② L8			C B F F X 1-2 ① G5-3		F X 0-1 ① G4-3 3-H		X 0-0 ① P3	4	0	0	1	0	0	0
Russ Johnson, R (1, 5) OBP: 0.360, SLG: 0.478		F F B F B X 2-2 ③ G6-3			C F B B F B F X 3-2 HR		B C B B B C X 3-2 ② L7		C B B F B B 4-2 G6-4-3 BB	3	1	1	1	1	0	0
Pat Listach, S (1, 6) OBP: 0.260, SLG: 0.227			B C F F B X 2-2 1B		B S X 1-1 ② P6		B B C X 2-1 ③ G4-3		S X 0-1 ② ③ G6-4-3 1-2f	3	0	1	0	0	0	0
Thomas Howard, S (9, PH) OBP: 0.529, SLG: 0.615										1	0	0	0	0	0	1
Chris Holt, R (1, 1)			1 SAFE L B L M 1-3 ① K		S S S 0-3 ③ K			F X 0-1 ① F9		2	0	0	0	0	2	1
Jose Lima, R (7, 1)										0	0	0	0	0	0	0
Bill Spiers, L (8, PH) OBP: 0.387, SLG: 0.440										1	0	0	0	0	0	0
Russ Springer, R (9, 1)										0	0	0	0	0	0	0
Inning Stats	R: 0 E: 0 K: 0 S: 8 H: 0 LOB: 1 BB: 1 P: 13	R: 0 E: 0 K: 0 S: 9 H: 0 LOB: 0 BB: 0 P: 12	R: 0 E: 0 K: 2 S: 13 H: 1 LOB: 1 BB: 0 P: 17	R: 0 E: 0 K: 1 S: 8 H: 0 LOB: 0 BB: 1 P: 17	R: 1 E: 0 K: 1 S: 14 H: 1 LOB: 0 BB: 0 P: 19	R: 0 E: 0 K: 1 S: 11 H: 1 LOB: 1 BB: 0 P: 16	R: 1 E: 0 K: 0 S: 9 H: 1 LOB: 0 BB: 0 P: 16	R: 3 E: 0 K: 0 S: 11 H: 3 LOB: 0 BB: 0 P: 20	R: 0 E: 0 K: 0 S: 5 H: 0 LOB: 0 BB: 1 P: 9	1B: 4 2B: 1 3B: 1 HR: 2	SF: 0 SAC: 0 DP: 2 HBP: 0						

PITCHER	IP	WLS	BF	H	R	ER	SO	BB	IBB	HBP	BLK	WP	HR	S	P	ERA	WHIP
Pedro Martinez, R (1, 1) ERA: 1.5	6.0	W	22	3	1	1	5	2	0	0	0	0	1	63	94	1.50	0.833
Dave Veres, R (7, 1) ERA: 5.4	1.1		7	3	3	3	0	0	0	0	0	0	0	17	28	20.25	2.250
Ugueth Urbina, R (8, 1) ERA: 3.18	1.2		6	1	1	1	0	1	0	0	0	0	1	8	17	5.40	1.200

PITCHER	IP	WLS	BF	H	R	ER	SO	BB	IBB	HBP	BLK	WP	HR	S	P	ERA	WHIP

BOTTOM

Montreal Expos @ Houston Astros

Astrodome, Houston, TX

Tue Apr 15 1997, 8:05 PM EDT

Att. 18,602 - Dome - 72 F

livebaseballscorecards.com

AB	32
R	5
H	7
RBI	5
BB	3
SO	5
LOB	9

1B: 4	SF: 0	WP: 0	PA: 35
2B: 1	SAC: 0	PB: 0	
3B: 1	DP: 2	SB: 2	
HR: 2	HBP: 0	CS: 1	

Batter	1	2	3	4	5	6	7	8	9	AB	R	H	RBI	BB	SO	LOB
F.P. Santangelo, S (1, 9) OBP: 0.450, SLG: 0.438	B F C S 1-3 ① K		B H 2-0 HBP		X 0-0 ③ G6-3			C F S 0-3 ③ K		2	0	0	0	0	1	0
Joe Orsulak, L (5, 9) OBP: 0.412, SLG: 0.500										1	0	0	0	0	1	0
Mike Lansing, R (1, 4) OBP: 0.231, SLG: 0.271	S T X 0-2 ② P3		1 SAFE C C B F F 1 SAFE 1 SAFE S 1-3 ③ K			B X 1-0 ① F9			B B X 2-0 2B	4	0	1	0	0	1	1
Rondell White, R (1, 8) OBP: 0.346, SLG: 0.531	B B X 2-0 E8			C S S 0-3 ① K		C B X 1-1 ② L8			F B F S 1-3 ① K	4	0	0	0	0	2	1
David Segui, S (1, 3) OBP: 0.423, SLG: 0.622	B S B B F F F S 3-3 ③ K			C C X 0-2 ② G1-3		C T B F X 1-2 ③ G4-3			B F F F F S 1-3 ② K	4	0	0	0	0	2	2
Henry Rodriguez, L (1, 7) OBP: 0.327, SLG: 0.653		C X 0-1 ① F8		B X 1-0 ③ G1-3			S S S 0-3 ① K		S S S 0-3 ③ K	4	0	0	0	0	2	1
Mark Grudzielanek, R (1, 6) OBP: 0.280, SLG: 0.347		X 0-0 ② P3			C B B B X 3-1 G4-3 G4-3 2B		X 0-0 ② G6-3			3	1	1	0	0	0	0
Everett Stull, R (7, 1)										0	0	0	0	0	0	0
Omar Daal, L (7, 1)										0	0	0	0	0	0	0
Darrin Fletcher, L (1, 2) OBP: 0.258, SLG: 0.241		B C X 1-1 ③ G4-3			B C S B F X 2-2 ① G4-3 2-3		B X 1-0 ③ F8			3	0	0	0	0	0	1
Shane Andrews, R (1, 5) OBP: 0.261, SLG: 0.500			C B X 1-1 ① L8		B F X 1-1 ② G4-3 3-H			C C B F B S 2-3 ① K		3	0	0	1	0	1	0
Marc Valdes, R (1, 1) OBP: 0.333, SLG: 0.333			B B C X 2-1 ② G3		C B X 1-1 HR			X 0-0 ② 1-4-3		1	0	0	0	0	0	0
Anthony Telford, R (3, 1) OBP: 0.500, SLG: 0.750										0	0	0	0	0	0	0
Dustin Hermanson, R (4, 1) OBP: 1.000, SLG: 4.000										1	1	1	1	0	0	0
Andy Stankiewicz, R (7, 6) OBP: 0.429, SLG: 0.333										1	0	0	0	0	0	0
Inning Stats	R: 0 E: 1 K: 2 S: 12 H: 0 LOB: 1 BB: 0 P: 18	R: 0 E: 0 K: 0 S: 5 H: 0 LOB: 0 BB: 0 P: 6	R: 0 E: 0 K: 1 S: 9 H: 0 LOB: 1 BB: 0 P: 15	R: 0 E: 0 K: 1 S: 7 H: 0 LOB: 0 BB: 0 P: 8	R: 2 E: 0 K: 0 S: 11 H: 2 LOB: 0 BB: 0 P: 18	R: 0 E: 0 K: 0 S: 7 H: 0 LOB: 0 BB: 0 P: 10	R: 0 E: 0 K: 1 S: 5 H: 0 LOB: 0 BB: 0 P: 6	R: 0 E: 0 K: 2 S: 8 H: 0 LOB: 0 BB: 0 P: 10	R: 0 E: 0 K: 3 S: 13 H: 1 LOB: 1 BB: 0 P: 17	1B: 0 2B: 2 3B: 0 HR: 1	SF: 0 SAC: 0 DP: 0 HBP: 1						

PITCHER		IP	WLS	BF	H	R	ER	SO	BB	IBB	HBP	BLK	WP	HR	S	P	ERA	WHIP
Shane Reynolds, R ERA: 2.59	(1, 1)	9.0	W	32	3	2	2	10	0	0	1	0	0	1	77	108	2.00	0.333

PITCHER	IP	WLS	BF	H	R	ER	SO	BB	IBB	HBP	BLK	WP	HR	S	P	ERA	WHIP

TOP

Montreal Expos @ Houston Astros

Astrodome, Houston, TX

Wed Apr 16 1997, 8:05 PM EDT

Att. 14,046 - Dome - 72 F

livebaseballscorecards.com

AB	31
R	2
H	3
RBI	2
BB	0
SO	10
LOB	6

PA:	32		
WP:	0	1B:	0
PB:	0	2B:	2
SB:	0	3B:	0
CS:	0	HR:	1
SF:	0		
SAC:	0		
DP:	0		
HBP:	1		

Batter	1	2	3	4	5	6	7	8	9	AB	R	H	RBI	BB	SO	LOB
Craig Biggio, R (1, 4) OBP: 0.358, SLG: 0.441	P4	G5-3	2B		F7		BB			4	1	1	1	1	0	2
Bobby Abreu, L (1, 9) OBP: 0.408, SLG: 0.375	K	F7 / BB				K	5 2B / BB			3	0	0	1	2	2	0
5 Jeff Bagwell, R (1, 3) OBP: 0.438, SLG: 0.593	1B / BB	L7 / K				2B / BB	1-3 2-H 3-H 2B			3	1	1	2	2	1	2
Derek Bell, R (1, 8) OBP: 0.317, SLG: 0.316	1-3 1B	1B / BB	1B	G4-3-6 / BB		1-H 2B	K			5	1	4	1	0	1	2
Luis Gonzalez, L (1, 7) OBP: 0.339, SLG: 0.346	G1-3	1 SAFE / 1 SAFE / 1 SAFE / 1 SAFE	1-2 1B 2B / BB	1-2 G4-3-6 / BB		K	K			3	1	0	0	2	2	5
Russ Johnson, R (1, 5) OBP: 0.367, SLG: 0.464	G3 BB / 1B	1-2 2-H 2B / 1B	1-2f 2-3 G4-3-6			K		G1-3		5	1	2	1	0	1	3
Bill Spiers, L (1, 6) OBP: 0.429, SLG: 0.481 Tim Bogar, R (8, PH) (9, 6) OBP: 0.231, SLG: 0.091	1 SAFE / 1-2 G3 / BB	1-H 2-H 2B / 2B	F8				BB BB BB / BB	F9		2 1	2 0	1 0	2 0	2 0	0 0	1 0
Brad Ausmus, R (1, 2) OBP: 0.343, SLG: 0.233	1-2 2-3 G3	2B / IBB			B1		BB 5 2B / BB	G6-3		3	2	0	0	2	0	2
Shane Reynolds, R (1, 1) OBP: 0.200, SLG: 0.400	G5-3	1-H 2-H 2B / 2B			K		K			4	1	1	2	0	2	4
Inning Stats	R: 0 E: 0 K: 1 S: 8 / H: 1 LOB: 2 BB: 1 P: 15	R: 0 E: 0 K: 0 S: 11 / H: 1 LOB: 2 BB: 1 P: 24	R: 6 E: 0 K: 1 S: 22 / H: 5 LOB: 2 BB: 3 P: 48	R: 0 E: 0 K: 0 S: 8 / H: 1 LOB: 1 BB: 1 P: 16	R: 0 E: 0 K: 1 S: 6 / H: 0 LOB: 0 BB: 0 P: 7	R: 1 E: 0 K: 3 S: 13 / H: 1 LOB: 1 BB: 1 P: 23	R: 3 E: 0 K: 3 S: 16 / H: 1 LOB: 2 BB: 4 P: 38	R: 0 E: 0 K: 0 S: 3 / H: 0 LOB: 0 BB: 0 P: 3		1B: 5 2B: 5 3B: 0 HR: 0 / SF: 0 SAC: 0 DP: 1 HBP: 0						

BOTTOM

Montreal Expos @ Houston Astros

Astrodome, Houston, TX

Wed Apr 16 1997, 8:05 PM EDT

Att. 14,046 - Dome - 72 F

livebaseballscorecards.com

AB	33
R	10
H	10
RBI	10
BB	11
SO	9
LOB	21

PITCHER		IP	WLS	BF	H	R	ER	SO	BB	IBB	HBP	BLK	WP	HR	S	P	ERA	WHIP
Marc Valdes, R ERA: 11.0	(1, 1)	2.2	L	18	6	6	6	1	3	1	0	0	0	0	31	70	20.25	3.375
Anthony Telford, R ERA: 7.27	(3, 1)	0.1		3	1	0	0	1	1	0	0	0	0	0	10	17	0.00	6.000
Dustin Hermanson, R ERA: 3.12	(4, 1)	3.0		12	2	1	1	4	2	0	0	0	0	0	27	46	3.00	1.333
Everett Stull, R ERA: 23.14	(7, 1)	0.1		6	1	3	3	1	4	0	0	0	0	0	10	28	81.00	15.000
Omar Daal, L ERA: 4.35	(7, 1)	1.2		5	0	0	0	2	0	0	0	0	0	0	9	13	0.00	0.000

PITCHER		IP	WLS	BF	H	R	ER	SO	BB	IBB	HBP	BLK	WP	HR	S	P	ERA	WHIP

Batter	1	2	3	4	5	6	7	8	9	AB	R	H	RBI	BB	SO	LOB
Craig Biggio, R (1, 4) OBP: 0.361, SLG: 0.429	C S S 0-3 ① K		F C X 0-2 ② F9		X 0-0 HBP BB 1B		B X 1-0 ① P2	C S B B B F F B 4-2 BB		4	0	1	0	1	1	0
Bobby Abreu, L (1, 9) OBP: 0.426, SLG: 0.409	C S B F F X 1-2 ② F7		X 0-0 5 PB 5 BLK 2B		B B F 1 SAFE C B B 4-2 HBP 1-2 BB		S F B B X 2-2 5 2B 1B	C X 0-1 ③ G1-3		4	1	2	0	1	0	1
5 Jeff Bagwell, R (1, 3) OBP: 0.420, SLG: 0.576	B B F S F B C 3-3 ③ K		C B B C F F S 2-3 ③ K 2-H		B S B X 2-1 ② F8		X 0-0 1-3 2B		B C S C 1-3 ① K	5	0	1	0	0	3	2
Derek Bell, R (1, 8) OBP: 0.309, SLG: 0.295		C B B X 2-1 ① L1		B F F S 1-3 ① K	H 1-0 FC4-6 1-2 2-3 HBP		F F B B X 2-2 ② P3		X 0-0 ② P5	4	0	0	0	0	1	2
Thomas Howard, S (1, 7) OBP: 0.545, SLG: 0.765		F F B B B B X 3-2 HR		B S B B S B X 3-2 CS 1B	X 0-0 ③ FC4-6 1-2f		B B F F B B 4-2 BB		B X 1-0 ③ F9	4	1	2	1	1	0	3
Bill Spiers, L (1, 5) OBP: 0.474, SLG: 0.500 Tony Eusebio, R (7, PH) OBP: 0.296, SLG: 0.208 Tim Bogar, R (7, 5) OBP: 0.231, SLG: 0.091		C C B X 1-2 1B	1 SAFE B F 1 SAFE 1 SAFE B 1 SAFE B B 4-1 ② 1B 1-2 BB		B B C B B 4-1 FC6-4 BB	B X 1-0 ③ G4-3				1 1 0	0 0 0	1 0 0	0 0 0	2 0 0	0 0 0	0 3 0
Brad Ausmus, R (1, 2) OBP: 0.359, SLG: 0.265		C 1 SAFE B B 1 F S 2-3 ② K	X 0-0 FC6 1-2 1B		C X 0-1 ① F9			F B F B F X 2-2 S G6-3 E 1B		4	1	2	0	0	1	2
Pat Listach, S (1, 6) OBP: 0.241, SLG: 0.208		1 SAFE B B B 1 SAFE F 1 B F F 3-3 ③ K	B X 1-0 ③ FC6 1-2f		X 0-0 ② FC6-4 FC6-4 1-2f			B B C B C F X 3-2 ① G6-3 1-2		4	0	0	0	0	1	5
Mike Hampton, R (1, 1) Russ Springer, R (6, 1) James Mouton, R (8, PH) OBP: 0.211, SLG: 0.389 Tom Martin, L (8, 1)			X 0-0 ① G4-3		C M B B C 2-3 ① K	S B 1 SAFE F X 1-2 ③ FC6-4 1-2f		S B F B B C 3-3 ② K 2-H		3 0 1 0	0 0 0 0	0 0 0 0	0 0 0 0	0 0 0 0	1 0 1 0	1 0 0 0

TOP

Houston Astros @ Los Angeles Dodgers

Dodger Stadium, Los Angeles, CA

Fri Apr 18 1997, 7:05 PM PDT

Att. 38,937 - Unknown - 64 F

livebaseballscorecards.com

AB	35
R	3
H	9
RBI	1
BB	5
SO	9
LOB	19

Inning Stats	1	2	3	4	5	6	7	8	9
	R: 0 E: 0 K: 2 S: 12	H: 0 LOB: 0 BB: 0 P: 16	R: 1 E: 0 K: 2 S: 16	H: 2 LOB: 1 BB: 0 P: 27	R: 1 E: 0 K: 1 S: 10	H: 1 LOB: 0 BB: 0 P: 12	R: 0 E: 0 K: 1 S: 9	H: 2 LOB: 2 BB: 1 P: 18	R: 0 E: 0 K: 1 S: 9	H: 1 LOB: 3 BB: 1 P: 18	R: 0 E: 0 K: 0 S: 7	H: 0 LOB: 1 BB: 1 P: 12	R: 0 E: 0 K: 0 S: 11	H: 2 LOB: 3 BB: 1 P: 21	R: 1 E: 1 K: 1 S: 17	H: 1 LOB: 1 BB: 1 P: 29	R: 0 E: 0 K: 1 S: 5	H: 0 LOB: 0 BB: 0 P: 7

| | | | |

Houston Astros @ Los Angeles Dodgers

Dodger Stadium, Los Angeles, CA

Fri Apr 18 1997, 7:05 PM PDT

Att. 38,937 - Unknown - 64 F

livebaseballscorecards.com

BOTTOM

Batter	1	2	3	4	5	6	7	8	9	AB	R	H	RBI	BB	SO	LOB
Brett Butler, L (1, 8) OBP: 0.443, SLG: 0.360	C M B B X 2-2 ① G1-3		C X 0-1 ② G6-3		B X 1-0 HR 1B 1B	B B C C F X 2-2 3-H 2B		1 SAFE C X 0-1 ② FC5-4 1B 1-2f		5	1	2	1	0	0	1
Wilton Guerrero, S (1, 4) OBP: 0.286, SLG: 0.415	C F B S 1-3 ② K		F B F B X 2-2 ③ G1-3		M X 0-1 ① B3	M S S F F B F X 1-2 ③ 4-3		S D X 1-1 ③ 1-3 1B		5	0	1	0	0	1	2
Raul Mondesi, R (1, 9) OBP: 0.302, SLG: 0.464	C F B B B S 3-3 ③ K			F C X 0-2 ① G1-3	X 0-0 1-2 HR 1B		C B B X 2-1 2B			4	1	2	0	0	1	0
Mike Piazza, R (1, 2) OBP: 0.468, SLG: 0.500		B B C X 2-1 FC6-4 1B		B B B C B 4-1 G3-1 1B BB	X 0-0 1-H 2-H HR		B S B F F B X 3-2 ① P9			3	2	2	3	1	0	1
Eric Karros, R (1, 3) OBP: 0.328, SLG: 0.370		X 0-0 ① FC6-4 1B 1-2f 1B		B B S S X 2-2 ② G3-1 1-2	B C C B B S 3-3 ② K		S F S 0-3 ② K			4	0	0	0	0	2	3
Todd Zeile, R (1, 5) OBP: 0.316, SLG: 0.298		B B C C C 2-3 ② K		B B B C B 4-1 1B BB	X 0-0 ③ G5-3		B B F B S F B 4-2 BB			2	0	0	0	2	1	1
Todd Hollandsworth, L (1, 7) OBP: 0.317, SLG: 0.411		C B B S X 2-2 1B 1-2 1B		B C X 1-1 IBB 1-3 2-H 1B		B B F X 2-1 G4-3 2B 2B	S C S 0-3 ③ K			4	1	3	1	0	1	2
Greg Gagne, R (1, 6) OBP: 0.352, SLG: 0.434		S F B B B X 2-2 ③ 1-2 2-H 1B		B B B I 4-0 1-2 IBB		S F F D B B S 3-3 ① K		S S B B B F F X 3-2 FC5-4 1B		3	0	2	0	1	1	1
Ramon Martinez, R (1, 1) 37 Darren Dreifort, R (7, 1) Scott Radinsky, L (7, 1) Darren Hall, R (8, 1) Billy Ashley, R (8, PH) OBP: 0.286, SLG: 0.333 Todd Worrell, R (9, 1)			C C B X 1-2 ① G5-3	S B B X 2-1 ③ G1-3		C F F F F F B B F 2-2 X 2-3 G4-3 ②		B F C S 1-3 ① K		3 0 0 0 1 0	0 0 0 0 0 0	0 0 0 0 0 0	0 0 0 0 0 0	0 0 0 0 1 0	0 0 0 0 1 0	4 0 0 0 1 0
Inning Stats	R: 0 E: 0 K: 2 S: 9 H: 0 LOB: 0 BB: 0 P: 15	R: 0 E: 0 K: 1 S: 12 H: 3 LOB: 2 BB: 0 P: 20	R: 0 E: 0 K: 0 S: 8 H: 0 LOB: 0 BB: 0 P: 11	R: 1 E: 0 K: 0 S: 12 H: 1 LOB: 3 BB: 3 P: 29	R: 3 E: 0 K: 1 S: 9 H: 3 LOB: 0 BB: 0 P: 13	R: 1 E: 0 K: 1 S: 24 H: 2 LOB: 1 BB: 0 P: 34	R: 0 E: 0 K: 2 S: 15 H: 1 LOB: 2 BB: 1 P: 24	R: 0 E: 0 K: 1 S: 12 H: 2 LOB: 2 BB: 0 P: 17		1B: 8 2B: 3 3B: 0 HR: 1	SF: 0 SAC: 0 DP: 0 HBP: 0			WP: 0 PB: 0 SB: 0 CS: 0	PA: 38	

	AB	R	H	RBI	BB	SO	LOB
AB	34						
R	5						
H	12						
RBI	5						
BB	4						
SO	8						
LOB	16						

PITCHER		IP	WLS	BF	H	R	ER	SO	BB	IBB	HBP	BLK	WP	HR	S	P	ERA	WHIP
Mike Hampton, L ERA: 4.94	(1, 1)	5.2	L	28	9	5	5	5	2	1	0	0	0	1	68	115	7.94	1.941
Russ Springer, R ERA: 2.16	(6, 1)	1.1		6	1	0	0	2	1	0	0	0	0	0	21	31	0.00	1.500
Tom Martin, L ERA:	(8, 1)	1.0		4	2	0	0	1	0	0	0	0	0	0	12	17	0.00	2.000

PITCHER	IP	WLS	BF	H	R	ER	SO	BB	IBB	HBP	BLK	WP	HR	S	P	ERA	WHIP

Batter	1	2	3	4	5	6	7	8	9	AB	R	H	RBI	BB	SO	LOB
Craig Biggio, R (1, 4) OBP: 0.342, SLG: 0.403	C F B F B B S 3-3 ① K		B C F S 1-3 ③ K		C B S X 1-2 ③ P3		F B B F F X 2-2 ③ FC6-4 1-2f			4	0	0	0	0	2	3
Thomas Howard, S (1, 8) OBP: 0.500, SLG: 0.667 James Mouton, R (8, PR) (8, 8) (9, 7) OBP: 0.211, SLG: 0.389	B C B X 2-1 ② F8			B B X 2-0 ① G4-3		X 0-0 ① F7		X 0-0 CS 1B		4 0	0 0	1 0	0 0	0 0	0 0	0 0
5 Jeff Bagwell, R (1, 3) OBP: 0.425, SLG: 0.571	B X 1-0 1B			B B X 2-0 BB 1B		B B F F S 2-3 ② K		B S B 1 SAFE S 1 SAFE S 2-3 ① K		4	0	2	0	0	2	1
Luis Gonzalez, L (1, 7) OBP: 0.333, SLG: 0.327 Tim Bogar, R (9, 6) OBP: 0.231, SLG: 0.091	C B 1 SAFE B X 2-1 ③ G4-3			B F B B 1 SAFE F B 4-2 FC6-4-6-4-3-2-5- 1-2 BB		X 0-0 ③ G4-3		P F 1 C F B B C 3-3 ② ③ K 1-2		3 0	0 0	0 0	0 0	1 0	1 0	2 0
Bobby Abreu, L (1, 9) OBP: 0.414, SLG: 0.383		B C X 1-1 ① P5		B C S B X 2-2 ② ③ FC6-4-6-4-3-2-5- 1-2 2-H			B B B B 4-0 WP S FC6 BB		B S X 1-1 ① G6-3	3	1	0	0	1	0	2
Russ Johnson, R (1, 5) OBP: 0.324, SLG: 0.406		B B C F F B S 3-3 ② K			F B F S 1-3 ① K		C 1 SAFE 1 SAFE B 1 SAFE P F C 2-3 ① K		B C C B C 2-3 ② K	4	0	0	0	0	4	1
Bill Spiers, L (1, 6) OBP: 0.452, SLG: 0.452 Billy Wagner, L (9, 1)		C F B S 1-3 ③ K			B B F B B 4-1 2B BB		C B X 1-1 FC6 FC2-5 1B 1-H		C F B B B X 2-2 ③ G3-1	3 0	1 0	0 0	1 0	1 0	1 0	0 0
Brad Ausmus, R (1, 2) OBP: 0.381, SLG: 0.324			C B B B B F X 3-2 ① F9		B 1 SAFE 1 SAFE F X 1-1 1-H 2B		1 SAFE B X 1-0 FC2-5 1-2 1B			3	0	2	1	0	0	0
Darryl Kile, R (1, 1) Derek Bell, R (9, 8) OBP: 0.309, SLG: 0.295			C B C S 1-3 ② K		B F C B S 2-3 ② K		C X 0-1 ② FC2-5 FC6-4 1-2 2-3f			3 0	0 0	0 0	0 0	0 0	2 0	3 0
Inning Stats	R: 0 E: 0 K: 1 S: 9 H: 1 LOB: 1 BB: 0 P: 17	R: 0 E: 0 K: 2 S: 10 H: 0 LOB: 0 BB: 0 P: 15	R: 0 E: 0 K: 2 S: 10 H: 0 LOB: 0 BB: 0 P: 15	R: 0 E: 0 K: 0 S: 7 H: 1 LOB: 1 BB: 1 P: 17	R: 1 E: 0 K: 2 S: 12 H: 1 LOB: 1 BB: 1 P: 21	R: 0 E: 0 K: 1 S: 5 H: 0 LOB: 0 BB: 0 P: 7	R: 1 E: 0 K: 1 S: 13 H: 1 LOB: 2 BB: 1 P: 22	R: 0 E: 0 K: 2 S: 9 H: 1 LOB: 1 BB: 0 P: 13	R: 0 E: 0 K: 1 S: 8 H: 0 LOB: 0 BB: 0 P: 13	1B: 4 2B: 3 3B: 0 HR: 0		SF: 0 SAC: 0 DP: 2 HBP: 0		WP: 1 PB: 0 SB: 1 CS: 1		PA: 34

PITCHER		IP	WLS	BF	H	R	ER	SO	BB	IBB	HBP	BLK	WP	HR	S	P	ERA	WHIP
Hideo Nomo, R ERA: 3.28	(1, 1)	6.2	L	27	4	2	2	9	3	0	0	0	1	0	62	108	2.70	1.050
Chan Ho Park, R ERA: 2.2	(7, 1)	2.1		7	1	0	0	3	0	0	0	0	0	0	21	32	0.00	0.429

PITCHER	IP	WLS	BF	H	R	ER	SO	BB	IBB	HBP	BLK	WP	HR	S	P	ERA	WHIP

TOP

Houston Astros @ Los Angeles Dodgers

Dodger Stadium, Los Angeles, CA

Sat Apr 19 1997, 7:05 PM PDT

Att. 46,244 - Unknown - 67 F

livebaseballscorecards.com

AB	31
R	2
H	5
RBI	2
BB	3
SO	12
LOB	12

Batter	1	2	3	4	5	6	7	8	9	AB	R	H	RBI	BB	SO	LOB
Brett Butler, L (1, 8) OBP: 0.439, SLG: 0.352	X 0-0 G5-3 1B		C B X 1-1 ① G4-3	C B L B B B 4-2 BB			S B X 1-1 ① B1-3		B C F B F X 2-2 ② G6-3 2-3	4	0	1	0	1	0	1
Wilton Guerrero, S (1, 4) OBP: 0.267, SLG: 0.386 Billy Ashley, R (9, PH) OBP: 0.250, SLG: 0.286	B X 1-0 ① F8		B B X 2-0 ② F9	C B X 1-1 ③ F8			C F C 0-3 ② K		B F X 1-1 ③ F9	4 1	0 0	0 0	0 0	0 0	1 0	4 1
Raul Mondesi, R (1, 9) OBP: 0.313, SLG: 0.467	1 SAFE X 0-0 ② G5-3 1-2		C B S X 1-2 FC4-6 1B		C F B X 1-2 G6-4-3 1B		B F F X 1-2 ③ F7			4	0	2	0	0	0	1
Mike Piazza, R (1, 2) OBP: 0.471, SLG: 0.475	B B B C B 4-1 BB		F X 0-1 ③ FC4-6 1-2f		1 SAFE X 0-0 ①② G6-4-3 1-2f			B B B B 4-0 E BB		2	0	0	0	2	0	2
Eric Karros, R (1, 3) OBP: 0.323, SLG: 0.362	F S F B B B 2 F SAFE 3-3 ③ C K			B F B X 2-1 E7 F7 1B 1B	B X 1-0 ③ G6-3			B F X 1-1 ① P5		4	1	1	0	0	1	3
Todd Hollandsworth, L (1, 7) OBP: 0.313, SLG: 0.400		B C C B X 2-2 1B	X 0-0 ① F7 2-3		X 0-0 ① F7			X 0-0 E4 G6-4-3 1-2		4	0	1	0	0	0	2
Todd Zeile, R (1, 5) OBP: 0.311, SLG: 0.294	C F C 0-3 ① K		B B C X 2-1 SH1-4 BB 3-H 1B		C X 0-1 ② G6-3			X 0-0 ②③ G6-4-3 1-2f		4	0	1	1	0	1	3
Greg Gagne, R (1, 6) OBP: 0.379, SLG: 0.446		1 SAFE C B S X 1-2 ② F7	B B B 1 SAFE B 4-0 SH1-4 1-2 BB		B B F S X 2-2 FC6-4 1B				B F B X 2-1 G6-3 SH1-4 1B	3	0	2	0	1	0	1
Hideo Nomo, R (1, 1) OBP: 0.125, SLG: 0.125 Chan Ho Park, R (7, 1) OBP: 0.500, SLG: 0.333 Tom Prince, R (9, PH) OBP: 0.400, SLG: 0.429		C B B X 2-1 ③ G1-3	X 0-0 ② SH1-4 1-2 2-3		X 0-0 ③ FC6-4 1-2f				B X 1-0 ① SH1-4 1-2	2 0 0	0 0 0	0 0 0	0 0 0	0 0 0	0 0 0	2 0 0
Inning Stats	R: 0 H: 1 E: 0 LOB: 2 K: 1 BB: 1 S: 10 P: 18	R: 0 H: 1 E: 0 LOB: 1 K: 1 BB: 0 S: 11 P: 16	R: 0 H: 1 E: 0 LOB: 1 K: 0 BB: 0 S: 8 P: 12	R: 1 H: 2 E: 1 LOB: 3 K: 0 BB: 2 S: 10 P: 23	R: 0 H: 1 E: 0 LOB: 0 K: 0 BB: 0 S: 5 P: 7	R: 0 H: 1 E: 0 LOB: 1 K: 0 BB: 0 S: 7 P: 9	R: 0 H: 0 E: 0 LOB: 0 K: 1 BB: 0 S: 8 P: 10	R: 0 H: 0 E: 1 LOB: 1 K: 0 BB: 1 S: 4 P: 9	R: 0 H: 1 E: 0 LOB: 1 K: 0 BB: 0 S: 9 P: 15	1B: 8 2B: 0 3B: 0 HR: 0	SF: 0 SAC: 2 DP: 2 HBP: 0					WP: 0 PB: 0 SB: 0 CS: 0	PA: 38

PITCHER		IP	WLS	BF	H	R	ER	SO	BB	IBB	HBP	BLK	WP	HR	S	P	ERA	WHIP
Darryl Kile, R ERA: 2.53	(1, 1)	8.0	W	34	7	1	1	3	4	0	0	0	0	0	63	104	1.12	1.375
Billy Wagner, L ERA:	(9, 1)	1.0	S	4	1	0	0	0	0	0	0	0	0	0	9	15	0.00	1.000

PITCHER	IP	WLS	BF	H	R	ER	SO	BB	IBB	HBP	BLK	WP	HR	S	P	ERA	WHIP

BOTTOM

Houston Astros @ Los Angeles Dodgers

Dodger Stadium, Los Angeles, CA

Sat Apr 19 1997, 7:05 PM PDT

Att. 46,244 - Unknown - 67 F

livebaseballscorecards.com

AB	32
R	1
H	8
RBI	1
BB	4
SO	3
LOB	20

Houston Astros @ Los Angeles Dodgers

Dodger Stadium, Los Angeles, CA

Sun Apr 20 1997, 3:33 AM PDT

Att. 33,250 - Cloudy - 75 F

livebaseballscorecards.com

TOP

Batter	1	2	3	4	5	6	7	8	9	AB	R	H	RBI	BB	SO	LOB
Craig Biggio, R (1, 4) OBP: 0.350, SLG: 0.493	X 0-0 ① F7		B C X 1-1 HR			C B X 1-1 ① L5		C B X 1-1 2-H HR		4	2	2	3	0	0	0
Pat Listach, S (1, 6) OBP: 0.259, SLG: 0.231 Tom Martin, L (8, 1) John Hudek, S (9, 1)	B B M F F B X 3-2 1B		F X 0-1 ③ B2			C C B F F S 1-3 ② K		X 0-0 5 S 1B		4 0 0	0 0 0	2 0 0	0 0 0	0 0 0	1 0 0	0 0 0
5 Jeff Bagwell, R (1, 3) OBP: 0.416, SLG: 0.545	1 SAFE C 1 SAFE C F 1 SAFE X 0-2 ② P9			F F B F S 1-3 ① K		X 0-0 ③ P8		D B I I 4-0 1-2 IBB		3	0	0	0	1	1	1
Derek Bell, R (1, 8) OBP: 0.292, SLG: 0.277	1 SAFE 1 SAFE 1 SAFE F B T 1 SAFE B F 2-2 X ③ G6-3			S B S F B F C 2-3 ② K			X 0-0 ① P9	B X 1-0 ③ F8		4	0	0	0	0	1	3
Luis Gonzalez, L (1, 7) OBP: 0.313, SLG: 0.305		B F X 1-1 ① F7		C S B B X 1-2 ③ G4-3			B F B B F B X 3-2 ② F7		B C B B B X 3-1 ① G5-3	4	0	0	0	0	0	0
James Mouton, R (1, 9) OBP: 0.261, SLG: 0.429		B C X 1-1 ② F8			C B B B F X 2-2 G4-3 2B		B C S X 1-2 ③ F9		B B B B 4-0 CS BB	3	0	1	0	1	0	0
Tony Eusebio, R (1, 2) OBP: 0.258, SLG: 0.179		C B B F X 2-2 ③ P3			F B B B X 3-1 ① G4-3 2-3			C X 0-1 ① G5-3	1 SAFE 1 SAFE C B S B X 2-2 ② ③ G1-3 1-2	4	0	0	0	0	0	2
Tim Bogar, R (1, 5) OBP: 0.250, SLG: 0.214 (8, 6)			B X 1-0 ① G5-3		C B L B C 2-3 ② K			X 0-0 HR 2B		3	1	1	0	0	1	1
Chris Holt, R (1, 1) Bill Spiers, L (8, PH) OBP: 0.442, SLG: 0.438 (8, 5)			F S S 0-3 ② K		C S B F B S 2-3 ③ K			B X 1-0 ② P9		2 1	0 0	0 0	0 0	0 0	2 0	1 1
Inning Stats	R: 0 E: 0 K: 0 S: 13 H: 1 LOB: 1 BB: 0 P: 18	R: 0 E: 0 K: 0 S: 7 H: 0 LOB: 0 BB: 0 P: 11	R: 1 E: 0 K: 1 S: 8 H: 1 LOB: 0 BB: 0 P: 10	R: 0 E: 0 K: 2 S: 12 H: 0 LOB: 0 BB: 0 P: 16	R: 0 E: 0 K: 2 S: 12 H: 1 LOB: 1 BB: 0 P: 21	R: 0 E: 0 K: 1 S: 8 H: 0 LOB: 0 BB: 0 P: 10	R: 0 E: 0 K: 0 S: 7 H: 0 LOB: 0 BB: 0 P: 11	R: 2 E: 0 K: 0 S: 8 H: 3 LOB: 2 BB: 1 P: 15	R: 0 E: 0 K: 0 S: 5 H: 0 LOB: 0 BB: 1 P: 14	1B: 2 2B: 2 3B: 0 HR: 2		SF: 0 SAC: 0 DP: 0 HBP: 0			WP: 0 PB: 0 SB: 1 CS: 1		PA: 34

	AB	32
	R	3
	H	6
	RBI	3
	BB	2
	SO	6
	LOB	9

PITCHER		IP	WLS	BF	H	R	ER	SO	BB	IBB	HBP	BLK	WP	HR	S	P	ERA	WHIP
Ismael Valdez, R ERA: 2.49	(1, 1)	7.0		24	3	1	1	6	0	0	0	0	0	1	67	97	1.29	0.429
Tom Candiotti, R ERA: 2.08	(8, 1)	0.2	L	5	3	2	2	0	0	0	0	0	0	1	7	9	27.00	4.500
Darren Hall, R ERA: 1.23	(8, 1)	0.1		2	0	0	0	0	0	1	0	0	0	0	1	6	0.00	0.000
Mark Guthrie, L ERA:	(9, 1)	1.0		3	0	0	0	0	1	0	0	0	0	0	5	14	0.00	1.000

PITCHER	IP	WLS	BF	H	R	ER	SO	BB	IBB	HBP	BLK	WP	HR	S	P	ERA	WHIP

Batter	1	2	3	4	5	6	7	8	9	AB	R	H	RBI	BB	SO	LOB
Brett Butler, L (1, 8) OBP: 0.457, SLG: 0.379	BBX 2-0 F9 1B 1B		CBBX 2-1 G3 ①		LBX 1-1 1B			BMX 1-1 G6-4-3 1B		4	0	3	0	0	0	0
Wilton Guerrero, S (1, 4) OBP: 0.266, SLG: 0.377	X 0-0 FC6-4 1-2 1B		CBBX 2-1 F7 ②		PX 1-0 F7 ③			SFX 0-2 G6-4-3 ①② 1-2f		4	0	1	0	0	0	2
Raul Mondesi, R (1, 9) OBP: 0.324, SLG: 0.508	BSTS 1-3 K ①		H 1-0 E S HBP			BX 1-0 HR		CBX 1-1 P6 ③		3	1	1	1	0	1	2
Mike Piazza, R (1, 2) OBP: 0.436, SLG: 0.432	BTX 1-1 F9 ② 2-3		STX 0-2 F9 ③ 1-3			SX 0-1 G4-3 ①			CSX 0-2 G6-3 ①	4	0	0	0	0	0	3
Eric Karros, R (1, 3) OBP: 0.319, SLG: 0.344	BX 1-0 FC6-4 ③ 1-2f			CBBCBX 3-2 G4-3 ①		X 0-0 P2 ②			BBBCB 4-1 BB	3	0	0	0	1	0	2
Todd Hollandsworth, L (1, 7) OBP: 0.294, SLG: 0.375		CTFX 0-2 G4-3 ①		BBX 2-0 P7 ②		BCX 1-1 G4-3 ③			CX 0-1 P6 ②	4	0	0	0	0	0	1
Todd Zeile, R (1, 5) OBP: 0.292, SLG: 0.273		BX 1-0 F7 ②		BBFBX 3-1 P7 ③			BFCX 1-2 G4-3 ①		BBSX 2-1 P4 ③	4	0	0	0	0	0	1
Greg Gagne, R (1, 6) OBP: 0.377, SLG: 0.441		CSX 0-2 1B			X 0-0 G6-3 ①		X 0-0 G4-3 ②			3	0	1	0	0	0	0
Ismael Valdez, R (1, 1)		X 0-0 P3 ③			X 0-0 G3 ②		BCCBX 2-2 G3 ③			2	0	0	0	0	0	1
Chip Hale, L (7, PH) OBP: 0.222, SLG: 0.125										1	0	0	0	0	0	0
Tom Candiotti, R (8, 1)										0	0	0	0	0	0	0
Darren Hall, R (8, 1)										0	0	0	0	0	0	0
Mark Guthrie, R (9, 1)										0	0	0	0	0	0	0
Inning Stats	R: 0 E: 0 K: 1 S: 8 H: 2 LOB: 2 BB: 0 P: 13	R: 0 E: 0 K: 0 S: 9 H: 1 LOB: 1 BB: 0 P: 10	R: 0 E: 0 K: 0 S: 7 H: 0 LOB: 1 BB: 0 P: 12	R: 0 E: 0 K: 0 S: 6 H: 0 LOB: 0 BB: 0 P: 14	R: 0 E: 0 K: 0 S: 6 H: 1 LOB: 1 BB: 0 P: 7	R: 1 E: 0 K: 0 S: 6 H: 1 LOB: 0 BB: 0 P: 8	R: 0 E: 0 K: 0 S: 7 H: 0 LOB: 0 BB: 0 P: 10	R: 0 E: 0 K: 0 S: 7 H: 1 LOB: 0 BB: 0 P: 9	R: 0 E: 0 K: 0 S: 8 H: 0 LOB: 1 BB: 1 P: 14	1B: 5 2B: 0 3B: 0 HR: 1	SF: 0 SAC: 0 DP: 1 HBP: 1						

PITCHER		IP	WLS	BF	H	R	ER	SO	BB	IBB	HBP	BLK	WP	HR	S	P	ERA	WHIP
Chris Holt, R ERA: 4.05	(1, 1)	7.0	W	27	5	1	1	1	0	0	1	0	0	1	49	74	1.29	0.714
Tom Martin, L ERA:	(8, 1)	1.0		3	1	0	0	0	0	0	0	0	0	0	7	9	0.00	1.000
John Hudek, R ERA: 1.5	(9, 1)	1.0	S	4	0	0	0	0	1	0	0	0	0	0	8	14	0.00	1.000

PITCHER	IP	WLS	BF	H	R	ER	SO	BB	IBB	HBP	BLK	WP	HR	S	P	ERA	WHIP

BOTTOM

Houston Astros @ Los Angeles Dodgers

Dodger Stadium, Los Angeles, CA

Sun Apr 20 1997, 3:33 AM PDT
Att. 33,250 - Cloudy - 75 F

livebaseballscorecards.com

AB	32
R	1
H	6
RBI	1
BB	1
SO	1
LOB	12

WP: 0 PB: 0 SB: 1 CS: 0 PA: 34

Houston Astros @ San Diego Padres

Qualcomm Stadium, San Diego, CA

Tue Apr 22 1997, 10:05 PM EDT

Att. 16,748 - Unknown - 70 F

TOP

livebaseballscorecards.com

Batter	1	2	3	4	5	6	7	8	9	AB	R	H	RBI	BB	SO	LOB
Craig Biggio, R (1, 4) OBP: 0.349, SLG: 0.481	B B C F F X 2-2 G6-3 ①		C B C B S 2-3 K ②		B C F X 1-2 5 G6-3 1B 1B		B C B B C X 3-2 E5 5 1B BB		B B C X 2-2 F8 ③ 0-2 1-2 2-H 1B	6	2	2	1	0	1	0
Pat Listach, S (1, 6) OBP: 0.266, SLG: 0.228	S B F B F B X 3-2 CS 1B		B B F X 2-1 B1-3 ③		X 0-0 P3 ①		B 1 SAFE B B C B 4-1 G5-3 5 1B 1-2 BB		B C S X 0-2 G4-3 ② 1-3 K ③	5	0	1	0	1	1	3
5 Jeff Bagwell, R (1, 3) OBP: 0.427, SLG: 0.606	B X 1-0 F9 ②			C B B C X 2-2 1B 2B	B B B C S B X 3-2 1-2 G6-3 ②		C B X 1-1 1-2 2-H G5-3 1B		F B B S S B X 3-2 HR	5	2	3	2	0	0	2
Derek Bell, R (1, 8) OBP: 0.312, SLG: 0.300	1 SAFE 0-0 1-2 CS ③	B B S B B S S 3-3 K ①		S B B B X 3-1 2-H BB E 1B	B B X 2-0 2-H 1B		B B S S F F X 2-2 1-2 2-3 G5-3 ②		F B B X 2-1 BB E 1B 1B	5	2	3	2	0	1	2
Luis Gonzalez, L (1, 7) OBP: 0.319, SLG: 0.290		C H 1-1 G5-3 1B HBP		S B B B 1 SAFE B 4-1 1-2 E E BB	X 0-0 P6 ③		S F B C 1-3 K ③		S X 0-1 1-2 E4 BB 1B	3	2	0	0	1	1	4
Sean Berry, R (1, 5) OBP: 0.267, SLG: 0.286		B S X 1-1 1-2 G5-3 1B		M 2 SAFE P X 1-1 1-H 2-H E5 SF8		S X 0-1 CS 1B		S C S 0-3 K ①	B F B B B 4-1 1-2 2-3 1B 1B BB	4	2	2	0	1	1	0
James Mouton, R (1, 9) OBP: 0.250, SLG: 0.400	B X 1-0 1-2 2-3 G5-3 ②			B F B F B X 2-2 3-H SF8 ①		S C F 1 SAFE F S 0-3 K ①		B B F S B X 3-2 F9 ②	B S B B F X 3-2 1-2 2-H 3-H 1B 1B 1B	4	1	1	3	0	1	3
Brad Ausmus, R (1, 2) OBP: 0.383, SLG: 0.357	B X 1-0 G3-1 ③			C B X 1-1 G3-1 ②		1 SAFE B C X 1-1 1-2 G1-3 ② ③		F S B B B B X 3-2 2B	B C F F X 1-2 1-3 2-H 1B 1B 1B	5	1	2	1	0	0	3
Shane Reynolds, R (1, 1) OBP: 0.143, SLG: 0.286 Thomas Howard, S (9, PH) OBP: 0.519, SLG: 0.682 Billy Wagner, L (9, 1)			C S B C 1-3 K ①	F B X 1-1 F8 ③		X 0-0 G6-3 ①	B C C B S 2-3 K ③		B X 1-0 1-2 3-H 1B 1B	4 1 0	0 0 0	0 1 0	0 1 0	0 0 0	2 0 0	1 0 0
Inning Stats	R: 0 E: 0 K: 0 S: 10 H: 1 LOB: 0 BB: 0 P: 16	R: 0 E: 0 K: 1 S: 8 H: 1 LOB: 2 BB: 0 P: 15	R: 0 E: 0 K: 2 S: 8 H: 0 LOB: 0 BB: 0 P: 13	R: 4 E: 1 K: 0 S: 16 H: 2 LOB: 0 BB: 1 P: 29	R: 1 E: 0 K: 0 S: 9 H: 2 LOB: 1 BB: 0 P: 15	R: 0 E: 0 K: 1 S: 9 H: 1 LOB: 0 BB: 0 P: 10	R: 1 E: 1 K: 1 S: 15 H: 1 LOB: 2 BB: 1 P: 26	R: 0 E: 0 K: 2 S: 12 H: 1 LOB: 1 BB: 0 P: 20	R: 6 E: 1 K: 1 S: 29 H: 6 LOB: 2 BB: 1 P: 46	1B: 12 2B: 2 3B: 0 HR: 1 SF: 1 SAC: 0 DP: 0 HBP: 1						

WP: 0 PB: 0 SB: 0 CS: 2 — PA: 48

	AB	42
	R	12
	H	15
	RBI	10
	BB	3
	SO	8
	LOB	18

PITCHER		IP	WLS	BF	H	R	ER	SO	BB	IBB	HBP	BLK	WP	HR	S	P	ERA	WHIP
Fernando Valenzuela, L ERA: 1.96	(1, 1)	5.0	L	23	6	5	2	3	1	0	1	0	0	0	51	88	3.60	1.400
Will Cunnane, R ERA:	(6, 1)	2.0		9	2	1	0	2	1	0	0	0	0	0	24	36	0.00	1.500
Dario Veras, R ERA: 7.5	(8, 1)	1.2		11	4	5	2	2	1	0	0	0	0	1	30	52	10.80	3.000
Sean Bergman, R ERA: 4.05	(9, 1)	0.1		4	3	1	0	1	0	0	0	0	0	0	11	14	0.00	9.000

PITCHER		IP	WLS	BF	H	R	ER	SO	BB	IBB	HBP	BLK	WP	HR	S	P	ERA	WHIP

BOTTOM

Houston Astros @ San Diego Padres

Qualcomm Stadium, San Diego, CA

Tue Apr 22 1997, 10:05 PM EDT
Att. 16,748 - Unknown - 70 F

livebaseballscorecards.com

Batter	1	2	3	4	5	6	7	8	9	AB	R	H	RBI	BB	SO	LOB
Rickey Henderson, R (1, 8) OBP: 0.435, SLG: 0.333	3-2 G5-3 ①		2-2 B2-3 ②		1-1 G5-3 ②			1-3 K ①		4	0	0	0	0	1	1
Quilvio Veras, S (1, 4) OBP: 0.342, SLG: 0.349	1-3 K ②		4-2 1B BB		2-2 2B			4-2 HR BB		2	1	1	0	2	1	0
Tony Gwynn, L (1, 9) OBP: 0.421, SLG: 0.620	1-2 E7		0-0 FC6-4 1B 1-2 2-H		3-2 G5-3 ③			1-2 HR 1-H		4	1	2	3	0	0	1
Wally Joyner, L (1, 3) OBP: 0.377, SLG: 0.456	0-0 G3-1 ③		0-0 FC6-4 ③ 1-2f			2-0 B1-4-3 1B		0-0 F8 ②		4	0	1	0	0	0	3
Greg Vaughn, R (1, 7) OBP: 0.235, SLG: 0.288		3-2 F7 ①		1-3 K ①		0-0 B1-4-3 ①② 1-2f		1-3 K ③		4	0	0	0	0	2	1
Scott Livingstone, L (1, 5) OBP: 0.333, SLG: 0.300 Archi Cianfrocco, R (9, PH) OBP: 0.400, SLG: 0.308		1-0 G4-3 ②		0-1 G4-3 ②		0-2 P6 ③			1-3 K ①	3 1	0 0	0 0	0 0	0 0	0 1	0 0
John Flaherty, R (1, 2) OBP: 0.281, SLG: 0.231	0-0 CS 1B			1-2 1B			1-2 P6 ①		4-2 BB	3	0	2	0	1	0	0
Chris Gomez, R (1, 6) OBP: 0.286, SLG: 0.288	3-2 CS ③ 1-2		1-1 SH1-4 1B 1B		2-2 L6 ③		0-0 G5-3 ②		1-3 K ②	4	1	1	0	0	1	2
Fernando Valenzuela, L (1, 1) Don Slaught, R (5, PH) Will Cunnane, R (6, 1) Chris Jones, R (7, PH) OBP: 0.333, SLG: 0.400 Dario Veras, R (8, 1) Sean Bergman, R (9, 1) Carlos Hernandez, R (9, PH) OBP: 0.250, SLG: 0.250			1-1 SH1-4 ① 1-2		0-3 K ①		1-1 G6-3 ③		0-3 K ③	0 1 0 1 0 0 1	0 0 0 0 0 0 0	0 0 0 0 0 0 0	0 0 0 0 0 0 0	0 1 0 0 0 0 1	0 0 0 0 0 0 1	0 0 0 0 0 0 1
Inning Stats	R: 0 E: 1 K: 1 S: 15 H: 0 LOB: 1 BB: 0 P: 20	R: 0 E: 0 K: 0 S: 7 H: 1 LOB: 0 BB: 0 P: 14	R: 1 E: 0 K: 0 S: 12 H: 2 LOB: 2 BB: 1 P: 20	R: 0 E: 0 K: 1 S: 11 H: 1 LOB: 1 BB: 0 P: 15	R: 0 E: 0 K: 1 S: 11 H: 1 LOB: 1 BB: 0 P: 17	R: 0 E: 0 K: 0 S: 6 H: 1 LOB: 0 BB: 0 P: 8	R: 0 E: 0 K: 0 S: 6 H: 0 LOB: 0 BB: 0 P: 8	R: 2 E: 0 K: 2 S: 15 H: 1 LOB: 0 BB: 1 P: 22	R: 0 E: 0 K: 3 S: 12 H: 0 LOB: 1 BB: 1 P: 18	1B: 5 2B: 1 3B: 0 HR: 1	SF: 0 SAC: 1 DP: 1 HBP: 0						

AB	32
R	3
H	7
RBI	3
BB	3
SO	8
LOB	9

WP: 0 PB: 0 SB: 0 CS: 1 PA: 37

PITCHER		IP	WLS	BF	H	R	ER	SO	BB	IBB	HBP	BLK	WP	HR	S	P	ERA	WHIP
Shane Reynolds, R ERA: 2.75	(1, 1)	8.0	W	32	7	3	3	5	2	0	0	0	0	1	83	124	3.38	1.125
Billy Wagner, L ERA:	(9, 1)	1.0		4	0	0	0	3	1	0	0	0	0	0	12	18	0.00	1.000

PITCHER	IP	WLS	BF	H	R	ER	SO	BB	IBB	HBP	BLK	WP	HR	S	P	ERA	WHIP

Batter	1	2	3	4	5	6	7	8	9	AB	R	H	RBI	BB	SO	LOB
Craig Biggio, R (1, 4) OBP: 0.370, SLG: 0.481	C S B X 1-2 5 CS BB 1B		S X 0-1 5 1B 1B	B C B S F B B 4-2 1B 1-2 BB		B B C F B S B 4-2 1B 5 HR BB	B C X 1-1 ① G5-3		S F S 0-3 ② K	4	2	2	0	2	1	1
Bill Spiers, L (1, 6) OBP: 0.479, SLG: 0.472 Tim Bogar, R (7, 6) OBP: 0.235, SLG: 0.200	B B B B C B 4-1 5 CS 1-2 BB		B M B B X 3-1 G1-3 5 1B 1-2 WP 1B	C B X 1-1 1-3 2-H 1B		B 1 SAFE X 1-0 5 HR 1-3 1B	B S F C 1-3 ② K		B X 1-0 ③ F7	4 1	2 0	3 0	1 0	1 0	1 0	0 1
5 Jeff Bagwell, R (1, 3) OBP: 0.437, SLG: 0.645	S B B F B F S 3-3 ① ② K 1-2 2-3		B S B X 2-1 WP G1-3 1-2 2-H 1B	C B B C B X 3-2 ③ F9		X 0-0 1-H 3-H HR	B B C X 2-1 1B			5	1	3	4	0	1	4
Derek Bell, R (1, 8) OBP: 0.293, SLG: 0.280	F B B S B X 3-2 ③ F9		X 0-0 ① G1-3 1-2 2-3		F S B X 1-2 ① F9	X 0-0 ① G5-3	B B S C F X 2-2 ③ F9			5	0	0	0	0	0	4
Thomas Howard, S (1, 7) OBP: 0.531, SLG: 0.667		C X 0-1 1B 1B	B B S X 2-1 ② F8		B F B S X 2-2 1B 2B 1B	B C X 1-1 2B 1B		B X 1-0 ① G3-1		5	2	3	0	0	0	2
Sean Berry, R (1, 5) OBP: 0.300, SLG: 0.316		B X 1-0 ① PB 1-3 1B 1B	F B F F S 1-3 ③ K 2-3 3-H		X 0-0 1-2 2B 1B	1 SAFE B S C X 1-2 ② F8		B F B B C S 3-3 ② K		5	2	2	0	0	2	2
Bobby Abreu, L (1, 9) OBP: 0.435, SLG: 0.420 James Mouton, R (6, 9) OBP: 0.241, SLG: 0.385		B X 1-0 G6-3 2-H 1B		B H 2-0 S 1B HBP	C S X 0-2 ② F7	B B X 2-0 1-H 2B 2B		X 0-0 ③ P4		3 1	2 0	2 0	2 0	0 0	0 0	2 0
Brad Ausmus, R (1, 2) OBP: 0.404, SLG: 0.426		B X 1-0 ② G6-3 1-2		S 1 SAFE X 0-1 ① F8	B B X 2-0 1-H 2-H 2B	B X 1-0 2-H 2B			X 0-0 1B	5	0	3	3	0	0	2
Mike Hampton, R (1, 1) Ramon Garcia, R (4, 1) Tom Martin, L (8, 1) Ray Montgomery, R (9, PH) OBP: 0.333, SLG: 0.250 John Hudek, S (9, 1)		X 0-0 ③ F8		1 SAFE B L C M 1-3 ② K	X 0-0 ③ G5-3	C S X 0-2 ③ G5-3			S C B B S 2-3 ① K	2 2 0 1 0	0 0 0 0 0	0 0 0 0 0	0 0 0 0 0	1 0 0 1 0	2 2 0 1 0	2 2 0 1 0
Inning Stats	R: 0 H: 1 E: 0 LOB: 1 K: 1 BB: 1 S: 11 P: 22	R: 1 H: 3 E: 0 LOB: 1 K: 0 BB: 0 S: 6 P: 9	R: 2 H: 3 E: 0 LOB: 1 K: 1 BB: 0 S: 13 P: 21	R: 1 H: 1 E: 0 LOB: 2 K: 1 BB: 1 S: 13 P: 24	R: 2 H: 3 E: 0 LOB: 1 K: 0 BB: 0 S: 12 P: 17	R: 5 H: 5 E: 0 LOB: 1 K: 0 BB: 1 S: 15 P: 25	R: 0 H: 1 E: 0 LOB: 1 K: 1 BB: 0 S: 11 P: 17	R: 0 H: 0 E: 0 LOB: 0 K: 1 BB: 0 S: 5 P: 9	R: 0 H: 1 E: 0 LOB: 1 K: 2 BB: 0 S: 8 P: 11	1B: 14 SF: 0 2B: 4 SAC: 0 3B: 0 DP: 1 HR: 1 HBP: 1						

PITCHER		IP	WLS	BF	H	R	ER	SO	BB	IBB	HBP	BLK	WP	HR	S	P	ERA	WHIP
Joey Hamilton, R ERA: 4.56	(1, 1)	3.2		20	8	4	4	3	2	0	1	0	1	0	40	70	9.82	2.727
Tim Worrell, R ERA: 4.71	(4, 1)	1.1	L	9	4	4	4	0	1	0	0	0	0	0	18	31	27.00	3.750
Tim Scott, R ERA: 2.89	(6, 1)	2.0		11	5	3	3	1	0	0	0	0	0	1	23	34	13.50	2.500
Doug Bochtler, R ERA: 1.17	(8, 1)	1.0		3	0	0	0	1	0	0	0	0	0	0	5	9	0.00	0.000
Trevor Hoffman, R ERA: 3.38	(9, 1)	1.0		4	1	0	0	2	0	0	0	0	0	0	8	11	0.00	1.000

PITCHER	IP	WLS	BF	H	R	ER	SO	BB	IBB	HBP	BLK	WP	HR	S	P	ERA	WHIP

TOP

Houston Astros @ San Diego Padres

Qualcomm Stadium, San Diego, CA

Wed Apr 23 1997, 10:05 PM EDT

Att. 15,534 - Unknown - 64 F

livebaseballscorecards.com

AB	43
R	11
H	18
RBI	10
BB	3
SO	7
LOB	23

WP: 1 PA: 47
PB: 1
SB: 1
CS: 2

Houston Astros @ San Diego Padres

Qualcomm Stadium, San Diego, CA

Wed Apr 23 1997, 10:05 PM EDT

Att. 15,534 - Unknown - 64 F

BOTTOM

livebaseballscorecards.com

Batter	1	2	3	4	5	6	7	8	9	AB	R	H	RBI	BB	SO	LOB
Rickey Henderson, R (1, 8) OBP: 0.431, SLG: 0.306 Trevor Hoffman, R (9, 1)	4-2 G4-6-3 BB		2-1 E4 1B 2B 1-2 2-3	0-0 ② FC5-4 1-2f 3-H		3-2 ② G6-3		4-1 BB		3 0	1 0	0 0	1 0	2 0	0 0	3 0
Quilvio Veras, S (1, 4) OBP: 0.346, SLG: 0.353	1-1 ①② G4-6-3 1-2f		3-1 2B 1B 1-2 2-3 3-H	0-0 ③ G5-3		0-0 1B		3-2 ③ G6-3		5	0	2	1	0	0	3
Tony Gwynn, L (1, 9) OBP: 0.420, SLG: 0.618	1-1 ③ G4-3		0-0 2B 1-3 2-H 3-H		1-1 SH1-3 1B SF9 1B	0-0 ③ G6-3			3-2 ① G6-3	5	1	2	2	0	0	1
Greg Vaughn, R (1, 7) OBP: 0.260, SLG: 0.359		2-0 ① F7	2-1 ② P6		2-1 SF9 SH1-3 1-2 1B		3-1 G4-3 1B		1-0 HR	5	1	3	1	0	0	2
John Flaherty, R (1, 2) OBP: 0.262, SLG: 0.214		0-0 ② L9	2-1 ③ G6-3		0-0 ① SH1-3 1-2 2-3		1-2 ① F7		1-1 ② G5-3	4	0	0	0	0	0	3
Wally Joyner, L (1, 3) OBP: 0.364, SLG: 0.443		0-1 ③ G6-3		2-0 E4 1B E	1-0 ② SF9 2-3 3-H		0-0 ② G4-3 1-2		3-1 1B	4	1	1	1	0	0	1
Archi Cianfrocco, R (1, 5) OBP: 0.389, SLG: 0.267 Doug Bochtler, R (8, 1) Chris Jones, R (9, 8) OBP: 0.286, SLG: 0.333			1-1 E6 FC5-6 1B	3-3 ① K	4-2 BB	0-0 ③ G1-3			1-1 ③ F9	2 0 1	0 0 0	0 0 0	0 0 0	1 0 0	1 0 0	1 0 1
Chris Gomez, R (1, 6) OBP: 0.299, SLG: 0.302			2-0 E FC5-6 1-2 1B	2-0 E8 PB 1-H FC5-4 1B	0-0 ③ G4-3			2-1 ① F8		4	2	2	0	0	0	2
Joey Hamilton, R (1, 1) Tim Worrell, R (4, 1) OBP: 0.429, SLG: 0.333 Tim Scott, R (6, 1) Scott Livingstone, L (6, 5) OBP: 0.286, SLG: 0.250 Don Slaught, R (7, PH)			0-0 ① FC5-6 1B E 2B 1-2 2-3f	4-0 FC5-4 2-3 BB		0-0 ① F7		1-2 ② G6-3		1 0 0 2 1	1 0 0 0 0	0 0 0 0 0	0 0 0 0 0	0 1 0 0 0	0 0 0 0 0	2 0 0 0 1
Inning Stats	R: 0 E: 0 K: 0 S: 7 H: 0 LOB: 0 BB: 1 P: 13	R: 0 E: 0 K: 0 S: 4 H: 0 LOB: 0 BB: 0 P: 6	R: 3 E: 2 K: 0 S: 13 H: 3 LOB: 2 BB: 0 P: 25	R: 2 E: 2 K: 1 S: 7 H: 1 LOB: 1 BB: 1 P: 18	R: 1 E: 0 K: 0 S: 10 H: 2 LOB: 2 BB: 1 P: 18	R: 0 E: 0 K: 0 S: 6 H: 1 LOB: 1 BB: 0 P: 9	R: 0 E: 0 K: 0 S: 9 H: 1 LOB: 1 BB: 0 P: 13	R: 0 E: 0 K: 0 S: 11 H: 0 LOB: 1 BB: 1 P: 21	R: 1 E: 0 K: 0 S: 12 H: 2 LOB: 1 BB: 0 P: 21	1B: 8 2B: 1 3B: 0 HR: 1	SF: 1 SAC: 1 DP: 1 HBP: 0					

	AB	37
	R	7
	H	10
	RBI	6
	BB	4
	SO	1
	LOB	20

WP: 0 PB: 1 SB: 0 CS: 0 PA: 43

PITCHER		IP	WLS	BF	H	R	ER	SO	BB	IBB	HBP	BLK	WP	HR	S	P	ERA	WHIP
Mike Hampton, L ERA: 4.33	(1, 1)	3.1		18	4	5	0	1	2	0	0	0	0	0	29	60	0.00	1.800
Ramon Garcia, R ERA: 1.98	(4, 1)	3.2	W	16	4	1	1	0	1	0	0	0	0	0	27	42	2.46	1.364
Tom Martin, L ERA:	(8, 1)	1.0		4	0	0	0	0	1	0	0	0	0	0	11	21	0.00	1.000
John Hudek, R ERA: 2.57	(9, 1)	1.0		5	2	1	1	0	0	0	0	0	0	1	12	21	9.00	2.000

PITCHER	IP	WLS	BF	H	R	ER	SO	BB	IBB	HBP	BLK	WP	HR	S	P	ERA	WHIP

Batter	1	2	3	4	5	6	7	8	9	AB	R	H	RBI	BB	SO	LOB
Stan Javier, S (1, 8) OBP: 0.323, SLG: 0.400	C F B B B X 3-2 PB HBP SF7 1B		F X 0-1 SF8 3B		B X 1-0 ② G6-3			B C F B B X 3-2 ② G4-3		4	2	2	0	0	0	0
Jose Vizcaino, S (1, 6) OBP: 0.316, SLG: 0.304	C F X 0-2 ① F8		S B F X 1-2 ① G1-3		S C S 0-3 ③ K			C B B X 2-1 E6 3B		4	1	0	0	0	1	2
Glenallen Hill, R (1, 9) OBP: 0.320, SLG: 0.536	1 SAFE B F C B H 3-2 PB 1-2 HBP		X 0-0 ② SF8 3-H			B C X 1-1 ① G6-3		X 0-0 1-H 3B		2	0	1	2	0	0	0
Barry Bonds, L (1, 7) OBP: 0.463, SLG: 0.436	C B S B X 2-2 ② SF7 1-2 2-H		S B B B F F X 3-2 ③ P4			C X 0-1 ② G1-3		C B X 1-1 ③ G2-3		3	0	0	1	0	0	1
Jeff Kent, R (1, 4) OBP: 0.329, SLG: 0.597	F S B S 1-3 ③ K			X 0-0 G4-3 2B		B B C F F X 2-2 ③ F7			S F S 0-3 ① K	4	0	1	0	0	2	1
J.T. Snow, L (1, 3) OBP: 0.368, SLG: 0.274		B C X 1-1 G6-3 1B		B X 1-0 ① G4-3 2-3			B X 1-0 ① G4-3		B S F B B B 4-2 BB	3	0	1	0	1	0	1
Mark Lewis, R (1, 5) OBP: 0.323, SLG: 0.586		B C C B F X 2-2 ① ② G6-3 1-2f		C C B F B X 2-2 ② P5			B S F F C 1-3 ② K		B S S F 1 S 1-3 ② K	4	0	0	0	0	2	3
Rick Wilkins, L (1, 2) OBP: 0.222, SLG: 0.340 Damon Berryhill, S (9, PH) OBP: 0.417, SLG: 0.400 (9, 2)		B F B B F F B F X 3-2 HR		C F C 0-3 ③ K			F S F C 0-3 ③ K		1 SAFE 1 SAFE F B F S 1-3 ③ K	3	1	1	1	0	2	1
										1	0	0	0	0	1	1
Mark Gardner, R (1, 1) OBP: 0.100, SLG: 0.100 Julian Tavarez, L (6, 1) Marvin Benard, L (8, PH) OBP: 0.556, SLG: 0.429 Joe Roa, R (8, 1)		S B X 1-1 ③ G3			C B B S F C 2-3 ① K			C S B C 1-3 ① K		2	0	0	0	0	1	0
										0	0	0	0	0	0	0
										1	0	0	0	0	1	0
										0	0	0	0	0	0	0
Inning Stats	R: 1 H: 1 E: 0 LOB: 1 K: 1 BB: 0 S: 14 P: 23	R: 1 H: 2 E: 0 LOB: 0 K: 0 BB: 0 S: 14 P: 21	R: 1 H: 1 E: 0 LOB: 0 K: 0 BB: 0 S: 10 P: 14	R: 0 H: 1 E: 0 LOB: 1 K: 1 BB: 0 S: 9 P: 12	R: 0 H: 0 E: 0 LOB: 0 K: 2 BB: 0 S: 8 P: 11	R: 0 H: 0 E: 0 LOB: 0 K: 0 BB: 0 S: 8 P: 11	R: 0 H: 0 E: 0 LOB: 0 K: 2 BB: 0 S: 9 P: 11	R: 1 H: 1 E: 1 LOB: 1 K: 1 BB: 0 S: 11 P: 18	R: 0 H: 0 E: 0 LOB: 1 K: 3 BB: 1 S: 12 P: 18	1B: 2 SF: 2 2B: 1 SAC: 0 3B: 2 DP: 1 HR: 1 HBP: 1						WP: 0 PA: 35 PB: 1 SB: 0 CS: 0

PITCHER		IP	WLS	BF	H	R	ER	SO	BB	IBB	HBP	BLK	WP	HR	S	P	ERA	WHIP
Darryl Kile, R ERA: 2.5	(1, 1)	7.2		30	6	4	2	7	0	0	1	0	0	1	81	118	2.35	0.783
Billy Wagner, L ERA:	(8, 1)	1.1	W	5	0	0	0	3	1	0	0	0	0	0	14	21	0.00	0.750

PITCHER	IP	WLS	BF	H	R	ER	SO	BB	IBB	HBP	BLK	WP	HR	S	P	ERA	WHIP

TOP

San Francisco Giants @ Houston Astros

Astrodome, Houston, TX

Fri Apr 25 1997, 8:05 PM EDT

Att. 26,705 - Dome - 72 F

livebaseballscorecards.com

AB	31
R	4
H	6
RBI	4
BB	1
SO	10
LOB	10

BOTTOM

Batter	1	2	3	4	5	6	7	8	9	AB	R	H	RBI	BB	SO	LOB
Craig Biggio, R (1, 4) OBP: 0.375, SLG: 0.482	C B B X 2-1 ① G4-3			F S F X 0-2 1B 5 HR 1B		C C X 0-2 L8 G3 1B 1B	C B X 1-1 ③ P9			4	2	2	0	0	0	0
Pat Listach, S (1, 6) OBP: 0.269, SLG: 0.233 Bill Spiers, L (8, PH) OBP: 0.469, SLG: 0.459 (9, 6)	C X 0-1 ② G3			B 1 SAFE X 1-0 1-3 5 HR 1B		D B 1 SAFE C 1 SAFE 1 SAFE 1 SAFE B X 3-1 ① G3 1-2		C X 0-1 ① F7		3 1	1 0	1 0	0 0	0 0	0 0	1 0
5 Jeff Bagwell, R (1, 3) OBP: 0.440, SLG: 0.671	F X 0-1 ③ L4			B C 1 SAFE B B X 3-1 1-H 3-H HR		I I I I 4-0 1B BB IBB		C S X 0-2 ② G5-3		3	1	1	3	1	0	0
Derek Bell, R (1, 8) OBP: 0.279, SLG: 0.266		F B F B B F C 3-3 ① K		B B F X 2-1 ① L9		S S F 2 SAFE X 0-2 ② L8 2-3		X 0-0 ③ G5-3		4	0	0	0	0	1	2
Luis Gonzalez, L (1, 7) OBP: 0.329, SLG: 0.281		B B B C B 4-1 CS BB		B B B F C S 3-3 ② K		B B B B 4-0 1B 1-2 BB			X 0-0 ① F8	2	0	0	0	2	1	0
Sean Berry, R (1, 5) OBP: 0.333, SLG: 0.318		F B 1 SAFE B 1 SAFE 1 SAFE S B X 3-2 ② F8		B C C X 1-2 ③ P4		B B F C X 2-2 1-2 2-3 3-H 1B			C C B B B F B 4-2 1B 1B BB	3	1	1	1	1	0	1
Bobby Abreu, L (1, 9) OBP: 0.424, SLG: 0.407	C B 1 SAFE B 2-1 ③ 1-2 CS	C C B S 1-3 ① K		F C B B B S 3-3 ① K	X 0-0 ③ F7			1 SAFE X 0-0 1-3 1B		4	0	1	0	0	2	3
Brad Ausmus, R (1, 2) OBP: 0.411, SLG: 0.431		X 0-0 ② G4-3		C B B X 2-1 ② G4-3			B S B X 2-1 G5-6-4 1B		X 0-0 1-2 3-H 1B	4	0	2	1	0	0	0
Darryl Kile, R (1, 1) Billy Wagner, L (8, 1)		S C X 0-2 ③ G6-3		B T C F B C 2-3 ③ K			L X 0-1 ① ② G5-6-4 1-2f			3 0	0 0	0 0	0 0	0 0	1 0	1 0
Inning Stats	R: 0 H: 0 E: 0 LOB: 0 K: 0 BB: 0 S: 6 P: 8	R: 0 H: 0 E: 0 LOB: 0 K: 1 BB: 1 S: 9 P: 21	R: 0 H: 0 E: 0 LOB: 0 K: 1 BB: 0 S: 7 P: 8	R: 3 H: 3 E: 0 LOB: 0 K: 1 BB: 0 S: 15 P: 25	R: 0 H: 0 E: 0 LOB: 0 K: 2 BB: 0 S: 9 P: 16	R: 1 H: 2 E: 0 LOB: 3 K: 0 BB: 2 S: 13 P: 26	R: 0 H: 1 E: 0 LOB: 0 K: 0 BB: 0 S: 6 P: 9	R: 0 H: 0 E: 0 LOB: 0 K: 0 BB: 0 S: 6 P: 6	R: 1 H: 2 E: 0 LOB: 2 K: 0 BB: 1 S: 6 P: 10	1B: 7 SF: 0 2B: 0 SAC: 0 3B: 0 DP: 1 HR: 1 HBP: 0						

PITCHER	IP	WLS	BF	H	R	ER	SO	BB	IBB	HBP	BLK	WP	HR	S	P	ERA	WHIP
Mark Gardner, R (1, 1) ERA: 3.56	5.2		23	4	4	4	5	2	1	0	0	0	1	55	98	6.35	1.059
Julian Tavarez, R (6, 1) ERA: 2.7	1.1		5	2	0	0	0	0	0	0	0	0	0	10	15	0.00	1.500
Joe Roa, R (8, 1) ERA: 1.13	1.1	L	7	2	1	1	0	1	0	0	0	0	0	12	16	6.75	2.250

PITCHER	IP	WLS	BF	H	R	ER	SO	BB	IBB	HBP	BLK	WP	HR	S	P	ERA	WHIP

San Francisco Giants @ Houston Astros

Astrodome, Houston, TX

Fri Apr 25 1997, 8:05 PM EDT

Att. 26,705 - Dome - 72 F

livebaseballscorecards.com

AB	31
R	5
H	8
RBI	5
BB	4
SO	5
LOB	8

WP: 0 PA: 36
PB: 0
SB: 0
CS: 1

Batter	1	2	3	4	5	6	7	8	9	AB	R	H	RBI	BB	SO	LOB
Stan Javier, S (1, 8) OBP: 0.286, SLG: 0.353	L7		G3		G4-3		E6 FC6 1-3			4	0	0	0	0	0	1
Jose Vizcaino, S (1, 6) OBP: 0.313, SLG: 0.292	G4-3		K			BB S	FC6 1-2f			3	0	0	0	1	1	2
Glenallen Hill, R (1, 9) OBP: 0.304, SLG: 0.507	G1-3		K			P4 1-2		F8		4	0	0	0	0	1	1
Barry Bonds, L (1, 7) OBP: 0.464, SLG: 0.421		G4-3 S 2B HBP		L7		IBB		L8		2	1	0	0	1	0	0
Jeff Kent, R (1, 4) OBP: 0.312, SLG: 0.561		K		K		L8		L1		4	0	0	0	0	2	3
J.T. Snow, L (1, 3) OBP: 0.363, SLG: 0.288		G4-3 1-3		2B		K			G1-3	4	0	1	0	0	1	3
Bill Mueller, S (1, 5) OBP: 0.389, SLG: 0.404		1B 2B 3-H		L7			E 1B		K	4	1	2	1	0	1	1
Rick Wilkins, L (1, 2) OBP: 0.224, SLG: 0.333		1B 2-H			G3		L9		F7	4	0	1	1	0	0	1
Shawn Estes, R (1, 1)		L6			K		K			3	0	0	0	0	2	2
Inning Stats	R: 0 E: 0 K: 0 S: 8 H: 0 LOB: 0 BB: 0 P: 10	R: 2 E: 0 K: 1 S: 13 H: 2 LOB: 1 BB: 0 P: 22	R: 0 E: 0 K: 2 S: 8 H: 0 LOB: 0 BB: 0 P: 9	R: 0 E: 0 K: 1 S: 13 H: 1 LOB: 1 BB: 0 P: 15	R: 0 E: 0 K: 1 S: 6 H: 0 LOB: 0 BB: 0 P: 6	R: 0 E: 0 K: 1 S: 9 H: 0 LOB: 2 BB: 2 P: 22	R: 0 E: 1 K: 1 S: 10 H: 1 LOB: 2 BB: 0 P: 12	R: 0 E: 0 K: 0 S: 7 H: 0 LOB: 0 BB: 0 P: 10	R: 0 E: 0 K: 1 S: 8 H: 0 LOB: 0 BB: 0 P: 14	1B: 2 2B: 2 3B: 0 HR: 0	SF: 0 SAC: 0 DP: 0 HBP: 1	WP: 0 PB: 0 SB: 2 CS: 0	PA: 35				

PITCHER		IP	WLS	BF	H	R	ER	SO	BB	IBB	HBP	BLK	WP	HR	S	P	ERA	WHIP
Chris Holt, R ERA: 3.63	(1, 1)	8.0	L	32	4	2	2	7	1	1	1	0	0	0	74	106	2.25	0.625
Russ Springer, R ERA: 1.93	(9, 1)	1.0		3	0	0	0	1	0	0	0	0	0	0	8	14	0.00	0.000

PITCHER	IP	WLS	BF	H	R	ER	SO	BB	IBB	HBP	BLK	WP	HR	S	P	ERA	WHIP

TOP

San Francisco Giants @ Houston Astros

Astrodome, Houston, TX

Sat Apr 26 1997, 8:05 PM EDT

Att. 36,837 - Dome - 72 F

livebaseballscorecards.com

AB	32
R	2
H	4
RBI	2
BB	2
SO	8
LOB	14

Batter	1	2	3	4	5	6	7	8	9	AB	R	H	RBI	BB	SO	LOB
Craig Biggio, R (1, 4) OBP: 0.370, SLG: 0.466	B C B X 2-1 G4-3 ①		B B C X 2-1 F9 ③			C H 1-1 G6-4-3 HBP			C S B S 1-3 K2-3 ①	3	0	0	0	0	1	0
James Mouton, R (1, 9) OBP: 0.212, SLG: 0.333	S B B X 2-1 G5-3 ②			B C B B C C 3-3 K		C X 0-1 G6-4-3 ②③ 1-2f			B S S B B F X 3-2 P3 ②	4	0	0	0	0	1	2
5 Jeff Bagwell, R (1, 3) OBP: 0.432, SLG: 0.646	B B B B 4-0 FC6-4 BB			F B X 1-1 G6-3 ②			C B X 1-1 F9 ①		C B S S 1-3 K ③	3	0	0	0	1	1	0
Derek Bell, R (1, 8) OBP: 0.270, SLG: 0.256	B B X 2-0 FC6-4 ③ 1-2f			B C F S 1-3 K2-3 ③			B F C S 1-3 K ②			3	0	0	0	0	2	1
Sean Berry, R (1, 5) OBP: 0.296, SLG: 0.280		B X 1-0 F9 ①			C F B X 1-2 G4-3 ①		B X 1-0 F8 ③			3	0	0	0	0	0	0
Ray Montgomery, R (1, 7) OBP: 0.250, SLG: 0.182		B F F C 1-3 K ②			C F X 0-2 G5-3 ②			B C X 1-1 G6-3 ①		3	0	0	0	0	1	0
Tony Eusebio, R (1, 2) OBP: 0.265, SLG: 0.194 Brad Ausmus, R (8, PR) OBP: 0.411, SLG: 0.431 (9, 2)		C C C 0-3 K ③			B S C S 1-3 K ③			X 0-0 G3 1B		3 0	0 0	1 0	0 0	0 0	2 0	0 0
Pat Listach, S (1, 6) OBP: 0.271, SLG: 0.238			B B C B X 3-1 F9 ①			F B B C T F X 2-2 SH1-4 1B		B C 1 B F X SAFE 2-2 G3 ② 1-2		3	0	1	0	0	0	1
Chris Holt, R (1, 1) Tim Bogar, R (8, PH) OBP: 0.222, SLG: 0.188 Russ Springer, R (9, 1)			X 0-0 G4-3 ②			X 0-0 SH1-4 ① 1-2		B S C B B S 3-3 K ③		1 1 0	0 0 0	0 0 0	0 0 0	0 0 0	0 1 0	0 2 0
Inning Stats	R: 0 H: 0 E: 0 LOB: 1 K: 0 BB: 1 S: 5 P: 15	R: 0 H: 0 E: 0 LOB: 0 K: 2 BB: 0 S: 7 P: 9	R: 0 H: 0 E: 0 LOB: 0 K: 0 BB: 0 S: 5 P: 10	R: 0 H: 0 E: 0 LOB: 0 K: 2 BB: 0 S: 8 P: 13	R: 0 H: 0 E: 0 LOB: 0 K: 1 BB: 0 S: 9 P: 11	R: 0 H: 1 E: 0 LOB: 1 K: 0 BB: 0 S: 8 P: 11	R: 0 H: 0 E: 0 LOB: 0 K: 1 BB: 0 S: 6 P: 9	R: 0 H: 1 E: 0 LOB: 2 K: 1 BB: 0 S: 9 P: 15	R: 0 H: 0 E: 0 LOB: 0 K: 2 BB: 0 S: 10 P: 15	1B: 2 SF: 0 2B: 0 SAC: 1 3B: 0 DP: 1 HR: 0 HBP: 1						

PITCHER	IP	WLS	BF	H	R	ER	SO	BB	IBB	HBP	BLK	WP	HR	S	P	ERA	WHIP
Shawn Estes, L (1, 1) ERA: 2.28	9.0	W	30	2	0	0	9	1	0	1	0	0	0	67	108	0.00	0.333

PITCHER	IP	WLS	BF	H	R	ER	SO	BB	IBB	HBP	BLK	WP	HR	S	P	ERA	WHIP

BOTTOM

San Francisco Giants @ Houston Astros

Astrodome, Houston, TX

Sat Apr 26 1997, 8:05 PM EDT

Att. 36,837 - Dome - 72 F

livebaseballscorecards.com

AB	27
R	0
H	2
RBI	0
BB	1
SO	9
LOB	6

1B: 2	SF: 0	WP: 0	PA: 30
2B: 0	SAC: 1	PB: 0	
3B: 0	DP: 1	SB: 0	
HR: 0	HBP: 1	CS: 0	

Batter	1	2	3	4	5	6	7	8	9	AB	R	H	RBI	BB	SO	LOB
Stan Javier, S (1, 8) OBP: 0.256, SLG: 0.316	X 0-0 ① G6-3		B B C F X 2-2 ① F8		S X 0-1 ③ G1-3			1 SAFE B X 1-0 ① B3		4	0	0	0	0	0	1
Bill Mueller, S (1, 5) OBP: 0.362, SLG: 0.373	C F B B F S 2-3 ② K		C F X 0-2 E3 FC6			B B C X 2-1 ① G5-3		F C B B 1 F F X SAFE 2-2 ② F9		4	0	0	0	0	1	1
Glenallen Hill, R (1, 9) OBP: 0.313, SLG: 0.545	X 0-0 HR		B B X 2-0 ② P3			F X 0-1 ② G5-3		1 SAFE B 1 C F F 1 X SAFE SAFE 1-2 1-2 1B		4	1	2	1	0	0	1
Barry Bonds, L (1, 7) OBP: 0.455, SLG: 0.459	B B C F B F F X 3-2 HR		B X 1-0 ③ FC6 1-2f			B X 1-0 ③ L7		X 0-0 ③ G3		4	1	1	1	0	0	3
J.T. Snow, L (1, 3) OBP: 0.357, SLG: 0.286	B X 1-0 ③ L8			C S B B C 2-3 ① K			B B X 2-0 SH5-4 S 1B 1B		B B C C F X 2-2 ① F8	4	1	1	0	0	1	0
Mark Lewis, R (1, 4) OBP: 0.294, SLG: 0.531		C B X 1-1 ① G6-3		C C X 0-2 ② G5-3			1 SAFE B X 1-0 ① SH5-4 1-3		B X 1-0 ② F9	3	0	0	0	0	0	0
Damon Berryhill, S (1, 2) OBP: 0.400, SLG: 0.385 Julian Tavarez, L (7, 1) Doug Henry, R (8, 1) Jeff Kent, R (9, PH) OBP: 0.308, SLG: 0.552 Rod Beck, R (9, 1)		C F X 0-2 ② L6		X 0-0 ③ L9			S B B S F X 2-2 L5-3 3-H 1B		X 0-0 ③ L8	3 0 0 1 0	0 0 0 0 0	1 0 0 0 0	1 0 0 0 0	0 0 0 0 0	0 0 0 0 0	0 0 0 0 0
Rich Aurilia, R (1, 6) OBP: 0.375, SLG: 0.375		B B B C F X 3-2 FC6-4 1B			F X 0-1 ① G5-3		1 SAFE C S B X 1-2 ② ③ L5-3 1-1			3	0	1	0	0	0	1
Osvaldo Fernandez, R (1, 1) Marcus Jensen, S (7, 2) OBP: 0.462, SLG: 0.400		X 0-0 ③ FC6-4 1-2f			C F S 0-3 ② K			X 0-0 1B 1B		2 1	0 0	0 1	0 0	0 0	1 0	1 0
Inning Stats	R: 2 E: 0 K: 1 S: 12 H: 2 LOB: 0 BB: 0 P: 18	R: 0 E: 0 K: 0 S: 9 H: 1 LOB: 1 BB: 0 P: 13	R: 0 E: 1 K: 0 S: 8 H: 0 LOB: 1 BB: 0 P: 13	R: 0 E: 0 K: 1 S: 7 H: 0 LOB: 0 BB: 0 P: 9	R: 0 E: 0 K: 1 S: 7 H: 0 LOB: 0 BB: 0 P: 7	R: 0 E: 0 K: 0 S: 5 H: 0 LOB: 0 BB: 0 P: 8	R: 1 E: 0 K: 0 S: 9 H: 2 LOB: 0 BB: 0 P: 15	R: 0 E: 0 K: 0 S: 12 H: 2 LOB: 2 BB: 0 P: 16	R: 0 E: 0 K: 0 S: 6 H: 0 LOB: 0 BB: 0 P: 9	1B: 5 2B: 1 3B: 0 HR: 2 SF: 0 SAC: 1 DP: 1 HBP: 0						

PITCHER		IP	WLS	BF	H	R	ER	SO	BB	IBB	HBP	BLK	WP	HR	S	P	ERA	WHIP
Shane Reynolds, R ERA: 2.91	(1, 1)	7.0	L	26	5	3	3	3	0	0	0	0	0	2	57	83	3.86	0.714
Tom Martin, L ERA:	(8, 1)	1.0		5	2	0	0	0	0	0	0	0	0	0	12	16	0.00	2.000
John Hudek, R ERA: 2.25	(9, 1)	1.0		3	0	0	0	0	0	0	0	0	0	0	6	9	0.00	0.000

PITCHER	IP	WLS	BF	H	R	ER	SO	BB	IBB	HBP	BLK	WP	HR	S	P	ERA	WHIP

TOP

San Francisco Giants @ Houston Astros

Astrodome, Houston, TX

Sun Apr 27 1997, 4:33 AM EDT

Att. 22,316 - Dome - 72 F

livebaseballscorecards.com

AB	33
R	3
H	7
RBI	3
BB	0
SO	3
LOB	8

WP: 0	PB: 0	SB: 1	CS: 0
PA: 34			

Batter	1	2	3	4	5	6	7	8	9	AB	R	H	RBI	BB	SO	LOB
Craig Biggio, R (1, 4) OBP: 0.365, SLG: 0.467	G5-3	2B 3-H			L7		K			4	0	1	1	0	1	0
Bill Spiers, L (1, 5) OBP: 0.472, SLG: 0.463	5 1B FC6-4 1B	L3			F7		1B			4	1	2	0	0	0	1
5 Jeff Bagwell, R (1, 3) OBP: 0.434, SLG: 0.640	FC6-4 1-3 1B		E6 G6-3		WP 1B		F8			4	0	2	0	0	0	1
Thomas Howard, S (1, 7) OBP: 0.472, SLG: 0.581	FC6-4 1B 1-2f 3-H		G5-3		K 1-2			K		4	0	0	1	0	2	3
Derek Bell, R (1, 8) OBP: 0.280, SLG: 0.259	1-2 1B		G6-3 2-3			E BLK BB		P6		3	0	1	0	1	0	1
Bobby Abreu, L (1, 9) OBP: 0.400, SLG: 0.379	F8		G6-3			K 1-2		F7		4	0	0	0	0	1	4
Brad Ausmus, R (1, 2) OBP: 0.400, SLG: 0.418		G4-3 S 2B 1B		F7		E4 G4-6-3 2-3			P3	4	1	1	0	0	0	1
Pat Listach, S (1, 6) OBP: 0.260, SLG: 0.227 Luis Gonzalez, L (9, PH) OBP: 0.325, SLG: 0.277	G4-3 1-3			G5-3		G4-6-3 1-2f			F8	3 1	0 0	0 0	0 0	0 0	0 0	3 0
Shane Reynolds, R (1, 1) OBP: 0.125, SLG: 0.250 James Mouton, R (7, PH) OBP: 0.206, SLG: 0.323 Tom Martin, L (8, 1) John Hudek, S (9, 1) Tony Eusebio, R (9, PH) OBP: 0.257, SLG: 0.188		K		G6-3			F9		G5-3	2 1 0 0 1	0 0 0 0 0	0 0 0 0 0	0 0 0 0 0	1 0 0 0 0	1 0 0 0 0	1 0 0 0 0
Inning Stats	R: 1 E: 0 K: 0 S: 13 H: 3 LOB: 2 BB: 0 P: 20	R: 1 E: 0 K: 1 S: 13 H: 2 LOB: 1 BB: 0 P: 18	R: 0 E: 1 K: 0 S: 6 H: 0 LOB: 1 BB: 0 P: 10	R: 0 E: 0 K: 0 S: 7 H: 0 LOB: 0 BB: 0 P: 9	R: 0 E: 0 K: 1 S: 8 H: 1 LOB: 1 BB: 0 P: 13	R: 0 E: 1 K: 1 S: 7 H: 0 LOB: 1 BB: 1 P: 11	R: 0 E: 0 K: 1 S: 10 H: 1 LOB: 1 BB: 0 P: 18	R: 0 E: 0 K: 1 S: 6 H: 0 LOB: 0 BB: 0 P: 8	R: 0 E: 0 K: 0 S: 3 H: 0 LOB: 0 BB: 0 P: 7	1B: 6 2B: 1 3B: 0 HR: 0	SF: 0 SAC: 0 DP: 1 HBP: 0			WP: 1 PB: 0 SB: 1 CS: 0	PA: 36		

PITCHER		IP	WLS	BF	H	R	ER	SO	BB	IBB	HBP	BLK	WP	HR	S	P	ERA	WHIP
Osvaldo Fernandez, R ERA: 2.56	(1, 1)	6.0	W	26	6	2	2	3	1	0	0	1	1	0	54	81	3.00	1.167
Julian Tavarez, R ERA: 2.45	(7, 1)	1.0		4	1	0	0	1	0	0	0	0	0	0	10	18	0.00	1.000
Doug Henry, R ERA: 1.46	(8, 1)	1.0		3	0	0	0	1	0	0	0	0	0	0	6	8	0.00	0.000
Rod Beck, R ERA: 1.86	(9, 1)	1.0	S	3	0	0	0	0	0	0	0	0	0	0	3	7	0.00	0.000

PITCHER	IP	WLS	BF	H	R	ER	SO	BB	IBB	HBP	BLK	WP	HR	S	P	ERA	WHIP

BOTTOM

San Francisco Giants @ Houston Astros

Astrodome, Houston, TX

Sun Apr 27 1997, 4:33 AM EDT
Att. 22,316 - Dome - 72 F

livebaseballscorecards.com

AB	35
R	2
H	7
RBI	2
BB	1
SO	5
LOB	15

Batter	1	2	3	4	5	6	7	8	9	10	AB	R	H	RBI	BB	SO	LOB
Eric Young Sr., R (1, 4) OBP: 0.422, SLG: 0.479	C T F B B B X 3-2 2B	C T S 0-3 ③ K		C B B F F B F X 3-2 WP HR 1B		C C X 0-2 ③ G3-1			C C X 0-2 ① F9		5	1	2	0	0	1	1
Ellis Burks, R (1, 8) (7, 7) OBP: 0.270, SLG: 0.507	C B F D S 2-3 ① K		B B F X 2-1 1B 1B 1B	F C 1 SAFE C F B B X 2-2 1-H HR			C B B B B 4-1 G6-3 G4-3 BB		C X 0-1 ② G6-3		4	2	2	2	1	1	1
Larry Walker, L (1, 9) OBP: 0.535, SLG: 0.895	B C C B D S 3-3 ② K		1 SAFE 1 SAFE B S 1 SAFE X 1-1 FC5-4 1B WP 1-2 1B	C S T 0-2 ② K			B X 1-0 ① G4-3 1-2		X 0-0 ③ G6-3		5	1	1	0	0	2	2
Andres Galarraga, R (1, 3) OBP: 0.446, SLG: 0.544	B S B S S B B 4-2 BB		F B F X 1-2 FC5-4 1-2 2-H 1B	S B F B X 2-2 ③ G6-3			X 0-0 ② G6-3 2-3			B F F B S 2-3 ① K	4	0	1	1	1	1	1
Dante Bichette, R (1, 7) OBP: 0.360, SLG: 0.444 Steve Reed, R (7, 1) Jeff McCurry, R (8, 1) Darnell Coles, R (10, PH) OBP: 0.222, SLG: 0.125 Bruce Ruffin, S (10, 1)	S T B F S 1-3 ③ K		D X 1-0 ① FC5-4 1B WP SF8 1-2f 2-3		X 0-0 ① B1-3		C B B F B F F S 3-3 ③ K			S S T F S 0-3 ② K	4 0 0 1 0	1 0 0 0 0	0 0 0 0 0	0 0 0 0 0	0 0 0 0 0	2 0 0 1 0	5 0 0 0 0
Vinny Castilla, R (1, 5) OBP: 0.454, SLG: 0.675		B B X 2-0 3B 1B	B B S X 2-1 1-3 3-H 1B		C B S B F B S 3-3 ② K			X 0-0 ① G5-3		S X 0-1 HR	5	2	3	1	0	1	0
Kirt Manwaring, R (1, 2) OBP: 0.368, SLG: 0.380		1 SAFE C X 0-1 1-H 3B	X 0-0 ② SF8 3-H		B X 1-0 ③ G6-3			C F B S 1-3 ② K		B C C B S 2-3 ③ K	4	0	1	2	0	2	0
Walt Weiss, S (1, 6) OBP: 0.353, SLG: 0.403		B B X 2-0 ① G6-3	B X 1-0 ③ L8			B C B X 2-1 ① G3		C B F B X 2-2 S 1B			4	0	1	0	0	0	2
Jamey Wright, R (1, 1) OBP: 0.364, SLG: 0.222 Jerry Dipoto, R (4, 1) Quinton McCracken, S (7, 8) OBP: 0.415, SLG: 0.469		B C B C S 2-3 ② K2-3		S C S 0-3 ① K		C S S 0-3 ② K		C 1 SAFE S D 1 SAFE 1 SAFE B B S 3-3 ③ K2-3 1-2			2 1 1	0 0 0	0 0 0	0 0 0	0 0 0	2 1 1	1 0 1

Inning Stats	1	2	3	4	5	6	7	8	9	10
	R: 0 E: 0 K: 3 S: 15	R: 1 E: 0 K: 2 S: 10	R: 3 E: 0 K: 0 S: 12	R: 2 E: 0 K: 2 S: 18	R: 0 E: 0 K: 1 S: 6	R: 0 E: 0 K: 1 S: 8	R: 0 E: 0 K: 1 S: 8	R: 0 E: 0 K: 2 S: 10	R: 0 E: 0 K: 0 S: 6	R: 1 E: 0 K: 3 S: 12
	H: 1 LOB: 2 BB: 1 P: 28	H: 2 LOB: 1 BB: 0 P: 16	H: 4 LOB: 1 BB: 0 P: 20	H: 2 LOB: 0 BB: 0 P: 25	H: 0 LOB: 0 BB: 0 P: 10	H: 0 LOB: 0 BB: 0 P: 10	H: 0 LOB: 1 BB: 1 P: 16	H: 1 LOB: 1 BB: 0 P: 16	H: 0 LOB: 0 BB: 0 P: 6	H: 1 LOB: 0 BB: 0 P: 16

PITCHER		IP	WLS	BF	H	R	ER	SO	BB	IBB	HBP	BLK	WP	HR	S	P	ERA	WHIP
Mike Hampton, L ERA: 5.52	(1, 1)	4.0		22	9	6	6	7	1	0	0	0	2	1	55	89	13.50	2.500
Ramon Garcia, R ERA: 1.53	(5, 1)	4.0		14	1	0	0	5	1	0	0	0	0	0	32	52	0.00	0.500
Billy Wagner, L ERA: 0.6	(9, 1)	2.0	L	7	1	1	1	3	0	0	0	0	0	1	18	22	4.50	0.500

PITCHER	IP	WLS	BF	H	R	ER	SO	BB	IBB	HBP	BLK	WP	HR	S	P	ERA	WHIP

TOP

Colorado Rockies @ Houston Astros

Astrodome, Houston, TX

Mon Apr 28 1997, 8:05 PM EDT

Att. 13,510 - Dome

livebaseballscorecards.com

AB	40
R	7
H	11
RBI	6
BB	2
SO	15
LOB	14

1B: 7 SF: 1
2B: 1 SAC: 0
3B: 1 DP: 0
HR: 2 HBP: 0

WP: 2 PA: 43
PB: 0
SB: 1
CS: 0

Batter	1	2	3	4	5	6	7	8	9	10	AB	R	H	RBI	BB	SO	LOB
Craig Biggio, R (1, 4) OBP: 0.364, SLG: 0.454	0-1 5 S 1B	0-0 F8		2-1 E4 2B 1-2 2-H		1-1 G6-3		4-2 BB 1-2 BB		3-3 K	5	1	1	1	1	1	3
Bobby Abreu, L (1, 9) OBP: 0.427, SLG: 0.516	1-3 K		1-0 HR	1-2 2B 1-H 2-H			0-0 HR	4-0 BB 1-2 2-3			4	2	3	4	1	1	1
5 Jeff Bagwell, R (1, 3) OBP: 0.423, SLG: 0.611	4-1 FC3-6 BB 1-2		2-2 G1	2-2 G5-3			1-3 K	1-3 K			4	0	0	0	1	2	4
Derek Bell, R (1, 8) OBP: 0.276, SLG: 0.247	1-3 K		4-2 FC5-4 BB	1-0 G6-3			0-1 F8		2-3 K		4	0	0	0	1	2	3
Luis Gonzalez, L (1, 7) OBP: 0.329, SLG: 0.300 James Mouton, R (9, PR) OBP: 0.206, SLG: 0.323 (10, 7)	3-1 FC3-6 1-2f		1-0 FC5-4 FC5-4 1-2f		2-2 4-3		0-0 2B		1-0 F8-4-3 1B		5 0	0 0	2 0	0 0	0 0	0 0	3 0
Sean Berry, R (1, 5) OBP: 0.250, SLG: 0.233		0-1 L7	2-2 FC5-4 1-2f		0-0 P8		2-2 P2		1-0 F8-4-3 1-2		5	0	0	0	0	0	3
Bill Spiers, L (1, 6) OBP: 0.456, SLG: 0.432 Pat Listach, S (10, PH) OBP: 0.257, SLG: 0.224		1-0 G4-3		4-1 FC5-4 BB	2-3 K		0-0 L7			2-1 F8	3 1	0 0	0 0	0 0	1 0	1 0	0 0
Brad Ausmus, R (1, 2) OBP: 0.385, SLG: 0.417		2-2 2B 1B		1-1 FC5-4 E S S 1-2f		0-0 P3		1-3 K		2-2 G6-3	5	2	1	0	0	1	1
Mike Hampton, R (1, 1) OBP: 0.167, SLG: 0.091 Ray Montgomery, R (4, PH) OBP: 0.306, SLG: 0.182 Ramon Garcia, R (5, 1) Thomas Howard, S (8, PH) OBP: 0.486, SLG: 0.594 Billy Wagner, L (9, 1) Tony Eusebio, R (10, PH) OBP: 0.278, SLG: 0.188 Tim Bogar, R (10, PR) OBP: 0.222, SLG: 0.188	3-2 2-H 1B			4-2 E 2B 1-2 BB		0-1 G6-3		0-0 BB BB 1B		4-1 BB	1 0 1 1 0 0 0	0 1 0 1 0 0 0	1 0 0 0 0 0 0	1 0 0 0 0 0 0	0 1 0 0 1 0 0	0 0 0 0 0 0 0	0 0 0 0 0 0 0
Inning Stats	R: 0 H: 1 E: 0 LOB: 2 K: 2 BB: 1 S: 12 P: 21	R: 1 H: 2 E: 0 LOB: 1 K: 0 BB: 0 S: 10 P: 16	R: 1 H: 1 E: 0 LOB: 1 K: 0 BB: 1 S: 12 P: 22	R: 3 H: 1 E: 1 LOB: 1 K: 0 BB: 2 S: 16 P: 31	R: 0 H: 0 E: 0 LOB: 0 K: 1 BB: 0 S: 8 P: 12	R: 0 H: 0 E: 0 LOB: 0 K: 0 BB: 0 S: 5 P: 6	R: 1 H: 2 E: 0 LOB: 1 K: 1 BB: 0 S: 11 P: 14	R: 0 H: 1 E: 0 LOB: 3 K: 2 BB: 2 S: 14 P: 24	R: 0 H: 1 E: 0 LOB: 1 K: 1 BB: 0 S: 5 P: 9	R: 0 H: 0 E: 0 LOB: 1 K: 1 BB: 1 S: 9 P: 20	1B: 4 SF: 0 2B: 4 SAC: 0 3B: 0 DP: 1 HR: 2 HBP: 0						

PITCHER		IP	WLS	BF	H	R	ER	SO	BB	IBB	HBP	BLK	WP	HR	S	P	ERA	WHIP
Jamey Wright, R ERA: 7.52	(1, 1)	3.1		20	5	5	4	2	4	0	0	0	0	1	46	83	10.80	2.700
Jerry Dipoto, R ERA: 5.19	(4, 1)	2.2		8	0	0	0	1	0	0	0	0	0	0	17	25	0.00	0.000
Steve Reed, R ERA: 2.45	(7, 1)	1.2		9	3	1	1	2	1	0	0	0	0	1	21	29	5.40	2.400
Jeff McCurry, R ERA: 1.69	(8, 1)	1.1	W	5	1	0	0	2	1	0	0	0	0	0	9	18	0.00	1.500
Bruce Ruffin, L ERA: 2.25	(10, 1)	1.0	S	4	0	0	0	1	1	0	0	0	0	0	9	20	0.00	1.000

PITCHER	IP	WLS	BF	H	R	ER	SO	BB	IBB	HBP	BLK	WP	HR	S	P	ERA	WHIP

BOTTOM

Colorado Rockies @ Houston Astros

Astrodome, Houston, TX

Mon Apr 28 1997, 8:05 PM EDT

Att. 13,510 - Dome

livebaseballscorecards.com

AB	39
R	6
H	9
RBI	6
BB	7
SO	8
LOB	18

WP: 0 PA: 46
PB: 0
SB: 3
CS: 0

Batter	1	2	3	4	5	6	7	8	9	AB	R	H	RBI	BB	SO	LOB
Eric Young Sr., R (1, 4) OBP: 0.416, SLG: 0.470	C F B X 1-2 F7 ①		S X 0-1 F9 ③			X 0-0 CS 1B			C B B C F X 2-2 L3 ①	4	0	1	0	0	0	0
Quinton McCracken, S (1, 8) OBP: 0.404, SLG: 0.453	B C B X 2-1 F9 ②			X 0-0 F7 ①		C B P 2-1 CS ③ 1-2	C S S 0-3 K ①		X 0-0 1B	4	0	1	0	0	1	0
Ellis Burks, R (1, 7) OBP: 0.256, SLG: 0.479	X 0-0 G6-3 ③			B B B C S X 3-2 F9 ②			C B B S X 2-2 G4-3 ②		M S B B B F S 3-3 K ②	4	0	0	0	0	1	1
Andres Galarraga, R (1, 3) OBP: 0.460, SLG: 0.569		C B B X 2-1 1B G6-4-3 2B		X 0-0 CS 1B			C S B B B X 3-2 1B		B S B C S 2-3 K ③	4	1	3	0	0	1	1
Dante Bichette, R (1, 9) OBP: 0.363, SLG: 0.446		C X 0-1 G6-4-3 2-3 1B		F B B B F B 3-2 CS ③ 1-2	B B B C S F X 3-2 CI G6-4-3		F B C S 1-3 K ③			2	0	1	0	0	1	1
Vinny Castilla, R (1, 5) OBP: 0.440, SLG: 0.651		X 0-0 ① ② G6-4-3 1-2f 3-H			B B 1 SAFE S 1 SAFE X 2-1 ① ② G6-4-3 1-2f			B X 1-0 ① F8		3	0	0	0	0	0	2
Kirt Manwaring, R (1, 2) OBP: 0.367, SLG: 0.377		C S S 0-3 ③ K			B B X 2-0 ③ F9			S B F B X 2-2 1B		3	0	1	0	0	1	0
Walt Weiss, S (1, 6) OBP: 0.338, SLG: 0.385			C B B B C S 3-3 ① K			B C X 1-1 ① G4-3		C X 0-1 ② L4		3	0	0	0	0	1	1
Roger Bailey, R (1, 1) OBP: 0.385, SLG: 0.462			B C X 1-1 ② G5-3			B C C S 1-3 ② K		F B S F S 1-3 ③ K		2	0	0	0	0	1	0
Darnell Coles, R (8, PH) OBP: 0.200, SLG: 0.111										1	0	0	0	0	1	1
Darren Holmes, R (8, 1) OBP: 0.143, SLG: 0.571										0	0	0	0	0	0	0
Mike Munoz, L (8, 1)										0	0	0	0	0	0	0
Inning Stats	R: 0 H: 0 E: 0 LOB: 0 K: 0 BB: 0 S: 6 P: 9	R: 1 H: 2 E: 0 LOB: 0 K: 1 BB: 0 S: 8 P: 10	R: 0 H: 0 E: 0 LOB: 0 K: 1 BB: 0 S: 7 P: 11	R: 0 H: 1 E: 0 LOB: 0 K: 0 BB: 0 S: 7 P: 13	R: 0 H: 0 E: 1 LOB: 0 K: 0 BB: 0 S: 7 P: 14	R: 0 H: 1 E: 0 LOB: 0 K: 1 BB: 0 S: 8 P: 11	R: 0 H: 1 E: 0 LOB: 1 K: 2 BB: 0 S: 12 P: 18	R: 0 H: 1 E: 0 LOB: 1 K: 1 BB: 0 S: 10 P: 14	R: 0 H: 1 E: 0 LOB: 1 K: 2 BB: 0 S: 12 P: 19	1B: 6 SF: 0 2B: 1 SAC: 0 3B: 0 DP: 2 HR: 0 HBP: 0						

TOP

Colorado Rockies @ Houston Astros

Astrodome, Houston, TX

Tue Apr 29 1997, 4:33 AM EDT

Att. 13,567 - Dome

livebaseballscorecards.com

AB	30
R	1
H	7
RBI	0
BB	0
SO	8
LOB	7

WP: 0 PA: 33
PB: 0
SB: 0
CS: 2

PITCHER		IP	WLS	BF	H	R	ER	SO	BB	IBB	HBP	BLK	WP	HR	S	P	ERA	WHIP
Donne Wall, R ERA: 1.35	(1, 1)	6.2	W	22	5	1	1	4	0	0	0	0	0	0	52	82	1.35	0.750
Russ Springer, R ERA: 1.86	(7, 1)	0.1		1	0	0	0	1	0	0	0	0	0	0	3	4	0.00	0.000
Tom Martin, L ERA:	(8, 1)	1.0		4	1	0	0	1	0	0	0	0	0	0	10	14	0.00	1.000
John Hudek, R ERA: 2.0	(9, 1)	1.0	S	4	1	0	0	2	0	0	0	0	0	0	12	19	0.00	1.000

BOTTOM

Colorado Rockies @ Houston Astros

Astrodome, Houston, TX

Tue Apr 29 1997, 4:33 AM EDT

Att. 13,567 - Dome

livebaseballscorecards.com

Batter	1	2	3	4	5	6	7	8	9	AB	R	H	RBI	BB	SO	LOB
Craig Biggio, R (1, 4) OBP: 0.377, SLG: 0.455	F L B S 1-3 ① K		C B S B B B 4-2 E 5 1B BB		B C H 2-1 FC4-6 HBP		B X 1-0 ② 1-2 2-H 1B			2	1	1	0	1	1	0
Bobby Abreu, L (1, 9) OBP: 0.405, SLG: 0.485	X 0-0 ② G4-3		C B B X 2-1 E4 5 1B 1-2		B X 1-0 ② FC4-6 5 FC4 1-2f		B F B B C X 3-2 ③ G4-3			4	0	0	0	0	0	4
5 Jeff Bagwell, R (1, 3) OBP: 0.426, SLG: 0.638	B C F S 1-3 ③ K		S X 0-1 ③ 1-3 2-H 1B		C 1 S P 1 P X SAFE SAFE 2-2 ③ FC4 1-2f			C X 0-1 HR		4	1	2	2	0	1	1
Thomas Howard, S (1, 8) OBP: 0.439, SLG: 0.528		X 0-0 ① G1-3		C B S S 1-3 ① K		B F S B X 2-2 ① G1-3		B F X 1-1 ① G4-3		4	0	0	0	0	1	0
Sean Berry, R (1, 5) OBP: 0.294, SLG: 0.355 Tim Bogar, R (6, 5) OBP: 0.200, SLG: 0.167		B B F H 3-1 G6-3 HBP		B B X 2-0 HR		X 0-0 ② G6-3		F S B F X 1-2 ② G6-3		1 2	1 0	1 0	1 0	0 0	0 0	0 0
Luis Gonzalez, L (1, 7) OBP: 0.314, SLG: 0.284		X 0-0 ② G6-3 1-2		B B F B X 3-1 ② G3		B B X 2-0 ③ F7		X 0-0 ③ P6		4	0	0	0	0	0	1
Tony Eusebio, R (1, 2) OBP: 0.308, SLG: 0.257 Brad Ausmus, R (7, PR) OBP: 0.385, SLG: 0.417 (8, 2)		B B C X 2-1 ③ G5-3		X 0-0 1B			B C X 1-1 1B 2B			3 0	0 0	2 0	0 0	0 0	0 0	1 0
Pat Listach, S (1, 6) OBP: 0.247, SLG: 0.214			B C B X 2-1 ① F7	X 0-0 ③ G4-3			L L F B C 1-3 ① K			3	0	0	0	0	1	2
Donne Wall, R (1, 1) Russ Springer, R (7, 1) Derek Bell, R (7, PH) OBP: 0.283, SLG: 0.247 Tom Martin, L (8, 1) John Hudek, S (9, 1)			F C B F F F X 1-2 ② F9		B F B X 2-1 ① G6-3		B C C H 2-2 1B HBP			2 0 0 0 0	0 0 0 0 0	0 0 0 0 0	0 0 0 0 0	0 0 0 0 0	0 0 0 0 0	0 0 0 0 0
Inning Stats	R: 0 H: 0 E: 0 LOB: 0 K: 2 BB: 0 S: 7 P: 9	R: 0 H: 0 E: 0 LOB: 1 K: 0 BB: 0 S: 5 P: 10	R: 1 H: 1 E: 1 LOB: 2 K: 0 BB: 1 S: 15 P: 23	R: 1 H: 2 E: 0 LOB: 1 K: 1 BB: 0 S: 8 P: 14	R: 0 H: 0 E: 0 LOB: 1 K: 0 BB: 0 S: 9 P: 14	R: 0 H: 0 E: 0 LOB: 0 K: 0 BB: 0 S: 5 P: 9	R: 0 H: 2 E: 0 LOB: 2 K: 1 BB: 0 S: 12 P: 20	R: 1 H: 1 E: 0 LOB: 0 K: 0 BB: 0 S: 9 P: 11		1B: 3 2B: 1 3B: 0 HR: 2	SF: 0 SAC: 0 DP: 0 HBP: 3			WP: 0 PB: 0 SB: 0 CS: 0	PA: 33	

	AB	29
	R	3
	H	6
	RBI	3
	BB	1
	SO	4
	LOB	9

PITCHER		IP	WLS	BF	H	R	ER	SO	BB	IBB	HBP	BLK	WP	HR	S	P	ERA	WHIP
Roger Bailey, R ERA: 2.18	(1, 1)	7.0	L	29	5	2	1	4	1	0	3	0	0	1	61	99	1.29	0.857
Darren Holmes, R ERA: 2.04	(8, 1)	0.2		3	1	1	1	0	0	0	0	0	0	1	8	10	13.50	1.500
Mike Munoz, L ERA: 7.71	(8, 1)	0.1		1	0	0	0	0	0	0	0	0	0	0	1	1	0.00	0.000

PITCHER	IP	WLS	BF	H	R	ER	SO	BB	IBB	HBP	BLK	WP	HR	S	P	ERA	WHIP

Houston Astros @ Montreal Expos

Olympic Stadium, Montreal, QB

Wed Apr 30 1997, 7:05 PM EDT

Att. 12,346 - Dome

TOP

livebaseballscorecards.com

Batter	1	2	3	4	5	6	7	8	9	AB	R	H	RBI	BB	SO	LOB
Craig Biggio, R (1, 4) OBP: 0.387, SLG: 0.476	1-2 G6-3		0-0 2B 1-3 2-H 2B		0-2 F7		1-2 G4-3 HBP		0-1 1B 2B	4	2	2	1	0	0	0
James Mouton, R (1, 7) OBP: 0.216, SLG: 0.353 Luis Gonzalez, L (7, PH) OBP: 0.318, SLG: 0.289 (7, 7)	2-1 G5-3		3-1 5 1B 2-H 3-H 2B		3-1 L7		2-1 G4-3 1-2 2-3		1-0 2-H 1B	3 2	1 0	1 1	2 1	0 0	0 0	0 2
5 Jeff Bagwell, R (1, 3) OBP: 0.416, SLG: 0.616	0-3 K		0-0 G6-3 2-H 1B		0-2 G6-3		0-3 K		1-3 K	5	0	1	1	0	3	3
Derek Bell, R (1, 8) OBP: 0.282, SLG: 0.247 Russ Springer, R (7, 1)		2-1 G4-6-3 1B	2-1 G6-3 1-2			2-3 K	1-1 G1-3			4 0	0 0	1 0	0 0	0 0	1 0	3 0
Bobby Abreu, L (1, 9) OBP: 0.386, SLG: 0.457	0-1 L9		3-3 K			0-1 G4-3		0-3 K		4	0	0	0	0	2	2
Tim Bogar, R (1, 5) OBP: 0.208, SLG: 0.273	0-2 G4-6-3 1-2f			1-2 F9		1-0 E 3B		1-0 L7		4	1	1	0	0	0	1
Brad Ausmus, R (1, 2) OBP: 0.391, SLG: 0.438			0-1 FC4-6 1B	3-1 2B		3-1 E5 3-H		2-2 G6-3		4	0	2	0	0	0	0
Pat Listach, S (1, 6) OBP: 0.247, SLG: 0.205			0-1 FC4-6 1B 1-2f	0-3 K		1-1 F7			4-2 G6-3 BB	3	1	0	0	1	1	3
Darryl Kile, R (1, 1) OBP: 0.063, SLG: 0.063 Ramon Garcia, R (4, 1) Jose Lima, R (5, 1) Ray Montgomery, R (7, PH) OBP: 0.333, SLG: 0.308 (7, 8)			0-1 2B 1-2 2B 1B	3-2 F8			1-2 G4-3 2B		0-2 G6-3 1-2f	2 0 0 2	1 0 0 0	1 0 0 1	0 0 0 0	0 0 0 0	0 0 0 1	1 0 0 1

	AB	37
	R	6
	H	11
	RBI	5
	BB	1
	SO	7
	LOB	16

Inning Stats																																		
	R: 0	E: 0	K: 1	S: 8	H: 0	LOB: 0	BB: 0	P: 11	R: 0	E: 0	K: 0	S: 7	H: 1	LOB: 0	BB: 0	P: 9	R: 4	E: 0	K: 1	S: 16	H: 5	LOB: 1	BB: 0	P: 24	R: 0	E: 0	K: 1	S: 14	H: 1	LOB: 1	BB: 0	P: 21	R: 0	E: 0	K: 0	S: 8	H: 0	LOB: 0	BB: 0	P: 11
	R: 1	E: 1	K: 1	S: 10	H: 1	LOB: 1	BB: 0	P: 17	R: 0	E: 0	K: 1	S: 12	H: 1	LOB: 2	BB: 0	P: 17	R: 0	E: 0	K: 1	S: 7	H: 0	LOB: 0	BB: 0	P: 10	R: 1	E: 0	K: 1	S: 12	H: 2	LOB: 1	BB: 1	P: 18	1B: 5	2B: 5	3B: 1	HR: 0	SF: 0	SAC: 0	DP: 2	HBP: 1	WP: 0	PB: 0	SB: 0	CS: 0	PA: 39

PITCHER		IP	WLS	BF	H	R	ER	SO	BB	IBB	HBP	BLK	WP	HR	S	P	ERA	WHIP
Carlos Perez, L ERA: 3.51	(1, 1)	6.0	W	27	9	5	4	4	0	0	0	0	0	0	66	97	6.00	1.500
Dave Veres, R ERA: 2.84	(7, 1)	2.0		7	0	0	0	2	0	0	1	0	0	0	16	23	0.00	0.000
Lee Smith, R ERA: 2.79	(9, 1)	0.2		4	2	1	1	0	1	0	0	0	0	0	9	14	13.50	4.500
Ugueth Urbina, R ERA: 1.46	(9, 1)	0.1	S	1	0	0	0	1	0	0	0	0	0	0	3	4	0.00	0.000

PITCHER	IP	WLS	BF	H	R	ER	SO	BB	IBB	HBP	BLK	WP	HR	S	P	ERA	WHIP

BOTTOM

Houston Astros @ Montreal Expos

Olympic Stadium, Montreal, QB

Wed Apr 30 1997, 7:05 PM EDT

Att. 12,346 - Dome

livebaseballscorecards.com

Batter	1	2	3	4	5	6	7	8	9	AB	R	H	RBI	BB	SO	LOB
Mark Grudzielanek, R (1, 6) OBP: 0.350, SLG: 0.459	HBP 1B	1B 1-2 2-3 1B		L9 WP HR 1B	BB 2B 1B		F8			5	2	4	0	0	0	0
Mike Lansing, R (1, 4) OBP: 0.281, SLG: 0.367	SAFE F7	1-2 2-3 3-H 1B		1-2 HR BB	1-2 2B BB		F8			3	2	1	1	2	0	1
Rondell White, R (1, 8) OBP: 0.321, SLG: 0.459	1-2 HBP	K		2-3 L9	1-H 2-H 1B 2B		K			4	1	1	2	0	2	5
David Segui, S (1, 3) OBP: 0.412, SLG: 0.593	F8		E SF7 1B	1-H 3-H HR	2-H 1B			K		5	2	3	4	0	1	2
Darrin Fletcher, L (1, 2) OBP: 0.281, SLG: 0.463	G4-3		E9 1B 1-3 1B	F8	P3			K		5	0	1	0	0	1	3
Henry Rodriguez, L (1, 7) OBP: 0.350, SLG: 0.656 Lee Smith, R (9, 1) Ugueth Urbina, R (9, 1)		1B BB 1B 1B	SF7 3-H	BB	G3			1B		3 0 0	1 0 0	2 0 0	1 0 0	1 0 0	0 0 0	1 0 0
F.P. Santangelo, S (1, 9) OBP: 0.457, SLG: 0.467	L7	2-3 1B		1-2 FC6-4 BB			F8	P5		4	0	1	0	1	0	2
Shane Andrews, R (1, 5) OBP: 0.232, SLG: 0.438		1B 1B 1-2 BB	L4	1-2f FC6-4			K			3	0	0	0	1	1	4
Carlos Perez, L (1, 1) OBP: 0.200, SLG: 0.357 Dave Veres, R (7, 1) OBP: 1.000, SLG: 1.000 Joe Orsulak, L (9, 7) OBP: 0.379, SLG: 0.417		K	G1		K		K			4 0 0	0 0 0	0 0 0	0 0 0	0 0 0	3 0 0	4 0 0
Inning Stats	R: 0 E: 0 K: 0 S: 7 H: 1 LOB: 2 BB: 0 P: 12	R: 1 E: 0 K: 2 S: 16 H: 3 LOB: 3 BB: 1 P: 31	R: 1 E: 1 K: 0 S: 9 H: 3 LOB: 2 BB: 0 P: 14	R: 3 E: 0 K: 0 S: 10 H: 2 LOB: 2 BB: 3 P: 27	R: 3 E: 0 K: 1 S: 15 H: 3 LOB: 1 BB: 1 P: 24	R: 0 E: 0 K: 2 S: 9 H: 0 LOB: 0 BB: 0 P: 14	R: 0 E: 0 K: 1 S: 9 H: 0 LOB: 0 BB: 0 P: 11	R: 0 E: 0 K: 2 S: 10 H: 1 LOB: 1 BB: 0 P: 17		1B: 11 2B: 1 3B: 0 HR: 1 SF: 1 SAC: 0 DP: 0 HBP: 1						

	AB	36
	R	8
	H	13
	RBI	8
	BB	5
	SO	8
	LOB	22

PITCHER		IP	WLS	BF	H	R	ER	SO	BB	IBB	HBP	BLK	WP	HR	S	P	ERA	WHIP
Darryl Kile, R ERA: 3.12	(1, 1)	3.2	L	25	9	5	4	2	4	0	1	0	1	1	40	81	9.82	3.545
Ramon Garcia, R ERA: 2.95	(4, 1)	0.2		5	2	3	3	1	1	0	0	0	0	0	10	18	40.50	4.500
Jose Lima, R ERA: 7.71	(5, 1)	1.2		6	1	0	0	2	0	0	0	0	0	0	16	23	0.00	0.600
Russ Springer, R ERA: 1.54	(7, 1)	2.0		7	1	0	0	3	0	0	0	0	0	0	19	28	0.00	0.500

PITCHER	IP	WLS	BF	H	R	ER	SO	BB	IBB	HBP	BLK	WP	HR	S	P	ERA	WHIP

WP: 1 PA: 43
PB: 0
SB: 0
CS: 0

Batter	1	2	3	4	5	6	7	8	9	AB	R	H	RBI	BB	SO	LOB
Craig Biggio, R (1, 4) OBP: 0.390, SLG: 0.481	B F C X 1-2 ① P9			C X 0-1 2B		B B C S F H 3-2 5 G5-4-3 HBP		C X 0-1 ③ P2		3	0	1	0	0	0	1
Bobby Abreu, L (1, 9) OBP: 0.368, SLG: 0.432	S T S 0-3 ② K			B F S X 1-2 ① F7		X 0-0 ① F8			F B B X 2-1 ① G4-3	4	0	0	0	0	1	2
5 Jeff Bagwell, R (1, 3) OBP: 0.402, SLG: 0.592	C B S B S 2-3 ③ K			C B B F F F X 2-2 ② G5-3		B C X 1-1 ② ③ G5-4-3 1-2f			S B F S 1-3 ② K	4	0	0	0	0	2	2
Thomas Howard, S (1, 8) OBP: 0.422, SLG: 0.525		S B F X 1-2 ① G6-3		S S S 0-3 ③ K			S F B X 1-2 ① G6-3		B B B C X 3-1 2B	4	0	1	0	0	1	1
Luis Gonzalez, L (1, 7) OBP: 0.315, SLG: 0.278		B F B B X 2-1 ② P6			B F B B B 4-1 FC6-4 BB		C X 0-1 ② G3		X 0-0 ③ F7	3	0	0	0	1	0	1
Sean Berry, R (1, 5) OBP: 0.270, SLG: 0.324	B F C F C 1-3 ③ K				B X 1-0 ① FC6-4 BB 1-2f		B F X 1-1 ③ G4-3			3	0	0	0	0	1	1
Tony Eusebio, R (1, 2) OBP: 0.310, SLG: 0.263			B T F S 1-3 ① K		B X 1-0 ② F9			B X 1-0 1B		3	0	1	0	0	1	1
Pat Listach, S (1, 6) OBP: 0.250, SLG: 0.200			F T B S 1-3 ② K		1 SAFE B B B C B 4-1 1-2 BB			F F B S 1-3 ① K		2	0	0	0	1	2	1
Chris Holt, R (1, 1) Tom Martin, L (7, 1) Bill Spiers, L (8, PH) OBP: 0.448, SLG: 0.422 Jose Lima, R (8, 1)			X 0-0 ③ P7		M S S 0-3 ③ K			S B X 1-1 ② P8		2 0 1 0	0 0 0 0	0 0 0 0	0 0 0 0	1 0 0 0	2 0 1 0	2 0 1 0
Inning Stats	R: 0 H: 0 E: 0 LOB: 0 K: 2 BB: 0 S: 9 P: 12	R: 0 H: 0 E: 0 LOB: 0 K: 1 BB: 0 S: 9 P: 13	R: 0 H: 0 E: 0 LOB: 0 K: 2 BB: 0 S: 7 P: 9	R: 0 H: 1 E: 0 LOB: 1 K: 1 BB: 0 S: 13 P: 16	R: 0 H: 0 E: 0 LOB: 2 K: 1 BB: 2 S: 7 P: 17	R: 0 H: 0 E: 0 LOB: 0 K: 0 BB: 0 S: 6 P: 10	R: 0 H: 0 E: 0 LOB: 0 K: 0 BB: 0 S: 7 P: 9	R: 0 H: 1 E: 0 LOB: 1 K: 1 BB: 0 S: 8 P: 11	R: 0 H: 1 E: 0 LOB: 1 K: 1 BB: 0 S: 8 P: 14	1B: 1 SF: 0 2B: 2 SAC: 0 3B: 0 DP: 1 HR: 0 HBP: 1						

PITCHER	IP	WLS	BF	H	R	ER	SO	BB	IBB	HBP	BLK	WP	HR	S	P	ERA	WHIP
Pedro Martinez, R (1, 1) ERA: 0.31	9.0	W	32	3	0	0	9	2	0	1	0	0	0	74	111	0.00	0.556

PITCHER	IP	WLS	BF	H	R	ER	SO	BB	IBB	HBP	BLK	WP	HR	S	P	ERA	WHIP

TOP

Houston Astros @ Montreal Expos

Olympic Stadium, Montreal, QB

Thu May 01 1997, 3:33 AM EDT

Att. 12,328 - Dome

livebaseballscorecards.com

AB	29
R	0
H	3
RBI	0
BB	2
SO	9
LOB	13

WP: 0 PA: 32
PB: 0
SB: 0
CS: 0

Batter	1	2	3	4	5	6	7	8	9	AB	R	H	RBI	BB	SO	LOB
Mark Grudzielanek, R (1, 6) OBP: 0.343, SLG: 0.447	F B X 1-1 G6-3 S 1B 1B		C X 0-1 ① G5-3		C S S 0-3 ② K	B C F X 1-2 ③ G1-3		X 0-0 ③ P9		5	1	1	0	0	1	2
Mike Lansing, R (1, 4) OBP: 0.290, SLG: 0.366	B F C C 1-3 ① K 1-2		X 0-0 ② G6-3		X 0-0 1B		C B S B B B 4-2 F8 BB BB			3	0	1	0	1	1	1
Rondell White, R (1, 8) OBP: 0.327, SLG: 0.455	F X 0-1 ② G6-3 2-3		X 0-0 1B		B X 1-0 ③ G6-3		B B B B 4-0 F8 1-2 BB			3	0	1	0	1	0	2
David Segui, S (1, 3) OBP: 0.415, SLG: 0.581	B B B C F B 4-2 1B BB		1 SAFE F B X 1-1 ③ G3-1			B B B C B 4-1 2B SF9 BB	X 0-0 ① F8 1-2 2-3			2	1	0	0	2	0	3
Henry Rodriguez, L (1, 7) OBP: 0.356, SLG: 0.660 Joe Orsulak, L (8, 7) OBP: 0.379, SLG: 0.417	B S X 1-1 1-2 3-H 1B			F F X 0-2 ① G5-3		B B F X 2-1 1-3 2B 2B	B F C F C 1-3 ② K			4 0	1 0	2 0	1 0	0 0	1 0	2 0
F.P. Santangelo, S (1, 9) OBP: 0.459, SLG: 0.459	X 0-0 ③ L9			B C B S F B B 4-2 CS BB		B B X 2-0 ① SF9 3-H	B C C H 2-2 HBP			1	0	0	1	1	0	2
Darrin Fletcher, L (1, 2) OBP: 0.295, SLG: 0.534		C B X 1-1 ① G4-3		B F X 1-1 ② 1-2 HR		X 0-0 1B 2-H 2B	X 0-0 ③ G3			4	1	2	2	0	0	3
Doug Strange, S (1, 5) OBP: 0.400, SLG: 0.516		B X 1-0 ② F7		F B F X 1-2 ③ F8		X 0-0 SH3-4 2-3 1B		F F F B S 1-3 ① K		4	0	1	0	0	1	0
Pedro Martinez, R (1, 1) OBP: 0.100, SLG: 0.200		B C C S 1-3 ③ K			X 0-0 ① G6-3	L X 0-1 ② SH3-4 1-2		C C X 0-2 ② G4-3		3	0	0	0	0	1	0
Inning Stats	R: 1 H: 2 E: 0 LOB: 2 K: 1 BB: 1 S: 12 P: 19	R: 0 H: 0 E: 0 LOB: 0 K: 1 BB: 0 S: 6 P: 9	R: 0 H: 1 E: 0 LOB: 1 K: 0 BB: 0 S: 6 P: 7	R: 1 H: 1 E: 0 LOB: 0 K: 0 BB: 1 S: 11 P: 17	R: 0 H: 1 E: 0 LOB: 1 K: 1 BB: 0 S: 6 P: 7	R: 2 H: 3 E: 0 LOB: 2 K: 0 BB: 1 S: 11 P: 20	R: 0 H: 0 E: 0 LOB: 3 K: 1 BB: 2 S: 10 P: 21	R: 0 H: 0 E: 0 LOB: 0 K: 1 BB: 0 S: 9 P: 10		1B: 5 SF: 1 2B: 2 SAC: 1 3B: 0 DP: 0 HR: 1 HBP: 1						WP: 0 PA: 37 PB: 0 SB: 1 CS: 1

PITCHER		IP	WLS	BF	H	R	ER	SO	BB	IBB	HBP	BLK	WP	HR	S	P	ERA	WHIP
Chris Holt, R ERA: 3.98	(1, 1)	6.0	L	28	8	4	4	3	3	0	0	0	0	1	52	79	6.00	1.833
Tom Martin, L ERA:	(7, 1)	1.0		6	0	0	0	1	2	0	1	0	0	0	10	21	0.00	2.000
Jose Lima, R ERA: 6.75	(8, 1)	1.0		3	0	0	0	1	0	0	0	0	0	0	9	10	0.00	0.000

PITCHER	IP	WLS	BF	H	R	ER	SO	BB	IBB	HBP	BLK	WP	HR	S	P	ERA	WHIP

BOTTOM

Houston Astros @ Montreal Expos

Olympic Stadium, Montreal, QB

Thu May 01 1997, 3:33 AM EDT

Att. 12,328 - Dome

livebaseballscorecards.com

AB	29
R	4
H	8
RBI	4
BB	5
SO	5
LOB	15

Florida Marlins @ Houston Astros

Astrodome, Houston, TX

Fri May 02 1997, 8:05 PM EDT

Att. 25,421 - Dome - 68 F

TOP

livebaseballscorecards.com

Batter	1	2	3	4	5	6	7	8	9	AB	R	H	RBI	BB	SO	LOB
Luis Castillo, S (1, 4) OBP: 0.359, SLG: 0.314	C B B F X 2-2 E 1B		C B B B X 3-1 ① G6-3		C F X 0-2 ③ G5-3			X 0-0 ① B1-4-3		4	0	1	0	0	0	0
Kurt Abbott, R (1, 6) OBP: 0.227, SLG: 0.333	B F F X 1-2 ① L7		B S C C 1-3 ② K			B C X 1-1 F7-6 1B		S B F X 1-2 G6-4-3 1B		4	0	2	0	0	1	1
Edgar Renteria, R (8, PR) OBP: 0.261, SLG: 0.265 (8, 6)										0	0	0	0	0	0	0
Gary Sheffield, R (1, 9) OBP: 0.436, SLG: 0.410	P S B F 1 B C SAFE 3-3 ② K 1-3		X 0-0 ③ G1-3			F X 0-1 ① ② F7-6 1-2		C S X 0-2 ② ③ G6-4-3 1-2f		4	0	0	0	0	1	3
Bobby Bonilla, S (1, 5) OBP: 0.346, SLG: 0.365	C X 0-1 ③ G6-3			B X 1-0 F8 FC1-2 2B		C S S 0-3 ③ K			F X 0-1 ① G5-3	4	0	1	0	0	1	1
Moises Alou, R (1, 8) OBP: 0.417, SLG: 0.702		B X 1-0 ① G6-3		B X 1-0 ① F8 2-3			B B X 2-0 ① G6-3		B F F F F X 1-2 1B	4	0	1	0	0	0	1
Jeff Conine, R (1, 3) OBP: 0.383, SLG: 0.506		F B B B X 3-1 HR		F B B B X 3-1 ② FC1-2 3-H			F C B S 1-3 ② K		B S F 1 F S SAFE 1-3 ② K	4	1	1	1	0	2	2
Charles Johnson, R (1, 2) OBP: 0.368, SLG: 0.419		B B B B 4-0 FC5-4 BB		F B B S B C 3-3 ③ K			X 0-0 1B 1B		X 0-0 ③ F9	3	0	1	0	1	1	2
John Wehner, R (1, 7) OBP: 0.250, SLG: 0.250		B B C F X 2-2 ② FC5-4 1-2f			F X 0-1 ① G5-3		B X 1-0 1-2 1B			3	0	1	0	0	0	1
Pat Rapp, R (1, 1) OBP: 0.182, SLG: 0.182	C 1 C B S SAFE 1-3 ③ K2-3				S B X 1-1 ② P3		X 0-0 ③ L6			2	0	0	0	0	1	1
Jim Eisenreich, L (7, PH) OBP: 0.310, SLG: 0.243										1	0	0	0	0	0	2
Jay Powell, R (7, 1) OBP: 1.000, SLG: 1.000										0	0	0	0	0	0	0
Inning Stats	R: 0 H: 1 E: 1 LOB: 1 K: 1 BB: 0 S: 12 P: 17	R: 1 H: 1 E: 0 LOB: 1 K: 1 BB: 1 S: 9 P: 20	R: 0 H: 0 E: 0 LOB: 0 K: 1 BB: 0 S: 6 P: 10	R: 0 H: 1 E: 0 LOB: 1 K: 1 BB: 0 S: 7 P: 15	R: 0 H: 0 E: 0 LOB: 0 K: 0 BB: 0 S: 7 P: 8	R: 0 H: 1 E: 0 LOB: 0 K: 1 BB: 0 S: 7 P: 8	R: 0 H: 2 E: 0 LOB: 2 K: 1 BB: 0 S: 7 P: 11	R: 0 H: 1 E: 0 LOB: 1 K: 0 BB: 0 S: 7 P: 8	R: 0 H: 1 E: 0 LOB: 1 K: 1 BB: 0 S: 12 P: 14	1B: 6 SF: 0 2B: 2 SAC: 0 3B: 0 DP: 2 HR: 1 HBP: 0						

	AB	33
	R	1
	H	8
	RBI	1
	BB	1
	SO	7
	LOB	14

WP: 0 PA: 34
PB: 0
SB: 0
CS: 0

PITCHER		IP	WLS	BF	H	R	ER	SO	BB	IBB	HBP	BLK	WP	HR	S	P	ERA	WHIP
Shane Reynolds, R ERA: 2.65	(1, 1)	8.0	W	30	7	1	1	6	1	0	0	0	0	1	62	97	1.12	1.000
Billy Wagner, L ERA: 0.56	(9, 1)	1.0	S	4	1	0	0	1	0	0	0	0	0	0	12	14	0.00	1.000

PITCHER	IP	WLS	BF	H	R	ER	SO	BB	IBB	HBP	BLK	WP	HR	S	P	ERA	WHIP

Batter	1	2	3	4	5	6	7	8	9	AB	R	H	RBI	BB	SO	LOB
Craig Biggio, R (1, 4) OBP: 0.394, SLG: 0.495	X 0-0 ① F9		B B B C B 4-1 5 BB 1B SF8 BB		B X 1-0 3B		B F X 1-1 ② ③ L6-3 1-1			3	1	1	0	1	0	1
Bobby Abreu, L (1, 9) OBP: 0.363, SLG: 0.423	B F F F B B X 3-2 ② G3		B X 1-0 5 BB 1-2 1B		B B X 2-0 ② G4-3			X 0-0 ① G3-1		4	0	1	0	0	0	1
5 Jeff Bagwell, R (1, 3) OBP: 0.405, SLG: 0.613	B C B B X 3-1 HR		B B B C D 4-1 1-2 2-3 BB		B C B S D X 3-2 ③ G4-3			B C S C 1-3 ② K		3	1	1	1	1	1	1
Derek Bell, R (1, 8) OBP: 0.290, SLG: 0.260	F B B B S C 3-3 ③ K		S F F X 0-2 ② SF8 3-H			F C F X 0-2 E3 1B		B F B C X 2-2 S 1B		3	0	2	1	0	1	0
Luis Gonzalez, L (1, 7) OBP: 0.302, SLG: 0.265		F F B B F X 2-2 ① G1-3	B X 1-0 ③ G3			X 0-0 ① P6		S X 0-1 ③ F7 1-2		4	0	0	0	0	0	4
Sean Berry, R (1, 5) OBP: 0.250, SLG: 0.297 Tim Bogar, R (9, 6) OBP: 0.208, SLG: 0.273		B X 1-0 ② F8		F C C 0-3 ① K		B B X 2-0 ② P4				3 0	0 0	0 0	0 0	0 0	1 0	1 0
Bill Spiers, L (1, 6) OBP: 0.459, SLG: 0.438 (9, 5)		B B B C F F X 3-2 1B		B B B C F F F X 3-2 G6-4-3 1B		B C B X 2-1 ③ F9				3	0	2	0	0	0	1
Brad Ausmus, R (1, 2) OBP: 0.389, SLG: 0.433		B B C F X 2-2 ③ F8		1 SAFE X 0-0 ② ③ G6-4-3 1-2f			B X 1-0 FC1-5 S 1B			3	0	1	0	0	0	2
Shane Reynolds, R (1, 1) OBP: 0.105, SLG: 0.211 Billy Wagner, L (9, 1)			S S B F F B F F S 2-3 ① K		B S F B B X 3-2 ① F8		B B S X 2-1 ① FC1-5 L6-3 1-3			3 0	0 0	0 0	0 0	0 0	1 0	1 0
Inning Stats	R: 1 H: 1 E: 0 LOB: 0 K: 1 BB: 0 S: 10 P: 19	R: 0 H: 1 E: 0 LOB: 1 K: 0 BB: 0 S: 12 P: 20	R: 1 H: 1 E: 0 LOB: 2 K: 1 BB: 2 S: 15 P: 27	R: 0 H: 1 E: 0 LOB: 0 K: 1 BB: 0 S: 9 P: 12	R: 0 H: 1 E: 0 LOB: 1 K: 0 BB: 0 S: 8 P: 17	R: 0 H: 1 E: 1 LOB: 1 K: 0 BB: 0 S: 8 P: 12	R: 0 H: 1 E: 0 LOB: 0 K: 0 BB: 0 S: 5 P: 9	R: 0 H: 1 E: 0 LOB: 1 K: 1 BB: 0 S: 9 P: 12		1B: 6 SF: 1 2B: 1 SAC: 0 3B: 1 DP: 2 HR: 1 HBP: 0				WP: 0 PA: 32 PB: 0 SB: 2 CS: 0		

PITCHER		IP	WLS	BF	H	R	ER	SO	BB	IBB	HBP	BLK	WP	HR	S	P	ERA	WHIP
Pat Rapp, R ERA: 4.81	(1, 1)	6.0	L	25	6	2	2	3	2	0	0	0	0	1	62	107	3.00	1.333
Jay Powell, R ERA: 1.93	(7, 1)	2.0		7	2	0	0	1	0	0	0	0	0	0	14	21	0.00	1.000

PITCHER	IP	WLS	BF	H	R	ER	SO	BB	IBB	HBP	BLK	WP	HR	S	P	ERA	WHIP

BOTTOM

Florida Marlins @ Houston Astros

Astrodome, Houston, TX

Fri May 02 1997, 8:05 PM EDT

Att. 25,421 - Dome - 68 F

livebaseballscorecards.com

AB	29
R	2
H	8
RBI	2
BB	2
SO	4
LOB	12

Batter	1	2	3	4	5	6	7	8	9	10	11	12	13	AB	R	H	RBI	BB	SO	LOB
John Cangelosi, S OBP: 0.190, SLG: 0.150 (1, 7) Rob Stanifer, R (4, 1) Cliff Floyd, L (6, PH) OBP: 0.324, SLG: 0.323 Mark Hutton, R (6, 1) John Wehner, R (8, 7) OBP: 0.290, SLG: 0.250 Gregg Zaun, S (9, PH) OBP: 0.467, SLG: 0.524 (9, 3)	CSS 0-3 K	BFX 1-2 E6 1-3 2-H 3-H		BDFSDFX 3-2 1B 2-3 3-H		BSSSS 1-3 K			X 0-0 HR	BBCBB 4-1 BB			X 0-0 F9	3 0 1 0 1 0 2	0 0 0 0 0 0 1	1 0 0 0 0 0 1	1 0 0 0 0 0 1	0 0 1 0 0 0 0	1 0 1 0 0 0 0	1 0 1 0 0 0 0
Edgar Renteria, R (1, 6) OBP: 0.246, SLG: 0.250	X 0-0 G6-3	SCTSS 0-3 K		X 0-0 SF7 3-H			CBSBFX 2-2 G5-3		SCBFX 1-2 F9	BCSBS 2-3 K			BCSSS 1-3 K	6	0	0	1	0	3	4
Kurt Abbott, R (1, 4) OBP: 0.241, SLG: 0.429	BX 1-0 G6-3		CSBBBS 3-3 K	BSS 1 SAFE 1 SAFE 1 SAFE X 1-1 B1-3			CCBX 1-2 L9		BBCBX 3-1 HR		X 0-0 L9		BSX 1-1 1B 1B	7	2	2	1	0	1	1
Gary Sheffield, R (1, 9) OBP: 0.435, SLG: 0.404		BBCX 2-1 P9	FX 0-2 P4		CBSTFFX 1-2 P2		SBX 1-1 2B 1B		BBBB 4-0 FC6-4 BB		BX 1-0 L9		BX 1-0 FC5 1B 1-3	6	0	2	0	1	0	0
Moises Alou, R (1, 8) OBP: 0.417, SLG: 0.690		BBSFBB 4-2 2B FC5-4 BB	FBX 1-1 G6-3		BSSTCX 1-2 P6		BSCDX 2-2 1-3 2B		BX 1-0 FC6-4 FC6-4 1-2f		CFSS 0-3 K		CCX 0-2 1-2 3-H 1B	6	1	2	1	1	1	1
Bobby Bonilla, S (1, 5) OBP: 0.352, SLG: 0.381 Alex Arias, R (2, 5) OBP: 0.300, SLG: 0.222	X 0-0 FC5-4 E 2B 1-3		BBBCB 4-1 BB 2B BB		CX 0-1 G1-3		CX 0-1 L9		BCSFBX 2-2 FC6-4 1-2f			CX 0-1 1B	X 0-0 FC5 2-3f	1 5	1 1	1 1	0 0	0 1	0 0	0 5
Jeff Conine, R (1, 3) OBP: 0.380, SLG: 0.482 (9, 7)	BCFBBBB 4-2 FC5-4 BB	1 SAFE BBBBB 4-0 2B BB 1-2		BFBCX 2-2 L6	CSBFSS 1-3 K		SBSFX 1-2 E5 SH1-4				BDFBSS 1 SAFE X 3-2 L8		4 1 0 0 2 1 1							
Charles Johnson, R (1, 2) OBP: 0.354, SLG: 0.388	SX 0-1 FC5-4 BB E 1-2f 2-3 3-H	BSBBBX 3-1 F8		GBSBBBB 4-2 BB	SBFBSS 3-3 K		SCFS 0-3 K				1 SAFE SBBB 1 SAFE SBB 1 SAFE X 3-2 F9		5 1 0 1 1 2 6							
Tony Saunders, L Jim Eisenreich, L Robb Nen, R Alex Fernandez, R Dennis Cook, L Luis Castillo, S Felix Heredia, L Jay Powell, R	BBBBCCB 4-2 E BB 1-2			CFBBBBX 3-2 1B SF7 2B 1-3 2-H		CSX 0-2 F7	BFBTFFBX 3-2 F7				1 SAFE SCBLBX 1 SAFE 2-1 SH1-4 1-2		FBFBTBX 3-2 F9	0 3 0 0 0 1 0 0	0 1 0 0 0 0 0 0	0 1 0 0 0 0 0 0	1 0 0 0 0 0 0 0	0 0 0 0 0 0 0 0	0 1 0 0 0 0 0 0	1 0 1 0 0 0 0 0
Inning Stats	R: 0 E: 0 K: 1 S: 5 H: 0 LOB: 0 BB: 0 P: 6	R: 3 E: 1 K: 1 S: 18 H: 1 LOB: 2 BB: 3 P: 33	R: 0 E: 0 K: 1 S: 8 H: 0 LOB: 0 BB: 0 P: 12	R: 3 E: 0 K: 0 S: 14 H: 2 LOB: 1 BB: 2 P: 32	R: 0 E: 0 K: 0 S: 12 H: 0 LOB: 0 BB: 0 P: 14	R: 0 E: 0 K: 1 S: 11 H: 0 LOB: 1 BB: 1 P: 18	R: 0 E: 0 K: 0 S: 13 H: 2 LOB: 2 BB: 0 P: 19	R: 0 E: 0 K: 2 S: 13 H: 0 LOB: 0 BB: 0 P: 20	R: 2 E: 0 K: 0 S: 11 H: 2 LOB: 1 BB: 1 P: 22	R: 0 E: 1 K: 2 S: 14 H: 0 LOB: 2 BB: 1 P: 23	R: 0 E: 0 K: 1 S: 6 H: 0 LOB: 0 BB: 0 P: 7	R: 0 E: 0 K: 0 S: 12 H: 1 LOB: 1 BB: 0 P: 21	R: 1 E: 0 K: 1 S: 11 H: 3 LOB: 2 BB: 0 P: 14	1B: 6 2B: 3 3B: 0 HR: 2	SF: 1 SAC: 1 DP: 0 HBP: 0	WP: 0 PB: 0 SB: 0 CS: 0	PA: 60			

TOP

Florida Marlins @ Houston Astros

Astrodome, Houston, TX

Sat May 03 1997, 8:05 PM EDT

Att. 24,539 - Dome - 68 F

livebaseballscorecards.com

AB	50
R	9
H	11
RBI	7
BB	8
SO	10
LOB	22

PITCHER		IP	WLS	BF	H	R	ER	SO	BB	IBB	HBP	BLK	WP	HR	S	P	ERA	WHIP
Mike Hampton, L ERA: 6.03	(1, 1)	3.1		19	3	6	4	3	5	0	0	0	0	0	42	79	10.80	2.400
Jose Lima, R ERA: 4.63	(4, 1)	3.2		14	2	0	0	1	1	0	0	0	0	0	39	55	0.00	0.818
Russ Springer, R ERA: 1.42	(8, 1)	1.0		3	0	0	0	2	0	0	0	0	0	0	13	20	0.00	0.000
John Hudek, R ERA: 3.86	(9, 1)	0.1		4	2	2	2	0	1	0	0	0	0	0	2	7	15	54.00	9.000
Billy Wagner, L ERA: 0.51	(9, 1)	1.2		7	0	0	0	2	1	0	0	0	0	0	18	30	0.00	0.600

PITCHER		IP	WLS	BF	H	R	ER	SO	BB	IBB	HBP	BLK	WP	HR	S	P	ERA	WHIP
Tom Martin, L ERA:	(11, 1)	2.0		7	1	0	0	1	0	0	0	0	0	0	18	28	0.00	0.500
Ramon Garcia, R ERA: 3.26	(13, 1)	1.0	L	6	3	1	1	1	0	0	0	0	0	0	11	14	9.00	3.000

Florida Marlins @ Houston Astros

Astrodome, Houston, TX

Sat May 03 1997, 8:05 PM EDT

Att. 24,539 - Dome - 68 F

livebaseballscorecards.com

BOTTOM

Batter	1	2	3	4	5	6	7	8	9	10	11	12	13	AB	R	H	RBI	BB	SO	LOB
Craig Biggio, R (1, 4) OBP: 0.396, SLG: 0.500	3-2 5 FC5 1B 1B	0-1 S 5 2B 1B 2-H		1-2 2B 2-H		1-0 F7 ③			1-3 K ①	3-3 K ③		3-3 K ③ 1-2		7	1	3	2	0	3	4
James Mouton, R (1, 7) OBP: 0.318, SLG: 0.421	1-2 G5-3 5 FC5 1B 1B 1-2	4-1 5 2B BB 1-2		2-0 P3 ②			4-1 G4-6-3 5 1B BB		4-2 5 G5-3 BB		3-2 5 CS 1B		2-1 5 F9 2B	4	2	3	0	3	0	1
5 Jeff Bagwell, R (1, 3) OBP: 0.398, SLG: 0.602	2-0 FC5 G5-3 ① 1B 1-2 2-3f	0-0 FC5 2B 1-H 2-H		2-1 F9 ③			0-1 G4-6-3 1B 1-2		1-0 G5-3 ② 1-2		3-3 K ① ② 1-2		0-2 F9 ① 2-3	7	1	2	2	0	1	6
Derek Bell, R (1, 8) OBP: 0.298, SLG: 0.257	2-1 G5-3 ② 1-2 2-3	0-0 FC5 ③ 2-3			2-1 F9 ①		1-1 G4-6-3 ① ② 1-2f 2-3		4-0 IBB		2-0 1B		4-0 G6-4-3 BB	5	0	1	0	2	0	5
Sean Berry, R (1, 5) OBP: 0.255, SLG: 0.295	1-1 2B 1B 2-H 3-H		3-3 K ①		3-1 CS 1B		3-2 L8 ③		2-1 F9 ③		1 SAFE 2-2 F8 ③		1-1 G6-4-3 ② ③ 1-2f	7	1	2	2	0	1	6
Bobby Abreu, L (1, 9) OBP: 0.361, SLG: 0.422	1 SAFE 1-0 2B ③ 1-H		3-3 K ②		1-0 F7 ②			1-0 F7 ①		4-2 FC1-6 BB		2-3 K ①		5	0	1	1	1	2	1
Brad Ausmus, R (1, 2) OBP: 0.385, SLG: 0.438		0-0 E6 BLK 1B	3-3 K ③		1-1 CS ③ 1-2	2-2 SH1-3 2B		1-3 K ②		0-0 FC1-6 CS 1-2f		0-2 1B 1B		6	2	2	0	0	2	1
Tim Bogar, R (1, 6) OBP: 0.310, SLG: 0.385		2-2 G4-3 ① 1-2		4-2 SH1-4 2B BB		0-0 SH1-3 ① 2-H		2-2 2B		3-2 BB ② 1-2 1B		1-0 DI 1-3 1B		4	1	3	1	1	0	1
Mike Hampton, R (1, 1) OBP: 0.000, SLG: 0.000 Jose Lima, R (0, 1) OBP: 0.000, SLG: 0.000 Russ Springer, R (0, 1) OBP: 0.000, SLG: 0.000 Thomas Howard, S (0, 2) OBP: 0.333, SLG: 0.778 John Hudek, S (0, 1) OBP: 0.000, SLG: 0.000 Billy Wagner, L (0, 1) OBP: 0.000, SLG: 0.000 Tony Eusebio, R (1, 2) OBP: 0.500, SLG: 0.500 Tom Martin, L (0, 1) OBP: 0.000, SLG: 0.000 Ray Montgomery, R (0, 1) OBP: 0.000, SLG: 0.000 Ramon Garcia, R (0, 1) OBP: 0.000, SLG: 0.000	1-2 G1-3 ②			1-2 SH1-4 ① 1-2		2-3 K ②		2-2 G1-3 ③		4-0 BB 1-2		3-2 F9 ②		1 1 0 1 0 0 0 0 0 1	0 0 0 0 0 0 0 0 0 0	0 0 0 0 0 0 1 0 0 0	0 0 0 0 0 0 0 0 0 0	0 1 0 0 0 0 0 0 0 0	0 0 0 0 0 0 0 0 0 0	1 0 0 0 0 0 0 0 2 0
Inning Stats	R: 3 H: 4 E: 0 LOB: 1 K: 0 BB: 0 S: 13 P: 23	R: 3 H: 2 E: 1 LOB: 1 K: 0 BB: 1 S: 12 P: 19	R: 0 H: 0 E: 0 LOB: 0 K: 3 BB: 0 S: 9 P: 18	R: 1 H: 1 E: 0 LOB: 0 K: 0 BB: 1 S: 11 P: 21	R: 0 H: 1 E: 0 LOB: 0 K: 0 BB: 1 S: 6 P: 13	R: 1 H: 1 E: 0 LOB: 0 K: 1 BB: 0 S: 9 P: 14	R: 0 H: 1 E: 0 LOB: 1 K: 0 BB: 1 S: 10 P: 18	R: 0 H: 1 E: 0 LOB: 1 K: 1 BB: 0 S: 12 P: 18	R: 0 H: 0 E: 0 LOB: 2 K: 1 BB: 2 S: 10 P: 22	R: 0 H: 1 E: 0 LOB: 2 K: 1 BB: 2 S: 10 P: 24	R: 0 H: 2 E: 0 LOB: 1 K: 1 BB: 0 S: 10 P: 20	R: 0 H: 2 E: 0 LOB: 2 K: 2 BB: 0 S: 16 P: 25	R: 0 H: 1 E: 0 LOB: 1 K: 0 BB: 1 S: 7 P: 14	1B: 11 2B: 7 3B: 0 HR: 0	SF: 0 SAC: 2 DP: 3 HBP: 0		WP: 0 PB: 0 SB: 1 CS: 3	PA: 60			

	AB	49
	R	8
	H	17
	RBI	8
	BB	8
	SO	10
	LOB	29

PITCHER		IP	WLS	BF	H	R	ER	SO	BB	IBB	HBP	BLK	WP	HR	S	P	ERA	WHIP
Tony Saunders, L (1, 1) ERA: 6.43		3.0		16	6	6	3	3	1	0	0	1	0	0	34	60	9.00	2.333
Rob Stanifer, R (4, 1) ERA: 4.5		2.0		8	2	1	1	0	1	0	0	0	0	0	17	34	4.50	1.500
Mark Hutton, R (6, 1) ERA: 5.68		2.0		8	2	1	1	1	1	0	0	0	0	0	19	32	4.50	1.500
Robb Nen, R (8, 1) ERA: 6.23		2.0		9	1	0	0	2	1	1	0	0	0	0	22	40	0.00	1.000
Dennis Cook, L (10, 1) ERA: 0.64		2.0		9	3	0	0	2	2	0	0	0	0	0	20	44	0.00	2.500
Felix Heredia, L (12, 1) ERA: 4.32		1.0	W	6	3	0	0	2	0	0	0	0	0	0	18	29	0.00	3.000
Jay Powell, R (13, 1) ERA: 1.8		1.0	S	3	0	0	0	0	1	0	0	0	0	0	5	10	0.00	1.000

Batter	1	2	3	4	5	6	7	8	9	AB	R	H	RBI	BB	SO	LOB
Kurt Abbott, R (1, 4) OBP: 0.273, SLG: 0.438	B F C X 1-2 FC1-5-6-1 SH1-3 1B		B X 1-0 G4-6-3 1B		C C S 0-3 ③ K			C B S B S 2-3 ① K		4	0	2	0	0	2	1
Edgar Renteria, R (1, 6) OBP: 0.240, SLG: 0.243	X 0-0 ① SH1-3 1-2		B F X 1-1 ① ② G4-6-3 1-2f			F S B C 1-3 ① K		B B X 2-0 ② F8		3	0	0	0	0	1	1
Jim Eisenreich, L (1, 7) OBP: 0.286, SLG: 0.250	D B F C X 2-2 ② FC1-5-6-1 2-3		B B X 2-0 ③ G3-1			S B T B X 2-2 ② G4-3		F B B C F X 2-2 ③ G3-1		4	0	0	0	0	0	1
Gary Sheffield, R (1, 9) OBP: 0.438, SLG: 0.396	D S B X 2-1 ③ F8			X 0-0 ① P3		B B B B 4-0 FC6-4 BB			B H 2-0 FC5-4 HBP	2	0	0	0	1	0	1
Moises Alou, R (1, 8) OBP: 0.412, SLG: 0.670		C B H 2-1 FC6-4 HBP		C F F B B X 2-2 ② L5		X 0-0 ③ FC6-4 1-2f			X 0-0 ① FC5-4 1B 1-2f	3	0	0	0	0	0	2
Bobby Bonilla, S (1, 5) OBP: 0.348, SLG: 0.376 John Wehner, R (9, PR) OBP: 0.250, SLG: 0.250		S P F B X 2-2 ① FC6-4 WP 1-2f		X 0-0 ③ G3-1			C B X 1-1 ① G6-3		B X 1-0 1-2 1B	4 0	0 0	1 0	0 0	0 0	0 0	1 0
Jeff Conine, R (1, 3) OBP: 0.375, SLG: 0.483		C D B X 2-1 ② L9			C X 0-1 2B		B F S F X 1-2 ② G6-3		C X 0-1 ② L6	4	0	1	0	0	0	3
Gregg Zaun, S (1, 2) OBP: 0.471, SLG: 0.478		B C B B B 4-1 1-2 BB			C F S 0-3 ① K		B B B B 4-0 BB		S B C S 1-3 ③ K	2	0	0	0	2	2	3
Kevin Brown, R (1, 1) OBP: 0.316, SLG: 0.188		B F C B B F X 3-2 ③ L1			C B F F S 1-3 ② K		B X 1-0 ③ G5-3			3	0	0	0	0	1	4
Inning Stats	R: 0 E: 0 K: 0 S: 9 H: 1 LOB: 1 BB: 0 P: 14	R: 0 E: 0 K: 0 S: 12 H: 0 LOB: 2 BB: 1 P: 24	R: 0 E: 0 K: 0 S: 4 H: 1 LOB: 0 BB: 0 P: 8	R: 0 E: 0 K: 0 S: 6 H: 0 LOB: 0 BB: 0 P: 8	R: 0 E: 0 K: 3 S: 12 H: 1 LOB: 1 BB: 0 P: 13	R: 0 E: 0 K: 1 S: 7 H: 0 LOB: 1 BB: 1 P: 14	R: 0 E: 0 K: 0 S: 7 H: 0 LOB: 1 BB: 1 P: 14	R: 0 E: 0 K: 1 S: 8 H: 0 LOB: 0 BB: 0 P: 14	R: 0 E: 0 K: 1 S: 7 H: 1 LOB: 2 BB: 0 P: 11	1B: 3 2B: 1 3B: 0 HR: 0 SF: 0 SAC: 1 DP: 1 HBP: 2						

PITCHER		IP	WLS	BF	H	R	ER	SO	BB	IBB	HBP	BLK	WP	HR	S	P	ERA	WHIP
Darryl Kile, R ERA: 2.58	(1, 1)	9.0	W	35	4	0	0	6	3	0	2	0	1	0	72	120	0.00	0.778

PITCHER	IP	WLS	BF	H	R	ER	SO	BB	IBB	HBP	BLK	WP	HR	S	P	ERA	WHIP

TOP

Florida Marlins @ Houston Astros

Astrodome, Houston, TX

Sun May 04 1997, 8:05 PM EDT

Att. 16,469 - Dome - 68 F

livebaseballscorecards.com

AB	29
R	0
H	4
RBI	0
BB	3
SO	6
LOB	17

1B: 3	SF: 0	WP: 1	PA: 35
2B: 1	SAC: 1	PB: 0	
3B: 0	DP: 1	SB: 0	
HR: 0	HBP: 2	CS: 0	

Batter	1	2	3	4	5	6	7	8	9	AB	R	H	RBI	BB	SO	LOB
Craig Biggio, R (1, 4) OBP: 0.384, SLG: 0.483	C B S X 1-2 G3-1 ①		B F C F F S 1-3 K ②		S B 1 SAFE F S 1-3 K ③ 1-2			C X 0-1 G4-3 ③		4	0	0	0	0	2	1
Pat Listach, S (1, 6) OBP: 0.253, SLG: 0.205	B C B F X 2-2 5 FC1-4 1B		F S B C 1-3 K ③			B B B C C F X 3-2 G4-3 ①				3	0	1	0	0	1	0
5 Jeff Bagwell, R (1, 3) OBP: 0.389, SLG: 0.586	C X 0-1 FC1-4 S 1B 1-2f ②			B F C F C 1-3 K ①		B F S B X 2-2 P4 ②				3	1	0	0	0	1	1
Luis Gonzalez, L (1, 7) OBP: 0.313, SLG: 0.291	C B B S F X 2-2 1-H 1B			F F B B F F X 2-2 WP 2B		C X 0-1 P5 ③				3	0	2	1	0	0	0
Derek Bell, R (1, 8) OBP: 0.291, SLG: 0.250	F C B C 1-3 K ③			S B F B F S 2-3 K ② 2-3			C S C 0-3 K ①			3	0	0	0	0	3	2
Thomas Howard, S (1, 9) OBP: 0.408, SLG: 0.500		B X 1-0 G6-4-3 1B		C B X 1-1 G4-3 ③			X 0-0 L7 ②			3	0	1	0	0	0	1
Tony Eusebio, R (1, 2) OBP: 0.326, SLG: 0.268		C 1 SAFE B 1 SAFE X 1-1 G6-4-3 ① ② 1-2f			C S B F X 1-2 FC4-6 1B		C C B S 1-3 K ③			3	0	1	0	0	1	1
Bill Spiers, L (1, 5) OBP: 0.438, SLG: 0.412		B C B X 2-1 G4-3 ③			X 0-0 FC4-6 S 1-2f ①			C B X 1-1 G3 ①		3	0	0	0	0	0	1
Darryl Kile, R (1, 1) OBP: 0.053, SLG: 0.053			B S B S S 2-3 K ①		1 SAFE L L S 0-3 K ②			B B F C F X 2-2 G4-3 ②		3	0	0	0	0	2	1
Inning Stats	R: 1 H: 2 E: 0 LOB: 1 K: 1 BB: 0 S: 15 P: 21	R: 0 H: 1 E: 0 LOB: 0 K: 0 BB: 0 S: 5 P: 9	R: 0 H: 0 E: 0 LOB: 0 K: 3 BB: 0 S: 11 P: 15	R: 0 H: 1 E: 0 LOB: 1 K: 2 BB: 0 S: 16 P: 22	R: 0 H: 1 E: 0 LOB: 1 K: 2 BB: 0 S: 11 P: 13	R: 0 H: 0 E: 0 LOB: 0 K: 0 BB: 0 S: 9 P: 14	R: 0 H: 0 E: 0 LOB: 0 K: 2 BB: 0 S: 7 P: 8	R: 0 H: 0 E: 0 LOB: 0 K: 0 BB: 0 S: 8 P: 11		1B: 4 SF: 0 2B: 1 SAC: 0 3B: 0 DP: 1 HR: 0 HBP: 0						

PITCHER	IP	WLS	BF	H	R	ER	SO	BB	IBB	HBP	BLK	WP	HR	S	P	ERA	WHIP
Kevin Brown, R (1, 1) ERA: 1.82	8.0	L	28	5	1	1	10	0	0	0	0	1	0	82	113	1.12	0.625

PITCHER	IP	WLS	BF	H	R	ER	SO	BB	IBB	HBP	BLK	WP	HR	S	P	ERA	WHIP

BOTTOM

Florida Marlins @ Houston Astros

Astrodome, Houston, TX

Sun May 04 1997, 8:05 PM EDT

Att. 16,469 - Dome - 68 F

livebaseballscorecards.com

AB	28
R	1
H	5
RBI	1
BB	0
SO	10
LOB	8

1B: 4 SF: 0 PA: 28
2B: 1 SAC: 0
3B: 0 DP: 1
HR: 0 HBP: 0

WP: 1
PB: 0
SB: 2
CS: 0

Batter	1	2	3	4	5	6	7	8	9	AB	R	H	RBI	BB	SO	LOB
Gregg Jefferies, S (1, 7) OBP: 0.284, SLG: 0.276	C X 0-1 ① G6-3			X 0-0 ① G4-3		C F B X 1-2 ① L9		B C B X 2-1 ② G4-3		4	0	0	0	0	0	0
Mickey Morandini, L (1, 4) OBP: 0.323, SLG: 0.252	B B C F B T 3-2 ② K			C X 0-1 ② L7		F B C B X 2-2 ② L7		B B C B X 3-1 ③ G4-3		4	0	0	0	0	1	0
Scott Rolen, R (1, 5) OBP: 0.381, SLG: 0.375	C C B B X 2-2 ③ G4-3			C B B C B X 3-2 1B		B B F X 2-1 2B 2B			C T B F B F F F F 2-3 ① F S K	4	1	2	0	0	1	0
Darren Daulton, L (1, 9) OBP: 0.400, SLG: 0.507		B X 1-0 ① F7		F B B B F X 3-2 ③ G6-3		B B B F X 3-1 2-H 2B			C B B S F B X 3-2 HR	4	1	2	2	0	0	1
Mike Lieberthal, R (1, 2) OBP: 0.222, SLG: 0.465		B C B B F B X 3-2 ② L8			X 0-0 ① G5-3	C X 0-1 ③ P4			B F C X 1-2 ② G4-3	4	0	0	0	0	0	1
Rico Brogna, L (1, 3) OBP: 0.313, SLG: 0.423		C F B B B X 2-2 ③ G4-3			F X 0-1 1B 2B		B C B X 2-1 ① G1-3		B B C F B X 3-2 2B	4	0	2	0	0	0	0
Wendell Magee, R (1, 8) OBP: 0.287, SLG: 0.298 Erik Plantenberg, R (8, 1) Derrick May, L (9, PH) OBP: 0.319, SLG: 0.457			C B C X 1-2 ① P4		B F X 1-1 2-3 G1-3 1B		B S B X 2-1 ② G6-3		S X 0-1 ③ G1-3	3 0 1	0 0 0	1 0 0	0 0 0	0 0 0	0 0 0	0 0 1
Kevin Stocker, S (1, 6) OBP: 0.345, SLG: 0.360			B X 1-0 ② F9		C B X 1-1 ② G1-3 1-2		B C F B F X 2-2 ③ G4-3			3	0	0	0	0	0	2
Mark Leiter, R (1, 1) OBP: 0.133, SLG: 0.071 Reggie Harris, R (7, 1) Ruben Amaro Jr, S (7, 8) OBP: 0.304, SLG: 0.286			C B S C 1-3 ③ K		C C X 0-2 ③ G3			C B X 1-1 ① G4-3		2 0 1	0 0 0	0 0 0	0 0 0	0 0 0	1 0 0	2 0 0
Inning Stats	R: 0 E: 0 K: 1 S: 8 H: 0 LOB: 0 BB: 0 P: 13	R: 0 E: 0 K: 0 S: 7 H: 0 LOB: 0 BB: 0 P: 13	R: 0 E: 0 K: 1 S: 7 H: 0 LOB: 0 BB: 0 P: 10	R: 0 E: 0 K: 0 S: 9 H: 1 LOB: 1 BB: 0 P: 15	R: 0 E: 0 K: 0 S: 10 H: 2 LOB: 2 BB: 0 P: 12	R: 1 E: 0 K: 0 S: 12 H: 2 LOB: 1 BB: 0 P: 20	R: 0 E: 0 K: 0 S: 8 H: 0 LOB: 0 BB: 0 P: 14	R: 0 E: 0 K: 0 S: 6 H: 0 LOB: 0 BB: 0 P: 12	R: 1 E: 0 K: 1 S: 22 H: 2 LOB: 1 BB: 0 P: 31	1B: 2 2B: 4 3B: 0 HR: 1	SF: 0 SAC: 0 DP: 0 HBP: 0						

TOP

Philadelphia Phillies @ Houston Astros

Astrodome, Houston, TX

Mon May 05 1997, 8:05 PM EDT

Att. 11,268 - Dome - 68 F

livebaseballscorecards.com

AB	34
R	2
H	7
RBI	2
BB	0
SO	3
LOB	7

PITCHER		IP	WLS	BF	H	R	ER	SO	BB	IBB	HBP	BLK	WP	HR	S	P	ERA	WHIP
Chris Holt, R ERA: 3.59	(1, 1)	7.0	W	26	5	1	1	2	0	0	0	0	0	0	61	97	1.29	0.714
Tom Martin, L ERA:	(8, 1)	1.0		3	0	0	0	0	0	0	0	0	0	0	6	12	0.00	0.000
Russ Springer, R ERA: 1.98	(9, 1)	1.0		5	2	1	1	1	0	0	0	0	0	1	22	31	9.00	2.000

PITCHER	IP	WLS	BF	H	R	ER	SO	BB	IBB	HBP	BLK	WP	HR	S	P	ERA	WHIP

BOTTOM

Philadelphia Phillies @ Houston Astros

Astrodome, Houston, TX

Mon May 05 1997, 8:05 PM EDT

Att. 11,268 - Dome - 68 F

Batter	1	2	3	4	5	6	7	8	9	AB	R	H	RBI	BB	SO	LOB
Craig Biggio, R (1, 4) OBP: 0.385, SLG: 0.500	F7		K		FC4-6 HBP		HR	G5-3		4	1	1	1	0	1	0
Bill Spiers, L (1, 6) (8, 5) OBP: 0.420, SLG: 0.411	2B		F8		FC4-6 5 HR		L9	G4-3		5	1	1	1	0	0	2
5 Jeff Bagwell, R (1, 3) OBP: 0.393, SLG: 0.605	G6-3		G1-3		HR		BB 2B HBP			3	2	1	3	0	0	1
Derek Bell, R (1, 8) OBP: 0.298, SLG: 0.262	P3			G1-3	2B		BB			3	1	1	0	1	0	1
Luis Gonzalez, L (1, 7) OBP: 0.330, SLG: 0.348		HR		F8	IBB		2B			3	2	2	3	1	0	0
Sean Berry, R (1, 5) OBP: 0.235, SLG: 0.271 Tom Martin, L (8, 1) Russ Springer, R (9, 1)	G6-3			G5-3	G1-3		F9			4 0 0	0 0 0	0 0 0	0 0 0	0 0 0	0 0 0	3 0 0
Bobby Abreu, L (1, 9) OBP: 0.376, SLG: 0.424		G6-3 BB			1B S FC4-6 BB		K	1B		2	1	1	1	2	1	0
Brad Ausmus, R (1, 2) OBP: 0.366, SLG: 0.416		G6-3			K		F7	F9		4	0	0	0	0	1	3
Chris Holt, R (1, 1) OBP: 0.067, SLG: 0.067 Tim Bogar, R (8, 6) OBP: 0.300, SLG: 0.370		K			FC4-6 HBP 5 HR 1B		G5-3	G6-3		3 1	1 0	1 0	0 0	0 0	1 0	1 0
Inning Stats	R: 0 H: 1 E: 0 LOB: 1 K: 0 BB: 0 S: 9 P: 12	R: 1 H: 1 E: 0 LOB: 1 K: 1 BB: 1 S: 12 P: 21	R: 0 H: 0 E: 0 LOB: 0 K: 1 BB: 0 S: 10 P: 11	R: 0 H: 0 E: 0 LOB: 0 K: 0 BB: 0 S: 4 P: 7	R: 4 H: 3 E: 0 LOB: 2 K: 1 BB: 2 S: 14 P: 29	R: 0 H: 0 E: 0 LOB: 0 K: 1 BB: 0 S: 7 P: 11	R: 4 H: 3 E: 0 LOB: 1 K: 0 BB: 1 S: 18 P: 31	R: 0 H: 0 E: 0 LOB: 0 K: 0 BB: 0 S: 7 P: 10		1B: 2 SF: 0 2B: 3 SAC: 0 3B: 0 DP: 0 HR: 3 HBP: 2						WP: 0 PA: 38 PB: 0 SB: 1 CS: 0

livebaseballscorecards.com

	AB	32
	R	9
	H	8
	RBI	9
	BB	4
	SO	4
	LOB	11

PITCHER		IP	WLS	BF	H	R	ER	SO	BB	IBB	HBP	BLK	WP	HR	S	P	ERA	WHIP
Mark Leiter, R ERA: 4.0	(1, 1)	6.0	L	28	6	6	6	4	2	1	1	0	0	3	57	93	9.00	1.333
Reggie Harris, R ERA: 8.25	(7, 1)	1.0		7	2	3	3	0	1	0	1	0	0	0	17	29	27.00	3.000
Erik Plantenberg, L ERA: 7.0	(8, 1)	1.0		3	0	0	0	0	0	0	0	0	0	0	7	10	0.00	0.000

PITCHER	IP	WLS	BF	H	R	ER	SO	BB	IBB	HBP	BLK	WP	HR	S	P	ERA	WHIP

Batter	1	2	3	4	5	6	7	8	9	AB	R	H	RBI	BB	SO	LOB
Gregg Jefferies, S (1, 7) OBP: 0.281, SLG: 0.266	C B F F B X 2-2 ① G4-3		B B B B 4-0 1B 1B BB BB	B B C F F S 2-3 ① K			X 0-0 ① G3		C S S 0-3 ② K	4	1	0	0	1	2	1
Mickey Morandini, L (1, 4) OBP: 0.328, SLG: 0.270	F X 0-1 CS 2B		C C F F X 0-2 BB 1B 1-2 1B 1B	B C F X 1-2 ② G4-3			B X 1-0 ② G4-3		B F S 1-2 ③ CS 1-2	4	1	2	0	0	0	0
Scott Rolen, R (1, 5) OBP: 0.393, SLG: 0.398	B S D F B S 3-3 ② ③ K 2-3		X 0-0 BB 1-2 2-3 1B	F B S X 1-2 ③ 2B			B S B B F F F X 3-2 1B			4	1	3	0	0	1	1
Darren Daulton, L (1, 9) OBP: 0.405, SLG: 0.493 Derrick May, L (7, 9) OBP: 0.319, SLG: 0.457		B B B S C F B 4-2 FC5-4 BB	C B B B C B 4-2 1B 1-2 2-3 3-H 1B BB		B B C F X 2-2 ① G4-3		C S D D F C 2-3 ③ K			2 0	1 0	0 0	1 0	2 0	1 0	1 0
Mike Lieberthal, R (1, 2) OBP: 0.223, SLG: 0.456		B C X 1-1 ① FC5-4 1-2f 2B	B C B X 2-1 E 1B 1-2 2-H 3-H FC3-2 1B		C B B S 2-3 ② K			B C C B F C 2-3 ① K		4	1	1	2	0	2	1
Rico Brogna, L (1, 3) OBP: 0.319, SLG: 0.435		F F B B B F F F B F X 3-2 1B 1-H 2B	B C S F X 1-2 FC3-2 E 1-2 2-H 1B		C F B F S 1-3 ③ K			F C F S 0-3 ② K		4	0	2	2	0	2	0
Wendell Magee, R (1, 8) OBP: 0.286, SLG: 0.295		B X 1-0 G3 2-3 1B	F B S F X 1-2 E3 FC3-2 1-2 2-3		X 0-0 ① P4			B T C S 1-3 ③ K		4	0	1	0	0	1	2
Kevin Stocker, S (1, 6) OBP: 0.333, SLG: 0.346		X 0-0 ② G3 1-2	X 0-0 ① FC3-2 G6-3 1-2 2-3 3-Hf		C B F B X 2-2 ② L9				S B S X 1-2 ① P3	4	0	0	0	0	0	5
Curt Schilling, R (1, 1) OBP: 0.105, SLG: 0.111 Jerry Spradlin, S (8, 1) Ruben Amaro Jr, S (9, PH) OBP: 0.333, SLG: 0.286 Ricky Bottalico, L (9, 1)		S L B C 1-3 ③ K	F D X 1-1 ② ③ G6-3 1-2f		S F S 0-3 ③ K				C B B B F F B 4-2 CS BB	3 0 0 0	0 0 0 0	0 0 0 0	0 0 1 0	0 0 0 0	2 0 0 0	5 0 0 0
Inning Stats	R: 0 H: 1 E: 0 LOB: 1 K: 1 BB: 0 S: 9 P: 14	R: 1 H: 2 E: 0 LOB: 2 K: 1 BB: 1 S: 16 P: 26	R: 4 H: 4 E: 1 LOB: 2 K: 0 BB: 2 S: 21 P: 34	R: 0 H: 1 E: 0 LOB: 1 K: 1 BB: 0 S: 10 P: 14	R: 0 H: 0 E: 0 LOB: 0 K: 2 BB: 0 S: 10 P: 15	R: 0 H: 0 E: 0 LOB: 0 K: 1 BB: 0 S: 7 P: 9	R: 0 H: 1 E: 0 LOB: 1 K: 1 BB: 0 S: 12 P: 18	R: 0 H: 0 E: 0 LOB: 0 K: 3 BB: 0 S: 11 P: 14	R: 0 H: 0 E: 0 LOB: 0 K: 1 BB: 1 S: 11 P: 17	1B: 6 2B: 4 3B: 0 HR: 0	SF: 0 SAC: 0 DP: 2 HBP: 0					

PITCHER		IP	WLS	BF	H	R	ER	SO	BB	IBB	HBP	BLK	WP	HR	S	P	ERA	WHIP
Ramon Garcia, R ERA: 5.06	(1, 1)	2.0	L	14	6	5	5	2	3	0	0	0	0	0	35	60	22.50	4.500
Jose Lima, R ERA: 3.24	(3, 1)	5.0		17	3	0	0	5	0	0	0	0	0	0	50	70	0.00	0.600
Russ Springer, R ERA: 1.84	(8, 1)	1.0		3	0	0	0	3	0	0	0	0	0	0	11	14	0.00	0.000
John Hudek, R ERA: 3.48	(9, 1)	1.0		3	0	0	0	1	1	0	0	0	0	0	11	17	0.00	1.000

PITCHER	IP	WLS	BF	H	R	ER	SO	BB	IBB	HBP	BLK	WP	HR	S	P	ERA	WHIP

Philadelphia Phillies @ Houston Astros

Astrodome, Houston, TX

Tue May 06 1997, 8:05 PM EDT

Att. 12,179 - Dome - 68 F

TOP

livebaseballscorecards.com

AB	33
R	5
H	9
RBI	5
BB	4
SO	11
LOB	16

1B: 6	SF: 0	WP: 0	PA: 38
2B: 4	SAC: 0	PB: 0	
3B: 0	DP: 2	SB: 0	
HR: 0	HBP: 0	CS: 2	

BOTTOM

Batter	1	2	3	4	5	6	7	8	9	AB	R	H	RBI	BB	SO	LOB
Craig Biggio, R (1, 4) OBP: 0.378, SLG: 0.488	F C F B S 1-3 K ①		C B F B S 2-3 K ③		B X 1-0 F8 ③		B B F F F F B C 3-3 K ③		F X 0-1 FC6-4 1-2 1B	5	0	1	0	0	3	3
Bobby Abreu, L (1, 9) OBP: 0.377, SLG: 0.422	F S X 0-2 G3-1 ②			B F B F F X 2-2 BB 5 BB 1B 1B		C S X 0-2 L6 ①		C F B B B F X 3-2 5 FC5-4 1B	C S X 0-2 FC6-4 1-2f ③	5	1	2	0	0	0	2
5 Jeff Bagwell, R (1, 3) OBP: 0.396, SLG: 0.607	B B C B S S S 3-3 K ③			B C B 1 SAFE 1 SAFE B B 4-1 1B BB 1-2 BB		B X 1-0 G4-3 2B		C S B B X 2-2 FC5-4 BB 1-2f ①		3	0	1	0	1	1	1
Thomas Howard, S (1, 8) OBP: 0.415, SLG: 0.478		C B S B X 2-2 G4-3 ①		B F S B B B 4-2 1B 1-2 2-3 BB		F F B F B F X 2-2 G4-3 2-3 ②		B B B B 4-0 1-2 BB		2	0	0	0	2	0	1
Sean Berry, R (1, 5) OBP: 0.236, SLG: 0.269		B C F X 1-2 K 1B		B B C F F S 2-3 K ①		C B X 1-1 G5-3 ③		B B C S C 2-3 K ②		4	0	1	0	0	2	6
Luis Gonzalez, L (1, 7) OBP: 0.327, SLG: 0.344		B C F F 1 SAFE B F B 1 SAFE 3-3 S K ② ③ 1-2		C B F F B B F F F 3-2 X G4-6-3 1-2 2-3 3-H 1B		C B X 1-1 G4-3 ①		C B S B F F F F F 2-2 X F8 ③		4	0	1	1	0	1	3
Tony Eusebio, R (1, 2) OBP: 0.320, SLG: 0.267			C F X 0-2 F8 ①	C S X 0-2 G4-6-3 1-2f ② ③		B X 1-0 1B			F T B X 1-2 G5-3 ①	4	0	1	0	0	0	3
Pat Listach, S (1, 6) OBP: 0.253, SLG: 0.207			B F B F B X 3-2 SH1-4 1B		X 0-0 L8 ①		B B C F F X 2-2 F7 ②		C C B C 1-3 K ②	4	0	1	0	0	1	1
Ramon Garcia, R (1, 1) Jose Lima, R (3, 1) Bill Spiers, L (7, PH) OBP: 0.429, SLG: 0.421 Russ Springer, R (8, 1) John Hudek, S (9, 1) Ricky Gutierrez, R (9, PH)			X 0-0 SH1-4 1-2 ②		F C B C 1-3 K ②		B F S B B X 2-2 1-2 1B		B F B F B B B 4-2 1B BB	0 0 0 0 0 0 0 1 0 0 0 0 1 0 1 0 1 0 0 0 0 0 0 0 0 0 0 0 0 0 0 0 0 0 0 0 0 0 0 1 0 0							
Inning Stats	R: 0 E: 0 K: 2 S: 10 H: 0 LOB: 0 BB: 0 P: 14	R: 0 E: 0 K: 1 S: 11 H: 1 LOB: 0 BB: 0 P: 17	R: 0 E: 0 K: 1 S: 10 H: 1 LOB: 1 BB: 0 P: 15	R: 1 E: 0 K: 1 S: 21 H: 2 LOB: 2 BB: 2 P: 36	R: 0 E: 0 K: 1 S: 5 H: 0 LOB: 0 BB: 0 P: 7	R: 0 E: 0 K: 0 S: 11 H: 1 LOB: 1 BB: 0 P: 15	R: 0 E: 0 K: 1 S: 15 H: 2 LOB: 2 BB: 0 P: 24	R: 0 E: 0 K: 1 S: 18 H: 1 LOB: 2 BB: 1 P: 31	R: 0 E: 0 K: 1 S: 13 H: 1 LOB: 2 BB: 1 P: 19	1B: 8 2B: 1 3B: 0 HR: 0	SF: 0 SAC: 1 DP: 1 HBP: 0						

PITCHER		IP	WLS	BF	H	R	ER	SO	BB	IBB	HBP	BLK	WP	HR	S	P	ERA	WHIP
Curt Schilling, R ERA: 3.65	(1, 1)	7.0	W	28	7	1	1	7	2	0	0	0	0	0	83	128	1.29	1.286
Jerry Spradlin, R ERA: 2.51	(8, 1)	1.0		5	1	0	0	1	1	0	0	0	0	0	18	31	0.00	2.000
Ricky Bottalico, R ERA: 2.25	(9, 1)	1.0		5	1	0	0	1	1	0	0	0	0	0	13	19	0.00	2.000

PITCHER	IP	WLS	BF	H	R	ER	SO	BB	IBB	HBP	BLK	WP	HR	S	P	ERA	WHIP

Philadelphia Phillies @ Houston Astros

Astrodome, Houston, TX

Tue May 06 1997, 8:05 PM EDT

Att. 12,179 - Dome - 68 F

livebaseballscorecards.com

AB	33
R	1
H	9
RBI	1
BB	4
SO	9
LOB	20

Batter	1	2	3	4	5	6	7	8	9	AB	R	H	RBI	BB	SO	LOB
Steve Bieser, L (1, 8) OBP: 0.519, SLG: 0.550 Carl Everett, S (9, PH) OBP: 0.235, SLG: 0.303 (9, 8)	B C C F X 1-2 L8 ①	B S C S S 1-3 K ②	X 0-0 SF9 ② 2-3 3-H	B F B C X 2-2 E 1B	X 0-0 S SH3-4 SF7 1B	3	0	1	1	0	1	1
										1	1	1	0	0	0	0
Edgardo Alfonzo, R (1, 5) OBP: 0.337, SLG: 0.378	X 0-0 L7 ②	B C F F B S 2-3 K ③	B C S B B F B 4-2 BB 1-2	X 0-0 F9 ②	1 SAFE M X 0-1 SH3-4 ① 1-2	3	0	0	0	1	1	2
John Olerud, L (1, 3) OBP: 0.425, SLG: 0.567	C B C X 1-2 F8 ③	C X 0-1 G6-3 ①	C X 0-1 F7 ③	X 0-0 E5 1-2	C B B X 2-1 SF7 ② 2-H	4	0	0	1	0	0	4
Todd Hundley, S (1, 2) OBP: 0.426, SLG: 0.640	B C B F B X 3-2 F7 ①	S F B C 1-3 K ②	B S B S S B F B 4-2 G5-3 1B BB	B C X 1-1 G4-3 ③	B B B C B 4-1 FC4-6 BB	3	0	0	0	2	1	2
Bernard Gilkey, R (1, 7) OBP: 0.274, SLG: 0.269	S B B X 2-1 F8 ②	C S C 0-3 K ③	B C B B F 1 SAFE F X 3-2 F8 ①	S X 0-2 F8 ①	F B C X 1-2 FC4-6 ③ 1-2f	5	0	0	0	0	1	2
Carlos Baerga, S (1, 4) OBP: 0.260, SLG: 0.312	X 0-0 1B	C C X 0-2 FC6-4 1B	B S F X 1-2 G5-3 1B 1-2	B X 1-0 G4-3 ②	4	0	3	0	0	0	0
Alex Ochoa, R (1, 9) OBP: 0.225, SLG: 0.224	B B C F F 1 SAFE S 2-3 K ③	C D B F X 2-2 FC6-4 ① 1B 1B SF9 1-2f	X 0-0 G5-3 ② 1-2 2-3	C C B X 1-2 G5-3 ③	4	1	0	0	0	1	4
Manny Alexander, R (1, 6) OBP: 0.349, SLG: 0.373	B B C C F S 2-3 K ①	B B F X 2-1 SF9 1B 1-2 1B	F B F S 1-3 K ③	B F C X 1-2 HR 1B	4	1	2	0	0	2	2
Armando Reynoso, R (1, 1) OBP: 0.444, SLG: 0.375 Butch Huskey, R (9, PH) OBP: 0.232, SLG: 0.463 John Franco, L (9, 1)	C X 0-1 1B	X 0-0 BB 1-2 2-3 1B	C S C 0-3 K ①	X 0-0 1-H HR	3	0	2	0	0	1	0
										1	1	1	2	0	0	0
										0	0	0	0	0	0	0
Inning Stats	R: 0 E: 0 K: 0 S: 9 H: 0 LOB: 0 BB: 0 P: 11	R: 0 E: 0 K: 1 S: 10 H: 1 LOB: 1 BB: 0 P: 17	R: 0 E: 0 K: 3 S: 14 H: 1 LOB: 1 BB: 0 P: 19	R: 0 E: 0 K: 2 S: 8 H: 0 LOB: 0 BB: 0 P: 9	R: 1 E: 0 K: 0 S: 15 H: 3 LOB: 3 BB: 1 P: 23	R: 0 E: 0 K: 1 S: 14 H: 1 LOB: 2 BB: 1 P: 23	R: 0 E: 1 K: 1 S: 10 H: 1 LOB: 2 BB: 0 P: 13	R: 0 E: 0 K: 0 S: 7 H: 0 LOB: 0 BB: 0 P: 9	R: 3 E: 0 K: 0 S: 13 H: 3 LOB: 1 BB: 1 P: 21	1B: 9 2B: 0 3B: 0 HR: 1	SF: 2 SAC: 1 DP: 0 HBP: 0					

TOP

New York Mets @ Houston Astros

Astrodome, Houston, TX

Wed May 07 1997, 8:05 PM EDT

Att. 12,574 - Dome - 68 F

livebaseballscorecards.com

AB	35
R	4
H	10
RBI	4
BB	3
SO	8
LOB	17

PITCHER		IP	WLS	BF	H	R	ER	SO	BB	IBB	HBP	BLK	WP	HR	S	P	ERA	WHIP
Shane Reynolds, R ERA: 2.45	(1, 1)	8.0		34	7	1	1	8	2	0	0	0	0	0	87	124	1.12	1.125
Tom Martin, L ERA: 2.13	(9, 1)	1.0	L	7	3	3	3	0	1	0	0	0	0	1	13	21	27.00	4.000

PITCHER	IP	WLS	BF	H	R	ER	SO	BB	IBB	HBP	BLK	WP	HR	S	P	ERA	WHIP

Batter	1	2	3	4	5	6	7	8	9	AB	R	H	RBI	BB	SO	LOB
Craig Biggio, R (1, 4) OBP: 0.368, SLG: 0.474	X 0-0 G6-3 ①		C B X 1-1 L5 ③		C B X 1-1 G3-1 ③			B X 1-0 F7 ②		4	0	0	0	0	0	2
Bobby Abreu, L (1, 9) OBP: 0.373, SLG: 0.415	B B F F B X 3-2 G3-1 ②			B F F S 1-3 K ①		B B B C F X 3-2 5 BB 1B		B C F B B X 3-2 G6-3 ③		4	0	1	0	0	1	0
5 Jeff Bagwell, R (1, 3) OBP: 0.399, SLG: 0.624	X 0-0 HR			S X 0-1 F7 ②		1 SAFE S S B B B C F B 4-2 S 1-2 BB ①			S S S 0-3 K ①	3	1	1	1	1	1	0
Derek Bell, R (1, 8) OBP: 0.296, SLG: 0.261	S B B C S 2-3 K ③			B S B B F X 3-2 1B		1 SAFE C 1 SAFE F S 0-3 K ②			B C B X 2-1 G6-3 ②	4	0	1	0	0	2	1
Thomas Howard, S (1, 7) OBP: 0.393, SLG: 0.449 James Mouton, R (9, PH) OBP: 0.311, SLG: 0.410		C B X 1-1 G1-3 ①		C 1 SAFE B B B F S 2-3 K ③		C B S F B F S 2-3 K 1-2 ③			C F B B B C 3-3 K ③	3 1	0 0	0 0	0 0	0 0	2 1	2 0
Sean Berry, R (1, 5) OBP: 0.241, SLG: 0.291		X 0-0 F8 ②			B B X 2-0 G4-3 2B		S X 0-1 F7 ①			3	0	1	0	0	0	0
Brad Ausmus, R (1, 2) OBP: 0.353, SLG: 0.400		S B X 1-1 L8 ③			C C X 0-2 G4-3 2-3 ①		F C X 0-2 G6-3 ②			3	0	0	0	0	0	1
Ricky Gutierrez, R (1, 6)			X 0-0 G4-3 ①		B B B B 4-0 BB		B C F B B S 3-3 K ③			2	0	0	0	1	1	0
Shane Reynolds, R (1, 1) OBP: 0.095, SLG: 0.190 Bill Spiers, L (8, PH) OBP: 0.423, SLG: 0.414 Tom Martin, L (9, 1)			B F B C X 2-2 G4-3 ②		D 3 SAFE L 1 SAFE C B S 2-3 K ②			B B S X 2-1 F8 ①		2 1 0	0 0 0	0 0 0	0 0 0	0 0 0	1 0 0	2 0 0
Inning Stats	R: 1 H: 1 E: 0 LOB: 0 K: 1 BB: 0 S: 8 P: 13	R: 0 H: 0 E: 0 LOB: 0 K: 0 BB: 0 S: 5 P: 7	R: 0 H: 0 E: 0 LOB: 0 K: 0 BB: 0 S: 6 P: 9	R: 0 H: 1 E: 0 LOB: 1 K: 2 BB: 0 S: 11 P: 17	R: 0 H: 1 E: 0 LOB: 2 K: 1 BB: 1 S: 9 P: 18	R: 0 H: 1 E: 0 LOB: 1 K: 2 BB: 1 S: 14 P: 23	R: 0 H: 0 E: 0 LOB: 0 K: 1 BB: 0 S: 8 P: 11	R: 0 H: 0 E: 0 LOB: 0 K: 0 BB: 0 S: 6 P: 12	R: 0 H: 0 E: 0 LOB: 0 K: 2 BB: 0 S: 8 P: 13	1B: 2 2B: 1 3B: 0 HR: 1	SF: 0 SAC: 0 DP: 0 HBP: 0					

PITCHER	IP	WLS	BF	H	R	ER	SO	BB	IBB	HBP	BLK	WP	HR	S	P	ERA	WHIP
Armando Reynoso, R (1, 1) ERA: 3.0	8.0	W	29	4	1	1	7	2	0	0	0	0	1	67	110	1.12	0.750
John Franco, L (9, 1) ERA: 0.57	1.0	S	3	0	0	0	2	0	0	0	0	0	0	8	13	0.00	0.000

PITCHER	IP	WLS	BF	H	R	ER	SO	BB	IBB	HBP	BLK	WP	HR	S	P	ERA	WHIP

BOTTOM

New York Mets @ Houston Astros

Astrodome, Houston, TX

Wed May 07 1997, 8:05 PM EDT

Att. 12,574 - Dome - 68 F

livebaseballscorecards.com

AB	30
R	1
H	4
RBI	1
BB	2
SO	9
LOB	8

Batter	1	2	3	4	5	6	7	8	9	AB	R	H	RBI	BB	SO	LOB
Manny Alexander, R (1, 4) OBP: 0.328, SLG: 0.349	B F F B S 2-3 ① K		B F X 1-1 ① G5-3		L 2 SAFE X 0-1 ① F8			C B B B S F S 3-3 ① K		4	0	0	0	0	2	2
Edgardo Alfonzo, R (1, 5) OBP: 0.354, SLG: 0.419	B B C C X 2-2 1B 3B		F B X 1-1 ② G3		C B X 1-1 ② 1-2 2-H 1B			C B F F B F F X 2-2 1B		4	1	3	1	0	0	0
John Olerud, L (1, 3) OBP: 0.420, SLG: 0.557	B X 1-0 G1-3 3-H 1B		C C B S 1-3 ③ K		B C X 1-1 ③ G2-3			S C F 1 SAFE S 0-3 ② K		4	0	1	1	0	2	2
Butch Huskey, R (1, 7) OBP: 0.244, SLG: 0.458	S X 0-1 ② G1-3 1-2			F F X 0-2 FC6-4 1B		S S B B B B B 4-2 FC5-4 BB		1 SAFE B F X 1-1 ③ F8		3	0	1	0	1	0	2
Carl Everett, S (1, 8) OBP: 0.224, SLG: 0.288	C X 0-1 ③ G4-3			S F F S 0-3 ① K		X 0-0 ① FC5-4 G4-6-3 1-2f			B C B F F B C 3-3 ① K	4	0	0	0	0	2	3
Alex Ochoa, R (1, 9) OBP: 0.214, SLG: 0.213		B X 1-0 ① G5-3		1 SAFE F X 0-1 ② FC6-4 E 1-2f		1 SAFE B B X 2-0 ②③ G4-6-3 1-2f			F S B F S 1-3 ② K	4	0	0	0	0	1	2
Alberto Castillo, R (1, 2) OBP: 0.444, SLG: 0.375 Bernard Gilkey, R (9, PH) OBP: 0.272, SLG: 0.267		S X 0-1 FC6-4 1B		1 SAFE 1 SAFE 1 SAFE X 0-0 ③ G5-3 1-2			S S C 0-3 ① K		F C S 0-3 ③ K	3 1	0 0	1 0	0 0	0 0	1 1	1 0
Rey Ordonez, R (1, 6) OBP: 0.250, SLG: 0.278		B F C B F S 2-3 ② K			F X 0-1 1B 1B 1B		C X 0-1 ② G4-3			3	1	1	0	0	1	1
Rick Reed, R (1, 1) OBP: 0.250, SLG: 0.333 Gary Thurman, R (7, PH) OBP: 0.333, SLG: 0.333 Cory Lidle, R (7, 1)		C X 0-1 ③ FC6-4 1-2f			X 0-0 1B 1-2 1B		B X 1-0 ③ F8			2 1 0	0 0 0	1 0 0	0 0 0	0 0 0	0 0 0	1 0 0
Inning Stats	R: 1 E: 0 K: 1 S: 11 H: 2 LOB: 1 BB: 0 P: 16	R: 0 E: 0 K: 1 S: 9 H: 1 LOB: 1 BB: 0 P: 12	R: 0 E: 0 K: 1 S: 7 H: 0 LOB: 0 BB: 0 P: 10	R: 0 E: 1 K: 1 S: 10 H: 1 LOB: 1 BB: 0 P: 10	R: 1 E: 0 K: 0 S: 9 H: 3 LOB: 1 BB: 0 P: 11	R: 0 E: 0 K: 0 S: 4 H: 0 LOB: 0 BB: 1 P: 10	R: 0 E: 0 K: 1 S: 6 H: 0 LOB: 0 BB: 0 P: 7	R: 0 E: 0 K: 2 S: 16 H: 1 LOB: 1 BB: 0 P: 22	R: 0 E: 0 K: 3 S: 11 H: 0 LOB: 0 BB: 0 P: 15	1B: 7 2B: 0 3B: 1 HR: 0 SF: 0 SAC: 0 DP: 1 HBP: 0						

TOP

New York Mets @ Houston Astros

Astrodome, Houston, TX

Thu May 08 1997, 4:33 AM EDT

Att. 12,842 - Dome

livebaseballscorecards.com

AB	33
R	2
H	8
RBI	2
BB	1
SO	10
LOB	14

PITCHER		IP	WLS	BF	H	R	ER	SO	BB	IBB	HBP	BLK	WP	HR	S	P	ERA	WHIP
Mike Hampton, L ERA: 5.44	(1, 1)	7.0	W	27	7	2	2	5	1	0	0	0	0	0	56	76	2.57	1.143
Russ Springer, R ERA: 1.72	(8, 1)	1.0		4	1	0	0	2	0	0	0	0	0	0	16	22	0.00	1.000
Billy Wagner, L ERA: 0.48	(9, 1)	1.0	S	3	0	0	0	3	0	0	0	0	0	0	11	15	0.00	0.000

PITCHER	IP	WLS	BF	H	R	ER	SO	BB	IBB	HBP	BLK	WP	HR	S	P	ERA	WHIP

New York Mets @ Houston Astros

Astrodome, Houston, TX

Thu May 08 1997, 4:33 AM EDT

Att. 12,842 - Dome

BOTTOM

Batter	1	2	3	4	5	6	7	8	9	AB	R	H	RBI	BB	SO	LOB
Craig Biggio, R (1, 4) OBP: 0.372, SLG: 0.471	C X 0-1 G6-3 ①		B F B X 2-1 E5 1B		H 1-0 2B HBP		S B B X 2-1 F8 ①			3	1	1	0	0	0	0
Derek Bell, R (1, 8) OBP: 0.302, SLG: 0.304	X 0-0 HR		C B X 1-1 F7 ③		C F B X 1-2 FC3-6 1-H 2B		B F B X 2-1 G4-3 ②			4	1	2	2	0	0	1
5 Jeff Bagwell, R (1, 3) OBP: 0.401, SLG: 0.617	B B F B F F X 3-2 G5-3 ②			C B F B X 2-2 F7 ①	H 1-0 FC3-6 HBP		X 0-0 1B			3	0	1	0	0	0	0
Luis Gonzalez, L (1, 7) OBP: 0.324, SLG: 0.351	B X 1-0 G6-3 ③			C B F X 1-2 E 2B	X 0-0 FC3-6 1-2f 2-3 ②		B F X 1-1 F8 ③			4	1	1	0	0	0	3
Sean Berry, R (1, 5) OBP: 0.226, SLG: 0.271 Tim Bogar, R (9, 5) OBP: 0.300, SLG: 0.370		B S B F B X 3-2 G5-3 ①		C B B S B S 3-3 K ②	1 SAFE S 1 SAFE X 0-1 F7 ③			F F S 0-3 K ①		4 0	0 0	0 0	0 0	0 0	2 0	3 0
Bobby Abreu, L (1, 9) OBP: 0.377, SLG: 0.418		C F X 0-2 F7 ②		B F B 2 SAFE F B X 3-2 E4 2-H 2B 1B		C X 0-1 G3-1 ①		C F B X 1-2 1B 1B 1B		4	1	2	1	0	0	0
Ricky Gutierrez, R (1, 6) OBP: 0.500, SLG: 0.500		X 0-0 L4 ③		B X 1-0 2-H 2B		X 0-0 F7 ②		1 SAFE B X 1-0 1B 1-2 1B		4	0	2	1	0	0	0
Brad Ausmus, R (1, 2) OBP: 0.360, SLG: 0.405			B C B S S 2-3 K ①	C B C B 2 SAFE X 2-2 G6-3 ③		C X 0-1 1B		B C F X 1-2 1-2 2-H 1B ②		4	0	2	0	0	1	1
Mike Hampton, R (1, 1) OBP: 0.125, SLG: 0.067 Russ Springer, R (8, 1) Thomas Howard, S (8, PH) OBP: 0.386, SLG: 0.440 Billy Wagner, L (9, 1)			F S B B C 2-3 K ②		C X 0-1 F8 ①	B F C S 1-3 K ③		C S B S 1-3 K ③		3 0 1 0	0 0 0 0	0 0 0 0	0 0 0 0	0 0 0 0	2 0 1 0	1 0 2 0
Inning Stats	R: 1 E: 0 K: 0 S: 8 H: 1 LOB: 0 BB: 0 P: 12	R: 0 E: 0 K: 0 S: 7 H: 0 LOB: 0 BB: 0 P: 10	R: 0 E: 1 K: 2 S: 10 H: 1 LOB: 1 BB: 0 P: 17	R: 2 E: 1 K: 1 S: 16 H: 3 LOB: 1 BB: 0 P: 28	R: 1 E: 0 K: 0 S: 9 H: 1 LOB: 2 BB: 0 P: 12	R: 0 E: 0 K: 1 S: 8 H: 1 LOB: 1 BB: 0 P: 9	R: 0 E: 0 K: 0 S: 7 H: 1 LOB: 1 BB: 0 P: 12	R: 0 E: 0 K: 2 S: 13 H: 3 LOB: 2 BB: 0 P: 17		1B: 7 2B: 3 3B: 0 HR: 1 SF: 0 SAC: 0 DP: 0 HBP: 2						

livebaseballscorecards.com

AB	34
R	4
H	11
RBI	4
BB	0
SO	6
LOB	11

WP: 0 PB: 0 SB: 0 CS: 0 PA: 36

PITCHER		IP	WLS	BF	H	R	ER	SO	BB	IBB	HBP	BLK	WP	HR	S	P	ERA	WHIP
Rick Reed, R ERA: 1.5	(1, 1)	6.0	L	27	7	4	3	4	0	0	2	0	0	1	58	88	4.50	1.167
Cory Lidle, R ERA:	(7, 1)	2.0		9	4	0	0	2	0	0	0	0	0	0	20	29	0.00	2.000

PITCHER	IP	WLS	BF	H	R	ER	SO	BB	IBB	HBP	BLK	WP	HR	S	P	ERA	WHIP

Batter	1	2	3	4	5	6	7	8	9	AB	R	H	RBI	BB	SO	LOB
Craig Biggio, R (1, 4) OBP: 0.379, SLG: 0.471	X 0-0 5 E 5 S 1B 1B		B B C C B C 3-3 ① K	X 0-0 ① G5-3			B C B B C B 4-2 5 G4-3 5 S BB	X 0-0 1-3 1B	4	1	2	0	1	1	0
Derek Bell, R (1, 8) OBP: 0.291, SLG: 0.292	B 1 SAFE 1 F S 1-3 ① K		S B S S S 1-3 ② K	C B B F F X 2-2 ② G6-3			S P 1 SAFE C F B X 2-2 ① F7	S B S S S 1-3 ③ K	5	0	0	0	0	3	4
5 Jeff Bagwell, R (1, 3) OBP: 0.397, SLG: 0.614	B S B 1 SAFE B C S 3-3 ② K 1-3		C C X 0-2 2B 2B	C X 0-1 ③ F9			B B S B C X 3-2 ② G4-3 1-3		4	1	1	0	0	1	2
Luis Gonzalez, L (1, 7) OBP: 0.348, SLG: 0.374	F B X 1-1 BB 3-H 1B		F B B X 2-1 ③ 2-H 2B			B C B B B 4-1 G6-3 BB		B B B B 4-0 CI BB		2	0	2	2	2	0	0
Sean Berry, R (1, 5) OBP: 0.231, SLG: 0.262 Tim Bogar, R (9, 5) OBP: 0.300, SLG: 0.370	B 1 SAFE B B B C 1 SAFE B 4-1 1-2 BB			F B B F S 2-3 ① K X 0-0 G4-3 1B		1 SAFE 1 SAFE X 0-0 ① ② G6-3 1-2f		F B F X 1-2 CI 1-2		2 0	0 0	0 0	0 0	1 0	1 0	1 0
Bobby Abreu, L (1, 9) OBP: 0.373, SLG: 0.412	B F F B S 2-3 ③ K					C S B B F F B S 3-3 ③ K		F B C S 1-3 ③ K		4	0	1	0	0	3	5
Tony Eusebio, R (1, 2) OBP: 0.296, SLG: 0.245		F B B C X 2-2 ① G6-3		C 1 SAFE 1 SAFE B 1 X 1-1 ② G4-3 1-2			B C X 1-1 ① G4-3	F B B B C X 3-2 ① G4-3	4	0	0	0	0	0	1
Pat Listach, S (1, 6) OBP: 0.253, SLG: 0.200		X 0-0 ② G3-1		I I I I 4-0 IBB			C B F B F B X 3-2 ② G4-3	C B X 1-1 ② G4-3	3	0	0	0	1	0	0
Darryl Kile, R (1, 1) OBP: 0.045, SLG: 0.045 John Hudek, S (8, 1) Bill Spiers, L (9, PH) OBP: 0.431, SLG: 0.424 James Mouton, R (9, PR) OBP: 0.311, SLG: 0.410 Jose Lima, R (9, 1)		C B F B C 2-3 ③ K		S B M B B F S 3-3 ③ K			B B C C C 2-3 ③ K	B C X 1-1 1B 1B	3 0 1 0 0	0 0 0 0 0	0 0 1 0 0	0 0 0 0 0	0 0 0 0 0	3 0 0 0 0	2 0 0 0 0
Inning Stats	R: 1 E: 1 K: 3 S: 13 H: 2 LOB: 2 BB: 1 P: 24	R: 0 E: 0 K: 1 S: 7 H: 0 LOB: 0 BB: 0 P: 11	R: 1 E: 0 K: 2 S: 11 H: 2 LOB: 1 BB: 0 P: 17	R: 0 E: 0 K: 2 S: 10 H: 1 LOB: 2 BB: 1 P: 20	R: 0 E: 0 K: 0 S: 7 H: 0 LOB: 0 BB: 0 P: 9	R: 0 E: 0 K: 1 S: 7 H: 0 LOB: 0 BB: 1 P: 14	R: 0 E: 0 K: 1 S: 9 H: 0 LOB: 0 BB: 0 P: 15	R: 0 E: 1 K: 1 S: 16 H: 0 LOB: 3 BB: 2 P: 30	R: 0 E: 0 K: 1 S: 11 H: 2 LOB: 2 BB: 0 P: 17	1B: 5 2B: 2 3B: 0 HR: 0 SF: 0 SAC: 0 DP: 1 HBP: 0						

PITCHER	IP	WLS	BF	H	R	ER	SO	BB	IBB	HBP	BLK	WP	HR	S	P	ERA	WHIP
Kevin Brown, R (1, 1) ERA: 1.76	7.0		27	5	2	1	10	2	1	0	0	0	0	64	110	1.29	1.000
Jay Powell, R (8, 1) ERA: 1.42	0.2		3	0	0	0	0	1	0	0	0	0	0	10	18	0.00	1.500
Felix Heredia, L (8, 1) ERA: 3.86	0.1		3	0	0	0	1	1	0	0	0	0	0	6	12	0.00	3.000
Robb Nen, R (9, 1) ERA: 5.06	1.0	W	5	2	0	0	1	0	0	0	0	0	0	11	17	0.00	2.000

PITCHER	IP	WLS	BF	H	R	ER	SO	BB	IBB	HBP	BLK	WP	HR	S	P	ERA	WHIP

Houston Astros @ Florida Marlins

Pro Player Stadium, Miami, FL

Fri May 09 1997, 7:05 PM EDT

Att. 30,525 - Unknown - 81 F

TOP

livebaseballscorecards.com

AB	32
R	2
H	7
RBI	2
BB	5
SO	12
LOB	15

WP: 0	PA: 38		
PB: 0			
SB: 2			
CS: 0			

Houston Astros @ Florida Marlins

Pro Player Stadium, Miami, FL

Fri May 09 1997, 7:05 PM EDT

Att. 30,525 - Unknown - 81 F

BOTTOM

Batter	1	2	3	4	5	6	7	8	9	AB	R	H	RBI	BB	SO	LOB
Ralph Milliard, R (1, 4) OBP: 0.273, SLG: 0.200	4-1 G4-3 S BB	0-0 G6-4-3 1-2f			2-1 F9		0-0 1B		0-0 SH 1B G5-3 2-3	3	0	1	0	1	0	3
Edgar Renteria, R (1, 6) OBP: 0.245, SLG: 0.242	3-3 K 1-2		1-1 FC5 1B 1B		1-0 G4-3		1-2 F8		1-1 G5-3 1-2	5	0	1	0	0	1	4
Jim Eisenreich, L (1, 7) (9, 3) OBP: 0.288, SLG: 0.231	2-1 G4-3 2-3		0-0 F9		3-1 G4-3		0-0 G4-3		4-0 1B IBB	4	0	0	0	1	0	3
Gary Sheffield, R (1, 9) OBP: 0.423, SLG: 0.370	0-1 L7		1-2 FC5 1B 1-2			0-3 K		1-0 G6-3	3-0 1B 1-2 2-3 3-H	5	0	2	1	0	1	1
Moises Alou, R (1, 8) OBP: 0.399, SLG: 0.622		4-2 1B S 1B BB	2-1 FC5 1-2 2-3f			1-3 K		4-2 2B BB		2	2	0	0	2	1	2
Bobby Bonilla, S (1, 5) OBP: 0.351, SLG: 0.376 John Wehner, R (8, PR) OBP: 0.400, SLG: 0.400 (9, 7)		4-2 1B 1B 1-2 BB	1-0 F7			4-2 BB		0-2 WP 1-H 2B		2 0	0 0	1 0	1 0	2 0	0 0	2 0
Jeff Conine, R (1, 3) OBP: 0.356, SLG: 0.436 Robb Nen, R (9, 1)	0-0 1B 1-2 2-3 1B			3-1 P4		4-0 1-2 BB		3-1 G5-3		3 0	0 0	1 0	0 0	1 0	0 0	1 0
Gregg Zaun, S (1, 2) OBP: 0.421, SLG: 0.407	1-3 K			0-0 G3-1		3-2 G3		1-1 F7 2-3		4	0	0	0	0	1	6
Kevin Brown, R (1, 1) OBP: 0.333, SLG: 0.222 John Cangelosi, S (7, PH) OBP: 0.179, SLG: 0.148 Jay Powell, R (8, 1) OBP: 0.500, SLG: 0.500 Felix Heredia, L (8, 1) Alex Arias, R (9, 5) OBP: 0.304, SLG: 0.238	0-0 G6-4-3 1-2 2-3 3-H 1B			2-1 F8			2-2 G4-3		3-1 E4 SH 1B	2 1 0 0 1	0 0 0 0 1	1 0 0 0 0	1 0 0 0 0	0 0 0 0 0	0 0 0 0 0	0 0 0 0 0
Inning Stats	R: 0 E: 0 K: 1 S: 8 H: 0 LOB: 1 BB: 1 P: 17	R: 1 E: 0 K: 1 S: 12 H: 2 LOB: 2 BB: 2 P: 21	R: 0 E: 0 K: 0 S: 9 H: 2 LOB: 2 BB: 0 P: 14	R: 0 E: 0 K: 0 S: 5 H: 0 LOB: 0 BB: 0 P: 10	R: 0 E: 0 K: 0 S: 5 H: 0 LOB: 0 BB: 0 P: 11	R: 0 E: 0 K: 2 S: 13 H: 0 LOB: 2 BB: 2 P: 25	R: 0 E: 0 K: 0 S: 10 H: 1 LOB: 1 BB: 0 P: 12	R: 1 E: 0 K: 0 S: 10 H: 1 LOB: 2 BB: 1 P: 19	R: 1 E: 2 K: 0 S: 6 H: 1 LOB: 3 BB: 1 P: 17	1B: 6 2B: 1 3B: 0 HR: 0	SF: 0 SAC: 1 DP: 1 HBP: 0						

	AB	32
	R	3
	H	7
	RBI	3
	BB	7
	SO	4
	LOB	22

livebaseballscorecards.com

WP: 1 PB: 0 SB: 2 CS: 0 PA: 40

PITCHER		IP	WLS	BF	H	R	ER	SO	BB	IBB	HBP	BLK	WP	HR	S	P	ERA	WHIP
Darryl Kile, R ERA: 2.43	(1, 1)	7.0		30	5	1	1	4	5	0	0	0	0	0	62	110	1.29	1.429
John Hudek, R ERA: 3.97	(8, 1)	1.0		5	1	1	1	0	1	0	0	0	1	0	10	19	9.00	2.000
Jose Lima, R ERA: 3.18	(9, 1)	0.1	L	5	1	1	0	0	0	1	0	0	0	0	6	17	0.00	3.000

PITCHER	IP	WLS	BF	H	R	ER	SO	BB	IBB	HBP	BLK	WP	HR	S	P	ERA	WHIP

Houston Astros @ Florida Marlins

Pro Player Stadium, Miami, FL

Sat May 10 1997, 7:05 PM EDT

Att. 42,132 - Unknown - 84 F

TOP

livebaseballscorecards.com

Batter	1	2	3	4	5	6	7	8	9	AB	R	H	RBI	BB	SO	LOB
Craig Biggio, R (1, 4) OBP: 0.380, SLG: 0.486	C X 0-1 ① G4-3		B X 1-0 ① G5-3		H 1-0 BB 1B 1B HBP	B X 1-0 ③ P4			C B F X 1-2 HR	4	2	1	1	0	0	0
Derek Bell, R (1, 8) OBP: 0.309, SLG: 0.301	C B C B B B 4-2 5 2B BB		B B F C B F F B 4-2 1B BB		B F B X 2-1 BB 1-2 1B 1B		B X 1-0 ① G4-3		C B X 1-1 1B	3	2	2	0	2	0	0
5 Jeff Bagwell, R (1, 3) OBP: 0.391, SLG: 0.606	1 SAFE X 0-0 1-H 2B		B B F C 1 SAFE 1 SAFE B F X 3-2 ② F8		B B X 2-0 ① L6		B X 2-0 ② F9		X 0-0 ③ P4-3	5	0	1	1	0	0	4
Luis Gonzalez, L (1, 7) OBP: 0.361, SLG: 0.376	B C B F B B 4-2 G6-4-3 BB		C 1 SAFE B S X 1-2 1-2 1B		B B C B T B 4-2 1B 1-2 2-3 BB		C F F B X 1-2 ③ F9			2	0	1	0	2	0	0
Sean Berry, R (1, 5) OBP: 0.232, SLG: 0.250 Tim Bogar, R (9, 5) OBP: 0.300, SLG: 0.370	B B F X 2-1 ②③ G6-4-3 1-2f		B B F X 2-1 ③ P3		C S B F B C 2-3 ② K			B B B B 4-0 G6-3 BB		3 0	0 0	0 0	0 0	1 0	1 0	7 0
Bill Spiers, L (1, 6) OBP: 0.432, SLG: 0.443 Ricky Gutierrez, R (5, PH) OBP: 0.500, SLG: 0.500 (5, 6)		B X 1-0 ① G1-3		B C X 1-1 F8 2B B C B X 2-1 1-3 2-H 3-H 1B				F B X 1-1 ①② G6-3 1-2f		2 2	0 0	1 1	0 2	0 0	0 0	0 1
Bobby Abreu, L (1, 9) OBP: 0.361, SLG: 0.396		C F S 0-3 ② K		B M F B B X 3-2 ① P6 X 0-0 ③ F9				B B B C S X 3-2 ③ G3		4	0	0	0	0	1	3
Brad Ausmus, R (1, 2) OBP: 0.355, SLG: 0.398		C B B X 2-1 1B		F B C X 1-2 ② F8 2-3		B F B F F F F F B F 3-2 X ① G6-3			F F B B B C 3-3 ① K	4	0	1	0	0	1	1
Chris Holt, R (1, 1) OBP: 0.056, SLG: 0.056 Russ Springer, R (7, 1) Billy Wagner, L (8, 1)		F B F C 1-3 ③ K		B X 1-0 ③ G6-3		S B F S 1-3 ② K			B C X 1-1 ② B1-3	3 0 1	0 0 0	0 0 0	0 0 0	0 0 0	2 0 0	2 0 0

Inning Stats	1	2	3	4	5	6	7	8	9
	R: 1 H: 1 E: 0 LOB: 1 K: 0 BB: 2 S: 9 P: 19	R: 0 H: 1 E: 0 LOB: 1 K: 2 BB: 0 S: 9 P: 13	R: 0 H: 1 E: 0 LOB: 2 K: 0 BB: 1 S: 14 P: 25	R: 0 H: 1 E: 0 LOB: 1 K: 0 BB: 0 S: 9 P: 15	R: 2 H: 2 E: 0 LOB: 2 K: 1 BB: 1 S: 12 P: 25	R: 0 H: 0 E: 0 LOB: 0 K: 1 BB: 0 S: 11 P: 16	R: 0 H: 0 E: 0 LOB: 0 K: 0 BB: 0 S: 6 P: 10	R: 0 H: 0 E: 0 LOB: 0 K: 0 BB: 1 S: 5 P: 13	R: 1 H: 2 E: 0 LOB: 1 K: 1 BB: 0 S: 11 P: 17

1B: 5 SF: 0
2B: 2 SAC: 0
3B: 0 DP: 2
HR: 1 HBP: 1

WP: 0 PA: 39
PB: 0
SB: 0
CS: 0

	AB	33
	R	4
	H	8
	RBI	4
	BB	5
	SO	5
	LOB	18

PITCHER	IP	WLS	BF	H	R	ER	SO	BB	IBB	HBP	BLK	WP	HR	S	P	ERA	WHIP
Rick Helling, R (1, 1) ERA: 1.98	4.1	L	21	5	3	3	2	3	0	1	0	0	0	44	80	6.23	1.846
Dennis Cook, L (5, 1) ERA: 0.55	0.2		4	1	0	0	1	1	0	0	0	0	0	9	17	0.00	3.000
Rob Stanifer, R (6, 1) ERA: 2.08	2.0		6	0	0	0	1	0	0	0	0	0	0	17	26	0.00	0.000
Mark Hutton, R (8, 1) ERA: 5.4	2.0		8	2	1	1	1	1	0	0	0	0	1	16	30	4.50	1.500

PITCHER	IP	WLS	BF	H	R	ER	SO	BB	IBB	HBP	BLK	WP	HR	S	P	ERA	WHIP

BOTTOM

Batter	1	2	3	4	5	6	7	8	9	AB	R	H	RBI	BB	SO	LOB
Ralph Milliard, R (1, 4) OBP: 0.267, SLG: 0.214	B B C B X 3-1 CS 1B		B F B F B S 3-3 ③ K		2 SAFE B L B X 2-1 ① FC6-4 1B 1-2f 2-3		F B F 1 S 1-3 ②③ K 1-3			4	0	1	0	0	2	4
Edgar Renteria, R (1, 6) OBP: 0.252, SLG: 0.250	B B F X 2-1 ① CS 1B 1-2			F X 0-1 ① L9	X 0-0 G4-6-3 1B 1-2 3-H			C B S S 1-3 ① K		4	0	2	1	0	1	0
Jim Eisenreich, L (1, 7) OBP: 0.286, SLG: 0.218	X 0-0 ② F8			B F C B B B 4-2 1B 1B FC3-6 BB	B X 1-0 ②③ G4-6-3 1-2f			B B X 2-0 ② F8		3	1	0	0	1	0	3
Gary Sheffield, R (1, 9) OBP: 0.438, SLG: 0.382	1 SAFE F C 1 SAFE B 1-2 ③ CS 1-2	B B B B 4-0 G5-4-3 BB		X 0-0 FC3-6 1B 1-2		B B B C B 4-1 FC6-4 BB		F F B B F X 2-2 1B		2	0	2	0	2	0	0
Moises Alou, R (1, 8) OBP: 0.394, SLG: 0.610		B C 1 SAFE 1 SAFE B X 2-1 ①② G5-4-3 1-2f		B X 1-0 FC3-6 1B 1-2 2-3		B C S B 1 SAFE X 2-2 ① FC6-4 FC5-4 1-2f		1 SAFE F B B S F 1 SAFE F 2-3 ③ K		4	0	1	0	0	1	3
Bobby Bonilla, S (1, 5) OBP: 0.341, SLG: 0.364		B F S X 1-2 ③ G6-3		B X 1-0 ② FC3-6 FC4-6 1-2f 2-3 3-H		C B B X 2-1 ② F8			X 0-0 ① P4	4	0	0	1	0	0	3
Jeff Conine, R (1, 3) OBP: 0.344, SLG: 0.419			B X 1-0 ① G4-3	B X 1-0 ③ FC4-6 1-2f		1 SAFE C P X 1-1 ③ FC5-4 1-2f			F C S 0-3 ② K	4	0	0	0	0	1	3
Charles Johnson, R (1, 2) OBP: 0.340, SLG: 0.349			B B X 2-0 1B	F B X 1-1 FC6-4 1B 1B		B C B C X 2-2 ① G4-3			C S F S 0-3 ③ K	4	1	2	0	0	1	0
Rick Helling, R (1, 1) Dennis Cook, L (5, 1) Todd Dunwoody, L (5, PH) OBP: 1.000, SLG: 1.000 Rob Stanifer, R (6, 1) John Cangelosi, S (7, PH) OBP: 0.207, SLG: 0.148 Mark Hutton, R (8, 1)			B 1 SAFE B X 2-0 ② L6	X 0-0 FC6-4 1B 1-2		B B B C B 4-1 K E BB				1 0 1 0 0 0	0 0 0 0 0 0	0 0 1 0 0 0	0 0 0 0 0 0	0 0 0 0 1 0	0 0 0 0 0 0	1 0 0 0 0 0

Inning Stats	1	2	3	4	5	6	7	8	9
	R: 0 H: 2 E: 0 LOB: 0 K: 0 BB: 0 S: 7 P: 13	R: 0 H: 0 E: 0 LOB: 0 K: 0 BB: 1 S: 5 P: 12	R: 0 H: 1 E: 0 LOB: 1 K: 1 BB: 0 S: 6 P: 14	R: 1 H: 2 E: 0 LOB: 2 K: 0 BB: 1 S: 8 P: 15	R: 1 H: 3 E: 0 LOB: 1 K: 0 BB: 0 S: 7 P: 11	R: 0 H: 0 E: 0 LOB: 1 K: 0 BB: 1 S: 9 P: 17	R: 0 H: 0 E: 1 LOB: 1 K: 1 BB: 1 S: 7 P: 14	R: 0 H: 1 E: 0 LOB: 1 K: 2 BB: 0 S: 14 P: 21	R: 0 H: 0 E: 0 LOB: 0 K: 2 BB: 0 S: 8 P: 8

1B: 9	SF: 0	WP: 0 PA: 36
2B: 0	SAC: 0	PB: 0
3B: 0	DP: 2	SB: 0
HR: 0	HBP: 0	CS: 2

PITCHER		IP	WLS	BF	H	R	ER	SO	BB	IBB	HBP	BLK	WP	HR	S	P	ERA	WHIP
Chris Holt, R ERA: 3.5	(1, 1)	6.1	W	27	8	2	2	1	4	0	0	0	0	0	46	92	2.84	1.895
Russ Springer, R ERA: 1.59	(7, 1)	1.1		4	1	0	0	2	0	0	0	0	0	0	11	17	0.00	0.750
Billy Wagner, L ERA: 0.45	(8, 1)	1.1	S	4	0	0	0	3	0	0	0	0	0	0	14	16	0.00	0.000

PITCHER	IP	WLS	BF	H	R	ER	SO	BB	IBB	HBP	BLK	WP	HR	S	P	ERA	WHIP

Houston Astros @ Florida Marlins

Pro Player Stadium, Miami, FL

Sat May 10 1997, 7:05 PM EDT

Att. 42,132 - Unknown - 84 F

livebaseballscorecards.com

AB	31
R	2
H	9
RBI	2
BB	4
SO	6
LOB	17

Batter	1	2	3	4	5	6	7	8	9	AB	R	H	RBI	BB	SO	LOB
Craig Biggio, R (1, 4) OBP: 0.368, SLG: 0.470	C F F F X 0-2 ① P4		C B X 1-1 ③ F8		C F B X 1-2 ① F9 2-3		F B S F B X 2-2 ① G6-3		B B B C X 3-1 ① G6-3	5	0	0	0	0	0	1
Derek Bell, R (1, 8) OBP: 0.306, SLG: 0.305	C B X 1-1 ② L1			X 0-0 ① F8	F B S X 1-2 5 G3-1 2B 3-H		C X 0-1 ② P2		C S B S 1-3 ② K	5	0	1	1	0	1	0
5 Jeff Bagwell, R (1, 3) OBP: 0.404, SLG: 0.607	C B C B F X 2-2 1B			C B B B F F F B 4-2 1B BB	S X 0-1 ② G3-1 2-3		B B X 2-0 1B		B B B B 4-0 DI BB	3	0	2	0	2	0	1
Luis Gonzalez, L (1, 7) OBP: 0.355, SLG: 0.368	B B B C S F C 3-3 ③ K			B B F F F X 2-2 1-2 1B	C B F B B F X 3-2 ③ G3-1		F B B F X 2-2 ③ F7		B C X 1-1 1-2 F8	5	0	1	0	0	1	4
Bobby Abreu, L (1, 9) OBP: 0.357, SLG: 0.400		C X 0-1 ① F7		C B S F C 1-3 ② K		L B X 1-1 ① F7		B B X 2-0 E9 2B		4	0	1	0	0	1	2
Ricky Gutierrez, R (1, 6) OBP: 0.417, SLG: 0.400		F B B T S 2-3 ② K		S B F F F B C 2-3 ③ K		X 0-0 ② G4-3		B S F F B S 2-3 ① K		2	0	0	0	0	2	2
Ramon Garcia, R (4, 1)										1	0	0	0	0	0	0
Pat Listach, S (8, PH) (8, 6) OBP: 0.250, SLG: 0.198										1	0	0	0	0	1	1
Bill Spiers, L (1, 5) OBP: 0.442, SLG: 0.444		C X 0-1 ③ G4-3			B B C C F X 2-2 WP 1B 2B 1B	B B C B B 4-1 BB BB		B B F B B 4-1 SH1-3 BB		2	1	1	0	1	0	0
(4, 6)																
Tony Eusebio, R (8, PH) OBP: 0.309, SLG: 0.245										0	0	0	0	1	0	0
James Mouton, R (8, PR) OBP: 0.311, SLG: 0.410										0	0	0	0	0	0	0
Jose Lima, R (8, 1)										0	0	0	0	0	0	0
Brad Ausmus, R (1, 2) OBP: 0.365, SLG: 0.400			F F B B B F F X 3-2 ① F8		S M B X 1-2 WP 1-2 2B 1B	C B B S F B 4-2 1-2 BB		X 0-0 ② SH1-3 1-2		2	1	1	0	1	0	0
Donne Wall, R (1, 1)			S S C 0-3 ② K		S S B F B F F 3-2 X F9 1-H 2-H 2B	C B B X 2-1 ③ G1-3		S B F B X 2-2 ③ F8		1	0	0	0	0	1	0
Sean Berry, R (4, 5) OBP: 0.236, SLG: 0.269										3	1	1	2	0	0	5
Inning Stats	R: 0 E: 0 K: 1 S: 15 H: 1 LOB: 1 BB: 0 P: 21	R: 0 E: 0 K: 1 S: 7 H: 0 LOB: 0 BB: 0 P: 9	R: 0 E: 0 K: 1 S: 10 H: 0 LOB: 0 BB: 0 P: 14	R: 0 E: 0 K: 2 S: 17 H: 1 LOB: 2 BB: 1 P: 26	R: 3 E: 0 K: 0 S: 26 H: 4 LOB: 1 BB: 0 P: 37	R: 0 E: 0 K: 0 S: 10 H: 0 LOB: 2 BB: 2 P: 21	R: 0 E: 0 K: 0 S: 10 H: 1 LOB: 1 BB: 0 P: 16	R: 0 E: 1 K: 1 S: 10 H: 1 LOB: 3 BB: 1 P: 20	R: 0 E: 0 K: 1 S: 7 H: 0 LOB: 1 BB: 1 P: 16	1B: 5 2B: 3 3B: 0 HR: 0 SF: 0 SAC: 1 DP: 0 HBP: 0						

TOP

Houston Astros @ Florida Marlins

Pro Player Stadium, Miami, FL

Sun May 11 1997, 3:33 AM EDT

Att. 30,030 - Cloudy - 84 F

livebaseballscorecards.com

AB	34
R	3
H	8
RBI	3
BB	5
SO	7
LOB	16

WP: 1 PB: 0 SB: 0 CS: 0 PA: 40

PITCHER		IP	WLS	BF	H	R	ER	SO	BB	IBB	HBP	BLK	WP	HR	S	P	ERA	WHIP
Alex Fernandez, R ERA: 3.0	(1, 1)	6.0	W	27	6	3	3	5	3	0	0	0	1	0	85	128	4.50	1.500
Jay Powell, R ERA: 1.37	(7, 1)	0.2		3	1	0	0	0	0	0	0	0	0	0	7	11	0.00	1.500
Dennis Cook, L ERA: 0.53	(7, 1)	0.2		3	1	0	0	1	0	0	0	0	0	0	8	14	0.00	1.500
Mark Hutton, R ERA: 5.19	(8, 1)	0.2		3	0	0	0	0	1	0	0	0	0	0	5	11	0.00	1.500
Robb Nen, R ERA: 4.76	(9, 1)	1.0	S	4	0	0	0	1	1	0	0	0	0	0	7	16	0.00	1.000

PITCHER	IP	WLS	BF	H	R	ER	SO	BB	IBB	HBP	BLK	WP	HR	S	P	ERA	WHIP

Houston Astros @ Florida Marlins

Pro Player Stadium, Miami, FL

Sun May 11 1997, 3:33 AM EDT

Att. 30,030 - Cloudy - 84 F

livebaseballscorecards.com

BOTTOM

Batter	1	2	3	4	5	6	7	8	9	AB	R	H	RBI	BB	SO	LOB
Ralph Milliard, R (1, 4) OBP: 0.316, SLG: 0.188	S B F F F H 2-2 FC6-4 HBP	C F F B F F B B B 4-2 BB BB		B S X 1-1 P2 ②		C F X 0-2 G3 ③				2	0	0	0	1	0	0
Edgar Renteria, R (1, 6) OBP: 0.258, SLG: 0.252	B 1 SAFE F M B 1 X SAFE 2-2 ① FC6-4 L5-3 1-2f	F B B B B 4-1 1-2 2-3 3-H BB		C S B F C 1-3 ③ K			B X 1-0 SH5-4 1B 1B			3	1	1	1	1	1	1
Kurt Abbott, R (1, 7) OBP: 0.289, SLG: 0.459 John Wehner, R (8, 7) OBP: 0.400, SLG: 0.400	F B C B X SAFE 2-2 ②③ L5-3 1-2	C B C S 1-3 ③ K			B F F F B F F B X 3-2 ① G3		B B F 1 X SAFE 2-1 ① SH5-4 1-2			3 0	0 0	0 0	0 0	0 0	1 0	4 0
Gary Sheffield, R (1, 9) OBP: 0.427, SLG: 0.368		X 0-0 ① P4	X 0-0 ① L6		C X 0-1 E4 BB 1B		B F B X 2-1 ② G5-3			4	1	0	0	0	0	1
Moises Alou, R (1, 8) OBP: 0.411, SLG: 0.616		B S B B C F B 4-2 BB 1B 2B BB	C X 0-1 2B 1B		B B B B 4-0 1B 1-2 CS BB		B F X 1-1 ③ 2-H 1B			2	2	2	1	2	0	0
Bobby Bonilla, S (1, 5) OBP: 0.345, SLG: 0.376 Robb Nen, R (9, 1)	B B C X 2-1 BB 1-2 2B 1B	F B B X 2-1 1-H 2B			C B S F B S 2-3 ② K			F B B F B S 3-3 ① K		4 0	1 0	2 0	1 0	0 0	2 0	2 0
Jeff Conine, R (1, 3) OBP: 0.349, SLG: 0.417	C B B B C B 4-2 2B 1-2 2-3 BB BB	F C B B S 2-3 ② K			B B X 2-0 1-3 2-H 1B			C F T 0-2 ② K		3	1	1	1	1	2	1
Charles Johnson, R (1, 2) OBP: 0.327, SLG: 0.333	C S B B S 2-3 ② K	C B X 1-1 ③ F7			B F F B 2-2 ③ CS 3-H	X 0-0 ① F8		B C S F B S 2-3 ③ K		4	0	0	0	0	2	4
Alex Fernandez, R (1, 1) OBP: 0.333, SLG: 0.529 Todd Dunwoody, L (6, PH) OBP: 0.000, SLG: 0.500 Jay Powell, R (7, 1) OBP: 0.500, SLG: 0.500 Dennis Cook, L (7, 1) Mark Hutton, R (8, 1) Alex Arias, R (9, 5) OBP: 0.304, SLG: 0.238	C B X 1-1 BB 1-3 2-H 3-H 2B			X 0-0 ① G5-3		B X 1-0 ② P5				2 1 0 0 0 0	0 0 0 0 0 0	1 0 0 0 0 0	2 0 0 0 0 0	0 0 0 0 0 0	0 0 0 0 0 0	0 0 0 0 0 0
Inning Stats	R: 0 H: 0 E: 0 LOB: 0 K: 0 BB: 0 S: 10 P: 16	R: 3 H: 2 E: 0 LOB: 3 K: 2 BB: 4 S: 22 P: 44	R: 1 H: 2 E: 0 LOB: 1 K: 1 BB: 0 S: 10 P: 15	R: 0 H: 0 E: 0 LOB: 0 K: 1 BB: 0 S: 7 P: 9	R: 1 H: 1 E: 1 LOB: 1 K: 1 BB: 1 S: 15 P: 28	R: 0 H: 0 E: 0 LOB: 0 K: 0 BB: 0 S: 5 P: 6	R: 1 H: 2 E: 0 LOB: 1 K: 0 BB: 0 S: 7 P: 13	R: 0 H: 0 E: 0 LOB: 0 K: 3 BB: 0 S: 10 P: 15		1B: 5 SF: 0 2B: 3 SAC: 1 3B: 0 DP: 1 HR: 0 HBP: 1				WP: 0 PA: 36 PB: 0 SB: 0 CS: 1		

PITCHER		IP	WLS	BF	H	R	ER	SO	BB	IBB	HBP	BLK	WP	HR	S	P	ERA	WHIP
Donne Wall, R ERA: 4.66	(1, 1)	3.0	L	17	4	4	4	3	4	0	1	0	0	0	42	75	12.00	2.667
Ramon Garcia, R ERA: 4.62	(4, 1)	4.0		15	3	2	1	2	1	0	0	0	0	0	34	56	2.25	1.000
Jose Lima, R ERA: 3.0	(8, 1)	1.0		3	0	0	0	3	0	0	0	0	0	0	10	15	0.00	0.000

PITCHER	IP	WLS	BF	H	R	ER	SO	BB	IBB	HBP	BLK	WP	HR	S	P	ERA	WHIP

AB	28
R	6
H	7
RBI	6
BB	5
SO	8
LOB	13

Batter	1	2	3	4	5	6	7	8	9	AB	R	H	RBI	BB	SO	LOB
Craig Biggio, R (1, 4) OBP: 0.377, SLG: 0.484	G6-3		3B 2B		1B		1B			4	1	3	0	0	0	0
Derek Bell, R (1, 8) OBP: 0.318, SLG: 0.356	HR		5 SF8 3B 2-H		P4		1-2 1B			4	2	3	2	0	0	1
5 Jeff Bagwell, R (1, 3) OBP: 0.394, SLG: 0.594	G5-3		SF8 3-H			K	K			3	0	0	1	0	2	2
Luis Gonzalez, L (1, 7) OBP: 0.352, SLG: 0.364	1B		F8			L9		K		4	0	1	0	0	1	0
Sean Berry, R (1, 5) OBP: 0.237, SLG: 0.282	SAFE G6-3			K		2B		G4-3		4	0	1	0	0	1	1
Bobby Abreu, L (1, 9) OBP: 0.346, SLG: 0.386		L7		K		G4-3		K		4	0	0	0	0	2	1
Ricky Gutierrez, R (1, 6) OBP: 0.375, SLG: 0.571		K		G6-3			HR		L8	4	1	1	1	0	1	0
Brad Ausmus, R (1, 2) OBP: 0.360, SLG: 0.394		G3			L9		G4-6-3 1B		K2-3	4	0	1	0	0	1	0
Shane Reynolds, R (1, 1) OBP: 0.091, SLG: 0.182			G6-3		G4-3		G4-6-3 1-2f		F9	1	0	0	0	0	0	0
Russ Springer, R (4, 1)										1	0	0	0	0	0	0
Jose Lima, R (6, 1)										0	0	0	0	0	0	0
Pat Listach, S (7, PH) OBP: 0.247, SLG: 0.195										1	0	0	0	0	0	1
Tom Martin, L (7, 1)										0	0	0	0	0	0	0
John Hudek, S (8, 1)										0	0	0	0	0	0	0
James Mouton, R (9, PH) OBP: 0.304, SLG: 0.400										1	0	0	0	0	0	0
Inning Stats	R: 1 E: 0 K: 0 S: 12 H: 2 LOB: 1 BB: 0 P: 20	R: 0 E: 0 K: 1 S: 7 H: 0 LOB: 0 BB: 0 P: 11	R: 2 E: 0 K: 0 S: 13 H: 2 LOB: 0 BB: 0 P: 19	R: 0 E: 0 K: 2 S: 11 H: 0 LOB: 0 BB: 0 P: 20	R: 0 E: 0 K: 0 S: 9 H: 1 LOB: 1 BB: 0 P: 17	R: 0 E: 0 K: 1 S: 11 H: 1 LOB: 1 BB: 0 P: 15	R: 1 E: 0 K: 1 S: 12 H: 4 LOB: 2 BB: 0 P: 18	R: 0 E: 0 K: 2 S: 8 H: 0 LOB: 0 BB: 0 P: 9	R: 0 E: 0 K: 1 S: 10 H: 0 LOB: 0 BB: 0 P: 12	1B: 5 2B: 2 3B: 1 HR: 2 SF: 1 SAC: 0 DP: 1 HBP: 0	WP: 0 PB: 0 SB: 0 CS: 0 PA: 36					

PITCHER		IP	WLS	BF	H	R	ER	SO	BB	IBB	HBP	BLK	WP	HR	S	P	ERA	WHIP
Pat Rapp, R ERA: 4.63	(1, 1)	4.0		16	4	3	3	3	0	0	0	0	0	1	43	70	6.75	1.000
Rob Stanifer, R ERA: 2.57	(5, 1)	2.2	W	12	5	1	1	1	0	0	0	0	0	1	27	43	3.38	1.875
Felix Heredia, L ERA: 3.09	(7, 1)	2.1		8	1	0	0	4	0	0	0	0	0	0	23	28	0.00	0.429

PITCHER	IP	WLS	BF	H	R	ER	SO	BB	IBB	HBP	BLK	WP	HR	S	P	ERA	WHIP

TOP

Houston Astros @ Florida Marlins

Pro Player Stadium, Miami, FL

Mon May 12 1997, 7:05 PM EDT

Att. 15,342 - Unknown - 85 F

livebaseballscorecards.com

AB	35
R	4
H	10
RBI	4
BB	0
SO	8
LOB	6

BOTTOM

Houston Astros @ Florida Marlins

Pro Player Stadium, Miami, FL

Mon May 12 1997, 7:05 PM EDT

Att. 15,342 - Unknown - 85 F

livebaseballscorecards.com

Batter	1	2	3	4	5	6	7	8	9	AB	R	H	RBI	BB	SO	LOB
Ralph Milliard, R (1, 4) OBP: 0.292, SLG: 0.190	G4-3		L4	1B 1-2 3-H	L4		G6-4-3 1-2f			5	0	1	1	0	0	3
Edgar Renteria, R (1, 6) OBP: 0.250, SLG: 0.243	G5-3		K	K		K		K		5	0	0	0	0	4	2
John Cangelosi, S (1, 7) OBP: 0.219, SLG: 0.167	G3		G1-3	1-3 2-H		1B 2B		F8		3	0	1	1	0	0	0
Rob Stanifer, R (5, 1) OBP: 1.000, SLG: 1.000										1	1	1	0	0	0	0
John Wehner, R (7, 7) OBP: 0.333, SLG: 0.333										1	0	0	0	0	0	0
Gary Sheffield, R (1, 9) OBP: 0.426, SLG: 0.364		F8	2B BB F7			P4		2B 1B		4	1	1	0	1	0	3
Todd Dunwoody, L (8, PR) OBP: 0.500, SLG: 0.500										0	1	0	0	0	0	0
(9, 7)																
Moises Alou, R (1, 8) OBP: 0.417, SLG: 0.631		1B	F8		L7	1-2 2B		1-3 1B		5	3	3	0	0	0	1
Bobby Bonilla, S (1, 5) OBP: 0.357, SLG: 0.398		L4	1B 1-3 E		E S 1B HBP	1-H 2-H		2-H 3-H 1B		3	2	2	2	0	0	1
Alex Arias, R (8, 5) OBP: 0.333, SLG: 0.273										1	0	1	2	0	0	0
Jeff Conine, R (1, 3) OBP: 0.354, SLG: 0.409	BB		1B E IBB	SAFE 1-3	F7			1-2 1B		2	1	0	0	2	1	2
Felix Heredia, L (7, 1) OBP: 0.500, SLG: 0.500										1	0	1	0	0	0	0
Gregg Zaun, S (1, 2) OBP: 0.442, SLG: 0.438	1-2 2-H		E 1B 1-2 2-3 3-H		S 1B 3-H		G1-3	F7		5	1	3	3	0	0	2
Pat Rapp, R (1, 1) OBP: 0.154, SLG: 0.154	K		E4 1B 1-3 2-H 3-H		BB 1-2		G6-4-3 BB			1	0	0	0	0	1	2
Jim Eisenreich, L (4, PH) OBP: 0.303, SLG: 0.214										1	1	0	1	2	0	1
(5, 7)																
(7, 3)																
Inning Stats	R: 0 E: 0 K: 0 S: 8 H: 0 LOB: 0 BB: 0 P: 14	R: 1 E: 0 K: 1 S: 16 H: 2 LOB: 2 BB: 1 P: 25	R: 0 E: 0 K: 1 S: 11 H: 0 LOB: 0 BB: 0 P: 16	R: 5 E: 1 K: 1 S: 21 H: 4 LOB: 2 BB: 2 P: 40	R: 1 E: 1 K: 1 S: 10 H: 1 LOB: 2 BB: 1 P: 21	R: 2 E: 0 K: 1 S: 13 H: 3 LOB: 1 BB: 0 P: 15	R: 0 E: 0 K: 0 S: 5 H: 0 LOB: 0 BB: 1 P: 11	R: 2 E: 0 K: 1 S: 17 H: 4 LOB: 2 BB: 0 P: 27		1B: 10 2B: 4 3B: 0 HR: 0 SF: 0 SAC: 0 DP: 1 HBP: 1						

AB	38
R	11
H	14
RBI	10
BB	5
SO	6
LOB	17

PITCHER		IP	WLS	BF	H	R	ER	SO	BB	IBB	HBP	BLK	WP	HR	S	P	ERA	WHIP
Shane Reynolds, R ERA: 2.88	(1, 1)	3.1	L	19	5	6	4	2	2	1	0	0	0	0	46	80	10.80	2.100
Russ Springer, R ERA: 1.93	(4, 1)	1.2		9	2	1	1	2	1	0	1	0	0	0	20	36	5.40	1.800
Jose Lima, R ERA: 3.79	(6, 1)	1.0		6	3	2	2	1	0	0	0	0	0	0	13	15	18.00	3.000
Tom Martin, L ERA: 1.93	(7, 1)	1.1		4	0	0	0	1	1	0	0	0	0	0	8	15	0.00	0.750
John Hudek, R ERA: 5.25	(8, 1)	0.2		6	4	2	2	0	0	0	0	0	0	0	14	23	27.00	6.000

PITCHER	IP	WLS	BF	H	R	ER	SO	BB	IBB	HBP	BLK	WP	HR	S	P	ERA	WHIP

Batter	1	2	3	4	5	6	7	8	9	AB	R	H	RBI	BB	SO	LOB
Craig Biggio, R (1, 4) OBP: 0.374, SLG: 0.474	C B S F C 1-3 ① K		C B S B X 2-2 ② F9		X 0-0 ③ G5-3		B H 2-0 HBP HBP			3	0	0	0	0	1	0
Derek Bell, R (1, 8) OBP: 0.322, SLG: 0.356	B C C B F F B X 3-2 5 G5-4-3 1B		B C F S 1-3 ③ K			X 0-0 ① G5-3	C B H 2-1 1-2 HBP			3	0	1	0	0	1	0
5 Jeff Bagwell, R (1, 3) OBP: 0.391, SLG: 0.592	1 SAFE B F C 1 SAFE 1 SAFE X 1-2 ②③ G5-4-3 1-2f			S F B B F F B X 3-2 2B 2B		C B B S B F X 3-2 ② G5-3	B X 1-0 ③ L8			4	1	1	0	0	0	4
Luis Gonzalez, L (1, 7) OBP: 0.364, SLG: 0.375		C S B B B B B 4-2 FC5-4 BB		B X 1-0 G6-3 2-H 2B		B B C B F F B 4-2 HR BB		C F F C 0-3 ① K		2	1	1	1	2	1	0
Sean Berry, R (1, 5) OBP: 0.238, SLG: 0.320		X 0-0 ① FC5-4 FC3-6 1-2f		F B B B B X 3-1 ① P4		B B B X 2-0 1-H HR		X 0-0 ② F7		4	1	1	2	0	0	2
Thomas Howard, S (1, 9) OBP: 0.361, SLG: 0.407 Ramon Garcia, R (8, 1)		1 SAFE B B B X 2-0 ② FC3-6 1B 1-2f		X 0-0 ② G6-3 2-3		B X 1-0 ③ G1-3		B X 1-0 ③ G4-3		4 0	0 0	0 0	0 0	0 0	0 0	2 0
Brad Ausmus, R (1, 2) OBP: 0.365, SLG: 0.418		B 1 SAFE F S X 1-2 1-2 1B		C B X 1-1 ③ G6-3			S B F X 1-2 3B		B B C X 2-1 ① G5-3	4	0	2	0	0	0	1
Bill Spiers, L (1, 6) OBP: 0.425, SLG: 0.424 Ricky Gutierrez, R (9, PH) OBP: 0.412, SLG: 0.600		C F X 0-2 ③ G6-3			B X 1-0 ① G3		B C F S 1-3 ① K		B X 1-0 A4 D8 1B	3 1	0 0	0 1	0 0	0 0	1 0	3 0
Mike Hampton, R (1, 1) OBP: 0.111, SLG: 0.059 Bobby Abreu, L (7, PH) OBP: 0.344, SLG: 0.383 Russ Springer, R (7, 1) James Mouton, R (8, 9) OBP: 0.298, SLG: 0.390			X 0-0 ① G4-3		B F B B B C X 3-2 ② G1-3		B X 1-0 ② P3		1 SAFE B B B S S C C 2-3 ②③ K 1-2	2 1 0 1	0 0 0 0	0 0 0 0	0 0 0 0	0 0 0 1	0 0 0 1	0 1 0 1
Inning Stats	R: 0 H: 1 E: 0 LOB: 0 K: 1 BB: 0 S: 12 P: 17	R: 0 H: 1 E: 0 LOB: 2 K: 0 BB: 1 S: 10 P: 17	R: 0 H: 0 E: 0 LOB: 0 K: 1 BB: 0 S: 7 P: 10	R: 1 H: 2 E: 0 LOB: 1 K: 0 BB: 0 S: 11 P: 19	R: 0 H: 0 E: 0 LOB: 0 K: 0 BB: 0 S: 5 P: 9	R: 2 H: 1 E: 0 LOB: 0 K: 0 BB: 1 S: 10 P: 20	R: 0 H: 1 E: 0 LOB: 3 K: 1 BB: 0 S: 9 P: 17	R: 0 H: 0 E: 0 LOB: 0 K: 1 BB: 0 S: 6 P: 7	R: 0 H: 1 E: 0 LOB: 0 K: 1 BB: 0 S: 6 P: 11	1B: 3 2B: 2 3B: 1 HR: 1	SF: 0 SAC: 0 DP: 1 HBP: 2						

PITCHER		IP	WLS	BF	H	R	ER	SO	BB	IBB	HBP	BLK	WP	HR	S	P	ERA	WHIP
Armando Reynoso, R ERA: 3.19	(1, 1)	6.2		29	6	3	3	3	2	0	2	0	0	1	63	107	4.05	1.200
Greg McMichael, R ERA: 1.57	(7, 1)	1.1	W	4	0	0	0	1	0	0	0	0	0	0	7	9	0.00	0.000
John Franco, L ERA: 0.48	(9, 1)	1.0	S	3	1	0	0	1	0	0	0	0	0	0	6	11	0.00	1.000

PITCHER	IP	WLS	BF	H	R	ER	SO	BB	IBB	HBP	BLK	WP	HR	S	P	ERA	WHIP

Houston Astros @ New York Mets

Shea Stadium, Flushing, NY

Tue May 13 1997, 7:05 PM EDT

Att. 13,997 - Cloudy

TOP

livebaseballscorecards.com

AB	32
R	3
H	7
RBI	3
BB	2
SO	5
LOB	14

WP: 0	PA: 36		
PB: 0			
SB: 0			
CS: 0			

Houston Astros @ New York Mets

Shea Stadium, Flushing, NY

Tue May 13 1997, 7:05 PM EDT

Att. 13,997 - Cloudy

livebaseballscorecards.com

BOTTOM

Batter	1	2	3	4	5	6	7	8	9	AB	R	H	RBI	BB	SO	LOB
Carl Everett, S (1, 8) OBP: 0.253, SLG: 0.360	G6-3 E 2B		G5-3		K			CS 1B		4	1	2	0	0	1	0
Edgardo Alfonzo, R (1, 5) OBP: 0.336, SLG: 0.398	G6-3 2-3		2B 1B			E4 G1-6-3		1 SAFE F7 1-2		4	1	1	0	0	0	2
John Olerud, L (1, 3) OBP: 0.428, SLG: 0.566	E3 G6-4-3 3-H		1 SAFE 1 SAFE 1-H 2B			G1-6-3 1-2f				3	0	1	1	0	0	1
Bernard Gilkey, R (1, 7) OBP: 0.263, SLG: 0.279	G6-4-3 1-2f		G6-3			F8				3	0	0	0	0	0	2
Todd Hundley, S (1, 2) OBP: 0.421, SLG: 0.607		K		G6-4-3 1B			P6			3	0	1	0	0	1	0
Butch Huskey, R (1, 9) OBP: 0.258, SLG: 0.538 Alex Ochoa, R (8, 9) OBP: 0.236, SLG: 0.238		G6-3		G6-4-3 1-2f			1-1 HR			3 0	1 0	1 0	1 0	0 0	0 0	1 0
Carlos Baerga, S (1, 4) OBP: 0.268, SLG: 0.321		K		G5-3			F8			3	0	0	0	0	1	0
Rey Ordonez, R (1, 6) OBP: 0.255, SLG: 0.280			G6-3		CS 1B		G4-3			3	0	1	0	0	0	0
Armando Reynoso, R (1, 1) OBP: 0.455, SLG: 0.700 Greg McMichael, R (7, 1) OBP: 1.000, SLG: 1.000 Steve Bieser, L (8, PH) OBP: 0.474, SLG: 0.448 John Franco, L (9, 1)			HR		1 SAFE G6-3 1-2			G3-1		2 0 1 0	1 0 0 0	1 0 0 0	1 0 0 0	0 0 0 0	0 0 0 0	1 0 0 0
Inning Stats	R: 1 E: 1 K: 0 S: 9 H: 1 LOB: 0 BB: 0 P: 14	R: 0 E: 0 K: 2 S: 9 H: 0 LOB: 0 BB: 0 P: 13	R: 2 E: 0 K: 0 S: 16 H: 3 LOB: 1 BB: 0 P: 28	R: 0 E: 0 K: 0 S: 3 H: 1 LOB: 0 BB: 0 P: 6	R: 0 E: 0 K: 1 S: 8 H: 1 LOB: 0 BB: 0 P: 11	R: 0 E: 1 K: 0 S: 7 H: 0 LOB: 0 BB: 0 P: 15	R: 1 E: 0 K: 0 S: 9 H: 1 LOB: 0 BB: 0 P: 11	R: 0 E: 0 K: 0 S: 9 H: 1 LOB: 0 BB: 0 P: 13		1B: 4 2B: 2 3B: 0 HR: 2 SF: 0 SAC: 0 DP: 3 HBP: 0				WP: 0 PB: 0 SB: 0 CS: 2	PA: 29	

	AB	29
	R	4
	H	8
	RBI	3
	BB	0
	SO	3
	LOB	7

PITCHER		IP	WLS	BF	H	R	ER	SO	BB	IBB	HBP	BLK	WP	HR	S	P	ERA	WHIP
Mike Hampton, L ERA: 5.13	(1, 1)	6.0		22	6	3	2	3	0	0	0	0	0	1	52	87	3.00	1.000
Russ Springer, R ERA: 2.29	(7, 1)	1.0	L	4	1	1	1	0	0	0	0	0	0	1	9	11	9.00	1.000
Ramon Garcia, R ERA: 4.44	(8, 1)	1.0		3	1	0	0	0	0	0	0	0	0	0	9	13	0.00	1.000

PITCHER	IP	WLS	BF	H	R	ER	SO	BB	IBB	HBP	BLK	WP	HR	S	P	ERA	WHIP

Batter	1	2	3	4	5	6	7	8	9	AB	R	H	RBI	BB	SO	LOB
Bill Spiers, L (1, 4) (9, 5) OBP: 0.440, SLG: 0.449	C B B X 2-1 5 FC6-5-4 2B		1 SAFE B 1 SAFE B B B 4-0 1-2 BB			B C X 1-1 ① L8			B C B B C X 3-2 2B SF7 1B	3	1	2	0	1	0	0
James Mouton, R (1, 8) OBP: 0.294, SLG: 0.400	F F X 0-2 ① G5-3		C 2 SAFE F F B F X 1-2 ②③ G5-3 2-3f			B B C C X 2-2 E6 5 G5-4-3			C F X 0-2 SF7 1-3 2B	4	0	1	0	0	0	3
5 Jeff Bagwell, R (1, 3) OBP: 0.382, SLG: 0.576	B B X 2-0 ②③ FC6-5-4 2-3			B X 1-0 ① P3		B B F X 2-1 ②③ G5-4-3 1-2f			X 0-0 ① G5-3	4	0	0	0	0	0	4
Luis Gonzalez, L (1, 7) OBP: 0.360, SLG: 0.365		C B B S T 2-2 ① K		X 0-0 ② F8			B X 1-0 ① G1		I I I I 4-0 SF7 IBB	3	0	0	0	1	1	0
Sean Berry, R (1, 5) OBP: 0.229, SLG: 0.308		F X 0-1 ② G5-3		B B X 2-0 ③ G6-3			B X 1-0 ② G6-3		B B C F X 2-2 ② SF7 1-2 2-3 3-H	3	0	0	0	0	0	0
Craig Biggio, R (9, PH) (9, 4) OBP: 0.372, SLG: 0.474										0	0	0	1	0	0	0
Bobby Abreu, L (1, 9) OBP: 0.341, SLG: 0.378		X 0-0 1B			C B X 1-1 ① G4-1		C F F B F X 1-2 ③ F9		B F B F S 2-3 ③ K	4	0	1	0	0	1	2
Tony Eusebio, R (1, 2) OBP: 0.310, SLG: 0.250		F X 0-1 ③ F9			C S X 0-2 1B 1B			C B B X 2-1 ① G6-3		3	0	1	0	0	0	1
Ricky Gutierrez, R (1, 6) OBP: 0.450, SLG: 0.611			B X 1-0 G5-3 BB 1B		X 0-0 1-2 G5-4-3 1B			S B F B B X 3-2 ② L3		3	0	2	0	0	0	0
Darryl Kile, R (1, 1) OBP: 0.040, SLG: 0.040			X 0-0 ① B3		C X 0-1 ②③ G5-4-3 1-2f			B C C X 1-2 ③ L4		3	0	0	0	0	0	3
Billy Wagner, L (9, 1)										0	0	0	0	0	0	0
Inning Stats	R: 0 E: 0 K: 0 S: 6 H: 1 LOB: 0 BB: 0 P: 10	R: 0 E: 0 K: 1 S: 8 H: 1 LOB: 1 BB: 0 P: 10	R: 0 E: 0 K: 0 S: 8 H: 1 LOB: 1 BB: 1 P: 14	R: 0 E: 0 K: 0 S: 3 H: 0 LOB: 0 BB: 0 P: 6	R: 0 E: 0 K: 0 S: 8 H: 2 LOB: 1 BB: 0 P: 9	R: 0 E: 1 K: 0 S: 7 H: 0 LOB: 0 BB: 0 P: 12	R: 0 E: 0 K: 0 S: 7 H: 0 LOB: 0 BB: 0 P: 10	R: 0 E: 0 K: 0 S: 8 H: 0 LOB: 0 BB: 0 P: 14	R: 1 E: 0 K: 1 S: 13 H: 2 LOB: 2 BB: 1 P: 24	1B: 5 2B: 3 3B: 0 HR: 0	SF: 1 SAC: 0 DP: 4 HBP: 0						

PITCHER		IP	WLS	BF	H	R	ER	SO	BB	IBB	HBP	BLK	WP	HR	S	P	ERA	WHIP
Rick Reed, R ERA: 1.27	(1, 1)	8.0		27	5	0	0	1	1	0	0	0	0	0	55	85	0.00	0.750
Greg McMichael, R ERA: 1.88	(9, 1)	1.0	L	6	2	1	1	1	0	1	0	0	0	0	13	24	9.00	2.000

PITCHER	IP	WLS	BF	H	R	ER	SO	BB	IBB	HBP	BLK	WP	HR	S	P	ERA	WHIP

TOP

Houston Astros @ New York Mets

Shea Stadium, Flushing, NY

Wed May 14 1997, 7:05 PM EDT

Att. 13,051 - Unknown - 62 F

livebaseballscorecards.com

AB	30
R	1
H	7
RBI	1
BB	2
SO	2
LOB	13

1B: 5	SF: 1	WP: 0	PA: 33
2B: 3	SAC: 0	PB: 0	
3B: 0	DP: 4	SB: 0	
HR: 0	HBP: 0	CS: 0	

BOTTOM

Batter	1	2	3	4	5	6	7	8	9	AB	R	H	RBI	BB	SO	LOB
Carl Everett, S (1, 8) OBP: 0.253, SLG: 0.355	B B B C F X 3-2 ① G3-1		B F X 1-1 G4-3 G4-3 1B		S B F B X 2-2 ② F8		B C B S F F X 2-2 ③ G4-3			4	0	1	0	0	0	2
Edgardo Alfonzo, R (1, 5) OBP: 0.325, SLG: 0.383	T B B B S F X 3-2 ② G6-3		B 1 SAFE F B X 2-1 ① G4-3 1-2		B C X 1-1 ③ F8			B X 1-0 ① F8		4	0	0	0	0	0	2
John Olerud, L (1, 3) OBP: 0.424, SLG: 0.555 Greg McMichael, R (9, 1) OBP: 1.000, SLG: 1.000	B B B B 4-0 2B BB		B C X 1-1 ② G4-3 2-3			X 0-0 ① G3		X 0-0 ② F8		3 0	0 0	0 0	0 0	1 0	0 0	1 0
Todd Hundley, S (1, 2) OBP: 0.416, SLG: 0.603	B X 1-0 1-3 2B		B S C B X 2-2 ③ G4-3			B S B C S 2-3 ② K		B X 1-0 ③ G6-3		4	0	1	0	0	1	1
Bernard Gilkey, R (1, 7) OBP: 0.263, SLG: 0.273	C D C B X 2-2 ③ G5-3			F F S 0-3 ① K		B B C B F F F B 4-2 BB			S B C B B S 3-3 ① K	3	0	0	0	1	2	2
Carlos Baerga, S (1, 4) OBP: 0.267, SLG: 0.319		C X 0-1 FC4-6 1B		B X 1-0 ② G4-3		1 SAFE X 0-0 ③ G4-3			C B F X 1-2 ② F9	4	0	1	0	0	0	1
Butch Huskey, R (1, 9) OBP: 0.248, SLG: 0.515		B B B X 3-0 ① P4		B S S X 1-2 ③ G6-3			C C S 0-3 ① K		B S S S 1-3 ③ K	4	0	0	0	0	2	1
Rey Ordonez, R (1, 6) OBP: 0.248, SLG: 0.273		B X 1-0 ② FC4-6 1-2f			C X 0-1 ① G5-3		C X 0-1 ② G5-3			3	0	0	0	0	0	1
Rick Reed, R (1, 1) OBP: 0.316, SLG: 0.412 Matt Franco, L (9, 3) OBP: 0.419, SLG: 0.423		X 0-0 ③ G5-3			L B B B B 4-1 BB		X 0-0 2B			2 0	0 0	1 0	0 0	1 0	0 0	1 0
Inning Stats	R: 0 H: 1 E: 0 LOB: 2 K: 0 BB: 1 S: 11 P: 24	R: 0 H: 1 E: 0 LOB: 1 K: 0 BB: 0 S: 5 P: 9	R: 0 H: 1 E: 0 LOB: 1 K: 0 BB: 0 S: 9 P: 15	R: 0 H: 0 E: 0 LOB: 0 K: 1 BB: 0 S: 7 P: 9	R: 0 H: 0 E: 0 LOB: 1 K: 0 BB: 1 S: 8 P: 15	R: 0 H: 0 E: 0 LOB: 1 K: 1 BB: 1 S: 9 P: 15	R: 0 H: 1 E: 0 LOB: 1 K: 1 BB: 0 S: 11 P: 13	R: 0 H: 0 E: 0 LOB: 0 K: 0 BB: 0 S: 3 P: 5	R: 0 H: 0 E: 0 LOB: 0 K: 2 BB: 0 S: 9 P: 14	1B: 2 SF: 0 2B: 2 SAC: 0 3B: 0 DP: 0 HR: 0 HBP: 0						WP: 0 PA: 34 PB: 0 SB: 0 CS: 0	

PITCHER	IP	WLS	BF	H	R	ER	SO	BB	IBB	HBP	BLK	WP	HR	S	P	ERA	WHIP
Darryl Kile, R (1, 1) ERA: 2.14	8.0	W	31	4	0	0	3	3	0	0	0	0	0	63	105	0.00	0.875
Billy Wagner, L (9, 1) ERA: 0.43	1.0	S	3	0	0	0	2	0	0	0	0	0	0	9	14	0.00	0.000

PITCHER	IP	WLS	BF	H	R	ER	SO	BB	IBB	HBP	BLK	WP	HR	S	P	ERA	WHIP

Houston Astros @ New York Mets

Shea Stadium, Flushing, NY

Wed May 14 1997, 7:05 PM EDT

Att. 13,051 - Unknown - 62 F

livebaseballscorecards.com

AB	31
R	0
H	4
RBI	0
BB	3
SO	5
LOB	12

TOP

Houston Astros @ Philadelphia Phillies

Veterans Stadium, Philadelphia, PA

Fri May 16 1997, 7:05 PM EDT

Att. 13,456 - Unknown - 60 F

livebaseballscorecards.com

Batter	1	2	3	4	5	6	7	8	9	AB	R	H	RBI	BB	SO	LOB
Craig Biggio, R (1, 4) OBP: 0.376, SLG: 0.509	HR	2-H 3-H HR		P4		G6-3			G4-3	5	2	2	4	1	0	0
Thomas Howard, S (1, 8) (9, 7) OBP: 0.358, SLG: 0.417	2B 1B	K		G3-1		G6-3			K	6	1	2	0	0	2	0
5 Jeff Bagwell, R (1, 3) OBP: 0.397, SLG: 0.595	BB 1B		BB FC5-2 BB		F7		G4-6-3 BB		HR	2	2	1	1	4	0	0
Luis Gonzalez, L (1, 7) Ken Ramos, L (7, PH) (7, 7) John Hudek, S (9, 1) OBP: 0.371, SLG: 0.368	SF7 1B F8		FC5-2 BB 1-2 BB		1B BB BB		G4-6-3 1-2f		F8	2 2 0	1 0 0	1 0 0	1 0 0	2 0 0	0 0 0	3 1 0
Bobby Abreu, L (1, 9) OBP: 0.357, SLG: 0.380	HBP HR 1-3 2-H 1B	G5-3 E BB	1-2 2-3 FC5-2 BB		1B 1-2 BB		G5-3			2	2	1	1	3	0	0
Bill Spiers, L (1, 5) OBP: 0.416, SLG: 0.425	SF7 3-H	G5-3 1-2	1-2 2-3 FC5-2 3-Hf		K			F8		4	0	0	1	0	1	6
Ricky Gutierrez, R (1, 6) OBP: 0.500, SLG: 0.619 Tim Bogar, R (5, 6) OBP: 0.290, SLG: 0.357	HR HBP 1-2	E1 SH5-4 HR 1B 2-H	K		1B 1-2 2-3			F9		3 1	2 0	2 0	0 0	0 0	1 0	3 0
Brad Ausmus, R (1, 2) OBP: 0.376, SLG: 0.461	HR 1-H 2-H	SH5-4 HR BB	G5-3		K			2B		4	2	2	3	1	1	6
Chris Holt, R (1, 1) OBP: 0.048, SLG: 0.048 Ramon Garcia, R (7, 1) Tom Martin, L (7, 1) James Mouton, R (9, 8) OBP: 0.294, SLG: 0.400	G6-3	SH5-4 1-2 2-3		L7		G6-3		K		3 0 1 0	0 0 0 0	0 0 0 0	0 0 0 0	0 0 1 0	0 0 1 0	0 0 1 0

AB	35	1B: 5	SF: 1	WP: 0	PA: 49
R	12	2B: 2	SAC: 1	PB: 0	
H	11	3B: 0	DP: 1	SB: 0	
RBI	11	HR: 4	HBP: 1	CS: 0	
BB	11				
SO	6				
LOB	20				

Inning Stats	1	2	3	4	5	6	7	8	9
	R: 7 E: 0 K: 0 S: 17	H: 6 LOB: 3 BB: 3 P: 36	R: 4 E: 1 K: 1 S: 12	H: 2 LOB: 0 BB: 2 P: 25	R: 0 E: 0 K: 1 S: 12	H: 0 LOB: 3 BB: 3 P: 28	R: 0 E: 0 K: 0 S: 6	H: 0 LOB: 0 BB: 0 P: 9	R: 0 E: 0 K: 2 S: 14	H: 1 LOB: 3 BB: 2 P: 25	R: 0 E: 0 K: 0 S: 6	H: 0 LOB: 0 BB: 0 P: 10	R: 0 E: 0 K: 0 S: 7	H: 0 LOB: 0 BB: 1 P: 13	R: 0 E: 0 K: 1 S: 11	H: 1 LOB: 1 BB: 0 P: 15	R: 1 E: 0 K: 1 S: 10	H: 1 LOB: 0 BB: 0 P: 18

PITCHER		IP	WLS	BF	H	R	ER	SO	BB	IBB	HBP	BLK	WP	HR	S	P	ERA	WHIP
Mark Leiter, R ERA: 5.09	(1, 1)	0.1	L	8	5	7	7	0	1	0	1	0	0	2	11	20	189.00	18.000
Mike Mimbs, L ERA: 7.53	(1, 1)	1.2		15	3	4	4	1	7	0	0	0	0	1	20	55	21.60	6.000
Reggie Harris, R ERA: 5.91	(3, 1)	3.0		12	1	0	0	3	2	0	0	0	0	0	30	48	0.00	1.000
Erik Plantenberg, L ERA: 6.75	(6, 1)	2.0		6	0	0	0	0	1	0	0	0	0	0	13	23	0.00	0.500
Jerry Spradlin, R ERA: 3.72	(8, 1)	1.0		4	1	0	0	1	0	0	0	0	0	0	11	15	0.00	1.000

PITCHER		IP	WLS	BF	H	R	ER	SO	BB	IBB	HBP	BLK	WP	HR	S	P	ERA	WHIP
Ken Ryan, R ERA: 15.0	(9, 1)	1.0		4	1	1	1	1	0	0	0	0	0	1	10	18	9.00	1.000

BOTTOM

Houston Astros @ Philadelphia Phillies

Veterans Stadium, Philadelphia, PA

Fri May 16 1997, 7:05 PM EDT

Att. 13,456 - Unknown - 60 F

livebaseballscorecards.com

Batter	1	2	3	4	5	6	7	8	9	AB	R	H	RBI	BB	SO	LOB
Gregg Jefferies, S (1, 7) OBP: 0.302, SLG: 0.343	CBBBB 4-1 G6-3 1B BB		BCX 1-1 ② G1-3		FX 0-1 ③ F7		BFBFBX 3-2 1B 2-3 HR 1B	CX 0-1 ③ F9		2	0	0	0	1	0	1
Erik Plantenberg, R (6, 1)										0	0	0	0	0	0	0
23 Kevin Jordan, R (7, PH) OBP: 0.077, SLG: 0.077										2	1	1	0	0	0	1
(8, 3)																
Mickey Morandini, L (1, 4) OBP: 0.368, SLG: 0.317	CCBBX 2-2 G6-3 1-2 1B		CCBBX 2-2 ③ P5			BCX 1-1 2B 1B	BSBFBX 3-2 1-2 HR 3-H 1B		BCCFFBBB 4-2 1B BB	4	2	3	1	1	0	0
Scott Rolen, R (1, 5) OBP: 0.366, SLG: 0.403	CBCFBBBX 3-2 ① ② G6-3 1-2f 2-3			BBX 2-0 ① G6-3		CCBFBX 1-2 ① L5	CX 0-1 1-H 2-H HR		CSBS 1-3 ① K	5	1	1	3	0	1	4
Darren Daulton, L (1, 9) OBP: 0.417, SLG: 0.552	CFC 0-3 ③ K			BBFFBFS 3-3 ② K		BX 1-0 1-H 1B 2B	FBBX 2-1 ② G4-3		X 0-0 DI 1-3 1B	3	0	1	1	0	2	1
Derrick May, L (6, PR) OBP: 0.304, SLG: 0.418										2	1	1	0	0	0	0
(7, 9)																
Mike Lieberthal, R (1, 2) OBP: 0.218, SLG: 0.385		CBBX 2-1 G6-4-3 1B 1B		CCBX 1-2 ③ G5-3		X 0-0 ② P3	BX 1-0 2B		SBBBTC 2-3 ② K	5	0	2	0	0	1	3
Rico Brogna, L (1, 3) OBP: 0.323, SLG: 0.472		BX 1-0 G6-4-3 1-2 1B			BSFBBB 4-2 BB E G4-6-3 BB	CBBBX 3-1 2-H 1B	BCX 1-1 ③ G1-3		BBFFBCX 3-2 ③ L9 1-2	3	1	2	1	1	0	1
Jerry Spradlin, S (8, 1)										0	0	0	0	0	0	0
Ken Ryan, R (9, 1)										0	0	0	0	0	0	0
Ruben Amaro Jr, S (9, PH) OBP: 0.314, SLG: 0.276										1	0	0	0	0	0	2
Wendell Magee, R (1, 8) OBP: 0.267, SLG: 0.276	BBFBX 3-1 ① ② G6-4-3 1-2f 2-3				CX 0-1 E5 G4-6-3 BB 1-2	CFX 0-2 ③ G6-3		BSBX 2-1 ① L8		1	0	0	0	0	0	2
Kevin Stocker, S (1, 6) OBP: 0.347, SLG: 0.341	CBX 1-1 ③ F9			BBBCB 4-1 G4-6-3 1-2 2-3 BB			X 0-0 23 1B 1B 2B	CCX 0-2 ② P6		3	1	1	0	1	0	1
Mark Leiter, R (1, 1) OBP: 0.125, SLG: 0.067			CX 0-1 ① G4-3		CX 0-1 ① ② G4-6-3 1-2f 2-3 3-H		CBBFDX 3-2 ① F8	CX 0-1 1B		0	0	0	0	0	0	0
Mike Mimbs, L (1, 1)										0	0	0	0	0	0	0
Reggie Harris, R (3, 1)										0	0	0	0	0	0	0
Ricky Otero, S (3, 8) OBP: 0.222, SLG: 0.222										4	0	1	0	0	0	3
Rex Hudler, R (5, PH) OBP: 0.154, SLG: 0.043										3	0	0	0	0	0	3
(6, 7)																

Inning Stats	1	2	3	4	5	6	7	8	9
	R: 0 E: 0 K: 1 S: 11 H: 1 LOB: 1 BB: 1 P: 20	R: 0 E: 0 K: 0 S: 7 H: 2 LOB: 1 BB: 0 P: 14	R: 0 E: 0 K: 0 S: 7 H: 0 LOB: 0 BB: 0 P: 10	R: 0 E: 0 K: 1 S: 8 H: 0 LOB: 0 BB: 0 P: 14	R: 1 E: 1 K: 0 S: 9 H: 0 LOB: 1 BB: 2 P: 17	R: 2 E: 0 K: 0 S: 13 H: 3 LOB: 2 BB: 0 P: 19	R: 4 E: 0 K: 0 S: 17 H: 5 LOB: 1 BB: 0 P: 30	R: 0 E: 0 K: 0 S: 9 H: 1 LOB: 1 BB: 0 P: 11	R: 0 E: 0 K: 2 S: 14 H: 1 LOB: 2 BB: 1 P: 24

1B: 9	SF: 0
2B: 3	SAC: 0
3B: 0	DP: 3
HR: 1	HBP: 0

WP: 0	PA: 42
PB: 0	
SB: 0	
CS: 0	

AB	38
R	7
H	13
RBI	6
BB	4
SO	4
LOB	22

PITCHER		IP	WLS	BF	H	R	ER	SO	BB	IBB	HBP	BLK	WP	HR	S	P	ERA	WHIP
Chris Holt, R ERA: 3.45	(1, 1)	6.0	W	25	6	3	2	2	3	0	0	0	0	0	55	94	3.00	1.500
Ramon Garcia, R ERA: 5.67	(7, 1)	0.2		7	5	4	4	0	0	0	0	0	0	1	15	27	54.00	7.500
Tom Martin, L ERA: 1.76	(7, 1)	1.1		5	1	0	0	0	0	0	0	0	0	0	11	14	0.00	0.750
John Hudek, R ERA: 4.85	(9, 1)	1.0		5	1	0	0	2	1	0	0	0	0	0	14	24	0.00	2.000

PITCHER	IP	WLS	BF	H	R	ER	SO	BB	IBB	HBP	BLK	WP	HR	S	P	ERA	WHIP

Batter	1	2	3	4	5	6	7	8	9	AB	R	H	RBI	BB	SO	LOB
Craig Biggio, R (1, 4) OBP: 0.368, SLG: 0.497	B B B C X 3-1 P3		B B B C X 3-1 G6-3			C S X 0-2 F9		F X 0-1 F7		4	0	0	0	0	0	2
Thomas Howard, S (1, 8) OBP: 0.338, SLG: 0.391 Jose Lima, R (8, 1)	C B X 1-1 P6			C B S B F S 2-3 K		T X 0-1 G3-1		S C F B B S 2-3 K		4 0	0 0	0 0	0 0	0 0	2 0	2 0
5 Jeff Bagwell, R (1, 3) OBP: 0.393, SLG: 0.605	C B X 1-1 HR			B C C F B B F S 3-3 K		B C S S S 1-3 K			C B S S S 1-3 K2-3	4	1	1	1	0	3	0
Luis Gonzalez, L (1, 7) OBP: 0.368, SLG: 0.364	F B C B X 2-2 L9			B X 1-0 F8			B F F B X 2-2 G3-1		C B F X 1-2 L3 1B	4	0	1	0	0	0	0
Bobby Abreu, L (1, 9) OBP: 0.347, SLG: 0.368		F B X 1-1 F7			C B F F B S 2-3 K2-3		B T S S 1-3 K		B X 1-0 L3 1-1	4	0	0	0	0	2	1
Bill Spiers, L (1, 5) OBP: 0.429, SLG: 0.425 Tim Bogar, R (5, 5) OBP: 0.281, SLG: 0.345 James Mouton, R (8, 8) OBP: 0.294, SLG: 0.400		C B B B B B 4-2 CS BB			B B C B B 4-1 E BB		X 0-0 L4			0 1 0	1 0 0	0 0 0	0 0 0	2 0 0	0 0 0	0 0 0
Tony Eusebio, R (1, 2) OBP: 0.295, SLG: 0.236		B C B 1 B S S SAFE 3-3 K 1-2			B C F B S 2-3 K			B B S F F X 2-2 L9		3	0	0	0	0	2	2
Ricky Gutierrez, R (1, 6) OBP: 0.519, SLG: 0.667			C B B B S B S 3-3 K		X 0-0 E8 1-H 2B			B X 1-0 BB 1B		3	0	2	1	0	1	0
Shane Reynolds, R (1, 1) OBP: 0.083, SLG: 0.167 Russ Springer, R (7, 1) Sean Berry, R (8, PH) OBP: 0.238, SLG: 0.308 (8, 5)			C B C B S 2-3 K		S B F F B C 2-3 K			B B 1 B B SAFE 4-0 1-2 BB		2 0 0	0 0 0	0 0 0	0 0 0	0 0 1	2 0 0	1 0 0
Inning Stats	R: 1 E: 0 K: 0 S: 9 H: 1 LOB: 0 BB: 0 P: 16	R: 0 E: 0 K: 1 S: 7 H: 0 LOB: 0 BB: 1 P: 15	R: 0 E: 0 K: 2 S: 8 H: 0 LOB: 0 BB: 0 P: 16	R: 0 E: 0 K: 2 S: 10 H: 0 LOB: 0 BB: 0 P: 16	R: 1 E: 1 K: 3 S: 13 H: 1 LOB: 1 BB: 1 P: 23	R: 0 E: 0 K: 1 S: 8 H: 0 LOB: 0 BB: 0 P: 9	R: 0 E: 0 K: 1 S: 7 H: 0 LOB: 0 BB: 0 P: 10	R: 0 E: 0 K: 1 S: 11 H: 1 LOB: 2 BB: 1 P: 20	R: 0 E: 0 K: 1 S: 7 H: 1 LOB: 0 BB: 0 P: 10	1B: 2 2B: 2 3B: 0 HR: 1		SF: 0 SAC: 0 DP: 1 HBP: 0				

PITCHER		IP	WLS	BF	H	R	ER	SO	BB	IBB	HBP	BLK	WP	HR	S	P	ERA	WHIP
Curt Schilling, R ERA: 3.18	(1, 1)	8.0	W	29	3	2	2	11	3	0	0	0	0	1	73	125	2.25	0.750
Ricky Bottalico, R ERA: 2.12	(9, 1)	1.0	S	3	1	0	0	1	0	0	0	0	0	0	7	10	0.00	1.000

PITCHER	IP	WLS	BF	H	R	ER	SO	BB	IBB	HBP	BLK	WP	HR	S	P	ERA	WHIP

TOP

Houston Astros @ Philadelphia Phillies

Veterans Stadium, Philadelphia, PA

Sat May 17 1997, 7:05 PM EDT
Att. 17,138 - Unknown - 67 F

livebaseballscorecards.com

AB	29
R	2
H	4
RBI	2
BB	3
SO	12
LOB	8

WP: 0	PB: 0	SB: 0	CS: 1	PA: 32		

BOTTOM

Houston Astros @ Philadelphia Phillies

Veterans Stadium, Philadelphia, PA

Sat May 17 1997, 7:05 PM EDT

Att. 17,138 - Unknown - 67 F

livebaseballscorecards.com

Batter	1	2	3	4	5	6	7	8	9	AB	R	H	RBI	BB	SO	LOB
Gregg Jefferies, S (1, 7) OBP: 0.307, SLG: 0.342	F9		HR, BB		G6-3		WP, 1-2, 2-3, 1B			3	1	1	0	1	0	1
Mickey Morandini, L (1, 4) OBP: 0.371, SLG: 0.319	L8, BB, 1B		K		BB		SF7, 3-H			2	0	1	1	1	1	1
Scott Rolen, R (1, 5) OBP: 0.370, SLG: 0.425	FC6-4, 1-2, BB		1 SAFE, 1-H, HR		K		SF9-3-5-6, 1-3, 2-H			2	1	1	3	1	1	2
Darren Daulton, L (1, 9) OBP: 0.407, SLG: 0.535 Derrick May, L (8, 9) OBP: 0.316, SLG: 0.429	L8, 2-3		K			K		CS, 1B		3 1	0 0	0 1	0 0	0 0	2 0	2 0
Mike Lieberthal, R (1, 2) OBP: 0.219, SLG: 0.388	FC6-4, 1-2f			FC3-5, 2B		K		F8		4	0	1	0	0	1	3
Rico Brogna, L (1, 3) OBP: 0.314, SLG: 0.459		G1-3		FC3-5, G6-4-3, 2-3		K		F8		4	0	0	0	0	1	2
Wendell Magee, R (1, 8) OBP: 0.261, SLG: 0.269		P2		G6-4-3, 1-2f		P5		1 SAFE, CS, 1-2		3	0	0	0	0	0	2
Kevin Stocker, S (1, 6) OBP: 0.353, SLG: 0.356		F8			SH1-4, 2B		1B, 1B, SF7, 1B			3	1	2	0	0	0	0
Curt Schilling, R (1, 1) OBP: 0.167, SLG: 0.217 Ricky Bottalico, L (9, 1)			G6-3		SH1-4, 2-3		WP, 1B, 1-2, SF9-3-5-6, 1B			2 0	1 0	1 0	0 0	0 0	0 0	0 0
Inning Stats	R: 0 E: 0 K: 0 S: 9 H: 1 LOB: 2 BB: 1 P: 19	R: 0 E: 0 K: 0 S: 7 H: 0 LOB: 0 BB: 0 P: 12	R: 2 E: 0 K: 2 S: 11 H: 1 LOB: 0 BB: 1 P: 23	R: 0 E: 0 K: 0 S: 7 H: 1 LOB: 0 BB: 0 P: 10	R: 0 E: 0 K: 1 S: 14 H: 1 LOB: 2 BB: 1 P: 21	R: 0 E: 0 K: 3 S: 14 H: 0 LOB: 1 BB: 0 P: 19	R: 2 E: 0 K: 0 S: 9 H: 3 LOB: 0 BB: 0 P: 15	R: 0 E: 0 K: 0 S: 5 H: 1 LOB: 0 BB: 0 P: 8		1B: 5 2B: 3 3B: 0 HR: 1	SF: 2 SAC: 1 DP: 2 HBP: 0			WP: 2 PB: 0 SB: 0 CS: 1	PA: 34		

PITCHER		IP	WLS	BF	H	R	ER	SO	BB	IBB	HBP	BLK	WP	HR	S	P	ERA	WHIP
Shane Reynolds, R ERA: 3.13	(1, 1)	6.1	L	29	7	4	4	6	3	0	0	0	1	1	69	115	5.68	1.579
Russ Springer, R ERA: 2.21	(7, 1)	0.2		1	0	0	0	0	0	0	0	0	1	0	2	4	0.00	0.000
Jose Lima, R ERA: 3.6	(8, 1)	1.0		3	1	0	0	0	0	0	0	0	0	0	5	8	0.00	1.000

PITCHER	IP	WLS	BF	H	R	ER	SO	BB	IBB	HBP	BLK	WP	HR	S	P	ERA	WHIP

Batter	1	2	3	4	5	6	7	8	9	AB	R	H	RBI	BB	SO	LOB
Craig Biggio, R (1, 4) OBP: 0.376, SLG: 0.497	B F B F C 2-3 ① K			X 0-0 CS 1B		C H 1-1 5 SF8 E 1-2 HBP		B B B C B 4-1 5 WP 5 2B BB		2	1	1	0	1	1	0
Bobby Abreu, L (1, 9) OBP: 0.338, SLG: 0.357	C X 0-1 ② G4-3			F B 1 SAFE B B F F F S 3-3 ① ② K 1-2		B C X 1-1 E4 1-2 2-3		B C F B S 2-3 ② K		4	0	0	0	0	2	4
5 Jeff Bagwell, R (1, 3) OBP: 0.396, SLG: 0.619	C S F X 0-2 ③ F9			S X 0-1 2B		B B B S F X 3-2 ② SF8 2-3 3-H		S X 0-1 1-H 2B		3	0	2	2	0	0	0
Luis Gonzalez, L (1, 7) OBP: 0.358, SLG: 0.352		C F C 0-3 ① K		X 0-0 ③ P5		B X 1-0 ③ P4		B X 1-0 ③ G6-3		4	0	0	0	0	1	4
Sean Berry, R (1, 5) OBP: 0.239, SLG: 0.317		B S B X 2-1 ② G3			B B F F B F S 3-3 ① K		F B C F B B X 3-2 ① P4		C B B S B F X 3-2 2B 2B	4	1	1	0	0	1	0
James Mouton, R (1, 8) OBP: 0.291, SLG: 0.388		L X 0-1 ③ G1-3			B C C B X 2-2 ② G6-3		X 0-0 CS 1B		B B C S B S 3-3 ① K	4	0	1	0	0	1	1
Ricky Gutierrez, R (1, 6) OBP: 0.548, SLG: 0.714			F C F F F E B X 1-2 G6-3 1B		B X 1-0 ③ G6-3		B B B C C X 3-2 ② 1-2 1B		F X 0-1 2-H 2B	4	0	3	1	0	0	0
Brad Ausmus, R (1, 2) OBP: 0.372, SLG: 0.453			P 1 SAFE F 1 SAFE F X 1-2 ① L9		C F B F F F B X 2-2 E 5 SF8 HBP 1B	X 0-0 ③ L8			F S B X 1-2 ② L3	4	1	1	0	0	0	3
Mike Hampton, R (1, 1) OBP: 0.105, SLG: 0.056 Ken Ramos, L (6, PH) Ramon Garcia, R (6, 1) Bill Spiers, L (8, PH) OBP: 0.424, SLG: 0.419 Jose Lima, R (8, 1) Thomas Howard, S (9, PH) OBP: 0.333, SLG: 0.385			1 SAFE 1 SAFE B X 1-0 ② ③ G6-3 1-2		X 0-0 ① P4			B B B C C X 3-2 ① G6-3	B S S S X 1-2 ③ F7	1 0 0 0 0 0 1 1 0 0 0 0 0 1 0 0 0 0 0 0 0 1 0 0 0 0 0 0 0 0 0 0 0 0 0 1 0 0 0 0 0 1						
Inning Stats	R: 0 E: 0 K: 1 S: 9 H: 0 LOB: 0 BB: 0 P: 11	R: 0 E: 0 K: 1 S: 7 H: 0 LOB: 0 BB: 0 P: 9	R: 0 E: 0 K: 0 S: 11 H: 1 LOB: 0 BB: 0 P: 13	R: 0 E: 0 K: 1 S: 9 H: 2 LOB: 1 BB: 0 P: 12	R: 0 E: 0 K: 1 S: 8 H: 0 LOB: 0 BB: 0 P: 14	R: 1 E: 1 K: 0 S: 14 H: 1 LOB: 2 BB: 0 P: 22	R: 0 E: 0 K: 0 S: 9 H: 2 LOB: 1 BB: 0 P: 15	R: 1 E: 0 K: 1 S: 10 H: 1 LOB: 1 BB: 1 P: 20	R: 1 E: 0 K: 1 S: 15 H: 2 LOB: 1 BB: 0 P: 23	1B: 5 2B: 4 3B: 0 HR: 0 SF: 1 SAC: 0 DP: 0 HBP: 1						

TOP

Houston Astros @ Philadelphia Phillies

Veterans Stadium, Philadelphia, PA

Sun May 18 1997, 3:33 AM EDT

Att. 17,367 - Sunny - 57 F

livebaseballscorecards.com

AB	33
R	3
H	9
RBI	3
BB	1
SO	6
LOB	15

PITCHER		IP	WLS	BF	H	R	ER	SO	BB	IBB	HBP	BLK	WP	HR	S	P	ERA	WHIP
Garrett Stephenson, R ERA: 1.29	(1, 1)	7.0	W	26	6	1	0	4	0	0	1	0	0	0	67	96	0.00	0.857
Jerry Spradlin, R ERA: 4.05	(8, 1)	0.2		4	1	1	1	1	1	0	0	0	1	0	9	18	13.50	3.000
Erik Plantenberg, L ERA: 6.59	(8, 1)	0.1		1	0	0	0	0	0	0	0	0	0	0	1	2	0.00	0.000
Ricky Bottalico, R ERA: 2.5	(9, 1)	1.0	S	5	2	1	1	1	0	0	0	0	0	0	15	23	9.00	2.000

PITCHER	IP	WLS	BF	H	R	ER	SO	BB	IBB	HBP	BLK	WP	HR	S	P	ERA	WHIP

WP: 1	PB: 0	SB: 0	CS: 2	PA: 36													

BOTTOM

Houston Astros @ Philadelphia Phillies

Veterans Stadium, Philadelphia, PA

Sun May 18 1997, 3:33 AM EDT

Att. 17,367 - Sunny - 57 F

livebaseballscorecards.com

Batter	1	2	3	4	5	6	7	8	9	AB	R	H	RBI	BB	SO	LOB
Gregg Jefferies, S (1, 7) OBP: 0.317, SLG: 0.349	3-1 CS 1B		1-2 SH5-3 HR 1B		1-0 ① G5-3		4-0 1-2 BB			3	1	2	0	1	0	0
Rex Hudler, R (1, 4) OBP: 0.138, SLG: 0.038	2-3 ① K		0-0 ① SH5-3 1-2		1-0 ② F9		2-0 ② P6			3	0	0	0	0	1	3
Scott Rolen, R (1, 5) OBP: 0.373, SLG: 0.443	1 SAFE 1 SAFE 1 SAFE 1 SAFE 2-2 ②③ G4-3 1-2		2-2 2-H HR		4-2 BB		3-1 ③ P4			3	1	1	2	1	0	3
Darren Daulton, L (1, 9) OBP: 0.413, SLG: 0.569 Derrick May, L (8, 9) OBP: 0.310, SLG: 0.421		1-0 2B 23 SF9 1B	0-1 HR		1-1 ③ L7			1-1 ① F8		3 1	2 0	2 0	1 0	0 0	0 0	1 0
Ruben Amaro Jr, S (1, 8) OBP: 0.308, SLG: 0.303	0-0 23 SF9 1-3 1B 2B		1-0 ② G5-3			0-0 ① G4-3		0-2 ② G3-1		4	1	1	0	0	0	0
23 Kevin Jordan, R (1, 3) OBP: 0.059, SLG: 0.063 Ricky Bottalico, L (9, 1)	0-1 ① SF9 2-3 3-H		0-1 ③ P4			0-1 ② G4-3		2-2 ③ P6		3 0	0 0	0 0	1 0	0 0	0 0	0 0
Mark Parent, R (1, 2) OBP: 0.132, SLG: 0.086	3-2 G5-3 3-H 1B		4-1 FC1-4 BB			0-1 ③ F9				2	0	1	1	1	0	0
Kevin Stocker, S (1, 6) OBP: 0.346, SLG: 0.348	1-1 ② G5-3 1-2		1-0 ① FC1-4 CS 1-2f				0-0 ① P7			3	0	0	0	0	0	2
Garrett Stephenson, R (1, 1) OBP: 0.250, SLG: 0.250 Ricky Otero, S (7, PH) OBP: 0.300, SLG: 0.300 Jerry Spradlin, S (8, 1) Erik Plantenberg, R (8, 1) Rico Brogna, L (9, 3) OBP: 0.314, SLG: 0.459		0-3 ③ K	1 SAFE 2-3 ②③ K 1-2				0-0 BB 1B			2 1 0 0 0	0 0 0 0 0	0 1 0 0 0	0 0 0 0 0	0 0 0 0 0	2 0 0 0 0	2 0 0 0 0
Inning Stats	R: 0 E: 0 K: 1 S: 8 H: 1 LOB: 0 BB: 0 P: 15	R: 2 E: 0 K: 1 S: 12 H: 3 LOB: 1 BB: 0 P: 17	R: 3 E: 0 K: 0 S: 14 H: 3 LOB: 0 BB: 0 P: 18	R: 0 E: 0 K: 1 S: 7 H: 0 LOB: 0 BB: 1 P: 14	R: 0 E: 0 K: 0 S: 7 H: 0 LOB: 1 BB: 1 P: 14	R: 0 E: 0 K: 0 S: 5 H: 0 LOB: 0 BB: 0 P: 5	R: 0 E: 0 K: 0 S: 5 H: 1 LOB: 2 BB: 1 P: 14	R: 0 E: 0 K: 0 S: 8 H: 0 LOB: 0 BB: 0 P: 11		1B: 5 2B: 1 3B: 0 HR: 2	SF: 1 SAC: 1 DP: 0 HBP: 0			WP: 0 PB: 0 SB: 0 CS: 2	PA: 33	

	AB	28
	R	5
	H	8
	RBI	5
	BB	3
	SO	3
	LOB	11

PITCHER		IP	WLS	BF	H	R	ER	SO	BB	IBB	HBP	BLK	WP	HR	S	P	ERA	WHIP
Mike Hampton, L ERA: 5.5	(1, 1)	5.0	L	22	7	5	5	3	2	0	0	0	0	2	48	78	9.00	1.800
Ramon Garcia, R ERA: 5.28	(6, 1)	2.0		8	1	0	0	0	1	0	0	0	0	0	10	19	0.00	1.000
Jose Lima, R ERA: 3.43	(8, 1)	1.0		3	0	0	0	0	0	0	0	0	0	0	8	11	0.00	0.000

PITCHER	IP	WLS	BF	H	R	ER	SO	BB	IBB	HBP	BLK	WP	HR	S	P	ERA	WHIP

Batter	1	2	3	4	5	6	7	8	9	AB	R	H	RBI	BB	SO	LOB
Craig Biggio, R (1, 4) OBP: 0.382, SLG: 0.520	B H 2-0 G6-4-3 HBP		X 0-0 HR		C B B S X 2-2 ② L7	C X 0-1 1-3 3-H 2B		C B F F B S 2-3 ③ K2-3		4	1	2	2	0	1	1
Brad Ausmus, R (1, 2) OBP: 0.356, SLG: 0.432	F 1 SAFE C F X 0-2 ① ② G6-4-3 1-2f		B B X 2-0 ② L9		X 0-0 ③ G5-3	C B B F S 2-3 ③ K			S B B F F B F X 3-2 ① F9	5	0	0	0	0	1	3
5 Jeff Bagwell, R (1, 3) OBP: 0.401, SLG: 0.652	B S X 1-1 ③ F7		C B B B B 4-1 S 1B BB			B C X 1-1 HR	C C B X 1-2 HR		S B X 1-1 ② G4-3	4	3	2	2	1	0	0
Luis Gonzalez, L (1, 7) OBP: 0.366, SLG: 0.362		B X 1-0 HR 1B	B B F B X 3-1 PB 1-H 1B			B B B X 3-0 ① G4-3	F B X 1-1 ① L8		B B F X 2-1 1B	5	1	3	1	0	0	0
Sean Berry, R (1, 5) OBP: 0.247, SLG: 0.368		C X 0-1 1-H HR	C B C F B B X 3-2 ③ F8 2-3			C X 0-1 2B 2B	B B B C X 3-1 ② L8		B S C B F F F C 2-3 ③ K	5	2	2	2	0	1	2
Thomas Howard, S (1, 9) OBP: 0.329, SLG: 0.391		B B X 2-0 ① P5		C F B B X 2-2 ① G3-1		B X 1-0 2-H 1B 2B	C B C F B S 2-3 ③ K			4	1	1	1	0	1	0
James Mouton, R (1, 8) OBP: 0.271, SLG: 0.358		B F B C B X 3-2 ② G5-3		C B B B C X 3-2 ② L9		C S B F B X 2-2 ② G5-3		F S F F X 0-2 E5 FC5-4		4	0	0	0	0	0	1
Ricky Gutierrez, R (1, 6) OBP: 0.514, SLG: 0.645		X 0-0 ③ G6-3		B C X 1-1 ③ G6-3		I I I 4-0 1B 2B IBB		B F S X 1-2 ① FC5-4 G4-3 1-2f		3	1	0	0	1	0	1
Darryl Kile, R (1, 1) OBP: 0.071, SLG: 0.071			F B F B F X 2-2 ① F8		B F B T B F F C 3-3 ① K2-3	C C X 0-2 2B 1-3 2-H 1B		C F B B X 2-2 ② G4-3 1-2		3	0	1	1	0	1	0
Ken Ramos, L (8, PH)										1	0	0	0	0	0	1
John Hudek, S (8, 1)										0	0	0	0	0	0	0
Billy Wagner, L (9, 1)										0	0	0	0	0	0	0
Inning Stats	R: 0 E: 0 K: 0 S: 6 H: 0 LOB: 0 BB: 0 P: 9	R: 2 E: 0 K: 0 S: 8 H: 2 LOB: 0 BB: 0 P: 14	R: 2 E: 0 K: 0 S: 13 H: 2 LOB: 1 BB: 1 P: 27	R: 0 E: 0 K: 0 S: 8 H: 0 LOB: 0 BB: 0 P: 14	R: 0 E: 0 K: 1 S: 9 H: 0 LOB: 0 BB: 0 P: 14	R: 4 E: 0 K: 1 S: 18 H: 5 LOB: 2 BB: 1 P: 31	R: 1 E: 0 K: 1 S: 11 H: 1 LOB: 0 BB: 0 P: 18	R: 0 E: 1 K: 1 S: 15 H: 0 LOB: 1 BB: 0 P: 20	R: 0 E: 0 K: 1 S: 15 H: 1 LOB: 1 BB: 0 P: 23	1B: 4 2B: 3 3B: 0 HR: 4 SF: 0 SAC: 0 DP: 1 HBP: 1						

TOP

Houston Astros @ Philadelphia Phillies

Veterans Stadium, Philadelphia, PA

Mon May 19 1997, 7:05 PM EDT

Att. 15,122 - Unknown - 85 F

livebaseballscorecards.com

AB	38
R	9
H	11
RBI	9
BB	2
SO	5
LOB	9

PITCHER		IP	WLS	BF	H	R	ER	SO	BB	IBB	HBP	BLK	WP	HR	S	P	ERA	WHIP
Calvin Maduro, R ERA: 6.08	(1, 1)	5.1	L	23	6	6	6	1	1	0	1	0	0	3	49	87	10.12	1.312
Ron Blazier, R ERA: 6.0	(6, 1)	1.2		10	4	3	3	2	0	1	0	0	0	1	24	40	16.20	2.400
Reggie Harris, R ERA: 5.64	(8, 1)	1.0		4	0	0	0	1	0	0	0	0	0	0	15	20	0.00	0.000
Erik Plantenberg, L ERA: 6.14	(9, 1)	1.0		4	1	0	0	1	0	0	0	0	0	0	15	23	0.00	1.000

PITCHER	IP	WLS	BF	H	R	ER	SO	BB	IBB	HBP	BLK	WP	HR	S	P	ERA	WHIP

WP: 0 PA: 41
PB: 1
SB: 1
CS: 0

Batter	1	2	3	4	5	6	7	8	9	AB	R	H	RBI	BB	SO	LOB
Gregg Jefferies, S (1, 7) OBP: 0.314, SLG: 0.351	C C B X 1-2 G4-3 ①	B C F C 1-3 K ③			X 0-0 L9 2B		C B B B X 3-1 L8 ②		F X 0-1 G3-1 ①	5	0	1	0	0	1	3
Mickey Morandini, L (1, 4) OBP: 0.374, SLG: 0.331 Reggie Harris, R (8, 1) Rex Hudler, R (9, 9) OBP: 0.167, SLG: 0.074	B C X 1-1 2B		X 0-0 F7 1B		X 0-0 L9 ② 2-3		B C B F F C 2-3 K ③		B B F S X 2-2 1B	4 0 1	0 0 0	2 0 1	0 0 0	0 0 0	1 0 0	2 0 0
Scott Rolen, R (1, 5) OBP: 0.374, SLG: 0.438	B B C B B 4-1 BB		F F B B X 2-2 L7 ①		B C C X 1-2 G1-3 ③			C C F F X 0-2 DI HR 1B	B C B F S 2-3 K ②	4	1	1	0	1	1	3
Darren Daulton, L (1, 9) OBP: 0.400, SLG: 0.547 Erik Plantenberg, R (9, 1) Mark Parent, R (9, PH) OBP: 0.128, SLG: 0.083	C B B F F C 2-3 K ②		1 SAFE X 0-0 F7 ② 1-2			C B C F B X 2-2 G3-1 ①		B B B C F C 3-3 K ① 1-2	S S F F S 0-3 K ③	4 0 1	0 0 0	0 0 0	0 0 0	0 0 0	2 0 1	4 0 1
Mike Lieberthal, R (1, 2) OBP: 0.220, SLG: 0.379	X 0-0 F8 ③		C B X 1-1 P8 ③			B S B F S 2-3 K ②		B S B B B 4-1 HR BB		3	1	0	0	1	1	3
Rico Brogna, L (1, 3) OBP: 0.325, SLG: 0.507		X 0-0 FC3-6 1B 1B		B B F S 2-3 K ①		B B S F B F F X 3-2 HR		B B C X 2-1 1-H 2-H HR		4	2	3	4	0	1	0
Wendell Magee, R (1, 8) OBP: 0.262, SLG: 0.270 Ruben Amaro Jr, S (8, PH) OBP: 0.300, SLG: 0.294 (9, 8)		F B B X 2-1 FC3-6 1-2 1B		X 0-0 G4-3 ②		B B F F F S 2-3 K ③		C B B C F B C 3-3 K ②		3 1	0 0	1 0	0 0	0 0	1 1	0 0
Kevin Stocker, S (1, 6) OBP: 0.338, SLG: 0.338		F B C X 1-2 FC3-6 ① 1-2f 2-3		B F C C 1-3 K ③			X 0-0 G4-3 ①	B C F B B X 3-2 P5 ③		4	0	0	0	0	1	2
Calvin Maduro, R (1, 1) OBP: 0.059, SLG: 0.059 Ron Blazier, R (6, 1) Ricky Otero, S (7, PH) OBP: 0.364, SLG: 0.300 23 Kevin Jordan, R (8, 4) OBP: 0.111, SLG: 0.294		X 0-0 B2 ②			C C S 0-3 K ①		C B B B B 4-1 BB		X 0-0 HR	2 0 0 1	0 0 0 1	0 0 0 1	0 0 0 1	0 0 1 0	1 0 0 0	2 0 0 0
Inning Stats	R: 0 E: 0 K: 1 S: 11 H: 1 LOB: 2 BB: 1 P: 19	R: 0 E: 0 K: 1 S: 10 H: 2 LOB: 2 BB: 0 P: 14	R: 0 E: 0 K: 0 S: 7 H: 1 LOB: 1 BB: 0 P: 10	R: 0 E: 0 K: 2 S: 7 H: 0 LOB: 0 BB: 0 P: 10	R: 0 E: 0 K: 1 S: 8 H: 1 LOB: 1 BB: 0 P: 9	R: 1 E: 0 K: 2 S: 16 H: 1 LOB: 0 BB: 0 P: 25	R: 0 E: 0 K: 1 S: 8 H: 0 LOB: 1 BB: 1 P: 17	R: 3 E: 0 K: 2 S: 18 H: 2 LOB: 0 BB: 1 P: 33	R: 1 E: 0 K: 2 S: 13 H: 2 LOB: 1 BB: 0 P: 17	1B: 5 2B: 2 3B: 0 HR: 3 SF: 0 SAC: 0 DP: 0 HBP: 0						

BOTTOM

Houston Astros @ Philadelphia Phillies

Veterans Stadium, Philadelphia, PA

Mon May 19 1997, 7:05 PM EDT

Att. 15,122 - Unknown - 85 F

livebaseballscorecards.com

AB	37
R	5
H	10
RBI	5
BB	3
SO	12
LOB	20

WP: 0 PB: 0 SB: 0 CS: 0

PA: 40

PITCHER		IP	WLS	BF	H	R	ER	SO	BB	IBB	HBP	BLK	WP	HR	S	P	ERA	WHIP
Darryl Kile, R ERA: 2.06	(1, 1)	7.0	W	29	6	1	1	8	2	0	0	0	0	1	67	104	1.29	1.143
John Hudek, R ERA: 6.43	(8, 1)	1.0		6	2	3	3	2	1	0	0	0	0	1	18	33	27.00	3.000
Billy Wagner, L ERA: 0.82	(9, 1)	1.0		5	2	1	1	2	0	0	0	0	0	1	13	17	9.00	2.000

PITCHER	IP	WLS	BF	H	R	ER	SO	BB	IBB	HBP	BLK	WP	HR	S	P	ERA	WHIP

Batter	1	2	3	4	5	6	7	8	9	AB	R	H	RBI	BB	SO	LOB
Deion Sanders, L (1, 8) OBP: 0.369, SLG: 0.446	B C B X 2-1 S 1B G4-3 1B	M H 1-1 1B 1-2 HBP		B C F X 1-2 ① P6			X 0-0 B1-3 1B		B X 1-0 ① F7	4	1	2	0	0	0	0
Curtis Goodwin, L (1, 7) OBP: 0.460, SLG: 0.418	C X 0-1 G4-3 S 1-2 2B 1B	X 0-0 1-2 2-3 1B		C B B B C F X 3-2 CS 1B			X 0-0 ① ② B1-3 1-1f		B F C X 1-2 1B 1B 1B	5	2	4	0	0	0	1
Barry Larkin, R (1, 6) OBP: 0.401, SLG: 0.352	B C F B X 3-2 ① G4-3 1-3 2-H	D C B S C 2-3 ③ K		C C C 0-3 ② ③ K 1-2			F C S 0-3 ③ K		S 1 SAFE F X 0-2 S 1B WP 1-3 1B	5	1	1	1	0	3	5
Reggie Sanders, R (1, 9) OBP: 0.313, SLG: 0.444	C C F B B B X 3-2 3-H 2B	C S B F B B F B 4-2 2B BB		X 0-0 ① F8				F B B C F B T 3-2 ① K	C S S 0-3 ② K	4	1	1	1	1	2	2
Hal Morris, L (1, 3) OBP: 0.315, SLG: 0.351	B C B X 2-1 ② G5-3	F X 0-1 1B 1-H 2B		B B T X 2-1 ② G6-3				C C F X 0-2 1B 2B	C X 0-1 1-2 3-H S 1B	5	1	3	2	0	0	1
Willie Greene, L (1, 5) OBP: 0.329, SLG: 0.411	C C C 0-3 ③ K	C B F F B B B 4-2 1B BB		B X 1-0 ③ F9				F B F X 1-2 2-H E 1B	B 1-0 ③ S 1-H 2-H	3	1	1	1	1	1	1
Hector Carrasco, R (8, 1)										0	0	0	0	0	0	0
Jeff Shaw, R (8, 1)										1	0	0	0	0	0	1
Bret Boone, R (1, 4) OBP: 0.283, SLG: 0.248		C C B S 1-3 ① K	B C F C 1-3 ① K			C F B S 1-3 ① K		C B F B F S 2-3 ② K		4	0	0	0	0	4	3
Joe Oliver, R (1, 2) OBP: 0.286, SLG: 0.308		B S F X 1-2 ② G4-3	X 0-0 G4-6-3 1-2 2-3 1B			X 0-0 ② F8		S B X 1-1 E6 2-H		4	0	1	0	0	0	0
John Smiley, L (1, 1) OBP: 0.091, SLG: 0.136		X 0-0 1B HBP 1B	F B X 1-1 ② ③ G4-6-3 1-2f			X 0-0 ③ G2-3		C C B 1 SAFE B X 2-2 ③ F7		3	0	1	0	0	0	3
Terry Pendleton, S (8, PH) OBP: 0.310, SLG: 0.333										1	0	0	0	0	0	1
(8, 5)																
Inning Stats	R: 2 E: 0 K: 1 S: 16 H: 3 LOB: 1 BB: 0 P: 26	R: 0 E: 0 K: 2 S: 12 H: 2 LOB: 3 BB: 0 P: 17	R: 1 E: 0 K: 1 S: 15 H: 2 LOB: 2 BB: 2 P: 25	R: 0 E: 0 K: 1 S: 10 H: 1 LOB: 0 BB: 0 P: 14	R: 0 E: 0 K: 0 S: 4 H: 0 LOB: 0 BB: 0 P: 7	R: 0 E: 0 K: 1 S: 5 H: 0 LOB: 0 BB: 0 P: 6	R: 0 E: 0 K: 1 S: 5 H: 1 LOB: 0 BB: 0 P: 5	R: 2 E: 1 K: 2 S: 20 H: 2 LOB: 1 BB: 0 P: 29	R: 2 E: 0 K: 1 S: 12 H: 3 LOB: 1 BB: 0 P: 15	1B: 11 2B: 4 3B: 0 HR: 0 SF: 0 SAC: 0 DP: 2 HBP: 1						

PITCHER		IP	WLS	BF	H	R	ER	SO	BB	IBB	HBP	BLK	WP	HR	S	P	ERA	WHIP
Chris Holt, R ERA: 3.6	(1, 1)	5.0		24	8	3	3	5	2	0	1	0	0	0	57	89	5.40	2.000
Ramon Garcia, R ERA: 4.94	(6, 1)	2.0		6	1	0	0	2	0	0	0	0	0	0	10	11	0.00	0.500
Russ Springer, R ERA: 2.53	(8, 1)	1.0	L	6	2	2	1	2	0	0	0	0	0	0	20	29	9.00	2.000
Jose Lima, R ERA: 4.15	(9, 1)	0.2		4	2	2	2	1	0	0	0	0	0	0	10	12	27.00	3.000
Tom Martin, L ERA: 1.72	(9, 1)	0.1		2	1	0	0	0	0	0	0	0	1	0	2	3	0.00	3.000

PITCHER	IP	WLS	BF	H	R	ER	SO	BB	IBB	HBP	BLK	WP	HR	S	P	ERA	WHIP

TOP

Cincinnati Reds @ Houston Astros

Astrodome, Houston, TX

Tue May 20 1997, 8:05 PM EDT

Att. 14,954 - Dome - 72 F

livebaseballscorecards.com

AB	39
R	7
H	14
RBI	5
BB	2
SO	10
LOB	18

1B: 11	SF: 0	WP: 1	PA: 42
2B: 4	SAC: 0	PB: 0	
3B: 0	DP: 2	SB: 3	
HR: 0	HBP: 1	CS: 1	

Batter	1	2	3	4	5	6	7	8	9	AB	R	H	RBI	BB	SO	LOB
Craig Biggio, R (1, 4) OBP: 0.379, SLG: 0.514	C C B S 1-3 K ①		C B B B C X 3-2 5 1B G6-3 1B		B C X 1-1 G4-3 ③			X 0-0 F9 ①		4	0	1	0	0	1	1
James Mouton, R (1, 8) OBP: 0.270, SLG: 0.339	B C S B X 2-2 G1-3 ②		B X 1-0 G6-3 ② 1-2			C X 0-1 E5 5 2B		C B B B F F B 4-2 E 5 S BB		3	2	0	0	1	0	1
5 Jeff Bagwell, R (1, 3) OBP: 0.403, SLG: 0.655	B B X 2-0 G5-3 ③		C X 0-1 ③ 2-H 1B			B C B F X 2-2 SH1-3 1-H 1B 2B		B F S B F B C 3-3 K ② 1-2		4	1	2	1	0	1	1
Sean Berry, R (1, 5) OBP: 0.250, SLG: 0.367		B B B C X 3-1 G4-3 ①		C X 0-1 L6-3 1B		C X 0-1 SH1-3 ① 2-3		B B B F C X 3-2 E3 1B 2-H		3	0	1	0	0	0	0
Luis Gonzalez, L (1, 7) OBP: 0.376, SLG: 0.373		X 0-0 2B 1B 1B		C F X 0-2 F8 ①		C X 0-1 CS 3-H 1B		1 SAFE C C C 1 SAFE F X 0-2 1-2 1B		4	1	3	1	0	0	1
Brad Ausmus, R (1, 2) OBP: 0.352, SLG: 0.435		C S B B B X 3-2 1B 1-3 2B		D B C 1 SAFE F X 2-2 ②③ L6-3 1-1		1 SAFE F T B C 1-3 ②③ K 1-2		B C B S B S 3-3 ③ K		4	0	1	0	0	2	4
Bobby Abreu, L (1, 9) OBP: 0.342, SLG: 0.356		C S X 0-2 G6-4-3 2-3 3-H 1B			F F B B B B 4-2 G6-3 PB BB		B C X 1-1 ① G6-3		C S B X 1-2 ① G6-3	3	0	1	1	1	0	0
Ricky Gutierrez, R (1, 6) OBP: 0.462, SLG: 0.571		B B X 2-0 ②③ G6-4-3 1-2f			B B F F F B F X 3-2 ① G6-3 1-3		B F X 1-1 ② G6-3		S B X 1-1 ② G4-3	4	0	0	0	0	0	3
Chris Holt, R (1, 1) OBP: 0.045, SLG: 0.045 Tim Bogar, R (5, PH) OBP: 0.273, SLG: 0.333 Ramon Garcia, R (6, 1) Ken Ramos, L (7, PH) Russ Springer, R (8, 1) Jose Lima, R (9, 1) Tom Martin, L (9, 1) Bill Spiers, L (9, PH) OBP: 0.419, SLG: 0.413			F X 0-1 F7 ①		C X 0-1 G5-3 ②		X 0-0 F7 ③		B C C F X 1-2 F7 ③	1 1 0 1 0 0 0 0 1	0 0 0 0 0 0 0 0 0	0 0 0 0 0 0 0 0 0	0 0 0 0 0 0 0 0 0	0 0 0 0 0 0 0 0 0	0 0 0 0 0 0 0 0 0	0 1 0 0 0 0 0 0 0
Inning Stats	R: 0 E: 0 K: 1 S: 7 H: 0 LOB: 0 BB: 0 P: 12	R: 1 E: 0 K: 0 S: 10 H: 3 LOB: 1 BB: 0 P: 18	R: 0 E: 0 K: 0 S: 8 H: 2 LOB: 2 BB: 0 P: 12	R: 0 E: 0 K: 0 S: 8 H: 1 LOB: 0 BB: 0 P: 10	R: 0 E: 0 K: 0 S: 11 H: 0 LOB: 1 BB: 1 P: 19	R: 2 E: 1 K: 1 S: 12 H: 2 LOB: 0 BB: 0 P: 15	R: 0 E: 0 K: 0 S: 5 H: 0 LOB: 0 BB: 0 P: 7	R: 1 E: 1 K: 2 S: 18 H: 1 LOB: 2 BB: 1 P: 31	R: 0 E: 0 K: 0 S: 9 H: 0 LOB: 0 BB: 0 P: 12	1B: 7 2B: 3 3B: 0 HR: 0	SF: 0 SAC: 1 DP: 2 HBP: 0			WP: 0 PB: 1 SB: 1 CS: 1	PA: 36	

PITCHER		IP	WLS	BF	H	R	ER	SO	BB	IBB	HBP	BLK	WP	HR	S	P	ERA	WHIP
John Smiley, L ERA: 5.15	(1, 1)	7.0	W	27	8	3	2	2	1	0	0	0	0	0	61	93	2.57	1.286
Hector Carrasco, R ERA: 1.84	(8, 1)	0.2		3	0	1	0	1	1	0	0	0	0	0	8	15	0.00	1.500
Jeff Shaw, R ERA: 0.87	(8, 1)	1.1	S	6	1	0	0	1	0	0	0	0	0	0	19	28	0.00	0.750

PITCHER	IP	WLS	BF	H	R	ER	SO	BB	IBB	HBP	BLK	WP	HR	S	P	ERA	WHIP

BOTTOM

Cincinnati Reds @ Houston Astros

Astrodome, Houston, TX

Tue May 20 1997, 8:05 PM EDT

Att. 14,954 - Dome - 72 F

livebaseballscorecards.com

AB	33
R	4
H	9
RBI	3
BB	2
SO	4
LOB	12

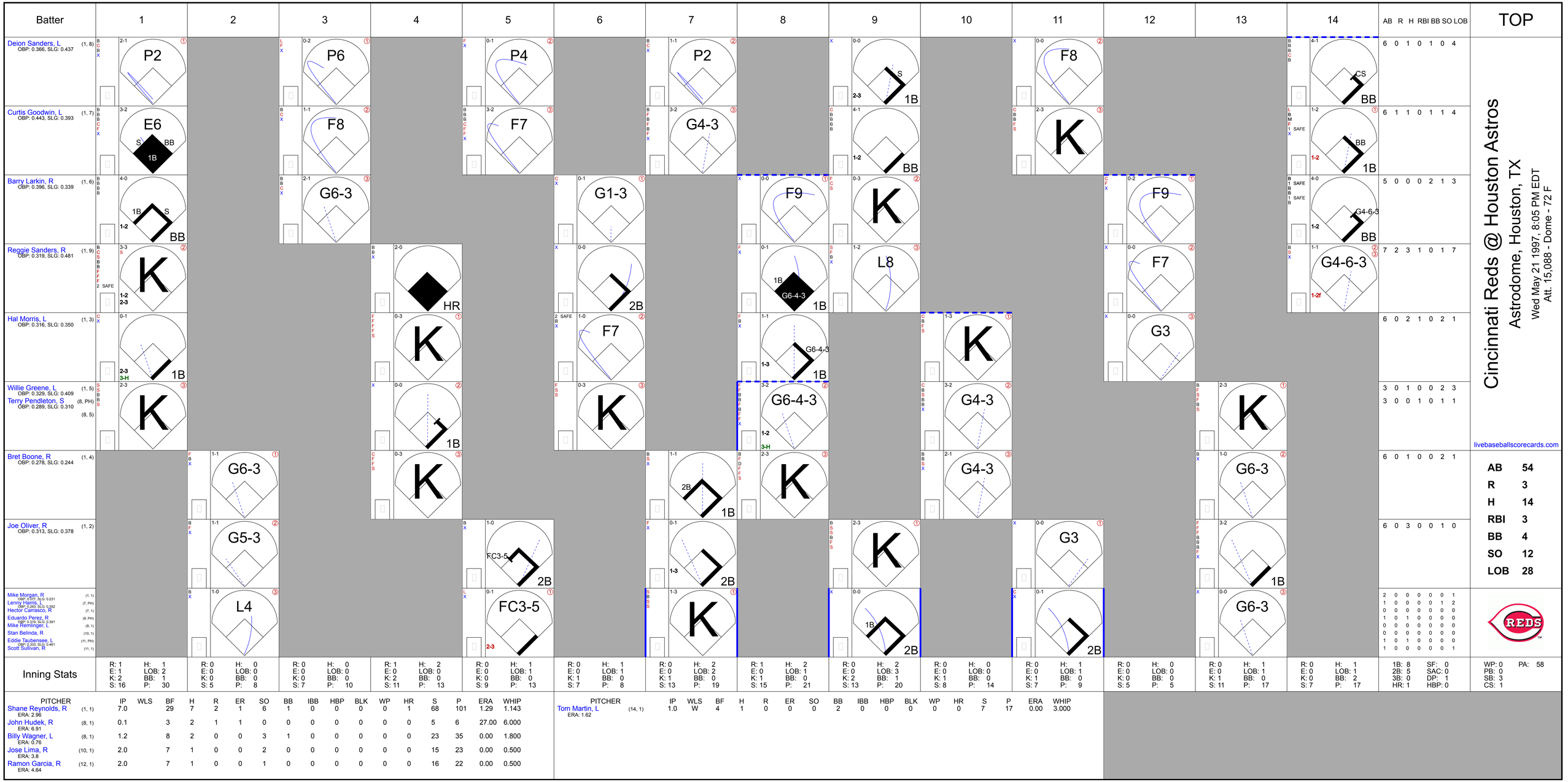
Batter
1
2
3
4
5
6
7
8
9
10
11
12
13
14
AB R H RBI BB SO LOB
TOP
Deion Sanders, L (1, 8) OBP: 0.366, SLG: 0.437
P2
P6
P4
P2
F8
CS
BB
6 0 1 0 1 0 4
Curtis Goodwin, L (1, 7) OBP: 0.443, SLG: 0.393
E6
F8
F7
G4-3
K
SAFE
BB
1B
6 1 1 0 1 1 4
Barry Larkin, R (1, 6) OBP: 0.396, SLG: 0.339
G6-3
G1-3
F9
F9
G4-6-3
BB
5 0 0 0 2 1 3
Reggie Sanders, R (1, 9) OBP: 0.319, SLG: 0.481
K
HR
K
F9
L8
F7
G4-6-3
7 2 3 1 0 1 7
Hal Morris, L (1, 3) OBP: 0.316, SLG: 0.350
K
F7
G6-4-3
K
G3
6 0 2 1 0 2 1
Willie Greene, L (1, 5) OBP: 0.329, SLG: 0.409
Terry Pendleton, S (8, PH) OBP: 0.289, SLG: 0.310 (8, 5)
K
K
G6-4-3
G4-3
K
3 0 1 0 0 2 3
3 0 0 1 0 1 1
Bret Boone, R (1, 4) OBP: 0.278, SLG: 0.244
G6-3
G6-4-3
G4-3
G6-3
6 0 1 0 0 2 1
Joe Oliver, R (1, 2) OBP: 0.313, SLG: 0.378
G5-3
FC3-5
G3
6 0 3 0 0 1 0
Mike Morgan, R (1, 1) OBP: 0.577, SLG: 0.231
Lenny Harris, L (7, PH) OBP: 0.263, SLG: 0.352
Hector Carrasco, R (7, 1)
Eduardo Perez, R (9, PH) OBP: 0.119, SLG: 0.391
Mike Remlinger, L (9, 1)
Stan Belinda, R (10, 1)
Eddie Taubensee, L (11, PH) OBP: 0.333, SLG: 0.481
Scott Sullivan, R (11, 1)
L4
FC3-5
K
G6-3
2 0 0 0 0 0 1
1 0 0 0 0 1 2
0 0 0 0 0 0 0
1 0 1 0 0 0 0
0 0 0 0 0 0 0
0 0 0 0 0 0 0
1 0 1 0 0 0 0
1 0 0 0 0 0 1
Cincinnati Reds @ Houston Astros
Astrodome, Houston, TX
Wed May 21 1997, 8:05 PM EDT
Att. 15,088 - Dome - 72 F
livebaseballscorecards.com
AB 54
R 3
H 14
RBI 3
BB 4
SO 12
LOB 28
Inning Stats
R: 1 E: 1 K: 2 S: 16 H: 1 LOB: 2 BB: 1 P: 30
R: 0 E: 0 K: 0 S: 5 H: 0 LOB: 0 BB: 0 P: 8
R: 0 E: 0 K: 0 S: 7 H: 0 LOB: 0 BB: 0 P: 10
R: 1 E: 0 K: 2 S: 11 H: 2 LOB: 0 BB: 0 P: 13
R: 0 E: 0 K: 0 S: 9 H: 1 LOB: 1 BB: 0 P: 13
R: 0 E: 0 K: 1 S: 7 H: 1 LOB: 1 BB: 0 P: 8
R: 0 E: 0 K: 1 S: 13 H: 2 LOB: 2 BB: 0 P: 19
R: 1 E: 0 K: 1 S: 15 H: 2 LOB: 1 BB: 0 P: 21
R: 0 E: 0 K: 2 S: 13 H: 2 LOB: 3 BB: 1 P: 20
R: 0 E: 0 K: 1 S: 8 H: 0 LOB: 0 BB: 0 P: 14
R: 0 E: 0 K: 1 S: 7 H: 1 LOB: 1 BB: 0 P: 9
R: 0 E: 0 K: 0 S: 5 H: 0 LOB: 0 BB: 0 P: 5
R: 0 E: 0 K: 1 S: 11 H: 1 LOB: 1 BB: 0 P: 17
R: 0 E: 0 K: 0 S: 7 H: 1 LOB: 1 BB: 2 P: 17
1B: 8 2B: 5 3B: 0 HR: 1
SF: 0 SAC: 0 DP: 1 HBP: 0
PA: 58
WP: 0 PB: 0 SB: 3 CS: 1
PITCHER IP WLS BF H R ER SO BB IBB HBP BLK WP HR S P ERA WHIP
Shane Reynolds, R (1, 1) ERA: 2.96 7.0 29 7 2 1 6 1 0 0 0 0 0 1 68 101 1.29 1.143
John Hudek, R (8, 1) ERA: 6.91 0.1 3 2 1 1 0 0 0 0 0 0 0 0 5 6 27.00 6.000
Billy Wagner, L (8, 1) ERA: 0.76 1.2 8 2 0 0 3 1 0 0 0 0 0 0 23 35 0.00 1.800
Jose Lima, R (10, 1) ERA: 3.8 2.0 7 1 0 0 2 0 0 0 0 0 0 0 15 23 0.00 0.500
Ramon Garcia, R (12, 1) ERA: 4.64 2.0 7 1 0 0 1 0 0 0 0 0 0 0 16 22 0.00 0.500
PITCHER IP WLS BF H R ER SO BB IBB HBP BLK WP HR S P ERA WHIP
Tom Martin, L (14, 1) ERA: 1.62 1.0 W 4 1 0 0 0 2 0 0 0 0 0 0 7 17 0.00 3.000

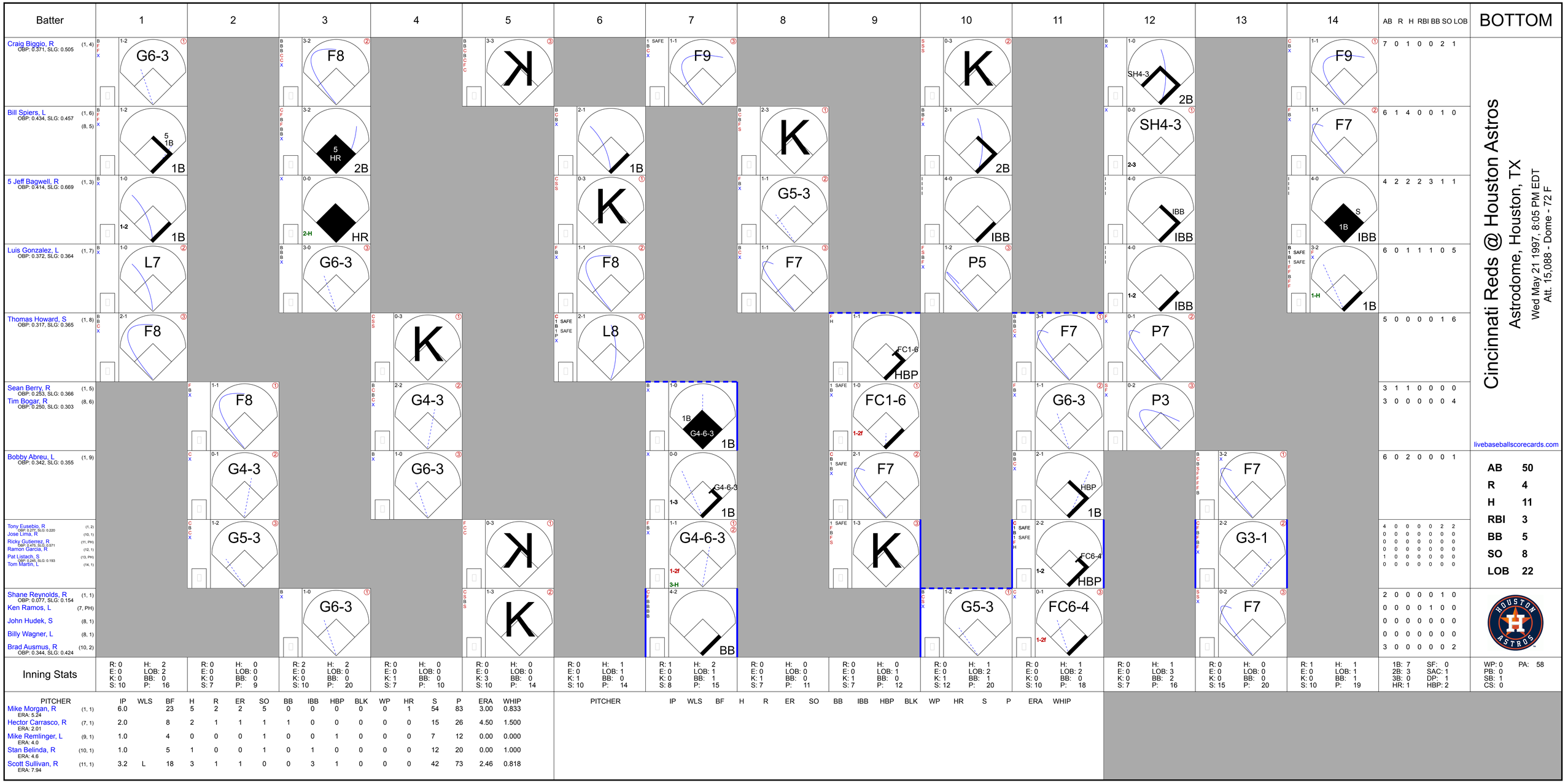

Cincinnati Reds @ Houston Astros

Astrodome, Houston, TX

Wed May 21 1997, 8:05 PM EDT

Att. 15,088 - Dome - 72 F

livebaseballscorecards.com

Batter	1	2	3	4	5	6	7	8	9	10	11	12	13	14	AB	R	H	RBI	BB	SO	LOB
Craig Biggio, R (1, 4) OBP: 0.371, SLG: 0.505	G6-3		F8		K		F9			K		SH4-3 2B		F9	7	0	1	0	0	2	1
Bill Spiers, L (1, 6) OBP: 0.434, SLG: 0.457 (8, 5)	5 1B 1B		5 HR 2B			1B		K		2B		SH4-3 2-3		F7	6	1	4	0	0	1	0
5 Jeff Bagwell, R (1, 3) OBP: 0.414, SLG: 0.669	1-2 1B		2-H HR			K		G5-3		IBB		IBB IBB		S 1B IBB	4	2	2	2	3	1	1
Luis Gonzalez, L (1, 7) OBP: 0.372, SLG: 0.364	L7		G6-3			F8		F7		P5		1-2 IBB		1-H 1B	6	0	1	1	1	0	5
Thomas Howard, S (1, 8) OBP: 0.317, SLG: 0.365	F8			K		L8			FC1-6 HBP		F7	P7			5	0	0	0	0	1	6
Sean Berry, R (1, 5) OBP: 0.253, SLG: 0.366		F8		G4-3			1B G4-6-3 1B		FC1-6 1-2f		G6-3	P3			3	1	1	0	0	0	0
Tim Bogar, R (8, 6) OBP: 0.250, SLG: 0.303															3	0	0	0	0	0	4
Bobby Abreu, L (1, 9) OBP: 0.342, SLG: 0.355		G4-3		G6-3			G4-6-3 1-3 1B		F7		HBP 1B		F7		6	0	2	0	0	0	1
Tony Eusebio, R (1, 2) OBP: 0.277, SLG: 0.220		G5-3			K		G4-6-3 1-2f 3-H		K		FC6-4 1-2 HBP		G3-1		4	0	0	0	0	2	2
Jose Lima, R (10, 1)															0	0	0	0	0	0	0
Ricky Gutierrez, R (11, PH) OBP: 0.475, SLG: 0.571															0	0	0	0	0	0	0
Ramon Garcia, R (12, 1)															0	0	0	0	0	0	0
Pat Listach, S (13, PH) OBP: 0.240, SLG: 0.193															1	0	0	0	0	0	0
Tom Martin, L (14, 1)															0	0	0	0	0	0	0
Shane Reynolds, R (1, 1) OBP: 0.077, SLG: 0.154			G6-3		K		BB			G5-3	FC6-4 1-2f		F7		2	0	0	0	0	1	0
Ken Ramos, L (7, PH)															0	0	0	0	1	0	0
John Hudek, S (8, 1)															0	0	0	0	0	0	0
Billy Wagner, L (8, 1)															0	0	0	0	0	0	0
Brad Ausmus, R (10, 2) OBP: 0.344, SLG: 0.424															3	0	0	0	0	0	2

Inning Stats	1	2	3	4	5	6	7	8	9	10	11	12	13	14	AB	R	H	RBI	BB	SO	LOB
	R: 0 E: 0 K: 0 S: 10	H: 2 LOB: 2 BB: 0 P: 16	R: 0 E: 0 K: 0 S: 7	H: 0 LOB: 0 BB: 0 P: 9	R: 2 E: 0 K: 0 S: 10	H: 2 LOB: 0 BB: 0 P: 20	R: 0 E: 0 K: 1 S: 7	H: 0 LOB: 0 BB: 0 P: 10	R: 0 E: 0 K: 3 S: 10	H: 0 LOB: 0 BB: 0 P: 14	R: 0 E: 0 K: 1 S: 10	H: 1 LOB: 1 BB: 0 P: 14	R: 1 E: 0 K: 0 S: 8	H: 2 LOB: 1 BB: 1 P: 15	R: 0 E: 0 K: 1 S: 7	H: 0 LOB: 0 BB: 0 P: 11	R: 0 E: 0 K: 1 S: 7	H: 0 LOB: 1 BB: 0 P: 12	R: 0 E: 0 K: 1 S: 12	H: 1 LOB: 2 BB: 1 P: 20	R: 0 E: 0 K: 0 S: 10	H: 1 LOB: 2 BB: 0 P: 18	R: 0 E: 0 K: 0 S: 7	H: 1 LOB: 3 BB: 2 P: 16	R: 0 E: 0 K: 0 S: 15	H: 0 LOB: 0 BB: 0 P: 20	R: 1 E: 0 K: 0 S: 10	H: 1 LOB: 1 BB: 1 P: 19	1B: 7 2B: 3 3B: 0 HR: 1	SF: 0 SAC: 1 DP: 1 HBP: 2	WP: 0 PB: 0 SB: 1 CS: 0	PA: 58

PITCHER		IP	WLS	BF	H	R	ER	SO	BB	IBB	HBP	BLK	WP	HR	S	P	ERA	WHIP
Mike Morgan, R ERA: 5.24	(1, 1)	6.0		23	5	2	2	5	0	0	0	0	0	1	54	83	3.00	0.833
Hector Carrasco, R ERA: 2.01	(7, 1)	2.0		8	2	1	1	1	1	0	0	0	0	0	15	26	4.50	1.500
Mike Remlinger, L ERA: 4.0	(9, 1)	1.0		4	0	0	0	1	0	0	1	0	0	0	7	12	0.00	0.000
Stan Belinda, R ERA: 4.6	(10, 1)	1.0		5	1	0	0	1	0	1	0	0	0	0	12	20	0.00	1.000
Scott Sullivan, R ERA: 7.94	(11, 1)	3.2	L	18	3	1	1	0	0	3	1	0	0	0	42	73	2.46	0.818

PITCHER	IP	WLS	BF	H	R	ER	SO	BB	IBB	HBP	BLK	WP	HR	S	P	ERA	WHIP

AB	50
R	4
H	11
RBI	3
BB	5
SO	8
LOB	22

Houston Astros @ Colorado Rockies

Coors Field, Denver, CO

Fri May 23 1997, 7:05 PM MDT

Att. 48,127 - Unknown - 64 F

TOP

livebaseballscorecards.com

Batter	1	2	3	4	5	6	7	8	9	AB	R	H	RBI	BB	SO	LOB
Craig Biggio, R (1, 4) OBP: 0.372, SLG: 0.505	G5-3	1B		1B		F8		SF7		4	0	2	2	0	0	0
James Mouton, R (1, 8) OBP: 0.269, SLG: 0.333	1B	F7		G6-3			F8	2B		4	0	1	0	0	0	3
Bill Spiers, L (8, PH) OBP: 0.440, SLG: 0.476 (8, 5)										1	0	1	0	0	0	0
5 Jeff Bagwell, R (1, 3) OBP: 0.418, SLG: 0.669	L8		1B 2B		G5-3		2B SF7 BB		IBB	3	2	1	0	2	0	1
Sean Berry, R (1, 5) OBP: 0.260, SLG: 0.371	G5-3		L6		FC6-4 BB		WP 2B	G1-3		4	0	1	0	1	0	5
John Hudek, S (8, 1)										0	0	0	0	0	0	0
Luis Gonzalez, L (1, 7) OBP: 0.361, SLG: 0.354		F8	F7		FC6-4 2B		SF7		G6-3	4	1	0	1	0	0	2
Brad Ausmus, R (1, 2) OBP: 0.354, SLG: 0.439		3B 1B	FC6 1B		1B 2B		K		P4	5	1	3	2	0	1	1
Bobby Abreu, L (1, 9) OBP: 0.344, SLG: 0.371		1B 3B	FC6		G4-3			FC1-6 E SF7 1B	L8	5	2	2	1	0	0	2
Ricky Gutierrez, R (1, 6) OBP: 0.477, SLG: 0.590		1B 1B		SH3-4 1B 2B		P4		E1 FC1-6		4	1	2	1	0	0	1
Donne Wall, R (1, 1)		B1		SH3-4		L4		FC1-6 2B		1	0	0	0	0	0	1
Ramon Garcia, R (5, 1)										0	0	0	0	0	0	0
Pat Listach, S (6, PH) OBP: 0.242, SLG: 0.191										1	0	0	0	0	0	0
Jose Lima, R (6, 1)										0	0	0	0	0	0	0
Thomas Howard, S (8, PH) OBP: 0.313, SLG: 0.360 (8, 8)										1	0	0	0	0	0	2
Inning Stats	R: 0 E: 0 K: 0 S: 10 H: 1 LOB: 1 BB: 0 P: 15	R: 2 E: 0 K: 0 S: 13 H: 4 LOB: 2 BB: 0 P: 22	R: 1 E: 0 K: 0 S: 7 H: 2 LOB: 1 BB: 0 P: 11	R: 1 E: 0 K: 0 S: 5 H: 2 LOB: 0 BB: 0 P: 9	R: 1 E: 0 K: 0 S: 10 H: 1 LOB: 1 BB: 1 P: 19	R: 0 E: 0 K: 0 S: 6 H: 0 LOB: 0 BB: 0 P: 8	R: 1 E: 0 K: 1 S: 11 H: 1 LOB: 1 BB: 1 P: 20	R: 1 E: 1 K: 0 S: 12 H: 2 LOB: 3 BB: 1 P: 19	R: 0 E: 0 K: 0 S: 5 H: 0 LOB: 0 BB: 0 P: 9	1B: 7 2B: 5 3B: 1 HR: 0	SF: 2 SAC: 1 DP: 0 HBP: 0						

	AB	37
	R	7
	H	13
	RBI	7
	BB	3
	SO	1
	LOB	18

WP: 1 PB: 0 SB: 1 CS: 1 PA: 43

PITCHER		IP	WLS	BF	H	R	ER	SO	BB	IBB	HBP	BLK	WP	HR	S	P	ERA	WHIP
Bobby Jones, L ERA: 6.0	(1, 1)	6.2	W	32	11	6	6	0	2	0	0	0	0	0	59	99	8.10	1.950
Jerry Dipoto, R ERA: 8.35	(7, 1)	0.1		1	0	0	0	1	0	0	0	0	1	0	3	5	0.00	0.000
Darren Holmes, R ERA: 2.74	(8, 1)	1.0		7	2	1	0	0	0	1	0	0	0	0	12	19	0.00	2.000
Steve Reed, R ERA: 5.5	(9, 1)	1.0	S	3	0	0	0	0	0	0	0	0	0	0	5	9	0.00	0.000

PITCHER	IP	WLS	BF	H	R	ER	SO	BB	IBB	HBP	BLK	WP	HR	S	P	ERA	WHIP

Batter	1	2	3	4	5	6	7	8	9	AB	R	H	RBI	BB	SO	LOB
Walt Weiss, S (1, 6) OBP: 0.360, SLG: 0.357	B C X 1-1 G4-3 ①		B B C C F X 2-2 G3-1 ①		X 0-0 BLK 1B 1B	S C C 0-3 K ②		B B B B 4-0 BB		4	1	1	0	1	1	2
Ellis Burks, R (1, 8) OBP: 0.311, SLG: 0.504 Quinton McCracken, S (8, 8) OBP: 0.386, SLG: 0.427	B C B B X 3-1 G6-3 ②		B B X 2-0 HR		B B F C X 2-2 BB 1B 1-H 1B	C S B S 1-3 K ③		C B C B B C 3-3 K ③		4 1	2 0	2 0	2 0	0 0	1 1	2 2
Larry Walker, L (1, 9) OBP: 0.482, SLG: 0.750	B B X 2-0 1B 2B		X 0-0 G1-3 ②		B B B B 4-0 1B 1B 1-2 BB		B B X 2-0 G1-3 S 1B			3	2	2	0	1	0	0
Andres Galarraga, R (1, 3) OBP: 0.414, SLG: 0.574	B F B X 2-1 HR 2-H 1B		B X 1-0 G4-3 ③		C B X 1-1 1B 1-3 2-H 1B		C F S 0-3 K ①			4	1	2	2	0	1	1
Dante Bichette, R (1, 7) OBP: 0.333, SLG: 0.447 Darren Holmes, R (8, 1) OBP: 0.143, SLG: 0.571 Steve Reed, R (9, 1)	X 0-0 HR 1-H			B C F B B X 2-2 E3 G6-4-3	F S F X 0-2 G5-4-3 1-3 3-H 1B		S 1 SAFE B F F B X 2-2 G1-3 ② 1-3			4 0 0	1 0 0	2 0 0	3 0 0	0 0 0	0 0 0	1 0 0
Vinny Castilla, R (1, 5) OBP: 0.348, SLG: 0.506	B C F F B B X 3-2 G5-3 ③			X 0-0 G6-4-3 ① ② 1-2f	1 SAFE B 1 SAFE X 1-0 G5-4-3 ② ③ 1-2f		X 0-0 P4 ③			4	0	0	0	0	0	4
Kirt Manwaring, R (1, 2) OBP: 0.327, SLG: 0.347		C B B C B X 3-2 F8 ①		C X 0-1 F9 ③		S H 1-1 SH3-4 BB HBP		B B B C X 3-1 G4-3 1B		3	0	1	0	0	0	0
Jason Bates, S (1, 4) OBP: 0.333, SLG: 0.396		C B F F B F B F 3-2 X G3-1 ②			B X 1-0 HR	B B C B F B 4-2 SH3-4 1-2 BB		B B X 2-0 G4-3 ① 1-2		3	1	1	1	1	0	1
Bobby Jones, R (1, 1) OBP: 0.250, SLG: 0.250 Jerry Dipoto, R (7, 1) Harvey Pulliam, R (8, 7)		B X 1-0 G1-3 ③			B C B C X 2-2 G1-3 ①	X 0-0 SH3-4 ① 1-2 2-3		X 0-0 L5 ②		2 0 1	0 0 0	0 0 0	0 0 0	0 0 0	0 0 0	0 0 1
Inning Stats	R: 3 H: 3 E: 0 LOB: 0 K: 0 BB: 0 S: 12 P: 23	R: 0 H: 0 E: 0 LOB: 0 K: 0 BB: 0 S: 11 P: 18	R: 1 H: 1 E: 0 LOB: 0 K: 0 BB: 0 S: 7 P: 12	R: 0 H: 0 E: 1 LOB: 0 K: 0 BB: 0 S: 6 P: 8	R: 4 H: 5 E: 0 LOB: 1 K: 0 BB: 1 S: 15 P: 26	R: 0 H: 0 E: 0 LOB: 2 K: 2 BB: 1 S: 10 P: 16	R: 0 H: 1 E: 0 LOB: 1 K: 1 BB: 0 S: 9 P: 13	R: 0 H: 1 E: 0 LOB: 2 K: 1 BB: 1 S: 7 P: 19		1B: 7 SF: 0 2B: 1 SAC: 1 3B: 0 DP: 2 HR: 3 HBP: 1						WP: 0 PA: 38 PB: 0 SB: 1 CS: 0

PITCHER		IP	WLS	BF	H	R	ER	SO	BB	IBB	HBP	BLK	WP	HR	S	P	ERA	WHIP
Donne Wall, R ERA: 8.36	(1, 1)	4.1	L	21	7	8	8	0	1	0	0	1	0	3	44	78	16.61	1.846
Ramon Garcia, R ERA: 4.54	(5, 1)	0.2		3	2	0	0	0	0	0	0	0	0	0	7	9	0.00	3.000
Jose Lima, R ERA: 3.51	(6, 1)	2.0		9	1	0	0	3	1	0	1	0	0	0	19	29	0.00	1.000
John Hudek, R ERA: 6.46	(8, 1)	1.0		5	1	0	0	1	1	0	0	0	0	0	7	19	0.00	2.000

PITCHER	IP	WLS	BF	H	R	ER	SO	BB	IBB	HBP	BLK	WP	HR	S	P	ERA	WHIP

BOTTOM

Houston Astros @ Colorado Rockies

Coors Field, Denver, CO

Fri May 23 1997, 7:05 PM MDT

Att. 48,127 - Unknown - 64 F

livebaseballscorecards.com

AB	33
R	8
H	11
RBI	8
BB	3
SO	4
LOB	14

Batter	1	2	3	4	5	6	7	8	9	AB	R	H	RBI	BB	SO	LOB
Craig Biggio, R (1, 4) OBP: 0.377, SLG: 0.521	C B F F F F X 1-2 ① G5-3	B F F B F S 2-3 ③ K		F 1 SAFE X 0-1 1-H HR		B B C X 2-1 1B			B B C B B 4-1 G4-6-3 BB	4	1	2	2	1	1	1
Bill Spiers, L (1, 6) (9, 5) OBP: 0.438, SLG: 0.483	X 0-0 5 HR 1B	X 0-0 1B 2B	C B B C S 2-3 ② K			C B 1 SAFE S X 1-2 ② L7			D X 1-0 ① ② G4-6-3 1-2f	5	2	2	0	0	1	2
5 Jeff Bagwell, R (1, 3) OBP: 0.423, SLG: 0.680	B X 1-0 1-H HR	B B B C C C B 4-2 1B SF9 BB	B H 2-0 2B HBP			B X 1-0 ③ G5-3			C F B S 1-3 ③ K	3	3	1	2	1	1	1
Luis Gonzalez, L (1, 7) OBP: 0.364, SLG: 0.365	C X 0-1 ② G4-3	X 0-0 SF9 S 1-3 2-H FC4-2 1B	B C F X 1-2 1-H 2B				B B F C X 2-2 ① G3-1			4	0	2	2	0	0	0
Sean Berry, R (1, 5) OBP: 0.259, SLG: 0.364 Tim Bogar, R (9, 6) OBP: 0.250, SLG: 0.303	B B B B 4-0 BB	B 1 SAFE B F B C X 3-2 ① SF9 1-3 3-H	F S B F F B F F B 3-2 X ③ P4				F C F C 0-3 ② K			2 0	0 0	0 0	1 0	1 0	1 0	1 0
Bobby Abreu, L (1, 9) OBP: 0.335, SLG: 0.361	B 1 SAFE F C 1 SAFE C 1-3 ③ K	B X 1-0 ② FC4-2 3-H			X 0-0 ① G3-1		B B F B F X 3-2 ③ G4-3			4	0	0	0	0	1	2
Thomas Howard, S (1, 8) OBP: 0.310, SLG: 0.346		B B B C B 4-1 F8 S BB	P 1 SAFE 1 SAFE S X 1-1 ③ F7		B B X 2-0 ② G6-3			C B S B S 2-3 ① K		3	0	0	0	1	1	1
Brad Ausmus, R (1, 2) OBP: 0.351, SLG: 0.433		F F B F B 1 SAFE B S 3-3 ① K 1-2	F F X 0-2 HR 1B		B X 1-0 ③ G6-3			X 0-0 ② G1-3		4	1	1	0	0	1	1
Darryl Kile, R (1, 1) OBP: 0.065, SLG: 0.065 Ricky Gutierrez, R (8, PH) OBP: 0.467, SLG: 0.575 Russ Springer, R (8, 1) Billy Wagner, L (9, 1)		B B C C X 2-2 ② F8 2-3	1 SAFE F 1 SAFE B B X 2-1 ① F8			C B F B S 2-3 ① K		X 0-0 ③ L9		3 1 0 0	0 0 0 0	0 0 0 0	0 0 0 0	0 0 0 0	1 0 0 0	2 0 0 0
Inning Stats	R: 2 E: 0 K: 1 S: 14 H: 2 LOB: 1 BB: 1 P: 21	R: 0 E: 0 K: 2 S: 12 H: 0 LOB: 1 BB: 1 P: 23	R: 2 E: 0 K: 0 S: 11 H: 2 LOB: 1 BB: 1 P: 19	R: 3 E: 0 K: 1 S: 20 H: 3 LOB: 1 BB: 0 P: 30	R: 0 E: 0 K: 0 S: 3 H: 0 LOB: 0 BB: 0 P: 6	R: 0 E: 0 K: 1 S: 9 H: 1 LOB: 1 BB: 0 P: 15	R: 0 E: 0 K: 1 S: 10 H: 0 LOB: 0 BB: 0 P: 15	R: 0 E: 0 K: 1 S: 5 H: 0 LOB: 0 BB: 0 P: 7	R: 0 E: 0 K: 1 S: 5 H: 0 LOB: 0 BB: 1 P: 11	1B: 4 2B: 2 3B: 0 HR: 2		SF: 1 SAC: 0 DP: 1 HBP: 1				

PITCHER		IP	WLS	BF	H	R	ER	SO	BB	IBB	HBP	BLK	WP	HR	S	P	ERA	WHIP
John Burke, R ERA: 5.73	(1, 1)	4.0	L	23	7	7	7	4	3	0	1	0	0	2	57	93	15.75	2.500
Jerry Dipoto, R ERA: 7.52	(5, 1)	2.0		7	1	0	0	1	0	0	0	0	0	0	12	21	0.00	0.500
Mike DeJean, R ERA: 3.38	(7, 1)	1.0		3	0	0	0	1	0	0	0	0	0	0	10	15	0.00	0.000
Mike Munoz, L ERA: 5.87	(8, 1)	2.0		6	0	0	0	2	1	0	0	0	0	0	10	18	0.00	0.500

PITCHER	IP	WLS	BF	H	R	ER	SO	BB	IBB	HBP	BLK	WP	HR	S	P	ERA	WHIP

TOP

Houston Astros @ Colorado Rockies

Coors Field, Denver, CO

Sat May 24 1997, 3:33 AM MDT

Att. 48,129 - Overcast - 69 F

livebaseballscorecards.com

AB	33
R	7
H	8
RBI	7
BB	4
SO	8
LOB	11

Batter	1	2	3	4	5	6	7	8	9	AB	R	H	RBI	BB	SO	LOB
Eric Young Sr., R (1, 4) OBP: 0.417, SLG: 0.473	F7		CS 1B		FC6-4 1-2f		F8			4	0	1	0	0	0	3
Ellis Burks, R (1, 8) OBP: 0.303, SLG: 0.489 Quinton McCracken, S (9, 8) OBP: 0.386, SLG: 0.427	K		K 1-2			F8		K		4 0	0 0	0 0	0 0	0 0	3 0	1 0
Larry Walker, L (1, 9) OBP: 0.488, SLG: 0.753	BB			G4-3		F9 2B		BB		2	0	1	0	2	0	0
Andres Galarraga, R (1, 3) OBP: 0.411, SLG: 0.566	K			S 1B		F9 2-3		F9		4	0	1	0	0	1	3
Dante Bichette, R (1, 7) OBP: 0.326, SLG: 0.436		G6-3		K 1-2		F8		K		4	0	0	0	0	2	3
Jeff Reed, L (1, 2) OBP: 0.395, SLG: 0.534 Harvey Pulliam, R (9, PH)		G6-3		K			E4 FC6-4		K	3 1	0 0	0 0	0 0	0 0	1 1	1 0
Jason Bates, S (1, 5) OBP: 0.328, SLG: 0.386	1B				P4		FC6-4 BB 1-2f		K	4	0	1	0	0	1	1
Walt Weiss, S (1, 6) OBP: 0.357, SLG: 0.348		G4-3			FC6-4 BB		F8		G5-3	3	0	0	0	1	0	2
John Burke, S (1, 1) Jerry Dipoto, R (5, 1) Mike DeJean, R (7, 1) OBP: 1.000, SLG: 2.000 John Vander Wal, L (7, PH) OBP: 0.263, SLG: 0.152 Mike Munoz, L (8, 1)			F8		B1		BB 1-2			1 1 0 0 0	0 0 0 0 0	0 0 0 0 0	0 0 0 0 0	0 0 0 1 0	0 0 0 0 0	0 1 0 0 0
Inning Stats	R: 0 E: 0 K: 2 S: 12 H: 0 LOB: 1 BB: 1 P: 20	R: 0 E: 0 K: 0 S: 8 H: 1 LOB: 1 BB: 0 P: 12	R: 0 E: 0 K: 1 S: 7 H: 1 LOB: 1 BB: 0 P: 10	R: 0 E: 0 K: 2 S: 12 H: 1 LOB: 1 BB: 0 P: 19	R: 0 E: 0 K: 0 S: 5 H: 0 LOB: 1 BB: 1 P: 9	R: 0 E: 0 K: 0 S: 9 H: 1 LOB: 1 BB: 0 P: 17	R: 0 E: 1 K: 0 S: 9 H: 0 LOB: 2 BB: 1 P: 18	R: 0 E: 0 K: 2 S: 12 H: 0 LOB: 1 BB: 1 P: 20	R: 0 E: 0 K: 2 S: 8 H: 0 LOB: 0 BB: 0 P: 12	1B: 3 2B: 2 3B: 0 HR: 0	SF: 0 SAC: 0 DP: 1 HBP: 0						

PITCHER	IP	WLS	BF	H	R	ER	SO	BB	IBB	HBP	BLK	WP	HR	S	P	ERA	WHIP
Darryl Kile, R (1, 1) ERA: 1.88	7.0	W	28	4	0	0	5	3	0	0	0	0	0	62	105	0.00	1.000
Russ Springer, R (8, 1) ERA: 2.42	1.0		4	0	0	0	2	1	0	0	0	0	0	12	20	0.00	1.000
Billy Wagner, L (9, 1) ERA: 0.73	1.0		3	0	0	0	2	0	0	0	0	0	0	8	12	0.00	0.000

PITCHER	IP	WLS	BF	H	R	ER	SO	BB	IBB	HBP	BLK	WP	HR	S	P	ERA	WHIP

BOTTOM

Houston Astros @ Colorado Rockies

Coors Field, Denver, CO

Sat May 24 1997, 3:33 AM MDT
Att. 48,129 - Overcast - 69 F

livebaseballscorecards.com

AB	31
R	0
H	4
RBI	0
BB	4
SO	9
LOB	15

PA: 35
WP: 0
PB: 0
SB: 1
CS: 1

Batter	1	2	3	4	5	6	7	8	9	AB	R	H	RBI	BB	SO	LOB
Craig Biggio, R (1, 4) OBP: 0.378, SLG: 0.523	C X 0-1 5 2B BB 1B	B B X 2-0 2-H 1B 2B		X 0-0 G5-3 ①		B B C X 2-1 G6-3 ②			B C X 1-1 G5-3 ①	5	2	2	1	0	0	1
Bill Spiers, L (1, 6) OBP: 0.445, SLG: 0.478	B B B B 4-0 1-2 5 2B BB	B B B C X 3-1 5 1B 2-H 1B		B T X 1-1 G4-3 ②		S S B S 1-3 K ③			B C B B B 4-1 BB 5 E BB	3	1	1	1	2	1	1
5 Jeff Bagwell, R (1, 3) OBP: 0.422, SLG: 0.678	B B 2 X SAFE 2-0 1-H 2-H 2B	X 0-0 FC4-6 1-2 1B		B C X 1-1 G6-3 ③			B B X 2-0 F8 ①		C B X 1-1 E1 BB 1-2	5	0	2	2	0	0	1
Luis Gonzalez, L (1, 7) OBP: 0.360, SLG: 0.355	B X 1-0 P7 ①	C B F B B X 3-2 F7 ②			B X 1-0 F8 ①		X 0-0 P5 ②		S B F F B B B 4-2 1-2 2-3 BB	4	0	0	0	1	0	3
Sean Berry, R (1, 5) OBP: 0.248, SLG: 0.346	S X 0-1 E6	X 0-0 FC4-6 1-2f ③			C X 0-1 F8 ②		B B X 2-0 G5-3 ③		B F B B X 3-1 P6 ②	5	0	0	0	0	0	6
Thomas Howard, S (1, 9) OBP: 0.308, SLG: 0.341 Pat Listach, S (9, PH) OBP: 0.240, SLG: 0.189	B F X 1-1 F7 ②		B B B C T X 3-2 G6-3 ①		C B B X 2-1 F7 ③			B X 1-0 HBP 1B	C B B X 2-1 P6 ③	4 1	0 0	1 0	0 0	0 0	0 0	2 3
Tony Eusebio, R (1, 2) OBP: 0.290, SLG: 0.226 Brad Ausmus, R (8, PR) OBP: 0.351, SLG: 0.433 (8, 2)	B X 1-0 P4 ③		X 0-0 1B			X 0-0 E5 1B SF7		1 SAFE C 1 SAFE B H 2-1 1-2 G6-3 HBP		3 0	1 0	1 0	0 0	0 0	0 0	2 0
James Mouton, R (1, 8) OBP: 0.282, SLG: 0.344		F S B X 1-2 S SH1-3 2B 1B	F B X 1-1 F8 ②			C X 0-1 1-3 S 1B		B X 1-0 P4 ①		4	1	2	0	0	0	3
Chris Holt, R (1, 1) OBP: 0.043, SLG: 0.043 Jose Lima, R (5, 1) Ken Ramos, L (6, PH) Ramon Garcia, R (6, 1) Ricky Gutierrez, R (8, PH) OBP: 0.457, SLG: 0.561 John Hudek, S (8, 1)		M X 0-1 SH1-3 1-2 ①	C X 0-1 G1-3 ③			B X 1-0 SF7 1-2 3-H ①		B B F F X 2-2 G6-3 1-2f ② ③		1 0 0 0 1 0	0 0 0 0 0 0	0 0 0 1 0 0	0 0 0 0 0 0	0 0 0 0 0 0	0 0 0 0 0 0	1 0 0 0 2 0
Inning Stats	R: 2 E: 1 K: 0 S: 9 H: 2 LOB: 2 BB: 1 P: 18	R: 2 E: 0 K: 0 S: 13 H: 4 LOB: 2 BB: 0 P: 22	R: 0 E: 0 K: 0 S: 8 H: 1 LOB: 1 BB: 0 P: 12	R: 0 E: 0 K: 0 S: 5 H: 0 LOB: 0 BB: 0 P: 7	R: 0 E: 0 K: 0 S: 5 H: 0 LOB: 0 BB: 0 P: 8	R: 1 E: 1 K: 1 S: 9 H: 1 LOB: 1 BB: 0 P: 13	R: 0 E: 0 K: 0 S: 3 H: 0 LOB: 0 BB: 0 P: 7	R: 0 E: 0 K: 0 S: 6 H: 1 LOB: 2 BB: 0 P: 12	R: 0 E: 1 K: 0 S: 12 H: 0 LOB: 3 BB: 2 P: 27	1B: 7 2B: 2 3B: 0 HR: 0 SF: 1 SAC: 1 DP: 1 HBP: 1						

PITCHER		IP	WLS	BF	H	R	ER	SO	BB	IBB	HBP	BLK	WP	HR	S	P	ERA	WHIP
Roger Bailey, R ERA: 3.04	(1, 1)	8.0	W	36	9	5	4	1	1	0	1	0	0	0	58	99	4.50	1.250
Steve Reed, R ERA: 5.3	(9, 1)	0.2		5	0	0	0	0	2	0	0	0	0	0	10	23	0.00	3.000
Mike Munoz, L ERA: 5.74	(9, 1)	0.1	S	1	0	0	0	0	0	0	0	0	0	0	2	4	0.00	0.000

PITCHER	IP	WLS	BF	H	R	ER	SO	BB	IBB	HBP	BLK	WP	HR	S	P	ERA	WHIP

TOP

Houston Astros @ Colorado Rockies

Coors Field, Denver, CO

Sun May 25 1997, 3:33 AM MDT

Att. 48,222 - Cloudy - 61 F

livebaseballscorecards.com

AB	36
R	5
H	9
RBI	5
BB	3
SO	1
LOB	25

WP: 0 PA: 42
PB: 0
SB: 2
CS: 0

Batter	1	2	3	4	5	6	7	8	9	AB	R	H	RBI	BB	SO	LOB
Eric Young Sr., R (1, 4) OBP: 0.417, SLG: 0.468	BBBB 4-0 G5-4-3 BB		CBCX 1-2 S 1B	CBX 1-1 ③ G5-3	BX 1-0 ③ 5-3			CBBBCX 3-2 ① G6-3		4	1	1	0	1	0	3
Ellis Burks, R (1, 8) OBP: 0.318, SLG: 0.525 Steve Reed, R (9, 1) Mike Munoz, L (9, 1)	BBCX 2-1 ①② G5-4-3 1-2f		FBBBBX 3-1 FC4-6 1B 1-H 1B		CBBFBB 4-2 F8 1B G5-3 BB	BBX 2-1 G3 G5-3 2B		BBBFBX 3-1 HR		4 0 0	3 0 0	3 0 0	2 0 0	1 0 0	0 0 0	1 0 0
Dante Bichette, R (1, 7) OBP: 0.339, SLG: 0.443 Quinton McCracken, S (8, PR) OBP: 0.386, SLG: 0.427 (9, 8)	CFBFX 1-2 1B		1 SAFE BBBFFFBFX 3-2 FC4-6 1-2 1B		X 0-0 G5-3 F8 1-2 1B 1B	BFBBFFX 3-2 ① G3 2-3		BFBFBBB 4-2 3B BB		4 0	1 1	3 0	0 0	1 0	0 0	1 0
Larry Walker, L (1, 9) OBP: 0.485, SLG: 0.753	FBCS 1-3 ③ K		BX 1-0 ② FC4-6 FC5 BB 1-2f 2-3		BBX 2-0 ① F8 1-2 2-3	FBBFBBB 4-2 G5-3 BB		BBX 2-0 1-H 3B		4	0	1	1	1	1	5
Andres Galarraga, R (1, 3) OBP: 0.405, SLG: 0.553		BX 1-0 ① G3	BSSBBBB 1 SAFE 4-1 1-2 BB		BX 1-0 ② G5-3 2-3 3-H	BX 1-0 ② G5-3 1-2 3-H		SBCBBT 3-2 ② K		4	0	0	2	1	1	4
Vinny Castilla, R (1, 5) OBP: 0.349, SLG: 0.503		BX 1-0 1B	FX 0-1 ③ FC5 2-3f		BBSSX 2-2 1B 3-H 1B	CBX 1-1 ③ G6-3		FFX 0-2 ③ G5-3		5	1	2	1	0	0	6
Kirt Manwaring, R (1, 2) OBP: 0.325, SLG: 0.343		BFFC 1-3 ② K	CX 0-1 ① P9	BX 1-0 1B 1B 1-3 1B		BFX 1-1 ① L6				4	0	1	0	0	1	1
Walt Weiss, S (1, 6) OBP: 0.361, SLG: 0.375		CBTBBX 3-2 ③ G4-3	MX 0-1 HR	X 0-0 1B 1-2 3-H 1B		CBFBBBX 3-2 ② G1-3				4	1	2	2	0	0	1
Roger Bailey, R (1, 1) OBP: 0.259, SLG: 0.296 Harvey Pulliam, R (9, 7)			X 0-0 ① G1-3	CX 0-1 ② G4-3	CBX 1-1 1-2 2-3 1B		X 0-0 ③ G4-3			4 0	0 0	1 0	0 0	0 0	0 0	0 0
Inning Stats	R: 0 H: 1 E: 0 LOB: 1 K: 1 BB: 1 S: 9 P: 17	R: 0 H: 1 E: 0 LOB: 1 K: 1 BB: 0 S: 8 P: 14	R: 1 H: 3 E: 0 LOB: 3 K: 0 BB: 1 S: 15 P: 27	R: 1 H: 1 E: 0 LOB: 0 K: 0 BB: 0 S: 8 P: 9	R: 3 H: 5 E: 0 LOB: 3 K: 0 BB: 1 S: 13 P: 25	R: 1 H: 1 E: 0 LOB: 1 K: 0 BB: 1 S: 11 P: 22	R: 0 H: 0 E: 0 LOB: 0 K: 0 BB: 0 S: 6 P: 10	R: 2 H: 2 E: 0 LOB: 2 K: 1 BB: 1 S: 14 P: 29		1B: 10 SF: 0 2B: 1 SAC: 0 3B: 1 DP: 1 HR: 2 HBP: 0						

PITCHER		IP	WLS	BF	H	R	ER	SO	BB	IBB	HBP	BLK	WP	HR	S	P	ERA	WHIP
Chris Holt, R ERA: 4.0	(1, 1)	4.2		27	11	5	5	2	3	0	0	0	0	1	52	90	9.64	3.000
Jose Lima, R ERA: 3.46	(5, 1)	0.1		1	0	0	0	0	0	0	0	0	0	0	1	2	0.00	0.000
Ramon Garcia, R ERA: 4.54	(6, 1)	2.0	L	8	1	1	1	0	1	0	0	0	0	0	17	32	4.50	1.000
John Hudek, R ERA: 7.16	(8, 1)	1.0		6	2	2	2	1	1	0	0	0	0	1	14	29	18.00	3.000

PITCHER	IP	WLS	BF	H	R	ER	SO	BB	IBB	HBP	BLK	WP	HR	S	P	ERA	WHIP

BOTTOM

Houston Astros @ Colorado Rockies

Coors Field, Denver, CO

Sun May 25 1997, 3:33 AM MDT

Att. 48,222 - Cloudy - 61 F

livebaseballscorecards.com

AB	37
R	8
H	14
RBI	8
BB	5
SO	3
LOB	22

COLORADO ROCKIES

Houston Astros @ San Francisco Giants

3Com Park at Candlestick Point, San Francisco, CA

Mon May 26 1997, 6:33 AM EDT

Att. 16,059 - Overcast - 67 F

TOP

livebaseballscorecards.com

Batter	1	2	3	4	5	6	7	8	9	AB	R	H	RBI	BB	SO	LOB
Craig Biggio, R (1, 4) OBP: 0.387, SLG: 0.535	1-2 5 BB 1B FC3-6 1B	1-1 1-2 1B			1-1 G4-3 FC4-6 2B		1-3 K		2-0 1B	5	2	4	0	0	1	0
Brad Ausmus, R (1, 2) OBP: 0.345, SLG: 0.424	0-0 5 BB 1-2 E 1B	1-2 P4			2-2 G4-3 2-3		1-1 G6-3		0-0 G6-3	5	1	1	0	0	0	4
5 Jeff Bagwell, R (1, 3) OBP: 0.423, SLG: 0.670	4-0 FC3-6 1-2 2-3 BB	1-1 G4-3			4-0 FC4-6 IBB		3-2 L9			2	0	0	0	2	0	2
Luis Gonzalez, L (1, 7) OBP: 0.357, SLG: 0.353	2-1 FC3-6 1-2f 2-H 3-H	2-3 K			2-1 FC4-6 1-2f 3-H			0-1 BB 1B		4	0	1	2	0	1	2
Sean Berry, R (1, 5) OBP: 0.239, SLG: 0.333	2-3 K	2-2 G5-3			0-0 L8			1-3 K		4	0	0	0	0	2	3
Ray Montgomery, R (1, 9) OBP: 0.316, SLG: 0.250 Thomas Howard, S (8, PH) OBP: 0.315, SLG: 0.341 (8, 9)	4-1 BB	1-3 K				3-1 G4-3		4-1 L8-4 1-2 BB		2 0	0 0	0 0	0 0	1 1	1 0	0 0
Ricky Gutierrez, R (1, 6) OBP: 0.420, SLG: 0.511	0-3 K	1-0 P4				0-1 G3		1-1 1-2 L8-4		4	0	0	0	0	1	4
James Mouton, R (1, 8) OBP: 0.280, SLG: 0.328		2-1 F7		2-3 K		4-2 BB			2-3 K	3	0	0	0	1	2	0
Shane Reynolds, R (1, 1) OBP: 0.103, SLG: 0.172 Tom Martin, L (7, 1) Russ Springer, R (8, 1) Pat Listach, S (9, PH) OBP: 0.238, SLG: 0.187 Jose Lima, R (9, 1)		3-2 1B 1B		2-3 K		0-3 K			3-2 F7	3 0 0 1 0	0 0 0 0 0	1 0 0 0 0	0 0 0 0 0	0 0 0 0 0	2 0 0 0 0	1 0 0 0 0

	AB	33
	R	3
	H	7
	RBI	2
	BB	5
	SO	10
	LOB	16

Inning Stats	1	2	3	4	5	6	7	8	9	1B	SF	WP	PA
	R: 2 H: 2 E: 1 LOB: 2 K: 2 BB: 2 S: 13 P: 26	R: 0 H: 2 E: 0 LOB: 2 K: 0 BB: 0 S: 14 P: 22	R: 0 H: 0 E: 0 LOB: 0 K: 2 BB: 0 S: 13 P: 18	R: 0 H: 0 E: 0 LOB: 0 K: 2 BB: 0 S: 11 P: 16	R: 1 H: 1 E: 0 LOB: 1 K: 0 BB: 1 S: 8 P: 17	R: 0 H: 0 E: 0 LOB: 1 K: 1 BB: 1 S: 10 P: 17	R: 0 H: 0 E: 0 LOB: 0 K: 1 BB: 0 S: 10 P: 15	R: 0 H: 1 E: 0 LOB: 1 K: 1 BB: 1 S: 8 P: 14	R: 0 H: 1 E: 0 LOB: 1 K: 1 BB: 0 S: 11 P: 18	6	0	0	38
										2B: 2	SAC: 0	PB: 0	
										3B: 0	DP: 1	SB: 0	
										HR: 0	HBP: 0	CS: 0	

PITCHER		IP	WLS	BF	H	R	ER	SO	BB	IBB	HBP	BLK	WP	HR	S	P	ERA	WHIP
Kirk Rueter, L ERA: 3.22	(1, 1)	7.0		30	5	3	2	8	3	1	0	0	0	0	79	131	2.57	1.143
Doug Henry, R ERA: 1.03	(8, 1)	1.0		4	1	0	0	1	1	0	0	0	0	0	8	14	0.00	2.000
Rich Rodriguez, L ERA: 1.07	(9, 1)	0.2		2	0	0	0	1	0	0	0	0	0	0	9	14	0.00	0.000
Julian Tavarez, R ERA: 7.61	(9, 1)	0.1	W	2	1	0	0	0	0	0	0	0	0	0	2	4	0.00	3.000

PITCHER	IP	WLS	BF	H	R	ER	SO	BB	IBB	HBP	BLK	WP	HR	S	P	ERA	WHIP

BOTTOM

Batter	1	2	3	4	5	6	7	8	9	AB	R	H	RBI	BB	SO	LOB
Marvin Benard, L (1, 9) OBP: 0.396, SLG: 0.333	F8	FC4-6 1B 1-2f 2-3 3-H		K		G1-3		K		5	0	0	1	0	2	5
Jose Vizcaino, S (1, 6) OBP: 0.339, SLG: 0.327	F7	1B 1-3 3-H		G4-3			L9	G3		5	0	1	1	0	0	2
Barry Bonds, L (1, 7) OBP: 0.447, SLG: 0.483	1B	IBB		F7			E 1B		HR	4	1	3	1	1	0	0
Jeff Kent, R (1, 4) OBP: 0.330, SLG: 0.529	F9	K			G1-6-3 BB		E1 FC4-6 1-2			3	0	0	0	1	1	5
J.T. Snow, L (1, 3) OBP: 0.401, SLG: 0.398		BB 1B BB 1B	K		L8		K			4	1	1	0	0	2	3
Stan Javier, S (1, 8) OBP: 0.320, SLG: 0.279		BB BB FC4-6 1-2 1B	F7		G1-6-3 1-2f		FC4-6 1-2f			4	1	1	0	0	0	3
Bill Mueller, S (1, 5) OBP: 0.357, SLG: 0.345		FC4-6 BB 1B 1-2 2-3 BB	1-1 BB 1B			L8		2-2 2B		3	1	2	0	1	0	0
Marcus Jensen, S (1, 2) OBP: 0.321, SLG: 0.340		F9	1 SAFE 1-2 BB			FC4-6 1B		B3		3	0	1	0	1	0	4
Kirk Rueter, L (1, 1) OBP: 0.182, SLG: 0.100		FC4-6 1-2 2-3 3-H BB	P7			FC4-6 1-2f		BB		2	0	0	1	1	0	3
Doug Henry, R (8, 1)										0	0	0	0	0	0	0
Glenallen Hill, R (8, PH) OBP: 0.276, SLG: 0.418										0	0	0	0	1	0	0
Rich Rodriguez, L (9, 1) OBP: 0.500, SLG: 0.500										0	0	0	0	0	0	0
Julian Tavarez, L (9, 1)										0	0	0	0	0	0	0
Inning Stats	R: 0 E: 0 K: 0 S: 5 H: 1 LOB: 1 BB: 0 P: 10	R: 3 E: 0 K: 1 S: 20 H: 3 LOB: 3 BB: 3 P: 40	R: 0 E: 0 K: 1 S: 13 H: 1 LOB: 2 BB: 1 P: 23	R: 0 E: 0 K: 1 S: 10 H: 0 LOB: 0 BB: 0 P: 16	R: 0 E: 0 K: 0 S: 4 H: 0 LOB: 0 BB: 1 P: 9	R: 0 E: 0 K: 0 S: 11 H: 1 LOB: 1 BB: 0 P: 17	R: 0 E: 1 K: 1 S: 10 H: 1 LOB: 2 BB: 0 P: 12	R: 0 E: 0 K: 1 S: 17 H: 1 LOB: 2 BB: 1 P: 28	R: 1 E: 0 K: 0 S: 1 H: 1 LOB: 0 BB: 0 P: 2	1B: 7 2B: 1 3B: 0 HR: 1 SF: 0 SAC: 0 DP: 1 HBP: 0						

PITCHER		IP	WLS	BF	H	R	ER	SO	BB	IBB	HBP	BLK	WP	HR	S	P	ERA	WHIP
Shane Reynolds, R ERA: 3.07	(1, 1)	6.0		28	6	3	3	3	4	1	0	0	0	0	63	115	4.50	1.667
Tom Martin, L ERA: 1.5	(7, 1)	1.1		7	2	0	0	1	0	0	0	0	0	0	14	19	0.00	1.500
Russ Springer, R ERA: 2.35	(8, 1)	0.2		3	0	0	0	1	1	0	0	0	0	0	13	21	0.00	1.500
Jose Lima, R ERA: 3.81	(9, 1)	0.0	L	1	1	1	1	0	0	0	0	0	0	1	1	2	∞	∞

PITCHER	IP	WLS	BF	H	R	ER	SO	BB	IBB	HBP	BLK	WP	HR	S	P	ERA	WHIP

Houston Astros @ San Francisco Giants

3Com Park at Candlestick Point, San Francisco, CA

Mon May 26 1997, 6:33 AM EDT

Att. 16,059 - Overcast - 67 F

livebaseballscorecards.com

AB	33
R	4
H	9
RBI	4
BB	6
SO	5
LOB	25

WP: 0	PB: 0	SB: 0	CS: 0	PA: 39					

Batter	1	2	3	4	5	6	7	8	9	10	AB	R	H	RBI	BB	SO	LOB
Craig Biggio, R (1, 4) OBP: 0.387, SLG: 0.529	F B X 1-1 G3-1 ①		B B C F B X 3-2 F8 ③		B B S B X 3-2 1B	I I I 4-0 IBB			C C B B X 2-2 F8 ①		4	0	1	0	1	0	1
Brad Ausmus, R (1, 2) OBP: 0.340, SLG: 0.412	B B B C B 4-1 CS BB			C F B X 1-2 G1-3 ①	X 0-0 F7 ①	D X 1-0 P3 ③			B C B X 2-1 P4 ②		4	0	0	0	1	0	4
5 Jeff Bagwell, R (1, 3) OBP: 0.423, SLG: 0.663	D 1 SAFE S B 1 SAFE 1 SAFE C X 2-2 F8 ②			X 0-0 2B 1B	C C B 1 SAFE F 1 SAFE F B 1 SAFE 2-2 P3 ②		B X 1-0 L7 ①		B F C F X 1-2 E7 1B		5	1	2	0	0	0	2
Luis Gonzalez, L (1, 7) OBP: 0.364, SLG: 0.363	1 SAFE C B 1-1 CS ③ 1-2	B B F B S S 3-3 K ①		F B B 1 SAFE X 2-1 BB 1B 2B 1-H	B B B C X 3-1 P3 ③		B F C B F X 2-2 FC5-4 1B		I I I 4-0 IBB		4	1	2	1	1	1	1
Sean Berry, R (1, 5) OBP: 0.254, SLG: 0.348 Billy Wagner, L (9, 1)		F F X 0-2 CS 1B		F B B B B 4-1 1B BB E BB		B B F C X 2-2 1B 2B	B 1 SAFE 1 SAFE X 1-0 FC5-4 ② 1-2f		X 0-0 L8 ③		4 0	2 0	2 0	0 0	1 0	0 0	3 0
Thomas Howard, S (1, 9) OBP: 0.330, SLG: 0.349		B S 1 SAFE C C 1-3 K ② ③ 1-2		B B B C B 4-1 E BB 1-2 2-3		B C X 1-1 SH1-4 1B 2-3	B S 1 SAFE C 1 SAFE X 1-2 G1-3 ③			C F B X 1-2 G6-4-3 1B	4	0	2	0	1	1	2
Ricky Gutierrez, R (1, 6) OBP: 0.436, SLG: 0.520			B F X 1-1 SH1-4 1B B B C F F F B X 3-2 E4 1B 1-3 2-H 3-H			B X 1-0 SH1-4 1-2 3-H 1B		B F F B X 2-2 L8 ①		C F B 1 SAFE F 1 SAFE X 1-2 G6-4-3 ① ② 1-2f	5	0	3	2	0	0	1
James Mouton, R (1, 8) OBP: 0.266, SLG: 0.310			X 0-0 B2 ① B B C F S 2-3 K ②			B B X 2-0 SH1-4 ① 1-2 2-3		X 0-0 G6-3 ②		F B X 1-1 G4-3 ③	4	0	0	0	0	1	3
Mike Hampton, R (1, 1) OBP: 0.100, SLG: 0.053 Ken Ramos, L (6, PH) Ramon Garcia, R (6, 1) Tom Martin, L (7, 1) Pat Listach, S (8, PH) OBP: 0.235, SLG: 0.185 Russ Springer, R (8, 1) Bill Spiers, L (9, 5) OBP: 0.445, SLG: 0.478			X 0-0 SH1-4 ② 1-2	B C F X 1-2 G1-3 ③		B B C S F B F X 3-2 P3 ②		B X 1-0 G6-3 ③			1 1 0 0 1 0 0	0 0 0 0 0 0 0	0 0 0 0 0 0 0	0 0 0 0 0 0 0	0 0 0 0 0 0 0	0 0 0 0 0 0 0	2 2 0 0 0 0 0
Inning Stats	R: 0 E: 0 K: 0 S: 7 H: 0 LOB: 0 BB: 1 P: 15	R: 0 E: 0 K: 2 S: 9 H: 1 LOB: 1 BB: 0 P: 13	R: 0 E: 0 K: 0 S: 7 H: 1 LOB: 1 BB: 0 P: 11	R: 3 E: 1 K: 1 S: 19 H: 3 LOB: 2 BB: 2 P: 36	R: 0 E: 0 K: 0 S: 12 H: 1 LOB: 1 BB: 0 P: 20	R: 1 E: 0 K: 0 S: 13 H: 3 LOB: 3 BB: 1 P: 27	R: 0 E: 0 K: 0 S: 9 H: 1 LOB: 1 BB: 0 P: 14	R: 0 E: 0 K: 0 S: 5 H: 0 LOB: 0 BB: 0 P: 8	R: 0 E: 1 K: 0 S: 10 H: 1 LOB: 2 BB: 1 P: 19	R: 0 E: 0 K: 0 S: 9 H: 1 LOB: 0 BB: 0 P: 12	1B: 10 2B: 3 3B: 0 HR: 0 SF: 0 SAC: 2 DP: 2 HBP: 0	WP: 0 PB: 0 SB: 0 CS: 2 PA: 45					

PITCHER	IP	WLS	BF	H	R	ER	SO	BB	IBB	HBP	BLK	WP	HR	S	P	ERA	WHIP
Mark Gardner, R (1, 1) ERA: 3.23	5.0		24	8	4	3	3	3	0	0	0	0	0	59	103	5.40	2.200
Rene Arocha, R (6, 1) ERA: 15.0	1.0		5	1	0	0	0	0	1	0	0	0	0	8	19	0.00	1.000
Joe Roa, R (7, 1) ERA: 4.55	3.0		12	2	0	0	0	0	1	0	0	0	0	24	41	0.00	0.667
Rod Beck, R (10, 1) ERA: 3.48	1.0	W	3	1	0	0	0	0	0	0	0	0	0	9	12	0.00	1.000

PITCHER	IP	WLS	BF	H	R	ER	SO	BB	IBB	HBP	BLK	WP	HR	S	P	ERA	WHIP

TOP

Houston Astros @ San Francisco Giants

3Com Park at Candlestick Point, San Francisco, CA

Tue May 27 1997, 6:33 AM EDT
Att. 8,437 - Sunny - 70 F

livebaseballscorecards.com

AB	37
R	4
H	12
RBI	3
BB	5
SO	3
LOB	21

Batter	1	2	3	4	5	6	7	8	9	10	AB	R	H	RBI	BB	SO	LOB
Marvin Benard, L (1, 9) OBP: 0.377, SLG: 0.304	B X 1-0 ① G4-3	B C F S 1-3 ③ K		B S B B B 4-1 BB 1-2 BB		F B X 1-1 ② P5			C B C B C 2-3 ② K		4	0	0	0	1	2	0
Jose Vizcaino, S (1, 6) OBP: 0.340, SLG: 0.321	B B B B 4-0 FC5-4 BB BB BB		C F B X 1-2 ① F7	C B D B B 4-1 1-2 2-3 BB		C F B F X 1-2 ③ P5			F B B X 2-1 ③ G4-3		3	1	0	0	2	0	0
Barry Bonds, L (1, 7) OBP: 0.446, SLG: 0.483	C B B B 1 SAFE 1 SAFE B 4-1 FC5-4 1-2 BB		X 0-0 ② F8	F X 0-1 ③ P6			X 0-0 ① G6-3			C C B X 1-2 1B 2B	4	1	1	0	1	0	3
Jeff Kent, R (1, 4) OBP: 0.326, SLG: 0.537	B B F X 2-1 ② FC5-4 BB BB 1-2f 2-3		B C X 1-1 ③ G4-3		B S B F F X 2-2 HR		B B C B X 3-1 ② L7			X 0-0 ① B3	5	1	1	1	0	0	3
Mark Lewis, R (1, 5) OBP: 0.333, SLG: 0.436	B B C B B 4-1 BB 1-2 BB			S X 0-1 2B 1B	B X 1-0 ① F9		F C X 0-2 ③ G6-3			F B B B H 4-1 1B HBP	3	1	1	0	1	0	0
Stan Javier, S (1, 8) OBP: 0.343, SLG: 0.311	B B B C F B 4-2 1-2 2-3 3-H BB			1 SAFE F B 1 B X 2-1 G5-3 1-H 1B 2B	C X 0-1 S 1B			B B C B C X 3-2 ① G3		X 0-0 1-2 2-H 1B	4	1	3	3	1	0	0
J.T. Snow, L (1, 3) OBP: 0.393, SLG: 0.388	C F B F F T 1-2 ③ K			B B X 2-0 ① G5-3 2-3	F B F C 1-3 ② K 1-2			B B F F B F S 3-3 ② K			4	0	0	0	0	3	5
Marcus Jensen, S (1, 2) OBP: 0.298, SLG: 0.314		C X 0-1 ① G1-6-3		B B S B S X 3-2 ② L9	S S B S 1-3 ③ K			B B S F X 2-2 ③ L9			4	0	0	0	0	1	2
Mark Gardner, R (1, 1) OBP: 0.115, SLG: 0.080 Rene Arocha, R (6, 1) Bill Mueller, S (6, PH) OBP: 0.354, SLG: 0.342 Joe Roa, R (7, 1) OBP: 0.333, SLG: 0.333 Glenallen Hill, R (9, PH) OBP: 0.274, SLG: 0.415 Rod Beck, R (10, 1)		X 0-0 ② G6-3		C B X 1-1 BB BB 3-H 1B		C X 0-1 ① G4-3			B C S C 1-3 ① K		2 0 0 1 0 0 1 0	0 0 0 0 0 0 0 0	1 0 0 0 0 0 0 0	1 0 0 0 0 0 0 0	0 0 0 0 0 0 1 0	0 0 0 0 0 0 0 0	0 0 0 0 0 0 0 0
Inning Stats	R: 1 H: 0 E: 0 LOB: 3 K: 1 BB: 4 S: 13 P: 33	R: 0 H: 0 E: 0 LOB: 0 K: 1 BB: 0 S: 6 P: 7	R: 0 H: 0 E: 0 LOB: 0 K: 0 BB: 0 S: 6 P: 8	R: 2 H: 3 E: 0 LOB: 3 K: 0 BB: 2 S: 14 P: 30	R: 1 H: 2 E: 0 LOB: 1 K: 2 BB: 0 S: 13 P: 18	R: 0 H: 0 E: 0 LOB: 0 K: 0 BB: 0 S: 8 P: 10	R: 0 H: 0 E: 0 LOB: 0 K: 0 BB: 0 S: 6 P: 9	R: 0 H: 0 E: 0 LOB: 0 K: 1 BB: 0 S: 10 P: 18	R: 0 H: 0 E: 0 LOB: 0 K: 2 BB: 0 S: 8 P: 13	R: 1 H: 2 E: 0 LOB: 2 K: 0 BB: 0 S: 6 P: 11	1B: 4 SF: 0 2B: 2 SAC: 0 3B: 0 DP: 0 HR: 1 HBP: 1						

PITCHER		IP	WLS	BF	H	R	ER	SO	BB	IBB	HBP	BLK	WP	HR	S	P	ERA	WHIP
Mike Hampton, L ERA: 5.65	(1, 1)	5.0		26	5	4	4	4	6	0	0	0	0	1	52	96	7.20	2.200
Ramon Garcia, R ERA: 4.42	(6, 1)	1.0		3	0	0	0	0	0	0	0	0	0	0	8	10	0.00	0.000
Tom Martin, L ERA: 1.42	(7, 1)	1.0		3	0	0	0	0	0	0	0	0	0	0	6	9	0.00	0.000
Russ Springer, R ERA: 2.25	(8, 1)	1.0		3	0	0	0	1	0	0	0	0	0	0	10	18	0.00	0.000
Billy Wagner, L ERA: 1.04	(9, 1)	1.1	L	7	2	1	1	2	0	0	1	0	0	0	14	24	6.75	1.500

PITCHER	IP	WLS	BF	H	R	ER	SO	BB	IBB	HBP	BLK	WP	HR	S	P	ERA	WHIP

BOTTOM

Houston Astros @ San Francisco Giants

3Com Park at Candlestick Point, San Francisco, CA

Tue May 27 1997, 6:33 AM EDT
Att. 8,437 - Sunny - 70 F

livebaseballscorecards.com

AB	35
R	5
H	7
RBI	5
BB	6
SO	7
LOB	13

WP: 0 PA: 42
PB: 0
SB: 1
CS: 0

Batter	1	2	3	4	5	6	7	8	9	AB	R	H	RBI	BB	SO	LOB
Quilvio Veras, S (1, 4) OBP: 0.302, SLG: 0.295	F B B F S 2-3 K ①	B F B F C 2-3 K ③			F B F X 1-2 E3 1B 2B	C F F B S 1-3 K ②		C C B B F C 2-3 K ③		5	1	0	0	0	4	3
Tony Gwynn, L (1, 9) OBP: 0.433, SLG: 0.601	B X 1-0 G6-3 ②		B B B C X 3-1 G6-3 ①		B X 1-0 2B 1B 1B 1-2 2-3	B B C B B 4-1 BB			X 0-0 WP 1B 1B	4	2	2	0	1	0	0
Steve Finley, L (1, 8) OBP: 0.324, SLG: 0.459	B X 1-0 1B	F B B C X 2-2 F7 ②			S D F B F X 2-2 1B 2B 1-3 2-H 3-H	B B X 2-0 G4-3 ③			B S X 1-1 P7 ①	5	1	2	2	0	0	2
Ken Caminiti, S (1, 5) OBP: 0.321, SLG: 0.403	C B S S 1-3 K ③	F X 0-1 F7 ③			T B B X 2-1 BB 1B 1B 2-H 3-H		C B B B F C 3-3 K ①		B S C S 1-3 K ② 1-2	5	0	1	2	0	3	2
Wally Joyner, L (1, 3) OBP: 0.346, SLG: 0.437		B C B B X 3-1 L1 ①		S B C B S 2-3 K ①	X 0-0 BB 1B 1-2		B F C X 1-2 G3-1 ②		B B F B F B 4-2 E 1B BB	4	0	1	0	1	1	0
Greg Vaughn, R (1, 7) OBP: 0.281, SLG: 0.380	B H 2-0 FC3-6 1B 1B HBP			B B C B S C 3-3 K ②	B F B F B C 3-3 K ②		B B B B 4-0 BB		C X 0-1 E 1B 1-2 2-H	3	1	1	1	1	2	2
Chris Gomez, R (1, 6) OBP: 0.313, SLG: 0.358	F X 0-1 FC3-6 1B 1-2			B F B B B X 3-1 G5-3 ③	B S C B F B B 4-2 FC6-4 BB 1-2 2-3		F B B B X 3-1 G5-3 ③		C F X 0-2 E6 1-2 2-3	4	0	1	0	1	0	3
John Flaherty, R (1, 2) OBP: 0.276, SLG: 0.318 Terry Burrows, L (5, 1) Scott Livingstone, L (8, PH) OBP: 0.211, SLG: 0.176 Pete Smith, R (8, 1) Craig Shipley, R (9, PH) OBP: 0.375, SLG: 0.875	B X 1-0 FC3-6 1B ② 1-2f 2-3				F B S 1-3 K ③ B B X 2-1 FC6-4 ① 1-2f			C C B X 1-2 P7 ①	B X 1-0 G4-3 ③	3 0 1 0 1	0 0 0 0 0	0 0 0 0 0	0 0 0 0 0	0 0 0 0 0	1 0 0 0 0	5 0 0 0 3
Fernando Valenzuela, L (1, 1) OBP: 0.214, SLG: 0.214 Sean Bergman, R (3, 1) OBP: 0.200, SLG: 0.200 Carlos Hernandez, R (5, PH) OBP: 0.278, SLG: 0.389 (5, 2)	B F X 1-1 1-2 3-H 1B				C X 0-1 1B E 2B 1B	X 0-0 L8 ①		C B C S 1-3 K ②		1 0 3	0 0 1	1 0 1	1 0 0	0 0 0	0 0 1	0 0 0
Inning Stats	R: 0 H: 1 E: 0 LOB: 1 K: 2 BB: 0 S: 8 P: 13	R: 1 H: 2 E: 0 LOB: 2 K: 1 BB: 0 S: 10 P: 19	R: 0 H: 0 E: 0 LOB: 0 K: 0 BB: 0 S: 7 P: 12	R: 0 H: 0 E: 0 LOB: 0 K: 2 BB: 0 S: 8 P: 16	R: 4 H: 5 E: 1 LOB: 3 K: 2 BB: 1 S: 24 P: 40	R: 0 H: 0 E: 0 LOB: 1 K: 1 BB: 1 S: 7 P: 14	R: 0 H: 0 E: 0 LOB: 1 K: 1 BB: 1 S: 8 P: 19	R: 0 H: 0 E: 0 LOB: 0 K: 2 BB: 0 S: 10 P: 14	R: 1 H: 2 E: 1 LOB: 3 K: 1 BB: 1 S: 14 P: 21	1B: 9 SF: 0 2B: 1 SAC: 0 3B: 0 DP: 0 HR: 0 HBP: 1						

San Diego Padres @ Houston Astros

Astrodome, Houston, TX

Thu May 29 1997, 8:05 PM EDT

Att. 13,793 - Dome - 72 F

TOP

livebaseballscorecards.com

AB	39
R	6
H	10
RBI	6
BB	4
SO	12
LOB	20

WP: 1 PB: 0 SB: 0 CS: 0 PA: 44

PITCHER		IP	WLS	BF	H	R	ER	SO	BB	IBB	HBP	BLK	WP	HR	S	P	ERA	WHIP
Darryl Kile, R ERA: 2.14	(1, 1)	7.0	W	34	8	5	4	9	3	0	1	0	0	0	72	133	5.14	1.571
John Hudek, R ERA: 6.75	(8, 1)	1.0		3	0	0	0	2	0	0	0	0	0	0	10	14	0.00	0.000
Tom Martin, L ERA: 1.8	(9, 1)	1.0		7	2	1	1	1	1	0	0	0	1	0	14	21	9.00	3.000

PITCHER	IP	WLS	BF	H	R	ER	SO	BB	IBB	HBP	BLK	WP	HR	S	P	ERA	WHIP

BOTTOM

Batter	1	2	3	4	5	6	7	8	9	AB	R	H	RBI	BB	SO	LOB
Craig Biggio, R (1, 4) OBP: 0.386, SLG: 0.522	B C B X 2-1 5 1B G5-3 1B	B B B B 4-0 BB	B X 1-0 ③ FC6-4 1-2f	B C X 1-1 ② FC5-2-5 5 WP BB 3-H		S C X 0-2 ② F8		C C B B X 2-2 ③ F8		5	1	1	0	1	0	6
James Mouton, R (1, 8) OBP: 0.286, SLG: 0.311	B 1 SAFE C 1 SAFE B 1 X 2-1 ① G5-3 1-2	F B B F B X 3-2 ③ F8	1-1 5 2B 1B 4-1 1-2 2-3 BB			B B B B 4-0 1-2 BB				3	1	1	0	2	0	4
5 Jeff Bagwell, R (1, 3) OBP: 0.427, SLG: 0.665	F B X 1-1 G4-3 2-H 1B		B B B C B 4-1 1B E BB	1 SAFE 1 SAFE 1 SAFE 1 SAFE X 1-2 F8 1B 1-H 2B 2-3 K 2-3 3-H ③		C F B F B F C 2-3 ③ K				4	2	2	2	1	2	4
Luis Gonzalez, L (1, 7) OBP: 0.375, SLG: 0.378	B 1 SAFE X 1-0 ② G4-3 1-2	1 SAFE C C B F B 1 SAFE X 2-2 E 1B 1-2 1B	B B B C B 4-1 1B 2B BB	B F C X 1-2 S 1B			C B X 1-1 E 2B			4	3	3	0	1	0	1
Sean Berry, R (1, 5) OBP: 0.252, SLG: 0.342 John Hudek, S (8, 1) Tom Martin, L (9, 1)	F D X 1-1 ③ F7		B B B C 1 SAFE F X 3-2 1B G4-3 1-H 2-H 1B	X 0-0 ① F9 2-3	X 0-0 ① F8		S F D B F F C 2-3 ① K			5 0 0	0 0 0	1 0 0	1 0 0	0 0 0	1 0 0	5 0 0
Tony Eusebio, R (1, 2) OBP: 0.297, SLG: 0.227		C B B F B B B 4-2 SH5-3 E BB	X 0-0 ① G4-3 1-2	1 SAFE 1 SAFE X 0-0 2B 1-2 2B 3-H 1B	1 SAFE B C D X 2-1 ② F8		B X 1-0 ② G5-3 2-H			4	1	1	1	1	0	2
Ray Montgomery, R (1, 9) OBP: 0.333, SLG: 0.333		B F 1 SAFE B B X 3-1 E5 SH5-3 1-2	C B X 1-1 HBP 2-3 1B	X 0-0 1-3 2-H 2B	1 SAFE C F 1 SAFE B 1 B X 2-2 ③ P2 1-2		B C B X 2-1 ③ L4			5	1	2	1	0	0	2
Pat Listach, S (1, 6) OBP: 0.236, SLG: 0.179		X 0-0 ① SH5-3 1-2 2-3	1 SAFE B B F 1 SAFE F F S 3-3 ② K	I I I 4-0 2B FC5-2-5 IBB		S F C 0-3 ① K		X 0-0 ① G6-3		3	0	0	0	1	2	2
Darryl Kile, R (1, 1) OBP: 0.143, SLG: 0.121 Tim Bogar, R (8, 5) OBP: 0.243, SLG: 0.294		B S F S 1-3 ② K	C H 1-1 FC6-4 1-2 HBP	F S B X 1-2 BB 5 WP 1-3 2-H 3-H 2B		B F B B B 4-1 BB BB		B B F C X 2-2 ② F7		2 1	1 0	1 0	2 0	1 0	1 0	2 0
Inning Stats	R: 1 E: 0 K: 0 S: 9 H: 2 LOB: 1 BB: 0 P: 16	R: 0 E: 1 K: 1 S: 11 H: 0 LOB: 3 BB: 2 P: 26	R: 2 E: 1 K: 1 S: 17 H: 3 LOB: 3 BB: 1 P: 32	R: 6 E: 0 K: 1 S: 18 H: 5 LOB: 2 BB: 3 P: 36	R: 0 E: 0 K: 0 S: 9 H: 1 LOB: 1 BB: 0 P: 14	R: 0 E: 0 K: 2 S: 12 H: 0 LOB: 2 BB: 2 P: 22	R: 1 E: 1 K: 1 S: 10 H: 1 LOB: 0 BB: 0 P: 16	R: 0 E: 0 K: 0 S: 7 H: 0 LOB: 0 BB: 0 P: 11		1B: 8 2B: 4 3B: 0 HR: 0	SF: 0 SAC: 1 DP: 0 HBP: 1			WP: 1 PB: 0 SB: 1 CS: 0	PA: 46	

PITCHER		IP	WLS	BF	H	R	ER	SO	BB	IBB	HBP	BLK	WP	HR	S	P	ERA	WHIP
Fernando Valenzuela, L ERA: 4.28	(1, 1)	2.2	L	18	5	3	3	2	3	0	1	0	0	0	36	72	10.12	3.000
Sean Bergman, R ERA: 5.85	(3, 1)	1.1		12	5	6	6	1	2	1	0	0	1	0	19	38	40.50	5.250
Terry Burrows, L ERA: 9.0	(5, 1)	3.0		13	2	1	0	3	2	0	0	0	0	0	31	52	0.00	1.333
Pete Smith, R ERA: 8.38	(8, 1)	1.0		3	0	0	0	0	0	0	0	0	0	0	7	11	0.00	0.000

PITCHER	IP	WLS	BF	H	R	ER	SO	BB	IBB	HBP	BLK	WP	HR	S	P	ERA	WHIP

San Diego Padres @ Houston Astros

Astrodome, Houston, TX

Thu May 29 1997, 8:05 PM EDT

Att. 13,793 - Dome - 72 F

livebaseballscorecards.com

AB	36
R	10
H	12
RBI	7
BB	8
SO	6
LOB	28

Batter	1	2	3	4	5	6	7	8	9	AB	R	H	RBI	BB	SO	LOB
Archi Cianfrocco, R OBP: 0.363, SLG: 0.410 (1, 4) (8, 5)	K		2B	K	L4			FC6-4 1B		5	1	2	0	0	2	2
Tony Gwynn, L (1, 9) OBP: 0.436, SLG: 0.607 Trey Beamon, L (4, PR) OBP: 0.324, SLG: 0.344 (4, 9)	G2-3		1B FC4-6 2B 2-H	HR 1B 3-H		L6		FC6-4 1B 1-2f		3 2	1 1	2 0	2 0	0 0	0 0	0 1
Steve Finley, L (1, 8) OBP: 0.327, SLG: 0.479	P7		FC4-6 1B 2-3	HR 1-H		G4-3		K		5	1	2	2	0	1	1
Ken Caminiti, S (1, 5) OBP: 0.310, SLG: 0.388 Quilvio Veras, S (8, 4) OBP: 0.302, SLG: 0.295		G4-3	FC4-6 FC4-6 1-2f 3-H	K		F7		F9		5 0	0 0	0 0	1 0	0 0	1 0	3 0
Wally Joyner, L (1, 3) OBP: 0.355, SLG: 0.430		G3-1 1B BB	FC4-6 1-2f		G5-3 1B BB		F8		G5-3 BB	2	0	0	0	3	0	1
Greg Vaughn, R (1, 7) OBP: 0.291, SLG: 0.388		G3-1 1B 1-2		K	G5-3 1B 1-2		HBP 1B		K	5	1	3	0	0	2	1
Chris Gomez, R (1, 6) OBP: 0.320, SLG: 0.357		G3-1 1-2 2-3		PB E 3B 1B	G5-3 1-2 2-3f		HBP 1-2		BB 1-2	3	1	1	0	1	0	4
John Flaherty, R (1, 2) OBP: 0.274, SLG: 0.314		G5-3		E4 PB 3B 1-2	1B 2-H		F7		G5-3 2-3f	5	2	1	1	0	0	7
Will Cunnane, R (1, 1) OBP: 0.500, SLG: 0.833 Scott Livingstone, L (7, PH) OBP: 0.200, SLG: 0.167 Tim Worrell, R (7, 1) OBP: 0.294, SLG: 0.200			G6-3	1B 3B 1-H 2-H	1B 2-H		F7			3 1 0	1 0 0	2 0 0	3 0 0	0 0 0	0 0 0	0 2 0
Inning Stats	R: 0 H: 0 E: 0 LOB: 0 K: 1 BB: 0 S: 8 P: 12	R: 0 H: 1 E: 0 LOB: 2 K: 0 BB: 1 S: 11 P: 17	R: 2 H: 3 E: 0 LOB: 1 K: 0 BB: 0 S: 12 P: 20	R: 5 H: 4 E: 1 LOB: 1 K: 3 BB: 0 S: 19 P: 28	R: 2 H: 3 E: 0 LOB: 1 K: 0 BB: 1 S: 14 P: 26	R: 0 H: 0 E: 0 LOB: 0 K: 0 BB: 0 S: 6 P: 8	R: 0 H: 1 E: 0 LOB: 2 K: 0 BB: 0 S: 9 P: 13	R: 0 H: 1 E: 0 LOB: 1 K: 1 BB: 0 S: 11 P: 15	R: 0 H: 0 E: 0 LOB: 1 K: 1 BB: 2 S: 6 P: 16	1B: 9 SF: 0 2B: 2 SAC: 0 3B: 1 DP: 2 HR: 1 HBP: 1						

PITCHER	IP	WLS	BF	H	R	ER	SO	BB	IBB	HBP	BLK	WP	HR	S	P	ERA	WHIP
Chris Holt, R (1, 1) ERA: 4.17	3.2	L	20	7	6	3	3	1	0	0	0	0	0	46	72	7.36	2.182
Ramon Garcia, R (4, 1) ERA: 4.97	1.1		8	4	3	3	1	1	0	0	0	0	1	18	31	20.25	3.750
Jose Lima, R (6, 1) ERA: 3.41	3.0		12	2	0	0	1	0	0	1	0	0	0	26	36	0.00	0.667
John Hudek, R (9, 1) ERA: 6.38	1.0		4	0	0	0	1	2	0	0	0	0	0	6	16	0.00	2.000

PITCHER	IP	WLS	BF	H	R	ER	SO	BB	IBB	HBP	BLK	WP	HR	S	P	ERA	WHIP

San Diego Padres @ Houston Astros

Astrodome, Houston, TX

Fri May 30 1997, 8:05 PM EDT

Att. 31,339 - Dome

TOP

livebaseballscorecards.com

AB	39
R	9
H	13
RBI	9
BB	4
SO	6
LOB	22

WP: 0 PA: 44
PB: 1
SB: 0
CS: 0

BOTTOM

Batter	1	2	3	4	5	6	7	8	9	AB	R	H	RBI	BB	SO	LOB
Craig Biggio, R (1, 4) OBP: 0.386, SLG: 0.516	B C S B X 2-2 ① F8			C S F B B X 2-2 5 2B 1B		B C B S B B 4-2 G3 1B BB		C F B S 1-3 ② K	B S X 1-1 ③ F8	4	1	1	0	1	1	2
Thomas Howard, S (1, 9) OBP: 0.337, SLG: 0.367	B S X 1-1 ② G3			C C B X 1-2 ① F7		B X 1-0 G3 1-2 1B		B C F B B X 3-2 1B 2B		4	1	2	0	0	0	1
5 Jeff Bagwell, R (1, 3) OBP: 0.432, SLG: 0.668	B B B C C B 4-2 PO BB			X 0-0 1-H 2B		C S B B F S 2-3 ① K		B B B C B 4-1 1B BB		2	0	1	1	2	1	2
Luis Gonzalez, L (1, 7) OBP: 0.378, SLG: 0.377	B 1 SAFE 1-0 ③ PO 1-2	B C B X 2-1 ① G3		B B B 4-0 FC6-4 BB		B X 1-0 ② G3 1-2 2-3		C B X 1-1 1-3 2-H 1B		3	0	1	1	1	0	2
Sean Berry, R (1, 5) OBP: 0.244, SLG: 0.331		C S B S 1-3 ② K		C S S 0-3 ② K		B X 1-0 ③ L6		B X 1-0 ③ F8		4	0	0	0	0	2	6
Ricky Gutierrez, R (1, 6) OBP: 0.407, SLG: 0.481		B F B B C B C 3-3 ③ K		B X 1-0 ③ FC6-4 1-2f			F X 0-1 ① G4-3		F F B F X 1-2 ① F9	4	0	0	0	0	1	2
Brad Ausmus, R (1, 2) OBP: 0.338, SLG: 0.403		S B C B F X 2-2 ① G5-3			C B X 1-1 ① G4-3		X 0-0 ② F7		S B B B F B 4-2 1B BB	3	0	0	0	1	0	0
James Mouton, R (1, 8) OBP: 0.273, SLG: 0.295		B C F C 1-3 ② K			B F F F B X 2-2 ② G6-3		F B S S 1-3 ③ K		B S F S 1-3 ② K	4	0	0	0	0	3	1
Chris Holt, R (1, 1) OBP: 0.042, SLG: 0.042		C S F S 0-3 ③ K			B C X 1-1 ③ G6-3			B B C F C 2-3 ① K	C X 0-1 1-2 1B	1	0	0	0	0	1	0
Ramon Garcia, R (4, 1)										0	0	0	0	0	0	0
Ken Ramos, L (5, PH)										1	0	0	0	0	0	0
Jose Lima, R (6, 1)										0	0	0	0	0	0	0
Pat Listach, S (8, PH) OBP: 0.224, SLG: 0.177										1	0	0	0	0	1	0
John Hudek, S (9, 1)										0	0	0	0	0	0	0
Bill Spiers, L (9, PH) OBP: 0.450, SLG: 0.484										1	0	1	0	0	0	0
Inning Stats	R: 0 E: 0 K: 0 S: 7 H: 0 LOB: 0 BB: 1 P: 15	R: 0 E: 0 K: 2 S: 8 H: 0 LOB: 0 BB: 0 P: 14	R: 0 E: 0 K: 2 S: 11 H: 0 LOB: 0 BB: 0 P: 14	R: 1 E: 0 K: 1 S: 12 H: 2 LOB: 2 BB: 1 P: 20	R: 0 E: 0 K: 0 S: 7 H: 0 LOB: 0 BB: 0 P: 11	R: 0 E: 0 K: 1 S: 9 H: 1 LOB: 2 BB: 1 P: 18	R: 0 E: 0 K: 1 S: 6 H: 0 LOB: 0 BB: 0 P: 7	R: 1 E: 0 K: 2 S: 13 H: 2 LOB: 2 BB: 1 P: 25	R: 0 E: 0 K: 1 S: 13 H: 1 LOB: 2 BB: 1 P: 20	1B: 4 2B: 2 3B: 0 HR: 0	SF: 0 SAC: 0 DP: 0 HBP: 0						

PITCHER		IP	WLS	BF	H	R	ER	SO	BB	IBB	HBP	BLK	WP	HR	S	P	ERA	WHIP
Will Cunnane, R ERA: 4.6	(1, 1)	6.0	W	23	3	1	1	6	3	0	0	0	0	0	54	92	1.50	1.000
Tim Worrell, R ERA: 5.63	(7, 1)	3.0	S	14	3	1	1	4	2	0	0	0	0	0	32	52	3.00	1.667

PITCHER	IP	WLS	BF	H	R	ER	SO	BB	IBB	HBP	BLK	WP	HR	S	P	ERA	WHIP

San Diego Padres @ Houston Astros

Astrodome, Houston, TX

Fri May 30 1997, 8:05 PM EDT

Att. 31,339 - Dome

livebaseballscorecards.com

AB	32
R	2
H	6
RBI	2
BB	5
SO	10
LOB	16

1B: 4 2B: 2 3B: 0 HR: 0 SF: 0 SAC: 0 DP: 0 HBP: 0

WP: 0 PB: 0 SB: 0 CS: 0 PA: 38

Batter	1	2	3	4	5	6	7	8	9	AB	R	H	RBI	BB	SO	LOB
Archi Cianfrocco, R (1, 4) OBP: 0.361, SLG: 0.415	F X 0-1 1B 1B 2B	B B B C X 3-1 1B 1B 1B	S S B S 1-3 ② K		B S S B B X 3-2 ③ G6-3			C F B S 1-3 ② K	F C B S 1-3 ③ K	6	2	2	0	0	3	3
Trey Beamon, L (1, 9) OBP: 0.333, SLG: 0.351	B X 1-0 1B 2-3 1B 1B	F X 0-1 1B 1-2 2B 1B	C C S 0-3 ③ K			X 0-0 ① G1-3		S X 0-1 ③ FC6-4 1-2f		5	2	2	0	0	1	1
Steve Finley, L (1, 8) OBP: 0.335, SLG: 0.483	F 1 SAFE X 0-1 1B 1-2 3-H 1B 1B	B B C X 2-1 1-2 2-H 2B 1B		B C X 1-1 G4-6-3 BB 1B 1B		C F X 0-2 ② F4-3			C B C B B S 3-3 ① K	5	3	3	2	0	1	0
Ken Caminiti, S (1, 5) OBP: 0.313, SLG: 0.379	B F B F B X 3-2 ① F7 X 0-0 ① F7			B B B 4-0 G4-6-3 1-2 BB		B C S B S 2-3 ③ K			H 1-0 E 1B HBP	3	1	0	0	1	1	4
Wally Joyner, L (1, 3) OBP: 0.357, SLG: 0.437	X 0-0 1B 1-2 2-H 1B B 2 SAFE F S B X 2-2 1-H 2-H 1B 2B			X 0-0 ①② G4-6-3 1-2f 2-3			C B B X 2-1 ① G5-3		B B S 1 SAFE C F X 2-2 FC4 BB 1B 1-2 1B	5	3	2	3	0	0	3
Greg Vaughn, R (1, 7) OBP: 0.295, SLG: 0.388	F F F S 0-3 ② K	X 0-0 ② P5		B S B X 2-1 3-H 1B			S B F F B B C 3-3 ② K		C B B X 2-1 BB 1-2 2-H 1B	5	1	2	2	0	2	3
Chris Gomez, R (1, 6) OBP: 0.327, SLG: 0.360	B X 1-0 FC5 1B 1-2 2-H 1B	B B S X 2-1 2-H 1B		B B B C X 3-1 ③ L9 1B			C F B F S 1-3 ③ K		C T B F B F B F F 4-2 B 1B 1-2 2-3 BB	4	0	2	2	1	1	1
John Flaherty, R (1, 2) OBP: 0.283, SLG: 0.323	X 0-0 1-2 2-H 1B	S F B B X 2-2 ③ G4-3 1B			B B X 2-0 ① P4			S X 0-1 FC6-4 1B	X 0-0 1-3 2-H 3-H 1B	5	0	3	3	0	0	1
Sterling Hitchcock, L (1, 1) OBP: 0.130, SLG: 0.091 Doug Bochtler, R (8, 1) Pete Smith, R (8, 1)	C X 0-1 ③ FC5 2-3f		F T C 0-3 ① K		X 0-0 ② G3			L L B L 1-3 ① K	C S F S 0-3 ② K	4 0 1	0 0 0	0 0 0	0 0 0	0 0 0	2 0 1	3 0 2
Inning Stats	R: 4 E: 0 K: 1 S: 17 H: 6 LOB: 2 BB: 0 P: 22	R: 4 E: 0 K: 0 S: 16 H: 5 LOB: 1 BB: 0 P: 27	R: 0 E: 0 K: 3 S: 9 H: 0 LOB: 0 BB: 0 P: 10	R: 1 E: 0 K: 0 S: 7 H: 2 LOB: 1 BB: 1 P: 17	R: 0 E: 0 K: 0 S: 5 H: 0 LOB: 0 BB: 0 P: 10	R: 0 E: 0 K: 1 S: 7 H: 0 LOB: 0 BB: 0 P: 9	R: 0 E: 0 K: 2 S: 10 H: 0 LOB: 0 BB: 0 P: 16	R: 0 E: 0 K: 2 S: 10 H: 1 LOB: 1 BB: 0 P: 12	R: 3 E: 1 K: 3 S: 23 H: 2 LOB: 2 BB: 1 P: 36	1B: 14 2B: 2 3B: 0 HR: 0 SF: 0 SAC: 0 DP: 1 HBP: 1						

PITCHER	IP	WLS	BF	H	R	ER	SO	BB	IBB	HBP	BLK	WP	HR	S	P	ERA	WHIP
Shane Reynolds, R (1, 1) ERA: 3.86	1.1	L	14	10	8	8	1	0	0	0	0	0	0	27	39	54.00	7.500
Ramon Garcia, R (2, 1) ERA: 4.75	3.2		14	3	1	1	3	1	0	0	0	0	0	27	47	2.46	1.091
Mike Magnante, L (6, 1) ERA:	2.0		6	0	0	0	3	0	0	0	0	0	0	17	25	0.00	0.000
Russ Springer, R (8, 1) ERA: 2.16	1.0		4	1	0	0	2	0	0	0	0	0	0	10	12	0.00	1.000
Billy Wagner, L (9, 1) ERA: 1.67	1.0		8	2	3	2	3	1	0	1	0	0	0	23	36	18.00	3.000

PITCHER	IP	WLS	BF	H	R	ER	SO	BB	IBB	HBP	BLK	WP	HR	S	P	ERA	WHIP

TOP

San Diego Padres @ Houston Astros

Astrodome, Houston, TX

Sat May 31 1997, 8:05 PM EDT

Att. 39,286 - Dome

livebaseballscorecards.com

AB	43
R	12
H	16
RBI	12
BB	2
SO	12
LOB	21

Batter	1	2	3	4	5	6	7	8	9	AB	R	H	RBI	BB	SO	LOB
Craig Biggio, R (1, 4) OBP: 0.386, SLG: 0.514	B B C B B 4-1 CS BB		B S X 1-1 ② SF8 3-H		B B C X 2-1 ③ G6-3 3-H			C B B X 2-1 5 BB 1B BB 1B	B F X 1-1 ② FC5-4 1B 1-2f	3	1	1	1	1	0	1
Brad Ausmus, R (1, 2) OBP: 0.346, SLG: 0.417	B S S B X 2-2 ① ② G6-3 1-2		B F B X 2-1 ③ G6-3			X 0-0 S 2B		S B B B F X 3-2 BB 5 BB SF7 1-2 1B	B X 1-0 1-2 1B	5	1	3	0	0	0	1
5 Jeff Bagwell, R (1, 3) OBP: 0.436, SLG: 0.678	B B X 2-0 HR			C B S X 1-2 ① G6-3		B B B B 4-0 S BB		B B F F B 4-2 BB 1-2 2-3 BB	B X 1-0 ③ L8	3	1	1	1	2	0	2
Luis Gonzalez, L (1, 7) OBP: 0.380, SLG: 0.376	C C S 0-3 ③ K			C B F X 1-2 F4-3 1B		B B F F X 2-2 ① L5 1-2 2-3		B F S B F F F B F 4-2 B 1-2 2-3 3-H BB		3	0	1	1	1	1	2
Sean Berry, R (1, 5) OBP: 0.244, SLG: 0.328		S X 0-1 G4-6-3 1B		X 0-0 ② F4-3 1-2		B B F B X 3-1 ② F7		B F X 1-1 ① P3		4	0	1	0	0	0	6
Ray Montgomery, R (1, 9) OBP: 0.296, SLG: 0.292 Thomas Howard, S (8, PH) OBP: 0.333, SLG: 0.367 (9, 9)		B S C X 1-2 ① ② G4-6-3 1-2f		S X 0-1 ③ G6-3		C X 0-1 ③ G5-3		X 0-0 ② SF7 3-H		3 0	0 0	0 0	0 1	0 0	0 0	4 0
Ricky Gutierrez, R (1, 6) OBP: 0.381, SLG: 0.448 Billy Wagner, L (9, 1)		B C X 1-1 ③ G6-3			F X 0-1 ① F9		B C F X 1-2 ① G4-3	B F C X 1-2 ③ G1-3		4 0	0 0	0 0	0 0	0 0	0 0	2 0
James Mouton, R (1, 8) OBP: 0.286, SLG: 0.346 Ken Ramos, L (9, PH)			C X 0-1 SH1-5-4 SF8 2B		X 0-0 WP 3B		B B C F S 2-3 ② K		C B F F F X 1-2 ① G6-3	3 1	2 0	2 0	0 0	0 0	1 0	0 0
Shane Reynolds, R (1, 1) OBP: 0.103, SLG: 0.172 Ramon Garcia, R (2, 1) Pat Listach, S (5, PH) OBP: 0.231, SLG: 0.175 Mike Magnante, L (6, 1) Tim Bogar, R (7, PH) OBP: 0.237, SLG: 0.286 Russ Springer, R (8, 1) Bill Spiers, L (9, 6) OBP: 0.455, SLG: 0.489			X 0-0 ① SH1-5-4 2-3		B X 1-0 ② P6		S B S C 1-3 ③ K		B B C B F X 3-2 FC5-4 1B	0 0 1 0 1 0 1	0 0 0 0 0 0 0	0 0 0 0 0 0 1	0 0 0 0 0 0 0	0 0 0 0 0 0 0	0 0 0 0 1 0 0	0 0 1 0 0 0 0
Inning Stats	R: 1 H: 1 E: 0 LOB: 0 K: 1 BB: 1 S: 8 P: 16	R: 0 H: 1 E: 0 LOB: 0 K: 0 BB: 0 S: 7 P: 9	R: 1 H: 1 E: 0 LOB: 0 K: 0 BB: 0 S: 7 P: 10	R: 0 H: 1 E: 0 LOB: 1 K: 0 BB: 0 S: 9 P: 11	R: 1 H: 1 E: 0 LOB: 0 K: 0 BB: 0 S: 6 P: 9	R: 0 H: 1 E: 0 LOB: 2 K: 0 BB: 1 S: 8 P: 17	R: 0 H: 0 E: 0 LOB: 0 K: 2 BB: 0 S: 9 P: 13	R: 2 H: 2 E: 0 LOB: 2 K: 0 BB: 2 S: 19 P: 34	R: 0 H: 2 E: 0 LOB: 2 K: 0 BB: 0 S: 11 P: 18	1B: 6 2B: 2 3B: 1 HR: 1		SF: 2 SAC: 1 DP: 1 HBP: 0			WP: 1 PB: 0 SB: 2 CS: 1	PA: 39

PITCHER		IP	WLS	BF	H	R	ER	SO	BB	IBB	HBP	BLK	WP	HR	S	P	ERA	WHIP
Sterling Hitchcock, L ERA: 4.04	(1, 1)	7.0	W	29	8	5	5	3	2	0	0	0	1	1	59	95	6.43	1.429
Doug Bochtler, R ERA: 3.04	(8, 1)	0.0		2	0	0	0	0	2	0	0	0	0	0	8	16	∞	∞
Pete Smith, R ERA: 6.94	(8, 1)	2.0	S	8	2	0	0	0	0	0	0	0	0	0	17	26	0.00	1.000

PITCHER	IP	WLS	BF	H	R	ER	SO	BB	IBB	HBP	BLK	WP	HR	S	P	ERA	WHIP

BOTTOM

San Diego Padres @ Houston Astros

Astrodome, Houston, TX

Sat May 31 1997, 8:05 PM EDT

Att. 39,286 - Dome

livebaseballscorecards.com

AB	32
R	5
H	10
RBI	4
BB	4
SO	3
LOB	19

Batter	1	2	3	4	5	6	7	8	9	AB	R	H	RBI	BB	SO	LOB
Archi Cianfrocco, R (1, 3) (8, 9) OBP: 0.355, SLG: 0.405	F8		K			L6		K	1B	5	0	1	0	0	2	1
Craig Shipley, R (1, 4) OBP: 0.316, SLG: 0.737	G1-3		G6-3			F8		K	SF8	3	0	0	0	0	0	0
Wally Joyner, L (8, PH) (8, 3) OBP: 0.352, SLG: 0.433										1	0	0	1	0	1	1
Steve Finley, L (1, 8) OBP: 0.337, SLG: 0.493	3B			E3 WP		F8		2B	1B G3	5	1	2	0	0	0	2
Ken Caminiti, S (1, 5) OBP: 0.318, SLG: 0.385	BB			P4			L7	FC5	2B	3	0	1	2	1	0	1
Greg Vaughn, R (1, 7) OBP: 0.288, SLG: 0.378	K			K			F8	FC5		4	0	0	0	0	2	5
Chris Gomez, R (1, 6) OBP: 0.325, SLG: 0.354		G5-3		G5-3			L8		BB G4-3 1B	3	1	0	0	1	0	1
Carlos Hernandez, R (1, 2) OBP: 0.275, SLG: 0.375		K			L8			2B 1B	G4-3	4	1	1	0	0	1	1
Trey Beamon, L (1, 9) OBP: 0.317, SLG: 0.333		G4-3			G4-3			1B 2B	BB SF8	2	0	0	0	0	0	0
Quilvio Veras, S (8, PH) (8, 4) OBP: 0.309, SLG: 0.306										1	2	1	0	1	0	0
Joey Hamilton, R (1, 1) OBP: 0.143, SLG: 0.357			K		G4-3			1B 2B	1B	2	0	0	0	0	1	0
Tony Gwynn, L (8, PH) OBP: 0.439, SLG: 0.609										1	0	1	2	0	0	0
Will Cunnane, R (8, PR) OBP: 0.500, SLG: 0.833										0	1	0	0	0	0	0
Doug Bochtler, R (8, 1)										0	0	0	0	0	0	0
Trevor Hoffman, R (8, 1) OBP: 1.000, SLG: 1.000										1	0	1	1	0	0	0
Inning Stats	R: 0 E: 0 K: 1 S: 13 H: 1 LOB: 2 BB: 1 P: 24	R: 0 E: 0 K: 1 S: 8 H: 0 LOB: 0 BB: 0 P: 13	R: 0 E: 0 K: 2 S: 7 H: 0 LOB: 0 BB: 0 P: 11	R: 0 E: 1 K: 1 S: 9 H: 0 LOB: 1 BB: 0 P: 15	R: 0 E: 0 K: 0 S: 5 H: 0 LOB: 0 BB: 0 P: 7	R: 0 E: 0 K: 0 S: 3 H: 0 LOB: 0 BB: 0 P: 5	R: 0 E: 0 K: 0 S: 7 H: 0 LOB: 0 BB: 0 P: 10	R: 4 E: 0 K: 2 S: 24 H: 5 LOB: 2 BB: 0 P: 33	R: 2 E: 0 K: 0 S: 20 H: 2 LOB: 2 BB: 2 P: 32	1B: 5 2B: 2 3B: 1 HR: 0	SF: 1 SAC: 0 DP: 0 HBP: 0						

TOP

San Diego Padres @ Houston Astros

Astrodome, Houston, TX

Sun Jun 01 1997, 4:33 AM EDT

Att. 19,899 - Dome

livebaseballscorecards.com

AB	35
R	6
H	8
RBI	6
BB	3
SO	7
LOB	12

PITCHER		IP	WLS	BF	H	R	ER	SO	BB	IBB	HBP	BLK	WP	HR	S	P	ERA	WHIP	PITCHER		IP	WLS	BF	H	R	ER	SO	BB	IBB	HBP	BLK	WP	HR	S	P	ERA	WHIP
Mike Hampton, L ERA: 5.43	(1, 1)	7.1		28	4	3	3	6	1	0	0	0	1	0	63	100	3.68	0.682																			
Russ Springer, R ERA: 2.13	(8, 1)	0.1		1	0	0	0	1	0	0	0	0	0	0	7	9	0.00	0.000																			
Billy Wagner, L ERA: 1.98	(8, 1)	0.1	L	3	2	1	1	0	0	0	0	0	0	0	6	9	27.00	6.000																			
John Hudek, R ERA: 7.23	(9, 1)	0.1		5	2	2	2	0	2	0	0	0	0	0	16	27	54.00	12.000																			
Jose Lima, R ERA: 3.34	(9, 1)	0.2		2	0	0	0	0	0	0	0	0	0	0	4	5	0.00	0.000																			

WP: 1 PB: 0 SB: 0 CS: 0 PA: 39

BOTTOM

Batter	1	2	3	4	5	6	7	8	9	AB	R	H	RBI	BB	SO	LOB
Craig Biggio, R (1, 4) OBP: 0.387, SLG: 0.514	P4	1-H 1B 2B		E 5 1B BB		K			L9	4	2	1	1	1	1	0
Thomas Howard, S (1, 8) (8, 9) OBP: 0.336, SLG: 0.368	G4-3	5 1B 2-H 1B		E1 5 1B FC3-6 1-2		G4-3			L8 5 BB 1B	5	0	2	1	0	0	1
5 Jeff Bagwell, R (1, 3) OBP: 0.447, SLG: 0.682	1B BB	1-2 1B		FC3-6 1-2 2-H 1B			CS BB		DI 1-2 BB	2	0	2	1	3	0	0
Luis Gonzalez, L (1, 7) OBP: 0.376, SLG: 0.371	SAFE BB 1-3 1B	G4-3		FC3-6 1-2f 2-3			K 1-2		L8 2-3	5	0	1	0	0	1	7
Ray Montgomery, R (1, 9) OBP: 0.323, SLG: 0.296 Billy Wagner, L (8, 1) Ricky Gutierrez, R (9, 6) OBP: 0.375, SLG: 0.441	1-2 BB		G6-3 G3 1B	K			K	K	G5-3 1-2	3 0 1	0 0 0	1 0 0	0 0 0	1 0 0	2 0 0	2 0 2
Bill Spiers, L (1, 5) OBP: 0.440, SLG: 0.469	L4	SAFE G3 1-2			P7			F7		4	0	0	0	0	0	4
Tony Eusebio, R (1, 2) OBP: 0.282, SLG: 0.214		G6-3 G6-3 2-3			G6-3			K		4	0	0	0	0	1	1
Tim Bogar, R (1, 6) John Hudek, S (9, 1) Jose Lima, R (9, 1)		G6-3 P3			G6-3			BB		3 0 0	0 0 0	0 0 0	0 0 0	1 0 0	0 0 0	1 0 0
Mike Hampton, R (1, 1) OBP: 0.130, SLG: 0.048 Russ Springer, R (8, 1) James Mouton, R (8, 8) OBP: 0.283, SLG: 0.341	2B BB			K		B3			K	2 0 1	1 0 0	0 0 0	0 0 0	1 0 1	1 0 1	0 0 1
Inning Stats	R: 0 E: 0 K: 0 S: 13 H: 1 LOB: 3 BB: 2 P: 28	R: 2 E: 0 K: 0 S: 14 H: 3 LOB: 2 BB: 1 P: 21	R: 0 E: 0 K: 0 S: 7 H: 1 LOB: 1 BB: 0 P: 9	R: 1 E: 1 K: 2 S: 11 H: 1 LOB: 2 BB: 1 P: 19	R: 0 E: 0 K: 0 S: 7 H: 0 LOB: 0 BB: 0 P: 9	R: 0 E: 0 K: 1 S: 7 H: 0 LOB: 0 BB: 1 P: 9	R: 0 E: 0 K: 2 S: 9 H: 0 LOB: 0 BB: 1 P: 16	R: 0 E: 0 K: 2 S: 12 H: 0 LOB: 1 BB: 1 P: 20	R: 0 E: 0 K: 0 S: 20 H: 1 LOB: 2 BB: 1 P: 30	1B: 6 2B: 1 3B: 0 HR: 0	SF: 0 SAC: 0 DP: 0 HBP: 0						

PITCHER		IP	WLS	BF	H	R	ER	SO	BB	IBB	HBP	BLK	WP	HR	S	P	ERA	WHIP
Joey Hamilton, R ERA: 4.07	(1, 1)	7.0	W	32	6	3	3	5	5	0	0	0	0	0	68	111	3.86	1.571
Doug Bochtler, R ERA: 2.96	(8, 1)	0.2		3	0	0	0	1	1	0	0	0	0	0	7	14	0.00	1.500
Trevor Hoffman, R ERA: 3.38	(8, 1)	1.1	S	6	1	0	0	1	1	0	0	0	0	0	25	36	0.00	1.500

PITCHER	IP	WLS	BF	H	R	ER	SO	BB	IBB	HBP	BLK	WP	HR	S	P	ERA	WHIP

San Diego Padres @ Houston Astros

Astrodome, Houston, TX

Sun Jun 01 1997, 4:33 AM EDT

Att. 19,899 - Dome

livebaseballscorecards.com

AB	34
R	3
H	7
RBI	3
BB	7
SO	7
LOB	19

WP: 0	PA: 41		
PB: 0			
SB: 0			
CS: 1			

Batter	1	2	3	4	5	6	7	8	9	AB	R	H	RBI	BB	SO	LOB
Roger Cedeno, S (1, 8) OBP: 0.205, SLG: 0.194	C B F C 1-3 ① K		X 0-0 ② G3		C B F B B S 3-3 ② K		X 0-0 ③ B2-3			4	0	0	0	0	2	1
Greg Gagne, R (1, 6) OBP: 0.295, SLG: 0.365	B C F B B F X 3-2 CS 1B		C C S 0-3 ③ K		B X 1-0 G6-3			C X 0-1 FC5-4 1B		4	0	2	0	0	1	1
Raul Mondesi, R (1, 9) OBP: 0.321, SLG: 0.493 Eric Anthony, L (8, PH) OBP: 0.365, SLG: 0.543 (8, 7)	D S C B 1 S SAFE 2-3 ②③ K 1-2			B S X 1-1 1B FC5-2-5 1B		X 0-0 ① G6-3		S B F B F F X 2-2 ① L7		3 1	0 0	1 0	0 0	0 0	1 0	1 1
Eric Karros, R (1, 3) OBP: 0.329, SLG: 0.401		C C B B X 2-2 2B		B X 1-0 FC3-6 FC5-2-5 1-3 1B		B B B 4-0 FC4-6 BB		C D X 1-1 ② FC5-4 FC5-4 1-2f		3	0	2	0	1	0	1
Todd Zeile, R (1, 5) OBP: 0.329, SLG: 0.422		C B B B B 4-1 BB		C X 0-1 ① FC5-2-5 FC3-6 1-2 3-H		C C D X 1-2 ② FC4-6 BB 1-2f		X 0-0 ③ FC5-4 1-2f		3	0	0	0	1	0	4
Todd Hollandsworth, L (1, 7) OBP: 0.265, SLG: 0.331 (8, 9)		L B B B B X 3-1 ① L5		S B X 1-1 ② FC3-6 WP 1-2f 2-3		B B C 1 SAFE 1 B SAFE 4-1 BB 1-2			B C B F X 2-2 ① G4-3	3	0	0	0	1	0	4
Tom Prince, R (1, 2) OBP: 0.257, SLG: 0.200 Nelson Liriano, S (9, PH) OBP: 0.314, SLG: 0.367		C B B F S 2-3 ② K		B S F C 1-3 ③ K 1-2		S B B B F X 3-2 ③ G6-3			B F X 1-1 ② L8	3 1	0 0	0 0	0 0	0 0	2 0	6 0
Juan Castro, R (1, 4) OBP: 0.188, SLG: 0.159 Billy Ashley, R (9, PH) OBP: 0.294, SLG: 0.422		F F X 0-2 ③ F7			C B B S S 3-3 ① K		X 0-0 ① G5-3		B B B C C X 3-1 ③ F8	3 1	0 0	0 0	0 0	0 0	1 0	2 0
Hideo Nomo, R (1, 1) OBP: 0.179, SLG: 0.286 Antonio Osuna, R (7, 1)			C S B S 1-3 ① K		B B X 2-0 2B		B F C F F S 1-3 ② K			3 0	0 0	1 0	0 0	0 0	2 0	0 0

Inning Stats	1	2	3	4	5	6	7	8	9
	R: 0 E: 0 K: 2 S: 10	R: 0 E: 0 K: 1 S: 12	R: 0 E: 0 K: 2 S: 7	R: 0 E: 0 K: 1 S: 10	R: 0 E: 0 K: 2 S: 8	R: 0 E: 0 K: 0 S: 8	R: 0 E: 0 K: 1 S: 7	R: 0 E: 0 K: 2 S: 10	R: 0 E: 0 K: 0 S: 7
	H: 1 LOB: 1 BB: 0 P: 16	H: 1 LOB: 2 BB: 1 P: 23	H: 0 LOB: 0 BB: 0 P: 8	H: 2 LOB: 2 BB: 0 P: 14	H: 1 LOB: 1 BB: 0 P: 17	H: 0 LOB: 2 BB: 2 P: 20	H: 0 LOB: 0 BB: 0 P: 8	H: 1 LOB: 1 BB: 0 P: 13	H: 0 LOB: 0 BB: 0 P: 13

1B: 4 SF: 0
2B: 3 SAC: 0
3B: 0 DP: 1
HR: 0 HBP: 0

WP: 1 PA: 35
PB: 0
SB: 0
CS: 1

PITCHER		IP	WLS	BF	H	R	ER	SO	BB	IBB	HBP	BLK	WP	HR	S	P	ERA	WHIP
Donne Wall, R ERA: 5.57	(1, 1)	7.0	W	28	5	0	0	9	3	0	0	0	1	0	62	106	0.00	1.143
Jose Lima, R ERA: 3.13	(8, 1)	2.0	S	7	1	0	0	0	0	0	0	0	0	0	17	26	0.00	0.500

PITCHER	IP	WLS	BF	H	R	ER	SO	BB	IBB	HBP	BLK	WP	HR	S	P	ERA	WHIP

TOP

Los Angeles Dodgers @ Houston Astros

Astrodome, Houston, TX

Mon Jun 02 1997, 8:05 PM EDT

Att. 16,227 - Dome

livebaseballscorecards.com

AB	32
R	0
H	6
RBI	0
BB	3
SO	9
LOB	21

Batter	1	2	3	4	5	6	7	8	9	AB	R	H	RBI	BB	SO	LOB
Craig Biggio, R (1, 4) OBP: 0.385, SLG: 0.513	C X 0-1 G4-3 ①		B B X 2-0 2B			B F C S 1-3 K ①		B X 1-0 B1-3 ①		4	0	1	0	0	1	0
Thomas Howard, S (1, 9) OBP: 0.324, SLG: 0.354	C B X 1-1 G4-3 ②		S C S 0-3 K ③			C S X 0-2 G3 ②		C B S F S 1-3 K ②		4	0	0	0	0	2	1
5 Jeff Bagwell, R (1, 3) OBP: 0.448, SLG: 0.675	C B F B B F X 3-2 L8 ③			B B B 4-0 G4-6-3 BB		B C F X 1-2 G6-3 ③		B C B F B F B 4-2 BB		2	0	0	0	2	0	0
Luis Gonzalez, L (1, 7) OBP: 0.378, SLG: 0.380		B F B B X 3-1 CS 1B		B F 1 SAFE B F F X 2-2 G4-6-3 ① ② 1-2f			X 0-0 2B 2B	B F B C S 2-3 K ③		4	1	2	0	0	1	2
Bill Spiers, L (1, 5) OBP: 0.437, SLG: 0.459		B C B S S 2-3 K ① ② 1-2		B C F B X 2-2 P4 ③			D D B B 4-0 2B BB			2	1	0	0	1	1	1
Brad Ausmus, R (1, 2) OBP: 0.353, SLG: 0.429		C B C B X 2-2 1B			B F B X 2-1 L8 ①		L D X 1-1 L9 1-H 2-H 2B			3	0	2	2	0	0	0
Ricky Gutierrez, R (1, 6) OBP: 0.373, SLG: 0.435		B B C F S 2-3 K ③			C B X 1-1 WP 1B		B C B X 2-1 L9 ① 2-3			3	0	1	0	0	1	2
James Mouton, R (1, 8) OBP: 0.274, SLG: 0.329			B F X 1-1 L8 ①		F B B X 2-1 P9 ②		X 0-0 P3 ②			3	0	0	0	0	0	2
Donne Wall, R (1, 1) Ken Ramos, L (7, PH) Jose Lima, R (8, 1)			S B X 1-1 G4-3 ②		S S B S 1-3 K ③ 1-2		X 0-0 F7 ③			2 1 0	0 0 0	0 0 0	0 0 0	0 0 0	1 0 0	1 1 0
Inning Stats	R: 0 E: 0 K: 0 S: 8 H: 0 LOB: 0 BB: 0 P: 12	R: 0 E: 0 K: 2 S: 11 H: 2 LOB: 1 BB: 0 P: 20	R: 0 E: 0 K: 1 S: 8 H: 1 LOB: 1 BB: 0 P: 12	R: 0 E: 0 K: 0 S: 7 H: 0 LOB: 0 BB: 1 P: 15	R: 0 E: 0 K: 1 S: 9 H: 1 LOB: 1 BB: 0 P: 15	R: 0 E: 0 K: 1 S: 9 H: 0 LOB: 0 BB: 0 P: 11	R: 2 E: 0 K: 0 S: 7 H: 2 LOB: 1 BB: 1 P: 14	R: 0 E: 0 K: 2 S: 11 H: 0 LOB: 1 BB: 1 P: 19		1B: 3 2B: 4 3B: 0 HR: 0	SF: 0 SAC: 0 DP: 2 HBP: 0				WP: 1 PB: 0 SB: 0 CS: 1	PA: 31	

PITCHER		IP	WLS	BF	H	R	ER	SO	BB	IBB	HBP	BLK	WP	HR	S	P	ERA	WHIP
Hideo Nomo, R ERA: 3.54	(1, 1)	6.0	L	24	6	2	2	5	2	0	0	0	1	0	55	93	3.00	1.333
Antonio Osuna, R ERA: 0.84	(7, 1)	2.0		7	0	0	0	2	1	0	0	0	0	0	15	25	0.00	0.500

PITCHER	IP	WLS	BF	H	R	ER	SO	BB	IBB	HBP	BLK	WP	HR	S	P	ERA	WHIP

BOTTOM

Los Angeles Dodgers @ Houston Astros

Astrodome, Houston, TX

Mon Jun 02 1997, 8:05 PM EDT

Att. 16,227 - Dome

livebaseballscorecards.com

AB	28
R	2
H	6
RBI	2
BB	3
SO	7
LOB	10

Batter	1	2	3	4	5	6	7	8	9	10	AB	R	H	RBI	BB	SO	LOB
Brett Butler, L (1, 8) OBP: 0.426, SLG: 0.389	E6 S		F9 S 1B		FC8-5 2-3		F9		F7		5	0	1	0	0	0	2
Eric Anthony, L (1, 9) OBP: 0.368, SLG: 0.520	F9		G3-6-3 1-2 BB			K		1B 2B 1B	K		4	1	1	0	1	2	2
Mike Piazza, R (1, 2) OBP: 0.423, SLG: 0.532	K		F9 2-3			BB WP BB		2B G4-3 1-3 1B	1-3 2B		4	1	2	0	1	1	3
Eric Karros, R (1, 3) OBP: 0.326, SLG: 0.401	G6-3 1-2		G3-6-3 1-2f			P4		G4-3 1-3 3-H 2B	P2		5	0	1	1	0	0	6
Todd Zeile, R (1, 5) OBP: 0.326, SLG: 0.414		G6-3		K		BB 1-2 BB		K		G6-3	4	0	0	0	1	2	2
Todd Hollandsworth, L (1, 7) OBP: 0.273, SLG: 0.331		1B SH1-3 BB		G4-3		1-2 2-3 BB		G4-3 2-3 3-H		BLK 1B	3	1	1	1	2	0	1
Greg Gagne, R (1, 6) OBP: 0.298, SLG: 0.362		SH1-3 1-3 1B 1B		K		K		BB		F8	4	0	1	0	1	2	4
Juan Castro, R (1, 4) OBP: 0.196, SLG: 0.170 Darren Hall, R (8, 1) Billy Ashley, R (10, PH) OBP: 0.290, SLG: 0.415 Scott Radinsky, L (10, 1)		SH1-3 1-2 3-H			FC8-5 SH5-4 1B		G6-3	K		K 1-2	3 0 1 0	0 0 0 0	1 0 0 0	1 0 0 0	0 0 1 0	1 0 1 0	2 0 1 0
Pedro Astacio, R (1, 1) OBP: 0.150, SLG: 0.150 Roger Cedeno, S (7, PH) OBP: 0.200, SLG: 0.189 Tom Candiotti, R (7, 1) Nelson Liriano, S (8, 4) OBP: 0.333, SLG: 0.387		2-H 1B			SH5-4 1-2		G6-3		2B 1B		1 1 0 1	0 0 0 0	1 0 0 1	0 0 0 0	0 0 0 0	0 0 0 0	0 0 0 0
Inning Stats	R: 0 H: 0 E: 1 LOB: 1 K: 1 BB: 0 S: 10 P: 14	R: 1 H: 2 E: 0 LOB: 2 K: 0 BB: 1 S: 6 P: 13	R: 0 H: 1 E: 0 LOB: 1 K: 0 BB: 1 S: 7 P: 16	R: 0 H: 0 E: 0 LOB: 0 K: 2 BB: 0 S: 9 P: 13	R: 0 H: 1 E: 0 LOB: 0 K: 0 BB: 0 S: 3 P: 5	R: 0 H: 0 E: 0 LOB: 3 K: 2 BB: 3 S: 16 P: 34	R: 0 H: 0 E: 0 LOB: 0 K: 0 BB: 0 S: 10 P: 14	R: 2 H: 3 E: 0 LOB: 2 K: 2 BB: 1 S: 12 P: 23	R: 0 H: 2 E: 0 LOB: 2 K: 1 BB: 0 S: 15 P: 20	R: 0 H: 1 E: 0 LOB: 1 K: 1 BB: 0 S: 12 P: 15	1B: 8 2B: 3 3B: 0 HR: 0	SF: 0 SAC: 2 DP: 2 HBP: 0					

PITCHER	IP	WLS	BF	H	R	ER	SO	BB	IBB	HBP	BLK	WP	HR	S	P	ERA	WHIP
Darryl Kile, R (1, 1) ERA: 2.27	7.0		31	7	3	3	5	5	0	0	0	1	0	64	115	3.86	1.714
Blas Minor, R (8, 1) ERA:	0.2		3	0	0	0	1	1	0	0	0	0	0	6	13	0.00	1.500
Russ Springer, R (8, 1) ERA: 2.03	1.1		6	2	0	0	2	0	0	0	0	0	0	18	24	0.00	1.500
Mike Magnante, L (10, 1) ERA:	1.0	W	4	1	0	0	1	0	0	0	1	0	0	12	15	0.00	1.000

PITCHER	IP	WLS	BF	H	R	ER	SO	BB	IBB	HBP	BLK	WP	HR	S	P	ERA	WHIP

TOP

Los Angeles Dodgers @ Houston Astros

Astrodome, Houston, TX

Tue Jun 03 1997, 4:33 AM EDT

Att. 17,268 - Dome

livebaseballscorecards.com

AB	36
R	3
H	10
RBI	3
BB	6
SO	9
LOB	23

WP: 1 PA: 44
PB: 0
SB: 2
CS: 0

Batter	1	2	3	4	5	6	7	8	9	10	AB	R	H	RBI	BB	SO	LOB
Craig Biggio, R (1, 4) OBP: 0.377, SLG: 0.502	B C C X 1-2 F7 ①	X 0-0 FC5-4 ③ 1-2f		C F C 0-3 K ③			C B B C X 2-2 F8 ②		B C S B S 2-3 K ③		5	0	0	0	0	2	2
Thomas Howard, S (1, 8) OBP: 0.319, SLG: 0.356	C B B F X 2-2 2B 2B		B C X 1-1 G4-3 ①		C B X 1-1 G4-3 ①		X 0-0 G6-3 ③			F B X 1-1 G5-3 ①	5	1	1	0	0	0	0
5 Jeff Bagwell, R (1, 3) OBP: 0.447, SLG: 0.681	S F B B B S 3-3 K ②		B C S B S 2-3 K ②		B B C C F S 2-3 K ②			B B C F B F B 4-2 S BB		B F F B F B F X 3-2 HR	4	1	1	1	1	3	1
Luis Gonzalez, L (1, 7) OBP: 0.385, SLG: 0.393	B B F X 2-1 2B 2B 2-H		B B X 2-0 1B 3B 1B		X 0-0 1B			C X 0-1 F7 ①			4	1	3	1	0	0	1
Ray Montgomery, R (1, 9) OBP: 0.314, SLG: 0.290	B C C C 1-3 K ③	X 0-0 3B 1B 1-2			B X 1-0 F9 ③			1 SAFE B X 1-0 F7 ②			4	1	1	0	0	1	3
Bill Spiers, L (1, 5) OBP: 0.447, SLG: 0.480		B B B B 4-0 FC6-4 BB	C C B F B F B X 3-2 3B 1-H 2-H			B X 1-0 G3-1 ①		1 SAFE B B B I 4-0 IBB 1-2			2	0	1	2	2	0	0
Tony Eusebio, R (1, 2) OBP: 0.268, SLG: 0.203 Mike Magnante, L (10, 1)	C F B X 1-2 FC6-4 BB ① 1-2f		B B C C X 2-2 G4-3 ③			X 0-0 G6-3 ②		B S B B X 3-1 F8 ③			4 0	0 0	0 0	0 0	0 0	0 0	4 0
Ricky Gutierrez, R (1, 6) OBP: 0.366, SLG: 0.415	B B B B 4-0 FC5-4 BB 1-2			F B C X 1-2 G3-1 ①		B B B C F F X 3-2 G4-3 ③			C S B S 1-3 K ①		3	0	0	0	1	1	0
Darryl Kile, R (1, 1) OBP: 0.132, SLG: 0.111 Blas Minor, R (8, 1) Russ Springer, R (8, 1) Brad Ausmus, R (9, PH) OBP: 0.350, SLG: 0.426 (10, 2)	B 2 SAFE X 1-0 F7 ②			C B X 1-1 G4-3 ②			B C C C B S 2-3 K ①		B S X 1-1 G6-3 ②		3 0 0 1	0 0 0 0	0 0 0 0	0 0 0 0	0 0 0 0	1 0 0 0	2 0 0 0
Inning Stats	R: 1 H: 2 E: 0 LOB: 1 K: 2 BB: 0 S: 14 P: 23	R: 0 H: 0 E: 0 LOB: 2 K: 0 BB: 2 S: 5 P: 15	R: 2 H: 3 E: 0 LOB: 1 K: 1 BB: 0 S: 16 P: 26	R: 0 H: 0 E: 0 LOB: 0 K: 1 BB: 0 S: 8 P: 10	R: 0 H: 1 E: 0 LOB: 1 K: 1 BB: 0 S: 8 P: 12	R: 0 H: 0 E: 0 LOB: 0 K: 0 BB: 0 S: 6 P: 10	R: 0 H: 0 E: 0 LOB: 0 K: 1 BB: 0 S: 7 P: 11	R: 0 H: 0 E: 0 LOB: 2 K: 0 BB: 2 S: 8 P: 20	R: 0 H: 0 E: 0 LOB: 0 K: 2 BB: 0 S: 8 P: 12	R: 1 H: 1 E: 0 LOB: 0 K: 0 BB: 0 S: 7 P: 11	1B: 3 SF: 0 2B: 2 SAC: 0 3B: 1 DP: 0 HR: 1 HBP: 0						

PITCHER		IP	WLS	BF	H	R	ER	SO	BB	IBB	HBP	BLK	WP	HR	S	P	ERA	WHIP
Pedro Astacio, R ERA: 3.12	(1, 1)	6.0		26	6	3	3	5	2	0	0	0	0	0	57	96	4.50	1.333
Tom Candiotti, R ERA: 2.49	(7, 1)	1.0		3	0	0	0	1	0	0	0	0	0	0	7	11	0.00	0.000
Darren Hall, R ERA: 2.18	(8, 1)	2.0		8	0	0	0	2	1	1	0	0	0	0	16	32	0.00	0.500
Scott Radinsky, L ERA: 3.38	(10, 1)	0.1	L	2	1	1	1	0	0	0	0	0	0	1	7	11	27.00	3.000

PITCHER	IP	WLS	BF	H	R	ER	SO	BB	IBB	HBP	BLK	WP	HR	S	P	ERA	WHIP

BOTTOM

Los Angeles Dodgers @ Houston Astros

Astrodome, Houston, TX

Tue Jun 03 1997, 4:33 AM EDT

Att. 17,268 - Dome

livebaseballscorecards.com

AB	35
R	4
H	7
RBI	4
BB	4
SO	8
LOB	13

WP: 0 PA: 39
PB: 0
SB: 1
CS: 0

Batter	1	2	3	4	5	6	7	8	9	AB	R	H	RBI	BB	SO	LOB
Craig Biggio, R (1, 4) OBP: 0.378, SLG: 0.498	X 0-0 ① F8	B S C I F B B B SAFE 4-2 G3 5 2B 1-2 BB		C B B X 2-1 FC1-6 2-H 1B		C B F X 1-2 ① P6		B X 1-0 ③ F9		4	1	1	1	1	0	0
Thomas Howard, S (1, 8) OBP: 0.314, SLG: 0.376	X 0-0 HR	C B X 1-1 ② G3 1-2 2-3		F F B 1 SAFE X 1-2 ② FC1-6 1-2f		C S B X 1-2 ② F7			B B B C X 3-1 ① G3	5	1	1	1	0	0	3
5 Jeff Bagwell, R (1, 3) OBP: 0.442, SLG: 0.675	B C B C B S 3-3 ② K	B X 1-0 2-H 3-H 2B		S X 0-1 ③ F8		C B B X 2-1 ③ G4-3			B B B C C C X 3-2 ② G5-3	5	0	1	2	0	1	1
Luis Gonzalez, L (1, 7) OBP: 0.390, SLG: 0.396	C B X 1-1 2B 1B	B B X 2-0 ③ G3-1			F B F X 1-2 BB WP SF9 1B		B B C X 2-1 ① G6-3		B B F B F B 4-2 BB	4	1	2	0	1	0	1
Ray Montgomery, R (1, 9) OBP: 0.325, SLG: 0.361	B F S F X 1-2 1-3 2B		B B F B F F F F 3-3 ① K		X 0-0 ① P2		C X 0-1 2B		B 1 SAFE B B 1 SAFE C F X 3-2 ③ G1-3	5	0	2	0	0	1	2
Bill Spiers, L (1, 5) OBP: 0.465, SLG: 0.480	I I I I 4-0 IBB		B B B C B 4-1 CS BB		B C B B B 4-1 SF9 BB 1-2 BB		I I I I 4-0 G6-4-3 IBB			0	0	0	0	4	0	0
Ricky Gutierrez, R (1, 6) OBP: 0.360, SLG: 0.397	C S B S 1-3 ③ K	B C B B F F S 3-3 ② ③ K 1-2		F B B B F B 4-2 1-2 2-3 BB		C B F B X 2-2 ② ③ G6-4-3 1-2f				3	0	0	0	1	2	6
Brad Ausmus, R (1, 2) OBP: 0.354, SLG: 0.430		B X 1-0 CS 1B		B C B C X 2-2 SH3-4 1B 1B	X 0-0 ② SF9 2-3 3-H	X 0-0 ① F7				3	1	2	1	0	0	0
Chris Holt, R (1, 1) OBP: 0.077, SLG: 0.040 Sean Berry, R (8, PH) OBP: 0.243, SLG: 0.325 Jose Lima, R (8, 1) Billy Wagner, L (9, 1)		M B B B B 4-1 ① G3 5 2B BB 1-2 BB		X 0-0 ① SH3-4 1-2	S S 1 SAFE S 0-3 ③ K	X 0-0 ② P3				1 1 0 0	1 0 0 0	0 0 0 0	0 0 0 0	1 0 0 0	1 0 0 0	2 0 0 0
Inning Stats	R: 1 E: 0 K: 2 S: 14 H: 3 LOB: 3 BB: 1 P: 24	R: 2 E: 0 K: 0 S: 9 H: 2 LOB: 1 BB: 2 P: 22	R: 0 E: 0 K: 2 S: 15 H: 0 LOB: 1 BB: 1 P: 25	R: 1 E: 0 K: 0 S: 11 H: 2 LOB: 1 BB: 0 P: 16	R: 1 E: 0 K: 1 S: 12 H: 1 LOB: 2 BB: 2 P: 21	R: 0 E: 0 K: 0 S: 8 H: 0 LOB: 0 BB: 0 P: 12	R: 0 E: 0 K: 0 S: 7 H: 1 LOB: 1 BB: 1 P: 15	R: 0 E: 0 K: 0 S: 3 H: 0 LOB: 0 BB: 0 P: 4	R: 0 E: 0 K: 0 S: 10 H: 0 LOB: 1 BB: 1 P: 23	1B: 5 2B: 4 3B: 0 HR: 1 SF: 1 SAC: 1 DP: 2 HBP: 0						

PITCHER		IP	WLS	BF	H	R	ER	SO	BB	IBB	HBP	BLK	WP	HR	S	P	ERA	WHIP
Dave Burba, R ERA: 4.73	(1, 1)	5.0	L	27	8	5	5	5	5	1	0	0	1	1	61	108	9.00	2.600
Scott Sullivan, R ERA: 3.45	(6, 1)	2.0		7	1	0	0	0	0	1	0	0	0	0	15	27	0.00	0.500
Hector Carrasco, R ERA: 2.21	(8, 1)	2.0		7	0	0	0	0	1	0	0	0	0	0	13	27	0.00	0.500

PITCHER	IP	WLS	BF	H	R	ER	SO	BB	IBB	HBP	BLK	WP	HR	S	P	ERA	WHIP

TOP

Houston Astros @ Cincinnati Reds

Cinergy Field, Cincinnati, OH

Wed Jun 04 1997, 7:05 PM EDT

Att. 18,849 - Cloudy - 72 F

livebaseballscorecards.com

AB	31
R	5
H	9
RBI	5
BB	8
SO	5
LOB	15

WP: 1 PA: 41
PB: 0
SB: 0
CS: 2

Batter	1	2	3	4	5	6	7	8	9	AB	R	H	RBI	BB	SO	LOB
Deion Sanders, L (1, 8) OBP: 0.362, SLG: 0.430	F C F F B B F F X 2-2 CS 1B			C X 0-1 ① F7		1 SAFE B B B C X 3-1 ① F8		X 0-0 ② F8		4	0	1	0	0	0	1
Curtis Goodwin, L (1, 7) OBP: 0.409, SLG: 0.402	B X 1-0 ①② G5-3 1-2			X 0-0 FC4-6 1B		C 1 SAFE X 0-1 G4-6-3 1-2 1B		X 0-0 1B		4	0	3	0	0	0	1
Hal Morris, L (1, 3) OBP: 0.295, SLG: 0.324	C C B B X 2-2 ③ G6-3			F B X 1-1 ② FC4-6 FC6-4 1-2f		B X 1-0 ②③ G4-6-3 1-2f		F B B X 2-1 ③ F7		4	0	0	0	0	0	4
Barry Larkin, R (1, 6) OBP: 0.452, SLG: 0.473		C B F C 1-3 ① K		C B B X 2-1 ③ FC6-4 1-2f			C C B B X 2-2 ① G5-3		S T X 0-2 ① F9	2	0	0	0	0	1	1
Brook Fordyce, R (6, 2) OBP: 0.298, SLG: 0.340										2	0	0	0	0	0	0
Eddie Taubensee, L (1, 9) OBP: 0.321, SLG: 0.466		F F X 0-2 G4-6-3 1B			B S B F S 2-3 ① K		F B C F B F C 2-3 ② K		B X 1-0 ② P6	4	0	1	0	0	2	0
Willie Greene, L (1, 5) OBP: 0.337, SLG: 0.436	B T B B X 3-1 ②③ G4-6-3 1-2f				S B B B B 4-1 FC4-6 BB		B B X 2-0 HR		B B C X 2-1 HR	3	2	2	2	1	0	1
Bret Boone, R (1, 4) OBP: 0.292, SLG: 0.264		B B X 2-0 ① F9			F 1 C X SAFE 0-2 ② FC4-6 1-2f		S B B X 2-1 1B		B B C F X 2-2 1B	4	0	2	0	0	0	1
Joe Oliver, R (1, 2) OBP: 0.320, SLG: 0.429		F C X 0-2 ② G4-3			B S X 1-1 ③ G5-3		X 0-0 ③ P8		C S F F B X 1-2 ③ P3	2	0	0	0	0	0	1
Scott Sullivan, R (6, 1)										0	0	0	0	0	0	0
Lenny Harris, L (7, PH) OBP: 0.253, SLG: 0.333										1	0	0	0	0	0	1
Hector Carrasco, R (8, 1)										0	0	0	0	0	0	0
Terry Pendleton, S (9, PH) OBP: 0.306, SLG: 0.333										1	0	0	0	0	0	1
Dave Burba, R (1, 1) OBP: 0.222, SLG: 0.176			C C B F S 1-3 ③ K			C X 0-1 1B		B C B F F F T 2-2 ① K		1	0	0	0	0	1	0
Pokey Reese, R (6, 6) OBP: 0.290, SLG: 0.298										2	0	1	0	0	1	0

BOTTOM

Houston Astros @ Cincinnati Reds

Cinergy Field, Cincinnati, OH

Wed Jun 04 1997, 7:05 PM EDT

Att. 18,849 - Cloudy - 72 F

livebaseballscorecards.com

AB	34
R	2
H	10
RBI	2
BB	1
SO	5
LOB	12

Inning Stats	1	2	3	4	5	6	7	8	9
	R: 0 E: 0 K: 0 S: 11 H: 1 LOB: 0 BB: 0 P: 16	R: 0 E: 0 K: 1 S: 8 H: 1 LOB: 0 BB: 0 P: 12	R: 0 E: 0 K: 1 S: 8 H: 0 LOB: 0 BB: 0 P: 11	R: 0 E: 0 K: 0 S: 7 H: 1 LOB: 1 BB: 0 P: 10	R: 0 E: 0 K: 1 S: 9 H: 0 LOB: 1 BB: 1 P: 16	R: 0 E: 0 K: 0 S: 7 H: 2 LOB: 1 BB: 0 P: 11	R: 1 E: 0 K: 1 S: 12 H: 2 LOB: 1 BB: 0 P: 20	R: 0 E: 0 K: 1 S: 9 H: 1 LOB: 1 BB: 0 P: 13	R: 1 E: 0 K: 0 S: 14 H: 2 LOB: 1 BB: 0 P: 20

1B: 8	SF: 0
2B: 0	SAC: 0
3B: 0	DP: 2
HR: 2	HBP: 0

WP: 0 PB: 0 SB: 0 CS: 1 PA: 35

PITCHER		IP	WLS	BF	H	R	ER	SO	BB	IBB	HBP	BLK	WP	HR	S	P	ERA	WHIP
Chris Holt, R ERA: 3.92	(1, 1)	7.0	W	26	7	1	1	4	1	0	0	0	0	1	62	96	1.29	1.143
Jose Lima, R ERA: 3.24	(8, 1)	1.2		8	3	1	1	1	0	0	0	0	0	1	18	27	5.40	1.800
Billy Wagner, L ERA: 1.95	(9, 1)	0.1	S	1	0	0	0	0	0	0	0	0	0	0	5	6	0.00	0.000

PITCHER	IP	WLS	BF	H	R	ER	SO	BB	IBB	HBP	BLK	WP	HR	S	P	ERA	WHIP

Batter	1	2	3	4	5	6	7	8	9	AB	R	H	RBI	BB	SO	LOB
Craig Biggio, R (1, 4) OBP: 0.375, SLG: 0.504	C X 0-1 HR		C B S F B B F X 3-2 ① F7		B B B C X 3-1 ① L8	C D X 1-1 ③ G5-3		B C F B X 2-2 ② L7		5	1	1	1	0	0	5
Brad Ausmus, R (1, 2) OBP: 0.343, SLG: 0.417	B B X 2-0 F8 ①		X 0-0 L8 ②		X 0-0 G5-3 ②		C C F C 0-3 K ①	X 0-0 L9 ③		5	0	0	0	0	1	2
5 Jeff Bagwell, R (1, 3) OBP: 0.438, SLG: 0.668	F X 0-1 F8 ②		B B X 2-0 1B 2B		C B B B F F X 3-2 ③ F8		F B B S S 2-3 ② K		C F X 0-2 ① P4	5	1	1	0	0	1	0
Luis Gonzalez, L (1, 7) OBP: 0.395, SLG: 0.395	X 0-0 ③ F7		X 0-0 FC5-4 2-H 1B			C S B F B B B 4-2 1B G6-3 BB	B B B B 4-0 BB		C B S F F F F B F 2-2 ② P3	3	1	1	1	2	0	0
Ray Montgomery, R (1, 9) OBP: 0.311, SLG: 0.341		C X 0-1 ① F9	X 0-0 ③ FC5-4 1-2f			C C B B X 2-2 G6-3 WP 1-3 1B	B B C F S 2-3 ③ K		B F B X 2-1 ③ L6	5	0	1	0	0	1	2
Sean Berry, R (1, 5) OBP: 0.236, SLG: 0.315		X 0-0 ② F9		C B C X 1-2 ① F9		S B C B X 2-2 ① G6-3 1-3 3-H		C B X 1-1 ① L3		4	0	0	1	0	0	1
Tim Bogar, R (1, 6) OBP: 0.273, SLG: 0.282 Bill Spiers, L (6, PH) OBP: 0.473, SLG: 0.480 (6, 6) Pat Listach, S (8, PR) OBP: 0.231, SLG: 0.175 (8, 6)		B F B B B 4-1 1B BB		B S S F X 1-2 1B		B B B I 4-0 HBP IBB		B C H 2-1 BB 2B HBP		1 0 0	0 0 1	1 0 0	0 0 0	1 1 0	0 0 0	0 0 0
James Mouton, R (1, 8) OBP: 0.283, SLG: 0.330		B 1 SAFE B F X 2-1 1-3 1B		B 1 SAFE F X 1-1 ② F9		X 0-0 ② P4		B B C B C F B 4-2 1-2 2B BB		3	1	1	0	1	0	3
Shane Reynolds, R (1, 1) OBP: 0.097, SLG: 0.161 Tony Eusebio, R (6, PH) OBP: 0.277, SLG: 0.203 Ramon Garcia, R (6, 1) Ricky Gutierrez, R (8, PH) OBP: 0.360, SLG: 0.397 Thomas Howard, S (8, PH) OBP: 0.320, SLG: 0.391 Mike Magnante, L (8, 1)		F B B F B X 3-2 ③ F8		1 SAFE F B 1 SAFE F B 1 SAFE S 2-3 ③ K		S H 1-1 1-2 HBP		F X 0-1 1-H 2-H 2B		2 0 0 0 0 1 0	0 0 0 0 0 0 0	0 0 0 0 1 0 0	0 0 0 0 2 0 0	1 0 0 0 0 0 0	3 0 0 0 0 0 0	
Inning Stats	R: 1 E: 0 K: 0 S: 6 H: 1 LOB: 0 BB: 0 P: 8	R: 0 E: 0 K: 0 S: 9 H: 1 LOB: 2 BB: 1 P: 18	R: 1 E: 0 K: 0 S: 9 H: 2 LOB: 1 BB: 0 P: 14	R: 0 E: 0 K: 1 S: 12 H: 1 LOB: 1 BB: 0 P: 17	R: 0 E: 0 K: 0 S: 7 H: 0 LOB: 0 BB: 0 P: 13	R: 1 E: 0 K: 0 S: 13 H: 1 LOB: 3 BB: 2 P: 27	R: 0 E: 0 K: 3 S: 10 H: 0 LOB: 1 BB: 1 P: 18	R: 2 E: 0 K: 0 S: 12 H: 1 LOB: 2 BB: 1 P: 21	R: 0 E: 0 K: 0 S: 15 H: 0 LOB: 0 BB: 0 P: 19	1B: 4 2B: 2 3B: 0 HR: 1	SF: 0 SAC: 0 DP: 0 HBP: 2			WP: 1 PB: 0 SB: 0 CS: 0	PA: 41	

PITCHER		IP	WLS	BF	H	R	ER	SO	BB	IBB	HBP	BLK	WP	HR	S	P	ERA	WHIP
Pete Schourek, L ERA: 5.2	(1, 1)	5.0	W	21	5	2	2	1	1	0	0	0	0	1	43	70	3.60	1.200
Stan Belinda, R ERA: 4.21	(6, 1)	2.0		11	1	1	1	3	2	1	1	0	1	0	23	45	4.50	1.500
Mike Remlinger, L ERA: 3.42	(8, 1)	0.1		3	0	2	2	0	1	0	1	0	0	0	6	13	54.00	3.000
Jeff Shaw, R ERA: 1.14	(8, 1)	1.2	S	6	1	0	0	0	0	0	0	0	0	0	21	27	0.00	0.600

PITCHER	IP	WLS	BF	H	R	ER	SO	BB	IBB	HBP	BLK	WP	HR	S	P	ERA	WHIP

TOP

Houston Astros @ Cincinnati Reds

Cinergy Field, Cincinnati, OH

Thu Jun 05 1997, 3:33 AM EDT

Att. 22,437 - Cloudy - 72 F

livebaseballscorecards.com

AB	34
R	5
H	7
RBI	5
BB	5
SO	4
LOB	16

BOTTOM

Houston Astros @ Cincinnati Reds

Cinergy Field, Cincinnati, OH

Thu Jun 05 1997, 3:33 AM EDT

Att. 22,437 - Cloudy - 72 F

livebaseballscorecards.com

Batter	1	2	3	4	5	6	7	8	9	AB	R	H	RBI	BB	SO	LOB
Deion Sanders, L (1, 8)	B B C X 2-1 G4-3 1B 1B		C S B X 1-2 F8 G4-3 1B 1B	B B M B X 3-1 ② 3-H HR		B B B X 3-0 3-H 1B				1	1	1	0	0	0	0
Lenny Harris, L (3, 7)										3	2	3	2	0	0	0
OBP: 0.364, SLG: 0.433																
OBP: 0.276, SLG: 0.387																
Curtis Goodwin, L (1, 7) (3, 8)	X 0-0 ① G4-3 1-2		B 1 SAFE X 1-0 ① G4-3 1-2	F F B F S 1-3 ③ K		B 1 C X SAFE 1-1 ③ L9				4	0	0	0	0	1	3
OBP: 0.397, SLG: 0.388																
Hal Morris, L (1, 3)	B B B C X 3-1 ② L1		F B B C D B 4-2 1B 2B BB		C X 0-1 ① F8		F B S X 1-2 ① G4-3			3	1	0	0	1	0	1
OBP: 0.294, SLG: 0.319																
Eddie Taubensee, L (1, 2)	B B S B X 3-1 2-H 1B		S B F X 1-2 ② F8 2-3		B B B C X 3-1 ② L8		F B B X 2-1 ② P4			3	0	1	1	0	0	2
OBP: 0.321, SLG: 0.463																
Stan Belinda, R (6, 1)										0	0	0	0	0	0	0
Mike Kelly, R (7, PH)										1	0	0	0	0	0	0
OBP: 0.229, SLG: 0.273																
Mike Remlinger, L (8, 1)										0	0	0	0	0	0	0
Jeff Shaw, R (8, 1)										0	0	0	0	0	0	0
Terry Pendleton, S (1, 5)	C X 0-1 ③ F8		S B B C X 1-2 2B 1-3 3-H 1B		C B B X 2-1 ③ G4-3		X 0-0 ③ G3-1			4	0	1	1	0	0	1
OBP: 0.303, SLG: 0.328																
Willie Greene, L (1, 9)		B B C B F X 3-2 ① G6-3	B X 1-0 1-3 3-H 2B			C B B B F B X 3-2 ① G6-3		B C S B S 2-3 ① K		4	0	1	1	0	1	0
OBP: 0.335, SLG: 0.438																
Bret Boone, R (1, 4)		B B X 2-0 ② G4-3	X 0-0 ③ P3			X 0-0 S 1B 1B		B C C F B B B 4-2 BB		3	1	1	0	1	0	2
OBP: 0.296, SLG: 0.265																
Pokey Reese, R (1, 6)		C S X 0-2 1B		B B X 2-0 SH2-4 CS 2B		B B C X 2-1 G5-3 1-H 1B 1B		1 SAFE C C B 1 SAFE 1 SAFE B F S 2-3 ② K		4	1	3	1	0	1	1
OBP: 0.318, SLG: 0.344																
Pete Schourek, L (1, 1)		B F 1 SAFE B X 2-1 ③ G4-3		X 0-0 ① SH2-4 2-3		X 0-0 ② G5-3 2-3		1 SAFE 1 SAFE 1 SAFE X 0-0 ③ L7		1	0	0	0	0	0	1
OBP: 0.176, SLG: 0.353																
Joe Oliver, R (6, 2)										2	0	0	0	0	0	2
OBP: 0.312, SLG: 0.417																
Inning Stats	R: 1 E: 0 K: 0 S: 9 H: 2 LOB: 1 BB: 0 P: 17	R: 0 E: 0 K: 0 S: 9 H: 1 LOB: 1 BB: 0 P: 16	R: 2 E: 0 K: 0 S: 14 H: 3 LOB: 2 BB: 1 P: 23	R: 1 E: 0 K: 1 S: 8 H: 2 LOB: 0 BB: 0 P: 14	R: 0 E: 0 K: 0 S: 6 H: 0 LOB: 0 BB: 0 P: 11	R: 2 E: 0 K: 0 S: 10 H: 3 LOB: 1 BB: 0 P: 19	R: 0 E: 0 K: 0 S: 6 H: 0 LOB: 0 BB: 0 P: 9	R: 0 E: 0 K: 2 S: 11 H: 0 LOB: 1 BB: 1 P: 19		1B: 8 2B: 2 3B: 0 HR: 1	SF: 0 SAC: 1 DP: 0 HBP: 0					

PITCHER		IP	WLS	BF	H	R	ER	SO	BB	IBB	HBP	BLK	WP	HR	S	P	ERA	WHIP
Shane Reynolds, R	(1, 1)	5.0	L	23	8	4	4	1	1	0	0	0	0	1	46	81	7.20	1.800
ERA: 4.04																		
Ramon Garcia, R	(6, 1)	2.0		9	3	2	2	0	0	0	0	0	0	0	16	28	9.00	1.500
ERA: 4.95																		
Mike Magnante, L	(8, 1)	1.0		4	0	0	0	2	1	0	0	0	0	0	11	19	0.00	1.000
ERA:																		

PITCHER	IP	WLS	BF	H	R	ER	SO	BB	IBB	HBP	BLK	WP	HR	S	P	ERA	WHIP

AB	33
R	6
H	11
RBI	6
BB	2
SO	3
LOB	13

WP: 0 PB: 0 SB: 1 CS: 1 PA: 36

Houston Astros @ San Diego Padres

Qualcomm Stadium, San Diego, CA

Fri Jun 06 1997, 10:05 PM EDT

Att. 21,700 - Unknown - 66 F

TOP

livebaseballscorecards.com

Batter	1	2	3	4	5	6	7	8	9	AB	R	H	RBI	BB	SO	LOB
Craig Biggio, R (1, 4) OBP: 0.371, SLG: 0.496	G6-3	HBP	G6-3		K			K		4	0	0	0	0	2	3
Thomas Howard, S (1, 8) OBP: 0.323, SLG: 0.386	G3	5 FC6-4 1B 1-3 2-H 3-H		G4-3		K		5 BB BB		4	0	1	2	1	1	0
5 Jeff Bagwell, R (1, 3) OBP: 0.444, SLG: 0.682	S 1B BB	FC6-4 1-2f		2B SF7 1B		HR		1-2 BB		3	3	2	1	2	0	2
Luis Gonzalez, L (1, 7) OBP: 0.399, SLG: 0.405	1-H 1B		1B 1B	1-3 1B 2B		G4-3		F8		5	2	3	1	0	0	2
Ray Montgomery, R (1, 9) OBP: 0.280, SLG: 0.311	K		F8	SF7 3-H		K			K	4	0	0	1	0	3	2
Ricky Gutierrez, R (1, 6) OBP: 0.363, SLG: 0.397		G6-3	1B WP 1B 1-2	2-H 1B			K		F7	5	1	2	1	0	1	0
Tony Eusebio, R (1, 2) OBP: 0.307, SLG: 0.221 James Mouton, R (9, PR) OBP: 0.283, SLG: 0.330 Billy Wagner, L (9, 1)		G6-3 1B 1B BB	SH5-4 WP 1B 1-3 2-H		FC3-6 1B		K		BB	3 0 0	1 0 0	2 0 0	1 0 0	2 0 0	1 0 0	0 0 0
Tim Bogar, R (1, 5) OBP: 0.306, SLG: 0.302		G6-3 1B 1B 1-2	SH5-4 BB 1-2 3-H		FC3-6 1-2f		F8		1-2 1B	4	1	2	0	1	0	1
Mike Hampton, R (1, 1) OBP: 0.120, SLG: 0.043 Jose Lima, R (5, 1) Blas Minor, R (7, 1) Ken Ramos, L (8, PH) Russ Springer, R (8, 1) Mike Magnante, L (8, 1) Brad Ausmus, R (9, PH) OBP: 0.341, SLG: 0.414 (9, 2)	G6-3 1-2 2-3		SH5-4 1-2 2-3		B3			G6-3	G5-3	2 0 0 1 0 0 1	0 0 0 0 0 0 0	0 0 0 0 0 0 0	0 0 0 0 0 0 0	0 0 0 0 0 0 0	0 0 0 0 0 0 0	3 0 0 0 0 0 2
Inning Stats	R: 1 E: 0 K: 1 S: 13 H: 1 LOB: 1 BB: 1 P: 26	R: 2 E: 0 K: 0 S: 13 H: 2 LOB: 2 BB: 1 P: 25	R: 2 E: 0 K: 0 S: 13 H: 3 LOB: 2 BB: 1 P: 24	R: 2 E: 0 K: 0 S: 9 H: 3 LOB: 1 BB: 0 P: 16	R: 0 E: 0 K: 1 S: 8 H: 1 LOB: 1 BB: 0 P: 9	R: 1 E: 0 K: 2 S: 8 H: 1 LOB: 0 BB: 0 P: 12	R: 0 E: 0 K: 2 S: 9 H: 0 LOB: 0 BB: 0 P: 13	R: 0 E: 0 K: 1 S: 12 H: 0 LOB: 2 BB: 2 P: 28	R: 0 E: 0 K: 1 S: 11 H: 1 LOB: 2 BB: 1 P: 19	1B: 10 2B: 1 3B: 0 HR: 1 SF: 1 SAC: 1 DP: 0 HBP: 1						

	AB	36
	R	8
	H	12
	RBI	7
	BB	6
	SO	8
	LOB	15

WP: 1 PB: 0 SB: 1 CS: 0 PA: 45

PITCHER		IP	WLS	BF	H	R	ER	SO	BB	IBB	HBP	BLK	WP	HR	S	P	ERA	WHIP
Joey Hamilton, R ERA: 4.96	(1, 1)	4.0	L	24	9	7	7	1	3	0	1	0	1	0	48	91	15.75	3.000
Sean Bergman, R ERA: 5.35	(5, 1)	1.0		4	1	0	0	1	0	0	0	0	0	0	8	9	0.00	1.000
Pete Smith, R ERA: 6.0	(6, 1)	2.0		7	1	1	1	4	0	0	0	0	0	1	17	25	4.50	0.500
Doug Bochtler, R ERA: 2.57	(8, 1)	1.2		9	1	0	0	2	3	0	0	0	0	0	22	46	0.00	2.400
Terry Burrows, L ERA: 8.22	(9, 1)	0.1		1	0	0	0	0	0	0	0	0	0	0	1	1	0.00	0.000

PITCHER	IP	WLS	BF	H	R	ER	SO	BB	IBB	HBP	BLK	WP	HR	S	P	ERA	WHIP

Batter	1	2	3	4	5	6	7	8	9	AB	R	H	RBI	BB	SO	LOB
Rickey Henderson, R (1, 7) OBP: 0.426, SLG: 0.314	B X 1-0 G1-3 ①		B B C B X 3-1 F7 ②		B B X 2-0 1B 1-2 2-3 1B	B C F F B X 2-2 S 1B 1B		F B 1 SAFE F X 1-2 G3 1-2 1B		5	2	3	0	0	0	0
Tony Gwynn, L (1, 9) OBP: 0.437, SLG: 0.593	C B B B X 3-1 F7 ②		F B F X 1-2 1B		F X 0-1 1B HR 1-2 2-3 3-H 1B	B S C B X 2-2 1-H 1B		B F B B F F X 3-2 G3 ① 1-2 2-3		5	1	3	2	0	0	2
Steve Finley, L (1, 8) OBP: 0.335, SLG: 0.523	B C F B B B 4-2 BB		C B F X 1-2 G4-3 ③		F B S F X 1-2 HR 1-2 2-H 3-H 1B	C X 0-1 G3 ③		B X 1-0 L3 ②		4	1	1	2	1	0	4
Ken Caminiti, S (1, 5) OBP: 0.310, SLG: 0.383	C F B B X 2-2 F8 ③			F S B B B X 3-2 G5-3 ①	B S S X 1-2 1-H 2-H HR	X 0-0 F8 ①		I I I I 4-0 IBB		4	1	1	3	1	0	1
Craig Shipley, R (1, 4) OBP: 0.367, SLG: 0.700 Sean Bergman, R (5, 1) OBP: 0.200, SLG: 0.200 Greg Vaughn, R (5, PH) OBP: 0.289, SLG: 0.364 Pete Smith, R (6, 1) Scott Livingstone, L (7, PH) OBP: 0.217, SLG: 0.190 Carlos Hernandez, R (8, 2) OBP: 0.289, SLG: 0.378		S X 0-1 1B		C C B F F X 1-2 G6-3 ②	S S S S 1-3 K ②	C X 0-1 1B 1B		C S B C 1-3 K ③		2 0 1 0 1 1	0 0 0 0 0 0	1 0 0 0 1 0	0 0 0 0 0 1	0 0 0 0 0 0	0 0 1 0 0 1	0 0 0 0 0 3
Archi Cianfrocco, R (1, 3) OBP: 0.358, SLG: 0.395		B S S S B F S 2-3 K ①	S B S S B B S 3-3 K ③		C B F B F X 2-2 1B	X 0-0 P4 ②			B B B B 4-0 FC3-6 1B G3-2-5 BB	4	0	1	0	1	2	2
Chris Gomez, R (1, 6) OBP: 0.322, SLG: 0.344		C C B C 1-3 K ②			B F X 1-1 F7 ①	X 0-0 1-3 1B			C X 0-1 FC3-6 1-2 1B	5	0	2	0	0	1	2
John Flaherty, R (1, 2) OBP: 0.282, SLG: 0.314 Wally Joyner, L (7, PH) OBP: 0.380, SLG: 0.476 Doug Bochtler, R (8, 1) Terry Burrows, L (9, 1) Trey Beamon, L (9, PH) OBP: 0.311, SLG: 0.326	C S C 0-3 K ③				B F X 2-0 F9 ③ X 0-0 1B 1B 1B	B F F S 1-3 K ①	C X 0-1 F8 ③		B L F B X 2-2 FC3-6 1-2f 2-3 ①	3 1 0 0 1	1 0 0 0 0	1 0 0 0 0	0 0 0 0 0	0 0 0 0 0	2 0 0 0 0	1 2 0 0 2
Joey Hamilton, R (1, 1) OBP: 0.133, SLG: 0.333 Quilvio Veras, S (5, 4) OBP: 0.321, SLG: 0.308			F S S 0-3 K ①		B F F X 1-2 1B 1B 1B 1-2 1B	X 0-0 B5-3 ②		F F B B B F F F 4-2 F B G3 1B BB	C B B F X 2-2 G3-2-5 ② ③ 3-Hf	1 3	0 1	0 1	0 0	0 1	1 0	0 2
Inning Stats	R: 0 E: 0 K: 0 S: 8 H: 0 LOB: 1 BB: 1 P: 18	R: 0 E: 0 K: 3 S: 12 H: 1 LOB: 1 BB: 0 P: 15	R: 0 E: 0 K: 1 S: 11 H: 1 LOB: 1 BB: 0 P: 16	R: 0 E: 0 K: 1 S: 11 H: 0 LOB: 0 BB: 0 P: 18	R: 6 E: 0 K: 1 S: 24 H: 7 LOB: 1 BB: 0 P: 35	R: 1 E: 0 K: 1 S: 13 H: 2 LOB: 1 BB: 0 P: 18	R: 0 E: 0 K: 0 S: 7 H: 2 LOB: 2 BB: 0 P: 7	R: 0 E: 0 K: 1 S: 18 H: 1 LOB: 3 BB: 2 P: 32	R: 0 E: 0 K: 0 S: 8 H: 1 LOB: 1 BB: 1 P: 16	1B: 14 2B: 1 3B: 0 HR: 1	SF: 0 SAC: 0 DP: 1 HBP: 0				WP: 0 PB: 0 SB: 1 CS: 0	PA: 45	

BOTTOM

Houston Astros @ San Diego Padres

Qualcomm Stadium, San Diego, CA

Fri Jun 06 1997, 10:05 PM EDT

Att. 21,700 - Unknown - 66 F

livebaseballscorecards.com

AB	41
R	7
H	15
RBI	7
BB	4
SO	8
LOB	21

PITCHER		IP	WLS	BF	H	R	ER	SO	BB	IBB	HBP	BLK	WP	HR	S	P	ERA	WHIP
Mike Hampton, L ERA: 5.87	(1, 1)	4.1		22	8	6	6	5	1	0	0	0	0	1	58	89	12.46	2.077
Jose Lima, R ERA: 3.28	(5, 1)	2.1	W	12	5	1	1	2	0	0	0	0	0	0	26	36	3.86	2.143
Blas Minor, R ERA:	(7, 1)	0.1		1	0	0	0	0	0	0	0	0	0	0	2	2	0.00	0.000
Russ Springer, R ERA: 2.0	(8, 1)	0.1		3	1	0	0	0	1	0	0	0	0	0	14	22	0.00	6.000
Mike Magnante, L ERA:	(8, 1)	0.2		3	0	0	0	1	0	1	0	0	0	0	4	10	0.00	0.000

PITCHER		IP	WLS	BF	H	R	ER	SO	BB	IBB	HBP	BLK	WP	HR	S	P	ERA	WHIP
Billy Wagner, L ERA: 1.88	(9, 1)	1.0	S	4	1	0	0	0	1	0	0	0	0	0	8	16	0.00	2.000

Batter	1	2	3	4	5	6	7	8	9	10	AB	R	H	RBI	BB	SO	LOB
Craig Biggio, R (1, 4) OBP: 0.382, SLG: 0.500	C B B B B 4-1 BB G3 SF9 BB	C B C B H 3-2 5 G4-3 1-2 HBP		C C B F B F F B B 4-2 1B BB		B C X 1-1 1B			L 1 SAFE X 0-1 SH1-4 1-2 1B		2	1	2	0	2	0	0
Thomas Howard, S (1, 8) OBP: 0.321, SLG: 0.381	B C X 1-1 ① G3 1-2	C F C 0-3 ① K		B 1 SAFE X 1-0 1-2 1B		B B C F X 2-2 ③ G4-3			X 0-0 ① SH1-4 1-2 2-3		4	0	1	0	0	1	4
5 Jeff Bagwell, R (1, 3) OBP: 0.444, SLG: 0.673	I I I I 4-0 SF9 BB 1B IBB	B C S B X 2-2 ② G4-3 1-2 2-3		B C X 1-1 ③ P2			C S B B F C 2-3 ① K		I I I I 4-0 IBB		3	1	0	0	2	1	4
Luis Gonzalez, L (1, 7) OBP: 0.399, SLG: 0.417	B F S B B B B 4-2 HBP 1B 1B 1-2 2-3 BB	S B F B B X 2-2 ③ G3-1			B F X 1-1 HR		X 0-0 ② F9		B X 1-0 ② P6		4	2	1	1	1	0	5
Ray Montgomery, R (1, 9) OBP: 0.273, SLG: 0.306 Ramon Garcia, R (9, 1)	C B X 1-1 ② SF9 2-3 3-H	C B X 1-1 ① G5-3			B B X 2-0 ① 1B		C C F S 0-3 ③ K		B B C S F S 2-3 ③ K		4 0	0 0	1 0	1 0	0 0	2 0	3 0
Ricky Gutierrez, R (1, 6) OBP: 0.353, SLG: 0.385	B F F X 1-2 HBP 1-2 1B 3-H 1B	B F B X 2-1 ② G4-3			B S B X 2-1 ② F9		B B C F C 2-3 ① K		X 0-0 ① F9		5	0	1	1	0	1	0
Brad Ausmus, R (1, 2) OBP: 0.337, SLG: 0.404	H 1-0 1B 1-2 2-3 HBP	X 0-0 ③ P6			C S F B X 1-2 ③ G5-3		F B B B F X 3-2 ② G6-3		X 0-0 ② G4-3		4	0	0	0	0	0	0
Tim Bogar, R (1, 5) OBP: 0.296, SLG: 0.292	B C F X 1-2 ③ 1-2 2-H 3-H 1B			C C B B F S 2-3 ① K		F B B F X 2-2 ① G5-3		C B X 1-1 ③ G5-3		C C F C 0-3 ③ K	5	0	1	1	0	2	0
Donne Wall, R (1, 1) Blas Minor, R (7, 1) Mike Magnante, L (8, 1) Pat Listach, S (9, PH) (9, 9) OBP: 0.239, SLG: 0.175		B B B B 4-0 5 G4-3 HBP BB		S F X 0-2 ② F7		F L S 0-3 ② K			B F B C B B 4-2 SH1-4 1B BB		2 0 0 0	0 0 0 0	0 0 0 0	0 0 0 1	1 0 0 0	1 0 0 0	0 0 0 0
Inning Stats	R: 3 H: 2 E: 0 LOB: 2 K: 0 BB: 3 S: 13 P: 30	R: 0 H: 0 E: 0 LOB: 2 K: 1 BB: 1 S: 11 P: 22	R: 0 H: 0 E: 0 LOB: 0 K: 0 BB: 0 S: 5 P: 8	R: 0 H: 1 E: 0 LOB: 2 K: 1 BB: 1 S: 15 P: 23	R: 1 H: 2 E: 0 LOB: 0 K: 0 BB: 0 S: 9 P: 15	R: 0 H: 1 E: 0 LOB: 1 K: 1 BB: 0 S: 11 P: 16	R: 0 H: 0 E: 0 LOB: 0 K: 2 BB: 0 S: 9 P: 11	R: 0 H: 0 E: 0 LOB: 0 K: 1 BB: 0 S: 8 P: 14	R: 0 H: 1 E: 0 LOB: 3 K: 1 BB: 2 S: 10 P: 21	R: 0 H: 0 E: 0 LOB: 0 K: 1 BB: 0 S: 6 P: 6	1B: 6 2B: 0 3B: 0 HR: 1		SF: 1 SAC: 1 DP: 0 HBP: 2			WP: 0 PB: 0 SB: 0 CS: 0	PA: 44

PITCHER		IP	WLS	BF	H	R	ER	SO	BB	IBB	HBP	BLK	WP	HR	S	P	ERA	WHIP
Heath Murray, L ERA: 5.4	(1, 1)	6.0		29	6	4	4	3	4	1	2	0	0	1	64	114	6.00	1.667
Tim Worrell, R ERA: 5.34	(7, 1)	2.0		8	1	0	0	3	1	0	0	0	0	0	21	33	0.00	1.000
Trevor Hoffman, R ERA: 2.84	(9, 1)	2.0	W	7	0	0	0	2	0	1	0	0	0	0	12	19	0.00	0.000

PITCHER	IP	WLS	BF	H	R	ER	SO	BB	IBB	HBP	BLK	WP	HR	S	P	ERA	WHIP

TOP

Houston Astros @ San Diego Padres

Qualcomm Stadium, San Diego, CA

Sat Jun 07 1997, 10:05 PM EDT

Att. 34,763 - Unknown - 70 F

livebaseballscorecards.com

AB	33
R	4
H	7
RBI	4
BB	7
SO	8
LOB	16

Houston Astros @ San Diego Padres

Qualcomm Stadium, San Diego, CA

Sat Jun 07 1997, 10:05 PM EDT

Att. 34,763 - Unknown - 70 F

livebaseballscorecards.com

Batter	1	2	3	4	5	6	7	8	9	10	AB	R	H	RBI	BB	SO	LOB
Rickey Henderson, R (1, 7) OBP: 0.434, SLG: 0.338	C B B C X 2-2 G4-6-3 1B		B C B F B X 3-2 ① F9		B B F B F B 4-2 F9-3 BB			B X 1-0 G4-3 1B 2B		B B X 2-0 ① G6-3	4	1	2	0	1	0	0
Tony Gwynn, L (1, 9) OBP: 0.437, SLG: 0.600	B C P 1 SAFE B F X 3-2 ① G4-6-3 1-2		B B C X 2-1 HR		B C 1 SAFE F F X 1-2 ① F8			B X 1-0 ① G4-3 2-3		B B B B 4-0 1B G1-3 1B BB	4	2	1	1	1	0	3
Steve Finley, L (1, 8) OBP: 0.337, SLG: 0.517	C C B B X 2-2 ② P6		B B C B B 4-1 1B 2B BB		1 SAFE B B 1 SAFE 1 SAFE S B F F 3-2 1 SAFE ②③ F9-3 1-2			B F B 3 SAFE X 2-1 S 3-H 1B		B B B C X 3-1 ② G1-3 1-2	4	1	1	1	1	0	3
Ken Caminiti, S (1, 5) OBP: 0.318, SLG: 0.386	B C B F C 2-3 ③ K		C B 1 SAFE X 1-1 1-2 2B 1B			X 0-0 G4-6-3 1B		C F S 0-3 ② K		B B I I 4-0 1B 1B IBB	4	0	2	0	1	2	2
Wally Joyner, L (1, 3) OBP: 0.381, SLG: 0.493		F C X 0-2 HR	F B F B B X 3-2 ② F8			C X 0-1 ①② G4-6-3 1-2f		C 1 SAFE B B S X 2-2 ③ P5 1-2		F X 0-1 1-2 2-3 1B	5	1	2	1	0	0	4
Chris Gomez, R (1, 6) OBP: 0.322, SLG: 0.349 Tim Worrell, R (7, 1) OBP: 0.294, SLG: 0.200 Trevor Hoffman, R (9, 1) OBP: 0.500, SLG: 0.500 Scott Livingstone, L (10, PH) OBP: 0.250, SLG: 0.227		C B C B S 2-3 ① K	B B C F B X 3-2 ③ 1-H 2-H 2B			F B B F S 2-3 ③ K		C F C 0-3 ① K	F S F X 0-2 1-2 2-3 3-H 1B		3 0 0 1 1	0 0 0 0 0	1 0 0 0 0	1 0 0 1 0	0 0 1 0 0	2 0 0 0 0	0 0 0 0 0
Quilvio Veras, S (1, 4) OBP: 0.320, SLG: 0.306	B S B X 2-1 S 1B			C X 0-1 ① B5-3			C B B C X 2-2 ① G4-3		X 0-0 ② F7		4	0	1	0	0	0	0
John Flaherty, R (1, 2) OBP: 0.286, SLG: 0.318	B B S F B S 3-3 ② K 1-2			X 0-0 ② G5-3			B B X 2-0 G6-3 1B		B C X 1-1 1B		4	0	2	0	0	1	1
Heath Murray, L (1, 1) Craig Shipley, R (7, 6) OBP: 0.355, SLG: 0.677 Archi Cianfrocco, R (8, 6) OBP: 0.356, SLG: 0.392	C X 0-1 ③ G4-3			C F X 0-2 ③ G3			F B X 1-1 ②③ G6-3 1-2f		B S C B S 2-3 ③ K		2 1 1	0 0 0	0 0 0	0 0 0	0 0 0	0 0 1	1 1 1
Inning Stats	R: 0 H: 1 E: 0 LOB: 1 K: 1 BB: 0 S: 14 P: 22	R: 1 H: 2 E: 0 LOB: 1 K: 2 BB: 0 S: 13 P: 20	R: 2 H: 3 E: 0 LOB: 2 K: 0 BB: 1 S: 14 P: 30	R: 0 H: 0 E: 0 LOB: 0 K: 0 BB: 0 S: 6 P: 6	R: 0 H: 0 E: 0 LOB: 0 K: 0 BB: 1 S: 11 P: 19	R: 0 H: 1 E: 0 LOB: 0 K: 1 BB: 0 S: 6 P: 8	R: 0 H: 1 E: 0 LOB: 0 K: 0 BB: 0 S: 6 P: 11	R: 1 H: 2 E: 0 LOB: 1 K: 1 BB: 0 S: 10 P: 16	R: 0 H: 1 E: 0 LOB: 1 K: 2 BB: 0 S: 9 P: 12	R: 1 H: 2 E: 0 LOB: 3 K: 0 BB: 2 S: 9 P: 22	1B: 9 SF: 0 2B: 3 SAC: 0 3B: 0 DP: 3 HR: 2 HBP: 0						

	AB	38
	R	5
	H	13
	RBI	5
	BB	4
	SO	7
	LOB	16

WP: 0 PB: 0 SB: 2 CS: 0 PA: 42

PITCHER		IP	WLS	BF	H	R	ER	SO	BB	IBB	HBP	BLK	WP	HR	S	P	ERA	WHIP
Donne Wall, R ERA: 5.27	(1, 1)	6.1		26	8	3	3	4	2	0	0	0	0	2	68	113	4.26	1.579
Blas Minor, R ERA: 5.4	(7, 1)	0.2		2	1	1	1	0	0	0	0	0	0	0	3	5	13.50	1.500
Mike Magnante, L ERA:	(8, 1)	1.0		4	1	0	0	1	0	0	0	0	0	0	9	14	0.00	1.000
Ramon Garcia, R ERA: 4.96	(9, 1)	1.2	L	10	3	1	1	2	1	1	0	0	0	0	18	34	5.40	2.400

PITCHER	IP	WLS	BF	H	R	ER	SO	BB	IBB	HBP	BLK	WP	HR	S	P	ERA	WHIP

Batter	1	2	3	4	5	6	7	8	9	AB	R	H	RBI	BB	SO	LOB
Craig Biggio, R (1, 4) OBP: 0.383, SLG: 0.496	C B B F B X 3-2 FC6-4 1B	C B B C B X 3-2 ② F9		X 0-0 ③ F8		C B B B C B 4-2 5 1B BB	C B B F F B C 2-3 ③ K		F B B B B X 3-1 ② G4-3 1-2 2-3	4	1	1	0	1	1	2
Ricky Gutierrez, R (9, PH) OBP: 0.349, SLG: 0.380 (9, 4)										1	0	0	0	0	0	2
Pat Listach, S (1, 6) OBP: 0.243, SLG: 0.184	B B X 2-0 ① FC6-4 5 WP 5 1B 1-2f	B C X 1-1 ③ F9			B F C S 1-3 ① K	X 0-0 5 1B 1-2 1B		X 0-0 5 FC4-6 1B	B C X 1-1 ③ G4-3	6	1	2	0	0	1	3
5 Jeff Bagwell, R (1, 3) OBP: 0.446, SLG: 0.670	B B X 2-0 1B 1B SF9 1B 1-H		B F B F X 2-2 ① F7		B B C B B 4-1 FC6-4 BB	B S F X 1-2 1B 1-2 2-H		B S C B F X 2-2 ① FC4-6 BB 1-2f		4	1	2	2	1	0	1
Tim Bogar, R (9, 3) OBP: 0.296, SLG: 0.292										0	0	0	0	0	0	0
Luis Gonzalez, L (1, 7) OBP: 0.399, SLG: 0.414	C F X 0-2 SF9 1B 1B 1-2		F C B B S 2-3 ② K		1 SAFE C B B F 1 SAFE C 2-3 ② K	X 0-0 ③ F8		B B C B F B 4-2 BB 1-2		4	1	1	0	1	2	3
Sean Berry, R (1, 5) OBP: 0.248, SLG: 0.348	X 0-0 1B 1-2 2-3 1B	X 0-0 HR			B C B 1 SAFE F X 2-2 ③ FC6-4 1-2f		S B C B X 2-2 BB 1B HBP 1B	C S F X 0-2 ② F8		5	2	3	1	0	0	3
Ray Montgomery, R (1, 9) OBP: 0.267, SLG: 0.302 (9, 8)	C B X 1-1 ② SF9 2-3 3-H	F F F X 0-2 ③ F8			B C X 1-1 ① G3	B B F C F F X 2-2 HBP BB G6-4-3 1B 1-2		X 0-0 ③ G3-1		4	1	1	1	0	0	2
Tony Eusebio, R (1, 2) OBP: 0.323, SLG: 0.272	C X 0-1 FC5-4 1B 1-3 3-H			B B C F X 2-2 ① G6-3	C B X 1-1 HR	B B B C B 4-1 G6-4-3 HBP BB 1-2 2-3			B S B X 2-1 ① F8	4	1	2	2	1	0	0
James Mouton, R (1, 8) OBP: 0.291, SLG: 0.363	C B C B X 2-2 ③ FC5-4 1-2f			X 0-0 ② B1-3	B B C X 2-1 HR	C H 1-2 G6-4-3 HBP 1-2 2-3 3-H			B C B F B B 4-2 G4-3 HBP BB	3	1	1	2	0	0	2
Ken Ramos, L (9, PH) (9, 9)										0	0	0	0	1	0	0
Darryl Kile, R (1, 1) OBP: 0.163, SLG: 0.125		B B B C F X 3-2 ① G5-3		X 0-0 1B		C X 0-1 ② G5-3 X 0-0 ① ② G6-4-3 1-2f 2-3 3-H			F B S H 2-2 G4-3 HBP 1-2	4	0	1	0	0	0	2
Inning Stats	R: 3 H: 5 E: 0 LOB: 2 K: 0 BB: 0 S: 16 P: 26	R: 0 H: 0 E: 0 LOB: 0 K: 0 BB: 0 S: 8 P: 15	R: 1 H: 1 E: 0 LOB: 0 K: 1 BB: 0 S: 11 P: 15	R: 0 H: 1 E: 0 LOB: 1 K: 0 BB: 0 S: 6 P: 8	R: 0 H: 0 E: 0 LOB: 1 K: 2 BB: 1 S: 10 P: 19	R: 3 H: 4 E: 0 LOB: 2 K: 0 BB: 1 S: 15 P: 24	R: 2 H: 2 E: 0 LOB: 1 K: 1 BB: 1 S: 16 P: 27	R: 0 H: 1 E: 0 LOB: 2 K: 0 BB: 1 S: 12 P: 18	R: 0 H: 0 E: 0 LOB: 2 K: 0 BB: 1 S: 10 P: 22	1B: 11 SF: 1 2B: 0 SAC: 0 3B: 0 DP: 1 HR: 3 HBP: 2						

PITCHER		IP	WLS	BF	H	R	ER	SO	BB	IBB	HBP	BLK	WP	HR	S	P	ERA	WHIP
Fernando Valenzuela, L ERA: 4.75	(1, 1)	5.2	L	29	10	7	7	3	2	0	0	0	1	3	62	102	11.12	2.118
Todd Erdos, R ERA: 10.8	(6, 1)	1.2		11	4	2	2	1	2	0	1	0	0	0	27	45	10.80	3.600
Terry Burrows, L ERA: 6.75	(8, 1)	1.2		7	0	0	0	0	1	0	1	0	0	0	15	27	0.00	0.600

PITCHER	IP	WLS	BF	H	R	ER	SO	BB	IBB	HBP	BLK	WP	HR	S	P	ERA	WHIP

TOP

Houston Astros @ San Diego Padres

Qualcomm Stadium, San Diego, CA

Sun Jun 08 1997, 6:33 AM EDT

Att. 28,939 - Sunny - 70 F

livebaseballscorecards.com

AB	39
R	9
H	14
RBI	8
BB	5
SO	4
LOB	20

WP: 1	PA: 47		
PB: 0			
SB: 0			
CS: 0			

Batter	1	2	3	4	5	6	7	8	9	AB	R	H	RBI	BB	SO	LOB
Rickey Henderson, R (1, 7) OBP: 0.437, SLG: 0.338	B F B C X 2-2 ① G4-3			C C X 0-2 ① G5-3		B B C B X 3-1 1B 1B		B B B C F B 4-2 BB		3	0	1	0	1	0	0
Tony Gwynn, L (1, 9) OBP: 0.435, SLG: 0.597	B X 1-0 ② P5			B B B C X 3-1 ② G4-3		F B B X 2-1 1-2 1B		C B F F F X 1-2 ③ G4-3		3	0	1	0	0	0	0
Scott Livingstone, L (8, 4) OBP: 0.240, SLG: 0.217										1	0	0	0	0	0	2
Steve Finley, L (1, 8) OBP: 0.330, SLG: 0.506	C B B X 2-1 ③ P5			B B X 2-0 ③ P3		F F X 0-2 ③ P5			X 0-0 ① F7	4	0	0	0	0	0	2
Ken Caminiti, S (1, 5) OBP: 0.313, SLG: 0.379		F S X 0-2 ① G4-3			S C B B F B X 3-2 ① G4-3		F B B F F C 2-3 ① K		B X 1-0 ② P6	3	0	0	0	0	1	0
Trey Beamon, L (8, 9) OBP: 0.304, SLG: 0.318										1	0	0	0	0	0	0
Wally Joyner, L (1, 3) OBP: 0.386, SLG: 0.497		B S X 1-1 G6-4-3 1B			X 0-0 FC1-4-6 1B		C B B F C 2-3 ② K		C B B X 2-1 ③ L6	3	0	2	0	0	1	0
Terry Burrows, L (8, 1)										0	0	0	0	0	0	0
Greg Vaughn, R (9, PH) OBP: 0.287, SLG: 0.361										1	0	0	0	0	0	0
Chris Gomez, R (1, 6) OBP: 0.318, SLG: 0.344		F X 0-1 ② ③ G6-4-3 1-2f			B B X 2-0 ② P5		F B B B B X 3-1 ③ F9			3	0	0	0	0	0	2
Quilvio Veras, S (1, 4) OBP: 0.317, SLG: 0.303			B X 1-0 ① G3		B X 1-0 ③ FC1-4-6 1-2f			C S B B B X 3-2 ① G5-3		2	0	0	0	0	0	1
Todd Erdos, R (6, 1)										0	0	0	0	0	0	0
Carlos Hernandez, R (8, 3) OBP: 0.283, SLG: 0.370										1	0	0	0	0	0	0
John Flaherty, R (1, 2) OBP: 0.287, SLG: 0.324			C F X 0-2 ② G6-3			X 0-0 ① G5-3		F B B B F X 3-2 2B		3	0	1	0	0	0	0
Fernando Valenzuela, L (1, 1) OBP: 0.176, SLG: 0.176			F X 0-1 ③ G1-3			X 0-0 ② G4-3		B X 1-0 ② F9		1	0	0	0	0	0	0
Archi Cianfrocco, R (6, 4) OBP: 0.350, SLG: 0.385										2	0	0	0	0	0	1
Inning Stats	R: 0 H: 0 E: 0 LOB: 0 K: 0 BB: 0 S: 6 P: 11	R: 0 H: 1 E: 0 LOB: 0 K: 0 BB: 0 S: 7 P: 8	R: 0 H: 0 E: 0 LOB: 0 K: 0 BB: 0 S: 6 P: 7	R: 0 H: 0 E: 0 LOB: 0 K: 0 BB: 0 S: 6 P: 11	R: 0 H: 1 E: 0 LOB: 1 K: 0 BB: 0 S: 7 P: 13	R: 0 H: 2 E: 0 LOB: 2 K: 0 BB: 0 S: 9 P: 14	R: 0 H: 0 E: 0 LOB: 0 K: 2 BB: 0 S: 9 P: 16	R: 0 H: 1 E: 0 LOB: 2 K: 0 BB: 1 S: 14 P: 26	R: 0 H: 0 E: 0 LOB: 0 K: 0 BB: 0 S: 4 P: 7	1B: 4 SF: 0 2B: 1 SAC: 0 3B: 0 DP: 1 HR: 0 HBP: 0						

PITCHER		IP	WLS	BF	H	R	ER	SO	BB	IBB	HBP	BLK	WP	HR	S	P	ERA	WHIP
Darryl Kile, R ERA: 2.07	(1, 1)	9.0	W	32	5	0	0	2	1	0	0	0	0	0	68	113	0.00	0.667

PITCHER	IP	WLS	BF	H	R	ER	SO	BB	IBB	HBP	BLK	WP	HR	S	P	ERA	WHIP

BOTTOM

Houston Astros @ San Diego Padres

Qualcomm Stadium, San Diego, CA

Sun Jun 08 1997, 6:33 AM EDT

Att. 28,939 - Sunny - 70 F

livebaseballscorecards.com

AB	31
R	0
H	5
RBI	0
BB	1
SO	2
LOB	8

Batter	1	2	3	4	5	6	7	8	9	AB	R	H	RBI	BB	SO	LOB
Craig Biggio, R (1, 4) OBP: 0.383, SLG: 0.498	C B F B F X 2-2 F7 ①		B C B X 2-1 2B 1B	C B C B X 2-2 2B		C B B B C S 3-3 K ③			C B C B X 2-2 F9 ①	5	1	2	0	0	1	1
Thomas Howard, S (1, 8) OBP: 0.324, SLG: 0.385	B X 1-0 F7 ②		X 0-0 1B 1B 2B 1-H	B B B B 4-0 BB			C S F F B S 1-3 K ①		C B S F X 1-2 E4 1-2	4	1	1	1	1	1	1
5 Jeff Bagwell, R (1, 3) OBP: 0.442, SLG: 0.659	B X 1-0 1B		B C F F S 1-3 K ①	S B F S 1-3 K ②			B F B B B F C 3-3 K ②		B C B X 2-1 F9 ②	5	0	1	0	0	3	5
Luis Gonzalez, L (1, 7) OBP: 0.395, SLG: 0.409	B B X 2-0 G4-3 ③		F B B B X 2-1 P6 ②	B C C B S 2-3 K ③			B B F F F X 2-2 1B		B F B C F B X 3-2 G6-3 ③	5	0	1	0	0	1	6
Ray Montgomery, R (1, 9) OBP: 0.281, SLG: 0.316		X 0-0 BB 1B	C X 0-1 1B E 1B 2-3		B S B C B F F F S 3-3 K ①		B X 1-0 F8 ③			4	1	2	0	0	1	1
Bill Spiers, L (1, 5) OBP: 0.489, SLG: 0.495		B C B S S B B 4-2 BB 1-2	B B S F X 2-2 E 1B 1-2 3-H		B X 1-0 CS 1B			B C X 1-1 G5-4-3 1B		3	0	3	1	1	0	0
Ricky Gutierrez, R (1, 6) OBP: 0.333, SLG: 0.361		C 2 SAFE C C C 0-3 K ① 1-3 2-H	B X 1-0 E4 FC5-4		1 SAFE S C B X 1-2 F9 ②			X 0-0 G5-4-3 ①② 1-2f		4	0	0	0	0	1	5
Brad Ausmus, R (1, 2) OBP: 0.330, SLG: 0.394		C B S F B S 2-3 K ② 1-2f	B B X 2-0 FC5-4 ③		C S B 1 F B 2-2 CS ③ 1-2	S B X 1-1 G4-3 ①		B S B X 2-1 L6 ③		4	0	0	0	0	1	4
Chris Holt, R (1, 1) OBP: 0.069, SLG: 0.036 Jose Lima, R (7, 1) Ramon Garcia, R (8, 1) Pat Listach, S (9, PH) OBP: 0.250, SLG: 0.192		C S B B X 2-2 G4-3 ③		F B X 1-1 F8 ①		X 0-0 G1-3 ②			B C B X 2-1 E 1B	3 0 0 1	0 0 0 0	0 0 0 1	0 0 0 0	0 0 0 0	0 0 0 0	2 0 0 0
Inning Stats	R: 0 H: 1 E: 0 LOB: 1 K: 0 BB: 0 S: 7 P: 13	R: 0 H: 1 E: 0 LOB: 2 K: 2 BB: 1 S: 13 P: 21	R: 3 H: 4 E: 1 LOB: 2 K: 1 BB: 0 S: 16 P: 26	R: 0 H: 1 E: 0 LOB: 2 K: 2 BB: 1 S: 11 P: 21	R: 0 H: 1 E: 0 LOB: 0 K: 1 BB: 0 S: 13 P: 20	R: 0 H: 0 E: 0 LOB: 0 K: 1 BB: 0 S: 6 P: 10	R: 0 H: 1 E: 0 LOB: 1 K: 2 BB: 0 S: 12 P: 19	R: 0 H: 1 E: 0 LOB: 0 K: 0 BB: 0 S: 5 P: 8	R: 0 H: 1 E: 1 LOB: 2 K: 0 BB: 0 S: 15 P: 25	1B: 9 2B: 2 3B: 0 HR: 0	SF: 0 SAC: 0 DP: 1 HBP: 0					

PITCHER		IP	WLS	BF	H	R	ER	SO	BB	IBB	HBP	BLK	WP	HR	S	P	ERA	WHIP
Ramon Martinez, R ERA: 3.08	(1, 1)	7.0	W	32	9	3	2	9	2	0	0	0	0	0	78	130	2.57	1.571
Mark Guthrie, L ERA: 2.22	(8, 1)	2.0		8	2	0	0	0	0	0	0	0	0	0	20	33	0.00	1.000

PITCHER	IP	WLS	BF	H	R	ER	SO	BB	IBB	HBP	BLK	WP	HR	S	P	ERA	WHIP

TOP

Houston Astros @ Los Angeles Dodgers

Dodger Stadium, Los Angeles, CA

Mon Jun 09 1997, 7:05 PM PDT

Att. 25,585 - Unknown - 69 F

livebaseballscorecards.com

AB	38
R	3
H	11
RBI	2
BB	2
SO	9
LOB	25

WP: 0	PA: 41																	
PB: 0																		
SB: 0																		
CS: 1																		

Batter	1	2	3	4	5	6	7	8	9	AB	R	H	RBI	BB	SO	LOB
Brett Butler, L (1, 8) OBP: 0.426, SLG: 0.364	B B C F B B 4-2 HR BB		X 0-0 ① G4-3		B C B B B 4-1 F9 S BB		F F B F B X 2-2 ② FC6 HR 2-3			2	2	0	0	2	0	1
Todd Zeile, R (1, 5) OBP: 0.324, SLG: 0.423	C C F 1 SAFE X 0-2 1-H HR		C B X 1-1 ② G6-3		F C B X 1-2 E5 G6-4-3 1-2		X 0-0 1-H HR			4	2	2	4	0	0	1
Mike Piazza, R (1, 2) OBP: 0.425, SLG: 0.553	C S X 0-2 ① G6-3		X 0-0 ③ G4-3		F X 0-1 ① F9 2-3		X 0-0 2B 2B			4	1	1	0	0	0	2
Eric Karros, R (1, 3) OBP: 0.319, SLG: 0.384	S B B X 2-1 ② G5-3			B B X 2-0 E4 1B	X 0-0 ② ③ G6-4-3 1-2f		C B F X 1-2 1B 2B 2-H			4	2	1	1	0	0	2
Raul Mondesi, R (1, 9) OBP: 0.324, SLG: 0.478	X 0-0 ③ P2			B F B F C 2-3 ① K		B B F B X 3-1 ① F8	T F F X 0-2 1B 2-H			4	0	1	1	0	1	1
Todd Hollandsworth, L (1, 7) OBP: 0.279, SLG: 0.328		B F B X 2-1 ① F8		B B B 4-0 1B G4-3 BB		B F F B X 2-2 ② L6	B F X 1-1 ③ L6			3	1	0	0	1	0	1
Nelson Liriano, S (1, 4) OBP: 0.346, SLG: 0.435		X 0-0 ② B5-3		C F X 0-2 G4-3 1B 1-3 2-H		X 0-0 ③ G1-3		F B B B X 3-1 ① F9		4	0	1	1	0	0	0
Greg Gagne, R (1, 6) OBP: 0.301, SLG: 0.373		C B X 1-1 1B		S C X 0-2 ② G4-3 2-3 3-H			B S B S X 2-2 FC6 SH1-4 1B	B B C X 2-1 ② F8		4	0	2	1	0	0	1
Ramon Martinez, R (1, 1) OBP: 0.100, SLG: 0.133 Mark Guthrie, R (8, 1)	F 1 SAFE X 0-1 ③ G5-3			F B B S F F X 2-2 ③ G5-3			L B L X 1-2 ① SH1-4 1-2	B X 1-0 ③ F8		2 1	0 0	0 0	0 0	0 0	0 0	2 0
Inning Stats	R: 2 H: 1 E: 0 LOB: 0 K: 0 BB: 1 S: 12 P: 18	R: 0 H: 1 E: 0 LOB: 1 K: 0 BB: 0 S: 7 P: 10	R: 0 H: 0 E: 0 LOB: 0 K: 0 BB: 0 S: 4 P: 5	R: 2 H: 1 E: 1 LOB: 1 K: 1 BB: 1 S: 15 P: 25	R: 0 H: 0 E: 1 LOB: 1 K: 0 BB: 1 S: 7 P: 12	R: 0 H: 0 E: 0 LOB: 0 K: 0 BB: 0 S: 6 P: 11	R: 4 H: 5 E: 0 LOB: 1 K: 0 BB: 0 S: 21 P: 28	R: 0 H: 0 E: 0 LOB: 0 K: 0 BB: 0 S: 5 P: 11		1B: 4 SF: 0 2B: 2 SAC: 1 3B: 0 DP: 1 HR: 2 HBP: 0						

PITCHER		IP	WLS	BF	H	R	ER	SO	BB	IBB	HBP	BLK	WP	HR	S	P	ERA	WHIP
Chris Holt, R ERA: 4.14	(1, 1)	6.2	L	30	6	7	5	1	3	0	0	0	0	2	63	98	6.75	1.350
Jose Lima, R ERA: 3.5	(7, 1)	0.1		3	2	1	1	0	0	0	0	0	0	0	9	11	27.00	6.000
Ramon Garcia, R ERA: 4.86	(8, 1)	1.0		3	0	0	0	0	0	0	0	0	0	0	5	11	0.00	0.000

PITCHER	IP	WLS	BF	H	R	ER	SO	BB	IBB	HBP	BLK	WP	HR	S	P	ERA	WHIP

BOTTOM

Houston Astros @ Los Angeles Dodgers

Dodger Stadium, Los Angeles, CA

Mon Jun 09 1997, 7:05 PM PDT

Att. 25,585 - Unknown - 69 F

livebaseballscorecards.com

AB	32
R	8
H	8
RBI	8
BB	3
SO	1
LOB	11

Dodgers

Houston Astros @ Los Angeles Dodgers

Dodger Stadium, Los Angeles, CA

Tue Jun 10 1997, 7:05 PM PDT

Att. 26,491 - Unknown - 74 F

livebaseballscorecards.com

TOP

Batter	1	2	3	4	5	6	7	8	9	AB	R	H	RBI	BB	SO	LOB
Craig Biggio, R (1, 4) OBP: 0.387, SLG: 0.508	2-2 F8 5 SF9 2B	3-3 K			3-2 F9		1-2 5 E 5 S 5 1B 1B	0-0 1B 1-H 2-H 3-H 2B		5	3	3	3	0	1	1
Thomas Howard, S (1, 8) (9, 9) OBP: 0.319, SLG: 0.378	1-0 F8 2-3	1-2 G1-3			1-0 G3		1 SAFE 1 SAFE 1 SAFE 1-3 K	1-0 2-H 1B		5	0	1	1	0	1	3
5 Jeff Bagwell, R (1, 3) OBP: 0.445, SLG: 0.665	3-1 SF9 3-H		3-2 S 2B		0-0 1B 1B		1-1 S 1-H 1B	3-0 P3		4	0	3	2	0	0	1
Luis Gonzalez, L (1, 7) OBP: 0.395, SLG: 0.408	2-1 1B 1B		3-2 F7		0-0 1-H 1B		2-1 G5-3 1-2		1-2 F7	5	0	2	0	0	0	2
Sean Berry, R (1, 5) OBP: 0.247, SLG: 0.343	2-2 BB 1-3 1B		1-2 P3			2-2 G6-3		1-3 K	2-1 F9	5	0	1	0	0	1	1
Ricky Gutierrez, R (1, 6) OBP: 0.347, SLG: 0.360	4-0 1-2 BB		2-3 K 2-3			1-2 F8		4-0 1B 2B BB	1-2 S 1B	3	1	1	0	2	1	1
Ray Montgomery, R (1, 9) OBP: 0.290, SLG: 0.355 Billy Wagner, L (9, 1)	1-0 P6			2-2 F9		2-1 3B		1-2 1-3 2B 1B	2-0 G5-3 1-2	5	1	2	0	0	0	4
										0	0	0	0	0	0	0
Brad Ausmus, R (1, 2) OBP: 0.328, SLG: 0.387		4-2 SH1-3 BB		0-0 F9		3-3 K		2-2 F9		3	0	0	0	1	1	3
Shane Reynolds, R (1, 1) OBP: 0.097, SLG: 0.161 Ken Ramos, L (4, PH) Jose Lima, R (4, 1) Pat Listach, S (7, PH) OBP: 0.248, SLG: 0.190 Mike Magnante, L (7, 1) Bill Spiers, L (8, PH) OBP: 0.493, SLG: 0.495 Russ Springer, R (8, 1) James Mouton, R (9, 8) OBP: 0.291, SLG: 0.363		0-0 SH1-3 1-2		2-2 F7			0-0 F7	4-1 2B BB		0 1 0 1 0 0 0 0	0 0 0 0 0 0 1 0	0 0 0 0 0 0 0 0	0 0 0 0 0 0 1 0	0 0 0 0 0 0 0 0	0 0 0 0 0 0 0 0	0 0 0 0 0 0 0 0
Inning Stats	R: 1 H: 3 E: 0 LOB: 3 K: 0 BB: 1 S: 12 P: 27	R: 0 H: 0 E: 0 LOB: 1 K: 1 BB: 1 S: 9 P: 17	R: 0 H: 1 E: 0 LOB: 1 K: 1 BB: 0 S: 17 P: 26	R: 0 H: 0 E: 0 LOB: 0 K: 0 BB: 0 S: 7 P: 11	R: 0 H: 2 E: 0 LOB: 2 K: 0 BB: 0 S: 6 P: 10	R: 0 H: 1 E: 0 LOB: 1 K: 1 BB: 0 S: 11 P: 19	R: 1 H: 2 E: 0 LOB: 1 K: 1 BB: 0 S: 11 P: 16	R: 4 H: 3 E: 0 LOB: 1 K: 1 BB: 2 S: 15 P: 31	R: 0 H: 1 E: 0 LOB: 1 K: 0 BB: 0 S: 9 P: 15	1B: 9 SF: 1 2B: 3 SAC: 1 3B: 1 DP: 0 HR: 0 HBP: 0						

AB	37
R	6
H	13
RBI	6
BB	4
SO	5
LOB	16

WP: 0 PB: 0 SB: 4 CS: 0 PA: 43

PITCHER		IP	WLS	BF	H	R	ER	SO	BB	IBB	HBP	BLK	WP	HR	S	P	ERA	WHIP
Ismael Valdez, R ERA: 2.91	(1, 1)	6.0		26	7	1	1	3	2	0	0	0	0	0	62	110	1.50	1.500
Darren Hall, R ERA: 2.01	(7, 1)	0.2		4	2	1	0	1	0	0	0	0	0	0	9	12	0.00	3.000
Scott Radinsky, L ERA: 3.2	(7, 1)	0.1		1	0	0	0	0	0	0	0	0	0	0	2	4	0.00	0.000
Antonio Osuna, R ERA: 3.6	(8, 1)	1.0	L	8	3	4	4	1	2	0	0	0	0	0	15	31	36.00	5.000
Tom Candiotti, R ERA: 2.03	(9, 1)	1.0		4	1	0	0	0	0	0	0	0	0	0	9	15	0.00	1.000

PITCHER	IP	WLS	BF	H	R	ER	SO	BB	IBB	HBP	BLK	WP	HR	S	P	ERA	WHIP

BOTTOM

Houston Astros @ Los Angeles Dodgers

Dodger Stadium, Los Angeles, CA

Tue Jun 10 1997, 7:05 PM PDT

Att. 26,491 - Unknown - 74 F

livebaseballscorecards.com

Batter	1	2	3	4	5	6	7	8	9	AB	R	H	RBI	BB	SO	LOB
Brett Butler, L (1, 8) OBP: 0.436, SLG: 0.372	C B B B B 4-1 G4-6-3 BB	X 0-0 ③ F7				B B F X 2-1 FC5 1B 1B		C B B X 2-1 BB 1B 1B		3	1	2	0	1	0	0
Todd Zeile, R (1, 5) OBP: 0.327, SLG: 0.422	C B 1 SAFE 1 SAFE F P 1 SAFE S 2-3 ① K			B C B F S 2-3 ① K		B C S X 1-2 1-2 1B		B B C B S B 4-2 F7 1B 1-2 BB		3	0	1	0	1	2	1
Mike Piazza, R (1, 2) OBP: 0.422, SLG: 0.547	B F X 1-1 ② ③ G4-6-3 1-2f			F F F X 0-2 ② F9		C S F S 0-3 ② K		C X 0-1 G6-3 1-2 2-H 1B		4	0	1	1	0	1	3
Eric Karros, R (1, 3) OBP: 0.318, SLG: 0.382		B C B F B X 3-2 FC6-4 1B		X 0-0 ③ G3		X 0-0 ③ FC5 2-3f		B C B B F F F X 3-2 ① F7 2-3		4	0	1	0	0	0	4
Raul Mondesi, R (1, 9) OBP: 0.327, SLG: 0.483 Tom Candiotti, R (9, 1)		X 0-0 ① FC6-4 CS 1-2f			B X 1-0 1B 2B		C B X 1-1 F8 SH5-4 1B 1B	F B F X 1-2 ② ③ G6-3 1-2f		4 0	2 0	2 0	0 0	0 0	0 0	3 0
Todd Hollandsworth, L (1, 7) OBP: 0.284, SLG: 0.330	B B B C B 4-1 ② FC6 BB 1-2				C S X 0-2 CS 1B 2-H		M X 0-1 ① SH5-4 1-2		C F S 0-3 ① K	2	0	1	1	1	1	0
Greg Gagne, R (1, 6) OBP: 0.296, SLG: 0.366	X 0-0 ③ FC6 1-2f				X 0-0 ① P3		X 0-0 ② F8 2-3		C F S 0-3 ② K	4	0	0	0	0	1	3
Wilton Guerrero, S (1, 4) OBP: 0.305, SLG: 0.413			X 0-0 ① G4-3		B S B X 2-1 ② ③ G5-3 1-2		F X 0-1 3-H 1B		B B C B B 4-1 BB	3	0	1	1	1	0	1
Ismael Valdez, R (1, 1) Nelson Liriano, S (6, PH) OBP: 0.340, SLG: 0.426 Darren Hall, R (7, 1) Scott Radinsky, L (7, 1) Billy Ashley, R (7, PH) OBP: 0.280, SLG: 0.394 Antonio Osuna, R (8, 1) Roger Cedeno, S (9, 9) OBP: 0.260, SLG: 0.267			S B S S S 1-3 ② K			B C X 1-1 ① G3	S C S 0-3 ③ K		B C C X 1-2 ③ F9	1 1 0 0 1 0 1	0 0 0 0 0 0 0	0 0 0 0 0 0 0	0 0 0 0 0 0 0	0 0 0 0 1 0 0	1 0 0 0 1 0 0	0 0 0 0 1 0 1
Inning Stats	R: 0 H: 0 E: 0 LOB: 0 K: 1 BB: 1 S: 7 P: 13	R: 0 H: 1 E: 0 LOB: 1 K: 0 BB: 1 S: 6 P: 13	R: 0 H: 0 E: 0 LOB: 0 K: 1 BB: 0 S: 5 P: 6	R: 0 H: 0 E: 0 LOB: 0 K: 1 BB: 0 S: 8 P: 10	R: 1 H: 2 E: 0 LOB: 0 K: 0 BB: 0 S: 7 P: 10	R: 0 H: 2 E: 0 LOB: 2 K: 1 BB: 0 S: 12 P: 16	R: 1 H: 2 E: 0 LOB: 1 K: 1 BB: 0 S: 10 P: 11	R: 1 H: 2 E: 0 LOB: 1 K: 0 BB: 1 S: 14 P: 24	R: 0 H: 0 E: 0 LOB: 1 K: 2 BB: 1 S: 10 P: 15	1B: 8 2B: 1 3B: 0 HR: 0	SF: 0 SAC: 1 DP: 2 HBP: 0			WP: 0 PB: 0 SB: 0 CS: 2	PA: 36		

PITCHER		IP	WLS	BF	H	R	ER	SO	BB	IBB	HBP	BLK	WP	HR	S	P	ERA	WHIP
Shane Reynolds, R ERA: 3.91	(1, 1)	3.0		10	1	0	0	2	2	0	0	0	0	0	18	32	0.00	1.000
Jose Lima, R ERA: 3.46	(4, 1)	3.0		12	4	1	1	2	0	0	0	0	0	0	27	36	3.00	1.333
Mike Magnante, L ERA: 1.35	(7, 1)	1.0	W	5	2	1	1	1	0	0	0	0	0	0	10	11	9.00	2.000
Russ Springer, R ERA: 2.25	(8, 1)	1.0		5	2	1	1	0	1	0	0	0	0	0	14	24	9.00	3.000
Billy Wagner, L ERA: 1.82	(9, 1)	1.0	S	4	0	0	0	2	1	0	0	0	0	0	10	15	0.00	1.000

PITCHER	IP	WLS	BF	H	R	ER	SO	BB	IBB	HBP	BLK	WP	HR	S	P	ERA	WHIP

AB	31
R	3
H	9
RBI	3
BB	4
SO	7
LOB	17

Batter	1	2	3	4	5	6	7	8	9	AB	R	H	RBI	BB	SO	LOB
Craig Biggio, R (1, 4) OBP: 0.387, SLG: 0.515	2-1 G1-3		1-2 HR		4-2 BB		0-1 F9		2-3 K	4	2	1	1	1	1	1
Thomas Howard, S (1, 8) OBP: 0.322, SLG: 0.374	4-2 BB		1-3 K		3-3 K		1-0 F7		1-1 1B	4	2	1	0	1	2	2
5 Jeff Bagwell, R (1, 3) OBP: 0.447, SLG: 0.668	1-0 2B		0-1 F8		1-0 1B		1-0 P3		0-0 1B	5	0	3	2	0	0	1
Luis Gonzalez, L (1, 7) OBP: 0.391, SLG: 0.404	2-0 G6-3		1-0 G4-3		2-1 F8			2-1 G1-3	1-2 1B	5	0	1	1	0	0	2
Sean Berry, R (1, 5) OBP: 0.248, SLG: 0.343 Ramon Garcia, R (5, 1) James Mouton, R (8, PH) OBP: 0.298, SLG: 0.370 Mike Magnante, L (8, 1) Ken Ramos, L (9, PH)	2-1 G3			0-1 1B	1-2 F9			0-2 1B	1-2 E6	3	1	1	0	0	0	2
										0	0	0	0	0	0	0
										1	0	1	0	0	0	0
										0	0	0	0	0	0	0
										1	0	0	0	0	0	2
Ray Montgomery, R (1, 9) OBP: 0.284, SLG: 0.333		4-1 BB		1-3 K		1-1 F9		0-3 K	1-0 FC6-4	4	0	0	0	1	2	5
Tony Eusebio, R (1, 2) OBP: 0.330, SLG: 0.282		1-0 G4-3		3-1 1B		1-3 K		0-0 1B		4	0	2	1	0	1	1
Ricky Gutierrez, R (1, 6) OBP: 0.333, SLG: 0.344		1-2 F9		1-3 K		2-2 F9		1-3 K		4	0	0	0	0	2	4
Mike Hampton, R (1, 1) OBP: 0.111, SLG: 0.040 Bill Spiers, L (5, 5) OBP: 0.493, SLG: 0.490		0-3 K		3-3 K			4-0 BB		2-3 K	2	0	0	0	0	2	2
										1	0	0	0	1	1	0
Inning Stats	R: 1 E: 0 K: 0 S: 8 H: 1 LOB: 1 BB: 1 P: 19	R: 0 E: 0 K: 1 S: 8 H: 0 LOB: 1 BB: 1 P: 14	R: 1 E: 0 K: 1 S: 9 H: 1 LOB: 0 BB: 0 P: 12	R: 1 E: 0 K: 3 S: 14 H: 2 LOB: 1 BB: 0 P: 22	R: 1 E: 0 K: 1 S: 13 H: 1 LOB: 1 BB: 1 P: 23	R: 0 E: 0 K: 1 S: 8 H: 0 LOB: 0 BB: 0 P: 12	R: 0 E: 0 K: 0 S: 4 H: 0 LOB: 1 BB: 1 P: 10	R: 0 E: 0 K: 2 S: 12 H: 2 LOB: 2 BB: 0 P: 15	R: 1 E: 1 K: 2 S: 22 H: 3 LOB: 3 BB: 0 P: 30	1B: 8 2B: 1 3B: 0 HR: 1 SF: 0 SAC: 0 DP: 0 HBP: 0							

TOP

Houston Astros @ Los Angeles Dodgers

Dodger Stadium, Los Angeles, CA

Wed Jun 11 1997, 7:05 PM PDT

Att. 52,873 - Unknown - 70 F

livebaseballscorecards.com

AB	38
R	5
H	10
RBI	5
BB	4
SO	11
LOB	22

WP: 1 PB: 0 SB: 1 CS: 0 PA: 42

PITCHER		IP	WLS	BF	H	R	ER	SO	BB	IBB	HBP	BLK	WP	HR	S	P	ERA	WHIP
Chan Ho Park, R ERA: 3.16	(1, 1)	7.0	W	30	5	4	4	7	4	0	0	1	1	1	64	112	5.14	1.286
Scott Radinsky, L ERA: 3.12	(8, 1)	0.2		4	2	0	0	1	0	0	0	0	0	0	9	11	0.00	3.000
Darren Hall, R ERA: 1.99	(8, 1)	0.1		1	0	0	0	1	0	0	0	0	0	0	3	4	0.00	0.000
Todd Worrell, R ERA: 4.81	(9, 1)	1.0		7	3	1	1	2	0	0	0	0	0	0	22	30	9.00	3.000

PITCHER	IP	WLS	BF	H	R	ER	SO	BB	IBB	HBP	BLK	WP	HR	S	P	ERA	WHIP

BOTTOM

Batter	1	2	3	4	5	6	7	8	9	AB	R	H	RBI	BB	SO	LOB
Brett Butler, L (1, 8) OBP: 0.449, SLG: 0.379	C S X 0-2 HR SH1-3 1B	B C C B X 2-2 1-2 1B		B B B C F B 4-2 FC6-4 BB		B B F X 2-1 ② G3		B B C F B B 4-2 HR 1B BB		3	2	2	0	2	0	0
Todd Worrell, R (9, 1)										0	0	0	0	0	0	0
Wilton Guerrero, S (1, 4) OBP: 0.309, SLG: 0.415	L X 0-1 ① SH1-3 1-2	C S F X 0-2 ③ P5		B X 1-0 ③ FC6-4 1-2f		X 0-0 ③ 1B		1 SAFE X 0-0 HR 1-2 1B		4	1	2	0	0	0	4
Mike Piazza, R (1, 2) OBP: 0.426, SLG: 0.566	F F X 0-2 ② G5-3		B B B C T X 3-2 ① F7		F X 0-1 1B SF9 2B		C B B B B 4-1 HR BB	B X 1-0 1-H 2-H HR		4	3	2	3	1	0	1
Todd Zeile, R (1, 5) OBP: 0.328, SLG: 0.423	B B C B B 4-1 HR BB		B B C X 2-1 ② G6-3		C F S 0-3 ① K		C B X 1-1 ① F8	B C C B X 2-2 2B		4	1	1	0	1	1	2
Raul Mondesi, R (1, 9) OBP: 0.332, SLG: 0.511	S F B B X 2-2 1-H 2-H HR		F B X 1-1 ③ F7		X 0-0 SF9 WP 2-3 1B		B F X 1-1 1-H HR	C B F B X 2-2 ③ G6-3		5	2	3	5	0	0	1
Eric Karros, R (1, 3) OBP: 0.317, SLG: 0.394	B B C C F X 2-2 ③ G6-3			C B C B B X 3-2 HR	B B F X 2-1 ② SF9 1-3 3-H		B X 1-0 ② F8			3	1	1	2	0	0	0
Greg Gagne, R (1, 6) OBP: 0.300, SLG: 0.366		C B S B X 2-2 ① G1-4-3		X 0-0 S 1B	B F H 2-1 HBP		F F S 0-3 ③ K			3	0	1	0	0	1	0
Roger Cedeno, S (1, 7) OBP: 0.259, SLG: 0.250 (9, 8)		B B B B 4-0 FC1-6 BB		S B S B S 2-3 ① K 1-2	X 0-0 ③ G4-3			C F B S 1-3 ① K		3	0	0	0	1	2	3
Chan Ho Park, R (1, 1) OBP: 0.250, SLG: 0.316		B B X 2-0 ② FC1-6 1B 1-2f		C S S 0-3 ② K		X 0-0 ① G6-3		B B X 2-0 ② G6-3		3	0	0	0	0	1	2
Scott Radinsky, L (8, 1)										0	0	0	0	0	0	0
Darren Hall, R (8, 1)										0	0	0	0	0	0	0
Nelson Liriano, S (8, PH) OBP: 0.333, SLG: 0.417										1	0	0	0	0	0	0
Todd Hollandsworth, L (9, 7) OBP: 0.284, SLG: 0.330										0	0	0	0	0	0	0
Inning Stats	R: 3 E: 0 K: 0 S: 16 H: 2 LOB: 0 BB: 1 P: 24	R: 0 E: 0 K: 0 S: 11 H: 1 LOB: 2 BB: 1 P: 21	R: 0 E: 0 K: 0 S: 7 H: 0 LOB: 0 BB: 0 P: 13	R: 1 E: 0 K: 2 S: 13 H: 2 LOB: 2 BB: 1 P: 23	R: 1 E: 0 K: 1 S: 10 H: 2 LOB: 2 BB: 0 P: 14	R: 0 E: 0 K: 0 S: 4 H: 1 LOB: 1 BB: 0 P: 6	R: 2 E: 0 K: 1 S: 9 H: 1 LOB: 0 BB: 1 P: 16	R: 3 E: 0 K: 1 S: 14 H: 3 LOB: 1 BB: 1 P: 26		1B: 6 2B: 2 3B: 0 HR: 4	SF: 1 SAC: 1 DP: 0 HBP: 1		WP: 1 PB: 0 SB: 1 CS: 0	PA: 41		

PITCHER		IP	WLS	BF	H	R	ER	SO	BB	IBB	HBP	BLK	WP	HR	S	P	ERA	WHIP
Mike Hampton, L ERA: 6.11	(1, 1)	4.2	L	24	7	5	5	3	3	0	0	0	1	2	55	91	9.64	2.143
Ramon Garcia, R ERA: 4.99	(5, 1)	2.1		10	2	2	2	1	1	0	1	0	0	1	15	26	7.71	1.286
Mike Magnante, L ERA: 4.7	(8, 1)	1.0		7	3	3	3	1	1	0	0	0	0	1	14	26	27.00	4.000

PITCHER	IP	WLS	BF	H	R	ER	SO	BB	IBB	HBP	BLK	WP	HR	S	P	ERA	WHIP

Houston Astros @ Los Angeles Dodgers

Dodger Stadium, Los Angeles, CA

Wed Jun 11 1997, 7:05 PM PDT

Att. 52,873 - Unknown - 70 F

livebaseballscorecards.com

AB	33
R	10
H	12
RBI	10
BB	5
SO	5
LOB	13

Batter	1	2	3	4	5	6	7	8	9	AB	R	H	RBI	BB	SO	LOB
Chuck Knoblauch, R (1, 4) OBP: 0.416, SLG: 0.394	X 0-0 CS 1B		B X 1-0 CS 1B	C F B F D F X 2-2 1-H 2-H 3B			B B B C B 4-1 FC4-6 BB	C B F B X 2-2 WP E 2-H 2B		4	1	4	3	1	0	0
Rich Becker, L (1, 8) OBP: 0.377, SLG: 0.365	F B 1 SAFE S B 1 SAFE B C 3-3 ① ② 1-2		S B F F B 1 SAFE 1 SAFE B X 3-2 ① 1-2 BB 1B	C X 0-1 ③ G4-3			S S B B X 2-2 ① FC4-6 1-2f HR	B B C C B B 4-2 WP E 2-3 BB		4	1	1	0	1	1	3
Paul Molitor, R (1, 3) OBP: 0.389, SLG: 0.457 Scott Stahoviak, L (8, PR) OBP: 0.300, SLG: 0.442 (8, 3)	C X 0-1 ③ G6-3		B B B B 4-0 FC6-4 1-2 BB		X 0-0 ① G6-3		F X 0-1 1-H HR	B F C F B X 2-2 E6 1-2 3-H		4 0	1 0	1 0	2 0	1 0	0 0	1 0
Terry Steinbach, R (1, 2) OBP: 0.329, SLG: 0.396		B B C S F X 2-2 ① G6-3	X 0-0 ② F7		X 0-0 ② F9		B S F F S 1-3 ② K	S B F B D X 3-2 ③ G5-3 1-2 2-3		5	0	0	0	0	1	4
Ron Coomer, R (1, 5) OBP: 0.350, SLG: 0.467		C F X 0-2 E5 3B	X 0-0 ③ FC6-4 1-2f		C F B B F X 2-2 1B		B C B B X 2-1 1B		B X 1-0 ① F7	5	1	2	0	0	0	2
Marty Cordova, R (1, 7) OBP: 0.352, SLG: 0.456		C B X 1-1 ② P3		B C B B B 4-1 BB 3B BB	X 0-0 ③ F9		B S F X 1-2 ③ F9		X 0-0 ② F9	4	1	0	0	1	0	3
Roberto Kelly, R (1, 9) OBP: 0.342, SLG: 0.389		C F F 1 SAFE X 0-2 1-H 1B 3B	B F 1 SAFE C X 1-2 ① F7			B C F F F B F F F 3-2 B T ① K	X 0-0 ① F9	B B B B 4-0 BB	4	1	1	1	1	1	1
Pat Meares, R (1, 6) OBP: 0.340, SLG: 0.445	C C X 0-2 3-H 1B		1 SAFE B B B B 4-0 1-2 3B BB		C C F S 0-3 ② K			H 1-0 SH1-4 2B HBP	B X 1-0 ③ P4	3	2	1	1	1	1	1
Brad Radke, R (1, 1) Mike Trombley, R (9, 1)		B X 1-0 ③ F8		X 0-0 ② F9		C B X 1-1 ③ F9		X 0-0 ② SH1-4 1-2		3 0	0 0	0 0	0 0	0 0	0 0	3 0
Inning Stats	R: 0 E: 0 K: 1 S: 6 H: 1 LOB: 0 BB: 0 P: 9	R: 2 E: 1 K: 0 S: 17 H: 2 LOB: 1 BB: 0 P: 21	R: 0 E: 0 K: 0 S: 7 H: 2 LOB: 2 BB: 1 P: 15	R: 2 E: 0 K: 0 S: 12 H: 1 LOB: 1 BB: 2 P: 23	R: 0 E: 0 K: 0 S: 7 H: 1 LOB: 1 BB: 0 P: 9	R: 0 E: 0 K: 2 S: 14 H: 0 LOB: 0 BB: 0 P: 18	R: 2 E: 0 K: 1 S: 15 H: 2 LOB: 1 BB: 1 P: 25	R: 2 E: 1 K: 0 S: 14 H: 1 LOB: 2 BB: 1 P: 26	R: 0 E: 0 K: 0 S: 3 H: 0 LOB: 1 BB: 1 P: 9	1B: 6 2B: 2 3B: 2 HR: 1 SF: 0 SAC: 1 DP: 1 HBP: 1						

PITCHER	IP	WLS	BF	H	R	ER	SO	BB	IBB	HBP	BLK	WP	HR	S	P	ERA	WHIP
Donne Wall, R (1, 1) ERA: 5.01	5.0	L	24	7	4	2	1	3	0	0	0	0	0	49	77	3.60	2.000
Jose Lima, R (6, 1) ERA: 3.73	2.0		9	2	2	2	3	1	0	0	0	0	1	29	43	9.00	1.500
Blas Minor, R (8, 1) ERA: 4.91	2.0		11	1	2	1	0	2	0	1	0	2	0	17	35	4.50	1.500

PITCHER	IP	WLS	BF	H	R	ER	SO	BB	IBB	HBP	BLK	WP	HR	S	P	ERA	WHIP

TOP

Minnesota Twins @ Houston Astros

Astrodome, Houston, TX

Fri Jun 13 1997, 8:05 PM EDT

Att. 30,956 - Dome - 72 F

livebaseballscorecards.com

AB	36
R	8
H	10
RBI	7
BB	6
SO	4
LOB	18

WP: 2	PA: 44		
PB: 0			
SB: 0			
CS: 2			

Batter	1	2	3	4	5	6	7	8	9	AB	R	H	RBI	BB	SO	LOB
Craig Biggio, R (1, 4) OBP: 0.382, SLG: 0.508	G6-3		G6-3		G1-3			G6-3		4	0	0	0	0	0	0
Thomas Howard, S (1, 8) OBP: 0.320, SLG: 0.370	F9		G6-3		G4-3			5 L6-3 1B		4	0	1	0	0	0	0
5 Jeff Bagwell, R (1, 3) OBP: 0.448, SLG: 0.678	1B 1B		HR			G6-3		L6-3 1-2		4	1	2	1	0	0	1
Luis Gonzalez, L (1, 7) OBP: 0.393, SLG: 0.403	FC6-4 1-3 1B		FC6-4 BB			K			G3-1	3	0	1	0	1	1	0
Derek Bell, R (1, 9) OBP: 0.321, SLG: 0.353	FC6-4 1-2f		1 SAFE 1 SAFE FC6-4 1-2f			1B			G5-3	4	0	1	0	0	0	3
Sean Berry, R (1, 5) OBP: 0.248, SLG: 0.340		G4-3 1B		F8		L8			L5	4	0	1	0	0	0	1
Bill Spiers, L (1, 6) OBP: 0.482, SLG: 0.477		G4-3 1-2		F7			G6-3			3	0	0	0	0	0	1
Brad Ausmus, R (1, 2) OBP: 0.322, SLG: 0.380		G5-3		G6-3			K			3	0	0	0	0	1	1
Donne Wall, R (1, 1)		K			K		K			1	0	0	0	0	1	1
James Mouton, R (5, PH) OBP: 0.295, SLG: 0.366										1	0	0	0	0	1	0
Jose Lima, R (6, 1)										0	0	0	0	0	0	0
Pat Listach, S (7, PH) OBP: 0.246, SLG: 0.189										1	0	0	0	0	1	0
Blas Minor, R (8, 1)										0	0	0	0	0	0	0
Inning Stats	R: 0 E: 0 K: 0 S: 11 H: 2 LOB: 2 BB: 0 P: 15	R: 0 E: 0 K: 1 S: 10 H: 1 LOB: 1 BB: 0 P: 16	R: 1 E: 0 K: 0 S: 12 H: 1 LOB: 1 BB: 1 P: 21	R: 0 E: 0 K: 0 S: 5 H: 0 LOB: 0 BB: 0 P: 7	R: 0 E: 0 K: 1 S: 8 H: 0 LOB: 0 BB: 0 P: 11	R: 0 E: 0 K: 1 S: 11 H: 1 LOB: 1 BB: 0 P: 18	R: 0 E: 0 K: 2 S: 7 H: 0 LOB: 0 BB: 0 P: 12	R: 0 E: 0 K: 0 S: 6 H: 1 LOB: 0 BB: 0 P: 10	R: 0 E: 0 K: 0 S: 8 H: 0 LOB: 0 BB: 0 P: 11	1B: 5 2B: 1 3B: 0 HR: 1 SF: 0 SAC: 0 DP: 1 HBP: 0							

PITCHER		IP	WLS	BF	H	R	ER	SO	BB	IBB	HBP	BLK	WP	HR	S	P	ERA	WHIP
Brad Radke, R ERA: 4.32	(1, 1)	8.0	W	30	6	1	1	5	1	0	0	0	0	1	70	110	1.12	0.875
Mike Trombley, R ERA: 4.06	(9, 1)	1.0		3	0	0	0	0	0	0	0	0	0	0	8	11	0.00	0.000

PITCHER	IP	WLS	BF	H	R	ER	SO	BB	IBB	HBP	BLK	WP	HR	S	P	ERA	WHIP

BOTTOM

Minnesota Twins @ Houston Astros

Astrodome, Houston, TX

Fri Jun 13 1997, 8:05 PM EDT

Att. 30,956 - Dome - 72 F

livebaseballscorecards.com

AB	32
R	1
H	6
RBI	1
BB	1
SO	5
LOB	8

1B: 5 2B: 1 3B: 0 HR: 1 SF: 0 SAC: 0 DP: 1 HBP: 0

WP: 0 PB: 0 SB: 0 CS: 0 PA: 33

Batter	1	2	3	4	5	6	7	8	9	AB	R	H	RBI	BB	SO	LOB
Chuck Knoblauch, R (1, 4) OBP: 0.419, SLG: 0.396	BBCCBB 4-2 HR BB	CBBBX 3-1 ③ F8			BCCX 1-2 1-2 1B	BBBCCFFX 3-2 ③ P3		BBCX 2-1 F8 1B	4	1	2	0	1	0	0
Matt Lawton, L (1, 9) OBP: 0.377, SLG: 0.433	BX 1-0 1-H HR		BBCBB 4-1 S BB		CBBBCFFC 3-3 ① K			FBTX 1-2 2B 2B 1B	BBSX 2-1 ② F8 1-2	4	2	2	2	1	1	3
Marty Cordova, R (1, 7) OBP: 0.344, SLG: 0.452	X 0-0 ① G6-3		BF 1 SAFE CS 1-3 ① K		BBFBX 3-1 ②③ G5-3 2-3f			CSFX 0-2 2B 1-3 2B	BFSTFBX 2-2 ③ G4-3	5	1	1	0	0	1	4
Greg Myers, L (1, 2) OBP: 0.346, SLG: 0.430	BFCBFBX 3-2 ② G6-3		FPBBFS 3-3 ② K 1-2			X 0-0 ① G3-1		BX 1-0 2B 2-H 3-H 2B		4	1	1	2	0	1	1
Ron Coomer, R (1, 5) OBP: 0.360, SLG: 0.481	CFX 0-2 1B 1B		X 0-0 ③ G3			X 0-0 G5-3 1B		DBBBFFFX 3-2 WP SF9 2-H 2B		4	1	3	1	0	0	1
Scott Stahoviak, L (1, 3) OBP: 0.297, SLG: 0.436	BCCX 1-2 1-2 1B			CBX 1-1 ① G6-3		X 0-0 ② G5-3 1-2		FBBBX 2-1 ① SF9 2-H		3	0	1	1	0	0	1
Pat Meares, R (1, 6) OBP: 0.333, SLG: 0.436	BCCC 1-3 ③ K			FCBX 1-2 ② F7		CCBX 1-2 ③ G1-3		FFC 0-3 ② K		4	0	0	0	0	2	3
Rich Becker, L (1, 8) OBP: 0.374, SLG: 0.363		FBBBBCFFX 3-2 G6-4-3 1B		X 0-0 ③ G3-1			X 0-0 ① P6	BCX 1-1 ③ L9		4	0	1	0	0	0	0
Rich Robertson, L (1, 1) OBP: 0.500, SLG: 0.500 Darrin Jackson, R (7, PH) OBP: 0.258, SLG: 0.424 Frankie Rodriguez, R (7, 1) Mike Trombley, R (8, 1)		CBX 1-1 ①② G6-4-3 1-2f			X 0-0 G5-3 1B 1B		SSFBX 1-2 ② G5-3		SBCCFS 1-3 ① K	2 1 0 1	0 0 0 0	1 0 0 0	0 0 0 0	0 0 0 0	0 0 0 1	1 0 0 0
Inning Stats	R: 2 E: 0 K: 1 S: 17 H: 3 LOB: 2 BB: 1 P: 27	R: 0 E: 0 K: 0 S: 9 H: 1 LOB: 0 BB: 0 P: 16	R: 0 E: 0 K: 2 S: 9 H: 0 LOB: 1 BB: 1 P: 16	R: 0 E: 0 K: 0 S: 6 H: 0 LOB: 0 BB: 0 P: 8	R: 0 E: 0 K: 1 S: 11 H: 2 LOB: 1 BB: 0 P: 18	R: 0 E: 0 K: 0 S: 6 H: 1 LOB: 1 BB: 0 P: 7	R: 0 E: 0 K: 0 S: 10 H: 0 LOB: 0 BB: 0 P: 14	R: 4 E: 0 K: 1 S: 19 H: 4 LOB: 0 BB: 0 P: 27	R: 0 E: 0 K: 1 S: 13 H: 1 LOB: 1 BB: 0 P: 20	1B: 8 2B: 3 3B: 0 HR: 1	SF: 1 SAC: 0 DP: 2 HBP: 0				WP: 1 PB: 0 SB: 1 CS: 0	PA: 39	

TOP

Minnesota Twins @ Houston Astros

Astrodome, Houston, TX

Sat Jun 14 1997, 8:05 PM EDT

Att. 27,172 - Dome - 72 F

livebaseballscorecards.com

AB	36
R	6
H	12
RBI	6
BB	2
SO	6
LOB	14

PITCHER		IP	WLS	BF	H	R	ER	SO	BB	IBB	HBP	BLK	WP	HR	S	P	ERA	WHIP
Darryl Kile, R ERA: 2.1	(1, 1)	7.0	L	28	7	2	2	4	2	0	0	0	0	1	68	106	2.57	1.286
Russ Springer, R ERA: 3.54	(8, 1)	0.0		4	4	4	4	0	0	0	0	0	0	0	12	17	∞	∞
Blas Minor, R ERA: 3.18	(8, 1)	2.0		7	1	0	0	2	0	0	0	0	1	0	20	30	0.00	0.500

PITCHER		IP	WLS	BF	H	R	ER	SO	BB	IBB	HBP	BLK	WP	HR	S	P	ERA	WHIP

BOTTOM

Minnesota Twins @ Houston Astros

Astrodome, Houston, TX

Sat Jun 14 1997, 8:05 PM EDT

Att. 27,172 - Dome - 72 F

Batter	1	2	3	4	5	6	7	8	9	AB	R	H	RBI	BB	SO	LOB
Craig Biggio, R (1, 4) OBP: 0.390, SLG: 0.524	HR		BB		1B		1B			3	1	3	1	1	0	0
James Mouton, R (1, 8) OBP: 0.296, SLG: 0.365	1B		B2 ①		L1 ②		G6-3 ②③			3	0	1	0	0	0	2
Thomas Howard, S (7, PH) OBP: 0.318, SLG: 0.368 (8, 8)										1	0	0	0	0	0	2
5 Jeff Bagwell, R (1, 3) OBP: 0.442, SLG: 0.667	K ①		K ②		F9 ③			G6-3 ①		4	0	0	0	0	2	3
Luis Gonzalez, L (1, 7) OBP: 0.391, SLG: 0.404	G4-3 ②		P5 ③			L6 ①		2B		4	0	1	0	0	0	2
Derek Bell, R (1, 9) OBP: 0.313, SLG: 0.343	G4-3 ③			K ①		G4-3 ②		K ②		4	0	0	0	0	2	2
Sean Berry, R (1, 5) OBP: 0.255, SLG: 0.340		G6-3 ①		1B		BB		F7 ③		3	0	1	0	1	0	1
Tony Eusebio, R (1, 2) OBP: 0.337, SLG: 0.284		K ②		G1-4-3		F8			G6-4-3 BB	3	0	1	0	1	1	1
Ricky Gutierrez, R (1, 6) OBP: 0.330, SLG: 0.340		1B		G1-4-3 ②③			G4-3 ①		G6-4-3 ①②	4	0	1	0	0	0	3
Darryl Kile, R (1, 1) OBP: 0.156, SLG: 0.119		K ③			G6-3 ①		1B		F8 ③	2	0	0	0	0	1	1
Bill Spiers, L (7, PH) OBP: 0.486, SLG: 0.481										1	0	1	0	0	0	0
Russ Springer, R (8, 1)										0	0	0	0	0	0	0
Blas Minor, R (8, 1)										0	0	0	0	0	0	0
Pat Listach, S (9, PH) OBP: 0.244, SLG: 0.187										1	0	0	0	0	0	0
Inning Stats	R: 1 E: 0 K: 1 S: 11 H: 2 LOB: 1 BB: 0 P: 21	R: 0 E: 0 K: 2 S: 10 H: 1 LOB: 1 BB: 0 P: 19	R: 0 E: 0 K: 1 S: 7 H: 0 LOB: 1 BB: 1 P: 15	R: 0 E: 0 K: 1 S: 8 H: 2 LOB: 1 BB: 0 P: 13	R: 0 E: 1 K: 0 S: 9 H: 1 LOB: 1 BB: 0 P: 13	R: 0 E: 0 K: 0 S: 12 H: 0 LOB: 1 BB: 1 P: 24	R: 0 E: 0 K: 0 S: 8 H: 2 LOB: 1 BB: 0 P: 10	R: 0 E: 0 K: 1 S: 9 H: 1 LOB: 1 BB: 0 P: 14	R: 0 E: 0 K: 0 S: 4 H: 0 LOB: 0 BB: 1 P: 8	1B: 7 2B: 1 3B: 0 HR: 1	SF: 0 SAC: 0 DP: 3 HBP: 0					

PITCHER		IP	WLS	BF	H	R	ER	SO	BB	IBB	HBP	BLK	WP	HR	S	P	ERA	WHIP
Rich Robertson, L ERA: 5.5	(1, 1)	6.0	W	25	6	1	1	5	2	0	0	0	0	1	57	105	1.50	1.333
Frankie Rodriguez, R ERA: 5.66	(7, 1)	1.1		6	3	0	0	0	0	0	0	0	0	0	11	15	0.00	2.250
Mike Trombley, R ERA: 3.89	(8, 1)	1.2		5	0	0	0	1	1	0	0	0	0	0	10	17	0.00	0.600

PITCHER	IP	WLS	BF	H	R	ER	SO	BB	IBB	HBP	BLK	WP	HR	S	P	ERA	WHIP

livebaseballscorecards.com

AB	33
R	1
H	9
RBI	1
BB	3
SO	6
LOB	17

WP: 0 PB: 0 SB: 2 CS: 0 PA: 36

Batter	1	2	3	4	5	6	7	8	9	AB	R	H	RBI	BB	SO	LOB
Chuck Knoblauch, R (1, 4) OBP: 0.422, SLG: 0.398	C X 0-1 HR 1B	B B C B B 4-1 FC6-4 1-2 BB			B B C S B X 3-2 ① G6-3		B C C X 1-2 ① L9		X 0-0 FC5-4 1B	4	1	2	0	1	0	1
Matt Lawton, L (1, 9) OBP: 0.383, SLG: 0.449 Greg Colbrunn, R (9, PH) OBP: 0.308, SLG: 0.411 Eddie Guardado, R (9, 1) Mike Trombley, R (9, 1)	B X 1-0 1-H HR	F B B B X 3-1 ② F7			C B F B B F F B 4-2 1B BB		F B B B B 4-1 1-2 BB		S X 0-1 ③ FC5-4 1-2f	2 1 0 0	1 0 0 0	1 0 0 0	2 0 0 0	2 0 0 0	0 0 0 0	2 1 0 0
Paul Molitor, R (1, 3) OBP: 0.386, SLG: 0.453	B C B C X 2-2 ① G5-3	B B X 2-0 ③ FC6-4 1-2f			1 SAFE X 0-0 ② 1-3 1B		X 0-0 ② L7			4	0	1	0	0	0	4
Terry Steinbach, R (1, 2) OBP: 0.322, SLG: 0.387	C F B B F C 2-3 ② K		X 0-0 ① F8		X 0-0 ③ P3		D B 2 SAFE B F X 3-1 ③ G5-3			4	0	0	0	0	1	3
Ron Coomer, R (1, 5) OBP: 0.357, SLG: 0.475	B B B B X 3-0 1B 1B		B X 1-0 ② G6-3			F S B F B C 2-3 ① K		F S S 0-3 ① K		4	0	1	0	0	2	0
Marty Cordova, R (1, 7) OBP: 0.340, SLG: 0.443	B X 1-0 1-2 1B		F X 0-1 ③ G6-3			X 0-0 ② L5		S S B B S 2-3 ② K		4	0	1	0	0	1	0
Rich Becker, L (1, 8) OBP: 0.372, SLG: 0.358 (9, 9)	B F B X 2-1 ③ G3-1			C B C S 1-3 ① K		B S F B B B 4-2 BB		B C X 1-1 ③ F9		3	0	0	0	1	1	2
Pat Meares, R (1, 6) OBP: 0.332, SLG: 0.437		B S X 1-1 FC1-5 2B		C T B S 1-3 ② K		C X 0-1 ③ G6-3			F C S 0-3 ① K	4	0	1	0	0	2	1
Bob Tewksbury, R (1, 1) Scott Stahoviak, L (7, PH) OBP: 0.308, SLG: 0.446 Greg Swindell, L (7, 1) Roberto Kelly, R (9, PH) OBP: 0.340, SLG: 0.386 Darrin Jackson, R (9, 8) OBP: 0.258, SLG: 0.424		X 0-0 ① FC1-5 WP 2-3		C B X 1-1 ③ G4-3			B B C X 2-1 S 1B		S X 0-1 ② F9	2 1 0 1 0	0 0 0 0 0	0 1 0 0 0	0 0 0 0 0	0 0 0 0 0	0 0 0 0 0	1 0 0 0 0
Inning Stats	R: 2 E: 0 K: 1 S: 14 H: 4 LOB: 2 BB: 0 P: 25	R: 0 E: 0 K: 0 S: 7 H: 1 LOB: 2 BB: 1 P: 17	R: 0 E: 0 K: 0 S: 4 H: 0 LOB: 0 BB: 0 P: 5	R: 0 E: 0 K: 2 S: 8 H: 0 LOB: 0 BB: 0 P: 11	R: 0 E: 0 K: 0 S: 9 H: 1 LOB: 1 BB: 1 P: 16	R: 0 E: 0 K: 1 S: 9 H: 0 LOB: 1 BB: 1 P: 15	R: 0 E: 0 K: 0 S: 9 H: 1 LOB: 2 BB: 1 P: 19	R: 0 E: 0 K: 2 S: 8 H: 0 LOB: 0 BB: 0 P: 11	R: 0 E: 0 K: 1 S: 8 H: 1 LOB: 1 BB: 0 P: 8	1B: 6 2B: 1 3B: 0 HR: 1 SF: 0 SAC: 0 DP: 0 HBP: 0						

PITCHER		IP	WLS	BF	H	R	ER	SO	BB	IBB	HBP	BLK	WP	HR	S	P	ERA	WHIP
Chris Holt, R ERA: 4.02	(1, 1)	7.0		31	7	2	2	4	4	0	0	0	1	1	60	108	2.57	1.571
Jose Lima, R ERA: 3.59	(8, 1)	1.2		6	1	0	0	3	0	0	0	0	0	0	14	17	0.00	0.600
Billy Wagner, L ERA: 1.8	(9, 1)	0.1	W	1	0	0	0	0	0	0	0	0	0	0	2	2	0.00	0.000

PITCHER	IP	WLS	BF	H	R	ER	SO	BB	IBB	HBP	BLK	WP	HR	S	P	ERA	WHIP

TOP

Minnesota Twins @ Houston Astros

Astrodome, Houston, TX

Sun Jun 15 1997, 4:33 AM EDT

Att. 28,218 - Dome - 72 F

livebaseballscorecards.com

AB	34
R	2
H	8
RBI	2
BB	4
SO	7
LOB	15

WP: 1	PA: 38					
PB: 0						
SB: 1						
CS: 0						

Batter	1	2	3	4	5	6	7	8	9	AB	R	H	RBI	BB	SO	LOB
Craig Biggio, R (1, 4) OBP: 0.391, SLG: 0.524	B C B F S 2-3 K ①		B B C F X 2-2 G4-6-3 2-3 1B		F X 0-1 S 1B 2-H 1B			C X 0-1 G3 ①		4	1	2	1	0	1	0
Thomas Howard, S (1, 8) OBP: 0.316, SLG: 0.364 Billy Wagner, L (9, 1)	C B B X 2-1 F8 ②		X 0-0 G4-6-3 ② ③ 1-2f		B C F X 1-2 ③ 1B 1-H			S B S B S 2-3 K ②		4 0	0 0	1 0	1 0	0 0	1 0	2 0
5 Jeff Bagwell, R (1, 3) OBP: 0.436, SLG: 0.656	B T F S 1-3 K ③			C X 0-1 G5-3 ①		X 0-0 F9 ①		C T X 0-2 F9 ③		4	0	0	0	0	1	0
Luis Gonzalez, L (1, 7) OBP: 0.389, SLG: 0.402		C B F X 1-2 G4-3 ①		X 0-0 F7 ②		B X 1-0 G1-6-3 1B			B X 1-0 L8 ①	4	0	1	0	0	0	0
Derek Bell, R (1, 9) OBP: 0.323, SLG: 0.352		B B B B C B 4-1 BB		C F B B X 2-2 2B		B B 1 SAFE X 2-0 G1-6-3 ② ③ 1-2f			B C B C B B 4-2 BB E BB BB	2	1	1	0	2	0	1
Bill Spiers, L (1, 5) OBP: 0.476, SLG: 0.468 Sean Berry, R (9, PH) OBP: 0.259, SLG: 0.340		B D B B C X 3-1 F7 ②		B C X 1-1 G3-1 ③			C F B B F F B C 3-3 K ①		F B 1 SAFE B B F B 4-2 E BB 1-2 BB	3 0	0 0	0 0	0 0	0 1	1 0	2 0
Brad Ausmus, R (1, 2) OBP: 0.326, SLG: 0.376		C C B X 1-2 L9 ③			X 0-0 F9 ①		B B B C F B 4-2 FC6-4 BB		S B F F B B B 4-2 E 1-2 2-3 BB	2	0	0	0	2	0	1
Pat Listach, S (1, 6) OBP: 0.252, SLG: 0.191			B B C B C B 4-2 1B SH2-4 BB		B X 1-0 SH5-4 1B 1B		1 SAFE C F C 0-3 K ②		B X 1-0 E2 1-2 2-3 3-H	3	1	1	0	1	1	3
Chris Holt, R (1, 1) OBP: 0.069, SLG: 0.036 Ray Montgomery, R (7, PH) OBP: 0.280, SLG: 0.328 Jose Lima, R (8, 1) James Mouton, R (9, 8) OBP: 0.296, SLG: 0.365			1 SAFE T B L X 1-2 SH2-4 ① 1-2		L X 0-1 SH5-4 ② 1-2		B X 1-0 FC6-4 ③ 1-2f			0 1 0 0	0 0 0 0	0 0 0 0	0 0 0 0	0 0 0 0	0 0 0 0	0 1 0 0
Inning Stats	R: 0 E: 0 K: 2 S: 8 H: 0 LOB: 0 BB: 0 P: 13	R: 0 E: 0 K: 0 S: 9 H: 0 LOB: 1 BB: 1 P: 18	R: 0 E: 0 K: 0 S: 9 H: 1 LOB: 1 BB: 1 P: 16	R: 0 E: 0 K: 0 S: 8 H: 1 LOB: 1 BB: 0 P: 11	R: 2 E: 0 K: 0 S: 9 H: 3 LOB: 1 BB: 0 P: 11	R: 0 E: 0 K: 0 S: 3 H: 1 LOB: 0 BB: 0 P: 6	R: 0 E: 0 K: 2 S: 11 H: 0 LOB: 1 BB: 1 P: 19	R: 0 E: 0 K: 1 S: 8 H: 0 LOB: 0 BB: 0 P: 10	R: 1 E: 1 K: 0 S: 9 H: 0 LOB: 3 BB: 3 P: 23	1B: 5 2B: 1 3B: 0 HR: 0	SF: 0 SAC: 2 DP: 2 HBP: 0			WP: 0 PB: 0 SB: 1 CS: 0	PA: 35		

PITCHER		IP	WLS	BF	H	R	ER	SO	BB	IBB	HBP	BLK	WP	HR	S	P	ERA	WHIP
Bob Tewksbury, R ERA: 3.27	(1, 1)	6.0		23	6	2	2	2	2	0	0	0	0	0	46	75	3.00	1.333
Greg Swindell, L ERA: 4.09	(7, 1)	2.0		7	0	0	0	3	1	0	0	0	0	0	19	29	0.00	0.500
Eddie Guardado, L ERA: 3.71	(9, 1)	0.1	L	2	0	1	0	0	1	0	0	0	0	0	3	8	0.00	3.000
Mike Trombley, R ERA: 3.89	(9, 1)	0.0		3	0	0	0	0	2	0	0	0	0	0	6	15	∞	∞

PITCHER	IP	WLS	BF	H	R	ER	SO	BB	IBB	HBP	BLK	WP	HR	S	P	ERA	WHIP

BOTTOM

Minnesota Twins @ Houston Astros

Astrodome, Houston, TX

Sun Jun 15 1997, 4:33 AM EDT
Att. 28,218 - Dome - 72 F

livebaseballscorecards.com

AB	27
R	3
H	6
RBI	2
BB	6
SO	5
LOB	10

Batter	1	2	3	4	5	6	7	8	9	AB	R	H	RBI	BB	SO	LOB
Craig Biggio, R (1, 4) OBP: 0.393, SLG: 0.527	C X 0-1 E5		F X 0-1 2B			B B C B X 2-1 E 5 1B 1B	B B C C B S 3-3 ③ K			4	1	2	0	0	1	1
James Mouton, R (1, 8) OBP: 0.286, SLG: 0.350	L B F X 1-2 ① F9		F B B X 2-1 ③ F7			X 0-0 E6 5 1B 1-3		B C B F X 2-2 ① L3		4	0	0	0	0	0	3
5 Jeff Bagwell, R (1, 3) OBP: 0.434, SLG: 0.650	F F B S 1-3 ② K			C F F X 0-2 ① P4		F 1 SAFE X 0-1 1-2 3-H 1B		X 0-0 ② L7		4	0	1	1	0	1	1
Luis Gonzalez, L (1, 7) OBP: 0.387, SLG: 0.412	B S B X 2-1 ③ F7			X 0-0 HR		C X 0-1 ① F8		C X 0-1 ③ G4-3		4	1	1	1	0	0	3
Derek Bell, R (1, 9) OBP: 0.315, SLG: 0.342		C B C F F F F B S 2-3 ① K		C S B B S 2-3 ② K		S S B B X 2-1 ② F9			X 0-0 ① G6-3	4	0	0	0	0	2	2
Bill Spiers, L (1, 5) OBP: 0.463, SLG: 0.452		C C B B X 2-2 ② G4-3		B X 1-0 ③ G4-1		C F B X 1-2 ③ F8			B S C F F X 1-2 ② P4	4	0	0	0	0	0	2
Sean Berry, R (1, 10) OBP: 0.259, SLG: 0.338		B B F B X 3-1 ③ G1-3			B S X 1-1 ① F7		B C C F F X 1-2 ① G5-3		B F F B X 2-2 1B	4	0	1	0	0	0	0
Ricky Gutierrez, R (1, 6) OBP: 0.327, SLG: 0.337			X 0-0 ① G5-3		C B F X 1-2 ② F9		X 0-0 SH5-3 1B		B C X 1-1 ③ G1-3	4	0	1	0	0	0	1
Brad Ausmus, R (1, 2) OBP: 0.323, SLG: 0.371			B C B X 2-1 ② L3		X 0-0 ③ G6-3		B X 1-0 ② SH5-3 1-2			2	0	0	0	0	0	0
Inning Stats	R: 0 E: 1 K: 1 S: 10 H: 0 LOB: 1 BB: 0 P: 14	R: 0 E: 0 K: 1 S: 12 H: 0 LOB: 0 BB: 0 P: 19	R: 0 E: 0 K: 0 S: 7 H: 1 LOB: 1 BB: 0 P: 11	R: 1 E: 0 K: 1 S: 9 H: 1 LOB: 0 BB: 0 P: 12	R: 0 E: 0 K: 0 S: 6 H: 0 LOB: 0 BB: 0 P: 8	R: 1 E: 1 K: 0 S: 12 H: 2 LOB: 2 BB: 0 P: 17	R: 0 E: 0 K: 1 S: 10 H: 1 LOB: 1 BB: 0 P: 15	R: 0 E: 0 K: 0 S: 6 H: 0 LOB: 0 BB: 0 P: 8	R: 0 E: 0 K: 0 S: 11 H: 1 LOB: 1 BB: 0 P: 15	1B: 4 2B: 1 3B: 0 HR: 1	SF: 0 SAC: 1 DP: 0 HBP: 0						

PITCHER	IP	WLS	BF	H	R	ER	SO	BB	IBB	HBP	BLK	WP	HR	S	P	ERA	WHIP
50 José Rosado, L (1, 1) ERA: 2.73	9.0	W	35	6	2	1	4	0	0	0	0	0	1	83	119	1.00	0.667

PITCHER	IP	WLS	BF	H	R	ER	SO	BB	IBB	HBP	BLK	WP	HR	S	P	ERA	WHIP

TOP

Houston Astros @ Kansas City Royals

Kauffman Stadium, Kansas City, MO

Mon Jun 16 1997, 7:05 PM CDT

Att. 22,528 - Unknown - 81 F

livebaseballscorecards.com

AB	34
R	2
H	6
RBI	2
BB	0
SO	4
LOB	13

PA: 35

WP: 0 PB: 0 SB: 0 CS: 0

Houston Astros @ Kansas City Royals

Kauffman Stadium, Kansas City, MO

Mon Jun 16 1997, 7:05 PM CDT

Att. 22,528 - Unknown - 81 F

livebaseballscorecards.com

BOTTOM

Batter	1	2	3	4	5	6	7	8	9	AB	R	H	RBI	BB	SO	LOB
Jose Offerman, S (1, 4) OBP: 0.403, SLG: 0.465	BX 1-0 BB SH1-3 1B		BX 1-0 ① F8		X 0-0 ① G6-3		BCX 1-1 E1 1B 2B 1B	BBFBB 4-1 F9 1B BB		4	1	2	0	1	0	0
Tom Goodwin, L (1, 8) OBP: 0.320, SLG: 0.340	BCBCX 2-2 ① SH1-3 1-2		BFCBS 2-3 ② K		BBCBSFX 3-2 ② G3-1		BCX 1-1 E1 S 1-3 2B 1B	X 0-0 FC5-4 1-2 1B		4	1	2	0	0	1	0
Jay Bell, R (1, 6) OBP: 0.369, SLG: 0.460	BBBB 4-0 BB BB		FFX 0-2 BB 1B 1B		BFBX 2-1 2B 2B		BBSFBB 4-2 2B 1B 1-2 BB	CX 0-1 ② F9 2-3		3	2	2	0	2	0	2
Jeff King, R (1, 3) OBP: 0.403, SLG: 0.491	BBCBFFFFB 4-2 1-2 2-3 BB		1 SAFE 1 SAFE SB 1 SAFE FX 1-2 BB 1-2 1B		X 0-0 FC5 2-H 2B		BBSBFFX 3-2 1B 1-3 2-H 3-H 2B	C 1 SAFE F 1 B FX 1-2 ③ FC5-4 1-2f		4	1	3	3	1	0	2
Chili Davis, S (1, 10) OBP: 0.421, SLG: 0.491	X 0-0 ② L3		BFBB 2 SAFE B 4-1 1-2 2-3 BB		FCX 0-2 ③ FC5 2-3		BFBII 4-1 1B IBB			2	0	0	0	2	0	4
Craig Paquette, R (1, 5) OBP: 0.250, SLG: 0.352	BFBCS 2-3 ③ K		X 0-0 ③ G4-3			X 0-0 ① G5-3	FFBX 1-2 ② P4			4	0	0	0	0	1	9
Johnny Damon, L (1, 7) OBP: 0.371, SLG: 0.491		CBX 1-1 FC5-4 1B	FBX 1-1 ① L8			CCBBBFX 2-2 ② L4	CBX 1-1 1-2 2-H 3-H 1B			4	0	2	2	0	0	0
Mike Macfarlane, R (1, 2) OBP: 0.228, SLG: 0.243		1 SAFE X 0-0 ① FC5-4 G5-4-3 1-2f	FBBFFBX 3-2 ② F9			BSBBFX 2-2 ③ G6-3	CCS 0-3 ③ K			4	0	0	0	0	1	3
David Howard, S (1, 9) OBP: 0.318, SLG: 0.400		BX 1-0 ②③ G5-4-3 1-2f	CBBBCFX 3-2 ③ G4-3				SBX 1-1 ① G1-4-3	X 0-0 ① L8		4	0	0	0	0	0	1

Inning Stats	1	2	3	4	5	6	7	8	9
	R: 0 E: 0 K: 1 S: 13	H: 1 LOB: 3 BB: 2 P: 26	R: 0 E: 0 K: 0 S: 4	H: 1 LOB: 0 BB: 0 P: 6	R: 0 E: 0 K: 1 S: 12	H: 2 LOB: 3 BB: 1 P: 20	R: 0 E: 0 K: 0 S: 10	H: 0 LOB: 0 BB: 0 P: 17	R: 1 E: 0 K: 0 S: 11	H: 2 LOB: 1 BB: 0 P: 16	R: 0 E: 0 K: 0 S: 8	H: 0 LOB: 0 BB: 0 P: 12	R: 4 E: 1 K: 1 S: 21	H: 4 LOB: 2 BB: 2 P: 37	R: 0 E: 0 K: 0 S: 9	H: 1 LOB: 2 BB: 1 P: 14

	AB	R	H	RBI	BB	SO	LOB
	33	5	11	5	6	3	21

| | | | |

Batter	1	2	3	4	5	6	7	8	9	AB	R	H	RBI	BB	SO	LOB
Craig Biggio, R (1, 4) OBP: 0.396, SLG: 0.528	C C X 0-2 ① P4		B X 1-0 ② B1		X 0-0 S 1-3 3-H 1B 1B	C B S B X 2-2 FC4-6 1-2 2-H 1B		X 0-0 2B G4-6-3 1B	X 0-0 ① P5	5	2	3	2	0	0	0
Ray Montgomery, R (9, PH) OBP: 0.276, SLG: 0.324										1	0	0	0	0	0	3
Ricky Gutierrez, R (9, 4) OBP: 0.327, SLG: 0.337										0	0	0	0	0	0	0
Pat Listach, S (1, 6) OBP: 0.248, SLG: 0.198	C T B X 1-2 ② G5-3		C B B X 2-1 ③ G5-3		1 SAFE F B S S 1-3 ② K 1-2	F B B X 2-1 ② FC4-6 5 BB 1-2f 2-3		B X 1-0 G4-6-3 E 1-3 2B	B F X 1-1 ②③ G6-4-3 1-2f	6	1	1	0	0	1	7
5 Jeff Bagwell, R (1, 3) OBP: 0.440, SLG: 0.653	B X 1-0 2B	B B F F X 2-2 ① G5-3			I I I I 4-0 1B 1B IBB	B B B B 4-0 1-2 BB		B B I I 4-0 G4-6-3 IBB		2	1	1	0	3	0	0
Bill Spiers, L (9, 3) OBP: 0.463, SLG: 0.452										0	0	0	0	0	0	0
Luis Gonzalez, L (1, 7) OBP: 0.383, SLG: 0.408	C F C 0-3 ③ K	B B F X 2-1 ② G5-3			X 0-0 1B 2B 1-2 2-H 3-H 1B	B F B B X 3-1 ③ F7		B X 1-0 ①② G4-6-3 1-2f 2-H 3-H		5	1	1	2	0	1	5
Derek Bell, R (1, 9) OBP: 0.324, SLG: 0.364		B X 1-0 F8 2B		X 0-0 ③ G5-3	S B X 1-1 2B 1-3 2-H 1B		C X 0-1 1B SF8 2B	F B X 1-1 E5		5	1	3	1	0	0	0
Sean Berry, R (1, 10) OBP: 0.269, SLG: 0.352		B B S B F X 3-2 ① G5-3			x 0-0 SH BB SF9 1B 1-0 ③ 1-H 3-H 2B		C X 0-1 FC6-4 2-3 1B	C F B F B S 2-3 ③ K		5	1	3	1	0	1	2
James Mouton, R (1, 8) OBP: 0.291, SLG: 0.346	B X 1-0 ② F8 2-3				B 1 SAFE C B B 1 SAFE B 4-1 SF9 SH 1B 1-2 BB	X 0-0 ① L8	C S S 0-3 ① K		B F S B X 2-2 E 1B 1B	4	1	1	0	1	1	3
Brad Ausmus, R (1, 2) OBP: 0.326, SLG: 0.376	B B C S S C 2-3 ③ K				X 0-0 SH 1B 1B 1-2 2-3	B X 1-0 E 1B 1B	F S X 0-2 ② SF8 3-H		X 0-0 E 1-2 1B	3	2	2	1	0	1	1
Tim Bogar, R (1, 5) OBP: 0.271, SLG: 0.269			X 0-0 ① G4-3		C X 0-1 ① SF9 2-3 3-H	X 0-0 E4 FC4-6 1B 1-2	X 0-0 ③ FC6-4 1-2f	C B B S X 2-2 E5 G6-4-3 1-2 2-3		4	0	0	1	0	0	4
Inning Stats	R: 0 H: 1 E: 0 LOB: 1 K: 1 BB: 0 S: 10 P: 12	R: 0 H: 1 E: 0 LOB: 1 K: 1 BB: 0 S: 8 P: 15	R: 0 H: 0 E: 0 LOB: 0 K: 0 BB: 0 S: 4 P: 7	R: 0 H: 0 E: 0 LOB: 0 K: 0 BB: 0 S: 6 P: 10	R: 6 H: 5 E: 1 LOB: 2 K: 1 BB: 2 S: 13 P: 24	R: 1 H: 2 E: 1 LOB: 3 K: 0 BB: 1 S: 10 P: 22	R: 1 H: 2 E: 0 LOB: 1 K: 1 BB: 0 S: 11 P: 11	R: 2 H: 2 E: 2 LOB: 1 K: 1 BB: 1 S: 9 P: 18	R: 0 H: 2 E: 1 LOB: 2 K: 0 BB: 0 S: 10 P: 15	1B: 10 SF: 2 2B: 5 SAC: 1 3B: 0 DP: 2 HR: 0 HBP: 0						

TOP

Houston Astros @ Kansas City Royals

Kauffman Stadium, Kansas City, MO

Tue Jun 17 1997, 7:05 PM CDT
Att. 20,588 - Unknown - 84 F

livebaseballscorecards.com

AB	40
R	10
H	15
RBI	8
BB	4
SO	5
LOB	25

PITCHER		IP	WLS	BF	H	R	ER	SO	BB	IBB	HBP	BLK	WP	HR	S	P	ERA	WHIP
Chris Haney, L ERA: 8.68	(1, 1)	4.2	L	22	5	6	2	3	1	1	0	0	0	0	38	63	3.86	1.286
Mike Williams, R ERA: 6.75	(5, 1)	2.1		14	6	2	1	1	1	0	0	0	0	0	24	38	3.86	3.000
Jose Santiago, R ERA: 1.93	(8, 1)	2.0		11	4	2	1	1	0	1	0	0	0	0	19	33	4.50	2.000

PITCHER	IP	WLS	BF	H	R	ER	SO	BB	IBB	HBP	BLK	WP	HR	S	P	ERA	WHIP

BOTTOM

Batter	1	2	3	4	5	6	7	8	9	AB	R	H	RBI	BB	SO	LOB
Jose Offerman, S (1, 4) OBP: 0.396, SLG: 0.455	C B C S 1-3 K ①		C B B F F B X 3-2 G4-3 ③		B B B C M F X 3-2 F7 ③		F B X 1-1 G5-3 ③			4	0	0	0	0	1	2
Tom Goodwin, L (1, 8) OBP: 0.315, SLG: 0.335	B F B B C B X 3-2 G3 ②			B X 1-0 F7 ①		B C F X 1-2 F9 ①		C X 0-1 F7 ①		4	0	0	0	0	0	0
Jay Bell, R (1, 6) OBP: 0.371, SLG: 0.471	B S B F X 2-2 F7 ③			B B B C F B 4-2 1B BB		X 0-0 HR		C B B S X 2-2 F8 ②		3	1	1	1	1	0	0
Jeff King, R (1, 3) OBP: 0.401, SLG: 0.486		B B S C C 2-3 K ①		C S B 1 SAFE B B B X 3-2 1B BB **1-3**		C F S 0-3 K ②		F X 0-1 G5-3 ③		4	0	1	0	0	2	0
Chili Davis, S (1, 10) OBP: 0.418, SLG: 0.483		B S B F S 2-3 K ②		1 SAFE B B P F F 1 SAFE B B B 4-1 BB **1-2**		B B F F C 2-3 K ③			C S F S 0-3 K ①	3	0	0	0	1	3	0
Johnny Damon, L (1, 7) OBP: 0.368, SLG: 0.485		B B F C F F X 2-2 G4-3 ③		B F B F F S 2-3 K ②			B X 1-0 WP 1B 1B		B C F C 1-3 K ②	4	1	1	0	0	2	3
Jermaine Dye, R (1, 9) OBP: 0.213, SLG: 0.288			X 0-0 F8 ① C F S	0-3 K ③			B B B C S X 3-2 **1-H** 1B		B S F F F B S 2-3 K ③	4	0	1	1	0	2	3
David Howard, S (1, 5) OBP: 0.307, SLG: 0.386			B S F B B S 3-3 K ②		X 0-0 F8 ①		B S C F S 1-3 K ①			3	0	0	0	0	2	1
Mike Macfarlane, R (1, 2) OBP: 0.232, SLG: 0.241 Sal Fasano, R (7, 2) OBP: 0.235, SLG: 0.438			F B C H 2-2 HBP		B F X 1-1 P5 ②		S X 0-1 F9 ②			1 1	0 0	0 0	0 0	0 0	0 0	0 1
Inning Stats	R: 0 H: 0 E: 0 LOB: 0 K: 1 BB: 0 S: 9 P: 15	R: 0 H: 0 E: 0 LOB: 0 K: 2 BB: 0 S: 10 P: 16	R: 0 H: 0 E: 0 LOB: 1 K: 1 BB: 0 S: 10 P: 18	R: 0 H: 1 E: 0 LOB: 3 K: 2 BB: 2 S: 15 P: 28	R: 0 H: 0 E: 0 LOB: 0 K: 0 BB: 0 S: 7 P: 11	R: 1 H: 1 E: 0 LOB: 0 K: 2 BB: 0 S: 10 P: 13	R: 1 H: 2 E: 0 LOB: 1 K: 1 BB: 0 S: 12 P: 18	R: 0 H: 0 E: 0 LOB: 0 K: 0 BB: 0 S: 7 P: 9	R: 0 H: 0 E: 0 LOB: 0 K: 3 BB: 0 S: 12 P: 15	1B: 3 SF: 0 2B: 0 SAC: 0 3B: 0 DP: 0 HR: 1 HBP: 1						WP: 1 PA: 34 PB: 0 SB: 0 CS: 0

PITCHER		IP	WLS	BF	H	R	ER	SO	BB	IBB	HBP	BLK	WP	HR	S	P	ERA	WHIP
Ramon Garcia, R ERA: 4.53	(1, 1)	5.0	W	19	1	0	0	6	2	0	1	0	0	0	51	88	0.00	0.600
Jose Lima, R ERA: 3.74	(6, 1)	3.0		12	3	2	2	3	0	0	0	0	1	1	29	40	6.00	1.000
Billy Wagner, L ERA: 1.74	(9, 1)	1.0		3	0	0	0	3	0	0	0	0	0	0	12	15	0.00	0.000

PITCHER	IP	WLS	BF	H	R	ER	SO	BB	IBB	HBP	BLK	WP	HR	S	P	ERA	WHIP

Houston Astros @ Kansas City Royals

Kauffman Stadium, Kansas City, MO

Tue Jun 17 1997, 7:05 PM CDT

Att. 20,588 - Unknown - 84 F

livebaseballscorecards.com

AB	31
R	2
H	4
RBI	2
BB	2
SO	12
LOB	10

Batter	1	2	3	4	5	6	7	8	9	AB	R	H	RBI	BB	SO	LOB
Craig Biggio, R (1, 4) OBP: 0.394, SLG: 0.526	C F B F S 1-3 ① K		F X 0-1 ② G6-3			S C X 0-2 1B 5 FC4-6 1B		B B B C X 3-1 ② SF8 3-H		3	1	1	1	0	1	1
Bill Spiers, L (1, 5) OBP: 0.457, SLG: 0.445	B C X 1-1 ② F7		X 0-0 ③ G6-3			B C X 1-1 5 FC4-6 1-3 1B		X 0-0 ③ G6-3		4	0	1	0	0	0	1
5 Jeff Bagwell, R (1, 3) OBP: 0.434, SLG: 0.643	B C C T F B B F S 3-3 ③ K			C F C B B X 2-2 ① G1-6-3		1 SAFE B X 1-0 ① FC4-6 G3-6-3 1-2f 3-H			F C F B B C 2-3 ① K	4	0	0	1	0	2	1
Luis Gonzalez, L (1, 7) OBP: 0.381, SLG: 0.405		C X 0-1 G5-4-3 1B		B B X 2-0 ② F9		X 0-0 ②③ G3-6-3 1-2f			B F X 1-1 ② F9	4	0	1	0	0	0	1
Derek Bell, R (1, 9) OBP: 0.316, SLG: 0.354		B B X 2-0 ①② G5-4-3 1-2f		X 0-0 ③ G5-3			C B S B B X 3-2 ① F7		C X 0-1 ③ G6-3	4	0	0	0	0	0	1
Sean Berry, R (1, 10) OBP: 0.276, SLG: 0.358		C B C X 1-2 1B			B C X 1-1 1B 1B		C F B C 1-3 ② K			3	0	2	0	0	1	0
Brad Ausmus, R (1, 2) OBP: 0.327, SLG: 0.376		B C X 1-1 ③ P4			X 0-0 G6-3 1-2 1B		X 0-0 ③ G4-3			3	0	1	0	0	0	1
Tim Bogar, R (1, 6) OBP: 0.274, SLG: 0.273			X 0-0 SH1-3 1B		F F B F S 1-3 ① K			B S C X 1-2 ① P3		3	0	1	0	0	1	2
Pat Listach, S (1, 8) OBP: 0.252, SLG: 0.220			F X 0-1 ① SH1-3 1-2		S B C X 1-2 ②③ G6-3 1-2f			F C B X 1-2 SF8 3B		2	1	1	0	0	0	2
Inning Stats	R: 0 H: 0 E: 0 LOB: 0 K: 2 BB: 0 S: 11 P: 16	R: 0 H: 2 E: 0 LOB: 1 K: 0 BB: 0 S: 8 P: 12	R: 0 H: 1 E: 0 LOB: 1 K: 0 BB: 0 S: 6 P: 6	R: 0 H: 0 E: 0 LOB: 0 K: 0 BB: 0 S: 5 P: 9	R: 0 H: 2 E: 0 LOB: 1 K: 1 BB: 0 S: 10 P: 13	R: 1 H: 2 E: 0 LOB: 0 K: 0 BB: 0 S: 7 P: 9	R: 0 H: 0 E: 0 LOB: 0 K: 1 BB: 0 S: 7 P: 11	R: 1 H: 1 E: 0 LOB: 0 K: 0 BB: 0 S: 9 P: 14	R: 0 H: 0 E: 0 LOB: 0 K: 1 BB: 0 S: 8 P: 11	1B: 7 SF: 1 2B: 0 SAC: 1 3B: 1 DP: 3 HR: 0 HBP: 0						

PITCHER		IP	WLS	BF	H	R	ER	SO	BB	IBB	HBP	BLK	WP	HR	S	P	ERA	WHIP
Jim Pittsley, R ERA: 5.68	(1, 1)	8.0	W	29	8	2	2	4	0	0	0	0	0	0	63	90	2.25	1.000
Jeff Montgomery, R ERA: 6.65	(9, 1)	1.0		3	0	0	0	1	0	0	0	0	0	0	8	11	0.00	0.000

PITCHER	IP	WLS	BF	H	R	ER	SO	BB	IBB	HBP	BLK	WP	HR	S	P	ERA	WHIP

TOP

Houston Astros @ Kansas City Royals

Kauffman Stadium, Kansas City, MO

Wed Jun 18 1997, 7:05 PM CDT
Att. 20,085 - Unknown - 89 F

livebaseballscorecards.com

AB	30
R	2
H	8
RBI	2
BB	0
SO	5
LOB	10

WP: 0	PA: 32		
PB: 0			
SB: 0			
CS: 0			

Houston Astros @ Kansas City Royals

Kauffman Stadium, Kansas City, MO

Wed Jun 18 1997, 7:05 PM CDT

Att. 20,085 - Unknown - 89 F

livebaseballscorecards.com

BOTTOM

Batter	1	2	3	4	5	6	7	8	9	AB	R	H	RBI	BB	SO	LOB
Jose Offerman, S (1, 4) OBP: 0.396, SLG: 0.454	1-2 HR 1B 1B	0-0 G6-3 ②		B X 1-0 G6-3 ②		F B C B X 2-2 1-2 1B		B C B F X 2-2 G3-1 ②		5	1	2	0	0	0	0
Tom Goodwin, L (1, 8) OBP: 0.320, SLG: 0.340	0-0 BB HR 1-2 1B	3-2 S 1B		B X 1-0 L9 ③		B X 1-0 G4-3 ③		B C F X 1-2 1B		5	1	3	0	0	0	2
Jay Bell, R (1, 6) OBP: 0.375, SLG: 0.469	4-0 HR 1-2 2-3 BB	C B 1 SAFE 1 SAFE 1 SAFE S B B B 4-2 1-2 BB			C X 0-1 L5 ①		B F X 1-1 1B S FC3-2-5 1B	B C S B F F 1 S SAFE 2-3 K ③		3	1	1	0	2	1	1
Jeff King, R (1, 3) OBP: 0.402, SLG: 0.500	B C B X 2-1 1-H 2-H 3-H HR	C S C 0-3 K ③			X 0-0 G5-3 ②		S B B F 1 SAFE F F B X 3-2 BB WP FC3-2-5 1-3 1B			4	2	2	4	0	1	2
Chili Davis, S (1, 10) OBP: 0.415, SLG: 0.484	C X 0-1 2B	C B S B X 2-2 F7 ①			X 0-0 L6 ③		C F B X 1-2 P3 ①			4	0	1	0	0	0	2
Johnny Damon, L (1, 7) OBP: 0.365, SLG: 0.476	B X 1-0 F7 ①	B B B B 4-0 G4-3 BB				B S B B B C X 3-2 G1-3 ①	B X 1-0 FC3-2-5 WP BB 1-2 3-H ②			3	0	0	0	1	0	3
Jermaine Dye, R (1, 9) OBP: 0.228, SLG: 0.289	F B X 1-1 G5-3 ②	B B C X 2-1 G4-3 1-2 ②				X 0-0 WP 1B 1B	B S B B B 4-1 WP 1-2 2-3 BB			3	1	1	0	1	0	2
David Howard, S (1, 5) OBP: 0.293, SLG: 0.368	C B C B X 2-2 L4 ③			X 0-0 G1-3 ③		C L 1 SAFE B F 1 SAFE 1 SAFE X 1-2 F7 ②	C S B S 1-3 K ③ 1-2 2-3 3-H			4	0	0	0	0	1	5
Mike Macfarlane, R (1, 2) OBP: 0.233, SLG: 0.242		C C S 0-3 K ①		B C S F X 1-2 G3 ①		S B B B C X 3-2 1B 1-H 1B		S B X 1-1 L5 ①		4	0	1	1	0	1	0
Inning Stats	R: 4 H: 4 E: 0 LOB: 1 K: 0 BB: 1 S: 14 P: 25	R: 0 H: 1 E: 0 LOB: 2 K: 2 BB: 1 S: 12 P: 19	R: 0 H: 0 E: 0 LOB: 1 K: 0 BB: 1 S: 6 P: 14	R: 0 H: 0 E: 0 LOB: 0 K: 0 BB: 0 S: 6 P: 9	R: 0 H: 0 E: 0 LOB: 0 K: 0 BB: 0 S: 4 P: 4	R: 1 H: 3 E: 0 LOB: 2 K: 0 BB: 0 S: 15 P: 25	R: 1 H: 2 E: 0 LOB: 2 K: 1 BB: 1 S: 15 P: 26	R: 0 H: 1 E: 0 LOB: 1 K: 1 BB: 0 S: 13 P: 19		1B: 9 SF: 0 2B: 1 SAC: 0 3B: 0 DP: 0 HR: 1 HBP: 0						

	AB	35
	R	6
	H	11
	RBI	5
	BB	4
	SO	4
	LOB	17

WP: 2 PA: 39
PB: 0
SB: 2
CS: 0

PITCHER		IP	WLS	BF	H	R	ER	SO	BB	IBB	HBP	BLK	WP	HR	S	P	ERA	WHIP
Donne Wall, R ERA: 5.45	(1, 1)	5.2	L	28	8	5	5	2	3	0	0	0	1	1	56	94	7.94	1.941
Mike Magnante, L ERA: 5.4	(6, 1)	0.2		4	2	1	1	0	0	0	0	0	0	0	11	17	13.50	3.000
Blas Minor, R ERA: 2.45	(7, 1)	1.2		7	1	0	0	2	1	0	0	0	1	0	18	30	0.00	1.200

Batter	1	2	3	4	5	6	7	8	9	AB	R	H	RBI	BB	SO	LOB
Brian McRae, S (1, 8) OBP: 0.310, SLG: 0.383	B B B B 4-0 CS BB	F B B C B C 3-3 ③ K	B F F B B C 3-3 ② K	C X 0-1 ③ F7			X 0-0 ① FC4-6 1-2f	4	0	0	0	1	2	3
Brant Brown, L (1, 7) OBP: 0.292, SLG: 0.419	X 0-0 ① F7		X 0-0 23 1B 1B SF9 1B	B B S F F F C 2-3 ③ K			B F X 1-1 ① G1-3		F B F B X 2-2 ② P5	5	1	1	0	0	1	3
Mark Grace, L (1, 3) OBP: 0.410, SLG: 0.422	C F P B B F F F B 4-2 ② 1-2 BB		X 0-0 23 1B 1-2 1B		B B C C B B 4-2 G1-4-3 BB		B B B C F B 4-2 BB		X 0-0 ③ P6	2	0	1	0	3	0	1
Sammy Sosa, R (1, 9) OBP: 0.315, SLG: 0.509	X 0-0 ③ G6-3		C C F S 0-3 ① K		B B T X 2-1 ①② G1-4-3 1-2f		B F B F B S 3-3 ② K			4	0	0	0	0	2	5
23 Ryne Sandberg, R (1, 4) OBP: 0.324, SLG: 0.369		B X 1-0 HR 2B	B X 2-0 1-2 2-3 1B		C X 0-1 1B 1B		C C S 0-3 ③ K			4	1	3	0	0	1	1
Kevin Orie, R (1, 5) OBP: 0.382, SLG: 0.451		F B F F X 1-2 2-H HR	B B X 2-0 ② SF9 3-H		B B C B F X 3-2 1-3 1B			C X 0-1 ① L6		3	1	2	3	0	0	0
Scott Servais, R (1, 2) OBP: 0.317, SLG: 0.366		B X 1-0 FC5-4 1B	B B X 2-0 ③ G4-3		B B X 2-0 ③ L4			B S S B X 2-2 ② G3		4	0	1	0	0	0	4
Rey Sanchez, R (1, 6) OBP: 0.286, SLG: 0.294		C B X 1-1 ① FC5-4 SH1-4 1-2f	B B C S F F X 2-2 SH1-4 1B		C B B F S 2-3 ① K			B F B S X 2-2 ③ P4		4	0	1	0	0	1	1
Steve Trachsel, R (1, 1) Kent Bottenfield, R (3, 1) Dave Hansen, L (6, PH) OBP: 0.417, SLG: 0.333 Turk Wendell, L (6, 1) Mel Rojas, R (8, 1) Miguel Cairo, R (9, PH) OBP: 0.200, SLG: 0.148		X 0-0 ② SH1-4 1-2	X 0-0 ① SH1-4 1-2		B B B C X 3-1 ② F7				C B B F B F B 4-2 FC4-6 BB	0 0 1 0 0 0	0 0 0 0 0 0	0 0 0 0 0 0	0 0 0 0 0 0	0 0 0 0 1 0	0 0 0 0 0 0	0 0 0 0 0 0
Inning Stats	R: 0 E: 0 K: 0 S: 8 H: 0 LOB: 1 BB: 2 P: 15	R: 2 E: 0 K: 1 S: 12 H: 3 LOB: 1 BB: 0 P: 19	R: 1 E: 0 K: 1 S: 9 H: 3 LOB: 2 BB: 0 P: 15	R: 0 E: 0 K: 2 S: 14 H: 1 LOB: 1 BB: 0 P: 21	R: 0 E: 0 K: 0 S: 10 H: 2 LOB: 2 BB: 1 P: 21	R: 0 E: 0 K: 1 S: 7 H: 0 LOB: 0 BB: 0 P: 12	R: 0 E: 0 K: 2 S: 10 H: 0 LOB: 1 BB: 1 P: 18	R: 0 E: 0 K: 0 S: 8 H: 0 LOB: 0 BB: 0 P: 12	R: 0 E: 0 K: 0 S: 8 H: 0 LOB: 1 BB: 1 P: 14	1B: 7 2B: 1 3B: 0 HR: 1	SF: 1 SAC: 2 DP: 1 HBP: 0					

PITCHER		IP	W/L/S	BF	H	R	ER	SO	BB	IBB	HBP	BLK	WP	HR	S	P	ERA	WHIP
Darryl Kile, R ERA: 2.21	(1, 1)	7.0	W	32	9	3	3	7	4	0	0	0	0	1	70	121	3.86	1.857
Jose Lima, R ERA: 3.59	(8, 1)	2.0		7	0	0	0	0	1	0	0	0	0	0	16	26	0.00	0.500

PITCHER	IP	W/L/S	BF	H	R	ER	SO	BB	IBB	HBP	BLK	WP	HR	S	P	ERA	WHIP

TOP

Chicago Cubs @ Houston Astros

Astrodome, Houston, TX

Fri Jun 20 1997, 8:05 PM EDT

Att. 30,085 - Dome - 72 F

livebaseballscorecards.com

AB	31
R	3
H	9
RBI	3
BB	5
SO	7
LOB	18

Batter	1	2	3	4	5	6	7	8	9	AB	R	H	RBI	BB	SO	LOB
Craig Biggio, R (1, 4) OBP: 0.394, SLG: 0.528	C B X 1-1 ① G5-3		X 0-0 ② 2B 2B	B C F B X 2-2 5 S BB FC4-6 1B		C B B X 2-1 ② L6		C S X 0-2 ② G4-3 1-2		5	2	2	0	0	0	1
Bill Spiers, L (1, 5) OBP: 0.462, SLG: 0.455	B B C B B F F F X 3-2 5 HR 1B		X 0-0 1B HR 2-H 2B	1 SAFE B 1 SAFE 1 SAFE B B B 4-0 FC4-6 5 S 1-2 BB		C F S 0-3 ③ K		C B S S 1-3 ③ K		4	1	2	1	1	2	1
5 Jeff Bagwell, R (1, 3) OBP: 0.438, SLG: 0.658	C F F B 1 SAFE B B F 1 SAFE 3-2 ② X 1-2 HR		B X 1-0 ① G6-3	F B I I I 4-1 FC4-6 1-2 2-3 IBB			B B B C X 3-1 G1-3 2B			3	1	2	1	1	0	1
Luis Gonzalez, L (1, 7) OBP: 0.379, SLG: 0.402	B F B B F F X 3-2 ③ L4		F B C X 1-2 HR 2-3 1B	B X 1-0 ② FC4-6 1-2f 2-3 3-H			C B X 1-1 ① L7			4	1	1	1	0	0	3
Derek Bell, R (1, 9) OBP: 0.315, SLG: 0.370		B B X 2-0 ① G6-3	D X 1-0 ③ 1-H 3-H HR	F S 1 SAFE B C 1-3 K			C 2 SAFE B C X 1-2 ② G1-3 2-3			4	1	1	3	0	1	3
Tony Eusebio, R (1, 2) OBP: 0.352, SLG: 0.297 Jose Lima, R (8, 1)		C X 0-1 2B G5-3 1B	B B X 2-0 1B		X 0-0 ① F8		B B I I 4-0 IBB			3 0	1 0	2 0	0 0	1 0	0 0	0 0
Tim Bogar, R (1, 6) OBP: 0.288, SLG: 0.305		X 0-0 1-3 2B	X 0-0 ② L9		X 0-0 G6-4-3 1B		B S C X 1-2 ③ F9			4	0	2	0	0	0	3
Pat Listach, S (1, 8) OBP: 0.244, SLG: 0.213		C B C F X 1-2 ② G5-3 3-H	B X 1-0 ③ F7		X 0-0 ②③ G6-4-3 1-2f			X 0-0 ① L5		4	0	0	1	0	0	3
Darryl Kile, R (1, 1) OBP: 0.146, SLG: 0.111 Brad Ausmus, R (8, 2) OBP: 0.330, SLG: 0.379		B F B C S 2-3 ③ K		S B S X 1-2 ① G4-3		C C S 0-3 ① K		S C B X 1-2 G4-3 1B		3 1	0 0	0 1	0 0	0 0	2 0	1 0
Inning Stats	R: 1 H: 2 E: 0 LOB: 0 K: 0 BB: 0 S: 16 P: 26	R: 1 H: 2 E: 0 LOB: 1 K: 1 BB: 0 S: 11 P: 16	R: 4 H: 5 E: 0 LOB: 1 K: 0 BB: 0 S: 10 P: 16	R: 1 H: 1 E: 0 LOB: 2 K: 1 BB: 2 S: 11 P: 24	R: 0 H: 1 E: 0 LOB: 0 K: 0 BB: 0 S: 3 P: 3	R: 0 H: 0 E: 0 LOB: 0 K: 2 BB: 0 S: 8 P: 10	R: 0 H: 1 E: 0 LOB: 2 K: 0 BB: 1 S: 10 P: 20	R: 0 H: 1 E: 0 LOB: 1 K: 1 BB: 0 S: 11 P: 13		1B: 7 SF: 0 2B: 4 SAC: 0 3B: 0 DP: 1 HR: 2 HBP: 0						

PITCHER		IP	WLS	BF	H	R	ER	SO	BB	IBB	HBP	BLK	WP	HR	S	P	ERA	WHIP
Steve Trachsel, R ERA: 5.1	(1, 1)	2.1	L	15	9	6	5	1	0	0	0	0	0	2	35	55	19.29	3.857
Kent Bottenfield, R ERA: 2.76	(3, 1)	2.2		11	2	1	1	1	1	1	0	0	0	0	16	30	3.38	1.125
Turk Wendell, R ERA: 4.58	(6, 1)	2.0		8	1	0	0	2	0	1	0	0	0	0	18	30	0.00	0.500
Mel Rojas, R ERA: 5.13	(8, 1)	1.0		4	1	0	0	1	0	0	0	0	0	0	11	13	0.00	1.000

PITCHER	IP	WLS	BF	H	R	ER	SO	BB	IBB	HBP	BLK	WP	HR	S	P	ERA	WHIP

BOTTOM

Chicago Cubs @ Houston Astros

Astrodome, Houston, TX

Fri Jun 20 1997, 8:05 PM EDT

Att. 30,085 - Dome - 72 F

livebaseballscorecards.com

AB	35
R	7
H	13
RBI	7
BB	3
SO	5
LOB	16

Batter	1	2	3	4	5	6	7	8	9	AB	R	H	RBI	BB	SO	LOB
Doug Glanville, R (1, 8) OBP: 0.321, SLG: 0.389	B C B X 2-1 ① L3		B B B B 4-0 1B 23 G5-6-3 2B BB		S X 0-1 ① F9		C B X 1-1 ③ F8			3	1	0	0	1	0	0
23 Ryne Sandberg, R (1, 4) OBP: 0.319, SLG: 0.362	B S B C F B F X 3-2 ② G6-3		B B C B 1 X SAFE 3-1 ① G5-6-3 1-2		C C F F S 0-3 ② K			B C S S 1-3 ① K		4	0	0	0	0	2	1
Mark Grace, L (1, 3) OBP: 0.411, SLG: 0.421	B C C B B B 4-2 BB		F F X 0-2 2B 2-3 1B		F F B B F X 2-2 ③ G6-3			B F B B F X 3-2 ② G4-3		3	0	1	0	1	0	0
Sammy Sosa, R (1, 9) OBP: 0.311, SLG: 0.502	B X 1-0 ③ F8		B S F C 1-3 ② K			B X 1-0 ① G4-3		B S B C F F B F S 3-3 ③ K		4	0	0	0	0	2	3
Dave Clark, L (1, 7) OBP: 0.356, SLG: 0.391 Brian McRae, S (9, PH) OBP: 0.309, SLG: 0.382		B X 1-0 2B 2B	X 0-0 1-3 3-H 2B			B C S B X 2-2 ② G4-3			B B C C S 2-3 ① K	3 1	1 0	2 0	1 0	0 0	0 1	0 0
Kevin Orie, R (1, 5) OBP: 0.385, SLG: 0.460		C B B X 2-1 G6-3 2-H 2B	B X 1-0 ③ G4-3			C S B S 1-3 ③ K			C X 0-1 FC5-4 1B	4	0	2	1	0	1	2
Mike Hubbard, R (1, 2) OBP: 0.158, SLG: 0.278		B C X 1-1 ① L8	C C X 0-2 ① G5-3				F F X 0-2 E8 G1-3 SF9 1B		B F X 1-1 ② FC5-4 1-2f	4	1	1	0	0	0	2
Rey Sanchez, R (1, 6) OBP: 0.279, SLG: 0.287 Bob Patterson, R (7, 1) Terry Adams, R (8, 1) Miguel Cairo, R (9, PH)		C F B F X 1-2 ② G6-3 2-3	B F X 1-1 ② G4-3				F C B F B B X 3-2 ① G1-3 2-3		B B C F X 2-2 ③ G4-3	3 0 0 1	0 0 0 0	0 0 0 0	0 0 0 0	0 0 0 0	0 0 0 0	2 0 0 1
Frank Castillo, R (1, 1) OBP: 0.087, SLG: 0.087 Kent Bottenfield, R (2, 1) Brant Brown, L (4, PH) OBP: 0.289, SLG: 0.415 Ramon Tatis, L (4, 1) Dave Hansen, L (7, PH) OBP: 0.417, SLG: 0.333 José Hernández, R (7, PH) OBP: 0.322, SLG: 0.425 (7, 6)		B C S X 1-2 ③ G2	B F S F S 1-3 ③ K				F F X 0-2 ② SF9 3-H			1 0 1 0 0 0	0 0 0 0 0 0	0 0 0 0 0 0	0 0 0 0 0 1	0 0 1 0 0 0	0 0 0 0 0 0	1 0 0 0 0 0
Inning Stats	R: 0 E: 0 K: 0 S: 10 H: 0 LOB: 1 BB: 1 P: 20	R: 1 E: 0 K: 0 S: 12 H: 2 LOB: 1 BB: 0 P: 18	R: 1 E: 0 K: 1 S: 10 H: 2 LOB: 2 BB: 1 P: 19	R: 0 E: 0 K: 1 S: 9 H: 0 LOB: 0 BB: 0 P: 11	R: 0 E: 0 K: 1 S: 11 H: 0 LOB: 0 BB: 0 P: 13	R: 0 E: 0 K: 1 S: 7 H: 0 LOB: 0 BB: 0 P: 11	R: 1 E: 1 K: 0 S: 12 H: 1 LOB: 0 BB: 0 P: 16	R: 0 E: 0 K: 2 S: 12 H: 0 LOB: 0 BB: 0 P: 19	R: 0 E: 0 K: 1 S: 10 H: 1 LOB: 1 BB: 0 P: 15	1B: 3 2B: 3 3B: 0 HR: 0	SF: 1 SAC: 0 DP: 0 HBP: 0			WP: 0 PB: 0 SB: 0 CS: 0	PA: 35		

PITCHER		IP	WLS	BF	H	R	ER	SO	BB	IBB	HBP	BLK	WP	HR	S	P	ERA	WHIP
Chris Holt, R ERA: 3.95	(1, 1)	6.1	W	26	5	3	2	4	2	0	0	0	0	0	66	102	2.84	1.105
Mike Magnante, L ERA: 4.09	(7, 1)	2.2		9	1	0	0	3	0	0	0	0	0	0	27	40	0.00	0.375

PITCHER	IP	WLS	BF	H	R	ER	SO	BB	IBB	HBP	BLK	WP	HR	S	P	ERA	WHIP

Chicago Cubs @ Houston Astros

Astrodome, Houston, TX

Sat Jun 21 1997, 4:33 AM EDT

Att. 25,227 - Dome - 72 F

TOP

livebaseballscorecards.com

AB	32
R	3
H	6
RBI	3
BB	2
SO	7
LOB	12

Chicago Cubs @ Houston Astros

Astrodome, Houston, TX

Sat Jun 21 1997, 4:33 AM EDT

Att. 25,227 - Dome - 72 F

BOTTOM

Batter	1	2	3	4	5	6	7	8	9	AB	R	H	RBI	BB	SO	LOB
Craig Biggio, R (1, 4) OBP: 0.398, SLG: 0.529	C F X 0-2 5 2B G6-3 1B	B C B B F X 3-2 2-H 3B 1B		B B B B 4-0 G6-4-3 BB		C B S B B S 3-3 ② K2-3				3	2	2	1	1	1	1
Pat Listach, S (1, 8) OBP: 0.245, SLG: 0.230	C 1 SAFE B B 1 SAFE X 2-1 ① G6-3 1-2	B S B F B X 3-2 5 SF7 2-H 3B		C X 0-1 ① ② G6-4-3 1-2f		F C F B S 1-3 ③ K				4	1	1	1	0	1	3
5 Jeff Bagwell, R (1, 3) OBP: 0.436, SLG: 0.658	X 0-0 F7 1B 2-H 2B	F S B B F X 2-2 ② SF7 3-H		X 0-0 ③ F8			B X 1-0 ① F8			3	1	1	2	0	0	0
Luis Gonzalez, L (1, 7) OBP: 0.378, SLG: 0.398	X 0-0 ② F7 2-3	C B B X 2-1 ③ F8			B F F B S 2-3 ① K		B F B B F B 4-2 1B SF8 BB			3	1	0	0	1	1	1
Derek Bell, R (1, 9) OBP: 0.330, SLG: 0.382	X 0-0 1B 3-H 1B		X 0-0 F9 S 2B 1B		B B B C B 4-1 BB		B X 1-0 CS 1-3 1B			3	1	3	1	1	0	0
Sean Berry, R (1, 5) OBP: 0.275, SLG: 0.358 Bill Spiers, L (9, 5) OBP: 0.462, SLG: 0.455	C X 0-1 1-2 1B		B C L X 1-2 ① F9 1-3		X 0-0 ② F8		B X 1-0 ② SF8 3-H			3 0	0 0	1 0	1 0	0 0	0 0	2 0
Brad Ausmus, R (1, 2) OBP: 0.328, SLG: 0.376	B S F X 1-2 ③ G6-3		B X 1-0 ② L5		1 SAFE F 1 SAFE 1 SAFE F B 1 SAFE S 1-3 ③ K		C 0-1 ③ CS 1-2	C B S B X 2-2 G6-4-3 1B		4	0	1	0	0	1	4
Tim Bogar, R (1, 6) OBP: 0.314, SLG: 0.381		F F B X 1-2 1B 2B	B S F B F X 2-2 3-H 2B			X 0-0 SH5-4 2B		C S F D X 1-2 ① ② G6-4-3 1-2f		4	1	3	1	0	0	1
Chris Holt, R (1, 1) OBP: 0.065, SLG: 0.033 Mike Magnante, L (7, 1)		M 2 SAFE X 0-1 ① B2	S C B S 1-3 ③ K			X 0-0 ① SH5-4 2-3		S F S 0-3 ③ K		2 1	0 0	0 0	0 0	0 0	1 1	2 0
Inning Stats	R: 2 E: 0 K: 0 S: 14 H: 4 LOB: 2 BB: 0 P: 17	R: 3 E: 0 K: 0 S: 17 H: 3 LOB: 0 BB: 0 P: 28	R: 1 E: 0 K: 1 S: 12 H: 2 LOB: 1 BB: 0 P: 17	R: 0 E: 0 K: 0 S: 3 H: 0 LOB: 0 BB: 1 P: 7	R: 0 E: 0 K: 2 S: 8 H: 0 LOB: 1 BB: 1 P: 15	R: 0 E: 0 K: 2 S: 9 H: 1 LOB: 1 BB: 0 P: 13	R: 1 E: 0 K: 0 S: 6 H: 1 LOB: 0 BB: 1 P: 13	R: 0 E: 0 K: 1 S: 10 H: 1 LOB: 0 BB: 0 P: 13		1B: 7 2B: 4 3B: 1 HR: 0	SF: 2 SAC: 1 DP: 2 HBP: 0					

livebaseballscorecards.com

AB	30
R	7
H	12
RBI	7
BB	3
SO	6
LOB	14

WP: 0 PB: 0 SB: 1 CS: 1 PA: 37

PITCHER		IP	WLS	BF	H	R	ER	SO	BB	IBB	HBP	BLK	WP	HR	S	P	ERA	WHIP
Frank Castillo, R ERA: 5.72	(1, 1)	1.1	L	11	7	5	5	0	0	0	0	0	0	0	25	35	33.75	5.250
Kent Bottenfield, R ERA: 2.86	(2, 1)	1.2		7	2	1	1	1	0	0	0	0	0	0	18	27	5.40	1.200
Ramon Tatis, L ERA: 3.07	(4, 1)	3.0		11	1	0	0	4	2	0	0	0	0	0	20	35	0.00	1.000
Bob Patterson, L ERA: 3.9	(7, 1)	1.0		4	1	1	1	0	1	0	0	0	0	0	6	13	9.00	2.000
Terry Adams, R ERA: 2.31	(8, 1)	1.0		3	1	0	0	1	0	0	0	0	0	0	10	13	0.00	1.000

PITCHER	IP	WLS	BF	H	R	ER	SO	BB	IBB	HBP	BLK	WP	HR	S	P	ERA	WHIP

Batter	1	2	3	4	5	6	7	8	9	AB	R	H	RBI	BB	SO	LOB
Doug Glanville, R (1, 7) OBP: 0.319, SLG: 0.386	B C X 1-1 G5-3 1B		B C S F B F X 2-2 ① L8		C F X 0-2 ① G3-1		C X 0-1 ③ G6-3			4	0	1	0	0	0	0
Brian McRae, S (1, 8) OBP: 0.305, SLG: 0.376	C F B 1 B SAFE 1 SAFE D X 3-2 ① G5-3 1-2		B B C B X 3-1 ② G1-3		B X 1-0 ② F9			C B S F F B X 2-2 ① G5-3		4	0	0	0	0	0	1
Mark Grace, L (1, 3) OBP: 0.413, SLG: 0.419	F D B B B 4-1 BB		X 0-0 ③ L8		C B C S 1-3 ③ K			C C X 0-2 G6-4-3 1B		3	0	1	0	1	1	0
Sammy Sosa, R (1, 9) OBP: 0.307, SLG: 0.495	C B F S 1-3 ② K			X 0-0 ① L7		B X 1-0 ① F8		B S S B B X 3-2 ② ③ G6-4-3 1-2f		4	0	0	0	0	1	3
23 Ryne Sandberg, R (1, 4) OBP: 0.317, SLG: 0.365	C X 0-1 ③ F8			C B X 1-1 ② G6-3		C S S 0-3 ② K			B C S S B F X 2-2 2B 2B	4	1	1	0	0	1	2
Kevin Orie, R (1, 5) OBP: 0.388, SLG: 0.465		B B B B 4-0 1B FC1-5 BB		X 0-0 E4 BB 1B		B B B C X 3-1 E5 FC5-4			S B X 1-1 FC1-5-6 2-H 2B	3	0	1	1	1	0	0
Mike Hubbard, R (1, 2) OBP: 0.217, SLG: 0.318		B C B X 2-1 K FC1-5 1-3 1B		S F 1 SAFE X 0-2 BB 1-2 1B		X 0-0 ③ FC5-4 1-2f			B B S F X 2-2 ① FC1-5-6 2-3	4	0	2	0	0	0	2
Rey Sanchez, R (1, 6) OBP: 0.279, SLG: 0.280		B X 1-0 ① FC1-5 1-2 3-H		B B B B 4-0 FC6-4 1-2 2-3 BB			B X 1-0 G5-3		C B B F F S 2-3 ② K	3	0	0	0	1	1	3
Kevin Foster, R (1, 1) OBP: 0.103, SLG: 0.071 Miguel Cairo, R (7, PH) Turk Wendell, L (7, 1) José Hernández, R (9, PH) OBP: 0.318, SLG: 0.420		L B M 2 SAFE S 1-3 ② ③ K 2-3		C S B X 1-2 ③ FC6-4 1-2f			C F B X 1-2 ② G3-1		D B S X 2-1 ③ G4-3	2 1 0 1	0 0 0 0	0 0 0 0	0 0 0 0	1 0 0 0	5 0 0 1	
Inning Stats	R: 0 E: 0 K: 1 S: 11 H: 1 LOB: 2 BB: 1 P: 20	R: 0 E: 0 K: 1 S: 6 H: 1 LOB: 1 BB: 1 P: 14	R: 0 E: 0 K: 0 S: 8 H: 0 LOB: 0 BB: 0 P: 13	R: 0 E: 1 K: 0 S: 10 H: 1 LOB: 3 BB: 1 P: 16	R: 0 E: 0 K: 1 S: 7 H: 0 LOB: 0 BB: 0 P: 9	R: 0 E: 1 K: 1 S: 7 H: 0 LOB: 1 BB: 0 P: 11	R: 0 E: 0 K: 0 S: 6 H: 0 LOB: 0 BB: 0 P: 8	R: 0 E: 0 K: 0 S: 11 H: 1 LOB: 0 BB: 0 P: 16	R: 1 E: 0 K: 1 S: 15 H: 2 LOB: 1 BB: 0 P: 24	1B: 4 2B: 2 3B: 0 HR: 0 SF: 0 SAC: 0 DP: 1 HBP: 0						

TOP

Chicago Cubs @ Houston Astros

Astrodome, Houston, TX

Sun Jun 22 1997, 4:33 AM EDT

Att. 23,407 - Dome - 72 F

livebaseballscorecards.com

AB	33
R	1
H	6
RBI	1
BB	3
SO	5
LOB	17

PITCHER		IP	WLS	BF	H	R	ER	SO	BB	IBB	HBP	BLK	WP	HR	S	P	ERA	WHIP
Mike Hampton, L ERA: 5.52	(1, 1)	8.0	W	32	5	1	1	4	3	0	0	0	0	0	70	113	1.12	1.000
Billy Wagner, L ERA: 1.69	(9, 1)	1.0	S	4	1	0	0	1	0	0	0	0	0	0	11	18	0.00	1.000

PITCHER	IP	WLS	BF	H	R	ER	SO	BB	IBB	HBP	BLK	WP	HR	S	P	ERA	WHIP

Batter	1	2	3	4	5	6	7	8	9	AB	R	H	RBI	BB	SO	LOB
Craig Biggio, R (1, 4) OBP: 0.397, SLG: 0.529	C B X 1-1 SH3-4 5 HR 2B		B B C F X 2-2 ① F9		F B X 1-1 ① F8		C X 0-1 ③ G1-3			4	1	1	0	0	0	0
Pat Listach, S (1, 8) OBP: 0.239, SLG: 0.225	B C X 1-1 ① SH3-4 2-3		F B X 1-1 ② G6-3		C C F F B B F X 2-2 ② G3-1			X 0-0 ① G1-3		3	0	0	0	0	0	0
5 Jeff Bagwell, R (1, 3) OBP: 0.440, SLG: 0.668	X 0-0 HR 3-H		B F B B F F B 4-2 1B E BB		B B B B 4-0 2B BB			B X 1-0 ② G5-3		2	2	1	2	2	0	0
Luis Gonzalez, L (1, 7) OBP: 0.379, SLG: 0.403	B B C F S 2-3 ② K		X 0-0 E 1B 1-2		B F 1 SAFE B X 2-1 ③ 2B 1-H			C F B B X 2-2 ③ G4-3		4	0	2	0	0	1	0
Derek Bell, R (1, 9) OBP: 0.330, SLG: 0.377	B B B B 4-0 BB		C B B S 1 SAFE X 2-2 E6 1-3 2-H			B C B S F F S 2-3 ① K				2	0	0	0	1	1	1
Sean Berry, R (1, 5) OBP: 0.271, SLG: 0.351 Bill Spiers, L (9, 5) OBP: 0.462, SLG: 0.455	1 SAFE X 0-0 ③ P4		1 SAFE B B 1 SAFE C X 2-1 ③ P4			X 0-0 ② F7				3 0	0 0	0 0	0 0	0 0	0 0	3 0
Tim Bogar, R (1, 6) OBP: 0.301, SLG: 0.364		B F C S 1-3 ① K		F X 0-1 ① F9		X 0-0 ③ L9				3	0	0	0	0	1	0
Brad Ausmus, R (1, 2) OBP: 0.328, SLG: 0.376		B X 1-0 ② L8		X 0-0 ② 1B			B C B S B S S 3-3 ① K			3	0	1	0	0	1	0
Mike Hampton, R (1, 1) OBP: 0.100, SLG: 0.036 Billy Wagner, L (9, 1)		F F B F X 1-2 ③ P4		C C C 0-3 ③ K			B S C S 1-3 ② K			3 0	0 0	0 0	0 0	0 0	2 0	0 0
Inning Stats	R: 2 H: 2 E: 0 LOB: 1 K: 1 BB: 1 S: 9 P: 17	R: 0 H: 0 E: 0 LOB: 0 K: 1 BB: 0 S: 8 P: 11	R: 1 H: 1 E: 1 LOB: 2 K: 0 BB: 1 S: 14 P: 25	R: 0 H: 1 E: 0 LOB: 0 K: 1 BB: 0 S: 6 P: 6	R: 0 H: 1 E: 0 LOB: 2 K: 0 BB: 1 S: 10 P: 19	R: 0 H: 0 E: 0 LOB: 0 K: 1 BB: 0 S: 7 P: 9	R: 0 H: 0 E: 0 LOB: 0 K: 2 BB: 0 S: 8 P: 12	R: 0 H: 0 E: 0 LOB: 0 K: 0 BB: 0 S: 5 P: 8		1B: 2 SF: 0 2B: 2 SAC: 1 3B: 0 DP: 0 HR: 1 HBP: 0						WP: 0 PA: 31 PB: 0 SB: 0 CS: 0

PITCHER		IP	WLS	BF	H	R	ER	SO	BB	IBB	HBP	BLK	WP	HR	S	P	ERA	WHIP
Kevin Foster, R ERA: 4.52	(1, 1)	6.0	L	25	5	3	2	4	3	0	0	0	0	1	54	87	3.00	1.333
Turk Wendell, R ERA: 4.35	(7, 1)	2.0		6	0	0	0	2	0	0	0	0	0	0	13	20	0.00	0.000

PITCHER	IP	WLS	BF	H	R	ER	SO	BB	IBB	HBP	BLK	WP	HR	S	P	ERA	WHIP

BOTTOM

Chicago Cubs @ Houston Astros

Astrodome, Houston, TX

Sun Jun 22 1997, 4:33 AM EDT

Att. 23,407 - Dome - 72 F

livebaseballscorecards.com

AB	27
R	3
H	5
RBI	2
BB	3
SO	6
LOB	4

Batter	1	2	3	4	5	6	7	8	9	AB	R	H	RBI	BB	SO	LOB
Tony Womack, L (1, 4) OBP: 0.306, SLG: 0.347	C F B X 1-2 ① F7		B C X 1-1 ③ G4-3			M X 0-1 ② P2		S S S 0-3 ① K		4	0	0	0	0	1	4
Jermaine Allensworth, R (1, 8) OBP: 0.367, SLG: 0.385	C C X 0-2 ② G6-3			F B B X 2-1 CS 1B		S B B B F F B F B 4-2 FC5-4 BB		B X 1-0 2B 3B 1-H 2-H 3-H		3	1	2	3	1	0	0
Mark Smith, R (1, 7) OBP: 0.308, SLG: 0.514	S T S 0-3 ③ K			B F C S 1-3 ① ② K 1-2		B 1 SAFE 1 SAFE B X 2-0 ③ FC5-4 1-2f		B X 1-0 2B 2B 3-H		4	1	1	1	0	2	2
Kevin Young, R (1, 3) OBP: 0.327, SLG: 0.481		B C C S 1-3 ① K		B S S S 1-3 ③ K			F B C X 1-2 ① G1-3	B C B X 2-1 L3-6 2B 2-H		4	0	1	1	0	2	0
Joe Randa, R (1, 5) OBP: 0.359, SLG: 0.473		X 0-0 PO 1B			C F B F F S 1-3 ① K		C S S S 0-3 ② ③ K	C X 0-1 ② ③ L3-6 2-2		4	0	1	0	0	2	1
18 Jason Kendall, R (1, 2) OBP: 0.368, SLG: 0.387		C C X 0-2 ② F9			C S F B X 1-2 ② G6-3		X 0-0 ③ F8		B F F F B F B S 3-3 ① K	4	0	0	0	0	1	1
Jose Guillen, R (1, 9) OBP: 0.295, SLG: 0.412		1 SAFE B S B S 2 SAFE 2-2 ③ PO 1-3	S F F B S 1-3 ① K		B X 1-0 HR			F B F B X 2-2 3B 3B	B X 1-0 ② G4-3	4	2	2	1	0	1	0
Kevin Polcovich, R (1, 6) OBP: 0.385, SLG: 0.385			F C B F X 1-2 67 FC3-6 1B		S S B S 1-3 ③ K			B B B B 4-0 67 BB 3B BB	B S C B X 2-2 ③ G6-3	3	1	1	0	1	1	0
67 Francisco Cordova, R (1, 1) OBP: 0.182, SLG: 0.069			X 0-0 ② FC3-6 1-2f			C S B B S 2-3 ① K		S S B B F B B 4-2 1-2 3B BB		2	1	0	0	1	1	1
Inning Stats	R: 0 H: 0 E: 0 LOB: 0 K: 1 BB: 0 S: 9 P: 10	R: 0 H: 1 E: 0 LOB: 0 K: 1 BB: 0 S: 9 P: 12	R: 0 H: 1 E: 0 LOB: 1 K: 1 BB: 0 S: 11 P: 14	R: 0 H: 1 E: 0 LOB: 0 K: 2 BB: 0 S: 8 P: 12	R: 1 H: 1 E: 0 LOB: 0 K: 2 BB: 0 S: 13 P: 17	R: 0 H: 0 E: 0 LOB: 1 K: 1 BB: 1 S: 10 P: 18	R: 0 H: 0 E: 0 LOB: 0 K: 1 BB: 0 S: 7 P: 8	R: 5 H: 4 E: 0 LOB: 0 K: 1 BB: 2 S: 15 P: 29	R: 0 H: 0 E: 0 LOB: 0 K: 1 BB: 0 S: 9 P: 15	1B: 3 SF: 0 2B: 4 SAC: 0 3B: 2 DP: 2 HR: 1 HBP: 0						WP: 0 PA: 36 PB: 0 SB: 1 CS: 1

TOP

Pittsburgh Pirates @ Houston Astros

Astrodome, Houston, TX

Mon Jun 23 1997, 8:05 PM EDT

Att. 16,738 - Dome - 72 F

livebaseballscorecards.com

AB	32
R	6
H	8
RBI	6
BB	3
SO	11
LOB	9

PITCHER		IP	WLS	BF	H	R	ER	SO	BB	IBB	HBP	BLK	WP	HR	S	P	ERA	WHIP
Ramon Garcia, R ERA: 4.45	(1, 1)	7.0	L	26	5	3	3	9	2	0	0	0	0	1	70	100	3.86	1.000
Jose Lima, R ERA: 4.13	(8, 1)	0.1		4	2	2	2	1	1	0	0	0	0	0	8	14	54.00	9.000
Tom Martin, L ERA: 1.64	(8, 1)	0.2		2	1	1	1	0	0	0	0	0	0	0	4	6	13.50	1.500
John Hudek, R ERA: 6.86	(9, 1)	1.0		3	0	0	0	1	0	0	0	0	0	0	9	15	0.00	0.000

PITCHER	IP	WLS	BF	H	R	ER	SO	BB	IBB	HBP	BLK	WP	HR	S	P	ERA	WHIP

BOTTOM

Pittsburgh Pirates @ Houston Astros

Astrodome, Houston, TX

Mon Jun 23 1997, 8:05 PM EDT

Att. 16,738 - Dome - 72 F

Batter	1	2	3	4	5	6	7	8	9	AB	R	H	RBI	BB	SO	LOB
Craig Biggio, R (1, 4) OBP: 0.395, SLG: 0.523	B F X 1-1 G1-3 ①		C S B F X 1-2 G6-3 ③			B B X 2-0 P3 ③			H 1-0 G3 HBP	3	0	0	0	0	0	0
Bill Spiers, L (1, 5) OBP: 0.456, SLG: 0.449	C F S 0-3 K ②			X 0-0 G3-1 ①			B B B C C X 3-2 S 1B		F X 0-1 G3 ② 1-2	4	0	1	0	0	1	1
5 Jeff Bagwell, R (1, 3) OBP: 0.438, SLG: 0.661	F B B F F S 2-3 K ③			B F X 1-1 F8 ②			C 1 SAFE B C S 1-3 K ①		B B B C B 4-1 BB	3	0	0	0	1	2	1
Luis Gonzalez, L (1, 7) OBP: 0.374, SLG: 0.397		C X 0-1 G3 ①		B B X 2-0 G3 ③			F 1 SAFE X 0-1 F8 ②		X 0-0 G6-3 ③	4	0	0	0	0	0	3
Derek Bell, R (1, 9) OBP: 0.325, SLG: 0.371		B C B C X 2-2 L7 ②			B C C F F F F B X 2-2 G4-3 ①		B C B B S S 3-3 K ③ 1-2			3	0	0	0	0	1	1
Thomas Howard, S (1, 8) OBP: 0.316, SLG: 0.364		F X 0-1 1B			B S B B X 2-1 G1-3 ②			X 0-0 G1-3 ①		3	0	1	0	0	0	0
Brad Ausmus, R (1, 2) OBP: 0.329, SLG: 0.372		S C C 0-3 K ③			B B B B 4-0 PO BB			X 0-0 G6-3 ②		2	0	0	0	1	1	1
Tim Bogar, R (1, 6) OBP: 0.289, SLG: 0.348			F X 0-1 F8 ①		B 1 SAFE 1-0 PO ③ 1-2	C X 0-1 G6-3 ①		B X 1-0 F8 ③		3	0	0	0	0	0	0
John Hudek, S (9, 1)										0	0	0	0	0	0	0
Ramon Garcia, R (1, 1)			S X 0-1 G4-3 ②			B X 1-0 G1-3 ②			S B F X 1-2 P4 ①	2	0	0	0	0	0	0
Jose Lima, R (8, 1)										0	0	0	0	0	0	0
Tom Martin, L (8, 1)										0	0	0	0	0	0	0
Ricky Gutierrez, R (9, 6) OBP: 0.324, SLG: 0.333										1	0	0	0	0	0	0

livebaseballscorecards.com

	AB	28
	R	0
	H	2
	RBI	0
	BB	2
	SO	5
	LOB	7

Inning Stats																																		
	R: 0	E: 0	K: 2	S: 9	H: 0	LOB: 0	BB: 0	P: 12	R: 0	E: 0	K: 1	S: 10	H: 1	LOB: 1	BB: 0	P: 12	R: 0	E: 0	K: 0	S: 8	H: 0	LOB: 0	BB: 0	P: 9	R: 0	E: 0	K: 0	S: 4	H: 0	LOB: 0	BB: 0	P: 7	R: 0	E: 0	K: 0	S: 9	H: 0	LOB: 0	BB: 1	P: 18
	R: 0	E: 0	K: 0	S: 4	H: 0	LOB: 0	BB: 0	P: 7	R: 0	E: 0	K: 2	S: 11	H: 1	LOB: 1	BB: 0	P: 18	R: 0	E: 0	K: 0	S: 3	H: 0	LOB: 0	BB: 0	P: 4	R: 0	E: 0	K: 0	S: 7	H: 0	LOB: 2	BB: 1	P: 13	1B: 2	2B: 0	3B: 0	HR: 0	SF: 0	SAC: 0	DP: 0	HBP: 1
	WP: 0	PB: 0	SB: 1	CS: 0	PA: 32																													

PITCHER		IP	WLS	BF	H	R	ER	SO	BB	IBB	HBP	BLK	WP	HR	S	P	ERA	WHIP
67 Francisco Cordova, R ERA: 2.41	(1, 1)	9.0	W	31	2	0	0	5	2	0	1	0	0	0	65	100	0.00	0.444

PITCHER	IP	WLS	BF	H	R	ER	SO	BB	IBB	HBP	BLK	WP	HR	S	P	ERA	WHIP

Batter	1	2	3	4	5	6	7	8	9	AB	R	H	RBI	BB	SO	LOB
Tony Womack, L (1, 4) OBP: 0.308, SLG: 0.348	C C B X 1-2 E S HR 1B	C X 0-1 ③ G4-3		F B S X 1-2 ② F7			C S B X 1-2 FC3-6 1B FC5 1B	C B F X 1-2 ③ F7		5	2	2	0	0	0	3
Jermaine Allensworth, R (1, 8) OBP: 0.374, SLG: 0.388	C B 1 B B F S SAFE 3-3 ① K 1-3		S B C B B X 3-2 ① L7	S B B X 2-1 FC4 1-2 2-H 1B			B X 1-0 FC3-6 1-2 1B		B C F B F F B F F 4-2 B BB	4	0	2	1	1	1	1
Al Martin, L (1, 7) OBP: 0.397, SLG: 0.481	B F F F F B X 2-2 3-H HR		C F B X 1-2 ② G4-3	X 0-0 ③ FC4 1-2f			B B X 2-0 ① FC3-6 FC4-6 FC5 18 1B 1-2f 2-3		B B F X 2-1 ① P5	5	2	1	2	0	0	5
Kevin Young, R (1, 3) OBP: 0.324, SLG: 0.491	B B F B B F X 3-2 HR		C C B B S 2-3 ③ K		C C S 0-3 ① K		F B S B D X 3-2 FC5 FC4-6 1-2 3-H		B S C S 1-3 ② K	5	1	1	2	0	3	2
Joe Randa, R (1, 5) OBP: 0.356, SLG: 0.468	C S X 0-2 ② P4			B F B F X 2-2 F8 18 HBP 1B 1B	C S B X 1-2 ② G3-1		C X 0-1 ② FC4-6 18 1B 1-2f 2-3		B F B X 2-1 ③ P4	5	1	1	0	0	0	3
18 Jason Kendall, R (1, 2) OBP: 0.370, SLG: 0.386	C X 0-1 ③ F9			C C B H 2-2 1B 1B 1-2 HBP	B B S F X 2-2 ③ G6-3		B D C X 2-1 1-2 3-H 1B			3	1	1	1	0	0	0
Jose Guillen, R (1, 9) OBP: 0.294, SLG: 0.409		X 0-0 1B 1B		C B X 1-1 ① F8 2-3		B F F F X 1-2 ① F9 D S F C 1-3 ③ K				4	0	1	0	0	1	4
Kevin Polcovich, R (1, 6) OBP: 0.400, SLG: 0.402		1 SAFE B 1 SAFE X 1-0 G1-6-4 1-3 1B		B C X 1-1 1B 1-2 3-H 1B		B S B B B F X 3-2 G3-6-4 1-2f 1B		B B F S C 2-3 ① K		4	1	3	1	0	1	0
Jon Lieber, L (1, 1) OBP: 0.100, SLG: 0.069 Midre Cummings, L (8, PH) OBP: 0.257, SLG: 0.375 Marc Wilkins, R (8, 1) Clint Sodowsky, L (9, 1)	L B L X 1-2 ① ② G1-6-4 1-2f			L X 0-1 1B 1-2 2-H 1B		X 0-0 ② ③ G3-6-4 1-2f		B S B B B X 3-1 ② F8		3 1 0 0	0 0 0 0	1 0 0 0	1 0 0 0	0 0 0 0	0 0 0 0	3 0 0 0
Inning Stats	R: 3 E: 0 K: 1 S: 19 H: 3 LOB: 0 BB: 0 P: 28	R: 0 E: 0 K: 0 S: 7 H: 2 LOB: 1 BB: 0 P: 9	R: 0 E: 0 K: 1 S: 9 H: 0 LOB: 0 BB: 0 P: 15	R: 3 E: 0 K: 0 S: 17 H: 4 LOB: 2 BB: 0 P: 26	R: 0 E: 0 K: 1 S: 10 H: 0 LOB: 0 BB: 0 P: 13	R: 0 E: 0 K: 0 S: 8 H: 1 LOB: 0 BB: 0 P: 12	R: 2 E: 0 K: 1 S: 15 H: 3 LOB: 2 BB: 0 P: 25	R: 0 E: 0 K: 1 S: 8 H: 0 LOB: 0 BB: 0 P: 14	R: 0 E: 0 K: 1 S: 13 H: 0 LOB: 1 BB: 1 P: 22	1B: 11 2B: 0 3B: 0 HR: 2 SF: 0 SAC: 0 DP: 2 HBP: 1						

PITCHER		IP	WLS	BF	H	R	ER	SO	BB	IBB	HBP	BLK	WP	HR	S	P	ERA	WHIP
Donne Wall, R ERA: 6.26	(1, 1)	3.2	L	20	9	6	6	2	0	0	1	0	0	2	51	77	14.73	2.455
Mike Magnante, L ERA: 3.65	(4, 1)	1.1		4	0	0	0	1	0	0	0	0	0	0	11	14	0.00	0.000
Blas Minor, R ERA: 4.32	(6, 1)	1.0		5	3	2	2	0	0	0	0	0	0	0	12	18	18.00	3.000
Tom Martin, L ERA: 1.57	(7, 1)	1.0		5	1	0	0	1	0	0	0	0	0	0	11	19	0.00	1.000
John Hudek, R ERA: 6.23	(8, 1)	2.0		7	0	0	0	2	1	0	0	0	0	0	21	36	0.00	0.500

PITCHER	IP	WLS	BF	H	R	ER	SO	BB	IBB	HBP	BLK	WP	HR	S	P	ERA	WHIP

TOP

Pittsburgh Pirates @ Houston Astros

Astrodome, Houston, TX

Tue Jun 24 1997, 8:05 PM EDT

Att. 17,972 - Dome - 72 F

livebaseballscorecards.com

AB	39
R	8
H	13
RBI	8
BB	1
SO	6
LOB	21

WP: 0 PB: 0 SB: 1 CS: 0 PA: 41

BOTTOM

Pittsburgh Pirates @ Houston Astros

Astrodome, Houston, TX

Tue Jun 24 1997, 8:05 PM EDT

Att. 17,972 - Dome - 72 F

livebaseballscorecards.com

Batter	1	2	3	4	5	6	7	8	9	AB	R	H	RBI	BB	SO	LOB
Bill Spiers, L (1, 5) OBP: 0.451, SLG: 0.438	BBBB 4-0 G5-4-3 BB		BCX 1-1 G1-3 1-2		BX 1-0 FC3-6 5 BB 1-2f		CX 0-1 P5			3	0	0	0	1	0	2
Ricky Gutierrez, R (1, 4) (8, 6) OBP: 0.313, SLG: 0.320	CX 0-1 G5-4-3 1-2f		BBBCCFFX 3-2 F8 2-3		FFBX 1-2 L9			BFFX 1-2 G5-3		4	0	0	0	0	0	3
5 Jeff Bagwell, R (1, 3) OBP: 0.438, SLG: 0.661	TBCS 1-3 K		CSS 0-3 K		FSBFBBB 4-2 1-2 BB			BFBFBX 3-2 2B 2B		3	1	1	0	1	2	1
Luis Gonzalez, L (1, 7) OBP: 0.376, SLG: 0.402		CCX 0-2 BB E G6-4-3 1B		CBBX 2-1 F8	X 0-0 G5-3			X 0-0 WP 2-H 2B		4	2	2	1	0	0	2
Derek Bell, R (1, 9) OBP: 0.318, SLG: 0.362		CBSFBX 2-2 E5 G6-4-3 BB 1-2		BBX 2-0 G6-3		BBX 2-0 L6		BSBFFX 2-2 G6-3		4	0	0	0	0	0	2
Thomas Howard, S (1, 8) OBP: 0.321, SLG: 0.370		BCBFBFB 4-2 G6-4-3 1-2 2-3 BB		BX 1-0 2B		CBSFX 1-2 L5		SBSBC 2-3 K 2-H		3	0	1	0	1	1	0
Brad Ausmus, R (1, 2) OBP: 0.327, SLG: 0.366	X 0-0 G6-4-3 1-2f 2-3 3-H		BBCCBB 4-2 BB		CSBBBS 2-3 K				BX 1-0 G5-3	3	0	0	0	1	1	2
Tim Bogar, R (1, 6) OBP: 0.282, SLG: 0.338	SCS 0-3 K		SSBC 1-3 K				LX 0-1 G3		CFX 0-2 G2-3	2	0	0	0	0	2	3
Craig Biggio, R (7, PH) (8, 4) OBP: 0.393, SLG: 0.520										2	0	0	0	0	0	0
Donne Wall, R (1, 1) OBP: 0.182, SLG: 0.100			BCFBX 2-2 F8 G1-3 1B		BCCBBFBFB 4-2 FC3-6 BB		X 0-0 L5		CBFFS 1-3 K	1	0	1	0	0	0	0
Mike Magnante, L (4, 1)										0	0	0	0	0	0	0
Pat Listach, S (5, PH) OBP: 0.245, SLG: 0.225										0	0	0	0	1	0	0
Blas Minor, R (6, 1)										0	0	0	0	0	0	0
Tom Martin, L (7, 1)										0	0	0	0	0	0	0
James Mouton, R (7, PH) OBP: 0.288, SLG: 0.343										1	0	0	0	0	0	0
John Hudek, S (8, 1)										0	0	0	0	0	0	0
Sean Berry, R (9, PH) OBP: 0.269, SLG: 0.349										1	0	0	0	0	1	0
Inning Stats	R: 0 E: 0 K: 1 S: 5 H: 0 LOB: 0 BB: 1 P: 10	R: 1 E: 1 K: 1 S: 14 H: 1 LOB: 1 BB: 1 P: 20	R: 0 E: 0 K: 1 S: 13 H: 1 LOB: 1 BB: 0 P: 19	R: 0 E: 0 K: 1 S: 9 H: 1 LOB: 2 BB: 1 P: 19	R: 0 E: 0 K: 0 S: 12 H: 0 LOB: 2 BB: 2 P: 22	R: 0 E: 0 K: 1 S: 8 H: 0 LOB: 0 BB: 0 P: 13	R: 0 E: 0 K: 0 S: 5 H: 0 LOB: 0 BB: 0 P: 5	R: 2 E: 0 K: 1 S: 14 H: 2 LOB: 0 BB: 0 P: 22	R: 0 E: 0 K: 1 S: 7 H: 0 LOB: 0 BB: 0 P: 9	1B: 2 2B: 3 3B: 0 HR: 0	SF: 0 SAC: 0 DP: 2 HBP: 0						

	AB	31
	R	3
	H	5
	RBI	1
	BB	5
	SO	7
	LOB	15

WP: 2 PB: 0 SB: 0 CS: 0 PA: 36

PITCHER		IP	WLS	BF	H	R	ER	SO	BB	IBB	HBP	BLK	WP	HR	S	P	ERA	WHIP
Jon Lieber, R ERA: 4.45	(1, 1)	7.0	W	28	3	1	0	5	5	0	0	0	0	0	66	108	0.00	1.143
Marc Wilkins, R ERA: 4.97	(8, 1)	1.0		5	2	2	2	1	0	0	0	0	1	0	14	22	18.00	2.000
Clint Sodowsky, R ERA: 3.54	(9, 1)	1.0		3	0	0	0	1	0	0	0	0	0	0	7	9	0.00	0.000

PITCHER	IP	WLS	BF	H	R	ER	SO	BB	IBB	HBP	BLK	WP	HR	S	P	ERA	WHIP

Batter	1	2	3	4	5	6	7	8	9	AB	R	H	RBI	BB	SO	LOB
Tony Womack, L (1, 4) OBP: 0.310, SLG: 0.348	G4-3		G3-1			S 1B		BBB G6-3 BB		3	0	1	0	1	0	0
Jermaine Allensworth, R (1, 8) OBP: 0.365, SLG: 0.377	K		F7			K		G6-3 1-2		4	0	0	0	0	2	2
Al Martin, L (1, 7) OBP: 0.406, SLG: 0.493	2B			18 S S 1B		L8		IBB		3	0	2	0	1	0	1
Kevin Young, R (1, 3) OBP: 0.316, SLG: 0.479	G4-3			K 1-2		G6-3 1-2		F9		4	0	0	0	0	1	5
Dale Sveum, S (1, 5) (8, 3) OBP: 0.342, SLG: 0.465		G4-3		K 1-2			G5-4-3 18 HBP 1B		K	4	0	1	0	0	2	1
18 Jason Kendall, R (1, 2) OBP: 0.372, SLG: 0.390		S 1B 2B		G1-3 2-3			G5-4-3 HBP 1-2		K	3	1	1	0	0	1	1
Jose Guillen, R (1, 9) OBP: 0.293, SLG: 0.406		1B 2-H			K2-3		G5-4-3 1-2f 2-3		K	4	0	1	1	0	2	2
Kevin Polcovich, R (1, 6) OBP: 0.388, SLG: 0.388		P4			K		G1-3			3	0	0	0	0	1	1
Steve Cooke, R (1, 1) OBP: 0.120, SLG: 0.160			G4-3		K			F7		2	0	0	0	0	1	0
Midre Cummings, L (8, PH) OBP: 0.254, SLG: 0.371										1	0	0	0	0	0	0
Clint Sodowsky, L (8, 1)										0	0	0	0	0	0	0
Matt Ruebel, L (8, 1)										0	0	0	0	0	0	0
Rich Loiselle, R (8, 1)										0	0	0	0	0	0	0
Joe Randa, R (8, 5) OBP: 0.356, SLG: 0.468										0	0	0	0	0	0	0
Inning Stats	R: 0 E: 0 K: 1 S: 6 H: 1 LOB: 1 BB: 0 P: 6	R: 1 E: 0 K: 0 S: 4 H: 2 LOB: 0 BB: 0 P: 4	R: 0 E: 0 K: 0 S: 3 H: 0 LOB: 0 BB: 0 P: 3	R: 0 E: 0 K: 2 S: 8 H: 1 LOB: 1 BB: 0 P: 8	R: 0 E: 0 K: 3 S: 9 H: 0 LOB: 0 BB: 0 P: 9	R: 0 E: 0 K: 1 S: 6 H: 1 LOB: 1 BB: 0 P: 6	R: 0 E: 0 K: 0 S: 3 H: 1 LOB: 1 BB: 0 P: 4	R: 0 E: 0 K: 0 S: 3 H: 0 LOB: 2 BB: 2 P: 11	R: 0 E: 0 K: 3 S: 9 H: 0 LOB: 0 BB: 0 P: 9	1B: 4 2B: 2 3B: 0 HR: 0 SF: 0 SAC: 0 DP: 1 HBP: 1						

PITCHER		IP	WLS	BF	H	R	ER	SO	BB	IBB	HBP	BLK	WP	HR	S	P	ERA	WHIP
Darryl Kile, R ERA: 2.14	(1, 1)	8.0	W	31	6	1	1	7	1	1	1	0	0	0	42	51	1.12	0.875
Billy Wagner, L ERA: 1.64	(9, 1)	1.0		3	0	0	0	3	0	0	0	0	0	0	9	9	0.00	0.000

PITCHER IP WLS BF H R ER SO BB IBB HBP BLK WP HR S P ERA WHIP

Pittsburgh Pirates @ Houston Astros

Astrodome, Houston, TX

Wed Jun 25 1997, 4:33 AM EDT

Att. 26,954 - Dome

TOP

livebaseballscorecards.com

AB	31
R	1
H	6
RBI	1
BB	2
SO	10
LOB	13

WP: 0 PB: 0 SB: 4 CS: 0 PA: 34

Pittsburgh Pirates @ Houston Astros

Astrodome, Houston, TX

Wed Jun 25 1997, 4:33 AM EDT

Att. 26,954 - Dome

BOTTOM

livebaseballscorecards.com

Batter	1	2	3	4	5	6	7	8	9	AB	R	H	RBI	BB	SO	LOB
Craig Biggio, R (1, 4) OBP: 0.395, SLG: 0.520	FC6-4 1B		G1-3		5 S G5-3 1B		E5 WP 1B	2B IBB		4	2	2	0	1	0	0
James Mouton, R (1, 8) OBP: 0.293, SLG: 0.355	FC6-4 1B 5 S 1-2f		G5-3		G5-3 1-2		5 BB 2-H 1B	1-H 2-H 2B		5	0	2	3	0	0	2
5 Jeff Bagwell, R (1, 3) OBP: 0.441, SLG: 0.656	1B 1-2 IBB		E5		S 2-3 IBB		B B B B 1-2 BB	G4-3		2	0	0	0	3	0	2
Luis Gonzalez, L (1, 7) OBP: 0.374, SLG: 0.400	G6-3 1-2 2-3 1B		S S S K		G3 1-2		F7			4	0	1	0	0	1	5
Derek Bell, R (1, 9) OBP: 0.317, SLG: 0.376	G6-3 1-2f			S S S K		G6-3		HR		4	1	1	1	0	1	3
Sean Berry, R (1, 5) OBP: 0.269, SLG: 0.347		S S S K		F9		CS 1B		G6-3		4	0	1	0	0	1	0
Billy Wagner, L (9, 1)										0	0	0	0	0	0	0
Tony Eusebio, R (1, 2) OBP: 0.367, SLG: 0.301				B B B B BB		S S S K		B B B B G1-3 2B BB		2	0	1	0	2	1	1
Brad Ausmus, R (8, PR) OBP: 0.327, SLG: 0.366		FC6-4 1B								0	1	0	0	0	0	0
(9, 2)																
Tim Bogar, R (1, 6) OBP: 0.275, SLG: 0.329		FC6-4 1-2f		G3		CS 1-2	G4-3	G1-3 1-2		2	0	0	0	0	0	2
Ricky Gutierrez, R (7, PH) OBP: 0.307, SLG: 0.314										2	0	0	0	0	0	1
(8, 6)																
Darryl Kile, R (1, 1) OBP: 0.137, SLG: 0.104		F8			S S S K		S S S K	2-H 2B 2B		3	0	0	0	0	2	1
Bill Spiers, L (8, PH) OBP: 0.455, SLG: 0.450										1	1	1	1	0	0	0
(9, 5)																
Inning Stats	R: 0 E: 0 K: 0 S: 4 H: 2 LOB: 2 BB: 1 P: 8	R: 0 E: 0 K: 1 S: 6 H: 1 LOB: 1 BB: 0 P: 6	R: 0 E: 1 K: 1 S: 6 H: 0 LOB: 1 BB: 0 P: 6	R: 0 E: 0 K: 1 S: 5 H: 0 LOB: 1 BB: 1 P: 9	R: 0 E: 0 K: 1 S: 6 H: 1 LOB: 2 BB: 1 P: 10	R: 0 E: 0 K: 1 S: 5 H: 1 LOB: 0 BB: 0 P: 5	R: 1 E: 1 K: 1 S: 7 H: 1 LOB: 2 BB: 1 P: 11	R: 4 E: 0 K: 0 S: 6 H: 3 LOB: 2 BB: 2 P: 14		1B: 6 2B: 2 3B: 0 HR: 1	SF: 0 SAC: 0 DP: 1 HBP: 0						

	AB	33
	R	5
	H	9
	RBI	5
	BB	6
	SO	6
	LOB	17

WP: 1 PB: 0 SB: 3 CS: 1 PA: 40

PITCHER		IP	WLS	BF	H	R	ER	SO	BB	IBB	HBP	BLK	WP	HR	S	P	ERA	WHIP
Steve Cooke, L ERA: 3.43	(1, 1)	7.0		31	6	1	0	6	2	2	0	0	1	0	39	55	0.00	1.143
Clint Sodowsky, R ERA: 4.29	(8, 1)	0.2	L	4	1	3	3	0	1	0	0	0	0	1	3	7	40.50	3.000
Matt Ruebel, L ERA: 8.16	(8, 1)	0.0		2	1	0	0	0	0	1	0	0	0	0	1	5	∞	∞
Rich Loiselle, R ERA: 2.81	(8, 1)	0.1		2	1	1	1	0	0	0	0	0	0	0	2	2	27.00	3.000

PITCHER	IP	WLS	BF	H	R	ER	SO	BB	IBB	HBP	BLK	WP	HR	S	P	ERA	WHIP

Batter	1	2	3	4	5	6	7	8	9	10	AB	R	H	RBI	BB	SO	LOB
Craig Biggio, R (1, 4) OBP: 0.403, SLG: 0.532	B F X 1-1 5 G4-6-3 PB 1B		C B B X 2-1 1-H HR		B B B 4-0 2B BB	I I I 4-0 FC5-4 IBB		B B C X 2-1 ② G6-3		X 0-0 1B 5 1-2 1B 1B	4	2	3	2	2	0	0
Chuck Carr, S (1, 8) OBP: 0.236, SLG: 0.240	B B F B B 4-1 5 G4-6-3 1-2 BB		B M B B B 4-1 5 S 1B BB		1 SAFE X 0-0 FC4-6 1-H 2B	F X 0-1 ③ FC5-4 1-2f		C B C C 1-3 ③ K		B B X 2-0 5 1B 1-2 2-3 1B	4	1	2	1	2	1	2
5 Jeff Bagwell, R (1, 3) OBP: 0.444, SLG: 0.652	B B X 2-0 ① ② G4-6-3 1-2f 2-3		C 1 SAFE 1 SAFE B 1 SAFE 1 SAFE B B 1 SAFE 3-2 ② G6-3 1-2		I I I 4-0 FC4-6 IBB		B B F B F F F B 4-2 1B 1B BB		F B B B S B F B 4-2 S 1B BB	B B X 2-0 ② ③ 1-3 2-H 3-H 1B	3	1	1	1	3	0	3
Luis Gonzalez, L (1, 7) OBP: 0.375, SLG: 0.400	C F B X 1-2 ③ F9		F F X 0-2 2-H 1B		S F X 0-2 ② FC4-6 1-2f 2-3		1 SAFE X 0-0 1B 1-2 1B		B C 1 SAFE B B B X 3-1 ① F8		5	0	2	1	0	0	4
Derek Bell, R (1, 9) OBP: 0.319, SLG: 0.377		F X 0-1 ① G5-3	C X 0-1 ③ P4		F B S B B X 3-2 ③ G5-3		B B X 2-0 1-2 2-H 1B		X 0-0 S 1-2 1B		5	0	2	1	0	0	3
Bill Spiers, L (1, 5) OBP: 0.447, SLG: 0.437		B B B C C B 4-2 CS BB	B C F X 1-2 ① P3		B B C C X 2-2 ① G6-3		1 SAFE F F F B S 1-3 ① K		F F B D F S 2-3 ② K		4	0	0	0	1	2	4
Brad Ausmus, R (1, 2) OBP: 0.324, SLG: 0.377	C F D B 1 SAFE X 2-2 ② L6		C X 0-1 ② L4		X 0-0 HR	1 SAFE 1 SAFE S 1 F C 0-3 ② K			B C B F S 2-3 ③ K 1-2 2-3		5	1	1	1	0	2	5
Tim Bogar, R (1, 6) OBP: 0.282, SLG: 0.333	S B B B C 3-2 ③ CS 1-2	F X 0-1 S HR 1B	B F B F X 2-2 ③ G4-3		B X 1-0 SH1-4 1B	B B 1 SAFE C S S 2-3 ③ K				B F X 1-1 ① G3-1	5	1	2	0	0	1	2
Chris Holt, R (1, 1) OBP: 0.061, SLG: 0.031 Jose Lima, R (7, 1) Billy Wagner, L (8, 1) Thomas Howard, S (10, PH) OBP: 0.325, SLG: 0.374 Blas Minor, R (10, 1)			B L M 1-3 ① K		S C B S 1-3 ① K	1 SAFE 1 SAFE X 0-0 ② SH1-4 1-2		F S F B F B F B C 3-3 ① K		C X 0-1 1B 1B 5 1B 1B	2 1 0 1 0	0 0 0 1 0	0 0 0 1 0	0 0 0 0 0	0 1 0 0 0	2 0 0 0 0	1 0 0 0 0
Inning Stats	R: 0 H: 1 E: 0 LOB: 1 K: 0 BB: 1 S: 7 P: 15	R: 0 H: 0 E: 0 LOB: 0 K: 0 BB: 1 S: 9 P: 18	R: 3 H: 3 E: 0 LOB: 1 K: 1 BB: 1 S: 16 P: 26	R: 0 H: 0 E: 0 LOB: 0 K: 0 BB: 0 S: 8 P: 11	R: 1 H: 1 E: 0 LOB: 2 K: 1 BB: 2 S: 10 P: 22	R: 1 H: 2 E: 0 LOB: 2 K: 0 BB: 1 S: 8 P: 15	R: 1 H: 2 E: 0 LOB: 2 K: 3 BB: 1 S: 15 P: 24	R: 0 H: 0 E: 0 LOB: 0 K: 2 BB: 0 S: 11 P: 17	R: 0 H: 1 E: 0 LOB: 2 K: 2 BB: 1 S: 13 P: 24	R: 1 H: 4 E: 0 LOB: 2 K: 0 BB: 0 S: 7 P: 12	1B: 11 SF: 0 2B: 1 SAC: 1 3B: 0 DP: 1 HR: 2 HBP: 0						

PITCHER		IP	WLS	BF	H	R	ER	SO	BB	IBB	HBP	BLK	WP	HR	S	P	ERA	WHIP
Frank Castillo, R ERA: 5.86	(1, 1)	4.1		21	5	4	4	2	4	1	0	0	0	1	44	83	8.31	2.077
Ramon Tatis, L ERA: 3.38	(5, 1)	1.2		10	3	2	2	0	1	1	0	0	0	1	19	33	10.80	2.400
Kent Bottenfield, R ERA: 2.83	(7, 1)	2.0		7	1	0	0	5	0	0	0	0	0	0	21	32	0.00	0.500
Mel Rojas, R ERA: 5.09	(9, 1)	1.0		5	1	0	0	2	1	0	0	0	0	0	13	24	0.00	2.000
Terry Adams, R ERA: 2.68	(10, 1)	1.0	L	5	4	1	1	0	0	0	0	0	0	0	7	12	9.00	4.000

PITCHER	IP	WLS	BF	H	R	ER	SO	BB	IBB	HBP	BLK	WP	HR	S	P	ERA	WHIP

TOP

Houston Astros @ Chicago Cubs

Wrigley Field, Chicago, IL

Thu Jun 26 1997, 7:05 PM CDT

Att. 30,473 - Unknown - 75 F

livebaseballscorecards.com

AB	39
R	7
H	14
RBI	7
BB	8
SO	9
LOB	24

1B: 11	SF: 0	WP: 0	PA: 49
2B: 1	SAC: 1	PB: 1	
3B: 0	DP: 1	SB: 4	
HR: 2	HBP: 0	CS: 1	

Batter	1	2	3	4	5	6	7	8	9	10	AB	R	H	RBI	BB	SO	LOB
Brian McRae, S (1, 8) OBP: 0.296, SLG: 0.356	C F C 0-3 ① K		F X 0-1 ① L4	B B B F X 3-1 ③ FC4-6 1-2f			B C B B B 4-1 ② G6-3 HBP 1-2 BB	X 0-0 ②③ G6-4-3 1-2f		B X 1-0 ② L7	5	0	0	0	1	1	5
Brant Brown, L (1, 7) OBP: 0.276, SLG: 0.381 José Hernández, R (9, 5) OBP: 0.305, SLG: 0.398	X 0-0 ② G4-3		B F B X 2-1 ② F9		B X 1-0 ① G3-1		B C C F H 2-2 G6-3 1-2 2-3 HBP		S F B B B X 3-2 2B 1B	B X 1-0 ③ P4	3 2	0 1	0 1	0 0	0 0	0 0	0 1
Sammy Sosa, R (1, 9) OBP: 0.303, SLG: 0.484	C B F C 1-3 ③ K		X 0-0 ③ L8		B X 1-0 ② G5-3		X 0-0 ① G6-3 1-2 2-3 3-H		B S S F F B 1 S SAFE 2-3 ① K		5	0	0	1	0	2	3
Mark Grace, L (1, 3) OBP: 0.422, SLG: 0.444		X 0-0 2B 2B		B F X 1-1 FC4-6 1B	F B B C F F B X 3-2 ③ F7		B F F F C 1-3 ② K		B B F B X 3-1 1-H 2B		5	1	3	1	0	1	2
Shawon Dunston, R (1, 6) OBP: 0.312, SLG: 0.403		X 0-0 23 G4-3 FC5-2 2-H 2B		B S 1 SAFE F X 1-2 ① FC4-6 23 1B 23 S 1B 1-2f		B C F B X 2-2 ① G5-3	B X 1-0 ③ L7		B F F S 1-3 ② K		5	1	1	1	0	1	4
23 Ryne Sandberg, R (1, 4) OBP: 0.316, SLG: 0.357	C F X 0-2 ① G4-3 2-3		C B B D C X 3-2 G1-3 1B 1-3 1B			C S F X 0-2 ② G5-3		B S S X 1-2 1B 1B	I I I 4-0 IBB		4	2	2	0	1	0	1
Kevin Orie, R (1, 5) OBP: 0.387, SLG: 0.458 Mel Rojas, R (9, 1) Rey Sanchez, R (9, PH) OBP: 0.295, SLG: 0.300 Terry Adams, R (10, 1)	B C B B B X 3-1 ② FC5-2 1B 3-H		C 1 SAFE 1 SAFE F X 0-2 ② G1-3 1-2			B B F B B 4-1 BB	F C X 0-2 FC4-6 1B 1-3 1B	S B F S 1-3 ③ K		2 0 1 0	0 0 0 0	0 0 0 0	0 0 0 0	1 0 0 0	0 0 0 0	3 0 2 0
Scott Servais, R (1, 2) OBP: 0.318, SLG: 0.357 Mike Hubbard, R (10, PH) OBP: 0.208, SLG: 0.304	C B X 1-1 1-3 1B		I I I I 4-0 1B IBB			1 SAFE X 0-0 ③ F8	B F B 1 SAFE F F B F F 3-2 X FC4-6 1-2 3-H 1B			C X 0-1 ① G4-3	3 1	0 0	2 0	1 0	1 0	0 0	1 0
Frank Castillo, R (1, 1) OBP: 0.120, SLG: 0.120 Ramon Tatis, L (5, 1) Kent Bottenfield, R (7, 1) Dave Hansen, L (7, 5) OBP: 0.446, SLG: 0.375 Dave Clark, L (8, PH) OBP: 0.365, SLG: 0.400 Doug Glanville, R (8, PH) OBP: 0.316, SLG: 0.381 (9, 7)	C S X 0-2 ③ G1-3			X 0-0 FC4-6 1-3 2-H 3-H 1B			B C B B X 3-1 HBP BB G6-3 1B	D X 1-0 ① FC4-6 G6-4-3 1-2f 2-3		B B C X 2-1 1B	2 0 0 0 1 1 2	0 0 0 0 1 0 0	1 0 0 0 1 0 1	2 0 0 0 0 0 0	0 0 0 0 0 0 0	0 0 0 0 0 0 0	2 0 0 0 0 0 2
Inning Stats	R: 0 H: 0 E: 0 LOB: 0 K: 2 BB: 0 S: 7 P: 8	R: 1 H: 3 E: 0 LOB: 2 K: 0 BB: 0 S: 12 P: 16	R: 0 H: 0 E: 0 LOB: 0 K: 0 BB: 0 S: 5 P: 7	R: 2 H: 3 E: 0 LOB: 2 K: 0 BB: 1 S: 14 P: 26	R: 0 H: 0 E: 0 LOB: 0 K: 0 BB: 0 S: 7 P: 12	R: 0 H: 0 E: 0 LOB: 1 K: 0 BB: 1 S: 9 P: 15	R: 1 H: 1 E: 0 LOB: 2 K: 1 BB: 1 S: 12 P: 23	R: 1 H: 3 E: 0 LOB: 1 K: 0 BB: 0 S: 14 P: 19	R: 1 H: 2 E: 0 LOB: 2 K: 3 BB: 1 S: 16 P: 30	R: 0 H: 1 E: 0 LOB: 1 K: 0 BB: 0 S: 6 P: 10	1B: 10 2B: 3 3B: 0 HR: 0	SF: 0 SAC: 0 DP: 1 HBP: 1					

PITCHER		IP	WLS	BF	H	R	ER	SO	BB	IBB	HBP	BLK	WP	HR	S	P	ERA	WHIP
Chris Holt, R ERA: 4.06	(1, 1)	6.0		29	7	4	4	2	2	1	1	0	0	0	60	99	6.00	1.500
Jose Lima, R ERA: 4.22	(7, 1)	1.0		5	2	1	1	1	0	0	0	0	0	0	12	15	9.00	2.000
Billy Wagner, L ERA: 1.8	(8, 1)	2.0	W	9	3	1	1	3	0	1	0	0	0	0	24	42	4.50	1.500
Blas Minor, R ERA: 3.86	(10, 1)	1.0	S	4	1	0	0	0	0	0	0	0	0	0	6	10	0.00	1.000

PITCHER	IP	WLS	BF	H	R	ER	SO	BB	IBB	HBP	BLK	WP	HR	S	P	ERA	WHIP

BOTTOM

Houston Astros @ Chicago Cubs

Wrigley Field, Chicago, IL

Thu Jun 26 1997, 7:05 PM CDT

Att. 30,473 - Unknown - 75 F

livebaseballscorecards.com

AB	42
R	6
H	13
RBI	6
BB	4
SO	6
LOB	26

WP: 0 PA: 47
PB: 0
SB: 1
CS: 0

Batter	1	2	3	4	5	6	7	8	9	AB	R	H	RBI	BB	SO	LOB
Craig Biggio, R (1, 4) OBP: 0.400, SLG: 0.525	C X 0-1 ① F7	B B I I 4-0 IBB			B C X 1-1 ① G1-3		C B X 1-1 ① F9		B L B F S 2-3 ① K	4	0	0	0	1	1	1
Chuck Carr, S (1, 8) OBP: 0.232, SLG: 0.235	X 0-0 ② L9	B C T B F T X 2-2 ③ P3			L B X 1-1 ② L7		B B S B C X 3-2 ② L7		F X 0-1 ② P9	1	0	0	0	0	0	0
James Mouton, R (2, PH) OBP: 0.283, SLG: 0.342 (2, 8)										4	0	0	0	0	0	4
5 Jeff Bagwell, R (1, 3) OBP: 0.444, SLG: 0.648	B C X 1-1 1B	C C C 0-3 ① K			B B B C F C 3-3 ③ K		X 0-0 1B		C B F S 1-3 ③ K	5	0	2	0	0	3	1
Luis Gonzalez, L (1, 7) OBP: 0.370, SLG: 0.394	B S S S 1-3 ③ K	F B F B X 2-2 ② F8				X 0-0 ① F9	B S 1 S B X SAFE 2-2 ③ G4-3			4	0	0	0	0	1	2
Derek Bell, R (1, 9) OBP: 0.317, SLG: 0.374		X 0-0 ① L7	C B X 1-1 ③ P2			B B C F B X 3-2 2B 1B		C B C X 1-2 ① G4-3		4	0	1	0	0	0	0
Sean Berry, R (1, 5) OBP: 0.279, SLG: 0.358		B S T F X 1-2 1B G3 1B		B C B S S 2-3 ① K		F 1 SAFE B 1 SAFE X 1-1 1-3 2B		B B B B 4-0 SH2-3 BB		3	1	2	0	1	1	0
Brad Ausmus, R (1, 2) OBP: 0.324, SLG: 0.376		C S X 0-2 G3 BB 1-3 1B		B F X 1-1 ② G5-3		S C S 0-3 ② K		B F X 1-1 ② SH2-3 1-2		3	0	1	0	0	1	2
Ricky Gutierrez, R (1, 6) OBP: 0.322, SLG: 0.318	B B B F F B 4-2 G3 1-2 BB			B B X 2-0 S 1B		I I I I 4-0 IBB		C X 0-1 ③ G5-3		2	0	1	0	2	0	1
Mike Magnante, L (8, 1)										0	0	0	0	0	0	0
Mike Hampton, R (1, 1) OBP: 0.091, SLG: 0.032	C X 0-1 ② G3 1-2 2-3 3-H			B C B X 2-1 ③ G3 1-2		C B C X 1-2 ③ G3-1			X 0-0 E6	3	0	0	1	0	0	6
Bill Spiers, L (8, 6) OBP: 0.444, SLG: 0.434										1	0	0	0	0	0	0

TOP

Houston Astros @ Chicago Cubs
Wrigley Field, Chicago, IL
Fri Jun 27 1997, 3:33 AM CDT
Att. 28,265 - Sunny - 79 F

livebaseballscorecards.com

	AB	R	H	RBI	BB	SO	LOB
	34	1	7	1	4	7	17

Inning Stats	1	2	3	4	5	6	7	8	9	1B	SF	WP	PA
R	0	1	0	0	0	0	0	0	0	6	0	0	39
E	0	0	0	0	0	0	0	0	1	2B 1	SAC 1	PB 0	
K	1	0	1	1	1	1	0	0	2	3B 0	DP 0	SB 1	
S	8	17	8	8	8	12	9	7	9	HR 0	HBP 0	CS 0	
H	1	2	0	1	0	2	1	0	0				
LOB	1	3	0	0	0	3	0	1	0				
BB	0	2	0	0	0	1	0	1	0				
P	10	28	11	15	12	21	15	13	12				

PITCHER		IP	WLS	BF	H	R	ER	SO	BB	IBB	HBP	BLK	WP	HR	S	P	ERA	WHIP
Kevin Foster, R ERA: 4.29	(1, 1)	6.2	W	30	7	1	1	5	1	2	0	0	0	0	66	107	1.35	1.200
Ramon Tatis, L ERA: 3.34	(7, 1)	0.1		1	0	0	0	0	0	0	0	0	0	0	3	5	0.00	0.000
Turk Wendell, R ERA: 4.14	(8, 1)	2.0	S	8	0	0	0	2	1	0	0	0	0	0	16	25	0.00	0.500

PITCHER		IP	WLS	BF	H	R	ER	SO	BB	IBB	HBP	BLK	WP	HR	S	P	ERA	WHIP

Batter	1	2	3	4	5	6	7	8	9	AB	R	H	RBI	BB	SO	LOB
Doug Glanville, R (1, 7) OBP: 0.322, SLG: 0.380	B C S B X 2-2 WP BLK SF8 1B	C X 0-1 ③ F9			B B B C B 4-1 FC5-4 BB		X 0-0 ③ P7			3	1	1	0	1	0	3
Brian McRae, S (1, 8) OBP: 0.299, SLG: 0.359	1 SAFE B F L 1 SAFE B B F B 4-2 FC6-4 1-3 BB		F B F B B X 3-2 ① G5-3		C X 0-1 ③ FC5-4 1-2f			C X 0-1 2B		3	0	1	0	1	0	1
Mark Grace, L (1, 3) OBP: 0.420, SLG: 0.440	F F F 1 SAFE 1 SAFE B X 1-2 SF8 3-H		C B X 1-1 ② G4-3			B B B C C F B 4-2 G1-6-3 BB		B C B X 2-1 ① P7		2	0	0	1	1	0	1
Sammy Sosa, R (1, 9) OBP: 0.302, SLG: 0.479	B X 1-0 ② FC6-4 E S 1-2f 2B		S S B B F B S 3-3 ③ K			B F B F B X 3-2 ① L9		B B I I 4-0 IBB		3	1	0	0	1	1	2
Shawon Dunston, R (1, 6) OBP: 0.317, SLG: 0.408 Rey Sanchez, R (8, 6) OBP: 0.293, SLG: 0.298	B B X 2-0 1-H 2B			B B B 4-0 CS BB		B X 1-0 ②③ G1-6-3 1-2f		B B S C X 2-2 ② F8		2 1	0 0	1 0	1 0	1 0	0 0	1 2
23 Ryne Sandberg, R (1, 4) OBP: 0.310, SLG: 0.351	B C B B X 3-1 ③ G6-3			B C B F 1 SAFE 1 SAFE F 1 SAFE F 2-3 ① 1 SAFE F S K			C S B S 1-3 ① K2-3	C B F F X 1-2 ③ L7		4	0	0	0	0	2	4
Kevin Orie, R (1, 5) OBP: 0.380, SLG: 0.448		B C X 1-1 ① G4-3		B S X 1-1 ②③ F8 1-2			B S B B C S 3-3 ② K			3	0	0	0	0	1	1
Mike Hubbard, R (1, 2) OBP: 0.259, SLG: 0.346		F C X 0-2 SH1-4 1B			B S X 1-1 ① P3		B S X 1-1 1B 1B			3	0	2	0	0	0	0
Kevin Foster, R (1, 1) OBP: 0.100, SLG: 0.069 Ramon Tatis, L (7, 1) Dave Clark, L (7, PH) OBP: 0.373, SLG: 0.409 Turk Wendell, L (8, 1)		X 0-0 ② SH1-4 1-2			B C S B S 2-3 ② K		S B B B X 3-1 1-2 1B			1 0 0 1 0	0 0 0 0 0	0 0 1 0 0	0 0 0 0 0	0 0 0 0 0	1 0 0 0 0	0 0 0 0 0
Inning Stats	R: 2 E: 0 K: 0 S: 14 H: 2 LOB: 1 BB: 1 P: 27	R: 0 E: 0 K: 0 S: 8 H: 1 LOB: 1 BB: 0 P: 9	R: 0 E: 0 K: 1 S: 9 H: 0 LOB: 0 BB: 0 P: 16	R: 0 E: 0 K: 1 S: 8 H: 0 LOB: 0 BB: 1 P: 15	R: 0 E: 0 K: 1 S: 8 H: 0 LOB: 1 BB: 1 P: 15	R: 0 E: 0 K: 0 S: 7 H: 0 LOB: 0 BB: 1 P: 15	R: 0 E: 0 K: 2 S: 11 H: 2 LOB: 2 BB: 0 P: 19	R: 0 E: 0 K: 0 S: 11 H: 1 LOB: 2 BB: 1 P: 20		1B: 4 2B: 2 3B: 0 HR: 0	SF: 1 SAC: 1 DP: 1 HBP: 0			WP: 1 PB: 0 SB: 1 CS: 1	PA: 33	

PITCHER		IP	WLS	BF	H	R	ER	SO	BB	IBB	HBP	BLK	WP	HR	S	P	ERA	WHIP
Mike Hampton, L ERA: 5.29	(1, 1)	7.1	L	30	6	2	2	5	4	0	0	1	1	0	69	122	2.46	1.364
Mike Magnante, L ERA: 3.46	(8, 1)	0.2		3	0	0	0	0	0	1	0	0	0	0	7	14	0.00	0.000

PITCHER	IP	WLS	BF	H	R	ER	SO	BB	IBB	HBP	BLK	WP	HR	S	P	ERA	WHIP

Houston Astros @ Chicago Cubs

Wrigley Field, Chicago, IL

Fri Jun 27 1997, 3:33 AM CDT

Att. 28,265 - Sunny - 79 F

BOTTOM

livebaseballscorecards.com

AB	26
R	2
H	6
RBI	2
BB	5
SO	5
LOB	15

Batter	1	2	3	4	5	6	7	8	9	AB	R	H	RBI	BB	SO	LOB
Craig Biggio, R (1, 4) OBP: 0.397, SLG: 0.519	B B C F B X 3-2 ① F8		C F B X 1-2 ① G4-3		X 0-0 ③ F8		B P C F B B 4-2 BB 1-2 BB 3-H		S S S 0-3 ③ K 1-2	4	0	0	0	1	1	1
Thomas Howard, S (1, 8) OBP: 0.329, SLG: 0.369 John Hudek, S (7, 1)	F B F B B F B 4-2 BB		B F F X 1-2 ② L7			B B C B X 3-1 ① F8	B D B B 4-0 1-2 2-3 BB			2 0	0 0	0 0	0 0	2 0	0 0	0 0
5 Jeff Bagwell, R (1, 3) OBP: 0.439, SLG: 0.639	C X 0-1 ② L9		B F X 1-1 ③ G6-3			B C S S 1-3 ② K	C F B B S 2-3 ③ K			4	0	0	0	0	2	4
Luis Gonzalez, L (1, 7) OBP: 0.368, SLG: 0.392	C 1 SAFE F S 0-3 ③ K			B X 1-0 1B		B C X 1-1 ③ L4		F C B S 1-3 ① K		4	0	1	0	0	2	1
Derek Bell, R (1, 9) OBP: 0.311, SLG: 0.366		B C B B F X 3-2 E5 S		X 0-0 ① P5			B X 1-0 ① F8	F X 0-1 ② P9		4	0	0	0	0	0	1
Sean Berry, R (1, 5) OBP: 0.278, SLG: 0.352		C X 0-1 ① L6		S X 0-1 ② L8			L B B B B C B 4-2 BB 1B FC6-4 BB	B S B S F F T 2-2 ③ K		3	1	0	0	1	1	2
Brad Ausmus, R (1, 2) OBP: 0.323, SLG: 0.374		1 SAFE B F F B X 2-2 ② F9		D X 1-0 ③ G5-3			C B F F X 1-2 FC6-4 BB E 1B 1-2		X 0-0 ① P4	4	1	1	0	0	0	2
Tim Bogar, R (1, 6) OBP: 0.287, SLG: 0.329 Bill Spiers, L (7, PH) OBP: 0.445, SLG: 0.431 (7, 6)	B S 1 SAFE F 1 SAFE B B B 4-2 1-2 BB				S S F B S 1-3 ① K		B B B 4-0 FC6-4 1-2 2-3 BB		S S S 0-3 ② K	1 1	0 0	0 0	0 0	1 1	1 1	0 0
Ramon Garcia, R (1, 1) Ricky Gutierrez, R (7, PH) OBP: 0.319, SLG: 0.315 James Mouton, R (7, PR) OBP: 0.289, SLG: 0.342 (7, 8)		S F S 0-3 ③ K			S X 0-1 ② G5-3		S B C D X 2-2 ② FC6-4 BB S 1-2f 2-3 3-H		B B B B 4-0 DI BB	2 1 0	0 0 0	0 1 0	0 0 0	0 0 1	1 0 0	2 2 0
Inning Stats	R: 0 H: 0 E: 0 LOB: 1 K: 1 BB: 1 S: 11 P: 18	R: 0 H: 0 E: 1 LOB: 2 K: 1 BB: 1 S: 13 P: 22	R: 0 H: 0 E: 0 LOB: 0 K: 0 BB: 0 S: 8 P: 11	R: 0 H: 1 E: 0 LOB: 1 K: 0 BB: 0 S: 5 P: 7	R: 0 H: 0 E: 0 LOB: 0 K: 1 BB: 0 S: 7 P: 8	R: 0 H: 0 E: 0 LOB: 0 K: 1 BB: 0 S: 7 P: 12	R: 2 H: 1 E: 0 LOB: 3 K: 1 BB: 4 S: 16 P: 37	R: 0 H: 0 E: 0 LOB: 0 K: 2 BB: 0 S: 10 P: 13	R: 0 H: 0 E: 0 LOB: 1 K: 2 BB: 1 S: 7 P: 11	1B: 2 SF: 0 2B: 0 SAC: 0 3B: 0 DP: 0 HR: 0 HBP: 0						

PITCHER		IP	WLS	BF	H	R	ER	SO	BB	IBB	HBP	BLK	WP	HR	S	P	ERA	WHIP
Geremi Gonzalez, R ERA: 2.8	(1, 1)	6.1	W	26	2	2	2	4	4	0	0	0	0	0	58	95	2.84	0.947
Terry Adams, R ERA: 2.65	(7, 1)	0.1		2	0	0	0	0	1	0	0	0	0	0	6	11	0.00	3.000
Ramon Tatis, L ERA: 3.34	(7, 1)	0.0		1	0	0	0	0	1	0	0	0	0	0	0	4	∞	∞
Kent Bottenfield, R ERA: 2.7	(7, 1)	2.1	S	8	0	0	0	5	1	0	0	0	0	0	20	29	0.00	0.429

PITCHER	IP	WLS	BF	H	R	ER	SO	BB	IBB	HBP	BLK	WP	HR	S	P	ERA	WHIP

TOP

Houston Astros @ Chicago Cubs

Wrigley Field, Chicago, IL

Sat Jun 28 1997, 3:33 AM CDT

Att. 38,244 - Sunny - 80 F

livebaseballscorecards.com

AB	30
R	2
H	2
RBI	1
BB	7
SO	9
LOB	15

WP: 0	PA: 37		
PB: 0			
SB: 2			
CS: 0			

Houston Astros @ Chicago Cubs

Wrigley Field, Chicago, IL

Sat Jun 28 1997, 3:33 AM CDT

Att. 38,244 - Sunny - 80 F

BOTTOM

Batter	1	2	3	4	5	6	7	8	9	AB	R	H	RBI	BB	SO	LOB
Doug Glanville, R (1, 7) OBP: 0.326, SLG: 0.389	1-0 FC3-5 2B	3-2 F8			3-2 P6			1-2 S HR 1B		4	1	2	0	0	0	1
Brian McRae, S (1, 8) OBP: 0.295, SLG: 0.354	0-0 FC3-5 HR 2-3		1-3 K		1-0 F7			0-1 B2 1-2		4	1	0	0	0	1	2
Sammy Sosa, R (1, 9) OBP: 0.302, SLG: 0.486	0-2 P6		1-3 K		0-1 E5 CS			1-1 HR 2-H		4	1	1	2	0	1	1
Mark Grace, L (1, 3) OBP: 0.421, SLG: 0.451	1 SAFE 0-1 HR 1-H		1-2 F7		1-0 CS 1-2	1-1 G4-3		4-0 BB		3	1	1	2	1	0	0
Shawon Dunston, R (1, 6) OBP: 0.317, SLG: 0.407 Terry Adams, R (7, 1) Ramon Tatis, L (7, 1) Kent Bottenfield, R (7, 1)	0-1 E1			2-0 E S SH1-3 1B		0-3 K		0-3 K		3 0 0 1	1 0 0 0	1 0 0 0	0 0 0 0	0 0 0 0	1 0 0 1	0 0 0 1
23 Ryne Sandberg, R (1, 4) OBP: 0.306, SLG: 0.345	1-1 P4			0-3 K		0-1 P3		0-0 P5		4	0	0	0	0	1	3
Kevin Orie, R (1, 5) OBP: 0.385, SLG: 0.449		0-1 F8		4-2 SH1-3 1-3 BB			3-2 FC1-6 1B			2	0	1	0	1	0	0
Scott Servais, R (1, 2) OBP: 0.316, SLG: 0.353		2-2 L5		2-0 SH1-3 1-2 3-H			0-1 FC1-6 G6-4-3 1-2f			2	0	0	1	0	0	1
Geremi Gonzalez, R (1, 1) OBP: 0.231, SLG: 0.091 Rey Sanchez, R (7, 6) OBP: 0.291, SLG: 0.296		2-2 E3		0-1 G6-3			1-1 G6-4-3 1-2f			2 1	0 0	0 0	0 0	0 0	0 0	1 1
Inning Stats	R: 2 E: 1 K: 0 S: 11 H: 2 LOB: 1 BB: 0 P: 13	R: 0 E: 1 K: 0 S: 13 H: 0 LOB: 1 BB: 0 P: 20	R: 0 E: 0 K: 2 S: 9 H: 0 LOB: 0 BB: 0 P: 12	R: 1 E: 0 K: 1 S: 9 H: 1 LOB: 1 BB: 1 P: 17	R: 0 E: 1 K: 0 S: 7 H: 0 LOB: 0 BB: 0 P: 11	R: 0 E: 0 K: 1 S: 7 H: 0 LOB: 0 BB: 0 P: 8	R: 0 E: 0 K: 0 S: 7 H: 1 LOB: 0 BB: 0 P: 11	R: 2 E: 0 K: 1 S: 12 H: 2 LOB: 1 BB: 1 P: 18		1B: 3 2B: 1 3B: 0 HR: 2 SF: 0 SAC: 1 DP: 1 HBP: 0						

livebaseballscorecards.com

AB	30
R	5
H	6
RBI	5
BB	2
SO	5
LOB	11

WP: 0 PB: 0 SB: 2 CS: 1 PA: 34

PITCHER		IP	WLS	BF	H	R	ER	SO	BB	IBB	HBP	BLK	WP	HR	S	P	ERA	WHIP
Ramon Garcia, R ERA: 4.32	(1, 1)	6.0	L	24	3	3	2	4	1	0	0	0	0	1	56	81	3.00	0.667
John Hudek, R ERA: 6.46	(7, 1)	2.0		9	3	2	2	1	1	0	0	0	0	1	19	29	9.00	2.000

PITCHER	IP	WLS	BF	H	R	ER	SO	BB	IBB	HBP	BLK	WP	HR	S	P	ERA	WHIP

Houston Astros @ Chicago Cubs

Wrigley Field, Chicago, IL

Sun Jun 29 1997, 3:33 AM CDT

Att. 30,542 - Cloudy - 80 F

TOP

livebaseballscorecards.com

Batter	1	2	3	4	5	6	7	8	9	AB	R	H	RBI	BB	SO	LOB
Craig Biggio, R (1, 4) OBP: 0.396, SLG: 0.514	G1-3		L5		2B BB	F8		5 BB BB 1B 1B	F9	5	2	1	0	1	0	2
James Mouton, R (1, 8) OBP: 0.293, SLG: 0.347	G5-3		L5		BB 2B 2B 1-H 2-H	F7		5 BB 1-2 1B BB		4	2	1	2	1	0	2
5 Jeff Bagwell, R (1, 3) OBP: 0.441, SLG: 0.639	2B			F9	G6-3	FC6-4 1-2 BB		1B G5-4-3 1-2 2-3 BB		3	1	1	0	2	0	1
Derek Bell, R (1, 9) OBP: 0.318, SLG: 0.385	K			HR	2B BB IBB	FC6-4 1-2f		G5-4-3 1-3 2-H 3-H 1B		4	2	2	3	1	1	3
Sean Berry, R (1, 5) OBP: 0.276, SLG: 0.344		F9		G4-3	2B BB 1-2 2-3		E4 1B	G5-4-3 1-2f 3-H		4	1	0	0	1	0	1
Billy Wagner, L (8, 1)										0	0	0	0	0	0	0
Brad Ausmus, R (1, 2) OBP: 0.329, SLG: 0.381		K		F9	2B 1-H 2-H 3-H		1B 1-2	BB		4	0	2	3	1	1	0
Tim Bogar, R (1, 6) OBP: 0.293, SLG: 0.325		K			E7 1B G4-3 BB		B2	K		4	1	1	0	1	2	3
Pat Listach, S (1, 7) OBP: 0.247, SLG: 0.227			1B		G4-3 G3-1		F7	G4-6-3 1B		3	0	1	0	0	0	3
Blas Minor, R (5, 1)										0	0	0	0	0	0	0
Thomas Howard, S (7, PH) OBP: 0.327, SLG: 0.367										1	0	0	0	0	0	2
Jose Lima, R (7, 1)										0	0	0	0	0	0	0
Ricky Gutierrez, R (8, 5) OBP: 0.325, SLG: 0.321										1	0	1	0	0	0	0
Tommy Greene, R (1, 1) OBP: 0.500, SLG: 1.000		F8			2B 2B 3-H	5 S BB	G4-3	G4-6-3 1-2f		2	1	1	1	0	0	1
Tom Martin, L (5, 1)										0	0	0	0	0	0	0
Luis Gonzalez, L (5, 7) OBP: 0.368, SLG: 0.389										2	0	0	0	1	0	3

	AB	37
	R	10
	H	11
	RBI	9
	BB	9
	SO	4
	LOB	21

Inning Stats	1	2	3	4	5	6	7	8	9
	R: 0 H: 1 E: 0 LOB: 1 K: 1 BB: 0 S: 6 P: 6	R: 0 H: 0 E: 0 LOB: 0 K: 2 BB: 0 S: 7 P: 7	R: 0 H: 1 E: 0 LOB: 1 K: 0 BB: 0 S: 4 P: 4	R: 1 H: 1 E: 0 LOB: 0 K: 0 BB: 0 S: 4 P: 4	R: 6 H: 4 E: 1 LOB: 2 K: 0 BB: 4 S: 7 P: 23	R: 0 H: 0 E: 0 LOB: 2 K: 0 BB: 2 S: 3 P: 11	R: 0 H: 1 E: 1 LOB: 2 K: 0 BB: 0 S: 5 P: 5	R: 3 H: 2 E: 0 LOB: 1 K: 1 BB: 3 S: 6 P: 18	R: 0 H: 1 E: 0 LOB: 0 K: 0 BB: 0 S: 3 P: 3

	1B: 6	SF: 0	WP: 0	PA: 46
	2B: 4	SAC: 0	PB: 0	
	3B: 0	DP: 2	SB: 1	
	HR: 1	HBP: 0	CS: 0	

PITCHER		IP	WLS	BF	H	R	ER	SO	BB	IBB	HBP	BLK	WP	HR	S	P	ERA	WHIP
Terry Mulholland, L ERA: 3.64	(1, 1)	4.2	L	24	7	7	7	3	2	1	0	0	0	1	27	39	13.50	1.929
Turk Wendell, R ERA: 4.01	(5, 1)	1.1		7	0	0	0	0	3	0	0	0	0	0	4	16	0.00	2.250
Terry Adams, R ERA: 3.29	(7, 1)	1.0		9	3	3	3	0	2	0	0	0	0	0	7	15	27.00	5.000
Mel Rojas, R ERA: 4.95	(8, 1)	1.0		3	0	0	0	1	1	0	0	0	0	0	4	8	0.00	1.000
Bob Patterson, L ERA: 4.02	(9, 1)	1.0		3	1	0	0	0	0	0	0	0	0	0	3	3	0.00	1.000

PITCHER		IP	WLS	BF	H	R	ER	SO	BB	IBB	HBP	BLK	WP	HR	S	P	ERA	WHIP

BOTTOM

Batter	1	2	3	4	5	6	7	8	9	AB	R	H	RBI	BB	SO	LOB
Doug Glanville, R (1, 8) (9, 7) OBP: 0.332, SLG: 0.393	x 0-0 E9 FC3-5 1B		SSS 0-3 ② K		x 0-0 E 1-2 1B 1B	x 0-0 E4 BB 1-2		x 0-0 2B 1B	x 0-0 ③ FC6-4 1-2f	6	2	3	0	0	1	3
Dave Hansen, L (1, 5) OBP: 0.448, SLG: 0.373	x 0-0 ① FC3-5 CS 2-3		SSS 0-3 ③ K		x 0-0 E5 1B 1-3 2-H FC5-4 1B	BBB 4-0 1-2 2-3 BB		SSS 0-3 ② K		3	1	1	1	1	1	1
Terry Adams, R (7, 1)										0	0	0	0	0	0	0
Mel Rojas, R (8, 1)										0	0	0	0	0	0	0
23 Ryne Sandberg, R (8, PH) OBP: 0.304, SLG: 0.343										1	0	0	0	0	1	1
Bob Patterson, R (9, 1)										0	0	0	0	0	0	0
Mark Grace, L (1, 3) OBP: 0.421, SLG: 0.454	SSS 0-3 ②③ K 1-2			x 0-0 ① F8	x 0-0 FC5-4 2-3 3-H 1B	x 0-0 ③ G1-5-3		x 0-0 1-H 2B		5	0	2	2	0	1	4
Sammy Sosa, R (1, 9) OBP: 0.297, SLG: 0.478		x 0-0 ① F7	SSS 0-3 ② K	x 0-0 ② FC5-4 1B 1-2f 3-H		x 0-0 ① G6-3	x 0-0 ③ G5-3			5	0	0	1	0	1	2
Dave Clark, L (1, 7) OBP: 0.392, SLG: 0.435		BBB 4-0 1B BB	x 0-0 2B	x 0-0 1-2 1B		x 0-0 ② G4-3		SSS 0-3 ① K		3	0	2	0	1	0	0
Brian McRae, S (9, 8) OBP: 0.294, SLG: 0.353										1	0	0	0	0	1	0
Shawon Dunston, R (1, 6) OBP: 0.310, SLG: 0.398		SSS 0-3 ② K	x 0-0 ③ F7	x 0-0 ③ F9		SSS 0-3 ③ K		x 0-0 ② G6-3		5	0	0	0	0	2	4
Scott Servais, R (1, 2) OBP: 0.322, SLG: 0.369	x 0-0 1-2 1B				x 0-0 ① F8	x 0-0 ① F2		x 0-0 HR 2B	x 0-0 1B 2B	5	2	3	0	0	0	0
Rey Sanchez, R (1, 4) OBP: 0.301, SLG: 0.327	SSS 0-3 ③ K				x 0-0 HR	x 0-0 BB E 1B		SSS 0-3 ① K	x 0-0 2-H 1B 1B	5	1	3	2	0	2	3
Terry Mulholland, R (1, 1) OBP: 0.088, SLG: 0.088			SSS 0-3 ① K	BBBB 4-0 1B E BB	SSS 0-3 ② K			x 0-0 2-H HR	x 0-0 1-2 FC6-4 1B	1	0	0	0	0	1	0
Turk Wendell, L (5, 1)										0	1	0	0	1	0	0
Brant Brown, L (6, PH) OBP: 0.273, SLG: 0.378										1	0	0	0	0	1	1
José Hernández, R (7, 5) OBP: 0.320, SLG: 0.444										2	1	2	2	0	0	0
Inning Stats	R: 0 E: 1 K: 1 S: 5 H: 1 LOB: 1 BB: 0 P: 5	R: 0 E: 0 K: 2 S: 8 H: 1 LOB: 2 BB: 1 P: 12	R: 0 E: 0 K: 3 S: 9 H: 0 LOB: 0 BB: 0 P: 9	R: 0 E: 0 K: 1 S: 6 H: 1 LOB: 1 BB: 0 P: 6	R: 4 E: 1 K: 0 S: 8 H: 5 LOB: 2 BB: 1 P: 12	R: 0 E: 1 K: 1 S: 7 H: 1 LOB: 3 BB: 1 P: 11	R: 0 E: 0 K: 1 S: 5 H: 0 LOB: 0 BB: 0 P: 5	R: 3 E: 0 K: 2 S: 11 H: 4 LOB: 1 BB: 0 P: 11	R: 1 E: 0 K: 1 S: 8 H: 3 LOB: 2 BB: 0 P: 8	1B: 10 2B: 5 3B: 0 HR: 2 SF: 0 SAC: 0 DP: 1 HBP: 0							

PITCHER		IP	WLS	BF	H	R	ER	SO	BB	IBB	HBP	BLK	WP	HR	S	P	ERA	WHIP
Tommy Greene, R ERA: 8.31	(1, 1)	4.1		20	6	4	4	7	2	0	0	0	0	1	32	40	8.31	1.846
Tom Martin, L ERA: 1.54	(5, 1)	0.1		3	2	0	0	0	0	0	0	0	0	0	3	3	0.00	6.000
Blas Minor, R ERA: 3.38	(5, 1)	1.1	W	7	1	0	0	1	1	0	0	0	0	0	8	12	0.00	1.500
Jose Lima, R ERA: 4.62	(7, 1)	1.2		9	4	3	3	3	0	0	0	0	0	1	15	15	16.20	2.400
Billy Wagner, L ERA: 1.98	(8, 1)	1.1	S	7	3	1	1	1	0	0	0	0	0	0	9	9	6.75	2.250

PITCHER	IP	WLS	BF	H	R	ER	SO	BB	IBB	HBP	BLK	WP	HR	S	P	ERA	WHIP

Houston Astros @ Chicago Cubs

Wrigley Field, Chicago, IL

Sun Jun 29 1997, 3:33 AM CDT

Att. 30,542 - Cloudy - 80 F

livebaseballscorecards.com

AB	43
R	8
H	16
RBI	8
BB	3
SO	12
LOB	19

WP: 0 PA: 46
PB: 0
SB: 0
CS: 1

Cleveland Indians @ Houston Astros

Astrodome, Houston, TX

Mon Jun 30 1997, 8:05 PM EDT

Att. 29,051 - Dome - 68 F

TOP

livebaseballscorecards.com

Batter	1	2	3	4	5	6	7	8	9	AB	R	H	RBI	BB	SO	LOB
Marquis Grissom, R (1, 8) OBP: 0.318, SLG: 0.328	F8		G4-3			L7		2B BB WP	1B FC3-6	5	1	2	0	0	0	1
Omar Vizquel, S (1, 6) OBP: 0.337, SLG: 0.364	G5-3		G3			K		F7	FC3-6 FC6-4 1-2f	5	0	0	0	0	1	3
Jim Thome, L (1, 3) OBP: 0.435, SLG: 0.610	K			P5		1B 1-H		IBB WP BB	SAFE FC6-4 1-2f	4	0	1	1	1	1	1
Manny Ramirez, R (1, 9) OBP: 0.420, SLG: 0.533		G3-1		K		K		BB WP 1-2 2-3		3	0	0	0	1	2	1
Matt Williams, R (1, 5) OBP: 0.287, SLG: 0.488		K		K			HR	K 1-2 2-3 3-H		4	1	1	1	0	3	2
Brian Giles, L (1, 7) OBP: 0.368, SLG: 0.492		2B			F8		HR	L3		4	1	2	1	0	0	2
Pat Borders, R (1, 2) OBP: 0.350, SLG: 0.473		BB FC4-6			L9		G3	1B SH1-4 HR		3	1	1	0	1	0	0
Tony Fernandez, S (1, 4) OBP: 0.294, SLG: 0.360		FC4-6 1-2f			K		K	SH1-4 1-2	SAFE	3	0	0	0	0	2	2
Charles Nagy, L (1, 1) OBP: 0.200, SLG: 0.200			K			1B DI	F8	HR 2-H		3	1	1	0	0	1	0
Alvin Morman, L (8, 1)										0	0	0	0	0	0	0
Jose Mesa, R (8, 1)										0	0	0	0	0	0	0
Kevin Seitzer, R (9, PH) OBP: 0.337, SLG: 0.404										1	1	1	2	0	0	0
Michael Jackson, R (9, 1)										0	0	0	0	0	0	0
Inning Stats	R: 0 E: 0 K: 1 S: 5 H: 0 LOB: 0 BB: 0 P: 9	R: 0 E: 0 K: 1 S: 15 H: 1 LOB: 2 BB: 1 P: 22	R: 0 E: 0 K: 1 S: 11 H: 0 LOB: 0 BB: 0 P: 13	R: 0 E: 0 K: 2 S: 10 H: 0 LOB: 0 BB: 0 P: 17	R: 0 E: 0 K: 1 S: 5 H: 0 LOB: 0 BB: 0 P: 6	R: 1 E: 0 K: 2 S: 14 H: 2 LOB: 1 BB: 0 P: 21	R: 2 E: 0 K: 1 S: 11 H: 2 LOB: 0 BB: 0 P: 16	R: 1 E: 0 K: 1 S: 15 H: 1 LOB: 2 BB: 2 P: 29	R: 2 E: 0 K: 0 S: 12 H: 3 LOB: 1 BB: 0 P: 20	1B: 4 2B: 2 3B: 0 HR: 3 SF: 0 SAC: 1 DP: 0 HBP: 0						

	AB	35
	R	6
	H	9
	RBI	5
	BB	3
	SO	10
	LOB	12

WP: 1 PB: 0 SB: 0 CS: 0 PA: 39

PITCHER		IP	WLS	BF	H	R	ER	SO	BB	IBB	HBP	BLK	WP	HR	S	P	ERA	WHIP
Darryl Kile, R ERA: 2.23	(1, 1)	7.0		27	5	3	3	9	1	0	0	0	0	2	71	104	3.86	0.857
John Hudek, R ERA: 6.66	(8, 1)	0.2		5	1	1	1	1	1	1	0	0	1	0	12	26	13.50	3.000
Tom Martin, L ERA: 2.19	(8, 1)	1.1	L	7	3	2	2	0	0	0	0	0	0	1	15	23	13.50	2.250

PITCHER	IP	WLS	BF	H	R	ER	SO	BB	IBB	HBP	BLK	WP	HR	S	P	ERA	WHIP

Batter	1	2	3	4	5	6	7	8	9	AB	R	H	RBI	BB	SO	LOB
Craig Biggio, R (1, 4) OBP: 0.396, SLG: 0.509	B B C F C 2-3 ① K	B B B B 4-0 BB			B C X 1-1 ② G6-3		D B B C B 4-1 5 FC5-4 1-2 2-3 BB		B F F S 1-3 ③ K	3	0	0	0	2	2	0
Chuck Carr, S (1, 8) OBP: 0.233, SLG: 0.236	B B C X 2-1 ② G3	B X 1-0 ③ G4-3			C C X 0-2 5 FC6-4 1B		F C F S 0-3 ② K			4	0	1	0	0	1	5
5 Jeff Bagwell, R (1, 3) OBP: 0.436, SLG: 0.631	F B B B X 2-1 ③ G6-3		F X 0-1 ① G5-3		B B B X 3-0 ③ FC6-4 1-2f		X 0-0 ③ FC5-4 1-2f			4	0	0	0	0	0	4
Luis Gonzalez, L (1, 7) OBP: 0.370, SLG: 0.387 James Mouton, R (8, PR) OBP: 0.293, SLG: 0.347 (9, 7)		B B B B 4-0 S 1B BB	B X 1-0 ② L8			B C B F T 2-2 ① K		C B B H 3-1 E 1B HBP		2 0	1 1	0 0	0 0	1 0	1 0	0 0
Derek Bell, R (1, 9) OBP: 0.321, SLG: 0.387	C B B S D X 3-2 1B S 1-H FC5-4 1B	C B X 1-1 CS 1B				B X 1-0 ② L8		B 1 SAFE F 1 SAFE F S 1-3 ① K		4	1	2	1	0	1	1
Bill Spiers, L (1, 5) OBP: 0.446, SLG: 0.429	B B B F B 4-1 FC5-4 1B 1-2 SH5-3 BB	B 1 SAFE 1 SAFE C P 2-1 ③ CS 1-2	B C X 1-1 ① L7			C B C B F X 2-2 ③ G4-3		X 0-0 FC5-4 3-H 1B		3	1	1	1	1	0	0
Tony Eusebio, R (1, 2) OBP: 0.384, SLG: 0.323 Brad Ausmus, R (7, PR) OBP: 0.328, SLG: 0.379 (8, 2)	1 SAFE B B F B F X 2-2 FC5-4 1-2 2-3 1B				B X 1-0 CS 1B		X 0-0 BB 1B	B X 1-0 ② FC5-4 CS 1-2f		3 1	0 0	3 0	0 0	0 0	0 0	0 1
Ricky Gutierrez, R (1, 6) OBP: 0.323, SLG: 0.319	B X 1-0 ① FC5-4 SH5-3 1-2f 2-3 3-H				B B C S F F X 2-2 ② ③ G5-3 1-2		1 SAFE C B 1 SAFE B 1 SAFE F B 1 SAFE 3-2 BB 1-2 1B	F B 1-1 ③ CS 1-2	B X 1-0 ① L4	4	0	1	1	0	0	3
Darryl Kile, R (1, 1) OBP: 0.132, SLG: 0.100 John Hudek, S (8, 1) Tom Martin, L (8, 1) Thomas Howard, S (9, PH) OBP: 0.325, SLG: 0.364	C B X 1-1 ② SH5-3 1-2 3-H				S C C 0-3 ① K		L 2 SAFE B C B B L 3-3 ① K		X 0-0 ② F7	2 0 0 1	0 0 0 0	0 0 0 0	1 0 0 0	0 0 0 0	2 0 0 0	2 0 0 0
Inning Stats	R: 0 E: 0 K: 1 S: 7 H: 0 LOB: 0 BB: 0 P: 13	R: 3 E: 0 K: 0 S: 11 H: 2 LOB: 2 BB: 3 P: 31	R: 0 E: 0 K: 0 S: 7 H: 1 LOB: 0 BB: 0 P: 10	R: 0 E: 0 K: 0 S: 8 H: 1 LOB: 0 BB: 0 P: 12	R: 0 E: 0 K: 1 S: 9 H: 1 LOB: 1 BB: 0 P: 13	R: 0 E: 0 K: 1 S: 8 H: 0 LOB: 0 BB: 0 P: 13	R: 0 E: 0 K: 2 S: 13 H: 2 LOB: 3 BB: 1 P: 23	R: 1 E: 1 K: 1 S: 7 H: 1 LOB: 1 BB: 0 P: 13	R: 0 E: 0 K: 1 S: 5 H: 0 LOB: 0 BB: 0 P: 7	1B: 8 2B: 0 3B: 0 HR: 0	SF: 0 SAC: 1 DP: 0 HBP: 1						

PITCHER		IP	WLS	BF	H	R	ER	SO	BB	IBB	HBP	BLK	WP	HR	S	P	ERA	WHIP
Charles Nagy, R ERA: 3.85	(1, 1)	7.0		30	7	3	3	5	4	0	0	0	0	0	63	115	3.86	1.571
Alvin Morman, L ERA: 1.35	(8, 1)	0.0		1	0	1	0	0	0	0	1	0	0	0	1	4	∞	∞
Jose Mesa, R ERA: 5.22	(8, 1)	1.0	W	3	1	0	0	1	0	0	0	0	0	0	6	9	0.00	1.000
Michael Jackson, R ERA: 2.45	(9, 1)	1.0	S	3	0	0	0	1	0	0	0	0	0	0	5	7	0.00	0.000

PITCHER	IP	WLS	BF	H	R	ER	SO	BB	IBB	HBP	BLK	WP	HR	S	P	ERA	WHIP

BOTTOM

Cleveland Indians @ Houston Astros

Astrodome, Houston, TX

Mon Jun 30 1997, 8:05 PM EDT

Att. 29,051 - Dome - 68 F

livebaseballscorecards.com

AB	31
R	4
H	8
RBI	4
BB	4
SO	7
LOB	16

Batter	1	2	3	4	5	6	7	8	9	AB	R	H	RBI	BB	SO	LOB
Marquis Grissom, R (1, 8) OBP: 0.319, SLG: 0.329	X 0-0 CS 1B		B C X 1-1 ② G6-3		B B X 2-0 1B 2-3 1B		B C F F F B B X 3-2 ① L8	X 0-0 ① G6-3		5	0	2	0	0	0	0
Omar Vizquel, S (1, 6) OBP: 0.338, SLG: 0.362	B B C 1 SAFE C B X 3-2 ① HBP 1-2 1B		B B B B 4-0 PO BB		B C F 1 SAFE C 1-3 ② K		X 0-0 ② B5-3	C X 0-1 ② G6-3		4	0	1	0	1	1	2
Jim Thome, L (1, 3) OBP: 0.437, SLG: 0.612	1 SAFE C 1 SAFE C B H 2-2 1-2 HBP		1 SAFE 1 SAFE B B F F 1 SAFE 2-2 ③ PO 1-2	B C S C 1-3 ① K	X 0-0 1-2 3-H 1B		C B F F X 1-2 1B 1B 2B	B B B C X 3-1 ③ P5		4	1	2	1	0	1	0
Manny Ramirez, R (1, 9) OBP: 0.420, SLG: 0.541	C F B F B C 2-3 ② K			X 0-0 ② P3	X 0-0 ③ F7		F B B F B F B 4-2 1B 1B BB		B F X 1-1 HR	4	2	1	1	1	1	4
Sandy Alomar Jr., R (1, 2) OBP: 0.403, SLG: 0.610	B F B B C F X 3-2 ③ G4-3			B X 1-0 ③ G6-3		C X 0-2 ① G4-3	B C X 1-1 1B 1B 1B 1-2 2-3 1B		S X 0-1 ① G3	5	1	1	0	0	0	2
Matt Williams, R (1, 5) OBP: 0.292, SLG: 0.490		B S X 1-1 ① F9			B B X 2-0 3B 1B	C X 0-1 2B 1B	T B S X 1-2 1B 1B 1-2 2-H 3-H 1B		B X 1-0 ② L7	5	2	3	2	0	0	0
Brian Giles, L (1, 7) OBP: 0.369, SLG: 0.504		B B X 2-0 ② G3-1			X 0-0 1-H 2B 3B	C C B X 1-2 ② L8	X 0-0 1B 1-2 2-3 1B		F X 0-1 ③ G4-3	5	1	2	1	0	0	1
Tony Fernandez, S (1, 4) OBP: 0.303, SLG: 0.379		C X 0-1 ③ G4-3			C B B F X 2-2 1B 1B 3-H 2B	1 SAFE F 1 SAFE B X 1-1 1-3 2B	F F F B F F X 1-2 1-2 2-H 3-H 1B			4	1	3	3	0	0	0
Jaret Wright, R (1, 1) Albie Lopez, R (5, 1) Eric Plunk, R (5, 1) Kevin Seitzer, R (7, PH) OBP: 0.333, SLG: 0.400 Jose Mesa, R (7, 1) Michael Jackson, R (9, 1)			C S X 0-2 ① G1-3		L L S 0-3 ① K	S B C S 1-3 ③ K	B B C S S X 2-2 ③ L9			2 0 1 1 0 0 0	0 0 0 0 0 0 0	0 0 0 0 0 0 0	0 0 0 0 0 0 0	0 0 0 0 1 0 0	1 0 2 2 0 0 0	1 0 2 2 0 0 0
Inning Stats	R: 0 E: 0 K: 1 S: 14 H: 2 LOB: 2 BB: 0 P: 24	R: 0 E: 0 K: 0 S: 5 H: 0 LOB: 0 BB: 0 P: 8	R: 0 E: 0 K: 0 S: 7 H: 0 LOB: 1 BB: 1 P: 14	R: 0 E: 0 K: 1 S: 5 H: 0 LOB: 0 BB: 0 P: 7	R: 3 E: 0 K: 2 S: 14 H: 5 LOB: 2 BB: 0 P: 21	R: 0 E: 0 K: 1 S: 13 H: 2 LOB: 2 BB: 0 P: 16	R: 4 E: 0 K: 0 S: 29 H: 5 LOB: 2 BB: 1 P: 42	R: 0 E: 0 K: 0 S: 5 H: 0 LOB: 0 BB: 0 P: 8	R: 1 E: 0 K: 0 S: 7 H: 1 LOB: 0 BB: 0 P: 9	1B: 10 2B: 3 3B: 1 HR: 1 SF: 0 SAC: 0 DP: 0 HBP: 1						

PITCHER		IP	WLS	BF	H	R	ER	SO	BB	IBB	HBP	BLK	WP	HR	S	P	ERA	WHIP
Chris Holt, R ERA: 4.3	(1, 1)	6.2		32	11	6	6	5	2	0	1	0	0	0	74	115	8.10	1.950
Jose Lima, R ERA: 4.8	(7, 1)	0.0	L	2	2	0	0	0	0	0	0	0	0	0	4	5	∞	∞
Mike Magnante, L ERA: 3.14	(7, 1)	1.1		5	1	1	1	0	0	0	0	0	0	0	14	20	6.75	0.750
Blas Minor, R ERA: 3.86	(9, 1)	1.0		4	1	1	1	0	0	0	0	0	0	1	7	9	9.00	1.000

PITCHER	IP	WLS	BF	H	R	ER	SO	BB	IBB	HBP	BLK	WP	HR	S	P	ERA	WHIP

TOP

Cleveland Indians @ Houston Astros

Astrodome, Houston, TX

Tue Jul 01 1997, 8:05 PM EDT

Att. 23,998 - Dome - 68 F

livebaseballscorecards.com

AB	40
R	8
H	15
RBI	8
BB	2
SO	5
LOB	14

WP: 0 PB: 0 SB: 0 CS: 1 PA: 44

BOTTOM

Cleveland Indians @ Houston Astros

Astrodome, Houston, TX

Tue Jul 01 1997, 8:05 PM EDT

Att. 23,998 - Dome - 68 F

livebaseballscorecards.com

Batter	1	2	3	4	5	6	7	8	9	AB	R	H	RBI	BB	SO	LOB
Craig Biggio, R (1, 4) OBP: 0.399, SLG: 0.508	C F C 0-3 ① K		B B C B B 4-1 1B BB		X 0-0 1B 5 1B 1-2 1B	B C B B B 4-1 BB			C B B F S 2-3 ① K	3	1	1	0	2	2	0
Chuck Carr, S (1, 8) OBP: 0.246, SLG: 0.250	M X 0-1 ② P6		F C F B B X 2-2 1-3 2-H 1B		S B B X 2-1 5 1B E 1-3 2-H 1B	X 0-0 ③ B5			B B B C X 2-1 ② F9	5	1	2	2	0	0	2
5 Jeff Bagwell, R (1, 3) OBP: 0.439, SLG: 0.629	B C S B F X 2-2 ③ P4		B F X 1-1 ③ L9		1 B F D D X SAFE 3-1 E WP 1-2 3-H 1B		B S B F B B 4-2 FC4 BB		B X 1-0 1B	4	1	2	1	1	0	2
Luis Gonzalez, L (1, 7) OBP: 0.364, SLG: 0.380		B F X 1-1 ① F7		B B X 2-0 ① L8	B F B B X 3-1 ② F8		F B X 1-1 ① FC4 FC6-4 1-2f		X 0-0 ③ L4	5	0	0	0	0	0	4
Derek Bell, R (1, 9) OBP: 0.316, SLG: 0.379		X 0-0 ② L8		B B X 2-0 ② L7	S X 0-1 E6 WP 1-3 2-H		X 0-0 ② FC6-4 2B 1-2f			4	0	0	0	0	0	2
Sean Berry, R (1, 5) OBP: 0.276, SLG: 0.348		B F X 1-1 ③ G5-3		B S C X 1-2 ③ L9	B C B B X 3-1 ③ F8 2-3 3-H		X 0-0 ③ 1-H 2B			4	0	1	0	0	0	1
Tim Bogar, R (1, 6) OBP: 0.305, SLG: 0.365			B F B C B B 4-2 SH5-4 1B BB		F F B B B X 3-2 IHR	X 0-0 ① G4-3		C B B B C F X 3-2 ① F7		2	2	1	1	1	0	0
Bill Spiers, L (8, PH) OBP: 0.444, SLG: 0.426 (9, 6)										1	0	0	0	0	0	0
Brad Ausmus, R (1, 2) OBP: 0.330, SLG: 0.386			B F B F F 1 F S SAFE 2-3 ① K		X 0-0 CS 1B	B X 1-0 F9 2B		B B C X 2-1 ② F9		4	0	2	0	0	1	1
Chris Holt, R (1, 1) OBP: 0.086, SLG: 0.059			1 L C X SAFE 0-2 ② SH5-4 1-2		C X 0-1 ① 1B 1B 1-2 1B	C X 0-2 ② F9 2-3		B S S B F S 2-3 ③ K		2	1	1	0	0	0	1
Jose Lima, R (7, 1)										0	0	0	0	0	0	0
Mike Magnante, L (7, 1)										0	0	0	0	0	0	0
Thomas Howard, S (8, PH) OBP: 0.324, SLG: 0.362										1	0	0	0	0	1	0
Blas Minor, R (9, 1)										0	0	0	0	0	0	0
Inning Stats	R: 0 E: 0 K: 1 S: 9 H: 0 LOB: 0 BB: 0 P: 11	R: 0 E: 0 K: 0 S: 5 H: 0 LOB: 0 BB: 0 P: 7	R: 1 E: 0 K: 1 S: 17 H: 1 LOB: 2 BB: 2 P: 30	R: 0 E: 0 K: 0 S: 5 H: 0 LOB: 0 BB: 0 P: 10	R: 5 E: 1 K: 0 S: 17 H: 6 LOB: 1 BB: 0 P: 31	R: 0 E: 0 K: 0 S: 7 H: 1 LOB: 2 BB: 1 P: 12	R: 0 E: 0 K: 0 S: 6 H: 1 LOB: 2 BB: 1 P: 11	R: 0 E: 0 K: 1 S: 10 H: 0 LOB: 0 BB: 0 P: 17	R: 0 E: 0 K: 1 S: 7 H: 1 LOB: 1 BB: 0 P: 12	1B: 7 2B: 2 3B: 0 HR: 1 SF: 0 SAC: 1 DP: 0 HBP: 0						

AB	35
R	6
H	10
RBI	4
BB	4
SO	4
LOB	13

WP: 1 PB: 0 SB: 0 CS: 1 PA: 40

PITCHER		IP	WLS	BF	H	R	ER	SO	BB	IBB	HBP	BLK	WP	HR	S	P	ERA	WHIP
Jaret Wright, R ERA: 5.59	(1, 1)	4.0		15	1	1	1	2	2	0	0	0	0	0	36	58	2.25	0.750
Albie Lopez, R ERA: 6.57	(5, 1)	0.1		5	5	4	3	0	0	0	0	0	0	0	9	14	81.00	15.000
Eric Plunk, R ERA: 5.8	(5, 1)	1.2	W	9	2	1	0	0	1	0	0	0	1	0	15	29	0.00	1.800
Jose Mesa, R ERA: 4.88	(7, 1)	2.0		7	1	0	0	1	1	0	0	0	0	0	16	28	0.00	1.000
Michael Jackson, R ERA: 2.4	(9, 1)	1.0	S	4	1	0	0	1	0	0	0	0	0	0	7	12	0.00	1.000

PITCHER	IP	WLS	BF	H	R	ER	SO	BB	IBB	HBP	BLK	WP	HR	S	P	ERA	WHIP

Batter	1	2	3	4	5	6	7	8	9	AB	R	H	RBI	BB	SO	LOB
Marquis Grissom, R (1, 8) OBP: 0.318, SLG: 0.328	B C X 1-1 ① G6-3		B B F F S 2-3 ② K		X 0-0 1B		C B X 1-1 ③ L8			4	0	1	0	0	1	1
Tony Fernandez, S (1, 6) (6, 4) OBP: 0.307, SLG: 0.378	B F X 1-1 ② G1-3		B S B F B B 4-2 BB		X 0-0 ③ G6-3			B X 1-0 G6-4-3 1B		3	0	1	0	1	0	1
Kevin Seitzer, R (1, 3) OBP: 0.330, SLG: 0.394	C B B X 2-1 ③ G6-3		F X 0-1 ③ G4-3			B X 1-0 2B 1B		B X 1-0 ① ② G6-4-3 1-2f		4	1	1	0	0	0	3
Manny Ramirez, R (1, 9) OBP: 0.417, SLG: 0.540		C B X 1-1 ① G4-3		F C B B B X 3-2 E9 1B		X 0-0 1-3 1B 2B		X 0-0 ③ G4-3		4	1	1	0	0	0	0
Sandy Alomar Jr., R (1, 2) OBP: 0.409, SLG: 0.612		X 0-0 ② G6-3		B F S X 1-2 G6-3 2-3 1B		X 0-0 G4-6-3 2-H 3-H 1B			F X 0-1 FC5-4 1B	4	0	3	2	0	0	0
Matt Williams, R (1, 5) OBP: 0.292, SLG: 0.487		B S S X 1-2 1B		B B S F B 1 SAFE 1 SAFE S 3-3 ① K		B F X 1-1 ① P5			F B D X 2-1 ① F7	4	0	1	0	0	1	4
Julio Franco, R (1, 4) OBP: 0.377, SLG: 0.366 Eric Plunk, R (6, 1) Paul Assenmacher, L (8, 1) Omar Vizquel, S (9, PH) OBP: 0.337, SLG: 0.361		C B D B C S 3-3 ③ K		B B C F X 2-2 ② ③ G6-3 1-2f		X 0-0 ② ③ G4-6-3 1-2f			B X 1-0 ② FC5-4 1B 1-2f	3 0 0 1	0 0 0 0	0 0 0 0	0 0 0 0	0 0 0 0	1 0 0 0	4 0 0 1
Brian Giles, L (1, 7) OBP: 0.372, SLG: 0.504			X 0-0 SH1-4 1B		X 0-0 ① F7		B B X 2-0 ① P5		X 0-0 1-2 1B	4	0	2	0	0	0	0
Orel Hershiser, R (1, 1) Alvin Morman, L (5, 1) Damian Jackson, R (6, 6)			B 1 SAFE C X 1-1 ① SH1-4 1-2		X 0-0 ② G4-3		B B X 2-0 ② L6		C X 0-1 ③ G4-3	1 0 2	0 0 0	0 0 0	0 0 0	0 0 0	0 0 0	0 0 2
Inning Stats	R: 0 H: 0 E: 0 LOB: 0 K: 0 BB: 0 S: 6 P: 10	R: 0 H: 1 E: 0 LOB: 1 K: 1 BB: 0 S: 9 P: 14	R: 0 H: 1 E: 0 LOB: 2 K: 1 BB: 1 S: 10 P: 17	R: 0 H: 1 E: 1 LOB: 1 K: 1 BB: 0 S: 12 P: 21	R: 0 H: 1 E: 0 LOB: 1 K: 0 BB: 0 S: 4 P: 4	R: 2 H: 3 E: 0 LOB: 0 K: 0 BB: 0 S: 6 P: 8	R: 0 H: 0 E: 0 LOB: 0 K: 0 BB: 0 S: 4 P: 9	R: 0 H: 1 E: 0 LOB: 0 K: 0 BB: 0 S: 3 P: 5	R: 0 H: 2 E: 0 LOB: 2 K: 0 BB: 0 S: 8 P: 11	1B: 9 SF: 0 2B: 1 SAC: 1 3B: 0 DP: 3 HR: 0 HBP: 0						

PITCHER	IP	WLS	BF	H	R	ER	SO	BB	IBB	HBP	BLK	WP	HR	S	P	ERA	WHIP
Mike Hampton, L (1, 1) ERA: 5.0	9.0	W	36	10	2	2	3	1	0	0	0	0	0	62	99	2.00	1.222

PITCHER	IP	WLS	BF	H	R	ER	SO	BB	IBB	HBP	BLK	WP	HR	S	P	ERA	WHIP

TOP

Cleveland Indians @ Houston Astros

Astrodome, Houston, TX

Wed Jul 02 1997, 8:05 PM EDT

Att. 25,661 - Dome - 68 F

livebaseballscorecards.com

AB	34
R	2
H	10
RBI	2
BB	1
SO	3
LOB	16

Cleveland Indians @ Houston Astros

Astrodome, Houston, TX

Wed Jul 02 1997, 8:05 PM EDT

Att. 25,661 - Dome - 68 F

livebaseballscorecards.com

BOTTOM

Batter	1	2	3	4	5	6	7	8	9	AB	R	H	RBI	BB	SO	LOB
Craig Biggio, R (1, 4) OBP: 0.399, SLG: 0.512	F X 0-1 SF8 3B		C S F B S 1-3 ② K		T S X 0-2 3B 3-H 1B	F B X 1-1 ③ L6		B C X 1-1 ③ G5-3		5	2	2	1	0	1	4
Chuck Carr, S (1, 8) OBP: 0.246, SLG: 0.281	F S S 0-3 ① K		B S X 1-1 ③ G4-3		1 SAFE B X 1-0 5 FC6 1-H 3B		X 0-0 ① L4			4	1	1	1	0	1	1
5 Jeff Bagwell, R (1, 3) OBP: 0.442, SLG: 0.633	B D B C S B 4-2 BB			S B B B S F X 3-2 CS 1B	C X 0-1 FC6 G1-3 3-H		X 0-0 2B			3	0	2	1	1	0	0
Luis Gonzalez, L (1, 7) OBP: 0.366, SLG: 0.378	F B X 1-1 ② SF8 3-H			B B B B 4-0 ① CS 1-2 BB	C X 0-1 ② G1-3 2-3		I - - - - 4-0 G4-6-3 IBB			1	0	0	1	2	0	1
Derek Bell, R (1, 9) OBP: 0.310, SLG: 0.372	C C S 0-3 ③ K			B D 1 SAFE 1 SAFE B C S F S 3-3 ②③ K 1-2	F B B F X 2-2 ③ G4-3		B C S B X 2-2 ②③ G4-6-3 1-2f			4	0	0	0	0	2	5
Bill Spiers, L (1, 5) OBP: 0.445, SLG: 0.428		C B B B X 2-1 ① G6-3			F X 0-1 WP 1B 3B 1B	B C C B B X 3-2 FC1-5 BB 1B		B F X 1-1 ① P7		4	1	2	0	0	0	0
Brad Ausmus, R (1, 2) OBP: 0.333, SLG: 0.385		F B C X 1-2 ② G5-3			X 0-0 WP 1-2 3B 1B	B 1 SAFE B B B 4-0 FC1-5 1-2 BB		C C B S 1-3 ② K		3	1	1	0	1	1	0
Tim Bogar, R (1, 6) OBP: 0.303, SLG: 0.360		B S B C B X 3-2 ③ G5-3			C S S 0-3 ① K	X 0-0 ① L4		X 0-0 S 1B		4	0	1	0	0	1	4
Mike Hampton, R (1, 1) OBP: 0.135, SLG: 0.118			F F B F F X 1-2 ① G6-3		F B B B X 3-1 1-H 2-H 1B 3B	X 0-0 ② FC1-5 1-2 2-3f		F B S D B B 4-2 1-2 BB		3	1	1	2	1	0	2
Inning Stats	R: 1 H: 1 E: 0 LOB: 1 K: 2 BB: 1 S: 12 P: 17	R: 0 H: 0 E: 0 LOB: 0 K: 0 BB: 0 S: 8 P: 14	R: 0 H: 0 E: 0 LOB: 0 K: 1 BB: 0 S: 11 P: 14	R: 0 H: 1 E: 0 LOB: 0 K: 1 BB: 1 S: 8 P: 18	R: 5 H: 5 E: 1 LOB: 1 K: 1 BB: 0 S: 19 P: 25	R: 0 H: 1 E: 0 LOB: 2 K: 0 BB: 1 S: 7 P: 15	R: 0 H: 1 E: 0 LOB: 1 K: 0 BB: 1 S: 5 P: 11	R: 0 H: 1 E: 0 LOB: 2 K: 1 BB: 1 S: 10 P: 17		1B: 6 SF: 1 2B: 1 SAC: 0 3B: 3 DP: 1 HR: 0 HBP: 0						

	AB	31
	R	6
	H	10
	RBI	6
	BB	5
	SO	6
	LOB	17

WP: 1 PA: 37
PB: 0
SB: 1
CS: 2

PITCHER		IP	WLS	BF	H	R	ER	SO	BB	IBB	HBP	BLK	WP	HR	S	P	ERA	WHIP
Orel Hershiser, R ERA: 4.56	(1, 1)	4.1	L	21	7	6	6	5	2	0	0	0	1	0	53	81	12.46	2.077
Alvin Morman, L ERA: 1.17	(5, 1)	1.0		5	1	0	0	0	1	0	0	0	0	0	9	18	0.00	2.000
Eric Plunk, R ERA: 5.54	(6, 1)	1.2		6	1	0	0	0	0	1	0	0	0	0	8	15	0.00	0.600
Paul Assenmacher, L ERA: 6.05	(8, 1)	1.0		5	1	0	0	1	1	0	0	0	0	0	10	17	0.00	2.000

PITCHER	IP	WLS	BF	H	R	ER	SO	BB	IBB	HBP	BLK	WP	HR	S	P	ERA	WHIP

Batter	1	2	3	4	5	6	7	8	9	AB	R	H	RBI	BB	SO	LOB
Deion Sanders, L (1, 7) OBP: 0.347, SLG: 0.400	C F F H 1-2 BB S WP HBP	S F S 0-3 ② K 2-3			B F B X 2-1 ① P5		X 0-0 3B		C B L X 1-2 ③ L5	4	1	1	0	0	1	1
Curtis Goodwin, L (1, 8) OBP: 0.358, SLG: 0.356	F 1 SAFE B F 1 SAFE 1 SAFE 1 B B 3-3 ① S K 1-2	X 0-0 ③ P6			B C C F B B X 3-2 ② G1-3		B B F X 2-1 ③ F9			4	0	0	0	0	1	3
Lenny Harris, L (1, 5) OBP: 0.288, SLG: 0.392 Mike Kelly, R (8, PH) OBP: 0.308, SLG: 0.475 Jeff Branson, L (8, 5) OBP: 0.202, SLG: 0.239	B B B B 4-0 WP BB 1B BB		B X 1-0 ① G3		C S X 0-2 ③ G4-3			B C F X 1-2 ① P5		2 1 0	1 0 0	0 0 0	0 0 0	1 0 0	0 0 0	0 0 0
Willie Greene, L (1, 9) OBP: 0.369, SLG: 0.465	F B B B F B 4-2 WP 1B 1-2 2-3 BB		S B X 1-1 ② F7			X 0-0 ① L8		C B F F B F B X 3-2 1B		3	1	1	0	1	0	0
Hal Morris, L (1, 3) OBP: 0.317, SLG: 0.336	B S F C 1-3 ② K		B F C B F F F B X 3-2 ③ F8			B B X 2-0 G4-3 S 1B		1 SAFE F B B 1 SAFE 1 SAFE X 2-1 FC6-4 1-2 1B		4	0	2	0	0	1	3
Joe Oliver, R (1, 2) OBP: 0.338, SLG: 0.473	B S B X 2-1 1-H 2-H 3-H 1B		C B B B C X 3-2 HR			B S B F F X 2-2 ② G4-3 1-3		X 0-0 ② F8		4	1	2	3	0	0	3
Bret Boone, R (1, 4) OBP: 0.276, SLG: 0.266	C S 1 SAFE B B F S 2-3 ③ K		B B X 2-0 ① L3			C B B B F F S 3-3 ③ K		S X 0-1 ③ FC6-4 1-2f		4	0	0	0	0	2	4
Pokey Reese, R (1, 6) OBP: 0.321, SLG: 0.336		X 0-0 S SH2-3 1B	B B X 2-0 ② G5-3				B B C S T 2-2 ① K		X 0-0 CS 1B	4	0	2	0	0	1	0
John Smiley, L (1, 1) OBP: 0.097, SLG: 0.129 Stan Belinda, R (7, 1) Eddie Taubensee, L (9, PH) OBP: 0.316, SLG: 0.465 Jeff Shaw, R (9, 1)	C X 0-1 ① SH2-3 1-2		F C S 0-3 ③ K				B F S B B B F X 3-2 ② G6-3		B B T B X 3-1 ① ② F8 1-2	2 0 1 0	0 0 0 0	0 0 0 0	0 0 0 0	0 0 0 0	1 0 0 0	0 0 1 0
Inning Stats	R: 3 H: 1 E: 0 LOB: 1 K: 3 BB: 2 S: 17 P: 34	R: 0 H: 1 E: 0 LOB: 1 K: 1 BB: 0 S: 7 P: 7	R: 0 H: 0 E: 0 LOB: 0 K: 0 BB: 0 S: 9 P: 14	R: 1 H: 1 E: 0 LOB: 0 K: 1 BB: 0 S: 8 P: 15	R: 0 H: 0 E: 0 LOB: 0 K: 0 BB: 0 S: 9 P: 14	R: 0 H: 1 E: 0 LOB: 1 K: 1 BB: 0 S: 10 P: 17	R: 0 H: 1 E: 0 LOB: 1 K: 1 BB: 0 S: 10 P: 17	R: 0 H: 2 E: 0 LOB: 2 K: 0 BB: 0 S: 13 P: 19	R: 0 H: 1 E: 0 LOB: 0 K: 0 BB: 0 S: 6 P: 10	1B: 6 SF: 0 2B: 0 SAC: 1 3B: 1 DP: 0 HR: 1 HBP: 1						

PITCHER		IP	WLS	BF	H	R	ER	SO	BB	IBB	HBP	BLK	WP	HR	S	P	ERA	WHIP
Ramon Garcia, R ERA: 4.4	(1, 1)	7.0	L	29	5	4	4	7	2	0	1	0	1	1	70	118	5.14	1.000
Tom Martin, L ERA: 2.16	(8, 1)	0.1		3	2	0	0	0	0	0	0	0	0	0	10	16	0.00	6.000
John Hudek, R ERA: 6.23	(8, 1)	1.2		5	1	0	0	0	0	0	0	0	0	0	9	13	0.00	0.600

PITCHER	IP	WLS	BF	H	R	ER	SO	BB	IBB	HBP	BLK	WP	HR	S	P	ERA	WHIP

Cincinnati Reds @ Houston Astros

Astrodome, Houston, TX

Thu Jul 03 1997, 8:05 PM EDT

Att. 14,708 - Dome - 72 F

TOP

livebaseballscorecards.com

AB	33
R	4
H	8
RBI	3
BB	2
SO	7
LOB	15

1B: 6	SF: 0	WP: 1	PA: 37
2B: 0	SAC: 1	PB: 0	
3B: 1	DP: 0	SB: 3	
HR: 1	HBP: 1	CS: 1	

Batter	1	2	3	4	5	6	7	8	9	AB	R	H	RBI	BB	SO	LOB
Craig Biggio, R (1, 4) OBP: 0.397, SLG: 0.512	C F X 0-2 ① G4-3		X 0-0 2B			X 0-0 ① G5-3		C X 0-1 ① L9		4	0	1	0	0	0	0
Chuck Carr, S (1, 8) OBP: 0.236, SLG: 0.269 Thomas Howard, S (8, PH) OBP: 0.322, SLG: 0.359 (9, 8)	F B X 1-1 ② G1-3		F F S 0-3 ② K			C B S 1-3 ② K		C F T 0-2 ② K		3 1	0 0	0 0	0 0	0 0	2 1	1 0
5 Jeff Bagwell, R (1, 3) OBP: 0.437, SLG: 0.625	C S B B S 2-3 ③ K		C X 0-1 ③ G5-3			B X 1-0 ③ F8		S X 0-1 ③ G4-3		4	0	0	0	0	1	1
Luis Gonzalez, L (1, 7) OBP: 0.367, SLG: 0.380		F C B F F B S 2-3 ① K		X 0-0 G5-4-3 1B			X 0-0 1B HR 1B		B F F X 1-2 ① L1	4	1	2	0	0	1	0
Derek Bell, R (1, 9) OBP: 0.313, SLG: 0.374		C C F X 0-2 1B 1B		B B B X 3-0 ① F9			X 0-0 1-2 HR 1B		F S X 0-2 ② G1-3	4	1	2	0	0	0	1
Sean Berry, R (1, 5) OBP: 0.275, SLG: 0.361		1 SAFE T X 0-1 ② P3		C C B B F X 2-2 ② ③ G5-4-3 1-2f			F F X 0-2 1-H 2-H HR		B F B S T B F X 3-2 ③ L8	4	1	1	3	0	0	2
Brad Ausmus, R (1, 2) OBP: 0.333, SLG: 0.385		1 SAFE F X 0-1 1-2 1B			X 0-0 ① F9		F C X 0-2 ① G5-3			3	0	1	0	0	0	0
Tim Bogar, R (1, 6) OBP: 0.294, SLG: 0.348		F C X 0-2 ③ L3			C B X 1-1 ② G4-3		C B X 1-1 ② F9			3	0	0	0	0	0	2
Ramon Garcia, R (1, 1) Bobby Abreu, L (7, PH) OBP: 0.333, SLG: 0.358 Tom Martin, L (8, 1) John Hudek, S (8, 1)			F B S S 1-3 ① K		F S F S 0-3 ③ K		B B C B F T 3-2 ③ K			2 1 0 0	0 0 0 0	0 0 0 0	0 0 0 0	2 1 0 0	0 0 0 0	0 0 0 0
Inning Stats	R: 0 E: 0 K: 1 S: 8 H: 0 LOB: 0 BB: 0 P: 11	R: 0 E: 0 K: 1 S: 16 H: 2 LOB: 2 BB: 0 P: 18	R: 0 E: 0 K: 2 S: 9 H: 1 LOB: 1 BB: 0 P: 10	R: 0 E: 0 K: 0 S: 6 H: 1 LOB: 0 BB: 0 P: 11	R: 0 E: 0 K: 1 S: 7 H: 0 LOB: 0 BB: 0 P: 8	R: 0 E: 0 K: 1 S: 5 H: 0 LOB: 0 BB: 0 P: 7	R: 3 E: 0 K: 1 S: 13 H: 3 LOB: 0 BB: 0 P: 17	R: 0 E: 0 K: 1 S: 8 H: 0 LOB: 0 BB: 0 P: 8	R: 0 E: 0 K: 0 S: 11 H: 0 LOB: 0 BB: 0 P: 15	1B: 5 2B: 1 3B: 0 HR: 1	SF: 0 SAC: 0 DP: 1 HBP: 0						

PITCHER		IP	WLS	BF	H	R	ER	SO	BB	IBB	HBP	BLK	WP	HR	S	P	ERA	WHIP
John Smiley, L ERA: 5.97	(1, 1)	6.0	W	24	7	3	3	6	0	0	0	0	0	1	56	70	4.50	1.167
Stan Belinda, R ERA: 3.54	(7, 1)	2.0		6	0	0	0	2	0	0	0	0	0	0	16	20	0.00	0.000
Jeff Shaw, R ERA: 1.46	(9, 1)	1.0	S	3	0	0	0	0	0	0	0	0	0	0	11	15	0.00	0.000

PITCHER	IP	WLS	BF	H	R	ER	SO	BB	IBB	HBP	BLK	WP	HR	S	P	ERA	WHIP

BOTTOM

Cincinnati Reds @ Houston Astros

Astrodome, Houston, TX

Thu Jul 03 1997, 8:05 PM EDT

Att. 14,708 - Dome - 72 F

livebaseballscorecards.com

AB	33
R	3
H	7
RBI	3
BB	0
SO	8
LOB	7

1B: 5	SF: 0	WP: 0	PA: 33
2B: 1	SAC: 0	PB: 0	
3B: 0	DP: 1	SB: 0	
HR: 1	HBP: 0	CS: 0	

Batter	1	2	3	4	5	6	7	8	9	AB	R	H	RBI	BB	SO	LOB
Deion Sanders, L (1, 7) OBP: 0.346, SLG: 0.396	B C C B S 2-3 ① K		F F B B C 2-3 ③ K		L B B B B 4-1 1-2 BB		B B C X 2-1 ② G4-3			3	0	0	0	1	2	1
Curtis Goodwin, L (1, 8) OBP: 0.357, SLG: 0.351	F C B B S 2-3 ② K			F B B B B 4-1 BB HR BB	B C F B F X 2-2 ② P4		B F F X 1-2 ③ G4-3			3	1	0	0	1	1	2
Lenny Harris, L (1, 5) OBP: 0.290, SLG: 0.390 Terry Pendleton, S (5, PH) OBP: 0.309, SLG: 0.354 Jeff Branson, L (5, 5) OBP: 0.200, SLG: 0.236	B B B C X 3-1 ③ P6			B B F 1 SAFE 1 SAFE B F B 4-2 1-2 HR BB	B F C B X 2-2 ③ G4-3			C C B C 1-3 ① K		1 1 1	1 0 0	0 0 0	0 0 0	1 0 0	0 0 1	0 2 0
Willie Greene, L (1, 9) OBP: 0.368, SLG: 0.474		S C X 0-2 ① P5		B X 1-0 1-H 2-H HR		B B B C F S 3-3 ① K		X 0-0 ② P5		4	1	1	3	0	1	0
Hal Morris, L (1, 3) OBP: 0.320, SLG: 0.338		X 0-0 G6-4-3 1B		C B X 1-1 ① G4-3		C B B C B X 3-2 2B 1B		S C B C 1-3 ③ K		4	1	2	0	0	1	0
Joe Oliver, R (1, 2) OBP: 0.335, SLG: 0.467		B F S 1 SAFE F X 1-2 ② ③ G6-4-3 1-2f		S F S 0-3 ② K		B 1 SAFE X 1-0 2B 1-2 L9-2 1B			F B T S 1-3 ① K	4	0	1	0	0	2	1
Bret Boone, R (1, 4) OBP: 0.279, SLG: 0.280			C B F F X 1-2 G6-3 2B	B C F B F X 2-2 ③ F8		C B B X 2-1 1-3 2-H 2B			B B F B F F S 3-3 ② K	4	0	2	1	0	1	0
Pokey Reese, R (1, 6) OBP: 0.313, SLG: 0.326			C X 0-1 ① L7		B B X 2-0 ① F7	X 0-0 ② ③ L9-2 3-H			C B S B S 2-3 ③ K	4	0	0	0	0	1	3
Mike Morgan, R (1, 1) OBP: 0.100, SLG: 0.200 Scott Sullivan, R (6, 1) Jeff Shaw, R (9, 1)			S C X 0-2 ② G6-3 2-3		X 0-0 BB 1B		C S B X 1-2 ① G5-3			2 1 0	0 0 0	1 0 0	0 0 0	0 0 0	0 0 0	1 0 0
Inning Stats	R: 0 E: 0 K: 2 S: 8 H: 0 LOB: 0 BB: 0 P: 15	R: 0 E: 0 K: 0 S: 8 H: 1 LOB: 0 BB: 0 P: 9	R: 0 E: 0 K: 1 S: 12 H: 1 LOB: 1 BB: 0 P: 15	R: 3 E: 0 K: 1 S: 13 H: 1 LOB: 0 BB: 2 P: 25	R: 0 E: 0 K: 0 S: 10 H: 1 LOB: 2 BB: 1 P: 20	R: 1 E: 0 K: 1 S: 10 H: 3 LOB: 1 BB: 0 P: 19	R: 0 E: 0 K: 0 S: 8 H: 0 LOB: 0 BB: 0 P: 12	R: 0 E: 0 K: 2 S: 7 H: 0 LOB: 0 BB: 0 P: 9	R: 0 E: 0 K: 3 S: 11 H: 0 LOB: 0 BB: 0 P: 17	1B: 4 2B: 3 3B: 0 HR: 1	SF: 0 SAC: 0 DP: 2 HBP: 0			WP: 0 PB: 0 SB: 0 CS: 0	PA: 35		

PITCHER		IP	WLS	BF	H	R	ER	SO	BB	IBB	HBP	BLK	WP	HR	S	P	ERA	WHIP
Tommy Greene, R ERA: 7.0	(1, 1)	4.2	L	20	4	3	3	4	3	0	0	0	0	1	48	79	5.79	1.500
Mike Magnante, L ERA: 3.24	(5, 1)	2.1		9	3	1	1	1	0	0	0	0	0	0	21	36	3.86	1.286
Tom Martin, L ERA: 2.08	(8, 1)	1.0		3	0	0	0	2	0	0	0	0	0	0	7	9	0.00	0.000
Billy Wagner, L ERA: 1.93	(9, 1)	1.0		3	0	0	0	3	0	0	0	0	0	0	11	17	0.00	0.000

PITCHER IP WLS BF H R ER SO BB IBB HBP BLK WP HR S P ERA WHIP

Cincinnati Reds @ Houston Astros

Astrodome, Houston, TX

Fri Jul 04 1997, 8:05 PM EDT

Att. 34,080 - Dome - 72 F

TOP

livebaseballscorecards.com

AB	32
R	4
H	7
RBI	4
BB	3
SO	10
LOB	10

Batter	1	2	3	4	5	6	7	8	9	AB	R	H	RBI	BB	SO	LOB
Craig Biggio, R (1, 4) OBP: 0.398, SLG: 0.513	X 0-0 1B 2B		B C S B B B 4-2 5 S S G5-3 BB	C D X 1-1 ③ F9			X 0-0 ② G5-3			3	2	1	0	1	0	1
Bill Spiers, L (1, 5) OBP: 0.452, SLG: 0.429	X 0-0 G3-1 5 G6-3 2-H 1B		B B 1 SAFE B B 4-0 G5-3 5 S 1-2 BB		B B C X 2-1 ① F7		S M B F B B B 4-2 5 FC5-4 BB			2	0	1	1	2	0	0
5 Jeff Bagwell, R (1, 3) OBP: 0.433, SLG: 0.617	S B F B 1 SAFE B X 3-2 ① G6-3 1-2		B B C F 2 SAFE D S 3-3 ① K 1-2 2-3		B C C B F X 2-2 ② L6		B C X 1-1 ③ FC5-4 1-2f			4	0	0	0	0	1	4
Luis Gonzalez, L (1, 7) OBP: 0.369, SLG: 0.383	F F X 0-2 ② G3-1 2-3		I I I I 4-0 G5-3 IBB		C F X 0-2 2B			B C B B F F X 3-2 ① L1		3	0	1	0	1	0	1
Derek Bell, R (1, 9) OBP: 0.308, SLG: 0.367	B B C D X 3-1 ③ G6-3		B X 1-0 ② G5-3 1-2 2-3 3-H		C B F F F X 1-2 ③ G5-3			C X 0-1 ② L8		4	0	0	1	0	0	4
Thomas Howard, S (1, 8) OBP: 0.314, SLG: 0.350 Billy Wagner, L (9, 1)		C S F B X 1-2 ① L8	B C F D F B X 3-2 ③ G3-1			F X 0-1 ① G4-3		B C B X 2-1 ③ G4-3		4 0	0 0	0 0	0 0	0 0	0 0	2 0
Brad Ausmus, R (1, 2) OBP: 0.332, SLG: 0.382		B C F X 1-2 G6-3 S 1B	C B X 1-1 ① G1-3			B B F X 2-1 ② L4			C F B F S 1-3 ① K	4	0	1	0	0	1	0
Ricky Gutierrez, R (1, 6) OBP: 0.320, SLG: 0.316		B S S X 1-2 ② G6-3 1-3	B S F X 1-2 SH3-4 1B			B C B S B F S 3-3 ③ K			F B S S X 1-2 ② G4-3	4	0	1	0	0	1	1
Tommy Greene, R (1, 1) OBP: 0.333, SLG: 0.667 Mike Magnante, L (5, 1) Chuck Carr, S (7, PH) OBP: 0.233, SLG: 0.265 Tom Martin, L (8, 1) Bobby Abreu, L (9, 8) OBP: 0.331, SLG: 0.356		C B B F C 2-3 ③ K	B X 1-0 ② SH3-4 1-2				C F B B B X 2-2 ① L4		B B C S S F S 2-3 ③ K	1 0 1 0 1	0 0 0 0 0	0 0 0 0 0	0 0 0 0 0	1 0 0 0 1	1 0 0 0 0	1 0 0 0 0
Inning Stats	R: 1 H: 2 E: 0 LOB: 1 K: 0 BB: 0 S: 10 P: 16	R: 0 H: 1 E: 0 LOB: 1 K: 1 BB: 0 S: 13 P: 18	R: 1 H: 0 E: 0 LOB: 2 K: 1 BB: 3 S: 10 P: 29	R: 0 H: 1 E: 0 LOB: 1 K: 0 BB: 0 S: 8 P: 12	R: 0 H: 1 E: 0 LOB: 1 K: 0 BB: 0 S: 14 P: 19	R: 0 H: 0 E: 0 LOB: 0 K: 1 BB: 0 S: 8 P: 13	R: 0 H: 0 E: 0 LOB: 1 K: 0 BB: 1 S: 9 P: 16	R: 0 H: 0 E: 0 LOB: 0 K: 0 BB: 0 S: 8 P: 13	R: 0 H: 0 E: 0 LOB: 0 K: 2 BB: 0 S: 11 P: 15	1B: 3 SF: 0 2B: 2 SAC: 1 3B: 0 DP: 0 HR: 0 HBP: 0						WP: 0 PA: 36 PB: 0 SB: 4 CS: 0

PITCHER		IP	WLS	BF	H	R	ER	SO	BB	IBB	HBP	BLK	WP	HR	S	P	ERA	WHIP
Mike Morgan, R ERA: 5.63	(1, 1)	5.0	W	23	5	2	2	2	2	1	0	0	0	0	55	94	3.60	1.400
Scott Sullivan, R ERA: 2.89	(6, 1)	3.0		10	0	0	0	1	1	0	0	0	0	0	25	42	0.00	0.333
Jeff Shaw, R ERA: 1.44	(9, 1)	1.0	S	3	0	0	0	2	0	0	0	0	0	0	11	15	0.00	0.000

PITCHER	IP	WLS	BF	H	R	ER	SO	BB	IBB	HBP	BLK	WP	HR	S	P	ERA	WHIP

Cincinnati Reds @ Houston Astros

Astrodome, Houston, TX

Fri Jul 04 1997, 8:05 PM EDT

Att. 34,080 - Dome - 72 F

BOTTOM

livebaseballscorecards.com

AB	31
R	2
H	5
RBI	2
BB	4
SO	5
LOB	14

Batter	1	2	3	4	5	6	7	8	9	AB	R	H	RBI	BB	SO	LOB
Deion Sanders, L (1, 7) OBP: 0.347, SLG: 0.396	F B B S S 2-3 ① K		B X 1-0 ③ G4-3			B B B C B 4-1 S SH1-3 BB		C X 0-1 E9 1B		3	0	1	0	1	1	0
Curtis Goodwin, L (1, 8) OBP: 0.352, SLG: 0.346	C B F B X 2-2 ② G6-3			B C M F F X 1-2 E1 FC1-6		P L X 1-1 ① SH1-3 1-2		F C B C 1-3 ③ K		3	0	0	0	0	1	1
Willie Greene, L (1, 9) OBP: 0.370, SLG: 0.485	B S C T T 1-2 ③ K			X 0-0 ① FC1-6 1-2f		B C 2 SAFE B B B 4-1 G6-4-3 2-3 BB			X 0-0 HR	3	1	1	1	1	1	1
Eddie Taubensee, L (1, 3) OBP: 0.310, SLG: 0.456 Eduardo Perez, R (9, PH) OBP: 0.331, SLG: 0.421		C S T F B B S 2-3 ① K		D B X 2-0 ② F7		X 0-0 ②③ G6-4-3 1-2f			C C B X 1-2 ① F9	3 1	0 0	0 0	0 0	0 0	1 0	3 0
Joe Oliver, R (1, 2) OBP: 0.339, SLG: 0.464 Brett Tomko, R (9, PR) OBP: 0.167, SLG: 0.182		B B B B 4-0 FC5-4 BB		B B X 2-0 ③ P2			B F B B X 3-1 ① P6		F B B B F X 2-2 BB 1B	3 0	0 0	1 0	0 0	1 0	0 0	1 0
Jeff Branson, L (1, 5) OBP: 0.204, SLG: 0.231 (8, 6) Terry Pendleton, S (9, PH) OBP: 0.315, SLG: 0.354		X 0-0 ② FC5-4 1-2f			C B F B B B 4-2 G2-3 BB		C F B F F B F F S 2-3 ② K		B F B B B 4-1 G4-6-3 1-2 BB	2 0	0 0	0 0	0 0	1 1	1 0	1 0
Bret Boone, R (1, 4) OBP: 0.275, SLG: 0.275		C C S 0-3 ③ K			F C F B B X 2-2 ① G2-3 1-2		F S F S 0-3 ③ K		S F X 0-2 ②③ G4-6-3 1-2f	4	0	0	0	0	2	4
Pokey Reese, R (1, 6) OBP: 0.308, SLG: 0.321 Lenny Harris, L (8, PH) OBP: 0.288, SLG: 0.387 (8, 5)			B F B F X 2-2 ① G6-3		S S B S 1-3 ② K			C F S 0-3 ① K		2 1	0 0	0 0	0 0	0 0	1 1	1 0
Kent Mercer, L (1, 1) OBP: 0.258, SLG: 0.214 Hal Morris, L (8, PH) OBP: 0.319, SLG: 0.337 Stan Belinda, R (8, 1)			S B F B C 2-3 ② K		S F B B S 2-3 ③ K			B F S S 1-3 ② K		2 1 0	0 0 0	0 0 0	0 0 0	0 0 0	2 1 0	1 0 0

TOP

Cincinnati Reds @ Houston Astros

Astrodome, Houston, TX

Sat Jul 05 1997, 8:05 PM EDT

Att. 24,022 - Dome - 72 F

livebaseballscorecards.com

AB	28
R	1
H	3
RBI	1
BB	5
SO	12
LOB	13

Inning Stats	1	2	3	4	5	6	7	8	9
	R: 0 E: 0 K: 2 S: 10	R: 0 E: 0 K: 2 S: 9	R: 0 E: 0 K: 1 S: 7	R: 0 E: 1 K: 0 S: 8	R: 0 E: 0 K: 2 S: 12	R: 0 E: 0 K: 0 S: 6	R: 0 E: 0 K: 2 S: 13	R: 0 E: 1 K: 3 S: 11	R: 1 E: 0 K: 0 S: 11
	H: 0 LOB: 0 BB: 0 P: 15	H: 0 LOB: 1 BB: 1 P: 15	H: 0 LOB: 0 BB: 0 P: 12	H: 0 LOB: 1 BB: 0 P: 13	H: 0 LOB: 1 BB: 1 P: 21	H: 0 LOB: 1 BB: 2 P: 14	H: 0 LOB: 0 BB: 0 P: 18	H: 1 LOB: 1 BB: 0 P: 13	H: 2 LOB: 2 BB: 1 P: 18

| | | |

Cincinnati Reds @ Houston Astros

Astrodome, Houston, TX

Sat Jul 05 1997, 8:05 PM EDT

Att. 24,022 - Dome - 72 F

BOTTOM

Batter	1	2	3	4	5	6	7	8	9	AB	R	H	RBI	BB	SO	LOB
Craig Biggio, R (1, 4) OBP: 0.400, SLG: 0.510	BBCBB 4-1 BB		X 0-0 ② G6-3			BCBBBSFB 4-2 BLK 1B BB		CSS 0-3 ① K		2	1	0	0	2	1	1
James Mouton, R (1, 7) OBP: 0.294, SLG: 0.355	BCX 1-1 ① F9		FCX 0-2 3-H 2B			BBCSSX 2-2 ① F7 1-2		CBBFFX 2-2 ② G5-3		3	0	1	1	0	0	2
Luis Gonzalez, L (8, PH) OBP: 0.368, SLG: 0.382 (9, 7)										1	0	0	0	0	0	0
5 Jeff Bagwell, R (1, 3) OBP: 0.433, SLG: 0.613	FSBBC 1 SAFE 2-3 ② K		BFBCX 2-2 ③ G1-3			IIII 4-0 S 1B IBB		BBBCB 4-1 S BB		2	0	0	0	2	1	2
Derek Bell, R (1, 9) OBP: 0.311, SLG: 0.367	FCS 0-3 ③ K			X 0-0 ① G5-3		CFBBX 2-2 1-2 2-H 1B		BC 1 SAFE BSSBFB 4-2 1-3 BB		3	0	1	1	1	1	1
Sean Berry, R (1, 5) OBP: 0.276, SLG: 0.366		CX 0-1 L9-5 2B		X 0-0 ② F8		BFC 1 SAFE X 1-2 ② P9 2-3		CBBBB 4-1 1-2 BB		3	0	1	0	0	0	2
Bill Spiers, L (8, 5) OBP: 0.455, SLG: 0.429										0	0	0	0	1	0	0
Tony Eusebio, R (1, 2) OBP: 0.371, SLG: 0.310		X 0-0 ①② L9-5 2-3		CFBFX 1-2 ③ L9		BFBBCX 3-2 ③ F9		X 0-0 ③ F8		4	0	0	0	0	0	6
Tim Bogar, R (1, 6) OBP: 0.286, SLG: 0.337		FBSX 1-2 ③ G4-3			X 0-0 ① L8		SBBBBX 3-1 ① F9			3	0	0	0	0	0	0
Chuck Carr, S (1, 8) OBP: 0.237, SLG: 0.282			X 0-0 SH1-4 2B 2B		SX 0-1 ② F8		BBFSX 2-2 ② G6-3			3	1	1	0	0	0	0
Darryl Kile, R (1, 1) OBP: 0.127, SLG: 0.096			BLX 1-1 ① SH1-4 2-3		CCBX 1-2 ③ P5		SBCBFFS 2-3 ③ K			2	0	0	0	0	1	0
Billy Wagner, L (9, 1)										0	0	0	0	0	0	0
Inning Stats	R: 0 E: 0 K: 2 S: 9 H: 0 LOB: 1 BB: 1 P: 16	R: 0 E: 0 K: 0 S: 6 H: 1 LOB: 0 BB: 0 P: 7	R: 1 E: 0 K: 0 S: 10 H: 2 LOB: 1 BB: 0 P: 13	R: 0 E: 0 K: 0 S: 6 H: 0 LOB: 0 BB: 0 P: 7	R: 0 E: 0 K: 0 S: 6 H: 0 LOB: 0 BB: 0 P: 7	R: 1 E: 0 K: 0 S: 15 H: 1 LOB: 2 BB: 2 P: 31	R: 0 E: 0 K: 1 S: 11 H: 0 LOB: 0 BB: 0 P: 18	R: 0 E: 0 K: 1 S: 13 H: 0 LOB: 3 BB: 3 P: 27		1B: 1 2B: 4 3B: 0 HR: 0	SF: 0 SAC: 1 DP: 1 HBP: 0			WP: 0 PB: 0 SB: 3 CS: 0	PA: 33		

livebaseballscorecards.com

AB	26
R	2
H	4
RBI	2
BB	6
SO	4
LOB	14

PITCHER		IP	WLS	BF	H	R	ER	SO	BB	IBB	HBP	BLK	WP	HR	S	P	ERA	WHIP
Kent Mercker, L ERA: 3.19	(1, 1)	7.0	L	27	4	2	2	3	2	1	0	1	0	0	63	99	2.57	0.857
Stan Belinda, R ERA: 3.48	(8, 1)	1.0		6	0	0	0	1	3	0	0	0	0	0	13	27	0.00	3.000

PITCHER	IP	WLS	BF	H	R	ER	SO	BB	IBB	HBP	BLK	WP	HR	S	P	ERA	WHIP

Batter	1	2	3	4	5	6	7	8	9	AB	R	H	RBI	BB	SO	LOB
Deion Sanders, L (1, 8) (7, 7) OBP: 0.351, SLG: 0.408	C B B X 2-1 BB 1B	L B X 1-1 ① FC3-5 1-3		B B C B F F X 3-2 HR		C X 0-1 S 1B		C X 0-1 ③ G3		5	2	3	1	0	0	3
Pokey Reese, R (1, 6) OBP: 0.298, SLG: 0.309	C S S 0-3 ① K	B S S B S 1 SAFE 1 SAFE X 2-2 ② F9		B S C B B F X 3-2 ② L9		C S 1 B X SAFE 1-2 ③ P5 1-2			B F F F C 1-3 ① K	5	0	0	0	0	2	3
Mike Kelly, R (1, 7) OBP: 0.309, SLG: 0.460 Curtis Goodwin, L (7, PH) OBP: 0.349, SLG: 0.343 (7, 8)	B 1 SAFE S 1 SAFE B B 1 SAFE 1 SAFE B 4-1 1B 1B 1-2 BB	C 1 SAFE B B B F 1 SAFE S 2-3 ③ K		S S F B X 1-2 ③ P4			B F B C C 2-3 ① K		B C B C F S 2-3 ② K	2 2	1 0	0 0	0 0	1 0	1 2	1 0
Eduardo Perez, R (1, 5) OBP: 0.325, SLG: 0.411	C F B B X 2-2 1B 1B 1-3 2-H 1B		B S B B C X 3-2 ① F9		B S S B B F F S 3-3 ① K		C C S 0-3 ② K		B B S F B X 3-2 ③ F7	5	1	1	1	0	2	0
Willie Greene, L (1, 9) OBP: 0.371, SLG: 0.485	B S B B S X 2-2 1B G4-3 2-3 3-H 1B		L B C F S 1-3 ② K		S B S B B X 3-2 1B		C F B B X 2-2 ③ L7			4	1	2	1	0	1	0
Joe Oliver, R (1, 2) OBP: 0.349, SLG: 0.471	X 0-0 G4-3 1-3 3-H 1B		B T X 1-1 1B 1B		C 1 SAFE F X 0-2 ② F8			X 0-0 G4-3 SH1-4 1B		4	0	3	1	0	0	1
Hal Morris, L (1, 3) OBP: 0.319, SLG: 0.337	B B S 1 SAFE C B X 3-2 ② G4-3 1-2 3-H	F F B X 1-2 1-2 1B		F 1 SAFE F C 0-3 ③ K		X 0-0 ① B3		X 0-0 ① SH1-4 1-2		3	0	1	1	0	1	2
Bret Boone, R (1, 4) OBP: 0.271, SLG: 0.270	C B B S B S 3-3 ③ K	X 0-0 ③ G5-3				X 0-0 ① B3		B C F X 1-2 ② G4-3 2-3		4	0	0	0	0	1	4
Dave Burba, R (1, 1) OBP: 0.258, SLG: 0.233 Terry Pendleton, S (8, PH) OBP: 0.320, SLG: 0.354 Stan Belinda, R (8, 1) Mike Remlinger, L (9, 1) Scott Sullivan, R (9, 1)		S B B T F X 2-2 FC3-5 PB 1B		C B B C S 2-3 ① K		S C T 0-2 ② K		I I I 4-0 IBB		3 0 0 0 0	0 0 0 0 0	1 0 0 0 0	0 0 0 0 0	0 1 0 0 0	2 0 0 0 0	0 0 0 0 0
Inning Stats	R: 4 H: 4 E: 0 LOB: 1 K: 2 BB: 1 S: 19 P: 35	R: 0 H: 1 E: 0 LOB: 1 K: 1 BB: 0 S: 12 P: 19	R: 0 H: 2 E: 0 LOB: 2 K: 1 BB: 0 S: 13 P: 19	R: 1 H: 1 E: 0 LOB: 0 K: 1 BB: 0 S: 15 P: 24	R: 0 H: 1 E: 0 LOB: 1 K: 2 BB: 0 S: 15 P: 21	R: 0 H: 1 E: 0 LOB: 0 K: 1 BB: 0 S: 9 P: 10	R: 0 H: 0 E: 0 LOB: 0 K: 2 BB: 0 S: 9 P: 13	R: 0 H: 1 E: 0 LOB: 2 K: 0 BB: 1 S: 7 P: 12	R: 0 H: 0 E: 0 LOB: 0 K: 2 BB: 0 S: 11 P: 17	1B: 10 SF: 0 2B: 0 SAC: 1 3B: 0 DP: 0 HR: 1 HBP: 0						

PITCHER		IP	WLS	BF	H	R	ER	SO	BB	IBB	HBP	BLK	WP	HR	S	P	ERA	WHIP
Mike Hampton, L ERA: 5.19	(1, 1)	5.0		25	9	5	5	7	1	0	0	0	0	1	74	118	9.00	2.000
Jose Lima, R ERA: 4.61	(6, 1)	2.0		8	2	0	0	3	0	0	0	0	0	0	19	24	0.00	1.000
Tom Martin, L ERA: 2.0	(8, 1)	1.0		4	0	0	0	0	0	1	0	0	0	0	6	11	0.00	0.000
Billy Wagner, L ERA: 1.83	(9, 1)	1.0	W	3	0	0	0	2	0	0	0	0	0	0	11	17	0.00	0.000

PITCHER	IP	WLS	BF	H	R	ER	SO	BB	IBB	HBP	BLK	WP	HR	S	P	ERA	WHIP

TOP

Cincinnati Reds @ Houston Astros

Astrodome, Houston, TX

Sun Jul 06 1997, 4:33 AM EDT

Att. 25,564 - Dome - 72 F

livebaseballscorecards.com

AB	37
R	5
H	11
RBI	5
BB	2
SO	12
LOB	14

WP: 0	PA: 40
PB: 1	
SB: 1	
CS: 0	

Cincinnati Reds @ Houston Astros

Astrodome, Houston, TX

Sun Jul 06 1997, 4:33 AM EDT

Att. 25,564 - Dome - 72 F

livebaseballscorecards.com

BOTTOM

Batter	1	2	3	4	5	6	7	8	9	AB	R	H	RBI	BB	SO	LOB
Craig Biggio, R (1, 4) OBP: 0.396, SLG: 0.504	L6		FC6-4		P6			P3		4	1	0	0	0	0	1
Chuck Carr, S (1, 8) OBP: 0.241, SLG: 0.284	K		5 HR		B1-3			1B		3	1	1	0	0	1	0
Jose Lima, R (6, 1)										0	0	0	0	0	0	0
Tom Martin, L (8, 1)										0	0	0	0	0	0	0
Thomas Howard, S (8, PH) OBP: 0.318, SLG: 0.354			5 HR							1	0	1	0	0	0	0
Billy Wagner, L (9, 1)			1B							0	0	0	0	0	0	0
5 Jeff Bagwell, R (1, 3) OBP: 0.437, SLG: 0.632	HR		HR			G6-3		F8		3	2	2	4	1	0	1
Luis Gonzalez, L (1, 7) OBP: 0.366, SLG: 0.390	G3-1		HR			G6-3		L8		4	1	1	1	0	0	2
Bill Spiers, L (1, 5) OBP: 0.450, SLG: 0.420		F9	F7			BB			F7	3	0	0	0	1	0	0
Bobby Abreu, L (1, 9) OBP: 0.326, SLG: 0.349		L7		L6		L7			1B	3	0	0	0	0	0	1
Derek Bell, R (9, PH) OBP: 0.314, SLG: 0.370										1	1	1	0	0	0	0
Brad Ausmus, R (1, 2) OBP: 0.331, SLG: 0.380		F7		P6			P9		1B	4	0	1	0	0	0	0
Tim Bogar, R (1, 6) OBP: 0.278, SLG: 0.327			K	G6-3			G1-3		1B	3	0	0	0	0	1	0
Tony Eusebio, R (9, PH) OBP: 0.376, SLG: 0.317										1	0	1	1	0	0	0
Mike Hampton, R (1, 1) OBP: 0.158, SLG: 0.143			FC6-4		K		P4			1	0	1	0	0	0	0
James Mouton, R (5, PH) OBP: 0.290, SLG: 0.350			1B							2	0	0	0	0	1	0
(6, 8)																

Inning Stats	1	2	3	4	5	6	7	8	9
	R: 1 H: 1 E: 0 LOB: 0 K: 1 BB: 0 S: 11 P: 22	R: 0 H: 0 E: 0 LOB: 0 K: 0 BB: 0 S: 7 P: 12	R: 4 H: 4 E: 0 LOB: 0 K: 1 BB: 0 S: 12 P: 15	R: 0 H: 0 E: 0 LOB: 0 K: 0 BB: 0 S: 5 P: 11	R: 0 H: 0 E: 0 LOB: 0 K: 1 BB: 0 S: 8 P: 13	R: 0 H: 0 E: 0 LOB: 1 K: 0 BB: 2 S: 10 P: 22	R: 0 H: 0 E: 0 LOB: 0 K: 0 BB: 0 S: 5 P: 6	R: 0 H: 1 E: 0 LOB: 1 K: 0 BB: 0 S: 6 P: 11	R: 1 H: 3 E: 0 LOB: 2 K: 0 BB: 0 S: 8 P: 9

	AB	33
	R	6
	H	9
	RBI	6
	BB	2
	SO	3
	LOB	5

1B: 6 SF: 0 PA: 35
2B: 0 SAC: 0
3B: 0 DP: 1
HR: 3 HBP: 0

WP: 0
PB: 0
SB: 0
CS: 0

PITCHER		IP	WLS	BF	H	R	ER	SO	BB	IBB	HBP	BLK	WP	HR	S	P	ERA	WHIP
Dave Burba, R ERA: 5.47	(1, 1)	7.0		27	5	5	5	3	2	0	0	0	0	3	58	101	6.43	1.000
Stan Belinda, R ERA: 3.42	(8, 1)	1.0		4	1	0	0	0	0	0	0	0	0	0	6	11	0.00	1.000
Mike Remlinger, L ERA: 3.0	(9, 1)	0.1	L	3	2	1	1	0	0	0	0	0	0	0	6	7	27.00	6.000
Scott Sullivan, R ERA: 2.89	(9, 1)	0.0		1	1	0	0	0	0	0	0	0	0	0	2	2	∞	∞

PITCHER	IP	WLS	BF	H	R	ER	SO	BB	IBB	HBP	BLK	WP	HR	S	P	ERA	WHIP

Batter	1	2	3	4	5	6	7	8	9	AB	R	H	RBI	BB	SO	LOB
Craig Biggio, R (1, 4) OBP: 0.403, SLG: 0.516	C B X 1-1 SH4-3 5 WP 2B	D C X 1-1 1-3 3-H 2B		D B C B C X 3-2 2-H 1B	D B B B 4-0 1-2 2-3 3-H BB			C X 0-1 G1-3 1B		4	1	4	3	1	0	0
Chuck Carr, S (1, 8) OBP: 0.229, SLG: 0.269	B F X 1-1 ① SH4-3 2-3	S C X 0-2 ② G3-1		F S X 0-2 ③ P5	C B C S 1-3 ③ K			F X 0-1 ① G1-3 1-2		4	0	0	0	0	1	7
5 Jeff Bagwell, R (1, 3) OBP: 0.434, SLG: 0.624	C B B B F B 4-2 E 3-H BB	X 0-0 ③ G6-3			C B B S B F X 3-2 E5 1B 2B	B C C B B F C 3-3 ① K		F X 0-1 ② F8		4	1	0	0	1	1	3
Luis Gonzalez, L (1, 7) OBP: 0.367, SLG: 0.393	X 0-0 E4 G6-4-3 1-3		C F B S 1-3 ① K		X 0-0 2B FC4-2 1-3 1B	B B X 2-0 G6-3 2B		X 0-0 ③ F8		5	0	2	0	0	1	2
Derek Bell, R (1, 9) OBP: 0.316, SLG: 0.375	F C B 1 SAFE X 1-2 ② ③ G6-4-3 1-2f		C C X 0-2 CS 1B		F B X 1-1 FC4-2 1B 1-3 3-H 2B	B B B C X 3-1 ② G6-3 2-3			B X 1-0 ① G5-3	5	1	2	1	0	0	3
Bill Spiers, L (1, 5) OBP: 0.444, SLG: 0.419		B C S F B X 2-2 SH5-3 1B 2B	B 1 SAFE B B C F S 3-3 ② ③ K 1-2		C S X 0-2 ① F7	S X 0-1 P5			B B F F B X 3-2 ② F8	5	1	1	0	0	1	4
Tony Eusebio, R (1, 2) OBP: 0.377, SLG: 0.314		B B B 4-0 1B SH5-3 2B BB		F X 0-1 SH1-4 1B 1B	C B B X 3-1 ② FC4-2 BB 1B BB 2-3 3-H	X 0-0 ① G6-3			S X 0-1 ③ G6-3	4	3	1	0	1	0	2
Tim Bogar, R (1, 6) OBP: 0.279, SLG: 0.327		X 0-0 ① SH5-3 1-2 2-3		C B X 1-1 ① L8	B C X 1-1 BB BB 1-2 3-H 1B	F F B B X 2-2 ② G6-3				3	0	1	1	0	0	1
Darryl Kile, R (1, 1) OBP: 0.155, SLG: 0.111		B S D X 2-1 2B 2-3 3-H 1B		C B B C X 2-2 ② SH1-4 1-2	C D B B B 4-1 BB 1-2 2-3 BB	B C X 1-1 ③ G6-3				2	0	1	1	1	0	0
Inning Stats	R: 1 E: 1 K: 0 S: 10 H: 1 LOB: 1 BB: 1 P: 17	R: 2 E: 0 K: 0 S: 13 H: 3 LOB: 2 BB: 1 P: 22	R: 0 E: 0 K: 2 S: 9 H: 1 LOB: 1 BB: 0 P: 13	R: 1 E: 0 K: 0 S: 13 H: 2 LOB: 1 BB: 0 P: 19	R: 3 E: 1 K: 1 S: 18 H: 3 LOB: 3 BB: 2 P: 35	R: 0 E: 0 K: 1 S: 9 H: 1 LOB: 1 BB: 0 P: 17	R: 0 E: 0 K: 0 S: 6 H: 0 LOB: 0 BB: 0 P: 9	R: 0 E: 0 K: 0 S: 7 H: 1 LOB: 1 BB: 0 P: 7	R: 0 E: 0 K: 0 S: 6 H: 0 LOB: 0 BB: 0 P: 10	1B: 7 2B: 6 3B: 0 HR: 0 SF: 0 SAC: 3 DP: 2 HBP: 0						

TOP

Houston Astros @ Pittsburgh Pirates

Three Rivers Stadium, Pittsburgh, PA

Thu Jul 10 1997, 7:05 PM EDT

Att. 17,335 - Unknown - 81 F

livebaseballscorecards.com

AB	36
R	7
H	12
RBI	6
BB	4
SO	4
LOB	22

WP: 1 PA: 43
PB: 0
SB: 0
CS: 1

PITCHER		IP	WLS	BF	H	R	ER	SO	BB	IBB	HBP	BLK	WP	HR	S	P	ERA	WHIP
Jason Schmidt, R ERA: 4.45	(1, 1)	4.0	L	23	9	7	4	2	2	0	0	0	1	0	52	82	9.00	2.750
Jose Silva, R ERA: 10.5	(5, 1)	2.0		10	2	0	0	2	2	0	0	0	0	0	20	41	0.00	2.000
Clint Sodowsky, R ERA: 3.65	(7, 1)	1.0		3	0	0	0	0	0	0	0	0	0	0	6	9	0.00	0.000
Matt Ruebel, L ERA: 8.4	(8, 1)	1.0		4	1	0	0	0	0	0	0	0	0	0	7	7	0.00	1.000
Ricardo Rincon, L ERA: 3.94	(9, 1)	1.0		3	0	0	0	0	0	0	0	0	0	0	6	10	0.00	0.000

PITCHER	IP	WLS	BF	H	R	ER	SO	BB	IBB	HBP	BLK	WP	HR	S	P	ERA	WHIP

Houston Astros @ Pittsburgh Pirates

Three Rivers Stadium, Pittsburgh, PA

Thu Jul 10 1997, 7:05 PM EDT

Att. 17,335 - Unknown - 81 F

BOTTOM

Batter	1	2	3	4	5	6	7	8	9	AB	R	H	RBI	BB	SO	LOB
Tony Womack, L (1, 4) OBP: 0.317, SLG: 0.358	C X 0-1 SH3-1 2B		B F X 1-1 ② G4-3		X 0-0 ③ F7			B F B B X 3-1 ② F8		4	0	1	0	0	0	1
Kevin Polcovich, R (9, 4) OBP: 0.385, SLG: 0.380										0	0	0	0	0	0	0
Turner Ward, S (1, 8) OBP: 0.412, SLG: 0.647	F X 0-1 ① SH3-1 2-3		B B F X 2-1 ③ G6-3			C X 0-1 ① G4-3		B B C X 2-1 1B		3	0	1	0	0	0	0
Al Martin, L (1, 7) OBP: 0.388, SLG: 0.492	C B B B F S 3-3 ② K			C F F B B B B 4-2 1B BB		B B X 2-0 F7		B X 1-0 ③ P4		3	0	0	0	1	1	2
Kevin Young, R (1, 3) OBP: 0.338, SLG: 0.543 (5, 5)	C C S 0-3 ③ K			X 0-0 18 G1-4-3 1-2 1B		B S B F F B F F F 3-2 F X ③ L9			C B F F S 1-3 ① K	4	0	1	0	0	2	1
Dale Sveum, S (1, 5) OBP: 0.361, SLG: 0.514 Clint Sodowsky, L (7, 1) OBP: 0.500, SLG: 0.500 Emil Brown, R (7, PH) OBP: 0.303, SLG: 0.289 Matt Ruebel, L (8, 1) Ricardo Rincon, L (9, 1) Keith Osik, R (9, PH) OBP: 0.321, SLG: 0.373		C B C F B C 2-3 ① K		S F F B F S 1-3 ① K			F B B B B X 3-1 ① G4-3		F F B B X 1-2 ② F8	2 0 1 0 0 1	0 0 0 0 0 0	0 0 0 0 0 0	0 0 0 0 0 0	0 0 0 0 0 0	2 0 0 0 0 0	2 0 0 0 0 0
18 Jason Kendall, R (1, 2) OBP: 0.375, SLG: 0.392		B B X 2-0 E S 1B		B B F C F X 2-2 ② ③ G1-4-3 1-2f			B X 1-0 ② G6-3		B S B X 2-1 ③ G5-3	4	0	1	0	0	0	2
Jose Guillen, R (1, 9) OBP: 0.298, SLG: 0.414		B B B C B 4-1 L3 1-3 BB			X 0-0 ① F9		X 0-0 2B			2	0	1	0	1	0	0
Lou Collier, R (1, 6) OBP: 0.130, SLG: 0.130	F X 0-1 ② ③ L3 1-1				C C C 0-3 ② K		B B C F X 2-2 ③ F8			3	0	0	0	0	1	3
Jason Schmidt, R (1, 1) OBP: 0.143, SLG: 0.179 Jose Silva, R (5, 1) Mark Smith, R (5, 3) OBP: 0.316, SLG: 0.564			F B B F C 2-3 ① K		B X 1-0 2B			B C X 1-1 ① G6-3		1 0 2	0 0 0	0 0 1	0 0 0	0 0 0	1 0 0	0 0 0
Inning Stats	R: 0 H: 1 E: 0 LOB: 1 K: 2 BB: 0 S: 10 P: 13	R: 0 H: 1 E: 0 LOB: 1 K: 1 BB: 1 S: 8 P: 16	R: 0 H: 0 E: 0 LOB: 0 K: 1 BB: 0 S: 7 P: 12	R: 0 H: 1 E: 0 LOB: 1 K: 1 BB: 1 S: 13 P: 20	R: 0 H: 1 E: 0 LOB: 1 K: 1 BB: 0 S: 6 P: 7	R: 0 H: 0 E: 0 LOB: 0 K: 0 BB: 0 S: 11 P: 16	R: 0 H: 1 E: 0 LOB: 1 K: 0 BB: 0 S: 7 P: 13	R: 0 H: 1 E: 0 LOB: 1 K: 0 BB: 0 S: 7 P: 14	R: 0 H: 0 E: 0 LOB: 0 K: 1 BB: 0 S: 9 P: 13	1B: 3 SF: 0 2B: 4 SAC: 1 3B: 0 DP: 2 HR: 0 HBP: 0						

livebaseballscorecards.com

AB	30
R	0
H	6
RBI	0
BB	2
SO	7
LOB	11

WP: 0 PA: 33
PB: 0
SB: 1
CS: 0

PITCHER		IP	WLS	BF	H	R	ER	SO	BB	IBB	HBP	BLK	WP	HR	S	P	ERA	WHIP
Darryl Kile, R ERA: 2.04	(1, 1)	9.0	W	33	6	0	0	7	2	0	0	0	0	0	78	124	0.00	0.889

PITCHER	IP	WLS	BF	H	R	ER	SO	BB	IBB	HBP	BLK	WP	HR	S	P	ERA	WHIP

Batter	1	2	3	4	5	6	7	8	9	AB	R	H	RBI	BB	SO	LOB
Craig Biggio, R (1, 4) OBP: 0.403, SLG: 0.514 Ricky Gutierrez, R (9, PH) OBP: 0.326, SLG: 0.322 (9, 4)	FC1-4 1B	G5-3			F8	FC5-4 1-2f 2-3		WP 5 5 1B 1B	3-H 1B	5 1	1 0	2 1	0 1	0 0	0 0	2 0
Chuck Carl, S (1, 8) OBP: 0.236, SLG: 0.274	FC1-4 5 S 5 E 1-2f	G4-3 1B			G3	P4		5 WP 5 1B 1-2 1B	K	6	2	2	0	0	1	4
5 Jeff Bagwell, R (1, 3) OBP: 0.431, SLG: 0.618	E5 G4-3 1B 1-H	F9			P2	G6-3		BB 1-H 2-H 1B		5	1	1	2	0	0	1
Luis Gonzalez, L (1, 7) OBP: 0.367, SLG: 0.392	G4-3 2-3	G4-3 1-2				2B 1B 1B	F9	1-2 BB		4	1	1	0	1	0	2
Derek Bell, R (1, 9) OBP: 0.325, SLG: 0.399	2B 3-H 1B	FC5-4 BB				1-3 1B 2B	HR	G1-3		4	2	3	2	1	0	2
Sean Berry, R (1, 5) OBP: 0.284, SLG: 0.374	1-3 2B	FC5-4 1-2f				2-H 3-H E 1B	BB		K	4	1	2	2	1	1	2
Brad Ausmus, R (1, 2) OBP: 0.332, SLG: 0.378	G4-3		K			FC5-4 E 1-3 1B	G5-3		3B BB	4	1	1	0	1	1	3
Tim Bogar, R (1, 6) OBP: 0.276, SLG: 0.340		F9	G6-3			E5 FC5-4 1-2 3-H		G6-3	1-H 1B 3B	5	1	1	2	0	0	1
Mike Hampton, R (1, 1) OBP: 0.140, SLG: 0.125		G5-3	K			G2		P3	K	5	0	0	0	0	2	3
Inning Stats	R: 2 E: 1 K: 0 S: 13 H: 3 LOB: 2 BB: 0 P: 22	R: 0 E: 0 K: 0 S: 6 H: 0 LOB: 0 BB: 0 P: 6	R: 0 E: 0 K: 0 S: 11 H: 1 LOB: 2 BB: 1 P: 19	R: 0 E: 0 K: 2 S: 10 H: 0 LOB: 0 BB: 0 P: 13	R: 0 E: 0 K: 0 S: 8 H: 0 LOB: 0 BB: 0 P: 13	R: 3 E: 1 K: 0 S: 11 H: 4 LOB: 2 BB: 0 P: 16	R: 1 E: 0 K: 0 S: 13 H: 1 LOB: 1 BB: 1 P: 22	R: 2 E: 0 K: 0 S: 9 H: 3 LOB: 2 BB: 1 P: 16	R: 2 E: 0 K: 3 S: 15 H: 2 LOB: 1 BB: 1 P: 20	1B: 10 2B: 2 3B: 1 HR: 1 SF: 0 SAC: 0 DP: 0 HBP: 0	WP: 1 PB: 0 SB: 1 CS: 0 PA: 47					

PITCHER		IP	WLS	BF	H	R	ER	SO	BB	IBB	HBP	BLK	WP	HR	S	P	ERA	WHIP
Esteban Loaiza, R ERA: 4.06	(1, 1)	6.0	L	29	8	5	3	2	1	0	0	0	0	0	59	89	4.50	1.500
Marc Wilkins, R ERA: 4.79	(7, 1)	1.0		5	1	1	1	0	1	0	0	0	0	1	13	22	9.00	2.000
Jason Christiansen, L ERA: 6.0	(8, 1)	1.0		7	3	2	2	0	1	0	0	0	1	0	9	16	18.00	4.000
Rich Loiselle, R ERA: 3.52	(9, 1)	1.0		6	2	2	2	3	1	0	0	0	0	0	15	20	18.00	3.000

PITCHER	IP	WLS	BF	H	R	ER	SO	BB	IBB	HBP	BLK	WP	HR	S	P	ERA	WHIP

TOP

Houston Astros @ Pittsburgh Pirates

Three Rivers Stadium, Pittsburgh, PA

Fri Jul 11 1997, 7:05 PM EDT

Att. 21,913 - Unknown - 85 F

livebaseballscorecards.com

AB	43
R	10
H	14
RBI	9
BB	4
SO	5
LOB	20

Batter	1	2	3	4	5	6	7	8	9	AB	R	H	RBI	BB	SO	LOB
Tony Womack, L (1, 4) OBP: 0.314, SLG: 0.354	C F F B X 1-2 G3 ①		X 0-0 L6 ②			B C F B X 2-2 G1-3 ①		B F B F X 2-2 G5-3 ②		4	0	0	0	0	0	2
Jermaine Allensworth, R (1, 8) OBP: 0.351, SLG: 0.360	B B B C C F F F S 3-3 K ②		C X 0-1 P3 ③			B S B S X 2-2 FC4 1B 1B		C B F S 1-3 K ③		4	0	1	0	0	2	2
Al Martin, L (1, 7) OBP: 0.385, SLG: 0.486	C S X 0-2 G5-3 ③			F X 0-1 G6-3 ①		B X 1-0 FC4 1-2 1B			X 0-0 F7 ①	4	0	1	0	0	0	0
Kevin Young, R (1, 5) OBP: 0.332, SLG: 0.533		C B B X 2-1 G6-3 ①		S B F F F F B F X 2-2 G1-3 ②		B F X 1-1 FC4 1-2 2-3			F F F B F S 1-3 K ②	4	0	0	0	0	1	2
Mark Smith, R (1, 3) OBP: 0.295, SLG: 0.525		X 0-0 G6-3 ②		B X 1-0 L4 ③		C X 0-1 G6-3 ③			C F B C 1-3 K ③	4	0	0	0	0	1	2
18 Jason Kendall, R (1, 2) OBP: 0.378, SLG: 0.399	B B B C X 3-1 F8 ③				B B C C X 2-1 2B		B C F X 1-2 G4-3 1B			3	0	2	0	0	0	0
Jose Guillen, R (1, 9) OBP: 0.298, SLG: 0.413			S S X 0-2 SH5-4 BB 1B		B X 1-0 G6-3 ①		B F B S X 2-2 G4-3 1-2f ①②			3	0	1	0	0	0	2
Kevin Polcovich, R (1, 6) OBP: 0.383, SLG: 0.373			B C 1 SAFE B 1 SAFE 1 SAFE B 1 SAFE 1 SAFE 4-1 B SH5-4 1-2 BB		B C B C F F B F F 3-2 X F9 ②		C B X 1-1 G5-3 ③			2	0	0	0	1	0	1
Esteban Loaiza, R (1, 1) OBP: 0.171, SLG: 0.200			L X 0-1 SH5-4 ① 1-2 2-3		X 0-0 G1-3 ③			C X 0-1 G1-3 ①		1	0	0	0	0	0	1
Marc Wilkins, R (7, 1)										0	0	0	0	0	0	0
Jason Christiansen, R (8, 1)										0	0	0	0	0	0	0
Turner Ward, S (8, PH) OBP: 0.389, SLG: 0.611										1	0	0	0	0	0	0
Rich Loiselle, R (9, 1)										0	0	0	0	0	0	0
Inning Stats	R: 0 H: 0 E: 0 LOB: 0 K: 1 BB: 0 S: 13 P: 17	R: 0 H: 0 E: 0 LOB: 0 K: 0 BB: 0 S: 5 P: 10	R: 0 H: 1 E: 0 LOB: 2 K: 0 BB: 1 S: 9 P: 13	R: 0 H: 0 E: 0 LOB: 0 K: 0 BB: 0 S: 10 P: 13	R: 0 H: 1 E: 0 LOB: 1 K: 0 BB: 0 S: 11 P: 17	R: 0 H: 2 E: 0 LOB: 2 K: 0 BB: 0 S: 11 P: 17	R: 0 H: 1 E: 0 LOB: 0 K: 0 BB: 0 S: 8 P: 12	R: 0 H: 0 E: 0 LOB: 0 K: 1 BB: 0 S: 8 P: 11	R: 0 H: 0 E: 0 LOB: 0 K: 2 BB: 0 S: 9 P: 11	1B: 4 SF: 0 2B: 1 SAC: 1 3B: 0 DP: 1 HR: 0 HBP: 0						WP: 0 PA: 32 PB: 0 SB: 0 CS: 0

PITCHER	IP	WLS	BF	H	R	ER	SO	BB	IBB	HBP	BLK	WP	HR	S	P	ERA	WHIP
Mike Hampton, L (1, 1) ERA: 4.79	9.0	W	32	5	0	0	4	1	0	0	0	0	0	84	121	0.00	0.667

PITCHER	IP	WLS	BF	H	R	ER	SO	BB	IBB	HBP	BLK	WP	HR	S	P	ERA	WHIP

BOTTOM

Houston Astros @ Pittsburgh Pirates

Three Rivers Stadium, Pittsburgh, PA

Fri Jul 11 1997, 7:05 PM EDT

Att. 21,913 - Unknown - 85 F

livebaseballscorecards.com

AB	30
R	0
H	5
RBI	0
BB	1
SO	4
LOB	12

Batter	1	2	3	4	5	6	7	8	9	10	AB	R	H	RBI	BB	SO	LOB
Craig Biggio, R (1, 4) OBP: 0.399, SLG: 0.508	C B C B B X 3-2 ① G4-3		C S B 1-3 ③ K			X 0-0 ③ G3			B F F B X 2-2 ② G1-3		4	0	0	0	0	1	0
Chuck Carr, S (1, 8) OBP: 0.237, SLG: 0.264	B F B X 2-1 ② F8			X 0-0 ① G1-3			S B F B F S 2-3 ① K		C H 1-1 HBP		3	0	0	0	0	1	0
5 Jeff Bagwell, R (1, 3) OBP: 0.429, SLG: 0.612	C B F B B B 4-2 BB			B C F B C 2-3 ② K			C B X 1-1 ② F9		1 SAFE 1 SAFE C C 1 SAFE F X 0-2 ③ F9		3	0	0	0	1	1	1
Luis Gonzalez, L (1, 7) OBP: 0.366, SLG: 0.388	B B 1 SAFE X 2-0 ③ L3			B B X 2-0 ③ G3-1			B B B S B 4-1 BB			C C B B B X 3-2 ① G3	3	0	0	0	1	0	1
Derek Bell, R (1, 9) OBP: 0.324, SLG: 0.394		C B B B X 3-1 ① P3			C B B F C 2-3 ① K		1 SAFE C 1 SAFE F 1 SAFE X 0-2 ③ G1-3			B B B F B 4-1 BB	3	0	0	0	1	1	1
Bill Spiers, L (1, 5) OBP: 0.435, SLG: 0.409		C S B B S 2-3 ② K			C B B X 2-1 ② L6			B X 1-0 ① G4-3		C B S S 1-3 ② K	4	0	0	0	0	2	1
Brad Ausmus, R (1, 2) OBP: 0.327, SLG: 0.371		C S B F B F C 2-3 ③ K			B F B C C 2-3 ③ K			X 0-0 ② G6-3		B C X 1-1 ③ B2	4	0	0	0	0	2	1
Tim Bogar, R (1, 6) OBP: 0.269, SLG: 0.330 Billy Wagner, L (8, 1) John Hudek, S (10, 1)			F B F B B S 3-3 ① K			B F C F F X 1-2 ① G5-3		C B B X 2-1 ③ F3			3 0 0	0 0 0	0 0 0	0 0 0	0 0 0	1 0 0	0 0 0
Chris Holt, R (1, 1) OBP: 0.081, SLG: 0.056 Ricky Gutierrez, R (8, 6) OBP: 0.323, SLG: 0.319			C F F S 0-3 ② K			F F F S 0-3 ② K			F X 0-1 ① G5-3		2 1	0 0	0 0	0 0	0 0	2 0	0 0
Inning Stats	R: 0 E: 0 K: 0 S: 8 H: 0 LOB: 1 BB: 1 P: 19	R: 0 E: 0 K: 2 S: 10 H: 0 LOB: 0 BB: 0 P: 17	R: 0 E: 0 K: 3 S: 10 H: 0 LOB: 0 BB: 0 P: 14	R: 0 E: 0 K: 1 S: 5 H: 0 LOB: 0 BB: 0 P: 9	R: 0 E: 0 K: 2 S: 8 H: 0 LOB: 0 BB: 0 P: 14	R: 0 E: 0 K: 1 S: 10 H: 0 LOB: 0 BB: 0 P: 11	R: 0 E: 0 K: 1 S: 10 H: 0 LOB: 1 BB: 1 P: 17	R: 0 E: 0 K: 0 S: 4 H: 0 LOB: 0 BB: 0 P: 7	R: 0 E: 0 K: 0 S: 10 H: 0 LOB: 1 BB: 0 P: 13	R: 0 E: 0 K: 1 S: 9 H: 0 LOB: 1 BB: 1 P: 18	1B: 0 2B: 0 3B: 0 HR: 0	SF: 0 SAC: 0 DP: 0 HBP: 1						

PITCHER		IP	WLS	BF	H	R	ER	SO	BB	IBB	HBP	BLK	WP	HR	S	P	ERA	WHIP
67 Francisco Cordova, R ERA: 2.61	(1, 1)	9.0		30	0	0	0	10	2	0	1	0	0	0	75	121	0.00	0.222
Ricardo Rincon, L ERA: 3.82	(10, 1)	1.0	W	4	0	0	0	1	1	0	0	0	0	0	9	18	0.00	1.000

PITCHER	IP	WLS	BF	H	R	ER	SO	BB	IBB	HBP	BLK	WP	HR	S	P	ERA	WHIP

TOP

Houston Astros @ Pittsburgh Pirates

Three Rivers Stadium, Pittsburgh, PA

Sat Jul 12 1997, 7:05 PM EDT
Att. 44,119 - Unknown - 88 F

livebaseballscorecards.com

AB	30
R	0
H	0
RBI	0
BB	3
SO	11
LOB	5

WP: 0	PA: 34		
PB: 0			
SB: 0			
CS: 0			

Batter	1	2	3	4	5	6	7	8	9	10	AB	R	H	RBI	BB	SO	LOB
Tony Womack, L (1, 4) OBP: 0.316, SLG: 0.356	G5-4-3 1B		FC6-4 CS 1-2f			1B		K			4	0	2	0	0	1	3
Jermaine Allensworth, R (1, 8) OBP: 0.345, SLG: 0.352	G5-4-3 1-2f		CS 1-2	G6-3		F8			K		4	0	0	0	0	1	2
Al Martin, L (1, 7) OBP: 0.378, SLG: 0.476	P5			G4-3			P6		K		4	0	0	0	0	1	0
Kevin Young, R (1, 3) OBP: 0.326, SLG: 0.523		F7		G6-3			G5-3		K		4	0	0	0	0	1	0
Dale Sveum, S (1, 5) OBP: 0.352, SLG: 0.500		F8	G4-3				G6-3			K	4	0	0	0	0	1	0
18 Jason Kendall, R (1, 2) OBP: 0.383, SLG: 0.400		FC5-4 BB	G6-3			FC3-6 1B				BB HR BB	2	1	1	0	2	0	0
Jose Guillen, R (1, 9) OBP: 0.294, SLG: 0.408		FC5-4 1-2f	F8			FC3-6 FC5-4 1-2f				F8	4	0	0	0	0	0	3
Lou Collier, R (1, 6) OBP: 0.115, SLG: 0.115 Turner Ward, S (10, PH) OBP: 0.421, SLG: 0.611			K		G1-3			FC5-4 67 1B 1-2f		HR BB	3 0	0 1	0 0	0 0	0 1	1 0	1 0
67 Francisco Cordova, R (1, 1) OBP: 0.195, SLG: 0.108 Ricardo Rincon, L (10, 1) Mark Smith, R (10, PH) OBP: 0.306, SLG: 0.583			FC6-4 1B		G4-3			1B		HR 1-H 2-H	3 0 1	0 0 1	2 0 1	0 0 3	0 0 0	0 0 0	0 0 0
Inning Stats	R: 0 E: 0 K: 0 S: 6 H: 1 LOB: 0 BB: 0 P: 10	R: 0 E: 0 K: 0 S: 6 H: 0 LOB: 1 BB: 1 P: 12	R: 0 E: 0 K: 1 S: 9 H: 1 LOB: 0 BB: 0 P: 15	R: 0 E: 0 K: 0 S: 7 H: 0 LOB: 0 BB: 0 P: 13	R: 0 E: 0 K: 0 S: 5 H: 0 LOB: 0 BB: 0 P: 8	R: 0 E: 0 K: 0 S: 9 H: 1 LOB: 1 BB: 0 P: 11	R: 0 E: 0 K: 0 S: 6 H: 0 LOB: 0 BB: 0 P: 8	R: 0 E: 0 K: 1 S: 18 H: 2 LOB: 2 BB: 0 P: 22	R: 0 E: 0 K: 3 S: 11 H: 0 LOB: 0 BB: 0 P: 18	R: 3 E: 0 K: 1 S: 8 H: 1 LOB: 0 BB: 2 P: 19	1B: 5 2B: 0 3B: 0 HR: 1 SF: 0 SAC: 0 DP: 1 HBP: 0						

PITCHER	IP	WLS	BF	H	R	ER	SO	BB	IBB	HBP	BLK	WP	HR	S	P	ERA	WHIP
Chris Holt, R (1, 1) ERA: 4.03	7.2		27	5	0	0	1	1	0	0	0	0	0	62	92	0.00	0.783
Billy Wagner, L (8, 1) ERA: 1.77	1.1		4	0	0	0	4	0	0	0	0	0	0	15	25	0.00	0.000
John Hudek, R (10, 1) ERA: 7.09	0.2	L	5	1	3	3	1	2	0	0	0	0	1	8	19	40.50	4.500

PITCHER	IP	WLS	BF	H	R	ER	SO	BB	IBB	HBP	BLK	WP	HR	S	P	ERA	WHIP

BOTTOM

Houston Astros @ Pittsburgh Pirates

Three Rivers Stadium, Pittsburgh, PA

Sat Jul 12 1997, 7:05 PM EDT

Att. 44,119 - Unknown - 88 F

livebaseballscorecards.com

AB	33
R	3
H	6
RBI	3
BB	3
SO	6
LOB	9

Batter	1	2	3	4	5	6	7	8	9	AB	R	H	RBI	BB	SO	LOB
Craig Biggio, R (1, 4) OBP: 0.397, SLG: 0.503	X 0-0 F7 ①		C T B X 1-2 G1-3 ③			B B B B 4-0 1B 2B BB	B C S F C 1-3 K ②		C S S 0-3 K ③	4	1	0	0	1	2	1
Thomas Howard, S (1, 8) OBP: 0.322, SLG: 0.358	C B F S 1-3 K ②			F B F F X 1-2 G4-3 ①		X 0-0 1-3 2B 1B	X 0-0 5 1B 1B			4	1	2	0	0	1	0
5 Jeff Bagwell, R (1, 3) OBP: 0.427, SLG: 0.608	S B C B C 2-3 K ③			C B B X 2-1 F9 ②		D S F S 1-3 K ①	S B C B X 2-2 1-2 1B			4	0	1	0	0	2	2
Luis Gonzalez, L (1, 7) OBP: 0.365, SLG: 0.389		B C F X 1-2 P5 ①		B X 1-0 F7 ③		X 0-0 BB WP 1-H 3-H 2B	B B F C S 2-3 K ③			4	1	1	2	0	1	2
Derek Bell, R (1, 9) OBP: 0.323, SLG: 0.389		X 0-0 G3-1 ②			B X 1-0 F9 ①	B B B C B 4-1 WP BB BB		C F B B X 2-2 G6-3 ①		3	0	0	0	1	0	0
Sean Berry, R (1, 5) OBP: 0.284, SLG: 0.370 Russ Springer, R (6, 1) Bobby Abreu, L (8, PH) OBP: 0.324, SLG: 0.346 Tom Martin, L (8, 1) Mike Magnante, L (8, 1)		B F C S 1-3 K ③			B B B B 4-0 1B BB	B S B T S 2-3 K ②		B B F F X 2-2 F8 ②		2 0 1 0 0	0 0 0 0 0	0 0 0 0 0	0 0 0 0 0	1 0 0 0 0	2 0 0 0 0	2 0 0 0 0
Ricky Gutierrez, R (1, 6) OBP: 0.328, SLG: 0.320			F B X 1-1 G3 ①		C P 1 SAFE B 1 SAFE 1 SAFE X 2-1 1-2 1B	B B S B C D 4-2 1-2 2-3 WP BB		C B X 1-1 G4-3 ③		3	0	1	0	1	0	0
Brad Ausmus, R (1, 2) OBP: 0.326, SLG: 0.373			B S S B F F B X 3-2 2B		S C S 0-3 K ②	C B F B F F X 2-2 1-2 2-3 3-H L6 ③			B B C F C 2-3 K ①	4	0	1	0	0	2	4
Ramon Garcia, R (1, 1) Bill Spiers, L (6, 5) OBP: 0.431, SLG: 0.404			B B C S S 2-3 K ②		S S F B X 1-2 G1-3 ③		C B B C C C 2-3 K ①		B C X 1-1 L6 ②	2 2	0 0	0 0	0 0	0 0	1 1	3 0
Inning Stats	R: 0 H: 0 E: 0 LOB: 0 K: 2 BB: 0 S: 7 P: 10	R: 0 H: 0 E: 0 LOB: 0 K: 1 BB: 0 S: 7 P: 9	R: 0 H: 1 E: 0 LOB: 1 K: 1 BB: 0 S: 13 P: 20	R: 0 H: 0 E: 0 LOB: 0 K: 0 BB: 0 S: 7 P: 11	R: 0 H: 1 E: 0 LOB: 2 K: 1 BB: 1 S: 11 P: 18	R: 3 H: 2 E: 0 LOB: 2 K: 2 BB: 3 S: 16 P: 33	R: 0 H: 2 E: 0 LOB: 2 K: 3 BB: 0 S: 14 P: 21	R: 0 H: 0 E: 0 LOB: 0 K: 0 BB: 0 S: 8 P: 13	R: 0 H: 0 E: 0 LOB: 0 K: 2 BB: 0 S: 9 P: 12	1B: 4 SF: 0 2B: 2 SAC: 0 3B: 0 DP: 0 HR: 0 HBP: 0						WP: 1 PA: 37 PB: 0 SB: 0 CS: 0

PITCHER		IP	WLS	BF	H	R	ER	SO	BB	IBB	HBP	BLK	WP	HR	S	P	ERA	WHIP
Jon Lieber, R ERA: 4.12	(1, 1)	5.1		22	4	3	3	6	2	0	0	0	0	0	50	78	5.06	1.125
Clint Sodowsky, R ERA: 3.55	(6, 1)	0.2	W	4	0	0	0	1	2	0	0	0	1	0	11	23	0.00	3.000
Jason Christiansen, L ERA: 5.14	(7, 1)	1.0		5	2	0	0	3	0	0	0	0	0	0	14	21	0.00	2.000
Marc Wilkins, R ERA: 4.68	(8, 1)	1.0		3	0	0	0	0	0	0	0	0	0	0	8	13	0.00	0.000
Rich Loiselle, R ERA: 3.43	(9, 1)	1.0	S	3	0	0	0	2	0	0	0	0	0	0	9	12	0.00	0.000

PITCHER	IP	WLS	BF	H	R	ER	SO	BB	IBB	HBP	BLK	WP	HR	S	P	ERA	WHIP

TOP

Houston Astros @ Pittsburgh Pirates

Three Rivers Stadium, Pittsburgh, PA

Sun Jul 13 1997, 3:33 AM EDT

Att. 25,675 - Sunny - 88 F

livebaseballscorecards.com

AB	33
R	3
H	6
RBI	2
BB	4
SO	12
LOB	14

BOTTOM

Houston Astros @ Pittsburgh Pirates

Three Rivers Stadium, Pittsburgh, PA

Sun Jul 13 1997, 3:33 AM EDT

Att. 25,675 - Sunny - 88 F

Batter	1	2	3	4	5	6	7	8	9	AB	R	H	RBI	BB	SO	LOB
Tony Womack, L (1, 4) OBP: 0.317, SLG: 0.359	X 0-0 ① G4-3		C L X 0-2 ② G4-3		F S B X 1-2 1B E 2-3 1B	X 0-0 ③ G1-3		B B X 2-0 1-3 2-H 2B		5	0	2	1	0	0	1
Jermaine Allensworth, R (1, 8) OBP: 0.341, SLG: 0.344	B B B B 4-0 FC3-6 BB		B F L B B C 3-3 ③ K		S X 0-1 E5 1B 1-2 3-H		F S B B X 2-2 ① G3-1	D C B B F S 3-3 ③ K		4	0	0	1	1	2	3
Al Martin, L (1, 7) OBP: 0.380, SLG: 0.474	F X 0-1 ② FC3-6 S 1-2f			F B B F B X 3-2 ① F9	X 0-0 L3 1B 1-2 2-3		S B F H 2-2 S HBP			3	0	1	0	0	0	1
Kevin Young, R (1, 3) OBP: 0.321, SLG: 0.514	B B X 2-0 ③ G6-3 1-2			B S F F X 1-2 ② G4-3	B F F X 1-2 ② ③ L3 1-1		1 SAFE P B S B F 1 SAFE 1 SAFE F 3-3 S ② K 1-2			4	0	0	0	0	1	5
Dale Sveum, S (1, 5) OBP: 0.350, SLG: 0.493		B F X 1-1 ① G4-3		X 0-0 1B	C B B S S 2-3 ① K	F C X 0-2 ③ P5				4	0	1	0	0	1	1
Keith Osik, R (1, 2) OBP: 0.333, SLG: 0.389		F C F B B F H 3-2 BLK HBP		X 0-0 ③ G5-3		B B X 2-0 1B 2B		B X 1-0 ① G4-3		3	1	1	0	0	0	1
Jose Guillen, R (1, 9) OBP: 0.294, SLG: 0.405		1 SAFE B C B T B F 1 SAFE F 3-2 X ② F8			C X 0-1 ① G6-3	F F B F X 1-2 2B 2-H 1B		C X 0-1 ② F9		4	1	1	1	0	0	1
Kevin Polcovich, R (1, 6) OBP: 0.395, SLG: 0.390		B F C X 1-2 ③ G4-3 1-2			L B B X 2-1 S 2B 1B	B S C X 1-2 G6-3 2-H 2B		F B B B B 4-1 1B 2B BB		3	2	2	1	1	0	1
Jon Lieber, L (1, 1) OBP: 0.108, SLG: 0.111			X 0-0 ① F7		B C X 1-1 1B E 1-H 2B	B B X 2-0 ② G6-3 2-3		X 0-0 2B 1-2 1B		2	1	1	1	0	0	0
Clint Sodowsky, L (6, 1) OBP: 0.500, SLG: 0.500										0	0	0	0	0	0	0
Turner Ward, S (6, PH) OBP: 0.400, SLG: 0.579										1	0	0	0	0	0	1
Jason Christiansen, R (7, 1)										0	0	0	0	0	0	0
Marc Wilkins, R (8, 1)										0	0	0	0	0	0	0
Mark Smith, R (8, PH) OBP: 0.317, SLG: 0.590										1	0	1	0	0	0	0
Rich Loiselle, R (9, 1)										0	0	0	0	0	0	0
Inning Stats	R: 0 E: 0 K: 0 S: 4 H: 0 LOB: 1 BB: 1 P: 10	R: 0 E: 0 K: 0 S: 14 H: 0 LOB: 1 BB: 0 P: 22	R: 0 E: 0 K: 1 S: 7 H: 0 LOB: 0 BB: 0 P: 10	R: 0 E: 0 K: 0 S: 9 H: 1 LOB: 1 BB: 0 P: 13	R: 2 E: 1 K: 0 S: 15 H: 4 LOB: 2 BB: 0 P: 20	R: 2 E: 0 K: 1 S: 13 H: 3 LOB: 1 BB: 0 P: 21	R: 0 E: 0 K: 1 S: 13 H: 0 LOB: 1 BB: 0 P: 19	R: 1 E: 0 K: 1 S: 9 H: 2 LOB: 2 BB: 1 P: 19		1B: 6 2B: 5 3B: 0 HR: 0	SF: 0 SAC: 0 DP: 1 HBP: 2					

	AB	R	H	RBI	BB	SO	LOB
AB	34						
R	5						
H	10						
RBI	5						
BB	2						
SO	4						
LOB	15						

WP: 0 PB: 0 SB: 3 CS: 0 PA: 38

livebaseballscorecards.com

PITCHER		IP	WLS	BF	H	R	ER	SO	BB	IBB	HBP	BLK	WP	HR	S	P	ERA	WHIP
Ramon Garcia, R ERA: 4.44	(1, 1)	5.1		24	6	3	3	2	1	0	1	1	0	0	53	83	5.06	1.312
Russ Springer, R ERA: 4.2	(6, 1)	1.2	L	8	2	1	1	1	0	0	1	0	0	0	22	32	5.40	1.200
Tom Martin, L ERA: 2.28	(8, 1)	0.2		5	2	1	1	0	1	0	0	0	0	0	6	13	13.50	4.500
Mike Magnante, L ERA: 3.18	(8, 1)	0.1		1	0	0	0	1	0	0	0	0	0	0	3	6	0.00	0.000

PITCHER	IP	WLS	BF	H	R	ER	SO	BB	IBB	HBP	BLK	WP	HR	S	P	ERA	WHIP

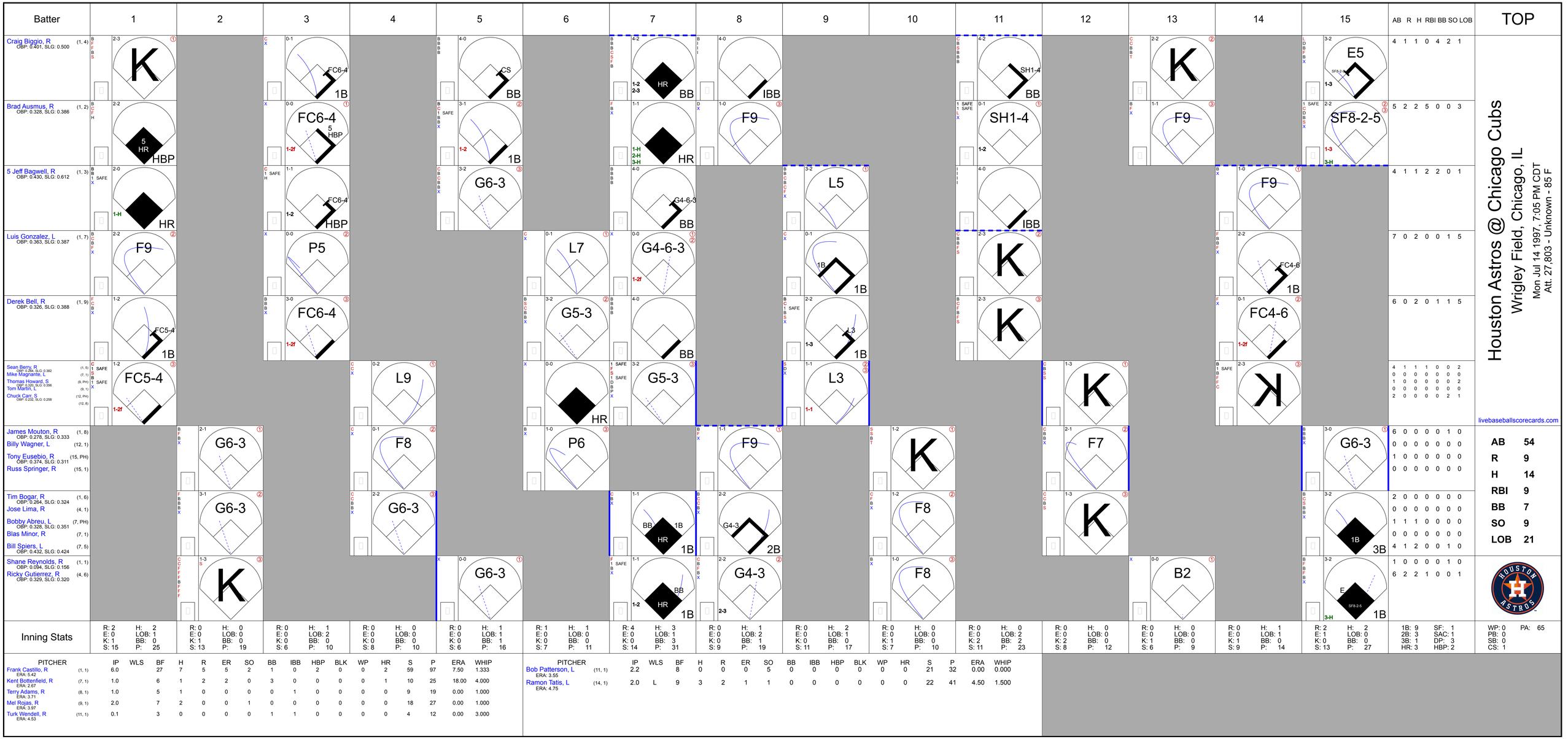

Batter	AB	R	H	RBI	BB	SO	LOB
Craig Biggio, R	4	1	1	0	4	2	1
Brad Ausmus, R	5	2	2	5	0	0	3
5 Jeff Bagwell, R	4	1	1	2	2	0	1
Luis Gonzalez, L	7	0	2	0	0	1	5
Derek Bell, R	6	0	2	0	1	1	5
Sean Berry, R	4	1	1	1	0	0	2
Mike Magnante, L	0	0	0	0	0	0	0
Thomas Howard, S	1	0	0	0	0	0	2
Tom Martin, L	0	0	0	0	0	0	0
Chuck Carr, S	2	0	0	0	0	2	1
James Mouton, R	6	0	0	0	0	1	0
Billy Wagner, L	0	0	0	0	0	0	0
Tony Eusebio, R	1	0	0	0	0	0	0
Russ Springer, R	0	0	0	0	0	0	0
Tim Bogar, R	2	0	0	0	0	0	0
Jose Lima, R	0	0	0	0	0	0	0
Bobby Abreu, L	1	1	1	0	0	0	0
Blas Minor, R	0	0	0	0	0	0	0
Bill Spiers, L	4	1	2	0	0	1	0
Shane Reynolds, R	1	0	0	0	0	1	0
Ricky Gutierrez, R	6	2	2	1	0	0	1

	AB	54
	R	9
	H	14
	RBI	9
	BB	7
	SO	9
	LOB	21

Inning Stats	1	2	3	4	5	6	7	8	9	10	11	12	13	14	15
	R: 2 E: 0 K: 1 S: 15 H: 2 LOB: 1 BB: 0 P: 25	R: 0 E: 0 K: 1 S: 13 H: 0 LOB: 0 BB: 0 P: 19	R: 0 E: 0 K: 0 S: 6 H: 1 LOB: 2 BB: 0 P: 10	R: 0 E: 0 K: 0 S: 8 H: 0 LOB: 0 BB: 0 P: 10	R: 0 E: 0 K: 0 S: 6 H: 1 LOB: 1 BB: 1 P: 16	R: 1 E: 0 K: 0 S: 7 H: 1 LOB: 0 BB: 0 P: 11	R: 4 E: 0 K: 0 S: 14 H: 3 LOB: 1 BB: 3 P: 31	R: 0 E: 0 K: 0 S: 9 H: 1 LOB: 2 BB: 1 P: 19	R: 0 E: 0 K: 0 S: 11 H: 2 LOB: 1 BB: 0 P: 17	R: 0 E: 0 K: 1 S: 7 H: 0 LOB: 0 BB: 0 P: 10	R: 0 E: 0 K: 2 S: 11 H: 0 LOB: 2 BB: 2 P: 23	R: 0 E: 0 K: 2 S: 8 H: 0 LOB: 0 BB: 0 P: 12	R: 0 E: 0 K: 1 S: 6 H: 0 LOB: 0 BB: 0 P: 9	R: 0 E: 0 K: 1 S: 9 H: 1 LOB: 1 BB: 0 P: 14	R: 2 E: 1 K: 0 S: 13 H: 2 LOB: 0 BB: 0 P: 27

1B: 9 2B: 3 3B: 1 HR: 3 SF: 1 SAC: 1 DP: 3 HBP: 2

WP: 0 PB: 0 SB: 0 CS: 1 PA: 65

PITCHER		IP	WLS	BF	H	R	ER	SO	BB	IBB	HBP	BLK	WP	HR	S	P	ERA	WHIP
Frank Castillo, R	(1, 1)	6.0		27	7	5	5	2	1	0	2	0	0	2	59	97	7.50	1.333
Kent Bottenfield, R	(7, 1)	1.0		6	1	2	2	0	3	0	0	0	0	1	10	25	18.00	4.000
Terry Adams, R	(8, 1)	1.0		5	1	0	0	0	0	1	0	0	0	0	9	19	0.00	1.000
Mel Rojas, R	(9, 1)	2.0		7	2	0	0	1	0	0	0	0	0	0	18	27	0.00	1.000
Turk Wendell, R	(11, 1)	0.1		3	0	0	0	0	1	1	0	0	0	0	4	12	0.00	3.000
Bob Patterson, L	(11, 1)	2.2		8	0	0	0	5	0	0	0	0	0	0	21	32	0.00	0.000
Ramon Tatis, L	(14, 1)	2.0	L	9	3	2	1	1	0	0	0	0	0	0	22	41	4.50	1.500

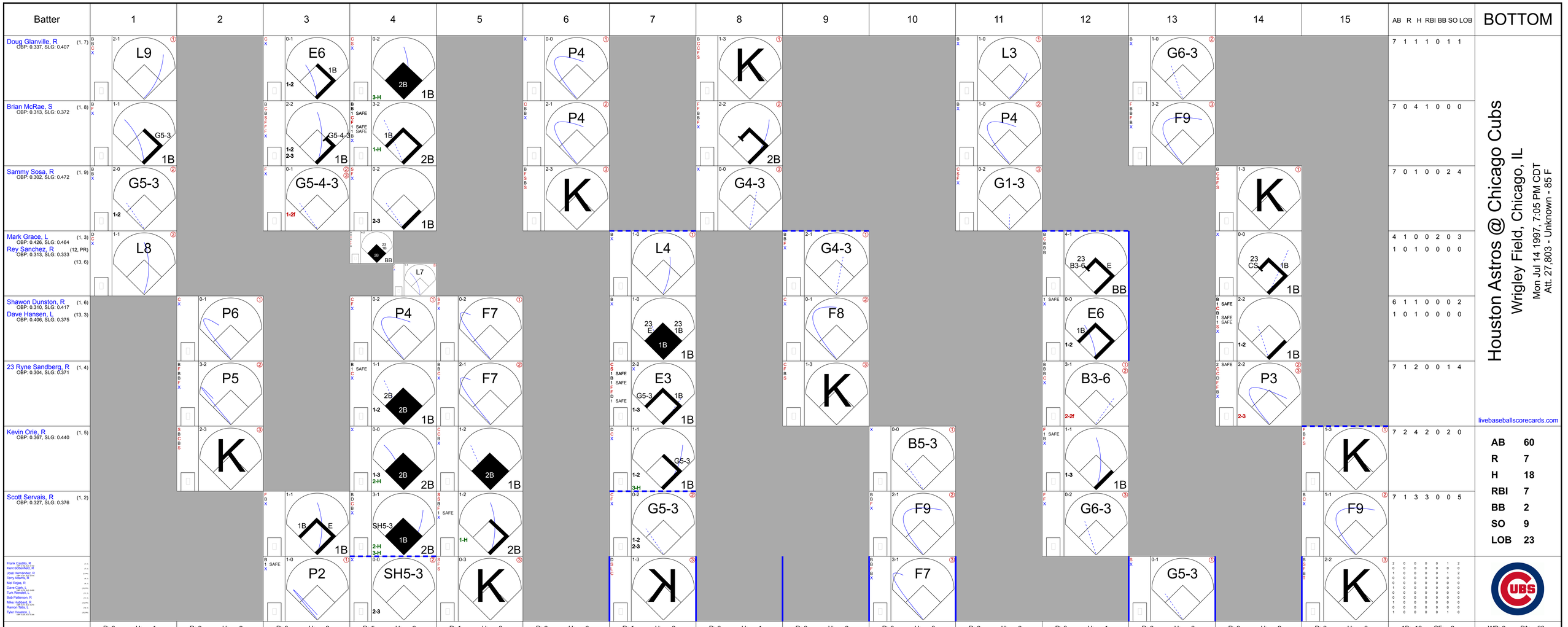

PITCHER		IP	WLS	BF	H	R	ER	SO	BB	IBB	HBP	BLK	WP	HR	S	P	ERA	WHIP
Shane Reynolds, R	(1, 1)	3.1		17	6	4	4	1	1	0	0	0	0	0	39	62	10.80	2.100
ERA: 4.15																		
Jose Lima, R	(4, 1)	2.2		13	5	2	2	2	0	0	0	0	0	0	34	45	6.75	1.875
ERA: 4.72																		
Blas Minor, R	(7, 1)	0.1		4	3	1	1	0	0	0	0	0	0	0	9	14	27.00	9.000
ERA: 4.5																		
Mike Magnante, L	(7, 1)	1.2		5	1	0	0	2	0	0	0	0	0	0	15	19	0.00	0.600
ERA: 2.89																		
Tom Martin, L	(9, 1)	3.0		9	0	0	0	1	0	0	0	0	0	0	18	28	0.00	0.000
ERA: 2.05																		

PITCHER		IP	WLS	BF	H	R	ER	SO	BB	IBB	HBP	BLK	WP	HR	S	P	ERA	WHIP
Billy Wagner, L	(12, 1)	3.0	W	12	3	0	0	1	1	0	0	0	0	0	28	45	0.00	1.333
ERA: 1.65																		
Russ Springer, R	(15, 1)	1.0	S	3	0	0	0	2	0	0	0	0	0	0	8	12	0.00	0.000
ERA: 4.06																		

Batter	1	2	3	4	5	6	7	8	9	AB	R	H	RBI	BB	SO	LOB
Chuck Carr, S (1, 8) OBP: 0.230, SLG: 0.266	F X 0-1 ① F9			B B C C F F X 2-2 ① L9		C X 0-1 ② G5-3		F X 0-1 ② 2B	C B F B S 2-3 ② K	5	0	1	0	0	1	1
Ricky Gutierrez, R (1, 4) OBP: 0.317, SLG: 0.308 (7, 6)	X 0-0 ② G6-3			F X 0-1 ② F9		B C X 1-1 ③ G5-3		B X 1-0 ① L8	X 0-0 ③ G6-3	5	0	0	0	0	0	2
5 Jeff Bagwell, R (1, 3) OBP: 0.430, SLG: 0.610	C C S 0-3 ③ K			X 0-0 ③ F7			X 0-0 2B 1B 1B	4-0 IBB		3	1	1	0	1	1	0
Luis Gonzalez, L (1, 7) OBP: 0.359, SLG: 0.382		F B B S F F B X 3-2 ① P6			X 0-0 ① F8		B C X 1-1 ① F7	X 0-0 ② P2		4	0	0	0	0	0	3
Derek Bell, R (1, 9) OBP: 0.325, SLG: 0.389		B B B C X 3-1 ② F9			B C F B B S 3-3 ② K		S X 0-1 1B 1B 1-3 2B	B S B C X 2-2 ③ G6-3		4	1	1	0	0	1	2
Sean Berry, R (1, 5) OBP: 0.292, SLG: 0.394 James Mouton, R (9, PR) OBP: 0.278, SLG: 0.333 Jose Cabrera, R (9, 1) Mike Magnante, L (9, 1)		C C F B F F S 1-3 ③ K			X 0-0 1B 2B		B X 1-0 1B 2-3 3-H 1B		C F B B B F X 2-2 BB HR 1B	4 0 0 0	0 1 0 0	3 0 0 0	1 0 0 0	0 0 0 0	1 0 0 0	0 0 0 0
Tony Eusebio, R (1, 2) OBP: 0.378, SLG: 0.318			C C C 0-3 ① K		X 0-0 2-3 1B		C B S X 1-2 1-3 3-H 1B		B X 1-0 ① P6	4	0	2	1	0	1	1
Tim Bogar, R (1, 6) OBP: 0.260, SLG: 0.319 Craig Biggio, R (7, PH) OBP: 0.401, SLG: 0.499 (7, 4)			S C S 0-3 ② K		B S C B S 2-3 ③ K		F B C F S 1-3 ② K		B B B B 4-0 1-2 HR BB	2 1	0 1	0 0	0 0	0 1	2 1	2 2
Darryl Kile, R (1, 1) OBP: 0.148, SLG: 0.105 Bill Spiers, L (9, PH) OBP: 0.435, SLG: 0.446 (9, 5)			B S S C 1-3 ③ K			C C F B F B C 2-3 ① K	2-3 ③ K		C F F X 0-2 1-H 2-H HR	3 1	0 1	0 1	0 3	0 0	3 0	2 0

TOP

Houston Astros @ Chicago Cubs
Wrigley Field, Chicago, IL
Tue Jul 15 1997, 3:33 AM CDT
Att. 19,323 - Sunny - 78 F

livebaseballscorecards.com

AB	36
R	5
H	9
RBI	5
BB	2
SO	11
LOB	15

Inning Stats	1	2	3	4	5	6	7	8	9
	R: 0 E: 0 K: 1 S: 6	R: 0 E: 0 K: 1 S: 13	R: 0 E: 0 K: 3 S: 9	R: 0 E: 0 K: 0 S: 8	R: 0 E: 0 K: 2 S: 9	R: 0 E: 0 K: 1 S: 9	R: 2 E: 0 K: 2 S: 16	R: 0 E: 0 K: 0 S: 7	R: 3 E: 0 K: 1 S: 13
	H: 0 LOB: 0 BB: 0 P: 6	H: 0 LOB: 0 BB: 0 P: 20	H: 0 LOB: 0 BB: 0 P: 10	H: 0 LOB: 0 BB: 0 P: 10	H: 2 LOB: 2 BB: 0 P: 14	H: 0 LOB: 0 BB: 0 P: 12	H: 4 LOB: 2 BB: 0 P: 22	H: 1 LOB: 2 BB: 1 P: 14	H: 2 LOB: 1 BB: 1 P: 22

PITCHER		IP	WLS	BF	H	R	ER	SO	BB	IBB	HBP	BLK	WP	HR	S	P	ERA	WHIP	PITCHER	IP	WLS	BF	H	R	ER	SO	BB	IBB	HBP	BLK	WP	HR	S	P	ERA	WHIP
Kevin Foster, R ERA: 3.9	(1, 1)	7.1		29	7	2	2	10	0	0	0	0	0	0	73	98	2.46	0.955																	
Ramon Tatis, L ERA: 4.71	(8, 1)	0.1		2	0	0	0	0	0	1	0	0	0	0	1	5	0.00	0.000																	
Mel Rojas, R ERA: 4.44	(8, 1)	1.1	L	7	2	3	3	1	1	0	0	0	0	1	16	27	20.25	2.250																	

1B: 5	SF: 0	WP: 0	PA: 38
2B: 3	SAC: 0	PB: 0	
3B: 0	DP: 0	SB: 0	
HR: 1	HBP: 0	CS: 0	

Batter	1	2	3	4	5	6	7	8	9	AB	R	H	RBI	BB	SO	LOB
Doug Glanville, R (1, 7) OBP: 0.340, SLG: 0.406	C B B F B X 3-2 G6-3 ①			B F B X 2-1 1B HR 1B	B C B S B B 4-2 BB BB		C S S 0-3 K ②			3	1	1	0	1	1	0
Brian McRae, S (1, 8) OBP: 0.312, SLG: 0.369	B X 1-0 F8 ②			X 0-0 F7 ①	B C S B B B 4-2 1-2 2-3 BB		X 0-0 L8 ③			3	0	0	0	1	0	1
Sammy Sosa, R (1, 9) OBP: 0.301, SLG: 0.469	F B F B S 2-3 K ③			X 0-0 1-3 HR 1B	X 0-0 P6 ③			B S B C X 2-2 P8 ①		4	1	1	0	0	1	3
Mark Grace, L (1, 3) OBP: 0.427, SLG: 0.465		F B B X 2-1 FC5-4 1B		F F D 1 SAFE C 1-3 K ②		F S B X 1-2 WP 1B		F X 0-1 G3-1 ②		4	0	2	0	0	1	2
Shawon Dunston, R (1, 6) OBP: 0.313, SLG: 0.429 23 Ryne Sandberg, R (9, 4) OBP: 0.304, SLG: 0.371		X 0-0 FC5-4 G1-6-3 ① 1-2f		B X 1-0 1-H 3-H HR		X 0-0 WP 1-2 1B		S B F B F B F X 3-2 L4 ③		4 0	1 0	2 0	3 0	0 0	0 0	1 0
Kevin Orie, R (1, 5) OBP: 0.365, SLG: 0.436		B F S X 1-2 G1-6-3 ② ③ 1-2f		B X 1-0 G6-3 ③		B B X 2-0 L8 ①			C C B X 1-2 FC5-4 1B	4	0	1	0	0	0	3
Tyler Houston, L (1, 2) OBP: 0.225, SLG: 0.306		C B B F C 2-3 K ①		X 0-0 BB SH2-4 1B		C B B F C 2-3 1-2 2-3 K ②			C X 0-1 L9 ①	4	0	1	0	0	2	3
Rey Sanchez, R (1, 4) OBP: 0.308, SLG: 0.327 (9, 6) Dave Clark, L (9, PH) OBP: 0.379, SLG: 0.455 José Hernández, R (9, PH) OBP: 0.324, SLG: 0.470		B X 1-0 P3 ②		B X 1-0 F9 ①		C B B F S 2-3 K ③			B B S S X 2-1 FC5-4 ② 1-2f	3 0 1	0 0 0	0 0 0	0 0 0	0 0 0	1 0 0	3 0 1
Kevin Foster, R (1, 1) OBP: 0.108, SLG: 0.083 Ramon Tatis, L (8, 1) Mel Rojas, R (8, 1) Scott Servais, R (9, PH) OBP: 0.326, SLG: 0.374		X 0-0 F7 ③		M L X 0-2 SH2-4 ② 1-2			F X 0-1 G6-3 ①		C B B X 2-1 G4-3 ③	2 0 0 1	0 0 0 0	0 0 0 0	0 0 0 0	0 0 0 0	0 0 0 0	0 0 0 1
Inning Stats	R: 0 E: 0 K: 1 S: 7 H: 0 LOB: 0 BB: 0 P: 13	R: 0 E: 0 K: 0 S: 6 H: 1 LOB: 0 BB: 0 P: 9	R: 0 E: 0 K: 1 S: 5 H: 0 LOB: 0 BB: 0 P: 8	R: 3 E: 0 K: 1 S: 9 H: 3 LOB: 0 BB: 0 P: 14	R: 0 E: 0 K: 0 S: 10 H: 1 LOB: 3 BB: 2 P: 19	R: 0 E: 0 K: 2 S: 12 H: 2 LOB: 2 BB: 0 P: 19	R: 0 E: 0 K: 1 S: 6 H: 0 LOB: 0 BB: 0 P: 6	R: 0 E: 0 K: 0 S: 10 H: 0 LOB: 0 BB: 0 P: 15	R: 0 E: 0 K: 0 S: 9 H: 1 LOB: 1 BB: 0 P: 14	1B: 7 2B: 0 3B: 0 HR: 1	SF: 0 SAC: 1 DP: 1 HBP: 0						

PITCHER		IP	WLS	BF	H	R	ER	SO	BB	IBB	HBP	BLK	WP	HR	S	P	ERA	WHIP
Darryl Kile, R ERA: 2.1	(1, 1)	8.0	W	32	7	3	3	6	2	0	0	0	1	1	65	103	3.38	1.125
Jose Cabrera, R ERA:	(9, 1)	0.1		2	1	0	0	0	0	0	0	0	0	0	5	6	0.00	3.000
Mike Magnante, L ERA: 2.79	(9, 1)	0.2	S	2	0	0	0	0	0	0	0	0	0	0	4	8	0.00	0.000

PITCHER	IP	WLS	BF	H	R	ER	SO	BB	IBB	HBP	BLK	WP	HR	S	P	ERA	WHIP

BOTTOM

Houston Astros @ Chicago Cubs

Wrigley Field, Chicago, IL

Tue Jul 15 1997, 3:33 AM CDT

Att. 19,323 - Sunny - 78 F

livebaseballscorecards.com

AB	33
R	3
H	8
RBI	3
BB	2
SO	6
LOB	18

1B: 7 2B: 0 3B: 0 HR: 1 SF: 0 SAC: 1 DP: 1 HBP: 0

WP: 1 PB: 0 SB: 0 CS: 0 PA: 36

Batter	1	2	3	4	5	6	7	8	9	AB	R	H	RBI	BB	SO	LOB
Darryl Hamilton, L (1, 8) OBP: 0.372, SLG: 0.392	B C F B X 2-2 G1-3 1B		C X 0-1 ③ G4-3			B C X 1-1 ① G4-3		B B C B X 3-1 ③ G4-3		4	0	1	0	0	0	0
Stan Javier, S (1, 3) OBP: 0.387, SLG: 0.449	M B S X 1-2 ① G1-3 1-2			C B C S 1-3 ① K		B X 1-0 G4-6-3 1B			B F B X 2-1 ① F7	4	0	1	0	0	1	1
Barry Bonds, L (1, 7) OBP: 0.418, SLG: 0.552 Marvin Benard, L (8, 7) OBP: 0.338, SLG: 0.257	C C B S 1-3 ② K			B C B X 2-1 ② L8		C B 1 SAFE 1 SAFE B B X 3-1 ②③ G4-6-3 1-2f			F F B C 1-3 ② K	3 1	0 0	0 0	0 0	0 0	1 1	2 0
Jeff Kent, R (1, 4) OBP: 0.314, SLG: 0.491	B B S X 2-1 ③ G6-3			B B X 2-0 E5			F F X 0-2 ① G5-3		B B X 2-0 ③ G5-3	4	0	0	0	0	0	1
Mark Lewis, R (1, 5) OBP: 0.339, SLG: 0.456		C B B X 2-1 ① G4-3		B 1 SAFE F X 1-1 ③ F9			C B X 1-1 1B			3	0	1	0	0	0	1
Glenallen Hill, R (1, 9) OBP: 0.274, SLG: 0.426		B F F B S 2-3 ② K2-3			B B F B X 3-1 G4-3 G5-3 2B		B X 1-0 ② F9			3	1	1	0	0	1	1
Damon Berryhill, S (1, 2) OBP: 0.350, SLG: 0.362 Rich Rodriguez, L (7, 1) OBP: 0.333, SLG: 0.333 Jim Poole, L (8, 1)		B X 1-0 ③ G3			X 0-0 ① G4-3 2-3		B C F S 1-3 ③ K2-3			3 0 0	0 0 0	0 0 0	0 0 0	0 0 0	1 0 0	2 0 0
Rich Aurilia, R (1, 6) OBP: 0.346, SLG: 0.578			B B C X 2-1 ① G5-3		C X 0-1 ② G5-3 3-H			F B S B B X 3-2 ① G6-3		3	0	0	1	0	0	0
Keith Foulke, R (1, 1) OBP: 0.167, SLG: 0.167 John Johnstone, R (4, 1) Brian Johnson, R (7, 2) OBP: 0.260, SLG: 0.336			B F B X 2-1 ② G6-3		C C S 0-3 ③ K			F X 0-1 ② G4-3		1 1 1	0 0 0	0 0 0	0 0 0	0 1 0	0 0 0	0 0 0
Inning Stats	R: 0 H: 1 E: 0 LOB: 1 K: 1 BB: 0 S: 12 P: 18	R: 0 H: 0 E: 0 LOB: 0 K: 1 BB: 0 S: 6 P: 11	R: 0 H: 0 E: 0 LOB: 0 K: 0 BB: 0 S: 6 P: 10	R: 0 H: 0 E: 1 LOB: 1 K: 1 BB: 0 S: 8 P: 14	R: 1 H: 1 E: 0 LOB: 0 K: 1 BB: 0 S: 8 P: 11	R: 0 H: 1 E: 0 LOB: 0 K: 0 BB: 0 S: 5 P: 10	R: 0 H: 1 E: 0 LOB: 1 K: 1 BB: 0 S: 9 P: 12	R: 0 H: 0 E: 0 LOB: 0 K: 0 BB: 0 S: 7 P: 13	R: 0 H: 0 E: 0 LOB: 0 K: 1 BB: 0 S: 6 P: 11	1B: 3 SF: 0 2B: 1 SAC: 0 3B: 0 DP: 1 HR: 0 HBP: 0						

PITCHER	IP	WLS	BF	H	R	ER	SO	BB	IBB	HBP	BLK	WP	HR	S	P	ERA	WHIP
Mike Hampton, L (1, 1) ERA: 4.52	9.0	W	31	4	1	1	6	0	0	0	0	0	0	67	110	1.00	0.444

PITCHER	IP	WLS	BF	H	R	ER	SO	BB	IBB	HBP	BLK	WP	HR	S	P	ERA	WHIP

TOP

San Francisco Giants @ Houston Astros

Astrodome, Houston, TX

Wed Jul 16 1997, 8:05 PM EDT

Att. 24,522 - Dome

livebaseballscorecards.com

AB	31
R	1
H	4
RBI	1
BB	0
SO	6
LOB	8

WP: 0 PA: 31
PB: 0
SB: 0
CS: 0

Batter	1	2	3	4	5	6	7	8	9	AB	R	H	RBI	BB	SO	LOB
Craig Biggio, R (1, 4) OBP: 0.406, SLG: 0.500	BBBB 4-0 5 1B 1B BB	CBBX 2-2 1B		BCBBX 2-2 5 S 2B 1B	BBBB 4-0 1B 1-2 BB	CBBX 2-1 P4 ③				3	2	2	0	2	0	1
Chuck Carr, S (1, 8) OBP: 0.248, SLG: 0.276	B 1 SAFE C B 1 SAFE 1 SAFE X 2-1 5 1B 1B 1-2 1B	1 SAFE 1 SAFE B 1 SAFE X 1-0 P6 ③		P 1 SAFE B 1 SAFE 1 SAFE S B B 4-1 5 2B 1-2 BB	X 0-0 FC6-4 1-2 2-3 1B		BSX 1-1 P5 ①			4	2	2	0	1	0	1
5 Jeff Bagwell, R (1, 3) OBP: 0.435, SLG: 0.613	C X 0-1 E 1B FC4-6 1-2 2-H 1B		BSFBH 3-2 G6-4-3 S HBP	X 0-0 HBP HBP 1-H 2-H 2B	FSC 0-3 K ①		BBFBFB 4-2 BB			3	2	2	3	1	1	3
Luis Gonzalez, L (1, 7) OBP: 0.362, SLG: 0.384	BCCF 2 SAFE X 1-2 E1 FC4-6 1-3 2-H 1B		1 SAFE CBSTFX 1-2 G6-4-3 1-2 1B	BBBB 4-0 HBP HBP BB	X 0-0 P2 ②		CCS 0-3 K ②			4	0	2	1	1	1	4
Derek Bell, R (1, 9) OBP: 0.325, SLG: 0.386 James Mouton, R (5, PH) OBP: 0.274, SLG: 0.328 (6, 9)	BS 1 SAFE X 1-1 FC4-6 ① 1-2f 3-H		BX 1-0 G6-4-3 ①② 1-2f 2-3	FSH 1-2 HBP 1-2 2-3 HBP	X 0-0 FC6-4 ③ 1-2f		CX 0-1 G1-3 ③			2 2	0 0	0 0	1 0	0 0	0 0	3 4
Sean Berry, R (1, 5) OBP: 0.296, SLG: 0.390 Ricky Gutierrez, R (7, 5) OBP: 0.315, SLG: 0.306	CSX 0-2 L9 ②		BFBBB 4-1 BB	BCFBH 3-2 1-2 2-3 3-H HBP		SBFBS 2-3 K ①		FBCX 1-2 G6-3 ①		2 1	0 0	0 0	1 0	1 0	1 0	1 0
Brad Ausmus, R (1, 2) OBP: 0.326, SLG: 0.386	2 SAFE C X 0-1 L9 ③		BBCX 2-1 L4 ③	BBCX 2-1 P4 ②		FBCBBX 3-2 1B 2B		BBCFFX 2-2 F8 ②		5	1	1	0	0	0	6
Tim Bogar, R (1, 6) OBP: 0.266, SLG: 0.342		BX 1-0 F8 ①		2-0 HR 1-3 K ③		FX 0-1 G5-3 ②		BCH 2-1 FC4-6 HBP		4	1	1	1	0	1	4
Mike Hampton, R (1, 1) OBP: 0.167, SLG: 0.136		CCBFC 1-3 K ②		FBSBFFX 3-2 L8 ①	BBCBCB 4-2 1B BB BB	FX 0-1 2-H 1B		CCBBX 2-2 FC4-6 ③ 1-2f		4	0	1	1	1	1	1
Inning Stats	R: 3 H: 3 E: 2 LOB: 1 K: 0 BB: 1 S: 15 P: 23	R: 0 H: 1 E: 0 LOB: 1 K: 1 BB: 0 S: 9 P: 14	R: 0 H: 1 E: 0 LOB: 2 K: 0 BB: 1 S: 11 P: 22	R: 4 H: 3 E: 0 LOB: 3 K: 1 BB: 2 S: 21 P: 42	R: 0 H: 1 E: 0 LOB: 3 K: 1 BB: 2 S: 8 P: 16	R: 1 H: 2 E: 0 LOB: 1 K: 1 BB: 0 S: 12 P: 19	R: 0 H: 0 E: 0 LOB: 1 K: 1 BB: 1 S: 9 P: 14	R: 0 H: 0 E: 0 LOB: 1 K: 0 BB: 0 S: 11 P: 18		1B: 8 SF: 0 2B: 2 SAC: 0 3B: 0 DP: 1 HR: 1 HBP: 4						

PITCHER		IP	WLS	BF	H	R	ER	SO	BB	IBB	HBP	BLK	WP	HR	S	P	ERA	WHIP
Keith Foulke, R ERA: 7.38	(1, 1)	3.1	L	20	7	6	6	1	3	0	1	0	0	1	46	80	16.20	3.000
John Johnstone, R ERA: 2.08	(4, 1)	2.2		17	4	2	2	3	3	0	2	0	0	0	30	56	6.75	2.625
Rich Rodriguez, L ERA: 2.06	(7, 1)	1.0		4	0	0	0	1	1	0	0	0	0	0	9	14	0.00	1.000
Jim Poole, L ERA: 5.77	(8, 1)	1.0		4	0	0	0	0	0	0	1	0	0	0	11	18	0.00	0.000

PITCHER	IP	WLS	BF	H	R	ER	SO	BB	IBB	HBP	BLK	WP	HR	S	P	ERA	WHIP

BOTTOM

San Francisco Giants @ Houston Astros

Astrodome, Houston, TX

Wed Jul 16 1997, 8:05 PM EDT

Att. 24,522 - Dome

livebaseballscorecards.com

AB	34
R	8
H	11
RBI	8
BB	7
SO	5
LOB	28

Batter	1	2	3	4	5	6	7	8	9	AB	R	H	RBI	BB	SO	LOB
Darryl Hamilton, L (1, 8) OBP: 0.373, SLG: 0.394	G4-3	2B		L4		K			BB	4	1	1	0	1	1	1
Jose Vizcaino, S (1, 6) OBP: 0.336, SLG: 0.327	F7	K		K			1B		1-H 2B	5	0	2	1	0	2	1
Barry Bonds, L (1, 7) OBP: 0.421, SLG: 0.550	1B 2B 1B		2B SF7 BB		L3		K		G1-6-3 IBBB	3	2	1	0	2	1	1
Jeff Kent, R (1, 4) OBP: 0.316, SLG: 0.492	2B 1-2 1B		2-1 1-3 2B		K		1 SAFE F8		G1-6-3 1-2f	5	0	2	0	0	1	3
J.T. Snow, L (1, 3) OBP: 0.394, SLG: 0.502	1-3 2-H 2B		BB		1B		F8			3	0	2	1	1	0	1
Stan Javier, S (1, 9) OBP: 0.385, SLG: 0.445	BB		SF7 3-H		G6-3			G6-3		2	0	0	1	1	0	1
Bill Mueller, S (1, 5) OBP: 0.336, SLG: 0.365	K		F7			L9		K		4	0	0	0	0	2	5
Rick Wilkins, L (1, 2) OBP: 0.258, SLG: 0.309		G4-3	G4-3			F8		K		4	0	0	0	0	1	2
Mark Gardner, R (1, 1) OBP: 0.178, SLG: 0.140 Marvin Benard, L (9, PH) OBP: 0.333, SLG: 0.254 Rod Beck, R (9, 1)		K		G5-3		1B			K	3 1 0	0 0 0	1 0 0	0 0 0	0 0 0	1 1 0	0 0 0
Inning Stats	R: 1 E: 0 K: 1 S: 15 H: 3 LOB: 3 BB: 1 P: 24	R: 0 E: 0 K: 2 S: 11 H: 1 LOB: 1 BB: 0 P: 14	R: 1 E: 0 K: 0 S: 13 H: 1 LOB: 2 BB: 2 P: 28	R: 0 E: 0 K: 1 S: 13 H: 0 LOB: 0 BB: 0 P: 18	R: 0 E: 0 K: 1 S: 9 H: 1 LOB: 1 BB: 0 P: 10	R: 0 E: 0 K: 1 S: 10 H: 1 LOB: 1 BB: 0 P: 17	R: 0 E: 0 K: 1 S: 12 H: 1 LOB: 1 BB: 0 P: 17	R: 0 E: 0 K: 2 S: 9 H: 0 LOB: 0 BB: 0 P: 16	R: 1 E: 0 K: 1 S: 9 H: 1 LOB: 1 BB: 2 P: 19	1B: 5 2B: 4 3B: 0 HR: 0 SF: 1 SAC: 0 DP: 1 HBP: 0						

PITCHER		IP	WLS	BF	H	R	ER	SO	BB	IBB	HBP	BLK	WP	HR	S	P	ERA	WHIP
Chris Holt, R ERA: 3.98	(1, 1)	6.0	L	28	7	2	2	6	3	0	0	0	0	0	71	111	3.00	1.667
Tom Martin, L ERA: 1.93	(7, 1)	2.0		7	1	0	0	3	0	0	0	0	0	0	21	33	0.00	0.500
Russ Springer, R ERA: 4.22	(9, 1)	1.0		5	1	1	1	1	1	1	0	0	0	0	9	19	9.00	2.000

PITCHER	IP	WLS	BF	H	R	ER	SO	BB	IBB	HBP	BLK	WP	HR	S	P	ERA	WHIP

TOP

San Francisco Giants @ Houston Astros

Astrodome, Houston, TX

Thu Jul 17 1997, 4:33 AM EDT

Att. 29,955 - Dome

livebaseballscorecards.com

AB	34
R	3
H	9
RBI	3
BB	5
SO	10
LOB	15

WP: 0	PA: 40
PB: 0	
SB: 0	
CS: 0	

Batter	1	2	3	4	5	6	7	8	9	AB	R	H	RBI	BB	SO	LOB
Craig Biggio, R (1, 4) OBP: 0.402, SLG: 0.495	C F X 0-2 ① F9		B C F B X 2-2 ② G5-3			C B X 1-1 ② P4		F F B X 1-2 ② F9 2-3		4	0	0	0	0	0	1
Chuck Carr, S (1, 8) OBP: 0.250, SLG: 0.277 J.R. Phillips, L (8, PH) Russ Springer, R (9, 1)	S C C 0-3 ② K		S B B X 1-2 ③ G4-3			S B S B F X 2-2 1B		B C B X 2-1 ③ F8		3 1 0	0 0 0	1 0 0	0 0 0	0 0 0	1 0 0	0 1 0
5 Jeff Bagwell, R (1, 3) OBP: 0.431, SLG: 0.606	F F C 0-3 ③ K			B X 1-0 ① G6-3		X 0-0 ③ F8			C C B B S 2-3 ① K	4	0	0	0	0	2	1
Luis Gonzalez, L (1, 7) OBP: 0.359, SLG: 0.379		B X 1-0 ① F7		X 0-0 ② P6			B B C C B C 3-3 ① K		B X 1-0 ② F7	4	0	0	0	0	1	0
Ricky Gutierrez, R (1, 5) OBP: 0.320, SLG: 0.319		C B F B X 2-2 1B SF8 1B		C B B X 2-1 ③ F8			X 0-0 2B		B F X 1-1 ③ G4-3	4	1	2	0	0	0	0
Thomas Howard, S (1, 9) OBP: 0.326, SLG: 0.358	S S B F 1 X 1-2 SAFE 1-3 1B				B C X 1-1 ① F9		B C B 2 F B B 4-2 SAFE G6-4-3 BB			2	0	1	0	1	0	0
Brad Ausmus, R (1, 2) OBP: 0.322, SLG: 0.383	X 0-0 ② SF8 3-H				F B C S 1-3 ② K		X 0-0 ②③ G6-4-3 1-2f			2	0	0	1	0	1	2
Tim Bogar, R (1, 6) OBP: 0.267, SLG: 0.342	B B S B X 3-1 ③ F8				F C S 0-3 ③ K2-3			F B X 1-1 F9 SH3-4 1B		3	0	1	0	0	1	1
Chris Holt, R (1, 1) OBP: 0.079, SLG: 0.054 Bill Spiers, L (6, PH) OBP: 0.433, SLG: 0.443 Tom Martin, L (7, 1) James Mouton, R (8, PH) OBP: 0.274, SLG: 0.328 (9, 8)			C F B X 1-2 ① L5			B C F B L B F F F 3-2 X G3-1 ①		X 0-0 ① SH3-4 1-2		1 1 0 0	0 0 0 0	0 0 0 0	0 0 0 0	0 0 0 0	0 0 0 0	0 0 0 0
Inning Stats	R: 0 E: 0 K: 2 S: 9 H: 0 LOB: 0 BB: 0 P: 9	R: 1 E: 0 K: 0 S: 11 H: 2 LOB: 1 BB: 0 P: 18	R: 0 E: 0 K: 0 S: 9 H: 0 LOB: 0 BB: 0 P: 13	R: 0 E: 0 K: 0 S: 4 H: 0 LOB: 0 BB: 0 P: 7	R: 0 E: 0 K: 2 S: 8 H: 0 LOB: 0 BB: 0 P: 10	R: 0 E: 0 K: 0 S: 14 H: 1 LOB: 1 BB: 0 P: 20	R: 0 E: 0 K: 1 S: 7 H: 1 LOB: 1 BB: 1 P: 14	R: 0 E: 0 K: 0 S: 8 H: 1 LOB: 1 BB: 0 P: 12	R: 0 E: 0 K: 1 S: 6 H: 0 LOB: 0 BB: 0 P: 10	1B: 4 2B: 1 3B: 0 HR: 0 SF: 1 SAC: 1 DP: 1 HBP: 0						

PITCHER		IP	WLS	BF	H	R	ER	SO	BB	IBB	HBP	BLK	WP	HR	S	P	ERA	WHIP
Mark Gardner, R ERA: 3.53	(1, 1)	8.0	W	29	5	1	1	5	1	0	0	0	0	0	70	103	1.12	0.750
Rod Beck, R ERA: 2.93	(9, 1)	1.0	S	3	0	0	0	1	0	0	0	0	0	0	6	10	0.00	0.000

PITCHER	IP	WLS	BF	H	R	ER	SO	BB	IBB	HBP	BLK	WP	HR	S	P	ERA	WHIP

BOTTOM

San Francisco Giants @ Houston Astros

Astrodome, Houston, TX

Thu Jul 17 1997, 4:33 AM EDT

Att. 29,955 - Dome

livebaseballscorecards.com

AB	29
R	1
H	5
RBI	1
BB	1
SO	6
LOB	6

1B: 4	SF: 1	WP: 0	PA: 32
2B: 1	SAC: 1	PB: 0	
3B: 0	DP: 1	SB: 0	
HR: 0	HBP: 0	CS: 0	

Houston Astros @ Montreal Expos

Olympic Stadium, Montreal, QB

Fri Jul 18 1997, 7:05 PM EDT

Att. 19,379 - Dome - 75 F

TOP

livebaseballscorecards.com

Batter	1	2	3	4	5	6	7	8	9	AB	R	H	RBI	BB	SO	LOB
Craig Biggio, R (1, 4) OBP: 0.402, SLG: 0.493	B C S F F B S 2-3 ① K		C X 0-1 ② G5-3		C X 0-1 5 1B G2-3 1B	B C X 1-1 ③ 2-H 1B			C B B X 2-1 ② G1-3	5	1	2	0	0	1	0
Chuck Carr, S (1, 8) OBP: 0.239, SLG: 0.264	F S S 0-3 ② K		B C X 1-1 ③ G1-5-3		B F B X 2-1 ① G2-3 1-2		S C X 0-2 ① G3		B B X 2-0 ③ G3	5	0	0	0	0	1	1
5 Jeff Bagwell, R (1, 3) OBP: 0.431, SLG: 0.604	C S B B H 3-2 2B HBP			B S S S 1-3 ① K	X 0-0 1B 2-H 1B		B F X 1-1 ② L7			3	0	1	1	0	1	0
Luis Gonzalez, L (1, 7) OBP: 0.363, SLG: 0.389	B X 1-0 1-3 2B			X 0-0 BB BB 2B	1 SAFE X 0-0 1-2 1B		S S B F X 1-2 ③ G1-3			4	1	3	0	0	0	0
Derek Bell, R (1, 9) OBP: 0.327, SLG: 0.386	C C F F B S 1-3 ③ K			B C D S B B 4-2 BB BB BB	B C C F B C 2-3 ② K			X 0-0 G5-3 1B		3	0	1	0	1	2	4
Ricky Gutierrez, R (1, 5) OBP: 0.318, SLG: 0.312		X 0-0 ① F7		B C S B B B 4-2 BB 1-2 2-3 BB	C F X 0-2 ③ G5-3			1 SAFE 1 SAFE B 1 SAFE 1 SAFE B C X 2-1 ① G5-3 1-2		3	0	0	0	1	0	3
Brad Ausmus, R (1, 2) OBP: 0.321, SLG: 0.379		B B X 2-0 ② G5-3		B B B C F B 4-2 FC6 1-2 2-3 3-H BB		F B C B S 2-3 ① K		S B C X 1-2 ② F8		3	0	0	1	1	1	1
Tim Bogar, R (1, 6) OBP: 0.267, SLG: 0.339	C T S 0-3 ③ K			S F B T 1-2 ② K		B C T B X 2-2 SH1-3 1B 1B		B X 1-0 ③ P3		4	0	1	0	0	2	4
Ramon Garcia, R (1, 1) Thomas Howard, S (9, PH) OBP: 0.324, SLG: 0.355 Billy Wagner, L (9, 1)			S S F B B C 2-3 ① K	B X 1-0 ③ FC6 1-2f	X 0-0 ② SH1-3 1-2				C C B F B S 2-3 ① K	2 1 0	0 0 0	0 0 0	0 0 0	0 0 0	1 1 0	3 0 0

Inning Stats	1	2	3	4	5	6	7	8	9
	R: 0 H: 1 E: 0 LOB: 2 K: 3 BB: 0 S: 16 P: 23	R: 0 H: 0 E: 0 LOB: 0 K: 1 BB: 0 S: 5 P: 7	R: 0 H: 0 E: 0 LOB: 0 K: 1 BB: 0 S: 8 P: 11	R: 1 H: 1 E: 0 LOB: 3 K: 2 BB: 3 S: 14 P: 29	R: 1 H: 3 E: 0 LOB: 2 K: 1 BB: 0 S: 13 P: 17	R: 0 H: 2 E: 0 LOB: 2 K: 1 BB: 0 S: 9 P: 14	R: 0 H: 0 E: 0 LOB: 0 K: 0 BB: 0 S: 9 P: 11	R: 0 H: 1 E: 0 LOB: 1 K: 0 BB: 0 S: 7 P: 11	R: 0 H: 0 E: 0 LOB: 0 K: 1 BB: 0 S: 7 P: 13

| | | | |

Batter	1	2	3	4	5	6	7	8	9	AB	R	H	RBI	BB	SO	LOB
Andy Stankiewicz, R (1, 6) OBP: 0.279, SLG: 0.328	B F C B X 2-2 ① G6-3		B F B F B X 3-2 L5-3 1B		C F C 0-3 ① K		X 0-0 ③ G5-6-3			4	0	1	0	0	1	1
Mike Lansing, R (1, 4) OBP: 0.350, SLG: 0.489	B F X 1-1 G5-3 1B		B D F 1 SAFE 1 SAFE B F X 3-2 ① ② L5-3 1-1		B S B B F F X 3-2 G6-4-3 1-2 1B			C C X 0-2 ① F8		4	0	2	0	0	0	1
Rondell White, R (1, 8) OBP: 0.302, SLG: 0.431	B S 1 SAFE B X 2-1 ② G5-3 1-2		B C X 1-1 ③ F9		B X 1-0 ② ③ G6-4-3 1-2f			B F B F F X 2-2 ② G6-3		4	0	0	0	0	0	3
David Segui, S (1, 3) OBP: 0.392, SLG: 0.484	F B X 1-1 ③ G4-3			S X 0-1 ① G1-3		B X 1-0 1B		C X 0-1 ③ P5		4	0	1	0	0	0	1
Henry Rodriguez, L (1, 7) OBP: 0.314, SLG: 0.500		B F C S 1-3 ① K		B F F X 1-2 ② L9		F C B C 1-3 ① K			F F B B B S 3-3 ① K	4	0	0	0	0	3	1
Darrin Fletcher, L (1, 2) OBP: 0.319, SLG: 0.508 Sherman Obando, R (9, PH) OBP: 0.231, SLG: 0.283		F B B B X 3-1 1B 1B		X 0-0 E3 S		1 SAFE S F S 0-3 ② K			B B F S B B 4-2 HBP BB	3 0	0 0	1 0	0 0	0 1	1 0	1 0
F.P. Santangelo, S (1, 9) OBP: 0.418, SLG: 0.435	B B F B F F 1 SAFE X 3-2 ② P6			C B D D C B 4-2 1-2 BB		C X 0-1 ③ L6			F S B H 2-2 1-2 HBP	2	0	0	0	1	0	2
Doug Strange, S (1, 5) OBP: 0.320, SLG: 0.391	C B F D B X 3-2 1-3 1B			C C S 0-3 ③ K			F B X 1-1 ① G4-3		P B F B X 3-1 ② P3	4	0	1	0	0	1	4
Pedro Martinez, R (1, 1) OBP: 0.143, SLG: 0.150 Joe Orsulak, L (7, PH) OBP: 0.325, SLG: 0.352 Marc Valdes, R (8, 1) OBP: 0.286, SLG: 0.286 Anthony Telford, R (9, 1) OBP: 0.250, SLG: 0.333 Chris Widger, R (9, PH) OBP: 0.311, SLG: 0.467		C F D S 1-3 ③ K			B B B C B 4-1 1B BB		B X 1-0 ② G1-3		F B S F S 1-3 ③ K	1 1 0 0 1	0 0 0 0 0	0 0 0 0 0	0 0 0 0 0	1 0 0 0 1	1 0 0 0 2	2 0 0 0 2
Inning Stats	R: 0 H: 1 E: 0 LOB: 1 K: 0 BB: 0 S: 9 P: 15	R: 0 H: 2 E: 0 LOB: 2 K: 2 BB: 0 S: 15 P: 26	R: 0 H: 1 E: 0 LOB: 0 K: 0 BB: 0 S: 8 P: 15	R: 0 H: 0 E: 1 LOB: 2 K: 1 BB: 1 S: 11 P: 16	R: 0 H: 1 E: 0 LOB: 1 K: 1 BB: 1 S: 9 P: 17	R: 0 H: 1 E: 0 LOB: 1 K: 2 BB: 0 S: 9 P: 11	R: 0 H: 0 E: 0 LOB: 0 K: 0 BB: 0 S: 4 P: 6	R: 0 H: 0 E: 0 LOB: 0 K: 0 BB: 0 S: 9 P: 11	R: 0 H: 0 E: 0 LOB: 2 K: 2 BB: 1 S: 14 P: 26	1B: 6 2B: 1 3B: 0 HR: 0	SF: 0 SAC: 0 DP: 2 HBP: 1			WP: 0 PB: 0 SB: 1 CS: 0	PA: 36		

PITCHER		IP	WLS	BF	H	R	ER	SO	BB	IBB	HBP	BLK	WP	HR	S	P	ERA	WHIP
Ramon Garcia, R ERA: 4.03	(1, 1)	8.0	W	31	6	0	0	6	2	0	0	0	0	0	74	117	0.00	1.000
Billy Wagner, L ERA: 1.61	(9, 1)	1.0	S	5	0	0	0	2	1	0	1	0	0	0	14	26	0.00	1.000

PITCHER	IP	WLS	BF	H	R	ER	SO	BB	IBB	HBP	BLK	WP	HR	S	P	ERA	WHIP

BOTTOM

Houston Astros @ Montreal Expos

Olympic Stadium, Montreal, QB

Fri Jul 18 1997, 7:05 PM EDT
Att. 19,379 - Dome - 75 F

livebaseballscorecards.com

AB	32
R	0
H	6
RBI	0
BB	3
SO	8
LOB	18

Batter	1	2	3	4	5	6	7	8	9	AB	R	H	RBI	BB	SO	LOB
Craig Biggio, R (1, 4) OBP: 0.402, SLG: 0.492	B B C F B X 3-2 5 S S 1B		C F B X 1-2 L7 ①		C B X 1-1 G4-3 ①	C B 1 SAFE 1-1 CS ③ 1-2	B C X 1-1 P4 ①	C S X 0-2 1B		5	0	2	0	0	0	0
Chuck Carr, S (1, 8) OBP: 0.246, SLG: 0.264	B F C F X 1-2 P7 ① 1-2		B B C B B 4-1 5 CS 5 S BB		B C F S 1-3 K 5 HR		C C X 0-2 E S 1B 1B	C C 1 SAFE S 0-3 K ③		4	2	1	0	1	2	2
5 Jeff Bagwell, R (1, 3) OBP: 0.435, SLG: 0.617	B B S B B 4-1 S 2-3 BB		1 SAFE 1 SAFE C B B B B 2 SAFE X 3-1 ② 1-3 1B 2B		1 SAFE 1 SAFE X 0-0 1-H HR		C C 1 SAFE X 0-2 F7 ②		B X 1-0 1B 1B 1B	4	3	3	2	1	0	1
Luis Gonzalez, L (1, 7) OBP: 0.371, SLG: 0.395	B C B F F F B B 4-2 G5-4-3 1-2 BB		B X 1-0 2-H 1B		C X 0-1 S 1B		1 SAFE 1 SAFE 1 SAFE B 1 SAFE B B C B 4-1 1B 1B 1-3 BB		C X 0-1 G4-6-3 1B 1-2 1B	3	2	3	1	2	0	0
Derek Bell, R (1, 9) OBP: 0.329, SLG: 0.386	B X 1-0 ②③ G5-4-3 1-2f		C B C B B S 3-3 ③ K		C F S 0-3 ② K 1-2		C C F X 0-2 1B 1-2 3-H 1B		B X 1-0 G4-6-3 1-2 2-H 1B	5	0	2	2	0	2	5
Bill Spiers, L (1, 5) OBP: 0.432, SLG: 0.442		C B X 1-1 G5-3 S 1B		B B B C X 3-1 L9 ①	C B F B B X 3-2 G4-3 ③		C B X 1-1 1-3 2-H 1B		C X 0-1 ①② G4-6-3 1-2f 2-3	5	0	2	1	0	0	3
Brad Ausmus, R (1, 2) OBP: 0.319, SLG: 0.375		B C B F B C 3-3 ① K 1-2	B X 1-0 ② G3			C B C S 1-3 ① K X	0-0 ③ P4		B B X 2-0 1B 3-H	5	0	1	1	0	2	3
Tim Bogar, R (1, 6) OBP: 0.271, SLG: 0.364		C B X 1-1 ② G5-3 2-3	B B X 2-0 HR		C B X 1-1 CS 1B			S C B X 1-2 ① G4-3	X 0-0 ③ F9	5	1	2	1	0	0	2
Shane Reynolds, R (1, 1) OBP: 0.088, SLG: 0.147 Sean Berry, R (6, PH) OBP: 0.294, SLG: 0.389 Jose Lima, R (6, 1) Tom Martin, L (7, 1) Russ Springer, R (9, 1) Billy Wagner, L (9, 1)	B C C C 1-3 ③ K		X 0-0 ③ G5-3			X 0-0 ② P4		X 0-0 ② F7		2 1 0 1 0 0	0 0 0 0 0 0	0 0 0 0 0 0	0 0 0 0 0 0	1 0 0 0 0 0	1 1 0 0 0 0	1 0 0 0 0 0
Inning Stats	R: 0 H: 1 E: 0 LOB: 2 K: 0 BB: 2 S: 14 P: 27	R: 0 H: 1 E: 0 LOB: 1 K: 2 BB: 0 S: 10 P: 16	R: 1 H: 2 E: 0 LOB: 1 K: 1 BB: 1 S: 10 P: 22	R: 1 H: 1 E: 0 LOB: 0 K: 0 BB: 0 S: 5 P: 11	R: 2 H: 2 E: 0 LOB: 1 K: 2 BB: 0 S: 14 P: 19	R: 0 H: 1 E: 0 LOB: 0 K: 1 BB: 0 S: 7 P: 10	R: 2 H: 3 E: 0 LOB: 2 K: 0 BB: 1 S: 16 P: 22	R: 0 H: 1 E: 0 LOB: 1 K: 1 BB: 0 S: 10 P: 11	R: 2 H: 4 E: 0 LOB: 1 K: 0 BB: 0 S: 8 P: 12	1B: 13 SF: 0 2B: 1 SAC: 0 3B: 0 DP: 2 HR: 2 HBP: 0						

PITCHER		IP	WLS	BF	H	R	ER	SO	BB	IBB	HBP	BLK	WP	HR	S	P	ERA	WHIP
Jeff Juden, R ERA: 3.89	(1, 1)	5.0	L	24	7	4	4	5	3	0	0	0	1	2	53	95	7.20	2.000
Anthony Telford, R ERA: 2.72	(6, 1)	2.0		10	4	2	2	1	1	0	0	0	0	0	23	32	9.00	2.500
Dave Veres, R ERA: 2.96	(8, 1)	1.0		4	1	0	0	1	0	0	0	0	0	0	10	11	0.00	1.000
Omar Daal, L ERA: 9.71	(9, 1)	0.2		5	4	2	2	0	0	0	0	0	0	0	7	11	27.00	6.000
Rick DeHart, L ERA: 9.0	(9, 1)	0.1		1	0	0	0	0	0	0	0	0	0	0	1	1	0.00	0.000

PITCHER	IP	WLS	BF	H	R	ER	SO	BB	IBB	HBP	BLK	WP	HR	S	P	ERA	WHIP

TOP

Houston Astros @ Montreal Expos

Olympic Stadium, Montreal, QB

Sat Jul 19 1997, 7:05 PM EDT

Att. 34,518 - Dome - 75 F

livebaseballscorecards.com

AB	40
R	8
H	16
RBI	8
BB	4
SO	7
LOB	18

WP: 1 PA: 45
PB: 0
SB: 7
CS: 2

Batter	1	2	3	4	5	6	7	8	9	AB	R	H	RBI	BB	SO	LOB
F.P. Santangelo, S (1, 9) (8, 7) OBP: 0.421, SLG: 0.431	B F B B C B 4-2 F8 1B SF8 BB	B S B B B 4-1 FC5-4 BB			C B B C F B X 3-2 ① G6-3		C F F S 0-3 ② K		F B F H 2-2 1B BB BB HBP	2	2	0	0	2	1	0
Mike Lansing, R (1, 4) OBP: 0.353, SLG: 0.489	C B B B 1 SAFE X 3-1 BB 2B 1B 1-2	F B X 1-1 ③ FC5-4 1-2f			C F X 0-2 ② L8		S C B X 1-2 WP 1B 1B		B B C S B B 4-2 BB 1B BB 1-2	4	2	2	0	1	0	1
Rondell White, R (1, 8) OBP: 0.301, SLG: 0.427	B X 1-0 ① F8 2-3	B S B B X 3-1 ① G5-3			B X 1-0 ③ G6-3		S F B F H 2-2 1B HBP 1-2		X 0-0 ① L8	4	0	0	0	0	0	4
David Segui, S (1, 3) OBP: 0.395, SLG: 0.488	X 0-0 ② SF8 3-H	B S X 1-1 ② G4-3				C X 0-1 1B 1B	X 0-0 FC5-4 1B 1-2 2-H		X 0-0 BB 1B 1-2 2-3	4	0	3	2	0	0	0
Ryan McGuire, L (1, 7) OBP: 0.389, SLG: 0.506 Sherman Obando, R (7, PH) (8, 9) OBP: 0.241, SLG: 0.277	1 SAFE B B 1 SAFE 1 SAFE C B B 4-1 2B BB 1-2	B B B C C X 2-2 E5				B B B C C X 3-1 ① F8	B X 1-0 ③ FC5-4 1-2f		C B B B B S B 4-2 BB 1-2 2-3 3-H	2	1	0	0	1	0	1
										1	0	0	1	1	0	2
Mark Grudzielanek, R (1, 6) OBP: 0.328, SLG: 0.391	B B C F X 2-2 2B 1-H 2-H	S C X 0-2 ③ L1				1 SAFE S F 1 SAFE F X 0-2 1B 1-2	F F F X 0-2 G4-3 G4-3 2B	B B C F X 2-2 ② F9		5	1	3	2	0	0	4
Chris Widger, R (1, 2) OBP: 0.303, SLG: 0.453	C C B F S 1-3 ③ K2-3			C B X 1-1 ① F8		C C F F F X 0-2 ② P3	F T F X 0-2 ① G4-3 2-3	S B B C F F F X 2-2 ③ G6-3		5	0	0	0	0	1	7
Doug Strange, S (1, 5) OBP: 0.314, SLG: 0.383		B B B C X 3-1 ① F8		C S F B S 1-3 ② K		C X 0-1 ③ G1-3		X 0-0 ② G4-3 3-H		4	0	0	1	0	1	2
Jeff Juden, R (1, 1) OBP: 0.171, SLG: 0.179 Anthony Telford, R (6, 1) OBP: 0.250, SLG: 0.333 Joe Orsulak, L (7, PH) OBP: 0.323, SLG: 0.349 Dave Veres, R (8, 1) OBP: 1.000, SLG: 1.000 Henry Rodriguez, L (8, PH) OBP: 0.313, SLG: 0.498 Omar Daal, L (9, 1) OBP: 0.200, SLG: 0.200 Rick DeHart, L (9, 1)		C S S 0-3 ② K		C B B S C 2-3 ③ K			C T B X 1-2 ① G3	S C B S 1-3 ③ K		2	0	0	0	0	2	0
										0	0	0	0	0	0	0
										1	0	0	0	0	0	0
										0	0	0	0	0	0	0
										1	0	0	0	0	1	0
										0	0	0	0	0	0	0
										0	0	0	0	0	0	0
Inning Stats	R: 3 E: 0 K: 1 S: 14 H: 2 LOB: 1 BB: 2 P: 29	R: 0 E: 0 K: 1 S: 8 H: 0 LOB: 1 BB: 1 P: 16	R: 0 E: 1 K: 0 S: 10 H: 0 LOB: 1 BB: 0 P: 16	R: 0 E: 0 K: 2 S: 9 H: 0 LOB: 0 BB: 0 P: 13	R: 0 E: 0 K: 0 S: 8 H: 0 LOB: 0 BB: 0 P: 12	R: 0 E: 0 K: 0 S: 16 H: 2 LOB: 2 BB: 0 P: 19	R: 1 E: 0 K: 1 S: 15 H: 2 LOB: 2 BB: 0 P: 20	R: 1 E: 0 K: 1 S: 12 H: 1 LOB: 0 BB: 0 P: 13	R: 1 E: 0 K: 0 S: 17 H: 1 LOB: 3 BB: 2 P: 31	1B: 6 2B: 2 3B: 0 HR: 0	SF: 1 SAC: 0 DP: 0 HBP: 2					

PITCHER		IP	WLS	BF	H	R	ER	SO	BB	IBB	HBP	BLK	WP	HR	S	P	ERA	WHIP
Shane Reynolds, R ERA: 4.21	(1, 1)	5.0	W	21	2	3	3	4	3	0	0	0	0	0	49	86	5.40	1.000
Jose Lima, R ERA: 4.74	(6, 1)	1.2		9	3	1	1	1	0	0	1	0	1	0	29	36	5.40	1.800
Tom Martin, L ERA: 2.12	(7, 1)	1.1		6	2	1	1	1	0	0	0	0	0	0	14	16	6.75	1.500
Russ Springer, R ERA: 4.5	(9, 1)	0.0		2	0	1	1	0	1	0	1	0	0	0	4	10	∞	∞
Billy Wagner, L ERA: 1.58	(9, 1)	1.0	S	5	1	0	0	0	1	0	0	0	0	0	13	21	0.00	2.000

PITCHER	IP	WLS	BF	H	R	ER	SO	BB	IBB	HBP	BLK	WP	HR	S	P	ERA	WHIP

BOTTOM

Houston Astros @ Montreal Expos

Olympic Stadium, Montreal, QB

Sat Jul 19 1997, 7:05 PM EDT

Att. 34,518 - Dome - 75 F

livebaseballscorecards.com

AB	35
R	6
H	8
RBI	6
BB	5
SO	6
LOB	21

WP: 1 PA: 43
PB: 0
SB: 0
CS: 0

Batter	1	2	3	4	5	6	7	8	9	AB	R	H	RBI	BB	SO	LOB
Craig Biggio, R (1, 4) OBP: 0.403, SLG: 0.492	B B C S C 2-3 K		S X 0-1 SF9 ② 3-H			B X 1-0 5 WP G3 5 FC6-2 2-3 1B		B B B B 4-0 5 HBP BB HR BB	S B X 1-1 1-3 2B	2	1	1	1	1	0	0
Ricky Gutierrez, R (8, 4) OBP: 0.323, SLG: 0.324										1	0	1	0	0	0	0
Chuck Carr, S (1, 8) OBP: 0.244, SLG: 0.254	X 0-0 G4-3 ②		C F F S 0-3 K ③			1 SAFE B X 1-0 G3 ① 1-2		B B F 1 SAFE 1 B B 4-1 5 HBP HR 1-2 BB	S X 0-1 G4-3 ③	4	1	0	0	1	1	4
5 Jeff Bagwell, R (1, 3) OBP: 0.434, SLG: 0.612	B C X 1-1 F8 ③			C B B X 2-1 F8 ①		B X 1-0 FC6-2 ② HR 2-H 3-H		F C H 1-2 HR 1-2 2-3 HBP		3	2	0	0	0	0	1
J.R. Phillips, L (8, 3)										0	0	0	0	0	0	0
Luis Gonzalez, L (1, 7) OBP: 0.375, SLG: 0.419		B C S F B B F F F 3-2 F X G4-3 SF9 2B		B F S C 1-3 K ②		1 SAFE B X 1-0 1-H HR		C F X 0-2 1-H 2-H 3-H HR		4	3	3	6	0	1	0
Derek Bell, R (1, 9) OBP: 0.324, SLG: 0.380		X 0-0 G4-3 ① 2-3		B C F F F S 1-3 K ③		C X 0-1 G4-3 ③		B B S B F X 3-2 G4-3 ②		4	0	0	0	0	1	1
Sean Berry, R (1, 5) OBP: 0.289, SLG: 0.383		B B X 2-0 SF9 ② 3-H			S B F X 1-2 F9 ①		B C S S 1-3 K ①	C X 0-1 G5-3 ③		3	0	0	1	0	1	0
Tony Eusebio, R (1, 2) OBP: 0.366, SLG: 0.307		C X 0-1 G4-3 ③			B C X 1-1 G4-3 ②		X 0-0 G5-3 ②		X 0-0 F8 ①	4	0	0	0	0	0	0
Tim Bogar, R (1, 6) OBP: 0.271, SLG: 0.368			C B B F F X 2-2 SH5-4 SF9 2B		F C X 0-2 F8 ③		B C B X 2-1 F8 ③		C X 0-1 G6-3 ②	4	1	1	0	0	0	0
Darryl Kile, R (1, 1) OBP: 0.172, SLG: 0.150			L X 0-1 SH5-4 ① 2-3			C C B B X 2-2 1B 5 WP 2B		X 0-0 L5 ①	X 0-0 2B 1B	3	1	2	0	0	0	0
Inning Stats	R: 0 E: 0 K: 1 S: 7 H: 0 LOB: 0 BB: 0 P: 10	R: 1 E: 0 K: 0 S: 12 H: 1 LOB: 0 BB: 0 P: 17	R: 1 E: 0 K: 1 S: 12 H: 1 LOB: 0 BB: 0 P: 14	R: 0 E: 0 K: 2 S: 10 H: 0 LOB: 0 BB: 0 P: 14	R: 0 E: 0 K: 0 S: 8 H: 0 LOB: 0 BB: 0 P: 10	R: 3 E: 0 K: 0 S: 9 H: 3 LOB: 0 BB: 0 P: 15	R: 0 E: 0 K: 1 S: 6 H: 0 LOB: 0 BB: 0 P: 9	R: 4 E: 0 K: 0 S: 12 H: 1 LOB: 0 BB: 2 P: 24	R: 0 E: 0 K: 0 S: 8 H: 2 LOB: 2 BB: 0 P: 9	1B: 2 2B: 4 3B: 0 HR: 2 SF: 2 SAC: 1 DP: 0 HBP: 1						

TOP

Houston Astros @ Montreal Expos

Olympic Stadium, Montreal, QB

Sun Jul 20 1997, 3:33 AM EDT

Att. 26,873 - Dome - 70 F

livebaseballscorecards.com

AB	32
R	9
H	8
RBI	8
BB	2
SO	5
LOB	6

WP: 1 PB: 0 SB: 0 CS: 0 PA: 38

PITCHER		IP	WLS	BF	H	R	ER	SO	BB	IBB	HBP	BLK	WP	HR	S	P	ERA	WHIP
Dustin Hermanson, R ERA: 3.65	(1, 1)	6.0	L	23	5	5	5	4	0	0	0	0	1	1	58	80	7.50	0.833
Marc Valdes, R ERA: 4.04	(7, 1)	1.1		7	0	3	3	1	2	0	1	0	0	0	10	22	20.25	1.500
Omar Daal, L ERA: 9.79	(8, 1)	0.2		3	1	1	1	0	0	0	0	0	0	1	8	11	13.50	1.500
Salomon Torres, R ERA: 9.82	(9, 1)	1.0		5	2	0	0	0	0	0	0	0	0	0	8	9	0.00	2.000

PITCHER	IP	WLS	BF	H	R	ER	SO	BB	IBB	HBP	BLK	WP	HR	S	P	ERA	WHIP

Batter	1	2	3	4	5	6	7	8	9	AB	R	H	RBI	BB	SO	LOB
F.P. Santangelo, S (1, 8) OBP: 0.415, SLG: 0.424	C B F F X 1-2 G5-3 ①		F S X 0-2 L7 ①			F S X 0-2 G3 ①		F B C S 1-3 K ③		4	0	0	0	0	1	0
Mike Lansing, R (1, 4) OBP: 0.353, SLG: 0.488 Andy Stankiewicz, R (9, 4) OBP: 0.274, SLG: 0.322	X 0-0 1B		X 0-0 G6-3 ②			B F C X 1-2 P6 ②			B X 1-0 F8 ①	3 1	0 0	1 0	0 0	0 0	0 0	0 0
Henry Rodriguez, L (1, 7) OBP: 0.310, SLG: 0.493	F S S 0-3 K ②		B B F X 2-1 G5-3 ③			C X 0-1 G4-3 ③			C S F S 0-3 K ②	4	0	0	0	0	2	1
David Segui, S (1, 3) OBP: 0.393, SLG: 0.484	S B B X 2-1 G4-3 ③			S B X 1-1 G6-4-3 1B			B X 1-0 F7 ①		F F B S 1-3 K ③	4	0	1	0	0	1	1
Darrin Fletcher, L (1, 2) OBP: 0.319, SLG: 0.506		B C X 1-1 FC4-6 1B		B 1 SAFE X 1-0 F7 ①			B X 1-0 P5 ②			3	0	1	0	0	0	1
Mark Grudzielanek, R (1, 6) OBP: 0.328, SLG: 0.393		C F X 0-2 FC4-6 S 1-2f ①		1 SAFE B X 1-0 G6-4-3 ②③ 1-2f			B C B X 2-1 2B			3	0	1	0	0	0	2
Joe Orsulak, L (1, 9) OBP: 0.315, SLG: 0.339 Omar Daal, L (8, 1) OBP: 0.200, SLG: 0.200 Salomon Torres, R (9, 1)		1 SAFE 1 SAFE 1 SAFE X 0-0 F7 ②			C X 0-1 P6 ①		B B F X 2-1 F8 ③			3 0 0	0 0 0	0 0 0	0 0 0	0 0 0	0 0 0	2 0 0
Doug Strange, S (1, 5) OBP: 0.314, SLG: 0.379		B C P B C B 1-2 4-2 BB			C C S 0-3 K ②			B C S B F X 2-2 F8 ①		2	0	0	0	1	1	0
Dustin Hermanson, R (1, 1) OBP: 0.148, SLG: 0.231 Marc Valdes, R (7, 1) OBP: 0.286, SLG: 0.286 Ryan McGuire, L (8, 9) OBP: 0.385, SLG: 0.500		X 0-0 G1-3 ③			S C X 0-2 P3 ③			B B C B F C 3-3 K ②		2 0 1	0 0 0	0 0 0	0 0 0	0 0 0	0 0 1	2 0 0
Inning Stats	R: 0 E: 0 K: 1 S: 10 H: 1 LOB: 1 BB: 0 P: 13	R: 0 E: 0 K: 0 S: 10 H: 1 LOB: 2 BB: 1 P: 14	R: 0 E: 0 K: 0 S: 6 H: 0 LOB: 0 BB: 0 P: 8	R: 0 E: 0 K: 0 S: 4 H: 1 LOB: 0 BB: 0 P: 7	R: 0 E: 0 K: 1 S: 8 H: 0 LOB: 0 BB: 0 P: 8	R: 0 E: 0 K: 0 S: 8 H: 0 LOB: 0 BB: 0 P: 9	R: 0 E: 0 K: 0 S: 6 H: 1 LOB: 1 BB: 0 P: 12	R: 0 E: 0 K: 2 S: 10 H: 0 LOB: 0 BB: 0 P: 16	R: 0 E: 0 K: 2 S: 8 H: 0 LOB: 0 BB: 0 P: 10	1B: 3 2B: 1 3B: 0 HR: 0		SF: 0 SAC: 0 DP: 1 HBP: 0		WP: 0 PB: 0 SB: 1 CS: 0	PA: 31	

PITCHER	IP	WLS	BF	H	R	ER	SO	BB	IBB	HBP	BLK	WP	HR	S	P	ERA	WHIP
Darryl Kile, R (1, 1) ERA: 1.99	9.0	W	31	4	0	0	6	1	0	0	0	0	0	70	97	0.00	0.556

PITCHER	IP	WLS	BF	H	R	ER	SO	BB	IBB	HBP	BLK	WP	HR	S	P	ERA	WHIP

BOTTOM

Houston Astros @ Montreal Expos

Olympic Stadium, Montreal, QB

Sun Jul 20 1997, 3:33 AM EDT

Att. 26,873 - Dome - 70 F

livebaseballscorecards.com

AB	30
R	0
H	4
RBI	0
BB	1
SO	6
LOB	9

Batter	1	2	3	4	5	6	7	8	9	AB	R	H	RBI	BB	SO	LOB
Craig Biggio, R (1, 4) OBP: 0.400, SLG: 0.487	C C F S 0-3 ① K			S X 0-1 ① G6-3	C B X 1-1 ② FC6-4 1-2f		S F F C 0-3 ③ K			4	0	0	0	0	2	2
Chuck Carr, S (1, 8) OBP: 0.244, SLG: 0.254	C C B B X 2-2 ② P6			B X 1-0 ② F8	L 1 SAFE F C 0-3 ③ K			F F X 0-2 5 S 1B		4	0	1	0	0	1	1
5 Jeff Bagwell, R (1, 3) OBP: 0.432, SLG: 0.608	F S B B F S 2-3 ③ K			C B B X 2-1 ③ F8		X 0-0 WP S 1B		B F F B F S 3-3 ① K 1-2		4	0	1	0	0	2	1
Luis Gonzalez, L (1, 7) OBP: 0.371, SLG: 0.414		C F B X 1-2 ① P6			B B B C X 3-1 E3 HR	C F B C 1-3 ① K		X 0-0 ② L8		4	1	0	0	0	1	2
Derek Bell, R (1, 9) OBP: 0.326, SLG: 0.391		X 0-0 ② F8			B B X 2-0 1-H HR	C S B S 1-3 ② K 1-2		I I I I 4-0 FC6-4 IBB		3	1	1	2	1	1	1
Ricky Gutierrez, R (1, 5) OBP: 0.321, SLG: 0.322		B F B F B X 3-2 ③ F9			X 0-0 WP S 1B 1B	B B C F S 2-3 ③ K 2-3		X 0-0 ③ FC6-4 1-2f		4	1	1	0	0	1	3
Brad Ausmus, R (1, 2) OBP: 0.318, SLG: 0.377			X 0-0 ① G6-3		B S S S 1-3 ① K 1-3		C S B B B X 2-2 F9 2B		C C C X 0-2 ① F7	4	0	1	0	0	1	1
Tim Bogar, R (1, 6) OBP: 0.270, SLG: 0.360			B F T C F X 1-2 ② F8		B F B B B 4-1 S 1B BB		F S X 0-2 ① F9 2-3		X 0-0 ② G6-3	3	1	0	0	1	0	1
Mike Hampton, R (1, 1) OBP: 0.176, SLG: 0.149 Russ Springer, R (8, 1) J.R. Phillips, L (9, PH) Billy Wagner, L (9, 1)			X 0-0 ③ G4-3		B C X 1-1 FC6-4 1-H 3-H 1B		B S X 1-1 ② G5-3		S B S S S 1-3 ③ K	3 0 1 0	0 0 0 0	1 0 0 0	2 0 0 0	0 0 0 0	0 0 1 0	1 0 0 0
Inning Stats	R: 0 E: 0 K: 2 S: 11 H: 0 LOB: 0 BB: 0 P: 15	R: 0 E: 0 K: 0 S: 7 H: 0 LOB: 0 BB: 0 P: 11	R: 0 E: 0 K: 0 S: 6 H: 0 LOB: 0 BB: 0 P: 7	R: 0 E: 0 K: 0 S: 5 H: 0 LOB: 0 BB: 0 P: 8	R: 4 E: 1 K: 2 S: 15 H: 3 LOB: 1 BB: 1 P: 27	R: 0 E: 0 K: 3 S: 10 H: 1 LOB: 1 BB: 0 P: 14	R: 0 E: 0 K: 1 S: 12 H: 1 LOB: 1 BB: 0 P: 15	R: 0 E: 0 K: 1 S: 10 H: 1 LOB: 2 BB: 1 P: 17	R: 0 E: 0 K: 1 S: 7 H: 0 LOB: 0 BB: 0 P: 8	1B: 4 2B: 1 3B: 0 HR: 1	SF: 0 SAC: 0 DP: 0 HBP: 0	WP: 2 PB: 0 SB: 4 CS: 0	PA: 36				

PITCHER		IP	WLS	BF	H	R	ER	SO	BB	IBB	HBP	BLK	WP	HR	S	P	ERA	WHIP
Andy Benes, R ERA: 3.08	(1, 1)	7.0	L	28	5	4	3	8	1	0	0	0	2	1	66	97	3.86	0.857
T.J. Mathews, R ERA: 1.67	(8, 1)	1.0		5	1	0	0	1	0	1	0	0	0	0	10	17	0.00	1.000
Mark Petkovsek, R ERA: 4.06	(9, 1)	1.0		3	0	0	0	1	0	0	0	0	0	0	7	8	0.00	0.000

PITCHER	IP	WLS	BF	H	R	ER	SO	BB	IBB	HBP	BLK	WP	HR	S	P	ERA	WHIP

TOP

Houston Astros @ St. Louis Cardinals

Busch Stadium, St. Louis, MO

Tue Jul 22 1997, 7:05 PM CDT

Att. 33,964 - Unknown - 91 F

livebaseballscorecards.com

AB	34
R	4
H	6
RBI	4
BB	2
SO	10
LOB	13

Batter	1	2	3	4	5	6	7	8	9	AB	R	H	RBI	BB	SO	LOB
Royce Clayton, R (1, 6) OBP: 0.296, SLG: 0.371	B B B B 4-0 1B 1B BB		C S F B F B X 2-2 ① P4		S C B X 1-2 ② G1-3			C B C B B S 3-3 ① K		3	1	0	0	1	1	0
Delino DeShields, L (1, 4) OBP: 0.356, SLG: 0.450	C X 0-1 1B 1B 1-3 1B		B B C M F X 2-2 ② G1-3		C C X 0-2 ③ G1-3			C X 0-1 ② G6-3		4	1	1	0	0	0	0
Ron Gant, R (1, 7) OBP: 0.316, SLG: 0.419	X 0-0 L4-6 1B 1-3 3-H 1B		B B B F F B 4-2 FC3-6 BB			X 0-0 ① F9		B B S F B S 3-3 ③ K		3	0	1	1	1	1	0
Ray Lankford, L (1, 8) OBP: 0.414, SLG: 0.659	1 SAFE X 0-0 1-2 3-H 1B		B F 1 SAFE 1 SAFE C 1 SAFE F X 1-2 ③ FC3-6 1-2f			B X 1-0 G5-3 1B			B C S S 1-3 ① K	4	0	2	1	0	1	1
Gary Gaetti, R (1, 5) OBP: 0.335, SLG: 0.461	X 0-0 ① ② L4-6 2-2			B B C F X 2-2 ① P4		C D S 1 SAFE X 1-2 ② G5-3 1-2			S F S 0-3 ② K	4	0	0	0	0	1	3
John Mabry, L (1, 9) OBP: 0.360, SLG: 0.384	F F 1 SAFE X 0-2 ③ G1-3			C F F F S 0-3 ② K		F B D F B X 3-2 ③ L9			C C F B F B B F F 3-2 X ③ F7	4	0	0	0	0	1	2
Mike DiFelice, R (1, 2) OBP: 0.301, SLG: 0.347		C X 0-1 ① P3		S S X 0-2 1B			C B S X 1-2 ① G5-3			3	0	1	0	0	0	0
Dmitri Young, S (1, 3) OBP: 0.330, SLG: 0.379		B S F F S 1-3 ② K		B S B S C 2-3 ③ K			B C B F B S 3-3 ② K			3	0	0	0	0	3	1
Andy Benes, R (1, 1) OBP: 0.194, SLG: 0.222 David Bell, R (7, PH) OBP: 0.273, SLG: 0.290 T.J. Mathews, R (8, 1) Mark Petkovsek, R (9, 1) OBP: 0.182, SLG: 0.100		X 0-0 ③ G5-3			F B B X 2-1 ① G6-3		C B S X 1-2 ③ G5-3			2 1 0 0	0 0 0 0	0 0 0 0	0 0 0 0	0 0 0 0	0 0 0 0	0 0 0 0
Inning Stats	R: 2 E: 0 K: 0 S: 8 H: 3 LOB: 1 BB: 1 P: 12	R: 0 E: 0 K: 1 S: 7 H: 0 LOB: 0 BB: 0 P: 8	R: 0 E: 0 K: 0 S: 15 H: 0 LOB: 1 BB: 1 P: 24	R: 0 E: 0 K: 2 S: 14 H: 1 LOB: 1 BB: 0 P: 18	R: 0 E: 0 K: 0 S: 8 H: 0 LOB: 0 BB: 0 P: 11	R: 0 E: 0 K: 0 S: 8 H: 1 LOB: 1 BB: 0 P: 13	R: 0 E: 0 K: 1 S: 9 H: 0 LOB: 0 BB: 0 P: 14	R: 0 E: 0 K: 2 S: 8 H: 0 LOB: 0 BB: 0 P: 14	R: 0 E: 0 K: 2 S: 13 H: 0 LOB: 0 BB: 0 P: 17	1B: 5 2B: 1 3B: 0 HR: 0 SF: 0 SAC: 0 DP: 1 HBP: 0						

PITCHER		IP	WLS	BF	H	R	ER	SO	BB	IBB	HBP	BLK	WP	HR	S	P	ERA	WHIP
Mike Hampton, L ERA: 4.42	(1, 1)	7.0	W	27	5	2	2	4	2	0	0	0	0	0	69	100	2.57	1.000
Russ Springer, R ERA: 4.36	(8, 1)	1.0		3	0	0	0	2	0	0	0	0	0	0	8	14	0.00	0.000
Billy Wagner, L ERA: 1.54	(9, 1)	1.0	S	3	0	0	0	2	0	0	0	0	0	0	13	17	0.00	0.000

PITCHER	IP	WLS	BF	H	R	ER	SO	BB	IBB	HBP	BLK	WP	HR	S	P	ERA	WHIP

BOTTOM

Houston Astros @ St. Louis Cardinals

Busch Stadium, St. Louis, MO

Tue Jul 22 1997, 7:05 PM CDT
Att. 33,964 - Unknown - 91 F

livebaseballscorecards.com

AB	31
R	2
H	5
RBI	2
BB	2
SO	8
LOB	7

1B: 5	SF: 0	WP: 0	PA: 33
2B: 1	SAC: 0	PB: 0	
3B: 0	DP: 1	SB: 0	
HR: 0	HBP: 0	CS: 0	

Houston Astros @ St. Louis Cardinals

Busch Stadium, St. Louis, MO

Wed Jul 23 1997, 7:05 PM CDT

Att. 33,376 - Unknown - 89 F

TOP

livebaseballscorecards.com

Batter	1	2	3	4	5	6	7	8	9	AB	R	H	RBI	BB	SO	LOB
Craig Biggio, R (1, 4) OBP: 0.404, SLG: 0.489	HR 1B		L5	HBP 5 BB 1B 3-H		3B BB		1B 5 1B BB		3	4	2	1	2	0	0
Thomas Howard, S (1, 8) OBP: 0.337, SLG: 0.394 Chuck Carr, S (8, 8) OBP: 0.244, SLG: 0.254	1-H HR		P4	1B 5 HBP 1-2 BB		1 SAFE 1 SAFE 1 SAFE 1-H FC3-2 3B		BB 5 1B 1-3 1B		4 0	1 0	3 0	3 0	1 0	0 0	0 0
5 Jeff Bagwell, R (1, 3) OBP: 0.436, SLG: 0.607	G4-3 S 1B BB		BB BB BB		1B 1-2 2-3 HBP	G6-3 1B		BB 1-2 3-H 1B		2	1	1	1	2	0	1
Luis Gonzalez, L (1, 7) OBP: 0.371, SLG: 0.412	G4-3 1-3		BB 1-2 BB	1-2 2-3 3-H 1B		FC3-2 1B 3-H		F7		4	0	1	1	1	0	4
Derek Bell, R (1, 9) OBP: 0.334, SLG: 0.394	CS 3-H 1B		1-2 2-3 BB	F7		1-2 1B		G6-4-3 1-2 2-3 BB		3	0	2	1	2	0	3
Sean Berry, R (1, 5) OBP: 0.283, SLG: 0.374 Ricky Gutierrez, R (8, 5) OBP: 0.321, SLG: 0.322	K 1-2		F9		G3	F9		G6-4-3 1-2f		5 0	0 0	0 0	0 0	0 0	1 0	9 0
Brad Ausmus, R (1, 2) OBP: 0.320, SLG: 0.381		K		G6-3 1B 2B	S 1B		K		G5-3	5	1	2	0	0	2	0
Tim Bogar, R (1, 6) OBP: 0.261, SLG: 0.348		G4-3		G6-3 2-3	K 1-2		K		G1-3	5	0	0	0	0	2	2
Chris Holt, R (1, 1) OBP: 0.073, SLG: 0.050 Mike Magnante, L (5, 1) J.R. Phillips, L (9, PH) Jose Lima, R (9, 1)		K		K	K		K		F8	3 1 1 0	0 0 0 0	0 0 0 0	0 0 0 0	0 1 0 0	3 0 0 0	2 0 0 0

Inning Stats									
	R: 3 E: 0 K: 1 S: 15	H: 3 LOB: 1 BB: 1 P: 25	R: 0 E: 0 K: 2 S: 7	H: 0 LOB: 0 BB: 0 P: 10	R: 0 E: 0 K: 0 S: 15	H: 0 LOB: 3 BB: 3 P: 35	R: 2 E: 0 K: 1 S: 15	H: 3 LOB: 3 BB: 1 P: 25	R: 0 E: 0 K: 2 S: 13	H: 1 LOB: 1 BB: 0 P: 17	R: 1 E: 0 K: 0 S: 11	H: 2 LOB: 2 BB: 1 P: 20	R: 0 E: 0 K: 3 S: 10	H: 0 LOB: 0 BB: 0 P: 14	R: 1 E: 0 K: 0 S: 10	H: 2 LOB: 2 BB: 2 P: 20	R: 0 E: 0 K: 0 S: 4	H: 0 LOB: 0 BB: 0 P: 6

| | | | | | | | | |

BOTTOM

Houston Astros @ St. Louis Cardinals

Busch Stadium, St. Louis, MO

Wed Jul 23 1997, 7:05 PM CDT
Att. 33,376 - Unknown - 89 F

livebaseballscorecards.com

Batter	1	2	3	4	5	6	7	8	9	AB	R	H	RBI	BB	SO	LOB
Delino DeShields, L (1, 4) OBP: 0.357, SLG: 0.449	B S B S F X 2-2 ① G6-3		B C B C X 2-2 FC1-6 2-H 1B		C B B F B B 4-2 1B G6-3 SF9 BB		B B C C X 2-2 ① P6			3	1	1	1	1	0	0
Dmitri Young, S (1, 3) OBP: 0.328, SLG: 0.377	F F X 0-2 1B		X 0-0 ② FC1-6 BB 1B 1-2f		B B B C C F 1 SAFE X 3-2 ① G6-3 1-2		C B S X 1-2 ② G6-3			4	0	1	0	0	0	2
Ron Gant, R (1, 7) OBP: 0.318, SLG: 0.420	C F 1 SAFE X 0-2 ② F8		X 0-0 BB 1B 1-2		B S B X 2-1 SF9 BB 1B 2-3		B C S S 1-3 ③ K			4	0	2	0	0	1	1
Ray Lankford, L (1, 8) OBP: 0.415, SLG: 0.654	1 SAFE B X 1-0 ③ F8		B B B 4-0 1-2 2-3 BB		B S B S 1 SAFE F B B 4-2 1-2 BB			B C X 1-1 ① F7		2	0	0	0	2	0	1
Gary Gaetti, R (1, 5) OBP: 0.331, SLG: 0.457		C B F B F X 2-2 ① L5	F B B B X 3-1 ③ P5		X 0-0 ② SF9 2-3 3-H			B C L B X 2-2 ② F8		3	0	0	1	0	0	3
John Mabry, L (1, 9) OBP: 0.356, SLG: 0.379		X 0-0 ② G4-3		X 0-0 ① F8	F X 0-1 ③ G6-3			C X 0-1 ③ F7		4	0	0	0	0	0	2
Royce Clayton, R (1, 6) OBP: 0.293, SLG: 0.367		F B X 1-1 ③ F9		B X 1-0 ② G4-3		X 0-0 ① B1-3			F B X 1-1 ① F7	4	0	0	0	0	0	0
Tom Lampkin, L (1, 2) OBP: 0.337, SLG: 0.386			X 0-0 SH1-4 1B 1B	B B C S B F B 4-2 BB		C B X 1-1 ② G4-3			B C S X 1-2 ② G4-3	3	1	1	0	1	0	0
Todd Stottlemyre, L (1, 1) OBP: 0.396, SLG: 0.400 Scott Livingstone, L (4, PH) OBP: 0.176, SLG: 0.170 John Frascatore, R (5, 1) Rigo Beltran, L (6, 1) Mike Gallego, R (6, PH) OBP: 0.178, SLG: 0.209 Eric Ludwick, R (7, 1) Mark Petkovsek, R (9, 1) OBP: 0.182, SLG: 0.100 Danny Sheaffer, R (9, PH) OBP: 0.326, SLG: 0.310			B 1 SAFE F X 1-1 ① SH1-4 1-2	B X 1-0 ③ F9	S S T F F B S 1-3 ③ K				X 0-0 ③ G3-1	0 1 0 0 1 0 0 0	0 0 0 0 0 0 0 0	0 0 0 0 0 1 0 0	0 0 0 0 0 0 0 0	0 0 0 0 0 0 0 0	0 0 0 0 0 0 0 0	0 1 0 0 0 0 0 0
Inning Stats	R: 0 H: 1 E: 0 LOB: 1 K: 0 BB: 0 S: 11 P: 14	R: 0 H: 0 E: 0 LOB: 0 K: 0 BB: 0 S: 7 P: 10	R: 1 H: 3 E: 0 LOB: 3 K: 0 BB: 1 S: 10 P: 20	R: 0 H: 0 E: 0 LOB: 1 K: 0 BB: 1 S: 6 P: 12	R: 1 H: 1 E: 0 LOB: 2 K: 0 BB: 2 S: 14 P: 27	R: 0 H: 0 E: 0 LOB: 0 K: 1 BB: 0 S: 8 P: 10	R: 0 H: 0 E: 0 LOB: 0 K: 1 BB: 0 S: 9 P: 13	R: 0 H: 0 E: 0 LOB: 0 K: 0 BB: 0 S: 7 P: 10	R: 0 H: 0 E: 0 LOB: 0 K: 0 BB: 0 S: 6 P: 8	1B: 5 2B: 0 3B: 0 HR: 0	SF: 1 SAC: 1 DP: 0 HBP: 0			WP: 0 PB: 0 SB: 0 CS: 0	PA: 36		

	AB	30
	R	2
	H	5
	RBI	2
	BB	4
	SO	2
	LOB	10

PITCHER		IP	WLS	BF	H	R	ER	SO	BB	IBB	HBP	BLK	WP	HR	S	P	ERA	WHIP
Chris Holt, R ERA: 3.98	(1, 1)	4.1		22	5	2	2	0	4	0	0	0	0	0	45	80	4.15	2.077
Mike Magnante, L ERA: 2.35	(5, 1)	3.2	W	11	0	0	0	2	0	0	0	0	0	0	27	36	0.00	0.000
Jose Lima, R ERA: 4.66	(9, 1)	1.0		3	0	0	0	0	0	0	0	0	0	0	6	8	0.00	0.000

PITCHER	IP	WLS	BF	H	R	ER	SO	BB	IBB	HBP	BLK	WP	HR	S	P	ERA	WHIP

Batter	1	2	3	4	5	6	7	8	9	AB	R	H	RBI	BB	SO	LOB
F.P. Santangelo, S (1, 9) OBP: 0.414, SLG: 0.431	B C C S 1-3 ① K			C B X 1-1 ① G3	D S F C 1-3 ③ K		F B S F F H 2-2 WP 1B HBP		S B B B B 4-1 BB	3	0	0	0	1	2	2
Mike Lansing, R (1, 4) OBP: 0.359, SLG: 0.492	F B C B S 2-3 ② K			X 0-0 ② G6-3		B X 1-0 ① G6-3	B C D X 2-1 WP 1-2 2-H 1B		X 0-0 ② F7	5	0	1	1	0	1	1
Henry Rodriguez, L (1, 7) OBP: 0.307, SLG: 0.500	B B B C C X 3-2 ③ P5			S B F C 1-3 ③ K		B B B C F S 3-3 ② K	B B I 4-0 1-2 2-3 IBB		F D B B F S 3-3 ③ K	4	0	0	0	1	3	1
David Segui, S (1, 3) OBP: 0.345, SLG: 0.481 Ryan McGuire, L (5, 3) OBP: 0.358, SLG: 0.469 Andy Stankiewicz, R (7, PH) OBP: 0.277, SLG: 0.311 Anthony Telford, R (7, 1) OBP: 0.250, SLG: 0.333 Marc Valdes, R (7, 1) OBP: 0.250, SLG: 0.250 Rick DeHart, L (7, 1) Steve Falteisek, R (8, 1)		X 0-0 ① G4-3			B C X 1-1 ① G4-3	B F S C 1-3 ③ K	B C X 1-1 ③ F9			2	0	0	0	0	0	0
Darrin Fletcher, L (1, 2) OBP: 0.323, SLG: 0.526		C B C X 1-2 ② G6-3			X 0-0 2B 2B		B C S C 1-3 ① K	F X 0-1 ① G4-3		4	1	1	0	0	1	0
Mark Grudzielanek, R (1, 6) OBP: 0.324, SLG: 0.389		B X 1-0 ③ G4-3			L X 0-1 2-H 2B 2B		B B X 2-0 ② G6-3	B B C B F F X 3-2 ② G4-3		4	1	1	1	0	0	0
Rondell White, R (1, 8) OBP: 0.305, SLG: 0.433			B C B B F F F X 3-2 ① G5-3		C B B X 2-1 SH2-4 2-H 2B		B X 1-0 HBP 2B 1B	X 0-0 1B		4	1	3	1	0	0	0
Doug Strange, S (1, 5) OBP: 0.330, SLG: 0.399			B C S B B S 2-3 ② K		B B B B 4-0 SH2-4 BB		H 1-0 1-2 2B HBP	B F 1 SAFE C 1 SAFE F F F 1 SAFE	B B X 3-2 ③ F9	2	1	0	0	1	1	1
Pedro Martinez, R (1, 1) OBP: 0.140, SLG: 0.146 Jose Vidro, S (7, PH) OBP: 0.207, SLG: 0.269 Joe Orsulak, L (7, 3) OBP: 0.315, SLG: 0.333			C S F S 0-3 ③ K		B L X 1-1 ② SH2-4 1-2 2-3		B C X 1-1 1-H 2-H 1B 2B		B C C F B S 2-3 ① K	1	0	0	0	0	1	0
										1	1	1	2	0	0	0
										1	0	0	0	0	1	0

Inning Stats																								
	R: 0	H: 0	R: 0	H: 0	R: 0	H: 0	R: 0	H: 0	R: 2	H: 3	R: 0	H: 0	R: 3	H: 3	R: 0	H: 1	R: 0	H: 0	1B: 3	SF: 0	WP: 1	PA: 39
	E: 0	LOB: 0	E: 0	LOB: 0	E: 0	LOB: 0	E: 0	LOB: 0	E: 0	LOB: 2	E: 0	LOB: 0	E: 0	LOB: 3	E: 0	LOB: 1	E: 0	LOB: 1	2B: 4	SAC: 1	PB: 0	
	K: 2	BB: 0	K: 0	BB: 0	K: 2	BB: 0	K: 1	BB: 0	K: 1	BB: 1	K: 2	BB: 0	K: 1	BB: 1	K: 0	BB: 0	K: 2	BB: 1	3B: 0	DP: 0	SB: 0	
	S: 9	P: 15	S: 5	P: 7	S: 12	P: 17	S: 6	P: 8	S: 12	P: 21	S: 7	P: 12	S: 15	P: 30	S: 13	P: 19	S: 9	P: 18	HR: 0	HBP: 2	CS: 0	

PITCHER		IP	WLS	BF	H	R	ER	SO	BB	IBB	HBP	BLK	WP	HR	S	P	ERA	WHIP
Shane Reynolds, R ERA: 4.36	(1, 1)	6.2		27	5	5	5	9	1	0	1	0	0	0	58	93	6.75	0.900
Russ Springer, R ERA: 4.36	(7, 1)	0.0		2	1	0	0	0	0	0	1	0	0	0	6	10	∞	∞
Tom Martin, L ERA: 2.04	(7, 1)	1.1	W	6	1	0	0	0	0	1	0	0	1	0	15	26	0.00	0.750
Jose Cabrera, R ERA:	(9, 1)	1.0		4	0	0	0	2	1	0	0	0	0	0	9	18	0.00	1.000

PITCHER	IP	WLS	BF	H	R	ER	SO	BB	IBB	HBP	BLK	WP	HR	S	P	ERA	WHIP

TOP

Montreal Expos @ Houston Astros

Astrodome, Houston, TX

Thu Jul 24 1997, 8:05 PM EDT

Att. 23,889 - Dome - 68 F

livebaseballscorecards.com

AB	33
R	5
H	7
RBI	5
BB	3
SO	11
LOB	8

Montreal Expos @ Houston Astros

Astrodome, Houston, TX

Thu Jul 24 1997, 8:05 PM EDT

Att. 23,889 - Dome - 68 F

BOTTOM

Batter	1	2	3	4	5	6	7	8	9	AB	R	H	RBI	BB	SO	LOB
Craig Biggio, R (1, 4) OBP: 0.402, SLG: 0.485	G5-3		P6		F8		1B 5 SF9 BB 2-3	SF7 3-H		3	1	0	1	1	0	0
Chuck Carr, S (1, 8) OBP: 0.258, SLG: 0.301	P6			S 1B 2B	HR		E 1B PB 1B 1-3 3-H	P6		5	3	3	2	0	0	1
5 Jeff Bagwell, R (1, 3) OBP: 0.434, SLG: 0.604	K			1B S 1B BB	G6-3		1 SAFE SF9 3-H			2	1	0	1	1	1	0
Luis Gonzalez, L (1, 7) OBP: 0.375, SLG: 0.425		HR		HBP 1B 1B 1-3 2-H	P6		E3 PB 1B 1-3			4	2	3	2	0	0	0
Derek Bell, R (1, 9) OBP: 0.333, SLG: 0.390		P3		1B HBP 1-2	L7		L8 1-3 3-H			3	0	0	0	0	0	1
Ricky Gutierrez, R (1, 5) OBP: 0.315, SLG: 0.315		G4-3		K	L8			CS 1B		3	0	0	0	0	1	3
Russ Springer, R (7, 1)										0	0	0	0	0	0	0
Tom Martin, L (7, 1)										0	0	0	0	0	0	0
James Mouton, R (8, PH) OBP: 0.279, SLG: 0.333										1	0	1	0	0	0	0
Jose Cabrera, R (9, 1)										0	0	0	0	0	0	0
Brad Ausmus, R (1, 2) OBP: 0.322, SLG: 0.381		L8		1-3 2-H 3-H 1B	G6-3		1 SAFE 2B 1-2 BB			3	1	1	2	1	0	0
Tim Bogar, R (1, 6) OBP: 0.268, SLG: 0.359			F9	P4			WP G4-3 1B 1B	2B SF7 1-3 2B		4	2	2	0	0	0	2
Shane Reynolds, R (1, 1) OBP: 0.083, SLG: 0.139			K	K			G4-3 1-2	2-3 3-H 2B		2	0	0	0	0	2	2
Bill Spiers, L (7, 5) OBP: 0.433, SLG: 0.448										2	0	1	1	0	0	1

Inning Stats	1	2	3	4	5	6	7	8	9
	R: 0 E: 0 K: 1 S: 8	H: 0 LOB: 0 BB: 0 P: 12	R: 1 E: 0 K: 0 S: 7	H: 1 LOB: 0 BB: 0 P: 12	R: 0 E: 0 K: 1 S: 6	H: 0 LOB: 0 BB: 0 P: 10	R: 3 E: 0 K: 2 S: 16	H: 3 LOB: 2 BB: 1 P: 25	R: 1 E: 0 K: 0 S: 10	H: 1 LOB: 0 BB: 0 P: 12	R: 0 E: 0 K: 0 S: 4	H: 0 LOB: 0 BB: 0 P: 7	R: 3 E: 1 K: 0 S: 17	H: 3 LOB: 1 BB: 1 P: 27	R: 2 E: 0 K: 0 S: 12	H: 3 LOB: 1 BB: 1 P: 17

	1B: 6	SF: 2	WP: 1	PA: 38
	2B: 3	SAC: 0	PB: 2	
	3B: 0	DP: 0	SB: 2	
	HR: 2	HBP: 1	CS: 1	

PITCHER		IP	WLS	BF	H	R	ER	SO	BB	IBB	HBP	BLK	WP	HR	S	P	ERA	WHIP
Pedro Martinez, R ERA: 1.91	(1, 1)	6.0		25	5	5	5	4	1	0	1	0	0	2	51	78	7.50	1.000
Anthony Telford, R ERA: 2.91	(7, 1)	0.1	L	2	1	1	1	0	0	0	0	0	0	0	7	10	27.00	3.000
Marc Valdes, R ERA: 3.97	(7, 1)	0.1		3	1	1	1	0	1	0	0	0	1	0	5	11	27.00	6.000
Rick DeHart, L ERA: 16.2	(7, 1)	0.2		6	4	3	2	0	1	0	0	0	0	0	14	20	27.00	7.500
Steve Falteisek, R ERA: 13.5	(8, 1)	0.2		2	0	0	0	0	0	0	0	0	0	0	3	3	0.00	0.000

PITCHER	IP	WLS	BF	H	R	ER	SO	BB	IBB	HBP	BLK	WP	HR	S	P	ERA	WHIP

livebaseballscorecards.com

AB	32
R	10
H	11
RBI	9
BB	3
SO	4
LOB	10

Batter	1	2	3	4	5	6	7	8	9	AB	R	H	RBI	BB	SO	LOB
F.P. Santangelo, S (1, 9) OBP: 0.415, SLG: 0.430	0-0 2B 1B	4-2 FC5-4 1-2 BB		1-2 F9			1-1 L9			3	0	1	0	1	0	0
Mike Lansing, R (1, 4) OBP: 0.358, SLG: 0.492	0-0 1-3 2B	0-0 FC5-4 1-2f		0-2 G6-3			3-2 G6-3			4	0	1	0	0	0	2
Rondell White, R (1, 8) OBP: 0.305, SLG: 0.437	2-3 K	1-0 G6-3			0-1 3B			0-3 K		4	0	1	0	0	2	4
Henry Rodriguez, L (1, 7) OBP: 0.304, SLG: 0.494	0-3 K		2-0 F8		1-3 K			1-0 G4-3		4	0	0	0	0	2	3
Jose Vidro, S (1, 5) OBP: 0.212, SLG: 0.267	1-3 K		2-0 1B 1B		0-0 G3-5-2-6 3-Hf			0-2 G1-3		4	0	1	0	0	1	3
Mark Grudzielanek, R (1, 6) OBP: 0.325, SLG: 0.395		0-0 E 3B	2-0 1-2 1B			0-3 K			0-1 G6-3	4	1	2	0	0	1	0
Ryan McGuire, L (1, 3) OBP: 0.349, SLG: 0.455 Anthony Telford, R (6, 1) OBP: 0.250, SLG: 0.333 Darrin Fletcher, L (9, PH) OBP: 0.322, SLG: 0.524		0-1 E6 SH5-3 1B 3-H	2-3 K			1-3 K			0-0 F8	3 0 1	1 0 0	0 0 0	1 0 0	0 0 0	2 0 0	2 0 0
Chris Widger, R (1, 2) OBP: 0.297, SLG: 0.441		0-0 SH5-3 2-3	1-1 F7			1-2 F7			2-1 L8	3	0	0	0	0	0	2
Jeff Juden, R (1, 1) OBP: 0.186, SLG: 0.195 Doug Strange, S (6, 3) OBP: 0.329, SLG: 0.397		1-1 BB 1B 3-H		2-2 G6-3			0-2 G3			2 1	0 0	1 0	1 0	0 0	0 0	0 0

Montreal Expos @ Houston Astros

Astrodome, Houston, TX

Fri Jul 25 1997, 8:05 PM EDT

Att. 35,102 - Dome - 68 F

TOP

livebaseballscorecards.com

AB	33
R	2
H	7
RBI	2
BB	1
SO	8
LOB	16

Inning Stats	1	2	3	4	5	6	7	8	9
	R: 0 E: 0 K: 3 S: 14 H: 2 LOB: 2 BB: 0 P: 17	R: 2 E: 1 K: 0 S: 10 H: 2 LOB: 2 BB: 1 P: 16	R: 0 E: 0 K: 1 S: 10 H: 2 LOB: 2 BB: 0 P: 19	R: 0 E: 0 K: 0 S: 9 H: 0 LOB: 0 BB: 0 P: 12	R: 0 E: 0 K: 1 S: 7 H: 1 LOB: 0 BB: 0 P: 8	R: 0 E: 0 K: 2 S: 9 H: 0 LOB: 0 BB: 0 P: 11	R: 0 E: 0 K: 0 S: 12 H: 0 LOB: 0 BB: 0 P: 16	R: 0 E: 0 K: 1 S: 7 H: 0 LOB: 0 BB: 0 P: 8	R: 0 E: 0 K: 0 S: 5 H: 0 LOB: 0 BB: 0 P: 7

1B: 4 SF: 0
2B: 2 SAC: 1
3B: 2 DP: 1
HR: 0 HBP: 0

WP: 0 PA: 35
PB: 0
SB: 0
CS: 0

PITCHER	IP	WLS	BF	H	R	ER	SO	BB	IBB	HBP	BLK	WP	HR	S	P	ERA	WHIP
Darryl Kile, R (1, 1) ERA: 1.94	9.0	W	35	7	2	1	8	1	0	0	0	0	0	83	114	1.00	0.889

PITCHER	IP	WLS	BF	H	R	ER	SO	BB	IBB	HBP	BLK	WP	HR	S	P	ERA	WHIP

Montreal Expos @ Houston Astros

Astrodome, Houston, TX

Fri Jul 25 1997, 8:05 PM EDT

Att. 35,102 - Dome - 68 F

livebaseballscorecards.com

BOTTOM

Batter	1	2	3	4	5	6	7	8	9	AB	R	H	RBI	BB	SO	LOB
Craig Biggio, R (1, 4) OBP: 0.403, SLG: 0.484	E1 5 S FC4-6 1B		1-0 S 1B HBP		1-2 ② G3	F X 0-1 ③ FC6-4 1-2f				3	2	1	0	0	0	2
Chuck Carr, S (1, 8) OBP: 0.272, SLG: 0.310	1-0 ① P3		2-1 5 S 1-H 1B		H 1-0 5 HR HBP		X 0-0 G4-6-3 1B			3	1	2	1	0	0	1
5 Jeff Bagwell, R (1, 3) OBP: 0.435, SLG: 0.610	4-0 FC4-6 2-3 BB		C 1 SAFE 2-2 ② K 1-2		B C X 1-1 1-H HR		B C 1 SAFE X 1-1 ① L8			3	1	1	2	1	1	2
Luis Gonzalez, L (1, 7) OBP: 0.374, SLG: 0.421	0-0 ② FC4-6 E S 1-2f 3-H		4-0 FC6 BB		C X 0-1 ③ G4-3		B 1 SAFE 1 SAFE C 1 SAFE 1 SAFE X 1-1 ②③ G4-6-3 1-2f			3	0	0	1	1	0	2
Thomas Howard, S (1, 9) OBP: 0.335, SLG: 0.391	B S 1 SAFE S B F B C 3-3 ③ K 1-3		X 0-0 ③ FC6 1-2f			C X 0-1 G4-3 G3 WP 1B		B F S F S 1-3 ① K		4	1	1	0	0	2	3
Bill Spiers, L (1, 5) OBP: 0.425, SLG: 0.438		C B F B F X 2-2 ① F7		X 0-0 ① P6		F F F X 0-2 ① G3 1-2		B C X 1-1 ② G3-1		4	0	0	0	0	0	1
Tony Eusebio, R (1, 2) OBP: 0.356, SLG: 0.297		B C B C F X 2-2 ② G5-3		B B C F S 2-3 ② K2-3		B C B T X 2-2 ② G4-3 2-3		B S B S B X 3-2 ③ G6-3		4	0	0	0	0	1	1
Tim Bogar, R (1, 6) OBP: 0.275, SLG: 0.361		B C X 1-1 ③ 1B		F C F X 0-2 ③ F8		I I I 4-0 WP IBB				2	0	1	0	1	0	0
Darryl Kile, R (1, 1) OBP: 0.179, SLG: 0.145			B F C C 1-3 ① K		C S 0-3 ① K	B C B B B 4-1 FC6-4 1-2 3-H BB				2	0	0	0	1	2	0
Inning Stats	R: 1 E: 1 K: 1 S: 7 H: 1 LOB: 1 BB: 1 P: 15	R: 0 E: 0 K: 0 S: 10 H: 1 LOB: 1 BB: 0 P: 15	R: 1 E: 0 K: 2 S: 10 H: 1 LOB: 2 BB: 1 P: 19	R: 0 E: 0 K: 1 S: 8 H: 0 LOB: 0 BB: 0 P: 10	R: 2 E: 0 K: 1 S: 10 H: 1 LOB: 0 BB: 0 P: 13	R: 1 E: 0 K: 0 S: 12 H: 1 LOB: 2 BB: 2 P: 22	R: 0 E: 0 K: 0 S: 5 H: 1 LOB: 0 BB: 0 P: 7	R: 0 E: 0 K: 1 S: 10 H: 0 LOB: 0 BB: 0 P: 15		1B: 5 2B: 0 3B: 0 HR: 1 SF: 0 SAC: 0 DP: 1 HBP: 2						

	AB	28
	R	5
	H	6
	RBI	4
	BB	4
	SO	6
	LOB	12

WP: 1 PA: 34
PB: 0
SB: 4
CS: 0

PITCHER		IP	WLS	BF	H	R	ER	SO	BB	IBB	HBP	BLK	WP	HR	S	P	ERA	WHIP
Jeff Juden, R ERA: 4.0	(1, 1)	5.2	L	27	5	5	4	5	3	1	2	0	1	1	55	92	6.35	1.412
Anthony Telford, R ERA: 2.79	(6, 1)	2.1		7	1	0	0	1	0	0	0	0	0	0	17	24	0.00	0.429

PITCHER	IP	WLS	BF	H	R	ER	SO	BB	IBB	HBP	BLK	WP	HR	S	P	ERA	WHIP

Batter	1	2	3	4	5	6	7	8	9	10	AB	R	H	RBI	BB	SO	LOB
F.P. Santangelo, S (1, 9) OBP: 0.413, SLG: 0.425	F F H 1-2 HR HBP	B B C B F C 3-3 K ③		F B B X 2-1 SH5-3 ② 3-H			X 0-0 F8 ①	B B F S X 2-2 F8 ②		3	1	0	1	0	1	0
Mike Lansing, R (1, 4) OBP: 0.360, SLG: 0.500	X 0-0 1-H HR	C B F F X 1-2 HR 1B	S X 0-1 P3 ③				C B C X 1-2 F8 ②	F B B S B B B 4-2 HR BB		4	3	2	2	1	0	0
Rondell White, R (1, 8) OBP: 0.308, SLG: 0.456	B X 1-0 G3 S 1B 1B	1 SAFE X 0-0 1-H HR		X 0-0 B1-3 ①			C F B X 1-2 G4-3 ③	1 SAFE 1 SAFE B C 1 SAFE X 1-1 1-H HR		5	3	3	4	0	0	0
Jose Vidro, S (1, 5) OBP: 0.222, SLG: 0.273 Doug Strange, S (7, 5) OBP: 0.330, SLG: 0.395	B X 1-0 G3 ① 1-3	X 0-0 G6-4-3 1B 1B	C X 0-1 G6-3 ②				B S B C F B B 4-2 WP BB	F B B F C 2-3 K ③		3 1	0 0	1 0	0 0	0 1	0 1	1 0
Henry Rodriguez, L (1, 7) OBP: 0.306, SLG: 0.494 Ugueth Urbina, R (8, 1)	B X 1-0 FC4-9-6 3-H 1B	B S 1 SAFE X 1-1 G6-4-3 1-2 1B		F B X 1-1 G4-3 ③			S F B F 1 SAFE F F S 1-3 K ①	C S B C 1-3 K ①		4 1	0 0	2 0	1 0	0 0	1 1	1 0
Mark Grudzielanek, R (1, 6) OBP: 0.322, SLG: 0.391	C X 0-1 FC4-9-6 ② 1-2f	B F B B X 3-1 ① G6-4-3 ② 1-2f 2-3				C X 0-1 G4-3 ①	C B B F F S 2-3 K ② 1-2	B X 1-0 L8 ②		5	0	0	0	0	1	4
Ryan McGuire, L (1, 3) OBP: 0.342, SLG: 0.437	1 SAFE 1 SAFE F C P C 1-3 K ③	B C C S 1-3 K ③				B F B X 2-1 G1-3 ②	B C C B B B 4-2 BB	C S B B F C 2-3 K ③		4	0	0	0	1	3	2
Chris Widger, R (1, 2) OBP: 0.301, SLG: 0.448		B B B C X 3-1 F7 ①		X 0-0 SH5-4 SH5-3 2B		S B X 1-1 1B	C C C 0-3 K ③			4	1	2	0	0	1	2
Dustin Hermanson, R (1, 1) OBP: 0.143, SLG: 0.222 Steve Falteisek, R (2, 1) Marc Valdes, R (5, 1) OBP: 0.222, SLG: 0.222 Rick DeHart, L (7, 1) Dave Veres, R (7, 1) OBP: 1.000, SLG: 1.000 Joe Orsulak, L (8, 7) OBP: 0.313, SLG: 0.330		B B C C X 2-2 G5-3 ②		B X 1-0 SH5-4 ① 2-3		B B C X 2-1 P6 ③			X 0-0 F7 ①		1 0 1 0 0 1	0 0 0 0 0 0	0 0 0 0 0 0	0 0 0 0 0 0	0 0 0 0 0 0	0 0 1 0 0 0	0 0 0 0 0 0
Inning Stats	R: 3 H: 3 E: 0 LOB: 1 K: 1 BB: 0 S: 12 P: 16	R: 0 H: 0 E: 0 LOB: 0 K: 1 BB: 0 S: 8 P: 16	R: 2 H: 4 E: 0 LOB: 1 K: 1 BB: 0 S: 13 P: 19	R: 1 H: 1 E: 0 LOB: 0 K: 0 BB: 0 S: 6 P: 9	R: 0 H: 0 E: 0 LOB: 0 K: 0 BB: 0 S: 5 P: 6	R: 0 H: 1 E: 0 LOB: 1 K: 0 BB: 0 S: 8 P: 13	R: 0 H: 0 E: 0 LOB: 0 K: 0 BB: 0 S: 7 P: 9	R: 0 H: 0 E: 0 LOB: 2 K: 3 BB: 2 S: 18 P: 29	R: 2 H: 1 E: 0 LOB: 0 K: 1 BB: 1 S: 11 P: 20	R: 0 H: 0 E: 0 LOB: 0 K: 2 BB: 0 S: 8 P: 12	1B: 6 2B: 1 3B: 0 HR: 3	SF: 0 SAC: 2 DP: 1 HBP: 1					

PITCHER		IP	WLS	BF	H	R	ER	SO	BB	IBB	HBP	BLK	WP	HR	S	P	ERA	WHIP
Ramon Garcia, R ERA: 4.45	(1, 1)	2.0		14	7	5	5	2	0	0	1	0	0	2	28	42	22.50	3.500
Jose Lima, R ERA: 4.65	(3, 1)	2.0		6	1	1	1	1	0	0	0	0	0	0	11	18	4.50	0.500
Mike Magnante, L ERA: 2.08	(5, 1)	3.0		10	1	0	0	0	0	0	0	0	0	0	20	28	0.00	0.333
Russ Springer, R ERA: 4.63	(8, 1)	2.0		10	1	2	2	4	3	0	0	0	1	1	29	49	9.00	2.000
Billy Wagner, L ERA: 1.51	(10, 1)	1.0	W	3	0	0	0	2	0	0	0	0	0	0	8	12	0.00	0.000

PITCHER	IP	WLS	BF	H	R	ER	SO	BB	IBB	HBP	BLK	WP	HR	S	P	ERA	WHIP

TOP

Montreal Expos @ Houston Astros

Astrodome, Houston, TX

Sat Jul 26 1997, 8:05 PM EDT

Att. 33,868 - Dome - 68 F

livebaseballscorecards.com

AB	37
R	8
H	10
RBI	8
BB	3
SO	9
LOB	11

1B: 6 SF: 0 WP: 1 PA: 43
2B: 1 SAC: 2 PB: 0
3B: 0 DP: 1 SB: 1
HR: 3 HBP: 1 CS: 0

Montreal Expos @ Houston Astros

Astrodome, Houston, TX

Sat Jul 26 1997, 8:05 PM EDT

Att. 33,868 - Dome - 68 F

livebaseballscorecards.com

BOTTOM

Batter	1	2	3	4	5	6	7	8	9	10	AB	R	H	RBI	BB	SO	LOB
Craig Biggio, R (1, 4) OBP: 0.405, SLG: 0.490	B B C X 2-1 G6-3 5 G3 2B	F B T F X 1-2 L4-6 2-H 3-H 2B			B C B X 2-1 ① G5-3		X 0-0 1B		B F F F B S 2-3 ① K		5	1	3	2	0	1	2
Thomas Howard, S (1, 8) OBP: 0.330, SLG: 0.384 James Mouton, R (7, PH) OBP: 0.277, SLG: 0.331 Russ Springer, R (8, 1) J.R. Phillips, L (9, PH) OBP: 0.250, SLG: 1.000 Billy Wagner, L (10, 1)	B B X 2-0 ① G6-3 2-3	B B B T C F X 3-2 ②③ L4-6 2-2			B F B F B C 3-3 ② K		F S B 1 SAFE S 1-3 ② K		B B C X 2-1 HR 1-H 2-H		3 1 0 1 0	0 0 0 1 0	0 0 0 1 0	0 1 0 3 0	0 1 0 0 0	1 1 0 0 0	2 1 0 0 0
5 Jeff Bagwell, R (1, 3) OBP: 0.430, SLG: 0.602	X 0-0 ② G3 3-H		X 0-0 ① G5-3		B B B X 3-0 ③ G6-3		B B B C X 3-1 ③ F8		C S B B B X 2-2 E5 S		5	0	0	1	0	0	1
Luis Gonzalez, L (1, 7) OBP: 0.372, SLG: 0.418	C B T B S 2-3 ③ K		C B B F F F X 2-2 G5-4-3 1B			B F X 1-1 ① G4-3		B C S B C 2-3 ① K	B X 1-0 ② L7		5	0	1	0	0	2	1
Derek Bell, R (1, 9) OBP: 0.334, SLG: 0.393		B F C X 1-2 2B 2B	F 1 SAFE B 1 SAFE 1 SAFE X 1-1 ②③ G5-4-3 1-2f			B F S B X 2-2 G6-3 1B 1B		S X 0-1 ② P4	F S B F B B S 3-3 ③ K 1-2		5	1	2	0	0	1	2
Sean Berry, R (1, 5) OBP: 0.298, SLG: 0.401	F S F F X 0-2 1B 2-H 2B	F F F B B B F H 4-2 S HBP				X 0-0 G6-3 1-2 1B		H 1-0 HBP		C X 0-1 HR	3	2	3	2	0	0	0
Brad Ausmus, R (1, 2) OBP: 0.321, SLG: 0.379	S B X 1-1 SH1-4 1B 2B 2-H 1B	B 1 SAFE B C S F F X 2-2 ① L8 1-2				C B B X 2-1 ② G6-3 1-2 2-3		B B F F F S 2-3 ③ K2-3			4	1	1	1	0	1	4
Tim Bogar, R (1, 6) OBP: 0.276, SLG: 0.360 Bill Spiers, L (9, PH) OBP: 0.423, SLG: 0.436 (10, 6)	1 SAFE X 0-0 SH1-4 1-2 2B 1B	B S B X 2-1 ② F9				C C X 0-2 ③ G4-3			C X 0-1 E6 1B HR		3 1	1 1	1 0	0 0	0 0	0 0	3 0
Ramon Garcia, R (1, 1) Jose Lima, R (3, 1) Ricky Gutierrez, R (4, PH) OBP: 0.313, SLG: 0.313 Mike Magnante, L (5, 1) Chuck Carr, S (7, PH) OBP: 0.275, SLG: 0.313 (8, 8)	X 0-0 ① SH1-4 1-2 2-3	S S B D X 2-2 ③ L8					B C B M S 2-3 ① K		C X 0-1 HR 1-2 1B		0 0 1 0 2	0 0 0 0 1	0 0 0 0 0	0 0 0 0 0	0 0 0 0 1	0 0 1 0 0	0 0 1 0 0
Inning Stats	R: 1 H: 1 E: 0 LOB: 0 K: 1 BB: 0 S: 7 P: 13	R: 4 H: 5 E: 0 LOB: 0 K: 0 BB: 0 S: 19 P: 25	R: 0 H: 1 E: 0 LOB: 0 K: 0 BB: 0 S: 9 P: 12	R: 0 H: 0 E: 0 LOB: 1 K: 0 BB: 0 S: 14 P: 24	R: 0 H: 0 E: 0 LOB: 0 K: 1 BB: 0 S: 6 P: 14	R: 0 H: 2 E: 0 LOB: 2 K: 0 BB: 0 S: 11 P: 16	R: 0 H: 1 E: 0 LOB: 1 K: 2 BB: 0 S: 9 P: 15	R: 0 H: 0 E: 0 LOB: 1 K: 2 BB: 0 S: 9 P: 14	R: 3 H: 2 E: 2 LOB: 1 K: 2 BB: 0 S: 18 P: 28	R: 1 H: 1 E: 0 LOB: 0 K: 0 BB: 0 S: 2 P: 2	1B: 7 2B: 5 3B: 0 HR: 2	SF: 0 SAC: 1 DP: 2 HBP: 2					WP: 0 PB: 0 SB: 2 CS: 0	PA: 42

PITCHER		IP	WLS	BF	H	R	ER	SO	BB	IBB	HBP	BLK	WP	HR	S	P	ERA	WHIP
Dustin Hermanson, R ERA: 4.08	(1, 1)	1.1		10	6	5	5	1	0	0	0	0	0	0	23	32	33.75	4.500
Steve Falteisek, R ERA: 4.5	(2, 1)	2.2		8	1	0	0	0	0	0	1	0	0	0	26	42	0.00	0.375
Marc Valdes, R ERA: 3.78	(5, 1)	2.1		10	3	0	0	2	0	0	0	0	0	0	21	36	0.00	1.286
Rick DeHart, L ERA: 13.5	(7, 1)	0.1		1	0	0	0	1	0	0	0	0	0	0	3	4	0.00	0.000
Dave Veres, R ERA: 3.08	(7, 1)	1.0		4	0	0	0	1	0	0	1	0	0	0	7	13	0.00	0.000

PITCHER		IP	WLS	BF	H	R	ER	SO	BB	IBB	HBP	BLK	WP	HR	S	P	ERA	WHIP
Ugueth Urbina, R ERA: 4.64	(8, 1)	1.1	L	9	3	4	3	3	0	0	0	0	0	2	24	36	20.25	2.250

AB	39
R	9
H	13
RBI	9
BB	0
SO	8
LOB	17

Batter	1	2	3	4	5	6	7	8	9	AB	R	H	RBI	BB	SO	LOB
F.P. Santangelo, S (1, 7) OBP: 0.411, SLG: 0.420 Ryan McGuire, L (8, 7) OBP: 0.342, SLG: 0.437	C B B F X 2-2 P6	H 1-0 FC1-2-5 1B HBP	S S S 0-3 K	B C B S F X 2-2 L1						3 0	0 0	0 0	0 0	0 0	1 0	1 0
Mike Lansing, R (1, 4) OBP: 0.359, SLG: 0.497	B F F S 1-3 K	F F B F X 1-2 1-2 2-3 3-H 1B	F X 0-1 G4-3	X 0-0 F7						4	0	1	1	0	1	1
Rondell White, R (1, 8) OBP: 0.305, SLG: 0.451	B X 1-0 L4-3	S B X 1-1 FC1-2-5 2-3 3-H	S C B X 1-2 L9	X 0-0 G6-3						4	0	0	0	0	0	4
Vladimir Guerrero, R (1, 9) OBP: 0.381, SLG: 0.517		C S S 0-3 K2-3	S S X 0-2 G6-3	B B F F F B X 3-2 FC5-4 1B				C X 0-1 G4-3		4	0	1	0	0	1	0
Mark Grudzielanek, R (1, 6) OBP: 0.322, SLG: 0.390 Rick DeHart, L (6, 1) Jose Vidro, S (9, PH) OBP: 0.243, SLG: 0.324		S C X 0-2 G1-3	X 0-0 FC3-6 1B	1 SAFE 1 SAFE S X 0-1 FC5-4 1-2f				F C R X 0-2 1B 2B		3 0 1	0 0 1	1 0 1	0 0 0	0 0 0	0 0 0	1 0 0
Henry Rodriguez, L (1, 3) OBP: 0.303, SLG: 0.489		B X 1-0 G4-3	F 1 SAFE B F 1 SAFE F F F B X 2-2 FC3-6 1-2f				B B S X 2-1 F8		B X 1-0 F9	4	0	0	0	0	0	2
Chris Widger, R (1, 2) OBP: 0.305, SLG: 0.449			S C B B F B X 3-2 2B 1B 1B	D F B F 1 S 2-3 K			B S B X 2-1 F7		B X 1-0 2-H 1B	4	1	2	1	0	1	1
Doug Strange, S (1, 5) OBP: 0.329, SLG: 0.397			C X 0-1 1B 1-3 FC1-2-5 2B		C B B S F B X 3-2 F9		C B B X 2-1 G5-3		S B B S S 2-3 K	4	0	1	0	0	1	1
Jim Bullinger, R (1, 1) OBP: 0.211, SLG: 0.289 Andy Stankiewicz, R (6, 6) OBP: 0.288, SLG: 0.339			S S S 0-3 K	X 0-0 G1-3				X 0-0 2B		2 1	0 0	0 1	0 0	0 0	1 0	2 0
Inning Stats	R: 0 E: 0 K: 1 S: 7 H: 0 LOB: 0 BB: 0 P: 11	R: 0 E: 0 K: 1 S: 7 H: 0 LOB: 0 BB: 0 P: 8	R: 1 E: 0 K: 1 S: 15 H: 3 LOB: 1 BB: 0 P: 21	R: 0 E: 0 K: 1 S: 12 H: 1 LOB: 1 BB: 0 P: 16	R: 0 E: 0 K: 1 S: 8 H: 0 LOB: 0 BB: 0 P: 11	R: 0 E: 0 K: 0 S: 10 H: 1 LOB: 1 BB: 0 P: 14	R: 0 E: 0 K: 0 S: 6 H: 0 LOB: 0 BB: 0 P: 12	R: 0 E: 0 K: 0 S: 7 H: 1 LOB: 1 BB: 0 P: 9	R: 1 E: 0 K: 1 S: 11 H: 2 LOB: 1 BB: 0 P: 15	1B: 5 2B: 4 3B: 0 HR: 0	SF: 0 SAC: 0 DP: 1 HBP: 1						

PITCHER	IP	WLS	BF	H	R	ER	SO	BB	IBB	HBP	BLK	WP	HR	S	P	ERA	WHIP
Mike Hampton, L (1, 1) ERA: 4.27	9.0	W	35	8	2	2	6	0	0	1	0	0	0	83	117	2.00	0.889

PITCHER	IP	WLS	BF	H	R	ER	SO	BB	IBB	HBP	BLK	WP	HR	S	P	ERA	WHIP

TOP

Montreal Expos @ Houston Astros

Astrodome, Houston, TX

Sun Jul 27 1997, 4:33 AM EDT

Att. 26,713 - Dome - 68 F

livebaseballscorecards.com

AB	34
R	2
H	8
RBI	2
BB	0
SO	6
LOB	13

WP: 0 PB: 0 SB: 0 CS: 0 PA: 35

Montreal Expos @ Houston Astros

Astrodome, Houston, TX

Sun Jul 27 1997, 4:33 AM EDT

Att. 26,713 - Dome - 68 F

BOTTOM

livebaseballscorecards.com

Batter	1	2	3	4	5	6	7	8	9	AB	R	H	RBI	BB	SO	LOB
Craig Biggio, R (1, 4) OBP: 0.405, SLG: 0.490	B F X 1-1 5 S G3-1 1B		S X 0-1 5 G5-3 SH1-4 1-2 1B		C B X 1-1 ③ F3		C B C B S 2-3 ① K			4	0	2	0	0	1	0
Chuck Carr, S (1, 8) OBP: 0.270, SLG: 0.305	C S 1 SAFE 1 SAFE B F X 1-2 ① G3-1 1-2		C B X 1-1 ① SH1-4 1-2 2-3			B C F F B B X 3-2 ① F7	S X 0-1 ② F7			3	0	0	0	0	0	1
5 Jeff Bagwell, R (1, 3) OBP: 0.429, SLG: 0.598	F F B B B S 3-3 ② K 2-3		X 0-0 ② G5-3 2-3 3-H			C B C B X 2-2 S 1B 1B	B C B X 2-1 ③ G5-3			4	1	1	1	0	1	2
Luis Gonzalez, L (1, 7) OBP: 0.371, SLG: 0.415	X 0-0 ③ G3		B B X 2-0 ③ G4-3			1 SAFE B B B B 4-0 1B 1B 1-2 BB		C C X 0-2 ① L4-3		3	1	0	0	1	0	2
Derek Bell, R (1, 9) OBP: 0.333, SLG: 0.391		C X 0-1 ① G4-3		F C X 0-2 ① G5-3		S D B X 2-1 1B 3B 1-2 2-H 1B		C B C F B F B F T 3-2 ② K		4	1	1	1	0	1	0
Bill Spiers, L (1, 6) OBP: 0.420, SLG: 0.432 (7, 5)		C B X 1-1 ② F7		C X 0-1 ② G4-3		D X 1-0 3B 1-2 2-H 1B		F X 0-1 ③ P2		4	1	1	1	0	0	0
Sean Berry, R (1, 5) OBP: 0.302, SLG: 0.427 Tim Bogar, R (7, 6) OBP: 0.276, SLG: 0.360		C B F X 1-2 HR		C C C 0-3 ③ K		X 0-0 G1-3 1-H 2-H 3B				3 2 2 3 0 1 0 0 0 0 0 0 0 0						
Brad Ausmus, R (1, 2) OBP: 0.318, SLG: 0.375		B F C S 1-3 ③ K			X 0-0 ① G6-3	C B X 1-1 ② G1-3 3-H				3	0	0	1	0	1	0
Mike Hampton, R (1, 1) OBP: 0.185, SLG: 0.160			X 0-0 SH1-4 5 G5-3 1B 1B		C B F B B X 3-2 ② G6-3	B B C S T 2-2 ③ K				3	1	1	0	0	1	0
Inning Stats	R: 0 E: 0 K: 1 S: 10 H: 1 LOB: 1 BB: 0 P: 15	R: 1 E: 0 K: 1 S: 10 H: 1 LOB: 0 BB: 0 P: 13	R: 1 E: 0 K: 0 S: 7 H: 2 LOB: 1 BB: 0 P: 10	R: 0 E: 0 K: 1 S: 8 H: 0 LOB: 0 BB: 0 P: 8	R: 0 E: 0 K: 0 S: 6 H: 0 LOB: 0 BB: 0 P: 10	R: 5 E: 0 K: 1 S: 16 H: 4 LOB: 0 BB: 1 P: 31	R: 0 E: 0 K: 1 S: 7 H: 0 LOB: 0 BB: 0 P: 11	R: 0 E: 0 K: 1 S: 11 H: 0 LOB: 0 BB: 0 P: 14		1B: 6 2B: 0 3B: 1 HR: 1 SF: 0 SAC: 1 DP: 0 HBP: 0						

	AB	31
	R	7
	H	8
	RBI	7
	BB	1
	SO	6
	LOB	5

WP: 0 PB: 0 SB: 2 CS: 0 PA: 33

PITCHER		IP	WLS	BF	H	R	ER	SO	BB	IBB	HBP	BLK	WP	HR	S	P	ERA	WHIP
Jim Bullinger, R ERA: 5.59	(1, 1)	5.1	L	25	8	7	7	3	1	0	0	0	0	1	52	79	11.81	1.688
Rick DeHart, L ERA: 5.79	(6, 1)	2.2		8	0	0	0	3	0	0	0	0	0	0	23	33	0.00	0.000

PITCHER	IP	WLS	BF	H	R	ER	SO	BB	IBB	HBP	BLK	WP	HR	S	P	ERA	WHIP

Batter	1	2	3	4	5	6	7	8	9	AB	R	H	RBI	BB	SO	LOB
Delino DeShields, L (1, 4) OBP: 0.355, SLG: 0.467	B B C X 2-1 FC3-6 1B			S X 0-1 E6 G6-3 1B		B C B B X 3-1 ③ G4-3		B B F F B X 3-2 ③ G4-3		4	1	1	0	0	0	0
Dmitri Young, S (1, 3) OBP: 0.322, SLG: 0.367 David Bell, R (7, 5) OBP: 0.282, SLG: 0.278	1 SAFE F X 0-1 ① FC3-6 CS 1-2f			C B F B 1 SAFE 1 SAFE B X 3-2 ① G6-3 1-2			F X 0-1 1B 1B		F B S F S 1-3 ① K	3 1	0 0	1 0	0 0	0 0	0 1	2 0
Ray Lankford, L (1, 8) OBP: 0.416, SLG: 0.645	1 SAFE B C B F 1 SAFE B C 3-3 ② ③ K 1-2			B S F B X 2-2 G6-4-3 2-H 1B			B F 1 SAFE X 1-1 ① F7		S B F B B B 4-2 FC6-4 BB	3	0	1	1	1	1	2
Phil Plantier, L (1, 9) OBP: 0.300, SLG: 0.474		B B B C X 3-1 ① F9		X 0-0 ② ③ G6-4-3 1-2f			B X 1-0 FC5-4 1-2 1B		B F F 1 SAFE 1 SAFE 1 SAFE S 1-3 ② K	4	0	1	0	0	1	2
Gary Gaetti, R (1, 5) OBP: 0.331, SLG: 0.447 (7, 3)		S B X 1-1 ② G6-3			F X 0-1 ① L8		B F D F S 2-3 ② K		X 0-0 ③ FC6-4 1-2f	4	0	0	0	0	1	3
Ron Gant, R (1, 7) OBP: 0.317, SLG: 0.412		B C B B F X 3-2 ③ G5-3			B X 1-0 ② G6-3		X 0-0 ③ FC5-4 1-2f			3	0	0	0	0	0	2
Mike DiFelice, R (1, 2) OBP: 0.303, SLG: 0.342			B F B C X 2-2 ① G6-3		C C X 0-2 ③ L9			S B F F X 1-2 ① G5-3		3	0	0	0	0	0	0
Royce Clayton, R (1, 6) OBP: 0.294, SLG: 0.384			X 0-0 ② L8			X 0-0 ① F9		B C X 1-1 2B 2B		3	1	1	0	0	0	0
Todd Stottlemyre, L (1, 1) OBP: 0.392, SLG: 0.419 Dennis Eckersley, R (9, 1)			S B B F B S 3-3 ③ K			X 0-0 ② B1-3		S X 0-1 ② 2-H 2B		3 0	0 0	1 0	1 0	0 0	1 0	0 0
Inning Stats	R: 0 E: 0 K: 1 S: 7 H: 1 LOB: 1 BB: 0 P: 12	R: 0 E: 0 K: 0 S: 7 H: 0 LOB: 0 BB: 0 P: 14	R: 0 E: 0 K: 1 S: 7 H: 0 LOB: 0 BB: 0 P: 12	R: 1 E: 1 K: 0 S: 9 H: 1 LOB: 0 BB: 0 P: 14	R: 0 E: 0 K: 0 S: 6 H: 0 LOB: 0 BB: 0 P: 7	R: 0 E: 0 K: 0 S: 4 H: 0 LOB: 0 BB: 0 P: 7	R: 0 E: 0 K: 1 S: 9 H: 2 LOB: 2 BB: 0 P: 13	R: 1 E: 0 K: 0 S: 11 H: 2 LOB: 0 BB: 0 P: 16	R: 0 E: 0 K: 2 S: 10 H: 0 LOB: 1 BB: 1 P: 16	1B: 4 2B: 3 3B: 0 HR: 0 SF: 0 SAC: 0 DP: 2 HBP: 0						

TOP

St. Louis Cardinals @ Houston Astros

Astrodome, Houston, TX

Mon Jul 28 1997, 8:05 PM EDT

Att. 25,995 - Dome - 68 F

livebaseballscorecards.com

AB	31
R	2
H	6
RBI	2
BB	1
SO	5
LOB	11

PITCHER		IP	WLS	BF	H	R	ER	SO	BB	IBB	HBP	BLK	WP	HR	S	P	ERA	WHIP
Chris Holt, R ERA: 3.82	(1, 1)	8.0	L	28	6	2	1	3	0	0	0	0	0	0	60	95	1.12	0.750
Tom Martin, L ERA: 1.98	(9, 1)	1.0		4	0	0	0	2	1	0	0	0	0	0	10	16	0.00	1.000

PITCHER	IP	WLS	BF	H	R	ER	SO	BB	IBB	HBP	BLK	WP	HR	S	P	ERA	WHIP

Batter	1	2	3	4	5	6	7	8	9	AB	R	H	RBI	BB	SO	LOB
Craig Biggio, R (1, 4) OBP: 0.404, SLG: 0.488	C X 0-1 G1-3 ①		C 1 SAFE 1 SAFE X 0-1 P4 ③			B S F X 1-2 G6-3 ①		X 0-0 1B		4	0	1	0	0	0	1
Thomas Howard, S (1, 8) OBP: 0.323, SLG: 0.376 Tom Martin, L (9, 1)	C B B B X 3-1 G4-3 ②			B F C B S 2-3 K ①		C S F B B C 2-3 K ②		F F B X 1-2 L6 ②③ 2-2		4 0	0 0	0 0	0 0	0 0	2 0	2 0
5 Jeff Bagwell, R (1, 3) OBP: 0.429, SLG: 0.605	B B C B C F S 3-3 K ③			F B C B B X 3-2 F8 ②		B X 1-0 1B			C X 0-1 HR	4	1	2	1	0	1	0
Luis Gonzalez, L (1, 7) OBP: 0.369, SLG: 0.413		B C B X 2-1 L8 ①		C B C B B X 3-2 BB 1B		1 SAFE C B 1 SAFE X 1-1 G3 ③			C C F C 0-3 K ①	4	0	1	0	0	1	1
Derek Bell, R (1, 9) OBP: 0.332, SLG: 0.387		X 0-0 F7 ②		S B 1 SAFE F B D B 4-2 1-2 BB			C B C B X 2-2 G6-3 ①		F B F B F C 2-3 K ②	3	0	0	0	1	1	0
Sean Berry, R (1, 5) OBP: 0.298, SLG: 0.419 James Mouton, R (9, PR) OBP: 0.277, SLG: 0.331		X 0-0 L6 ③		C B B S F B X 3-2 L7 ③			B C B X 2-1 G6-3 ②		F B T F X 1-2 E5 S	4 0	0 0	0 0	0 0	0 0	0 0	2 0
Brad Ausmus, R (1, 2) OBP: 0.314, SLG: 0.370			C C F B X 1-2 F9 ①		C F B S 1-3 K ①		F S B S 1-3 K ③		B X 1-0 G6-3 ③ 1-2	4	0	0	0	0	2	1
Tim Bogar, R (1, 6) OBP: 0.279, SLG: 0.362 Chuck Carr, S (8, PH) OBP: 0.268, SLG: 0.303 (9, 8)			X 0-0 1B		X 0-0 F8 ②			B B B C C X 3-2 G3 ①		2 1	0 0	1 0	0 0	0 0	0 0	0 0
Chris Holt, R (1, 1) OBP: 0.070, SLG: 0.048 Bill Spiers, L (8, PH) OBP: 0.422, SLG: 0.440 (9, 6)			L B 1 SAFE L L 1-3 K ②		C F C 0-3 K ③			B C B B C F X 3-2 L6 2B		2 1	0 0	0 1	0 0	0 0	2 0	1 0
Inning Stats	R: 0 H: 0 E: 0 LOB: 0 K: 1 BB: 0 S: 8 P: 14	R: 0 H: 0 E: 0 LOB: 0 K: 0 BB: 0 S: 4 P: 6	R: 0 H: 1 E: 0 LOB: 1 K: 1 BB: 0 S: 10 P: 12	R: 0 H: 1 E: 0 LOB: 2 K: 1 BB: 1 S: 15 P: 30	R: 0 H: 0 E: 0 LOB: 0 K: 2 BB: 0 S: 7 P: 8	R: 0 H: 1 E: 0 LOB: 1 K: 1 BB: 0 S: 10 P: 15	R: 0 H: 0 E: 0 LOB: 0 K: 1 BB: 0 S: 8 P: 13	R: 0 H: 2 E: 0 LOB: 1 K: 0 BB: 0 S: 11 P: 18	R: 1 H: 1 E: 1 LOB: 2 K: 2 BB: 0 S: 15 P: 19							

PITCHER		IP	WLS	BF	H	R	ER	SO	BB	IBB	HBP	BLK	WP	HR	S	P	ERA	WHIP
Todd Stottlemyre, R ERA: 3.88	(1, 1)	8.0	W	29	5	0	0	7	1	0	0	0	0	0	73	116	0.00	0.750
Dennis Eckersley, R ERA: 4.08	(9, 1)	1.0	S	5	1	1	1	2	0	0	0	0	0	1	15	19	9.00	1.000

PITCHER	IP	WLS	BF	H	R	ER	SO	BB	IBB	HBP	BLK	WP	HR	S	P	ERA	WHIP

BOTTOM

St. Louis Cardinals @ Houston Astros

Astrodome, Houston, TX

Mon Jul 28 1997, 8:05 PM EDT

Att. 25,995 - Dome - 68 F

livebaseballscorecards.com

AB	33
R	1
H	6
RBI	1
BB	1
SO	9
LOB	8

1B: 4	SF: 0	WP: 0	PA: 34
2B: 2	SAC: 0	PB: 0	
3B: 0	DP: 1	SB: 1	
HR: 1	HBP: 0	CS: 0	

Batter	1	2	3	4	5	6	7	8	9	AB	R	H	RBI	BB	SO	LOB
Delino DeShields, L (1, 4) OBP: 0.358, SLG: 0.467	G5-3		F8-3 1-1			2B G3 1B		E WP BB 1-2	1B 1-2 2-H	4	2	2	1	1	0	1
Royce Clayton, R (1, 6) OBP: 0.295, SLG: 0.386	L7			F7 G1-3 1B		G3 2B 1-3	1 SAFE	P3	K	5	0	2	0	0	1	4
Ray Lankford, L (1, 8) OBP: 0.412, SLG: 0.637	K			G1-3 1-2		G3 2-3 3-H		K		4	0	0	1	0	2	4
Ron Gant, R (1, 7) OBP: 0.316, SLG: 0.410		K		F7 2-3		F9		E8 WP 1-3 2-H 1B		4	0	1	1	0	1	2
Phil Plantier, L (1, 9) OBP: 0.279, SLG: 0.439		K		G6-3			G4-3	K 2-3 3-H		3	0	0	0	0	1	1
Dmitri Young, S (8, PH) OBP: 0.320, SLG: 0.366										1	0	0	0	0	1	1
Tony Fossas, L (8, 1)										0	0	0	0	0	0	0
John Frascatore, R (8, 1)										0	0	0	0	0	0	0
Rigo Beltran, L (8, 1)										0	0	0	0	0	0	0
John Mabry, L (1, 3) OBP: 0.359, SLG: 0.380		FC4-6 1B			K		FC4-6 1B		DI 1B BB	3	0	2	0	0	1	0
(8, 9)										0	1	0	0	1	0	0
Willie McGee, S (9, PH) OBP: 0.368, SLG: 0.433																
Mike DiFelice, R (1, 2) OBP: 0.299, SLG: 0.338		FC4-6 1-2f			G6-3		FC4-6 1-2f		P4	2	0	0	0	0	0	1
Tom Lampkin, L (7, PH)										1	0	0	0	0	0	1
(7, 2)																
David Bell, R (9, PH) OBP: 0.275, SLG: 0.270										1	0	0	0	0	0	1
Danny Sheaffer, R (1, 5) OBP: 0.305, SLG: 0.281			K		G5-3		F8		F8	4	0	0	0	0	1	2
Donovan Osborne, S (1, 1) OBP: 0.231, SLG: 0.231			F8-3 1B			G3-1		E5 BB E	1B 1-2 BB	1	0	1	0	0	0	0
Scott Livingstone, L (6, PH) OBP: 0.179, SLG: 0.173										1	0	0	0	0	0	0
Mark Petkovsek, R (6, 1) OBP: 0.182, SLG: 0.100										0	0	0	0	0	0	0
Gary Gaetti, R (8, PH) OBP: 0.331, SLG: 0.446										1	1	0	0	1	0	0
(8, 3)																
Inning Stats	R: 0 E: 0 K: 1 S: 5 H: 0 LOB: 0 BB: 0 P: 10	R: 0 E: 0 K: 2 S: 9 H: 1 LOB: 1 BB: 0 P: 13	R: 0 E: 0 K: 1 S: 5 H: 1 LOB: 0 BB: 0 P: 8	R: 0 E: 0 K: 0 S: 12 H: 1 LOB: 1 BB: 0 P: 21	R: 0 E: 0 K: 1 S: 9 H: 0 LOB: 0 BB: 0 P: 14	R: 1 E: 0 K: 0 S: 11 H: 2 LOB: 1 BB: 0 P: 18	R: 0 E: 0 K: 0 S: 6 H: 1 LOB: 1 BB: 0 P: 11	R: 2 E: 2 K: 2 S: 14 H: 1 LOB: 1 BB: 1 P: 26	R: 1 E: 0 K: 1 S: 16 H: 1 LOB: 2 BB: 2 P: 29	1B: 7 2B: 2 3B: 0 HR: 0 SF: 0 SAC: 0 DP: 1 HBP: 0						

PITCHER		IP	WLS	BF	H	R	ER	SO	BB	IBB	HBP	BLK	WP	HR	S	P	ERA	WHIP
Shane Reynolds, R ERA: 4.18	(1, 1)	7.0	W	26	6	1	1	5	0	0	0	0	0	0	57	95	1.29	0.857
Mike Magnante, L ERA: 2.05	(8, 1)	0.1		3	0	2	0	0	1	0	0	0	0	0	4	8	0.00	3.000
Billy Wagner, L ERA: 1.64	(8, 1)	1.2	S	9	2	1	1	3	2	0	0	0	1	0	26	47	5.40	2.400

PITCHER	IP	WLS	BF	H	R	ER	SO	BB	IBB	HBP	BLK	WP	HR	S	P	ERA	WHIP

TOP

St. Louis Cardinals @ Houston Astros

Astrodome, Houston, TX

Tue Jul 29 1997, 8:05 PM EDT

Att. 25,399 - Dome - 68 F

livebaseballscorecards.com

AB	35
R	4
H	8
RBI	3
BB	3
SO	8
LOB	18

WP: 1 PA: 38
PB: 0
SB: 0
CS: 0

St. Louis Cardinals @ Houston Astros

Astrodome, Houston, TX

Tue Jul 29 1997, 8:05 PM EDT

Att. 25,399 - Dome - 68 F

BOTTOM

Batter	1	2	3	4	5	6	7	8	9	AB	R	H	RBI	BB	SO	LOB
Craig Biggio, R (1, 4) OBP: 0.407, SLG: 0.502	G5-3		HR		1B		3B			4	2	3	2	0	0	0
James Mouton, R (1, 8) OBP: 0.283, SLG: 0.331 Billy Wagner, L (8, 1)	BB		K		K		1B			3 0	0 0	1 0	1 0	1 0	2 0	1 0
5 Jeff Bagwell, R (1, 3) OBP: 0.426, SLG: 0.598	K		F7			L8	L8			4	0	0	0	0	1	2
Luis Gonzalez, L (1, 7) OBP: 0.368, SLG: 0.410		P4		BB		P6		P2		3	0	0	0	1	0	0
Derek Bell, R (1, 9) OBP: 0.331, SLG: 0.389		L7		G6-3		1B		F9		4	1	1	0	0	0	1
Sean Berry, R (1, 5) OBP: 0.306, SLG: 0.422 Ricky Gutierrez, R (8, 5) OBP: 0.317, SLG: 0.318	1B		IBB		BB		1B			1 1	0 1	1 1	0 0	2 0	0 0	0 0
Brad Ausmus, R (1, 2) OBP: 0.316, SLG: 0.369	G6-3		K		1B		BB			3	0	1	1	1	1	3
Tim Bogar, R (1, 6) OBP: 0.278, SLG: 0.359			G5-3	K		G6-3	1B			4	0	1	1	0	1	2
Shane Reynolds, R (1, 1) OBP: 0.105, SLG: 0.158 Thomas Howard, S (7, PH) OBP: 0.322, SLG: 0.374 Mike Magnante, L (8, 1) Chuck Carr, S (8, 8) OBP: 0.266, SLG: 0.301			HR		K		K	P8		2 1 0 1	1 0 0 0	1 0 0 0	0 0 0 0	0 1 0 0	1 0 0 0	0 0 0 2
Inning Stats	R: 0 E: 0 K: 1 S: 8 H: 0 LOB: 1 BB: 1 P: 16	R: 0 E: 0 K: 0 S: 11 H: 1 LOB: 1 BB: 0 P: 19	R: 2 E: 0 K: 1 S: 12 H: 2 LOB: 0 BB: 0 P: 15	R: 0 E: 0 K: 2 S: 13 H: 0 LOB: 2 BB: 2 P: 26	R: 0 E: 0 K: 2 S: 12 H: 1 LOB: 0 BB: 0 P: 15	R: 1 E: 0 K: 0 S: 13 H: 2 LOB: 2 BB: 1 P: 24	R: 1 E: 0 K: 1 S: 9 H: 2 LOB: 1 BB: 0 P: 15	R: 1 E: 0 K: 0 S: 13 H: 2 LOB: 2 BB: 1 P: 21		1B: 7 2B: 2 3B: 1 HR: 1 SF: 0 SAC: 0 DP: 1 HBP: 0	WP: 1 PB: 0 SB: 1 CS: 2 PA: 36					

livebaseballscorecards.com

AB	31
R	5
H	10
RBI	5
BB	5
SO	7
LOB	11

PITCHER		IP	WLS	BF	H	R	ER	SO	BB	IBB	HBP	BLK	WP	HR	S	P	ERA	WHIP
Donovan Osborne, L ERA: 3.6	(1, 1)	5.0	L	20	4	2	2	6	2	1	0	0	0	1	56	91	3.60	1.200
Mark Petkovsek, R ERA: 4.14	(6, 1)	2.0		10	4	2	2	1	1	0	0	0	1	0	22	39	9.00	2.500
Tony Fossas, L ERA: 1.83	(8, 1)	0.1		1	0	0	0	0	0	0	0	0	0	0	2	3	0.00	0.000
John Frascatore, R ERA: 3.1	(8, 1)	0.1		4	2	1	1	0	1	0	0	0	0	0	9	16	27.00	9.000
Rigo Beltran, L ERA: 2.45	(8, 1)	0.1		1	0	0	0	0	0	0	0	0	0	0	2	2	0.00	0.000

PITCHER	IP	WLS	BF	H	R	ER	SO	BB	IBB	HBP	BLK	WP	HR	S	P	ERA	WHIP

Batter	1	2	3	4	5	6	7	8	9	AB	R	H	RBI	BB	SO	LOB
Delino DeShields, L (1, 4) OBP: 0.361, SLG: 0.468	B B F C B X 3-2 ① G4-3		C C B X 1-2 3-H 1B		C C B F B X 2-2 ③ G4-3			C B F X 1-2 BB 1B 1B	B F B B B 4-1 DI BB	4	1	2	1	1	0	2
Willie McGee, S (1, 9) OBP: 0.363, SLG: 0.426	C S B C 1-3 ② K		B B X 2-0 ③ G4-3			F S X 0-2 ① G4-3		B F B 1 X SAFE 2-1 1-2 BB 1B 1B	C C S 0-3 ② K	5	1	1	0	0	2	3
Ray Lankford, L (1, 8) OBP: 0.412, SLG: 0.632	C S F B S 1-3 ③ K2-3			C B S S 1-3 ① K		B C S B B X 3-2 F8 S 1B		S T B B 2 B B SAFE 4-2 1-2 2-3 1B 1B BB	C B S F X 1-2 ③ L7	4	1	1	0	1	2	2
Ron Gant, R (1, 7) OBP: 0.316, SLG: 0.409		B X 1-0 ① G6-3		C X 0-1 ② G5-3		C B C X 1-2 ② F8 1-3		F T F X 0-2 1B 1-2 2-H 3-H 1B		4	0	1	2	0	0	1
Gary Gaetti, R (1, 5) OBP: 0.331, SLG: 0.443		S X 0-1 ② F9		S F B B X 2-2 ③ L8		C C B S 1-3 ③ K		B X 1-0 ② 1B 1-3 2-H 1B		4	0	1	1	0	1	1
John Mabry, L (1, 3) OBP: 0.361, SLG: 0.381		X 0-0 ③ G3-1			C B B X 2-1 FC4-6 1B		X 0-0 ① F7	F X 0-1 1-2 1B		4	0	2	0	0	0	0
Mike DiFelice, R (1, 2) OBP: 0.294, SLG: 0.331			B X 1-0 ① G5-3		F F 1 B B B X SAFE 3-2 ① FC4-6 1B 1-2f		F S C 0-3 ② K	F B C F X 1-2 ③ G4-3		3	0	0	0	0	1	1
Dmitri Young, S (8, PH) OBP: 0.319, SLG: 0.364										1	0	0	0	0	0	2
Tony Fossas, L (8, 1)										0	0	0	0	0	0	0
Mark Petkovsek, R (8, 1) OBP: 0.182, SLG: 0.100										0	0	0	0	0	0	0
Rigo Beltran, L (8, 1)										0	0	0	0	0	0	0
Royce Clayton, R (1, 6) OBP: 0.299, SLG: 0.395			X 0-0 G6-3 1B 2B		F X 0-1 1-2 1B		C F F S 0-3 ③ K		B C X 1-1 G4-3 2B	4	1	3	0	0	1	0
Alan Benes, R (1, 1) OBP: 0.173, SLG: 0.212			B B S X 2-1 ② G6-3 2-3		L B B C X 2-2 ② B3			B F F C 1-3 ① K	C X 0-1 ① G4-3 2-3	2	0	0	0	0	0	3
T.J. Mathews, R (7, 1)										0	0	0	0	0	0	0
Scott Livingstone, L (8, PH) OBP: 0.175, SLG: 0.170										1	0	0	0	0	1	0
Tom Lampkin, L (8, 2) OBP: 0.333, SLG: 0.381										0	0	0	0	0	0	0
Danny Sheaffer, R (9, PH) OBP: 0.302, SLG: 0.278										1	0	0	0	0	0	1
Inning Stats	R: 0 E: 0 K: 2 S: 10 H: 0 LOB: 0 BB: 0 P: 15	R: 0 E: 0 K: 0 S: 4 H: 0 LOB: 0 BB: 0 P: 5	R: 1 E: 0 K: 0 S: 8 H: 2 LOB: 1 BB: 0 P: 14	R: 0 E: 0 K: 1 S: 8 H: 0 LOB: 0 BB: 0 P: 11	R: 0 E: 0 K: 0 S: 14 H: 2 LOB: 2 BB: 0 P: 23	R: 0 E: 0 K: 1 S: 12 H: 1 LOB: 1 BB: 0 P: 17	R: 0 E: 0 K: 2 S: 8 H: 0 LOB: 0 BB: 0 P: 8	R: 3 E: 0 K: 1 S: 21 H: 5 LOB: 2 BB: 1 P: 31	R: 0 E: 0 K: 1 S: 12 H: 1 LOB: 2 BB: 1 P: 18	1B: 9 2B: 2 3B: 0 HR: 0	SF: 0 SAC: 0 DP: 0 HBP: 0						

TOP

St. Louis Cardinals @ Houston Astros

Astrodome, Houston, TX

Wed Jul 30 1997, 8:05 PM EDT

Att. 28,204 - Dome - 68 F

livebaseballscorecards.com

AB	37
R	4
H	11
RBI	4
BB	2
SO	8
LOB	16

PITCHER		IP	WLS	BF	H	R	ER	SO	BB	IBB	HBP	BLK	WP	HR	S	P	ERA	WHIP
Darryl Kile, R ERA: 2.05	(1, 1)	8.0	W	34	10	4	4	7	1	0	0	0	0	0	85	124	4.50	1.375
Tom Martin, L ERA: 1.93	(9, 1)	1.0	S	5	1	0	0	1	1	0	0	0	0	0	12	18	0.00	2.000

PITCHER	IP	WLS	BF	H	R	ER	SO	BB	IBB	HBP	BLK	WP	HR	S	P	ERA	WHIP

WP: 0 PB: 0 SB: 1 CS: 0 PA: 39

St. Louis Cardinals @ Houston Astros

Astrodome, Houston, TX

Wed Jul 30 1997, 8:05 PM EDT

Att. 28,204 - Dome - 68 F

livebaseballscorecards.com

BOTTOM

Batter	1	2	3	4	5	6	7	8	9	AB	R	H	RBI	BB	SO	LOB
Craig Biggio, R (1, 4) OBP: 0.411, SLG: 0.509	BBBB 4-0 5 F9 1B SF7 BB		FFX 0-2 1B SF7 1B	DCX 1-1 ② FC5-4 1-2f		FX 0-1 1B		BCX 1-1 1-H 2-H 3-H 3B		4	2	3	3	1	0	1
Bill Spiers, L (1, 5) OBP: 0.426, SLG: 0.441	CX 0-1 1-2 1B		1 SAFE X 0-0 5 S 1-3 3B 1B	DCBX 2-1 ③ L7		CX 0-1 ③ G3		CBFBDB 4-2 BB		4	1	2	0	1	0	2
5 Jeff Bagwell, R (1, 3) OBP: 0.424, SLG: 0.592	BCBX 2-1 ① F9 2-3		DBBB 4-0 1-2 3B BB		FBSX 1-2 ① G5-3		SFBX 1-2 ① F8	CFBS 1-3 ② K		4	1	0	0	1	1	4
J.R. Phillips, L (1, 9) OBP: 0.286, SLG: 0.833 Derek Bell, R (5, PR) (6, 9) OBP: 0.329, SLG: 0.386	CX 0-1 ② SF7 3-H		CSS 0-3 ① K	X 0-0 FC3-6 1B		CSBFBS 2-3 ② K		BBCBX 3-1 G4-3 ③		2 2	0 0	1 0	1 0	0 0	1 1	3 2
Luis Gonzalez, L (1, 7) OBP: 0.365, SLG: 0.406	BSBB 1 SAFE X 2-1 ③ P5		SCX 0-2 ② SF7 3-H	1 SAFE BX 1-0 ② FC3-6 1B 1-2f		FCX 0-2 ③ G5-3				3	0	0	1	0	0	2
Ricky Gutierrez, R (1, 6) OBP: 0.329, SLG: 0.340 Tim Bogar, R (8, 6) OBP: 0.282, SLG: 0.359		BBBCB 4-1 CS BB	BCDBX 3-1 1-H 2-H 3B		CX 0-1 1-2 1B			BBBB 4-0 BB 1B 3B BB		2 0	0 1	2 0	2 0	1 1	0 0	0 0
Tony Eusebio, R (1, 2) OBP: 0.353, SLG: 0.295 Brad Ausmus, R (8, PR) (9, 2) OBP: 0.316, SLG: 0.369		BCX 1-1 ① P9	FBSBFBFX 3-2 ③ L4		CX 0-1 ③ G1-3			1 SAFE CBBFFX 2-2 BB 1-2 3B 1B		4 0	0 1	1 0	0 0	0 0	0 0	4 0
Chuck Carr, S (1, 8) OBP: 0.272, SLG: 0.307		CCBFX 1-2 ② 1-2 1B		MBFFX 1-2 FC5-4 1B		CBFS 1-3 ① K		LX 0-1 ① B2		4	0	2	0	0	1	2
Darryl Kile, R (1, 1) OBP: 0.171, SLG: 0.138 Thomas Howard, S (8, PH) OBP: 0.325, SLG: 0.374 Tom Martin, L (9, 1)		BSSFX 1-2 ③ L5		1 SAFE LBBFL 2-3 ① K		BBCBCS 3-3 ② K		BBB 2 SAFE BB 4-0 1-2 2-3 3B BB		3 0 0	0 1 0	0 0 0	0 0 0	0 1 0	2 0 0	2 0 0
Inning Stats	R: 1 H: 1 E: 0 LOB: 1 K: 0 BB: 1 S: 8 P: 16	R: 0 H: 1 E: 0 LOB: 1 K: 0 BB: 1 S: 11 P: 18	R: 3 H: 3 E: 0 LOB: 1 K: 1 BB: 1 S: 17 P: 27	R: 0 H: 1 E: 0 LOB: 1 K: 2 BB: 0 S: 11 P: 17	R: 0 H: 2 E: 0 LOB: 2 K: 0 BB: 0 S: 9 P: 11	R: 0 H: 1 E: 0 LOB: 1 K: 2 BB: 0 S: 10 P: 14	R: 0 H: 0 E: 0 LOB: 0 K: 1 BB: 0 S: 10 P: 13	R: 3 H: 2 E: 0 LOB: 2 K: 1 BB: 3 S: 15 P: 34		1B: 9 SF: 2 2B: 0 SAC: 0 3B: 2 DP: 0 HR: 0 HBP: 0						

	AB	32
	R	7
	H	11
	RBI	7
	BB	6
	SO	6
	LOB	22

WP: 0 PA: 40
PB: 0
SB: 1
CS: 1

PITCHER		IP	WLS	BF	H	R	ER	SO	BB	IBB	HBP	BLK	WP	HR	S	P	ERA	WHIP
Alan Benes, R ERA: 2.89	(1, 1)	6.0		29	9	4	4	4	3	0	0	0	0	0	66	103	6.00	2.000
T.J. Mathews, R ERA: 2.15	(7, 1)	1.0		3	0	0	0	1	0	0	0	0	0	0	10	13	0.00	0.000
Tony Fossas, L ERA: 2.36	(8, 1)	0.0	L	2	1	2	2	0	1	0	0	0	0	0	4	10	∞	∞
Mark Petkovsek, R ERA: 4.26	(8, 1)	0.1		3	1	1	1	0	1	0	0	0	0	0	4	9	27.00	6.000
Rigo Beltran, L ERA: 2.35	(8, 1)	0.2		3	0	0	0	1	1	0	0	0	0	0	7	15	0.00	1.500

PITCHER	IP	WLS	BF	H	R	ER	SO	BB	IBB	HBP	BLK	WP	HR	S	P	ERA	WHIP

Batter	1	2	3	4	5	6	7	8	9	10	AB	R	H	RBI	BB	SO	LOB
Lance Johnson, L (1, 8) OBP: 0.379, SLG: 0.379	X 0-0 G1-3 ①		C X 0-1 L3 ②			C C B F X 1-2 G5-3 ②		B F B B F X 3-2 2-H 1B ③		B B B C B 4-1 1B BB 1B BB	4	1	1	1	1	0	0
Bernard Gilkey, R (1, 7) OBP: 0.317, SLG: 0.361	C F B B S 2-3 K ②		C B S C 1-3 K ③			F F B B B C 3-3 K ③			F C B B B S 3-3 K ①	B B B C B 4-1 1B 2B 1-2 BB	4	1	0	0	1	4	0
John Olerud, L (1, 3) OBP: 0.394, SLG: 0.474 Alex Ochoa, R (9, PR) OBP: 0.277, SLG: 0.325 (9, 9)	B C B B C B 4-2 BB			F C B B B X 3-2 L8 ①			B S B F B X 3-2 G4-3 ①		C C F B X 1-2 PB 1B 1B	B X 1-1 1B 2B 1-2 2-3 1B	3 1	0 2	1 1	0 0	1 0	0 0	0 0
Todd Hundley, S (1, 2) OBP: 0.423, SLG: 0.578	C B B F B T 3-2 K ③			B F F C 1-3 K ②			B B X 2-0 1B		C S X 0-2 PB 1B 1-2	B F B B X 3-1 2B SF8 1-2 2-3 3-H 1B	5	2	3	1	0	2	1
Matt Franco, L (1, 5) OBP: 0.350, SLG: 0.422 Edgardo Alfonzo, R (7, 5) OBP: 0.395, SLG: 0.463		X 0-0 G4-3 ①		X 0-0 F7 ③			X 0-0 G4-6-3 1-2 1B		C S B B B B B 4-2 E 1B 1-2 2-3 BB	C X 0-1 SF8 1-3 2-H 3-H 2B	3 1	0 0	1 1	0 2	0 1	0 0	0 0
Carl Everett, S (1, 9) OBP: 0.322, SLG: 0.455 John Franco, L (9, 1) Todd Pratt, R (10, PH) OBP: 0.441, SLG: 0.600 Cory Lidle, R (10, 1)		B C B S X 2-2 L8 ②			X 0-0 F9 ①		F B B C X 2-2 G4-6-3 1-2f ② ③		B X 1-0 E8 1-3 2-H 3-H 1B	D B S X 2-1 G6-3 ①	4 0 1 0	0 0 0 0	1 0 0 0	2 0 0 0	0 0 0 0	0 0 0 0	2 0 2 0
Jason Hardtke, S (1, 4) OBP: 0.429, SLG: 0.632	B X 1-0 HR				B X 1-0 L7 ②			B X 1-0 SH1-4 1B 1B	B C B L B F B 4-2 BB	X 0-0 SF8 ② 2-3 3-H	3	2	2	2	1	0	0
Rey Ordonez, R (1, 6) OBP: 0.274, SLG: 0.280	C B F F B S 2-3 K ③				C B S C 1-3 K ③			X 0-0 SH1-4 ① 1-2	S S B B B X 2-2 F7 ②	B B F S F S 2-3 K ③	4	0	0	0	0	3	4
Dave Mlicki, R (1, 1) OBP: 0.237, SLG: 0.306 Luis Lopez, S (8, PH) OBP: 0.336, SLG: 0.343 Greg McMichael, R (8, 1) OBP: 0.500, SLG: 0.500 Butch Huskey, R (9, PH) OBP: 0.311, SLG: 0.491 (9, 3)			B B C F F C 2-3 K ①			C S S 0-3 K ①		C B F B F S 2-3 K ②	X 0-0 F8 ③		2 1 0 1	0 0 0 0	0 0 0 0	0 0 0 0	2 1 0 0	0 1 0 0	0 1 0 3
Inning Stats	R: 0 E: 0 K: 2 S: 9 H: 0 LOB: 1 BB: 1 P: 18	R: 1 E: 0 K: 1 S: 9 H: 1 LOB: 0 BB: 0 P: 14	R: 0 E: 0 K: 2 S: 9 H: 0 LOB: 0 BB: 0 P: 12	R: 0 E: 0 K: 1 S: 7 H: 0 LOB: 0 BB: 0 P: 11	R: 0 E: 0 K: 1 S: 5 H: 0 LOB: 0 BB: 0 P: 7	R: 0 E: 0 K: 2 S: 10 H: 0 LOB: 0 BB: 0 P: 14	R: 0 E: 0 K: 0 S: 8 H: 2 LOB: 1 BB: 0 P: 15	R: 1 E: 0 K: 1 S: 9 H: 2 LOB: 1 BB: 0 P: 15	R: 2 E: 1 K: 1 S: 20 H: 3 LOB: 3 BB: 2 P: 35	R: 4 E: 0 K: 1 S: 15 H: 3 LOB: 1 BB: 2 P: 31	1B: 9 2B: 1 3B: 0 HR: 1 SF: 1 SAC: 1 DP: 1 HBP: 0						

PITCHER	IP	WLS	BF	H	R	ER	SO	BB	IBB	HBP	BLK	WP	HR	S	P	ERA	WHIP
Ramon Garcia, R (1, 1) ERA: 4.28	7.2		27	4	2	2	10	1	0	0	0	0	1	63	100	2.35	0.652
Billy Wagner, L (8, 1) ERA: 1.98	0.2		7	4	2	2	1	2	0	0	0	0	0	19	35	27.00	9.000
Mike Magnante, L (9, 1) ERA: 2.0	0.2		2	0	0	0	0	0	0	0	0	0	0	4	6	0.00	0.000
Jose Lima, R (10, 1) ERA: 5.1	0.0	L	3	1	3	3	0	2	0	0	0	0	0	4	13	∞	∞
Jose Cabrera, R (10, 1) ERA: 3.86	1.0		5	2	1	1	1	0	0	0	0	0	0	11	18	9.00	2.000

PITCHER	IP	WLS	BF	H	R	ER	SO	BB	IBB	HBP	BLK	WP	HR	S	P	ERA	WHIP

TOP

New York Mets @ Houston Astros

Astrodome, Houston, TX

Fri Aug 01 1997, 8:05 PM EDT
Att. 33,589 - Dome - 68 F

livebaseballscorecards.com

AB	37
R	8
H	11
RBI	8
BB	5
SO	12
LOB	13

WP: 0 PB: 1 SB: 0 CS: 0 PA: 44

New York Mets @ Houston Astros

Astrodome, Houston, TX

Fri Aug 01 1997, 8:05 PM EDT

Att. 33,589 - Dome - 68 F

livebaseballscorecards.com

BOTTOM

Batter	1	2	3	4	5	6	7	8	9	10	AB	R	H	RBI	BB	SO	LOB
Craig Biggio, R (1, 4) OBP: 0.409, SLG: 0.513	F8			G5-3		K		1-H HR	P9		5	1	1	2	0	1	1
Chuck Carr, S (1, 8) OBP: 0.270, SLG: 0.303	F9			F7		1B		K		G3	5	0	1	0	0	1	0
Derek Bell, R (1, 9) OBP: 0.330, SLG: 0.384	K			G6-3		K		FC3-6 1B		G3 DI 1B BB	4	1	1	0	1	2	1
Luis Gonzalez, L (1, 7) OBP: 0.363, SLG: 0.404		L9			2B SF9 1B	P4		1-2f FC3-6		1-3 G3	5	1	1	0	0	0	3
Sean Berry, R (1, 5) OBP: 0.309, SLG: 0.427 Bill Spiers, L (9, 5) OBP: 0.429, SLG: 0.444		CS 1B			SF9 1-3 2B		G5-3	K		3-H 5 1B 1B	4 1	0 0	2 1	0 1	0 1	1 0	1 0
J.R. Phillips, L (1, 3) OBP: 0.200, SLG: 0.556 5 Jeff Bagwell, R (9, 3) OBP: 0.426, SLG: 0.593	G4-3 1-2				P4		K		E SH3 BB	1-2 1B	3 1	0 1	0 1	0 0	1 1	3 0	0 0
Brad Ausmus, R (1, 2) OBP: 0.322, SLG: 0.370			L9-3 1B		IBB		BB		SH3 1-2	F9	2	0	1	0	2	0	2
Tim Bogar, R (1, 6) OBP: 0.277, SLG: 0.354 Billy Wagner, L (8, 1) Mike Magnante, L (9, 1) James Mouton, R (9, PH) OBP: 0.281, SLG: 0.328 Jose Lima, R (10, 1) Jose Cabrera, R (10, 1)			L9-3 1-1		SF9 2-3 3-H		G5-3		K		2 0 0 1 0 0	0 0 0 0 0 0	0 0 0 0 0 0	1 0 0 0 0 0	0 0 0 0 0 0	0 0 0 1 0 0	2 0 0 1 0 0
Ramon Garcia, R (1, 1) Ricky Gutierrez, R (8, 6) OBP: 0.331, SLG: 0.342			K					HR	E5 2-H		2 2	0 1	0 1	0 0	0 0	2 0	2 0

Inning Stats																						
	R: 0	H: 0	R: 0	H: 1	R: 0	H: 1	R: 0	H: 0	R: 1	H: 2	R: 0	H: 1	R: 0	H: 0	R: 2	H: 3	R: 1	H: 0	R: 1	H: 2	1B: 8	SF: 1	WP: 0	PA: 43
	E: 0	LOB: 0	E: 0	LOB: 0	E: 0	LOB: 0	E: 0	LOB: 0	E: 0	LOB: 2	E: 0	LOB: 1	E: 1	LOB: 1	E: 1	LOB: 1	E: 1	LOB: 1	E: 0	LOB: 2	2B: 2	SAC: 1	PB: 0	
	K: 1	BB: 0	K: 0	BB: 0	K: 1	BB: 0	K: 0	BB: 0	K: 1	BB: 1	K: 2	BB: 0	K: 1	BB: 1	K: 2	BB: 0	K: 1	BB: 1	K: 0	BB: 1	3B: 0	DP: 1	SB: 0	
	S: 7	P: 13	S: 6	P: 9	S: 5	P: 6	S: 9	P: 15	S: 11	P: 18	S: 12	P: 17	S: 8	P: 17	S: 16	P: 25	S: 11	P: 20	S: 12	P: 22	HR: 1	HBP: 0	CS: 1	

PITCHER		IP	WLS	BF	H	R	ER	SO	BB	IBB	HBP	BLK	WP	HR	S	P	ERA	WHIP
Dave Mlicki, R ERA: 4.36	(1, 1)	7.0		26	5	1	1	6	1	1	0	0	0	0	58	95	1.29	0.857
Greg McMichael, R ERA: 3.18	(8, 1)	1.0		6	3	2	2	2	0	0	0	0	0	1	16	25	18.00	3.000
John Franco, L ERA: 2.58	(9, 1)	1.0	W	5	0	1	0	1	1	0	0	0	0	0	11	20	0.00	1.000
Cory Lidle, R ERA: 3.67	(10, 1)	1.0		6	2	1	1	0	1	0	0	0	0	0	12	22	9.00	3.000

PITCHER	IP	WLS	BF	H	R	ER	SO	BB	IBB	HBP	BLK	WP	HR	S	P	ERA	WHIP

AB	37
R	5
H	10
RBI	4
BB	4
SO	9
LOB	16

Batter	1	2	3	4	5	6	7	8	9	AB	R	H	RBI	BB	SO	LOB
Carl Everett, S (1, 8) OBP: 0.319, SLG: 0.449	B C S X 1-2 G5-3 ①			C X 0-1 G5-3 ①		B S B F F S 2-3 K2-3 ①		X 0-0 F8 ①		4	0	0	0	0	1	1
Luis Lopez, S (1, 4) (7, 6) OBP: 0.333, SLG: 0.340	B B S S X 2-2 G3-1 ②			B B X 2-0 FC6-4 1B		B B B C X 3-1 G5-3 ②		C X 0-1 L4-3 ② ③ 1-1		4	0	1	0	0	0	1
John Olerud, L (1, 3) OBP: 0.391, SLG: 0.469	C B B B C X 3-2 L6 ③			B C C S 1-3 K ②		C X 0-1 F8 ③			B X 1-0 F8 ①	4	0	0	0	0	1	1
Butch Huskey, R (1, 7) OBP: 0.310, SLG: 0.488		F B X 1-1 G6-3 ①		B S 1 SAFE 1 SAFE X 1-1 FC6-4 ③ 1-2f			B B X 2-0 BB 1B		C C F S 0-3 K2-3 ②	4	0	1	0	0	1	1
Edgardo Alfonzo, R (1, 5) OBP: 0.396, SLG: 0.462		B B C X 2-1 G5-3 ②			X 0-0 FC5-4 1B		B D D C B 4-1 1-2 BB		X 0-0 G6-3 ③	3	0	1	0	1	0	0
Alex Ochoa, R (1, 9) OBP: 0.273, SLG: 0.320		B C F S 1-3 K ③			1 SAFE S X 0-1 FC5-4 BB 1-2f		C F D B F S 2-3 K ①			3	0	0	0	0	2	3
Todd Pratt, R (1, 2) OBP: 0.432, SLG: 0.563		C F B X 1-2 G5-3 ①			B B B C B 4-1 1-2 BB		B S B C S 2-3 K ②			2	0	0	0	1	1	2
Rey Ordonez, R (1, 6) OBP: 0.271, SLG: 0.278 Todd Hundley, S (7, PH) OBP: 0.421, SLG: 0.576 Juan Acevedo, R (7, 1) Takashi Kashiwada, L (8, 1)		B C X 1-1 G5-3 ②			F F F S 0-3 K ②		B B S B C X 3-2 L7 ③			2 1 0 0	0 0 0 0	0 0 0 0	0 0 0 0	0 0 0 0	1 0 0 0	2 2 0 0
Bobby Jones, R (1, 1) OBP: 0.184, SLG: 0.191 Bernard Gilkey, R (5, PH) OBP: 0.316, SLG: 0.360 Joe Crawford, L (5, 1) Jason Hardtke, S (7, 4) OBP: 0.455, SLG: 0.632		B F X 1-1 G3-1 ③			X 0-0 F8 ③			C B B F B B 4-2 L4-3 BB		1 1 0 0	0 0 0 0	0 0 0 0	0 0 0 1	0 0 0 0	0 0 0 0	0 2 0 0
Inning Stats	R: 0 E: 0 K: 0 S: 9 H: 0 LOB: 0 BB: 0 P: 15	R: 0 E: 0 K: 1 S: 7 H: 0 LOB: 0 BB: 0 P: 11	R: 0 E: 0 K: 0 S: 7 H: 0 LOB: 0 BB: 0 P: 10	R: 0 E: 0 K: 1 S: 8 H: 1 LOB: 1 BB: 0 P: 12	R: 0 E: 0 K: 1 S: 9 H: 1 LOB: 2 BB: 1 P: 13	R: 0 E: 0 K: 1 S: 8 H: 0 LOB: 0 BB: 0 P: 13	R: 0 E: 0 K: 2 S: 12 H: 1 LOB: 2 BB: 1 P: 25	R: 0 E: 0 K: 0 S: 5 H: 0 LOB: 0 BB: 1 P: 9	R: 0 E: 0 K: 1 S: 6 H: 0 LOB: 0 BB: 0 P: 7	1B: 3 2B: 1 3B: 0 HR: 0	SF: 0 SAC: 0 DP: 1 HBP: 0			WP: 0 PB: 0 SB: 0 CS: 0	PA: 32	

PITCHER	IP	WLS	BF	H	R	ER	SO	BB	IBB	HBP	BLK	WP	HR	S	P	ERA	WHIP
Mike Hampton, L (1, 1) ERA: 4.02	9.0	W	32	3	0	0	7	3	0	0	0	0	0	71	115	0.00	0.667

PITCHER	IP	WLS	BF	H	R	ER	SO	BB	IBB	HBP	BLK	WP	HR	S	P	ERA	WHIP

TOP

New York Mets @ Houston Astros

Astrodome, Houston, TX

Sat Aug 02 1997, 4:33 AM EDT

Att. 31,929 - Dome - 68 F

livebaseballscorecards.com

AB	29
R	0
H	3
RBI	0
BB	3
SO	7
LOB	15

New York Mets @ Houston Astros

Astrodome, Houston, TX

Sat Aug 02 1997, 4:33 AM EDT

Att. 31,929 - Dome - 68 F

BOTTOM

Batter	1	2	3	4	5	6	7	8	9	AB	R	H	RBI	BB	SO	LOB
Craig Biggio, R (1, 4) OBP: 0.406, SLG: 0.508	G4-3		P6	G6-3			G4-3			4	0	0	0	0	0	0
Thomas Howard, S (1, 8) OBP: 0.324, SLG: 0.368	G1-3		BB, 5, 1B, 2B BB	G4-1			K			3	1	0	0	1	1	0
5 Jeff Bagwell, R (1, 3) OBP: 0.429, SLG: 0.602	HR		BB 1-2 1B		G5-3		BB			3	2	2	1	1	0	0
Luis Gonzalez, L (1, 7) OBP: 0.367, SLG: 0.406	S 1B		2B 1-2 2-3 BB		G6-4-3 1B		P5			3	1	2	0	1	0	1
Derek Bell, R (1, 9) OBP: 0.332, SLG: 0.392	P3 1-2		FC4-6 1-3 2-H 3-H 1B 2B		G6-4-3 1-2f			1B 2B		4	2	2	2	0	0	2
Bill Spiers, L (1, 5) OBP: 0.434, SLG: 0.448		G4-3 FC4-6 3-H 1B				G6-3 BB		G4-6-3 2-H 1B		3	0	2	2	1	0	0
Brad Ausmus, R (1, 2) OBP: 0.318, SLG: 0.365		P3 FC4-6 1B 1-2f 2-3			F7		F9			4	0	0	0	0	0	4
Tim Bogar, R (1, 6) OBP: 0.282, SLG: 0.358		1B 1-3 3-H 1B			G6-3 1-2			G4-6-3 1-2f		4	0	2	1	0	0	2
Mike Hampton, R (1, 1) OBP: 0.175, SLG: 0.151		G3		G5-3			K			3	0	0	0	0	1	2
Inning Stats	R: 1 E: 0 K: 0 S: 12 H: 2 LOB: 1 BB: 0 P: 20	R: 0 E: 0 K: 0 S: 8 H: 1 LOB: 1 BB: 0 P: 13	R: 4 E: 0 K: 0 S: 17 H: 4 LOB: 2 BB: 2 P: 34	R: 0 E: 0 K: 0 S: 6 H: 0 LOB: 0 BB: 0 P: 7	R: 0 E: 0 K: 0 S: 8 H: 1 LOB: 0 BB: 0 P: 11	R: 0 E: 0 K: 1 S: 10 H: 0 LOB: 1 BB: 1 P: 17	R: 0 E: 0 K: 1 S: 14 H: 0 LOB: 1 BB: 1 P: 22	R: 1 E: 0 K: 0 S: 9 H: 2 LOB: 0 BB: 0 P: 10		1B: 7 2B: 2 3B: 0 HR: 1 SF: 0 SAC: 0 DP: 2 HBP: 0						

livebaseballscorecards.com

AB	31
R	6
H	10
RBI	6
BB	4
SO	2
LOB	11

WP: 0 PB: 0 SB: 1 CS: 0 PA: 35

PITCHER		IP	WLS	BF	H	R	ER	SO	BB	IBB	HBP	BLK	WP	HR	S	P	ERA	WHIP
Bobby Jones, R ERA: 3.62	(1, 1)	4.0	L	20	7	5	5	0	2	0	0	0	0	1	43	74	11.25	2.250
Joe Crawford, L ERA: 4.58	(5, 1)	2.0		7	1	0	0	1	1	0	0	0	0	0	18	28	0.00	1.000
Juan Acevedo, R ERA: 3.91	(7, 1)	1.0		4	0	0	0	1	1	0	0	0	0	0	14	22	0.00	1.000
Takashi Kashiwada, L ERA: 4.88	(8, 1)	1.0		4	2	1	1	0	0	0	0	0	0	0	9	10	9.00	2.000

PITCHER	IP	WLS	BF	H	R	ER	SO	BB	IBB	HBP	BLK	WP	HR	S	P	ERA	WHIP

Batter	1	2	3	4	5	6	7	8	9	AB	R	H	RBI	BB	SO	LOB
Lance Johnson, L (1, 8) OBP: 0.377, SLG: 0.377	C S B C 1-3 ① K		B X 1-0 G4-6-3 1B		C B F F X 1-2 ② G4-3 1-2			B F X 1-1 G5-3		4	0	1	0	0	1	1
Jason Hardtke, S (1, 4) OBP: 0.423, SLG: 0.565 Greg McMichael, R (8, 1) OBP: 0.500, SLG: 0.500	B B B C X 3-1 HR 1B		B 1 SAFE X 1-0 ②③ G4-6-3 1-2f		B B F B X 3-1 ③ F7			B B X 2-0 ③ F8		4	1	1	0	0	0	2
										0	0	0	0	0	0	0
John Olerud, L (1, 3) OBP: 0.391, SLG: 0.466 Juan Acevedo, R (6, 1) Luis Lopez, S (8, 4) OBP: 0.339, SLG: 0.346	C B B X 2-1 ② F7			B B F B B 4-2 FC5 BB BB		C F B C 1-3 ① K			C C B F X 1-2 G6-4-3 1B	2	0	0	0	1	1	1
										0	0	0	0	0	0	0
										1	0	1	0	0	0	0
Todd Hundley, S (1, 2) OBP: 0.425, SLG: 0.586	C B 1 SAFE B 1 SAFE S X 2-2 1-H HR			D C B B F B 4-2 FC5 1-2 BB		B C B X 2-1 L4-3 1B			C B X 1-1 ① F9	3	1	2	2	1	0	1
Edgardo Alfonzo, R (1, 5) OBP: 0.391, SLG: 0.456	C C B F S 1-3 ③ K			B B C F F C 2-3 ① K		F C F B X 1-2 ②③ L4-3 1-1			1 SAFE B X 1-0 ②③ G6-4-3 1-2f	4	0	0	0	0	2	4
Carl Everett, S (1, 9) OBP: 0.316, SLG: 0.445 (8, 7)		C B S B F X 2-2 ① G6-3		S X 0-1 ② FC5 1-2 2-3f			X 0-0 ① G5-3			3	0	0	0	0	0	2
Butch Huskey, R (1, 7) OBP: 0.307, SLG: 0.483 (8, 3)		B B C B C S 3-3 ② K		D S F B B F F S 3-3 ③ K			C B B X 2-1 ② G6-3			3	0	0	0	0	2	2
Rey Ordonez, R (1, 6) OBP: 0.272, SLG: 0.278		B B F C F F B B X 3-2 ③ G5-3			C X 0-1 E5 FC3-6		C C F B F X 1-2 CS 1B			3	0	1	0	0	0	0
Brian Bohanon, L (1, 1) Matt Franco, L (6, 3) OBP: 0.350, SLG: 0.422 Alex Ochoa, R (8, PH) OBP: 0.271, SLG: 0.318 (8, 9)			B C C C F F S 1-3 ① K		L 1 SAFE X 0-1 ① FC3-6 G4-3 1-2f		B 1 SAFE F 1 SAFE F 1 SAFE 1 SAFE B B 3-2 ③ CS 1-2	B S F B X 2-2 ① F8		2	0	0	0	0	1	1
										0	0	0	0	0	0	0
										1	0	0	0	0	0	0
Inning Stats	R: 2 E: 0 K: 2 S: 14 H: 2 LOB: 0 BB: 0 P: 23	R: 0 E: 0 K: 1 S: 12 H: 0 LOB: 0 BB: 0 P: 20	R: 0 E: 0 K: 1 S: 7 H: 1 LOB: 0 BB: 0 P: 10	R: 0 E: 0 K: 2 S: 15 H: 0 LOB: 2 BB: 2 P: 28	R: 0 E: 1 K: 0 S: 10 H: 0 LOB: 1 BB: 0 P: 14	R: 0 E: 0 K: 1 S: 9 H: 1 LOB: 0 BB: 0 P: 13	R: 0 E: 0 K: 0 S: 10 H: 1 LOB: 0 BB: 0 P: 16	R: 0 E: 0 K: 0 S: 6 H: 0 LOB: 0 BB: 0 P: 11	R: 0 E: 0 K: 0 S: 7 H: 1 LOB: 0 BB: 0 P: 10	1B: 5 2B: 1 3B: 0 HR: 1 SF: 0 SAC: 0 DP: 3 HBP: 0						

TOP

New York Mets @ Houston Astros

Astrodome, Houston, TX

Sun Aug 03 1997, 4:33 AM EDT

Att. 35,788 - Dome - 68 F

livebaseballscorecards.com

AB	30
R	2
H	6
RBI	2
BB	2
SO	7
LOB	14

WP: 0 PB: 0 SB: 0 CS: 1 PA: 33

PITCHER		IP	WLS	BF	H	R	ER	SO	BB	IBB	HBP	BLK	WP	HR	S	P	ERA	WHIP
Shane Reynolds, R ERA: 4.15	(1, 1)	5.0		20	3	2	2	6	2	0	0	0	0	1	58	95	3.60	1.000
Mike Magnante, L ERA: 1.86	(6, 1)	2.0		6	2	0	0	1	0	0	0	0	0	0	19	29	0.00	1.000
Tom Martin, L ERA: 1.83	(8, 1)	2.0	W	6	1	0	0	0	0	0	0	0	0	0	13	21	0.00	0.500

PITCHER	IP	WLS	BF	H	R	ER	SO	BB	IBB	HBP	BLK	WP	HR	S	P	ERA	WHIP

New York Mets @ Houston Astros

Astrodome, Houston, TX

Sun Aug 03 1997, 4:33 AM EDT

Att. 35,788 - Dome - 68 F

BOTTOM

Batter	1	2	3	4	5	6	7	8	9	AB	R	H	RBI	BB	SO	LOB
Craig Biggio, R (1, 4) OBP: 0.407, SLG: 0.516	B C F B B X 3-2 FC3-6 1B 1B		X 0-0 G5-3 ② B C C B X 2-2 G6-3 ③		C B B B C F X 3-2 F8 ③		X 0-0 HR 3-H		B X 1-0 5 BB S HBP 1B	5	2	3	2	0	0	2
James Mouton, R (1, 8) OBP: 0.293, SLG: 0.331 Tom Martin, L (8, 1) Thomas Howard, S (9, PH) OBP: 0.327, SLG: 0.368	F B B B X 2-1 FC3-6 1-2 1B					H 1-0 5 E HBP	B B B B 4-0 5 FC5-4 BB		C B F B B B 4-2 HBP 5 BB 1-2 BB	2	0	1	0	1	0	0
										0	0	0	0	0	0	0
										0	0	0	0	1	0	0
5 Jeff Bagwell, R (1, 3) OBP: 0.426, SLG: 0.595	B T F S 1-3 K ①			C B X 1-1 G6-3 ①		B F B X 2-1 E8 1-2	X 0-0 FC5-4 ③ 1-2f		B B B B 4-0 HBP 1-2 2-3 BB	4	0	0	0	1	1	4
Luis Gonzalez, L (1, 7) OBP: 0.367, SLG: 0.404	S B B X 2-1 FC3-6 ② 1-2f 2-3			B C B X 2-1 F7 ②		L 2 B C B F S SAFE 2-3 K ①		X 0-0 G6-3 G1-3 1B	C S H 1-2 1-2 2-3 3-H HBP	4	0	1	1	0	1	4
Derek Bell, R (1, 9) OBP: 0.328, SLG: 0.387	B B X 2-0 G3 ③			X 0-0 F9 ③		X 0-0 P6 ②		F X 0-1 G1-3 ① 1-2		4	0	0	0	0	0	5
Sean Berry, R (1, 5) OBP: 0.308, SLG: 0.429		F F B B B B F F X 3-2 L9 ①			C B B C F X 2-2 2B	B F B C S 2-3 K ③		X 0-0 G6-3 ② 2-3		4	0	1	0	0	1	3
Brad Ausmus, R (1, 2) OBP: 0.314, SLG: 0.360		B X 1-0 G6-3 ②			B F F S 1-3 K ①		B X 1-0 L6 ①	F F B X 1-2 G5-3 ③		4	0	0	0	0	1	2
Tim Bogar, R (1, 6) OBP: 0.285, SLG: 0.356 Bill Spiers, L (7, PH) OBP: 0.435, SLG: 0.454 (8, 6)		C S B B X 2-2 G5-3 ③			B B B B C F B 4-2 BB		C S X 0-2 G3-1 HR 2B		B B C B C F S 3-3 K ①	1	0	0	0	1	0	0
										2	1	1	0	0	1	0
Shane Reynolds, R (1, 1) OBP: 0.103, SLG: 0.154 Ricky Gutierrez, R (5, PH) OBP: 0.329, SLG: 0.340 Mike Magnante, L (6, 1) J.R. Phillips, L (7, PH) OBP: 0.182, SLG: 0.500 Chuck Carr, S (8, 8) OBP: 0.268, SLG: 0.301			F F C 0-3 K ①		B X 1-0 L9 ②		X 0-0 G3-1 ② 2-3		X 0-0 G1-3 ②	1	0	0	0	0	1	0
										1	0	0	0	0	0	2
										0	0	0	0	0	0	0
										1	0	0	0	0	0	1
										1	0	0	0	0	0	0
Inning Stats	R: 0 E: 0 K: 1 S: 11 H: 2 LOB: 2 BB: 0 P: 21	R: 0 E: 0 K: 0 S: 9 H: 0 LOB: 0 BB: 0 P: 15	R: 0 E: 0 K: 1 S: 7 H: 0 LOB: 0 BB: 0 P: 9	R: 0 E: 0 K: 0 S: 5 H: 0 LOB: 0 BB: 0 P: 8	R: 0 E: 0 K: 1 S: 14 H: 1 LOB: 2 BB: 1 P: 25	R: 0 E: 1 K: 2 S: 10 H: 0 LOB: 2 BB: 0 P: 17	R: 2 E: 0 K: 0 S: 7 H: 2 LOB: 1 BB: 1 P: 12	R: 0 E: 0 K: 0 S: 7 H: 1 LOB: 1 BB: 0 P: 8	R: 1 E: 0 K: 1 S: 10 H: 1 LOB: 3 BB: 2 P: 23							

livebaseballscorecards.com

AB	34
R	3
H	7
RBI	3
BB	4
SO	6
LOB	23

1B: 4 SF: 0 WP: 0 PA: 40
2B: 2 SAC: 0 PB: 0
3B: 0 DP: 0 SB: 1
HR: 1 HBP: 2 CS: 0

PITCHER		IP	WLS	BF	H	R	ER	SO	BB	IBB	HBP	BLK	WP	HR	S	P	ERA	WHIP
Brian Bohanon, L ERA: 3.86	(1, 1)	5.1		22	3	0	0	4	1	0	1	0	0	0	52	89	0.00	0.750
Juan Acevedo, R ERA: 4.32	(6, 1)	2.0		10	3	2	2	1	1	0	0	0	0	1	14	21	9.00	2.000
Greg McMichael, R ERA: 3.26	(8, 1)	1.1	L	8	1	1	1	1	2	0	1	0	0	0	14	28	6.75	2.250

PITCHER	IP	WLS	BF	H	R	ER	SO	BB	IBB	HBP	BLK	WP	HR	S	P	ERA	WHIP

Batter	1	2	3	4	5	6	7	8	9	AB	R	H	RBI	BB	SO	LOB
Craig Biggio, R (1, 4) OBP: 0.408, SLG: 0.518	C B F B X 2-2 FC3-6 1B		C F B B C 2-3 ③ K			B X 1-0 SH1-3 5 SF9 2B		B F F B B C 3-3 ② ③ K 1-2		4	1	2	0	0	2	1
Chuck Carr, S (1, 8) OBP: 0.276, SLG: 0.310	B 1 SAFE S B X 2-1 ① FC3-6 5 CS 1-2f			B X 1-0 G4-3 2B		C B X 1-1 ① SH1-3 2-3			B B B B 4-0 G4-3 DI BB	2	0	1	0	1	0	1
5 Jeff Bagwell, R (1, 3) OBP: 0.423, SLG: 0.591	B 1 SAFE S B C X 2-2 ② ③ G5-3 1-2			B F B S S 2-3 ① K		B S F X 1-2 ② SF9 3-H			C F B S 1-3 ① K	3	0	0	1	0	2	3
Luis Gonzalez, L (1, 7) OBP: 0.364, SLG: 0.400		B F F X 1-2 ① G6-3		B S B X 2-1 ② G4-3 2-3		B B C F F X 2-2 ③ P6			C B B X 2-1 ② G4-3 1-3	4	0	0	0	0	0	2
Derek Bell, R (1, 9) OBP: 0.327, SLG: 0.383		X 0-0 ② P4		B B F F B B 4-1 BB			S C F B B B F X 3-2 ① G6-3		C B B X 2-1 ③ G4-3	3	0	0	0	1	0	1
Sean Berry, R (1, 5) OBP: 0.308, SLG: 0.427		C C X 0-2 1B		C B F B D X 3-2 P4			X 0-0 ② F9			3	0	1	0	0	0	2
Brad Ausmus, R (1, 2) OBP: 0.311, SLG: 0.357		S T B C 1-3 ③ K			B B X 2-0 ① P3		B X 1-0 ③ G6-3			3	0	0	0	0	1	1
Tim Bogar, R (1, 6) OBP: 0.282, SLG: 0.352 Bill Spiers, L (8, PH) OBP: 0.437, SLG: 0.454 (8, 6)			S B B F X 2-2 ① F8		C F F S 0-3 ② K			B B B B 4-0 CS BB		2 0	0 0	0 0	0 0	0 1	1 0	0 0
Chris Holt, R (1, 1) OBP: 0.067, SLG: 0.045 Thomas Howard, S (8, PH) OBP: 0.325, SLG: 0.366 Russ Springer, R (8, 1)			X 0-0 ② P6		S C X 0-2 ③ L8			X 0-0 ① F7		2 1 0	0 0 0	0 0 0	0 0 0	0 0 0	0 0 0	0 1 0
Inning Stats	R: 0 H: 1 E: 0 LOB: 0 K: 0 BB: 0 S: 8 P: 14	R: 0 H: 1 E: 0 LOB: 1 K: 1 BB: 0 S: 10 P: 12	R: 0 H: 0 E: 0 LOB: 0 K: 1 BB: 0 S: 7 P: 11	R: 0 H: 1 E: 0 LOB: 2 K: 1 BB: 1 S: 10 P: 22	R: 0 H: 0 E: 0 LOB: 0 K: 1 BB: 0 S: 8 P: 10	R: 1 H: 1 E: 0 LOB: 0 K: 0 BB: 0 S: 10 P: 15	R: 0 H: 0 E: 0 LOB: 0 K: 0 BB: 0 S: 7 P: 11	R: 0 H: 0 E: 0 LOB: 1 K: 1 BB: 1 S: 4 P: 11	R: 0 H: 0 E: 0 LOB: 1 K: 1 BB: 1 S: 7 P: 16	1B: 2 SF: 1 2B: 3 SAC: 1 3B: 0 DP: 1 HR: 0 HBP: 0						

PITCHER		IP	WLS	BF	H	R	ER	SO	BB	IBB	HBP	BLK	WP	HR	S	P	ERA	WHIP
Livan Hernandez, R ERA: 2.08	(1, 1)	7.1	W	27	4	1	1	4	2	0	0	0	0	0	61	100	1.23	0.818
Jay Powell, R ERA: 3.54	(8, 1)	1.2	S	5	0	0	0	2	1	0	0	0	0	0	10	22	0.00	0.600

PITCHER		IP	WLS	BF	H	R	ER	SO	BB	IBB	HBP	BLK	WP	HR	S	P	ERA	WHIP

TOP

Houston Astros @ Florida Marlins

Pro Player Stadium, Miami, FL

Mon Aug 04 1997, 7:05 PM EDT

Att. 18,323 - Unknown - 77 F

livebaseballscorecards.com

AB	27
R	1
H	4
RBI	1
BB	3
SO	6
LOB	12

Batter	1	2	3	4	5	6	7	8	9	AB	R	H	RBI	BB	SO	LOB
Devon White, S (1, 8) OBP: 0.350, SLG: 0.330	B S C X 1-2 G3-1 ①			B X 1-0 E5 BB 1B		F F B F X 1-2 FC6-5-4-6 SH2 1B		B B F S F B S 3-3 K ②		4	1	1	0	0	1	0
Edgar Renteria, R (1, 6) OBP: 0.323, SLG: 0.346	C F F X 0-2 G4-3 ②			B B B B 4-0 1B 1-2 SF7 BB		1 SAFE L B X 1-1 SH2 ① 1-2		B S B F B B 4-2 1B BB		1	1	0	0	2	0	0
Gary Sheffield, R (1, 9) OBP: 0.426, SLG: 0.438	C B X 1-1 G5-3 ③			C X 0-1 P6 ①		C F B B B X 3-2 FC6-5-4-6 HR 2-3 ②		X 0-0 1-2 1B		4	1	1	0	0	0	3
Bobby Bonilla, S (1, 5) OBP: 0.385, SLG: 0.501		C C B F X 1-2 F8 ①		S B X 1-1 1-3 2-H 1B		F B B B X 3-1 2-H HR		F B B F X 2-2 F7 ③		4	1	2	3	0	0	2
Darren Daulton, L (1, 3) OBP: 0.381, SLG: 0.474 Jeff Conine, R (7, 3) OBP: 0.338, SLG: 0.363		C X 0-1 P4 ②		B B C X 2-1 SF7 ② 3-H		X 0-0 L8 ③				2 0	0 0	0 0	1 0	0 0	0 0	0 0
Moises Alou, R (1, 7) OBP: 0.373, SLG: 0.489 Jay Powell, R (8, 1) OBP: 0.500, SLG: 0.500		B X 1-0 G5-3 ③		B 1 SAFE F C B B X 3-2 G6-3 ③			B B B C B 4-1 G4-6-3 BB			2 0	0 0	0 0	0 0	1 0	0 0	1 0
Charles Johnson, R (1, 2) OBP: 0.354, SLG: 0.475		C X 0-1 L8-3 1B			X 0-0 F8 ①		1 SAFE X 0-0 ① ② G4-6-3 1-2f			3	0	1	0	0	0	1
Craig Counsell, L (1, 4) OBP: 0.333, SLG: 0.200		B X 1-0 L8-3 ① ② 1-1			C B F F S 1-3 K ②		X 0-0 G3 ③			3	0	0	0	0	1	1
Livan Hernandez, R (1, 1) OBP: 0.333, SLG: 0.429 John Cangelosi, S (8, 7) OBP: 0.353, SLG: 0.328		C F F X 0-2 G4-3 ③			X 0-0 G4-3 ③			C B B F S 2-3 K ①		2 1	0 0	0 0	0 0	0 0	0 1	0 0
Inning Stats	R: 0 H: 0 E: 0 LOB: 0 K: 0 BB: 0 S: 9 P: 11	R: 0 H: 0 E: 0 LOB: 0 K: 0 BB: 0 S: 7 P: 9	R: 0 H: 1 E: 0 LOB: 0 K: 0 BB: 0 S: 6 P: 7	R: 2 H: 1 E: 1 LOB: 1 K: 0 BB: 1 S: 10 P: 21	R: 0 H: 0 E: 0 LOB: 0 K: 1 BB: 0 S: 6 P: 7	R: 2 H: 2 E: 0 LOB: 0 K: 0 BB: 0 S: 12 P: 20	R: 0 H: 0 E: 0 LOB: 0 K: 0 BB: 1 S: 3 P: 7	R: 0 H: 1 E: 0 LOB: 2 K: 2 BB: 1 S: 13 P: 24		1B: 4 SF: 1 2B: 1 SAC: 1 3B: 0 DP: 2 HR: 1 HBP: 0						

PITCHER	IP	WLS	BF	H	R	ER	SO	BB	IBB	HBP	BLK	WP	HR	S	P	ERA	WHIP
Chris Holt, R (1, 1) ERA: 3.76	7.0	L	26	4	4	2	1	2	0	0	0	0	1	53	82	2.57	0.857
Russ Springer, R (8, 1) ERA: 4.5	1.0		5	1	0	0	2	1	0	0	0	0	0	13	24	0.00	2.000

PITCHER	IP	WLS	BF	H	R	ER	SO	BB	IBB	HBP	BLK	WP	HR	S	P	ERA	WHIP

BOTTOM

Houston Astros @ Florida Marlins

Pro Player Stadium, Miami, FL

Mon Aug 04 1997, 7:05 PM EDT

Att. 18,323 - Unknown - 77 F

livebaseballscorecards.com

AB	26
R	4
H	5
RBI	4
BB	3
SO	3
LOB	8

Batter	1	2	3	4	5	6	7	8	9	AB	R	H	RBI	BB	SO	LOB
Craig Biggio, R (1, 4) OBP: 0.408, SLG: 0.515	B B B B 4-0 BB	C S B B X 2-2 ③ G1		B B B C B 4-1 BB		B X 1-0 ① L9		X 0-0 ② FC6-4 S 1-2f 3-H		3	0	0	1	2	0	2
James Mouton, R (1, 7) OBP: 0.284, SLG: 0.319 Brad Ausmus, R (9, 2) OBP: 0.311, SLG: 0.357	C T S 0-3 ① K		L B X 1-1 ① F7	B C F B B F F X 3-2 ③ G5-3		X 0-0 ② F9		B B X 2-0 ③ G4-3 1-2		5 0	0 0	0 0	0 0	0 0	1 0	5 0
5 Jeff Bagwell, R (1, 3) OBP: 0.423, SLG: 0.587	C S B F X 1-2 ② P4		B B B F F F B 4-2 G4-6-3 BB		B X 1-0 ① G4-3	C B B F B B 4-2 CS BB			S S B B B X 3-2 ① P4	3	0	0	0	2	0	1
Derek Bell, R (1, 9) OBP: 0.326, SLG: 0.378	B F B 1 B C S SAFE 3-3 ③ K		B C C 1 B F X SAFE 2-2 ② ③ G4-6-3 1-2f		B B F F B B 4-2 CS 1B BB	B 1-0 ③ CS 1-2	C C S 0-3 ① K		C S F B B X 2-2 ② L8	4	0	0	0	1	2	2
Ricky Gutierrez, R (1, 5) OBP: 0.343, SLG: 0.373		B X 1-0 2B 1B		S C B X 2-2 HR	B F 1 SAFE X 1-1 CS 1-2 1B		F B X 1-1 ② G4-3		X 0-0 1B	5	3	4	1	0	0	0
Tony Eusebio, R (1, 2) OBP: 0.354, SLG: 0.294 Billy Wagner, L (9, 1)	C 1 SAFE S B X 1-2 2B 1B			B B F C X 2-2 ① G5-3	B F B B S B 4-2 ② 1B 1-2 2-3 BB		C S B S 1-3 ③ K		D X 1-0 ③ G5-3	4 0	1 0	1 0	0 0	1 0	1 0	1 0
Tim Bogar, R (1, 6) OBP: 0.292, SLG: 0.363	B L B X 2-1 1-H 2-H 2B			B C B B S F B 4-2 SH1-4 BB	F C X 0-2 BB 1-3 2-H 1B			C L F X 0-2 ① G6-3		3 5 1 1 0	0 0 0 0 0	2 0 0 0 0	3 0 0 0 0	1 0 0 0 0	0 0 0 0 0	0 0 0 0 0
Chuck Carr, S (1, 8) OBP: 0.288, SLG: 0.308	C C B C 1-3 ① K			B B B B 4-0 SH1-4 1-2 BB	B B F B C B 4-2 1-2 BB			C B B B B 4-1 1B FC6-4 BB		1	1	0	0	3	1	1
Darryl Kile, R (1, 1) OBP: 0.167, SLG: 0.134 Thomas Howard, S (8, PH) OBP: 0.329, SLG: 0.369 Russ Springer, R (8, 1) Luis Gonzalez, L (9, 7) OBP: 0.364, SLG: 0.400	B C D F X 2-2 ② F7			X 0-0 ② SH1-4 1-2 2-3	S B C B C 2-3 ③ K			B F B 1 SAFE 1 SAFE X 2-1 FC6-4 1-3 1B		2 1 0 0	0 0 0 0	0 1 0 0	0 0 0 0	1 0 0 0	0 0 0 0	4 0 0 0

Inning Stats	1	2	3	4	5	6	7	8	9
	R: 0 E: 0 K: 2 S: 10	H: 0 LOB: 1 BB: 1 P: 18	R: 2 E: 0 K: 1 S: 15	H: 3 LOB: 1 BB: 0 P: 24	R: 0 E: 0 K: 0 S: 8	H: 0 LOB: 0 BB: 1 P: 15	R: 1 E: 0 K: 0 S: 16	H: 1 LOB: 3 BB: 3 P: 35	R: 1 E: 0 K: 1 S: 15	H: 2 LOB: 3 BB: 3 P: 31	R: 0 E: 0 K: 0 S: 4	H: 0 LOB: 0 BB: 1 P: 10	R: 0 E: 0 K: 2 S: 8	H: 0 LOB: 0 BB: 0 P: 10	R: 1 E: 0 K: 0 S: 9	H: 1 LOB: 1 BB: 1 P: 17	R: 0 E: 0 K: 0 S: 9	H: 1 LOB: 1 BB: 0 P: 15

	1B: 6	SF: 0	WP: 0	PA: 43
	2B: 1	SAC: 1	PB: 0	
	3B: 0	DP: 1	SB: 1	
	HR: 1	HBP: 0	CS: 3	

PITCHER		IP	WLS	BF	H	R	ER	SO	BB	IBB	HBP	BLK	WP	HR	S	P	ERA	WHIP
Tony Saunders, L ERA: 3.27	(1, 1)	4.0		20	4	3	3	3	5	0	0	0	0	1	49	92	6.75	2.250
Rick Helling, R ERA: 4.48	(5, 1)	2.0		10	2	1	1	1	4	0	0	0	0	0	19	41	4.50	3.000
Rob Stanifer, R ERA: 3.3	(7, 1)	2.0		8	1	1	1	2	1	0	0	0	0	0	17	27	4.50	1.000
Robb Nen, R ERA: 3.98	(9, 1)	1.0	W	4	1	0	0	0	0	0	0	0	0	0	9	15	0.00	1.000

PITCHER	IP	WLS	BF	H	R	ER	SO	BB	IBB	HBP	BLK	WP	HR	S	P	ERA	WHIP

TOP

Houston Astros @ Florida Marlins

Pro Player Stadium, Miami, FL

Tue Aug 05 1997, 7:05 PM EDT
Att. 25,483 - Unknown - 85 F

livebaseballscorecards.com

AB	31
R	5
H	8
RBI	5
BB	10
SO	6
LOB	16

BOTTOM

Houston Astros @ Florida Marlins

Pro Player Stadium, Miami, FL

Tue Aug 05 1997, 7:05 PM EDT

Att. 25,483 - Unknown - 85 F

livebaseballscorecards.com

Batter	1	2	3	4	5	6	7	8	9	AB	R	H	RBI	BB	SO	LOB
Jim Eisenreich, L (1, 7) OBP: 0.344, SLG: 0.369 Robb Nen, R (9, 1)	B C B F B X 3-2 SH3-4 1B	C F B F B F X 2-2 1B 1-3 3-H 1B		C B X 1-1 G4-3 ①		X 0-0 G4-3 ②		F B F X 1-2 G3 ③		5 0	0 0	2 0	1 0	0 0	0 0	1 0
Edgar Renteria, R (1, 6) OBP: 0.325, SLG: 0.346	X 0-0 SH3-4 ① 1-2	C F X 0-2 FC5-4 1-2 3-H 1B		C B X 1-1 F9 ②		C X 0-1 G1-3 ③			B B B C C B 4-2 BB 1B 1B BB	3	1	1	1	1	0	0
Gary Sheffield, R (1, 9) OBP: 0.426, SLG: 0.441 Kurt Abbott, R (9, PR) OBP: 0.310, SLG: 0.440	F B F C 1-3 K ② X 0-0 FC5-4 ③ 1-2f			X 0-0 2B			F F X 0-2 P3 ①		B C B F X 2-2 BB 1B 1-2 1B	5 0	0 1	2 0	0 0	0 0	1 0	3 0
Bobby Bonilla, S (1, 5) OBP: 0.383, SLG: 0.496	C B B F F B F B 4-2 BB	C B C S 1-3 K ①	S B S B S 2-3 K ③				B B C B X 3-1 G1-3 ②		X 0-0 F8 ①	4	0	0	0	1	2	3
Darren Daulton, L (1, 3) OBP: 0.379, SLG: 0.475 Jeff Conine, R (9, PH) OBP: 0.340, SLG: 0.363	C B F X 1-2 F8 ③	B B X 2-0 L9 ②			C X 0-1 L8 ①		C B B X 2-1 2B		B B B C S B 4-2 1B 1-2 2-3 BB	4 0	0 0	1 0	0 0	0 1	0 0	2 0
Moises Alou, R (1, 8) OBP: 0.376, SLG: 0.489 (9, 7)		B B B 4-0 F9 1B 1B BB	B B X 2-0 HR 1B		F C X 0-2 F9 ②		B C B F C 2-3 K ③		F B F F F X 1-2 1-2 2-H 3-H 1B	4	2	2	2	1	1	1
Charles Johnson, R (1, 2) OBP: 0.359, SLG: 0.488	C B X 1-1 1B 1B 1-2 1B	C B X 1-1 1-H HR			B B F B S B 4-2 FC6-4 BB			B B C S F S 2-3 K ①		3	2	2	2	1	1	0
Craig Counsell, L (1, 4) OBP: 0.364, SLG: 0.222	B X 1-0 F9 ① 2-3	B B B B 4-0 BB			C X 0-1 FC6-4 ③ 1-2f			C B F F F F X 1-2 FC6-4 1B		3	0	1	0	1	0	3
Tony Saunders, L (1, 1) OBP: 0.071, SLG: 0.148 Rick Helling, R (5, 1) OBP: 0.091, SLG: 0.091 John Cangelosi, S (6, PH) OBP: 0.350, SLG: 0.326 Rob Stanifer, R (7, 1) OBP: 0.667, SLG: 0.500 Devon White, S (8, PH) OBP: 0.347, SLG: 0.327 (9, 8)	F S C 0-3 K ②	B B B C C S 3-3 K ③				C B F B C 2-3 K ①		B F B S F S X 2-2 FC6-4 ② 1-2f		2 0 1 0 1	0 0 0 0 0	0 0 0 0 0	0 0 0 0 0	2 0 1 0 0	3 0 0 0 1	
Inning Stats	R: 0 H: 1 E: 0 LOB: 2 K: 1 BB: 1 S: 14 P: 23	R: 2 H: 3 E: 0 LOB: 2 K: 1 BB: 1 S: 15 P: 23	R: 2 H: 2 E: 0 LOB: 1 K: 2 BB: 1 S: 10 P: 23	R: 0 H: 1 E: 0 LOB: 1 K: 1 BB: 0 S: 8 P: 12	R: 0 H: 0 E: 0 LOB: 1 K: 0 BB: 1 S: 9 P: 13	R: 0 H: 0 E: 0 LOB: 0 K: 1 BB: 0 S: 6 P: 8	R: 0 H: 1 E: 0 LOB: 1 K: 1 BB: 0 S: 10 P: 17	R: 0 H: 1 E: 0 LOB: 1 K: 1 BB: 0 S: 17 P: 23	R: 2 H: 2 E: 0 LOB: 2 K: 0 BB: 2 S: 13 P: 24	1B: 8 2B: 2 3B: 0 HR: 1	SF: 0 SAC: 1 DP: 0 HBP: 0			WP: 0 PB: 0 SB: 0 CS: 0		PA: 42	

	AB	35
	R	6
	H	11
	RBI	6
	BB	6
	SO	8
	LOB	17

PITCHER		IP	WLS	BF	H	R	ER	SO	BB	IBB	HBP	BLK	WP	HR	S	P	ERA	WHIP
Darryl Kile, R ERA: 2.16	(1, 1)	7.0		33	8	4	4	7	4	0	0	0	0	1	72	119	5.14	1.714
Russ Springer, R ERA: 4.38	(8, 1)	1.0		4	1	0	0	1	0	0	0	0	0	0	17	23	0.00	1.000
Billy Wagner, L ERA: 2.32	(9, 1)	0.1	L	5	2	2	2	0	2	0	0	0	0	0	13	24	54.00	12.000

PITCHER		IP	WLS	BF	H	R	ER	SO	BB	IBB	HBP	BLK	WP	HR	S	P	ERA	WHIP

Batter	1	2	3	4	5	6	7	8	9	AB	R	H	RBI	BB	SO	LOB
Craig Biggio, R (1, 4) OBP: 0.404, SLG: 0.509	C S F X 0-2 ① L8	B C B 1 SAFE X 2-1 ③ G6-3		X 0-0 ② G6-3 3-H			C C B B B C 3-3 ① K		X 0-0 ① G5-3	5	0	0	1	0	1	3
Thomas Howard, S (1, 8) (5, 9) (8, 8) OBP: 0.326, SLG: 0.365	C S X 0-2 ② F8		C F B B B X 3-2 ① G6-3	X 0-0 ③ P7			C B B X 2-1 2B 1B		B F S B S 2-3 ② K	5	1	1	0	0	1	1
5 Jeff Bagwell, R (1, 3) OBP: 0.420, SLG: 0.582	T X 0-1 1B		C F B X 1-2 ② G5-3		C F F F F B S 1-3 ① K		B F 1 SAFE B X 2-1 ② P8		F B C B B C 2-3 ③ K	5	0	1	0	0	2	1
Luis Gonzalez, L (1, 7) OBP: 0.365, SLG: 0.404	B X 1-0 ③ G3-1		B X 1-0 E5 1B		S B B X 2-1 ② P9		X 0-0 1-H 2B			4	1	2	1	0	0	1
Derek Bell, R (1, 9) OBP: 0.328, SLG: 0.381 Jose Cabrera, R (7, 1)	C C B X 1-2 FC5 BB 1B	B B F S B X 3-2 FC6-4 1B			F B B S X 2-2 ③ P4		C B B B X 3-1 ③ G5-3			3 0	0 0	2 0	0 0	0 0	0 0	0 0
Sean Berry, R (1, 5) OBP: 0.307, SLG: 0.422	B B 1 SAFE B B 4-0 BB FC5 SF7 1-2 BB	C S P X 1-2 ③ FC6-4 1-2f				X 0-0 ① F8		B C B F F X 2-2 ① G5-3		3	1	0	0	1	0	1
Brad Ausmus, R (1, 2) OBP: 0.310, SLG: 0.355	C X 0-1 ① FC5 SF7 BB 1-2 2-3		B C B B F X 3-2 1B G6-3 1B			B T B B X 3-1 ② F8		B F B F X 2-2 ② G5-3		4	1	1	0	0	0	2
Tim Bogar, R (1, 6) OBP: 0.307, SLG: 0.376	B B B B 4-0 1-2 2-3 BB		C 1 SAFE C X 0-2 SH2-4 1-3 1B			B B X 2-0 2B		B B B B 4-0 BB		2	0	2	0	2	0	0
Ramon Garcia, R (1, 1) Jose Lima, R (5, 1) James Mouton, R (5, 8) OBP: 0.282, SLG: 0.317 Ricky Gutierrez, R (7, PH) OBP: 0.341, SLG: 0.370 J.R. Phillips, L (8, PH) OBP: 0.167, SLG: 0.455 (8, 9)	X 0-0 ② SF7 2-3 3-H		B X 1-0 ① SH2-4 1-2			F X 0-1 ③ P3		D B S B 1 SAFE X 3-1 ③ P4		0 0 1 1 1	0 0 0 0 0	0 0 0 0 0	1 0 0 0 0	0 0 0 0 0	0 0 0 0 0	0 0 1 1 1
Inning Stats	R: 0 H: 1 E: 0 LOB: 1 K: 0 BB: 0 S: 10 P: 11	R: 1 H: 1 E: 0 LOB: 2 K: 0 BB: 2 S: 8 P: 19	R: 1 H: 2 E: 1 LOB: 1 K: 0 BB: 0 S: 14 P: 22	R: 1 H: 2 E: 0 LOB: 0 K: 0 BB: 0 S: 9 P: 13	R: 0 H: 0 E: 0 LOB: 0 K: 1 BB: 0 S: 11 P: 16	R: 0 H: 1 E: 0 LOB: 1 K: 0 BB: 0 S: 6 P: 11	R: 1 H: 2 E: 0 LOB: 1 K: 1 BB: 0 S: 10 P: 20	R: 0 H: 0 E: 0 LOB: 1 K: 0 BB: 1 S: 9 P: 20	R: 0 H: 0 E: 0 LOB: 0 K: 2 BB: 0 S: 7 P: 11	1B: 7 SF: 1 2B: 2 SAC: 1 3B: 0 DP: 0 HR: 0 HBP: 0						WP: 0 PA: 39 PB: 0 SB: 0 CS: 0

TOP

Houston Astros @ Philadelphia Phillies

Veterans Stadium, Philadelphia, PA

Wed Aug 06 1997, 7:05 PM EDT

Att. 15,557 - Unknown - 75 F

livebaseballscorecards.com

AB	34
R	4
H	9
RBI	3
BB	3
SO	4
LOB	12

PITCHER		IP	WLS	BF	H	R	ER	SO	BB	IBB	HBP	BLK	WP	HR	S	P	ERA	WHIP
Garrett Stephenson, R ERA: 3.76	(1, 1)	7.0	W	32	9	4	3	2	2	0	0	0	0	0	68	112	3.86	1.571
Jerry Spradlin, R ERA: 5.5	(8, 1)	1.0		4	0	0	0	0	1	0	0	0	0	0	9	20	0.00	1.000
Ricky Bottalico, R ERA: 3.73	(9, 1)	1.0	S	3	0	0	0	2	0	0	0	0	0	0	7	11	0.00	0.000

PITCHER		IP	WLS	BF	H	R	ER	SO	BB	IBB	HBP	BLK	WP	HR	S	P	ERA	WHIP

BOTTOM

Houston Astros @ Philadelphia Phillies

Veterans Stadium, Philadelphia, PA

Wed Aug 06 1997, 7:05 PM EDT

Att. 15,557 - Unknown - 75 F

livebaseballscorecards.com

Batter	1	2	3	4	5	6	7	8	9	AB	R	H	RBI	BB	SO	LOB
Midre Cummings, L (1, 8) OBP: 0.305, SLG: 0.390	B F S B F B X — 3-2 ① F8	C X — 0-1 1B			B B F B B — 4-1 1B BB	C F B B F B B — 4-2 F7 BB				2	0	1	0	2	0	0
Mickey Morandini, L (1, 4) OBP: 0.372, SLG: 0.396	B S X — 1-1 ② P5	C B X — 1-1 ③ L7			X — 0-0 1-3 1B	1 SAFE L 1 SAFE F 1 SAFE 1 SAFE B S — 1-3 ① K				4	0	1	0	0	1	2
Gregg Jefferies, S (1, 7) OBP: 0.324, SLG: 0.377	B F B X — 2-1 E 2B	B C B F B X — 3-2 ① P3			B B C 1 SAFE 1 SAFE B X — 3-1 ① P9		C F 1 SAFE B F X — 1-2 ② ③ F7 1-2			4	1	1	0	0	0	3
Scott Rolen, R (1, 5) OBP: 0.395, SLG: 0.506	B B S B B — 4-1 E HR BB	B X — 1-0 HR			B F B 1 SAFE S B X — 3-2 ② P3			C B B C B X — 3-2 ① P9		3	2	1	1	1	0	2
Rico Brogna, L (1, 3) OBP: 0.278, SLG: 0.408	S F B F B B X — 3-2 E1 HR 1-3 2-H	S B S X — 1-2 ② G6-3			B C B F X — 2-2 ③ F9			C S S — 0-3 ② K		4	1	0	0	0	1	3
Mike Lieberthal, R (1, 2) OBP: 0.323, SLG: 0.486	B X — 1-0 1-H 3-H HR	F B B C S S — 2-3 ③ K				B C F F B X — 2-2 ① G5-3		S B X — 1-1 ③ F9		4	1	1	3	0	1	0
Tony Barron, R (1, 9) OBP: 0.458, SLG: 0.696	S B B C B X — 3-2 ③ G5-3			F X — 0-1 G1-6-3 1B		S S F X — 0-2 HR				3	1	2	1	0	0	0
Kevin Stocker, S (1, 6) OBP: 0.336, SLG: 0.358		F X — 0-1 CS 1B		1 SAFE B B F B X — 3-1 ① ② G1-6-3 1-2f		B F S F S — 1-3 ② K				3	0	1	0	0	1	1
Garrett Stephenson, R (1, 1) OBP: 0.130, SLG: 0.136		B B C F F X — 2-2 ① ② G4-3 1-2		X — 0-0 ③ G4-3		C X — 0-1 ③ G6-3				3	0	0	0	0	0	1
Jerry Spradlin, S (8, 1)										0	0	0	0	0	0	0
Ricky Bottalico, L (9, 1)										0	0	0	0	0	0	0
Inning Stats	R: 4 E: 1 K: 0 S: 17 — H: 2 LOB: 0 BB: 1 P: 34	R: 0 E: 0 K: 0 S: 10 — H: 2 LOB: 1 BB: 0 P: 13	R: 1 E: 0 K: 1 S: 10 — H: 1 LOB: 0 BB: 0 P: 17	R: 0 E: 0 K: 0 S: 5 — H: 1 LOB: 0 BB: 0 P: 8	R: 0 E: 0 K: 0 S: 10 — H: 1 LOB: 2 BB: 1 P: 22	R: 1 E: 0 K: 1 S: 14 — H: 1 LOB: 0 BB: 0 P: 17	R: 0 E: 0 K: 1 S: 10 — H: 0 LOB: 0 BB: 1 P: 16	R: 0 E: 0 K: 1 S: 8 — H: 0 LOB: 0 BB: 0 P: 12		1B: 4 2B: 1 3B: 0 HR: 3	SF: 0 SAC: 0 DP: 1 HBP: 0					

	AB	30
	R	6
	H	8
	RBI	5
	BB	3
	SO	4
	LOB	12

PITCHER		IP	WLS	BF	H	R	ER	SO	BB	IBB	HBP	BLK	WP	HR	S	P	ERA	WHIP
Ramon Garcia, R (1, 1) ERA: 4.2		4.0	L	20	7	5	1	1	2	0	0	0	0	2	44	78	2.25	2.250
Jose Lima, R (5, 1) ERA: 5.08		2.0		7	1	1	1	1	0	0	0	0	0	1	22	33	4.50	0.500
Jose Cabrera, R (7, 1) ERA: 2.08		2.0		6	0	0	0	2	1	0	0	0	0	0	18	28	0.00	0.500

PITCHER	IP	WLS	BF	H	R	ER	SO	BB	IBB	HBP	BLK	WP	HR	S	P	ERA	WHIP

Houston Astros @ Philadelphia Phillies

Veterans Stadium, Philadelphia, PA

Thu Aug 07 1997, 3:33 AM EDT

Att. 18,046 - Sunny - 79 F

TOP

livebaseballscorecards.com

Batter	1	2	3	4	5	6	7	8	9	10	11	AB	R	H	RBI	BB	SO	LOB
Craig Biggio, R (1, 4) OBP: 0.403, SLG: 0.512	G5-3	HR 1-H		BB E		F7			K 1-2		F7	5	1	1	2	1	1	1
Ricky Gutierrez, R (1, 5) Bill Spiers, L (9, PH) OBP: 0.339, SLG: 0.373 OBP: 0.438, SLG: 0.454 (9, 5)	K	2B 5 1B		K 1-2 2-3 SAFE			F9		1B 2-H		P3	4 2	1 0	1 1	0 1	0 0	2 0	2 0
5 Jeff Bagwell, R (1, 3) OBP: 0.424, SLG: 0.582	BB 1B	1B FC5-4 2-H		IBB			G5-4-3		K			2	0	1	1	3	1	0
Luis Gonzalez, L (1, 7) OBP: 0.363, SLG: 0.401	1B 1-3	FC5-4 1-2f		G6-3			G5-4-3 1-2f			K		5	0	1	0	0	1	5
Derek Bell, R (1, 9) OBP: 0.330, SLG: 0.383	K		G6-3		L9			BB G4-3 S		2B		4	0	1	0	1	1	2
Tony Eusebio, R (1, 2) OBP: 0.349, SLG: 0.285		G4-3	K		P6			G4-3 1-3		BB		4	0	0	0	1	1	1
James Mouton, R (1, 8) OBP: 0.283, SLG: 0.324 Thomas Howard, S (8, PH) OBP: 0.324, SLG: 0.363 Mike Magnante, L (8, 1) Russ Springer, R (8, 1) J.R. Phillips, L (10, PH) OBP: 0.154, SLG: 0.417 Tom Martin, L (10, 1)		2B WP 1B	K		L9			K		K		3 1 0 0 1	1 0 0 0 0	1 0 0 0 0	0 0 0 0 0	0 1 0 0 0	1 1 0 0 1	0 1 0 0 2
Tim Bogar, R (1, 6) OBP: 0.309, SLG: 0.377	HR 1-1 2-H	1B E SH3-4				G1-3			G5-3 1-2		K 1-3	5	1	2	1	0	1	3
Mike Hampton, R (1, 1) OBP: 0.169, SLG: 0.145 Chuck Carr, S (8, 8) OBP: 0.290, SLG: 0.306	K	SH3-4 1-2				F9			1B S		K	2 1	0 1	0 1	0 0	0 1	1 1	1 0
Inning Stats	R: 0 E: 0 K: 2 S: 14 H: 1 LOB: 2 BB: 1 P: 23	R: 4 E: 0 K: 1 S: 17 H: 5 LOB: 1 BB: 0 P: 24	R: 0 E: 0 K: 2 S: 9 H: 0 LOB: 0 BB: 0 P: 13	R: 0 E: 1 K: 1 S: 10 H: 1 LOB: 3 BB: 2 P: 21	R: 0 E: 0 K: 0 S: 5 H: 0 LOB: 0 BB: 0 P: 5	R: 0 E: 0 K: 0 S: 6 H: 0 LOB: 0 BB: 0 P: 10	R: 0 E: 0 K: 0 S: 5 H: 0 LOB: 0 BB: 1 P: 11	R: 0 E: 0 K: 1 S: 8 H: 0 LOB: 1 BB: 1 P: 15	R: 1 E: 0 K: 2 S: 12 H: 1 LOB: 0 BB: 1 P: 20	R: 0 E: 0 K: 3 S: 10 H: 1 LOB: 2 BB: 1 P: 19	R: 0 E: 0 K: 1 S: 7 H: 0 LOB: 0 BB: 0 P: 13	1B: 5 2B: 3 3B: 0 HR: 1 SF: 0 SAC: 1 DP: 1 HBP: 0	WP: 1 PB: 0 SB: 2 CS: 0 PA: 47					

PITCHER	IP	WLS	BF	H	R	ER	SO	BB	IBB	HBP	BLK	WP	HR	S	P	ERA	WHIP
55 Matt Beech, L (1, 1) ERA: 5.82	7.0		31	7	4	4	6	3	1	0	0	1	1	66	107	5.14	1.429
Jerry Spradlin, R (8, 1) ERA: 5.4	1.0		4	0	0	0	1	1	0	0	0	0	0	8	15	0.00	1.000
Ricky Bottalico, R (9, 1) ERA: 3.76	2.0		9	2	1	1	5	2	0	0	0	0	0	22	39	4.50	2.000
Billy Brewer, L (11, 1) ERA: 4.71	1.0	W	3	0	0	0	1	0	0	0	0	0	0	7	13	0.00	0.000

PITCHER	IP	WLS	BF	H	R	ER	SO	BB	IBB	HBP	BLK	WP	HR	S	P	ERA	WHIP

AB	39
R	5
H	9
RBI	5
BB	7
SO	13
LOB	18

Batter	1	2	3	4	5	6	7	8	9	10	11	AB	R	H	RBI	BB	SO	LOB
Rex Hudler, R (1, 8) OBP: 0.231, SLG: 0.267	F8		BB FC5-4	G5-3			1-H HR		K		2-H 1B	5	1	2	3	1	1	1
Mickey Morandini, L (1, 4) OBP: 0.370, SLG: 0.392	1B 1B BB		F7		G4-3		G4-3		K			4	1	0	0	1	1	1
Gregg Jefferies, S (1, 7) OBP: 0.325, SLG: 0.376	1-2 E 1B 1B		1-2f FC5-4 BB BB		BB		P4		L9			4	1	1	0	1	0	1
Scott Rolen, R (1, 5) OBP: 0.395, SLG: 0.504	1-H 2-H E9 1B		1-2 BB BB		L5		P4			G4-3		4	0	1	1	1	0	1
Tony Barron, R (1, 9) OBP: 0.448, SLG: 0.630	L7		1-2 2-3 23 FC6-4 BB		L8			F8		FC6-4 1B		4	0	1	0	1	0	2
23 Kevin Jordan, R (1, 3) OBP: 0.237, SLG: 0.359 Rico Brogna, L (9, 3) OBP: 0.278, SLG: 0.407	L9		1-2f FC6-4			F4		FC6-4 1B		F7		4 1	0 0	1 0	0 0	0 0	0 0	4 1
Mark Parent, R (1, 2) OBP: 0.210, SLG: 0.186 Mike Lieberthal, R (8, PH) OBP: 0.321, SLG: 0.482 (9, 2)		G5-3		P7		G6-3		1-2f WP FC6-4 1B		1-2f FC6-4		3 2	0 1	0 0	0 0	0 0	0 0	0 2
Kevin Stocker, S (1, 6)		G6-3		55 SH5-4 BB		G6-3		1-H WP 1B			F8	4	0	1	1	1	0	0
55 Matt Beech, L (1, 1) ORP: 0.125, SLG: 0.188 Kevin Seitzer, R (7, PH) OBP: 0.304, SLG: 0.394 Jerry Spradlin, S (8, 1) Ruben Amaro Jr, S (8, PH) OBP: 0.317, SLG: 0.344 Ricky Bottalico, L (9, 1) Billy Brewer, L (11, 1) Ricky Otero, S (11, PH) OBP: 0.342, SLG: 0.317		K		1-2 SH5-4			HR 1B	2-3 P6			1B 2B	1 1 0 1 0 0 0 1	0 1 0 0 0 0 0 1	0 1 0 0 0 0 0 0	0 1 0 1 0 0 0 1	0 0 0 0 0 0 0 0	0 0 0 0 0 0 0 0	0 1 0 0 0 0 0 0
Inning Stats	R: 2 H: 2 E: 1 LOB: 1 K: 0 BB: 1 S: 10 P: 17	R: 0 H: 0 E: 0 LOB: 0 K: 1 BB: 0 S: 5 P: 6	R: 0 H: 0 E: 0 LOB: 3 K: 0 BB: 3 S: 8 P: 23	R: 0 H: 0 E: 0 LOB: 1 K: 0 BB: 1 S: 9 P: 16	R: 0 H: 0 E: 0 LOB: 1 K: 0 BB: 1 S: 5 P: 11	R: 0 H: 0 E: 0 LOB: 0 K: 0 BB: 0 S: 6 P: 8	R: 2 H: 2 E: 0 LOB: 0 K: 0 BB: 0 S: 12 P: 21	R: 1 H: 2 E: 0 LOB: 1 K: 0 BB: 0 S: 10 P: 15	R: 0 H: 0 E: 0 LOB: 0 K: 2 BB: 0 S: 8 P: 12	R: 0 H: 1 E: 0 LOB: 1 K: 0 BB: 0 S: 13 P: 16	R: 1 H: 2 E: 0 LOB: 1 K: 0 BB: 0 S: 10 P: 15						

PITCHER		IP	WLS	BF	H	R	ER	SO	BB	IBB	HBP	BLK	WP	HR	S	P	ERA	WHIP
Mike Hampton, L ERA: 4.01	(1, 1)	7.0		31	4	4	3	1	6	0	0	0	0	1	55	102	3.86	1.429
Mike Magnante, L ERA: 2.12	(8, 1)	0.2		4	2	1	1	0	0	0	0	0	1	0	8	11	13.50	3.000
Russ Springer, R ERA: 4.23	(8, 1)	1.1		4	0	0	0	2	0	0	0	0	1	0	10	16	0.00	0.000
Tom Martin, L ERA: 1.99	(10, 1)	1.1	L	7	3	1	1	0	0	0	0	0	0	0	23	31	6.75	2.250

PITCHER	IP	WLS	BF	H	R	ER	SO	BB	IBB	HBP	BLK	WP	HR	S	P	ERA	WHIP

BOTTOM

Houston Astros @ Philadelphia Phillies

Veterans Stadium, Philadelphia, PA

Thu Aug 07 1997, 3:33 AM EDT
Att. 18,046 - Sunny - 79 F

livebaseballscorecards.com

AB	39
R	6
H	9
RBI	5
BB	6
SO	3
LOB	14

1B: 7	SF: 0	WP: 2	PA: 46
2B: 1	SAC: 1	PB: 0	
3B: 0	DP: 0	SB: 0	
HR: 1	HBP: 0	CS: 0	

Batter	1	2	3	4	5	6	7	8	9	AB	R	H	RBI	BB	SO	LOB
Craig Biggio, R (1, 4) OBP: 0.404, SLG: 0.510	F S B B S 2-3 ① K		B B B C B 4-1 G4-6-3 BB			C B X 1-1 ② G3		B B B C B 4-1 E 1-2 BB		2	0	0	0	2	1	0
James Mouton, R (1, 8) OBP: 0.288, SLG: 0.349 Billy Wagner, L (8, 1)	X 0-0 HR		X 0-0 ② ③ G4-6-3 1-2f			B B B C X 3-1 5 FC5-4 1B		D C B C X 2-2 E5 5 FC5-4 1-2 2-3		4	1	2	1	0	0	4
										0	0	0	0	0	0	0
5 Jeff Bagwell, R (1, 3) OBP: 0.421, SLG: 0.576	C X 0-1 ② G4-3			F C B F S 1-3 ① K		B X 1-0 ③ FC5-4 1-2f		B B C X 2-1 ③ FC5-4 1-2f		4	0	0	0	0	1	4
Luis Gonzalez, L (1, 7) OBP: 0.360, SLG: 0.397	C B F X 1-2 ③ F7			X 0-0 ② L8			X 0-0 ① G6-3		C X 0-1 ① G3-1	4	0	0	0	0	0	0
Derek Bell, R (1, 9) OBP: 0.328, SLG: 0.380 Jose Lima, R (4, 1) Ricky Gutierrez, R (7, PH) OBP: 0.337, SLG: 0.371 Jose Cabrera, R (7, 1) Thomas Howard, S (8, 8) OBP: 0.323, SLG: 0.361		X 0-0 ① L9		X 0-0 ③ G4-3			B X 1-0 ② F9		B X 1-0 ② F7	2	0	0	0	0	0	0
										0	0	0	0	0	0	0
										1	0	0	0	0	0	0
										0	0	0	0	0	0	0
										1	0	0	0	0	0	0
Sean Berry, R (1, 5) OBP: 0.303, SLG: 0.415		C B B B F X 3-2 ② F9			X 0-0 ① L6		B F B X 2-1 ③ G4-3		B F S S 1-3 ③ K	4	0	0	0	0	1	0
Brad Ausmus, R (1, 2) OBP: 0.310, SLG: 0.353		B C B S C 2-3 ③ K			F B F B X 2-2 ② F8			B C B F B F B 4-2 E BB BB		2	0	0	0	1	1	0
Tim Bogar, R (1, 6) OBP: 0.310, SLG: 0.376			X 0-0 SH3-4 1B		C B S S 1-3 ③ K			B X 1-0 ① L7		3	0	1	0	0	1	1
Shane Reynolds, R (1, 1) OBP: 0.103, SLG: 0.154 J.R. Phillips, L (4, 9) OBP: 0.133, SLG: 0.357			X 0-0 ① SH3-4 1-2			F B S S 1-3 ① K		F B C C 1-3 ② K		0	0	0	0	0	0	0
										2	0	0	0	0	2	1
Inning Stats	R: 1 H: 1 E: 0 LOB: 0 K: 1 BB: 0 S: 9 P: 12	R: 0 H: 0 E: 0 LOB: 0 K: 1 BB: 0 S: 7 P: 12	R: 0 H: 1 E: 0 LOB: 1 K: 0 BB: 1 S: 4 P: 8	R: 0 H: 0 E: 0 LOB: 0 K: 1 BB: 0 S: 6 P: 7	R: 0 H: 0 E: 0 LOB: 0 K: 1 BB: 0 S: 7 P: 10	R: 0 H: 1 E: 0 LOB: 1 K: 1 BB: 0 S: 8 P: 14	R: 0 H: 0 E: 0 LOB: 0 K: 0 BB: 0 S: 4 P: 7	R: 0 H: 0 E: 1 LOB: 3 K: 1 BB: 2 S: 13 P: 27	R: 0 H: 0 E: 0 LOB: 0 K: 1 BB: 0 S: 6 P: 8	1B: 2 SF: 0 2B: 0 SAC: 1 3B: 0 DP: 1 HR: 1 HBP: 0						

TOP

Houston Astros @ New York Mets

Shea Stadium, Flushing, NY

Fri Aug 08 1997, 7:05 PM EDT

Att. 23,818 - Unknown - 75 F

livebaseballscorecards.com

AB	29
R	1
H	3
RBI	1
BB	3
SO	7
LOB	10

WP: 0 PA: 33
PB: 0
SB: 0
CS: 0

PITCHER		IP	WLS	BF	H	R	ER	SO	BB	IBB	HBP	BLK	WP	HR	S	P	ERA	WHIP
Brian Bohanon, L ERA: 3.32	(1, 1)	7.2	W	29	3	1	1	6	3	0	0	0	0	1	56	93	1.17	0.783
Greg McMichael, R ERA: 3.28	(8, 1)	0.1		1	0	0	0	0	0	0	0	0	0	0	2	4	0.00	0.000
Cory Lidle, R ERA: 3.44	(9, 1)	1.0		3	0	0	0	1	0	0	0	0	0	0	6	8	0.00	0.000

PITCHER	IP	WLS	BF	H	R	ER	SO	BB	IBB	HBP	BLK	WP	HR	S	P	ERA	WHIP

Houston Astros @ New York Mets

Shea Stadium, Flushing, NY

Fri Aug 08 1997, 7:05 PM EDT

Att. 23,818 - Unknown - 75 F

BOTTOM

Batter	1	2	3	4	5	6	7	8	9	AB	R	H	RBI	BB	SO	LOB
Brian McRae, S (1, 8) OBP: 0.334, SLG: 0.380	BBBB 4-0 CS BB		SBCFFFX 1-2 1B 3B	CBX 1-1 E 1B 3-H 1B		CBSX 1-2 1B		SFBX 1-2 G1-3 ③		4	2	3	0	1	0	1
Carlos Baerga, S (1, 4) OBP: 0.316, SLG: 0.407	CFFBBBX 2-2 ①② G4-3 1-2		CX 0-1 1B 3-H 1B	CCX 0-2 E4 1B 1-3 1B		CSSAFEPS 1-3 K ③				4	0	2	1	0	1	2
John Olerud, L (1, 3) OBP: 0.389, SLG: 0.460	CSBC 1-3 K ③		BCCCX 1-2 G4-6-3 1-3 1B	BX 1-0 1-2 3-H 1B			BCBFFS 2-3 K ①			4	0	2	1	0	2	0
Todd Hundley, S (1, 2) OBP: 0.415, SLG: 0.563		BSCC 1-3 K ①	BDBBX 3-0 G4-6-3 ②③ 1-2f	BSBFS 2-3 K ③			X 0-0 F8 ②			4	0	0	0	0	2	4
Edgardo Alfonzo, R (1, 5) OBP: 0.396, SLG: 0.453		CBX 1-1 2B 1B		BFBBBCX 3-2 BB E 1B	X 0-0 F8 ①		BBBCCBB 4-2 BB			3	2	2	0	1	0	0
Butch Huskey, R (1, 7) OBP: 0.306, SLG: 0.479		BCBX 2-1 L8 ②		X 0-0 E BB SF8 1-2 1B	BSSBFX 2-2 G5-3 ②		1SAFEBFC1SAFEBS 2-3 K ③			4	1	1	0	0	1	2
Alex Ochoa, R (1, 9) OBP: 0.278, SLG: 0.330		1SAFESS1SAFEBB1SAFEBX 3-2 1-H 2B		CBFBBBFFB 4-2 SF8 E 1-2 2-3 BLK BB	CX 0-1 G5-3 ③			BFFBBBS 3-3 K ①		3	1	1	1	1	1	0
Rey Ordonez, R (1, 6) OBP: 0.274, SLG: 0.281		BBX 2-0 G4-3 ③		FFFFS 0-3 K ① 1-2 2-3 3-H		CX 0-1 CS 1B		FX 0-1 2B		4	0	2	0	0	1	3
Brian Bohanon, L (1, 1) Greg McMichael, R (8, 1) OBP: 0.500, SLG: 0.500 Carl Everett, S (8, PH) OBP: 0.313, SLG: 0.437 Cory Lidle, R (9, 1)			CBFS 1-3 K ①	SBBX 2-1 SF8 ② 2-3 3-H		CBB1SAFECS 3-3 K ①② 1-2		BSFBBFS 3-3 K ②		2 0 1 0	0 0 0 0	0 0 0 0	1 0 0 0	0 0 0 0	2 0 1 0	1 0 1 0
Inning Stats	R: 0 E: 0 K: 1 S: 7 H: 0 LOB: 0 BB: 1 P: 14	R: 1 E: 0 K: 1 S: 11 H: 2 LOB: 1 BB: 0 P: 20	R: 1 E: 0 K: 1 S: 15 H: 3 LOB: 1 BB: 0 P: 21	R: 4 E: 2 K: 2 S: 23 H: 5 LOB: 2 BB: 1 P: 36	R: 0 E: 0 K: 0 S: 7 H: 0 LOB: 0 BB: 0 P: 9	R: 0 E: 0 K: 2 S: 12 H: 2 LOB: 1 BB: 0 P: 16	R: 0 E: 0 K: 2 S: 10 H: 0 LOB: 1 BB: 1 P: 18	R: 0 E: 0 K: 2 S: 13 H: 1 LOB: 1 BB: 0 P: 20		1B: 10 2B: 2 3B: 1 HR: 0	SF: 1 SAC: 0 DP: 1 HBP: 0			WP: 0 PB: 0 SB: 0 CS: 2	PA: 37	

livebaseballscorecards.com

AB	33
R	6
H	13
RBI	4
BB	3
SO	11
LOB	14

PITCHER		IP	WLS	BF	H	R	ER	SO	BB	IBB	HBP	BLK	WP	HR	S	P	ERA	WHIP
Shane Reynolds, R ERA: 4.18	(1, 1)	3.2	L	21	10	6	2	4	2	0	0	1	0	0	53	86	4.91	3.273
Jose Lima, R ERA: 4.9	(4, 1)	2.1		8	2	0	0	3	0	0	0	0	0	0	22	30	0.00	0.857
Jose Cabrera, R ERA: 1.69	(7, 1)	1.0		4	0	0	0	2	1	0	0	0	0	0	10	18	0.00	1.000
Billy Wagner, L ERA: 2.28	(8, 1)	1.0		4	1	0	0	2	0	0	0	0	0	0	13	20	0.00	1.000

PITCHER	IP	WLS	BF	H	R	ER	SO	BB	IBB	HBP	BLK	WP	HR	S	P	ERA	WHIP

Houston Astros @ New York Mets

Shea Stadium, Flushing, NY

Sat Aug 09 1997, 7:05 PM EDT

Att. 34,352 - Unknown - 86 F

livebaseballscorecards.com

TOP

Batter	1	2	3	4	5	6	7	8	9	AB	R	H	RBI	BB	SO	LOB
Craig Biggio, R (1, 4) OBP: 0.404, SLG: 0.508	G3		G4-3		G5-4-3, 1B		BB, HBP		L8, 2-3	4	0	1	0	0	0	2
Derek Bell, R (1, 9) OBP: 0.329, SLG: 0.379	G4-3		F9		1-2f, G5-4-3		1-2, 5 G1-6-3, BB		1-2, 5 HR, 3-H, 1B	4	1	1	1	1	0	1
5 Jeff Bagwell, R (1, 3) OBP: 0.423, SLG: 0.589	BBBB, S 1B, BB			HR		G5-3	1-2f, G1-6-3		1-H, 2-H, HR	4	3	2	4	1	0	2
Luis Gonzalez, L (1, 7) OBP: 0.360, SLG: 0.397	1-H, 1B			F5		G4-3, 1B		F2	F9	5	0	2	1	0	0	1
Bill Spiers, L (1, 5) OBP: 0.433, SLG: 0.448	L9			P6		1-2, G4-3, 1B		SSS, K	G4-3	5	0	1	0	0	1	2
Brad Ausmus, R (1, 2) OBP: 0.310, SLG: 0.355		L3		1B, 2B		1-2, 2-3, G4-3		F7		4	1	1	0	0	0	2
Tim Bogar, R (1, 6) OBP: 0.318, SLG: 0.392		G6-3		2-H, 1B		BBBB, BB			1B, 3B	3	1	2	1	1	0	0
Chuck Carr, S (1, 8) OBP: 0.289, SLG: 0.305		G3-1		G3		SSS, K			L8, BB, 1B, 3-H, 1B	4	1	1	1	0	1	4
Chris Holt, R (1, 1) OBP: 0.063, SLG: 0.043			G3		SSS, K		SSS, K		BBBB, 1-2, 5 HR, 1B, BB	3	0	0	0	0	2	0
Russ Springer, R (7, 1)										0	0	0	0	0	0	0
Thomas Howard, S (9, PH) OBP: 0.326, SLG: 0.361										0	0	0	0	1	0	0
James Mouton, R (9, PR) OBP: 0.288, SLG: 0.349										0	1	0	0	0	0	0
Billy Wagner, L (9, 1)										0	0	0	0	0	0	0
Inning Stats	R: 1 E: 0 K: 0 S: 4 H: 1 LOB: 1 BB: 1 P: 8	R: 0 E: 0 K: 0 S: 3 H: 0 LOB: 0 BB: 0 P: 3	R: 0 E: 0 K: 0 S: 3 H: 0 LOB: 0 BB: 0 P: 3	R: 2 E: 0 K: 0 S: 6 H: 3 LOB: 1 BB: 0 P: 6	R: 0 E: 0 K: 1 S: 5 H: 1 LOB: 0 BB: 0 P: 5	R: 0 E: 0 K: 1 S: 7 H: 2 LOB: 3 BB: 1 P: 11	R: 0 E: 0 K: 1 S: 4 H: 0 LOB: 1 BB: 1 P: 9	R: 0 E: 0 K: 1 S: 5 H: 0 LOB: 0 BB: 0 P: 5	R: 5 E: 0 K: 0 S: 7 H: 4 LOB: 1 BB: 1 P: 11	1B: 7 2B: 1 3B: 1 HR: 2	SF: 0 SAC: 0 DP: 2 HBP: 1						

AB	36
R	8
H	11
RBI	8
BB	4
SO	4
LOB	14

WP: 0 PB: 0 SB: 1 CS: 0 PA: 41

PITCHER		IP	WLS	BF	H	R	ER	SO	BB	IBB	HBP	BLK	WP	HR	S	P	ERA	WHIP
Bobby Jones, R ERA: 3.65	(1, 1)	6.0		26	7	3	3	2	2	0	0	0	0	1	28	36	4.50	1.500
Turk Wendell, R ERA: 4.13	(7, 1)	1.0		4	0	0	0	1	1	0	1	0	0	0	4	9	0.00	1.000
Mel Rojas, R ERA: 5.02	(8, 1)	2.0	L	11	4	5	5	1	1	0	0	0	0	1	12	16	22.50	2.500

PITCHER	IP	WLS	BF	H	R	ER	SO	BB	IBB	HBP	BLK	WP	HR	S	P	ERA	WHIP

Houston Astros @ New York Mets

Shea Stadium, Flushing, NY

Sat Aug 09 1997, 7:05 PM EDT

Att. 34,352 - Unknown - 86 F

BOTTOM

Batter	1	2	3	4	5	6	7	8	9	AB	R	H	RBI	BB	SO	LOB
Brian McRae, S (1, 8) OBP: 0.331, SLG: 0.376	G3		G6-3			E4 HBP 2B	G4-3			4	1	0	0	0	0	1
Bernard Gilkey, R (1, 7) OBP: 0.311, SLG: 0.349	K			F5		2B 1B HBP 1-2		F9		3	1	0	0	0	1	0
John Olerud, L (1, 3) OBP: 0.388, SLG: 0.460	G5-3			P6		1B 2B 1-3 2-H		P4		4	0	1	1	0	0	0
Todd Hundley, S (1, 2) OBP: 0.414, SLG: 0.568		HR		G4-3		P5		G3-1		4	1	1	1	0	0	2
Edgardo Alfonzo, R (1, 5) OBP: 0.394, SLG: 0.451		G3			G4-3	G6-4-3 1B 2-3 3-H			F8	4	0	1	1	0	0	0
Carlos Baerga, S (1, 4) OBP: 0.316, SLG: 0.406 Todd Pratt, R (9, PH) OBP: 0.429, SLG: 0.541		G3			E 1B	G6-4-3 1-2f			K	3 1	0 0	1 0	0 0	0 0	0 1	2 0
Carl Everett, S (1, 9) OBP: 0.309, SLG: 0.431		F7			F8		E7 SH1-4		F9	4	0	0	0	0	0	1
Rey Ordonez, R (1, 6) OBP: 0.272, SLG: 0.279			L4		E5 1-2		SH1-4 2-3			2	0	0	0	0	0	1
Bobby Jones, R (1, 1) OBP: 0.176, SLG: 0.184 Turk Wendell, L (7, 1) Butch Huskey, R (7, PH) OBP: 0.306, SLG: 0.479 Matt Franco, L (7, PH) OBP: 0.363, SLG: 0.421 Mel Rojas, R (8, 1)			G5-3		G4-3		K			2 0 0 1 0	0 0 0 0 0	0 0 0 0 0	0 0 0 0 0	0 0 0 1 0	0 0 0 1 0	2 0 0 1 0
Inning Stats	R: 0 E: 0 K: 1 S: 5 H: 0 LOB: 0 BB: 0 P: 5	R: 1 E: 0 K: 0 S: 4 H: 1 LOB: 0 BB: 0 P: 4	R: 0 E: 0 K: 0 S: 3 H: 0 LOB: 0 BB: 0 P: 3	R: 0 E: 0 K: 0 S: 3 H: 0 LOB: 0 BB: 0 P: 3	R: 0 E: 1 K: 0 S: 5 H: 1 LOB: 2 BB: 0 P: 5	R: 2 E: 1 K: 0 S: 5 H: 2 LOB: 1 BB: 0 P: 6	R: 0 E: 1 K: 1 S: 6 H: 0 LOB: 1 BB: 0 P: 6	R: 0 E: 0 K: 0 S: 3 H: 0 LOB: 0 BB: 0 P: 3	R: 0 E: 0 K: 1 S: 5 H: 0 LOB: 0 BB: 0 P: 5	1B: 2 2B: 1 3B: 0 HR: 1	SF: 0 SAC: 1 DP: 1 HBP: 1			WP: 0 PB: 0 SB: 0 CS: 0	PA: 34		

livebaseballscorecards.com

	AB	32
	R	3
	H	4
	RBI	3
	BB	0
	SO	3
	LOB	10

PITCHER		IP	WLS	BF	H	R	ER	SO	BB	IBB	HBP	BLK	WP	HR	S	P	ERA	WHIP
Chris Holt, R ERA: 3.72	(1, 1)	6.1		26	4	3	2	1	0	0	1	0	0	1	27	28	2.84	0.632
Russ Springer, R ERA: 4.05	(7, 1)	1.2	W	5	0	0	0	1	0	0	0	0	0	0	7	7	0.00	0.000
Billy Wagner, L ERA: 2.24	(9, 1)	1.0		3	0	0	0	1	0	0	0	0	0	0	5	5	0.00	0.000

PITCHER	IP	WLS	BF	H	R	ER	SO	BB	IBB	HBP	BLK	WP	HR	S	P	ERA	WHIP

Batter	1	2	3	4	5	6	7	8	9	AB	R	H	RBI	BB	SO	LOB
Craig Biggio, R (1, 4) OBP: 0.403, SLG: 0.505	HBP E 1B G5-3			G6-3 ①	K2-3 ②		2-H 3-H 1B		G5-3 ②	6	1	2	2	0	1	3
Derek Bell, R (1, 9) OBP: 0.329, SLG: 0.385	E 1B HBP	P6 ①		HR	F8 ③		K		K 5 BB	5	2	1	1	0	2	2
5 Jeff Bagwell, R (1, 3) OBP: 0.423, SLG: 0.586	F7 ①	G3-6-3 1B		G6-3 ②	L5 ①			E G3 BB	BB	4	0	1	0	2	0	2
Luis Gonzalez, L (1, 7) OBP: 0.358, SLG: 0.392	E5 1B	G3-6-3 ②③ 1-2f		CS BB	L6 ②			G3 ①	G3-1 ③	5	1	0	0	1	0	5
Bill Spiers, L (1, 5) OBP: 0.436, SLG: 0.454	1B SF9 1B		G6-3 ①	CS ③ 1-2	1B 2B	G3-1 ③		E IBB		4	2	2	1	1	0	0
Brad Ausmus, R (1, 2) OBP: 0.314, SLG: 0.359	SF9 1B E		CS S		2B 1B		K	E4		5	2	3	1	0	1	2
Tim Bogar, R (1, 6) OBP: 0.330, SLG: 0.405	E		CS		1B 2B	2B 1B	K	K		4	2	3	1	1	1	3
Chuck Carr, S (1, 8) OBP: 0.298, SLG: 0.318	SF9 ②		IBB	SH1-4			G3-1 ③			3	1	2	3	1	0	3
Darryl Kile, R (1, 1) OBP: 0.160, SLG: 0.129 Jose Cabrera, R (8, 1) Tom Martin, L (8, 1)	E6	F8 ③		SH1-4 ①			K ②		P5 ①	3 0 1	0 0 0	0 0 0	0 0 0	0 0 0	1 0 0	5 0 0
Inning Stats	R: 5 E: 2 K: 0 S: 20 H: 4 LOB: 2 BB: 0 P: 26	R: 0 E: 0 K: 0 S: 7 H: 1 LOB: 0 BB: 0 P: 10	R: 0 E: 0 K: 0 S: 6 H: 1 LOB: 2 BB: 2 P: 15	R: 1 E: 0 K: 0 S: 10 H: 1 LOB: 0 BB: 1 P: 19	R: 3 E: 0 K: 1 S: 17 H: 4 LOB: 1 BB: 0 P: 24	R: 0 E: 0 K: 0 S: 8 H: 0 LOB: 0 BB: 0 P: 15	R: 2 E: 0 K: 3 S: 18 H: 3 LOB: 1 BB: 0 P: 26	R: 0 E: 1 K: 1 S: 14 H: 0 LOB: 3 BB: 2 P: 24	R: 0 E: 0 K: 1 S: 12 H: 0 LOB: 2 BB: 1 P: 21	1B: 10 2B: 3 3B: 0 HR: 1 SF: 1 SAC: 1 DP: 1 HBP: 1						

Houston Astros @ New York Mets

Shea Stadium, Flushing, NY

Sun Aug 10 1997, 3:33 AM EDT

Att. 32,914 - Sunny - 82 F

TOP

livebaseballscorecards.com

AB	40
R	11
H	14
RBI	9
BB	6
SO	6
LOB	25

WP: 0 PB: 1 SB: 1 CS: 3 PA: 50

PITCHER		IP	WLS	BF	H	R	ER	SO	BB	IBB	HBP	BLK	WP	HR	S	P	ERA	WHIP
Rick Reed, R ERA: 2.85	(1, 1)	2.0	L	13	5	5	2	0	0	0	1	0	0	0	27	36	9.00	2.500
Juan Acevedo, R ERA: 4.5	(3, 1)	2.0		9	2	1	1	0	2	1	0	0	0	1	16	34	4.50	2.000
Cory Lidle, R ERA: 4.07	(5, 1)	3.0		16	7	5	5	4	0	0	0	0	0	0	43	65	15.00	2.333
Turk Wendell, R ERA: 4.06	(8, 1)	1.0		6	0	0	0	1	1	1	0	0	0	0	14	24	0.00	1.000
John Franco, L ERA: 2.44	(9, 1)	1.0		5	0	0	0	1	1	0	0	0	0	0	12	21	0.00	1.000

Houston Astros @ New York Mets

Shea Stadium, Flushing, NY

Sun Aug 10 1997, 3:33 AM EDT

Att. 32,914 - Sunny - 82 F

BOTTOM

Batter	1	2	3	4	5	6	7	8	9	AB	R	H	RBI	BB	SO	LOB
Carl Everett, S (1, 8) OBP: 0.310, SLG: 0.437	C F B B S 2-3 K ①	C B B X 2-1 E9 1-H 3-H 2B		B B F B F S 3-3 K ③			X 0-0 1B 1-3 2B	S X 0-1 F8 ③		5	1	2	1	0	2	1
Luis Lopez, S (1, 6) OBP: 0.339, SLG: 0.353 Rey Ordonez, R (7, PH) (8, 6) OBP: 0.274, SLG: 0.281	F B B X 2-1 G4-3 ②	C F S 0-3 K ③			B X 1-0 G4-3 ①		C X 0-1 HR 2-H 3-H 1B		C B F X 1-2 G3 ①	3 2	0 1	0 1	0 2	0 0	1 0	1 0
John Olerud, L (1, 3) OBP: 0.390, SLG: 0.477	X 0-0 1B		X 0-0 HR		X 0-0 G3-1 ②		C X 0-1 1-H HR		B X 1-0 G6-3 ②	5	2	3	3	0	0	0
Butch Huskey, R (1, 9) OBP: 0.302, SLG: 0.471	B B X 2-0 L5 ③		C B X 1-1 G5-3 ①		F B C S 1-3 K ③		C S B F B F F F 3-3 S K ①		C F F X 0-2 F8 ③	5	0	0	0	0	2	1
Edgardo Alfonzo, R (1, 5) OBP: 0.391, SLG: 0.446		B B C F S 2-3 K ①	C X 0-1 G6-3 ②			B B S B X 3-1 P6 ①	C B C F B X 2-2 G5-3 ②			4	0	0	0	0	1	0
Carlos Baerga, S (1, 4) OBP: 0.321, SLG: 0.410		B C F X 1-2 E SF9 1B	X 0-0 1B			B B X 2-0 1B	B F C F X 1-2 G4-3 ③			4	1	3	0	0	0	0
Bernard Gilkey, R (1, 7) OBP: 0.308, SLG: 0.345	B B B C C X 3-2 E7 SF9 1-3 2B	C B C B S 2-3 K ③				B X 1-0 F7 ②		X 0-0 P4 ①		4	1	0	0	0	1	3
Todd Pratt, R (1, 2) OBP: 0.435, SLG: 0.525	B B B F D F B 4-2 2B E BB			B B X 2-0 F9 ①		C 1 SAFE C C C 0-3 K ③		B X 1-0 1B		3	1	1	0	1	1	1
Rick Reed, R (1, 1) OBP: 0.333, SLG: 0.333 Brian McRae, S (2, PH) OBP: 0.378, SLG: 0.378 Juan Acevedo, R (3, 1) Alex Ochoa, R (4, PH) OBP: 0.278, SLG: 0.328 Cory Lidle, R (5, 1) Matt Franco, L (7, PH) OBP: 0.368, SLG: 0.426 Turk Wendell, L (8, 1) Todd Hundley, S (8, PH) OBP: 0.413, SLG: 0.568 John Franco, L (9, 1)	F B B X 2-1 SF9 2-3 3-H ②			B X 1-0 G3 ②			C B F X 1-2 2B 1B 1B	B B C F F B X 3-2 F9 ②		0 0 0 1 0 0 1 0 1 0	0 0 0 0 0 0 1 0 0 0	0 0 0 1 0 0 1 0 0 0	0 0 0 0 0 0 0 0 0 0	0 0 0 0 0 0 0 0 0 0	0 0 0 0 0 0 0 0 0 0	0 0 0 0 0 0 0 0 0 1
Inning Stats	R: 0 E: 0 K: 1 S: 7 H: 1 LOB: 1 BB: 0 P: 13	R: 3 E: 2 K: 2 S: 19 H: 2 LOB: 1 BB: 1 P: 33	R: 1 E: 0 K: 1 S: 9 H: 2 LOB: 1 BB: 0 P: 12	R: 0 E: 0 K: 1 S: 5 H: 0 LOB: 0 BB: 0 P: 11	R: 0 E: 0 K: 1 S: 5 H: 0 LOB: 0 BB: 0 P: 7	R: 0 E: 0 K: 1 S: 7 H: 1 LOB: 1 BB: 0 P: 13	R: 4 E: 0 K: 1 S: 23 H: 4 LOB: 0 BB: 0 P: 30	R: 0 E: 0 K: 0 S: 8 H: 1 LOB: 1 BB: 0 P: 12	R: 0 E: 0 K: 0 S: 8 H: 0 LOB: 0 BB: 0 P: 10	1B: 7 2B: 2 3B: 0 HR: 2	SF: 1 SAC: 0 DP: 0 HBP: 0					

	AB	38
	R	8
	H	11
	RBI	7
	BB	1
	SO	8
	LOB	8

WP: 0 PB: 0 SB: 0 CS: 0 PA: 40

livebaseballscorecards.com

PITCHER		IP	WLS	BF	H	R	ER	SO	BB	IBB	HBP	BLK	WP	HR	S	P	ERA	WHIP
Darryl Kile, R ERA: 2.31	(1, 1)	7.0	W	33	10	8	5	8	1	0	0	0	0	2	75	119	6.43	1.571
Jose Cabrera, R ERA: 1.59	(8, 1)	0.1		2	1	0	0	0	0	0	0	0	0	0	2	3	0.00	3.000
Tom Martin, L ERA: 1.91	(8, 1)	1.2	S	5	0	0	0	0	0	0	0	0	0	0	14	19	0.00	0.000

PITCHER	IP	WLS	BF	H	R	ER	SO	BB	IBB	HBP	BLK	WP	HR	S	P	ERA	WHIP

Houston Astros @ New York Mets

Shea Stadium, Flushing, NY

Mon Aug 11 1997, 7:05 PM EDT

Att. 20,452 - Unknown - 79 F

TOP

livebaseballscorecards.com

Batter	1	2	3	4	5	6	7	8	9	AB	R	H	RBI	BB	SO	LOB
Craig Biggio, R (1, 4) OBP: 0.403, SLG: 0.506	C X 0-1 P6	C F F F X 0-2 3-H 2B		L B S S 1-3 K	C B X 1-1 E7 2-H 1B			S F B S 1-3 K		5	0	2	2	0	2	0
Derek Bell, R (1, 9) OBP: 0.327, SLG: 0.385	F X 0-1 5 HR 2B	F B B F 2 B X SAFE 3-2 L9		B B X 2-0 G5-3	B B X 2-0 L4			B B B C S X 3-2 G6-3		5	1	1	0	0	0	2
5 Jeff Bagwell, R (1, 3) OBP: 0.425, SLG: 0.595	B D C C F X 2-2 2-H HR		C X 0-1 1B 2B	B C B F B B 4-2 BB		C B B X 2-1 G3			S F B B S 2-3 K	4	2	2	2	1	1	0
Luis Gonzalez, L (1, 7) OBP: 0.356, SLG: 0.390	X 0-0 G4-3		C B X 1-1 E 2-H 1B	F X 0-1 F8		C F F X 0-2 G4-3			S B X 1-1 G4-3	5	1	1	1	0	0	1
Bill Spiers, L (1, 5) OBP: 0.435, SLG: 0.455	B C F B B F B 4-2 BB		X 0-0 F9		B X 1-0 G3-1 SF9 2B	C S C 0-3 K			C X 0-1 P4	4	1	1	0	1	1	1
Brad Ausmus, R (1, 2) OBP: 0.313, SLG: 0.357	F 1 B C B B X SAFE 2-2 L9		C X 0-1 E7 F8 2-H 1B		F B X 1-1 G3-1 2-3		F F B F S 1-3 K			4	0	1	0	0	1	2
Tim Bogar, R (1, 6) OBP: 0.324, SLG: 0.399		B X 1-0 L7	B S S B D X 3-1 F8 2-3		B B B X 3-0 SF9 3-H		X 0-0 F9			3	0	0	1	0	0	1
Chuck Carr, S (1, 8) OBP: 0.309, SLG: 0.331		B X 1-0 E9 2B 2B	I I I I 4-0 IBB		C B B X 2-1 2B 1B		S B X 1-1 L7			3	2	2	0	1	0	0
Ramon Garcia, R (1, 1) OBP: 0.042, SLG: 0.087 Mike Magnante, L (8, 1)		B B F X 2-1 P3	X 0-0 G6-3		C F X 0-2 1-H E 2B			S X 0-1 F9		4	1	1	1	0	0	3
										0	0	0	0	0	0	0
Inning Stats	R: 2 E: 0 K: 0 S: 15 H: 2 LOB: 1 BB: 1 P: 23	R: 1 E: 1 K: 0 S: 12 H: 2 LOB: 1 BB: 0 P: 19	R: 2 E: 1 K: 0 S: 10 H: 3 LOB: 2 BB: 1 P: 18	R: 0 E: 0 K: 1 S: 8 H: 0 LOB: 1 BB: 1 P: 15	R: 3 E: 1 K: 0 S: 12 H: 4 LOB: 1 BB: 0 P: 22	R: 0 E: 0 K: 1 S: 9 H: 0 LOB: 0 BB: 0 P: 11	R: 0 E: 0 K: 1 S: 7 H: 0 LOB: 0 BB: 0 P: 9	R: 0 E: 0 K: 1 S: 8 H: 0 LOB: 0 BB: 0 P: 12	R: 0 E: 0 K: 1 S: 7 H: 0 LOB: 0 BB: 0 P: 10	1B: 4 2B: 6 3B: 0 HR: 1 SF: 1 SAC: 0 DP: 0 HBP: 0						

	AB	37
	R	8
	H	11
	RBI	7
	BB	3
	SO	5
	LOB	10

WP: 0 PB: 0 SB: 0 CS: 0 PA: 41

PITCHER		IP	WLS	BF	H	R	ER	SO	BB	IBB	HBP	BLK	WP	HR	S	P	ERA	WHIP
Pete Harnisch, R ERA: 7.47	(1, 1)	4.2	L	27	10	8	8	1	2	1	0	0	0	1	54	91	15.43	2.571
Joe Crawford, L ERA: 3.96	(5, 1)	2.1		8	1	0	0	2	0	0	0	0	0	0	19	26	0.00	0.429
Mel Rojas, R ERA: 4.94	(8, 1)	1.0		3	0	0	0	1	0	0	0	0	0	0	8	12	0.00	0.000
Greg McMichael, R ERA: 3.23	(9, 1)	1.0		3	0	0	0	1	0	0	0	0	0	0	7	10	0.00	0.000

PITCHER	IP	WLS	BF	H	R	ER	SO	BB	IBB	HBP	BLK	WP	HR	S	P	ERA	WHIP

BOTTOM

Batter	1	2	3	4	5	6	7	8	9	AB	R	H	RBI	BB	SO	LOB
Brian McRae, S (1, 8) OBP: 0.328, SLG: 0.373	G4-3		B1-3			P5		F9		4	0	0	0	0	0	0
Carlos Baerga, S (1, 4) OBP: 0.318, SLG: 0.406	G4-3		K			G1-3		CS 2B		3	0	0	0	0	1	0
Mel Rojas, R (8, 1)										0	0	0	0	0	0	0
Alex Ochoa, R (8, PH) OBP: 0.280, SLG: 0.337										1	0	1	0	0	0	0
Todd Pratt, R (9, 2) OBP: 0.435, SLG: 0.525										0	0	0	0	0	0	0
John Olerud, L (1, 3) OBP: 0.393, SLG: 0.484	K			2B		2B		BB		3	0	2	0	1	1	0
Todd Hundley, S (1, 2) OBP: 0.411, SLG: 0.571		HR		F9		K		SAFE K 2-3		4	1	1	1	0	2	4
Greg McMichael, R (9, 1) OBP: 0.500, SLG: 0.500										0	0	0	0	0	0	0
Edgardo Alfonzo, R (1, 5) OBP: 0.389, SLG: 0.444		F9		G5-3			P6		K	2	0	0	0	0	0	1
Luis Lopez, S (7, PH) OBP: 0.333, SLG: 0.347										2	0	0	0	0	1	0
(8, 4)																
Carl Everett, S (1, 9) OBP: 0.312, SLG: 0.449		HR		G3			F7		G4-3 1B 2B	4	2	2	1	0	0	1
Butch Huskey, R (1, 7) OBP: 0.307, SLG: 0.475		G6-4-3 1B		G6-4-3 1B			1B		G4-3 2-3	4	0	3	0	0	0	1
Rey Ordonez, R (1, 6) OBP: 0.278, SLG: 0.284		G6-4-3 1-2f		G6-4-3 1-2f			1B		1B 3-H	4	0	2	1	0	0	2
Pete Harnisch, S (1, 1)			K							1	0	0	0	0	1	0
Joe Crawford, L (5, 1)										1	0	0	0	0	0	0
Matt Franco, L (7, PH) OBP: 0.365, SLG: 0.422										1	0	0	0	0	0	2
(8, 5)																
Shawn Gilbert, R (9, PH) OBP: 0.333, SLG: 0.625				G1-6-3			G4-3		L9	1	0	0	0	0	0	1
Inning Stats	R: 0 E: 0 K: 1 S: 5 H: 0 LOB: 0 BB: 0 P: 7	R: 2 E: 0 K: 0 S: 10 H: 3 LOB: 0 BB: 0 P: 18	R: 0 E: 0 K: 2 S: 8 H: 0 LOB: 0 BB: 0 P: 13	R: 0 E: 0 K: 0 S: 6 H: 1 LOB: 1 BB: 0 P: 10	R: 0 E: 0 K: 0 S: 7 H: 1 LOB: 0 BB: 0 P: 10	R: 0 E: 0 K: 1 S: 9 H: 1 LOB: 1 BB: 0 P: 15	R: 0 E: 0 K: 0 S: 10 H: 2 LOB: 2 BB: 0 P: 14	R: 0 E: 0 K: 1 S: 9 H: 1 LOB: 2 BB: 1 P: 18	R: 1 E: 0 K: 1 S: 13 H: 2 LOB: 1 BB: 0 P: 17	1B: 5 2B: 5 3B: 0 HR: 2 SF: 0 SAC: 0 DP: 3 HBP: 0						

PITCHER	IP	WLS	BF	H	R	ER	SO	BB	IBB	HBP	BLK	WP	HR	S	P	ERA	WHIP
Ramon Garcia, R (1, 1) ERA: 4.08	7.1	W	30	9	2	2	4	1	0	0	0	0	2	59	97	2.46	1.364
Mike Magnante, L (8, 1) ERA: 2.3	1.2		6	2	1	1	2	0	0	0	0	0	0	18	25	5.40	1.200

PITCHER	IP	WLS	BF	H	R	ER	SO	BB	IBB	HBP	BLK	WP	HR	S	P	ERA	WHIP

Houston Astros @ New York Mets
Shea Stadium, Flushing, NY
Mon Aug 11 1997, 7:05 PM EDT
Att. 20,452 - Unknown - 79 F

livebaseballscorecards.com

AB	35
R	3
H	11
RBI	3
BB	1
SO	6
LOB	12

PA: 36

WP: 0
PB: 0
SB: 0
CS: 1

Florida Marlins @ Houston Astros

Astrodome, Houston, TX

Tue Aug 12 1997, 8:05 PM EDT

Att. 19,296 - Dome - 68 F

TOP

livebaseballscorecards.com

Batter	1	2	3	4	5	6	7	8	9	AB	R	H	RBI	BB	SO	LOB
Devon White, S (1, 8) OBP: 0.336, SLG: 0.318	G1-6-3		K		F9 BB 1B		FC5-4 1B		F8	5	0	2	0	0	1	0
Edgar Renteria, R (1, 6) OBP: 0.323, SLG: 0.341	BB 1B		F9		K		FC5-4 BB 1B 1-2f		L8	5	1	1	0	0	1	2
Gary Sheffield, R (1, 9) OBP: 0.419, SLG: 0.417	1 SAFE									0	1	0	0	4	0	0
John Cangelosi, S (7, PR) OBP: 0.345, SLG: 0.317	G6-4-3 BB 1-2			E 1B G3-1 BB	FC5-4 BB 1-2		1B BB 1-2			0	0	0	0	0	0	0
(7, 7)																
Bobby Bonilla, S (1, 5) OBP: 0.379, SLG: 0.499	G6-4-3 1-2f			G3-1 E 1B 1-2	F9 2-3		1B 1-2 2-H			4	0	2	1	0	0	4
Alex Arias, R (7, 5) OBP: 0.362, SLG: 0.344										0	0	0	0	0	0	0
Moises Alou, R (1, 7) OBP: 0.377, SLG: 0.494		P3		L9	FC5-4 1-2f		K			3	0	0	0	0	0	4
Rob Stanifer, R (5, 1) OBP: 0.667, SLG: 0.500										0	0	0	0	0	0	0
Jim Eisenreich, L (7, PH) OBP: 0.341, SLG: 0.365										1	0	0	0	0	1	2
Dennis Cook, L (7, 1) OBP: 0.800, SLG: 1.400										0	0	0	0	0	0	0
Ed Vosberg, L (8, 1)										0	0	0	0	0	0	0
Jeff Conine, R (1, 3) OBP: 0.339, SLG: 0.367		K	2 SAFE G3-1 BB 1-2 2-3			G5-3		L8		3	0	0	0	1	1	0
Charles Johnson, R (1, 2) OBP: 0.359, SLG: 0.498		BB	G3-1 1-2 2-3 3-H		K			G4-6-3 1B		3	0	1	1	1	1	2
Kurt Abbott, R (1, 4) OBP: 0.306, SLG: 0.436		K	FC6-4 IBB		G3-1			G4-6-3 1-2f		3	0	0	0	1	1	2
Al Leiter, L (1, 1) OBP: 0.122, SLG: 0.077			G1-3	FC6-4 1-2f			F8		F8	2	0	0	0	0	0	3
Darren Daulton, L (5, 7) OBP: 0.376, SLG: 0.471										2	0	0	0	0	0	0
(7, 9)																

	AB	31
	R	2
	H	6
	RBI	2
	BB	7
	SO	6
	LOB	19

Inning Stats																				
	R: 0	H: 1	R: 0	H: 0	R: 0	H: 0	R: 1	H: 1	R: 0	H: 1	R: 0	H: 0	R: 1	H: 2	R: 0	H: 1	R: 0	H: 0	1B: 6	SF: 0	WP: 0	PA: 38
	E: 0	LOB: 1	E: 0	LOB: 1	E: 0	LOB: 0	E: 1	LOB: 3	E: 0	LOB: 2	E: 0	LOB: 0	E: 1	LOB: 2	E: 0	LOB: 0	E: 0	LOB: 0	2B: 0	SAC: 0	PB: 0	
	K: 0	BB: 1	K: 2	BB: 1	K: 1	BB: 0	K: 0	BB: 3	K: 1	BB: 1	K: 1	BB: 0	K: 1	BB: 1	K: 0	BB: 0	K: 0	BB: 0	3B: 0	DP: 2	SB: 0	
	S: 6	P: 13	S: 9	P: 20	S: 8	P: 10	S: 10	P: 22	S: 11	P: 17	S: 6	P: 8	S: 13	P: 22	S: 7	P: 11	S: 9	P: 14	HR: 0	HBP: 0	CS: 0	

PITCHER		IP	WLS	BF	H	R	ER	SO	BB	IBB	HBP	BLK	WP	HR	S	P	ERA	WHIP
Mike Hampton, L ERA: 3.95	(1, 1)	7.0	W	32	5	2	2	6	6	1	0	0	0	0	63	112	2.57	1.571
Russ Springer, R ERA: 3.95	(8, 1)	1.0		3	1	0	0	0	0	0	0	0	0	0	7	11	0.00	1.000
Jose Cabrera, R ERA: 1.35	(9, 1)	1.0		3	0	0	0	0	0	0	0	0	0	0	9	14	0.00	0.000

PITCHER	IP	WLS	BF	H	R	ER	SO	BB	IBB	HBP	BLK	WP	HR	S	P	ERA	WHIP

BOTTOM

Florida Marlins @ Houston Astros

Astrodome, Houston, TX

Tue Aug 12 1997, 8:05 PM EDT

Att. 19,296 - Dome - 68 F

Batter	1	2	3	4	5	6	7	8	9	AB	R	H	RBI	BB	SO	LOB
Craig Biggio, R (1, 4) OBP: 0.408, SLG: 0.508	CH 1-1 CS HBP		X 0-0 2B 1B 2-H 1B	X 0-0 E9 3B 1-3 2-H 1B		BSH 2-1 FC4-6 HBP		BSSSBX 2-2 1B 2B		2	2	2	1	0	0	0
Bill Spiers, L (8, 4) OBP: 0.438, SLG: 0.462										1	1	1	0	0	0	0
Derek Bell, R (1, 9) OBP: 0.328, SLG: 0.395	FBX 1-1 ①② L8 1-2		X 0-0 1B 2B 1-3	BX 1-0 3B 2-H 3-H		X 0-0 ② FC4-6 5 FC6-4 1-2f		CCFDBFX 2-2 ② P4		5	1	2	2	0	0	3
5 Jeff Bagwell, R (1, 3) OBP: 0.427, SLG: 0.595	X 0-0 2B		IIII 4-0 1B FC4-6 IBB	FX 0-1 ② P6		X 0-0 ③ FC6-4 1-2f		BBCSBB 4-2 1B 1B BB		3	1	1	0	2	0	2
J.R. Phillips, L (8, PR) OBP: 0.133, SLG: 0.357 (9, 3)										0	1	0	0	0	0	0
James Mouton, R (1, 7) OBP: 0.297, SLG: 0.353	FBX 1-1 ③ P6		X 0-0 FC4-6 1B 1-3 2-H 3-H	BBBCCX 3-2 ③ F8			FBBBSB 4-2 G1-6-3 BB	SBX 1-1 1B 1B 1-3 2-H		4	1	2	3	1	0	2
Ricky Gutierrez, R (1, 5) OBP: 0.333, SLG: 0.366		FBBBSFX 3-2 ① G4-3	BCB 1 SAFE 2-1 ② FC4-6 1-2f 3-H		SSFBX 1-2 ① G3		BBCCX 2-2 ①② G1-6-3 1-2f	FX 0-1 1B 1B 1-3 3-H		5	0	1	2	0	0	2
Brad Ausmus, R (1, 2) OBP: 0.317, SLG: 0.364		BCSFC 1-3 ② K	BX 1-0 ③ G5-3		BCFFBFX 2-2 G6-4-3 1B		SBBX 2-1 HR 2B	BBFFFX 2-2 FC6-4 1-2 3-H 1B		5	1	3	1	0	1	1
Tim Bogar, R (1, 6) OBP: 0.321, SLG: 0.409	BCFBX 2-2 ③ L5			X 0-0 ① P4	BSCBX 2-2 ②③ G6-4-3 1-2f		BFFX 1-2 2-H HR	BCBFX 2-2 ③ FC6-4 1-2f		5	1	1	2	0	0	3
Chuck Carr, S (1, 8) OBP: 0.318, SLG: 0.366			BBFBFX 3-2 SH1-4 1B 1B	BSFFBX 2-2 1B E 2B		X 0-0 HR	BSCBFFS 2-3 ③ K			4	3	3	1	0	1	0
Mike Hampton, R (1, 1) OBP: 0.180, SLG: 0.143			CX 0-1 ① SH1-4 1-2	BCBFBB 4-2 E 3B BB		X 0-0 ① L8		SFBFBX 2-2 ① F8		1	1	0	0	1	0	0
Russ Springer, R (8, 1)										0	0	0	0	0	0	0
Sean Berry, R (8, PH) OBP: 0.302, SLG: 0.414										1	0	0	0	0	0	0
Jose Cabrera, R (9, 1)										0	0	0	0	0	0	0
Inning Stats	R: 0 E: 0 K: 0 S: 6 H: 1 LOB: 1 BB: 0 P: 9	R: 0 E: 0 K: 1 S: 11 H: 0 LOB: 0 BB: 0 P: 17	R: 4 E: 0 K: 0 S: 11 H: 4 LOB: 1 BB: 1 P: 21	R: 3 E: 1 K: 0 S: 14 H: 3 LOB: 1 BB: 1 P: 24	R: 0 E: 0 K: 0 S: 12 H: 1 LOB: 0 BB: 0 P: 17	R: 1 E: 0 K: 0 S: 5 H: 1 LOB: 1 BB: 0 P: 7	R: 2 E: 0 K: 1 S: 15 H: 2 LOB: 0 BB: 1 P: 26	R: 3 E: 0 K: 0 S: 25 H: 4 LOB: 2 BB: 1 P: 40		1B: 8 2B: 5 3B: 1 HR: 2		SF: 0 SAC: 1 DP: 2 HBP: 2			WP: 0 PB: 0 SB: 0 CS: 1		PA: 43

livebaseballscorecards.com

AB	36
R	13
H	16
RBI	12
BB	4
SO	2
LOB	13

PITCHER		IP	WLS	BF	H	R	ER	SO	BB	IBB	HBP	BLK	WP	HR	S	P	ERA	WHIP
Al Leiter, L ERA: 4.53	(1, 1)	4.0	L	22	8	7	7	1	1	1	1	0	0	0	42	71	15.75	2.250
Rob Stanifer, R ERA: 3.93	(5, 1)	2.0		8	2	1	1	0	0	0	1	0	0	1	17	24	4.50	1.000
Dennis Cook, L ERA: 4.15	(7, 1)	1.2		12	6	5	5	1	2	0	0	0	0	1	37	61	27.00	4.800
Ed Vosberg, L ERA: 4.57	(8, 1)	0.1		1	0	0	0	0	0	0	0	0	0	0	3	5	0.00	0.000

PITCHER	IP	WLS	BF	H	R	ER	SO	BB	IBB	HBP	BLK	WP	HR	S	P	ERA	WHIP

Batter	1	2	3	4	5	6	7	8	9	AB	R	H	RBI	BB	SO	LOB
Jim Eisenreich, L (1, 7) OBP: 0.338, SLG: 0.361	C C X 0-2 ① L7		B X 1-0 ② G4-3			C C F B X 1-2 E 1B 1B	C B C C 1-3 ① K	L B L B S 2-3 ① K		5	1	1	0	0	2	2
Edgar Renteria, R (1, 6) OBP: 0.322, SLG: 0.340	B B F C X 2-2 ② G5-3		C B X 1-1 E5 FC6-4			X 0-0 E 1-2 G3-1 1B	F T F B S 1-3 ② K	B S B B C F X 3-2 ②③ G4-3 1-2f		5	1	1	0	0	1	2
Moises Alou, R (1, 8) (8, 9) OBP: 0.375, SLG: 0.490	C B B F B X 3-2 ③ G3		X 0-0 ③ FC6-4 1-2f			F B B F X 2-2 E8 G3-1 1-3 2-H 1B	X 0-0 ③ L8		F X 0-1 ① L8	5	1	1	1	0	0	1
Bobby Bonilla, S (1, 5) OBP: 0.382, SLG: 0.499		C B B B C X 3-2 FC4-6 1B		C C B S 1-3 ① K		F S B C 1-3 ① K		C B B B F B 4-2 2B 1B BB	F B X 1-1 F8 PB 1B	4	1	2	0	1	2	2
Darren Daulton, L (1, 9) OBP: 0.375, SLG: 0.472 Devon White, S (8, 8) OBP: 0.333, SLG: 0.315		C B X 1-1 ① FC4-6 FC4-6 1B 1-2f		B B B B X 3-1 ② F8		B B B X 2-0 ② G3-1 2-3 3-H		X 0-0 1B 1-3 2B	S S B B X 2-2 ② F8 1-3	4	1	1	1	0	0	2
										1	0	0	0	0	0	1
Jeff Conine, R (1, 3) OBP: 0.342, SLG: 0.371		X 0-0 FC4-6 1-2 1B		C C B X 1-2 ③ G6-3		C S X 0-2 1B E 3-H 1B		X 0-0 1B 1B 2-H 3-H 1B	X 0-0 ③ G5-3	5	2	3	3	0	0	1
Gregg Zaun, S (1, 2) OBP: 0.415, SLG: 0.421	B C 2 SAFE B T F X 2-2 ② FC4-6 FC5-4 1-2f 2-3				C T X 0-2 ① L7	B B B C X 3-1 E 1-2 1B		L B 1 SAFE L F 1 SAFE D F X 2-2 1B 1-3 1B 1B		4	1	2	0	0	0	2
Craig Counsell, L (1, 4) OBP: 0.478, SLG: 0.500 Gary Sheffield, R (8, PH) OBP: 0.421, SLG: 0.419 Jay Powell, R (8, 1) OBP: 0.500, SLG: 0.500 Robb Nen, R (9, 1)		B B X 2-0 ③ FC5-4 1-2f			C F F B S 1-3 ② K	X 0-0 E8 1-3 2-H 1B		X 0-0 1B 1-3 3-H 1B		3	0	1	1	0	1	2
										1	0	1	1	0	0	0
										0	0	0	0	0	0	0
										0	0	0	0	0	0	0
Alex Fernandez, R (1, 1) OBP: 0.218, SLG: 0.260 Kurt Abbott, R (8, PH) OBP: 0.309, SLG: 0.439 (8, 4)			C X 0-1 ① G6-3		X 0-0 ③ F8	C C B B B F S 3-3 K		C X 0-1 G4-3 1-2 3-H 1B		3	0	0	0	0	1	2
										1	0	1	1	0	0	0

TOP

Florida Marlins @ Houston Astros

Astrodome, Houston, TX

Wed Aug 13 1997, 8:05 PM EDT

Att. 22,543 - Dome - 68 F

livebaseballscorecards.com

AB	41
R	8
H	14
RBI	8
BB	1
SO	7
LOB	17

Inning Stats	1	2	3	4	5	6	7	8	9	1B: 13	SF: 0	WP: 0	PA: 42
	R: 0 E: 0 K: 0 S: 9 H: 0 LOB: 0 BB: 0 P: 14	R: 0 E: 0 K: 0 S: 11 H: 2 LOB: 2 BB: 0 P: 19	R: 0 E: 1 K: 0 S: 6 H: 0 LOB: 1 BB: 0 P: 8	R: 0 E: 0 K: 1 S: 8 H: 0 LOB: 0 BB: 0 P: 13	R: 0 E: 0 K: 1 S: 8 H: 0 LOB: 0 BB: 0 P: 9	R: 4 E: 2 K: 2 S: 22 H: 6 LOB: 2 BB: 0 P: 34	R: 0 E: 0 K: 2 S: 8 H: 0 LOB: 0 BB: 0 P: 10	R: 4 E: 0 K: 1 S: 19 H: 5 LOB: 1 BB: 1 P: 30	R: 0 E: 0 K: 0 S: 8 H: 1 LOB: 1 BB: 0 P: 11	2B: 1 3B: 0 HR: 0	SAC: 0 DP: 1 HBP: 0	PB: 1 SB: 0 CS: 0	

PITCHER		IP	WLS	BF	H	R	ER	SO	BB	IBB	HBP	BLK	WP	HR	S	P	ERA	WHIP
Shane Reynolds, R ERA: 4.27	(1, 1)	5.2		26	8	4	4	3	0	0	0	0	0	0	60	90	6.35	1.412
Mike Magnante, L ERA: 2.27	(6, 1)	0.1		1	0	0	0	1	0	0	0	0	0	0	4	7	0.00	0.000
Jose Lima, R ERA: 5.1	(7, 1)	1.0	L	5	1	2	2	2	1	0	0	0	0	0	11	17	18.00	2.000
Russ Springer, R ERA: 4.39	(8, 1)	0.0		2	2	0	0	0	0	0	0	0	0	0	6	8	∞	∞
Tom Martin, L ERA: 1.87	(8, 1)	1.0		4	2	2	2	1	0	0	0	0	0	0	10	15	18.00	2.000

PITCHER		IP	WLS	BF	H	R	ER	SO	BB	IBB	HBP	BLK	WP	HR	S	P	ERA	WHIP
Billy Wagner, L ERA: 2.19	(9, 1)	1.0		4	1	0	0	0	0	0	0	0	0	0	8	11	0.00	1.000

Batter	1	2	3	4	5	6	7	8	9	AB	R	H	RBI	BB	SO	LOB
Craig Biggio, R (1, 4) OBP: 0.407, SLG: 0.509	B C F F B X 2-2 5 S E 2B	C X 0-1 1B 1B		C X 0-1 ② G1-3		B B B C F C 3-3 ③ K	B X 1-0 E5 S			5	2	2	0	0	1	2
Derek Bell, R (1, 9) OBP: 0.334, SLG: 0.406 James Mouton, R (8, PR) OBP: 0.297, SLG: 0.353 (9, 9)	B F B B B 4-1 5 S E BB	B 1 SAFE 1 SAFE F B B F F X 3-2 5 WP 1-H 1B		S B C X 1-2 ③ G5-3			C X 0-1 HR	C F B H 2-2 1-2 HBP		3 0	2 0	2 0	2 0	1 0	0 0	1 0
5 Jeff Bagwell, R (1, 3) OBP: 0.425, SLG: 0.598	C F B C 1-3 ① K 1-2 2-3	1 SAFE C F F 1 SAFE B F B S 2-3 ② K 1-2			B F S X 1-2 ① F8		B B X 2-0 HR	B B F X 2-1 ③ F8		5	1	1	1	0	2	5
Luis Gonzalez, L (1, 7) OBP: 0.355, SLG: 0.386	C B X 1-1 ② P5	D C F B X 2-2 ③ L7			C B S F B B X 3-2 ② G4-3		C X 0-1 ① G1-3		B B C B B 4-1 DI 2B BB	4	1	0	0	1	0	3
Sean Berry, R (1, 5) OBP: 0.305, SLG: 0.413 Bill Spiers, L (8, 5) OBP: 0.440, SLG: 0.469	B B S B B 4-1 BB E BB		F F B C 1-3 ① K	X 0-0 1B			S F B F S 1-3 ② K		B C F F B F F X 2-2 1B 1-H 2B	3 1	0 0	1 1	0 1	1 0	2 0	0 0
Brad Ausmus, R (1, 2) OBP: 0.318, SLG: 0.365	C X 0-1 E4 BB 1-2 2-H 3-H		X 0-0 ② G5-3	X 0-0 ③ F8			X 0-0 1B		B X 1-0 FC6-4 2-3 1B	5	0	2	0	0	0	2
Tim Bogar, R (1, 6) OBP: 0.320, SLG: 0.403 Billy Wagner, L (9, 1) J.R. Phillips, L (9, PH) OBP: 0.125, SLG: 0.333	B B B B 4-0 1-2 2-3 BB		B B S S F S 2-3 ③ K			X 0-0 ① P6 1 SAFE F S 1 SAFE C 1-1 S 1B	0-3 ③ K		C S S 0-3 ① K	3 0 1	0 0 0	0 0 0	0 0 0	1 0 1	2 0 2	1 0 1
Chuck Carr, S (1, 8) OBP: 0.315, SLG: 0.361	C X 0-1 ③ G1-3			B S S F B F C 2-3 ① K				X 0-0 ① P6	X 0-0 ② P6	5	0	1	0	0	1	5
Shane Reynolds, R (1, 1) OBP: 0.122, SLG: 0.195 Mike Magnante, L (6, 1) Thomas Howard, S (6, PH) OBP: 0.324, SLG: 0.359 Jose Lima, R (7, 1) Russ Springer, R (8, 1) Tom Martin, L (8, 1) Ricky Gutierrez, R (8, 6) OBP: 0.330, SLG: 0.362		C F F S 0-3 ① K		X 0-0 2B		C B 1 SAFE 1 B C C 2-3 ② K 1-2		C F C B X 1-2 ② G4-3	B S B F X 2-2 ③ FC6-4 1-2f	2 0 1 0 0 0 2	0 0 0 0 0 0 0	1 0 0 0 0 0 0	0 0 0 0 0 0 0	0 0 1 0 0 0 0	1 0 1 0 0 0 0	0 0 1 0 0 0 2
Inning Stats	R: 2 E: 1 K: 1 S: 15 H: 1 LOB: 3 BB: 3 P: 31	R: 1 E: 0 K: 2 S: 17 H: 2 LOB: 1 BB: 0 P: 24	R: 0 E: 0 K: 2 S: 8 H: 0 LOB: 0 BB: 0 P: 11	R: 0 E: 0 K: 1 S: 11 H: 1 LOB: 1 BB: 0 P: 14	R: 0 E: 0 K: 0 S: 9 H: 1 LOB: 1 BB: 0 P: 13	R: 0 E: 0 K: 2 S: 9 H: 1 LOB: 1 BB: 0 P: 15	R: 2 E: 0 K: 2 S: 13 H: 3 LOB: 1 BB: 0 P: 16	R: 0 E: 1 K: 0 S: 9 H: 0 LOB: 2 BB: 0 P: 15	R: 1 E: 0 K: 1 S: 15 H: 2 LOB: 2 BB: 1 P: 24	1B: 6 2B: 3 3B: 0 HR: 2	SF: 0 SAC: 0 DP: 0 HBP: 1						

PITCHER		IP	WLS	BF	H	R	ER	SO	BB	IBB	HBP	BLK	WP	HR	S	P	ERA	WHIP
Alex Fernandez, R ERA: 3.53	(1, 1)	7.0	W	34	9	5	3	10	3	0	0	0	1	2	82	124	3.86	1.714
Jay Powell, R ERA: 3.32	(8, 1)	1.0		5	0	0	0	0	0	0	1	0	0	0	9	15	0.00	0.000
Robb Nen, R ERA: 3.92	(9, 1)	1.0	S	6	2	1	1	1	1	0	0	0	0	0	15	24	9.00	3.000

PITCHER	IP	WLS	BF	H	R	ER	SO	BB	IBB	HBP	BLK	WP	HR	S	P	ERA	WHIP

BOTTOM

Florida Marlins @ Houston Astros

Astrodome, Houston, TX

Wed Aug 13 1997, 8:05 PM EDT

Att. 22,543 - Dome - 68 F

livebaseballscorecards.com

AB	40
R	6
H	11
RBI	4
BB	4
SO	11
LOB	24

WP: 1 PA: 45
PB: 0
SB: 4
CS: 0

Batter	1	2	3	4	5	6	7	8	9	AB	R	H	RBI	BB	SO	LOB
Midre Cummings, L (1, 8) OBP: 0.309, SLG: 0.398	C C X 0-2 ① L9		B F X 1-1 1-3 2B			F F B B X 2-2 ① P2		B B C F X 2-2 ③ 2-H 1B		4	0	2	1	0	0	0
Mickey Morandini, L (1, 4) OBP: 0.379, SLG: 0.398	B F X 1-1 ② G1-3		F F F C 0-3 ③ K			C F X 0-2 ② P3			C F X 0-2 ① F7	4	0	0	0	0	1	2
Gregg Jefferies, S (1, 7) OBP: 0.327, SLG: 0.381	B X 1-0 ③ P6			X 0-0 ① F8		F X 0-1 ③ F8			C B S B X 2-2 1B HR 1B	4	1	1	0	0	0	0
Scott Rolen, R (1, 5) OBP: 0.386, SLG: 0.494		B S X 1-1 ① F9		B B B C C X 3-2 ② G6-3			X 0-0 ① F8		1 SAFE B X 1-0 1-2 HR 1B	4	1	1	0	0	0	0
Rico Brogna, L (1, 3) OBP: 0.282, SLG: 0.423		C F B B X 2-2 ② F7		F B B B C X 2-2 HR			B C X 1-1 ② G3-1		B B T F B F X 3-2 1-H 2-H HR	4	2	2	4	0	0	0
Mike Lieberthal, R (1, 2) OBP: 0.313, SLG: 0.476		B B X 2-0 ③ F7		F C C 0-3 ③ K			C B B X 2-1 ③ F7		B F S F F X 1-2 ② P4	4	0	0	0	0	1	0
Tony Barron, R (1, 9) OBP: 0.340, SLG: 0.455			X 0-0 ① F8		X 0-0 ① G6-3			X 0-0 SH1-4 1B 1B	B F F F S 1-3 ③ K	4	1	1	0	0	1	0
Ricky Bottalico, L (9, 1)										0	0	0	0	0	0	0
Kevin Stocker, S (1, 6) OBP: 0.334, SLG: 0.352			B B C F B F X 3-2 ② P4		B B F X 2-1 ② G3			X 0-0 ① L8		3	0	0	0	0	0	1
Curt Schilling, R (1, 1) OBP: 0.190, SLG: 0.197			X 0-0 2B 1B		B C B F X 2-2 ③ G3			X 0-0 ② SH1-4 1-2		2	0	1	0	0	0	0
Ruben Amaro Jr, S (9, 9) OBP: 0.325, SLG: 0.341										0	0	0	0	0	0	0
Inning Stats	R: 0 H: 0 E: 0 LOB: 0 K: 0 BB: 0 S: 6 P: 8	R: 0 H: 0 E: 0 LOB: 0 K: 0 BB: 0 S: 6 P: 11	R: 0 H: 2 E: 0 LOB: 2 K: 1 BB: 0 S: 12 P: 16	R: 1 H: 1 E: 0 LOB: 0 K: 1 BB: 0 S: 10 P: 15	R: 0 H: 0 E: 0 LOB: 0 K: 0 BB: 0 S: 6 P: 10	R: 0 H: 0 E: 0 LOB: 0 K: 0 BB: 0 S: 8 P: 10	R: 0 H: 0 E: 0 LOB: 0 K: 0 BB: 0 S: 5 P: 8	R: 1 H: 2 E: 0 LOB: 1 K: 0 BB: 0 S: 6 P: 8	R: 3 H: 3 E: 0 LOB: 0 K: 1 BB: 0 S: 21 P: 29	1B: 5 SF: 0 2B: 1 SAC: 1 3B: 0 DP: 0 HR: 2 HBP: 0						

PITCHER		IP	WLS	BF	H	R	ER	SO	BB	IBB	HBP	BLK	WP	HR	S	P	ERA	WHIP
Chris Holt, R ERA: 3.7	(1, 1)	8.1	L	30	6	3	3	2	0	0	0	0	0	1	65	94	3.24	0.720
Russ Springer, R ERA: 4.75	(9, 1)	0.2		4	2	2	2	1	0	0	0	0	0	1	15	21	27.00	3.000

PITCHER	IP	WLS	BF	H	R	ER	SO	BB	IBB	HBP	BLK	WP	HR	S	P	ERA	WHIP

TOP

Philadelphia Phillies @ Houston Astros

Astrodome, Houston, TX

Fri Aug 15 1997, 8:05 PM EDT
Att. 31,837 - Dome - 72 F

livebaseballscorecards.com

AB	33
R	5
H	8
RBI	5
BB	0
SO	3
LOB	3

1B: 5	SF: 0	WP: 0	PA: 34
2B: 1	SAC: 1	PB: 0	
3B: 0	DP: 0	SB: 0	
HR: 2	HBP: 0	CS: 0	

Batter	1	2	3	4	5	6	7	8	9	AB	R	H	RBI	BB	SO	LOB
Craig Biggio, R (1, 4) OBP: 0.406, SLG: 0.506	X 0-0 ① P2		B B B B 4-0 SH1-3 BB		C B B X 2-1 ② FC3-6 1B 1-2f			B S F S 1-3 ① K		3	0	0	0	1	1	1
Chuck Carr, S (1, 8) OBP: 0.316, SLG: 0.361	B C X 1-1 ② G4-3		X 0-0 ① SH1-3 1-2		X 0-0 1-2 1B			F B S S 1-3 ② K		3	0	1	0	0	1	0
5 Jeff Bagwell, R (1, 3) OBP: 0.422, SLG: 0.592	F B F S 1-3 ③ K		B F B B S C 3-3 ② K		B B 2 F F F B X SAFE 3-2 ③ G5-3			F B B X 2-1 ③ L8		4	0	0	0	0	2	3
Luis Gonzalez, L (1, 7) OBP: 0.354, SLG: 0.387		C B X 1-1 G3-1 1B 2B	C X 0-1 ③ G6-3			B B C B C S 3-3 ① K			B C C S 1-3 ① K	4	1	1	0	0	2	1
Sean Berry, R (1, 5) OBP: 0.300, SLG: 0.406		B S S F F D B X 3-2 ① G3-1 2-3		C B B X 2-1 ① L9		X 0-0 ② L7			B C F B F S 2-3 ② K	4	0	0	0	0	1	1
Thomas Howard, S (1, 9) OBP: 0.323, SLG: 0.357		B F F F B F X 2-2 G1-3 1B 1B 3-H		B C X 1-1 ② P6		F X 0-1 ③ G3-1			F B C X 1-2 ③ G4-3	4	0	1	1	0	0	0
Brad Ausmus, R (1, 2) OBP: 0.319, SLG: 0.364	X 0-0 G1-3 1-2 1B			F B B B F S 2-3 ③ K			C B B F S 2-3 ① K			3	0	1	0	0	2	0
Tim Bogar, R (1, 6) OBP: 0.315, SLG: 0.397		C C B X 1-2 ② G1-3 1-2 2-3			F B S S 1-3 ① K		B S S X 1-2 ② F7			3	0	0	0	0	1	2
Chris Holt, R (1, 1) OBP: 0.078, SLG: 0.060 Russ Springer, R (9, 1)		S B S B S 2-3 ③ K			S S X 0-2 FC3-6 1B		S C S 0-3 ③ K			3 0	0 0	1 0	0 0	0 0	2 0	2 0
Inning Stats	R: 0 E: 0 K: 1 S: 6 H: 0 LOB: 0 BB: 0 P: 8	R: 1 E: 0 K: 1 S: 17 H: 3 LOB: 2 BB: 0 P: 26	R: 0 E: 0 K: 1 S: 6 H: 0 LOB: 1 BB: 1 P: 13	R: 0 E: 0 K: 1 S: 7 H: 0 LOB: 0 BB: 0 P: 12	R: 0 E: 0 K: 1 S: 13 H: 2 LOB: 2 BB: 0 P: 19	R: 0 E: 0 K: 1 S: 6 H: 0 LOB: 0 BB: 0 P: 9	R: 0 E: 0 K: 2 S: 9 H: 0 LOB: 0 BB: 0 P: 12	R: 0 E: 0 K: 2 S: 8 H: 0 LOB: 0 BB: 0 P: 12	R: 0 E: 0 K: 2 S: 10 H: 0 LOB: 0 BB: 0 P: 14	1B: 4 2B: 1 3B: 0 HR: 0	SF: 0 SAC: 1 DP: 0 HBP: 0						

PITCHER		IP	WLS	BF	H	R	ER	SO	BB	IBB	HBP	BLK	WP	HR	S	P	ERA	WHIP
Curt Schilling, R ERA: 2.91	(1, 1)	8.0	W	30	5	1	1	10	1	0	0	0	0	0	72	111	1.12	0.750
Ricky Bottalico, R ERA: 3.79	(9, 1)	1.0		3	0	0	0	2	0	0	0	0	0	0	10	14	0.00	0.000

PITCHER	IP	WLS	BF	H	R	ER	SO	BB	IBB	HBP	BLK	WP	HR	S	P	ERA	WHIP

BOTTOM

Philadelphia Phillies @ Houston Astros

Astrodome, Houston, TX

Fri Aug 15 1997, 8:05 PM EDT

Att. 31,837 - Dome - 72 F

livebaseballscorecards.com

AB	31
R	1
H	5
RBI	1
BB	1
SO	12
LOB	10

1B: 4	SF: 0	WP: 0	PA: 33
2B: 1	SAC: 1	PB: 0	
3B: 0	DP: 0	SB: 0	
HR: 0	HBP: 0	CS: 0	

Batter	1	2	3	4	5	6	7	8	9	AB	R	H	RBI	BB	SO	LOB
Midre Cummings, L (1, 8) OBP: 0.308, SLG: 0.394 Rex Hudler, R (9, PH) OBP: 0.217, SLG: 0.250 (9, 8)	B B S X 2-1 L9 ①		B X 1-0 F7 ③		F X 0-1 FC3-6 ③ 1-2f		C B X 1-1 2B 1-2 1B		C F B T 1-2 K ①	4 1	0 0	1 0	0 0	0 0	0 1	2 0
Mickey Morandini, L (1, 4) OBP: 0.381, SLG: 0.400	B S C S 1-3 K ②			F F X 0-2 L8 ①		B B B B 4-0 E 1B BB	S 2 B F X SAFE 1-2 1-3 2-H 2B		B C B B T F B 4-2 HR BB	3	2	1	1	2	1	0
Gregg Jefferies, S (1, 7) OBP: 0.328, SLG: 0.388	X 0-0 G4-3 ③			B B X 2-0 1B 1B		C F F B X 1-2 E4 1B 1-2	X 0-0 G3-1 ③		B F B 1 SAFE C X 1-H 2-2 HR	5	1	2	2	0	0	3
Scott Rolen, R (1, 5) OBP: 0.386, SLG: 0.493		C B T T S 1-3 K ①		B X 1-0 1-3 1B		S C S 0-3 K ①		B F F B B T F F X 3-2 23 1B G4-3 1B	C X 0-1 L9 ②	5	1	2	0	0	2	2
Rico Brogna, L (1, 3) OBP: 0.282, SLG: 0.421		B B T B X 3-1 G6-3 ②		C X 0-1 G1-3 ②		X 0-0 S ② 1-3 1B 2-H		B X 1-0 F7 ①	C F B C 1-3 K ③	5	0	1	1	0	1	3
Ruben Amaro Jr, S (1, 9) OBP: 0.316, SLG: 0.331		S C B X 1-2 G6-3 ③		X 0-0 G3 ③		F B C B X 2-2 G1 ③ 1-2		C X 0-1 G4-3 ② 1-2		4	0	0	0	0	0	4
Mark Parent, R (1, 2) OBP: 0.214, SLG: 0.192 Ricky Otero, S (7, PH) OBP: 0.335, SLG: 0.307 Wayne Gomes, R (7, 1) 23 Kevin Jordan, R (8, PH) OBP: 0.242, SLG: 0.362 Jerry Spradlin, S (8, 1) Ricky Bottalico, L (9, 1)			C B X 1-1 G3-1 ①		C B T X 1-2 G1-3 ①		C B S T F B B F X 2-2 G4-3 ①	B S B F X 2-2 1B 2-H 1B		2 1 0 1 0 0	0 0 0 0 0 0	0 0 0 1 0 0	0 0 0 1 0 0	0 0 0 0 0 0	0 0 0 0 0 0	0 0 0 0 0 0
Kevin Stocker, S (1, 6) OBP: 0.336, SLG: 0.354			B F B X 2-1 P5 ②		F B F B B C 3-3 K ②		C B X 1-1 1B 2B 1B	B B X 2-0 1-2 1B		4	1	2	0	0	1	0
Tyler Green, R (1, 1) OBP: 0.429, SLG: 0.500 Mike Lieberthal, R (7, PH) OBP: 0.312, SLG: 0.473 (7, 2)			C X 0-1 1B		C X 0-1 FC3-6 1B		B F B S X 2-2 P4 ②	F X 0-1 G3 ③		2 2	0 0	2 0	0 0	0 0	0 0	0 3
Inning Stats	R: 0 E: 0 K: 1 S: 6 H: 0 LOB: 0 BB: 0 P: 9	R: 0 E: 0 K: 1 S: 9 H: 0 LOB: 0 BB: 0 P: 14	R: 0 E: 0 K: 0 S: 7 H: 1 LOB: 1 BB: 0 P: 11	R: 0 E: 0 K: 0 S: 8 H: 2 LOB: 2 BB: 0 P: 11	R: 0 E: 0 K: 1 S: 10 H: 1 LOB: 1 BB: 0 P: 14	R: 1 E: 1 K: 1 S: 11 H: 1 LOB: 1 BB: 1 P: 18	R: 1 E: 0 K: 0 S: 17 H: 3 LOB: 2 BB: 0 P: 24	R: 1 E: 0 K: 0 S: 15 H: 3 LOB: 2 BB: 0 P: 23	R: 2 E: 0 K: 2 S: 15 H: 1 LOB: 0 BB: 1 P: 23	1B: 10 2B: 1 3B: 0 HR: 1 SF: 0 SAC: 0 DP: 0 HBP: 0						

PITCHER		IP	WLS	BF	H	R	ER	SO	BB	IBB	HBP	BLK	WP	HR	S	P	ERA	WHIP
Darryl Kile, R ERA: 2.32	(1, 1)	7.2		33	9	3	2	4	1	0	0	0	0	0	77	114	2.35	1.304
Billy Wagner, L ERA: 2.47	(8, 1)	1.1	L	8	3	2	2	2	1	0	0	0	0	1	21	33	13.50	3.000

PITCHER	IP	WLS	BF	H	R	ER	SO	BB	IBB	HBP	BLK	WP	HR	S	P	ERA	WHIP

TOP

Philadelphia Phillies @ Houston Astros

Astrodome, Houston, TX

Sat Aug 16 1997, 4:33 AM EDT

Att. 28,260 - Dome - 72 F

livebaseballscorecards.com

AB	39
R	5
H	12
RBI	5
BB	2
SO	6
LOB	17

WP: 0 PB: 0 SB: 1 CS: 0

PA: 41

Batter	1	2	3	4	5	6	7	8	9	AB	R	H	RBI	BB	SO	LOB
Craig Biggio, R (1, 4) OBP: 0.404, SLG: 0.502	G4-3	F9			G6-3		F8			4	0	0	0	0	0	4
Derek Bell, R (1, 9) OBP: 0.331, SLG: 0.401	K		F7		G6-3			F9		4	0	0	0	0	1	0
5 Jeff Bagwell, R (1, 3) OBP: 0.422, SLG: 0.590	F7		K			CS, BB		G6-4-3, BB		2	0	0	0	2	1	0
Luis Gonzalez, L (1, 7) OBP: 0.353, SLG: 0.386		1B, FC5-2, 1B	G4-3			F8		G6-4-3 1-2f		4	0	1	0	0	0	2
Sean Berry, R (1, 5) OBP: 0.301, SLG: 0.405 Bill Spiers, L (8, 5) OBP: 0.438, SLG: 0.467	1B, FC5-2, E 1-3 1B	G6-3			F8				G4-3	3 1	1 0	1 0	0 0	0 0	0 0	1 0
Tony Eusebio, R (1, 2) OBP: 0.340, SLG: 0.276	FC5-2, E 1-2 3-H	L7				CS 1-2	G5-3		K2-3	4	1	0	0	0	1	2
Tim Bogar, R (1, 6) OBP: 0.319, SLG: 0.396	E 1-2 2-3 1B	G5-3					2B, BB		K	3	0	1	0	1	1	0
Chuck Carr, S (1, 8) OBP: 0.321, SLG: 0.390	E3 1-3 2-H 3-H		HR				1-3, 2B			3	1	2	1	0	0	1
Darryl Kile, R (1, 1) OBP: 0.154, SLG: 0.123 Billy Wagner, L (8, 1)	P5		G5-3				K			3 0	0 0	0 0	0 0	0 0	1 0	4 0
Inning Stats	R: 0 E: 0 K: 1 S: 11 H: 0 LOB: 0 BB: 0 P: 18	R: 2 E: 1 K: 0 S: 13 H: 3 LOB: 2 BB: 0 P: 23	R: 0 E: 0 K: 1 S: 10 H: 0 LOB: 0 BB: 0 P: 15	R: 0 E: 0 K: 0 S: 8 H: 0 LOB: 0 BB: 0 P: 12	R: 1 E: 0 K: 0 S: 12 H: 1 LOB: 0 BB: 0 P: 21	R: 0 E: 0 K: 0 S: 9 H: 0 LOB: 0 BB: 1 P: 16	R: 0 E: 0 K: 1 S: 12 H: 1 LOB: 2 BB: 1 P: 18	R: 0 E: 0 K: 0 S: 4 H: 0 LOB: 0 BB: 1 P: 10	R: 0 E: 0 K: 2 S: 9 H: 0 LOB: 0 BB: 0 P: 12	1B: 3 2B: 1 3B: 0 HR: 1 SF: 0 SAC: 0 DP: 1 HBP: 0						WP: 0 PB: 0 SB: 0 CS: 1 PA: 35	

PITCHER		IP	WLS	BF	H	R	ER	SO	BB	IBB	HBP	BLK	WP	HR	S	P	ERA	WHIP
Tyler Green, R ERA: 4.91	(1, 1)	6.0		23	4	3	1	2	1	0	0	0	0	1	63	105	1.50	0.833
Wayne Gomes, R ERA: 4.13	(7, 1)	1.0		5	1	0	0	1	1	0	0	0	0	0	12	18	0.00	2.000
Jerry Spradlin, R ERA: 5.07	(8, 1)	1.0	W	3	0	0	0	0	1	0	0	0	0	0	4	10	0.00	1.000
Ricky Bottalico, R ERA: 3.72	(9, 1)	1.0	S	3	0	0	0	2	0	0	0	0	0	0	9	12	0.00	0.000

PITCHER	IP	WLS	BF	H	R	ER	SO	BB	IBB	HBP	BLK	WP	HR	S	P	ERA	WHIP

BOTTOM

Philadelphia Phillies @ Houston Astros

Astrodome, Houston, TX

Sat Aug 16 1997, 4:33 AM EDT

Att. 28,260 - Dome - 72 F

livebaseballscorecards.com

AB	31
R	3
H	5
RBI	1
BB	3
SO	5
LOB	14

Batter	1	2	3	4	5	6	7	8	9	AB	R	H	RBI	BB	SO	LOB
Midre Cummings, L (1, 8) OBP: 0.305, SLG: 0.389	B F F B X 2-2 G1-3 ①		S B X 1-1 G3 1B	S X 0-1 F7 ③		B F C S 1-3 K		C C F F B C 1-3 K ③		5	0	1	0	0	2	3
Mickey Morandini, L (1, 4) OBP: 0.379, SLG: 0.396	B C B X 2-1 F8 ②		C SAFE 1 SAFE B C X 1-2 G3 ② 1-2		B S X 1-1 L7 ①		B B B C B 4-1 S 1B 1B BB		B C B F F F F F F 3-2 F B X G3-1 ①	4	1	0	0	1	0	1
Gregg Jefferies, S (1, 7) OBP: 0.331, SLG: 0.390 Ricky Otero, S (7, PR) OBP: 0.339, SLG: 0.318 (7, 7)	C F B B B X 3-2 WP 1B 1B		B B B B 4-0 FC5-4 BB		B F B F F F C 2-3 K ②		C X 0-1 S 1B 1-2 1B		B C B F F F F F F 2-2 F X 2B	3 1	1 1	2 1	0 1	1 0	1 0	0 0
Scott Rolen, R (1, 5) OBP: 0.385, SLG: 0.490	C B S B B X 3-2 1-H 1B		B X 1-0 FC5-4 ③ 1-2f		X 0-0 G3-1 ③		B C C F B B S 3-3 K ① 1-2 2-3		B B B C F S 3-3 K ②	5	0	1	1	0	2	5
Rico Brogna, L (1, 3) OBP: 0.283, SLG: 0.420	F D X 1-1 G4-3 ③			X 0-0 HBP G4-6-3 1B 1B		C S B B F F X 2-2 2B 1B	F S B S 1-3 K ②		B C X 1-1 F9 ③	5	2	2	0	0	1	4
Mike Lieberthal, R (1, 2) OBP: 0.314, SLG: 0.473		C F S 0-3 K ①	C S B F X 1-2 G4-6-3 HBP 1-2 1B		X 0-0 F8 ①	X 0-0 S 2-H 3-H 1B				4	0	2	2	0	1	1
Tony Barron, R (1, 9) OBP: 0.353, SLG: 0.468 Jerry Spradlin, S (7, 1)	B C B C S 2-3 K ②		L S F H 1-2 G4-6-3 HBP 1-2 2-3		S X 0-1 L9 23 1B 2B 1-H	S B B B F S 3-3 K ③ 1-2				3 0	1 0	1 0	1 0	0 0	2 0	2 0
Kevin Stocker, S (1, 6) OBP: 0.333, SLG: 0.350	B F F B S 2-3 K ③		C B X 1-1 G4-6-3 ① ② 1-2f 2-3 3-H		X 0-0 L9 ② 2-3		C C X 0-2 L9 ①			4	0	0	0	0	1	3
Garrett Stephenson, R (1, 1) OBP: 0.125, SLG: 0.130 Kevin Sefcik, R (4, PH) OBP: 0.297, SLG: 0.371 Scott Ruffcorn, R (4, 1) Reggie Harris, R (5, 1) 23 Kevin Jordan, R (6, PH) OBP: 0.250, SLG: 0.368 Wayne Gomes, R (6, 1) Billy Brewer, L (7, 1) Rex Hudler, R (7, 9) OBP: 0.214, SLG: 0.246			C C B B S 2-3 K ① D B B B 4-0 BB		B C X 1-1 3-H 1B		S B S F F F F B X 2-2 P4 ②			1 0 0 0 1 0 0 1	0 0 0 0 0 0 0 0	0 0 0 0 1 0 0 0	0 0 0 0 0 0 0 0	0 0 0 0 0 0 0 0	1 0 0 0 0 0 0 0	0 0 0 0 0 0 0 0
Inning Stats	R: 1 H: 2 E: 0 LOB: 1 K: 0 BB: 0 S: 13 P: 24	R: 0 H: 0 E: 0 LOB: 0 K: 3 BB: 0 S: 9 P: 13	R: 0 H: 1 E: 0 LOB: 2 K: 1 BB: 1 S: 9 P: 18	R: 1 H: 2 E: 0 LOB: 2 K: 0 BB: 1 S: 12 P: 19	R: 0 H: 0 E: 0 LOB: 0 K: 1 BB: 0 S: 8 P: 11	R: 2 H: 3 E: 0 LOB: 1 K: 1 BB: 0 S: 14 P: 18	R: 2 H: 2 E: 0 LOB: 1 K: 3 BB: 1 S: 14 P: 25	R: 0 H: 0 E: 0 LOB: 0 K: 1 BB: 0 S: 15 P: 18	R: 0 H: 1 E: 0 LOB: 1 K: 1 BB: 0 S: 23 P: 32	1B: 9 SF: 0 2B: 2 SAC: 0 3B: 0 DP: 1 HR: 0 HBP: 1						

PITCHER		IP	WLS	BF	H	R	ER	SO	BB	IBB	HBP	BLK	WP	HR	S	P	ERA	WHIP
Ramon Garcia, R ERA: 4.2	(1, 1)	5.2		27	8	4	4	5	2	0	1	0	1	0	62	99	6.35	1.765
Mike Magnante, L ERA: 2.25	(6, 1)	0.1		1	0	0	0	1	0	0	0	0	0	0	3	4	0.00	0.000
Tom Martin, L ERA: 2.23	(7, 1)	1.0	W	6	2	2	2	3	1	0	0	0	0	0	14	25	18.00	3.000
Russ Springer, R ERA: 4.53	(8, 1)	2.0	S	7	1	0	0	2	0	0	0	0	0	0	38	50	0.00	0.500

PITCHER	IP	WLS	BF	H	R	ER	SO	BB	IBB	HBP	BLK	WP	HR	S	P	ERA	WHIP

TOP

Philadelphia Phillies @ Houston Astros

Astrodome, Houston, TX

Sun Aug 17 1997, 4:33 AM EDT
Att. 23,161 - Dome - 72 F

livebaseballscorecards.com

AB	37
R	6
H	11
RBI	5
BB	3
SO	11
LOB	19

WP: 1 PA: 41
PB: 0
SB: 3
CS: 0

BOTTOM

Philadelphia Phillies @ Houston Astros

Astrodome, Houston, TX

Sun Aug 17 1997, 4:33 AM EDT

Att. 23,161 - Dome - 72 F

Batter	1	2	3	4	5	6	7	8	9	AB	R	H	RBI	BB	SO	LOB
Craig Biggio, R (1, 4) OBP: 0.405, SLG: 0.500	B F C X 1-2 L7 ①			B B C B C H 4-2 S 2B HBP	B D B B 4-0 1-2 2B BB		B B H 3-0 5 S 1B BB HBP	B C B F S 2-3 K ①		2	3	0	0	1	1	0
Derek Bell, R (1, 9) OBP: 0.337, SLG: 0.413	C B F C 1-3 K ②			C B S X 1-2 5 F8 1-H 2B	B X 1-0 1-H 2-H 2B		C 1 SAFE B 1 SAFE S 1 SAFE B F X 2-2 BB 5 S 1-2 BB 1B	F X 0-1 S BLK 1B 1B		5	2	4	3	0	1	0
5 Jeff Bagwell, R (1, 3) OBP: 0.420, SLG: 0.584	C F B X 1-2 P6 ③			D B X 2-0 F8 ① 2-3	B C 2 SAFE D X 2-1 F7 ③		C C B B D B 4-2 BB BB 1B 1-2 2-3 BB	X 0-0 P6 ②		4	1	0	0	1	0	3
Luis Gonzalez, L (1, 7) OBP: 0.355, SLG: 0.386		C X 0-1 L9-3 1B		S X 0-1 L6 ②		B B B C B 4-1 SH1-4 1B BB	B F X 1-1 P6 ① 1 SAFE P I I	4-0 1B 1B 1B 1-2 IBB		3	2	1	0	2	0	4
Ricky Gutierrez, R (1, 5) OBP: 0.337, SLG: 0.365		D F 1 SAFE 1 SAFE 1 SAFE B F B F 3-2 X L9-3 ① ② 1-1		C B S B B T 3-2 K ③		X 0-0 1B SH1-4 1-2 1B	C B B F B B 4-2 1B BB 1-2 2-3 3-H BB	B C F 1 SAFE X 1-2 1B 1-2 2-H 1B		4	1	2	2	1	1	2
Tim Bogar, R (1, 6) OBP: 0.322, SLG: 0.395		B B B C X 3-1 G5-3 ③			B C X 1-1 G5-3 ① L X 0-1 SH1-4 ① 1-2 2-3	B B B 4-0 1B 1-2 2-3 3-H BB	F C B X 1-2 1B 1-2 2-3 1B			3	0	1	1	1	0	0
Chuck Carr, S (1, 8) OBP: 0.326, SLG: 0.402 James Mouton, R (7, 8) OBP: 0.305, SLG: 0.361			C S B B B X 3-2 G3-1 ①		S B B B X 2-1 SF8 3B	B B B C B 4-1 1B BB B C S X 1-2 FC6-4 1-2 2-3 3-H 1B	C C B X 1-2 1-3 2-H 3-H 1B			2	1	1	0	1	0	0
										2	0	2	3	0	0	0
Tony Peña, R (1, 2) OBP: 0.244, SLG: 0.176 Bill Spiers, L (6, PH) OBP: 0.440, SLG: 0.469 Tom Martin, L (7, 1) Sean Berry, R (7, PH) OBP: 0.300, SLG: 0.404 Russ Springer, R (8, 1)			B X 1-0 F9 ②		B B 3 SAFE X 2-0 SF8 ② 3-H	X 0-0 G4-6-3 1-2 2-3 3-H 1B	X 0-0 P5 ②			1	0	0	1	0	0	0
										1	0	1	1	0	0	0
										0	0	0	0	0	0	0
										1	0	0	0	0	0	3
										0	0	0	0	0	0	0
Ramon Garcia, R (1, 1) OBP: 0.077, SLG: 0.083 Mike Magnante, L (6, 1) Brad Ausmus, R (6, PH) OBP: 0.317, SLG: 0.362 (7, 2)			X 0-0 G4-3 ③		S H 1-1 WP 2B HBP	C C B B X 2-2 G4-6-3 ② ③ 1-2f	C F B B X 2-2 FC6-4 ③ 1-2f			1	1	0	0	0	0	0
										0	0	0	0	0	0	0
										2	0	0	0	0	0	6
Inning Stats	R: 0 E: 0 K: 1 S: 9 H: 0 LOB: 0 BB: 0 P: 12	R: 0 E: 0 K: 0 S: 8 H: 1 LOB: 0 BB: 0 P: 14	R: 0 E: 0 K: 0 S: 5 H: 0 LOB: 0 BB: 0 P: 9	R: 1 E: 0 K: 1 S: 11 H: 1 LOB: 1 BB: 0 P: 21	R: 3 E: 0 K: 0 S: 9 H: 2 LOB: 1 BB: 1 P: 22	R: 1 E: 0 K: 0 S: 9 H: 2 LOB: 2 BB: 2 P: 19	R: 3 E: 0 K: 0 S: 17 H: 2 LOB: 3 BB: 3 P: 38	R: 3 E: 0 K: 1 S: 17 H: 4 LOB: 2 BB: 1 P: 25		1B: 9 2B: 3 3B: 1 HR: 0 SF: 1 SAC: 1 DP: 2 HBP: 3						

livebaseballscorecards.com

AB	31
R	11
H	12
RBI	11
BB	7
SO	3
LOB	18

WP: 1 PA: 43
PB: 0
SB: 5
CS: 0

PITCHER		IP	WLS	BF	H	R	ER	SO	BB	IBB	HBP	BLK	WP	HR	S	P	ERA	WHIP
Garrett Stephenson, R ERA: 3.63	(1, 1)	3.0		9	1	0	0	1	0	0	0	0	0	0	22	35	0.00	0.333
Scott Ruffcorn, R ERA: 7.71	(4, 1)	1.2		10	2	4	4	1	1	0	2	0	1	0	17	37	21.60	1.800
Reggie Harris, R ERA: 5.29	(5, 1)	0.1		2	1	0	0	0	0	0	0	0	0	0	3	6	0.00	3.000
Wayne Gomes, R ERA: 5.22	(6, 1)	1.0	L	9	3	4	4	0	3	0	1	0	0	0	15	34	36.00	6.000
Billy Brewer, L ERA: 4.13	(7, 1)	0.1		4	1	0	0	0	2	0	0	0	0	0	7	17	0.00	9.000

PITCHER		IP	WLS	BF	H	R	ER	SO	BB	IBB	HBP	BLK	WP	HR	S	P	ERA	WHIP
Jerry Spradlin, R ERA: 5.37	(7, 1)	1.2		9	4	3	3	1	0	1	0	1	0	0	21	31	16.20	2.400

Batter	1	2	3	4	5	6	7	8	9	AB	R	H	RBI	BB	SO	LOB
Kenny Lofton, L (1, 8) OBP: 0.414, SLG: 0.442	C B S X 1-2 HR 1B		C C F B B X 2-2 ② G1-3			C X 0-1 1B 1B 1B	X 0-0 1-3 2B		X 0-0 SH3-4 1B	5	2	4	0	0	0	0
Jeff Blauser, R (1, 6) OBP: 0.404, SLG: 0.508 Rafael Belliard, R (9, 6) OBP: 0.239, SLG: 0.250	B C B X 2-1 1-H HR		B C X 1-1 ③ G6-3			L 1 SAFE L B B 1 SAFE 1 SAFE X 2-2 FC5-4 1B 1-3 FC5-4 1B	C D B B B 4-1 BB		C B X 1-1 ① SH3-4 1-2	3 0	2 0	2 0	2 0	1 0	0 0	0 0
Andruw Jones, R (1, 9) OBP: 0.343, SLG: 0.429	X 0-0 ① G4-3			C C X 0-2 10 CS 1B		S B B B 1 SAFE X 2-1 FC5-4 1-2 3-H 1B	B B C F F D X 3-2 ③ G3-1		B B C X 2-1 ② P4	5	0	2	1	0	0	4
Greg Colbrunn, R (1, 3) OBP: 0.315, SLG: 0.417	C C S 0-3 ② K			S S S 0-3 ① K		S B C B X 2-2 ① FC5-4 FC5-4 1-2f 2-3		B B C X 2-1 F9 10 E 1B	B S F H 2-2 HBP	4	0	1	0	0	2	3
Javy Lopez, R (1, 2) OBP: 0.350, SLG: 0.524	X 0-0 ③ G6-3			C C 1 SAFE B X 1-2 ② F8		X 0-0 ② FC5-4 1-2f 3-H		C S C 0-3 ① K	F X 0-1 ③ F8	5	0	0	1	0	1	5
10 Chipper Jones, S (1, 5) OBP: 0.379, SLG: 0.494		S B S B X 2-2 ① F9		1 SAFE 0-0 ③ CS 1-2	C B F B X 2-2 ① G6-3	F C X 0-2 ③ L9		1 SAFE C X 0-1 E6 BB 1-2		4	0	0	0	0	0	2
Danny Bautista, R (1, 7) OBP: 0.277, SLG: 0.492		C B S B X 2-2 G6-4-3 1B			X 0-0 ② G4-3		C C B B B X 3-2 ① G6-3	B S F X 1-2 ② F9 2-3		4	0	1	0	0	0	2
Mark Lemke, S (1, 4) OBP: 0.303, SLG: 0.312		1 SAFE F 1 B X 1 SAFE 1-1 ② ③ G6-4-3 1-2f			B B B C B 4-1 BB		C X 0-1 ② G5-3	C 1 B B C B B SAFE 4-2 29 FC6-4 1-2 BB		2	0	0	0	2	0	1
29 John Smoltz, R (1, 1) OBP: 0.351, SLG: 0.318 Mark Wohlers, R (9, 1)			B B C C X 2-2 ① G4-3		X 0-0 ③ G1-3		B B C X 2-1 2B 1B	S B D S F X 2-2 ③ FC6-4 1-2f		4 0	0 0	1 0	0 0	0 0	0 0	4 0
Inning Stats	R: 2 E: 0 K: 1 S: 10 H: 2 LOB: 0 BB: 0 P: 13	R: 0 E: 0 K: 0 S: 8 H: 1 LOB: 0 BB: 0 P: 13	R: 0 E: 0 K: 0 S: 9 H: 0 LOB: 0 BB: 0 P: 14	R: 0 E: 0 K: 1 S: 9 H: 1 LOB: 0 BB: 0 P: 10	R: 0 E: 0 K: 0 S: 6 H: 0 LOB: 1 BB: 1 P: 12	R: 2 E: 0 K: 0 S: 14 H: 3 LOB: 1 BB: 0 P: 20	R: 0 E: 0 K: 0 S: 13 H: 2 LOB: 3 BB: 1 P: 25	R: 0 E: 1 K: 1 S: 16 H: 1 LOB: 3 BB: 1 P: 25	R: 0 E: 0 K: 0 S: 9 H: 1 LOB: 2 BB: 0 P: 14	1B: 9 2B: 1 3B: 0 HR: 1 SF: 0 SAC: 1 DP: 1 HBP: 1						WP: 0 PB: 0 SB: 0 CS: 1 PA: 42	

PITCHER		IP	WLS	BF	H	R	ER	SO	BB	IBB	HBP	BLK	WP	HR	S	P	ERA	WHIP
Mike Hampton, L ERA: 4.0	(1, 1)	7.0	L	30	9	4	4	2	2	0	0	0	0	1	69	107	5.14	1.571
Mike Magnante, L ERA: 2.18	(8, 1)	1.0		6	1	0	0	1	1	0	0	0	0	0	16	25	0.00	2.000
John Hudek, R ERA: 6.83	(9, 1)	1.0		5	1	0	0	0	0	0	1	0	0	0	9	14	0.00	1.000

PITCHER	IP	WLS	BF	H	R	ER	SO	BB	IBB	HBP	BLK	WP	HR	S	P	ERA	WHIP

TOP

Atlanta Braves @ Houston Astros

Astrodome, Houston, TX

Tue Aug 19 1997, 8:05 PM EDT

Att. 32,145 - Dome - 72 F

livebaseballscorecards.com

AB	36
R	4
H	11
RBI	4
BB	3
SO	3
LOB	21

BOTTOM

Atlanta Braves @ Houston Astros

Astrodome, Houston, TX

Tue Aug 19 1997, 8:05 PM EDT

Att. 32,145 - Dome - 72 F

Batter	1	2	3	4	5	6	7	8	9	AB	R	H	RBI	BB	SO	LOB
Craig Biggio, R (1, 4) OBP: 0.403, SLG: 0.497	X 0-0 L8 ①		C X 0-1 G6-3 ②		B C S S 1-3 K ③			X 0-0 5 2B 1B 1B	S S B F S 1-3 K ③ 1-2	5	1	1	0	0	2	4
Derek Bell, R (1, 9) OBP: 0.338, SLG: 0.422	B C S F C 1-3 K ②		X 0-0 G6-3 ③			C X 0-1 HR		X 0-0 5 2B 1-2 1B		4	1	2	1	0	1	0
5 Jeff Bagwell, R (1, 3) OBP: 0.419, SLG: 0.584	S S B B B C 3-3 K ③			F B S X 1-2 G6-3 ①		F X 0-1 G6-3 ①		2 SAFE C X 0-1 L4-6 1-3 2-H 2B		4	0	1	1	0	1	0
Luis Gonzalez, L (1, 7) OBP: 0.355, SLG: 0.383		B B C B B 4-1 2B BB		C B X 1-1 G3-1 ②		F X 0-1 G1 ②		F B F S 1-3 K ①		3	0	0	0	1	1	2
Ricky Gutierrez, R (1, 5) OBP: 0.330, SLG: 0.357		S B 1 SAFE B F S 2-3 K ①		C C F S 0-3 K ③		C S C 0-3 K ③		X 0-0 L4-6 2-2 ② ③		4	0	0	0	0	3	3
Chuck Carr, S (1, 8) OBP: 0.325, SLG: 0.399		X 0-0 F9 ②			C X 0-1 P4 ①		X 0-0 E S G6-3 1B		X 0-0 F7 ①	4	1	1	0	0	0	1
Brad Ausmus, R (1, 2) OBP: 0.319, SLG: 0.367	1 SAFE X	0-0 1-3 2B			C F B C 1-3 K ②		F F 1 SAFE S 0-3 K ① 1-3		B T F B X 2-2 G4-3 S 1B	4	0	2	0	0	2	1
Tim Bogar, R (1, 6) OBP: 0.323, SLG: 0.393	B F D C S 2-3 K ③				B B B C F B 4-2 1B BB		D B X 2-0 G6-3 ② 3-H		B S S B B C X 3-2 G4-3 ② 1-3	1	0	0	0	1	1	2
Bill Spiers, L (7, PH) OBP: 0.437, SLG: 0.465 (8, 6)										2	0	0	1	0	0	1
Mike Hampton, R (1, 1) OBP: 0.180, SLG: 0.155			C B C S 1-3 K ①		X 0-0 1-2 1B		F F X 0-2 F7 ③		C B B B B B 4-1 DI BB	2	0	1	0	0	1	0
Thomas Howard, S (7, PH) OBP: 0.321, SLG: 0.355										1	0	0	0	0	0	0
Mike Magnante, L (8, 1)										0	0	0	0	0	0	0
John Hudek, S (9, 1)										0	0	0	0	0	0	0
Tony Eusebio, R (9, PH) OBP: 0.344, SLG: 0.276										0	0	0	0	1	0	0
James Mouton, R (9, PR) OBP: 0.305, SLG: 0.361										0	0	0	0	0	0	0
Inning Stats	R: 0 E: 0 K: 2 S: 8 H: 0 LOB: 0 BB: 0 P: 12	R: 0 E: 0 K: 2 S: 9 H: 1 LOB: 2 BB: 1 P: 17	R: 0 E: 0 K: 1 S: 6 H: 0 LOB: 0 BB: 0 P: 7	R: 0 E: 0 K: 1 S: 9 H: 0 LOB: 0 BB: 0 P: 11	R: 0 E: 0 K: 2 S: 11 H: 1 LOB: 2 BB: 1 P: 17	R: 1 E: 0 K: 1 S: 9 H: 1 LOB: 0 BB: 0 P: 9	R: 1 E: 1 K: 1 S: 8 H: 1 LOB: 0 BB: 0 P: 10	R: 1 E: 0 K: 1 S: 8 H: 3 LOB: 1 BB: 0 P: 9	R: 0 E: 0 K: 1 S: 12 H: 1 LOB: 3 BB: 1 P: 22	1B: 5 2B: 3 3B: 0 HR: 1	SF: 0 SAC: 0 DP: 1 HBP: 0						

livebaseballscorecards.com

AB	34
R	3
H	8
RBI	3
BB	3
SO	12
LOB	14

WP: 0 PB: 0 SB: 2 CS: 0 PA: 37

PITCHER		IP	WLS	BF	H	R	ER	SO	BB	IBB	HBP	BLK	WP	HR	S	P	ERA	WHIP
29 John Smoltz, R ERA: 3.0	(1, 1)	8.0	W	32	7	3	2	11	2	0	0	0	0	1	68	92	2.25	1.125
Mark Wohlers, R ERA: 2.75	(9, 1)	1.0	S	5	1	0	0	1	1	0	0	0	0	0	12	22	0.00	2.000

PITCHER	IP	WLS	BF	H	R	ER	SO	BB	IBB	HBP	BLK	WP	HR	S	P	ERA	WHIP

Batter	1	2	3	4	5	6	7	8	9	AB	R	H	RBI	BB	SO	LOB
Kenny Lofton, L (1, 8) OBP: 0.411, SLG: 0.438	F X 0-1 ① G4-3		B C B X 2-1 ② SH2-3 2-3		B C C B C 2-3 ③ K		C X 0-1 ③ G3			3	0	0	0	0	1	3
Michael Tucker, L (1, 9) (7, 7) OBP: 0.342, SLG: 0.429	B X 1-0 ② G4-3		S B B S S 2-3 K 3-H			X 0-0 ① G1-3		B B C X 2-1 ① L9		4	0	0	0	0	1	0
10 Chipper Jones, S (1, 5) OBP: 0.378, SLG: 0.492	X 0-0 ③ G4-3		X 0-0 ③ G4-3			X 0-0 ① G3-6-3 1B		C B X 1-1 ② P4		4	0	1	0	0	0	1
Fred McGriff, L (1, 3) OBP: 0.357, SLG: 0.426		B C X 1-1 ① F9		F C B B S 2-3 ① K		F B X 1-1 ② ③ G3-6-3 1-2f		B C F S 1-3 ③ K		4	0	0	0	0	2	1
Ryan Klesko, L (1, 7) OBP: 0.322, SLG: 0.465 Andruw Jones, R (7, PR) (7, 9) OBP: 0.342, SLG: 0.428		B B F C F X 2-2 1B		C S C 0-3 ② K			T S B B B B 4-2 2B SH3-4 BB		X 0-0 ① F9	2 1	0 1	1 1	0 0	1 0	1 0	0 0
Javy Lopez, R (1, 2) OBP: 0.354, SLG: 0.543		F F B 1 SAFE X 1-2 ② P5		B B X 2-0 HR			F B S F 1 SAFE F 1 SAFE 1 SAFE F 2-2 B X SH3-4 1-3 2B		X 0-0 2B	4	1	3	1	0	0	1
Jeff Blauser, R (1, 6) OBP: 0.400, SLG: 0.504		B C C F S 1-3 ③ K		S X 0-1 ③ G1-3			F B F F B S 2-3 ① K2-3		S F D F S 1-3 ② K	4	0	0	0	0	3	5
Mark Lemke, S (1, 4) OBP: 0.306, SLG: 0.316 Tony Graffanino, R (8, 4) OBP: 0.355, SLG: 0.404			B C B F B F X 3-2 SH2-3 WP 2B		C B B C C 2-3 ① K		P B I I 4-0 SH3-4 IBB		B B S B X 3-1 ③ L8	2 1	1 0	1 0	0 0	1 0	1 0	0 1
Tom Glavine, L (1, 1) OBP: 0.339, SLG: 0.245 Chad Fox, R (8, 1) Alan Embree, L (8, 1) Mark Wohlers, R (9, 1)			L S S 0-3 ① K		C S B T 1-2 ② K		S L X 0-2 ② SH3-4 1-2 2-3 3-H			2 0 0 0	0 0 0 0	0 0 0 0	1 0 0 0	0 0 0 0	2 0 0 0	1 0 0 0
Inning Stats	R: 0 E: 0 K: 0 S: 4 H: 0 LOB: 0 BB: 0 P: 5	R: 0 E: 0 K: 1 S: 13 H: 1 LOB: 1 BB: 0 P: 18	R: 1 E: 0 K: 2 S: 13 H: 1 LOB: 1 BB: 0 P: 20	R: 1 E: 0 K: 2 S: 9 H: 1 LOB: 0 BB: 0 P: 13	R: 0 E: 0 K: 3 S: 9 H: 0 LOB: 0 BB: 0 P: 14	R: 0 E: 0 K: 0 S: 4 H: 1 LOB: 0 BB: 0 P: 5	R: 1 E: 0 K: 1 S: 18 H: 1 LOB: 3 BB: 2 P: 29	R: 0 E: 0 K: 1 S: 7 H: 0 LOB: 0 BB: 0 P: 11	R: 0 E: 0 K: 1 S: 8 H: 1 LOB: 1 BB: 0 P: 12	1B: 2 2B: 3 3B: 0 HR: 1	SF: 0 SAC: 2 DP: 1 HBP: 0						

PITCHER		IP	WLS	BF	H	R	ER	SO	BB	IBB	HBP	BLK	WP	HR	S	P	ERA	WHIP
Shane Reynolds, R ERA: 4.25	(1, 1)	7.0	L	28	5	3	3	9	1	1	0	0	1	1	70	104	3.86	0.857
Tom Martin, L ERA: 2.18	(8, 1)	1.0		3	0	0	0	1	0	0	0	0	0	0	7	11	0.00	0.000
Jose Lima, R ERA: 5.02	(9, 1)	1.0		4	1	0	0	1	0	0	0	0	0	0	8	12	0.00	1.000

PITCHER	IP	WLS	BF	H	R	ER	SO	BB	IBB	HBP	BLK	WP	HR	S	P	ERA	WHIP

TOP

Atlanta Braves @ Houston Astros

Astrodome, Houston, TX

Wed Aug 20 1997, 8:05 PM EDT

Att. 25,593 - Dome - 68 F

livebaseballscorecards.com

AB	31
R	3
H	6
RBI	2
BB	2
SO	11
LOB	13

1B: 2	SF: 0	WP: 1	PA: 35
2B: 3	SAC: 2	PB: 0	
3B: 0	DP: 1	SB: 0	
HR: 1	HBP: 0	CS: 0	

Atlanta Braves @ Houston Astros

Astrodome, Houston, TX

Wed Aug 20 1997, 8:05 PM EDT

Att. 25,593 - Dome - 68 F

BOTTOM

Batter	1	2	3	4	5	6	7	8	9	AB	R	H	RBI	BB	SO	LOB
Craig Biggio, R (1, 4) OBP: 0.404, SLG: 0.495	G6-3		L9			G6-4-3 BB		S 1B BB		2	1	0	0	2	0	0
Derek Bell, R (1, 9) OBP: 0.340, SLG: 0.423	G6-3			5 BB 1B		G6-4-3 1-2f		SAFE G5-4-3 1-H 1B		4	0	2	1	0	0	1
5 Jeff Bagwell, R (1, 3) OBP: 0.419, SLG: 0.581	L8			1-2 BB		BB		SAFE G5-4-3 1-2f		2	0	0	0	2	0	1
Luis Gonzalez, L (1, 7) OBP: 0.352, SLG: 0.380		P5		K		SAFE G4-3		P6		4	0	0	0	0	1	3
Ricky Gutierrez, R (1, 5) OBP: 0.330, SLG: 0.353 Bill Spiers, L (9, PH) OBP: 0.439, SLG: 0.472		BB		F9			K		G4-3 2B	2 1	0 0	0 1	0 0	1 0	1 0	2 0
Chuck Carr, S (1, 8) OBP: 0.323, SLG: 0.396		K		G5-3			BB 1B		K	4	0	1	0	0	2	4
Brad Ausmus, R (1, 2) OBP: 0.318, SLG: 0.364		K			L7		1-2 BB		G4-3 2-3	3	0	0	0	1	1	2
Tim Bogar, R (1, 6) OBP: 0.319, SLG: 0.388 Thomas Howard, S (9, PH) OBP: 0.320, SLG: 0.353			P3		K		K		G6-3	3 1	0 0	0 0	0 0	0 0	2 0	2 1
Shane Reynolds, R (1, 1) OBP: 0.116, SLG: 0.186 James Mouton, R (7, PH) OBP: 0.303, SLG: 0.358 Tom Martin, L (8, 1) Jose Lima, R (9, 1)			K		K		K			2 1 0 0	0 0 0 0	0 0 0 0	0 0 0 0	0 0 0 0	2 1 0 0	0 2 0 0
Inning Stats	R: 0 H: 0 E: 0 LOB: 0 K: 0 BB: 0 S: 5 P: 10	R: 0 H: 0 E: 0 LOB: 1 K: 2 BB: 1 S: 7 P: 14	R: 0 H: 0 E: 0 LOB: 0 K: 1 BB: 0 S: 8 P: 13	R: 0 H: 1 E: 0 LOB: 2 K: 1 BB: 1 S: 10 P: 18	R: 0 H: 0 E: 0 LOB: 0 K: 2 BB: 0 S: 12 P: 16	R: 0 H: 0 E: 0 LOB: 1 K: 0 BB: 2 S: 7 P: 18	R: 0 H: 1 E: 0 LOB: 2 K: 3 BB: 1 S: 12 P: 22	R: 1 H: 1 E: 0 LOB: 0 K: 0 BB: 1 S: 5 P: 12	R: 0 H: 1 E: 0 LOB: 1 K: 1 BB: 0 S: 9 P: 15	1B: 3 SF: 0 2B: 1 SAC: 0 3B: 0 DP: 2 HR: 0 HBP: 0						WP: 0 PA: 35 PB: 0 SB: 1 CS: 0	

livebaseballscorecards.com

AB	29
R	1
H	4
RBI	1
BB	6
SO	10
LOB	18

PITCHER		IP	WLS	BF	H	R	ER	SO	BB	IBB	HBP	BLK	WP	HR	S	P	ERA	WHIP
Tom Glavine, L ERA: 3.07	(1, 1)	7.0	W	27	2	0	0	9	5	0	0	0	0	0	61	111	0.00	1.000
Chad Fox, R ERA: 3.86	(8, 1)	0.2		3	1	1	1	0	1	0	0	0	0	0	4	10	13.50	3.000
Alan Embree, L ERA: 2.48	(8, 1)	0.1		1	0	0	0	0	0	0	0	0	0	0	1	2	0.00	0.000
Mark Wohlers, R ERA: 2.7	(9, 1)	1.0	S	4	1	0	0	1	0	0	0	0	0	0	9	15	0.00	1.000

PITCHER	IP	WLS	BF	H	R	ER	SO	BB	IBB	HBP	BLK	WP	HR	S	P	ERA	WHIP

Batter	1	2	3	4	5	6	7	8	9	AB	R	H	RBI	BB	SO	LOB
Walt Weiss, S (1, 6) OBP: 0.360, SLG: 0.376 Steve Reed, R (7, 1) Harvey Pulliam, R (9, PH) OBP: 0.340, SLG: 0.426	BBCX 2-1 BB 1B		CCS 0-3 ② K		CFBX 1-2 ① G5-3		BBSFBB 4-2 FC5-4 BB		FSFBFBC 2-3 ② K	3	0	1	0	1	1	0
										0	0	0	0	0	0	0
										1	0	0	0	0	1	1
Ellis Burks, R (1, 8) OBP: 0.343, SLG: 0.560	DF 1 SAFE BF 1 SAFE X 2-2 ① F7		BSCBX 2-2 ③ G6-3		BCBSX 2-2 HR		CFX 0-2 ② FC5-4 1B 1-2f 2-3		BCSX 1-2 ③ G5-3	5	1	1	1	0	0	4
Larry Walker, L (1, 9) OBP: 0.462, SLG: 0.707	X 0-0 ② F7			CFX 0-2 E1 HBP 1B 1B	FBBFC 2-3 ② K		CBX 1-1 1-2 3-H 1B			4	1	2	1	0	1	1
Andres Galarraga, R (1, 3) OBP: 0.392, SLG: 0.569	BS 1 SAFE 1 BBB 4-1 1-2 BB			H 1-0 1B E 1-2 SF9 HBP	BX 1-0 ③ F7		FSBX 1-2 ③ G1-3			2	1	0	0	1	0	2
Dante Bichette, R (1, 7) OBP: 0.340, SLG: 0.489	BFX 1-1 ③ F8			BBX 2-0 ① P2		X 0-0 ① G6-3		CSX 0-2 ① F9		4	0	0	0	0	0	4
Vinny Castilla, R (1, 5) OBP: 0.351, SLG: 0.549		BSBBB 4-1 G6-4-3 BB		FBBX 2-1 E6 1B 1-2 2-3		SSBX 1-2 L1-6 2B		SX 0-1 ② G6-3		3	0	1	0	1	0	2
Kirt Manwaring, R (1, 2) OBP: 0.314, SLG: 0.301		BBFX 2-1 ①② G6-4-3 1-2f		BFFBX 2-2 1B 1-2 2-3 3-H		BBBCX 3-1 ②③ L1-6 2-2		CFBX 1-2 ③ G1-3		4	0	1	1	0	0	2
Neifi Perez, S (1, 4) OBP: 0.349, SLG: 0.491 (7, 6)		CSFBX 1-2 ③ G3-1		BX 1-0 ② SF9 3-H			BCFBX 2-2 ① G5-3		CBFS 1-3 ① K2-3	3	0	0	1	0	1	0
Roger Bailey, R (1, 1) OBP: 0.250, SLG: 0.250 Darren Holmes, R (2, 1) OBP: 0.158, SLG: 0.316 17 Todd Helton, L (4, PH) OBP: 0.386, SLG: 0.487 Curt Leskanic, R (4, 1) Jason Bates, S (7, PH) OBP: 0.333, SLG: 0.429 (7, 4)			X 0-0 ① G6-3	CCC 0-3 ③ K			X 0-0 FC5-4 1B 2B		BFSBBX 3-2 2B	0	0	0	0	0	0	0
										1	0	0	0	0	0	0
										1	0	0	0	0	0	0
										0	0	0	0	0	0	0
										2	1	2	0	0	0	0
Inning Stats	R: 0 E: 0 K: 0 S: 9 H: 1 LOB: 2 BB: 1 P: 18	R: 0 E: 0 K: 0 S: 7 H: 0 LOB: 0 BB: 1 P: 14	R: 0 E: 0 K: 1 S: 7 H: 0 LOB: 0 BB: 0 P: 9	R: 2 E: 1 K: 1 S: 13 H: 2 LOB: 2 BB: 0 P: 21	R: 1 E: 0 K: 1 S: 10 H: 1 LOB: 0 BB: 0 P: 16	R: 0 E: 0 K: 0 S: 6 H: 1 LOB: 0 BB: 0 P: 10	R: 1 E: 0 K: 0 S: 14 H: 2 LOB: 2 BB: 1 P: 22	R: 0 E: 0 K: 0 S: 9 H: 0 LOB: 0 BB: 0 P: 10	R: 0 E: 0 K: 2 S: 14 H: 1 LOB: 1 BB: 0 P: 21	1B: 4 2B: 4 3B: 0 HR: 1	SF: 1 SAC: 0 DP: 2 HBP: 1					

TOP

Colorado Rockies @ Houston Astros

Astrodome, Houston, TX

Thu Aug 21 1997, 8:05 PM EDT

Att. 22,962 - Dome - 68 F

livebaseballscorecards.com

AB	33
R	4
H	8
RBI	4
BB	3
SO	5
LOB	18

PITCHER		IP	WLS	BF	H	R	ER	SO	BB	IBB	HBP	BLK	WP	HR	S	P	ERA	WHIP
Chris Holt, R ERA: 3.62	(1, 1)	6.0	W	25	5	3	1	3	2	0	1	0	0	1	52	88	1.50	1.167
Tom Martin, L ERA: 2.35	(7, 1)	0.2		5	2	1	1	0	1	0	0	0	0	0	11	18	13.50	4.500
John Hudek, R ERA: 6.52	(7, 1)	1.1		4	0	0	0	0	0	0	0	0	0	0	12	14	0.00	0.000
Billy Wagner, L ERA: 2.43	(9, 1)	1.0		4	1	0	0	2	0	0	0	0	0	0	14	21	0.00	1.000

PITCHER	IP	WLS	BF	H	R	ER	SO	BB	IBB	HBP	BLK	WP	HR	S	P	ERA	WHIP

BOTTOM

Colorado Rockies @ Houston Astros

Astrodome, Houston, TX

Thu Aug 21 1997, 8:05 PM EDT

Att. 22,962 - Dome - 68 F

livebaseballscorecards.com

Batter	1	2	3	4	5	6	7	8	9	AB	R	H	RBI	BB	SO	LOB
Craig Biggio, R (1, 4) OBP: 0.404, SLG: 0.500	2-1 5 CS G5-3 1B	2-1 F8 ①	1-0 G5-3 ①	2-1 1-H HR		F B X 1-1 F9 ③				5	1	2	2	0	0	2
Ricky Gutierrez, R (8, 4) OBP: 0.330, SLG: 0.353										0	0	0	0	0	0	0
Derek Bell, R (1, 9) OBP: 0.341, SLG: 0.423	B C 1 B B X SAFE 3-1 G5-3 ① 1-2	X 0-0 5 2B 2B 1B 1-2	X 0-0 5 BB 1B	C B X 1-1 G4-3 ③			X 0-0 F7 ①			5	1	2	0	0	0	1
5 Jeff Bagwell, R (1, 3) OBP: 0.421, SLG: 0.589	2 B B X SAFE 2-0 ② 2-3 HR	B B B X 3-0 2B 1-3 2-H 2B	S B B D B 4-1 1-2 BB		F B B X 2-1 F7 ①		C C B B B F C 3-3 K ②			4	2	2	2	1	1	0
Sean Berry, R (1, 5) OBP: 0.301, SLG: 0.405	C B B F B F B 4-2 BB 1B BB	X 0-0 1B 2-H 3-H 2B	C S C 0-3 K ②		B S B S B F F C 3-3 K ②		B B C F F C 2-3 K ③			4	2	1	2	1	3	2
Thomas Howard, S (1, 7) OBP: 0.322, SLG: 0.348	C B 1 B D B SAFE 4-1 1B 1-2 BB	B F B B F B 4-2 1B 1B BB	F B C B X 3-2 F7 ③		B X 1-0 G4-3 ③			S S C 0-3 K ①		3	0	0	0	2	1	2
Chuck Carr, S (1, 8) OBP: 0.325, SLG: 0.396	S B X 1-1 BB 1-3 2-H 1B	S X 0-1 1B 1-2 2-H 1B		B X 1-0 G4-3 ①		F B B B S F F X 3-2 F8 ①		X 0-0 P5 ②		5	0	2	2	0	0	0
Brad Ausmus, R (1, 2) OBP: 0.322, SLG: 0.365	1 SAFE B B B B B 4-0 1-2 BB	F X 0-1 1-2 2-3 1B		B B X 2-0 G1-3 1B 1B		C S B B B B C 3-3 K ②		X 0-0 G6-3 ③		4	1	2	0	1	1	0
Tim Bogar, R (1, 6) OBP: 0.318, SLG: 0.390	B B F F B F X 3-2 G6-3 ③	C F F B F B F S 2-3 K ②		B 1 SAFE F C 1 SAFE F X 1-2 G1-3 ② 1-2		F B B X 2-1 1B 2B				4	1	1	0	0	1	7
Chris Holt, R (1, 1) OBP: 0.111, SLG: 0.094		X 0-0 5 2B 1B 1B		X 0-0 HR 2-H 1B		X 0-0 2-H 1B				3	2	2	1	0	1	3
Tony Eusebio, R (6, PH) OBP: 0.348, SLG: 0.281										1	0	1	1	0	0	0
Tom Martin, L (7, 1)										0	0	0	0	0	0	0
John Hudek, S (7, 1)										0	0	0	0	0	0	0
Billy Wagner, L (9, 1)										0	0	0	0	0	0	0
Inning Stats	R: 2 E: 0 K: 0 S: 15 H: 3 LOB: 3 BB: 3 P: 38	R: 4 E: 0 K: 2 S: 21 H: 6 LOB: 3 BB: 1 P: 33	R: 0 E: 0 K: 1 S: 9 H: 1 LOB: 2 BB: 1 P: 17	R: 3 E: 0 K: 0 S: 11 H: 3 LOB: 0 BB: 0 P: 18	R: 0 E: 0 K: 1 S: 8 H: 0 LOB: 0 BB: 0 P: 14	R: 1 E: 0 K: 1 S: 13 H: 2 LOB: 1 BB: 0 P: 22	R: 0 E: 0 K: 2 S: 9 H: 0 LOB: 0 BB: 0 P: 14	R: 0 E: 0 K: 1 S: 5 H: 0 LOB: 0 BB: 0 P: 5		1B: 10 2B: 3 3B: 0 HR: 2	SF: 0 SAC: 0 DP: 0 HBP: 0					

	AB	38
	R	10
	H	15
	RBI	10
	BB	5
	SO	8
	LOB	17

WP: 0 PB: 0 SB: 0 CS: 1 PA: 43

PITCHER		IP	WLS	BF	H	R	ER	SO	BB	IBB	HBP	BLK	WP	HR	S	P	ERA	WHIP
Roger Bailey, R ERA: 4.4	(1, 1)	1.1	L	13	7	6	6	0	3	0	0	0	0	1	21	49	40.50	7.500
Darren Holmes, R ERA: 5.11	(2, 1)	1.2		10	3	0	0	3	2	0	0	0	0	0	24	39	0.00	3.000
Curt Leskanic, R ERA: 7.06	(4, 1)	3.0		14	5	4	4	2	0	0	0	0	0	1	32	54	12.00	1.667
Steve Reed, R ERA: 4.62	(7, 1)	2.0		6	0	0	0	3	0	0	0	0	0	0	14	19	0.00	0.000

PITCHER		IP	WLS	BF	H	R	ER	SO	BB	IBB	HBP	BLK	WP	HR	S	P	ERA	WHIP

Batter	1	2	3	4	5	6	7	8	9	AB	R	H	RBI	BB	SO	LOB
Walt Weiss, S (1, 6) OBP: 0.361, SLG: 0.376	B F X 1-1 ① G4-3		C C B B B X 3-2 G4-6-3 1B		B B C B C X 3-2 ① F8			B B C B B 4-1 BB		3	0	1	0	1	0	0
17 Todd Helton, L (1, 7) OBP: 0.375, SLG: 0.465	F B C X 1-2 BB 1B		C B B F X 2-2 ① F7		C B C X 1-2 ② G5-3			B C C X 1-2 ① L6		4	0	1	0	0	0	2
Larry Walker, L (1, 9) OBP: 0.461, SLG: 0.704 Dante Bichette, R (6, 9) OBP: 0.340, SLG: 0.488	B B B C F B 4-2 1-2 BB		C X 0-1 ②③ G4-6-3 1-2f		B B F F F S 2-3 ③ K			B C F F F B S 2-3 ② K		2 1	0 0	0 0	0 0	1 0	1 1	1 1
Andres Galarraga, R (1, 3) OBP: 0.393, SLG: 0.575	S C B F C 1-3 ② K			C C B F F B X 2-2 HR		X 0-0 G6-4-3 1B		C X 0-1 ③ G5-3		4	1	2	1	0	1	3
Ellis Burks, R (1, 8) OBP: 0.342, SLG: 0.556	C X 0-1 ③ P7			C X 0-1 1B 1B		C X 0-1 ①② G6-4-3 1-2f			S C S 0-3 ① K	4	0	1	0	0	1	3
Vinny Castilla, R (1, 5) OBP: 0.351, SLG: 0.547 Mike Munoz, L (8, 1) Harvey Pulliam, R (9, PH) OBP: 0.333, SLG: 0.417		B B X 2-0 ① F9		B F B X 2-1 1-2 1B		F C X 0-2 ③ F9			C F S 0-3 ② K	3 0 1	0 0 0	1 0 0	0 0 0	0 0 0	0 0 1	0 0 0
Jeff Reed, L (1, 2) OBP: 0.389, SLG: 0.495		B B F S B F F X 3-2 1B		B F C X 1-2 ① F9			B X 1-0 ① F7		C C S 0-3 ③ K	4	0	1	0	0	1	2
Neifi Perez, S (1, 4) OBP: 0.344, SLG: 0.483		X 0-0 ② F9		B B X 2-0 ② F8			B C B C S 2-3 ② K2-3			3	0	0	0	0	1	3
John Thomson, R (1, 1) OBP: 0.263, SLG: 0.222 Mike DeJean, R (6, 1) OBP: 0.500, SLG: 1.000 Jason Bates, S (6, 5) OBP: 0.330, SLG: 0.424		S C S 0-3 ③ K		B B C S C 2-3 ③ K			C S B F C 1-3 ③ K			2 0 1	0 0 0	0 0 0	0 0 0	0 0 0	2 0 1	3 0 0
Inning Stats	R: 0 H: 1 E: 0 LOB: 2 K: 1 BB: 1 S: 13 P: 20	R: 0 H: 1 E: 0 LOB: 1 K: 1 BB: 0 S: 10 P: 15	R: 0 H: 1 E: 0 LOB: 0 K: 0 BB: 0 S: 8 P: 13	R: 1 H: 3 E: 0 LOB: 2 K: 1 BB: 0 S: 16 P: 25	R: 0 H: 0 E: 0 LOB: 0 K: 1 BB: 0 S: 9 P: 15	R: 0 H: 1 E: 0 LOB: 0 K: 0 BB: 0 S: 6 P: 6	R: 0 H: 0 E: 0 LOB: 0 K: 2 BB: 0 S: 8 P: 12	R: 0 H: 0 E: 0 LOB: 1 K: 1 BB: 1 S: 12 P: 19	R: 0 H: 0 E: 0 LOB: 0 K: 3 BB: 0 S: 9 P: 9	1B: 6 SF: 0 2B: 0 SAC: 0 3B: 0 DP: 2 HR: 1 HBP: 0					WP: 0 PA: 34 PB: 0 SB: 0 CS: 0	

PITCHER		IP	WLS	BF	H	R	ER	SO	BB	IBB	HBP	BLK	WP	HR	S	P	ERA	WHIP
Darryl Kile, R ERA: 2.28	(1, 1)	7.0	W	27	7	1	1	6	1	0	0	0	0	1	70	106	1.29	1.143
Mike Magnante, L ERA: 2.06	(8, 1)	2.0		7	0	0	0	4	1	0	0	0	0	0	21	28	0.00	0.500

PITCHER	IP	WLS	BF	H	R	ER	SO	BB	IBB	HBP	BLK	WP	HR	S	P	ERA	WHIP

TOP

Colorado Rockies @ Houston Astros

Astrodome, Houston, TX

Fri Aug 22 1997, 8:05 PM EDT
Att. 33,061 - Dome - 68 F

livebaseballscorecards.com

AB	32
R	1
H	7
RBI	1
BB	2
SO	10
LOB	18

Colorado Rockies @ Houston Astros

Astrodome, Houston, TX

Fri Aug 22 1997, 8:05 PM EDT

Att. 33,061 - Dome - 68 F

BOTTOM

Batter	1	2	3	4	5	6	7	8	9	AB	R	H	RBI	BB	SO	LOB
Craig Biggio, R (1, 4) OBP: 0.404, SLG: 0.501	B M F F C 1-3 ① K		B X 1-0 3B 1B		B F X 1-1 ② FC4-6 1-2f 2B	C S B X 1-2 1-3 2B 2B		C B B C B X 3-2 ① G5-3		5	3	2	0	0	1	1
Derek Bell, R (1, 9) OBP: 0.345, SLG: 0.438 Bill Spiers, L (8, 3) OBP: 0.441, SLG: 0.472	B F B B X 3-1 ② F8		F 1 SAFE B X 1-1 1-H 3B		1 SAFE X 0-0 1-H 5 WP 2B	F X 0-1 2-H 3-H 2B		B B B B 4-0 G5-3 BB		4 0	1 0	3 0	4 0	0 1	0 0	0 0
5 Jeff Bagwell, R (1, 3) OBP: 0.422, SLG: 0.586 Mike Magnante, L (8, 1) OBP: 0.000, SLG: 0.000	C B F B X 2-2 ③ P5		D B B S X 3-1 ③ F9		F B B B B 4-1 CS 3-H BB	B B B B 4-0 BB		X 0-0 ② G5-3 1-2		2 1	0 0	0 0	0 0	2 0	0 0	1 1
Luis Gonzalez, L (1, 7) OBP: 0.350, SLG: 0.378		X 0-0 ① G6-3		B X 1-0 ① G4-3	1 SAFE C P 1 SAFE C 1-2 ③ CS 1-2	C K 0-2 1B E 1B F7		B X 1-0 ③ G6-3		5	1	1	0	0	0	3
Sean Berry, R (1, 5) OBP: 0.305, SLG: 0.412 Ricky Gutierrez, R (6, PR) OBP: 0.328, SLG: 0.351 (7, 5)	C S B B B F X 3-2 ② G1-3	C X 0-1 G4-3 2B				X 0-1 1-2 E 3B 1B F9				3 1	0 1	2 1	0 0	0 0	0 0	0 2
Chuck Carr, S (1, 8) OBP: 0.324, SLG: 0.389	B S S B F B B B 4-2 BB	B B X 2-0 ② G4-3 2-3				L B X 1-1 E3 1-2 2-H 3B	X 0-0 ① G4-3			3	1	0	0	1	0	2
Tony Eusebio, R (1, 2) OBP: 0.346, SLG: 0.281	1 SAFE 1 SAFE P C B 1 SAFE B F C 3-3 ③ K		F C B X 1-2 ③ G6-3			B F F B S 2-3 ① K	B F F B B X 3-2 1B			4	0	1	0	0	2	4
Tim Bogar, R (1, 6) OBP: 0.317, SLG: 0.396		X 0-0 ① L8			F F C 0-3 ① K	B B F X 2-1 1-H 2-H 1B 3B	C C S 0-3 ② K			4	1	1	2	0	2	1
Darryl Kile, R (1, 1) OBP: 0.173, SLG: 0.145 James Mouton, R (7, PH) OBP: 0.302, SLG: 0.356 (8, 9)		B C C C 1-3 ② K			B X 1-0 FC4-6 1B	B B X 2-0 2B 2B 3-H 1B	B S C X 1-2 ③ F8			3 1	1 0	2 0	1 0	0 0	1 0	0 1
Inning Stats	R: 0 H: 0 E: 0 LOB: 0 K: 1 BB: 0 S: 9 P: 15	R: 0 H: 0 E: 0 LOB: 1 K: 1 BB: 1 S: 12 P: 21	R: 1 H: 2 E: 0 LOB: 1 K: 1 BB: 0 S: 9 P: 15	R: 0 H: 1 E: 0 LOB: 1 K: 0 BB: 0 S: 7 P: 11	R: 2 H: 2 E: 0 LOB: 0 K: 1 BB: 1 S: 11 P: 17	R: 6 H: 6 E: 1 LOB: 2 K: 1 BB: 1 S: 21 P: 33	R: 0 H: 1 E: 0 LOB: 1 K: 1 BB: 0 S: 10 P: 14	R: 0 H: 0 E: 0 LOB: 1 K: 0 BB: 1 S: 5 P: 13		1B: 6 SF: 0 2B: 4 SAC: 0 3B: 2 DP: 0 HR: 0 HBP: 0						

livebaseballscorecards.com

AB	36
R	9
H	12
RBI	7
BB	4
SO	6
LOB	16

WP: 1 PA: 41
PB: 0
SB: 0
CS: 1

PITCHER		IP	WLS	BF	H	R	ER	SO	BB	IBB	HBP	BLK	WP	HR	S	P	ERA	WHIP
John Thomson, R ERA: 4.56	(1, 1)	5.0	L	24	7	6	6	4	2	0	0	0	1	0	55	87	10.80	1.800
Mike DeJean, R ERA: 4.53	(6, 1)	2.0		12	5	3	2	2	1	0	0	0	0	0	24	39	9.00	3.000
Mike Munoz, L ERA: 5.3	(8, 1)	1.0		4	0	0	0	0	1	0	0	0	0	0	5	13	0.00	1.000

PITCHER	IP	WLS	BF	H	R	ER	SO	BB	IBB	HBP	BLK	WP	HR	S	P	ERA	WHIP

Batter	1	2	3	4	5	6	7	8	9	AB	R	H	RBI	BB	SO	LOB
Quinton McCracken, S (1, 8) OBP: 0.365, SLG: 0.353	SSS 0-3 ① K		x 0-0 2B 1B		SSS 0-3 ② K		x 0-0 BB 2B 1B	x 0-0 F8 ③		5	1	2	0	0	2	3
Neifi Perez, S (1, 6) OBP: 0.350, SLG: 0.486	SSS 0-3 ② K		x 0-0 ③ 1-H 2B		SSS 0-3 ③ K		BBBB 4-0 2B 1-2 BB		BBBB 4-0 G5-4-3 WP HR BB	3	1	1	0	2	2	1
Dante Bichette, R (1, 9) OBP: 0.344, SLG: 0.491 Jerry Dipoto, R (9, 1) OBP: 0.125, SLG: 0.125	BBBB 4-0 BB			x 0-0 17 S 1B		x 0-0 ① F7	x 0-0 1-3 2-H 2B		BBBB 4-0 G5-4-3 1-2 BB	3 0	0 0	2 0	1 0	2 0	0 0	0 0
Andres Galarraga, R (1, 3) OBP: 0.391, SLG: 0.577	SSS 0-3 ③ K			SSS 0-3 ① K		x 0-0 HR	SSS 0-3 ② K		x 0-0 ①② G5-4-3 1-2f 2-3	5	1	1	1	0	3	6
17 Todd Helton, L (1, 7) OBP: 0.365, SLG: 0.435 Steve Reed, R (7, 1) Larry Walker, L (9, PH) OBP: 0.462, SLG: 0.704 (9, 9)		BBBB 4-0 G6-4-3 BB		SSS 0-3 ② K 1-2		SSS 0-3 ② K	x 0-0 ③ G1		BBBB 4-0 HR BB	3 0 0	0 0 1	0 0 0	0 0 0	1 0 1	2 0 0	3 0 0
Vinny Castilla, R (1, 5) OBP: 0.353, SLG: 0.554		x 0-0 ①② G6-4-3 1-2f		SSS 0-3 ③ K		x 0-0 FC5 1B 1B		x 0-0 B2-6 1B 1B	x 0-0 1-H 3-H HR	5	1	3	3	0	1	2
Jason Bates, S (1, 4) OBP: 0.343, SLG: 0.464		x 0-0 ③ F5		x 0-0 HR	x 0-0 1-2 1B		x 0-0 1-2 1B	x 0-0 1-2 1B	x 0-0 ③ P3	5	1	3	1	0	0	0
Kirt Manwaring, R (1, 2) OBP: 0.313, SLG: 0.301			x 0-0 ① G3	x 0-0 SH3-4 1B		x 0-0 ③ FC5 2-3f		x 0-0 ①② B2-6 2-3f		4	0	1	0	0	0	4
Pedro Astacio, R (1, 1) OBP: 0.140, SLG: 0.163 Ellis Burks, R (7, 7) OBP: 0.344, SLG: 0.557			x 0-0 ② G6-3	x 0-0 ① SH3-4 1-2			SSS 0-3 ① K	x 0-0 1-2 1B		2 1	0 0	0 1	0 0	0 0	1 0	0 0
Inning Stats	R: 0 E: 0 K: 3 S: 9 H: 0 LOB: 1 BB: 1 P: 13	R: 0 E: 0 K: 0 S: 2 H: 0 LOB: 0 BB: 1 P: 6	R: 0 E: 0 K: 0 S: 4 H: 2 LOB: 2 BB: 0 P: 4	R: 0 E: 0 K: 3 S: 10 H: 1 LOB: 1 BB: 0 P: 10	R: 1 E: 0 K: 2 S: 9 H: 2 LOB: 1 BB: 0 P: 9	R: 1 E: 0 K: 1 S: 8 H: 3 LOB: 2 BB: 0 P: 8	R: 1 E: 0 K: 2 S: 9 H: 2 LOB: 2 BB: 1 P: 13	R: 0 E: 0 K: 0 S: 5 H: 3 LOB: 2 BB: 0 P: 5	R: 3 E: 0 K: 0 S: 3 H: 1 LOB: 0 BB: 3 P: 15	1B: 9 2B: 3 3B: 0 HR: 3 SF: 0 SAC: 1 DP: 3 HBP: 0						

PITCHER		IP	WLS	BF	H	R	ER	SO	BB	IBB	HBP	BLK	WP	HR	S	P	ERA	WHIP
Ramon Garcia, R ERA: 4.14	(1, 1)	6.0		26	8	2	2	9	2	0	0	0	0	2	42	50	3.00	1.667
Tom Martin, L ERA: 2.53	(7, 1)	0.1		3	1	1	1	1	1	0	0	0	0	0	4	8	27.00	6.000
Russ Springer, R ERA: 4.37	(7, 1)	1.2		8	4	0	0	1	0	0	0	0	0	0	10	10	0.00	2.400
John Hudek, R ERA: 6.67	(9, 1)	0.2	L	3	0	1	1	0	2	0	0	0	1	0	1	9	13.50	3.000
Billy Wagner, L ERA: 2.73	(9, 1)	0.1		3	1	2	2	0	1	0	0	0	0	1	2	6	54.00	6.000

PITCHER	IP	WLS	BF	H	R	ER	SO	BB	IBB	HBP	BLK	WP	HR	S	P	ERA	WHIP

TOP

Colorado Rockies @ Houston Astros

Astrodome, Houston, TX

Sat Aug 23 1997, 4:33 AM EDT

Att. 32,374 - Dome

livebaseballscorecards.com

AB	36
R	6
H	14
RBI	6
BB	6
SO	11
LOB	19

WP: 1 PA: 43
PB: 0
SB: 1
CS: 0

Batter	1	2	3	4	5	6	7	8	9	AB	R	H	RBI	BB	SO	LOB
Craig Biggio, R (1, 4) OBP: 0.404, SLG: 0.498	HBP		G5-3		K		BB		F3	3	2	0	0	1	1	0
Derek Bell, R (1, 9) OBP: 0.350, SLG: 0.445	1B		2B		1B		1B		K	5	0	4	0	0	1	0
5 Jeff Bagwell, R (1, 3) OBP: 0.419, SLG: 0.581	K		L6		K		G4-3			4	0	0	0	0	2	5
Luis Gonzalez, L (1, 7) OBP: 0.350, SLG: 0.376	SF9		K			G4-3	BB			2	0	0	1	1	1	1
Ricky Gutierrez, R (1, 5) OBP: 0.332, SLG: 0.360 (9, 6)	K			FC4-6		1B	CS	K		4	1	2	0	0	2	1
Chuck Carr, S (1, 8) OBP: 0.318, SLG: 0.381		G1-3		FC4-6		K		F7		4	0	0	0	0	1	2
Brad Ausmus, R (1, 2) OBP: 0.329, SLG: 0.375		2B		1B		HBP		1B		4	0	4	1	0	0	0
Tim Bogar, R (1, 6) OBP: 0.316, SLG: 0.391		G6-3		F9		HBP		P6		3	0	0	0	0	0	3
John Hudek, S (9, 1)										0	0	0	0	0	0	0
Billy Wagner, L (9, 1)										0	0	0	0	0	0	0
Ramon Garcia, R (1, 1) OBP: 0.071, SLG: 0.077		G6-3			K	K			G4-3	2	0	0	0	0	1	1
Thomas Howard, S (6, PH) OBP: 0.320, SLG: 0.346										1	0	0	0	0	1	2
Tom Martin, L (7, 1)										0	0	0	0	0	0	0
Russ Springer, R (7, 1)										0	0	0	0	0	0	0
Bill Spiers, L (9, 5) OBP: 0.439, SLG: 0.470										1	0	0	0	0	0	0
Inning Stats	R: 1 E: 0 K: 2 S: 8 H: 1 LOB: 1 BB: 0 P: 9	R: 0 E: 0 K: 0 S: 4 H: 1 LOB: 1 BB: 0 P: 4	R: 0 E: 0 K: 1 S: 6 H: 1 LOB: 1 BB: 0 P: 6	R: 0 E: 0 K: 0 S: 4 H: 2 LOB: 1 BB: 0 P: 4	R: 0 E: 0 K: 3 S: 10 H: 1 LOB: 1 BB: 0 P: 10	R: 1 E: 0 K: 2 S: 9 H: 2 LOB: 2 BB: 0 P: 10	R: 1 E: 0 K: 0 S: 2 H: 1 LOB: 0 BB: 2 P: 10	R: 0 E: 0 K: 1 S: 6 H: 1 LOB: 1 BB: 0 P: 6	R: 0 E: 0 K: 1 S: 5 H: 0 LOB: 0 BB: 0 P: 5	1B: 7 2B: 3 3B: 0 HR: 0 SF: 1 SAC: 0 DP: 1 HBP: 2						

PITCHER		IP	WLS	BF	H	R	ER	SO	BB	IBB	HBP	BLK	WP	HR	S	P	ERA	WHIP
Pedro Astacio, R ERA: 4.1	(1, 1)	6.2		31	9	3	3	8	2	0	2	0	0	0	43	53	4.05	1.650
Steve Reed, R ERA: 4.5	(7, 1)	1.1	W	4	1	0	0	1	0	0	0	0	0	0	6	6	0.00	0.750
Jerry Dipoto, R ERA: 4.5	(9, 1)	1.0	S	3	0	0	0	1	0	0	0	0	0	0	5	5	0.00	0.000

PITCHER	IP	WLS	BF	H	R	ER	SO	BB	IBB	HBP	BLK	WP	HR	S	P	ERA	WHIP

BOTTOM

Colorado Rockies @ Houston Astros

Astrodome, Houston, TX

Sat Aug 23 1997, 4:33 AM EDT

Att. 32,374 - Dome

livebaseballscorecards.com

AB	33
R	3
H	10
RBI	2
BB	2
SO	10
LOB	15

WP: 0 PB: 0 SB: 4 CS: 2 PA: 39

Batter	1	2	3	4	5	6	7	8	9	AB	R	H	RBI	BB	SO	LOB
Walt Weiss, S (1, 6) OBP: 0.360, SLG: 0.372	C S F B B F S 2-3 ① K		B C B F B B B 4-2 G6-4-3 BB			B B C B C X 3-2 ① G5-3		X 0-0 ② L8		3	0	0	0	1	1	1
Ellis Burks, R (1, 8) OBP: 0.343, SLG: 0.552	B S B B B S B 4-2 WP BB		F B B B F X 2-2 ② ③ G6-4-3 1-2f			F X 0-1 ② F7		C B D B X 3-1 ③ G6-3		3	0	0	0	1	0	2
Dante Bichette, R (1, 7) OBP: 0.344, SLG: 0.496	B S 1 SAFE X 1-1 ② P4			C F F S 0-3 ① K		X 0-0 HR			X 0-0 ① B1-3	4	1	1	1	0	1	1
Andres Galarraga, R (1, 3) OBP: 0.390, SLG: 0.574	B F B B B 4-1 1-2 BB			S B X 1-1 ② G1-3		S B X 1-1 ③ G6-3			B B X 2-0 ② G3-1	3	0	0	0	1	0	0
Vinny Castilla, R (1, 5) OBP: 0.353, SLG: 0.552	C C S 0-3 ③ K			B S T F S 1-3 ③ K			S S X 0-2 G6-4-3 1B		X 0-0 ③ P4	4	0	1	0	0	2	2
Harvey Pulliam, R (1, 9) OBP: 0.315, SLG: 0.392		B F B F X 2-2 ① G6-3			S B S 1-3 ① K		B S F B D S 3-3 ① K			3	0	0	0	0	2	1
Kirt Manwaring, R (1, 2) OBP: 0.314, SLG: 0.301		C B C X 1-2 G6-4-3 1B			X 0-0 ② G6-3		B X 1-0 ② ③ G6-4-3 1-2f			3	0	1	0	0	0	1
Neifi Perez, S (1, 4) OBP: 0.350, SLG: 0.484		S X 0-1 ② ③ G6-4-3 1-2f			B S X 1-1 1B			B C B C X 2-2 ① P3		3	0	1	0	0	0	1
Jamey Wright, R (1, 1) OBP: 0.175, SLG: 0.108 Curt Leskanic, R (6, 1) Jason Bates, S (8, PH) OBP: 0.349, SLG: 0.464 Mike DeJean, R (8, 1) OBP: 0.500, SLG: 1.000			B X 1-0 ① G1-3		S S F 1 F S 0-3 ③ SAFE K			B B B C B 4-1 BB		2 0 0 0	0 0 0 0	0 0 0 0	0 0 1 0	0 0 0 0	1 0 0 0	1 0 0 0
Inning Stats	R: 0 H: 0 E: 0 LOB: 2 K: 2 BB: 2 S: 14 P: 25	R: 0 H: 1 E: 0 LOB: 0 K: 0 BB: 0 S: 8 P: 11	R: 0 H: 0 E: 0 LOB: 0 K: 0 BB: 1 S: 6 P: 13	R: 0 H: 0 E: 0 LOB: 0 K: 2 BB: 0 S: 10 P: 12	R: 0 H: 1 E: 0 LOB: 1 K: 2 BB: 0 S: 11 P: 13	R: 1 H: 1 E: 0 LOB: 0 K: 0 BB: 0 S: 8 P: 12	R: 0 H: 1 E: 0 LOB: 0 K: 1 BB: 0 S: 7 P: 11	R: 0 H: 0 E: 0 LOB: 1 K: 0 BB: 1 S: 7 P: 16	R: 0 H: 0 E: 0 LOB: 0 K: 0 BB: 0 S: 3 P: 5	1B: 3 SF: 0 2B: 0 SAC: 0 3B: 0 DP: 3 HR: 1 HBP: 0						WP: 1 PA: 32 PB: 0 SB: 0 CS: 0

PITCHER	IP	WLS	BF	H	R	ER	SO	BB	IBB	HBP	BLK	WP	HR	S	P	ERA	WHIP
Mike Hampton, L (1, 1) ERA: 3.85	9.0	W	32	4	1	1	7	4	0	0	0	1	1	74	118	1.00	0.889

PITCHER	IP	WLS	BF	H	R	ER	SO	BB	IBB	HBP	BLK	WP	HR	S	P	ERA	WHIP

TOP

Colorado Rockies @ Houston Astros

Astrodome, Houston, TX

Sun Aug 24 1997, 4:33 AM EDT

Att. 28,918 - Dome - 68 F

livebaseballscorecards.com

AB	28
R	1
H	4
RBI	1
BB	4
SO	7
LOB	10

Colorado Rockies @ Houston Astros

Astrodome, Houston, TX

Sun Aug 24 1997, 4:33 AM EDT

Att. 28,918 - Dome - 68 F

livebaseballscorecards.com

BOTTOM

Batter	1	2	3	4	5	6	7	8	9	AB	R	H	RBI	BB	SO	LOB
Craig Biggio, R (1, 4) OBP: 0.405, SLG: 0.497	X 0-0 ① G6-3		H 1-0 5 G6-4-3 BB 1-2 2-3 HBP		B C F B X 2-2 BB 5 S 1B		C S T 0-2 ② K			3	0	1	0	0	1	0
Derek Bell, R (1, 9) OBP: 0.352, SLG: 0.453	B B X 2-0 HR		B F D B B 4-1 5 G6-4-3 1-2 2-3 3-H BB		1 SAFE 1 SAFE C 1 SAFE S X 0-2 ① F7		C C C 0-3 ③ K			3	1	1	2	1	1	1
5 Jeff Bagwell, R (1, 3) OBP: 0.418, SLG: 0.578	B B F B X 3-1 ② F7		D B X 2-0 ① ② G6-4-3 1-2f 2-3 3-H		1 SAFE B C B B B 4-1 BB 1-2 BB			B X 1-0 ① G5-3		3	0	0	0	1	0	2
Luis Gonzalez, L (1, 7) OBP: 0.351, SLG: 0.374	B F X 1-1 ③ L9		B D B B 4-0 WP BB		B D B B 4-0 G6-4-3 1-2 2-3 BB			F B X 1-1 ② L7		2	0	0	0	2	0	0
Ricky Gutierrez, R (1, 5) OBP: 0.325, SLG: 0.352		B S F F F F X 1-2 ① G5-3	1 SAFE B X 1-0 ③ G4-3 1-2		B C B X 2-1 ② ③ G6-4-3 1-2f			X 0-0 ③ L7		4	0	0	0	0	0	5
Chuck Carr, S (1, 8) OBP: 0.318, SLG: 0.381		B B B C X 3-1 ② F7	C B X 1-1 CS 1B			C S X 0-2 ① P5				3	0	1	0	0	0	0
Brad Ausmus, R (1, 2) OBP: 0.329, SLG: 0.373	X 0-0 ③ F9		1 SAFE B 1 SAFE B B B 4-0 ① 1-2 BB			B B C X 2-1 ② P3				2	0	0	0	1	0	0
Tim Bogar, R (1, 6) OBP: 0.316, SLG: 0.390			B F F F X 1-2 HBP SH BB 1B	X 0-0 ② P4		X 0-0 ③ F8				3	1	1	0	0	0	1
Mike Hampton, R (1, 1) OBP: 0.185, SLG: 0.150			X 0-0 SH BB HBP 1-2 5 G6-4-3	X 0-0 ③ P3			X 0-0 ① B1-3			2	1	0	0	0	0	1
Inning Stats	R: 1 H: 1 E: 0 LOB: 0 K: 0 BB: 0 S: 6 P: 12	R: 0 H: 0 E: 0 LOB: 0 K: 0 BB: 0 S: 9 P: 13	R: 2 H: 1 E: 1 LOB: 2 K: 0 BB: 2 S: 8 P: 21	R: 0 H: 1 E: 0 LOB: 1 K: 0 BB: 1 S: 4 P: 9	R: 0 H: 1 E: 0 LOB: 2 K: 0 BB: 2 S: 9 P: 21	R: 0 H: 0 E: 0 LOB: 0 K: 0 BB: 0 S: 6 P: 8	R: 0 H: 0 E: 0 LOB: 0 K: 2 BB: 0 S: 7 P: 7	R: 0 H: 0 E: 0 LOB: 0 K: 0 BB: 0 S: 4 P: 6		1B: 3 SF: 0 2B: 0 SAC: 1 3B: 0 DP: 2 HR: 1 HBP: 1						

	AB	25
	R	3
	H	4
	RBI	2
	BB	5
	SO	2
	LOB	10

WP: 1 PA: 32
PB: 0
SB: 1
CS: 1

PITCHER		IP	WLS	BF	H	R	ER	SO	BB	IBB	HBP	BLK	WP	HR	S	P	ERA	WHIP
Jamey Wright, R ERA: 6.79	(1, 1)	5.0	L	23	4	3	1	0	5	0	1	0	1	1	36	76	1.80	1.800
Curt Leskanic, R ERA: 6.75	(6, 1)	2.0		6	0	0	0	2	0	0	0	0	0	0	13	15	0.00	0.000
Mike DeJean, R ERA: 4.44	(8, 1)	1.0		3	0	0	0	0	0	0	0	0	0	0	4	6	0.00	0.000

PITCHER		IP	WLS	BF	H	R	ER	SO	BB	IBB	HBP	BLK	WP	HR	S	P	ERA	WHIP

Batter	1	2	3	4	5	6	7	8	9	10	11	AB	R	H	RBI	BB	SO	LOB
Craig Biggio, R (1, 4) OBP: 0.406, SLG: 0.505	C B B F F X 2-2 ① G4-3		C B B X 2-1 ② 2B		B F B X 2-1 ② F9	C B F B X 2-2 ③ G1-3		B X 1-0 1-H HR		X 0-0 2-3 PB 1B		6	1	3	2	0	0	2
Derek Bell, R (1, 9) OBP: 0.352, SLG: 0.449	B F B B X 3-1 ② G4-3		F B C F F B B F F X 3-2 ① P3		X 0-0 1B		C F B B B F F B 4-2 FC5 5 1B BB	S X 0-1 ① G6-3		C X 0-1 ① 1-2 G5-3		5	0	1	0	1	0	3
5 Jeff Bagwell, R (1, 3) OBP: 0.422, SLG: 0.577	B B C B B 4-1 BB BB		B B B I 4-0 FC6-4 IBB		S F S 0-3 ③ K		C B X 1-2 E 1-2 1B	B B B 4-0 S BB		I I I 4-0 IBB		2	1	1	0	4	1	1
James Mouton, R (1, 8) OBP: 0.299, SLG: 0.348 John Hudek, S (8, 1) Tom Martin, L (9, 1) Tony Peña, R (10, PH) OBP: 0.241, SLG: 0.174 Billy Wagner, L (10, 1)	B 1 SAFE B D B 4-0 1-2 BB		B F S X 1-2 ② F9		X 0-0 ① G5-3	X 0-0 ① FC5 BLK 1B 1B 1-3 2-3f	1 SAFE B C B F X 2-2 ② G6-3 1-2	C F S 0-3 ② K		4 0 0 1 0	1 0 0 0 0	0 0 0 0 1	0 0 0 0 0	1 0 0 0 0	0 0 0 1 0	5 0 0 3 0
Ricky Gutierrez, R (1, 6) OBP: 0.325, SLG: 0.357 Bill Spiers, L (7, PH) OBP: 0.438, SLG: 0.468 (7, 6)	B F B B B F X 3-2 ③ G5-3		B C B X 2-1 ③ 1-2f FC6-4		F X 0-1 1B 1B 2B	S B X 1-1 1B BLK 1-2 3-H 1B	C S S 0-3 ③ K			B C B S S 2-3 ③ K		3 3	1 0	1 1	0 1	0 0	0 2	4 4
Luis Gonzalez, L (1, 7) OBP: 0.350, SLG: 0.373		S B F X 1-2 ① L7		B X 1-0 ① G4-3		C X 0-1 BB FC4-6 1B 2-3 1B	F C S 0-3 ② K 1-2 2-3		B F F X 1-2 ① L7		B B B B 4-0 S BB	5	1	1	0	1	1	2
Russ Johnson, R (1, 5) OBP: 0.350, SLG: 0.405		B B B B 4-0 1B BB		B F F X 1-2 ② L9		C X 0-1 FC4-6 BB 1-2 3-H 1B	B B F B F X 3-2 2-3 3-H 1B		C F C 0-3 ② K		1 SAFE C X 0-1 ① B3	5	0	2	2	1	1	1
Brad Ausmus, R (1, 2) OBP: 0.329, SLG: 0.371	X 0-0 ② 1-3 1B		S B B B X 3-1 ③ F8		C C B B B B 4-2 FC4-6 1-2 2-3 BB	C F B X 1-2 ③ G5-3		X 0-0 ③ G6-3		1 SAFE F 1 SAFE F B B F B F 3-3 S 1-2 K		5	0	1	0	1	1	3
Shane Reynolds, R (1, 1) OBP: 0.714, SLG: 0.182 Chuck Carr, S (5, PH) OBP: 0.317, SLG: 0.379 Jose Lima, R (5, 1) Tony Eusebio, R (6, PH) OBP: 0.344, SLG: 0.279 Mike Magnante, L (6, 1) Thomas Howard, S (8, PH) OBP: 0.325, SLG: 0.356 (8, 8)	C B S C 1-3 ③ K		B S T B B S 3-3 ① K		B B B C F X 3-2 ② 1-2f 2-3 3-H FC4-6	C B X 1-1 HR 1B		C X 0-1 1B 2B		B X 1-0 ③ L4		1 1 0 1 0 3	0 0 0 0 0 1	0 0 0 1 0 2	0 0 0 0 0 0	1 0 0 0 0 0	1 0 0 2 0 0	1 0 0 3 0 1
Inning Stats	R: 0 E: 0 K: 0 S: 10 H: 0 LOB: 2 BB: 2 P: 26	R: 0 E: 0 K: 1 S: 7 H: 1 LOB: 1 BB: 1 P: 13	R: 0 E: 0 K: 0 S: 13 H: 1 LOB: 2 BB: 1 P: 25	R: 0 E: 0 K: 0 S: 6 H: 0 LOB: 0 BB: 0 P: 11	R: 0 E: 0 K: 2 S: 9 H: 1 LOB: 1 BB: 0 P: 14	R: 2 E: 0 K: 0 S: 15 H: 3 LOB: 2 BB: 1 P: 24	R: 2 E: 1 K: 1 S: 19 H: 3 LOB: 2 BB: 1 P: 29	R: 2 E: 0 K: 1 S: 11 H: 2 LOB: 1 BB: 1 P: 19	R: 0 E: 0 K: 1 S: 7 H: 0 LOB: 0 BB: 0 P: 8	R: 0 E: 0 K: 2 S: 11 H: 2 LOB: 3 BB: 1 P: 17	R: 0 E: 0 K: 1 S: 8 H: 0 LOB: 1 BB: 1 P: 16	1B: 9 2B: 3 3B: 0 HR: 1	SF: 0 SAC: 0 DP: 0 HBP: 0		WP: 0 PB: 1 SB: 2 CS: 0	PA: 54		

PITCHER		IP	WLS	BF	H	R	ER	SO	BB	IBB	HBP	BLK	WP	HR	S	P	ERA	WHIP
Tom Glavine, L ERA: 3.07	(1, 1)	6.0		28	6	2	2	3	4	1	0	0	0	0	60	113	3.00	1.667
Mike Cather, R ERA: 2.35	(7, 1)	0.1		3	1	2	2	0	1	0	0	0	0	0	8	13	54.00	6.000
Alan Embree, L ERA: 2.65	(7, 1)	0.2		5	3	1	1	1	0	0	0	1	0	0	13	19	13.50	4.500
Chad Fox, R ERA: 3.79	(8, 1)	1.0		5	1	1	1	1	1	0	0	0	0	1	9	16	9.00	2.000
Mark Wohlers, R ERA: 2.61	(9, 1)	1.0		3	0	0	0	1	0	0	0	0	0	0	7	8	0.00	0.000

PITCHER		IP	WLS	BF	H	R	ER	SO	BB	IBB	HBP	BLK	WP	HR	S	P	ERA	WHIP
Brad Clontz, R ERA: 3.86	(10, 1)	2.0	W	10	2	0	0	3	1	1	0	0	0	0	19	33	0.00	1.500

TOP

Houston Astros @ Atlanta Braves

Turner Field, Atlanta, GA

Tue Aug 26 1997, 7:05 PM EDT

Att. 37,313 - Unknown - 75 F

livebaseballscorecards.com

AB	45
R	6
H	13
RBI	6
BB	9
SO	9
LOB	32

Batter	1	2	3	4	5	6	7	8	9	10	11	AB	R	H	RBI	BB	SO	LOB
Kenny Lofton, L (1, 8) OBP: 0.416, SLG: 0.461	C F B B B X 3-2 ① G3		B B S X 2-1 1-H 1B 3B	B C X 1-1 ② F8			C B X 1-1 BLK 1B		C C 1 SAFE B B B 1 X 3-2 ②③ G5-4-3 1-2f			5	1	2	1	0	0	1
Jeff Blauser, R (1, 6) OBP: 0.403, SLG: 0.499	X 0-0 ② F9		X 0-0 3-H 10 2B 1B	B B X 2-0 ③ G6-3			C 1 SAFE L 1 SAFE B F S 1-3 ① K 1-2			F B F X 1-2 E6 10 G6-4-3		5	1	1	1	0	1	1
10 Chipper Jones, S (1, 5) OBP: 0.376, SLG: 0.491	B B B B 4-0 BB		F B C F F 1 SAFE B X 2-2 1-H 1B 2B		B X 1-0 ① F8		S B X 1-1 ② P3			B B C X 2-1 ①② G6-4-3 1-2f		4	1	1	1	1	0	2
Fred McGriff, L (1, 3) OBP: 0.351, SLG: 0.424	B C B 1 SAFE C 1 SAFE B X 3-2 ③ G6-3		S B C X 1-2 ② F7		X 0-0 ② G3-1		B F F S 1-3 ③ K			B B C B F S 3-3 ③ K		5	0	0	0	0	2	3
Ryan Klesko, L (1, 7) OBP: 0.323, SLG: 0.459 Danny Bautista, R (11, PH) OBP: 0.257, SLG: 0.455		X 0-0 ① F7	F B B B X 3-1 2-H E 1B		S F B B B B 4-2 BB			B C B F S 2-3 ① K			C F B S 1-3 ① K	3 1	1 0	1 0	1 0	1 0	1 1	0 0
Andruw Jones, R (1, 9) OBP: 0.350, SLG: 0.440	B B C B C F F B 4-2 L6-3 BB		C C B X 1-2 E4 1-H 2B		1 SAFE S F B B S 1-3 ③ K			C F B F C 1-3 ② K			S S S 0-3 ② K	4	0	1	1	1	3	1
Javy Lopez, R (1, 2) OBP: 0.352, SLG: 0.541	D B X 2-0 ②③ 1-1 L6-3		B B D C F S 3-3 ③ K			X 0-0 ① F9		X 0-0 ③ P3			X 0-0 HR	5	1	1	1	0	1	2
Tony Graffanino, R (1, 4) OBP: 0.331, SLG: 0.410			C B X 1-1 ① G6-3	X 0-0 HR		B X 1-0 ② P3			B B C X 2-1 ① F8			4	1	1	1	0	0	0
Tom Glavine, L (1, 1) OBP: 0.345, SLG: 0.255 Greg Colbrunn, R (6, PH) OBP: 0.311, SLG: 0.412 Mike Cather, R (7, 1) Alan Embree, L (7, 1) Chad Fox, R (8, 1) Mark Wohlers, R (9, 1) Keith Lockhart, L (9, PH) OBP: 0.319, SLG: 0.436 Brad Clontz, R (10, 1)			C F X 0-2 3B 1B	C C B S 1-3 ① K		F B X 1-1 ③ F8			B B B B 4-0 G5-4-3 BB			2 1 0 0 0 0 0 0	1 0 0 0 0 0 0 0	1 0 0 0 0 0 0 0	0 0 0 0 0 0 0 0	1 0 0 0 1 0 0 0	0 0 0 0 0 0 0 0	0 0 0 0 0 0 0 0
Inning Stats	R: 0 E: 0 K: 0 S: 7 H: 0 LOB: 1 BB: 1 P: 17	R: 0 E: 0 K: 0 S: 6 H: 0 LOB: 0 BB: 1 P: 12	R: 5 E: 1 K: 1 S: 24 H: 6 LOB: 1 BB: 0 P: 37	R: 1 E: 0 K: 1 S: 7 H: 1 LOB: 0 BB: 0 P: 11	R: 0 E: 0 K: 1 S: 7 H: 0 LOB: 1 BB: 1 P: 13	R: 0 E: 0 K: 0 S: 4 H: 0 LOB: 0 BB: 0 P: 6	R: 0 E: 0 K: 2 S: 11 H: 1 LOB: 1 BB: 0 P: 15	R: 0 E: 0 K: 2 S: 8 H: 0 LOB: 0 BB: 0 P: 11	R: 0 E: 0 K: 0 S: 5 H: 0 LOB: 0 BB: 1 P: 14	R: 0 E: 1 K: 1 S: 8 H: 0 LOB: 0 BB: 0 P: 14	R: 1 E: 0 K: 2 S: 7 H: 1 LOB: 0 BB: 0 P: 8	1B: 4 2B: 3 3B: 1 HR: 2	SF: 0 SAC: 0 DP: 3 HBP: 0		WP: 0 PB: 0 SB: 0 CS: 0	PA: 43		

PITCHER		IP	WLS	BF	H	R	ER	SO	BB	IBB	HBP	BLK	WP	HR	S	P	ERA	WHIP
Shane Reynolds, R ERA: 4.51	(1, 1)	4.0		20	7	6	6	2	2	0	0	0	0	1	44	77	13.50	2.250
Jose Lima, R ERA: 4.95	(5, 1)	1.0		4	0	0	0	1	1	0	0	0	0	0	7	13	0.00	1.000
Mike Magnante, L ERA: 1.95	(6, 1)	2.0		7	1	0	0	2	0	0	0	1	0	0	15	21	0.00	0.500
John Hudek, R ERA: 6.39	(8, 1)	1.1		5	0	0	0	2	1	0	0	0	0	0	10	19	0.00	0.750
Tom Martin, L ERA: 2.49	(9, 1)	0.2		1	0	0	0	0	0	0	0	0	0	0	3	6	0.00	0.000

PITCHER		IP	WLS	BF	H	R	ER	SO	BB	IBB	HBP	BLK	WP	HR	S	P	ERA	WHIP
Billy Wagner, L ERA: 2.81	(10, 1)	1.2	L	6	1	1	1	3	0	0	0	0	0	1	15	22	5.40	0.600

BOTTOM

Houston Astros @ Atlanta Braves

Turner Field, Atlanta, GA

Tue Aug 26 1997, 7:05 PM EDT
Att. 37,313 - Unknown - 75 F

livebaseballscorecards.com

AB	39
R	7
H	9
RBI	7
BB	4
SO	10
LOB	10

Batter	1	2	3	4	5	6	7	8	9	10	11	12	13	AB	R	H	RBI	BB	SO	LOB
Craig Biggio, R (1, 4) OBP: 0.407, SLG: 0.503	C F B B X 2-2 G6-3 ①		B X 1-0 L9 ②		X 0-0 FC1-6 1B 1-2		B F C F F X 3-2 F8 ②		B B B 4-0 5 FC6-4 BB 1-2		B C S B F B B 4-2 S 1B BB		H 1-0 5 HR HBP	4	2	1	0	2	0	0
Derek Bell, R (1, 9) OBP: 0.348, SLG: 0.444	B X 1-0 G5-3 ②		F B X 1-1 G6-3 ③		C S X 0-2 FC1-6 5 BB ② 1-2! 2-3		C F X 0-2 G4-3 ③		C F B X 1-2 L9 ②		1 SAFE S 1 SAFE B B B F X 2-2 F9 5 S 1B 1-H		1 B 1 SAFE X 1-0 L9 ②	7	0	1	1	0	0	5
5 Jeff Bagwell, R (1, 3) OBP: 0.424, SLG: 0.582	X 0-0 1B			B B C B X 3-1 L7 ① 1-2	B C 1 SAFE B F B B 4-2 BB			B B X 2-0 G6-3 ① 1-2	X 0-0 FC6-4 ③ 1-2!		C 1 SAFE 1 B 1 SAFE B B I 4-1 IBB 1-2		1 SAFE 1 SAFE X 0-0 HR 1-H	5	1	2	2	2	0	2
Luis Gonzalez, L (1, 7) OBP: 0.350, SLG: 0.370	1 SAFE B 1 SAFE C 1 B X 3-1 F8 ③			B C F X 1-2 L9 ② 2-1	C B B X G1-3 ③			C S B T 1-2 K ② C F B X 1-2 F8 ③		B B C B X 3-1 BB 1B 1 SAFE C B S S F F B C 2-3 K ①	C F F F F B B X 2-2 F9 ② 2-3 X 0-0 P4 ③		B F B F B B 4-2 BB B 1 SAFE S X 1-1 F7 ③	6	0	1	0	1	1	6
Ricky Gutierrez, R (1, 6) OBP: 0.320, SLG: 0.355		X 0-0 G4-3 ① B C X 1-1 1B		X 0-0 1B 2B B C B C X 2-2 2-H 1B		X 0-0 G6-3 ① C F S 0-3 K ② F C B B X 2-2 E 1B			X 0-0 SF9 3B B X 1-0 SF9 ① 3-H	B 1 SAFE C B B B B 4-0 1-2 BB F C B F B S 2-3 K ②		S B B B F C 3-3 K ① X 0-0 F8 ②		5	1	3	1	1	2	0
Brad Ausmus, R (1, 2) OBP: 0.327, SLG: 0.368 John Hudek, S (12, 1) Jose Lima, R (13, 1)	X 0-0 L8 ②		B 1 SAFE X 1-0 L9 ③				F C B B B X 2-2 E 1B							5 0 0	0 0 0	1 0 0	1 0 0	0 0 0	1 0 0	4 0 0
Chuck Carr, S (1, 8) OBP: 0.313, SLG: 0.387	1 SAFE F B S S X 1-2 G4-3 ③				X 0-1 P4 ①		1 S S P B S 1 X 2-2 F7 ③ 1-2		B B C X 2-1 HR	C X 0-1 F9 ③		B S S S 1-3 K ③		6	1	1	1	0	1	4
Chris Holt, R (1, 1) OBP: 0.123, SLG: 0.107 Tom Martin, L (8, 1) Thomas Howard, S (9, PH) OBP: 0.328, SLG: 0.359 James Mouton, R (9, PR) OBP: 0.299, SLG: 0.348 Russ Springer, R (9, 1) Russ Johnson, R (11, PH) OBP: 0.341, SLG: 0.395 Mike Magnante, L (11, 1) Tony Eusebio, R (12, 2) OBP: 0.342, SLG: 0.277		C C F S 0-3 K ①			F B X 1-1 FC1-6 1B		B X 1-0 G6-3 ①		B C B X 2-1 PB 1B		C F B B B X 3-2 P2 ①		B C B X 3-1 G6-3 ①	3 0 0 1 0 0 0 1 0	0 0 0 0 0 0 0 0 0	1 0 1 0 0 0 0 0 0	0 0 0 0 0 0 0 0 0	1 0 0 0 0 0 0 0 0	0 0 0 0 0 0 0 0 0	0 0 0 0 0 0 0 0 0
Inning Stats	R: 0 E: 0 K: 0 S: 8 H: 1 LOB: 1 BB: 0 P: 14	R: 0 E: 0 K: 0 S: 7 H: 1 LOB: 1 BB: 0 P: 9	R: 0 E: 0 K: 1 S: 7 H: 0 LOB: 0 BB: 0 P: 9	R: 1 E: 0 K: 0 S: 10 H: 2 LOB: 1 BB: 0 P: 17	R: 0 E: 0 K: 0 S: 12 H: 2 LOB: 3 BB: 1 P: 19	R: 0 E: 0 K: 1 S: 11 H: 1 LOB: 1 BB: 0 P: 14	R: 0 E: 0 K: 0 S: 9 H: 0 LOB: 0 BB: 0 P: 13	R: 0 E: 0 K: 1 S: 7 H: 0 LOB: 0 BB: 0 P: 11	R: 2 E: 0 K: 0 S: 10 H: 3 LOB: 2 BB: 1 P: 20	R: 0 E: 0 K: 2 S: 13 H: 1 LOB: 2 BB: 1 P: 24	R: 1 E: 0 K: 0 S: 18 H: 1 LOB: 2 BB: 2 P: 33	R: 0 E: 0 K: 2 S: 7 H: 0 LOB: 0 BB: 0 P: 11	R: 2 E: 0 K: 0 S: 8 H: 1 LOB: 1 BB: 1 P: 18	1B: 9 2B: 1 3B: 1 HR: 2	SF: 1 SAC: 0 DP: 0 HBP: 1	WP: 0 PB: 1 SB: 3 CS: 0	PA: 59		

PITCHER		IP	WLS	BF	H	R	ER	SO	BB	IBB	HBP	BLK	WP	HR	S	P	ERA	WHIP
Greg Maddux, R ERA: 2.33	(1, 1)	8.0		32	7	1	1	3	1	0	0	0	0	0	71	106	1.12	1.000
Mark Wohlers, R ERA: 2.9	(9, 1)	0.1		5	3	2	2	0	1	0	0	0	0	1	6	15	54.00	12.000
Mike Cather, R ERA: 2.28	(9, 1)	0.2		2	0	0	0	0	0	0	0	0	0	0	4	5	0.00	0.000
Alan Embree, L ERA: 2.63	(10, 1)	0.1		3	1	0	0	1	1	0	0	0	0	0	7	16	0.00	6.000
Kerry Ligtenberg, R ERA: 6.0	(10, 1)	1.1		7	1	1	1	1	1	0	1	0	0	0	23	40	6.75	1.500

PITCHER		IP	WLS	BF	H	R	ER	SO	BB	IBB	HBP	BLK	WP	HR	S	P	ERA	WHIP
Brad Clontz, R ERA: 3.82	(11, 1)	0.1		1	0	0	0	0	0	0	0	0	0	0	1	1	0.00	0.000
Paul Byrd, R ERA: 4.93	(12, 1)	2.0	L	9	1	2	2	2	1	0	1	0	0	1	15	29	9.00	1.000

TOP

Houston Astros @ Atlanta Braves

Turner Field, Atlanta, GA

Wed Aug 27 1997, 7:05 PM EDT

Att. 33,019 - Unknown - 86 F

livebaseballscorecards.com

AB	51
R	6
H	13
RBI	6
BB	6
SO	7
LOB	25

Houston Astros @ Atlanta Braves

Turner Field, Atlanta, GA

Wed Aug 27 1997, 7:05 PM EDT

Att. 33,019 - Unknown - 86 F

BOTTOM

Batter	1	2	3	4	5	6	7	8	9	10	11	12	13	AB	R	H	RBI	BB	SO	LOB
Kenny Lofton, L (1, 8) OBP: 0.413, SLG: 0.457	F8		F7		G1-3			10 1B 1B		K		G4-3		6	1	1	0	0	1	2
Jeff Blauser, R (1, 6) OBP: 0.400, SLG: 0.494	10 G4-6-3 1B		G6-3		G6-3			G1-3		K		E5 10 BB		6	0	1	0	0	1	4
10 Chipper Jones, S (1, 5) OBP: 0.375, SLG: 0.488	G4-6-3 1-2f			G4-3		F7		G4-3 1B 2-H 3-H		G4-3		1-2 BB		5	0	1	2	1	0	1
Fred McGriff, L (1, 3) OBP: 0.347, SLG: 0.418		P5		K		L8		G4-3 2-3			F7	F9		6	0	0	0	0	1	3
Ryan Klesko, L (1, 7) OBP: 0.324, SLG: 0.463		P6		3B		G4-3		G5-3			E 1B		BB 1B	3	0	1	0	0	0	0
Danny Bautista, R (8, PH) OBP: 0.274, SLG: 0.464 (9, 7)														3	1	2	0	0	0	1
Andruw Jones, R (1, 9) OBP: 0.350, SLG: 0.435		F9		BB			K		BB		K		F8	4	0	0	0	2	2	2
Eddie Pérez, R (1, 2) OBP: 0.261, SLG: 0.331			FC6 1B BB			F7	G6-3		B2		E7 2B		BB	2	0	0	0	1	0	2
Rafael Belliard, R (9, PH) OBP: 0.234, SLG: 0.244														1	0	0	0	0	0	1
Alan Embree, L (10, 1)														0	0	0	0	0	0	0
Kerry Ligtenberg, R (10, 1)														0	0	0	0	0	0	0
Brad Clontz, R (11, 1)														0	0	0	0	0	0	0
Greg Colbrunn, R (11, PH) OBP: 0.414, SLG: 0.419														1	0	1	1	0	0	0
Paul Byrd, R (12, 1) OBP: 0.200, SLG: 0.200														0	0	0	0	0	0	0
Michael Tucker, L (13, PH) OBP: 0.342, SLG: 0.430														0	0	0	0	1	0	0
Tony Graffanino, R (1, 4) OBP: 0.331, SLG: 0.431			FC6 1-2 1B		HR									6	1	2	1	0	0	4
Greg Maddux, R (1, 1) OBP: 0.136, SLG: 0.093			FC6 1-2 2-3f		K			E6 1B 10 1B				P6	K	2	0	0	0	1	2	
Keith Lockhart, L (8, PH) OBP: 0.316, SLG: 0.431														1	1	0	0	0	0	0
Mark Wohlers, R (9, 1)														0	0	0	0	0	0	0
Mike Cather, R (9, 1)														0	0	0	0	0	0	0
Javy Lopez, R (9, PH) OBP: 0.350, SLG: 0.536														3	0	0	0	0	2	3
(10, 2)																				
Inning Stats	R: 0 E: 0 K: 0 S: 7 H: 1 LOB: 0 BB: 0 P: 11	R: 0 E: 0 K: 0 S: 8 H: 0 LOB: 0 BB: 0 P: 14	R: 0 E: 0 K: 0 S: 9 H: 1 LOB: 2 BB: 1 P: 20	R: 0 E: 0 K: 1 S: 8 H: 1 LOB: 2 BB: 1 P: 17	R: 1 E: 0 K: 1 S: 10 H: 1 LOB: 0 BB: 0 P: 14	R: 0 E: 0 K: 0 S: 8 H: 0 LOB: 0 BB: 0 P: 15	R: 0 E: 0 K: 1 S: 7 H: 0 LOB: 0 BB: 0 P: 13	R: 2 E: 1 K: 0 S: 13 H: 2 LOB: 1 BB: 0 P: 20	R: 0 E: 0 K: 1 S: 12 H: 0 LOB: 1 BB: 1 P: 19	R: 0 E: 0 K: 2 S: 11 H: 0 LOB: 0 BB: 0 P: 17	R: 1 E: 1 K: 1 S: 12 H: 2 LOB: 1 BB: 0 P: 17	R: 0 E: 1 K: 0 S: 10 H: 0 LOB: 2 BB: 1 P: 15	R: 0 E: 0 K: 1 S: 16 H: 1 LOB: 2 BB: 1 P: 23							

PITCHER		IP	WLS	BF	H	R	ER	SO	BB	IBB	HBP	BLK	WP	HR	S	P	ERA	WHIP
Chris Holt, R ERA: 3.52	(1, 1)	7.1		29	5	3	1	3	2	0	0	0	0	1	64	115	1.23	0.955
Tom Martin, L ERA: 2.45	(8, 1)	0.2		3	1	0	0	0	0	0	0	0	0	0	6	9	0.00	1.500
Russ Springer, R ERA: 4.18	(9, 1)	2.0		7	0	0	0	3	1	0	0	0	0	0	23	36	0.00	0.500
Mike Magnante, L ERA: 2.13	(11, 1)	1.0		5	2	1	1	1	0	0	0	0	0	0	12	17	9.00	2.000
John Hudek, R ERA: 6.12	(12, 1)	1.1	W	8	1	0	0	0	2	0	0	0	0	0	16	25	0.00	2.250

PITCHER		IP	WLS	BF	H	R	ER	SO	BB	IBB	HBP	BLK	WP	HR	S	P	ERA	WHIP
Jose Lima, R ERA: 4.9	(13, 1)	0.2	S	2	0	0	0	1	0	0	0	0	0	0	10	13	0.00	0.000

AB	49
R	4
H	9
RBI	4
BB	5
SO	8
LOB	25

1B: 6	SF: 0	WP: 0	PA: 54
2B: 1	SAC: 0	PB: 0	
3B: 1	DP: 1	SB: 0	
HR: 1	HBP: 0	CS: 0	

livebaseballscorecards.com

Batter	1	2	3	4	5	6	7	8	9	AB	R	H	RBI	BB	SO	LOB
Craig Biggio, R (1, 4) OBP: 0.405, SLG: 0.499	B F B F B C 3-3 ① K		C X 0-1 ② P6	C B B X 2-1 ③ G6-3			F S X 0-2 ③ F7			4	0	0	0	0	1	1
James Mouton, R (1, 8) OBP: 0.298, SLG: 0.341	C B S B X 2-2 ② F8		B B C F F B B 4-2 5 1B 5 WP BB		C F X 0-2 ① F7			B F X 1-1 ① L4		3	0	0	0	1	0	0
5 Jeff Bagwell, R (1, 3) OBP: 0.422, SLG: 0.579	C B B B X 3-1 ③ G5-3		F B S S X 2-2 1-3 1B		F B C B F B C 3-3 ② K			X 0-0 ② G5-3		4	0	1	0	0	1	0
Derek Bell, R (1, 9) OBP: 0.345, SLG: 0.439		B X 1-0 ① G5-3	S C B B X 2-2 ③ F9		X 0-0 ③ G4-3			B F B X 2-1 ③ G1-4-3		4	0	0	0	0	0	2
Luis Gonzalez, L (1, 7) OBP: 0.353, SLG: 0.369		T B F B B F F B 4-2 FC5-4 BB		C B F B B F F B 4-2 1B 1B BB		B B C X 2-1 ① F7			B B C B C B 4-2 G4-3 1B BB	1	1	0	0	3	0	0
Ricky Gutierrez, R (1, 5) OBP: 0.320, SLG: 0.354 Bill Spiers, L (9, PH) OBP: 0.442, SLG: 0.478		T B C X 1-2 ② FC5-4 1B 1-2f		F 1 SAFE B X 1-1 1B 1-2 SF7 1B		X 0-0 ② F8			C S S S 1-3 ① K	3 1	1 0	1 0	0 0	0 0	0 1	1 1
Tony Eusebio, R (1, 2) OBP: 0.352, SLG: 0.290 Brad Ausmus, R (9, PR) OBP: 0.327, SLG: 0.368		C C B X 1-2 1-2 1B		D F B F X 2-2 SH1-4 1-3 2-H 1B		B F B F F X 2-2 ③ F9			B C X 1-1 G4-3 1-2 1B	4 0	0 0	3 0	1 0	0 0	0 0	0 0
Tim Bogar, R (1, 6) OBP: 0.312, SLG: 0.387 Thomas Howard, S (9, PH) OBP: 0.326, SLG: 0.357		S B B D X 3-1 ③ L8		S C X 0-2 ① SF7 3-H			B F F X 1-2 ① E7		C X 0-1 ② G4-3 1-2 2-3	2 1	0 0	0 0	1 0	0 0	0 0	2 2
Darryl Kile, R (1, 1) OBP: 0.169, SLG: 0.141 Russ Johnson, R (9, PH) OBP: 0.333, SLG: 0.385			C C C 0-3 ① K	X 0-0 ② SH1-4 1-2			S C S 0-3 ② K		S C S 0-3 ③ K	2 1	0 0	0 0	0 0	0 0	2 1	0 3
Inning Stats	R: 0 H: 0 E: 0 LOB: 0 K: 1 BB: 0 S: 8 P: 16	R: 0 H: 1 E: 0 LOB: 2 K: 0 BB: 1 S: 13 P: 23	R: 0 H: 1 E: 0 LOB: 2 K: 1 BB: 1 S: 14 P: 22	R: 2 H: 2 E: 0 LOB: 1 K: 0 BB: 1 S: 15 P: 24	R: 0 H: 0 E: 0 LOB: 0 K: 1 BB: 0 S: 8 P: 11	R: 0 H: 0 E: 0 LOB: 0 K: 0 BB: 0 S: 7 P: 11	R: 0 H: 0 E: 1 LOB: 0 K: 1 BB: 0 S: 9 P: 10	R: 0 H: 0 E: 0 LOB: 0 K: 0 BB: 0 S: 5 P: 8	R: 0 H: 1 E: 0 LOB: 3 K: 2 BB: 1 S: 12 P: 18	1B: 5 SF: 1 2B: 0 SAC: 1 3B: 0 DP: 0 HR: 0 HBP: 0						WP: 1 PA: 36 PB: 0 SB: 0 CS: 0

TOP

Houston Astros @ Atlanta Braves

Turner Field, Atlanta, GA

Thu Aug 28 1997, 7:05 PM EDT

Att. 37,849 - Unknown - 85 F

livebaseballscorecards.com

AB	30
R	2
H	5
RBI	2
BB	4
SO	6
LOB	12

PITCHER		IP	WLS	BF	H	R	ER	SO	BB	IBB	HBP	BLK	WP	HR	S	P	ERA	WHIP
Denny Neagle, L ERA: 2.83	(1, 1)	7.0	W	28	4	2	2	4	3	0	0	0	1	0	74	117	2.57	1.000
Mike Cather, R ERA: 2.19	(8, 1)	1.0		3	0	0	0	0	0	0	0	0	0	0	5	8	0.00	0.000
Mark Wohlers, R ERA: 2.85	(9, 1)	1.0	S	5	1	0	0	2	1	0	0	0	0	0	12	18	0.00	2.000

PITCHER	IP	WLS	BF	H	R	ER	SO	BB	IBB	HBP	BLK	WP	HR	S	P	ERA	WHIP

Houston Astros @ Atlanta Braves

Turner Field, Atlanta, GA

Thu Aug 28 1997, 7:05 PM EDT

Att. 37,849 - Unknown - 85 F

livebaseballscorecards.com

BOTTOM

Batter	1	2	3	4	5	6	7	8	9	AB	R	H	RBI	BB	SO	LOB
Kenny Lofton, L (1, 8) OBP: 0.416, SLG: 0.458	B C B B B 4-1 CS 10 1B BB		C S X 0-2 1B		C C X 0-2 ③ G1-3		B F X 1-1 1B			3	0	2	0	1	0	0
Michael Tucker, L (1, 9) (8, 7) OBP: 0.342, SLG: 0.427	X 0-0 ① F8		F I X 0-2 ③ F8			B B F B B 4-1 CI HR BB	1 SAFE B C F F S 1-3 ③ K			3	1	0	0	1	1	3
10 Chipper Jones, S (1, 5) OBP: 0.376, SLG: 0.487	B 1 SAFE X 1-0 1-2 1B			X 0-0 ① G4-3		B B B C X 3-1 ① F8		B S B B F F B 4-2 1B BB		3	0	1	0	1	0	1
Fred McGriff, L (1, 3) OBP: 0.346, SLG: 0.417	C T B F S 1-3 ② ③ K 2-3			F C B X 1-2 ② G3-1		C B X 1-1 ② L8		F F X 0-2 G1-3 1-3 1B		4	0	1	0	0	1	3
Ryan Klesko, L (1, 7) OBP: 0.324, SLG: 0.471 Andruw Jones, R (8, 9) OBP: 0.349, SLG: 0.433		S T B S 1-3 ① K		B C B B X 3-1 HR		B X 1-0 CI HR 1-2		F B X 1-1 G1-3 1-2		2 1	2 0	1 0	1 0	0 0	1 0	0 2
Javy Lopez, R (1, 2) OBP: 0.354, SLG: 0.546	B X 1-0 ② G4-3			F X 0-1 FC5-4 1B		X 0-0 1-H 2-H HR		B B I I 4-0 G6-4-3 IBB		3	1	2	3	1	0	0
Jeff Blauser, R (1, 6) OBP: 0.397, SLG: 0.490	B X 1-0 ③ G6-3			B C X 1-1 ③ FC5-4 1-2f		S B C B S 2-3 ③ K		X 0-0 ② ③ G6-4-3 1-2f		4	0	0	0	0	1	4
Tony Graffanino, R (1, 4) OBP: 0.324, SLG: 0.421			C S X 0-2 ① L9		X 0-0 ① G6-3		C F B S 1-3 ① K			3	0	0	0	0	1	0
Denny Neagle, L (1, 1) OBP: 0.203, SLG: 0.167 Keith Lockhart, L (7, PH) OBP: 0.314, SLG: 0.427 Mike Cather, R (8, 1) Mark Wohlers, R (9, 1)			S C B X 1-2 ② G5-3		X 0-0 ② G1-3		C X 0-1 ② G4-3			2 1 0 0	0 0 0 0	0 0 0 0	0 0 0 0	0 0 0 0	0 0 0 0	0 0 0 0
Inning Stats	R: 0 E: 0 K: 1 S: 7 H: 1 LOB: 2 BB: 1 P: 13	R: 0 E: 0 K: 1 S: 5 H: 0 LOB: 0 BB: 0 P: 8	R: 0 E: 0 K: 0 S: 12 H: 1 LOB: 1 BB: 0 P: 13	R: 1 E: 0 K: 0 S: 10 H: 2 LOB: 1 BB: 0 P: 15	R: 0 E: 0 K: 0 S: 5 H: 0 LOB: 0 BB: 0 P: 5	R: 3 E: 1 K: 1 S: 10 H: 1 LOB: 0 BB: 1 P: 21	R: 0 E: 0 K: 2 S: 11 H: 1 LOB: 1 BB: 0 P: 14	R: 0 E: 0 K: 0 S: 9 H: 1 LOB: 2 BB: 2 P: 18		1B: 5 2B: 1 3B: 0 HR: 2	SF: 0 SAC: 0 DP: 2 HBP: 0			WP: 0 PB: 0 SB: 0 CS: 1	PA: 34	

PITCHER	IP	WLS	BF	H	R	ER	SO	BB	IBB	HBP	BLK	WP	HR	S	P	ERA	WHIP
Darryl Kile, R (1, 1) ERA: 2.32	8.0	L	34	7	4	3	5	3	1	0	0	0	2	69	107	3.38	1.250

PITCHER	IP	WLS	BF	H	R	ER	SO	BB	IBB	HBP	BLK	WP	HR	S	P	ERA	WHIP

AB	29
R	4
H	7
RBI	4
BB	4
SO	5
LOB	13

Batter	1	2	3	4	5	6	7	8	9	AB	R	H	RBI	BB	SO	LOB
Craig Biggio, R (1, 10) OBP: 0.406, SLG: 0.508	G4-3 5 SF8 2B		HR		K		FC5-4 1-3 1B		G6-3	5	2	3	1	0	1	1
Derek Bell, R (1, 9) OBP: 0.346, SLG: 0.437	G4-3 2-3		1B		G6-3		FC5-4 1-2f		BB	4	0	1	0	1	0	4
5 Jeff Bagwell, R (1, 3) OBP: 0.421, SLG: 0.582	SF8 3-H		K			HR	L7 1-1 3-H		F7	4	1	1	2	0	1	3
James Mouton, R (1, 8) OBP: 0.297, SLG: 0.335	CS BB			F8		B5-3	P3			3	0	0	0	1	0	1
Luis Gonzalez, L (1, 7) OBP: 0.350, SLG: 0.366	CS 1-2	G3		L7		G4-3		F9		4	0	0	0	0	0	0
Ricky Gutierrez, R (1, 4) OBP: 0.323, SLG: 0.359		G5-3		FC5-4 BB		2B		L6		3	0	1	0	1	0	0
Russ Johnson, R (1, 5) OBP: 0.348, SLG: 0.381		F8		FC5-4 1-2f		FC6-4 BB		FC4-6 1B		3	0	1	0	1	0	1
Brad Ausmus, R (1, 2) OBP: 0.323, SLG: 0.364			F8		F9	FC6-4 1-2f		FC4-6 1-2f		4	0	0	0	0	0	3
Tim Bogar, R (1, 6) OBP: 0.316, SLG: 0.390			F8		1B		1B 5 E S 1B		F8	3	1	2	0	0	0	0
Bill Spiers, L (9, PH) OBP: 0.440, SLG: 0.476										1	0	0	0	0	0	0

TOP

Houston Astros @ Chicago White Sox

Comiskey Park, Chicago, IL

Fri Aug 29 1997, 8:05 PM EDT
Att. 21,312 - Unknown - 70 F

livebaseballscorecards.com

AB	34
R	4
H	9
RBI	3
BB	4
SO	2
LOB	13

Inning Stats	1	2	3	4	5	6	7	8	9
	R: 1 E: 0 K: 0 S: 8	R: 0 E: 0 K: 0 S: 7	R: 1 E: 0 K: 1 S: 10	R: 0 E: 0 K: 0 S: 11	R: 0 E: 0 K: 1 S: 7	R: 1 E: 0 K: 0 S: 12	R: 1 E: 1 K: 0 S: 10	R: 0 E: 0 K: 0 S: 7	R: 0 E: 0 K: 0 S: 10
	H: 1 LOB: 0 BB: 1 P: 18	H: 0 LOB: 0 BB: 0 P: 11	H: 2 LOB: 1 BB: 0 P: 15	H: 0 LOB: 1 BB: 1 P: 17	H: 1 LOB: 1 BB: 0 P: 13	H: 2 LOB: 2 BB: 1 P: 19	H: 2 LOB: 1 BB: 0 P: 17	H: 1 LOB: 1 BB: 0 P: 11	H: 0 LOB: 1 BB: 1 P: 18

1B: 5	SF: 1
2B: 2	SAC: 0
3B: 0	DP: 0
HR: 2	HBP: 0

WP: 0	PA: 40
PB: 0	
SB: 1	
CS: 1	

PITCHER	IP	WLS	BF	H	R	ER	SO	BB	IBB	HBP	BLK	WP	HR	S	P	ERA	WHIP
Scott Eyre, L (1, 1) ERA: 4.8	5.2		25	6	3	3	2	3	0	0	0	0	2	52	88	4.76	1.588
Keith Foulke, R (6, 1) ERA: 7.02	2.1	W	10	3	1	1	0	0	0	0	0	0	0	20	33	3.86	1.286
Tony Castillo, L (9, 1) ERA: 5.26	0.1		1	0	0	0	0	0	0	0	0	0	0	3	4	0.00	0.000
Matt Karchner, R (9, 1) ERA: 2.12	0.2	S	3	0	0	0	0	1	0	0	0	0	0	7	14	0.00	1.500

PITCHER	IP	WLS	BF	H	R	ER	SO	BB	IBB	HBP	BLK	WP	HR	S	P	ERA	WHIP

BOTTOM

Batter	1	2	3	4	5	6	7	8	9	AB	R	H	RBI	BB	SO	LOB
Ray Durham, S (1, 4) OBP: 0.332, SLG: 0.365	C C B F B B F B 4-2 S BB		B C B X 2-1 F7 ①		B B F B F X 3-2 P6 ②		C C B B B 4-2 BB			2	0	0	0	2	0	0
Dave Martinez, L (1, 3) OBP: 0.349, SLG: 0.408 Norberto Martin, R (7, PH) OBP: 0.317, SLG: 0.366 34 Mario Valdez, L (8, 3) OBP: 0.356, SLG: 0.306	B B C X 2-1 L9 ①		C C F F X 1-2 F9 ②		L B C F F X 1-2 G3 ③		F B F F 1 X SAFE 1-2 F8 ③			3 1 0	0 0 0	0 0 0	0 0 0	0 0 0	0 0 0	1 2 0
Frank Thomas, R (1, 10) OBP: 0.456, SLG: 0.627	1 SAFE 1 SAFE B B C C F F B 3-3 S K ② 1-2		S C S 0-3 K ③			C F B B B X 3-2 P6 ①		B B F B X 3-1 3B 2B		4	1	1	0	0	2	1
Albert Belle, R (1, 7) OBP: 0.328, SLG: 0.490	F B B F B X 3-2 G5-3 ③			B X 1-0 HR 1B		B C B F F C 2-3 K ②		S S B X 1-2 G5-3 ①		4	1	1	0	0	1	2
Robin Ventura, L (1, 5) OBP: 0.419, SLG: 0.475		B C X 1-1 F8 ①		B B C 1 SAFE X 2-1 L9 ①		C X 0-1 F7 ③		C B B B X 3-1 1B 3B 2-H		4	1	1	1	0	0	1
Mike Cameron, R (1, 8) OBP: 0.342, SLG: 0.444		C B C B X 2-2 G5-3 ②		1 SAFE X 0-0 F9 ②			S B B B B 4-1 SH3-4 1B G3 BB	X 0-0 FC3-6 1B 3-H		3	1	1	1	1	0	1
Jorge Fabregas, L (1, 2) OBP: 0.293, SLG: 0.370		B B B B 4-0 1B FC1-2 BB		B F D B F F F X 3-2 1-H HR			X 0-0 G3 SH3-4 1B 1-2	B B C 1 B X SAFE 3-1 FC3-6 1B 1-2f		3	1	2	2	1	0	1
Magglio Ordonez, R (1, 9) OBP: 0.667, SLG: 0.667		B C C B F X 2-2 FC1-2 1B 1-3		X 0-0 F8 ③			X 0-0 SH3-4 ① 1-2 2-3	1 SAFE X 0-0 FC6-4 1B 1-2		3	0	2	0	0	0	0
Ozzie Guillen, L (1, 6) OBP: 0.284, SLG: 0.334		X 0-0 FC1-2 ③ 1-2 3-H			C X 0-1 G6-3 ①		X 0-0 G3 ② 2-3 3-H	C X 0-1 FC6-4 ③ 1-2f		4	0	0	1	0	0	5
Inning Stats	R: 0 E: 0 K: 1 S: 14 H: 0 LOB: 1 BB: 1 P: 26	R: 0 E: 0 K: 0 S: 10 H: 1 LOB: 2 BB: 1 P: 19	R: 0 E: 0 K: 1 S: 9 H: 0 LOB: 0 BB: 0 P: 12	R: 2 E: 0 K: 0 S: 10 H: 2 LOB: 0 BB: 0 P: 16	R: 0 E: 0 K: 0 S: 10 H: 0 LOB: 0 BB: 0 P: 14	R: 0 E: 0 K: 1 S: 9 H: 0 LOB: 0 BB: 0 P: 14	R: 1 E: 0 K: 0 S: 11 H: 1 LOB: 2 BB: 2 P: 20	R: 2 E: 0 K: 0 S: 13 H: 4 LOB: 2 BB: 0 P: 23		1B: 5 2B: 1 3B: 1 HR: 1 SF: 0 SAC: 1 DP: 0 HBP: 0						

PITCHER		IP	WLS	BF	H	R	ER	SO	BB	IBB	HBP	BLK	WP	HR	S	P	ERA	WHIP
Ramon Garcia, R ERA: 4.13	(1, 1)	6.2		28	4	3	3	3	4	0	0	0	0	1	68	115	4.05	1.200
Tom Martin, L ERA: 2.44	(7, 1)	0.1		1	0	0	0	0	0	0	0	0	0	0	5	6	0.00	0.000
John Hudek, R ERA: 6.61	(8, 1)	0.1	L	4	3	2	2	0	0	0	0	0	0	0	8	15	54.00	9.000
Mike Magnante, L ERA: 2.09	(8, 1)	0.2		3	1	0	0	0	0	0	0	0	0	0	5	8	0.00	1.500

PITCHER	IP	WLS	BF	H	R	ER	SO	BB	IBB	HBP	BLK	WP	HR	S	P	ERA	WHIP

Houston Astros @ Chicago White Sox

Comiskey Park, Chicago, IL

Fri Aug 29 1997, 8:05 PM EDT

Att. 21,312 - Unknown - 70 F

livebaseballscorecards.com

AB	31
R	5
H	8
RBI	5
BB	4
SO	3
LOB	14

1B: 5	SF: 0	WP: 0	PA: 36
2B: 1	SAC: 1	PB: 0	
3B: 1	DP: 0	SB: 1	
HR: 1	HBP: 0	CS: 0	

Batter	1	2	3	4	5	6	7	8	9	AB	R	H	RBI	BB	SO	LOB
Craig Biggio, R (1, 4) OBP: 0.405, SLG: 0.505	B C F B X 2-2 ① P3		C B B C F H 3-2 K HBP			B B C X 2-1 ② G5-3		C X 0-1 ③ G6-3 1-2		3	0	0	0	0	0	1
Bill Spiers, L (1, 5) OBP: 0.435, SLG: 0.470 Ricky Gutierrez, R (9, PH) OBP: 0.322, SLG: 0.357	B C C F F F F B X 2-2 ② F8		1 SAFE 1 SAFE B C B 1 SAFE C B S 3-3 ② ③ K 1-2			X 0-0 ③ B3-1			B B C X 2-1 ① F8	3 1	0 0	0 0	0 0	0 0	1 0	1 0
5 Jeff Bagwell, R (1, 3) OBP: 0.423, SLG: 0.589	B B B F F F F B 4-2 E S BB		C S B F F B X 2-2 ① G5-3				B F B B B X 3-1 HR		C X 0-1 1B	3	1	2	1	1	0	0
Luis Gonzalez, L (1, 7) OBP: 0.348, SLG: 0.364 James Mouton, R (9, PH) OBP: 0.295, SLG: 0.333	1 SAFE 1 SAFE C B B B B X 3-1 ③ P3 1-3		X 0-0 ② F8				B B X 2-0 ① G6-3		F F B B B S 2-3 ② K	3 1	0 0	0 0	0 0	0 0	0 1	1 1
Derek Bell, R (1, 10) OBP: 0.345, SLG: 0.443		B X 1-0 HR		X 0-0 ③ L8			S B C S 1-3 ② K		F X 0-1 ③ G5-3	4	1	1	1	0	1	1
Chuck Carr, S (1, 8) OBP: 0.308, SLG: 0.382		B B C B X 3-1 ① F4			X 0-0 ① P3		C B B X 2-1 ③ P5			3	0	0	0	0	0	0
Thomas Howard, S (1, 9) OBP: 0.326, SLG: 0.354		B C F B B F B 4-2 G1-6-3 BB			B X 1-0 ② F8			F X 0-1 ① G4-3		2	0	0	0	1	0	0
Brad Ausmus, R (1, 2) OBP: 0.321, SLG: 0.361	B 1 SAFE X 1-0 ② ③ G1-6-3 1-2f				C B C B S 2-3 ③ K			B F X 1-1 ② F8		3	0	0	0	0	1	1
Tim Bogar, R (1, 6) OBP: 0.317, SLG: 0.387			X 0-0 ① L9			B B F F X 2-2 ① F8		F F F B B B F B 4-2 DI BB		2	0	0	0	1	0	0
Inning Stats	R: 0 H: 0 E: 0 LOB: 1 K: 0 BB: 1 S: 15 P: 26	R: 1 H: 1 E: 0 LOB: 0 K: 0 BB: 1 S: 7 P: 16	R: 0 H: 0 E: 0 LOB: 0 K: 1 BB: 0 S: 7 P: 13	R: 0 H: 0 E: 0 LOB: 0 K: 0 BB: 0 S: 7 P: 9	R: 0 H: 0 E: 0 LOB: 0 K: 1 BB: 0 S: 5 P: 8	R: 0 H: 0 E: 0 LOB: 0 K: 0 BB: 0 S: 6 P: 10	R: 1 H: 1 E: 0 LOB: 0 K: 1 BB: 0 S: 8 P: 16	R: 0 H: 0 E: 0 LOB: 1 K: 0 BB: 1 S: 10 P: 15	R: 0 H: 1 E: 0 LOB: 1 K: 1 BB: 0 S: 9 P: 13	1B: 1 SF: 0 2B: 0 SAC: 0 3B: 0 DP: 1 HR: 2 HBP: 1						

TOP

Houston Astros @ Chicago White Sox

Comiskey Park, Chicago, IL

Sat Aug 30 1997, 8:05 PM EDT
Att. 28,051 - Cloudy - 73 F

livebaseballscorecards.com

AB	28
R	2
H	3
RBI	2
BB	3
SO	4
LOB	6

PITCHER		IP	WLS	BF	H	R	ER	SO	BB	IBB	HBP	BLK	WP	HR	S	P	ERA	WHIP
Jason Bere, R ERA: 2.5	(1, 1)	6.0	W	21	2	2	2	2	2	0	1	0	0	2	49	87	3.00	0.667
Chuck McElroy, L ERA: 4.09	(7, 1)	2.0		7	0	0	0	1	1	0	0	0	0	0	16	26	0.00	0.500
Mike Sirotka, L ERA: 1.42	(9, 1)	1.0		4	1	0	0	1	0	0	0	0	0	0	9	13	0.00	1.000

PITCHER	IP	WLS	BF	H	R	ER	SO	BB	IBB	HBP	BLK	WP	HR	S	P	ERA	WHIP

Batter	1	2	3	4	5	6	7	8	9	AB	R	H	RBI	BB	SO	LOB
Ray Durham, S (1, 4) OBP: 0.333, SLG: 0.371	1-0 2B 1B 1B	2-2 FC1-6 1-2f		2-2 G6-3		3-2 1-H 2-H HR		2-1 G4-3		5	2	2	3	0	0	2
Dave Martinez, L (1, 3) OBP: 0.349, SLG: 0.417	1-2 1B 1-3 2B	3-1 L4			1-0 HR	0-1 P5		1-3 K		5	2	2	1	0	1	1
Frank Thomas, R (1, 10) OBP: 0.455, SLG: 0.624	2-2 2B SF7 1B 2-H 3-H		0-2 F7		1-0 G3 G1-3 1B	1-0 L9		2-2 F8		5	1	2	2	0	0	0
Albert Belle, R (1, 7) OBP: 0.329, SLG: 0.492	1-0 1-3 2B		1-1 1B		1-0 G1-3 1-2	1-2 F9				4	0	2	0	0	0	1
Robin Ventura, L (1, 5) OBP: 0.414, SLG: 0.471	2-0 SF7 3-H		1-2 L9		2-1 G3 1B		0-1 G3-1			3	0	1	1	0	0	1
Mike Cameron, R (1, 8) OBP: 0.341, SLG: 0.440	1-0 P7		1-3 K		2-2 G3 1-2 2-3		2-2 HR HBP			3	1	0	0	0	1	4
Magglio Ordonez, R (1, 9) OBP: 0.571, SLG: 1.143	3-2 G6-3			0-0 2B	0-0 G5-3		1-2 1-H HR			4	1	2	2	0	0	3
Ron Karkovice, R (1, 2) OBP: 0.247, SLG: 0.315		0-0 G6-3		2-3 K		0-0 1B HR 1B	0-0 F8			4	1	1	0	0	1	1
Norberto Martin, R (1, 6) OBP: 0.321, SLG: 0.369		1-2 FC1-6 1B		1-0 G5-3		0-1 1-2 HR 1B	0-3 K			4	1	2	0	0	1	1
Inning Stats	R: 3 E: 0 K: 0 S: 16 H: 4 LOB: 1 BB: 0 P: 27	R: 0 E: 0 K: 0 S: 10 H: 1 LOB: 1 BB: 0 P: 15	R: 0 E: 0 K: 1 S: 11 H: 1 LOB: 1 BB: 0 P: 14	R: 0 E: 0 K: 1 S: 8 H: 1 LOB: 1 BB: 0 P: 13	R: 1 E: 0 K: 0 S: 10 H: 3 LOB: 2 BB: 0 P: 17	R: 3 E: 0 K: 0 S: 12 H: 3 LOB: 0 BB: 0 P: 17	R: 2 E: 0 K: 1 S: 11 H: 1 LOB: 0 BB: 0 P: 14	R: 0 E: 0 K: 1 S: 9 H: 0 LOB: 0 BB: 0 P: 14		1B: 8 2B: 3 3B: 0 HR: 3	SF: 1 SAC: 0 DP: 0 HBP: 1			WP: 0 PB: 0 SB: 0 CS: 0	PA: 39		

PITCHER		IP	WLS	BF	H	R	ER	SO	BB	IBB	HBP	BLK	WP	HR	S	P	ERA	WHIP
Mike Hampton, L ERA: 4.04	(1, 1)	5.0	L	27	12	6	6	2	0	0	0	0	0	1	58	89	10.80	2.400
Jose Lima, R ERA: 5.07	(6, 1)	3.0		12	2	3	3	2	0	0	1	0	0	2	29	42	9.00	0.667

PITCHER	IP	WLS	BF	H	R	ER	SO	BB	IBB	HBP	BLK	WP	HR	S	P	ERA	WHIP

BOTTOM

Houston Astros @ Chicago White Sox

Comiskey Park, Chicago, IL

Sat Aug 30 1997, 8:05 PM EDT
Att. 28,051 - Cloudy - 73 F

livebaseballscorecards.com

AB	37
R	9
H	14
RBI	9
BB	0
SO	4
LOB	14

Batter	1	2	3	4	5	6	7	8	9	AB	R	H	RBI	BB	SO	LOB
Craig Biggio, R (1, 4) OBP: 0.405, SLG: 0.503	C B X 1-1 ① G4-3		B H 2-0 S HBP		B B X 2-0 S BB 1B		B C B X 2-1 ① G5-3		F X 0-1 ① FC4-6 CS S 1-2f	4	0	1	0	0	0	1
Bill Spiers, L (1, 3) OBP: 0.442, SLG: 0.470	B B X 2-0 G5-3 5 HBP 1B		1 SAFE B B B C B 4-1 5 FC5-4 1-2 BB		1 SAFE B B C 1 B B 4-1 S 1-2 BB		B C C B B X 3-2 ② G6-3		B C B B B 4-1 1-2 BB	2	0	1	0	3	0	0
5 Jeff Bagwell, R (1, 10) OBP: 0.423, SLG: 0.588	B C 1 SAFE 1 SAFE B F 1 F H SAFE 3-2 1-2 HBP		C X 0-1 ③ FC5-4 1-2f		C F B S 1-3 ② K		X 0-0 1B 2B		S F S 0-3 ② K	4	1	1	0	0	2	6
Derek Bell, R (1, 9) OBP: 0.348, SLG: 0.444	C X 0-1 ② ③ G5-3 2-3f			B X 1-0 BB 1B	C B F B B F B 4-2 1-2 2-3 BB		C C F B X 1-2 2-H 1B		C 0-1 ③ CS 2-3	3	0	2	1	1	0	2
Luis Gonzalez, L (1, 7) OBP: 0.346, SLG: 0.361		C F X 0-2 ① F7		B B 1 SAFE X 2-0 ① P6	C B C S 1-3 ③ K		C B 1 SAFE B X 2-1 ③ P5			4	0	0	0	0	1	5
Chuck Carr, S (1, 8) OBP: 0.307, SLG: 0.379		B B S C T F S 2-3 ② K		B 1 SAFE B C F X 2-2 ② P6		S B F F B B F X 3-2 S 1B		B M X 1-1 ① G6-3		4	0	1	0	0	1	1
Russ Johnson, R (1, 5) OBP: 0.340, SLG: 0.356		B F B X 2-1 ③ G5-3		1 SAFE S C B B B B 4-2 1-2 BB		C F 1 SAFE B F B B 1 SAFE C 3-3 ① K 1-2		C B F B C 2-3 ② K		3	0	0	0	1	2	1
Tony Peña, R (1, 2) OBP: 0.232, SLG: 0.167 Brad Ausmus, R (8, PH) OBP: 0.320, SLG: 0.360 (8, 2)			X 0-0 ① L8	B F X 1-1 ③ P2		B C B C S 2-3 ② K		B C B X 2-1 ③ P3		3 1	0 0	0 0	0 0	0 0	1 0	3 0
Tim Bogar, R (1, 6) OBP: 0.313, SLG: 0.382 Thomas Howard, S (9, PH) OBP: 0.329, SLG: 0.357			B F B X 2-1 ② G5-3		C B B F F S 2-3 ① K		S C B F F D F X 2-2 ③ P9		B B C X 2-1 FC4-6 1B	3 1	0 0	0 1	0 0	0 0	1 0	1 0
Inning Stats	R: 0 H: 1 E: 0 LOB: 1 K: 0 BB: 0 S: 8 P: 14	R: 0 H: 0 E: 0 LOB: 0 K: 1 BB: 0 S: 10 P: 14	R: 0 H: 0 E: 0 LOB: 0 K: 0 BB: 0 S: 6 P: 14	R: 0 H: 1 E: 0 LOB: 2 K: 0 BB: 1 S: 9 P: 19	R: 0 H: 1 E: 0 LOB: 3 K: 3 BB: 2 S: 15 P: 29	R: 0 H: 1 E: 0 LOB: 1 K: 2 BB: 0 S: 18 P: 28	R: 1 H: 2 E: 0 LOB: 1 K: 0 BB: 0 S: 12 P: 20	R: 0 H: 0 E: 0 LOB: 0 K: 1 BB: 0 S: 7 P: 12	R: 0 H: 1 E: 0 LOB: 1 K: 1 BB: 1 S: 9 P: 15	1B: 6 SF: 0 2B: 1 SAC: 0 3B: 0 DP: 1 HR: 0 HBP: 2						WP: 0 PA: 40 PB: 0 SB: 5 CS: 1

TOP

Houston Astros @ Chicago White Sox

Comiskey Park, Chicago, IL

Sun Aug 31 1997, 4:33 AM EDT

Att. 22,916 - Sunny - 76 F

livebaseballscorecards.com

AB	32
R	1
H	7
RBI	1
BB	5
SO	8
LOB	20

PITCHER		IP	WLS	BF	H	R	ER	SO	BB	IBB	HBP	BLK	WP	HR	S	P	ERA	WHIP
James Baldwin, R ERA: 4.87	(1, 1)	6.2	W	31	6	1	1	6	4	0	2	0	0	0	76	134	1.35	1.500
Tony Castillo, L ERA: 5.17	(7, 1)	1.0		3	0	0	0	1	0	0	0	0	0	0	7	12	0.00	0.000
Keith Foulke, R ERA: 6.98	(8, 1)	0.1		1	0	0	0	0	0	0	0	0	0	0	2	4	0.00	0.000
Matt Karchner, R ERA: 2.08	(9, 1)	1.0	S	4	1	0	0	1	1	0	0	0	0	0	9	15	0.00	2.000

PITCHER	IP	WLS	BF	H	R	ER	SO	BB	IBB	HBP	BLK	WP	HR	S	P	ERA	WHIP

BOTTOM

Houston Astros @ Chicago White Sox

Comiskey Park, Chicago, IL

Sun Aug 31 1997, 4:33 AM EDT
Att. 22,916 - Sunny - 76 F

livebaseballscorecards.com

Batter	1	2	3	4	5	6	7	8	9	AB	R	H	RBI	BB	SO	LOB
Ray Durham, S (1, 4) OBP: 0.331, SLG: 0.368	B F B B C F F X 3-2 ① F7		B S X 1-1 ② B1-3		B X 1-0 ① G1-3	B C F S 1-3 ③ K				4	0	0	0	0	1	0
Dave Martinez, L (1, 9) OBP: 0.353, SLG: 0.419	B C F X 1-2 G6-4-3 1B		C X 0-1 1B 2B 1B		B C C B F B B 4-2 1B 1B BB		F C B F B X 2-2 ① L9			3	2	2	0	1	0	0
Frank Thomas, R (1, 10) OBP: 0.456, SLG: 0.623	C B C X 1-2 ② ③ G6-4-3 1-2f		B C B B F X 3-2 2B 1-3 1B		B C C X 1-2 1B 1B 1-2 1B		C B B C S 2-3 ② K			4	1	2	0	0	1	1
Albert Belle, R (1, 7) OBP: 0.332, SLG: 0.495		X 0-0 G3 BB 1B	B B B C X 3-1 1-3 3-H 2B		X 0-0 FC5-4 1B 1-2 2-H 1B		C X 0-1 ③ F9			4	0	3	2	0	0	0
Robin Ventura, L (1, 5) OBP: 0.424, SLG: 0.472		C B 1 SAFE B B B 4-1 G3 1-2 BB	C B X 1-1 ③ G6-3		X 0-0 FC5-4 1-2 2-H 1B			F B B B F B 4-2 BB BB		2	0	1	1	2	0	2
Mike Cameron, R (1, 8) OBP: 0.343, SLG: 0.439		C B B B S B X 3-2 ① G3 1-2 2-3		X 0-0 34 FC1-6 1B	B S F B X 2-2 ② FC5-4 1-2f 2-3			1 SAFE B B F F F 1 SAFE 4-2 B F B G4-6-3 1-2 BB		3	0	1	0	1	0	4
34 Mario Valdez, L (1, 3) OBP: 0.343, SLG: 0.292		B C C S 1-3 ② K		B X 1-0 ① FC1-6 1-2f	S S F X 0-2 ③ F9			L L L 0-3 ① K		4	0	0	0	0	2	7
Jorge Fabregas, L (1, 2) OBP: 0.289, SLG: 0.365		D S X 1-1 ③ G4-3		B C B X 2-1 ② P7		C C B B F F F X 2-2 ① G3-1		X 0-0 ② ③ G4-6-3 1-2f		4	0	0	0	0	0	5
Ozzie Guillen, L (1, 6) OBP: 0.283, SLG: 0.332			B B C B C X 3-2 ① G4-3	C S S 0-3 ③ K2-3		X 0-0 ② F9				3	0	0	0	0	1	1
Inning Stats	R: 0 E: 0 K: 0 S: 12 H: 1 LOB: 0 BB: 0 P: 17	R: 0 E: 0 K: 1 S: 10 H: 1 LOB: 2 BB: 1 P: 19	R: 1 E: 0 K: 0 S: 14 H: 3 LOB: 2 BB: 0 P: 25	R: 0 E: 0 K: 1 S: 7 H: 1 LOB: 1 BB: 0 P: 10	R: 2 E: 0 K: 0 S: 16 H: 3 LOB: 2 BB: 1 P: 24	R: 0 E: 0 K: 1 S: 10 H: 0 LOB: 0 BB: 0 P: 13	R: 0 E: 0 K: 1 S: 9 H: 0 LOB: 0 BB: 0 P: 13	R: 0 E: 0 K: 1 S: 12 H: 0 LOB: 1 BB: 2 P: 20		1B: 8 2B: 1 3B: 0 HR: 0 SF: 0 SAC: 0 DP: 2 HBP: 0						

	AB	31
	R	3
	H	9
	RBI	3
	BB	4
	SO	5
	LOB	20

WP: 0 PB: 0 SB: 0 CS: 0 PA: 35

PITCHER		IP	WLS	BF	H	R	ER	SO	BB	IBB	HBP	BLK	WP	HR	S	P	ERA	WHIP
Shane Reynolds, R ERA: 4.5	(1, 1)	6.1	L	29	9	3	3	3	2	0	0	0	0	0	73	114	4.26	1.737
John Hudek, R ERA: 6.48	(7, 1)	0.2		2	0	0	0	1	0	0	0	0	0	0	5	7	0.00	0.000
Tom Martin, L ERA: 2.39	(8, 1)	1.0		4	0	0	0	1	2	0	0	0	0	0	12	20	0.00	2.000

PITCHER	IP	WLS	BF	H	R	ER	SO	BB	IBB	HBP	BLK	WP	HR	S	P	ERA	WHIP

Milwaukee Brewers @ Houston Astros

Astrodome, Houston, TX

Mon Sep 01 1997, 4:33 AM EDT

Att. 35,685 - Dome - 68 F

TOP

livebaseballscorecards.com

Batter	1	2	3	4	5	6	7	8	9	AB	R	H	RBI	BB	SO	LOB
Fernando Vina, L (1, 4) OBP: 0.328, SLG: 0.379	C B F X 1-2 G4-3 ①		C X 0-1 B4-3 ①		X 0-0 G4-3 ①		B B C F X 2-2 F9 ①		X 0-0 B2 ③	5	0	0	0	0	0	0
Jose Valentin, S (1, 6) OBP: 0.325, SLG: 0.427	C X 0-1 G3 ②		C X 0-1 F9 ②		C F X 0-2 F8 ②		C X 0-1 G4-3 ②			4	0	0	0	0	0	0
Dave Nilsson, L (1, 7) OBP: 0.354, SLG: 0.466 Darrin Jackson, R (9, 7) OBP: 0.272, SLG: 0.354	B B B F B 4-1 BB		C B X 1-1 G6-3 ③		B X 1-0 BB 2B 1B		C B F B B B 4-2 FC6-4 BB			2	1	1	0	2	0	0
										0	0	0	0	0	0	0
Julio Franco, R (1, 3) OBP: 0.372, SLG: 0.385	S B B X 2-1 G4-3 ③			B B X 2-0 L3 ①	B B B 4-0 1-2 2B BB		B C B X 2-1 1-2f FC6-4 ③			3	1	0	0	1	0	2
Jeromy Burnitz, L (1, 9) OBP: 0.376, SLG: 0.552		F B B X 2-1 1B 1B		C B F B B X 3-2 1B 1B 1B	B X 2-0 1-H 2-H 2B			C B X 1-1 F7 ①		4	1	3	2	0	0	0
Jeff Cirillo, R (1, 5) OBP: 0.366, SLG: 0.425		X 0-0 1-2 1B		C S B 1 SAFE B 1 SAFE B X 3-2 1-3 1B	B C F F S 2-3 K ③			C B B F S 2-3 K ②		4	0	2	0	0	2	1
Mike Matheny, R (1, 2) OBP: 0.288, SLG: 0.344		F B C D D X 3-2 L8 ①		S S X 0-2 1-2 3-H 1B	B B B 4-0 G3-6-3 BB			F B F S 1-3 K2-3 ③		3	0	1	1	1	1	2
Gerald Williams, R (1, 8) OBP: 0.282, SLG: 0.371		X 0-0 F8 ②		X 0-0 P6 ②	B C L F D F X 2-2 1-2f G3-6-3 ① ②				B S L X 1-2 E6 CS	4	0	0	0	0	0	5
Joel Adamson, L (1, 1) Mike Fetters, R (6, 1) Bob Wickman, R (8, 1) Jack Voigt, R (9, PH) OBP: 0.316, SLG: 0.517 Doug Jones, R (9, 1)		C B S B X 2-2 G2-3 ③		X 0-0 G6-3 ③	B C F B B X 3-2 G1-3 ③				C B 1 SAFE B 1 SAFE B C 1 SAFE 1 SAFE 3-3 S 1-2 K ① ②	3	0	0	0	0	0	4
										0	0	0	0	0	0	0
										0	0	0	0	0	0	0
										1	0	0	0	0	1	1
										0	0	0	0	0	0	0

	AB	33
	R	3
	H	7
	RBI	3
	BB	4
	SO	4
	LOB	15

Inning Stats	1	2	3	4	5	6	7	8	9	1B: 6	SF: 0	WP: 0	PA: 37
	R: 0 H: 0 E: 0 LOB: 1 K: 0 BB: 1 S: 8 P: 15	R: 0 H: 2 E: 0 LOB: 2 K: 0 BB: 0 S: 10 P: 17	R: 0 H: 0 E: 0 LOB: 0 K: 0 BB: 0 S: 6 P: 7	R: 1 H: 3 E: 0 LOB: 2 K: 0 BB: 0 S: 12 P: 20	R: 2 H: 2 E: 0 LOB: 1 K: 1 BB: 1 S: 10 P: 19	R: 0 H: 0 E: 0 LOB: 0 K: 0 BB: 1 S: 8 P: 17	R: 0 H: 0 E: 0 LOB: 1 K: 0 BB: 1 S: 9 P: 17	R: 0 H: 0 E: 0 LOB: 0 K: 2 BB: 0 S: 8 P: 12	R: 0 H: 0 E: 1 LOB: 0 K: 1 BB: 0 S: 7 P: 11	2B: 2 3B: 0 HR: 0	SAC: 0 DP: 2 HBP: 0	PB: 0 SB: 0 CS: 1	

PITCHER		IP	WLS	BF	H	R	ER	SO	BB	IBB	HBP	BLK	WP	HR	S	P	ERA	WHIP
Chris Holt, R ERA: 3.53	(1, 1)	7.0	L	31	7	3	3	1	4	0	0	0	0	0	63	112	3.86	1.571
Mike Magnante, L ERA: 1.99	(8, 1)	2.0		6	0	0	0	3	0	0	0	0	0	0	15	23	0.00	0.000

PITCHER	IP	WLS	BF	H	R	ER	SO	BB	IBB	HBP	BLK	WP	HR	S	P	ERA	WHIP

BOTTOM

Batter	1	2	3	4	5	6	7	8	9	AB	R	H	RBI	BB	SO	LOB
Craig Biggio, R (1, 4) OBP: 0.407, SLG: 0.502	C B X 1-1 5 G5-3 1B		F C H 1-2 5 HBP 1B 1-2 HBP		S B F F B X 2-2 ① P4		B B B 4-0 CS BB		C S S 0-3 ② K	3	0	1	0	1	1	1
Derek Bell, R (1, 9) OBP: 0.351, SLG: 0.446	B 1 SAFE B 1 SAFE X 2-0 ① P2		C B F F B X 2-2 5 HBP 1-2 2-3 1B		B X 1-0 1B		F D B 1 SAFE B X 3-1 ②③ G6-3 1-2 2-3		F X 0-1 5 FC5 1-2 1B	5	0	3	0	0	0	3
5 Jeff Bagwell, R (1, 3) OBP: 0.422, SLG: 0.586	F B B C B F 1 SAFE X 3-2 ② G5-3 1-2		B F S H 3-2 G4-6-3 1-2 2-3 3-H HBP		S 1 SAFE B B F F B 1 SAFE X 3-2 ② P5			S X 0-1 S 2B 1B	C X 0-1 FC5 1-2 2-3	4	1	1	1	0	0	4
Ricky Gutierrez, R (1, 5) (8, 6) OBP: 0.315, SLG: 0.349	B 2 SAFE F B B F X 3-2 ③ L4		B B X 2-0 ②③ G4-6-3 1-2f		C C B F S 1-3 ③ K			C B B X 2-1 ① L4 1-2	C X 0-1 ③ G6-3	5	0	0	0	0	1	9
Bobby Abreu, L (1, 7) OBP: 0.326, SLG: 0.354		X 0-0 ① F9		C S B B X 2-2 ① G4-3		C B C S 1-3 ① K		D B S B X 3-1 F9 2-H 2B		4	0	1	1	0	1	0
Richard Hidalgo, R (1, 8) OBP: 0.333, SLG: 0.333 Chuck Carr, S (8, PH) OBP: 0.306, SLG: 0.377 (9, 8)	B B F X 2-1 ② F9			B B C S F X 2-2 G3 1B		X 0-0 ② L8		X 0-0 ② F9 2-3		3 1	0 0	1 0	0 0	0 0	0 0	0 1
Brad Ausmus, R (1, 2) OBP: 0.317, SLG: 0.357	B S B C S 2-3 ③ K			1 SAFE B B B C F 1 SAFE X 3-2 ② G3 1-2		S B B F C 2-3 ③ K		T F B D B S 3-3 ③ K		4	0	0	0	0	3	2
Tim Bogar, R (1, 6) OBP: 0.314, SLG: 0.380 Bill Spiers, L (7, PH) OBP: 0.439, SLG: 0.466 (8, 5)		C X 0-1 ① P6	C B S B B B 4-2 BB				B F B X 2-1 ① G1-3		C B S X 1-2 ① L8	1 2	0 0	0 0	0 0	1 0	0 0	0 0
Chris Holt, R (1, 1) OBP: 0.119, SLG: 0.103 Thomas Howard, S (7, PH) OBP: 0.332, SLG: 0.364 Mike Magnante, L (8, 1) Luis Gonzalez, L (9, PH) OBP: 0.347, SLG: 0.361		F B B X 2-1 E3 1B HBP 5 HBP	X 0-0 ③ G6-3				C F B B B X 2-2 CS 2B		B B B B 4-0 5 FC5 1B BB	2 1 0 0	1 0 0 0	0 1 0 0	0 0 0 0	0 0 0 1	0 0 0 0	2 0 0 0
Inning Stats	R: 0 H: 1 E: 0 LOB: 1 K: 0 BB: 0 S: 10 P: 19	R: 0 H: 0 E: 0 LOB: 0 K: 1 BB: 0 S: 6 P: 10	R: 1 H: 1 E: 1 LOB: 2 K: 0 BB: 0 S: 12 P: 22	R: 0 H: 1 E: 0 LOB: 2 K: 0 BB: 1 S: 13 P: 24	R: 0 H: 1 E: 0 LOB: 1 K: 1 BB: 0 S: 13 P: 20	R: 0 H: 0 E: 0 LOB: 0 K: 2 BB: 0 S: 7 P: 10	R: 0 H: 1 E: 0 LOB: 1 K: 0 BB: 1 S: 7 P: 18	R: 1 H: 2 E: 0 LOB: 1 K: 1 BB: 0 S: 10 P: 18	R: 0 H: 1 E: 0 LOB: 3 K: 1 BB: 1 S: 12 P: 17	1B: 6 2B: 2 3B: 0 HR: 0	SF: 0 SAC: 0 DP: 1 HBP: 2						

PITCHER		IP	WLS	BF	H	R	ER	SO	BB	IBB	HBP	BLK	WP	HR	S	P	ERA	WHIP
Joel Adamson, L ERA: 3.22	(1, 1)	5.0	W	22	4	1	0	2	1	0	2	0	0	0	54	95	0.00	1.000
Mike Fetters, R ERA: 3.12	(6, 1)	2.1		10	3	1	1	2	1	0	0	0	0	0	20	39	3.86	1.714
Bob Wickman, R ERA: 2.95	(8, 1)	0.2		2	0	0	0	1	0	0	0	0	0	0	4	7	0.00	0.000
Doug Jones, R ERA: 2.0	(9, 1)	1.0	S	6	1	0	0	1	1	0	0	0	0	0	12	17	0.00	2.000

PITCHER	IP	WLS	BF	H	R	ER	SO	BB	IBB	HBP	BLK	WP	HR	S	P	ERA	WHIP

Milwaukee Brewers @ Houston Astros

Astrodome, Houston, TX

Mon Sep 01 1997, 4:33 AM EDT

Att. 35,685 - Dome - 68 F

livebaseballscorecards.com

AB	35
R	2
H	8
RBI	2
BB	3
SO	6
LOB	22

WP: 0	PA: 40
PB: 0	
SB: 1	
CS: 2	

Batter	1	2	3	4	5	6	7	8	9	AB	R	H	RBI	BB	SO	LOB
Fernando Vina, L (1, 4) OBP: 0.323, SLG: 0.372	X 0-0 ① G6-3		C X 0-1 ③ L9		B B X 2-0 ③ P7			C B B F F X 2-2 ① F9		4	0	0	0	0	0	2
Jose Valentin, S (1, 6) OBP: 0.325, SLG: 0.432	B C B X 2-1 ② F7			B B X 2-0 HR		B B C C B S 3-3 ① K		C S F F S 0-3 ② K		4	1	1	1	0	2	0
Dave Nilsson, L (1, 7) OBP: 0.353, SLG: 0.466 Darrin Jackson, R (8, 7) OBP: 0.272, SLG: 0.354	B B B C X 3-1 ③ F7			B B X 2-0 E9 2B		B X 1-0 ② G1-3		S F B B F F B X 3-2 ③ F8		4 0	0 0	1 0	0 0	0 0	0 0	0 0
Julio Franco, R (1, 3) OBP: 0.371, SLG: 0.381		C C B X 1-2 ① G6-3		B S B F C 2-3 ① K		C H 1-1 HBP			B F B T S 2-3 ① K	3	0	0	0	0	2	1
Jeromy Burnitz, L (1, 9) OBP: 0.375, SLG: 0.552		B B S B X 3-1 ② G4-3		B B X 2-0 ② P4		C S F C 0-3 ③ K			C B B X 2-1 BB SF8 2B	4	1	1	0	0	1	2
Jeff Cirillo, R (1, 5) OBP: 0.367, SLG: 0.426		B C C F F F S 1-3 ③ K		F X 0-1 ③ F7			X 0-0 WP SF8 2B		H 1-0 SF8 BB WP HBP	3	2	1	0	0	1	1
Mike Matheny, R (1, 2) OBP: 0.289, SLG: 0.342 Jesse Levis, L (7, PH) OBP: 0.352, SLG: 0.333 (7, 2) Jack Voigt, R (9, PH) OBP: 0.321, SLG: 0.517 Kelly Stinnett, R (9, 2) OBP: 0.333, SLG: 0.357			B B B B 4-0 FC5-4 BB		B X 1-0 ① P4		X 0-0 ① G3		B B F S F B B 4-2 WP SF8 1-2 2-3 BB	1 1 0 0	0 0 0 0	0 0 0 0	0 0 0 0	1 0 1 0	0 0 0 0	0 1 0 0
Gerald Williams, R (1, 8) OBP: 0.282, SLG: 0.373			C C X 0-2 ① FC5-4 SH5-4 1-2f		X 0-0 2B		B B X 2-0 ② SF8 2-H		B F B X 2-1 ② SF8 1-2 2-3 3-H	2	0	1	2	0	0	1
Jeff D'Amico, R (1, 1) Ron Villone, L (6, 1) Mark Loretta, R (9, PH) OBP: 0.347, SLG: 0.399 Doug Jones, R (9, 1)			S M X 0-2 ② SH5-4 1-2		C B B B X 3-1 ② G5-3		B B C F F F C 2-3 ③ K		C B B B F X 3-2 ③ G5-3 2-3 3-H	1 1 1 0	0 0 0 0	0 0 0 0	0 0 0 0	0 0 0 0	1 1 0 0	1 0 1 0
Inning Stats	R: 0 E: 0 K: 0 S: 5 H: 0 LOB: 0 BB: 0 P: 10	R: 0 E: 0 K: 1 S: 12 H: 0 LOB: 0 BB: 0 P: 17	R: 0 E: 0 K: 0 S: 8 H: 0 LOB: 1 BB: 1 P: 12	R: 1 E: 1 K: 1 S: 8 H: 2 LOB: 1 BB: 0 P: 16	R: 0 E: 0 K: 0 S: 5 H: 1 LOB: 1 BB: 0 P: 11	R: 0 E: 0 K: 2 S: 9 H: 0 LOB: 1 BB: 0 P: 14	R: 1 E: 0 K: 1 S: 8 H: 1 LOB: 0 BB: 0 P: 12	R: 0 E: 0 K: 1 S: 14 H: 0 LOB: 0 BB: 0 P: 19	R: 2 E: 0 K: 1 S: 13 H: 1 LOB: 1 BB: 1 P: 27	1B: 0 2B: 4 3B: 0 HR: 1	SF: 2 SAC: 1 DP: 0 HBP: 2					

PITCHER	IP	WLS	BF	H	R	ER	SO	BB	IBB	HBP	BLK	WP	HR	S	P	ERA	WHIP
Darryl Kile, R (1, 1) ERA: 2.39	8.1	L	33	5	4	4	7	1	0	2	0	1	1	74	121	4.32	0.720
Billy Wagner, L (9, 1) ERA: 2.78	0.2		3	0	0	0	0	1	0	0	0	1	0	8	17	0.00	1.500

PITCHER	IP	WLS	BF	H	R	ER	SO	BB	IBB	HBP	BLK	WP	HR	S	P	ERA	WHIP

TOP

Milwaukee Brewers @ Houston Astros

Astrodome, Houston, TX

Tue Sep 02 1997, 8:05 PM EDT

Att. 18,258 - Dome - 68 F

livebaseballscorecards.com

AB	29
R	4
H	5
RBI	3
BB	2
SO	7
LOB	10

WP: 2	PB: 0	SB: 0	CS: 0
PA: 36			

Milwaukee Brewers @ Houston Astros

Astrodome, Houston, TX

Tue Sep 02 1997, 8:05 PM EDT

Att. 18,258 - Dome - 68 F

livebaseballscorecards.com

BOTTOM

Batter	1	2	3	4	5	6	7	8	9	AB	R	H	RBI	BB	SO	LOB
Craig Biggio, R (1, 4) OBP: 0.406, SLG: 0.500	B2		F8		1B			K		4	0	1	1	0	1	0
Chuck Carr, S (1, 8) OBP: 0.305, SLG: 0.372	K		G3			BB		L7		3	0	0	0	1	1	0
5 Jeff Bagwell, R (1, 3) OBP: 0.421, SLG: 0.582	G3			HBP		F9		F8		3	0	0	0	0	0	1
Derek Bell, R (1, 9) OBP: 0.353, SLG: 0.447		1B		G5-3		1B			K	4	1	2	0	0	1	1
Bill Spiers, L (1, 5) OBP: 0.436, SLG: 0.460		K		P4		G4-3			HBP BB	3	0	0	0	1	1	3
Thomas Howard, S (1, 7) OBP: 0.335, SLG: 0.364		F8		K2-3			1B		G6-3 HBP	3	0	1	0	0	1	2
Tony Eusebio, R (1, 2) OBP: 0.355, SLG: 0.297		2B			FC5-4 BB		F9		G6-3	3	0	1	1	1	0	3
Tim Bogar, R (1, 6) OBP: 0.311, SLG: 0.376		G5-3			FC5-4 SH1-3		K			3	1	0	0	0	1	3
Darryl Kile, R (1, 1) OBP: 0.165, SLG: 0.138 Billy Wagner, L (9, 1)			P2		SH1-3		K			2 0	0 0	0 0	0 0	0 0	1 0	1 0

	AB	28
	R	2
	H	5
	RBI	2
	BB	3
	SO	7
	LOB	14

Inning Stats	1	2	3	4	5	6	7	8	9
	R: 0 E: 0 K: 1 S: 9	H: 0 LOB: 0 BB: 0 P: 10	R: 1 E: 0 K: 1 S: 10	H: 2 LOB: 1 BB: 0 P: 15	R: 0 E: 0 K: 0 S: 6	H: 0 LOB: 0 BB: 0 P: 10	R: 0 E: 0 K: 1 S: 9	H: 0 LOB: 1 BB: 0 P: 12	R: 1 E: 0 K: 0 S: 7	H: 1 LOB: 1 BB: 1 P: 15	R: 0 E: 0 K: 0 S: 8	H: 1 LOB: 1 BB: 1 P: 16	R: 0 E: 0 K: 2 S: 11	H: 1 LOB: 1 BB: 0 P: 14	R: 0 E: 0 K: 1 S: 6	H: 0 LOB: 0 BB: 0 P: 10	R: 0 E: 0 K: 1 S: 7	H: 0 LOB: 1 BB: 1 P: 13

	1B: 4	SF: 0	WP: 0	PA: 34
	2B: 1	SAC: 1	PB: 0	
	3B: 0	DP: 1	SB: 1	
	HR: 0	HBP: 2	CS: 1	

PITCHER		IP	WLS	BF	H	R	ER	SO	BB	IBB	HBP	BLK	WP	HR	S	P	ERA	WHIP
Jeff D'Amico, R ERA: 4.31	(1, 1)	5.0		19	3	2	2	3	1	0	1	0	0	0	41	62	3.60	0.800
Ron Villone, L ERA: 3.86	(6, 1)	3.0	W	11	2	0	0	3	1	0	0	0	0	0	25	40	0.00	1.000
Doug Jones, R ERA: 1.97	(9, 1)	1.0	S	4	0	0	0	1	1	0	1	0	0	0	7	13	0.00	1.000

PITCHER		IP	WLS	BF	H	R	ER	SO	BB	IBB	HBP	BLK	WP	HR	S	P	ERA	WHIP

Batter	1	2	3	4	5	6	7	8	9	AB	R	H	RBI	BB	SO	LOB
Fernando Vina, L (1, 4) OBP: 0.330, SLG: 0.376	C X 0-1 L9 1B		B B B B 4-0 G4-6-3 BB		1 SAFE L B X 1-1 ② 1-2 1B			B X 1-0 ② L9		3	0	2	0	1	0	0
Jose Valentin, S (1, 6) OBP: 0.322, SLG: 0.428	B T F 1 SAFE 1 SAFE D 1 SAFE X 2-2 ① ② L9 1-2		C X 0-1 ② ③ G4-6-3 1-2f		B B F X 2-1 ③ G3			B B F X 2-1 ③ G3		4	0	0	0	0	0	3
Dave Nilsson, L (1, 7) OBP: 0.352, SLG: 0.463	B B C B B 4-1 1B BB			X 0-0 ① B1-3		B X 1-0 ① F8			B B C C F X 2-2 ① F9	3	0	0	0	1	0	0
Julio Franco, R (1, 3) OBP: 0.372, SLG: 0.381	C X 0-1 1-2 1B			C S B B F B B 4-2 FC5-4 BB		B C B C X 2-2 ② G6-3			X 0-0 ② L9	3	0	1	0	1	0	0
Jeromy Burnitz, L (1, 9) OBP: 0.376, SLG: 0.552	X 0-0 ③ G6-3			B B B F 1 SAFE B 4-1 FC5-4 1-2 BB		C S F B S 1-3 ③ K			B X 1-0 2B	3	0	1	0	1	1	2
Jeff Cirillo, R (1, 5) OBP: 0.365, SLG: 0.423		C F F X 0-2 ① L7		F C F X 0-2 ② FC5-4 1-2f 2-3			B T F B X 2-2 ① G6-3		B X 1-0 ③ L6	4	0	0	0	0	0	3
Mike Matheny, R (1, 2) OBP: 0.287, SLG: 0.339		B X 1-0 ② G5-3		X 0-0 ③ F8			L C B F B S 2-3 ② K			3	0	0	0	0	1	2
Gerald Williams, R (1, 8) OBP: 0.282, SLG: 0.373		C B F F F B X 2-2 ③ G4-3			B F S X 1-2 1B 1B		X 0-0 ③ G6-3			3	0	1	0	0	0	0
Scott Karl, L (1, 1) Jeff Huson, L (8, PH) OBP: 0.254, SLG: 0.239 Al Reyes, R (8, 1)			B S F C 1-3 ① K		C C B 1 SAFE 1 SAFE L 1-3 ① K			B F X 1-1 ① G3		2 1 0	0 0 0	0 0 0	0 0 0	0 0 0	2 0 0	1 0 0
Inning Stats	R: 0 H: 2 E: 0 LOB: 2 K: 0 BB: 1 S: 9 P: 15	R: 0 H: 0 E: 0 LOB: 0 K: 0 BB: 0 S: 10 P: 13	R: 0 H: 0 E: 0 LOB: 0 K: 1 BB: 1 S: 5 P: 10	R: 0 H: 0 E: 0 LOB: 2 K: 0 BB: 2 S: 11 P: 19	R: 0 H: 2 E: 0 LOB: 1 K: 1 BB: 0 S: 10 P: 15	R: 0 H: 0 E: 0 LOB: 0 K: 1 BB: 0 S: 8 P: 12	R: 0 H: 0 E: 0 LOB: 0 K: 1 BB: 0 S: 8 P: 12	R: 0 H: 0 E: 0 LOB: 0 K: 0 BB: 0 S: 5 P: 9	R: 0 H: 1 E: 0 LOB: 1 K: 0 BB: 0 S: 7 P: 11	1B: 4 SF: 0 2B: 1 SAC: 0 3B: 0 DP: 1 HR: 0 HBP: 0						

PITCHER		IP	WLS	BF	H	R	ER	SO	BB	IBB	HBP	BLK	WP	HR	S	P	ERA	WHIP
Ramon Garcia, R ERA: 3.86	(1, 1)	9.0	W	33	5	0	0	4	4	0	0	0	0	0	73	116	0.00	1.000

PITCHER	IP	WLS	BF	H	R	ER	SO	BB	IBB	HBP	BLK	WP	HR	S	P	ERA	WHIP

TOP

Milwaukee Brewers @ Houston Astros

Astrodome, Houston, TX

Wed Sep 03 1997, 8:05 PM EDT

Att. 13,580 - Dome - 68 F

livebaseballscorecards.com

AB	29
R	0
H	5
RBI	0
BB	4
SO	4
LOB	11

PA: 33	1B: 4	SF: 0	WP: 0															
	2B: 1	SAC: 0	PB: 0															
	3B: 0	DP: 1	SB: 0															
	HR: 0	HBP: 0	CS: 0															

BOTTOM

Milwaukee Brewers @ Houston Astros
Astrodome, Houston, TX
Wed Sep 03 1997, 8:05 PM EDT
Att. 13,580 - Dome - 68 F

livebaseballscorecards.com

Batter	1	2	3	4	5	6	7	8	9	AB	R	H	RBI	BB	SO	LOB
Craig Biggio, R (1, 4) OBP: 0.405, SLG: 0.498	B X 1-0 G3-1 ①		F S C 0-3 K ②			B F X 1-1 1B	C S X 0-2 L6 ③			4	0	1	0	0	1	2
Brad Ausmus, R (1, 2) OBP: 0.319, SLG: 0.361	X 0-0 F8 ②		D X 1-0 E6 5 PO 2-H 1B			1 SAFE D 1 SAFE X 1-0 L8 ②		F B B X 2-1 2B		4	0	2	0	0	0	1
5 Jeff Bagwell, R (1, 3) OBP: 0.419, SLG: 0.577	C X 0-1 G1-3 ③		B S 2 SAFE 1-1 PO ③ 2-3	S B F X 1-2 G5-3 ①		F X 0-1 G3 ③		B C C S 1-3 K ①		4	0	0	0	0	1	2
Derek Bell, R (1, 9) OBP: 0.349, SLG: 0.443		C C T F S 0-3 K ①		F C B S 1-3 K ②			C X 0-1 L9 ①	X 0-0 G6-3 ②		4	0	0	0	0	2	1
Richard Hidalgo, R (1, 8) OBP: 0.286, SLG: 0.429		B C B T F X 2-2 F8 ②		C B F B F C 2-3 K ③			C B X 1-1 2B 2B	F B X 1-1 F7 ③		4	1	1	0	0	1	1
Ricky Gutierrez, R (1, 5) OBP: 0.315, SLG: 0.346		B F B F B B 4-2 BB		T F X 0-2 G5-3 ①			C X 0-1 G6-3 ②			2	0	0	0	1	0	1
Luis Gonzalez, L (1, 7) OBP: 0.348, SLG: 0.360		B B 1 SAFE X 2-0 G4-3 ③		H 1-0 G6-3-5 HBP			B B C F F B F B 4-2 2B BB			1	1	0	0	1	0	1
Tim Bogar, R (1, 6) OBP: 0.315, SLG: 0.383			X 0-0 SH1-4 E 1B	1 SAFE D X 1-0 G6-3-5 ② ③ 1-3f			D S B C X 2-2 1B 1-H 2-H 2B			3	2	2	2	0	0	1
Ramon Garcia, R (1, 1) OBP: 0.100, SLG: 0.107			1 SAFE L L X 0-2 SH1-4 ① 1-2			X 0-0 L8 ①	F S X 0-2 2-H 1B			2	0	1	1	0	0	0
Inning Stats	R: 0 H: 0 E: 0 LOB: 0 K: 0 BB: 0 S: 4 P: 5	R: 0 H: 0 E: 0 LOB: 1 K: 1 BB: 1 S: 12 P: 20	R: 1 H: 2 E: 1 LOB: 0 K: 1 BB: 0 S: 9 P: 11	R: 0 H: 0 E: 0 LOB: 0 K: 2 BB: 0 S: 10 P: 14	R: 0 H: 0 E: 0 LOB: 0 K: 0 BB: 0 S: 4 P: 6	R: 0 H: 1 E: 0 LOB: 1 K: 0 BB: 0 S: 6 P: 8	R: 3 H: 3 E: 0 LOB: 1 K: 0 BB: 1 S: 19 P: 26	R: 0 H: 1 E: 0 LOB: 1 K: 1 BB: 0 S: 8 P: 12		1B: 4 SF: 0 2B: 4 SAC: 1 3B: 0 DP: 1 HR: 0 HBP: 1						WP: 0 PA: 33 PB: 0 SB: 0 CS: 0

	AB	28
	R	4
	H	7
	RBI	3
	BB	2
	SO	5
	LOB	10

PITCHER		IP	WLS	BF	H	R	ER	SO	BB	IBB	HBP	BLK	WP	HR	S	P	ERA	WHIP
Scott Karl, L ERA: 4.26	(1, 1)	7.0	L	28	6	4	3	4	2	0	1	0	0	0	64	90	3.86	1.143
Al Reyes, R ERA: 6.75	(8, 1)	1.0		4	1	0	0	1	0	0	0	0	0	0	8	12	0.00	1.000

PITCHER	IP	WLS	BF	H	R	ER	SO	BB	IBB	HBP	BLK	WP	HR	S	P	ERA	WHIP

Batter	1	2	3	4	5	6	7	8	9	AB	R	H	RBI	BB	SO	LOB
Craig Biggio, R (1, 4) OBP: 0.408, SLG: 0.505	X 0-0 HR	B B B B 4-0 FC3-6 BB	C B F X 1-2 G6-3 ③			B C B F X 2-2 G6-4-3 1B 1-3 1B	B B C F F B X 3-2 1B		C F B S 1-3 K ①	4	1	3	1	1	0	2
Richard Hidalgo, R (9, PH) OBP: 0.250, SLG: 0.375 (9, 9)										1	0	0	0	0	1	0
Thomas Howard, S (1, 8) OBP: 0.339, SLG: 0.372	X 0-0 2B 2B	C 1 SAFE C B 1 SAFE 1 SAFE X 1-2 F8 ①		X 0-0 G4-3 ①		C X 0-1 G6-4-3 1-2 3-H 1B	C X 0-1 G4-3 ③		S X 0-1 BB 1B	6	1	3	1	0	0	2
Bill Spiers, L (1, 3) OBP: 0.441, SLG: 0.469 (9, 4)	F F B X 1-2 1B E 2-H 2B	P 1 SAFE B X 2-0 FC3-6 ② 1-2f		C B B B X 3-1 2B		C B F X 1-2 G6-4-3 ①② 1-2f 2-3		B B B B 4-0 1B BB WP BB	B B B B 4-0 1-2 BB	4	2	2	1	2	0	3
Derek Bell, R (1, 9) OBP: 0.347, SLG: 0.439	F B F F F B X 2-2 E SF9 2-3 1B	X 0-0 G5-3 ③		B B F B S S 3-3 K ②		S B F B S S C 2-3 K ③		C X 0-1 P6 ①	1 SAFE C B B S S S 2-3 K ②	6	1	1	0	0	3	6
5 Jeff Bagwell, R (9, 3) OBP: 0.419, SLG: 0.577										0	0	0	0	0	0	0
Luis Gonzalez, L (1, 7) OBP: 0.350, SLG: 0.359	B B C S 2-3 K ①		B B F B B 4-1 HR BB	X 0-0 G4-3 ③			C B X 1-1 1B 3B 1B	B F F F B B B 4-2 WP 1B 1-2 1B BB	B F F S 1-3 K ③	4	3	1	0	2	2	5
Ricky Gutierrez, R (1, 5) OBP: 0.321, SLG: 0.365	B C C X 1-2 E5 SF9 1-3 3-H 2B	X 0-0 1-H HR	C F B B S 2-3 K ①				B B C B F F X 3-2 1-2 3B 1B	B X 1-0 WP E 1-2 2-3 1B		5	4	3	3	0	1	1
Brad Ausmus, R (1, 2) OBP: 0.317, SLG: 0.360	F X 0-1 SF9 ② 2-3 3-H	F C B B B X 3-2 G5-3 ①	C B C B B X 3-2 L7 ②				B X 1-0 F9 ① 1-H 2-H 3-H SF8 3B	C S B B X 2-2 E7 1-H 2-H 3-H 1B		4	0	1	2	0	0	2
Tim Bogar, R (1, 6) OBP: 0.320, SLG: 0.390	X 0-0 2B 3-H 2B	F C B H 2-2 SH2-4 HBP	B F S C 1-3 K ③				B F C F X 1-2 SF8 1-H 2-H 3B	C S B C 1-3 K ②		1	0	1	1	0	0	0
Luis Rivera, R (3, PR) OBP: 0.333, SLG: 1.000 (3, 6)										3	1	1	2	0	2	1
Mike Hampton, R (1, 1) OBP: 0.188, SLG: 0.159	S C B S 1-3 K ③	X 0-0 SH2-4 ② 1-2				B X 1-0 1B 1B 1B	B C X 1-1 SF8 ② 3-H	B C X 1-1 G5-3 ③		3	1	1	1	0	1	2
Jose Cabrera, R (8, 1)										0	0	0	0	0	0	0
Inning Stats	R: 5 E: 1 K: 2 S: 22 H: 5 LOB: 1 BB: 0 P: 29	R: 0 E: 0 K: 0 S: 6 H: 0 LOB: 1 BB: 1 P: 12	R: 2 E: 0 K: 0 S: 11 H: 1 LOB: 2 BB: 1 P: 21	R: 0 E: 0 K: 1 S: 7 H: 1 LOB: 1 BB: 0 P: 13	R: 0 E: 0 K: 2 S: 9 H: 0 LOB: 0 BB: 0 P: 15	R: 1 E: 0 K: 1 S: 13 H: 3 LOB: 1 BB: 0 P: 19	R: 3 E: 0 K: 0 S: 20 H: 4 LOB: 1 BB: 0 P: 30	R: 3 E: 1 K: 1 S: 14 H: 2 LOB: 1 BB: 2 P: 27	R: 0 E: 0 K: 3 S: 11 H: 1 LOB: 2 BB: 1 P: 19	1B: 10 2B: 4 3B: 1 HR: 2 SF: 2 SAC: 1 DP: 1 HBP: 1						

TOP

Houston Astros @ San Francisco Giants

3Com Park at Candlestick Point, San Francisco, CA

Thu Sep 04 1997, 10:05 PM EDT

Att. 8,565 - Unknown - 71 F

livebaseballscorecards.com

AB	41
R	14
H	17
RBI	12
BB	5
SO	10
LOB	24

PITCHER		IP	WLS	BF	H	R	ER	SO	BB	IBB	HBP	BLK	WP	HR	S	P	ERA	WHIP
Mark Gardner, R ERA: 4.09	(1, 1)	0.2	L	8	5	5	3	1	0	0	0	0	0	1	19	25	40.50	7.500
Pat Rapp, R ERA: 4.85	(1, 1)	4.1		18	2	2	2	4	2	0	1	0	0	1	36	65	4.15	0.923
Cory Bailey, R ERA: 12.27	(6, 1)	2.0		12	7	4	4	1	0	0	0	0	0	0	33	49	18.00	3.500
Jim Poole, L ERA: 6.8	(8, 1)	1.0		7	2	3	2	1	2	0	0	0	1	0	14	27	18.00	4.000
Doug Henry, R ERA: 4.43	(9, 1)	1.0		5	1	0	0	3	1	0	0	0	0	0	11	19	0.00	2.000

PITCHER	IP	WLS	BF	H	R	ER	SO	BB	IBB	HBP	BLK	WP	HR	S	P	ERA	WHIP

BOTTOM

Batter	1	2	3	4	5	6	7	8	9	AB	R	H	RBI	BB	SO	LOB
Darryl Hamilton, L (1, 8) OBP: 0.349, SLG: 0.367	B X 1-0 1B HBP 1B		X 0-0 ① G2-3		B B X 2-0 ① ② G4-3 1-2f			C B B S B X 3-2 SF9 BB SF9 2-3 1B		3	0	1	0	0	0	2
LeJon Powell, R (8, 8) OBP: 0.333, SLG: 0.429										1	1	1	0	0	0	0
Bill Mueller, S (1, 5) OBP: 0.374, SLG: 0.453	B X 1-0 ① F8		C B F F F B X 2-2 ② F7		X 0-0 ③ F7			B C B B B 4-1 E 1-2 BB		3	0	0	0	1	0	2
Barry Bonds, L (1, 7) OBP: 0.438, SLG: 0.558	B B 1 SAFE H 3-0 1B 1-2 HBP		F B C B B X 3-2 FC6-4 1B			B B B B 4-0 G5-4-3 BB		B X 1-0 ① SF9 2-3 3-H		1	0	1	0	1	0	0
Marvin Benard, L (8, 7) OBP: 0.333, SLG: 0.289										0	0	0	1	0	0	0
Jeff Kent, R (1, 4) OBP: 0.325, SLG: 0.488	C B X 1-1 1-2 2-3 1B		X 0-0 ③ FC6-4 1-2f			S 1 SAFE X 0-1 ① ② G5-4-3 1-2f		C X 0-1 ② SF9 1-2 3-H		3	0	1	0	0	0	2
Mark Lewis, R (8, 4) OBP: 0.307, SLG: 0.435										0	0	0	1	0	0	0
Stan Javier, S (1, 9) OBP: 0.366, SLG: 0.389	X 0-0 ② P9			L B B L S 2-3 ① K		X 0-0 ③ G3		C B B X 2-1 ③ P5		4	0	0	0	0	1	4
J.T. Snow, L (1, 3) OBP: 0.391, SLG: 0.513	B F B X 2-1 ③ P7			B B B C X 3-1 ② G5-3			B C B B F X 3-2 E6 G6-4-3		B S C F B S 2-3 ① K	4	0	0	0	0	1	3
Jose Vizcaino, S (1, 6) OBP: 0.326, SLG: 0.344		B C X 1-1 ① G6-3		C S S 0-3 ③ K			C B C C 1-3 ① K		B X 1-0 ② G4-3	3	0	0	0	0	2	1
Wilson Delgado, S (8, 6)										1	0	0	0	0	0	0
Brian Johnson, R (1, 2) OBP: 0.302, SLG: 0.435		B C B B X 3-1 ② G5-3			B B C X 2-1 1B 2B		C B F X 1-2 ② ③ G6-4-3 1-2f		F B X 1-1 ③ P2	3	0	1	0	0	0	1
Jim Poole, L (8, 1)										0	0	0	0	0	0	0
Doug Henry, R (9, 1)										0	0	0	0	0	0	0
Glenallen Hill, R (9, PH) OBP: 0.290, SLG: 0.428										1	0	0	0	0	0	0
Mark Gardner, R (1, 1) OBP: 0.145, SLG: 0.117		C S F X 0-2 ③ P4			C B B X 2-1 G4-3 2-3 1B			X 0-0 1B SF9 2B		0	0	0	0	0	0	0
Pat Rapp, R (1, 1) OBP: 0.114, SLG: 0.182										1	0	0	0	0	0	0
Rich Aurilia, R (5, PH) OBP: 0.341, SLG: 0.561										1	0	1	0	0	0	0
Cory Bailey, R (6, 1)										0	0	0	0	0	0	0
Damon Berryhill, S (8, 2) OBP: 0.356, SLG: 0.393										1	1	1	0	0	0	0
Inning Stats	R: 0 H: 2 E: 0 LOB: 3 K: 0 BB: 0 S: 7 P: 15	R: 0 H: 0 E: 0 LOB: 0 K: 0 BB: 0 S: 8 P: 12	R: 0 H: 1 E: 0 LOB: 1 K: 0 BB: 0 S: 10 P: 15	R: 0 H: 0 E: 0 LOB: 0 K: 2 BB: 0 S: 8 P: 13	R: 0 H: 2 E: 0 LOB: 1 K: 0 BB: 0 S: 6 P: 12	R: 0 H: 0 E: 0 LOB: 0 K: 0 BB: 1 S: 3 P: 7	R: 0 H: 0 E: 1 LOB: 0 K: 1 BB: 0 S: 9 P: 14	R: 2 H: 2 E: 1 LOB: 1 K: 0 BB: 1 S: 10 P: 20	R: 0 H: 0 E: 0 LOB: 0 K: 1 BB: 0 S: 7 P: 11	1B: 5 2B: 2 3B: 0 HR: 0	SF: 2 SAC: 0 DP: 3 HBP: 1					

PITCHER	IP	WLS	BF	H	R	ER	SO	BB	IBB	HBP	BLK	WP	HR	S	P	ERA	WHIP
Mike Hampton, L (1, 1) ERA: 3.98	7.0	W	29	7	2	2	3	2	0	1	0	0	0	56	100	2.57	1.286
Jose Cabrera, R (8, 1) ERA: 1.04	2.0		6	0	0	0	1	0	0	0	0	0	0	12	19	0.00	0.000

PITCHER	IP	WLS	BF	H	R	ER	SO	BB	IBB	HBP	BLK	WP	HR	S	P	ERA	WHIP

Houston Astros @ San Francisco Giants

3Com Park at Candlestick Point, San Francisco, CA

Thu Sep 04 1997, 10:05 PM EDT

Att. 8,565 - Unknown - 71 F

livebaseballscorecards.com

AB	30
R	2
H	7
RBI	2
BB	2
SO	4
LOB	15

1B: 5	SF: 2	WP: 0	PA: 35
2B: 2	SAC: 0	PB: 0	
3B: 0	DP: 3	SB: 0	
HR: 0	HBP: 1	CS: 0	

Houston Astros @ San Francisco Giants

3Com Park at Candlestick Point, San Francisco, CA

Fri Sep 05 1997, 10:05 PM EDT

Att. 11,934 - Unknown - 65 F

TOP

livebaseballscorecards.com

Batter	1	2	3	4	5	6	7	8	9	AB	R	H	RBI	BB	SO	LOB
Craig Biggio, R (1, 4) OBP: 0.407, SLG: 0.503	B C B S C 2-3 ① K		X 0-0 ② L8		I I 4-0 IBB		C X 0-1 ② F4			3	0	0	0	1	1	3
Chuck Carr, S (1, 8) OBP: 0.304, SLG: 0.370	B B X 2-0 FC6-4 1B		F X 0-1 ③ G5-3		B X 1-0 ③ FC5 2-3f		C C F X 0-2 ③ F8			4	0	1	0	0	0	6
5 Jeff Bagwell, R (1, 3) OBP: 0.417, SLG: 0.574	B S S 1 SAFE F C 1-3 ② K			B F B S B B 4-2 FC6-4 BB		C F C 0-3 ① K		S F B F B C 2-3 ① K		3	0	0	0	1	3	1
Derek Bell, R (1, 9) OBP: 0.344, SLG: 0.434	X 0-0 ③ FC6-4 1-2f			X 0-0 ① FC6-4 G6-4-3 1-2f		B C C X 1-2 ② F8		S T S 0-3 ② K		4	0	0	0	0	1	2
Ricky Gutierrez, R (1, 5) OBP: 0.316, SLG: 0.358		F F F B C 1-3 ① K		S S B 1 SAFE B F X 2-2 ② ③ G6-4-3 1-2f		B F S S 1-3 ③ K		C B B F S 2-3 ③ K		4	0	0	0	0	3	1
Richard Hidalgo, R (1, 7) OBP: 0.273, SLG: 0.455		C F C 0-3 ② K			B C X 1-1 SH2-4 2B		B S F S S 1-3 ① K		B F B B C F X 3-2 ① P7	3	0	1	0	0	2	0
Bill Spiers, L (9, PH) OBP: 0.439, SLG: 0.467										1	0	0	0	0	0	0
Luis Rivera, R (1, 6) OBP: 0.333, SLG: 0.667		B C B X 2-1 ③ F9			F F B S 1-3 ① K		F B B B X 3-1 2B 1B		B C F C 1-3 ② K	3	1	1	0	0	1	1
Luis Gonzalez, L (9, PH) OBP: 0.349, SLG: 0.358										1	0	0	0	0	1	0
Tony Peña, R (1, 2) OBP: 0.247, SLG: 0.189			X 0-0 ① G4-3		B B B C B 4-1 FC5 SH2-4 BB		1 SAFE B B B C C F X 2-2 1-H 2B		C X 0-1 ③ G4-3	2	0	1	1	1	0	0
Thomas Howard, S (9, PH) OBP: 0.337, SLG: 0.371										1	0	0	0	0	0	0
Shane Reynolds, R (1, 1) OBP: 0.152, SLG: 0.200			C B X 1-1 1B		X 0-0 ② SH2-4 1-2 2-3		B F P B F F B 4-2 BB			1	0	1	0	1	0	0
Mike Magnante, L (7, 1)										0	0	0	0	0	0	0
Russ Springer, R (7, 1)										0	0	0	0	0	0	0
Tom Martin, L (8, 1)										0	0	0	0	0	0	0
John Hudek, S (8, 1)										0	0	0	0	0	0	0
Inning Stats	R: 0 E: 0 K: 2 S: 9 H: 1 LOB: 1 BB: 0 P: 14	R: 0 E: 0 K: 2 S: 9 H: 0 LOB: 0 BB: 0 P: 12	R: 0 E: 0 K: 0 S: 6 H: 1 LOB: 1 BB: 0 P: 7	R: 0 E: 0 K: 0 S: 7 H: 0 LOB: 0 BB: 1 P: 13	R: 0 E: 0 K: 1 S: 8 H: 1 LOB: 3 BB: 2 P: 19	R: 0 E: 0 K: 2 S: 9 H: 0 LOB: 0 BB: 0 P: 11	R: 1 E: 0 K: 1 S: 21 H: 2 LOB: 2 BB: 1 P: 30	R: 0 E: 0 K: 3 S: 10 H: 0 LOB: 0 BB: 0 P: 14	R: 0 E: 0 K: 1 S: 9 H: 0 LOB: 0 BB: 0 P: 13	1B: 3 2B: 2 3B: 0 HR: 0 SF: 0 SAC: 1 DP: 1 HBP: 0						

	AB	30
	R	1
	H	5
	RBI	1
	BB	4
	SO	12
	LOB	14

WP: 0 PB: 0 SB: 0 CS: 0 PA: 35

PITCHER		IP	WLS	BF	H	R	ER	SO	BB	IBB	HBP	BLK	WP	HR	S	P	ERA	WHIP
Shawn Estes, L ERA: 3.07	(1, 1)	6.1		27	5	1	1	8	3	1	0	0	0	0	62	99	1.42	1.263
Roberto Hernandez, R ERA: 2.26	(7, 1)	1.2	W	5	0	0	0	3	0	0	0	0	0	0	17	21	0.00	0.000
Rod Beck, R ERA: 3.43	(9, 1)	1.0	S	3	0	0	0	1	0	0	0	0	0	0	9	13	0.00	0.000

PITCHER		IP	WLS	BF	H	R	ER	SO	BB	IBB	HBP	BLK	WP	HR	S	P	ERA	WHIP

BOTTOM

Houston Astros @ San Francisco Giants

3Com Park at Candlestick Point, San Francisco, CA

Fri Sep 05 1997, 10:05 PM EDT

Att. 11,934 - Unknown - 65 F

livebaseballscorecards.com

Batter	1	2	3	4	5	6	7	8	9	AB	R	H	RBI	BB	SO	LOB
Darryl Hamilton, L (1, 8) OBP: 0.349, SLG: 0.368	B B C S T C 2-3 ① K		B B X 2-0 ② F7		B 1 SAFE B C L X 2-2 ②③ G4-6-3 1-2f		B F B S B X 3-2 BB 1B 1B	B C B X 2-1 1-3 2-H 3-H 1B		5	0	2	2	0	1	1
Bill Mueller, S (1, 5) OBP: 0.373, SLG: 0.450	C C T C 0-3 ② K		B X 1-0 ③ G4-3			B C X 1-1 ① G1-3	C 1 SAFE X 0-1 1-2 BB 1B	B 1-0 ③ CS 3-H		4	0	1	0	0	1	0
Barry Bonds, L (1, 7) OBP: 0.438, SLG: 0.557	C B B S X 2-2 FC5-4 1B			B B X 2-0 ① G4-3		B X 1-0 E1 S	C B B B B 4-1 1-2 2-3 BB			3	0	1	0	1	0	0
Jeff Kent, R (1, 4) OBP: 0.323, SLG: 0.484	B C X 1-1 ③ FC5-4 1-2f			C F B X 1-2 ② F9		B C 1 SAFE B S S 2-3 ② K 1-2	S B S F F D B X 3-2 ③ F9			4	0	0	0	0	1	5
J.T. Snow, L (1, 3) OBP: 0.396, SLG: 0.524		X 0-0 HR		C B C B F B X 3-2 1B 2B		C B B B I 4-1 FC6 IBB		B F B B B 4-1 SH5-4 S 1B BB		2	2	2	1	2	0	0
Glenallen Hill, R (1, 9) OBP: 0.290, SLG: 0.427 Roberto Hernandez, R (7, 1) OBP: 1.000, SLG: 1.000 Marvin Benard, L (8, PH) OBP: 0.339, SLG: 0.289 Rod Beck, R (9, 1)	C S T B B S 2-3 ① K			X 0-0 2-3 1B		B C F X 1-2 ③ FC6 1-2f		B B B B 4-0 SH5-4 1-2 1B BB		3 0 0 0	0 0 1 0	1 0 0 0	0 0 0 0	0 0 1 0	1 0 0 0	2 0 0 0
Jose Vizcaino, S (1, 6) OBP: 0.324, SLG: 0.342	C B T F S 1-3 ② K			X 0-0 ③ G3			C S X 0-2 ① G3	B X 1-0 ① SH5-4 1-2 2-3		3	0	0	0	0	1	2
Brian Johnson, R (1, 2) OBP: 0.302, SLG: 0.444	X 0-0 ③ G4-3				B F B X 2-1 ① G5-3		B C F X 1-2 HR	C B B F B C 3-3 ② K		4	1	1	1	0	1	2
Shawn Estes, R (1, 1) OBP: 0.190, SLG: 0.200 Stan Javier, S (7, 9) OBP: 0.367, SLG: 0.388			C F S 0-3 ① K2-3		X 0-0 G4-6-3 1B		C X 0-1 ② G4-3	B B B I 4-0 1B CS IBB		2 1	0 0	1 0	0 0	0 1	1 0	0 0
Inning Stats	R: 0 E: 0 K: 2 S: 13 H: 1 LOB: 1 BB: 0 P: 18	R: 1 E: 0 K: 2 S: 10 H: 1 LOB: 0 BB: 0 P: 13	R: 0 E: 0 K: 1 S: 5 H: 0 LOB: 0 BB: 0 P: 8	R: 0 E: 0 K: 0 S: 10 H: 2 LOB: 2 BB: 0 P: 16	R: 0 E: 0 K: 0 S: 6 H: 1 LOB: 0 BB: 0 P: 10	R: 0 E: 1 K: 1 S: 10 H: 0 LOB: 2 BB: 1 P: 19	R: 1 E: 0 K: 0 S: 19 H: 3 LOB: 3 BB: 1 P: 30	R: 2 E: 0 K: 1 S: 7 H: 1 LOB: 1 BB: 3 P: 26		1B: 6 2B: 1 3B: 0 HR: 2	SF: 0 SAC: 1 DP: 1 HBP: 0			WP: 0 PB: 0 SB: 2 CS: 1	PA: 38		

	AB	31
	R	4
	H	9
	RBI	4
	BB	5
	SO	7
	LOB	12

PITCHER		IP	WLS	BF	H	R	ER	SO	BB	IBB	HBP	BLK	WP	HR	S	P	ERA	WHIP
Shane Reynolds, R ERA: 4.42	(1, 1)	6.2	L	28	7	2	2	6	0	1	0	0	0	2	65	99	2.70	1.050
Mike Magnante, L ERA: 1.99	(7, 1)	0.0		2	1	0	0	0	1	0	0	0	0	0	3	7	∞	∞
Russ Springer, R ERA: 4.53	(7, 1)	0.1		3	0	2	2	0	2	0	0	0	0	0	6	17	54.00	6.000
Tom Martin, L ERA: 2.37	(8, 1)	0.1		1	0	0	0	0	0	0	0	0	0	0	1	2	0.00	0.000
John Hudek, R ERA: 6.35	(8, 1)	0.2		3	1	0	0	1	0	1	0	0	0	0	5	15	0.00	1.500

PITCHER	IP	WLS	BF	H	R	ER	SO	BB	IBB	HBP	BLK	WP	HR	S	P	ERA	WHIP

Batter	1	2	3	4	5	6	7	8	9	AB	R	H	RBI	BB	SO	LOB
Craig Biggio, R (1, 4) OBP: 0.407, SLG: 0.501	F L B S 1-3 K ①		C X 0-1 E1 5 S		B S B B F C 3-3 K ②		C B B F B B 4-2 1B S BB		X 0-0 1B 1-2 1B	4	0	1	0	1	2	0
Bill Spiers, L (1, 5) OBP: 0.445, SLG: 0.474 James Mouton, R (9, PR) OBP: 0.295, SLG: 0.333	C T F X 0-2 G6-3 5 S 1B		1 SAFE C F B B F 1 SAFE S 2-3 K ①		X 0-0 5 HR 1B		C C 1 SAFE B B X 2-2 5 BB 1-3 1B		S X 0-1 S 1-3 2-H 1B	5 0	1 0	4 0	1 0	0 0	1 0	1 0
5 Jeff Bagwell, R (1, 3) OBP: 0.419, SLG: 0.579	F B S T B B B 4-2 G6-3 1-2 BB		B C S 1 SAFE B B X 3-2 P4 1-2		S F B B 1 SAFE F B F F 3-2 X 1-H HR		F B B B B 4-1 1-2 BB		B S F F S 1-3 K ②	3	1	1	2	2	1	3
Derek Bell, R (1, 9) OBP: 0.340, SLG: 0.429	C C B X 1-2 G6-3 ② 1-2 2-3		B X 1-0 G5-3 ③		F B B F S 2-3 K ③		X 0-0 G1-2-3 ③		S B S S 1-3 K ③ 1-2	5	0	0	0	0	2	8
Luis Gonzalez, L (1, 7) OBP: 0.347, SLG: 0.355	B C X 1-1 G3-1 ③			C F B F B C 2-3 K ①		X 0-0 G3 ①		F S B X 1-2 G1-3 ①		4	0	0	0	0	1	2
Richard Hidalgo, R (1, 8) OBP: 0.267, SLG: 0.400		C X 0-1 WP 1B		B F C B B S 3-3 K ②		C X 0-1 G6-3 ②		B B F C X 2-2 P5 ②		4	0	1	0	0	1	0
Ricky Gutierrez, R (1, 6) OBP: 0.315, SLG: 0.354		C F F S 0-3 K ① 1-2		B B B B 4-0 BB		F B B B F S 3-3 K ③		X 0-0 G5-3 ③		3	0	0	0	1	2	1
Brad Ausmus, R (1, 2) OBP: 0.315, SLG: 0.357 Bobby Abreu, L (9, PH) OBP: 0.330, SLG: 0.358	S B S B B S 2-3 K ②		C F 1 SAFE 1 SAFE B 1 SAFE X 1-2 L4 ③				F B B C F X 2-2 G5-3 ①		S S B B B X 2-2 1B 1B 1B	3 1	0 1	0 1	0 0	0 0	1 0	2 0
Chris Holt, R (1, 1) OBP: 0.113, SLG: 0.098 Billy Wagner, L (8, 1) Chuck Carr, S (8, 8) OBP: 0.303, SLG: 0.368 Mike Magnante, L (8, 1)	B L C T S S 1-3 K ③				F F B B S 2-3 K ①		F B B C F F S 1-3 K ②		S B F S 1-3 K ①	3 0 1 0	0 0 0 0	0 0 0 0	0 0 0 0	0 0 0 0	3 0 1 0	1 0 1 0
Inning Stats	R: 0 H: 1 E: 0 LOB: 2 K: 1 BB: 1 S: 15 P: 22	R: 0 H: 1 E: 0 LOB: 1 K: 3 BB: 0 S: 13 P: 16	R: 0 H: 0 E: 1 LOB: 1 K: 1 BB: 0 S: 10 P: 16	R: 0 H: 0 E: 0 LOB: 1 K: 2 BB: 1 S: 10 P: 20	R: 2 H: 2 E: 0 LOB: 0 K: 3 BB: 0 S: 16 P: 26	R: 0 H: 0 E: 0 LOB: 0 K: 1 BB: 0 S: 6 P: 9	R: 0 H: 1 E: 0 LOB: 3 K: 1 BB: 2 S: 16 P: 29	R: 0 H: 0 E: 0 LOB: 0 K: 0 BB: 0 S: 7 P: 10	R: 1 H: 3 E: 0 LOB: 3 K: 3 BB: 0 S: 16 P: 21	1B: 7 SF: 0 2B: 0 SAC: 0 3B: 0 DP: 0 HR: 1 HBP: 0						WP: 1 PA: 40 PB: 0 SB: 4 CS: 0

TOP

Houston Astros @ San Francisco Giants

3Com Park at Candlestick Point, San Francisco, CA

Sat Sep 06 1997, 6:33 AM EDT

Att. 17,636 - Sunny - 74 F

livebaseballscorecards.com

AB	36
R	3
H	8
RBI	3
BB	4
SO	15
LOB	19

PITCHER		IP	WLS	BF	H	R	ER	SO	BB	IBB	HBP	BLK	WP	HR	S	P	ERA	WHIP
Wilson Alvarez, L ERA: 3.53	(1, 1)	6.2		29	5	2	2	12	3	0	0	0	1	1	84	132	2.70	1.200
Julian Tavarez, R ERA: 4.06	(7, 1)	1.1	W	5	0	0	0	0	1	0	0	0	0	0	9	16	0.00	0.750
Rod Beck, R ERA: 3.57	(9, 1)	0.1		4	3	1	1	1	0	0	0	0	0	0	9	12	27.00	9.000
Roberto Hernandez, R ERA: 2.24	(9, 1)	0.2	S	2	0	0	0	2	0	0	0	0	0	0	7	9	0.00	0.000

PITCHER	IP	WLS	BF	H	R	ER	SO	BB	IBB	HBP	BLK	WP	HR	S	P	ERA	WHIP

Batter	1	2	3	4	5	6	7	8	9	AB	R	H	RBI	BB	SO	LOB
Darryl Hamilton, L (1, 8) OBP: 0.351, SLG: 0.366	B B C S B F B 4-2 G3-1 E 1B BB		B S X 1-1 ② L7		B C F B F X 2-2 ③ G6-3			B L B B C B 4-2 1B 1-2 E BB		2	2	0	0	2	0	0
Bill Mueller, S (1, 5) OBP: 0.374, SLG: 0.454	C B F F 1 SAFE X 1-2 ① G3-1 1-3		B F B C F X 2-2 2B			X 0-0 ① G4-3		B B F F X 2-2 E 1B 1-2 2-H 1B		4	1	2	1	0	0	1
Barry Bonds, L (1, 7) OBP: 0.439, SLG: 0.555	B C B B F X 3-2 CS 3-H 1B		B B I I 4-0 IBB			C F B B F F X 2-2 ② F8		C X 0-1 E3 1B 1-3 2-H		3	1	1	1	1	0	1
Jeff Kent, R (1, 4) OBP: 0.322, SLG: 0.482	C B 1 S S B 1 S SAFE 2-3 ② ③ K 1-2		B B S X 2-1 ③ F9			C X 0-1 ③ G6-3		C F B X 1-2 ① 2-H 3-H 1B		4	0	1	2	0	1	3
J.T. Snow, L (1, 3) OBP: 0.396, SLG: 0.521		B B C F B F B 4-2 BB		X 0-0 ① L4			C S B F F B F B B 4-2 G6-3 BB	C B B S C 2-3 ② K		2	0	0	0	2	1	0
Stan Javier, S (1, 9) OBP: 0.363, SLG: 0.384		C 1 SAFE B F F X 1-2 ① F7		C F B X 1-2 ② G6-3			L 1 SAFE B F S 1-3 ① K	C S F S 0-3 ③ K		4	0	0	0	0	2	2
Jose Vizcaino, S (1, 6) OBP: 0.322, SLG: 0.340		C S C 0-3 ② K		X 0-0 ③ G3			C F X 0-2 ② G6-3 1-2			3	0	0	0	0	1	2
Damon Berryhill, S (1, 2) OBP: 0.350, SLG: 0.385		F B C B S 2-3 ③ K			X 0-0 ① G3		B F S S B X 2-2 ③ L9			3	0	0	0	0	1	2
Wilson Alvarez, L (1, 1) OBP: 0.167, SLG: 0.063			C X 0-1 ① G5-3		C X 0-1 ② G6-3			S S B B X 2-2 WP 1B 1B		2	0	0	0	0	0	0
Julian Tavarez, L (7, 1)										0	0	0	0	0	0	0
Marvin Benard, L (8, PH) OBP: 0.345, SLG: 0.296										1	1	1	0	0	0	0
Rod Beck, R (9, 1)										0	0	0	0	0	0	0
Roberto Hernandez, R (9, 1) OBP: 1.000, SLG: 1.000										0	0	0	0	0	0	0
Inning Stats	R: 1 H: 1 E: 1 LOB: 1 K: 1 BB: 1 S: 13 P: 23	R: 0 H: 0 E: 0 LOB: 1 K: 2 BB: 1 S: 13 P: 20	R: 0 H: 1 E: 0 LOB: 2 K: 0 BB: 1 S: 10 P: 19	R: 0 H: 0 E: 0 LOB: 0 K: 0 BB: 0 S: 5 P: 6	R: 0 H: 0 E: 0 LOB: 0 K: 0 BB: 0 S: 7 P: 9	R: 0 H: 0 E: 0 LOB: 0 K: 0 BB: 0 S: 8 P: 10	R: 0 H: 0 E: 0 LOB: 1 K: 1 BB: 1 S: 14 P: 21	R: 4 H: 3 E: 1 LOB: 0 K: 2 BB: 1 S: 20 P: 31		1B: 4 SF: 0 2B: 2 SAC: 0 3B: 0 DP: 1 HR: 0 HBP: 0						

PITCHER		IP	WLS	BF	H	R	ER	SO	BB	IBB	HBP	BLK	WP	HR	S	P	ERA	WHIP
Chris Holt, R ERA: 3.45	(1, 1)	7.0		27	3	2	1	4	3	1	0	0	0	0	73	113	1.29	0.857
Billy Wagner, L ERA: 2.93	(8, 1)	0.0	L	2	1	0	0	0	1	0	0	0	1	0	5	11	∞	∞
Mike Magnante, L ERA: 1.94	(8, 1)	1.0		4	1	3	1	2	0	0	0	0	0	0	12	15	9.00	1.000

PITCHER	IP	WLS	BF	H	R	ER	SO	BB	IBB	HBP	BLK	WP	HR	S	P	ERA	WHIP

BOTTOM

Houston Astros @ San Francisco Giants

3Com Park at Candlestick Point, San Francisco, CA

Sat Sep 06 1997, 6:33 AM EDT
Att. 17,636 - Sunny - 74 F

livebaseballscorecards.com

AB	28
R	5
H	5
RBI	4
BB	5
SO	6
LOB	11

WP: 1	PA: 33		
PB: 0			
SB: 0			
CS: 1			

Batter	1	2	3	4	5	6	7	8	9	AB	R	H	RBI	BB	SO	LOB
Craig Biggio, R (1, 4) OBP: 0.408, SLG: 0.501	B C C X 1-2 5 HBP BB FC3-6 1B		B B B C X 3-1 5 G6-4-3 1B		C X 0-1 ① G4-3		B C B X 2-1 ② G5-3		H 1-0 F9 S HBP	4	1	2	0	0	0	1
Bill Spiers, L (1, 5) OBP: 0.444, SLG: 0.468	B 1 SAFE B B B C B 4-1 FC3-6 5 HBP 1-2 BB		1 SAFE X 0-0 ① P5		B B F B X 3-1 ② L3		C B B B C B 4-2 5 1B BB		C B S F B B F X 3-2 ① F9 1-3	3	0	0	0	2	0	3
5 Jeff Bagwell, R (1, 3) OBP: 0.420, SLG: 0.577	B C S H 2-2 FC3-6 1-2 2-3 HBP		1 SAFE B 1 SAFE X 1-0 ② ③ G6-4-3 1-2f		I I I I 4-0 IBB		F B F B B X 3-2 1-2 1B		B C B F B S 3-3 ② K	3	0	1	0	1	1	2
Derek Bell, R (1, 9) OBP: 0.339, SLG: 0.427	C C F B X 1-2 P3 ①			B X 1-0 1B 1B	C B B B X 3-1 ③ P9		F D B B B X 3-2 ③ G5-3		B C F B F S 2-3 ③ K	5	0	1	0	0	1	8
Bobby Abreu, L (1, 7) OBP: 0.328, SLG: 0.362	C B B X 2-1 ② FC3-6 1-2f 2-3 3-H			C S B F X 1-2 ① L7		C F B S 1-3 ① K		B C B X 2-1 1B 2B		4	0	1	1	0	1	3
Richard Hidalgo, R (1, 8) OBP: 0.316, SLG: 0.421	X 0-0 ③ P4			F B F B B 1 SAFE 1 SAFE F F F 1 SAFE 3-2 F B X 1-2 1B		C S B X 1-2 E 1B		C B F F B F S 2-3 ① K		4	0	2	0	0	1	3
Brad Ausmus, R (1, 2) OBP: 0.314, SLG: 0.356		X 0-0 ① G3-1		B F B F B X 3-2 ② P9		B X 1-0 E3 G6-4-3 1-2		C B X 1-1 2-3 1B		4	0	1	0	0	0	3
Ricky Gutierrez, R (1, 6) OBP: 0.311, SLG: 0.349 Thomas Howard, S (8, PH) OBP: 0.336, SLG: 0.369 Luis Rivera, R (8, 6) OBP: 0.333, SLG: 0.667		X 0-0 ② G6-3		C F B D B S 3-3 ③ K		X 0-0 ② ③ G6-4-3 1-2f		F F S 0-3 ② K		3 1 0	0 0 0	0 0 0	0 0 0	0 1 0	1 2 0	4 2 0
Darryl Kile, R (1, 1) OBP: 0.172, SLG: 0.159 Tom Martin, L (6, 1) Russ Johnson, R (7, PH) OBP: 0.333, SLG: 0.348 Oscar Henriquez, R (7, 1) Luis Gonzalez, L (8, PH) OBP: 0.346, SLG: 0.355 Billy Wagner, L (8, 1)		B C B B C F X 3-2 ③ P9			B C X 1-1 2B		C B F X 1-2 ① L4	C S F B B X 2-2 ③ F8		2 0 1 0 1 0	0 0 0 0 0 0	1 0 0 0 0 0	0 0 0 0 0 0	0 0 0 0 0 0	0 0 0 0 2 0	0 0 0 0 0 0
Inning Stats	R: 1 E: 0 K: 0 S: 13 H: 1 LOB: 2 BB: 1 P: 23	R: 0 E: 0 K: 0 S: 6 H: 0 LOB: 0 BB: 0 P: 9	R: 0 E: 0 K: 0 S: 4 H: 1 LOB: 0 BB: 0 P: 8	R: 0 E: 0 K: 1 S: 17 H: 2 LOB: 2 BB: 0 P: 28	R: 0 E: 0 K: 0 S: 8 H: 1 LOB: 2 BB: 1 P: 19	R: 0 E: 1 K: 1 S: 9 H: 1 LOB: 1 BB: 0 P: 12	R: 0 E: 0 K: 0 S: 13 H: 1 LOB: 2 BB: 1 P: 26	R: 0 E: 0 K: 2 S: 16 H: 2 LOB: 2 BB: 0 P: 23	R: 0 E: 0 K: 2 S: 12 H: 0 LOB: 1 BB: 0 P: 21	1B: 7 2B: 2 3B: 0 HR: 0 SF: 0 SAC: 0 DP: 2 HBP: 2						

PITCHER		IP	WLS	BF	H	R	ER	SO	BB	IBB	HBP	BLK	WP	HR	S	P	ERA	WHIP
Kirk Rueter, L ERA: 3.6	(1, 1)	6.2	W	29	6	1	1	2	2	1	1	0	0	0	64	113	1.35	1.200
Julian Tavarez, R ERA: 4.04	(7, 1)	0.1		2	1	0	0	0	0	0	0	0	0	0	6	12	0.00	3.000
Roberto Hernandez, R ERA: 2.21	(8, 1)	1.0		5	2	0	0	2	0	0	0	0	0	0	16	23	0.00	2.000
Rod Beck, R ERA: 3.51	(9, 1)	1.0		4	0	0	0	2	0	0	1	0	0	0	12	21	0.00	0.000

PITCHER	IP	WLS	BF	H	R	ER	SO	BB	IBB	HBP	BLK	WP	HR	S	P	ERA	WHIP

TOP

Houston Astros @ San Francisco Giants

3Com Park at Candlestick Point, San Francisco, CA

Sun Sep 07 1997, 6:33 AM EDT
Att. 19,861 - Sunny - 71 F

livebaseballscorecards.com

AB	35
R	1
H	9
RBI	1
BB	3
SO	6
LOB	31

WP: 0	PA: 40		
PB: 0			
SB: 1			
CS: 0			

BOTTOM

Houston Astros @ San Francisco Giants

3Com Park at Candlestick Point, San Francisco, CA

Sun Sep 07 1997, 6:33 AM EDT

Att. 19,861 - Sunny - 71 F

livebaseballscorecards.com

Batter	1	2	3	4	5	6	7	8	9	AB	R	H	RBI	BB	SO	LOB
Darryl Hamilton, L (1, 8) OBP: 0.351, SLG: 0.363	4-2 CS BB		4-2 2B BB	0-1 F7 ②		3-2 K ①		0-0 FC1-6 E ② 1-2f		3	1	0	0	2	1	4
Bill Mueller, S (1, 5) OBP: 0.373, SLG: 0.450	4-2 1-2 BB ①		1-3 K ①	1-2 F6 ③		2-1 SH1-4 ② 1-2 3-H		2-2 L9 ③ 1-3		3	0	0	1	1	1	3
Barry Bonds, L (1, 7) OBP: 0.438, SLG: 0.555	0-0 F7 ②		2-2 FC1-6 2B 1-H		1-1 L9 ①	0-0 P6 ③				4	0	1	1	0	0	2
Jeff Kent, R (1, 4) OBP: 0.323, SLG: 0.483	0-3 K ③		4-1 FC1-6 BB		1-0 2B		2-2 F8 ①			3	0	1	0	1	1	1
J.T. Snow, L (1, 3) OBP: 0.397, SLG: 0.519		4-0 SH1-3 BB FC6-5 BB	2-2 FC1-6 BB ② 1-2f 2-3		4-2 G4-6-3 BB		1-1 G5-3 ②			2	1	0	0	2	0	2
Jacob Cruz, L (1, 9) OBP: 0.294, SLG: 0.214 Roberto Hernandez, R (8, 1) OBP: 1.000, SLG: 1.000 Rod Beck, R (9, 1)		4-2 FC6-5 SH1-3 1-2 BB	4-0 1-2 BB		0-0 G4-6-3 ② ③ 1-2f		2-2 G3-1 ③			2 0 0	0 0 0	0 0 0	0 0 0	2 0 0	0 0 0	2 0 0
Jose Vizcaino, S (1, 6) OBP: 0.324, SLG: 0.341		0-0 SH1-3 ① 1-2 2-3	0-3 K ③			0-0 SH HBP E 1B		4-2 SH3-4 1B BB		2	2	1	0	1	1	3
Brian Johnson, R (1, 2) OBP: 0.306, SLG: 0.444		1-1 FC6-5 ② 2-3 3-H		2-2 SH3-4 1B		2-2 E SH1-4 1-2 HBP		0-0 SH3-4 ① 1-2		2	1	1	1	0	0	1
Kirk Rueter, L (1, 1) OBP: 0.197, SLG: 0.155 Julian Tavarez, L (7, 1) Stan Javier, S (8, 9) OBP: 0.365, SLG: 0.385		1-3 K ③		0-0 SH3-4 ① 1-2		0-0 SH SH1-4 1-3 2-H		0-2 FC1-6 2-H 1B		1 0 1	0 0 0	0 0 1	0 0 1	0 0 0	1 0 0	1 0 0
Inning Stats	R: 0 E: 0 K: 1 S: 11 H: 0 LOB: 1 BB: 2 P: 19	R: 1 E: 0 K: 1 S: 9 H: 0 LOB: 1 BB: 2 P: 19	R: 1 E: 0 K: 2 S: 16 H: 1 LOB: 3 BB: 3 P: 33	R: 0 E: 0 K: 0 S: 10 H: 1 LOB: 1 BB: 0 P: 13	R: 0 E: 0 K: 0 S: 6 H: 1 LOB: 1 BB: 1 P: 12	R: 2 E: 1 K: 1 S: 13 H: 1 LOB: 1 BB: 0 P: 20	R: 0 E: 0 K: 0 S: 9 H: 0 LOB: 0 BB: 0 P: 14	R: 1 E: 1 K: 0 S: 10 H: 1 LOB: 1 BB: 1 P: 16		1B: 3 2B: 2 3B: 0 HR: 0	SF: 0 SAC: 5 DP: 1 HBP: 1					

AB	23
R	5
H	5
RBI	4
BB	9
SO	5
LOB	19

PITCHER		IP	WLS	BF	H	R	ER	SO	BB	IBB	HBP	BLK	WP	HR	S	P	ERA	WHIP
Darryl Kile, R ERA: 2.42	(1, 1)	5.0	L	27	4	4	2	4	8	0	1	0	0	0	57	103	3.60	2.400
Tom Martin, L ERA: 2.32	(6, 1)	1.0		3	0	0	0	1	0	0	0	0	0	0	8	13	0.00	0.000
Oscar Henriquez, R ERA:	(7, 1)	1.0		3	0	0	0	0	0	0	0	0	0	0	9	14	0.00	0.000
Billy Wagner, L ERA: 3.03	(8, 1)	1.0		5	1	1	1	0	1	0	0	0	0	0	10	16	9.00	2.000

PITCHER	IP	WLS	BF	H	R	ER	SO	BB	IBB	HBP	BLK	WP	HR	S	P	ERA	WHIP

Batter	1	2	3	4	5	6	7	8	9	AB	R	H	RBI	BB	SO	LOB
Craig Biggio, R (1, 4) OBP: 0.410, SLG: 0.501	H 1-0 CS SH5-3 HBP	B C X 1-1 ③ F7		B B C X 2-1 ③ L8			B C S B X 2-2 HR 1B		C C F X 0-2 SH2-4 5 SF7 1B	4	2	2	0	0	0	1
Chuck Carr, S (1, 8) OBP: 0.307, SLG: 0.377	X 0-0 ① SH5-3 1-2		C B X 1-1 5 G6-3 1B 1B		F X 0-1 E8 2B		B 1 SAFE X 1-0 ① F8		L X 0-1 ① SH2-4 1-3	3	1	2	0	0	0	1
5 Jeff Bagwell, R (1, 3) OBP: 0.419, SLG: 0.574	B F F 2 SAFE H 2-2 CS HR HBP	S 1 SAFE D 1 SAFE X 1-1 ① G6-3 1-2			B B F X 2-1 ① L4		1 SAFE F B 1 SAFE B S 1 SAFE X 2-2 ② L7		C F B X 1-2 ② SF7 3-H	3	1	0	1	0	0	3
Derek Bell, R (1, 9) OBP: 0.342, SLG: 0.434	B B B B 4-0 ② HR 1-2 2-3 BB	D X 1-0 2-H 1B			B S F S 1-3 ② K		1 SAFE P X 1-0 1-H HR		S B B X 2-1 ③ G6-3	4	2	2	3	1	1	1
Bill Spiers, L (1, 5) OBP: 0.442, SLG: 0.476	C B F F X 1-2 1-H 2-H HR	C X 0-1 ② L8			X 0-0 ③ F7		X 0-0 ③ F8			4	1	1	3	0	0	2
Bobby Abreu, L (1, 7) OBP: 0.326, SLG: 0.359	B B C F B X 3-2 1B		1 SAFE X 0-0 ③ L4			C S B B X 2-2 ① G3		B B X 2-0 ① F7		4	0	1	0	0	0	1
Ricky Gutierrez, R (1, 6) OBP: 0.314, SLG: 0.360	1 SAFE C 1 SAFE X 0-1 ③ F9			C X 0-1 ① L8		C B B X 2-1 3B		C X 0-1 CS 1B		4	0	2	0	0	0	1
Brad Ausmus, R (1, 2) OBP: 0.316, SLG: 0.355		C S B B F X 2-2 ① G6-3		B X 1-0 SH1-4 1B		P B X 2-0 ② G5-3		C B B T B B 4-2 ② 1-2 BB		3	0	1	0	1	0	1
Mike Hampton, R (1, 1) OBP: 0.181, SLG: 0.152 Tom Martin, L (8, 1) Russ Springer, R (9, 1)		C C C 0-3 ② K		L 1 SAFE 1 SAFE X 0-1 ② SH1-4 1-2		X 0-0 ③ P4		S L B B X 2-2 ③ G4-3		3 0 0	0 0 0	0 0 0	0 0 0	0 0 0	1 0 0	2 0 0
Inning Stats	R: 3 H: 2 E: 0 LOB: 1 K: 0 BB: 1 S: 12 P: 23	R: 0 H: 0 E: 0 LOB: 0 K: 1 BB: 0 S: 9 P: 12	R: 1 H: 2 E: 0 LOB: 1 K: 0 BB: 0 S: 8 P: 11	R: 0 H: 1 E: 0 LOB: 1 K: 0 BB: 0 S: 7 P: 10	R: 0 H: 1 E: 1 LOB: 1 K: 1 BB: 0 S: 8 P: 11	R: 0 H: 1 E: 0 LOB: 0 K: 0 BB: 0 S: 8 P: 13	R: 2 H: 2 E: 0 LOB: 0 K: 0 BB: 0 S: 10 P: 15	R: 0 H: 1 E: 0 LOB: 1 K: 0 BB: 1 S: 8 P: 16	R: 1 H: 1 E: 0 LOB: 0 K: 0 BB: 0 S: 11 P: 14	1B: 7 SF: 1 2B: 1 SAC: 3 3B: 1 DP: 0 HR: 2 HBP: 2						WP: 0 PA: 40 PB: 0 SB: 0 CS: 3	

PITCHER		IP	WLS	BF	H	R	ER	SO	BB	IBB	HBP	BLK	WP	HR	S	P	ERA	WHIP
Jamey Wright, R ERA: 6.73	(1, 1)	7.0	L	32	9	6	6	2	1	0	2	0	0	2	62	95	7.71	1.429
Curt Leskanic, R ERA: 6.44	(8, 1)	1.0		4	1	0	0	0	1	0	0	0	0	0	8	16	0.00	2.000
Darren Holmes, R ERA: 4.97	(9, 1)	1.0		4	1	1	1	0	0	0	0	0	0	0	11	14	9.00	1.000

PITCHER	IP	WLS	BF	H	R	ER	SO	BB	IBB	HBP	BLK	WP	HR	S	P	ERA	WHIP

Houston Astros @ Colorado Rockies

Coors Field, Denver, CO

Tue Sep 09 1997, 7:05 PM MDT

Att. 48,039 - Unknown - 74 F

TOP

livebaseballscorecards.com

AB	32
R	7
H	11
RBI	7
BB	2
SO	2
LOB	13

Batter	1	2	3	4	5	6	7	8	9	AB	R	H	RBI	BB	SO	LOB
Walt Weiss, S (1, 6) OBP: 0.379, SLG: 0.389	BBCBB 4-1 FC5-4 BB		CBBFS 2-3 ① K		X 0-0 ③ G5-3		BDCBB 4-1 G6-3 1-2 BB		CFBFBBB 4-2 FC4-6 BB	2	0	0	0	3	1	0
Ellis Burks, R (1, 8) OBP: 0.354, SLG: 0.563	BX 1-0 ① FC5-4 1B 1-2f		CBBX 2-1 ② G1-3			BBCBX 3-1 ① G4-3	BX 1-0 ②③ G6-3 1-2f		X 0-0 ② F8	5	0	0	0	0	0	4
Larry Walker, L (1, 9) OBP: 0.458, SLG: 0.713	1 SAFE 1 SAFE X 0-0 ② P4		BX 1-0 ③ G6-3			BBBB 4-0 1B SF7 BB		SX 0-1 ① G3-1	CBX 1-1 ③ FC4-6 1-2f	4	1	0	0	1	0	2
Andres Galarraga, R (1, 3) OBP: 0.392, SLG: 0.583	CX 0-1 1-2 1B			SBX 1-1 G4-3 SF8 2B		BX 1-0 E 1-3 1B		BBX 2-0 HR 1B		4	2	4	0	0	0	0
Dante Bichette, R (1, 7) OBP: 0.349, SLG: 0.517	BCFFBS 2-3 ③ K			X 0-0 ① G4-3 2-3		FFBFX 1-2 ② SF7 2-3 3-H		BBX 2-0 1-H HR		3	1	1	3	0	1	3
Vinny Castilla, R (1, 5) OBP: 0.353, SLG: 0.560		SFFBBBX 3-2 ① F8		BFBX 2-1 ② SF8 3-H		BCBBFFB 4-2 BB		BBCFBX 3-2 ② F9		2	0	0	1	1	0	0
Kirt Manwaring, R (1, 2) OBP: 0.304, SLG: 0.289		CCBFX 1-2 ② G5-3		BX 1-0 ③ G4-3		X 0-0 ③ P3		BFBFBX 3-2 1B		4	0	1	0	0	0	2
Neifi Perez, S (1, 4) OBP: 0.343, SLG: 0.457		CX 0-1 1B			X 0-0 ① F7		BCFBBX 3-2 ① F8	CFBT 1-2 ③ K		4	0	1	0	0	1	1
Jamey Wright, R (1, 1) OBP: 0.178, SLG: 0.119 Harvey Pulliam, R (7, PH) OBP: 0.323, SLG: 0.441 Curt Leskanic, R (8, 1) Darren Holmes, R (9, 1) OBP: 0.150, SLG: 0.316 Quinton McCracken, S (9, PH) OBP: 0.367, SLG: 0.355		FSX 0-2 ③ G6-3			BFFFBBFX 3-2 ② G1-3		X 0-0 BB 1B		BCCCC 1-3 ① K	2 1 0 0 1	0 0 0 0 0	0 1 0 0 0	0 0 0 0 0	0 0 0 0 1	0 0 0 0 0	1 0 0 0 0
Inning Stats	R: 0 H: 1 E: 0 LOB: 2 K: 1 BB: 1 S: 10 P: 17	R: 0 H: 1 E: 0 LOB: 1 K: 0 BB: 0 S: 13 P: 17	R: 0 H: 0 E: 0 LOB: 0 K: 1 BB: 0 S: 6 P: 11	R: 1 H: 1 E: 0 LOB: 0 K: 0 BB: 0 S: 6 P: 10	R: 0 H: 0 E: 0 LOB: 0 K: 0 BB: 0 S: 7 P: 10	R: 1 H: 1 E: 1 LOB: 2 K: 0 BB: 2 S: 11 P: 24	R: 0 H: 1 E: 0 LOB: 1 K: 0 BB: 1 S: 6 P: 14	R: 2 H: 3 E: 0 LOB: 1 K: 1 BB: 0 S: 13 P: 24	R: 0 H: 0 E: 0 LOB: 1 K: 1 BB: 1 S: 9 P: 15	1B: 6 2B: 1 3B: 0 HR: 1	SF: 2 SAC: 0 DP: 1 HBP: 0			WP: 0 PB: 0 SB: 0 CS: 0	PA: 39		

PITCHER		IP	WLS	BF	H	R	ER	SO	BB	IBB	HBP	BLK	WP	HR	S	P	ERA	WHIP
Mike Hampton, L ERA: 4.01	(1, 1)	7.2	W	34	8	4	4	2	4	0	0	0	0	1	69	123	4.70	1.565
Tom Martin, L ERA: 2.29	(8, 1)	0.2		3	0	0	0	2	1	0	0	0	0	0	9	15	0.00	1.500
Russ Springer, R ERA: 4.47	(9, 1)	0.2	S	2	0	0	0	0	0	0	0	0	0	0	3	4	0.00	0.000

PITCHER	IP	WLS	BF	H	R	ER	SO	BB	IBB	HBP	BLK	WP	HR	S	P	ERA	WHIP

BOTTOM

Houston Astros @ Colorado Rockies

Coors Field, Denver, CO

Tue Sep 09 1997, 7:05 PM MDT

Att. 48,039 - Unknown - 74 F

livebaseballscorecards.com

AB	32
R	4
H	8
RBI	4
BB	5
SO	4
LOB	13

Houston Astros @ Colorado Rockies

Coors Field, Denver, CO

Wed Sep 10 1997, 3:33 AM MDT

Att. 42,321 - Sunny - 79 F

livebaseballscorecards.com

Batter	1	2	3	4	5	6	7	8	9	AB	R	H	RBI	BB	SO	LOB
Craig Biggio, R (1, 4) OBP: 0.408, SLG: 0.498	1-0 2B 5 1B 1B	1-2 G6-3 ①		1-2 F7 ②		2-2 G6-3 ③		1-0 G6-3 ①		5	1	1	0	0	0	0
Luis Gonzalez, L (1, 7) OBP: 0.347, SLG: 0.357	0-1 1-3 5 1B 2B	3-1 P4 ②		0-0 5 1B 1B			1-2 P5 ①	0-1 E1 5 2B		5	2	2	0	0	0	0
5 Jeff Bagwell, R (1, 3) OBP: 0.420, SLG: 0.576	1-0 FC5-4 2-H 3-H 1B	3-3 K ③		0-0 1-2 1B			1-0 G6-3 ②	3-1 S 2-H 2B		5	0	3	3	0	1	0
Derek Bell, R (1, 9) OBP: 0.340, SLG: 0.434	2-0 FC5-4 ① 1-2f 2B		0-0 G5-3 ①	1-3 K ③			0-0 BB 1B 2B	2-3 K ② 2-3		5	2	1	0	0	2	4
Sean Berry, R (1, 5) OBP: 0.309, SLG: 0.416 Bill Spiers, L (5, 5) OBP: 0.442, SLG: 0.475	3-1 FC5 1-H 2B		2-2 FC5-4 HBP		0-3 K ①		4-0 1B BB BB IBB	1-3 K ③		2 1	0 1	1 1	1 0	0 0	1 1	0 1
Chuck Carr, S (1, 8) OBP: 0.310, SLG: 0.379 Richard Hidalgo, R (1, PR) (1, 8) OBP: 0.304, SLG: 0.364	3-1 HBP FC5 1B		0-0 FC5-4 ② 1-2f 3B		0-2 G5-3 ②		4-1 BB 1B 1-2 2-3 BB		2-3 K ①	1 3	0 1	1 0	0 0	0 1	0 1	0 1
Ricky Gutierrez, R (1, 6) OBP: 0.315, SLG: 0.369	0-1 FC5 HBP 1-2 2-3f ②		0-0 1-H 3B		0-0 F9 ③		0-0 BB 1-2 2-3 3-H 1B		2-3 K ②	5	0	2	2	0	1	2
Brad Ausmus, R (1, 2) OBP: 0.317, SLG: 0.353	1-1 1-2 2-3 HBP		1-0 G5-3 ③			2-0 G1-3 ①	4-2 1-2 2-3 3-H BB		2-3 K ③	3	0	0	1	1	1	1
Ramon Garcia, R (1, 1) OBP: 0.094, SLG: 0.100 Jose Cabrera, R (5, 1) Thomas Howard, S (6, PH) OBP: 0.335, SLG: 0.367 Jose Lima, R (6, 1) Tony Eusebio, R (7, PH) OBP: 0.353, SLG: 0.295 Mike Magnante, L (7, 1) Billy Wagner, L (7, 1) John Hudek, S (7, 1)	0-3 K ③			0-3 K ①		1-1 G3 ②	1-1 G5-3 ③			2 0 1 0 1 0 0 0 0	0 0 0 0 0 0 0 0 0	0 0 0 0 0 0 0 0 0	0 0 0 0 0 0 0 0 0	0 0 0 0 0 0 0 0 0	2 0 0 0 0 0 0 0 0	3 0 0 0 3 0 0 0 0
Inning Stats	R: 3 E: 0 K: 1 S: 15 H: 5 LOB: 3 BB: 0 P: 26	R: 0 E: 0 K: 1 S: 10 H: 0 LOB: 0 BB: 0 P: 17	R: 1 E: 0 K: 0 S: 6 H: 1 LOB: 1 BB: 0 P: 9	R: 0 E: 0 K: 2 S: 11 H: 2 LOB: 2 BB: 0 P: 13	R: 0 E: 0 K: 1 S: 7 H: 0 LOB: 0 BB: 0 P: 7	R: 0 E: 0 K: 0 S: 6 H: 0 LOB: 0 BB: 0 P: 11	R: 2 E: 0 K: 0 S: 12 H: 2 LOB: 3 BB: 3 P: 27	R: 1 E: 1 K: 2 S: 11 H: 1 LOB: 1 BB: 0 P: 18	R: 0 E: 0 K: 3 S: 10 H: 0 LOB: 0 BB: 0 P: 16	1B: 6 2B: 4 3B: 1 HR: 0	SF: 0 SAC: 0 DP: 0 HBP: 2						

TOP	
AB	39
R	7
H	11
RBI	7
BB	3
SO	10
LOB	15

PITCHER		IP	WLS	BF	H	R	ER	SO	BB	IBB	HBP	BLK	WP	HR	S	P	ERA	WHIP
Frank Castillo, R ERA: 5.36	(1, 1)	6.2		33	9	6	6	5	1	1	2	0	0	0	61	99	8.10	1.500
Curt Leskanic, R ERA: 6.39	(7, 1)	0.1	W	3	1	0	0	0	1	0	0	0	0	0	6	11	0.00	6.000
Mike DeJean, R ERA: 4.47	(8, 1)	0.2		4	1	1	0	1	0	0	0	0	0	0	8	14	0.00	1.500
Mike Munoz, L ERA: 4.68	(8, 1)	0.1		1	0	0	0	1	0	0	0	0	0	0	3	4	0.00	0.000
Jerry Dipoto, R ERA: 4.26	(9, 1)	1.0	S	3	0	0	0	3	0	0	0	0	0	0	10	16	0.00	0.000

PITCHER	IP	WLS	BF	H	R	ER	SO	BB	IBB	HBP	BLK	WP	HR	S	P	ERA	WHIP

Batter	1	2	3	4	5	6	7	8	9	AB	R	H	RBI	BB	SO	LOB
Walt Weiss, S (1, 6) OBP: 0.382, SLG: 0.394	C B S B B X 3-2 1B 2B		S B C B S 2-3 ② K		B B B B 4-0 2B BB		B B C X 2-1 1B HR 1B	1 SAFE C B B X 2-1 ③ E4 1-H		4	2	2	0	1	1	2
Ellis Burks, R (1, 8) (9, 7) OBP: 0.357, SLG: 0.568	B X 1-0 G1-6-3 2-H 1B		X 0-0 ③ P6		B B C B C X 3-2 1-3 3-H 2B		B X 1-0 S 1-3 HR 1B			4	1	3	2	0	0	1
Larry Walker, L (1, 9) OBP: 0.456, SLG: 0.715 Mike DeJean, R (8, 1) OBP: 0.333, SLG: 0.667 Mike Munoz, L (8, 1) Quinton McCracken, S (9, 8) OBP: 0.367, SLG: 0.355	X 0-0 ① ② G1-6-3 1-2f			X 0-0 HR	F B F B C 2-3 ② K		P S F B B C 3-3 ② K 1-2			4 0 0 0	1 0 0 0	1 0 0 0	1 0 0 0	0 0 0 0	2 0 0 0	5 0 0 0
Andres Galarraga, R (1, 3) OBP: 0.391, SLG: 0.579	C B F B F F X 2-2 ③ G4-3			C X 0-1 ① L3	C S B D B X 3-2 ③ L7		H 1-0 HR HBP			3	1	0	0	0	0	2
Dante Bichette, R (1, 7) (9, 9) OBP: 0.348, SLG: 0.521		B C F B F F B X 3-2 ① P2		S B B F F S 2-3 ② K		C F B B B S 2-3 ① K	X 0-0 1-H 2-H 3-H HR			4	1	1	4	0	2	0
Vinny Castilla, R (1, 5) OBP: 0.352, SLG: 0.563		B B S S X 2-1 ② G3-1		S X 0-1 HR		S X 0-1 ② G6-3	C B X 1-1 ③ G3-1			4	1	1	1	0	0	0
Jeff Reed, L (1, 2) OBP: 0.394, SLG: 0.536		B C X 1-1 ③ G4-3		X 0-0 ③ G4-3		B S X 1-1 ③ P5		F B B C B S 3-3 ① K		4	0	0	0	0	1	0
Neifi Perez, S (1, 4) OBP: 0.349, SLG: 0.464			C B F F X 1-2 SH3-4 1B		B X 1-0 SH3-4 2B 2B		C S B F X 1-2 ① F9	B B B B 4-0 CS BB		3	1	2	0	1	0	0
Frank Castillo, R (1, 1) OBP: 0.130, SLG: 0.130 Curt Leskanic, R (7, 1) Harvey Pulliam, R (7, PH) OBP: 0.344, SLG: 0.500 (8, 9) Jerry Dipoto, R (9, 1) OBP: 0.125, SLG: 0.125			1 SAFE X 0-0 ① SH3-4 1-2		L F X 0-2 ① SH3-4 2-3		C X 0-1 HR	B 1 S B C F B F B SAFE 4-2 ② 1-2 E4 BB		0 0 1 0	0 0 1 0	0 0 1 0	0 0 1 0	0 0 1 0	0 0 0 0	0 0 0 0
Inning Stats	R: 1 E: 0 K: 0 S: 10 H: 2 LOB: 0 BB: 0 P: 16	R: 0 E: 0 K: 0 S: 9 H: 0 LOB: 0 BB: 0 P: 15	R: 0 E: 0 K: 1 S: 9 H: 1 LOB: 1 BB: 0 P: 12	R: 2 E: 0 K: 1 S: 9 H: 2 LOB: 0 BB: 0 P: 11	R: 1 E: 0 K: 1 S: 13 H: 2 LOB: 2 BB: 1 P: 26	R: 0 E: 0 K: 1 S: 7 H: 0 LOB: 0 BB: 0 P: 10	R: 5 E: 0 K: 1 S: 16 H: 4 LOB: 0 BB: 0 P: 24	R: 0 E: 1 K: 1 S: 9 H: 0 LOB: 2 BB: 2 P: 22		1B: 4 2B: 3 3B: 0 HR: 4	SF: 0 SAC: 2 DP: 1 HBP: 1		WP: 0 PB: 0 SB: 1 CS: 1	PA: 37		

BOTTOM

Houston Astros @ Colorado Rockies

Coors Field, Denver, CO

Wed Sep 10 1997, 3:33 AM MDT

Att. 42,321 - Sunny - 79 F

livebaseballscorecards.com

AB	31
R	9
H	11
RBI	9
BB	3
SO	6
LOB	10

PITCHER		IP	WLS	BF	H	R	ER	SO	BB	IBB	HBP	BLK	WP	HR	S	P	ERA	WHIP
Ramon Garcia, R ERA: 4.0	(1, 1)	4.1		20	7	4	4	2	1	0	0	0	0	2	44	69	8.31	1.846
Jose Cabrera, R ERA: 0.96	(5, 1)	0.2		2	0	0	0	1	0	0	0	0	0	0	6	11	0.00	0.000
Jose Lima, R ERA: 5.0	(6, 1)	1.0		3	0	0	0	1	0	0	0	0	0	0	7	10	0.00	0.000
Mike Magnante, L ERA: 2.57	(7, 1)	0.1	L	4	3	3	3	0	0	0	0	0	0	1	9	13	81.00	9.000
Billy Wagner, L ERA: 3.02	(7, 1)	0.1		1	0	0	0	1	0	0	0	0	0	0	4	6	0.00	0.000

PITCHER		IP	WLS	BF	H	R	ER	SO	BB	IBB	HBP	BLK	WP	HR	S	P	ERA	WHIP
John Hudek, R ERA: 6.62	(7, 1)	1.1		7	1	2	2	1	2	0	1	0	0	1	12	27	13.50	2.250

Batter	1	2	3	4	5	6	7	8	9	AB	R	H	RBI	BB	SO	LOB
Eric Young Sr., R (1, 4) OBP: 0.361, SLG: 0.405	C B F X 1-2 G1-3 ①		C F C 0-3 K ③		S X 0-1 P3 ②		B 1 SAFE C C C 1-3 K ③		F C B B F D B 4-2 1-2 BB	4	0	0	0	1	2	2
Otis Nixon, S (1, 8) OBP: 0.342, SLG: 0.315 Paul Konerko, R (9, PH) OBP: 0.333, SLG: 0.333	C B T B X 2-2 G6-3 ②			B C X 1-1 E6 HR 1B	M B B F B X 3-2 L8 ③			C B B F F S 2-3 K ①	C F S 0-3 K ③	4 1	1 0	1 0	0 0	0 0	1 1	0 2
Mike Piazza, R (1, 2) OBP: 0.430, SLG: 0.634	C C X 0-2 G1-3 ③			X 0-0 2-H HR		X 0-0 G6-3 ①		C C B X 1-2 G4-3 2B 2B		4	2	2	2	0	0	0
Eric Karros, R (1, 3) OBP: 0.325, SLG: 0.456		F C X 0-2 F9 ①		C B X 1-1 F9 ①		F S S 0-3 K ②		B B C F F F B X 3-2 2-3 G4-3 ②		4	0	0	0	0	1	1
Raul Mondesi, R (1, 9) OBP: 0.357, SLG: 0.536		S B C B S 2-3 K ②		C B C S 1-3 K ②		F X 0-1 3B		X 0-0 3-H 2B		4	0	2	1	0	2	0
Todd Zeile, R (1, 5) OBP: 0.360, SLG: 0.442		C C C 0-3 K ③		X 0-0 1B 1B		C S S 0-3 K ③		C F B B F S 2-3 K ③		4	0	1	0	0	3	2
Darren Lewis, R (1, 7) OBP: 0.333, SLG: 0.279			C X 0-1 G6-3 ①	D B X 2-0 1-2 1B			B C X 1-1 1B		B B C X 2-1 G4-3 ①	4	0	2	0	0	0	0
Greg Gagne, R (1, 6) OBP: 0.310, SLG: 0.366			X 0-0 2B	F C F S 0-3 K ③			C X 0-1 F7 ①		B B B B 4-0 DI BB	3	0	1	0	1	1	3
Chan Ho Park, R (1, 1) OBP: 0.260, SLG: 0.283 37 Darren Dreifort, R (5, 1) OBP: 0.143, SLG: 0.143 Wayne Kirby, L (7, PH) OBP: 0.274, SLG: 0.203 Mark Guthrie, R (7, 1) OBP: 0.250, SLG: 0.250 Darren Hall, R (7, 1) Mike Harkey, R (8, 1) Billy Ashley, R (9, PH) OBP: 0.281, SLG: 0.433			C S F C 0-3 K ②		B F S C 1-3 K ①		S 1 SAFE B F F C 1-3 K ②		C B X 1-1 F9 ②	2 0 1 0 0 0 1	0 0 0 0 0 0 0	0 0 0 0 0 0 0	0 0 0 0 0 0 0	0 0 0 0 0 0 0	2 0 1 0 0 0 0	1 0 1 0 0 0 1
Inning Stats	R: 0 H: 0 E: 0 LOB: 0 K: 0 BB: 0 S: 9 P: 12	R: 0 H: 0 E: 0 LOB: 0 K: 2 BB: 0 S: 9 P: 11	R: 0 H: 1 E: 0 LOB: 1 K: 2 BB: 0 S: 10 P: 10	R: 2 H: 4 E: 1 LOB: 2 K: 2 BB: 0 S: 14 P: 19	R: 0 H: 0 E: 0 LOB: 0 K: 1 BB: 0 S: 8 P: 12	R: 0 H: 1 E: 0 LOB: 1 K: 2 BB: 0 S: 9 P: 9	R: 0 H: 1 E: 0 LOB: 1 K: 2 BB: 0 S: 10 P: 13	R: 1 H: 2 E: 0 LOB: 1 K: 2 BB: 0 S: 17 P: 25	R: 0 H: 0 E: 0 LOB: 2 K: 1 BB: 2 S: 10 P: 21	1B: 4 2B: 3 3B: 1 HR: 1	SF: 0 SAC: 0 DP: 0 HBP: 0					

PITCHER		IP	WLS	BF	H	R	ER	SO	BB	IBB	HBP	BLK	WP	HR	S	P	ERA	WHIP
Shane Reynolds, R ERA: 4.34	(1, 1)	7.0	W	28	7	2	2	11	0	0	0	0	0	1	69	86	2.57	1.000
Russ Springer, R ERA: 4.56	(8, 1)	1.0		5	2	1	1	2	0	0	0	0	0	0	17	25	9.00	2.000
Billy Wagner, L ERA: 2.97	(9, 1)	1.0		5	0	0	0	1	2	0	0	0	0	0	10	21	0.00	2.000

PITCHER	IP	WLS	BF	H	R	ER	SO	BB	IBB	HBP	BLK	WP	HR	S	P	ERA	WHIP

TOP

Los Angeles Dodgers @ Houston Astros

Astrodome, Houston, TX

Fri Sep 12 1997, 8:05 PM EDT

Att. 36,817 - Dome - 68 F

livebaseballscorecards.com

AB	36
R	3
H	9
RBI	3
BB	2
SO	14
LOB	13

1B: 4	SF: 0	WP: 0	PA: 38
2B: 3	SAC: 0	PB: 0	
3B: 1	DP: 0	SB: 0	
HR: 1	HBP: 0	CS: 0	

Batter	1	2	3	4	5	6	7	8	9	AB	R	H	RBI	BB	SO	LOB
Craig Biggio, R (1, 4) OBP: 0.410, SLG: 0.501	X 0-0 ① G5-3		B B L S B F F H 4-2 1-2 2B HBP		H 1-0 1B FC3-6 HBP	C F S 0-3 ② K		C B X 1-1 HR 3B		3	3	1	0	0	1	0
Derek Bell, R (1, 9) OBP: 0.343, SLG: 0.445	B T B F B X 3-2 ② F7		C B X 1-1 1-H 2-H 2B		1 SAFE 1 SAFE F X 0-1 ① 1-3 1B	C B X 1-1 ③ G1-3		B F C X 1-2 3-H HR		5	1	3	4	0	0	0
5 Jeff Bagwell, R (1, 3) OBP: 0.420, SLG: 0.573	C B F B B F B 4-2 FC4-6 BB		F B C S 1-3 ① K		B C B S B B 4-2 FC3-6 BB		C B B F B X 3-2 ① L9	B C B C X 2-2 ① G6-3		3	0	0	0	2	1	1
Luis Gonzalez, L (1, 7) OBP: 0.347, SLG: 0.356	F 1 SAFE F F F X 0-2 ③ FC4-6 1-2f		B B F C T 2-2 ② K		X 0-0 ② FC3-6 2B 1-2f 3-H		F C F B F B B F B 4-2 BB 3B BB	F B S X 1-2 1B		4	2	1	1	1	1	3
Sean Berry, R (1, 5) OBP: 0.309, SLG: 0.419 Bill Spiers, L (5, PR) OBP: 0.443, SLG: 0.473 (6, 5)		F S S C 1-3 ① K	X 0-0 ③ L4		B 1 SAFE S S F X 1-2 1-H 1B 2B		B B B B 4-0 1-2 3B BB	B B X 2-0 ② F8		3 1	0 2	1 0	1 0	0 1	1 0	1 1
Thomas Howard, S (1, 8) OBP: 0.336, SLG: 0.365		B B F X 2-1 1B		C B F B F F X 2-2 E5	I I I 4-0 1B IBB		B X 1-0 ② F8	B S B X 2-1 ③ P5		4	0	1	0	1	0	3
Ricky Gutierrez, R (1, 6) OBP: 0.318, SLG: 0.380		S F B S 1-3 ② K		1 SAFE S S B F B 1 F B S SAFE 3-3 ① K	B B B C X 3-1 1-3 2-H 1B		B B B C S X 2-2 1-H 2-H 2B 3B			4	1	2	3	0	2	2
Brad Ausmus, R (1, 2) OBP: 0.317, SLG: 0.354		X 0-0 ③ F9		C C B C 1-3 ② K	X 0-0 ③ F9		X 0-0 3-H 2B			4	0	1	1	0	1	5
Shane Reynolds, R (1, 1) OBP: 0.163, SLG: 0.191 Tony Eusebio, R (7, PH) OBP: 0.351, SLG: 0.293 Russ Springer, R (8, 1) Billy Wagner, L (9, 1)			B B B C C B 4-2 WP 2B BB	B S F B B S 3-3 ③ K		C B F C 1-3 ① K	C C B S 1-3 ③ K			2 1 0 0	1 0 0 0	0 0 0 0	0 0 0 0	1 0 0 0	2 1 0 0	1 1 0 0
Inning Stats	R: 0 E: 0 K: 0 S: 11 H: 0 LOB: 1 BB: 1 P: 18	R: 0 E: 0 K: 2 S: 9 H: 1 LOB: 1 BB: 0 P: 13	R: 2 E: 0 K: 2 S: 15 H: 1 LOB: 1 BB: 1 P: 27	R: 0 E: 1 K: 3 S: 15 H: 0 LOB: 1 BB: 0 P: 24	R: 3 E: 0 K: 0 S: 12 H: 3 LOB: 3 BB: 2 P: 25	R: 0 E: 0 K: 2 S: 8 H: 0 LOB: 0 BB: 0 P: 10	R: 3 E: 0 K: 1 S: 16 H: 2 LOB: 1 BB: 2 P: 31	R: 2 E: 0 K: 0 S: 14 H: 3 LOB: 1 BB: 0 P: 23		1B: 4 2B: 3 3B: 2 HR: 1	SF: 0 SAC: 0 DP: 0 HBP: 2					

PITCHER		IP	WLS	BF	H	R	ER	SO	BB	IBB	HBP	BLK	WP	HR	S	P	ERA	WHIP
Chan Ho Park, R ERA: 3.48	(1, 1)	4.2	L	25	5	5	5	7	3	1	2	0	1	0	61	106	9.64	1.714
37 Darren Dreifort, R ERA: 2.31	(5, 1)	1.1		4	0	0	0	2	0	0	0	0	0	0	9	11	0.00	0.000
Mark Guthrie, L ERA: 4.74	(7, 1)	0.2		4	0	2	2	0	2	0	0	0	0	0	9	21	27.00	3.000
Darren Hall, R ERA: 2.31	(7, 1)	0.1		3	2	1	1	1	0	0	0	0	0	0	7	10	27.00	6.000
Mike Harkey, R ERA: 3.75	(8, 1)	1.0		6	3	2	2	0	0	0	0	0	0	1	14	23	18.00	3.000

PITCHER	IP	WLS	BF	H	R	ER	SO	BB	IBB	HBP	BLK	WP	HR	S	P	ERA	WHIP

BOTTOM

Los Angeles Dodgers @ Houston Astros

Astrodome, Houston, TX

Fri Sep 12 1997, 8:05 PM EDT

Att. 36,817 - Dome - 68 F

livebaseballscorecards.com

AB	34
R	10
H	10
RBI	10
BB	6
SO	10
LOB	18

WP: 1 PA: 42
PB: 0
SB: 0
CS: 0

Batter	1	2	3	4	5	6	7	8	9	AB	R	H	RBI	BB	SO	LOB
Eric Young Sr., R (1, 4) OBP: 0.359, SLG: 0.402	B B C B C F X 3-2 G5-3		B B C B F X 3-2 FC4 1-2f			F B C X 1-2 L6		C S B S 1-3 K		4	0	0	0	0	1	1
Otis Nixon, S (1, 8) OBP: 0.341, SLG: 0.313	C B C S 1-3 K		B B 1 SAFE X 2-0 F7			B B B B 4-0 S BB		X 0-0 B1		3	0	0	0	1	1	1
Mike Piazza, R (1, 2) OBP: 0.430, SLG: 0.632	B B C S B F B 4-2 BB		F X 0-1 G6-3			S B B B S S 3-3 K 1-2		C X 0-1 1B 1B		3	0	1	0	1	1	2
Eric Karros, R (1, 3) OBP: 0.325, SLG: 0.455	B B X 2-0 P6			B B B C F S 3-3 K		B B B C F C 2-3 K		F S F B X 1-2 1B 1-2		4	0	1	0	0	2	2
Raul Mondesi, R (1, 9) OBP: 0.355, SLG: 0.532		X 0-0 P3		X 0-0 L8			X 0-0 F7	B B B C F S 3-3 K		4	0	0	0	0	1	2
Todd Zeile, R (1, 5) OBP: 0.361, SLG: 0.447		B B F B X 3-1 HR		B C F C 1-3 K			B C B B B 4-1 2B BB		C B B F C 2-3 K	3	1	1	1	1	2	0
Todd Hollandsworth, L (1, 7) OBP: 0.296, SLG: 0.371 Darren Lewis, R (9, PH) OBP: 0.339, SLG: 0.286		B F F S 1-3 K			S C B S 1-3 K		C S X 0-2 1-3 2B		F B B X 2-1 DI 1B	3 1	0 0	1 1	0 0	0 0	2 0	0 0
Greg Gagne, R (1, 6) OBP: 0.307, SLG: 0.363		C B S F B B C 3-3 K			B F C F S 1-3 K		C S S 0-3 K		F C C 0-3 1-2 K	4	0	0	0	0	4	3
Tom Candiotti, R (1, 1) OBP: 0.100, SLG: 0.069 Dennys Reyes, R (6, 1) Eddie Murray, S (7, PH) OBP: 0.278, SLG: 0.323 Antonio Osuna, R (7, 1) OBP: 0.500, SLG: 0.500 Todd Worrell, R (8, 1) Billy Ashley, R (9, PH) OBP: 0.279, SLG: 0.430			B B B B 4-0 FC4 BB		X 0-0 L8		B C S B S 2-3 K		B B B C B F C 3-3 K	1 0 1 0 0 1	0 0 0 0 0 0	0 0 0 0 0 0	0 0 0 0 0 0	1 0 0 0 0 1	0 0 1 0 0 1	0 0 2 0 0 1
Inning Stats	R: 0 E: 0 K: 1 S: 11 H: 0 LOB: 1 BB: 1 P: 21	R: 1 E: 0 K: 2 S: 10 H: 1 LOB: 0 BB: 0 P: 17	R: 0 E: 0 K: 0 S: 6 H: 0 LOB: 1 BB: 1 P: 15	R: 0 E: 0 K: 2 S: 7 H: 0 LOB: 0 BB: 0 P: 11	R: 0 E: 0 K: 2 S: 8 H: 0 LOB: 0 BB: 0 P: 10	R: 0 E: 0 K: 2 S: 9 H: 0 LOB: 1 BB: 1 P: 19	R: 0 E: 0 K: 2 S: 11 H: 1 LOB: 2 BB: 1 P: 17	R: 0 E: 0 K: 2 S: 13 H: 2 LOB: 2 BB: 0 P: 18	R: 0 E: 0 K: 3 S: 11 H: 1 LOB: 1 BB: 0 P: 18	1B: 3 2B: 1 3B: 0 HR: 1 SF: 0 SAC: 0 DP: 0 HBP: 0						

PITCHER		IP	WLS	BF	H	R	ER	SO	BB	IBB	HBP	BLK	WP	HR	S	P	ERA	WHIP
Darryl Kile, R ERA: 2.38	(1, 1)	8.0	W	32	4	1	1	13	4	0	0	0	0	1	75	128	1.12	1.000
Mike Magnante, L ERA: 2.51	(9, 1)	1.0		4	1	0	0	3	0	0	0	0	0	0	11	18	0.00	1.000

PITCHER		IP	WLS	BF	H	R	ER	SO	BB	IBB	HBP	BLK	WP	HR	S	P	ERA	WHIP

TOP

Los Angeles Dodgers @ Houston Astros

Astrodome, Houston, TX

Sat Sep 13 1997, 8:05 PM EDT

Att. 33,130 - Dome - 68 F

livebaseballscorecards.com

AB	32
R	1
H	5
RBI	1
BB	4
SO	16
LOB	14

WP: 0 PA: 36
PB: 0
SB: 1
CS: 0

BOTTOM

Los Angeles Dodgers @ Houston Astros

Astrodome, Houston, TX

Sat Sep 13 1997, 8:05 PM EDT

Att. 33,130 - Dome - 68 F

livebaseballscorecards.com

Batter	1	2	3	4	5	6	7	8	9	AB	R	H	RBI	BB	SO	LOB
Craig Biggio, R (1, 4) OBP: 0.409, SLG: 0.499	0-2 5 PB S 1B F7			3-2 G5-3		3-3 K				4	1	1	0	0	1	4
Derek Bell, R (1, 9) OBP: 0.344, SLG: 0.443	SAFE SAFE 3-2 5 PB 5 E 1-2 HBP	2-0 5 CS HBP			0-0 P9		1-2 P6			2	1	0	0	0	0	0
5 Jeff Bagwell, R (1, 3) OBP: 0.417, SLG: 0.568	2-3 K S 2B 1-H 2-H	SAFE SAFE 3-3 K 1-2			2-3 K		0-0 G6-3			4	1	0	0	0	3	1
Luis Gonzalez, L (1, 7) OBP: 0.348, SLG: 0.363	SAFE 1-0 F7	0-1 G4-3			0-0 S 1B		1-0 HR			4	1	2	1	0	0	1
Sean Berry, R (1, 5) OBP: 0.311, SLG: 0.422 Bill Spiers, L (9, 5) OBP: 0.443, SLG: 0.473	SAFE 2-2 1B 1-H 2B		2-3 K		4-1 1-2 BB		1-0 G4-3			3 0	1 0	1 0	1 0	1 0	1 0	0 0
Ricky Gutierrez, R (1, 6) OBP: 0.317, SLG: 0.382	3-2 G5-3		1-0 F8		3-3 K			2-2 2B		4	0	1	0	0	1	3
Richard Hidalgo, R (1, 8) OBP: 0.296, SLG: 0.346	2-2 HBP HBP 2-H 1B		1-3 K			0-1 L7		1-1 F7		4	0	1	1	0	1	1
Tony Eusebio, R (1, 2) OBP: 0.354, SLG: 0.294 Brad Ausmus, R (9, 2) OBP: 0.317, SLG: 0.354	SAFE SAFE 2-2 HBP 1-2 HBP			2-1 F8		0-2 SH1-4 1B		1-2 L8		3 0	0 0	1 0	0 0	0 0	0 0	1 0
Darryl Kile, R (1, 1) OBP: 0.180, SLG: 0.157 Thomas Howard, S (8, PH) OBP: 0.335, SLG: 0.364 Mike Magnante, L (9, 1)	3-2 1-2 2-3 HBP			0-0 P5		0-0 SH1-4 1-2		3-2 P4		1 1 0	0 0 0	0 0 0	0 0 0	0 0 0	0 0 0	0 1 0
Inning Stats	R: 4 E: 1 K: 1 S: 24 H: 3 LOB: 3 BB: 0 P: 44	R: 0 E: 0 K: 1 S: 6 H: 0 LOB: 0 BB: 0 P: 10	R: 0 E: 0 K: 2 S: 7 H: 0 LOB: 0 BB: 0 P: 11	R: 0 E: 0 K: 0 S: 7 H: 0 LOB: 0 BB: 0 P: 12	R: 0 E: 0 K: 2 S: 9 H: 1 LOB: 2 BB: 1 P: 18	R: 0 E: 0 K: 1 S: 9 H: 1 LOB: 1 BB: 0 P: 12	R: 1 E: 0 K: 0 S: 6 H: 1 LOB: 0 BB: 0 P: 9	R: 0 E: 0 K: 0 S: 12 H: 1 LOB: 1 BB: 0 P: 19		1B: 4 2B: 3 3B: 0 HR: 1	SF: 0 SAC: 1 DP: 1 HBP: 4			WP: 0 PB: 2 SB: 3 CS: 1	PA: 36		

	AB	30
	R	5
	H	7
	RBI	3
	BB	1
	SO	7
	LOB	12

PITCHER		IP	WLS	BF	H	R	ER	SO	BB	IBB	HBP	BLK	WP	HR	S	P	ERA	WHIP
Tom Candiotti, R ERA: 3.29	(1, 1)	5.0	L	24	4	4	2	6	1	0	4	0	0	0	53	95	3.60	1.000
Dennys Reyes, L ERA: 3.72	(6, 1)	1.0		4	1	0	0	1	0	0	0	0	0	0	9	12	0.00	1.000
Antonio Osuna, R ERA: 1.92	(7, 1)	1.0		4	1	1	1	0	0	0	0	0	0	1	6	9	9.00	1.000
Todd Worrell, R ERA: 5.34	(8, 1)	1.0		4	1	0	0	0	0	0	0	0	0	0	12	19	0.00	1.000

PITCHER	IP	WLS	BF	H	R	ER	SO	BB	IBB	HBP	BLK	WP	HR	S	P	ERA	WHIP

Batter	1	2	3	4	5	6	7	8	9	10	AB	R	H	RBI	BB	SO	LOB
Otis Nixon, S (1, 8) OBP: 0.343, SLG: 0.315	L7			HBP, 1B		G4-3		1B, BB		BB, 1B	4	3	2	0	1	0	0
Eric Young Sr., R (1, 4) OBP: 0.361, SLG: 0.402	F9			G5-4-3, HBP		G4-3		BB, BB		1B, BB	3	1	1	0	1	0	0
Mike Piazza, R (1, 2) OBP: 0.432, SLG: 0.631 Tom Prince, R (10, 2) OBP: 0.270, SLG: 0.352	G6-3			G5-4-3, 1B		G1-3		BB		1B	4 0	0 0	2 0	2 0	1 0	0 0	0 0
Eric Karros, R (1, 3) OBP: 0.324, SLG: 0.451		G5-3		G5-4-3			F7	BB		K	4	0	0	1	1	1	3
Raul Mondesi, R (1, 9) OBP: 0.357, SLG: 0.532		CS, 1B		BB			E, S, FC5-2, 1B	F8		K	4	0	2	0	1	1	5
Todd Zeile, R (1, 5) OBP: 0.358, SLG: 0.444		G5-3		G4-3			FC5-2		K		4	0	0	0	0	1	3
Todd Hollandsworth, L (1, 7) OBP: 0.293, SLG: 0.367 Darren Lewis, R (9, PH) OBP: 0.336, SLG: 0.283 (9, 7)			F7		G1-3		G4-3		B1-3		3 1	0 0	0 0	0 0	0 0	0 0	1 0
Juan Castro, R (1, 6) OBP: 0.219, SLG: 0.212 Wilton Guerrero, S (8, PH) OBP: 0.307, SLG: 0.407 Greg Gagne, R (8, 6) OBP: 0.307, SLG: 0.362		G1-3			K			G6-3	K		2 1 1	0 0 0	0 0 0	0 0 0	0 0 0	1 0 1	0 0 0
Hideo Nomo, R (1, 1) OBP: 0.175, SLG: 0.254 Brett Butler, L (8, PH) OBP: 0.371, SLG: 0.325 37 Darren Dreifort, R (8, 1) OBP: 0.143, SLG: 0.143 Scott Radinsky, L (8, 1) Garey Ingram, R (10, PH) OBP: 0.625, SLG: 0.571 Todd Worrell, R (10, 1)		F8			K			G5-3		K	2 1 0 0 1 0	0 0 0 0 0 0	0 0 0 0 0 0	0 0 0 0 0 0	1 0 0 0 1 0	0 0 0 0 0 0	0 0 0 0 0 0
Inning Stats	R: 0 E: 0 K: 0 S: 9 H: 0 LOB: 0 BB: 0 P: 15	R: 0 E: 0 K: 0 S: 5 H: 1 LOB: 0 BB: 0 P: 8	R: 0 E: 0 K: 0 S: 6 H: 0 LOB: 0 BB: 0 P: 8	R: 2 E: 0 K: 0 S: 12 H: 2 LOB: 1 BB: 1 P: 25	R: 0 E: 0 K: 2 S: 10 H: 0 LOB: 0 BB: 0 P: 15	R: 0 E: 0 K: 0 S: 7 H: 0 LOB: 0 BB: 0 P: 11	R: 0 E: 0 K: 0 S: 12 H: 1 LOB: 1 BB: 0 P: 16	R: 1 E: 0 K: 0 S: 16 H: 2 LOB: 3 BB: 2 P: 28	R: 0 E: 0 K: 2 S: 7 H: 0 LOB: 0 BB: 0 P: 10	R: 1 E: 0 K: 3 S: 19 H: 1 LOB: 2 BB: 2 P: 30	1B: 7 2B: 0 3B: 0 HR: 0 SF: 0 SAC: 0 DP: 1 HBP: 1						

PITCHER		IP	WLS	BF	H	R	ER	SO	BB	IBB	HBP	BLK	WP	HR	S	P	ERA	WHIP
Chris Holt, R ERA: 3.45	(1, 1)	7.2		30	6	3	3	2	2	0	1	0	0	0	73	117	3.52	1.043
Russ Springer, R ERA: 4.53	(8, 1)	0.1		2	0	0	0	0	1	0	0	0	0	0	4	9	0.00	3.000
Billy Wagner, L ERA: 3.05	(9, 1)	1.1	L	6	0	1	1	3	2	0	0	0	0	0	17	28	6.75	1.500
Jose Lima, R ERA: 4.95	(10, 1)	0.2		3	1	0	0	2	0	0	0	0	0	0	9	12	0.00	1.500

PITCHER	IP	WLS	BF	H	R	ER	SO	BB	IBB	HBP	BLK	WP	HR	S	P	ERA	WHIP

TOP

Los Angeles Dodgers @ Houston Astros

Astrodome, Houston, TX

Sun Sep 14 1997, 4:33 AM EDT

Att. 32,666 - Dome - 68 F

livebaseballscorecards.com

AB	35
R	4
H	7
RBI	3
BB	5
SO	7
LOB	12

Batter	1	2	3	4	5	6	7	8	9	10	AB	R	H	RBI	BB	SO	LOB
Craig Biggio, R (1, 4) OBP: 0.406, SLG: 0.495	C B B F S 2-3 ① K		C X 0-1 ① F7		D B C X 2-1 ③ G5-3			B C B B C S 3-3 ② K		S B X 1-1 ① G6-3	5	0	0	0	0	2	1
Derek Bell, R (1, 9) OBP: 0.345, SLG: 0.442	F S B F X 1-2 5 HR 1B		F C S 0-3 ② K			F B X 1-1 ① L9		F X 0-1 5 WP 5 S 1B		X 0-0 ② F8	5	2	2	0	0	1	0
5 Jeff Bagwell, R (1, 3) OBP: 0.419, SLG: 0.573	X 0-0 1-H HR		S B B B C S 3-3 ③ K			B X 1-0 ② G5-3		D F B F F F B B 4-2 1B 1-3 BB		B C S B B B 4-2 BB	3	1	1	2	2	1	0
Luis Gonzalez, L (1, 7) OBP: 0.347, SLG: 0.361 Tony Eusebio, R (8, PH) OBP: 0.358, SLG: 0.299 James Mouton, R (8, PR) OBP: 0.295, SLG: 0.333 Billy Wagner, L (9, 1) Jose Lima, R (10, 1) Thomas Howard, S (10, PH) OBP: 0.333, SLG: 0.362	B F F B B T 3-2 ② K			X 0-0 ① F8		B C B C S 2-3 ③ K		B F X 1-1 1-3 3-H 1B		C F F 1 SAFE X 0-2 ③ F7	3 1 0 0 0 1	0 0 0 0 0 0	0 1 0 0 0 0	0 1 0 0 0 0	0 0 0 0 0 0	2 0 0 0 0 0	0 0 0 0 0 1
Bill Spiers, L (1, 5) OBP: 0.437, SLG: 0.465	F B C X 1-2 ③ G1-3			B F C B X 2-2 ② G3-1			X 0-0 ① F7	C B X 1-1 ③ G3			4	0	0	0	0	0	2
Ricky Gutierrez, R (1, 6) OBP: 0.316, SLG: 0.379		X 0-0 ① F9		C B S S 1-3 ③ K			B F S F B X 2-2 S 1B		C F C 0-3 ① K		4	0	1	0	0	2	0
Richard Hidalgo, R (1, 8) OBP: 0.323, SLG: 0.345		C B F B S 2-3 ② K		B S S S B F F B B 4-2 S BB			F B 1 SAFE C 1 SAFE F P B S 3-3 ② K 1-2		C B B B X 3-1 FC6-4 1B		3	0	1	0	1	2	1
Brad Ausmus, R (1, 2) OBP: 0.316, SLG: 0.352		B B B C C B 4-2 BB		B F C F F B F B S 3-3 ① K 1-2			F F B C 1-3 ③ K		F F B F D X 2-2 ② FC6-4 1-2f		3	0	0	0	1	2	3
Chris Holt, R (1, 1) OBP: 0.109, SLG: 0.095 Russ Springer, R (8, 1) Bobby Abreu, L (8, PH) OBP: 0.324, SLG: 0.357 (9, 7) Chuck Carr, S (9, PH) OBP: 0.309, SLG: 0.378 (10, 7)		B F F F D B F F F S 3-3 ③ K		X 0-0 ② F9				C S B B B S 3-3 ① K		F C S 0-3 ③ K	2 0 1 1	0 0 0 0	0 0 0 0	0 0 0 0	0 0 0 0	1 0 1 1	2 0 0 0
Inning Stats	R: 2 H: 2 E: 0 LOB: 0 K: 2 BB: 0 S: 14 P: 21	R: 0 H: 0 E: 0 LOB: 1 K: 2 BB: 1 S: 12 P: 21	R: 0 H: 0 E: 0 LOB: 0 K: 2 BB: 0 S: 8 P: 11	R: 0 H: 0 E: 0 LOB: 0 K: 1 BB: 0 S: 7 P: 10	R: 0 H: 0 E: 0 LOB: 0 K: 1 BB: 1 S: 13 P: 22	R: 0 H: 0 E: 0 LOB: 0 K: 1 BB: 0 S: 6 P: 10	R: 0 H: 1 E: 0 LOB: 1 K: 2 BB: 0 S: 13 P: 18	R: 1 H: 2 E: 0 LOB: 2 K: 2 BB: 1 S: 15 P: 27	R: 0 H: 1 E: 0 LOB: 1 K: 2 BB: 0 S: 12 P: 17	R: 0 H: 0 E: 0 LOB: 1 K: 0 BB: 1 S: 9 P: 14	1B: 5 2B: 0 3B: 0 HR: 1	SF: 0 SAC: 0 DP: 0 HBP: 0	WP: 1 PB: 0 SB: 3 CS: 0	PA: 40			

PITCHER		IP	WLS	BF	H	R	ER	SO	BB	IBB	HBP	BLK	WP	HR	S	P	ERA	WHIP
Hideo Nomo, R ERA: 4.24	(1, 1)	7.0		26	3	2	2	11	2	0	0	0	0	1	73	113	2.57	0.714
37 Darren Dreifort, R ERA: 2.44	(8, 1)	0.2		4	1	1	1	2	1	0	0	0	1	0	11	21	13.50	3.000
Scott Radinsky, L ERA: 3.16	(8, 1)	1.1	W	6	2	0	0	2	0	0	0	0	0	0	16	23	0.00	1.500
Todd Worrell, R ERA: 5.24	(10, 1)	1.0	S	4	0	0	0	0	1	0	0	0	0	0	9	14	0.00	1.000

PITCHER	IP	WLS	BF	H	R	ER	SO	BB	IBB	HBP	BLK	WP	HR	S	P	ERA	WHIP

BOTTOM

Los Angeles Dodgers @ Houston Astros

Astrodome, Houston, TX

Sun Sep 14 1997, 4:33 AM EDT

Att. 32,666 - Dome - 68 F

livebaseballscorecards.com

AB	36
R	3
H	6
RBI	3
BB	4
SO	15
LOB	11

San Diego Padres @ Houston Astros

Astrodome, Houston, TX

Mon Sep 15 1997, 8:05 PM EDT

Att. 22,566 - Dome - 68 F

TOP

livebaseballscorecards.com

Batter	1	2	3	4	5	6	7	8	9	AB	R	H	RBI	BB	SO	LOB
Quilvio Veras, S (1, 4) OBP: 0.363, SLG: 0.341	L6		FC6-4 1B	1-2 2-3 BB		K			1B	4	0	2	0	1	1	0
Chris Gomez, R (1, 6) OBP: 0.325, SLG: 0.327	1B 1B BB		F9	G6-3			F9		P3	2	1	0	0	1	0	4
Craig Shipley, R (6, 6) OBP: 0.313, SLG: 0.484										2	0	0	0	0	0	1
Ken Caminiti, S (1, 5) OBP: 0.392, SLG: 0.497	1-2 1B		1 SAFE 1 SAFE K		E5 1B BB G1-2-3		L3			4	0	1	0	0	1	1
Greg Vaughn, R (1, 7) OBP: 0.322, SLG: 0.382	1-2 2-H G1-6-3 1B		1-2f FC6-4		1-2 G1-2-3 WP BB		CS 1B			3	1	2	1	1	0	1
Chris Jones, R (1, 9) OBP: 0.315, SLG: 0.444	1-2f G1-6-3			HR	WP G1-2-3 1-2 2-3 1B		1-2 CS		G4-3	4	1	2	1	0	0	2
Derrek Lee, R (1, 3) OBP: 0.375, SLG: 0.341		1B 2B		BB 1B 1B	1-2 2-3 3-Hf G1-2-3				K	2	1	2	0	0	0	0
Wally Joyner, L (5, PH) OBP: 0.393, SLG: 0.494										2	0	0	0	0	1	3
(5, 3)																
Ruben Rivera, R (1, 8) OBP: 0.111, SLG: 0.111		2-H G6-4-3 1B		F7	2-3 3-H P2				K	4	0	1	1	0	1	2
Carlos Hernandez, R (1, 2) OBP: 0.328, SLG: 0.462		1-2f G6-4-3		1-2 BB 1B		K			G6-3	4	0	1	0	0	1	1
Pete Smith, R (1, 1) OBP: 0.185, SLG: 0.269		K		K		K			G3	3	0	0	0	0	3	2
Todd Erdos, R (7, 1)										0	0	0	0	0	0	0
Heath Murray, L (7, 1)										0	0	0	0	0	0	0
Jim Bruske, R (7, 1) OBP: 0.167, SLG: 0.333										0	0	0	0	0	0	0
Trevor Hoffman, R (8, 1) OBP: 0.333, SLG: 0.333										0	0	0	0	0	0	0
Steve Finley, L (8, 8) OBP: 0.304, SLG: 0.472										1	0	0	0	0	0	0

	AB	35
	R	4
	H	11
	RBI	3
	BB	3
	SO	8
	LOB	17

Inning Stats	1	2	3	4	5	6	7	8	9	1B: 9	SF: 0	WP: 1	PA: 39
	R: 1 E: 0 K: 0 S: 10	R: 1 E: 0 K: 1 S: 10	R: 0 E: 0 K: 1 S: 7	R: 1 E: 0 K: 1 S: 13	R: 1 E: 1 K: 0 S: 10	R: 0 E: 0 K: 3 S: 11	R: 0 E: 0 K: 0 S: 10	R: 0 E: 0 K: 2 S: 8	R: 0 E: 0 K: 0 S: 11	2B: 1	SAC: 0	PB: 0	
	H: 2 LOB: 1 BB: 1 P: 18	H: 2 LOB: 0 BB: 0 P: 16	H: 1 LOB: 1 BB: 0 P: 13	H: 3 LOB: 3 BB: 1 P: 20	H: 1 LOB: 1 BB: 1 P: 19	H: 0 LOB: 0 BB: 0 P: 13	H: 1 LOB: 0 BB: 0 P: 16	H: 0 LOB: 0 BB: 0 P: 13	H: 1 LOB: 1 BB: 0 P: 13	3B: 0 HR: 1	DP: 3 HBP: 0	SB: 0 CS: 1	

PITCHER		IP	WLS	BF	H	R	ER	SO	BB	IBB	HBP	BLK	WP	HR	S	P	ERA	WHIP
Mike Hampton, L ERA: 4.06	(1, 1)	4.0	L	23	9	4	3	3	3	0	0	0	0	1	46	79	6.75	3.000
John Hudek, R ERA: 6.1	(5, 1)	3.0		8	1	0	0	3	0	0	0	0	1	0	25	36	0.00	0.333
Tom Martin, L ERA: 2.21	(8, 1)	2.0		7	1	0	0	2	0	0	0	0	0	0	19	26	0.00	0.500

PITCHER	IP	WLS	BF	H	R	ER	SO	BB	IBB	HBP	BLK	WP	HR	S	P	ERA	WHIP

Batter	1	2	3	4	5	6	7	8	9	AB	R	H	RBI	BB	SO	LOB
Craig Biggio, R (1, 4) OBP: 0.404, SLG: 0.492	C B C X 1-2 F8 ① BB	B X 1-0 G5-3 ③		B C X 1-1 FC6-4 ③ 1-2f			1 SAFE F 1 SAFE B F 1 SAFE B F D 3-2 X 1B 5 S 1B 1-2 1B	1 SAFE B B C F X 2-2 FC5-4 ② 1-2f		5	1	1	0	0	0	4
Derek Bell, R (1, 9) OBP: 0.343, SLG: 0.438	B S B C B B 4-2 G4-3 5 BB BB	X 0-0 F9 ① 2-3			B X 1-0 F9 ① 2-3		B B S C X 2-2 F7 ① 2-3	1 SAFE B S F 1 SAFE F X 1-2 L9 ③		4	0	0	0	1	0	3
5 Jeff Bagwell, R (1, 3) OBP: 0.422, SLG: 0.572	1 SAFE C B 1 SAFE B B 1 SAFE B 4-1 G4-3 1-2 BB	B F F B B B X 3-2 S 1B 1B			X 0-0 L7 ② 2-3		B B C F F B F B 4-2 1B 1B 1-2 BB		F B B B F F B 4-2 SH3-4 BB	2	1	1	0	3	0	0
Luis Gonzalez, L (1, 7) OBP: 0.348, SLG: 0.362 Tony Eusebio, R (7, PH) OBP: 0.362, SLG: 0.303 James Mouton, R (7, PR) OBP: 0.295, SLG: 0.333 Tom Martin, L (8, 1) Russ Johnson, R (9, PH) OBP: 0.333, SLG: 0.348	B B X 2-0 G4-3 ② 1-2 2-3	1 SAFE 1 SAFE F B X 1-1 CS 1B 1-H			B B B C F B 4-2 BB 2-3		B B B C F X 3-2 1B 1-2 2-3 3-H		L B B X 2-1 SH3-4 ① 1-2	2 1 0 0 0	0 0 0 0 0	1 1 0 0 0	1 1 0 0 0	1 0 0 0 0	0 0 0 0 0	2 0 0 0 0
Sean Berry, R (1, 5) OBP: 0.312, SLG: 0.419 Bill Spiers, L (7, PH) OBP: 0.438, SLG: 0.466 (8, 5)	B B S B B 4-1 BB	1 SAFE B 1 SAFE X 1-0 F7 ② 2-3			B 1 SAFE X 1-0 P4 ③ 2-3		F X 0-1 1-2 2-3 3-H		B C X 1-1 L9 ②	2 2	0 0	0 1	0 1	1 0	0 0	2 1
Chuck Carr, S (1, 8) OBP: 0.306, SLG: 0.374 Richard Hidalgo, R (5, 8) OBP: 0.313, SLG: 0.333 Thomas Howard, S (7, PH) OBP: 0.331, SLG: 0.359 (8, 8)	S B B X 2-1 G4-3 ③	C 1 SAFE S 0-2 CS ③ 1-2	C X 0-1 G6-3 ① 2-3		B X 1-0 G5-3 ① 2-3	B X 1-0 P6 ② 2-3	B X 1-0 P6 ② 2-3	D B S S F X 2-2 L9 ③		2 1 2	0 0 0	0 0 0	0 0 0	0 0 0	0 0 4	3 0 4
Ricky Gutierrez, R (1, 6) OBP: 0.315, SLG: 0.377		F F B S 1-3 K ① 2-3	B X 1-0 FC1-5 BB 1B 2-3		X 0-0 F9 ② 2-3	C B S F C 1-3 K ③ 2-3				4	0	1	0	0	2	3
Brad Ausmus, R (1, 2) OBP: 0.320, SLG: 0.355		B S B B X 3-1 2B	1 SAFE B B B 1 SAFE C B 4-1 FC1-5 1-2 BB		X 0-0 P4 ③ 2-3			C B C B F B B 4-2 FC3-6 BB		2	0	1	0	2	0	0
Mike Hampton, R (1, 1) OBP: 0.176, SLG: 0.147 John Hudek, S (5, 1) Bobby Abreu, L (7, PH) OBP: 0.326, SLG: 0.355 (8, 7)		B C B S X 2-2 G6-3 ② 2-3	X 0-0 FC1-5 ② FC6-4 1-2 2-3f				B B C F B B 4-2 F7 1B 1B BB	L 1 SAFE L B F F F X 1-2 FC3-6 ① FC5-4 1-2f		2 0 1	0 0 1	0 0 1	0 0 1	0 0 0	0 0 1	3 0 1
Inning Stats	R: 0 H: 0 E: 0 LOB: 3 K: 0 BB: 3 S: 10 P: 27	R: 0 H: 1 E: 0 LOB: 1 K: 1 BB: 0 S: 9 P: 16	R: 1 H: 2 E: 0 LOB: 0 K: 0 BB: 0 S: 9 P: 14	R: 0 H: 1 E: 0 LOB: 2 K: 0 BB: 1 S: 7 P: 13	R: 0 H: 1 E: 0 LOB: 1 K: 0 BB: 1 S: 5 P: 11	R: 0 H: 0 E: 0 LOB: 0 K: 0 BB: 0 S: 3 P: 4	R: 2 H: 3 E: 0 LOB: 3 K: 1 BB: 2 S: 23 P: 41	R: 0 H: 0 E: 0 LOB: 1 K: 0 BB: 1 S: 16 P: 24	R: 0 H: 0 E: 0 LOB: 1 K: 0 BB: 1 S: 11 P: 20	1B: 6 2B: 1 3B: 0 HR: 0	SF: 0 SAC: 1 DP: 0 HBP: 0			WP: 0 PB: 0 SB: 2 CS: 1	PA: 43		

PITCHER		IP	WLS	BF	H	R	ER	SO	BB	IBB	HBP	BLK	WP	HR	S	P	ERA	WHIP
Pete Smith, R ERA: 4.75	(1, 1)	6.1	W	29	5	3	3	1	6	0	0	0	0	0	52	103	4.26	1.737
Todd Erdos, R ERA: 4.82	(7, 1)	0.0		1	0	0	0	0	1	0	0	0	0	0	4	8	∞	∞
Heath Murray, L ERA: 6.3	(7, 1)	0.0		1	1	0	0	0	0	0	0	0	0	0	3	6	∞	∞
Jim Bruske, R ERA: 3.95	(7, 1)	0.2		4	1	0	0	1	1	0	0	0	0	0	10	16	0.00	3.000
Trevor Hoffman, R ERA: 2.62	(8, 1)	2.0	S	7	0	0	0	0	1	0	0	0	0	0	24	37	0.00	0.500

PITCHER	IP	WLS	BF	H	R	ER	SO	BB	IBB	HBP	BLK	WP	HR	S	P	ERA	WHIP

BOTTOM

San Diego Padres @ Houston Astros

Astrodome, Houston, TX

Mon Sep 15 1997, 8:05 PM EDT

Att. 22,566 - Dome - 68 F

livebaseballscorecards.com

AB	32
R	3
H	7
RBI	3
BB	9
SO	2
LOB	26

Batter	1	2	3	4	5	6	7	8	9	AB	R	H	RBI	BB	SO	LOB
Quilvio Veras, S (1, 4) OBP: 0.362, SLG: 0.340	B B C F B F X 3-2 S S 1B	C C B F B B F S 3-3 ③ K			F B X 1-1 ① L9		F B X 1-1 ① FC6 BB 1-2f 2B		B F S S 1-3 ① K	5	1	1	0	0	2	3
Steve Finley, L (1, 8) OBP: 0.306, SLG: 0.474 Ruben Rivera, R (5, 8) OBP: 0.182, SLG: 0.100	B 1 SAFE B B B 4-0 S 1-2 BB		B X 1-0 F9 SF7 2B		F X 0-1 ② F8		S B S B B F B 4-2 2B BB		S B S C 1-3 ② K	2 1	1 1	1 0	0 0	1 1	0 1	0 0
Tony Gwynn, L (1, 9) OBP: 0.404, SLG: 0.546 Mark Sweeney, L (5, 9) OBP: 0.353, SLG: 0.358	C B F B S 2-3 ① K		B X 1-0 ① F9 2-3		B B C F F X 2-2 1B		B B B B 4-0 2B 1-2 2-3 BB		F F B S 1-3 ③ K	3 1	0 0	1 0	0 0	0 1	1 1	3 0
Ken Caminiti, S (1, 5) OBP: 0.390, SLG: 0.494 George Arias, R (5, 5) OBP: 0.333, SLG: 0.381	B C C S 1-3 ② K 2-3		C B S X 1-2 ② SF7 3-H		C B S B F B C 3-3 ③ K		C X 0-1 1-3 2-H 3-H 2B			2 1	0 0	0 1	1 2	0 0	2 0	3 0
Wally Joyner, L (1, 3) OBP: 0.392, SLG: 0.492 Derrek Lee, R (5, 3) OBP: 0.380, SLG: 0.349	C B F B F B S 3-3 ③ K 1-2		B B B C F F X 3-2 ③ F9			S B B B F X 3-2 FC6-4 1B	C B S T 1-2 ② K			2 2	0 0	0 1	0 0	0 0	1 1	2 2
Greg Vaughn, R (1, 7) OBP: 0.322, SLG: 0.380 Trey Beamon, L (6, 7) OBP: 0.268, SLG: 0.278		C B F B B B 4-2 1B BB		C B X 1-1 ① F9		B B S X 2-1 ① F7	S B S X 1-2 ③ F8			2 1	0 0	0 0	0 0	1 0	0 0	1 2
John Flaherty, R (1, 2) OBP: 0.324, SLG: 0.386 Todd Erdos, R (6, 1) Marc Kroon, R (7, 1) Chris Jones, R (8, PH) OBP: 0.313, SLG: 0.441 Will Cunnane, R (8, 1) OBP: 0.438, SLG: 0.500	B B F 1 SAFE X 2-1 1-2 1B	C S S S 1-3 ② K			F B X 1-1 ② F9			C B F C 1-3 ① K		3 0 0 1 0	0 0 0 0 0	1 0 0 0 0	0 0 0 0 0	0 0 0 1 0	1 0 0 0 0	1 0 0 0 0
Jorge Velandia, R (1, 6) OBP: 0.190, SLG: 0.250		S X 0-1 ① P1		B B X 2-0 BLK 2B	F X 0-1 ③ FC6-4 1-2f			X 0-0 ② L7		4	0	1	0	0	0	3
Sterling Hitchcock, L (1, 1) OBP: 0.143, SLG: 0.087 Sean Bergman, R (2, 1) OBP: 0.231, SLG: 0.308 Heath Murray, L (4, 1) Mandy Romero, S (6, 2) OBP: 0.262, SLG: 0.390		C B C B M 2-3 ② K		F F F S 0-3 ③ K 2-3			B F B X 2-1 FC6 1B	S B B S S 2-3 ③ K		1 1 0 2	0 0 0 0	0 0 0 1	0 0 0 0	0 0 0 1	1 1 0 0	2 1 0 0
Inning Stats	R: 0 H: 1 E: 0 LOB: 2 K: 3 BB: 1 S: 14 P: 27	R: 0 H: 1 E: 0 LOB: 2 K: 2 BB: 1 S: 14 P: 25	R: 1 H: 1 E: 0 LOB: 0 K: 0 BB: 0 S: 10 P: 16	R: 0 H: 1 E: 0 LOB: 1 K: 2 BB: 0 S: 10 P: 14	R: 0 H: 1 E: 0 LOB: 1 K: 1 BB: 0 S: 12 P: 18	R: 0 H: 1 E: 0 LOB: 1 K: 0 BB: 0 S: 9 P: 15	R: 2 H: 2 E: 1 LOB: 2 K: 1 BB: 2 S: 15 P: 28	R: 0 H: 0 E: 0 LOB: 0 K: 2 BB: 0 S: 7 P: 10	R: 0 H: 0 E: 0 LOB: 0 K: 3 BB: 0 S: 9 P: 12	1B: 5 SF: 1 2B: 3 SAC: 0 3B: 0 DP: 0 HR: 0 HBP: 0						WP: 0 PA: 39 PB: 0 SB: 3 CS: 0	

PITCHER		IP	WLS	BF	H	R	ER	SO	BB	IBB	HBP	BLK	WP	HR	S	P	ERA	WHIP
Ramon Garcia, R ERA: 3.89	(1, 1)	6.0	W	26	6	1	1	8	2	0	0	1	0	0	69	115	1.50	1.333
Manuel Barrios, R ERA: 18.0	(7, 1)	1.0		7	2	2	2	1	2	0	0	0	0	0	15	28	18.00	4.000
Oscar Henriquez, R ERA:	(8, 1)	1.0		3	0	0	0	2	0	0	0	0	0	0	7	10	0.00	0.000
Jose Cabrera, R ERA: 0.87	(9, 1)	1.0		3	0	0	0	3	0	0	0	0	0	0	9	12	0.00	0.000

PITCHER	IP	WLS	BF	H	R	ER	SO	BB	IBB	HBP	BLK	WP	HR	S	P	ERA	WHIP

San Diego Padres @ Houston Astros

Astrodome, Houston, TX

Tue Sep 16 1997, 4:33 AM EDT

Att. 15,156 - Dome - 72 F

livebaseballscorecards.com

AB	34
R	3
H	8
RBI	3
BB	4
SO	14
LOB	23

BOTTOM

San Diego Padres @ Houston Astros

Astrodome, Houston, TX

Tue Sep 16 1997, 4:33 AM EDT

Att. 15,156 - Dome - 72 F

livebaseballscorecards.com

Batter	1	2	3	4	5	6	7	8	9	AB	R	H	RBI	BB	SO	LOB
Craig Biggio, R (1, 4) OBP: 0.405, SLG: 0.497	C S C 0-3 ① K	F S X 0-2 2B 3B 2-H		1-2 5 HR 1B 2-3 ③ K			S S C 0-3 ① K 1-2			3	2	2	1	0	1	0
Luis Rivera, R (4, PH) OBP: 0.250, SLG: 0.500 (5, 6)										2	0	0	0	0	2	2
Derek Bell, R (1, 9) OBP: 0.345, SLG: 0.441	X 0-0 E 2B	B C S B B B 4-2 5 BB 2B BB		C B B C S 2-3 ① K	S B F X 1-2 ① F8		C F B B F B F S 3-3 ② K			2	2	1	0	1	1	1
James Mouton, R (5, 9) OBP: 0.292, SLG: 0.329										2	0	0	0	0	1	1
5 Jeff Bagwell, R (1, 3) OBP: 0.424, SLG: 0.579	B S B B B 4-1 E 2B BB	F B B B B 4-1 1-2 2B BB		B B F F X 2-2 1-H HR	B F B X 2-1 ② F9		B B S X 2-1 E7 WP 2-H 1B			1	3	1	2	2	0	0
Russ Johnson, R (5, PH) OBP: 0.340, SLG: 0.354 (6, 5)										2	0	1	1	0	0	0
Sean Berry, R (1, 5) OBP: 0.315, SLG: 0.425	X 0-0 ② F9	S X 0-1 1B 2B 1-H 2-H 3-H		F X 0-1 FC6-4 1B	B B F C X 2-2 ③ G4-3		B B X 2-0 ③ F7 2-3			3	0	2	3	0	0	2
Bill Spiers, L (4, PR) OBP: 0.435, SLG: 0.462 (5, 5) (6, 3)										2	0	0	0	0	0	1
Richard Hidalgo, R (1, 8) OBP: 0.351, SLG: 0.400	F B X 1-1 E8 2B 1B 1-3 2-H	S X 0-1 ② WP 2-H 1B		B F B B B X 3-1 ② FC6-4 2B 1-2f		B X 1-0 1B 2B		C C B X 1-2 ① G5-3		5	3	3	1	0	0	1
Luis Gonzalez, L (1, 7) OBP: 0.350, SLG: 0.367	X 0-0 2-H 3-H 2B	F F B X 1-2 ③ F7 2-3		X 0-0 1-H 1B 2B		B B F F F F X 2-2 G6-3 2-H 1B		C B B S X 2-2 ② F8		3	1	2	3	0	0	1
Bobby Abreu, L (6, PH) OBP: 0.328, SLG: 0.357 (7, 7)										2	0	1	1	0	0	0
Ricky Gutierrez, R (1, 6) OBP: 0.313, SLG: 0.374	B C F F X 1-2 ③ G6-3		C B X 1-1 ① G5-3	X 0-0 2B 1B 2-H		B B X 2-0 ① ② G6-3 1-2f		S B S S 1-3 ③ K		5	1	1	1	0	1	2
Tony Peña, R (1, 2) OBP: 0.258, SLG: 0.208		B C B B B 4-1 SH3-4 3B BB	C X 0-1 ② P2	B B B C F X 3-1 1-3 1B 2B		B B B C F X 2-2 ③ G5-3				3	2	1	0	1	0	0
Randy Knorr, R (8, 2)										0	0	0	0	0	0	0
Ramon Garcia, R (1, 1) OBP: 0.118, SLG: 0.125		X 0-0 ① SH3-4 1-2	F C S 0-3 ③ K	F B X 1-1 2-H 3-H 1B			H 1-0 PB E HBP			2	0	1	2	0	1	0
Manuel Barrios, R (7, 1)										0	0	0	0	0	0	0
Thomas Howard, S (7, PH) OBP: 0.333, SLG: 0.359										0	1	0	0	0	0	0
Oscar Henriquez, R (8, 1)										0	0	0	0	0	0	0
Jose Cabrera, R (9, 1)										0	0	0	0	0	0	0
Inning Stats	R: 3 E: 1 K: 1 S: 13 H: 3 LOB: 1 BB: 1 P: 19	R: 4 E: 0 K: 0 S: 15 H: 3 LOB: 1 BB: 3 P: 28	R: 0 E: 0 K: 1 S: 7 H: 0 LOB: 0 BB: 0 P: 8	R: 6 E: 0 K: 2 S: 22 H: 7 LOB: 1 BB: 0 P: 36	R: 0 E: 0 K: 0 S: 9 H: 0 LOB: 0 BB: 0 P: 14	R: 1 E: 0 K: 0 S: 10 H: 2 LOB: 0 BB: 0 P: 17	R: 1 E: 1 K: 2 S: 11 H: 1 LOB: 1 BB: 0 P: 19	R: 0 E: 0 K: 1 S: 9 H: 0 LOB: 0 BB: 0 P: 13								

AB	37
R	15
H	16
RBI	15
BB	4
SO	7
LOB	11

1B: 8	SF: 0	WP: 2	PA: 43
2B: 6	SAC: 1	PB: 1	
3B: 1	DP: 1	SB: 0	
HR: 1	HBP: 1	CS: 0	

PITCHER		IP	WLS	BF	H	R	ER	SO	BB	IBB	HBP	BLK	WP	HR	S	P	ERA	WHIP
Sterling Hitchcock, L ERA: 5.14	(1, 1)	1.1	L	13	5	7	6	1	4	0	0	0	0	0	23	41	40.50	6.750
Sean Bergman, R ERA: 6.12	(2, 1)	2.1		14	8	6	6	2	0	0	0	0	1	1	31	45	23.14	3.429
Heath Murray, L ERA: 6.03	(4, 1)	1.1		4	0	0	0	1	0	0	0	0	0	0	12	19	0.00	0.000
Todd Erdos, R ERA: 5.23	(6, 1)	1.0		4	2	1	1	0	0	0	0	0	0	0	10	17	9.00	2.000
Marc Kroon, R ERA: 7.56	(7, 1)	1.0		5	1	1	0	2	0	0	1	0	1	0	11	19	0.00	1.000

PITCHER		IP	WLS	BF	H	R	ER	SO	BB	IBB	HBP	BLK	WP	HR	S	P	ERA	WHIP
Will Cunnane, R ERA: 5.5	(8, 1)	1.0		3	0	0	0	1	0	0	0	0	0	0	9	13	0.00	0.000

Houston Astros @ Pittsburgh Pirates

Three Rivers Stadium, Pittsburgh, PA

Wed Sep 17 1997, 7:05 PM EDT

Att. 27,422 - Unknown - 70 F

TOP

livebaseballscorecards.com

Batter	1	2	3	4	5	6	7	8	9	AB	R	H	RBI	BB	SO	LOB
Craig Biggio, R (1, 4) OBP: 0.407, SLG: 0.495	C X 0-1 G6-3		B C B C F H 3-2 1B 5 1B HBP	C B B B 4-1 FC6-4 BB		B B C B B B 4-1 S BB		B C X 1-1 G3		2	1	0	0	2	0	0
Derek Bell, R (1, 9) OBP: 0.344, SLG: 0.438	X 0-0 G5-3		X 0-0 FC4-6 5 1B 1-2 WP 1B	B C B X 2-1 FC6-4 1-2f		C B B B S C 3-3 K 1-2		C B F F C 1-3 K		5	1	1	0	0	2	4
5 Jeff Bagwell, R (1, 3) OBP: 0.427, SLG: 0.588	S B C B B B 4-2 CS BB		C B S X 1-2 FC4-6 1-2 2-H 1B		C F B C 1-3 K		B C C X 1-2 HR	C F B B X 2-2 2B		4	1	3	2	1	1	0
Luis Gonzalez, L (1, 7) OBP: 0.350, SLG: 0.377	1 SAFE C B 1 F B SAFE 2-2 CS 1-2	C B C B B F F X 3-2 HR	B X 1-0 FC4-6 WP 1-2f 2-3 1B		C C B C 1-3 K	X 0-0 1B 3B	C F X 0-2 F7			5	3	2	1	0	1	3
Bill Spiers, L (1, 5) OBP: 0.437, SLG: 0.465		B B B F X 3-1 1B	B C B B B C F X 3-2 2B 1-H 3-H 1B		C S X 0-2 G4-3	B C F X 1-2 FC5-4-5-4-6 1B 3-H 1B		C X 0-1 G3-1		5	1	3	2	0	0	0
Richard Hidalgo, R (1, 8) OBP: 0.381, SLG: 0.525		B X 1-0 F8	F B C X 1-2 1-H 2B			X 0-0 HR	B X 1-0 FC5-4-5-4-6 1-2 1B	B X 1-0 G1-3		5	1	3	2	0	0	1
Ricky Gutierrez, R (1, 6) OBP: 0.315, SLG: 0.375		B T 1 B F C SAFE 2-3 K		X 0-0 SH3-4 1B		X 0-0 G5-3	B B C B F X 3-2 FC5-4-5-4-6 1B 1-2 2-3	B C X 1-1 1B		5	0	2	0	0	1	3
Brad Ausmus, R (1, 2) OBP: 0.321, SLG: 0.354		X 0-0 F8		C F 1 B D C SAFE 2-3 K		B B B B 4-0 G6-3 S BB	B C F X 1-2 FC6-4 1-3 1B	F C B C 1-3 K		4	0	1	0	1	2	3
Shane Reynolds, R (1, 1) OBP: 0.154, SLG: 0.180 Billy Wagner, L (9, 1)			B C F C 1-3 K	B X 1-0 SH3-4 1-2		C M X 0-2 G6-3 1-3	C B B X 2-1 FC6-4 1-2f			3 0	0 0	0 0	0 0	0 0	1 0	3 0
Inning Stats	R: 0 H: 0 E: 0 LOB: 0 K: 0 BB: 1 S: 7 P: 13	R: 1 H: 2 E: 0 LOB: 1 K: 1 BB: 0 S: 12 P: 21	R: 4 H: 4 E: 0 LOB: 1 K: 1 BB: 0 S: 18 P: 28	R: 0 H: 1 E: 0 LOB: 2 K: 1 BB: 1 S: 8 P: 17	R: 0 H: 0 E: 0 LOB: 0 K: 2 BB: 0 S: 9 P: 11	R: 1 H: 1 E: 0 LOB: 2 K: 1 BB: 2 S: 9 P: 20	R: 2 H: 5 E: 0 LOB: 2 K: 0 BB: 0 S: 16 P: 25	R: 0 H: 1 E: 0 LOB: 1 K: 1 BB: 0 S: 12 P: 16	R: 0 H: 1 E: 0 LOB: 1 K: 1 BB: 0 S: 8 P: 11	1B: 9 SF: 0 2B: 2 SAC: 1 3B: 1 DP: 1 HR: 3 HBP: 1						

	AB	38
	R	8
	H	15
	RBI	7
	BB	4
	SO	8
	LOB	17

WP: 1 PA: 45
PB: 0
SB: 2
CS: 1

PITCHER		IP	WLS	BF	H	R	ER	SO	BB	IBB	HBP	BLK	WP	HR	S	P	ERA	WHIP
Jason Schmidt, R ERA: 4.54	(1, 1)	3.0	L	15	6	5	5	2	1	0	1	0	1	1	37	62	15.00	2.333
Jose Silva, R ERA: 6.52	(4, 1)	2.0		8	1	0	0	3	1	0	0	0	0	0	17	28	0.00	1.000
Clint Sodowsky, R ERA: 3.91	(6, 1)	1.0		6	1	1	1	1	2	0	0	0	0	1	9	20	9.00	3.000
Chris Peters, L ERA: 4.25	(7, 1)	1.0		7	5	2	2	0	0	0	0	0	0	1	16	25	18.00	5.000
Elmer Dessens, R ERA:	(8, 1)	2.0		8	2	0	0	2	0	0	0	0	0	0	20	27	0.00	1.000

PITCHER	IP	WLS	BF	H	R	ER	SO	BB	IBB	HBP	BLK	WP	HR	S	P	ERA	WHIP

BOTTOM

Houston Astros @ Pittsburgh Pirates

Three Rivers Stadium, Pittsburgh, PA

Wed Sep 17 1997, 7:05 PM EDT

Att. 27,422 - Unknown - 70 F

Batter	1	2	3	4	5	6	7	8	9	AB	R	H	RBI	BB	SO	LOB
Tony Womack, L (1, 4) OBP: 0.325, SLG: 0.382	C X 0-1 ① G4-3		B S B F X 2-2 ② FC4-6 1-2f		X 0-0 ③ G3-1			B B C F X 2-2 ② G1-3	C S S 0-3 ③ K	4	0	0	0	0	0	3
Lou Collier, R (9, 6) OBP: 0.111, SLG: 0.111										1	0	0	0	0	1	1
Turner Ward, S (1, 8) OBP: 0.413, SLG: 0.545	C B B F X 2-2 G4-3 1B		X 0-0 ③ G4-3			C B C C 1-3 ① K		B X 1-0 HR 1B		4	1	2	0	0	1	1
Al Martin, L (1, 7) OBP: 0.354, SLG: 0.461	S B C B B 1 SAFE X 3-2 ② G4-3 1-2			C X 0-1 ① L3		X 0-0 ② L3		F F B X 1-2 1-H HR		4	1	1	2	0	0	1
Kevin Young, R (1, 3) OBP: 0.349, SLG: 0.570	B C F F B X 2-2 ③ F9			X 0-0 ② G5-3		X 0-0 ③ G6-3		X 0-0 ③ P4		4	0	0	0	0	0	1
Joe Randa, R (1, 5) OBP: 0.356, SLG: 0.438		X 0-0 ① G5-3		B B C B X 3-1 ③ G4-3			S X 0-1 G6-3 2B		X 0-0 HR 1B	4	1	2	0	0	0	0
18 Jason Kendall, R (1, 2) OBP: 0.387, SLG: 0.430		C C X 0-2 ② G6-3			B B B B 4-0 2B BB		B F X 1-1 ① F9		B S S S X 2-2 ① F8	3	0	0	0	1	0	2
Jose Guillen, R (1, 9) OBP: 0.296, SLG: 0.406	S B X 1-1 ③ G1-3				C B F S 1-3 ① K		X 0-0 ② G6-3 2-3		X 0-0 1-H HR	3	0	0	0	0	1	2
Elmer Dessens, R (8, 1)										0	0	0	0	0	0	0
Dale Sveum, S (9, PH) OBP: 0.322, SLG: 0.455										1	1	1	2	0	0	0
Abraham Nunez, S (1, 6) OBP: 0.320, SLG: 0.500			B C B F S 2-3 ① K		X 0-0 1-3 2B		X 0-0 ③ F9		B B B B 4-0 BB	3	0	1	0	1	1	1
(9, 4)																
Jason Schmidt, R (1, 1) OBP: 0.130, SLG: 0.115			B S C C X 1-2 FC4-6 1B		C B C C 1-3 ② K			C B S F B S 2-3 ① K	B C S S X 1-2 ② P3	0	0	0	0	0	0	0
Adrian Brown, S (3, PH) OBP: 0.265, SLG: 0.257										1	0	1	0	0	0	0
Jose Silva, R (4, 1) OBP: 0.200, SLG: 0.200										0	0	0	0	0	0	0
Eddie Williams, R (5, PH) OBP: 0.330, SLG: 0.389										1	0	0	0	0	1	2
Clint Sodowsky, L (6, 1) OBP: 0.500, SLG: 0.500										0	0	0	0	0	0	0
Chris Peters, L (7, 1) OBP: 0.250, SLG: 0.250										0	0	0	0	0	0	0
Mark Smith, R (8, 9) OBP: 0.353, SLG: 0.527										2	0	0	0	0	1	1
Inning Stats	R: 0 E: 0 K: 0 S: 12 H: 1 LOB: 1 BB: 0 P: 19	R: 0 E: 0 K: 0 S: 6 H: 0 LOB: 0 BB: 0 P: 7	R: 0 E: 0 K: 1 S: 11 H: 1 LOB: 1 BB: 0 P: 16	R: 0 E: 0 K: 0 S: 5 H: 0 LOB: 0 BB: 0 P: 8	R: 0 E: 0 K: 2 S: 8 H: 1 LOB: 2 BB: 1 P: 14	R: 0 E: 0 K: 1 S: 5 H: 0 LOB: 0 BB: 0 P: 6	R: 0 E: 0 K: 0 S: 6 H: 1 LOB: 1 BB: 0 P: 7	R: 2 E: 0 K: 1 S: 12 H: 2 LOB: 0 BB: 0 P: 18	R: 2 E: 0 K: 1 S: 11 H: 2 LOB: 1 BB: 1 P: 18	1B: 4 2B: 2 3B: 0 HR: 2	SF: 0 SAC: 0 DP: 0 HBP: 0						

livebaseballscorecards.com

AB	35
R	4
H	8
RBI	4
BB	2
SO	6
LOB	15

WP: 0 PB: 0 SB: 0 CS: 0 PA: 37

PITCHER		IP	WLS	BF	H	R	ER	SO	BB	IBB	HBP	BLK	WP	HR	S	P	ERA	WHIP
Shane Reynolds, R ERA: 4.34	(1, 1)	8.1	W	34	8	4	4	5	1	0	0	0	0	2	70	102	4.32	1.080
Billy Wagner, L ERA: 3.02	(9, 1)	0.2		3	0	0	0	1	1	0	0	0	0	0	6	11	0.00	1.500

PITCHER	IP	WLS	BF	H	R	ER	SO	BB	IBB	HBP	BLK	WP	HR	S	P	ERA	WHIP

Houston Astros @ Pittsburgh Pirates

Three Rivers Stadium, Pittsburgh, PA

Thu Sep 18 1997, 7:05 PM EDT

Att. 14,852 - Unknown - 74 F

TOP

livebaseballscorecards.com

Batter	1	2	3	4	5	6	7	8	9	AB	R	H	RBI	BB	SO	LOB
Craig Biggio, R (1, 4) OBP: 0.407, SLG: 0.493	C F S 0-3 ① K			B C X 1-1 ① L8		B F B B B C B 4-2 2B BB		C B B F B B 4-2 5 S 5 1B 5 1B BB		2	2	0	0	2	1	0
Thomas Howard, S (1, 8) (7, 9) (8, 7) OBP: 0.336, SLG: 0.366	B X 1-0 ② G4-3			C B X 1-1 ② G3		X 0-0 1-H 2B		B F S X 1-2 5 1B 1-2 1B		4	0	2	1	0	0	0
5 Jeff Bagwell, R (1, 3) OBP: 0.426, SLG: 0.585	B X 1-0 ③ G6-3			C B F X 1-2 ③ F9		S B T B S 2-3 ③ K		B C S X 1-2 1-3 2-H 1B		4	0	1	1	0	1	1
Luis Gonzalez, L (1, 7) OBP: 0.348, SLG: 0.375 Jose Lima, R (8, 1) Tom Martin, L (8, 1)		C F X 0-2 ① G3			B F F B B B F X 3-2 ① G1-3		C F B X 1-2 ① F7	T C S 0-3 ③ K		4 0 0	0 0 0	0 0 0	0 0 0	0 0 0	1 0 0	2 0 0
Bill Spiers, L (1, 5) OBP: 0.438, SLG: 0.476 Sean Berry, R (7, PH) OBP: 0.313, SLG: 0.422 (7, 5)		B C X 1-1 ② G4-3			B C X 1-1 HR		C X 0-1 ② F8		X 0-0 ① G6-3	2 2	1 0	1 0	1 0	0 0	0 0	0 0
Bobby Abreu, L (1, 9) OBP: 0.325, SLG: 0.353 Richard Hidalgo, R (7, PH) OBP: 0.386, SLG: 0.512 (7, 8)		C B F B X 2-2 ③ L5			C B B B B X 3-1 ② G3		B B B C B 4-1 BB		C B S B F B F F F 3-2 X ② G6-3	2 1	0 0	0 0	0 0	0 1	0 0	0 0
Tony Eusebio, R (1, 2) OBP: 0.359, SLG: 0.302			X 0-0 ① G6-3		B S C F F S 1-3 ③ K		C B F X 1-2 ③ F8		S B S S X 1-2 FC5-4 1B	4	0	1	0	0	1	1
Ricky Gutierrez, R (1, 6) OBP: 0.310, SLG: 0.369			X 0-0 ② G5-3			B X 1-0 ① G6-3		B X 1-0 ① G6-3	X 0-0 ③ FC5-4 1-2f	4	0	0	0	0	0	1
Darryl Kile, R (1, 1) OBP: 0.176, SLG: 0.153 Mike Magnante, L (6, 1) Russ Springer, R (6, 1) Derek Bell, R (8, PH) OBP: 0.343, SLG: 0.437 (8, 9)			B B B C C C X 3-2 ③ G4-3			B B C C C C 2-3 ② K		C B X 1-1 ② G5-3		2 0 0 1	0 0 0 0	0 0 0 0	0 0 0 0	0 0 0 0	1 0 0 0	0 0 0 0
Inning Stats	R: 0 E: 0 K: 1 S: 5 H: 0 LOB: 0 BB: 0 P: 7	R: 0 E: 0 K: 0 S: 8 H: 0 LOB: 0 BB: 0 P: 11	R: 0 E: 0 K: 0 S: 5 H: 0 LOB: 0 BB: 0 P: 8	R: 0 E: 0 K: 0 S: 7 H: 0 LOB: 0 BB: 0 P: 10	R: 1 E: 0 K: 1 S: 13 H: 1 LOB: 0 BB: 0 P: 21	R: 1 E: 0 K: 2 S: 10 H: 1 LOB: 1 BB: 1 P: 19	R: 0 E: 0 K: 0 S: 9 H: 0 LOB: 1 BB: 1 P: 15	R: 1 E: 0 K: 1 S: 14 H: 2 LOB: 2 BB: 1 P: 22	R: 0 E: 0 K: 0 S: 12 H: 1 LOB: 1 BB: 0 P: 16	1B: 3 2B: 1 3B: 0 HR: 1 SF: 0 SAC: 0 DP: 0 HBP: 0						

	AB	32
	R	3
	H	5
	RBI	3
	BB	3
	SO	5
	LOB	5

WP: 0 PB: 0 SB: 1 CS: 0 PA: 35

PITCHER		IP	WLS	BF	H	R	ER	SO	BB	IBB	HBP	BLK	WP	HR	S	P	ERA	WHIP
67 Francisco Cordova, R ERA: 3.58	(1, 1)	6.0	W	21	2	2	2	4	1	0	0	0	0	1	48	76	3.00	0.500
Jeff Wallace, L ERA: 0.77	(7, 1)	1.0		4	0	0	0	0	1	0	0	0	0	0	9	15	0.00	1.000
Marc Wilkins, R ERA: 3.8	(8, 1)	0.2		5	2	1	1	0	1	0	0	0	0	0	11	19	13.50	4.500
Ricardo Rincon, L ERA: 3.63	(8, 1)	0.1		1	0	0	0	1	0	0	0	0	0	0	3	3	0.00	0.000
Rich Loiselle, R ERA: 3.03	(9, 1)	1.0		4	1	0	0	0	0	0	0	0	0	0	12	16	0.00	1.000

PITCHER	IP	WLS	BF	H	R	ER	SO	BB	IBB	HBP	BLK	WP	HR	S	P	ERA	WHIP

Houston Astros @ Pittsburgh Pirates

Three Rivers Stadium, Pittsburgh, PA

Thu Sep 18 1997, 7:05 PM EDT

Att. 14,852 - Unknown - 74 F

livebaseballscorecards.com

BOTTOM

Batter	1	2	3	4	5	6	7	8	9	AB	R	H	RBI	BB	SO	LOB
Tony Womack, L (1, 4) OBP: 0.326, SLG: 0.381	4-2 B: FC4-6, 1B, SF9, BB	0-3: K ②		1-2: FC3, FC1-6; 1-2, 3-H		1-0: S, E, SF9; 1-2, 2-3, 1B		1-1: 1B, 2B		3	2	1	1	1	1	1
Marc Wilkins, R (8, 1)										0	0	0	0	0	0	0
Ricardo Rincon, L (8, 1)										0	0	0	0	0	0	0
Mark Smith, R (8, PH) OBP: 0.357, SLG: 0.536										1	1	1	0	0	0	0
Rich Loiselle, R (9, 1)										0	0	0	0	0	0	0
Turner Ward, S (1, 8) OBP: 0.426, SLG: 0.551	F, 1 SAFE	1-2: FC4-6; 1-2, 1B	4-1: BB	2-1: FC1-6 ②; 1-2f, 2-3		1-0: SF9, S; 1-2, 2-H, 3-H, 1B		1-0: 2B, 1B; 2-H		4	1	3	3	1	0	2
Al Martin, L (1, 7) OBP: 0.354, SLG: 0.462	1-0: FC4-6 ①, WP, S; 1-2f, 2-3, 1B	C, 1 SAFE	2-1: P4 ③	1-3: K ③		4-1: SAFE; 1-2, 2-3, BB		0-0: 1B; 1-3, 1B, 2B		4	1	1	0	1	1	5
Emil Brown, R (8, PR) OBP: 0.287, SLG: 0.264										0	1	0	0	0	0	0
(9, 7)																
Kevin Young, R (1, 3) OBP: 0.343, SLG: 0.563	1-1: SF9 ②; 3-H		3-2: F3 ①		0-0: E5, E; G6-4-3	0-3: K ①		2-2: K ①		4	1	0	1	0	2	5
Joe Randa, R (1, 5) OBP: 0.359, SLG: 0.438	4-1: 1B, 1B; 1-3, BB		4-2: G4-6-3, BB		3-1: E3, G6-4-3; 2-3	0-0: SF9 ②; 2-3, 3-H		1-1: BB, 1B; 2-3, 3-H, 1B		2	2	1	2	2	0	1
Shawon Dunston, R (1, 6) OBP: 0.307, SLG: 0.449	0-0: 1B; 1-3, 3-H, 1B		1-1: G4-6-3 ②③; 1-2f		0-0: G6-4-3 ①②; 1-2f, 3-H	1-0: P4 ③		4-2: 18, E, 1B; 1-2, BB		3	0	1	1	0	0	2
Dale Sveum, S (6, PH) OBP: 0.321, SLG: 0.453										1	0	0	0	0	0	2
Jeff Wallace, L (7, 1)										0	0	0	0	0	0	0
Lou Collier, R (8, 6) OBP: 0.143, SLG: 0.111										0	0	0	0	1	0	0
Jose Guillen, R (1, 9) OBP: 0.297, SLG: 0.406	1-0: 18, FC5-4; 1-2, 3-H, 1B			1-0: G5-3 ①; 1-2: G5-3 ③		0-3: K ①; 1-2, 2-H, 3-H, 1B				5	0	2	3	0	1	0
18 Jason Kendall, R (1, 2) OBP: 0.387, SLG: 0.431	1-1: FC5-4 ③; 1-2f			1-1: 67, 1B, FC3, 2B		4-0: 1B, HBP, 1B, BB; 0-0: P3 ②; 1-0: L5 ②; 1-2, 2-3				4	2	1	0	1	0	4
67 Francisco Cordova, R (1, 1) OBP: 0.155, SLG: 0.093		0-0: G3 ①		1-0: FC1-6, FC3; 2-3, 1B		1-0: 1B, HBP; 1-2, 1B, HBP	1-3: K ③	1-3: K ③		2	0	1	0	0	0	0
Adrian Brown, S (6, PH) OBP: 0.269, SLG: 0.257										0	1	0	0	0	0	0
Abraham Nunez, S (7, 6) OBP: 0.296, SLG: 0.458										2	0	0	0	0	2	2
(8, 4)																
Inning Stats	R: 3, E: 0, K: 0, S: 17; H: 3, LOB: 2, BB: 2, P: 30	R: 0, E: 0, K: 1, S: 7; H: 0, LOB: 1, BB: 1, P: 13	R: 0, E: 0, K: 0, S: 7; H: 0, LOB: 0, BB: 1, P: 15	R: 1, E: 0, K: 1, S: 14; H: 2, LOB: 2, BB: 0, P: 21	R: 1, E: 2, K: 0, S: 7; H: 0, LOB: 0, BB: 0, P: 11	R: 3, E: 1, K: 1, S: 8; H: 2, LOB: 2, BB: 2, P: 20	R: 0, E: 0, K: 2, S: 8; H: 0, LOB: 0, BB: 0, P: 9	R: 4, E: 1, K: 2, S: 18; H: 5, LOB: 2, BB: 1, P: 30		1B: 9, 2B: 3, 3B: 0, HR: 0; SF: 2, SAC: 0, DP: 2, HBP: 1						

	AB	R	H	RBI	BB	SO	LOB
AB	35						
R	12						
H	12						
RBI	11						
BB	7						
SO	7						
LOB	24						

WP: 1 PA: 45
PB: 0
SB: 3
CS: 0

PITCHER		IP	WLS	BF	H	R	ER	SO	BB	IBB	HBP	BLK	WP	HR	S	P	ERA	WHIP
Darryl Kile, R ERA: 2.55	(1, 1)	5.0	L	28	6	8	6	2	5	0	1	0	1	0	53	97	10.80	2.200
Mike Magnante, L ERA: 2.51	(6, 1)	0.0		2	1	0	0	0	1	0	0	0	0	0	2	7	∞	∞
Russ Springer, R ERA: 4.35	(6, 1)	2.0		6	0	0	0	3	0	0	0	0	0	0	13	15	0.00	0.000
Jose Lima, R ERA: 5.42	(8, 1)	0.1		6	4	4	4	1	1	0	0	0	0	0	11	20	108.00	15.000
Tom Martin, L ERA: 2.18	(8, 1)	0.2		3	1	0	0	1	0	0	0	0	0	0	7	10	0.00	1.500

PITCHER	IP	WLS	BF	H	R	ER	SO	BB	IBB	HBP	BLK	WP	HR	S	P	ERA	WHIP

Houston Astros @ Cincinnati Reds

Cinergy Field, Cincinnati, OH

Fri Sep 19 1997, 7:05 PM EDT

Att. 21,791 - Unknown - 85 F

livebaseballscorecards.com

Batter	1	2	3	4	5	6	7	8	9	AB	R	H	RBI	BB	SO	LOB
Craig Biggio, R (1, 4) OBP: 0.406, SLG: 0.492	B C X 1-1 F9 ①		C F B B B F F F C 3-3 K ③			C F X 0-2 S HR 1B	C S B B S 2-3 1-2 K ③			4	1	1	0	0	2	1
Derek Bell, R (1, 9) OBP: 0.344, SLG: 0.444	F X 0-1 1B			B X 1-0 G1-3 ①		B B S B X 3-1 1-H HR		B C F S 1-3 K ①		4	1	2	2	0	1	0
5 Jeff Bagwell, R (1, 3) OBP: 0.425, SLG: 0.583	F B 1 SAFE 1 SAFE B X 2-1 F7 ②			B F C B B F X 3-2 G6-3 ②		X 0-0 F6 ①		B C X 1-1 CS 1B		4	0	1	0	0	0	1
Luis Gonzalez, L (1, 7) OBP: 0.349, SLG: 0.381	B X 1-0 P5 ③			B X 1-0 1B		C C B F X 1-2 G4-3 ②		1 SAFE B B B C X 3-1 1-2 HR		4	1	2	1	0	0	1
Bill Spiers, L (1, 5) OBP: 0.432, SLG: 0.469		C X 0-1 G4-3 ①		B C B B C X 2-2 G4-3 ③		C X 0-1 G6-3 ③		B B C X 2-1 L7 ③		4	0	0	0	0	0	1
Thomas Howard, S (1, 8) OBP: 0.335, SLG: 0.364		C B B B X 2-1 G6-3 ②			X 0-0 P6 ①		F X 0-1 1B SF9 1B		B F S X 1-2 L6 ①	4	1	1	0	0	0	0
Ricky Gutierrez, R (1, 6) OBP: 0.306, SLG: 0.364		B S B B X 3-1 G4-3 ③			B S C B F X 2-2 F9 ②		B B F B F 1 SAFE X 3-2 L8 ①		B C C F X 1-2 G4-3 ②	4	0	0	0	0	0	1
Brad Ausmus, R (1, 2) OBP: 0.322, SLG: 0.354			X 0-0 G3 ①		B S F F B B F B 4-2 FC6-4 BB		B F B F B 1 SAFE X 3-2 1-3 S 1B		C B X 1-1 P4 ③	3	0	1	0	1	0	0
Chris Holt, R (1, 1) OBP: 0.106, SLG: 0.092 Bobby Abreu, L (7, PH) OBP: 0.325, SLG: 0.353 Sean Berry, R (7, PH) OBP: 0.312, SLG: 0.422 Tom Martin, L (7, 1) John Hudek, S (7, 1) Mike Magnante, L (7, 1)			X 0-0 P3 ②		B X 1-0 FC6-4 ③ 1-2f		C X 0-1 SF9 ② 3-H			2 0 0 0 0 0	0 0 0 0 0 0	0 0 0 0 0 0	0 0 1 0 0 0	0 0 0 0 0 0	0 0 0 0 0 0	1 0 0 0 0 0
Inning Stats	R: 0 E: 0 K: 0 S: 7 H: 1 LOB: 1 BB: 0 P: 11	R: 0 E: 0 K: 0 S: 6 H: 0 LOB: 0 BB: 0 P: 11	R: 0 E: 0 K: 1 S: 8 H: 0 LOB: 0 BB: 0 P: 11	R: 0 E: 0 K: 0 S: 9 H: 1 LOB: 1 BB: 0 P: 16	R: 0 E: 0 K: 0 S: 10 H: 0 LOB: 1 BB: 1 P: 17	R: 2 E: 0 K: 0 S: 12 H: 2 LOB: 0 BB: 0 P: 16	R: 1 E: 0 K: 1 S: 13 H: 2 LOB: 1 BB: 0 P: 21	R: 1 E: 0 K: 1 S: 9 H: 2 LOB: 0 BB: 0 P: 16	R: 0 E: 0 K: 0 S: 9 H: 0 LOB: 0 BB: 0 P: 12	1B: 6 2B: 0 3B: 0 HR: 2	SF: 1 SAC: 0 DP: 0 HBP: 0						

TOP	
AB	33
R	4
H	8
RBI	4
BB	1
SO	3
LOB	6

WP: 0 PB: 0 SB: 2 CS: 1 PA: 35

PITCHER		IP	WLS	BF	H	R	ER	SO	BB	IBB	HBP	BLK	WP	HR	S	P	ERA	WHIP
Dave Burba, R ERA: 4.68	(1, 1)	6.1	W	26	6	3	3	1	1	0	0	0	0	1	60	96	4.26	1.105
Gabe White, L ERA: 4.54	(7, 1)	0.1		1	0	0	0	0	0	0	0	0	0	0	2	2	0.00	0.000
Stan Belinda, R ERA: 3.59	(7, 1)	1.1		5	2	1	1	2	0	0	0	0	0	1	12	21	6.75	1.500
Jeff Shaw, R ERA: 2.34	(9, 1)	1.0	S	3	0	0	0	0	0	0	0	0	0	0	9	12	0.00	0.000

PITCHER	IP	WLS	BF	H	R	ER	SO	BB	IBB	HBP	BLK	WP	HR	S	P	ERA	WHIP

Houston Astros @ Cincinnati Reds

Cinergy Field, Cincinnati, OH

Fri Sep 19 1997, 7:05 PM EDT

Att. 21,791 - Unknown - 85 F

livebaseballscorecards.com

BOTTOM

Batter	1	2	3	4	5	6	7	8	9	AB	R	H	RBI	BB	SO	LOB
Pokey Reese, R (1, 6) OBP: 0.290, SLG: 0.293	C B X 1-1 1B 1B 1B	B C X 1-1 1B 1-3		X 0-0 ③ FC6-4 1-2f		X 0-0 ③ L9		X 0-0 ③ F8		5	1	2	0	0	0	3
Jon Nunnally, L (1, 8) OBP: 0.374, SLG: 0.541	B F 1 SAFE C X 1-2 ① L7	B B X 2-0 ③ F7			B X 1-0 HR		B B B B 4-0 4-3 SH1-4 BB			3	1	1	1	1	0	3
Chris Stynes, R (1, 7) OBP: 0.400, SLG: 0.503	1 SAFE 1 SAFE X 0-0 1B 1B FC6-4 1-2 1B	B C C F B S 2-3 ① K			X 0-0 ① 4-3		X 0-0 ① SH1-4 1-2			3	1	1	0	0	1	0
Willie Greene, L (1, 5) OBP: 0.356, SLG: 0.463	B S F F B X 2-2 FC6-4 1-3 2-H 1B	B B X 2-0 5-3 1B			X 0-0 1B 2B		X 0-0 ② 4-3 2-3			4	1	3	1	0	0	1
Reggie Sanders, R (1, 9) OBP: 0.343, SLG: 0.524	X 0-0 ② FC6-4 1-2f 3-H	1 SAFE B D X 2-0 ② 5-3 1-3			X 0-0 1B SF7-5-3-4-2 2-H 1B		B B B B 4-0 BB			3	1	1	2	1	0	2
Lenny Harris, L (1, 3) OBP: 0.300, SLG: 0.362	B S X 1-1 ③ G1-3	B B F F B X 3-2 ③ 4-3			X 0-0 SF7-5-3-4-2 1-3 1B		X 0-0 ③ 4-3			3	0	1	0	0	0	2
Eduardo Perez, R (7, PH) OBP: 0.325, SLG: 0.481 (8, 3)										1	0	0	0	0	0	2
Joe Oliver, R (1, 2) OBP: 0.314, SLG: 0.428		B C C B B X 3-2 E5 L3		C X 0-1 FC6-4 1B	X 0-0 ② ③ SF7-5-3-4-2 1-2 3-H			X 0-0 WP SH3-4 1B		3	0	2	1	0	0	0
Damian Jackson, R (8, PR) OBP: 0.143, SLG: 0.150										0	0	0	0	0	0	0
Brook Fordyce, R (9, 2) OBP: 0.271, SLG: 0.307										0	0	0	0	0	0	0
Bret Boone, R (1, 4) OBP: 0.298, SLG: 0.325		B X 1-0 ① ② L3 1-2		D X 1-1 ① P4		S S S 0-3 ① K		X 0-0 ① SH3-4 1-2		3	0	0	0	0	1	2
Dave Burba, R (1, 1) OBP: 0.255, SLG: 0.205		C B X 1-1 1B		C L M 0-3 ② K		X 0-0 ② 2-3		X 0-0 ② 1-3 2-3		3	0	1	0	0	1	1
Gabe White, L (7, 1) OBP: 0.111, SLG: 0.111										0	0	0	0	0	0	0
Stan Belinda, R (7, 1) OBP: 0.500, SLG: 0.500										0	0	0	0	0	0	0
Aaron Boone, R (8, PH) OBP: 0.091, SLG: 0.091										1	0	0	0	0	0	2
Jeff Shaw, R (9, 1)										0	0	0	0	0	0	0
Inning Stats	R: 2 E: 0 K: 0 S: 13 H: 3 LOB: 1 BB: 0 P: 18	R: 0 E: 1 K: 0 S: 9 H: 2 LOB: 2 BB: 0 P: 17	R: 0 E: 0 K: 1 S: 9 H: 1 LOB: 1 BB: 0 P: 18	R: 0 E: 0 K: 1 S: 8 H: 1 LOB: 1 BB: 0 P: 9	R: 3 E: 0 K: 0 S: 6 H: 4 LOB: 0 BB: 0 P: 7	R: 0 E: 0 K: 1 S: 5 H: 0 LOB: 0 BB: 0 P: 5	R: 0 E: 0 K: 0 S: 3 H: 0 LOB: 2 BB: 2 P: 11	R: 0 E: 0 K: 0 S: 4 H: 1 LOB: 2 BB: 0 P: 4		1B: 10 2B: 3 3B: 0 HR: 1	SF: 1 SAC: 2 DP: 2 HBP: 0					

AB	32
R	5
H	12
RBI	5
BB	2
SO	3
LOB	18

WP: 1 PB: 0 SB: 0 CS: 0 PA: 37

PITCHER		IP	WLS	BF	H	R	ER	SO	BB	IBB	HBP	BLK	WP	HR	S	P	ERA	WHIP
Chris Holt, R ERA: 3.57	(1, 1)	6.0	L	28	11	5	5	3	0	0	0	0	0	1	50	74	7.50	1.833
Tom Martin, L ERA: 2.15	(7, 1)	0.2		3	0	0	0	0	1	0	0	0	0	0	2	6	0.00	1.500
John Hudek, R ERA: 6.1	(7, 1)	0.0		1	0	0	0	0	1	0	0	0	0	0	0	4	∞	∞
Mike Magnante, L ERA: 2.44	(7, 1)	1.1		5	1	0	0	0	0	0	0	0	1	0	5	5	0.00	0.750

PITCHER	IP	WLS	BF	H	R	ER	SO	BB	IBB	HBP	BLK	WP	HR	S	P	ERA	WHIP

Batter	1	2	3	4	5	6	7	8	9	AB	R	H	RBI	BB	SO	LOB
Craig Biggio, R (1, 4) OBP: 0.405, SLG: 0.488	F X 0-1 G5-3		C C 2 SAFE B F S 1-3 K 2-3		F B X 1-1 F8 2-3		B B B B 4-0 HBP BB		B C X 1-1 L4	4	0	0	0	1	1	3
Derek Bell, R (1, 9) OBP: 0.347, SLG: 0.445	B C B B C F F S 3-3 K			B X 1-0 5 HR 1B	C C B B F B F F F X 3-2 3-H 1B		1 SAFE F 1 SAFE H 1-1 5 G6-3 1-2 HBP		B S B B C S 3-3 K	4	1	2	1	0	2	1
5 Jeff Bagwell, R (1, 3) OBP: 0.424, SLG: 0.586	C S F B X 1-2 G5-3			F 1 SAFE X 0-1 1-H HR	B 1 SAFE C X 1-1 G1-3		B X 1-0 G6-3 1-2f			4	1	1	2	0	0	3
Luis Gonzalez, L (1, 7) OBP: 0.352, SLG: 0.387		C B S F X 1-2 2B		B F F X 1-2 G5-3		X 0-0 WP SF9 2B		B C B F B B 4-2 G6-4-3 BB		3	1	2	0	1	0	0
Sean Berry, R (1, 5) OBP: 0.311, SLG: 0.421 Bill Spiers, L (8, 5) OBP: 0.432, SLG: 0.469		F B C F X 1-2 G1-6-3 1B		C C F X 0-2 G5-3		F B F F B X 2-2 SF9 2-H		F P 1 SAFE F X 1-2 G6-4-3 1-2f		3	0	1	1	0	0	1
										0	0	0	0	0	0	0
Richard Hidalgo, R (1, 8) OBP: 0.396, SLG: 0.500		C X 0-1 P6		X 0-0 FC6-4 1B		C F B S 1-3 K		B C F B F F H 3-2 HBP		3	0	1	0	0	1	2
Ricky Gutierrez, R (1, 6) OBP: 0.305, SLG: 0.362		B B B C 2 SAFE X 3-1 G1-6-3 1-2f		1 SAFE B 1 SAFE B X 2-0 FC6-4 1-2f		S X 0-1 1B		B C C 1 SAFE B 1 B S 3-3 K		4	0	1	0	0	1	4
Brad Ausmus, R (1, 2) OBP: 0.324, SLG: 0.354			C C C 0-3 K		C B B X 2-1 F8 SH3-4 1B 1B	X 0-0 F9			B B B C B 4-1 SH5-3 BB	3	1	1	0	1	1	1
Mike Hampton, R (1, 1) OBP: 0.184, SLG: 0.171 Russ Springer, R (9, 1) Billy Wagner, L (9, 1)			B X 1-0 CS 2B		X 0-0 SH3-4 1-2		X 0-0 P2		L B L X 1-2 SH5-3 1-2	2	0	1	0	0	0	0
										0	0	0	0	0	0	0
										0	0	0	0	0	0	0

Inning Stats										
	R: 0 E: 0 K: 1 S: 11	H: 0 LOB: 0 BB: 0 P: 15	R: 0 E: 0 K: 0 S: 11	H: 2 LOB: 1 BB: 0 P: 16	R: 0 E: 0 K: 2 S: 8	H: 1 LOB: 0 BB: 0 P: 10	R: 2 E: 0 K: 0 S: 12	H: 3 LOB: 1 BB: 0 P: 16	R: 1 E: 0 K: 0 S: 17	H: 2 LOB: 1 BB: 0 P: 24
	R: 1 E: 0 K: 1 S: 11	H: 2 LOB: 1 BB: 0 P: 14	R: 0 E: 0 K: 0 S: 3	H: 0 LOB: 1 BB: 1 P: 9	R: 0 E: 0 K: 1 S: 13	H: 0 LOB: 1 BB: 1 P: 23	R: 0 E: 0 K: 1 S: 9	H: 0 LOB: 1 BB: 1 P: 18	1B: 6 2B: 3 3B: 0 HR: 1	SF: 1 SAC: 2 DP: 3 HBP: 2

PITCHER		IP	WLS	BF	H	R	ER	SO	BB	IBB	HBP	BLK	WP	HR	S	P	ERA	WHIP
Brett Tomko, R ERA: 3.5	(1, 1)	6.0	L	26	10	4	4	4	0	0	0	0	1	1	70	95	6.00	1.667
Felix Rodriguez, R ERA: 4.3	(7, 1)	2.0		8	0	0	0	1	2	0	2	0	0	0	16	32	0.00	1.000
Scott Winchester, R ERA: 9.0	(9, 1)	1.0		4	0	0	0	1	1	0	0	0	0	0	9	18	0.00	1.000

PITCHER	IP	WLS	BF	H	R	ER	SO	BB	IBB	HBP	BLK	WP	HR	S	P	ERA	WHIP

TOP

Houston Astros @ Cincinati Reds

Cinergy Field, Cincinati, OH

Sat Sep 20 1997, 3:33 AM EDT
Att. 20,197 - Cloudy - 73 F

livebaseballscorecards.com

AB	30
R	4
H	10
RBI	4
BB	3
SO	6
LOB	15

WP: 1	PA: 38		
PB: 0			
SB: 0			
CS: 1			

Batter	1	2	3	4	5	6	7	8	9	AB	R	H	RBI	BB	SO	LOB
Pokey Reese, R (1, 6) OBP: 0.290, SLG: 0.295	C X 0-1 G6-3 ①		B C X 1-1 G6-3 ③			B S 1 SAFE X 1-1 1-H 2B		B B X 2-0 E6		4	0	1	1	0	0	0
Pat Watkins, R (1, 8) OBP: 0.250, SLG: 0.375	C B B X 2-1 G4-3 ②			C X 0-1 S 1B		B F S B F B 2 SAFE 2 SAFE F 3-3 F S K ①		B C X 1-1 L9 ②		4	0	1	0	0	1	2
Chris Stynes, R (1, 7) OBP: 0.391, SLG: 0.491	B X 1-0 P3 ③			X 0-0 P3 ①		C X 0-1 P3 ②		B C C S 1-3 K ③		4	0	0	0	0	1	3
Willie Greene, L (1, 5) OBP: 0.354, SLG: 0.460 Felix Rodriguez, R (7, 1) Damian Jackson, R (9, 4) OBP: 0.182, SLG: 0.150		S C S 0-3 K ①		B F C B T 2-2 K ②		B C B F S 2-3 K ③			B B B C B 4-1 BB BB	3 0 0	0 0 0	0 0 0	0 0 0	0 0 1	3 0 0	2 0 0
Reggie Sanders, R (1, 9) OBP: 0.342, SLG: 0.524		B X 1-0 2B		1 SAFE 1 SAFE B B X 2-0 G5-3 ③ 1-2			B S X 1-1 G6-3 ①		C X 0-1 L7 ①	4	0	1	0	0	0	2
Eduardo Perez, R (1, 3) OBP: 0.321, SLG: 0.475		B S S S F B S 2-3 K ②			C B C B S 2-3 K ①		B F X 1-1 G4-3 ②		B B C S T C 2-3 K ②	4	0	0	0	0	3	2
Joe Oliver, R (1, 2) OBP: 0.316, SLG: 0.427 Lenny Harris, L (9, PR) OBP: 0.300, SLG: 0.362		B B X 2-0 G6-3 ③			X 0-0 F8 ②		B B X 2-0 1B		B B B B 4-0 1-2 BB	3 0	0 0	1 0	0 0	1 0	0 0	1 0
Bret Boone, R (1, 4) OBP: 0.296, SLG: 0.323 Scott Winchester, R (9, 1) Jon Nunnally, L (9, PH) OBP: 0.374, SLG: 0.541 Mike Kelly, R (9, PH) OBP: 0.343, SLG: 0.545			C B C F S 1-3 K ①		X 0-0 G6-3 ③		B X 1-0 G6-3 ③		C F F B X 1-2 P4 ③	3 0 0 1	0 0 0 0	0 0 0 0	0 0 0 0	0 0 0 0	1 0 0 0	1 0 0 2
Brett Tomko, R (1, 1) OBP: 0.147, SLG: 0.152 Aaron Boone, R (6, PH) OBP: 0.125, SLG: 0.125 (7, 5)			B C S B X 2-2 G5-3 ②			F B X 1-1 2B 1B		B X 1-0 G4-3 ①		1 2	0 1	0 1	0 0	0 0	0 0	0 0

BOTTOM

Houston Astros @ Cincinnati Reds

Cinergy Field, Cincinnati, OH

Sat Sep 20 1997, 3:33 AM EDT

Att. 20,197 - Cloudy - 73 F

livebaseballscorecards.com

AB	33
R	1
H	5
RBI	1
BB	2
SO	9
LOB	15

Inning Stats	1	2	3	4	5	6	7	8	9
	R: 0 E: 0 K: 0 S: 5	H: 0 LOB: 0 BB: 0 P: 8	R: 0 E: 0 K: 2 S: 9	H: 1 LOB: 1 BB: 0 P: 14	R: 0 E: 0 K: 1 S: 9	H: 0 LOB: 0 BB: 0 P: 13	R: 0 E: 0 K: 1 S: 7	H: 1 LOB: 1 BB: 0 P: 11	R: 0 E: 0 K: 1 S: 5	H: 0 LOB: 0 BB: 0 P: 7
	R: 1 E: 0 K: 2 S: 15	H: 2 LOB: 1 BB: 0 P: 22	R: 0 E: 0 K: 0 S: 6	H: 1 LOB: 1 BB: 0 P: 11	R: 0 E: 1 K: 1 S: 7	H: 0 LOB: 1 BB: 0 P: 12	R: 0 E: 0 K: 1 S: 11	H: 0 LOB: 2 BB: 2 P: 22		

	1B: 3	SF: 0	WP: 0	PA: 35
	2B: 2	SAC: 0	PB: 0	
	3B: 0	DP: 0	SB: 1	
	HR: 0	HBP: 0	CS: 0	

PITCHER		IP	WLS	BF	H	R	ER	SO	BB	IBB	HBP	BLK	WP	HR	S	P	ERA	WHIP
Mike Hampton, L ERA: 3.95	(1, 1)	8.0	W	31	5	1	1	8	1	0	0	0	0	0	64	103	1.12	0.750
Russ Springer, R ERA: 4.3	(9, 1)	0.2		3	0	0	0	1	1	0	0	0	0	0	6	12	0.00	1.500
Billy Wagner, L ERA: 3.0	(9, 1)	0.1	S	1	0	0	0	0	0	0	0	0	0	0	4	5	0.00	0.000

PITCHER	IP	WLS	BF	H	R	ER	SO	BB	IBB	HBP	BLK	WP	HR	S	P	ERA	WHIP

Houston Astros @ Cincinnati Reds

Cinergy Field, Cincinnati, OH

Sun Sep 21 1997, 3:33 AM EDT

Att. 22,652 - Sunny - 63 F

TOP

livebaseballscorecards.com

Batter	1	2	3	4	5	6	7	8	9	AB	R	H	RBI	BB	SO	LOB
Craig Biggio, R (1, 4) OBP: 0.406, SLG: 0.487	C F B F F X 1-2 P4 ①		C X 0-1 FC4-6 1B 2-H		B C S B B B B 4-2 S 1B BB	C B S C 1-3 K ②		B C B B B 4-1 1B BB	X 0-0 G5-3 ③	4	0	1	1	2	1	2
Derek Bell, R (1, 9) OBP: 0.351, SLG: 0.447	C B X 1-1 1B		C F X 0-2 FC4-6 ② 1-2f		B B 1 SAFE S X 2-1 ① 5 E 1-H 1B	F B B H 3-1 HBP		S B B X 2-1 ① 1-3 2B 1B		4	2	3	0	0	0	1
5 Jeff Bagwell, R (1, 3) OBP: 0.422, SLG: 0.582	X 0-0 F8 ②		B X 1-0 L8 ③		C B F F X 1-2 E7 1B 2-H 1B	S X 0-1 F7 ③		B B C X 2-1 P1 ②		5	1	1	1	0	0	5
Luis Gonzalez, L (1, 7) OBP: 0.352, SLG: 0.386	B 1 SAFE 1 SAFE X 1-0 F7 ③			C X 0-1 G4-3 ① X	0-0 1B 2B 2-H 1B		F F B B F F B F F 3-2 F X F8 ①	B B B C B 4-1 2B BB		4	1	1	1	1	0	1
Sean Berry, R (1, 5) OBP: 0.315, SLG: 0.424 Bill Spiers, L (7, PH) (7, 5) OBP: 0.436, SLG: 0.475		S F S 0-3 K ①		C S X 0-2 2B 1B C X	0-1 2B 2-3 2B 1B		B B C B B 4-1 S 1B BB	B F X 1-1 1B 1-3 2H 2B		3 1	2 1	2 1	0 1	0 1	1 0	0 0
Thomas Howard, S (1, 8) OBP: 0.330, SLG: 0.358 Chuck Carr, S (7, 8) OBP: 0.305, SLG: 0.373	C B X 1-1 F7 ②			X 0-0 L7 ② B F F C	1-3 K ②		S 1 SAFE S D F 1 SAFE B B B F 3-2 T K ② 1-2	C B B F B X 3-2 F8 ③		4 1	0 0	0 0	0 0	0 0	2 0	4 2
Ricky Gutierrez, R (1, 6) OBP: 0.310, SLG: 0.371	C F B X 1-2 G4-3 ③			C 1 SAFE B B F 1 SAFE X 2-2 1-H 2B X	0-0 1-H 3-H 2B ③		B C B B B 4-1 1B BB	C F B X 1-2 G6-3 ①		4	0	2	3	1	0	0
Brad Ausmus, R (1, 2) OBP: 0.327, SLG: 0.353			B B B C F B 4-2 SH2-4 1B BB I I I	4-0 IBB		B C C C 1-3 K ① B F C F X	1-2 1-3 2H 1B	F C B X 1-2 G4-3 ②		3	1	1	1	2	1	0
Ramon Garcia, R (1, 1) OBP: 0.139, SLG: 0.176 Tony Eusebio, R (7, PH) OBP: 0.357, SLG: 0.300 Jose Cabrera, R (7, 1) Russ Johnson, R (9, PH) OBP: 0.352, SLG: 0.367 John Hudek, S (9, 1) Billy Wagner, L (9, 1)			X 0-0 SH2-4 ① 1-2 B X 1-0 G3 ③			X 0-0 2B B F S S 1-3 K ③		B B F X 2-1 1B		2 1 0 1 0 0	0 0 0 0 0 0	1 0 0 1 0 0	0 0 0 0 0 0	0 1 0 0 0 0	0 2 0 0 0 0	2 2 0 0 0 0
Inning Stats	R: 0 E: 0 K: 0 S: 9 H: 1 LOB: 1 BB: 0 P: 12	R: 0 E: 0 K: 1 S: 8 H: 0 LOB: 0 BB: 0 P: 10	R: 1 E: 0 K: 0 S: 9 H: 1 LOB: 1 BB: 1 P: 14	R: 1 E: 0 K: 0 S: 10 H: 2 LOB: 2 BB: 1 P: 17	R: 4 E: 1 K: 1 S: 15 H: 5 LOB: 1 BB: 1 P: 23	R: 0 E: 0 K: 2 S: 10 H: 1 LOB: 2 BB: 0 P: 15	R: 1 E: 0 K: 2 S: 22 H: 1 LOB: 2 BB: 2 P: 38	R: 1 E: 0 K: 0 S: 11 H: 2 LOB: 2 BB: 2 P: 27	R: 0 E: 0 K: 0 S: 9 H: 1 LOB: 1 BB: 0 P: 13	1B: 10 2B: 4 3B: 0 HR: 0 SF: 0 SAC: 1 DP: 0 HBP: 1						

AB	37
R	8
H	14
RBI	8
BB	7
SO	6
LOB	19

WP: 0 PB: 0 SB: 2 CS: 0 PA: 46

PITCHER		IP	WLS	BF	H	R	ER	SO	BB	IBB	HBP	BLK	WP	HR	S	P	ERA	WHIP
Mike Morgan, R ERA: 5.0	(1, 1)	5.0	L	25	9	6	6	2	2	1	0	0	0	0	51	76	10.80	2.200
Felix Rodriguez, R ERA: 4.3	(6, 1)	2.0		11	2	1	1	4	2	0	1	0	0	0	32	53	4.50	2.000
Danny Graves, R ERA: 5.55	(8, 1)	1.0		6	2	1	1	0	2	0	0	0	0	0	11	27	9.00	4.000
Scott Winchester, R ERA: 7.2	(9, 1)	1.0		4	1	0	0	0	0	0	0	0	0	0	9	13	0.00	1.000

PITCHER	IP	WLS	BF	H	R	ER	SO	BB	IBB	HBP	BLK	WP	HR	S	P	ERA	WHIP

BOTTOM

Houston Astros @ Cincinnati Reds

Cinergy Field, Cincinnati, OH

Sun Sep 21 1997, 3:33 AM EDT

Att. 22,652 - Sunny - 63 F

Batter	1	2	3	4	5	6	7	8	9	AB	R	H	RBI	BB	SO	LOB
Pokey Reese, R (1, 6) OBP: 0.289, SLG: 0.294	C B B F F X 2-2 P3 ①		S B S X 1-2 L5 ②		B B C F B S 3-3 K ②		C B X 1-1 G1-3 ②		C C B X 1-2 BB 1B 1B	5	1	1	0	0	1	0
Jon Nunnally, L (1, 8) OBP: 0.383, SLG: 0.556	C F B B F X 2-2 L8 ②		B B B C B 4-1 BB		B C C X 1-2 HR		B C F B B F B 4-2 BB		B B C F B F B 1B 4-2 1-2 BB	2	1	1	1	3	0	0
Chris Stynes, R (1, 7) OBP: 0.385, SLG: 0.482	C F B B X 2-2 L7 ③		B X 1-0 P6 ③		C S B B X 2-2 F9 ③		B 1 SAFE B C S X 2-2 P2 ③		B C S B X 2-2 1-3 2-H 1B	5	0	1	1	0	0	2
Willie Greene, L (1, 5) OBP: 0.354, SLG: 0.465		X 0-0 HR		B B C X 2-1 F9 ①		B X 1-0 G3 ①		C B C B B B 4-2 1B BB	C B S S 1-3 K ②	4	1	1	1	1	1	2
Reggie Sanders, R (1, 9) OBP: 0.340, SLG: 0.519		C B B F F B X 3-2 G6-3 ①		C X 0-1 S 1B		X 0-0 F7 ②		S S 1 SAFE B S 1-3 K ①	F X 0-1 F9 ③	5	0	1	0	0	1	3
Lenny Harris, L (1, 3) OBP: 0.307, SLG: 0.366		C B F B B B X 3-2 1B		B 1 SAFE 1 SAFE C 1 SAFE S B B S 3-3 K ② 1-2		B B B B 4-0 BB		C B B B B X 3-1 1-2 1B		3	0	2	0	1	1	1
Eddie Taubensee, L (1, 2) OBP: 0.320, SLG: 0.461		B B C 1 SAFE X 2-1 F7 ②		B F C B F B B 4-2 BB		F B F B B B 4-2 1-2 BB		B C C F B B S 2-3 K ②		2	0	0	0	2	1	3
Damian Jackson, R (1, 4) OBP: 0.154, SLG: 0.125		1 SAFE 1 SAFE F C B S 1-3 K ③		F B C F B B B S 3-3 K ③		F B B S B C 3-3 K ③		X 0-0 G3-1 ③		4	0	0	0	0	3	7
Mike Morgan, R (1, 1) OBP: 0.119, SLG: 0.146 Pete Rose, L (5, PH) OBP: 0.308, SLG: 0.182 Felix Rodriguez, R (6, 1) Aaron Boone, R (7, PH) OBP: 0.120, SLG: 0.120 Danny Graves, R (8, 1) Scott Winchester, R (9, 1) Pat Watkins, R (9, PH) OBP: 0.222, SLG: 0.333			C C B F F B B X 3-2 G6-3 ①		F F F S 0-3 K ①		S S S S 0-3 K ①		B B B C B C C 3-3 K ①	1 1 0 1 0 0 1	0 0 0 0 0 0 0	0 0 0 0 0 0 0	0 0 0 0 0 0 0	0 1 0 1 0 0 0	0 0 0 0 0 0 1	0 0 0 0 0 0 0
Inning Stats	R: 0 E: 0 K: 0 S: 11 H: 0 LOB: 0 BB: 0 P: 17	R: 1 E: 0 K: 1 S: 13 H: 2 LOB: 1 BB: 0 P: 22	R: 0 E: 0 K: 0 S: 10 H: 0 LOB: 1 BB: 1 P: 19	R: 0 E: 0 K: 2 S: 14 H: 1 LOB: 2 BB: 1 P: 26	R: 1 E: 0 K: 2 S: 13 H: 1 LOB: 0 BB: 0 P: 19	R: 0 E: 0 K: 1 S: 7 H: 0 LOB: 2 BB: 2 P: 19	R: 0 E: 0 K: 1 S: 12 H: 0 LOB: 1 BB: 1 P: 19	R: 0 E: 0 K: 2 S: 12 H: 1 LOB: 2 BB: 1 P: 22	R: 1 E: 0 K: 2 S: 17 H: 2 LOB: 2 BB: 1 P: 28	1B: 5 2B: 0 3B: 0 HR: 2	SF: 0 SAC: 0 DP: 0 HBP: 0						

livebaseballscorecards.com

AB	34
R	3
H	7
RBI	3
BB	7
SO	11
LOB	18

PITCHER		IP	W/L/S	BF	H	R	ER	SO	BB	IBB	HBP	BLK	WP	HR	S	P	ERA	WHIP	PITCHER	IP	W/L/S	BF	H	R	ER	SO	BB	IBB	HBP	BLK	WP	HR	S	P	ERA	WHIP
Ramon Garcia, R ERA: 3.86	(1, 1)	6.0	W	26	4	2	2	6	4	0	0	0	0	2	68	122	3.00	1.333																		
Jose Cabrera, R ERA: 0.73	(7, 1)	2.0		9	1	0	0	3	2	0	0	0	0	0	24	41	0.00	1.500																		
John Hudek, R ERA: 6.28	(9, 1)	0.1		4	2	1	1	1	1	0	0	0	0	0	12	22	27.00	9.000																		
Billy Wagner, L ERA: 2.97	(9, 1)	0.2		2	0	0	0	1	0	0	0	0	0	0	5	6	0.00	0.000																		

Houston Astros @ Cincinnati Reds

Cinergy Field, Cincinnati, OH

Mon Sep 22 1997, 3:33 AM EDT

Att. 17,411 - Sunny - 62 F

TOP

livebaseballscorecards.com

Batter	1	2	3	4	5	6	7	8	9	AB	R	H	RBI	BB	SO	LOB
Craig Biggio, R (1, 4) OBP: 0.407, SLG: 0.488	0-2 G4-3 5 2B 2B		1-1 ① F8	4-1 BB		2-1 ③ F7		3-2 SF8 1-2 2B HBP		3	2	1	0	1	0	1
Derek Bell, R (1, 9) OBP: 0.348, SLG: 0.444	0-2 ① G4-3 2-3		3-1 ② G4-3	2-0 ③ F7			0-3 ① K	2-0 ① SF8 1-2 2-3 3-H		4	0	0	1	0	1	4
5 Jeff Bagwell, R (1, 3) OBP: 0.426, SLG: 0.587	3-2 S 3-H 2B		4-1 FC6-4 BB		0-0 G4-3 2B		4-1 F7 S BB	4-0 2B IBB		2	0	2	1	3	0	0
Sean Berry, R (1, 5) OBP: 0.312, SLG: 0.419 Bill Spiers, L (7, PH) OBP: 0.439, SLG: 0.480 (7, 5)	2-2 ② K		0-0 ③ FC6-4 1-2f		0-1 ① G4-3 2-3		4-1 1-2 BB	2-1 ② 1-3 2-H 3-H 2B		3 1	0 0	0 1	0 2	0 1	1 0	3 0
Richard Hidalgo, R (1, 8) OBP: 0.377, SLG: 0.531	2-3 ③ K 2-3			3-2 HR	0-3 ② K		0-1 ② F7 2-3	0-1 ③ F9		5	1	1	1	0	2	5
Luis Gonzalez, L (1, 7) OBP: 0.350, SLG: 0.383 Mike Magnante, L (7, 1) Russ Springer, R (7, 1) Russ Johnson, R (9, PH) OBP: 0.345, SLG: 0.360 Billy Wagner, L (9, 1)		2-0 ① F9		1-0 ① L9	2-0 ③ F7		0-1 ③ P2		2-0 ① P2	4 0 0 1 0	0 0 0 0 0	0 0 0 0 0	0 0 0 0 0	0 0 0 0 0	0 0 0 0 0	3 0 0 0 0
Ricky Gutierrez, R (1, 6) OBP: 0.315, SLG: 0.373		1-2 1B		1-1 2B 1B		0-1 ① G5-3		4-2 2B 1B BB	1-0 ② L7	4	1	2	0	1	0	0
Tony Peña, R (1, 2) OBP: 0.272, SLG: 0.238 Chuck Carr, S (8, PH) OBP: 0.308, SLG: 0.380 Brad Ausmus, R (8, 2) OBP: 0.326, SLG: 0.353		0-0 ② L8		1-1 1-3 2B		3-2 SH3-4 1B		1-0 1B 1-3 SF8 2B	0-2 ③ G6-3	3 1 1	0 1 0	2 1 0	0 0 0	0 0 0	0 0 0	1 0 0
Shane Reynolds, R (1, 1) OBP: 0.148, SLG: 0.173 Bobby Abreu, L (7, 7) OBP: 0.328, SLG: 0.356		2-3 ③ K		0-3 ② K		1-1 ② SH3-4 1-2		2-2 SF8 HBP 2-3 3-H 2B 1B		2 1	0 1	0 1	0 1	0 0	2 0	3 0
Inning Stats	R: 1 E: 0 K: 2 S: 19 H: 2 LOB: 1 BB: 0 P: 26	R: 0 E: 0 K: 1 S: 8 H: 1 LOB: 1 BB: 0 P: 13	R: 0 E: 0 K: 0 S: 6 H: 0 LOB: 1 BB: 1 P: 14	R: 1 E: 0 K: 1 S: 15 H: 3 LOB: 3 BB: 1 P: 27	R: 0 E: 0 K: 1 S: 7 H: 1 LOB: 1 BB: 0 P: 9	R: 0 E: 0 K: 0 S: 9 H: 1 LOB: 1 BB: 0 P: 15	R: 0 E: 0 K: 1 S: 9 H: 0 LOB: 2 BB: 2 P: 17	R: 4 E: 0 K: 0 S: 15 H: 3 LOB: 1 BB: 2 P: 33	R: 0 E: 0 K: 0 S: 5 H: 0 LOB: 0 BB: 0 P: 8	1B: 4 2B: 6 3B: 0 HR: 1	SF: 1 SAC: 1 DP: 0 HBP: 1					

	AB	35
	R	6
	H	11
	RBI	6
	BB	6
	SO	6
	LOB	20

WP: 0 PB: 0 SB: 2 CS: 0 PA: 44

PITCHER	IP	WLS	BF	H	R	ER	SO	BB	IBB	HBP	BLK	WP	HR	S	P	ERA	WHIP
Mike Remlinger, L (1, 1) ERA: 4.17	5.0		24	7	2	2	5	2	0	0	0	0	1	55	89	3.60	1.800
Stan Belinda, R (6, 1) ERA: 3.7	2.0	L	11	2	2	2	1	3	0	0	0	0	0	22	41	9.00	2.500
Jeff Shaw, R (8, 1) ERA: 2.44	0.0		1	1	0	0	0	0	0	0	0	0	0	3	5	∞	∞
Gabe White, L (8, 1) ERA: 4.54	2.0		8	1	2	2	0	0	1	1	0	0	0	13	27	9.00	0.500

PITCHER	IP	WLS	BF	H	R	ER	SO	BB	IBB	HBP	BLK	WP	HR	S	P	ERA	WHIP

Batter	1	2	3	4	5	6	7	8	9	AB	R	H	RBI	BB	SO	LOB
Pokey Reese, R (1, 6) OBP: 0.291, SLG: 0.298	X 0-0 ① F8		B C X 1-1 1B 2B		X 0-0 ① SH3-4 1-2		X 0-0 ① E1 SH1-4 FC5 1B		B C F F B F B F S 3-3 ① K	4	2	2	0	0	1	0
Jon Nunnally, L (1, 8) (8, 7) OBP: 0.385, SLG: 0.552	B C B X 2-1 ② G1-3		B S S X 1-2 1B 2-H 1B		B C B B B 4-1 WP BB		B X 1-0 ① SH1-4 2-3		C B F C 1-3 ② K	3	0	1	1	1	1	0
Chris Stynes, R (1, 7) OBP: 0.388, SLG: 0.483	C B S B X 2-2 WP S 1B		X 0-0 G3-6-1 1-2 1B		B C X 1-1 ② P5		C X 0-1 FC5 G4-3 3-H		B S X 1-1 ③ L1	4	0	2	1	0	0	2
Willie Greene, L (1, 5) OBP: 0.353, SLG: 0.462	B B B C S B 4-2 1-2 BB		B B B C X 3-1 ② ③ G3-6-1 1-2f		C B B S X 2-2 ③ G4-3 1-2 2-3		B S B F B X 3-2 ② G4-3 2-3			3	0	0	0	1	0	5
Reggie Sanders, R (1, 9) OBP: 0.339, SLG: 0.515	C B B S S 2-3 ③ K 2-3			F X 0-1 ① G4-3		B X 1-0 BLK 1B SF8 1B	F B F S 1-3 ③ K			4	1	1	0	0	2	3
Lenny Harris, L (1, 3) OBP: 0.315, SLG: 0.367		C C F F X 0-2 ① F8		B B B C B 4-1 FC6-4 BB		X 0-0 SF8 BLK 1-2 1B		B B B B 4-0 BB		2	0	1	0	2	0	0
Joe Oliver, R (1, 2) OBP: 0.313, SLG: 0.422		C C F B B S 2-3 ② K	B 1 SAFE X 1-0 ② F7			M L L 0-3 ① K		C B S S 1-3 ① K		4	0	0	0	0	3	4
Bret Boone, R (1, 4) OBP: 0.294, SLG: 0.321		B B C F B S 3-3 ③ K	F X 0-1 ③ FC6-4 1-2f			X 0-0 ② SF8 1-3 2-H		B C F B F X 2-2 ② F9		3	0	0	1	0	1	2
Mike Remlinger, L (1, 1) Eddie Taubensee, L (5, PH) Stan Belinda, R (6, 1) Jeff Shaw, R (8, 1) Pat Watkins, R (8, 8) Gabe White, L (8, 1) Mike Kelly, R (9, PH)			C B B S F X 2-2 ① F8		S X 0-1 WP SH3-4 1B	C B S S C 1-3 ③ K		B B C X 2-1 ③ F8		1 1 1 0 1 0 1	0 0 0 0 0 0 0	0 1 0 0 0 0 0	0 0 0 0 0 0 0	0 0 1 0 0 0 0	0 0 1 0 0 0 0	0 0 1 0 1 0 0
Inning Stats	R: 0 E: 0 K: 1 S: 11 H: 1 LOB: 2 P: 21	R: 0 E: 0 K: 2 S: 12 H: 0 LOB: 0 BB: 0 P: 17	R: 1 E: 0 K: 0 S: 12 H: 3 LOB: 1 BB: 0 P: 19	R: 0 E: 0 K: 0 S: 6 H: 0 LOB: 1 BB: 1 P: 11	R: 0 E: 0 K: 0 S: 9 H: 1 LOB: 2 BB: 1 P: 16	R: 1 E: 0 K: 2 S: 9 H: 2 LOB: 1 BB: 0 P: 11	R: 1 E: 2 K: 1 S: 10 H: 1 LOB: 1 BB: 0 P: 15	R: 0 E: 0 K: 1 S: 9 H: 0 LOB: 1 BB: 1 P: 18	R: 0 E: 0 K: 2 S: 11 H: 0 LOB: 0 BB: 0 P: 16	1B: 7 2B: 1 3B: 0 HR: 0	SF: 1 SAC: 2 DP: 1 HBP: 0						

PITCHER		IP	WLS	BF	H	R	ER	SO	BB	IBB	HBP	BLK	WP	HR	S	P	ERA	WHIP
Shane Reynolds, R ERA: 4.3	(1, 1)	6.0		27	7	2	2	5	3	0	0	1	2	0	59	95	3.00	1.667
Mike Magnante, L ERA: 2.4	(7, 1)	0.2		4	1	1	0	0	0	0	0	0	0	0	7	11	0.00	1.500
Russ Springer, R ERA: 4.19	(7, 1)	1.1	W	5	0	0	0	2	1	0	0	0	0	0	12	22	0.00	0.750
Billy Wagner, L ERA: 2.92	(9, 1)	1.0	S	3	0	0	0	2	0	0	0	0	0	0	11	16	0.00	0.000

PITCHER	IP	WLS	BF	H	R	ER	SO	BB	IBB	HBP	BLK	WP	HR	S	P	ERA	WHIP

BOTTOM

Houston Astros @ Cincinnati Reds

Cinergy Field, Cincinnati, OH

Mon Sep 22 1997, 3:33 AM EDT

Att. 17,411 - Sunny - 62 F

livebaseballscorecards.com

AB	32
R	3
H	8
RBI	3
BB	4
SO	9
LOB	18

WP: 2 PB: 0 SB: 1 CS: 0 PA: 39

Batter	1	2	3	4	5	6	7	8	9	AB	R	H	RBI	BB	SO	LOB
Lance Johnson, L (1, 8) OBP: 0.368, SLG: 0.421	F B C F X 1-2 S G6-3 2B		B B C C F B X 3-2 SH5-4 SF7 2B		F X 0-1 ② F7			X 0-0 G6-4-3 1B		4	2	3	0	0	0	0
Doug Glanville, R (1, 7) OBP: 0.337, SLG: 0.397	B L F S 1-3 ① K 2-3		X 0-0 ① SH5-4 2-3		C B F X 1-2 ③ G6-3			F X 0-1 ② ③ G6-4-3 1-2f		3	0	0	0	0	1	2
Mark Grace, L (1, 3) OBP: 0.414, SLG: 0.474	F X 0-1 ② G6-3 3-H		B B C X 2-1 ② SF7 3-H			B B C X 2-1 ① F7			C B F X 1-2 G5-3 1B	3	0	1	2	0	0	0
Sammy Sosa, R (1, 9) OBP: 0.305, SLG: 0.490	S S B C 1-3 ③ K		S S S 0-3 ③ K			F B S S 1-3 ② K			X 0-0 ① G5-3 1-2	4	0	0	0	0	3	1
Kevin Orie, R (1, 5) OBP: 0.350, SLG: 0.431 José Hernández, R (9, PR) OBP: 0.321, SLG: 0.474		C X 0-1 2B		F B F F F X 1-2 ① F7		F F B B B X 3-2 G5-3			C B B B S B B 4-2 BB	3 0	0 0	1 0	0 0	1 0	0 0	0 0
Scott Servais, R (1, 2) OBP: 0.311, SLG: 0.361 Dave Clark, L (9, PH) OBP: 0.380, SLG: 0.454 23 Ryne Sandberg, R (9, PH) OBP: 0.313, SLG: 0.411		B B C B F F B 4-2 BB		B B F F F X 2-2 ② G4-3			F F B X 1-2 ① F7		C S B B B F S 2-3 ② K	2 0 1	0 0 0	0 0 0	0 0 0	1 0 0	0 0 1	0 0 2
Miguel Cairo, R (1, 4) OBP: 0.400, SLG: 0.294		B B X 2-0 ① L8		X 0-0 ③ F9			B X 1-0 ② G4-3		S B F B F S 2-3 ③ K	4	0	0	0	0	1	4
Manny Alexander, R (1, 6) OBP: 0.312, SLG: 0.378		B C F X 1-2 ② F9		B C B B X 3-1 HR			C C C 0-3 ③ K			3	1	1	1	0	1	2
Steve Trachsel, R (1, 1) OBP: 0.175, SLG: 0.155 Kent Bottenfield, R (6, 1) Robin Jennings, L (8, PH) OBP: 0.125, SLG: 0.143 Rodney Myers, R (8, 1)		F S B B C 2-3 ③ K		B B C X 2-1 ① G1-3				B X 1-0 ① F7		2 0 1 0	0 0 0 0	0 0 0 0	0 0 0 0	0 0 0 0	1 0 0 0	2 0 0 0
Inning Stats	R: 1 H: 1 E: 0 LOB: 0 K: 2 BB: 0 S: 12 P: 15	R: 0 H: 1 E: 0 LOB: 2 K: 1 BB: 1 S: 12 P: 21	R: 1 H: 1 E: 0 LOB: 0 K: 1 BB: 0 S: 10 P: 15	R: 0 H: 0 E: 0 LOB: 0 K: 0 BB: 0 S: 8 P: 11	R: 1 H: 1 E: 0 LOB: 0 K: 0 BB: 0 S: 9 P: 15	R: 0 H: 0 E: 0 LOB: 0 K: 1 BB: 0 S: 8 P: 14	R: 0 H: 0 E: 0 LOB: 0 K: 1 BB: 0 S: 7 P: 9	R: 0 H: 1 E: 0 LOB: 0 K: 0 BB: 0 S: 4 P: 5	R: 0 H: 1 E: 0 LOB: 2 K: 2 BB: 1 S: 14 P: 23	1B: 2 SF: 1 2B: 3 SAC: 1 3B: 0 DP: 1 HR: 1 HBP: 0					WP: 0 PA: 34 PB: 0 SB: 1 CS: 0	

TOP

Chicago Cubs @ Houston Astros

Astrodome, Houston, TX

Tue Sep 23 1997, 8:05 PM EDT

Att. 19,380 - Dome

livebaseballscorecards.com

AB	30
R	3
H	6
RBI	3
BB	2
SO	8
LOB	13

PITCHER		IP	WLS	BF	H	R	ER	SO	BB	IBB	HBP	BLK	WP	HR	S	P	ERA	WHIP
Darryl Kile, R ERA: 2.57	(1, 1)	8.1	W	32	6	3	3	6	2	0	0	0	0	1	76	116	3.24	0.960
Billy Wagner, L ERA: 2.89	(9, 1)	0.2	S	2	0	0	0	2	0	0	0	0	0	0	8	12	0.00	0.000

PITCHER	IP	WLS	BF	H	R	ER	SO	BB	IBB	HBP	BLK	WP	HR	S	P	ERA	WHIP

Batter	1	2	3	4	5	6	7	8	9	AB	R	H	RBI	BB	SO	LOB
Craig Biggio, R (1, 4) OBP: 0.410, SLG: 0.498	F X 0-1 G6-3 3B		B B B B 4-0 E S BB		F B C X 1-2 HR	X 0-0 ② F8		F F B B B X 3-2 ③ 1-2 2-H 1B		4	2	3	1	1	0	2
Derek Bell, R (1, 9) OBP: 0.347, SLG: 0.442	B X 1-0 ① G6-3 3-H		B X 1-0 ③ P6 1-3		S B X 1-1 1B	B B C B F X 3-2 ③ G6-3				4	0	1	1	0	0	3
5 Jeff Bagwell, R (1, 3) OBP: 0.425, SLG: 0.590	C C B X 1-2 ② G6-3			F B B X 2-1 HR	X 0-0 ② L7		C B C B S 2-3 ① K			4	1	1	1	0	1	1
Luis Gonzalez, L (1, 7) OBP: 0.347, SLG: 0.380	B X 1-0 ③ F8			C B B F X 2-2 E6 1B	B X 1-0 ③ L3		F B B B X 3-1 ② F8			4	0	0	0	0	0	1
Richard Hidalgo, R (1, 8) OBP: 0.368, SLG: 0.528		B B B F C B X 3-2 ① L8		S X 0-1 ① P5		B B X 2-0 G6-3 1B 2B	F C B B S 2-3 ③ K			4	1	1	0	0	1	1
Bill Spiers, L (1, 5) OBP: 0.434, SLG: 0.473		C B B S S 2-3 ② K2-3		B 1 SAFE C 1 SAFE X 1-1 ② F7		C B S B X 2-2 ① G6-3 2-3		B B B C F X 3-2 ① F7		4	0	0	0	0	1	2
Tony Eusebio, R (1, 2) OBP: 0.366, SLG: 0.307		C B F B C 2-3 ③ K		C 1 SAFE B X 1-1 1-2 1B		B X 1-0 1B 1B 3-H 1B		F B H 2-1 FC5-6 1B HBP		3	1	2	1	0	1	0
Ricky Gutierrez, R (1, 6) OBP: 0.317, SLG: 0.375			S C X 0-2 ① G5-3	X 0-0 ③ L8		B F F F B F F X 2-2 1B 1-2 1B		B C B 1 SAFE F X 2-2 FC5-6 1-2 1B 1B		4	0	2	0	0	0	2
Darryl Kile, R (1, 1) OBP: 0.179, SLG: 0.157 Billy Wagner, L (9, 1)			B X 1-0 ② G6-3		B B C B C S 3-3 ① K	B X 1-0 1-2 2-H 1B		X 0-0 ② FC5-6 1B 1-2 2-3f		4 0	0 0	1 0	1 0	0 0	1 0	2 0
Inning Stats	R: 1 E: 0 K: 0 S: 7 H: 1 LOB: 0 BB: 0 P: 10	R: 0 E: 0 K: 2 S: 9 H: 0 LOB: 0 BB: 0 P: 16	R: 0 E: 0 K: 0 S: 5 H: 0 LOB: 1 BB: 1 P: 11	R: 1 E: 1 K: 0 S: 12 H: 2 LOB: 2 BB: 0 P: 18	R: 1 E: 0 K: 1 S: 10 H: 2 LOB: 1 BB: 0 P: 16	R: 2 E: 0 K: 0 S: 15 H: 4 LOB: 2 BB: 0 P: 26	R: 0 E: 0 K: 2 S: 8 H: 0 LOB: 0 BB: 0 P: 15	R: 0 E: 0 K: 0 S: 11 H: 2 LOB: 2 BB: 0 P: 21		1B: 7 2B: 1 3B: 1 HR: 2	SF: 0 SAC: 0 DP: 0 HBP: 1					

PITCHER		IP	WLS	BF	H	R	ER	SO	BB	IBB	HBP	BLK	WP	HR	S	P	ERA	WHIP
Steve Trachsel, R ERA: 4.63	(1, 1)	5.1	L	27	9	5	5	3	1	0	0	0	0	2	54	90	8.44	1.875
Kent Bottenfield, R ERA: 3.86	(6, 1)	1.2		5	0	0	0	2	0	0	0	0	0	0	12	22	0.00	0.000
Rodney Myers, R ERA: 2.35	(8, 1)	1.0		5	2	0	0	0	0	0	1	0	0	0	11	21	0.00	2.000

PITCHER	IP	WLS	BF	H	R	ER	SO	BB	IBB	HBP	BLK	WP	HR	S	P	ERA	WHIP

BOTTOM

Chicago Cubs @ Houston Astros

Astrodome, Houston, TX

Tue Sep 23 1997, 8:05 PM EDT

Att. 19,380 - Dome

livebaseballscorecards.com

AB	35
R	5
H	11
RBI	5
BB	1
SO	5
LOB	14

WP: 0	PB: 0	SB: 1	CS: 0
PA: 37			

Batter	1	2	3	4	5	6	7	8	9	AB	R	H	RBI	BB	SO	LOB
Lance Johnson, L (1, 8) OBP: 0.373, SLG: 0.425	B X 1-0 23 FC1-6 1B		X 0-0 ③ G3-1		X 0-0 1-2 1B			X 0-0 1B FC5-2 1B	D F X 1-1 1-2 1B	5	0	4	0	0	0	0
23 Ryne Sandberg, R (1, 4) OBP: 0.310, SLG: 0.407 Miguel Cairo, R (8, 4) OBP: 0.381, SLG: 0.278	B X 1-0 ① FC1-6 K2 1-2f			C X 0-1 ① G5-3	B C X 1-1 ③ G1-3			B F F X 1-2 ① F8	B B F X 2-1 ② L9 2-3	4 1	0 0	0 0	0 0	0 0	0 0	4 2
Mark Grace, L (1, 3) OBP: 0.412, SLG: 0.472 Terry Adams, R (9, 1)	B B C F 1 SAFE 1 SAFE 1 SAFE S 2-3 ② ③ K2 1-2f			F B X 2-1 ② G6-3	F B X 1-1 ① G4-3			1 SAFE B B X 2-0 BB FC5-2 1-3 1B	X 0-0 ③ G4-3	5 0	0 0	1 0	0 0	0 0	1 0	4 0
Sammy Sosa, R (1, 9) OBP: 0.304, SLG: 0.489		B B B X 3-0 ① F9		X 0-0 1B	B S S X 1-2 ② G6-3			B C X 1-1 ② FC5-2 BB 1-2 3-H		4	0	1	0	0	0	2
Dave Hansen, L (1, 5) OBP: 0.420, SLG: 0.438 Terrell Lowery, R (8, PH) OBP: 0.429, SLG: 0.273 José Hernández, R (8, 5) OBP: 0.321, SLG: 0.474		X 0-0 ② G6-3		C B C P 1 SAFE 1 SAFE 1 SAFE C 2-3 ③ K	C B F S 1-3 ③ K			B B B C B 4-1 1-2 2-3 BB		3 0 0	0 0 0	0 0 0	0 0 0	0 1 0	2 0 0	1 0 0
Brooks Kieschnick, L (1, 7) OBP: 0.301, SLG: 0.370 Doug Glanville, R (7, 7) OBP: 0.337, SLG: 0.397		B B F F X 2-2 HR			F X 0-1 ① G3		X 0-0 ① F9	C F B S 1-3 ③ K		3 1	1 0	1 0	1 0	0 0	0 1	0 3
Tyler Houston, L (1, 2) OBP: 0.291, SLG: 0.346		L F X 0-2 ③ L6			X 0-0 HR		B X 1-0 G1-3 1B		F F B F B X 2-2 SH1-4 1B 1B	4	2	3	1	0	0	0
Manny Alexander, R (1, 6) OBP: 0.313, SLG: 0.374			B B B C X 3-1 ① G5-3		B S B B F B 4-2 1B BB		B F B X 2-1 ② G1-3 1-2		1 SAFE C X 0-1 ① SH1-4 1-2	2	0	0	0	1	0	1
Mark Clark, R (1, 1) OBP: 0.000, SLG: 0.076 Bob Patterson, R (7, 1) Marc Pisciotta, R (8, 1) Dave Clark, L (9, PH) OBP: 0.384, SLG: 0.458 Brant Brown, L (9, PR) OBP: 0.281, SLG: 0.415 (9, 3)			C S B B F B S 3-3 ② K		M L 1 SAFE M 0-3 ② K		C B F B S 2-3 ③ K		C X 0-1 L9 1B 2-H 1B	3 0 0 1 0	0 0 0 0 0	0 0 0 1 0	0 0 0 1 0	0 0 0 0 0	3 0 0 0 0	2 0 0 0 0
Inning Stats	R: 0 H: 1 E: 0 LOB: 1 K: 1 BB: 0 S: 6 P: 10	R: 1 H: 1 E: 0 LOB: 0 K: 0 BB: 0 S: 8 P: 13	R: 0 H: 0 E: 0 LOB: 0 K: 1 BB: 0 S: 7 P: 13	R: 0 H: 1 E: 0 LOB: 1 K: 1 BB: 0 S: 9 P: 12	R: 1 H: 2 E: 0 LOB: 2 K: 1 BB: 1 S: 11 P: 16	R: 0 H: 0 E: 0 LOB: 0 K: 1 BB: 0 S: 8 P: 11	R: 0 H: 1 E: 0 LOB: 1 K: 1 BB: 0 S: 7 P: 12	R: 0 H: 2 E: 0 LOB: 3 K: 1 BB: 1 S: 11 P: 20	R: 1 H: 3 E: 0 LOB: 3 K: 0 BB: 0 S: 13 P: 18	1B: 9 2B: 1 3B: 0 HR: 2		SF: 0 SAC: 1 DP: 1 HBP: 0			WP: 0 PB: 0 SB: 0 CS: 0	PA: 39

TOP

Chicago Cubs @ Houston Astros

Astrodome, Houston, TX

Wed Sep 24 1997, 8:05 PM EDT

Att. 41,560 - Dome - 72 F

livebaseballscorecards.com

AB	36
R	3
H	11
RBI	3
BB	2
SO	7
LOB	19

PITCHER		IP	WLS	BF	H	R	ER	SO	BB	IBB	HBP	BLK	WP	HR	S	P	ERA	WHIP
Chris Holt, R ERA: 3.54	(1, 1)	7.0	L	27	6	2	2	6	1	0	0	0	0	2	56	87	2.57	1.000
Mike Magnante, L ERA: 2.36	(8, 1)	0.2		5	2	0	0	0	1	0	0	0	0	0	8	16	0.00	4.500
Russ Springer, R ERA: 4.31	(8, 1)	0.2		3	1	1	1	1	0	0	0	0	0	0	9	12	13.50	1.500
Tom Martin, L ERA: 2.13	(9, 1)	0.2		4	2	0	0	0	0	0	0	0	0	0	7	10	0.00	3.000

PITCHER	IP	WLS	BF	H	R	ER	SO	BB	IBB	HBP	BLK	WP	HR	S	P	ERA	WHIP

BOTTOM

Batter	1	2	3	4	5	6	7	8	9	AB	R	H	RBI	BB	SO	LOB
Craig Biggio, R (1, 4) OBP: 0.412, SLG: 0.500	C B S F X 1-2 G4-3 5 FC1-5-2 2B		B C C H 2-2 PO HBP		F B X 1-1 ② F9		B F B B B 4-1 E 5 1B BB		C X 0-1 5 BB 1-2 1B	3	1	2	0	1	0	1
Derek Bell, R (1, 9) OBP: 0.344, SLG: 0.437	C X 0-1 ① G4-3 2-3		1 SAFE 0-0 ③ PO 1-2	S C B B S 2-3 ① K	B B C X 2-1 ③ F9		B 1 SAFE F 1 SAFE C B 1 S 2-3 ② K 1-3		S F T B C 1-3 ② K	5	0	0	0	0	3	5
5 Jeff Bagwell, R (1, 3) OBP: 0.425, SLG: 0.588	B B C X 2-1 ② FC1-5-2 3-H			F B S X 1-2 ② G5-3		B B B C F F X 3-2 ① G5-3	B C D F F X 3-2 1B 3-H		B S B B B 4-1 FC6-4 1-2 2-3 BB	4	0	1	1	1	0	1
Luis Gonzalez, L (1, 7) OBP: 0.348, SLG: 0.380 Mike Magnante, L (8, 1) Russ Springer, R (8, 1) Tom Martin, L (9, 1) Sean Berry, R (9, PH) OBP: 0.311, SLG: 0.418	B C X 1-1 ③ G4-3			B C F B X 2-2 BB 1B 1B		F B B C B B 4-2 E 1B BB	C 1 SAFE 1 B B B X 3-1 ③ F7		B B S F T X 2-2 ③ FC6-4 1-2f	3 0 0 0 1	0 0 0 0 0	1 0 0 0 0	0 0 0 0 0	1 0 0 0 0	0 0 0 0 0	2 0 0 0 3
Richard Hidalgo, R (1, 8) OBP: 0.377, SLG: 0.526		B B C S S 2-3 ① K	B C X 1-1 BB 1-2 1B		D X 1-0 E 1-2 1B			B C B X 2-1 ① P3		4	0	2	0	0	1	0
Bill Spiers, L (1, 5) OBP: 0.432, SLG: 0.468	X 0-0 ② F7		B B C F D B 4-2 FC6-4 1-2 2-3 BB		B D X 2-0 ② P7			C S B C 1-3 ② K		3	0	0	0	1	1	2
Ricky Gutierrez, R (1, 6) OBP: 0.313, SLG: 0.369	C S X 0-2 ③ G6-3			S B C X 1-2 ③ FC6-4 1-2f		X 0-0 E6 1-2 2-3		S B B X 2-1 ③ G1-3		4	0	0	0	0	0	5
Brad Ausmus, R (1, 2) OBP: 0.326, SLG: 0.352 Thomas Howard, S (9, PH) OBP: 0.329, SLG: 0.356			C B F B B X 3-2 ① G4-3		F X 0-1 FC1-6 1B	S X 0-1 ③ L9			B X 1-0 ① P6	3 1	0 0	1 0	0 0	0 0	0 0	3 0
Chris Holt, R (1, 1) OBP: 0.103, SLG: 0.090 Bobby Abreu, L (7, PH) OBP: 0.330, SLG: 0.358 (8, 7)			B C F B X 2-2 ② G1-3		M D M X 1-2 ① FC1-6 1-2f		B C X 1-1 ① G3-1		B C B C X 2-2 5 BB 1B 1B	2 2	0 0	0 1	0 0	0 0	0 0	1 0
Inning Stats	R: 0 E: 0 K: 0 S: 10 H: 1 LOB: 1 BB: 0 P: 14	R: 0 E: 0 K: 1 S: 7 H: 0 LOB: 0 BB: 0 P: 9	R: 0 E: 0 K: 0 S: 8 H: 0 LOB: 0 BB: 0 P: 15	R: 0 E: 0 K: 1 S: 16 H: 2 LOB: 3 BB: 1 P: 27	R: 0 E: 0 K: 0 S: 9 H: 1 LOB: 1 BB: 0 P: 13	R: 0 E: 1 K: 0 S: 11 H: 1 LOB: 3 BB: 1 P: 21	R: 1 E: 1 K: 1 S: 11 H: 1 LOB: 1 BB: 1 P: 24	R: 0 E: 0 K: 1 S: 7 H: 0 LOB: 0 BB: 0 P: 12	R: 0 E: 0 K: 1 S: 15 H: 2 LOB: 3 BB: 1 P: 25	1B: 7 2B: 1 3B: 0 HR: 0	SF: 0 SAC: 0 DP: 0 HBP: 1					

PITCHER		IP	WLS	BF	H	R	ER	SO	BB	IBB	HBP	BLK	WP	HR	S	P	ERA	WHIP
Mark Clark, R ERA: 3.82	(1, 1)	6.2	W	30	6	1	0	3	3	0	1	0	0	0	70	118	0.00	1.350
Bob Patterson, L ERA: 3.34	(7, 1)	0.1		1	0	0	0	0	0	0	0	0	0	0	2	5	0.00	0.000
Marc Pisciotta, R ERA: 2.73	(8, 1)	1.0		3	0	0	0	1	0	0	0	0	0	0	7	12	0.00	0.000
Terry Adams, R ERA: 4.14	(9, 1)	1.0	S	6	2	0	0	1	1	0	0	0	0	0	15	25	0.00	3.000

PITCHER	IP	WLS	BF	H	R	ER	SO	BB	IBB	HBP	BLK	WP	HR	S	P	ERA	WHIP

Chicago Cubs @ Houston Astros

Astrodome, Houston, TX

Wed Sep 24 1997, 8:05 PM EDT

Att. 41,560 - Dome - 72 F

livebaseballscorecards.com

AB	35
R	1
H	8
RBI	1
BB	4
SO	5
LOB	23

1B: 7 SF: 0
2B: 1 SAC: 0
3B: 0 DP: 0
HR: 0 HBP: 1

WP: 0 PA: 41
PB: 0
SB: 0
CS: 0

Batter	1	2	3	4	5	6	7	8	9	AB	R	H	RBI	BB	SO	LOB
Lance Johnson, L (1, 8) OBP: 0.372, SLG: 0.422	G6-3		F7			BB G5-4-3		F7		3	0	0	0	1	0	0
Doug Glanville, R (1, 7) OBP: 0.334, SLG: 0.393	G5-3			G1		G5-4-3 1-2f			P3	4	0	0	0	0	0	2
Mark Grace, L (1, 3) OBP: 0.409, SLG: 0.468	K			K			L9		L8	4	0	0	0	0	2	0
Sammy Sosa, R (1, 9) OBP: 0.303, SLG: 0.486		G5-3		F9			F9		G6-3	4	0	0	0	0	0	0
José Hernández, R (1, 5) OBP: 0.326, SLG: 0.494		CS 2B			G5-3		1B 3B			3	1	2	0	0	0	0
Mike Hubbard, R (1, 2) OBP: 0.231, SLG: 0.254		K2 2-3			K		3-H 1B			3	0	1	1	0	2	1
Miguel Cairo, R (1, 4) OBP: 0.333, SLG: 0.238		G3-1			K		F8			3	0	0	0	0	1	2
Manny Alexander, R (1, 6) OBP: 0.313, SLG: 0.374			K			SH2-4 1B		G1-3		3	0	1	0	0	1	0
Geremi Gonzalez, R (1, 1) OBP: 0.163, SLG: 0.100			G6-3			SH2-4 1-2		F8		1	0	0	0	0	0	0
Dave Stevens, R (7, 1)										0	0	0	0	0	0	0
Ramon Tatis, L (7, 1)										0	0	0	0	0	0	0
23 Ryne Sandberg, R (7, 4) OBP: 0.309, SLG: 0.406										1	0	0	0	0	0	0
Ramon Morel, R (7, 1)										0	0	0	0	0	0	0
Inning Stats	R: 0 E: 0 K: 1 S: 6 H: 0 LOB: 0 BB: 0 P: 7	R: 0 E: 0 K: 1 S: 9 H: 1 LOB: 1 BB: 0 P: 17	R: 0 E: 0 K: 1 S: 6 H: 0 LOB: 0 BB: 0 P: 11	R: 0 E: 0 K: 1 S: 6 H: 0 LOB: 0 BB: 0 P: 9	R: 0 E: 0 K: 2 S: 8 H: 0 LOB: 0 BB: 0 P: 11	R: 0 E: 0 K: 0 S: 7 H: 1 LOB: 1 BB: 1 P: 14	R: 1 E: 0 K: 0 S: 10 H: 2 LOB: 1 BB: 0 P: 16	R: 0 E: 0 K: 0 S: 6 H: 0 LOB: 0 BB: 0 P: 9	R: 0 E: 0 K: 0 S: 4 H: 0 LOB: 0 BB: 0 P: 4	1B: 2 2B: 1 3B: 1 HR: 0	SF: 0 SAC: 1 DP: 1 HBP: 0						

PITCHER		IP	WLS	BF	H	R	ER	SO	BB	IBB	HBP	BLK	WP	HR	S	P	ERA	WHIP
Mike Hampton, L ERA: 3.83	(1, 1)	9.0	W	31	4	1	1	6	1	0	0	0	0	0	62	98	1.00	0.556

PITCHER	IP	WLS	BF	H	R	ER	SO	BB	IBB	HBP	BLK	WP	HR	S	P	ERA	WHIP

TOP

Chicago Cubs @ Houston Astros

Astrodome, Houston, TX

Thu Sep 25 1997, 8:05 PM EDT

Att. 35,623 - Dome - 72 F

livebaseballscorecards.com

AB	29
R	1
H	4
RBI	1
BB	1
SO	6
LOB	5

Batter	1	2	3	4	5	6	7	8	9	AB	R	H	RBI	BB	SO	LOB
Craig Biggio, R (1, 4) OBP: 0.416, SLG: 0.502	S B B B B 4-1 G6-4-3 BB		C F X 0-2 2-H 2B		F F H 1-2 1-2 HBP		B C B B B 4-1 S 2B BB	B B C B B 4-1 5 3B BB		1	2	1	1	3	0	0
Derek Bell, R (1, 9) OBP: 0.342, SLG: 0.437	B D X 2-0 ①② G6-4-3 1-2f		C B S B B X 3-2 ③ G5-3		D X 1-0 ②③ G5-3 2-3f		B B F F F 2 B X SAFE 3-2 1B 1-H BB 2B	S B F T 1-2 ② K		5	1	1	1	0	1	5
5 Jeff Bagwell, R (1, 3) OBP: 0.426, SLG: 0.593	C C C 0-3 ③ K			S X 0-1 E9 SF7 2B		B B B X 3-0 ① P1	F H 1-1 BB 1B 1B HBP	F X 0-1 1-H 3B		4	2	2	1	0	1	0
Luis Gonzalez, L (1, 7) OBP: 0.347, SLG: 0.379		C B S F S 1-3 ① K		B B C B X 3-1 ① SF7 3-H		B X 1-0 ② P4	F X 0-1 1B BB 1B 1-2 2-3 1B	C C B X 1-2 ③ G5-3		4	0	1	1	0	1	1
Richard Hidalgo, R (1, 8) OBP: 0.369, SLG: 0.500		B F F B C 2-3 ② K		F B B S S X 2-2 E9		B F B F S 2-3 ③ K	C B F B B B 4-2 1B 1-2 2-3 3-H BB			3	0	0	1	1	2	0
Bill Spiers, L (1, 5) OBP: 0.433, SLG: 0.467		C B F B B F F F C 3-3 ③ K		S X 0-1 ② P5			B B B 4-0 HR BB BB 1-2 1-2 2-3 3-H 1B			3	1	1	1	1	1	1
Ricky Gutierrez, R (1, 6) OBP: 0.316, SLG: 0.367			B B B C F B 4-2 SH3-4 2B BB	B X 1-0 ③ L9			B 1 SAFE C 1 SAFE 1 SAFE F T F B 4-2 R HR BB 1-2 3-2 F9			2	2	0	0	2	0	4
Brad Ausmus, R (1, 2) OBP: 0.326, SLG: 0.358			C B 1 SAFE F F T 1-2 ① K	X 0-0 ① P4			X 0-0 1-H 2-H HR 2-2 F8			4	1	1	3	0	1	4
Mike Hampton, R (1, 1) OBP: 0.190, SLG: 0.178			1 SAFE B L B F X 2-2 ② SH3-4 1-2	B F F F X 1-2 G5-3 HBP 1B			B X 1-0 ① P2	C B C B X 2-2 ① F7		3	0	1	0	0	0	0
Inning Stats	R: 0 E: 0 K: 1 S: 5 H: 0 LOB: 0 BB: 1 P: 11	R: 0 E: 0 K: 3 S: 13 H: 0 LOB: 0 BB: 0 P: 19	R: 1 E: 0 K: 1 S: 15 H: 1 LOB: 1 BB: 1 P: 25	R: 1 E: 2 K: 0 S: 10 H: 1 LOB: 1 BB: 0 P: 16	R: 0 E: 0 K: 0 S: 8 H: 1 LOB: 1 BB: 0 P: 11	R: 0 E: 0 K: 1 S: 5 H: 0 LOB: 0 BB: 0 P: 11	R: 6 E: 0 K: 0 S: 25 H: 4 LOB: 3 BB: 4 P: 52	R: 1 E: 0 K: 1 S: 12 H: 1 LOB: 1 BB: 1 P: 20		1B: 3 2B: 3 3B: 1 HR: 1	SF: 1 SAC: 1 DP: 2 HBP: 2			WP: 0 PB: 0 SB: 2 CS: 0	PA: 40	

PITCHER		IP	WLS	BF	H	R	ER	SO	BB	IBB	HBP	BLK	WP	HR	S	P	ERA	WHIP
Geremi Gonzalez, R ERA: 4.25	(1, 1)	6.1	L	27	4	5	4	6	4	0	1	0	0	1	62	108	5.68	1.263
Dave Stevens, R ERA: 9.38	(7, 1)	0.0		3	1	1	1	0	1	0	1	0	0	0	6	14	∞	∞
Ramon Tatis, L ERA: 5.34	(7, 1)	0.0		1	1	0	0	0	0	0	0	0	0	0	2	2	∞	∞
Ramon Morel, R ERA: 4.35	(7, 1)	1.2		9	2	3	3	1	2	0	0	0	0	0	23	41	16.20	2.400

PITCHER	IP	WLS	BF	H	R	ER	SO	BB	IBB	HBP	BLK	WP	HR	S	P	ERA	WHIP

BOTTOM

Chicago Cubs @ Houston Astros

Astrodome, Houston, TX

Thu Sep 25 1997, 8:05 PM EDT

Att. 35,623 - Dome - 72 F

livebaseballscorecards.com

AB	29
R	9
H	8
RBI	9
BB	7
SO	7
LOB	15

Batter	1	2	3	4	5	6	7	8	9	AB	R	H	RBI	BB	SO	LOB
Tony Womack, L (1, 4) OBP: 0.327, SLG: 0.375 Jason Christiansen, R (8, 1)	B B C X 2-1 1B 1B		C B F B X 2-2 G1-3 S 1B			X 0-0 ① F7		B B B B 4-0 S BB		3 0 2 0 1 0 0 0 0 0 0 0 0 0						
Adrian Brown, S (1, 8) OBP: 0.273, SLG: 0.257	B 1 SAFE B 1 SAFE 1 SAFE X 2-0 ① CS 1-3 1B		B F 1 SAFE 1 SAFE 1 SAFE S B 1 SAFE B 3-2 ② ③ 2 SAFE X G1-3 1-3			B B C F B X 3-2 ② G3-1		B B B B 4-0 1-2 BB		3 0 1 0 1 0 1						
Freddy Garcia, R (1, 5) OBP: 0.222, SLG: 0.471	B F 1 SAFE B X 2-1 ② F9			F C F B S 1-3 ① K		B B B C X 3-1 ③ F9		F S C 0-3 ③ K		4 0 0 0 0 2 3						
Mark Smith, R (1, 3) OBP: 0.376, SLG: 0.511	C S B 1-2 ③ CS 1-2	C B B B B 4-1 HBP 1B BB		X 0-0 ② P3			B B X 2-0 FC6-4 1B		C S F F S 0-3 ① K	3 0 1 0 1 1 0						
Jose Guillen, R (1, 9) OBP: 0.296, SLG: 0.404		B C B F C 2-3 ① K		H 1-0 HBP			X 0-0 ① FC6-4 FC1-4 1-2f		C B B B S B S 3-3 ② K	3 0 0 0 0 2 2						
Keith Osik, R (1, 2) OBP: 0.333, SLG: 0.378		1 SAFE B B B X 2-0 HBP 1-2 1B		B C X 1-1 ③ P4			B F B C X 2-2 ② FC1-4 1-2f		S C S 0-3 ③ K	4 0 1 0 0 1 2						
Emil Brown, R (1, 7) OBP: 0.295, SLG: 0.289		B C S B H 3-2 G6-4-3 1-2 2-3 HBP	S B B F B X 3-2 G5-3-2-6 3B				F B S B C 2-3 ③ K			2 0 1 0 0 1 1						
Abraham Nunez, S (1, 6) OBP: 0.265, SLG: 0.419 (8, 4)	B F B S X 2-2 ② ③ G6-4-3 1-2f		X 0-0 ① ② G5-3-2-6 3-Hf					C T X 0-2 ① G2-3		3 0 0 0 0 0 4						
Esteban Loaiza, R (1, 1) OBP: 0.180, SLG: 0.183 Turner Ward, S (8, PH) OBP: 0.422, SLG: 0.594 Lou Collier, R (8, 6) OBP: 0.138, SLG: 0.107			S B X 1-1 ① F8		B S X 1-1 ③ G6-3			B C B F B X 3-2 ② F7		2 0 0 0 0 0 0 1 0 0 0 0 0 0 0 0 0 0 0 0 0						
Inning Stats	R: 0 E: 0 K: 0 S: 7 H: 2 LOB: 0 BB: 0 P: 14	R: 0 E: 0 K: 1 S: 10 H: 1 LOB: 2 BB: 1 P: 23	R: 0 E: 0 K: 0 S: 8 H: 1 LOB: 1 BB: 0 P: 14	R: 0 E: 0 K: 1 S: 7 H: 0 LOB: 1 BB: 0 P: 10	R: 0 E: 0 K: 0 S: 6 H: 1 LOB: 0 BB: 0 P: 10	R: 0 E: 0 K: 0 S: 6 H: 0 LOB: 0 BB: 0 P: 12	R: 0 E: 0 K: 1 S: 8 H: 1 LOB: 1 BB: 0 P: 14	R: 0 E: 0 K: 1 S: 9 H: 0 LOB: 2 BB: 2 P: 20	R: 0 E: 0 K: 3 S: 11 H: 0 LOB: 0 BB: 0 P: 14	1B: 5 2B: 1 3B: 1 HR: 0 SF: 0 SAC: 0 DP: 2 HBP: 2						

TOP

Pittsburgh Pirates @ Houston Astros

Astrodome, Houston, TX

Fri Sep 26 1997, 8:05 PM EDT

Att. 37,850 - Dome - 72 F

livebaseballscorecards.com

AB	28
R	0
H	6
RBI	0
BB	3
SO	7
LOB	13

PITCHER		IP	WLS	BF	H	R	ER	SO	BB	IBB	HBP	BLK	WP	HR	S	P	ERA	WHIP
Ramon Garcia, R ERA: 3.69	(1, 1)	7.0	W	25	6	0	0	3	1	0	2	0	0	0	52	97	0.00	1.000
Oscar Henriquez, R ERA:	(8, 1)	1.0		5	0	0	0	1	2	0	0	0	0	0	9	20	0.00	2.000
Billy Wagner, L ERA: 2.85	(9, 1)	1.0	S	3	0	0	0	3	0	0	0	0	0	0	11	14	0.00	0.000

PITCHER	IP	WLS	BF	H	R	ER	SO	BB	IBB	HBP	BLK	WP	HR	S	P	ERA	WHIP

Batter	1	2	3	4	5	6	7	8	9	AB	R	H	RBI	BB	SO	LOB
Chuck Carr, S (1, 8) OBP: 0.303, SLG: 0.373	F B B X 2-1 G3 ①		F X 0-1 P5 ②			C B B B X 3-1 P3 ①	B F X 1-1 L9 ③			4	0	0	0	0	0	1
Bobby Abreu, L (1, 9) OBP: 0.323, SLG: 0.350	B C X 1-1 G3 ②		C B X 1-1 L9 ③			C C B T 1-2 K ②		C X 0-1 L7 ①		4	0	0	0	0	1	0
Thomas Howard, S (1, 7) OBP: 0.324, SLG: 0.351	C B B F F F X 2-2 F7 ③			X 0-0 G6-3 ①		F X 0-1 E5 BB		S X 0-1 G4-3 ②		4	0	0	0	0	0	0
Sean Berry, R (1, 5) OBP: 0.313, SLG: 0.420 Billy Wagner, L (9, 1)		F B X 1-1 2B		B X 1-0 G6-3 ②		T F B B 1 B B SAFE 1-2 BB		C S F X 0-2 G6-3 ③		3 0	0 0	1 0	0 0	1 0	0 0	0 0
Luis Gonzalez, L (1, 3) OBP: 0.346, SLG: 0.377 Tony Peña, R (5, 2) OBP: 0.269, SLG: 0.235		F B B F X 2-2 L7 ①		B B X 2-0 G3 ③		X 0-0 P4 ③				2 1	0 0	0 0	0 0	0 0	0 0	1 2
Russ Johnson, R (1, 4) OBP: 0.379, SLG: 0.442 (9, 5)		B B T B S F F B 4-2 BB			B X 1-0 E S SH3 1B		C X 0-1 HR			2	2	2	1	1	0	0
Randy Knorr, R (1, 2) (5, 3)		F F B S 1-3 K ②			D F 1 SAFE 1 SAFE S F 1 SAFE B B S 2-3 K ① 1-3		F C X 0-2 F9 ①			3	0	0	0	0	2	3
Luis Rivera, R (1, 6) OBP: 0.300, SLG: 0.444		C F B C 1-3 K ③			F B B X 2-1 SH3 ② 3-H		B B F B B 4-1 5 BLK BB			1	0	0	1	1	1	2
Ramon Garcia, R (1, 1) OBP: 0.132, SLG: 0.167 5 Jeff Bagwell, R (7, PH) OBP: 0.426, SLG: 0.591 Oscar Henriquez, R (8, 1) Craig Biggio, R (9, 4) OBP: 0.416, SLG: 0.502			S F S 0-3 K ①		F S X 0-2 P4 ③		F B B X 2-1 F9 ② 1-2			2 1 0 0	0 0 0 0	0 0 0 0	0 0 0 0	1 0 0 0	0 0 0 0	0 1 0 0
Inning Stats	R: 0 E: 0 K: 0 S: 10 H: 0 LOB: 0 BB: 0 P: 15	R: 0 E: 0 K: 2 S: 15 H: 1 LOB: 2 BB: 1 P: 24	R: 0 E: 0 K: 1 S: 7 H: 0 LOB: 0 BB: 0 P: 8	R: 0 E: 0 K: 0 S: 3 H: 0 LOB: 0 BB: 0 P: 6	R: 1 E: 1 K: 1 S: 10 H: 1 LOB: 0 BB: 0 P: 15	R: 0 E: 1 K: 1 S: 10 H: 0 LOB: 2 BB: 1 P: 18	R: 1 E: 0 K: 0 S: 10 H: 1 LOB: 1 BB: 1 P: 17	R: 0 E: 0 K: 0 S: 8 H: 0 LOB: 0 BB: 0 P: 8		1B: 1 2B: 1 3B: 0 HR: 1	SF: 0 SAC: 1 DP: 0 HBP: 0					

PITCHER		IP	WLS	BF	H	R	ER	SO	BB	IBB	HBP	BLK	WP	HR	S	P	ERA	WHIP
Esteban Loaiza, R ERA: 4.13	(1, 1)	7.0	L	28	3	2	1	5	3	0	0	1	0	1	65	103	1.29	0.857
Jason Christiansen, L ERA: 3.03	(8, 1)	1.0		3	0	0	0	0	0	0	0	0	0	0	8	8	0.00	0.000

PITCHER	IP	WLS	BF	H	R	ER	SO	BB	IBB	HBP	BLK	WP	HR	S	P	ERA	WHIP

BOTTOM

Pittsburgh Pirates @ Houston Astros

Astrodome, Houston, TX

Fri Sep 26 1997, 8:05 PM EDT

Att. 37,850 - Dome - 72 F

livebaseballscorecards.com

AB	27
R	2
H	3
RBI	2
BB	3
SO	5
LOB	10

Batter	1	2	3	4	5	6	7	8	9	AB	R	H	RBI	BB	SO	LOB
Abraham Nunez, S (1, 4) OBP: 0.231, SLG: 0.361	G4-3		K		K		K		K	5	0	0	0	0	4	0
Jermaine Allensworth, R (1, 8) OBP: 0.344, SLG: 0.342	G4-3, 2B, 2B		G3		1B		K			4	1	2	0	0	1	0
Adrian Brown, S (1, 9) OBP: 0.273, SLG: 0.252	G4-3, 2-3		K		G6-3			BB, 1B		3	0	0	0	1	1	2
Mark Smith, R (1, 3) OBP: 0.378, SLG: 0.513	FC5, 3-H, 2B			K		BB, FC5-4		F9		3	0	1	1	1	1	1
Freddy Garcia, R (1, 5) OBP: 0.200, SLG: 0.421	FC5, 2-3			G5-3		FC5-4, 18, 1B, FC5-4, 1-2f		K		4	0	0	0	0	1	3
18 Jason Kendall, R (1, 2) OBP: 0.391, SLG: 0.435		F8		1B		FC5-4, 1-2, 1B		1B, 1-2		3	0	2	0	0	0	0
Jason Johnson, R (6, 1)										0	0	0	0	0	0	0
Dale Sveum, S (8, PH) OBP: 0.319, SLG: 0.449										1	0	1	0	0	0	0
Chris Peters, L (8, 1) OBP: 0.250, SLG: 0.250										0	0	0	0	0	0	0
Emil Brown, R (1, 7) OBP: 0.294, SLG: 0.287		G6-3		FC6-4, 1-2, 1B		FC5-4, 1-2f, 2-3		F9		4	0	1	0	0	0	4
Lou Collier, R (1, 6) OBP: 0.152, SLG: 0.125		1B		FC6-4, 1-2f		G5-3			K	4	0	1	0	0	1	4
Jason Schmidt, R (1, 1) OBP: 0.138, SLG: 0.143		F8	K			F9			G5-3	2	0	0	0	0	1	1
Elmer Dessens, R (5, 1)										0	0	0	0	0	0	0
Keith Osik, R (6, 2) OBP: 0.327, SLG: 0.370										2	0	0	0	0	0	0
Inning Stats	R: 1 E: 0 K: 0 S: 5 H: 2 LOB: 1 BB: 0 P: 5	R: 0 E: 0 K: 0 S: 4 H: 1 LOB: 1 BB: 0 P: 4	R: 0 E: 0 K: 2 S: 7 H: 0 LOB: 0 BB: 0 P: 7	R: 0 E: 0 K: 1 S: 7 H: 2 LOB: 2 BB: 0 P: 7	R: 0 E: 0 K: 2 S: 8 H: 1 LOB: 1 BB: 0 P: 8	R: 0 E: 0 K: 0 S: 4 H: 1 LOB: 2 BB: 1 P: 8	R: 0 E: 0 K: 2 S: 7 H: 0 LOB: 0 BB: 0 P: 7	R: 0 E: 0 K: 1 S: 6 H: 1 LOB: 2 BB: 1 P: 10	R: 0 E: 0 K: 2 S: 7 H: 0 LOB: 0 BB: 0 P: 7	1B: 6 2B: 2 3B: 0 HR: 0 SF: 0 SAC: 0 DP: 0 HBP: 0	WP: 0 PB: 0 SB: 0 CS: 0 PA: 37					

TOP

Pittsburgh Pirates @ Houston Astros

Astrodome, Houston, TX

Sat Sep 27 1997, 8:05 PM EDT

Att. 36,170 - Dome

livebaseballscorecards.com

AB	35
R	1
H	8
RBI	1
BB	2
SO	10
LOB	15

PITCHER		IP	WLS	BF	H	R	ER	SO	BB	IBB	HBP	BLK	WP	HR	S	P	ERA	WHIP
Shane Reynolds, R ERA: 4.23	(1, 1)	5.0	W	21	6	1	1	5	0	0	0	0	0	0	31	31	1.80	1.200
Mike Magnante, L ERA: 2.27	(6, 1)	2.0		8	1	0	0	2	1	0	0	0	0	0	11	15	0.00	1.000
Russ Springer, R ERA: 4.23	(8, 1)	1.0		5	1	0	0	1	1	0	0	0	0	0	6	10	0.00	2.000
Tom Martin, L ERA: 2.09	(9, 1)	1.0		3	0	0	0	2	0	0	0	0	0	0	7	7	0.00	0.000

PITCHER	IP	WLS	BF	H	R	ER	SO	BB	IBB	HBP	BLK	WP	HR	S	P	ERA	WHIP

Batter	1	2	3	4	5	6	7	8	9	AB	R	H	RBI	BB	SO	LOB
Craig Biggio, R (1, 4) OBP: 0.415, SLG: 0.501	F7		K		2B 1B	G5-3		F9		2	0	0	0	0	1	1
Russ Johnson, R (4, 4) OBP: 0.377, SLG: 0.436										3	1	1	0	0	0	1
Chuck Carr, S (1, 8) OBP: 0.305, SLG: 0.374	K		5 2B 1B 2-H		F7		G3	1-2 1B		5	1	2	1	0	1	1
5 Jeff Bagwell, R (1, 3) OBP: 0.426, SLG: 0.593	L8		WP 1B 2B 1-H		2B 2B 1-H		SF7 3B	F9		2	1	1	1	0	0	0
Bill Spiers, L (4, 3) OBP: 0.435, SLG: 0.479										3	2	2	1	0	0	2
Sean Berry, R (1, 5) OBP: 0.314, SLG: 0.419		E7 3-1	1B 2-H		BB 2B		SF7 3-H	G5-3		3	1	1	2	1	0	2
Bobby Abreu, L (1, 7) OBP: 0.327, SLG: 0.355		3-1 2-3	G4-3		PB 2B 1-H 2-H		BB 1B 1B			3	1	1	2	1	0	2
James Mouton, R (1, 9) OBP: 0.291, SLG: 0.328		K		F2	P6		1B 1B 1-2			4	0	1	0	0	1	2
Tony Peña, R (1, 2) OBP: 0.263, SLG: 0.229		G4-3		K	G4-3 2-3		1B 1-2 2-H			2	0	0	0	0	1	1
Thomas Howard, S (5, PH) OBP: 0.323, SLG: 0.349										1	0	0	0	0	0	1
Mike Magnante, L (6, 1)										0	0	0	0	0	0	0
Luis Gonzalez, L (7, PH) OBP: 0.347, SLG: 0.378										1	0	1	1	0	0	0
Russ Springer, R (8, 1)										0	0	0	0	0	0	0
Tom Martin, L (9, 1)										0	0	0	0	0	0	0
Ricky Gutierrez, R (1, 6) OBP: 0.320, SLG: 0.369			1B SH2-4 1B	HBP		F7	F8			1	1	1	0	0	0	0
Luis Rivera, R (6, 6) OBP: 0.250, SLG: 0.364										2	0	0	0	0	0	2
Shane Reynolds, R (1, 1) OBP: 0.145, SLG: 0.170			SH2-4 1-2	4-3		F8		1B 1B		1	0	0	0	0	0	1
Randy Knorr, R (6, 2) OBP: 0.200, SLG: 0.200										2	0	1	0	0	0	0
Inning Stats	R: 0 E: 0 K: 1 S: 5 H: 0 LOB: 0 BB: 0 P: 5	R: 0 E: 1 K: 1 S: 6 H: 0 LOB: 1 BB: 0 P: 6	R: 3 E: 0 K: 1 S: 9 H: 4 LOB: 1 BB: 0 P: 9	R: 0 E: 0 K: 1 S: 5 H: 0 LOB: 1 BB: 0 P: 6	R: 3 E: 0 K: 0 S: 6 H: 3 LOB: 1 BB: 1 P: 10	R: 0 E: 0 K: 0 S: 3 H: 0 LOB: 0 BB: 0 P: 3	R: 2 E: 0 K: 0 S: 6 H: 3 LOB: 2 BB: 1 P: 10	R: 0 E: 0 K: 0 S: 5 H: 2 LOB: 2 BB: 0 P: 5		1B: 8 2B: 3 3B: 1 HR: 0 SF: 1 SAC: 1 DP: 0 HBP: 1						

BOTTOM

Pittsburgh Pirates @ Houston Astros

Astrodome, Houston, TX

Sat Sep 27 1997, 8:05 PM EDT

Att. 36,170 - Dome

livebaseballscorecards.com

AB	35
R	8
H	12
RBI	8
BB	2
SO	4
LOB	16

WP: 1 PB: 1 SB: 0 CS: 0 PA: 40

PITCHER		IP	WLS	BF	H	R	ER	SO	BB	IBB	HBP	BLK	WP	HR	S	P	ERA	WHIP
Jason Schmidt, R ERA: 4.6	(1, 1)	4.1	L	23	7	6	6	4	1	0	1	0	1	0	29	34	12.46	1.846
Elmer Dessens, R ERA:	(5, 1)	0.2		2	0	0	0	0	0	0	0	0	0	0	2	2	0.00	0.000
Jason Johnson, R ERA: 6.0	(6, 1)	2.0		10	3	2	2	0	1	0	0	0	0	0	9	13	9.00	2.000
Chris Peters, L ERA: 4.58	(8, 1)	1.0		5	2	0	0	0	0	0	0	0	0	0	5	5	0.00	2.000

PITCHER	IP	WLS	BF	H	R	ER	SO	BB	IBB	HBP	BLK	WP	HR	S	P	ERA	WHIP

Batter	1	2	3	4	5	6	7	8	9	10	11	AB	R	H	RBI	BB	SO	LOB
Abraham Nunez, S (1, 4) OBP: 0.289, SLG: 0.375	X 0-0 ① G6-3		C B F H 2-2 BB HBP			B B C B F B 4-2 FC6-4 BB	X 0-0 1-2 1B		1 SAFE F 1 SAFE 1 SAFE B X 1-1 ③ G3		B X 1-0 ③ 1-3 2-H 1B	4	0	2	1	1	0	1
Turner Ward, S (1, 7) OBP: 0.420, SLG: 0.587 Freddy Garcia, R (6, 5) OBP: 0.190, SLG: 0.400	C B F X 1-2 ② F8		F B 1 SAFE B B B 4-1 1-2 BB			X 0-0 ① FC6-4 2B 1-2f 1B	C X 0-1 ③ G5-3			X 0-0 ① F9		2 2	1 0	0 0	0 0	1 0	0 0	1 2
Mark Smith, R (1, 3) OBP: 0.374, SLG: 0.503	B B F B B 4-1 BB		C B B C F F F F B 3-2 X ③ F7			C C C 0-3 ② K	F C F B F X 1-2 ① F8			B C B X 2-1 ② F8		4	0	0	0	1	1	3
Dale Sveum, S (1, 5) OBP: 0.319, SLG: 0.451 Jon Lieber, L (6, 1) OBP: 0.177, SLG: 0.155 18 Jason Kendall, R (8, PH) OBP: 0.391, SLG: 0.434 Clint Sodowsky, L (8, 1) OBP: 0.000, SLG: 0.500 Tony Womack, L (10, PH) OBP: 0.326, SLG: 0.374 Jason Christiansen, R (10, 1) Rich Loiselle, R (11, 1)	X 0-0 ③ F8			C B X 1-1 ① G4-3		X 0-0 1-3 1B 2B	C F B S 1-3 ② K			B X 1-0 ③ P5		3 0 1 0 1 0 0	1 0 0 0 0 0 0	1 0 0 0 0 0 0	0 0 0 0 0 0 0	0 0 1 0 0 0 0	0 0 0 0 0 0 0	1 0 0 0 0 0 0
Jose Guillen, R (1, 9) OBP: 0.300, SLG: 0.412		C S B B F F F H 3-2 CS HBP		B S B F S 2-3 ② K		F B X 1-1 FC5-4 2-H 3-H 1B	X 0-0 HR				B B B C B 4-1 G6-3 SH1 1B BB	3	2	2	3	1	1	0
Jermaine Allensworth, R (1, 8) OBP: 0.340, SLG: 0.339		B C B F B X 3-2 ① P3		B S F F S 1-3 ③ K		B F X 1-1 ③ FC5-4 1-2f	B B C B F S 3-3 ③ K				C X 0-1 ① SH1 1-2	4	0	0	0	0	2	2
Keith Osik, R (1, 2) OBP: 0.322, SLG: 0.362	1 SAFE 1 SAFE 1 SAFE B X 1-0 ②③ F8 1-2			F B S C 1-3 ① K		C B X 1-1 1B 1B	B F F F C 1-3 ① K				C B X 1-1 ② G6-3 2-3	5	0	1	0	0	2	2
Lou Collier, R (1, 6) OBP: 0.158, SLG: 0.135			B B S F S 2-3 ① K	F F C 0-3 ② K		C F X 0-2 ① P4	C C B F B B B X 3-2 ② G4-3				B X 1-0 S 1B 3-H 1B	5	1	1	1	0	2	1
Jose Silva, R (1, 1) OBP: 0.143, SLG: 0.143 Emil Brown, R (6, 7) OBP: 0.304, SLG: 0.284			S B B C B C 3-3 ② K	C C B B B S 3-3 ③ K		B B C S F S 2-3 ② K	C B F B B B 4-2 BB				C B B H 3-1 1B 1-2 HBP	2 1	0 0	0 0	0 0	0 1	2 1	0 1
Inning Stats	R: 0 E: 0 K: 0 S: 6 H: 0 LOB: 1 BB: 1 P: 11	R: 0 E: 0 K: 0 S: 9 H: 0 LOB: 0 BB: 0 P: 16	R: 0 E: 0 K: 2 S: 16 H: 0 LOB: 2 BB: 1 P: 30	R: 0 E: 0 K: 2 S: 9 H: 0 LOB: 0 BB: 0 P: 13	R: 0 E: 0 K: 3 S: 9 H: 0 LOB: 0 BB: 0 P: 13	R: 2 E: 0 K: 1 S: 11 H: 2 LOB: 1 BB: 1 P: 17	R: 0 E: 0 K: 1 S: 12 H: 2 LOB: 2 BB: 0 P: 15	R: 1 E: 0 K: 2 S: 12 H: 1 LOB: 0 BB: 0 P: 17	R: 0 E: 0 K: 1 S: 12 H: 0 LOB: 1 BB: 1 P: 21	R: 0 E: 0 K: 0 S: 4 H: 0 LOB: 0 BB: 0 P: 7	R: 2 E: 0 K: 0 S: 8 H: 2 LOB: 2 BB: 1 P: 18	1B: 5 2B: 1 3B: 0 HR: 1 SF: 0 SAC: 1 DP: 0 HBP: 3						

PITCHER	IP	WLS	BF	H	R	ER	SO	BB	IBB	HBP	BLK	WP	HR	S	P	ERA	WHIP
Jose Lima, R (1, 1) ERA: 5.28	2.0		7	0	0	0	0	1	0	1	0	0	0	15	27	0.00	0.500
John Hudek, R (3, 1) ERA: 5.98	2.0		8	0	0	0	4	1	0	1	0	0	0	25	43	0.00	0.500
Chris Holt, R (5, 1) ERA: 3.52	1.0		3	0	0	0	3	0	0	0	0	0	0	9	13	0.00	0.000
Manuel Barrios, R (6, 1) ERA: 12.0	2.0		11	4	2	2	2	1	0	0	0	0	0	23	32	9.00	2.500
Jose Cabrera, R (8, 1) ERA: 1.17	3.0		11	1	1	1	3	1	0	0	0	0	1	28	45	3.00	0.667

PITCHER	IP	WLS	BF	H	R	ER	SO	BB	IBB	HBP	BLK	WP	HR	S	P	ERA	WHIP
Oscar Henriquez, R (11, 1) ERA: 4.5	1.0	L	6	2	2	2	0	1	0	1	0	0	0	8	18	18.00	3.000

TOP

Pittsburgh Pirates @ Houston Astros

Astrodome, Houston, TX

Sun Sep 28 1997, 4:33 AM EDT

Att. 30,606 - Dome

livebaseballscorecards.com

AB	37
R	5
H	7
RBI	5
BB	5
SO	12
LOB	14

WP: 0	PA: 46
PB: 0	
SB: 1	
CS: 1	

Pittsburgh Pirates @ Houston Astros

Astrodome, Houston, TX

Sun Sep 28 1997, 4:33 AM EDT

Att. 30,606 - Dome

BOTTOM

livebaseballscorecards.com

Batter	1	2	3	4	5	6	7	8	9	10	11	AB	R	H	RBI	BB	SO	LOB
Bill Spiers, L (1, 3) OBP: 0.438, SLG: 0.481	4-2 BB		1-0	1-0 FC6-4		2-2 F7			3-2 G6-3		1-1 G6-3	1	1	1	0	1	0	0
5 Jeff Bagwell, R (4, PH) OBP: 0.425, SLG: 0.592												1	0	0	0	0	0	2
Chris Holt, R (5, 1) OBP: 0.103, SLG: 0.090												0	0	0	0	0	0	0
James Mouton, R (6, 9) OBP: 0.287, SLG: 0.322												3	0	0	0	0	0	1
Luis Gonzalez, L (1, 7) OBP: 0.345, SLG: 0.376	2-2 F7		1-0 F9		2-3 K		2-3 K		1-0 G6-3			3	0	0	0	0	1	2
Richard Hidalgo, R (6, 8) OBP: 0.358, SLG: 0.484												2	0	0	0	0	1	1
Bobby Abreu, L (1, 9) OBP: 0.329, SLG: 0.372	0-0 FC3-6 1B		1-3 K		1-0 HR		0-2 F8			1-3 K		5	1	2	1	0	2	1
(6, 7)	1-2		B1 SAFE															
Sean Berry, R (1, 5) OBP: 0.318, SLG: 0.422	1-1 FC3-6 1B		0-2 1B		0-1 G3-1		0-0 F8			2-0 PB 1B		3	0	2	1	0	0	0
Luis Rivera, R (6, 4) OBP: 0.286, SLG: 0.385	1-2 2-H		1-2									2	0	1	0	0	0	0
Thomas Howard, S (1, 8) OBP: 0.323, SLG: 0.353	1-2 FC3-6		0-0 G3-1		3-1 E9 2B			3-2 F9		0-0 B3		3	1	1	0	0	0	4
Manuel Barrios, R (6, 1)	1-2f 2-3											0	0	0	0	0	0	0
Jose Cabrera, R (8, 1)												2	0	0	0	0	0	1
Oscar Henriquez, R (11, 1)												0	0	0	0	0	0	0
Russ Johnson, R (1, 4) OBP: 0.364, SLG: 0.417	0-0 F9			1-0 G4-3	1-1 1B			1-1 G5-3		2-3 K		5	0	1	1	0	1	3
(6, 5)					3-H					1-2								
Ricky Gutierrez, R (1, 6) OBP: 0.315, SLG: 0.363		0-1 G6-3		2-2 G3	2-1 G4-3			2-1 G4-3			0-2 G4-3	5	0	0	0	0	0	1
Brad Ausmus, R (1, 2) OBP: 0.326, SLG: 0.358	1-0 F9			4-1 1B BB		0-0 G6-3			1-0 G6-3 WP 1B		2-0 HR	1	0	0	0	1	0	0
Craig Biggio, R (4, PR) OBP: 0.415, SLG: 0.501												0	0	0	0	0	0	0
Randy Knorr, R (5, 3) OBP: 0.375, SLG: 0.750												3	1	2	1	0	0	0
Jose Lima, R (1, 1)	1-2 G4-3			2-1 5 FC6-4 1B		0-0 G4-3			1-1 F9		0-0 G6-3	0	0	0	0	0	0	0
Tony Eusebio, R (2, PH) OBP: 0.364, SLG: 0.305				1-2								1	0	0	0	0	0	0
John Hudek, S (3, 1)												0	0	0	0	0	0	0
Derek Bell, R (4, PH) OBP: 0.344, SLG: 0.438												1	0	1	0	0	0	0
Tony Peña, R (5, 2) OBP: 0.255, SLG: 0.221												3	0	0	0	0	0	1
Inning Stats	R: 1 H: 2 E: 0 LOB: 2 K: 0 BB: 1 S: 13 P: 21	R: 0 H: 0 E: 0 LOB: 0 K: 0 BB: 0 S: 6 P: 8	R: 0 H: 2 E: 0 LOB: 2 K: 1 BB: 0 S: 13 P: 16	R: 0 H: 1 E: 0 LOB: 2 K: 0 BB: 1 S: 9 P: 19	R: 2 H: 3 E: 1 LOB: 1 K: 1 BB: 0 S: 13 P: 22	R: 0 H: 0 E: 0 LOB: 0 K: 0 BB: 0 S: 5 P: 7	R: 0 H: 0 E: 0 LOB: 0 K: 1 BB: 0 S: 7 P: 9	R: 0 H: 0 E: 0 LOB: 0 K: 0 BB: 0 S: 7 P: 13	R: 0 H: 1 E: 0 LOB: 1 K: 0 BB: 0 S: 7 P: 13	R: 0 H: 1 E: 0 LOB: 1 K: 2 BB: 0 S: 8 P: 13	R: 1 H: 1 E: 0 LOB: 0 K: 0 BB: 0 S: 7 P: 10	1B: 8 SF: 0 2B: 1 SAC: 0 3B: 0 DP: 0 HR: 2 HBP: 0						

AB	44
R	4
H	11
RBI	4
BB	2
SO	5
LOB	17

WP: 1 PA: 46
PB: 1
SB: 0
CS: 0

PITCHER		IP	WLS	BF	H	R	ER	SO	BB	IBB	HBP	BLK	WP	HR	S	P	ERA	WHIP
Jose Silva, R ERA: 5.94	(1, 1)	5.0		25	8	3	2	2	2	0	0	0	0	1	54	86	3.60	2.000
Jon Lieber, R ERA: 4.49	(6, 1)	2.0		6	0	0	0	1	0	0	0	0	0	0	12	16	0.00	0.000
Clint Sodowsky, R ERA: 3.63	(8, 1)	2.0		7	1	0	0	0	0	0	0	0	1	0	14	26	0.00	0.500
Jason Christiansen, L ERA: 2.94	(10, 1)	1.0	W	4	1	0	0	2	0	0	0	0	0	0	8	13	0.00	1.000
Rich Loiselle, R ERA: 3.1	(11, 1)	1.0	S	4	1	1	1	0	0	0	0	0	0	1	7	10	9.00	1.000

PITCHER	IP	WLS	BF	H	R	ER	SO	BB	IBB	HBP	BLK	WP	HR	S	P	ERA	WHIP

Batter	1	2	3	4	5	6	7	8	9	AB	R	H	RBI	BB	SO	LOB
Craig Biggio, R (1, 4)	X 0-0 ① G6-3		C X 0-1 ② F7		X 0-0 ③ G1-3			F 1 SAFE L F B 1 SAFE X 1-2 ① F9		4	0	0	0	0	0	4
Derek Bell, R (1, 9)	C X 0-1 ② P8		B S B B S F X 3-2 ③ G6-3			C C S 0-3 ① K		B 1 B X 2-0 ② F9		4	0	0	0	0	1	3
5 Jeff Bagwell, R (1, 3)	X 0-0 ③ L7			X 0-0 ① G6-3		B C S C 1-3 ② K		B F 1 S D F 1 B S SAFE 3-3 ③ K 1-2		4	0	0	0	0	2	1
Luis Gonzalez, L (1, 7) OBP: 0.500, SLG: 0.500		B B F X 2-1 G4-6-3 1B		F B B X 2-1 ② L9		B X 1-0 ③ 1B			C X 0-1 ① L9	4	0	2	0	0	0	0
Bill Spiers, L (1, 5)		F F 1 SAFE X 0-2 ①② G4-6-3 1-2f		C B F X 1-2 ③ G4-3			F B X 1-1 ① G4-3		B B B C C X 3-2 ② G3-1	4	0	0	0	0	0	1
Richard Hidalgo, R (1, 8) Sean Berry, R (9, PH)		C C X 0-2 ③ G5-3			C F F X 0-2 ① F8		C S B C 1-3 ② K		C F F X 0-2 ③ G4-3	3 1	0 0	0 0	0 0	0 0	1 0	0 0
Tony Eusebio, R (1, 2) OBP: 0.667, SLG: 0.667			B C S C 1-3 ① K		B S C X 1-2 G4-3 S 1B		X 0-0 1B			3	1	2	0	0	1	0
Ricky Gutierrez, R (1, 6)			C B B B B 4-1 1B BB		S C X 0-2 ② G4-3 1-3		B 1 C B F F C SAFE 2-3 ③ K			2	0	0	0	1	1	2
Darryl Kile, R (1, 1) OBP: 1.000, SLG: 1.000			1 SAFE C X 0-1 1-2 1B		B B X 2-0 3-H 1B			B B B C C X 3-1 5 S 1B		2	0	2	1	0	0	0
Bobby Abreu, L (8, PH) OBP: 1.000, SLG: 1.000										1	0	1	0	0	0	0
Russ Springer, R (8, 1)										0	0	0	0	0	0	0
Tom Martin, L (8, 1)										0	0	0	0	0	0	0

TOP

Houston Astros @ Atlanta Braves

Turner Field, Atlanta, GA

Tue Sep 30 1997, 3:33 AM EDT

Att. 46,467 - Sunny - 77 F

livebaseballscorecards.com

AB	32
R	1
H	7
RBI	1
BB	1
SO	6
LOB	11

Inning Stats	1	2	3	4	5	6	7	8	9
	R: 0 E: 0 K: 0 S: 4	H: 0 LOB: 0 BB: 0 P: 4	R: 0 E: 0 K: 0 S: 8	H: 1 LOB: 0 BB: 0 P: 10	R: 0 E: 0 K: 1 S: 12	H: 1 LOB: 2 BB: 1 P: 20	R: 0 E: 0 K: 0 S: 6	H: 0 LOB: 0 BB: 0 P: 9	R: 1 E: 0 K: 0 S: 12	H: 2 LOB: 1 BB: 0 P: 15	R: 0 E: 0 K: 2 S: 7	H: 1 LOB: 1 BB: 0 P: 9	R: 0 E: 0 K: 2 S: 10	H: 1 LOB: 1 BB: 0 P: 14	R: 0 E: 0 K: 1 S: 11	H: 1 LOB: 1 BB: 0 P: 20	R: 0 E: 0 K: 0 S: 9	H: 0 LOB: 0 BB: 0 P: 12

| | | | | | | | | | |

Batter	1	2	3	4	5	6	7	8	9	AB	R	H	RBI	BB	SO	LOB
Kenny Lofton, L (1, 8) OBP: 0.250, SLG: 0.500	C B B X 2-1 F9 10 SF7 2B		L F F X 0-2 ① FC3-6 10 CS 1-2f			B B X 2-0 ① G3		B X 1-0 ③ G1-3		4	1	1	0	0	0	1
Keith Lockhart, L (1, 4) Tony Graffanino, R (9, 4)	B S F B X 2-2 ① F9 2-3		B B X 2-0 ② F7			C B X 1-1 ② F7				3 0	0 0	0 0	0 0	0 0	0 0	2 0
10 Chipper Jones, S (1, 5)	B B C C F F B F F X 3-2 ② SF7 3-H		1 SAFE B B B 2-0 ③ CS 1-2	F X 0-1 ① F8		C S C 0-3 ③ K				2	0	0	1	0	1	0
Fred McGriff, L (1, 3)	B F S B B X 3-2 ③ F7			B X 1-0 ② G4-3			X 0-0 E4			3	0	0	0	0	0	0
Ryan Klesko, L (1, 7) OBP: 0.333, SLG: 1.333 Andruw Jones, R (8, 9)		X 0-0 HR		F C S 0-3 ③ K			C 1 SAFE F B C 1-3 ① K			3 0	1 0	1 0	1 0	0 0	2 0	1 0
Michael Tucker, L (1, 9) Danny Bautista, R (8, 7)		B C B B X 3-1 ① P6			C F X 0-2 ① F9		B X 1-0 ② F7			3 0	0 0	0 0	0 0	0 0	0 0	1 0
Eddie Pérez, R (1, 2)		C S X 0-2 ② P3			C S B C 1-3 ② K		B B F X 2-1 ③ F7			3	0	0	0	0	1	1
Jeff Blauser, R (1, 6)		C B X 1-1 ③ F8			C B B B B 4-1 BB			S C B B S 2-3 ① K		2	0	0	0	1	1	0
Greg Maddux, R (1, 1)			B B B B 4-0 FC3-6 BB		B 1 SAFE C X 1-1 ③ P4			C C C 0-3 ② K		2	0	0	0	1	1	1
Inning Stats	R: 1 E: 0 K: 0 S: 14 H: 1 LOB: 0 BB: 0 P: 24	R: 1 E: 0 K: 0 S: 8 H: 1 LOB: 0 BB: 0 P: 12	R: 0 E: 0 K: 0 S: 5 H: 0 LOB: 0 BB: 1 P: 13	R: 0 E: 0 K: 1 S: 6 H: 0 LOB: 0 BB: 0 P: 7	R: 0 E: 0 K: 1 S: 9 H: 0 LOB: 1 BB: 1 P: 15	R: 0 E: 0 K: 1 S: 6 H: 0 LOB: 0 BB: 0 P: 9	R: 0 E: 1 K: 1 S: 7 H: 0 LOB: 1 BB: 0 P: 11	R: 0 E: 0 K: 2 S: 7 H: 0 LOB: 0 BB: 0 P: 10		1B: 0 2B: 1 3B: 0 HR: 1	SF: 1 SAC: 0 DP: 0 HBP: 0			WP: 0 PB: 0 SB: 0 CS: 1	PA: 29		

PITCHER		IP	WLS	BF	H	R	ER	SO	BB	IBB	HBP	BLK	WP	HR	S	P	ERA	WHIP
Darryl Kile, R ERA: 2.57	(1, 1)	7.0	L	25	2	2	2	4	2	0	0	0	0	1	55	91	2.57	0.571
Russ Springer, R ERA:	(8, 1)	0.2		2	0	0	0	2	0	0	0	0	0	0	6	8	0.00	0.000
Tom Martin, L ERA:	(8, 1)	0.1		1	0	0	0	0	0	0	0	0	0	0	1	2	0.00	0.000

PITCHER	IP	WLS	BF	H	R	ER	SO	BB	IBB	HBP	BLK	WP	HR	S	P	ERA	WHIP

BOTTOM

Houston Astros @ Atlanta Braves

Turner Field, Atlanta, GA

Tue Sep 30 1997, 3:33 AM EDT
Att. 46,467 - Sunny - 77 F

livebaseballscorecards.com

AB	25
R	2
H	2
RBI	2
BB	2
SO	6
LOB	7

Batter	1	2	3	4	5	6	7	8	9	AB	R	H	RBI	BB	SO	LOB
Craig Biggio, R (1, 4) OBP: 0.222, SLG: 0.125	C B X 1-1 ① G3-1		B C B B C F B 4-2 BB	B C X 1-1 ③ G6-3		F B B B X 3-1 ③ F9			B X 1-0 DI 1B	4	0	1	0	1	0	3
Derek Bell, R (1, 9)	B C C C 1-3 ② K		X 0-0 ② F9		F B B B X 3-1 ① G1-3		B F F X 1-2 ① G4-3		B X 1-0 ② G6-3 1-2	5	0	0	0	0	1	2
5 Jeff Bagwell, R (1, 3)	S B B B B 4-1 BB		S B B B F S 3-3 ③ K		F B C B S 2-3 ② K		C B F S 1-3 ② K		B F B F X 2-2 L8	4	0	0	0	1	3	2
Luis Gonzalez, L (1, 7) OBP: 0.375, SLG: 0.375	C B 1 SAFE F B F B F F 3-2 F X ③ G6-3			X 0-0 ① G4-3	X 0-0 1B		C X 0-1 ③ P5			4	0	1	0	0	0	1
Richard Hidalgo, R (1, 8) Mike Magnante, L (5, 1) Ramon Garcia, R (6, 1) Jose Lima, R (7, 1) Thomas Howard, S (8, PH) Billy Wagner, L (8, 1)		B F F S 1-3 ① K		B B B B 4-0 G4-3 BB 2B BB	B F B 1 SAFE X 2-1 ③ G4-3			B B B B 4-0 FC4-6 BB		2 0 0 0 0 0	1 0 0 0 0 0	0 0 0 0 0 0	0 0 0 0 0 0	1 0 0 0 1 0	1 0 0 0 0 0	1 0 0 0 0 0
Bill Spiers, L (1, 5)		B X 1-0 ② G5-3		B B B C C 1 SAFE B 4-2 G4-3 1-2 2B BB		F C F F B B X 2-2 ① F8		B C X 1-1 ① FC4-6 DI 1-2f		3	1	0	0	1	0	1
Ricky Gutierrez, R (1, 6) OBP: 0.286, SLG: 0.167		C B F F B X 2-2 E7 1B		B B C B X 3-1 ② G4-3 1-2 2-3		X 0-0 ② F9		C S B B B X 3-2 ② F9		4	0	1	0	0	0	3
Brad Ausmus, R (1, 2) OBP: 0.667, SLG: 1.000 Bobby Abreu, L (8, PH) OBP: 0.500, SLG: 0.500 Tony Peña, R (8, 2)		B X 1-0 ③ P9		S B B C B X 3-2 2-H 3-H 1B 2B		X 0-0 BB 1B		C S B B B C 2-3 ③ K 1-2		3 1 0	1 0 0	2 0 0	2 0 0	0 1 0	0 1 0	1 1 0
Mike Hampton, R (1, 1) OBP: 0.500, SLG: 0.500 Chuck Carr, S (5, 8)			B X 1-0 ① F9	C L F B X 1-2 2-H 1B		B B C B B 4-1 1-2 BB			C B C B S 2-3 ① K	2 1	0 0	1 0	1 0	0 1	0 1	0 0

TOP

Houston Astros @ Atlanta Braves

Turner Field, Atlanta, GA

Wed Oct 01 1997, 3:33 AM EDT

Att. 49,200 - Sunny - 75 F

livebaseballscorecards.com

AB	33
R	3
H	6
RBI	3
BB	6
SO	7
LOB	15

Inning Stats	1	2	3	4	5	6	7	8	9	1B	SF	WP	PA
	R: 0 E: 0 K: 1 S: 13	H: 0 LOB: 1 BB: 1 P: 22	R: 0 E: 1 K: 1 S: 9	H: 1 LOB: 1 BB: 0 P: 14	R: 0 E: 0 K: 1 S: 8	H: 0 LOB: 1 BB: 1 P: 16	R: 3 E: 0 K: 0 S: 14	H: 2 LOB: 1 BB: 2 P: 30	R: 0 E: 0 K: 1 S: 8	H: 1 LOB: 1 BB: 0 P: 15	R: 0 E: 0 K: 0 S: 10	H: 1 LOB: 2 BB: 1 P: 19	R: 0 E: 0 K: 1 S: 8	H: 0 LOB: 0 BB: 0 P: 10	R: 0 E: 0 K: 1 S: 8	H: 0 LOB: 1 BB: 1 P: 18	R: 0 E: 0 K: 1 S: 8	H: 1 LOB: 1 BB: 0 P: 14	1B: 5 2B: 1 3B: 0 HR: 0	SF: 0 SAC: 0 DP: 0 HBP: 0	WP: 0 PB: 0 SB: 0 CS: 0	PA: 39

PITCHER		IP	WLS	BF	H	R	ER	SO	BB	IBB	HBP	BLK	WP	HR	S	P	ERA	WHIP
Tom Glavine, L ERA: 4.5	(1, 1)	6.0	W	28	5	3	3	4	5	0	0	0	0	0	62	116	4.50	1.667
Mike Cather, R ERA:	(7, 1)	2.0		7	0	0	0	2	1	0	0	0	0	0	16	28	0.00	0.500
Mark Wohlers, R ERA:	(9, 1)	1.0		4	1	0	0	1	0	0	0	0	0	0	8	14	0.00	1.000

PITCHER	IP	WLS	BF	H	R	ER	SO	BB	IBB	HBP	BLK	WP	HR	S	P	ERA	WHIP

Batter	1	2	3	4	5	6	7	8	9	AB	R	H	RBI	BB	SO	LOB
Kenny Lofton, L (1, 8) OBP: 0.222, SLG: 0.250	F8		HR BB		K	K	G4-6-3			4	1	0	0	1	2	2
Jeff Blauser, R (1, 6) OBP: 0.375, SLG: 0.714	G3-1		HR		F7	K		1B 2B 1B		5	2	2	3	0	1	1
10 Chipper Jones, S (1, 5) OBP: 0.500, SLG: 0.250	BB		BB		BB S BB BB	1B E 1B		K		2	2	1	0	3	1	1
Fred McGriff, L (1, 3) OBP: 0.375, SLG: 0.286	L8		K		BB BB 1B BB	BB E BB 1B		2B E 1B		4	3	2	1	1	1	2
Javy Lopez, R (1, 2) OBP: 0.600, SLG: 0.667		F9 G5-3			BB 1B BB	E 1B BB		E7 G6-3 2B		3	2	1	1	2	0	1
Andruw Jones, R (1, 9)		F8		F7	1B BB	E3 1B		G6-3		4	1	0	1	1	0	2
Ryan Klesko, L (1, 7) OBP: 0.200, SLG: 0.800 Greg Colbrunn, R (5, PH) OBP: 1.000, SLG: 1.000 Danny Bautista, R (6, 7) OBP: 0.500, SLG: 0.500	G3-1		G4-3		1B	1B		K		2 1 2	0 0 0	0 1 1	0 2 2	0 0 1	0 0 1	0 0 1
Tony Graffanino, R (1, 4)			F7	BB	G4-3		G4-6-3 BB			2	0	0	0	2	0	2
Tom Glavine, L (1, 1) OBP: 0.667, SLG: 0.667 Mike Cather, R (7, 1) Mark Wohlers, R (9, 1)			HR BB 1B	G3-1	1B 10 1B	K				3 1 0	2 0 0	2 0 0	0 0 0	0 0 0	0 1 0	1 1 0
Inning Stats	R: 0 E: 0 K: 0 S: 5 H: 0 LOB: 1 BB: 1 P: 14	R: 0 E: 0 K: 0 S: 5 H: 0 LOB: 0 BB: 0 P: 9	R: 3 E: 0 K: 1 S: 11 H: 2 LOB: 1 BB: 2 P: 23	R: 0 E: 0 K: 0 S: 8 H: 0 LOB: 1 BB: 1 P: 16	R: 3 E: 0 K: 1 S: 11 H: 1 LOB: 2 BB: 4 P: 29	R: 5 E: 1 K: 2 S: 16 H: 4 LOB: 1 BB: 1 P: 26	R: 0 E: 0 K: 1 S: 7 H: 0 LOB: 0 BB: 1 P: 12	R: 2 E: 1 K: 2 S: 20 H: 3 LOB: 1 BB: 0 P: 27		1B: 8 2B: 1 3B: 0 HR: 1	SF: 0 SAC: 0 DP: 1 HBP: 0					

PITCHER		IP	WLS	BF	H	R	ER	SO	BB	IBB	HBP	BLK	WP	HR	S	P	ERA	WHIP
Mike Hampton, L ERA: 11.57	(1, 1)	4.2	L	24	2	6	6	2	8	0	0	0	0	1	37	87	11.57	2.143
Mike Magnante, L ERA: 9.0	(5, 1)	1.0		7	4	3	1	2	0	0	0	0	0	0	15	20	9.00	4.000
Ramon Garcia, R ERA:	(6, 1)	0.1		3	1	2	0	0	1	0	0	0	0	0	4	10	0.00	6.000
Jose Lima, R ERA:	(7, 1)	1.0		3	0	0	0	1	1	0	0	0	0	0	7	12	0.00	1.000
Billy Wagner, L ERA: 18.0	(8, 1)	1.0		6	3	2	2	2	0	0	0	0	0	0	20	27	18.00	3.000

PITCHER	IP	WLS	BF	H	R	ER	SO	BB	IBB	HBP	BLK	WP	HR	S	P	ERA	WHIP

BOTTOM

Houston Astros @ Atlanta Braves

Turner Field, Atlanta, GA

Wed Oct 01 1997, 3:33 AM EDT

Att. 49,200 - Sunny - 75 F

livebaseballscorecards.com

AB	33
R	13
H	10
RBI	10
BB	10
SO	7
LOB	14

WP: 0	PA: 43		
PB: 0			
SB: 1			
CS: 0			

Batter	1	2	3	4	5	6	7	8	9	AB	R	H	RBI	BB	SO	LOB
Kenny Lofton, L (1, 8) OBP: 0.214, SLG: 0.231	E3 10 CS		BB 10 1B 1B		G6-3		F8		F7	5	0	1	0	0	0	2
Keith Lockhart, L (1, 4) Tony Graffanino, R (6, 4)	F7		K		G3-1		K			3 1	0 0	0 0	0 0	0 0	1 1	2 2
10 Chipper Jones, S (1, 5) OBP: 0.583, SLG: 0.875	HR 1-2		BB 1B 1-2			G4-3		FC3-5 BB 1B		4	1	3	1	0	0	0
Fred McGriff, L (1, 3) OBP: 0.417, SLG: 0.222	L7		G6-4-3 BB 1-2 2-3			K		FC6-4 FC3-5 PB BB 1-2		2	1	0	0	2	1	0
Ryan Klesko, L (1, 7) OBP: 0.250, SLG: 0.750 Danny Bautista, R (6, 7) OBP: 0.333, SLG: 0.333		1B 2B	G6-4-3 1-2f			G4-3		FC3-5 FC6-4 1-2 2-3f		3 1	1 0	1 0	0 0	0 0	0 0	3 2
Javy Lopez, R (1, 2) OBP: 0.444, SLG: 0.571		K		L6			1B 2B	FC6-4 PB 1-2f 2-3		4	1	1	0	0	1	3
Michael Tucker, L (1, 9) OBP: 0.167, SLG: 0.167 Andruw Jones, R (7, 9)	K			F7			1B 2-H	K 1-2 3-H		3 1	0 0	1 0	1 0	0 0	1 1	1 1
Jeff Blauser, R (1, 6) OBP: 0.417, SLG: 0.600	1B 2-H		F8				BB		G1-3	3	0	1	1	1	0	0
29 John Smoltz, R (1, 1)	K				G5-3		B2		G4-3	4	0	0	0	0	1	3
Inning Stats	R: 1 E: 1 K: 0 S: 9 H: 1 LOB: 0 BB: 0 P: 15	R: 1 E: 0 K: 3 S: 12 H: 2 LOB: 1 BB: 0 P: 15	R: 0 E: 0 K: 1 S: 10 H: 2 LOB: 2 BB: 1 P: 17	R: 0 E: 0 K: 0 S: 10 H: 0 LOB: 0 BB: 0 P: 15	R: 0 E: 0 K: 0 S: 7 H: 0 LOB: 0 BB: 0 P: 8	R: 0 E: 0 K: 1 S: 6 H: 0 LOB: 0 BB: 0 P: 11	R: 1 E: 0 K: 1 S: 14 H: 2 LOB: 2 BB: 1 P: 24	R: 1 E: 0 K: 1 S: 9 H: 1 LOB: 1 BB: 1 P: 18	R: 0 E: 0 K: 0 S: 7 H: 0 LOB: 0 BB: 0 P: 10	1B: 5 2B: 2 3B: 0 HR: 1 SF: 0 SAC: 0 DP: 1 HBP: 0						

PITCHER		IP	WLS	BF	H	R	ER	SO	BB	IBB	HBP	BLK	WP	HR	S	P	ERA	WHIP
Shane Reynolds, R ERA: 3.0	(1, 1)	6.0	L	23	5	2	2	5	1	0	0	0	0	1	54	81	3.00	1.000
Russ Springer, R ERA: 5.4	(7, 1)	1.0		6	2	1	1	1	1	0	0	0	0	0	14	24	9.00	3.000
Tom Martin, L ERA:	(8, 1)	0.1		3	1	1	0	0	1	0	0	0	0	0	3	7	0.00	6.000
Ramon Garcia, R ERA:	(8, 1)	0.2		2	0	0	0	1	0	0	0	0	0	0	6	11	0.00	0.000
Mike Magnante, L ERA: 4.5	(9, 1)	1.0		3	0	0	0	0	0	0	0	0	0	0	7	10	0.00	0.000

PITCHER	IP	WLS	BF	H	R	ER	SO	BB	IBB	HBP	BLK	WP	HR	S	P	ERA	WHIP

Atlanta Braves @ Houston Astros

Astrodome, Houston, TX

Fri Oct 03 1997, 4:33 AM EDT

Att. 53,688 - Dome

TOP

livebaseballscorecards.com

AB	34
R	4
H	8
RBI	3
BB	3
SO	7
LOB	19

WP: 0	PA: 37		
PB: 1			
SB: 0			
CS: 1			

Atlanta Braves @ Houston Astros

Astrodome, Houston, TX

Fri Oct 03 1997, 4:33 AM EDT

Att. 53,688 - Dome

BOTTOM

Batter	1	2	3	4	5	6	7	8	9	AB	R	H	RBI	BB	SO	LOB
Craig Biggio, R (1, 4) OBP: 0.154, SLG: 0.083	C F X 0-2 ① L9		C X 0-1 ② L7			C S B X 1-2 E5		X 0-0 ③ L4		4	0	0	0	0	0	0
Derek Bell, R (1, 9)	C T B X 1-2 ② P3		C B C S 1-3 ③ K			B X 1-0 ② P5			X 0-0 ① G6-3	4	0	0	0	0	1	1
5 Jeff Bagwell, R (1, 3) OBP: 0.154, SLG: 0.083	F C B X 1-2 1B			X 0-0 ① L8		S 1 SAFE X 0-1 ③ F9			S C B X 1-2 ② G5-3	4	0	1	0	0	0	1
Luis Gonzalez, L (1, 7) OBP: 0.333, SLG: 0.333	C 1 SAFE X 0-1 ③ F8			C B X 1-1 ② G4-3			F F S 0-3 ① K		B X 1-0 1B	4	0	1	0	0	1	1
Bill Spiers, L (1, 5)		C E X 0-2 ① G4-3		C S B B B C 3-3 ③ K			F B B C F F S 2-3 ② K		F C X 0-2 ③ G6-3	4	0	0	0	0	2	1
Chuck Carr, S (1, 8) OBP: 0.400, SLG: 1.000		B T F F B S 2-3 ② K			B F C S 1-3 ① K		X 0-0 HR			3	1	1	1	0	2	0
Ricky Gutierrez, R (1, 6) OBP: 0.300, SLG: 0.125		B B B B F B 4-1 BB			X 0-0 E4 G6-4-3		X 0-0 ③ F9			2	0	0	0	1	0	0
Brad Ausmus, R (1, 2) OBP: 0.400, SLG: 0.600 Bobby Abreu, L (8, PH) OBP: 0.333, SLG: 0.333 Tony Peña, R (9, 2)		C B C 1 SAFE S 1-3 ③ K			C B B 1 SAFE X 2-1 ②③ G6-4-3 1-2f			C B S S 1-3 ① K		2 1 0	0 0 0	0 0 0	0 0 0	0 1 0	1 0 0	2 0 0
Shane Reynolds, R (1, 1) Russ Johnson, R (6, PH) Russ Springer, R (7, 1) Tom Martin, L (8, 1) Ramon Garcia, R (8, 1) Thomas Howard, S (8, PH) Mike Magnante, L (9, 1)			S F B C 1-3 ① K			B F B C S 2-3 ① K		C S S S 0-3 ② K		1 1 0 0 0 1 0	0 0 0 0 0 0 0	0 0 0 0 0 0 0	0 0 0 0 0 0 0	0 1 0 0 0 1 0	1 0 0 0 0 0 0	0 0 0 0 0 0 0
Inning Stats	R: 0 E: 0 K: 0 S: 11 H: 1 LOB: 1 BB: 0 P: 13	R: 0 E: 0 K: 2 S: 11 H: 0 LOB: 1 BB: 1 P: 18	R: 0 E: 0 K: 2 S: 8 H: 0 LOB: 0 BB: 0 P: 10	R: 0 E: 0 K: 1 S: 6 H: 0 LOB: 0 BB: 0 P: 10	R: 0 E: 1 K: 1 S: 6 H: 0 LOB: 0 BB: 0 P: 9	R: 0 E: 1 K: 1 S: 9 H: 0 LOB: 1 BB: 0 P: 13	R: 1 E: 0 K: 2 S: 10 H: 1 LOB: 0 BB: 0 P: 12	R: 0 E: 0 K: 2 S: 7 H: 0 LOB: 0 BB: 0 P: 8	R: 0 E: 0 K: 0 S: 8 H: 1 LOB: 1 BB: 0 P: 10	1B: 2 2B: 0 3B: 0 HR: 1	SF: 0 SAC: 0 DP: 1 HBP: 0					

livebaseballscorecards.com

AB	31
R	1
H	3
RBI	1
BB	1
SO	11
LOB	6

PITCHER	IP	WLS	BF	H	R	ER	SO	BB	IBB	HBP	BLK	WP	HR	S	P	ERA	WHIP
29 John Smoltz, R (1, 1) ERA: 1.0	9.0	W	32	3	1	1	11	1	0	0	0	0	1	76	103	1.00	0.444

PITCHER	IP	WLS	BF	H	R	ER	SO	BB	IBB	HBP	BLK	WP	HR	S	P	ERA	WHIP