

Houston Astros - 1998

Batter	1	2	3	4	5	6	7	8	9	10	11	12	13	AB R H RBI BB SO LOB	TOP														
Darryl Hamilton, L (1, 8) BB BB BB	4-0 G3-6-1 BB		4-0 G1-2-3 1B HR BB		X 0-0 E4 1B		0-3 K		0-3 K		0-3 K		X 0-0 FC6-2 1B 2B	5 2 0 0 2 3 3															
Bill Mueller, S (1, 5) OBP: 0.500, SLG: 0.500 John Johnstone, R (11, 1)	0-0 G3-6-1		0-0 G1-2-3 HR 1B BB		X 0-0 SF8		4-0 1B BB		0-0 1B		0-0 G6-3		X 0-0 2B 1B	4 1 2 1 1 0 1 0 0 0 0 0 0 0 1 1 1 1 0 0 0 0 0 0 0 0 0 0															
Alex Diaz, S (13, PH) OBP: 1.000, SLG: 1.000 Jim Poole, L (13, 1)	1-2 1-2f		1-2 2-3 HR 1B		X 0-0 3-H L6		0-0 1B		0-0 1B		0-0 BB		X 0-3 K	6 0 2 0 1 1 6															
Barry Bonds, L (1, 7) OBP: 0.429, SLG: 0.333	0-0 G4-3		0-0 G1-2-3 1B 2B 3-H		X 0-0 1-2 1B		0-3 K		0-0 F7		0-0 1B		X 0-0 2B 2B	7 2 5 4 0 1 4															
Jeff Kent, R (1, 4) OBP: 0.714, SLG: 1.286		X 0-0 BB 1B	X 0-0 HR		X 0-0 1-2 1B		0-0 K		0-0 F7		0-0 1B		X 0-0 2B 2B	5 1 0 0 2 1 6															
J.T. Snow, L (1, 3)	4-0 1-2 BB		0-0 L4		X 0-0 F8		0-0 F7		0-3 K		0-0 G6-3		X 4-0 2B IBB	7 0 1 3 0 2 2															
Stan Javier, S (1, 9) OBP: 0.143, SLG: 0.286		X 0-3 K		X 0-0 F8		X 0-0 G4-3		X 0-0 G5-3		X 0-3 K		X 0-0 G4-3	X 0-0 2B	6 0 1 0 1 0 3															
Brian Johnson, R (1, 2) OBP: 0.286, SLG: 0.167		X 0-0 F9		X 0-0 P3		X 0-0 F9		X 4-0 FC5-4 BB		X 0-0 1B		X 0-0 G4-3	X 0-0 G5-3	2 0 0 0 0 1 2 1 0 1 0 0 0 0 1 0 0 0 0 0 1 1 0 0 0 0 1 1 0 0 0 0 1 0 0															
Rich Aurilia, R (1, 6)		X 0-0 L6		X 0-3 K		X 0-0 1B		X 0-0 FC5-4 1-2f		X 0-3 K			X 4-0 1B FC6-2 BB	1 0 1 0 0 0 0 5 2 2 0 0 0 3															
Steve Reed, R (4, 1) OBP: 1.000, SLG: 1.000 Julian Tavarez, L (7, 1)																													
Robb Nen, R (9, 1)																													
Charlie Hayes, R (11, 5)																													
Shawn Estes, R (1, 1) OBP: 1.000, SLG: 2.000 Rey Sanchez, R (4, 6) OBP: 0.400, SLG: 0.400			0-0 1B G1-2-3 2B		X 0-0 E SF8 1B		X 0-0 F8		X 0-0 P4		X 0-0 L5		X 0-0 FC6-2 1B	1 0 1 0 0 0 0 5 2 2 0 0 0 3															
Inning Stats	R: 0 E: 0 K: 0 S: 2	H: 0 LOB: 0 BB: 1 P: 6	R: 0 E: 0 K: 1 S: 6	H: 1 LOB: 2 BB: 1 P: 10	R: 3 E: 0 K: 0 S: 5	H: 3 LOB: 0 BB: 1 P: 9	R: 0 E: 0 K: 1 S: 5	H: 0 LOB: 0 BB: 0 P: 5	R: 1 E: 1 K: 0 S: 6	H: 2 LOB: 2 BB: 0 P: 6	R: 0 E: 0 K: 2 S: 8	H: 1 LOB: 2 BB: 1 P: 12	R: 0 E: 0 K: 2 S: 9	H: 2 LOB: 2 BB: 0 P: 9	R: 0 E: 0 K: 2 S: 8	H: 1 LOB: 1 BB: 0 P: 8	R: 0 E: 0 K: 1 S: 5	H: 1 LOB: 1 BB: 1 P: 9	R: 0 E: 0 K: 0 S: 3	H: 0 LOB: 0 BB: 0 P: 3	R: 5 E: 0 K: 1 S: 9	H: 4 LOB: 1 BB: 2 P: 17	1B: 12 2B: 3 3B: 0 HR: 1	SF: 1 SAC: 0 DP: 2 HBP: 0	WP: 0 PB: 0 SB: 0 CS: 0	PA: 61			
PITCHER Shane Reynolds, R (1, 1) ERA: 4.5	IP: 6.0	WLS: 27	BF: 7	H: 4	R: 4	ER: 3	SO: 2	BB: 3	IBB: 0	HBP: 0	BLK: 0	WP: 0	HR: 1	S: 28	P: 40	ERA: 4.50	WHIP: 1.667												
Mike Magnante, L (7, 1) ERA:	2.0	9	1	0	0	2	2	0	0	0	0	0	0	11	19	0.00	1.500												
Billy Wagner, L (9, 1) ERA:	1.0	5	2	0	0	2	0	0	0	0	0	0	0	9	9	0.00	2.000												
Doug Henry, R (10, 1) ERA:	2.0	8	2	0	0	3	1	0	0	0	0	0	0	13	17	0.00	1.500												
C.J. Nitkowski, L (12, 1) ERA: 16.2	1.2	L 8	2	3	3	1	1	0	0	0	0	0	0	9	13	16.20	1.800												
PITCHER Jose Cabrera, R (13, 1) ERA: 54.0	IP: 0.1	WLS: 4	BF: 2	H: 2	R: 2	ER: 2	SO: 0	BB: 0	IBB: 1	HBP: 0	BLK: 0	WP: 0	HR: 0	S: 3	P: 7	ERA: 54.00	WHIP: 6.000												

San Francisco Giants @ Houston Astros
 Astrodome, Houston, TX
 Tue Mar 31 1998, 4:33 AM EST
 Att. 43,776 - Dome - 72 F

livebaseballscorecards.com

AB	52
R	9
H	16
RBI	9
BB	8
SO	10
LOB	32



Batter	1	2	3	4	5	6	7	8	9	AB	R	H	RBI	BB	SO	LOB	TOP										
Darryl Hamilton, L (1, 8) OBP: 0.294, SLG: 0.267 Alex Diaz, S (9, 8) OBP: 1.000, SLG: 1.000	1-3 K	0-3 K		0-3 K	0-1 G4-3		2-2 G1-3			5	0	0	0	0	3	4											
Bill Mueller, S (1, 5) OBP: 0.563, SLG: 0.615	1-1 F9		2-2 2B 1B	2-2 G6-3		3-2 G4-3 1B		0-1 2B 1B		5	3	3	0	0	0	0											
Barry Bonds, L (1, 7) OBP: 0.294, SLG: 0.375 Marvin Benard, L (9, 7)	0-0 2B		1-1 1B	3-2 F7		1 SAFE G4-3		0-2 F8		5	2	2	0	0	0	2											
Jeff Kent, R (1, 4) OBP: 0.625, SLG: 1.143	0-1 2B		4-1 1B SF7		1-1 2B		0-2 G4-3		0-0 1B 2B	4	3	3	2	1	0	1											
Stan Javier, S (1, 9) OBP: 0.438, SLG: 0.533	1-2 G4-1		0-0 1B	1-2 1B	1-2 1B SF7		1-1 1B		0-0 1B	5	1	4	5	0	0	1											
Brian Johnson, R (1, 2) OBP: 0.417, SLG: 0.222		4-0 2B BB	0-1 FC1-6	3-H 1-2 2B	1-2 1B SF7		1-1 1B		2-0 L5-3	3	0	1	0	2	0	3											
J.T. Snow, L (1, 3) OBP: 0.308, SLG: 0.300		2-1 2B	0-0 SF7	3-H 1-2 1B	2-1 SF7		1-2 F9		0-0 L9	4	0	2	1	0	0	2											
Rey Sanchez, R (1, 6) OBP: 0.300, SLG: 0.444		0-0 G5-3	2-2 2B	1-2 1B	0-0 SF7		2-0 F7		1-2 L9	4	0	1	1	0	0	2											
Kirk Rueter, L (1, 1) Steve Reed, R (6, 1) Russ Ortiz, R (8, 1)		3-1 FC6-2	0-0 G6-3	0-3 K	0-3 K		0-2 F8		3-2 G2-3	3	0	0	0	0	1	6											
Inning Stats	R: 1 E: 0 K: 1 S: 11	H: 2 LOB: 1 BB: 0 P: 14	R: 0 E: 0 K: 1 S: 8	H: 1 LOB: 2 BB: 1 P: 17	R: 3 E: 0 K: 0 S: 16	H: 4 LOB: 2 BB: 1 P: 25	R: 0 E: 0 K: 1 S: 9	H: 0 LOB: 0 BB: 0 P: 14	R: 2 E: 0 K: 1 S: 14	H: 3 LOB: 2 BB: 1 P: 22	R: 1 E: 0 K: 0 S: 16	H: 3 LOB: 2 BB: 0 P: 24	R: 0 E: 0 K: 0 S: 8	H: 0 LOB: 0 BB: 0 P: 12	R: 2 E: 0 K: 0 S: 8	H: 3 LOB: 0 BB: 0 P: 10	R: 0 E: 0 K: 0 S: 9	H: 0 LOB: 0 BB: 0 P: 13	1B: 8 2B: 8 3B: 1 HR: 0	SF: 2 SAC: 0 DP: 1 HBP: 0	WP: 0 PB: 0 SB: 0 CS: 0	PA: 45					
PITCHER	IP	WLS	BF	H	R	ER	SO	BB	IBB	HBP	BLK	WP	HR	S	P	ERA	WHIP										
John Halama, L (1, 1) ERA: 13.5	4.0	L	23	9	6	6	3	2	0	0	0	0	0	49	77	13.50	2.750										
C.J. Nitkowski, L (5, 1) ERA: 9.82	2.0		11	4	1	1	1	1	0	0	1	0	0	25	39	4.50	2.500										
Jose Cabrera, R (7, 1) ERA: 15.43	2.0		8	3	2	2	0	0	0	0	0	0	0	16	22	9.00	1.500										
Trever Miller, L (9, 1) ERA:	1.0		3	0	0	0	0	0	0	0	0	0	0	9	13	0.00	0.000										

San Francisco Giants @ Houston Astros
Astrodome, Houston, TX

Thu Apr 02 1998, 8:05 PM EST
Att: 15,040 - Dome - 72 F

AB	40
R	9
H	16
RBI	9
BB	3
SO	4
LOB	21



livebaseballscorecards.com

Batter	1	2	3	4	5	6	7	8	9	AB R H RBI BB SO LOB
Craig Biggio, R OBP: 0.438, SLG: 0.250 (1, 4)	1-1 F8	3-3 K			4-1 5 BB SF7 BB		1-1 P3		3-2 F8	4 1 0 0 1 1 2
Derek Bell, R OBP: 0.500, SLG: 0.692 (1, 9)	4-2 BB BB BB		1-0 5 1B 2B		4-2 5 BB BB		1-3 K		1-3 K	3 1 1 0 2 2 1
5 Jeff Bagwell, R OBP: 0.400, SLG: 0.100 (1, 3)	3-2 F8		0-0 G6-4-3 2-H 1B		4-2 BB		3-2 P3		4-1 BB	3 0 1 1 2 0 2
Sean Berry, R OBP: 0.375, SLG: 0.800 (1, 5)	1 SAFE 1 SAFE 1-2 BB BB		2-3 K		0-0 SF7		1-3 K		1-0 F8	3 0 0 1 1 2 2
Moises Alou, R OBP: 0.286, SLG: 0.364 (1, 7)	4-1 1-2 2-3 BB		2-2 G6-4-3 1-2f		0-0 F8		4-2 BB E BB			2 0 0 0 2 0 3
Richard Hidalgo, R OBP: 0.200, SLG: 0.111 (1, 8)	2-1 F9		1-1 G6-4-3 HBP		3-2 G5-3		0-1 E4 BB			3 0 0 0 0 0 4
Tim Bogar, R OBP: 0.250, SLG: 0.250 (1, 6)		1-0 G1-6-3 1B		1-1 G6-4-3 1-2f		3-3 K		3-2 K		2 0 1 0 0 0 1
Jose Cabrera, R (7, 1)										0 0 0 0 0 0 0
35 Dave Clark, L (8, PH)										1 0 0 0 0 1 2
Trever Miller, R (9, 1)										0 0 0 0 0 0 0
Brad Ausmus, R OBP: 0.357, SLG: 0.100 (1, 2)		1 SAFE 1 SAFE 1-2 G1-6-3		1-0 P5		1-0 G1-3		4-2 1-2 2-3 BB		3 0 0 0 1 0 1
John Halama, L (1, 1)		2-3 K			1-1 F9		4-1 BB		3-3 K	1 0 0 0 0 1 1
C.J. Nitkowski, L (5, 1)										0 0 0 0 0 0 0
Ricky Gutierrez, R OBP: 0.364, SLG: 0.400 (5, 6)										2 0 0 0 1 1 3
Carl Everett, S OBP: 0.167, SLG: 0.167 (6, PH)										1 0 0 0 0 1 0

Inning Stats	R: 0	H: 0	E: 0	K: 12	S: 12	R: 0	H: 1	E: 0	K: 10	S: 10	R: 1	H: 2	E: 0	K: 1	S: 8	R: 0	H: 0	E: 0	K: 0	S: 4	R: 1	H: 0	E: 0	K: 11	S: 11	R: 0	H: 0	E: 0	K: 8	S: 8	R: 0	H: 0	E: 1	K: 3	S: 18	R: 0	H: 0	E: 0	K: 9	S: 9	R: 0	H: 0	E: 0	K: 1	S: 9	1B: 2	2B: 1	3B: 0	HR: 0	SF: 1	SAC: 0	DP: 2	HBP: 1	WP: 0	PB: 0	SB: 0	CS: 0	PA: 40
--------------	------	------	------	-------	-------	------	------	------	-------	-------	------	------	------	------	------	------	------	------	------	------	------	------	------	-------	-------	------	------	------	------	------	------	------	------	------	-------	------	------	------	------	------	------	------	------	------	------	-------	-------	-------	-------	-------	--------	-------	--------	-------	-------	-------	-------	--------

PITCHER	IP	WLS	BF	H	R	ER	SO	BB	IBB	HBP	BLK	WP	HR	S	P	ERA	WHIP
Kirk Rueter, L ERA: 3.6 (1, 1)	5.0		23	3	2	2	3	6	0	1	0	0	0	45	92	3.60	1.800
Steve Reed, R ERA: (6, 1)	2.0		7	0	0	0	2	1	0	0	0	0	0	18	34	0.00	0.500
Russ Ortiz, R ERA: (8, 1)	2.0		10	0	0	0	4	3	0	0	0	0	0	27	51	0.00	1.500

BOTTOM

San Francisco Giants @ Houston Astros
Astrodome, Houston, TX
Thu Apr 02 1998, 8:05 PM EST
Att: 15,040 - Dome - 72 F

livebaseballscorecards.com

AB	28
R	2
H	3
RBI	2
BB	10
SO	9
LOB	22



Batter	1	2	3	4	5	6	7	8	9	AB R H RBI BB SO LOB	TOP	
3 Mike Lansing, R (1, 4) <small>OBP: 0.222, SLG: 0.222</small> Bobby Jones, R (6, 1) Mike Munoz, L (7, 1) Greg Colbrunn, R (8, PH) <small>OBP: 0.600, SLG: 1.250</small> 1 Curtis Goodwin, L (8, 8) <small>OBP: 0.333, SLG: 0.333</small>	2-2 		1-1 1 SAFE 			2-3 		1-2 		3 0 0 0 0 1 1 0	Colorado Rockies @ Houston Astros Astrodome, Houston, TX Fri Apr 03 1998, 8:05 PM EST Att. 26,026 - Dome - 72 F livebaseballscorecards.com	
Ellis Burks, R (1, 8) <small>OBP: 0.500, SLG: 0.929</small> Curt Leskanic, R (8, 1)	4-2 			2-1 		3-2 		3-2 		3 1 2 2 1 0 0 0 0 0 0 0 0 0		
Larry Walker, L (1, 9) <small>OBP: 0.471, SLG: 0.571</small> John Vander Wal, L (8, PH) (8, 9)	2-0 			0-1 		2-2 		1-1 		3 0 0 0 0 0 1 1 0 0 0 0 0 2		
Dante Bichette, R (1, 7) <small>OBP: 0.556, SLG: 0.833</small>		0-0 		0-1 			2-2 		0-0 			4 0 1 0 0 0 0
Vinny Castilla, R (1, 5) <small>OBP: 0.333, SLG: 0.824</small>		1-2 		0-0 			1-1 		0-0 			4 0 0 0 0 0 1
17 Todd Helton, L (1, 3) <small>OBP: 0.286, SLG: 0.462</small>		0-0 			2-1 		2-2 		1-2 			4 0 0 0 0 0 0
Jeff Reed, L (1, 2) <small>OBP: 0.375, SLG: 0.286</small>			2-3 		0-3 			0-2 		3 0 1 0 0 2 0		
Neifi Perez, S (1, 6) <small>OBP: 0.250, SLG: 0.400</small>			1-1 		1-1 			1-1 		3 0 1 0 0 0 1		
Jamey Wright, R (1, 1) Jason Bates, S (6, PH) <small>OBP: 0.500, SLG: 1.000</small> (6, 4)			0-3 1 SAFE 		0-1 			0-1 		1 0 0 0 0 1 1 2 1 1 0 0 0 0		
Inning Stats	R: 0 H: 0 E: 0 LOB: 0 K: 0 BB: 1 S: 7 P: 15	R: 0 H: 0 E: 0 LOB: 0 K: 0 BB: 0 S: 5 P: 6	R: 0 H: 1 E: 0 LOB: 1 K: 2 BB: 0 S: 10 P: 14	R: 0 H: 1 E: 0 LOB: 1 K: 0 BB: 0 S: 7 P: 9	R: 0 H: 0 E: 0 LOB: 0 K: 1 BB: 0 S: 7 P: 10	R: 1 H: 1 E: 0 LOB: 0 K: 1 BB: 0 S: 16 P: 23	R: 0 H: 0 E: 0 LOB: 0 K: 0 BB: 0 S: 8 P: 13	R: 1 H: 3 E: 0 LOB: 2 K: 0 BB: 0 S: 14 P: 20	R: 0 H: 0 E: 0 LOB: 0 K: 0 BB: 0 S: 5 P: 6	1B: 4 SF: 0 2B: 1 SAC: 0 3B: 0 DP: 2 HR: 1 HBP: 1	WP: 0 PA: 33 PB: 0 SB: 0 CS: 0	
PITCHER Jose Lima, R (1, 1) <small>ERA: 1.29</small> Mike Magnante, L (8, 1) <small>ERA: 3.0</small> Doug Henry, R (9, 1) <small>ERA:</small>	IP WLS BF H R ER SO BB IBB HBP BLK WP HR S P ERA WHIP 7.0 W 25 4 2 2 4 1 0 0 0 0 1 63 93 2.57 0.714 1.0 5 2 0 0 0 0 0 0 1 0 0 0 11 17 0.00 2.000 1.0 3 0 0 0 0 0 0 0 0 0 0 0 5 6 0.00 0.000	PITCHER IP WLS BF H R ER SO BB IBB HBP BLK WP HR S P ERA WHIP										

AB	31
R	2
H	6
RBI	2
BB	1
SO	4
LOB	7



Batter	1	2	3	4	5	6	7	8	9
Craig Biggio, R (1, 4) OBP: 0.476, SLG: 0.412 Jack Howell, L (8, 3)	1-3 K	0-1 1B 2B		0-1 G5-4-3 1B		1-3 K	3-2 2B 1B	4-1 BB BB	
Derek Bell, R (1, 9) OBP: 0.591, SLG: 0.941 Doug Henry, R (9, 1)	4-2 BB 5S 1B BB	1-0 5CS 1B		2-3 K		2-1 HR	0-0 5HR 2B	4-0 FC6-4 BB	
5 Jeff Bagwell, R (1, 3) OBP: 0.450, SLG: 0.429 Tim Bogar, R (8, 4) OBP: 0.200, SLG: 0.200	4-1 BB 1B BB	2-0 S 1B		0-1 G5-4-3 1-2f		3-3 K	1-1 2H HR	1-1 FC6-4 1-2f	
Sean Berry, R (1, 5) OBP: 0.615, SLG: 1.000	4-1 1B 1-2 2-3 BB	1-0 SAFE SAFE FC5-4 BB			2-2 2B				
Moises Alou, R (1, 7) OBP: 0.278, SLG: 0.400 Carl Everett, S (7, PR) OBP: 0.143, SLG: 0.143	0-1 F7	1-0 FC5-4 1-2f			1-3 K				
Richard Hidalgo, R (1, 8) OBP: 0.267, SLG: 0.286	0-0 FC4 1B		1-0 G1-3		0-2 G6-3 2B		0-2 G5-3	2-1 G4-3	
Ricky Gutierrez, R (1, 6) OBP: 0.438, SLG: 0.467	0-1 FC4 1-2f		2-1 S E 1B		2-0 G6-3		0-0 FC1-4 1B 1B	2-2 BB BB BB	
Brad Ausmus, R (1, 2) OBP: 0.368, SLG: 0.143		2-3 K	3-2 FC5 CS		0-1 G4-3		1-0 FC1-4 1B	4-1 BB BB BB	
Jose Lima, R (1, 1) Mike Magnante, L (8, 1) 35 Dave Clark, L (8, PH) (9, 9)		4-2 2B 1B BB	2-2 P9			1-3 K	1-0 FC1-4 1B 2B	1-2 F9	

Inning Stats	R: 2 E: 0 K: 1 S: 12	H: 1 LOB: 2 BB: 3 P: 25	R: 2 E: 0 K: 1 S: 15	H: 3 LOB: 2 BB: 2 P: 27	R: 1 E: 1 K: 0 S: 10	H: 1 LOB: 0 BB: 0 P: 17	R: 0 E: 0 K: 1 S: 7	H: 1 LOB: 0 BB: 0 P: 9	R: 1 E: 0 K: 1 S: 12	H: 2 LOB: 1 BB: 0 P: 17	R: 1 E: 0 K: 3 S: 14	H: 1 LOB: 0 BB: 0 P: 21	R: 7 E: 0 K: 0 S: 26	H: 8 LOB: 2 BB: 0 P: 40	R: 1 E: 0 K: 0 S: 12	H: 1 LOB: 3 BB: 3 P: 30
--------------	-------------------------------	----------------------------------	-------------------------------	----------------------------------	-------------------------------	----------------------------------	------------------------------	---------------------------------	-------------------------------	----------------------------------	-------------------------------	----------------------------------	-------------------------------	----------------------------------	-------------------------------	----------------------------------

PITCHER	IP	WLS	BF	H	R	ER	SO	BB	IBB	HBP	BLK	WP	HR	S	P	ERA	WHIP
Jamey Wright, R (1, 1) ERA: 9.0	5.0	L	26	8	6	5	4	5	0	0	0	0	0	56	95	9.00	2.600
Bobby Jones, L (6, 1) ERA: 9.0	1.0		4	1	1	1	3	0	0	0	0	0	1	14	21	9.00	1.000
Mike Munoz, L (7, 1) ERA: 63.0	1.0		11	8	7	7	0	0	0	0	0	0	1	26	40	63.00	8.000
Curt Leskanic, R (8, 1) ERA: 4.5	1.0		7	1	1	1	0	3	0	0	0	0	0	12	30	9.00	4.000


BOTTOM

AB	R	H	RBI	BB	SO	LOB
5	2	3	1	0	2	0
0	0	0	0	1	0	0
4	3	3	6	2	1	1
0	0	0	0	0	0	0
4	2	2	2	1	1	1
1	0	0	0	0	0	3
3	2	3	0	2	0	0
4	0	1	1	0	1	6
1	1	0	0	0	0	2
5	0	2	3	0	0	1
5	3	3	1	0	0	3
4	0	1	0	1	1	1
3	2	0	0	1	1	3
0	0	0	0	0	0	0
1	0	0	0	0	0	2

AB 40
R 15
H 18
RBI 14
BB 8
SO 7
LOB 23

WP: 0 PA: 48
PB: 0
SB: 3
CS: 2

Colorado Rockies @ Houston Astros
Astrodome, Houston, TX
Fri Apr 03 1998, 8:05 PM EST
Att: 26,026 - Dome - 72 F



livebaseballscores.com

Batter	1	2	3	4	5	6	7	8	9	AB R H RBI BB SO LOB	TOP											
3 Mike Lansing, R OBP: 0.273, SLG: 0.318 (1, 4) C X	0-1 L5		0-1 FC5-4 1B		0-1 2B	0-0 SH1-3		0-2 G5-3		4 1 2 0 0 0 0												
Ellis Burks, R OBP: 0.476, SLG: 0.833 (1, 8) C B F S (9, 7)	2-3 K		1-0 FC5-4 2B 1-2f 2-H		2-2 2B	4-0 WP BB		0-3 K		4 1 1 1 1 2 1												
Larry Walker, L OBP: 0.545, SLG: 0.625 (1, 9) B B B C B	4-1 BB		2-2 2B		3-1 2B E HBP	4-1 G4-6-3 BB		0-0 G5-3		2 1 1 0 2 0 0												
Dante Bichette, R OBP: 0.478, SLG: 0.739 Jerry Dipoto, R (1, 7) B 1 SAFE (9, 1) X	1-0 L7		0-0 G4-3		0-0 17 1B 2B	3-2 G4-6-3		1-2 F7		5 1 1 1 0 0 6 0 0 0 0 0 0 0												
Vinny Castilla, R OBP: 0.261, SLG: 0.636 (1, 5) X		0-0 F9		1-0 P6	0-1 E1 17 1B		3-2 G5-3		0-0 G5-3	5 0 0 0 0 0 1												
17 Todd Helton, L OBP: 0.333, SLG: 0.529 (1, 3) C B F B C		2-3 K2-3		0-0 G4-3	1-0 FC6 1B		1-0 1B 2B			4 0 2 1 0 1 0												
Neifi Perez, S OBP: 0.300, SLG: 0.389 (1, 6) C F T C X F T C		0-2 G3-1		4-0 BB	0-0 P3		0-0 G5-4-3 1B			3 0 1 0 1 0 2												
Kirt Manwaring, R OBP: 0.231, SLG: 0.091 (1, 2) B C C B F B F B			4-2 3 1B E BB	3-1 G5-3	2-1 FC6		2-2 G5-4-3			3 1 0 0 1 0 5												
Mark Thompson, R Jason Bates, S OBP: 0.667, SLG: 1.000 Mike DeJean, R Greg Colbrunn, R OBP: 0.650, SLG: 1.000 Curt Leskanic, R 1 Curtis Goodwin, L OBP: 0.333, SLG: 0.333 (1, 1) X SAFE (8, PH) X (6, 1) X (8, PH) X (8, 1) X (8, 8) X		0-0 F8		0-0 G4-3	2-2 G4-3	0-1 WP 3 SH1-3 1B		1-1 P2		2 0 0 0 0 0 1 1 0 1 0 0 0 0 0 0 0 0 0 0 0 1 0												
Inning Stats	R: 0 E: 0 K: 1 S: 7	H: 0 LOB: 1 BB: 1 P: 14	R: 0 E: 0 K: 1 S: 8	H: 0 LOB: 0 BB: 0 P: 10	R: 1 E: 1 K: 0 S: 13	H: 2 LOB: 2 BB: 1 P: 20	R: 0 E: 0 K: 0 S: 4	H: 0 LOB: 1 BB: 1 P: 12	R: 4 E: 1 K: 0 S: 19	H: 4 LOB: 2 BB: 0 P: 29	R: 0 E: 0 K: 0 S: 9	H: 1 LOB: 2 BB: 2 P: 20	R: 0 E: 0 K: 0 S: 8	H: 2 LOB: 1 BB: 0 P: 14	R: 0 E: 0 K: 1 S: 8	H: 0 LOB: 0 BB: 0 P: 9	R: 0 E: 0 K: 0 S: 6	H: 0 LOB: 0 BB: 0 P: 7	1B: 4 2B: 5 3B: 0 HR: 0	SF: 0 SAC: 1 DP: 2 HBP: 1	WP: 1 PB: 0 SB: 0 CS: 0	PA: 41
PITCHER	IP WLS BF H R ER SO BB IBB HBP BLK WP HR S P ERA WHIP																					
Sean Bergman, R ERA: 10.38 (1, 1)	4.1 L 24 6 5 5 2 3 0 1 0 0 0 48 80 10.38 2.077																					
C.J. Nitkowski, L ERA: 6.75 (5, 1)	1.2 7 1 0 0 0 2 0 0 0 1 0 12 25 0.00 1.800																					
Jose Cabrera, R ERA: 8.31 (7, 1)	2.0 7 2 0 0 1 0 0 0 0 0 0 16 23 0.00 1.000																					
Trever Miller, L ERA: (9, 1)	1.0 3 0 0 0 0 0 0 0 0 0 0 6 7 0.00 0.000																					

Colorado Rockies @ Houston Astros
Astrodome, Houston, TX

Sat Apr 04 1998, 8:05 PM EST
Att: 21,325 - Dome - 72 F

livebaseballscorecards.com

AB	34
R	5
H	9
RBI	3
BB	5
SO	3
LOB	16



Batter	1	2	3	4	5	6	7	8	9	AB	R	H	RBI	BB	SO	LOB
Craig Biggio, R OBP: 0.462, SLG: 0.381 (1, 4)	4-2 BB G4-6-3		0-0 BB 1B	1-2 P4			2-1 G6-3	0-3 K		4	0	1	0	1	1	2
Derek Bell, R OBP: 0.556, SLG: 0.810 (1, 9)	0-0 G4-6-3 1-2f		4-0 BB G6-4-3 BB			0-0 G6-3	1-1 E 1B 1B		0-0 L9	4	0	1	0	1	0	1
5 Jeff Bagwell, R OBP: 0.400, SLG: 0.526 (1, 3)	3-3 K		1-0 P3			1-2 HR	0-0 L7		2-2 F8	5	1	1	1	0	1	4
Sean Berry, R OBP: 0.500, SLG: 0.692 (1, 5)		1-1 F9	0-2 G6-4-3 1-2f			1-0 F8	1-0 E6 FC5 BB 1B		2-3 K	5	0	1	0	0	1	3
Moises Alou, R OBP: 0.409, SLG: 0.647 (1, 7)		1-2 HBP 1B		1-1 HR		4-2 BB	4-2 BB			2	1	2	1	2	0	0
Richard Hidalgo, R OBP: 0.316, SLG: 0.333 (1, 8)		1-1 HBP 1B		1-1 1B FC6 1B		1-1 L4	3-1 FC5			4	1	2	0	0	0	4
Ricky Gutierrez, R OBP: 0.500, SLG: 0.500 (1, 6)		1-0 HBP G6-4-3 HBP 1B		2-1 FC6 1B		1-2 FC6-4 1B		2-3 K		3	0	2	0	0	1	0
Brad Ausmus, R OBP: 0.318, SLG: 0.118 Bill Spiers, L OBP: 0.250, SLG: 0.286 (8, PH) Tony Eusebio, R (9, 2)		0-1 G6-4-3 1-2f		0-1 FC6 G6-3 1-2f 3-H		1-0 FC6-4 G4-6-3 1-2f		2-1 L4		3	0	0	1	0	0	5
Sean Bergman, R OBP: 0.250, SLG: 0.500 (5, 1) C.J. Nitkowski, L (6, PH) Jack Howell, L (6, PH) Jose Cabrera, R (7, 1) 35 Dave Clark, L OBP: 0.250, SLG: 0.250 (8, PH) Trevor Miller, R (9, 1)			0-0 1B	0-2 G6-3		1-1 G4-6-3 1-2f		1-1 1B		2	0	1	0	0	0	1

Inning Stats	R: 0	H: 0	E: 0	K: 1	S: 9	H: 0	LOB: 0	BB: 1	P: 16	R: 0	H: 2	E: 0	K: 0	S: 9	H: 2	LOB: 2	BB: 0	P: 13	R: 0	H: 2	E: 0	K: 0	S: 6	H: 3	LOB: 1	BB: 1	P: 11	R: 1	H: 1	E: 0	K: 0	S: 10	H: 1	LOB: 0	BB: 0	P: 9	R: 0	H: 2	E: 1	K: 0	S: 12	H: 2	LOB: 3	BB: 1	P: 23	R: 0	H: 1	E: 0	K: 2	S: 11	H: 1	LOB: 1	BB: 0	P: 16	R: 0	H: 0	E: 0	K: 1	S: 7	H: 0	LOB: 0	BB: 0	P: 11	1B: 10	2B: 0	3B: 0	HR: 2	SF: 0	SAC: 0	DP: 4	HBP: 1	WP: 0	PA: 40
--------------	------	------	------	------	------	------	--------	-------	-------	------	------	------	------	------	------	--------	-------	-------	------	------	------	------	------	------	--------	-------	-------	------	------	------	------	-------	------	--------	-------	------	------	------	------	------	-------	------	--------	-------	-------	------	------	------	------	-------	------	--------	-------	-------	------	------	------	------	------	------	--------	-------	-------	--------	-------	-------	-------	-------	--------	-------	--------	-------	--------

PITCHER	IP	WLS	BF	H	R	ER	SO	BB	IBB	HBP	BLK	WP	HR	S	P	ERA	WHIP
Mark Thompson, R ERA: 5.4 (1, 1)	5.0	W	24	8	3	3	1	3	0	1	0	0	0	48	76	5.40	2.200
Mike DeJean, R ERA: (6, 1)	2.0		9	3	0	0	0	1	0	0	0	0	0	18	32	0.00	2.000
Curt Leskanic, R ERA: 3.0 (8, 1)	1.0		4	1	0	0	2	0	0	0	0	0	0	11	16	0.00	1.000
Jerry Dipoto, R ERA: 3.0 (9, 1)	1.0	S	3	0	0	0	1	0	0	0	0	0	0	7	11	0.00	0.000

BOTTOM

Colorado Rockies @ Houston Astros
Astrodome, Houston, TX

Sat Apr 04 1998, 8:05 PM EST
Att: 21,325 - Dome - 72 F

livebaseballscorecards.com

AB	35
R	3
H	12
RBI	3
BB	4
SO	4
LOB	21



Batter	1	2	3	4	5	6	7	8	9
Craig Biggio, R OBP: 0.467, SLG: 0.520 (1, 4)	0-1 P2	1-0 HR			2-1 1B		1-2 L6		
35 Dave Clark, L OBP: 0.286, SLG: 0.167 Richard Hidalgo, R OBP: 0.300, SLG: 0.316 (8, 9)	2-0 G5-3	4-2 BB			1-3 K			1-0 G5-3	
5 Jeff Bagwell, R OBP: 0.414, SLG: 0.500 (1, 3)	0-1 F7	1-1 CS	2-1 G6-3		1-1 1B			4-0 2B	
Bill Spiers, L OBP: 0.333, SLG: 0.400 (1, 5)		4-2 BB	2-1 L9		3-3 K			3-1 2B	
Moises Alou, R OBP: 0.346, SLG: 0.524 (1, 7)		1-0 FC5-4 2B	0-1 L8		3-1 L7			2-3 K	
Carl Everett, S OBP: 0.182, SLG: 0.182 (1, 8)		2-3 K		2-3 K		1-0 CS 1B		2-3 K	
Tony Eusebio, R (1, 2)		4-2 BB 2B		0-1 L8		3-1 F8			
Tim Bogar, R OBP: 0.250, SLG: 0.143 (1, 6)		4-1 BB 2B		1-1 L9			0-1 L9		
Shane Reynolds, R OBP: 0.250, SLG: 0.500 Derek Bell, R (7, PH) Mike Magnante, L (8, 1) Billy Wagner, L (9, 1)		1-2 HR 2B			0-2 G5-3		1-3 K		


AB	R	H	RBI	BB	SO	LOB
4	1	2	2	0	0	0
2	0	0	0	1	1	1
1	0	0	0	0	0	0
3	1	1	0	1	0	0
3	0	1	1	1	1	2
4	1	0	0	0	1	2
4	0	1	0	0	3	2
2	1	0	0	1	0	1
2	1	0	0	1	0	0
2	1	1	3	0	0	0
1	0	0	0	0	1	0
0	0	0	0	0	0	0
0	0	0	0	0	0	0

BOTTOM

Colorado Rockies @ Houston Astros
Astrodome, Houston, TX

Sun Apr 05 1998, 4:33 AM EDT
Att: 21,037 - Dome - 72 F

AB	28
R	6
H	6
RBI	6
BB	5
SO	7
LOB	8



Inning Stats	R	H	E	K	S	H	LOB	BB	P	R	H	E	K	S	R	H	E	K	S	R	H	E	K	S	R	H	E	K	S
	0	0	0	0	7	5	0	0	5	5	0	0	1	19	0	0	0	0	0	0	0	0	0	0	0	0	0	0	0
	5	2	0	1	19	5	0	4	19	5	0	0	1	11	0	0	0	0	0	0	0	0	0	0	0	0	0	0	0
	0	0	0	0	8	0	0	8	8	0	0	0	1	11	0	0	0	0	0	0	0	0	0	0	0	0	0	0	0
	0	0	0	0	6	0	0	6	6	0	0	0	2	22	0	0	0	0	0	0	0	0	0	0	0	0	0	0	0
	0	0	0	0	9	1	0	9	9	1	0	0	1	11	0	0	0	0	0	0	0	0	0	0	0	0	0	0	0
	0	0	0	0	10	0	0	10	10	0	0	0	2	12	0	0	0	0	0	0	0	0	0	0	0	0	0	0	0
	0	0	0	0	11	0	0	11	11	0	0	0	0	11	0	0	0	0	0	0	0	0	0	0	0	0	0	0	0
	0	0	0	0	12	0	0	12	12	0	0	0	0	12	0	0	0	0	0	0	0	0	0	0	0	0	0	0	0
	0	0	0	0	22	0	0	22	22	0	0	0	0	22	0	0	0	0	0	0	0	0	0	0	0	0	0	0	0

PITCHER	IP	WLS	BF	H	R	ER	SO	BB	IBB	HBP	BLK	WP	HR	S	P	ERA	WHIP
Darryl Kile, R ERA: 4.15 (1, 1)	6.0	L	25	5	5	5	4	4	0	0	0	0	1	59	102	7.50	1.500
Dave Veres, R ERA: 3.86 (7, 1)	2.0		8	1	1	1	3	1	0	0	0	0	0	19	33	4.50	1.000

WP	PA	ERA	WHIP
0	34		
0			
2			
2			

Batter	1	2	3	4	5	6	7	8	9
Craig Biggio, R (1, 4) OBP: 0.471, SLG: 0.552 Sean Berry, R (7, PH) OBP: 0.526, SLG: 0.714 (8, 5)	1-2 1B 5 G5-3 1B	1-1 F8		3-2 K		1-0 1B 2B	0-0 5 F 1-3 3-H 1B		
Derek Bell, R (1, 9) OBP: 0.545, SLG: 0.741	2-2 5 G5-3 1B 1B	0-0 F7		1-1 1B		1-0 5 HR 1B	0-3 K		
5 Jeff Bagwell, R (1, 3) OBP: 0.412, SLG: 0.593 Trevor Miller, R (8, 1)	2-2 G5-3		0-1 FC6-4 BB E 1B	1-3 K		0-0 1-H HR	3-2 E5 1-3 3-H		
Bill Spiers, L (1, 5) OBP: 0.294, SLG: 0.286 (8, 4)	2-2 F7		4-0 FC6-4 BB		2-2 G1-3	1-1 F8	1-1 G6-3		
Carl Everett, S (1, 8) OBP: 0.188, SLG: 0.188	0-0 2-H 1B		1-2 FC6-4 S HR 1-2f 2-3		3-2 L4		1-3 K	2-2 F9	
Richard Hidalgo, R (1, 7) OBP: 0.360, SLG: 0.478	2-1 F8		3-2 SAFE 1-H 3-H HR		1-2 1B	4-1 BB 1B BB	3-1 F8		
Ricky Gutierrez, R (1, 6) OBP: 0.440, SLG: 0.435		0-3 K	2-0 F9		3-1 L9	2-0 BB 1B 1B	3-1 L9		
Brad Ausmus, R (1, 2) OBP: 0.346, SLG: 0.250		1-1 1B 3B	1-0 L7			3-1 P5	4-2 1B 1B BB		
Mike Hampton, R (1, 1) OBP: 0.400, SLG: 0.400 Jack Howell, L (7, PH) OBP: 0.400, SLG: 0.250 (8, 3)		1-1 3-H 1B		0-0 P5		1-0 F8	1-0 1B 5 E 1B		

Inning Stats	R: 2	H: 3	E: 0	K: 0	S: 16	LOB: 1	BB: 0	P: 24	R: 1	H: 2	E: 0	K: 1	S: 10	LOB: 1	BB: 0	P: 13	R: 3	H: 2	E: 0	K: 0	S: 14	LOB: 0	BB: 1	P: 24	R: 0	H: 1	E: 0	K: 2	S: 12	LOB: 1	BB: 0	P: 17	R: 0	H: 1	E: 0	K: 0	S: 12	LOB: 1	BB: 0	P: 21	R: 3	H: 3	E: 0	K: 0	S: 8	LOB: 0	BB: 0	P: 15	R: 4	H: 3	E: 1	K: 2	S: 17	LOB: 2	BB: 2	P: 33	R: 0	H: 0	E: 0	K: 0	S: 8	LOB: 0	BB: 0	P: 16
--------------	------	------	------	------	-------	--------	-------	-------	------	------	------	------	-------	--------	-------	-------	------	------	------	------	-------	--------	-------	-------	------	------	------	------	-------	--------	-------	-------	------	------	------	------	-------	--------	-------	-------	------	------	------	------	------	--------	-------	-------	------	------	------	------	-------	--------	-------	-------	------	------	------	------	------	--------	-------	-------

PITCHER	IP	WLS	BF	H	R	ER	SO	BB	IBB	HBP	BLK	WP	HR	S	P	ERA	WHIP
John Thomson, R (1, 1) ERA: 5.79	6.0	L	31	12	9	9	3	1	0	0	0	0	2	72	114	13.50	2.167
Dave Veres, R (7, 1) ERA: 12.0	0.2		8	3	4	3	2	2	0	0	0	0	0	15	30	40.50	7.500
Chuck McElroy, L (7, 1) ERA:	1.1		4	0	0	0	0	0	0	0	0	0	0	10	19	0.00	0.000

AB R H RBI BB SO LOB

4	2	2	0	0	1	1
1	0	1	1	0	0	0
5	2	3	1	0	1	3
5	2	2	3	0	1	3
0	0	0	0	0	0	0
4	0	0	0	1	0	3
5	1	1	1	0	1	2
4	2	2	2	1	0	1
5	1	1	0	0	1	1
3	2	1	0	1	0	0
3	0	1	1	0	0	0
1	1	1	2	0	0	0

AB	R	H	RBI	BB	SO	LOB
40	13	15	11	3	5	14



Colorado Rockies @ Houston Astros
Astrodome, Houston, TX
Mon Apr 06 1998, 4:33 AM EDT
Att. 13,553 - Dome - 72 F

livebaseballscores.com

AB	R	H	RBI	BB	SO	LOB
40	13	15	11	3	5	14

WP	PA
0	43

Batter	1	2	3	4	5	6	7	8	9	10	AB	R	H	RBI	BB	SO	LOB	TOP									
Craig Biggio, R OBP: 0.436, SLG: 0.529 (1, 4) S X	0-1 L8		2-3 K		0-1 F9		2-1 1B 2B			3-2 G6-3	5	1	1	1	0	1	0	Houston Astros @ San Francisco Giants 3Com Park at Candlestick Point, San Francisco, CA Tue Apr 07 1998, 6:33 AM EDT Att: 55,370 - Cloudy - 62 F									
Derek Bell, R OBP: 0.500, SLG: 0.656 (1, 9) F S	1-3 K		0-3 K			2-3 K	1-0 1B			1-1 L9	5	0	1	1	0	3	0										
5 Jeff Bagwell, R OBP: 0.436, SLG: 0.567 (1, 3) B X	1-1 1B			4-1 WP SF7 BB		4-2 1B HBP BB	2-0 L6			3-2 G1-3	3	2	1	0	2	0	0										
Sean Berry, R OBP: 0.478, SLG: 0.588 (1, 5) 1 SAFE 1 SAFE C	1-3 K			1-3 K		1-0 1B HBP	1-2 HBP			2-3 K	3	0	0	0	0	3	2										
Moises Alou, R OBP: 0.400, SLG: 0.583 (1, 7) C X		1-2 2B		4-1 FC5-4 BB		2-0 1B	1-2 2-H 1B			3-1 G6-3	3	0	2	1	1	0	0										
Richard Hidalgo, R OBP: 0.310, SLG: 0.423 (1, 8) C X		0-1 L3		0-0 SF7		3-2 P9	3-2 P9			2-3 K	3	0	0	1	0	1	3										
Ricky Gutierrez, R OBP: 0.414, SLG: 0.385 (1, 6) B S T C X		4-2 G5-4-3 BB		1-0 FC5-4		1-2 P4				1-2 G6-3	3	0	0	0	1	0	3										
Brad Ausmus, R OBP: 0.321, SLG: 0.227 Bill Spiers, L OBP: 0.278, SLG: 0.267 Tony Eusebio, R (7, 2)	0-2 G5-4-3			0-0 G6-3			2-3 K			1-3 K	2	0	0	0	0	0	2										
John Halama, L (1, 1) C.J. Nitkowski, L (6, 1) 35 Dave Clark, L OBP: 0.375, SLG: 0.167 (7, PH) Mike Magnante, L (7, 1) Carl Everett, S OBP: 0.176, SLG: 0.176 (9, PH) Billy Wagner, L (9, 1)			2-1 G1-3		1-2 G4-3		4-1 WP 2B BB			1-3 K	2	0	0	0	0	0	0										
Inning Stats	R: 0 E: 0 K: 2 S: 10	H: 1 LOB: 1 BB: 0 P: 13	R: 0 E: 0 K: 0 S: 12	H: 1 LOB: 1 BB: 1 P: 17	R: 0 E: 0 K: 2 S: 8	H: 0 LOB: 0 BB: 0 P: 12	R: 1 E: 0 K: 1 S: 7	H: 0 LOB: 1 BB: 2 P: 17	R: 0 E: 0 K: 0 S: 6	H: 0 LOB: 0 BB: 0 P: 7	R: 1 E: 0 K: 1 S: 12	H: 1 LOB: 2 BB: 1 P: 25	R: 2 E: 0 K: 1 S: 8	H: 2 LOB: 0 BB: 1 P: 19	R: 0 E: 0 K: 2 S: 8	H: 0 LOB: 0 BB: 0 P: 15	R: 0 E: 0 K: 2 S: 10		H: 0 LOB: 0 BB: 0 P: 13	R: 0 E: 0 K: 0 S: 11	H: 0 LOB: 0 BB: 0 P: 18	1B: 3 2B: 2 3B: 0 HR: 0	SF: 1 SAC: 0 DP: 1 HBP: 1	WP: 2 PB: 0 SB: 1 CS: 0	PA: 39		
PITCHER	IP	WLS	BF	H	R	ER	SO	BB	IBB	HBP	BLK	WP	HR	S	P	ERA	WHIP										
Orel Hershiser, R ERA: 5.56 (1, 1)	5.1		23	3	2	2	6	4	0	0	0	1	0	49	81	3.38	1.312										
Steve Reed, R ERA: (6, 1)	0.2		2	0	0	0	0	0	0	0	0	0	0	6	10	0.00	0.000										
Julian Tavarez, R ERA: 2.57 (7, 1)	2.0	W	8	2	2	2	3	1	0	0	0	1	0	16	34	9.00	1.500										
Robb Nen, R ERA: 1.5 (9, 1)	2.0		6	0	0	0	2	0	0	0	0	0	0	21	31	0.00	0.000										

AB	32
R	4
H	5
RBI	4
BB	5
SO	11
LOB	10



Batter	1	2	3	4	5	6	7	8	9	10	AB	R	H	RBI	BB	SO	LOB
Darryl Hamilton, L OBP: 0.290, SLG: 0.345	2-1 P7	2-1 G4-3			3-2 SH 1B 2B	1-1 G5-3			2-1 G3-1 SH3-4 1B		5	1	2	0	0	0	1
Bill Mueller, S OBP: 0.517, SLG: 0.750	4-2 1B BB				0-0 SH 1B 2B			1-1 1B	0-0 SH3-4 1-2		2	2	1	0	1	0	0
Barry Bonds, L OBP: 0.306, SLG: 0.344	1-2 1B BB				1-0 2B 1B			1-0 L7	0-0 G3-1 2-3		4	0	1	1	1	0	2
Jeff Kent, R OBP: 0.543, SLG: 0.774	0-1 1-2 2-H 1B				0-2 G5-3			1-2 F8	4-0 DI IBB		4	0	2	2	1	0	1
Stan Javier, S OBP: 0.273, SLG: 0.355	2-1 F7				3-2 4-3			0-2 F8	2-2 G6-3 1-2		5	0	0	0	0	0	7
Brian Johnson, R OBP: 0.280, SLG: 0.318	0-3 K2-3				3-3 K			0-3 K	1-2 G6-3		5	0	0	0	0	4	4
J.T. Snow, L OBP: 0.333, SLG: 0.320					0-0 1B WP 1B			2-2 P6	4-1 1B BB		4	2	1	0	1	1	2
Rich Aurilia, R OBP: 0.500, SLG: 0.500					3-1 1-3 WP 1B			0-0 P8 2B	4-1 1B BB		3	0	2	0	2	0	0
Orel Hershiser, R Steve Reed, R Charlie Hayes, R Julian Tavarez, L Marvin Benard, L Robb Nen, R Rey Sanchez, R					1-3 K			1-2 F8	2-1 1-2 2-H 1B		1	0	0	0	0	1	1

Inning Stats	R: 1	H: 1	E: 0	K: 1	S: 13	H: 2	LOB: 2	E: 0	K: 2	S: 13	R: 2	H: 3	E: 0	K: 2	S: 20	R: 0	H: 1	E: 0	K: 0	S: 11	R: 0	H: 1	E: 0	K: 1	S: 11	R: 0	H: 1	E: 0	K: 0	S: 10	R: 1	H: 1	E: 0	K: 0	S: 7
--------------	------	------	------	------	-------	------	--------	------	------	-------	------	------	------	------	-------	------	------	------	------	-------	------	------	------	------	-------	------	------	------	------	-------	------	------	------	------	------

PITCHER	IP	WLS	BF	H	R	ER	SO	BB	IBB	HBP	BLK	WP	HR	S	P	ERA	WHIP
John Halama, L ERA: 11.25	(1, 1)	4.0	22	6	4	4	3	3	0	0	0	1	0	49	84	9.00	2.250
C.J. Nitkowski, L ERA: 4.91	(5, 1)	2.0	6	0	0	0	2	0	0	0	0	0	0	17	27	0.00	0.000
Mike Magnante, L ERA: 1.5	(7, 1)	2.0	8	2	0	0	1	0	0	0	0	0	0	22	29	0.00	1.000
Billy Wagner, L ERA: 2.08	(9, 1)	1.1	L 9	2	1	1	0	2	1	0	0	0	0	17	35	6.75	3.000


BOTTOM

Houston Astros @ San Francisco Giants
 3Com Park at Candlestick Point, San Francisco, CA

Tue Apr 07 1998, 6:33 AM EDT
 Att. 55,370 - Cloudy - 62 F

livebaseballscorecards.com

AB	36
R	5
H	10
RBI	4
BB	6
SO	6
LOB	19



WP: 1	PA: 45
PB: 0	
SB: 0	
CS: 0	

Batter	1	2	3	4	5	6	7	8	9	AB R H RBI BB SO LOB	TOP	
Craig Biggio, R (1, 4) OBP: 0.455, SLG: 0.564	2-1 G3-1 2B		X 0-0 G4-3		B 3-2 1B		X 0-0 HR 1B		F 1-1 P6	5 1 3 0 0 0 1		
Derek Bell, R (1, 9) OBP: 0.512, SLG: 0.757	2-3 K		X 0-0 HR 2B		F 2-1 F7		P 1-0 HR		B 1-2 1B	5 2 3 3 0 1 2		
5 Jeff Bagwell, R (1, 3) OBP: 0.455, SLG: 0.559	2-1 G3-1		B 4-0 HR BB		1 SAFE 2-2 1 SAFE 1 SAFE 1 SAFE 1B		X 0-0 CS 1B		C 2-3 K	4 1 2 0 1 1 2		
Sean Berry, R (1, 5) OBP: 0.464, SLG: 0.667	0-1 L1		B 2-0 HR		X 0-0 P7		B 2-0 CS 1-2		1 SAFE 4-1 BB	4 1 1 3 1 0 4		
Moises Alou, R (1, 7) OBP: 0.353, SLG: 0.500		C 1-2 G1-3	X 0-1 P3		C 1-1 G6-3		C 0-2 G6-4-3			4 0 0 0 0 0 1		
Richard Hidalgo, R (1, 8) OBP: 0.333, SLG: 0.414		S 2-2 P3		C 3-2 G6-4-3 1B		B 3-1 F9		C 4-1 1B BB		3 0 1 0 1 0 0		
Ricky Gutierrez, R (1, 6) OBP: 0.424, SLG: 0.400		B 1-1 CS 1B		X 0-0 G6-4-3		B 1-1 G4-3		B 1-1 BB 1B		4 0 2 0 0 0 1		
Brad Ausmus, R (1, 2) OBP: 0.344, SLG: 0.208		F 2-2 CS	F 4-2 G4-3 2B BB		B 3-2 G6-3		B 2-0 G5-3		B 4-1 BB	2 1 0 0 2 0 0		
Jose Lima, R (1, 1) Trever Miller, R (7, 1) Bob Scanlan, R (7, 1) Jack Howell, L (8, PH) Tony Eusebio, R (8, PH) Doug Henry, R (8, 1) Billy Wagner, L (9, 1)			1 SAFE 1-3 K		C 1-3 K		X 0-0 4-3		X 0-0 F9	3 0 0 0 0 0 2 1 0 0 0 0 0 0 0 0 0 0 0 0 0 0 0 0 1 0 0 0 0 0 0 3 0 0 0 0 0 0 0 0 0 0 0 0 0 0 0 0		
Inning Stats	R: 0 H: 1 E: 0 LOB: 1 K: 1 BB: 0 S: 10 P: 16	R: 0 H: 1 E: 0 LOB: 0 K: 0 BB: 0 S: 10 P: 16	R: 4 H: 2 E: 0 LOB: 0 K: 1 BB: 2 S: 10 P: 21	R: 0 H: 1 E: 0 LOB: 0 K: 0 BB: 0 S: 8 P: 14	R: 0 H: 2 E: 0 LOB: 2 K: 1 BB: 0 S: 13 P: 21	R: 0 H: 0 E: 0 LOB: 0 K: 0 BB: 0 S: 6 P: 11	R: 2 H: 3 E: 0 LOB: 0 K: 0 BB: 0 S: 6 P: 10	R: 0 H: 1 E: 0 LOB: 3 K: 0 BB: 3 S: 9 P: 22	R: 0 H: 1 E: 0 LOB: 1 K: 1 BB: 0 S: 9 P: 13	1B: 8 SF: 0 2B: 2 SAC: 0 3B: 0 DP: 2 HR: 2 HBP: 0	WP: 0 PA: 42 PB: 0 SB: 0 CS: 2	
PITCHER	IP WLS BF H R ER SO BB IBB HBP BLK WP HR S P ERA WHIP											
Kirk Rueter, L (1, 1) ERA: 6.17	6.2 L 30 10 6 6 3 2 0 0 0 0 0 2 63 107 8.10 1.800											
Steve Reed, R (7, 1) ERA:	0.1 0 0 0 0 0 0 0 0 0 0 0 0 0 2 0.00 0.000											
Russ Ortiz, R (8, 1) ERA:	0.2 5 1 0 0 0 0 3 0 0 0 0 0 8 21 0.00 6.000											
Jim Poole, L (8, 1) ERA:	0.1 1 0 0 0 0 0 0 0 0 0 0 0 0 1 1 0.00 0.000											
John Johnstone, R (9, 1) ERA:	1.0 4 1 0 0 1 0 0 0 0 0 0 0 0 9 13 0.00 1.000											

Houston Astros @ San Francisco Giants
3Com Park at Candlestick Point, San Francisco, CA

Wed Apr 08 1998, 10:05 PM EDT
Att. 10,021 - Cloudy - 58 F

AB	35
R	6
H	12
RBI	6
BB	5
SO	4
LOB	15



BOTTOM

Houston Astros @ San Francisco Giants
3Com Park at Candlestick Point, San Francisco, CA

Wed Apr 08 1998, 10:05 PM EDT
Att: 10,021 - Cloudy - 58 F

livebaseballscorecards.com

AB	36
R	3
H	10
RBI	3
BB	5
SO	8
LOB	25



WP:	0	PA:	41
PB:	0		
SB:	0		
CS:	1		

AB R H RBI BB SO LOB

4	1	1	0	1	2	4
4	0	1	0	1	1	2
4	1	2	1	1	0	2
5	0	0	0	0	2	6
3	0	0	0	1	0	0
1	0	0	0	0	1	2
3	0	2	2	1	0	0
4	0	2	0	0	0	2
4	1	1	0	0	2	4
2	0	1	0	0	0	0
0	0	0	0	0	0	0
1	0	0	0	0	0	1
0	0	0	0	0	0	0
0	0	0	0	0	0	0
1	0	0	0	0	0	2
0	0	0	0	0	0	0

1B:	9	SF:	0
2B:	2	SAC:	0
3B:	0	DP:	2
HR:	0	HBP:	0

WP:	0	PA:	41
PB:	0		
SB:	0		
CS:	1		

Batter	1	2	3	4	5	6	7	8	9
Darryl Hamilton, L OBP: 0.306, SLG: 0.333 (1, 8)	2-2 BB 1B 1B	2-3 K		2-2 G1-3			2-3 K		4-2 FC4-6 BB
Bill Mueller, S OBP: 0.500, SLG: 0.679 (1, 5)	3-1 P7		0-0 L6		1-0 G3-6-3 1B		4-2 1B BB		0-3 K
Barry Bonds, L OBP: 0.341, SLG: 0.361 (1, 7)	1-0 BB 1B		4-2 CS BB		2-2 G3-6-3 1-2f		1-1 FC6-4 1B		1-1 FC4-6 E 1-2f
Jeff Kent, R OBP: 0.475, SLG: 0.667 (1, 4)	0-1 F7		1-3 K 1-2		3-3 K		0-0 FC6-4 1-2f		3-2 E3 1-3
J.T. Snow, L OBP: 0.324, SLG: 0.286 (1, 3)	4-2 1B BB			0-0 G4-3		1-0 P8		3-2 4-3	0-3 K
Charlie Hayes, R OBP: 0.364, SLG: 0.556 (9, PH)	1-2 2-3 BB								
Stan Javier, S OBP: 0.324, SLG: 0.382 (1, 9)	1-2 1B		3-2 1B 1B		0-2 G3-1			4-2 1B BB	
Brian Johnson, R OBP: 0.310, SLG: 0.346 (1, 2)	0-1 F9		1-2 1B 1B		0-0 P9			3-2 1B	
Rich Aurilia, R OBP: 0.458, SLG: 0.500 (1, 6)		1-0 G4-3		1-3 K			0-1 G4-3 1B 2B		1-3 K
Kirk Rueter, L OBP: 0.200, SLG: 0.200 (1, 1)									
Steve Reed, R OBP: 0.500, SLG: 0.500 (7, 1)									
Marvin Benard, L (7, PH)									
Russ Ortiz, R (8, 1)									
Jim Poole, L (8, 1)									
Brent Mayne, L OBP: 0.444, SLG: 0.667 (8, PH)									
John Johnstone, R (9, 1)				1-2 2-3 1B			1-0 G4-3 2-3		1-1 F7

Inning Stats	R: 2	H: 3	E: 0	K: 0	S: 15	WLS	BF	H	R	ER	SO	BB	IBB	HBP	BLK	WP	HR	S	P	ERA	WHIP
	0	LOB: 2		1	26		29	8	3	3	5	3	0	0	0	0	0	68	112	4.05	1.650
	0	BB: 1		1				0	0	0	0	1	0	0	0	0	0	1	1	0.00	0.000
	0	P: 26		11				0	0	0	0	0	0	0	0	0	0	30	50	0.00	1.800
	0			0				0	0	0	1	0	0	0	0	0	0	3	3	0.00	0.000

PITCHER	IP	WLS	BF	H	R	ER	SO	BB	IBB	HBP	BLK	WP	HR	S	P	ERA	WHIP
Jose Lima, R ERA: 2.63 (1, 1)	6.2		29	8	3	3	5	3	0	0	0	0	0	68	112	4.05	1.650
Trevor Miller, L ERA: 3.0 (7, 1)	0.0		1	1	0	0	0	0	0	0	0	0	0	2	3	∞	∞
Bob Scanlan, R ERA: (7, 1)	0.1		1	0	0	0	0	0	0	0	0	0	0	1	1	0.00	0.000
Doug Henry, R ERA: (8, 1)	1.2		9	1	0	0	2	2	0	0	0	0	0	30	50	0.00	1.800
Billy Wagner, L ERA: 1.93 (9, 1)	0.1	S	1	0	0	0	1	0	0	0	0	0	0	3	3	0.00	0.000

Batter	1	2	3	4	5	6	7	8	9	AB R H RBI BB SO LOB	TOP
Craig Biggio, R OBP: 0.449, SLG: 0.535 (1, 4) BB C C C C B	4-2 HR BB		0-0 G5-3		0-1 F9 S 1B		2-2 P5		2-3 K	4 1 1 0 1 1 1	
Derek Bell, R OBP: 0.500, SLG: 0.810 (1, 9) C F F 1 B SAFE SAFE SAFE X	1-2 HR 1-H		1-0 2B		0-2 F9 1-3		1-1 P2		0-0 G6-3	5 1 2 2 0 0 2	
5 Jeff Bagwell, R OBP: 0.438, SLG: 0.514 (1, 3) B C C F X	1-2 G5-3		4-0 BB		2-3 K		2-1 G6-3			3 0 0 0 1 1 1	
Sean Berry, R OBP: 0.438, SLG: 0.583 (1, 5) C B S X	1-2 F8		2-2 P4		0-0 P3			4-0 FC4-8 BB		3 0 0 0 1 0 2	
Moises Alou, R OBP: 0.342, SLG: 0.469 (1, 7) B C F F B F X	2-2 G1-3		0-1 F8		2-2 G1-3 2B 1B			0-3 K		4 1 1 0 0 1 1	
Richard Hidalgo, R OBP: 0.297, SLG: 0.364 (1, 8) B C B X		2-1 P7		2-2 P3		1-2 G1-3 1-2		0-1 F8		4 0 0 0 0 0 2	
Ricky Gutierrez, R OBP: 0.432, SLG: 0.441 (1, 6) C F B F F C X		1-3 K		1-2 1B		1-1 2B 2-H		0-1 FC4-6 1-2f		4 0 2 1 0 1 1	
Brad Ausmus, R OBP: 0.361, SLG: 0.192 (1, 2) X		0-0 G4-3		0-0 P3		4-0 FC6 IBB			4-2 SH3-4 BB	2 0 0 0 2 0 1	
Sean Bergman, R OBP: 0.200, SLG: 0.200 C.J. Nitkowski, L (7, 1) S F F S			0-3 K		0-3 K2-3		0-1 FC6 1-2f		0-0 SH3-4	3 0 0 0 0 2 2 0 0 0 0 0 0 0	
Inning Stats	R: 2 E: 0 K: 0 S: 18 H: 1 LOB: 0 BB: 1 P: 27	R: 0 E: 0 K: 1 S: 8 H: 0 LOB: 0 BB: 0 P: 11	R: 0 E: 0 K: 1 S: 10 H: 1 LOB: 2 BB: 1 P: 17	R: 0 E: 0 K: 0 S: 11 H: 1 LOB: 1 BB: 0 P: 14	R: 0 E: 0 K: 2 S: 12 H: 1 LOB: 1 BB: 0 P: 14	R: 1 E: 0 K: 0 S: 12 H: 2 LOB: 2 BB: 1 P: 20	R: 0 E: 0 K: 0 S: 9 H: 0 LOB: 0 BB: 0 P: 14	R: 0 E: 0 K: 1 S: 7 H: 0 LOB: 1 BB: 1 P: 11	R: 0 E: 0 K: 1 S: 10 H: 0 LOB: 1 BB: 1 P: 16	1B: 3 2B: 2 3B: 0 HR: 1 SF: 0 SAC: 1 DP: 0 HBP: 0	WP: 0 PB: 0 SB: 1 CS: 0 PA: 38
PITCHER Mark Gardner, R ERA: 3.75 (1, 1)	IP: 6.0 WLS: L BF: 27 H: 6 R: 3 ER: 3 SO: 4 BB: 2 IBB: 1 HBP: 0 BLK: 0 WP: 0 HR: 1 S: 71 P: 103 ERA: 4.50 WHIP: 1.333					PITCHER John Johnstone, R ERA: (7, 1)	IP: 3.0 WLS: BF: 11 H: 0 R: 0 ER: 0 SO: 2 BB: 2 IBB: 0 HBP: 0 BLK: 0 WP: 0 HR: 0 S: 26 P: 41 ERA: 0.00 WHIP: 0.667				

Houston Astros @ San Francisco Giants
3Com Park at Candlestick Point, San Francisco, CA

Thu Apr 09 1998, 10:05 PM EDT
Att. 10,153 - Cloudy - 61 F

AB	32
R	3
H	6
RBI	3
BB	5
SO	6
LOB	13



Batter	1	2	3	4	5	6	7	8	9	AB	R	H	RBI	BB	SO	LOB
Darryl Hamilton, L (1, 8) OBP: 0.325, SLG: 0.351	1-0 1B		2-1 1B		0-1 G6-3		1-1 G5-3			4	0	2	0	0	0	0
Bill Mueller, S (1, 5) OBP: 0.474, SLG: 0.613	1-3 K		4-0 1B		1-3 K		3-3 K			3	0	0	0	1	3	1
Barry Bonds, L (1, 7) OBP: 0.333, SLG: 0.350	2-1 P7		1-1 L6		2-1 1B		3-2 P4			4	0	1	0	0	0	3
Jeff Kent, R (1, 4) OBP: 0.432, SLG: 0.600	1-2 L7			1-0 G3-1	1-2 P3			0-0 F7		4	0	0	0	0	0	2
J.T. Snow, L (1, 3) OBP: 0.316, SLG: 0.281		1-0 G3-1		3-1 1B		1-2 F7		1-0 L9		4	1	1	0	0	0	0
Stan Javier, S (1, 9) OBP: 0.317, SLG: 0.351		4-2 G4-6-3 BB		2-2 F7		3-3 K		0-3 K		3	0	0	0	1	2	1
Brent Mayne, L (1, 2) OBP: 0.417, SLG: 0.583 Brian Johnson, R (9, PH) OBP: 0.300, SLG: 0.333		2-1 G4-6-3		1-2 1B		0-0 E4		3-3 K		3	0	1	0	0	0	1
Rey Sanchez, R (1, 6) OBP: 0.500, SLG: 0.556			0-0 B3-6-4 1B	0-0 1B		0-2 1B		2-2 L9		4	0	3	1	0	0	0
Mark Gardner, R (1, 1) Alex Diaz, S (6, PH) John Johnstone, R (7, 1) Charlie Hayes, R (9, PH) OBP: 0.333, SLG: 0.500			0-0 B3-6-4	1-2 G1-3		0-1 L6		3-2 P3		2	0	0	0	0	0	3

Inning Stats	R: 0	H: 1	E: 0	K: 1	S: 10	R: 0	H: 0	E: 0	K: 0	S: 7	R: 0	H: 2	E: 0	K: 0	S: 6	R: 1	H: 3	E: 0	K: 0	S: 15	R: 0	H: 1	E: 0	K: 1	S: 10	R: 0	H: 0	E: 0	K: 1	S: 10	R: 0	H: 1	E: 1	K: 1	S: 13	R: 0	H: 0	E: 0	K: 1	S: 5	R: 0	H: 0	E: 0	K: 1	S: 5	R: 0	H: 0	E: 0	K: 1	S: 10	R: 0	H: 0	E: 0	K: 1	S: 10	1B: 8	2B: 0	3B: 0	HR: 0	SF: 0	SAC: 0	DP: 2	HBP: 0	WP: 0	PB: 0	SB: 0	CS: 0	PA: 36
--------------	------	------	------	------	-------	------	------	------	------	------	------	------	------	------	------	------	------	------	------	-------	------	------	------	------	-------	------	------	------	------	-------	------	------	------	------	-------	------	------	------	------	------	------	------	------	------	------	------	------	------	------	-------	------	------	------	------	-------	-------	-------	-------	-------	-------	--------	-------	--------	-------	-------	-------	-------	--------

PITCHER	IP	WLS	BF	H	R	ER	SO	BB	IBB	HBP	BLK	WP	HR	S	P	ERA	WHIP
Sean Bergman, R (1, 1) ERA: 5.23	6.0	W	27	8	1	1	3	2	0	0	0	0	0	61	96	1.50	1.667
C.J. Nitkowski, L (7, 1) ERA: 3.48	3.0	S	9	0	0	0	3	0	0	0	0	0	0	25	41	0.00	0.000

BOTTOM

Houston Astros @ San Francisco Giants
3Com Park at Candlestick Point, San Francisco, CA

Thu Apr 09 1998, 10:05 PM EDT
Att: 10,153 - Cloudy - 61 F

livebaseballscorecards.com

AB	34
R	1
H	8
RBI	1
BB	2
SO	6
LOB	13



Batter	1	2	3	4	5	6	7	8	9
Eric Young Sr., R OBP: 0.375, SLG: 0.432 (1, 4)	2-1 F7 1B	1-1 1-2 1B		1-1 G5-3		2-2 3B 1B 2-H		4-0 HR BB	
Todd Hollandsworth, L OBP: 0.345, SLG: 0.630 (1, 7)	1-3 K	3-3 K			1-2 BB 1B	0-0 3B		1-1 HR 1B 1-2 2-3	
Mike Piazza, R OBP: 0.333, SLG: 0.556 (1, 2)	1-2 BB 1B		0-0 WP 1B FC1-6-5		4-0 BB 1B FC5-4	1-0 G6-3		3-0 HR 1-H 2-H 3-H	
Todd Zeile, R OBP: 0.359, SLG: 0.400 (1, 5)	4-0 BB 1-2 BB		2-0 WP 1B FC1-6-5		0-2 F7		3-0 P5	1-2 1B	
Raul Mondesi, R OBP: 0.216, SLG: 0.306 (1, 9)	4-0 BB 1-2 2-3 BB		3-2 CS 1B FC1-6-5		2-2 P4		0-1 F7	3-2 F8	
Paul Konerko, R OBP: 0.290, SLG: 0.185 (1, 3)	1-3 K		4-1 BB 1-2		2-2 FC5-4 1-2f		2-0 P4		
Thomas Howard, S OBP: 0.158, SLG: 0.444 Trenidad Hubbard, R OBP: 0.214, SLG: 0.429 (1, 8) (7, 8)		1-2 G3-1	0-3 K			0-1 G4-3		0-0 HR 1B SH1-4	
Juan Castro, R (1, 6)		2-3 K		1-0 G5-3		1-2 G5-3		0-0 SH1-4	
Ramon Martinez, R OBP: 0.286, SLG: 0.429 Mike Devereaux, R OBP: 0.417, SLG: 0.400 Brad Clontz, R (8, PH) (9, 1)		0-1 1B 1B		0-3 K		0-2 1B 2B		2-0 G5-3	

AB	R	H	RBI	BB	SO	LOB
4	2	2	1	1	0	0
5	1	3	1	0	2	2
4	2	3	4	1	0	1
4	0	2	0	1	0	2
4	0	0	1	1	0	4
3	0	0	0	1	1	5
3	0	0	0	0	1	1
1	1	1	0	0	0	0
3	0	0	0	0	1	0
3	1	2	0	0	1	0
1	0	0	0	0	0	1
0	0	0	0	0	0	0

AB	R	H	RBI	BB	SO	LOB
35	7	13	7	5	6	16

Inning Stats		R	H	E	K	S	H	LOB	BB	P	WP	HR	S	P	ERA	WHIP																	
R: 0	H: 1	E: 0	K: 2	S: 11	H: 1	LOB: 3	BB: 2	P: 24	R: 1	H: 2	E: 0	K: 1	S: 10	R: 0	H: 1	E: 0	K: 0	S: 14	R: 2	H: 3	E: 0	K: 0	S: 13	R: 0	H: 0	E: 0	K: 0	S: 4	R: 4	H: 4	E: 0	K: 0	S: 12
R: 0	H: 2	E: 0	K: 2	S: 13	H: 2	LOB: 2	BB: 0	P: 20	R: 0	H: 0	E: 0	K: 1	S: 6	R: 0	H: 1	E: 0	K: 0	S: 14	R: 0	H: 3	E: 0	K: 0	S: 13	R: 0	H: 0	E: 0	K: 0	S: 9	R: 0	H: 1	E: 0	K: 0	S: 12
R: 0	H: 0	E: 0	K: 1	S: 6	H: 0	LOB: 0	BB: 0	P: 8	R: 0	H: 1	E: 0	K: 0	S: 10	R: 0	H: 0	E: 0	K: 0	S: 14	R: 0	H: 0	E: 0	K: 0	S: 13	R: 0	H: 0	E: 0	K: 0	S: 9	R: 0	H: 0	E: 0	K: 0	S: 12
R: 0	H: 0	E: 0	K: 1	S: 6	H: 0	LOB: 0	BB: 0	P: 8	R: 0	H: 0	E: 0	K: 0	S: 6	R: 0	H: 0	E: 0	K: 0	S: 14	R: 0	H: 0	E: 0	K: 0	S: 13	R: 0	H: 0	E: 0	K: 0	S: 9	R: 0	H: 0	E: 0	K: 0	S: 12

PITCHER	IP	WLS	BF	H	R	ER	SO	BB	IBB	HBP	BLK	WP	HR	S	P	ERA	WHIP
Shane Reynolds, R ERA: 3.86 (1, 1)	5.2	L	28	8	3	3	6	4	0	0	0	1	0	65	108	4.76	2.118
Bob Scanlan, R ERA: (6, 1)	1.1		5	1	0	0	0	0	0	0	0	0	0	6	12	0.00	0.750
Mike Magnante, L ERA: 6.75 (8, 1)	0.2		6	3	4	4	0	1	0	0	0	0	1	6	16	54.00	6.000
Trever Miller, L ERA: 2.84 (8, 1)	0.1		2	1	0	0	0	0	0	0	0	0	0	6	10	0.00	3.000

PITCHER	IP	WLS	BF	H	R	ER	SO	BB	IBB	HBP	BLK	WP	HR	S	P	ERA	WHIP

Houston Astros @ Los Angeles Dodgers
Dodger Stadium, Los Angeles, CA
 Fri Apr 10 1998, 7:05 PM PDT
 Att: 34,994 - Unknown - 64 F

livebaseballscorecards.com



Batter	1	2	3	4	5	6	7	8	9	AB R H RBI BB SO LOB	TOP
Bill Spiers, L (1, 4) <small>OBP: 0.296, SLG: 0.273</small> <small>(9, 5)</small>	3-2 		2-1 		1 SAFE 0-0 	0-1 			1-0 	5 0 1 0 0 0 2	Houston Astros @ Los Angeles Dodgers Dodger Stadium, Los Angeles, CA Sat Apr 11 1998, 7:05 PM PDT Att. 40,037 - Overcast - 58 F
Derek Bell, R (1, 9) <small>OBP: 0.464, SLG: 0.750</small> <small>(9, 9)</small>	0-0 		3-1 		0-0 		0-0 			4 1 1 0 0 0 1	
5 Jeff Bagwell, R (1, 3) <small>OBP: 0.446, SLG: 0.591</small> <small>(9, 3)</small>	1-1 			1-0 	0-0 		2-2 			4 1 2 3 0 0 0	
Jack Howell, L (1, 5) <small>OBP: 0.333, SLG: 0.250</small> Craig Biggio, R (9, 4) <small>OBP: 0.434, SLG: 0.532</small>	2-3 			1-3 	2-0 		0-2 			4 0 1 0 0 2 1 0 0 0 0 0 0 0	
35 Dave Clark, L (1, 7) <small>OBP: 0.308, SLG: 0.100</small> Richard Hidalgo, R (8, 7) <small>OBP: 0.268, SLG: 0.324</small>		1-3 		1-3 	0-0 			4-0 		3 0 0 0 1 2 1 0 0 0 0 0 0 0	
Carl Everett, S (1, 8) <small>OBP: 0.238, SLG: 0.238</small>		1-2 			0-2 	2-0 		1-1 		4 2 2 0 0 0 1	
Ricky Gutierrez, R (1, 6) <small>OBP: 0.439, SLG: 0.500</small>		2-1 			1-1 	2-1 		1-0 		4 1 2 1 0 0 0	
Brad Ausmus, R (1, 2) <small>OBP: 0.350, SLG: 0.200</small>			1-1 		2-0 	2-2 		2-1 		4 1 1 2 0 0 1	
Mike Hampton, R (1, 1) <small>OBP: 0.250, SLG: 0.250</small> Doug Henry, R (8, 1)			0-1 		0-1 	2-1 		0-3 		3 0 0 0 0 0 2 1 0 0 0 0 1 0	
Inning Stats	R: 0 H: 1 E: 0 LOB: 1 K: 1 BB: 0 S: 9 P: 15	R: 0 H: 0 E: 0 LOB: 0 K: 1 BB: 0 S: 8 P: 12	R: 0 H: 1 E: 0 LOB: 1 K: 0 BB: 0 S: 8 P: 14	R: 0 H: 0 E: 0 LOB: 0 K: 2 BB: 0 S: 7 P: 10	R: 5 H: 6 E: 0 LOB: 1 K: 0 BB: 0 S: 13 P: 18	R: 1 H: 2 E: 0 LOB: 1 K: 0 BB: 0 S: 11 P: 18	R: 0 H: 0 E: 0 LOB: 0 K: 0 BB: 0 S: 7 P: 9	R: 0 H: 0 E: 0 LOB: 0 K: 0 BB: 1 S: 3 P: 9	R: 0 H: 0 E: 0 LOB: 0 K: 1 BB: 0 S: 6 P: 9	1B: 4 SF: 0 2B: 5 SAC: 0 3B: 0 DP: 1 HR: 1 HBP: 0	
PITCHER 37 Darren Dreifort, R (1, 1) <small>ERA: 4.09</small> Frank Lankford, R (6, 1) <small>ERA: 9.82</small> Brad Clontz, R (7, 1) <small>ERA:</small> Jim Bruske, R (8, 1) <small>ERA: 3.18</small> Antonio Osuna, R (9, 1) <small>ERA: 3.0</small>	IP WLS BF H R ER SO BB IBB HBP BLK WP HR S P ERA WHIP 5.0 L 23 8 5 5 4 0 0 0 0 0 0 1 45 69 9.00 1.600 1.0 5 2 1 1 0 0 0 0 0 0 0 0 11 18 9.00 2.000 1.0 3 0 0 0 0 0 0 0 0 0 0 0 7 9 0.00 0.000 1.0 3 0 0 0 0 0 1 0 0 0 0 0 3 9 0.00 1.000 1.0 3 0 0 0 1 0 0 0 0 0 0 0 6 9 0.00 0.000	PITCHER IP WLS BF H R ER SO BB IBB HBP BLK WP HR S P ERA WHIP									

livebaseballscorecards.com

AB	36
R	6
H	10
RBI	6
BB	1
SO	5
LOB	9



BOTTOM

Houston Astros @ Los Angeles Dodgers
Dodger Stadium, Los Angeles, CA
Sat Apr 11 1998, 7:05 PM PDT
Att. 40,037 - Overcast - 58 F

livebaseballscorecards.com

AB 33
R 2
H 7
RBI 2
BB 1
SO 9
LOB 12



WP: 0 PA: 35
PB: 0
SB: 0
CS: 0

AB R H RBI BB SO LOB

3 0 0 0 1 0 0

4 0 1 0 0 2 2

4 0 1 1 0 1 1

4 1 1 0 0 1 2

4 0 1 0 0 2 3

3 0 0 1 0 0 1

3 0 2 0 0 0 0

1 0 0 0 0 1 0

2 1 1 0 0 0 0

1B: 5 SF: 1
2B: 1 SAC: 0
3B: 1 DP: 0
HR: 0 HBP: 0

Batter	1	2	3	4	5	6	7	8	9
Eric Young Sr., R OBP: 0.364, SLG: 0.400 (1, 4)	3-1 G6-3 ①		3-2 G4-3 ②			2-1 F7 ②		4-0 1B G4-3 BB	
Todd Hollandsworth, L OBP: 0.333, SLG: 0.581 (1, 7)	2-3 K ②		2-3 K ③			0-0 1B		0-2 G4-3 ① 1-2 2-3	
Mike Piazza, R OBP: 0.326, SLG: 0.525 (1, 2)	1-0 G4-3 ③				1-3 K ①	0-0 G1-3 ③		0-0 1B 2-3 3-H	
Todd Zeile, R OBP: 0.349, SLG: 0.436 (1, 5)		3-1 SF8 3B		2-1 G5-3 ②		0-0 F8 ①		2-3 K ②	
Raul Mondesi, R OBP: 0.220, SLG: 0.300 (1, 9)		1-3 K ①		2-3 K ③		0-1 FC6-4 1B		2-0 P6 ③	
Paul Konerko, R OBP: 0.257, SLG: 0.167 (1, 3)		0-0 SF8 ② 3-H			1-1 L3 ①	0-0 FC6-4 1B 1-2f		2-2 G5-3 ①	
Trenidad Hubbard, R OBP: 0.294, SLG: 0.471 Thomas Howard, S OBP: 0.150, SLG: 0.421 (1, 8) (9, PH)		2-1 1B ③			0-2 G6-3 ②	0-2 FC6-4 1B 1-2		1-3 K ②	
Juan Castro, R Frank Lankford, R Brad Clontz, R Mike Devereaux, R Jim Bruske, R Antonio Osuna, R Matt Luke, L OBP: 0.222, SLG: 0.125 (1, 6) (6, 1) (7, 1) (7, PH) (8, 1) (9, 1) (9, PH)		0-0 G1-3 ③			1-0 G6-3 ③	2-1 FC6-4 ③ 1-2f		1-3 K ③	
37 Darren Dreifort, R Wilton Guerrero, S OBP: 0.429, SLG: 0.500 (1, 1) (6, 6)			2-3 K ①			1-0 P4 ①		0-2 G4-3 1B 2B	

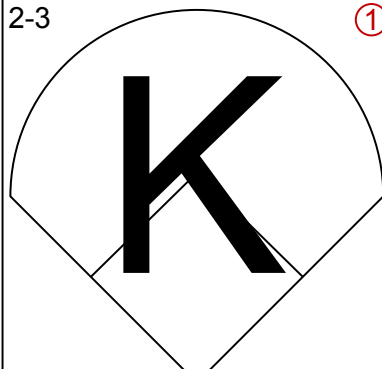
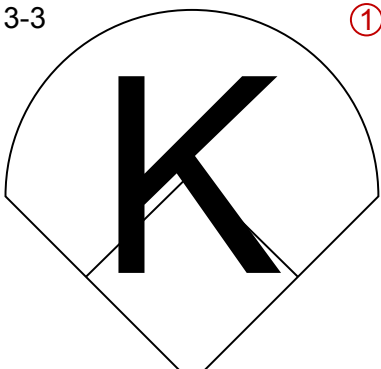
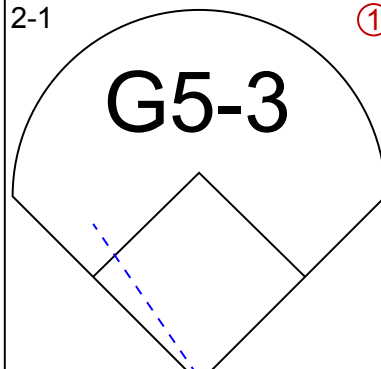
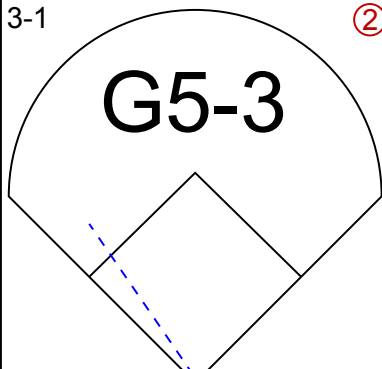
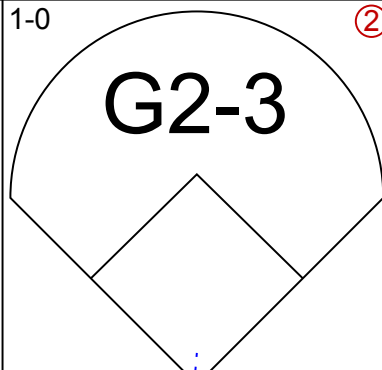
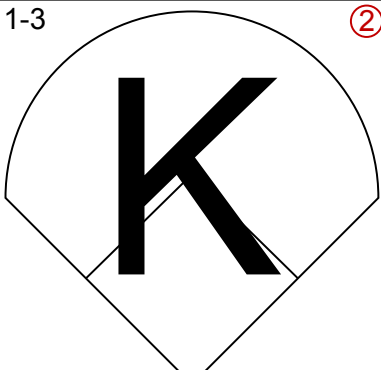
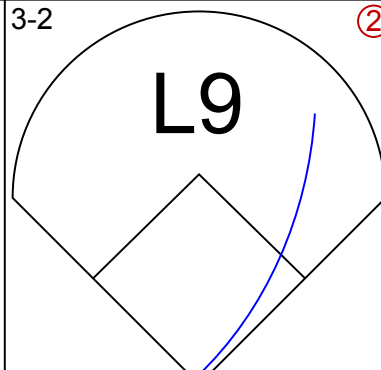
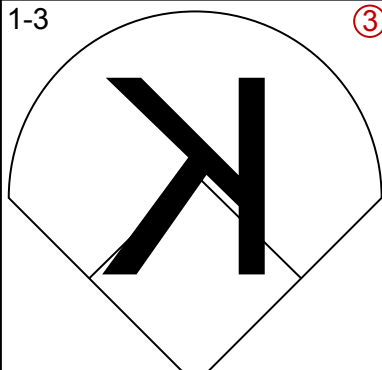
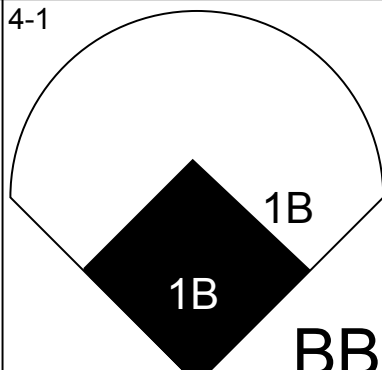
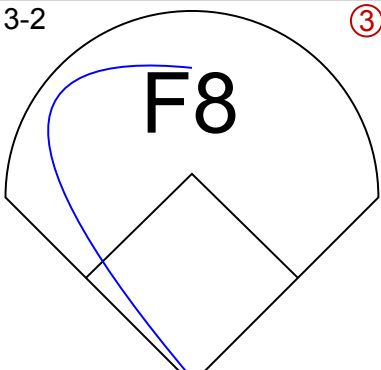
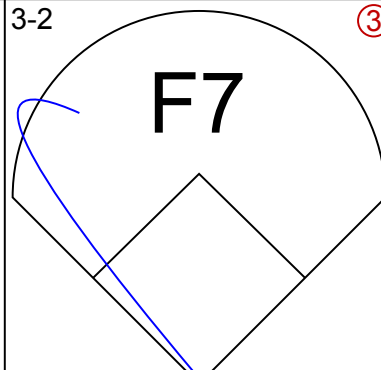
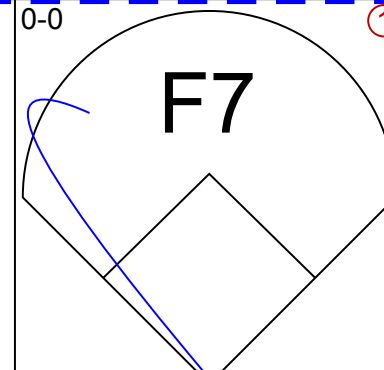
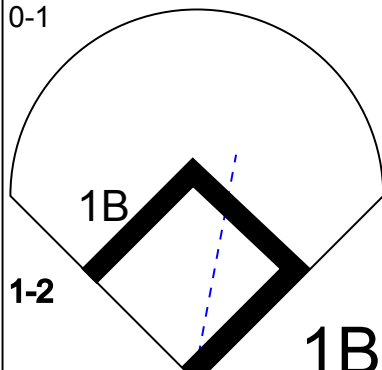
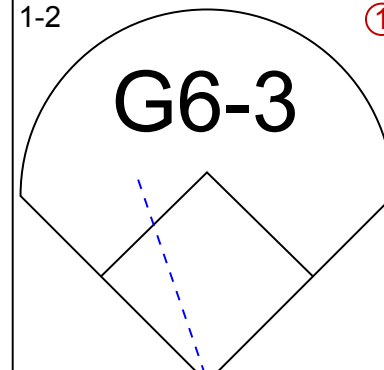
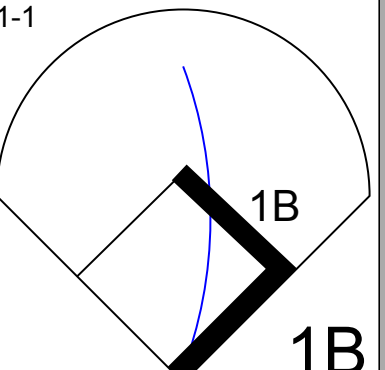
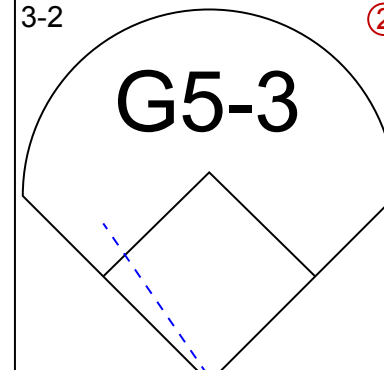
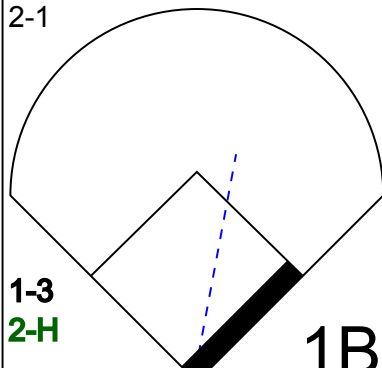
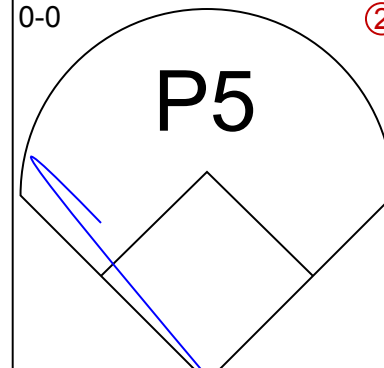
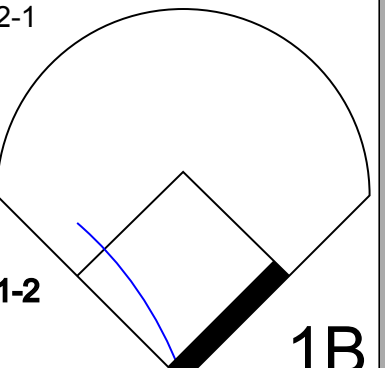
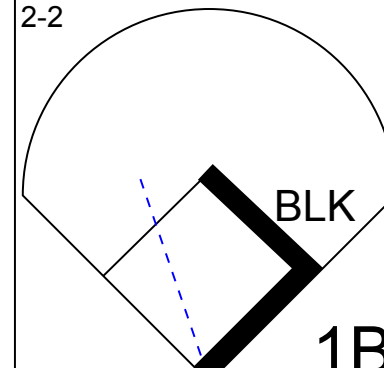
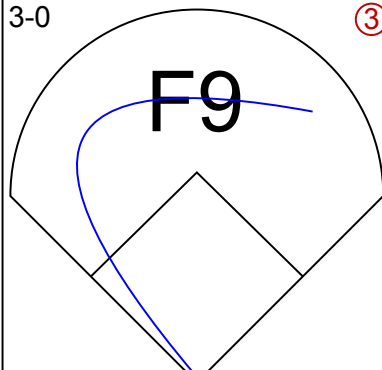
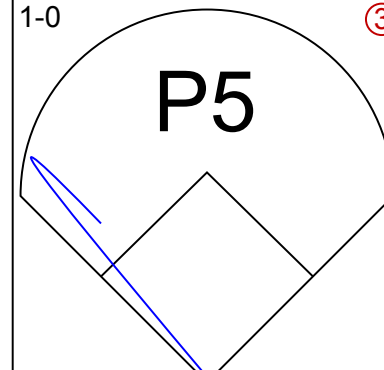
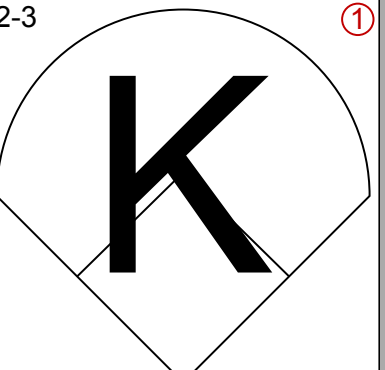
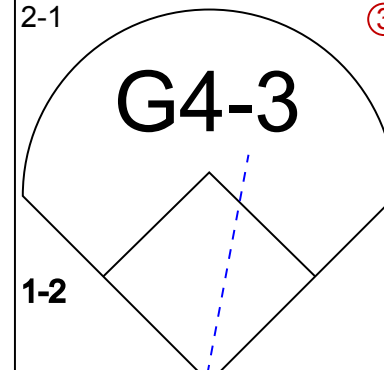
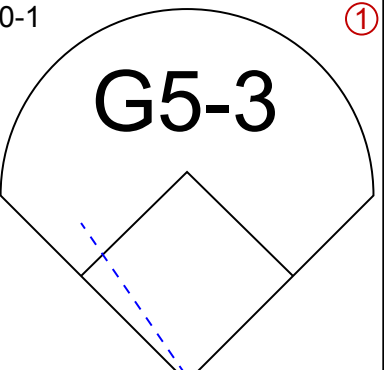
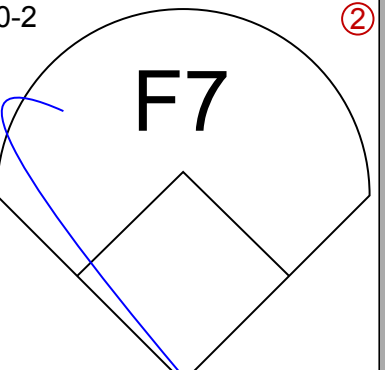
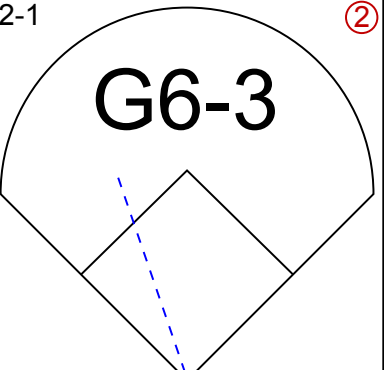
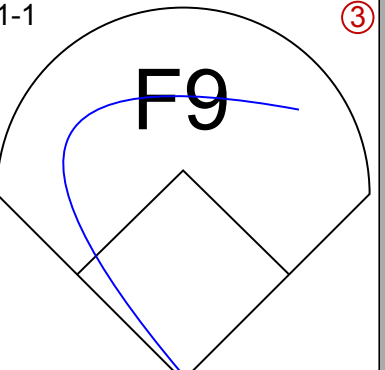
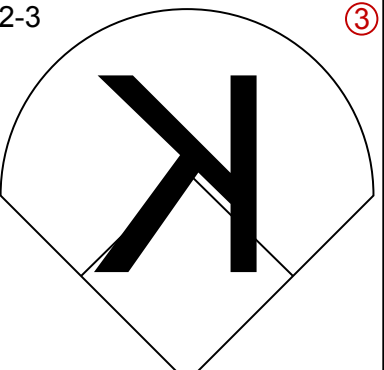
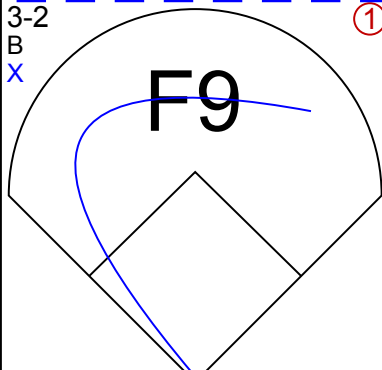
Inning Stats	R: 0	H: 0	E: 0	K: 1	S: 6	H: 0	LOB: 0	BB: 0	P: 12	R: 1	H: 2	E: 0	K: 1	S: 10	R: 0	H: 0	E: 0	K: 2	S: 10	R: 0	H: 0	E: 0	K: 2	S: 9	R: 0	H: 0	E: 0	K: 0	S: 6	R: 0	H: 1	E: 0	K: 0	S: 5	R: 0	H: 2	E: 0	K: 0	S: 9	R: 1	H: 2	E: 0	K: 1	S: 13	R: 0	H: 0	E: 0	K: 2	S: 11	1B: 5	SF: 1	2B: 1	SAC: 0	3B: 1	DP: 0	HR: 0	HBP: 0	WP: 0	PA: 35
--------------	------	------	------	------	------	------	--------	-------	-------	------	------	------	------	-------	------	------	------	------	-------	------	------	------	------	------	------	------	------	------	------	------	------	------	------	------	------	------	------	------	------	------	------	------	------	-------	------	------	------	------	-------	-------	-------	-------	--------	-------	-------	-------	--------	-------	--------

PITCHER	IP	WLS	BF	H	R	ER	SO	BB	IBB	HBP	BLK	WP	HR	S	P	ERA	WHIP
Mike Hampton, L ERA: 4.43 (1, 1)	7.1	W	30	7	2	2	6	1	0	0	0	0	0	63	98	2.46	1.091
Doug Henry, R ERA: (8, 1)	1.2	S	5	0	0	0	3	0	0	0	0	0	0	16	24	0.00	0.000

Batter	1	2	3	4	5	6	7	8	9	10	AB R H RBI BB SO LOB	TOP											
Craig Biggio, R OBP: 0.414, SLG: 0.519 (1, 4)	K2-3	SF8 2B	G6-4-3			K		P4			5 0 1 0 0 2 3	Houston Astros @ Los Angeles Dodgers Dodger Stadium, Los Angeles, CA Sun Apr 12 1998, 7:05 PM PDT Att: 33,429 - Cloudy - 68 F											
Derek Bell, R OBP: 0.459, SLG: 0.731 (1, 9)	1B 1B	SF8		S 5 BB G3 1B		K		G6-3		4 2 2 1 0 1 0													
5 Jeff Bagwell, R OBP: 0.426, SLG: 0.542 (1, 3)	K	K		G3 S BB		P3		P5		4 0 0 0 1 2 2													
Sean Berry, R OBP: 0.405, SLG: 0.500 Billy Wagner, L (9, 1)	1B 1B BB		E6 2B		P9		F9		F8	4 1 0 0 1 0 2 0 0 0 0 0 0 0													
Moises Alou, R OBP: 0.362, SLG: 0.561 (1, 7)	1B 1B		G3 2B		G3		F7		HR	5 2 3 3 0 0 1													
Carl Everett, S OBP: 0.346, SLG: 0.423 (1, 8)	FC6-4 1B		BB 2B		F7		S 1B		L7 2B	5 0 4 2 0 0 1													
Ricky Gutierrez, R OBP: 0.413, SLG: 0.465 (1, 6)	FC6-4		BB 1B		F7		G6-3		L7	5 0 1 0 0 0 5													
Brad Ausmus, R OBP: 0.333, SLG: 0.176 (1, 2)		K	G6-4-3 BB		G4-3		G5-3		P3	4 0 0 0 1 1 0													
John Halama, L C.J. Nitkowski, L Bill Spiers, L Bob Scanlan, R Tim Bogar, R		2B SF8 BB	K		K		F9			2 1 0 0 1 2 3 0 0 0 0 0 0 0 1 0													
Inning Stats	R: 1 E: 0 K: 2 S: 13	H: 3 LOB: 3 BB: 1 P: 27	R: 1 E: 0 K: 2 S: 11	H: 1 LOB: 1 BB: 1 P: 20	R: 2 E: 1 K: 1 S: 14	H: 3 LOB: 2 BB: 1 P: 26	R: 1 E: 0 K: 0 S: 9	H: 1 LOB: 1 BB: 1 P: 19	R: 0 E: 0 K: 1 S: 8	H: 0 LOB: 0 BB: 0 P: 11	R: 0 E: 0 K: 2 S: 9		H: 0 LOB: 0 BB: 0 P: 15	R: 0 E: 0 K: 0 S: 12	H: 1 LOB: 1 BB: 0 P: 17	R: 0 E: 0 K: 0 S: 7	H: 0 LOB: 0 BB: 0 P: 11	R: 0 E: 0 K: 0 S: 7	H: 0 LOB: 0 BB: 0 P: 12	R: 1 E: 0 K: 0 S: 12	H: 2 LOB: 0 BB: 0 P: 20	1B: 6 2B: 4 3B: 0 HR: 1	SF: 1 SAC: 0 DP: 1 HBP: 0
PITCHER	IP WLS BF H R ER SO BB IBB HBP BLK WP HR S P ERA WHIP																						
Chan Ho Park, R ERA: 3.95	(1, 1) 3.0	WLS 21 BF 8 R 5 ER 4 SO 5 BB 4 IBB 0 HBP 0 BLK 0 WP 0 HR 0 S 39 P 79 ERA 12.00 WHIP 4.000																					
Jim Bruske, R ERA: 1.86	(4, 1) 4.0	WLS 13 BF 1 R 0 ER 0 SO 3 BB 0 IBB 0 HBP 0 BLK 0 WP 0 HR 0 S 37 P 56 ERA 0.00 WHIP 0.250																					
Brad Clontz, R ERA:	(8, 1) 2.0	WLS 6 BF 0 R 0 ER 0 SO 0 BB 0 IBB 0 HBP 0 BLK 0 WP 0 HR 0 S 14 P 23 ERA 0.00 WHIP 0.000																					
Antonio Osuna, R ERA: 4.5	(10, 1) 1.0	WLS 4 BF 2 R 1 ER 1 SO 0 BB 0 IBB 0 HBP 0 BLK 0 WP 0 HR 1 S 12 P 20 ERA 9.00 WHIP 2.000																					

AB	39
R	6
H	11
RBI	6
BB	4
SO	8
LOB	17



Batter	1	2	3	4	5	6	7	8	9	AB R H RBI BB SO LOB	TOP		
Craig Biggio, R (1, 4) OBP: 0.387, SLG: 0.482	2-3 		3-3 			2-1 		3-1 		4 0 0 0 0 2 0			
Derek Bell, R (1, 9) OBP: 0.431, SLG: 0.679	1-0 		1-3 			3-2 		1-3 		4 0 0 0 0 2 0			
5 Jeff Bagwell, R (1, 3) OBP: 0.415, SLG: 0.510	4-1 		3-2 			3-2 			0-0 	3 1 0 0 1 0 0			
Bill Spiers, L (1, 5) OBP: 0.323, SLG: 0.308 Sean Berry, R (9, PH) OBP: 0.395, SLG: 0.483	0-1 			1-2 			1-1 		3-2 	3 0 2 0 0 0 0 1 0 0 0 0 0 0			
Moises Alou, R (1, 7) OBP: 0.392, SLG: 0.578	2-1 			0-0 			1-2 		2-2 	4 0 3 1 0 0 0			
Carl Everett, S (1, 8) OBP: 0.310, SLG: 0.379 Tony Eusebio, R (9, PH)	3-0 			1-0 			2-3 		2-1 	3 0 0 0 0 1 4 1 0 0 0 0 0 1			
Ricky Gutierrez, R (1, 6) OBP: 0.408, SLG: 0.457						0-1 			0-2 	3 0 1 0 0 0 2			
Brad Ausmus, R (1, 2) OBP: 0.313, SLG: 0.162						2-1 			1-1 	3 0 0 0 0 0 3			
Jose Lima, R (1, 1) Richard Hidalgo, R (8, PH) OBP: 0.262, SLG: 0.316 Mike Magnante, L (8, 1)						2-3 			3-2 	2 0 0 0 0 1 0 1 0 0 0 0 0 0 0 0 0 0 0 0 0			
Inning Stats	R: 1 H: 2 E: 0 LOB: 2 K: 1 BB: 1 S: 10 P: 22	R: 0 H: 1 E: 0 LOB: 0 K: 0 BB: 0 S: 5 P: 11	R: 0 H: 0 E: 0 LOB: 0 K: 2 BB: 0 S: 9 P: 16	R: 0 H: 0 E: 0 LOB: 0 K: 0 BB: 0 S: 5 P: 7	R: 0 H: 0 E: 0 LOB: 0 K: 1 BB: 0 S: 7 P: 11	R: 0 H: 0 E: 0 LOB: 0 K: 0 BB: 0 S: 8 P: 16	R: 0 H: 2 E: 0 LOB: 2 K: 1 BB: 0 S: 12 P: 18	R: 0 H: 0 E: 0 LOB: 0 K: 1 BB: 0 S: 13 P: 20	R: 0 H: 1 E: 0 LOB: 1 K: 0 BB: 0 S: 10 P: 17	1B: 6 SF: 0 2B: 0 SAC: 0 3B: 0 DP: 1 HR: 0 HBP: 0	WP: 0 PA: 33 PB: 0 SB: 0 CS: 0		
PITCHER	IP WLS BF H R ER SO BB IBB HBP BLK WP HR S P ERA WHIP											PITCHER	IP WLS BF H R ER SO BB IBB HBP BLK WP HR S P ERA WHIP
Hideo Nomo, R (1, 1) ERA: 3.38	7.0 W 26 5 1 1 5 1 0 0 0 0 0 0 56 101 1.29 0.857												
Mark Guthrie, L (8, 1) ERA:	1.0 3 0 0 0 1 0 0 0 0 0 0 0 13 20 0.00 0.000												
Scott Radinsky, L (9, 1) ERA:	1.0 S 4 1 0 0 0 0 0 0 0 1 0 0 10 17 0.00 1.000												

Houston Astros @ Los Angeles Dodgers
Dodger Stadium, Los Angeles, CA

Mon Apr 13 1998, 7:05 PM PDT
Att. 32,289 - Cloudy - 58 F

AB	32
R	1
H	6
RBI	1
BB	1
SO	6
LOB	10



WP: 0	PA: 33
PB: 0	
SB: 0	
CS: 0	

1B: 6	SF: 0
2B: 0	SAC: 0
3B: 0	DP: 1
HR: 0	HBP: 0

Batter	1	2	3	4	5	6	7	8	9
Eric Young Sr., R OBP: 0.321, SLG: 0.333 (1, 4)	0-2 G1-3 ①		1-0 G1-3 ②			1-0 F9 ②		0-3 K ②	
Todd Hollandsworth, L OBP: 0.286, SLG: 0.475 (1, 7)	3-2 G4-3 ②		3-2 G3-1 ③			0-1 P2 ③		0-0 F8 ③	
Raul Mondesi, R OBP: 0.265, SLG: 0.383 (1, 9)	0-1 F7 ③			2-2 G4-3 ①			2-1 SH1-4 1B 1B		
Todd Zeile, R OBP: 0.333, SLG: 0.426 (1, 5)		2-2 P3 ①		0-0 G6-3 ②			0-0 SH1-4 1B 1B		
Matt Luke, L OBP: 0.273, SLG: 0.200 Jose Vizcaino, S OBP: 0.276, SLG: 0.200 (7, PH) Paul Konerko, R OBP: 0.282, SLG: 0.206 (8, 3)		1-1 FC1-6 1B		3-3 K			0-0 SH1-4 ①		
Wilton Guerrero, S OBP: 0.455, SLG: 0.500 Mark Guthrie, R Scott Radinsky, L		1-2 FC1-6 SAFE 1-2f		2-3 K2-3 ①			1-2 2-H 3-H 1B		
Thomas Howard, S OBP: 0.130, SLG: 0.364 Juan Castro, R		1-1 P2 ③		2-1 G3-1 ②			0-1 F8 ②		
Tom Prince, R OBP: 0.250, SLG: 0.750 (1, 2)			0-1 G6-3 3B		2-1 F9 ③		1-0 G2-3 ③		
Hideo Nomo, R Trenidad Hubbard, R OBP: 0.238, SLG: 0.400 (8, 8)			1-1 G6-3 ① 3-H			1-2 G5-3 ①		1-2 L3 ①	

Inning Stats	R: 0	H: 0	E: 0	K: 0	S: 10	LOB: 0	BB: 0	P: 13	R: 0	H: 1	E: 0	K: 0	S: 10	LOB: 1	BB: 0	P: 15	R: 1	H: 1	E: 0	K: 0	S: 9	LOB: 0	BB: 0	P: 14	R: 0	H: 0	E: 0	K: 1	S: 10	LOB: 0	BB: 0	P: 15	R: 0	H: 0	E: 0	K: 1	S: 7	LOB: 0	BB: 0	P: 13	R: 2	H: 3	E: 0	K: 0	S: 10	LOB: 1	BB: 0	P: 14	R: 0	H: 0	E: 0	K: 1	S: 9	LOB: 0	BB: 0	P: 10
1B: 4	SF: 0	2B: 0	SAC: 1	3B: 1	DP: 0	HR: 0	HBP: 0	WP: 0	PA: 29																																															

PITCHER	IP	WLS	BF	H	R	ER	SO	BB	IBB	HBP	BLK	WP	HR	S	P	ERA	WHIP
Jose Lima, R ERA: 3.05 (1, 1)	7.0	L	26	5	3	3	2	0	0	0	0	0	0	62	92	3.86	0.714
Mike Magnante, L ERA: 5.87 (8, 1)	1.0		3	0	0	0	1	0	0	0	0	0	0	9	10	0.00	0.000

BOTTOM

Houston Astros @ Los Angeles Dodgers
Dodger Stadium, Los Angeles, CA

Mon Apr 13 1998, 7:05 PM PDT
Att: 32,289 - Cloudy - 58 F

livebaseballscores.com

AB 28
R 3
H 5
RBI 3
BB 0
SO 3
LOB 4



Batter	1	2	3	4	5	6	7	8	9	AB R H RBI BB SO LOB	TOP
Craig Biggio, R (1, 4) OBP: 0.379, SLG: 0.458	4-0 CS BB		2-1 F9		0-0 FC6-4 1-2f		2-1 G6-3			3 0 0 0 1 0 2	
Derek Bell, R (1, 9) OBP: 0.420, SLG: 0.644	1-3 SAFE SAFE K		0-1 F7			4-1 G6-3 BB		0-0 F7		3 0 0 0 1 1 1	
5 Jeff Bagwell, R (1, 3) OBP: 0.391, SLG: 0.473	0-0 G4-3			1-0 L9		1-0 P4		0-0 G5-3		4 0 0 0 0 0 1	
Sean Berry, R (1, 5) OBP: 0.357, SLG: 0.424		1-2 F9		1-1 F7		2-2 SAFE SAFE G6-3 1-2		2-2 G3		4 0 0 0 0 0 1	
Moises Alou, R (1, 7) OBP: 0.400, SLG: 0.553		4-2 1B BB		1-1 F8		4-0 BB BB		0-3 K		2 0 0 0 2 1 0	
Richard Hidalgo, R (1, 8) OBP: 0.261, SLG: 0.310		1-3 SAFE SAFE SAFE SAFE K		0-0 S 1B		2-2 P6		0-0 G4-3		4 1 1 0 0 1 3	
Tony Eusebio, R (1, 2) OBP: 0.214, SLG: 0.154		1-0 SAFE 1B FC4-6 1-2 1B		2-1 SAFE SAFE SAFE SAFE 1B FC6-4 1-H 1B		2-2 G4-3		0-3 K		4 0 2 1 0 1 0	
Ricky Gutierrez, R (1, 6) OBP: 0.404, SLG: 0.438		2-2 FC4-6 1-2f		1-1 F8		1-0 HBP				2 0 0 0 0 0 3	
Tim Bogar, R (7, 6) OBP: 0.182, SLG: 0.100										0 0 0 0 0 0 0	
Shane Reynolds, R (1, 1) OBP: 0.250, SLG: 0.375			1-2 G2-3		0-1 B3		1-3 SAFE SAFE SAFE SAFE K			2 0 0 0 0 0 1	
35 Dave Clark, L (7, PH) OBP: 0.286, SLG: 0.091										1 0 0 0 0 1 1	
C.J. Nitkowski, L (7, 1)										0 0 0 0 0 0 0	
Inning Stats	R: 0 E: 0 K: 1 S: 4 H: 0 LOB: 0 BB: 1 P: 9	R: 0 E: 0 K: 1 S: 14 H: 1 LOB: 2 BB: 1 P: 23	R: 0 E: 0 K: 0 S: 8 H: 0 LOB: 0 BB: 0 P: 11	R: 0 E: 0 K: 0 S: 5 H: 0 LOB: 0 BB: 0 P: 8	R: 1 E: 0 K: 0 S: 8 H: 2 LOB: 1 BB: 0 P: 11	R: 0 E: 0 K: 0 S: 12 H: 0 LOB: 2 BB: 2 P: 25	R: 0 E: 0 K: 1 S: 8 H: 0 LOB: 1 BB: 0 P: 14	R: 0 E: 0 K: 0 S: 5 H: 0 LOB: 0 BB: 0 P: 7	R: 0 E: 0 K: 2 S: 7 H: 0 LOB: 0 BB: 0 P: 7	1B: 3 2B: 0 3B: 0 HR: 0 SF: 0 SAC: 0 DP: 0 HBP: 1	WP: 0 PB: 0 SB: 1 CS: 1 PA: 34
PITCHER	IP WLS BF H R ER SO BB IBB HBP BLK WP HR S P ERA WHIP										
Brett Tomko, R (1, 1) ERA: 2.45	8.0 W 31 3 1 1 3 4 0 1 0 0 0 64 108 1.12 0.875										
Jeff Shaw, R (9, 1) ERA: 3.68	1.0 S 3 0 0 0 2 0 0 0 0 0 0 7 7 0.00 0.000										

Houston Astros @ Cincinnati Reds
Cinergy Field, Cincinnati, OH
Wed Apr 15 1998, 7:05 PM EDT
Att. 15,619 - Overcast - 60 F

livebaseballscorecards.com

AB	29
R	1
H	3
RBI	1
BB	4
SO	5
LOB	13



Batter	1	2	3	4	5	6	7	8	9
Chris Stynes, R (1, 7) OBP: 0.424, SLG: 0.618	0-1 G6-3	0-0 G1-3			3-2 HR		1-2 G1-4-3 BB 1B		
Reggie Sanders, R (1, 8) OBP: 0.409, SLG: 0.324	3-3 K		2-3 K		2-3 K		4-0 G1-4-3 BB 1-2		
Barry Larkin, R (1, 6) OBP: 0.361, SLG: 0.345	1-2 F8		3-3 K		3-2 G4-3		2-2 G1-4-3 1-2f 2-3		
Eddie Taubensee, L (1, 2) OBP: 0.408, SLG: 0.432		1-1 1B HR 1B	2-0 P4			4-2 1B G5-3 BB	0-1 F8		
Eduardo Perez, R (1, 3) OBP: 0.275, SLG: 0.306		1-1 1-2 HR 1B		2-2 G1-3		2-2 G5-3 1-2	3-2 G6-3		
Willie Greene, L (1, 5) OBP: 0.475, SLG: 0.622		2-1 1-H 2-H HR		1-1 FC4-6 1B		4-0 1B IBB	2-1 L7		
Bret Boone, R (1, 4) OBP: 0.400, SLG: 0.589		2-1 G6-3		1-2 FC4-6 1-2f		1-1 L9	1-2 G6-3		
Jon Nunnally, L (1, 9) OBP: 0.380, SLG: 0.400		1-0 G4-3		0-0 G4-3		0-1 1-2 2-3 1B			
Brett Tomko, R (1, 1) OBP: 0.286, SLG: 0.286		1-2 1B			0-0 G6-3		0-1 G5		
Jeff Shaw, R (9, 1)									

AB	R	H	RBI	BB	SO	LOB
4	1	2	1	0	0	1
3	0	0	0	1	3	0
4	0	0	0	0	1	2
3	1	1	0	1	0	1
4	1	1	0	0	0	1
3	1	2	3	1	0	0
4	0	0	0	0	0	3
3	0	1	0	0	0	1
3	0	1	0	0	0	3
0	0	0	0	0	0	0

BOTTOM

Houston Astros @ Cincinnati Reds
Cinergy Field, Cincinnati, OH

Wed Apr 15 1998, 7:05 PM EDT
Att. 15,619 - Overcast - 60 F

livebaseballscorecards.com

AB	31
R	4
H	8
RBI	4
BB	3
SO	4
LOB	12



Inning Stats	R: 0	H: 0	E: 0	K: 1	S: 9	LOB: 0	BB: 0	P: 13					
R: 3 E: 0 K: 0 S: 13	H: 4 LOB: 1 BB: 0 P: 21	R: 0 E: 0 K: 2 S: 7	H: 0 LOB: 0 BB: 0 P: 14	R: 0 E: 0 K: 0 S: 11	H: 1 LOB: 1 BB: 0 P: 15	R: 1 E: 0 K: 1 S: 12	H: 1 LOB: 0 BB: 0 P: 20	R: 0 E: 0 K: 0 S: 11	H: 1 LOB: 3 BB: 2 P: 22	R: 0 E: 0 K: 0 S: 9	H: 1 LOB: 1 BB: 1 P: 16	R: 0 E: 0 K: 0 S: 9	H: 0 LOB: 0 BB: 0 P: 15

PITCHER	IP	WLS	BF	H	R	ER	SO	BB	IBB	HBP	BLK	WP	HR	S	P	ERA	WHIP
Shane Reynolds, R (1, 1) ERA: 4.38	6.0	L	27	7	4	4	4	1	1	0	0	0	2	63	105	6.00	1.333
C.J. Nitkowski, L (7, 1) ERA: 2.57	2.0		7	1	0	0	0	1	0	0	0	0	0	18	31	0.00	1.000

PITCHER	IP	WLS	BF	H	R	ER	SO	BB	IBB	HBP	BLK	WP	HR	S	P	ERA	WHIP

WP	PA	3B	SF	SAC	DP	HBP
0	34	0	0	0	1	0

Batter	1	2	3	4	5	6	7	8	9	AB R H RBI BB SO LOB	TOP									
Craig Biggio, R (1, 4) OBP: 0.352, SLG: 0.422	1-3 		1-0 FC4-6 5 S 2B	2-1 G5-3		2-3 		0-2 F9		5 1 0 0 0 2 2										
35 Dave Clark, L (1, 9) OBP: 0.389, SLG: 0.214	3-1 		0-0 SAFE 2B	0-0 G4-3		3-1 		0-0 G5-3		3 1 2 0 0 0 0										
Richard Hidalgo, R (7, 9) OBP: 0.255, SLG: 0.302	1B		1-2 1B							1 0 0 0 0 0 0										
5 Jeff Bagwell, R (1, 3) OBP: 0.405, SLG: 0.483	2-1 P4		4-1 2B 3B BB	3-2 2B		1-0 G5-4-3 1-2f		4-1 S BB		3 1 1 0 2 0 3										
Bill Spiers, L (1, 5) OBP: 0.333, SLG: 0.355	0-1 PO 1-2		1-1 BB FC5-2 1B	3-2 F7		2-1 L6		3-3 SAFE K		5 1 2 2 0 1 2										
Moises Alou, R (1, 7) OBP: 0.433, SLG: 0.608			1-1 BB E 1B	1-0 3B 2B		2-2 G4-6-3 BB 1B		4-0 BB BB		4 2 3 2 1 1 0										
Carl Everett, S (1, 8) OBP: 0.394, SLG: 0.484			4-1 E BB	1-2 3B		4-0 G4-6-3 BB		4-2 SAFE BB		2 0 2 1 2 0 0										
Doug Henry, R (7, 1)			1-2 2-3 BB	3-H FC6-2 3B		1-2 BB		1-2 CS 1B		0 0 0 0 0 0 0										
Jack Howell, L (9, PH) OBP: 0.400, SLG: 0.250			1-1 FC5-2 G6-4-3	0-0 FC6-2 E S		3-1 G4-6-3		0-1 CS		0 0 0 0 1 0 0										
Billy Wagner, L (9, 1)			1-3 2-H 3-H BB	3-H BB		1-2f 2-3		1-2f BB		0 0 0 0 0 0 0										
Brad Ausmus, R (1, 2) OBP: 0.283, SLG: 0.143			1-1 G6-4-3	0-0 G4-3		0-1 G4-3		0-1 FC6-4		5 0 0 0 0 1 8										
Tim Lincecum, R (1, 6) OBP: 0.267, SLG: 0.385			1-1 G6-4-3 1-2f	4-2 S BB		0-0 G4-3		0-2 HR		3 1 1 1 1 0 3										
Mike Hampton, R (1, 1) OBP: 0.364, SLG: 0.300			FC4-6 1B			4-2 S BB		1-3 K		2 0 1 0 1 0 2										
Derek Bell, R (7, 9) OBP: 0.414, SLG: 0.633			G1-3							1 0 0 0 0 1 0										
Inning Stats	R: 0 E: 0 K: 1 S: 8	H: 1 LOB: 0 BB: 0 P: 14	R: 1 E: 1 K: 0 S: 9	H: 2 LOB: 1 BB: 1 P: 16	R: 5 E: 0 K: 0 S: 17	H: 5 LOB: 2 BB: 2 P: 31	R: 0 E: 0 K: 0 S: 11	H: 1 LOB: 1 BB: 0 P: 19	R: 0 E: 0 K: 1 S: 9	H: 0 LOB: 1 BB: 1 P: 19	R: 0 E: 0 K: 1 S: 9	H: 1 LOB: 0 BB: 0 P: 17	R: 1 E: 0 K: 2 S: 17	H: 1 LOB: 0 BB: 0 P: 21	R: 0 E: 0 K: 1 S: 13	H: 0 LOB: 3 BB: 3 P: 28	1B: 7 2B: 2 3B: 2 HR: 1	SF: 0 SAC: 0 DP: 3 HBP: 1	WP: 0 PB: 0 SB: 6 CS: 1	PA: 45
PITCHER	IP WLS BF H R ER SO BB IBB HBP BLK WP HR S P ERA WHIP																			
David Weathers, R (1, 1) ERA: 6.75	2.1 L 15 8 6 5 1 2 0 0 0 0 0 0 27 48 19.29 4.286																			
Mark Hutton, R (3, 1) ERA:	2.2 11 2 0 0 0 2 0 0 0 0 0 0 25 48 0.00 1.500																			
Marc Kroon, R (6, 1) ERA:	2.0 7 1 0 0 2 1 0 1 0 0 0 0 18 36 0.00 1.000																			
Scott Sullivan, R (8, 1) ERA: 10.8	1.0 4 1 1 1 2 0 0 0 0 0 0 1 17 21 9.00 1.000																			
Stan Belinda, R (9, 1) ERA: 3.95	1.0 6 0 0 0 0 1 3 0 0 0 0 0 0 13 28 0.00 3.000																			

Houston Astros @ Cincinnati Reds
Cinergy Field, Cincinnati, OH
Thu Apr 16 1998, 7:05 PM EDT
Att. 14,596 - Cloudy - 64 F

livebaseballscorecards.com

AB	34
R	7
H	12
RBI	6
BB	8
SO	6
LOB	20



Batter	1	2	3	4	5	6	7	8	9	AB R H RBI BB SO LOB
Chris Stynes, R OBP: 0.406, SLG: 0.583 (1, 7)	0-1 G4-3 WP G6-3 1B		0-2 G6-3		1-1 F9		0-0 FC6-4 BB 1B 1-2f		1-3 K	5 1 1 0 0 1 3
Reggie Sanders, R OBP: 0.388, SLG: 0.308 (1, 8)	2-2 G4-3 1-3		0-2 G6-3		3-3 K		1-0 BB 1-2 1B		2-3 K	5 0 1 0 0 2 3
Barry Larkin, R OBP: 0.390, SLG: 0.375 (1, 6)	3-1 G6-3 3-H		0-1 F8			0-1 G6-3 2B	4-0 BB 1-2 2-3 BB		4-0 DI BB	3 0 1 1 2 0 0
Eduardo Perez, R OBP: 0.250, SLG: 0.275 (1, 3)	3-2 G5-3			0-1 G6-3		1-3 K	2-3 K		2-3 K	4 0 0 0 0 2 4
Scott Sullivan, R (8, 1)										0 0 0 0 0 0 0
Jon Nunnally, L OBP: 0.373, SLG: 0.390 (9, 9)										1 0 0 0 0 1 1
Dmitri Young, S OBP: 0.342, SLG: 0.500 (1, 9) (8, 3)		1-1 2B		1-0 G4-6-3 1B		2-0 G6-3 2-3		2-3 K		4 1 2 0 0 1 1
Willie Greene, L OBP: 0.476, SLG: 0.596 (1, 5)		3-3 K		0-1 G4-6-3 1-2f		4-2 BB		4-0 HR BB		2 1 0 0 2 1 2
Bret Boone, R OBP: 0.422, SLG: 0.667 (1, 4)		2-1 2B				0-1 1B 1B	0-0 F8		1-1 HR	4 1 3 3 0 0 2
Brook Fordyce, R OBP: 0.250, SLG: 0.200 (1, 2)		1-3 K				1-0 F9 1B 1-2 1B		0-0 G5-3	2-1 F8	4 0 1 0 0 1 1
David Weathers, R (1, 1)		0-3 K				1-0 1B		0-0 FC6-4 1B		1 0 0 0 0 1 1
Mark Hutton, R (3, 1)										0 0 0 0 0 0 0
Aaron Boone, R OBP: 0.143, SLG: 0.143 (5, PH)										1 0 1 0 0 0 0
Marc Kroon, R (6, 1)										0 0 0 0 0 0 0
Pat Watkins, R OBP: 0.182, SLG: 0.182 (7, PH)										2 0 1 0 0 1 0
Stan Belinda, R (8, 9)										0 0 0 0 0 0 0
Stan Belinda, R (9, 1)										0 0 0 0 0 0 0

Inning Stats	R: 1	H: 1	E: 0	K: 0	S: 11	LOB: 0	BB: 0	P: 19	R: 1	H: 2	E: 0	K: 3	S: 14	LOB: 1	BB: 1	P: 21	R: 0	H: 0	E: 0	K: 0	S: 8	LOB: 0	BB: 0	P: 8	R: 0	H: 1	E: 0	K: 0	S: 5	LOB: 0	BB: 0	P: 6	R: 0	H: 3	E: 0	K: 1	S: 9	LOB: 2	BB: 0	P: 15	R: 0	H: 1	E: 0	K: 1	S: 11	LOB: 2	BB: 1	P: 18	R: 0	H: 2	E: 0	K: 1	S: 7	LOB: 3	BB: 1	P: 14	R: 2	H: 1	E: 0	K: 2	S: 12	LOB: 0	BB: 1	P: 21	R: 0	H: 0	E: 0	K: 3	S: 11	LOB: 1	BB: 1	P: 20	1B: 7	SF: 0	2B: 3	SAC: 0	3B: 0	DP: 1	HR: 1	HBP: 0
--------------	------	------	------	------	-------	--------	-------	-------	------	------	------	------	-------	--------	-------	-------	------	------	------	------	------	--------	-------	------	------	------	------	------	------	--------	-------	------	------	------	------	------	------	--------	-------	-------	------	------	------	------	-------	--------	-------	-------	------	------	------	------	------	--------	-------	-------	------	------	------	------	-------	--------	-------	-------	------	------	------	------	-------	--------	-------	-------	-------	-------	-------	--------	-------	-------	-------	--------

PITCHER	IP	WLS	BF	H	R	ER	SO	BB	IBB	HBP	BLK	WP	HR	S	P	ERA	WHIP
Mike Hampton, L ERA: 4.0 (1, 1)	6.2	W	30	10	2	2	5	2	0	0	0	1	0	62	96	2.70	1.800
Doug Henry, R ERA: 2.35 (7, 1)	1.1		6	1	2	2	3	1	0	0	0	0	1	15	26	13.50	1.500
Billy Wagner, L ERA: 4.91 (9, 1)	1.0	S	4	0	0	0	3	1	0	0	0	0	0	11	20	0.00	1.000

BOTTOM

Houston Astros @ Cincinnati Reds
Cinergy Field, Cincinnati, OH
Thu Apr 16 1998, 7:05 PM EDT
Att: 14,596 - Cloudy - 64 F

livebaseballscorecards.com

AB	36
R	4
H	11
RBI	4
BB	4
SO	11
LOB	18



WP: 1	PA: 40
PB: 0	
SB: 0	
CS: 0	

Batter	1	2	3	4	5	6	7	8	9	AB R H RBI BB SO LOB	TOP
Mark Grudzianek, R (1, 6) OBP: 0.221, SLG: 0.273	1-2 F8		3-2 L9		1-1 G5-3		2-2 G4-3		2-0 G6-3	5 0 0 0 0 0 2	
F.P. Santangelo, S (1, 8) OBP: 0.328, SLG: 0.302	2-0 P4			1-2 G6-3	0-0 F8			4-2 3B HBP		3 1 0 0 0 0 0	
Rondell White, R (1, 7) OBP: 0.333, SLG: 0.429	0-0 G3-1			1-1 FC6-4 HBP 1B	1-3 K			0-1 1-H FC1-2 3B		4 1 2 1 0 1 0	
Brad Fullmer, L (1, 3) OBP: 0.393, SLG: 0.444		2-3 K		1-2 FC6-4 HBP		1-2 K		2-2 FC1-2 1B		3 0 0 0 0 2 1	
Shane Andrews, R (1, 5) OBP: 0.189, SLG: 0.333		0-0 F9		2-1 FC6-4 1B WP		1-0 G6-3		1-2 1B		4 1 1 0 0 0 2	
Mike Mordecai, R (1, 4) OBP: 0.143, SLG: 0.100		1-3 K		1-0 WP 1B		0-1 G6-3		1-3 K		4 0 1 1 0 2 2	
Da Rond Stovall, S (1, 9) OBP: 0.400, SLG: 0.474			0-0 B3	2-1 WP 1B		1-2 F8		1-0 F9		3 0 1 0 0 0 0	
Vladimir Guerrero, R (8, PH) OBP: 0.316, SLG: 0.463				1-2 2-3 1B						1 0 0 0 0 0 2	
Ryan McGuire, L (8, 9) OBP: 0.385, SLG: 0.364				1-2 2-3 3-H 1B						0 0 0 0 0 0 0	
Chris Widger, R (1, 2) OBP: 0.240, SLG: 0.239		2-1 SH5-4 1B		4-1 BB		0-0 P4		3-2 P3		3 0 1 0 1 0 0	
Dustin Hermanson, R (1, 1) OBP: 0.250, SLG: 0.147		1-0 SH5-4 1B		2-3 K		3-2 1B		3-3 K		1 0 0 0 0 1 3	
Jose Vidro, S (7, PH) OBP: 0.250, SLG: 0.147										1 0 1 0 0 0 0	
Rick DeHart, L (7, 1) OBP: 0.250, SLG: 0.147										0 0 0 0 0 0 0	
Anthony Telford, R (8, 1) OBP: 0.250, SLG: 0.147										0 0 0 0 0 0 0	
Mike Hubbard, R (9, PH) OBP: 0.125, SLG: 0.125										1 0 0 0 0 1 0	
Inning Stats	R: 0 H: 0 E: 0 LOB: 0 K: 0 BB: 0 S: 5 P: 8	R: 0 H: 0 E: 0 LOB: 0 K: 2 BB: 0 S: 8 P: 11	R: 0 H: 1 E: 0 LOB: 1 K: 0 BB: 0 S: 8 P: 14	R: 2 H: 3 E: 0 LOB: 3 K: 1 BB: 1 S: 19 P: 33	R: 0 H: 0 E: 0 LOB: 0 K: 1 BB: 0 S: 6 P: 8	R: 0 H: 0 E: 0 LOB: 0 K: 1 BB: 0 S: 6 P: 8	R: 0 H: 1 E: 0 LOB: 1 K: 0 BB: 0 S: 11 P: 17	R: 1 H: 2 E: 0 LOB: 2 K: 1 BB: 0 S: 16 P: 25	R: 0 H: 0 E: 0 LOB: 0 K: 1 BB: 0 S: 8 P: 16	1B: 6 SF: 0 2B: 0 SAC: 1 3B: 1 DP: 0 HR: 0 HBP: 2	WP: 1 PA: 37 PB: 0 SB: 0 CS: 0
PITCHER	IP WLS BF H R ER SO BB IBB HBP BLK WP HR S P ERA WHIP										
John Halama, L (1, 1) ERA: 7.08	7.0 W 28 5 2 2 5 1 0 1 0 1 0 0 63 99 2.57 0.857										
Mike Magnante, L (8, 1) ERA: 6.23	1.0 6 2 1 1 1 0 0 0 1 0 0 0 16 25 9.00 2.000										
Billy Wagner, L (9, 1) ERA: 4.32	1.0 S 3 0 0 0 1 0 0 0 0 0 0 0 8 16 0.00 0.000										

Montreal Expos @ Houston Astros
Astrodome, Houston, TX
Fri Apr 17 1998, 8:05 PM EDT
Att. 26,485 - Dome - 72 F

livebaseballscorecards.com

AB	33
R	3
H	7
RBI	2
BB	1
SO	7
LOB	12



Batter	1	2	3	4	5	6	7	8	9	AB	R	H	RBI	BB	SO	LOB
Craig Biggio, R OBP: 0.360, SLG: 0.485 (1, 4)	2-2 G4-3		1-1 HR		2-2 WP SF8 2B		0-1 L8			4	2	2	2	0	0	0
Derek Bell, R OBP: 0.392, SLG: 0.603 (1, 9)	2-3 K		1-2 G5-3		2-2 SF8 2B		3-1 E5 2B			3	1	0	1	0	1	0
5 Jeff Bagwell, R OBP: 0.410, SLG: 0.475 (1, 3)	4-1 1B E BB		2-0 E6 CS		2-1 FC5-4 1B		0-0 P9			3	1	1	0	1	0	1
Sean Berry, R OBP: 0.370, SLG: 0.459 (1, 5)	0-0 E 1B		3-3 K		0-1 FC5-4		0-0 2B			4	0	2	1	0	1	2
Moises Alou, R OBP: 0.406, SLG: 0.564 (1, 7)	0-0 E5 1-2 3-H			0-3 K		2-2 G4-3		2-2 G1-3		4	0	0	0	0	1	1
Carl Everett, S OBP: 0.378, SLG: 0.441 (1, 8)	1-3 K			0-1 B1-3		4-2 G3 BB		3-2 G4-3		3	0	0	0	1	1	2
Brad Ausmus, R OBP: 0.263, SLG: 0.130 (1, 2)		2-3 K		0-0 G6-3		1-1 G3		1-0 F7		4	0	0	0	0	1	1
Tim Bogar, R OBP: 0.333, SLG: 0.400 (1, 6)		0-2 G1-3			0-0 SH3 2B 1B		4-0 IBB			2	1	1	0	1	0	0
John Halama, L (1, 1)		0-3 K			1-0 SH3		1-3 K			2	0	0	0	0	2	2
Mike Magnante, L (8, 1)										0	0	0	0	0	0	0
Billy Wagner, L (9, 1)										0	0	0	0	0	0	0

BOTTOM															
Montreal Expos @ Houston Astros Astrodome, Houston, TX Fri Apr 17 1998, 8:05 PM EDT Att: 26,485 - Dome - 72 F															
<table border="0"> <tr><td>AB</td><td>29</td></tr> <tr><td>R</td><td>5</td></tr> <tr><td>H</td><td>6</td></tr> <tr><td>RBI</td><td>4</td></tr> <tr><td>BB</td><td>3</td></tr> <tr><td>SO</td><td>7</td></tr> <tr><td>LOB</td><td>9</td></tr> </table>	AB	29	R	5	H	6	RBI	4	BB	3	SO	7	LOB	9	
AB	29														
R	5														
H	6														
RBI	4														
BB	3														
SO	7														
LOB	9														
	<table border="0"> <tr><td>WP: 1</td><td>PA: 34</td></tr> <tr><td>PB: 0</td><td></td></tr> <tr><td>SB: 0</td><td></td></tr> <tr><td>CS: 1</td><td></td></tr> </table>	WP: 1	PA: 34	PB: 0		SB: 0		CS: 1							
WP: 1	PA: 34														
PB: 0															
SB: 0															
CS: 1															

Inning Stats																															
R: 1		H: 1		R: 0		H: 0		R: 1		H: 1		R: 0		H: 0		R: 2		H: 3		R: 0		H: 0		R: 1		H: 1		R: 0		H: 0	
E: 1		LOB: 2		E: 0		LOB: 0		E: 0		LOB: 0		E: 0		LOB: 0		E: 0		LOB: 1		E: 0		LOB: 2		E: 1		LOB: 1		E: 0		LOB: 0	
K: 2		BB: 1		K: 2		BB: 0		K: 1		BB: 0		K: 1		BB: 0		K: 0		BB: 0		K: 1		BB: 2		K: 0		BB: 0		K: 0		BB: 0	
S: 14		P: 23		S: 9		P: 11		S: 9		P: 16		S: 7		P: 7		S: 12		P: 19		S: 11		P: 23		S: 6		P: 9		S: 8		P: 14	
PITCHER	IP	WLS	BF	H	R	ER	SO	BB	IBB	HBP	BLK	WP	HR	S	P	ERA	WHIP														
Dustin Hermanson, R ERA: 3.57 (1, 1)	6.0	L	27	5	4	3	7	2	1	0	0	1	1	62	99	4.50	1.167														
Rick DeHart, L ERA: 1.8 (7, 1)	1.0		4	1	1	0	0	0	0	0	0	0	0	6	9	0.00	1.000														
Anthony Telford, R ERA: 1.8 (8, 1)	1.0		3	0	0	0	0	0	0	0	0	0	0	8	14	0.00	0.000														



Batter	1	2	3	4	5	6	7	8	9	AB R H RBI BB SO LOB	TOP																
F.P. Santangelo, S OBP: 0.323, SLG: 0.298 (1, 8) (8, 9)	1-0 P5		3-2 BB 1B	1-0 F8			1-3 K			4 0 1 0 0 1 2																	
Mark Grudzielanek, R OBP: 0.222, SLG: 0.271 (1, 6) (8, 9)	2-1 PB HR 1B		1-0 F9		0-0 G5-3		1-2 L9			4 1 1 0 0 0 2																	
Jose Vidro, S OBP: 0.273, SLG: 0.189 (1, 4) (8, 9)	3-1 P5 1-2		4-1 1B SAFE BB		1-0 G3-1		3-2 1B CS 2B			3 0 1 0 1 0 1																	
Brad Fullmer, L OBP: 0.400, SLG: 0.500 (1, 3) (8, 9)	0-0 HR 2-H		2-1 1B 1-3 2-H		1-1 L3		1-2 L8			4 1 2 2 0 0 1																	
Rondell White, R OBP: 0.328, SLG: 0.417 (1, 7) (8, 8)	2-1 F9		0-0 P3		2-3 K		3-1 CS 1B 2-3			4 0 1 0 0 1 2																	
Ryan McGuire, L OBP: 0.353, SLG: 0.400 Miguel Batista, R (8, 1)		3-2 2B		1-0 G4-3		1-1 P6	2-1 G3-1 SAFE 1B			4 0 1 0 0 0 2 0 0 0 0 0 0 0																	
Shane Andrews, R OBP: 0.195, SLG: 0.400 (1, 5) (8, 9)		0-1 G5-3		0-2 HR		1-3 K		2-2 G5-3		4 1 1 1 0 1 1																	
Mike Hubbard, R OBP: 0.100, SLG: 0.100 Scott Livingstone, L OBP: 0.261, SLG: 0.318 Chris Widger, R OBP: 0.235, SLG: 0.234 (1, 2) (7, PH) (7, 2)		2-3 K		1-3 K		0-1 2B		1-0 L5		2 0 0 0 0 2 1 1 0 1 0 0 0 0 1 0 0 0 0 0 0																	
Marc Valdes, R OBP: 0.500, SLG: 0.333 Shayne Bennett, R (5, 1) Da Rond Stovall, S OBP: 0.381, SLG: 0.450 Steve Kline, S (7, 1) Derrick May, L OBP: 0.375, SLG: 0.375 (8, 7)		1-3 K		0-0 E6		1-3 K		1-1 L4		2 0 0 0 0 1 1 0 0 0 0 0 0 0 1 0 0 0 0 1 1 0 0 0 0 0 0 0 1 0 0 0 0 0 0																	
Inning Stats	R: 2 E: 0 K: 0 S: 8	H: 2 LOB: 0 BB: 0 P: 16	R: 0 E: 0 K: 2 S: 12	H: 1 LOB: 1 BB: 0 P: 18	R: 0 E: 0 K: 0 S: 9	H: 2 LOB: 2 BB: 1 P: 19	R: 1 E: 1 K: 1 S: 9	H: 1 LOB: 1 BB: 0 P: 12	R: 0 E: 0 K: 2 S: 9	H: 0 LOB: 0 BB: 0 P: 6	R: 0 E: 0 K: 2 S: 9	H: 0 LOB: 0 BB: 0 P: 13	R: 0 E: 0 K: 2 S: 11	H: 1 LOB: 1 BB: 0 P: 14	R: 0 E: 0 K: 0 S: 12	H: 2 LOB: 1 BB: 0 P: 21	R: 0 E: 0 K: 0 S: 6	H: 0 LOB: 0 BB: 0 P: 10	1B: 4 2B: 3 3B: 0 HR: 2	SF: 0 SAC: 0 DP: 0 HBP: 0	WP: 0 PB: 1 SB: 0 CS: 2	PA: 36					
PITCHER	IP WLS BF H R ER SO BB IBB HBP BLK WP HR S P ERA WHIP																										
Jose Lima, R ERA: 3.25 (1, 1)	7.0		30	8	3	3	7	1	0	0	0	0	2	67	106	3.86	1.286										
C.J. Nitkowski, L ERA: 2.4 (8, 1)	1.0		3	1	0	0	0	0	0	0	0	0	0	7	13	0.00	1.000										
Doug Henry, R ERA: 2.08 (9, 1)	1.0	W	3	0	0	0	0	0	0	0	0	0	0	6	10	0.00	0.000										

Montreal Expos @ Houston Astros
Astrodome, Houston, TX
Sat Apr 18 1998, 8:05 PM EDT
Att. 29,362 - Dome - 72 F

AB	35
R	3
H	9
RBI	3
BB	1
SO	7
LOB	14



Batter	1	2	3	4	5	6	7	8	9	AB R H RBI BB SO LOB	TOP																	
F.P. Santangelo, S (1, 8) OBP: 0.314, SLG: 0.306	0-3 K		1-1 SH1-3 2-H SF8 2B		2-2 E1 G6-3 1B		2-3 K		1-1 P4	5 2 1 1 0 2 2																		
Mark Grudzielanek, R (1, 6) OBP: 0.224, SLG: 0.311	2-0 HR		1-0 SH1-3		1-2 G6-3		0-0 G5-3		2-2 FC6-4 1-2f	4 1 1 1 0 0 3																		
Jose Vidro, S (1, 4) OBP: 0.292, SLG: 0.205	0-2 G1-3		0-0 SF8		0-1 1B			4-2 1B SF8 BB		2 1 1 2 1 0 0																		
Brad Fullmer, L (1, 3) OBP: 0.406, SLG: 0.516	1-3 K		1-2 2B		3-2 P2			0-0 1B		4 0 2 0 0 1 1																		
Rondell White, R (1, 7) OBP: 0.324, SLG: 0.429		0-0 2B	2-3 K		1-3 K			1-0 SF8		3 0 1 1 0 2 1																		
Ryan McGuire, L (1, 9) Anthony Telford, R (6, 1) Derrick May, L (8, PH) Ugueth Urbina, R (8, 1)		2-3 K		1-3 K		0-1 G6-3		3-3 K		3 0 0 0 0 2 1 0 0 0 0 0 0 0 1 0 0 0 0 1 0 0 0 0 0 0 0 0																		
Shane Andrews, R (1, 5) OBP: 0.200, SLG: 0.386		2-3 K		2-2 G5-3		0-0 2B 1B		2-3 K		4 0 1 0 0 2 1																		
Chris Widger, R (1, 2) OBP: 0.255, SLG: 0.275		1-0 G1-3		0-1 F7		0-2 2B		2-1 1B 1B		4 0 2 0 0 0 1																		
Javier Vazquez, R (1, 1) Da Rond Stovall, S (6, 9) OBP: 0.391, SLG: 0.455			0-0 2B		0-3 K		1-2 G4-3		3-1 FC6-4 1B	2 1 1 0 0 1 0 2 0 1 0 0 0 0																		
Inning Stats	R: 1 E: 0 K: 2 S: 11	H: 1 LOB: 0 BB: 0 P: 14	R: 0 E: 0 K: 2 S: 9	H: 1 LOB: 1 BB: 0 P: 14	R: 2 E: 0 K: 1 S: 11	H: 3 LOB: 1 BB: 0 P: 16	R: 0 E: 0 K: 1 S: 8	H: 0 LOB: 0 BB: 0 P: 11	R: 1 E: 1 K: 1 S: 17	H: 1 LOB: 1 BB: 0 P: 23	R: 0 E: 0 K: 1 S: 10	H: 2 LOB: 2 BB: 0 P: 11	R: 0 E: 0 K: 1 S: 7	H: 0 LOB: 0 BB: 0 P: 10	R: 1 E: 0 K: 1 S: 8	H: 1 LOB: 0 BB: 1 P: 16	R: 0 E: 0 K: 1 S: 13	H: 2 LOB: 2 BB: 0 P: 23	1B: 5 2B: 5 3B: 0 HR: 1	SF: 2 SAC: 1 DP: 0 HBP: 0	WP: 0 PB: 0 SB: 1 CS: 0	PA: 38						
PITCHER	IP WLS BF H R ER SO BB IBB HBP BLK WP HR S P ERA WHIP																											
Shane Reynolds, R (1, 1) ERA: 4.26	7.0		29	8	4	3	9	0	0	0	0	0	0	1	73	99	3.86	1.143										
Mike Magnante, L (8, 1) ERA: 7.0	0.1	L	2	1	1	1	0	1	0	0	0	0	0	0	3	7	27.00	6.000										
Doug Henry, R (8, 1) ERA: 1.74	1.2		7	2	0	0	2	0	0	0	0	0	0	0	18	32	0.00	1.200										

Montreal Expos @ Houston Astros
Astrodome, Houston, TX
Sun Apr 19 1998, 4:33 AM EDT
Att: 18,484 - Dome - 72 F

livebaseballscorecards.com

AB	34
R	5
H	11
RBI	5
BB	1
SO	11
LOB	10



Batter	1	2	3	4	5	6	7	8	9	AB	R	H	RBI	BB	SO	LOB
Craig Biggio, R OBP: 0.376, SLG: 0.513 (1, 4)	1-2 1B 2B		0-0 G5-3		3-1 F8		1-2 1B		0-0 2B	5	1	3	0	0	0	0
Derek Bell, R OBP: 0.417, SLG: 0.597 (1, 9)	1-2 1B		2-2 1B		1-3 K		3-2 F9		0-3 K	5	0	2	1	0	2	2
5 Jeff Bagwell, R OBP: 0.391, SLG: 0.435 (1, 3)	2-3 K		0-3 K		1-0 G4-3		0-0 G5-3			4	0	0	0	0	2	3
Bill Spiers, L OBP: 0.395, SLG: 0.382 (1, 5)	0-0 F7		2-3 K		4-1 G5-3 1B BB		4-2 BB			2	1	0	0	2	1	1
Moises Alou, R OBP: 0.417, SLG: 0.567 (1, 7)		4-2 1B BB		0-0 G6-3 3B		0-0 G5-3		1-3 K		3	1	1	0	1	1	2
Carl Everett, S OBP: 0.357, SLG: 0.410 (1, 8)		2-2 F7		1-2 G6-3		3-2 G6-3 1B		2-3 K		4	1	1	2	0	1	2
Tony Eusebio, R OBP: 0.222, SLG: 0.125 (1, 2)		1-1 L8		0-3 K		1-0 G6-3		1-3 K		3	0	0	0	0	1	2
Jack Howell, L OBP: 0.364, SLG: 0.222 (8, PH)						1-2 G6-3				1	0	0	0	0	1	1
Brad Ausmus, R OBP: 0.250, SLG: 0.122 (9, 2)						1-2 G6-3				0	0	0	0	0	0	0
Ricky Gutierrez, R OBP: 0.417, SLG: 0.436 (1, 6)		1-2 1B		0-0 1B		2-0 1B		1-3 K		4	0	3	1	0	1	0
Shane Reynolds, R OBP: 0.200, SLG: 0.300 (1, 1)		1-3 K		1-1 G5-3		1-3 K		0-3 K		2	0	0	0	0	1	3
35 Dave Clark, L OBP: 0.368, SLG: 0.200 (7, PH)										1	0	0	0	0	1	0
Mike Magnante, L (8, 1)										0	0	0	0	0	0	0
Doug Henry, R (8, 1)										0	0	0	0	0	0	0
Sean Berry, R OBP: 0.367, SLG: 0.525 (9, PH)										1	0	0	0	0	1	0

Inning Stats	R: 1	H: 2	E: 0	K: 12	S: 12	R: 0	H: 1	E: 0	K: 13	S: 13	R: 0	H: 1	E: 0	K: 12	S: 12	R: 0	H: 0	E: 0	K: 6	S: 6	R: 2	H: 2	E: 0	K: 8	S: 8	R: 0	H: 1	E: 0	K: 11	S: 11	R: 0	H: 0	E: 0	K: 14	S: 14	R: 0	H: 1	E: 0	K: 11	S: 11	R: 0	H: 1	E: 0	K: 11	S: 11	1B: 7	2B: 2	3B: 1	SF: 0	SAC: 0	DP: 0	HBP: 0	WP: 0	PB: 0	SB: 0	CS: 1	PA: 38
--------------	------	------	------	-------	-------	------	------	------	-------	-------	------	------	------	-------	-------	------	------	------	------	------	------	------	------	------	------	------	------	------	-------	-------	------	------	------	-------	-------	------	------	------	-------	-------	------	------	------	-------	-------	-------	-------	-------	-------	--------	-------	--------	-------	-------	-------	-------	--------

PITCHER	IP	WLS	BF	H	R	ER	SO	BB	IBB	HBP	BLK	WP	HR	S	P	ERA	WHIP
Javier Vazquez, R ERA: 9.53 (1, 1)	5.1		24	7	4	4	6	2	0	0	0	0	0	59	90	6.75	1.688
Anthony Telford, R ERA: 1.54 (6, 1)	1.2	W	6	2	0	0	1	0	0	0	0	0	0	13	21	0.00	1.200
Ugueth Urbina, R ERA: (8, 1)	2.0	S	8	1	0	0	6	1	0	0	0	0	0	25	34	0.00	1.000

BOTTOM

Montreal Expos @ Houston Astros
Astrodome, Houston, TX
Sun Apr 19 1998, 4:33 AM EDT
Att. 18,484 - Dome - 72 F

livebaseballscorecards.com

AB	35
R	4
H	10
RBI	4
BB	3
SO	13
LOB	16



Batter	1	2	3	4	5	6	7	8	9	AB R H RBI BB SO LOB	TOP											
Craig Biggio, R (1, 4) OBP: 0.367, SLG: 0.494	0-2 P4		1-1 G1-3			3-2 L7	0-1 F8		2-1 1B	5 0 1 2 0 0 2												
Derek Bell, R (1, 9) OBP: 0.416, SLG: 0.597	3-2 P2		2-1 G4-3			1-2 1B		1-1 5 1B 2B	0-1 F7	5 1 2 0 0 0 0												
5 Jeff Bagwell, R (1, 3) OBP: 0.396, SLG: 0.452	1-3 K			2-2 2B		2-2 F9		0-0 G1-6-3 1B		4 0 2 1 0 1 1												
Bill Spiers, L (1, 5) OBP: 0.383, SLG: 0.395		3-2 1B 2B		2-3 K		0-1 G6-3		1-1 G1-6-3		4 0 1 0 0 1 3												
Moises Alou, R (1, 7) OBP: 0.421, SLG: 0.609		0-0 G4-6-3 1B		0-1 G5-3			1-0 F9	2-2 HR		4 1 2 1 0 0 1												
Richard Hidalgo, R (1, 8) OBP: 0.218, SLG: 0.255		1-2 P6		0-2 F9			1-3 K	0-3 K		4 0 0 0 0 2 3												
Ricky Gutierrez, R (1, 6) OBP: 0.422, SLG: 0.458		1-1 G4-6-3			2-0 G5-3		1-0 1B 2B		0-0 SH1-4 1B 1B	4 2 2 0 0 0 2												
Brad Ausmus, R (1, 2) OBP: 0.281, SLG: 0.212			1-1 HR		0-2 F8		4-0 1B IBB		0-1 SH1-4 1B	3 2 2 1 1 0 0												
Mike Hampton, R (1, 1) OBP: 0.357, SLG: 0.308			1-2 F8		2-2 G6-3		0-1 1-3 2-H 1B		0-0 SH1-4	3 0 1 1 0 0 0												
Inning Stats	R: 0 E: 0 K: 1 S: 12	H: 0 LOB: 0 BB: 0 P: 16	R: 0 E: 0 K: 0 S: 10	H: 2 LOB: 1 BB: 0 P: 15	R: 1 E: 0 K: 0 S: 9	H: 1 LOB: 0 BB: 0 P: 14	R: 0 E: 0 K: 1 S: 13	H: 1 LOB: 1 BB: 0 P: 17	R: 0 E: 0 K: 0 S: 9	H: 0 LOB: 0 BB: 0 P: 13	R: 0 E: 0 K: 0 S: 14	H: 1 LOB: 1 BB: 0 P: 20	R: 1 E: 0 K: 1 S: 9	H: 2 LOB: 2 BB: 1 P: 16	R: 2 E: 0 K: 1 S: 12	H: 3 LOB: 0 BB: 0 P: 16	R: 2 E: 0 K: 0 S: 8	H: 3 LOB: 0 BB: 0 P: 10	1B: 7 2B: 4 3B: 0 HR: 2	SF: 0 SAC: 1 DP: 2 HBP: 0	WP: 0 PB: 0 SB: 0 CS: 0	PA: 38
PITCHER	IP WLS BF H R ER SO BB IBB HBP BLK WP HR S P ERA WHIP																					
Rick Reed, R (1, 1) ERA: 4.21	8.0 L 33 10 4 4 4 0 0 0 0 0 0 2 88 127 4.50 1.250																					
Greg McMichael, R (9, 1) ERA: 1.54	1.0 5 3 2 2 0 0 0 0 0 0 0 0 8 10 18.00 3.000																					

Houston Astros @ New York Mets
Shea Stadium, Flushing, NY
Tue Apr 21 1998, 7:05 PM EDT
Att. 14,774 - Unknown - 67 F

livebaseballscorecards.com

AB 36
R 6
H 13
RBI 6
BB 1
SO 4
LOB 12



Batter	1	2	3	4	5	6	7	8	9	AB	R	H	RBI	BB	SO	LOB
Edgardo Alfonzo, R OBP: 0.346, SLG: 0.400 (1, 5)	1-3 K		2-1 F9			1-1 G1-3		2-0 1B		4	0	1	0	0	1	0
John Olerud, L OBP: 0.480, SLG: 0.508 Greg McMichael, R (9, 1)	2-1 G4-3		1-0 G4-3			4-1 1B BB		3-2 1B		3	0	1	0	1	0	0
Bernard Gilkey, R OBP: 0.403, SLG: 0.390 (1, 7)	1-2 G6-3				0-0 E 1B	2-1 F8		0-3 K		4	0	1	0	0	1	3
Butch Huskey, R OBP: 0.324, SLG: 0.368 (1, 9)					0-0 E1 G6-4-3 1-2	2-0 FC6-4 1B		2-1 F8		4	0	2	0	0	0	3
Brian McRae, S OBP: 0.366, SLG: 0.362 (1, 8)		3-1 2B 1B			0-3 K	2-2 FC6-4			2-3 K	4	0	1	0	0	2	4
Carlos Baerga, S OBP: 0.188, SLG: 0.230 (1, 4)		1-3 2B			1-1 G6-4-3 1-2f		1-0 G5-3		0-1 1B	4	0	1	0	0	1	4
Tim Spehr, R OBP: 0.286, SLG: 0.194 (1, 2)		2-3 K			3-2 G5-3		1-0 P4		1-3 K	4	0	0	0	0	2	3
Rey Ordonez, R OBP: 0.264, SLG: 0.271 (1, 6)		0-0 G4-3			1-1 G1-3		1-2 G5-3		0-0 F8	4	0	0	0	0	0	3
Rick Reed, R OBP: 0.286, SLG: 0.667 Jim Tatum, R OBP: 0.250, SLG: 0.500 (8, PH) (9, 3)			0-1 L4		0-1 G1-3			1-3 K		2	0	0	0	0	0	0
										1	0	0	0	0	1	0

Inning Stats	R: 0	H: 0	E: 0	K: 1	S: 8	R: 0	H: 2	E: 0	K: 2	S: 10	R: 0	H: 0	E: 0	K: 0	S: 5	R: 0	H: 1	E: 1	K: 1	S: 7	R: 0	H: 0	E: 0	K: 0	S: 7	R: 0	H: 1	E: 0	K: 0	S: 11	R: 0	H: 0	E: 0	K: 0	S: 6	R: 0	H: 2	E: 0	K: 2	S: 14	R: 0	H: 1	E: 0	K: 2	S: 12	1B: 6	SF: 0	2B: 1	SAC: 0	3B: 0	DP: 1	HR: 0	HBP: 0	WP: 0	PA: 35
PITCHER Mike Hampton, L ERA: 3.0 (1, 1)	IP	WLS	BF	H	R	ER	SO	BB	IBB	HBP	BLK	WP	HR	S	P	ERA	WHIP	IP	WLS	BF	H	R	ER	SO	BB	IBB	HBP	BLK	WP	HR	S	P	ERA	WHIP	IP	WLS	BF	H	R	ER	SO	BB	IBB	HBP	BLK	WP	HR	S	P	ERA	WHIP				
	9.0	W	35	7	0	0	8	1	0	0	0	0	0	80	126	0.00	0.889																																						


BOTTOM

Houston Astros @ New York Mets
Shea Stadium, Flushing, NY

Tue Apr 21 1998, 7:05 PM EDT
Att: 14,774 - Unknown - 67 F

livebaseballscorecards.com

AB	34
R	0
H	7
RBI	0
BB	1
SO	8
LOB	20



Batter	1	2	3	4	5	6	7	8	9	AB	R	H	RBI	BB	SO	LOB
Edgardo Alfonzo, R OBP: 0.326, SLG: 0.373 (1, 5)	1-1 F8		3-1 F8		2-3 K	1-1 FC6-4 3B		2-1 F9		5	1	0	1	0	1	2
Luis Lopez, S OBP: 0.515, SLG: 0.571 (1, 4)	1-1 G4-3		2-1 G6-3		0-0 2B 1B	2-0 1B 3B			4-2 HR BB	4	2	2	2	1	0	0
Bernard Gilkey, R OBP: 0.403, SLG: 0.406 (1, 7)	2-2 F8			1-1 G5-3	0-1 2B	0-0 CS 1B			2-0 F8	5	0	2	1	0	0	1
John Olerud, L OBP: 0.500, SLG: 0.516 (1, 3)		1-3 K		1-1 1B	4-1 BB	3-2 CS	1-1 FC4-6 1B		4-1 HR BB	3	1	2	0	2	1	0
Butch Huskey, R OBP: 0.301, SLG: 0.339 (1, 9)		2-1 L9		3-2 F8	0-1 F8		2-2 F7		0-1 F8	5	0	0	0	0	0	7
Brian McRae, S OBP: 0.373, SLG: 0.350 Dennis Cook, L (8, 1) Jim Tatum, R OBP: 0.308, SLG: 0.769 (9, PH)		4-2 FC5 BB BB		1-2 F8		4-2 SH1-4 FC1 FC6-4 BB	1-1 FC4-6 CS		2-2 HR	2	1	0	0	2	0	2
Alberto Castillo, R OBP: 0.250, SLG: 0.200 (1, 2)		4-2 BB BB			0-0 2B 1B	0-1 FC1 FC6-4 SH1-4 3B	2-0 CS	0-1 G6-3		3	2	1	0	1	0	1
Rey Ordonez, R OBP: 0.267, SLG: 0.288 (1, 6)		1-2 FC5			0-0 SF8 2B	0-0 SH1-4		0-1 P4		3	1	1	1	0	0	2
Dave Micki, R OBP: 0.333, SLG: 0.200 (5, PH) Carlos Baegert, S OBP: 0.185, SLG: 0.230 Turk Wendell, L (6, PH) Matt Franco, L OBP: 0.429, SLG: 0.250 Greg McMichael, R (7, 1) Mel Rojas, R (7, 1) Rich Becker, L OBP: 0.340, SLG: 0.489 (8, 8)			1-1 G4-3		0-0 SF8	4-0 FC6-4 BB		2-1 HR		1	0	0	0	0	0	0

Inning Stats	R: 0	H: 0	E: 0	K: 0	S: 7	H: 0	LOB: 0	BB: 0	P: 11	R: 0	H: 0	E: 0	K: 1	S: 13	H: 0	LOB: 2	BB: 2	P: 25	R: 0	H: 1	E: 0	K: 0	S: 6	H: 0	LOB: 0	BB: 0	P: 12	R: 0	H: 4	E: 0	K: 1	S: 12	H: 2	LOB: 0	BB: 2	P: 25	R: 0	H: 1	E: 0	K: 0	S: 7	H: 1	LOB: 0	BB: 0	P: 13	R: 1	H: 1	E: 0	K: 0	S: 8	H: 1	LOB: 0	BB: 0	P: 12	R: 3	H: 1	E: 0	K: 0	S: 9	H: 1	LOB: 0	BB: 2	P: 21	1B: 5	SF: 1	2B: 2	SAC: 1	3B: 1	DP: 0	HR: 2	HBP: 0	WP: 0	PA: 44
--------------	------	------	------	------	------	------	--------	-------	-------	------	------	------	------	-------	------	--------	-------	-------	------	------	------	------	------	------	--------	-------	-------	------	------	------	------	-------	------	--------	-------	-------	------	------	------	------	------	------	--------	-------	-------	------	------	------	------	------	------	--------	-------	-------	------	------	------	------	------	------	--------	-------	-------	-------	-------	-------	--------	-------	-------	-------	--------	-------	--------

PITCHER	IP	WLS	BF	H	R	ER	SO	BB	IBB	HBP	BLK	WP	HR	S	P	ERA	WHIP
John Halama, L ERA: 6.39 (1, 1)	5.0		23	5	2	2	2	3	0	0	0	0	0	49	83	3.60	1.600
Bob Scanlan, R ERA: 6.0 (6, 1)	0.1		3	0	2	2	0	1	0	0	0	0	0	5	9	54.00	3.000
C.J. Nitkowski, L ERA: 3.24 (6, 1)	1.2		7	3	2	2	0	1	0	0	0	0	0	13	29	10.80	2.400
Doug Henry, R ERA: 4.5 (8, 1)	1.2	L	9	2	4	4	0	2	0	0	0	0	2	17	33	21.60	2.400

BOTTOM

Houston Astros @ New York Mets
Shea Stadium, Flushing, NY
Wed Apr 22 1998, 7:05 PM EDT
Att. 12,772 - Cloudy - 58 F

livebaseballscores.com

AB	33
R	10
H	10
RBI	10
BB	7
SO	2
LOB	15



Batter	1	2	3	4	5	6	7	8	9	AB R H RBI BB SO LOB	TOP											
Craig Biggio, R (1, 4) OBP: 0.390, SLG: 0.495	2-2 1B		4-1 5 BB G3-1 S BB	2-2 5 BB 1B		1-1 G6-3		1-0 G4-3		4 2 2 0 1 0 0												
Derek Bell, R (1, 9) OBP: 0.444, SLG: 0.655	1-2 P5		1-1 G3-1 5 BB HR 1B	2-1 5 BB 1B		2-0		2-1 L8		5 1 3 0 0 0 1												
5 Jeff Bagwell, R (1, 3) OBP: 0.396, SLG: 0.418	4-2 WP 1B BB		4-2 G3-1 HR BB	4-2 1B BB		2-1 G6-3		2-0 G9		2 2 0 0 3 0 1												
Bill Spiers, L (1, 5) OBP: 0.352, SLG: 0.364	0-2 P7		0-0 G3-1	0-3 K		0-0 G3		2-1 G4-3		5 0 0 1 0 1 8												
Moises Alou, R (1, 7) OBP: 0.419, SLG: 0.611	2-2 S 1B		3-2 HR	0-3 K		2-3 K		2-3 K		5 1 2 5 0 3 3												
Carl Everett, S (1, 8) Billy Wagner, L (9, 1)	1-1 G4-3		1-0 HR		1-1 HR		4-2 G1-4-3 1B BB	1-3 K		4 2 2 2 1 1 1 0 0 0 0 0 0 0												
Brad Ausmus, R (1, 2) OBP: 0.260, SLG: 0.197		0-0 P2	3-2 F9		2-2 F9		0-1 G1-4-3 1B			4 0 1 0 0 0 0												
Tim Lincecum, R (1, 6) OBP: 0.273, SLG: 0.316		2-2 G5-3	1-2 G5-3		0-0 P4		0-1 G1-4-3			4 0 0 0 0 0 2												
Jose Lima, R (1, 1) Bob Scanlan, R (8, 1) Richard Hidalgo, R (9, 8)		1-1 G3		2-3 K		2-3 K		2-3 K		4 0 0 0 0 3 2 0 0 0 0 0 0 0 0 0 0 0 0 0 0												
Inning Stats	R: 2 E: 0 K: 0 S: 17	H: 2 LOB: 1 BB: 1 P: 27	R: 0 E: 0 K: 0 S: 6	H: 0 LOB: 0 BB: 0 P: 9	R: 5 E: 0 K: 3 S: 18	H: 3 LOB: 0 BB: 2 P: 35	R: 0 E: 0 K: 3 S: 18	H: 2 LOB: 3 BB: 1 P: 28	R: 1 E: 0 K: 1 S: 9	H: 1 LOB: 0 BB: 0 P: 14	R: 0 E: 0 K: 0 S: 6	H: 1 LOB: 1 BB: 0 P: 11	R: 0 E: 0 K: 2 S: 13	H: 1 LOB: 2 BB: 1 P: 21	R: 0 E: 0 K: 0 S: 4	H: 0 LOB: 0 BB: 0 P: 9	R: 0 E: 0 K: 2 S: 8	H: 0 LOB: 0 BB: 0 P: 13	1B: 6 2B: 1 3B: 0 HR: 3	SF: 0 SAC: 0 DP: 0 HBP: 0	WP: 1 PB: 0 SB: 4 CS: 0	PA: 42
PITCHER	IP WLS BF H R ER SO BB IBB HBP BLK WP HR S P ERA WHIP																					
Marc Valdes, R (1, 1) ERA: 10.38	2.0 L 12 3 5 5 0 3 0 0 0 0 1 0 28 50 22.50 3.000																					
Rick DeHart, L (3, 1) ERA: 3.09	1.2 10 4 2 2 2 1 0 0 0 0 0 2 28 46 10.80 3.000																					
Miguel Batista, R (4, 1) ERA: 5.17	2.1 9 2 1 1 2 0 0 0 0 0 0 1 18 28 3.86 0.857																					
Shayne Bennett, R (7, 1) ERA: 3.95	2.0 8 1 0 0 2 1 0 0 0 0 0 0 17 30 0.00 1.000																					
Steve Kline, L (9, 1) ERA:	1.0 3 0 0 0 2 0 0 0 0 0 0 0 8 13 0.00 0.000																					

Houston Astros @ Montreal Expos
Olympic Stadium, Montreal, QB
Fri Apr 24 1998, 7:05 PM EDT
Att. 8,713 - Dome - 72 F

AB	37
R	8
H	10
RBI	8
BB	5
SO	8
LOB	18



1B	6	SF	0
2B	1	SAC	0
3B	0	DP	0
HR	3	HBP	0

Houston Astros @ Montreal Expos
 Olympic Stadium, Montreal, QB
 Sat Apr 25 1998, 7:05 PM EDT
 Att. 8,489 - Dome - 72 F

livebaseballscorecards.com



WP: 1 PA: 40
 PB: 0
 SB: 1
 CS: 2

Batter	1	2	3	4	5	6	7	8	9	AB	R	H	RBI	BB	SO	LOB
Craig Biggio, R (1, 4) OBP: 0.390, SLG: 0.521	G4-3 2B		F7			1B 3B	FC6-4 1B 5 WP		FC4-6 S BLK	5	2	2	1	0	0	3
Derek Bell, R (1, 9) OBP: 0.442, SLG: 0.641 Billy Wagner, L (9, 1)	G4-3		P5			1B 5 BB	5 WP 1B		K	5	1	2	1	0	1	3
5 Jeff Bagwell, R (1, 3) OBP: 0.400, SLG: 0.407	P6					1B BB	F9			2	0	0	0	2	0	2
Bill Spiers, L (1, 5) OBP: 0.328, SLG: 0.333	P8					F9	G1-6-3		P8	4	0	0	0	0	0	4
Moises Alou, R (1, 7) OBP: 0.422, SLG: 0.600			K			1B BB	BB 1B BB		F8	3	0	1	0	1	1	0
Carl Everett, S (1, 8) OBP: 0.411, SLG: 0.620			K			1B BB	1B BB		CS BB	2	0	0	0	2	2	2
Tony Eusebio, R (1, 2) OBP: 0.227, SLG: 0.150			K			CS	K		CS	4	0	1	1	0	2	0
Ricky Gutierrez, R (1, 6) OBP: 0.425, SLG: 0.439			SH3 1B			G5-3	FC6-4 1B		1B FC4-6 BB	3	1	2	0	1	0	0
Shane Reynolds, R (1, 1) OBP: 0.182, SLG: 0.273 Sean Berry, R (7, PH) OBP: 0.358, SLG: 0.488 Mike Magnante, L (7, 1) Jack Howell, L (9, PH) OBP: 0.385, SLG: 0.273 Richard Hidalgo, R (9, 9) OBP: 0.218, SLG: 0.255	SH3		F9			F9	F8		FC4-6 1B	1	0	0	0	0	0	0
										1	0	0	0	0	0	1
										0	0	0	0	0	0	0
										1	0	1	0	0	0	0
										0	0	0	0	0	0	0

R: 0 H: 1 E: 0 LOB: 1 K: 0 BB: 0 S: 11 P: 19	R: 0 H: 0 E: 0 LOB: 0 K: 3 BB: 0 P: 10	R: 0 H: 1 E: 0 LOB: 1 K: 0 BB: 0 P: 12	R: 0 H: 1 E: 0 LOB: 1 K: 1 BB: 1 P: 20	R: 0 H: 0 E: 0 LOB: 0 K: 1 BB: 0 P: 13	R: 2 H: 3 E: 0 LOB: 2 K: 0 BB: 3 P: 25	R: 1 H: 2 E: 0 LOB: 1 K: 0 BB: 0 P: 25	R: 0 H: 0 E: 0 LOB: 0 K: 0 BB: 1 P: 18	R: 1 H: 1 E: 0 LOB: 1 K: 1 BB: 1 P: 21	1B: 7 SF: 0 2B: 1 SAC: 1 3B: 1 DP: 1 HR: 0 HBP: 0
--	--	--	--	--	--	--	--	--	---

Inning Stats	R	H	E	LOB	K	BB	S	P
R: 0 H: 1 E: 0 LOB: 1 K: 0 BB: 0 S: 11 P: 19	R: 0 H: 0 E: 0 LOB: 0 K: 3 BB: 0 P: 10	R: 0 H: 1 E: 0 LOB: 1 K: 0 BB: 0 P: 12	R: 0 H: 1 E: 0 LOB: 1 K: 1 BB: 1 P: 20	R: 0 H: 0 E: 0 LOB: 0 K: 1 BB: 0 P: 13	R: 2 H: 3 E: 0 LOB: 2 K: 0 BB: 3 P: 25	R: 1 H: 2 E: 0 LOB: 1 K: 0 BB: 0 P: 25	R: 0 H: 0 E: 0 LOB: 0 K: 0 BB: 1 P: 18	R: 1 H: 1 E: 0 LOB: 1 K: 1 BB: 1 P: 21

PITCHER	IP	WLS	BF	H	R	ER	SO	BB	IBB	HBP	BLK	WP	HR	S	P	ERA	WHIP
Javier Vazquez, R (1, 1) ERA: 7.94	5.2		24	5	2	2	5	4	0	0	0	0	0	50	98	3.18	1.588
Shayne Bennett, R (6, 1) ERA: 3.86	0.1		1	1	0	0	0	0	0	0	0	0	0	1	1	0.00	3.000
Anthony Telford, R (7, 1) ERA: 1.76	2.0		8	2	1	1	0	1	0	0	0	1	0	26	43	4.50	1.500
Ugueth Urbina, R (9, 1) ERA: 0.73	1.0	L	5	1	1	1	1	1	0	0	1	0	0	12	21	9.00	2.000

BOTTOM

Houston Astros @ Montreal Expos
 Olympic Stadium, Montreal, QB
 Sat Apr 25 1998, 7:05 PM EDT
 Att. 8,489 - Dome - 72 F

livebaseballscores.com

AB	32
R	3
H	10
RBI	2
BB	4
SO	6
LOB	17



WP: 0	PA: 38
PB: 0	
SB: 0	
CS: 3	

5	1	1	0	0	0	2	3	0	2	0	1	0	0	4	0	2	0	0	0	3	3	0	0	0	1	2	3	4	0	1	0	0	2	3	4	0	1	0	0	2	3	3	1	1	0	1	1	2	3	1	1	0	1	1	1	4	0	1	0	0	0	3	2	0	1	1	0	0	0	0	0	0	0	0	0	0	0	0	0	1	0	0	0	0	0	0	0	0	0	0	0	0	0	0	0	0	0	1	0	0	0	0	0	0
---	---	---	---	---	---	---	---	---	---	---	---	---	---	---	---	---	---	---	---	---	---	---	---	---	---	---	---	---	---	---	---	---	---	---	---	---	---	---	---	---	---	---	---	---	---	---	---	---	---	---	---	---	---	---	---	---	---	---	---	---	---	---	---	---	---	---	---	---	---	---	---	---	---	---	---	---	---	---	---	---	---	---	---	---	---	---	---	---	---	---	---	---	---	---	---	---	---	---	---	---	---	---	---	---

Batter	1	2	3	4	5	6	7	8	9
F.P. Santangelo, S OBP: 0.323, SLG: 0.325	0-0 E 2B	1-2 FC1-4-6 1B 1-2f		2-1 F9		3-2 P5			0-0 P2
Mark Grudzielanek, R OBP: 0.284, SLG: 0.389	0-1 E7 1B 2-H	0-1 1B 1-3		0-0 F9			4-0 G4-6-3 BB		
Vladimir Guerrero, R OBP: 0.354, SLG: 0.500	0-1 FC6-4 1B 1-2	0-2 L7			0-2 CS 1B		1-2 G4-6-3 1-2f		
Brad Fullmer, L OBP: 0.374, SLG: 0.425	1-3 K			4-0 CS BB		2-3 SAFE K 1-2	1-0 G6-3		
Rondell White, R OBP: 0.326, SLG: 0.464	0-3 K			1-3 K 1-2		0-0 CS 1B	1-0 G5-3		
Jose Vidro, S OBP: 0.308, SLG: 0.226	0-0 FC6-4 1-2f			4-2 BB BB		2-0 CS 1-2	2-2 1B SF7 2B	0-3 K	
Shane Andrews, R OBP: 0.246, SLG: 0.492				3-2 L9 1B 2B		4-0 1-2 BB	1-0 P4	3-3 K	
Mike Hubbard, R OBP: 0.118, SLG: 0.118				0-1 L9 2-3		0-1 P8	1-0 SF7 1B	1-0 P2	
Javier Vazquez, R OBP: 0.286, SLG: 0.429 Shayne Bennett, R OBP: 0.231, SLG: 0.304 Scott Livingstone, L OBP: 0.231, SLG: 0.304 Anthony Telford, R OBP: 0.125, SLG: 0.087				2-1 FC1-4-6 1B 3-H		0-2 G5-3	0-0 SF7 1-2 3-H	1-2 G6-3	

Inning Stats	R: 1 E: 1 K: 2 S: 12	H: 3 LOB: 2 BB: 0 P: 13	R: 1 E: 0 K: 0 S: 15	H: 3 LOB: 2 BB: 0 P: 21	R: 0 E: 0 K: 1 S: 7	H: 0 LOB: 2 BB: 3 P: 20	R: 0 E: 0 K: 0 S: 6	H: 0 LOB: 0 BB: 0 P: 8	R: 0 E: 0 K: 1 S: 7	H: 2 LOB: 0 BB: 0 P: 11	R: 1 E: 0 K: 0 S: 9	H: 2 LOB: 1 BB: 0 P: 16	R: 0 E: 0 K: 0 S: 4	H: 0 LOB: 0 BB: 1 P: 10	R: 0 E: 0 K: 2 S: 8	H: 0 LOB: 0 BB: 0 P: 12	R: 0 E: 0 K: 0 S: 5	H: 0 LOB: 0 BB: 0 P: 7	1B: 7 2B: 4 3B: 0 HR: 0	SF: 1 SAC: 0 DP: 2 HBP: 0	WP: 0 PB: 0 SB: 0 CS: 3	PA: 38
---------------------	-------------------------------	----------------------------------	-------------------------------	----------------------------------	------------------------------	----------------------------------	------------------------------	---------------------------------	------------------------------	----------------------------------	------------------------------	----------------------------------	------------------------------	----------------------------------	------------------------------	----------------------------------	------------------------------	---------------------------------	----------------------------------	------------------------------------	----------------------------------	--------

PITCHER	IP	WLS	BF	H	R	ER	SO	BB	IBB	HBP	BLK	WP	HR	S	P	ERA	WHIP
Shane Reynolds, R ERA: 4.3	(1, 1)	6.0	28	10	3	3	4	3	0	0	0	0	0	56	89	4.50	2.167
Mike Magnante, L ERA: 5.73	(7, 1)	2.0	6	0	0	0	2	1	0	0	0	0	0	12	22	0.00	0.500
Billy Wagner, L ERA: 3.48	(9, 1)	1.0	3	0	0	0	0	0	0	0	0	0	0	5	7	0.00	0.000

Batter	1	2	3	4	5	6	7	8	9	AB R H RBI BB SO LOB	TOP		
Craig Biggio, R (1, 4) OBP: 0.385, SLG: 0.510 Tim Bogar, R (6, 4) OBP: 0.250, SLG: 0.286	0-2 G4-3		1-1 E S 1B	1-3 K		1-2 G3-1		0-2 E6 5 2B	2-2 G5-3	4 1 1 0 0 1 0 2 1 0 0 0 0 1			
Derek Bell, R (1, 9) OBP: 0.440, SLG: 0.656 Carl Everett, S (8, 9) OBP: 0.421, SLG: 0.627	1-0 HR		4-1 E 1B 1B BB		1-1 G6-3	0-1 G6-3		0-1 P3	0-2 1B 1B	4 2 1 1 1 0 1 1 0 1 0 0 0 0			
5 Jeff Bagwell, R (1, 3) OBP: 0.400, SLG: 0.419 Jack Howell, L (8, 3) OBP: 0.357, SLG: 0.250	3-1 G5-3		0-3 K		1-1 1B 2B 1B		1-2 E5 1B HR	1-2 E 2B	1-2 L9	5 3 2 1 0 1 2 1 0 0 0 0 0 2			
Sean Berry, R (1, 5) OBP: 0.407, SLG: 0.521	2-2 G6-3		1-2 E5 S 1B 2B 1B		2-2 2B 1B		0-0 HR 1B	4-1 1B E FC6-4 BB	0-1 1B 1B	5 4 4 2 1 0 0			
Moises Alou, R (1, 7) OBP: 0.427, SLG: 0.642		1-1 F8	0-0 2B 1B		0-0 2B 2B		0-1 HR	1-0 E4 FC6-4 1B	1-0 F9	6 3 3 5 0 0 3			
Richard Hidalgo, R (1, 8) OBP: 0.267, SLG: 0.339		2-0 CS 1B	2-2 1B 2B		2-0 2B		1-3 K	1-1 FC6-4 1B		5 0 4 4 0 1 0			
Ricky Gutierrez, R (1, 6) OBP: 0.410, SLG: 0.423	1-2 1B		3-2 L9		1-3 K		3-2 G4-3	1-2 FC6-4		5 0 1 1 0 1 4			
Brad Ausmus, R (1, 2) OBP: 0.256, SLG: 0.185	3-2 G5-3			1-0 G6-3		1-1 F9		4-1 BB	2-0 G4-3	4 0 0 0 1 0 5			
Sean Bergman, R (1, 1) OBP: 0.111, SLG: 0.111 Trever Miller, R (7, 1) OBP: 1.000, SLG: 2.000			0-3 K	0-3 K		0-3 K		0-0 G5-3	2-1 L9 1B 2B	4 0 0 0 0 3 1 1 1 1 0 0 0 0			
Inning Stats	R: 1 H: 1 E: 0 LOB: 0 K: 0 BB: 0 S: 9 P: 15	R: 0 H: 2 E: 0 LOB: 1 K: 0 BB: 0 S: 12 P: 19	R: 4 H: 4 E: 1 LOB: 1 K: 2 BB: 1 S: 23 P: 33	R: 0 H: 0 E: 0 LOB: 0 K: 2 BB: 0 S: 7 P: 9	R: 3 H: 4 E: 0 LOB: 1 K: 1 BB: 0 S: 15 P: 23	R: 0 H: 0 E: 0 LOB: 0 K: 1 BB: 0 S: 9 P: 10	R: 3 H: 2 E: 1 LOB: 1 K: 1 BB: 1 S: 16 P: 25	R: 3 H: 2 E: 2 LOB: 2 K: 0 BB: 1 S: 16 P: 26	R: 1 H: 3 E: 0 LOB: 2 K: 0 BB: 0 S: 17 P: 23	1B: 11 SF: 0 2B: 5 SAC: 0 3B: 0 DP: 0 HR: 2 HBP: 0	WP: 0 PA: 50 PB: 0 SB: 2 CS: 1		
PITCHER	IP WLS BF H R ER SO BB IBB HBP BLK WP HR S P ERA WHIP											PITCHER	IP WLS BF H R ER SO BB IBB HBP BLK WP HR S P ERA WHIP
Trey Moore, L (1, 1) ERA: 7.48	3.0 L 16 7 5 5 2 1 0 0 0 0 0 1 44 67 15.00 2.667												
Marc Valdes, R (4, 1) ERA: 10.59	4.0 20 6 6 5 5 1 0 0 0 0 0 1 47 67 11.25 1.750												
Rick DeHart, L (8, 1) ERA: 3.29	2.0 14 5 4 1 0 1 0 0 0 0 0 0 33 49 4.50 3.000												

Houston Astros @ Montreal Expos
Olympic Stadium, Montreal, QB
Sun Apr 26 1998, 3:33 AM EDT
Att. 9,889 - Dome - 72 F

livebaseballscorecards.com

AB	47
R	15
H	18
RBI	14
BB	3
SO	7
LOB	19



Batter	1	2	3	4	5	6	7	8	9	AB R H RBI BB SO LOB	TOP																									
Craig Biggio, R (1, 4) OBP: 0.381, SLG: 0.495	4-1 BB G6-4-3			0-0 G6-3		1-0 P5		2-1 P5		3 0 0 0 1 0 1																										
Derek Bell, R (1, 9) OBP: 0.434, SLG: 0.636	3-2 SAFE G6-4-3 1-2f			0-1 G6-3		0-0 L8			4-1 BB 5 1B SF9 BB	3 1 0 0 1 0 1																										
5 Jeff Bagwell, R (1, 3) OBP: 0.395, SLG: 0.411	2-3 K			1-3 K			2-2 P9		0-0 1B BB 1-2 SF9 1B	4 1 1 0 0 2 0																										
Bill Spiers, L (1, 5) OBP: 0.339, SLG: 0.333		2-2 P5			3-1 1B 1B		0-0 F8		4-2 SAFE BB 1-2 2-3 SF9 1B 2B BB	3 1 1 0 1 0 0																										
Moises Alou, R (1, 7) OBP: 0.410, SLG: 0.619		0-0 F8			0-0 F8		0-3 K		0-0 SF9	3 0 0 1 0 1 1																										
Carl Everett, S (1, 8) OBP: 0.417, SLG: 0.630		1-3 K			2-1 SAFE F7			3-1 G4-3 2B	1-0 1-2 2-3 2B 1B	3 1 1 0 0 1 1 1 0 1 0 0 0 0																										
Richard Hidalgo, R (9, PH) OBP: 0.279, SLG: 0.351																																				
Ricky Gutierrez, R (1, 6) OBP: 0.402, SLG: 0.419				1-0 G6-3		1-2 SAFE 1B		0-0 G4-3	1-1 SAFE SF9	3 0 1 1 0 0 1 0 0 0 0 0 0 0																										
Billy Wagner, L (9, 1)																																				
Brad Ausmus, R (1, 2) OBP: 0.250, SLG: 0.179				2-0 G6-3		0-0 G4-3		1-1 2B	1-0 1-0 2B	2 0 0 0 0 0 2 1 0 1 1 0 0 0 1 0 1 1 0 0 0																										
Jack Howell, L (8, PH) OBP: 0.400, SLG: 0.385																																				
Tony Eusebio, R (8, 2) OBP: 0.261, SLG: 0.238								3-H 2B	1-0 3-H 2B																											
Mike Hampton, R (1, 1) OBP: 0.313, SLG: 0.267				0-3 K			0-1 G5-3		1-3 K	2 0 0 0 0 1 0 1 0 0 0 0 1 1 0 0 0 0 0 0 0 0 0 0 0 0 0 0																										
35 Dave Clark, L (8, PH) OBP: 0.333, SLG: 0.176																																				
C.J. Nitkowski, L (8, 1)																																				
Tim Bogar, R (9, 6) OBP: 0.250, SLG: 0.286																																				
Inning Stats	R: 0 E: 0 K: 1 S: 7	H: 0 LOB: 0 BB: 1 P: 16	R: 0 E: 0 K: 1 S: 7	H: 0 LOB: 0 BB: 0 P: 10	R: 0 E: 0 K: 1 S: 5	H: 0 LOB: 0 BB: 0 P: 8	R: 0 E: 0 K: 1 S: 6	H: 0 LOB: 0 BB: 0 P: 7	R: 0 E: 0 K: 0 S: 9	H: 2 LOB: 2 BB: 0 P: 15	R: 0 E: 0 K: 0 S: 4	H: 0 LOB: 0 BB: 0 P: 5	R: 0 E: 0 K: 1 S: 7	H: 0 LOB: 0 BB: 0 P: 9	R: 1 E: 0 K: 1 S: 10	H: 2 LOB: 1 BB: 0 P: 17	R: 3 E: 0 K: 0 S: 12	H: 3 LOB: 2 BB: 2 P: 23	1B: 4 2B: 3 3B: 0 HR: 0	SF: 2 SAC: 0 DP: 1 HBP: 0	WP: 0 PB: 0 SB: 0 CS: 0	PA: 35														
PITCHER	IP WLS BF H R ER SO BB IBB HBP BLK WP HR S P ERA WHIP																																			
Rick Reed, R (1, 1) ERA: 3.48	8.0	28	4	1	1	6	1	0	0	0	0	0	0	55	87	1.12	0.625																			
John Franco, L (9, 1) ERA: 3.0	1.0	L	7	3	3	0	2	0	0	0	0	0	0	12	23	27.00	5.000																			

Houston Astros @ New York Mets
Shea Stadium, Flushing, NY
 Mon Apr 27 1998, 3:33 AM EDT
 Att. 17,656 - Sunny - 52 F

livebaseballscorecards.com

AB	30
R	4
H	7
RBI	4
BB	3
SO	6
LOB	8



BOTTOM

Houston Astros @ New York Mets
 Shea Stadium, Flushing, NY
 Mon Apr 27 1998, 3:33 AM EDT
 Att. 17,656 - Sunny - 52 F

livebaseballscorecards.com

AB	32
R	3
H	10
RBI	3
BB	5
SO	4
LOB	19



AB	R	H	RBI	BB	SO	LOB
4	0	1	0	1	0	0
4	0	1	0	1	0	2
0	0	0	0	0	0	0
4	0	2	0	1	1	1
4	1	2	0	0	0	3
3	1	2	2	0	1	2
0	1	0	0	1	0	0
2	0	1	0	1	0	0
0	0	0	0	0	0	0
4	0	0	0	0	0	5
3	0	1	1	0	0	2
3	0	0	0	0	1	4
1	0	0	0	0	1	0

WP: 0	PA: 39
PB: 0	
SB: 0	
CS: 1	

Batter	1	2	3	4	5	6	7	8	9
Brian McRae, S OBP: 0.357, SLG: 0.324 (1, 8)	0-0 CS 1B		4-0 G1-6-3 BB		0-1 G4-3		0-0 G6-3		0-0 F8
John Olerud, L OBP: 0.489, SLG: 0.486 (1, 3)	0-0 P6		2-2 G1-6-3		1-0 G5-3 1B		1-1 G4-3		4-1 BB
Alberto Castillo, R OBP: 0.290, SLG: 0.286 (9, PR)			1 SAFE 1 SAFE 1 SAFE		1-2f				
Edgardo Alfonzo, R OBP: 0.358, SLG: 0.415 (1, 5)	4-2 1B BB		3-1 G6-3		2-2 1B		1-1 1B		0-3 K
Butch Huskey, R OBP: 0.306, SLG: 0.351 (1, 9)	1-1 1-2 1B			0-2 HR 1B	0-1 G5-3		2-2 P9		
Jim Tatum, R OBP: 0.316, SLG: 0.833 (1, 7)	1-3 K			0-0 HR		0-2 2B SF9 1B		4-2 SH5-4 BB	
Rich Becker, L OBP: 0.356, SLG: 0.480 (6, PR) (7, 7)				1-H					
Carlos Baerga, S OBP: 0.208, SLG: 0.254 (1, 4)		4-1 G4-3 G1-3 BB		1-0 G1-3		0-1 SF9 2B		0-0 SH5-4	
John Franco, L (9, 1)								1-2	
Tim Spehr, R OBP: 0.266, SLG: 0.167 (1, 2)		2-2 G1-3		2-1 F8		0-1 F9		0-0 P9	
		1-2							
Rey Ordonez, R OBP: 0.247, SLG: 0.268 (1, 6)			0-1 G4-3		0-0 1B		1-0 SF9		1-1 G1-6-3
			2-3				2-3 3-H		
Rick Reed, R OBP: 0.200, SLG: 0.444 (1, 1)		1-1 B2-3		1-3 K		0-1 G5-3			0-3 K
Luis Lopez, S OBP: 0.459, SLG: 0.500 (9, 4)									

Inning Stats	R: 0 E: 0 K: 1 S: 10	H: 2 LOB: 2 BB: 1 P: 16	R: 0 E: 0 K: 0 S: 9	H: 0 LOB: 1 BB: 1 P: 16	R: 0 E: 0 K: 0 S: 5	H: 0 LOB: 0 BB: 1 P: 14	R: 2 E: 0 K: 1 S: 11	H: 3 LOB: 1 BB: 0 P: 15	R: 0 E: 0 K: 0 S: 9	H: 2 LOB: 1 BB: 0 P: 12	R: 1 E: 0 K: 0 S: 10	H: 2 LOB: 2 BB: 0 P: 11	R: 0 E: 0 K: 0 S: 8	H: 1 LOB: 1 BB: 0 P: 12	R: 0 E: 0 K: 0 S: 7	H: 0 LOB: 1 BB: 1 P: 12	R: 0 E: 0 K: 2 S: 9	H: 0 LOB: 1 BB: 1 P: 13
--------------	-------------------------------	----------------------------------	------------------------------	----------------------------------	------------------------------	----------------------------------	-------------------------------	----------------------------------	------------------------------	----------------------------------	-------------------------------	----------------------------------	------------------------------	----------------------------------	------------------------------	----------------------------------	------------------------------	----------------------------------

PITCHER	IP	WLS	BF	H	R	ER	SO	BB	IBB	HBP	BLK	WP	HR	S	P	ERA	WHIP
Mike Hampton, L ERA: 3.14 (1, 1)	7.0		31	10	3	3	2	3	0	0	0	0	1	62	96	3.86	1.857
C.J. Nitkowski, L ERA: 3.06 (8, 1)	1.0	W	4	0	0	0	0	1	0	0	0	0	0	7	12	0.00	1.000
Billy Wagner, L ERA: 3.18 (9, 1)	1.0	S	4	0	0	0	2	1	0	0	0	0	0	9	13	0.00	1.000

WP	HR	S	P	ERA	WHIP
0	1	2	2	3.86	1.857
0	0	0	0	0.00	1.000
0	0	2	13	0.00	1.000

Batter	1	2	3	4	5	6	7	8	9	AB R H RBI BB SO LOB	TOP
Rich Becker, L (1, 7) OBP: 0.359, SLG: 0.500 Jim Tatum, R (7, PH) OBP: 0.304, SLG: 0.750 (7, 7)	1-3 		0-0 		4-2 		3-3 			2 0 1 1 1 1 0 1 0 0 0 0 1 2	New York Mets @ Houston Astros Astrodome, Houston, TX Wed Apr 29 1998, 8:05 PM EDT Att. 14,448 - Dome - 72 F
Edgardo Alfonzo, R (1, 5) OBP: 0.346, SLG: 0.396	1-1 		3-3 		3-1 			2-2 		4 0 0 0 0 1 2	
John Olerud, L (1, 3) OBP: 0.484, SLG: 0.480	3-2 		3-0 		2-1 			1-2 		4 0 2 0 0 0 1	
Butch Huskey, R (1, 9) OBP: 0.287, SLG: 0.325	1-3 		1-0 		3-2 			2-2 		4 0 0 0 0 1 2	
Carlos Baerga, S (1, 4) OBP: 0.197, SLG: 0.239		0-2 		2-2 		2-1 			1-1 	4 0 0 0 0 0 0	
Brian McRae, S (1, 8) OBP: 0.366, SLG: 0.320		0-0 		1-2 			0-2 		0-1 	4 0 1 0 0 0 0	
Alberto Castillo, R (1, 2) OBP: 0.286, SLG: 0.281		3-2 		0-1 			0-2 		1-3 	4 0 1 0 0 1 1	
Rey Ordonez, R (1, 6) OBP: 0.261, SLG: 0.281		0-1 			0-2 		1-2 			3 0 1 0 0 0 1	
Dave Micki, R (1, 1) OBP: 0.375, SLG: 0.286 Matt Franco, L (7, PH) OBP: 0.407, SLG: 0.238 Turk Wendell, L (7, 1) Brian Bohanon, L (8, 1) OBP: 0.667, SLG: 0.667			0-1 		2-3 		0-0 			2 1 1 0 0 1 0 1 0 1 0 0 0 0 0 0 0 0 0 0 0 0 0 0 0 0 0 0	
Inning Stats	R: 0 H: 1 E: 0 LOB: 1 K: 2 BB: 0 S: 14 P: 20	R: 0 H: 1 E: 0 LOB: 1 K: 0 BB: 0 S: 9 P: 12	R: 1 H: 2 E: 0 LOB: 1 K: 1 BB: 0 S: 9 P: 16	R: 0 H: 1 E: 0 LOB: 0 K: 0 BB: 0 S: 10 P: 13	R: 0 H: 0 E: 0 LOB: 1 K: 1 BB: 1 S: 13 P: 22	R: 0 H: 1 E: 0 LOB: 0 K: 0 BB: 0 S: 7 P: 14	R: 0 H: 2 E: 0 LOB: 2 K: 1 BB: 0 S: 14 P: 18	R: 0 H: 0 E: 0 LOB: 0 K: 0 BB: 0 S: 9 P: 14	R: 0 H: 0 E: 0 LOB: 0 K: 1 BB: 0 S: 7 P: 9	1B: 7 SF: 0 2B: 1 SAC: 0 3B: 1 DP: 1 HR: 0 HBP: 0	WP: 0 PA: 34 PB: 0 SB: 1 CS: 0
PITCHER Jose Lima, R (1, 1) ERA: 2.61 C.J. Nitkowski, L (7, 1) ERA: 3.0 Mike Magnante, L (8, 1) ERA: 4.5	IP WLS BF H R ER SO BB IBB HBP BLK WP HR S P ERA WHIP 6.2 W 27 8 1 1 4 1 0 0 0 0 0 0 73 109 1.35 1.350 0.1 1 0 0 0 1 0 0 0 0 0 0 0 3 6 0.00 0.000 2.0 6 0 0 0 1 0 0 0 0 0 0 0 16 23 0.00 0.000	PITCHER IP WLS BF H R ER SO BB IBB HBP BLK WP HR S P ERA WHIP									

livebaseballscorecards.com

AB	33
R	1
H	8
RBI	1
BB	1
SO	6
LOB	9



Batter	1	2	3	4	5	6	7	8	9
Craig Biggio, R OBP: 0.387, SLG: 0.491 (1, 4)	0-0 2B 1B	3-3 K			1-2 L8		0-1 CS 1B		
Derek Bell, R OBP: 0.455, SLG: 0.661 (1, 9)	0-0 L8 1B 2B		0-1 P3		1-0 1B		2-1 5 1B 2B		
5 Jeff Bagwell, R OBP: 0.403, SLG: 0.402 (1, 3)	1-2 L8 2-3		0-1 L8		1-1 P6		1-1 G6-4-3 1B		
Sean Berry, R OBP: 0.435, SLG: 0.536 (1, 5) Mike Magnante, L (8, 1)	0-2 1B 3-H		2-0 1B 2B		0-0 P4		0-1 G6-4-3 1-2f		
Moises Alou, R OBP: 0.413, SLG: 0.645 (1, 7)	0-0 F8		2-2 1B 2-H		0-1 HR		1-1 L7		
Carl Everett, S OBP: 0.412, SLG: 0.583 (1, 8)	2-3 K		1-1 F7		4-0 CS BB		4-0 PB S BB		
Ricky Gutierrez, R OBP: 0.418, SLG: 0.413 (1, 6)		2-2 G2-3	0-0 F9		1-2 CS 1B		4-2 1-3 BB		
Brad Ausmus, R OBP: 0.258, SLG: 0.213 (1, 2)		4-0 SH1-4 BB	1-1 2B		3-3 K		1-2 F9		
Jose Lima, R (1, 1) C.J. Nitkowski, L (7, 1) Bill Spiers, L OBP: 0.338, SLG: 0.321 (7, PH) (8, 5)		0-0 SH1-4 1-2	3-2 G3		4-0 1B 2B BB		1-0 F8		


AB	R	H	RBI	BB	SO	LOB
4	1	2	0	0	1	1
4	2	3	2	0	0	0
4	0	1	1	0	0	2
4	1	2	1	0	0	2
0	0	0	0	0	0	0
4	1	2	2	0	0	1
2	0	0	0	2	1	1
3	0	1	0	1	0	0
3	0	1	0	1	1	3
1	0	0	0	0	0	1
0	0	0	0	0	0	0
1	1	0	0	1	0	2

BOTTOM

New York Mets @ Houston Astros
Astrodome, Houston, TX

Wed Apr 29 1998, 8:05 PM EDT
Att. 14,448 - Dome - 72 F

AB	30
R	6
H	12
RBI	6
BB	5
SO	3
LOB	13



Inning	R	H	E	K	S	R	H	E	K	S	R	H	E	K	S	R	H	E	K	S
1	2	3	0	1	15	0	0	0	0	0	0	0	0	0	0	0	0	0	0	0
2	0	0	0	0	0	0	0	0	0	0	0	0	0	0	0	0	0	0	0	0
3	1	2	0	0	8	0	0	0	0	0	0	0	0	0	0	0	0	0	0	0
4	0	1	0	0	9	0	0	0	0	0	0	0	0	0	0	0	0	0	0	0
5	0	1	0	0	7	0	0	0	0	0	0	0	0	0	0	0	0	0	0	0
6	1	2	0	1	8	0	0	0	0	0	0	0	0	0	0	0	0	0	0	0
7	0	0	0	0	8	0	0	0	0	0	0	0	0	0	0	0	0	0	0	0
8	0	0	0	0	8	0	0	0	0	0	0	0	0	0	0	0	0	0	0	0
9	0	0	0	0	8	0	0	0	0	0	0	0	0	0	0	0	0	0	0	0

PITCHER	IP	WLS	BF	H	R	ER	SO	BB	IBB	HBP	BLK	WP	HR	S	P	ERA	WHIP
Dave Micki, R ERA: 7.27 (1, 1)	6.0	L	26	9	4	4	3	2	0	0	0	0	1	51	83	6.00	1.833
Turk Wendell, R ERA: 7.3 (7, 1)	1.2		9	3	2	2	0	3	0	0	0	0	0	15	32	10.80	3.600
Brian Bohanon, L ERA: 0.61 (8, 1)	0.1		1	0	0	0	0	0	0	0	0	0	0	1	2	0.00	0.000

WP	PA	ERA	WHIP
0	36		
1			
2			
3			

Batter	1	2	3	4	5	6	7	8	9	AB	R	H	RBI	BB	SO	LOB	TOP										
Craig Biggio, R (1, 4) OBP: 0.382, SLG: 0.482 Tim Bogar, R (6, 4) OBP: 0.310, SLG: 0.292	1-3 K		0-2 E6 5 1B 2B	0-3 K2-3		0-1 1B 5 G5-3 1B		0-0 F8		4	2	1	1	0	2	0											
Derek Bell, R (1, 9) OBP: 0.461, SLG: 0.684	3-3 K		2-2 5 2B 1B		0-1 HR	3-1 5 G5-3 1B		2-2 G6-3		5	3	3	2	0	1	0											
5 Jeff Bagwell, R (1, 3) OBP: 0.406, SLG: 0.410 Jack Howell, L (6, 3) OBP: 0.353, SLG: 0.333	4-0 BB		1-2 1B 2B		3-3 K	3-2 G5-3		1-0 G3-1		3	1	1	2	1	1	1											
Sean Berry, R (1, 5) OBP: 0.432, SLG: 0.574	3-3 K		3-2 2B 1B		1-1 L5	2-0 HR		1-1 L7		5	1	2	4	0	1	1											
Moises Alou, R (1, 7) OBP: 0.416, SLG: 0.646 Carl Everett, S (6, 8) OBP: 0.406, SLG: 0.574		1-2 F9	0-0 P3		4-0 FC5-4 BB	0-1 2B		2-2 L9		3	0	1	0	1	0	1											
Richard Hidalgo, R (1, 8) OBP: 0.288, SLG: 0.355		0-3 K		0-0 2B E 1B	1-0 FC5-4	1-3 K		1-0 BB 1B		5	2	2	0	0	2	2											
Ricky Gutierrez, R (1, 6) OBP: 0.427, SLG: 0.440		3-2 L7		3-2 E WP 2B		0-1 1B 2B		1-2 G4-3		4	2	2	0	1	0	0											
Brad Ausmus, R (1, 2) OBP: 0.266, SLG: 0.225			1-2 G5-3	1-0 P9		2-1 1B 1B		2-2 F9		5	1	2	1	0	0	1											
Shane Reynolds, R (1, 1) OBP: 0.133, SLG: 0.200 Trevor Miller, R (7, 1) OBP: 0.500, SLG: 1.000 Bob Scanlan, R (9, 1)			1-3 K	2-3 K		2-3 K		3-2 G6-3		4	0	0	0	0	3	2											
				3-3 K					0-1 F8		1	0	0	0	0	0											
										0	0	0	0	0	0	0											
Inning Stats	R: 0 E: 0 K: 3 S: 9	H: 0 LOB: 1 BB: 1 P: 20	R: 0 E: 0 K: 1 S: 9	H: 0 LOB: 0 BB: 0 P: 13	R: 3 E: 1 K: 1 S: 22	H: 3 LOB: 1 BB: 0 P: 30	R: 2 E: 1 K: 2 S: 11	H: 2 LOB: 0 BB: 0 P: 17	R: 1 E: 0 K: 1 S: 8	H: 1 LOB: 1 BB: 1 P: 17	R: 5 E: 0 K: 2 S: 20	H: 6 LOB: 1 BB: 0 P: 33	R: 0 E: 0 K: 0 S: 15	H: 0 LOB: 0 BB: 0 P: 21	R: 0 E: 0 K: 0 S: 5	H: 0 LOB: 0 BB: 0 P: 8	R: 1 E: 0 K: 0 S: 11	H: 2 LOB: 2 BB: 1 P: 19	1B: 8 2B: 4 3B: 0 HR: 2	SF: 0 SAC: 0 DP: 0 HBP: 0	WP: 1 PB: 0 SB: 0 CS: 0	PA: 45					
PITCHER	IP	WLS	BF	H	R	ER	SO	BB	IBB	HBP	BLK	WP	HR	S	P	ERA	WHIP										
55 Matt Beech, L (1, 1) ERA: 6.86	5.0	L	24	6	6	2	8	2	0	0	0	1	1	59	97	3.60	1.600										
Matt Whiteside, R (6, 1) ERA: 9.0	0.2		8	6	5	5	1	0	0	0	0	0	1	17	29	67.50	9.000										
Yorkis Perez, L (6, 1) ERA: 3.6	1.1		4	0	0	0	1	0	0	0	0	0	0	18	25	0.00	0.000										
Wayne Gomes, R (8, 1) ERA: 4.67	1.0		3	0	0	0	0	0	0	0	0	0	0	5	8	0.00	0.000										
Darrin Winston, L (9, 1) ERA: 3.6	1.0		6	2	1	1	0	1	0	0	0	0	0	11	19	9.00	3.000										

Houston Astros @ Philadelphia Phillies
Veterans Stadium, Philadelphia, PA

livebaseballscorecards.com

AB	42
R	12
H	14
RBI	10
BB	3
SO	10
LOB	10



Fri May 01 1998, 7:05 PM EDT
Att. 11,410 - Overcast - 60 F

Batter	1	2	3	4	5	6	7	8	9	AB	R	H	RBI	BB	SO	LOB
Doug Glanville, R (1, 8) Wayne Gomes, R (8, 1) Darrin Winston, R (9, 1) Alex Arias, R (9, PH) OBP: 0.481, SLG: 0.455	0-1 P6		2-2 1B 1B		0-1 L8		2-1 FC5-4 1B		1-1 F7	4	1	2	1	0	0	1
Gregg Jefferies, S (1, 7) Yorkis Perez, L (6, 1) Rex Hudler, R (7, PH) OBP: 0.235, SLG: 0.071	4-1 BB		1-1 1B 1B		2-1 G1-6-3		1-2 FC5-4 FC6-4		1-1 G3-1	2	0	1	1	1	0	1
Scott Rolen, R (1, 5) OBP: 0.364, SLG: 0.475	3-2 L9		2-2 1B			1-2 G4-3 1B		0-0 FC6-4	1-0 G4-3	5	1	2	1	0	0	2
Mike Lieberthal, R (1, 2) OBP: 0.271, SLG: 0.337	1-1 F4		1-2 G5-3			0-0 G1		1-2 FC6-4 1B		4	0	1	0	0	0	4
Rico Brogna, L (1, 3) 23 Kevin Jordan, R (7, 3) OBP: 0.310, SLG: 0.464		1-2 FC4-6 1B	3-3 K			3-2 G4-3		0-1 FC6-4 1B		3	0	1	0	0	1	3
Mark Lewis, R (1, 4) OBP: 0.266, SLG: 0.279		2-1 F7		2-1 F9		2-0 FC4-6 1B		1-0 E9 1B		4	0	1	1	0	0	2
Bobby Abreu, L (1, 9) OBP: 0.375, SLG: 0.407		1-1 FC4-6 CS		0-1 G4-3		0-1 FC4-6		2-3 K		4	0	0	0	0	1	4
Desi Relaford, S (1, 6) OBP: 0.355, SLG: 0.465		0-0 CS	1-1 PB 1B 1B		3-2 L8		1-0 G3 1B 2B		2-0 1B	4	2	3	1	0	0	0
55 Matt Beech, L (1, 1) Kevin Sefcik, R (5, PH) Matt Whiteside, R (6, 1) Ruben Amaro Jr, S (6, 7) OBP: 0.318, SLG: 0.278			0-3 K		1-2 G1-6-3 HBP		2-1 G3		3-1 L8	1	0	0	0	0	1	1

Inning Stats	R: 0	H: 0	E: 0	K: 8	S: 8	R: 0	H: 1	E: 0	K: 7	S: 7	R: 2	H: 4	E: 0	K: 2	S: 20	R: 0	H: 0	E: 0	K: 7	S: 7	R: 0	H: 0	E: 0	K: 6	S: 6	R: 1	H: 2	E: 0	K: 11	S: 11	R: 1	H: 2	E: 1	K: 1	S: 12	R: 0	H: 0	E: 0	K: 5	S: 8								
	LOB: 1	BB: 1	P: 16			LOB: 0	BB: 0	P: 11			LOB: 2	BB: 0	P: 30			LOB: 0	BB: 0	P: 12			LOB: 1	BB: 0	P: 17			LOB: 1	BB: 0	P: 17			LOB: 2	BB: 0	P: 21			LOB: 0	BB: 0	P: 8										
	1B: 10	2B: 1	3B: 0	HR: 0	SF: 0	1B: 0	2B: 1	3B: 0	HR: 0	SAC: 0	1B: 0	2B: 1	3B: 0	HR: 0	DP: 1	1B: 0	2B: 1	3B: 0	HR: 0	SAC: 0	1B: 0	2B: 1	3B: 0	HR: 0	SAC: 0	1B: 0	2B: 1	3B: 0	HR: 0	SAC: 0	1B: 0	2B: 1	3B: 0	HR: 0	SAC: 0	1B: 0	2B: 1	3B: 0	HR: 0	SAC: 0	1B: 0	2B: 1	3B: 0	HR: 0	SAC: 0			
	WP: 0	PA: 40				WP: 0	PA: 40				WP: 0	PA: 40				WP: 0	PA: 40				WP: 0	PA: 40																										


BOTTOM

Houston Astros @ Philadelphia Phillies
Veterans Stadium, Philadelphia, PA

Fri May 01 1998, 7:05 PM EDT
Att. 11,410 - Overcast - 60 F

livebaseballscorecards.com

AB	37
R	5
H	11
RBI	5
BB	1
SO	3
LOB	23



Batter	1	2	3	4	5	6	7	8	9	AB	R	H	RBI	BB	SO	LOB
Doug Glanville, R OBP: 0.328, SLG: 0.410 (1, 8)	1-1 FC6-4 1B		1-0 G6-3		4-0 G1-6-3 BB			3-2 G6-3		3	0	1	0	1	0	0
Gregg Jefferies, S OBP: 0.360, SLG: 0.361 Kevin Sefcik, R OBP: 0.316, SLG: 0.313 (8, PR) (9, 7)	0-1 F8		1-1 E6		0-1 G1-6-3 1-2f			0-0 1B		4	0	1	0	0	0	2
Scott Rolen, R OBP: 0.361, SLG: 0.462 (1, 5)	2-1 FC6-4 1B 1-2f		2-0 F9				4-1 G6-4-3 BB	3-2 L8		3	0	0	0	1	0	3
Mike Lieberthal, R OBP: 0.270, SLG: 0.333 (1, 2)	3-2 1B 1-3		3-3 K			0-0 G6-4-3 1-2f		1-2 F7		4	0	1	0	0	1	3
Rico Brogna, L OBP: 0.306, SLG: 0.500 (1, 3)		0-2 G5-3 1B SF7 1B		0-2 F7		1-2 F8			2-3 K	4	1	1	0	0	1	0
Mark Lewis, R OBP: 0.276, SLG: 0.281 (1, 4)		1-1 SAFE 1-2 1B		1-0 G6-3			0-1 L9		4-1 2B BB	3	0	1	0	1	0	0
Bobby Abreu, L OBP: 0.374, SLG: 0.416 Rex Hudler, R OBP: 0.278, SLG: 0.200 (9, PH)		1-1 G5-3 1-2 2-3 2B		2-1 2B			0-0 L5		3-1 2B	3	0	1	0	0	0	2
Desi Relaford, S OBP: 0.350, SLG: 0.459 (1, 6)		0-0 SF7 3-H		3-2 G6-3			1-0 1B		1-2 L5	3	0	1	1	0	0	3
Curt Schilling, R OBP: 0.125, SLG: 0.067 23 Kevin Jordan, R OBP: 0.300, SLG: 0.448 Jerry Spradlin, S Ruben Amaro Jr, S OBP: 0.304, SLG: 0.263 (9, PH)		2-3 K		3-2 G4-3			0-0 P4		2-3 K	2	0	0	0	0	1	1

Inning Stats	R: 0	H: 2	E: 0	K: 10	S: 10	R: 1	H: 2	E: 0	K: 11	S: 11	R: 0	H: 0	E: 1	K: 1	S: 7	R: 0	H: 1	E: 0	K: 0	S: 9	R: 0	H: 0	E: 0	K: 5	S: 5	R: 0	H: 0	E: 0	K: 0	S: 5	R: 0	H: 1	E: 0	K: 0	S: 5	R: 0	H: 1	E: 0	K: 13	S: 13	R: 0	H: 1	E: 0	K: 0	S: 14	R: 0	H: 1	E: 0	K: 2	S: 14	1B: 6	2B: 2	3B: 0	HR: 0	SF: 1	SAC: 0	DP: 2	HBP: 0	WP: 0	PB: 0	SB: 0	CS: 0	PA: 36
--------------	------	------	------	-------	-------	------	------	------	-------	-------	------	------	------	------	------	------	------	------	------	------	------	------	------	------	------	------	------	------	------	------	------	------	------	------	------	------	------	------	-------	-------	------	------	------	------	-------	------	------	------	------	-------	-------	-------	-------	-------	-------	--------	-------	--------	-------	-------	-------	-------	--------

PITCHER	IP	WLS	BF	H	R	ER	SO	BB	IBB	HBP	BLK	WP	HR	S	P	ERA	WHIP
Mike Hampton, L ERA: 2.84 (1, 1)	7.2	W	30	7	1	1	2	2	0	0	0	0	0	61	103	1.17	1.174
Doug Henry, R ERA: 4.05 (8, 1)	0.1		1	0	0	0	0	0	0	0	0	0	0	4	5	0.00	0.000
Billy Wagner, L ERA: 2.92 (9, 1)	1.0	S	5	1	0	0	2	1	0	0	0	0	0	14	26	0.00	2.000

BOTTOM

Houston Astros @ Philadelphia Phillies
Veterans Stadium, Philadelphia, PA

Sat May 02 1998, 7:05 PM EDT
Att. 18,766 - Cloudy - 65 F

AB	32
R	1
H	8
RBI	1
BB	3
SO	4
LOB	17



PITCHER	IP	WLS	BF	H	R	ER	SO	BB	IBB	HBP	BLK	WP	HR	S	P	ERA	WHIP
---------	----	-----	----	---	---	----	----	----	-----	-----	-----	----	----	---	---	-----	------

Batter	1	2	3	4	5	6	7	8	9	AB R H RBI BB SO LOB	TOP																										
Craig Biggio, R (1, 4) OBP: 0.386, SLG: 0.479	4-1 G4-3 BB		4-0 FC5-4 BB		1-3 SAFE 1B	3-1 SAFE 1B			2-2 G5-3	3 0 1 0 2 1 0																											
Derek Bell, R (1, 9) OBP: 0.451, SLG: 0.672	1-2 G4-3 1-2f		2-1 FC5-4 1-2f		1-0 1B 2B	3-3 1B 2-3			0-0 P4	5 0 1 0 0 1 4																											
5 Jeff Bagwell, R (1, 3) OBP: 0.419, SLG: 0.419	4-2 CS BB			1-0 F9	4-1 1B BB			4-2 G6-4-3 BB		1 0 0 0 3 0 0																											
Bill Spiers, L (1, 5) OBP: 0.362, SLG: 0.351	0-1 CS	0-1 FC4-6 1B		2-0 1B E 1B	2-0 1B 2-3			0-0 F9		3 1 3 0 0 0 0 1 0 0 0 0 0 1																											
Sean Berry, R (7, PH) OBP: 0.430, SLG: 0.569	1-2			1-2 E 1B	1-2 E 1B			0-1 G6-4-3		4 1 1 0 0 1 5																											
Richard Hidalgo, R (1, 7) OBP: 0.286, SLG: 0.348			1-1 P5	1-0 E FC4-6 1B	1-3 SAFE 1B			1-2f		3 1 1 0 0 1 4																											
Carl Everett, S (1, 8) OBP: 0.403, SLG: 0.544			0-0 FC4-6 1-2f	3-1 E 1B	3-2 L7			4-1 35 G4-6-3 BB		3 1 1 0 1 0 4																											
Tony Eusebio, R (1, 2) OBP: 0.259, SLG: 0.208			0-2 F8	0-1 E5 FC4-6		4-2 FC6-4 BB		0-0 G4-6-3		2 0 0 1 1 0 3 1 0 0 0 0 0 1 0 0 0 0 0 0 0																											
35 Dave Clark, L (8, PH) OBP: 0.259, SLG: 0.130				1-2 E 1B				1-2f																													
Ricky Gutierrez, R (8, 6) OBP: 0.414, SLG: 0.425				1-2 E 1B																																	
Tim Bogar, R (1, 6) OBP: 0.281, SLG: 0.259				1-2 E 1B																																	
Jack Howell, L (8, PH) OBP: 0.333, SLG: 0.313				1-2 E 1B																																	
Brad Ausmus, R (8, 2) OBP: 0.265, SLG: 0.250				1-2 E 1B																																	
Sean Bergman, R (1, 1) OBP: 0.083, SLG: 0.083				1-2 E 1B																																	
Mike Magnante, L (6, 1)				1-2 E 1B																																	
Bob Scanlan, R (6, 1)				1-2 E 1B																																	
C.J. Nitkowski, L (7, 1)				1-2 E 1B																																	
Moises Alou, R (9, PH) OBP: 0.407, SLG: 0.624				1-2 E 1B																																	
Inning Stats	R: 0 E: 0 K: 0 S: 8	H: 0 LOB: 0 BB: 2 P: 17	R: 0 E: 0 K: 0 S: 8	H: 1 LOB: 1 BB: 0 P: 9	R: 0 E: 0 K: 1 S: 7	H: 0 LOB: 1 BB: 0 P: 15	R: 3 E: 2 K: 1 S: 11	H: 3 LOB: 1 BB: 0 P: 19	R: 0 E: 0 K: 2 S: 17	H: 1 LOB: 2 BB: 1 P: 29	R: 0 E: 0 K: 0 S: 5	H: 0 LOB: 0 BB: 1 P: 9	R: 0 E: 0 K: 1 S: 5	H: 0 LOB: 0 BB: 1 P: 9	R: 0 E: 0 K: 0 S: 6	H: 0 LOB: 0 BB: 0 P: 10	1B: 6 2B: 1 3B: 0 HR: 0	SF: 0 SAC: 0 DP: 3 HBP: 0	WP: 0 PB: 0 SB: 2 CS: 1	PA: 39																	
PITCHER	IP WLS BF H R ER SO BB IBB HBP BLK WP HR S P ERA WHIP																																				
Tyler Green, R (1, 1) ERA: 4.05	5.0		24	6	3	1	4	4	0	0	0	0	0	0	47	85	1.80	2.000																			
Wayne Gomes, R (6, 1) ERA: 4.42	1.0	W	5	1	0	0	2	1	0	0	0	0	0	0	17	29	0.00	2.000																			
Yorkis Perez, L (7, 1) ERA: 3.0	1.0		3	0	0	0	0	1	0	0	0	0	0	5	9	0.00	1.000																				
Mark Leiter, R (8, 1) ERA: 2.12	2.0	S	6	0	0	0	1	1	0	0	0	0	0	11	19	0.00	0.500																				

Houston Astros @ Philadelphia Phillies
Veterans Stadium, Philadelphia, PA
Sun May 03 1998, 3:33 AM EDT
Att. 21,288 - Cloudy - 68 F

livebaseballscorecards.com

AB	31
R	3
H	7
RBI	2
BB	7
SO	7
LOB	22



Batter	1	2	3	4	5	6	7	8	9	AB R H RBI BB SO LOB	TOP											
Craig Biggio, R (1, 4) OBP: 0.380, SLG: 0.492	0-1 P3		1-1 P3		0-1 L4		1-1 G1-3	1-0 HR		5 1 1 1 0 0 1												
Derek Bell, R (1, 9) OBP: 0.442, SLG: 0.653	0-3 K		1-3 K		0-2 G5-3		1-1 2B 5 BB 1B	1-2 E4 5 G4-3		5 1 1 1 0 2 0												
5 Jeff Bagwell, R (1, 3) OBP: 0.418, SLG: 0.413	1-3 K			1-1 FC5-4 1B	3-2 F7		4-2 SAFE 2B E 1-2 BB	1-2 G4-3		4 1 1 0 1 1 1												
Bill Spiers, L (1, 5) OBP: 0.351, SLG: 0.355		0-0 G4-3		1-3 K		3-2 L7	1-0 E 1-3 2-H 2B	1-2 F9		5 1 1 1 0 1 2												
Moises Alou, R (1, 7) OBP: 0.398, SLG: 0.600		0-0 L7		0-1 SAFE FC5-4 2B 1-2f		1-0 P8	4-1 E BB	3-2 P5		4 2 0 0 1 0 1												
Carl Everett, S (1, 8) OBP: 0.427, SLG: 0.569		4-1 S 1B BB		0-1 SAFE 2B		0-2 1B	3-2 E6 1-H 2-H 3-H 1B	2-2 L8		4 2 3 3 1 0 0												
Ricky Gutierrez, R (1, 6) OBP: 0.417, SLG: 0.440 C.J. Nitkowski, L (7, 1)		3-2 S 1B		0-0 2B		0-1 G5-3	0-2 G4-3	0-0 F8		4 0 2 2 0 0 2 1 0 0 0 0 0 0												
Brad Ausmus, R (1, 2) OBP: 0.284, SLG: 0.299		2-3 K		4-2 IBB			0-2 G1-3 35 S 1B	3-1 HR		3 2 2 1 1 1 1												
Jose Lima, R (1, 1) 35 Dave Clark, L (7, PH) OBP: 0.250, SLG: 0.125 Tim Bogar, R (7, 6) OBP: 0.273, SLG: 0.250			0-1 G6-3		0-0 G1-3		2-3 K	0-0 F8		2 0 0 0 0 0 2 1 0 0 0 0 1 1 1 0 0 0 0 0 0												
Inning Stats	R: 0 E: 0 K: 2 S: 9	H: 0 LOB: 0 BB: 0 P: 10	R: 1 E: 0 K: 1 S: 9	H: 1 LOB: 1 BB: 1 P: 18	R: 0 E: 0 K: 1 S: 7	H: 0 LOB: 0 BB: 0 P: 9	R: 2 E: 0 K: 1 S: 13	H: 3 LOB: 2 BB: 1 P: 19	R: 0 E: 0 K: 0 S: 8	H: 0 LOB: 0 BB: 0 P: 11	R: 0 E: 0 K: 0 S: 10	H: 1 LOB: 1 BB: 0 P: 14	R: 5 E: 1 K: 1 S: 23	H: 4 LOB: 1 BB: 2 P: 38	R: 2 E: 1 K: 0 S: 13	H: 2 LOB: 1 BB: 0 P: 20	R: 0 E: 0 K: 0 S: 7	H: 0 LOB: 0 BB: 0 P: 12	1B: 6 2B: 3 3B: 0 HR: 2	SF: 0 SAC: 0 DP: 0 HBP: 0	WP: 0 PB: 0 SB: 3 CS: 0	PA: 43
PITCHER	IP WLS BF H R ER SO BB IBB HBP BLK WP HR S P ERA WHIP																					
Mark Clark, R (1, 1) ERA: 5.44	6.2 L 30 7 6 6 6 2 1 0 0 0 0 69 101 8.10 1.350																					
Terry Adams, R (7, 1) ERA: 2.11	0.1 4 2 2 1 0 1 0 0 0 0 0 10 18 27.00 9.000																					
Amaury Telemaco, R (8, 1) ERA: 3.71	2.0 9 2 2 2 0 0 0 0 0 0 0 2 20 9.00 1.000																					

Houston Astros @ Chicago Cubs
Wrigley Field, Chicago, IL
 Tue May 05 1998, 7:05 PM CDT
 Att. 21,431 - Unknown - 66 F

livebaseballscorecards.com

AB	39
R	10
H	11
RBI	9
BB	4
SO	6
LOB	11



Batter	1	2	3	4	5	6	7	8	9	AB R H RBI BB SO LOB	TOP											
Craig Biggio, R (1, 4) OBP: 0.376, SLG: 0.480	2-3 K		1-1 G6-3			2-2 HBP			1-0 G6-3	3 0 0 0 0 1 1												
Derek Bell, R (1, 9) OBP: 0.430, SLG: 0.633	0-3 K			2-2 F9		0-0 P3			1-3 K	4 0 0 0 0 2 1												
5 Jeff Bagwell, R (1, 3) OBP: 0.410, SLG: 0.402	2-3 K			3-3 K						3 0 0 0 0 3 0												
Jack Howell, L (1, 5) OBP: 0.286, SLG: 0.263		1-3 K		2-3 K						3 0 0 0 0 3 0												
Moises Alou, R (1, 8) OBP: 0.389, SLG: 0.583		1-3 K			0-3 K					3 0 0 0 0 3 0												
35 Dave Clark, L (1, 7) OBP: 0.226, SLG: 0.111			1-0 F8							3 0 0 0 0 2 0												
Ricky Gutierrez, R (1, 6) OBP: 0.415, SLG: 0.436			1-2 BLK SH3-4 1B		2-3 K					3 0 1 0 0 2 0												
Brad Ausmus, R (1, 2) OBP: 0.276, SLG: 0.289			3-3 K			2-2 G4-3				3 0 0 0 0 2 1												
Shane Reynolds, R (1, 1) OBP: 0.125, SLG: 0.188			0-0 SH3-4			0-3 K				1 0 0 0 0 1 0												
Bill Spiers, L (9, PH) OBP: 0.347, SLG: 0.349			1-2 K							1 0 0 0 0 1 0												
Inning Stats	R: 0 E: 0 K: 3 S: 10	H: 0 LOB: 0 BB: 0 P: 14	R: 0 E: 0 K: 2 S: 7	H: 0 LOB: 0 BB: 0 P: 10	R: 0 E: 0 K: 1 S: 11	H: 1 LOB: 1 BB: 0 P: 16	R: 0 E: 0 K: 2 S: 9	H: 0 LOB: 0 BB: 0 P: 16	R: 0 E: 0 K: 3 S: 10	H: 0 LOB: 0 BB: 0 P: 12	R: 0 E: 0 K: 1 S: 9	H: 0 LOB: 1 BB: 0 P: 13	R: 0 E: 0 K: 3 S: 9	H: 0 LOB: 0 BB: 0 P: 16	R: 0 E: 0 K: 3 S: 10	H: 0 LOB: 0 BB: 0 P: 13	R: 0 E: 0 K: 2 S: 9	H: 0 LOB: 0 BB: 0 P: 12	1B: 1 2B: 0 3B: 0 HR: 0	SF: 0 SAC: 1 DP: 0 HBP: 1	WP: 0 PB: 0 SB: 0 CS: 0	PA: 29
34 Kerry Wood, R (1, 1) ERA: 3.95	PITCHER IP WLS BF H R ER SO BB IBB HBP BLK WP HR S P ERA WHIP 9.0 W 29 1 0 0 20 0 0 1 1 0 0 84 122 0.00 0.111											PITCHER IP WLS BF H R ER SO BB IBB HBP BLK WP HR S P ERA WHIP										

Houston Astros @ Chicago Cubs
 Wrigley Field, Chicago, IL
 Wed May 06 1998, 3:33 AM CDT
 Att. 15,758 - Cloudy - 71 F

livebaseballscorecards.com

AB	27
R	0
H	1
RBI	0
BB	0
SO	20
LOB	3



Batter	1	2	3	4	5	6	7	8	9	AB R H RBI BB SO LOB
Brant Brown, L (1, 8) OBP: 0.413, SLG: 0.583	2-3 K		0-0 1B		1-1 G1-6-3 1B		2-2 G4-3			4 0 2 0 0 1 0
Mickey Morandini, L (1, 4) OBP: 0.385, SLG: 0.411	1-3 K		1-3 K		3-2 G1-6-3 1-2f			1-1 1B FC5-4 1B		4 1 1 0 0 2 2
Sammy Sosa, R (1, 9) OBP: 0.418, SLG: 0.563	1-3 K		2-1 BB 1B		1-3 K			0-1 F9		4 0 1 0 0 2 1
Mark Grace, L (1, 3) OBP: 0.420, SLG: 0.400		0-0 E7 SF8 2B	4-0 BB		1-2 BB		1-2 G4-3	2-1 FC5-4 1B		3 1 2 0 1 0 0
Henry Rodriguez, L (1, 7) OBP: 0.354, SLG: 0.509		3-2 SF8	1-3 K		2-3 K			1-2 FC5-4 CS		2 0 0 1 0 2 3
José Hernández, R (8, 7) OBP: 0.255, SLG: 0.449		3-H						1-2f 3-H		1 0 0 1 0 0 1
Jeff Blauser, R (1, 6) OBP: 0.362, SLG: 0.333		1-0 G5-3		2-0 2B		0-0 1B		2-2 CS		3 0 2 0 0 0 0
Sandy Martinez, L (1, 2) OBP: 0.500, SLG: 0.625		4-0 BB		1-0 F9		1-1 L5				2 0 0 0 1 0 2
Kevin Orie, R (1, 5) OBP: 0.231, SLG: 0.252		2-3 K		1-3 K			0-1 G5-3			3 0 0 0 0 2 2
34 Kerry Wood, R (1, 1) OBP: 0.100, SLG: 0.100			1-3 K		0-1 G3-1		0-1 P4			3 0 0 0 0 1 1


Inning Stats	R: 0 E: 0 K: 3 S: 9	H: 0 LOB: 0 BB: 0 P: 13	R: 1 E: 1 K: 1 S: 8	H: 1 LOB: 1 BB: 1 P: 18	R: 0 E: 0 K: 3 S: 13	H: 2 LOB: 3 BB: 1 P: 22	R: 0 E: 0 K: 1 S: 7	H: 1 LOB: 1 BB: 0 P: 11	R: 0 E: 0 K: 1 S: 8	H: 1 LOB: 0 BB: 0 P: 13	R: 0 E: 0 K: 0 S: 7	H: 0 LOB: 0 BB: 0 P: 9	R: 1 E: 0 K: 0 S: 11	H: 2 LOB: 0 BB: 0 P: 17	1B: 6 2B: 2 3B: 0 HR: 0	SF: 1 SAC: 0 DP: 1 HBP: 0
PITCHER Shane Reynolds, R (1, 1) ERA: 3.83	IP: 8.0 WLS: L BF: 32 H: 8 R: 2 ER: 1 SO: 10 BB: 2 IBB: 0 HBP: 0 BLK: 0 WP: 0 HR: 0 S: 72 P: 116 ERA: 1.12 WHIP: 1.250															
PITCHER	IP: 0 WLS: 0 BF: 0 H: 0 R: 0 ER: 0 SO: 0 BB: 0 IBB: 0 HBP: 0 BLK: 0 WP: 0 HR: 0 S: 0 P: 0 ERA: 0 WHIP: 0															

BOTTOM

Houston Astros @ Chicago Cubs
Wrigley Field, Chicago, IL
Wed May 06 1998, 3:33 AM CDT
Att: 15,758 - Cloudy - 71 F

livebaseballscorecards.com

AB	29
R	2
H	8
RBI	2
BB	2
SO	10
LOB	12



WP: 0	PA: 33
PB: 0	
SB: 0	
CS: 1	

Batter	1	2	3	4	5	6	7	8	9	AB R H RBI BB SO LOB	TOP											
Craig Biggio, R (1, 4) OBP: 0.377, SLG: 0.473	1-2 F8		1-1 E9 1B		4-2 BB		1-3 K		0-1 G5-3	4 0 1 0 1 1 1												
Bill Spiers, L (1, 5) OBP: 0.342, SLG: 0.333	1-1 G4-3		1-1 L7		1-1 G4-3		4-2 BB			3 0 0 0 1 0 3												
5 Jeff Bagwell, R (1, 3) OBP: 0.405, SLG: 0.397	3-3 K		3-3 K			1-2 SF8 1B	0-0 FC5-4			4 1 1 0 0 2 3												
35 Dave Clark, L (1, 9) OBP: 0.229, SLG: 0.129 Richard Hidalgo, R (8, 9) OBP: 0.286, SLG: 0.348		2-1 1B		3-3 K		1-1 G4-3	1-0 L7			4 0 1 0 0 1 1 0 0 0 0 0 0 0												
Moises Alou, R (1, 7) OBP: 0.377, SLG: 0.568		0-3 SAFE K		1-0 F8		2-1 SF8	2-3 K			3 0 0 1 0 2 1												
Carl Everett, S (1, 8) OBP: 0.430, SLG: 0.560		3-3 SAFE K		3-3 K		4-2 BB	3-1 1B			3 0 1 0 1 2 1												
Ricky Gutierrez, R (1, 6) OBP: 0.418, SLG: 0.433		4-0 BB			3-2 G5-4-3 1B	1-3 K	0-0 P4			3 0 1 0 1 1 2												
Brad Ausmus, R (1, 2) OBP: 0.275, SLG: 0.287		2-3 K			0-0 G5-4-3 1B		1-0 WP SH1-4 1B		2-2 L1	4 0 1 0 0 1 3												
Mike Hampton, R (1, 1) OBP: 0.286, SLG: 0.211 C.J. Nitkowski, L (7, 1) Derek Bell, R (9, PH) OBP: 0.427, SLG: 0.628			0-0 G4-3		4-2 BB		0-1 SH1-4		2-3 K	1 0 0 0 1 0 0 0 0 0 0 0 0 0 1 0 0 0 0 1 0												
Inning Stats	R: 0 E: 0 K: 1 S: 8	H: 0 LOB: 0 BB: 0 P: 13	R: 0 E: 0 K: 3 S: 12	H: 1 LOB: 2 BB: 1 P: 23	R: 0 E: 1 K: 1 S: 8	H: 1 LOB: 1 BB: 0 P: 13	R: 0 E: 0 K: 2 S: 10	H: 0 LOB: 0 BB: 0 P: 17	R: 0 E: 0 K: 0 S: 13	H: 1 LOB: 2 BB: 2 P: 25	R: 1 E: 0 K: 1 S: 15	H: 1 LOB: 1 BB: 1 P: 24	R: 0 E: 0 K: 1 S: 10	H: 1 LOB: 2 BB: 1 P: 16	R: 0 E: 0 K: 1 S: 8	H: 1 LOB: 1 BB: 0 P: 14	R: 0 E: 0 K: 1 S: 8	H: 0 LOB: 0 BB: 0 P: 12	1B: 6 2B: 0 3B: 0 HR: 0	SF: 1 SAC: 1 DP: 1 HBP: 0	WP: 1 PB: 0 SB: 4 CS: 0	PA: 37
PITCHER	IP WLS BF H R ER SO BB IBB HBP BLK WP HR S P ERA WHIP																					
Jeff Juden, R (1, 1) ERA: 3.77	5.2 W 24 4 1 1 7 4 0 0 0 0 0 63 111 1.59 1.412																					
Chad Fox, R (6, 1) ERA: 1.9	1.1 6 1 0 0 2 1 0 0 0 1 0 13 20 0.00 1.500																					
Bob Wickman, R (8, 1) ERA: 2.49	1.0 4 1 0 0 1 0 0 0 0 0 0 8 14 0.00 1.000																					
Doug Jones, R (9, 1) ERA: 4.26	1.0 S 3 0 0 0 1 0 0 0 0 0 0 8 12 0.00 0.000																					

Houston Astros @ Milwaukee Brewers
Milwaukee County Stadium, Milwaukee, WI

Fri May 08 1998, 8:05 PM EDT
Att. 14,711 - Unknown - 65 F

AB	30
R	1
H	6
RBI	1
BB	5
SO	11
LOB	15



Batter	1	2	3	4	5	6	7	8	9	AB	R	H	RBI	BB	SO	LOB
Fernando Vina, L (1, 4) OBP: 0.429, SLG: 0.515	2-2 CS 1B		0-1 1B		0-1 P5		0-0 G3			4	1	2	0	0	0	1
Jeff Cirillo, R (1, 5) OBP: 0.394, SLG: 0.373	3-2 G6-3 1-2		2-1 1B		1-0 1B		2-1 L7			4	0	2	0	0	0	2
Mark Loretta, R (1, 3) OBP: 0.319, SLG: 0.418	3-1 L8		0-0 1B		1-1 G6-3			1-1 HR		4	1	2	2	0	0	1
Jeremy Burnitz, L (1, 9) OBP: 0.385, SLG: 0.542		0-3 K		1-1 1B		0-1 F9		1-3 K		4	0	1	0	0	2	0
Darrin Jackson, R (1, 8) OBP: 0.184, SLG: 0.208		3-3 K		2-3 K		1-1 G6-3		0-0 G6-3		4	0	0	0	0	2	1
Marc Newfield, R (1, 7) OBP: 0.299, SLG: 0.263 Geoff Jenkins, L (8, 7) OBP: 0.333, SLG: 0.677		1-0 G6-3		2-3 K		0-0 L9		1-1 G4-3		3	0	0	0	0	1	1
Jose Valentin, S (1, 6) OBP: 0.361, SLG: 0.426			0-0 E9 SF9		4-0 BB		4-0 FC3-6 BB			1	1	0	0	2	0	0
Jesse Levis, L (1, 2) OBP: 0.468, SLG: 0.351 Mike Matheny, R (6, 2) OBP: 0.344, SLG: 0.458			0-1 SF9		0-1 G4-3		1-0 FC3-6 2B			1	0	0	1	0	0	2
Jeff Juden, R (1, 1) OBP: 0.267, SLG: 0.333 Chad Fox, R (6, 1)			0-1 L4		1-2 G3-1		3-1 G3 2B			2	0	0	0	0	0	0
Marquis Grissom, R (7, PH) OBP: 0.303, SLG: 0.445 Bob Wickman, R (8, 1) Doug Jones, R (9, 1)										0	0	0	0	0	0	0
										1	0	1	0	0	0	1
										2	0	0	0	0	0	0
										0	0	0	0	0	0	0
										1	0	1	1	0	0	0
										0	0	0	0	0	0	0
										0	0	0	0	0	0	0
										0	0	0	0	0	0	0
Inning Stats	R: 0 E: 0 K: 0 S: 8	H: 1 LOB: 0 BB: 0 P: 16	R: 0 E: 0 K: 2 S: 10	H: 0 LOB: 0 BB: 0 P: 14	R: 2 E: 1 K: 0 S: 10	H: 3 LOB: 2 BB: 0 P: 12	R: 0 E: 0 K: 2 S: 10	H: 1 LOB: 2 BB: 1 P: 19	R: 0 E: 0 K: 0 S: 5	H: 0 LOB: 0 BB: 0 P: 6	R: 1 E: 0 K: 0 S: 6	H: 1 LOB: 1 BB: 1 P: 16	R: 1 E: 0 K: 1 S: 9	H: 1 LOB: 0 BB: 0 P: 12	1B: 6 2B: 1 3B: 0 HR: 1	SF: 1 SAC: 0 DP: 0 HBP: 0

BOTTOM

Houston Astros @ Milwaukee Brewers
Milwaukee County Stadium, Milwaukee, WI

Fri May 08 1998, 8:05 PM EDT
Att. 14,711 - Unknown - 65 F


livebaseballscorecards.com

AB	30
R	4
H	8
RBI	4
BB	2
SO	5
LOB	9



PITCHER																
IP	WLS	BF	H	R	ER	SO	BB	IBB	HBP	BLK	WP	HR	S	P	ERA	WHIP
Mike Hampton, L (1, 1) ERA: 2.68	6.1	L	27	7	3	1	4	2	0	0	0	0	55	90	1.42	1.421
C.J. Nitkowski, L (7, 1) ERA: 2.96	1.2		6	1	1	1	0	0	0	0	0	1	12	17	5.40	0.600

WP: 0	PA: 33
PB: 0	
SB: 1	
CS: 1	

Batter	1	2	3	4	5	6	7	8	9	AB R H RBI BB SO LOB	TOP											
Craig Biggio, R (1, 4) OBP: 0.384, SLG: 0.481	1-2 L8		1-0 G6-3		1-2 5 HR 1B	2-2 2B	4-2 BB			4 1 2 2 1 0 0												
Derek Bell, R (1, 9) OBP: 0.412, SLG: 0.604	0-1 L4		1-1 P6		3-2 P3	2-3 K	1-3 K			5 0 0 0 0 2 4												
5 Jeff Bagwell, R (1, 3) OBP: 0.405, SLG: 0.417	4-0 S BB			0-0 L8	1-0 HR	0-1 F7		1-0 G6-3		4 1 1 2 1 0 1												
Sean Berry, R (1, 5) OBP: 0.440, SLG: 0.559	3-2 P6			0-1 HR 1B	1-0 HR HBP		4-2 BB 2B	3-2 G6-3		3 3 1 0 1 0 1												
Moises Alou, R (1, 7) OBP: 0.385, SLG: 0.591		1-1 F9		2-2 F8	2-1 HR		4-1 BB 2B	3-1 1B		4 2 2 2 1 0 1												
Richard Hidalgo, R (1, 8) OBP: 0.293, SLG: 0.408		2-1 F9		0-0 HR	2-0 P2		2-0 BB 1B 2B	2-3 K		5 2 2 4 0 1 1												
Ricky Gutierrez, R (1, 6) OBP: 0.417, SLG: 0.431		0-0 1B		1-2 1B	3-2 G6-3		0-1 G5-3		1-0 G6-3	5 0 2 0 0 0 1												
Tony Eusebio, R (1, 2) OBP: 0.313, SLG: 0.310			1-0 SH5-4 G6-3 2B	3-1 1B		2-2 F7	3-2 SH2-4 1B		1-0 G5-3	5 1 3 1 0 0 0												
Pete Schourek, L (1, 1) Jack Howell, L (6, PH) Bob Scanlan, R (6, 1) Mike Magnante, L (6, 1) C.J. Nitkowski, L (6, 1) Doug Henry, R (6, 1) 35 Dave Clark, L (9, PH) Billy Wagner, L (9, 1)		0-1 SH5-4	0-1 SH5-4	3-3 K		1-0 E4 WP 2B	1-1 SH2-4		3-2 G3-1	1 0 0 0 0 0 1 2 1 1 0 1 0 0 0 0 0 0 0 0 0 0 0 0 0 0 0												
Inning Stats	R: 0 E: 0 K: 0 S: 9	H: 0 LOB: 1 BB: 1 P: 16	R: 0 E: 0 K: 0 S: 5	H: 1 LOB: 1 BB: 0 P: 8	R: 1 E: 0 K: 0 S: 6	H: 1 LOB: 0 BB: 0 P: 9	R: 2 E: 0 K: 1 S: 18	H: 4 LOB: 2 BB: 0 P: 27	R: 4 E: 0 K: 0 S: 19	H: 3 LOB: 0 BB: 0 P: 31	R: 1 E: 1 K: 1 S: 14	H: 1 LOB: 1 BB: 0 P: 21	R: 3 E: 0 K: 1 S: 18	H: 2 LOB: 2 BB: 3 P: 37	R: 0 E: 0 K: 1 S: 11	H: 1 LOB: 1 BB: 0 P: 20	R: 0 E: 0 K: 0 S: 5	H: 0 LOB: 0 BB: 0 P: 10	1B: 7 2B: 3 3B: 0 HR: 3	SF: 0 SAC: 2 DP: 0 HBP: 1	WP: 1 PB: 0 SB: 1 CS: 0	PA: 45
PITCHER	IP WLS BF H R ER SO BB IBB HBP BLK WP HR S P ERA WHIP																					
21 Cal Eldred, R (1, 1) ERA: 3.66	5.0 L 25 9 7 7 1 1 0 0 1 0 0 3 57 91 12.60 2.000																					
Al Reyes, R (6, 1) ERA: 5.11	1.0 5 1 1 0 1 0 0 0 0 0 1 0 14 21 0.00 1.000																					
Chad Fox, R (7, 1) ERA: 2.92	1.0 8 2 3 3 1 3 0 0 0 0 0 0 18 37 27.00 5.000																					
Mike Myers, L (8, 1) ERA: 0.71	1.0 4 1 0 0 1 0 0 0 0 0 0 0 11 20 0.00 1.000																					
Bob Wickman, R (9, 1) ERA: 2.38	1.0 3 0 0 0 0 0 0 0 0 0 0 0 5 10 0.00 0.000																					

Houston Astros @ Milwaukee Brewers
Milwaukee County Stadium, Milwaukee, WI

Sat May 09 1998, 8:05 PM EDT
Att. 20,145 - Overcast - 54 F

livebaseballscorecards.com

AB 38
R 11
H 13
RBI 11
BB 4
SO 4
LOB 11

Houston Astros @ Milwaukee Brewers

Milwaukee County Stadium, Milwaukee, WI

Sat May 09 1998, 8:05 PM EDT
Att. 20,145 - Overcast - 54 F

livebaseballscorecards.com

AB	35
R	6
H	9
RBI	5
BB	7
SO	6
LOB	21



WP	1	PA	43
PB	0		
SB	0		
CS	0		

AB	R	H	RBI	BB	SO	LOB
2	0	0	0	0	0	0
0	0	0	0	0	0	0
1	0	1	1	0	0	0
0	0	0	0	0	0	0
0	0	0	0	0	0	0
1	0	0	0	0	1	1
0	0	0	0	0	0	0
3	1	2	0	2	0	0
2	1	1	0	3	0	2
5	0	1	0	0	2	9
5	1	1	0	0	0	2
3	1	0	1	2	0	0
5	0	0	0	0	3	4
4	1	2	2	0	0	1
1	0	0	0	0	0	1
1	0	0	0	0	0	0
2	1	1	1	0	0	1

Batter	1	2	3	4	5	6	7	8	9
Fernando Vina, L Al Reyes, R Marquis Grissom, R Chad Fox, R Mike Myers, L Geoff Jenkins, L Bob Wickman, R	2-1 F9		G6-4-3 BB HBP		0-0 P5	2-2 BB 1B 2-H 3-H 1B		0-3 K	
Jeff Cirillo, R	0-1 F9		G6-4-3 BB			1B BB BB 1B		1-2 BB 1B	
Mark Loretta, R	3-2 1B 1B		G6-4-3			1-1 BB BB 1B BB 1-2 BB 1B		4-1 BB 1-2 BB 2-3	
Jeremy Burnitz, L	0-1 1-2 1B		K			K P5		0-0 G3-1	
Darrin Jackson, R	1-0 F8				0-0 F8	0-2 BB 1-2 1B 2-3 1B	0-1 G6-3		0-0 F9
Marc Newfield, R		4-2 BB			2-2 G4-3	4-2 BB 1-2 2B 2-3 BB 3-H	1-1 G4-3		2-2 F8
Jose Valentin, S		3-1 F8 SAFE SAFE			3-2 G6-3	1-3 K	3-3 K		1-3 K
Mike Matheny, R		1-0 P2			2-2 F8	1-0 2B 1-2 WP 2-H 3-H 1B		1-0 BB 1B 1B	
21 Cal Eldred, R Bob Hamelin, L Eric Owens, R	2-1 F9				2-2 F8	1-1 WP 1B 2B		2-1 P3	

Inning Stats	R: 0	H: 2	E: 0	K: 10	LOB: 2	BB: 0	P: 16	R: 0	H: 0	E: 0	K: 8	LOB: 1	BB: 1	P: 18	R: 0	H: 0	E: 0	K: 8	LOB: 0	BB: 0	P: 12	R: 0	H: 0	E: 0	K: 9	LOB: 0	BB: 0	P: 13	R: 6	H: 5	E: 0	K: 26	LOB: 3	BB: 4	P: 48	R: 0	H: 0	E: 0	K: 11	LOB: 0	BB: 0	P: 12	R: 0	H: 2	E: 0	K: 12	LOB: 3	BB: 1	P: 20	R: 0	H: 0	E: 0	K: 9	LOB: 0	BB: 0	P: 12	1B: 8	2B: 1	3B: 0	HR: 0	SF: 0	SAC: 0	DP: 1	HBP: 1	WP: 1	PB: 0	SB: 0	CS: 0	PA: 43
--------------	------	------	------	-------	--------	-------	-------	------	------	------	------	--------	-------	-------	------	------	------	------	--------	-------	-------	------	------	------	------	--------	-------	-------	------	------	------	-------	--------	-------	-------	------	------	------	-------	--------	-------	-------	------	------	------	-------	--------	-------	-------	------	------	------	------	--------	-------	-------	-------	-------	-------	-------	-------	--------	-------	--------	-------	-------	-------	-------	--------

PITCHER	IP	WLS	BF	H	R	ER	SO	BB	IBB	HBP	BLK	WP	HR	S	P	ERA	WHIP
Pete Schourek, L	(1, 1)	5.0	19	2	0	0	1	2	0	0	0	0	0	42	75	0.00	0.800
Bob Scanlan, R	(6, 1)	0.0	0	0	0	0	0	0	0	0	0	0	0	0	0	∞	∞
Mike Magnante, L	(6, 1)	0.2	8	3	6	6	2	3	0	0	0	0	0	16	31	81.00	9.000
C.J. Nitkowski, L	(6, 1)	0.0	2	2	0	0	0	0	0	0	0	1	0	6	8	∞	∞
Doug Henry, R	(6, 1)	2.1	11	2	0	0	2	2	0	0	0	0	0	24	41	0.00	1.714

PITCHER	IP	WLS	BF	H	R	ER	SO	BB	IBB	HBP	BLK	WP	HR	S	P	ERA	WHIP
Billy Wagner, L	(9, 1)	1.0	3	0	0	0	1	0	0	0	0	0	0	9	12	0.00	0.000

Batter	1	2	3	4	5	6	7	8	9	AB R H RBI BB SO LOB	TOP											
Craig Biggio, R OBP: 0.391, SLG: 0.496 (1, 4) C X	0-1 G4-3 5 G6-3 2B		1-1 5 24-6-3 2B		1-0 2B HBP	0-3 K			0-0 F9	4 2 2 0 0 1 0												
Derek Bell, R OBP: 0.412, SLG: 0.612 (1, 9) F X	0-1 G4-3 2-3		1-3 K		2-0 5 1B 2B 1-H 2-H	2-3 K			1-2 2B	5 1 2 2 0 2 2												
5 Jeff Bagwell, R OBP: 0.405, SLG: 0.416 (1, 3) S B X	1-1 G6-3 3-H		1-1 2-4-6-5 2-3		3-3 K	1-0 2B 1B			1-2 G1-6-3 1B	5 1 2 1 0 2 1												
Sean Berry, R OBP: 0.443, SLG: 0.569 (1, 5) B F B X	2-1 1B				0-0 G5-3	0-0 1B FC6-4 2B			0-0 G1-6-3 1-2f	4 1 2 1 0 0 1												
Moises Alou, R OBP: 0.388, SLG: 0.597 (1, 7) C B B S	2-3 K 1-2				3-2 2B	3-2 FC6-4 1B			3-1 G6-3	4 1 2 1 0 1 1												
Carl Everett, S OBP: 0.422, SLG: 0.557 (1, 8) C X			0-1 L3		2-1 2B	1-0 FC6-4 BB			0-3 K	4 0 1 2 0 1 1												
Brad Ausmus, R OBP: 0.274, SLG: 0.278 (1, 2) C B F T B B X			2-3 K		1-0 P7	4-1 BB			0-2 L7	3 0 0 0 1 1 1												
Tim Lincecum, R OBP: 0.243, SLG: 0.219 (1, 6) F X			0-1 F7			K			1-1 L6	4 0 0 0 0 1 2 0 0 0 0 0 0 0												
Jose Lima, R OBP: 0.091, SLG: 0.048 (1, 1) Ricky Gutierrez, R OBP: 0.414, SLG: 0.427 (8, 6) C C C					0-3 K	0-0 2B 1B			1-2 G5-3	3 1 1 0 0 1 0 1 0 0 0 0 0 0												
Inning Stats	R: 1 E: 0 K: 1 S: 11	H: 2 LOB: 1 BB: 0 P: 16	R: 0 E: 0 K: 1 S: 8	H: 0 LOB: 0 BB: 0 P: 10	R: 0 E: 0 K: 2 S: 9	H: 1 LOB: 1 BB: 0 P: 12	R: 1 E: 0 K: 1 S: 10	H: 2 LOB: 1 BB: 0 P: 19	R: 5 E: 0 K: 1 S: 15	H: 5 LOB: 2 BB: 1 P: 31	R: 0 E: 0 K: 2 S: 11	H: 0 LOB: 0 BB: 0 P: 14	R: 0 E: 0 K: 0 S: 7	H: 1 LOB: 0 BB: 0 P: 11	R: 0 E: 0 K: 1 S: 8	H: 0 LOB: 0 BB: 0 P: 9	R: 0 E: 0 K: 1 S: 11	H: 1 LOB: 1 BB: 0 P: 14	1B: 5 2B: 7 3B: 0 HR: 0	SF: 0 SAC: 0 DP: 1 HBP: 1	WP: 0 PB: 0 SB: 1 CS: 0	PA: 39
PITCHER	IP WLS BF H R ER SO BB IBB HBP BLK WP HR S P ERA WHIP																					
Steve Woodard, R ERA: 3.86 (1, 1)	4.1 L 23 9 7 7 6 0 0 1 0 0 0 0 45 70 14.54 2.077																					
48 Brad Woodall, L ERA: (5, 1)	3.2 13 2 0 0 3 1 0 0 0 0 0 0 34 52 0.00 0.818																					
Doug Jones, R ERA: 4.05 (9, 1)	1.0 4 1 0 0 1 0 0 0 0 0 0 0 11 14 0.00 1.000																					

Houston Astros @ Milwaukee Brewers
Milwaukee County Stadium, Milwaukee, WI
 Sun May 10 1998, 4:33 AM EDT
 Att. 19,023 - Sunny - 55 F

livebaseballscorecards.com

AB	37
R	7
H	12
RBI	7
BB	1
SO	10
LOB	9



BOTTOM

Houston Astros @ Milwaukee Brewers
 Milwaukee County Stadium, Milwaukee, WI

Sun May 10 1998, 4:33 AM EDT
 Att: 19,023 - Sunny - 55 F

livebaseballscorecards.com

AB	35
R	1
H	11
RBI	1
BB	2
SO	3
LOB	20



WP:	1	PA:	38
PB:	0		
SB:	0		
CS:	0		

AB R H RBI BB SO LOB

5 0 1 1 0 0 4

5 0 2 0 0 0 2

4 0 1 0 0 0 3

4 0 1 0 0 2 2

3 0 1 0 1 0 1

4 0 1 0 0 1 2

4 1 2 0 0 0 4

0 0 0 0 0 0 0

4 0 1 0 0 0 2

1 0 0 0 0 0 0
 0 0 0 0 1 0 0
 1 0 1 0 0 0 0

1B: 8 SF: 0
 2B: 4 SAC: 1
 3B: 0 DP: 2
 HR: 0 HBP: 0

Batter	1	2	3	4	5	6	7	8	9
Fernando Vina, L OBP: 0.420, SLG: 0.497 (1, 4)	0-1 G3		0-0 F8-2 1B		1-1 G4-3		1-0 L7		0-0 F7
Jeff Cirillo, R OBP: 0.408, SLG: 0.381 (1, 5)	3-2 1B		2-2 1-3 1B		0-1 G6-3			1-2 F6	0-1 G5-3
Mark Loretta, R OBP: 0.346, SLG: 0.411 (1, 3) (9, 6)	2-0 F9		1-0 F8-2 3-H			2-2 F7		2-1 1B WP 1B	
Jeremy Burnitz, L OBP: 0.375, SLG: 0.519 (1, 9)	2-2 K			2-2 G5-4-3 1B		2-3 K		2-0 F8	
Geoff Jenkins, L OBP: 0.342, SLG: 0.657 (1, 7)		0-0 G3 2B		0-2 F6		0-0 G3-1		4-1 1B BB	
Darrin Jackson, R OBP: 0.190, SLG: 0.211 (1, 8)		1-3 K		1-1 G5-4-3 1-2f			1-2 L5	1-2 1-2 2-3 1B	
Jose Valentin, S OBP: 0.352, SLG: 0.419 Doug Jones, R (9, 1)		1-1 G3			0-2 48 SH3-4 G4-3 1B		0-1 2B	2-0 F8	
Mike Matheny, R OBP: 0.347, SLG: 0.451 (1, 2)		0-0 F9			0-1 G4-3 48 SH3-4 1B		0-0 F7		0-1 G6-3
Steve Woodard, L 48 Brad Woodall, S Brian Banks, S OBP: 1.000, SLG: 2.000 (1, 1) (5, 1) (9, 3)			1-1 G4-3		2-0 SH3-4		4-2 BB		2-1 2B

Inning Stats	R: 0	H: 1	E: 0	LOB: 1	K: 1	S: 13	R: 0	H: 1	E: 0	LOB: 1	K: 1	S: 7	R: 0	H: 2	E: 0	LOB: 1	K: 0	S: 7	R: 0	H: 1	E: 0	LOB: 0	K: 0	S: 10	R: 1	H: 2	E: 0	LOB: 1	K: 0	S: 10	R: 0	H: 0	E: 0	LOB: 0	K: 1	S: 9	R: 0	H: 1	E: 0	LOB: 2	K: 0	S: 10	R: 0	H: 2	E: 0	LOB: 3	K: 0	S: 12	R: 0	H: 1	E: 0	LOB: 1	K: 0	S: 7	1B: 8	SF: 0	2B: 4	SAC: 1	3B: 0	DP: 2	HR: 0	HBP: 0	WP: 1	PA: 38
--------------	------	------	------	--------	------	-------	------	------	------	--------	------	------	------	------	------	--------	------	------	------	------	------	--------	------	-------	------	------	------	--------	------	-------	------	------	------	--------	------	------	------	------	------	--------	------	-------	------	------	------	--------	------	-------	------	------	------	--------	------	------	-------	-------	-------	--------	-------	-------	-------	--------	-------	--------

PITCHER	IP	WLS	BF	H	R	ER	SO	BB	IBB	HBP	BLK	WP	HR	S	P	ERA	WHIP
Jose Lima, R ERA: 2.82 (1, 1)	7.0		28	8	1	1	3	1	0	0	0	0	0	66	95	1.29	1.286
Bob Scanlan, R ERA: 5.0 (8, 1)	2.0		10	3	0	0	0	1	0	0	0	1	0	19	33	0.00	2.000

Batter	1	2	3	4	5	6	7	8	9
Craig Biggio, R OBP: 0.394, SLG: 0.493 (1, 4)	0-0 F9		4-2 5 CS BB			1-2 E5 5 1B	1-2 1B		
Derek Bell, R OBP: 0.408, SLG: 0.608 (1, 9)	2-2 2B		0-3 1 SAFE 1 SAFE			2-1 E3 5 1B 1B	1-0 G6-3		
5 Jeff Bagwell, R OBP: 0.407, SLG: 0.442 (1, 3)	2-3 K		3-2 L7			0-0 1B 1-2 G5-4-3 1B		3-2 HR	
Bill Spiers, L OBP: 0.337, SLG: 0.329 (1, 5)	3-2 G3-1			2-3 K		2-1 G5-4-3 1B		0-1 L8	
Moises Alou, R OBP: 0.385, SLG: 0.585 (1, 7)		0-1 G6-3		0-1 P4		0-1 G5-4-3		1-1 2B FC5-2 1B	
Carl Everett, S OBP: 0.415, SLG: 0.554 (1, 8)		1-2 K		3-3 K		1-3 K		2-1 FC5-2 2B	
Ricky Gutierrez, R OBP: 0.425, SLG: 0.429 (1, 6)		4-2 3B BB			0-0 CS 1B		0-3 K	4-0 FC5-2 IBB	
Billy Wagner, L (9, 1)									
Brad Ausmus, R OBP: 0.291, SLG: 0.327 (1, 2)		0-0 1-H 3B			2-1 BLK CS 2B		1-2 FC1-6 1B	0-0 FC5-2	
Shane Reynolds, R OBP: 0.111, SLG: 0.167 (1, 1)		2-3 K			3-3 K		0-1 FC1-6 1B		
Doug Henry, R (7, 1)									
Tim Bogar, R OBP: 0.243, SLG: 0.219 (9, 6)									

AB	R	H	RBI	BB	SO	LOB
3	1	1	0	1	0	0
4	1	1	0	0	1	4
4	2	2	2	0	1	2
4	0	1	1	0	1	1
4	0	1	0	0	0	1
4	0	1	0	0	3	0
2	1	1	0	2	1	0
0	0	0	0	0	0	0
4	0	3	1	0	0	3
2	0	0	0	0	2	2
1	0	0	0	0	0	1
0	0	0	0	0	0	0

BOTTOM

Florida Marlins @ Houston Astros
Astrodome, Houston, TX
Mon May 11 1998, 8:05 PM EDT
Att. 14,110 - Dome - 72 F

livebaseballscorecards.com

AB	32
R	5
H	11
RBI	4
BB	3
SO	9
LOB	14



1B: 6	SF: 0	WP: 0	PA: 35
2B: 4	SAC: 0	PB: 0	
3B: 1	DP: 2	SB: 0	
HR: 1	HBP: 0	CS: 3	

Inning Stats	R: 0	H: 1	E: 0	LOB: 1	K: 1	BB: 0	S: 10	R: 1	H: 1	E: 0	LOB: 1	K: 2	BB: 1	S: 12	R: 0	H: 0	E: 0	LOB: 0	K: 1	BB: 1	S: 9	R: 0	H: 0	E: 0	LOB: 0	K: 2	BB: 0	S: 9	R: 0	H: 2	E: 0	LOB: 0	K: 1	BB: 0	S: 6	R: 3	H: 2	E: 2	LOB: 0	K: 1	BB: 0	S: 13	R: 0	H: 2	E: 0	LOB: 2	K: 1	BB: 0	S: 12	R: 1	H: 3	E: 0	LOB: 2	K: 0	BB: 1	S: 10	
PITCHER Livan Hernandez, R ERA: 5.37 (1, 1)	IP	WLS	BF	H	R	ER	SO	BB	IBB	HBP	BLK	WP	HR	S	P	ERA	WHIP													IP	WLS	BF	H	R	ER	SO	BB	IBB	HBP	BLK	WP	HR	S	P	ERA	WHIP											
												8.0	L	35	11	5	2	9	2	1	0	1	0	1	81	131	2.25	1.625													8.0	L	35	11	5	2	9	2	1	0	1	0	1	81	131	2.25	1.625

Batter	1	2	3	4	5	6	7	8	9	AB R H RBI BB SO LOB	TOP											
Cliff Floyd, L (1, 7) OBP: 0.368, SLG: 0.503	1-0 F8		1-1 4-3			1-2 G1-3		0-1 HR 2B		4 1 1 0 0 0 0	Florida Marlins @ Houston Astros Astrodome, Houston, TX Tue May 12 1998, 8:05 PM EDT Att. 14,919 - Dome - 72 F											
Dave Berg, R (1, 6) (7, 4) OBP: 0.383, SLG: 0.359	2-3 K		0-1 G6-3			0-0 L9		1-2 HR 2-H		4 1 1 2 0 1 0												
Mark Kotsay, L (1, 8) OBP: 0.348, SLG: 0.404	3-2 G3-1			0-1 G4-3			1-1 F8	1-3 K		4 0 0 0 0 1 0												
Gary Sheffield, R (1, 9) OBP: 0.398, SLG: 0.511		2-2 F9		0-0 G6-3			1-0 F7	0-0 G4-3		4 0 0 0 0 0 0												
Bobby Bonilla, S (1, 5) OBP: 0.352, SLG: 0.446		3-3 K		1-3 K			1-1 BB HBP 1B	0-1 1B		4 0 2 0 0 2 0												
Derrek Lee, R (1, 3) OBP: 0.352, SLG: 0.500		2-2 S 1B			3-2 F8		3-2 SAFE SAFE BB HBP	3-3 K		3 0 1 0 0 1 1												
Charles Johnson, R (1, 2) OBP: 0.317, SLG: 0.431		4-2 SAFE SAFE FC6-4 BB		1-2 BB	1-2 G6-3		4-0 FC6-4 BB	1-1 F9		2 0 0 0 2 0 1												
Craig Counsell, L (1, 4) OBP: 0.422, SLG: 0.419		2-1 FC6-4			1-2 G3-1		0-2 FC6-4	0-0 G3		2 0 0 0 0 0 2 2 0 0 0 0 0 4												
Edgar Renteria, R (7, PH) OBP: 0.311, SLG: 0.314																						
Chris Hammond, L (1, 1) Donn Pall, R (5, 1) John Gangelosi, S (6, PH) Rob Stanifer, R (6, 1) John Roskos, R (8, PH) Antonio Alfonseca, R (8, 1)			0-0 G4-3			1-0 L7		1-2 G5-3		1 0 0 0 0 0 0 0 0 0 0 0 0 0 1 0 0 0 0 0 0 0 0 0 0 0 0 0 1 0 0 0 0 0 0 0 0 0 0 0 0 0												
Inning Stats	R: 0 E: 0 K: 1 S: 10	H: 0 LOB: 0 BB: 0 P: 16	R: 0 E: 0 K: 1 S: 13	H: 1 LOB: 2 BB: 1 P: 26	R: 0 E: 0 K: 0 S: 5	H: 0 LOB: 0 BB: 0 P: 6	R: 0 E: 0 K: 1 S: 9	H: 0 LOB: 0 BB: 0 P: 10	R: 0 E: 0 K: 0 S: 9	H: 0 LOB: 0 BB: 0 P: 14	R: 0 E: 0 K: 0 S: 5	H: 0 LOB: 0 BB: 0 P: 7	R: 0 E: 0 K: 0 S: 10	H: 1 LOB: 3 BB: 1 P: 20	R: 2 E: 0 K: 1 S: 15	H: 2 LOB: 0 BB: 0 P: 18	R: 0 E: 0 K: 1 S: 8	H: 1 LOB: 1 BB: 0 P: 12	1B: 3 2B: 1 3B: 0 HR: 1	SF: 0 SAC: 0 DP: 0 HBP: 1	WP: 0 PB: 0 SB: 1 CS: 0	PA: 35
PITCHER	IP WLS BF H R ER SO BB IBB HBP BLK WP HR S P ERA WHIP																					
Sean Bergman, R (1, 1) ERA: 2.54	6.2 W 25 2 0 0 3 2 0 1 0 0 0 0 58 96 0.00 0.600																					
C.J. Nitkowski, L (7, 1) ERA: 3.51	1.1 6 2 2 2 1 0 0 0 0 0 1 18 21 13.50 1.500																					
Billy Wagner, L (9, 1) ERA: 2.35	1.0 S 4 1 0 0 1 0 0 0 0 0 0 0 8 12 0.00 1.000																					

livebaseballscorecards.com

AB	32
R	2
H	5
RBI	2
BB	2
SO	5
LOB	8



Batter	1	2	3	4	5	6	7	8	9	AB R H RBI BB SO LOB	TOP											
Tony Womack, L (1, 4) OBP: 0.297, SLG: 0.278	4-2 BB G3-1		3-2 F 1B		4-1 BB		0-2 F8			2 0 1 0 2 0 0												
Al Martin, L (1, 7) OBP: 0.303, SLG: 0.418	1-0 SAFE G3-1		2-3 SAFE SAFE K		0-0 L9			0-0 G4-3		4 0 0 0 0 1 5												
18 Jason Kendall, R (1, 2) OBP: 0.414, SLG: 0.511	1-3 K			0-1 G1-3		2-2 SH5-3 E HBP		1-1 1B		3 0 1 0 0 1 1												
Kevin Young, R (1, 3) OBP: 0.319, SLG: 0.507	0-1 P3			2-1 G5-3		1-2 E5 SH5-3		0-0 F7		4 0 0 0 0 0 3												
Jermaine Allensworth, R (1, 8) OBP: 0.374, SLG: 0.472		0-3 K		0-2 G5-3		0-0 SH5-3		1-1 P2		3 0 0 0 0 1 1												
Jose Guillen, R (1, 9) OBP: 0.398, SLG: 0.561		0-0 G1-6-3 1B			4-2 SH5-4 1B BB		0-0 L4		2-2 1B SH1-3 1B	3 0 2 0 1 0 2												
Kevin Polcovich, R (1, 5) OBP: 0.209, SLG: 0.222		0-0 G1-6-3			2-2 F8		0-1 G4-3		0-1 SH1-3	3 0 0 0 0 0 4												
Lou Collier, R (1, 6) OBP: 0.283, SLG: 0.436			0-0 F9		0-0 SH5-4 1B		2-1 G6-3		0-1 1B	4 0 2 0 0 0 0												
Jon Lieber, L (1, 1) OBP: 0.313, SLG: 0.267			1-3 K		0-0 SH5-4		2-3 K		0-3 K	2 0 0 0 0 2 0												
Turner Ward, S (9, PH) OBP: 0.329, SLG: 0.338					1-2 2-3					1 0 0 0 0 1 1												
Inning Stats	R: 0 E: 0 K: 1 S: 8	H: 0 LOB: 1 BB: 1 P: 14	R: 0 E: 0 K: 1 S: 5	H: 1 LOB: 0 BB: 0 P: 5	R: 0 E: 0 K: 2 S: 16	H: 1 LOB: 1 BB: 0 P: 22	R: 0 E: 0 K: 0 S: 7	H: 0 LOB: 0 BB: 0 P: 9	R: 0 E: 0 K: 0 S: 11	H: 1 LOB: 3 BB: 2 P: 21	R: 0 E: 1 K: 0 S: 9	H: 0 LOB: 2 BB: 0 P: 12	R: 0 E: 0 K: 1 S: 8	H: 0 LOB: 0 BB: 0 P: 12	R: 0 E: 0 K: 0 S: 6	H: 1 LOB: 1 BB: 0 P: 8	R: 0 E: 0 K: 1 S: 10	H: 2 LOB: 1 BB: 0 P: 12	1B: 6 2B: 0 3B: 0 HR: 0	SF: 0 SAC: 3 DP: 1 HBP: 1	WP: 0 PB: 0 SB: 0 CS: 0	PA: 36
PITCHER	IP WLS BF H R ER SO BB IBB HBP BLK WP HR S P ERA WHIP																					
Mike Hampton, L (1, 1) ERA: 2.33	8.2 W 35 6 0 0 5 3 0 1 0 0 0 77 112 0.00 1.038																					
Billy Wagner, L (9, 1) ERA: 2.3	0.1 S 1 0 0 0 1 0 0 0 0 0 0 3 3 0.00 0.000																					

Pittsburgh Pirates @ Houston Astros
Astrodome, Houston, TX
Wed May 13 1998, 8:05 PM EDT
Att. 14,239 - Dome - 72 F

livebaseballscorecards.com

AB	29
R	0
H	6
RBI	0
BB	3
SO	6
LOB	17



Batter	1	2	3	4	5	6	7	8	9	AB R H RBI BB SO LOB	TOP	
Tony Womack, L (1, 4) OBP: 0.300, SLG: 0.277	4-1 CS BB		2-2 F7	0-2 2B 1B		0-3 K		0-3 K		4 0 1 0 1 2 0	Pittsburgh Pirates @ Houston Astros Astrodome, Houston, TX Thu May 14 1998, 8:05 PM EDT Att. 16,123 - Dome - 72 F	
Manny Martinez, R (1, 7) OBP: 0.429, SLG: 0.500	2-2 SAFE G5-3		0-2 1B 2B	1-3 2B		1-0 G1-3		1-2 HBP		4 1 2 1 0 0 1		
18 Jason Kendall, R (1, 2) OBP: 0.414, SLG: 0.507	2-1 G6-3		3-1 1B 2B	0-0 G6-3		3-1 1B		2-0 F9		5 0 2 0 0 0 3		
Kevin Young, R (1, 3) OBP: 0.321, SLG: 0.506		2-1 E6 L9 1B G6-3	2-1 2B		4-0 F8 BB SF9 BB	1-3 K		0-0 G3-1		4 2 1 1 1 1 2		
Jermaine Alenworth, R (1, 8) OBP: 0.382, SLG: 0.496		1-0 2B 1B G6-3	1-3 K		4-0 1B BB F8		1-0 HR	2-1 G5-3		4 3 2 1 1 1 2		
Jose Guillen, R (1, 9) OBP: 0.391, SLG: 0.547		1-0 L9	1-2 G4-3		2-2 F8		0-1 FC4-6 1B	1-2 G4-3		5 0 1 0 0 0 6		
Kevin Polcovich, R (1, 5) OBP: 0.208, SLG: 0.224		0-2 G6-3		0-0 B1-3	0-0 SF9		1-2 FC4-6 G5-3	0-2 BB 1B		4 0 1 2 0 0 2		
Lou Collier, R (1, 6) OBP: 0.317, SLG: 0.459		1-2 2B		0-1 1B 2B SH1-3	0-1 1B		2-2 G5-3	4-1 BB		4 1 3 2 1 0 1		
Jose Silva, R (1, 1) Marc Wilkins, R (8, 1) Chance Sanford, L (9, PH) Rich Loiselle, R (9, 1)		2-3 K		0-0 SH1-3	1-3 K		0-1 G4-3	1-0 P2		3 0 0 0 0 2 3 0 0 0 0 0 0 0 1 0 0 0 0 0 2 0 0 0 0 0 0 0		
Inning Stats	R: 0 E: 0 K: 0 S: 6 H: 0 LOB: 0 BB: 1 P: 14	R: 2 E: 1 K: 1 S: 16 H: 2 LOB: 1 BB: 0 P: 23	R: 1 E: 0 K: 1 S: 16 H: 3 LOB: 2 BB: 0 P: 25	R: 1 E: 0 K: 0 S: 9 H: 3 LOB: 2 BB: 0 P: 9	R: 2 E: 0 K: 1 S: 12 H: 1 LOB: 1 BB: 2 P: 23	R: 0 E: 0 K: 2 S: 11 H: 1 LOB: 1 BB: 0 P: 16	R: 1 E: 0 K: 0 S: 13 H: 2 LOB: 1 BB: 0 P: 17	R: 0 E: 0 K: 1 S: 7 H: 0 LOB: 1 BB: 0 P: 10	R: 0 E: 0 K: 0 S: 10 H: 1 LOB: 2 BB: 1 P: 18	1B: 9 2B: 3 3B: 0 HR: 1 SF: 1 SAC: 1 DP: 0 HBP: 1	WP: 0 PB: 0 SB: 0 CS: 1 PA: 45	
PITCHER	IP WLS BF H R ER SO BB IBB HBP BLK WP HR S P ERA WHIP											
Pete Schourek, L (1, 1) ERA: 2.0	4.0 L 21 8 4 2 2 1 0 0 0 0 0 0 47 71 4.50 2.250											
Mike Grzanich, R (5, 1) ERA: 18.0	1.0 6 1 2 2 1 2 0 0 0 0 0 0 12 23 18.00 3.000											
Trevor Miller, L (6, 1) ERA: 2.51	3.0 13 3 1 1 3 0 0 1 0 0 0 1 31 43 3.00 1.000											
Bob Scanlan, R (9, 1) ERA: 4.5	1.0 5 1 0 0 0 1 0 0 0 0 0 0 10 18 0.00 2.000											

livebaseballscorecards.com

AB	38
R	7
H	13
RBI	7
BB	4
SO	6
LOB	22



Batter	1	2	3	4	5	6	7	8	9	AB R H RBI BB SO LOB
Craig Biggio, R OBP: 0.395, SLG: 0.510 (1, 4)	3-2 2B SF8 1B		0-0 L9			1-2 G1-3		0-3 K		4 1 1 0 0 1 0
Derek Bell, R OBP: 0.391, SLG: 0.594 (1, 9)	2-2 F8		1-1 G5-3			3-2 G5-3			0-3 K	4 0 0 0 0 1 1
Jack Howell, L OBP: 0.333, SLG: 0.370 (1, 3)	0-0 1-3 2B			3-2 2B		3-3 K			4-1 1B BB	3 0 2 0 1 1 0
Sean Berry, R OBP: 0.417, SLG: 0.532 (1, 5)	1-2 SF8			2-2 L5		1-3 K			2-1 L8	3 0 0 1 0 1 2
Moises Alou, R OBP: 0.419, SLG: 0.629 (1, 7)	3-H 0-1 F9			1-2 F8		2-1 HR			1-2 1-3 1B	4 1 2 1 0 0 2
Richard Hidalgo, R OBP: 0.276, SLG: 0.373 (1, 8)		0-1 CS 1B		2-2 G1-3		0-1 G4-3			0-0 G4-3	4 0 1 0 0 0 3
Ricky Gutierrez, R OBP: 0.415, SLG: 0.417 (1, 6)		2-3 SAFE SAFE K			3-2 G3		0-0 G4-3			3 0 0 0 0 1 1
Tony Eusebio, R OBP: 0.286, SLG: 0.281 (1, 2)		1-0 G6-3			0-0 G5-3			1-0 G5-3		3 0 0 0 0 0 0
Pete Schourek, L Mike Grzanich, R Daryle Ward, L Trever Miller, R OBP: 0.500, SLG: 1.000 35 Dave Clark, L OBP: 0.211, SLG: 0.118 Bob Scanlan, R (1, 1) (5, 1) (5, PH) (6, 1) (8, PH) (9, 1)			2-3 K		1-3 K			0-3 K		1 0 0 0 0 0 1 0 0 0 0 0 0 0 0 0 1 0 0 0 0 0 1 0 0 0 0 0 0 0 0 0 1 0 0 0 0 0 1 0 0 0 0 0 0 0 0 0

Inning Stats	R: 1 E: 0 K: 0 S: 14	H: 2 LOB: 1 BB: 0 P: 20	R: 0 E: 0 K: 1 S: 8	H: 1 LOB: 0 BB: 0 P: 11	R: 0 E: 0 K: 1 S: 7	H: 0 LOB: 0 BB: 0 P: 10	R: 0 E: 0 K: 0 S: 13	H: 1 LOB: 1 BB: 0 P: 21	R: 0 E: 0 K: 1 S: 11	H: 0 LOB: 0 BB: 0 P: 15	R: 0 E: 0 K: 1 S: 9	H: 0 LOB: 0 BB: 0 P: 16	R: 1 E: 0 K: 1 S: 9	H: 1 LOB: 0 BB: 0 P: 12	R: 0 E: 0 K: 2 S: 7	H: 0 LOB: 0 BB: 0 P: 8	R: 0 E: 0 K: 1 S: 12	H: 1 LOB: 2 BB: 1 P: 19	1B: 3 2B: 2 3B: 0 HR: 1	SF: 1 SAC: 0 DP: 0 HBP: 0	WP: 0 PB: 0 SB: 0 CS: 1	PA: 33
--------------	-------------------------------	----------------------------------	------------------------------	----------------------------------	------------------------------	----------------------------------	-------------------------------	----------------------------------	-------------------------------	----------------------------------	------------------------------	----------------------------------	------------------------------	----------------------------------	------------------------------	---------------------------------	-------------------------------	----------------------------------	----------------------------------	------------------------------------	----------------------------------	--------

PITCHER	IP	WLS	BF	H	R	ER	SO	BB	IBB	HBP	BLK	WP	HR	S	P	ERA	WHIP
Jose Silva, R ERA: 4.3 (1, 1)	7.0	W	25	5	2	2	5	0	0	0	0	0	1	71	105	2.57	0.714
Marc Wilkins, R ERA: 0.84 (8, 1)	1.0		3	0	0	0	2	0	0	0	0	0	0	7	8	0.00	0.000
Rich Loiselle, R ERA: 3.38 (9, 1)	1.0		5	1	0	0	1	1	0	0	0	0	0	12	19	0.00	2.000


BOTTOM

Pittsburgh Pirates @ Houston Astros
Astrodome, Houston, TX

Thu May 14 1998, 8:05 PM EDT
Att. 16,123 - Dome - 72 F

livebaseballscores.com

AB	31
R	2
H	6
RBI	2
BB	1
SO	8
LOB	9



Batter	1	2	3	4	5	6	7	8	9	AB R H RBI BB SO LOB	TOP											
Ozzie Guillen, L (1, 6) OBP: 0.103, SLG: 0.071	2-3 K		0-2 G4-3			1-2 G3		0-1 G6-3		4 0 0 0 0 1 0	Atlanta Braves @ Houston Astros Astrodome, Houston, TX Fri May 15 1998, 8:05 PM EDT Att. 38,941 - Dome - 72 F											
Keith Lockhart, L (1, 4) OBP: 0.357, SLG: 0.484	1-1 P4			1-0 P4		3-2 F9		3-2 L9		4 0 0 0 0 0 0												
10 Chipper Jones, S (1, 5) OBP: 0.426, SLG: 0.629	1-3 K			0-0 F8		1-3 K		1-0 G1-3		4 0 0 0 0 2 0												
Andres Galarraga, R (1, 3) OBP: 0.420, SLG: 0.654		3-1 G6-3		3-1 G6-3		4-2 1B 1B BB		1-1 G5-3		3 0 0 0 1 0 0												
Ryan Klesko, L (1, 7) OBP: 0.313, SLG: 0.460 Gerald Williams, R (7, PR) OBP: 0.304, SLG: 0.365 (7, 7)		3-2 F7		4-2 HR BB		1 SAFE 1 SAFE 1 SAFE 1B 1B BB		1-2 F8		2 1 1 0 1 0 0 1 0 0 0 0 0 0												
Michael Tucker, L (1, 9) OBP: 0.364, SLG: 0.615		3-2 L4		1-1 P5		B 2 SAFE 1B 1B BB		3-3 K		4 0 1 0 0 1 1												
Eddie Pérez, R (1, 2) OBP: 0.381, SLG: 0.585			3-2 HR		0-1 HR		1-0 L3			3 2 2 3 0 0 3												
Andruw Jones, R (1, 8) OBP: 0.274, SLG: 0.429			2-3 K		3-3 K		1-3 K			3 0 0 0 0 3 3												
Denny Neagle, L (1, 1) OBP: 0.120, SLG: 0.120 Dennis Martinez, R (8, 1) OBP: 0.500, SLG: 0.667			2-2 G6-3		0-0 L8		0-2 G4-3			3 0 0 0 0 0 3 0 0 0 0 0 0 0												
Inning Stats	R: 0 E: 0 K: 2 S: 8	H: 0 LOB: 0 BB: 0 P: 12	R: 0 E: 0 K: 0 S: 11	H: 0 LOB: 0 BB: 0 P: 20	R: 1 E: 0 K: 1 S: 15	H: 1 LOB: 0 BB: 0 P: 22	R: 0 E: 0 K: 0 S: 4	H: 0 LOB: 0 BB: 0 P: 8	R: 2 E: 0 K: 1 S: 13	H: 1 LOB: 0 BB: 1 P: 21	R: 0 E: 0 K: 1 S: 12	H: 0 LOB: 0 BB: 0 P: 17	R: 0 E: 0 K: 1 S: 15	H: 2 LOB: 3 BB: 1 P: 25	R: 0 E: 0 K: 0 S: 6	H: 0 LOB: 0 BB: 0 P: 10	R: 0 E: 0 K: 1 S: 9	H: 0 LOB: 0 BB: 0 P: 14	1B: 2 2B: 0 3B: 0 HR: 2	SF: 0 SAC: 0 DP: 0 HBP: 0	WP: 0 PB: 0 SB: 0 CS: 0	PA: 33
PITCHER	IP WLS BF H R ER SO BB IBB HBP BLK WP HR S P ERA WHIP												IP WLS BF H R ER SO BB IBB HBP BLK WP HR S P ERA WHIP									
Jose Lima, R (1, 1) ERA: 2.98	6.0 L 21 2 3 3 5 1 0 0 0 0 0 2 63 100 4.50 0.500																					
C.J. Nitkowski, L (7, 1) ERA: 3.25	2.0 9 2 0 0 1 1 0 0 0 0 0 0 21 35 0.00 1.500																					
Doug Henry, R (9, 1) ERA: 3.0	1.0 3 0 0 0 0 1 0 0 0 0 0 0 9 14 0.00 0.000																					

AB	31
R	3
H	4
RBI	3
BB	2
SO	7
LOB	10



Batter	1	2	3	4	5	6	7	8	9	AB	R	H	RBI	BB	SO	LOB
Craig Biggio, R OBP: 0.398, SLG: 0.513 (1, 4)	1-1 G6-3		3-2 F8			4-1 G6-4-3 BB		3-2 G1-6-3 2B		3	0	1	0	1	0	0
Derek Bell, R OBP: 0.382, SLG: 0.579 (1, 9)	1-2 K			0-0 F9		1-1 G6-4-3 1-2f		1-2 G1-6-3		4	0	0	1	0	1	2
Moises Alou, R OBP: 0.415, SLG: 0.618 (1, 7)	0-0 1B			1-2 P6			0-3 K	1-0 F7		4	0	1	0	0	1	1
Sean Berry, R OBP: 0.410, SLG: 0.530 (1, 5)	2-3 K2-3			1-2 G4-3			0-0 F9		2-1 G4-3 2B	4	1	1	0	0	1	1
Richard Hidalgo, R OBP: 0.286, SLG: 0.379 (1, 8)		0-0 G6-3			0-1 1B		1-0 2B 1B		0-0 G4-3	4	0	2	0	0	0	1
Jack Howell, L OBP: 0.353, SLG: 0.400 (1, 3)		4-2 G5-4-3 BB			0-1 F7		2-0 1-3 2B		1-1 G4-3	3	0	1	1	1	0	1
Ricky Gutierrez, R OBP: 0.402, SLG: 0.402 (1, 6)		0-2 G5-4-3 1-2f			1-3 K		1-1 G1-3		0-1 G5-3	4	0	0	0	0	1	4
Brad Ausmus, R OBP: 0.307, SLG: 0.336 (1, 2)			0-0 G6-3		0-1 L8			2-2 2B G1-6-3 1B		3	1	1	0	0	0	1
Jose Lima, R OBP: 0.087, SLG: 0.045 (1, 1)			1-2 G1-3			0-3 K		1-2 L6		1	0	0	0	0	0	0
Bill Spiers, L OBP: 0.330, SLG: 0.333 (6, PH)										1	0	0	0	0	1	0
C.J. Nitkowski, L (7, 1)										0	0	0	0	0	0	0
Tony Eusebio, R OBP: 0.278, SLG: 0.273 (8, PH)										1	0	0	0	0	0	1
Doug Henry, R (9, 1)										0	0	0	0	0	0	0

Inning Stats	R: 0	H: 1	E: 0	K: 2	S: 10	R: 0	H: 0	E: 0	K: 0	S: 8	R: 0	H: 0	E: 0	K: 0	S: 8	R: 0	H: 0	E: 0	K: 1	S: 9	R: 0	H: 1	E: 0	K: 1	S: 6	R: 0	H: 2	E: 0	K: 1	S: 8	R: 1	H: 2	E: 0	K: 0	S: 17	R: 1	H: 1	E: 0	K: 0	S: 7	1B: 4	2B: 3	3B: 0	HR: 0	SF: 0	SAC: 0	DP: 2	HBP: 0	WP: 0	PA: 34
--------------	------	------	------	------	-------	------	------	------	------	------	------	------	------	------	------	------	------	------	------	------	------	------	------	------	------	------	------	------	------	------	------	------	------	------	-------	------	------	------	------	------	-------	-------	-------	-------	-------	--------	-------	--------	-------	--------

PITCHER	IP	WLS	BF	H	R	ER	SO	BB	IBB	HBP	BLK	WP	HR	S	P	ERA	WHIP
Denny Neagle, L ERA: 3.32 (1, 1)	7.1	W	28	6	1	1	5	2	0	0	0	0	0	69	99	1.23	1.091
Dennis Martinez, R ERA: 5.97 (8, 1)	1.2	S	6	1	1	1	0	0	0	0	0	0	0	11	16	5.40	0.600

BOTTOM


Atlanta Braves @ Houston Astros
Astrodome, Houston, TX

Fri May 15 1998, 8:05 PM EDT
Att: 38,941 - Dome - 72 F

AB	32
R	2
H	7
RBI	2
BB	2
SO	5
LOB	12



PITCHER	IP	WLS	BF	H	R	ER	SO	BB	IBB	HBP	BLK	WP	HR	S	P	ERA	WHIP
---------	----	-----	----	---	---	----	----	----	-----	-----	-----	----	----	---	---	-----	------

Batter	1	2	3	4	5	6	7	8	9	AB R H RBI BB SO LOB	TOP											
Walt Weiss, S (1, 6) OBP: 0.479, SLG: 0.474	4-0 FC3-6 BB	3-1 FC5-4		4-2 BB			0-0 SH1-3			1 0 0 0 2 0 1												
Keith Lockhart, L (1, 4) OBP: 0.346, SLG: 0.468	0-1 FC3-6 10 1B		3-1 F7	1-0 G4-3			2-1 G4-3			4 0 0 0 0 0 4												
10 Chipper Jones, S (1, 5) OBP: 0.427, SLG: 0.644	3-1 BB 1-3 1B		2-1 HR			2-1 G6-3	1-3 K2-3			4 1 2 1 0 1 1												
Andres Galarraga, R (1, 3) OBP: 0.416, SLG: 0.642	4-2 BB 1-2 BB		0-2 L8			0-1 G3	2-3 K			3 0 0 0 1 1 0												
Ryan Klesko, L (1, 7) OBP: 0.305, SLG: 0.447 Gerald Williams, R (8, 7) OBP: 0.304, SLG: 0.365	1-3 K		1-0 G4-3			1-1 P4	0-2 P2			4 0 0 0 0 1 3 0 0 0 0 0 0 0												
Michael Tucker, L (1, 9) OBP: 0.360, SLG: 0.603	3-3 K		2-1 FC6-4 SH1-3 1B			1-1 F8	0-2 P5			4 1 1 0 0 1 3												
Eddie Pérez, R (1, 2) OBP: 0.370, SLG: 0.556		0-0 F8	2-2 FC6-4 1-2 1B			2-3 K		0-0 F8		4 0 1 0 0 1 0	AB 31 R 2 H 6 RBI 2 BB 3 SO 7 LOB 14											
Andruw Jones, R (1, 8) OBP: 0.267, SLG: 0.417		2-2 F9	0-0 FC6-4 SH1-3 1-2 2-3			1-3 K		1-2 F7		4 0 0 0 0 1 2												
Greg Maddux, R (1, 1) OBP: 0.308, SLG: 0.320 Mike Cather, R (8, 1) Curtis Pride, L (9, PH) OBP: 0.250, SLG: 0.268 Kerry Ligtenberg, R (9, 1)		0-0 FC5-4 1B	0-0 SH1-3			3-2 G4-3 SH1-3 1B		2-3 K		2 0 2 1 0 0 0 0 0 0 0 0 0 0 1 0 0 0 0 1 0 0 0 0 0 0 0 0												
Inning Stats	R: 0 E: 0 K: 2 S: 13	H: 1 LOB: 3 BB: 2 P: 28	R: 0 E: 0 K: 0 S: 7	H: 1 LOB: 1 BB: 0 P: 12	R: 1 E: 0 K: 0 S: 8	H: 1 LOB: 0 BB: 0 P: 14	R: 1 E: 0 K: 0 S: 10	H: 2 LOB: 2 BB: 1 P: 19	R: 0 E: 0 K: 0 S: 6	H: 0 LOB: 0 BB: 0 P: 9	R: 0 E: 0 K: 2 S: 8	H: 0 LOB: 0 BB: 0 P: 12	R: 0 E: 0 K: 1 S: 9	H: 1 LOB: 1 BB: 0 P: 15	R: 0 E: 0 K: 1 S: 9	H: 0 LOB: 0 BB: 0 P: 11	R: 0 E: 0 K: 1 S: 8	H: 0 LOB: 0 BB: 0 P: 11	1B: 5 2B: 0 3B: 0 HR: 1	SF: 0 SAC: 2 DP: 0 HBP: 0	WP: 0 PB: 0 SB: 0 CS: 0	PA: 36
PITCHER Shane Reynolds, R (1, 1) ERA: 3.58 Doug Henry, R (8, 1) ERA: 2.7	IP 7.0 WLS BF 30 H 6 R 2 ER 2 SO 5 BB 3 IBB 0 HBP 0 BLK 0 WP 0 HR 1 S 61 P 109 ERA 2.57 WHIP 1.286	IP 2.0 WLS BF 6 H 0 R 0 ER 0 SO 2 BB 0 IBB 0 HBP 0 BLK 0 WP 0 HR 0 S 17 P 22 ERA 0.00 WHIP 0.000											PITCHER IP WLS BF H R ER SO BB IBB HBP BLK WP HR S P ERA WHIP									

Atlanta Braves @ Houston Astros
Astrodome, Houston, TX
Sat May 16 1998, 8:05 PM EDT
Att. 51,526 - Dome - 72 F

livebaseballscorecards.com

Batter	1	2	3	4	5	6	7	8	9	AB R H RBI BB SO LOB	
Craig Biggio, R OBP: 0.398, SLG: 0.528 (1, 4) C B X	1-1 G5-3 ①		X 0-0 S 1B		X 0-0 G6-3 ②		B B C X 2-2 P5 ①		B X 1-0 HR	5 1 2 1 0 0 1	
Derek Bell, R OBP: 0.373, SLG: 0.564 (1, 9) X	0-0 G4-3 ②		B 1 SAFE S 1 SAFE F B B F S 3-3 K 1-2		X 0-0 E6 S 2-H		0-3 K ②			4 0 0 0 0 2 1	
Moises Alou, R OBP: 0.411, SLG: 0.614 (1, 7) B X	1-0 2B		S B S X 1-2 G6-3 ③		C 1 SAFE S 1 SAFE F B B F X 0-2 L8 1-2		B B X 2-0 F7 ③			4 0 1 0 0 0 2	
Sean Berry, R OBP: 0.404, SLG: 0.512 (1, 5) B B B	4-0 BB			C B B X 2-1 G6-3 ①		X 0-0 G5-3 ①		B X 1-0 G5-3 ①		3 0 0 0 1 0 0	
Richard Hidalgo, R OBP: 0.295, SLG: 0.378 (1, 8) X	0-0 G3			C B B B 4-2 PB BB		X 0-0 2B S 1B		C B B X 2-2 P6 ②		3 1 1 0 1 0 2	
Bill Spiers, L OBP: 0.337, SLG: 0.354 (1, 3) C X		0-1 G3-1 ①		F B B S 2-3 K 1-2		X 0-2 G1-3 1-H 2B		C B B X 2-1 BB 1B		4 0 2 1 0 1 1	
Ricky Gutierrez, R OBP: 0.397, SLG: 0.391 (1, 6) B X		1-0 G1-3 ②		B B C X 1-2 G5-3 ③		X 0-0 G1-3 ②		B 1 SAFE C 1 SAFE F B B F B 4-2 BB 1-2		3 0 0 0 1 0 2	
Brad Ausmus, R OBP: 0.313, SLG: 0.336 (1, 2) B B C X		2-1 G4-3 ③			X 0-0 WP E 1B		B 1 I 4-0 S IBB		C B B X 0-2 G4-3 ③		3 1 1 0 1 0 2
Shane Reynolds, R OBP: 0.095, SLG: 0.143 (1, 1) Doug Henry, R (8, 1) Carl Everett, S OBP: 0.411, SLG: 0.548 (9, PH)			C B B X 2-2 G1-3 ①		F L 1 B 1 SAFE C 1 SAFE S 1-3 K 1-2		S F C F 0-3 K 1-2		B B B S 3-3 K ①	3 0 0 0 0 2 3 0 0 0 0 0 0 0 1 0 0 0 0 1 0	

Inning Stats		R: 0	H: 1	E: 0	LOB: 2	K: 0	BB: 1	S: 5	R: 0	H: 0	E: 0	LOB: 0	K: 0	BB: 0	S: 5	R: 0	H: 1	E: 0	LOB: 1	K: 1	BB: 0	S: 11	R: 0	H: 0	E: 0	LOB: 1	K: 1	BB: 1	S: 10	R: 1	H: 1	E: 1	LOB: 1	K: 1	BB: 0	S: 11	R: 1	H: 2	E: 0	LOB: 2	K: 1	BB: 1	S: 10	R: 0	H: 0	E: 0	LOB: 0	K: 1	BB: 0	S: 8	R: 0	H: 1	E: 0	LOB: 2	K: 0	BB: 1	S: 12	R: 1	H: 1	E: 0	LOB: 0	K: 1	BB: 0	S: 4	R: 1	H: 1	E: 0	LOB: 0	K: 1	BB: 0	S: 4
Greg Maddux, R ERA: 2.0 (1, 1)	IP	WLS	BF	H	R	ER	SO	BB	IBB	HBP	BLK	WP	HR	S	P	ERA	WHIP																																																						
Mike Cather, R ERA: 3.27 (8, 1)	1.0		5	1	0	0	0	1	0	0	0	0	0	12	21	0.00	2.000																																																						
Kerry Ligtner, R ERA: 3.6 (9, 1)	0.1	L	2	1	1	1	1	0	0	0	0	0	1	4	8	27.00	3.000																																																						

BOTTOM

Atlanta Braves @ Houston Astros
Astrodome, Houston, TX

Sat May 16 1998, 8:05 PM EDT
Att: 51,526 - Dome - 72 F

livebaseballscorecards.com

AB	33
R	3
H	7
RBI	2
BB	4
SO	6
LOB	14



WP: 1	PA: 37
PB: 1	
SB: 4	
CS: 0	

Batter	1	2	3	4	5	6	7	8	9
Craig Biggio, R OBP: 0.398, SLG: 0.518 (1, 4)	4-0 S BB FC1-2 BB		4-2 BB 1B 2B BB	1-3 K	2-3 K			0-0 F8	
Bill Spiers, L OBP: 0.351, SLG: 0.361 (1, 5)	4-1 FC1-2 S 1-2 BB		3-1 SAFE SAFE SAFE 2B 1B	1-0 2B 1B			0-0 F8	2-2 F9	
Moises Alou, R OBP: 0.419, SLG: 0.629 (1, 7)	4-2 FC1-2 1-2 2-3 BB		0-1 2B 1-H 2-H	0-1 2B 2-H 3-H			3-2 P5		
Carl Everett, S OBP: 0.404, SLG: 0.545 (1, 9)	1-3 K		1-3 K	0-0 2B			2-3 K		
Richard Hidalgo, R OBP: 0.293, SLG: 0.383 (1, 8)	0-0 FC1-2 1-2 2-3 3-H		1-3 K		2-2 HR 2B		1-1 F9		
Jack Howell, L OBP: 0.342, SLG: 0.471 (1, 3)	0-3 K		0-0 F7		2-1 HR		1-3 K		
Tony Eusebio, R OBP: 0.325, SLG: 0.306 (1, 2)		2-0 G6-4-3 1B		1-0 1B 1B	4-2 WP BB		1-1 G6-3		
Tim Bogar, R OBP: 0.208, SLG: 0.186 (1, 6)		1-2 SAFE G6-4-3 1-2f		1-2 1B 2B 1B	2-1 F8		2-2 G5-3		
Sean Bergman, R OBP: 0.056, SLG: 0.056 (1, 1) Daryle Ward, L (8, PH) Trever Miller, R OBP: 0.500, SLG: 1.000 (9, 1)		0-3 K		0-3 K	2-0 G5-3		4-0 BB		

Inning Stats	R: 0	H: 0	E: 0	K: 2	S: 11	LOB: 3	BB: 3	P: 24	R: 0	H: 1	E: 0	K: 1	S: 7	LOB: 0	BB: 0	P: 10	R: 2	H: 2	E: 0	K: 2	S: 14	LOB: 1	BB: 1	P: 23	R: 4	H: 5	E: 0	K: 2	S: 15	LOB: 1	BB: 0	P: 19	R: 2	H: 2	E: 0	K: 1	S: 16	LOB: 1	BB: 1	P: 30	R: 0	H: 0	E: 0	K: 1	S: 9	LOB: 0	BB: 0	P: 14	R: 0	H: 0	E: 0	K: 1	S: 7	LOB: 0	BB: 0	P: 10	R: 0	H: 0	E: 0	K: 0	S: 7	LOB: 1	BB: 1	P: 15
--------------	------	------	------	------	-------	--------	-------	-------	------	------	------	------	------	--------	-------	-------	------	------	------	------	-------	--------	-------	-------	------	------	------	------	-------	--------	-------	-------	------	------	------	------	-------	--------	-------	-------	------	------	------	------	------	--------	-------	-------	------	------	------	------	------	--------	-------	-------	------	------	------	------	------	--------	-------	-------

PITCHER		IP	WLS	BF	H	R	ER	SO	BB	IBB	HBP	BLK	WP	HR	S	P	ERA	WHIP
29 John Smoltz, R ERA: 3.71 (1, 1)		4.0	L	24	10	8	8	7	4	0	0	0	0	1	55	88	18.00	3.500
Brian Edmondson, R ERA: 3.14 (5, 1)		2.0		7	0	0	0	2	1	0	0	0	1	0	17	32	0.00	0.500
Alan Embree, L ERA: 2.79 (7, 1)		1.0		3	0	0	0	1	0	0	0	0	0	7	10	0.00	0.000	
John Rucker, L ERA: (8, 1)		1.0		4	0	0	0	0	1	0	0	0	0	7	15	0.00	1.000	

BOTTOM

Atlanta Braves @ Houston Astros
Astrodome, Houston, TX

Sun May 17 1998, 4:33 AM EDT
Att: 35,250 - Dome - 72 F

AB	R	H	RBI	BB	SO	LOB
3	1	0	0	2	2	4
4	2	2	1	1	0	1
3	1	2	4	1	0	0
4	0	1	1	0	3	4
4	1	1	0	0	1	4
4	1	1	2	0	2	4
3	1	2	0	1	0	0
4	1	1	0	0	0	2
3	0	0	0	0	2	3
0	0	0	0	1	0	0
0	0	0	0	0	0	0

AB	32
R	8
H	10
RBI	8
BB	6
SO	10
LOB	22



WP	PA
1	38
PB	0
SB	2
CS	0

1B	SF	WP	PA
5	0	1	38
2B	4	PB	0
3B	0	SB	2
HR	1	CS	0

Batter	1	2	3	4	5	6	7	8	9	AB R H RBI BB SO LOB	TOP										
Walt Weiss, S (1, 6) OBP: 0.463, SLG: 0.455	2-2 G4-3	1-0 G6-3			1-1 10 1B		0-0 SH1-4	1-2 L7		4 0 1 0 0 0 4											
Tony Graffanino, R (1, 4) OBP: 0.304, SLG: 0.338	1-2 10 G6-3 1B	3-3 K			2-1 L7		1-0 FC1-6-4-5 10 1B		3-3 K	5 1 1 0 0 2 3											
10 Chipper Jones, S (1, 5) OBP: 0.428, SLG: 0.640	0-2 G6-3				0-0 G4-6-3 1B		3-2 FC6-4 1B		3-3 K	5 0 3 0 0 1 1											
Andres Galarraga, R (1, 3) OBP: 0.407, SLG: 0.625	3-1 1B				0-0 G4-6-3 1-2f		2-2 F7		3-2 K	5 0 1 1 0 1 5											
Javy Lopez, R (1, 2) OBP: 0.350, SLG: 0.579	0-1 L8				2-3 K		1-0 FC6-4 1-2f		3-2 G4-3	4 0 0 0 0 1 3											
Andruw Jones, R (1, 8) OBP: 0.273, SLG: 0.426					0-3 K		0-0 G6-3		1-1 G5-3 2B	4 1 2 0 0 1 0											
Gerald Williams, R (1, 9) OBP: 0.302, SLG: 0.356					1-2 E8 SF9 1B		0-0 P6		0-2 G5-3	4 2 2 0 0 0 1											
Danny Bautista, R (1, 7) OBP: 0.333, SLG: 0.348					1-1 SF9		1-2 P4		4-2 BB BB	2 0 1 2 1 0 0											
Tom Glavine, L (1, 1) OBP: 0.150, SLG: 0.200					0-0 G5-3				4-2 FC1-6-4-5 SH1-4 1B	3 0 1 1 0 0 1											
Michael Tucker, L (8, PH) OBP: 0.360, SLG: 0.593									1-2 BB	0 0 0 0 1 0 0											
Mike Cather, R (8, 1)										0 0 0 0 0 0 0											
Kerry Ligtenberg, R (9, 1)										0 0 0 0 0 0 0											
Inning Stats	R: 1 E: 0 K: 0 S: 13	H: 2 LOB: 1 BB: 0 P: 19	R: 2 E: 0 K: 1 S: 14	H: 3 LOB: 1 BB: 0 P: 20	R: 0 E: 0 K: 1 S: 7	H: 1 LOB: 0 BB: 0 P: 11	R: 1 E: 1 K: 1 S: 11	H: 1 LOB: 0 BB: 0 P: 13	R: 0 E: 0 K: 0 S: 5	H: 0 LOB: 0 BB: 0 P: 6	R: 0 E: 0 K: 0 S: 9	H: 2 LOB: 2 BB: 0 P: 15	R: 0 E: 0 K: 3 S: 17	H: 1 LOB: 3 BB: 2 P: 30	R: 0 E: 0 K: 3 S: 11	H: 0 LOB: 0 BB: 0 P: 20	1B: 9 2B: 3 3B: 0 HR: 0	SF: 1 SAC: 1 DP: 1 HBP: 0	WP: 0 PB: 0 SB: 0 CS: 0	PA: 40	
PITCHER	IP WLS BF H R ER SO BB IBB HBP BLK WP HR S P ERA WHIP																			PITCHER	IP WLS BF H R ER SO BB IBB HBP BLK WP HR S P ERA WHIP
Mike Hampton, L (1, 1) ERA: 2.48	7.0 L 31 11 4 3 3 0 0 0 0 0 0 66 95 3.86 1.571																				
Bob Scanlan, R (8, 1) ERA: 4.22	0.2 4 1 0 0 0 0 1 0 0 0 0 0 11 19 0.00 3.000																				
C.J. Nitkowski, L (8, 1) ERA: 3.21	0.1 2 0 0 0 0 0 1 0 0 0 0 0 6 11 0.00 3.000																				
Billy Wagner, L (9, 1) ERA: 2.16	1.0 3 0 0 0 0 3 0 0 0 0 0 0 11 20 0.00 0.000																				

Atlanta Braves @ Houston Astros
Astrodome, Houston, TX
Mon May 18 1998, 4:33 AM EDT
Att. 22,119 - Dome - 72 F

livebaseballscorecards.com

AB	36
R	4
H	12
RBI	4
BB	2
SO	6
LOB	18



Batter	1	2	3	4	5	6	7	8	9	AB R H RBI BB SO LOB
Craig Biggio, R OBP: 0.403, SLG: 0.524 (1, 4)	4-0 BB		3-2 2B		0-0 F9		0-1 1B		0-3 K	4 0 2 0 1 1 2
Derek Bell, R OBP: 0.368, SLG: 0.551 (1, 9)	0-3 K		4-2 FC6-4 BB		0-1 G4-3		3-3 K		2-3 K	4 0 0 0 1 3 5
Moises Alou, R OBP: 0.409, SLG: 0.612 (1, 7)	1-2 F9		2-2 P4		2-2 L5		2-3 K			4 0 0 0 0 1 6
Sean Berry, R OBP: 0.389, SLG: 0.489 (1, 5)	0-1 G5-3		1-3 K		1-0 F7		2-2 F8			4 0 0 0 0 1 4
Richard Hidalgo, R OBP: 0.282, SLG: 0.367 (1, 8)		1-3 K	1-2 FC6-4		1-3 K		1-2 G4-3			4 0 0 0 0 2 3
Ricky Gutierrez, R OBP: 0.400, SLG: 0.390 (1, 6)		2-2 F9		4-0 FC6-4 BB		1-2 1B		0-1 F9		3 0 1 0 1 0 0
Billy Wagner, L (9, 1)										0 0 0 0 0 0 0
Bill Spiers, L OBP: 0.347, SLG: 0.356 (1, 3)		2-1 1B		1-3 K		1-1 G1-3			2-3 K	4 0 1 0 0 2 2
Brad Ausmus, R OBP: 0.319, SLG: 0.336 (1, 2)		1-0 G4-3		0-0 FC6-4		4-2 1B BB		0-1 2B 1B		3 0 1 0 1 0 2
Mike Hampton, R OBP: 0.308, SLG: 0.217 (1, 1)			1-1 2B		2-2 G5-3		1-3 K		0-1 2B	2 0 1 0 0 0 1
Tim Bogar, R OBP: 0.204, SLG: 0.182 (7, PH)									1-3 2B	1 0 0 0 0 1 1
Bob Scanlan, R (8, 1)										0 0 0 0 0 0 0
C.J. Nitkowski, L (8, 1)										0 0 0 0 0 0 0
Jack Howell, L OBP: 0.359, SLG: 0.514 (9, 3)										1 0 1 0 0 0 0

Inning Stats	R: 0 E: 0 K: 1 S: 10	H: 0 LOB: 1 BB: 1 P: 15	R: 0 E: 0 K: 1 S: 9	H: 1 LOB: 1 BB: 0 P: 15	R: 0 E: 0 K: 1 S: 20	H: 2 LOB: 3 BB: 1 P: 32	R: 0 E: 0 K: 1 S: 7	H: 0 LOB: 1 BB: 1 P: 14	R: 0 E: 0 K: 0 S: 6	H: 0 LOB: 0 BB: 0 P: 8	R: 0 E: 0 K: 1 S: 9	H: 1 LOB: 1 BB: 0 P: 13	R: 0 E: 0 K: 3 S: 17	H: 1 LOB: 2 BB: 1 P: 27	R: 0 E: 0 K: 0 S: 8	H: 0 LOB: 0 BB: 0 P: 11	R: 0 E: 0 K: 3 S: 13	H: 2 LOB: 2 BB: 0 P: 17	1B: 5 2B: 2 3B: 0 HR: 0	SF: 0 SAC: 0 DP: 0 HBP: 0	WP: 0 PB: 0 SB: 0 CS: 0	PA: 38
--------------	-------------------------------	----------------------------------	------------------------------	----------------------------------	-------------------------------	----------------------------------	------------------------------	----------------------------------	------------------------------	---------------------------------	------------------------------	----------------------------------	-------------------------------	----------------------------------	------------------------------	----------------------------------	-------------------------------	----------------------------------	----------------------------------	------------------------------------	----------------------------------	--------

PITCHER	IP	WLS	BF	H	R	ER	SO	BB	IBB	HBP	BLK	WP	HR	S	P	ERA	WHIP
Tom Glavine, L ERA: 2.17 (1, 1)	7.0	W	30	5	0	0	8	4	0	0	0	0	0	78	124	0.00	1.286
Mike Cather, R ERA: 3.13 (8, 1)	1.0		3	0	0	0	0	0	0	0	0	0	0	8	11	0.00	0.000
Kerry Ligtenberg, R ERA: 3.43 (9, 1)	1.0		5	2	0	0	3	0	0	0	0	0	0	13	17	0.00	2.000

BOTTOM

Atlanta Braves @ Houston Astros
Astrodome, Houston, TX

Mon May 18 1998, 4:33 AM EDT
Att. 22,119 - Dome - 72 F

AB	34
R	0
H	7
RBI	0
BB	4
SO	11
LOB	26



PITCHER	IP	WLS	BF	H	R	ER	SO	BB	IBB	HBP	BLK	WP	HR	S	P	ERA	WHIP
---------	----	-----	----	---	---	----	----	----	-----	-----	-----	----	----	---	---	-----	------

Houston Astros @ Montreal Expos

Olympic Stadium, Montreal, QB

Tue May 19 1998, 7:05 PM EDT
Att. 9,126 - Unknown - 75 F

AB	32
R	2
H	6
RBI	2
BB	1
SO	3
LOB	12



WP:	0	PA:	34
PB:	0		
SB:	1		
CS:	0		

Batter	1	2	3	4	5	6	7	8	9	AB	R	H	RBI	BB	SO	LOB
Craig Biggio, R (1, 4) OBP: 0.400, SLG: 0.515	4-1 BB		0-2 F8			0-1 P2		1-2 G5-3		3	0	0	0	1	0	0
Derek Bell, R (1, 9) OBP: 0.366, SLG: 0.544	0-3 K		0-0 L8			2-2 F7		0-2 FC6-4 1B		4	0	1	0	0	1	1
Moises Alou, R (1, 7) OBP: 0.406, SLG: 0.603	2-2 P8				1-1 1B	3-1 G5-3		2-1 FC6-4 1-2f		4	0	1	0	0	0	2
Sean Berry, R (1, 5) OBP: 0.384, SLG: 0.479	2-2 G4-3				2-1 F9		1-1 2B G3-1 1B		2-2 F8	4	1	1	0	0	0	2
Richard Hidalgo, R (1, 8) OBP: 0.290, SLG: 0.382		1-2 L9		0-0 F9		0-2 G3-1 SF9 2B		0-1 1B		4	1	2	0	0	0	1
Jack Howell, L (1, 3) OBP: 0.357, SLG: 0.500		2-0 1B		1-1 L9		0-0 G3-1		0-0 P6		3	0	1	1	0	0	2
Bill Spiers, L (7, 3) OBP: 0.343, SLG: 0.352										1	0	0	0	0	0	1
Ricky Gutierrez, R (1, 6) OBP: 0.388, SLG: 0.380		3-1 F9			0-0 G5-3		1-0 SF9		1-3 K	3	0	0	1	0	1	2
Brad Ausmus, R (1, 2) OBP: 0.312, SLG: 0.328		3-3 K			2-0 L9		3-H P8			3	0	0	0	0	1	1
Pete Schourek, L (1, 1) Bob Scanlan, R (6, 1) Carl Everett, S (8, PH) Doug Henry, R (8, 1)			2-2 G5-3		1-1 F9			0-1 G6-3		2	0	0	0	0	0	0
										0	0	0	0	0	0	0
										1	0	0	0	0	0	0
										0	0	0	0	0	0	0

Batter	1	2	3	4	5	6	7	8	9	
Inning Stats	R: 0 E: 0 K: 1 S: 10	H: 0 LOB: 1 BB: 1 P: 18	R: 0 E: 0 K: 1 S: 9	H: 1 LOB: 1 BB: 0 P: 18	R: 0 E: 0 K: 0 S: 11	H: 0 LOB: 0 BB: 0 P: 13	R: 0 E: 0 K: 0 S: 7	H: 1 LOB: 1 BB: 0 P: 11	R: 0 E: 0 K: 0 S: 4	H: 0 LOB: 0 BB: 0 P: 7
	R: 2 E: 0 K: 0 S: 10	H: 2 LOB: 0 BB: 0 P: 13	R: 0 E: 0 K: 0 S: 10	H: 2 LOB: 0 BB: 0 P: 13	R: 0 E: 0 K: 0 S: 7	H: 0 LOB: 0 BB: 0 P: 12	R: 2 E: 0 K: 0 S: 10	H: 2 LOB: 0 BB: 0 P: 13	R: 0 E: 0 K: 1 S: 9	H: 1 LOB: 1 BB: 0 P: 12
	R: 0 E: 0 K: 1 S: 9	H: 1 LOB: 1 BB: 0 P: 12	R: 0 E: 0 K: 1 S: 9	H: 1 LOB: 1 BB: 0 P: 12	R: 0 E: 0 K: 1 S: 9	H: 1 LOB: 1 BB: 0 P: 12	R: 0 E: 0 K: 1 S: 9	H: 1 LOB: 1 BB: 0 P: 12	R: 0 E: 0 K: 1 S: 9	H: 1 LOB: 1 BB: 0 P: 12

PITCHER	IP	WLS	BF	H	R	ER	SO	BB	IBB	HBP	BLK	WP	HR	S	P	ERA	WHIP
Carlos Perez, L (1, 1) ERA: 3.34	7.2	W	29	5	2	2	2	1	0	0	0	0	0	66	101	2.35	0.783
Ugueth Urbina, R (8, 1) ERA: 0.82	1.1	S	5	1	0	0	1	0	0	0	0	0	0	11	16	0.00	0.750

Batter	1	2	3	4	5	6	7	8	9
F.P. Santangelo, S OBP: 0.341, SLG: 0.382 Mike Mordecai, R OBP: 0.154, SLG: 0.083 (1, 4) (3, PH) (4, 4)	1-3 K		0-0 F7	2-3 K		4-2 FC5-4 BB		2-3 K	
Mark Grudzielanek, R OBP: 0.303, SLG: 0.372 (1, 6)	0-1 G3		1-2 BB 1B 1B	4-2 BB		0-0 FC5-4 1-2f		0-3 K	
Vladimir Guerrero, R OBP: 0.337, SLG: 0.484 (1, 9)	2-2 F9		1-2 1B BB 1B	0-0 F9		1-0 E5 G5-3			
Rondell White, R OBP: 0.333, SLG: 0.420 (1, 8)		0-0 HR	4-0 1B BB		0-0 1B 2B		1-1 G6-3		
Chris Widger, R OBP: 0.350, SLG: 0.468 (1, 2)		0-0 G6-3	1-1 1B		0-1 G6-4-3 2-H 1B		1-1 G5-3		
Robert Perez, R OBP: 0.208, SLG: 0.354 Ugueth Urbina, R (1, 7) (8, 1)		2-0 1B 1B	0-1 P3		0-2 G6-4-3 1-2f		1-2 G4-3		
Shane Andrews, R OBP: 0.310, SLG: 0.468 (1, 5)		3-2 F8	0-0 P3		3-1 G5-3		1-3 K		
Ryan McGuire, L OBP: 0.397, SLG: 0.377 (1, 3)		2-2 1B		4-0 WP SH5-4 BB		1-3 K2-3		0-0 1B 1B	
Carlos Perez, L OBP: 0.227, SLG: 0.273 Da Rond Stovall, S OBP: 0.333, SLG: 0.341 (1, 1) (8, 7)		0-3 K		0-0 SH5-4		0-3 K		2-2 1B	

AB	R	H	RBI	BB	SO	LOB
1	0	0	0	0	1	0
3	0	0	0	1	2	3
4	1	1	0	1	1	3
4	1	1	0	0	0	2
3	2	2	1	1	0	1
4	0	2	3	0	0	0
4	0	1	0	0	0	4
0	0	0	0	0	0	0
4	0	0	0	0	1	4
3	0	2	0	1	1	0
2	0	0	0	0	2	2
1	0	1	0	0	0	0
1B: 8	SF: 0					
2B: 1	SAC: 1					
3B: 0	DP: 1					
HR: 1	HBP: 0					

BOTTOM

Houston Astros @ Montreal Expos
Olympic Stadium, Montreal, QB
Tue May 19 1998, 7:05 PM EDT
Att. 9,126 - Unknown - 75 F

livebaseballscorecards.com

AB	33
R	4
H	10
RBI	4
BB	4
SO	8
LOB	19



Inning Stats		R: 0	H: 0	E: 0	K: 1	S: 9	LOB: 0	BB: 0	P: 12
R: 1	H: 3	E: 0	K: 1	S: 12	LOB: 2	BB: 0	P: 19		
R: 1	H: 3	E: 0	K: 0	S: 14	LOB: 3	BB: 1	P: 21		
R: 0	H: 0	E: 0	K: 1	S: 10	LOB: 2	BB: 2	P: 20		
R: 1	H: 2	E: 0	K: 0	S: 10	LOB: 0	BB: 0	P: 13		
R: 0	H: 0	E: 0	K: 2	S: 10	LOB: 1	BB: 1	P: 15		
R: 1	H: 0	E: 1	K: 0	S: 8	LOB: 0	BB: 0	P: 12		
R: 0	H: 2	E: 0	K: 3	S: 13	LOB: 2	BB: 0	P: 18		

Inning Stats		R: 0 <th>H: 0 <th>E: 0 <th>K: 1 <th>S: 10 <th>LOB: 2 <th>BB: 0 <th>P: 13 </th></th></th></th></th></th></th>	H: 0 <th>E: 0 <th>K: 1 <th>S: 10 <th>LOB: 2 <th>BB: 0 <th>P: 13 </th></th></th></th></th></th>	E: 0 <th>K: 1 <th>S: 10 <th>LOB: 2 <th>BB: 0 <th>P: 13 </th></th></th></th></th>	K: 1 <th>S: 10 <th>LOB: 2 <th>BB: 0 <th>P: 13 </th></th></th></th>	S: 10 <th>LOB: 2 <th>BB: 0 <th>P: 13 </th></th></th>	LOB: 2 <th>BB: 0 <th>P: 13 </th></th>	BB: 0 <th>P: 13 </th>	P: 13
R: 1	H: 0	E: 1	K: 0	S: 8	LOB: 0	BB: 0	P: 12		
R: 0	H: 2	E: 0	K: 3	S: 13	LOB: 2	BB: 0	P: 18		

PITCHER	IP	WLS	BF	H	R	ER	SO	BB	IBB	HBP	BLK	WP	HR	S	P	ERA	WHIP
Pete Schourek, L ERA: 3.21 (1, 1)	5.0	L	25	8	3	3	3	3	3	0	0	1	1	55	85	5.40	2.200
Bob Scanlan, R ERA: 3.55 (6, 1)	2.0		8	0	1	0	2	1	0	0	0	0	0	18	27	0.00	0.500
Doug Henry, R ERA: 2.57 (8, 1)	1.0		5	2	0	0	3	0	0	0	0	0	0	13	18	0.00	2.000

WP	PA	ERA	WHIP
1	38		
0			
0			

Batter	1	2	3	4	5	6	7	8	9	AB R H RBI BB SO LOB	TOP																
Craig Biggio, R (1, 4) OBP: 0.405, SLG: 0.511	2-2 P3 1B	0-0 1B		2-2 HBP			4-2 G6-3 BB		1-3 K	3 0 1 2 1 1 1																	
Derek Bell, R (1, 9) OBP: 0.366, SLG: 0.540	1-2 1B	2-1 L9		1-2 F8			3-2 G6-3		3-2 1B	5 1 2 1 0 0 5																	
Moises Alou, R (1, 7) OBP: 0.406, SLG: 0.603	2-2 F8			0-1 2B			3-0 L7		1-0 K	5 0 2 1 0 1 2																	
Sean Berry, R (1, 5) OBP: 0.368, SLG: 0.455	1-2 F8			2-2 P8			0-0 G6-3		2-3 K	5 0 0 0 0 1 4																	
Richard Hidalgo, R (1, 8) OBP: 0.288, SLG: 0.377		1-0 1B		2-0 P8			0-1 G5-3		2-2 G5-3	4 1 1 0 0 0 1																	
J.R. Phillips, L (1, 3)		1-3 K		0-0 G3			0-2 G3		0-1 F9	4 0 0 0 0 1 2																	
C.J. Nitkowski, L (8, 1)										0 0 0 0 0 0 0																	
Doug Henry, R (8, 1)										0 0 0 0 0 0 0																	
Billy Wagner, L (9, 1)										0 0 0 0 0 0 0																	
Ricky Gutierrez, R (1, 6) OBP: 0.392, SLG: 0.392		3-2 G1-3		1-1 G5-3			0-0 2B		1-0 L9	4 0 2 0 0 0 1																	
Brad Ausmus, R (1, 2) OBP: 0.317, SLG: 0.328		4-0 1B		1-2 G5-3			0-0 L1		1-0 SH1-4	3 2 1 0 1 0 2																	
Jose Lima, R (1, 1) OBP: 0.115, SLG: 0.080		0-0 1B		0-3 K			0-1 F7		1-1 SH1-4	3 0 1 0 0 1 2																	
Bill Spiers, L (8, 3) OBP: 0.343, SLG: 0.352		1-2 2-3 1B								0 0 0 0 0 0 0																	
Inning Stats	R: 0 E: 0 K: 0 S: 14	H: 1 LOB: 1 BB: 0 P: 20	R: 2 E: 0 K: 1 S: 11	H: 3 LOB: 2 BB: 1 P: 22	R: 0 E: 0 K: 0 S: 7	H: 1 LOB: 1 BB: 0 P: 11	R: 0 E: 0 K: 1 S: 20	H: 1 LOB: 2 BB: 0 P: 25	R: 0 E: 0 K: 0 S: 4	H: 0 LOB: 0 BB: 0 P: 7	R: 0 E: 0 K: 0 S: 7	H: 1 LOB: 1 BB: 0 P: 7	R: 0 E: 0 K: 1 S: 9	H: 0 LOB: 1 BB: 1 P: 17	R: 0 E: 0 K: 0 S: 6	H: 0 LOB: 0 BB: 0 P: 9	R: 2 E: 0 K: 2 S: 16	H: 3 LOB: 1 BB: 0 P: 25	1B: 8 2B: 2 3B: 0 HR: 0	SF: 0 SAC: 1 DP: 0 HBP: 1	WP: 1 PB: 0 SB: 2 CS: 0	PA: 40					
PITCHER	IP WLS BF H R ER SO BB IBB HBP BLK WP HR S P ERA WHIP																										
Trey Moore, L (1, 1) ERA: 4.8	6.0		27	7	2	2	2	0	1	1	0	0	0	63	92	3.00	1.167										
Mike Maddux, R (7, 1) ERA: 3.48	1.0		4	0	0	0	1	1	0	0	0	0	0	9	17	0.00	1.000										
Anthony Telford, R (8, 1) ERA: 5.26	1.2	L	8	3	2	2	1	0	0	0	0	0	0	19	29	10.80	1.800										
Marc Valdes, R (9, 1) ERA: 7.52	0.1		1	0	0	0	1	0	0	0	0	1	0	3	5	0.00	0.000										

Houston Astros @ Montreal Expos
Olympic Stadium, Montreal, QB
 Wed May 20 1998, 7:05 PM EDT
 Att: 8,372 - Unknown - 75 F

AB	36
R	4
H	10
RBI	4
BB	2
SO	5
LOB	20



WP	1	PA	40
PB	0		
SB	2		
CS	0		

ERA	WHIP

BOTTOM

Houston Astros @ Montreal Expos
Olympic Stadium, Montreal, QB

Wed May 20 1998, 7:05 PM EDT
Att. 8,372 - Unknown - 75 F

livebaseballscorecards.com

AB	36
R	3
H	10
RBI	3
BB	2
SO	6
LOB	17



WP	0	PA	39
PB	0		
SB	0		
CS	0		

AB R H RBI BB SO LOB

5	0	0	0	0	1	4
4	1	2	1	0	0	0
5	0	2	0	0	1	4
4	0	2	1	0	1	2
0	0	0	0	0	0	0
3	0	0	0	1	0	2
4	0	0	0	0	1	2
0	0	0	0	0	0	0
3	2	2	1	1	0	0
4	0	1	0	0	2	1
2	0	0	0	0	0	0
0	0	0	0	0	0	0
1	0	0	0	0	0	0
1	0	1	0	0	0	0

Batter	1	2	3	4	5	6	7	8	9
Mike Mordecai, R OBP: 0.136, SLG: 0.073 (1, 4)	L6		G5-3		G5-3		G1-3		K
Mark Grudzielanek, R OBP: 0.311, SLG: 0.375 (1, 6)	1B HBP		F9			G4-3 1B		G6-3	1B 2-H
Vladimir Guerrero, R OBP: 0.339, SLG: 0.494 (1, 9)	P8		2B			G4-3		2B	K
Brad Fullmer, L OBP: 0.333, SLG: 0.410 Da Rond Stovall, S OBP: 0.333, SLG: 0.341 (1, 3) (9, 7)	1B		P9			1B 2-H		K	
Rondell White, R OBP: 0.331, SLG: 0.413 (1, 8)	L8			G5-3		G5-3		IBB	
Chris Widger, R OBP: 0.340, SLG: 0.453 Mike Hubbard, R OBP: 0.120, SLG: 0.083 (1, 2) (9, 2)		G5-3		F8			F8		K
Ryan McGuire, L OBP: 0.418, SLG: 0.446 (1, 7) (9, 3)		HR		P7			2B FC3-2 1B		1B BB
Shane Andrews, R OBP: 0.308, SLG: 0.469 (1, 5)		K			F7		FC3-2 2B		K
Trey Moore, L OBP: 0.308, SLG: 0.333 Mike Maddux, L OBP: 0.212, SLG: 0.224 Derrick May, L OBP: 0.224, SLG: 0.224 Anthony Telford, R OBP: 0.400, SLG: 0.400 Marc Valdes, R OBP: 0.224, SLG: 0.367 Robert Perez, R OBP: 0.224, SLG: 0.367 (1, 1) (7, 1) (7, PH) (8, 1) (9, 1) (9, PH)		G4-3			G3-1		FC3-2 2B		1B

Inning Stats	R: 0	H: 1	E: 0	LOB: 2	K: 0	P: 12	R: 1	H: 1	E: 0	LOB: 0	K: 1	P: 8	R: 0	H: 1	E: 0	LOB: 1	K: 0	P: 6	R: 0	H: 0	E: 0	LOB: 0	K: 0	P: 6	R: 0	H: 0	E: 0	LOB: 0	K: 0	P: 8	R: 1	H: 2	E: 0	LOB: 0	K: 0	P: 8	R: 0	H: 2	E: 0	LOB: 2	K: 0	P: 9	R: 0	H: 1	E: 0	LOB: 2	K: 2	P: 21	R: 1	H: 2	E: 0	LOB: 2	K: 3	P: 32	1B: 6	SF: 0	2B: 3	SAC: 0	3B: 0	DP: 0	HR: 1	HBP: 1	WP: 0	PA: 39
--------------	------	------	------	--------	------	-------	------	------	------	--------	------	------	------	------	------	--------	------	------	------	------	------	--------	------	------	------	------	------	--------	------	------	------	------	------	--------	------	------	------	------	------	--------	------	------	------	------	------	--------	------	-------	------	------	------	--------	------	-------	-------	-------	-------	--------	-------	-------	-------	--------	-------	--------

PITCHER	IP	WLS	BF	H	R	ER	SO	BB	IBB	HBP	BLK	WP	HR	S	P	ERA	WHIP
Jose Lima, R ERA: 2.93 (1, 1)	7.1		30	8	2	2	1	0	0	1	0	0	1	46	66	2.46	1.091
C.J. Nitkowski, L ERA: 3.18 (8, 1)	0.1		2	0	0	0	1	0	1	0	0	0	0	4	10	0.00	0.000
Doug Henry, R ERA: 2.53 (8, 1)	0.1	W	1	0	0	0	1	0	0	0	0	0	0	3	6	0.00	0.000
Billy Wagner, L ERA: 2.55 (9, 1)	1.0	S	6	2	1	1	3	1	0	0	0	0	0	22	32	9.00	3.000

Houston Astros @ Montreal Expos

Olympic Stadium, Montreal, QB

Thu May 21 1998, 3:33 AM EDT
Att. 7,601 - Cloudy - 66 F

livebaseballscorecards.com

AB	37
R	6
H	13
RBI	6
BB	7
SO	9
LOB	23



AB R H RBI BB SO LOB

4	0	2	1	0	1	0
4	0	2	0	1	2	1
4	0	0	0	1	0	6
4	1	2	1	1	1	1
2	0	0	0	3	0	3
5	2	3	1	0	0	4
5	1	1	1	0	2	4
4	1	2	1	1	0	0
5	1	1	1	0	3	4

Batter 1 2 3 4 5 6 7 8 9

<p>Craig Biggio, R (1, 4) OBP: 0.405, SLG: 0.511</p>			<p>2-1 PB 1B</p>		<p>2-2 E FC4-2 1B</p>	<p>1-1 SF8</p>		<p>2-1 G5-3</p>	
<p>Derek Bell, R (1, 9) OBP: 0.372, SLG: 0.539</p>			<p>2-1 PB 1B</p>		<p>1-3 K</p>	<p>4-0 1B BB</p>		<p>1-1 G4-6-3 1B</p>	
<p>Bill Spiers, L (1, 5) OBP: 0.336, SLG: 0.337</p>			<p>3-1 G4-3</p>		<p>2-1 FC4-2 BB BB</p>	<p>3-1 L6</p>		<p>0-1 G4-6-3</p>	
<p>J.R. Phillips, L (1, 3) OBP: 0.333, SLG: 0.250</p>			<p>1-2 G4-1</p>		<p>1-3 K</p>	<p>4-2 BB BB</p>		<p>2-2 1B G6-3 1B</p>	
<p>Moises Alou, R (1, 7) OBP: 0.411, SLG: 0.595</p>		<p>4-2 FC2-6 BB</p>		<p>4-1 G6-3 1B BB</p>	<p>4-2 BB BB</p>	<p>2-2 G1-3</p>		<p>2-2 L9</p>	
<p>Carl Everett, S (1, 8) OBP: 0.410, SLG: 0.574</p>		<p>1-2 FC2-6 CS</p>		<p>0-0 G6-3 1B</p>	<p>1-2 G4-3</p>	<p>2-0 HR</p>		<p>3-2 G6-3 1B</p>	
<p>Tony Eusebio, R (1, 2) OBP: 0.311, SLG: 0.293</p>		<p>2-3 K</p>		<p>3-1 G6-3</p>		<p>1-0 E 1B 1B</p>	<p>2-3 K</p>	<p>0-0 G6-3</p>	
<p>Tim Bogar, R (1, 6) OBP: 0.241, SLG: 0.208</p>		<p>2-2 G4-3</p>		<p>4-0 IBB</p>		<p>3-2 E SF8 1B</p>	<p>3-2 L9</p>	<p>1-2 1B</p>	
<p>Shane Reynolds, R (1, 1) OBP: 0.115, SLG: 0.154</p>		<p>2-3 K</p>		<p>1-2 G4-3</p>		<p>0-0 E4 SF8 1B</p>	<p>0-3 K</p>	<p>0-3 K</p>	

Inning Stats	R: 0	H: 0	E: 0	K: 2	S: 12	R: 0	H: 0	E: 0	K: 1	S: 11	R: 0	H: 2	E: 0	K: 1	S: 15	R: 0	H: 1	E: 0	K: 1	S: 10	R: 0	H: 1	E: 1	K: 0	S: 16	R: 3	H: 4	E: 1	K: 0	S: 17	R: 1	H: 1	E: 0	K: 2	S: 11	R: 0	H: 1	E: 0	K: 0	S: 6	R: 2	H: 3	E: 0	K: 1	S: 16	1B: 12	SF: 1	2B: 0	SAC: 0	3B: 0	DP: 1	HR: 1	HBP: 0
--------------	------	------	------	------	-------	------	------	------	------	-------	------	------	------	------	-------	------	------	------	------	-------	------	------	------	------	-------	------	------	------	------	-------	------	------	------	------	-------	------	------	------	------	------	------	------	------	------	-------	--------	-------	-------	--------	-------	-------	-------	--------

PITCHER	IP	WLS	BF	H	R	ER	SO	BB	IBB	HBP	BLK	WP	HR	S	P	ERA	WHIP
Miguel Batista, R (1, 1) ERA: 3.35	5.0		24	4	0	0	6	5	1	0	0	0	0	64	117	0.00	1.800
Shayne Bennett, R (6, 1) ERA: 5.33	0.1	L	5	3	3	3	0	1	0	0	0	0	0	9	18	81.00	12.000
Rick DeHart, L (6, 1) ERA: 5.74	1.2		7	2	1	1	2	0	0	0	0	0	1	19	33	5.40	1.200
Marc Valdes, R (8, 1) ERA: 7.62	2.0		9	4	2	2	1	0	0	0	0	0	0	22	33	9.00	2.000

WP: 0	PA: 45
PB: 1	SB: 0
CS: 1	

Batter	1	2	3	4	5	6	7	8	9	AB	R	H	RBI	BB	SO	LOB				
Ryan McGuire, L (1, 7) OBP: 0.394, SLG: 0.417	1-1 G3		1-3 K			2-3 K		0-0 G1-6-3		4	0	0	0	0	2	2				
Mark Grudzielanek, R (1, 6) OBP: 0.309, SLG: 0.372	1-0 G1-3			0-1 1B		0-1 L6			0-0 L9	4	0	1	0	0	0	0				
Vladimir Guerrero, R (1, 9) OBP: 0.337, SLG: 0.488	1-3 K			1-1 F8		1-1 G5-3			0-2 1B	4	0	1	0	0	1	1				
Brad Fullmer, L (1, 3) OBP: 0.325, SLG: 0.399		0-2 P8		2-3 K		0-3 K2-3			0-2 L4	4	0	0	0	0	2	2				
Rondell White, R (1, 8) OBP: 0.326, SLG: 0.405		2-0 L7		0-3 K		2-2 G1-3			3-2 F8	3	0	0	0	0	1	1				
Marc Valdes, R (8, 1) OBP: 0.500, SLG: 0.400										0	0	0	0	0	0	0				
Scott Livingstone, L (9, PH) OBP: 0.243, SLG: 0.273										1	0	0	0	0	0	1				
Chris Widger, R (1, 2) OBP: 0.340, SLG: 0.450		2-0 1B			1-1 G1-3		1-0 F7			3	0	1	0	0	0	0				
Shane Andrews, R (1, 5) OBP: 0.309, SLG: 0.466		0-1 F9			0-3 K			1-0 BB 1B		3	0	1	0	0	1	1				
Mike Mordecai, R (1, 4) OBP: 0.149, SLG: 0.091			0-1 G3		0-0 WP 1B			0-3 K		3	0	1	0	0	1	1				
Miguel Batista, R (1, 1)			1-0 P8		2-3 K			4-2 G1-6-3 BB		1	0	0	0	0	0	0				
Derrick May, L (5, PH) OBP: 0.208, SLG: 0.220										1	0	0	0	0	1	1				
Shayne Bennett, R (6, 1)										0	0	0	0	0	0	0				
Rick DeHart, L (6, 1)										0	0	0	0	0	0	0				
Da Rond Stovall, S (8, 8) OBP: 0.348, SLG: 0.341										0	0	0	0	1	0	0				
Inning Stats	R: 0 E: 0 K: 1 S: 6	H: 0 LOB: 0 BB: 0 P: 9	R: 0 E: 0 K: 0 S: 7	H: 1 LOB: 1 BB: 0 P: 11	R: 0 E: 0 K: 1 S: 7	H: 0 LOB: 0 BB: 0 P: 9	R: 0 E: 0 K: 2 S: 10	H: 1 LOB: 1 BB: 0 P: 13	R: 0 E: 0 K: 1 S: 7	H: 0 LOB: 0 BB: 0 P: 10	R: 0 E: 0 K: 1 S: 8	H: 0 LOB: 0 BB: 0 P: 11	R: 0 E: 0 K: 1 S: 8	H: 1 LOB: 1 BB: 1 P: 13	R: 0 E: 0 K: 0 S: 12	H: 1 LOB: 1 BB: 0 P: 15	1B: 5 2B: 0 3B: 0 HR: 0	SF: 0 SAC: 0 DP: 1 HBP: 0	WP: 1 PB: 0 SB: 0 CS: 0	PA: 32
PITCHER Shane Reynolds, R (1, 1) ERA: 3.15	IP 9.0	WLS W	BF 32	H 5	R 0	ER 0	SO 9	BB 1	IBB 0	HBP 0	BLK 0	WP 1	HR 0	S 74	P 103	ERA 0.00	WHIP 0.667			

BOTTOM

Houston Astros @ Montreal Expos
 Olympic Stadium, Montreal, QB
 Thu May 21 1998, 3:33 AM EDT
 Att. 7,601 - Cloudy - 66 F

livebaseballscorecards.com

AB	31
R	0
H	5
RBI	0
BB	1
SO	9
LOB	10



Batter	1	2	3	4	5	6	7	8	9	AB	R	H	RBI	BB	SO	LOB
Craig Biggio, R OBP: 0.410, SLG: 0.546 (1, 4)	1-1 HR	2-2 1B		3-2 L6		1 SAFE 0-1 HR		2-2 P4		5	2	3	4	0	0	1
Derek Bell, R OBP: 0.368, SLG: 0.527 (1, 9)	1-1 G4-3 1B HBP	1-0 F8		3-3 K		2-1 G5-3		3-3 K		4	1	0	0	0	2	2
Bill Spiers, L OBP: 0.339, SLG: 0.333 (1, 5) (9, 3)	3-2 G4-3		4-1 G4-3 SF8 BB		0-3 K	1-1 L8		0-0 BB 1B		4	1	1	0	1	1	1
J.R. Phillips, L OBP: 0.357, SLG: 0.250 (1, 3)	1-1 1B		1-2 G4-3		1-3 K	1-3 K		4-2 BB		4	0	1	1	1	2	1
Moises Alou, R OBP: 0.411, SLG: 0.599 (1, 7)	2-3 K		1-1 SF8		0-1 BB 1B		2-2 SH5-3 FC5-2-5 2B	1-1 G5		4	0	2	1	0	1	3
Carl Everett, S OBP: 0.422, SLG: 0.583 (1, 8)	3-3 K		1-0 2B		4-1 BB BB	1-2 BB BB		1-1 SH5-3 HBP		2	0	1	0	1	1	1
Ricky Gutierrez, R OBP: 0.392, SLG: 0.383 (1, 6)		1-1 G4-3	1-2 F9		4-2 BB		4-0 FC5-2-5 BB	1-2 FC5-4 G4-3		3	0	0	0	2	0	2
Brad Ausmus, R OBP: 0.320, SLG: 0.325 (1, 2)		4-1 S 1B BB		0-0 SH1-4 1B		0-0 F7	1-1 FC5-2-5	0-1 F8		4	1	1	0	1	0	6
Sean Bergman, R OBP: 0.763, SLG: 0.053 (1, 1) Daryle Ward, L OBP: 0.067, SLG: 0.500 (6, PH) Trevor Miller, R OBP: 0.500, SLG: 1.000 (7, 1) Doug Henry, R OBP: 0.500, SLG: 1.000 (7, 1) 35 Dave Clark, L OBP: 0.236, SLG: 0.114 (7, PH) C.J. Nitkowski, L OBP: 0.000, SLG: 0.000 (8, 1) Bob Scanlan, R OBP: 0.000, SLG: 0.000 (9, 1) Sean Berry, R OBP: 0.364, SLG: 0.450 (9, 5)		2-3 K		2-1 SH1-4		0-0 HR 1B	1-0 G4-3	2-2 G4-3		1	0	0	0	0	1	1

Inning Stats	R: 2	H: 2	E: 0	K: 2	S: 14	H: 2	LOB: 1	BB: 0	P: 25	R: 1	H: 1	E: 0	K: 1	S: 10	H: 1	LOB: 1	BB: 1	P: 20	R: 1	H: 1	E: 0	K: 0	S: 11	R: 0	H: 1	E: 0	K: 1	S: 10	R: 0	H: 1	E: 0	K: 2	S: 12	R: 2	H: 2	E: 0	K: 1	S: 12	R: 0	H: 1	E: 0	K: 0	S: 9	R: 0	H: 1	E: 0	K: 1	S: 11	R: 0	H: 0	E: 0	K: 0	S: 9	1B: 6	SF: 1	3B: 0	HR: 2	WP: 0	PB: 0	SB: 3	CS: 0	PA: 45
--------------	------	------	------	------	-------	------	--------	-------	-------	------	------	------	------	-------	------	--------	-------	-------	------	------	------	------	-------	------	------	------	------	-------	------	------	------	------	-------	------	------	------	------	-------	------	------	------	------	------	------	------	------	------	-------	------	------	------	------	------	-------	-------	-------	-------	-------	-------	-------	-------	--------

PITCHER	IP	WLS	BF	H	R	ER	SO	BB	IBB	HBP	BLK	WP	HR	S	P	ERA	WHIP
Pete Smith, R ERA: 4.99 (1, 1)	3.0		17	5	4	4	3	2	0	0	0	0	1	36	65	12.00	2.333
Donne Wall, R ERA: 2.53 (4, 1)	3.0		14	3	2	2	4	2	0	0	0	0	1	33	54	6.00	1.667
Brian Boehringer, R ERA: 4.5 (7, 1)	1.2		8	2	0	0	1	1	0	0	0	0	0	16	30	0.00	1.800
Ben Van Ryn, L ERA: 5.06 (8, 1)	0.0		1	0	0	0	0	1	0	0	0	0	0	2	6	∞	∞
Dan Miceli, R ERA: 3.08 (8, 1)	0.1	W	1	0	0	0	0	0	0	0	0	0	0	2	3	0.00	0.000

BOTTOM

San Diego Padres @ Houston Astros
Astrodome, Houston, TX

Fri May 22 1998, 8:05 PM EDT
Att. 28,550 - Dome - 72 F

AB	34
R	6
H	10
RBI	6
BB	6
SO	8
LOB	21



PITCHER	IP	WLS	BF	H	R	ER	SO	BB	IBB	HBP	BLK	WP	HR	S	P	ERA	WHIP
Trevor Hoffman, R ERA: 1.19 (9, 1)	1.0		4	0	0	0	0	0	0	1	0	0	0	9	13	0.00	0.000

Batter	1	2	3	4	5	6	7	8	9	AB R H RBI BB SO LOB	TOP	
Quilvio Veras, S (1, 4) <small>OBP: 0.382, SLG: 0.313</small>	2-1 		2-3 	1-3 		0-0 			4-0 	4 0 0 0 1 2 2		
Tony Gwynn, L (1, 9) <small>OBP: 0.408, SLG: 0.539</small> Steve Finley, L (8, 8) <small>OBP: 0.251, SLG: 0.343</small>	1-1 		2-2 	4-0 			1-1 		2-2 	3 0 0 0 1 0 0 1 0 0 0 0 0 1		
Greg Vaughn, R (1, 7) <small>OBP: 0.371, SLG: 0.628</small>	3-2 		4-0 	1-2 			2-3 		1-2 	4 0 0 0 1 1 3		
Ken Caminiti, S (1, 5) <small>OBP: 0.331, SLG: 0.490</small>		2-1 	0-0 		3-3 		4-2 		0-3 	4 1 2 0 1 2 1		
Eddie Williams, R (1, 3) <small>OBP: 0.217, SLG: 0.190</small> Wally Joyner, L (7, PH) <small>OBP: 0.400, SLG: 0.521</small> (7, 3)	2-1 		2-1 		2-0 		3-2 			3 0 0 0 0 0 3 1 0 0 0 0 0 1		
Carlos Hernandez, R (1, 2) <small>OBP: 0.322, SLG: 0.381</small>			2-3 	1-0 	1-0 			3-2 		3 1 0 0 0 1 1		
Ruben Rivera, R (1, 8) <small>OBP: 0.462, SLG: 0.500</small> (8, 9)		2-0 		3-3 		0-1 		0-1 		4 0 1 1 0 1 2		
Andy Sheets, R (1, 6) <small>OBP: 0.302, SLG: 0.410</small>		4-1 		2-2 		4-2 		1-1 		2 1 1 0 2 0 1		
24 Mark Langston, R (1, 1) <small>OBP: 0.300, SLG: 0.333</small> Carlos Reyes, S (4, 1) Mark Sweeney, L (8, PH) <small>OBP: 0.293, SLG: 0.294</small> Dan Miceli, R (8, 1) <small>OBP: 1.000, SLG: 1.000</small>	1-2 		1-2 	1-2 		0-2 		2-3 		2 0 0 0 0 0 2 0 0 0 0 0 0 0 1 0 0 0 0 1 1 0 0 0 0 0 0 0		
Inning Stats	R: 0 H: 0 E: 0 LOB: 0 K: 0 BB: 0 S: 7 P: 13	R: 1 H: 2 E: 0 LOB: 2 K: 1 BB: 1 S: 12 P: 25	R: 0 H: 1 E: 0 LOB: 2 K: 1 BB: 1 S: 9 P: 19	R: 2 H: 1 E: 2 LOB: 2 K: 2 BB: 1 S: 18 P: 31	R: 0 H: 0 E: 0 LOB: 0 K: 1 BB: 0 S: 6 P: 12	R: 0 H: 0 E: 0 LOB: 1 K: 0 BB: 1 S: 8 P: 12	R: 0 H: 0 E: 0 LOB: 1 K: 1 BB: 1 S: 12 P: 22	R: 0 H: 0 E: 0 LOB: 1 K: 1 BB: 0 S: 12 P: 18	R: 0 H: 0 E: 0 LOB: 1 K: 1 BB: 1 S: 9 P: 16	1B: 3 SF: 0 2B: 1 SAC: 1 3B: 0 DP: 0 HR: 0 HBP: 1	WP: 0 PA: 40 PB: 0 SB: 0 CS: 0	
PITCHER Mike Hampton, L (1, 1) <small>ERA: 2.4</small> Bob Scanlan, R (7, 1) <small>ERA: 3.52</small> Trever Miller, L (8, 1) <small>ERA: 3.31</small> Billy Wagner, L (9, 1) <small>ERA: 2.41</small>	IP WLS BF H R ER SO BB IBB HBP BLK WP HR S P ERA WHIP											PITCHER IP WLS BF H R ER SO BB IBB HBP BLK WP HR S P ERA WHIP

San Diego Padres @ Houston Astros
 Astrodome, Houston, TX
 Sat May 23 1998, 8:05 PM EDT
 Att. 36,281 - Dome - 72 F

livebaseballscorecards.com

AB	32
R	3
H	4
RBI	1
BB	6
SO	8
LOB	18



Batter	1	2	3	4	5	6	7	8	9	AB R H RBI BB SO LOB	TOP	
Quilvio Veras, S (1, 4) <small>OBP: 0.377, SLG: 0.310</small>	1-0 		2-3 		0-1 		1-2 		1-1 	5 0 1 0 0 1 1	San Diego Padres @ Houston Astros Astrodome, Houston, TX Sun May 24 1998, 8:05 PM EDT Att. 25,701 - Dome - 72 F	
Steve Finley, L (1, 8) <small>OBP: 0.259, SLG: 0.347</small>	2-2 			0-0 	1-3 		0-0 	0-2 	4 1 2 0 0 1 1			
Greg Vaughn, R (1, 7) <small>OBP: 0.366, SLG: 0.616</small>	0-2 			1-0 	0-3 		1-2 	1-2 	5 0 1 0 0 1 3			
Ken Caminiti, S (1, 5) <small>OBP: 0.344, SLG: 0.495</small> Ed Giovanola, L (8, PR) <small>OBP: 0.324, SLG: 0.344</small> (8, 5)	3-3 			0-0 		4-0 		0-0 	3 1 2 1 1 1 1 0 0 0 0 0 0 0			
Ruben Rivera, R (1, 9) <small>OBP: 0.471, SLG: 0.462</small>				3-2 		0-3 		0-0 	3 0 1 0 1 1 3			
Carlos Hernandez, R (1, 2) <small>OBP: 0.331, SLG: 0.388</small> Tony Gwynn, L (8, PH) <small>OBP: 0.405, SLG: 0.536</small> Greg Myers, L (8, 2) <small>OBP: 0.300, SLG: 0.390</small>			0-1 	1-2 		3-2 		3-2 	3 0 2 1 0 0 1 1 0 0 0 0 0 2 0 0 0 0 0 0 0			
Eddie Williams, R (1, 3) <small>OBP: 0.231, SLG: 0.174</small> Mark Sweeney, L (8, PH) <small>OBP: 0.288, SLG: 0.288</small> (8, 3)			2-0 	4-2 		0-3 		0-1 	2 0 0 0 1 1 2 1 0 0 0 0 0 2			
Chris Gomez, R (1, 6) <small>OBP: 0.307, SLG: 0.306</small>			0-1 	2-1 		4-1 		4-1 	2 0 0 0 2 0 3			
Joey Hamilton, R (1, 1) <small>OBP: 0.077, SLG: 0.077</small> Brian Boehringer, S (7, 1) Andy Sheets, R (9, PH) <small>OBP: 0.299, SLG: 0.405</small>			0-3 	0-3 		0-0 		3-3 	3 0 0 0 0 2 6 0 0 0 0 0 0 0 1 0 0 0 0 1 1			
Inning Stats	R: 0 H: 0 E: 0 LOB: 1 K: 1 BB: 0 S: 12 P: 18	R: 0 H: 0 E: 0 LOB: 0 K: 0 BB: 1 S: 6 P: 12	R: 0 H: 0 E: 0 LOB: 0 K: 2 BB: 0 S: 8 P: 10	R: 2 H: 4 E: 1 LOB: 3 K: 1 BB: 1 S: 18 P: 29	R: 0 H: 0 E: 0 LOB: 0 K: 2 BB: 0 S: 9 P: 10	R: 0 H: 1 E: 0 LOB: 3 K: 2 BB: 2 S: 13 P: 24	R: 0 H: 1 E: 0 LOB: 0 K: 0 BB: 0 S: 7 P: 9	R: 0 H: 2 E: 0 LOB: 2 K: 0 BB: 0 S: 7 P: 10	R: 0 H: 1 E: 0 LOB: 2 K: 1 BB: 1 S: 16 P: 25	1B: 9 SF: 0 2B: 0 SAC: 0 3B: 0 DP: 3 HR: 0 HBP: 1		WP: 0 PA: 39 PB: 0 SB: 1 CS: 0
PITCHER	IP WLS BF H R ER SO BB IBB HBP BLK WP HR S P ERA WHIP Pete Schourek, L (1, 1) <small>ERA: 3.26</small> C.J. Nitkowski, L (6, 1) <small>ERA: 3.52</small> Doug Henry, R (7, 1) <small>ERA: 2.35</small> Billy Wagner, L (9, 1) <small>ERA: 2.29</small>											PITCHER IP WLS BF H R ER SO BB IBB HBP BLK WP HR S P ERA WHIP

livebaseballscorecards.com

AB	33
R	2
H	9
RBI	2
BB	5
SO	9
LOB	26



Batter	1	2	3	4	5	6	7	8	9
Craig Biggio, R OBP: 0.408, SLG: 0.534 (1, 4)	1-2 L8		1-0 L7		4-0 FC6 FC4-6 BB		0-0 SH1	3-2 G6-3	
Derek Bell, R OBP: 0.373, SLG: 0.519 (1, 9)	3-1 1B		4-0 1B BB		1-0 FC6 FC4-6		4-2 3B BB		
Bill Spiers, L OBP: 0.342, SLG: 0.356 (1, 5)	2-3 K		1-0 1B		1-2 FC4-6 1B		0-0 3B		
Moises Alou, R OBP: 0.409, SLG: 0.586 (1, 8) (6, 7)	0-0 F8		2-0 G5-3		0-1 1B		4-0 IBB		
35 Dave Clark, L OBP: 0.190, SLG: 0.105 (1, 7) C.J. Nitkowski, L (6, 1)		2-2 F9		2-3 K	0-0 F7		3-3 K		
Tim Bogar, R OBP: 0.236, SLG: 0.204 (7, 6)									
J.R. Phillips, L OBP: 0.333, SLG: 0.222 (1, 3)		2-3 K		1-3 K2-3		0-0 G4-3	4-0 FC6-4 IBB		
Ricky Gutierrez, R OBP: 0.383, SLG: 0.373 (1, 6) Doug Henry, R (7, 1) Billy Wagner, L (9, 1)		2-3 K		2-3 K		0-1 G5-3	0-2 FC6-4		
Brad Ausmus, R OBP: 0.325, SLG: 0.326 (1, 2)			2-0 F8		2-0 SH2-4 FC6 1B	3-2 G4-3		0-0 CS 1B	
Pete Schourek, L OBP: 0.200, SLG: 0.200 (1, 1) Richard Hidalgo, R OBP: 0.299, SLG: 0.393 (6, 8)			0-0 1B BB 1B		1-0 SH2-4		1-2 SH1 3B 2B	2-3 K	

AB	R	H	RBI	BB	SO	LOB
3	1	0	0	1	0	1
2	1	1	0	2	0	1
4	1	2	3	0	1	2
3	0	1	1	1	0	4
3	0	0	0	0	1	1
0	0	0	0	0	0	0
1	0	0	0	0	1	2
3	0	0	0	1	2	0
3	0	0	0	0	2	0
1	0	0	0	0	0	3
0	0	0	0	0	0	0
4	1	2	0	0	0	0
1	0	1	0	0	0	0
2	1	1	0	0	1	1

1B	2B	3B	HR	SF	SAC	DP	HBP
6	1	1	0	0	0	0	0
0	0	0	0	0	0	0	0
0	0	0	0	0	0	0	0
0	0	0	0	0	0	0	0
0	0	0	0	0	0	0	0
0	0	0	0	0	0	0	0
0	0	0	0	0	0	0	0

Inning Stats		R	H	E	K	S	BB	IBB	HBP	BLK	WP	HR	S	P	ERA	WHIP	
R: 0	H: 1	R: 0	H: 0	R: 0	H: 2	R: 3	H: 2	R: 0	H: 0	R: 2	H: 2	R: 0	H: 1	R: 0	H: 0	R: 0	H: 0
E: 0	LOB: 1	E: 0	LOB: 0	E: 1	LOB: 3	E: 0	LOB: 0	E: 0	LOB: 0	E: 0	LOB: 3	E: 0	LOB: 0	E: 0	LOB: 0	E: 0	LOB: 0
K: 1	BB: 0	K: 2	BB: 0	K: 0	BB: 1	K: 0	BB: 0	K: 1	BB: 3	K: 1	BB: 3	K: 1	BB: 0	K: 1	BB: 0	K: 1	BB: 0
S: 9	P: 15	S: 11	P: 17	S: 5	P: 15	S: 12	P: 17	S: 9	P: 18	S: 6	P: 9	S: 17	P: 14	S: 10	P: 14	S: 10	P: 14

PITCHER		IP	WLS	BF	H	R	ER	SO	BB	IBB	HBP	BLK	WP	HR	S	P	ERA	WHIP
Joey Hamilton, R ERA: 5.14 (1, 1)		6.1	L	31	7	5	2	6	3	1	0	0	0	0	59	107	2.84	1.579
Brian Boehringer, R ERA: 4.25 (7, 1)		1.2		6	1	0	0	2	0	1	0	0	0	0	20	31	0.00	0.600

PITCHER		IP	WLS	BF	H	R	ER	SO	BB	IBB	HBP	BLK	WP	HR	S	P	ERA	WHIP

San Diego Padres @ Houston Astros
Astrodome, Houston, TX
Sun May 24 1998, 8:05 PM EDT
Att. 25,701 - Dome - 72 F

livebaseballscorecards.com

AB	30
R	5
H	8
RBI	4
BB	5
SO	8
LOB	15



Batter	1	2	3	4	5	6	7	8	9	10	AB R H RBI BB SO LOB	TOP									
Eric Young Sr., R OBP: 0.344, SLG: 0.333 (1, 4)	4-1 HR BB	3-3 K			1-1 G6-3		0-1 FC3-6 SH5-3 1B		0-0 G5-3		4 1 1 0 1 1 1										
Jose Vizcaino, S OBP: 0.340, SLG: 0.375 (1, 6)	1-0 1-H HR		1-2 G1-3		0-0 2B 1B		0-0 SH5-3		2-3 K		4 1 2 2 0 1 0										
Gary Sheffield, R OBP: 0.428, SLG: 0.542 (1, 9)	4-2 S BB		1-1 G4-6-3 1B		3-1 1-3 2B		4-2 FC3-6 BB			1-2 HR	3 1 3 1 2 0 0										
Bobby Bonilla, S OBP: 0.340, SLG: 0.448 (1, 5)	2-2 F7 1-2		0-1 G4-6-3 1-2f		1-1 G3		1-1 FC3-6 FC6-4 1-2f 2-3			2-1 L8	5 0 0 0 0 0 6										
Raul Mondesi, R OBP: 0.319, SLG: 0.526 (1, 8)	1-3 K			2-2 G6-3		2-2 G4-3 2B		2-2 FC6-4 1-2f		0-0 G5-3	5 0 1 0 0 1 3										
Eric Karros, R OBP: 0.333, SLG: 0.323 (1, 3)	0-0 P4			1-2 1B 1B		0-0 P8				0-0 BB BB 1B	5 0 2 0 0 0 2										
Todd Hollandsworth, L OBP: 0.316, SLG: 0.419 (1, 7)			1-2 SH1-4 1B		1-0 1-3 1B 1B		3-1 G4-3 2-3		2-2 L8	4-0 BB BB	4 1 2 0 1 0 1										
Tom Prince, R OBP: 0.321, SLG: 0.227 Jim Eisenreich, L OBP: 0.276, SLG: 0.292 Paul Konerko, R OBP: 0.282, SLG: 0.194 Scott Radinsky, L (10, 1)			0-0 P4		2-2 2-H 1B		4-0 IBB		1-3 K	4-0 BB BB	3 0 1 1 1 1 1 0 0 0 0 0 0 0 0 0 0 0 1 0 0 0 0 0 0 0 0 0										
Hideo Nomo, R OBP: 0.053, SLG: 0.211 Antonio Osuna, R (7, 1) Roger Cedeno, S OBP: 0.411, SLG: 0.344 Jim Bruske, R (9, 1) Charles Johnson, R OBP: 0.284, SLG: 0.369 (10, 2)			0-0 SH1-4 1-2		2-1 G3		1-3 K		0-3 K	2-1 F8	2 0 0 0 0 1 2 0 0 0 0 0 0 0 1 0 0 0 0 1 0 0 0 0 0 0 0 0 1 0 0 0 0 0 3										
Inning Stats	R: 2 E: 0 K: 1 S: 14	H: 1 LOB: 1 BB: 2 P: 26	R: 0 E: 0 K: 1 S: 11	H: 1 LOB: 1 BB: 0 P: 15	R: 0 E: 0 K: 0 S: 7	H: 1 LOB: 0 BB: 0 P: 9	R: 1 E: 0 K: 0 S: 11	H: 3 LOB: 1 BB: 0 P: 17	R: 0 E: 0 K: 1 S: 13	H: 1 LOB: 2 BB: 1 P: 23	R: 0 E: 0 K: 10 S: 17	H: 0 LOB: 0 BB: 1 P: 12	R: 0 E: 0 K: 2 S: 7	H: 0 LOB: 0 BB: 0 P: 9	R: 1 E: 0 K: 0 S: 9	H: 2 LOB: 3 BB: 2 P: 22	1B: 8 2B: 2 3B: 0 HR: 2	SF: 0 SAC: 2 DP: 1 HBP: 0	WP: 0 PB: 0 SB: 1 CS: 0	PA: 45	
PITCHER	IP WLS BF H R ER SO BB IBB HBP BLK WP HR S P ERA WHIP	IP WLS BF H R ER SO BB IBB HBP BLK WP HR S P ERA WHIP	IP WLS BF H R ER SO BB IBB HBP BLK WP HR S P ERA WHIP	IP WLS BF H R ER SO BB IBB HBP BLK WP HR S P ERA WHIP	IP WLS BF H R ER SO BB IBB HBP BLK WP HR S P ERA WHIP	IP WLS BF H R ER SO BB IBB HBP BLK WP HR S P ERA WHIP	IP WLS BF H R ER SO BB IBB HBP BLK WP HR S P ERA WHIP	IP WLS BF H R ER SO BB IBB HBP BLK WP HR S P ERA WHIP	IP WLS BF H R ER SO BB IBB HBP BLK WP HR S P ERA WHIP	IP WLS BF H R ER SO BB IBB HBP BLK WP HR S P ERA WHIP	IP WLS BF H R ER SO BB IBB HBP BLK WP HR S P ERA WHIP	IP WLS BF H R ER SO BB IBB HBP BLK WP HR S P ERA WHIP	IP WLS BF H R ER SO BB IBB HBP BLK WP HR S P ERA WHIP	IP WLS BF H R ER SO BB IBB HBP BLK WP HR S P ERA WHIP	IP WLS BF H R ER SO BB IBB HBP BLK WP HR S P ERA WHIP	IP WLS BF H R ER SO BB IBB HBP BLK WP HR S P ERA WHIP	IP WLS BF H R ER SO BB IBB HBP BLK WP HR S P ERA WHIP	IP WLS BF H R ER SO BB IBB HBP BLK WP HR S P ERA WHIP	IP WLS BF H R ER SO BB IBB HBP BLK WP HR S P ERA WHIP	IP WLS BF H R ER SO BB IBB HBP BLK WP HR S P ERA WHIP	IP WLS BF H R ER SO BB IBB HBP BLK WP HR S P ERA WHIP
Jose Lima, R ERA: 3.01 (1, 1)	7.0																				
Doug Henry, R ERA: 2.16 (8, 1)	2.0	6	0	0	0	3	0	0	0	0											
Bob Scanlan, R ERA: 3.94 (10, 1)	0.2	L	5	2	1	1	0	1	0	0											
C.J. Nitkowski, L ERA: 3.48 (10, 1)	0.1		2	0	0	0	0	1	0	0											

Los Angeles Dodgers @ Houston Astros
Astrodome, Houston, TX
Mon May 25 1998, 4:33 AM EDT
Att. 34,079 - Dome - 72 F

AB	37
R	4
H	12
RBI	4
BB	6
SO	6
LOB	19



Batter	1	2	3	4	5	6	7	8	9	10	AB R H RBI BB SO LOB
Craig Biggio, R OBP: 0.406, SLG: 0.526 (1, 4)	4-1 BB 1B BB	2-1 L9 2-3		1-1 2B 1B		3-3 K		3-3 K	0-3 K2-3		5 1 1 0 1 3 4
Bill Spiers, L OBP: 0.358, SLG: 0.371 (1, 5)	0-1 BB 1B 1-2	4-1 BB		0-0 1B 2B 1-H		3-2 F7		4-0 FC1-6 BB		2-3 K	4 1 2 1 2 1 0
Carl Everett, S OBP: 0.400, SLG: 0.549 (1, 9) (4, 8)	1-3 K	1-3 K		2-3 K		3-1 G3-1		1-1 FC1-6 1B 1-2f		0-0 G4-3	6 0 0 0 0 3 7
Moises Alou, R OBP: 0.426, SLG: 0.605 (1, 7)	4-1 FC4-6 BB 1-2 2-3		0-1 3B	0-0 1B 2-H		4-1 35 1B BB		0-0 1B		4-2 BB	3 1 3 1 3 0 0
J.R. Phillips, L OBP: 0.269, SLG: 0.174 Tony Eusebio, R OBP: 0.304, SLG: 0.286 (10, PH)	1-3 K		0-3 K	0-0 P5		2-0 F8		2-3 K		0-0 G5-3	5 0 0 0 0 3 8 1 0 0 0 0 0 1
Richard Hidalgo, R OBP: 0.294, SLG: 0.386 35 Dave Clark, L OBP: 0.205, SLG: 0.125 Doug Henry, R Sean Berry, R OBP: 0.253, SLG: 0.467 Bob Scanlan, R C.J. Nitkowski, L (10, 1)	2-2 FC4-6 1-2f		1-0 G6-3	3-3 K		0-1 1B 1-2 1B		3-2 F7			2 0 0 0 0 0 4 2 0 1 0 0 1 1 0 0 0 0 0 0 0 0 0 0 0 0 0 0 1 0
Ricky Gutierrez, R OBP: 0.390, SLG: 0.384 (1, 6)		0-1 FC3-5 2B	4-0 WP BB		1-1 G6-3		1-0 1B 1-3 2-H		1-0 G6-3		4 0 2 1 1 0 0
Brad Ausmus, R OBP: 0.340, SLG: 0.328 (1, 2)		3-2 L9 FC3-5 HBP	4-2 BB		0-0 L5		4-1 BB		0-1 S 1B		2 0 1 0 2 0 0
Jose Lima, R OBP: 0.103, SLG: 0.071 Derek Bell, R OBP: 0.374, SLG: 0.516 (7, PH) (8, 9)		0-0 FC3-5 BB 1-2 2-3f	0-1 G3		1-3 K		3-2 P4		4-2 1 SAFE HBP		3 0 0 0 0 1 5 1 0 0 0 0 0 2


Inning Stats	R: 0 E: 0 K: 2 S: 13	H: 1 LOB: 3 BB: 2 P: 25	R: 0 E: 0 K: 1 S: 12	H: 1 LOB: 3 BB: 1 P: 22	R: 0 E: 0 K: 1 S: 10	H: 1 LOB: 3 BB: 2 P: 19	R: 2 E: 0 K: 2 S: 11	H: 3 LOB: 1 BB: 0 P: 17	R: 0 E: 0 K: 1 S: 6	H: 0 LOB: 0 BB: 0 P: 8	R: 0 E: 0 K: 1 S: 8	H: 0 LOB: 0 BB: 0 P: 17	R: 1 E: 0 K: 0 S: 9	H: 2 LOB: 2 BB: 2 P: 23	R: 0 E: 0 K: 2 S: 11	H: 1 LOB: 2 BB: 1 P: 21	R: 0 E: 0 K: 1 S: 11	H: 1 LOB: 2 BB: 0 P: 19	R: 0 E: 0 K: 1 S: 9	H: 0 LOB: 1 BB: 1 P: 15	1B: 7 2B: 2 3B: 1 HR: 0	SF: 0 SAC: 0 DP: 0 HBP: 2
--------------	-------------------------------	----------------------------------	-------------------------------	----------------------------------	-------------------------------	----------------------------------	-------------------------------	----------------------------------	------------------------------	---------------------------------	------------------------------	----------------------------------	------------------------------	----------------------------------	-------------------------------	----------------------------------	-------------------------------	----------------------------------	------------------------------	----------------------------------	----------------------------------	------------------------------------

PITCHER	IP	WLS	BF	H	R	ER	SO	BB	IBB	HBP	BLK	WP	HR	S	P	ERA	WHIP
Hideo Nomo, R ERA: 4.5 (1, 1)	6.2		35	8	3	3	8	7	0	1	0	1	0	66	125	4.05	2.250
Antonio Osuna, R ERA: 1.74 (7, 1)	1.1		6	1	0	0	2	1	0	0	0	0	0	14	27	0.00	1.500
Jim Bruske, R ERA: 2.55 (9, 1)	1.0	W	5	1	0	0	1	0	0	1	0	0	0	11	19	0.00	1.000
Scott Radinsky, L ERA: 1.45 (10, 1)	1.0	S	4	0	0	0	1	1	0	0	0	0	0	9	15	0.00	1.000


Los Angeles Dodgers @ Houston Astros
Astrodome, Houston, TX
Mon May 25 1998, 4:33 AM EDT
Att: 34,079 - Dome - 72 F

livebaseballscorecards.com

AB	39
R	3
H	10
RBI	3
BB	9
SO	12
LOB	32



WP: 1	PA: 50
PB: 0	
SB: 1	
CS: 0	

Batter	1	2	3	4	5	6	7	8	9	AB R H RBI BB SO LOB	TOP	
Eric Young Sr., R (1, 4) OBP: 0.347, SLG: 0.337	1-1 G6-3 1B	0-0 P4			1-2 G4-3			0-0 L5-3 1B		4 0 2 0 0 0 2	Los Angeles Dodgers @ Houston Astros Astrodome, Houston, TX Tue May 26 1998, 8:05 PM EDT Att. 16,251 - Dome - 72 F	
Jose Vizcaino, S (1, 6) OBP: 0.331, SLG: 0.365 Juan Castro, R (8, 6) OBP: 0.250, SLG: 0.297	1-1 G6-3 1-2		0-1 F7		3-2 G4-3		0-3 K		4 0 0 0 0 1 2 0 0 0 0 0 0 0			
Gary Sheffield, R (1, 9) OBP: 0.425, SLG: 0.535 Dennys Reyes, R (8, 1)	3-2 F7		1-2 CS 1B		0-0 G5-3		0-2 L5-3 1-2		4 0 1 0 0 0 2 0 0 0 0 0 0 0			
Bobby Bonilla, S (1, 5) OBP: 0.333, SLG: 0.438 Paul Konerko, R (7, 5) OBP: 0.278, SLG: 0.190	2-2 G6-3		3-2 L4 1-2		2-3 K		0-2 F9		3 0 0 0 0 1 2 1 0 0 0 0 0 0			
Raul Mondesi, R (1, 8) OBP: 0.319, SLG: 0.538 Roger Cedeno, S (7, 8) OBP: 0.405, SLG: 0.339		0-1 HR		0-2 G6-3		2-2 P3		0-3 K	3 1 1 1 0 0 0 1 0 0 0 0 1 0			
Eric Karros, R (1, 3) OBP: 0.342, SLG: 0.354 Jim Eisenreich, L (7, 3) OBP: 0.286, SLG: 0.301		1-0 E G4-3 1B		1-0 1B 3B		1-3 K		0-0 1B 1B	3 1 2 0 0 1 0 1 0 1 0 0 0 0			
Todd Hollandsworth, L (1, 7) OBP: 0.321, SLG: 0.421		0-2 G4-3 1-2		2-1 1B 3-H		0-2 F8		0-0 1B 1B	4 0 2 1 0 0 1			
Charles Johnson, R (1, 2) OBP: 0.277, SLG: 0.359		0-0 F9		2-3 K		1-3 K		1-1 G1-3	4 0 0 0 0 2 4			
Ismael Valdez, R (1, 1) OBP: 0.292, SLG: 0.273 Jim Bruske, R (5, 1) Thomas Howard, S (8, 9) OBP: 0.232, SLG: 0.377		0-2 E5		0-2 K		1-3 K2-3			2 0 0 0 0 1 2 1 0 0 0 0 1 0 0 0 0 0 0 0 0			
Inning Stats	R: 0 H: 1 E: 0 LOB: 1 K: 0 BB: 0 S: 11 P: 18	R: 1 H: 2 E: 1 LOB: 2 K: 0 BB: 0 S: 11 P: 12	R: 0 H: 1 E: 0 LOB: 0 K: 0 BB: 0 S: 9 P: 13	R: 1 H: 2 E: 0 LOB: 1 K: 2 BB: 0 S: 14 P: 19	R: 0 H: 0 E: 0 LOB: 0 K: 0 BB: 0 S: 8 P: 12	R: 0 H: 0 E: 0 LOB: 0 K: 2 BB: 0 S: 11 P: 16	R: 0 H: 0 E: 0 LOB: 0 K: 2 BB: 0 S: 9 P: 11	R: 0 H: 1 E: 0 LOB: 0 K: 1 BB: 0 S: 7 P: 7	R: 0 H: 2 E: 0 LOB: 2 K: 1 BB: 0 S: 10 P: 11	1B: 7 SF: 0 2B: 1 SAC: 0 3B: 1 DP: 1 HR: 1 HBP: 0		WP: 0 PA: 35 PB: 0 SB: 0 CS: 1
PITCHER Shane Reynolds, R (1, 1) ERA: 3.06 Mike Magnante, L (9, 1) ERA: 7.47	IP WLS BF H R ER SO BB IBB HBP BLK WP HR S P ERA WHIP	8.0 W 30 7 2 2 7 0 0 0 0 0 1 80 108 2.25 0.875	1.0 5 2 0 0 1 0 0 0 0 0 0 10 11 0.00 2.000									

livebaseballscorecards.com

AB 35
R 2
H 9
RBI 2
BB 0
SO 8
LOB 15

Batter	1	2	3	4	5	6	7	8	9	AB R H RBI BB SO LOB	TOP									
Eric Young Sr. R (1, 4) OBP: 0.345, SLG: 0.341	0-3 K		1-0 FC6-5 2B		1-2 G5-3		1-1 SH1-4		1-0 P4	4 0 1 0 0 1 0	Los Angeles Dodgers @ Houston Astros Astrodome, Houston, TX Wed May 27 1998, 8:05 PM EDT Att. 17,190 - Dome - 72 F									
Jose Vizcaino, S (1, 6) OBP: 0.335, SLG: 0.375	1-0 G4-3		0-1 FC6-5 1B		1-0 E1 S 1B		1-2 2-H 2B			4 0 2 1 0 0 1										
Gary Sheffield, R (1, 9) OBP: 0.426, SLG: 0.531	4-2 BB		0-0 FC6 1B		1-0 L8		1-1 P2			3 0 1 0 1 0 2										
Bobby Bonilla, S (1, 5) OBP: 0.325, SLG: 0.426	1-0 G4-3		1-0 FC6 1-2f		2-2 G6-3 1-3		2-0 F8			4 0 0 0 0 0 5										
Raul Mondesi, R (1, 8) OBP: 0.322, SLG: 0.542		0-0 WP G4-3 2B		0-0 1B FC4-6 1B		2-2 L4		0-0 F8		4 2 2 0 0 0 0										
Eric Karros, R (1, 3) OBP: 0.339, SLG: 0.350		0-3 K		2-1 FC4-6 1B		0-2 F9		0-1 F8		4 0 1 0 0 1 1										
Todd Hollandsworth, L (1, 7) OBP: 0.319, SLG: 0.423 Scott Radinsky, L (8, 1)		1-2 G4-3 2-H		0-0 FC4-6 FC5-4 1-2f 3-H		1-0 2B		0-0 L7		4 0 1 2 0 0 1 0 0 0 0 0 0 0										
Charles Johnson, R (1, 2) OBP: 0.271, SLG: 0.349		1-3 K		1-0 FC5-4 1-2f		1-0 P6		1-2 P2		4 0 0 0 0 1 2										
37 Darren Dreifort, R (1, 1) OBP: 0.227, SLG: 0.190 Mark Guthrie, R (7, 1) Antonio Osuna, R (7, 1) Thomas Howard, S (8, 7) OBP: 0.228, SLG: 0.370			1-1 P2		0-0 L4		1-0 E5 SH1-4 2B		3-1 G6-3	3 1 0 0 0 0 1 0 0 0 0 0 0 0 0 0 0 0 0 0 0 1 0 0 0 0 0 0										
Inning Stats	R: 0 E: 0 K: 1 S: 7	H: 0 LOB: 1 BB: 1 P: 13	R: 1 E: 0 K: 2 S: 11	H: 1 LOB: 0 BB: 0 P: 13	R: 0 E: 0 K: 0 S: 7	H: 2 LOB: 2 BB: 0 P: 10	R: 1 E: 0 K: 0 S: 6	H: 2 LOB: 1 BB: 0 P: 9	R: 0 E: 0 K: 0 S: 8	H: 1 LOB: 1 BB: 0 P: 12		R: 1 E: 1 K: 0 S: 9	H: 1 LOB: 1 BB: 0 P: 15	R: 0 E: 0 K: 0 S: 4	H: 0 LOB: 0 BB: 0 P: 4	R: 0 E: 0 K: 0 S: 6	H: 0 LOB: 0 BB: 0 P: 11	1B: 4 2B: 4 3B: 0 HR: 0	SF: 0 SAC: 1 DP: 0 HBP: 0	WP: 1 PB: 0 SB: 1 CS: 0
PITCHER	IP WLS BF H R ER SO BB IBB HBP BLK WP HR S P ERA WHIP																			
Sean Bergman, R (1, 1) ERA: 2.79	6.0 L 26 7 2 2 3 1 0 0 0 1 0 47 70 3.00 1.333																			
C.J. Nitkowski, L (7, 1) ERA: 3.45	0.1 3 1 1 0 0 0 0 0 0 0 0 6 9 0.00 3.000																			
Doug Henry, R (7, 1) ERA: 2.03	1.2 5 0 0 0 0 0 0 0 0 0 0 7 10 0.00 0.000																			
Billy Wagner, L (9, 1) ERA: 2.18	1.0 3 0 0 0 0 0 0 0 0 0 0 6 11 0.00 0.000																			

livebaseballscorecards.com

AB	35
R	3
H	8
RBI	3
BB	1
SO	3
LOB	13



Batter	1	2	3	4	5	6	7	8	9	AB	R	H	RBI	BB	SO	LOB
Craig Biggio, R OBP: 0.405, SLG: 0.520 (1, 4)	2-2 G2-3			1-0 F9		1-1 1B		4-2 BB		3	0	1	0	1	0	0
Derek Bell, R OBP: 0.367, SLG: 0.500 (1, 9)	1-0 L8			3-1 G6-3		1-0 L8		2-2 L8		4	0	0	0	0	0	3
Bill Spiers, L OBP: 0.359, SLG: 0.398 (1, 5) (8, 3)	1-2 G4-3			3-2 2B		2-3 K		2-3 K		4	0	1	0	0	2	2
Richard Hidalgo, R OBP: 0.304, SLG: 0.381 (1, 7)		2-2 G4-6-3 1B		0-3 K		4-2 G5-3 BB		4-1 FC6-4 BB		2	0	1	0	2	1	1
Carl Everett, S OBP: 0.407, SLG: 0.537 (1, 8)		2-1 G4-6-3 1-2f		1-2 CS 1B		1-3 K		0-1 FC6-4 1-2f		4	0	1	0	0	1	3
Ricky Gutierrez, R OBP: 0.378, SLG: 0.371 (1, 6)		1-3 K		2-1 G4-3 1-2		1-1 G5-3 1-2		1-3 K		4	0	0	0	0	2	3
J.R. Phillips, L OBP: 0.241, SLG: 0.154 Sean Berry, R OBP: 0.364, SLG: 0.454 (7, PH) (8, 5)			1-3 K		0-1 G3		4-1 BB		3-3 K	2	0	0	0	0	1	0
Brad Ausmus, R OBP: 0.342, SLG: 0.331 Moises Alou, R OBP: 0.426, SLG: 0.616 Tony Eusebio, R OBP: 0.340, SLG: 0.326 (1, 2) (7, PH) (8, 2)			2-3 K		2-0 L8 1B WP 1B		2-3 K			2	1	1	0	0	1	0
Sean Bergman, R OBP: 0.160, SLG: 0.050 Daryle Ward, L OBP: 0.500, SLG: 0.333 C.J. Nitkowski, L Doug Henry, R 35 Dave Clark, L OBP: 0.230, SLG: 0.122 Billy Wagner, L (1, 1) (6, PH) (7, 1) (7, 1) (8, PH) (9, 1)			0-1 F9		1-3 K		2-3 K			1	0	0	0	0	0	0

Inning Stats	R: 0	H: 0	R: 0	H: 1	R: 0	H: 0	R: 0	H: 1	R: 0	H: 1	R: 0	H: 0	R: 0	H: 0	R: 0	H: 0	R: 0	H: 0	R: 0	H: 0	1B: 4	SF: 0	WP: 1	PA: 34	
E: 0	LOB: 0	E: 0	LOB: 0	E: 0	LOB: 0	E: 0	LOB: 1	E: 0	LOB: 0	E: 0	LOB: 2	E: 0	LOB: 1	E: 0	LOB: 1	E: 0	LOB: 1	E: 0	LOB: 1	E: 0	LOB: 1	2B: 1 <td>SAC: 0 <td>PB: 0 <td></td> </td></td>	SAC: 0 <td>PB: 0 <td></td> </td>	PB: 0 <td></td>	
K: 0	BB: 0	K: 1	BB: 0	K: 1	BB: 0	K: 2	BB: 0	K: 0	BB: 0	K: 2	BB: 2	K: 2	BB: 1	K: 2	BB: 1	K: 2	BB: 1	K: 2	BB: 1	K: 2	BB: 1	3B: 0	DP: 1	SB: 0	
S: 7	P: 11	S: 8	P: 13	S: 9	P: 12	S: 10	P: 17	S: 7	P: 10	S: 10	P: 26	S: 13	P: 23	S: 10	P: 18	S: 10	P: 18	S: 10	P: 18	S: 10	P: 18	HR: 0	HBP: 0	CS: 1	

PITCHER	IP	WLS	BF	H	R	ER	SO	BB	IBB	HBP	BLK	WP	HR	S	P	ERA	WHIP
37 Darren Dreifort, R ERA: 3.45 (1, 1)	6.0	W	22	5	1	1	6	1	0	0	0	1	0	56	89	1.50	1.000
Mark Guthrie, L ERA: 1.45 (7, 1)	0.2		2	0	0	0	1	0	0	0	0	0	0	5	7	0.00	0.000
Antonio Osuna, R ERA: 1.66 (7, 1)	1.0		5	0	0	0	2	2	0	0	0	0	0	14	28	0.00	2.000
Scott Radinsky, L ERA: 1.35 (8, 1)	1.1	S	5	0	0	0	3	1	0	0	0	0	0	13	23	0.00	0.750

Los Angeles Dodgers @ Houston Astros
Astrodome, Houston, TX
Wed May 27 1998, 8:05 PM EDT
Att. 17,190 - Dome - 72 F

AB	30
R	1
H	5
RBI	0
BB	4
SO	12
LOB	16



Batter	1	2	3	4	5	6	7	8	9	AB R H RBI BB SO LOB	TOP											
Craig Biggio, R (1, 4) OBP: 0.414, SLG: 0.527	0-0 G6-3 2B 1B	1-0 S 1B HBP	1-0 HBP		0-3 K			0-0 2B 2B		3 3 2 1 0 1 0												
Derek Bell, R (1, 9) OBP: 0.372, SLG: 0.507	0-0 G6-3	0-0 1B	0-3 K			0-0 1B		0-0 2B		5 0 3 3 0 1 4												
5 Jeff Bagwell, R (1, 3) OBP: 0.398, SLG: 0.419	0-0 F9	0-3 K		0-0 G6-3		0-0 G4-6-3		0-0 G6-3		5 0 0 0 0 1 4												
Bill Spiers, L (1, 5) OBP: 0.368, SLG: 0.422	1-0 2B HBP		0-0 HR	0-3 K		0-0 G3-1		4-0 BB		3 2 1 1 1 1 0												
Moises Alou, R (1, 7) OBP: 0.425, SLG: 0.615	0-0 2B		0-0 G6-3	0-0 1B			0-3 K	0-0 F9		5 0 2 2 0 1 2												
Richard Hidalgo, R (1, 8) OBP: 0.310, SLG: 0.385	0-3 K		0-0 1B HBP	1-2 1B			0-3 K	4-0 CS S BB		4 1 2 0 0 2 1 0 0 0 0 1 0 0												
Carl Everett, S (8, 8) OBP: 0.411, SLG: 0.537			1-2 1B	1-2 1B																		
Ricky Gutierrez, R (1, 6) OBP: 0.385, SLG: 0.378		0-0 S SH1-4 1B	0-0 HBP 1B	0-0 G6-3			0-0 1B	0-3 K		5 1 3 0 0 1 3 0 0 0 0 0 0 0	AB 38											
Billy Wagner, L (9, 1)											R 7											
Brad Ausmus, R (1, 2) OBP: 0.337, SLG: 0.326		0-0 F8	0-0 HBP 1B		0-0 F7		0-0 G4-3	0-3 K		5 0 1 0 0 1 3	H 14											
Mike Hampton, R (1, 1) OBP: 0.290, SLG: 0.250		0-0 SH1-4	0-3 K		0-0 G3			0-0 P2		3 0 0 0 0 1 3	RBI 7											
Doug Henry, R (8, 1)										0 0 0 0 0 0 0	BB 2											
Tim Bogar, R (9, 6) OBP: 0.237, SLG: 0.226										0 0 0 0 0 0 0	SO 10											
Inning Stats	R: 2 E: 0 K: 1 S: 7	H: 2 LOB: 1 BB: 0 P: 8	R: 2 E: 0 K: 1 S: 7	H: 2 LOB: 1 BB: 0 P: 8	R: 2 E: 0 K: 2 S: 11	H: 4 LOB: 3 BB: 0 P: 12	R: 0 E: 0 K: 1 S: 7	H: 2 LOB: 2 BB: 0 P: 7	R: 0 E: 0 K: 1 S: 5	H: 0 LOB: 0 BB: 0 P: 5	R: 0 E: 0 K: 2 S: 8	H: 1 LOB: 0 BB: 0 P: 3	R: 0 E: 0 K: 2 S: 8	H: 1 LOB: 1 BB: 0 P: 8	R: 1 E: 0 K: 0 S: 5	H: 2 LOB: 2 BB: 1 P: 9	R: 0 E: 0 K: 2 S: 6	H: 0 LOB: 1 BB: 1 P: 10	1B: 10 2B: 4 3B: 0 HR: 1	SF: 0 SAC: 1 DP: 2 HBP: 3	WP: 0 PB: 0 SB: 3 CS: 1	PA: 44
PITCHER	IP WLS BF H R ER SO BB IBB HBP BLK WP HR S P ERA WHIP																					
Pedro Astacio, R (1, 1) ERA: 7.83	2.2 L 19 8 6 6 3 0 0 3 0 0 0 1 22 25 20.25 3.000																					
Dave Veres, R (3, 1) ERA: 4.39	2.1 9 2 0 0 3 0 0 0 0 0 0 0 15 15 0.00 0.857																					
Mike DeJean, R (6, 1) ERA: 2.51	3.0 13 4 1 1 2 1 0 0 0 0 0 0 16 20 3.00 1.667																					
Jerry Dipoto, R (9, 1) ERA: 2.92	1.0 3 0 0 0 2 1 0 0 0 0 0 0 6 10 0.00 1.000																					

Houston Astros @ Colorado Rockies
 Coors Field, Denver, CO
 Fri May 29 1998, 7:05 PM MDT
 Att. 48,325 - Cloudy - 85 F

livebaseballscores.com



Batter	1	2	3	4	5	6	7	8	9	AB R H RBI BB SO LOB	TOP										
Craig Biggio, R OBP: 0.413, SLG: 0.529 (1, 4) B X	1-0 1B 2B		1-1 G5-3			1-2 P4		1-1 G5-3 1B	0-1 G5-3	5 1 2 0 0 0 3											
Derek Bell, R OBP: 0.370, SLG: 0.502 (1, 9) B X	1-0 5 L6-3 2-H 1B		1-3 K			0-2 F9		2-1 G5-3 1-2		4 0 1 1 0 1 2											
5 Jeff Bagwell, R OBP: 0.394, SLG: 0.436 (1, 3) X	0-0 L6-3 1-2			1-3 K		1-1 1-H HR		3-2 G5-3		4 1 1 2 0 1 2											
Moises Alou, R OBP: 0.431, SLG: 0.614 (1, 7) C B B B	4-1 BB			0-0 FC5-4 1B		1-2 F8		4-2 BB		2 0 1 0 2 0 0											
Carl Everett, S OBP: 0.406, SLG: 0.527 (1, 8) C B C C	1-3 K			1-2 FC5-4 CS 1-2f			1-2 F7 G5-3 1B	1-3 K		4 0 1 0 0 2 4											
Sean Berry, R OBP: 0.353, SLG: 0.438 (1, 5) B B B B		3-1 G5-3		3-0 CS 1-2	2-0 P4		3-2 G5-3 1-2		2-3 K	4 0 0 0 0 1 1											
Brad Ausmus, R OBP: 0.335, SLG: 0.319 (1, 2) C B B B		2-1 G6-3			0-0 G2-3		4-2 BB		2-3 K	3 0 0 0 1 1 0											
Tim Lincecum, R OBP: 0.238, SLG: 0.263 (1, 6) B X		1-0 P9			1-3 K		1-1 F7 2-3		0-2 3B	4 0 1 0 0 1 2											
Pete Schourek, L J.R. Phillips Trever Miller, R Ray Montgomery, R Bob Scanlan, R 35 Dave Clark, L Tony Espinoza, L Mike Magrante, L Bill Spiers, L			1-2 G3-1			2-0 5 HR 1B	3-3 K		4-2 BB	0 0 0 0 0 0 0 1 0 0 0 0 0 0 0 0 0 0 0 0 0 1 1 1 0 0 0 0 0 0 0 0 0 0 0 0 0 0 0 0 0 0 1 0 0 0 0 0 1 0 0 0 0 0 0 0 0 0 0 0 1 0 0											
Inning Stats	R: 1 E: 0 K: 1 S: 7	H: 2 LOB: 1 BB: 1 P: 14	R: 0 E: 0 K: 0 S: 5	H: 0 LOB: 0 BB: 0 P: 11	R: 0 E: 0 K: 1 S: 8	H: 0 LOB: 0 BB: 0 P: 11	R: 0 E: 0 K: 1 S: 8	H: 1 LOB: 0 BB: 0 P: 12	R: 0 E: 0 K: 1 S: 5	H: 0 LOB: 0 BB: 0 P: 8	R: 2 E: 0 K: 0 S: 12	H: 2 LOB: 0 BB: 0 P: 17	R: 0 E: 0 K: 1 S: 16	H: 1 LOB: 2 BB: 1 P: 28	R: 0 E: 0 K: 1 S: 13	H: 1 LOB: 2 BB: 1 P: 24	R: 0 E: 0 K: 2 S: 15	H: 1 LOB: 2 BB: 1 P: 23	1B: 5 2B: 2 3B: 1 HR: 1	SF: 0 SAC: 0 DP: 1 HBP: 0	WP: 0 PA: 38 PB: 0 SB: 0 CS: 1
PITCHER	IP WLS BF H R ER SO BB IBB HBP BLK WP HR S P ERA WHIP																				
John Thomson, R ERA: 5.63 (1, 1)	6.2 W 26 6 3 3 4 2 0 0 0 0 0 1 58 95 4.05 1.200																				
Chuck McElroy, L ERA: 1.71 (7, 1)	0.1 1 0 0 0 1 0 0 0 0 0 0 0 3 6 0.00 0.000																				
Curt Leskanic, R ERA: 4.45 (8, 1)	1.0 5 1 0 0 1 1 0 0 0 0 0 0 13 24 0.00 2.000																				
Jerry Dipoto, R ERA: 2.81 (9, 1)	1.0 S 5 1 0 0 2 1 0 0 0 0 0 0 15 23 0.00 2.000																				

Houston Astros @ Colorado Rockies
Coors Field, Denver, CO
Sat May 30 1998, 3:33 AM MDT
Att. 48,036 - Sunny - 81 F

livebaseballscorecards.com

AB	33
R	3
H	8
RBI	3
BB	4
SO	8
LOB	16



Batter	1	2	3	4	5	6	7	8	9	AB R H RBI BB SO LOB
Neifi Perez, S OBP: 0.330, SLG: 0.404 (1, 6)	4-1 SH1-3 1B BB	3-2 G3 SAFE 1-3			1-1 B1-3 1		0-1 1B 1B		0-1 SH1-4 1-3	3 1 1 0 1 0 1
Ellis Burks, R OBP: 0.326, SLG: 0.518 (1, 8)	0-0 SH1-3 1-2	1-3 K 3			1-3 K 2		2-3 K 2		2-2 P3 2	4 0 0 0 0 3 4
Dante Bichette, R OBP: 0.360, SLG: 0.492 (1, 7)	2-3 K 2		0-2 G3 G6-3 2B		0-1 F8 3		0-2 1B 1-2 1B		1-0 HR 3-H	5 2 3 2 0 1 1
Larry Walker, L OBP: 0.412, SLG: 0.569 (1, 9)	1-1 HR 2-H 1B		1-1 G3 2-3		0-1 G2-3 1		1-0 G4-3 3			4 1 1 1 0 0 3
Vinny Castilla, R OBP: 0.333, SLG: 0.578 (1, 5)	0-0 HR 1-H		0-2 G6-3 3-H		1-1 17 1B 1B		0-0 FC5 17 SH1-4 1B			4 1 3 3 0 0 0
17 Todd Helton, L OBP: 0.361, SLG: 0.488 (1, 3)	1-0 HR		3-1 F7 3		2-2 1B 1-3 1B		0-0 SH1-4 1-2			3 1 2 1 0 0 0
3 Mike Lansing, R OBP: 0.298, SLG: 0.329 (1, 4)	0-0 P4 3			1-2 P4 1		2-1 F8 2		3-3 K 2		4 0 0 0 0 1 3
Jeff Reed, L OBP: 0.379, SLG: 0.471 (1, 2)		3-2 FC1-5 2B		3-2 F8 2		3-3 K 3		2-0 FC5 2-3 3		3 0 1 0 0 1 2
Greg Colbrunn, R OBP: 0.384, SLG: 0.485 (8, PH)										1 0 0 0 0 0 1
Kirt Manwaring, R OBP: 0.375, SLG: 0.352 (9, 2)										0 0 0 0 0 0 0
Bobby Jones, R OBP: 0.111, SLG: 0.222 (1, 1)		0-0 FC1-5 1		0-0 G6-3 3			1-1 G6-3 1		3-2 SH1-4 HR 1B	2 0 0 0 0 0 1
Dave Veres, R OBP: 0.500, SLG: 0.500 (7, 1)										0 0 0 0 0 0 0
John Vander Wal, L OBP: 0.389, SLG: 0.419 (7, PH)										1 0 0 0 0 0 0
Chuck McElroy, L OBP: 0.358, SLG: 0.419 (8, 1)										0 0 0 0 0 0 0
Jason Bates, S OBP: 0.254, SLG: 0.250 (9, PH)										1 0 1 0 0 0 0
1 Curtis Goodwin, L OBP: 0.381, SLG: 0.393 (9, PR)										0 1 0 0 0 0 0

Inning Stats	R: 4 E: 0 K: 1 S: 11	H: 3 LOB: 0 BB: 1 P: 19	R: 0 E: 1 K: 1 S: 11	H: 1 LOB: 1 BB: 0 P: 18	R: 1 E: 0 K: 0 S: 10	H: 1 LOB: 0 BB: 0 P: 14	R: 0 E: 0 K: 0 S: 7	H: 0 LOB: 0 BB: 0 P: 11	R: 0 E: 0 K: 1 S: 7	H: 0 LOB: 0 BB: 0 P: 9	R: 0 E: 0 K: 1 S: 13	H: 2 LOB: 2 BB: 0 P: 21	R: 0 E: 0 K: 1 S: 19	H: 2 LOB: 2 BB: 0 P: 23	R: 0 E: 0 K: 1 S: 7	H: 1 LOB: 1 BB: 0 P: 12	R: 2 E: 0 K: 0 S: 10	H: 2 LOB: 1 BB: 0 P: 16	1B: 7 2B: 2 3B: 0 HR: 3	SF: 0 SAC: 3 DP: 0 HBP: 0	WP: 0 PB: 0 SB: 1 CS: 0	PA: 39
--------------	-------------------------------	----------------------------------	-------------------------------	----------------------------------	-------------------------------	----------------------------------	------------------------------	----------------------------------	------------------------------	---------------------------------	-------------------------------	----------------------------------	-------------------------------	----------------------------------	------------------------------	----------------------------------	-------------------------------	----------------------------------	----------------------------------	------------------------------------	----------------------------------	--------

PITCHER	IP	WLS	BF	H	R	ER	SO	BB	IBB	HBP	BLK	WP	HR	S	P	ERA	WHIP
Jose Lima, R ERA: 3.32 (1, 1)	6.2		30	9	5	5	5	1	0	0	0	0	2	77	113	6.75	1.500
C.J. Nitkowski, L ERA: 3.34 (7, 1)	1.0		4	1	0	0	1	0	0	0	0	0	0	7	11	0.00	1.000
Doug Henry, R ERA: 3.45 (8, 1)	1.0	L	5	2	2	2	0	0	0	0	0	0	1	11	19	18.00	2.000

BOTTOM

Houston Astros @ Colorado Rockies
Coors Field, Denver, CO
 Sun May 31 1998, 3:33 AM MDT
 Att: 48,097 - Sunny - 69 F

livebaseballscorecards.com

AB	35
R	7
H	12
RBI	7
BB	1
SO	6
LOB	16



Batter	1	2	3	4	5	6	7	8	9	AB R H RBI BB SO LOB	TOP		
Craig Biggio, R OBP: 0.405, SLG: 0.511 (1, 4) C B X	1-1 F8		3-2 G1-3	0-0 FC6-4			4-2 E 1B SF8 BB	2-2 G4-3		4 1 0 0 1 0 2			
Derek Bell, R OBP: 0.372, SLG: 0.491 (1, 9) F B B S	2-3 K		1-2 G2-3		4-1 5 G5-4-3 BB		2-2 E8 SF8 WP 1B	0-3 K		4 1 1 1 1 2 0			
5 Jeff Bagwell, R OBP: 0.400, SLG: 0.444 (1, 3) F B C B B	4-2 CS BB			1-1 G6-3	1-1 G5-4-3		4-0 WP BB 1B IBB		1-1 1B	3 1 1 0 2 0 1			
Moises Alou, R OBP: 0.431, SLG: 0.633 (1, 7) F B SAFE	1-1 CS	0-0 F7		3-1 BB 1B G1-3 1B	2-1 L7		2-2 SF8	0-3 K		4 1 1 1 0 1 1			
Bill Spiers, L OBP: 0.378, SLG: 0.421 (1, 5) C B T X		1-2 BB BB 1B		2-0 G1-3 BB 1B 1B		0-3 SAFE K	4-0 WP 1B BB	1-0 F8		4 2 2 0 1 1 1			
Carl Everett, S OBP: 0.430, SLG: 0.529 (1, 8) S B B B B		4-1 BB 1B BB		4-1 G1-3 1B BB		1-1 F8	4-2 1B BB	2-3 K		2 1 0 0 3 1 1			
Tony Eusebio, R OBP: 0.350, SLG: 0.315 (1, 2) B B B B B		4-1 G6-4-3 BB		0-1 G1-3		0-3 K	0-0 1B			3 0 1 3 1 1 2			
Ricky Gutierrez, R OBP: 0.381, SLG: 0.367 (1, 6) X		0-0 G6-4-3		4-0 1B IBB						3 0 1 0 1 0 5			
Sean Bergman, R OBP: 0.083, SLG: 0.083 (1, 1) X C C			0-2 P4	0-0 FC6-4 1B			0-0 FC4-6 BB 1B	0-3 K		4 1 1 2 0 1 1			
Inning Stats	R: 0 E: 0 K: 1 S: 8 H: 0 LOB: 0 BB: 1 P: 16	R: 0 E: 0 K: 0 S: 7 H: 1 LOB: 2 BB: 2 P: 16	R: 0 E: 0 K: 0 S: 11 H: 0 LOB: 0 BB: 0 P: 15	R: 3 E: 0 K: 0 S: 11 H: 3 LOB: 2 BB: 2 P: 24	R: 0 E: 0 K: 2 S: 5 H: 0 LOB: 0 BB: 1 P: 12	R: 0 E: 0 K: 2 S: 10 H: 0 LOB: 0 BB: 0 P: 11	R: 5 E: 1 K: 0 S: 19 H: 3 LOB: 2 BB: 4 P: 42	R: 0 E: 0 K: 2 S: 9 H: 0 LOB: 0 BB: 0 P: 11	R: 0 E: 0 K: 2 S: 9 H: 1 LOB: 1 BB: 0 P: 13	1B: 8 2B: 0 3B: 0 HR: 0 SF: 1 SAC: 0 DP: 2 HBP: 0	WP: 1 PB: 0 SB: 0 CS: 1 PA: 43		
PITCHER	IP WLS BF H R ER SO BB IBB HBP BLK WP HR S P ERA WHIP											PITCHER	IP WLS BF H R ER SO BB IBB HBP BLK WP HR S P ERA WHIP
Joey Hamilton, R ERA: 5.49 (1, 1)	6.1 L 29 6 6 6 3 6 1 0 0 0 0 63 114 8.53 1.895												
Brian Boehringer, R ERA: 4.64 (7, 1)	0.0 1 0 0 0 0 0 0 1 0 0 0 0 4 ∞ ∞												
Pete Smith, R ERA: 4.78 (7, 1)	2.2 12 2 2 2 4 2 0 0 0 1 0 26 42 6.75 1.500												

Houston Astros @ San Diego Padres
Qualcomm Stadium, San Diego, CA
Wed Jun 03 1998, 10:05 PM EDT
Att. 13,229 - Cloudy - 67 F

livebaseballscorecards.com



Batter	1	2	3	4	5	6	7	8	9	AB R H RBI BB SO LOB	TOP											
Bill Spiers, L (1, 5) OBP: 0.381, SLG: 0.419	0-1 P3 5 1B		4-0 BB		1-3 K			1-3 K		3 0 1 0 1 2 1												
Carl Everett, S (1, 8) OBP: 0.425, SLG: 0.520	0-0 L7		0-0 F8			1-1 G3		2-2 1B		4 0 1 0 0 0 2												
5 Jeff Bagwell, R (1, 3) OBP: 0.402, SLG: 0.445	2-1 P3 1-2 1B		1-3 K			0-0 G6-4-3 1B		1-3 K		4 0 2 0 0 2 2												
Moises Alou, R (1, 7) OBP: 0.428, SLG: 0.640	1-0 P3 1-2 2-3			0-3 K		2-2 G6-4-3 1-2f			2-2 HR	4 1 1 1 0 1 3												
35 Dave Clark, L (1, 9) OBP: 0.204, SLG: 0.114			1-3 K		0-3 K		1-3 K		4-1 G6-4-3 BB	3 0 0 0 1 3 0												
Ricky Gutierrez, R (1, 6) OBP: 0.384, SLG: 0.366			1-1 F7		1-1 CS 1B		4-0 BB BB		2-1 L8	3 0 1 0 1 0 1												
Brad Ausmus, R (1, 2) OBP: 0.331, SLG: 0.318			0-0 2B		1-1 CS 1-2		4-2 SAFE BB 1-2		0-0 G6-4-3 1-2f	3 0 1 0 1 0 1												
Tim Bogar, R (1, 4) OBP: 0.243, SLG: 0.254			1-1 G4-3			1-2 F7		1-2 G4-3		3 0 0 0 0 0 2												
Mike Magnante, L (7, 1)						0-0 L6				0 0 0 0 0 0 0												
Bob Scanlan, R (8, 1)										0 0 0 0 0 0 0												
Mike Hampton, R (1, 1) OBP: 0.303, SLG: 0.267					0-0 G5-3		1-0 1B		0-0 G5-3	2 0 1 0 0 0 0												
Craig Biggio, R (7, 4) OBP: 0.403, SLG: 0.509										1 0 0 0 0 0 0												
Inning Stats	R: 0 E: 0 K: 0 S: 6	H: 2 LOB: 2 BB: 0 P: 9	R: 0 E: 0 K: 1 S: 9	H: 1 LOB: 1 BB: 0 P: 12	R: 0 E: 0 K: 1 S: 5	H: 0 LOB: 1 BB: 1 P: 10	R: 0 E: 0 K: 2 S: 10	H: 1 LOB: 0 BB: 0 P: 12	R: 0 E: 0 K: 1 S: 8	H: 1 LOB: 1 BB: 0 P: 11	R: 0 E: 0 K: 1 S: 8	H: 1 LOB: 0 BB: 0 P: 11	R: 0 E: 0 K: 1 S: 10	H: 0 LOB: 1 BB: 2 P: 20	R: 0 E: 0 K: 2 S: 11	H: 1 LOB: 1 BB: 0 P: 15	R: 1 E: 0 K: 0 S: 8	H: 1 LOB: 0 BB: 1 P: 16	1B: 6 2B: 1 3B: 0 HR: 1	SF: 0 SAC: 0 DP: 2 HBP: 0	WP: 0 PB: 0 SB: 0 CS: 1	PA: 35
PITCHER Andy Ashby, R (1, 1) ERA: 2.3	IP: 9.0 WLS: W BF: 34 H: 8 R: 1 ER: 1 SO: 8 BB: 4 IBB: 0 HBP: 0 BLK: 0 WP: 0 HR: 1 S: 75 P: 116 ERA: 1.00 WHIP: 1.333											PITCHER	IP: 9.0 WLS: W BF: 34 H: 8 R: 1 ER: 1 SO: 8 BB: 4 IBB: 0 HBP: 0 BLK: 0 WP: 0 HR: 1 S: 75 P: 116 ERA: 1.00 WHIP: 1.333									

Houston Astros @ San Diego Padres
Qualcomm Stadium, San Diego, CA

Thu Jun 04 1998, 6:33 AM EDT
Att. 21,027 - Cloudy - 73 F

livebaseballscorecards.com

AB	30
R	1
H	8
RBI	1
BB	4
SO	8
LOB	12



BOTTOM

Houston Astros @ San Diego Padres
Qualcomm Stadium, San Diego, CA

Thu Jun 04 1998, 6:33 AM EDT
Att: 21,027 - Cloudy - 73 F

livebaseballscorecards.com

AB	27
R	5
H	6
RBI	5
BB	6
SO	7
LOB	12



WP:	1	PA:	35
PB:	0		
SB:	0		
CS:	1		

AB R H RBI BB SO LOB

3 1 2 2 0 1 0

3 0 0 0 1 0 1

3 1 1 2 1 0 3

3 0 0 0 1 1 0

0 0 0 0 0 0 0

4 1 1 0 0 1 2

4 0 1 0 0 0 3

2 2 0 0 2 1 1

2 0 0 0 1 1 1

3 0 1 1 0 2 1

1B:	3	SF:	1
2B:	1	SAC:	0
3B:	1	DP:	1
HR:	1	HBP:	0

Batter	1	2	3	4	5	6	7	8	9
Quilvio Veras, S OBP: 0.386, SLG: 0.340 (1, 4)	0-2 HR 2B		0-3 K		2-0 CS 1B		2-1 SF7		
Tony Gwynn, L OBP: 0.394, SLG: 0.532 (1, 9)	0-0 G4-3		1-2 G6-3		2-2 CS 1-2	0-0 G3	4-0 BB 1-2 2-3		
Greg Vaughn, R OBP: 0.366, SLG: 0.642 (1, 7)	1-0 HR 2-H			4-1 FC5-4 BB BB		3-2 G6-3	0-1 F6		
Ken Caminiti, S OBP: 0.342, SLG: 0.459 (1, 5)	2-0 G4-3			4-0 FC5-4 BB 1-2		2-3 K		1-0 F7	
Ed Giovanola, L OBP: 0.312, SLG: 0.329 (9, 5)									
Ruben Rivera, R OBP: 0.393, SLG: 0.667 (1, 8)	1-1 F9			3-2 FC5-4 G6-4-3 1-2f 2-3			2-1 1B 3B	1-3 K	
Carlos Hernandez, R OBP: 0.318, SLG: 0.355 (1, 2)		0-0 G5-3		2-0 G6-4-3 1-2f			0-0 G6-3	0-0 1B	
Andy Sheets, R OBP: 0.297, SLG: 0.367 (1, 3)		2-3 K			4-1 WP 1B BB		4-0 1B SF7 BB BB	1-1 F9	
Chris Gomez, R OBP: 0.318, SLG: 0.361 (1, 6)		1-0 G5-3			2-3 K 1-3		4-0 BB 1B BB		
Andy Ashby, R OBP: 0.094, SLG: 0.094 (1, 1)			0-3 K		2-3 K		1-0 BB 1B		

Inning Stats	R	H	E	K	S	R	H	E	K	S	R	H	E	K	S	R	H	E	K	S	R	H	E	K	S
	2	2	0	0	8	0	0	0	1	5	0	0	0	0	8	0	0	0	2	9	1	1	0	0	10
	0	0	0	0	12	0	0	0	0	5	0	0	0	0	10	1	1	0	2	11	0	1	0	0	23
	0	0	0	0	12	0	0	0	0	5	0	0	0	0	10	2	3	0	2	25	0	1	0	0	10

PITCHER	IP	WLS	BF	H	R	ER	SO	BB	IBB	HBP	BLK	WP	HR	S	P	ERA	WHIP
Mike Hampton, L ERA: 2.84 (1, 1)	6.1	L	27	5	5	5	6	5	0	0	0	1	1	51	99	7.11	1.579
Mike Magnante, L ERA: 6.38 (7, 1)	0.2		3	0	0	0	0	1	0	0	0	0	0	4	10	0.00	1.500
Bob Scanlan, R ERA: 3.5 (8, 1)	1.0		4	1	0	0	1	0	0	0	0	0	0	7	10	0.00	1.000

Batter	1	2	3	4	5	6	7	8	9	AB R H RBI BB SO LOB	TOP											
Johnny Damon, L (1, 8) OBP: 0.340, SLG: 0.422	2-1 G3	3-1 L6			1-3 K			3-2 P2		4 0 0 0 0 1 1												
Jose Offerman, S (1, 4) OBP: 0.402, SLG: 0.419	2-1 2B 1B		2-3 K		1-1 P4			0-1 G3		4 1 1 0 0 1 0												
Jeff King, R (1, 3) OBP: 0.321, SLG: 0.462	2-0 F7		3-3 K			4-2 FC5-4 BB			1-1 1B 2B	3 1 1 0 0 1 1												
Dean Palmer, R (1, 5) OBP: 0.323, SLG: 0.532	1-0 SAFE SAFE 1-H 2B		1-3 K			1-0 FC5-4 L6-3 1-2f			1-2 1B 1B	4 1 2 1 0 1 1												
Jeff Conine, R (1, 7) OBP: 0.282, SLG: 0.374	4-0 BB			3-2 F9		1-0 L6-3 1-2			2-1 F7	3 0 0 0 0 1 0 3												
Jermaine Dye, R (1, 9) OBP: 0.274, SLG: 0.337	1-3 K			0-0 L8			2-1 P5		3-2 SAFE SAFE P6	4 0 0 0 0 1 4												
Sal Fasano, R (1, 2) OBP: 0.243, SLG: 0.215		1-3 K		4-2 BB			3-3 K		2-2 1B 1-2 3-H 1B	3 0 1 1 1 2 0												
Luis Rivera, R (1, 6) OBP: 0.500, SLG: 0.333		4-0 SH5-4 BB		0-3 K			1-2 P9		2-1 SAFE 1-3 2-H 1B	3 0 1 1 1 1 1												
Tim Belcher, R (1, 1) Shane Mack, R (9, PH) OBP: 0.341, SLG: 0.462 Jeff Montgomery, R (9, 1)		0-0 SH5-4			1-0 L7			0-3 K	0-0 P4	2 0 0 0 0 0 1 0 1 0 0 0 0 0 2 0 0 0 0 0 0 0												
Inning Stats	R: 1 E: 0 K: 1 S: 9	H: 2 LOB: 2 BB: 1 P: 21	R: 0 E: 0 K: 1 S: 7	H: 0 LOB: 1 BB: 1 P: 15	R: 0 E: 0 K: 3 S: 11	H: 0 LOB: 0 BB: 0 P: 17	R: 0 E: 0 K: 1 S: 10	H: 0 LOB: 1 BB: 1 P: 17	R: 0 E: 0 K: 1 S: 6	H: 0 LOB: 0 BB: 0 P: 9	R: 0 E: 0 K: 0 S: 4	H: 0 LOB: 0 BB: 1 P: 10	R: 0 E: 0 K: 1 S: 8	H: 0 LOB: 0 BB: 0 P: 14	R: 0 E: 0 K: 1 S: 8	H: 0 LOB: 0 BB: 0 P: 11	R: 2 E: 0 K: 0 S: 17	H: 4 LOB: 2 BB: 0 P: 28	1B: 4 2B: 3 3B: 0 HR: 0	SF: 0 SAC: 1 DP: 1 HBP: 0	WP: 0 PB: 0 SB: 0 CS: 0	PA: 36
PITCHER	IP WLS BF H R ER SO BB IBB HBP BLK WP HR S P ERA WHIP																					
Pete Schourek, L (1, 1) ERA: 4.13	7.0 L 26 2 1 1 8 4 0 0 0 0 0 0 55 103 1.29 0.857																					
C.J. Nitkowski, L (8, 1) ERA: 3.51	1.0 4 1 1 1 1 0 0 0 0 0 0 0 10 14 9.00 1.000																					
Doug Henry, R (9, 1) ERA: 3.64	1.0 6 3 1 1 0 0 0 0 0 0 0 0 15 25 9.00 3.000																					

Kansas City Royals @ Houston Astros
 Astrodome, Houston, TX
 Fri Jun 05 1998, 8:05 PM EDT
 Att. 27,895 - Dome - 72 F

AB	31
R	3
H	6
RBI	3
BB	4
SO	9
LOB	13



Batter	1	2	3	4	5	6	7	8	9	AB R H RBI BB SO LOB	TOP
Johnny Damon, L (1, 8) <small>OBP: 0.338, SLG: 0.419</small>	0-2 			2-2 		0-0 		1-2 		4 0 1 0 0 0 1	
Jose Offerman, S (1, 4) <small>OBP: 0.400, SLG: 0.413</small>	2-2 			4-2 		1-0 		0-1 		3 0 0 0 1 0 2	
Hal Morris, L (1, 7) <small>OBP: 0.393, SLG: 0.470</small>	1-0 			1-3 		0-1 			1-3 	4 0 0 0 0 2 2	
Jeff King, R (1, 3) <small>OBP: 0.319, SLG: 0.462</small>		2-2 		3-2 		0-0 			2-1 	4 0 1 0 0 0 1	
Dean Palmer, R (1, 5) <small>OBP: 0.317, SLG: 0.522</small>		2-2 			0-3 		1-3 		2-3 	4 0 0 0 0 3 1	
Jermaine Dye, R (1, 9) <small>OBP: 0.276, SLG: 0.337</small>		0-1 			1-0 		0-3 			3 0 1 0 0 1 1	
Sal Fasano, R (1, 2) <small>OBP: 0.237, SLG: 0.209</small> Larry Sutton, L (7, PH) <small>OBP: 0.311, SLG: 0.321</small> 29 Mike Sweeney, R (7, 2) <small>OBP: 0.303, SLG: 0.324</small>			2-2 		0-3 		1-2 			2 0 0 0 0 1 1	
Luis Rivera, R (1, 6) <small>OBP: 0.429, SLG: 0.333</small>			1-2 		1-2 			1-1 		3 0 1 0 0 0 1	
50 José Rosado, L (1, 1) <small>OBP: 0.500, SLG: 0.500</small> 47 Brian Bevil, R (6, 1) Terry Pendleton, S (8, PH) <small>OBP: 0.330, SLG: 0.368</small> Scott Service, R (8, 1)			1-0 			1-1 		3-2 		2 0 1 0 0 0 1	
Inning Stats	R: 0 E: 0 K: 0 S: 7 H: 0 LOB: 0 BB: 0 P: 10	R: 0 E: 0 K: 0 S: 10 H: 0 LOB: 0 BB: 0 P: 14	R: 0 E: 0 K: 0 S: 9 H: 1 LOB: 0 BB: 0 P: 13	R: 0 E: 0 K: 1 S: 13 H: 0 LOB: 1 BB: 1 P: 23	R: 0 E: 1 K: 2 S: 15 H: 1 LOB: 1 BB: 0 P: 17	R: 0 E: 0 K: 0 S: 6 H: 1 LOB: 1 BB: 0 P: 8	R: 0 E: 0 K: 2 S: 11 H: 1 LOB: 1 BB: 0 P: 13	R: 0 E: 0 K: 0 S: 11 H: 1 LOB: 1 BB: 0 P: 16	R: 0 E: 0 K: 2 S: 8 H: 0 LOB: 0 BB: 0 P: 13	1B: 4 2B: 1 3B: 0 HR: 0 SF: 0 SAC: 0 DP: 1 HBP: 0	WP: 0 PB: 0 SB: 1 CS: 0 PA: 32
PITCHER Jose Lima, R (1, 1) <small>ERA: 2.99</small>	IP: 9.0 WLS: W BF: 32 H: 5 R: 0 ER: 0 SO: 7 BB: 1 IBB: 0 HBP: 0 BLK: 0 WP: 0 HR: 0 S: 90 P: 127 ERA: 0.00 WHIP: 0.667					PITCHER					

Kansas City Royals @ Houston Astros
 Astrodome, Houston, TX
 Sat Jun 06 1998, 8:05 PM EDT
 Att. 25,516 - Dome - 72 F

livebaseballscorecards.com

AB	31
R	0
H	5
RBI	0
BB	1
SO	7
LOB	12



Batter	1	2	3	4	5	6	7	8	9	AB R H RBI BB SO LOB	TOP	
Johnny Damon, L (1, 8) <small>OBP: 0.341, SLG: 0.424</small>	1-2 G4-6-3 1B		0-1 3B 2B			3-1 G3		1-3 K		4 1 2 0 0 1 1		
Jose Offerman, S (1, 4) <small>OBP: 0.402, SLG: 0.423</small>	0-0 G4-6-3 1B		1-0 2-H 3B			1-1 G1-3		0-2 K		4 0 2 1 0 1 0		
Hal Morris, L (1, 7) <small>OBP: 0.390, SLG: 0.470</small>	2-2 G4-6-3 1-2f 2-3		0-0 G1-3			0-1 G6-3		0-0 1B 2B		4 0 1 0 0 0 3		
Jeff King, R (1, 3) <small>OBP: 0.318, SLG: 0.458</small>	3-3 K			1-1 G6-3			1-0 G6-4-3 1B		0-0 L8		4 0 1 0 0 1 2	
Terry Pendleton, S (1, 5) <small>OBP: 0.323, SLG: 0.360</small> Dean Palmer, R (5, 5) <small>OBP: 0.319, SLG: 0.521</small>		1-3 K		2-3 K			0-1 G6-4-3 1-2f		1-0 2-H 1B		2 0 0 0 0 2 0 2 0 1 0 0 0 1	
Jeff Conine, R (1, 9) <small>OBP: 0.274, SLG: 0.363</small>		0-0 F7		1-1 G6-3			3-2 F7				3 0 0 0 0 0 0	
29 Mike Sweeney, R (1, 2) <small>OBP: 0.296, SLG: 0.316</small>		1-3 K			1-3 K			2-3 K			3 0 0 0 0 3 0	
Shane Halter, R (1, 6) <small>OBP: 0.306, SLG: 0.387</small>			0-1 G5-3			0-0 G6-3		1-1 G6-3			3 0 0 0 0 0 0	
Jim Pittsley, R (1, 1) 47 Brian Bevil, R (4, 1) Jermaine Dye, R (5, PH) <small>OBP: 0.273, SLG: 0.333</small> Chris Haney, L (5, 1) Hipolito Pichardo, R (7, 1) Larry Sutton, L (8, PH) <small>OBP: 0.317, SLG: 0.327</small> Matt Whisenant, R (8, 1)			3-3 K		1-0 L9			1-0 1B			1 0 0 0 0 0 1 0 0 0 0 0 0 0 0 0 1 0 1 0 1 0 0 0 0 0 0 0 0 0 0 0 0 0	
Inning Stats	R: 0 H: 2 E: 0 LOB: 1 K: 1 BB: 0 S: 10 P: 16	R: 0 H: 0 E: 0 LOB: 0 K: 2 BB: 0 S: 7 P: 9	R: 1 H: 2 E: 0 LOB: 1 K: 1 BB: 0 S: 11 P: 15	R: 0 H: 0 E: 0 LOB: 0 K: 1 BB: 0 S: 7 P: 11	R: 0 H: 0 E: 0 LOB: 0 K: 1 BB: 0 S: 5 P: 7	R: 0 H: 0 E: 0 LOB: 0 K: 0 BB: 0 S: 6 P: 10	R: 0 H: 1 E: 0 LOB: 0 K: 0 BB: 0 S: 6 P: 10	R: 0 H: 1 E: 0 LOB: 1 K: 2 BB: 0 S: 9 P: 14	R: 0 H: 2 E: 0 LOB: 2 K: 1 BB: 0 S: 6 P: 7	1B: 5 SF: 0 2B: 2 SAC: 0 3B: 1 DP: 2 HR: 0 HBP: 0	WP: 0 PA: 32 PB: 0 SB: 0 CS: 0	
PITCHER Shane Reynolds, R (1, 1) <small>ERA: 2.9</small>	IP WLS BF H R ER SO BB IBB HBP BLK WP HR S P ERA WHIP 9.0 W 32 8 1 1 9 0 0 0 0 0 0 0 67 99 1.00 0.889											

Kansas City Royals @ Houston Astros
 Astrodome, Houston, TX
 Sun Jun 07 1998, 4:33 AM EDT
 Att. 23,228 - Dome - 72 F

livebaseballscorecards.com

AB 32
R 1
H 8
RBI 1
BB 0
SO 9
LOB 7



Batter	1	2	3	4	5	6	7	8	9	AB R H RBI BB SO LOB	TOP														
Craig Biggio, R (1, 4) OBP: 0.406, SLG: 0.535	1-1 G5-3		1-2 1B		1-2 1B 3B			2-3 K	0-0 HR	5 2 3 2 0 1 0															
Bill Spiers, L (1, 5) OBP: 0.382, SLG: 0.414	1-3 K		1-0 1B		1-0 G4-6-3 1B			0-0 G4-3	0-0 L6	5 0 2 1 0 1 1															
Derek Bell, R (1, 9) OBP: 0.371, SLG: 0.502	0-0 G5-3		1-0 G5-3		0-0 G4-6-3			1-0 1B		4 0 1 0 0 0 3															
5 Jeff Bagwell, R (1, 3) OBP: 0.395, SLG: 0.454		2-2 P2		1-1 P6				0-1 L7		4 0 0 0 0 1 1															
Moises Alou, R (1, 10) OBP: 0.416, SLG: 0.619		0-0 6-3		2-3 K				0-0 HR		4 1 1 1 0 2 0															
Carl Everett, S (1, 8) OBP: 0.428, SLG: 0.545		1-1 1B		0-0 WP 2B				2-1 F7		4 0 2 0 0 0 0															
35 Dave Clark, L (1, 7) OBP: 0.203, SLG: 0.132		1-0 F7		4-2 WP BB				1-3 K		3 0 0 0 1 1 1															
Ray Montgomery, R (9, 7) OBP: 1.000, SLG: 1.000								3-1 G6-3		0 0 0 0 0 0 0															
Ricky Gutierrez, R (1, 6) OBP: 0.390, SLG: 0.374			1-2 L6		2-3 K			1-3 K		3 0 0 0 0 2 2															
J.R. Phillips, L (9, PH) OBP: 0.250, SLG: 0.143					1-2 2-3			4-2 WP 1B BB		0 0 0 0 1 0 0															
Tim Bogar, R (9, PR) OBP: 0.244, SLG: 0.254								0-0 G6-3		0 1 0 0 0 0 0															
Brad Ausmus, R (1, 2) OBP: 0.326, SLG: 0.309			2-2 F9		1-0 G6-3			1-2 HR 1B		4 1 1 1 0 0 0															
Inning Stats	R: 0 E: 0 K: 1 S: 6	H: 0 LOB: 0 BB: 0 P: 8	R: 0 E: 0 K: 0 S: 7	H: 1 LOB: 1 BB: 0 P: 11	R: 0 E: 0 K: 0 S: 12	H: 2 LOB: 2 BB: 0 P: 18	R: 0 E: 0 K: 2 S: 11	H: 1 LOB: 2 BB: 1 P: 20	R: 1 E: 0 K: 0 S: 6	H: 2 LOB: 0 BB: 0 P: 9	R: 0 E: 0 K: 2 S: 7	H: 0 LOB: 0 BB: 0 P: 10	R: 0 E: 0 K: 1 S: 6	H: 0 LOB: 0 BB: 0 P: 10	R: 0 E: 0 K: 1 S: 7	H: 1 LOB: 1 BB: 0 P: 10	R: 4 E: 0 K: 1 S: 15	H: 3 LOB: 1 BB: 1 P: 23	1B: 6 2B: 1 3B: 1 HR: 2	SF: 0 SAC: 0 DP: 1 HBP: 0	WP: 2 PB: 0 SB: 0 CS: 0	PA: 38			
PITCHER	IP	WLS	BF	H	R	ER	SO	BB	IBB	HBP	BLK	WP	HR	S	P	ERA	WHIP								
Brian Moehler, R (1, 1) ERA: 4.18	8.0		32	8	2	2	7	1	0	0	0	1	1	63	97	2.25	1.125								
Todd Jones, R (9, 1) ERA: 6.23	0.2	L	5	2	3	3	1	1	0	0	0	1	1	13	21	40.50	4.500								
Doug Brocail, R (9, 1) ERA: 4.44	0.1		1	0	0	0	0	0	0	0	0	0	0	1	1	0.00	0.000								

Houston Astros @ Detroit Tigers
Tiger Stadium, Detroit, MI
Tue Jun 09 1998, 7:05 PM EDT
Att. 10,871 - Cloudy - 62 F

livebaseballscorecards.com

AB	36
R	5
H	10
RBI	5
BB	2
SO	8
LOB	8



Houston Astros @ Detroit Tigers

Tiger Stadium, Detroit, MI

Wed Jun 10 1998, 7:05 PM EDT
Att. 11,471 - Cloudy - 66 F

livebaseballscorecards.com



WP: 0 PA: 43
PB: 1
SB: 0
CS: 0

AB R H RBI BB SO LOB

2	2	1	0	1	1	0
2	0	0	0	0	1	1
4	1	0	0	1	0	1
3	0	0	2	0	0	2
1	0	0	0	0	0	0
2	3	0	0	2	0	0
2	2	2	3	1	0	0
1	0	0	0	1	0	0
5	1	4	3	0	1	0
3	0	0	0	0	1	3
2	0	0	0	0	0	3
4	0	1	1	0	1	2
3	1	1	0	0	0	4

AB 34
R 10
H 9
RBI 9
BB 6
SO 5
LOB 16

1B: 6 SF: 1
2B: 2 SAC: 0
3B: 0 DP: 1
HR: 1 HBP: 2

Batter	1	2	3	4	5	6	7	8	9
Craig Biggio, R (1, 4) OBP: 0.408, SLG: 0.538 Tim Bogar, R (5, PH) OBP: 0.238, SLG: 0.247 (5, 4)	3-3 K		4-0 SAFE G5-3 BB 1-2 BB BB	2-2 G4-3 SF8 2B	1-3 K			1-1 P6	
Bill Spiers, L (1, 5) OBP: 0.376, SLG: 0.403	0-0 G3		4-1 BB G5-3 1-2 2B BB 2-3	0-0 G4-3		2-0 L4		0-0 G3-1	
Derek Bell, R (1, 9) OBP: 0.366, SLG: 0.496 Ray Montgomery, R (8, PH) OBP: 0.500, SLG: 0.500 (8, 9)	2-2 G6-3		3-2 G5-3 1-2 2-3 3-H	0-1 SF8		0-0 G5-3		2-2 P2	
5 Jeff Bagwell, R (1, 3) OBP: 0.400, SLG: 0.449		3-1 1B 1B HBP	4-0 BB 2B IBB	4-2 HR BB		3-2 G1-3		2-0 P5	
Moises Alou, R (1, 7) OBP: 0.423, SLG: 0.636 J.R. Phillips, L (6, 7) OBP: 0.265, SLG: 0.138		0-0 1B 1-3 G4-3 1B	4-2 2B FC5-2 BB 1-2 2-3 3-H	2-2 HR		4-1 F9 1B BB		2-2 F7	
Carl Everett, S (1, 8) OBP: 0.439, SLG: 0.561		2-1 SAFE 1-3 G4-3 1B 3-H	0-0 FC5-2 1B 2B 1-3 2-H 3-H	0-3 K		2-2 1-2 1B		0-0 1B	
Sean Berry, R (1, 10) OBP: 0.331, SLG: 0.405 35 Dave Clark, L (7, PH) OBP: 0.197, SLG: 0.127		3-2 SAFE 1-2 G4-3 3-H	2-2 FC5-2 1B 2-3 3-H		2-3 K		1-1 L7		3-1 G4-3
Tony Eusebio, R (1, 2) OBP: 0.368, SLG: 0.361		3-3 K	0-0 1-2 1B 3-H		0-0 G4-3		0-1 F9		
Ricky Gutierrez, R (1, 6) OBP: 0.392, SLG: 0.373			0-1 BB PB G5-3 HBP		0-0 1B		3-2 G5-3		

Inning Stats	R: 0	H: 0	E: 0	K: 1	S: 9	P: 14
	2	2	0	1	12	23
	5	2	0	2	14	37
	3	2	0	1	18	26
	0	1	0	2	10	13
	0	0	0	0	5	10
	0	1	0	1	11	21
	0	0	0	0	6	9
	0	1	0	0	7	14

PITCHER	IP	WLS	BF	H	R	ER	SO	BB	IBB	HBP	BLK	WP	HR	S	P	ERA	WHIP
Frank Castillo, R (1, 1) ERA: 11.29	2.0	L	11	2	5	5	2	2	0	2	0	0	0	23	49	22.50	2.000
A.J. Sager, R (3, 1) ERA: 7.6	1.2		12	4	5	5	0	2	1	0	0	0	1	24	45	27.00	3.600
Doug Bochtler, R (4, 1) ERA: 4.01	2.1		8	1	0	0	3	0	0	0	0	0	0	21	29	0.00	0.429
Dean Crow, R (7, 1) ERA: 2.35	0.0		0	0	0	0	0	0	0	0	0	0	0	0	0	∞	∞
Tim Worrell, R (8, 1) ERA: 6.07	1.0		3	0	0	0	0	0	0	0	0	0	0	6	9	0.00	0.000
Todd Jones, R (9, 1) ERA: 5.96	1.0		4	1	0	0	0	0	0	0	0	0	0	7	14	0.00	1.000

Batter	1	2	3	4	5	6	7	8	9	AB R H RBI BB SO LOB	TOP		
Craig Biggio, R (1, 4) OBP: 0.406, SLG: 0.546	1-1 HR		2-1 G4-3		1-3 K			0-1 G4-3		4 1 1 1 0 1 0			
Ricky Gutierrez, R (1, 6) OBP: 0.385, SLG: 0.365	3-2 L4		0-1 G5-3			1-2 G3		0-0 G5-3		4 0 0 0 0 0 0			
Derek Bell, R (1, 9) OBP: 0.364, SLG: 0.492	2-1 F8			2-2 G5-3		1-2 G6-3		0-1 BB 5 1B		4 0 1 0 0 0 0			
5 Jeff Bagwell, R (1, 3) OBP: 0.402, SLG: 0.447	4-0 BB			0-0 P3		0-0 F7		1-1 BB 1B		3 0 1 0 1 0 0			
Moises Alou, R (1, 7) OBP: 0.420, SLG: 0.629	0-0 F8			1-0 BB 1B		1-1 G5-3		0-0 F9		4 0 1 0 0 0 3			
Sean Berry, R (1, 5) OBP: 0.336, SLG: 0.398		1-3 K		4-0 BB		0-1 G4-3		4-0 FC4-6 BB		2 0 0 0 2 1 0			
Carl Everett, S (1, 8) OBP: 0.429, SLG: 0.546		0-0 F7		1-0 L7		0-0 G1-3		0-0 FC4-6		4 0 0 0 0 0 5			
Brad Ausmus, R (1, 2) OBP: 0.321, SLG: 0.304		0-0 G6-3			3-3 K		2-2 G3-1			3 0 0 0 0 1 0			
Jose Lima, R (1, 1) OBP: 0.139, SLG: 0.088			1-3 K		1-0 G5-3		1-2 K			1 0 0 0 0 0 1 0			
Trevor Miller, R (4, 1) OBP: 0.500, SLG: 1.000										0 0 0 0 0 0 0 0			
Ray Montgomery, R (5, PH) OBP: 0.333, SLG: 0.333										1 0 0 0 0 0 0 0			
C.J. Nitkowski, L (5, 1)										0 0 0 0 0 0 0 0			
Tony Eusebio, R (8, PH) OBP: 0.382, SLG: 0.355										1 0 0 0 0 0 1 0			
Bob Scanlan, R (8, 1)										0 0 0 0 0 0 0 0			
Inning Stats	R: 1 H: 1 E: 0 LOB: 1 K: 0 BB: 1 S: 9 P: 19	R: 0 H: 0 E: 0 LOB: 0 K: 1 BB: 0 S: 5 P: 6	R: 0 H: 0 E: 0 LOB: 0 K: 1 BB: 0 S: 10 P: 13	R: 0 H: 1 E: 0 LOB: 2 K: 0 BB: 1 S: 6 P: 14	R: 0 H: 0 E: 0 LOB: 0 K: 2 BB: 0 S: 7 P: 12	R: 0 H: 0 E: 0 LOB: 0 K: 0 BB: 0 S: 7 P: 9	R: 0 H: 0 E: 0 LOB: 0 K: 0 BB: 0 S: 5 P: 6	R: 0 H: 0 E: 0 LOB: 0 K: 1 BB: 0 S: 8 P: 11	R: 0 H: 2 E: 0 LOB: 3 K: 0 BB: 1 S: 7 P: 12	1B: 3 SF: 0 2B: 0 SAC: 0 3B: 0 DP: 0 HR: 1 HBP: 0	WP: 0 PA: 34 PB: 0 SB: 0 CS: 0		
PITCHER	IP WLS BF H R ER SO BB IBB HBP BLK WP HR S P ERA WHIP											PITCHER	IP WLS BF H R ER SO BB IBB HBP BLK WP HR S P ERA WHIP
Mike Remlinger, L (1, 1) ERA: 4.46	8.0 W 28 2 1 1 5 2 0 0 0 0 0 1 57 90 1.12 0.500												
Danny Graves, R (9, 1) ERA: 3.0	1.0 6 2 0 0 0 1 0 0 0 0 0 0 7 12 0.00 3.000												

Houston Astros @ Cincinnati Reds
Cinergy Field, Cincinnati, OH
Fri Jun 12 1998, 7:05 PM EDT
Att. 21,310 - Cloudy - 83 F

livebaseballscorecards.com

AB	31
R	1
H	4
RBI	1
BB	3
SO	5
LOB	8



Batter	1	2	3	4	5	6	7	8	9	AB R H RBI BB SO LOB	TOP											
Craig Biggio, R (1, 4) OBP: 0.403, SLG: 0.537	2-2 F9		4-0 HR BB		1-3 K		1-0 G6-3		1-2 F7	4 1 0 0 1 1 1												
Bill Spiers, L (1, 5) OBP: 0.371, SLG: 0.396	1-2 G3		0-0 F7		2-2 G4-3		2-0 1B		1-2 L7	5 0 1 0 0 0 2												
Derek Bell, R (1, 9) OBP: 0.362, SLG: 0.500	1-2 G6-3		2-1 HR 1-H		1-2 L8		2-3 K			4 1 1 2 0 1 1												
5 Jeff Bagwell, R (1, 3) OBP: 0.408, SLG: 0.462		3-2 PB SF7 2B	4-1 BB		0-2 G4-3 1B 2B		0-3 K			3 2 2 0 1 1 1												
Moises Alou, R (1, 7) OBP: 0.414, SLG: 0.618		0-0 F9 2-3	0-2 F8		0-1 P5		0-1 G6-3			4 0 0 0 0 0 3												
Carl Everett, S (1, 8) OBP: 0.419, SLG: 0.535		0-0 SF7 3-H		1-2 G3-1		3-1 G4-3		0-0 F8		3 0 0 1 0 0 1												
Tony Eusebio, R (1, 2) OBP: 0.370, SLG: 0.354		4-0 BB		0-1 G6-3		1-2 BB 1B		0-1 G6-3		3 0 1 1 1 0 0												
Ricky Gutierrez, R (1, 6) OBP: 0.387, SLG: 0.364		0-0 G1-3		0-0 1B		4-0 BB			0-1 G5-3	3 0 1 0 1 0 1												
Shane Reynolds, R (1, 1) OBP: 0.128, SLG: 0.179			0-0 G5-3		0-0 F8		3-1 F7		1-1 1B	2 0 0 0 0 0 1 1 0 0 0 0 0 0 2 0 1 0 1 0 0 0 0 0												
J.R. Phillips, L (8, PH) OBP: 0.257, SLG: 0.133																						
Trevor Miller, R (6, 1) OBP: 0.500, SLG: 1.000																						
Mike Magnante, L (8, 1) OBP: 0.210, SLG: 0.143																						
Doug Henry, R (8, 1) OBP: 0.210, SLG: 0.143																						
35 Dave Clark, L (9, PH) OBP: 0.210, SLG: 0.143																						
Inning Stats	R: 0 E: 0 K: 0 S: 9	H: 0 LOB: 0 BB: 0 P: 13	R: 1 E: 0 K: 0 S: 6	H: 1 LOB: 1 BB: 1 P: 13	R: 2 E: 0 K: 0 S: 9	H: 1 LOB: 1 BB: 2 P: 18	R: 0 E: 0 K: 0 S: 8	H: 1 LOB: 1 BB: 0 P: 9	R: 0 E: 0 K: 1 S: 10	H: 0 LOB: 0 BB: 0 P: 14	R: 1 E: 0 K: 0 S: 13	H: 2 LOB: 2 BB: 1 P: 24	R: 0 E: 0 K: 2 S: 11	H: 1 LOB: 1 BB: 0 P: 16	R: 0 E: 0 K: 0 S: 5	H: 0 LOB: 0 BB: 0 P: 5	R: 0 E: 0 K: 0 S: 13	H: 1 LOB: 1 BB: 0 P: 16	1B: 4 2B: 2 3B: 0 HR: 1	SF: 1 SAC: 0 DP: 0 HBP: 0	WP: 0 PB: 1 SB: 0 CS: 0	PA: 38
PITCHER	IP WLS BF H R ER SO BB IBB HBP BLK WP HR S P ERA WHIP																					
Scott Kligenbeck, R (1, 1) ERA: 4.97	5.2 W 26 5 4 3 1 4 0 0 0 0 1 53 86 4.76 1.588																					
Danny Graves, R (6, 1) ERA: 2.73	2.1 8 1 0 0 2 0 0 0 0 0 0 18 26 0.00 0.429																					
Jeff Shaw, R (9, 1) ERA: 0.97	1.0 S 4 1 0 0 0 0 0 0 0 0 0 13 16 0.00 1.000																					

Houston Astros @ Cincinnati Reds
Cinergy Field, Cincinnati, OH

Sat Jun 13 1998, 7:05 PM EDT
Att. 28,055 - Unknown - 74 F

livebaseballscorecards.com

AB	33
R	4
H	7
RBI	4
BB	4
SO	3
LOB	13



Batter	1	2	3	4	5	6	7	8	9
Reggie Sanders, R OBP: 0.345, SLG: 0.440	2-1 HR		1-0 2B		1-1 F8	2-2 G6-3		1-2 G6-3	
Willie Greene, L OBP: 0.397, SLG: 0.435	4-2 FC6-4 BB		2-1 F7		3-3 K	1-3 K		0-0 F8	
Barry Larkin, R OBP: 0.360, SLG: 0.435	1-1 FC6-4 CS		1-2 E5		2-2 BB HR		1-2 L3		
Eddie Taubensee, L OBP: 0.381, SLG: 0.459	2-0 L4		1-2 P6		4-2 HR BB		0-0 G3		
Dmitri Young, S OBP: 0.359, SLG: 0.496	3-2 CS	0-0 L8		4-0 FC3-6 BB	1-0 HR		2-2 G6-3		
Bret Boone, R OBP: 0.339, SLG: 0.494		0-0 G6-3		1-2 L8	0-1 HR		0-1 1B 2B		
Melvin Nieves, S OBP: 0.375, SLG: 0.393		0-0		4-0 FC3-6 BB	2-2 1B		0-3 K		
Jon Nunnally, L OBP: 0.345, SLG: 0.387				1-2 BB					
Pat Watkins, R OBP: 0.306, SLG: 0.404		2-3 K		0-0 FC3-6	0-0 F8		0-0 2B G6-3		
Danny Graves, R				1-2f 2-3			1-2 1B		
Eduardo Perez, R OBP: 0.274, SLG: 0.267									
Jeff Shaw, R									
Scott Klinglebeck, R			0-3 K		0-3 K		0-2 P5		
Chris Stynes, R OBP: 0.333, SLG: 0.369							1-3 2-H 2B		

Inning Stats	R: 1	H: 1	R: 0	H: 1	R: 0	H: 1	R: 4	H: 4	R: 0	H: 0	R: 0	H: 0	R: 2	H: 3	
E: 0	LOB: 0	E: 0	LOB: 1	E: 0	LOB: 2	E: 0	LOB: 1	E: 0	LOB: 0	E: 0	LOB: 0	E: 0	LOB: 0	E: 0	LOB: 1
K: 0	BB: 1	K: 1	BB: 0	K: 1	BB: 2	K: 1	BB: 1	K: 0	BB: 0	K: 1	BB: 0	K: 0	BB: 0	K: 1	BB: 0
S: 12	P: 24	S: 7	P: 9	S: 12	P: 17	S: 8	P: 31	S: 9	P: 12	S: 7	P: 10	S: 11	P: 12	S: 11	P: 12

PITCHER	IP	WLS	BF	H	R	ER	SO	BB	IBB	HBP	BLK	WP	HR	S	P	ERA	WHIP
Shane Reynolds, R ERA: 3.19	(1, 1)	5.0	L	26	7	5	5	4	4	0	0	0	3	57	98	9.00	2.200
Trevor Miller, L ERA: 3.57	(6, 1)	2.0		7	1	1	1	0	0	0	0	0	0	18	24	4.50	0.500
Mike Magnante, L ERA: 6.33	(8, 1)	0.1		3	2	0	1	0	0	0	0	0	0	5	5	0.00	6.000
Doug Henry, R ERA: 3.36	(8, 1)	0.2		2	0	1	0	0	0	0	0	0	0	4	5	13.50	0.000

BOTTOM

Houston Astros @ Cincinnati Reds
Cinergy Field, Cincinnati, OH

Sat Jun 13 1998, 7:05 PM EDT
Att: 28,055 - Unknown - 74 F

AB	R	H	RBI	BB	SO	LOB
5	1	2	2	0	0	1
4	0	0	0	1	2	2
4	1	1	0	0	0	2
3	1	0	0	1	0	3
3	1	1	3	1	0	0
4	2	2	1	0	0	1
3	0	2	0	1	1	1
0	0	0	0	0	0	0
3	0	0	0	0	1	4
0	0	0	0	0	0	0
1	1	1	0	0	0	0
0	0	0	0	0	0	0
2	0	0	0	0	2	2
2	0	1	1	0	0	0

1B: 5	SF: 0	WP: 0	PA: 39
2B: 2	SAC: 0	PB: 0	
3B: 0	DP: 0	SB: 0	
HR: 3	HBP: 0	CS: 1	

livebaseballscorecards.com

AB 34
R 7
H 10
RBI 7
BB 4
SO 6
LOB 16



Houston Astros @ Cincinnati Reds
Cinergy Field, Cincinnati, OH

Sun Jun 14 1998, 3:33 AM EDT
Att. 22,008 - Cloudy - 67 F

livebaseballscorecards.com

AB 41
R 3
H 11
RBI 3
BB 5
SO 13
LOB 24




WP: 1 PA: 46
PB: 0
SB: 0
CS: 0

Batter	1	2	3	4	5	6	7	8	9	10	AB	R	H	RBI	BB	SO	LOB
Reggie Sanders, R OBP: 0.344, SLG: 0.439 (1, 8)	G6-3		G6-3				K			K	5	0	1	0	1	2	1
Willie Greene, L OBP: 0.393, SLG: 0.430 (1, 5)	F8						G3-1				5	0	1	0	0	2	4
Barry Larkin, R OBP: 0.357, SLG: 0.427 (1, 6)	G6-3		F8				G6-3				4	0	0	0	1	1	2
Eddie Taubensee, L OBP: 0.381, SLG: 0.471 (1, 2)											5	1	2	1	0	1	1
Dmitri Young, S OBP: 0.356, SLG: 0.494 (1, 3)											5	0	1	0	0	1	2
Bret Boone, R OBP: 0.344, SLG: 0.500 (1, 4)											5	1	3	0	0	1	2
Melvin Nieves, S OBP: 0.395, SLG: 0.397 (1, 9)											2	1	1	0	2	1	1
Pat Watkins, R OBP: 0.317, SLG: 0.414 (9, 9)											1	0	1	0	0	0	0
Jon Nunnally, L OBP: 0.345, SLG: 0.382 (1, 7)											2	0	0	0	1	1	4
Chris Stynes, R OBP: 0.331, SLG: 0.366 (8, PH)											2	0	0	0	0	1	4
Chris Stynes, R OBP: 0.331, SLG: 0.366 (9, 7)											2	0	0	0	0	1	4
Scott Winchester, R (1, 1)											2	0	0	0	0	1	0
Lenny Harris, L (6, PH)											1	0	0	0	0	0	2
Scott Sullivan, R (7, 1)											0	0	0	0	0	0	0
Eduardo Perez, R (8, PH)											1	0	1	2	0	0	0
Jeff Shaw, R (9, 1)											0	0	0	0	0	0	0
Brook Fordyce, R (10, PH)											1	0	0	0	0	1	1

Inning Stats	R: 0	H: 0	E: 0	K: 0	S: 6	P: 7	R: 0	H: 2	E: 0	K: 1	S: 12	P: 18	R: 0	H: 1	E: 0	K: 1	S: 6	R: 0	H: 1	E: 0	K: 1	S: 9	P: 17	R: 0	H: 1	E: 0	K: 2	S: 12	P: 18	R: 1	H: 2	E: 0	K: 1	S: 15	P: 25	R: 0	H: 0	E: 0	K: 1	S: 5	P: 8	R: 2	H: 3	E: 0	K: 1	S: 13	P: 30	R: 0	H: 0	E: 0	K: 2	S: 12	P: 25	R: 0	H: 1	E: 0	K: 3	S: 16	P: 22	1B: 7	2B: 3	3B: 0	HR: 1	SF: 0	SAC: 0	DP: 0	HBP: 0	WP: 1	PA: 46
--------------	------	------	------	------	------	------	------	------	------	------	-------	-------	------	------	------	------	------	------	------	------	------	------	-------	------	------	------	------	-------	-------	------	------	------	------	-------	-------	------	------	------	------	------	------	------	------	------	------	-------	-------	------	------	------	------	-------	-------	------	------	------	------	-------	-------	-------	-------	-------	-------	-------	--------	-------	--------	-------	--------

PITCHER	IP	WLS	BF	H	R	ER	SO	BB	IBB	HBP	BLK	WP	HR	S	P	ERA	WHIP
Sean Bergman, R (1, 1)	7.1		32	8	2	2	7	1	1	0	0	0	1	68	104	2.46	1.227
Mike Magnante, L (8, 1)	0.2		6	2	1	1	1	1	1	0	0	0	0	10	26	13.50	4.500
Billy Wagner, L (9, 1)	2.0	W	8	1	0	0	5	1	0	0	0	1	0	28	47	0.00	1.000

Batter	1	2	3	4	5	6	7	8	9	AB R H RBI BB SO LOB	TOP		
Craig Biggio, R (1, 4) OBP: 0.403, SLG: 0.540 Tim Bogar, R (9, PH) OBP: 0.229, SLG: 0.237 (9, 4)	1-0 2B 2B		0-3 K	0-0 1B		2-2 E 2B	0-1 L4-3		2-2 P3	5 2 3 1 0 1 2 1 0 0 0 0 0 0			
Bill Spiers, L (1, 5) OBP: 0.387, SLG: 0.443	4-0 2B BB		4-2 2B BB	1-2 F7 1B		1-0 E4 5 1B G5-3 2-H		0-0 WP 2B	0-1 L8	4 3 1 0 2 0 2			
Derek Bell, R (1, 9) OBP: 0.360, SLG: 0.500	2-1 G1-3 1B 2B		1-2 5 HR 2B		2-3 K	2-1 G5-3 1-2		2-3 K		5 2 2 3 0 2 2			
5 Jeff Bagwell, R (1, 3) OBP: 0.408, SLG: 0.474 Bob Scanlan, R (9, 1)	2-2 G1-3 2-3		0-1 HR		3-2 G5-3	0-0 1B		2-3 K		5 1 2 3 0 1 2 0 0 0 0 0 0 0			
Moises Alou, R (1, 7) OBP: 0.417, SLG: 0.630	2-1 G3-6-3 1B		3-3 K		2-2 1B 1B	1-2 P4		2-2 G1-3		5 0 2 1 0 1 2			
Carl Everett, S (1, 8) OBP: 0.410, SLG: 0.515	0-0 G3-6-3 1-2f		1-3 K		1-0 1B	1-2 F7			4-0 FC1-6 BB	4 0 1 0 1 1 1			
Ricky Gutierrez, R (1, 6) OBP: 0.385, SLG: 0.356		1-1 G4-3		0-1 G4-3	3-2 F9		4-0 1B 1B BB		1-1 FC1-6 1B BLK HR	4 2 0 0 1 0 3	AB 42 R 13 H 17 RBI 12 BB 4 SO 7 LOB 14		
Brad Ausmus, R (1, 2) OBP: 0.324, SLG: 0.307		2-1 F9		0-2 1B SH3-4 1B		1-2 P4	0-1 1B		2-0 HR 1B	5 1 3 0 0 0 0			
Mike Hampton, R (1, 1) OBP: 0.294, SLG: 0.288 C.J. Nitkowski, L (4, 1) Ray Montgomery, R (6, PH) Mike Magnante, L (6, 1) J.R. Phillips, L (9, PH) OBP: 0.270, SLG: 0.250 (9, 3)		0-3 K		1-0 SH3-4	2-2 2B 1B		1-0 L4-3		2-1 HR	1 0 0 0 0 0 1 0 0 0 0 0 0 0 0 0 1 1 1 0 0 0 0 0 1 0 1 1 0 0 0 0 1 1 1 3 0 0 0 0			
Inning Stats	R: 3 H: 3 E: 0 LOB: 0 K: 0 BB: 1 S: 9 P: 20	R: 0 H: 0 E: 0 LOB: 0 K: 1 BB: 0 S: 7 P: 10	R: 3 H: 2 E: 0 LOB: 0 K: 3 BB: 1 S: 17 P: 26	R: 0 H: 2 E: 0 LOB: 2 K: 0 BB: 0 S: 11 P: 13	R: 0 H: 2 E: 0 LOB: 2 K: 1 BB: 0 S: 20 P: 31	R: 3 H: 3 E: 1 LOB: 1 K: 0 BB: 0 S: 16 P: 25	R: 1 H: 2 E: 0 LOB: 1 K: 0 BB: 1 S: 8 P: 14	R: 0 H: 1 E: 0 LOB: 1 K: 2 BB: 0 S: 11 P: 17	R: 3 H: 2 E: 0 LOB: 0 K: 0 BB: 1 S: 13 P: 24	1B: 10 SF: 0 2B: 6 SAC: 1 3B: 0 DP: 2 HR: 2 HBP: 0	WP: 2 PA: 47 PB: 0 SB: 0 CS: 0		
PITCHER	IP WLS BF H R ER SO BB IBB HBP BLK WP HR S P ERA WHIP											PITCHER	IP WLS BF H R ER SO BB IBB HBP BLK WP HR S P ERA WHIP
Brett Tomko, R (1, 1) ERA: 5.03	2.1 L 13 5 6 6 2 2 0 0 0 0 0 1 27 46 23.14 3.000												
David Weathers, R (3, 1) ERA: 6.21	3.2 19 7 3 1 3 0 0 0 0 1 0 53 79 2.46 1.909												
Scott Sullivan, R (7, 1) ERA: 5.54	2.0 9 3 1 1 2 1 0 0 0 1 0 19 31 4.50 2.000												
Marc Kroon, R (9, 1) ERA: 9.39	0.1 3 1 2 2 0 1 0 0 1 0 0 3 10 54.00 6.000												
Gabe White, L (9, 1) ERA: 6.02	0.2 3 1 1 1 0 0 0 0 0 0 0 1 10 13.50 1.500												

Houston Astros @ Cincinnati Reds
Cinergy Field, Cincinnati, OH
Mon Jun 15 1998, 7:05 PM EDT
Att. 14,556 - Overcast - 71 F

livebaseballscorecards.com

BOTTOM

Houston Astros @ Cincinnati Reds
Cinergy Field, Cincinnati, OH
Mon Jun 15 1998, 7:05 PM EDT
Att. 14,556 - Overcast - 71 F

livebaseballscorecards.com

AB	35
R	2
H	6
RBI	2
BB	5
SO	7
LOB	22



WP:	0	PA:	40
PB:	0		
SB:	0		
CS:	0		

AB	4	R	0	H	0	RBI	0	BB	0	SO	1	LOB	2
	0	0	0	0	0	0	0	0	0	0	0	0	0
	0	0	0	0	0	0	0	0	0	0	0	0	0
	0	0	0	0	0	0	0	0	0	0	0	0	0
	1	0	0	0	0	0	0	0	0	0	0	0	0

	5	R	1	H	2	RBI	0	BB	0	SO	0	LOB	1
--	---	---	---	---	---	-----	---	----	---	----	---	-----	---

	1	R	0	H	0	RBI	0	BB	3	SO	0	LOB	0
	1	0	0	0	0	0	0	0	0	0	0	0	1

	5	R	0	H	0	RBI	0	BB	0	SO	0	LOB	6
--	---	---	---	---	---	-----	---	----	---	----	---	-----	---

	3	R	0	H	1	RBI	0	BB	1	SO	1	LOB	2
--	---	---	---	---	---	-----	---	----	---	----	---	-----	---

	4	R	0	H	1	RBI	1	BB	0	SO	3	LOB	5
--	---	---	---	---	---	-----	---	----	---	----	---	-----	---

	3	R	0	H	0	RBI	0	BB	1	SO	0	LOB	2
--	---	---	---	---	---	-----	---	----	---	----	---	-----	---

	4	R	1	H	2	RBI	1	BB	0	SO	0	LOB	1
--	---	---	---	---	---	-----	---	----	---	----	---	-----	---

	1	R	0	H	0	RBI	0	BB	0	SO	0	LOB	0
	1	0	0	0	0	0	0	0	1	0	0	0	0
	2	0	0	0	0	0	1	2	0	0	1	2	0

1B:	4	SF:	0
2B:	1	SAC:	0
3B:	0	DP:	0
HR:	1	HBP:	0

WP:	0	PA:	40
PB:	0		
SB:	0		
CS:	0		

Batter	1	2	3	4	5	6	7	8	9
Reggie Sanders, R (1, 8) OBP: 0.338, SLG: 0.429	1-3 K	0-0 F8		1-0 F7		3-2 L8			0-1 L7
Scott Sullivan, R (7, 1) OBP: 0.200, SLG: 0.200									
Marc Kroon, R (9, 1)									
Gabe White, L (9, 1) OBP: 0.333, SLG: 0.333									
Tony Tarasco, L (9, PH)									
Chris Stynes, R (1, 5) OBP: 0.332, SLG: 0.371	0-0 G1-3 BLK 1B		3-1 G5-3		3-2 F9 1B 2B	0-1 G1-3			0-1 E6 G3-1
Barry Larkin, R (1, 6) OBP: 0.363, SLG: 0.425	4-2 G1-3 BB		4-0 FC4-6 BB		4-0 1B BB				1-0 G3-1
Lenny Harris, L (9, PH) OBP: 0.339, SLG: 0.362	1-2 BB								1-2
Dmitri Young, S (1, 7) OBP: 0.349, SLG: 0.484	3-1 G1-3		0-0 FC4-6 1B		0-0 F9				1-2 G3-1
Bret Boone, R (1, 4) OBP: 0.346, SLG: 0.498	4-1 BB		0-1 1B		2-3 K				3-2 G6-3
Melvin Nieves, S (1, 9) OBP: 0.388, SLG: 0.388	2-3 K		2-3 K		0-0 1B				1-3 K2-3
Eduardo Perez, R (1, 3) OBP: 0.279, SLG: 0.266		3-2 G3-1-3		0-0 F8		2-1 F9			4-1 BB
Brook Fordyce, R (1, 2) OBP: 0.270, SLG: 0.367		2-1 G1-3		3-1 HR					0-1 F9
Brett Tomko, R (1, 1) OBP: 0.129, SLG: 0.100		1-0 E1		0-3 K		1-3 K			0-0 F9
David Weathers, R (3, 1) OBP: 0.176, SLG: 0.267									
Pat Watkins, R (6, PH) OBP: 0.308, SLG: 0.400									

Inning Stats	R: 0	H: 1	E: 0	K: 2	S: 12	R: 0	H: 0	E: 1	K: 0	S: 7	R: 0	H: 1	E: 0	K: 1	S: 8	R: 1	H: 1	E: 0	K: 1	S: 7	R: 1	H: 2	E: 0	K: 0	S: 11	R: 0	H: 1	E: 0	K: 1	S: 11	R: 0	H: 0	E: 0	K: 0	S: 8	R: 0	H: 0	E: 0	K: 1	S: 7	R: 0	H: 0	E: 1	K: 0	S: 8
--------------	------	------	------	------	-------	------	------	------	------	------	------	------	------	------	------	------	------	------	------	------	------	------	------	------	-------	------	------	------	------	-------	------	------	------	------	------	------	------	------	------	------	------	------	------	------	------

PITCHER	IP	WLS	BF	H	R	ER	SO	BB	IBB	HBP	BLK	WP	HR	S	P	ERA	WHIP
Mike Hampton, L (1, 1) ERA: 2.8	3.0		15	2	0	0	3	3	0	0	1	0	0	27	56	0.00	1.667
C.J. Nitkowski, L (4, 1) ERA: 3.52	2.0		10	3	2	2	2	1	0	0	0	0	1	18	33	9.00	2.000
Mike Magnante, L (6, 1) ERA: 5.76	3.0	W	11	1	0	0	2	1	0	0	0	0	0	26	43	0.00	0.667
Bob Scanlan, R (9, 1) ERA: 3.86	1.0		4	0	0	0	0	0	0	0	0	0	0	8	10	0.00	0.000

Batter	1	2	3	4	5	6	7	8	9	AB R H RBI BB SO LOB
Craig Biggio, R OBP: 0.396, SLG: 0.530 (1, 4)	1-1 F8	3-3 K		1-1 L7			2-1 F9		2-1 F8	5 0 0 0 0 1 2
Bill Spiers, L OBP: 0.384, SLG: 0.438 (1, 5)	3-2 5 2B 1B	3-2 F7			1-2 G4-3		3-3 K			4 1 1 0 0 1 2
Derek Bell, R OBP: 0.362, SLG: 0.500 (1, 9)	0-0 5 2B 1B	1-0 L7			3-2 5 F9 1B		0-3 K			4 1 2 0 0 1 2
5 Jeff Bagwell, R OBP: 0.405, SLG: 0.474 (1, 3)	1-0 F9 1B 2B		0-1 L9		3-2 F9			0-1 G6-3		4 1 1 2 0 0 1
Moises Alou, R OBP: 0.415, SLG: 0.624 (1, 8)	0-2 F9		1-0 1B			0-2 F9		1-0 P4		4 0 1 0 0 0 1
35 Dave Clark, L OBP: 0.224, SLG: 0.136 (1, 7)	4-2 1B BB		0-1 F8			3-1 G4-3		4-1 BB		2 1 0 0 2 0 1
Ricky Gutierrez, R OBP: 0.386, SLG: 0.358 (7, 1)	0-0 1B		1-1 G1-3			2-1 L9		2-2 P4		2 0 1 1 0 0 1
J.R. Phillips, L OBP: 0.263, SLG: 0.242 (8, PH)	1-3 1B									0 0 0 0 0 0 0
Bob Scanlan, R (9, 1)	3-3 1B									1 0 0 0 0 0 1
Brad Ausmus, R OBP: 0.327, SLG: 0.311 (1, 2)	0-1 1B			0-0 P1			3-1 F9 BB 1B		2-2 F8	4 0 2 1 0 0 0
Pete Schourek, L OBP: 0.143, SLG: 0.143 (1, 1)	2-3 K			0-1 G5-3			4-0 F9 BB		1-1 F8	1 0 0 0 0 1 2
Tim Bogar, R OBP: 0.233, SLG: 0.231 (4, 6)										2 0 0 0 1 0 0
Trevor Miller, R OBP: 0.500, SLG: 1.000 (4, 1)										0 0 0 0 0 0 0
Ray Montgomery, R OBP: 0.400, SLG: 0.400 (6, PH)										1 0 0 0 0 0 0

Inning Stats	R: 4	H: 5	E: 0	K: 1	S: 20	LOB: 2	BB: 1	P: 31	R: 0	H: 0	E: 0	K: 1	S: 7	LOB: 0	BB: 0	P: 14	R: 0	H: 1	E: 0	K: 0	S: 7	LOB: 1	BB: 0	P: 9	R: 0	H: 0	E: 0	K: 0	S: 5	LOB: 0	BB: 0	P: 6	R: 0	H: 1	E: 0	K: 0	S: 10	LOB: 0	BB: 0	P: 17	R: 0	H: 0	E: 0	K: 0	S: 8	LOB: 0	BB: 0	P: 13	R: 0	H: 1	E: 0	K: 2	S: 13	LOB: 2	BB: 1	P: 25	R: 0	H: 0	E: 0	K: 0	S: 7	LOB: 1	BB: 1	P: 14	R: 0	H: 0	E: 0	K: 0	S: 7	LOB: 0	BB: 0	P: 12	1B: 7	SF: 0	2B: 1	SAC: 0	3B: 0	DP: 0	HR: 0	HBP: 0	WP: 0	PA: 37
PITCHER	IP	WLS	BF	H	R	ER	SO	BB	IBB	HBP	BLK	WP	HR	S	P	ERA	WHIP																																																																	
Juan Acevedo, R ERA: 4.68 (1, 1)	6.0		25	7	4	4	2	1	0	0	0	0	0	57	90	6.00	1.333																																																																	
Rick Croushore, R ERA: 1.84 (7, 1)	2.0		9	1	0	0	2	2	0	0	0	0	0	20	39	0.00	1.500																																																																	
John Frascatore, R ERA: 4.43 (9, 1)	1.0		3	0	0	0	0	0	0	0	0	0	0	7	12	0.00	0.000																																																																	

BOTTOM

St. Louis Cardinals @ Houston Astros
Astrodome, Houston, TX
Tue Jun 16 1998, 8:05 PM EDT
Att: 34,822 - Dome - 72 F

livebaseballscorecards.com

AB	34
R	4
H	8
RBI	4
BB	3
SO	4
LOB	13



Batter	1	2	3	4	5	6	7	8	9	AB R H RBI BB SO LOB	TOP																		
Royce Clayton, R OBP: 0.327, SLG: 0.336 (1, 6)	2-2 F7		3-2 F9		1-2 G6-3		2-0 F8 BB 1B	0-0 FC4-6		5 0 1 1 0 0 1																			
Delino DeShields, L OBP: 0.409, SLG: 0.485 (1, 4)	3-2 1B		3-3 K		4-2 E 1B BB		4-2 SAFE SAFE 1-2 S BB	2-2 G5-3		3 0 1 0 2 1 1																			
Mark McGwire, R OBP: 0.488, SLG: 0.814 (1, 3)	0-0 1-3 1B		1-2 HR		0-1 1-3 1B		0-0 2-3 F8		3-1 L9	5 1 3 1 0 0 2																			
Brian Jordan, R OBP: 0.387, SLG: 0.585 (1, 8) (8, 9)	0-0 P2		1-3 K		1-0 F8		1-2 F8		1-1 L7	5 0 0 0 0 1 6																			
Gary Gaetti, R OBP: 0.360, SLG: 0.454 David Howard, S OBP: 0.347, SLG: 0.376 (1, 5) (8, PR) (8, 5)	0-0 F7		1-3 K		1-2 P6		0-1 FC1 1B		0-3 K	4 0 1 0 0 1 2 1 1 0 0 0 1 0																			
Willie McGee, S OBP: 0.345, SLG: 0.370 (1, 9) (8, 7)		1-0 S 1B		0-0 G4-3		0-3 K		3-1 FC1 1B		4 1 2 0 0 1 0																			
Tom Pagnozzi, R OBP: 0.288, SLG: 0.307 (1, 2)		2-2 G6-3		1-1 2B		1-0 P5		0-0 FC1 1B FC4-6		4 1 1 0 0 0 1																			
Brian Hunter, R OBP: 0.269, SLG: 0.438 Ray Lankford, L OBP: 0.385, SLG: 0.440 (1, 7) (8, PH) (8, 8)		2-3 K		2-2 L8		0-1 HR		1-3 K		3 1 1 1 0 1 2 1 0 0 0 0 1 2																			
Todd Stottlemire, L OBP: 0.213, SLG: 0.159 Jeff Brantley, R Curtis King, R (1, 1) (8, 1) (9, 1)		1-1 G3		0-2 G1-3		1-1 G3		1-1 FC4-6 1B		4 0 1 0 0 0 1 0 0 0 0 0 0 0 0 0 0 0 0 0 0																			
Inning Stats	R: 0 E: 0 K: 0 S: 12	H: 2 LOB: 2 BB: 0 P: 17	R: 0 E: 0 K: 1 S: 12	H: 1 LOB: 1 BB: 0 P: 18	R: 1 E: 0 K: 2 S: 13	H: 1 LOB: 0 BB: 0 P: 21	R: 0 E: 0 K: 1 S: 9	H: 1 LOB: 1 BB: 0 P: 13	R: 0 E: 1 K: 0 S: 11	H: 1 LOB: 2 BB: 1 P: 17	R: 0 E: 0 K: 1 S: 7	H: 0 LOB: 0 BB: 0 P: 9	R: 1 E: 0 K: 0 S: 12	H: 2 LOB: 2 BB: 1 P: 19	R: 3 E: 1 K: 1 S: 15	H: 3 LOB: 1 BB: 0 P: 22	R: 0 E: 0 K: 1 S: 7	H: 0 LOB: 0 BB: 0 P: 11	1B: 8 2B: 1 3B: 0 HR: 2	SF: 0 SAC: 0 DP: 0 HBP: 0	WP: 0 PB: 0 SB: 2 CS: 0	PA: 41							
PITCHER	IP WLS BF H R ER SO BB IBB HBP BLK WP HR S P ERA WHIP																												
Jose Lima, R ERA: 3.39 (1, 1)	7.0		34	10	5	3	5	2	0	0	0	0	0	2	81	122	3.86	1.714											
Bob Scanlan, R ERA: 3.52 (8, 1)	1.0		4	1	0	0	1	0	0	0	0	0	0	0	10	14	0.00	1.000											
C.J. Nitkowski, L ERA: 3.43 (9, 1)	1.0	W	3	0	0	0	1	0	0	0	0	0	0	0	7	11	0.00	0.000											

St. Louis Cardinals @ Houston Astros
Astrodome, Houston, TX
Wed Jun 17 1998, 8:05 PM EDT
Att: 37,147 - Dome - 72 F

livebaseballscorecards.com

AB	39
R	5
H	11
RBI	3
BB	2
SO	7
LOB	18



Batter	1	2	3	4	5	6	7	8	9	AB R H RBI BB SO LOB
Craig Biggio, R OBP: 0.396, SLG: 0.526 (1, 4)	3-3 K	2-2 2-H 1B		0-1 G4-3			0-1 F9		2-1 1B SF9 HBP	4 1 1 1 0 1 1
Bill Spiers, L OBP: 0.390, SLG: 0.436 (1, 5)	4-1 BB G1 BB	2-1 F8			4-2 1B BB		1-2 P6		1-1 1-3 5 HR 1B	3 1 1 0 2 0 1
Derek Bell, R OBP: 0.363, SLG: 0.500 (1, 9)	3-2 G1		2-2 G4-3		1-0 1-3 5 K2 1B		1-0 1B		1-2 SF9	4 0 2 1 0 0 1
5 Jeff Bagwell, R OBP: 0.409, SLG: 0.495 (1, 3)	4-2 BB BB		0-0 2B		3-3 K2 1-2f		1-3 K		0-0 1-H HR	4 1 2 2 1 2 3
Moises Alou, R OBP: 0.411, SLG: 0.614 (1, 7)	4-2 1-2 2-3 BB		0-0 L8		1-2 F8			0-0 P6	2-0 F8	4 0 0 0 1 0 2
Carl Everett, S OBP: 0.415, SLG: 0.536 (1, 8)	1-2 G4-3		2-3 K			0-0 HR		0-0 FC4-6 1B	3-2 E9 1B 1B	5 2 3 1 0 1 4
Ricky Gutierrez, R OBP: 0.382, SLG: 0.351 (1, 6)		0-3 K		0-1 F9		0-3 K		1-1 FC4-6 1B 1-2f	4-0 1B BB	4 0 0 0 1 2 1
Brad Ausmus, R OBP: 0.338, SLG: 0.321 (1, 2)		1-0 SH1 1B		4-2 SH1 BB		0-0 G5-3		2-1 1-3 1B	1-0 1-2 2-H 1B	4 1 3 1 1 0 0
Jose Lima, R OBP: 0.135, SLG: 0.086 (1, 1)		0-0 SH1		1-1 SH1		0-0 L1-3		3-1 L9		1 0 0 0 0 0 0
Bob Scanlan, R (8, 1)										0 0 0 0 0 0 0
35 Dave Clark, L OBP: 0.221, SLG: 0.133 (8, PH)										1 0 0 0 0 0 2
C.J. Nitkowski, L (9, 1)										0 0 0 0 0 0 0

Inning Stats	R: 0	H: 0	E: 0	K: 1	S: 18	R: 1	H: 2	E: 0	K: 1	S: 10	R: 0	H: 1	E: 0	K: 1	S: 10	R: 0	H: 0	E: 0	K: 0	S: 8	R: 0	H: 1	E: 0	K: 1	S: 11	R: 1	H: 1	E: 0	K: 1	S: 6	R: 0	H: 1	E: 0	K: 1	S: 10	R: 0	H: 2	E: 0	K: 0	S: 8	R: 4	H: 4	E: 1	K: 0	S: 13	1B: 9	2B: 2	3B: 0	HR: 2	SF: 1	SAC: 2	DP: 1	HBP: 1	WP: 0	PB: 0	SB: 1	CS: 0	PA: 44
--------------	------	------	------	------	-------	------	------	------	------	-------	------	------	------	------	-------	------	------	------	------	------	------	------	------	------	-------	------	------	------	------	------	------	------	------	------	-------	------	------	------	------	------	------	------	------	------	-------	-------	-------	-------	-------	-------	--------	-------	--------	-------	-------	-------	-------	--------


PITCHER	IP	WLS	BF	H	R	ER	SO	BB	IBB	HBP	BLK	WP	HR	S	P	ERA	WHIP
Todd Stottlemire, R ERA: 3.07 (1, 1)	7.2		35	8	2	2	6	5	0	0	0	0	1	79	127	2.35	1.696
Jeff Brantley, R ERA: 5.75 (8, 1)	1.0	L	7	3	4	4	0	0	0	1	0	0	1	14	26	36.00	3.000
Curtis King, R ERA: 4.13 (9, 1)	0.0		2	1	0	0	0	1	0	0	0	0	0	1	6	∞	∞

BOTTOM

St. Louis Cardinals @ Houston Astros
Astrodome, Houston, TX

Wed Jun 17 1998, 8:05 PM EDT
Att: 37,147 - Dome - 72 F

AB	34
R	6
H	12
RBI	6
BB	6
SO	6
LOB	15



PITCHER	IP	WLS	BF	H	R	ER	SO	BB	IBB	HBP	BLK	WP	HR	S	P	ERA	WHIP
---------	----	-----	----	---	---	----	----	----	-----	-----	-----	----	----	---	---	-----	------

Batter	1	2	3	4	5	6	7	8	9	AB	R	H	RBI	BB	SO	LOB	TOP										
Royce Clayton, R (1, 6) OBP: 0.325, SLG: 0.333	3-1 G6-3	0-0 1B		1-2 F8		3-2 G5-3		2-2 G6-3		5	0	1	0	0	0	0											
Ray Lankford, L (1, 8) OBP: 0.385, SLG: 0.450	2-2 L8	2-3 K			1-1 HR	0-3 K		4-2 F9 BB		4	1	1	1	1	2	2											
Mark McGwire, R (1, 3) OBP: 0.490, SLG: 0.821	2-1 G5-3				4-2 FC6-4 BB	1-1 HR		4-1 G4-3 BB		3	1	1	1	2	0	1											
Brian Jordan, R (1, 9) OBP: 0.383, SLG: 0.581		0-1 2B		1-0 FC6-4 FC3-6		2-0 G5-3		3-2 G4-3		0-3 K																	
John Mabry, L (1, 5) OBP: 0.343, SLG: 0.407 Willie McGee, S (9, PH) OBP: 0.343, SLG: 0.368		4-0 2B BB		1-1 FC3-6 HR		2-2 BB 1B		0-0 BB 1B		0-3 K																	
Ron Gant, R (1, 7) OBP: 0.303, SLG: 0.451 Delino DeShields, L (9, 4) OBP: 0.409, SLG: 0.485		1-1 2B		0-0 HR		4-2 BB		4-2 BB																			
Tom Lampkin, L (1, 2) OBP: 0.325, SLG: 0.396		1-0 1B 2B		0-1 L4		2-2 F8		0-0 P5																			
David Howard, S (1, 4) OBP: 0.333, SLG: 0.360		1-3 K		0-1 F8		2-1 F7		1-1 G4-3																			
Kent Bottenfield, R (1, 1) Brian Hunter, R (6, PH) John Frascatore, R (6, 1) Gary Gaetti, R (8, PH) Rick Croushore, R (8, 1)		0-3 K		1-0 G6-3		2-1 G5-3		1-3 K																			
Inning Stats	R: 0 E: 0 K: 0 S: 7	H: 0 LOB: 0 BB: 0 P: 14	R: 3 E: 0 K: 3 S: 19	H: 4 LOB: 2 BB: 1 P: 28	R: 2 E: 0 K: 0 S: 8	H: 1 LOB: 0 BB: 1 P: 14	R: 0 E: 0 K: 3 S: 6	H: 0 LOB: 0 BB: 0 P: 8	R: 2 E: 0 K: 0 S: 17	H: 3 LOB: 2 BB: 1 P: 31	R: 0 E: 0 K: 1 S: 9	H: 0 LOB: 0 BB: 0 P: 14	R: 0 E: 0 K: 0 S: 8	H: 1 LOB: 2 BB: 2 P: 19	R: 0 E: 0 K: 1 S: 9	H: 0 LOB: 0 BB: 0 P: 13	R: 0 E: 0 K: 2 S: 9	H: 0 LOB: 1 BB: 1 P: 13	1B: 3 2B: 3 3B: 0 HR: 3	SF: 0 SAC: 0 DP: 1 HBP: 0	WP: 0 PB: 0 SB: 0 CS: 0	PA: 41					
PITCHER	IP	WLS	BF	H	R	ER	SO	BB	IBB	HBP	BLK	WP	HR	S	P	ERA	WHIP										
Shane Reynolds, R (1, 1) ERA: 3.64	4.1	L	22	7	7	7	3	2	0	0	0	0	3	45	73	14.54	2.077										
Trevor Miller, L (5, 1) ERA: 3.62	1.2		7	1	0	0	1	1	0	0	0	0	0	21	36	0.00	1.200										
Bob Scanlan, R (7, 1) ERA: 3.42	0.2		4	1	0	0	0	2	0	0	0	0	0	7	18	0.00	4.500										
Mike Magnante, L (7, 1) ERA: 5.47	1.1		4	0	0	0	1	0	0	0	0	0	0	10	14	0.00	0.000										
Billy Wagner, L (9, 1) ERA: 1.67	1.0		4	0	0	0	2	1	0	0	0	0	0	9	13	0.00	1.000										

St. Louis Cardinals @ Houston Astros
Astrodome, Houston, TX
Thu Jun 18 1998, 8:05 PM EDT
Att. 43,806 - Dome - 72 F

livebaseballscorecards.com

AB 35
R 7
H 9
RBI 7
BB 6
SO 7
LOB 16



Batter	1	2	3	4	5	6	7	8	9	AB R H RBI BB SO LOB
Craig Biggio, R OBP: 0.399, SLG: 0.527 (1, 4)	2-2 F9		2-2 G5-3 2B 1B	2-2 2-H 3-H 1B		1-2 1B		2-3 K		5 1 3 1 0 1 0
Ricky Gutierrez, R OBP: 0.378, SLG: 0.347 (1, 6)	2-2 G4-3		3-2 G5-3 1-2	2-2 L9		0-1 G1-3			1-2 1B 5 WP 1B	5 1 1 0 0 0 4
Derek Bell, R OBP: 0.367, SLG: 0.505 (1, 9)	3-1 5 BB 1B		1-2 2-H 2B		1-1 1B		0-0 G5-3		1-1 F9	5 0 3 1 0 0 1
5 Jeff Bagwell, R OBP: 0.409, SLG: 0.495 (1, 3)	4-2 SAFE 1 SAFE 1 SAFE 1B 1-2 BB		2-0 P3		0-2 L4		3-2 G6-3 WP 2B		2-2 G5-3 1-2	4 1 1 0 1 0 3
Moises Alou, R OBP: 0.408, SLG: 0.606 (1, 7)	0-0 L9		0-0 G1-6-3		1-1 F9		1-1 G6-3		0-0 WP 1B	5 0 1 0 0 0 5
Carl Everett, S OBP: 0.419, SLG: 0.543 (1, 8)		2-2 G1-3 G5-3 2B		2-1 SH1-4 BB WP 1B	2-2 G4-3		1-0 1B 1B		3-3 K 1-2 3-H	5 2 3 0 0 1 2
Sean Berry, R OBP: 0.333, SLG: 0.394 (1, 5)		3-2 G1-3		0-3 K		0-0 B2		0-1 1B		4 0 1 0 0 1 2
Tony Eusebio, R OBP: 0.359, SLG: 0.333 (1, 2)		1-1 G5-3		4-1 SAFE 1B WP SH1-4 1-2 BB		0-1 G5-3		2-3 K		3 1 0 1 1 1 0
Shane Reynolds, R OBP: 0.145, SLG: 0.175 (5, 1) Trevor Miller, R OBP: 0.500, SLG: 1.000 (6, PH) J.R. Phillips, L OBP: 0.282, SLG: 0.242 (7, 1) Bob Scanlan, R OBP: 0.000, SLG: 1.000 (7, 1) Mike Magnante, L OBP: 0.388, SLG: 0.434 (8, PH) Bill Spiers, L (8, 1) Billy Wagner, L (9, 1)		2-3 K		0-2 SH1-4		4-2 1B BB		0-3 K		1 0 0 0 0 0 1 0 0 0 0 0 0 0 0 0 0 0 0 0 0 1 0 0 0 0 0 0 0 0 0 0 0 0 0 0 0 0 0 0 1 0 0 0 0 0 1 0 0 0 0 0 0 0 0 0

Inning Stats	R: 0	H: 1	E: 0	LOB: 2	K: 0	BB: 1	S: 12	R: 1	H: 1	E: 0	LOB: 0	K: 1	BB: 0	S: 17	R: 1	H: 2	E: 0	LOB: 1	K: 0	BB: 0	S: 12	R: 2	H: 2	E: 0	LOB: 1	K: 1	BB: 1	S: 15	R: 0	H: 1	E: 0	LOB: 1	K: 0	BB: 0	S: 12	R: 0	H: 1	E: 0	LOB: 2	K: 0	BB: 1	S: 10	R: 1	H: 3	E: 0	LOB: 1	K: 0	BB: 0	S: 9	R: 0	H: 0	E: 0	LOB: 0	K: 3	BB: 0	S: 9	R: 1	H: 2	E: 0	LOB: 1	K: 1	BB: 0	S: 12	R: 1	H: 2	E: 0	LOB: 1	K: 1	BB: 0	S: 19	1B: 10	SF: 0	2B: 3	SAC: 1	3B: 0	DP: 0	HR: 0	HBP: 0	WP: 4	PA: 42
--------------	------	------	------	--------	------	-------	-------	------	------	------	--------	------	-------	-------	------	------	------	--------	------	-------	-------	------	------	------	--------	------	-------	-------	------	------	------	--------	------	-------	-------	------	------	------	--------	------	-------	-------	------	------	------	--------	------	-------	------	------	------	------	--------	------	-------	------	------	------	------	--------	------	-------	-------	------	------	------	--------	------	-------	-------	--------	-------	-------	--------	-------	-------	-------	--------	-------	--------

PITCHER	IP	WLS	BF	H	R	ER	SO	BB	IBB	HBP	BLK	WP	HR	S	P	ERA	WHIP
Kent Bottenfield, R ERA: 5.32 (1, 1)	5.0	W	24	7	4	4	2	2	0	0	0	1	0	68	109	7.20	1.800
John Frascatore, R ERA: 4.44 (6, 1)	2.0		10	4	1	1	0	1	0	0	0	1	0	19	29	4.50	2.500
Rick Croushore, R ERA: 2.16 (8, 1)	2.0	S	8	2	1	1	4	0	0	0	0	2	0	21	32	4.50	1.000

BOTTOM

St. Louis Cardinals @ Houston Astros
Astrodome, Houston, TX
Thu Jun 18 1998, 8:05 PM EDT
Att. 43,806 - Dome - 72 F

livebaseballscores.com

AB	38
R	6
H	13
RBI	3
BB	3
SO	6
LOB	17



Batter	1	2	3	4	5	6	7	8	9	AB R H RBI BB SO LOB	TOP											
Reggie Sanders, R (1, 9) OBP: 0.323, SLG: 0.408	1-3 	0-0 G4-3 		2-2 G4-6-3 		1-0 FC6-4 			0-0 P6 	5 0 0 0 0 1 2												
61 Mike Frank, L (1, 8) OBP: 0.500, SLG: 0.333	1-1 	4-0 			0-0 F7 			1-0 F7 		3 1 1 0 1 0 0												
Barry Larkin, R (1, 6) OBP: 0.361, SLG: 0.416	1-1 	0-0 G5-3 			1-1 L5-3 			1-2 F9 		4 1 1 0 0 0 1												
Willie Greene, L (1, 5) OBP: 0.389, SLG: 0.423	0-0 			2-2 F1-3 		1-1 		3-2 G1-3 		4 0 2 1 0 0 0												
Dmitri Young, S (1, 7) OBP: 0.358, SLG: 0.496	2-0 			0-0 		0-1 		2-2 F8 		4 0 3 0 0 0 0												
Eddie Taubensee, L (1, 2) OBP: 0.371, SLG: 0.455	0-2 P4 			0-0 F1-3 		0-1 F8 		3-1 F6-3 		4 0 0 0 0 0 6												
Bret Boone, R (1, 4) OBP: 0.341, SLG: 0.487	2-2 			1-0 L5-3 		0-1 		2-2 G6-3 		4 0 2 1 0 0 1												
Sean Casey, L (1, 3) OBP: 0.245, SLG: 0.163	0-1 G4-3 			1-1 E4 		0-0 F7 		0-1 F7 		3 0 0 0 0 0 4												
Chris Stynes, R (9, PH) OBP: 0.332, SLG: 0.370				0-1 G4-6-3 						1 0 0 0 0 0 0												
Scott Winchester, R (1, 1)		1-3 K 		2-2 K 		0-3 K 		0-3 K 		2 0 0 0 0 2 1												
Melvin Nieves, S (6, PH) OBP: 0.379, SLG: 0.361										1 0 0 0 0 1 1												
Steve Parris, R (6, 1)										0 0 0 0 0 0 0												
Scott Sullivan, R (8, 1) OBP: 0.200, SLG: 0.200										0 0 0 0 0 0 0												
Eduardo Perez, R (9, PH) OBP: 0.277, SLG: 0.267										1 0 0 0 0 1 0												
Inning Stats	R: 2 E: 0 K: 1 S: 17	H: 5 LOB: 3 BB: 0 P: 24	R: 0 E: 0 K: 1 S: 5	H: 0 LOB: 1 BB: 1 P: 10	R: 0 E: 0 K: 0 S: 8	H: 1 LOB: 1 BB: 0 P: 11	R: 0 E: 1 K: 1 S: 8	H: 0 LOB: 0 BB: 0 P: 13	R: 0 E: 0 K: 0 S: 9	H: 2 LOB: 2 BB: 0 P: 11	R: 0 E: 0 K: 1 S: 8	H: 1 LOB: 1 BB: 0 P: 9	R: 0 E: 0 K: 0 S: 7	H: 0 LOB: 0 BB: 0 P: 12	R: 0 E: 0 K: 0 S: 9	H: 0 LOB: 0 BB: 0 P: 16	R: 0 E: 0 K: 1 S: 6	H: 0 LOB: 0 BB: 0 P: 6	1B: 7 2B: 2 3B: 0 HR: 0	SF: 0 SAC: 0 DP: 1 HBP: 0	WP: 0 PB: 0 SB: 0 CS: 0	PA: 37
PITCHER	IP WLS BF H R ER SO BB IBB HBP BLK WP HR S P ERA WHIP																					
Sean Bergman, R (1, 1) ERA: 2.92	8.0 W 34 9 2 2 4 1 0 0 0 0 0 0 71 106 2.25 1.250																					
Billy Wagner, L (9, 1) ERA: 1.61	1.0 S 3 0 0 0 1 0 0 0 0 0 0 0 6 6 0.00 0.000																					

Cincinnati Reds @ Houston Astros
Astrodome, Houston, TX
Fri Jun 19 1998, 8:05 PM EDT
Att. 29,251 - Dome - 72 F

livebaseballscorecards.com

AB	36
R	2
H	9
RBI	2
BB	1
SO	5
LOB	16



Batter	1	2	3	4	5	6	7	8	9	AB	R	H	RBI	BB	SO	LOB
Craig Biggio, R OBP: 0.401, SLG: 0.527 (1, 4)	2-1 F7		1-1 CS 1B	1-1 1-3 2-H 1B		1-1 G6-3				4	0	2	1	0	0	1
Bill Spiers, L OBP: 0.380, SLG: 0.424 (1, 5)	2-1 F9		1-1 F7	0-0 G4-3			2-2 L1-3			4	0	0	0	0	0	3
Derek Bell, R OBP: 0.365, SLG: 0.502 (1, 9)	1-3 K		1-0 F4-3		1-2 1B		1-0 F8			4	0	1	0	0	1	0
5 Jeff Bagwell, R OBP: 0.406, SLG: 0.495 (1, 3)		2-1 L6		2-2 G5-3 2B	1-0 L5		2-2 F7			4	1	1	0	0	0	1
Moises Alou, R OBP: 0.402, SLG: 0.596 (1, 7)		0-0 G6-3		1-1 G5-3	0-0 F7		2-2 L9			4	0	0	0	0	0	2
Carl Everett, S OBP: 0.426, SLG: 0.568 (1, 8)		3-1 HR		0-2 2B	0-1 F8		4-2 1B BB			3	2	2	2	1	0	1
Ricky Gutierrez, R OBP: 0.389, SLG: 0.361 (1, 6)		2-2 1B		2-2 1B		3-2 SH1-3 HBP		2-2 G4-6-3 1B		3	1	3	1	0	0	0
Billy Wagner, L (9, 1)				2-H 2B				1-2		0	0	0	0	0	0	0
Brad Ausmus, R OBP: 0.341, SLG: 0.321 (1, 2)		4-1 1B		1-0 1B		2-3 K		2-2 G4-6-3		3	0	1	0	1	1	3
Sean Bergman, R OBP: 0.069, SLG: 0.069 (1, 1)		1-2 IBB		1-2 1B				1-2f								
Tim Bogar, R OBP: 0.233, SLG: 0.231 (9, 6)		0-3 K		0-3 K		0-1 SH1-3				2	0	0	0	0	2	4
						1-2				0	0	0	0	0	0	0

Inning Stats	R: 0	H: 0	E: 0	K: 1	S: 8	R: 1	H: 2	E: 0	K: 1	S: 12	R: 0	H: 1	E: 0	K: 0	S: 5	R: 3	H: 5	E: 0	K: 1	S: 18	R: 0	H: 1	E: 0	K: 0	S: 9	R: 0	H: 0	E: 0	K: 1	S: 11	R: 0	H: 0	E: 0	K: 0	S: 7	R: 0	H: 1	E: 0	K: 0	S: 13	1B: 6	SF: 0	2B: 3	SAC: 1	3B: 0	DP: 1	HR: 1	HBP: 1	WP: 0	PA: 35
--------------	------	------	------	------	------	------	------	------	------	-------	------	------	------	------	------	------	------	------	------	-------	------	------	------	------	------	------	------	------	------	-------	------	------	------	------	------	------	------	------	------	-------	-------	-------	-------	--------	-------	-------	-------	--------	-------	--------

PITCHER	IP	WLS	BF	H	R	ER	SO	BB	IBB	HBP	BLK	WP	HR	S	P	ERA	WHIP
Scott Winchester, R ERA: 4.17 (1, 1)	5.0	L	24	9	4	4	3	0	0	0	0	0	1	52	80	7.20	1.800
Steve Parris, R ERA: (6, 1)	2.0		7	0	0	0	1	0	0	1	0	0	0	18	28	0.00	0.000
Scott Sullivan, R ERA: 5.33 (8, 1)	1.0		4	1	0	0	0	1	0	0	0	0	0	13	23	0.00	2.000

BOTTOM

Cincinnati Reds @ Houston Astros
Astrodome, Houston, TX
Fri Jun 19 1998, 8:05 PM EDT
Att. 29,251 - Dome - 72 F

livebaseballscorecards.com

AB	31
R	4
H	10
RBI	4
BB	2
SO	4
LOB	15



Batter	1	2	3	4	5	6	7	8	9	AB	R	H	RBI	BB	SO	LOB
Bill Spiers, L OBP: 0.385, SLG: 0.422 (1, 4) (9, 5)	1-1 F8		4-2 1B 1B BB	1-1 HBP		0-0 G4-3		1-1 2B 1B		3	2	1	1	1	0	0
Brad Ausmus, R OBP: 0.342, SLG: 0.319 (1, 2) (9, 5)	2-1 P3		0-0 1B 5 HR 1B	1-0 G5-3		4-2 1B BB		1-0 F8		4	1	1	0	1	0	4
Derek Bell, R OBP: 0.366, SLG: 0.500 (1, 9) (9, 5)	3-2 L5		0-1 5 HR 1B		1-3 K	0-2 1B		2-2 F9		5	1	2	1	0	1	2
5 Jeff Bagwell, R OBP: 0.406, SLG: 0.505 (1, 3) (9, 5)		3-2 F9	2-1 1B HR		0-0 F8	2-1 L5-4		4-0 2B IBB		4	2	1	3	1	0	2
Carl Everett, S OBP: 0.425, SLG: 0.569 (1, 8) (9, 5)		0-0 F9	0-1 F8		1-2 1B 1B		0-0 G4-3	0-1 2B		5	1	2	3	0	0	0
Sean Berry, R OBP: 0.335, SLG: 0.402 Billy Wagner, L (9, 1)		2-2 2B	0-1 P3		3-2 1B 1B		3-3 K	0-1 G1-3		5	0	2	0	0	1	1
J.R. Phillips, L OBP: 0.310, SLG: 0.257 Moises Alou, R OBP: 0.401, SLG: 0.594 (7, PH) (8, 7)		4-1 BB		1-1 P5		2-2 1B	2-3 K			2	0	1	1	1	0	0
Tim Bogar, R OBP: 0.236, SLG: 0.235 Craig Biggio, R OBP: 0.402, SLG: 0.527 (8, PH) (9, 4)		1-2 G3		0-1 SH3-4 1B		1-3 K		1-1 1B HBP		3	0	1	0	0	1	4
Scott Elarton, R Mike Magnante, L Reggie Harris, R C.J. Nitkowski, L Ricky Gutierrez, R (8, PH) (9, 8)			1-3 K	1-2 SH3-4		1-2 F7		1-0 1B 2B 1B		2	0	0	0	0	1	0

Inning Stats	R: 0	H: 0	E: 0	K: 0	S: 7	H: 0	LOB: 0	BB: 0	P: 13	R: 0	H: 1	E: 0	K: 0	S: 15	H: 1	LOB: 2	BB: 1	P: 25	R: 4	H: 3	E: 0	K: 1	S: 16	H: 3	LOB: 0	BB: 1	P: 23	R: 0	H: 1	E: 0	K: 0	S: 9	H: 3	LOB: 2	BB: 0	P: 13	R: 1	H: 3	E: 0	K: 2	S: 20	H: 1	LOB: 2	BB: 1	P: 18	R: 0	H: 1	E: 0	K: 0	S: 11	H: 0	LOB: 0	BB: 0	P: 14	R: 4	H: 3	E: 0	K: 0	S: 15	H: 3	LOB: 1	BB: 1	P: 25
1B: 9	SF: 0	2B: 2	SAC: 1	3B: 0	DP: 0	HR: 1	HBP: 2	WP: 0	PA: 42	PB: 0	SB: 1	CS: 0																																																			

PITCHER	IP	WLS	BF	H	R	ER	SO	BB	IBB	HBP	BLK	WP	HR	S	P	ERA	WHIP
Brett Tomko, R ERA: 5.26	(1, 1)	4.2	25	8	5	5	2	2	0	0	0	0	1	64	98	9.64	2.143
Danny Graves, R ERA: 3.34	(5, 1)	1.1	6	1	0	0	1	1	0	0	0	0	0	14	22	0.00	1.500
Rick Krivda, L ERA: 4.18	(7, 1)	1.0	L 6	2	3	3	2	0	0	1	0	0	0	13	21	27.00	2.000
Scott Sullivan, R ERA: 5.43	(8, 1)	0.2	3	0	0	0	0	0	1	0	0	0	0	7	14	0.00	0.000
Jeff Shaw, R ERA: 2.01	(8, 1)	0.1	2	1	1	1	0	0	0	0	0	0	0	4	4	27.00	3.000

BOTTOM

Cincinnati Reds @ Houston Astros
Astrodome, Houston, TX
Sat Jun 20 1998, 4:33 AM EDT
Att. 24,301 - Dome - 72 F

livebaseballscores.com

AB	35
R	9
H	12
RBI	9
BB	4
SO	5
LOB	13



Batter	1	2	3	4	5	6	7	8	9	AB R H RBI BB SO LOB	TOP		
Pokey Reese, R (1, 5) OBP: 0.220, SLG: 0.204	3-2 F8		2-3 K		0-1 FC6-4		0-1 61 FC6-4 1B		0-1 G4-3 WP 1B	5 0 2 0 0 1 2			
61 Mike Frank, L (1, 8) OBP: 0.385, SLG: 0.364 Eduardo Perez, R (9, PH) OBP: 0.282, SLG: 0.267	0-1 G6-3		2-2 FC3-6 FC6-4 1-2f		0-2 F9		1-0 FC6-4 G6-3 PB 1-2f		4-1 G4-3 BB	4 0 0 0 0 0 3 0 0 0 0 1 0 0			
Barry Larkin, R (1, 6) OBP: 0.358, SLG: 0.421	3-3 K		1-0 FC6-4 1-2f		4-2 2B FC5-2 BB		1-2 G6-3		2-2 G4-3	4 0 0 0 1 1 4			
Dmitri Young, S (1, 7) OBP: 0.361, SLG: 0.500		1-0 G5-3		0-1 FC4-6 1B		3-2 FC5-2 SF8 1-3 2B		4-0 BB	3-2 K	4 1 2 0 1 1 2			
Bret Boone, R (1, 4) OBP: 0.342, SLG: 0.484		1-2 F9 BB 1B		0-0 P3		1-0 FC5-2 BB WP 2-3 3-H		0-2 G4-3		4 0 1 0 0 0 5			
Sean Casey, L (1, 3) OBP: 0.246, SLG: 0.163		4-2 BB		0-1 FC4-6 FC6-4 1-2f		2-2 SF8		0-0 L4		2 0 0 1 1 0 1			
Chris Stynes, R (1, 9) OBP: 0.336, SLG: 0.368		2-2 F9		0-0 FC6-4 1-2f		4-2 BB 1-2 BB		1-2 P4		3 0 0 0 1 0 3			
Brook Fordyce, R (1, 2) OBP: 0.268, SLG: 0.343		3-3 K			3-2 FC6-4 1B		4-2 BB 1-2 2-3 BB		0-2 L9	3 0 1 0 1 1 2			
Pete Harnisch, S (1, 1) OBP: 0.150, SLG: 0.128 Danny Graves, R (6, 1) Reggie Sanders, R (9, PH) OBP: 0.319, SLG: 0.398			1-2 61 FC3-6 1B		1-3 K		0-3 K		3-2 L5	3 0 1 0 0 2 4 0 0 0 0 0 0 0 1 0 0 0 0 0 0			
Inning Stats	R: 0 E: 0 K: 1 S: 9 H: 0 LOB: 0 BB: 0 P: 15	R: 0 E: 0 K: 1 S: 14 H: 1 LOB: 2 BB: 1 P: 25	R: 0 E: 0 K: 1 S: 11 H: 1 LOB: 1 BB: 0 P: 17	R: 0 E: 0 K: 0 S: 6 H: 1 LOB: 1 BB: 0 P: 6	R: 0 E: 0 K: 1 S: 15 H: 1 LOB: 1 BB: 0 P: 19	R: 1 E: 0 K: 1 S: 20 H: 1 LOB: 3 BB: 3 P: 38	R: 0 E: 0 K: 0 S: 10 H: 1 LOB: 2 BB: 1 P: 16	R: 0 E: 0 K: 0 S: 9 H: 0 LOB: 0 BB: 0 P: 10	R: 0 E: 0 K: 1 S: 13 H: 1 LOB: 2 BB: 1 P: 25	1B: 6 2B: 1 3B: 0 HR: 0 SF: 1 SAC: 0 DP: 0 HBP: 0	WP: 2 PB: 1 SB: 0 CS: 0 PA: 40		
PITCHER	IP WLS BF H R ER SO BB IBB HBP BLK WP HR S P ERA WHIP											PITCHER	IP WLS BF H R ER SO BB IBB HBP BLK WP HR S P ERA WHIP
Pete Schourek, L (1, 1) ERA: 4.26	6.0 W 27 5 1 1 5 4 0 0 0 1 0 75 120 1.50 1.500												
Trevor Miller, L (7, 1) ERA: 3.34	2.1 11 2 0 0 0 2 0 0 0 1 0 25 39 0.00 1.714												
Mike Magnante, L (9, 1) ERA: 6.0	0.2 S 2 0 0 0 1 0 0 0 0 0 0 7 12 0.00 0.000												

Cincinnati Reds @ Houston Astros
Astrodome, Houston, TX
Sun Jun 21 1998, 4:33 AM EDT
Att. 42,281 - Dome - 72 F

livebaseballscorecards.com

AB	33
R	1
H	7
RBI	1
BB	6
SO	6
LOB	26



Batter	1	2	3	4	5	6	7	8	9	AB R H RBI BB SO LOB	TOP
Otis Nixon, S (1, 8) OBP: 0.327, SLG: 0.294 C B F B F X	1-2 G6-3 ①		3-2 2B 1B	2-1 G5-3 ③			X 0-0 FC4-6 1-2 1B		4-2 S 2B BB G3	4 2 2 0 1 0 1	
Brent Gates, S (1, 5) OBP: 0.299, SLG: 0.290 S B F B F X	3-2 F7		1-3 K ②		3-2 G5-3 ①		B X 1-0 FC4-6 FC4-6 1-2f 2-3	C 1 SAFE F 1 SAFE X	0-2 G3 ②	5 0 0 0 0 1 4	
Matt Lawton, L (1, 9) OBP: 0.366, SLG: 0.428 C B C B B X	3-2 G3-1 ③		1-1 1-H 2B		2-1 G3 ②		X 0-0 FC4-6 1-2f	C B C B B F F X	2-2 2-H 2B	5 0 2 2 0 0 2	
Marty Cordova, R (1, 7) OBP: 0.362, SLG: 0.435 B X C C T B X		1-2 F8 ①	0-3 K ③		0-1 F8 ③			B C B B B X 3-1 FC4-6 1B	B B B B B X 3-2 P3 ③	5 0 1 0 0 1 2	
Orlando Merced, S (1, 3) OBP: 0.341, SLG: 0.439 B C C T B X		1-3 K ②		X 0-0 1B 2B		B B X 2-0 L5 ①		B 1 SAFE C 1 SAFE S 1 SAFE X 1-2 FC4-6 G6-3 S 1-2f		4 1 1 0 0 1 1	
Terry Steinbach, R (1, 2) OBP: 0.340, SLG: 0.408 X		0-0 HR		B B B B B X 2-1 G6-3 ①		B B B B B C 2-3 K ②		B X 1-0 G6-3 1-3		4 1 1 1 0 1 2	
Todd Walker, L (1, 4) OBP: 0.394, SLG: 0.540 X C T B X		0-2 2B		B C C T B X 1-2 L7 ②		X 0-0 G3-1 ③		B B F B B B 4-1 BB		3 0 1 0 1 0 1	
Denny Hocking, S (1, 6) OBP: 0.250, SLG: 0.184 C C C C C X		1-3 K ③		B C C C X 1-1 1B 1B 2-H			B X 1-0 G4-3 ①		0-0 F7 ③	4 1 1 1 0 1 3	
Eric Milton, L (1, 1) OBP: 0.500, SLG: 0.500 Mike Trombley, R (7, 1) Scott Stahoviak, L (9, PH) Rick Aguilera, R (9, 1)			0-3 K ①	0-2 1B 2-H			B F F F B X 0-3 K FC4-6 1B		B B C C C C 1-3 K ①	3 0 1 1 0 2 0 0 0 0 0 0 0 0 1 0 0 0 0 1 0 0 0 0 0 0 0 0	
Inning Stats	R: 0 H: 0 E: 0 LOB: 0 K: 0 BB: 0 S: 11 P: 18	R: 1 H: 2 E: 0 LOB: 1 K: 2 BB: 0 S: 13 P: 16	R: 1 H: 2 E: 0 LOB: 1 K: 3 BB: 0 S: 16 P: 20	R: 2 H: 3 E: 0 LOB: 1 K: 0 BB: 0 S: 13 P: 19	R: 0 H: 0 E: 0 LOB: 0 K: 0 BB: 0 S: 8 P: 13	R: 0 H: 0 E: 0 LOB: 0 K: 1 BB: 0 S: 5 P: 9	R: 0 H: 1 E: 0 LOB: 2 K: 1 BB: 0 S: 8 P: 10	R: 0 H: 1 E: 0 LOB: 2 K: 0 BB: 1 S: 8 P: 17	R: 1 H: 1 E: 0 LOB: 1 K: 1 BB: 1 S: 18 P: 28	1B: 5 SF: 0 2B: 4 SAC: 0 3B: 0 DP: 0 HR: 1 HBP: 0	WP: 1 PA: 40 PB: 0 SB: 2 CS: 0
PITCHER Jose Lima, R (1, 1) ERA: 3.5 Doug Henry, R (8, 1) ERA: 3.27 Reggie Harris, R (9, 1) ERA: 6.0	IP WLS BF H R ER SO BB IBB HBP BLK WP HR S P ERA WHIP 7.0 L 30 8 4 4 7 0 0 0 0 1 1 74 105 5.14 1.143							PITCHER IP WLS BF H R ER SO BB IBB HBP BLK WP HR S P ERA WHIP 1.0 5 1 0 0 0 1 0 0 0 0 0 8 17 0.00 2.000 1.0 5 1 1 1 1 1 0 0 0 0 0 18 28 9.00 2.000			

Minnesota Twins @ Houston Astros
 Astrodome, Houston, TX
 Mon Jun 22 1998, 8:05 PM EDT
 Att. 23,168 - Dome - 72 F

livebaseballscorecards.com

AB	38
R	5
H	10
RBI	5
BB	2
SO	8
LOB	16




Batter	1	2	3	4	5	6	7	8	9	AB	R	H	RBI	BB	SO	LOB
Craig Biggio, R OBP: 0.399, SLG: 0.516 (1, 4) C C C F F X	0-2 G6-3		3-2 P6			2-2 G5-3		H 1-0 G6-3 HBP		3	0	0	0	0	0	1
Ricky Gutierrez, R OBP: 0.387, SLG: 0.365 (1, 6) B B B C C F F X	3-2 F9			1-2 G4-3		0-0 G6-3		B C L X 1-2 F9		4	0	0	0	0	0	1
Derek Bell, R OBP: 0.363, SLG: 0.493 (1, 9) C B C C C X	1-3 K			2-1 1B		1-2 F9		1 SAFE 0-1 G6-3 1-2f		4	0	1	0	0	1	1
5 Jeff Bagwell, R OBP: 0.409, SLG: 0.502 (1, 3) B X T O B X		1-2 G5-3		1-0 F9		1-0 G5-3		B B B C C X 3-1 G4-3 S 1B		4	0	1	0	0	0	1
Moises Alou, R OBP: 0.393, SLG: 0.580 (1, 7) C B X X		1-1 F9		1-0 F9		0-0 F9		B X 1-0 F8		4	0	0	0	0	0	2
Carl Everett, S OBP: 0.419, SLG: 0.551 (1, 8) B X X		1-0 F7			0-1 F9		S S B B B B 4-2 BB HR BB		B C B B B X 2-2 G4-3 1-3	3	1	0	0	1	0	1
Sean Berry, R OBP: 0.335, SLG: 0.396 (1, 5) Bill Spiers, L OBP: 0.386, SLG: 0.427 (9, PH)			2-3 K		2-3 K		B B B C C B 4-1 BB HR BB		S X 0-1 G4-3	2	1	0	0	1	2	0
Brad Ausmus, R OBP: 0.347, SLG: 0.337 (1, 2) C C C C C X			1-3 K		4-0 BB		B X 1-0 HR 1-H 2-H			2	1	1	3	1	1	0
Jose Lima, R OBP: 0.154, SLG: 0.108 (1, 1) J.R. Phillips, L OBP: 0.302, SLG: 0.250 (7, PH) Doug Henry, R (8, 1) Reggie Harris, R (9, 1)			1-0 1B		1-0 G5-3		S S S S 0-3 K			2	0	1	0	0	0	1

Inning Stats	R: 0	H: 0	E: 0	K: 1	S: 11	LOB: 0	BB: 0	P: 15	R: 0	H: 0	E: 0	K: 0	S: 6	LOB: 0	BB: 0	P: 9	R: 0	H: 1	E: 0	K: 2	S: 18	LOB: 1	BB: 0	P: 25	R: 0	H: 1	E: 0	K: 0	S: 8	LOB: 1	BB: 1	P: 13	R: 0	H: 0	E: 0	K: 1	S: 6	LOB: 1	BB: 1	P: 13	R: 3	H: 1	E: 0	K: 1	S: 9	LOB: 0	BB: 2	P: 19	R: 0	H: 0	E: 0	K: 0	S: 5	LOB: 0	BB: 0	P: 7	R: 0	H: 1	E: 0	K: 0	S: 8	LOB: 1	BB: 0	P: 14	1B: 3	SF: 0	2B: 0	SAC: 0	3B: 0	DP: 1	HR: 1	HBP: 1	WP: 0	PA: 34
--------------	------	------	------	------	-------	--------	-------	-------	------	------	------	------	------	--------	-------	------	------	------	------	------	-------	--------	-------	-------	------	------	------	------	------	--------	-------	-------	------	------	------	------	------	--------	-------	-------	------	------	------	------	------	--------	-------	-------	------	------	------	------	------	--------	-------	------	------	------	------	------	------	--------	-------	-------	-------	-------	-------	--------	-------	-------	-------	--------	-------	--------

PITCHER	IP	WLS	BF	H	R	ER	SO	BB	IBB	HBP	BLK	WP	HR	S	P	ERA	WHIP
Eric Milton, L ERA: 5.03 (1, 1)	6.2	W	24	2	1	1	4	2	0	0	0	0	0	60	94	1.35	0.600
Mike Trombley, R ERA: 2.6 (7, 1)	1.1		6	1	2	2	1	1	0	1	0	0	1	10	17	13.50	1.500
Rick Aguilera, R ERA: 3.72 (9, 1)	1.0	S	4	1	0	0	0	0	0	0	0	0	0	8	14	0.00	1.000

MINNESOTA TWINS @ HOUSTON ASTROS
Astrodome, Houston, TX
Mon Jun 22 1998, 8:05 PM EDT
Att. 23,168 - Dome - 72 F

AB	30
R	3
H	4
RBI	3
BB	3
SO	5
LOB	9



Batter	1	2	3	4	5	6	7	8	9	AB R H RBI BB SO LOB	TOP
Otis Nixon, S (1, 8) <small>OBP: 0.327, SLG: 0.295</small> Scott Stahoviak, L (6, 9)	3-2 		0-1 			1-1 		1-3 		3 0 1 0 0 0 0 1 0 0 0 0 1 0	
Matt Lawton, L (1, 9) <small>OBP: 0.365, SLG: 0.429</small>	2-3 			1-3 		2-3 		0-1 	4 0 1 0 0 3 1		
Marty Cordova, R (1, 7) <small>OBP: 0.366, SLG: 0.443</small> Alex Ochoa, R (6, 7) <small>OBP: 0.279, SLG: 0.358</small>	1-1 			3-2 		3-2 		1-1 	3 0 2 0 0 0 1 1 0 0 0 0 0 1		
Orlando Merced, S (1, 3) <small>OBP: 0.333, SLG: 0.428</small>	1-1 			0-3 		2-2 		1-2 	4 0 0 0 0 1 4		
Ron Coomer, R (1, 5) <small>OBP: 0.293, SLG: 0.439</small>		3-2 		0-0 			1-1 	4-2 	3 0 0 0 1 0 1		
Todd Walker, L (1, 4) <small>OBP: 0.368, SLG: 0.530</small>		0-3 			0-1 		1-2 	3-3 	4 0 0 0 0 2 2		
Pat Meares, R (1, 6) <small>OBP: 0.291, SLG: 0.373</small> Dan Naulty, R (7, 1)		2-1 			0-0 		0-2 		3 0 0 0 0 0 0 0 0 0 0 0 0 0		
Javier Valentin, S (1, 2) <small>OBP: 0.253, SLG: 0.326</small>			0-1 		1-2 			3-2 	3 0 1 0 0 0 0		
Bob Tewksbury, R (1, 1) Dan Serafini, S (2, 1) Brent Gates, S (5, PH) <small>OBP: 0.297, SLG: 0.288</small> Eddie Guardado, R (5, 1) Denny Hocking, S (7, 6) <small>OBP: 0.247, SLG: 0.182</small>			1-3 		1-2 		0-1 		0 0 0 0 0 0 0 1 0 0 0 0 1 0 1 0 0 0 0 0 1 0 0 0 0 0 0 0 1 0 0 0 0 0 0		
Inning Stats	R: 0 H: 1 E: 0 LOB: 1 K: 1 BB: 0 S: 10 P: 17	R: 0 H: 0 E: 0 LOB: 0 K: 1 BB: 0 S: 11 P: 16	R: 0 H: 0 E: 0 LOB: 0 K: 1 BB: 0 S: 7 P: 8	R: 0 H: 1 E: 0 LOB: 1 K: 2 BB: 0 S: 11 P: 15	R: 0 H: 1 E: 0 LOB: 1 K: 0 BB: 0 S: 9 P: 11	R: 0 H: 1 E: 0 LOB: 1 K: 1 BB: 0 S: 12 P: 20	R: 0 H: 0 E: 0 LOB: 0 K: 0 BB: 0 S: 8 P: 10	R: 0 H: 0 E: 0 LOB: 0 K: 1 BB: 0 S: 9 P: 13	R: 0 H: 1 E: 0 LOB: 2 K: 1 BB: 1 S: 13 P: 22	1B: 3 SF: 0 2B: 2 SAC: 0 3B: 0 DP: 0 HR: 0 HBP: 0	WP: 0 PA: 33 PB: 0 SB: 0 CS: 0
PITCHER Shane Reynolds, R (1, 1) <small>ERA: 3.42</small> C.J. Nitkowski, L (8, 1) <small>ERA: 3.14</small>	IP WLS BF H R ER SO BB IBB HBP BLK WP HR S P ERA WHIP 7.0 W 25 4 0 0 6 0 0 0 0 0 0 0 68 97 0.00 0.571 2.0 8 1 0 0 2 1 0 0 0 0 0 0 22 35 0.00 1.000	PITCHER IP WLS BF H R ER SO BB IBB HBP BLK WP HR S P ERA WHIP									

Minnesota Twins @ Houston Astros
 Astrodome, Houston, TX
 Tue Jun 23 1998, 4:33 AM EDT
 Att. 27,157 - Dome - 72 F

livebaseballscorecards.com

AB	32
R	0
H	5
RBI	0
BB	1
SO	8
LOB	11



Batter	1	2	3	4	5	6	7	8	9	AB R H RBI BB SO LOB	TOP											
Craig Biggio, R (1, 4) OBP: 0.402, SLG: 0.520	2-3 K	0-1 P8		0-1 L7			1-2 G4-6-3 1B			4 0 1 0 0 1 1												
Bill Spiers, L (1, 5) OBP: 0.393, SLG: 0.427	1-0 5 HR 1B		4-1 1B BB	2-3 K			0-0 G4-6-3 1-2f			3 2 1 0 1 1 1												
Derek Bell, R (1, 9) OBP: 0.362, SLG: 0.487	4-1 5 HR BB		3-2 5 HR 1B			0-1 G6-3		2-1 G1-3		3 2 1 1 1 0 0												
5 Jeff Bagwell, R (1, 3) OBP: 0.415, SLG: 0.535	1-1 HR		2-0 HR			2-3 K		3-2 K		4 2 2 5 0 2 0												
Moises Alou, R (1, 7) OBP: 0.388, SLG: 0.571	1-0 P4		2-2 G5-3			1-1 G1-3		0-0 G6-3		4 0 0 0 0 0 0												
Carl Everett, S (1, 8) OBP: 0.417, SLG: 0.549	1-2 G3-1		0-0 G3-1			0-1 G4-3			1-0 F9	4 0 0 0 0 0 0												
Ricky Gutierrez, R (1, 6) OBP: 0.390, SLG: 0.363		4-2 SH1-4 BB	4-0 BB			3-2 K			1-0 G6-4-3 1B	1 0 0 0 2 1 0	AB 30											
Reggie Harris, R (6, 1)										0 0 0 0 0 0 0	R 6											
Mike Magnante, L (7, 1) OBP: 1.000, SLG: 1.000										0 0 0 0 0 0 0	H 6											
35 Dave Clark, L (9, PH) OBP: 0.243, SLG: 0.141										1 0 1 0 0 0 0	RBI 6											
Brad Ausmus, R (1, 2) OBP: 0.341, SLG: 0.330		2-3 K	2-2 P4			2-2 P3			1-0 G6-4-3 1-2f	4 0 0 0 0 1 3	BB 4											
Sean Bergman, R (1, 1) OBP: 0.067, SLG: 0.067		0-1 SH1-4								1 0 0 0 0 0 0	SO 7											
Trever Miller, R (5, 1) OBP: 0.500, SLG: 1.000										0 0 0 0 0 0 0	LOB 5											
Tim Bogar, R (6, 6) OBP: 0.223, SLG: 0.221		1-2 P4					1-3 K			1 0 0 0 0 1 0												
Inning Stats	R: 3 E: 0 K: 1 S: 11	H: 2 LOB: 0 BB: 1 P: 21	R: 0 E: 0 K: 1 S: 11	H: 0 LOB: 1 BB: 1 P: 16	R: 3 E: 0 K: 1 S: 13	H: 2 LOB: 1 BB: 2 P: 30	R: 0 E: 0 K: 1 S: 10	H: 0 LOB: 0 BB: 0 P: 13	R: 0 E: 0 K: 1 S: 8	H: 0 LOB: 0 BB: 0 P: 11	R: 0 E: 0 K: 1 S: 9	H: 0 LOB: 0 BB: 0 P: 14	R: 0 E: 0 K: 1 S: 7	H: 1 LOB: 0 BB: 0 P: 9	R: 0 E: 0 K: 1 S: 7	H: 0 LOB: 0 BB: 0 P: 12	R: 0 E: 0 K: 0 S: 3	H: 1 LOB: 0 BB: 0 P: 6	1B: 4 2B: 0 3B: 0 HR: 2	SF: 0 SAC: 1 DP: 2 HBP: 0	WP: 1 PB: 0 SB: 0 CS: 0	PA: 35
PITCHER	IP WLS BF H R ER SO BB IBB HBP BLK WP HR S P ERA WHIP																					
Pedro Astacio, R (1, 1) ERA: 6.15	8.0 W 32 5 6 6 7 4 0 0 0 1 2 76 126 6.75 1.125																					
Dave Veres, R (9, 1) ERA: 3.69	1.0 S 3 1 0 0 0 0 0 0 0 0 0 0 3 6 0.00 1.000																					

Houston Astros @ Colorado Rockies
Coors Field, Denver, CO
 Wed Jun 24 1998, 7:05 PM MDT
 Att. 48,150 - Unknown - 85 F

livebaseballscorecards.com



Batter	1	2	3	4	5	6	7	8	9	AB	R	H	RBI	BB	SO	LOB
Neifi Perez, S OBP: 0.323, SLG: 0.380 (1, 6)	1-0 G4-3		0-0 B2-3	1-1 1B		2-2 1B	0-0 G4-3			5	0	2	0	0	0	3
Jeff Barry, S OBP: 0.357, SLG: 0.364 (1, 8) (9, 9)	1-0 G4-3		2-0 G4-3	0-0 G6-3		4-1 BB		0-0 F8		4	0	0	1	1	0	1
Dante Bichette, R OBP: 0.346, SLG: 0.492 1 Curtis Goodwin, L OBP: 0.327, SLG: 0.309 (1, 9) (8, PR) (9, 8)	0-0 F3		0-0 2B 1B		0-2 HR	0-2 F8		1-1 G5-4-3 1B		5	2	3	1	0	0	1
Vinny Castilla, R OBP: 0.349, SLG: 0.565 (1, 5)		1-2 G5-3	3-1 17 HR 2B		2-2 G3 3B	1-2 F8		1-1 G5-4-3		5	2	2	1	0	0	2
Ellis Burks, R OBP: 0.354, SLG: 0.521 (1, 7)		2-1 3 L9 17 1B 1B	4-0 17 HR BB		1-0 G3		0-0 P4			3	1	1	1	1	0	0
17 Todd Helton, L OBP: 0.348, SLG: 0.463 (1, 3)		0-0 1B	0-1 HR		1-2 L8		0-0 3 1B SF8 1B			4	2	3	3	0	0	0
3 Mike Lansing, R OBP: 0.296, SLG: 0.339 (1, 4)		0-1 L9	3-1 F9		1-1 1B HBP		2-0 2B 1B			3	0	1	0	0	0	2
Kirt Manwaring, R OBP: 0.353, SLG: 0.325 (1, 2)		2-0 G4-3		1-3 K	1-2 1B		2-0 SF8			3	0	1	1	0	1	2
Pedro Astacio, R OBP: 0.206, SLG: 0.188 Dave Veres, R OBP: 0.500, SLG: 0.500 (1, 1) (9, 1)			0-0 E3 B2-3 G4-3	0-0 L8	0-1 G2-3		0-0 2B			4	1	1	0	0	0	2

Inning Stats	R: 0	H: 0	E: 0	K: 0	S: 3	H: 0	LOB: 0	BB: 0	P: 5	R: 0	H: 2	E: 0	K: 0	S: 9	H: 2	LOB: 2	BB: 0	P: 14	R: 5	H: 3	E: 1	K: 0	S: 10	H: 3	LOB: 0	BB: 1	P: 22	R: 0	H: 1	E: 0	K: 1	S: 7	H: 3	LOB: 2	BB: 0	P: 22	R: 2	H: 1	E: 0	K: 0	S: 16	H: 1	LOB: 1	BB: 1	P: 19	R: 1	H: 3	E: 0	K: 0	S: 6	H: 3	LOB: 2	BB: 0	P: 10	R: 0	H: 1	E: 0	K: 0	S: 5	H: 1	LOB: 1	BB: 0	P: 7
--------------	------	------	------	------	------	------	--------	-------	------	------	------	------	------	------	------	--------	-------	-------	------	------	------	------	-------	------	--------	-------	-------	------	------	------	------	------	------	--------	-------	-------	------	------	------	------	-------	------	--------	-------	-------	------	------	------	------	------	------	--------	-------	-------	------	------	------	------	------	------	--------	-------	------

PITCHER	IP	WLS	BF	H	R	ER	SO	BB	IBB	HBP	BLK	WP	HR	S	P	ERA	WHIP
Sean Bergman, R ERA: 2.98 (1, 1)	4.2	L	26	9	7	2	1	1	0	1	0	0	0	43	70	3.86	2.143
Trevor Miller, L ERA: 3.26 (5, 1)	0.2		3	1	0	0	0	1	0	0	0	0	0	8	14	0.00	3.000
Reggie Harris, R ERA: 6.23 (6, 1)	1.1		7	3	1	1	0	0	0	0	0	0	0	11	16	6.75	2.250
Mike Magnante, L ERA: 5.72 (7, 1)	1.1		4	1	0	0	0	0	0	0	0	0	0	6	8	0.00	0.750


BOTTOM

Houston Astros @ Colorado Rockies
Coors Field, Denver, CO

Wed Jun 24 1998, 7:05 PM MDT
Att: 48,150 - Unknown - 85 F

AB	36
R	8
H	14
RBI	8
BB	2
SO	1
LOB	13

livebaseballscorecards.com



1B: 9	SF: 1	WP: 0	PA: 40
2B: 2	SAC: 0	PB: 0	
3B: 1	DP: 1	SB: 0	
HR: 2	HBP: 1	CS: 1	

Batter	1	2	3	4	5	6	7	8	9	10	11	12	AB	R	H	RBI	BB	SO	LOB	TOP								
Craig Biggio, R OBP: 0.407, SLG: 0.533 (1, 4)	G1-3		HR		FC4-6 1B	1B			HR 1B		F9		6	2	4	2	0	0	0									
Bill Spiers, L OBP: 0.388, SLG: 0.421 (1, 5)	G3-1		1B		FC4-6 5 HBP 1B	F7			F7		BB BB		5	1	1	0	0	0	0	3								
Billy Wagner, L (9, 1)			1B		1-2f HBP								0	0	0	0	0	0	0	0								
Brad Ausmus, R OBP: 0.343, SLG: 0.330 (11, PH)			1B										0	0	0	0	1	0	0									
Mike Magnante, L OBP: 1.000, SLG: 1.000 (11, 1)			1B										0	0	0	0	0	0	0	0								
Derek Bell, R OBP: 0.367, SLG: 0.498 (1, 9)	G5-3		1B		HBP 5 HBP 1B				HR		BB BB		5	1	3	2	1	0	0									
5 Jeff Bagwell, R OBP: 0.410, SLG: 0.524 (1, 3)		F8	L7		HBP 1B				P3		L8		5	0	0	0	0	0	4									
Moises Alou, R OBP: 0.384, SLG: 0.560 (1, 7)	L9		L5		HBP HBP				L9				5	0	0	1	0	0	2									
Carl Everett, S OBP: 0.415, SLG: 0.547 (1, 8)				E7 F8 1B	P6				G1-4-3		G3		6	0	2	0	0	0	3									
Tony Eusebio, R OBP: 0.326, SLG: 0.301 (1, 2)	F9			F9	G3-1				K		G3-1		6	0	1	0	0	1	5									
Tim Bogar, R OBP: 0.227, SLG: 0.225 (1, 6)				F8					G1-3		G3-1		3	1	1	0	0	0	1									
35 Dave Clark, L OBP: 0.253, SLG: 0.154 (8, PH)			SH3-4 HR 1B						FC6-4 1B				1	0	1	0	0	0	0									
Ricky Gutierrez, R OBP: 0.387, SLG: 0.360 (8, 6)													2	0	0	0	0	0	1									
Scott Elarton, R (1, 1)													2	0	0	0	0	1	1									
Bob Scanlan, R (7, 1)			SH3-4						FC6-4		L8		0	0	0	0	0	0	0									
J.R. Phillips, L OBP: 0.295, SLG: 0.243 (8, PH)													1	0	0	0	0	0	1									
Doug Henry, R (8, 1)													0	0	0	0	0	0	0									
Sean Berry, R OBP: 0.335, SLG: 0.390 (9, 5)													1	0	0	0	0	0	0									
Inning Stats	R: 0 E: 0 K: 8	H: 0 LOB: 0 BB: 12	R: 0 E: 0 K: 6	H: 1 LOB: 1 BB: 0	R: 2 E: 0 K: 13	H: 4 LOB: 2 BB: 0	R: 0 E: 1 K: 11	H: 1 LOB: 1 BB: 0	R: 1 E: 0 K: 9	H: 2 LOB: 3 BB: 0	R: 0 E: 0 K: 7	H: 0 LOB: 0 BB: 0	R: 0 E: 0 K: 8	H: 0 LOB: 0 BB: 2	R: 0 E: 0 K: 9	H: 1 LOB: 1 BB: 0	R: 0 E: 0 K: 9	H: 1 LOB: 1 BB: 0	R: 0 E: 0 K: 9	H: 0 LOB: 0 BB: 2	R: 0 E: 0 K: 9	H: 1 LOB: 1 BB: 0	R: 0 E: 0 K: 9	H: 1 LOB: 1 BB: 0	1B: 10 2B: 1 3B: 0 HR: 2	SF: 0 SAC: 1 DP: 0 HBP: 2	WP: 0 PB: 0 SB: 0 CS: 0	PA: 53
PITCHER	IP	WLS	BF	H	R	ER	SO	BB	IBB	HBP	BLK	WP	HR	S	P	ERA	WHIP											
Mike Saipke, R ERA: 4.5 (1, 1)	6.0		29	9	3	3	1	0	0	0	0	0	0	54	85	4.50	1.500											
Mike DeJean, R ERA: 2.13 (7, 1)	1.0		3	0	0	0	0	0	0	0	0	0	0	4	7	0.00	0.000											
Jerry Dipoto, R ERA: 3.74 (8, 1)	1.0		4	1	0	0	1	0	0	0	0	0	0	11	15	0.00	1.000											
Dave Veres, R ERA: 3.95 (9, 1)	2.0		8	2	2	2	0	0	0	0	0	0	1	15	26	9.00	1.000											
Curt Leskanic, R ERA: 4.74 (11, 1)	2.0	W	9	1	0	0	0	2	0	0	0	0	0	17	40	0.00	1.500											

Houston Astros @ Colorado Rockies
Coors Field, Denver, CO
Thu Jun 25 1998, 3:33 AM MDT
Att. 48,046 - Sunny - 87 F

livebaseballscorecards.com

AB	48
R	5
H	13
RBI	5
BB	2
SO	2
LOB	21



Batter	1	2	3	4	5	6	7	8	9	10	11	12	AB	R	H	RBI	BB	SO	LOB
Neifi Perez, S OBP: 0.320, SLG: 0.376 (1, 6)	G4-3		2B	FC9-6		K		FC6-4			K		6	1	1	0	0	2	3
Jeff Barry, S OBP: 0.300, SLG: 0.294 (8, 9)	G4-3		K	G3-1		P4				SH1-4	G6-3		6	0	1	0	0	1	3
Dante Bichette, R OBP: 0.351, SLG: 0.502 1 Curtis Goodwin, L (7, PR) OBP: 0.324, SLG: 0.306 (8, 8)	2B		2B		P6		G6-3	WP	SH1-4		G6-3		4	0	3	1	0	0	0
Vinny Castilla, R OBP: 0.349, SLG: 0.560 (1, 5)	K		G6-3		F8		G6-3		IBB			7	5	1	1	0	1	1	3
Ellis Burks, R OBP: 0.349, SLG: 0.513 7 Kurt Abbott, R OBP: 0.300, SLG: 0.362 (9, 7)	K		K		G5-3		G3		F7		2B		4	0	0	0	0	2	3
17 Todd Helton, L OBP: 0.346, SLG: 0.455 (1, 3)	G6-3		G4-3		G4-3		G4-3	HR	F7				4	1	0	0	1	0	4
3 Mike Lansing, R OBP: 0.301, SLG: 0.347 (1, 4)	1B		1B		2B		HR	2B	F9		G5-3		5	2	3	0	0	0	0
Kirt Manwaring, R OBP: 0.354, SLG: 0.333 (1, 2)	1B		2B		FC9-6		K		F7		K		5	0	2	1	0	2	2
Mike Saipke, R John Vander Wal, L Mike DeJean, R Jerry Dipoto, R Greg Colbrunn, R Dave Varres, R Jason Gates, S Curt Leskanić, R (1, 1) (6, PH) (7, 1) (8, 1) (8, PH) (9, 1) (9, 1) (10, PH) (11, 1)	G1-3		FC9-6		BB		HR		FC6-4		K		1	0	0	0	1	0	2

Inning Stats	R: 0	H: 1	E: 0	K: 13	S: 13	H: 2	LOB: 1	BB: 0	P: 20	R: 0	H: 2	E: 0	K: 11	S: 9	H: 2	LOB: 2	BB: 0	P: 14	R: 1	H: 2	E: 0	K: 12	S: 12	R: 0	H: 0	E: 0	K: 8	S: 8	R: 0	H: 2	E: 0	K: 10	S: 13	R: 0	H: 1	E: 0	K: 9	S: 9	R: 0	H: 1	E: 0	K: 12	S: 12	R: 0	H: 0	E: 0	K: 8	S: 8	R: 0	H: 0	E: 0	K: 11	S: 11	R: 1	H: 2	E: 0	K: 4	S: 4	1B: 8	2B: 5	3B: 0	HR: 1	SF: 0	SAC: 1	DP: 0	HBP: 0	WP: 1	PA: 50
--------------	------	------	------	-------	-------	------	--------	-------	-------	------	------	------	-------	------	------	--------	-------	-------	------	------	------	-------	-------	------	------	------	------	------	------	------	------	-------	-------	------	------	------	------	------	------	------	------	-------	-------	------	------	------	------	------	------	------	------	-------	-------	------	------	------	------	------	-------	-------	-------	-------	-------	--------	-------	--------	-------	--------

PITCHER	IP	WLS	BF	H	R	ER	SO	BB	IBB	HBP	BLK	WP	HR	S	P	ERA	WHIP
Scott Elarton, R ERA: 6.57	(1, 1)	6.0	29	9	5	5	6	2	0	0	0	0	1	69	112	7.50	1.833
Bob Scanlan, R ERA: 3.28	(7, 1)	1.0	4	1	0	0	0	0	0	0	0	1	0	8	13	0.00	1.000
Doug Henry, R ERA: 3.12	(8, 1)	1.2	8	2	0	0	0	0	1	0	0	0	0	15	21	0.00	1.200
Billy Wagner, L ERA: 2.08	(9, 1)	1.1	4	0	0	0	2	0	0	0	0	0	0	14	17	0.00	0.000
Mike Magnante, L ERA: 5.83	(11, 1)	1.0	L 5	2	1	1	1	0	0	0	0	0	0	13	17	9.00	2.000


BOTTOM

Houston Astros @ Colorado Rockies
Coors Field, Denver, CO

Thu Jun 25 1998, 3:33 AM MDT
Att: 48,046 - Sunny - 87 F

livebaseballscorecards.com

AB	46
R	6
H	14
RBI	6
BB	3
SO	9
LOB	22



PITCHER	IP	WLS	BF	H	R	ER	SO	BB	IBB	HBP	BLK	WP	HR	S	P	ERA	WHIP
---------	----	-----	----	---	---	----	----	----	-----	-----	-----	----	----	---	---	-----	------

Batter	1	2	3	4	5	6	7	8	9	AB R H RBI BB SO LOB	TOP											
Craig Biggio, R (1, 4) OBP: 0.405, SLG: 0.529	0-1 G1-3		1-1 G4-6-3 1B		1-1 G4-3			0-1 G5-3		4 0 1 1 0 0 0												
Bill Spiers, L (1, 5) OBP: 0.388, SLG: 0.420 Sean Berry, R (9, PH) OBP: 0.333, SLG: 0.387	1-3 K		0-0 G4-6-3			2-1 G5-4-3 1B		3-1 E7		3 0 1 0 0 1 1 1 0 0 0 0 0 0												
Derek Bell, R (1, 9) OBP: 0.363, SLG: 0.492	1-2 G4-3		1-3 K			0-0 G5-4-3		0-0 G6-3		4 0 0 0 0 1 2												
5 Jeff Bagwell, R (1, 3) OBP: 0.408, SLG: 0.523		1-2 G6-3 2B		1-1 G6-3		0-1 F8		1-2 F7		4 0 1 0 0 0 1												
Moises Alou, R (1, 7) OBP: 0.382, SLG: 0.556		0-1 G6-3		0-0 1B			1-2 L9		0-3 K	4 0 1 0 0 1 2												
Carl Everett, S (1, 8) OBP: 0.409, SLG: 0.539		1-3 K		1-3 K			2-3 K			3 0 0 0 0 3 2												
35 Dave Clark, L (1, 10) OBP: 0.244, SLG: 0.147		1-0 P6		0-0 P3			2-3 K			3 0 0 0 0 1 2												
Ricky Gutierrez, R (1, 6) OBP: 0.386, SLG: 0.356			4-2 1B 1B BB		1-1 F9		3-3 K			2 1 0 0 1 1 0												
Brad Ausmus, R (1, 2) OBP: 0.343, SLG: 0.330			1-0 1B 1B G4-6-3 1B		3-2 L9		1-2 G5-3			3 1 1 0 0 0 0												
Inning Stats	R: 0 E: 0 K: 1 S: 10	H: 0 LOB: 0 BB: 0 P: 12	R: 0 E: 0 K: 1 S: 9	H: 1 LOB: 1 BB: 0 P: 12	R: 2 E: 0 K: 1 S: 10	H: 2 LOB: 0 BB: 1 P: 17	R: 0 E: 0 K: 1 S: 7	H: 1 LOB: 1 BB: 0 P: 9	R: 0 E: 0 K: 0 S: 8	H: 0 LOB: 0 BB: 0 P: 13	R: 0 E: 0 K: 0 S: 5	H: 1 LOB: 0 BB: 0 P: 7	R: 0 E: 0 K: 2 S: 9	H: 0 LOB: 0 BB: 0 P: 14	R: 0 E: 0 K: 1 S: 24	H: 0 LOB: 0 BB: 0 P: 28	R: 0 E: 1 K: 1 S: 10	H: 0 LOB: 1 BB: 0 P: 14	1B: 4 2B: 1 3B: 0 HR: 0	SF: 0 SAC: 0 DP: 2 HBP: 0	WP: 0 PB: 0 SB: 0 CS: 0	PA: 32
PITCHER	IP WLS BF H R ER SO BB IBB HBP BLK WP HR S P ERA WHIP																					
Bartolo Colon, R (1, 1) ERA: 2.51	8.0 W 28 5 2 2 7 1 0 0 0 0 0 82 112 2.25 0.750																					
Paul Assenmacher, L (9, 1) ERA: 3.51	0.0 1 0 0 0 0 0 0 0 0 0 0 2 5 ∞ ∞																					
Michael Jackson, R (9, 1) ERA: 2.1	1.0 S 3 0 0 0 1 0 0 0 0 0 0 8 9 0.00 0.000																					

Houston Astros @ Cleveland Indians
Jacobs Field, Cleveland, OH
 Fri Jun 26 1998, 7:05 PM EDT
 Att. 43,222 - Unknown - 86 F

livebaseballscorecards.com

AB 31
R 2
H 5
RBI 1
BB 1
SO 8
LOB 10



BOTTOM

Houston Astros @ Cleveland Indians
Jacobs Field, Cleveland, OH
Fri Jun 26 1998, 7:05 PM EDT
Att: 43,222 - Unknown - 86 F

livebaseballscorecards.com

AB 33
R 4
H 11
RBI 4
BB 5
SO 7
LOB 22



WP: 0 PA: 40
PB: 0
SB: 2
CS: 1

AB R H RBI BB SO LOB

4 1 1 0 1 0 0
4 0 3 0 0 0 0
1 0 1 0 0 0 0

4 1 1 1 1 0 3

3 1 0 0 1 2 5

4 1 1 1 0 1 4

3 0 1 0 1 2 3

3 0 1 2 1 0 1

3 0 1 0 0 2 2

4 0 1 0 0 0 4

1B: 9 SF: 0
2B: 3 SAC: 0
3B: 0 DP: 1
HR: 0 HBP: 1

Batter	1	2	3	4	5	6	7	8	9
Omar Vizquel, S OBP: 0.364, SLG: 0.377 (1, 6)	4-2 1B 1B BB	1-2 CS 1-2	1-2 1B S G6-3 1B		1-2 G5-3		2-1 F7	1-0 F7	
Shawon Dunston, R OBP: 0.266, SLG: 0.398 Kenny Lofton, L OBP: 0.372, SLG: 0.419 (1, 7) (8, 8)	1-1 1B 1-2 1B		1-1 G6-4-3 G6-3 1-3 1B		1-0 P6		1-1 E6 FC6-4 1B	2-2 1B	
Manny Ramirez, R OBP: 0.371, SLG: 0.539 (1, 9)	1-2 1B 1-2 2-3		0-1 G6-3 1-2 3-H		4-2 BB		1-1 FC6-4 2B 2-2	0-0 L5	
Jim Thome, L OBP: 0.438, SLG: 0.665 (1, 3)	2-3 K		1-2 G6-4-3 2-3		1 SAFE 3-3 K		4-2 2B 1B BB		
Sandy Alomar Jr., R OBP: 0.309, SLG: 0.408 (1, 2)	1-0 L5		3-3 K		1-0 L9		1-2 1B 2B 1-3 2-H		
David Justice, L OBP: 0.371, SLG: 0.493 (1, 10)	2-3 K			1-1 L7-4 2B		0-3 K	4-2 1B BB		
Mark Whiten, S OBP: 0.398, SLG: 0.475 (1, 8) (8, 7)		2-1 G6-3		3-2 G6-3		4-2 1B BB	1-2 1B 1-2 2-H 3-H		
Travis Fryman, R OBP: 0.323, SLG: 0.477 (1, 5)		1-3 K		1-1 HBP		0-2 1B	0-3 K		
David Bell, R OBP: 0.324, SLG: 0.440 (1, 4)		1-1 CS 1B		3-2 L7-4 2-3		1-0 F8		0-0 P3	

Inning Stats	R: 0	H: 2	E: 0	K: 2	S: 15	H: 1	LOB: 3	BB: 1	P: 26	R: 0	H: 1	E: 0	K: 1	S: 9	R: 1	H: 2	E: 0	K: 1	S: 17	R: 0	H: 1	E: 0	K: 0	S: 10	R: 0	H: 0	E: 0	K: 1	S: 12	R: 0	H: 1	E: 0	K: 1	S: 11	R: 3	H: 3	E: 1	K: 1	S: 21	R: 0	H: 1	E: 0	K: 0	S: 6	R: 0	H: 1	E: 0	K: 0	S: 9
--------------	------	------	------	------	-------	------	--------	-------	-------	------	------	------	------	------	------	------	------	------	-------	------	------	------	------	-------	------	------	------	------	-------	------	------	------	------	-------	------	------	------	------	-------	------	------	------	------	------	------	------	------	------	------

PITCHER	IP	WLS	BF	H	R	ER	SO	BB	IBB	HBP	BLK	WP	HR	S	P	ERA	WHIP
Pete Schourek, L ERA: 4.01 (1, 1)	5.0		22	6	1	1	5	2	0	1	0	0	0	63	102	1.80	1.600
C.J. Nitkowski, L ERA: 3.07 (6, 1)	1.0		5	1	0	0	1	1	0	0	0	0	0	11	17	0.00	2.000
Reggie Harris, R ERA: 7.2 (7, 1)	0.2		3	1	1	1	0	0	0	0	0	0	0	6	10	13.50	1.500
Mike Magnante, L ERA: 6.37 (7, 1)	0.1	L	5	2	2	2	1	2	0	0	0	0	0	15	25	54.00	12.000
Trever Miller, L ERA: 3.16 (8, 1)	1.0		4	1	0	0	0	0	0	0	0	0	0	6	9	0.00	1.000

Batter	1	2	3	4	5	6	7	8	9	10	11	AB R H RBI BB SO LOB	TOP													
Craig Biggio, R OBP: 0.401, SLG: 0.522 (1, 4)	0-2 G4-3		1-0 1B			1-3 K	2-2 F9		1-1 L8		1-1 L5	6 0 1 1 0 1 0														
Bill Spiers, L OBP: 0.399, SLG: 0.431 (1, 5)	2-1 2B		2-2 P6			4-1 FC4-6 1B	4-0 BB		2-1 1B		1-0 CS 1B	4 0 3 0 2 0 1														
Derek Bell, R OBP: 0.363, SLG: 0.489 (1, 9)	2-3 K		3-3 K			0-0 FC4-6 1B	0-0 F9		0-1 F9		1-2 5 BB 1B	6 1 2 0 0 2 4														
5 Jeff Bagwell, R OBP: 0.406, SLG: 0.529 (1, 3)	3-1 G4-3			1-0 G6-3		1-0 FC4-6		0-0 HR		2-3 K	4-2 1B HR BB	5 2 1 1 1 1 4														
Moises Alou, R OBP: 0.382, SLG: 0.551 (1, 7)		3-2 F8		1-1 1B		3-2 G5-3		2-2 P2		3-2 K	0-0 HR 1B	6 1 2 1 0 1 2														
Carl Everett, S OBP: 0.408, SLG: 0.548 (1, 8)		1-1 F9		0-0 F9		2-2 35 E HR 1B		1-1 G3		0-0 P6	0-0 1-H 3-H HR	6 2 2 3 0 0 0														
35 Dave Clark, L OBP: 0.250, SLG: 0.164 (1, 10)		1-0 G3			0-0 L8		2-1 E4 HR		3-0 2B		4-0 1B BB	5 1 1 0 1 0 1														
Ricky Gutierrez, R OBP: 0.387, SLG: 0.355 (1, 6)			3-2 G6-3		2-2 G1-3		3-2 L6		4-2 BB		1-0 1B	4 0 1 0 1 0 2														
Brad Ausmus, R OBP: 0.345, SLG: 0.346 (1, 2)			1-1 1B 1B		0-0 L4		2-2 HR		0-3 K		1-2 L9	5 2 2 3 0 1 4														
Inning Stats	R: 0 E: 0 K: 1 S: 10	H: 1 LOB: 1 BB: 0 P: 17	R: 0 E: 0 K: 0 S: 6	H: 0 LOB: 0 BB: 0 P: 11	R: 1 E: 0 K: 1 S: 14	H: 2 LOB: 1 BB: 0 P: 24	R: 0 E: 0 K: 0 S: 4	H: 1 LOB: 0 BB: 0 P: 6	R: 0 E: 0 K: 0 S: 6	H: 0 LOB: 0 BB: 0 P: 8	R: 0 E: 0 K: 1 S: 10	H: 1 LOB: 2 BB: 1 P: 19	R: 3 E: 1 K: 0 S: 16	H: 2 LOB: 1 BB: 1 P: 31	R: 1 E: 0 K: 1 S: 13	H: 2 LOB: 2 BB: 1 P: 23	R: 0 E: 0 K: 1 S: 10	H: 1 LOB: 1 BB: 0 P: 14	R: 0 E: 0 K: 1 S: 9	H: 1 LOB: 2 BB: 1 P: 18	R: 4 E: 0 K: 0 S: 12	H: 4 LOB: 0 BB: 1 P: 19	1B: 10 2B: 2 3B: 0 HR: 3	SF: 0 SAC: 0 DP: 0 HBP: 0	WP: 0 PB: 0 SB: 2 CS: 1	PA: 52
PITCHER	IP	WLS	BF	H	R	ER	SO	BB	IBB	HBP	BLK	WP	HR	S	P	ERA	WHIP									
Dwight Gooden, R ERA: 4.03 (1, 1)	6.0		25	6	3	3	3	1	0	0	0	0	0	55	94	4.50	1.167									
Eric Plunk, R ERA: 3.94 (7, 1)	1.0		5	1	1	0	0	1	0	0	0	0	1	11	22	0.00	2.000									
Paul Shuey, R ERA: 0.96 (8, 1)	2.0		10	3	1	1	2	1	0	0	0	0	1	23	37	4.50	2.000									
Michael Jackson, R ERA: 2.03 (10, 1)	1.0		5	1	0	0	1	1	0	0	0	0	0	9	18	0.00	2.000									
Jose Mesa, R ERA: 4.63 (11, 1)	1.0	L	7	4	4	4	0	1	0	0	0	0	1	12	19	36.00	5.000									

Houston Astros @ Cleveland Indians
 Jacobs Field, Cleveland, OH
 Sat Jun 27 1998, 3:33 AM EDT
 Att: 43,132 - Cloudy - 77 F

livebaseballscorecards.com

AB	47
R	9
H	15
RBI	9
BB	5
SO	6
LOB	18



Batter	1	2	3	4	5	6	7	8	9	10	11	AB R H RBI BB SO LOB	BOTTOM																
Kenny Lofton, L OBP: 0.371, SLG: 0.418 (1, 8)	F8		FC6 1B		L3 1B	F8			G4-3		P4	6 0 2 0 0 0 2	Houston Astros @ Cleveland Indians Jacobs Field, Cleveland, OH Sat Jun 27 1998, 3:33 AM EDT Att: 43,132 - Cloudy - 77 F																
Omar Vizquel, S OBP: 0.361, SLG: 0.376 (1, 6)	2B		F8		L3 1-2		P5		G4-3		P4	6 0 1 0 0 0 3																	
David Justice, L OBP: 0.372, SLG: 0.503 (1, 10) Shawon Dunston, R OBP: 0.266, SLG: 0.398 (9, PR)	L9		SF8		E3		HR		1B			4 1 2 2 0 0 1 0 0 0 0 0 0 0																	
Jim Thome, L OBP: 0.431, SLG: 0.654 (1, 3)	L9		FC6 1-2f		G3		K		K			5 0 0 0 0 2 4																	
Manny Ramirez, R OBP: 0.371, SLG: 0.548 (1, 9)		F9		HR 1B		HR	F9				F9	5 2 2 1 0 0 0																	
Mark Whiten, S OBP: 0.418, SLG: 0.518 (1, 7)		L7		HR 1-H		BB 1B		L1-3 BB			S BB	3 1 2 2 2 0 0																	
Travis Fryman, R OBP: 0.321, SLG: 0.473 (1, 5)		S 1B		K		F8		L1-3 1-2			K 1-2	5 0 1 0 0 2 3																	
Pat Borders, R OBP: 0.300, SLG: 0.293 (1, 2)		L7		G6-3		BB		FC4-6 1B			K	4 0 1 0 1 1 2																	
David Bell, R OBP: 0.321, SLG: 0.434 (1, 4)			SF8 1B		L8		P5		FC4-6 1-2f		P5	5 1 1 0 0 0 3																	
Inning Stats	R: 0 H: 1 E: 0 K: 0 S: 9	H: 1 LOB: 1 BB: 0 P: 13	R: 0 H: 1 E: 0 K: 0 S: 12	H: 1 LOB: 1 BB: 0 P: 16	R: 1 H: 2 E: 0 K: 0 S: 9	H: 2 LOB: 1 BB: 0 P: 14	R: 2 H: 2 E: 0 K: 1 S: 10	H: 2 LOB: 0 BB: 0 P: 13	R: 0 H: 1 E: 1 K: 0 S: 7	H: 1 LOB: 1 BB: 0 P: 15	R: 1 H: 1 E: 0 K: 1 S: 10	H: 1 LOB: 0 BB: 0 P: 15		R: 0 H: 1 E: 0 K: 1 S: 8	H: 1 LOB: 1 BB: 1 P: 15	R: 0 H: 1 E: 0 K: 1 S: 12	H: 1 LOB: 1 BB: 0 P: 20	R: 0 H: 0 E: 0 K: 2 S: 9	H: 0 LOB: 1 BB: 1 P: 14	R: 0 H: 0 E: 0 K: 0 S: 7	H: 0 LOB: 0 BB: 0 P: 9	1B: 8 SF: 1 2B: 3 SAC: 0 3B: 0 DP: 2 HR: 3 HBP: 0	WP: 0 PA: 47 PB: 0 SB: 2 CS: 0						
PITCHER	IP WLS BF H R ER SO BB IBB HBP BLK WP HR S P ERA WHIP																												
Jose Lima, R ERA: 3.69 (1, 1)	6.2		31	10	5	5	2	1	0	0	0	0	0	3	77	117	6.75	1.650											
Doug Henry, R ERA: 2.95 (7, 1)	2.0		7	1	0	0	0	1	0	0	0	0	0	0	15	25	0.00	1.000											
Billy Wagner, L ERA: 1.99 (9, 1)	1.1	W	6	1	0	0	3	1	0	0	0	0	0	0	15	26	0.00	1.500											
Reggie Harris, R ERA: 6.0 (11, 1)	1.0		3	0	0	0	0	0	0	0	0	0	0	0	7	9	0.00	0.000											

livebaseballscores.com

AB	43
R	5
H	12
RBI	5
BB	3
SO	5
LOB	18



Batter	1	2	3	4	5	6	7	8	9	AB R H RBI BB SO LOB	TOP											
Craig Biggio, R (1, 10) OBP: 0.401, SLG: 0.525 Tim Bogar, R (9, PH) OBP: 0.224, SLG: 0.222	1-2 1B		0-0 SF8		1-2 L9	2-1 2B		0-0 L5	1-3 K	4 0 2 2 0 0 1 1 0 0 0 0 1 1												
Bill Spiers, L (1, 4) OBP: 0.395, SLG: 0.423	2-3 K		1-0 G1-3		2-1 F8	4-1 FC6-4 BB		2-3 K		4 0 0 0 1 2 1												
Derek Bell, R (1, 9) OBP: 0.366, SLG: 0.503	0-1 HR			3-2 G1-3		1B BB			1-1 1B 2B	5 3 3 1 0 0 3												
5 Jeff Bagwell, R (1, 3) OBP: 0.406, SLG: 0.525	2-3 K			4-1 HR BB		1-3 K	0-0 P6		3-2 1B 1B	4 2 1 0 1 2 1												
Moises Alou, R (1, 7) OBP: 0.388, SLG: 0.564		0-1 F7		0-0 HR		4-2 1B BB	3-2 1B		2-1 1B 1B	4 3 3 3 1 0 0												
Carl Everett, S (1, 8) OBP: 0.412, SLG: 0.547		1-1 L9		4-1 BB		1-1 BB 1B	0-2 L7		2-0 1B 1B	4 2 2 1 1 0 1												
Sean Berry, R (1, 5) OBP: 0.335, SLG: 0.387		2-3 K		0-0 F8		1-1 BB 1B	3-1 L6		2-1 1B 1B	5 1 2 1 0 1 2												
Tony Eusebio, R (1, 2) OBP: 0.340, SLG: 0.322			2-2 SH3 SF8 2B	2-1 L9		4-1 2B BB		0-3 K	1-2 1B	4 1 2 3 1 1 1												
Ricky Gutierrez, R (1, 6) OBP: 0.385, SLG: 0.354			0-0 SH3		1-3 K	1-0 SF7		0-0 1B	2-1 G6-4-3	3 0 1 1 0 1 2												
Inning Stats	R: 1 E: 0 K: 2 S: 12	H: 2 LOB: 0 BB: 0 P: 17	R: 0 E: 0 K: 1 S: 8	H: 0 LOB: 0 BB: 0 P: 11	R: 1 E: 0 K: 0 S: 7	H: 1 LOB: 0 BB: 0 P: 10	R: 2 E: 0 K: 0 S: 10	H: 1 LOB: 1 BB: 2 P: 22	R: 0 E: 0 K: 1 S: 8	H: 0 LOB: 0 BB: 0 P: 12	R: 4 E: 0 K: 1 S: 18	H: 4 LOB: 3 BB: 3 P: 38	R: 0 E: 0 K: 0 S: 11	H: 1 LOB: 1 BB: 0 P: 17	R: 0 E: 0 K: 2 S: 10	H: 1 LOB: 1 BB: 0 P: 12	R: 4 E: 0 K: 1 S: 19	H: 6 LOB: 1 BB: 0 P: 33	1B: 11 2B: 3 3B: 0 HR: 2	SF: 2 SAC: 1 DP: 1 HBP: 0	WP: 0 PB: 0 SB: 0 CS: 0	PA: 46
PITCHER	IP WLS BF H R ER SO BB IBB HBP BLK WP HR S P ERA WHIP																					
Charles Nagy, R (1, 1) ERA: 5.48	5.1 L 25 7 8 8 5 3 0 0 0 0 0 2 56 92 13.50 1.875																					
Tim Worrell, R (6, 1) ERA: 6.16	2.2 16 6 3 3 2 2 0 0 0 0 0 0 36 61 10.12 3.000																					
Alvin Morman, L (9, 1) ERA: 3.38	1.0 5 3 1 1 1 0 0 0 0 0 0 0 11 19 9.00 3.000																					

Houston Astros @ Cleveland Indians
Jacobs Field, Cleveland, OH
 Sun Jun 28 1998, 3:33 AM EDT
 Att. 43,047 - Sunny - 84 F

livebaseballscorecards.com

AB	38
R	12
H	16
RBI	12
BB	5
SO	8
LOB	13



Batter	1	2	3	4	5	6	7	8	9	AB R H RBI BB SO LOB
Kenny Lofton, L (1, 8) OBP: 0.370, SLG: 0.414 Shawon Dunston, R (9, PH) OBP: 0.264, SLG: 0.396	4-2 F9 SH2-3 BB	1-2 G6-3		3-2 F9			3-2 G5-3		2-2 L9	3 0 0 0 1 0 3 1 0 0 0 0 0 0
Omar Vizquel, S (1, 6) OBP: 0.365, SLG: 0.379	1-0 SH2-3		0-1 1B 1B	0-2 G3			2-2 1B		4-1 BB	3 1 2 0 1 0 1
David Justice, L (1, 10) OBP: 0.366, SLG: 0.495	3-2 F9		3-1 F7		0-2 P4		2-0 F9		3-3 K	5 0 0 0 0 1 4
Manny Ramirez, R (1, 9) OBP: 0.370, SLG: 0.543	3-2 F7		0-2 F8		1-1 1B		1-3 K			4 0 1 0 0 1 3
Sandy Alomar Jr., R (1, 2) OBP: 0.312, SLG: 0.423		0-0 HR	1-0 1B 1B		2-3 K			0-0 P3		4 1 2 1 0 1 1
Mark Whiten, S (1, 7) OBP: 0.422, SLG: 0.512		4-1 G5-3 BB	0-0 1-2 2-H 1B		0-1 G4-3			3-1 F8		3 0 1 1 1 0 1
Travis Fryman, R (1, 5) OBP: 0.320, SLG: 0.470		0-1 F8	0-2 G5-3		1-1 G1-6-3 1B			3-3 K		4 0 1 0 0 1 3
Richie Sexson, R (1, 3) OBP: 0.500, SLG: 0.750		0-0 G5-3		2-2 1B		2-3 K		0-1 L9 WP 2B		4 1 2 0 0 1 2
David Bell, R (1, 4) OBP: 0.320, SLG: 0.428		4-1 BB		2-2 F8		2-2 G1-6-3		0-1 L9		3 0 0 0 1 0 3

Inning Stats	R: 0 E: 0 K: 0 S: 9	H: 0 LOB: 1 BB: 1 P: 20	R: 1 E: 0 K: 0 S: 9	H: 1 LOB: 2 BB: 2 P: 18	R: 1 E: 0 K: 0 S: 13	H: 3 LOB: 2 BB: 0 P: 17	R: 0 E: 0 K: 0 S: 16	H: 1 LOB: 1 BB: 0 P: 23	R: 0 E: 0 K: 1 S: 10	H: 1 LOB: 1 BB: 0 P: 13	R: 0 E: 0 K: 1 S: 9	H: 1 LOB: 0 BB: 0 P: 14	R: 0 E: 0 K: 1 S: 10	H: 1 LOB: 1 BB: 0 P: 18	R: 0 E: 0 K: 1 S: 9	H: 0 LOB: 0 BB: 0 P: 15	R: 1 E: 0 K: 1 S: 11	H: 1 LOB: 1 BB: 1 P: 20	1B: 7 2B: 1 3B: 0 HR: 1	SF: 0 SAC: 1 DP: 1 HBP: 0
--------------	------------------------------	----------------------------------	------------------------------	----------------------------------	-------------------------------	----------------------------------	-------------------------------	----------------------------------	-------------------------------	----------------------------------	------------------------------	----------------------------------	-------------------------------	----------------------------------	------------------------------	----------------------------------	-------------------------------	----------------------------------	----------------------------------	------------------------------------

PITCHER	IP	WLS	BF	H	R	ER	SO	BB	IBB	HBP	BLK	WP	HR	S	P	ERA	WHIP
Shane Reynolds, R (1, 1) ERA: 3.4	6.0	W	27	7	2	2	2	3	0	0	0	0	1	66	105	3.00	1.667
C.J. Nitkowski, L (7, 1) ERA: 3.06	3.0	S	12	2	1	1	3	1	0	0	0	1	0	30	53	3.00	1.000

BOTTOM

Houston Astros @ Cleveland Indians
Jacobs Field, Cleveland, OH
 Sun Jun 28 1998, 3:33 AM EDT
 Att. 43,047 - Sunny - 84 F

AB	34
R	3
H	9
RBI	2
BB	4
SO	5
LOB	21



WP	PA
1	39
PB: 0	
SB: 0	
CS: 0	

Batter	1	2	3	4	5	6	7	8	9	AB R H RBI BB SO LOB	TOP		
Ray Durham, S (1, 4) OBP: 0.372, SLG: 0.449	0-1 G4-3		0-1 F7		2-1 G3			2-3 K		4 0 0 0 0 1 1			
Mike Caruso, S (1, 6) OBP: 0.344, SLG: 0.425	1-0 1B		1-1 F7			0-1 G4-3		2-2 F9		4 0 1 0 0 0 1			
Frank Thomas, R (1, 3) OBP: 0.377, SLG: 0.462	0-0 F8		1-1 G5-3			2-2 G6-3			1-0 L6-3	4 0 0 0 0 0 0			
Albert Belle, R (1, 7) OBP: 0.352, SLG: 0.511		4-1 G6-3 1B 2B BB		2-2 P2		1-0 G4-3			0-0 WP 1B	3 1 1 0 1 0 0			
Robin Ventura, L (1, 5) OBP: 0.365, SLG: 0.448		2-1 G6-3 1-2 2B 1B		0-0 F8			0-0 P4		1-3 K	4 1 1 0 0 1 1			
Magglio Ordonez, R (1, 9) (7, 8) OBP: 0.307, SLG: 0.421		3-2 G6-3 1-2 2-3		0-2 1B			1-3 K		1-0 G5-3	4 0 1 0 0 1 3			
Mike Cameron, R (1, 8) OBP: 0.285, SLG: 0.316		0-1 1B 2-H 3-H 2B		2-0 G5-3			0-3 K			3 0 1 2 0 1 1			
Jason Bere, R (7, 1)										0 0 0 0 0 0 0	AB 32		
Scott Eyre, L (8, 1)										0 0 0 0 0 0 0	R 2		
Chad Kreuter, S (1, 2) OBP: 0.434, SLG: 0.381											H 7		
Jaime Navarro, R (1, 1)											RBI 2		
25 Jeff Abbott, R (5, PH) OBP: 0.337, SLG: 0.585											BB 1		
John Snyder, R (5, 1)											SO 4		
Keith Foulke, R (6, 1)											LOB 8		
Wil Cordero, R (7, 9) OBP: 0.301, SLG: 0.429													
	R: 0 H: 1 E: 0 LOB: 0 K: 0 BB: 0 S: 4 P: 5	R: 2 H: 3 E: 0 LOB: 1 K: 0 BB: 1 S: 13 P: 22	R: 0 H: 0 E: 0 LOB: 0 K: 0 BB: 0 S: 6 P: 8	R: 0 H: 1 E: 0 LOB: 1 K: 0 BB: 0 S: 8 P: 12	R: 0 H: 0 E: 0 LOB: 0 K: 0 BB: 0 S: 6 P: 11	R: 0 H: 0 E: 0 LOB: 0 K: 2 BB: 0 S: 8 P: 9	R: 0 H: 0 E: 0 LOB: 0 K: 2 BB: 0 S: 8 P: 9	R: 0 H: 1 E: 0 LOB: 1 K: 1 BB: 0 S: 14 P: 20	R: 0 H: 1 E: 0 LOB: 1 K: 1 BB: 0 S: 7 P: 10	1B: 5 SF: 0 2B: 2 SAC: 0 3B: 0 DP: 0 HR: 0 HBP: 0	WP: 1 PA: 33 PB: 0 SB: 0 CS: 0		
	R: 0 H: 1 E: 0 LOB: 0 K: 0 BB: 0 S: 4 P: 5	R: 2 H: 3 E: 0 LOB: 1 K: 0 BB: 1 S: 13 P: 22	R: 0 H: 0 E: 0 LOB: 0 K: 0 BB: 0 S: 6 P: 8	R: 0 H: 1 E: 0 LOB: 1 K: 0 BB: 0 S: 8 P: 12	R: 0 H: 0 E: 0 LOB: 0 K: 0 BB: 0 S: 6 P: 11	R: 0 H: 0 E: 0 LOB: 0 K: 2 BB: 0 S: 8 P: 9	R: 0 H: 0 E: 0 LOB: 0 K: 2 BB: 0 S: 8 P: 9	R: 0 H: 1 E: 0 LOB: 1 K: 1 BB: 0 S: 14 P: 20	R: 0 H: 1 E: 0 LOB: 1 K: 1 BB: 0 S: 7 P: 10	1B: 5 SF: 0 2B: 2 SAC: 0 3B: 0 DP: 0 HR: 0 HBP: 0	WP: 1 PA: 33 PB: 0 SB: 0 CS: 0		
PITCHER	IP WLS BF H R ER SO BB IBB HBP BLK WP HR S P ERA WHIP											PITCHER	IP WLS BF H R ER SO BB IBB HBP BLK WP HR S P ERA WHIP
Sean Bergman, R (1, 1) ERA: 2.98	6.0 W 22 5 2 2 0 1 0 0 0 0 0 0 43 67 3.00 1.000												
Scott Elarton, R (7, 1) ERA: 5.65	2.0 7 1 0 0 3 0 0 0 0 0 0 0 22 29 0.00 0.500												
Bob Scanlan, R (9, 1) ERA: 3.16	1.0 4 1 0 0 1 0 0 0 0 0 1 0 7 10 0.00 1.000												

Chicago White Sox @ Houston Astros
Astrodome, Houston, TX
Tue Jun 30 1998, 8:05 PM EDT
Att. 26,400 - Dome - 72 F

livebaseballscorecards.com



Batter	1	2	3	4	5	6	7	8	9
Craig Biggio, R OBP: 0.398, SLG: 0.520 (1, 4)	2-2 F9	0-2 BB 2B 1B		1-3 K		0-0 SF9		2-2 G6-3	
Ricky Gutierrez, R OBP: 0.389, SLG: 0.359 (1, 6)	1-1 5 BB 2B 1B	4-1 2B BB 1-2 2-3		2-2 1B		1-1 F7		0-3 K	
Derek Bell, R OBP: 0.368, SLG: 0.509 (1, 9)	1-3 K	2-2 2B 1-3 2-H 3-H		1-2 G6-3			3-2 G5-3	0-0 5 HR 1B	
5 Jeff Bagwell, R OBP: 0.416, SLG: 0.560 (1, 3)	4-2 2B BB 1-2	3-1 HBP			3-2 F8		4-1 S HR BB	0-0 1-H HR	
Moises Alou, R OBP: 0.392, SLG: 0.598 (1, 7)	0-0 1-H 2-H 2B	0-0 G6-3			2-1 P2		2-2 1-H HR	2-0 F8	
Carl Everett, S OBP: 0.405, SLG: 0.534 (1, 8)	1-0 G4-3		0-0 G5-3		0-0 G3-1		1-1 G4-3		
Sean Berry, R OBP: 0.358, SLG: 0.432 (1, 5)		0-0 BB 2B 1B 1B	2-2 1B			3-1 HR	2-0 E 1B		
Brad Ausmus, R OBP: 0.354, SLG: 0.348 (1, 2)		0-0 F8	2-3 K 1-2			4-2 SH3-5 BLK SF9 BB	4-1 E1 1-2 IBB		
Pete Schourek, L OBP: 0.091, SLG: 0.091 (7, 1)		1-3 K		0-0 P9		1-2 SH3-5	1-3 K		
Doug Henry, R (7, 1)									
Billy Wagner, L (9, 1)									

AB	R	H	RBI	BB	SO	LOB
4	1	1	1	0	1	0
4	1	2	0	1	1	0
5	1	2	2	0	1	2
2	3	1	2	2	0	0
5	1	2	4	0	0	3
4	0	0	0	0	0	1
4	2	4	1	0	0	0
2	1	0	0	2	1	2
2	0	0	0	0	1	1
1	0	0	0	0	1	2
0	0	0	0	0	0	0

Inning Stats		R: 2	H: 2	E: 0	K: 1	S: 13	L: 21	H: 7	R: 4	ER: 4	SO: 4	BB: 2	IBB: 0	HBP: 1	BLK: 0	WP: 0	HR: 0	S: 46	P: 73	ERA: 9.00	WHIP: 2.250
PITCHER		IP	WLS	BF	H	R	ER	SO	BB	IBB	HBP	BLK	WP	HR	S	P	ERA	WHIP			
Jim Parque, L ERA: 6.21 (1, 1)	4.0	L	21	7	4	4	4	4	2	0	1	0	0	1	20	34	9.00	1.000			
Carlos Castillo, R ERA: 5.22 (5, 1)	2.0		8	1	2	2	0	1	0	0	1	0	0	1	17	34	18.00	3.000			
Bob Howry, R ERA: 4.7 (7, 1)	1.0		7	2	2	2	1	1	1	0	0	0	0	1	10	14	18.00	2.000			
Keith Foulke, R ERA: 5.1 (8, 1)	1.0		5	2	2	2	1	0	0	0	0	0	0	1	10	14	18.00	2.000			


BOTTOM

Chicago White Sox @ Houston Astros
Astrodome, Houston, TX

Wed Jul 01 1998, 8:05 PM EDT
Att: 29,050 - Dome - 72 F

livebaseballscorecards.com

AB	33
R	10
H	12
RBI	10
BB	5
SO	6
LOB	11



1B: 7	SF: 1	WP: 0	PA: 41
2B: 2	SAC: 1	PB: 0	
3B: 0	DP: 0	SB: 1	
HR: 3	HBP: 1	CS: 0	

Batter	1	2	3	4	5	6	7	8	9	AB R H RBI BB SO LOB	TOP		
Ray Durham, S (1, 4) OBP: 0.368, SLG: 0.448	2-1 L7			2-2 E4 1B 2B	1-1 P7		2-2 1B 2B		0-3 K	5 1 1 0 0 1 0			
Mike Caruso, S (1, 6) OBP: 0.344, SLG: 0.423	2-1 G4-3			1-2 2B WP 1-3 2B 1B	2-3 K		0-1 1B			4 1 2 0 0 1 0			
Greg Norton, S (1, 3) OBP: 0.290, SLG: 0.446	1-3 K2-3			1-3 K		1-1 G4-3 SAFE	1-1 L8			4 0 0 0 0 2 4			
Albert Belle, R (1, 7) OBP: 0.355, SLG: 0.522		0-1 F8		1 SAFE 2-2 2B 1-3 2B 3-H		0-0 1B 1B		4-2 FC4-8 BB		3 1 2 1 1 0 0			
Robin Ventura, L (1, 5) OBP: 0.363, SLG: 0.441		2-3 K		4-1 2B BB		1 SAFE 1-2 1B		0-0 FC4-6 G3 1-2f		3 1 1 0 1 1 1			
Magglio Ordonez, R (1, 8) OBP: 0.302, SLG: 0.416 (6, 9)		0-0 P6		1-1 2B 1-H 2-H 3-H		0-0 P2		0-0 G3 1-2		4 0 1 3 0 0 3			
Wil Cordero, R (1, 9) OBP: 0.295, SLG: 0.420 Bob Howry, L (6, 1) 25 Jeff Abbott, R (8, PH) 41 Bill Simas, L (8, 1)			1-3 K	0-3 K		3-3 K		2-2 G6-3		3 0 0 0 0 3 3 0 0 0 0 0 0 0 1 0 0 0 0 0 1 0 0 0 0 0 0 0	AB 35 R 4 H 7 RBI 4 BB 2 SO 13 LOB 13		
Chad Kreuter, S (1, 2) OBP: 0.422, SLG: 0.369			1-3 K	0-3 K			2-0 L3		2-3 K	4 0 0 0 0 3 1			
James Baldwin, R (1, 1) Mike Cameron, R (6, 8) OBP: 0.290, SLG: 0.321			1-3 K		0-1 G6-3		0-3 K		1-2 F7	2 0 0 0 0 1 0 2 0 0 0 0 1 0			
Inning Stats	R: 0 H: 0 E: 0 LOB: 0 K: 1 BB: 0 S: 7 P: 12	R: 0 H: 0 E: 0 LOB: 0 K: 1 BB: 0 S: 6 P: 8	R: 0 H: 0 E: 0 LOB: 0 K: 3 BB: 0 S: 12 P: 15	R: 4 H: 3 E: 1 LOB: 1 K: 3 BB: 1 S: 21 P: 32	R: 0 H: 0 E: 0 LOB: 0 K: 1 BB: 0 S: 7 P: 10	R: 0 H: 2 E: 0 LOB: 2 K: 1 BB: 0 S: 10 P: 15	R: 0 H: 2 E: 0 LOB: 2 K: 1 BB: 0 S: 12 P: 17	R: 0 H: 0 E: 0 LOB: 1 K: 0 BB: 1 S: 7 P: 13	R: 0 H: 0 E: 0 LOB: 0 K: 2 BB: 0 S: 10 P: 13	1B: 4 SF: 0 2B: 3 SAC: 0 3B: 0 DP: 0 HR: 0 HBP: 0	WP: 1 PA: 37 PB: 0 SB: 0 CS: 0		
PITCHER	IP WLS BF H R ER SO BB IBB HBP BLK WP HR S P ERA WHIP											PITCHER	IP WLS BF H R ER SO BB IBB HBP BLK WP HR S P ERA WHIP
Jose Lima, R (1, 1) ERA: 3.7	7.0 L 30 7 4 3 11 1 0 0 0 1 0 75 109 3.86 1.143												
Scott Elarton, R (8, 1) ERA: 4.96	2.0 7 0 0 0 2 1 0 0 0 0 0 17 26 0.00 0.500												

Chicago White Sox @ Houston Astros
Astrodome, Houston, TX
Thu Jul 02 1998, 8:05 PM EDT
Att. 25,344 - Dome - 72 F

livebaseballscorecards.com



Batter	1	2	3	4	5	6	7	8	9	AB R H RBI BB SO LOB	TOP
Andy Fox, L (1, 4) <small>OBP: 0.340, SLG: 0.399</small> <small>(7, 5)</small>	3-2 		0-0 		0-1 		3-3 		0-1 	5 1 3 0 0 1 0	Arizona Diamondbacks @ Houston Astros Astrodome, Houston, TX Fri Jul 03 1998, 8:05 PM EDT Att. 34,382 - Dome - 72 F
Devon White, S (1, 8) <small>OBP: 0.338, SLG: 0.482</small> <small>(7, PR)</small>	0-3 		2-2 		0-0 		1-0 	1-2 	5 0 2 0 0 1 2		
Travis Lee, L (1, 3) <small>OBP: 0.351, SLG: 0.480</small>	0-0 		0-3 		0-1 		0-2 	1-2 	5 0 2 0 0 1 4		
Matt Williams, R (1, 5) <small>OBP: 0.327, SLG: 0.472</small> Tony Batista, R (7, PR) <small>OBP: 0.293, SLG: 0.378</small> <small>(7, 4)</small>	3-2 			3-1 	1-1 		4-1 	1-0 	3 1 2 0 1 0 1 1 1 1 2 0 0 0		
David Dellucci, L (1, 7) <small>OBP: 0.354, SLG: 0.481</small>		0-1 		2-3 	0-0 		1-0 	0-1 	5 0 1 0 0 1 5		
Jay Bell, R (1, 6) <small>OBP: 0.333, SLG: 0.420</small>		1-2 		1-1 		3-1 		0-1 	4 2 2 1 0 0 1		
Jorge Fabregas, L (1, 2) <small>OBP: 0.277, SLG: 0.254</small>		1-3 		1-2 		0-1 		1-2 	4 0 1 2 0 1 1		
Karim Garcia, L (1, 9) <small>OBP: 0.252, SLG: 0.371</small>		1-0 		0-0 		1-3 		0-0 	4 0 1 0 0 1 2		
Andy Benes, R (1, 1) <small>OBP: 0.257, SLG: 0.290</small> Brent Brede, L (6, PH) <small>OBP: 0.313, SLG: 0.345</small> Willie Banks, R (6, 1) Yamil Benitez, R (8, PH) <small>OBP: 0.304, SLG: 0.429</small> Clint Sodowsky, L (8, 1)			0-3 	0-2 		1-3 		1-3 	2 0 0 0 0 1 1 1 0 0 0 0 1 1 0 0 0 0 0 0 0 1 0 0 0 0 1 0 0 0 0 0 0 0 0		
Inning Stats	R: 0 H: 1 E: 0 LOB: 1 K: 1 BB: 0 S: 12 P: 18	R: 0 H: 1 E: 0 LOB: 1 K: 1 BB: 0 S: 9 P: 12	R: 0 H: 1 E: 0 LOB: 1 K: 2 BB: 0 S: 11 P: 13	R: 2 H: 3 E: 0 LOB: 1 K: 1 BB: 0 S: 14 P: 21	R: 0 H: 3 E: 0 LOB: 2 K: 0 BB: 0 S: 8 P: 9	R: 0 H: 1 E: 0 LOB: 1 K: 2 BB: 0 S: 11 P: 16	R: 0 H: 1 E: 0 LOB: 2 K: 1 BB: 1 S: 9 P: 18	R: 1 H: 1 E: 0 LOB: 0 K: 1 BB: 0 S: 9 P: 11	R: 2 H: 3 E: 0 LOB: 0 K: 0 BB: 0 S: 14 P: 17	1B: 9 SF: 0 2B: 4 SAC: 0 3B: 1 DP: 2 HR: 1 HBP: 0	
PITCHER Shane Reynolds, R (1, 1) <small>ERA: 3.36</small> Doug Henry, R (8, 1) <small>ERA: 3.0</small> Billy Wagner, L (9, 1) <small>ERA: 2.41</small>	IP WLS BF H R ER SO BB IBB HBP BLK WP HR S P ERA WHIP 7.0 W 32 11 2 2 8 1 0 0 0 0 0 0 74 107 2.57 1.714 1.0 4 1 1 1 1 0 0 0 0 0 0 0 9 11 9.00 1.000 1.0 S 5 3 2 2 0 0 0 0 0 0 0 0 1 14 17 18.00 3.000	PITCHER IP WLS BF H R ER SO BB IBB HBP BLK WP HR S P ERA WHIP									

livebaseballscorecards.com

AB	40
R	5
H	15
RBI	5
BB	1
SO	9
LOB	18



Batter	1	2	3	4	5	6	7	8	9
Craig Biggio, R OBP: 0.396, SLG: 0.514 (1, 4)	1-3 K		2-0 1B 2B	1-3 K		0-3 K 1B		2-2 F9	
Bill Spiers, L OBP: 0.401, SLG: 0.426 (1, 5)	4-2 S HR BB		1-1 G4-3 5 2B 1B 2-H		0-2 G6-3 BB WP 1B	1-1 FC5-4 1B		1-1 G6-3 1-2	
Derek Bell, R OBP: 0.373, SLG: 0.520 (1, 9)	1-1 HR		3-1 G4-3 1-3		4-1 WP G6-3 BB 1-2	2-1 FC5-4 1-2f		4-0 BB	
5 Jeff Bagwell, R OBP: 0.413, SLG: 0.566 (1, 3)	2-3 K		1-2 E 2B 3-H		2-3 K		0-0 G6-3	2-0 L5	
Moises Alou, R OBP: 0.389, SLG: 0.587 (1, 7)	1-2 G1-3		0-0 L1		0-2 G6-3 1-2 2-3		3-1 FC4-6 1B		
Carl Everett, S OBP: 0.404, SLG: 0.524 (1, 8)		0-2 G6-3 1B	0-1 E4 FC5-4 2-H		4-0 WP IBB		0-0 FC4-6 1-2f BB		
Tony Eusebio, R OBP: 0.337, SLG: 0.311 (1, 2)		1-2 G6-3 1-2	2-1 FC5-4 1-2f		2-0 F8 1-2 2-3 3-H		4-1 BB		
Ricky Gutierrez, R OBP: 0.383, SLG: 0.353 (1, 6)		1-3 K		1-1 G5-3		0-0 G4-3	1-1 G4-3		
Doug Henry, R (8, 1)									
Billy Wagner, L (9, 1)									
Shane Reynolds, R OBP: 0.130, SLG: 0.174 (1, 1)		0-3 K		2-3 K		0-3 K		1-2 G6-3 1B	
Tim Bogar, R OBP: 0.235, SLG: 0.234 (8, 6)									

AB	R	H	RBI	BB	SO	LOB
5	1	1	0	0	3	1
4	3	3	1	1	0	1
3	1	1	2	2	0	3
5	1	1	1	0	2	4
4	0	1	0	0	0	3
3	0	1	0	1	0	1
3	0	0	0	1	0	4
4	0	0	0	0	1	3
0	0	0	0	0	0	0
0	0	0	0	0	0	0
3	0	0	0	0	3	1
1	0	1	0	0	0	0

Arizona Diamondbacks @ Houston Astros
Astrodome, Houston, TX
Fri Jul 03 1998, 8:05 PM EDT
Att: 34,382 - Dome - 72 F

AB	35
R	6
H	9
RBI	4
BB	5
SO	9
LOB	21



Inning Stats	R: 2	H: 1	E: 0	LOB: 0	K: 2	P: 22	R: 0	H: 1	E: 0	LOB: 1	K: 2	P: 14	R: 3	H: 3	E: 1	LOB: 1	K: 0	P: 22	R: 0	H: 0	E: 0	LOB: 0	K: 2	P: 13	R: 1	H: 1	E: 0	LOB: 2	K: 1	P: 23	R: 0	H: 1	E: 0	LOB: 2	K: 2	P: 14	R: 0	H: 1	E: 0	LOB: 2	K: 0	P: 15	R: 0	H: 1	E: 0	LOB: 2	K: 0	P: 21
PITCHER	IP	WLS	BF	H	R	ER	SO	BB	IBB	HBP	BLK	WP	HR	S	P	ERA	WHIP																															
Andy Benes, R ERA: 4.73 (1, 1)	5.0	L	25	6	6	5	7	2	1	0	0	2	1	58	94	9.00	1.600																															
Willie Banks, R ERA: 8.28 (6, 1)	2.0		10	2	0	0	2	1	0	0	0	0	1	18	29	0.00	1.500																															
Clint Sodowsky, R ERA: 5.49 (8, 1)	1.0		5	1	0	0	0	1	0	0	0	0	0	11	21	0.00	2.000																															

WP	HR	S	P	ERA	WHIP
3	0	0	40		
0	0	0			
1	0	0			
0	0	0			

Batter	1	2	3	4	5	6	7	8	9	AB R H RBI BB SO LOB	TOP											
Andy Fox, L (1, 5) OBP: 0.341, SLG: 0.401	2-3 K		2-1 1B 2B	0-0 G3-1		1-3 K		0-3 K		4 2 1 1 1 1 1												
Devon White, S (1, 8) OBP: 0.339, SLG: 0.484	0-1 G4-3		1-1 G5-3	2-2 BB 1B		3-2 G5-3			4-1 2B BB	5 0 2 2 0 0 1												
Jay Bell, R (1, 6) OBP: 0.337, SLG: 0.421	1-0 WP 1B		1-0 1B 1B	4-0 BB		1-1 F9			1-0 FC4-6 1-H 2B	4 0 2 1 1 0 1												
Travis Lee, L (1, 3) OBP: 0.349, SLG: 0.476	3-1 G3		0-0 G5-4-3 1B	2-0 F8			1-2 F7		1-2 E5 FC4-6	5 0 1 0 0 0 5												
Kelly Stinnett, R (1, 2) OBP: 0.320, SLG: 0.443		1-2 1B G5-4-3 2B	0-1 G5-4-3		3-2 HR		2-0 F7		2-2 FC4-6 1-2f 2-3 G1-6-3	5 2 2 1 0 0 4												
David Dellucci, L (1, 9) OBP: 0.361, SLG: 0.484		0-0 G5-4-3 1B		0-0 FC1 BB E 1B	0-1 G3-1		1-0 L6		0-1 G1-6-3	3 1 2 0 0 0 0												
Yamil Benitez, R (1, 7) OBP: 0.303, SLG: 0.438		0-0 G5-4-3		0-0 F7	0-1 CS 3B					4 0 1 0 0 1 3												
Danny Klassen, R (1, 4)		4-2 BB		4-0 E G3-1 BB	4-2 CS BB			3-1 HBP		1 1 0 0 3 1 1												
Brian Anderson, R (1, 1) OBP: 0.114, SLG: 0.088		1-0 G1-3		1-1 FC1	1-0 CS			1-3 K		3 1 0 0 0 1 2												
Matt Williams, R (8, PH) OBP: 0.326, SLG: 0.470				G3-1 1B						1 0 0 0 0 1 1												
Bobby Chouinard, R (8, 1)										0 0 0 0 0 0 0												
Gregg Olson, R (9, 1) OBP: 0.500, SLG: 2.000				1-3 2-H 1B	1-2 3-H					0 0 0 0 0 0 0												
Inning Stats	R: 0 E: 0 K: 1 S: 12	H: 1 LOB: 1 BB: 0 P: 18	R: 1 E: 0 K: 0 S: 10	H: 2 LOB: 1 BB: 1 P: 16	R: 1 E: 0 K: 0 S: 8	H: 3 LOB: 1 BB: 0 P: 12	R: 3 E: 1 K: 0 S: 9	H: 2 LOB: 2 BB: 2 P: 22	R: 1 E: 0 K: 0 S: 9	H: 2 LOB: 0 BB: 1 P: 17	R: 0 E: 0 K: 1 S: 9	H: 0 LOB: 0 BB: 0 P: 14	R: 0 E: 0 K: 0 S: 5	H: 0 LOB: 0 BB: 0 P: 9	R: 0 E: 0 K: 3 S: 10	H: 0 LOB: 1 BB: 0 P: 14	R: 1 E: 1 K: 0 S: 11	H: 1 LOB: 1 BB: 1 P: 19	1B: 6 2B: 4 3B: 1 HR: 1	SF: 0 SAC: 0 DP: 4 HBP: 1	WP: 1 PB: 0 SB: 0 CS: 2	PA: 42
PITCHER	IP WLS BF H R ER SO BB IBB HBP BLK WP HR S P ERA WHIP																					
Mike Hampton, L (1, 1) ERA: 2.93	4.1 L 25 10 6 3 1 3 0 0 0 1 1 46 78 6.23 3.000																					
Bob Scanlan, R (5, 1) ERA: 3.08	0.2 1 0 0 0 0 1 0 0 0 0 0 2 7 0.00 1.500																					
Trever Miller, L (6, 1) ERA: 2.97	2.0 6 0 0 0 1 0 0 0 0 0 0 14 23 0.00 0.000																					
C.J. Nitkowski, L (8, 1) ERA: 3.12	2.0 9 1 1 1 3 1 0 1 0 0 0 21 33 4.50 1.000																					

Arizona Diamondbacks @ Houston Astros
 Astrodome, Houston, TX
 Sat Jul 04 1998, 8:05 PM EDT
 Att: 31,477 - Dome - 72 F

AB	35
R	7
H	11
RBI	5
BB	5
SO	5
LOB	19



3	1	0	0	0	1	2
1	0	0	0	0	1	1
0	0	0	0	0	0	0
0	0	0	0	0	0	0

WP	1	PA	42
----	---	----	----

BOTTOM

Arizona Diamondbacks @ Houston Astros
Astrodome, Houston, TX
Sat Jul 04 1998, 8:05 PM EDT
Att: 31,477 - Dome - 72 F

livebaseballscorecards.com

AB 35
R 4
H 12
RBI 4
BB 1
SO 4
LOB 17



WP: 1 PA: 40
PB: 0
SB: 2
CS: 1

AB R H RBI BB SO LOB

3	0	1	1	0	0	0
5	0	1	1	0	1	2
5	0	2	0	0	0	3
4	1	2	0	0	1	1
4	0	1	1	0	0	3
4	0	1	0	0	1	2
4	2	2	0	0	0	2
2	1	2	1	1	0	0
1	0	0	0	0	0	1
0	0	0	0	0	0	0
1	0	0	0	0	0	2
0	0	0	0	0	0	0
1	0	0	0	0	0	1
0	0	0	0	0	0	0
1	0	0	0	0	0	1

1B: 10 SF: 1
2B: 1 SAC: 0
3B: 1 DP: 2
HR: 0 HBP: 2

Batter	1	2	3	4	5	6	7	8	9
Craig Biggio, R OBP: 0.398, SLG: 0.512 (1, 4)	1-1 P4 ①		1-0 F8 ①		1-2 1B HBP		1-0 FC5-4 HBP		1-1 G4-3 S 1B
Ricky Gutierrez, R OBP: 0.380, SLG: 0.350 (1, 6)	1-3 K ②		0-0 G6-3 ②		0-1 1B 3-H		0-0 FC5-4 1-2f		3-2 G4-3 ② 1-3
Derek Bell, R OBP: 0.373, SLG: 0.518 (1, 9)	2-1 5 1B 1B		2-2 G4-3 ③		1-1 G3 ③		0-2 FC5-4 1B		2-1 P3 ③
5 Jeff Bagwell, R OBP: 0.414, SLG: 0.565 (1, 3)	0-0 FC6-4 1B		1-3 K2-3 ①		0-0 FC4-6 1B		1-1 FC5-4 2B 1-2f		
Moises Alou, R OBP: 0.387, SLG: 0.586 (1, 7)	0-0 FC6-4 1-2f		1-2 G6-3 ②		0-1 FC4-6 S 1-2f		0-1 WP 1-H 2B		
Carl Everett, S OBP: 0.402, SLG: 0.519 (1, 8)		0-0 F9 ①	2-2 CS 1B		2-2 P3 ②		2-3 K ②		
Sean Berry, R OBP: 0.365, SLG: 0.442 (1, 5)		1-0 SF7 3B	0-0 CS 1-2		3-2 G3-6-1 1B 1B		2-2 G6-3 1-2		3-1 G4-3 ③ 2-3
Brad Ausmus, R OBP: 0.354, SLG: 0.347 (1, 2)		1-1 SF7 ②	1-0 SF7 ②		1-0 G3-6-1 1B		2-0 G4-6-3 1B		4-0 35 G4-3 1B BB
Mike Hampton, R OBP: 0.286, SLG: 0.250 (5, 1)		2-3 K ③	3-2 K ③		3-2 G3-6-1 ① ②		2-1 G4-6-3 ① ②		2-1 G4-3 ① 1-3
J.R. Phillips, L OBP: 0.263, SLG: 0.231 (6, 1)									
Trevor Miller, R OBP: 0.500, SLG: 1.000 (7, PH)									
Bill Spiers, L OBP: 0.500, SLG: 0.424 (8, 1)									
C.J. Nitkowski, L OBP: 0.253, SLG: 0.184 (9, PH)									
Inning Stats	R: 0 H: 2 E: 0 LOB: 2 K: 1 BB: 0 S: 9 P: 13	R: 1 H: 1 E: 0 LOB: 0 K: 1 BB: 0 S: 9 P: 13	R: 0 H: 0 E: 0 LOB: 0 K: 0 BB: 0 S: 6 P: 9	R: 0 H: 1 E: 0 LOB: 0 K: 1 BB: 0 S: 9 P: 13	R: 1 H: 3 E: 0 LOB: 2 K: 0 BB: 0 S: 13 P: 22	R: 0 H: 1 E: 0 LOB: 1 K: 0 BB: 0 S: 9 P: 13	R: 0 H: 1 E: 0 LOB: 1 K: 0 BB: 0 S: 4 P: 9	R: 1 H: 2 E: 0 LOB: 1 K: 1 BB: 0 S: 13 P: 19	R: 1 H: 1 E: 0 LOB: 1 K: 0 BB: 1 S: 9 P: 21

PITCHER	IP	WLS	BF	H	R	ER	SO	BB	IBB	HBP	BLK	WP	HR	S	P	ERA	WHIP
Brian Anderson, L ERA: 4.04 (1, 1)	7.0	W	29	9	2	2	3	0	0	2	0	0	0	59	92	2.57	1.286
Bobby Chouinard, R ERA: 4.85 (8, 1)	1.0		5	2	1	1	1	0	0	0	0	1	0	13	19	9.00	2.000
Gregg Olson, R ERA: 3.86 (9, 1)	1.0		5	1	1	1	0	1	0	0	0	0	0	9	21	9.00	2.000

Batter	1	2	3	4	5	6	7	8	9
Craig Biggio, R OBP: 0.396, SLG: 0.516 (1, 4)	2-2 F8		3-2 HR	1-3 K		0-1 F7	0-0 F8		
Bill Spiers, L OBP: 0.399, SLG: 0.418 (1, 5)	2-1 F7		4-1 5 BB 35 1B BB	4-1 1-2 BB		3-2 F6		1-3 K	
35 Dave Clark, L OBP: 0.253, SLG: 0.188 Doug Henry, R (7, 1) Tim Bogar, R OBP: 0.243, SLG: 0.234 Billy Wagner, L (9, 1)	0-0 G3-1		1 SAFE 3-1 5 BB 1-2 1B	2-2 P5		2-1 G1-6-3		3-2 HBP	
5 Jeff Bagwell, R OBP: 0.411, SLG: 0.556 (1, 3)		1-1 G5-3	4-0 1-2 2-3 BB	1-3 K		2-0 F8	0-2 F7		
Moises Alou, R OBP: 0.385, SLG: 0.590 (1, 7)		1-2 P4	0-0 G6-3		0-1 F9	1-2 HR	0-3 K		
Carl Everett, S OBP: 0.407, SLG: 0.527 (1, 8)		3-1 E4		2-1 1B 2B	0-0 S 1B	3-2 G5-3 1B			
Ricky Gutierrez, R OBP: 0.378, SLG: 0.348 (1, 6)		2-1 F9		1-2 2B 1B	1-0 F9	2-1 G5-3			
Brad Ausmus, R OBP: 0.360, SLG: 0.356 (1, 2)			1-0 F7	3-1 SH 1-H 3-H 2B	4-1 BB	3-2 1B 1B			
Sean Bergman, R OBP: 0.059, SLG: 0.059 Sean Berry, R OBP: 0.363, SLG: 0.439 Mike Magnante, L OBP: 1.000, SLG: 1.000 Derek Bell, R OBP: 0.375, SLG: 0.519 (7, 9)			0-0 G1-3	1-0 SH BB	0-0 G3	0-1 1B			

Inning Stats	R: 0 E: 0 K: 0 S: 7	H: 0 LOB: 0 BB: 0 P: 11	R: 0 E: 1 K: 0 S: 9	H: 0 LOB: 1 BB: 0 P: 16	R: 1 E: 0 K: 0 S: 11	H: 2 LOB: 3 BB: 2 P: 25	R: 2 E: 0 K: 2 S: 19	H: 3 LOB: 3 BB: 1 P: 34	R: 0 E: 0 K: 0 S: 6	H: 1 LOB: 2 BB: 1 P: 11	R: 0 E: 0 K: 0 S: 7	H: 0 LOB: 0 BB: 0 P: 12	R: 2 E: 0 K: 0 S: 18	H: 4 LOB: 2 BB: 0 P: 29	R: 0 E: 0 K: 2 S: 14	H: 0 LOB: 1 BB: 0 P: 18
--------------	------------------------------	----------------------------------	------------------------------	----------------------------------	-------------------------------	----------------------------------	-------------------------------	----------------------------------	------------------------------	----------------------------------	------------------------------	----------------------------------	-------------------------------	----------------------------------	-------------------------------	----------------------------------

PITCHER	IP	WLS	BF	H	R	ER	SO	BB	IBB	HBP	BLK	WP	HR	S	P	ERA	WHIP
Willie Blair, R ERA: 5.0 (1, 1)	6.1	L	33	8	5	5	2	4	0	0	0	0	2	69	125	7.11	1.895
Aaron Small, R ERA: 6.93 (7, 1)	0.2		4	2	0	0	0	0	0	0	0	0	0	8	13	0.00	3.000
Alan Embree, L ERA: 4.21 (8, 1)	1.0		4	0	0	0	2	0	0	1	0	0	0	14	18	0.00	0.000

BOTTOM

Arizona Diamondbacks @ Houston Astros
Astrodome, Houston, TX
Sun Jul 05 1998, 4:33 AM EDT
Att. 23,607 - Dome - 72 F

AB	R	H	RBI	BB	SO	LOB
5	1	1	1	0	1	4
3	0	0	0	2	1	0
4	0	1	0	0	0	3
0	0	0	0	0	0	0
0	0	0	0	0	0	0
0	0	0	0	0	0	0
4	0	0	0	1	1	4
5	1	1	1	0	1	4
4	2	3	0	0	0	0
4	1	1	0	0	0	3
3	0	2	3	1	0	0
1	0	0	0	0	0	0
1	0	0	0	0	0	2
0	0	0	0	0	0	0
1	0	1	0	0	0	0

AB	35
R	5
H	10
RBI	5
BB	4
SO	4
LOB	20

livebaseballscorecards.com



WP: 0	PA: 41
PB: 0	SB: 1
CS: 0	

Batter	1	2	3	4	5	6	7	8	9	AB R H RBI BB SO LOB	TOP											
Craig Biggio, R (1, 4) OBP: 0.391, SLG: 0.509	1-0 F8		1-3 K		3-3 K2-3	0-1 FC6-4		0-1 L3		5 0 0 0 0 2 1												
Bill Spiers, L (1, 5) OBP: 0.395, SLG: 0.410	3-3 K		4-2 1B BB		1-0 E7 G6-3 1B		0-1 E4 G6-4-3 1B 2B		1-1 E3	4 2 0 0 1 1 0												
Derek Bell, R (1, 9) OBP: 0.375, SLG: 0.517	1-3 K		0-0 1B G4-6-3		3-2 G6-3		1-1 1B G6-4-3		2-3 K	5 0 2 0 0 2 2												
5 Jeff Bagwell, R (1, 3) OBP: 0.411, SLG: 0.550		4-2 S 1B BB	0-0 G4-6-3		4-2 1B BB		0-0 G6-4-3		0-2 E6	3 1 0 0 2 0 5												
Moises Alou, R (1, 7) OBP: 0.385, SLG: 0.590		3-3 K		1-1 G6-3	3-1 1B		0-1 1B 2B		2-3 K	5 1 2 2 0 2 3												
Carl Everett, S (1, 8) OBP: 0.407, SLG: 0.537		0-3 K		2-2 HR	2-3 K		0-0 1B		1-3 K	5 1 2 2 0 3 5												
Tony Eusebio, R (1, 2) OBP: 0.352, SLG: 0.330		3-1 1B 1B		1-1 1B		1-0 FC6-4 1B		2-1 F9		4 0 3 1 0 0 1												
Ricky Gutierrez, R (1, 6) OBP: 0.376, SLG: 0.347		0-0 1B		0-3 K		2-3 K		0-2 G1-3		4 0 1 0 0 2 2												
Shane Reynolds, R (1, 1) OBP: 0.122, SLG: 0.163 35 Dave Clark, L (8, PH) OBP: 0.250, SLG: 0.185 Doug Henry, R (8, 1) Billy Wagner, L (9, 1)		0-2 L4		1-3 K		0-0 B1-4		1-3 K		3 0 0 0 0 1 4 1 0 0 0 0 1 0 0 0 0 0 0 0 0 0 0 0 0 0 0 0												
Inning Stats	R: 0 E: 0 K: 2 S: 7	H: 0 LOB: 0 BB: 0 P: 12	R: 1 E: 0 K: 2 S: 14	H: 2 LOB: 2 BB: 1 P: 24	R: 0 E: 0 K: 1 S: 9	H: 1 LOB: 1 BB: 1 P: 13	R: 1 E: 0 K: 2 S: 14	H: 2 LOB: 1 BB: 0 P: 19	R: 1 E: 1 K: 2 S: 17	H: 1 LOB: 2 BB: 1 P: 33	R: 0 E: 0 K: 1 S: 9	H: 1 LOB: 1 BB: 0 P: 11	R: 2 E: 1 K: 0 S: 10	H: 3 LOB: 1 BB: 0 P: 13	R: 0 E: 0 K: 1 S: 9	H: 0 LOB: 0 BB: 0 P: 10	R: 0 E: 2 K: 3 S: 15	H: 0 LOB: 2 BB: 0 P: 21	1B: 8 2B: 1 3B: 0 HR: 1	SF: 0 SAC: 0 DP: 2 HBP: 0	WP: 0 PB: 0 SB: 3 CS: 0	PA: 42
PITCHER	IP WLS BF H R ER SO BB IBB HBP BLK WP HR S P ERA WHIP																					
Todd Stottlemyre, R (1, 1) ERA: 3.08 Rick Crouchore, R (8, 1) ERA: 3.33	7.0 L 34 10 5 2 10 3 0 0 0 0 0 1 80 125 2.57 1.857																					
	2.0 8 0 0 0 4 0 0 0 0 0 0 0 24 31 0.00 0.000																					

Houston Astros @ St. Louis Cardinals
 Busch Stadium, St. Louis, MO
 Thu Jul 09 1998, 7:05 PM CDT
 Att. 34,398 - Unknown - 91 F

AB	39
R	5
H	10
RBI	5
BB	3
SO	14
LOB	23



Batter	1	2	3	4	5	6	7	8	9	AB	R	H	RBI	BB	SO	LOB
Royce Clayton, R OBP: 0.322, SLG: 0.321 (1, 6)	1-2 G4-3		1-1 G3 2B		0-0 G5-3		3-1 P7			4	0	1	0	0	0	1
Ray Lankford, L OBP: 0.388, SLG: 0.464 (1, 8)	2-0 HR		1-1 G3		1-2 L6			4-0 SF8 BB		3	2	1	2	1	0	1
Mark McGwire, R OBP: 0.484, SLG: 0.764 (1, 3)	1-2 L7		4-2 BB			3-2 G5-4-3 1B		3-3 K		3	0	1	0	1	1	1
Brian Jordan, R OBP: 0.380, SLG: 0.570 (1, 9)	0-1 F8		2-2 F8			0-2 G5-4-3 1-2f		1-1 SF8		3	0	0	1	0	0	3
John Mabry, L OBP: 0.324, SLG: 0.403 (1, 5)		4-1 G5-4-3 BB		0-2 F8		0-0 G4-3		0-3 K		3	0	0	0	1	1	0
Tom Pagnozzi, R OBP: 0.303, SLG: 0.314 (1, 2)		2-3 K		0-0 1B			3-2 2B G6-3 1B		1-3 K	4	1	2	0	0	2	1
Brian Hunter, R OBP: 0.269, SLG: 0.433 Rick Croushore, R Eli Marrero, R OBP: 0.283, SLG: 0.380 (1, 7) (8, 1) (9, PH)		0-2 G5-4-3 1-2f		0-0 F8			1-1 G6-3 2B		4-1 G4-6-3 BB	3	0	1	0	0	0	2
Todd Stottlemyre, L OBP: 0.259, SLG: 0.200 Gary Gaetti, R OBP: 0.352, SLG: 0.427 (1, 1) (7, PH) (8, 4)			1-0 2B G3 1B		0-0 F8		1-1 G6-3		2-2 G4-6-3 1-2f	2	1	1	0	0	0	1
Placido Polanco, R OBP: 0.286, SLG: 0.286 Willie McGee, S OBP: 0.297, SLG: 0.321 (1, 4) (7, PH) (8, 7)			0-1 P4			1-2 G5-3		0-1 G6-3		2	0	0	0	0	0	1
										1	0	0	0	0	0	1

Inning Stats	R: 1	H: 1	R: 0	H: 0	R: 1	H: 2	R: 0	H: 1	R: 0	H: 1	R: 1	H: 2	R: 1	H: 0	R: 0	H: 0	1B: 4	SF: 1
	E: 0	LOB: 0	E: 0	LOB: 0	E: 0	LOB: 2	E: 0	LOB: 1	E: 0	LOB: 0	E: 0	LOB: 1	E: 0	LOB: 0	E: 0	LOB: 0	2B: 2 <td>SAC: 0</td>	SAC: 0
	K: 0	BB: 0	K: 1	BB: 1	K: 0	BB: 1	K: 0	BB: 0	K: 0	BB: 0	K: 0	BB: 0	K: 2	BB: 1	K: 1	BB: 1	3B: 0	DP: 3
	S: 11	P: 15	S: 8	P: 14	S: 12	P: 21	S: 7	P: 7	S: 8	P: 10	S: 11	P: 19	S: 9	P: 17	S: 7	P: 14	HR: 1	HBP: 0

PITCHER	IP	WLS	BF	H	R	ER	SO	BB	IBB	HBP	BLK	WP	HR	S	P	ERA	WHIP
Shane Reynolds, R ERA: 3.38 (1, 1)	7.0	W	28	7	3	3	1	2	0	0	0	0	1	65	97	3.86	1.286
Doug Henry, R ERA: 2.83 (8, 1)	1.0		4	0	1	0	2	1	0	0	0	0	0	9	17	0.00	1.000
Billy Wagner, L ERA: 2.27 (9, 1)	1.0	S	3	0	0	0	1	1	0	0	0	0	0	7	14	0.00	1.000


BOTTOM

Houston Astros @ St. Louis Cardinals
 Busch Stadium, St. Louis, MO

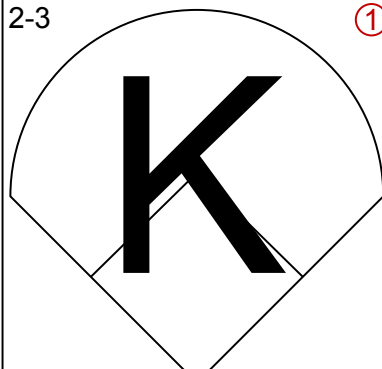
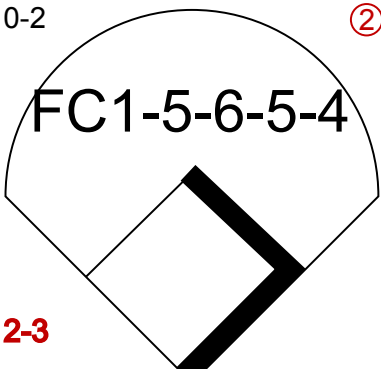
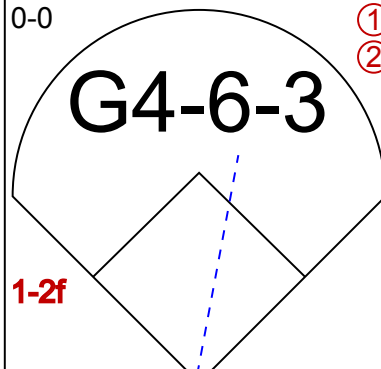
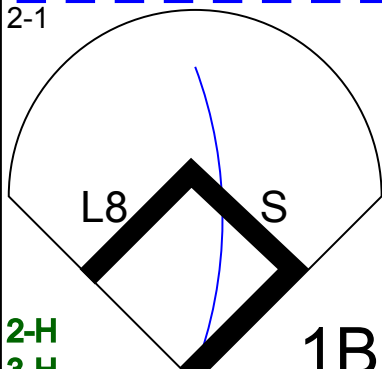
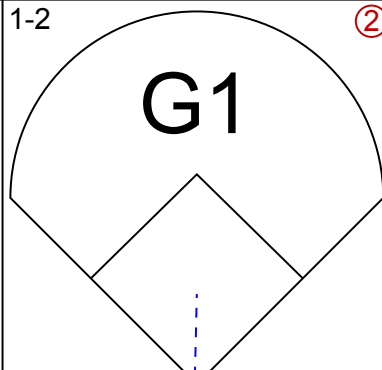
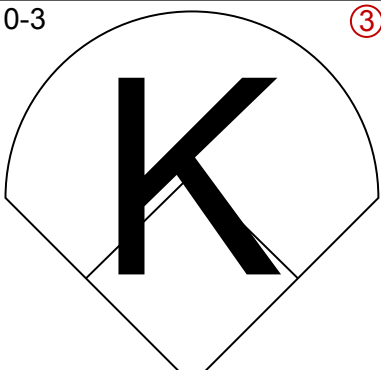
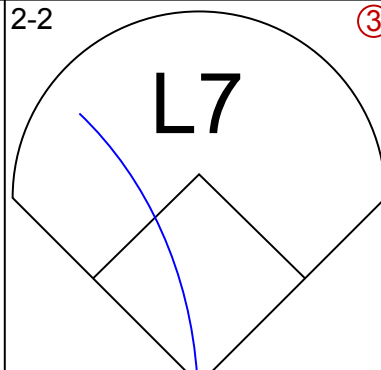
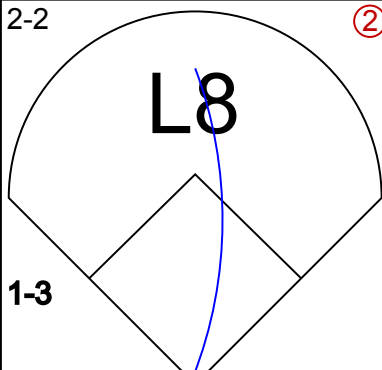
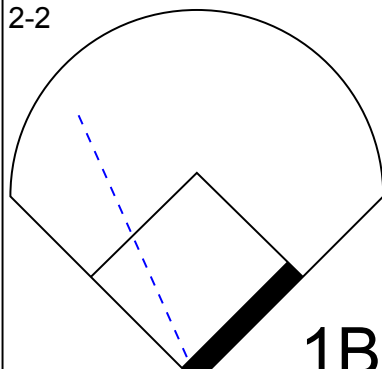
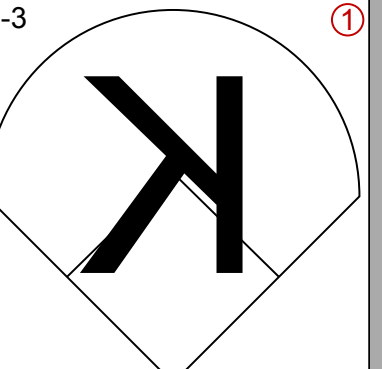
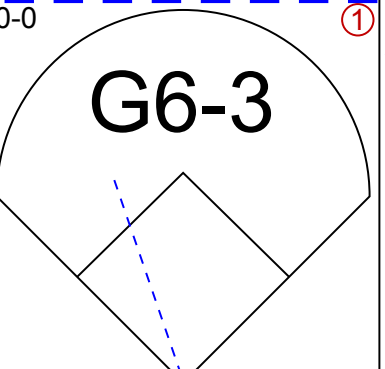
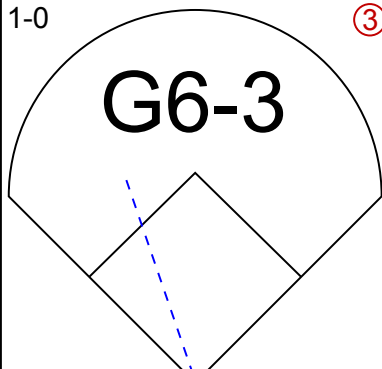
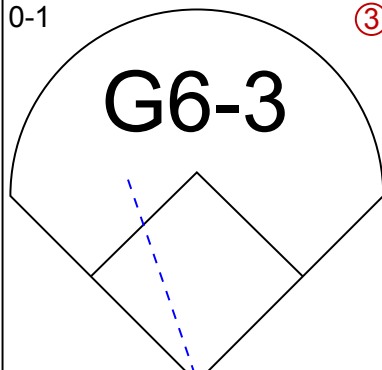
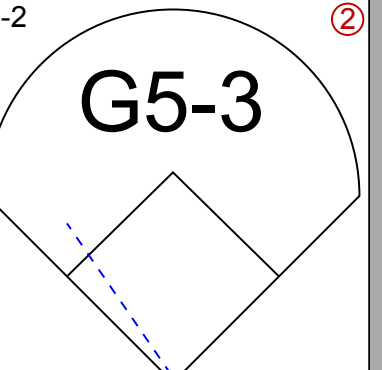
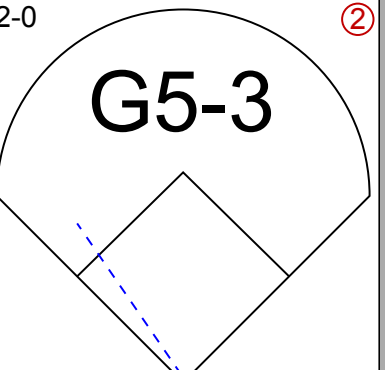
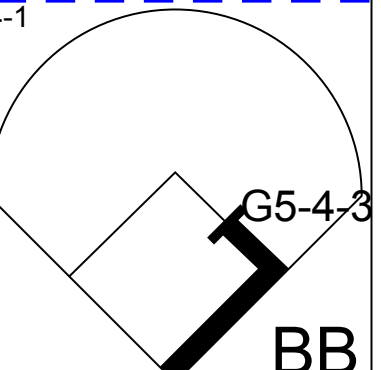
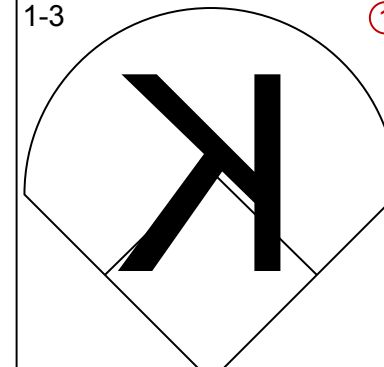
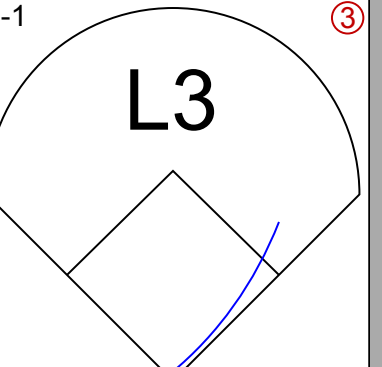
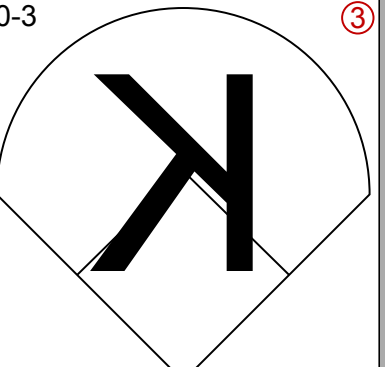
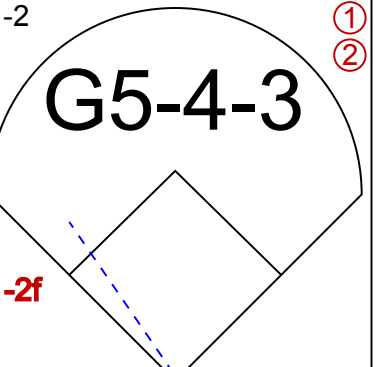
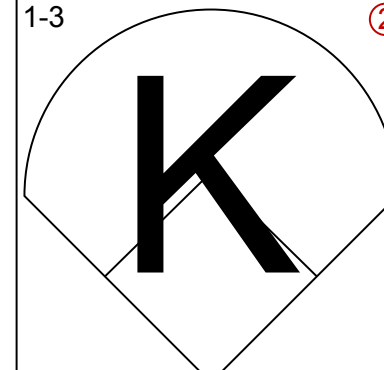
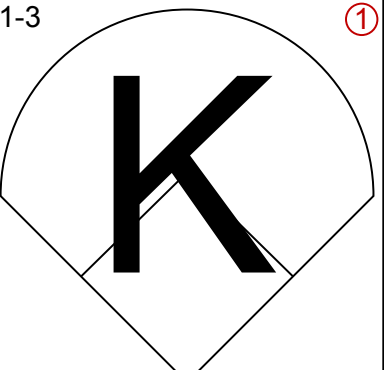
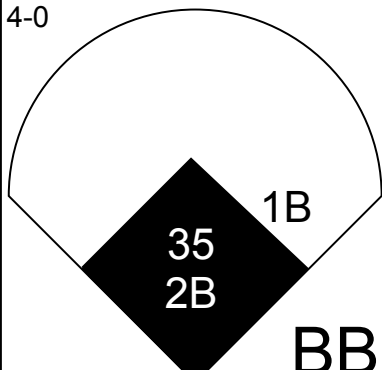
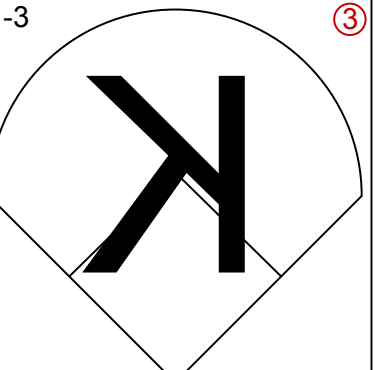
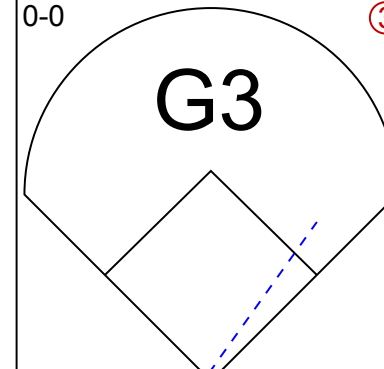
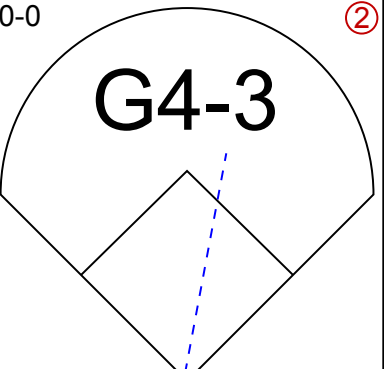
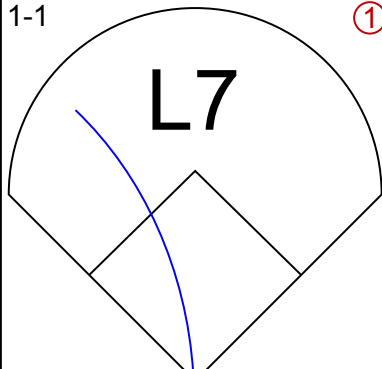
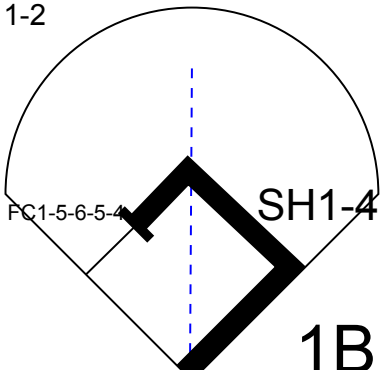
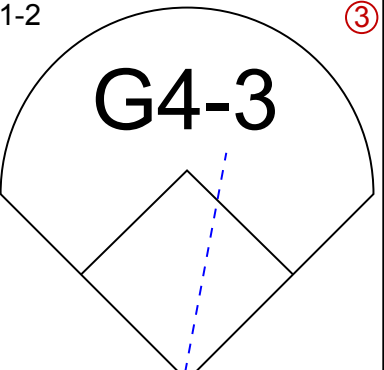
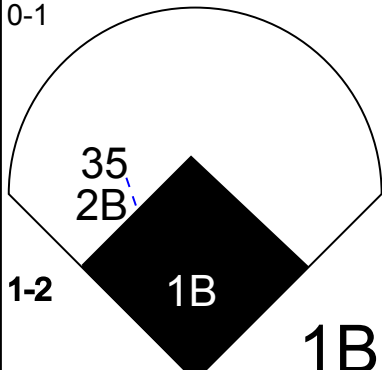
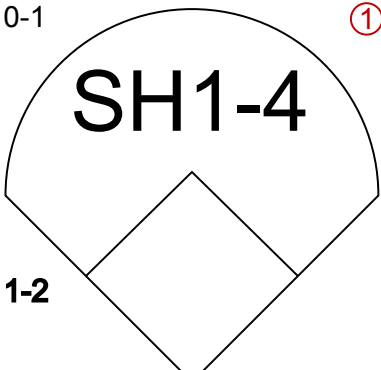
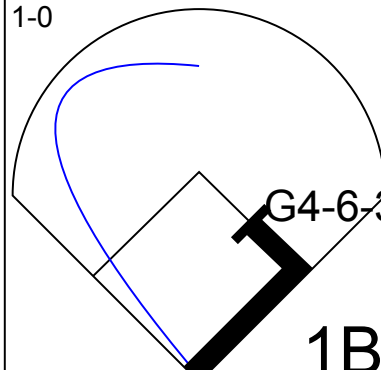
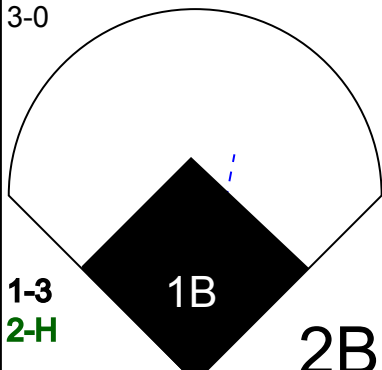
Thu Jul 09 1998, 7:05 PM CDT
 Att: 34,398 - Unknown - 91 F

livebaseballscorecards.com

AB	30
R	4
H	7
RBI	4
BB	4
SO	4
LOB	14



WP	PA	ERA	WHIP
0	35		
0			
1			
0			

Batter	1	2	3	4	5	6	7	8	9	AB R H RBI BB SO LOB	TOP																	
Craig Biggio, R (1, 4) OBP: 0.389, SLG: 0.506	2-3 		0-2 FC1-5-6-5-4 			0-0 G4-6-3 		2-1 L8 S 		4 0 1 2 0 1 2																		
Bill Spiers, L (1, 5) OBP: 0.389, SLG: 0.403	1-2 G1 		0-3 K 			2-2 L7 		2-2 L8 		4 0 0 0 0 1 2																		
Derek Bell, R (1, 9) OBP: 0.374, SLG: 0.514	2-2 			0-3 K 			0-0 G6-3 	1-0 G6-3 		4 0 1 0 0 1 1																		
5 Jeff Bagwell, R (1, 3) OBP: 0.409, SLG: 0.544	0-1 G6-3 			3-2 G5-3 			2-0 G5-3 		4-1 G5-4-3 BB 	3 0 0 0 1 0 1																		
Moises Alou, R (1, 7) OBP: 0.381, SLG: 0.583		1-3 K 		1-1 L3 			0-3 K 		1-2 G5-4-3 	4 0 0 0 0 2 1																		
Carl Everett, S (1, 8) OBP: 0.404, SLG: 0.531		1-3 K 			1-3 K 			4-0 35 2B BB 	1-3 K 	3 1 0 0 1 3 0																		
Ricky Gutierrez, R (1, 6) OBP: 0.372, SLG: 0.343			0-0 G3 		0-0 G4-3 			1-1 L7 		3 0 0 0 0 0 1																		
Brad Ausmus, R (1, 2) OBP: 0.364, SLG: 0.360			1-2 FC1-5-6-5-4 SH1-4 1B 		1-2 G4-3 			0-1 35 2B 1B 1B 		3 1 2 0 0 0 0																		
Mike Hampton, R (1, 1) OBP: 0.306, SLG: 0.273			0-1 SH1-4 			1-0 G4-6-3 1B 		3-0 1B 2B 		1 0 1 0 0 0 0 0 0 0 0 0 0 0 1 1 1 1 0																		
Scott Elarton, R (7, 1) ERA: 1.64																												
35 Dave Clark, L (8, PH) OBP: 0.258, SLG: 0.207																												
C.J. Nitkowski, L (8, 1) ERA: 4.5																												
Jay Powell, R (8, 1) ERA: 4.5																												
Mike Magnante, L (8, 1) OBP: 1.000, SLG: 1.000																												
Inning Stats	R: 0 E: 0 K: 1 S: 12	H: 1 LOB: 1 BB: 0 P: 17	R: 0 E: 0 K: 2 S: 8	H: 0 LOB: 0 BB: 0 P: 10	R: 0 E: 0 K: 1 S: 11	H: 1 LOB: 1 BB: 0 P: 12	R: 0 E: 0 K: 1 S: 9	H: 0 LOB: 0 BB: 0 P: 13	R: 0 E: 0 K: 1 S: 8	H: 0 LOB: 0 BB: 0 P: 10	R: 0 E: 0 K: 0 S: 5	H: 1 LOB: 0 BB: 0 P: 8	R: 0 E: 0 K: 1 S: 5	H: 0 LOB: 0 BB: 0 P: 7	R: 3 E: 0 K: 0 S: 13	H: 3 LOB: 1 BB: 1 P: 26	R: 0 E: 0 K: 1 S: 7	H: 0 LOB: 0 BB: 1 P: 13	1B: 5 2B: 1 3B: 0 HR: 0	SF: 0 SAC: 1 DP: 2 HBP: 0	WP: 0 PB: 0 SB: 1 CS: 0	PA: 33						
PITCHER	IP WLS BF H R ER SO BB IBB HBP BLK WP HR S P ERA WHIP												PITCHER	IP WLS BF H R ER SO BB IBB HBP BLK WP HR S P ERA WHIP														
Matt Morris, R (1, 1) ERA: 1.64	6.0		20	3	0	0	6	0	0	0	0	0	0	53	70	0.00	0.500											
John Frascatore, R (7, 1) ERA: 4.5	1.1		7	2	3	3	1	1	0	0	0	0	0	10	20	20.25	2.250											
Curtis King, R (8, 1) ERA: 4.5	0.2	W	3	1	0	0	0	0	0	0	0	0	0	8	13	0.00	1.500											
Jeff Brantley, R (9, 1) ERA: 4.62	1.0	S	3	0	0	0	1	1	0	0	0	0	0	7	13	0.00	1.000											

Houston Astros @ St. Louis Cardinals
Busch Stadium, St. Louis, MO
 Fri Jul 10 1998, 7:05 PM CDT
 Att. 44,655 - Cloudy - 82 F

livebaseballscorecards.com

AB	30
R	3
H	6
RBI	3
BB	2
SO	8
LOB	8



Batter	1	2	3	4	5	6	7	8	9	10	11	AB R H RBI BB SO LOB	TOP												
Craig Biggio, R OBP: 0.389, SLG: 0.504 (1, 4)	2-2 G6-3	1-1 P3		1-0 G6-3			3-1 FC6-5 2B			1-3 K	2-1 HBP	5 0 1 0 0 1 3													
Carl Everett, S OBP: 0.403, SLG: 0.530 (1, 8)	0-0 1B 5 SF9 2B	1-0 P6		1-3 K			0-0 FC6-5 BLK			1-0 FC5-4 1B	1-1 G3	6 1 2 0 0 1 7													
Derek Bell, R OBP: 0.371, SLG: 0.510 (1, 9)	0-2 5 SF9 1B			0-2 F8			1-3 K			0-1 FC5-4		5 0 1 0 0 1 2													
5 Jeff Bagwell, R OBP: 0.406, SLG: 0.551 (1, 3)	1-1 SF9			0-0 HR			3-2 F9			2-2 P5		4 1 1 2 0 0 1													
Moises Alou, R OBP: 0.381, SLG: 0.577 (1, 7)	4-2 BB			0-1 G6-3			1-0 G6-3			1-0 F9		3 1 0 0 2 0 0													
Sean Berry, R OBP: 0.364, SLG: 0.434 Billy Wagner, L (11, 1)	2-0 F7			4-0 BB			2-1 F8			2-0 G1-3		4 0 1 0 1 0 2 0 0 0 0 0 0 0													
Tony Eusebio, R OBP: 0.349, SLG: 0.327 Brad Ausmus, R OBP: 0.364, SLG: 0.360 (11, 2)				2-0 L9			0-0 G5-3			0-1 G6-3		4 0 1 0 0 0 1 0 0 0 0 0 0 0													
Tim Bogar, R OBP: 0.243, SLG: 0.235 35 Dave Clark, L OBP: 0.258, SLG: 0.207 Ricky Gutierrez, R OBP: 0.375, SLG: 0.343 (11, 6)				1-0 1B			0-1 G5-3			1-3 K		4 0 1 0 0 2 0 0 0 0 0 0 0 0 0 0 0 0 1 0 0													
Jose Lima, R OBP: 0.186, SLG: 0.171 J.R. Phillips, L OBP: 0.277, SLG: 0.225 Doug Henry, R (9, 1) Bill Spiers, L OBP: 0.388, SLG: 0.403 (11, 5)				0-1 SH1-4			1-2 G6-3 2B			0-0 L8		2 0 1 0 0 0 0 1 0 0 0 0 1 0 0 0 0 0 0 0 0 0 0 0 1 0 0 0													
Inning Stats	R: 1 E: 0 K: 0 S: 13	H: 2 LOB: 2 BB: 1 P: 22	R: 0 E: 0 K: 0 S: 7	H: 2 LOB: 2 BB: 0 P: 10	R: 1 E: 0 K: 0 S: 7	H: 1 LOB: 1 BB: 1 P: 13	R: 0 E: 0 K: 2 S: 10	H: 1 LOB: 1 BB: 0 P: 13	R: 0 E: 0 K: 0 S: 5	H: 0 LOB: 0 BB: 0 P: 7	R: 0 E: 0 K: 1 S: 7	H: 1 LOB: 1 BB: 0 P: 11	R: 0 E: 0 K: 0 S: 5	H: 0 LOB: 0 BB: 0 P: 10	R: 0 E: 0 K: 2 S: 8	H: 0 LOB: 0 BB: 0 P: 11	R: 0 E: 0 K: 1 S: 10	H: 1 LOB: 1 BB: 0 P: 13	R: 1 E: 0 K: 0 S: 10	H: 1 LOB: 3 BB: 2 P: 22	1B: 5 2B: 3 3B: 0 HR: 1	SF: 2 SAC: 2 DP: 0 HBP: 1	WP: 0 PB: 0 SB: 0 CS: 0	PA: 47	
PITCHER	IP	WLS	BF	H	R	ER	SO	BB	IBB	HBP	BLK	WP	HR	S	P	ERA	WHIP								
Kent Mercker, L ERA: 5.83 (1, 1)	7.0		30	7	2	2	3	2	0	0	1	0	1	55	86	2.57	1.286								
Rick Croushore, R ERA: 3.21 (8, 1)	1.0		3	0	0	0	0	0	0	0	0	0	0	5	10	0.00	0.000								
Mark Petkovsek, R ERA: 5.24 (9, 1)	2.0		7	1	0	0	3	0	0	0	0	0	0	18	24	0.00	0.500								
Jeff Brantley, R ERA: 4.91 (11, 1)	0.1		3	1	1	1	0	1	0	0	0	0	0	5	9	27.00	6.000								
Lance Painter, L ERA: 4.23 (11, 1)	0.2	W	4	0	0	0	0	0	1	1	0	0	0	5	13	0.00	0.000								

Houston Astros @ St. Louis Cardinals
 Busch Stadium, St. Louis, MO
 Sat Jul 11 1998, 3:33 AM CDT
 Att: 45,760 - Sunny - 81 F

AB	38
R	3
H	9
RBI	3
BB	4
SO	6
LOB	16



Batter	1	2	3	4	5	6	7	8	9	10	11	AB R H RBI BB SO LOB	BOTTOM
Royce Clayton, R OBP: 0.323, SLG: 0.321 (1, 6)	1-0 P5		0-1 F8		1-0 F8			1-1 P6			0-2 HR	5 1 1 0 0 0 1	
Ray Lankford, L OBP: 0.389, SLG: 0.474 (1, 8)	2-3 K			0-3 K		0-3 K			4-0 G5-4-3 S BB		1-3 K	4 0 0 0 1 4 1	
Mark McGwire, R OBP: 0.480, SLG: 0.759 (1, 3)	3-3 K			0-0 P3		0-2 G1-3			4-0 G5-4-3 IBB		0-2 HR	4 1 1 2 1 1 0	
Brian Jordan, R OBP: 0.380, SLG: 0.564 (1, 9)		0-0 S 1B		4-2 S HR BB		0-0 G6-3			2-0 G5-4-3		1-2 HR	3 1 1 0 1 0 2	
Ron Gant, R OBP: 0.303, SLG: 0.474 (1, 7)		0-1 F7		2-1 HR			3-3 K		1-1 G5-3			4 1 1 2 0 1 2	
John Mabry, L OBP: 0.321, SLG: 0.398 (1, 5)		1-3 K		2-2 G3			2-0 P6			1-1 L9		4 0 0 0 0 1 1	
Placido Polanco, R OBP: 0.231, SLG: 0.231 (1, 4)		1-2 P6			0-0 F8		1-1 F8			1-1 1B		4 0 1 0 0 0 1	
Kent Mercker, L OBP: 0.219, SLG: 0.167 (8, 1) Rick Crouchmore, R OBP: 0.300, SLG: 0.323 (8, PH) Willie McGee, S OBP: 0.333, SLG: 0.350 (9, 1) Mark Pietkovsek, R OBP: 0.321, SLG: 0.378 (10, PH) Tom Lampkin, L OBP: 0.321, SLG: 0.378 (11, 1) Jeff Brantley, R OBP: 1.000, SLG: 1.000 (11, 1) Lance Painter, L OBP: 1.000, SLG: 1.000 (11, 1)			1-1 B1-3		0-0 P6			2-1 G3		1-1 P9		2 0 0 0 0 0 0 0 0 0 0 0 0 0 1 0 1 0 0 0 0 0 1 0 0 0 0 0 0 0 0 0 0 0 0 0 0	
Tom Pagnozzi, R OBP: 0.301, SLG: 0.312 (1, 2)			1-3 K		3-1 1B			1-1 P4		1-1 L9		4 0 1 0 0 1 1	
Inning Stats	R: 0 H: 0 E: 0 LOB: 0 K: 2 BB: 0 S: 8 P: 14	R: 0 H: 1 E: 0 LOB: 1 K: 1 BB: 0 S: 9 P: 11	R: 0 H: 0 E: 0 LOB: 0 K: 1 BB: 0 S: 8 P: 10	R: 2 H: 1 E: 0 LOB: 0 K: 1 BB: 1 S: 17 P: 25	R: 0 H: 1 E: 0 LOB: 1 K: 0 BB: 0 S: 5 P: 9	R: 0 H: 0 E: 0 LOB: 0 K: 1 BB: 0 S: 8 P: 8	R: 0 H: 0 E: 0 LOB: 0 K: 1 BB: 0 S: 6 P: 12	R: 0 H: 0 E: 0 LOB: 0 K: 0 BB: 0 S: 6 P: 10	R: 0 H: 0 E: 0 LOB: 1 K: 0 BB: 2 S: 3 P: 14	R: 0 H: 1 E: 0 LOB: 1 K: 0 BB: 0 S: 8 P: 13	R: 2 H: 2 E: 0 LOB: 0 K: 1 BB: 0 S: 10 P: 11	1B: 4 SF: 0 2B: 0 SAC: 0 3B: 0 DP: 1 HR: 2 HBP: 0	WP: 0 PA: 39 PB: 0 SB: 4 CS: 0
PITCHER	IP WLS BF H R ER SO BB IBB HBP BLK WP HR S P ERA WHIP												
Jose Lima, R ERA: 3.61 (1, 1)	8.0 28 3 2 2 7 1 0 0 0 0 1 67 99 2.25 0.500												
Doug Henry, R ERA: 2.7 (9, 1)	2.0 8 1 0 0 0 1 1 0 0 0 0 11 27 0.00 1.000												
Billy Wagner, L ERA: 2.75 (11, 1)	0.1 L 3 2 2 2 1 0 0 0 0 0 0 1 10 11 54.00 6.000												

Houston Astros @ St. Louis Cardinals
 Busch Stadium, St. Louis, MO
 Sat Jul 11 1998, 3:33 AM CDT
 Att. 45,760 - Sunny - 81 F

livebaseballscores.com

AB	36
R	4
H	6
RBI	4
BB	3
SO	8
LOB	10



Batter	1	2	3	4	5	6	7	8	9	AB R H RBI BB SO LOB	TOP		
Bill Spiers, L OBP: 0.390, SLG: 0.404 (1, 4) (6, 5)	1-2 G4-6-3 1B		2-2 L7		2-3 K		2-2 1B			4 0 2 0 0 1 0			
Ricky Gutierrez, R OBP: 0.373, SLG: 0.353 (1, 6)	0-0 G4-6-3 1-2f		2-2 HR		3-2 G6-3		1-0 F9			4 1 1 1 0 0 2			
Derek Bell, R OBP: 0.370, SLG: 0.506 (1, 9)	4-0 FC5-4 BB		1-2 P3		2-0 P5		1-0 G6-3			3 0 0 0 1 0 0			
5 Jeff Bagwell, R OBP: 0.407, SLG: 0.561 (1, 3)	2-2 FC5-4 1-2f			0-0 E5 1B		0-1 HR		1-1 G6-3		4 2 2 1 0 0 1			
Carl Everett, S OBP: 0.397, SLG: 0.522 (1, 8)				2-3 K		1-3 K		2-2 G3-1		4 0 0 0 0 2 1			
Sean Berry, R OBP: 0.383, SLG: 0.432 Scott Elarton, R (6, 1) Jay Powell, R (8, 1) 35 Dave Clark, L OBP: 0.255, SLG: 0.205 (9, PH)					1-0 G5-3		0-1 G1-3		0-3 K	3 0 1 0 0 0 1 0 0 0 0 0 0 0 0 0 0 0 0 0 0 1 0 0 0 0 1 0			
J.R. Phillips, L OBP: 0.314, SLG: 0.341 (1, 7)					1-1 L3 1B		2-0 HR		3-3 K	4 1 3 2 0 1 0			
Brad Ausmus, R OBP: 0.360, SLG: 0.356 Moises Alou, R OBP: 0.380, SLG: 0.575 (9, PH)					1-1 L3 1-2		3-1 P4		1-1 F8	3 0 0 0 0 0 3 1 0 0 0 0 0 0			
Sean Bergman, R OBP: 0.056, SLG: 0.056 Craig Biggio, R OBP: 0.388, SLG: 0.503 (6, 4)					1-2 P4		1-0 F7		2-1 P6	2 0 0 0 0 0 0 1 0 0 0 0 0 0			
Inning Stats	R: 0 H: 1 E: 0 LOB: 1 K: 0 BB: 1 S: 8 P: 15	R: 0 H: 2 E: 0 LOB: 1 K: 0 BB: 0 S: 8 P: 11	R: 1 H: 1 E: 0 LOB: 0 K: 0 BB: 0 S: 15 P: 21	R: 1 H: 2 E: 1 LOB: 1 K: 1 BB: 0 S: 10 P: 17	R: 0 H: 0 E: 0 LOB: 0 K: 1 BB: 0 S: 8 P: 14	R: 1 H: 1 E: 0 LOB: 0 K: 1 BB: 0 S: 9 P: 12	R: 1 H: 2 E: 0 LOB: 1 K: 0 BB: 0 S: 10 P: 20	R: 0 H: 0 E: 0 LOB: 0 K: 0 BB: 0 S: 7 P: 11	R: 0 H: 0 E: 0 LOB: 0 K: 2 BB: 0 S: 12 P: 16	1B: 6 SF: 0 2B: 1 SAC: 0 3B: 0 DP: 2 HR: 3 HBP: 0	WP: 0 PA: 35 PB: 0 SB: 0 CS: 0		
PITCHER	IP WLS BF H R ER SO BB IBB HBP BLK WP HR S P ERA WHIP											PITCHER	IP WLS BF H R ER SO BB IBB HBP BLK WP HR S P ERA WHIP
Juan Acevedo, R ERA: 3.56 (1, 1)	6.1 W 26 8 4 3 3 1 0 0 0 0 0 3 62 99 4.26 1.421												
Lance Painter, L ERA: 4.18 (7, 1)	0.1 2 1 0 0 0 0 0 0 0 0 0 0 5 9 0.00 3.000												
John Frascatore, R ERA: 4.47 (7, 1)	0.1 1 0 0 0 0 0 0 0 0 0 0 0 1 2 0.00 0.000												
Rick Croushore, R ERA: 3.0 (8, 1)	2.0 S 6 0 0 0 0 2 0 0 0 0 0 0 0 19 27 0.00 0.000												

Houston Astros @ St. Louis Cardinals
 Busch Stadium, St. Louis, MO
 Sun Jul 12 1998, 3:33 AM CDT
 Att. 45,485 - Sunny - 86 F

livebaseballscorecards.com

AB	34
R	4
H	9
RBI	4
BB	1
SO	5
LOB	8



Batter	1	2	3	4	5	6	7	8	9	AB R H RBI BB SO LOB	TOP											
Craig Biggio, R (1, 4) OBP: 0.388, SLG: 0.500	2-2 P4		0-0 B4-3		2-2 P4		4-2 BB		3-2 2-3 1B	4 0 1 0 1 0 1	Houston Astros @ Arizona Diamondbacks Bank One Ballpark, Phoenix, AZ Mon Jul 13 1998, 10:05 PM EDT Att: 40,007 - Dome - 72 F											
Bill Spiers, L (1, 5) OBP: 0.386, SLG: 0.400	2-1 G3-1		2-1 P5		1-1 1B		1-3 K	1 SAFE 1 SAFE F8	5 0 1 1 0 1 3													
Derek Bell, R (1, 9) OBP: 0.369, SLG: 0.503	2-2 5 E 1B			1-0 G6-3	3-1 P4		0-2 P9		4 0 1 0 0 0 2													
5 Jeff Bagwell, R (1, 3) OBP: 0.405, SLG: 0.555	2-1 E5 FC5-4			0-0 P8		4-2 BB BB		0-1 F7	3 0 0 0 1 0 1													
Moises Alou, R (1, 7) OBP: 0.376, SLG: 0.568	0-1 FC5-4 1-2f			2-1 F8		3-2 P4		0-2 G1-3	4 0 0 0 0 0 3													
Carl Everett, S (1, 8) OBP: 0.399, SLG: 0.519					1-0 E 2B 1B		4-0 FC4-6 BB	0-0 F8	3 1 1 0 1 0 0													
Ricky Gutierrez, R (1, 6) OBP: 0.368, SLG: 0.347					2-3 K		2-3 K	0-1 E5 1B	4 0 0 0 0 2 3													
Brad Ausmus, R (1, 2) OBP: 0.354, SLG: 0.349					1-0 E4 2B		2-0 FC4-6 1-2f	3-2 G6-3	4 1 0 0 0 0 4													
Pete Schourek, L (1, 1) OBP: 0.154, SLG: 0.231					0-1 F8		1-3 K	2-2 G6-3	2 1 1 2 0 0 0													
35 Dave Clark, L (7, PH) OBP: 0.253, SLG: 0.202									1 0 0 0 0 1 0													
Mike Magnante, L (7, 1) OBP: 1.000, SLG: 1.000									0 0 0 0 0 0 0													
J.R. Phillips, L (9, PH) OBP: 0.308, SLG: 0.333					1-H 2-H 1B 2B				1 0 0 0 0 0 1													
Inning Stats	R: 0 E: 1 K: 0 S: 15	H: 1 LOB: 2 BB: 0 P: 23	R: 0 E: 0 K: 0 S: 8	H: 0 LOB: 0 BB: 0 P: 13	R: 0 E: 0 K: 0 S: 4	H: 0 LOB: 0 BB: 0 P: 6	R: 0 E: 0 K: 0 S: 4	H: 0 LOB: 0 BB: 0 P: 7	R: 3 E: 1 K: 1 S: 16	H: 3 LOB: 1 BB: 0 P: 26	R: 0 E: 0 K: 1 S: 14	H: 0 LOB: 2 BB: 2 P: 29	R: 0 E: 0 K: 2 S: 12	H: 0 LOB: 1 BB: 1 P: 18	R: 0 E: 0 K: 0 S: 6	H: 0 LOB: 0 BB: 0 P: 6	R: 0 E: 1 K: 0 S: 13	H: 1 LOB: 2 BB: 0 P: 21	1B: 4 2B: 1 3B: 0 HR: 0	SF: 0 SAC: 0 DP: 0 HBP: 0	WP: 0 PB: 0 SB: 0 CS: 0	PA: 38
PITCHER	IP WLS BF H R ER SO BB IBB HBP BLK WP HR S P ERA WHIP																					
Amaury Telemaco, R (1, 1) ERA: 2.92	5.1 W 24 4 3 1 1 2 0 0 0 0 0 55 94 1.69 1.125																					
Bobby Chouinard, R (6, 1) ERA: 3.94	2.2 9 0 0 0 3 1 0 0 0 0 0 24 34 0.00 0.375																					
Gregg Olson, R (9, 1) ERA: 4.38	1.0 S 5 1 0 0 0 0 0 0 0 0 0 13 21 0.00 1.000																					

livebaseballscorecards.com

AB	35
R	3
H	5
RBI	3
BB	3
SO	4
LOB	18



Batter	1	2	3	4	5	6	7	8	9	AB R H RBI BB SO LOB	TOP											
Craig Biggio, R OBP: 0.388, SLG: 0.500 (1, 4)	2-1 L7		1-1 FC2-5 2B	3-1 L6			4-1 1B BB		1-2 G6-3 1-2f	4 0 1 0 1 0 2												
Ricky Gutierrez, R OBP: 0.370, SLG: 0.350 (1, 6)	0-1 CS 5 BB 1B		0-0 FC2-5 HR	1-3 K			1-2 L4-3 1B			4 1 2 0 0 1 1												
Derek Bell, R OBP: 0.368, SLG: 0.508 (1, 9)	1-1 L8		0-0 1-H HR		2-0 F7		0-1 L4-3			4 1 1 2 0 0 3												
5 Jeff Bagwell, R OBP: 0.403, SLG: 0.549 (1, 3)	4-0 1-2 BB		1-0 G5-3		3-3 K			2-2 G6-3		3 0 0 0 1 1 0												
Moises Alou, R OBP: 0.377, SLG: 0.577 (1, 7)	1-0 CS 2-3	2-3 K	1-0 HR		3-3 K			1-2 F7-6-4 1B		4 1 2 1 0 2 0												
Carl Everett, S OBP: 0.400, SLG: 0.519 (1, 8)		3-2 F9 1B 1B	1-0 2B 1B		2-3 K			2-1 F7-6-4		4 1 2 0 0 1 1												
Sean Berry, R OBP: 0.371, SLG: 0.452 (1, 5)		3-2 1 SAFE 1 SAFE 1 SAFE F9 1B	1-0 1-H 2B		1-0 G6-3				0-0 1B 2B	4 0 3 1 0 0 0												
Tony Eusebio, R OBP: 0.336, SLG: 0.314 (1, 2)		0-0 F9	3-3 K		0-0 L3				0-1 L4	4 0 0 0 0 1 4												
Shane Reynolds, R OBP: 0.115, SLG: 0.154 (1, 1)		0-0 FC4-6		1-1 G4-3			1-3 K		0-1 G6-3	3 0 0 0 0 1 2												
Doug Henry, R (8, 1)										0 0 0 0 0 0 0												
Billy Wagner, L OBP: 0.500, SLG: 0.500 (8, 1)		1-2f 1B							2-3 1B	1 0 1 0 0 0 0												
Inning Stats	R: 0 E: 0 K: 0 S: 6	H: 1 LOB: 1 BB: 1 P: 14	R: 0 E: 0 K: 1 S: 13	H: 2 LOB: 2 BB: 0 P: 21	R: 4 E: 0 K: 1 S: 11	H: 5 LOB: 1 BB: 0 P: 19	R: 0 E: 0 K: 1 S: 7	H: 0 LOB: 0 BB: 0 P: 12	R: 0 E: 0 K: 2 S: 9	H: 0 LOB: 0 BB: 0 P: 17	R: 0 E: 0 K: 1 S: 5	H: 0 LOB: 0 BB: 0 P: 8	R: 0 E: 0 K: 1 S: 10	H: 1 LOB: 1 BB: 1 P: 16	R: 0 E: 0 K: 0 S: 8	H: 1 LOB: 0 BB: 0 P: 13	R: 0 E: 0 K: 0 S: 8	H: 2 LOB: 1 BB: 0 P: 9	1B: 7 2B: 5 3B: 0 HR: 2	SF: 0 SAC: 0 DP: 3 HBP: 0	WP: 0 PB: 0 SB: 0 CS: 1	PA: 38
PITCHER	IP WLS BF H R ER SO BB IBB HBP BLK WP HR S P ERA WHIP																					
Omar Daal, L ERA: 3.06 (1, 1)	5.0 L 23 8 4 4 5 1 0 0 0 0 0 2 46 83 7.20 1.800																					
Willie Banks, R ERA: 7.67 (6, 1)	2.0 7 1 0 0 2 1 0 0 0 0 0 0 15 24 0.00 1.000																					
Aaron Small, R ERA: 6.58 (8, 1)	2.0 7 3 0 0 0 0 0 0 0 0 0 0 16 22 0.00 1.500																					

Houston Astros @ Arizona Diamondbacks
Bank One Ballpark, Phoenix, AZ
Tue Jul 14 1998, 10:05 PM EDT
Att. 40,419 - Dome - 72 F

AB	35
R	4
H	12
RBI	4
BB	2
SO	7
LOB	13



Batter	1	2	3	4	5	6	7	8	9	AB	R	H	RBI	BB	SO	LOB
Andy Fox, L OBP: 0.335, SLG: 0.387 (1, 9)	1-1 G4-6-3 1B		1-1 G3		2-2 G4-3			2-2 G4-3		4	0	1	0	0	0	0
Devon White, S OBP: 0.332, SLG: 0.468 (1, 8)	1-1 G4-6-3 1-2f		0-2 G5-3			0-1 G1-3		0-3 K		4	0	0	0	0	1	1
Travis Lee, L OBP: 0.354, SLG: 0.473 (1, 3)	4-1 WP 1B BB		0-3 K			0-0 P7		1-2 E 1B		3	1	1	0	1	1	0
Matt Williams, R OBP: 0.321, SLG: 0.451 (1, 5)	2-2 1-H 1B			0-0 G5-3		4-2 BB		0-0 E5		3	0	1	1	1	0	1
David Dellucci, L OBP: 0.347, SLG: 0.460 (1, 7)	2-0 G4-3			1-3 K		3-3 K		1-3 K		3	0	0	0	0	2	2
Tony Batista, R OBP: 0.305, SLG: 0.427 (8, PH)										1	0	0	0	0	1	2
Yamil Benitez, R OBP: 0.305, SLG: 0.423 (9, 7)										0	0	0	0	0	0	0
Jay Bell, R OBP: 0.345, SLG: 0.417 (1, 6)			3-3 K		4-2 BB			3-2 G5-3		3	0	0	0	1	1	0
Jorge Fabregas, L OBP: 0.277, SLG: 0.258 (1, 2)			2-0 FC4-6 1B		1-1 P7			1-2 P4		3	0	1	0	0	0	1
Kelly Stinnett, R OBP: 0.314, SLG: 0.430 (9, PH)										1	0	0	0	0	1	0
Danny Klassen, R OBP: 0.429, SLG: 0.750 (1, 4)			0-1 FC4-6 1-2f			1-3 K		1-1 HR		4	1	1	1	0	2	1
Omar Daal, L OBP: 0.190, SLG: 0.056 (1, 1)			1-3 K			1-0 G6-3		1-1 F8		1	0	0	0	0	1	1
Brent Brede, L OBP: 0.312, SLG: 0.343 (5, PH)										1	0	0	0	0	0	0
Willie Banks, R (6, 1)										0	0	0	0	0	0	0
Karim Garcia, L OBP: 0.249, SLG: 0.360 (7, PH)										1	0	0	0	0	0	0
Aaron Small, R (8, 1)										0	0	0	0	0	0	0

Inning Stats	R: 1	H: 2	E: 0	K: 10	S: 10	LOB: 1	BB: 1	P: 20
	R: 0	H: 1	E: 0	K: 2	S: 9	LOB: 1	BB: 0	P: 15
	R: 0	H: 0	E: 0	K: 1	S: 8	LOB: 0	BB: 0	P: 9
	R: 0	H: 0	E: 0	K: 1	S: 11	LOB: 1	BB: 1	P: 17
	R: 0	H: 0	E: 0	K: 1	S: 7	LOB: 0	BB: 0	P: 11
	R: 0	H: 0	E: 0	K: 1	S: 8	LOB: 1	BB: 1	P: 15
	R: 1	H: 1	E: 0	K: 0	S: 12	LOB: 0	BB: 0	P: 18
	R: 0	H: 1	E: 1	K: 2	S: 16	LOB: 2	BB: 0	P: 20
	R: 0	H: 0	E: 0	K: 2	S: 8	LOB: 0	BB: 0	P: 10


PITCHER	IP	WLS	BF	H	R	ER	SO	BB	IBB	HBP	BLK	WP	HR	S	P	ERA	WHIP
Shane Reynolds, R ERA: 3.33 (1, 1)	7.2	W	30	5	2	2	7	3	0	0	0	1	1	77	120	2.35	1.043
Doug Henry, R ERA: 2.7 (8, 1)	0.0		1	0	0	0	0	0	0	0	0	0	0	1	1	∞	∞
Billy Wagner, L ERA: 2.65 (8, 1)	1.1	S	4	0	0	0	3	0	0	0	0	0	0	11	14	0.00	0.000

BOTTOM

Houston Astros @ Arizona Diamondbacks
Bank One Ballpark, Phoenix, AZ

Tue Jul 14 1998, 10:05 PM EDT
Att: 40,419 - Dome - 72 F

AB	32
R	2
H	5
RBI	2
BB	3
SO	10
LOB	9



WP	PA	ERA	WHIP
1	35		
0			
0			
0			

Batter	1	2	3	4	5	6	7	8	9	10	11	AB R H RBI BB SO LOB	TOP																
Craig Biggio, R OBP: 0.387, SLG: 0.499 (1, 4)	G4-3 2B		G5-4-3 1-2f		K2-3	1B BB		G6-3 2-H			L9	5 0 1 1 1 1 1																	
Bill Spiers, L OBP: 0.381, SLG: 0.394 (1, 5)	G4-3		E4		F8	1B		P7			G5-3	6 0 1 2 0 0 1																	
Derek Bell, R OBP: 0.370, SLG: 0.507 (1, 9)	G6-4-3 5 BB		K			K		F8			BB 5 1B	5 1 2 0 1 2 3																	
5 Jeff Bagwell, R OBP: 0.399, SLG: 0.541 (1, 3)	G6-4-3 1-2f				K			F8			BB 1B	6 0 1 0 0 2 3																	
Moises Alou, R OBP: 0.382, SLG: 0.591 (1, 7)		G5-3		G4-3 3B				FC4-6 HBP			L9	4 2 2 1 1 0 0																	
Carl Everett, S OBP: 0.395, SLG: 0.509 (1, 8)		L3		G4-3 HBP				FC4-6 1B			K	5 1 0 0 0 2 5																	
Ricky Gutierrez, R OBP: 0.367, SLG: 0.347 (1, 6)		1B		G4-3 1B				E5 1B			G4-3	5 1 1 1 0 1 2																	
Brad Ausmus, R OBP: 0.359, SLG: 0.359 (1, 2)		G6-3		F9				1B 1B			G6-3 2B	5 2 3 1 0 0 2																	
Mike Hampton, R 35 36 Dave Clark, L Scott Elarton, R J.R. Phillips, L Trevor Miller, R Sean Berry, R Doug Henry, R Billy Wagner, L Jay Powell, R Tony Eusebio, R Mike Magrante, L			G5-4-3 BB		F7			1B BB			F9	0 0 0 0 0 1 0 0 1 0 0 0 0 0 0 0 0 1 1 1 0 0 0 0 1 0 0 0 0 0 0 0 1 0 1 0 0 0 0 0 1 1 0 0 0 0 0 0 0 0																	
Inning Stats	R: 0 E: 0 K: 0 S: 6	H: 1 LOB: 1 BB: 1 P: 10	R: 0 E: 0 K: 0 S: 10	H: 1 LOB: 1 BB: 0 P: 17	R: 0 E: 1 K: 1 S: 8	H: 0 LOB: 1 BB: 1 P: 16	R: 1 E: 0 K: 1 S: 8	H: 1 LOB: 1 BB: 0 P: 13	R: 0 E: 0 K: 1 S: 6	H: 0 LOB: 0 BB: 0 P: 10	R: 5 E: 1 K: 1 S: 21	H: 4 LOB: 2 BB: 1 P: 36	R: 1 E: 0 K: 0 S: 8	H: 1 LOB: 0 BB: 0 P: 11	R: 1 E: 0 K: 0 S: 8	H: 1 LOB: 0 BB: 0 P: 15	R: 0 E: 0 K: 1 S: 7	H: 0 LOB: 0 BB: 0 P: 11	R: 0 E: 0 K: 3 S: 14	H: 1 LOB: 1 BB: 0 P: 20	R: 0 E: 0 K: 1 S: 13	H: 2 LOB: 3 BB: 1 P: 21	1B: 8 2B: 2 3B: 1 HR: 1	SF: 0 SAC: 0 DP: 2 HBP: 2	WP: 0 PB: 0 SB: 1 CS: 0	PA: 51			
PITCHER	IP WLS BF H R ER SO BB IBB HBP BLK WP HR S P ERA WHIP																												
Andy Benes, R ERA: 4.64 (1, 1)	5.2 29 7 6 1 3 3 0 2 0 0 0 56 97 1.59 1.765																												
Clint Sodowsky, R ERA: 5.56 (6, 1)	2.1 9 2 2 2 1 0 0 0 0 0 1 19 31 7.71 0.857																												
Gregg Olson, R ERA: 4.26 (9, 1)	1.0 3 0 0 0 1 0 0 0 0 0 0 7 11 0.00 0.000																												
Alan Embree, L ERA: 4.34 (10, 1)	2.0 W 10 3 0 0 4 1 0 0 0 0 0 27 41 0.00 2.000																												

Houston Astros @ Arizona Diamondbacks
Bank One Ballpark, Phoenix, AZ
Wed Jul 15 1998, 10:05 PM EDT
Att. 42,229 - Dome - 72 F

livebaseballscorecards.com

AB	45
R	8
H	12
RBI	7
BB	4
SO	9
LOB	19



Batter	1	2	3	4	5	6	7	8	9	10	11	AB R H RBI BB SO LOB	BOTTOM																		
Devon White, S OBP: 0.330, SLG: 0.463 (1, 8)	3-1 G5-4-3 1B	0-0 FC5 HR	2-1 F8			0-2 G5-3		0-0 F8		0-3 K		6 1 1 1 0 1 4	Houston Astros @ Arizona Diamondbacks Bank One Ballpark, Phoenix, AZ Wed Jul 15 1998, 10:05 PM EDT Att. 42,229 - Dome - 72 F livebaseballscorecards.com																		
Jay Bell, R OBP: 0.345, SLG: 0.427 (1, 6)	3-1 G5-4-3 1-2f	0-1 HR		2-1 L9		0-0 G5-3 2B		3-2 L8-3 1-2		2-2 P6		6 1 2 3 0 0 2																			
Matt Williams, R OBP: 0.323, SLG: 0.448 (1, 5)	4-0 BB	4-1 E S BB		0-0 F8		1-1 G5-3 2-3		0-2 2B 1B		2-2 F4		4 1 1 0 2 0 1																			
Travis Lee, L OBP: 0.354, SLG: 0.478 (1, 3)	1-1 G3	4-2 HBP BB		1-1 HR		0-3 K		2-3 K		0-1 G3-1		5 1 1 1 1 2 3																			
Kelly Stinnett, R OBP: 0.325, SLG: 0.450 (1, 2)		G5-3 HBP		2-0 HR		0-0 L9		0-0 2B FC5-2 1B		4-0 1B BB		4 2 2 1 1 0 0																			
Yamil Benitez, R OBP: 0.310, SLG: 0.426 (1, 9)		2B 1B		1-3 K		3-2 1B		3-2 FC5-2 2B		1-3 K		4 1 2 0 0 1 3 2 0 1 1 0 1 1																			
Karim Garcia, L OBP: 0.251, SLG: 0.368 (9, PH) (10, 9)		F8																													
David Dellucci, L OBP: 0.351, SLG: 0.463 (1, 7)		1 SAFE 1 SAFE 1B FC5 2B		1-0 G6-3		0-3 K		1-3 K		4-0 FC5-2 IBB		5 1 2 1 1 2 1																			
Danny Klassen, R OBP: 0.412, SLG: 0.655 (1, 4)		4-2 FC5 1B BB		0-1 G5-3		2-3 K		3-1 L9		2-1 FC5-2		5 0 1 1 1 1 4																			
Andy Beres, R OBP: 0.275, SLG: 0.286 (6, PH) Clint Sodowsky, L OBP: 0.337, SLG: 0.390 (8, PH) Gregg Olson, R OBP: 0.500, SLG: 2.000 (9, 1) Jorge Fabregas, L OBP: 0.275, SLG: 0.256 (9, PH) Alan Embree, L (10, 1)		1-2 HR 1B		4-2 BB		2-2 G5-3		1-1 L8-3 1B		1-3 K		2 1 1 0 1 0 0 0 0 0 0 0 0 0 1 0 1 0 0 0 0 0 0 0 0 0 0 0 1 0 0 0 0 0 1 3 0 0 0 0 0 0 0																			
Inning Stats	R: 0 E: 0 K: 0 S: 6	H: 1 LOB: 1 BB: 1 P: 17	R: 5 E: 0 K: 0 S: 21	H: 4 LOB: 3 BB: 3 P: 39	R: 0 E: 0 K: 0 S: 7	H: 0 LOB: 1 BB: 1 P: 14	R: 2 E: 0 K: 1 S: 12	H: 2 LOB: 0 BB: 0 P: 18	R: 0 E: 0 K: 2 S: 10	H: 0 LOB: 0 BB: 0 P: 14	R: 0 E: 0 K: 1 S: 9	H: 1 LOB: 1 BB: 0 P: 10	R: 0 E: 0 K: 1 S: 10	H: 1 LOB: 1 BB: 0 P: 17	R: 0 E: 0 K: 0 S: 6	H: 1 LOB: 0 BB: 0 P: 10	R: 1 E: 0 K: 2 S: 18	H: 3 LOB: 3 BB: 1 P: 30	R: 0 E: 0 K: 1 S: 12	H: 0 LOB: 0 BB: 0 P: 16	R: 1 E: 0 K: 1 S: 10	H: 2 LOB: 2 BB: 1 P: 17	1B: 9 2B: 4 3B: 0 HR: 3	SF: 0 SAC: 0 DP: 2 HBP: 1	WP: 0 PB: 0 SB: 1 CS: 0	PA: 53					
PITCHER	IP WLS BF H R ER SO BB IBB HBP BLK WP HR S P ERA WHIP																														
Mike Hampton, L ERA: 3.45 (1, 1)	4.0	24	7	7	7	1	5	0	1	0	0	0	3	46	88	15.75	3.000														
Scott Elarton, R ERA: 4.43 (5, 1)	1.0	3	0	0	0	2	0	0	0	0	0	0	0	10	14	0.00	0.000														
Trever Miller, L ERA: 2.8 (6, 1)	2.0	8	2	0	0	2	0	0	0	0	0	0	0	19	27	0.00	1.000														
Doug Henry, R ERA: 2.64 (8, 1)	1.0	3	1	0	0	0	0	0	0	0	0	0	0	6	10	0.00	1.000														
Billy Wagner, L ERA: 2.87 (9, 1)	0.1	3	2	1	1	1	0	0	0	0	0	0	0	9	11	27.00	6.000														
PITCHER	IP WLS BF H R ER SO BB IBB HBP BLK WP HR S P ERA WHIP																														
Jay Powell, R ERA: 4.19 (9, 1)	0.2	4	1	0	0	1	0	1	0	0	0	0	0	1	1	0.00	1.500														
Mike Magnante, L ERA: 5.6 (10, 1)	1.2	8	2	1	1	2	1	0	0	0	0	0	0	22	33	5.40	1.800														



Batter	1	2	3	4	5	6	7	8	9	AB R H RBI BB SO LOB	TOP		
Darryl Hamilton, L (1, 8) OBP: 0.398, SLG: 0.364	2-2 BB 1B G3 1B	2-0 1B 2B			1-2 G5-3			1-0 3B 1B	0-1 L6	5 3 3 1 0 0 1			
Bill Mueller, S (1, 5) OBP: 0.378, SLG: 0.402	1-1 G3 BB 1B	3-2 2-H 1B			2-2 G4-3			1-1 3B 1B	3-3 K	5 1 3 1 0 1 1			
Barry Bonds, L (1, 7) OBP: 0.415, SLG: 0.541	2-1 P2	1-1 F8			1-0 F8			0-0 1-H 2-H G3-1 3B		4 1 1 2 0 0 3			
Jeff Kent, R (1, 4) OBP: 0.348, SLG: 0.491	4-1 G3 BB 1-2 2-3				1-0 G6-4-3 1B			0-3 K		3 0 1 0 1 2 1			
J.T. Snow, L (1, 3) OBP: 0.325, SLG: 0.402	1-1 G3				1-1 G6-4-3			0-1 F9	0-1 G3-1	4 0 0 2 0 0 3			
Stan Javier, S (1, 9) OBP: 0.361, SLG: 0.365	3-1 L9				0-0 G6-3			3-1 L8	0-0 L8	4 0 0 0 0 0 2			
Rey Sanchez, R (1, 6) OBP: 0.318, SLG: 0.327		2-1 SH1-4 2B HBP			1-2 G1-3			3-2 L9	3-1 G5-3	3 1 0 0 0 0 0			
Brian Johnson, R (1, 2) OBP: 0.302, SLG: 0.408		1-3 SAFE SAFE K			2-2 G6-3			2-3 K	3-1 HR	4 1 1 1 0 2 1			
Kirk Rueter, L (1, 1) OBP: 0.206, SLG: 0.206 Chris Brock, R (4, 1) Wilson Delgado, S (7, PH) Dean Hartgraves, R (7, 1) Steve Reed, R (8, 1) Marvin Benard, L (9, PH) OBP: 0.333, SLG: 0.333 OBP: 0.330, SLG: 0.320		0-0 SH1-4			0-3 K			0-2 G6-3	2-1 1B	1 0 0 0 0 0 1 0 0 0 0 0 0 0 0 0 1 0 1 0 1 0 0 0 0 0			
Inning Stats	R: 1 H: 2 E: 0 LOB: 2 K: 0 BB: 1 S: 13 P: 26	R: 2 H: 2 E: 0 LOB: 1 K: 1 BB: 0 S: 11 P: 20	R: 0 H: 1 E: 0 LOB: 0 K: 0 BB: 0 S: 4 P: 6	R: 0 H: 0 E: 0 LOB: 0 K: 1 BB: 0 S: 9 P: 12	R: 0 H: 0 E: 0 LOB: 0 K: 0 BB: 0 S: 8 P: 12	R: 0 H: 0 E: 0 LOB: 0 K: 1 BB: 0 S: 7 P: 13	R: 0 H: 0 E: 0 LOB: 0 K: 1 BB: 0 S: 9 P: 14	R: 3 H: 3 E: 0 LOB: 0 K: 1 BB: 0 S: 10 P: 12	R: 1 H: 2 E: 0 LOB: 1 K: 1 BB: 0 S: 11 P: 22	1B: 7 SF: 0 2B: 1 SAC: 1 3B: 1 DP: 1 HR: 1 HBP: 1	WP: 0 PA: 38 PB: 0 SB: 0 CS: 0		
PITCHER	IP WLS BF H R ER SO BB IBB HBP BLK WP HR S P ERA WHIP											PITCHER	IP WLS BF H R ER SO BB IBB HBP BLK WP HR S P ERA WHIP
Jose Lima, R (1, 1) ERA: 3.79	8.0 W 33 8 6 6 5 1 0 1 0 0 0 0 71 115 6.75 1.125												
Doug Henry, R (9, 1) ERA: 2.78	1.0 5 2 1 1 1 0 0 0 0 0 0 1 11 22 9.00 2.000												

San Francisco Giants @ Houston Astros
 Astrodome, Houston, TX
 Fri Jul 17 1998, 8:05 PM EDT
 Att: 40,709 - Dome - 72 F

AB	35
R	7
H	10
RBI	7
BB	1
SO	6
LOB	12



livebaseballscorecards.com

Batter	1	2	3	4	5	6	7	8	9
Craig Biggio, R OBP: 0.391, SLG: 0.503 (1, 4)	1-2 E 1B E 1B	0-0 G6-3		2-1 HBP 1B HBP	3-2 S 2B		1-1 1B 1B	0-0 FC5 FC6-4	
Ricky Gutierrez, R OBP: 0.373, SLG: 0.349 (1, 6) Doug Henry, R (9, 1)	3-2 E 5 SF8 1B		1-3 K	3-2 1B HBP	4-2 S BB		3-1 1B 5 1B 1B	1-1 FC6-4	
Derek Bell, R OBP: 0.370, SLG: 0.505 (1, 9)	2-1 E5 5 SF8 1-3 2-H		1-1 F9	2-0 BB 1B 1B	1-2 F8		2-2 5 1B 1B		
5 Jeff Bagwell, R OBP: 0.399, SLG: 0.541 (1, 3)	0-0 SF8		2-1 1B	2-1 P4		0-2 G5-3	0-1 FC5-4 1B		
Moises Alou, R OBP: 0.379, SLG: 0.585 (1, 7)	0-0 G5-3		1-1 F9	0-0 BB 1B		1-2 F8	0-0 FC5-4		
Carl Everett, S OBP: 0.399, SLG: 0.509 (1, 8)	0-0 G4-3			1B BB		1-2 1B		0-3 K2-3	
Sean Berry, R OBP: 0.375, SLG: 0.459 (1, 5)		3-1 FC5-4 1B		HBP 1B K		0-0 F7		2-0 2B 2B	
Brad Ausmus, R OBP: 0.360, SLG: 0.364 (1, 2)		1-1 FC5-4 SH3-4		HBP 1B 1B	2-3 K		0-0 F7	1-1 FC5 2B	
Jose Lima, R OBP: 0.174, SLG: 0.159 (1, 1) Tim Bogar, R OBP: 0.250, SLG: 0.235 (8, PH) (9, 6)		1-2 SH3-4		K	K		1-2 P3	4-2 FC5 BB	

AB	R	H	RBI	BB	SO	LOB
5	3	3	0	0	0	3
4	3	2	1	1	1	2
0	0	0	0	0	0	0
5	0	2	3	0	0	3
4	0	2	2	0	0	2
5	0	1	1	0	0	4
4	1	2	0	1	1	1
5	2	3	0	0	1	4
5	1	2	2	0	1	1
3	0	0	0	0	2	2
0	0	0	0	1	0	0


BOTTOM

San Francisco Giants @ Houston Astros
Astrodome, Houston, TX

Fri Jul 17 1998, 8:05 PM EDT
Att: 40,709 - Dome - 72 F

livebaseballscorecards.com

AB	40
R	10
H	17
RBI	9
BB	3
SO	6
LOB	22



Inning Stats	R	H	E	K	S	R	H	E	K	S	R	H	E	K	S	R	H	E	K	S
	2	2	1	0	17	0	1	0	8	13	0	1	0	9	14	0	1	0	0	0
	0	0	0	1	0	0	0	0	0	0	0	0	0	0	0	0	0	0	0	0
	5	5	3	2	35	0	3	0	19	35	0	3	0	19	35	0	1	0	0	0
	0	1	2	1	29	0	1	0	17	29	0	1	0	14	29	0	1	0	0	0
	2	4	2	0	22	1	2	0	11	19	1	2	0	14	22	1	2	0	0	0

1B	2B	3B	HR	SF	SAC	DP	HBP
14	3	0	0	1	0	0	2

WP	HR	S	P	ERA	WHIP
0	0	0	47	0.00	2.400

PITCHER	IP	WLS	BF	H	R	ER	SO	BB	IBB	HBP	BLK	WP	HR	S	P	ERA	WHIP
Kirk Rueter, L ERA: 4.5 (1, 1)	3.1	L	21	8	7	6	2	0	0	0	0	0	0	40	66	16.20	2.400
Chris Brock, R ERA: (4, 1)	2.2		13	3	0	0	3	2	0	0	0	0	0	36	56	0.00	1.875
Dean Hartgraves, L ERA: 13.5 (7, 1)	1.1		10	6	3	3	1	0	0	0	0	0	0	21	31	20.25	4.500
Steve Reed, R ERA: 1.62 (8, 1)	0.2		3	0	0	0	0	1	0	0	0	0	0	5	10	0.00	1.500

Batter	1	2	3	4	5	6	7	8	9	AB R H RBI BB SO LOB	TOP		
Darryl Hamilton, L (1, 8) OBP: 0.397, SLG: 0.366	1-2 L8		2-2 G4-1		0-0 G4-1			2-1 G6-3		4 0 1 0 0 0 0	San Francisco Giants @ Houston Astros Astrodome, Houston, TX Sat Jul 18 1998, 4:33 AM EDT Att. 35,257 - Dome - 72 F		
Bill Mueller, S (1, 5) OBP: 0.374, SLG: 0.397	1-3 K		0-0 F8			0-2 G4-3		1-3 K		4 0 0 0 0 2 1			
Barry Bonds, L (1, 7) OBP: 0.414, SLG: 0.541	0-0 2B		1-3 K			0-3 K		3-2 F8		4 0 1 0 0 2 1			
Jeff Kent, R (1, 4) OBP: 0.343, SLG: 0.484	0-0 F8			0-0 P6		1-1 G5-3		2-1 F4		4 0 0 0 0 0 1			
J.T. Snow, L (1, 3) OBP: 0.324, SLG: 0.403		2-2 F8		0-0 1B 2B		0-2 G4-3		0-3 K		4 0 1 0 0 1 0			
Stan Javier, S (1, 9) OBP: 0.363, SLG: 0.367		2-2 L5		1-2 G6-4-3 1B		1-1 G4-3 BB 1B		0-0 G4-3		4 1 2 0 0 0 0			
Brent Mayne, L (1, 2) OBP: 0.407, SLG: 0.396		3-1 1B		0-0 G6-4-3 1-2f		4-1 G4-3 BB				2 1 1 0 1 0 2			
Rey Sanchez, R (1, 6) OBP: 0.314, SLG: 0.323		0-0 F7			0-1 P3	0-0 G4-3		1-2 2-3		3 0 0 0 0 0 3			
Danny Darwin, R (1, 1) OBP: 0.114, SLG: 0.091			2-3 K			2-2 G4-3 1B				2 0 0 0 0 2 0			
Marvin Benard, L (7, PH) OBP: 0.336, SLG: 0.327						1-3 K				1 0 1 2 0 0 0			
John Johnstone, R (7, 1)										0 0 0 0 0 0 0			
Rich Rodriguez, L (8, 1) OBP: 0.333, SLG: 0.333										0 0 0 0 0 0 0			
Inning Stats	R: 0 H: 1 E: 0 LOB: 1 K: 1 BB: 0 S: 8 P: 10	R: 0 H: 1 E: 0 LOB: 1 K: 0 BB: 0 S: 10 P: 17	R: 0 H: 1 E: 0 LOB: 1 K: 2 BB: 0 S: 12 P: 17	R: 0 H: 2 E: 0 LOB: 1 K: 0 BB: 0 S: 7 P: 8	R: 0 H: 0 E: 0 LOB: 0 K: 1 BB: 0 S: 7 P: 8	R: 0 H: 0 E: 0 LOB: 0 K: 1 BB: 0 S: 8 P: 9	R: 2 H: 2 E: 0 LOB: 1 K: 0 BB: 1 S: 11 P: 18	R: 0 H: 0 E: 0 LOB: 0 K: 1 BB: 0 S: 8 P: 14	R: 0 H: 0 E: 0 LOB: 0 K: 1 BB: 0 S: 6 P: 8	1B: 4 SF: 0 2B: 3 SAC: 0 3B: 0 DP: 1 HR: 0 HBP: 0	WP: 0 PA: 33 PB: 0 SB: 0 CS: 0		
PITCHER	IP WLS BF H R ER SO BB IBB HBP BLK WP HR S P ERA WHIP											PITCHER	IP WLS BF H R ER SO BB IBB HBP BLK WP HR S P ERA WHIP
Sean Bergman, R (1, 1) ERA: 3.18	7.0 W 27 7 2 2 5 1 0 0 0 0 0 0 63 87 2.57 1.143												
C.J. Nitkowski, L (8, 1) ERA: 3.42	1.0 3 0 0 0 1 0 0 0 0 0 0 0 8 14 0.00 0.000												
Jay Powell, R (9, 1) ERA: 4.08	1.0 3 0 0 0 1 0 0 0 0 0 0 0 6 8 0.00 0.000												

livebaseballscorecards.com

AB 32
R 2
H 7
RBI 2
BB 1
SO 7
LOB 8



Batter	1	2	3	4	5	6	7	8	9	10	11	12	AB	R	H	RBI	BB	SO	LOB	TOP										
Darryl Hamilton, L OBP: 0.393, SLG: 0.363 (1, 8)	F9		G3		P6		G3-6-3			K		F8, G6-3 1B	6	0	1	0	0	1	2											
Bill Mueller, S OBP: 0.376, SLG: 0.395 (1, 5)	K			HR	BB			G5-3 E BB		L7		G6-3	4	1	1	0	2	1	1											
Barry Bonds, L OBP: 0.417, SLG: 0.548 (1, 7)	F8			HR	BB			L9		L9		4-0 IBB	3	1	1	2	3	0	1											
Jeff Kent, R OBP: 0.340, SLG: 0.476 (1, 4)		F8		F8	P4			E5 G5-3		E5		F8	5	0	0	0	1	0	5											
Charlie Hayes, R OBP: 0.367, SLG: 0.431 (1, 3)		F8						G5-3		G5-3																				
Steve Reed, R OBP: 0.333, SLG: 0.333 (8, 1)		F8						G5-3		G5-3																				
Marvin Benard, L OBP: 0.333, SLG: 0.324 (10, PH)				HR																										
John Johnstone, R (10, 1)																														
Wilson Delgado, S OBP: 0.200, SLG: 0.111 (11, 6)																														
Chris Jones, R OBP: 0.267, SLG: 0.306 (1, 9)																														
Stan Javier, S OBP: 0.361, SLG: 0.365 (8, 9)																														
Rey Sanchez, R OBP: 0.320, SLG: 0.333 (1, 6)																														
Robb Nen, R (11, 1)																														
Brian Johnson, R OBP: 0.301, SLG: 0.402 (1, 2)																														
Kirk Rueter, L OBP: 0.206, SLG: 0.206 (9, PR)																														
Brent Mayne, L OBP: 0.404, SLG: 0.393 (9, 2)																														
Mark Gardner, R OBP: 0.256, SLG: 0.225 (1, 1)																														
J.T. Snow, L OBP: 0.322, SLG: 0.400 (8, 3)																														
Inning Stats	R: 0 E: 0 K: 1 S: 13	H: 0 LOB: 0 BB: 0 P: 19	R: 0 E: 0 K: 1 S: 8	H: 0 LOB: 0 BB: 0 P: 11	R: 0 E: 0 K: 1 S: 10	H: 1 LOB: 1 BB: 0 P: 17	R: 3 E: 0 K: 1 S: 20	H: 4 LOB: 1 BB: 0 P: 32	R: 0 E: 0 K: 0 S: 7	H: 0 LOB: 2 BB: 2 P: 16	R: 0 E: 0 K: 1 S: 12	H: 0 LOB: 0 BB: 0 P: 11	R: 0 E: 0 K: 0 S: 5	H: 0 LOB: 0 BB: 1 P: 11	R: 0 E: 1 K: 1 S: 12	H: 0 LOB: 2 BB: 1 P: 20	R: 0 E: 0 K: 1 S: 6	H: 0 LOB: 1 BB: 1 P: 13	R: 0 E: 0 K: 1 S: 15	H: 0 LOB: 2 BB: 2 P: 28	R: 0 E: 0 K: 0 S: 7	H: 1 LOB: 1 BB: 0 P: 10	R: 0 E: 0 K: 1 S: 12	H: 1 LOB: 2 BB: 1 P: 18	1B: 4 2B: 2 3B: 0 HR: 2	SF: 0 DP: 2 HBP: 0	WP: 1 PB: 0 SB: 1 CS: 1	PA: 50		
PITCHER	IP WLS BF H R ER SO BB HBP BLK WP HR S P ERA WHIP	IP WLS BF H R ER SO BB HBP BLK WP HR S P ERA WHIP	IP WLS BF H R ER SO BB HBP BLK WP HR S P ERA WHIP	IP WLS BF H R ER SO BB HBP BLK WP HR S P ERA WHIP	IP WLS BF H R ER SO BB HBP BLK WP HR S P ERA WHIP	IP WLS BF H R ER SO BB HBP BLK WP HR S P ERA WHIP	IP WLS BF H R ER SO BB HBP BLK WP HR S P ERA WHIP	IP WLS BF H R ER SO BB HBP BLK WP HR S P ERA WHIP	IP WLS BF H R ER SO BB HBP BLK WP HR S P ERA WHIP	IP WLS BF H R ER SO BB HBP BLK WP HR S P ERA WHIP	IP WLS BF H R ER SO BB HBP BLK WP HR S P ERA WHIP	IP WLS BF H R ER SO BB HBP BLK WP HR S P ERA WHIP	IP WLS BF H R ER SO BB HBP BLK WP HR S P ERA WHIP	IP WLS BF H R ER SO BB HBP BLK WP HR S P ERA WHIP	IP WLS BF H R ER SO BB HBP BLK WP HR S P ERA WHIP	IP WLS BF H R ER SO BB HBP BLK WP HR S P ERA WHIP	IP WLS BF H R ER SO BB HBP BLK WP HR S P ERA WHIP	IP WLS BF H R ER SO BB HBP BLK WP HR S P ERA WHIP	IP WLS BF H R ER SO BB HBP BLK WP HR S P ERA WHIP	IP WLS BF H R ER SO BB HBP BLK WP HR S P ERA WHIP	IP WLS BF H R ER SO BB HBP BLK WP HR S P ERA WHIP	IP WLS BF H R ER SO BB HBP BLK WP HR S P ERA WHIP	IP WLS BF H R ER SO BB HBP BLK WP HR S P ERA WHIP	IP WLS BF H R ER SO BB HBP BLK WP HR S P ERA WHIP	IP WLS BF H R ER SO BB HBP BLK WP HR S P ERA WHIP	IP WLS BF H R ER SO BB HBP BLK WP HR S P ERA WHIP	IP WLS BF H R ER SO BB HBP BLK WP HR S P ERA WHIP	IP WLS BF H R ER SO BB HBP BLK WP HR S P ERA WHIP	IP WLS BF H R ER SO BB HBP BLK WP HR S P ERA WHIP	IP WLS BF H R ER SO BB HBP BLK WP HR S P ERA WHIP
Pete Schourek, L ERA: 4.43 (1, 1)	5.0																													
Scott Elarton, R ERA: 4.03 (6, 1)	2.0																													
Mike Magnante, L ERA: 5.55 (8, 1)	0.1																													
Jay Powell, R ERA: 3.86 (8, 1)	2.1																													
Trever Miller, L ERA: 2.7 (10, 1)	1.1																													

San Francisco Giants @ Houston Astros
 Astrodome, Houston, TX
 Sun Jul 19 1998, 4:33 AM EDT
 Att. 32,900 - Dome - 72 F

AB	42
R	3
H	7
RBI	3
BB	8
SO	9
LOB	23




Batter	1	2	3	4	5	6	7	8	9	10	11	12	AB R H RBI BB SO LOB
Craig Biggio, R OBP: 0.389, SLG: 0.496 (1, 4)	0-3 K	0-0 P3			1-1 G6-4-3 1-2f			1-2 G6-3		1 SAFE 0-1 F7		4-0 1B BB IBB	5 0 0 0 1 1 3
Ricky Gutierrez, R OBP: 0.370, SLG: 0.357 (1, 6)	0-3 K		0-0 L9		1-1 G6-3			0-3 K		1 SAFE 0-1 F8		4-0 1B BB	5 0 0 0 1 2 1
Derek Bell, R OBP: 0.371, SLG: 0.512 (1, 9)	4-2 5 BB HR BB		0-0 L5			0-0 F9		1-3 K			1-0 P4	0-2 1B	5 1 1 1 1 1 0
5 Jeff Bagwell, R OBP: 0.401, SLG: 0.532 (1, 3)	4-0 1-2 HR BB		2-1 L5			4-2 G1-3 HBP			4-0 FC6-5 S BB		1-3 K		2 1 0 0 2 1 0
Moises Alou, R OBP: 0.381, SLG: 0.589 (1, 7)	2-0 1-H 2-H HR			3-2 S 1B		1-0 G1-3		1-2	1-3 K		2-1 2B 1B		5 1 3 3 0 1 2
Carl Everett, S OBP: 0.394, SLG: 0.507 (1, 8)	1-0 F8			0-1 F7		3-2 G4-3		3-2 G4-3	2-1 FC6-5		1 SAFE 1-0 1B	1-3 2B	5 0 1 0 0 0 3
Sean Berry, R OBP: 0.371, SLG: 0.452 (1, 5)		1-0 1B		2-0 G5-3		1-1 G6-3		1-1 G6-3	1-3 K		0-1 G5-3		4 0 1 0 0 1 2
Trey Miller, R OBP: 0.500, SLG: 1.000 (10, 1)				1-2 1B					1 SAFE 1 SAFE 1 SAFE K				0 0 0 0 0 0 0
Tony Eusebio, R OBP: 0.330, SLG: 0.308 (11, PH)					1-2								1 0 0 0 0 0 2
Doug Henry, R (12, 1)													0 0 0 0 0 0 0
Brad Ausmus, R OBP: 0.359, SLG: 0.360 (1, 2)		0-0 F7		1-3 K		2-2 L8		2-2 L8		2-2 1B		1-3 K	5 0 1 0 0 2 2
Pete Schourek, L OBP: 0.143, SLG: 0.214 (5, PH)			1-1 F7		2-1 G6-4-3 1B		0-0 G3			1-2 P6		2-2 BB 1B 2B	1 0 0 0 0 0 1
35 Dave Clark, L OBP: 0.285, SLG: 0.218 (6, 1)													1 0 1 0 0 0 0
Scott Elarton, R (6, 1)													0 0 0 0 0 0 0
J.R. Phillips, L OBP: 0.315, SLG: 0.340 (7, PH)													1 0 0 0 0 0 0
Mike Magnanile, L OBP: 1.000, SLG: 1.000 (8, 1)													0 0 0 0 0 0 0
Jay Powell, R (8, 1)													0 0 0 0 0 0 0
Bill Spiers, L OBP: 0.380, SLG: 0.397 (10, 5)													2 1 1 0 0 0 1

Inning Stats	R: 3	H: 1	E: 0	LOB: 0	K: 2	P: 10	R: 0	H: 1	E: 0	LOB: 1	K: 1	P: 7	R: 0	H: 0	E: 0	LOB: 0	K: 0	P: 6	R: 0	H: 1	E: 0	LOB: 1	K: 1	P: 15	R: 0	H: 0	E: 0	LOB: 1	K: 0	P: 15	R: 0	H: 0	E: 0	LOB: 0	K: 0	P: 9	R: 0	H: 0	E: 0	LOB: 0	K: 2	P: 13	R: 0	H: 0	E: 0	LOB: 1	K: 2	P: 16	R: 0	H: 1	E: 0	LOB: 1	K: 0	P: 14	R: 0	H: 2	E: 0	LOB: 2	K: 1	P: 14	R: 1	H: 2	E: 0	LOB: 3	K: 1	P: 20	1B: 6	2B: 2	3B: 0	HR: 1	SF: 0	DP: 1	HBP: 1	WP: 0	PA: 48
--------------	------	------	------	--------	------	-------	------	------	------	--------	------	------	------	------	------	--------	------	------	------	------	------	--------	------	-------	------	------	------	--------	------	-------	------	------	------	--------	------	------	------	------	------	--------	------	-------	------	------	------	--------	------	-------	------	------	------	--------	------	-------	------	------	------	--------	------	-------	------	------	------	--------	------	-------	-------	-------	-------	-------	-------	-------	--------	-------	--------

PITCHER	IP	WLS	BF	H	R	ER	SO	BB	IBB	HBP	BLK	WP	HR	S	P	ERA	WHIP
Mark Gardner, R ERA: 5.06 (1, 1)	7.0		27	4	3	3	3	2	0	1	0	0	1	47	83	3.86	0.857
Steve Reed, R ERA: 1.56 (8, 1)	2.0		7	0	0	0	4	1	0	0	0	0	0	19	29	0.00	0.500
John Johnstone, R ERA: 3.06 (10, 1)	1.0		4	1	0	0	0	0	0	0	0	0	0	11	14	0.00	1.000
Robb Nen, R ERA: 1.07 (11, 1)	1.1	L	10	4	1	1	2	1	1	0	0	0	0	18	34	6.75	3.750

San Francisco Giants @ Houston Astros
Astrodome, Houston, TX
Sun Jul 19 1998, 4:33 AM EDT
Att: 32,900 - Dome - 72 F

AB	42
R	4
H	9
RBI	4
BB	5
SO	9
LOB	17



PITCHER	IP	WLS	BF	H	R	ER	SO	BB	IBB	HBP	BLK	WP	HR	S	P	ERA	WHIP
---------	----	-----	----	---	---	----	----	----	-----	-----	-----	----	----	---	---	-----	------

Batter	1	2	3	4	5	6	7	8	9	AB R H RBI BB SO LOB	TOP
Neifi Perez, S OBP: 0.323, SLG: 0.386 (1, 6) X	0-0 G4-3 SH5-3 1B	0-2 G4-3			2-0 1B		1-0 1B	1-3 K		5 1 3 0 0 1 2	
1 Curtis Goodwin, L OBP: 0.333, SLG: 0.325 Greg Colbrunn, R OBP: 0.363, SLG: 0.452 Ellis Burks, R OBP: 0.350, SLG: 0.505 (1, 8) X	0-0 SH5-3 1-2		0-3 K		0-0 L7		0-0 1B	1-3 E 1B	3-3 K	3 1 1 0 0 1 1 1 0 0 0 0 1 0 0 0 0 0 0 0 0	
Larry Walker, L OBP: 0.399, SLG: 0.549 (1, 9) C S B X	1-2 G4-3 2-3		0-1 G6-3			0-1 17 HR 2B	0-0 E 2B	1-2 3-H 2B	0-0 HR 1B	5 3 3 1 0 0 1	
Dante Bichette, R OBP: 0.356, SLG: 0.532 (1, 7) X	0-0 B1-3		0-0 G4-3			1-2 P6	0-0 E9 2B	1-3 2-H 1B	1-2 1-H HR	5 2 2 3 0 0 2	
Vinny Castilla, R OBP: 0.357, SLG: 0.602 (1, 5) X		0-0 17 2B FC6-4 1B		0-1 E5 17 CS		0-2 P2	0-0 2-H 3-H 2B		0-3 K	5 1 2 2 0 1 1	
17 Todd Helton, L OBP: 0.358, SLG: 0.516 (1, 3) C B B X		1-2 FC6-4 1-3 2B		2-2 P5 1-2		0-0 2-H HR	4-2 BB		2-3 K	4 1 2 2 1 1 1	
3 Mike Lansing, R OBP: 0.307, SLG: 0.365 (1, 4) B B B C C B		4-2 FC6-4 BB		1-2 G6-3		0-2 G4-3	1-2 P3			3 0 0 0 1 0 2	
Kirt Manwaring, R OBP: 0.344, SLG: 0.351 (1, 2) C X		0-1 FC6-4 1-2f 2-3 3-H			0-0 G3		1-1 G3-1	2-3 K		4 0 0 1 0 1 2	
Jamey Wright, R OBP: 0.182, SLG: 0.188 Mike DeJean, R OBP: 0.360, SLG: 0.492 John Vander Wal, L OBP: 0.390, SLG: 0.492 Jerry Dipoto, R OBP: 0.077, SLG: 0.308 Derrick White, R OBP: 0.500, SLG: 0.500 (1, 1) B B S T C B S (5, 1) S T C B S (7, PH) (7, 1) (8, PH) (8, 1)		2-3 K			2-3 K		1-3 K	2-3 K		2 0 0 0 0 2 2 0 0 0 0 0 0 0 1 0 0 0 0 1 0 0 0 0 0 0 0 0 1 0 0 0 0 1 0 0 0 0 0 0 0 0	
Inning Stats	R: 0 H: 1 E: 0 LOB: 1 K: 0 BB: 0 S: 6 P: 7	R: 1 H: 2 E: 0 LOB: 2 K: 1 BB: 1 S: 14 P: 21	R: 0 H: 0 E: 0 LOB: 0 K: 1 BB: 0 S: 6 P: 6	R: 0 H: 0 E: 1 LOB: 0 K: 0 BB: 0 S: 8 P: 11	R: 0 H: 1 E: 0 LOB: 1 K: 1 BB: 0 S: 6 P: 10	R: 2 H: 2 E: 0 LOB: 0 K: 0 BB: 0 S: 14 P: 15	R: 4 H: 5 E: 1 LOB: 2 K: 1 BB: 1 S: 17 P: 25	R: 0 H: 0 E: 0 LOB: 0 K: 3 BB: 0 S: 15 P: 20	R: 2 H: 2 E: 0 LOB: 0 K: 3 BB: 0 S: 15 P: 21	1B: 8 SF: 0 2B: 3 SAC: 1 3B: 0 DP: 0 HR: 2 HBP: 0	WP: 0 PA: 42 PB: 0 SB: 0 CS: 1
PITCHER Shane Reynolds, R ERA: 3.54 C.J. Nitkowski, L ERA: 3.48 Doug Henry, R ERA: 2.87	IP WLS BF H R ER SO BB IBB HBP BLK WP HR S P ERA WHIP	6.2 32 11 7 6 4 1 0 0 0 0 1 64 83 8.10 1.800	7.1 7 1 1 1 4 1 0 0 0 0 0 26 39 5.40 1.200	9.1 3 1 1 1 2 0 0 0 0 0 1 11 14 13.50 1.500		PITCHER IP WLS BF H R ER SO BB IBB HBP BLK WP HR S P ERA WHIP					

Colorado Rockies @ Houston Astros
Astrodome, Houston, TX
Mon Jul 20 1998, 8:05 PM EDT
Att. 25,491 - Dome - 72 F

livebaseballscorecards.com

AB	39
R	9
H	13
RBI	9
BB	2
SO	10
LOB	14



Batter	1	2	3	4	5	6	7	8	9	AB	R	H	RBI	BB	SO	LOB
Craig Biggio, R OBP: 0.391, SLG: 0.500 (1, 4)	1-2 G5-4-3 1B		2-3 K	0-0 G1-3		0-0 F8 2B		0-2 S 1B		5	0	3	0	0	1	1
Bill Spiers, L OBP: 0.374, SLG: 0.389 (1, 5)	0-0 G5-4-3 1-2f		3-1 L8		1-1 L4	0-0 F8 2-3		0-1 F9 1B		5	0	0	0	0	0	3
Derek Bell, R OBP: 0.374, SLG: 0.515 (1, 9)	3-1 1B			0-1 5 1B	0-1 5 2B	0-1 G6-3		3-3 K 1-2		5	2	3	0	0	1	2
5 Jeff Bagwell, R OBP: 0.401, SLG: 0.531 (1, 3)	2-2 F7			4-2 1B S 1-3 BB	3-1 1B 2B		0-0 G6-3	0-0 G6-3		4	2	1	1	1	0	2
Moises Alou, R OBP: 0.384, SLG: 0.588 (1, 7)		0-1 G6-3		2-2 FC1 1B 1-3 G6-3 1B	1-0 2B 1B		0-1 F8		4-0 FC1-6 BB	4	2	2	1	1	0	0
Carl Everett, S OBP: 0.400, SLG: 0.519 (1, 8)		1-0 FC4 1B		2-2 G6-3 1B 1-2 1B	1-2 G4-3 2B		0-0 1B 2B		0-1 FC1-6 1B 1-2f	5	4	4	3	0	0	1
Tony Eusebio, R OBP: 0.333, SLG: 0.312 (1, 2)		0-1 FC4 WP 1-2f		0-0 FC1 G6-3 1-2 2-3	2-2 G4-3		0-1 1B	2-1 1B 1B		5	0	2	2	0	0	3
Tim Bogar, R OBP: 0.257, SLG: 0.243 (1, 6)		2-2 G4-3 1-2		0-2 G6-3 1-2f 2-3 3-H	3-3 K		0-1 1B	0-2 1B 3-H		5	0	2	1	0	1	3
Shane Reynolds, R OBP: 0.127, SLG: 0.164 (7, 1) C.J. Nitkowski, L (9, 1) Doug Henry, R			0-2 P4	0-0 1B		0-3 K	2-3 K			3	0	1	1	0	1	0
				3-H 1B						1	0	0	0	0	1	2
										0	0	0	0	0	0	0

Inning Stats	R: 0	H: 2	E: 0	K: 0	S: 11	H: 1	LOB: 1	BB: 0	P: 17	R: 0	H: 0	E: 0	K: 1	S: 8	H: 1	LOB: 1	BB: 0	P: 11	R: 0	H: 0	E: 0	K: 1	S: 8	R: 4	H: 4	E: 1	K: 0	S: 19	R: 4	H: 4	E: 0	K: 1	S: 17	R: 0	H: 1	E: 0	K: 1	S: 7	R: 1	H: 3	E: 0	K: 1	S: 11	R: 0	H: 1	E: 0	K: 1	S: 10	R: 1	H: 2	E: 0	K: 0	S: 7	R: 1	H: 2	E: 0	K: 0	S: 7	1B: 13	2B: 5	3B: 0	HR: 0	SF: 0	SAC: 0	DP: 2	HBP: 0	WP: 1	PB: 0	SB: 3	CS: 0	PA: 44
--------------	------	------	------	------	-------	------	--------	-------	-------	------	------	------	------	------	------	--------	-------	-------	------	------	------	------	------	------	------	------	------	-------	------	------	------	------	-------	------	------	------	------	------	------	------	------	------	-------	------	------	------	------	-------	------	------	------	------	------	------	------	------	------	------	--------	-------	-------	-------	-------	--------	-------	--------	-------	-------	-------	-------	--------

PITCHER	IP	WLS	BF	H	R	ER	SO	BB	IBB	HBP	BLK	WP	HR	S	P	ERA	WHIP
Jamey Wright, R ERA: 6.46 (1, 1)	4.1		24	11	8	6	1	1	0	0	0	1	0	56	84	12.46	2.769
Mike DeJean, R ERA: 2.01 (5, 1)	1.2		6	1	0	0	2	0	0	0	0	0	0	14	19	0.00	0.600
Jerry Dipoto, R ERA: 4.43 (7, 1)	1.0		6	3	1	1	1	0	0	0	0	0	0	11	13	9.00	3.000
Dave Veres, R ERA: 3.44 (8, 1)	1.1	L	8	3	1	1	1	1	0	0	0	0	0	17	25	6.75	3.000

BOTTOM

Colorado Rockies @ Houston Astros
Astrodome, Houston, TX
Mon Jul 20 1998, 8:05 PM EDT
Att: 25,491 - Dome - 72 F


AB	42
R	10
H	18
RBI	9
BB	2
SO	5
LOB	17



Batter	1	2	3	4	5	6	7	8	9	AB R H RBI BB SO LOB	TOP
Neifi Perez, S OBP: 0.322, SLG: 0.392 (1, 6)	1-0 HR	2-1 G6-3			1-2 F7		2-3 K			4 1 1 1 0 1 0	
Ellis Burks, R OBP: 0.354, SLG: 0.508 (1, 8)	1-0 F8 BB 1B	0-2 CS 1B			2-1 1B		0-0 P4			4 1 3 0 0 0 0	
Larry Walker, L OBP: 0.401, SLG: 0.545 (1, 9)	4-2 1B 17 SF9 BB	1-2 CS	1-0 G6-3		4-1 BB		1-0 G4-3			2 1 0 0 2 0 0	
Dante Bichette, R OBP: 0.353, SLG: 0.526 (1, 7)	1-1 F8		2-2 G5-3		0-1 G5-3		0-0 G1-3			4 0 0 0 0 0 3	
Vinny Castilla, R OBP: 0.361, SLG: 0.611 (1, 5)	2-1 3 2B 1B		2-2 1B		0-1 HR		0-0 G3			4 2 3 2 0 0 0	
17 Todd Helton, L OBP: 0.354, SLG: 0.511 (1, 3)	0-2 SF9		0-1 G5-3		0-1 F7		0-0 G4-3			3 0 0 1 0 0 1	
3 Mike Lansing, R OBP: 0.307, SLG: 0.366 (1, 4)	2-0 1-H 2B			0-0 G5-3		0-3 K		1-0 F9		4 0 1 1 0 1 0	AB 32 R 5 H 8 RBI 5 BB 3 SO 2 LOB 6
Kirt Manwaring, R OBP: 0.343, SLG: 0.346 (1, 2)	0-0 G3			3-2 G4-3		0-1 G6-3		4-0 BB		3 0 0 0 1 0 1	
Mark Brownson, L (1, 1)		1-2 G4-3		1-1 G5-3		0-1 G6-3		2-2 F7		4 0 0 0 0 0 1	
Inning Stats	R: 4 H: 4 E: 0 LOB: 1 K: 0 BB: 1 S: 16 P: 27	R: 0 H: 1 E: 0 LOB: 0 K: 0 BB: 0 S: 11 P: 15	R: 0 H: 1 E: 0 LOB: 1 K: 0 BB: 0 S: 10 P: 15	R: 0 H: 0 E: 0 LOB: 0 K: 0 BB: 0 S: 7 P: 11	R: 0 H: 1 E: 0 LOB: 1 K: 0 BB: 1 S: 10 P: 17	R: 1 H: 1 E: 0 LOB: 0 K: 1 BB: 0 S: 11 P: 11	R: 0 H: 0 E: 0 LOB: 0 K: 1 BB: 0 S: 6 P: 8	R: 0 H: 0 E: 0 LOB: 0 K: 0 BB: 0 S: 3 P: 4	R: 0 H: 0 E: 0 LOB: 1 K: 0 BB: 1 S: 5 P: 12	1B: 5 SF: 1 2B: 1 SAC: 0 3B: 0 DP: 0 HR: 2 HBP: 0	WP: 0 PA: 37 PB: 0 SB: 0 CS: 1
PITCHER	IP WLS BF H R ER SO BB IBB HBP BLK WP HR S P ERA WHIP										
Mike Hampton, L (1, 1) ERA: 3.59	8.0 L 32 8 5 5 2 2 0 0 0 0 0 2 74 108 5.62 1.250										
Trevor Miller, L (9, 1) ERA: 2.63	1.0 4 0 0 0 0 1 0 0 0 0 0 0 5 12 0.00 1.000										

Colorado Rockies @ Houston Astros
Astrodome, Houston, TX
Tue Jul 21 1998, 8:05 PM EDT
Att: 28,718 - Dome - 72 F

livebaseballscorecards.com



Batter	1	2	3	4	5	6	7	8	9	AB R H RBI BB SO LOB	TOP											
Craig Biggio, R (1, 4) OBP: 0.393, SLG: 0.499	2-1 F9		1-0 F9			2-2 FC3-6 1B		2-1 FC6-4 1B		4 0 2 0 0 0 0	Houston Astros @ Los Angeles Dodgers Dodger Stadium, Los Angeles, CA Wed Jul 22 1998, 7:05 PM PDT Att. 31,365 - Unknown - 79 F											
Bill Spiers, L (1, 5) OBP: 0.367, SLG: 0.378	4-2 2B BB		2-1 F7			0-0 FC3-6 5 BB 1-2f		0-1 FC6-4 G6-3 5 1B 1-2f		3 2 0 0 1 0 2												
Derek Bell, R (1, 9) OBP: 0.369, SLG: 0.510	0-0 2B				1-0 F7			1-0 G6-3 1-2		4 0 1 1 0 0 2												
5 Jeff Bagwell, R (1, 3) OBP: 0.403, SLG: 0.526	4-2 G4-6-3 BB				3-3 K			3-2 G6-3 2-H 1B		2 0 1 1 2 1 0												
Moises Alou, R (1, 7) OBP: 0.379, SLG: 0.576	0-0 G4-6-3 1-2f				4-1 BB			0-0 F8		3 0 0 0 1 0 5												
Carl Everett, S (1, 8) OBP: 0.398, SLG: 0.527					1-0 G1-3					4 2 2 1 0 1 1												
Ricky Gutierrez, R (1, 6) OBP: 0.366, SLG: 0.355					2-1 L6					4 0 0 0 0 1 1												
Brad Ausmus, R (1, 2) OBP: 0.350, SLG: 0.350					2-1 G6-3					4 0 0 1 0 1 0												
Jose Lima, R (1, 1) OBP: 0.167, SLG: 0.152					1-2 G1-3					2 0 0 0 0 0 0												
35 Dave Clark, L (7, PH) OBP: 0.270, SLG: 0.225					0-0 G5-3					1 0 0 0 0 0 0												
Scott Elarton, R (7, 1)										0 0 0 0 0 0 0												
Sean Berry, R (9, PH) OBP: 0.369, SLG: 0.449										1 0 0 0 0 1 0												
Inning Stats	R: 1 E: 0 K: 0 S: 12	H: 1 LOB: 1 BB: 2 P: 22	R: 0 E: 0 K: 1 S: 10	H: 0 LOB: 0 BB: 0 P: 17	R: 0 E: 0 K: 0 S: 6	H: 0 LOB: 0 BB: 0 P: 10	R: 0 E: 0 K: 1 S: 6	H: 0 LOB: 1 BB: 1 P: 15	R: 0 E: 0 K: 0 S: 5	H: 0 LOB: 0 BB: 0 P: 9	R: 0 E: 0 K: 0 S: 7	H: 1 LOB: 2 BB: 1 P: 17	R: 1 E: 0 K: 0 S: 8	H: 1 LOB: 0 BB: 0 P: 13	R: 1 E: 0 K: 0 S: 11	H: 2 LOB: 1 BB: 0 P: 17	R: 1 E: 0 K: 3 S: 12	H: 1 LOB: 0 BB: 0 P: 17	1B: 3 2B: 2 3B: 0 HR: 1	SF: 0 SAC: 0 DP: 1 HBP: 0	WP: 0 PB: 0 SB: 0 CS: 0	PA: 36
PITCHER	IP WLS BF H R ER SO BB IBB HBP BLK WP HR S P ERA WHIP																					
Brian Bohanon, L (1, 1) ERA: 3.21	6.0 W 23 2 1 1 2 4 0 0 0 0 0 0 46 90 1.50 1.000																					
Darren Hall, R (7, 1) ERA: 7.11	1.0 4 1 1 1 0 0 0 0 0 0 0 0 8 13 9.00 1.000																					
Antonio Osuna, R (8, 1) ERA: 2.87	1.0 5 2 1 1 0 0 0 0 0 0 0 0 11 17 9.00 2.000																					
Jeff Shaw, R (9, 1) ERA: 1.71	1.0 S 4 1 1 1 3 0 0 0 0 0 0 1 12 17 9.00 1.000																					

livebaseballscores.com

AB	32
R	4
H	6
RBI	4
BB	4
SO	5
LOB	11



BOTTOM

Houston Astros @ Los Angeles Dodgers
Dodger Stadium, Los Angeles, CA

Thu Jul 23 1998, 7:05 PM PDT
Att. 40,205 - Unknown - 73 F

livebaseballscorecards.com

AB	40
R	6
H	10
RBI	6
BB	2
SO	4
LOB	11



WP:	0	PA:	42
PB:	0		
SB:	0		
CS:	0		

AB	4	R	1	H	2	RBI	0	BB	0	SO	0	LOB	0
	1	0	0	0	0	0	0	0	0	1			

5	1	1	0	0	0	2							
---	---	---	---	---	---	---	--	--	--	--	--	--	--

5	1	2	2	0	0	1							
---	---	---	---	---	---	---	--	--	--	--	--	--	--

5	1	1	1	0	0	2							
---	---	---	---	---	---	---	--	--	--	--	--	--	--

3	1	1	0	1	0	0							
1	0	0	0	0	0	0							

5	1	2	3	0	0	1							
---	---	---	---	---	---	---	--	--	--	--	--	--	--

4	0	1	0	0	1	1							
---	---	---	---	---	---	---	--	--	--	--	--	--	--

4	0	0	0	0	2	3							
---	---	---	---	---	---	---	--	--	--	--	--	--	--

3	0	0	0	0	1	0							
0	0	0	0	0	0	0							
0	0	0	0	0	0	0							
0	0	0	0	1	0	0							
0	0	0	0	0	0	0							
0	0	0	0	0	0	0							

1B:	7	SF:	0
2B:	1	SAC:	0
3B:	1	DP:	0
HR:	1	HBP:	0

Batter	1	2	3	4	5	6	7	8	9	10
Wilton Guerrero, S OBP: 0.284, SLG: 0.333 Alex Cora, L OBP: 0.130, SLG: 0.217	2-2 2B 3B 1B	0-2 G4-3			2-2 G4-3		0-0 FC4-6 1B		0-0 B3	
Juan Castro, R OBP: 0.250, SLG: 0.265	1 SAFE 1 SAFE 1 SAFE 1-3 3B 2B	3-1 G6-3			1-1 G5-3		1-1 FC4-6 1B 1-2f		1-2 F8	
Raul Mondesi, R OBP: 0.326, SLG: 0.544	0-0 1B 3B	0-0 F9			1-1 G5-3		0-0 1-2 1B		1-2 G3	
Gary Sheffield, R OBP: 0.435, SLG: 0.536	3-2 E 3-H HR 1B				3-2 G6-3		0-0 G5-3		1-0 F9	
Eric Karros, R OBP: 0.356, SLG: 0.449 Roger Cedeno, S OBP: 0.326, SLG: 0.283	0-1 E9 HR 1B				1-2 P4		0-0 G3		4-2 FC3-6 BB	
Matt Luke, L OBP: 0.307, SLG: 0.534	1-0 2-H 3-H HR				1-0 G4-3		2-0 1B 1B		1-1 FC3-6 1-2f	
Adrian Beltré, R OBP: 0.274, SLG: 0.354	0-0 G6-3				1-0 L6		1-0 1-3 1B		0-3 K	
Charles Johnson, R OBP: 0.268, SLG: 0.381	1-3 K				3-2 G1-3		2-3 K		0-0 F9	
Dave Milicki, R OBP: 0.200, SLG: 0.182 Antonio Osuna, R OBP: 0.271, SLG: 0.254 Darren Hall, R OBP: 0.271, SLG: 0.254 Mark Guthrie, R OBP: 0.271, SLG: 0.254	0-1 G6-3				1-1 G6-3		1-3 K		4-1 BB	

Inning Stats	R: 6	H: 6	E: 1	LOB: 0	K: 1	S: 23	P: 32	R: 0	H: 0	E: 0	LOB: 0	K: 0	BB: 0	S: 6	P: 9	R: 0	H: 0	E: 0	LOB: 0	K: 0	BB: 0	S: 9	P: 14	R: 0	H: 0	E: 0	LOB: 0	K: 0	BB: 0	S: 8	P: 13	R: 0	H: 0	E: 0	LOB: 0	K: 0	BB: 0	S: 7	P: 11	R: 0	H: 2	E: 0	LOB: 2	K: 1	BB: 0	S: 7	P: 12	R: 0	H: 2	E: 0	LOB: 2	K: 1	BB: 0	S: 8	P: 11	R: 0	H: 0	E: 0	LOB: 1	K: 1	BB: 1	S: 11	P: 16	R: 0	H: 0	E: 0	LOB: 1	K: 0	BB: 1	S: 9	P: 15	R: 0	H: 0	E: 0	LOB: 0	K: 0	BB: 0	S: 7	P: 8	1B: 7	SF: 0	2B: 1	SAC: 0	3B: 1	DP: 0	HR: 1	HBP: 0	WP: 0	PA: 42
--------------	------	------	------	--------	------	-------	-------	------	------	------	--------	------	-------	------	------	------	------	------	--------	------	-------	------	-------	------	------	------	--------	------	-------	------	-------	------	------	------	--------	------	-------	------	-------	------	------	------	--------	------	-------	------	-------	------	------	------	--------	------	-------	------	-------	------	------	------	--------	------	-------	-------	-------	------	------	------	--------	------	-------	------	-------	------	------	------	--------	------	-------	------	------	-------	-------	-------	--------	-------	-------	-------	--------	-------	--------

PITCHER	IP	WLS	BF	H	R	ER	SO	BB	IBB	HBP	BLK	WP	HR	S	P	ERA	WHIP
Sean Bergman, R ERA: 3.5	(1, 1)	6.0	26	8	6	6	2	0	0	0	0	0	1	60	91	9.00	1.333
Trever Miller, L ERA: 2.56	(7, 1)	1.0	5	2	0	0	1	0	0	0	0	0	0	8	11	0.00	2.000
Doug Henry, R ERA: 2.76	(8, 1)	2.0	W	8	0	0	1	2	0	0	0	0	0	20	31	0.00	1.000
Jay Powell, R ERA: 3.77	(10, 1)	1.0	S	3	0	0	0	0	0	0	0	0	0	7	8	0.00	0.000

Houston Astros @ San Diego Padres
Qualcomm Stadium, San Diego, CA

Fri Jul 24 1998, 10:05 PM EDT
Att. 31,047 - Cloudy - 72 F

livebaseballscorecards.com



Batter	1	2	3	4	5	6	7	8	9	AB	R	H	RBI	BB	SO	LOB	TOP										
Craig Biggio, R OBP: 0.393, SLG: 0.495 (1, 4)	1-1 G6-3		0-2 1B 1B		0-0 FC6-4		1-1 G4-3		0-0 G5-3	5	0	1	0	0	0	2											
Ricky Gutierrez, R OBP: 0.370, SLG: 0.354 (1, 6)	2-1 G6-3		1-1 5 FC6-4 1B		4-1 1 SAFE 1 SAFE 1B		0-0 G6-3			3	0	1	0	1	0	0											
Derek Bell, R OBP: 0.365, SLG: 0.502 (1, 9)	1-2 F9		1-3 K		1-3 K		0-3 K			4	0	0	0	0	3	5											
5 Jeff Bagwell, R OBP: 0.400, SLG: 0.520 (1, 3)		2-1 S SF8 2B	3-1 FC6-4		1-3 K			0-0 F8		4	1	1	0	0	1	5											
Moises Alou, R OBP: 0.378, SLG: 0.583 (1, 7)		3-2 SF8 2-H		1-1 G5-3		1-1 1B 2B		1-1 F9		3	1	1	1	0	0	0											
Carl Everett, S OBP: 0.396, SLG: 0.518 (1, 8)		0-3 K		1-1 P4		0-2 K		3-2 1B		4	0	1	0	0	2	1											
Sean Berry, R OBP: 0.372, SLG: 0.455 Mike Magnante, L OBP: 1.000, SLG: 1.000 (1, 5) (9, 1)		1-0 FC6-4 1B		2-2 G3-1-3		1-1 2-H 1B		3-0 P3		4	0	2	1	0	0	1											
Brad Ausmus, R OBP: 0.353, SLG: 0.349 (1, 2)		1-1 1 SAFE FC6-4		4-1 FC6-4 SH BB		1-3 K		3-1 F7		3	0	0	0	1	1	2											
Pete Schourek, L OBP: 0.125, SLG: 0.188 Jay Powell, R OBP: 0.365, SLG: 0.375 Bill Spiers, L OBP: 0.365, SLG: 0.375 (1, 1) (8, 1) (9, PH) (9, 5)			1-0 G4-3		0-0 SH FC6-4		0-0 F7		1-1 F9	2	0	0	0	0	0	1											
Inning Stats	R: 0 E: 0 K: 0 S: 7	H: 0 LOB: 0 BB: 0 P: 11	R: 1 E: 0 K: 1 S: 12	H: 2 LOB: 1 BB: 0 P: 19	R: 0 E: 0 K: 1 S: 11	H: 2 LOB: 2 BB: 0 P: 17	R: 0 E: 0 K: 0 S: 8	H: 0 LOB: 0 BB: 0 P: 12	R: 0 E: 0 K: 2 S: 10	H: 0 LOB: 3 BB: 2 P: 20	R: 1 E: 0 K: 2 S: 11	H: 2 LOB: 1 BB: 0 P: 14	R: 0 E: 0 K: 1 S: 6	H: 0 LOB: 0 BB: 0 P: 7	R: 0 E: 0 K: 0 S: 7	H: 1 LOB: 1 BB: 0 P: 14	R: 0 E: 0 K: 0 S: 5	H: 0 LOB: 0 BB: 0 P: 9	1B: 5 2B: 2 3B: 0 HR: 0	SF: 1 SAC: 1 DP: 0 HBP: 0	WP: 0 PB: 0 SB: 1 CS: 0	PA: 37					
PITCHER	IP	WLS	BF	H	R	ER	SO	BB	IBB	HBP	BLK	WP	HR	S	P	ERA	WHIP										
Sterling Hitchcock, L ERA: 4.37 (1, 1)	6.0	L	27	6	2	2	6	2	0	0	0	0	0	59	93	3.00	1.333										
Donne Wall, R ERA: 2.62 (7, 1)	2.0		7	1	0	0	1	0	0	0	0	0	0	13	21	0.00	0.500										
Dan Miceli, R ERA: 3.56 (9, 1)	1.0		3	0	0	0	0	0	0	0	0	0	0	5	9	0.00	0.000										

Batter	1	2	3	4	5	6	7	8	9	AB	R	H	RBI	BB	SO	LOB
Quilvio Veras, S OBP: 0.392, SLG: 0.353 (1, 4)	0-1 F9		1-1 1B			0-3 K		2-2 HBP		3	0	1	0	0	1	0
Tony Gwynn, L OBP: 0.358, SLG: 0.454 (1, 9) Dan Miceli, R OBP: 1.000, SLG: 1.000 (9, 1)	1-1 2B		1-0 F7			3-2 1B		0-1 SAFE		4	0	2	0	0	0	2
Ken Caminiti, S OBP: 0.369, SLG: 0.530 (1, 5)	3-1 G6-3				0-0 P3	3-2 F7		3-3 SAFE		4	0	0	0	0	1	3
Greg Vaughn, R OBP: 0.388, SLG: 0.677 (1, 7)	1-0 F7				2-2 F7		1-0 F9		3-1 F8	4	0	0	0	0	0	1
Wally Joyner, L OBP: 0.384, SLG: 0.469 (1, 3)		2-1 G5-3			1-3 K		1-1 G6-3		2-0 G3	4	0	0	0	0	1	0
Ruben Rivera, R OBP: 0.385, SLG: 0.523 (1, 8) (9, 9)		3-2 G6-3			0-3 K		1-2 HR		2-1 P6	4	1	1	1	0	1	0
Carlos Hernandez, R OBP: 0.310, SLG: 0.384 (1, 2)		1-1 F8			0-3 K		3-2 FC5-4 1B			3	0	1	0	0	1	0
Chris Gomez, R OBP: 0.324, SLG: 0.347 (1, 6)			2-1 G5-3		3-3 K		1-2 FC5-4			3	0	0	0	0	1	1
Sterling Hitchcock, L OBP: 0.185, SLG: 0.185 (1, 1) Andy Sheets, R OBP: 0.293, SLG: 0.348 (6, PH) Donne Wall, R OBP: 0.333, SLG: 0.333 (7, 1) Jim Leyritz, R OBP: 0.399, SLG: 0.537 (8, PH) Steve Finley, L OBP: 0.304, SLG: 0.405 (8, PH) (9, 8)			0-3 K			0-1 L9		2-1 G4-3		1	0	0	0	0	1	0

Inning Stats	R: 0	H: 1	E: 0	K: 0	S: 7	R: 0	H: 0	E: 0	K: 0	S: 7	R: 0	H: 1	E: 0	K: 1	S: 9	R: 0	H: 0	E: 0	K: 3	S: 10	R: 0	H: 1	E: 0	K: 1	S: 13	R: 1	H: 2	E: 0	K: 0	S: 12	R: 0	H: 0	E: 0	K: 1	S: 10	R: 0	H: 0	E: 0	K: 0	S: 5	1B: 3	SF: 0	2B: 1	SAC: 0	3B: 0	DP: 0	HR: 1	HBP: 1	WP: 0	PA: 33
PITCHER	IP	WLS	BF	H	R	ER	SO	BB	IBB	HBP	BLK	WP	HR	S	P	ERA	WHIP																																	
Pete Schourek, L ERA: 4.14 (1, 1)	7.0	W	26	5	1	1	6	0	0	0	0	0	1	65	99	1.29	0.714																																	
Jay Powell, R ERA: 3.68 (8, 1)	1.0		4	0	0	0	1	0	0	1	0	0	0	10	17	0.00	0.000																																	
Mike Magnante, L ERA: 5.4 (9, 1)	1.0	S	3	0	0	0	0	0	0	0	0	0	0	5	12	0.00	0.000																																	

BOTTOM

Houston Astros @ San Diego Padres
Qualcomm Stadium, San Diego, CA

Fri Jul 24 1998, 10:05 PM EDT
Att: 31,047 - Cloudy - 72 F

AB	32
R	1
H	5
RBI	1
BB	0
SO	7
LOB	7



WP: 0	PA: 33
PB: 0	
SB: 1	
CS: 0	

ERA	WHIP

Batter	1	2	3	4	5	6	7	8	9	AB R H RBI BB SO LOB	TOP
--------	---	---	---	---	---	---	---	---	---	----------------------	-----

Craig Biggio, R OBP: 0.391, SLG: 0.491 (1, 4)	1-2 P4		X 0-0 E5 E 1B G6-3		B 2-2 FC5-4 1B	B 2-0 F9		B 2-2 G5-3		5 1 1 0 0 0 3	
Ricky Gutierrez, R OBP: 0.370, SLG: 0.355 (1, 6)	0-0 G6-4-3 1B		B 1-0 E2 G6-3 1-3 2-H 1B		X 0-0 F9		C 1-3 K		B 3-3 K	5 0 2 1 0 2 1	
Derek Bell, R OBP: 0.363, SLG: 0.501 (1, 9)	2-1 G6-4-3 1-2f		B 3-1 G6-3		B 2-0 P3		X 0-0 1B 2B		B 3-1 P2	5 1 1 1 0 0 3	
5 Jeff Bagwell, R OBP: 0.400, SLG: 0.516 (1, 3)		B 4-1 FC5-4 BB	B 3-3 K		X 0-0 FC5-4 1-2f		C 0-1 G5-3		B 4-1 BB	3 0 0 0 2 1 3	
Moises Alou, R OBP: 0.378, SLG: 0.578 (1, 7)	1 SAFE FC5-4 1-2f	X 0-0 FC5-4 1B 1-2f		B 3-1 F9		B 4-1 1B SF8 BB		B 4-1 1B BB	B 2-3 K	3 1 0 0 2 1 2	
Richard Hidalgo, R OBP: 0.311, SLG: 0.384 Carl Everett, S OBP: 0.398, SLG: 0.520 (7, PH) (7, 8)	B 2-0 G4-6-3 1B	B 1 SAFE G4-6-3 1-2 1B		X 0-0 P3		1 SAFE 1-0 G4-3 1-2	C 2-1 S 1B			3 0 1 0 0 0 1 1 0 1 1 0 0 0	
Tony Eusebio, R OBP: 0.336, SLG: 0.316 (1, 2)	F 2-1 G4-6-3 1-2f		B 3-1 2B 1B		X 0-0 1B 1B		B 2-2 F8			4 1 2 0 0 0 4	
Tim Bogar, R OBP: 0.259, SLG: 0.257 Bill Spiers, L OBP: 0.363, SLG: 0.374 (8, PH) (8, 5)			B 1-1 G6-3	B 2-2 2B		B 2-1 SF8		F 1-3 K		2 0 1 2 0 0 0 1 0 0 0 0 1 0	
Shane Reynolds, R OBP: 0.140, SLG: 0.175 Trevor Miller, R OBP: 0.500, SLG: 1.000 Sean Berry, R OBP: 0.076, SLG: 0.457 C.J. Nitkowski, L 35 Dave Clark, L OBP: 0.285, SLG: 0.220 Scott Elarton, R (8, PH) (8, 1)		X 0-0 1B	C 1-3 K		X 0-0 1B		B 1-3 K		B 1-3 K	2 1 1 0 0 1 1 0 0 0 0 0 0 0 1 0 1 0 0 0 0 0 0 0 0 0 0 0 1 0 0 0 0 1 0 0 0 0 0 0 0 0	

Houston Astros @ San Diego Padres
Qualcomm Stadium, San Diego, CA
Sat Jul 25 1998, 6:33 AM EDT
Att. 54,176 - Sunny - 76 F

livebaseballscorecards.com

AB	36
R	5
H	11
RBI	5
BB	4
SO	7
LOB	18



Inning Stats	R: 0	H: 1	E: 0	LOB: 0	K: 0	BB: 0	S: 6	P: 9	R: 0	H: 1	E: 0	LOB: 1	K: 0	BB: 1	S: 5	P: 13	R: 2	H: 2	E: 2	LOB: 1	K: 1	BB: 0	S: 10	P: 18	R: 1	H: 2	E: 0	LOB: 1	K: 1	BB: 0	S: 11	P: 20	R: 0	H: 1	E: 0	LOB: 1	K: 0	BB: 0	S: 7	P: 11	R: 1	H: 2	E: 0	LOB: 2	K: 0	BB: 1	S: 7	P: 16	R: 1	H: 2	E: 0	LOB: 2	K: 1	BB: 1	S: 13	P: 22	R: 0	H: 0	E: 0	LOB: 0	K: 2	BB: 0	S: 11	P: 15	R: 0	H: 0	E: 0	LOB: 1	K: 2	BB: 1	S: 10	P: 22	1B: 9	SF: 1	2B: 2	SAC: 0	3B: 0	DP: 2	HR: 0	HBP: 0	WP: 0	PA: 41	PB: 0	SB: 1	CS: 0
--------------	------	------	------	--------	------	-------	------	------	------	------	------	--------	------	-------	------	-------	------	------	------	--------	------	-------	-------	-------	------	------	------	--------	------	-------	-------	-------	------	------	------	--------	------	-------	------	-------	------	------	------	--------	------	-------	------	-------	------	------	------	--------	------	-------	-------	-------	------	------	------	--------	------	-------	-------	-------	------	------	------	--------	------	-------	-------	-------	-------	-------	-------	--------	-------	-------	-------	--------	-------	--------	-------	-------	-------

PITCHER	IP	WLS	BF	H	R	ER	SO	BB	IBB	HBP	BLK	WP	HR	S	P	ERA	WHIP
24 Mark Langston, L ERA: 5.51	(1, 1)	5.2	W	26	8	4	2	2	2	0	0	0	0	44	83	3.18	1.765
Jim Bruske, R ERA: 3.6	(6, 1)	1.0		7	3	1	1	1	0	0	0	0	0	12	21	9.00	4.000
Scott Sanders, R ERA: 12.0	(7, 1)	0.1		1	0	0	0	0	0	0	0	0	0	3	5	0.00	0.000
Dan Miceli, R ERA: 3.49	(8, 1)	1.0		3	0	0	2	0	0	0	0	0	0	11	15	0.00	0.000
Trevor Hoffman, R ERA: 1.57	(9, 1)	1.0	S	4	0	0	2	1	0	0	0	0	0	10	22	0.00	1.000

PITCHER	IP	WLS	BF	H	R	ER	SO	BB	IBB	HBP	BLK	WP	HR	S	P	ERA	WHIP
---------	----	-----	----	---	---	----	----	----	-----	-----	-----	----	----	---	---	-----	------

Batter	1	2	3	4	5	6	7	8	9	10	AB R H RBI BB SO LOB	TOP												
Craig Biggio, R OBP: 0.393, SLG: 0.495 (1, 4)	1-1 G4-1 1B		2-2 F8		0-0 2B		0-1 G6-3			1-1 FC6-4 1B	5 1 3 2 0 0 0													
Bill Spiers, L OBP: 0.361, SLG: 0.370 (1, 5)	3-2 SAFE G4-1 1B		1-3 K		0-3 2B			2-2 F8		0-1 FC6-4	5 0 1 0 0 2 2													
Carl Everett, S OBP: 0.392, SLG: 0.511 (1, 8)	1-0 G4-1			1-0 G4-3	1-2 P6			3-1 F9		2-2 G1-3	5 0 0 1 0 0 3													
5 Jeff Bagwell, R OBP: 0.401, SLG: 0.515 (1, 3)	0-3 K			3-2 1B				2-1 F9			4 0 2 0 0 1 1													
Moises Alou, R OBP: 0.377, SLG: 0.582 (1, 7)	1-0 G5-3			0-3 K			1-1 P4			0-0 HR	4 1 1 1 0 1 3													
35 Dave Clark, L OBP: 0.255, SLG: 0.211 Doug Henry, R Mike Magnante, L OBP: 1.000, SLG: 1.000 (1, 9)		1-1 G6-3		1-0 G4-3			1-3 K			1-3 K	4 0 0 0 0 2 2 0 0 0 0 0 0 0 0 0 0 0 0 0 0													
Ricky Gutierrez, R OBP: 0.369, SLG: 0.353 (1, 6)		0-3 K			1-1 SH2-4 1B 2B		0-3 K			0-1 G4-3	4 1 1 0 0 2 1													
Brad Ausmus, R OBP: 0.352, SLG: 0.347 (1, 2)		3-3 K			0-1 SH2-4 2B 1B					2-3 K	4 1 1 0 0 3 0													
Mike Hampton, R OBP: 0.325, SLG: 0.306 J.R. Phillips, L OBP: 0.309, SLG: 0.333 Jay Powell, R Richard Hidalgo, R OBP: 0.308, SLG: 0.381 (1, 1)			0-3 K		1-2 SH2-4		0-2 G4-3			1-1 G6-3	1 0 0 0 0 1 0 1 0 0 0 0 0 0 0 0 0 0 0 0 0 1 0 0 0 0 0 0													
Inning Stats	R: 1 E: 0 K: 1 S: 10	H: 2 LOB: 1 BB: 0 P: 16	R: 0 E: 0 K: 2 S: 10	H: 0 LOB: 0 BB: 0 P: 14	R: 0 E: 0 K: 2 S: 9	H: 1 LOB: 1 BB: 0 P: 14	R: 2 E: 0 K: 1 S: 17	H: 3 LOB: 1 BB: 0 P: 20	R: 0 E: 0 K: 2 S: 10	H: 1 LOB: 1 BB: 0 P: 15	R: 0 E: 0 K: 1 S: 8	H: 0 LOB: 0 BB: 0 P: 9	R: 0 E: 0 K: 0 S: 7	H: 0 LOB: 0 BB: 0 P: 14	R: 1 E: 0 K: 2 S: 9	H: 1 LOB: 0 BB: 0 P: 12	R: 0 E: 0 K: 0 S: 9	H: 1 LOB: 1 BB: 0 P: 13	1B: 7 2B: 1 3B: 0 HR: 1	SF: 0 SAC: 1 DP: 0 HBP: 0	WP: 0 PB: 0 SB: 0 CS: 0	PA: 39		
PITCHER	IP WLS BF H R ER SO BB IBB HBP BLK WP HR S P ERA WHIP																							
Kevin Brown, R ERA: 2.61 (1, 1)	8.0																							
Trevor Hoffman, R ERA: 1.72 (9, 1)	1.0			1	1	1	2	0	0	0	0	0	1	9	12	9.00	1.000							
Donne Wall, R ERA: 2.56 (10, 1)	1.0	W	4	1	0	0	0	0	0	0	0	0	0	9	13	0.00	1.000							

Houston Astros @ San Diego Padres
Qualcomm Stadium, San Diego, CA
Sun Jul 26 1998, 6:33 AM EDT
Att. 41,034 - Sunny - 75 F

livebaseballscorecards.com

AB 38
R 4
H 9
RBI 4
BB 0
SO 12
LOB 12



BOTTOM

Houston Astros @ San Diego Padres
Qualcomm Stadium, San Diego, CA

Sun Jul 26 1998, 6:33 AM EDT
Att: 41,034 - Sunny - 75 F

livebaseballscorecards.com

AB	39
R	5
H	11
RBI	4
BB	5
SO	6
LOB	16



WP:	0	PA:	44
PB:	0		
SB:	0		
CS:	0		

AB R H RBI BB SO LOB

4 1 2 0 1 0 0

5 2 1 0 0 0 4

4 1 2 3 0 0 0

1 0 0 0 0 1 2

4 0 0 0 1 0 1

3 0 0 0 0 0 1

2 0 0 0 0 1 1

4 1 1 0 1 2 1

4 0 2 0 1 1 1

3 0 2 0 0 0 2

1 1

1-2

1-1

3-2

0-0

4-2

2-0

0-2

1-1

4-2

2-2

2-1

1-0

1-1

0-0

1-1

3-2

0-0

2-1

1-3

0-0

0-0

0-0

0-0

2-0

0-0

1-0

1-3

0-1

3-2

0-0

4-2

0-0

1-2

2-3

3-H

1-2

1-2

1-3

3-3

1-2

1-1

4-1

2-2

1-1

1-1

1-1

3-2

0-0

4-1

1-3

0-0

1-1

3-3

1-2

1-1

1-2

1-1

3-2

0-0

3-3

1-3

0-0

1-1

3-3

1-2

1-1

1-2

1-1

3-2

0-0

4-1

1-3

0-0

1-1

3-3

1-2

1-1

1-2

1-1

3-2

0-0

4-1

1-3

0-0

1-1

3-3

1-2

1-1

1-2

1-1

3-2

0-0

4-1

1-3

0-0

1-1

3-3

1-2

1-1

1-2

1-1

3-2

0-0

4-1

1-3

0-0

1-1

3-3

1-2

1-1

1-2

1-1

3-2

0-0

4-1

1-3

0-0

1-1

3-3

1-2

1-1

1-2

1-1

3-2

0-0

4-1

1-3

0-0

1-1

3-3

1-2

1-1

1-2

1-1

3-2

0-0

4-1

1-3

0-0

1-1

3-3

1-2

1-1

1-2

1-1

3-2

0-0

4-1

1-3

0-0

1-1

3-3

1-2

1-1

1-2

1-1

3-2

0-0

4-1

1-3

0-0

1-1

3-3

1-2

1-1

1-2

1-1

3-2

0-0

4-1

1-3

0-0

1-1

3-3

1-2

1-1

1-2

1-1

3-2

0-0

4-1

1-3

0-0

1-1

3-3

1-2

1-1

1-2

1-1

3-2

0-0

4-1

1-3

0-0

1-1

3-3

1-2

1-1

1-2

1-1

3-2

0-0

4-1

1-3

0-0

1-1

3-3

1-2

1-1

1-2

1-1

3-2

0-0

4-1

1-3

0-0

1-1

3-3

1-2

1-1

1-2

1-1

3-2

0-0

4-1

1-3

0-0

1-1

3-3

1-2

1-1

1-2

1-1

3-2

0-0

4-1

1-3

0-0

1-1

3-3

1-2

1-1

1-2

1-1

3-2

0-0

4-1

1-3

0-0

1-1

3-3

1-2

1-1

1-2

1-1

3-2

0-0

4-1

1-3

0-0

1-1

3-3

1-2

1-1

1-2

1-1

3-2

0-0

4-1

1-3

0-0

1-1

3-3

1-2

1-1

1-2

1-1

3-2

0-0

4-1

1-3

0-0

1-1

3-3

1-2

1-1

1-2

1-1

3-2

0-0

4-1

1-3

0-0

1-1

3-3

1-2

1-1

1-2

1-1

3-2

0-0

4-1

1-3

0-0


1-1

Batter	1	2	3	4	5	6	7	8	9	AB R H RBI BB SO LOB	TOP											
Todd Dunwoody, L (1, 8) OBP: 0.272, SLG: 0.343	1-1 F7			1-1 G6-3		1-2 P4		1-2 F8		4 0 0 0 0 0 0												
Edgar Renteria, R (1, 6) OBP: 0.355, SLG: 0.353	0-0 G4-3			1-0 L8		1-1 G6-3		3-2 G5-3		4 0 0 0 0 0 0												
Ryan Jackson, L (1, 9) OBP: 0.306, SLG: 0.363	0-3 K			1-2 1B		1-3 K		0-0 1B		4 0 2 0 0 2 0												
Todd Zeile, R (1, 5) OBP: 0.346, SLG: 0.428 Dave Berg, R (7, 5) OBP: 0.341, SLG: 0.336		2-2 F9		0-2 G4-3		2-2 G6-3		0-3 K		3 0 0 0 0 0 1 1 0 0 0 0 1 1												
Cliff Floyd, L (1, 7) OBP: 0.346, SLG: 0.476 John Wehner, R (7, PR) OBP: 0.140, SLG: 0.163		1-0 L8			1-2 1B G4-6-3 2B		2-0 1B 2B		2-2 G1-3		3 1 2 0 0 0 0 1 0 0 0 0 0 1											
Derrek Lee, R (1, 3) OBP: 0.327, SLG: 0.423		2-3 K			1-1 G4-6-3 1B HBP		2-2 G6-3 1B				2 0 1 0 0 1 0											
Craig Counsell, L (1, 4) OBP: 0.351, SLG: 0.362			1-1 L4		1-0 G4-6-3 1B		1-2 G6-3				3 0 1 0 0 0 3											
Mike Redmond, R (1, 2) OBP: 0.356, SLG: 0.451		0-0 L9			3-2 G4-6-3 1-2f 2-3 3-H			0-0 F9			3 0 0 0 0 0 2											
Brian Meadows, R (1, 1) OBP: 0.186, SLG: 0.128 Ryan Dempster, R (5, 1)			1-3 K		1-3 K			0-0 P4			2 0 0 0 0 2 1 1 0 0 0 0 0 0											
Inning Stats	R: 0 E: 0 K: 1 S: 6	H: 0 LOB: 0 BB: 0 P: 7	R: 0 E: 0 K: 1 S: 8	H: 0 LOB: 0 BB: 0 P: 13	R: 0 E: 0 K: 1 S: 6	H: 0 LOB: 0 BB: 0 P: 8	R: 0 E: 0 K: 0 S: 10	H: 1 LOB: 1 BB: 0 P: 13	R: 1 E: 0 K: 1 S: 13	H: 2 LOB: 1 BB: 0 P: 20	R: 0 E: 0 K: 1 S: 8	H: 0 LOB: 0 BB: 0 P: 11	R: 0 E: 0 K: 0 S: 10	H: 2 LOB: 2 BB: 0 P: 17	R: 0 E: 0 K: 0 S: 6	H: 0 LOB: 0 BB: 0 P: 7	R: 0 E: 0 K: 1 S: 10	H: 1 LOB: 1 BB: 0 P: 15	1B: 4 2B: 2 3B: 0 HR: 0	SF: 0 SAC: 0 DP: 2 HBP: 1	WP: 0 PB: 0 SB: 0 CS: 0	PA: 32
PITCHER Jose Lima, R (1, 1) ERA: 3.77	IP: 9.0 WLS: W BF: 32 H: 6 R: 1 ER: 1 SO: 6 BB: 0 IBB: 0 HBP: 1 BLK: 0 WP: 0 HR: 0 S: 77 P: 111 ERA: 1.00 WHIP: 0.667											PITCHER	IP: WLS: BF: H: R: ER: SO: BB: IBB: HBP: BLK: WP: HR: S: P: ERA: WHIP:									

Florida Marlins @ Houston Astros
Astrodome, Houston, TX
Mon Jul 27 1998, 8:05 PM EDT
Att. 20,888 - Dome - 72 F

livebaseballscorecards.com

AB 31
R 1
H 6
RBI 0
BB 0
SO 6
LOB 9



Batter	1	2	3	4	5	6	7	8	9
Craig Biggio, R (1, 4) OBP: 0.394, SLG: 0.494 Tim Bogar, R (8, 4) OBP: 0.265, SLG: 0.257	1-0 1B HBP	2-1 G4-3			1-1 E 1B	0-0 FC5-4		3-2 HBP	
Bill Spiers, L (1, 5) OBP: 0.365, SLG: 0.376	1-1 1B 5 HR	4-1 BB			2-0 E8 1B 2B	2-2 G6-3		3-2 L8	
Derek Bell, R (1, 9) OBP: 0.367, SLG: 0.511	0-0 1B 5 HR	1-2 G4-3			2-2 5 1B		2-0 HR		
5 Jeff Bagwell, R (1, 3) OBP: 0.402, SLG: 0.524	1-0 HR		2-0 G6-3		1-0 G6-4-3 1B		1-0 F7		
Moises Alou, R (1, 7) OBP: 0.382, SLG: 0.595 Richard Hidalgo, R (7, PR) OBP: 0.308, SLG: 0.381 (8, 7)	0-0 HR		1-2 G6-3 1B		1-0 G6-4-3 1B		1-1 1B		
Carl Everett, S (1, 8) OBP: 0.390, SLG: 0.508	0-3 K		0-0 G6-3		1-1 G6-4-3		3-1 G1-6-3 1B		
Ricky Gutierrez, R (1, 6) OBP: 0.364, SLG: 0.349	0-3 K			0-0 G4-3	1-1 G6-3		1-0 G1-6-3		
Brad Ausmus, R (1, 2) OBP: 0.347, SLG: 0.342	3-2 G6-3			0-3 K		2-1 G1-3		2-3 K	
Jose Lima, R (1, 1) OBP: 0.173, SLG: 0.160		1-0 G6-3		0-2 G6-3		1-1 FC5-4 1B		2-3 K	

Inning Stats	R: 5	H: 4	E: 0	LOB: 0	K: 2	P: 20	R: 0	H: 0	E: 0	LOB: 1	K: 0	P: 15	R: 0	H: 1	E: 0	LOB: 0	K: 0	P: 8	R: 0	H: 0	E: 0	LOB: 0	K: 1	P: 7	R: 3	H: 5	E: 1	LOB: 1	K: 0	P: 21	R: 0	H: 1	E: 0	LOB: 1	K: 0	P: 13	R: 1	H: 3	E: 0	LOB: 2	K: 0	P: 15	R: 0	H: 0	E: 0	LOB: 1	K: 2	P: 25
	S: 14		S: 7		S: 5		S: 7		S: 7		S: 5		S: 7		S: 7		S: 7		S: 7		S: 7		S: 7		S: 7		S: 12		S: 8		S: 8		S: 8		S: 7		S: 7		S: 7		S: 15		S: 15		S: 15		S: 15	

PITCHER	IP	WLS	BF	H	R	ER	SO	BB	IBB	HBP	BLK	WP	HR	S	P	ERA	WHIP
Brian Meadows, R (1, 1) ERA: 4.61	4.0	L	20	7	7	7	3	1	0	1	0	0	2	36	56	15.75	2.000
Ryan Dempster, R (5, 1) ERA: 6.66	4.0		18	7	2	2	2	0	0	1	0	0	1	39	68	4.50	1.750

BOTTOM

AB	R	H	RBI	BB	SO	LOB
3	2	1	0	0	0	1
0	0	0	0	0	0	0

4	2	2	1	1	0	2
---	---	---	---	---	---	---

4	3	3	3	0	0	1
---	---	---	---	---	---	---

4	1	2	3	0	0	0
---	---	---	---	---	---	---

4	1	4	2	0	0	0
0	0	0	0	0	0	0

4	0	1	0	0	1	3
---	---	---	---	---	---	---

4	0	0	0	0	1	3
---	---	---	---	---	---	---

4	0	0	0	0	2	0
---	---	---	---	---	---	---

4	0	1	0	0	1	0
---	---	---	---	---	---	---

1B	2B	3B	HR	SF	SAC	DP	HBP	WP	PA
10	1	0	3	0	0	3	2	0	38

Florida Marlins @ Houston Astros
Astrodome, Houston, TX
Mon Jul 27 1998, 8:05 PM EDT
Att: 20,888 - Dome - 72 F

livebaseballscorecards.com

AB	35
R	9
H	14
RBI	9
BB	1
SO	5
LOB	10



Batter	1	2	3	4	5	6	7	8	9
Craig Biggio, R OBP: 0.394, SLG: 0.495 (1, 4) C S X	0-2 G4-6-3 1B		1-1 P2		0-2 F8	1-0 2B		0-0 G6-3	
Ricky Gutierrez, R OBP: 0.360, SLG: 0.344 (1, 6) 1 SAFE X	0-0 G4-6-3 1-2f			1-2 G5-3	0-0 L9	3-2 G3			
Derek Bell, R OBP: 0.366, SLG: 0.507 (1, 9) F S B B S	3-3 K			1-3 K		4-1 WP E FC4 BB	0-0 G5-3		
5 Jeff Bagwell, R OBP: 0.403, SLG: 0.523 (1, 3) B B B B X		3-1 P5		2-1 E1 2B 1B		0-0 F8	4-0 1B BB		
Moises Alou, R OBP: 0.384, SLG: 0.601 (1, 7) X		0-0 HR		4-0 2B IBB		0-0 FC1 FC4 WP G6-3	2-3 K		
Carl Everett, S OBP: 0.391, SLG: 0.511 (1, 8) C B X		1-1 F7		3-2 2B		3-2 FC4 G6-3 2B	1-1 1B		
Sean Berry, R OBP: 0.368, SLG: 0.448 (1, 5) C X		0-1 F9		3-3 K		3-2 G6-3	1-2 G4-3		
Brad Ausmus, R OBP: 0.349, SLG: 0.342 (1, 2) B C X			1-1 G3		0-2 FC2-4 1B	4-0 2B IBB	0-0 L6		
Sean Bergman, R OBP: 0.071, SLG: 0.095 (1, 1) Trever Miller, R OBP: 0.500, SLG: 1.000 (9, 1) M 1 SAFE X			0-0 G5-3		0-1 FC2-4 1-2f	0-0 2B	1-3 K		

Inning Stats	R: 0 E: 0 K: 1 S: 8	H: 1 LOB: 0 BB: 0 P: 11	R: 1 E: 0 K: 0 S: 7	H: 1 LOB: 0 BB: 0 P: 11	R: 0 E: 0 K: 0 S: 5	H: 0 LOB: 0 BB: 0 P: 7	R: 1 E: 1 K: 2 S: 19	H: 2 LOB: 2 BB: 1 P: 33	R: 0 E: 0 K: 0 S: 9	H: 1 LOB: 1 BB: 0 P: 9	R: 5 E: 1 K: 0 S: 16	H: 2 LOB: 1 BB: 2 P: 34	R: 0 E: 0 K: 1 S: 10	H: 1 LOB: 2 BB: 1 P: 18	R: 0 E: 0 K: 1 S: 5	H: 0 LOB: 0 BB: 0 P: 6
--------------	------------------------------	----------------------------------	------------------------------	----------------------------------	------------------------------	---------------------------------	-------------------------------	----------------------------------	------------------------------	---------------------------------	-------------------------------	----------------------------------	-------------------------------	----------------------------------	------------------------------	---------------------------------

PITCHER	IP	WLS	BF	H	R	ER	SO	BB	IBB	HBP	BLK	WP	HR	S	P	ERA	WHIP
Kirt Ojala, L ERA: 3.19 (1, 1)	5.2	L	27	6	7	2	3	1	2	0	0	1	1	60	97	3.18	1.235
Brian Edmondson, R ERA: 4.01 (6, 1)	1.1		7	2	0	0	1	1	0	0	0	0	0	14	26	0.00	2.250
Donn Pall, R ERA: 6.3 (8, 1)	1.0		3	0	0	0	1	0	0	0	0	0	0	5	6	0.00	0.000

AB R H RBI BB SO LOB


5	0	2	1	0	0	1
4	0	0	0	0	0	3
3	1	0	0	1	2	0
3	1	1	0	1	0	1
3	2	1	1	1	1	2
4	1	2	2	0	0	1
4	0	0	1	0	1	5
3	1	1	0	1	0	0
4	1	1	2	0	1	1
0	0	0	0	0	0	0

AB 33
R 7
H 8
RBI 7
BB 4
SO 5
LOB 14

WP: 1 **PA: 37**
PB: 0
SB: 0
CS: 0

1B: 4 **SF: 0**
2B: 3 **SAC: 0**
3B: 0 **DP: 1**
HR: 1 **HBP: 0**

Florida Marlins @ Houston Astros
Astrodome, Houston, TX
Tue Jul 28 1998, 8:05 PM EDT
Att. 26,220 - Dome - 72 F



PITCHER	IP	WLS	BF	H	R	ER	SO	BB	IBB	HBP	BLK	WP	HR	S	P	ERA	WHIP
---------	----	-----	----	---	---	----	----	----	-----	-----	-----	----	----	---	---	-----	------

Batter	1	2	3	4	5	6	7	8	9
Craig Biggio, R OBP: 0.396, SLG: 0.499 (1, 4)									
Bill Spiers, L OBP: 0.365, SLG: 0.376 (1, 5)									
Derek Bell, R OBP: 0.368, SLG: 0.512 (1, 9)									
5 Jeff Bagwell, R OBP: 0.403, SLG: 0.522 (1, 3)									
Moises Alou, R OBP: 0.384, SLG: 0.605 (1, 7)									
Carl Everett, S OBP: 0.387, SLG: 0.505 (1, 8)									
Ricky Gutierrez, R OBP: 0.359, SLG: 0.343 (1, 6)									
Scott Elarton, R (7, 1)									
Brad Ausmus, R OBP: 0.354, SLG: 0.343 (1, 2)									
Pete Schourek, L OBP: 0.211, SLG: 0.263 (1, 1)									
Tim Bogar, R OBP: 0.263, SLG: 0.255 (7, 6)									

Inning Stats	R: 5 E: 0 K: 1 S: 19	H: 6 LOB: 2 BB: 0 P: 30	R: 0 E: 0 K: 0 S: 11	H: 1 LOB: 2 BB: 2 P: 23	R: 3 E: 0 K: 1 S: 15	H: 3 LOB: 1 BB: 1 P: 24	R: 0 E: 0 K: 1 S: 8	H: 1 LOB: 1 BB: 2 P: 9	R: 1 E: 0 K: 1 S: 9	H: 2 LOB: 1 BB: 0 P: 10	R: 0 E: 0 K: 1 S: 13	H: 0 LOB: 0 BB: 0 P: 18	R: 1 E: 0 K: 0 S: 10	H: 1 LOB: 0 BB: 0 P: 15	R: 0 E: 0 K: 1 S: 10	H: 0 LOB: 0 BB: 0 P: 18
1B: 10	SF: 1	2B: 3	SAC: 0	3B: 0	DP: 1	HR: 1	HBP: 1	WP: 0	PA: 41							

PITCHER	IP	WLS	BF	H	R	ER	SO	BB	IBB	HBP	BLK	WP	HR	S	P	ERA	WHIP
Andy Larkin, R ERA: 7.97 (1, 1)	2.1	L	20	10	8	8	2	3	0	0	0	0	1	38	67	30.86	5.571
Rob Stanifer, R ERA: 5.61 (3, 1)	2.2		11	3	1	1	2	0	0	0	0	0	0	24	29	3.38	1.125
Vic Darenbourg, L ERA: 4.24 (6, 1)	3.0		10	1	1	1	2	0	0	0	0	0	0	33	51	3.00	0.333

BOTTOM

Florida Marlins @ Houston Astros
Astrodome, Houston, TX
Wed Jul 29 1998, 8:05 PM EDT
Att: 21,870 - Dome - 72 F

livebaseballscorecards.com


AB	36
R	10
H	14
RBI	10
BB	3
SO	6
LOB	10



Batter	1	2	3	4	5	6	7	8	9	AB R H RBI BB SO LOB	TOP
Todd Dunwoody, L (1, 8) OBP: 0.269, SLG: 0.345	1-2 P5		0-3 K		0-2 2B		1-1 2B			4 0 2 1 0 1 0	Florida Marlins @ Houston Astros Astrodome, Houston, TX Thu Jul 30 1998, 4:33 AM EDT Att. 33,303 - Dome - 72 F
Edgar Renteria, R (1, 6) OBP: 0.356, SLG: 0.354	1-0 HR 1B		1-0 F9		3-3 K		0-1 G4-3			4 1 1 0 0 1 4	
Mark Kotsay, L (1, 9) OBP: 0.313, SLG: 0.381	1-3 K		1-2 G4-3		0-0 G3-1			1-3 K		4 0 0 0 0 2 3	
Todd Zeile, R (1, 5) OBP: 0.345, SLG: 0.431	4-0 HR BB			1-3 K		2-0 F8		1-1 G6-3		3 1 0 0 1 1 0	
Cliff Floyd, L (1, 7) OBP: 0.339, SLG: 0.472	0-2 HR			1-2 G4-3		0-1 G4-3		3-3 K		4 1 1 3 0 1 0	
Derrek Lee, R (1, 3) OBP: 0.327, SLG: 0.440	1-1 G6-3			3-3 K		1-2 F8			1-3 K	4 0 0 0 0 2 0	
Craig Counsell, L (1, 4) OBP: 0.351, SLG: 0.361		1-0 G3			1-2 E 2B 1B		1-1 P6		2-2 G6-3	4 1 1 0 0 0 0	
Gregg Zaun, S (1, 2) OBP: 0.268, SLG: 0.293		0-2 G3-1			0-3 K		1-2 G3-1		0-0 F9	4 0 0 0 0 1 1	
Livan Hernandez, R (1, 1) OBP: 0.169, SLG: 0.203		0-1 G5-3			0-0 E4 2B 1B		1-0 2B 1B			3 0 1 0 0 0 1	
Inning Stats	R: 3 H: 2 E: 0 LOB: 0 K: 1 BB: 1 S: 14 P: 22	R: 0 H: 0 E: 0 LOB: 0 K: 0 BB: 0 S: 6 P: 7	R: 0 H: 0 E: 0 LOB: 0 K: 1 BB: 0 S: 8 P: 10	R: 0 H: 0 E: 0 LOB: 0 K: 2 BB: 0 S: 10 P: 15	R: 1 H: 2 E: 1 LOB: 2 K: 2 BB: 0 S: 16 P: 20	R: 0 H: 0 E: 0 LOB: 0 K: 0 BB: 0 S: 6 P: 9	R: 0 H: 2 E: 0 LOB: 2 K: 0 BB: 0 S: 10 P: 14	R: 0 H: 0 E: 0 LOB: 0 K: 2 BB: 0 S: 9 P: 14	R: 0 H: 0 E: 0 LOB: 0 K: 1 BB: 0 S: 7 P: 10	1B: 3 SF: 0 2B: 2 SAC: 0 3B: 0 DP: 0 HR: 1 HBP: 0	WP: 0 PA: 35 PB: 0 SB: 1 CS: 0
PITCHER	IP WLS BF H R ER SO BB IBB HBP BLK WP HR S P ERA WHIP										
Shane Reynolds, R (1, 1) ERA: 3.64	7.0 L 29 6 4 3 6 1 0 0 0 0 0 1 70 97 3.86 1.000										
Jay Powell, R (8, 1) ERA: 3.42	1.1 4 0 0 0 3 0 0 0 0 0 0 0 12 18 0.00 0.000										
Mike Magnante, L (9, 1) ERA: 5.35	0.2 2 0 0 0 0 0 0 0 0 0 0 0 4 6 0.00 0.000										

livebaseballscorecards.com

AB	34
R	4
H	6
RBI	4
BB	1
SO	9
LOB	9



Batter	1	2	3	4	5	6	7	8	9	AB R H RBI BB SO LOB	TOP																
Craig Biggio, R OBP: 0.391, SLG: 0.491 (1, 4)	3-0 P4		0-0 G5-3		0-3 K	1-0 G6-3		0-0 G4-6-3 1B		5 0 1 0 0 1 3																	
Bill Spiers, L OBP: 0.364, SLG: 0.380 (1, 5)	2-1 2B		3-0 G4-3		0-1 F8		2-1 G1-3 1B HBP	1-1 G4-6-3		4 1 1 0 0 0 2																	
Derek Bell, R OBP: 0.363, SLG: 0.502 (1, 9)	2-3 K		2-3 K		4-2 5 1B E BB		2-0 G1-3		2-3 K	4 1 0 0 1 3 2																	
5 Jeff Bagwell, R OBP: 0.401, SLG: 0.526 (1, 3)	1-3 K		2-1 G5-3		0-0 E 1B		4-2 FC5-4 1B BB		2-2 HR	4 3 2 1 1 1 1																	
Moises Alou, R OBP: 0.385, SLG: 0.598 (1, 7)		4-2 S 1B SF7 BB		0-1 P4		1-3 K	1-0 FC5-4 1B		0-3 K	4 1 1 1 1 2 2																	
Carl Everett, S OBP: 0.388, SLG: 0.515 (1, 8)		0-1 S 1B		0-0 1B		0-0 E6 G5-3 2B	3-H FC5-4 1B		2-2 G6-3	5 1 3 2 0 0 2																	
Tony Eusebio, R OBP: 0.338, SLG: 0.344 (1, 2)		1-3 K		1-2 P4		0-1 G5-3	1-2 1B			4 0 1 2 0 1 3																	
Ricky Gutierrez, R OBP: 0.359, SLG: 0.339 (8, 1) C.J. Nitkowski, L (9, 1) Doug Henry, R (9, 1)		3-2 SF7		4-0 BB		4-1 2B BB	0-1 L5			1 0 0 1 2 0 2 0 0 0 0 0 0 0 0 0 0 0 0 0 0																	
Mike Hampton, R OBP: 0.326, SLG: 0.333 (7, 1) Mike Magnante, L OBP: 1.000, SLG: 1.000 (7, 1) Jay Powell, R (7, 6) Tim Bogar, R OBP: 0.261, SLG: 0.252 (7, 6)		0-0 G4-3		0-2 B2		0-0 2B	1-3 K			3 0 1 0 0 0 2 0 0 0 0 0 0 0 0 0 0 0 0 0 0 1 0 0 0 0 1 0																	
Inning Stats	R: 0 E: 0 K: 2 S: 9	H: 1 LOB: 1 BB: 0 P: 17	R: 1 E: 0 K: 1 S: 12	H: 1 LOB: 1 BB: 1 P: 20	R: 0 E: 0 K: 1 S: 5	H: 0 LOB: 0 BB: 0 P: 10	R: 0 E: 0 K: 1 S: 9	H: 1 LOB: 1 BB: 0 P: 11	R: 0 E: 0 K: 1 S: 8	H: 0 LOB: 1 BB: 1 P: 12	R: 3 E: 1 K: 1 S: 12	H: 3 LOB: 2 BB: 2 P: 22	R: 2 E: 0 K: 0 S: 12	H: 2 LOB: 2 BB: 1 P: 22	R: 0 E: 0 K: 1 S: 6	H: 1 LOB: 0 BB: 0 P: 8	R: 1 E: 0 K: 2 S: 15	H: 1 LOB: 0 BB: 0 P: 21	1B: 6 2B: 3 3B: 0 HR: 1	SF: 1 SAC: 0 DP: 1 HBP: 1	WP: 0 PB: 0 SB: 3 CS: 0	PA: 42					
PITCHER	IP	WLS	BF	H	R	ER	SO	BB	IBB	HBP	BLK	WP	HR	S	P	ERA	WHIP										
67 Francisco Cordova, R ERA: 3.26 (1, 1)	6.1	L	32	7	6	6	6	5	0	1	0	0	0	61	107	8.53	1.895										
Jeff McCurry, R ERA: 2.08 (7, 1)	0.2		3	1	0	0	0	0	0	0	0	0	0	6	7	0.00	1.500										
Elmer Dessens, R ERA: 4.4 (8, 1)	1.0		3	1	0	0	1	0	0	0	0	0	0	6	8	0.00	1.000										
Mike Williams, R ERA: 2.49 (9, 1)	1.0		4	1	1	1	2	0	0	0	0	0	1	15	21	9.00	1.000										

Houston Astros @ Pittsburgh Pirates
Three Rivers Stadium, Pittsburgh, PA
 Fri Jul 31 1998, 7:05 PM EDT
 Att. 32,476 - Unknown - 78 F

AB	35
R	7
H	10
RBI	7
BB	5
SO	9
LOB	19



Batter	1	2	3	4	5	6	7	8	9	AB R H RBI BB SO LOB
Tony Womack, L OBP: 0.325, SLG: 0.357 (1, 4) C T X (9, 6)	0-2 G1-3 ①		2-2 G6-3 ②			0-0 G3 ①	2-1 1B ②		1-1 18 1B S 1B	5 0 2 0 0 0 0
18 Jason Kendall, R OBP: 0.416, SLG: 0.463 (1, 2) B C X	1-1 G6-3 ②		2-3 K2-3 ③			0-1 G5-3 ②	1-0 F9 ③		1-1 1B	5 0 1 0 0 1 3
Mark Smith, R OBP: 0.269, SLG: 0.311 (1, 7) B C X	1-1 L6 ③			2-2 G5-3 ①		2-0 G5-3 ③		3-2 G4-3 1B	1-3 K ②	5 1 1 0 0 1 2
Kevin Young, R OBP: 0.346, SLG: 0.512 (1, 3)		X 0-0 PB G1-3 2B		2-2 2B			2-0 HR	0-0 G4-3 ①	0-0 F8 ③	5 2 3 1 0 0 3
Jose Guillen, R OBP: 0.314, SLG: 0.443 (1, 9)		1-2 K ①		0-1 G6-3 ②			1-2 1B 2B	0-1 P4 ②		4 1 1 0 0 1 3
Manny Martinez, R OBP: 0.323, SLG: 0.517 (1, 8)		2-2 G1-3 ②		1-0 F9 ③			0-0 G5-3 ①	0-1 1B 1B		4 0 1 2 0 0 2
Aramis Ramirez, R OBP: 0.299, SLG: 0.352 (1, 5)		0-1 PB 1B				3-2 K ①		0-0 G4-3 ②	1-1 1B 1B	4 0 2 0 0 1 1
Kevin Polcovich, R OBP: 0.260, SLG: 0.265 Turner Ward, S OBP: 0.329, SLG: 0.410 Doug Strange, S OBP: 0.246, SLG: 0.242 (1, 6) (8, PH) (9, 4)		2-2 L6 ③				0-0 E6 67 CS		0-0 1B BB 1B	3-1 G5-3 ③	3 0 1 1 0 0 1 1 0 0 0 0 0 2 0 0 0 0 0 0 0
67 Francisco Cordova, R OBP: 0.115, SLG: 0.098 Jeff McCurdy, R OBP: 0.297, SLG: 0.347 Eimer Dessens, R OBP: 0.286, SLG: 0.233 Al Martin, L OBP: 0.293, SLG: 0.364 (1, 1) (7, 1) (7, PH) (8, 1) (9, 1) (9, PH) (9, PH)			X 0-0 G3 ①			0-3 K ② ③			1-3 K ①	2 0 0 0 0 0 1 1 0 0 0 0 0 0 0 0 0 0 0 0 0 1 0 1 0 0 0 0 0 1 0

Inning Stats	R: 0 E: 0 K: 0 S: 7	H: 0 LOB: 0 BB: 0 P: 9	R: 1 E: 0 K: 1 S: 13	H: 2 LOB: 1 BB: 0 P: 18	R: 0 E: 0 K: 1 S: 9	H: 0 LOB: 0 BB: 0 P: 13	R: 0 E: 0 K: 0 S: 11	H: 1 LOB: 1 BB: 0 P: 16	R: 0 E: 1 K: 2 S: 7	H: 0 LOB: 0 BB: 0 P: 10	R: 0 E: 0 K: 0 S: 4	H: 0 LOB: 0 BB: 0 P: 6	R: 2 E: 0 K: 0 S: 12	H: 4 LOB: 3 BB: 1 P: 22	R: 1 E: 0 K: 0 S: 12	H: 3 LOB: 2 BB: 0 P: 19	R: 0 E: 0 K: 2 S: 11	H: 2 LOB: 2 BB: 0 P: 15	1B: 8 2B: 3 3B: 0 HR: 1	SF: 0 SAC: 0 DP: 0 HBP: 0
--------------	------------------------------	---------------------------------	-------------------------------	----------------------------------	------------------------------	----------------------------------	-------------------------------	----------------------------------	------------------------------	----------------------------------	------------------------------	---------------------------------	-------------------------------	----------------------------------	-------------------------------	----------------------------------	-------------------------------	----------------------------------	----------------------------------	------------------------------------

BOTTOM

Houston Astros @ Pittsburgh Pirates
Three Rivers Stadium, Pittsburgh, PA

Fri Jul 31 1998, 7:05 PM EDT
Att: 32,476 - Unknown - 78 F

AB	39
R	4
H	12
RBI	4
BB	1
SO	6
LOB	18



PITCHER	IP	WLS	BF	H	R	ER	SO	BB	IBB	HBP	BLK	WP	HR	S	P	ERA	WHIP
Mike Hampton, L ERA: 3.72 (1, 1)	6.2		27	6	3	3	4	1	0	0	0	0	1	60	88	4.05	1.050
Mike Magnante, L ERA: 5.35 (7, 1)	0.0		1	1	0	0	0	0	0	0	0	0	0	2	4	∞	∞
Jay Powell, R ERA: 3.54 (7, 1)	1.0		6	3	1	1	0	0	0	0	0	0	0	11	16	9.00	3.000
C.J. Nitkowski, L ERA: 3.33 (8, 1)	0.1		1	0	0	0	0	0	0	0	0	0	0	2	5	0.00	0.000
Doug Henry, R ERA: 2.68 (9, 1)	1.0	S	5	2	0	0	2	0	0	0	0	0	0	11	15	0.00	2.000

Batter	1	2	3	4	5	6	7	8	9	AB R H RBI BB SO LOB	TOP																
Craig Biggio, R (1, 4) OBP: 0.391, SLG: 0.491	1-3 K		0-2 1B 5 G1-2-3 2B		4-0 WP 1B BB		1-3 K		0-0 G5-3	4 1 1 0 1 2 0																	
Bill Spiers, L (1, 5) OBP: 0.362, SLG: 0.377	2-1 F8		0-1 G1-2-3 5 BB 1B		1-2 F8		1-3 K		0-3 K	5 0 1 0 0 2 1																	
Derek Bell, R (1, 9) OBP: 0.368, SLG: 0.503	1-2 5 1B		4-2 5 G1-2-3 1B BB		1-0 1-H 1B			0-1 G5-3	4-2 5 BB BB	3 0 2 1 2 0 0																	
5 Jeff Bagwell, R (1, 3) OBP: 0.404, SLG: 0.524	3-1 1B		0-1 G1-2-3		2-3 K			4-1 CS BB	4-1 BB	3 0 1 0 2 1 4																	
Moises Alou, R (1, 7) OBP: 0.383, SLG: 0.593	1-0 P4		1-0 F8		3-2 G4-3			1-2 1B BB 1B	0-0 L8	5 1 1 0 0 0 7																	
Carl Everett, S (1, 8) OBP: 0.387, SLG: 0.512		2-2 G3-1		2-3 K		1-0 F9		0-0 BB 1B 1B		4 0 1 0 0 1 0																	
Brad Ausmus, R (1, 2) OBP: 0.359, SLG: 0.349		1-1 1B		0-0 WP S 1B		0-1 F8		0-1 BB 1B		4 0 3 0 0 0 0																	
Tim Bogar, R (1, 6) OBP: 0.254, SLG: 0.245		3-3 K		1-2 L4		2-2 F8		4-2 BB		3 0 0 0 0 1 2																	
35 Dave Clark, L (8, PH) OBP: 0.252, SLG: 0.208				1-2 1B				1-2 2-3 BB		0 0 0 0 0 0 0																	
Ricky Gutierrez, R (8, PH) OBP: 0.361, SLG: 0.339								1-2 2-3 3-H BB		0 0 0 1 1 0 0																	
Jose Lima, R (1, 1) OBP: 0.161, SLG: 0.148		1-3 K		3-3 K			0-3 K	1-1 G5-3		4 0 0 0 0 3 5																	
Inning Stats	R: 0 E: 0 K: 1 S: 11	H: 2 LOB: 2 BB: 0 P: 19	R: 0 E: 0 K: 2 S: 14	H: 1 LOB: 1 BB: 0 P: 21	R: 0 E: 0 K: 0 S: 14	H: 2 LOB: 2 BB: 1 P: 19	R: 0 E: 0 K: 2 S: 11	H: 1 LOB: 1 BB: 0 P: 17	R: 1 E: 0 K: 1 S: 12	H: 1 LOB: 1 BB: 1 P: 23	R: 0 E: 0 K: 0 S: 6	H: 0 LOB: 0 BB: 0 P: 9	R: 0 E: 0 K: 3 S: 9	H: 0 LOB: 0 BB: 0 P: 11	R: 1 E: 0 K: 0 S: 13	H: 3 LOB: 3 BB: 2 P: 23	R: 0 E: 0 K: 1 S: 8	H: 0 LOB: 2 BB: 2 P: 16	1B: 9 2B: 1 3B: 0 HR: 0	SF: 0 SAC: 0 DP: 1 HBP: 0	WP: 2 PB: 0 SB: 1 CS: 1	PA: 41					
PITCHER	IP WLS BF H R ER SO BB IBB HBP BLK WP HR S P ERA WHIP																										
Jason Schmidt, R (1, 1) ERA: 3.93	7.0		29	7	1	1	9	2	0	0	0	2	0	77	119	1.29	1.286										
Mike Williams, R (8, 1) ERA: 2.77	0.2	L	5	3	1	1	0	1	0	0	0	0	0	9	14	13.50	6.000										
Ricardo Rincon, L (8, 1) ERA: 1.76	1.1		7	0	0	0	1	3	0	0	0	0	0	12	25	0.00	2.250										

Houston Astros @ Pittsburgh Pirates
Three Rivers Stadium, Pittsburgh, PA
 Sat Aug 01 1998, 3:33 AM EDT
 Att. 19,783 - Sunny - 78 F

livebaseballscorecards.com

AB	35
R	2
H	10
RBI	2
BB	6
SO	10
LOB	19



Batter	1	2	3	4	5	6	7	8	9	AB	R	H	RBI	BB	SO	LOB
Tony Womack, L (1, 4) OBP: 0.322, SLG: 0.354	1-2 F9	0-1 P6			1-2 F8			0-1 F7		4	0	0	0	0	0	3
18 Jason Kendall, R (1, 2) OBP: 0.412, SLG: 0.458	0-2 F8		0-1 G6-3		0-1 P4			2-2 L7		4	0	0	0	0	0	1
Turner Ward, S (1, 8) OBP: 0.332, SLG: 0.414	4-2 BB		2-1 F7		2-2 F8			0-1 2B		3	0	1	0	1	0	1
Kevin Young, R (1, 3) OBP: 0.345, SLG: 0.511	2-3 K		1-1 2B		2-2 P6			2-3 K		1	0	0	0	0	1	1
Mark Smith, R (2, 3) OBP: 0.270, SLG: 0.321										3	0	1	0	0	1	1
Jose Guillen, R (1, 9) OBP: 0.313, SLG: 0.441		0-1 HBP 2B 1B	0-1 G5-3		1-2 K			1-3 K		4	1	1	0	0	2	1
Al Martin, L (1, 7) OBP: 0.290, SLG: 0.360		2-1 F9		1-1 P5				0-0 P3		4	0	0	0	0	1	1
Aramis Ramirez, R (1, 5) OBP: 0.298, SLG: 0.346		2-2 2B HBP		1-2 K				1-2 F9		3	0	0	0	0	2	0
Lou Collier, R (1, 6) OBP: 0.297, SLG: 0.351		1-2 1-3 2-H 2B		0-3 K				2-3 K		3	0	1	1	0	2	0
Jason Schmidt, R (1, 1) OBP: 0.114, SLG: 0.140		1-3 K			3-2 1B			1-1 G3		2	0	1	0	0	1	2
Doug Strange, S (7, PH) OBP: 0.245, SLG: 0.241										1	0	0	0	0	0	0
Mike Williams, R (8, 1)										0	0	0	0	0	0	0
Ricardo Rincon, L (8, 1)										0	0	0	0	0	0	0

Inning Stats	R: 0	H: 0	E: 0	K: 1	S: 12	R: 1	H: 2	E: 0	K: 1	S: 14	R: 0	H: 1	E: 0	K: 0	S: 8	R: 0	H: 0	E: 0	K: 2	S: 8	R: 0	H: 1	E: 0	K: 0	S: 11	R: 0	H: 0	E: 0	K: 2	S: 9	R: 0	H: 0	E: 0	K: 2	S: 10	R: 0	H: 1	E: 0	K: 1	S: 10	R: 0	H: 0	E: 0	K: 1	S: 7	1B: 2	SF: 0	2B: 3	SAC: 0	3B: 0	DP: 0	HR: 0	HBP: 1	WP: 0	PA: 34
--------------	------	------	------	------	-------	------	------	------	------	-------	------	------	------	------	------	------	------	------	------	------	------	------	------	------	-------	------	------	------	------	------	------	------	------	------	-------	------	------	------	------	-------	------	------	------	------	------	-------	-------	-------	--------	-------	-------	-------	--------	-------	--------

PITCHER	IP	WLS	BF	H	R	ER	SO	BB	IBB	HBP	BLK	WP	HR	S	P	ERA	WHIP
Jose Lima, R (1, 1) ERA: 3.62	9.0	W	34	5	1	1	10	1	0	1	0	0	0	89	127	1.00	0.667

BOTTOM

Houston Astros @ Pittsburgh Pirates
 Three Rivers Stadium, Pittsburgh, PA

Sat Aug 01 1998, 3:33 AM EDT
 Att: 19,783 - Sunny - 78 F

livebaseballscorecards.com

AB	32
R	1
H	5
RBI	1
BB	1
SO	10
LOB	11



Batter	1	2	3	4	5	6	7	8	9	AB R H RBI BB SO LOB	TOP																
Craig Biggio, R (1, 4) OBP: 0.389, SLG: 0.488	0-2 L9		2-3 K		0-0 FC4-6		0-1 G5-3		1-2 G3 5 SF8 1B	5 1 1 0 0 1 2																	
Bill Spiers, L (1, 5) OBP: 0.364, SLG: 0.387	2-1 E9			0-1 F8 5 1B 2B	3-2 G4-3			1-0 FC6-4 G6-3 1B	1-0 G3	3 1 2 0 0 0 2 2 1 1 0 0 0 1																	
Sean Berry, R (8, PH) OBP: 0.369, SLG: 0.448	(8, 5)																										
Derek Bell, R (1, 9) OBP: 0.368, SLG: 0.501	1-3 K			1-2 F8		2-1 5 BLK 1B		3-2 G6-3	4-1 FC6-4 BB	4 0 1 0 1 1 3																	
5 Jeff Bagwell, R (1, 3) OBP: 0.404, SLG: 0.523	3-2 F9			0-2 FC4-6 1B		1-1 F8		4-1 FC6-4 BB	0-0 SF8	3 0 1 2 1 0 2																	
Moises Alou, R (1, 7) OBP: 0.379, SLG: 0.586		1-0 F9		2-3 K		0-2 F7		0-0 FC6-4 1B 2B	1-0 FC6-4	5 1 0 0 0 1 5																	
Carl Everett, S (1, 8) OBP: 0.388, SLG: 0.511		3-2 F7		2-0 FC4-6 1B		4-0 IBB		1-0 2B 1B		3 1 1 1 1 0 1																	
Ricky Gutierrez, R (1, 6) OBP: 0.363, SLG: 0.342		0-0 F9			4-0 FC4-6 1B BB	0-1 F8		2-2 2B 2B		3 1 1 2 1 0 2																	
Brad Ausmus, R (1, 2) OBP: 0.361, SLG: 0.349			3-3 K		2-2 FC4-6 1B		0-0 F9	4-0 2B IBB		3 0 1 0 1 1 0																	
Randy Johnson, R (1, 1) OBP: 0.100, SLG: 0.100			1-1 P3		1-3 K		1-1 G6-3	1-0 2B		3 0 0 0 0 1 2 1 0 1 1 0 0 0 0 0 0 0 0 0 0																	
Tony Eusebio, R (8, PH) OBP: 0.343, SLG: 0.358																											
Scott Elarton, R (8, 1)																											
Inning Stats	R: 0 E: 1 K: 1 S: 12	H: 1 LOB: 1 BB: 0 P: 18	R: 0 E: 0 K: 0 S: 5	H: 0 LOB: 0 BB: 0 P: 9	R: 0 E: 0 K: 2 S: 8	H: 0 LOB: 0 BB: 0 P: 14	R: 1 E: 0 K: 1 S: 13	H: 2 LOB: 1 BB: 0 P: 18	R: 0 E: 0 K: 1 S: 11	H: 1 LOB: 2 BB: 1 P: 20	R: 0 E: 0 K: 0 S: 9	H: 1 LOB: 2 BB: 1 P: 16	R: 0 E: 0 K: 0 S: 5	H: 0 LOB: 0 BB: 0 P: 6	R: 4 E: 0 K: 0 S: 11	H: 4 LOB: 2 BB: 2 P: 27	R: 1 E: 0 K: 0 S: 7	H: 1 LOB: 1 BB: 1 P: 14	1B: 6 2B: 4 3B: 0 HR: 0	SF: 1 SAC: 0 DP: 0 HBP: 0	WP: 0 PB: 0 SB: 1 CS: 0	PA: 41					
PITCHER	IP	WLS	BF	H	R	ER	SO	BB	IBB	HBP	BLK	WP	HR	S	P	ERA	WHIP										
Todd Van Poppel, R (1, 1) ERA: 6.28	7.0		28	5	1	1	5	1	1	0	1	0	0	63	101	1.29	0.857										
Jason Christiansen, L (8, 1) ERA: 2.31	1.0	L	8	4	4	4	0	1	1	0	0	0	0	11	27	36.00	5.000										
Jeff McCurry, R (9, 1) ERA: 3.38	1.0		5	1	1	1	0	1	0	0	0	0	0	7	14	9.00	2.000										

Houston Astros @ Pittsburgh Pirates
Three Rivers Stadium, Pittsburgh, PA

Sun Aug 02 1998, 3:33 AM EDT
Att. 21,201 - Sunny - 78 F

livebaseballscorecards.com

AB	35
R	6
H	10
RBI	6
BB	5
SO	5
LOB	20



Batter	1	2	3	4	5	6	7	8	9	AB	R	H	RBI	BB	SO	LOB
Kevin Polcovich, R (1, 4) OBP: 0.259, SLG: 0.262	0-2 F7		4-1 FC4-6 1-2 BB		0-3 K		1-0 SF9			2	0	0	1	1	1	0
18 Jason Kendall, R (1, 2) OBP: 0.410, SLG: 0.456	1-1 G5-3		1-2 F8			0-0 1B	1-0 P5			4	0	1	0	0	0	4
Manny Martinez, R (1, 8) OBP: 0.309, SLG: 0.495	1-3 K		1-2 FC4-6			0-3 K		1-2 G3-1		4	0	0	0	0	2	3
Kevin Young, R (1, 3) OBP: 0.342, SLG: 0.506		1-3 K		2-2 L5		1-3 K		3-2 G5-3		4	0	0	0	0	2	1
Jose Guillen, R (1, 9) OBP: 0.313, SLG: 0.439		0-0 1B		2-3 K2-3		0-3 K		1-2 G1-3		4	0	1	0	0	2	1
Mark Smith, R (1, 7) OBP: 0.272, SLG: 0.321		2-0 F9		2-3 K			2-2 HBP SF9 1B		1-1 P6	3	1	1	0	0	1	1
Turner Ward, S (8, 7) OBP: 0.331, SLG: 0.412										1	0	0	0	0	0	0
Aramis Ramirez, R (1, 5) OBP: 0.302, SLG: 0.366		2-3 K			0-2 HR		0-1 HBP 1B		1-3 K	4	1	2	1	0	2	1
Lou Collier, R (1, 6) OBP: 0.298, SLG: 0.348			0-1 L6		2-3 K		1-2 HBP 1B		3-3 K	2	0	0	0	0	1	0
Al Martin, L (9, PH) OBP: 0.289, SLG: 0.359							1-2 2-3 HBP			1	0	0	0	0	1	0
Todd Van Poppel, R (1, 1) OBP: 0.300, SLG: 0.222			0-0 BB 1B		2-3 K		1-3 K			2	0	1	0	0	1	0
Keith Osik, R (7, PH) OBP: 0.294, SLG: 0.230										1	0	0	0	0	1	3
Jason Christiansen, R (8, 1)										0	0	0	0	0	0	0
Jeff McCurry, R (9, 1)										0	0	0	0	0	0	0

Inning Stats	R: 0	H: 0	E: 0	K: 1	S: 8	R: 0	H: 1	E: 0	K: 2	S: 12	R: 0	H: 1	E: 0	K: 0	S: 13	R: 1	H: 1	E: 0	K: 3	S: 16	R: 0	H: 1	E: 0	K: 3	S: 10	R: 1	H: 2	E: 0	K: 1	S: 12	R: 0	H: 0	E: 0	K: 0	S: 9	R: 0	H: 0	E: 0	K: 2	S: 8	R: 0	H: 0	E: 0	K: 0	S: 8	1B: 5	SF: 1	2B: 0	SAC: 0	3B: 0	DP: 0	HR: 1	HBP: 1	WP: 0	PA: 35
--------------	------	------	------	------	------	------	------	------	------	-------	------	------	------	------	-------	------	------	------	------	-------	------	------	------	------	-------	------	------	------	------	-------	------	------	------	------	------	------	------	------	------	------	------	------	------	------	------	-------	-------	-------	--------	-------	-------	-------	--------	-------	--------

PITCHER	IP	WLS	BF	H	R	ER	SO	BB	IBB	HBP	BLK	WP	HR	S	P	ERA	WHIP
Randy Johnson, L (1, 1) ERA: 4.26	7.0	W	29	6	2	2	12	1	0	1	0	0	1	86	116	2.57	1.000
Scott Elarton, R (8, 1) ERA: 3.26	2.0	S	6	0	0	0	2	0	0	0	0	0	0	17	27	0.00	0.000

BOTTOM

Houston Astros @ Pittsburgh Pirates
 Three Rivers Stadium, Pittsburgh, PA

Sun Aug 02 1998, 3:33 AM EDT
 Att. 21,201 - Sunny - 78 F

livebaseballscorecards.com

AB	32
R	2
H	6
RBI	2
BB	1
SO	14
LOB	14



Batter	1	2	3	4	5	6	7	8	9	AB R H RBI BB SO LOB	TOP											
Craig Biggio, R (1, 4) OBP: 0.389, SLG: 0.486	1-3 K2-3		4-2 BB		0-0 B5-3		0-0 1-2 2-H 1B		3-3 K	4 0 1 1 1 2 1												
Bill Spiers, L (1, 5) OBP: 0.360, SLG: 0.381	0-1 G4-3		0-0 P3			1-1 L7	0-2 P4			4 0 0 0 0 0 3												
Derek Bell, R (1, 9) OBP: 0.367, SLG: 0.506	3-2 G4-3			2-1 HR		1-0 P6		2-1 P5		4 1 1 1 0 0 0												
5 Jeff Bagwell, R (1, 3) OBP: 0.407, SLG: 0.523		2-0 F8 G1-3 1B		2-2 F9		4-0 BB		4-2 BB		2 0 1 0 2 0 0												
Moises Alou, R (1, 7) OBP: 0.376, SLG: 0.580		2-2 G1-3 1-2		0-3 K		3-2 G5-3		0-0 F9		4 0 0 0 0 1 3												
Carl Everett, S (1, 8) OBP: 0.387, SLG: 0.516		0-0 F8 2-3		3-1 HR			0-0 G4-3	3-2 F7		4 1 1 1 0 0 2												
Ricky Gutierrez, R (1, 6) OBP: 0.361, SLG: 0.338		2-2 F7		0-1 G4-3			1-2 L8		4-2 BB	3 0 0 0 1 0 1												
Brad Ausmus, R (1, 2) OBP: 0.360, SLG: 0.347			2-2 K		1-3 K		2-2 35 1B 1B		1-3 K	4 1 1 0 0 3 1												
Sean Bergman, R (1, 1) OBP: 0.068, SLG: 0.091			1-3 K		0-3 K		2-0 1B 1B		0-3 K	2 0 0 0 0 0 2 0 0 0 0 0 0 0 0 0 1 0 1 0 1 0 0 0 0 0 1 1												
Trevor Miller, R (5, 1) OBP: 0.500, SLG: 1.000																						
35 Dave Clark, L (7, PH) OBP: 0.230, SLG: 0.216																						
C.J. Nitkowski, L (7, 1)																						
Jay Powell, R (8, 1)																						
Richard Hidalgo, R (8, 8)																						
Inning Stats	R: 0 E: 0 K: 1 S: 8	H: 0 LOB: 0 BB: 0 P: 12	R: 0 E: 0 K: 0 S: 9	H: 1 LOB: 1 BB: 0 P: 15	R: 0 E: 0 K: 2 S: 10	H: 0 LOB: 1 BB: 1 P: 17	R: 2 E: 0 K: 1 S: 12	H: 2 LOB: 0 BB: 0 P: 19	R: 0 E: 0 K: 2 S: 7	H: 0 LOB: 0 BB: 0 P: 8	R: 0 E: 0 K: 0 S: 6	H: 0 LOB: 1 BB: 1 P: 15	R: 1 E: 0 K: 0 S: 12	H: 3 LOB: 2 BB: 0 P: 17	R: 0 E: 0 K: 0 S: 11	H: 0 LOB: 1 BB: 1 P: 20	R: 0 E: 0 K: 3 S: 14	H: 0 LOB: 1 BB: 1 P: 22	1B: 4 2B: 0 3B: 0 HR: 2	SF: 0 SAC: 0 DP: 0 HBP: 0	WP: 0 PB: 0 SB: 0 CS: 0	PA: 37
PITCHER	IP WLS BF H R ER SO BB IBB HBP BLK WP HR S P ERA WHIP																					
Andy Larkin, R (1, 1) ERA: 7.58	6.2 W 27 5 3 3 6 2 0 0 0 0 2 60 99 4.05 1.050																					
Antonio Alfonseca, R (7, 1) ERA: 3.99	1.0 5 1 0 0 0 1 0 0 0 0 0 9 15 0.00 2.000																					
Matt Mantei, R (8, 1) ERA: 2.36	1.1 S 5 0 0 0 3 1 0 0 0 0 0 20 31 0.00 0.750																					

Houston Astros @ Florida Marlins
Pro Player Stadium, Miami, FL
Mon Aug 03 1998, 7:05 PM EDT
Att. 14,484 - Cloudy - 86 F

livebaseballscorecards.com

AB	33
R	3
H	6
RBI	3
BB	4
SO	9
LOB	12



Batter	1	2	3	4	5	6	7	8	9
Todd Dunwoody, L (1, 8) OBP: 0.279, SLG: 0.355	3-2 1B 3B		1-1 F9		2-2 1-2 1B		1-3 K	1-1 G6-3 1B 1-2 2-3 3-H	
Edgar Renteria, R (1, 6) OBP: 0.350, SLG: 0.345	1-0 E 1B 3-H		3-2 G4-6-3 1-2f		0-2 L9		0-1 G5-3	1-1 G6-3 1-2 2-3 3-H	
Cliff Floyd, L (1, 7) OBP: 0.338, SLG: 0.466	3-2 G5-3 1-H			1-1 2B G3 1B		3-3 K	1-2 K	1-1 G6-3	
Derrek Lee, R (1, 3) OBP: 0.327, SLG: 0.432	1-0 F8			0-0 1 SAFE 1 SAFE 1 SAFE G3 1-3 G6-3 2B		2-2 G5-3		HBP 1B HBP	
Ryan Jackson, L (1, 9) OBP: 0.312, SLG: 0.359	1-3 K			2-0 G3 2-3 3-H		4-2 1B 1B BB		HBP 1B HBP K	
Kevin Orie, R (1, 5) OBP: 0.262, SLG: 0.278			2-2 G5-3		2-1 G6-3 3-H		2-1 F9	3-0 HBP 1B HBP 1-2 2-3	
Craig Counsell, L (1, 4) OBP: 0.355, SLG: 0.373 Dave Berg, R (8, PR) OBP: 0.347, SLG: 0.368 (9, 4)			2-3 K		3-3 K		1-2 1B 1-3 1B 1B	2-2 1B 1B 1B HBP 1-2 2-3 3-H	
Gregg Zaun, S (1, 2) OBP: 0.264, SLG: 0.287			0-0 F8			0-3 K	0-2 1B 1-H 3-H	0-1 1B 1B G6-3 1B 1-2 2-H 3-H	
Andy Larkin, R (1, 1) OBP: 0.185, SLG: 0.154 Antonio Alfonseca, R (7, 1) Matt Mantei, R (8, 1) OBP: 0.500, SLG: 0.500			1-1 G4-6-3 1B		2-1 1B 1B		1-3 K	2-2 G6-3 1B 1-2 2-3	

Inning Stats	R: 2	H: 2	E: 0	K: 1	S: 13	LOB: 0	BB: 0	P: 22	R: 0	H: 0	E: 0	K: 1	S: 7	LOB: 0	BB: 0	P: 11	R: 0	H: 1	E: 0	K: 0	S: 8	LOB: 0	BB: 0	P: 13	R: 2	H: 2	E: 0	K: 1	S: 9	LOB: 0	BB: 0	P: 17	R: 0	H: 2	E: 0	K: 2	S: 15	LOB: 2	BB: 0	P: 22	R: 2	H: 2	E: 0	K: 1	S: 19	LOB: 1	BB: 1	P: 29	R: 0	H: 0	E: 0	K: 2	S: 8	LOB: 0	BB: 0	P: 10	R: 5	H: 4	E: 0	K: 1	S: 25	LOB: 3	BB: 1	P: 42	1B: 11	2B: 1	3B: 1	HR: 0	SF: 0	SAC: 0	DP: 1	HBP: 3
--------------	------	------	------	------	-------	--------	-------	-------	------	------	------	------	------	--------	-------	-------	------	------	------	------	------	--------	-------	-------	------	------	------	------	------	--------	-------	-------	------	------	------	------	-------	--------	-------	-------	------	------	------	------	-------	--------	-------	-------	------	------	------	------	------	--------	-------	-------	------	------	------	------	-------	--------	-------	-------	--------	-------	-------	-------	-------	--------	-------	--------

PITCHER	IP	WLS	BF	H	R	ER	SO	BB	IBB	HBP	BLK	WP	HR	S	P	ERA	WHIP
Sean Bergman, R (1, 1) ERA: 3.5	4.2	L	20	7	4	3	4	0	0	0	0	0	0	49	79	5.79	1.500
Trever Miller, L (5, 1) ERA: 2.98	1.1		7	2	2	2	2	1	0	0	0	0	0	22	35	13.50	2.250
C.J. Nitkowski, L (7, 1) ERA: 3.93	1.0		7	1	4	4	2	0	0	3	0	0	0	15	24	36.00	1.000
Jay Powell, R (8, 1) ERA: 3.65	1.0		7	3	1	1	1	1	0	0	0	0	0	18	28	9.00	4.000

BOTTOM

Houston Astros @ Florida Marlins
Pro Player Stadium, Miami, FL

Mon Aug 03 1998, 7:05 PM EDT
Att. 14,484 - Cloudy - 86 F

AB	R	H	RBI	BB	SO	LOB
5	1	3	1	0	1	1
5	1	1	2	0	0	5
5	1	1	0	0	2	5
4	2	2	0	1	0	0
3	2	0	1	1	2	4
3	1	0	1	0	0	1
3	1	1	1	0	2	0
0	1	0	0	0	0	0
4	1	2	4	0	1	0
3	0	2	0	0	1	1
0	0	0	0	0	0	0
1	0	1	0	0	0	0

AB	36
R	11
H	13
RBI	10
BB	2
SO	9
LOB	17

WP: 0 PA: 41
PB: 0
SB: 1
CS: 0



PITCHER	IP	WLS	BF	H	R	ER	SO	BB	IBB	HBP	BLK	WP	HR	S	P	ERA	WHIP
Sean Bergman, R (1, 1) ERA: 3.5	4.2	L	20	7	4	3	4	0	0	0	0	0	0	49	79	5.79	1.500
Trever Miller, L (5, 1) ERA: 2.98	1.1		7	2	2	2	2	1	0	0	0	0	0	22	35	13.50	2.250
C.J. Nitkowski, L (7, 1) ERA: 3.93	1.0		7	1	4	4	2	0	0	3	0	0	0	15	24	36.00	1.000
Jay Powell, R (8, 1) ERA: 3.65	1.0		7	3	1	1	1	1	0	0	0	0	0	18	28	9.00	4.000

Houston Astros @ Florida Marlins
 Pro Player Stadium, Miami, FL
 Tue Aug 04 1998, 7:05 PM EDT
 Att. 14,586 - Cloudy - 81 F

livebaseballscorecards.com

AB	37
R	9
H	13
RBI	8
BB	5
SO	4
LOB	17



Batter	1	2	3	4	5	6	7	8	9	AB	R	H	RBI	BB	SO	LOB									
Craig Biggio, R (1, 4) OBP: 0.391, SLG: 0.486	2-2 G1-3		2-1 G6-3		4-2 S BB		2-1 3B 1B		1-2 E 1B	4	2	2	0	1	0	0									
Bill Spiers, L (1, 5) OBP: 0.367, SLG: 0.391	4-2 5B 2B BB		2-2 L4		4-1 5 G6-4-3 BB		3-1 1B 2B 3B		3-2 E9 BB 1B	3	2	2	2	2	0	0									
Derek Bell, R (1, 9) OBP: 0.368, SLG: 0.506	2-2 F9		2-2 G6-3		1-0 F8		2-0 5S 2B		4-2 1-2 BB	4	0	1	1	1	0	3									
5 Jeff Bagwell, R (1, 3) OBP: 0.407, SLG: 0.520	1-1 2B 1B			4-2 1B 1B BB	0-1 G6-4-3		2-2 P4		2-0 F9	4	2	1	0	1	0	5									
Moises Alou, R (1, 7) OBP: 0.374, SLG: 0.578	3-1 2B			2-3 K		0-1 G5-3		3-1 P2		0-0 F8	5	0	1	2	0	1	4								
Richard Hidalgo, R (1, 8) OBP: 0.309, SLG: 0.386	1-1 F8			0-2 1B CS 1B	1-0 1B CS 1B		1-1 P3		0-1 1B 2B	5	1	2	0	0	0	3									
Brad Ausmus, R (1, 2) OBP: 0.361, SLG: 0.349		0-0 F9		1-0 1B CS 1B	2-3 3-H 1B		0-3 K		1-2 G6-4-3 1B	4	1	2	2	0	1	0									
Tim Bogar, R (1, 6) OBP: 0.254, SLG: 0.246		1-1 P6		1-2 1B	1-2 1B			0-2 F9		0-2 G6-4-3	4	0	1	1	0	0	1								
Shane Reynolds, R (1, 1) OBP: 0.150, SLG: 0.183		2-3 K		2-3 K			1-1 1B 2B		0-1 G5-3	2	0	0	0	0	2	1									
35 Dave Clark, L (7, PH) OBP: 0.266, SLG: 0.235										1	1	1	0	0	0	0									
Scott Elarton, R (7, 1)										1	0	0	0	0	0	0									
Doug Henry, R (9, 1)										0	0	0	0	0	0	0									
Inning Stats	R: 2 E: 0 K: 0 S: 20	H: 2 LOB: 1 BB: 1 P: 33	R: 0 E: 0 K: 1 S: 7	H: 0 LOB: 0 BB: 0 P: 10	R: 0 E: 0 K: 0 S: 10	H: 0 LOB: 0 BB: 0 P: 16	R: 2 E: 0 K: 2 S: 17	H: 3 LOB: 1 BB: 1 P: 27	R: 0 E: 0 K: 0 S: 7	H: 0 LOB: 1 BB: 2 P: 16	R: 0 E: 0 K: 1 S: 7	H: 0 LOB: 0 BB: 0 P: 8	R: 3 E: 0 K: 0 S: 15	H: 4 LOB: 1 BB: 0 P: 28	R: 1 E: 0 K: 0 S: 10	H: 2 LOB: 0 BB: 0 P: 11	R: 1 E: 1 K: 0 S: 14	H: 2 LOB: 2 BB: 1 P: 24	1B: 8 2B: 4 3B: 1 HR: 0	SF: 0 SAC: 0 DP: 2 HBP: 0	WP: 0 PB: 0 SB: 2 CS: 2	PA: 42			
PITCHER	IP	WLS	BF	H	R	ER	SO	BB	IBB	HBP	BLK	WP	HR	S	P	ERA	WHIP								
Livan Hernandez, R (1, 1) ERA: 4.55	6.1	L	29	8	7	7	4	4	0	0	0	0	0	77	125	9.95	1.895								
Justin Speier, R (7, 1) ERA: 11.25	0.2		3	1	0	0	0	0	0	0	0	0	0	6	13	0.00	1.500								
Donn Pall, R (8, 1) ERA: 7.36	1.0		7	4	2	2	0	1	0	0	0	0	0	21	30	18.00	5.000								
Rob Stanifer, R (9, 1) ERA: 5.14	1.0		3	0	0	0	0	0	0	0	0	0	0	3	5	0.00	0.000								

Batter	1	2	3	4	5	6	7	8	9	AB R H RBI BB SO LOB	TOP											
Doug Glanville, R (1, 8) OBP: 0.350, SLG: 0.428	2-3 K		0-0 F7			0-1 G6-3			2-2 G6-4-3 1B	3 0 0 0 0 1 2	Philadelphia Phillies @ Houston Astros Astrodome, Houston, TX Fri Aug 07 1998, 8:05 PM EDT Att: 52,071 - Dome - 72 F											
Yorkis Perez, L (6, 1)									0 0 0 0 0 0 0													
Ricky Bottalico, L (7, 1)									0 0 0 0 0 0 0													
Jerry Spradlin, S (8, 1)									0 0 0 0 0 0 0													
Jon Zuber, L (9, PH) OBP: 0.267, SLG: 0.393									1 0 1 0 0 0 0													
Gregg Jefferies, S (1, 7) OBP: 0.333, SLG: 0.407	0-0 CS 1B				1-1 F8		0-0 G5-3		1-2 G6-4-3	4 0 1 0 0 0 1												
Scott Rolen, R (1, 5) OBP: 0.381, SLG: 0.523	3-3 K				3-3 K		4-2 BB		0-0 F8	2 0 0 0 0 2 1												
Alex Arias, R (7, PH) OBP: 0.343, SLG: 0.352	1-2 K									1 0 0 0 1 0 0												
23 Kevin Jordan, R (1, 3) OBP: 0.309, SLG: 0.376		1-0 F8			0-2 F7		2-2 F8			3 0 0 0 0 0 1												
Mark Lewis, R (1, 4) OBP: 0.317, SLG: 0.380		1-3 K				2-3 K		0-0 F9		3 0 0 0 0 2 1												
Bobby Estalella, R (1, 2) OBP: 0.200, SLG: 0.304		0-0 G4-3				2-2 G5-3			0-3 K	3 0 0 0 0 1 0												
Kevin Sevcik, R (1, 9) OBP: 0.391, SLG: 0.366			2-1 2B		0-3 K2-3			1-1 F8		3 0 1 0 0 1 0												
Desi Relaford, S (1, 6) OBP: 0.316, SLG: 0.365			1-1 P4			1-2 G6-3		2-2 2B		3 0 1 0 0 0 1												
Mike Welch, L (1, 1)			0-3 K			1-2 G6-3 1B		2-1 G6-3		1 0 0 0 0 1 1												
Ken Ryan, R (4, 1)										0 0 0 0 0 0 0												
Ruben Amaro Jr, S (6, PH) OBP: 0.241, SLG: 0.289										2 0 1 0 0 0 1												
Inning Stats	R: 0 E: 0 K: 2 S: 9	H: 1 LOB: 1 BB: 0 P: 14	R: 0 E: 0 K: 1 S: 5	H: 0 LOB: 0 BB: 0 P: 7	R: 0 E: 0 K: 1 S: 8	H: 1 LOB: 1 BB: 0 P: 11	R: 0 E: 0 K: 1 S: 9	H: 0 LOB: 0 BB: 0 P: 13	R: 0 E: 0 K: 2 S: 11	H: 0 LOB: 0 BB: 0 P: 15	R: 0 E: 0 K: 0 S: 9	H: 1 LOB: 0 BB: 0 P: 11	R: 0 E: 0 K: 0 S: 7	H: 0 LOB: 1 BB: 1 P: 13	R: 0 E: 0 K: 1 S: 10	H: 1 LOB: 1 BB: 0 P: 15	R: 0 E: 0 K: 0 S: 7	H: 1 LOB: 0 BB: 0 P: 10	1B: 3 2B: 3 3B: 0 HR: 0	SF: 0 SAC: 0 DP: 3 HBP: 0	WP: 0 PB: 0 SB: 0 CS: 1	PA: 30
PITCHER Randy Johnson, L (1, 1) ERA: 4.04	IP: 9.0 WLS: W BF: 30 H: 5 R: 0 ER: 0 SO: 8 BB: 1 IBB: 0 HBP: 0 BLK: 0 WP: 0 HR: 0 S: 75 P: 109 ERA: 0.00 WHIP: 0.667											PITCHER	IP: 9.0 WLS: W BF: 30 H: 5 R: 0 ER: 0 SO: 8 BB: 1 IBB: 0 HBP: 0 BLK: 0 WP: 0 HR: 0 S: 75 P: 109 ERA: 0.00 WHIP: 0.667									

livebaseballscorecards.com

AB	29
R	0
H	5
RBI	0
BB	1
SO	8
LOB	9




Batter	1	2	3	4	5	6	7	8	9	AB R H RBI BB SO LOB
Craig Biggio, R OBP: 0.391, SLG: 0.484 (1, 4) C C B B B X	2-2 G1-3 ①		0-1 F8 ①	4-2 2B G4-3 BB	0-1 1B			3-2 P4 ①		4 1 1 0 1 0 0
Bill Spiers, L OBP: 0.370, SLG: 0.401 (1, 5) B X	1-0 BB S 1B		3-2 5 HR 2B	2-0 G4-3 5 FC1 2B	1-0 L5 ③			2-2 G4-3 ②		5 2 3 0 0 0 1
Derek Bell, R OBP: 0.368, SLG: 0.502 (1, 9) B C B B S B	4-2 1-2 BB BB		4-1 5 HR BB	1-1 G4-3 ①			1-1 G5-3 ①	1-0 F9 ③		3 1 0 1 2 0 1
5 Jeff Bagwell, R OBP: 0.408, SLG: 0.538 (1, 3) C C S	0-3 K ②		2-1 1-H 2-H HR	1-0 FC1 HR			2-2 HR			4 3 2 5 0 1 2
Moises Alou, R OBP: 0.380, SLG: 0.584 (1, 7) B B B B	4-0 1-2 2-3 BB		2-2 S 2B 1B	0-0 1-H HR			4-0 G5-4-3 BB			2 2 2 2 2 0 0
Richard Hidalgo, R OBP: 0.293, SLG: 0.364 (1, 8) X	0-0 G8 ③		3-3 1-2 K	1-3 K			1-1 G5-4-3 ② ③ 1-2f			4 0 0 0 0 2 5
Tony Eusebio, R OBP: 0.338, SLG: 0.341 (1, 2) X		0-0 F9 ①	3-2 2B HBP	1-0 G6-3 ③			4-2 G3-6-1 BB			2 0 0 0 1 0 0
Ricky Gutierrez, R OBP: 0.359, SLG: 0.339 (1, 6) C B B X		2-2 G4-3 ②	1-1 1-3 2-H 2B		1-1 F7 ①		1-2 G3-6-1 ① ② 1-2f			4 0 1 1 0 0 1
Randy Johnson, R OBP: 0.071, SLG: 0.071 (1, 1) C S S		0-3 K ③	0-1 G5-3 ③		1-3 K ②		0-2 G1-3 ③			4 0 0 0 0 2 2

Inning Stats	R: 0 E: 0 K: 1 S: 10	H: 1 LOB: 3 BB: 2 P: 21	R: 0 E: 0 K: 1 S: 7	H: 0 LOB: 0 BB: 0 P: 9	R: 4 E: 0 K: 1 S: 24	H: 4 LOB: 2 BB: 1 P: 42	R: 4 E: 0 K: 1 S: 11	H: 2 LOB: 0 BB: 1 P: 21	R: 0 E: 0 K: 1 S: 8	H: 1 LOB: 1 BB: 0 P: 11	R: 1 E: 0 K: 0 S: 7	H: 1 LOB: 0 BB: 1 P: 15	R: 0 E: 0 K: 0 S: 9	H: 0 LOB: 0 BB: 1 P: 14	R: 0 E: 0 K: 0 S: 7	H: 0 LOB: 0 BB: 0 P: 13
--------------	-------------------------------	----------------------------------	------------------------------	---------------------------------	-------------------------------	----------------------------------	-------------------------------	----------------------------------	------------------------------	----------------------------------	------------------------------	----------------------------------	------------------------------	----------------------------------	------------------------------	----------------------------------

Philadelphia Phillies @ Houston Astros
Astrodome, Houston, TX
Fri Aug 07 1998, 8:05 PM EDT
Att: 52,071 - Dome - 72 F

AB	32
R	9
H	9
RBI	9
BB	6
SO	5
LOB	12



PITCHER	IP	WLS	BF	H	R	ER	SO	BB	IBB	HBP	BLK	WP	HR	S	P	ERA	WHIP
Mike Welch, R ERA: 11.4 (1, 1)	3.1	L	23	7	8	8	3	4	0	1	0	0	2	48	87	21.60	3.300
Ken Ryan, R ERA: 4.76 (4, 1)	1.2		6	1	0	0	2	0	0	0	0	0	0	12	17	0.00	0.600
Yorkis Perez, L ERA: 3.44 (6, 1)	1.0		4	1	1	1	0	1	0	0	0	0	1	7	15	9.00	2.000
Ricky Bottalico, R ERA: 4.97 (7, 1)	1.0		3	0	0	0	0	1	0	0	0	0	0	9	14	0.00	1.000
Jerry Spradlin, R ERA: 3.49 (8, 1)	1.0		3	0	0	0	0	0	0	0	0	0	0	7	13	0.00	0.000

1B: 3	SF: 0	WP: 0	PA: 39
2B: 3	SAC: 0	PB: 0	
3B: 0	DP: 2	SB: 2	
HR: 3	HBP: 1	CS: 0	

Batter	1	2	3	4	5	6	7	8	9	AB R H RBI BB SO LOB	TOP																
Doug Glanville, R (1, 8) OBP: 0.350, SLG: 0.427	1-2 G6-3		1-0 1B		1-1 F9		1-0 FC6-4 1B		0-0 FC6-4 WP	5 0 2 0 0 0 1																	
Desi Relaford, S (1, 6) OBP: 0.311, SLG: 0.360	2-3 K		0-1 F8		1-2 F9		1-2 F7		1-2 L3	5 0 0 0 0 1 4																	
Scott Rolen, R (1, 5) OBP: 0.380, SLG: 0.520	0-0 G4-3			1-1 1B SF9 1B	3-3 K		2-1 FC6-4			4 1 1 0 0 1 2																	
Rico Brogna, L (1, 3) OBP: 0.329, SLG: 0.452		2-3 K2-3		3-2 SF9 BB 2B 1B		1-3 K		2-3 K		4 1 1 0 0 3 0																	
Bobby Abreu, L (1, 9) OBP: 0.400, SLG: 0.469		2-3 K		4-1 2B SF9 G4-3 BB		1-1 HR		0-2 G4-3		3 2 1 1 1 1 0																	
Mark Lewis, R (1, 4) OBP: 0.314, SLG: 0.377		0-0 F3		2-1 SF9		1-3 K		1-1 P4		3 0 0 1 0 1 0																	
Bobby Estalella, R (1, 2) OBP: 0.241, SLG: 0.480			2-1 HR	0-0 G4-3 2B		3-2 P8			2-1 HR	4 2 3 3 0 0 0																	
Jon Zuber, L (1, 7) OBP: 0.250, SLG: 0.367			2-2 E5	1-1 G4-3			3-2 1B		0-0 FC6-4	2 0 0 1 0 0 1																	
Kevin Sefcik, R (7, PH) OBP: 0.402, SLG: 0.379										2 0 2 0 0 0 0																	
Carlton Loewer, R (1, 1) OBP: 0.150, SLG: 0.105			2-1 G1-6-4	0-3 K			0-3 K		3-2 P6	2 0 0 0 0 1 2																	
Yorkis Perez, L (6, 1) OBP: 0.236, SLG: 0.296										0 0 0 0 0 0 0																	
Ruben Amaro Jr, S (7, PH) OBP: 0.236, SLG: 0.296										1 0 0 0 0 1 1																	
Wayne Gomes, R (7, 1) OBP: 0.308, SLG: 0.374										0 0 0 0 0 0 0																	
23 Kevin Jordan, R (9, PH) OBP: 0.308, SLG: 0.374										1 0 0 0 0 0 1																	
Mark Leiter, R (9, 1) OBP: 0.308, SLG: 0.374										0 0 0 0 0 0 0																	
Inning Stats	R: 0 E: 0 K: 1 S: 8	H: 0 LOB: 0 BB: 0 P: 11	R: 0 E: 0 K: 2 S: 7	H: 0 LOB: 0 BB: 0 P: 11	R: 1 E: 1 K: 0 S: 10	H: 2 LOB: 1 BB: 0 P: 17	R: 3 E: 0 K: 1 S: 14	H: 3 LOB: 1 BB: 1 P: 25	R: 0 E: 0 K: 1 S: 10	H: 0 LOB: 0 BB: 0 P: 15	R: 1 E: 0 K: 2 S: 12	H: 1 LOB: 0 BB: 0 P: 18	R: 0 E: 0 K: 1 S: 13	H: 2 LOB: 2 BB: 0 P: 20	R: 0 E: 0 K: 1 S: 8	H: 0 LOB: 0 BB: 0 P: 11	R: 1 E: 0 K: 0 S: 10	H: 2 LOB: 1 BB: 0 P: 16	1B: 6 2B: 1 3B: 0 HR: 3	SF: 1 SAC: 0 DP: 1 HBP: 0	WP: 1 PB: 0 SB: 0 CS: 0	PA: 38					
PITCHER	IP WLS BF H R ER SO BB IBB HBP BLK WP HR S P ERA WHIP																										
Jose Lima, R (1, 1) ERA: 3.76	6.0		25	6	5	5	7	1	0	0	0	0	2	61	97	7.50	1.167										
Trever Miller, L (7, 1) ERA: 2.95	0.1		2	1	0	0	1	0	0	0	0	0	0	6	9	0.00	3.000										
Jay Powell, R (7, 1) ERA: 3.46	1.2		6	1	0	0	1	0	0	0	0	0	0	15	22	0.00	0.600										
Doug Henry, R (9, 1) ERA: 2.92	1.0	W	5	2	1	1	0	0	0	0	0	1	1	10	16	9.00	2.000										

Philadelphia Phillies @ Houston Astros
Astrodome, Houston, TX
Sat Aug 08 1998, 8:05 PM EDT
Att. 42,523 - Dome - 72 F

livebaseballscorecards.com

AB	36
R	6
H	10
RBI	6
BB	1
SO	9
LOB	12



Batter	1	2	3	4	5	6	7	8	9	AB R H RBI BB SO LOB
Craig Biggio, R OBP: 0.391, SLG: 0.482 (1, 4)	1-3 K		4-2 G3 BB	1-1 G1-3		0-0 S 1B		0-0 P4		4 0 1 0 1 1 4
Bill Spiers, L OBP: 0.368, SLG: 0.401 (1, 5)	1-1 F8		3-2 G3		1-1 G6-3	1-2 G4-3			0-0 1B 5 FC5 2B	5 1 1 0 0 0 2
Derek Bell, R OBP: 0.369, SLG: 0.508 (1, 9)	0-3 K		0-0 P3		2-2 F7		0-0 HR		3-2 5 FC5 HBP 1B	5 2 2 1 0 1 1
5 Jeff Bagwell, R OBP: 0.408, SLG: 0.537 (1, 3)		0-1 CS 1B		2-0 F9	1-3 K		2-0 G5-4-3 1B		0-0 FC5 HBP	5 0 2 1 0 1 1
Moises Alou, R OBP: 0.382, SLG: 0.585 (1, 7)		2-2 F8		4-2 CS BB		0-0 E9 F4-3 2B	2-1 G5-4-3		3-4 HBP IBB	3 1 1 0 2 0 2
Richard Hidalgo, R OBP: 0.303, SLG: 0.368 (1, 8)		3-1 1B WP 1B		3-2 1B 1B		1-0 F4-3	0-3 K		1-1 HBP	4 1 2 2 0 1 0
Ricky Gutierrez, R OBP: 0.361, SLG: 0.341 (1, 6)		3-2 SAFE 1B		0-1 1B 1B		0-0 G5-3		0-1 F9		4 0 2 0 0 0 0
Brad Ausmus, R OBP: 0.365, SLG: 0.349 (1, 2)		1-0 P4		1-2 1B 1B		4-2 HR BB		1-2 G4-3		3 1 1 0 1 0 2
Jose Lima, R OBP: 0.172, SLG: 0.161 (1, 1)			0-1 G4-3		0-0 1B		3-1 HR		2-0 1B	2 0 1 1 0 0 0
Sean Berry, R OBP: 0.374, SLG: 0.482 (6, PH)										1 1 1 2 0 0 0
Trevor Miller, R OBP: 0.500, SLG: 1.000 (7, 1)										0 0 0 0 0 0 0
Jay Powell, R (7, 1)										0 0 0 0 0 0 0
35 Dave Clark, L OBP: 0.270, SLG: 0.242 (8, PH)										1 0 1 0 0 0 0
Doug Henry, R (9, 1)										0 0 0 0 0 0 0

Inning Stats	R: 0	H: 0	E: 0	K: 2	S: 8	H: 0	LOB: 0	BB: 0	P: 10	R: 0	H: 3	E: 0	K: 0	S: 11	R: 0	H: 0	E: 0	K: 0	S: 12	R: 1	H: 4	E: 0	K: 0	S: 14	R: 0	H: 0	E: 0	K: 1	S: 9	R: 3	H: 3	E: 1	K: 0	S: 15	R: 1	H: 2	E: 0	K: 1	S: 7	R: 0	H: 1	E: 0	K: 0	S: 7	R: 2	H: 2	E: 1	K: 0	S: 6	1B: 11	SF: 0	2B: 2	SAC: 0	3B: 0	DP: 1	HR: 2	HBP: 1	WP: 1	PA: 42
--------------	------	------	------	------	------	------	--------	-------	-------	------	------	------	------	-------	------	------	------	------	-------	------	------	------	------	-------	------	------	------	------	------	------	------	------	------	-------	------	------	------	------	------	------	------	------	------	------	------	------	------	------	------	--------	-------	-------	--------	-------	-------	-------	--------	-------	--------

PITCHER	IP	WLS	BF	H	R	ER	SO	BB	IBB	HBP	BLK	WP	HR	S	P	ERA	WHIP
Carlton Loewer, R ERA: 6.59 (1, 1)	5.2		28	10	4	4	3	3	0	0	0	1	1	66	107	6.35	2.294
Yorkis Perez, L ERA: 3.41 (6, 1)	0.1		1	0	0	0	0	0	0	0	0	0	0	3	4	0.00	0.000
Wayne Gomes, R ERA: 3.43 (7, 1)	2.0		8	3	1	1	1	0	0	0	0	0	1	14	21	4.50	1.500
Mark Leiter, R ERA: 3.38 (9, 1)	0.0	L	5	2	2	2	0	0	1	1	0	0	0	6	14	∞	∞

BOTTOM

Philadelphia Phillies @ Houston Astros
Astrodome, Houston, TX
Sat Aug 08 1998, 8:05 PM EDT
Att. 42,523 - Dome - 72 F

livebaseballscorecards.com

AB	37
R	7
H	15
RBI	7
BB	4
SO	4
LOB	12



Batter	1	2	3	4	5	6	7	8	9	AB R H RBI BB SO LOB	TOP	
Doug Glanville, R OBP: 0.349, SLG: 0.425 (1, 8) B C F T	2-2 K		0-2 G5-3		1-0 1B		2-2 G6-3		1-2 F9	5 0 1 0 0 1 1		
Alex Arias, R OBP: 0.359, SLG: 0.363 (1, 6) B X	1-0 FC4-6 1B			4-1 1B WP BB	0-1 1-3 1B		0-0 G4-3			3 1 2 0 1 0 0		
Scott Rolen, R OBP: 0.379, SLG: 0.517 Ricky Bottalico, L (8, 1) C B X	1-1 FC4-6 1-2f			4-0 1B 1-2 BB	3-3 K			0-2 G6-3		3 0 0 0 1 1 3 0 0 0 0 0 0 0		
Rico Brogna, L OBP: 0.326, SLG: 0.448 (1, 3) B S S C	1-3 K			0-3 K		3-1 G4-3		3-3 K		4 0 0 0 0 3 3		
23 Kevin Jordan, R OBP: 0.312, SLG: 0.376 (1, 4) B B X		2-0 G6-3		1-3 K		1-1 E1 1B		1-0 1B		4 0 2 0 0 1 2		
Bobby Abreu, L OBP: 0.460, SLG: 0.469 Ken Ryan, R (4, 1) C X		0-1 G1-3		3-2 FC6-4 1-3 2-H 1B		0-3 K		2-0 P8		2 0 1 1 0 0 0 0 0 0 0 0 0 0 1 0 0 0 0 1 1 0 0 0 0 0 0 0 1 0 0 0 0 0 1		
Mark Lewis, R OBP: 0.313, SLG: 0.376 Jerry Spradlin, S (6, PH) K Kevin Sefcik, R OBP: 0.398, SLG: 0.375 (8, PH) (8, 5) B B X				2-2 FC6-4 1-2f		2-1 G5-3			2-3 K	4 0 0 0 0 2 3		
Bobby Estalella, R OBP: 0.224, SLG: 0.444 (1, 2) B B B B X		2-3 K		2-2 FC6-4 1-2f								
Jon Zuber, L OBP: 0.278, SLG: 0.500 (1, 7) B C X			1-1 G1-3		0-1 F7		1-0 HR		1-0 2B	4 1 2 1 0 0 0		
55 Matt Beech, L OBP: 0.152, SLG: 0.152 Ruben Amaro Jr, S OBP: 0.230, SLG: 0.275 (4, 9) C S B T			1-2 K		0-2 G3-1		0-3 K		0-0 F8	1 0 0 0 0 1 0 3 0 0 0 0 1 1		
Inning Stats	R: 0 H: 1 E: 0 LOB: 1 K: 2 BB: 0 S: 9 P: 14	R: 0 H: 0 E: 0 LOB: 0 K: 1 BB: 0 S: 6 P: 10	R: 0 H: 0 E: 0 LOB: 0 K: 1 BB: 0 S: 8 P: 10	R: 1 H: 1 E: 0 LOB: 2 K: 2 BB: 2 S: 14 P: 28	R: 0 H: 2 E: 0 LOB: 2 K: 1 BB: 0 S: 11 P: 15	R: 0 H: 1 E: 1 LOB: 1 K: 1 BB: 0 S: 9 P: 15	R: 1 H: 1 E: 0 LOB: 0 K: 1 BB: 0 S: 8 P: 11	R: 0 H: 1 E: 0 LOB: 1 K: 1 BB: 0 S: 10 P: 16	R: 0 H: 1 E: 0 LOB: 1 K: 1 BB: 0 S: 9 P: 13	1B: 6 SF: 0 2B: 1 SAC: 0 3B: 0 DP: 0 HR: 1 HBP: 0	WP: 1 PA: 37 PB: 0 SB: 0 CS: 0	
PITCHER Shane Reynolds, R ERA: 3.61 Billy Wagner, L ERA: 2.79	IP WLS BF H R ER SO BB IBB HBP BLK WP HR S P ERA WHIP	8.0 W 33 7 2 2 10 2 0 0 0 1 1 75 119 2.25 1.125	1.0 4 1 0 0 1 0 0 0 0 0 0 9 13 0.00 1.000	PITCHER IP WLS BF H R ER SO BB IBB HBP BLK WP HR S P ERA WHIP								

Philadelphia Phillies @ Houston Astros
Astrodome, Houston, TX
Sun Aug 09 1998, 4:33 AM EDT
Att. 28,651 - Dome - 72 F

livebaseballscorecards.com



Batter	1	2	3	4	5	6	7	8	9
Craig Biggio, R OBP: 0.392, SLG: 0.484 (1, 4)	2-2 E4 1B	2-2 1-2 1B		0-1 E3 1B 3B	1-0 G4-3 2B		1-0 G3-1		
Bill Spiers, L OBP: 0.366, SLG: 0.400 (6, 4)									
Sean Berry, R OBP: 0.379, SLG: 0.485 (1, 5)	0-2 BB 1B	3-3 K		3-2 1-3 3B 1B	0-0 G6-3		1-0 5 2B 1B		
Derek Bell, R OBP: 0.369, SLG: 0.510 (1, 9)	1-3 K		4-2 5 G4-3 HR BB	1-0 1-H 3-H WP 3B	1-1 G4-3		3-3 K		
5 Jeff Bagwell, R OBP: 0.408, SLG: 0.536 (1, 3)	2-3 K		0-1 G4-3	4-0 WP 1B BB	2-3 K		0-1 1-3 2B 2B		
Moises Alou, R OBP: 0.387, SLG: 0.595 (1, 7)	4-1 1-2 BB		1-2 2-H HR	4-2 1-2 3-H 1B BB		3-3 K	0-0 G6-3 2-H 3-H 2B		
Richard Hidalgo, R OBP: 0.312, SLG: 0.367 (1, 8)	1-1 G1-3		4-2 G6-3 BB	0-1 1-3 2-H WP 1B	4-2 3-1-5-4-3 BB		1-1 G6-3		
Tony Eusebio, R OBP: 0.340, SLG: 0.341 (1, 2)		0-0 1B 1B	1-1 G6-3	2-2 SF8	2-2 G1-5-4-3		4-2 BB		
Tim Bogar, R OBP: 0.239, SLG: 0.230 (1, 6)		2-3 K	2-2 G6-3	0-1 G1-3		0-0 G5-3	2-2 F7		
Shane Reynolds, R OBP: 0.156, SLG: 0.203 Billy Wagner, L OBP: 0.500, SLG: 0.500 (9, 1)		1-3 K		2-3 K	0-0 2B 2B		2-2 G4-3		

AB	R	H	RBI	BB	SO	LOB
4	2	2	1	0	0	0
1	0	0	0	0	0	0
5	2	3	1	0	1	3
4	2	1	2	1	2	3
4	2	1	0	1	2	3
3	2	2	4	2	1	0
3	0	1	1	2	0	3
3	0	1	1	1	0	2
5	0	0	0	0	1	5
4	1	1	0	0	2	1
0	0	0	0	0	0	0

AB	R	H	RBI	BB	SO	LOB
36	11	12	10	7	9	20

Inning Stats	R: 1	H: 1	E: 1	K: 2	S: 16	LOB: 2	BB: 1	P: 26									
55 Matt Beech, L ERA: 5.15 (1, 1)	3.1	WLS: 1	BF: 23	H: 6	R: 8	ER: 5	SO: 6	BB: 5	IBB: 0	HBP: 0	BLK: 0	WP: 1	HR: 1	S: 59	P: 103	ERA: 13.50	WHIP: 3.300
Ken Ryan, R ERA: 4.91 (4, 1)	1.2	WLS: 8	BF: 3	H: 1	R: 1	ER: 1	SO: 1	BB: 0	IBB: 0	HBP: 0	BLK: 0	WP: 0	HR: 0	S: 15	P: 21	ERA: 5.40	WHIP: 1.800
Jerry Spradlin, R ERA: 3.38 (6, 1)	2.0	WLS: 6	BF: 0	H: 0	R: 0	ER: 0	SO: 1	BB: 1	IBB: 0	HBP: 0	BLK: 0	WP: 0	HR: 0	S: 13	P: 25	ERA: 0.00	WHIP: 0.500
Ricky Bottalico, R ERA: 5.47 (8, 1)	1.0	WLS: 7	BF: 3	H: 2	R: 2	ER: 2	SO: 1	BB: 1	IBB: 0	HBP: 0	BLK: 0	WP: 0	HR: 0	S: 15	P: 26	ERA: 18.00	WHIP: 4.000

Philadelphia Phillies @ Houston Astros
Astrodome, Houston, TX

Sun Aug 09 1998, 4:33 AM EDT
Att. 28,651 - Dome - 72 F

livebaseballscorecards.com

AB 36

R 11


H 12

RBI 10

BB 7

SO 9

LOB 20



WP: 2 PA: 44
PB: 0 SB: 0
CS: 0

Batter	1	2	3	4	5	6	7	8	9	AB R H RBI BB SO LOB	TOP																	
Fernando Vina, L (1, 4) OBP: 0.393, SLG: 0.426	1-1 G4-3		1-1 FC4-6 1B		1-2 G6-3		0-1 1B			4 0 2 0 0 0 1																		
Mark Loretta, R (1, 6) OBP: 0.398, SLG: 0.424	1-2 1B		0-1 FC4-6 FC6-4 1-2f			0-1 2B 1B	2-0 L8			4 0 2 0 0 0 2																		
Jeff Cirillo, R (1, 5) OBP: 0.415, SLG: 0.440	3-2 G6-4-3 1B		1-2 FC6-4 1-2f	1 SAFE 1-2 1 SAFE		0-0 G5-3 1-H 2B		1-3 K		4 0 2 0 0 1 1																		
John Jaha, R (1, 3) OBP: 0.367, SLG: 0.351	2-2 G6-4-3 1-2f			2-3 K		0-0 G5-3 2-3		2-2 G6-3		4 0 0 0 0 1 3																		
Jeremy Burnitz, L (1, 9) OBP: 0.342, SLG: 0.483		2-0 G3-1		1-0 G3-1		3-3 K		2-1 F8		4 0 0 0 0 1 1																		
Marquis Grissom, R (1, 8) OBP: 0.303, SLG: 0.374		4-2 5-3 BB		1-3 K			1-1 G5-3		3-2 G6-3	3 0 0 0 1 1 0																		
Marc Newfield, R (1, 7) OBP: 0.303, SLG: 0.310		0-0 5-3			3-1 G5-3		0-0 G6-3		1-3 K	2 0 0 0 0 0 1																		
Darrin Jackson, R (5, 7) OBP: 0.271, SLG: 0.385		1-2 5-3							3-3 K	2 0 0 0 0 1 0																		
Bobby Hughes, R (1, 2) OBP: 0.284, SLG: 0.397		3-0 L8			0-0 E9 1B		0-0 HR 1B			4 1 2 0 0 1 1																		
Bill Pulsipher, L (1, 1)					1-2 G5-3		0-0 G4-3			2 0 0 0 0 0 1																		
Brian Banks, S (7, PH) OBP: 0.308, SLG: 0.545										1 1 1 2 0 0 0																		
Chad Fox, R (7, 1)										0 0 0 0 0 0 0																		
Inning Stats	R: 0 E: 0 K: 0 S: 13	H: 2 LOB: 1 BB: 0 P: 20	R: 0 E: 0 K: 0 S: 5	H: 0 LOB: 1 BB: 1 P: 14	R: 0 E: 0 K: 0 S: 11	H: 1 LOB: 1 BB: 0 P: 14	R: 0 E: 0 K: 2 S: 7	H: 0 LOB: 0 BB: 0 P: 11	R: 0 E: 1 K: 0 S: 7	H: 1 LOB: 1 BB: 0 P: 12	R: 0 E: 0 K: 1 S: 7	H: 2 LOB: 1 BB: 0 P: 10	R: 2 E: 0 K: 0 S: 8	H: 3 LOB: 1 BB: 0 P: 11	R: 0 E: 0 K: 1 S: 9	H: 0 LOB: 0 BB: 0 P: 14	R: 0 E: 0 K: 2 S: 12	H: 0 LOB: 0 BB: 0 P: 19	1B: 7 2B: 1 3B: 0 HR: 1	SF: 0 SAC: 0 DP: 1 HBP: 0	WP: 0 PB: 0 SB: 0 CS: 0	PA: 35						
PITCHER	IP WLS BF H R ER SO BB IBB HBP BLK WP HR S P ERA WHIP																											
Mike Hampton, L (1, 1) ERA: 3.78	7.0		29	9	2	2	3	1	0	0	0	0	0	1	58	92	2.57	1.429										
Scott Elarton, R (8, 1) ERA: 3.24	1.0	W	3	0	0	0	1	0	0	0	0	0	0	9	14	0.00	0.000											
Billy Wagner, L (9, 1) ERA: 2.72	1.0	S	3	0	0	0	2	0	0	0	0	0	0	12	19	0.00	0.000											

Milwaukee Brewers @ Houston Astros
Astrodome, Houston, TX
Mon Aug 10 1998, 8:05 PM EDT
Att. 18,995 - Dome - 72 F

livebaseballscorecards.com

AB 34
R 2
H 9
RBI 2
BB 1
SO 6
LOB 11



Batter	1	2	3	4	5	6	7	8	9
Craig Biggio, R OBP: 0.395, SLG: 0.485 (1, 4) C S H	1-2 G6-4-3 HBP		0-0 G5-3		1-2 1B		1-1 WP 1B		
Ricky Gutierrez, R OBP: 0.359, SLG: 0.338 (1, 6) X	0-0 G6-4-3 1-2f		4-2 SAFE BB		0-0 G3-1		2-3 K		
Derek Bell, R OBP: 0.366, SLG: 0.505 (1, 9) C S B X	1-2 G4-3		3-2 G1-3		1-0 F8		3-2 SAFE SAFE G6-3		
5 Jeff Bagwell, R OBP: 0.411, SLG: 0.540 (1, 3) C B B B B		4-2 WP BB		0-0 G6-3		1-1 HR 2B		1-1 1B HR 1B	
Moises Alou, R OBP: 0.389, SLG: 0.602 (1, 7) B B B B B		2-1 F9		4-0 G6-4-3 BB		2-2 HR		0-0 HR 1B	
Richard Hidalgo, R OBP: 0.311, SLG: 0.360 (1, 8) 2 SAFE B B B B B		2-3 K		1-1 G6-4-3 1-2f		4-1 G5-3 1B BB		1-2 F8	
Sean Berry, R OBP: 0.386, SLG: 0.505 (1, 5) X T C		0-2 L8			2-1 G4-6-3 1B		0-0 1-2 1B		0-0 1-H 2-H HR
Brad Ausmus, R OBP: 0.360, SLG: 0.345 (1, 2) F B B B X			3-1 G6-3		0-0 G4-6-3 1-2f		0-0 G5-3 2-3f		0-0 F8
Mike Hampton, R OBP: 0.340, SLG: 0.357 (1, 1) B X			1-0		4-2 1B		1-3 K		1-3 K
Bill Spiers, L OBP: 0.365, SLG: 0.399 (7, PH)									
Scott Elarton, R (8, 1)									
35 Dave Clark, L OBP: 0.270, SLG: 0.240 (8, PH)									
Billy Wagner, L OBP: 0.500, SLG: 0.500 (9, 1)									

AB	R	H	RBI	BB	SO	LOB
3	0	2	0	0	0	1
3	0	0	0	1	1	4
4	0	0	0	0	0	3
3	2	2	0	1	0	0
3	2	2	2	1	0	1
3	0	0	0	1	1	4
4	1	3	3	0	0	1
4	0	0	0	0	0	3
1	0	1	0	1	0	0
1	0	0	0	0	1	0
0	0	0	0	0	0	0
1	0	0	0	0	1	0
0	0	0	0	0	0	0

WP	HR	S	P	ERA	WHIP
2	0	50	91	3.00	1.833
0	0	23	33	13.50	2.000

1B	2B	3B	HR	SF	SAC	DP	HBP
6	2	0	2	0	0	4	1
0	0	0	0	0	0	0	0

WP	HR	S	P	ERA	WHIP
2	0	50	91	3.00	1.833
0	0	23	33	13.50	2.000

BOTTOM

Milwaukee Brewers @ Houston Astros
Astrodome, Houston, TX
Mon Aug 10 1998, 8:05 PM EDT
Att. 18,995 - Dome - 72 F

livebaseballscorecards.com

AB	30
R	5
H	10
RBI	5
BB	5
SO	4
LOB	17



Inning Stats		R	H	E	K	S	R	H	E	K	S	R	H	E	K	S	R	H	E	K	S	R	H	E	K	S
R: 0 H: 0 E: 0 K: 6 S: 6		0	0	0	0	8	0	0	0	0	12	0	0	0	0	12	0	0	0	0	0	10	0	0	0	0
H: 0 LOB: 1 BB: 1 P: 20		0	1	1	1	20	0	1	2	1	21	0	1	0	1	21	0	1	0	0	0	0	0	0	0	0
R: 0 H: 0 E: 0 K: 10 S: 10		0	0	0	1	8	0	0	0	3	8	0	0	0	3	8	0	0	0	0	0	0	0	0	0	0
H: 0 LOB: 0 BB: 1 P: 8		0	0	0	1	8	0	0	0	1	8	0	0	0	1	8	0	0	0	0	0	0	0	0	0	0
R: 0 H: 2 E: 0 K: 10 S: 10		0	2	0	0	17	0	2	0	1	17	0	2	0	1	17	0	2	0	0	0	0	0	0	0	0
H: 2 LOB: 2 BB: 1 P: 17		2	3	1	1	17	0	3	1	1	17	0	3	1	1	17	0	3	1	0	0	0	0	0	0	0
R: 0 H: 1 E: 0 K: 2 S: 12		0	1	0	2	19	0	1	0	2	19	0	1	0	2	19	0	1	0	0	0	0	0	0	0	0
H: 1 LOB: 1 BB: 0 P: 19		0	1	0	1	19	0	1	0	1	19	0	1	0	1	19	0	1	0	0	0	0	0	0	0	0
R: 3 H: 3 E: 0 K: 11 S: 11		3	3	0	1	14	3	3	0	1	14	3	3	0	1	14	3	3	0	0	0	0	0	0	0	0
H: 3 LOB: 0 BB: 0 P: 14		3	3	0	0	14	3	3	0	0	14	3	3	0	0	14	3	3	0	0	0	0	0	0	0	0

PITCHER		IP	WLS	BF	H	R	ER	SO	BB	IBB	HBP	BLK	WP	HR	S	P	ERA	WHIP
Bill Pulsipher, L ERA: 5.24 (1, 1)		6.0		26	6	2	2	1	5	0	1	0	1	1	50	91	3.00	1.833
Chad Fox, R ERA: 3.98 (7, 1)		2.0	L	10	4	3	3	3	0	0	0	0	1	1	23	33	13.50	2.000

Milwaukee Brewers @ Houston Astros
Astrodome, Houston, TX
Tue Aug 11 1998, 8:05 PM EDT
Att. 20,553 - Dome - 72 F

livebaseballscorecards.com

AB	41
R	5
H	11
RBI	5
BB	4
SO	12
LOB	19



WP:	0	PA:	45
PB:	0		
SB:	0		
CS:	0		

AB R H RBI BB SO LOB

5	2	3	0	0	1	1
4	2	1	0	1	1	2
4	1	1	1	1	2	2
5	0	2	3	0	2	2
3	0	0	0	1	0	2
1	0	0	0	0	1	1
5	0	1	1	0	0	1
4	0	1	0	1	1	2
4	0	1	0	0	1	3
1	0	1	0	0	0	0
1	0	0	0	0	1	1
0	0	0	0	0	0	0

1B	6	SF	0
2B	5	SAC	0
3B	0	DP	0
HR	0	HBP	0

1B	6	SF	0
2B	5	SAC	0
3B	0	DP	0
HR	0	HBP	0

Batter 1 2 3 4 5 6 7 8 9 10

Fernando Vina, L <small>(1, 4) OBP: 0.395, SLG: 0.428</small>											
Mark Loretta, R <small>(1, 3) OBP: 0.398, SLG: 0.426</small>											
Jeff Cirillo, R <small>(1, 5) OBP: 0.415, SLG: 0.438</small>											
Jeremy Burnitz, L <small>(1, 9) OBP: 0.343, SLG: 0.486</small>											
Dave Nilsson, L <small>(1, 7) OBP: 0.333, SLG: 0.371</small> Darrin Jackson, R <small>(7, 7) OBP: 0.269, SLG: 0.383</small>											
Marquis Grissom, R <small>(1, 8) OBP: 0.302, SLG: 0.374</small>											
Jose Valentin, S <small>(1, 6) OBP: 0.321, SLG: 0.406</small>											
Bobby Hughes, R <small>(1, 2) OBP: 0.293, SLG: 0.394</small> Mike Matheny, R <small>(9, 2) OBP: 0.279, SLG: 0.345</small>											
Bronswell Patrick, R <small>(1, 1) OBP: 0.357, SLG: 0.500</small> David Weathers, R <small>(6, 1) OBP: 0.125, SLG: 0.182</small> Bob Wickman, R <small>(8, 1)</small> Marc Newfield, R <small>(10, PH) OBP: 0.302, SLG: 0.308</small> Eric Plunk, R <small>(10, 1)</small>											

Inning Stats	R: 1 E: 0 K: 0 S: 10	H: 2 LOB: 1 BB: 0 P: 16	R: 0 E: 0 K: 1 S: 8	H: 1 LOB: 1 BB: 0 P: 10	R: 3 E: 0 K: 0 S: 10	H: 3 LOB: 2 BB: 2 P: 25	R: 0 E: 0 K: 3 S: 10	H: 1 LOB: 1 BB: 0 P: 16	R: 0 E: 0 K: 1 S: 7	H: 0 LOB: 0 BB: 0 P: 9	R: 0 E: 0 K: 1 S: 7	H: 1 LOB: 1 BB: 0 P: 12	R: 1 E: 0 K: 2 S: 13	H: 1 LOB: 2 BB: 2 P: 29	R: 0 E: 0 K: 1 S: 7	H: 0 LOB: 0 BB: 0 P: 12	R: 0 E: 0 K: 2 S: 15	H: 1 LOB: 1 BB: 0 P: 20	R: 0 E: 0 K: 1 S: 8	H: 1 LOB: 1 BB: 0 P: 10	1B: 6 2B: 5 3B: 0 HR: 0	SF: 0 SAC: 0 DP: 0 HBP: 0	WP: 0 PB: 0 SB: 0 CS: 0	PA: 45
---------------------	-------------------------------	----------------------------------	------------------------------	----------------------------------	-------------------------------	----------------------------------	-------------------------------	----------------------------------	------------------------------	---------------------------------	------------------------------	----------------------------------	-------------------------------	----------------------------------	------------------------------	----------------------------------	-------------------------------	----------------------------------	------------------------------	----------------------------------	----------------------------------	------------------------------------	----------------------------------	--------

PITCHER	IP	WLS	BF	H	R	ER	SO	BB	IBB	HBP	BLK	WP	HR	S	P	ERA	WHIP
Sean Bergman, R <small>ERA: 3.62</small>	(1, 1)	6.0	28	8	4	4	6	2	0	0	1	0	0	52	88	6.00	1.667
Jay Powell, R <small>ERA: 3.5</small>	(7, 1)	2.0	9	1	1	1	3	2	0	0	0	0	0	20	41	4.50	1.500
Doug Henry, R <small>ERA: 2.87</small>	(9, 1)	1.0	4	1	0	0	2	0	0	0	0	0	0	15	20	0.00	1.000
Mike Magnante, L <small>ERA: 5.01</small>	(10, 1)	1.0	W 4	1	0	0	1	0	0	0	0	0	0	8	10	0.00	1.000

Batter	1	2	3	4	5	6	7	8	9	AB R H RBI BB SO LOB	TOP											
Fernando Vina, L (1, 4) OBP: 0.394, SLG: 0.426	3-2 G4-3		2-2 F4			3-3 K		1-1 1B		4 0 1 0 0 1 0												
Mark Loretta, R (1, 6) OBP: 0.396, SLG: 0.423	2-1 F9			1-2 F8			1-1 1B	1-2 F8		4 0 1 0 0 0 3												
Jeff Cirillo, R (1, 5) OBP: 0.415, SLG: 0.438	4-0 BB			0-0 F9-1-6 1B			1-3 K		1-3 K	3 0 1 0 1 2 1												
Darrin Jackson, R (1, 9) OBP: 0.263, SLG: 0.373	1-1 L6			1-1 F9-1-6 1-2			1-3 K		0-0 G3	4 0 0 0 0 1 3												
John Jaha, R (1, 3) OBP: 0.365, SLG: 0.350		1-0 CS 1B				1-3 K			2-2 F7	4 0 1 0 0 2 1												
Marquis Grissom, R (1, 8) OBP: 0.300, SLG: 0.371			3-3 K 1-2			2-3 K		2-3 K		3 0 0 0 0 3 1												
Marc Newfield, R (1, 7) OBP: 0.302, SLG: 0.308			1-3 K			0-3 K		1-2 1B BB 1B		3 0 1 0 0 2 0												
Mike Matheny, R (1, 2) OBP: 0.275, SLG: 0.341			0-0 G1-3			0-1 G6-3		1-3 K		3 0 0 0 0 1 1												
48 Brad Woodall, S (1, 1) OBP: 0.393, SLG: 0.333			0-3 K			1-0 F9		4-2 1B		2 0 0 0 0 1 0												
Eric Plunk, R (6, 1)								1-2 BB		0 0 0 0 0 0 0												
Brian Banks, S (8, PH) OBP: 0.357, SLG: 0.545										0 0 0 0 1 0 0												
Mike Myers, L (8, 1)										0 0 0 0 0 0 0												
Inning Stats	R: 0 E: 0 K: 0 S: 7	H: 0 LOB: 1 BB: 1 P: 17	R: 0 E: 0 K: 2 S: 9	H: 1 LOB: 0 BB: 0 P: 14	R: 0 E: 0 K: 1 S: 9	H: 0 LOB: 0 BB: 0 P: 11	R: 0 E: 0 K: 0 S: 7	H: 1 LOB: 0 BB: 0 P: 9	R: 0 E: 0 K: 3 S: 9	H: 0 LOB: 0 BB: 0 P: 12	R: 0 E: 0 K: 1 S: 7	H: 0 LOB: 0 BB: 0 P: 11	R: 0 E: 0 K: 3 S: 11	H: 1 LOB: 1 BB: 0 P: 17	R: 0 E: 0 K: 2 S: 19	H: 2 LOB: 3 BB: 1 P: 29	R: 0 E: 0 K: 1 S: 13	H: 0 LOB: 0 BB: 0 P: 16	1B: 5 2B: 2 3B: 0 HR: 0	SF: 0 SAC: 0 DP: 2 HBP: 0	WP: 0 PB: 0 SB: 0 CS: 1	PA: 32
PITCHER Randy Johnson, L (1, 1) ERA: 3.84	IP: 9.0 WLS: W BF: 32 H: 5 R: 0 ER: 0 SO: 13 BB: 2 IBB: 0 HBP: 0 BLK: 0 WP: 0 HR: 0 S: 91 P: 136 ERA: 0.00 WHIP: 0.778											PITCHER	IP: 9.0 WLS: W BF: 32 H: 5 R: 0 ER: 0 SO: 13 BB: 2 IBB: 0 HBP: 0 BLK: 0 WP: 0 HR: 0 S: 91 P: 136 ERA: 0.00 WHIP: 0.778									

Milwaukee Brewers @ Houston Astros
Astrodome, Houston, TX
Wed Aug 12 1998, 8:05 PM EDT
Att. 40,217 - Dome - 72 F

livebaseballscorecards.com

AB 30
R 0
H 5
RBI 0
BB 2
SO 13
LOB 10



Batter	1	2	3	4	5	6	7	8	9
Craig Biggio, R OBP: 0.397, SLG: 0.489 (1, 4)	1-3 K2-3		1-2 HR	0-1 FC6-4 1B		3-3 K		1-0 1B	
Ricky Gutierrez, R OBP: 0.358, SLG: 0.340 (1, 6)	3-3 K		0-0 2B	1-1 FC6-4 1-2f			2-3 K	0-1 1B	
Derek Bell, R OBP: 0.365, SLG: 0.499 (1, 9)	1-1 G4-3		4-0 BB		0-0 L6		1-1 BB 1B	3-2 F8	
5 Jeff Bagwell, R OBP: 0.412, SLG: 0.549 (1, 3)		4-1 2B FC1-2 BB	2-2 F9		2-1 G4-3		2-2 SAFE F9		
Moises Alou, R OBP: 0.392, SLG: 0.612 (1, 7)		1 SAFE 0-0 S 1-3 2B	1-1 F7		1-1 G3-1		4-0 BB IBB		
Richard Hidalgo, R OBP: 0.324, SLG: 0.365 (1, 8)		3-2 FC1-2 3-H	3-3 K			4-1 G4-6-3 1B BB	4-2 1-2 2-3 BB		
Sean Berry, R OBP: 0.390, SLG: 0.507 (1, 5)		3-3 K		2-0 G3-6-4 2B		2-0 SAFE 1-2 HBP	3-2 F8		
Brad Ausmus, R OBP: 0.362, SLG: 0.342 (1, 2)		4-0 IBB		4-2 G3-6-4 1B HBP		0-1 G4-6-3 1-2f 2-3	1-2 G6-3		
Randy Johnson, R OBP: 0.111, SLG: 0.111 (1, 1)		1-3 K		1-0 G3-6-4 1-2 2-3f		3-2 3-H 1B	1-0 G5-3		

Inning Stats	R: 0	H: 0	E: 0	K: 2	S: 9	LOB: 0	BB: 0	P: 14
	R: 0	H: 1	E: 0	K: 2	S: 14	LOB: 3	BB: 2	P: 29
	R: 1	H: 2	E: 0	K: 1	S: 12	LOB: 2	BB: 1	P: 23
	R: 1	H: 2	E: 0	K: 0	S: 8	LOB: 1	BB: 0	P: 16
	R: 0	H: 0	E: 0	K: 0	S: 5	LOB: 0	BB: 0	P: 8
	R: 1	H: 1	E: 0	K: 1	S: 9	LOB: 1	BB: 1	P: 21
	R: 0	H: 1	E: 0	K: 1	S: 13	LOB: 3	BB: 2	P: 29
	R: 0	H: 2	E: 0	K: 0	S: 10	LOB: 2	BB: 0	P: 16
	R: 0	H: 1	E: 0	K: 1	S: 10	LOB: 0	BB: 0	P: 16

PITCHER	IP	WLS	BF	H	R	ER	SO	BB	IBB	HBP	BLK	WP	HR	S	P	ERA	WHIP
48 Brad Woodall, L ERA: 4.56 (1, 1)	5.0	L	24	5	3	3	5	3	1	1	0	0	1	49	95	5.40	1.600
Eric Plunk, R ERA: 4.15 (6, 1)	2.0		10	2	0	0	2	1	1	1	0	0	0	21	45	0.00	1.500
Mike Myers, L ERA: 1.96 (8, 1)	1.0		5	2	0	0	0	0	0	0	0	0	0	10	16	0.00	2.000

BOTTOM


Milwaukee Brewers @ Houston Astros
Astrodome, Houston, TX

Wed Aug 12 1998, 8:05 PM EDT
Att: 40,217 - Dome - 72 F

AB	R	H	RBI	BB	SO	LOB
5	1	3	2	0	2	1
5	0	2	0	0	2	1
4	0	1	0	1	0	2
3	0	0	0	1	0	3
3	0	1	0	1	0	2
2	1	0	0	2	1	4
3	0	1	0	0	1	5
2	1	0	0	1	0	2
4	0	1	1	0	1	5

AB	31
R	3
H	9
RBI	3
BB	6
SO	7
LOB	25

WP: 0 PA: 39
PB: 0 SB: 3
CS: 0



PITCHER	IP	WLS	BF	H	R	ER	SO	BB	IBB	HBP	BLK	WP	HR	S	P	ERA	WHIP
	1B	5	SF	0	2B	3	SAC	0	3B	0	DP	2	HR	1	HBP	2	

Batter	1	2	3	4	5	6	7	8	9	AB R H RBI BB SO LOB	TOP											
Fernando Vina, L (1, 4) OBP: 0.393, SLG: 0.424	1-0 F6		4-1 1B 1B BB		0-0 F9			1-3 K		3 1 0 0 1 1 2												
Mark Loretta, R (1, 6) OBP: 0.394, SLG: 0.421	0-1 F9		0-0 1B 1-2 1B			1-1 G1-3		1-2 F4		4 0 1 0 0 0 2												
Jeff Cirillo, R (1, 5) OBP: 0.414, SLG: 0.436	0-3 K		1-2 1-2 2-H 1B			3-1 F8		1-2 G1-3		4 0 1 1 0 1 2												
Jeremy Burnitz, L (1, 9) OBP: 0.342, SLG: 0.486		1-0 F9 1B 2B	0-1 F7			1-1 G3			0-1 G4-3	4 1 1 0 0 0 2												
Dave Nilsson, L (1, 7) OBP: 0.332, SLG: 0.366		1-1 F9 2-3		2-3 K			2-2 F7		4-1 BB	3 0 0 0 1 1 1												
John Jaha, R (1, 3) OBP: 0.365, SLG: 0.349		3-2 CS 1B		0-1 F8			1-2 G4-3		1-2 L5	3 0 1 1 0 0 0												
Jose Valentin, S (7, 6) OBP: 0.320, SLG: 0.405		3-H 1B								1 0 0 0 0 0 1												
Marquis Grissom, R (1, 8) OBP: 0.297, SLG: 0.368		3-3 SAFE K		1-0 G6-3			2-2 G1-3		1-0 G4-3	4 0 0 0 0 1 2												
Mike Matheny, R (1, 2) OBP: 0.273, SLG: 0.339			1-2 P2		0-1 F9			0-0 BB 1B		2 0 0 0 0 0 0												
Brian Banks, S (8, PH) OBP: 0.400, SLG: 0.583										1 0 1 0 0 0 0												
Bobby Hughes, R (8, 2) OBP: 0.283, SLG: 0.394										0 0 0 0 0 0 0												
Steve Woodard, L (1, 1) OBP: 0.171, SLG: 0.229			0-3 K		2-3 K			4-1 BB		2 0 0 0 0 2 0												
Bob Hamelin, L (8, PH) OBP: 0.281, SLG: 0.350										0 0 0 0 1 0 0												
48 Brad Woodall, S (8, PR) OBP: 0.393, SLG: 0.333								1-2 BB		0 0 0 0 0 0 0												
David Weathers, R (8, 1) OBP: 0.125, SLG: 0.182										0 0 0 0 0 0 0												
Inning Stats	R: 0 E: 0 K: 1 S: 6	H: 0 LOB: 0 BB: 0 P: 7	R: 1 E: 0 K: 1 S: 12	H: 2 LOB: 1 BB: 0 P: 20	R: 1 E: 0 K: 1 S: 15	H: 2 LOB: 2 BB: 1 P: 21	R: 0 E: 0 K: 1 S: 6	H: 0 LOB: 0 BB: 0 P: 9	R: 0 E: 0 K: 1 S: 6	H: 0 LOB: 0 BB: 0 P: 8	R: 0 E: 0 K: 0 S: 6	H: 0 LOB: 0 BB: 0 P: 11	R: 0 E: 0 K: 0 S: 9	H: 0 LOB: 0 BB: 0 P: 14	R: 0 E: 0 K: 1 S: 11	H: 1 LOB: 2 BB: 1 P: 18	R: 0 E: 0 K: 0 S: 7	H: 0 LOB: 1 BB: 1 P: 13	1B: 4 2B: 2 3B: 0 HR: 0	SF: 0 SAC: 0 DP: 1 HBP: 0	WP: 0 PB: 0 SB: 0 CS: 1	PA: 34
PITCHER	IP WLS BF H R ER SO BB IBB HBP BLK WP HR S P ERA WHIP																					
Jose Lima, R (1, 1) ERA: 3.69	8.0 W 30 5 2 2 6 2 0 0 0 0 0 0 71 108 2.25 0.875																					
Billy Wagner, L (9, 1) ERA: 2.66	1.0 4 0 0 0 0 1 0 0 0 0 0 0 7 13 0.00 1.000																					

Milwaukee Brewers @ Houston Astros
Astrodome, Houston, TX
Thu Aug 13 1998, 8:05 PM EDT
Att: 21,218 - Dome - 72 F

livebaseballscorecards.com

AB 31
R 2
H 5
RBI 2
BB 3
SO 6
LOB 12



Batter	1	2	3	4	5	6	7	8	9
Craig Biggio, R OBP: 0.399, SLG: 0.490 (1, 4)	0-0 G5-3	4-0 IBB		4-0 IBB			1-2 G5-4-3 1B		
Ricky Gutierrez, R OBP: 0.359, SLG: 0.347 (1, 6)	1-1 1B	2-1 G6-3 1-2 2-3		0-0 3B			0-0 G5-4-3 1-2f		
Derek Bell, R OBP: 0.362, SLG: 0.495 (1, 9)	0-0 F7		1-1 G5-3	3-3 K			0-0 G6-3		
5 Jeff Bagwell, R OBP: 0.413, SLG: 0.548 (1, 3)	4-2 1B		1-1 G4-3		1-1 1B		1-3 K		
Moises Alou, R OBP: 0.393, SLG: 0.610 (1, 8) (9, 7)	1-2 1B		1-0 F7		2-2 B4-3		4-2 2B		
35 Dave Clark, L OBP: 0.276, SLG: 0.233 (1, 7) Richard Hidalgo, R OBP: 0.324, SLG: 0.365 (9, 8)	0-3 K			4-0 3B	0-3 K		4-2 2B		
Sean Berry, R OBP: 0.388, SLG: 0.500 (1, 5)		0-0 F9		4-0 3B		2-3 K	0-3 K		
Brad Ausmus, R OBP: 0.361, SLG: 0.344 (1, 2)		1-1 2B		0-1 G1-3		0-0 F8	1-2 FC6 2B		
Jose Lima, R OBP: 0.164, SLG: 0.153 (1, 1) Pete Incaviglia, R OBP: 0.188, SLG: 0.200 (8, PH) Billy Wagner, L OBP: 0.500, SLG: 0.500 (9, 1)		1-3 K		1-3 K		1-0 G4-3	0-0 2B		

Inning Stats	R: 1	H: 2	E: 0	LOB: 2	K: 1	P: 18	R: 0	H: 1	E: 0	LOB: 2	K: 1	P: 17	R: 0	H: 0	E: 0	LOB: 0	K: 0	P: 8	R: 3	H: 1	E: 0	LOB: 1	K: 2	P: 27	R: 0	H: 1	E: 0	LOB: 0	K: 1	P: 12	R: 0	H: 0	E: 0	LOB: 0	K: 1	P: 8	R: 0	H: 1	E: 1	LOB: 2	K: 2	P: 24	
	S: 12	BB: 1	S: 9	BB: 1	S: 9	BB: 0	S: 11	BB: 3	S: 5	BB: 0	S: 5	BB: 0	S: 6	BB: 0	S: 6	BB: 0	S: 14	BB: 2																									

PITCHER	IP	WLS	BF	H	R	ER	SO	BB	IBB	HBP	BLK	WP	HR	S	P	ERA	WHIP
Steve Woodard, R ERA: 3.54 (1, 1)	7.0	L	30	6	4	4	6	3	2	0	0	0	0	57	97	5.14	1.286
David Weathers, R ERA: 4.87 (8, 1)	1.0		6	1	2	0	2	2	0	0	0	0	0	14	24	0.00	3.000

BOTTOM


Milwaukee Brewers @ Houston Astros
Astrodome, Houston, TX

Thu Aug 13 1998, 8:05 PM EDT
Att: 21,218 - Dome - 72 F

AB	R	H	RBI	BB	SO	LOB
2	1	1	0	2	0	0
4	1	2	3	0	0	3
4	0	0	0	0	1	2
3	0	1	0	1	1	0
3	1	1	1	1	0	1
2	2	0	0	2	2	2
0	0	0	0	0	0	0
3	1	0	0	1	2	2
4	0	1	0	0	0	4
3	0	0	0	0	2	3
1	0	1	2	0	0	0
0	0	0	0	0	0	0

AB	29
R	6
H	7
RBI	6
BB	7
SO	8
LOB	17

livebaseballscorecards.com



WP	PA
0	36

Batter	1	2	3	4	5	6	7	8	9	10	11	AB R H RBI BB SO LOB	TOP				
Lance Johnson, L (1, 8) OBP: 0.253, SLG: 0.228	0-1 G4-3		0-2 1B BB 1B	0-0 G4-3 S 1B		2-2 G1-3			0-2 G3-1			5 1 2 0 0 0 0					
Jeff Blauser, R (1, 6) OBP: 0.353, SLG: 0.307	1-1 G5-3		4-1 1B BB 1B	1-2 F7 1B			1-3 K		1-1 G6-3			4 1 0 0 1 1 1					
Mark Grace, L (1, 3) OBP: 0.414, SLG: 0.485	4-2 BB		2-2 1B 1B	1-1 G4-3 2-3			2-3 K			3-3 K		4 1 1 0 1 2 1					
Sammy Sosa, R (1, 9) OBP: 0.386, SLG: 0.645	0-3 K		0-1 1B 2B	0-0 F9 1B			0-0 1B			2-3 K		5 1 2 1 0 2 2					
Glenallen Hill, R (1, 7) OBP: 0.332, SLG: 0.510 Brant Brown, L (7, 7) OBP: 0.352, SLG: 0.509			1-1 G1-6-3 1B	1-3 2B 2B		1-0 P3		3-2 G5-3		2-3 K		4 0 2 2 0 0 1 1 0 0 0 0 1 0					
José Hernández, R (1, 5) OBP: 0.319, SLG: 0.485			2-1 G1-6-3 1-2r	3-1 2B 3-H		0-1 G6-3		2-2 P3			2-3 K	5 0 1 1 0 1 1					
Manny Alexander, R (1, 4) OBP: 0.293, SLG: 0.368			1-2 HBP	0-1 L8 3-H		1-3 K		2-3 K			0-3 K	4 0 0 0 0 3 2					
Scott Servais, R (1, 2) OBP: 0.274, SLG: 0.316			0-0 L9	4-0 IBB		0-0 L6		0-2 P4			1-2 P6	4 0 0 0 1 0 1					
Kevin Tapani, R (1, 1) OBP: 0.226, SLG: 0.250 Felix Heredia, L (7, 1) Matt Karchner, R (8, 1) Mickey Morandini, L (9, PH) Rod Beck, R (9, 1) Terry Adams, R (10, 1) Terry Mulholland, R (10, 1) OBP: 0.315, SLG: 0.286												3 0 0 0 0 0 3 3 0 0 0 0 0 0 0 0 0 0 0 0 0 0 0 0 1 0					
Inning Stats	R: 0 H: 0 E: 0 LOB: 1 K: 1 BB: 1 S: 9 P: 14	R: 0 H: 1 E: 0 LOB: 1 K: 0 BB: 0 S: 8 P: 13	R: 4 H: 5 E: 0 LOB: 3 K: 2 BB: 2 S: 22 P: 37	R: 0 H: 1 E: 0 LOB: 1 K: 0 BB: 0 S: 7 P: 9	R: 0 H: 0 E: 0 LOB: 0 K: 1 BB: 0 S: 7 P: 9	R: 0 H: 0 E: 0 LOB: 0 K: 1 BB: 0 S: 7 P: 12	R: 0 H: 1 E: 0 LOB: 1 K: 2 BB: 0 S: 10 P: 16	R: 0 H: 0 E: 0 LOB: 0 K: 1 BB: 0 S: 10 P: 14	R: 0 H: 0 E: 0 LOB: 0 K: 0 BB: 0 S: 7 P: 9	R: 0 H: 0 E: 0 LOB: 0 K: 3 BB: 0 S: 11 P: 18	R: 0 H: 0 E: 0 LOB: 0 K: 2 BB: 0 S: 10 P: 13	1B: 7 SF: 0 2B: 1 SAC: 0 3B: 0 DP: 1 HR: 0 HBP: 1	WP: 0 PA: 44 PB: 0 SB: 1 CS: 0				
PITCHER	IP WLS BF H R ER SO BB IBB HBP BLK WP HR S P ERA WHIP																
Mike Hampton, L (1, 1) ERA: 3.84	7.0	32	8	4	4	7	2	1	1	0	0	0	0	70	110	5.14	1.429
Scott Elarton, R (8, 1) ERA: 3.03	2.0	6	0	0	0	1	0	0	0	0	0	0	0	17	23	0.00	0.000
Billy Wagner, L (10, 1) ERA: 2.53	2.0	W 6	0	0	0	5	0	0	0	0	0	0	0	21	31	0.00	0.000

Chicago Cubs @ Houston Astros
Astrodome, Houston, TX
Sat Aug 15 1998, 8:05 PM EDT
Att. 52,003 - Dome - 72 F

livebaseballscorecards.com

AB	40
R	4
H	8
RBI	4
BB	3
SO	13
LOB	12



BOTTOM

Chicago Cubs @ Houston Astros
Astrodome, Houston, TX
Sat Aug 15 1998, 8:05 PM EDT
Att. 52,003 - Dome - 72 F

livebaseballscorecards.com

AB	36
R	5
H	9
RBI	4
BB	8
SO	4
LOB	16



WP	0	PA	48
PB	0		
SB	0		
CS	0		

Batter	1	2	3	4	5	6	7	8	9	10	11	AB	R	H	RBI	BB	SO	LOB
Craig Biggio, R OBP: 0.402, SLG: 0.487	(1,4) 1-3 K		(2) 2-2 G5-3			(1) 1-2 SF8 1B		(1) 4-1 G6-4-3 1B BB		(1) 4-0 L9 SH1 BB	(1) 4-0 E BB IBB	3	1	1	0	3	1	0
Ricky Gutierrez, R OBP: 0.358, SLG: 0.344	(1,6) 0-1 G6-3		(3) 1-2 G3			(1) 2-2 SF8 5 L9-3 1B		(1) 1-2 G6-4-3 1B		(1) 0-0 SH1	(1) 4-1 E BB	4	0	2	0	1	0	0
Derek Bell, R OBP: 0.359, SLG: 0.496	(1,9) 2-2 G5-3			(1) 2-1 P6		(1) 0-1 SF8		(1) 0-0 G6-4-3		(1) 3-1 L9	(1) 1-0 E1	5	0	0	1	0	0	5
5 Jeff Bagwell, R OBP: 0.409, SLG: 0.538	(1,3)	(1) 1-3 K		(2) 2-2 L9		(2) 0-0 L9-3		(3) 0-0 L6		(1) 4-1 IBB IBB		4	0	0	0	1	1	2
Moises Alou, R OBP: 0.396, SLG: 0.628	(1,7)	(2) 3-2 F9		(1) 1-1 HR		(1) 1-1 SF8 1B		(1) 3-2 HR		(1) 4-0 IBB		4	3	3	2	1	0	0
Carl Everett, S OBP: 0.383, SLG: 0.510	(1,8)	(1) 4-2 1B BB		(3) 1-0 G1-3		(1) 0-1 SF8 FC4-2 2B		(1) 0-0 L8		(3) 0-0 G5-3		4	0	1	0	1	0	3
Sean Berry, R OBP: 0.390, SLG: 0.511	(1,5)	(1) 0-2 1B		(1) 0-0 L7		(1) 2-2 SF8		(2) 2-2 P3			(1) 4-1 BB SH5-3 BB	3	0	1	1	1	0	0
Tim Bogar, R OBP: 0.239, SLG: 0.230	(11, PR)	(1) 1-2 1B		(2) 1-1 F8		(2) 2-2 FC4-2 FC6-4		(2) 2-2 FC6-4		(1) 0-0 1B	(1) 0-0 SH5-3	4	0	1	0	0	0	3
Brad Ausmus, R OBP: 0.359, SLG: 0.343	(1,2)	(3) 0-1 L8		(3) 1-3 K		(3) 0-0 FC6-4		(3) 0-0 G4-3		(2) 0-3 K		2	0	0	0	0	0	1
Mike Hampton, R OBP: 0.327, SLG: 0.341	(1,1)		(1) 1-2 P4									0	0	0	0	0	0	0
35 Dave Clark, L OBP: 0.274, SLG: 0.231	(7, PH)											0	0	0	0	0	0	0
Pete Incaviglia, R OBP: 0.167, SLG: 0.176	(7, PH)											1	0	0	0	0	0	1
Scott Elarton, R OBP: 0.167, SLG: 0.176	(8, 1)											0	0	0	0	0	0	0
Bill Spiers, L OBP: 0.362, SLG: 0.394	(9, PH)											1	0	0	0	0	0	1
Billy Wagner, L OBP: 0.360, SLG: 0.500	(10, 1)											0	0	0	0	0	0	0
Tony Eusebio, R OBP: 0.340, SLG: 0.341	(11, PH)											1	0	0	0	0	0	1

Inning Stats	R	H	E	K	S	H	LOB	BB	IBB	HBP	BLK	WP	HR	S	P	ERA	WHIP
1	0	0	0	1	11	1	0	0	0	0	0	0	0	1	23		
2	0	0	0	1	15	0	0	0	0	0	0	0	0	0	14		
3	0	0	0	0	10	0	0	0	0	0	0	0	0	0	14		
4	1	1	0	0	8	0	0	0	0	0	0	0	0	1	14		
5	0	0	0	1	6	0	0	0	0	0	0	0	0	0	8		
6	1	2	0	0	9	0	0	0	0	0	0	0	0	2	12		
7	1	2	0	0	13	0	1	0	0	0	0	0	0	3	18		
8	0	1	0	1	7	0	1	0	0	0	0	0	0	1	12		
9	1	2	0	0	14	0	1	0	0	0	0	0	0	2	22		
10	0	0	0	0	5	0	3	0	0	0	0	0	0	0	20		
11	1	0	0	1	9	0	3	0	0	0	0	0	0	0	22		
Total	6	9	0	8	99	2	16	8	0	0	0	0	0	14	38	0.00	1.200

PITCHER	IP	WLS	BF	H	R	ER	SO	BB	IBB	HBP	BLK	WP	HR	S	P	ERA	WHIP
Kevin Tapani, R ERA: 4.59	(1, 1)	6.2	26	6	3	3	3	1	0	0	0	0	0	68	99	4.05	1.050
Felix Heredia, L ERA: 5.13	(7, 1)	0.1	1	0	0	0	0	0	0	0	0	0	0	1	1	0.00	0.000
Matt Karchner, R ERA: 5.02	(8, 1)	1.0	4	1	0	0	0	1	0	0	0	0	0	7	12	0.00	2.000
Rod Beck, R ERA: 3.51	(9, 1)	1.0	5	2	1	1	0	0	0	0	0	0	1	14	22	9.00	2.000
Terry Adams, R ERA: 3.9	(10, 1)	0.0	1	0	0	0	0	1	0	0	0	0	0	0	4	∞	∞


PITCHER	IP	WLS	BF	H	R	ER	SO	BB	IBB	HBP	BLK	WP	HR	S	P	ERA	WHIP
Terry Mulholland, L ERA: 2.38	(10, 1)	1.2	11	0	1	0	1	2	3	0	0	0	0	14	38	0.00	1.200

Batter	1	2	3	4	5	6	7	8	9	10	11	AB R H RBI BB SO LOB	TOP																	
Mickey Morandini, L OBP: 0.401, SLG: 0.413 (1, 4)	F8		L8			WP G3 1B			K		FC3-5-6-3-6 G6-3 1B	5 1 1 0 0 1 1	Chicago Cubs @ Houston Astros Astrodome, Houston, TX Sun Aug 16 1998, 4:33 AM EDT Att. 52,199 - Dome - 72 F																	
Mark Grace, L OBP: 0.415, SLG: 0.486 (1, 3)	2B			G3-1		G3			BB		G6-3 1B BB	3 0 1 0 2 0 1																		
Sammy Sosa, R OBP: 0.384, SLG: 0.646 (1, 9)	K			HR		K			P5		G6-3	5 1 1 1 0 2 5																		
Henry Rodriguez, L OBP: 0.333, SLG: 0.534 Glenallen Hill, R OBP: 0.334, SLG: 0.510 Rod Beck, R (11, 1)	G3-1			K		K		F9	K		1B IBB	4 0 0 0 0 2 2 0 0 0 0 1 0 0 0 0 0 0 0 0 0																		
Lance Johnson, L OBP: 0.253, SLG: 0.229 Manny Alexander, R OBP: 0.296, SLG: 0.371 (11, 5)			G6-4-3 1B	G3		G4-3		G6-3		G6-3	1B	4 0 1 0 0 0 0 1 0 1 1 0 0 0																		
José Hernández, R OBP: 0.316, SLG: 0.480 (11, 8)			K			K		K		K		4 0 0 0 0 4 1																		
Tyler Houston, L OBP: 0.287, SLG: 0.413 (1, 2)			G6-4-3			G4-3		K		1B		4 0 1 0 0 1 1																		
Jeff Blauser, R OBP: 0.350, SLG: 0.304 (1, 6)			P5			K		F8		K		4 0 0 0 0 2 1																		
34 Kerry Wood, R OBP: 0.125, SLG: 0.188 Matt Karchner, R (9, 1)			K			G6-3		G1-5-3			FC3-5-6-3-6 2B	3 0 0 0 0 1 0 0 0 0 0 0 0 0 1 0 1 0 0 0 0																		
Brant Brown, L OBP: 0.354, SLG: 0.514 (11, 7)																														
Inning Stats	R: 0 E: 0 K: 1 S: 9	H: 1 LOB: 1 BB: 0 P: 15	R: 0 E: 0 K: 1 S: 8	H: 1 LOB: 0 BB: 0 P: 10	R: 0 E: 0 K: 1 S: 7	H: 0 LOB: 0 BB: 0 P: 11	R: 1 E: 0 K: 1 S: 9	H: 1 LOB: 0 BB: 0 P: 11	R: 0 E: 0 K: 2 S: 7	H: 0 LOB: 0 BB: 0 P: 11	R: 0 E: 0 K: 1 S: 6	H: 0 LOB: 1 BB: 0 P: 10		R: 0 E: 0 K: 1 S: 8	H: 0 LOB: 0 BB: 0 P: 12	R: 0 E: 0 K: 2 S: 8	H: 0 LOB: 1 BB: 1 P: 17	R: 0 E: 0 K: 2 S: 10	H: 1 LOB: 1 BB: 0 P: 15	R: 1 E: 0 K: 0 S: 9	H: 2 LOB: 2 BB: 2 P: 22	1B: 4 2B: 2 3B: 0 HR: 1	SF: 0 SAC: 0 DP: 1 HBP: 0	WP: 1 PB: 0 SB: 0 CS: 0	PA: 41					
PITCHER	IP WLS BF H R ER SO BB IBB HBP BLK WP HR S P ERA WHIP														IP WLS BF H R ER SO BB IBB HBP BLK WP HR S P ERA WHIP															
Sean Bergman, R ERA: 3.47 (1, 1)	8.0		27	4	1	1	9	0	0	0	0	1	1	60	90	1.12	0.500													
Mike Magnante, L ERA: 4.74 (9, 1)	0.1		2	0	0	0	1	1	0	0	0	0	0	4	9	0.00	3.000													
Doug Henry, R ERA: 2.78 (9, 1)	1.2		6	1	0	0	3	0	0	0	0	0	0	14	23	0.00	0.600													
Jay Powell, R ERA: 3.62 (11, 1)	0.2	L	4	1	1	1	0	1	0	0	0	0	0	7	15	13.50	3.000													
Trever Miller, L ERA: 3.07 (11, 1)	0.1		2	1	0	0	0	0	1	0	0	0	0	2	7	0.00	3.000													

livebaseballscorecards.com

AB	38
R	2
H	7
RBI	2
BB	3
SO	13
LOB	12



Batter	1	2	3	4	5	6	7	8	9	10	11	AB R H RBI BB SO LOB	BOTTOM																
Craig Biggio, R OBP: 0.400, SLG: 0.486 (1, 4)	0-2 G4-3 2B		3-2 L9		1-3 K			1-1 E6			0-2 G5-3	5 0 1 0 0 1 1	Chicago Cubs @ Houston Astros Astrodome, Houston, TX Sun Aug 16 1998, 4:33 AM EDT Att. 52,199 - Dome - 72 F livebaseballscorecards.com AB 35 R 1 H 3 RBI 1 BB 3 SO 12 LOB 14 																
Bill Spiers, L OBP: 0.360, SLG: 0.389 (1, 5)	0-3 K		2-3 K			1-0 F7		3-3 SAFE 1-2 K			2-2 5 F9 HBP	4 0 0 0 0 3 2																	
Derek Bell, R OBP: 0.358, SLG: 0.492 (1, 9)	0-2 G4-3 2-3			1-2 F8		2-3 K		2-2 G6-3			4-2 FC6-4 1-2 BB	4 0 0 0 1 1 2																	
5 Jeff Bagwell, R OBP: 0.405, SLG: 0.531 (1, 3)	1-1 P6			3-3 K		0-3 K			0-0 F8		0-1 F9 2-3	5 0 0 0 0 2 3																	
Moises Alou, R OBP: 0.392, SLG: 0.621 (1, 7)		3-3 K		1-3 K			1-0 G6-3		0-0 L5		0-0 FC6-4 1-2	5 0 0 0 0 2 2																	
Carl Everett, S OBP: 0.387, SLG: 0.514 (1, 8)		3-2 F9 BLK 1B			1-0 WP SF8 2B		4-0 G6-3 BB		0-0 L9			3 1 2 0 1 0 0																	
Tony Eusebio, R OBP: 0.338, SLG: 0.333 (1, 2)		2-2 F9 1-3			4-1 SH1-4 2-3 BB		1-0 G6-3			1-0 G1-3		3 0 0 0 1 0 2																	
Ricky Gutierrez, R OBP: 0.355, SLG: 0.342 (1, 6)		1-1 G3			0-1 SF8 3-H		1-2 G3-1			0-0 F8		3 0 0 1 0 0 2																	
Sean Bergman, R OBP: 0.385, SLG: 0.128 (8, PH) 35 Dave Clark, L OBP: 0.271, SLG: 0.229 (9, PH) Mike Magnante, L OBP: 1.000, SLG: 1.000 (9, PH) Doug Henry, R OBP: 0.165, SLG: 0.167 (10, PH) Pete Incaviglia, R OBP: 0.165, SLG: 0.167 (11, PH) Jay Powell, R OBP: 0.500, SLG: 1.000 (11, PH)			0-3 K		0-0 SH1-4 1-2			1-3 K		1-3 K		1 0 0 0 0 0 1 0 1 0 0 0 0 0 1 0 0 0 0 0 0 0 0 0 0 0 0 0 0 0 0 0 1 0 0 0 0 0 1 0 0 0 0 0 0 0 0 0 0 0 0 0 0 0 0 0																	
Inning Stats	R: 0 E: 0 K: 1 S: 11	H: 1 LOB: 1 BB: 0 P: 12	R: 0 E: 0 K: 1 S: 11	H: 1 LOB: 1 BB: 0 P: 20	R: 0 E: 0 K: 2 S: 9	H: 0 LOB: 0 BB: 0 P: 14	R: 0 E: 0 K: 2 S: 9	H: 0 LOB: 0 BB: 0 P: 14	R: 1 E: 0 K: 1 S: 8	H: 1 LOB: 1 BB: 1 P: 14	R: 0 E: 0 K: 0 S: 7	H: 0 LOB: 0 BB: 0 P: 10		R: 0 E: 0 K: 2 S: 5	H: 0 LOB: 1 BB: 1 P: 12	R: 0 E: 1 K: 2 S: 15	H: 0 LOB: 1 BB: 0 P: 22	R: 0 E: 0 K: 0 S: 3	H: 0 LOB: 0 BB: 0 P: 3	R: 0 E: 0 K: 1 S: 5	H: 0 LOB: 0 BB: 0 P: 7	R: 0 E: 0 K: 0 S: 12	H: 0 LOB: 2 BB: 1 P: 18	1B: 1 2B: 2 3B: 0 HR: 0	SF: 1 SAC: 1 DP: 0 HBP: 1	WP: 1 PB: 0 SB: 2 CS: 0	PA: 41		
PITCHER	IP WLS BF H R ER SO BB IBB HBP BLK WP HR S P ERA WHIP																												
34 Kerry Wood, R ERA: 3.44 (1, 1)	8.0	30	3	1	1	11	2	0	0	1	1	0	75	118	1.12	0.625													
Matt Karchner, R ERA: 4.8 (9, 1)	2.0	6	0	0	0	1	0	0	0	0	0	0	8	10	0.00	0.000													
Rod Beck, R ERA: 3.45 (11, 1)	1.0	5	0	0	0	0	1	0	1	0	0	0	12	18	0.00	1.000													

Batter	1	2	3	4	5	6	7	8	9	AB R H RBI BB SO LOB	TOP																				
Craig Biggio, R (1, 4) OBP: 0.398, SLG: 0.482	0-2 F7		0-1 L7			1-2 F9		1-0 F8		4 0 0 0 0 0 1																					
Bill Spiers, L (1, 5) OBP: 0.356, SLG: 0.384	1-2 L3			1-1 G3-1		1-0 G3		0-0 F8		4 0 0 0 0 0 0																					
Derek Bell, R (1, 9) OBP: 0.357, SLG: 0.489	4-1 BB			1-3 K		2-3 K		1-1 G6-3		3 0 0 0 1 2 0																					
5 Jeff Bagwell, R (1, 3) OBP: 0.406, SLG: 0.531	1-3 K			0-0 1B		0-1 F8		0-2 1B		4 0 2 0 0 1 1																					
Moises Alou, R (1, 7) OBP: 0.389, SLG: 0.616		1-3 K		1-3 K		1-2 F9		2-1 P5		4 0 0 0 0 2 2																					
Carl Everett, S (1, 8) OBP: 0.384, SLG: 0.510		1-1 P5		1-2 L7		1-2 F9				3 0 0 0 0 0 0																					
Ricky Gutierrez, R (1, 6) OBP: 0.354, SLG: 0.341		1-1 F8		1-1 1B				0-1 F8		3 0 1 0 0 0 0																					
Brad Ausmus, R (1, 2) OBP: 0.356, SLG: 0.340			0-0 F9		0-1 F9			0-1 F7		3 0 0 0 0 0 1																					
Randy Johnson, R (1, 1) OBP: 0.100, SLG: 0.100			1-2 F6		2-3 K			2-0 1B		2 0 0 0 0 1 1																					
Scott Elarton, R (6, 1)										0 0 0 0 0 0 0																					
35 Dave Clark, L (8, PH) OBP: 0.277, SLG: 0.236										1 0 1 0 0 0 0																					
Trever Miller, R (8, 1) OBP: 0.500, SLG: 1.000										0 0 0 0 0 0 0																					
Inning Stats	R: 0 E: 0 K: 1 S: 12	H: 0 LOB: 1 BB: 1 P: 18	R: 0 E: 0 K: 1 S: 7	H: 0 LOB: 0 BB: 0 P: 10	R: 0 E: 0 K: 0 S: 6	H: 0 LOB: 0 BB: 0 P: 7	R: 0 E: 0 K: 2 S: 11	H: 1 LOB: 1 BB: 0 P: 14	R: 0 E: 0 K: 1 S: 10	H: 1 LOB: 1 BB: 0 P: 14	R: 0 E: 0 K: 1 S: 8	H: 0 LOB: 0 BB: 0 P: 12	R: 0 E: 0 K: 0 S: 11	H: 0 LOB: 0 BB: 0 P: 13	R: 0 E: 0 K: 0 S: 6	H: 1 LOB: 1 BB: 0 P: 9	R: 0 E: 0 K: 0 S: 8	H: 1 LOB: 1 BB: 0 P: 11	1B: 4 2B: 0 3B: 0 HR: 0	SF: 0 SAC: 0 DP: 0 HBP: 0	WP: 0 PB: 0 SB: 0 CS: 0	PA: 32									
PITCHER Paul Byrd, R (1, 1) ERA: 2.45	IP 9.0	WLS W	BF 32	H 4	R 0	ER 0	SO 6	BB 1	IBB 0	HBP 0	BLK 0	WP 0	HR 0	S 79	P 108	ERA 0.00	WHIP 0.556														
											PITCHER	IP	WLS	BF	H	R	ER	SO	BB	IBB	HBP	BLK	WP	HR	S	P	ERA	WHIP			

Houston Astros @ Philadelphia Phillies
Veterans Stadium, Philadelphia, PA
Mon Aug 17 1998, 7:05 PM EDT
Att. 18,975 - Cloudy - 80 F

livebaseballscorecards.com

AB	31
R	0
H	4
RBI	0
BB	1
SO	6
LOB	6



Batter	1	2	3	4	5	6	7	8	9
Doug Glanville, R OBP: 0.347, SLG: 0.424 (1, 8)	1-3 K	3-2 L7			1-2 CS BB 1B	0-0 1B		4-0 1B S BB	
Kevin Sevcik, R OBP: 0.420, SLG: 0.394 (1, 9) (9, 7)	3-2 2B		4-1 FC5-4 BB		4-0 1-2 HR BB	0-3 K		4-0 1-2 1B BB	
Scott Rolen, R OBP: 0.382, SLG: 0.520 (1, 5)	1-3 K		1-1 FC5-4 23 FC5-4 1-2f		2-2 1-H 2-3 HR		4-2 BB 23 1B SF8 BB	1-0 1-2 2-3 1B	
23 Kevin Jordan, R OBP: 0.303, SLG: 0.363 Rico Brogna, L OBP: 0.324, SLG: 0.449 (1, 3) (9, 3)	3-1 L9		1-0 FC5-4 BB 1-2f		0-1 L7		0-2 BB 1B	0-1 G4-3 1-2f	
Gregg Jefferies, S OBP: 0.331, SLG: 0.401 Bobby Abreu, L OBP: 0.405, SLG: 0.484 (1, 7) (9, 9)		1-0 F9	4-0 FC6-4 BB		1-1 E4 1B		4-1 1-2 2-3 BB		
Mark Lewis, R OBP: 0.309, SLG: 0.367 (1, 4)		2-2 BB 1B	2-0 FC6-4 1-2f		1 SAFE 2-1 FC6-4 1-2 1B		3-1 SF8		
Mark Parent, R OBP: 0.278, SLG: 0.263 (1, 2)		4-2 1B 1-2 BB		1-0 P3	1-1 FC6-4 1-2f		1-3 K		
Desi Relaford, S OBP: 0.310, SLG: 0.353 (1, 6)		1-1 L4		1-2 P3		3-1 P3	2-2 G4-3		
Paul Byrd, R OBP: 0.250, SLG: 0.250 (1, 1)		1-2 1-3 2-H 1B		3-3 K		0-2 F3		0-2 G6-3	

Inning Stats	R: 0 E: 0 K: 2 S: 11	H: 1 LOB: 1 BB: 0 P: 19	R: 1 E: 0 K: 0 S: 15	H: 2 LOB: 2 BB: 1 P: 27	R: 0 E: 0 K: 0 S: 5	H: 0 LOB: 2 BB: 2 P: 17	R: 0 E: 0 K: 1 S: 7	H: 0 LOB: 0 BB: 0 P: 12	R: 2 E: 1 K: 0 S: 16	H: 3 LOB: 2 BB: 1 P: 26	R: 0 E: 0 K: 1 S: 9	H: 1 LOB: 1 BB: 0 P: 12	R: 1 E: 0 K: 1 S: 16	H: 1 LOB: 2 BB: 2 P: 30	R: 0 E: 0 K: 0 S: 8	H: 1 LOB: 2 BB: 2 P: 17
--------------	-------------------------------	----------------------------------	-------------------------------	----------------------------------	------------------------------	----------------------------------	------------------------------	----------------------------------	-------------------------------	----------------------------------	------------------------------	----------------------------------	-------------------------------	----------------------------------	------------------------------	----------------------------------

PITCHER										PITCHER																							
IP	WLS	BF	H	R	ER	SO	BB	IBB	HBP	BLK	WP	HR	S	P	ERA	WHIP	IP	WLS	BF	H	R	ER	SO	BB	IBB	HBP	BLK	WP	HR	S	P	ERA	WHIP
Randy Johnson, L ERA: 3.88 (1, 1)	5.0	L	25	6	3	3	3	4	0	0	0	1	54	101	5.40	2.000																	
Scott Elarton, R ERA: 3.11 (6, 1)	2.0		10	2	1	1	2	2	0	0	0	0	25	42	4.50	2.000																	
Trever Miller, L ERA: 3.0 (8, 1)	1.0		5	1	0	0	0	2	0	0	0	0	8	17	0.00	3.000																	

AB R H RBI BB SO LOB

4 0 2 0 1 1 2

2 1 1 0 3 1 1

4 2 2 2 1 1 2

5 0 1 0 0 0 5
0 0 0 0 0 0 0

2 0 0 0 2 0 0
0 0 0 0 0 0 0

3 1 2 1 0 0 2

3 0 0 0 1 1 4

4 0 0 0 0 0 4

4 0 1 1 0 1 0

AB 31
R 4
H 9
RBI 4
BB 8
SO 5
LOB 20

1B: 7 SF: 1
2B: 1 SAC: 0
3B: 0 DP: 1
HR: 1 HBP: 0

WP: 0 PA: 40
PB: 0
SB: 1
CS: 1

Houston Astros @ Philadelphia Phillies
Veterans Stadium, Philadelphia, PA
Mon Aug 17 1998, 7:05 PM EDT
Att. 18,975 - Cloudy - 80 F



livebaseballscorecards.com

Batter	1	2	3	4	5	6	7	8	9	AB R H RBI BB SO LOB	TOP														
Craig Biggio, R OBP: 0.401, SLG: 0.486 (1, 4)	2-2 G2-3 5 1B	0-1 2-H 1B			1-0 1B 5 1B	4-2 FC4-6 BB		0-1 G4-3		4 2 3 1 1 0 0															
Bill Spiers, L OBP: 0.357, SLG: 0.385 (1, 5)	1-2 L9	2-1 G3			0-0 5 1B	0-0 FC4-6			1-2 5 2B	5 2 2 0 0 0 3															
Derek Bell, R OBP: 0.359, SLG: 0.487 (1, 9)	3-2 G2-3				3-2 FC5-4 5 1B		4-2 WP BB		4-2 5 2B	2 2 0 0 2 1 1															
5 Jeff Bagwell, R OBP: 0.408, SLG: 0.534 (1, 3)	0-2 WP E 1B				0-1 FC5-4 1B		1-3 SAFE K		3-2 1-H 2-H	5 1 3 5 0 1 1															
Moises Alou, R OBP: 0.388, SLG: 0.611 (1, 7)	1-2 E6 1-H				0-1 FC5-4 G4-3		1-1 F9		4-1 BB	4 0 0 0 1 0 3															
Carl Everett, S OBP: 0.384, SLG: 0.510 (1, 8)	0-0 P2				0-0 G1-4-3 2B		4-2 BB		1-2 L9	4 0 1 1 1 0 4															
Ricky Gutierrez, R OBP: 0.353, SLG: 0.340 (1, 6)		0-2 SH3-4 1B			0-2 G1-4-3		3-1 G4-3		2-1 L9	5 1 1 0 0 1 6															
Brad Ausmus, R OBP: 0.351, SLG: 0.334 (1, 2)		0-3 K			2-2 F9		2-1 G6-3		1-3 K	5 0 0 0 0 3 4															
Jose Lima, R OBP: 0.159, SLG: 0.148 Pete Incaviglia, R OBP: 0.150, SLG: 0.158 Jay Powell, R Doug Henry, R		1-0 SH3-4			1-3 K		1-3 K		3-0 G5-3	2 0 0 0 0 2 1 1 0															
Inning Stats	R: 2 E: 1 K: 0 S: 19	H: 2 LOB: 1 BB: 0 P: 26	R: 1 E: 0 K: 1 S: 11	H: 2 LOB: 1 BB: 0 P: 14	R: 0 E: 0 K: 1 S: 11	H: 0 LOB: 0 BB: 0 P: 14	R: 0 E: 0 K: 1 S: 10	H: 1 LOB: 1 BB: 0 P: 13	R: 3 E: 0 K: 1 S: 14	H: 3 LOB: 1 BB: 0 P: 21	R: 0 E: 0 K: 1 S: 8	H: 0 LOB: 1 BB: 1 P: 15	R: 0 E: 0 K: 1 S: 12	H: 0 LOB: 2 BB: 2 P: 25	R: 0 E: 0 K: 1 S: 6	H: 0 LOB: 0 BB: 0 P: 10	R: 2 E: 0 K: 1 S: 21	H: 2 LOB: 2 BB: 2 P: 38	1B: 7 2B: 3 3B: 0 HR: 0	SF: 0 SAC: 1 DP: 0 HBP: 1	WP: 2 PB: 0 SB: 1 CS: 0	PA: 44			
PITCHER	IP WLS BF H R ER SO BB IBB HBP BLK WP HR S P ERA WHIP																								
Mike Grace, R ERA: 5.59 Ken Ryan, R ERA: 4.15 Jerry Spradlin, R ERA: 3.22 Wayne Gomes, R ERA: 3.76 Ricky Bottalico, R ERA: 6.67	(1, 1) 5.0 L 25 8 6 5 4 0 0 1 0 1 0 65 88 9.00 1.600	(6, 1) 1.0 4 0 0 0 1 1 0 0 0 0 0 8 15 0.00 1.000	(7, 1) 1.0 5 0 0 0 1 2 0 0 0 1 0 12 25 0.00 2.000	(8, 1) 1.0 3 0 0 0 1 0 0 0 0 0 0 6 10 0.00 0.000	(9, 1) 1.0 7 2 2 2 1 2 0 0 0 0 0 21 38 18.00 4.000																				

Houston Astros @ Philadelphia Phillies
Veterans Stadium, Philadelphia, PA
Tue Aug 18 1998, 7:05 PM EDT
Att. 17,541 - Cloudy - 75 F

livebaseballscorecards.com

AB	37
R	8
H	10
RBI	7
BB	5
SO	8
LOB	23



BOTTOM

Houston Astros @ Philadelphia Phillies
Veterans Stadium, Philadelphia, PA

Tue Aug 18 1998, 7:05 PM EDT
Att. 17,541 - Cloudy - 75 F

livebaseballscorecards.com

AB	29
R	2
H	4
RBI	2
BB	6
SO	7
LOB	16



WP	2	PA	36
PB	0		
SB	0		
CS	0		

AB R H RBI BB SO LOB

3 1 0 0 0 1 0

3 0 0 0 1 0 1

2 1 0 0 2 0 0

4 0 3 2 0 1 2

3 0 0 0 1 1 4

3 0 0 0 1 0 3

3 0 1 0 1 1 1

4 0 0 0 0 1 3

1B	3	SF	0
2B	1	SAC	0
3B	1	DP	2
HR	0	HBP	1

1B	3	SF	0
2B	1	SAC	0
3B	1	DP	2
HR	0	HBP	1

WP	2	PA	36
PB	0		
SB	0		
CS	0		

Batter	1	2	3	4	5	6	7	8	9
Doug Glanville, R OBP: 0.346, SLG: 0.421 (1, 8)	1-0 F8 ①		0-1 L7 ③			1-2 G4-3 3B HBP		0-3 K ①	
Gregg Jefferies, S OBP: 0.331, SLG: 0.398 (1, 7)	3-0 F7 ②			2-2 L7 ①		3-2 G4-3 ②		4-2 BB BB	
Scott Rolen, R OBP: 0.383, SLG: 0.518 (1, 5)	0-0 F4 ③			1-0 P4 ②		4-1 3B BB		4-2 FC5-4 BB	
Rico Brogna, L OBP: 0.328, SLG: 0.456 (1, 3)		2-2 1B		0-1 1B		0-0 3B 1-H 2-H		2-3 K ②	
Bobby Abreu, L OBP: 0.404, SLG: 0.480 (1, 9)		0-3 K ①		3-2 G4-3 ③		4-2 FC5-4 BB		2-1 FC5-4 1-2f	
Mark Lewis, R OBP: 0.308, SLG: 0.364 (1, 4)		1-0 L7 ②			2-1 P6 ①	0-1 FC5-4 1-2f		4-2 23 WP 23 FC7-2 BB	
Bobby Estalella, R OBP: 0.266, SLG: 0.452 (1, 2)		1-0 P3 ③			0-2 K ②		0-0 G4-6-3 1B	4-2 23 WP 1-2 BB	
Desi Relaford, S OBP: 0.307, SLG: 0.349 (1, 6)			2-2 L6 ①		2-2 G3-1 ③		0-1 G4-6-3 1-2f	1-3 K ①	
Mike Grace, R OBP: 0.162, SLG: 0.091 (6, 1)			2-3 K ②			0-2 G4-3 ①	0-3 K ③	3-1 FC7-2 ②	
Jon Zuber, L OBP: 0.244, SLG: 0.436 (6, PH)								1-2 2-H	
Ruben Amaro Jr, S OBP: 0.233, SLG: 0.277 (7, PH)									
Wayne Gomes, R (8, 1)									
Ricky Bottalico, L (9, 1)									
23 Kevin Jordan, R OBP: 0.302, SLG: 0.361 (9, PH)									

Inning Stats	R: 0	H: 0	E: 0	K: 0	S: 3	R: 0	H: 1	E: 0	K: 1	S: 8	R: 0	H: 0	E: 0	K: 1	S: 9	R: 0	H: 1	E: 0	K: 0	S: 11	R: 0	H: 0	E: 0	K: 1	S: 9	R: 2	H: 1	E: 0	K: 0	S: 15	R: 0	H: 1	E: 0	K: 1	S: 6	R: 0	H: 0	E: 0	K: 2	S: 12	R: 0	H: 0	E: 0	K: 1	S: 12	1B: 3	2B: 1	3B: 1	HR: 0	SF: 0	SAC: 0	DP: 2	HBP: 1
--------------	------	------	------	------	------	------	------	------	------	------	------	------	------	------	------	------	------	------	------	-------	------	------	------	------	------	------	------	------	------	-------	------	------	------	------	------	------	------	------	------	-------	------	------	------	------	-------	-------	-------	-------	-------	-------	--------	-------	--------

PITCHER	IP	WLS	BF	H	R	ER	SO	BB	IBB	HBP	BLK	WP	HR	S	P	ERA	WHIP
Jose Lima, R ERA: 3.65 (1, 1)	7.0	W	27	4	2	2	4	2	0	1	0	0	0	61	95	2.57	0.857
Jay Powell, R ERA: 3.56 (8, 1)	1.0		5	0	0	0	2	2	0	0	0	0	0	12	24	0.00	2.000
Doug Henry, R ERA: 2.73 (9, 1)	1.0		4	0	0	0	1	2	0	0	0	2	0	12	24	0.00	2.000

Batter	1	2	3	4	5	6	7	8	9	AB R H RBI BB SO LOB	TOP
Craig Biggio, R (1, 4) OBP: 0.399, SLG: 0.485	1-2 F3		1-2 G4-3		0-1 1B 2B		2-0 L7		0-0 L9	5 0 1 1 0 0 3	
Bill Spiers, L (1, 5) OBP: 0.360, SLG: 0.386	1-1 G4-3			3-2 F8	0-0 1B			2-2 1B	2-1 1B HBP	4 0 2 0 0 0 0	
Derek Bell, R (1, 9) OBP: 0.359, SLG: 0.486 Billy Wagner, L (9, 1) OBP: 0.500, SLG: 0.500	2-2 F7			3-1 1B		2-3 K		3-1 P5	3-2 1B	5 0 2 2 0 1 1 0 0 0 0 0 0 0	
5 Jeff Bagwell, R (1, 3) OBP: 0.407, SLG: 0.530		4-2 BB		4-2 BB		1-0 G4-3		3-2 E5	1-3 K	3 0 0 0 2 1 3	
Moises Alou, R (1, 7) OBP: 0.386, SLG: 0.614		1-0 FC6-4		0-3 K		0-0 HR		0-0 F8		4 1 1 1 0 1 5	
Carl Everett, S (1, 8) OBP: 0.383, SLG: 0.507		0-2 1B		1-3 K		1-0 G6-3		3-3 K		4 0 1 0 0 2 4	
Tony Eusebio, R (1, 2) OBP: 0.342, SLG: 0.345		0-0 G6-4-3			2-2 2B		0-0 1B		1-1 G1-3	4 1 2 0 0 0 2	
Tim Bogar, R (1, 6) OBP: 0.234, SLG: 0.224 35 Dave Clark, L (9, PH) OBP: 0.283, SLG: 0.243 Ricky Gutierrez, R (9, PR) OBP: 0.353, SLG: 0.340			2-0 G6-3		0-1 G5-3		1-0 F8		2-1 1B	3 0 0 0 0 0 2 1 0 1 0 0 0 0 0 1 0 0 0 0 0	
Shane Reynolds, R (1, 1) OBP: 0.145, SLG: 0.188 Richard Hidalgo, R (9, PH) OBP: 0.327, SLG: 0.369			2-2 G5-3		2-2 G3		0-0 B3		1-1 HBP	3 0 0 0 0 0 2 1 1 1 0 0 0 0	
Inning Stats	R: 0 H: 0 E: 0 LOB: 0 K: 0 BB: 0 S: 9 P: 13	R: 0 H: 1 E: 0 LOB: 1 K: 0 BB: 1 S: 7 P: 12	R: 0 H: 0 E: 0 LOB: 0 K: 0 BB: 0 S: 9 P: 14	R: 0 H: 1 E: 0 LOB: 2 K: 2 BB: 1 S: 13 P: 24	R: 1 H: 3 E: 0 LOB: 2 K: 0 BB: 0 S: 15 P: 19	R: 1 H: 1 E: 0 LOB: 0 K: 1 BB: 0 S: 7 P: 11	R: 0 H: 1 E: 0 LOB: 1 K: 0 BB: 0 S: 4 P: 7	R: 0 H: 1 E: 1 LOB: 2 K: 1 BB: 0 S: 13 P: 24	R: 2 H: 3 E: 0 LOB: 2 K: 1 BB: 0 S: 14 P: 24	1B: 8 SF: 0 2B: 2 SAC: 0 3B: 0 DP: 1 HR: 1 HBP: 1	WP: 0 PA: 40 PB: 0 SB: 0 CS: 0
PITCHER Carlton Loewer, R (1, 1) ERA: 5.93 Mark Leiter, R (8, 1) ERA: 3.41	IP WLS BF H R ER SO BB IBB HBP BLK WP HR S P ERA WHIP										
	7.1 0 31 8 2 2 3 2 0 0 0 0 0 1 73 117 2.46 1.364										
	1.2 L 9 3 2 2 2 0 0 1 0 0 0 0 18 31 10.80 1.800										

Houston Astros @ Philadelphia Phillies
Veterans Stadium, Philadelphia, PA
Wed Aug 19 1998, 7:05 PM EDT
Att. 21,341 - Cloudy - 72 F

livebaseballscorecards.com

AB	37
R	4
H	11
RBI	4
BB	2
SO	5
LOB	22



BOTTOM

Houston Astros @ Milwaukee Brewers
Milwaukee County Stadium, Milwaukee, WI

Thu Aug 20 1998, 8:05 PM EDT
Att. 17,589 - Unknown - 84 F

livebaseballscorecards.com

AB	40
R	6
H	13
RBI	5
BB	3
SO	5
LOB	25



AB R H RBI BB SO LOB

6 1 4 1 0 0 3

4 1 0 1 0 1 3

3 0 1 2 1 0 1

4 0 1 0 1 0 4

4 1 1 0 0 1 3

0 0 0 0 0 0 0

1 0 1 1 0 0 0

0 0 0 0 0 0 0

5 0 1 0 0 1 3

0 0 0 0 0 0 0

4 1 1 0 0 0 4

3 0 0 0 0 1 2

0 0 0 0 0 0 0

2 0 2 0 0 0 0

2 1 0 0 0 0 0

2 1 1 0 1 1 2

1B: 7 SF: 1

2B: 7 SAC: 1

3B: 0 DP: 2

HR: 0 HBP: 1

WP: 0 PA: 46

PB: 0

SB: 0

CS: 0

1B: 7 SF: 1

2B: 7 SAC: 1

3B: 0 DP: 2

HR: 0 HBP: 1

WP: 0 PA: 46

PB: 0

SB: 0

CS: 0

1B: 7 SF: 1

2B: 7 SAC: 1

3B: 0 DP: 2

HR: 0 HBP: 1

WP: 0 PA: 46

PB: 0

SB: 0

CS: 0

1B: 7 SF: 1

2B: 7 SAC: 1

3B: 0 DP: 2

HR: 0 HBP: 1

WP: 0 PA: 46

PB: 0

SB: 0

CS: 0

1B: 7 SF: 1

2B: 7 SAC: 1

3B: 0 DP: 2

HR: 0 HBP: 1

WP: 0 PA: 46

PB: 0

SB: 0

CS: 0

1B: 7 SF: 1

2B: 7 SAC: 1

3B: 0 DP: 2

HR: 0 HBP: 1

WP: 0 PA: 46

PB: 0

SB: 0

CS: 0

1B: 7 SF: 1

2B: 7 SAC: 1

3B: 0 DP: 2

HR: 0 HBP: 1

WP: 0 PA: 46

PB: 0

SB: 0

CS: 0

1B: 7 SF: 1

2B: 7 SAC: 1

3B: 0 DP: 2

HR: 0 HBP: 1

WP: 0 PA: 46

PB: 0

SB: 0

CS: 0

1B: 7 SF: 1

2B: 7 SAC: 1

3B: 0 DP: 2

HR: 0 HBP: 1

WP: 0 PA: 46

PB: 0

SB: 0

CS: 0

1B: 7 SF: 1

2B: 7 SAC: 1

3B: 0 DP: 2

HR: 0 HBP: 1

WP: 0 PA: 46

PB: 0

SB: 0

CS: 0

1B: 7 SF: 1

2B: 7 SAC: 1

3B: 0 DP: 2

HR: 0 HBP: 1

WP: 0 PA: 46

PB: 0

SB: 0

CS: 0

1B: 7 SF: 1

2B: 7 SAC: 1

3B: 0 DP: 2

HR: 0 HBP: 1

WP: 0 PA: 46

PB: 0

SB: 0

CS: 0

1B: 7 SF: 1

2B: 7 SAC: 1

3B: 0 DP: 2

HR: 0 HBP: 1

WP: 0 PA: 46

PB: 0

SB: 0

CS: 0

1B: 7 SF: 1

2B: 7 SAC: 1

3B: 0 DP: 2

HR: 0 HBP: 1

WP: 0 PA: 46

PB: 0

SB: 0

CS: 0

1B: 7 SF: 1

2B: 7 SAC: 1

3B: 0 DP: 2

HR: 0 HBP: 1

WP: 0 PA: 46

PB: 0

SB: 0

CS: 0

1B: 7 SF: 1

2B: 7 SAC: 1

3B: 0 DP: 2

HR: 0 HBP: 1

WP: 0 PA: 46

PB: 0

SB: 0

CS: 0

1B: 7 SF: 1

2B: 7 SAC: 1

3B: 0 DP: 2

HR: 0 HBP: 1

WP: 0 PA: 46

PB: 0

SB: 0

CS: 0

1B: 7 SF: 1

2B: 7 SAC: 1

3B: 0 DP: 2

HR: 0 HBP: 1

WP: 0 PA: 46

PB: 0

SB: 0

CS: 0

1B: 7 SF: 1

2B: 7 SAC: 1

3B: 0 DP: 2

HR: 0 HBP: 1

WP: 0 PA: 46

PB: 0

SB: 0

CS: 0

1B: 7 SF: 1

2B: 7 SAC: 1

3B: 0 DP: 2

HR: 0 HBP: 1

WP: 0 PA: 46

PB: 0

SB: 0

CS: 0

1B: 7 SF: 1

2B: 7 SAC: 1

3B: 0 DP: 2

HR: 0 HBP: 1

WP: 0 PA: 46

PB: 0

SB: 0

CS: 0

1B: 7 SF: 1

2B: 7 SAC: 1

3B: 0 DP: 2

HR: 0 HBP: 1

WP: 0 PA: 46

PB: 0

SB: 0

CS: 0

1B: 7 SF: 1

2B: 7 SAC: 1

3B: 0 DP: 2

HR: 0 HBP: 1

WP: 0 PA: 46

PB: 0

SB: 0

CS: 0

1B: 7 SF: 1

2B: 7 SAC: 1

3B: 0 DP: 2

HR: 0 HBP: 1

WP: 0 PA: 46

PB: 0

SB: 0

CS: 0

1B: 7 SF: 1

2B: 7 SAC: 1

3B: 0 DP: 2

HR: 0 HBP: 1

WP: 0 PA: 46

PB: 0

SB: 0

CS: 0

1B: 7 SF: 1

2B: 7 SAC: 1

3B: 0 DP: 2

HR: 0 HBP: 1

WP: 0 PA: 46

PB: 0

SB: 0

CS: 0

1B: 7 SF: 1

2B: 7 SAC: 1

3B: 0 DP: 2

HR: 0 HBP: 1

WP: 0 PA: 46

PB: 0

SB: 0

CS: 0

1B: 7 SF: 1

2B: 7 SAC: 1

3B: 0 DP: 2

HR: 0 HBP: 1

WP: 0 PA: 46

PB: 0

SB: 0

CS: 0

1B: 7 SF: 1

2B: 7 SAC: 1

3B: 0 DP: 2

HR: 0 HBP: 1

WP: 0 PA: 46

PB: 0

SB: 0

CS: 0

1B: 7 SF: 1

2B: 7 SAC: 1

3B: 0 DP: 2

HR: 0 HBP: 1

WP: 0 PA: 46

PB: 0

SB: 0

CS: 0

1B: 7 SF: 1

2B: 7 SAC: 1

3B: 0 DP: 2

HR: 0 HBP: 1

WP: 0 PA: 46

PB: 0

SB: 0

CS: 0

1B: 7 SF: 1

2B: 7 SAC: 1

3B: 0 DP: 2

HR: 0 HBP: 1

WP: 0 PA: 46

PB: 0

SB: 0

CS: 0

1B: 7 SF: 1

2B: 7 SAC: 1

3B: 0 DP: 2

Batter	1	2	3	4	5	6	7	8	9	AB R H RBI BB SO LOB	TOP	
Craig Biggio, R OBP: 0.402, SLG: 0.484 (1, 4)	4-1 BB G5-4-3 BB		2-2 G4-3		1-2 1B		2-1 G6-3		2-2 HR 1B	4 1 2 0 1 0 0		
Richard Hidalgo, R OBP: 0.331, SLG: 0.395 (1, 8) (7, 9)	2-2 G5-4-3 1-2f			1-1 F8	1-0 G6-4-3 1B		2-2 5 WP 2B		2-1 SAFE HR 1-H	5 1 3 2 0 0 1		
Derek Bell, R OBP: 0.357, SLG: 0.483 Jay Powell, R (7, 1)	1-0 P7			1-2 P3	2-0 G6-4-3 1-2f		2-3 K		1-3 K	4 0 0 0 0 1 3 1 0 0 0 0 1 0		
5 Jeff Bagwell, R OBP: 0.412, SLG: 0.538 (1, 3)		4-2 F8 BLK SF7 BB		4-2 BB 1B BB		1-0 1B 1B	3-2 F9			2 3 1 0 2 0 1		
Moises Alou, R OBP: 0.387, SLG: 0.610 (1, 7)		3-1 F8 1-3		4-2 1B 1-2 BB		2-1 L8		0-0 L4		3 0 0 0 1 0 2		
Sean Berry, R OBP: 0.395, SLG: 0.529 Bill Spiers, L OBP: 0.362, SLG: 0.387 (8, PH) (8, 5)		0-0 SF7		1-2 1-3 2-H 1B		1-0 1B 1-2 FC1-2 1B		1-2 F9		2 0 2 2 0 0 0 1 0 0 0 0 0 0		
Tony Eusebio, R OBP: 0.345, SLG: 0.345 (1, 2)		3-2 G4-3		4-0 IBB		0-0 FC1-2 1-3 2-H 1B		2-3 K		3 0 1 1 1 1 0		
Tim Bogar, R OBP: 0.227, SLG: 0.217 (1, 6)			3-1 F7	2-0 P3		0-0 FC1-2			0-3 K	4 0 0 0 0 1 5		
Sean Bergman, R OBP: 0.080, SLG: 0.120 Carl Everett, S OBP: 0.381, SLG: 0.504 (7, 8)			0-3 K		0-0 G5-3		0-3 K		1-0 G6-3	3 0 0 0 0 2 2 1 0 0 0 0 0 0		
Inning Stats	R: 0 E: 0 K: 0 S: 7 H: 0 LOB: 0 BB: 1 P: 14	R: 1 E: 0 K: 0 S: 10 H: 0 LOB: 0 BB: 1 P: 20	R: 0 E: 0 K: 1 S: 9 H: 0 LOB: 0 BB: 0 P: 14	R: 1 E: 0 K: 0 S: 14 H: 1 LOB: 3 BB: 3 P: 31	R: 0 E: 0 K: 0 S: 6 H: 2 LOB: 1 BB: 0 P: 10	R: 1 E: 0 K: 1 S: 9 H: 3 LOB: 2 BB: 0 P: 13	R: 0 E: 0 K: 1 S: 13 H: 1 LOB: 1 BB: 0 P: 22	R: 0 E: 0 K: 1 S: 8 H: 0 LOB: 0 BB: 0 P: 11	R: 2 E: 0 K: 2 S: 12 H: 2 LOB: 0 BB: 0 P: 18	1B: 7 2B: 1 3B: 0 HR: 1 SF: 1 SAC: 0 DP: 2 HBP: 0	WP: 1 PB: 0 SB: 0 CS: 0 PA: 39	
PITCHER	IP WLS BF H R ER SO BB IBB HBP BLK WP HR S P ERA WHIP											
Bill Pulsipher, L ERA: 4.67 (1, 1)	5.1 L 25 6 3 3 1 4 1 0 0 0 0 51 98 5.06 1.875											
David Weathers, R ERA: 4.86 (6, 1)	1.2 6 1 0 0 2 0 0 0 0 1 0 17 26 0.00 0.600											
Bronswell Patrick, R ERA: 3.82 (8, 1)	2.0 8 2 2 2 3 0 0 0 0 0 1 20 29 9.00 1.000											

Houston Astros @ Milwaukee Brewers
Milwaukee County Stadium, Milwaukee, WI

Fri Aug 21 1998, 8:05 PM EDT
Att. 26,820 - Cloudy - 73 F

livebaseballscorecards.com

AB 33
R 5
H 9
RBI 5
BB 5
SO 6
LOB 14



Batter	1	2	3	4	5	6	7	8	9	AB R H RBI BB SO LOB	TOP									
Craig Biggio, R (1, 4) OBP: 0.402, SLG: 0.489	1-1 HR		2-3 K2-3		0-0 G6-3	1-2 G6-3		1-3 K		5 2 2 1 0 2 1										
Brad Ausmus, R (1, 2) OBP: 0.347, SLG: 0.330	0-0 L6		0-0 P3		2-1 G6-3		3-1 G3	1-1 FC6-4 1B		5 0 1 0 0 0 1										
Derek Bell, R (1, 9) OBP: 0.358, SLG: 0.482	0-0 G4-3		2-0 1B		0-2 G6-3		3-2 5 BB 1B	2-1 FC6-4 1-2f		5 1 2 1 0 0 2										
Mike Magnante, L (8, 1) OBP: 1.000, SLG: 1.000										0 0 0 0 0 0 0										
Doug Henry, R (8, 1)										0 0 0 0 0 0 0										
Trever Miller, R (9, 1) OBP: 0.500, SLG: 1.000										0 0 0 0 0 0 0										
5 Jeff Bagwell, R (1, 3) OBP: 0.410, SLG: 0.533	1-1 G1		1-0 P6		2-0 P5		4-1 1B BB		0-0 F7	4 0 0 0 1 0 1										
Moises Alou, R (1, 7) OBP: 0.391, SLG: 0.618		2-1 1B G6-3 1B		0-0 HR		3-2 1B HR 1B	1-1 1-2 2-H 1B		0-1 G6-3	5 3 4 2 0 0 0										
Carl Everett, S (1, 8) OBP: 0.379, SLG: 0.500		0-1 P2		3-2 G4-3		1-2 1-3 HR 1B	0-0 F7		1-0 P3	5 1 1 0 0 0 3										
Bill Spiers, L (1, 5) OBP: 0.366, SLG: 0.400		1-0 G6-3 1B		1-2 FC6-4 1B		0-0 1-H 3-H HR	2-2 G4-3			4 1 3 3 0 0 2										
Ricky Gutierrez, R (1, 6) OBP: 0.350, SLG: 0.337		0-0 G6-3		1-2 FC6-4		1-0 L4-3 1B		1-0 1B		4 0 2 1 0 0 2										
Randy Johnson, R (1, 1) OBP: 0.087, SLG: 0.087		0-2 G1-3		1-3 K		0-0 L4-3		2-3 K		3 0 0 0 0 1 3										
Pete Incaviglia, R (8, PH) OBP: 0.143, SLG: 0.150										1 0 0 0 0 1 1										
Richard Hidalgo, R (8, 9) OBP: 0.331, SLG: 0.395										0 0 0 0 0 0 0										
Inning Stats	R: 1 E: 0 K: 0 S: 6	H: 1 LOB: 0 BB: 0 P: 8	R: 1 E: 0 K: 0 S: 9	H: 2 LOB: 1 BB: 0 P: 12	R: 0 E: 0 K: 1 S: 7	H: 1 LOB: 1 BB: 0 P: 22	R: 1 E: 0 K: 0 S: 7	H: 1 LOB: 0 BB: 0 P: 11	R: 3 E: 0 K: 0 S: 13	H: 4 LOB: 0 BB: 0 P: 19	R: 1 E: 0 K: 0 S: 12	H: 2 LOB: 2 BB: 1 P: 25	R: 0 E: 0 K: 2 S: 11	H: 2 LOB: 2 BB: 0 P: 18	R: 0 E: 0 K: 0 S: 4	H: 0 LOB: 0 BB: 0 P: 5	1B: 12 2B: 1 3B: 0 HR: 3	SF: 0 SAC: 0 DP: 1 HBP: 0	WP: 0 PB: 0 SB: 1 CS: 0	PA: 42
PITCHER	IP WLS BF H R ER SO BB IBB HBP BLK WP HR S P ERA WHIP																			
Don Wengert, R (1, 1) ERA: 5.29	4.0 L 19 7 4 3 2 0 0 0 0 0 2 39 55 6.75 1.750																			
Terry Adams, R (5, 1) ERA: 4.23	2.1 13 6 4 4 0 1 0 0 0 0 1 27 48 15.43 3.000																			
Terry Mulholland, L (7, 1) ERA: 2.71	1.2 7 2 0 0 2 0 0 0 0 0 0 15 24 0.00 1.200																			
Dave Stevens, R (9, 1) ERA: 3.6	1.0 3 0 0 0 0 0 0 0 0 0 0 4 5 0.00 0.000																			

Houston Astros @ Chicago Cubs
Wrigley Field, Chicago, IL
 Sat Aug 22 1998, 3:33 AM CDT
 Att. 39,886 - Sunny - 82 F

livebaseballscorecards.com

AB	41
R	8
H	15
RBI	8
BB	1
SO	4
LOB	16



Batter	1	2	3	4	5	6	7	8	9	AB	R	H	RBI	BB	SO	LOB
Lance Johnson, L OBP: 0.282, SLG: 0.250 (1, 8)	2-3 K	2-3 K			0-1 F7			4-2 FC5 BB	0-0 F7	4	0	0	0	1	2	3
Manny Alexander, R OBP: 0.292, SLG: 0.355 (1, 4)	3-3 K		4-2 G4-3 BB		3-2 G4-3			4-1 BB FC5 BB	2-0 FC4-6 BB	3	0	0	0	2	1	1
Mark Grace, L OBP: 0.415, SLG: 0.479 (1, 3)	4-2 BB		1-0 G4-3		2-3 K			0-1 L3	4-1 BB	3	0	0	0	2	1	3
Sammy Sosa, R OBP: 0.378, SLG: 0.637 (1, 9)	1-0 P4		1-3 K			2-2 G6-3		3-2 FC5 BB	1-3 K	5	0	0	0	0	2	6
Glenallen Hill, R OBP: 0.339, SLG: 0.526 (1, 7)			3-2 P2			1-3 K		4-2 BB		3	1	1	1	1	1	1
José Hernández, R OBP: 0.332, SLG: 0.500 Terry Mulholland, R OBP: 0.375, SLG: 0.286 Henry Rodríguez, L OBP: 0.338, SLG: 0.542 Dave Stevens, R (9, 1)		2-1 P4		2-3 K		1-3 K		2-3 K		3	0	0	0	0	2	0
Gary Gaetti, R OBP: 0.348, SLG: 0.455 (1, 5)		4-2 FC1-5 BB		1-2 FC6 HBP			0-0 G6-3		1-0 2B BB	2	1	1	0	1	0	0
Scott Servais, R OBP: 0.279, SLG: 0.323 (1, 2)		1-2 FC1-5 BB		2-2 P4			2-3 K		0-0 BB BB	4	1	2	0	0	1	1
Don Wengert, R Terry Adams, R Jeff Blauser, R OBP: 0.347, SLG: 0.300 Brant Brown, L OBP: 0.356, SLG: 0.512 (9, PH)		0-2 FC1-5		0-0 FC6			0-0 F9		0-1 FC4-6 BB	2	0	0	0	0	0	3

Inning Stats	R: 0	H: 0	E: 0	K: 13	S: 13	R: 1	H: 2	E: 0	K: 1	S: 17	R: 0	H: 0	E: 0	K: 1	S: 12	R: 0	H: 0	E: 0	K: 1	S: 9	R: 0	H: 0	E: 0	K: 2	S: 11	R: 0	H: 0	E: 0	K: 1	S: 6	R: 2	H: 3	E: 0	K: 1	S: 10	1B: 3	2B: 1	3B: 0	HR: 1	SF: 0	SAC: 0	DP: 0	HBP: 1	WP: 0	PA: 40
--------------	------	------	------	-------	-------	------	------	------	------	-------	------	------	------	------	-------	------	------	------	------	------	------	------	------	------	-------	------	------	------	------	------	------	------	------	------	-------	-------	-------	-------	-------	-------	--------	-------	--------	-------	--------

PITCHER	IP	WLS	BF	H	R	ER	SO	BB	IBB	HBP	BLK	WP	HR	S	P	ERA	WHIP
Randy Johnson, L ERA: 3.79 (1, 1)	7.0		27	2	1	1	9	3	0	1	0	0	1	77	122	1.29	0.714
Mike Magnante, L ERA: 4.91 (8, 1)	0.0		2	0	0	0	0	2	0	0	0	0	0	5	13	∞	∞
Doug Henry, R ERA: 2.97 (8, 1)	1.0		7	3	2	2	1	1	0	0	0	0	0	17	27	18.00	4.000
Trever Miller, L ERA: 2.93 (9, 1)	1.0		4	0	0	0	1	1	0	0	0	0	0	6	13	0.00	1.000

BOTTOM

Houston Astros @ Chicago Cubs
Wrigley Field, Chicago, IL
Sat Aug 22 1998, 3:33 AM CDT
Att: 39,886 - Sunny - 82 F

livebaseballscores.com

AB	32
R	3
H	5
RBI	3
BB	7
SO	11
LOB	21



Batter	1	2	3	4	5	6	7	8	9	AB R H RBI BB SO LOB
Lance Johnson, L (1, 8) OBP: 0.285, SLG: 0.255	1-1 1B 1B		0-0 1B		2-2 G3-1		0-0 F9		2-2 G6-4-3 1-2f	5 0 2 0 0 0 2
Mickey Morandini, L (1, 4) OBP: 0.403, SLG: 0.406	2-1 1B 1-2 1B		0-2 L9		0-3 K		0-0 G6-3			4 0 1 0 0 1 1
Sammy Sosa, R (1, 9) Manny Alexander, R (9, 5) OBP: 0.379, SLG: 0.648 OBP: 0.292, SLG: 0.355	1-1 P6		0-0 P9		3-2 HR		1-0 HR			4 2 2 2 0 0 3 0 0 0 0 0 0 0
Mark Grace, L (1, 3) Glenallen Hill, R (9, 7) OBP: 0.412, SLG: 0.475 OBP: 0.339, SLG: 0.526	0-1 G3-6-1 1-2f		1-2 P8		0-0 F7		0-1 G3-1			4 0 0 0 0 0 3 0 0 0 0 0 0 0
Henry Rodriguez, L (1, 7) Brant Brown, L (3, 7) OBP: 0.337, SLG: 0.541 OBP: 0.356, SLG: 0.510		0-1 E5 FC5-4 1B		0-0 1B FC3-6 1B		1-1 P6		0-2 F7		1 0 0 0 0 0 0 3 1 1 0 0 0 0
José Hernández, R (1, 6) OBP: 0.331, SLG: 0.497		1-2 FC5-4 1-2f 1B		0-3 K		2-0 FC5-4 1B		0-0 F8		4 0 1 0 0 1 2
Tyler Houston, L (1, 2) OBP: 0.282, SLG: 0.399		2-3 K		1-0 FC3-6 1-3 1B		1-2 P7		2-0 1B 1B		4 0 2 0 0 1 2
Gary Gaetti, R (1, 5) Dave Stevens, R (7, 1) Scott Servais, R (9, PH) OBP: 0.348, SLG: 0.454 OBP: 0.278, SLG: 0.322		0-0 1B		0-1 FC3-6 1-2f 3-H 1B		2-0 FC5-4 1-2f		0-2 F8		3 0 1 1 0 0 2 0 0 0 0 0 0 0 1 0 0 0 0 0 1
Steve Trachsel, R (1, 1) Rodney Myers, R (6, 1) Jeff Blauser, R (7, 6) OBP: 0.315, SLG: 0.286 OBP: 0.348, SLG: 0.301		1-1 F9		3-2 G4-3			3-2 G6-3		0-0 G6-4-3 1-2 1B	2 0 0 0 0 0 3 0 0 0 0 0 0 0 2 0 1 0 0 0 0

Inning Stats	R: 0 E: 0 K: 8	H: 2 LOB: 1 BB: 0 P: 12	R: 0 E: 1 K: 1 S: 11	H: 1 LOB: 2 BB: 0 P: 15	R: 0 E: 0 K: 9	H: 1 LOB: 1 BB: 0 P: 10	R: 1 E: 0 K: 1 S: 11	H: 2 LOB: 1 BB: 0 P: 15	R: 1 E: 0 K: 1 S: 10	H: 1 LOB: 0 BB: 0 P: 15	R: 0 E: 0 K: 7	H: 1 LOB: 1 BB: 0 P: 13	R: 0 E: 0 K: 5	H: 0 LOB: 0 BB: 0 P: 8	R: 1 E: 0 K: 7	H: 1 LOB: 0 BB: 0 P: 8	R: 0 E: 0 K: 8	H: 2 LOB: 1 BB: 0 P: 12	1B: 9 2B: 0 3B: 0 HR: 2	SF: 0 SAC: 0 DP: 2 HBP: 0
--------------	----------------------	----------------------------------	-------------------------------	----------------------------------	----------------------	----------------------------------	-------------------------------	----------------------------------	-------------------------------	----------------------------------	----------------------	----------------------------------	----------------------	---------------------------------	----------------------	---------------------------------	----------------------	----------------------------------	----------------------------------	------------------------------------


PITCHER	IP	WLS	BF	H	R	ER	SO	BB	IBB	HBP	BLK	WP	HR	S	P	ERA	WHIP
Jose Lima, R (1, 1) ERA: 3.63	8.0	W	33	9	3	3	3	0	0	0	0	0	2	68	96	3.38	1.125
Mike Magnante, L (9, 1) ERA: 4.8	1.0		4	2	0	0	0	0	0	0	0	0	0	8	12	0.00	2.000

BOTTOM

Houston Astros @ Chicago Cubs
Wrigley Field, Chicago, IL
Sun Aug 23 1998, 3:33 AM CDT
Att. 38,714 - Overcast - 87 F

livebaseballscorecards.com

AB	37
R	3
H	11
RBI	3
BB	0
SO	3
LOB	19



WP: 0	PA: 37
PB: 0	
SB: 0	
CS: 0	

Batter	1	2	3	4	5	6	7	8	9	AB	R	H	RBI	BB	SO	LOB
Lance Johnson, L (1, 8) OBP: 0.279, SLG: 0.249	1-3 K		3-2 G4-3			1-1 P4		0-1 P2		4	0	0	0	0	1	1
Mickey Morandini, L (1, 4) OBP: 0.403, SLG: 0.413 Felix Heredia, L (9, 1)	2-0 S 1B		0-0 G1-4-3			2-1 F7		2-1 1-H HR		4	1	2	2	0	0	0
Sammy Sosa, R (1, 9) OBP: 0.380, SLG: 0.647	3-3 K 1-2		2-0 G6-3			1-2 1B		1-0 2B 1B		4	0	2	0	0	1	1
Mark Grace, L (1, 3) OBP: 0.410, SLG: 0.475	0-2 G3-1			1-2 G4-3		0-0 L7		1-2 1-H 2B		4	0	1	0	0	0	2
Brant Brown, L (1, 7) OBP: 0.358, SLG: 0.520		0-0 E 2B		0-3 K			2-0 F8		1-0 FC5-2/6 3B	4	1	2	0	0	1	0
José Hernández, R (1, 5) OBP: 0.328, SLG: 0.492		0-1 L9		1-3 K			2-3 K		2-2 FC5-2-6 F8	4	0	0	0	0	2	2
Jeff Blauser, R (1, 6) OBP: 0.344, SLG: 0.297		3-3 K			2-2 G5-3		2-3 K		2-2 3-H F8	4	0	0	0	0	2	2
Scott Servais, R (1, 2) OBP: 0.281, SLG: 0.325		0-0 E6 2-H 1B			2-0 G5-3			0-0 FC5-4 1B	0-0 G3	4	0	2	0	0	0	1
Mark Clark, R (1, 1) OBP: 0.000, SLG: 0.041 Rodney Myers, R (3, 1) Sandy Martinez, L (5, PH) OBP: 0.356, SLG: 0.391 Matt Karchner, R (6, 1) Dave Stevens, R (7, 1) Gary Gaetti, R (8, PH) OBP: 0.347, SLG: 0.452 (9, 5)		1-3 K			0-3 K			1-2 FC5-4 1-2f HR		1	0	0	0	0	1	1

Inning Stats	R: 0	H: 1	E: 0	LOB: 1	K: 2	BB: 0	S: 13	R: 1	H: 2	E: 1	LOB: 1	K: 2	BB: 0	S: 11	P: 15	R: 0	H: 0	E: 0	LOB: 0	K: 0	BB: 0	S: 5	R: 0	H: 0	E: 0	LOB: 0	K: 1	BB: 0	S: 9	R: 0	H: 1	E: 0	LOB: 1	K: 0	BB: 0	S: 9	R: 0	H: 0	E: 0	LOB: 0	K: 2	BB: 0	S: 9	R: 2	H: 4	E: 0	LOB: 2	K: 0	BB: 0	S: 13	R: 0	H: 1	E: 0	LOB: 1	K: 0	BB: 0	S: 8	P: 13	1B: 5	SF: 0	2B: 2	SAC: 0	3B: 1	DP: 0	HR: 1	HBP: 0	WP: 0	PA: 35
--------------	------	------	------	--------	------	-------	-------	------	------	------	--------	------	-------	-------	-------	------	------	------	--------	------	-------	------	------	------	------	--------	------	-------	------	------	------	------	--------	------	-------	------	------	------	------	--------	------	-------	------	------	------	------	--------	------	-------	-------	------	------	------	--------	------	-------	------	-------	-------	-------	-------	--------	-------	-------	-------	--------	-------	--------


PITCHER	IP	WLS	BF	H	R	ER	SO	BB	IBB	HBP	BLK	WP	HR	S	P	ERA	WHIP
Shane Reynolds, R (1, 1) ERA: 3.61	6.0		22	4	1	0	7	0	0	0	0	0	0	56	81	0.00	0.667
Scott Elarton, R (7, 1) ERA: 3.29	2.0		9	4	2	2	2	0	0	0	0	0	1	22	33	9.00	2.000
Jay Powell, R (9, 1) ERA: 3.36	1.0		4	1	0	0	0	0	0	0	0	0	0	8	13	0.00	1.000

BOTTOM

Houston Astros @ Chicago Cubs
Wrigley Field, Chicago, IL
Mon Aug 24 1998, 3:33 AM CDT
Att: 34,711 - Overcast - 84 F

livebaseballscorecards.com

AB	35
R	3
H	9
RBI	2
BB	0
SO	9
LOB	11



Batter	1	2	3	4	5	6	7	8	9	AB R H RBI BB SO LOB	TOP											
Walt Weiss, S (1, 6) OBP: 0.392, SLG: 0.353	2-3 K		2-0 P4		4-2 BB	1-1 G5-3			0-1 1B	4 0 1 0 1 1 2												
Gerald Williams, R (1, 7) OBP: 0.326, SLG: 0.439	2-3 K		3-3 K		0-3 K		0-0 L6		1-3 K	5 0 0 0 0 4 2												
10 Chipper Jones, S (1, 5) OBP: 0.416, SLG: 0.572	3-2 1B		0-0 FC1-6 1B		1-0 L7		3-2 G6-3		1-3 K	5 0 2 0 0 1 2												
Andres Galarraga, R (1, 3) OBP: 0.400, SLG: 0.615	2-3 K		1-1 FC1-6 1-2f		3-3 K		1-0 1B			4 0 1 0 0 2 3												
Javy Lopez, R (1, 2) OBP: 0.333, SLG: 0.536					0-1 HR	4-2 G1-3 2B BB		0-1 G4-3		3 2 2 1 1 0 1												
Andruw Jones, R (1, 8) OBP: 0.313, SLG: 0.491		2-1 FC6 BB 2-2		4-0 S BB		0-0 G1-3 1-2		0-0 G1-3		3 0 0 0 1 0 2												
Michael Tucker, L (1, 9) OBP: 0.342, SLG: 0.443		4-0 BB 1-2		2-3 K 1-2		2-2 SH2-4 2-H 2B		2-3 K		3 0 1 1 1 2 1												
Tony Graffanino, R (1, 4) OBP: 0.282, SLG: 0.341		0-3 K		2-3 K		4-2 SH2-4 BB		1-3 K		3 0 0 0 1 3 3												
Kevin Millwood, R (1, 1) OBP: 0.186, SLG: 0.079			0-1 G5-3		0-3 K		0-1 SH2-4		1-3 K	2 0 0 0 0 1 3												
Greg Colbrunn, R (9, PH) OBP: 0.374, SLG: 0.481										1 0 0 0 0 1 0												
Inning Stats	R: 0 E: 0 K: 3 S: 12	H: 1 LOB: 1 BB: 0 P: 21	R: 0 E: 0 K: 1 S: 9	H: 1 LOB: 2 BB: 1 P: 15	R: 0 E: 0 K: 1 S: 7	H: 1 LOB: 1 BB: 0 P: 13	R: 1 E: 0 K: 3 S: 11	H: 1 LOB: 1 BB: 1 P: 19	R: 0 E: 0 K: 2 S: 10	H: 0 LOB: 1 BB: 1 P: 18	R: 1 E: 0 K: 0 S: 12	H: 1 LOB: 2 BB: 2 P: 23	R: 0 E: 0 K: 0 S: 7	H: 1 LOB: 1 BB: 0 P: 11	R: 0 E: 0 K: 2 S: 7	H: 0 LOB: 0 BB: 0 P: 10	R: 0 E: 0 K: 3 S: 12	H: 1 LOB: 1 BB: 0 P: 15	1B: 4 2B: 2 3B: 0 HR: 1	SF: 0 SAC: 1 DP: 0 HBP: 0	WP: 0 PB: 0 SB: 1 CS: 0	PA: 39
PITCHER	IP WLS BF H R ER SO BB IBB HBP BLK WP HR S P ERA WHIP																					
Mike Hampton, L (1, 1) ERA: 3.79	8.0 W 35 6 2 2 12 5 0 0 0 0 0 1 75 130 2.25 1.375																					
Billy Wagner, L (9, 1) ERA: 2.36	1.0 S 4 1 0 0 3 0 0 0 0 0 0 0 12 15 0.00 1.000																					

Atlanta Braves @ Houston Astros
Astrodome, Houston, TX
Tue Aug 25 1998, 8:05 PM EDT
Att. 32,157 - Dome - 72 F

livebaseballscorecards.com

AB 33
R 2
H 7
RBI 2
BB 5
SO 15
LOB 19



Batter	1	2	3	4	5	6	7	8	9	AB R H RBI BB SO LOB	TOP																
Walt Weiss, S (1, 6) OBP: 0.395, SLG: 0.353	1-3 K		1-0 2-H 1B		4-2 G6-3 BB		0-2 F8		4-0 E BB	3 1 1 1 2 1 0																	
Michael Tucker, L (1, 9) OBP: 0.340, SLG: 0.438	0-2 F8		0-0 F9		0-0 G6-3		4-2 S BB		2-3 K	4 0 0 0 1 1 3																	
10 Chipper Jones, S (1, 5) Ozzie Guillen, L (1, 5) OBP: 0.415, SLG: 0.571 OBP: 0.330, SLG: 0.350	0-0 L9				1-1 G1-3		0-0 F8		0-1 E8 1-H 2B	1 0 0 0 0 0 0 4 0 1 1 0 0 1																	
Andres Galarraga, R (1, 3) OBP: 0.398, SLG: 0.610		0-1 G4-3			0-0 P8		3-2 G6-3		1-2 F8	5 1 1 0 0 0 2																	
Ryan Klesko, L (1, 7) Rudy Seanez, R (8, 1) Kerry Ligtenberg, R (9, 1)		0-0 G4-3			3-0 HR 1B		2-3 K		0-0 G6-3	4 1 1 0 0 1 1 0 0 0 0 0 0 0 0 0 0 0 0 0 0																	
Javy Lopez, R (1, 2) OBP: 0.334, SLG: 0.543		0-1 G6-3			1-0 1-H HR		2-2 2B 1B		1-1 L1	4 1 2 2 0 0 0																	
Andruw Jones, R (1, 8) OBP: 0.317, SLG: 0.497			3-3 K		1-0 WP S 1B 1B		2-2 1-3 2-H 2B		1-2 2B	4 1 3 1 0 1 0																	
Tony Graffanino, R (1, 4) OBP: 0.282, SLG: 0.339		1-2 E6 1B		3-2 SAFE SAFE 1B		2-2 P8		1-0 F7		4 1 1 1 0 0 3																	
29 John Smoltz, R (1, 1) Gerald Williams, R (8, 7) OBP: 0.340, SLG: 0.238 OBP: 0.324, SLG: 0.437			2-3 K		2-1 F9		1-2 P3		3-3 K	3 0 0 0 0 1 4 1 0 0 0 0 1 0																	
Inning Stats	R: 0 E: 0 K: 1 S: 9	H: 0 LOB: 0 BB: 0 P: 10	R: 0 E: 0 K: 0 S: 5	H: 0 LOB: 0 BB: 0 P: 5	R: 1 E: 1 K: 2 S: 11	H: 1 LOB: 1 BB: 0 P: 18	R: 3 E: 0 K: 0 S: 12	H: 4 LOB: 1 BB: 0 P: 23	R: 0 E: 0 K: 0 S: 5	H: 0 LOB: 0 BB: 1 P: 10	R: 1 E: 0 K: 1 S: 19	H: 3 LOB: 2 BB: 0 P: 29	R: 0 E: 0 K: 0 S: 10	H: 0 LOB: 1 BB: 1 P: 17	R: 0 E: 0 K: 0 S: 9	H: 1 LOB: 1 BB: 0 P: 12	R: 1 E: 1 K: 2 S: 11	H: 1 LOB: 1 BB: 1 P: 21	1B: 6 2B: 3 3B: 0 HR: 1	SF: 0 SAC: 0 DP: 1 HBP: 0	WP: 1 PB: 0 SB: 2 CS: 0	PA: 40					
PITCHER	IP	WLS	BF	H	R	ER	SO	BB	IBB	HBP	BLK	WP	HR	S	P	ERA	WHIP										
Sean Bergman, R (1, 1) ERA: 3.56	5.1	L	25	8	5	4	4	1	0	0	0	1	1	55	86	6.75	1.688										
Doug Henry, R (6, 1) ERA: 2.88	1.2		6	0	0	0	0	1	0	0	0	0	0	16	26	0.00	0.600										
Scott Elarton, R (8, 1) ERA: 3.35	2.0		9	2	1	1	2	1	0	0	0	0	0	20	33	4.50	1.500										

Atlanta Braves @ Houston Astros
Astrodome, Houston, TX
Wed Aug 26 1998, 8:05 PM EDT
Att. 32,651 - Dome - 72 F

livebaseballscorecards.com

AB	37
R	6
H	10
RBI	6
BB	3
SO	6
LOB	14



Batter	1	2	3	4	5	6	7	8	9	AB	R	H	RBI	BB	SO	LOB
Craig Biggio, R OBP: 0.408, SLG: 0.510 (1, 4)	0-0 G5-3		1-1 FC6-4 1B		4-1 BB			0-1 FC4-6 1B		3	0	2	0	1	0	0
Bill Spiers, L OBP: 0.358, SLG: 0.388 (1, 5)	0-2 F8		2-1 FC6-4 1-2f		1-1 F8			1-0 FC4-6 1-2f		4	0	0	0	0	0	4
Derek Bell, R OBP: 0.353, SLG: 0.474 (1, 9)	1-2 P3							1-3 K		4	0	1	0	0	2	1
5 Jeff Bagwell, R OBP: 0.407, SLG: 0.523 (1, 3)		2-1 G6-3						0-0 F8-4 5 1B		4	0	1	0	0	1	1
Moises Alou, R OBP: 0.396, SLG: 0.622 (1, 7)		0-1 F9						3-3 K		4	2	2	0	0	1	2
Carl Everett, S OBP: 0.379, SLG: 0.509 (1, 8)		2-3 K						3-3 K		4	0	1	0	0	1	2
Tony Eusebio, R OBP: 0.328, SLG: 0.325 (1, 2)			2-2 E6 1B					2-2 F8-4		4	0	1	1	0	1	3
Tim Bogar, R OBP: 0.222, SLG: 0.212 (1, 6)			1-0 F9					2-2 F8-4		4	0	0	0	0	1	2
35 Dave Clark, L OBP: 0.285, SLG: 0.245 (9, PH)								2-3 K		3	0	0	0	0	2	1
Sean Bergman, R OBP: 0.077, SLG: 0.115 (6, 1)								0-3 K		1	0	1	0	0	0	0
J.R. Phillips, L OBP: 0.304, SLG: 0.327 (7, PH)								3-2 F5		2	0	0	0	0	1	1
Scott Elarton, R OBP: 0.285, SLG: 0.245 (8, 1)										0	0	0	0	0	0	0
Richard Hidalgo, R OBP: 0.328, SLG: 0.391 (9, PH)										1	0	0	0	0	0	1

Inning Stats	R: 0	H: 0	E: 0	K: 0	S: 7	R: 0	H: 0	E: 0	K: 1	S: 7	R: 0	H: 1	E: 1	K: 0	S: 9	R: 1	H: 2	E: 0	K: 1	S: 13	R: 0	H: 0	E: 0	K: 2	S: 9	R: 0	H: 2	E: 0	K: 1	S: 10	R: 0	H: 0	E: 0	K: 2	S: 13	R: 0	H: 1	E: 0	K: 2	S: 9	R: 1	H: 2	E: 0	K: 0	S: 10	R: 0	H: 0	E: 0	K: 2	S: 13	R: 0	H: 1	E: 0	K: 0	S: 10	R: 1	H: 2	E: 0	K: 0	S: 10
	0	0	0	0	8	0	0	0	1	8	0	1	0	0	11	0	2	0	1	15	0	0	0	1	16	0	2	0	1	15	0	0	0	18	0	1	14	0	0	0	15	0	2	0	0	15	0	2	0	0	15	0	0	0	0	15				

PITCHER	IP	WLS	BF	H	R	ER	SO	BB	IBB	HBP	BLK	WP	HR	S	P	ERA	WHIP
29 John Smoltz, R ERA: 3.32 (1, 1)	7.0	W	27	5	1	1	7	1	0	0	0	0	0	68	99	1.29	0.857
Rudy Seanez, R ERA: 2.57 (8, 1)	1.0		4	1	0	0	2	0	0	0	0	0	0	9	14	0.00	1.000
Kerry Ligtenberg, R ERA: 2.79 (9, 1)	1.0		5	2	1	1	0	0	0	0	0	1	0	10	15	9.00	2.000

BOTTOM

Atlanta Braves @ Houston Astros
Astrodome, Houston, TX

Wed Aug 26 1998, 8:05 PM EDT
Att: 32,651 - Dome - 72 F

AB	35
R	2
H	8
RBI	1
BB	1
SO	9
LOB	16

livebaseballscorecards.com



PITCHER	IP	WLS	BF	H	R	ER	SO	BB	IBB	HBP	BLK	WP	HR	S	P	ERA	WHIP
35 Dave Clark, L OBP: 0.285, SLG: 0.245 (9, PH)	0.0		0	0	0	0	0	0	0	0	0	0	0	0	0	0.00	0.000

Batter	1	2	3	4	5	6	7	8	9	AB R H RBI BB SO LOB	TOP											
Adrian Brown, S (1, 8) Mike Williams, R (8, 1) OBP: 0.422, SLG: 0.439	0-1 FC4-6 1B		1-2 1B		2-3 K			2-2 1B		4 0 3 0 0 1 0 0 0 0 0 0 0 0	Pittsburgh Pirates @ Houston Astros Astrodome, Houston, TX Fri Aug 28 1998, 8:05 PM EDT Att: 40,709 - Dome - 72 F											
Kevin Polcovich, R (1, 4) OBP: 0.257, SLG: 0.245	1-3 SAFE K		0-0 F8		0-3 K			0-3 K		4 0 0 0 0 3 4												
18 Jason Kendall, R (1, 2) OBP: 0.415, SLG: 0.486	1-0 FC4-6 1-2f		1-3 K				0-0 G5-3	1-2 SAFE E9 1-3 1B		4 0 1 0 0 1 3												
Kevin Young, R (1, 3) OBP: 0.343, SLG: 0.510	2-3 K			2-1 F4			0-2 G5-3	0-2 P3		4 0 0 0 0 1 3												
Jose Guillen, R (1, 9) OBP: 0.306, SLG: 0.417			1-3 K		1-0 1B 1B		1-3 K CS	1-3 K		4 0 1 0 0 3 0												
Manny Martinez, R (1, 7) OBP: 0.308, SLG: 0.462			2-3 K		1 SAFE 0-1 1-2 1B		2-1 CS 1-2	2-2 F7		4 0 1 0 0 2 0												
Freddy Garcia, R (1, 5) OBP: 0.363, SLG: 0.600			0-1 F4		2-3 K			0-3 K		4 0 0 0 0 3 2												
Lou Collier, R (1, 6) OBP: 0.319, SLG: 0.342				2-2 1B 1B			2-2 F9			3 0 1 0 0 0 2												
67 Francisco Cordova, R (1, 1) Turner Ward, S (8, PH) OBP: 0.149, SLG: 0.169 OBP: 0.335, SLG: 0.414			0-3 K		1-3 K			0-1 G3-1		2 0 0 0 0 2 1 1 0 0 0 0 0 0												
Inning Stats	R: 0 E: 0 K: 2 S: 9	H: 1 LOB: 1 BB: 0 P: 13	R: 0 E: 0 K: 2 S: 10	H: 0 LOB: 0 BB: 0 P: 13	R: 0 E: 0 K: 2 S: 17	H: 2 LOB: 2 BB: 0 P: 21	R: 0 E: 0 K: 1 S: 11	H: 2 LOB: 2 BB: 0 P: 18	R: 0 E: 0 K: 3 S: 11	H: 0 LOB: 0 BB: 0 P: 14	R: 0 E: 0 K: 1 S: 8	H: 0 LOB: 0 BB: 0 P: 11	R: 0 E: 0 K: 1 S: 9	H: 0 LOB: 0 BB: 0 P: 11	R: 0 E: 1 K: 1 S: 17	H: 2 LOB: 2 BB: 0 P: 20	R: 0 E: 0 K: 3 S: 9	H: 0 LOB: 0 BB: 0 P: 12	1B: 7 2B: 0 3B: 0 HR: 0	SF: 0 SAC: 0 DP: 0 HBP: 0	WP: 0 PB: 1 SB: 1 CS: 1	PA: 35
PITCHER Randy Johnson, L (1, 1) ERA: 3.63	IP: 9.0 WLS: W BF: 34 H: 7 R: 0 ER: 0 SO: 16 BB: 0 IBB: 0 HBP: 0 BLK: 0 WP: 0 HR: 0 S: 101 P: 133 ERA: 0.00 WHIP: 0.778											PITCHER IP: 9.0 WLS: W BF: 34 H: 7 R: 0 ER: 0 SO: 16 BB: 0 IBB: 0 HBP: 0 BLK: 0 WP: 0 HR: 0 S: 101 P: 133 ERA: 0.00 WHIP: 0.778										

livebaseballscorecards.com

AB	34
R	0
H	7
RBI	0
BB	0
SO	16
LOB	15



Batter	1	2	3	4	5	6	7	8	9
Craig Biggio, R OBP: 0.405, SLG: 0.507 (1, 4) C F X	0-2 F9			1-2 G5-3		1-0 FC1		0-0 FC6 G3 WP	
Bill Spiers, L OBP: 0.355, SLG: 0.384 (1, 5) C F B B X	2-2 G6-3			0-0 G1-3		3-3 K		3-2 G3	
35 Dave Clark, L OBP: 0.286, SLG: 0.257 (1, 9) Richard Hidalgo, R OBP: 0.326, SLG: 0.388 (7, 9) B B S S X F F C C S S X	3-2 G3			0-1 2B		1-1 G4-3		1-0 F9	
5 Jeff Bagwell, R OBP: 0.407, SLG: 0.520 (1, 3) B C C C X			1-3 K	2-2 G6-3			4-2 1B BB		
Moises Alou, R OBP: 0.396, SLG: 0.620 (1, 7) B B S S X F F C C S S X			2-2 G3-6 1B		2-2 G4-3		2-2 L5		
Carl Everett, S OBP: 0.379, SLG: 0.508 (1, 8) C C C C X B B S S X			1-2 G3-6 1-2f		2-1 F9		0-0 G6-4-3 1B		
Ricky Gutierrez, R OBP: 0.350, SLG: 0.338 (1, 6) C C C C X B B S S X			1-3 K		1-1 G4-3		0-0 G6-4-3 1-2f		
Brad Ausmus, R OBP: 0.361, SLG: 0.354 (1, 2) F B C C X B B S S X			2-2 F7			1-0 BLK FC1 2B		0-1 E1 WP FC6	
Randy Johnson, R OBP: 0.077, SLG: 0.077 (1, 1) C B B F S S X B B S S X			3-2 G4-3			0-3 K		0-3 K	

AB	R	H	RBI	BB	SO	LOB
4	0	0	2	0	0	0
4	0	0	0	0	1	2
3	0	1	0	0	0	1
1	0	0	0	0	0	1
2	0	0	0	1	1	1
3	0	1	0	0	0	1
3	0	1	0	0	0	1
3	0	0	0	0	1	2
3	2	1	0	0	0	0
3	0	0	0	0	2	2

BOTTOM

Pittsburgh Pirates @ Houston Astros
Astrodome, Houston, TX
Fri Aug 28 1998, 8:05 PM EDT
Att. 40,709 - Dome - 72 F

livebaseballscorecards.com

AB	29
R	2
H	4
RBI	2
BB	1
SO	5
LOB	11



1B: 2	SF: 0	WP: 2	PA: 30
2B: 2	SAC: 0	PB: 0	
3B: 0	DP: 2	SB: 1	
HR: 0	HBP: 0	CS: 0	

Inning Stats		R: 0	H: 0	R: 0	H: 1	R: 0	H: 0	R: 0	H: 0	R: 1	H: 1	R: 0	H: 1	R: 1	H: 0		
		E: 0	LOB: 0	E: 0	LOB: 0	E: 0	LOB: 0	E: 0	LOB: 0	E: 0	LOB: 1	E: 0	LOB: 1	E: 2	LOB: 1		
		K: 0	BB: 0	K: 1	BB: 0	K: 0	BB: 0	K: 0	BB: 0	K: 2	BB: 0	K: 0	BB: 1	K: 1	BB: 0		
		S: 12	P: 17	S: 9	P: 13	S: 12	P: 18	S: 9	P: 12	S: 10	P: 12	S: 10	P: 15	S: 11	P: 15		
PITCHER	IP	WLS	BF	H	R	ER	SO	BB	IBB	HBP	BLK	WP	HR	S	P	ERA	WHIP
67 Francisco Cordova, R ERA: 3.17 (1, 1)	7.0	L	25	4	1	1	4	1	0	0	1	0	0	69	103	1.29	0.714
Mike Williams, R ERA: 2.31 (8, 1)	1.0		5	0	1	0	1	0	0	0	0	2	0	11	15	0.00	0.000

Batter	1	2	3	4	5	6	7	8	9	AB	R	H	RBI	BB	SO	LOB
Craig Biggio, R OBP: 0.406, SLG: 0.507 (1, 4)	1-0 1B	2-1 G4-3			2-2 IHR 1B	1-1 1B		0-0 P4		5	1	3	1	0	0	3
Bill Spiers, L OBP: 0.356, SLG: 0.393 (1, 5)	0-0 F7		0-2 1B		1-2 IHR 1B		1-2 E6 1B 5 WP			4	2	2	2	0	0	1
Derek Bell, R OBP: 0.354, SLG: 0.475 (1, 9)	0-3 SAFE		1-0 F7		3-1 WP FC9-2 1B		1-0 SAFE E 1B			4	1	2	0	0	1	2
5 Jeff Bagwell, R OBP: 0.406, SLG: 0.518 (1, 3)	0-1 SAFE		3-1 F9		1-0 SAFE G5-3		1-1 E7 WP 1B			4	1	1	1	1	0	3
Moises Alou, R OBP: 0.397, SLG: 0.617 (1, 7)		4-1 1B 1B BB	1-2 HBP		3-0 FC9-2		2-2 F9			2	0	0	0	1	0	1
Carl Everett, S OBP: 0.376, SLG: 0.503 (1, 8)		0-0 F8	0-2 P5			2-2 F9		2-3 K		4	0	0	0	0	1	3
Ricky Gutierrez, R OBP: 0.351, SLG: 0.338 Jay Powell, R (8, 1)		2-2 1B		4-0 G5-4-3 BB		1-0 G3		3-3 K		3	0	1	0	1	1	0
Brad Ausmus, R OBP: 0.362, SLG: 0.356 (1, 2)		1-2 1B		1-0 SAFE G5-4-3		3-2 1B		1-1 F7		4	1	2	0	0	0	1
Jose Lima, R OBP: 0.171, SLG: 0.162 Tim Bogar, R OBP: 0.221, SLG: 0.211 (8, 6)		0-0 F9		1-1 F7		2-2 1B		1-2 G6-3		3	0	1	0	0	0	3

Inning Stats	R: 0	H: 1	E: 0	LOB: 1	K: 1	S: 8	P: 9	R: 0	H: 2	E: 0	LOB: 3	K: 0	BB: 1	S: 11	R: 0	H: 1	E: 0	LOB: 2	K: 0	BB: 0	S: 11	R: 0	H: 0	E: 0	LOB: 0	K: 0	BB: 1	S: 3	R: 2	H: 3	E: 0	LOB: 0	K: 0	BB: 0	S: 10	R: 1	H: 3	E: 0	LOB: 2	K: 0	BB: 0	S: 15	R: 3	H: 2	E: 2	LOB: 0	K: 2	BB: 0	S: 16	R: 0	H: 0	E: 0	LOB: 0	K: 0	BB: 0	S: 6
--------------	------	------	------	--------	------	------	------	------	------	------	--------	------	-------	-------	------	------	------	--------	------	-------	-------	------	------	------	--------	------	-------	------	------	------	------	--------	------	-------	-------	------	------	------	--------	------	-------	-------	------	------	------	--------	------	-------	-------	------	------	------	--------	------	-------	------


PITCHER	IP	WLS	BF	H	R	ER	SO	BB	IBB	HBP	BLK	WP	HR	S	P	ERA	WHIP
Jason Schmidt, R ERA: 3.94 (1, 1)	6.0	L	31	12	6	4	1	2	0	1	0	2	0	64	109	6.00	2.333
Todd Van Poppel, R ERA: 6.91 (7, 1)	1.0		3	0	0	0	2	0	0	0	0	1	0	10	17	0.00	0.000
Javier Martinez, R ERA: 5.34 (8, 1)	1.0		3	0	0	0	0	0	0	0	0	0	0	6	8	0.00	0.000

BOTTOM

Pittsburgh Pirates @ Houston Astros
Astrodome, Houston, TX

Sat Aug 29 1998, 8:05 PM EDT
Att: 41,762 - Dome - 72 F

AB	34
R	6
H	12
RBI	4
BB	2
SO	3
LOB	17



WP	PA	3B	HR	S	P	ERA	WHIP
3	37	0	1	2	2	0	0

Batter	1	2	3	4	5	6	7	8	9	AB R H RBI BB SO LOB	TOP		
Tony Womack, L (1, 4) OBP: 0.329, SLG: 0.366	0-2 FC5-4 BB HR 1B		1-2 G4-3		1-3 K		3-1 F7			4 1 1 0 0 1 1			
Adrian Brown, S (1, 8) OBP: 0.415, SLG: 0.417	4-1 FC5-4 BB		3-2 G6-3		0-1 G4-3			1-3 K		3 0 0 0 1 1 1			
18 Jason Kendall, R (1, 2) OBP: 0.411, SLG: 0.480	1-2 FC5-4 HR 1-2f 2-3		1-1 G6-3			1-3 K2-3		0-1 G6-3		4 1 0 0 0 1 2			
Kevin Young, R (1, 3) OBP: 0.345, SLG: 0.511	0-3 K			1-3 K		0-1 1B 1B		1-1 2B		4 0 2 0 0 2 2			
Turner Ward, S (1, 9) OBP: 0.337, SLG: 0.429 Rich Loiselle, R (8, 1)	1-0 HR 1-H 3-H		2-1 P5		2-2 1B		1-3 K			4 1 2 3 0 1 1 0 0 0 0 0 0 0			
Al Martin, L (1, 7) OBP: 0.296, SLG: 0.364 Ricardo Rincon, L (6, 1) Mike Williams, R (6, 1) Jose Guillen, R (8, 9)	0-3 K		0-3 K		1-3 K		2-2 L4			3 0 0 0 0 3 2 0 0 0 0 0 0 0 0 0 0 0 0 0 0 1 0 0 0 0 0 0			
Doug Strange, S (1, 5) OBP: 0.232, SLG: 0.229		2-3 K2-3			1-0 1B SF7 2B		1-2 G4-3		1-3 K	4 1 1 0 0 2 2	AB 33 R 4 H 7 RBI 4 BB 2 SO 15 LOB 12		
Kevin Polcovich, R (1, 6) OBP: 0.262, SLG: 0.246		0-2 G1-3			2-1 SF7 1B		1-3 K		4-1 BB	3 0 1 0 1 1 0			
Sean Lawrence, L (1, 1) Jeff Tabaka, R (4, 1) Freddy Garcia, R (5, PH) OBP: 0.357, SLG: 0.614 Jeff McCurry, R (5, 1) Manny Martinez, R (6, 7) OBP: 0.304, SLG: 0.456		3-3 K			0-2 SF7		3-3 K		1-3 K	1 0 0 0 0 1 0 0 0 0 0 0 0 0 0 0 0 1 0 0 0 0 0 0 0 0 0 0 2 0 0 0 0 2 1			
Inning Stats	R: 3 H: 2 E: 0 LOB: 0 K: 2 BB: 1 S: 15 P: 21	R: 0 H: 0 E: 0 LOB: 0 K: 2 BB: 0 S: 11 P: 16	R: 0 H: 0 E: 0 LOB: 0 K: 0 BB: 0 S: 11 P: 16	R: 0 H: 0 E: 0 LOB: 0 K: 2 BB: 0 S: 8 P: 11	R: 1 H: 2 E: 0 LOB: 1 K: 1 BB: 0 S: 12 P: 16	R: 0 H: 2 E: 0 LOB: 2 K: 2 BB: 0 S: 16 P: 21	R: 0 H: 0 E: 0 LOB: 0 K: 2 BB: 0 S: 10 P: 17	R: 0 H: 1 E: 0 LOB: 1 K: 2 BB: 0 S: 10 P: 13	R: 0 H: 0 E: 0 LOB: 1 K: 2 BB: 1 S: 11 P: 19	1B: 4 SF: 1 2B: 2 SAC: 0 3B: 0 DP: 0 HR: 1 HBP: 0	WP: 0 PA: 36 PB: 0 SB: 0 CS: 0		
PITCHER	IP WLS BF H R ER SO BB IBB HBP BLK WP HR S P ERA WHIP											PITCHER	IP WLS BF H R ER SO BB IBB HBP BLK WP HR S P ERA WHIP
Shane Reynolds, R (1, 1) ERA: 3.67	7.0 W 28 6 4 4 11 1 0 0 0 0 1 83 118 5.14 1.000												
Doug Henry, R (8, 1) ERA: 2.83	1.0 4 1 0 0 2 0 0 0 0 0 0 0 10 13 0.00 1.000												
Billy Wagner, L (9, 1) ERA: 2.31	1.0 4 0 0 0 2 1 0 0 0 0 0 0 11 19 0.00 1.000												

Pittsburgh Pirates @ Houston Astros
Astrodome, Houston, TX
Sun Aug 30 1998, 4:33 AM EDT
Att. 25,342 - Dome - 72 F

livebaseballscorecards.com



Batter	1	2	3	4	5	6	7	8	9
Craig Biggio, R OBP: 0.403, SLG: 0.503 (1, 4)	2-2 G5-3		0-1 F9	1-3 K		0-1 F9	1-3 K		
Ricky Gutierrez, R OBP: 0.350, SLG: 0.339 (1, 6)	0-0 G6-3		1-2 G5-3	0-0 FC5		2-1 1B	2-1 F9		
Derek Bell, R OBP: 0.356, SLG: 0.478 (1, 9)	3-2 P6			2-0 2B	3-3 K	3-0 5 2B		1-2 5 HR	
5 Jeff Bagwell, R OBP: 0.409, SLG: 0.531 (1, 3)		3-1 F8		4-1 2B	0-0 HR	3-2 2B		3-1 HR	
Moises Alou, R OBP: 0.397, SLG: 0.614 (1, 7)		3-2 G5-3		4-1 2B	2-2 G6-3	0-1 G5-3		1-0 FC6-4	
Richard Hidalgo, R OBP: 0.328, SLG: 0.423 (1, 8)		0-1 HR		1-3 K	1-1 HR	0-2 F8		3-2 FC6-4	
Sean Berry, R OBP: 0.401, SLG: 0.543 (1, 5)		3-0 2B		0-0 E	4-1 BB		2-1 G3	3-2 F8	
Bill Spiers, L OBP: 0.355, SLG: 0.391 (7, 5)				1-3 2B					
Tony Eusebio, R OBP: 0.335, SLG: 0.325 (1, 2)		2-2 G5-3		4-0 FC5	3-2 F6-3		0-0 BB	4-0 BB	
Shane Reynolds, R OBP: 0.162, SLG: 0.192 (1, 1)			2-2 K	2-2 E6		2-2 2B	4-1 BB	1-2 G4-3	
Mitch Meluskey, S (7, PH)									
Doug Henry, R (8, 1)									
J.R. Phillips, L OBP: 0.298, SLG: 0.320 (8, PH)									
Billy Wagner, L OBP: 0.500, SLG: 0.500 (9, 1)									

Inning Stats	R: 0	H: 0	E: 0	K: 12	S: 12	R: 1	H: 2	E: 0	K: 12	S: 12	R: 0	H: 0	E: 0	K: 8	S: 8	R: 3	H: 2	E: 1	K: 2	S: 14	R: 2	H: 2	E: 0	K: 14	S: 14	R: 3	H: 4	E: 0	K: 18	S: 18	R: 0	H: 1	E: 0	K: 9	S: 9	R: 2	H: 3	E: 0	K: 16	S: 16	
	LOB: 0	BB: 0				LOB: 1	BB: 0				LOB: 0	BB: 0				LOB: 3	BB: 3				LOB: 1	BB: 1					LOB: 1	BB: 0				LOB: 2	BB: 1				LOB: 2	BB: 1			
	P: 17					P: 23					P: 11					P: 32					P: 27						P: 28						P: 18								

PITCHER	IP	WLS	BF	H	R	ER	SO	BB	IBB	HBP	BLK	WP	HR	S	P	ERA	WHIP
Sean Lawrence, L ERA: 6.48 (1, 1)	3.1		16	4	4	4	2	2	0	0	0	0	1	39	69	10.80	1.800
Jeff Tabaka, L ERA: 2.4 (4, 1)	0.2		4	0	0	0	1	0	1	0	0	0	0	7	14	0.00	0.000
Jeff McCurry, R ERA: 6.0 (5, 1)	1.0	L	6	2	2	2	1	1	0	0	0	0	1	14	27	18.00	3.000
Ricardo Rincon, L ERA: 2.51 (6, 1)	0.1		5	4	3	3	0	0	0	0	0	0	0	13	23	81.00	12.000
Mike Williams, R ERA: 2.21 (6, 1)	1.2		7	1	0	0	1	1	0	0	0	0	0	14	23	0.00	1.200

AB	R	H	RBI	BB	SO	LOB
5	0	0	0	0	2	6
5	1	1	1	0	0	5
5	3	3	1	0	1	0
4	3	3	2	1	0	0
4	1	1	1	1	0	2
5	2	2	3	0	1	5
2	0	2	2	1	0	0
2	0	0	0	0	0	1
3	0	1	0	2	0	2
3	1	1	1	0	1	2
0	0	0	0	1	0	0
0	0	0	0	0	0	0
1	0	0	0	0	0	2
0	0	0	0	0	0	0

WP	HR	S	P	ERA	WHIP
0	1	16	32	18.00	4.000

Pittsburgh Pirates @ Houston Astros
Astrodome, Houston, TX
Sun Aug 30 1998, 4:33 AM EDT
Att. 25,342 - Dome - 72 F

livebaseballscorecards.com

AB	39
R	11
H	14
RBI	11
BB	6
SO	5
LOB	25



WP	HR	S	P	ERA	WHIP
0	1	16	32	18.00	4.000

Batter	1	2	3	4	5	6	7	8	9	AB R H RBI BB SO LOB	TOP											
Craig Biggio, R (1, 4) OBP: 0.402, SLG: 0.501	0-3 K		0-0 F8			0-3 K			1-1 1B 5 1B	4 1 1 0 0 2 1												
Bill Spiers, L (1, 5) OBP: 0.356, SLG: 0.392	3-2 G5-3			0-0 1B 5 1B		0-0 F9			0-0 5 1B 1B	4 2 2 0 0 0 0												
Derek Bell, R (1, 9) OBP: 0.356, SLG: 0.476	0-3 K			1-0 F9		1-3 K			1-2 1B 5 1B	4 1 1 0 0 2 1												
5 Jeff Bagwell, R (1, 3) OBP: 0.408, SLG: 0.529		2-2 F8		0-1 G4-6-3		0-0 G5-3			3-2 1B 1B	4 0 1 1 0 0 1												
Moises Alou, R (1, 7) OBP: 0.398, SLG: 0.614		0-1 G1-3		1-1 1B 2-H		3-2 G1-3			1-1 1B 1B	4 0 2 2 0 0 0												
Carl Everett, S (1, 8) OBP: 0.372, SLG: 0.497		1-1 G3		0-0 F7		0-0 G4-3			3-2 L8	4 0 0 0 0 0 4												
Ricky Gutierrez, R (1, 6) OBP: 0.347, SLG: 0.336			2-2 G5-3		2-2 L8			2-1 G4-3	2-3 K	4 0 0 0 0 1 3												
Billy Wagner, L (9, 1) OBP: 0.500, SLG: 0.500										0 0 0 0 0 0 0	AB 34											
Brad Ausmus, R (1, 2) OBP: 0.361, SLG: 0.355			0-3 K		1-3 K			1-2 P4	0-0 1B 1-2 2-H 3-H	4 0 1 1 0 2 0	R 4											
Mike Hampton, R (1, 1) OBP: 0.351, SLG: 0.340			4-2 BB		1-2 L3			2-2 F8		1 0 0 0 1 0 0	H 8											
35 Dave Clark, L (8, PH) OBP: 0.283, SLG: 0.254										1 0 0 0 0 0 0	RBI 4											
Jay Powell, R (8, 1)										0 0 0 0 0 0 0	BB 1											
Tim Bogar, R (9, 6) OBP: 0.221, SLG: 0.211										0 0 0 0 0 0 0	SO 7											
Inning Stats	R: 0 E: 0 K: 2 S: 10	H: 0 LOB: 0 BB: 0 P: 13	R: 0 E: 0 K: 0 S: 8	H: 0 LOB: 0 BB: 0 P: 11	R: 0 E: 0 K: 1 S: 9	H: 0 LOB: 1 BB: 1 P: 15	R: 1 E: 1 K: 0 S: 7	H: 2 LOB: 1 BB: 0 P: 9	R: 0 E: 0 K: 1 S: 12	H: 0 LOB: 0 BB: 0 P: 16	R: 0 E: 0 K: 2 S: 8	H: 0 LOB: 0 BB: 0 P: 9	R: 0 E: 0 K: 0 S: 6	H: 0 LOB: 0 BB: 0 P: 9	R: 0 E: 0 K: 0 S: 8	H: 0 LOB: 0 BB: 0 P: 13	R: 3 E: 0 K: 1 S: 22	H: 6 LOB: 2 BB: 0 P: 33	1B: 8 2B: 0 3B: 0 HR: 0	SF: 0 SAC: 0 DP: 0 HBP: 0	WP: 0 PB: 0 SB: 0 CS: 0	PA: 35
PITCHER	IP WLS BF H R ER SO BB IBB HBP BLK WP HR S P ERA WHIP												PITCHER	IP WLS BF H R ER SO BB IBB HBP BLK WP HR S P ERA WHIP								
29 John Smoltz, R (1, 1) ERA: 3.33	8.0 L 30 5 4 3 6 1 0 0 0 0 0 0 74 103 3.38 0.750																					
Kerry Ligtenberg, R (9, 1) ERA: 2.97	1.0 5 3 0 0 1 0 0 0 0 0 0 0 16 25 0.00 3.000																					

Houston Astros @ Atlanta Braves
Turner Field, Atlanta, GA
Mon Aug 31 1998, 7:05 PM EDT
Att. 33,883 - Overcast - 84 F

livebaseballscorecards.com



BOTTOM

Houston Astros @ Atlanta Braves
Turner Field, Atlanta, GA
Mon Aug 31 1998, 7:05 PM EDT
Att. 33,883 - Overcast - 84 F

livebaseballscorecards.com

AB	34
R	3
H	8
RBI	2
BB	2
SO	7
LOB	18



WP:	0	PA:	37
PB:	0		
SB:	2		
CS:	0		

AB R H RBI BB SO LOB

5	0	0	0	0	1	2
4	0	1	0	0	2	0
4	1	3	1	0	1	0
3	0	1	0	1	0	3
4	1	1	1	0	0	4
3	1	0	0	1	1	1
3	0	2	0	0	1	0
0	0	0	0	0	0	0
4	0	0	0	0	0	4
3	0	0	0	0	0	3
0	0	0	0	0	0	0
1	0	0	0	0	1	1

Batter	1	2	3	4	5	6	7	8	9
Walt Weiss, S OBP: 0.387, SLG: 0.347 (1, 6)	3-2 G6-3 ①		2-1 G6-3 ①			3-3 K ①	2-0 P9 ③		1 SAFE 0-1 P9 ③
Gerald Williams, R OBP: 0.329, SLG: 0.442 (1, 9)	0-3 K ②		1-3 K ②			0-0 10 1B 2B		0-0 F8 ①	
10 Chipper Jones, S OBP: 0.410, SLG: 0.564 (1, 5)	1-0 1B		3-3 K ③			1-1 G1-3 1B 2-3 1B		1-0 HR	
Andres Galarraga, R OBP: 0.399, SLG: 0.613 (1, 3)	2-1 L4 ③			1-0 L1-3 1B		0-0 G1-3 ② 1-2		4-2 BB	
Javy Lopez, R OBP: 0.335, SLG: 0.558 (1, 2)		2-1 HR		2-1 L1-3 ① ② 1-2		1-1 F7 ③		0-1 L8 ②	
Andrew Jones, R OBP: 0.321, SLG: 0.506 (1, 8)		1-2 G4-3 ①		0-0 L6 ③			4-0 HBP 29 S BB	3-3 K ③	
Ryan Klesko, L OBP: 0.351, SLG: 0.484 Curtis Pride, L OBP: 0.343, SLG: 0.451 (1, 7) (9, PR)		1-0 E 1B		3-3 K ①			1 SAFE 2-2 29 G1-5-3 HBP		1-2 1B
Tony Graffanino, R OBP: 0.273, SLG: 0.326 (1, 4)		1-0 E5 29 G4-6-3		1-0 G6-3 ②			1-1 P5 ①		0-2 P5 ①
29 John Smoltz, R OBP: 0.321, SLG: 0.222 Kerry Ligtenberg, R OBP: 0.362, SLG: 0.464 (1, 1) (9, 1) (9, PH)		1-2 G4-6-3 ② ③		2-2 P9 ③			1-1 G1-5-3 ② 1-2 2-H		2-3 K ②

Inning Stats	R: 0	H: 1	E: 0	LOB: 1	K: 1	P: 15	R: 1	H: 2	E: 1	LOB: 1	K: 0	P: 19	R: 0	H: 0	E: 0	LOB: 0	K: 2	P: 14	R: 0	H: 1	E: 0	LOB: 0	K: 0	P: 7	R: 0	H: 0	E: 0	LOB: 0	K: 1	P: 13	R: 0	H: 2	E: 0	LOB: 2	K: 1	P: 14	R: 1	H: 0	E: 0	LOB: 1	K: 0	P: 17	R: 1	H: 1	E: 0	LOB: 1	K: 1	P: 19	R: 0	H: 1	E: 0	LOB: 1	K: 1	P: 15	1B: 5	SF: 0	2B: 2	SAC: 0	3B: 0	DP: 2	HR: 2	HBP: 1	WP: 0	PA: 37
--------------	------	------	------	--------	------	-------	------	------	------	--------	------	-------	------	------	------	--------	------	-------	------	------	------	--------	------	------	------	------	------	--------	------	-------	------	------	------	--------	------	-------	------	------	------	--------	------	-------	------	------	------	--------	------	-------	------	------	------	--------	------	-------	-------	-------	-------	--------	-------	-------	-------	--------	-------	--------

PITCHER	IP	WLS	BF	H	R	ER	SO	BB	IBB	HBP	BLK	WP	HR	S	P	ERA	WHIP
Mike Hampton, L ERA: 3.74 (1, 1)	7.0		28	6	2	2	5	1	0	1	0	0	1	57	99	2.57	1.000
Jay Powell, R ERA: 3.38 (8, 1)	1.0	W	5	1	1	1	1	1	0	0	0	0	1	11	19	9.00	2.000
Billy Wagner, L ERA: 2.27 (9, 1)	1.0	S	4	1	0	0	1	0	0	0	0	0	0	12	15	0.00	1.000

Batter	1	2	3	4	5	6	7	8	9	AB	R	H	RBI	BB	SO	LOB	TOP										
Craig Biggio, R (1, 4) OBP: 0.405, SLG: 0.510	0-2 HR		1-2 G1-3		1-1 3B	1-1 2B		4-2 BB		4	2	3	1	1	0	0											
Bill Spiers, L (1, 5) OBP: 0.355, SLG: 0.396	1-0 L7		1-0 P7		3-1 G4-3	3-2 F7		0-1 L8		4	1	1	1	0	0	1											
Sean Berry, R (7, 5) OBP: 0.400, SLG: 0.540					1-H 3B					1	0	0	0	0	0	2											
Derek Bell, R (1, 9) OBP: 0.356, SLG: 0.475	3-3 K		1-0 1B		0-2 G4-3		3-1 E6		0-0 G5-4-3	5	0	2	1	0	1	0											
5 Jeff Bagwell, R (1, 3) OBP: 0.408, SLG: 0.526	4-0 BB		1-0 F9		3-H 1B		1-0 F7		1-1 G5-4-3	4	0	1	0	1	0	3											
Moises Alou, R (1, 7) OBP: 0.396, SLG: 0.609	1-0 F9			0-0 L7	0-0 F8		4-0 G6-4-3		2-1 G6-3	4	0	0	0	1	0	2											
Richard Hidalgo, R (1, 8) OBP: 0.328, SLG: 0.421		1-2 G6-3		2-0 1B	2-1 F9		0-0 G6-4-3			3	0	1	0	0	0	1											
Scott Elarton, R (5, 1)										0	0	0	0	0	0	0											
Mitch Meluskey, S (7, PH)										1	0	0	0	0	0	2											
Doug Henry, R (7, 1)										0	0	0	0	0	0	0											
Tony Eusebio, R (1, 2) OBP: 0.333, SLG: 0.323		3-3 K		3-2 1B		3-2 F9		2-3 K		4	0	1	0	0	2	0											
Ricky Gutierrez, R (1, 6) OBP: 0.348, SLG: 0.345			3-1 2B		0-0 P5		3-2 G6-3		1-2 L6	4	1	2	0	0	0	2											
Sean Bergman, R (1, 1) OBP: 0.074, SLG: 0.111			0-3 K		0-1 P5		1-1 G6-3		0-1 BB	2	0	0	0	0	1	3											
C.J. Nitkowski, L (5, 1)										0	0	0	0	0	0	0											
Carl Everett, S (5, 8) OBP: 0.373, SLG: 0.497										2	0	1	1	0	0	0											
Inning Stats	R: 1 E: 0 K: 1 S: 8	H: 1 LOB: 1 BB: 1 P: 17	R: 0 E: 0 K: 2 S: 11	H: 1 LOB: 1 BB: 0 P: 18	R: 0 E: 0 K: 0 S: 6	H: 1 LOB: 1 BB: 0 P: 10	R: 0 E: 0 K: 0 S: 8	H: 2 LOB: 2 BB: 0 P: 13	R: 2 E: 0 K: 0 S: 13	H: 3 LOB: 1 BB: 0 P: 22	R: 1 E: 0 K: 0 S: 14	H: 2 LOB: 1 BB: 0 P: 25	R: 0 E: 1 K: 0 S: 4	H: 0 LOB: 1 BB: 1 P: 12	R: 0 E: 0 K: 1 S: 13	H: 1 LOB: 2 BB: 1 P: 20	R: 0 E: 0 K: 0 S: 5	H: 1 LOB: 0 BB: 0 P: 8	1B: 7 2B: 2 3B: 2 HR: 1	SF: 0 SAC: 0 DP: 2 HBP: 0	WP: 0 PB: 0 SB: 0 CS: 0	PA: 41					
PITCHER	IP	WLS	BF	H	R	ER	SO	BB	IBB	HBP	BLK	WP	HR	S	P	ERA	WHIP										
Denny Neagle, L (1, 1) ERA: 3.69	6.0	W	29	10	4	4	3	1	0	0	0	0	1	60	105	6.00	1.833										
Odalis Perez, L (7, 1) ERA:	1.0		4	0	0	0	0	1	0	0	0	0	0	4	12	0.00	1.000										
Rudy Seanez, R (8, 1) ERA: 2.32	1.0		5	1	0	0	1	1	0	0	0	0	0	13	20	0.00	2.000										
Kerry Ligtenberg, R (9, 1) ERA: 2.92	1.0	S	3	1	0	0	0	0	0	0	0	0	0	5	8	0.00	1.000										

Houston Astros @ Atlanta Braves

Turner Field, Atlanta, GA

Tue Sep 01 1998, 7:05 PM EDT
Att. 31,168 - Overcast - 73 F

livebaseballscorecards.com

AB	38
R	4
H	12
RBI	4
BB	3
SO	4
LOB	16



Batter	1	2	3	4	5	6	7	8	9
Ozzie Guillen, L OBP: 0.322, SLG: 0.336 (1, 6)	0-1 10 L9-3 1B		2-1 P9	2-2 G4-3		1-1 1-3 2-H 1B		0-1 P6	
Keith Lockhart, L OBP: 0.317, SLG: 0.387 Tony Graffanino, R OBP: 0.273, SLG: 0.327 (5, PH) (6, 4)	0-1 L9		0-0 G3-1		3-2 FC6 1B	1-2 F7		1-1 G6-3	
10 Chipper Jones, S OBP: 0.409, SLG: 0.567 (1, 5)	0-2 L9-3 1-2			0-1 HR	2-3 K		0-1 G4-3		
Andres Galarraga, R OBP: 0.401, SLG: 0.613 (1, 3)		0-0 G3-6 1B		4-1 1B HR BB	1-1 FC6 1-2f		3-2 WP S 1B 1B		
Ryan Klesko, L OBP: 0.350, SLG: 0.481 Rudy Seanez, R Kerry Ligtenberg, R (1, 7) (8, 1) (9, 1)		3-1 G3-6 1-2f		0-0 HR 1B	3-3 K 1-2		3-3 SAFE K 1-2		
Javy Lopez, R OBP: 0.339, SLG: 0.566 (1, 2)		2-2 E S 1B		1-1 1-H 3-H HR		3-3 K	4-1 1B BB		
Andruw Jones, R OBP: 0.324, SLG: 0.506 (1, 8)		1-3 K 1-3		4-1 SH1-4 BB		4-2 BB 1B BB	0-0 1-2 3-H 1B		
Michael Tucker, L OBP: 0.338, SLG: 0.430 (1, 9)			0-1 L8	0-1 F8		1-0 P5	0-0 G4-3		
Denny Neagle, L OBP: 0.227, SLG: 0.194 Curtis Pride, L OBP: 0.350, SLG: 0.451 Odalis Perez, L Gerald Williams, R OBP: 0.328, SLG: 0.440 (1, 1) (6, PH) (7, 1) (8, 7)			0-1 1B	0-0 SH1-4 1-2		4-1 SAFE 1B BB		1-3 K	

AB	R	H	RBI	BB	SO	LOB
5	0	2	1	0	0	2
2	0	0	0	0	0	2
3	0	1	0	0	0	2
4	1	1	1	0	1	2
3	2	2	0	1	0	1
4	1	1	0	0	2	3
0	0	0	0	0	0	0
0	0	0	0	0	0	0
3	1	2	3	1	1	0
2	1	1	1	2	1	1
4	0	0	0	0	0	4
1	0	1	0	0	0	0
0	0	0	0	1	0	0
0	0	0	0	0	0	0
1	0	0	0	0	1	0

BOTTOM	
AB	32
R	6
H	11
RBI	6
BB	5
SO	6
LOB	17
WP: 1	PA: 38
PB: 0	
SB: 3	
CS: 0	

Houston Astros @ Atlanta Braves
Turner Field, Atlanta, GA
Tue Sep 01 1998, 7:05 PM EDT
Att. 31,168 - Overcast - 73 F

livebaseballscorecards.com



Inning Stats		R: 0	H: 1	E: 0	K: 0	S: 7	R: 0	H: 2	E: 0	K: 1	S: 9	R: 0	H: 1	E: 0	K: 0	S: 7	R: 4	H: 3	E: 0	K: 0	S: 13	R: 0	H: 1	E: 0	K: 2	S: 17	R: 1	H: 1	E: 0	K: 1	S: 14	R: 1	H: 2	E: 0	K: 1	S: 13	R: 0	H: 0	E: 0	K: 1	S: 7																													
PITCHER	IP	WLS	BF	H	R	ER	SO	BB	IBB	HBP	BLK	WP	HR	S	P	ERA	WHIP	PITCHER	IP	WLS	BF	H	R	ER	SO	BB	IBB	HBP	BLK	WP	HR	S	P	ERA	WHIP																																			
Sean Bergman, R ERA: 3.7	(1, 1)	4.0	19	7	4	4	1	2	0	0	0	0	2	36	55	9.00	2.250	C. J. Nitkowski, L ERA: 3.88	(5, 1)	0.1	2	1	0	0	0	0	0	0	0	12	17	0.00	3.000	Scott Elarton, R ERA: 3.43	(5, 1)	1.2	L	8	1	1	1	2	2	0	0	0	0	0	19	37	5.40	1.800	Doug Henry, R ERA: 2.89	(7, 1)	2.0	9	2	1	1	2	1	0	0	0	1	0	20	32	4.50	1.500

Batter	1	2	3	4	5	6	7	8	9	AB R H RBI BB SO LOB	TOP											
Craig Biggio, R (1, 4) OBP: 0.406, SLG: 0.515	1-3 		0-1 F8-3 1B		0-0 2-H HR		2-3 			4 1 2 2 0 2 0												
Ricky Gutierrez, R (1, 6) OBP: 0.347, SLG: 0.344	0-1 		1-3 1 SAFE 1 SAFE K		3-1 G4-3			0-0 P2		4 0 1 0 0 1 1												
Derek Bell, R (1, 9) OBP: 0.355, SLG: 0.474	2-2 G4-3		1-0 1 SAFE 1 SAFE F8-3		1-2 G6-3			1-1 5 WP 1B		4 0 1 0 0 0 1												
5 Jeff Bagwell, R (1, 3) OBP: 0.409, SLG: 0.533		2-1 		2-0 S G4-3 1B		1-0 P4		3-3 1 SAFE K		4 1 2 1 0 1 1												
Moises Alou, R (1, 7) OBP: 0.397, SLG: 0.609		0-0 1B 		1-0 G4-3		0-0 G6-3		4-0 FC6-4 IBB		3 0 1 0 1 0 1												
Carl Everett, S (1, 8) OBP: 0.369, SLG: 0.493		1-0 G5-3		1-2 F8		0-0 G3-1		0-0 FC6-4		4 0 0 0 0 0 4												
Sean Berry, R (1, 5) OBP: 0.405, SLG: 0.556		2-1 		1-1 G3			0-0 		0-0 G6-4-3 1B	4 1 3 1 0 0 1												
Bill Spiers, L (9, PR) OBP: 0.355, SLG: 0.396		2-3 1B		2-3						0 0 0 0 0 0 0												
Tim Bogar, R (9, 5) OBP: 0.221, SLG: 0.211		2-1 1B		2-3						0 0 0 0 0 0 0												
Brad Ausmus, R (1, 2) OBP: 0.363, SLG: 0.356		2-1 1 SAFE 1B		0-0 SH5-4 HR 1B		0-0 G6-3		3-1 1 SAFE G6-4-3		4 1 2 0 0 0 1												
Randy Johnson, R (1, 1) OBP: 0.069, SLG: 0.069		2-1 G6-3		0-1 SH5-4		1-0 G6-3		1-3 K		3 0 0 0 0 1 3												
Billy Wagner, L (9, 1) OBP: 0.500, SLG: 0.500				1-2						0 0 0 0 0 0 0												
Inning Stats	R: 0 E: 0 K: 1 S: 9	H: 1 LOB: 0 BB: 0 P: 12	R: 1 E: 0 K: 0 S: 10	H: 4 LOB: 2 BB: 0 P: 19	R: 0 E: 0 K: 1 S: 7	H: 1 LOB: 0 BB: 0 P: 9	R: 0 E: 0 K: 0 S: 7	H: 1 LOB: 1 BB: 0 P: 12	R: 2 E: 0 K: 0 S: 9	H: 2 LOB: 0 BB: 0 P: 13	R: 0 E: 0 K: 0 S: 3	H: 0 LOB: 0 BB: 0 P: 4	R: 1 E: 0 K: 1 S: 6	H: 1 LOB: 0 BB: 0 P: 9	R: 0 E: 0 K: 1 S: 7	H: 1 LOB: 2 BB: 1 P: 15	R: 0 E: 0 K: 1 S: 6	H: 1 LOB: 1 BB: 0 P: 10	1B: 8 2B: 2 3B: 0 HR: 3	SF: 0 SAC: 1 DP: 2 HBP: 0	WP: 1 PB: 0 SB: 1 CS: 0	PA: 36
PITCHER	IP WLS BF H R ER SO BB IBB HBP BLK WP HR S P ERA WHIP																					
Greg Maddux, R (1, 1) ERA: 2.07	7.0 L 28 10 4 4 3 0 0 0 0 0 0 3 51 78 5.14 1.429																					
John Rocker, L (8, 1) ERA: 1.74	1.0 5 1 0 0 1 0 1 0 0 1 0 7 15 0.00 1.000																					
Norm Charlton, L (9, 1) ERA: 6.25	1.0 3 1 0 0 1 0 0 0 0 0 0 6 10 0.00 1.000																					

Houston Astros @ Atlanta Braves
Turner Field, Atlanta, GA
Wed Sep 02 1998, 7:05 PM EDT
Att. 46,238 - Overcast - 73 F

livebaseballscorecards.com

AB	34
R	4
H	12
RBI	4
BB	1
SO	5
LOB	13



BOTTOM

Houston Astros @ Atlanta Braves
Turner Field, Atlanta, GA
Wed Sep 02 1998, 7:05 PM EDT
Att. 46,238 - Overcast - 73 F

livebaseballscorecards.com

AB 32
R 2
H 5
RBI 2
BB 4
SO 12
LOB 17



WP: 0 PA: 36
PB: 1
SB: 3
CS: 0

AB R H RBI BB SO LOB

4 0 1 0 0 0 1

3 1 1 0 1 0 1

4 0 0 0 0 3 3

4 0 1 1 0 2 2

2 1 1 1 2 1 0

4 0 0 0 0 2 4

3 0 1 0 1 0 0

4 0 0 0 0 1 3

2 0 0 0 0 1 2

1 0 0 0 0 1 0

0 0 0 0 0 0 0

1 0 0 0 0 1 1

1B: 4 SF: 0
2B: 0 SAC: 0
3B: 0 DP: 0
HR: 1 HBP: 0

Batter	1	2	3	4	5	6	7	8	9
Ozzie Guillen, L OBP: 0.321, SLG: 0.335 (1, 6)	2-2 P7	0-2 G5-3			0-0 G1-3			0-0 G1-3 1B	
Gerald Williams, R OBP: 0.331, SLG: 0.439 (1, 9)	4-0 10 PB 1B BB		0-1 10 S 1B		1-0 P5			0-1 G1-3 1-2	
10 Chipper Jones, S OBP: 0.407, SLG: 0.563 (1, 5)	2-3 K		2-3 K1-2		0-1 G4-3			2-3 K	
Javy Lopez, R OBP: 0.338, SLG: 0.563 (1, 2)	0-0 FC5 BB 1B		1-2 G5-3		0-3 K			0-3 K	
Andruw Jones, R OBP: 0.327, SLG: 0.512 (1, 8)	4-1 1-2 BB		4-0 BB		0-3 K			1-2 HR	
Greg Colbrunn, R OBP: 0.353, SLG: 0.451 (1, 3)	1-2 FC5		2-3 K		0-3 K			0-0 L8	
Ryan Klesko, L OBP: 0.352, SLG: 0.480 (1, 7)		1-2 E6 S		3-2 K 1B			2-0 G4-3	4-2 BB	
Tony Graffanino, R OBP: 0.269, SLG: 0.321 (1, 4)		1-1 P4		0-2 F8			1-2 P3	0-3 K	
Greg Maddux, R OBP: 0.282, SLG: 0.269 (1, 1)		2-2 P8		0-3 K			0-3 K2-3	0-3 K	
Mark DeRosa, R (7, PH)				1 SAFE					
John Rocker, R (8, 1)									
Norm Charlton, S (9, 1)									
Eddie Pérez, R (9, PH)					1-2 K				

Inning Stats	R: 1	H: 1	E: 0	K: 1	S: 11	LOB: 2	BB: 2	P: 24	R: 0	H: 0	E: 1	K: 0	S: 11	LOB: 1	BB: 0	P: 15	R: 0	H: 1	E: 0	K: 2	S: 12	LOB: 2	BB: 1	P: 21	R: 0	H: 1	E: 0	K: 1	S: 9	LOB: 1	BB: 0	P: 12	R: 0	H: 0	E: 0	K: 3	S: 9	LOB: 0	BB: 0	P: 9	R: 0	H: 0	E: 0	K: 1	S: 9	LOB: 0	BB: 0	P: 12	R: 0	H: 1	E: 0	K: 2	S: 16	LOB: 1	BB: 1	P: 21	1B: 4	SF: 0	2B: 0	SAC: 0	3B: 0	DP: 0	HR: 1	HBP: 0	WP: 0	PA: 36
--------------	------	------	------	------	-------	--------	-------	-------	------	------	------	------	-------	--------	-------	-------	------	------	------	------	-------	--------	-------	-------	------	------	------	------	------	--------	-------	-------	------	------	------	------	------	--------	-------	------	------	------	------	------	------	--------	-------	-------	------	------	------	------	-------	--------	-------	-------	-------	-------	-------	--------	-------	-------	-------	--------	-------	--------

PITCHER	IP	WLS	BF	H	R	ER	SO	BB	IBB	HBP	BLK	WP	HR	S	P	ERA	WHIP
Randy Johnson, L ERA: 3.53 (1, 1)	8.0	W	31	4	1	1	10	3	0	0	0	0	0	74	109	1.12	0.875
Billy Wagner, L ERA: 2.4 (9, 1)	1.0	S	5	1	1	1	2	1	0	0	0	0	1	16	21	9.00	2.000

Batter	1	2	3	4	5	6	7	8	9	AB R H RBI BB SO LOB	TOP														
Craig Biggio, R OBP: 0.403, SLG: 0.512 (1, 4)	3-2 P2		2-2 K			1-1 P7		2-1 L5		4 0 0 0 0 1 0															
Ricky Gutierrez, R OBP: 0.351, SLG: 0.351 (1, 6)	1-0 P9			3-2 G6-3 3B		1-2 S 1B		4-1 FC4-6 BB		3 1 2 0 1 0 0															
Derek Bell, R OBP: 0.353, SLG: 0.470 (1, 9)	2-1 P5			0-0 G6-3		3-3 K 1-2		0-1 FC4-6 1-2f		4 0 0 1 0 1 2															
5 Jeff Bagwell, R OBP: 0.409, SLG: 0.532 (1, 3)		3-2 G5-3		3-2 PO 1B		0-0 F6		0-0 G6-4-3 1B		4 0 2 0 0 0 1															
Moises Alou, R OBP: 0.394, SLG: 0.604 (1, 7)		1-0 P7		0-0 F7			3-1 P8		1-1 F8	4 0 0 0 0 0 2															
Carl Everett, S OBP: 0.368, SLG: 0.490 (1, 8)		0-0 1B		1 SAFE 0-0 PO 1-2		3-2 P5		2-3 K	0-0 G6-4-3 1-2f	4 0 1 0 0 1 1															
Sean Berry, R OBP: 0.408, SLG: 0.558 (1, 5)		1-0 P7				0-1 S 1B		1-0 1B		3 0 2 0 0 0 1															
Brad Ausmus, R OBP: 0.360, SLG: 0.353 (1, 2)			2-3 K			3-3 K 1-2		3-1 P8		3 0 0 0 0 2 2															
Jose Lima, R OBP: 0.167, SLG: 0.157 (1, 1)			0-1 P4			0-3 K		2-2 P2		2 0 0 0 0 1 1															
Russ Johnson, R (8, PH)										1 0 0 0 0 0 0															
Mike Magnante, L OBP: 1.000, SLG: 1.000 (8, 1)										0 0 0 0 0 0 0															
Inning Stats	R: 0 E: 0 K: 0 S: 9	H: 0 LOB: 0 BB: 0 P: 15	R: 0 E: 0 K: 0 S: 6	H: 1 LOB: 1 BB: 0 P: 11	R: 0 E: 0 K: 2 S: 8	H: 0 LOB: 0 BB: 0 P: 12	R: 1 E: 0 K: 0 S: 10	H: 2 LOB: 0 BB: 0 P: 16	R: 0 E: 0 K: 2 S: 12	H: 1 LOB: 1 BB: 0 P: 18	R: 0 E: 0 K: 1 S: 9	H: 1 LOB: 1 BB: 0 P: 14	R: 0 E: 0 K: 1 S: 8	H: 1 LOB: 1 BB: 0 P: 17	R: 0 E: 0 K: 0 S: 8	H: 0 LOB: 1 BB: 1 P: 16	R: 0 E: 0 K: 0 S: 4	H: 1 LOB: 0 BB: 0 P: 5	1B: 6 2B: 0 3B: 1 HR: 0	SF: 0 SAC: 0 DP: 1 HBP: 0	WP: 0 PB: 0 SB: 2 CS: 0	PA: 34			
PITCHER	IP	WLS	BF	H	R	ER	SO	BB	IBB	HBP	BLK	WP	HR	S	P	ERA	WHIP								
Amaury Telemaco, R ERA: 3.67 (1, 1)	7.0	W	26	6	1	1	6	0	0	0	0	0	0	62	103	1.29	0.857								
Willie Banks, R ERA: 4.56 (8, 1)	1.0		4	0	0	0	0	1	0	0	0	0	0	8	16	0.00	1.000								
Gregg Olson, R ERA: 2.87 (9, 1)	1.0	S	3	1	0	0	0	0	0	0	0	0	0	4	5	0.00	1.000								

Houston Astros @ Arizona Diamondbacks
Bank One Ballpark, Phoenix, AZ
Fri Sep 04 1998, 10:05 PM EDT
Att. 41,396 - Dome - 72 F

AB	32
R	1
H	7
RBI	1
BB	1
SO	6
LOB	10



Batter	1	2	3	4	5	6	7	8	9	AB	R	H	RBI	BB	SO	LOB
Andy Fox, L OBP: 0.360, SLG: 0.410 (1, 9)	P5		FC5-2 3B		G3		K			4	0	1	1	0	1	0
Jay Bell, R OBP: 0.354, SLG: 0.431 (1, 6)	P8		FC5-2 1B		BB E 1B		K			4	0	1	0	0	1	1
Devon White, S OBP: 0.341, SLG: 0.477 (1, 8)	G1-3		1B		FC3 BB			S G4-3 1B		4	0	2	0	0	0	1
Travis Lee, L OBP: 0.344, SLG: 0.434 (1, 3)		FC3-6 SF8 1B	K		G5-4-3 BB			G4-3		3	1	1	0	1	1	3
Matt Williams, R OBP: 0.324, SLG: 0.440 (1, 5)		FC3-6 1B		F4	G5-4-3			P9		4	0	1	0	0	0	4
David Dellucci, L OBP: 0.326, SLG: 0.401 (1, 7)		FC3-6 CS		G5-3 1B		G5-3		K		4	1	1	0	0	1	3
Tony Batista, R OBP: 0.326, SLG: 0.545 (1, 4)		SF8		G5-3		G1-3				2	0	0	1	0	0	1
Kelly Stinnett, R OBP: 0.331, SLG: 0.401 (1, 2)		CS	SH1-4 3B HBP		G6-3		G6-3			2	1	1	1	0	0	0
Amaury Telemaco, R OBP: 0.100, SLG: 0.143 (1, 1)			SH1-4		G6-3					1	0	0	0	0	0	1
Brent Brede, L OBP: 0.302, SLG: 0.318 (7, PH)										1	0	0	0	0	0	0
Willie Banks, R (8, 1)										0	0	0	0	0	0	0
Gregg Olson, R OBP: 0.500, SLG: 2.000 (9, 1)										0	0	0	0	0	0	0

Inning Stats	R: 0	H: 0	E: 0	K: 0	S: 8	R: 1	H: 2	E: 0	K: 0	S: 6	R: 1	H: 2	E: 0	K: 1	S: 9	R: 1	H: 2	E: 0	K: 0	S: 12	R: 0	H: 1	E: 1	K: 0	S: 13	R: 0	H: 0	E: 0	K: 2	S: 7	R: 0	H: 1	E: 0	K: 1	S: 10	1B: 7	2B: 0	3B: 1	HR: 0	SF: 1	SAC: 1	DP: 1	HBP: 1	WP: 0	PB: 0	SB: 1	CS: 1	PA: 34
--------------	------	------	------	------	------	------	------	------	------	------	------	------	------	------	------	------	------	------	------	-------	------	------	------	------	-------	------	------	------	------	------	------	------	------	------	-------	-------	-------	-------	-------	-------	--------	-------	--------	-------	-------	-------	-------	--------

PITCHER	IP	WLS	BF	H	R	ER	SO	BB	IBB	HBP	BLK	WP	HR	S	P	ERA	WHIP
Jose Lima, R ERA: 3.64 (1, 1)	7.0	L	29	7	3	3	3	1	0	1	0	0	0	63	93	3.86	1.143
Mike Magnante, L ERA: 4.7 (8, 1)	1.0		4	1	0	0	1	0	0	0	0	0	0	10	16	0.00	1.000


BOTTOM

Houston Astros @ Arizona Diamondbacks
Bank One Ballpark, Phoenix, AZ

Fri Sep 04 1998, 10:05 PM EDT
Att. 41,396 - Dome - 72 F

livebaseballscorecards.com

AB	29
R	3
H	8
RBI	3
BB	1
SO	4
LOB	14



Batter	1	2	3	4	5	6	7	8	9	AB R H RBI BB SO LOB	TOP											
Craig Biggio, R OBP: 0.404, SLG: 0.512 (1, 4)	1-0 2B	0-1 P4		2-2 1B	1-2 FC6-4			1-2 FC5-4 1B	4-2 35 BB BB	5 1 3 0 1 0 2												
Ricky Gutierrez, R OBP: 0.352, SLG: 0.351 (1, 6)	0-0 2B	0-0 1B		2-1 1B		3-2 G6-3		2-2 FC5-4 35 2B 1B	1-0 F9	6 2 3 0 0 0 3												
Derek Bell, R OBP: 0.354, SLG: 0.472 (1, 9)	2-2 1B	3-2 G6-3		0-0 G1-4-6-4-3		1-0 F9		3-1 1B	4-2 5 FC5-4 BB	4 1 1 2 0 0 3 1 1 1 0 1 0 0												
35 Dave Clark, L OBP: 0.300, SLG: 0.276 (8, 9)	1-H 2-H 1B			1-2f				1-3 2B	1-2 2-3 BB													
5 Jeff Bagwell, R OBP: 0.411, SLG: 0.535 (1, 3)	4-2 1B					3-1 1B		4-1 1B	0-1 FC5-4	4 1 1 0 2 0 3												
Moises Alou, R OBP: 0.396, SLG: 0.603 (1, 7)	0-3 K					1-0 2B				4 2 2 0 0 1 2												
J.R. Phillips, L OBP: 0.293, SLG: 0.314 (8, 7)				G1-3 HR 1B		1-2 G6-3 1B		P3	K	1 0 0 0 0 1 3												
Richard Hidalgo, R OBP: 0.338, SLG: 0.429 (1, 8)	3-3 K			1-0 G1-3		2-2 G1-3 2B		4-0 FC5 1B	2-2 1B	4 1 2 3 1 1 3												
Sean Berry, R OBP: 0.404, SLG: 0.560 (1, 5)	3-2 FC6-4 1B			3-2 HR		1-0 G6-3		3-1 FC5 1B	0-1 G6-3	5 1 2 4 0 0 4												
Brad Ausmus, R OBP: 0.355, SLG: 0.348 (1, 2)	0-0 FC6-4			2-1 P9		3-2 G1-3		0-0 G6-4-3 1B	0-1 P8	5 0 1 1 0 0 3												
Mike Hampton, R OBP: 0.344, SLG: 0.321 (1, 1)						1-2 G1-3				3 0 0 0 0 0 2												
Mike Magnante, L OBP: 1.000, SLG: 1.000 (8, 1)		0-1 G5-3				2-2 FC6-4 HBP		0-0 G6-4-3	0-1 35 BB BB 1B	1 0 1 0 0 0 0												
Inning Stats	R: 3 E: 0 K: 2 S: 22	H: 4 LOB: 2 BB: 1 P: 35	R: 0 E: 0 K: 0 S: 8	H: 1 LOB: 1 BB: 0 P: 11	R: 2 E: 0 K: 0 S: 10	H: 2 LOB: 0 BB: 0 P: 17	R: 0 E: 0 K: 0 S: 7	H: 2 LOB: 1 BB: 0 P: 12	R: 2 E: 0 K: 0 S: 16	H: 3 LOB: 2 BB: 0 P: 27	R: 0 E: 0 K: 0 S: 5	H: 0 LOB: 0 BB: 0 P: 10	R: 1 E: 0 K: 0 S: 5	H: 1 LOB: 1 BB: 1 P: 12	R: 2 E: 0 K: 1 S: 18	H: 3 LOB: 2 BB: 1 P: 33	R: 0 E: 0 K: 0 S: 11	H: 1 LOB: 3 BB: 2 P: 20	1B: 11 2B: 5 3B: 0 HR: 1	SF: 0 SAC: 0 DP: 2 HBP: 1	WP: 0 PB: 0 SB: 2 CS: 0	PA: 49
PITCHER	IP WLS BF H R ER SO BB IBB HBP BLK WP HR S P ERA WHIP																					
Omar Daal, L ERA: 2.92 (1, 1)	4.0 L 24 12 7 7 2 1 0 0 0 0 0 1 53 87 15.75 3.250																					
Ben Ford, R ERA: 9.0 (5, 1)	3.0 12 1 1 1 0 1 0 1 0 0 0 0 20 37 3.00 0.667																					
Felix Rodriguez, R ERA: 5.8 (8, 1)	1.0 7 3 2 2 1 1 0 0 0 0 0 0 18 33 18.00 4.000																					
Chris Michalak, L ERA: 7.36 (9, 1)	1.0 6 1 0 0 0 2 0 0 0 0 0 0 11 20 0.00 3.000																					

Houston Astros @ Arizona Diamondbacks
Bank One Ballpark, Phoenix, AZ
Sun Sep 06 1998, 6:33 AM EDT
Att: 44,076 - Dome - 72 F

livebaseballscorecards.com

AB	43
R	10
H	17
RBI	10
BB	5
SO	3
LOB	28



Batter	1	2	3	4	5	6	7	8	9	AB	R	H	RBI	BB	SO	LOB
Andy Fox, L (1, 9) <small>OBP: 0.366, SLG: 0.411</small> Brent Brede, L (9, PH) <small>OBP: 0.304, SLG: 0.320</small>	2-1 FC6-4 HBP		3-1 1B		2-2 G6-4-3 1B		0-0 P3		0-0 G3	3	0	2	0	0	0	0
Jay Bell, R (1, 6) <small>OBP: 0.357, SLG: 0.432</small> Karim Garcia, L (8, 9) <small>OBP: 0.254, SLG: 0.363</small>	2-1 L9		1-3 1B		1-0 G6-4-3		4-1 FC6-4 BB		0-0 G1-4-3	3	0	0	0	1	1	4
Devon White, S (1, 8) <small>OBP: 0.336, SLG: 0.469</small> Felix Rodriguez, R (8, 1) Chris Michalak, L (9, 1) Damian Miller, R (9, PH) <small>OBP: 0.359, SLG: 0.477</small>	0-1 FC6-4 CS		2-2 FC5		1-3 K		2-1 FC6-4		0-2 G1-3	4	0	0	0	0	1	4
Travis Lee, L (1, 3) <small>OBP: 0.341, SLG: 0.427</small>	2-2 CS	4-1 G6-4-3 BB	0-0 L7		0-0 P7			0-1 G4-3		3	0	0	0	1	0	3
Matt Williams, R (1, 5) <small>OBP: 0.324, SLG: 0.437</small> Andy Stankiewicz, R (8, PR) <small>OBP: 0.264, SLG: 0.254</small>		2-2 G6-4-3		2-1 G4-3		3-3 K		1-2 BB 1B		4	0	1	0	0	1	1
Tony Batista, R (1, 4) <small>OBP: 0.331, SLG: 0.548</small>		0-0 1B		0-1 2B		3-2 1B		2-3 K		4	0	3	0	0	1	1
Kelly Stinnett, R (1, 2) <small>OBP: 0.339, SLG: 0.402</small>		1-2 L9		4-2 BB		1-1 FC6-4 1B		4-2 BB		2	0	1	0	2	0	1
David Dellucci, L (1, 7) <small>OBP: 0.324, SLG: 0.402</small>			1-3 K	1-3 K		0-1 FC6-4		1-0 G3-1		4	0	0	0	0	2	6
Omar Daal, L (1, 1) <small>OBP: 0.217, SLG: 0.122</small> Ben Ford, R (5, 1) Hanley Frias, S (7, PH) <small>OBP: 0.167, SLG: 0.583</small>			3-2 FC5 1B	0-0 F7		3-2 F8		0-0 G3 3B		2	0	1	0	0	0	2

Inning Stats	R: 0	H: 0	E: 0	K: 0	S: 7	R: 0	H: 1	E: 0	K: 0	S: 8	R: 0	H: 2	E: 1	K: 2	S: 17	R: 0	H: 1	E: 0	K: 1	S: 10	R: 0	H: 1	E: 0	K: 1	S: 9	R: 0	H: 2	E: 0	K: 1	S: 13	R: 0	H: 0	E: 0	K: 0	S: 8	R: 0	H: 1	E: 0	K: 1	S: 13	R: 1	H: 1	E: 0	K: 0	S: 6	1B: 7	2B: 1	3B: 1	HR: 0	SF: 0	SAC: 0	DP: 2	HBP: 1	WP: 0	PB: 0	SB: 0	CS: 1	PA: 40
--------------	------	------	------	------	------	------	------	------	------	------	------	------	------	------	-------	------	------	------	------	-------	------	------	------	------	------	------	------	------	------	-------	------	------	------	------	------	------	------	------	------	-------	------	------	------	------	------	-------	-------	-------	-------	-------	--------	-------	--------	-------	-------	-------	-------	--------

PITCHER	IP	WLS	BF	H	R	ER	SO	BB	IBB	HBP	BLK	WP	HR	S	P	ERA	WHIP
Mike Hampton, L (1, 1) <small>ERA: 3.6</small>	7.0	W	30	7	0	0	5	3	0	1	0	0	0	72	122	0.00	1.429
Mike Magnante, L (8, 1) <small>ERA: 4.69</small>	2.0		9	2	1	1	1	1	0	0	0	0	0	19	27	4.50	1.500

BOTTOM

Houston Astros @ Arizona Diamondbacks
 Bank One Ballpark, Phoenix, AZ

Sun Sep 06 1998, 6:33 AM EDT
 Att. 44,076 - Dome - 72 F

AB	34
R	1
H	9
RBI	1
BB	4
SO	6
LOB	22

Batter	1	2	3	4	5	6	7	8	9	AB R H RBI BB SO LOB	TOP	
Reggie Sanders, R (1, 9) OBP: 0.337, SLG: 0.421 Danny Graves, R (8, 1)	2-3 K			1-3 K		2-3 K		0-3 K		4 0 0 0 0 4 2 0 0 0 0 0 0 0		
Chris Stynes, R (1, 7) OBP: 0.320, SLG: 0.342	1-3 K			2-1 L7		2-0 F8		1-3 K		4 0 0 0 0 2 2		
Barry Larkin, R (1, 6) OBP: 0.389, SLG: 0.495	3-2 CS 1B			1-3 K		1-3 K			1-0 G6-3	4 0 1 0 0 2 0		
Dmitri Young, S (1, 3) OBP: 0.360, SLG: 0.487	0-2 CS 1-2	2-3 K			0-2 2B 1B		1-1 FC5-4 1B		0-3 K	4 0 2 0 0 2 0		
Jeffrey Hammonds, R (1, 8) OBP: 0.382, SLG: 0.439			2-2 G5-3		1-3 K		1-1 SAFE F8		1-1 1B	4 0 1 0 0 1 2		
Bret Boone, R (1, 4) OBP: 0.328, SLG: 0.445			1-1 L4		0-3 K		1-0 FC5-4 E 1-2f		0-2 G4-3	4 0 0 0 0 1 3		
Aaron Boone, R (1, 5) OBP: 0.338, SLG: 0.408				1-0 P2		1-2 2B		1-1 SAFE SAFE G6-3		3 0 1 0 0 0 1		
Brook Fordyce, R (1, 2) OBP: 0.295, SLG: 0.342 Pat Watkins, R (8, PR) OBP: 0.292, SLG: 0.361 (8, 9)			0-2 G5-3		4-0 IBB			1-2 E 2B		2 0 1 0 1 0 0 0 0 0 0 0 0 0		
Steve Parris, R (1, 1) OBP: 0.167, SLG: 0.167 Melvin Nieves, S (8, PH) OBP: 0.382, SLG: 0.342 Eddie Taubensee, L (8, 2) OBP: 0.354, SLG: 0.423			0-0 F9		0-3 K			2-3 K		2 0 0 0 0 1 3 1 0 0 0 0 1 1 0 0 0 0 0 0 0		
Inning Stats	R: 0 H: 1 E: 0 LOB: 0 K: 2 BB: 0 S: 16 P: 22	R: 0 H: 0 E: 0 LOB: 0 K: 1 BB: 0 S: 11 P: 16	R: 0 H: 0 E: 0 LOB: 0 K: 0 BB: 0 S: 6 P: 7	R: 0 H: 0 E: 0 LOB: 0 K: 2 BB: 0 S: 9 P: 13	R: 0 H: 2 E: 0 LOB: 3 K: 3 BB: 1 S: 16 P: 22	R: 0 H: 0 E: 0 LOB: 0 K: 2 BB: 0 S: 7 P: 12	R: 0 H: 1 E: 1 LOB: 1 K: 0 BB: 0 S: 7 P: 9	R: 0 H: 1 E: 0 LOB: 2 K: 3 BB: 0 S: 13 P: 17	R: 0 H: 1 E: 0 LOB: 1 K: 1 BB: 0 S: 9 P: 11	1B: 4 SF: 0 2B: 2 SAC: 0 3B: 0 DP: 0 HR: 0 HBP: 0	WP: 0 PA: 34 PB: 0 SB: 0 CS: 1	
PITCHER Randy Johnson, L (1, 1) ERA: 3.39	IP WLS BF H R ER SO BB IBB HBP BLK WP HR S P ERA WHIP	9.0 W 33 6 0 0 14 0 1 0 0 0 0 0 94 129 0.00 0.667										

Cincinnati Reds @ Houston Astros
Astrodome, Houston, TX
Mon Sep 07 1998, 4:33 AM EDT
Att. 42,787 - Dome - 72 F

livebaseballscorecards.com

AB	32
R	0
H	6
RBI	0
BB	1
SO	14
LOB	14



Batter	1	2	3	4	5	6	7	8	9
Craig Biggio, R OBP: 0.401, SLG: 0.509 (1, 4)	1-1 F9		1-2 G3		0-1 F9			1-3 K	
Carl Everett, S OBP: 0.365, SLG: 0.486 (1, 8)	3-2 FC5-4 1B		1-2 2B			0-3 K		0-1 G1-3	
Derek Bell, R OBP: 0.353, SLG: 0.475 (1, 9)	2-2 FC5-4 5S 1-2f		1-2 G5-3			0-1 HR		1-2 G1-3	
5 Jeff Bagwell, R OBP: 0.411, SLG: 0.533 (1, 3)	4-0 FC6-4 1-2 BB			0-1 F9		1-2 G4-3			
Moises Alou, R OBP: 0.397, SLG: 0.603 (1, 7)	2-0 FC6-4 1-2f			4-1 BB		2-1 1B			
Sean Berry, R OBP: 0.400, SLG: 0.553 (1, 5)		3-2 F9		1 SAFE 1-3 K		1-3 K			
Brad Ausmus, R OBP: 0.353, SLG: 0.345 (1, 2)		2-0 F9		1 SAFE 0-2 F9			0-1 G5-3		
Tim Lincecum, R OBP: 0.216, SLG: 0.206 (1, 6)		0-1 F9			0-2 G1-3		1-3 K2-3		
Randy Johnson, R OBP: 0.063, SLG: 0.063 (1, 1)			2-3 K		2-3 K		2-3 K		

Inning Stats	R: 0 E: 0 K: 0 S: 10	H: 1 LOB: 2 BB: 1 P: 22	R: 0 E: 0 K: 0 S: 6	H: 0 LOB: 0 BB: 0 P: 11	R: 0 E: 0 K: 1 S: 12	H: 1 LOB: 1 BB: 0 P: 17	R: 0 E: 0 K: 1 S: 12	H: 0 LOB: 1 BB: 1 P: 17	R: 0 E: 0 K: 1 S: 11	H: 0 LOB: 0 BB: 0 P: 13	R: 1 E: 0 K: 2 S: 13	H: 2 LOB: 1 BB: 0 P: 17	R: 0 E: 0 K: 2 S: 9	H: 0 LOB: 0 BB: 0 P: 12	R: 0 E: 0 K: 1 S: 8	H: 0 LOB: 0 BB: 0 P: 10
--------------	-------------------------------	----------------------------------	------------------------------	----------------------------------	-------------------------------	----------------------------------	-------------------------------	----------------------------------	-------------------------------	----------------------------------	-------------------------------	----------------------------------	------------------------------	----------------------------------	------------------------------	----------------------------------

PITCHER	IP	WLS	BF	H	R	ER	SO	BB	IBB	HBP	BLK	WP	HR	S	P	ERA	WHIP
Steve Parris, R ERA: 3.87 (1, 1)	7.0	L	27	4	1	1	7	2	0	0	0	0	1	73	109	1.29	0.857
Danny Graves, R ERA: 3.58 (8, 1)	1.0		3	0	0	0	1	0	0	0	0	0	0	8	10	0.00	0.000

BOTTOM

Cincinnati Reds @ Houston Astros
Astrodome, Houston, TX

Mon Sep 07 1998, 4:33 AM EDT
Att. 42,787 - Dome - 72 F

AB	R	H	RBI	BB	SO	LOB
4	0	0	0	0	1	0
4	0	2	0	0	1	0
4	1	1	1	0	0	2
2	0	0	0	1	0	0
2	0	1	0	1	0	2
3	0	0	0	0	2	2
3	0	0	0	0	0	1
3	0	0	0	0	1	0
3	0	0	0	0	3	0

AB	28
R	1
H	4
RBI	1
BB	2
SO	8
LOB	7

livebaseballscorecards.com



WP	PA
0	30

Batter	1	2	3	4	5	6	7	8	9	AB R H RBI BB SO LOB	TOP	
Chris Stynes, R (1, 4) OBP: 0.324, SLG: 0.342	1-2 2B G5-3 1B		3-2 HR HBP		1-1 G6-3		2-1 L8		4-0 E 1B BB	3 3 1 0 1 0 0		
Sean Casey, L (1, 3) OBP: 0.366, SLG: 0.402	1-0 WP 1-3 2B		3-1 HR		1-2 1B		1-2 G4-3		0-1 E3 1B 2B	5 2 3 2 0 0 1		
Barry Larkin, R (1, 6) OBP: 0.390, SLG: 0.494	0-2 G5-3		0-1 FC3-6 1B		2-3 K		4-2 BB		1-2 2B G5-3 1B	3 0 1 1 1 1 2		
Eduardo Perez, R (9, PH) OBP: 0.321, SLG: 0.327										1 0 1 1 0 0 0		
Reggie Sanders, R (9, PR) OBP: 0.337, SLG: 0.421										0 1 0 0 0 0 0		
Dmitri Young, S (1, 7) OBP: 0.359, SLG: 0.486	3-3 K		2-1 FC3-6 FC6-4 1-2f		2-3 K		2-2 F7		0-0 1-3 2-H 2B	1 0 0 0 0 1 1		
Pat Watkins, R (2, 7) OBP: 0.291, SLG: 0.365										4 0 1 1 0 1 3		
Jeffrey Hammonds, R (1, 8) OBP: 0.375, SLG: 0.430	0-0 G5-3		0-1 FC6-4 1-2f						0-3 K	5 0 0 1 0 1 4		
Roberto Petagine, L (1, 9) OBP: 0.455, SLG: 0.529		2-1 G3-1	1-1 G3						0-0 G5-3 3-H	4 1 1 1 1 0 3		
Aaron Boone, R (1, 5) OBP: 0.343, SLG: 0.407		1-2 FC4-6 1B		3-2 G6-3					4-1 BB	3 0 1 0 1 0 1		
Eddie Taubensee, L (1, 2) OBP: 0.351, SLG: 0.420		1-0 FC4-6		2-1 G4-3					3-1 P4	3 0 0 0 0 0 2		
Brook Fordyce, R (8, PH) OBP: 0.293, SLG: 0.339									1-3 K	1 0 0 0 0 1 1		
Jason Bere, R (1, 1)		1-3 K		2-1 G3-1					0-0 F7	1 0 0 0 0 1 1		
Rick Krivda, R (2, 1)										1 0 0 0 0 0 0		
Keith Glauber, R (5, 1)										1 0 0 0 0 0 1		
Melvin Nieves, S (9, PH) OBP: 0.379, SLG: 0.339									3-2 L9	1 0 0 0 0 0 0		
Inning Stats	R: 1 H: 2 E: 0 LOB: 1 K: 1 BB: 0 S: 11 P: 16	R: 0 H: 1 E: 0 LOB: 1 K: 1 BB: 0 S: 9 P: 14	R: 2 H: 2 E: 0 LOB: 1 K: 0 BB: 0 S: 12 P: 21	R: 0 H: 0 E: 0 LOB: 0 K: 0 BB: 0 S: 7 P: 14	R: 0 H: 1 E: 0 LOB: 1 K: 2 BB: 0 S: 12 P: 18	R: 1 H: 1 E: 0 LOB: 1 K: 0 BB: 1 S: 4 P: 12	R: 0 H: 0 E: 0 LOB: 1 K: 0 BB: 1 S: 15 P: 24	R: 0 H: 0 E: 0 LOB: 1 K: 2 BB: 1 S: 9 P: 17	R: 3 H: 2 E: 1 LOB: 2 K: 0 BB: 1 S: 13 P: 23	1B: 5 SF: 0 2B: 2 SAC: 0 3B: 0 DP: 0 HR: 2 HBP: 1	WP: 1 PA: 42 PB: 0 SB: 0 CS: 0	
PITCHER	IP WLS BF H R ER SO BB IBB HBP BLK WP HR S P ERA WHIP											
Sean Bergman, R (1, 1) ERA: 3.76	7.0 W 31 7 4 4 4 2 0 1 0 1 2 70 119 5.14 1.286											
Trevor Miller, L (8, 1) ERA: 3.0	2.0 11 2 3 1 2 2 0 0 0 0 0 22 40 4.50 2.000											

Cincinnati Reds @ Houston Astros
Astrodome, Houston, TX
Tue Sep 08 1998, 8:05 PM EDT
Att: 16,574 - Dome - 72 F

AB	37
R	7
H	9
RBI	7
BB	4
SO	6
LOB	20



Batter	1	2	3	4	5	6	7	8	9
Craig Biggio, R (1, 4) OBP: 0.403, SLG: 0.510 Tim Bogar, R (6, 4) OBP: 0.213, SLG: 0.203	2-1 E7 G6-3 2B	4-1 5 1B 2B	4-2 5 HR BB	0-1 G4-3		1-0 G6-3		0-0 G5-3	
Ricky Gutierrez, R (1, 6) OBP: 0.354, SLG: 0.352	0-2 G6-3	0-0 5 1B 2B	4-0 5 HR BB		0-0 WP 1B	1-2 F9		1-3 K 1B	
Derek Bell, R (1, 9) OBP: 0.355, SLG: 0.476	2-3 K	1-1 P3	1-3 K		3-2 5 2B 1B	3-2 1B		0-0 1B	
5 Jeff Bagwell, R (1, 3) OBP: 0.415, SLG: 0.544 J.R. Phillips, L (6, PH) OBP: 0.283, SLG: 0.302	4-2 BB E BB	3-2 2B 1B	1-0 HR		2-2 BB 2B	2-0 P6		0-3 K	
Moises Alou, R (1, 7) OBP: 0.399, SLG: 0.605 35 Dave Clark, L (7, PH) OBP: 0.295, SLG: 0.271	4-1 E BB	2-1 1-H 2-H 2B	4-1 BB		1-0 P3		0-0 F7	3-1 P5	
Carl Everett, S (1, 8) OBP: 0.369, SLG: 0.487	3-1 E7 1B	2-1 G6-4-3 HBP	0-1 G5-3		4-2 BB BB		1-2 1B		
Sean Berry, R (1, 5) OBP: 0.398, SLG: 0.547 Russ Johnson, R (7, PH) OBP: 0.283, SLG: 0.302	4-2 FC6-4 BB	3-0 G6-4-3		1-2 G5-3	1-2 F7		1-0 F8		
Brad Ausmus, R (1, 2) OBP: 0.356, SLG: 0.347 Trevor Miller, R (8, 1) OBP: 0.500, SLG: 1.000	0-0 FC6-4 1-2f		1-1 BB 5 HR 1B	3-2 SH3-4 1B	4-0 BB		2-0 F7		
Sean Bergman, R (1, 1) OBP: 0.088, SLG: 0.123 Mitch Meluskey, S (8, 2) OBP: 0.667, SLG: 1.000		0-0 1B 5 1B 1B	1 SAFE 0-0 P6	0-1 SH3-4	0-3 K		2-2 WP 2B		

Inning Stats	R: 2 E: 2 K: 1 S: 16	H: 2 LOB: 3 BB: 3 P: 35	R: 4 E: 0 K: 0 S: 12	H: 4 LOB: 1 BB: 1 P: 27	R: 4 E: 0 K: 1 S: 12	H: 2 LOB: 1 BB: 3 P: 27	R: 0 E: 0 K: 0 S: 11	H: 1 LOB: 1 BB: 0 P: 15	R: 2 E: 0 K: 1 S: 16	H: 3 LOB: 3 BB: 2 P: 31	R: 0 E: 0 K: 0 S: 8	H: 1 LOB: 1 BB: 0 P: 15	R: 0 E: 0 K: 0 S: 6	H: 1 LOB: 1 BB: 0 P: 10	R: 1 E: 0 K: 2 S: 16	H: 2 LOB: 2 BB: 0 P: 22
--------------	-------------------------------	----------------------------------	-------------------------------	----------------------------------	-------------------------------	----------------------------------	-------------------------------	----------------------------------	-------------------------------	----------------------------------	------------------------------	----------------------------------	------------------------------	----------------------------------	-------------------------------	----------------------------------

PITCHER	IP	WLS	BF	H	R	ER	SO	BB	IBB	HBP	BLK	WP	HR	S	P	ERA	WHIP
Jason Bere, R (1, 1) ERA: 6.45	1.1	L	14	6	6	6	1	4	0	0	0	0	0	26	55	40.50	7.500
Rick Krivda, L (2, 1) ERA: 7.36	3.0		19	6	6	6	1	4	0	1	0	1	1	35	69	18.00	3.333
Keith Glauber, R (5, 1) ERA: 2.45	3.2		17	4	1	1	3	1	0	0	0	1	0	36	58	2.46	1.364

AB R H RBI BB SO LOB

2	3	1	0	2	0	1
2	0	0	0	0	0	1
5	3	2	1	1	1	0
6	1	3	1	0	2	6
3	3	3	6	1	0	0
2	0	0	0	0	1	3
2	0	1	2	2	0	2
2	0	0	0	0	0	2
3	0	2	1	1	0	1
3	0	0	0	1	0	5
1	0	0	0	0	0	1
4	1	2	1	1	0	4
0	0	0	0	0	0	0
3	1	1	0	0	1	4
1	1	1	0	0	0	0

AB 39
R 13
H 16
RBI 12
BB 9
SO 5
LOB 30

WP: 3 **PA: 50**
PB: 0
SB: 0
CS: 0

1B: 11 **SF: 0**
2B: 4 **SAC: 1**
3B: 0 **DP: 1**
HR: 1 **HBP: 1**

WP: 3 **PA: 50**
PB: 0
SB: 0
CS: 0

ERA **WHIP**

Cincinnati Reds @ Houston Astros
Astrodome, Houston, TX
Tue Sep 08 1998, 8:05 PM EDT
Att. 16,574 - Dome - 72 F

livebaseballscorecards.com



Batter	1	2	3	4	5	6	7	8	9	AB R H RBI BB SO LOB	TOP	
Fernando Vina, L (1, 4) OBP: 0.388, SLG: 0.422 Al Reyes, R (8, 1) OBP: 0.250, SLG: 0.250	1-0 P9		0-0 B3			0-0 1B		3-2 G3		4 0 1 0 0 0 1 0 0 0 0 0 0 0		
Marquis Grissom, R (1, 8) OBP: 0.298, SLG: 0.373	0-0 P7		0-1 G6-3			3-0 F8			0-0 HR	4 1 1 1 0 0 1		
Dave Nilsson, L (1, 2) OBP: 0.339, SLG: 0.445 Valerio De Los Santos, L (6, 1) Mark Loretta, R (8, 4) OBP: 0.393, SLG: 0.428	2-2 HR				1-1 F7	0-3 K			2-1 1B 1B 1B	3 1 1 1 0 1 1 0 0 0 0 0 0 0 1 0 1 0 0 0 0		
Jeff Cirillo, R (1, 5) OBP: 0.410, SLG: 0.442	0-0 F7				0-2 F8		0-0 F7		0-1 1B 1B	4 0 1 0 0 0 0		
Jeromy Burnitz, L (1, 9) OBP: 0.343, SLG: 0.496					1-2 G4-3		0-0 G4-3		1-3 K	4 0 0 0 0 2 2		
Bob Hamelin, L (1, 3) OBP: 0.298, SLG: 0.417						0-1 L9		0-3 K	1-2 1B	4 0 2 0 0 1 0		
Jose Valentin, S (1, 6) OBP: 0.315, SLG: 0.384 Marc Newfield, R (9, PH) OBP: 0.305, SLG: 0.326						2-3 K		0-3 K	0-3 K	3 0 0 0 0 2 1 1 0 0 0 0 1 3		
Geoff Jenkins, L (1, 7) OBP: 0.275, SLG: 0.401 Darrin Jackson, R (9, PH) OBP: 0.259, SLG: 0.367						0-0 L9		2-2 1B	0-0 F8	3 0 1 0 0 0 1 1 0 0 0 0 0 3		
Steve Woodard, L (1, 1) OBP: 0.140, SLG: 0.186 John Jaha, R (6, PH) OBP: 0.368, SLG: 0.344 Mike Matheny, R (6, 2) OBP: 0.280, SLG: 0.340						1-0 L7		0-3 K		1 0 0 0 0 0 0 1 0 0 0 0 1 0 1 0 0 0 0 1 1		
Inning Stats	R: 1 H: 1 E: 0 LOB: 0 K: 0 BB: 0 S: 9 P: 12	R: 0 H: 1 E: 0 LOB: 1 K: 1 BB: 0 S: 12 P: 15	R: 0 H: 0 E: 0 LOB: 0 K: 0 BB: 0 S: 4 P: 5	R: 0 H: 0 E: 0 LOB: 0 K: 0 BB: 0 S: 10 P: 12	R: 0 H: 0 E: 0 LOB: 0 K: 1 BB: 0 S: 8 P: 10	R: 0 H: 1 E: 0 LOB: 1 K: 2 BB: 0 S: 10 P: 16	R: 0 H: 0 E: 0 LOB: 0 K: 1 BB: 0 S: 5 P: 5	R: 0 H: 1 E: 0 LOB: 1 K: 2 BB: 0 S: 14 P: 19	R: 1 H: 4 E: 0 LOB: 3 K: 2 BB: 0 S: 18 P: 22	1B: 5 SF: 0 2B: 1 SAC: 0 3B: 0 DP: 0 HR: 2 HBP: 0	WP: 0 PA: 35 PB: 0 SB: 0 CS: 0	
PITCHER	IP WLS BF H R ER SO BB IBB HBP BLK WP HR S P ERA WHIP											
Jose Lima, R (1, 1) ERA: 3.59	8.0 W 31 7 2 2 7 0 0 0 0 0 0 2 77 101 2.25 0.875											
Billy Wagner, L (9, 1) ERA: 2.26	1.0 S 4 1 0 0 2 0 0 0 0 0 0 0 13 15 0.00 1.000											

Milwaukee Brewers @ Houston Astros
Astrodome, Houston, TX
Wed Sep 09 1998, 8:05 PM EDT
Att. 24,462 - Dome - 72 F

AB	35
R	2
H	8
RBI	2
BB	0
SO	9
LOB	14



Batter	1	2	3	4	5	6	7	8	9	AB R H RBI BB SO LOB	TOP																
Delino DeShields, L (1, 4) OBP: 0.375, SLG: 0.434 C B S X	2-2 G1-3 ①		1-1 G6-3 ③			3-1 G6-3 ① B B C X	3-1 P6 ③			4 0 0 0 0 0 0																	
Ray Lankford, L (1, 8) OBP: 0.392, SLG: 0.531 B B F S F S	3-3 K ②			2-3 K ①		1-0 1B 2B ①		0-0 G5-4-3 1B ①		4 1 2 0 0 2 0																	
Mark McGwire, R (1, 3) OBP: 0.469, SLG: 0.739 X	0-0 G5-3 ③			1-1 G5-3 ②		2-3 K ②		2-0 G5-4-3 1B ①		4 0 1 0 0 1 1																	
Brian Jordan, R (1, 9) OBP: 0.362, SLG: 0.534 B S F S F S		1-3 K ①		2-2 G5-3 ③		1-0 BB 1B 2-H 1B ①		0-2 G5-4-3 ① ②		4 0 1 1 0 1 2																	
Ron Gant, R (1, 7) OBP: 0.330, SLG: 0.487 F X		0-1 1B ②			2-0 FC5 1B ①	2-1 BB 1B ①		2-1 F9 ③		4 0 3 0 0 0 1																	
Fernando Tatis, R (1, 5) OBP: 0.326, SLG: 0.404 C X		0-1 F7 ②		1-1 S FC5 1B ①	1-1 S FC5 1B ①	4-0 FC5-4 BB ①		0-3 K ①		3 1 1 0 1 1 1																	
Placido Polanco, R (1, 6) OBP: 0.299, SLG: 0.351 B B C 1 1 S S		3-3 K ③		0-1 FC5 G6-3 S 1-2 2-3f ①	0-1 FC5-4 ③	1-0 FC5-4 ③		2-3 K ②		4 0 0 0 0 2 6																	
Matt Morris, R (1, 1) OBP: 0.250, SLG: 0.130 Mike Busby, R (8, 1) Joe McEwing, R (9, PH)			1-3 K ①		1-0 G6-3 ②		1-2 G1 ①		3-3 K ③	3 0 0 1 0 1 1 0 0 0 0 0 0 0 1 0 0 0 0 1 0																	
Eli Marrero, R (1, 2) OBP: 0.332, SLG: 0.394 B C X			3-2 F7 ②		1-1 P6 ③		3-3 K ②			3 0 0 0 0 1 1																	
Inning Stats	R: 0 E: 0 K: 1 S: 9	H: 0 LOB: 0 BB: 0 P: 14	R: 0 E: 0 K: 2 S: 10	H: 1 LOB: 1 BB: 0 P: 14	R: 0 E: 0 K: 1 S: 9	H: 0 LOB: 0 BB: 0 P: 14	R: 0 E: 0 K: 1 S: 10	H: 0 LOB: 0 BB: 0 P: 15	R: 1 E: 0 K: 0 S: 8	H: 2 LOB: 1 BB: 0 P: 13	R: 1 E: 0 K: 1 S: 10	H: 3 LOB: 3 BB: 1 P: 24	R: 0 E: 0 K: 1 S: 8	H: 0 LOB: 0 BB: 0 P: 15	R: 0 E: 0 K: 0 S: 7	H: 2 LOB: 1 BB: 0 P: 11	R: 0 E: 0 K: 3 S: 14	H: 0 LOB: 0 BB: 0 P: 19	1B: 7 2B: 1 3B: 0 HR: 0	SF: 0 SAC: 0 DP: 1 HBP: 0	WP: 0 PB: 0 SB: 2 CS: 0	PA: 35					
PITCHER	IP	WLS	BF	H	R	ER	SO	BB	IBB	HBP	BLK	WP	HR	S	P	ERA	WHIP										
Mike Hampton, L (1, 1) ERA: 3.55	7.2		31	8	2	2	7	1	0	0	0	0	0	69	116	2.35	1.174										
Jay Powell, R (8, 1) ERA: 3.25	0.1	W	1	0	0	0	0	0	0	0	0	0	0	2	4	0.00	0.000										
Billy Wagner, L (9, 1) ERA: 2.22	1.0		3	0	0	0	3	0	0	0	0	0	0	14	19	0.00	0.000										

St. Louis Cardinals @ Houston Astros
Astrodome, Houston, TX
Fri Sep 11 1998, 8:05 PM EDT
Att. 52,186 - Dome - 72 F

livebaseballscorecards.com

AB	34
R	2
H	8
RBI	2
BB	1
SO	10
LOB	13



Batter	1	2	3	4	5	6	7	8	9	AB R H RBI BB SO LOB	TOP	
Joe McEwing, R (1, 4) Delino DeShields, L (8, PH) OBP: 0.222, SLG: 0.125 OBP: 0.376, SLG: 0.434	1-2 2B 1B	2-1 P3			1-3 K			4-2 FC3-8 BB		3 1 1 0 0 1 2 0 0 0 0 1 0 0		
Fernando Tatis, R (1, 5) Ray Lankford, L (8, PH) John Mabry, L (8, 5) OBP: 0.326, SLG: 0.405 OBP: 0.391, SLG: 0.530 OBP: 0.310, SLG: 0.387	0-2 S 1B 2B	2-0 F8			1-3 K			1-1 FC3-6 1-2f		3 1 1 1 0 1 2 1 0 0 0 0 0 1 0 0 0 0 0 0 0		
Mark McGwire, R (1, 3) OBP: 0.468, SLG: 0.734	3-3 K				4-2 K BB			2-3 K		3 0 0 0 1 3 2		
Brian Jordan, R (1, 8) OBP: 0.360, SLG: 0.530	1-3 K 2-3				2-2 F8			0-0 F4		4 0 0 0 0 1 3		
Ron Gant, R (1, 7) OBP: 0.329, SLG: 0.484	1-2 3-H 1B				2-3 K			2-3 K		4 0 1 1 0 3 1		
Eli Marrero, R (1, 2) OBP: 0.331, SLG: 0.392	1-3 K				2-2 F9			1-3 K		4 0 1 0 0 2 2		
Luis Ordaz, R (1, 6) J.D. Drew, L (9, PH) OBP: 0.190, SLG: 0.155 OBP: 0.333, SLG: 0.833					0-0 G4-3 G6-3			2-2 P5		3 0 0 0 0 0 0 1 0 0 0 0 1 1		
Darren Oliver, R (1, 1) Rick Croushore, R (7, 1) 12 Pat Kelly, R (9, PH) OBP: 0.111, SLG: 0.185 OBP: 0.291, SLG: 0.296					1-0 G5-3			2-3 K		3 0 1 0 0 1 0 0 0 0 0 0 0 0 1 0 0 0 0 1 1		
Mark Little, R (1, 9)					0-0 6-3			3-3 K		2 0 0 0 1 1 0		
Inning Stats	R: 2 H: 3 E: 0 LOB: 1 K: 3 BB: 0 S: 19 P: 26	R: 0 H: 1 E: 0 LOB: 2 K: 0 BB: 1 S: 16 P: 29	R: 0 H: 0 E: 0 LOB: 1 K: 1 BB: 1 S: 11 P: 21	R: 0 H: 0 E: 0 LOB: 0 K: 0 BB: 0 S: 3 P: 4	R: 0 H: 0 E: 0 LOB: 0 K: 3 BB: 0 S: 10 P: 12	R: 0 H: 0 E: 0 LOB: 0 K: 2 BB: 0 S: 13 P: 18	R: 0 H: 0 E: 0 LOB: 0 K: 2 BB: 0 S: 10 P: 17	R: 0 H: 0 E: 0 LOB: 1 K: 1 BB: 1 S: 8 P: 15	R: 0 H: 1 E: 0 LOB: 1 K: 3 BB: 0 S: 13 P: 20	1B: 4 SF: 0 2B: 1 SAC: 0 3B: 0 DP: 0 HR: 0 HBP: 0	WP: 0 PA: 35 PB: 0 SB: 1 CS: 0	
PITCHER	IP WLS BF H R ER SO BB IBB HBP BLK WP HR S P ERA WHIP											
Randy Johnson, L (1, 1) ERA: 3.37	7.0 W 27 4 2 2 11 2 0 0 0 0 0 0 82 127 2.57 0.857											
Scott Elarton, R (8, 1) ERA: 3.21	1.0 4 0 0 0 1 1 0 0 0 0 0 0 8 15 0.00 1.000											
Billy Wagner, L (9, 1) ERA: 2.18	1.0 S 4 1 0 0 3 0 0 0 0 0 0 0 13 20 0.00 1.000											

St. Louis Cardinals @ Houston Astros
Astrodome, Houston, TX
Sat Sep 12 1998, 8:05 PM EDT
Att. 52,493 - Dome - 72 F

AB	32
R	2
H	5
RBI	2
BB	3
SO	15
LOB	15



Batter	1	2	3	4	5	6	7	8	9
Craig Biggio, R OBP: 0.405, SLG: 0.514 (1, 4)	4-2 S S G5-3 BB		4-0 CS BB		2-3 K		0-1 1-3 2-H 3-H 2B		
Ricky Gutierrez, R OBP: 0.352, SLG: 0.350 (1, 6)	2-3 K		2-1 F9 1-2		2-2 G5-3		K		
Derek Bell, R OBP: 0.361, SLG: 0.486 (1, 9)	3-2 G5-3 2-H		1-1 2B		0-0 G4-3		0-0 F8		
5 Jeff Bagwell, R OBP: 0.416, SLG: 0.546 (1, 3)	0-1 1B WP 1B		2-3 K		1-1 G6-3			0-0 F9	
Moises Alou, R OBP: 0.399, SLG: 0.601 (1, 7)	2-0 FC6-4 1B			1-1 G6-3		0-1 G5-3		0-3 K	
Richard Hidalgo, R OBP: 0.345, SLG: 0.439 (1, 8)	2-1 FC6-4 1-2f			2-0 E7 1B			0-0 SH5-3 2B	3-0 L5	
Sean Berry, R OBP: 0.396, SLG: 0.535 (1, 5)		1-0 F9		2-0 P3			0-1 SH5-3		
Brad Ausmus, R OBP: 0.358, SLG: 0.347 (1, 2)		3-3 K		0-0 G5-3			4-0 S 2B BB		
Randy Johnson, R OBP: 0.059, SLG: 0.059 (1, 1)		0-3 K			1-3 K		4-2 2B 1-2 BB		
Pete Incaviglia, R OBP: 0.167, SLG: 0.136 (7, PH)									
Scott Elarton, R (8, 1)									
Billy Wagner, L OBP: 0.500, SLG: 0.500 (9, 1)									

Inning Stats		R: 1	H: 2	E: 0	K: 1	S: 17	R: 0	H: 0	E: 0	K: 2	S: 7	R: 0	H: 1	E: 0	K: 1	S: 7	R: 0	H: 1	E: 1	K: 0	S: 5	R: 0	H: 0	E: 0	K: 2	S: 12	R: 0	H: 0	E: 0	K: 0	S: 5	R: 2	H: 2	E: 0	K: 1	S: 13	R: 0	H: 0	E: 0	K: 1	S: 5
PITCHER		IP	WLS	BF	H	R	ER	SO	BB	IBB	HBP	BLK	WP	HR	S	P	ERA	WHIP																							
Darren Oliver, L ERA: 5.55 (1, 1)	6.1	L	28	6	3	3	6	6	4	0	0	0	1	0	61	106	4.26	1.579																							
Rick Croushore, R ERA: 4.8 (7, 1)	1.2		5	0	0	0	2	0	0	0	0	0	0	0	10	15	0.00	0.000																							

BOTTOM


St. Louis Cardinals @ Houston Astros
Astrodome, Houston, TX

Sat Sep 12 1998, 8:05 PM EDT
Att: 52,493 - Dome - 72 F


AB	R	H	RBI	BB	SO	LOB
2	1	1	2	2	1	0
4	0	0	0	0	2	4
4	0	1	1	0	0	2
4	0	1	0	0	1	1
4	0	1	0	0	1	0
4	1	2	0	0	0	2
2	0	0	0	0	0	1
2	1	0	0	1	1	1
2	0	0	0	0	2	0
0	0	0	0	1	0	0
0	0	0	0	0	0	0
0	0	0	0	0	0	0

AB	28
R	3
H	6
RBI	3
BB	4
SO	8
LOB	11

livebaseballscorecards.com



WP: 1	PA: 33
PB: 0	
SB: 3	
CS: 1	

Batter	1	2	3	4	5	6	7	8	9	AB R H RBI BB SO LOB	TOP	
Delino DeShields, L OBP: 0.377, SLG: 0.443 (1, 4) (9, 3)	1-2 G4-3			1-0 HR		3-2 1B		0-1 G4-3		4 1 2 1 0 0 1		
J.D. Drew, L OBP: 0.300, SLG: 0.556 Rick Croushore, R Juan Acevedo, R OBP: 0.235, SLG: 0.250 (1, 9) (8, 1) (9, 1)	0-0 F7			3-3 K		2-3 K		4-2 2B		3 1 0 0 1 2 1 0 0 0 0 0 0 0 0 0 0 0 0 0 0		
Mark McGwire, R OBP: 0.466, SLG: 0.731 Fernando Tatis, R OBP: 0.327, SLG: 0.408 (1, 3) (5, 5) (7, 6)	2-0 G6-3			0-0 G6-3		2-0 G6-3		2-2 2B		2 0 0 0 0 0 0 2 0 1 2 0 0 1		
Ray Lankford, L OBP: 0.388, SLG: 0.525 (1, 8)			1-0 G5-3						3-3 K	4 0 0 0 0 3 0		
Ron Gant, R OBP: 0.328, SLG: 0.481 (1, 7)			0-1 G4-3		0-2 1B		2-0 G5-3		3-2 P2	4 0 1 0 0 0 0		
John Mabry, L OBP: 0.310, SLG: 0.388 (1, 5) (5, 3) (7, 5)			0-1 G4-3		1-3 K		2-2 2B		1-1 G4-3	4 0 1 0 0 1 1		
Luis Ordaz, R OBP: 0.195, SLG: 0.161 Tom Lampkin, L OBP: 0.329, SLG: 0.389 (1, 6) (7, PH) (7, 3)			1-3 K2-3		1-2 G4-6-3		0-1 F9			2 0 1 0 0 1 0 1 0 0 0 0 0 1	AB 31 R 3 H 6 RBI 3 BB 2 SO 8 LOB 7	
12 Pat Kelly, R OBP: 0.291, SLG: 0.296 (9, 4)					1-2 1B					0 0 0 0 0 0 0		
Kent Mercker, L OBP: 0.179, SLG: 0.241 Brian Jordan, R OBP: 0.359, SLG: 0.529 (1, 1) (8, PH) (8, 9)			0-1 G6-3		0-0 G4-6-3			1-2 F9		2 0 0 0 0 0 2 1 0 0 0 0 0 0		
Eli Marrero, R OBP: 0.331, SLG: 0.388 (1, 2)			2-3 K			3-2 F8		4-0 2B		2 1 0 0 1 1 0		
Inning Stats	R: 0 E: 0 K: 0 S: 6 H: 0 LOB: 0 BB: 0 P: 9	R: 0 E: 0 K: 0 S: 5 H: 0 LOB: 0 BB: 0 P: 6	R: 0 E: 0 K: 2 S: 8 H: 0 LOB: 0 BB: 0 P: 11	R: 1 E: 0 K: 2 S: 8 H: 1 LOB: 0 BB: 0 P: 12	R: 0 E: 0 K: 1 S: 11 H: 2 LOB: 1 BB: 0 P: 12	R: 0 E: 0 K: 1 S: 11 H: 1 LOB: 1 BB: 0 P: 21	R: 0 E: 0 K: 1 S: 9 H: 1 LOB: 1 BB: 0 P: 14	R: 2 E: 0 K: 0 S: 13 H: 1 LOB: 1 BB: 2 P: 24	R: 0 E: 0 K: 1 S: 10 H: 0 LOB: 0 BB: 0 P: 17	1B: 3 2B: 2 3B: 0 HR: 1 SF: 0 SAC: 0 DP: 1 HBP: 0	WP: 0 PB: 0 SB: 0 CS: 0 PA: 33	
PITCHER Sean Bergman, R ERA: 3.75 Doug Henry, R ERA: 2.71 (1, 1) (8, 1)	IP WLS BF H R ER SO BB IBB HBP BLK WP HR S P ERA WHIP	7.2 L 29 5 3 3 7 2 0 0 0 0 0 0 16 25 3.52 0.913	1.1 4 1 0 0 1 0 0 0 0 0 0 0 16 25 0.00 0.750	PITCHER IP WLS BF H R ER SO BB IBB HBP BLK WP HR S P ERA WHIP								

St. Louis Cardinals @ Houston Astros
Astrodome, Houston, TX
Sun Sep 13 1998, 8:05 PM EDT
Att. 52,338 - Dome - 72 F

livebaseballscorecards.com

Batter	1	2	3	4	5	6	7	8	9	AB R H RBI BB SO LOB
Craig Biggio, R OBP: 0.404, SLG: 0.514 (1, 4) C F B X	1-2 L4-6 2B		0-0 F7		0-1 G2-3			1-3 K		4 0 1 0 0 1 0
Ricky Gutierrez, R OBP: 0.351, SLG: 0.347 (1, 6) X	0-0 L4-6 2-3		1-1 F7		2-2 G6-3			4-2 5 1B BB		3 0 0 0 1 0 1
Derek Bell, R OBP: 0.361, SLG: 0.485 (1, 9) B X	1-0 G5-3		2-2 5 2B 1B			1-3 K		1-2 F9		4 1 1 0 0 1 1
5 Jeff Bagwell, R OBP: 0.419, SLG: 0.554 (1, 3) F X		0-2 CS 1B 1B	2-2 1-H 2B			1-0 2B		3-1 1-2 1B		4 1 4 1 0 0 0
Moises Alou, R OBP: 0.398, SLG: 0.598 (1, 7) F X		0-1 CS 1B	2-1 G5-3			1-2 F7		3-3 K		4 0 1 0 0 1 4
Richard Hidalgo, R OBP: 0.340, SLG: 0.432 (1, 8) Carl Everett, S OBP: 0.367, SLG: 0.480 (9, PH)				2-1 F9		0-3 K		0-3 K		3 0 0 0 0 2 3 1 0 0 0 0 1 0
Brad Ausmus, R OBP: 0.358, SLG: 0.347 (1, 2) Bill Spiers, L OBP: 0.354, SLG: 0.395 (9, PH)		2-2 1B 1B		0-0 P1			1-3 K		1-0 F7	3 0 1 1 0 1 0 1 0 0 0 0 0 0
Tim Bogar, R OBP: 0.217, SLG: 0.214 (1, 5) 35 Dave Clark, L OBP: 0.299, SLG: 0.275 (9, PH)		1-2 SAFE 1B		1-2 F9			0-0 G5-3		0-0 F8	3 0 1 0 0 0 0 1 0 0 0 0 0 0
Sean Bergman, R OBP: 0.083, SLG: 0.117 (1, 1) Doug Henry, R (8, 1)					0-0 G5-3					3 0 0 0 0 1 2 0 0 0 0 0 0 0

BOTTOM

St. Louis Cardinals @ Houston Astros
Astrodome, Houston, TX
Sun Sep 13 1998, 8:05 PM EDT
Att: 52,338 - Dome - 72 F

livebaseballscorecards.com

AB	34
R	2
H	9
RBI	2
BB	1
SO	8
LOB	11



Inning Stats	R: 0 H: 1 E: 0 K: 5 S: 5	H: 1 LOB: 0 BB: 0 P: 7	R: 1 H: 4 E: 0 K: 2 S: 19	H: 4 LOB: 2 BB: 0 P: 26	R: 1 H: 2 E: 0 K: 0 S: 14	H: 2 LOB: 1 BB: 0 P: 21	R: 0 H: 0 E: 0 K: 0 S: 6	H: 0 LOB: 0 BB: 0 P: 9	R: 0 H: 0 E: 0 K: 0 S: 6	H: 0 LOB: 0 BB: 0 P: 8	R: 0 H: 1 E: 0 K: 2 S: 10	H: 1 LOB: 1 BB: 0 P: 13	R: 0 H: 0 E: 0 K: 1 S: 5	H: 0 LOB: 0 BB: 0 P: 6	R: 0 H: 1 E: 0 K: 2 S: 13	H: 1 LOB: 2 BB: 1 P: 25	R: 0 H: 0 E: 0 K: 1 S: 7	H: 0 LOB: 0 BB: 0 P: 8	1B: 6 2B: 5 3B: 0 HR: 0 SF: 0 SAC: 0 DP: 2 HBP: 0	WP: 0 PB: 0 SB: 0 CS: 2	PA: 35
---------------------	--------------------------	------------------------	---------------------------	-------------------------	---------------------------	-------------------------	--------------------------	------------------------	--------------------------	------------------------	---------------------------	-------------------------	--------------------------	------------------------	---------------------------	-------------------------	--------------------------	------------------------	---	-------------------------	--------

PITCHER	IP	WLS	BF	H	R	ER	SO	BB	IBB	HBP	BLK	WP	HR	S	P	ERA	WHIP
Kent Mercker, L ERA: 5.07 (1, 1)	7.0	W	27	8	2	2	5	0	0	0	0	0	0	65	90	2.57	1.143
Rick Croushore, R ERA: 4.7 (8, 1)	1.0		5	1	0	0	2	1	0	0	0	0	0	13	25	0.00	2.000
Juan Acevedo, R ERA: 2.8 (9, 1)	1.0	S	3	0	0	0	1	0	0	0	0	0	0	7	8	0.00	0.000

Batter	1	2	3	4	5	6	7	8	9	10	11	12	13	AB R H RBI BB SO LOB	TOP															
Tony Phillips, S OBP: 0.390, SLG: 0.391 (1, 7)	3-1 P7 1B		0-1 FC6-4 1B		0-2 L7			3-3 K		1-3 K		1-1 G3-1		6 0 1 0 0 2 1																
Edgardo Alfonso, R OBP: 0.355, SLG: 0.433 (1, 5)	1-1 G6-3		1-2 FC6-4 1-2f		1-0 G4-3			0-1 G1-3		0-0 L7			2-2 E9 2B	6 1 1 0 0 0 2																
John Olerud, L OBP: 0.430, SLG: 0.532 (1, 3)	2-2 31 HR 2B		1-2 G3					1-3 K		3-1 31 FC6-4 1B			3-2 G5-3	6 1 2 0 0 1 2																
31 Mike Piazza, R OBP: 0.387, SLG: 0.575 (1, 2)	1-0 2-H HR				0-1 FC5-4 1B			1-1 G5-3 1B		3-2 HR 1B			4-0 2B IBB	5 3 4 2 1 0 1																
Brian McRae, S OBP: 0.364, SLG: 0.483 (1, 8)	0-0 G4-3				4-2 FC5-4 1-2 BB			1-2 G5-3		0-2 HR			1-1 F7 F9 WP 2B	5 2 2 4 1 0 1																
Lenny Harris, L OBP: 0.307, SLG: 0.381 (8, PH)			1-0 G3-1		1-2 FC5-4 G6-4-3			0-0 G4-3		2-2 FC4-6 1B			1-1 F8 F9	3 0 0 0 0 0 0 3																
Jay Payton, R OBP: 0.375, SLG: 0.375 (8, 1)					1-2f 2-3					1-1 FC4-6 L6-4 1B			3-1 L8	1 0 0 0 0 0 0 0																
Jorge Fabregas, L OBP: 0.288, SLG: 0.254 (11, PH)					1-1 G6-4-3					0-2 SAFE FC4-6 1B			2-3 K	0 0 0 0 0 0 0 0																
Dennis Cook, L OBP: 0.297, SLG: 0.532 (13, PH)					1-2f					1-0 G3				0 0 0 0 0 0 0 0																
Greg McMichael, R OBP: 0.297, SLG: 0.532 (13, PH)										2-1 G3				0 0 0 0 0 0 0 0																
Todd Pratt, R OBP: 0.348, SLG: 0.391 (8, 9)										0-1 G3				0 0 0 0 0 0 0 0																
Carlos Baerga, S OBP: 0.296, SLG: 0.361 (7, PH)										1-0 F9				1 0 0 0 0 0 0 0																
Matt Franco, L OBP: 0.369, SLG: 0.359 (7, 1)										1-0 F9				0 0 0 0 0 0 0 0																
Rigo Beltran, L OBP: 0.297, SLG: 0.248 (8, 1)										1-0 F9				0 0 0 0 0 0 0 0																
Jeff Tam, R OBP: 0.297, SLG: 0.399 (8, PH)										1-2 1B				1 0 0 0 0 0 0 1																
Todd Haney, R OBP: 0.348, SLG: 0.391 (8, 9)										1-2 1B				2 0 0 0 0 0 1 0																
Jermaine Allensworth, R OBP: 0.276, SLG: 0.295 (1, 6)										0-0 SH3-4 1B				5 0 2 0 0 0 0 0																
Rey Ordóñez, R OBP: 0.276, SLG: 0.295 (1, 6)										0-1 F9																				
Masato Yoshii, R OBP: 0.175, SLG: 0.089 (7, PH)										0-0 SH3-4																				
Todd Hundley, S OBP: 0.267, SLG: 0.248 (7, 4)										1-1 G4-3																				
Ralph Millard, R OBP: 0.297, SLG: 0.399 (8, PH)										0-0 L6-4																				
Butch Huskey, R OBP: 0.297, SLG: 0.399 (8, PH)										2-3																				
Luis Lopez, S OBP: 0.322, SLG: 0.355 (8, 4)																														
Inning Stats	R: 2 E: 0 K: 0 S: 9	H: 2 LOB: 0 BB: 0 P: 16	R: 0 E: 0 K: 0 S: 5	H: 0 LOB: 0 BB: 0 P: 7	R: 0 E: 0 K: 1 S: 11	H: 1 LOB: 1 BB: 0 P: 14	R: 0 E: 0 K: 0 S: 12	H: 1 LOB: 1 BB: 1 P: 18	R: 0 E: 0 K: 1 S: 6	H: 1 LOB: 0 BB: 0 P: 7	R: 0 E: 0 K: 1 S: 10	H: 0 LOB: 0 BB: 0 P: 13	R: 0 E: 0 K: 1 S: 8	H: 0 LOB: 0 BB: 0 P: 11	R: 2 E: 0 K: 0 S: 16	H: 4 LOB: 2 BB: 0 P: 22	R: 0 E: 0 K: 1 S: 8	H: 1 LOB: 1 BB: 0 P: 13	R: 0 E: 0 K: 1 S: 7	H: 0 LOB: 0 BB: 0 P: 11	R: 0 E: 0 K: 0 S: 7	H: 0 LOB: 0 BB: 0 P: 12	R: 3 E: 1 K: 0 S: 15	H: 2 LOB: 0 BB: 1 P: 29	1B: 8 2B: 4 3B: 0 HR: 2	SF: 0 SAC: 1 DP: 2 HBP: 0	WP: 1 PB: 0 SB: 0 CS: 0	PA: 52		
PITCHER																														
Jose Lima, R ERA: 3.54 (1, 1)	IP: 8.0	WLS: 30	BF: 6	H: 2	R: 2	ER: 2	SO: 3	BB: 1	IBB: 0	HBP: 0	BLK: 0	WP: 0	HR: 1	S: 67	P: 95	ERA: 2.25	WHIP: 0.875													
Billy Wagner, L ERA: 2.5 (9, 1)	0.1	5	4	2	2	0	0	0	0	0	0	0	1	15	21	54.00	12.000													
Jay Powell, R ERA: 3.17 (9, 1)	1.2	5	1	0	0	1	0	0	0	0	0	0	0	9	14	0.00	0.600													
Scott Elarton, R ERA: 3.14 (11, 1)	1.0	3	0	0	0	1	0	0	0	0	0	0	0	7	11	0.00	0.000													
Mike Magnante, L ERA: 4.93 (12, 1)	1.1	L: 6	1	2	2	0	0	0	1	0	0	0	0	16	30	13.50	0.750													
PITCHER																														
Doug Henry, R ERA: 2.82 (13, 1)	IP: 0.2	WLS: 3	BF: 1	H: 1	R: 1	ER: 1	SO: 0	BB: 0	IBB: 0	HBP: 0	BLK: 0	WP: 1	HR: 0	S: 6	P: 11	13.50	1.500													

New York Mets @ Houston Astros
Astrodome, Houston, TX
Mon Sep 14 1998, 8:05 PM EDT
Att. 24,241 - Dome - 72 F

livebaseballscorecards.com

AB	49
R	7
H	13
RBI	6
BB	2
SO	5
LOB	16




Batter	1	2	3	4	5	6	7	8	9	10	11	12	13	AB R H RBI BB SO LOB
Craig Biggio, R OBP: 0.405, SLG: 0.515 (1, 4)	4-2 2B BB	1-1 P9			0-1 G6-3			0-0 G4-3 2B		3-2 1B 1B		3-3 K		5 1 2 0 1 1 0
Bill Spiers, L OBP: 0.354, SLG: 0.397 (1, 5)	1-1 G3 5 1B 2B		2-2 F8			2-2 L8		0-0 E4 2-3		1-2 FC5-4 1B		0-2 G5-3		6 1 2 1 0 0 1
Derek Bell, R OBP: 0.357, SLG: 0.480 (1, 9)	0-0 G3 2-3		0-1 F8			3-2 G1-3		1-1 P4 1-2		2-3 K		1-0 G6-3		6 0 0 0 0 1 5
5 Jeff Bagwell, R OBP: 0.420, SLG: 0.552 (1, 3)	1-1 HR 1B		3-3 K			2-2		4-0 IBB		1-2 FC5-4 1-2f				5 1 2 1 1 1 2
Moises Alou, R OBP: 0.397, SLG: 0.596 (1, 7)	0-0 F8			1-0 F7		3-1 P2		2-0 G4-3 3-H				0-0 SH5-3 2B		5 0 1 0 1 0 5
Carl Everett, S OBP: 0.365, SLG: 0.484 (1, 8)	1-0 HR			0-3 K			0-2 P4		2-2 F9		0-1 SH5-3		1-0 FC5-4 1-2f	5 1 1 2 0 1 1
Ricky Gutierrez, R OBP: 0.349, SLG: 0.344 (1, 6)	0-1 G3			2-2 G4-3			0-0 L9		1-1 G4-3		4-2 DI BB		0-0 G4-3	5 0 0 0 1 0 1
Brad Ausmus, R OBP: 0.357, SLG: 0.346 (1, 2)		2-2 G3			0-0 L9		2-2		2-3 K		1-3 K			4 0 1 0 0 1 0
Sean Berry, R OBP: 0.395, SLG: 0.533 (11, PH)											1-2 K			1 0 0 0 0 1 2
Mike Magrane, L OBP: 1.000, SLG: 1.000 (12, 1)														0 0 0 0 0 0 0
Doug Henry, R (13, 1)														0 0 0 0 0 0 0
Jose Lima, R OBP: 0.192, SLG: 0.143 (1, 1)		1-3 K			0-0 G4-3		2-2 L4			1-0 G4-3		3-3 K		3 0 0 0 0 0 1 1
Billy Wagner, R OBP: 2.000, SLG: 0.500 (9, 1)														0 0 0 0 0 0 0 0
Jay Powell, R (9, 1)														0 0 0 0 0 0 0 0
35 Dave Clark, L OBP: 0.298, SLG: 0.273 (10, PH)														1 0 0 0 0 0 0 0
Scott Elarton, R (11, 1)														0 0 0 0 0 0 0 0
Tony Eusebio, R OBP: 0.329, SLG: 0.316 (11, PH)														1 0 0 0 0 0 1 2
Tony Eusebio, R OBP: 0.329, SLG: 0.316 (12, 2)														1 0 0 0 0 0 1 2

Inning Stats	R: 4	H: 3	E: 0	LOB: 0	K: 0	BB: 1	S: 12	R: 0	H: 0	E: 0	LOB: 0	K: 1	BB: 0	S: 9	R: 0	H: 0	E: 0	LOB: 0	K: 1	BB: 0	S: 8	R: 0	H: 0	E: 0	LOB: 0	K: 1	BB: 0	S: 8	R: 0	H: 1	E: 0	LOB: 1	K: 0	BB: 0	S: 13	R: 0	H: 1	E: 0	LOB: 1	K: 0	BB: 0	S: 14	R: 0	H: 1	E: 1	LOB: 3	K: 0	BB: 1	S: 5	R: 0	H: 0	E: 0	LOB: 0	K: 1	BB: 0	S: 8	R: 0	H: 2	E: 0	LOB: 2	K: 1	BB: 0	S: 14	R: 0	H: 1	E: 0	LOB: 2	K: 2	BB: 1	S: 12	R: 0	H: 0	E: 0	LOB: 0	K: 1	BB: 0	S: 8	R: 0	H: 0	E: 0	LOB: 1	K: 0	BB: 1	S: 6	R: 0	H: 0	E: 0	LOB: 0	K: 0	BB: 0	S: 6	R: 0	H: 0	E: 0	LOB: 1	K: 0	BB: 1	S: 6	R: 0	H: 0	E: 0	LOB: 0	K: 0	BB: 0	S: 6	R: 0	H: 0	E: 0	LOB: 0	K: 0	BB: 0	S: 6
PITCHER	IP	WLS	BF	H	R	ER	SO	BB	IBB	HBP	BLK	WP	HR	S	P	ERA	WHIP																			IP	WLS	BF	H	R	ER	SO	BB	IBB	HBP	BLK	WP	HR	S	P	ERA	WHIP																																																												
Masato Yoshii, R ERA: 3.92 (1, 1)	6.0		23	4	4	4	3	1	0	0	0	0	1	54	83	6.00	0.833																			1.0	W	3	0	0	0	1	0	0	0	0	0	8	12	0.00	0.000																																																													
Rigo Beltran, L ERA: 5.06 (7, 1)	1.0		4	1	0	0	0	0	0	0	0	0	0	14	18	0.00	1.000																			1.0	S	4	0	0	0	0	1	0	0	0	6	13	0.00	1.000																																																														
Jeff Tam, R ERA: 5.65 (8, 1)	1.0		5	1	0	0	0	0	1	0	0	0	0	5	12	0.00	1.000																																																																																															
Turk Wendell, R ERA: 3.29 (9, 1)	2.0		8	2	0	0	2	0	0	0	0	0	0	22	34	0.00	1.000																																																																																															
Dennis Cook, L ERA: 1.98 (11, 1)	1.0		5	1	0	0	2	1	0	0	0	0	0	12	20	0.00	2.000																																																																																															

AB 47
R 4
H 9
RBI 4
BB 4
SO 8
LOB 20

WP: 0 PA: 52
PB: 0
SB: 1
CS: 0

NEW YORK METS @ HOUSTON ASTROS
Astrodome, Houston, TX
Mon Sep 14 1998, 8:05 PM EDT
Att: 24,241 - Dome - 72 F



AB	R	H	RBI	BB	SO	LOB
5	1	2	0	1	1	0
6	1	2	1	0	0	1
6	0	0	0	0	1	5
5	1	2	1	1	1	2
5	0	1	0	1	0	5
5	1	1	2	0	1	1
5	0	0	0	1	0	1
4	0	1	0	0	1	0
1	0	0	0	0	1	2
0	0	0	0	0	0	0
0	0	0	0	0	0	0
0	0	0	0	0	0	0
1	0	0	0	0	0	0
1	0	0	0	0	1	2

Batter	1	2	3	4	5	6	7	8	9	10	11	12	AB	R	H	RBI	BB	SO	LOB	TOP						
Tony Phillips, S <small>OBP: 0.385, SLG: 0.385 (1, 7)</small> 31 Mike Piazza, R <small>OBP: 0.386, SLG: 0.574 (7, PH)</small> Greg McMichael, R <small>OBP: 0.386, SLG: 0.574 (7, 1)</small> Jay Payton, R <small>OBP: 0.400, SLG: 0.400 (9, 7)</small>	G4-3		K		G1-3		P8			G6-3		PB G1-3 1B	3	0	0	0	0	1	0							
Edgardo Alfonzo, R <small>OBP: 0.353, SLG: 0.430 (1, 5)</small>	1B		L5							K		G1-3	6	0	1	0	0	2	1							
John Olerud, L <small>OBP: 0.429, SLG: 0.528 (1, 3)</small>	P6		G6-3									4B	4	0	0	0	2	0	1							
Todd Hundley, S <small>OBP: 0.265, SLG: 0.246 (1, 2)</small> Jorge Fabregas, L <small>OBP: 0.256, SLG: 0.253 (10, 2)</small> Jeff Tam, R <small>OBP: 0.256, SLG: 0.253 (12, 1)</small>	G3				K							IBB	5	0	1	0	0	2	2							
Brian McRae, S <small>OBP: 0.362, SLG: 0.479 (1, 8)</small>		F8			G1-3								5	0	0	0	1	2	3							
Lenny Harris, L <small>OBP: 0.305, SLG: 0.381 (1, 9)</small> <small>(7, 7)</small> <small>(9, 9)</small>	G4-3		1B		2B								5	1	1	0	0	1	1							
Carlos Baerga, S <small>OBP: 0.304, SLG: 0.373 (1, 4)</small> Ralph Milliard, R <small>(11, PR)</small> John Franco, L <small>(11, 1)</small> Todd Pratt, R <small>OBP: 0.297, SLG: 0.532 (12, 2)</small>	HR				1B					HR			5	2	4	2	0	0	0							
Rey Ordonez, R <small>OBP: 0.279, SLG: 0.306 (1, 6)</small>	HR												5	1	3	3	0	0	0							
Armando Reynoso, R <small>OBP: 0.185, SLG: 0.209 (1, 1)</small> Matt Franco, L <small>OBP: 0.307, SLG: 0.357 (7, PH)</small> Jermaine Allensworth, R <small>OBP: 0.347, SLG: 0.390 (7, PR)</small> Rigo Beltran, L <small>(9, 1)</small> Turk Wendell, L <small>(9, 1)</small> Luis Lopez, S <small>OBP: 0.321, SLG: 0.333 (11, PH)</small> <small>(11, 4)</small>	K2-3												2	0	0	0	0	1	0							
Inning Stats	R: 0 E: 0 K: 0 S: 8	H: 1 LOB: 1 BB: 1 P: 14	R: 2 E: 0 K: 1 S: 13	H: 2 LOB: 0 BB: 0 P: 17	R: 0 E: 0 K: 1 S: 9	H: 0 LOB: 0 BB: 0 P: 15	R: 0 E: 0 K: 1 S: 11	H: 2 LOB: 2 BB: 0 P: 16	R: 0 E: 0 K: 1 S: 7	H: 0 LOB: 0 BB: 0 P: 12	R: 0 E: 1 K: 0 S: 6	H: 1 LOB: 2 BB: 0 P: 10	R: 0 E: 0 K: 1 S: 7	H: 0 LOB: 0 BB: 0 P: 11	R: 2 E: 0 K: 0 S: 8	H: 1 LOB: 0 BB: 1 P: 16	R: 0 E: 0 K: 1 S: 9	H: 0 LOB: 1 BB: 1 P: 14	R: 1 E: 0 K: 2 S: 13	H: 2 LOB: 1 BB: 0 P: 22	R: 0 E: 0 K: 2 S: 9	H: 1 LOB: 2 BB: 1 P: 17	1B: 6 2B: 3 3B: 0 HR: 2	SF: 0 SAC: 0 DP: 0 HBP: 0	WP: 0 PB: 1 SB: 0 CS: 0	PA: 50
PITCHER	IP WLS BF H R ER SO P ERA WHIP	IP WLS BF H R ER SO P ERA WHIP																								
Shane Reynolds, R <small>ERA: 3.69 (1, 1)</small>	6.2	18	3	3	3	4	2	0	0	0	0	1	39	66	6.23	1.154										
Scott Elarton, R <small>ERA: 3.4 (7, 1)</small>	4.1	18	3	3	3	4	2	0	0	0	0	1	39	66	6.23	1.154										
Jay Powell, R <small>ERA: 3.12 (12, 1)</small>	1.0	5	1	0	0	2	0	1	0	0	0	0	9	17	0.00	1.000										

New York Mets @ Houston Astros
 Astrodome, Houston, TX
 Tue Sep 15 1998, 4:33 AM EDT
 Dome - 72 F

livebaseballscorecards.com

AB	47
R	5
H	11
RBI	5
BB	3
SO	10
LOB	14




Batter	1	2	3	4	5	6	7	8	9	AB R H RBI BB SO LOB	TOP
Jermaine Allensworth, R (1, 8) OBP: 0.343, SLG: 0.385 Matt Franco, L (9, PH) OBP: 0.371, SLG: 0.357 Mike Kinkade, R (9, PR) Carlos Baerga, S (9, 4) OBP: 0.304, SLG: 0.373	3-3 	0-3 			2-3 		3-2 		4-0 	4 0 0 0 0 3 1 0 0 0 0 1 0 0 0 1 0 0 0 0 0 0 0 0 0 0 0 0	
Edgardo Alfonzo, R (1, 5) OBP: 0.357, SLG: 0.434	2-1 		4-1 		3-1 			4-2 	2-2 	3 3 2 1 2 0 0	
31 Mike Piazza, R (1, 2) OBP: 0.388, SLG: 0.573	1-0 		1-2 		2-1 			1-2 	4-0 	4 1 2 0 1 0 2	
Todd Pratt, R (1, 3) OBP: 0.299, SLG: 0.538 John Olerud, L (5, 3) OBP: 0.429, SLG: 0.535	1-0 		3-2 		3-2 			0-1 	3-2 	3 0 1 1 0 0 1 1 1 1 4 0 0 0	
Jay Payton, R (1, 7) OBP: 0.333, SLG: 0.400	1-2 			0-1 		1-0 		2-1 	2-3 	5 0 1 0 0 1 2	
Butch Huskey, R (1, 9) OBP: 0.299, SLG: 0.408 Lenny Harris, L (8, PR) OBP: 0.305, SLG: 0.381 (8, 9)		1-1 		1-2 		1-0 		3-2 		4 1 2 1 0 0 1 0 0 0 0 0 0 0	
Luis Lopez, S (1, 4) OBP: 0.320, SLG: 0.349		1-0 		4-1 		1-0 		1-2 		3 0 0 0 1 0 1	
Rey Ordonez, R (1, 6) OBP: 0.281, SLG: 0.307		4-1 		3-1 		1-0 		0-0 	1-1 	3 1 1 0 1 0 2	
Al Leiter, L (1, 1) OBP: 0.200, SLG: 0.132 Turk Wendell, L (8, 1) Ralph Milliard, R (8, 4) Brian McRae, S (9, PH) OBP: 0.362, SLG: 0.478 (9, 8)	1 SAFE 	0-0 		2-1 		3-3 			2-2 	3 0 0 0 0 1 3 0 0 0 0 0 0 0 0 0 0 0 0 0 0 1 0 0 0 0 0 1	
Inning Stats	R: 1 H: 2 E: 0 LOB: 1 K: 1 BB: 0 S: 10 P: 18	R: 1 H: 1 E: 0 LOB: 1 K: 1 BB: 1 S: 8 P: 14	R: 0 H: 0 E: 0 LOB: 0 K: 0 BB: 1 S: 8 P: 16	R: 0 H: 1 E: 0 LOB: 2 K: 0 BB: 1 S: 10 P: 20	R: 0 H: 1 E: 0 LOB: 1 K: 1 BB: 0 S: 11 P: 21	R: 0 H: 0 E: 0 LOB: 0 K: 0 BB: 0 S: 3 P: 6	R: 0 H: 0 E: 0 LOB: 0 K: 1 BB: 0 S: 8 P: 15	R: 3 H: 3 E: 0 LOB: 1 K: 0 BB: 1 S: 15 P: 26	R: 3 H: 2 E: 0 LOB: 1 K: 1 BB: 2 S: 15 P: 33	1B: 5 SF: 1 2B: 3 SAC: 0 3B: 0 DP: 1 HR: 2 HBP: 0	WP: 1 PA: 42 PB: 0 SB: 0 CS: 1
PITCHER	Trever Miller, L (1, 1) ERA: 3.12 4.0 IP, 18 BF, 4 H, 2 R, 2 ER, 2 SO, 3 BB, 0 IBB, 0 HBP, 0 BLK, 0 WP, 1 HR, 36 S, 68 P, 4.50 ERA, 1.750 WHIP	C.J. Nitkowski, L (5, 1) ERA: 3.77 3.0 IP, 11 BF, 1 H, 1 R, 1 ER, 2 SO, 1 BB, 0 IBB, 0 HBP, 0 BLK, 0 WP, 0 HR, 24 S, 48 P, 3.00 ERA, 0.667 WHIP	Jay Powell, R (8, 1) ERA: 3.26 0.0 IP, 1 BF, 1 H, 0 R, 0 ER, 0 SO, 0 BB, 0 IBB, 0 HBP, 0 BLK, 0 WP, 0 HR, 3 S, 4 P, ∞ ERA, ∞ WHIP	Mike Magnante, L (8, 1) ERA: 5.01 1.0 IP, 4 BF, 2 H, 2 R, 2 ER, 0 SO, 0 BB, 0 IBB, 0 HBP, 0 BLK, 0 WP, 1 HR, 10 S, 16 P, 18.00 ERA, 2.000 WHIP	Doug Henry, R (9, 1) ERA: 3.18 1.0 IP, 7 BF, 2 H, 3 R, 3 ER, 1 SO, 1 BB, 1 IBB, 0 HBP, 0 BLK, 1 WP, 0 HR, 15 S, 33 P, 27.00 ERA, 3.000 WHIP	PITCHER	IP WLS BF H R ER SO BB IBB HBP BLK WP HR S P ERA WHIP	IP WLS BF H R ER SO BB IBB HBP BLK WP HR S P ERA WHIP			

New York Mets @ Houston Astros
 Astrodome, Houston, TX
 Tue Sep 15 1998, 8:05 PM EDT
 Att. 40,835 - Dome - 72 F

livebaseballscorecards.com

AB	34
R	8
H	10
RBI	7
BB	6
SO	5
LOB	14



Batter	1	2	3	4	5	6	7	8	9	10	11	AB R H RBI BB SO LOB	TOP													
Tony Phillips, S OBP: 0.380, SLG: 0.379 (1, 7)	1-3 K		1-0 G4-6-3 1B	1-0 FC6-4			1-3 K		0-3 K		0-1 F9	6 0 1 0 0 3 4														
Edgardo Alfonzo, R OBP: 0.356, SLG: 0.431 (1, 5)	4-1 1B BB		1-1 G4-6-3		1-1 P9		3-2 G4-3 1B		2-2 F9		2-0 G4-3	5 0 1 0 1 0 2														
John Olerud, L Ralph Milliard, R Dennis Cook, L Greg McMichael, R Todd Hundley, S Turk Wendell, L OBP: 0.432, SLG: 0.537 (9, PR) (9, 1) (10, 1) (11, PH) (11, 1)	1-1 31 G6-4-3 1B		3-2 31 FC6-4 1B		0-0 31 G5-3 1B		3-2 G4-3		3-2 31 HR 1B		2-0 HR	5 0 4 0 0 0 0 1 0 0 1 0 1 1 1 1 1 0 0 0 0 0 0 0 0 0 0 0														
31 Mike Piazza, R OBP: 0.387, SLG: 0.575 (1, 2)	0-0 G6-4-3		1-0 FC6-4		3-2 G5-3		4-2 BB		2-2 HR		2-3 K	5 1 1 3 1 1 4														
Brian McRae, S OBP: 0.360, SLG: 0.474 (1, 8)		3-3 K		2-0 FC6-4 BB	4-2 BB		1-1 G1-3		3-3 K			4 0 0 0 1 2 3														
Butch Huskey, R Jermaine Alensworth, R OBP: 0.303, SLG: 0.411 OBP: 0.345, SLG: 0.387 (8, PR) (8, 9)		1-0 FC6-4 BLK 1B		4-2 FC6-4 BB	1-1 G5			3-2 G6-4-3 1B		1-2 E7 SH5-3 1B		3 0 2 0 1 0 2 1 0 1 0 0 0 0														
Carlos Baerga, S Jay Payton, R Luis Lopez, S OBP: 0.305, SLG: 0.373 OBP: 0.375, SLG: 0.438 OBP: 0.319, SLG: 0.348 (6, PH) (6, 4)		4-2 FC6-4 BB		2-3 K		1-0 G3-6 1B		0-0 G6-4-3		1-0 SH5-3		1 0 0 0 1 1 2 1 0 1 0 0 0 0 1 0 0 0 0 0 1	AB 42 R 4 H 13 RBI 4 BB 6 SO 8 LOB 29													
Rey Ordenez, R OBP: 0.278, SLG: 0.303 (1, 6)		1-0 FC6-4		0-0 FC6-4 BB		0-0 G3-6		2-1 G4-3		1-2 G4-3		5 0 0 0 0 0 7														
Bobby Jones, R Lenny Harris, L Todd Pratt, R Matt Franco, L OBP: 0.208, SLG: 0.196 OBP: 0.305, SLG: 0.381 OBP: 0.309, SLG: 0.545 OBP: 0.369, SLG: 0.355 (9, PH) (9, PH) (9, 3)		0-1 G3		4-1 FC6-4 BB		1-2 G4-3			0-1 31 HR 1B		0-3 K	2 0 0 0 1 0 2 0 0 0 0 0 0 0 1 1 1 0 0 0 0 1 0 0 0 0 1 1														
Inning Stats	R: 0 E: 0 K: 1 S: 7	H: 1 LOB: 1 BB: 1 P: 13	R: 0 E: 0 K: 1 S: 9	H: 1 LOB: 2 BB: 1 P: 18	R: 0 E: 0 K: 0 S: 10	H: 2 LOB: 1 BB: 0 P: 16	R: 0 E: 1 K: 1 S: 11	H: 0 LOB: 3 BB: 2 P: 24	R: 0 E: 0 K: 0 S: 11	H: 1 LOB: 2 BB: 1 P: 20	R: 0 E: 0 K: 0 S: 5	H: 1 LOB: 0 BB: 0 P: 7	R: 0 E: 0 K: 1 S: 15	H: 1 LOB: 2 BB: 1 P: 27	R: 0 E: 0 K: 0 S: 6	H: 1 LOB: 1 BB: 0 P: 11	R: 3 E: 0 K: 2 S: 19	H: 3 LOB: 1 BB: 0 P: 29	R: 0 E: 1 K: 1 S: 13	H: 1 LOB: 1 BB: 0 P: 16	R: 1 E: 0 K: 1 S: 7	H: 1 LOB: 0 BB: 0 P: 13	1B: 11 2B: 0 3B: 0 HR: 2	SF: 0 SAC: 1 DP: 4 HBP: 0	WP: 0 PB: 0 SB: 0 CS: 0	PA: 49
PITCHER	IP WLS BF H R ER SO BB IBB HBP BLK WP HR S P ERA WHIP																									
Mike Hampton, L ERA: 3.41 (1, 1)	8.0		35	8	0	0	4	6	0	0	1	0	0	74	136	0.00	1.750									
Billy Wagner, L ERA: 2.89 (9, 1)	2.0		10	4	3	3	3	0	0	0	0	0	1	32	45	13.50	2.000									
Sean Bergman, R ERA: 3.78 (11, 1)	1.0	L	4	1	1	1	1	0	0	0	0	0	1	7	13	9.00	1.000									

New York Mets @ Houston Astros
 Astrodome, Houston, TX
 Wed Sep 16 1998, 8:05 PM EDT
 Att. 24,269 - Dome - 72 F

livebaseballscorecards.com



Batter	1	2	3	4	5	6	7	8	9	AB R H RBI BB SO LOB	TOP											
Craig Biggio, R OBP: 0.405, SLG: 0.513 (1, 4)	3-2 G6-3	3-1 CS 2-H 1B			0-1 FC6-4 2-3 1B	0-0 2-H 2B			2-0 G4-3 2B	5 0 4 2 0 0 0												
Ricky Gutierrez, R OBP: 0.345, SLG: 0.341 (1, 6)	3-1 G4-3	0-1 CS 2-3	2-2 F9		2-2 SF8 3-H	1-0 F8			0-1 G4-3 2-3	4 0 0 1 0 0 2												
Derek Bell, R OBP: 0.364, SLG: 0.488 (1, 9)	2-1 FC6-4 1B		3-1 5 1B		2-2 E5 1-2 FC6-4			3-3 K	4-2 BB BB	4 0 2 0 1 1 1												
5 Jeff Bagwell, R OBP: 0.425, SLG: 0.556 (1, 3)	1-1 FC6-4 1-2f		2-0 G5-4-3 1B		1-0 FC6-4 1-2f 2-3 BB			0-2 G5-4-3 1B	1-3 K	5 0 2 0 0 1 5												
Moises Alou, R OBP: 0.398, SLG: 0.590 (1, 7)		0-1 1B FC5-4 1B	3-0 G5-4-3 1-2f		4-1 1-2 BB			0-0 G5-4-3 1-2f	4-0 BB 1-2 BB	3 1 1 0 2 0 3												
Carl Everett, S OBP: 0.362, SLG: 0.481 (1, 8)		2-1 FC5-4 1-2 G6-4-3 1B		0-0 G4-3	2-1 P6			0-2 G4-6-3 1B	0-0 F9	5 1 2 0 0 0 6												
Sean Berry, R OBP: 0.401, SLG: 0.534 Tim Bogar, R OBP: 0.212, SLG: 0.216 (1, 5) (9, 5)		1-0 FC5-4 1-2 2-3 1B		1-0 F9		0-2 G6-3		0-0 G4-6-3 1-2f		4 0 1 0 0 0 1 0 0 0 0 0 0 0												
Brad Ausmus, R OBP: 0.356, SLG: 0.349 (1, 2)		2-2 FC5-4 1-2f 2-3 3-H 1B		1-1 F7		1-0 SH5-3 2B 1B		4-1 BB		3 2 1 1 1 0 2												
Randy Johnson, R OBP: 0.081, SLG: 0.108 Jay Powell, R (8, 1)		0-1 G6-4-3 1-2 3-H		2-0 SF8 2B		0-0 SH5-3		1-3 K		3 1 1 1 0 1 2 0 0 0 0 0 0 0												
Inning Stats	R: 0 E: 0 K: 0 S: 9	H: 1 LOB: 1 BB: 0 P: 18	R: 3 E: 0 K: 0 S: 13	H: 4 LOB: 0 BB: 0 P: 21	R: 0 E: 0 K: 0 S: 7	H: 2 LOB: 1 BB: 0 P: 17	R: 0 E: 0 K: 0 S: 4	H: 0 LOB: 0 BB: 0 P: 6	R: 1 E: 1 K: 0 S: 16	H: 2 LOB: 3 BB: 1 P: 29	R: 1 E: 0 K: 0 S: 7	H: 2 LOB: 1 BB: 0 P: 9	R: 0 E: 0 K: 1 S: 7	H: 1 LOB: 0 BB: 0 P: 10	R: 0 E: 0 K: 1 S: 8	H: 1 LOB: 1 BB: 1 P: 13	R: 0 E: 0 K: 1 S: 10	H: 1 LOB: 3 BB: 2 P: 21	1B: 11 2B: 3 3B: 0 HR: 0	SF: 1 SAC: 1 DP: 3 HBP: 0	WP: 0 PB: 0 SB: 0 CS: 1	PA: 43
PITCHER	IP WLS BF H R ER SO BB IBB HBP BLK WP HR S P ERA WHIP																					
Elmer Dessens, R ERA: 5.61 (1, 1)	4.2 L 23 9 4 4 0 1 0 0 0 0 0 0 47 87 7.71 2.143																					
Todd Van Poppel, R ERA: 6.58 (5, 1)	1.1 6 2 1 1 0 0 0 0 0 0 0 0 9 13 6.75 1.500																					
Jeff McCurry, R ERA: 4.67 (7, 1)	2.0 7 2 0 0 2 1 0 0 0 0 0 0 15 23 0.00 1.500																					
Javier Martinez, R ERA: 5.4 (9, 1)	1.0 6 1 0 0 1 2 0 0 0 0 0 0 10 21 0.00 3.000																					

Houston Astros @ Pittsburgh Pirates
Three Rivers Stadium, Pittsburgh, PA

Fri Sep 18 1998, 7:05 PM EDT
Att. 16,937 - Unknown - 77 F

livebaseballscorecards.com

AB	36
R	5
H	14
RBI	5
BB	4
SO	3
LOB	22



BOTTOM

Houston Astros @ Pittsburgh Pirates
Three Rivers Stadium, Pittsburgh, PA

Fri Sep 18 1998, 7:05 PM EDT
Att: 16,937 - Unknown - 77 F

livebaseballscorecards.com

AB	30
R	2
H	5
RBI	2
BB	3
SO	14
LOB	14



WP:	0	PA:	34
PB:	0		
SB:	2		
CS:	0		

AB R H RBI BB SO LOB

4	0	1	1	0	1	1
---	---	---	---	---	---	---

3	1	1	0	0	1	0
1	0	0	0	0	0	2
0	0	0	0	0	0	0

4	0	1	0	0	2	2
---	---	---	---	---	---	---

3	0	0	0	1	1	2
---	---	---	---	---	---	---

4	0	0	1	0	2	2
---	---	---	---	---	---	---

4	0	1	0	0	2	2
---	---	---	---	---	---	---

3	0	0	0	0	3	2
---	---	---	---	---	---	---

1	1	0	0	2	1	0
---	---	---	---	---	---	---

1	0	0	0	0	0	0
0	0	0	0	0	0	0
1	0	0	0	0	1	1
0	0	0	0	0	0	0
1	0	1	0	0	0	0
0	0	0	0	0	0	0

1B:	3	SF:	0
2B:	2	SAC:	0
3B:	0	DP:	1
HR:	0	HBP:	1

Batter	1	2	3	4	5	6	7	8	9
Adrian Brown, S OBP: 0.339, SLG: 0.331 (1, 8)	1-2 K			1-1 G4-3		0-1 G5-4-3		1-2 2B	
Kevin Polcovich, R OBP: 0.258, SLG: 0.248 Turner Ward, S OBP: 0.331, SLG: 0.424 Javier Martinez, R (9, 1)	1-2 G6-3			2-3 K			2-1 FC6-4 1B G5-3	3-0 P6	
18 Jason Kendall, R OBP: 0.412, SLG: 0.477 (1, 2)	3-3 K			1-3 K2-3			2-1 FC6-4 1B	1-1 G5-3	
Kevin Young, R OBP: 0.333, SLG: 0.480 (1, 3)		0-1 F8			4-2 G4-3 S BB		2-2 FC6-4 S G5-3		0-3 K
Jose Guillen, R OBP: 0.301, SLG: 0.416 (1, 9)		1-3 K			1-3 K		0-0 G5-3		1-1 L6
Manny Martinez, R OBP: 0.292, SLG: 0.436 (1, 7)		2-3 K			0-1 G4-3		1-2 3-H K		3-1 2B
Aramis Ramirez, R OBP: 0.306, SLG: 0.362 (1, 5)			2-3 K		2-3 K			1-2 BB 1B HBP	2-3 K
Lou Collier, R OBP: 0.314, SLG: 0.335 (1, 6)			0-3 K			4-2 G5-4-3 BB		4-0 1B 2B BB	
Elmer Dessens, R Todd Van Poppel, R Emil Brown, R Jeff McCurdy, R Tim Laker, R Tony Wornack, L			2-2 G3			1-3 K		0-0 2B 1B	

Inning Stats	R: 0	H: 0	E: 0	LOB: 0	K: 2	BB: 0	S: 9	P: 14
	R: 0	H: 0	E: 0	LOB: 0	K: 2	BB: 0	S: 10	P: 13
	R: 0	H: 0	E: 0	LOB: 1	K: 2	BB: 1	S: 10	P: 17
	R: 1	H: 2	E: 0	LOB: 1	K: 1	BB: 0	S: 11	P: 20
	R: 1	H: 2	E: 0	LOB: 2	K: 0	BB: 1	S: 12	P: 22
	R: 0	H: 1	E: 0	LOB: 1	K: 2	BB: 0	S: 11	P: 17

PITCHER	IP	WLS	BF	H	R	ER	SO	BB	IBB	HBP	BLK	WP	HR	S	P	ERA	WHIP
Randy Johnson, L ERA: 3.34 (1, 1)	7.1	W	28	4	2	2	12	3	0	1	0	0	0	77	120	2.46	0.955
Jay Powell, R ERA: 3.18 (8, 1)	1.2	S	6	1	0	0	2	0	0	0	0	0	0	14	24	0.00	0.600

Batter	1	2	3	4	5	6	7	8	9	AB R H RBI BB SO LOB	TOP											
Craig Biggio, R (1, 4) OBP: 0.405, SLG: 0.510	1-3 K	0-0 G6-4-3		4-1 BB			4-2 G5-3 BB		0-3 K	3 0 0 0 2 2 3												
Ricky Gutierrez, R (1, 6) OBP: 0.342, SLG: 0.338	1-1 G3		3-2 G6-3	2-2 F9			1-1 G5-3		1-2 G4-3	5 0 0 0 0 0 4												
Derek Bell, R (1, 9) OBP: 0.363, SLG: 0.485	4-2 BB		2-2 E5 FC4-6		0-0 G5-3		1-2 K			3 0 0 0 1 1 1												
5 Jeff Bagwell, R (1, 3) OBP: 0.422, SLG: 0.551	1-3 K		1-3 K		0-0 P4		0-0 G5-3			4 0 0 0 0 2 3												
Moises Alou, R (1, 7) OBP: 0.398, SLG: 0.591		1-2 FC5-4 1B	1 SAFE 0-1 FC4-6		1-1 2B		0-2 P4			4 1 2 0 0 0 1												
Pete Incaviglia, R (8, 7) OBP: 0.161, SLG: 0.138										0 0 0 0 0 0 0												
Carl Everett, S (1, 8) OBP: 0.365, SLG: 0.490		1-0 FC5-4 1B		0-0 L3-6 2B		2-1 F9		1-1 FC1-5 3B		4 0 3 0 0 0 1												
Sean Berry, R (1, 5) OBP: 0.396, SLG: 0.526		0-0 FC5-4 SH 1B		1-2 L3-6		1-1 F7		0-1 FC1-5		4 0 0 0 0 0 4												
Brad Ausmus, R (1, 2) OBP: 0.358, SLG: 0.351		0-1 SH 1B		1-1 2B 1B		0-2 F9		0-1 G6-3		3 0 2 1 0 0 0												
Mitch Meluskey, S (8, PH) OBP: 0.500, SLG: 0.600		1-2 SH 1B		1-1 2B 1B		1-3 K				1 0 0 0 0 0 1												
Jose Lima, R (1, 1) OBP: 0.163, SLG: 0.167		1-1 SH		1-2 2B					0-2 L5	1 0 1 0 0 0 0												
J.R. Phillips, L (8, PH) OBP: 0.277, SLG: 0.293										1 0 0 0 0 0 1												
Mike Magnante, L (6, 1) OBP: 1.000, SLG: 1.000										0 0 0 0 0 0 0												
Sean Bergman, R (7, 1) OBP: 0.063, SLG: 0.117										0 0 0 0 0 0 0												
Doug Henry, R (8, 1) OBP: 0.298, SLG: 0.270										0 0 0 0 0 0 0												
35 Dave Clark, L (8, PH) OBP: 0.298, SLG: 0.270		1-2 2-3								1 0 0 0 0 0 0												
Inning Stats	R: 0 E: 0 K: 2 S: 10	H: 0 LOB: 1 BB: 1 P: 17	R: 1 E: 0 K: 0 S: 10	H: 3 LOB: 2 BB: 0 P: 13	R: 0 E: 1 K: 1 S: 14	H: 0 LOB: 1 BB: 0 P: 20	R: 0 E: 0 K: 0 S: 13	H: 3 LOB: 3 BB: 1 P: 22	R: 0 E: 0 K: 0 S: 6	H: 1 LOB: 1 BB: 0 P: 9	R: 0 E: 0 K: 1 S: 9	H: 0 LOB: 0 BB: 0 P: 11	R: 0 E: 0 K: 1 S: 9	H: 0 LOB: 1 BB: 1 P: 15	R: 0 E: 0 K: 0 S: 9	H: 1 LOB: 1 BB: 0 P: 10	R: 0 E: 0 K: 1 S: 10	H: 0 LOB: 0 BB: 0 P: 11	1B: 4 2B: 4 3B: 1 HR: 0	SF: 0 SAC: 1 DP: 2 HBP: 0	WP: 0 PB: 0 SB: 0 CS: 0	PA: 38
PITCHER	IP WLS BF H R ER SO BB IBB HBP BLK WP HR S P ERA WHIP																					
67 Francisco Cordova, R (1, 1) ERA: 3.23	8.0 W 35 8 1 1 5 3 0 0 0 0 0 0 80 117 1.12 1.375																					
Rich Loiselle, R (9, 1) ERA: 3.57	1.0 3 0 0 0 1 0 0 0 0 0 0 0 10 11 0.00 0.000																					

Houston Astros @ Pittsburgh Pirates
Three Rivers Stadium, Pittsburgh, PA

Sat Sep 19 1998, 7:05 PM EDT
Att. 20,670 - Overcast - 76 F

livebaseballscorecards.com

AB	34
R	1
H	8
RBI	1
BB	3
SO	6
LOB	18



Batter	1	2	3	4	5	6	7	8	9	AB	R	H	RBI	BB	SO	LOB
Tony Womack, L OBP: 0.319, SLG: 0.357 (1, 4)	0-2 G3		0-1 FC6-4 1B		0-0 S 1B		0-0 1-2 1B			4	0	3	0	0	0	0
Adrian Brown, S OBP: 0.341, SLG: 0.333 (1, 8)	2-2 G4-3		1-2 FC6-4 1B		1-3 SAFE 1-2 2-3		1-1 G4-3			4	0	1	0	0	1	4
18 Jason Kendall, R OBP: 0.411, SLG: 0.475 (1, 2)	0-2 S 1B		1-2 FC6-4		3-3 K			2-1 F8		4	0	1	0	0	1	3
Kevin Young, R OBP: 0.331, SLG: 0.475 (1, 3)	1-3 K 1-2		1-1 G4-3		3-2 F8			0-0 P3		4	0	0	0	0	1	3
Jose Guillen, R OBP: 0.305, SLG: 0.427 (1, 9)		0-1 2B 1B		1-1 F9 2B		1-1 F8		4-1 BB		3	0	2	0	1	0	0
Turner Ward, S OBP: 0.326, SLG: 0.426 (1, 7)		0-0 L8		3-1 F8		1-1 G3		3-3 K		4	0	0	0	0	1	3
Aramis Ramirez, R OBP: 0.305, SLG: 0.364 (1, 5)		2-2 L4-6 1-3 2B		0-0 F9 2-3		3-1 P4			3-3 K	4	0	1	0	0	1	1
Abraham Nunez, S OBP: 0.364, SLG: 0.294 (1, 6)		0-2 L4-6 2-3		2-0 G6-3		0-0 1B 1B			4-2 G6-4-3 BB	3	0	1	0	0	0	3
Lou Collier, R OBP: 0.316, SLG: 0.335 (9, PH)										0	0	0	0	1	0	0
Jason Schmidt, R OBP: 0.127, SLG: 0.133 (1, 1)			2-3 K		0-0 1B 1B				1-1 G6-4-3	2	0	1	0	0	1	0
Tim Laker, R OBP: 0.409, SLG: 0.579 (7, PH)										1	0	0	0	0	0	1
Mike Williams, R (8, 1)										0	0	0	0	0	0	0
Freddy Garcia, R OBP: 0.339, SLG: 0.509 (9, PH)									1-2	1	0	0	0	0	0	1

Inning Stats	R: 0	H: 1	E: 0	K: 1	S: 13	R: 0	H: 2	E: 0	K: 0	S: 10	R: 0	H: 2	E: 0	K: 1	S: 15	R: 0	H: 1	E: 0	K: 0	S: 6	R: 0	H: 2	E: 0	K: 2	S: 8	R: 0	H: 0	E: 0	K: 0	S: 8	R: 0	H: 2	E: 0	K: 0	S: 7	R: 0	H: 0	E: 0	K: 1	S: 7	R: 0	H: 0	E: 0	K: 1	S: 8	R: 0	H: 0	E: 0	K: 1	S: 8	1B: 8	2B: 3	3B: 0	HR: 0	SF: 0	SAC: 0	DP: 2	HBP: 0	WP: 0	PB: 0	SB: 2	CS: 0	PA: 36
--------------	------	------	------	------	-------	------	------	------	------	-------	------	------	------	------	-------	------	------	------	------	------	------	------	------	------	------	------	------	------	------	------	------	------	------	------	------	------	------	------	------	------	------	------	------	------	------	------	------	------	------	------	-------	-------	-------	-------	-------	--------	-------	--------	-------	-------	-------	-------	--------


PITCHER	IP	WLS	BF	H	R	ER	SO	BB	IBB	HBP	BLK	WP	HR	S	P	ERA	WHIP
Shane Reynolds, R ERA: 3.58 (1, 1)	7.0	W	29	10	0	0	4	0	0	0	0	0	0	67	97	0.00	1.429
Jay Powell, R ERA: 3.13 (8, 1)	1.0		4	0	0	0	1	1	0	0	0	0	0	7	16	0.00	1.000
Billy Wagner, L ERA: 2.84 (9, 1)	1.0	S	3	0	0	0	1	1	0	0	0	0	0	8	16	0.00	1.000

BOTTOM

Houston Astros @ Pittsburgh Pirates
 Three Rivers Stadium, Pittsburgh, PA

Sun Sep 20 1998, 3:33 AM EDT
 Att: 23,657 - Cloudy - 78 F

AB	34
R	0
H	10
RBI	0
BB	2
SO	6
LOB	19



Batter	1	2	3	4	5	6	7	8	9	AB R H RBI BB SO LOB	TOP	
Russ Johnson, R (1, 4) OBP: 0.357, SLG: 0.333	0-3 K		1-1 G6-4-3			3-2 K 1B		2-3 K		4 0 1 0 0 2 1		
Carl Everett, S (1, 8) OBP: 0.361, SLG: 0.485	1-3 K		1-3 K			0-0 F7		2-2 P4		4 0 0 0 0 2 1		
Derek Bell, R (1, 9) OBP: 0.363, SLG: 0.488	3-1 K 3B			2-0 G2-3		3-3 K 1-2			1-0 G5-3	4 0 1 0 0 1 1		
5 Jeff Bagwell, R (1, 3) OBP: 0.418, SLG: 0.547	3-1 P6			0-0 F4			1-2 G6-3		2-3 K	4 0 0 0 0 1 1		
Moises Alou, R (1, 7) OBP: 0.396, SLG: 0.585		0-0 P9		0-0 F8			1-0 E6 1B		0-0 K 1B	4 0 1 0 0 0 0		
Sean Berry, R (1, 5) OBP: 0.390, SLG: 0.515		2-2 E6 WP			1-0 F9		3-1 F9		2-2 L9	4 0 0 0 0 0 2		
Ricky Gutierrez, R (1, 6) OBP: 0.340, SLG: 0.335		3-3 K 1-2			0-2 F9		1-0 K 1B 1-2			3 0 1 0 0 1 1		
Brad Ausmus, R (1, 2) OBP: 0.355, SLG: 0.348		3-3 K			1-2 L4		0-0 P4			3 0 0 0 0 1 3		
Mike Hampton, R (1, 1) OBP: 0.353, SLG: 0.333			0-0 K 1B			0-3 K		1-3 K		1 0 1 0 0 0 0		
Mitch Meluskey, S (8, PH) OBP: 0.429, SLG: 0.500										1 0 0 0 0 1 0		
Scott Elarton, R (6, 1)										0 0 0 0 0 0 0		
Sean Bergman, R (7, 1) OBP: 0.263, SLG: 0.117										0 0 0 0 0 0 0		
35 Dave Clark, L (8, PH) OBP: 0.294, SLG: 0.266										1 0 0 0 0 1 0		
Doug Henry, R (8, 1)										0 0 0 0 0 0 0		
Inning Stats	R: 0 H: 1 E: 0 LOB: 1 K: 2 BB: 0 S: 10 P: 17	R: 0 H: 0 E: 1 LOB: 1 K: 2 BB: 0 S: 11 P: 19	R: 0 H: 1 E: 0 LOB: 0 K: 1 BB: 0 S: 6 P: 8	R: 0 H: 0 E: 0 LOB: 0 K: 0 BB: 0 S: 3 P: 5	R: 0 H: 0 E: 0 LOB: 0 K: 0 BB: 0 S: 7 P: 9	R: 0 H: 1 E: 0 LOB: 1 K: 2 BB: 0 S: 10 P: 16	R: 0 H: 1 E: 1 LOB: 2 K: 0 BB: 0 S: 10 P: 16	R: 0 H: 0 E: 0 LOB: 0 K: 2 BB: 0 S: 9 P: 14	R: 0 H: 1 E: 0 LOB: 1 K: 1 BB: 0 S: 8 P: 13	1B: 4 SF: 0 2B: 0 SAC: 0 3B: 1 DP: 1 HR: 0 HBP: 0	WP: 1 PA: 33 PB: 0 SB: 1 CS: 0	
PITCHER Matt Morris, R (1, 1) ERA: 2.38	IP WLS BF H R ER SO BB IBB HBP BLK WP HR S P ERA WHIP	9.0 W 33 5 0 0 10 0 0 0 0 1 0 74 117 0.00 0.556										

Houston Astros @ St. Louis Cardinals
 Busch Stadium, St. Louis, MO
 Tue Sep 22 1998, 7:05 PM CDT
 Att. 40,739 - Unknown - 75 F

livebaseballscorecards.com

AB	33
R	0
H	5
RBI	0
BB	0
SO	10
LOB	10



Batter	1	2	3	4	5	6	7	8	9	AB	R	H	RBI	BB	SO	LOB
Delino DeShields, L OBP: 0.377, SLG: 0.439 (1, 4)	4-1 1B G6-3 1B BB		0-1 G4-3		1-0 B1-3		1-1 G6-3			3	1	0	0	1	0	0
Ray Lankford, L OBP: 0.387, SLG: 0.532 (1, 8)	3-2 G6-3 1-2		0-0 1B		1-3 K		1-0 G4-3			4	0	1	0	0	1	1
Mark McGwire, R OBP: 0.465, SLG: 0.731 (1, 3)	1-0 F8		2-2 L7		1-3 K		1-3 K			4	0	0	0	0	2	2
Brian Jordan, R OBP: 0.365, SLG: 0.532 (1, 9)	1-0 WP 1B		1-0 G1-3		2-0 BB WP SH2-4 HBP		2-3 K			2	2	1	0	0	0	1
John Mabry, L OBP: 0.309, SLG: 0.384 (8, 9)	2-3 1B									1	0	0	0	0	1	0
Ron Gant, R OBP: 0.336, SLG: 0.501 (1, 7)	3-1 1B			3-2 HR		4-2 SH2-4 BB 1-2 BB		4-0 FC6-4 BB		2	1	2	3	2	0	0
Fernando Tatis, R OBP: 0.327, SLG: 0.411 (1, 5)	3-3 K		2-3 K		4-1 SH2-4 1-2 BB 2-3		0-0 FC6-4 1-2f			3	0	0	0	1	2	2
Luis Ordaz, R OBP: 0.238, SLG: 0.210 (1, 6)		1-0 G5-3		2-1 G6-3		0-0 SH2-4 1-2 BB 2-3 3-H		1-3 K		2	0	0	1	0	0	0
Matt Morris, R OBP: 0.212, SLG: 0.107 (1, 1)		1-2 G3-1		0-3 K		1-3 K				3	0	0	0	0	2	2
Eli Marrero, R OBP: 0.325, SLG: 0.379 (1, 2)		2-3 K			2-1 G6-3		1-1 P5			3	0	0	0	0	1	0


Inning Stats	R: 2	H: 2	E: 0	K: 1	S: 13	H: 2	LOB: 1	BB: 1	P: 28	R: 0	H: 0	E: 0	K: 1	S: 11	H: 0	LOB: 0	BB: 0	P: 15	R: 0	H: 1	E: 0	K: 0	S: 7	H: 1	LOB: 1	BB: 0	P: 10	R: 1	H: 1	E: 0	K: 2	S: 13	H: 1	LOB: 0	BB: 0	P: 20	R: 0	H: 0	E: 0	K: 1	S: 9	H: 0	LOB: 0	BB: 0	P: 13	R: 1	H: 0	E: 0	K: 2	S: 12	H: 0	LOB: 2	BB: 2	P: 24	R: 0	H: 0	E: 0	K: 0	S: 5	H: 0	LOB: 0	BB: 0	P: 8	R: 0	H: 0	E: 0	K: 2	S: 8	H: 0	LOB: 1	BB: 1	P: 15
--------------	------	------	------	------	-------	------	--------	-------	-------	------	------	------	------	-------	------	--------	-------	-------	------	------	------	------	------	------	--------	-------	-------	------	------	------	------	-------	------	--------	-------	-------	------	------	------	------	------	------	--------	-------	-------	------	------	------	------	-------	------	--------	-------	-------	------	------	------	------	------	------	--------	-------	------	------	------	------	------	------	------	--------	-------	-------

PITCHER	IP	WLS	BF	H	R	ER	SO	BB	IBB	HBP	BLK	WP	HR	S	P	ERA	WHIP
Mike Hampton, L ERA: 3.46 (1, 1)	5.0	L	20	4	3	3	5	1	0	0	0	1	1	53	86	5.40	1.000
Scott Elarton, R ERA: 3.5 (6, 1)	1.0		6	0	1	1	2	2	0	1	0	1	0	12	24	9.00	2.000
Sean Bergman, R ERA: 3.74 (7, 1)	1.0		3	0	0	0	0	0	0	0	0	0	0	5	8	0.00	0.000
Doug Henry, R ERA: 3.09 (8, 1)	1.0		4	0	0	0	2	1	0	0	0	0	0	8	15	0.00	1.000

BOTTOM

Houston Astros @ St. Louis Cardinals
 Busch Stadium, St. Louis, MO
 Tue Sep 22 1998, 7:05 PM CDT
 Att: 40,739 - Unknown - 75 F

AB	27
R	4
H	4
RBI	4
BB	4
SO	9
LOB	8



1B:	3	SF:	0	WP:	2	PA:	33
2B:	0	SAC:	1	PB:	0		
3B:	0	DP:	0	SB:	0		
HR:	1	HBP:	1	CS:	0		

PITCHER	IP	WLS	BF	H	R	ER	SO	BB	IBB	HBP	BLK	WP	HR	S	P	ERA	WHIP
---------	----	-----	----	---	---	----	----	----	-----	-----	-----	----	----	---	---	-----	------

Batter	1	2	3	4	5	6	7	8	9	AB R H RBI BB SO LOB	TOP											
Craig Biggio, R OBP: 0.407, SLG: 0.511 (1, 4)	2-3 K	1-1 1B		3-3 K		0-0 S 1B			1-2 2B	5 1 3 1 0 2 0												
Ricky Gutierrez, R OBP: 0.341, SLG: 0.338 (1, 6)	0-1 1B 5 SF9 1B	3-2 F8		0-0 G5-3		1-2 L9			1-1 2B 1-H	5 1 2 1 0 0 2												
Derek Bell, R OBP: 0.364, SLG: 0.488 (1, 9)	1-2 1B	1-0 F7		1-0 G5-3					0-0 L7	2 1 1 0 0 0 1												
Carl Everett, S OBP: 0.359, SLG: 0.482 (3, 8)	1-3 2B 1B									3 0 0 0 0 0 1												
5 Jeff Bagwell, R OBP: 0.417, SLG: 0.546 (1, 3)	3-1 SF9								0-0 G5-3	4 1 1 1 0 0 1												
Moises Alou, R OBP: 0.398, SLG: 0.585 (1, 7)	3-2 2B 1B								2-2 G4-3	5 2 3 1 0 0 1												
Richard Hidalgo, R OBP: 0.351, SLG: 0.469 (1, 8)	0-0 2B									4 0 3 2 0 0 1												
Sean Berry, R OBP: 0.389, SLG: 0.512 (1, 5)	2-3 K									4 0 1 1 0 1 3												
Tim Bogar, R OBP: 0.212, SLG: 0.216 (8, 5)										0 0 0 0 0 0 0												
Brad Ausmus, R OBP: 0.354, SLG: 0.347 (1, 2)										4 1 1 0 0 0 3												
Randy Johnson, R OBP: 0.077, SLG: 0.103 (1, 1)										2 0 0 0 0 2 1												
35 Dave Clark, L OBP: 0.292, SLG: 0.264 (8, PH)										1 0 0 0 0 1 1												
Jay Powell, R (8, 1)										0 0 0 0 0 0 0												
Billy Wagner, L OBP: 0.333, SLG: 0.333 (9, 1)										0 0 0 0 0 0 0												
Inning Stats	R: 3 E: 0 K: 2 S: 19	H: 4 LOB: 1 BB: 0 P: 30	R: 1 E: 0 K: 0 S: 9	H: 2 LOB: 1 BB: 0 P: 16	R: 2 E: 0 K: 1 S: 13	H: 4 LOB: 1 BB: 0 P: 23	R: 0 E: 0 K: 1 S: 6	H: 0 LOB: 0 BB: 0 P: 10	R: 0 E: 0 K: 0 S: 8	H: 1 LOB: 1 BB: 0 P: 15	R: 0 E: 0 K: 1 S: 9	H: 1 LOB: 1 BB: 0 P: 11	R: 0 E: 0 K: 0 S: 9	H: 0 LOB: 0 BB: 0 P: 14	R: 0 E: 0 K: 1 S: 11	H: 1 LOB: 1 BB: 0 P: 14	R: 1 E: 0 K: 0 S: 12	H: 2 LOB: 1 BB: 0 P: 16	1B: 11 2B: 4 3B: 0 HR: 0	SF: 1 SAC: 1 DP: 1 HBP: 0	WP: 0 PB: 0 SB: 1 CS: 0	PA: 41
PITCHER	IP WLS BF H R ER SO BB IBB HBP BLK WP HR S P ERA WHIP																					
Darren Oliver, L ERA: 5.73 (1, 1)	2.0 L 14 8 6 6 2 0 0 0 0 0 0 0 0 31 52 27.00 4.000																					
Mark Petkovsek, R ERA: 4.77 (3, 1)	1.0 4 2 0 0 1 0 0 0 0 0 0 0 0 10 17 0.00 2.000																					
John Frascatore, R ERA: 4.32 (4, 1)	2.0 7 1 0 0 1 0 0 0 0 0 0 0 0 14 25 0.00 0.500																					
Bobby Witt, R ERA: 6.56 (6, 1)	2.1 9 2 0 0 1 0 0 0 0 0 0 0 0 23 33 0.00 0.857																					
Rick Croushore, R ERA: 4.7 (8, 1)	0.2 2 0 0 0 1 0 0 0 0 0 0 0 0 6 6 0.00 0.000																					
PITCHER	IP WLS BF H R ER SO BB IBB HBP BLK WP HR S P ERA WHIP																					
Curtis King, R ERA: 3.6 (9, 1)	1.0 5 2 1 1 0 0 0 0 0 0 0 0 0 10 16 9.00 2.000																					

Houston Astros @ St. Louis Cardinals
Busch Stadium, St. Louis, MO
 Wed Sep 23 1998, 7:05 PM CDT
 Att. 38,997 - Unknown - 75 F

livebaseballscorecards.com

AB	39
R	7
H	15
RBI	7
BB	0
SO	6
LOB	15



Batter	1	2	3	4	5	6	7	8	9	AB R H RBI BB SO LOB
12 Pat Kelly, R OBP: 0.286, SLG: 0.329 (1, 4) (9, 6)	0-0 HR	2-1 P4		0-2 F7		2-3 K			3-3 K	5 1 1 1 0 2 2
Fernando Tatis, R OBP: 0.326, SLG: 0.408 (1, 5)	1-3 K	1-3 K		2-1 F8		2-2 G4-3			2-2 1B	5 0 1 0 0 2 2
Mark McGwire, R OBP: 0.466, SLG: 0.729 (1, 3)	4-1 1B 1B BB			4-2 BB 1B BB		1-2 1B BB 1B			2-1 F8	3 0 1 0 2 0 1
Brian Jordan, R OBP: 0.367, SLG: 0.532 (1, 8)	1-2 1B 1B			0-0 BB 1B		2-3 K			4-2 CS 1B BB	4 0 2 0 1 1 2
Ron Gant, R OBP: 0.336, SLG: 0.499 (1, 7)	1-0 P5			2-3 K		0-2 F8			2-2 1B	4 0 1 0 0 1 5
Eli Marrero, R OBP: 0.327, SLG: 0.379 (1, 2)	0-1 1B			2-3 K		4-1 1B BB			0-1 P3	3 0 1 0 1 1 4
Luis Ordaz, R OBP: 0.253, SLG: 0.229 Delino DeShields, L OBP: 0.377, SLG: 0.438 (8, PH) (9, 4)				1-2 2B		0-0 1B			0-1 CS	2 0 2 0 1 0 0 1 0 0 0 0 1 0
Darren Oliver, R Mark Pekovsek, R Placido Polanco, R John Fraboni, RF Jose McDermott, RF Bobby Witt, LF Rick Crouchmore, R John Mabry, L Curtis King, R				4-0 BB		2-1 L7			0-1 G3	0 0 0 0 0 1 0 0 0 0 0 0 0 0 0 3 1 0 1 0 0 0 0 0 0 0 0 0 0 0 0 0 0 0
Mark Little, R OBP: 0.214, SLG: 0.083 (1, 9)				2-3 K		2-3 K			2-3 K	4 0 0 0 0 3 2

Inning Stats	R: 1	H: 3	E: 0	K: 1	S: 12	LOB: 2	BB: 1	P: 19	R: 0	H: 1	E: 0	K: 2	S: 11	LOB: 2	BB: 1	P: 21	R: 0	H: 1	E: 0	K: 2	S: 12	LOB: 3	BB: 2	P: 24	R: 0	H: 0	E: 0	K: 1	S: 8	LOB: 0	BB: 0	P: 12	R: 0	H: 2	E: 0	K: 1	S: 16	LOB: 3	BB: 1	P: 25	R: 0	H: 0	E: 0	K: 1	S: 7	LOB: 0	BB: 0	P: 11	R: 0	H: 1	E: 0	K: 0	S: 17	LOB: 1	BB: 1	P: 24	R: 0	H: 0	E: 0	K: 2	S: 8	LOB: 0	BB: 0	P: 13	R: 0	H: 1	E: 0	K: 1	S: 17	LOB: 1	BB: 0	P: 26	1B: 7	SF: 0	2B: 1	SAC: 0	3B: 0	DP: 0	HR: 1	HBP: 0	WP: 0	PA: 41
PITCHER	IP	WLS	BF	H	R	ER	SO	BB	IBB	HBP	BLK	WP	HR	S	P	ERA	WHIP																																																																	
Randy Johnson, L ERA: 3.28	(1, 1)	7.0	33	8	1	1	8	6	0	0	0	0	0	83	136	1.29	2.000																																																																	
Jay Powell, R ERA: 3.09	(8, 1)	1.0	3	0	0	0	2	0	0	0	0	0	0	8	13	0.00	0.000																																																																	
Billy Wagner, L ERA: 2.79	(9, 1)	1.0	4	1	0	0	1	0	0	0	0	0	0	17	26	0.00	1.000																																																																	


BOTTOM

Houston Astros @ St. Louis Cardinals
 Busch Stadium, St. Louis, MO
 Wed Sep 23 1998, 7:05 PM CDT
 Att: 38,997 - Unknown - 75 F

livebaseballscorecards.com

AB	34
R	1
H	9
RBI	1
BB	6
SO	11
LOB	24



Batter	1	2	3	4	5	6	7	8	9	AB R H RBI BB SO LOB	TOP		
Lance Johnson, L (1, 8) OBP: 0.339, SLG: 0.359	3-2 SH1-4 2B		3-2 F9			2-1 2B		4-1 L6-3-6 BB		3 0 2 0 1 0 0			
Mickey Morandini, L (1, 4) OBP: 0.382, SLG: 0.389	0-0 SH1-4 2-3		1-0 F9			3-2 L9		0-0 L6-3-6 1-2		3 0 0 0 0 0 2			
Sammy Sosa, R (1, 9) OBP: 0.375, SLG: 0.651	1-1 P4			0-1 HR		1-1 G6-3			2-3 K	4 1 1 1 0 1 2			
Mark Grace, L (1, 3) OBP: 0.401, SLG: 0.470	2-1 L8			3-2 F8 HR		0-0 G1-3			3-2 P6	4 0 0 0 0 0 2			
Brant Brown, L (1, 7) OBP: 0.348, SLG: 0.501 Glenallen Hill, R (9, PH) OBP: 0.362, SLG: 0.545		1-3 K		1-0 G3			1-2 F8		0-2 P2	3 0 0 0 0 1 0 1 0 0 0 0 0 0			
Gary Gaetti, R (1, 5) OBP: 0.358, SLG: 0.489		2-1 F8		1-0 F8			1-1 F5-3			3 0 0 0 0 0 0			
Tyler Houston, L (1, 2) OBP: 0.298, SLG: 0.407			3-1 HR			1-3 K		1-1 WP 1B		3 1 2 1 0 1 0	AB 30 R 2 H 5 RBI 2 BB 1 SO 7 LOB 7		
José Hernández, R (1, 6) OBP: 0.310, SLG: 0.475 Matt Karchner, R (7, 1) Kurt Miller, R (8, 1)		2-3 K				1-2 P4		1-3 K		3 0 0 0 0 2 1 0 0 0 0 0 0 0 0 0 0 0 0 0 0			
Kevin Tapani, R (1, 1) OBP: 0.207, SLG: 0.203 Chris Haney, L (7, 1) Manny Alexander, R (7, 6) Henry Rodriguez, L (8, PH) Jeff Blausen, R (8, 6) OBP: 0.343, SLG: 0.302			1-3 K			1-0 G1-3			0-3 K	2 0 0 0 0 1 0 0 0 0 0 0 0 0 0 0 0 0 0 0 0 1 0 0 0 0 1 0 0 0 0 0 0 0 0			
Inning Stats	R: 0 H: 1 E: 0 LOB: 1 K: 0 BB: 0 S: 8 P: 14	R: 1 H: 1 E: 0 LOB: 0 K: 2 BB: 0 S: 10 P: 18	R: 0 H: 0 E: 0 LOB: 0 K: 1 BB: 0 S: 8 P: 13	R: 1 H: 1 E: 0 LOB: 0 K: 0 BB: 0 S: 7 P: 12	R: 0 H: 0 E: 0 LOB: 0 K: 1 BB: 0 S: 8 P: 11	R: 0 H: 1 E: 0 LOB: 1 K: 0 BB: 0 S: 8 P: 14	R: 0 H: 1 E: 0 LOB: 1 K: 1 BB: 0 S: 12 P: 16	R: 0 H: 0 E: 0 LOB: 0 K: 1 BB: 1 S: 5 P: 9	R: 0 H: 0 E: 0 LOB: 0 K: 1 BB: 0 S: 12 P: 17	1B: 1 SF: 0 2B: 3 SAC: 1 3B: 0 DP: 1 HR: 2 HBP: 0	WP: 1 PA: 32 PB: 0 SB: 0 CS: 0		
PITCHER	IP WLS BF H R ER SO BB IBB HBP BLK WP HR S P ERA WHIP											PITCHER	IP WLS BF H R ER SO BB IBB HBP BLK WP HR S P ERA WHIP
Jose Lima, R (1, 1) ERA: 3.7	7.0 W 26 5 2 2 5 0 0 0 0 0 1 2 61 98 2.57 0.714												
Scott Elarton, R (8, 1) ERA: 3.44	1.0 3 0 0 0 1 1 0 0 0 0 0 0 5 9 0.00 1.000												
Billy Wagner, L (9, 1) ERA: 2.75	1.0 3 0 0 0 1 0 0 0 0 0 0 0 12 17 0.00 0.000												

Chicago Cubs @ Houston Astros
Astrodome, Houston, TX
Fri Sep 25 1998, 8:05 PM EDT
Att: 51,831 - Dome - 72 F

livebaseballscorecards.com


Batter	1	2	3	4	5	6	7	8	9	AB	R	H	RBI	BB	SO	LOB
Craig Biggio, R OBP: 0.407, SLG: 0.510 (1, 4)	0-2 G6-3		0-0 CS 1B		4-2 BB		1-1 P4			3	0	1	0	1	0	0
Bill Spiers, L OBP: 0.357, SLG: 0.398 (1, 5)	3-2 HR 1B		1-2 G4-3		1-0 F7		2-2 1B 5 1B 1B			4	2	2	0	0	0	2
Derek Bell, R OBP: 0.366, SLG: 0.494 (1, 9)	0-0 1-H HR			2-2 5 1B 1B		2-2 SAFE K		1-1 5 1B 1B		4	2	3	2	0	1	1
5 Jeff Bagwell, R OBP: 0.419, SLG: 0.550 (1, 3)	1-0 P3			2-2 1B 1-2 1B		1-0 S SF7 2B		0-1 BB 1-2 1B		4	1	3	1	0	0	0
Moises Alou, R OBP: 0.400, SLG: 0.585 (1, 7)	2-2 P3			1-2 G5-4-3 1B 1-2 2-H		4-1 IBB 2-3 BB		4-0 1-2 2-3 BB		2	0	1	1	2	0	0
Carl Everett, S OBP: 0.358, SLG: 0.479 (1, 8)			4-1 G6-4-3 BB		2-3 K		2-2 SF7		0-1 F7	2	0	0	1	1	1	5
Ricky Gutierrez, R OBP: 0.338, SLG: 0.335 (1, 6)			0-1 G6-4-3 1-2f		0-0 G5-4-3 1-2f		0-0 F9		2-3 K	4	0	0	0	0	1	4
Brad Ausmus, R OBP: 0.353, SLG: 0.351 (1, 2)			0-0 G6-3		2-1 SF7 3B		2-2 G5-3		0-0 G5-3	4	1	1	0	0	0	1
Jose Lima, R OBP: 0.190, SLG: 0.185 (1, 1)			2-1 G5-3		0-0 SF7		3-2 L9		1-3 K	1	0	0	1	0	0	0
35 Dave Clark, L OBP: 0.282, SLG: 0.284 (7, PH)										0	0	0	0	0	0	0
Russ Johnson, R OBP: 0.333, SLG: 0.308 (7, PH)										0	0	0	0	0	0	0
Scott Elarton, R OBP: 0.370, SLG: 0.429 (8, PH)										0	0	0	0	0	0	0
Mitch Meluskey, S OBP: 0.333, SLG: 0.333 (8, PH)										1	0	0	0	0	1	0
Billy Wagner, L OBP: 0.333, SLG: 0.333 (9, 1)										0	0	0	0	0	0	0

Inning Stats	R: 2	H: 2	E: 0	K: 0	S: 12	LOB: 0	BB: 0	P: 18	R: 0	H: 0	E: 0	K: 0	S: 4	LOB: 0	BB: 1	P: 8	R: 0	H: 1	E: 0	K: 0	S: 7	LOB: 0	BB: 0	P: 10	R: 1	H: 3	E: 0	K: 1	S: 14	LOB: 1	BB: 0	P: 21	R: 1	H: 1	E: 0	K: 1	S: 9	LOB: 1	BB: 1	P: 18	R: 1	H: 3	E: 0	K: 0	S: 19	LOB: 3	BB: 1	P: 30	R: 0	H: 0	E: 0	K: 2	S: 7	LOB: 0	BB: 0	P: 10
--------------	------	------	------	------	-------	--------	-------	-------	------	------	------	------	------	--------	-------	------	------	------	------	------	------	--------	-------	-------	------	------	------	------	-------	--------	-------	-------	------	------	------	------	------	--------	-------	-------	------	------	------	------	-------	--------	-------	-------	------	------	------	------	------	--------	-------	-------

PITCHER	IP	WLS	BF	H	R	ER	SO	BB	IBB	HBP	BLK	WP	HR	S	P	ERA	WHIP
Kevin Tapani, R ERA: 4.79 (1, 1)	6.0	L	26	8	5	5	2	2	1	0	0	0	0	55	93	7.50	1.667
Chris Haney, L ERA: 7.04 (7, 1)	0.2		3	1	1	1	0	0	0	0	0	0	0	13	19	13.50	1.500
Matt Karchner, R ERA: 5.18 (7, 1)	0.1		4	2	0	0	0	1	0	0	0	0	0	6	11	0.00	9.000
Kurt Miller, R ERA: (8, 1)	1.0		3	0	0	0	2	0	0	0	0	0	0	7	10	0.00	0.000

Chicago Cubs @ Houston Astros
Astrodome, Houston, TX
Fri Sep 25 1998, 8:05 PM EDT
Att: 51,831 - Dome - 72 F

AB	30
R	6
H	11
RBI	6
BB	4
SO	4
LOB	13



PITCHER	IP	WLS	BF	H	R	ER	SO	BB	IBB	HBP	BLK	WP	HR	S	P	ERA	WHIP
Kevin Tapani, R ERA: 4.79 (1, 1)	6.0	L	26	8	5	5	2	2	1	0	0	0	0	55	93	7.50	1.667
Chris Haney, L ERA: 7.04 (7, 1)	0.2		3	1	1	1	0	0	0	0	0	0	0	13	19	13.50	1.500
Matt Karchner, R ERA: 5.18 (7, 1)	0.1		4	2	0	0	0	1	0	0	0	0	0	6	11	0.00	9.000
Kurt Miller, R ERA: (8, 1)	1.0		3	0	0	0	2	0	0	0	0	0	0	7	10	0.00	0.000

Batter	1	2	3	4	5	6	7	8	9	AB R H RBI BB SO LOB	TOP														
Lance Johnson, L (1, 8) OBP: 0.340, SLG: 0.359	2-3 K		1-1 1B		2-2 G6-3		1-2 F8		3-2 1B	5 0 2 0 0 1 2															
Mickey Morandini, L (1, 4) OBP: 0.381, SLG: 0.388	1-1 1B		1-3 K		0-3 K			0-0 G1-3	2-2 G1-3	5 0 1 0 0 2 3															
Sammy Sosa, R (1, 9) OBP: 0.376, SLG: 0.650	1-0 P3		1-1 1B					1-2 1B 2B		4 1 2 0 0 1 1															
Mark Grace, L (1, 3) OBP: 0.401, SLG: 0.468	3-3 K		0-1 G6-3					0-0 1B 2B		4 1 1 0 0 2 3															
Glenallen Hill, R (1, 7) Rod Beck, R (9, 1)		2-2 FC6-4 1B		0-2 G4-3				0-3 K		4 0 1 0 0 2 2 0 0 0 0 0 0 0															
Gary Gaetti, R (1, 5) OBP: 0.359, SLG: 0.494		0-3 K		1-0 G6-3				0-0 WP SF8 2B	1-0 1-H 2-H 2B	4 1 2 2 0 1 1															
Tyler Houston, L (1, 2) Scott Servais, R (8, PH) (8, 2)		0-3 K		1-3 K				1-1 G1-3	3-0 F5-3	3 0 0 0 0 2 2 1 0 0 0 0 0 1															
Jeff Blauser, R (1, 6) Orlando Merced, S (7, PH) (8, 2) José Hernández, R (7, 6) (9, 7)		0-0 FC6-4						3-2 SF8	2-1 F9	2 0 0 0 0 0 1 0 0 0 1 0 0 0 1 0 0 0 0 0 0															
Mark Clark, R (1, 1) Manny Alexander, R (9, PH) (9, 6)			0-3 K					1-0 2B	3-0 F7	3 0 2 0 0 1 0 1 0 0 0 0 0 0															
Inning Stats	R: 0 E: 0 K: 2 S: 9	H: 1 LOB: 1 BB: 0 P: 16	R: 0 E: 0 K: 2 S: 10	H: 1 LOB: 1 BB: 0 P: 12	R: 0 E: 0 K: 2 S: 12	H: 2 LOB: 2 BB: 0 P: 15	R: 0 E: 0 K: 1 S: 7	H: 0 LOB: 0 BB: 0 P: 9	R: 0 E: 0 K: 1 S: 11	H: 1 LOB: 1 BB: 0 P: 16	R: 0 E: 0 K: 3 S: 11	H: 0 LOB: 0 BB: 0 P: 15	R: 1 E: 0 K: 0 S: 11	H: 2 LOB: 1 BB: 0 P: 17	R: 2 E: 0 K: 1 S: 12	H: 3 LOB: 1 BB: 0 P: 17	R: 0 E: 0 K: 0 S: 9	H: 1 LOB: 1 BB: 0 P: 19	1B: 7 2B: 4 3B: 0 HR: 0	SF: 1 SAC: 0 DP: 0 HBP: 0	WP: 1 PB: 0 SB: 0 CS: 0	PA: 38			
PITCHER	IP WLS BF H R ER SO BB IBB HBP BLK WP HR S P ERA WHIP																								
Shane Reynolds, R (1, 1) ERA: 3.51	7.0		28	7	1	1	11	0	0	0	0	1	0	71	100	1.29	1.000								
Mike Magnante, L (8, 1) ERA: 4.88	0.1		1	0	0	0	0	0	0	0	0	0	0	1	1	0.00	0.000								
Jay Powell, R (8, 1) ERA: 3.33	0.1	L	4	3	2	2	1	0	0	0	0	0	0	10	12	54.00	9.000								
Trever Miller, L (8, 1) ERA: 3.04	1.1		5	1	0	0	0	0	0	0	0	0	0	10	23	0.00	0.750								

Chicago Cubs @ Houston Astros
Astrodome, Houston, TX
Sat Sep 26 1998, 8:05 PM EDT
Att: 51,950 - Dome - 72 F

livebaseballscorecards.com

AB	37
R	3
H	11
RBI	3
BB	0
SO	12
LOB	16



Batter	1	2	3	4	5	6	7	8	9	AB	R	H	RBI	BB	SO	LOB
Craig Biggio, R OBP: 0.405, SLG: 0.507 (1, 4)	0-0 F7	1-2 G5-3			1-3 K			0-2 P4		4	0	0	0	0	1	1
Bill Spiers, L OBP: 0.356, SLG: 0.397 (1, 5)	1-2 5 1B 1B		2-3 K		1-2 G3-1			0-1 F7		4	1	1	0	0	1	1
Derek Bell, R OBP: 0.365, SLG: 0.493 (1, 9)	0-0 5 1B 1-2 FC5-2-5 1B		1-0 G6-3		3-3 K			0-0 F5		4	0	1	0	0	1	1
5 Jeff Bagwell, R OBP: 0.421, SLG: 0.557 (1, 3)	3-2 FC5-2-5 1-3 2-H 1B		1-0 E5 1B		2-2 F7			1-1 HR		4	1	3	2	0	0	0
Moises Alou, R OBP: 0.399, SLG: 0.584 (1, 7)	0-0 FC5-2-5 1-3 3-H BB		1-3 K		2-0 P6			0-1 G4-3 2B		4	0	1	0	0	1	3
Carl Everett, S OBP: 0.357, SLG: 0.476 (1, 8)	4-1 1-2 BB		3-1 G4-3		0-0 F8			1-1 G4-3		3	0	0	0	1	0	1
Tony Eusebio, R OBP: 0.320, SLG: 0.313 (1, 2)	0-1 G5		1-1 G5-3		1-2 L5			1-3 K		4	0	0	0	0	1	4
Tim Bogar, R OBP: 0.208, SLG: 0.212 (1, 6)		0-0 G5-3		1-2 F8				0-0 G1		3	0	0	0	0	0	0
35 Dave Clark, L OBP: 0.290, SLG: 0.262 (9, PH)										1	0	0	0	0	0	1
Shane Reynolds, R OBP: 0.188, SLG: 0.207 (1, 1)		2-2 F9			0-0 G3-1 2B			2-3 K		2	0	1	0	0	0	0
Mitch Meluskey, S OBP: 0.333, SLG: 0.375 (7, PH)										1	0	0	0	0	1	0
Mike Magnante, L OBP: 1.000, SLG: 1.000 (8, 1)										0	0	0	0	0	0	0
Jay Powell, R OBP: 0.333, SLG: 0.667 (8, 1)										0	0	0	0	0	0	0

Inning Stats	R: 1	H: 3	E: 0	K: 0	S: 13	H: 3	LOB: 3	BB: 1	P: 21	R: 0	H: 0	E: 0	K: 0	S: 7	H: 0	LOB: 0	BB: 0	P: 10	R: 0	H: 1	E: 1	K: 2	S: 8	H: 0	LOB: 1	BB: 0	P: 13	R: 0	H: 0	E: 0	K: 0	S: 9	H: 0	LOB: 0	BB: 0	P: 14	R: 0	H: 1	E: 0	K: 2	S: 10	H: 1	LOB: 1	BB: 0	P: 15	R: 0	H: 0	E: 0	K: 0	S: 5	H: 0	LOB: 0	BB: 0	P: 9	R: 0	H: 0	E: 0	K: 1	S: 12	H: 0	LOB: 0	BB: 0	P: 16	R: 0	H: 0	E: 0	K: 0	S: 6	H: 0	LOB: 0	BB: 0	P: 6	R: 1	H: 2	E: 0	K: 1	S: 10	H: 2	LOB: 1	BB: 0	P: 13	1B: 4	2B: 2	3B: 0	HR: 1	SF: 0	SAC: 0	DP: 0	HBP: 0	WP: 0	PB: 0	SB: 0	CS: 0	PA: 35
PITCHER	IP	WLS	BF	H	R	ER	SO	BB	IBB	HBP	BLK	WP	HR	S	P	ERA	WHIP																																																																													
Mark Clark, R ERA: 4.84 (1, 1)	8.0	W	30	5	1	1	5	1	0	0	0	0	0	70	104	1.12	0.750																																																																													
Rod Beck, R ERA: 3.04 (9, 1)	1.0	S	5	2	1	1	1	0	0	0	0	0	1	10	13	9.00	2.000																																																																													

BOTTOM

Chicago Cubs @ Houston Astros
Astrodome, Houston, TX
Sat Sep 26 1998, 8:05 PM EDT
Att: 51,950 - Dome - 72 F

AB	34
R	2
H	7
RBI	2
BB	1
SO	6
LOB	12



Batter	1	2	3	4	5	6	7	8	9	10	11	AB R H RBI BB SO LOB	TOP																							
Lance Johnson, L OBP: 0.336, SLG: 0.353 (1, 8)	2-2 P5	0-3 K		3-1 G3			3-2 G6-3		4-2 S BB		0-1 F8	5 0 0 0 1 1 4	Chicago Cubs @ Houston Astros Astrodome, Houston, TX Sun Sep 27 1998, 4:33 AM EDT Att. 51,916 - Dome - 72 F																							
José Hernández, R OBP: 0.309, SLG: 0.471 (1, 6) Rod Beck, R (8, 7) (9, 1)	2-2 E6 1B		0-0 G6-3		1-1 G1		1-1 1B		1-3 K			5 1 1 0 0 1 1 0 0 0 0 0 0 0																								
Mark Grace, L OBP: 0.399, SLG: 0.468 (1, 3)	3-1 1B 2B		2-3 K		0-0 P7		0-0 G3		1-1 G3			5 0 1 0 0 1 2																								
Sammy Sosa, R OBP: 0.376, SLG: 0.648 (1, 9)	1-0 G1-6-3 1B		3-3 K		0-0 F8			0-0 S 1B		1-0 F8		5 0 2 1 0 1 0																								
Glenallen Hill, R OBP: 0.360, SLG: 0.538 Jeff Blauser, R OBP: 0.340, SLG: 0.299 (1, 7) (8, 6)	1-0 G1-6-3 1-2f		1-3 K		0-1 FC4-6 1B			2-3 K		2-3 K		4 0 1 0 0 2 3 1 0 0 0 0 1 0																								
Gary Gaetti, R OBP: 0.357, SLG: 0.491 (1, 5)		0-0 BB 1B		2-0 G5-3		0-0 F8		1-2 P4		0-0 F8		5 0 1 0 0 0 2																								
Mickey Morandini, L OBP: 0.381, SLG: 0.386 (1, 4)		2-0 F8		4-1 E 2B BB		0-1 P9		4-0 FC6-4 1-2 IBB			1-3 K	3 1 0 0 2 1 2																								
Scott Servais, R OBP: 0.289, SLG: 0.338 Tyler Houston, L OBP: 0.293, SLG: 0.401 (1, 2) (11, PH) (11, 2)		1-1 L9		0-0 E4 1-2 2B		1-2 FC4-6 1-2f		2-2 FC6-4 1-2f			2-3 K	4 1 0 0 0 0 5 1 0 0 0 0 1 0																								
Terry Mulholland, R OBP: 0.368, SLG: 0.412 Brant Brown, L OBP: 0.348, SLG: 0.501 Matt Mieske, R OBP: 0.367, SLG: 0.396 Orlando Merced, S OBP: 0.337, SLG: 0.414 (1, 1) (9, PH) (9, PH) (9, 7) (11, PH) (11, 7)		4-2 1-2 BB		2-2 1-H 2-H 2B			3-2 G6-3		1-2 G6-3		4-2 BB	2 0 1 2 1 0 0 0 0 0 0 0 0 0 1 0 0 0 0 0 0 0 0 0 0 1 0 0																								
Inning Stats	R: 1 E: 1 K: 0 S: 11	H: 2 LOB: 1 BB: 0 P: 20	R: 0 E: 0 K: 1 S: 9	H: 1 LOB: 2 BB: 1 P: 16	R: 0 E: 0 K: 2 S: 7	H: 0 LOB: 0 BB: 0 P: 12	R: 2 E: 1 K: 1 S: 13	H: 1 LOB: 1 BB: 1 P: 25	R: 0 E: 0 K: 0 S: 4	H: 0 LOB: 0 BB: 0 P: 5	R: 0 E: 0 K: 0 S: 10	H: 1 LOB: 1 BB: 0 P: 11		R: 0 E: 0 K: 0 S: 10	H: 1 LOB: 1 BB: 0 P: 17	R: 0 E: 0 K: 1 S: 11	H: 1 LOB: 2 BB: 1 P: 20	R: 0 E: 0 K: 1 S: 6	H: 0 LOB: 0 BB: 0 P: 9	R: 0 E: 0 K: 2 S: 13	H: 0 LOB: 1 BB: 1 P: 20	1B: 5 2B: 2 3B: 0 HR: 0	SF: 0 SAC: 0 DP: 1 HBP: 0	WP: 0 PB: 0 SB: 2 CS: 0	PA: 46											
PITCHER	IP WLS BF H R ER SO BB IBB HBP BLK WP HR S P ERA WHIP																																			
Mike Hampton, L ERA: 3.36 (1, 1)	6.0	26	5	3	0	4	2	0	0	0	0	0	0	54	89	0.00	1.167																			
Doug Henry, R ERA: 3.04 (7, 1)	1.0	4	1	0	0	0	0	0	0	0	0	0	0	10	17	0.00	1.000																			
Sean Bergman, R ERA: 3.72 (8, 1)	1.0	5	1	0	0	1	0	1	0	0	0	0	0	11	20	0.00	1.000																			
Billy Wagner, L ERA: 2.7 (9, 1)	1.0	4	0	0	0	1	1	0	0	0	0	0	0	12	19	0.00	1.000																			
Scott Elarton, R ERA: 3.32 (10, 1)	2.0	W 7	0	0	0	3	1	0	0	0	0	0	0	19	29	0.00	0.500																			

AB	41
R	3
H	7
RBI	3
BB	5
SO	9
LOB	19



livebaseballscorecards.com

Batter	1	2	3	4	5	6	7	8	9	AB R H RBI BB SO LOB	TOP											
Quilvio Veras, S (1, 4) Andy Sheets, R (9, PR) (9, 4)	2-2 G4-3		2-0 F9		2-3 K		1-0 L8		1-1 SAFE 1-1 HBP	4 0 0 0 0 1 3 0 0 0 0 0 0 0	San Diego Padres @ Houston Astros Astrodome, Houston, TX Tue Sep 29 1998, 4:33 AM EDT Att. 50,080 - Dome - 72 F											
Tony Gwynn, L (1, 9) Ruben Rivera, R (6, 9)	1-3 K		0-1 G4-3		1-2 SF8 2B		3-3 K		2-3 K	3 1 1 0 0 1 0 2 0 0 0 0 2 3												
Greg Vaughn, R (1, 7) OBP: 0.750, SLG: 1.500	1-3 K			0-0 CS 1B		0-2 SF8 1B		2-0 HR		4 1 3 1 0 1 0												
Ken Caminiti, S (1, 5) OBP: 0.250, SLG: 0.250		1-1 F9		0-0 F9		0-1 SF8 1B		0-3 K		4 0 1 0 0 1 1												
Jim Leyritz, R (1, 3) Wally Joyner, L (8, 3) OBP: 0.250, SLG: 0.333		0-2 1B 1B		1-0 F8		2-2 SF8		1-0 G5-3		3 0 1 1 0 0 1 0 0 0 0 0 0 0												
Steve Finley, L (1, 8)		1-3 K			4-2 FC5 BB		0-3 K		0-1 G4-3	3 0 0 0 1 2 3												
Carlos Hernandez, R (1, 2) OBP: 0.500, SLG: 0.500		0-2 1B		1-1 FC5		0-2 G6-3			2-1 G4-3	4 0 2 0 0 0 2												
Chris Gomez, R (1, 6) OBP: 0.500, SLG: 0.333		0-1 F9		0-0 FC5			0-0 1B		4-1 WP BB	3 0 1 0 1 0 4												
Kevin Brown, R (1, 1) John Vander Wal, L (9, PH) Trevor Hoffman, R (9, 1)			1-3 K		0-0 B2		1-3 SAFE K		1-3 SAFE K	3 0 0 0 0 2 3 1 0 0 0 0 1 1 0 0 0 0 0 0 0												
Inning Stats	R: 0 E: 0 K: 2 S: 10	H: 0 LOB: 0 BB: 0 P: 14	R: 0 E: 0 K: 1 S: 16	H: 2 LOB: 2 BB: 0 P: 18	R: 0 E: 0 K: 1 S: 6	H: 0 LOB: 0 BB: 0 P: 9	R: 0 E: 0 K: 1 S: 3	H: 1 LOB: 0 BB: 0 P: 4	R: 0 E: 0 K: 1 S: 10	H: 1 LOB: 2 BB: 1 P: 17		R: 1 E: 0 K: 1 S: 18	H: 3 LOB: 2 BB: 0 P: 21	R: 0 E: 0 K: 2 S: 8	H: 1 LOB: 1 BB: 0 P: 13	R: 1 E: 0 K: 1 S: 7	H: 1 LOB: 0 BB: 0 P: 10	R: 0 E: 0 K: 2 S: 10	H: 0 LOB: 2 BB: 1 P: 20	1B: 7 2B: 1 3B: 0 HR: 1	SF: 1 SAC: 0 DP: 0 HBP: 1	WP: 1 PB: 0 SB: 0 CS: 1
PITCHER	IP WLS BF H R ER SO BB IBB HBP BLK WP HR S P ERA WHIP																					
Randy Johnson, L (1, 1) ERA: 2.25	8.0 L 33 9 2 2 9 1 0 0 0 0 0 1 78 106 2.25 1.250																					
Jay Powell, R (9, 1) ERA:	0.2 4 0 0 0 1 1 0 1 0 1 0 7 15 0.00 1.500																					
Doug Henry, R (9, 1) ERA:	0.1 1 0 0 0 1 0 0 0 0 0 0 3 5 0.00 0.000																					

livebaseballscorecards.com

AB	34
R	2
H	9
RBI	2
BB	2
SO	11
LOB	21



Batter	1	2	3	4	5	6	7	8	9	AB	R	H	RBI	BB	SO	LOB
Craig Biggio, R (1, 4) BB C F B B B	4-2 G4-6-3 BB		0-3 K			H 1-0 G4-3 HBP		F S B S 1-3 K2-3		2	0	0	0	1	2	2
Bill Spiers, L (1, 5) OBP: 0.250, SLG: 0.500 C 1 SAFE B X	1-1 G4-6-3 1-2f			X 0-0 G3		F B B B F X 3-2 G4-3 1-2 2-3		B C M X 1-2 E 2B		4	1	1	0	0	0	3
Derek Bell, R (1, 9) C F B B C F	1-3 K			S B B T T B S 2-3 K		F C B B S 2-3 K		X 0-0 F9		4	0	0	0	0	3	3
5 Jeff Bagwell, R (1, 3)				S T C B B 2-3 K		B X 3-2 G6-3		S B B S 1-3 K		4	0	0	0	0	2	1
Moises Alou, R (1, 7) OBP: 0.250, SLG: 0.250 X T B				X B 1-1 G5-3		F S B S 1-3 K2-3		B B B S 2-3 K		4	0	1	0	0	2	0
Carl Everett, S (1, 8) S S S				S S S 0-3 K		F B X 1-1 F8		S C B S 1-3 K		4	0	0	0	0	2	1
Ricky Gutierrez, R (1, 6)				S B B T T C 3-3 K		F B C T 1-3 K		C B S 1-3 K		3	0	0	0	0	3	0
Brad Ausmus, R (1, 2) OBP: 0.667, SLG: 0.667 X				X 0-0 PB 1B		F C B X 1-2 G4-3 K 1B		S B B T C 2-3 K		3	0	2	0	0	1	0
Randy Johnson, R (1, 1)				B B B T T C 2-3 K		L L B 1-3 K		F B B S 4-2 BB		2	0	0	0	0	2	2
35 Dave Clark, L (8, PH)										0	0	0	0	1	0	0
Jay Powell, R (9, 1)										0	0	0	0	0	0	0
Doug Henry, R (9, 1)										0	0	0	0	0	0	0

Inning Stats	R: 0	H: 0	E: 0	K: 1	S: 10	R: 0	H: 0	E: 0	K: 2	S: 8	R: 0	H: 1	E: 0	K: 3	S: 11	R: 0	H: 0	E: 0	K: 1	S: 8	R: 0	H: 0	E: 0	K: 2	S: 8	R: 0	H: 1	E: 0	K: 2	S: 13	R: 0	H: 0	E: 0	K: 2	S: 7	R: 0	H: 0	E: 0	K: 3	S: 12	R: 1	H: 2	E: 1	K: 1	S: 11	1B: 3	SF: 0	2B: 1	SAC: 0	3B: 0	DP: 1	HR: 0	WP: 0	PB: 2	SB: 0	CS: 0	PA: 33
PITCHER	IP	WLS	BF	H	R	ER	SO	BB	IBB	HBP	BLK	WP	HR	S	P	ERA	WHIP																																								
Kevin Brown, R (1, 1) ERA:	8.0	W	28	2	0	0	16	2	0	1	0	0	0	77	119	0.00	0.500																																								
Trevor Hoffman, R (9, 1) ERA:	1.0	S	5	2	1	0	1	0	0	0	0	0	0	11	18	0.00	2.000																																								


BOTTOM

San Diego Padres @ Houston Astros
Astrodome, Houston, TX
Tue Sep 29 1998, 4:33 AM EDT
Att: 50,080 - Dome - 72 F

livebaseballscorecards.com

AB	30
R	1
H	4
RBI	0
BB	2
SO	17
LOB	12



Batter	1	2	3	4	5	6	7	8	9	AB R H RBI BB SO LOB	TOP
Quilvio Veras, S (1, 4) OBP: 0.333, SLG: 0.143 BB G1-3 BB	4-2 G1-3 BB		0-2 K			0-0 2B 1B		0-3 K		3 1 1 0 1 2 0	
Steve Finley, L (1, 8) OBP: 0.250, SLG: 0.286 SAFE G1-3 1-2	0-2 G1-3 1-2		2-0 F8			0-0 1B 2B		2-2 G3-1		4 1 1 1 0 0 1	
Tony Gwynn, L (1, 9) OBP: 0.286, SLG: 0.429 F8	0-0 F8			0-2 E4 FC4-6 1B		0-2 G1-6-3 1B			1-0 G3	4 0 1 1 0 0 1	
Ken Caminiti, S (1, 5) OBP: 0.250, SLG: 0.250 P6	0-0 P6			1-0 FC4-6 1-2f 1B		1-2 G1-6-3 1-2f 1B			0-0 HR 1B	4 1 1 0 0 0 3	
Greg Vaughn, R (1, 7) OBP: 0.375, SLG: 0.750 G5-3		0-0 G5-3		0-3 K		2-3 K			0-2 F8	4 0 0 0 0 2 2	
Wally Joyner, L (1, 3) Jim Leyritz, R (9, PH) OBP: 0.400, SLG: 1.250 (9, 3) K		1-3 K		0-1 G4-3			1-2 F8		3-2 HR	3 0 0 0 0 1 1 1 1 1 2 0 0 0	
Carlos Hernandez, R (1, 2) OBP: 0.500, SLG: 0.500 Andy Sheets, R (9, PR) Greg Myers, L (9, 2) 1B		0-0 1B			0-0 G6-3		1-0 P4		1-2 1B 1B	4 0 2 0 0 0 0 0 0 0 0 0 0 0 0 0 0 0 0 0 0	AB 35 R 4 H 8 RBI 4 BB 1 SO 7 LOB 11
Chris Gomez, R (1, 6) OBP: 0.375, SLG: 0.286 K		2-3 K			1-0 G5-3		0-1 P7		1-2 1B	4 0 1 0 0 1 1	
Andy Ashby, R (1, 1) John Vander Wal, L (5, PH) Joey Hamilton, R (5, 1) Mark Sweeney, L (8, PH) Donne Wall, R (8, 1) George Arias, R (8, PH) Dan Miceli, R (9, 1) Trevor Hoffman, R (9, 1) G6-3			2-1 G6-3		1-0 G5-3			2-2 G3-1	1-3 K	1 0 0 0 0 0 0 1 0 0 0 0 0 0 1 0 0 0 0 0 0 0 0 0 0 0 0 0 1 0 0 0 0 0 0 0 0 0 0 0 0 0 1 0 0 0 0 0 1 2 0 0 0 0 0 0 0 0 0 0 0 0 0 0	
Inning Stats R: 0 H: 0 E: 0 LOB: 1 K: 0 BB: 1 S: 10 P: 14	R: 0 H: 1 E: 0 LOB: 1 K: 2 BB: 0 S: 8 P: 11	R: 0 H: 0 E: 0 LOB: 0 K: 1 BB: 0 S: 6 P: 10	R: 0 H: 0 E: 1 LOB: 1 K: 1 BB: 0 S: 10 P: 11	R: 0 H: 0 E: 0 LOB: 0 K: 0 BB: 0 S: 3 P: 5	R: 2 H: 3 E: 0 LOB: 0 K: 1 BB: 0 S: 12 P: 15	R: 0 H: 0 E: 0 LOB: 0 K: 0 BB: 0 S: 6 P: 8	R: 0 H: 0 E: 0 LOB: 0 K: 1 BB: 0 S: 13 P: 17	R: 2 H: 4 E: 0 LOB: 2 K: 1 BB: 0 S: 21 P: 28	1B: 6 SF: 0 2B: 1 SAC: 0 3B: 0 DP: 1 HR: 1 HBP: 0	WP: 0 PA: 36 PB: 0 SB: 0 CS: 0	
PITCHER Shane Reynolds, R (1, 1) ERA: 2.57 Jay Powell, R (8, 1) ERA: Billy Wagner, L (9, 1) ERA: 18.0	IP WLS BF H R ER SO BB IBB HBP BLK WP HR S P ERA WHIP 7.0 26 4 2 2 5 1 0 0 0 0 0 0 55 74 2.57 0.714 1.0 3 0 0 0 1 0 0 0 0 0 0 0 13 17 0.00 0.000 1.0 W 7 4 2 2 1 0 0 0 0 0 0 1 21 28 18.00 4.000	PITCHER IP WLS BF H R ER SO BB IBB HBP BLK WP HR S P ERA WHIP									

San Diego Padres @ Houston Astros
 Astrodome, Houston, TX
 Thu Oct 01 1998, 4:33 AM EDT
 Att: 45,550 - Dome - 72 F

livebaseballscorecards.com

Batter	1	2	3	4	5	6	7	8	9	AB R H RBI BB SO LOB	TOP											
Craig Biggio, R (1, 4) OBP: 0.462, SLG: 0.125	1-3 		2-1 G5-3 			1-1 G6-3 	4-1 			3 0 0 1 1 1 0												
Bill Spiers, L (1, 5) OBP: 0.385, SLG: 0.583	1-2 P6 		2-3 K 			4-2 	0-2 K 			3 0 0 0 1 2 3												
Derek Bell, R (1, 9) OBP: 0.167, SLG: 0.417	2-1 F9 			1-0 G5-3 		2-3 K 		0-0 		4 0 1 0 0 1 1												
5 Jeff Bagwell, R (1, 3) OBP: 0.167, SLG: 0.091		1-0 G4-3 1B HBP 		2-0 G2 		2-1 F8 		2-3 K 		3 0 0 0 0 1 2												
Moises Alou, R (1, 7) OBP: 0.250, SLG: 0.250		0-0 		1-0 F8 			0-2 	1-1 G4-6-3 		4 0 2 0 0 0 1												
Carl Everett, S (1, 8) OBP: 0.167, SLG: 0.167		0-0 G4-3 			1-0 L4 		3-1 		1-3 K 	4 1 1 0 0 1 2												
Ricky Gutierrez, R (1, 6) OBP: 0.545, SLG: 0.375		4-2 			4-2 		2-1 		2-3 K 	1 0 0 0 2 1 0												
Brad Ausmus, R (1, 2) OBP: 0.333, SLG: 0.333 Pete Incaviglia, R (9, PH)		0-1 FC5-4 			0-0 F8 		0-2 F9 		1-3 K 	3 0 0 0 0 0 5 1 0 0 0 0 1 0												
Mike Hampton, R (1, 1) 35 Dave Clark, L (7, PH) Scott Elarton, R (7, 1)			2-3 K 		1-3 K 		4-1 			2 0 0 0 0 2 1 0 0 0 0 1 0 0 0 0 0 0 0 0 0												
Inning Stats	R: 0 E: 0 K: 1 S: 8	H: 0 LOB: 0 BB: 0 P: 12	R: 0 E: 0 K: 2 S: 6	H: 1 LOB: 2 BB: 1 P: 11	R: 0 E: 0 K: 2 S: 9	H: 0 LOB: 0 BB: 0 P: 15	R: 0 E: 0 K: 0 S: 3	H: 0 LOB: 0 BB: 0 P: 7	R: 0 E: 0 K: 1 S: 7	H: 0 LOB: 1 BB: 1 P: 13	R: 0 E: 0 K: 1 S: 9	H: 0 LOB: 1 BB: 1 P: 18	R: 1 E: 0 K: 1 S: 14	H: 2 LOB: 3 BB: 2 P: 27	R: 0 E: 0 K: 1 S: 7	H: 1 LOB: 0 BB: 0 P: 10	R: 0 E: 0 K: 3 S: 10	H: 0 LOB: 0 BB: 0 P: 14	1B: 4 2B: 0 3B: 0 HR: 0	SF: 0 SAC: 0 DP: 2 HBP: 2	WP: 0 PB: 0 SB: 0 CS: 0	PA: 35
PITCHER	IP WLS BF H R ER SO BB IBB HBP BLK WP HR S P ERA WHIP																					
Kevin Brown, R (1, 1) ERA: 0.61	6.2 28 3 1 1 5 5 0 2 0 0 0 0 53 100 1.35 1.200																					
Dan Miceli, R (7, 1) ERA: 5.4	1.1 4 1 0 0 2 0 0 0 0 0 0 0 10 13 0.00 0.750																					
Trevor Hoffman, R (9, 1) ERA:	1.0 3 0 0 0 3 0 0 0 0 0 0 0 10 14 0.00 0.000																					

Houston Astros @ San Diego Padres
Qualcomm Stadium, San Diego, CA

Sat Oct 03 1998, 10:05 PM EDT
Att. 65,235 - Cloudy - 68 F

livebaseballscorecards.com

AB	28
R	1
H	4
RBI	1
BB	5
SO	10
LOB	15



Batter	1	2	3	4	5	6	7	8	9
Quilvio Veras, S (1, 4) <small>OBP: 0.308, SLG: 0.182</small> B B C X	2-1 G5-3 ① 		2-0 G4-3 ③ 			1-1 FC6-4 2-3 1B 		0-3 K ① ② 1-2 	
Tony Gwynn, L (1, 9) Trevor Hoffman, R (9, 1) C S X	0-2 G4-3 ② 			3-2 F7 ① 		2-0 FC6-4 ② 1-2f WP 3-H 		2-3 K ③ 	
Greg Vaughn, R (1, 7) <small>OBP: 0.273, SLG: 0.545</small> X	0-0 P4 ③ 			0-0 G6-3 ② 		1 SAFE 3-3 K ③ 1-2 			
Ken Caminiti, S (1, 5) <small>OBP: 0.182, SLG: 0.182</small> B B B B X T F S F B B B B X		3-2 G4-3 ① 		3-2 G6-3 ③ 			0-0 P4 ① 		
Jim Leyritz, R (1, 3) Wally Joyner, L (8, 3) B B X		1-0 G6-3 ② 			3-1 F8 ① 		0-1 HR 		
Steve Finley, L (1, 8) <small>OBP: 0.182, SLG: 0.200</small> B B C X C S		1-1 P6 ③ 			1-3 K ② 		1-3 K ② 		
Carlos Hernandez, R (1, 2) <small>OBP: 0.455, SLG: 0.400</small> B B B C X F T C S F B B B X			3-2 G6-3 ① 		0-0 G6-3 ③ 		2-2 FC6-4 HBP 		
Chris Gomez, R (1, 6) <small>OBP: 0.455, SLG: 0.333</small> B B B B			4-0 SH1-4 BB 			1-1 1B SH3-4 FC6-4 1B 		0-0 FC6-4 ③ 1-2f 	
Kevin Brown, R (1, 1) Dan Miceli, R (7, 1) Mark Sweeney, L (8, PH) Ruben Rivera, R (9, 9) 1 SAFE X			0-0 SH1-4 ② 			1-1 SH3-4 ① 1-2 		4-0 CS BB 	

Inning Stats	R: 0	H: 0	E: 0	LOB: 0	K: 0	S: 6	P: 8	R: 0	H: 0	E: 0	LOB: 0	K: 0	S: 7	P: 12	R: 0	H: 0	E: 0	LOB: 1	K: 0	S: 6	P: 15	R: 0	H: 0	E: 0	LOB: 0	K: 0	S: 8	P: 14	R: 0	H: 0	E: 0	LOB: 0	K: 1	S: 6	P: 10	R: 1	H: 2	E: 0	LOB: 1	K: 1	S: 10	P: 18	R: 1	H: 1	E: 0	LOB: 1	K: 1	S: 9	P: 12	R: 0	H: 0	E: 0	LOB: 0	K: 2	S: 6	P: 12	
	0	0	0	0	0	6	8	0	0	0	0	0	7	12	0	0	0	1	0	0	6	15	0	0	0	0	0	8	14	0	0	0	0	1	6	10	1	2	0	1	1	10	18	1	1	0	1	1	9	12	0	0	0	0	2	6	12

PITCHER	IP	WLS	BF	H	R	ER	SO	BB	IBB	HBP	BLK	WP	HR	S	P	ERA	WHIP
Mike Hampton, L (1, 1) ERA: 1.5	6.0		21	2	1	1	2	1	0	0	0	1	0	43	77	1.50	0.500
Scott Elarton, R (7, 1) ERA: 4.5	2.0	L	8	1	1	1	3	1	0	1	0	0	1	15	24	4.50	1.000

BOTTOM

Houston Astros @ San Diego Padres
 Qualcomm Stadium, San Diego, CA

Sat Oct 03 1998, 10:05 PM EDT
 Att: 65,235 - Cloudy - 68 F

AB	R	H	RBI	BB	SO	LOB
4	0	1	0	0	1	2
4	0	0	1	0	1	1
0	0	0	0	0	0	0
3	0	0	0	0	1	1
3	0	0	0	0	0	0
3	1	1	1	0	0	0
0	0	0	0	0	0	0
3	0	0	0	0	2	0
2	0	0	0	0	0	0
2	1	1	0	1	0	1
0	0	0	0	0	0	0
0	0	0	0	0	0	0
0	0	0	0	1	0	0
0	0	0	0	0	0	0

AB	24
R	2
H	3
RBI	2
BB	2
SO	5
LOB	5

WP	PA
1	29

WP	HR	S	P	ERA	WHIP
1	0	0	0	1.50	0.500
0	0	0	0	4.50	1.000

Batter	1	2	3	4	5	6	7	8	9	AB R H RBI BB SO LOB	TOP											
Craig Biggio, R (1, 4) OBP: 0.471, SLG: 0.273	0-2 G4-3			1-1 G6-4-3 5 1B HBP		0-0 2B		2-3 K		3 1 1 0 0 1 0												
Richard Hidalgo, R (1, 8) OBP: 0.250, SLG: 0.250	1-3 K			0-1 G6-4-3 1B		3-2 P6		0-2 L6		4 0 1 0 0 1 1												
Derek Bell, R (1, 9) OBP: 0.125, SLG: 0.313	3-3 K			0-0 G6-4-3 1-2f 2-3		3-3 K		2-1 F8		4 0 0 0 0 2 3												
5 Jeff Bagwell, R (1, 3) OBP: 0.250, SLG: 0.143		2-3 K		2-2 1B		4-1 E FC3-2-5-3 BB		1-0 F8		3 0 1 1 1 1 0												
Moises Alou, R (1, 7) OBP: 0.188, SLG: 0.188		0-0 G4-3		2-0 P4		1-1 E6 FC3-2-5-3		2-1 F7		4 0 0 0 0 0 2												
Sean Berry, R (1, 5)		1-3 K		1-1 P4		2-2 FC3-2-5-3		3-2 G4-3		2 0 0 0 0 1 0												
Bill Spiers, L (7, PH) OBP: 0.333, SLG: 0.500 (7, 5)						1-3 3-H				2 0 0 0 0 0 2												
Ricky Gutierrez, R (1, 6) OBP: 0.500, SLG: 0.300			0-3 K		1-3 K	4-0 IBB				2 0 0 0 1 2 0												
Brad Ausmus, R (1, 2) OBP: 0.222, SLG: 0.222			2-3 K		2-2 K	0-3 K				3 0 0 0 0 3 3												
Randy Johnson, R (1, 1)			2-3 K			0-0 P5				2 0 0 0 0 2 0												
Carl Everett, S (7, PH) OBP: 0.154, SLG: 0.154										1 0 0 0 0 0 3												
Trever Miller, R (7, 1)										0 0 0 0 0 0 0												
Doug Henry, R (7, 1)										0 0 0 0 0 0 0												
Jay Powell, R (8, 1)										0 0 0 0 0 0 0												
Inning Stats	R: 0 E: 0 K: 2 S: 9	H: 0 LOB: 0 BB: 0 P: 13	R: 0 E: 0 K: 2 S: 7	H: 0 LOB: 0 BB: 0 P: 10	R: 0 E: 0 K: 3 S: 9	H: 0 LOB: 0 BB: 0 P: 13	R: 1 E: 0 K: 0 S: 8	H: 2 LOB: 1 BB: 0 P: 13	R: 0 E: 0 K: 2 S: 8	H: 0 LOB: 0 BB: 0 P: 12	R: 0 E: 0 K: 2 S: 12	H: 1 LOB: 1 BB: 0 P: 18	R: 0 E: 1 K: 1 S: 10	H: 0 LOB: 3 BB: 2 P: 21	R: 0 E: 0 K: 1 S: 8	H: 0 LOB: 0 BB: 0 P: 12	R: 0 E: 0 K: 0 S: 6	H: 0 LOB: 0 BB: 0 P: 12	1B: 2 2B: 1 3B: 0 HR: 0	SF: 0 SAC: 0 DP: 1 HBP: 1	WP: 0 PB: 0 SB: 0 CS: 0	PA: 33
PITCHER	IP WLS BF H R ER SO BB IBB HBP BLK WP HR S P ERA WHIP																					
Sterling Hitchcock, L (1, 1) ERA: 1.5	6.0 W 21 3 1 1 11 0 0 1 0 0 0 53 79 1.50 0.500																					
Joey Hamilton, R (7, 1) ERA:	0.1 4 0 0 0 0 1 1 0 0 0 0 6 17 0.00 3.000																					
Dan Miceli, R (7, 1) ERA: 2.7	1.2 5 0 0 0 2 0 0 0 0 0 0 12 16 0.00 0.000																					
Trevor Hoffman, R (9, 1) ERA:	1.0 3 0 0 0 0 0 0 0 0 0 0 6 12 0.00 0.000																					

Houston Astros @ San Diego Padres
Qualcomm Stadium, San Diego, CA

Sun Oct 04 1998, 6:33 AM EDT
Att. 64,898 - Sunny - 72 F

AB	30
R	1
H	3
RBI	1
BB	2
SO	13
LOB	14



Batter	1	2	3	4	5	6	7	8	9	AB	R	H	RBI	BB	SO	LOB
Quilvio Veras, S OBP: 0.235, SLG: 0.133 (1, 4)	2-3 K		1-3 K			0-1 F9	3-2 G4-3			4	0	0	0	0	2	2
Tony Gwynn, L OBP: 0.200, SLG: 0.333 Steve Finley, L OBP: 0.182, SLG: 0.200 (8, PR) (9, 8)	1-2 F7		1-2 G1-3			0-0 G6-3		1-2 F8 3B 2B		4	0	1	0	0	0	0
Greg Vaughn, R OBP: 0.333, SLG: 0.600 (1, 7)	0-0 1B		0-0 G5-3			1-1 E 2B		0-0 F8 2-3		4	1	2	0	0	0	1
Ken Caminiti, S OBP: 0.200, SLG: 0.143 (1, 5)	0-3 K			0-3 K		0-1 E5 2-H		4-0 3B IBB		3	1	0	0	1	2	1
Jim Leyritz, R OBP: 0.364, SLG: 1.300 Joey Hamilton, R (7, 1) Dan Miceli, R (7, 1) John Vander Wal, L OBP: 0.333, SLG: 1.000 Trevor Hoffman, R (9, 1)		3-2 HR		3-3 K		0-3 K		0-1 1-H 3-H HR 3B		3	1	1	1	0	2	1
Wally Joyner, L OBP: 0.286, SLG: 0.667 (1, 3)		1-3 K		1-1 G5-3			4-1 FC1-6 BB	1-0 HR		3	1	1	2	1	1	0
Ruben Rivera, R (1, 8) (9, 9)		1-0 P4			0-0 P3		0-0 FC1-6 1B 1-2f	2-3 K		4	0	0	0	0	1	2
Chris Gomez, R OBP: 0.467, SLG: 0.273 (1, 6)		4-0 BB			0-0 L7		1-0 P4	4-0 BB		2	0	0	0	2	0	1
Sterling Hitchcock, L (1, 1) Carlos Hernandez, R OBP: 0.462, SLG: 0.417 (7, 2)		2-2 G6-3			1-3 K		SAFE 1-0 SAFE 1-3 1B	2-2 P2		2	0	0	0	0	1	1
										2	0	1	0	0	0	2

Inning Stats	R: 0	H: 1	E: 0	K: 2	S: 10	L: 1	LOB: 1	BB: 0	P: 13	R: 1	H: 1	E: 0	K: 1	S: 12	L: 1	LOB: 1	BB: 1	P: 23	R: 0	H: 0	E: 0	K: 1	S: 7	R: 0	H: 0	E: 0	K: 2	S: 11	R: 0	H: 0	E: 0	K: 1	S: 6	R: 1	H: 1	E: 1	K: 1	S: 10	R: 0	H: 1	E: 0	K: 0	S: 7	R: 4	H: 3	E: 0	K: 1	S: 14	1B: 2	2B: 2	3B: 1	HR: 2	SF: 0	SAC: 0	DP: 0	HBP: 0	WP: 0	PA: 36
--------------	------	------	------	------	-------	------	--------	-------	-------	------	------	------	------	-------	------	--------	-------	-------	------	------	------	------	------	------	------	------	------	-------	------	------	------	------	------	------	------	------	------	-------	------	------	------	------	------	------	------	------	------	-------	-------	-------	-------	-------	-------	--------	-------	--------	-------	--------

PITCHER	IP	WLS	BF	H	R	ER	SO	BB	IBB	HBP	BLK	WP	HR	S	P	ERA	WHIP
Randy Johnson, L ERA: 1.93 (1, 1)	6.0	L	23	3	2	1	8	1	0	0	0	0	1	56	78	1.50	0.667
Trever Miller, L ERA: (7, 1)	0.0		1	0	0	0	0	1	0	0	0	0	0	1	5	∞	∞
Doug Henry, R ERA: 5.4 (7, 1)	1.1		6	2	2	2	0	0	0	0	0	0	0	10	16	13.50	1.500
Jay Powell, R ERA: 11.57 (8, 1)	0.2		6	2	2	2	1	1	1	0	0	0	1	10	23	27.00	4.500

BOTTOM

Houston Astros @ San Diego Padres
Qualcomm Stadium, San Diego, CA

Sun Oct 04 1998, 6:33 AM EDT
Att. 64,898 - Sunny - 72 F

AB	32
R	6
H	7
RBI	5
BB	4
SO	9
LOB	11

