

Houston Astros - 1998

Batter	1	2	3	4	5	6	7	8	9	10	11	12	13	AB R H RBI BB SO LOB	TOP															
Darryl Hamilton, L (1.8)														5 2 0 0 2 3 3	San Francisco Giants @ Houston Astros Astrodome, Houston, TX Tue Mar 31 1998, 4:33 AM EST Att. 43,776 - Dome - 72 F															
Bill Mueller, S (1.5) John Johnstone, R (11.1)														4 1 2 1 1 0 1																
Alex Diaz, S (13. PH) Jim Poole, L (13.1)														0 0 0 0 0 0 0																
Barry Bonds, L (1.7)														0 0 0 0 0 0 0																
Jeff Kent, R (1.4)														6 0 2 0 1 1 6																
J.T. Snow, L (1.3)														7 2 5 4 0 1 4																
Stan Javier, S (1.9)														5 1 0 0 2 1 6																
Brian Johnson, R (1.2)														7 0 1 3 0 2 2																
Rich Aurilia, R (1.6)														6 0 1 0 1 0 3																
Steve Reed, R (4.1) Julian Tavarez, L (7.1)														2 0 0 0 0 1 2																
Robb Nen, R (8.1) Charlie Hayes, R (11.5)														1 0 1 0 0 0 0																
Shawn Estes, R (1.1) Rey Sanchez, R (4.6)														1 0 1 0 0 0 0																
Inning Stats	R: 0 E: 0 K: 0 S: 2	H: 0 LOB: 0 BB: 1 P: 6	R: 0 E: 0 K: 1 S: 6	H: 1 LOB: 2 BB: 1 P: 10	R: 3 E: 0 K: 0 S: 5	H: 3 LOB: 0 BB: 1 P: 9	R: 0 E: 0 K: 1 S: 5	H: 0 LOB: 0 BB: 0 P: 5	R: 1 E: 1 K: 0 S: 6	H: 2 LOB: 2 BB: 0 P: 6	R: 0 E: 0 K: 2 S: 4	H: 1 LOB: 1 BB: 1 P: 4	R: 0 E: 0 K: 2 S: 8	H: 0 LOB: 1 BB: 1 P: 7		R: 0 E: 0 K: 2 S: 9	H: 2 LOB: 2 BB: 0 P: 9	R: 0 E: 0 K: 1 S: 5	H: 1 LOB: 1 BB: 1 P: 9	R: 0 E: 0 K: 0 S: 3	H: 0 LOB: 0 BB: 0 P: 3	R: 5 E: 0 K: 1 S: 9	H: 4 LOB: 1 BB: 2 P: 17	1B: 12 2B: 3 3B: 0 HR: 1	SF: 1 SAC: 0 DP: 2 HBP: 0	W/P: 0 P/B: 0 S/B: 0 C/S: 0	PA: 61			
PITCHER	IP WLS BF H R ER SO 2B 3B HR S P ERA WHIP																													
Shane Reynolds, R (1.1) Mike Magnante, L (7.1) Billy Wagner, L (8.1) Doug Henry, R (10.1) C.J. Nitkowski, L (12.1)	6.0 2.0 1.0 2.0 1.2	WLS 9 5 8 L	BF 27 9 2 8	H 7 1 2 2	R 4 0 0 3	ER 3 0 0 0	SO 2 0 2 3	2B 3 2 1 1	IBB 0 0 0 0	HBP 0 0 0 0	BLK 0 0 0 0	WP 0 0 0 0	HR 1 0 0 0	S 28 11 9 13	P 40 19 9 17 13	ERA 4.50 0.00 0.00 0.00 16.20	WHIP 1.667 1.500 2.000 1.500 1.800													
Jose Cabrera, R (13.1)	0.1	WLS 4	BF 4	H 2	R 2	ER 2	SO 0	2B 0	IBB 1	HBP 0	BLK 0	WP 0	HR 0	S 3	P 7	ERA 54.00	WHIP 6.000													

San Francisco Giants @ Houston Astros
Astrodome, Houston, TX
Tue Mar 31 1998, 4:33 AM EST
Att. 43,776 - Dome - 72 F

AB 52
R 9
H 16
RBI 9
BB 8
SO 10
LOB 32



Batter	1	2	3	4	5	6	7	8	9	10	11	12	13	AB R H RBI BB SO LOB	BOTTOM																
Craig Biggio, R (1.4)														6 1 2 1 0 1 4	San Francisco Giants @ Houston Astros Astrodome, Houston, TX Tue Mar 31 1998, 4:33 AM EST Att. 43,776 - Dome - 72 F																
Derek Bell, R (1.9)														6 0 4 2 0 2 1																	
5 Jeff Bagwell, R (1.3)														4 0 0 0 2 1 3																	
Sean Berry, R (1.5) Bill Spiers, L (5.5)														2 1 1 1 0 1 1																	
Moises Alou, R (1.7)														3 0 0 0 1 2 4																	
Richard Hidalgo, R (1.8)														5 0 0 0 1 2 2																	
Ricky Gutierrez, R (1.6) Billy Wagner, L (8.1) Doug Henry, R (9.1) Jack Howell, L (11. PH) C.J. Nitkowski, L (12.1) Jose Cabrera, R (13.1) Carl Everett, S (13. PH)														6 0 1 0 0 1 2																	
Brad Ausmus, R (1.2)														6 0 1 0 0 1 2																	
Shane Reynolds, R (1.1) Mike Magnante, L (7.1) Tim Bogar, R (9.6)														4 0 1 0 0 0 0																	
Inning Stats	R: 1 E: 0 K: 1 S: 7	H: 2 LOB: 1 BB: 0 P: 7	R: 0 E: 0 K: 1 S: 6	H: 2 LOB: 2 BB: 1 P: 10	R: 1 E: 0 K: 1 S: 6	H: 2 LOB: 0 BB: 0 P: 6	R: 2 E: 1 K: 0 S: 6	H: 2 LOB: 3 BB: 2 P: 14	R: 0 E: 0 K: 0 S: 3	H: 0 LOB: 0 BB: 0 P: 3	R: 0 E: 0 K: 1 S: 4	H: 0 LOB: 0 BB: 1 P: 8	R: 0 E: 0 K: 2 S: 7	H: 0 LOB: 0 BB: 0 P: 7		R: 0 E: 0 K: 3 S: 9	H: 0 LOB: 0 BB: 0 P: 9	R: 0 E: 0 K: 0 S: 3	H: 0 LOB: 0 BB: 0 P: 3	R: 0 E: 0 K: 1 S: 6	H: 1 LOB: 1 BB: 1 P: 6	R: 0 E: 0 K: 0 S: 3	H: 0 LOB: 2 BB: 2 P: 11	1B: 5 2B: 4 3B: 0 HR: 1	SF: 0 SAC: 1 DP: 3 HBP: 0	W/P: 0 P/B: 0 S/B: 0 C/S: 0	PA: 53				
PITCHER	IP WLS BF H R ER SO 2B 3B HR S P ERA WHIP																														
Shawn Estes, L (1.1) Steve Reed, R (4.1) Julian Tavarez, R (7.1) Robb Nen, R (8.1) John Johnstone, R (11.1)	3.2 2.1 2.0 2.0 2.0	WLS 8 0 0 W	BF 21 8 0 7	H 8 0 0 1	R 4 0 0 0	ER 2 0 0 0	SO 3 0 3 0	2B 2 1 0 0	IBB 1 0 0 0	HBP 0 0 0 0	BLK 0 0 0 0	WP 0 0 0 0	HR 1 0 0 0	S 24 9 11 16 9		P 36 13 15 16 9	ERA 4.91 0.429 0.500 0.000 0.500	WHIP 2.727 0.429 0.500 0.000 0.500													
Jim Poole, L (13.1)	1.0	WLS 5	BF 5	H 0	R 0	ER 0	SO 0	2B 2	IBB 0	HBP 0	BLK 0	WP 0	HR 0	S 3		P 11	ERA 0.00	WHIP 2.000													

San Francisco Giants @ Houston Astros
Astrodome, Houston, TX
Tue Mar 31 1998, 4:33 AM EST
Att. 43,776 - Dome - 72 F

AB 45
R 4
H 9
RBI 4
BB 7
SO 13
LOB 25



Batter	1	2	3	4	5	6	7	8	9	AB	R	H	RBI	BB	SO	LOB	TOP																			
3 Mike Lansing, R OBP: 0.222, SLG: 0.222 Bobby Jones, R (6, 1) Mike Munoz, L (7, 1) Greg Colbrunn, R (8, PH) 1 Curtis Goodwin, L OBP: 0.600, SLG: 1.250 (8, 8) Ellis Burks, R OBP: 0.500, SLG: 0.929 Curt Leskanic, R (8, 1)	2-2 G5-3		1-1 SAFE FC6-4			2-3 K		1-2 1B HBP		3	0	0	0	0	1	1	Colorado Rockies @ Houston Astros Astrodome, Houston, TX Fri Apr 03 1998, 8:05 PM EST Att: 26,026 - Dome - 72 F																			
Larry Walker, L OBP: 0.471, SLG: 0.571 John Vander Wal, L (8, PH) (8, 9)	4-2 G4-6-3 BB		2-1 G5-3			3-2 HR		3-2 1B		3	1	2	2	1	0	0																				
Dante Bichette, R OBP: 0.556, SLG: 0.833	2-0 G4-6-3		0-1 F7			2-2 G3-1		1-1 G1-3		3	0	0	0	0	0	1																				
Vinny Castilla, R OBP: 0.333, SLG: 0.824	0-0 F8		0-1 1B			2-2 G5-3		0-0 L7		4	0	1	0	0	0	0																				
17 Todd Helton, L OBP: 0.286, SLG: 0.462	1-2 G5-3		0-0 F8			1-1 G5-3		0-0 G5-3		4	0	0	0	0	0	1																				
Jeff Reed, L OBP: 0.375, SLG: 0.286	0-0 G3		2-3 K			2-2 G3-1		0-2 G5-4-3 1B		3	0	1	0	0	2	0																				
Neffi Perez, S OBP: 0.250, SLG: 0.400			1-1 FC6-4 1B			1-1 P8		1-1 G5-4-3		3	0	1	0	0	0	1																				
Jamey Wright, R Jason Bates, S OBP: 0.500, SLG: 1.000 (6, PH) (6, 4)			0-3 K			0-1 F7		0-1 1B 2B		1	0	0	0	0	1	1																				
Inning Stats	R: 0 E: 0 K: 0 S: 7	H: 0 LOB: 0 BB: 1 P: 15	R: 0 E: 0 K: 0 S: 5	H: 0 LOB: 0 BB: 0 P: 6	R: 0 E: 0 K: 2 S: 10	H: 1 LOB: 1 BB: 0 P: 14	R: 0 E: 0 K: 0 S: 7	H: 1 LOB: 0 BB: 0 P: 9	R: 0 E: 0 K: 1 S: 16	H: 0 LOB: 0 BB: 0 P: 10	R: 0 E: 0 K: 0 S: 8	H: 0 LOB: 0 BB: 0 P: 13	R: 1 E: 0 K: 0 S: 14	H: 3 LOB: 2 BB: 0 P: 20	R: 0 E: 0 K: 0 S: 5	H: 0 LOB: 0 BB: 0 P: 6		1B: 4 2B: 1 3B: 0 HR: 1	SF: 0 SAC: 0 DP: 2 HBP: 1	WP: 0 PA: 33 PB: 0 SB: 0 CS: 0																
PITCHER	IP	WLS	BF	H	R	ER	SO	BB	IBB	HBP	BLK	WP	HR	S	P	ERA		WHIP	PITCHER		IP	WLS	BF	H	R	ER	SO	BB	IBB	HBP	BLK	WP	HR	S	P	ERA
Jose Lima, R ERA: 1.29	7.0	W	25	4	2	2	4	1	0	0	0	0	1	63	93	2.57	0.714																			
Mike Magnante, L ERA: 3.0	1.0		5	2	0	0	0	0	0	1	0	0	0	11	17	0.00	2.000																			
Doug Henry, R ERA:	1.0		3	0	0	0	0	0	0	0	0	0	0	5	6	0.00	0.000																			

AB	31
R	2
H	6
RBI	2
BB	1
SO	4
LOB	7



Batter	1	2	3	4	5	6	7	8	9	AB	R	H	RBI	BB	SO	LOB	BOTTOM																			
Craig Biggio, R OBP: 0.476, SLG: 0.412 Jack Howell, L (8, 3)	1-3 K	0-1 1B 2B		0-1 G5-4-3 1B		1-3 K	3-2 2B 1B	4-1 BB		5	2	3	1	0	2	0	Colorado Rockies @ Houston Astros Astrodome, Houston, TX Fri Apr 03 1998, 8:05 PM EST Att: 26,026 - Dome - 72 F																			
Derek Bell, R OBP: 0.591, SLG: 0.941 Doug Henry, R (9, 1)	4-2 BB 5S 1B	1-0 5S 1B		2-3 K		2-1 HR	0-0 5HR 2B	4-0 FC6-4 BB		4	3	3	6	2	1	1																				
5 Jeff Bagwell, R OBP: 0.450, SLG: 0.429 Tim Bogar, R OBP: 0.200, SLG: 0.200 (8, 4)	4-1 BB 1B	2-0 2H 3H 1B		0-1 G5-4-3		3-3 K	1-1 2H HR	1-1 FC6-4		4	2	2	2	1	1	1																				
Sean Berry, R OBP: 0.615, SLG: 1.000	4-1 1B	1-2 BB		2-2 2B 2B		0-1 K	0-2 G3-1	2-1 G4-3		5	0	2	3	0	0	1																				
Moises Alou, R OBP: 0.278, SLG: 0.400 Carl Everett, S OBP: 0.143, SLG: 0.143 (7, PR) (8, 8)	0-1 F7	1-0 FC5-4		1-3 K		0-2 G6-3 2B	0-0 G6-3	2-2 FC1-4 1B		4	0	1	1	0	1	6																				
Richard Hidalgo, R OBP: 0.287, SLG: 0.286 (8, 7)	0-0 FC4 1B		1-0 G1-3		0-2 G6-3 2B		0-2 G5-3	2-1 G4-3		5	0	2	3	0	0	1																				
Ricky Gutierrez, R OBP: 0.438, SLG: 0.467 (1, 6)	0-1 FC4		2-1 E 1B		2-0 G6-3		0-0 FC1-4 1B	2-2 BB BB 1B		5	3	3	1	0	0	3																				
Brad Ausmus, R OBP: 0.368, SLG: 0.143 (1, 2)		2-3 K		3-2 FC5 CS		0-1 G4-3		1-0 FC1-4 1B		4	0	1	0	1	1	1																				
Jose Lima, R Mike Magnante, L 35 Dave Clark, L (8, PH) (8, 9)	4-2 2B 1B BB	2-2 P9		2-2 P9		1-3 K	1-0 FC1-4 1B 2B	1-2 F9		3	2	0	0	1	1	3																				
Inning Stats	R: 2 E: 0 K: 1 S: 12	H: 1 LOB: 2 BB: 3 P: 25	R: 2 E: 0 K: 1 S: 15	H: 3 LOB: 2 BB: 2 P: 27	R: 1 E: 1 K: 0 S: 10	H: 1 LOB: 0 BB: 0 P: 17	R: 0 E: 0 K: 1 S: 7	H: 1 LOB: 0 BB: 0 P: 9	R: 1 E: 0 K: 3 S: 14	H: 2 LOB: 1 BB: 0 P: 17	R: 1 E: 0 K: 0 S: 26	H: 8 LOB: 2 BB: 0 P: 40	R: 1 E: 0 K: 0 S: 12	H: 1 LOB: 3 BB: 3 P: 30	R: 0 E: 0 K: 0 S: 5	H: 0 LOB: 0 BB: 0 P: 6		1B: 11 2B: 5 3B: 0 HR: 2	SF: 0 SAC: 0 DP: 1 HBP: 0	WP: 0 PA: 48 PB: 0 SB: 3 CS: 2																
PITCHER	IP	WLS	BF	H	R	ER	SO	BB	IBB	HBP	BLK	WP	HR	S	P	ERA	WHIP	PITCHER		IP	WLS	BF	H	R	ER	SO	BB	IBB	HBP	BLK	WP	HR	S	P	ERA	WHIP
Jamey Wright, R ERA: 9.0	5.0	L	26	8	6	5	4	5	0	0	0	0	1	14	21	9.00	2.600																			
Bobby Jones, L ERA: 9.0	1.0		4	1	1	1	3	0	0	0	0	0	1	14	21	9.00	1.000																			
Mike Munoz, L ERA: 63.0	1.0		11	8	7	7	0	0	0	0	0	0	1	26	40	63.00	8.000																			
Curt Leskanic, R ERA: 4.5	1.0		7	1	1	1	0	3	0	0	0	0	0	12	30	9.00	4.000																			

AB	40
R	15
H	18
RBI	14
BB	8
SO	7
LOB	23



Batter	1	2	3	4	5	6	7	8	9	AB	R	H	RBI	BB	SO	LOB	TOP				
3 Mike Lansing, R OBP: 0.308, SLG: 0.385	G6-3		1B		2B		P4			4	0	2	0	0	0	1	Colorado Rockies @ Houston Astros Astrodome, Houston, TX Sun Apr 05 1998, 4:33 AM EDT Att: 21,037 - Dome - 72 F				
Ellis Burks, R OBP: 0.520, SLG: 0.810	CS		1B		BB		K			3	0	2	1	1	1						
Larry Walker, L OBP: 0.462, SLG: 0.500	P4		FC5-4		K			G6-3		4	0	0	0	0	1	5					
Dante Bichette, R OBP: 0.444, SLG: 0.667		G5-3		FC6-4		L6		L8		4	0	1	0	0	0	0					
Vinny Castilla, R OBP: 0.296, SLG: 0.615	G6-3		FC6-4		17 G3-1			1B		4	0	2	0	0	0	1					
17 Todd Helton, L OBP: 0.273, SLG: 0.429	G3		G6-4-3		G3-1			L1		4	0	0	0	0	0	3					
Jeff Reed, L OBP: 0.455, SLG: 0.800																					
Jason Bates, S OBP: 0.500, SLG: 0.750			3 1B		HR		G1-3			3	2	2	1	0	0	1					
Neffi Perez, S OBP: 0.292, SLG: 0.364			K		G3-1			K		4	0	1	0	0	2	1					
Darryl Kile, R John Vander Wal, L (7, PH) Dave Veres, R (7, PH) Greg Colbrunn, R (9, PH) OBP: 0.429, SLG: 0.833			K		K		FC4-6		K	2	0	0	0	0	2	1					
Inning Stats	R: 0 E: 0 K: 0 S: 4	H: 1 LOB: 0 BB: 0 P: 5	R: 0 E: 0 K: 0 S: 10	H: 0 LOB: 0 BB: 0 P: 15	R: 1 E: 0 K: 2 S: 13	H: 3 LOB: 2 BB: 0 P: 17	R: 0 E: 0 K: 0 S: 11	H: 1 LOB: 0 BB: 0 P: 15	R: 1 E: 0 K: 2 S: 12	H: 2 LOB: 2 BB: 1 P: 22	R: 0 E: 0 K: 0 S: 8	H: 1 LOB: 1 BB: 0 P: 9	R: 0 E: 0 K: 0 S: 7	H: 1 LOB: 1 BB: 0 P: 9	R: 0 E: 0 K: 0 S: 10	H: 0 LOB: 0 BB: 0 P: 12	1B: 7 2B: 2 3B: 0 HR: 1	SF: 0 SAC: 0 DP: 1 HBP: 0	WP: 0 PB: 0 SB: 0 CS: 1	PA: 36	
PITCHER	IP	WLS	BF	H	R	ER	SO	BB	IBB	HBP	BLK	WP	HR	S	P	ERA	WHIP				
Shane Reynolds, R ERA: 3.46	7.0	W	29	9	2	2	5	1	0	0	0	0	1	65	92	2.57	1.429				
Mike Magnante, L ERA: 2.25	1.0		4	1	0	0	0	0	0	0	0	0	0	7	11	0.00	1.000				
Billy Wagner, L ERA:	1.0		3	0	0	0	3	0	0	0	0	0	0	10	12	0.00	0.000				


Batter	1	2	3	4	5	6	7	8	9	AB	R	H	RBI	BB	SO	LOB	BOTTOM				
Craig Biggio, R OBP: 0.367, SLG: 0.520	P2				5 1B		L6			4	1	2	2	0	0	0	Colorado Rockies @ Houston Astros Astrodome, Houston, TX Sun Apr 05 1998, 4:33 AM EDT Att: 21,037 - Dome - 72 F				
35 Dave Clark, L OBP: 0.288, SLG: 0.167		2H			HR					2	0	0	0	1	1	1					
Richard Hidalgo, R OBP: 0.300, SLG: 0.316	G5-3		5 CS		BB			G5-3		1	0	0	0	0	0	0					
5 Jeff Bagwell, R OBP: 0.414, SLG: 0.500	F7		CS		G6-3		1B			3	1	1	0	1	0	0					
Bill Spiers, L OBP: 0.333, SLG: 0.400			FC5-4		L9		K			3	0	1	1	1	1	2					
Moises Alou, R OBP: 0.346, SLG: 0.524		FC5-4			L8			L7		4	1	0	0	0	1	2					
Carl Everett, S OBP: 0.182, SLG: 0.182		K			K			K		4	0	1	0	0	3	2					
Tony Eusebio, R					L8			F8		2	1	0	0	1	0	1					
Tim Bogar, R OBP: 0.250, SLG: 0.143					L9			L9		2	1	0	0	1	0	0					
Shane Reynolds, R OBP: 0.250, SLG: 0.500					G5-3			K		2	1	1	3	0	0	0					
Derek Bell, R (7, PH) OBP: 0.536, SLG: 0.773										1	0	0	0	0	1	0					
Mike Magnante, L (8, PH) Billy Wagner, L (9, PH)										0	0	0	0	0	0	0					
Inning Stats	R: 0 E: 0 K: 0 S: 5	H: 0 LOB: 0 BB: 0 P: 7	R: 5 E: 0 K: 1 S: 19	H: 2 LOB: 0 BB: 4 P: 40	R: 0 E: 0 K: 0 S: 6	H: 0 LOB: 0 BB: 0 P: 10	R: 0 E: 0 K: 1 S: 8	H: 0 LOB: 0 BB: 0 P: 11	R: 0 E: 0 K: 2 S: 16	H: 2 LOB: 2 BB: 0 P: 22	R: 0 E: 0 K: 0 S: 5	H: 1 LOB: 0 BB: 0 P: 12	R: 0 E: 0 K: 1 S: 9	H: 0 LOB: 0 BB: 0 P: 11	R: 1 E: 0 K: 2 S: 10	H: 1 LOB: 1 BB: 1 P: 22	1B: 3 2B: 3 3B: 0 HR: 1	SF: 0 SAC: 0 DP: 0 HBP: 0	WP: 0 PB: 0 SB: 2 CS: 2	PA: 34	
PITCHER	IP	WLS	BF	H	R	ER	SO	BB	IBB	HBP	BLK	WP	HR	S	P	ERA	WHIP				
Darryl Kile, R ERA: 4.15	6.0	L	25	5	5	5	4	0	0	0	0	0	0	59	102	7.50	1.500				
Dave Veres, R ERA: 3.95	2.0		8	1	1	1	3	1	0	0	0	0	0	19	33	4.50	1.000				

Batter	1	2	3	4	5	6	7	8	9	AB	R	H	RBI	BB	SO	LOB	TOP										
3 Mike Lansing, R OBP: 0.333, SLG: 0.379 Dave Veres, R (7, 1) Chuck McElroy, L (7, 1) John Vander Wal, L (9, PH)	0-1 FC1-6 1B		4-1 BB		0-3 K		3-2 F9		0-0 FC5-4 1B	3	0	1	0	1	1	0											
1 Curtis Goodwin, L OBP: 0.375, SLG: 0.167	0-0 FC1-6 G6-4-3 1-2		2-1 G6-3		4-2 BB		3-2 G6-3		4-1 BB 1B	3	1	0	0	2	0	2											
Ellis Burks, R OBP: 0.500, SLG: 0.840	1-0 G6-4-3 1-2			0-0 HR	2-1 G1-3			1-0 G5-3	4-2 FC5 1B 1-2 2-3	4	1	1	1	1	0	2											
Dante Bichette, R OBP: 0.531, SLG: 0.750		3-2 E8 1B		1-1 1B 1B		0-0 FC4-6 1B		2-2 1B	1-1 1B	5	1	5	2	0	0	0											
Vinny Castilla, R OBP: 0.281, SLG: 0.548		2-0 G6-4-3 1B		2-2 F8		3-1 F7		0-3 K	0-0 FC5	5	0	1	1	0	1	5											
Greg Colbrunn, R OBP: 0.455, SLG: 0.700		3-H K		1-0 1B		0-0 FC4-6 2B		0-0 1B		4	0	2	0	0	1	2											
Neifi Perez, S OBP: 0.286, SLG: 0.385	1-2 G6-4-3 1-2			0-1 F7		2-2 2B		2-0 F9		4	0	1	0	0	0	5											
Kirt Manwaring, R OBP: 0.294, SLG: 0.200			1-2 G6-3	0-1 1B		0-1 G4-3			0-1 FC5-4 1B	4	0	2	0	0	0	2											
John Thomson, R OBP: 0.167, SLG: 0.167 Jason Bates, S (7, PH) OBP: 0.333, SLG: 0.500 (7, 4)			0-0 G1-3		0-2 G5-3		3-2 G4-3		1-3 K	2	0	0	0	0	0	0											
Inning Stats	R: 0 E: 0 K: 0 S: 4	H: 1 LOB: 0 BB: 0 P: 5	R: 1 E: 1 K: 1 S: 11	H: 2 LOB: 0 BB: 0 P: 18	R: 0 E: 0 K: 0 S: 7	H: 0 LOB: 1 BB: 1 P: 14	R: 1 E: 0 K: 0 S: 12	H: 4 LOB: 2 BB: 0 P: 16	R: 0 E: 0 K: 1 S: 9	H: 2 LOB: 2 BB: 0 P: 14	R: 0 E: 0 K: 0 S: 11	H: 0 LOB: 0 BB: 0 P: 20	R: 0 E: 0 K: 1 S: 11	H: 2 LOB: 2 BB: 0 P: 16	R: 2 E: 0 K: 1 S: 14	H: 2 LOB: 2 BB: 2 P: 24	1B: 10 2B: 2 3B: 0 HR: 1	SF: 0 SAC: 0 DP: 2 HBP: 0	WP: 0 PB: 0 SB: 0 CS: 0	PA: 41							
PITCHER	IP	WLS	BF	H	R	ER	SO	BB	IBB	HBP	BLK	WP	HR	S	P	ERA	WHIP										
Mike Hampton, L ERA: 5.54	7.0	W	29	9	2	2	2	2	0	0	0	0	1	65	104	2.57	1.571										
Trever Miller, L ERA: 3.0	2.0		12	4	2	2	2	2	0	0	0	0	0	25	40	9.00	3.000										

Colorado Rockies @ Houston Astros
Astrodome, Houston, TX
Mon Apr 06 1998, 4:33 AM EDT
Att: 13,553 - Dome - 72 F

livebaseballscores.com

AB 37
R 4
H 13
RBI 4
BB 4
SO 4
LOB 20




Batter	1	2	3	4	5	6	7	8	9	AB	R	H	RBI	BB	SO	LOB	BOTTOM										
Craig Biggio, R OBP: 0.471, SLG: 0.552 Sean Berry, R (7, PH) OBP: 0.526, SLG: 0.714 (8, 5)	1-2 1B 5 G6-3 1B		1-1 F8		3-2 K		1-0 1B 2B		0-0 1B	4	2	2	0	0	1	1											
Derek Bell, R OBP: 0.545, SLG: 0.741	2-2 1B 5 G5-3 1B		0-0 F7		1-1 1B		1-0 1B 5 HR		0-3 K	5	2	3	1	0	1	3											
5 Jeff Bagwell, R OBP: 0.412, SLG: 0.593 Trever Miller, R (8, 1)	2-2 G5-3		0-1 FC6-4 BB 1B	1-3 K		0-0 1B HR		0-0 HR	1-3 E5	5	2	2	3	0	1	3											
Bill Spiers, L OBP: 0.294, SLG: 0.286 (8, 4)	2-2 F7		4-0 FC6-4 BB		2-2 G1-3		1-1 F8		1-1 G6-3	4	0	0	0	1	0	3											
Carl Everett, S OBP: 0.188, SLG: 0.188	0-0 1B		1-2 FC6-4 HR		3-2 L4		1-3 K		2-2 F9	5	1	1	1	0	1	2											
Richard Hidalgo, R OBP: 0.360, SLG: 0.478	2-1 F8		3-2 HR		1-2 1B		4-1 BB 1B BB		3-1 F8	4	2	2	2	1	0	1											
Ricky Gutierrez, R OBP: 0.440, SLG: 0.435			0-3 K		3-1 L9		2-0 1B 1B		3-1 L9	5	1	1	0	0	1	1											
Brad Ausmus, R OBP: 0.346, SLG: 0.250		1-1 1B 3B		1-0 L7		3-1 P5		4-2 1B 1B BB		3	2	1	0	1	0	0											
Mike Hampton, R OBP: 0.400, SLG: 0.400 Jack Howell, L (7, PH) OBP: 0.400, SLG: 0.250 (8, 3)		1-1 1B		0-0 P5		1-0 F8		1-0 1B 5 HR		3	0	1	1	0	0	0											
Inning Stats	R: 2 E: 0 K: 0 S: 16	H: 3 LOB: 1 BB: 0 P: 24	R: 1 E: 0 K: 1 S: 10	H: 2 LOB: 1 BB: 0 P: 13	R: 3 E: 0 K: 0 S: 14	H: 2 LOB: 0 BB: 1 P: 24	R: 0 E: 0 K: 2 S: 12	H: 1 LOB: 1 BB: 0 P: 17	R: 0 E: 0 K: 0 S: 12	H: 1 LOB: 1 BB: 0 P: 21	R: 3 E: 0 K: 0 S: 8	H: 3 LOB: 0 BB: 0 P: 15	R: 4 E: 1 K: 2 S: 17	H: 3 LOB: 2 BB: 2 P: 33	R: 0 E: 0 K: 0 S: 8	H: 0 LOB: 0 BB: 0 P: 16	1B: 11 2B: 1 3B: 1 HR: 2	SF: 0 SAC: 0 DP: 0 HBP: 0	WP: 0 PB: 0 SB: 2 CS: 0	PA: 43							
PITCHER	IP	WLS	BF	H	R	ER	SO	BB	IBB	HBP	BLK	WP	HR	S	P	ERA	WHIP										
John Thomson, R ERA: 5.79	6.0	L	31	12	9	9	3	2	0	0	0	0	0	15	30	40.50	7.500										
Dave Veres, R ERA: 12.0	0.2		8	3	4	3	2	2	0	0	0	0	0	10	19	0.00	0.000										
Chuck McElroy, L ERA:	1.1		4	0	0	0	0	0	0	0	0	0	0	10	19	0.00	0.000										

Colorado Rockies @ Houston Astros
Astrodome, Houston, TX
Mon Apr 06 1998, 4:33 AM EDT
Att: 13,553 - Dome - 72 F

livebaseballscores.com

AB 40
R 13
H 15
RBI 11
BB 3
SO 5
LOB 14



Batter	1	2	3	4	5	6	7	8	9	AB	R	H	RBI	BB	SO	LOB	TOP								
Craig Biggio, R OBP: 0.349, SLG: 0.535 (1,4)	4-2 HR BB		0-0 G5-3				0-1 F9 S 1B		2-3 K	4	1	1	0	1	1	1	Houston Astros @ San Francisco Giants 3Com Park at Candlestick Point, San Francisco, CA Thu Apr 09 1998, 10:05 PM EDT Att: 10,153 - Cloudy - 61 F livebaseballscorecards.com								
Derek Bell, R OBP: 0.500, SLG: 0.810 (1,9)	1-2 1-H HR		1-0 2B			0-2 F9 1-3	1-1 P2		0-0 G6-3	5	1	2	2	0	0	2									
5 Jeff Bagwell, R OBP: 0.438, SLG: 0.514 (1,3)	1-2 G5-3		4-0 BB			2-3 K	2-1 G6-3			3	0	0	0	1	1	1									
Sean Berry, R OBP: 0.438, SLG: 0.583 (1,5)	1-2 F8		2-2 P4			0-0 P3		4-0 FC4-6 BB		3	0	0	0	1	0	2									
Moises Alou, R OBP: 0.342, SLG: 0.469 (1,7)	2-2 G1-3			0-1 F8		2-2 G1-3 2B 1B		0-3 K		4	1	1	0	0	1	1									
Richard Hidalgo, R OBP: 0.297, SLG: 0.364 (1,8)		2-1 P7		2-2 P3		1-2 G1-3		0-1 F8		4	0	0	0	0	0	2									
Ricky Gutierrez, R OBP: 0.432, SLG: 0.441 (1,6)		1-3 K		1-2 1B		1-1 2B		0-1 FC4-6 1-2		4	0	2	1	0	1	1									
Brad Ausmus, R OBP: 0.361, SLG: 0.192 (1,2)		0-0 G4-3		0-0 P3		4-0 FC6 IBB		4-2 SH3-4 BB		2	0	0	0	2	0	1									
Sean Bergman, R OBP: 0.200, SLG: 0.200 (1,1)			0-3 K			0-1 K2-3		0-1 FC6 1-2		3	0	0	0	0	2	2									
C.J. Nitkowski, L ERA: (7,1)									0-0 SH3-4 1-2	0	0	0	0	0	0	0									
Inning Stats	R: 2 E: 0 K: 0 S: 18	H: 1 LOB: 0 BB: 1 P: 27	R: 0 E: 0 K: 1 S: 8	H: 0 LOB: 0 BB: 0 P: 11	R: 0 E: 0 K: 1 S: 10	H: 1 LOB: 2 BB: 1 P: 17	R: 0 E: 0 K: 0 S: 11	H: 1 LOB: 1 BB: 0 P: 14	R: 0 E: 0 K: 2 S: 12	H: 1 LOB: 1 BB: 1 P: 14	R: 1 E: 0 K: 0 S: 12	H: 2 LOB: 2 BB: 1 P: 20	R: 0 E: 0 K: 0 S: 9	H: 0 LOB: 0 BB: 0 P: 14	R: 0 E: 0 K: 1 S: 7	H: 0 LOB: 1 BB: 1 P: 11	R: 0 E: 0 K: 1 S: 10	H: 0 LOB: 1 BB: 1 P: 16	1B: 3 2B: 2 3B: 0 HR: 1	SF: 0 SAC: 1 DP: 0 HBP: 0	WP: 0 PB: 0 SB: 1 CS: 0	PA: 38			
PITCHER	IP	WLS	BF	H	R	ER	SO	BB	IBB	HBP	BLK	WP	HR	S	P	ERA	WHIP								
Mark Gardner, R ERA: 3.75 (1,1)	6.0	L	27	6	3	3	4	2	1	0	0	0	1	71	103	4.50	1.333								
John Johnstone, R ERA: (7,1)	3.0	S	11	0	0	0	2	2	0	0	0	0	0	26	41	0.00	0.667								

Batter	1	2	3	4	5	6	7	8	9	AB	R	H	RBI	BB	SO	LOB	BOTTOM								
Darryl Hamilton, L OBP: 0.325, SLG: 0.351 (1,8)	1-0 1B		2-1 BB 1B				0-1 G6-3		1-1 G5-3	4	0	2	0	0	0	0	Houston Astros @ San Francisco Giants 3Com Park at Candlestick Point, San Francisco, CA Thu Apr 09 1998, 10:05 PM EDT Att: 10,153 - Cloudy - 61 F livebaseballscorecards.com								
Bill Mueller, S OBP: 0.474, SLG: 0.613 (1,5)	1-3 K		4-0 BB 1-2			1-3 K		3-3 K		3	0	0	0	1	3	1									
Barry Bonds, L OBP: 0.333, SLG: 0.350 (1,7)	2-1 P7		1-1 L6			2-1 1B		3-2 P4		4	0	1	0	0	0	3									
Jeff Kent, R OBP: 0.432, SLG: 0.600 (1,4)	1-2 L7		1-0 G3-1			1-2 P3		0-0 F7		4	0	0	0	0	0	2									
J.T. Snow, L OBP: 0.316, SLG: 0.281 (1,3)		1-0 G3-1		3-1 1B 1B			1-2 F7		1-0 L9	4	1	1	0	0	0	0									
Stan Javier, S OBP: 0.317, SLG: 0.351 (1,9)		4-2 G4-6-3 BB		2-2 F7			3-3 K		0-3 K	3	0	0	0	1	2	1									
Brent Mayne, L OBP: 0.286, SLG: 0.286 (6,PH)		2-1 G4-6-3		1-2 1B 1B			0-0 E4 1B		3-3 K	3	0	1	0	0	0	1									
Brian Johnson, R OBP: 0.300, SLG: 0.333 (9,PH)				1-2 1B						1	0	0	0	0	1	0									
Rey Sanchez, R OBP: 0.500, SLG: 0.556 (1,6)			0-0 B3-6-4 1B			0-2 1B		2-2 L9		4	0	3	1	0	0	0									
Mark Gardner, R ERA: 5.23 (1,1)			0-0 B3-6-4			1-2 G1-3		0-1 L6		2	0	0	0	0	0	3									
Alex Diaz, S OBP: 0.286, SLG: 0.286 (6,PH)										1	0	0	0	0	0	2									
John Johnstone, R ERA: (7,1)										0	0	0	0	0	0	0									
Charlie Hayes, R OBP: 0.333, SLG: 0.500 (9,PH)										1	0	0	0	0	0	0									
Inning Stats	R: 0 E: 0 K: 1 S: 10	H: 1 LOB: 0 BB: 0 P: 15	R: 0 E: 0 K: 0 S: 7	H: 0 LOB: 0 BB: 1 P: 14	R: 0 E: 0 K: 0 S: 6	H: 2 LOB: 2 BB: 1 P: 13	R: 1 E: 0 K: 0 S: 15	H: 3 LOB: 2 BB: 0 P: 23	R: 0 E: 0 K: 1 S: 10	H: 1 LOB: 1 BB: 0 P: 14	R: 0 E: 0 K: 1 S: 13	H: 1 LOB: 2 BB: 0 P: 17	R: 0 E: 0 K: 1 S: 10	H: 0 LOB: 0 BB: 0 P: 17	R: 0 E: 0 K: 1 S: 5	H: 0 LOB: 0 BB: 0 P: 6	R: 0 E: 0 K: 1 S: 10	H: 0 LOB: 0 BB: 0 P: 18	1B: 8 2B: 0 3B: 0 HR: 0	SF: 0 SAC: 0 DP: 2 HBP: 0	WP: 0 PB: 0 SB: 0 CS: 0	PA: 36			
PITCHER	IP	WLS	BF	H	R	ER	SO	BB	IBB	HBP	BLK	WP	HR	S	P	ERA	WHIP								
Sean Bergman, R ERA: 5.23 (1,1)	6.0	W	27	8	1	1	3	2	0	0	0	0	0	61	96	1.50	1.667								
C.J. Nitkowski, L ERA: 3.45 (7,1)	3.0	S	9	0	0	0	3	0	0	0	0	0	0	25	41	0.00	0.000								

AB	32
R	3
H	6
RBI	3
BB	5
SO	6
LOB	13



AB	34
R	1
H	8
RBI	1
BB	2
SO	6
LOB	13



Batter	1	2	3	4	5	6	7	8	9	AB	R	H	RBI	BB	SO	LOB	TOP					
Craig Biggio, R OBP: 0.334, SLG: 0.532 (1, 4)	G6-3		G6-3			E 2B		G6-3		4	1	1	0	0	0	0	Houston Astros @ Los Angeles Dodgers Dodger Stadium, Los Angeles, CA Fri Apr 10 1998, 7:05 PM PDT Att: 34,994 - Unknown - 64 F					
Derek Bell, R OBP: 0.481, SLG: 0.773 (1, 9)	K			G1-3		SF9			BB	2	0	0	1	1	1	0						
5 Jeff Bagwell, R OBP: 0.442, SLG: 0.500 (1, 3)	G6-3			CS 1B		BB BB			K	3	0	1	0	1	1	1						
Bill Spiers, L OBP: 0.318, SLG: 0.235 (1, 5)		K		L4		BB BB				2	0	0	0	2	1	1						
Moises Alou, R OBP: 0.333, SLG: 0.444 (1, 7)		1B		CS	F7	P8			P4	4	0	1	0	0	0	3						
Richard Hidalgo, R OBP: 0.286, SLG: 0.324 (1, 8)	K				K				F8	4	0	0	0	0	3	2						
Tony Eusebio, R (1, 2)	G6-3				F8				G4-3	4	0	0	0	0	1	2						
Tim Bogar, R OBP: 0.182, SLG: 0.100 (1, 6)			G4-3			F7				3	0	0	0	0	1	0						
Shane Reynolds, R OBP: 0.333, SLG: 0.500 Bob Scanlan, R (6, 1)										2	1	1	0	0	1	0						
35 Dave Clark, L OBP: 0.333, SLG: 0.143 Mike Magnante, L (8, PH) Trever Miller, R (8, 1)						2B SF9 1B			K	0	0	0	0	0	0	0						
Inning Stats	R: 0 E: 0 K: 1 S: 11	H: 0 LOB: 0 BB: 0 P: 19	R: 0 E: 0 K: 2 S: 12	H: 1 LOB: 1 BB: 0 P: 18	R: 0 E: 0 K: 1 S: 9	H: 0 LOB: 0 BB: 0 P: 14	R: 0 E: 0 K: 0 S: 4	H: 1 LOB: 0 BB: 0 P: 6	R: 0 E: 0 K: 1 S: 8	H: 0 LOB: 0 BB: 0 P: 13	R: 2 E: 1 K: 0 S: 9	H: 2 LOB: 2 BB: 2 P: 20	R: 0 E: 0 K: 3 S: 10	H: 0 LOB: 0 BB: 0 P: 12	R: 0 E: 0 K: 2 S: 11	H: 0 LOB: 1 BB: 1 P: 21	R: 0 E: 0 K: 0 S: 9	H: 0 LOB: 1 BB: 1 P: 14	1B: 3 2B: 1 3B: 0 HR: 0	SF: 1 SAC: 0 DP: 0 HBP: 0	WP: 0 PB: 0 SB: 0 CS: 1	PA: 35
PITCHER	IP	WLS	BF	H	R	ER	SO	BB	IBB	HBP	BLK	WP	HR	S	P	ERA	WHIP					
Ramon Martinez, R ERA: 2.18 Brad Clontz, R ERA:	(1, 1)	8.0	W	30	4	2	1	10	3	0	0	0	0	74	123	1.12	0.875					
(9, 1)	1.0		4	0	0	0	0	1	0	0	0	0	0	9	14	0.00	1.000					

Batter	1	2	3	4	5	6	7	8	9	AB	R	H	RBI	BB	SO	LOB	BOTTOM					
Eric Young Sr., R OBP: 0.375, SLG: 0.432 (1, 4)	F7	1-2 1B		G5-3		3B 1B		1B HR BB		4	2	2	1	1	0	0	Houston Astros @ Los Angeles Dodgers Dodger Stadium, Los Angeles, CA Fri Apr 10 1998, 7:05 PM PDT Att: 34,994 - Unknown - 64 F					
Todd Hollandsworth, L OBP: 0.345, SLG: 0.630 (1, 7)	K	K			BB 1B	3B		HR 1B		5	1	3	1	0	2	2						
Mike Piazza, R OBP: 0.333, SLG: 0.556 (1, 2)	BB BB 1B		WP 1B FC1-6-5		BB FC5-4	G6-3		HR		4	2	3	4	1	0	1						
Todd Zeile, R OBP: 0.359, SLG: 0.400 (1, 5)	BB BB		FC1-6-5 WP 1B		F7		P5	1B		4	0	2	0	1	0	2						
Raul Mondesi, R OBP: 0.216, SLG: 0.306 (1, 9)	BB BB		FC1-6-5 CS 1B		P4		F7	F8		4	0	0	1	1	0	4						
Paul Konerko, R OBP: 0.290, SLG: 0.185 (1, 3)	BB BB		1-3 2-H 1B		FC5-4		P4			3	0	0	0	1	1	5						
Thomas Howard, S OBP: 0.159, SLG: 0.444 Trenidad Hubbard, R OBP: 0.214, SLG: 0.429 (7, 8)		G3-1		K		G4-3		1B HR SH1-4 1B		3	0	0	0	0	1	1						
Juan Castro, R (1, 6)		K			G5-3			SH1-4		3	0	0	0	0	1	0						
Ramon Martinez, R OBP: 0.286, SLG: 0.429 Mike Devereaux, R OBP: 0.417, SLG: 0.400 Brad Clontz, R (9, 1)		1B 1B			K	1B 2B		G5-3		3	1	2	0	0	1	0						
Inning Stats	R: 0 E: 0 K: 2 S: 11	H: 1 LOB: 3 BB: 2 P: 24	R: 0 E: 0 K: 2 S: 13	H: 2 LOB: 2 BB: 0 P: 20	R: 1 E: 0 K: 1 S: 10	H: 2 LOB: 1 BB: 1 P: 19	R: 0 E: 0 K: 1 S: 6	H: 0 LOB: 0 BB: 0 P: 8	R: 0 E: 0 K: 0 S: 14	H: 1 LOB: 2 BB: 1 P: 23	R: 2 E: 0 K: 0 S: 13	H: 3 LOB: 1 BB: 0 P: 17	R: 0 E: 0 K: 0 S: 4	H: 0 LOB: 0 BB: 0 P: 9	R: 4 E: 0 K: 0 S: 12	H: 4 LOB: 1 BB: 1 P: 26		R: 0 E: 0 K: 0 S: 9	H: 0 LOB: 0 BB: 0 P: 14	1B: 10 2B: 1 3B: 1 HR: 1	SF: 0 SAC: 1 DP: 0 HBP: 0	WP: 1 PB: 0 SB: 0 CS: 1
PITCHER	IP	WLS	BF	H	R	ER	SO	BB	IBB	HBP	BLK	WP	HR	S	P	ERA	WHIP					
Shane Reynolds, R ERA: 3.86 Bob Scanlan, R ERA: Mike Magnante, L ERA: 6.75 Trever Miller, L ERA: 2.84	(1, 1)	5.2	L	28	8	3	3	0	0	0	0	0	0	65	108	4.76	2.118					
(6, 1)	1.1		5	1	0	0	0	0	0	0	0	0	0	6	12	0.00	0.750					
(8, 1)	0.2		6	3	4	4	0	1	0	0	0	0	1	6	16	54.00	6.000					
(8, 1)	0.1		2	1	0	0	0	0	0	0	0	0	0	6	10	0.00	3.000					

AB 29
R 2
H 4
RBI 1
BB 4
SO 10
LOB 9




AB 35
R 7
H 13
RBI 7
BB 5
SO 6
LOB 16



Batter	1	2	3	4	5	6	7	8	9	AB	R	H	RBI	BB	SO	LOB	TOP										
Bill Spiers, L OBP: 0.296, SLG: 0.273 (1, 4)	G4-3		2B		F8	G4-3			G3	5	0	1	0	0	0	2											
Derek Bell, R OBP: 0.464, SLG: 0.750 (1, 9)	G4-3		G6-3		5 HR				G1-3	4	1	1	0	0	0	1											
5 Jeff Bagwell, R OBP: 0.446, SLG: 0.591 (1, 3)	2B			G5-3	HR				F9	4	1	2	3	0	0	0											
Jack Howell, L OBP: 0.333, SLG: 0.250 Craig Biggio, R OBP: 0.434, SLG: 0.532 (1, 5) (9, 4)	K			K	1B				G6-3	4	0	1	0	0	2	1											
35 Dave Clark, L OBP: 0.308, SLG: 0.100 Richard Hidalgo, R OBP: 0.268, SLG: 0.324 (1, 7) (8, 7)		K		K	G4-3				G4-6-3 BB	3	0	0	0	1	2	1											
Carl Everett, S OBP: 0.238, SLG: 0.238 (1, 8)	F7				2B	1B			G4-6-3	4	2	2	0	0	0	1											
Ricky Gutierrez, R OBP: 0.439, SLG: 0.500 (1, 6)	G1-3				1B	2B			F8	4	1	2	1	0	0	0											
Brad Ausmus, R OBP: 0.350, SLG: 0.200 (1, 2)					F8	2B			G1-3	4	1	1	2	0	0	1											
Mike Hampton, R OBP: 0.250, SLG: 0.250 Doug Henry, R (8, 1)	G1-3				2B	5 HR			P3	3	0	0	0	0	0	2											
					G1-3	P1			K	1	0	0	0	0	1	0											
Inning Stats	R: 0 E: 0 K: 1 S: 9	H: 1 LOB: 1 BB: 0 P: 15	R: 0 E: 0 K: 1 S: 8	H: 0 LOB: 0 BB: 0 P: 12	R: 0 E: 0 K: 2 S: 8	H: 1 LOB: 1 BB: 0 P: 14	R: 0 E: 0 K: 2 S: 7	H: 0 LOB: 0 BB: 0 P: 10	R: 5 E: 0 K: 0 S: 13	H: 6 LOB: 1 BB: 0 P: 18	R: 1 E: 0 K: 0 S: 11	H: 2 LOB: 1 BB: 0 P: 18	R: 0 E: 0 K: 0 S: 7	H: 0 LOB: 0 BB: 0 P: 9	R: 0 E: 0 K: 0 S: 3	H: 0 LOB: 0 BB: 1 P: 9	R: 0 E: 0 K: 1 S: 6	H: 0 LOB: 0 BB: 0 P: 9	1B: 4 2B: 5 3B: 0 HR: 1	SF: 0 SAC: 0 DP: 1 HBP: 0	WP: 0 PB: 0 SB: 1 CS: 1	PA: 37					
PITCHER	IP	WLS	BF	H	R	ER	SO	BB	IBB	HBP	BLK	WP	HR	S	P	ERA	WHIP										
37 Darren Dreifort, R ERA: 4.09 Frank Lankford, R ERA: 9.82 Brad Clontz, R ERA: 9.82 Jim Bruske, R ERA: 3.18 Antonio Osuna, R ERA: 3.0	5.0	L	23	8	5	5	4	0	0	0	0	0	1	45	69	9.00	1.600										

Houston Astros @ Los Angeles Dodgers
Dodger Stadium, Los Angeles, CA
Sat Apr 11 1998, 7:05 PM PDT
Att: 40,037 - Overcast - 58 F


AB 36
R 6
H 10
RBI 6
BB 1
SO 5
LOB 9

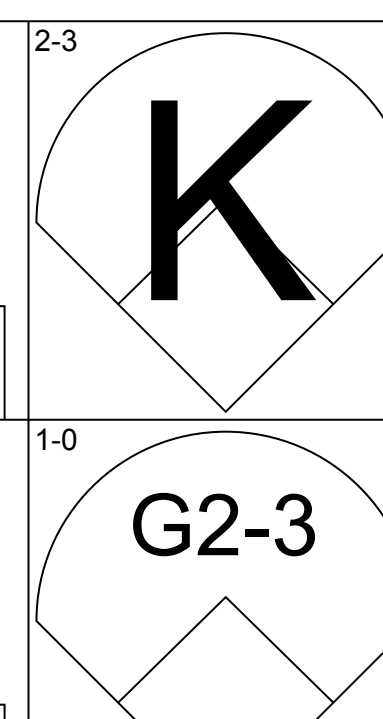
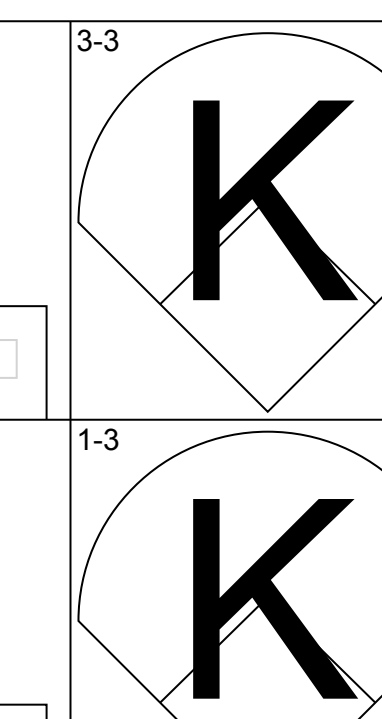
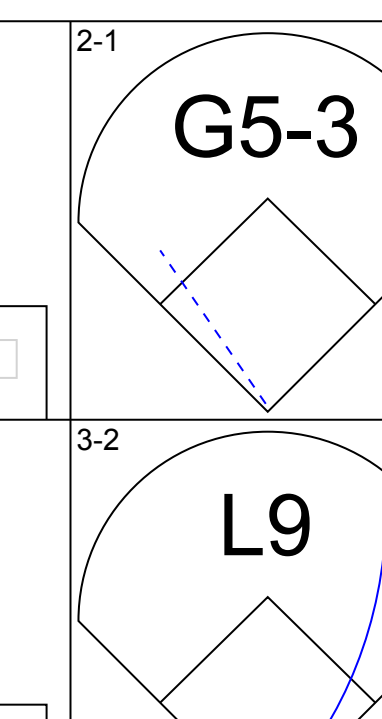
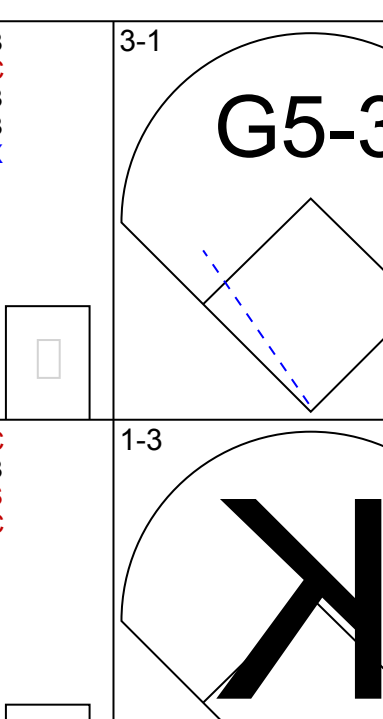
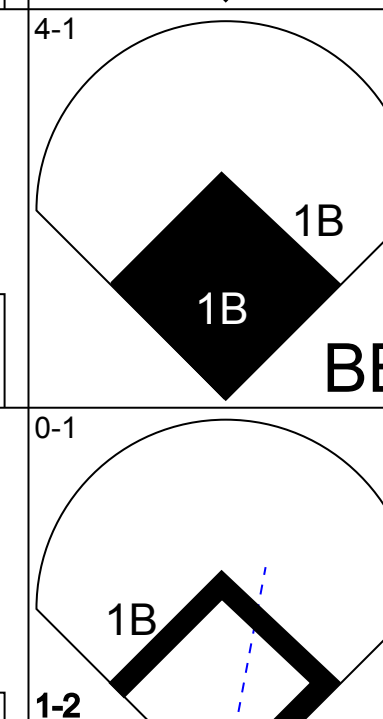
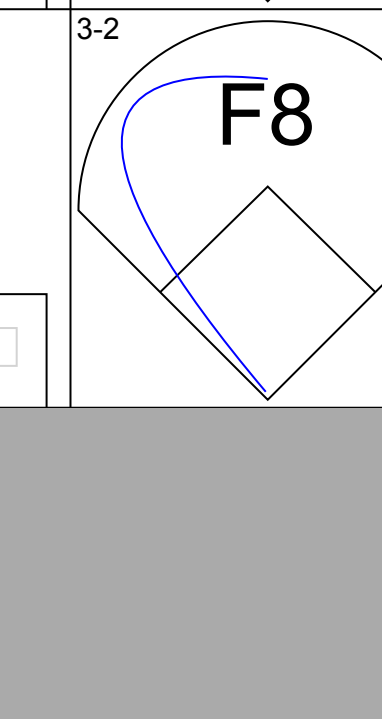
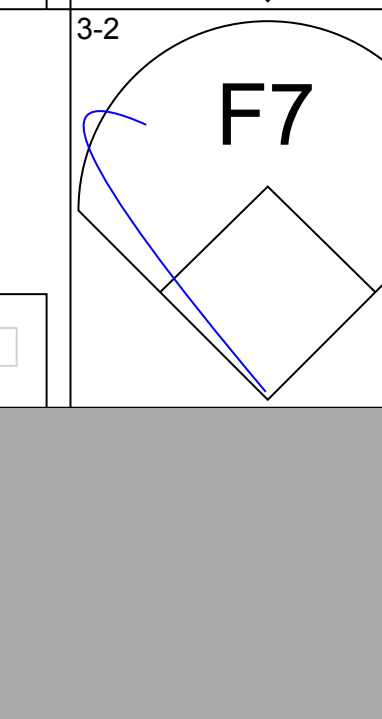

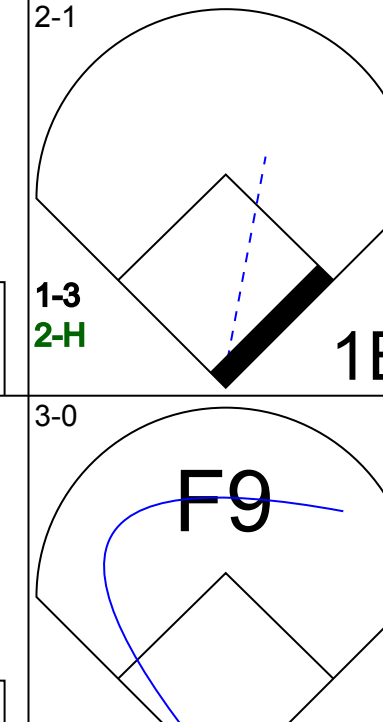





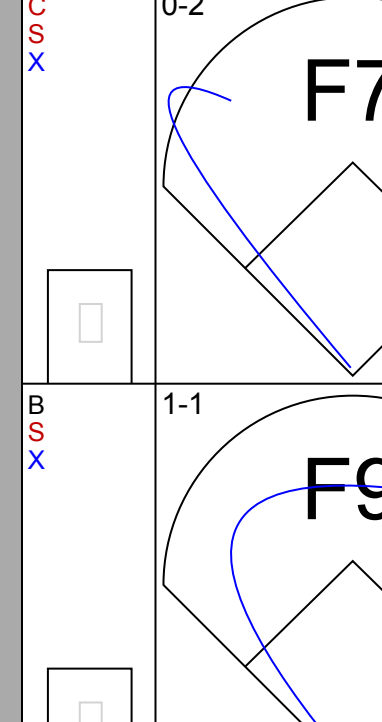

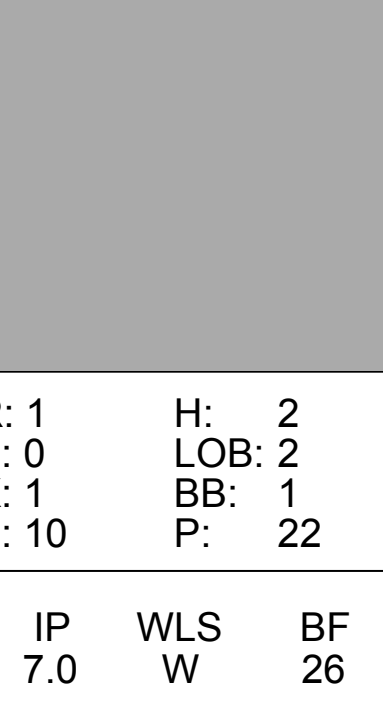
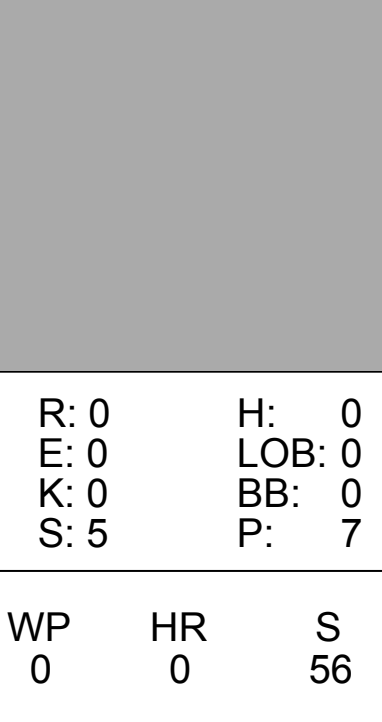

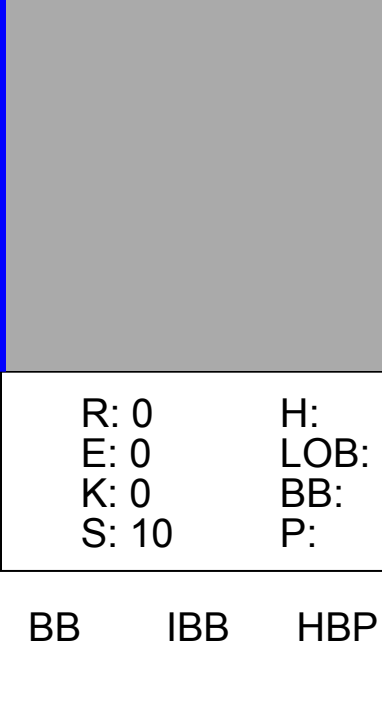
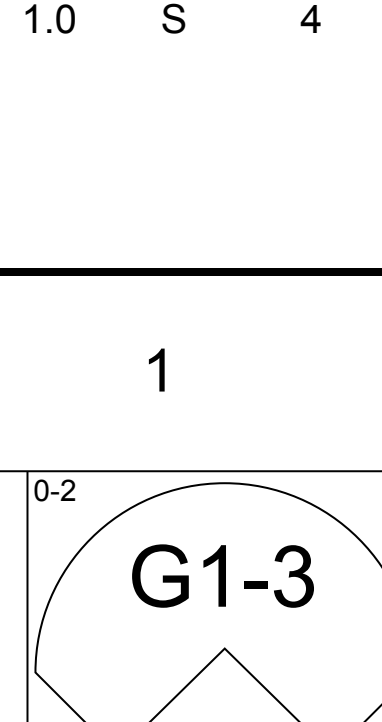
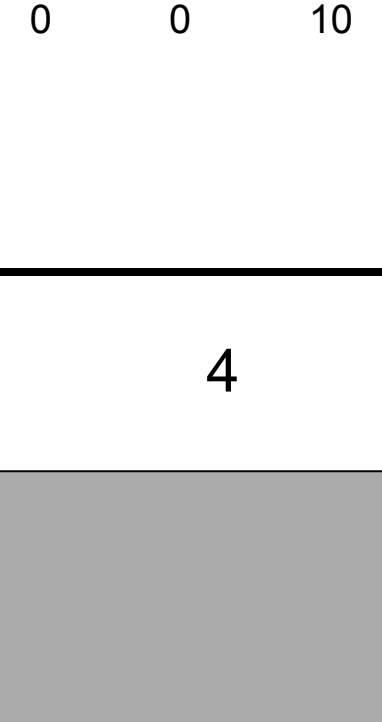
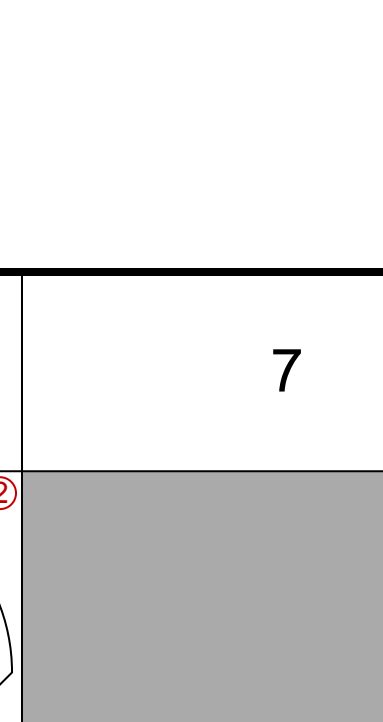
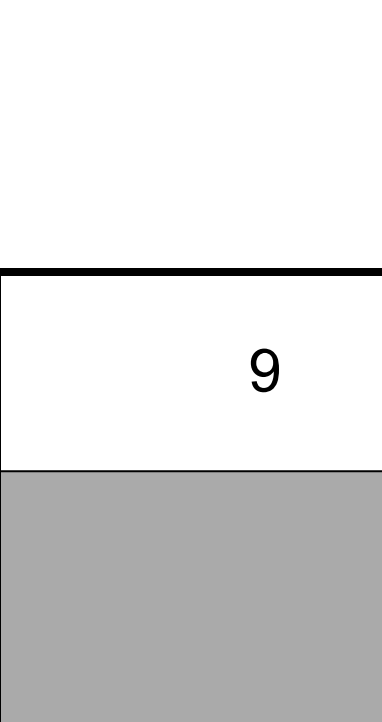
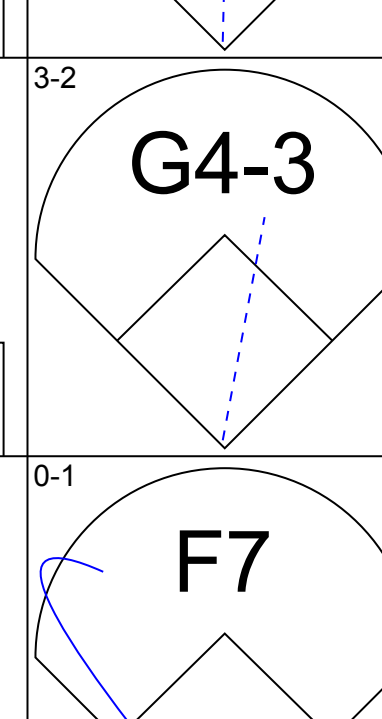
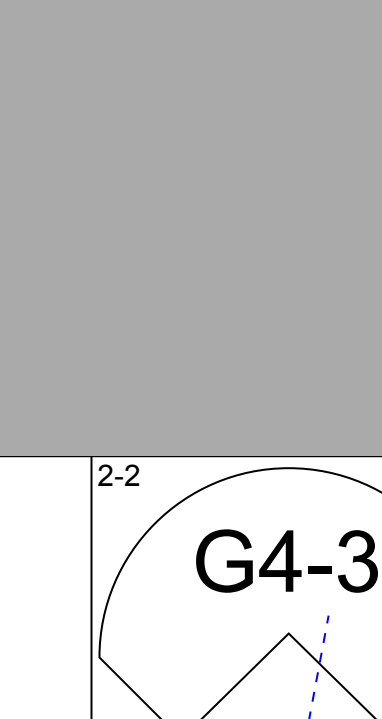
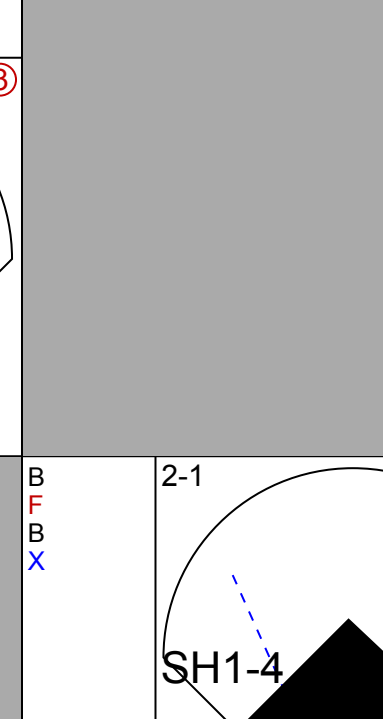


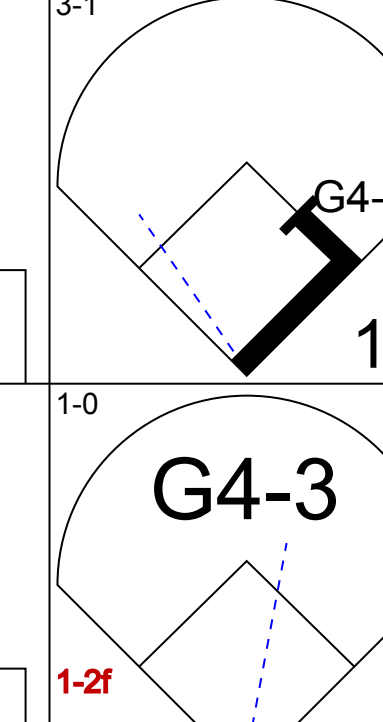
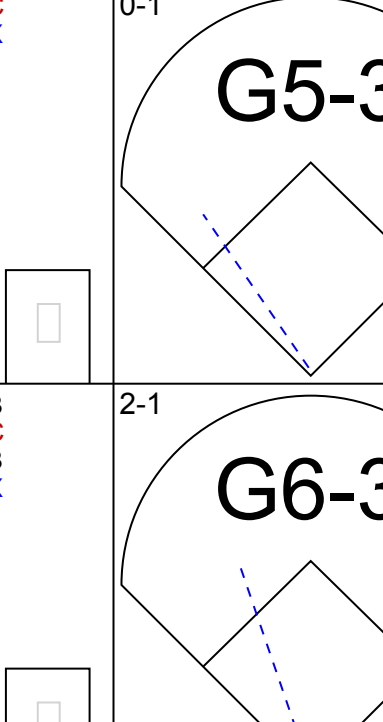
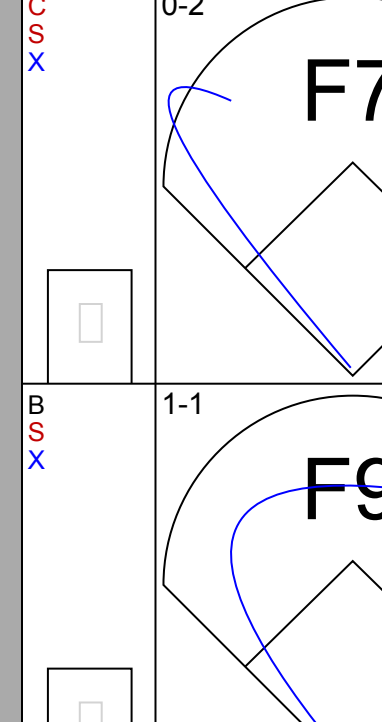
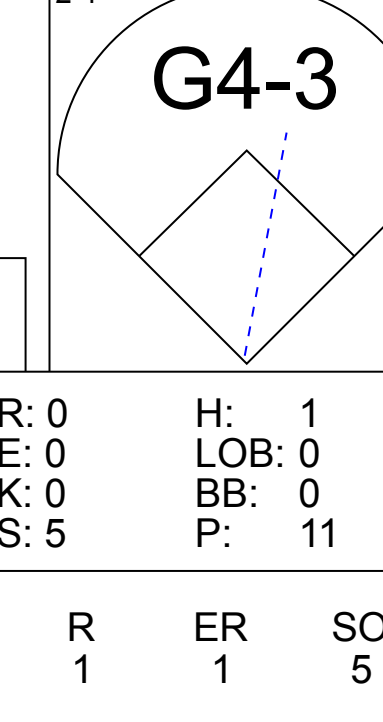
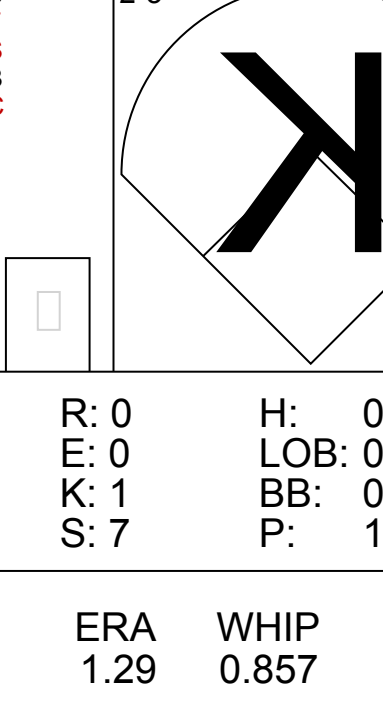

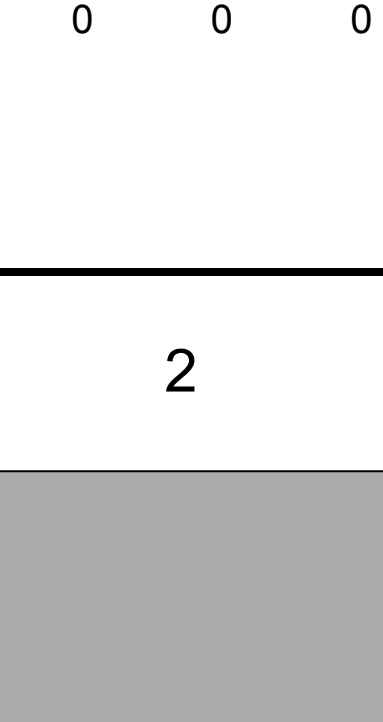
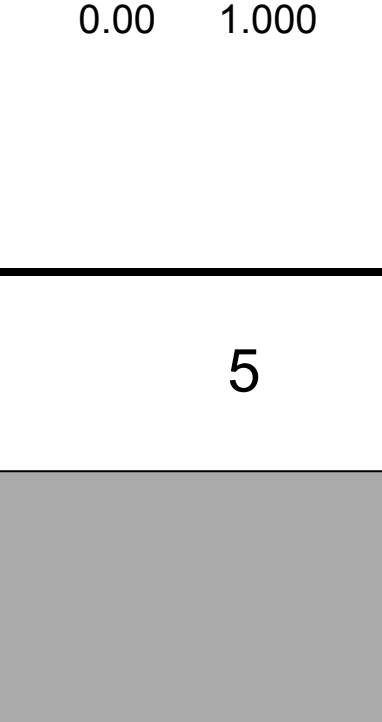

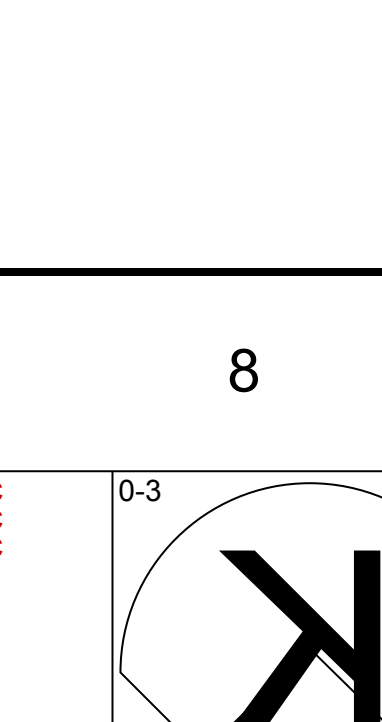


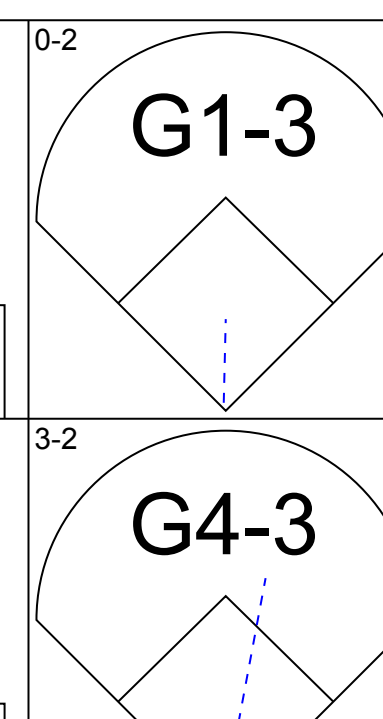
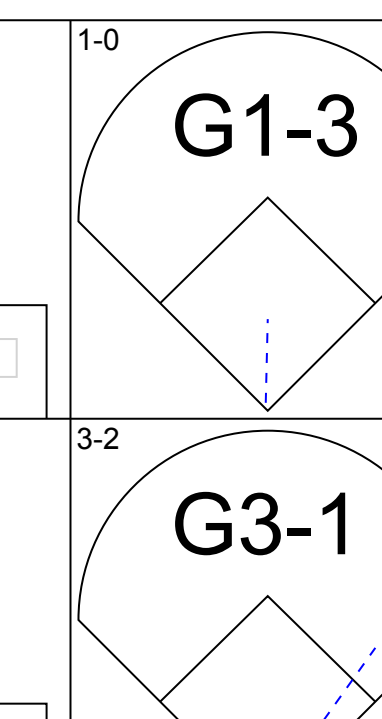
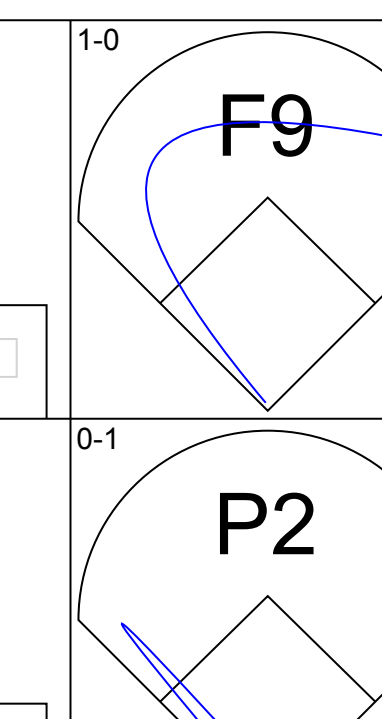
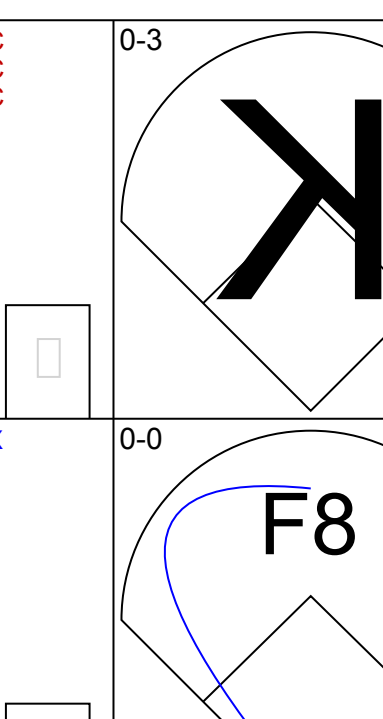
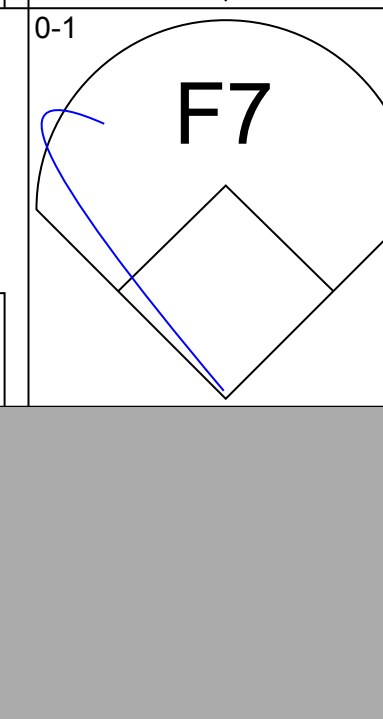




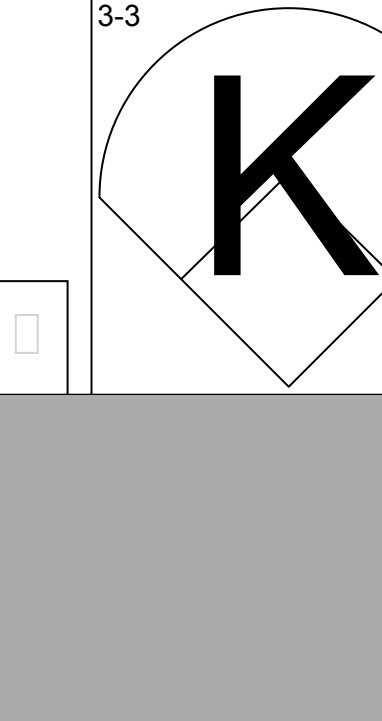
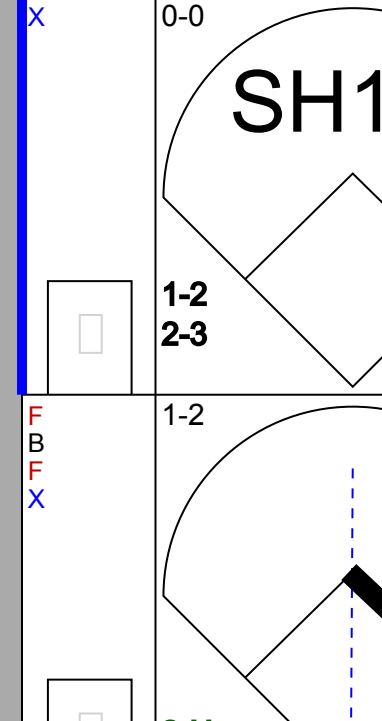

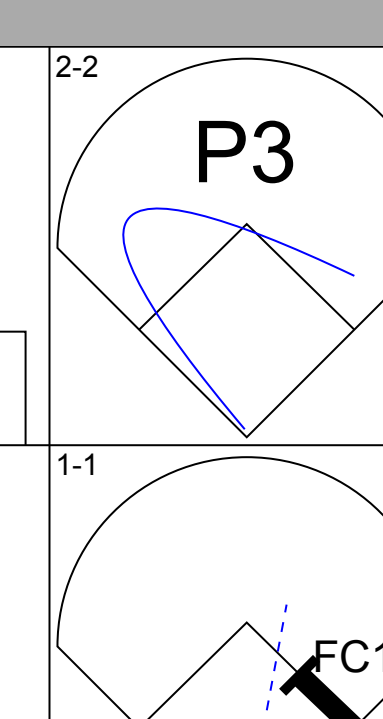
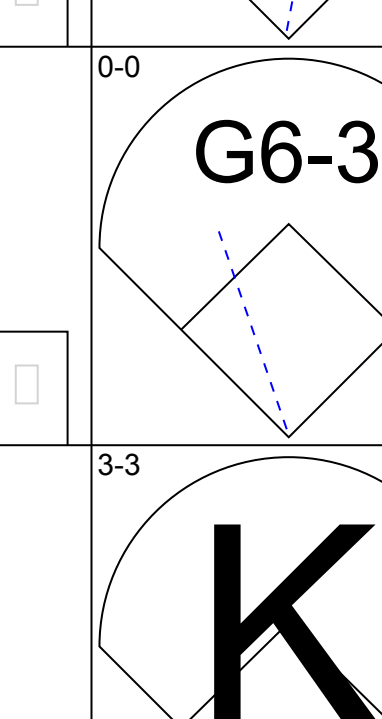
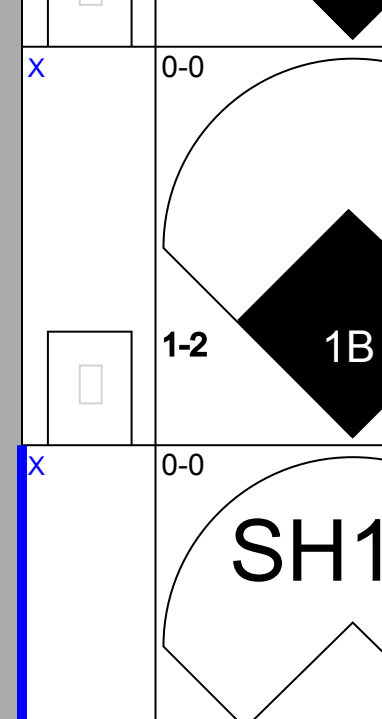

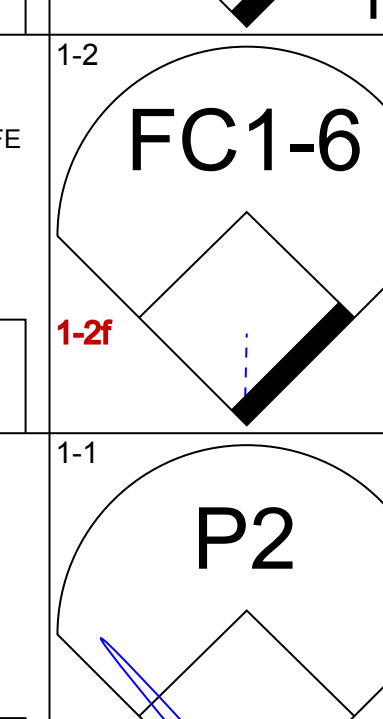

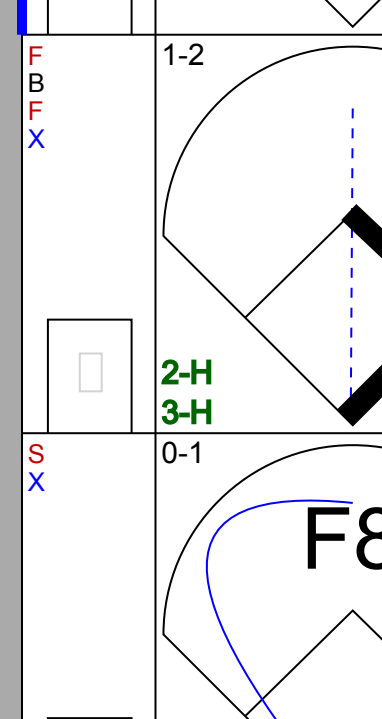



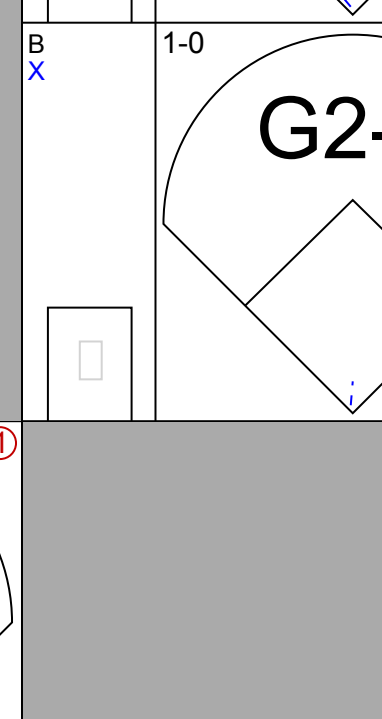
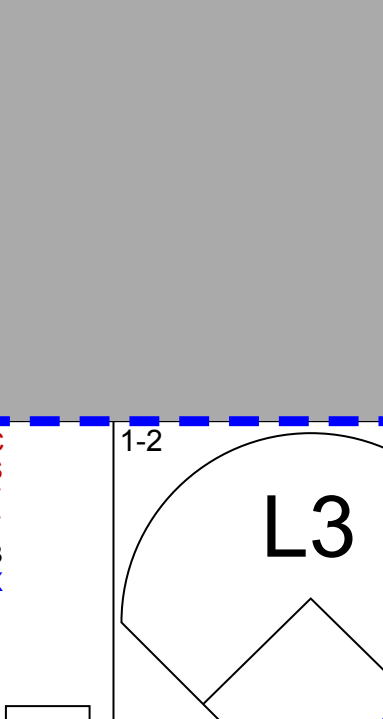
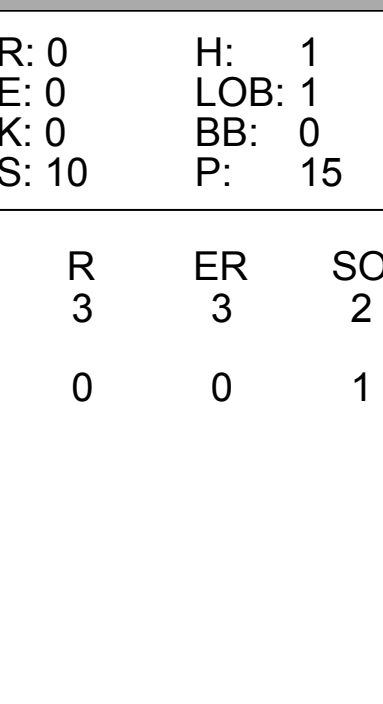
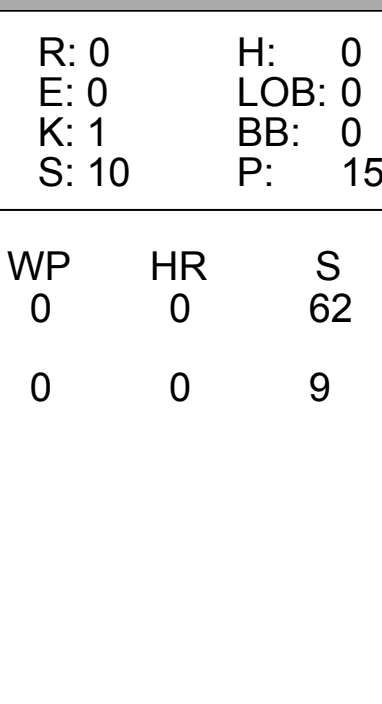
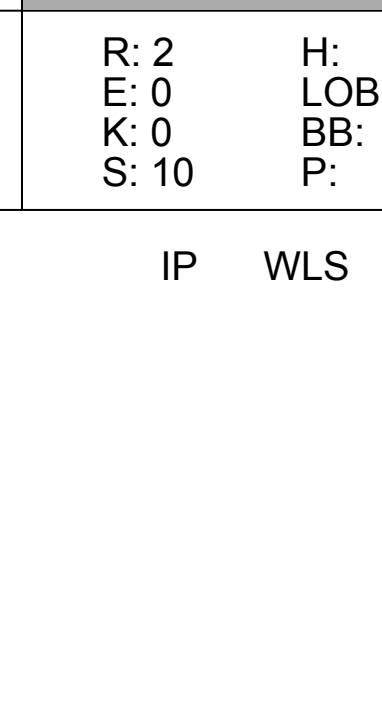
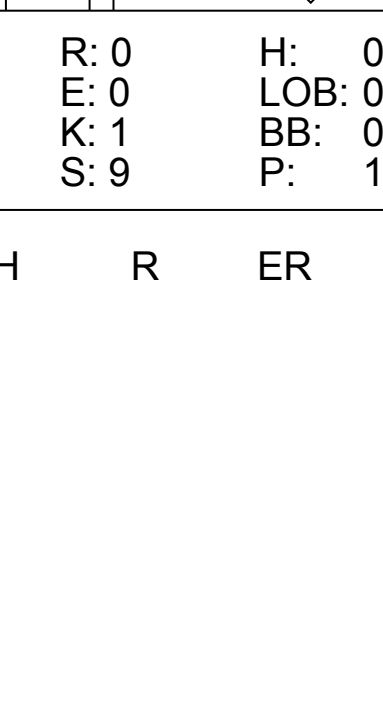
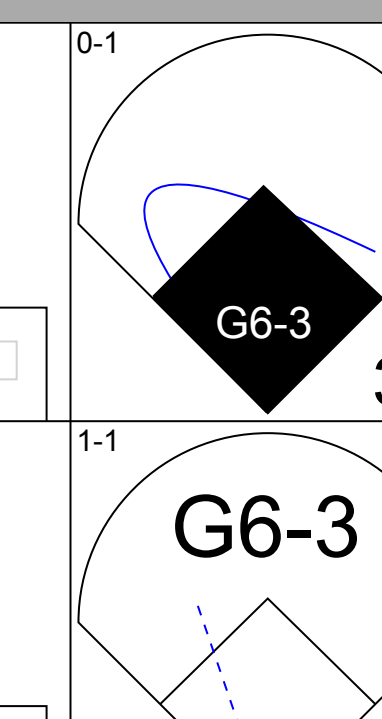
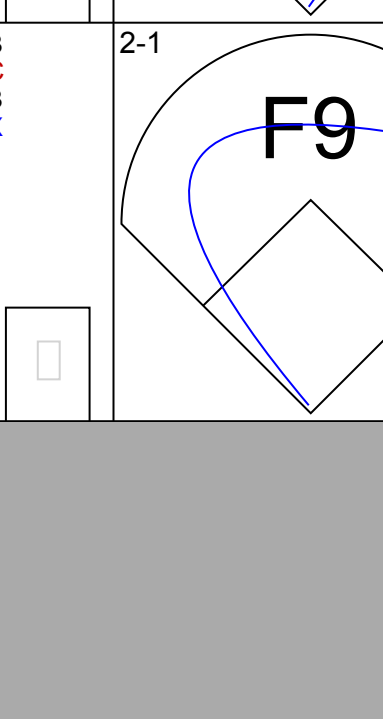
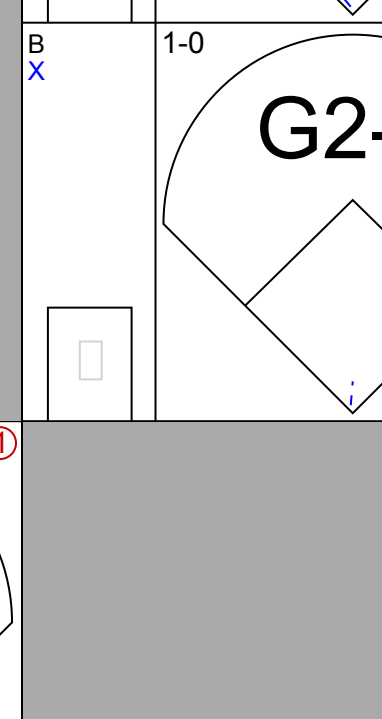
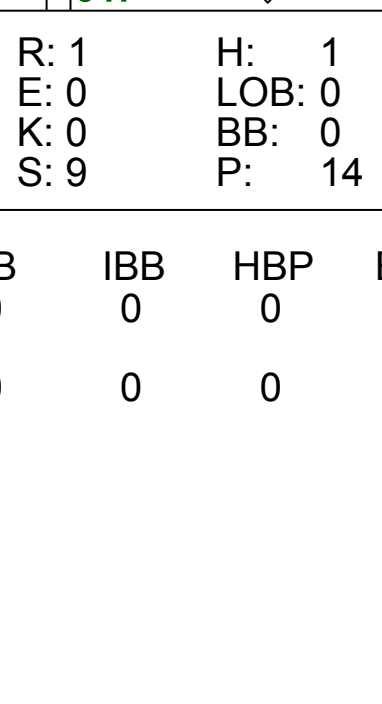
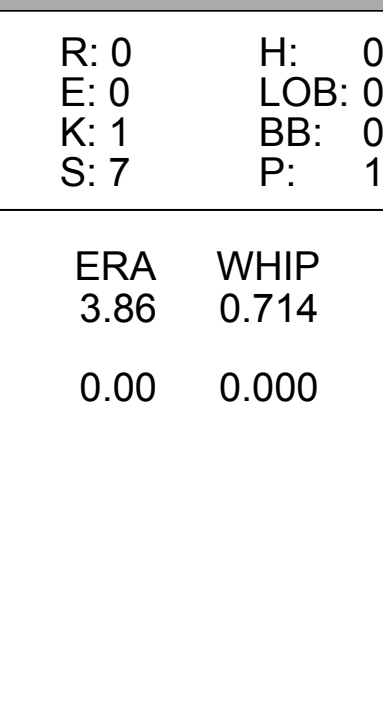
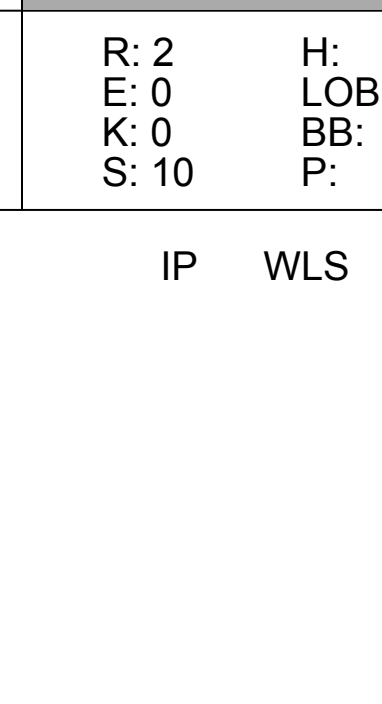
Batter	1	2	3	4	5	6	7	8	9	AB	R	H	RBI	BB	SO	LOB	BOTTOM										
Eric Young Sr., R OBP: 0.364, SLG: 0.400 (1, 4)	G6-3		G4-3			F7			1B	3	0	0	0	1	0	0											
Todd Hollandsworth, L OBP: 0.333, SLG: 0.961 (1, 7)	K		K			1B			G4-3	4	0	1	0	0	2	2											
Mike Piazza, R OBP: 0.326, SLG: 0.525 (1, 2)	G4-3			K		G1-3			1B	4	0	1	1	0	1	1											
Todd Zeile, R OBP: 0.349, SLG: 0.436 (1, 5)		SF8		G5-3		F8			K	4	1	1	0	0	1	2											
Raul Mondesi, R OBP: 0.220, SLG: 0.300 (1, 9)		K		K		FC6-4			P6	4	0	1	0	0	2	3											
Paul Konerko, R OBP: 0.257, SLG: 0.167 (1, 3)		SF8		L3		FC6-4			G5-3	3	0	0	1	0	0	1											
Trenidad Hubbard, R OBP: 0.294, SLG: 0.471 Thomas Howard, S OBP: 0.150, SLG: 0.421 (1, 8) (9, PH)		3H		G6-3		FC6-4			K	3	0	2	0	0	0	0											
Juan Castro, R Frank Lankford, R Brad Clontz, R Mike Devereaux, R Jim Bruske, R Antonio Osuna, R Matt Lincecum, R (1, 6) (8, 1) (7, 1) (7, PH) (8, 1) (8, 1) (9, PH)		G1-3		G6-3		FC6-4			K	2	0	0	0	0	0	1											
37 Darren Dreifort, R Wilton Guerrero, S OBP: 0.429, SLG: 0.500 (1, 1) (6, 6)				K		P4			G4-3	1	0	0	0	0	1	0											
Inning Stats	R: 0 E: 0 K: 1 S: 6	H: 0 LOB: 0 BB: 0 P: 12	R: 1 E: 0 K: 1 S: 10	H: 2 LOB: 1 BB: 0 P: 16	R: 0 E: 0 K: 2 S: 10	H: 0 LOB: 0 BB: 0 P: 17	R: 0 E: 0 K: 2 S: 9	H: 0 LOB: 0 BB: 0 P: 14	R: 0 E: 0 K: 0 S: 6	H: 0 LOB: 0 BB: 0 P: 8	R: 0 E: 0 K: 0 S: 5	H: 1 LOB: 1 BB: 0 P: 8	R: 0 E: 0 K: 0 S: 9	H: 2 LOB: 2 BB: 0 P: 11	R: 1 E: 0 K: 1 S: 13	H: 2 LOB: 2 BB: 1 P: 21	R: 0 E: 0 K: 2 S: 11	H: 0 LOB: 0 BB: 0 P: 15	1B: 5 2B: 1 3B: 1 HR: 0	SF: 1 SAC: 0 DP: 0 HBP: 0	WP: 0 PB: 0 SB: 0 CS: 0	PA: 35					
PITCHER	IP	WLS	BF	H	R	ER	SO	BB	IBB	HBP	BLK	WP	HR	S	P	ERA	WHIP										
Mike Hampton, L ERA: 4.43 Doug Henry, R ERA:	7.1	W	30	7	2	2	6	1	0	0	0	0	0	63	98	0.00	1.091										

Houston Astros @ Los Angeles Dodgers
Dodger Stadium, Los Angeles, CA
Sat Apr 11 1998, 7:05 PM PDT
Att: 40,037 - Overcast - 58 F

AB 33
R 2
H 7
RBI 2
BB 1
SO 9
LOB 12



Batter	1	2	3	4	5	6	7	8	9	AB	R	H	RBI	BB	SO	LOB	TOP			
Craig Biggio, R OBP: 0.387, SLG: 0.482 (1, 4)										4	0	0	0	0	2	0	Houston Astros @ Los Angeles Dodgers Dodger Stadium, Los Angeles, CA Mon Apr 13 1998, 7:05 PM PDT Att: 32,289 - Cloudy - 58 F			
Derek Bell, R OBP: 0.431, SLG: 0.679 (1, 9)										4	0	0	0	0	2	0				
5 Jeff Bagwell, R OBP: 0.415, SLG: 0.510 (1, 3)										3	1	0	0	1	0	0				
Bill Spiers, L OBP: 0.323, SLG: 0.308 (9, PH)											3	0	2	0	0	0		0		
Sean Berry, R OBP: 0.395, SLG: 0.483 (9, PH)											1	0	0	0	0	0		0		
Moises Alou, R OBP: 0.392, SLG: 0.578 (1, 7)											4	0	3	1	0	0		0		
Carl Everett, S OBP: 0.310, SLG: 0.379 (9, PH)											3	0	0	0	0	1		4		
Tony Eusebio, R OBP: 0.313, SLG: 0.162 (8, 1)											1	0	0	0	0	0		1		
Ricky Gutierrez, R OBP: 0.408, SLG: 0.457 (1, 6)										3	0	1	0	0	0	2		AB 32 R 1 H 6 RBI 1 BB 1 SO 6 LOB 10		
Brad Ausmus, R OBP: 0.313, SLG: 0.162 (1, 2)										3	0	0	0	0	0	3				
Jose Lima, R OBP: 0.262, SLG: 0.316 (8, PH)										2	0	0	0	0	1	0				
Richard Hidalgo, R OBP: 0.282, SLG: 0.316 (8, 1)										1	0	0	0	0	0	0				
Mike Magnante, L OBP: 0.282, SLG: 0.206 (8, 1)										0	0	0	0	0	0	0				
Inning Stats	R: 1 H: 2 E: 0 K: 1 S: 10	H: 2 LOB: 2 BB: 1 P: 22	R: 0 H: 1 E: 0 K: 0 S: 5	H: 1 LOB: 0 BB: 0 P: 11	R: 0 H: 0 E: 0 K: 2 S: 9	H: 0 LOB: 0 BB: 0 P: 16	R: 0 H: 0 E: 0 K: 0 S: 5	H: 0 LOB: 0 BB: 0 P: 7	R: 0 H: 0 E: 0 K: 1 S: 7	H: 0 LOB: 0 BB: 0 P: 11	R: 0 H: 2 E: 0 K: 1 S: 12	H: 2 LOB: 2 BB: 0 P: 18	R: 0 H: 0 E: 0 K: 1 S: 13	H: 0 LOB: 0 BB: 0 P: 20	R: 0 H: 1 E: 0 K: 0 S: 10	H: 1 LOB: 1 BB: 0 P: 17	1B: 6 2B: 0 3B: 0 HR: 0	SF: 0 SAC: 0 DP: 1 HBP: 0	WP: 0 PB: 0 SB: 0 CS: 0	PA: 33
PITCHER	IP WLS BF H R ER SO BB IBB HBP BLK WP HR S P ERA WHIP																			
Hideo Nomo, R ERA: 3.38 (1, 1)	7.0 W 26 5 1 1 5 1 0 0 0 0 0 0 56 101 1.29 0.857																			
Mark Guthrie, L ERA: (8, 1)	1.0 3 0 0 0 1 0 0 0 0 0 0 0 13 20 0.00 0.000																			
Scott Radinsky, L ERA: (9, 1)	1.0 S 4 1 0 0 0 0 0 0 0 1 0 0 10 17 0.00 1.000																			


Batter	1	2	3	4	5	6	7	8	9	AB	R	H	RBI	BB	SO	LOB	BOTTOM	
Eric Young Sr., R OBP: 0.321, SLG: 0.333 (1, 4)										4	0	0	0	0	1	0	Houston Astros @ Los Angeles Dodgers Dodger Stadium, Los Angeles, CA Mon Apr 13 1998, 7:05 PM PDT Att: 32,289 - Cloudy - 58 F	
Todd Hollandsworth, L OBP: 0.286, SLG: 0.475 (1, 7)										4	0	0	0	0	0	0		
Raul Mondesi, R OBP: 0.265, SLG: 0.383 (1, 9)											3	1	1	0	0	0		
Todd Zeile, R OBP: 0.333, SLG: 0.426 (1, 5)											3	1	1	0	0	0		
Matt Luke, L OBP: 0.273, SLG: 0.200 (7, PH)											2	0	1	0	0	1		0
Jose Vizcaino, S OBP: 0.276, SLG: 0.200 (7, PH)											0	0	0	0	0	0		0
Paul Konerko, R OBP: 0.282, SLG: 0.206 (8, 3)											0	0	0	0	0	0		0
Wilton Guerrero, S OBP: 0.455, SLG: 0.500 (1, 6)											3	0	1	2	0	1		1
Mark Guthrie, R ERA: (8, 1)											0	0	0	0	0	0		0
Scott Radinsky, L ERA: (9, 1)											0	0	0	0	0	0		0
Thomas Howard, S OBP: 0.130, SLG: 0.364 (1, 8)											3	0	0	0	0	2	AB 28 R 3 H 5 RBI 3 BB 0 SO 3 LOB 4	
Juan Castro, R OBP: 0.364 (8, 6)											0	0	0	0	0	0		
Tom Prince, R OBP: 0.250, SLG: 0.750 (1, 2)										3	1	1	0	0	0	1		
Hideo Nomo, R ERA: 3.05 (1, 1)										2	0	0	1	0	0	0		
Trenidad Hubbard, R OBP: 0.238, SLG: 0.400 (8, 8)										1	0	0	0	0	0	0		
Inning Stats	R: 0 H: 0 E: 0 K: 0 S: 10	H: 0 LOB: 0 BB: 0 P: 13	R: 0 H: 1 E: 0 K: 0 S: 10	H: 1 LOB: 1 BB: 0 P: 15	R: 0 H: 0 E: 0 K: 1 S: 10	H: 0 LOB: 0 BB: 0 P: 15	R: 0 H: 0 E: 0 K: 1 S: 7	H: 0 LOB: 0 BB: 0 P: 13	R: 0 H: 0 E: 0 K: 0 S: 6	H: 0 LOB: 0 BB: 0 P: 8	R: 2 H: 3 E: 0 K: 0 S: 10	H: 3 LOB: 1 BB: 0 P: 14	R: 0 H: 0 E: 0 K: 1 S: 9	H: 0 LOB: 0 BB: 0 P: 10	1B: 4 2B: 0 3B: 1 HR: 0	SF: 0 SAC: 1 DP: 0 HBP: 0	WP: 0 PB: 0 SB: 0 CS: 0	PA: 29
PITCHER	IP WLS BF H R ER SO BB IBB HBP BLK WP HR S P ERA WHIP																	
Jose Lima, R ERA: 3.05 (1, 1)	7.0 L 26 5 3 3 2 0 0 0 0 0 0 0 62 92 3.86 0.714																	
Mike Magnante, L ERA: 5.87 (8, 1)	1.0 3 0 0 0 1 0 0 0 0 0 0 0 9 10 0.00 0.000																	



Batter	1	2	3	4	5	6	7	8	9	AB	R	H	RBI	BB	SO	LOB	TOP										
Craig Biggio, R OBP: 0.379, SLG: 0.458 (1, 4)	4-0 CS BB		2-1 F9		0-0 FC6-4		2-1 G6-3			3	0	0	0	1	0	2											
Derek Bell, R OBP: 0.420, SLG: 0.644 (1, 9)	1-3 K		0-1 F7			4-1 G6-3 BB		0-0 F7		3	0	0	0	1	1	1											
5 Jeff Bagwell, R OBP: 0.391, SLG: 0.473 (1, 3)	0-0 G4-3			1-0 L9		1-0 P4		0-0 G5-3		4	0	0	0	0	0	1											
Sean Berry, R OBP: 0.357, SLG: 0.424 (1, 5)		1-2 F9		1-1 F7		2-2 SAFE G6-3		2-2 G3		4	0	0	0	0	0	1											
Moises Alou, R OBP: 0.400, SLG: 0.553 (1, 7)		4-2 1B BB		1-1 F8		4-0 BB			0-3 K	2	0	0	0	2	1	0											
Richard Hidalgo, R OBP: 0.281, SLG: 0.310 (1, 8)	1-3 SAFE K			0-0 S 1B		2-2 P6		0-0 G4-3		4	1	1	0	0	1	3											
Tony Eusebio, R OBP: 0.214, SLG: 0.154 (1, 2)	1-0 SAFE FC4-6 1B			2-1 SAFE FC6-4 1B			2-2 G4-3		0-3 K	4	0	2	1	0	1	0											
Ricky Gutierrez, R OBP: 0.404, SLG: 0.438 (1, 6)	2-2 FC4-6			1-1 F8			1-0 HBP			2	0	0	0	0	0	3											
Tim Bogar, R OBP: 0.182, SLG: 0.100 (7, 6)	1-2 SAFE FC4-6									0	0	0	0	0	0	0											
Shane Reynolds, R OBP: 0.250, SLG: 0.375 (1, 1)			1-2 G2-3		0-1 B3					2	0	0	0	0	0	1											
35 Dave Clark, L OBP: 0.288, SLG: 0.091 (7, PH)										1	0	0	0	0	1	1											
C.J. Nitkowski, L (7, 1)										0	0	0	0	0	0	0											
Inning Stats	R: 0 E: 0 K: 1 S: 4	H: 0 LOB: 0 BB: 1 P: 9	R: 0 E: 0 K: 1 S: 14	H: 1 LOB: 2 BB: 1 P: 23	R: 0 E: 0 K: 0 S: 8	H: 0 LOB: 0 BB: 0 P: 11	R: 0 E: 0 K: 0 S: 5	H: 0 LOB: 0 BB: 0 P: 8	R: 1 E: 0 K: 0 S: 8	H: 2 LOB: 1 BB: 0 P: 11	R: 0 E: 0 K: 0 S: 12	H: 0 LOB: 2 BB: 2 P: 25	R: 0 E: 0 K: 1 S: 8	H: 0 LOB: 1 BB: 0 P: 14	R: 0 E: 0 K: 0 S: 5	H: 0 LOB: 0 BB: 0 P: 7	R: 0 E: 0 K: 2 S: 7	H: 0 LOB: 0 BB: 0 P: 7	1B: 3 2B: 0 3B: 0 HR: 0	SF: 0 SAC: 0 DP: 0 HBP: 1	WP: 0 PB: 0 SB: 1 CS: 1	PA: 34					
PITCHER	IP	WLS	BF	H	R	ER	SO	BB	IBB	HBP	BLK	WP	HR	S	P	ERA	WHIP										
Brett Tomko, R ERA: 2.45	(1, 1)	8.0	W	31	3	1	3	4	0	1	0	0	0	64	108	1.12	0.875										
Jeff Shaw, R ERA: 3.68	(9, 1)	1.0	S	3	0	0	2	0	0	0	0	0	0	7	7	0.00	0.000										

Houston Astros @ Cincinnati Reds
Cinergy Field, Cincinnati, OH
Wed Apr 15 1998, 7:05 PM EDT
Att: 15,619 - Overcast - 60 F


AB 29
R 1
H 3
RBI 1
BB 4
SO 5
LOB 13



Batter	1	2	3	4	5	6	7	8	9	AB	R	H	RBI	BB	SO	LOB	BOTTOM										
Chris Stynes, R OBP: 0.424, SLG: 0.618 (1, 7)	0-1 G6-3	0-0 G1-3			3-2 HR		1-2 G1-4-3 BB			4	1	2	1	0	0	1											
Reggie Sanders, R OBP: 0.409, SLG: 0.324 (1, 8)	3-3 K		2-3 K		2-3 K		4-0 G1-4-3 BB			3	0	0	0	1	3	0											
Barry Larkin, R OBP: 0.361, SLG: 0.345 (1, 6)	1-2 F8		3-3 K		3-2 G4-3		2-2 G1-4-3			4	0	0	0	0	1	2											
Eddie Taubensee, L OBP: 0.408, SLG: 0.432 (1, 2)		1-1 1B HR	2-0 P4			4-2 1B G5-3 BB	0-1 F8			3	1	1	0	1	0	1											
Eduardo Perez, R OBP: 0.275, SLG: 0.306 (1, 3)		1-1 HR 1B		2-2 G1-3		2-2 G5-3		3-2 G6-3		4	1	1	0	0	0	1											
Willie Greene, L OBP: 0.475, SLG: 0.622 (1, 5)		2-1 HR		1-1 FC4-6 1B		4-0 1B IBB		2-1 L7		3	1	2	3	1	0	0											
Bret Boone, R OBP: 0.400, SLG: 0.589 (1, 4)		2-1 G6-3		1-2 FC4-6		1-1 L9		1-2 G6-3		4	0	0	0	0	0	3											
Jon Nunnally, L OBP: 0.380, SLG: 0.400 (1, 9)		1-0 G4-3		0-0 G4-3		0-1 1B				3	0	1	0	0	0	1											
Brett Tomko, R OBP: 0.286, SLG: 0.286 (1, 1)		1-2 1B			0-0 G6-3		0-1 G5			3	0	1	0	0	0	3											
Jeff Shaw, R (9, 1)										0	0	0	0	0	0	0											
Inning Stats	R: 0 E: 0 K: 1 S: 9	H: 0 LOB: 0 BB: 0 P: 13	R: 3 E: 0 K: 0 S: 13	H: 4 LOB: 1 BB: 0 P: 21	R: 0 E: 0 K: 2 S: 7	H: 0 LOB: 0 BB: 0 P: 14	R: 0 E: 0 K: 0 S: 11	H: 1 LOB: 1 BB: 0 P: 15	R: 1 E: 0 K: 1 S: 12	H: 1 LOB: 0 BB: 0 P: 20	R: 0 E: 0 K: 0 S: 11	H: 1 LOB: 3 BB: 2 P: 22	R: 0 E: 0 K: 0 S: 9	H: 1 LOB: 1 BB: 1 P: 16	R: 0 E: 0 K: 0 S: 9	H: 0 LOB: 0 BB: 0 P: 15	1B: 6 2B: 0 3B: 0 HR: 2	SF: 0 SAC: 0 DP: 1 HBP: 0	WP: 0 PB: 0 SB: 0 CS: 0	PA: 34							
PITCHER	IP	WLS	BF	H	R	ER	SO	BB	IBB	HBP	BLK	WP	HR	S	P	ERA	WHIP										
Shane Reynolds, R ERA: 4.38	(1, 1)	6.0	L	27	7	4	4	4	0	0	0	0	0	63	105	6.00	1.333										
C.J. Nitkowski, L ERA: 2.57	(7, 1)	2.0	7	1	0	0	0	1	0	0	0	0	0	18	31	0.00	1.000										

Houston Astros @ Cincinnati Reds
Cinergy Field, Cincinnati, OH
Wed Apr 15 1998, 7:05 PM EDT
Att: 15,619 - Overcast - 60 F

AB 31
R 4
H 8
RBI 4
BB 3
SO 4
LOB 12



Batter	1	2	3	4	5	6	7	8	9	AB	R	H	RBI	BB	SO	LOB	TOP		
Craig Biggio, R OBP: 0.352, SLG: 0.422 (1, 4)										5	1	0	0	0	2	2			
35 Dave Clark, L OBP: 0.388, SLG: 0.214 Richard Hidalgo, R OBP: 0.255, SLG: 0.302 (7, 9)										3	1	2	0	0	0	0			
5 Jeff Bagwell, R OBP: 0.305, SLG: 0.483 (1, 3)										3	1	1	0	2	0	3			
Bill Spiers, L OBP: 0.333, SLG: 0.355 (1, 5)										5	1	2	2	0	1	2			
Moises Alou, R OBP: 0.433, SLG: 0.608 (1, 7)										4	2	3	2	1	1	0			
Carl Everett, S OBP: 0.394, SLG: 0.484 Doug Henry, R (7, 1)										2	0	2	1	2	0	0			
Jack Howell, L OBP: 0.400, SLG: 0.250 Billy Wagner, L (9, 1)										0	0	0	0	1	0	0			
Brad Ausmus, R OBP: 0.283, SLG: 0.143 (1, 2)										5	0	0	0	0	1	8			
Tim Lincecum, R OBP: 0.267, SLG: 0.385 (1, 6)										3	1	1	1	1	0	3			
Mike Hampton, R OBP: 0.384, SLG: 0.300 Derek Bell, R OBP: 0.414, SLG: 0.633 (7, 9)										2	0	1	0	1	0	2			
Inning Stats	R: 0 E: 0 K: 1 S: 8	H: 1 LOB: 0 BB: 0 P: 14	R: 1 E: 1 K: 0 S: 9	H: 2 LOB: 1 BB: 1 P: 16	R: 5 E: 0 K: 0 S: 17	H: 5 LOB: 2 BB: 2 P: 31	R: 0 E: 0 K: 0 S: 11	H: 1 LOB: 1 BB: 0 P: 19	R: 0 E: 0 K: 1 S: 9	H: 0 LOB: 1 BB: 1 P: 19	R: 0 E: 0 K: 1 S: 9	H: 1 LOB: 0 BB: 0 P: 17	R: 1 E: 0 K: 2 S: 17	H: 1 LOB: 0 BB: 2 P: 21	R: 0 E: 0 K: 1 S: 13	H: 0 LOB: 3 BB: 3 P: 28	1B: 7 2B: 2 3B: 2 HR: 1	SF: 0 SAC: 0 DP: 3 HBP: 1	WP: 0 PA: 45 PB: 0 SB: 6 CS: 1
PITCHER	IP	WLS	BF	H	R	ER	SO	BB	IBB	HBP	BLK	WP	HR	S	P	ERA	WHIP		
David Weathers, R ERA: 6.75 (1, 1)	2.1	L	15	8	6	5	1	2	0	0	0	0	0	27	48	19.29	4.286		
Mark Hutton, R ERA: (3, 1)	2.2		11	2	0	0	0	2	0	0	0	0	0	25	48	0.00	1.500		
Marc Kroon, R ERA: (6, 1)	2.0		7	1	0	0	2	1	0	1	0	0	0	18	36	0.00	1.000		
Scott Sullivan, R ERA: 10.8 (8, 1)	1.0		4	1	1	1	2	0	0	0	0	0	1	17	21	9.00	1.000		
Stan Belinda, R ERA: 3.55 (9, 1)	1.0		6	0	0	0	1	3	0	0	0	0	0	13	28	0.00	3.000		

Houston Astros @ Cincinnati Reds
Cinergy Field, Cincinnati, OH
Thu Apr 16 1998, 7:05 PM EDT
Att: 14,596 - Cloudy - 64 F

AB	34
R	7
H	12
RBI	6
BB	8
SO	6
LOB	20



Batter	1	2	3	4	5	6	7	8	9	AB	R	H	RBI	BB	SO	LOB	BOTTOM				
Chris Stynes, R OBP: 0.406, SLG: 0.583 (1, 7)										5	1	1	0	0	1	3					
Reggie Sanders, R OBP: 0.388, SLG: 0.308 (1, 8)										5	0	1	0	0	2	3					
Barry Larkin, R OBP: 0.390, SLG: 0.375 (1, 6)										3	0	1	1	2	0	0					
Eduardo Perez, R OBP: 0.250, SLG: 0.275 Scott Sullivan, R (8, 1)										4	0	0	0	0	2	4					
Jon Nunnally, L OBP: 0.373, SLG: 0.390 (9, 9)										1	0	0	0	0	1	1					
Dmitri Young, S OBP: 0.342, SLG: 0.500 (8, 3)										4	1	2	0	0	1	1					
Willie Greene, L OBP: 0.476, SLG: 0.596 (1, 5)										2	1	0	0	2	1	2					
Bret Boone, R OBP: 0.422, SLG: 0.667 (1, 4)										4	1	3	3	0	0	2					
Brook Fordyce, R OBP: 0.250, SLG: 0.200 (1, 2)										4	0	1	0	0	1	1					
David Weathers, R ERA: 4.0 Mark Hutton, R ERA: 2.35 Aaron Boone, R OBP: 0.162, SLG: 0.162 Pat Watkins, R OBP: 0.162, SLG: 0.162 Stan Belinda, R (9, 1)										1	0	0	0	0	1	1					
Inning Stats	R: 1 E: 0 K: 0 S: 11	H: 1 LOB: 0 BB: 0 P: 19	R: 1 E: 0 K: 3 S: 14	H: 2 LOB: 1 BB: 0 P: 21	R: 0 E: 0 K: 0 S: 8	H: 0 LOB: 0 BB: 0 P: 8	R: 0 E: 0 K: 0 S: 5	H: 1 LOB: 0 BB: 0 P: 6	R: 0 E: 0 K: 1 S: 9	H: 3 LOB: 2 BB: 0 P: 15	R: 0 E: 0 K: 1 S: 11	H: 1 LOB: 1 BB: 1 P: 18	R: 0 E: 0 K: 1 S: 7	H: 2 LOB: 3 BB: 1 P: 14	R: 2 E: 0 K: 2 S: 12	H: 1 LOB: 0 BB: 1 P: 21	R: 0 E: 0 K: 3 S: 11	H: 0 LOB: 1 BB: 1 P: 20	1B: 7 2B: 3 3B: 0 HR: 1	SF: 0 SAC: 0 DP: 1 HBP: 0	WP: 1 PA: 40 PB: 0 SB: 0 CS: 0
PITCHER	IP	WLS	BF	H	R	ER	SO	BB	IBB	HBP	BLK	WP	HR	S	P	ERA	WHIP				
Mike Hampton, L ERA: 4.0 (1, 1)	6.2	W	30	10	2	2	5	2	0	0	0	0	1	15	26	13.50	1.800				
Doug Henry, R ERA: 2.35 (7, 1)	1.1		6	1	2	2	3	1	0	0	0	0	0	11	20	0.00	1.000				
Billy Wagner, L ERA: 4.91 (9, 1)	1.0	S	4	0	0	0	3	1	0	0	0	0	0	11	20	0.00	1.000				

Houston Astros @ Cincinnati Reds
Cinergy Field, Cincinnati, OH
Thu Apr 16 1998, 7:05 PM EDT
Att: 14,596 - Cloudy - 64 F

AB	36
R	4
H	11
RBI	4
BB	4
SO	11
LOB	18



Batter	1	2	3	4	5	6	7	8	9	AB	R	H	RBI	BB	SO	LOB	TOP				
Mark Grudzielanek, R OBP: 0.221, SLG: 0.273	1-2 F8		3-2 L9		1-1 G5-3		2-2 G4-3		2-0 G6-3	5	0	0	0	0	0	2					
F.P. Santangelo, S OBP: 0.326, SLG: 0.302	2-0 P4			1-2 G6-3	0-0 F8			4-2 3B HBP		3	1	0	0	0	0	0					
Rondell White, R OBP: 0.333, SLG: 0.429	0-0 G3-1			1-1 FC6-4 1B HBP	1-3 K			0-1 FC1-2 3B		4	1	2	1	0	1	0					
Brad Fullmer, L OBP: 0.393, SLG: 0.444		2-3 K		1-2 FC6-4 HBP		1-2 K		2-2 FC1-2 1B		3	0	0	0	0	2	1					
Shane Andrews, R OBP: 0.189, SLG: 0.333	0-0 F9			2-1 FC6-4 1B WP		1-0 G6-3		1-2 3-H 1B		4	1	1	0	0	0	2					
Mike Mordecai, R OBP: 0.143, SLG: 0.100	1-3 K			1-0 WP 1B		0-1 G6-3		1-3 K		4	0	1	1	0	2	2					
Da Rond Stovall, S OBP: 0.400, SLG: 0.474			0-0 B3		1-2 2-3 WP 1B		1-2 F8		1-0 F9	3	0	1	0	0	0	0	AB 33				
Vladimir Guerrero, R OBP: 0.316, SLG: 0.463										1	0	0	0	0	0	2	R 3				
Ryan McGuire, L OBP: 0.385, SLG: 0.364										0	0	0	0	0	0	0	H 7				
Chris Widger, R OBP: 0.240, SLG: 0.239			2-1 SH5-4 1B		4-1 1-2 2-3 3-H BB		0-0 P4		3-2 P3	3	0	1	0	1	0	0	RBI 2				
Dustin Hermanson, R OBP: 0.250, SLG: 0.147				1-0 SH5-4			3-2 1B		3-3 K	1	0	0	0	0	1	3	BB 1				
Rick DeHart, L OBP: 0.125, SLG: 0.125				1-2 K						1	0	1	0	0	0	0	SO 7				
Anthony Telford, R OBP: 0.125, SLG: 0.125										0	0	0	0	0	0	0	LOB 12				
Mike Hubbard, R OBP: 0.125, SLG: 0.125										1	0	0	0	0	1	0					
Inning Stats	R: 0 E: 0 K: 0 S: 5	H: 0 LOB: 0 BB: 0 P: 8	R: 0 E: 0 K: 2 S: 8	H: 0 LOB: 0 BB: 0 P: 11	R: 0 E: 0 K: 0 S: 8	H: 1 LOB: 1 BB: 0 P: 14	R: 2 E: 0 K: 1 S: 19	H: 3 LOB: 3 BB: 1 P: 33	R: 0 E: 0 K: 1 S: 6	H: 0 LOB: 0 BB: 0 P: 8	R: 0 E: 0 K: 0 S: 11	H: 1 LOB: 1 BB: 0 P: 17	R: 1 E: 0 K: 1 S: 16	H: 2 LOB: 2 BB: 0 P: 25	R: 0 E: 0 K: 1 S: 8	H: 0 LOB: 0 BB: 0 P: 16	1B: 6 2B: 0 3B: 1 HR: 0	SF: 0 SAC: 1 DP: 0 HBP: 2	WP: 1 PB: 0 SB: 0 CS: 0	PA: 37	
PITCHER	IP WLS BF H R ER SO BB IBB HBP BLK WP HR S P ERA WHIP	IP WLS BF H R ER SO BB IBB HBP BLK WP HR S P ERA WHIP	IP WLS BF H R ER SO BB IBB HBP BLK WP HR S P ERA WHIP	IP WLS BF H R ER SO BB IBB HBP BLK WP HR S P ERA WHIP	IP WLS BF H R ER SO BB IBB HBP BLK WP HR S P ERA WHIP	IP WLS BF H R ER SO BB IBB HBP BLK WP HR S P ERA WHIP	IP WLS BF H R ER SO BB IBB HBP BLK WP HR S P ERA WHIP	IP WLS BF H R ER SO BB IBB HBP BLK WP HR S P ERA WHIP	IP WLS BF H R ER SO BB IBB HBP BLK WP HR S P ERA WHIP	IP WLS BF H R ER SO BB IBB HBP BLK WP HR S P ERA WHIP	IP WLS BF H R ER SO BB IBB HBP BLK WP HR S P ERA WHIP	IP WLS BF H R ER SO BB IBB HBP BLK WP HR S P ERA WHIP	IP WLS BF H R ER SO BB IBB HBP BLK WP HR S P ERA WHIP	IP WLS BF H R ER SO BB IBB HBP BLK WP HR S P ERA WHIP	IP WLS BF H R ER SO BB IBB HBP BLK WP HR S P ERA WHIP	IP WLS BF H R ER SO BB IBB HBP BLK WP HR S P ERA WHIP	IP WLS BF H R ER SO BB IBB HBP BLK WP HR S P ERA WHIP	IP WLS BF H R ER SO BB IBB HBP BLK WP HR S P ERA WHIP	IP WLS BF H R ER SO BB IBB HBP BLK WP HR S P ERA WHIP	IP WLS BF H R ER SO BB IBB HBP BLK WP HR S P ERA WHIP	IP WLS BF H R ER SO BB IBB HBP BLK WP HR S P ERA WHIP

Montreal Expos @ Houston Astros
Astrodome, Houston, TX
Fri Apr 17 1998, 8:05 PM EDT
Att: 26,485 - Dome - 72 F

AB	33
R	3
H	7
RBI	2
BB	1
SO	7
LOB	12



Batter	1	2	3	4	5	6	7	8	9	AB	R	H	RBI	BB	SO	LOB	BOTTOM				
Craig Biggio, R OBP: 0.360, SLG: 0.485	2-2 G4-3		1-1 HR		2-2 WP SF8 2B		0-1 L8			4	2	2	2	0	0	0					
Derek Bell, R OBP: 0.392, SLG: 0.603	2-3 K		1-2 G5-3		2-2 SF8 2H		3-1 E5 2B			3	1	0	1	0	1	0					
5 Jeff Bagwell, R OBP: 0.410, SLG: 0.475	4-1 1B E BB		2-0 E6 CS		2-1 FC5-4 1B		0-0 P9			3	1	1	0	1	0	1					
Sean Berry, R OBP: 0.370, SLG: 0.459	0-0 E		3-3 K		0-1 FC5-4		0-0 FC5-4			4	0	2	1	0	1	2					
Moises Alou, R OBP: 0.406, SLG: 0.564	0-0 E5			0-3 K		2-2 G4-3		2-2 G1-3		4	0	0	0	0	1	1					
Carl Everett, S OBP: 0.376, SLG: 0.441	1-2 3-H K			0-1 B1-3		4-2 G3 BB		3-2 G4-3		3	0	0	0	1	1	2					
Brad Ausmus, R OBP: 0.263, SLG: 0.130		2-3 K		0-0 G6-3		1-1 G3		1-0 F7		4	0	0	0	0	1	1					
Tim Lincecum, R OBP: 0.333, SLG: 0.400		0-2 G1-3			0-0 SH3 2B 1B		4-0 IBB			2	1	1	0	1	0	0					
John Halama, L			0-3 K		1-0 SH3		1-3 K			2	0	0	0	0	2	2					
Mike Magnante, L										0	0	0	0	0	0	0					
Billy Wagner, L										0	0	0	0	0	0	0					
Inning Stats	R: 1 E: 1 K: 2 S: 14	H: 1 LOB: 2 BB: 1 P: 23	R: 0 E: 0 K: 2 S: 9	H: 0 LOB: 0 BB: 0 P: 11	R: 1 E: 1 K: 1 S: 9	H: 1 LOB: 0 BB: 0 P: 16	R: 0 E: 0 K: 1 S: 7	H: 0 LOB: 0 BB: 0 P: 7	R: 2 E: 0 K: 0 S: 12	H: 3 LOB: 1 BB: 0 P: 19	R: 0 E: 0 K: 1 S: 11	H: 0 LOB: 2 BB: 2 P: 23	R: 1 E: 1 K: 0 S: 6	H: 1 LOB: 1 BB: 0 P: 9	R: 0 E: 0 K: 0 S: 8	H: 0 LOB: 0 BB: 0 P: 14	1B: 3 2B: 2 3B: 0 HR: 1	SF: 1 SAC: 1 DP: 0 HBP: 0	WP: 1 PB: 0 SB: 0 CS: 1	PA: 34	
PITCHER	IP WLS BF H R ER SO BB IBB HBP BLK WP HR S P ERA WHIP	IP WLS BF H R ER SO BB IBB HBP BLK WP HR S P ERA WHIP	IP WLS BF H R ER SO BB IBB HBP BLK WP HR S P ERA WHIP	IP WLS BF H R ER SO BB IBB HBP BLK WP HR S P ERA WHIP	IP WLS BF H R ER SO BB IBB HBP BLK WP HR S P ERA WHIP	IP WLS BF H R ER SO BB IBB HBP BLK WP HR S P ERA WHIP	IP WLS BF H R ER SO BB IBB HBP BLK WP HR S P ERA WHIP	IP WLS BF H R ER SO BB IBB HBP BLK WP HR S P ERA WHIP	IP WLS BF H R ER SO BB IBB HBP BLK WP HR S P ERA WHIP	IP WLS BF H R ER SO BB IBB HBP BLK WP HR S P ERA WHIP	IP WLS BF H R ER SO BB IBB HBP BLK WP HR S P ERA WHIP	IP WLS BF H R ER SO BB IBB HBP BLK WP HR S P ERA WHIP	IP WLS BF H R ER SO BB IBB HBP BLK WP HR S P ERA WHIP	IP WLS BF H R ER SO BB IBB HBP BLK WP HR S P ERA WHIP	IP WLS BF H R ER SO BB IBB HBP BLK WP HR S P ERA WHIP	IP WLS BF H R ER SO BB IBB HBP BLK WP HR S P ERA WHIP	IP WLS BF H R ER SO BB IBB HBP BLK WP HR S P ERA WHIP	IP WLS BF H R ER SO BB IBB HBP BLK WP HR S P ERA WHIP	IP WLS BF H R ER SO BB IBB HBP BLK WP HR S P ERA WHIP	IP WLS BF H R ER SO BB IBB HBP BLK WP HR S P ERA WHIP	IP WLS BF H R ER SO BB IBB HBP BLK WP HR S P ERA WHIP

Montreal Expos @ Houston Astros
Astrodome, Houston, TX
Fri Apr 17 1998, 8:05 PM EDT
Att: 26,485 - Dome - 72 F

AB	29
R	5
H	6
RBI	4
BB	3
SO	7
LOB	9



Batter	1	2	3	4	5	6	7	8	9	AB	R	H	RBI	BB	SO	LOB	TOP					
Craig Biggio, R OBP: 0.367, SLG: 0.494 (1, 4)	P4		G1-3			L7	F8		2-1 1B	5	0	1	2	0	0	2						
Derek Bell, R OBP: 0.416, SLG: 0.597 (1, 9)	P2		G4-3					5 1B	2-H 3-H 1B	5	1	2	0	0	0	0						
5 Jeff Bagwell, R OBP: 0.396, SLG: 0.452 (1, 3)	K			2-2 2B		F9		G1-6-3 2-H 1B		4	0	2	1	0	1	1						
Bill Spiers, L OBP: 0.383, SLG: 0.395 (1, 5)		3-2 1B 2B		K		G6-3		G1-6-3 1-2 1B		4	0	1	0	0	1	3						
Moises Alou, R OBP: 0.421, SLG: 0.609 (1, 7)		0-0 G4-6-3 1B		G5-3			F9	2-2 HR		4	1	2	1	0	0	1						
Richard Hidalgo, R OBP: 0.218, SLG: 0.255 (1, 8)		1-2 P6		F9			K	0-3 K		4	0	0	0	0	2	3						
Ricky Gutierrez, R OBP: 0.422, SLG: 0.458 (1, 6)		1-1 G4-6-3 1-2		G5-3					0-0 SH1-4 1B 1B	4	2	2	0	0	0	2						
Brad Ausmus, R OBP: 0.281, SLG: 0.212 (1, 2)			1-1 HR		F8			4-0 1B 1B	0-1 SH1-4 1B 1B	3	2	2	1	1	0	0						
Mike Hampton, R OBP: 0.357, SLG: 0.308 (1, 1)			1-2 F8		G6-3			0-1 1-3 2-H 1B	0-0 SH1-4	3	0	1	1	0	0	0						
Inning Stats	R: 0 E: 0 K: 1 S: 12	H: 0 LOB: 0 BB: 0 P: 16	R: 0 E: 0 K: 0 S: 10	H: 2 LOB: 1 BB: 0 P: 15	R: 1 E: 0 K: 0 S: 9	H: 1 LOB: 0 BB: 0 P: 14	R: 0 E: 0 K: 1 S: 13	H: 1 LOB: 1 BB: 0 P: 17	R: 0 E: 0 K: 0 S: 9	H: 0 LOB: 0 BB: 0 P: 13	R: 0 E: 0 K: 0 S: 14	H: 1 LOB: 1 BB: 0 P: 20	R: 1 E: 0 K: 1 S: 9	H: 2 LOB: 2 BB: 1 P: 16	R: 2 E: 0 K: 1 S: 12	H: 3 LOB: 0 BB: 0 P: 16	R: 2 E: 0 K: 0 S: 8	H: 3 LOB: 0 BB: 0 P: 10	1B: 7 2B: 4 3B: 0 HR: 2	SF: 0 SAC: 1 DP: 2 HBP: 0	WP: 0 PB: 0 SB: 0 CS: 0	PA: 38
PITCHER	IP	WLS	BF	H	R	ER	SO	BB	IBB	HBP	BLK	WP	HR	S	P	ERA	WHIP					
Rick Reed, R ERA: 4.21 (1, 1)	8.0	L	33	10	4	4	4	0	1	0	0	0	2	88	127	4.50	1.250					
Greg McMichael, R ERA: 1.54 (9, 1)	1.0		5	3	2	2	0	0	0	0	0	0	0	8	10	18.00	3.000					

Houston Astros @ New York Mets
Shea Stadium, Flushing, NY
Tue Apr 21 1998, 7:05 PM EDT
Att: 14,774 - Unknown - 67 F

AB	36
R	6
H	13
RBI	6
BB	1
SO	4
LOB	12



Batter	1	2	3	4	5	6	7	8	9	AB	R	H	RBI	BB	SO	LOB	BOTTOM					
Edgardo Alfonzo, R OBP: 0.346, SLG: 0.400 (1, 5)	K		F9			G1-3		2-0 1B 1B		4	0	1	0	0	1	0						
John Olerud, L OBP: 0.480, SLG: 0.508 Greg McMichael, R (9, 1)	G4-3		G4-3				1B BB	3-2 1B 1B		3	0	1	0	1	0	0						
Bernard Gilkey, R OBP: 0.403, SLG: 0.390 (1, 7)	G6-3			0-0 E 1B		F8		0-3 K		4	0	1	0	0	1	3						
Butch Huskey, R OBP: 0.324, SLG: 0.368 (1, 9)		3-1 2B 1B		0-0 E1	1-2 G6-4-3		2-0 FC6-4 1B	2-1 F8		4	0	2	0	0	0	3						
Brian McRae, S OBP: 0.366, SLG: 0.362 (1, 8)		1 SAFE 2-0 1-3 2B		0-3 K		2-2 FC6-4		2-3 K		4	0	1	0	0	2	4						
Carlos Baerga, S OBP: 0.188, SLG: 0.230 (1, 4)		2-3 K		1-1 G6-4-3			1-0 G5-3	0-1 1B		4	0	1	0	0	1	4						
Tim Spehr, R OBP: 0.286, SLG: 0.194 (1, 2)		2-3 K			3-2 G5-3		1-0 P4	1-3 K		4	0	0	0	0	2	3						
Rey Ordóñez, R OBP: 0.264, SLG: 0.271 (1, 6)		0-0 G4-3			1-1 G1-3		1-2 G5-3	0-0 F8		4	0	0	0	0	0	3						
Rick Reed, R OBP: 0.286, SLG: 0.667 Jim Tatum, R OBP: 0.250, SLG: 0.500 (8, PH) (9, 3)			0-1 L4			0-1 G1-3		1-3 K		2	0	0	0	0	0	0						
Inning Stats	R: 0 E: 0 K: 1 S: 8	H: 0 LOB: 0 BB: 0 P: 12	R: 0 E: 0 K: 2 S: 10	H: 2 LOB: 0 BB: 0 P: 19	R: 0 E: 1 K: 1 S: 7	H: 0 LOB: 1 BB: 0 P: 8	R: 0 E: 0 K: 1 S: 7	H: 1 LOB: 1 BB: 0 P: 8	R: 0 E: 0 K: 0 S: 11	H: 0 LOB: 0 BB: 1 P: 22	R: 0 E: 0 K: 0 S: 6	H: 0 LOB: 0 BB: 0 P: 9	R: 0 E: 0 K: 2 S: 14	H: 2 LOB: 2 BB: 0 P: 22	R: 0 E: 0 K: 2 S: 12	H: 1 LOB: 1 BB: 0 P: 15	1B: 6 2B: 1 3B: 0 HR: 0	SF: 0 SAC: 0 DP: 1 HBP: 0	WP: 0 PB: 0 SB: 0 CS: 0	PA: 35		
PITCHER	IP	WLS	BF	H	R	ER	SO	BB	IBB	HBP	BLK	WP	HR	S	P	ERA	WHIP					
Mike Hampton, L ERA: 3.0 (1, 1)	9.0	W	35	7	0	0	8	1	0	0	0	0	0	80	126	0.00	0.889					

Houston Astros @ New York Mets
Shea Stadium, Flushing, NY
Tue Apr 21 1998, 7:05 PM EDT
Att: 14,774 - Unknown - 67 F

AB	34
R	0
H	7
RBI	0
BB	1
SO	8
LOB	20



Batter	1	2	3	4	5	6	7	8	9	AB	R	H	RBI	BB	SO	LOB	TOP										
Craig Biggio, R OBP: 0.379, SLG: 0.494 (1, 4)	F9		1B		E3		1B	5 HBP		4	3	2	0	1	0	0	Houston Astros @ New York Mets Shea Stadium, Flushing, NY Wed Apr 22 1998, 7:05 PM EDT Att: 12,772 - Cloudy - 58 F										
Derek Bell, R OBP: 0.436, SLG: 0.646 (1, 9)	K		1B		HR		BB	1B		5	2	4	2	0	1	0											
5 Jeff Bagwell, R OBP: 0.385, SLG: 0.429 (1, 3)	F9		L5		P4		F9			4	0	0	0	0	0	5											
Sean Berry, R OBP: 0.365, SLG: 0.500 Bill Spiers, L OBP: 0.398, SLG: 0.410 (5, PR) (5, 5)		K	P6				BB	SF7		2	0	0	0	0	1	3											
Moises Alou, R OBP: 0.420, SLG: 0.582 (1, 7)		K			P4		BB	1B		3	0	0	0	2	2	2											
Carl Everett, S OBP: 0.383, SLG: 0.523 (1, 8)		1B			HR		F8			5	1	3	3	0	1	2											
Ricky Gutierrez, R OBP: 0.406, SLG: 0.429 (1, 6)		G6-3			K		F9	K		4	0	0	0	1	2	3											
Brad Ausmus, R OBP: 0.261, SLG: 0.193 (1, 2)			F9		F9		F9	L9		5	0	0	0	0	0	3											
John Hatama, L OBP: 0.331, SLG: 0.200 Jack Howell, L OBP: 0.331, SLG: 0.200 Bob Scantian, R OBP: 0.331, SLG: 0.200 C.J. Nitkowski, L OBP: 0.331, SLG: 0.200 35 Dave Clark, L OBP: 0.331, SLG: 0.200 Doug Henry, R OBP: 0.331, SLG: 0.200 (1, 1) (5, PH) (5, 1) (5, 1) (5, 1) (8, PH) (8, 1)			1B				K	K		1	0	0	0	1	1	0											
Inning Stats	R: 0 E: 0 K: 1 S: 8	H: 0 LOB: 0 BB: 0 P: 13	R: 0 E: 0 K: 2 S: 15	H: 1 LOB: 1 BB: 0 P: 23	R: 0 E: 0 K: 0 S: 10	H: 2 LOB: 3 BB: 1 P: 19	R: 1 E: 0 K: 1 S: 12	H: 1 LOB: 0 BB: 0 P: 16	R: 2 E: 0 K: 1 S: 14	H: 1 LOB: 2 BB: 1 P: 29	R: 0 E: 0 K: 1 S: 8	H: 0 LOB: 0 BB: 0 P: 12	R: 3 E: 0 K: 1 S: 18	H: 3 LOB: 2 BB: 2 P: 31	R: 1 E: 0 K: 1 S: 16	H: 2 LOB: 2 BB: 0 P: 27		R: 0 E: 0 K: 1 S: 9	H: 0 LOB: 0 BB: 1 P: 17	1B: 7 2B: 1 3B: 0 HR: 2	SF: 1 SAC: 0 DP: 0 HBP: 2	WP: 0 PB: 0 SB: 0 CS: 1	PA: 44				
PITCHER	IP	WLS	BF	H	R	ER	SO	BB	IBB	HBP	BLK	WP	HR	S	P	ERA		WHIP									
Dave Milicki, R ERA: 7.65 (1, 1)	5.0		24	5	3	2	5	2	0	1	0	0	2	59	100	3.60	1.400										
Turk Wendell, R ERA: 6.75 (6, 1)	1.0		3	0	0	0	1	0	0	0	0	0	0	8	12	0.00	0.000										
Greg McMichael, R ERA: 3.75 (7, 1)	0.1		5	2	3	3	0	2	0	0	0	0	0	10	21	81.00	12.000										
Mel Rojas, R ERA: 0.82 (7, 1)	1.0		7	3	1	1	1	0	0	1	0	0	0	18	28	9.00	3.000										
Dennis Cook, L ERA: 1.0 (8, 1)	1.2	W	5	0	0	0	2	1	0	0	0	0	0	15	26	0.00	0.600										

Batter	1	2	3	4	5	6	7	8	9	AB	R	H	RBI	BB	SO	LOB	BOTTOM										
Edgardo Alfonzo, R OBP: 0.326, SLG: 0.373 (1, 5)	F8		F8		K	FC6-4		F9		5	1	0	1	0	1	2	Houston Astros @ New York Mets Shea Stadium, Flushing, NY Wed Apr 22 1998, 7:05 PM EDT Att: 12,772 - Cloudy - 58 F										
Luis Lopez, S OBP: 0.515, SLG: 0.571 (1, 4)	G4-3		G6-3		2B	1B		HR		4	2	2	2	1	0	0											
Bernard Gilkey, R OBP: 0.403, SLG: 0.406 (1, 7)	F8		G5-3		2B	CS		F8		5	0	2	1	0	0	1											
John Olerud, L OBP: 0.500, SLG: 0.516 (1, 3)		K			1B	CS		HR		3	1	2	0	2	1	0											
Butch Huskey, R OBP: 0.301, SLG: 0.339 (1, 9)	L9		F8		F8		F7			5	0	0	0	0	0	7											
Brian McRae, S OBP: 0.373, SLG: 0.350 Dennis Cook, L (8, 1)		FC5			F8		FC4-6			2	1	0	0	2	0	2											
Jim Tatum, R OBP: 0.308, SLG: 0.769 (9, PH)		BB			SH1-4	FC1		HR		1	1	1	3	0	0	0											
Alberto Castillo, R OBP: 0.250, SLG: 0.200 (1, 2)		BB			2B	1B		G6-3		3	2	1	0	1	0	1											
Rey Ordenez, R OBP: 0.267, SLG: 0.288 (1, 6)		FC5			SH1-4			P4		3	1	1	1	0	0	2											
Dave Milicki, R OBP: 0.331, SLG: 0.200 Carlos Berroa, S OBP: 0.195, SLG: 0.230 Turk Wendell, L (5, PH) (5, 1) (6, PH) (7, 1) (7, 1) (8, 1)			G4-3		SF8		FC6-4			1	0	0	0	0	0	0											
Inning Stats	R: 0 E: 0 K: 0 S: 7	H: 0 LOB: 0 BB: 0 P: 11	R: 0 E: 0 K: 1 S: 13	H: 0 LOB: 2 BB: 2 P: 25	R: 0 E: 0 K: 0 S: 6	H: 0 LOB: 0 BB: 0 P: 12	R: 0 E: 0 K: 0 S: 11	H: 1 LOB: 1 BB: 0 P: 17	R: 2 E: 0 K: 1 S: 12	H: 4 LOB: 3 BB: 1 P: 18	R: 4 E: 0 K: 0 S: 11	H: 2 LOB: 0 BB: 2 P: 25	R: 0 E: 0 K: 0 S: 7	H: 1 LOB: 0 BB: 0 P: 13	R: 1 E: 0 K: 0 S: 8	H: 1 LOB: 0 BB: 0 P: 12		R: 3 E: 0 K: 0 S: 9	H: 1 LOB: 0 BB: 2 P: 21	1B: 5 2B: 2 3B: 1 HR: 2	SF: 1 SAC: 1 DP: 0 HBP: 0	WP: 0 PB: 0 SB: 0 CS: 2	PA: 44				
PITCHER	IP	WLS	BF	H	R	ER	SO	BB	IBB	HBP	BLK	WP	HR	S	P	ERA	WHIP										
John Hatama, L ERA: 6.39 (1, 1)	5.0		23	5	2	2	2	3	0	0	0	0	0	49	83	3.60	1.600										
Bob Scantian, R ERA: 6.0 (6, 1)	0.1		3	0	2	2	0	1	0	0	0	0	0	5	9	54.00	3.000										
C.J. Nitkowski, L ERA: 3.24 (6, 1)	1.2		7	3	2	2	0	1	0	0	0	0	0	13	29	10.80	2.400										
Doug Henry, R ERA: 4.5 (8, 1)	1.2	L	9	2	4	4	0	2	0	0	0	0	2	17	33	21.60	2.400										

Batter	1	2	3	4	5	6	7	8	9	AB	R	H	RBI	BB	SO	LOB	TOP											
Craig Biggio, R OBP: 0.390, SLG: 0.495										4	2	2	0	1	0	0	Houston Astros @ Montreal Expos Olympic Stadium, Montreal, QB Fri Apr 24, 1998, 7:05 PM EDT Att: 8,713 - Dome - 72 F											
Derek Bell, R OBP: 0.444, SLG: 0.655										5	1	3	0	0	0	1												
5 Jeff Bagwell, R OBP: 0.396, SLG: 0.418										2	2	0	0	3	0	1												
Bill Spiers, L OBP: 0.352, SLG: 0.364										5	0	0	1	0	1	8												
Moises Alou, R OBP: 0.419, SLG: 0.611										5	1	2	5	0	3	3												
Carl Everett, S OBP: 0.404, SLG: 0.646 Billy Wagner, L										4	2	2	2	1	1	1												
Brad Ausmus, R OBP: 0.260, SLG: 0.197										4	0	1	0	0	0	0												
Tim Lincecum, R OBP: 0.273, SLG: 0.316										4	0	0	0	0	0	2												
Jose Lima, R Bob Scanlan, R Richard Hidalgo, R										4	0	0	0	0	3	2												
Inning Stats	R: 2 E: 0 K: 0 S: 17	H: 2 LOB: 1 BB: 1 P: 27	R: 0 E: 0 K: 0 S: 6	H: 0 LOB: 0 BB: 0 P: 9	R: 5 E: 0 K: 0 S: 18	H: 3 LOB: 0 BB: 2 P: 35	R: 0 E: 0 K: 3 S: 18	H: 2 LOB: 3 BB: 1 P: 28	R: 1 E: 0 K: 1 S: 9	H: 1 LOB: 0 BB: 0 P: 14	R: 0 E: 0 K: 0 S: 6	H: 1 LOB: 1 BB: 0 P: 11	R: 0 E: 0 K: 2 S: 13	H: 1 LOB: 2 BB: 1 P: 21	R: 0 E: 0 K: 0 S: 4	H: 0 LOB: 0 BB: 0 P: 9		R: 0 E: 0 K: 2 S: 8	H: 0 LOB: 0 BB: 0 P: 13	1B: 6 2B: 1 3B: 0 HR: 3	SF: 0 SAC: 0 DP: 0 HBP: 0	WP: 1 PB: 0 SB: 4 CS: 0	PA: 42					
PITCHER	IP	WLS	BF	H	R	ER	SO	BB	IBB	HBP	BLK	WP	HR	S	P	ERA	WHIP											
Marc Valdes, R	(1, 1)	2.0	L	12	3	5	5	0	3	0	0	0	1	0	28	50	22.50	3.000										
Rick DeHart, L	(3, 1)	1.2	10	4	2	2	2	1	0	0	0	0	2	28	46	10.80	3.000											
Miguel Batista, R	(4, 1)	2.1	9	2	1	1	2	0	0	0	0	0	1	18	28	3.86	0.857											
Shayne Bennett, R	(7, 1)	2.0	8	1	0	0	2	1	0	0	0	0	0	17	30	0.00	1.000											
Steve Kline, L	(9, 1)	1.0	3	0	0	0	2	0	0	0	0	0	0	8	13	0.00	0.000											

AB	37
R	8
H	10
RBI	8
BB	5
SO	8
LOB	18



Batter	1	2	3	4	5	6	7	8	9	AB	R	H	RBI	BB	SO	LOB	BOTTOM										
F.P. Santangelo, S OBP: 0.330, SLG: 0.321										4	0	1	1	1	1	3	Houston Astros @ Montreal Expos Olympic Stadium, Montreal, QB Fri Apr 24, 1998, 7:05 PM EDT Att: 8,713 - Dome - 72 F										
Mark Czuzdzianek, R OBP: 0.264, SLG: 0.379 Mike Mordecai, R OBP: 0.130, SLG: 0.091										3	1	2	0	0	0	1											
Vladimir Guerrero, R OBP: 0.347, SLG: 0.590										5	0	1	0	0	1	3											
Brad Fullmer, L OBP: 0.379, SLG: 0.442										4	0	0	0	1	1	2											
Rondell White, R OBP: 0.330, SLG: 0.475									4	1	2	0	0	1	4												
Jose Vito, S OBP: 0.230, SLG: 0.200 Miguel Batista, R OBP: 0.335, SLG: 0.390 Ryan McCurtin, L OBP: 0.335, SLG: 0.390 Shayne Bennett, R OBP: 0.286, SLG: 0.304 Scott Livingstone, L OBP: 0.286, SLG: 0.304										2	0	0	0	0	1	4											
Shane Andrews, R OBP: 0.230, SLG: 0.483 Steve Kline, S									4	2	2	1	0	2	1												
Chris Widger, R OBP: 0.269, SLG: 0.302 Mike Hubbard, R OBP: 0.077, SLG: 0.077									1	0	0	0	0	1	1												
Marc Valdes, R OBP: 0.600, SLG: 0.500 Rick DeHart, L Derrick May, L OBP: 0.286, SLG: 0.286										1	0	1	0	0	0	0											
Inning Stats	R: 0 E: 0 K: 1 S: 14	H: 2 LOB: 3 BB: 1 P: 19	R: 1 E: 0 K: 1 S: 12	H: 2 LOB: 0 BB: 0 P: 16	R: 0 E: 0 K: 2 S: 8	H: 0 LOB: 0 BB: 0 P: 11	R: 1 E: 0 K: 1 S: 13	H: 2 LOB: 1 BB: 0 P: 18	R: 0 E: 0 K: 1 S: 11	H: 2 LOB: 2 BB: 0 P: 16	R: 0 E: 0 K: 0 S: 7	H: 0 LOB: 0 BB: 0 P: 12	R: 2 E: 0 K: 0 S: 10	H: 2 LOB: 0 BB: 0 P: 15	R: 0 E: 0 K: 2 S: 13	H: 0 LOB: 1 BB: 1 P: 20		1B: 7 2B: 2 3B: 1 HR: 1	SF: 1 SAC: 0 DP: 0 HBP: 0	WP: 2 PB: 0 SB: 0 CS: 0	PA: 40						
PITCHER	IP	WLS	BF	H	R	ER	SO	BB	IBB	HBP	BLK	WP	HR	S	P	ERA	WHIP										
Jose Lima, R	(1, 1)	7.0	W	31	9	2	1	7	1	0	0	0	1	10	15	18.00	2.000										
Bob Scanlan, R	(8, 1)	1.0	5	2	2	2	0	0	0	0	0	0	1	10	15	18.00	2.000										
Billy Wagner, L	(9, 1)	1.0	4	0	0	0	2	1	0	0	0	1	0	13	20	0.00	1.000										

AB	37
R	4
H	11
RBI	3
BB	2
SO	9
LOB	21



Batter	1	2	3	4	5	6	7	8	9	AB	R	H	RBI	BB	SO	LOB	TOP									
Craig Biggio, R OBP: 0.390, SLG: 0.521										5	2	2	1	0	0	3										
Derek Bell, R OBP: 0.442, SLG: 0.641										5	1	2	1	0	1	3										
Billy Wagner, L (9, 1)										0	0	0	0	0	0	0										
5 Jeff Bagwell, R OBP: 0.300, SLG: 0.407										2	0	0	0	2	0	2										
Bill Spiers, L OBP: 0.328, SLG: 0.333										4	0	0	0	0	0	4										
Moises Alou, R OBP: 0.422, SLG: 0.600										3	0	1	0	1	1	0										
Carl Everett, S OBP: 0.411, SLG: 0.620										2	0	0	0	2	2											
Tony Eusebio, R OBP: 0.227, SLG: 0.150										4	0	1	1	0	2	0										
Ricky Gutierrez, R OBP: 0.425, SLG: 0.439										3	1	2	0	1	0	0										
Shane Reynolds, R OBP: 0.182, SLG: 0.273										1	0	0	0	0	0	0										
Sean Berry, R OBP: 0.358, SLG: 0.488										0	0	0	0	0	0	1										
Mike Magnante, L (7, 1)										1	0	0	0	0	0	0										
Jack Howell, L OBP: 0.385, SLG: 0.273										1	0	1	0	0	0	0										
Richard Hidalgo, R OBP: 0.218, SLG: 0.255										0	0	0	0	0	0	0										
Inning Stats	R: 0 E: 0 K: 0 S: 11	H: 1 LOB: 1 BB: 0 P: 19	R: 0 E: 0 K: 3 S: 9	H: 0 LOB: 0 BB: 0 P: 10	R: 0 E: 0 K: 1 S: 8	H: 1 LOB: 1 BB: 0 P: 12	R: 0 E: 0 K: 1 S: 8	H: 1 LOB: 1 BB: 0 P: 20	R: 0 E: 0 K: 1 S: 6	H: 0 LOB: 0 BB: 0 P: 13	R: 2 E: 0 K: 0 S: 9	H: 3 LOB: 2 BB: 3 P: 25	R: 1 E: 0 K: 0 S: 18	H: 2 LOB: 1 BB: 0 P: 25	R: 0 E: 0 K: 0 S: 8	H: 0 LOB: 0 BB: 1 P: 18	R: 1 E: 0 K: 1 S: 12	H: 1 LOB: 1 BB: 1 P: 21	1B: 7 2B: 1 3B: 1 HR: 0	SF: 0 SAC: 1 DP: 1 HBP: 0	WP: 1 PB: 0 SB: 1 CS: 2	PA: 40				
PITCHER	IP	WLS	BF	H	R	ER	SO	BB	IBB	HBP	BLK	WP	HR	S	P	ERA	WHIP									
Javier Vazquez, R ERA: 7.94	(1, 1)	5.2		24	5	2	2	5	4	0	0	0	0	0	50	98	3.18	1.588								
Shayne Bennett, R ERA: 3.86	(6, 1)	0.1		1	1	0	0	0	0	0	0	0	0	1	1	0.00	3.000									
Anthony Telford, R ERA: 1.76	(7, 1)	2.0		8	2	1	1	0	1	0	0	0	1	0	26	43	4.50	1.500								
Ugueth Urbina, R ERA: 0.73	(9, 1)	1.0	L	5	1	1	1	1	1	0	0	1	0	0	12	21	9.00	2.000								

Houston Astros @ Montreal Expos
Olympic Stadium, Montreal, QB
 Sat Apr 25 1998, 7:05 PM EDT
 Att. 8,489 - Dome - 72 F

AB	31
R	4
H	9
RBI	3
BB	6
SO	6
LOB	15



Batter	1	2	3	4	5	6	7	8	9	AB	R	H	RBI	BB	SO	LOB	BOTTOM									
F.P. Santangelo, S OBP: 0.323, SLG: 0.325										5	1	1	0	0	0	2										
Mark Czudzielanek, R OBP: 0.284, SLG: 0.389										3	0	2	0	1	0	0										
Vladimir Guerrero, R OBP: 0.354, SLG: 0.590										4	0	2	0	0	0	3										
Brad Fullmer, L OBP: 0.374, SLG: 0.425										3	0	0	0	1	2	3										
Rondell White, R OBP: 0.326, SLG: 0.464										4	0	1	0	0	2	3										
Jose Vidro, S OBP: 0.308, SLG: 0.226										3	1	1	0	1	1	2										
Shane Andrews, R OBP: 0.246, SLG: 0.492										3	1	1	0	1	1	1										
Mike Hubbard, R OBP: 0.118, SLG: 0.118										4	0	1	0	0	0	3										
Javier Vazquez, R ERA: 7.94	(1, 1)	6.0		28	10	3	3	4	3	0	0	0	0	0	56	89	4.50	2.167								
Shayne Bennett, R ERA: 3.86	(6, 1)	0.1		1	1	0	0	0	0	0	0	0	0	1	1	0.00	0.500									
Scott Livingstone, L ERA: 5.73	(7, 1)	2.0	W	6	0	0	0	2	1	0	0	0	0	0	12	22	0.00	0.500								
Anthony Telford, R ERA: 1.76	(7, 1)	2.0	W	6	0	0	0	2	1	0	0	0	0	0	12	22	0.00	0.500								
Ugueth Urbina, R ERA: 0.73	(9, 1)	1.0	S	3	0	0	0	0	0	0	0	0	0	5	7	0.00	0.000									
Mike Mordcaai, R OBP: 0.125, SLG: 0.087	(9, PH)																									
Inning Stats	R: 1 E: 1 K: 2 S: 12	H: 3 LOB: 2 BB: 0 P: 13	R: 1 E: 0 K: 0 S: 15	H: 3 LOB: 2 BB: 0 P: 21	R: 0 E: 0 K: 1 S: 7	H: 0 LOB: 2 BB: 3 P: 20	R: 0 E: 0 K: 0 S: 6	H: 0 LOB: 0 BB: 0 P: 8	R: 0 E: 0 K: 1 S: 7	H: 2 LOB: 0 BB: 0 P: 11	R: 1 E: 0 K: 0 S: 9	H: 2 LOB: 1 BB: 0 P: 16	R: 0 E: 0 K: 0 S: 4	H: 0 LOB: 0 BB: 1 P: 10	R: 0 E: 0 K: 2 S: 8	H: 0 LOB: 0 BB: 0 P: 12	R: 0 E: 0 K: 0 S: 5	H: 0 LOB: 0 BB: 0 P: 7	1B: 7 2B: 4 3B: 0 HR: 0	SF: 1 SAC: 0 DP: 2 HBP: 0	WP: 0 PB: 0 SB: 0 CS: 3	PA: 38				
PITCHER	IP	WLS	BF	H	R	ER	SO	BB	IBB	HBP	BLK	WP	HR	S	P	ERA	WHIP									
Shane Reynolds, R ERA: 4.3	(1, 1)	6.0		28	10	3	3	4	3	0	0	0	0	0	56	89	4.50	2.167								
Mike Magnante, L ERA: 5.73	(7, 1)	2.0	W	6	0	0	0	2	1	0	0	0	0	0	12	22	0.00	0.500								
Billy Wagner, L ERA: 3.48	(9, 1)	1.0	S	3	0	0	0	0	0	0	0	0	0	5	7	0.00	0.000									

Houston Astros @ Montreal Expos
Olympic Stadium, Montreal, QB
 Sat Apr 25 1998, 7:05 PM EDT
 Att. 8,489 - Dome - 72 F

AB	32
R	3
H	10
RBI	2
BB	4
SO	6
LOB	17



Batter	1	2	3	4	5	6	7	8	9	AB	R	H	RBI	BB	SO	LOB	TOP								
Craig Biggio, R OBP: 0.385, SLG: 0.510 (1, 4)	G4-3		E S 1B	K		G3-1		E6 5 2B	G5-3	4	1	1	0	0	1	0	Houston Astros @ Montreal Expos Olympic Stadium, Montreal, QB Sun Apr 26 1998, 3:33 AM EDT Att: 9,889 - Dome - 72 F								
Tim Lincecum, R OBP: 0.250, SLG: 0.286 (6, 4)										2	1	0	0	0	0	1									
Derek Bell, R OBP: 0.440, SLG: 0.656 Carl Everett, S OBP: 0.421, SLG: 0.627 (1, 9) (8, 9)	HR		E S 1B			G6-3	G6-3	P3		4	2	1	1	1	0	1									
5 Jeff Bagwell, R OBP: 0.400, SLG: 0.419 Jack Howell, L OBP: 0.357, SLG: 0.250 (1, 3) (8, 3)	G5-3		K					E5 1B	L9	5	3	2	1	0	1	2									
Sean Berry, R OBP: 0.407, SLG: 0.521 (1, 5)	G6-3		E S 2B					E 2B		5	4	4	2	1	0	0									
Moises Alou, R OBP: 0.427, SLG: 0.642 (1, 7)								1B E FC6-4		6	3	3	5	0	0	3									
Richard Hidalgo, R OBP: 0.287, SLG: 0.339 (1, 8)								1B E FC6-4		5	0	4	4	0	1	0									
Ricky Gutierrez, R OBP: 0.410, SLG: 0.423 (1, 6)			L9					1B E FC6-4		5	0	1	1	0	1	4									
Brad Ausmus, R OBP: 0.256, SLG: 0.185 (1, 2)	G5-3							G4-3		4	0	0	0	1	0	5									
Sean Bergman, R OBP: 0.111, SLG: 0.111 Trever Miller, R OBP: 1.000, SLG: 2.000 (1, 1) (7, 1)			K	K				G5-3	L9 1B	4	0	0	0	0	3	1									
Inning Stats	R: 1 E: 0 K: 0 S: 9	H: 1 LOB: 0 BB: 0 P: 15	R: 0 E: 0 K: 0 S: 12	H: 2 LOB: 1 BB: 0 P: 19	R: 4 E: 1 K: 2 S: 23	H: 4 LOB: 1 BB: 1 P: 33	R: 0 E: 0 K: 2 S: 7	H: 0 LOB: 0 BB: 0 P: 9	R: 3 E: 0 K: 1 S: 15	H: 4 LOB: 1 BB: 0 P: 23	R: 0 E: 0 K: 1 S: 9	H: 0 LOB: 0 BB: 0 P: 10	R: 3 E: 1 K: 1 S: 16	H: 2 LOB: 1 BB: 1 P: 25	R: 3 E: 2 K: 0 S: 16	H: 2 LOB: 2 BB: 0 P: 26	R: 1 E: 0 K: 0 S: 17	H: 3 LOB: 2 BB: 0 P: 23	1B: 11 2B: 5 3B: 0 HR: 2	SF: 0 SAC: 0 DP: 0 HBP: 0	WP: 0 PB: 0 SB: 2 CS: 1	PA: 50			
PITCHER	IP	WLS	BF	H	R	ER	SO	BB	IBB	HBP	BLK	WP	HR	S	P	ERA	WHIP								
Trey Moore, L ERA: 7.48 (1, 1)	3.0	L	16	7	5	5	2	1	0	0	0	0	1	44	67	15.00	2.667								
Marc Valdes, R ERA: 10.59 (4, 1)	4.0		20	6	6	5	5	1	0	0	0	0	1	47	67	11.25	1.750								
Rick DeHart, L ERA: 3.29 (8, 1)	2.0		14	5	4	1	0	1	0	0	0	0	0	33	49	4.50	3.000								

AB	47
R	15
H	18
RBI	14
BB	3
SO	7
LOB	19



Batter	1	2	3	4	5	6	7	8	9	AB	R	H	RBI	BB	SO	LOB	BOTTOM								
Da Rond Stovall, S OBP: 0.370, SLG: 0.400 (1, 7) (8, 8)			G4-3			K		P9		3	0	0	0	1	1	0	Houston Astros @ Montreal Expos Olympic Stadium, Montreal, QB Sun Apr 26 1998, 3:33 AM EDT Att: 9,889 - Dome - 72 F								
Mark Czuzdzianek, R OBP: 0.286, SLG: 0.387 Mike Mordecai, R OBP: 0.120, SLG: 0.083 (1, 6) (7, 6)										3	0	1	0	0	0	0									
Vladimir Guerrero, R OBP: 0.394, SLG: 0.494 Ryan McGuire, L OBP: 0.318, SLG: 0.350 (1, 9) (7, 9)			G5-3					F9		1	0	0	0	0	0	0									
Brad Fullmer, L OBP: 0.368, SLG: 0.417 (1, 3)								G6-4-6-3	G4-3	3	0	1	0	0	0	2									
Rondell White, R OBP: 0.326, SLG: 0.460 Derrick May, L OBP: 0.333, SLG: 0.400 (1, 8) (7, PR) (8, 7)								G1-3	L3	4	0	1	0	0	0	2									
Jose Vidro, S OBP: 0.304, SLG: 0.214 (1, 4)								F8		3	0	1	0	0	0	1									
Shane Andrews, R OBP: 0.235, SLG: 0.470 Rick DeHart, L (8, 1)								P9		1	0	1	0	0	0	0									
Mike Hubbard, R OBP: 0.100, SLG: 0.100 (1, 2)								FC5 1B		3	0	0	0	1	0	4									
Trey Moore, L OBP: 0.500, SLG: 0.600 Marc Valdes, R OBP: 0.500, SLG: 0.400 Scott Livingstone, L OBP: 0.222, SLG: 0.292 (1, 1) (4, 1) (8, 5)								G4-3	G1-3	3	0	0	0	1	0	4									
Inning Stats	R: 0 E: 0 K: 0 S: 8	H: 1 LOB: 1 BB: 1 P: 14	R: 0 E: 0 K: 0 S: 6	H: 0 LOB: 1 BB: 1 P: 13	R: 0 E: 0 K: 0 S: 5	H: 0 LOB: 0 BB: 0 P: 6	R: 0 E: 0 K: 0 S: 11	H: 1 LOB: 1 BB: 0 P: 16	R: 0 E: 0 K: 1 S: 7	H: 0 LOB: 0 BB: 0 P: 12	R: 0 E: 0 K: 1 S: 5	H: 0 LOB: 0 BB: 0 P: 9	R: 0 E: 0 K: 1 S: 11	H: 2 LOB: 2 BB: 0 P: 17	R: 0 E: 0 K: 0 S: 6	H: 0 LOB: 0 BB: 0 P: 7	R: 0 E: 0 K: 0 S: 5	H: 1 LOB: 1 BB: 0 P: 7	1B: 4 2B: 1 3B: 0 HR: 0	SF: 0 SAC: 0 DP: 1 HBP: 0	WP: 0 PB: 0 SB: 1 CS: 0	PA: 33			
PITCHER	IP	WLS	BF	H	R	ER	SO	BB	IBB	HBP	BLK	WP	HR	S	P	ERA	WHIP								
Sean Bergman, R ERA: 3.31 (1, 1)	6.0	W	23	4	0	0	2	2	0	0	0	0	0	47	76	0.00	1.000								
Trever Miller, L ERA: 1.93 (7, 1)	3.0	S	10	1	0	0	1	0	0	0	0	0	0	17	25	0.00	0.333								

AB	31
R	0
H	5
RBI	0
BB	2
SO	3
LOB	15



Batter	1	2	3	4	5	6	7	8	9	AB	R	H	RBI	BB	SO	LOB	TOP										
Rich Becker, L (1, 7) OBP: 0.359, SLG: 0.500 Jim Tatum, R (7, PH) OBP: 0.304, SLG: 0.750										2	0	1	1	1	1	0	New York Mets @ Houston Astros Astrodome, Houston, TX Wed Apr 29 1998, 8:05 PM EDT Att. 14,448 - Dome - 72 F										
Eduardo Alfonso, R (1, 5) OBP: 0.346, SLG: 0.396										4	0	0	0	0	1	2											
John Olerud, L (1, 3) OBP: 0.484, SLG: 0.480										4	0	2	0	0	0	1											
Butch Huskey, R (1, 9) OBP: 0.287, SLG: 0.325										4	0	0	0	0	1	2											
Carlos Baerga, S (1, 4) OBP: 0.197, SLG: 0.239										4	0	0	0	0	0	0											
Brian McRae, S (1, 8) OBP: 0.366, SLG: 0.320										4	0	1	0	0	0	0											
Alberto Castillo, R (1, 2) OBP: 0.286, SLG: 0.281										4	0	1	0	0	1	1											
Rey Ordenez, R (1, 6) OBP: 0.261, SLG: 0.281										3	0	1	0	0	0	1											
Dave Milicki, R (1, 1) OBP: 0.375, SLG: 0.286 Matt Franco, L (7, PH) OBP: 0.407, SLG: 0.238 Turk Wendell, L (7, 1) Brian Bohanon, L (8, 1) OBP: 0.667, SLG: 0.667										2	1	1	0	0	1	0											
Inning Stats	R: 0 E: 0 K: 2 S: 14	H: 1 LOB: 1 BB: 0 P: 20	R: 0 E: 0 K: 0 S: 9	H: 1 LOB: 1 BB: 0 P: 12	R: 1 E: 0 K: 1 S: 9	H: 2 LOB: 1 BB: 0 P: 16	R: 0 E: 0 K: 0 S: 10	H: 1 LOB: 0 BB: 0 P: 13	R: 0 E: 0 K: 1 S: 13	H: 0 LOB: 1 BB: 1 P: 22	R: 0 E: 0 K: 0 S: 7	H: 1 LOB: 0 BB: 0 P: 14	R: 0 E: 0 K: 1 S: 14	H: 2 LOB: 2 BB: 0 P: 18	R: 0 E: 0 K: 0 S: 9	H: 0 LOB: 0 BB: 0 P: 14		R: 0 E: 0 K: 1 S: 7	H: 0 LOB: 0 BB: 0 P: 9	1B: 7 2B: 1 3B: 1 HR: 0	SF: 0 SAC: 0 DP: 1 HBP: 0	WP: 0 PB: 0 SB: 1 CS: 0	PA: 34				
PITCHER	IP	WLS	BF	H	R	ER	SO	BB	IBB	HBP	BLK	WP	HR	S	P	ERA	WHIP										
Jose Lima, R (1, 1) ERA: 2.61	6.2	W	27	8	1	1	4	1	0	0	0	0	0	73	109	1.35	1.350										
C.J. Nitkowski, L (7, 1) ERA: 3.0	0.1		1	0	0	0	1	0	0	0	0	0	0	3	6	0.00	0.000										
Mike Magnante, L (8, 1) ERA: 4.5	2.0		6	0	0	0	1	0	0	0	0	0	0	16	23	0.00	0.000										

AB	33
R	1
H	8
RBI	1
BB	1
SO	6
LOB	9



Batter	1	2	3	4	5	6	7	8	9	AB	R	H	RBI	BB	SO	LOB	BOTTOM										
Craig Biggio, R (1, 4) OBP: 0.387, SLG: 0.491										4	1	2	0	0	1	1	New York Mets @ Houston Astros Astrodome, Houston, TX Wed Apr 29 1998, 8:05 PM EDT Att. 14,448 - Dome - 72 F										
Derek Bell, R (1, 9) OBP: 0.455, SLG: 0.661										4	2	3	2	0	0	0											
5 Jeff Bagwell, R (1, 3) OBP: 0.403, SLG: 0.402										4	0	1	1	0	0	2											
Sean Berry, R (1, 5) OBP: 0.435, SLG: 0.536 Mike Magnante, L (8, 1)										4	1	2	1	0	0	2											
Moises Alou, R (1, 7) OBP: 0.413, SLG: 0.645										0	0	0	0	0	0	0											
Carl Everett, S (1, 8) OBP: 0.412, SLG: 0.583										4	1	2	2	0	0	1											
Ricky Gutierrez, R (1, 6) OBP: 0.418, SLG: 0.413										3	0	1	0	1	0	0											
Brad Ausmus, R (1, 2) OBP: 0.258, SLG: 0.213										3	0	1	0	1	1	3											
Jose Lima, R (1, 1) C.J. Nitkowski, L (7, 1) Bill Spiers, L (7, PH) OBP: 0.338, SLG: 0.321										1	0	0	0	0	0	1											
Inning Stats	R: 2 E: 0 K: 1 S: 12	H: 3 LOB: 1 BB: 0 P: 15	R: 0 E: 0 K: 1 S: 7	H: 0 LOB: 1 BB: 1 P: 16	R: 1 E: 0 K: 0 S: 8	H: 2 LOB: 1 BB: 0 P: 12	R: 0 E: 0 K: 0 S: 9	H: 1 LOB: 1 BB: 0 P: 14	R: 0 E: 0 K: 1 S: 7	H: 1 LOB: 1 BB: 0 P: 10	R: 1 E: 0 K: 1 S: 8	H: 2 LOB: 0 BB: 1 P: 16	R: 2 E: 0 K: 0 S: 8	H: 3 LOB: 0 BB: 1 P: 15	R: 0 E: 0 K: 0 S: 8	H: 0 LOB: 2 BB: 2 P: 19		1B: 7 2B: 4 3B: 0 HR: 1	SF: 0 SAC: 1 DP: 1 HBP: 0	WP: 0 PB: 1 SB: 2 CS: 3	PA: 36						
PITCHER	IP	WLS	BF	H	R	ER	SO	BB	IBB	HBP	BLK	WP	HR	S	P	ERA	WHIP										
Dave Milicki, R (1, 1) ERA: 7.27	6.0	L	26	9	4	4	3	2	0	0	0	0	0	51	83	6.00	1.833										
Turk Wendell, R (7, 1) ERA: 7.3	1.2		9	3	2	2	0	3	0	0	0	0	0	15	32	10.80	3.600										
Brian Bohanon, L (8, 1) ERA: 0.61	0.1		1	0	0	0	0	0	0	0	0	0	0	1	2	0.00	0.000										

AB	30
R	6
H	12
RBI	6
BB	5
SO	3
LOB	13



Batter	1	2	3	4	5	6	7	8	9	AB	R	H	RBI	BB	SO	LOB	TOP										
Craig Biggio, R OBP: 0.382, SLG: 0.482 Tim Bogar, R OBP: 0.310, SLG: 0.292										4	2	1	1	0	2	0	4										
Derek Bell, R OBP: 0.481, SLG: 0.684										5	3	3	2	0	1	0	5										
5 Jeff Bagwell, R OBP: 0.406, SLG: 0.410 Jack Howell, L OBP: 0.353, SLG: 0.333										3	1	1	2	1	1	1	3										
Sean Berry, R OBP: 0.432, SLG: 0.574										5	1	2	4	0	1	1	5										
Moises Alou, R OBP: 0.416, SLG: 0.646 Carl Everett, S OBP: 0.406, SLG: 0.574										3	0	1	0	1	0	1	3										
Richard Hidalgo, R OBP: 0.286, SLG: 0.355										5	2	2	0	0	2	2	5										
Ricky Gutierrez, R OBP: 0.427, SLG: 0.440										4	2	2	0	1	0	0	4										
Brad Ausmus, R OBP: 0.266, SLG: 0.225										5	1	2	1	0	0	1	5										
Shane Reynolds, R OBP: 0.133, SLG: 0.200 Trevor Miller, R OBP: 0.500, SLG: 1.000 Bob Scanlan, R										4	0	0	0	0	3	2	4										
Inning Stats	R: 0 E: 0 K: 3 S: 9	H: 0 LOB: 1 BB: 1 P: 20	R: 0 E: 0 K: 1 S: 9	H: 0 LOB: 0 BB: 0 P: 13	R: 3 E: 1 K: 1 S: 22	H: 3 LOB: 1 BB: 0 P: 30	R: 2 E: 1 K: 2 S: 11	H: 2 LOB: 0 BB: 0 P: 17	R: 1 E: 0 K: 1 S: 8	H: 1 LOB: 1 BB: 1 P: 17	R: 5 E: 0 K: 2 S: 20	H: 6 LOB: 1 BB: 0 P: 33	R: 0 E: 0 K: 0 S: 15	H: 0 LOB: 0 BB: 0 P: 21	R: 0 E: 0 K: 0 S: 5	H: 0 LOB: 0 BB: 0 P: 8	R: 1 E: 0 K: 0 S: 11	H: 2 LOB: 2 BB: 1 P: 19	1B: 8 2B: 4 3B: 0 HR: 2	SF: 0 SAC: 0 DP: 0 HBP: 0	WP: 1 PB: 0 CS: 0	PA: 45					
PITCHER	IP	WLS	BF	H	R	ER	SO	BB	IBB	HBP	BLK	WP	HR	S	P	ERA	WHIP										
55 Matt Beech, L ERA: 6.86	5.0	L	24	6	6	2	8	2	0	0	0	1	1	59	97	3.60	1.600										
Matt Whiteside, R ERA: 9.0	0.2		8	6	5	5	1	0	0	0	0	0	1	17	29	67.50	9.000										
Yorkis Perez, L ERA: 3.6	1.1		4	0	0	0	1	0	0	0	0	0	0	18	25	0.00	0.000										
Wayne Gomes, R ERA: 4.67	1.0		3	0	0	0	0	0	0	0	0	0	0	5	8	0.00	0.000										
Darrin Winston, L ERA: 3.6	1.0		6	2	1	1	0	1	0	0	0	0	0	11	19	9.00	3.000										

Houston Astros @ Philadelphia Phillies
Veterans Stadium, Philadelphia, PA
Fri May 01 1998, 7:05 PM EDT
Att: 11,410 - Overcast - 60 F

AB 42
R 12
H 14
RBI 10
BB 3
SO 10
LOB 10

Batter	1	2	3	4	5	6	7	8	9	AB	R	H	RBI	BB	SO	LOB	BOTTOM										
Doug Glanville, R OBP: 0.322, SLG: 0.412 Wayne Gomes, R										4	1	2	1	0	0	1	4										
Darrin Winston, R Alex Arias, R OBP: 0.481, SLG: 0.455										2	0	1	1	1	0	1	2										
Gregg Jefferies, S OBP: 0.364, SLG: 0.366 Yorkis Perez, L Rex Hudler, R OBP: 0.235, SLG: 0.071										2	0	0	0	0	0	0	1	2									
Scott Rolen, R OBP: 0.364, SLG: 0.475										5	1	2	1	0	0	2	5										
Mike Lieberthal, R OBP: 0.271, SLG: 0.337										4	0	1	0	0	0	4	4										
Rico Brogna, L OBP: 0.308, SLG: 0.510 23 Kevin Jordan, R OBP: 0.310, SLG: 0.464										3	0	1	0	0	1	3	3										
Mark Lewis, R OBP: 0.266, SLG: 0.279										4	0	1	1	0	0	2	4										
Bobby Abreu, L OBP: 0.375, SLG: 0.407										4	0	0	0	0	1	4	4										
Desi Relaford, S OBP: 0.355, SLG: 0.465										4	2	3	1	0	0	0	4										
55 Matt Beech, L Kevin Sefcik, R OBP: 0.316, SLG: 0.313 Matt Whiteside, R Ruben Amaro Jr, S OBP: 0.318, SLG: 0.278										1	0	0	0	0	1	1	1										
Inning Stats	R: 0 E: 0 K: 0 S: 8	H: 1 LOB: 0 BB: 0 P: 16	R: 0 E: 0 K: 0 S: 7	H: 1 LOB: 0 BB: 0 P: 11	R: 2 E: 0 K: 2 S: 20	H: 4 LOB: 2 BB: 0 P: 30	R: 0 E: 0 K: 0 S: 7	H: 0 LOB: 0 BB: 0 P: 12	R: 0 E: 0 K: 0 S: 6	H: 0 LOB: 0 BB: 0 P: 9	R: 1 E: 0 K: 0 S: 11	H: 2 LOB: 1 BB: 0 P: 17	R: 1 E: 0 K: 0 S: 11	H: 2 LOB: 1 BB: 0 P: 17	R: 1 E: 1 K: 1 S: 12	H: 2 LOB: 2 BB: 0 P: 21	R: 0 E: 0 K: 0 S: 5	H: 0 LOB: 0 BB: 0 P: 8	1B: 10 2B: 1 3B: 0 HR: 0	SF: 0 SAC: 0 DP: 1 HBP: 1	WP: 0 PB: 1 CS: 1	PA: 40					
PITCHER	IP	WLS	BF	H	R	ER	SO	BB	IBB	HBP	BLK	WP	HR	S	P	ERA	WHIP										
Shane Reynolds, R ERA: 4.33	6.0	W	25	7	3	3	2	1	0	0	0	0	0	59	95	4.50	1.333										
Trevor Miller, L ERA: 2.89	2.0		11	4	2	1	1	0	0	0	0	0	0	23	38	4.50	2.000										
Bob Scanlan, R ERA: 6.0	1.0		3	0	0	0	0	0	0	0	0	0	0	5	8	0.00	0.000										

Houston Astros @ Philadelphia Phillies
Veterans Stadium, Philadelphia, PA
Fri May 01 1998, 7:05 PM EDT
Att: 11,410 - Overcast - 60 F

AB 37
R 5
H 11
RBI 5
BB 1
SO 3
LOB 23

Batter	1	2	3	4	5	6	7	8	9	AB	R	H	RBI	BB	SO	LOB	TOP			
Craig Biggio, R OBP: 0.378, SLG: 0.483 (1, 4)										4	0	1	1	0	1	0				
35 Dave Clark, L OBP: 0.288, SLG: 0.136 Richard Hidalgo, R OBP: 0.288, SLG: 0.355 (1, 9) (8, 8)										4	0	0	0	0	2	1				
5 Jeff Bagwell, R OBP: 0.409, SLG: 0.423 (1, 3)										4	0	2	0	0	1	1				
Sean Berry, R OBP: 0.436, SLG: 0.578 (1, 5)										3	0	1	0	1	0	1				
Moises Alou, R OBP: 0.410, SLG: 0.630 (1, 7)										4	1	1	0	0	3	4				
Carl Everett, S OBP: 0.397, SLG: 0.554 (1, 8) (8, 9)										4	1	1	0	0	2	2				
Ricky Gutierrez, R OBP: 0.414, SLG: 0.425 (1, 6)										3	0	0	0	0	1	2				
Brad Ausmus, R OBP: 0.265, SLG: 0.250 (1, 2)										4	1	1	0	0	1	0				
Mike Hampton, R OBP: 0.263, SLG: 0.222 Doug Henry, R (8, 1)										3	1	0	0	0	2	1				
Bill Spiers, L OBP: 0.333, SLG: 0.315 Billy Wagner, L (9, PH) (9, 1)										0	0	0	0	0	0	0				
										1	0	0	0	0	0	0				
										0	0	0	0	0	0	0				
Inning Stats	R: 0 E: 0 K: 1 S: 11	H: 1 LOB: 1 BB: 0 P: 18	R: 0 E: 0 K: 1 S: 6	H: 0 LOB: 0 BB: 0 P: 9	R: 2 E: 2 K: 2 S: 21	H: 2 LOB: 2 BB: 1 P: 32	R: 0 E: 0 K: 3 S: 10	H: 0 LOB: 0 BB: 0 P: 13	R: 0 E: 0 K: 2 S: 11	H: 2 LOB: 2 BB: 0 P: 15	R: 0 E: 0 K: 2 S: 7	H: 0 LOB: 0 BB: 0 P: 9	R: 0 E: 0 K: 0 S: 6	H: 0 LOB: 0 BB: 0 P: 8	R: 2 E: 1 K: 0 S: 11	H: 2 LOB: 0 BB: 0 P: 15	1B: 3 2B: 3 3B: 1 HR: 0	SF: 0 SAC: 1 DP: 0 HBP: 0	WP: 0 PB: 0 SB: 0 CS: 0	PA: 36
PITCHER	IP	WLS	BF	H	R	ER	SO	BB	IBB	HBP	BLK	WP	HR	S	P	ERA	WHIP			
Curt Schilling, R ERA: 1.8 Jerry Spradlin, R ERA: 4.75	(1, 1) (8, 1)	7.0 8	28 8	5 2	2 2	1 0	13 0	1 0	0 0	0 0	0 0	0 0	0 0	77 17	112 23	1.29 0.00	0.857 1.000			

Houston Astros @ Philadelphia Phillies
Veterans Stadium, Philadelphia, PA
Sat May 02 1998, 7:05 PM EDT
Att: 18,766 - Cloudy - 65 F


AB 34
R 4
H 7
RBI 1
BB 1
SO 13
LOB 12



Batter	1	2	3	4	5	6	7	8	9	AB	R	H	RBI	BB	SO	LOB	BOTTOM			
Doug Glanville, R OBP: 0.328, SLG: 0.410 (1, 8)										3	0	1	0	1	0	0				
Gregg Jefferies, S OBP: 0.360, SLG: 0.361 Kevin Seick, R OBP: 0.316, SLG: 0.313 (1, 7) (8, FR) (9, 7)										4	0	1	0	0	0	2				
Scott Rolen, R OBP: 0.361, SLG: 0.462 (1, 5)										3	0	0	0	1	0	3				
Mike Lieberthal, R OBP: 0.270, SLG: 0.333 (1, 2)										4	0	1	0	0	1	3				
Rico Brogna, L OBP: 0.306, SLG: 0.500 (1, 3)										4	1	1	0	0	1	0				
Mark Lewis, R OBP: 0.276, SLG: 0.281 (1, 4)										3	0	1	0	1	0	0				
Bobby Abreu, L OBP: 0.374, SLG: 0.416 Rex Hudler, R OBP: 0.278, SLG: 0.200 (1, 9) (9, PH)										3	0	1	0	0	0	2				
Desi Relaford, S OBP: 0.350, SLG: 0.459 (1, 6)										3	0	1	1	0	0	3				
Curt Schilling, R OBP: 0.125, SLG: 0.067 23 Kevin Jordan, R OBP: 0.300, SLG: 0.448 Jerry Spradlin, S (8, 1) Ruben Amaro Jr, S OBP: 0.304, SLG: 0.263 (9, PH)										2	0	0	0	0	1	1				
										1	0	0	0	0	0	1				
										0	0	0	0	0	0	0				
										1	0	0	0	0	1	2				
Inning Stats	R: 0 E: 0 K: 0 S: 10	H: 2 LOB: 2 BB: 0 P: 16	R: 1 E: 0 K: 1 S: 11	H: 2 LOB: 1 BB: 0 P: 15	R: 0 E: 1 K: 1 S: 7	H: 0 LOB: 1 BB: 0 P: 14	R: 0 E: 0 K: 0 S: 9	H: 1 LOB: 1 BB: 0 P: 15	R: 0 E: 0 K: 0 S: 5	H: 0 LOB: 0 BB: 1 P: 12	R: 0 E: 0 K: 0 S: 5	H: 1 LOB: 1 BB: 0 P: 10	R: 0 E: 0 K: 0 S: 13	H: 1 LOB: 1 BB: 0 P: 20	R: 0 E: 0 K: 2 S: 14	H: 1 LOB: 2 BB: 1 P: 26	1B: 6 2B: 2 3B: 0 HR: 0	SF: 1 SAC: 0 DP: 2 HBP: 0	WP: 0 PB: 0 SB: 0 CS: 0	PA: 36
PITCHER	IP	WLS	BF	H	R	ER	SO	BB	IBB	HBP	BLK	WP	HR	S	P	ERA	WHIP			
Mike Hampton, L ERA: 2.84 Doug Henry, R ERA: 4.05 Billy Wagner, L ERA: 2.92	(1, 1) (8, 1) (9, 1)	7.2 0.1 1.0	30 1 5	7 0 1	1 0 0	1 0 0	2 0 2	2 0 1	0 0 0	0 0 0	0 0 0	0 0 0	0 4 14	61 5 26	1.17 0.00 0.00	1.174 0.000 2.000				

Houston Astros @ Philadelphia Phillies
Veterans Stadium, Philadelphia, PA
Sat May 02 1998, 7:05 PM EDT
Att: 18,766 - Cloudy - 65 F

AB 32
R 1
H 8
RBI 1
BB 3
SO 4
LOB 17



Batter	1	2	3	4	5	6	7	8	9	AB	R	H	RBI	BB	SO	LOB	TOP											
Craig Biggio, R OBP: 0.386, SLG: 0.479 (1, 4)										3	0	1	0	2	1	0	Houston Astros @ Philadelphia Phillies Veterans Stadium, Philadelphia, PA Sun May 03 1998, 3:33 AM EDT Att: 21,288 - Cloudy - 68 F											
Derek Bell, R OBP: 0.451, SLG: 0.672 (1, 9)										5	0	1	0	0	1	4												
Jeff Bagwell, R OBP: 0.419, SLG: 0.419 (1, 3)										1	0	0	0	3	0	0												
Bill Spiers, L OBP: 0.362, SLG: 0.351 Sean Berry, R OBP: 0.430, SLG: 0.569 (7, PH) (7, 5)										3	1	3	0	0	0	0												
Richard Hidalgo, R OBP: 0.286, SLG: 0.348 (1, 7)										4	1	1	0	0	1	5												
Carl Everett, S OBP: 0.403, SLG: 0.544 (1, 8)										3	1	1	0	1	0	4												
Tony Eusebio, R 35 Dave Clark, L OBP: 0.259, SLG: 0.208 (8, PH) Ricky Gutierrez, R OBP: 0.414, SLG: 0.425 (8, 6)										2	0	0	1	1	0	3												
Tim Bogar, R OBP: 0.281, SLG: 0.259 Jack Howell, L OBP: 0.333, SLG: 0.313 Brad Ausmus, R OBP: 0.265, SLG: 0.250 (8, PH) (8, 2)										3	0	0	1	0	1	2												
Sean Bergman, R OBP: 0.083, SLG: 0.083 Mike Magnante, L (6, 1) Bob Scanlan, R (6, 1) C.J. Nitkowski, L (7, 1) Moises Alou, R OBP: 0.407, SLG: 0.624 (9, PH)										3	0	0	0	0	2	2												
Inning Stats	R: 0 E: 0 K: 0 S: 8	H: 0 LOB: 0 BB: 2 P: 17	R: 0 E: 0 K: 0 S: 8	H: 1 LOB: 1 BB: 0 P: 9	R: 0 E: 0 K: 1 S: 7	H: 0 LOB: 1 BB: 1 P: 15	R: 3 E: 2 K: 1 S: 11	H: 3 LOB: 1 BB: 0 P: 19	R: 0 E: 0 K: 2 S: 13	H: 2 LOB: 3 BB: 1 P: 25	R: 0 E: 0 K: 0 S: 5	H: 0 LOB: 0 BB: 1 P: 9	R: 0 E: 0 K: 1 S: 5	H: 0 LOB: 0 BB: 1 P: 9	R: 0 E: 0 K: 0 S: 6	H: 0 LOB: 0 BB: 0 P: 10		1B: 6 2B: 1 3B: 0 HR: 0	SF: 0 SAC: 0 DP: 3 HBP: 0	WP: 0 PB: 0 SB: 2 CS: 1	PA: 39							
PITCHER	IP	WLS	BF	H	R	ER	SO	BB	IBB	HBP	BLK	WP	HR	S	P	ERA	WHIP											
Tyler Green, R ERA: 4.05 Wayne Gomes, R ERA: 4.42 Yorkis Perez, L ERA: 3.0 Mark Leiter, R ERA: 2.12	(1, 1)	5.0	24	6	3	1	4	4	0	0	0	0	0	0	47	85	1.80	2.000										

Batter	1	2	3	4	5	6	7	8	9	AB	R	H	RBI	BB	SO	LOB	BOTTOM											
Doug Glanville, R OBP: 0.331, SLG: 0.405 (1, 8)										4	1	1	0	1	0	3	Houston Astros @ Philadelphia Phillies Veterans Stadium, Philadelphia, PA Sun May 03 1998, 3:33 AM EDT Att: 21,288 - Cloudy - 68 F											
Gregg Jefferies, S OBP: 0.348, SLG: 0.347 Mark Leiter, R (8, 1)										4	0	0	0	0	1	4												
Scott Rolen, R OBP: 0.365, SLG: 0.463 (1, 5)										4	0	2	1	0	1	1												
Rico Brogna, L OBP: 0.313, SLG: 0.495 (1, 3)										3	2	1	0	1	0	2												
Mark Lewis, R OBP: 0.265, SLG: 0.269 (1, 4)										4	1	0	0	0	0	4												
Bobby Abreu, L OBP: 0.388, SLG: 0.435 (1, 9)										3	1	2	2	1	0	1												
Mark Parent, R OBP: 0.364, SLG: 0.389 (1, 2)										3	0	2	1	0	1	1												
Desi Relaford, S OBP: 0.333, SLG: 0.442 (1, 6)										3	0	0	1	0	1	2												
Tyler Green, R OBP: 0.417, SLG: 0.545 Wayne Gomes, R (6, 1) 23 Kevin Jordan, R OBP: 0.290, SLG: 0.433 Yorkis Perez, L (7, 1) Ruben Amaro Jr, S OBP: 0.292, SLG: 0.250 (8, 7)										2	0	2	0	0	0	0												
Inning Stats	R: 0 E: 0 K: 2 S: 10	H: 0 LOB: 0 BB: 0 P: 13	R: 0 E: 0 K: 1 S: 7	H: 1 LOB: 1 BB: 0 P: 12	R: 0 E: 0 K: 1 S: 8	H: 2 LOB: 0 BB: 0 P: 10	R: 3 E: 1 K: 0 S: 8	H: 2 LOB: 0 BB: 0 P: 11	R: 0 E: 0 K: 0 S: 6	H: 1 LOB: 2 BB: 0 P: 8	R: 1 E: 0 K: 0 S: 13	H: 1 LOB: 1 BB: 1 P: 17	R: 1 E: 1 K: 0 S: 7	H: 1 LOB: 1 BB: 1 P: 17	R: 0 E: 0 K: 0 S: 6	H: 2 LOB: 2 BB: 0 P: 10		1B: 9 2B: 1 3B: 0 HR: 0	SF: 2 SAC: 0 DP: 1 HBP: 0	WP: 2 PB: 0 SB: 0 CS: 0	PA: 37							
PITCHER	IP	WLS	BF	H	R	ER	SO	BB	IBB	HBP	BLK	WP	HR	S	P	ERA	WHIP											
Sean Bergman, R ERA: 3.32 Mike Magnante, L ERA: 4.5 Bob Scanlan, R ERA: 6.43 C.J. Nitkowski, L ERA: 2.75	(1, 1)	5.1	23	6	4	2	4	1	0	0	0	0	0	0	40	59	3.38	1.312										

AB	31
R	3
H	7
RBI	2
BB	7
SO	7
LOB	22



AB	32
R	5
H	10
RBI	5
BB	3
SO	4
LOB	22



Batter	1	2	3	4	5	6	7	8	9	AB	R	H	RBI	BB	SO	LOB	TOP					
Craig Biggio, R OBP: 0.376, SLG: 0.480 (1, 4)										3	0	0	0	0	1	1						
Derek Bell, R OBP: 0.430, SLG: 0.633 (1, 9)										4	0	0	0	0	2	1						
5 Jeff Bagwell, R OBP: 0.410, SLG: 0.402 (1, 3)										3	0	0	0	0	3	0						
Jack Howell, L OBP: 0.286, SLG: 0.263 (1, 5)										3	0	0	0	0	3	0						
Moises Alou, R OBP: 0.389, SLG: 0.583 (1, 8)										3	0	0	0	0	3	0						
35 Dave Clark, L OBP: 0.226, SLG: 0.111 (1, 7)										3	0	0	0	0	2	0						
Ricky Gutierrez, R OBP: 0.415, SLG: 0.436 (1, 6)										3	0	1	0	0	2	0						
Brad Ausmus, R OBP: 0.276, SLG: 0.289 (1, 2)										3	0	0	0	0	2	1						
Shane Reynolds, R OBP: 0.125, SLG: 0.188 (1, 1)										1	0	0	0	0	1	0						
Bill Spiers, L OBP: 0.347, SLG: 0.349 (9, PH)										1	0	0	0	0	1	0						
Inning Stats	R: 0 H: 0 E: 0 K: 3 S: 10	H: 0 LOB: 0 BB: 0 P: 14	R: 0 H: 0 E: 0 K: 2 S: 7	H: 0 LOB: 0 BB: 0 P: 10	R: 0 H: 1 E: 0 K: 1 S: 11	LOB: 1 BB: 0 P: 16	R: 0 H: 0 E: 0 K: 3 S: 9	H: 0 LOB: 0 BB: 0 P: 16	R: 0 H: 0 E: 0 K: 3 S: 10	H: 0 LOB: 1 BB: 0 P: 12	R: 0 H: 0 E: 0 K: 3 S: 9	H: 0 LOB: 0 BB: 0 P: 16	R: 0 H: 0 E: 0 K: 3 S: 10	H: 0 LOB: 0 BB: 0 P: 13	R: 0 H: 0 E: 0 K: 2 S: 9	H: 0 LOB: 0 BB: 0 P: 12	R: 0 H: 0 E: 0 K: 3 S: 10	H: 0 LOB: 0 BB: 0 P: 12	1B: 1 2B: 0 3B: 0 HR: 0	SF: 0 SAC: 1 DP: 0 HBP: 1	WP: 0 PB: 0 SB: 0 CS: 0	PA: 29
PITCHER 34 Kerry Wood, R ERA: 3.95 (1, 1)	IP: 9.0 WLS: W BF: 29 H: 1 R: 0 ER: 0 SO: 20 BB: 0 IBB: 0 HBP: 1 BLK: 1 WP: 0 HR: 0 S: 84 P: 122 ERA: 0.00 WHIP: 0.111															PITCHER	IP: 9.0 WLS: W BF: 29 H: 1 R: 0 ER: 0 SO: 20 BB: 0 IBB: 0 HBP: 1 BLK: 1 WP: 0 HR: 0 S: 84 P: 122 ERA: 0.00 WHIP: 0.111					

Houston Astros @ Chicago Cubs
Wrigley Field, Chicago, IL
Wed May 06 1998, 3:33 AM CDT
Att: 15,758 - Cloudy - 71 F

AB	27
R	0
H	1
RBI	0
BB	0
SO	20
LOB	3



Batter	1	2	3	4	5	6	7	8	9	AB	R	H	RBI	BB	SO	LOB	BOTTOM			
Brant Brown, L OBP: 0.413, SLG: 0.583 (1, 8)										4	0	2	0	0	1	0				
Mickey Morandini, L OBP: 0.366, SLG: 0.411 (1, 4)										4	1	1	0	0	2	2				
Sammy Sosa, R OBP: 0.418, SLG: 0.563 (1, 9)										4	0	1	0	0	2	1				
Mark Grace, L OBP: 0.420, SLG: 0.400 (1, 3)										3	1	2	0	1	0	0				
Henry Rodriguez, L OBP: 0.354, SLG: 0.509 (1, 7)										2	0	0	1	0	2	3				
José Hernández, R OBP: 0.255, SLG: 0.449 (8, 7)										1	0	0	1	0	0	1				
Jeff Blauser, R OBP: 0.362, SLG: 0.333 (1, 6)										3	0	2	0	0	0	0				
Sandy Martínez, L OBP: 0.500, SLG: 0.625 (1, 2)										2	0	0	0	1	0	2				
Kevin Orie, R OBP: 0.231, SLG: 0.252 (1, 5)										3	0	0	0	0	2	2				
34 Kerry Wood, R OBP: 0.100, SLG: 0.100 (1, 1)										3	0	0	0	0	1	1				
Inning Stats	R: 0 H: 0 E: 0 K: 3 S: 9	H: 0 LOB: 0 BB: 0 P: 13	R: 1 H: 1 E: 1 K: 1 S: 8	H: 1 LOB: 1 BB: 1 P: 18	R: 0 H: 2 E: 0 K: 3 S: 13	LOB: 3 BB: 1 P: 22	R: 0 H: 1 E: 0 K: 1 S: 7	H: 1 LOB: 0 BB: 0 P: 11	R: 0 H: 1 E: 0 K: 1 S: 8	H: 1 LOB: 0 BB: 0 P: 13	R: 0 H: 0 E: 0 K: 0 S: 7	H: 0 LOB: 0 BB: 0 P: 9	R: 1 H: 2 E: 0 K: 0 S: 11	H: 2 LOB: 0 BB: 0 P: 17	R: 0 H: 0 E: 0 K: 1 S: 9	H: 0 LOB: 0 BB: 0 P: 17	1B: 6 2B: 2 3B: 0 HR: 0	SF: 1 SAC: 0 DP: 1 HBP: 0	WP: 0 PB: 0 SB: 0 CS: 1	PA: 33
PITCHER Shane Reynolds, R ERA: 3.83 (1, 1)	IP: 8.0 WLS: L BF: 32 H: 8 R: 2 ER: 1 SO: 10 BB: 2 IBB: 0 HBP: 0 BLK: 0 WP: 0 HR: 0 S: 72 P: 116 ERA: 1.12 WHIP: 1.250															PITCHER	IP: 8.0 WLS: L BF: 32 H: 8 R: 2 ER: 1 SO: 10 BB: 2 IBB: 0 HBP: 0 BLK: 0 WP: 0 HR: 0 S: 72 P: 116 ERA: 1.12 WHIP: 1.250			

Houston Astros @ Chicago Cubs
Wrigley Field, Chicago, IL
Wed May 06 1998, 3:33 AM CDT
Att: 15,758 - Cloudy - 71 F

AB	29
R	2
H	8
RBI	2
BB	2
SO	10
LOB	12



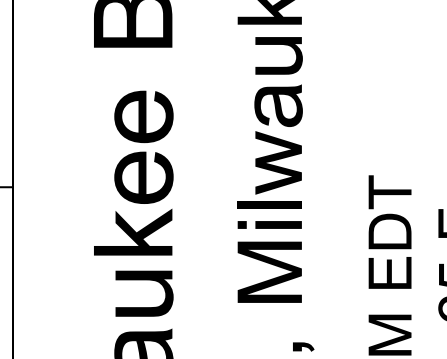
Batter	1	2	3	4	5	6	7	8	9	AB	R	H	RBI	BB	SO	LOB	TOP										
Craig Biggio, R OBP: 0.377, SLG: 0.473 (1,4)										4	0	1	0	1	1	1	Houston Astros @ Milwaukee Brewers Milwaukee County Stadium, Milwaukee, WI Fri May 08 1998, 8:05 PM EDT Att: 14,711 - Unknown - 65 F										
Bill Spillers, L OBP: 0.342, SLG: 0.333 (1,5)										3	0	0	0	1	0	3											
5 Jeff Bagwell, R OBP: 0.405, SLG: 0.397 (1,3)										4	1	1	0	0	2	3											
35 Dave Clark, L OBP: 0.229, SLG: 0.129 Richard Hidalgo, R OBP: 0.296, SLG: 0.348 (8,9)										4	0	1	0	0	1	1											
Moises Alou, R OBP: 0.377, SLG: 0.568 (1,7)										3	0	0	1	0	2	1											
Carl Everett, S OBP: 0.430, SLG: 0.560 (1,8)										3	0	1	0	1	2	1											
Ricky Gutierrez, R OBP: 0.418, SLG: 0.433 (1,6)										3	0	1	0	1	1	2											
Brad Ausmus, R OBP: 0.275, SLG: 0.287 (1,2)										4	0	1	0	0	1	3											
Mike Hampton, R OBP: 0.286, SLG: 0.211 C.J. Nitkowski, L ERA: 1.9 (7,1)										1	0	0	0	1	0	0											
Derek Bell, R OBP: 0.427, SLG: 0.628 (9,PH)										1	0	0	0	0	1	0											
Inning Stats	R: 0 E: 0 K: 1 S: 8	H: 0 LOB: 0 BB: 0 P: 13	R: 0 E: 0 K: 3 S: 12	H: 1 LOB: 2 BB: 1 P: 23	R: 0 E: 1 K: 1 S: 8	H: 1 LOB: 1 BB: 0 P: 13	R: 0 E: 0 K: 2 S: 10	H: 0 LOB: 0 BB: 0 P: 17	R: 0 E: 0 K: 0 S: 13	H: 1 LOB: 2 BB: 2 P: 25	R: 1 E: 0 K: 1 S: 15	H: 1 LOB: 1 BB: 1 P: 24	R: 0 E: 0 K: 1 S: 10	H: 1 LOB: 1 BB: 0 P: 16	R: 0 E: 0 K: 1 S: 8	H: 1 LOB: 1 BB: 0 P: 14	R: 0 E: 0 K: 1 S: 8	H: 0 LOB: 0 BB: 0 P: 12	1B: 6 2B: 0 3B: 0 HR: 0	SF: 1 SAC: 1 DP: 1 HBP: 0	WP: 1 PB: 0 SB: 4 CS: 0	PA: 37					
PITCHER	IP	WLS	BF	H	R	ER	SO	BB	IBB	HBP	BLK	WP	HR	S	P	ERA	WHIP										
Jeff Juden, R ERA: 3.77 (1,1)	5.2	W	24	4	1	1	7	4	0	0	0	0	0	63	111	1.59	1.412										
Chad Fox, R ERA: 1.9 (6,1)	1.1		6	1	0	0	2	1	0	0	0	1	0	13	20	0.00	1.500										
Bob Wickman, R ERA: 2.49 (8,1)	1.0		4	1	0	0	1	0	0	0	0	0	0	8	14	0.00	1.000										
Doug Jones, R ERA: 4.26 (9,1)	1.0	S	3	0	0	0	1	0	0	0	0	0	0	8	12	0.00	0.000										

Batter	1	2	3	4	5	6	7	8	9	AB	R	H	RBI	BB	SO	LOB	BOTTOM										
Fernando Vina, L OBP: 0.429, SLG: 0.515 (1,4)										4	1	2	0	0	0	1	Houston Astros @ Milwaukee Brewers Milwaukee County Stadium, Milwaukee, WI Fri May 08 1998, 8:05 PM EDT Att: 14,711 - Unknown - 65 F										
Jeff Cirillo, R OBP: 0.394, SLG: 0.373 (1,5)										4	0	2	0	0	0	2											
Mark Loretta, R OBP: 0.319, SLG: 0.418 (1,3)										4	1	2	2	0	0	1											
Jeremy Burnitz, L OBP: 0.385, SLG: 0.542 (1,9)										4	0	1	0	0	2	0											
Darrin Jackson, R OBP: 0.184, SLG: 0.208 (1,8)										4	0	0	0	0	2	1											
Marc Newfield, R OBP: 0.295, SLG: 0.263 Geoff Jenkins, L OBP: 0.333, SLG: 0.677 (1,7)										3	0	0	0	0	1	1											
Jose Valentin, S OBP: 0.361, SLG: 0.426 (1,6)										1	1	0	0	2	0	0											
Jesse Levis, L OBP: 0.468, SLG: 0.351 Mike Matheny, R OBP: 0.344, SLG: 0.458 (6,2)										1	1	0	0	0	0	1											
Jeff Juden, R OBP: 0.267, SLG: 0.333 Chad Fox, R ERA: 1.9 (6,1)										2	0	0	0	0	0	0											
Marquis Grissom, R OBP: 0.303, SLG: 0.445 Bob Wickman, R ERA: 2.49 (8,1)										1	0	1	1	0	0	0											
Doug Jones, R ERA: 4.26 (9,1)										0	0	0	0	0	0	0											
Inning Stats	R: 0 E: 0 K: 0 S: 8	H: 1 LOB: 0 BB: 0 P: 16	R: 0 E: 0 K: 2 S: 10	H: 0 LOB: 0 BB: 0 P: 14	R: 2 E: 1 K: 0 S: 10	H: 3 LOB: 2 BB: 0 P: 12	R: 0 E: 0 K: 2 S: 10	H: 1 LOB: 2 BB: 1 P: 19	R: 0 E: 0 K: 0 S: 9	H: 1 LOB: 1 BB: 0 P: 12	R: 0 E: 0 K: 0 S: 5	H: 0 LOB: 0 BB: 0 P: 6	R: 1 E: 0 K: 0 S: 6	H: 1 LOB: 1 BB: 1 P: 16	R: 1 E: 0 K: 1 S: 9	H: 1 LOB: 0 BB: 0 P: 12	R: 1 E: 0 K: 1 S: 9	H: 1 LOB: 0 BB: 0 P: 12	1B: 6 2B: 1 3B: 0 HR: 1	SF: 1 SAC: 0 DP: 0 HBP: 0	WP: 0 PB: 0 SB: 1 CS: 1	PA: 33					
PITCHER	IP	WLS	BF	H	R	ER	SO	BB	IBB	HBP	BLK	WP	HR	S	P	ERA	WHIP										
Mike Hampton, L ERA: 2.68 (1,1)	6.1	L	27	7	3	1	4	2	0	0	0	0	1	55	90	1.42	1.421										
C.J. Nitkowski, L ERA: 2.96 (7,1)	1.2		6	1	1	1	1	0	0	0	0	0	1	12	17	5.40	0.600										

AB 30
R 1
H 6
RBI 1
BB 5
SO 11
LOB 15



AB 30
R 4
H 8
RBI 4
BB 2
SO 5
LOB 9



Batter	1	2	3	4	5	6	7	8	9	AB	R	H	RBI	BB	SO	LOB	TOP					
Craig Biggio, R OBP: 0.384, SLG: 0.481	L8		G6-3			5 HR				4	1	2	2	1	0	0	Houston Astros @ Milwaukee Brewers Milwaukee County Stadium, Milwaukee, WI Sat May 09 1998, 8:05 PM EDT Att: 20,145 - Overcast - 54 F					
Derek Bell, R OBP: 0.412, SLG: 0.604	L4		P6			P3				5	0	0	0	0	2	4						
5 Jeff Bagwell, R OBP: 0.405, SLG: 0.417				L8		HR			G6-3	4	1	1	2	1	0	1						
Sean Berry, R OBP: 0.440, SLG: 0.559	P6			HR		HR			G6-3	3	3	1	0	1	0	1						
Moises Alou, R OBP: 0.385, SLG: 0.591		F9		F8		HR			G6-3	4	2	2	2	1	0	1						
Richard Hidalgo, R OBP: 0.293, SLG: 0.408	F9			HR		P2			K	5	2	2	4	0	1	1						
Ricky Gutierrez, R OBP: 0.417, SLG: 0.431				HR		G6-3			G5-3	5	0	2	0	0	0	1						
Tony Eusebio, R OBP: 0.313, SLG: 0.310									G5-3	5	1	3	1	0	0	0						
Pete Schourek, L Jack Howell, L Bob Scanlan, R Mike Magnante, L C.J. Nitkowski, L Doug Henry, R 35 Dave Clark, L Billy Wagner, L									G3-1	1	0	0	0	0	1	2						
Inning Stats	R: 0 E: 0 K: 0 S: 9	H: 0 LOB: 1 BB: 1 P: 16	R: 0 E: 0 K: 0 S: 5	H: 1 LOB: 1 BB: 0 P: 8	R: 1 E: 0 K: 0 S: 6	H: 1 LOB: 0 BB: 0 P: 9	R: 2 E: 0 K: 1 S: 18	H: 4 LOB: 2 BB: 0 P: 27	R: 4 E: 0 K: 0 S: 19	H: 3 LOB: 0 BB: 0 P: 31	R: 1 E: 1 K: 1 S: 14	H: 1 LOB: 1 BB: 0 P: 21	R: 3 E: 0 K: 1 S: 18	H: 2 LOB: 2 BB: 3 P: 37	R: 0 E: 0 K: 1 S: 11	H: 1 LOB: 1 BB: 0 P: 20		R: 0 E: 0 K: 0 S: 5	H: 0 LOB: 0 BB: 0 P: 10	1B: 7 2B: 3 3B: 0 HR: 3	SF: 0 SAC: 2 DP: 0 HBP: 1	WP: 1 PB: 0 SB: 1 CS: 0
PITCHER	IP WLS BF H R ER SO BB IBB HBP BLK WP HR S P ERA WHIP																					
21 Cal Eldred, R ERA: 3.66	5.0 L 25 9 7 7 1 1 0 0 0 0 0 3 57 91 12.60 2.000																					
Al Reyes, R ERA: 5.11	1.0 5 1 1 0 1 0 0 0 0 0 1 0 14 21 0.00 1.000																					
Chad Fox, R ERA: 2.92	1.0 8 2 3 3 1 3 0 0 0 0 0 0 18 37 27.00 5.000																					
Mike Myers, L ERA: 0.71	1.0 4 1 0 0 1 0 0 0 0 0 0 0 11 20 0.00 1.000																					
Bob Wickman, R ERA: 2.39	1.0 3 0 0 0 0 0 0 0 0 0 0 0 5 10 0.00 0.000																					

Batter	1	2	3	4	5	6	7	8	9	AB	R	H	RBI	BB	SO	LOB	BOTTOM			
Fernando Vina, L OBP: 0.277, SLG: 0.507	F9									2	0	0	0	0	0	0	Houston Astros @ Milwaukee Brewers Milwaukee County Stadium, Milwaukee, WI Sat May 09 1998, 8:05 PM EDT Att: 20,145 - Overcast - 54 F			
Al Reyes, R ERA: 5.11										0	0	0	0	0	0	0				
Marquis Grissom, R OBP: 0.369, SLG: 0.450										1	0	1	1	0	0	0				
Chad Fox, R ERA: 2.92										0	0	0	0	0	0	0				
Mike Myers, L ERA: 0.71										0	0	0	0	0	0	0				
Geoff Jenkins, L OBP: 0.324, SLG: 0.658										1	0	0	0	0	1	1				
Bob Wickman, R ERA: 2.39										0	0	0	0	0	0	0				
Jeff Cirillo, R OBP: 0.408, SLG: 0.380	F9									3	1	2	0	2	0	0				
Mark Loretta, R OBP: 0.351, SLG: 0.420										2	1	1	0	3	0	2				
Jeremy Burnitz, L OBP: 0.378, SLG: 0.528										5	0	1	0	0	2	9				
Darrin Jackson, R OBP: 0.185, SLG: 0.208	F8									5	1	1	0	0	0	2				
Marc Newfield, R OBP: 0.306, SLG: 0.250										3	1	0	1	2	0	0				
Jose Valentin, S OBP: 0.348, SLG: 0.407										5	0	0	0	0	3	4				
Mike Matheny, R OBP: 0.351, SLG: 0.460										4	1	2	2	0	0	1				
21 Cal Eldred, R OBP: 0.077, SLG: 0.077										1	0	0	0	0	0	1				
Bob Hamelin, L OBP: 0.191, SLG: 0.119										1	0	0	0	0	0	0				
Eric Owens, R OBP: 0.267, SLG: 0.500										2	1	1	1	0	0	1				
Inning Stats	R: 0 E: 0 K: 0 S: 10	H: 2 LOB: 2 BB: 0 P: 16	R: 0 E: 0 K: 0 S: 8	H: 0 LOB: 1 BB: 1 P: 18	R: 0 E: 0 K: 1 S: 8	H: 0 LOB: 1 BB: 1 P: 16	R: 0 E: 0 K: 0 S: 7	H: 0 LOB: 0 BB: 0 P: 12	R: 0 E: 0 K: 2 S: 26	H: 5 LOB: 3 BB: 4 P: 48	R: 0 E: 0 K: 1 S: 8	H: 0 LOB: 0 BB: 0 P: 12	R: 0 E: 0 K: 1 S: 12	H: 2 LOB: 3 BB: 1 P: 20	R: 0 E: 0 K: 1 S: 9	H: 0 LOB: 0 BB: 0 P: 12	1B: 8 2B: 1 3B: 0 HR: 0	SF: 0 SAC: 0 DP: 1 HBP: 1	WP: 1 PB: 0 SB: 0 CS: 0	PA: 43
PITCHER	IP WLS BF H R ER SO BB IBB HBP BLK WP HR S P ERA WHIP																			
Pete Schourek, L ERA: 6.43	5.0 W 19 2 0 0 0 2 0 0 0 0 0 0 0 0 0.00 0.800																			
Bob Scanlan, R ERA: 8.43	0.0 0 0 0 0 0 0 0 0 0 0 0 0 0 0 0 0.00 0.000																			
Mike Magnante, L ERA: 7.98	0.2 8 3 6 6 2 3 0 0 0 0 0 0 16 31 81.00 9.000																			
C.J. Nitkowski, L ERA: 2.96	0.0 2 2 0 0 0 0 0 0 0 0 1 0 6 8 0.00 1.714																			
Doug Henry, R ERA: 3.45	2.1 11 2 0 0 2 2 0 0 0 0 0 0 24 41 0.00 1.714																			

Batter	1	2	3	4	5	6	7	8	9	AB R H RBI BB SO LOB	TOP											
Craig Biggio, R (1,4) OBP: 0.391, SLG: 0.496	G4-3 5 G6-3 2B		5 2-4-3 2B		2B HBP				F9	4 2 2 0 0 1 0	Houston Astros @ Milwaukee Brewers Milwaukee County Stadium, Milwaukee, WI Sun May 10 1998, 4:33 AM EDT Att: 19,023 - Sunny - 55 F											
Derek Bell, R (1,9) OBP: 0.412, SLG: 0.612	G4-3 2-3		K		5 1B 2B				2B	5 1 2 2 0 2 2												
5 Jeff Bagwell, R (1,3) OBP: 0.405, SLG: 0.416	G6-3 3-H		2-4-6-5 2-3		2B 1B				K	5 1 2 1 0 2 1												
Sean Berry, R (1,5) OBP: 0.443, SLG: 0.569	S 1B				G5-3 1B FC6-4 2B				G1-6-3 1B	4 1 2 1 0 0 1												
Moises Alou, R (1,7) OBP: 0.388, SLG: 0.597	K 1-2				2B 1B				G6-3	4 1 2 1 0 1 1												
Carl Everett, S (1,8) OBP: 0.422, SLG: 0.557		L3			FC6-4 BB				K	4 0 1 2 0 1 1												
Brad Ausmus, R (1,2) OBP: 0.274, SLG: 0.278		K			2B BB				L7	3 0 0 0 1 1 1												
Tim Lincecum, R (1,6) OBP: 0.243, SLG: 0.219		F7							L6	4 0 0 0 0 1 2												
Bob Scanlan, R (8,1)										0 0 0 0 0 0 0												
Jose Lima, R (1,1) OBP: 0.091, SLG: 0.048									G5-3	3 1 1 0 0 1 0												
Ricky Gutierrez, R (8,6) OBP: 0.414, SLG: 0.427					2B 1B					1 0 0 0 0 0 0												
Inning Stats	R: 1 E: 0 K: 1 S: 11	H: 2 LOB: 1 BB: 0 P: 16	R: 0 E: 0 K: 1 S: 8	H: 0 LOB: 0 BB: 0 P: 10	R: 0 E: 0 K: 2 S: 9	H: 1 LOB: 1 BB: 0 P: 12	R: 1 E: 0 K: 1 S: 10	H: 2 LOB: 1 BB: 0 P: 19	R: 5 E: 0 K: 1 S: 15	H: 5 LOB: 2 BB: 1 P: 31	R: 0 E: 0 K: 2 S: 11	H: 0 LOB: 0 BB: 0 P: 14	R: 0 E: 0 K: 0 S: 7	H: 1 LOB: 0 BB: 0 P: 11	R: 0 E: 0 K: 1 S: 8	H: 0 LOB: 0 BB: 0 P: 9	R: 0 E: 0 K: 1 S: 11	H: 1 LOB: 1 BB: 0 P: 14	1B: 5 2B: 7 3B: 0 HR: 0	SF: 0 SAC: 0 DP: 1 HBP: 1	WP: 0 PB: 0 SB: 1 CS: 0	PA: 39
PITCHER	IP WLS BF H R ER SO BB IBB HBP BLK WP HR S P ERA WHIP											PITCHER	IP WLS BF H R ER SO BB IBB HBP BLK WP HR S P ERA WHIP									
Steve Woodard, R (1,1) ERA: 3.86	4.1 L 23 9 7 7 6 0 0 0 0 0 0 45 70 14.54 2.077																					
48 Brad Woodall, L (5,1) ERA:	3.2 13 2 0 0 3 1 0 0 0 0 0 34 52 0.00 0.818																					
Doug Jones, R (9,1) ERA: 4.05	1.0 4 1 0 0 1 0 0 0 0 0 0 11 14 0.00 1.000																					
Batter	1	2	3	4	5	6	7	8	9	AB R H RBI BB SO LOB	BOTTOM											
Fernando Vina, L (1,4) OBP: 0.420, SLG: 0.497	G3		1B F8-2 1B		G4-3 2-3 3-H		L7		F7	5 0 1 1 0 0 4	Houston Astros @ Milwaukee Brewers Milwaukee County Stadium, Milwaukee, WI Sun May 10 1998, 4:33 AM EDT Att: 19,023 - Sunny - 55 F											
Jeff Cirillo, R (1,5) OBP: 0.408, SLG: 0.381					G6-3				F6	5 0 2 0 0 0 2												
Mark Loretta, R (1,3) OBP: 0.346, SLG: 0.411	F9		F8-2						1B WP 1B	4 0 1 0 0 0 3												
Jeremy Burnitz, L (1,9) OBP: 0.375, SLG: 0.519	K				G5-4-3 1B				F8	4 0 1 0 0 2 2												
Geoff Jenkins, L (1,7) OBP: 0.342, SLG: 0.657			G3 2B		F6				G3-1	3 0 1 0 1 0 1												
Darin Jackson, R (1,8) OBP: 0.190, SLG: 0.211			K		G5-4-3				L5	4 0 1 0 0 1 2												
Jose Valentin, S (1,6) OBP: 0.352, SLG: 0.419									1B BB													
Doug Jones, R (9,1)									1-2 2-3 1B													
Jose Valentin, S (1,6) OBP: 0.352, SLG: 0.419									F8	4 1 2 0 0 0 4												
Doug Jones, R (9,1)										0 0 0 0 0 0 0												
Mike Matheny, R (1,2) OBP: 0.347, SLG: 0.451									F9	4 0 1 0 0 0 2												
Steve Woodard, L (1,1) ERA: 2.82									G6-3	1 0 0 0 0 0 0												
48 Brad Woodall, S (5,1) ERA: 5.0										0 0 0 0 1 0 0												
Brian Banks, S (9,3) OBP: 1.000, SLG: 2.000										1 0 1 0 0 0 0												
Inning Stats	R: 0 E: 0 K: 1 S: 13	H: 1 LOB: 1 BB: 0 P: 20	R: 0 E: 0 K: 1 S: 7	H: 1 LOB: 0 BB: 0 P: 9	R: 0 E: 0 K: 0 S: 7	H: 2 LOB: 1 BB: 0 P: 11	R: 0 E: 0 K: 0 S: 10	H: 1 LOB: 0 BB: 0 P: 13	R: 0 E: 0 K: 1 S: 9	H: 0 LOB: 0 BB: 0 P: 13	R: 0 E: 0 K: 0 S: 10	H: 1 LOB: 2 BB: 1 P: 16	R: 0 E: 0 K: 0 S: 12	H: 2 LOB: 3 BB: 1 P: 24	R: 0 E: 0 K: 0 S: 7	H: 1 LOB: 1 BB: 0 P: 9	1B: 8 2B: 4 3B: 0 HR: 0	SF: 0 SAC: 1 DP: 2 HBP: 0	WP: 1 PB: 0 SB: 0 CS: 0	PA: 38		
PITCHER	IP WLS BF H R ER SO BB IBB HBP BLK WP HR S P ERA WHIP											PITCHER	IP WLS BF H R ER SO BB IBB HBP BLK WP HR S P ERA WHIP									
Jose Lima, R (1,1) ERA: 2.82	7.0 W 28 8 1 1 3 1 0 0 0 0 1 0 19 33 0.00 1.286																					
Bob Scanlan, R (8,1) ERA: 5.0	2.0 10 3 0 0 0 1 0 0 0 0 1 0 19 33 0.00 2.000																					

Batter	1	2	3	4	5	6	7	8	9	AB	R	H	RBI	BB	SO	LOB	TOP			
Cliff Floyd, L OBP: 0.371, SLG: 0.503 John Roskos, R OBP: 0.111, SLG: 0.111	G4-3		P5			2B	K2-3		K	4	1	1	0	0	1	1				
Edgar Renteria, R OBP: 0.315, SLG: 0.318	L4		2B			K2-3	F9			4	1	1	0	0	1	2				
Mark Kotsay, L OBP: 0.358, SLG: 0.416	BB		1B			2B				3	0	3	2	1	0	0				
Gary Sheffield, R OBP: 0.408, SLG: 0.528	BB		P4			L7	G5			3	0	0	0	1	0	4				
Bobby Bonilla, S OBP: 0.347, SLG: 0.443	BB		K			G3-1				3	0	0	0	1	1	2				
Derrek Lee, R OBP: 0.346, SLG: 0.506	K					G4-3				4	0	0	0	0	2	3				
Gregg Zaun, S OBP: 0.362, SLG: 0.488		G5-3				G1-3				4	0	1	0	0	0	0				
Craig Counsell, L OBP: 0.428, SLG: 0.426 John Cangelosi, S OBP: 0.242, SLG: 0.107	G4-3		1B			G4-3				3	0	1	0	0	0	0				
Livan Hernandez, R OBP: 0.250, SLG: 0.292 Dave Berg, R OBP: 0.395, SLG: 0.286	K		K							3	0	1	0	0	2	1				
Inning Stats	R: 0 H: 1 E: 0 K: 1 S: 19	H: 1 LOB: 3 BB: 2 P: 34	R: 0 H: 0 E: 0 K: 1 S: 7	H: 0 LOB: 0 BB: 0 P: 10	R: 1 H: 2 E: 0 K: 1 S: 12	H: 2 LOB: 1 BB: 0 P: 16	R: 0 H: 2 E: 0 K: 2 S: 10	H: 2 LOB: 1 BB: 0 P: 15	R: 0 H: 0 E: 0 K: 0 S: 7	H: 0 LOB: 0 BB: 0 P: 10	R: 0 H: 1 E: 0 K: 1 S: 11	H: 1 LOB: 2 BB: 1 P: 17	R: 0 H: 0 E: 0 K: 0 S: 8	H: 0 LOB: 0 BB: 0 P: 14	R: 0 H: 0 E: 0 K: 2 S: 10	H: 0 LOB: 0 BB: 0 P: 12	1B: 4 2B: 4 3B: 0 HR: 0	SF: 0 SAC: 0 DP: 0 HBP: 0	WP: 0 PB: 0 SB: 1 CS: 1	PA: 37
PITCHER	IP	WLS	BF	H	R	ER	SO	BB	IBB	HBP	BLK	WP	HR	S	P	ERA	WHIP			
Shane Reynolds, R ERA: 3.7	(1, 1)	6.2	W	29	8	2	7	2	0	0	0	0	0	75	109	2.70	1.500			
Doug Henry, R ERA: 3.19	(7, 1)	1.1		5	0	0	0	1	0	0	0	0	0	12	23	0.00	0.750			
Billy Wagner, L ERA: 2.51	(9, 1)	1.0	S	3	0	0	2	0	0	0	0	0	0	10	12	0.00	0.000			

Florida Marlins @ Houston Astros
Astrodome, Houston, TX
Mon May 11, 1998, 8:05 PM EDT
Att. 14,110 - Dome - 72 F

AB 34
R 2
H 8
RBI 2
BB 3
SO 9
LOB 13



Batter	1	2	3	4	5	6	7	8	9	AB	R	H	RBI	BB	SO	LOB	BOTTOM			
Craig Biggio, R OBP: 0.394, SLG: 0.493	F9		5 CS			E5				3	1	1	0	1	0	0				
Derek Bell, R OBP: 0.408, SLG: 0.608	2B		K			E3	G6-3			4	1	1	0	0	1	4				
5 Jeff Bagwell, R OBP: 0.407, SLG: 0.442	K		L7			1B				4	2	2	2	0	1	2				
Bill Spiers, L OBP: 0.337, SLG: 0.329	G3-1					1B				4	0	1	1	0	1	1				
Moises Alou, R OBP: 0.385, SLG: 0.585		G6-3				G5-4-3				4	0	1	0	0	0	1				
Carl Everett, S OBP: 0.415, SLG: 0.554		K				K				4	0	1	0	0	3	0				
Ricky Gutierrez, R OBP: 0.425, SLG: 0.429 Billy Wagner, L		3B								2	1	1	0	2	1	0				
Brad Ausmus, R OBP: 0.291, SLG: 0.327		1B								0	0	0	0	0	0	0				
Shane Reynolds, R OBP: 0.111, SLG: 0.167 Doug Henry, R		3B								4	0	3	1	0	0	3				
Tim Lincecum, R OBP: 0.243, SLG: 0.219		K								2	0	0	0	0	2	2				
Inning Stats	R: 0 H: 1 E: 0 K: 1 S: 10	H: 1 LOB: 1 BB: 0 P: 17	R: 1 H: 1 E: 0 K: 2 S: 12	H: 1 LOB: 1 BB: 1 P: 19	R: 0 H: 0 E: 0 K: 1 S: 9	H: 0 LOB: 0 BB: 1 P: 16	R: 0 H: 0 E: 0 K: 2 S: 9	H: 0 LOB: 0 BB: 0 P: 14	R: 0 H: 2 E: 0 K: 1 S: 6	H: 2 LOB: 0 BB: 0 P: 11	R: 3 H: 2 E: 2 K: 1 S: 13	H: 2 LOB: 0 BB: 0 P: 19	R: 0 H: 2 E: 0 K: 1 S: 12	H: 2 LOB: 2 BB: 0 P: 15	R: 1 H: 3 E: 0 K: 0 S: 10	H: 3 LOB: 2 BB: 1 P: 20	1B: 6 2B: 4 3B: 1 HR: 1	SF: 0 SAC: 0 DP: 2 HBP: 0	WP: 0 PB: 0 SB: 0 CS: 3	PA: 35
PITCHER	IP	WLS	BF	H	R	ER	SO	BB	IBB	HBP	BLK	WP	HR	S	P	ERA	WHIP			
Livan Hernandez, R ERA: 5.37	(1, 1)	8.0	L	35	11	5	2	9	2	1	0	0	1	81	131	2.25	1.625			

Florida Marlins @ Houston Astros
Astrodome, Houston, TX
Mon May 11, 1998, 8:05 PM EDT
Att. 14,110 - Dome - 72 F

AB 32
R 5
H 11
RBI 4
BB 3
SO 9
LOB 14



Batter	1	2	3	4	5	6	7	8	9	AB	R	H	RBI	BB	SO	LOB	TOP										
Cliff Floyd, L OBP: 0.368, SLG: 0.503 (1, 7)	F8		4-3			G1-3		HR		4	1	1	0	0	0	0											
Dave Berg, R OBP: 0.383, SLG: 0.359 (1, 6) (7, 4)	K		G6-3			L9		HR		4	1	1	2	0	1	0											
Mark Kotsay, L OBP: 0.348, SLG: 0.404 (1, 8)	G3-1			G4-3			F8	K		4	0	0	0	0	1	0											
Gary Sheffield, R OBP: 0.398, SLG: 0.511 (1, 9)		F9		G6-3			F7	G4-3		4	0	0	0	0	0	0											
Bobby Bonilla, S OBP: 0.352, SLG: 0.446 (1, 5)		K		K			BB	HBP		4	0	2	0	0	2	0											
Derrek Lee, R OBP: 0.352, SLG: 0.500 (1, 3)		S			F8		BB	HBP		3	0	1	0	0	1	1											
Charles Johnson, R OBP: 0.317, SLG: 0.431 (1, 2)		FC6-4		G6-3			BB	HBP		2	0	0	0	2	0	1											
Craig Counsell, L OBP: 0.422, SLG: 0.419 Edgar Renteria, R OBP: 0.311, SLG: 0.314 (7, 6) (7, 6)	FC6-4			G3-1			FC6-4	G3		2	0	0	0	0	0	2											
Chris Hammond, L Donn Pall, R John Cangelosi, S Rob Stanifer, R John Roskos, R Antonio Alfonseca, R (1, 1) (5, 1) (6, PH) (6, 1) (8, PH) (8, 1)			G4-3			L7		G5-3		1	0	0	0	0	0	0											
Inning Stats	R: 0 E: 0 K: 1 S: 10	H: 0 LOB: 0 BB: 0 P: 16	R: 0 E: 0 K: 1 S: 13	H: 1 LOB: 2 BB: 1 P: 26	R: 0 E: 0 K: 0 S: 5	H: 0 LOB: 0 BB: 0 P: 6	R: 0 E: 0 K: 1 S: 9	H: 0 LOB: 0 BB: 0 P: 10	R: 0 E: 0 K: 0 S: 9	H: 0 LOB: 0 BB: 0 P: 14	R: 0 E: 0 K: 0 S: 5	H: 0 LOB: 0 BB: 0 P: 7	R: 0 E: 0 K: 0 S: 10	H: 1 LOB: 3 BB: 1 P: 20	R: 2 E: 0 K: 1 S: 15	H: 2 LOB: 0 BB: 0 P: 18	R: 0 E: 0 K: 1 S: 8	H: 1 LOB: 1 BB: 0 P: 12	1B: 3 2B: 1 3B: 0 HR: 1	SF: 0 SAC: 0 DP: 0 HBP: 1	WP: 0 PA: 35 PB: 0 SB: 1 CS: 0						
PITCHER	IP	WLS	BF	H	R	ER	SO	BB	IBB	HBP	BLK	WP	HR	S	P	ERA	WHIP										
Sean Bergman, R ERA: 2.54 (1, 1)	6.2	W	25	2	0	0	3	2	0	1	0	0	0	58	96	0.00	0.600										
C.J. Nitkowski, L ERA: 3.51 (7, 1)	1.1		6	2	2	2	1	0	0	0	0	0	1	18	21	13.50	1.500										
Billy Wagner, L ERA: 2.35 (9, 1)	1.0	S	4	1	0	0	1	0	0	0	0	0	0	8	12	0.00	1.000										

Florida Marlins @ Houston Astros
Astrodome, Houston, TX
Tue May 12 1998, 8:05 PM EDT
Att. 14,919 - Dome - 72 F

AB 32
R 2
H 5
RBI 2
BB 2
SO 5
LOB 8



Batter	1	2	3	4	5	6	7	8	9	AB	R	H	RBI	BB	SO	LOB	BOTTOM										
Craig Biggio, R OBP: 0.302, SLG: 0.517 (1, 4)	L5		FC4-6		HR	HR				3	2	2	1	0	0	0											
Derek Bell, R OBP: 0.410, SLG: 0.626 (1, 9)	BB		FC4-6		HR	K				4	1	2	2	0	1	1											
5 Jeff Bagwell, R OBP: 0.310, SLG: 0.435 (1, 3)	G4-6-3		F8		BB	BB		L7		2	0	0	0	2	0	1											
Sean Berry, R OBP: 0.435, SLG: 0.553 (1, 5)	G4-6-3		G4-3		BB	K				4	0	1	0	0	1	3											
Moises Alou, R OBP: 0.401, SLG: 0.603 (1, 7)		G5-3		FC3-6		FC6-4		FC6-4		3	1	3	0	1	0	0											
Richard Hidalgo, R OBP: 0.276, SLG: 0.387 (1, 8)		G5-3		P2		F8		FC6-4		4	0	0	0	0	5												
Brad Ausmus, R OBP: 0.306, SLG: 0.337 (1, 2)		BB		FC3-6		G4-3		35		3	0	2	1	1	0	2											
Tim Lincecum, R OBP: 0.220, SLG: 0.194 (1, 6)	K		FC3-6		K			F8		4	0	0	0	0	2	4											
Sean Bergman, R OBP: 0.067, SLG: 0.067 C.J. Nitkowski, L 35 Dave Clark, L Billy Wagner, L (1, 1) (7, 1) (8, PH) (9, 1)	K		K		P8	K		G3-6-1		3	0	0	0	0	2	3											
Inning Stats	R: 0 E: 0 K: 0 S: 5	H: 1 LOB: 1 BB: 1 P: 13	R: 1 E: 0 K: 2 S: 14	H: 2 LOB: 0 BB: 0 P: 18	R: 0 E: 0 K: 0 S: 9	H: 0 LOB: 1 BB: 0 P: 17	R: 0 E: 0 K: 0 S: 9	H: 0 LOB: 2 BB: 2 P: 23	R: 2 E: 0 K: 3 S: 12	H: 4 LOB: 2 BB: 1 P: 19	R: 1 E: 0 K: 3 S: 10	H: 1 LOB: 0 BB: 0 P: 14	R: 0 E: 0 K: 1 S: 10	H: 1 LOB: 1 BB: 0 P: 19	R: 0 E: 0 K: 0 S: 5	H: 1 LOB: 0 BB: 0 P: 8	1B: 7 2B: 1 3B: 0 HR: 2	SF: 0 SAC: 0 DP: 2 HBP: 1	WP: 0 PA: 36 PB: 0 SB: 0 CS: 0								
PITCHER	IP	WLS	BF	H	R	ER	SO	BB	IBB	HBP	BLK	WP	HR	S	P	ERA	WHIP										
Chris Hammond, L ERA: 3.48 (5, 1)	0.2	L	23	0	0	0	0	0	0	0	0	0	0	3	7	0.00	0.000										
Rob Stanifer, R ERA: 4.76 (6, 1)	2.0		8	2	1	1	4	0	0	0	0	0	1	22	33	4.50	1.000										
Antonio Alfonseca, R ERA: 6.0 (8, 1)	1.0		3	1	0	0	0	0	0	0	0	0	0	5	8	0.00	1.000										

Florida Marlins @ Houston Astros
Astrodome, Houston, TX
Tue May 12 1998, 8:05 PM EDT
Att. 14,919 - Dome - 72 F

AB 31
R 4
H 10
RBI 4
BB 4
SO 6
LOB 20



Batter	1	2	3	4	5	6	7	8	9	AB	R	H	RBI	BB	SO	LOB	TOP							
Walt Weiss, S OBP: 0.479, SLG: 0.474	4-0 FC3-6 BB	3-1 FC5-4		4-2 BB			0-0 SH1-3			1	0	0	0	2	0	1								
Keith Lockhart, L OBP: 0.346, SLG: 0.468	0-1 FC3-6 10 1B		3-1 F7	1-0 G4-3			2-1 G4-3			4	0	0	0	0	0	4								
10 Chipper Jones, S OBP: 0.427, SLG: 0.644	3-1 BB 1-3 1B		2-1 HR		2-1 G6-3		1-3 K2-3			4	1	2	1	0	1	1								
Andres Galarraga, R OBP: 0.416, SLG: 0.642	4-2 BB 1-2 BB		0-2 L8		0-1 G3		2-3 K			3	0	0	0	1	1	0								
Ryan Klesko, L OBP: 0.305, SLG: 0.447	1-3 K		1-0 G4-3		1-1 P4		0-2 P2			4	0	0	0	0	1	3								
Gerald Williams, R OBP: 0.304, SLG: 0.365										0	0	0	0	0	0	0								
Michael Tucker, L OBP: 0.360, SLG: 0.603	3-3 K		2-1 FC6-4 SH1-3 1B		1-1 F8		0-2 P5			4	1	1	0	0	1	3								
Eddie Pérez, R OBP: 0.370, SLG: 0.556		0-0 F8	2-2 FC6-4 1B		2-3 K		0-0 F8			4	0	1	0	0	1	0								
Andruw Jones, R OBP: 0.267, SLG: 0.417		2-2 F9	0-0 FC6-4 SH1-3		1-3 K		1-2 F7			4	0	0	0	0	1	2								
Greg Maddux, R OBP: 0.308, SLG: 0.320		0-0 FC5-4 1B	0-0 SH1-3		3-2 G4-3 SH1-3 1B		2-3 K			2	0	2	1	0	0	0								
Mike Cather, R										0	0	0	0	0	0	0								
Curtis Pridle, L OBP: 0.290, SLG: 0.268										1	0	0	0	0	1	0								
Kerry Ligtenberg, R										0	0	0	0	0	0	0								
Inning Stats	R: 0 E: 0 K: 2 S: 13	H: 1 LOB: 3 BB: 2 P: 28	R: 0 E: 0 K: 0 S: 7	H: 1 LOB: 1 BB: 0 P: 12	R: 1 E: 0 K: 0 S: 8	H: 1 LOB: 0 BB: 0 P: 14	R: 1 E: 0 K: 0 S: 10	H: 2 LOB: 2 BB: 1 P: 19	R: 0 E: 0 K: 2 S: 6	H: 0 LOB: 0 BB: 0 P: 9	R: 0 E: 0 K: 2 S: 8	H: 0 LOB: 0 BB: 0 P: 12	R: 0 E: 0 K: 1 S: 9	H: 1 LOB: 1 BB: 0 P: 15	R: 0 E: 0 K: 1 S: 9	H: 0 LOB: 0 BB: 0 P: 11	R: 0 E: 0 K: 1 S: 8	H: 0 LOB: 0 BB: 0 P: 11	1B: 5 2B: 0 3B: 0 HR: 1	SF: 0 SAC: 2 DP: 0 HBP: 0	WP: 0 PB: 0 SB: 0 CS: 0	PA: 36		
PITCHER	IP WLS BF H R ER SO BB IBB HBP BLK WP HR S P ERA WHIP	7.0 30 6 2 2 5 3 0 0 0 0 1 61 109 2.57 1.286	2.0 W 6 0 0 0 2 0 0 0 0 0 17 22 0.00 0.000																					

Atlanta Braves @ Houston Astros
Astrodome, Houston, TX
Sat May 16 1998, 8:05 PM EDT
Att. 51,526 - Dome - 72 F

AB 31
R 2
H 6
RBI 2
BB 3
SO 7
LOB 14



Batter	1	2	3	4	5	6	7	8	9	AB	R	H	RBI	BB	SO	LOB	BOTTOM							
Craig Biggio, R OBP: 0.398, SLG: 0.528	1-1 G5-3		0-0 S 1B		0-0 G6-3		2-2 P5		1-0 HR	5	1	2	1	0	0	1								
Derek Bell, R OBP: 0.373, SLG: 0.564	0-0 G4-3		3-3 K		0-0 E6 S		0-3 K			4	0	0	0	0	2	1								
Moises Alou, R OBP: 0.411, SLG: 0.614	1-0 2B		1-2 G6-3		0-2 L8		2-0 F7			4	0	1	0	0	0	2								
Sean Berry, R OBP: 0.404, SLG: 0.512	4-0 BB				2-1 G6-3		0-0 G5-3		1-0 G5-3	3	0	0	0	1	0	0								
Richard Hidalgo, R OBP: 0.295, SLG: 0.378	0-0 G3				4-2 PB BB		0-0 S 2B 1B		2-2 P6	3	1	1	0	1	0	2								
Bill Spillers, L OBP: 0.337, SLG: 0.354		0-1 G3-1			2-3 K		0-2 G1-3 1H 2B		2-1 BB 1B	4	0	2	1	0	1	1								
Ricky Gutierrez, R OBP: 0.397, SLG: 0.391		1-0 G1-3			1-2 G5-3		0-0 G1-3		4-2 BB	3	0	0	0	1	0	2								
Brad Ausmus, R OBP: 0.313, SLG: 0.336		2-1 G4-3			0-0 WP E 1B		4-0 S IBB		0-2 G4-3	3	1	1	0	1	0	2								
Shane Reynolds, R OBP: 0.095, SLG: 0.143			2-2 G1-3		1-3 K		0-3 K			3	0	0	0	0	2	3								
Doug Henry, R										0	0	0	0	0	0	0								
Carl Everett, S OBP: 0.411, SLG: 0.548										1	0	0	0	0	1	0								
Inning Stats	R: 0 E: 0 K: 0 S: 5	H: 1 LOB: 2 BB: 1 P: 11	R: 0 E: 0 K: 0 S: 5	H: 0 LOB: 0 BB: 0 P: 8	R: 0 E: 0 K: 1 S: 11	H: 1 LOB: 1 BB: 0 P: 17	R: 0 E: 0 K: 1 S: 10	H: 0 LOB: 1 BB: 1 P: 19	R: 1 E: 1 K: 1 S: 11	H: 1 LOB: 1 BB: 0 P: 12	R: 1 E: 0 K: 0 S: 10	H: 2 LOB: 2 BB: 1 P: 14	R: 0 E: 0 K: 1 S: 8	H: 0 LOB: 0 BB: 0 P: 12	R: 0 E: 0 K: 0 S: 12	H: 1 LOB: 2 BB: 1 P: 21	R: 1 E: 0 K: 1 S: 4	H: 1 LOB: 0 BB: 0 P: 8	1B: 4 2B: 2 3B: 0 HR: 1	SF: 0 SAC: 0 DP: 0 HBP: 0	WP: 1 PB: 1 SB: 4 CS: 0	PA: 37		
PITCHER	IP WLS BF H R ER SO BB IBB HBP BLK WP HR S P ERA WHIP	7.0 30 5 1 0 0 0 2 1 0 0 0 0 12 21 0.00 2.000	1.0 L 2 1 1 1 1 0 0 0 0 0 1 4 8 27.00 3.000																					

Atlanta Braves @ Houston Astros
Astrodome, Houston, TX
Sat May 16 1998, 8:05 PM EDT
Att. 51,526 - Dome - 72 F

AB 33
R 3
H 7
RBI 2
BB 4
SO 6
LOB 14



Batter	1	2	3	4	5	6	7	8	9	AB	R	H	RBI	BB	SO	LOB	TOP										
Walt Weiss, S OBP: 0.463, SLG: 0.455	G4-3	G6-3					SH1-4	L7		4	0	1	0	0	0	4	Atlanta Braves @ Houston Astros Astrodome, Houston, TX Mon May 18 1998, 4:33 AM EDT Att: 22,119 - Dome - 72 F										
Tony Gaffanino, R OBP: 0.304, SLG: 0.338	G6-3	K			L7		FC1-6-4-5	K	5	1	1	0	0	2	3												
10 Chipper Jones, S OBP: 0.428, SLG: 0.640	G6-3				G4-6-3		FC6-4	K	5	0	3	0	0	1	1												
Andres Galarraga, R OBP: 0.407, SLG: 0.625	G4-6-3				G4-6-3		F7	K	5	0	1	1	0	1	5												
Javy Lopez, R OBP: 0.350, SLG: 0.579	L8				K		FC6-4	G4-3	4	0	0	0	0	1	3												
Andruw Jones, R OBP: 0.273, SLG: 0.426					K		G6-3	G5-3	4	1	2	0	0	1	0												
Gerald Williams, R OBP: 0.302, SLG: 0.356					E8		P6	G5-3	4	2	2	0	0	0	1												
Danny Bautista, R OBP: 0.333, SLG: 0.348					SF9		P4	BB	2	0	1	2	1	0	0												
Tom Glavine, L OBP: 0.150, SLG: 0.200					G6-3				3	0	1	1	0	0	1												
Michael Tucker, L OBP: 0.360, SLG: 0.593					G5-3				0	0	0	0	1	0	0												
Mike Cather, R OBP: 0.333, SLG: 0.348									0	0	0	0	0	0	0												
Kerry Ligtenberg, R OBP: 0.333, SLG: 0.348									0	0	0	0	0	0	0												
Inning Stats	R: 1 E: 0 K: 0 S: 13	H: 2 LOB: 1 BB: 0 P: 19	R: 2 E: 0 K: 1 S: 14	H: 3 LOB: 1 BB: 0 P: 20	R: 0 E: 0 K: 1 S: 7	H: 1 LOB: 0 BB: 0 P: 11	R: 1 E: 1 K: 1 S: 11	H: 1 LOB: 0 BB: 0 P: 13	R: 0 E: 0 K: 0 S: 5	H: 0 LOB: 0 BB: 0 P: 6	R: 0 E: 0 K: 0 S: 9	H: 2 LOB: 2 BB: 0 P: 15	R: 0 E: 0 K: 0 S: 17	H: 1 LOB: 3 BB: 2 P: 30	R: 0 E: 0 K: 3 S: 11	H: 0 LOB: 0 BB: 0 P: 20	1B: 9 2B: 3 3B: 0 HR: 0	SF: 1 SAC: 1 DP: 1 HBP: 0	WP: 0 PB: 0 SB: 0 CS: 0	PA: 40							
PITCHER	IP	WLS	BF	H	R	ER	SO	BB	IBB	HBP	BLK	WP	HR	S	P	ERA	WHIP										
Mike Hampton, L ERA: 2.48	7.0	L	31	11	4	3	3	0	0	0	0	0	0	66	95	3.86	1.571										
Bob Scanlan, R ERA: 4.22	0.2		4	1	0	0	0	1	0	0	0	0	0	11	19	0.00	3.000										
C.J. Nitkowski, L ERA: 3.21	0.1		2	0	0	0	0	1	0	0	0	0	0	6	11	0.00	3.000										
Billy Wagner, L ERA: 2.16	1.0		3	0	0	0	3	0	0	0	0	0	0	11	20	0.00	0.000										

AB	36
R	4
H	12
RBI	4
BB	2
SO	6
LOB	18



Batter	1	2	3	4	5	6	7	8	9	AB	R	H	RBI	BB	SO	LOB	BOTTOM										
Craig Biggio, R OBP: 0.303, SLG: 0.524	BB				F9				K	4	0	2	0	1	1	2	Atlanta Braves @ Houston Astros Astrodome, Houston, TX Mon May 18 1998, 4:33 AM EDT Att: 22,119 - Dome - 72 F										
Derek Bell, R OBP: 0.368, SLG: 0.551	K				G4-3				K	4	0	0	0	1	3	5											
Moises Alou, R OBP: 0.409, SLG: 0.612	F9				P4				K	4	0	0	0	0	1	6											
Sean Berry, R OBP: 0.389, SLG: 0.489	G5-3				K				F7	4	0	0	0	0	1	4											
Richard Hidalgo, R OBP: 0.282, SLG: 0.367					K				F8	4	0	0	0	0	2	3											
Ricky Gutierrez, R OBP: 0.400, SLG: 0.390					F9				G4-3	3	0	1	0	1	0	0											
Billy Wagner, L ERA: 2.16					FC6-4				F9	0	0	0	0	0	0	0											
Bill Spiers, L OBP: 0.347, SLG: 0.356					BB				F9	4	0	1	0	0	2	2											
Brad Ausmus, R OBP: 0.319, SLG: 0.336					K				G1-3	4	0	1	0	0	2	2											
Mike Hampton, R OBP: 0.308, SLG: 0.217					BB					3	0	1	0	1	0	2											
Tim Bogar, R OBP: 0.204, SLG: 0.182					FC6-4				1B	2	0	1	0	0	0	1											
Bob Scanlan, R ERA: 4.22					BB					1	0	0	0	0	0	0											
C.J. Nitkowski, L ERA: 3.21					K					0	0	0	0	0	0	0											
Jack Howell, L OBP: 0.359, SLG: 0.514					2B					1	0	1	0	0	0	0											
Inning Stats	R: 0 E: 0 K: 1 S: 10	H: 0 LOB: 1 BB: 1 P: 15	R: 0 E: 0 K: 1 S: 9	H: 1 LOB: 0 BB: 0 P: 15	R: 0 E: 0 K: 1 S: 20	H: 2 LOB: 3 BB: 1 P: 32	R: 0 E: 0 K: 1 S: 7	H: 0 LOB: 1 BB: 1 P: 14	R: 0 E: 0 K: 0 S: 6	H: 0 LOB: 0 BB: 0 P: 8	R: 0 E: 0 K: 3 S: 17	H: 1 LOB: 2 BB: 1 P: 27	R: 0 E: 0 K: 0 S: 8	H: 0 LOB: 0 BB: 0 P: 11	R: 0 E: 0 K: 3 S: 13	H: 2 LOB: 2 BB: 0 P: 17	1B: 5 2B: 2 3B: 0 HR: 0	SF: 0 SAC: 0 DP: 0 HBP: 0	WP: 0 PB: 0 SB: 0 CS: 0	PA: 38							
PITCHER	IP	WLS	BF	H	R	ER	SO	BB	IBB	HBP	BLK	WP	HR	S	P	ERA	WHIP										
Tom Glavine, L ERA: 2.17	7.0	W	30	8	0	0	8	4	0	0	0	0	0	78	124	0.00	1.286										
Mike Cather, R ERA: 3.13	1.0		3	0	0	0	0	0	0	0	0	0	0	8	11	0.00	0.000										
Kerry Ligtenberg, R ERA: 3.43	1.0		5	2	0	0	3	0	0	0	0	0	0	13	17	0.00	2.000										

AB	34
R	0
H	7
RBI	0
BB	4
SO	11
LOB	26



Batter	1	2	3	4	5	6	7	8	9	AB	R	H	RBI	BB	SO	LOB	TOP					
Craig Biggio, R OBP: 0.300, SLG: 0.515 (1,4)										3	0	0	0	1	0	0	Houston Astros @ Montreal Expos Olympic Stadium, Montreal, QB Tue May 19 1998, 7:05 PM EDT Att. 9,126 - Unknown - 75 F					
Derek Bell, R OBP: 0.366, SLG: 0.544 (1,9)										4	0	1	0	0	1	1						
Moises Alou, R OBP: 0.406, SLG: 0.603 (1,7)										4	0	1	0	0	0	2						
Sean Berry, R OBP: 0.384, SLG: 0.479 (1,5)										4	1	1	0	0	0	2						
Richard Hidalgo, R OBP: 0.290, SLG: 0.382 (1,8)									4	1	2	0	0	0	1							
Jack Howell, L OBP: 0.357, SLG: 0.500 (1,3)									3	0	1	1	0	0	2							
Bill Spiers, L OBP: 0.343, SLG: 0.352 (7,3)									1	0	0	0	0	0	1							
Ricky Gutierrez, R OBP: 0.388, SLG: 0.380 (1,6)									3	0	0	1	0	1	2							
Brad Ausmus, R OBP: 0.312, SLG: 0.328 (1,2)									3	0	0	0	0	1	1							
Pete Schourek, L (1,1)									2	0	0	0	0	0	0							
Bob Scanlan, R (6,1)									0	0	0	0	0	0	0							
Carl Everett, S (8, PH)									1	0	0	0	0	0	0							
Doug Henry, R (8,1)									0	0	0	0	0	0	0							
Inning Stats	R: 0 E: 0 K: 1 S: 10	H: 0 LOB: 1 BB: 1 P: 18	R: 0 E: 0 K: 1 S: 9	H: 1 LOB: 1 BB: 0 P: 18	R: 0 E: 0 K: 0 S: 11	H: 0 LOB: 0 BB: 0 P: 13	R: 0 E: 0 K: 0 S: 7	H: 1 LOB: 1 BB: 0 P: 11	R: 0 E: 0 K: 0 S: 4	H: 0 LOB: 0 BB: 0 P: 7	R: 0 E: 0 K: 0 S: 7	H: 0 LOB: 0 BB: 0 P: 12	R: 2 E: 0 K: 0 S: 10	H: 2 LOB: 0 BB: 0 P: 13	R: 0 E: 0 K: 0 S: 10	H: 1 LOB: 1 BB: 0 P: 13	R: 0 E: 0 K: 1 S: 9	H: 1 LOB: 1 BB: 0 P: 12	1B: 5 2B: 1 3B: 0 HR: 0	SF: 1 SAC: 0 DP: 0 HBP: 0	WP: 0 PB: 0 SB: 1 CS: 0	PA: 34
PITCHER	IP WLS BF H R ER SO BB IBB HBP BLK WP HR S P ERA WHIP																					
Carlos Perez, L (1,1) ERA: 3.34	7.2 W 29 5 2 2 2 1 0 0 0 0 0 66 101 2.35 0.783																					
Ugueth Urbina, R (8,1) ERA: 0.82	1.1 S 5 1 0 0 1 0 0 0 0 0 0 0 11 16 0.00 0.750																					

AB 32
R 2
H 6
RBI 2
BB 1
SO 3
LOB 12



Batter	1	2	3	4	5	6	7	8	9	AB	R	H	RBI	BB	SO	LOB	BOTTOM					
F.P. Santangelo, S (1,4) OBP: 0.341, SLG: 0.382 (3, FH)										1	0	0	0	0	1	0	Houston Astros @ Montreal Expos Olympic Stadium, Montreal, QB Tue May 19 1998, 7:05 PM EDT Att. 9,126 - Unknown - 75 F					
Mike Mordecai, R (4,4) OBP: 0.154, SLG: 0.083 (3, FH)										3	0	0	0	1	2	3						
Mark Czuzdzianek, R (1,6) OBP: 0.303, SLG: 0.372										4	1	1	0	0	0	2						
Vladimir Guerrero, R (1,9) OBP: 0.337, SLG: 0.484										3	2	2	1	1	0	1						
Rondell White, R (1,8) OBP: 0.333, SLG: 0.420										4	0	2	3	0	0	0						
Chris Widger, R (1,2) OBP: 0.350, SLG: 0.468										4	0	2	3	0	0	0						
Robert Perez, R (1,7) OBP: 0.208, SLG: 0.354										4	0	1	0	0	0	4						
Ugueth Urbina, R (8,1)										0	0	0	0	0	0	0						
Shane Andrews, R (1,5) OBP: 0.310, SLG: 0.468										4	0	0	0	0	1	4						
Ryan McGuire, L (1,3) OBP: 0.397, SLG: 0.377										3	0	2	0	1	1	0						
Carlos Perez, L (1,1) OBP: 0.227, SLG: 0.273										2	0	0	0	0	2	2						
Da Rond Stovall, S (8,7) OBP: 0.333, SLG: 0.341										1	0	1	0	0	0	0						
Inning Stats	R: 0 E: 0 K: 1 S: 9	H: 0 LOB: 0 BB: 0 P: 12	R: 1 E: 0 K: 1 S: 12	H: 3 LOB: 2 BB: 0 P: 19	R: 1 E: 0 K: 0 S: 14	H: 3 LOB: 3 BB: 1 P: 21	R: 0 E: 0 K: 1 S: 10	H: 0 LOB: 2 BB: 2 P: 20	R: 1 E: 0 K: 0 S: 10	H: 2 LOB: 0 BB: 0 P: 13	R: 0 E: 0 K: 2 S: 10	H: 0 LOB: 1 BB: 1 P: 15	R: 1 E: 1 K: 0 S: 8	H: 0 LOB: 0 BB: 0 P: 12	R: 0 E: 0 K: 3 S: 13	H: 2 LOB: 2 BB: 0 P: 18	R: 0 E: 0 K: 3 S: 13	H: 0 LOB: 0 BB: 0 P: 18	1B: 8 2B: 1 3B: 0 HR: 1	SF: 0 SAC: 1 DP: 1 HBP: 0	WP: 1 PB: 0 SB: 0 CS: 0	PA: 38
PITCHER	IP WLS BF H R ER SO BB IBB HBP BLK WP HR S P ERA WHIP																					
Pete Schourek, L (1,1) ERA: 3.21	5.0 L 25 8 3 3 3 3 0 0 0 0 0 1 55 85 5.40 2.200																					
Bob Scanlan, R (6,1) ERA: 3.55	2.0 8 0 1 0 2 1 0 0 0 0 0 0 18 27 0.00 0.500																					
Doug Henry, R (8,1) ERA: 2.57	1.0 5 2 0 0 3 0 0 0 0 0 0 0 13 18 0.00 2.000																					

AB 33
R 4
H 10
RBI 4
BB 4
SO 8
LOB 19




Batter	1	2	3	4	5	6	7	8	9	AB	R	H	RBI	BB	SO	LOB	TOP								
Craig Biggio, R OBP: 0.305, SLG: 0.511 (1, 4)										3	0	1	2	1	1	1	Houston Astros @ Montreal Expos Olympic Stadium, Montreal, QB Wed May 20 1998, 7:05 PM EDT Alt. 8,372 - Unknown - 75 F								
Derek Bell, R OBP: 0.366, SLG: 0.540 (1, 9)										5	1	2	1	0	0	5									
Moises Alou, R OBP: 0.406, SLG: 0.603 (1, 7)										5	0	2	1	0	1	2									
Sean Berry, R OBP: 0.368, SLG: 0.455 (1, 5)										5	0	0	0	0	1	4									
Richard Hidalgo, R OBP: 0.288, SLG: 0.377 (1, 8)										4	1	1	0	0	0	1									
J.R. Phillips, L (1, 3)										4	0	0	0	0	1	2									
C.J. Nitkowski, L (8, 1)										0	0	0	0	0	0	0									
Doug Henry, R (8, 1)										0	0	0	0	0	0	0									
Billy Wagner, L (9, 1)										0	0	0	0	0	0	0									
Ricky Gutierrez, R OBP: 0.392, SLG: 0.392 (1, 6)										4	0	2	0	0	0	1									
Brad Ausmus, R OBP: 0.317, SLG: 0.328 (1, 2)										3	2	1	0	1	0	2									
Jose Lima, R OBP: 0.115, SLG: 0.080 (1, 1)										3	0	1	0	0	1	2									
Bill Spiers, L OBP: 0.343, SLG: 0.352 (8, 3)										0	0	0	0	0	0	0									
Inning Stats	R: 0 E: 0 K: 0 S: 14	H: 1 LOB: 1 BB: 0 P: 20	R: 2 E: 0 K: 1 S: 11	H: 3 LOB: 2 BB: 1 P: 22	R: 0 E: 0 K: 0 S: 7	H: 1 LOB: 1 BB: 0 P: 11	R: 0 E: 0 K: 1 S: 20	H: 1 LOB: 2 BB: 0 P: 25	R: 0 E: 0 K: 0 S: 4	H: 0 LOB: 0 BB: 0 P: 7	R: 0 E: 0 K: 0 S: 7	H: 1 LOB: 1 BB: 0 P: 7	R: 0 E: 0 K: 1 S: 9	H: 0 LOB: 1 BB: 1 P: 17	R: 0 E: 0 K: 0 S: 6	H: 0 LOB: 0 BB: 0 P: 9	R: 2 E: 0 K: 2 S: 16	H: 3 LOB: 1 BB: 0 P: 25	1B: 8 2B: 2 3B: 0 HR: 0	SF: 0 SAC: 1 DP: 0 HBP: 1	WP: 1 PB: 0 SB: 2 CS: 0	PA: 40			
PITCHER	IP	WLS	BF	H	R	ER	SO	BB	IBB	HBP	BLK	WP	HR	S	P	ERA	WHIP								
Trey Moore, L ERA: 4.8 (1, 1)	6.0		27	7	2	2	2	0	1	1	0	0	0	63	92	3.00	1.167								
Mike Maddux, R ERA: 3.48 (7, 1)	1.0		4	0	0	0	1	1	0	0	0	0	0	9	17	0.00	1.000								
Anthony Telford, R ERA: 5.26 (8, 1)	1.2	L	8	3	2	2	1	0	0	0	0	0	0	19	29	10.80	1.800								
Marc Valdes, R ERA: 7.52 (9, 1)	0.1		1	0	0	0	1	0	0	0	0	1	0	3	5	0.00	0.000								

AB	36
R	4
H	10
RBI	4
BB	2
SO	5
LOB	20



Batter	1	2	3	4	5	6	7	8	9	AB	R	H	RBI	BB	SO	LOB	BOTTOM								
Mike Mordecai, R OBP: 0.136, SLG: 0.073 (1, 4)										5	0	0	0	0	1	4	Houston Astros @ Montreal Expos Olympic Stadium, Montreal, QB Wed May 20 1998, 7:05 PM EDT Alt. 8,372 - Unknown - 75 F								
Mark Grudzielanek, R OBP: 0.311, SLG: 0.375 (1, 6)										4	1	2	1	0	0	0									
Vladimir Guerrero, R OBP: 0.339, SLG: 0.494 (1, 9)										5	0	2	0	0	1	4									
Brad Fullmer, L OBP: 0.333, SLG: 0.410 (1, 3)										4	0	2	1	0	1	2									
Da Rond Stovall, S OBP: 0.333, SLG: 0.341 (9, 7)										0	0	0	0	0	0	0									
Rondell White, R OBP: 0.331, SLG: 0.413 (1, 8)										3	0	0	0	1	0	2									
Chris Widger, R OBP: 0.340, SLG: 0.453 (1, 2)										4	0	0	0	0	1	2									
Mike Hubbard, R OBP: 0.120, SLG: 0.083 (9, 2)										0	0	0	0	0	0	0									
Ryan McGuire, L OBP: 0.418, SLG: 0.446 (9, 3)										3	2	2	1	1	0	0									
Shane Andrews, R OBP: 0.308, SLG: 0.469 (1, 5)										4	0	1	0	0	2	1									
Trey Moore, L BP: 0.268, SLG: 0.333 (7, 1)										2	0	0	0	0	0	0									
Mike Maddux, L (7, 1)										0	0	0	0	0	0	0									
Derrick May, L OBP: 0.275, SLG: 0.204 (8, 1)										1	0	0	0	0	0	2									
Anthony Telford, R (8, 1)										0	0	0	0	0	0	0									
Marc Valdes, R OBP: 0.302, SLG: 0.400 (9, 1)										0	0	0	0	0	0	0									
Robert Perez, R OBP: 0.224, SLG: 0.367 (9, 1)										1	0	1	0	0	0	0									
Inning Stats	R: 0 E: 0 K: 0 S: 9	H: 1 LOB: 2 BB: 0 P: 12	R: 1 E: 0 K: 1 S: 8	H: 1 LOB: 0 BB: 0 P: 12	R: 0 E: 0 K: 0 S: 5	H: 1 LOB: 1 BB: 0 P: 6	R: 0 E: 0 K: 0 S: 4	H: 0 LOB: 0 BB: 0 P: 6	R: 0 E: 0 K: 0 S: 5	H: 2 LOB: 0 BB: 0 P: 8	R: 1 E: 0 K: 0 S: 5	H: 2 LOB: 2 BB: 0 P: 8	R: 0 E: 0 K: 2 S: 11	H: 1 LOB: 2 BB: 1 P: 21	R: 1 E: 0 K: 3 S: 22	H: 2 LOB: 2 BB: 1 P: 32	1B: 6 2B: 3 3B: 0 HR: 1	SF: 0 SAC: 0 DP: 0 HBP: 1	WP: 0 PB: 0 SB: 0 CS: 0	PA: 39					
PITCHER	IP	WLS	BF	H	R	ER	SO	BB	IBB	HBP	BLK	WP	HR	S	P	ERA	WHIP								
Jose Lima, R ERA: 2.93 (1, 1)	7.1		30	8	2	2	1	0	0	1	0	0	0	46	66	2.46	1.091								
C.J. Nitkowski, L ERA: 3.18 (8, 1)	0.1		2	0	0	0	1	0	1	0	0	0	0	4	10	0.00	0.000								
Doug Henry, R ERA: 2.53 (8, 1)	0.1	W	1	0	0	0	1	0	0	0	0	0	0	3	6	0.00	0.000								
Billy Wagner, L ERA: 2.55 (9, 1)	1.0	S	6	2	1	1	3	1	0	0	0	0	0	22	32	9.00	3.000								

AB	36
R	3
H	10
RBI	3
BB	2
SO	6
LOB	17



Batter	1	2	3	4	5	6	7	8	9	AB	R	H	RBI	BB	SO	LOB	TOP								
Craig Biggio, R OBP: 0.305, SLG: 0.511 (1,4)										4	0	2	1	0	1	0									
Derek Bell, R OBP: 0.372, SLG: 0.539 (1,9)										4	0	2	0	1	2	1									
Bill Spiers, L OBP: 0.336, SLG: 0.337 (1,5)										4	0	0	0	1	0	6									
J.R. Phillips, L OBP: 0.333, SLG: 0.250 (1,3)										4	1	2	1	1	1	1									
Moises Alou, R OBP: 0.411, SLG: 0.595 (1,7)										2	0	0	0	3	0	3									
Carl Everett, S OBP: 0.410, SLG: 0.574 (1,8)										5	2	3	1	0	0	4									
Tony Eusebio, R OBP: 0.311, SLG: 0.293 (1,2)										5	1	1	1	0	2	4									
Tim Bogar, R OBP: 0.241, SLG: 0.208 (1,6)										4	1	2	1	1	0	0									
Shane Reynolds, R OBP: 0.115, SLG: 0.154 (1,1)										5	1	1	1	0	3	4									
Inning Stats	R: 0 E: 0 K: 2 S: 12	H: 0 LOB: 1 BB: 1 P: 21	R: 0 E: 0 K: 1 S: 11	H: 0 LOB: 0 BB: 1 P: 18	R: 0 E: 0 K: 1 S: 15	H: 2 LOB: 2 BB: 0 P: 26	R: 0 E: 0 K: 1 S: 10	H: 1 LOB: 3 BB: 2 P: 23	R: 0 E: 1 K: 1 S: 16	H: 1 LOB: 0 BB: 2 P: 29	R: 3 E: 1 K: 0 S: 17	H: 4 LOB: 2 BB: 1 P: 33	R: 1 E: 0 K: 2 S: 11	H: 1 LOB: 0 BB: 0 P: 18	R: 0 E: 0 K: 0 S: 6	H: 1 LOB: 0 BB: 0 P: 9	R: 2 E: 0 K: 1 S: 16	H: 3 LOB: 1 BB: 0 P: 24	1B: 12 2B: 0 3B: 0 HR: 1	SF: 1 SAC: 0 DP: 1 HBP: 0	WP: 0 PB: 1 SB: 0 CS: 1	PA: 45			
PITCHER	IP	WLS	BF	H	R	ER	SO	BB	IBB	HBP	BLK	WP	HR	S	P	ERA	WHIP								
Miguel Batista, R ERA: 3.35 (1,1)	5.0		24	4	0	0	6	5	1	0	0	0	0	64	117	0.00	1.800								
Shayne Bennett, R ERA: 5.33 (6,1)	0.1	L	5	3	3	3	0	1	0	0	0	0	0	9	18	81.00	12.000								
Rick DeHart, L ERA: 5.74 (6,1)	1.2		7	2	1	1	2	0	0	0	0	0	1	19	33	5.40	1.200								
Marc Valdes, R ERA: 7.62 (8,1)	2.0		9	4	2	2	1	0	0	0	0	0	0	22	33	9.00	2.000								

Houston Astros @ Montreal Expos
Olympic Stadium, Montreal, QB
Thu May 21 1998, 3:33 AM EDT
Att: 7,601 - Cloudy - 66 F

AB 37
R 6
H 13
RBI 6
BB 7
SO 9
LOB 23



Batter	1	2	3	4	5	6	7	8	9	AB	R	H	RBI	BB	SO	LOB	BOTTOM								
Ryan McGuire, L OBP: 0.394, SLG: 0.417 (1,7)										4	0	0	0	0	2	2									
Mark Czuzdzianek, R OBP: 0.309, SLG: 0.372 (1,6)										4	0	1	0	0	0	0									
Vladimir Guerrero, R OBP: 0.337, SLG: 0.488 (1,9)										4	0	1	0	0	1	1									
Brad Fullmer, L OBP: 0.325, SLG: 0.399 (1,3)										4	0	0	0	0	2	2									
Rondell White, R OBP: 0.326, SLG: 0.405 (1,8)										3	0	0	0	0	1	1									
Marc Valdes, R OBP: 0.500, SLG: 0.400 (8,1)										0	0	0	0	0	0	0									
Scott Livingstone, L OBP: 0.243, SLG: 0.273 (9,PH)										1	0	0	0	0	0	1									
Chris Widger, R OBP: 0.340, SLG: 0.450 (1,2)										3	0	1	0	0	0	0									
Shane Andrews, R OBP: 0.309, SLG: 0.466 (1,5)										3	0	1	0	0	1	1									
Mike Mordecai, R OBP: 0.149, SLG: 0.091 (1,4)										3	0	1	0	0	1	1									
Miguel Batista, R ERA: 3.15 (1,1)										1	0	0	0	0	0	0									
Derrick May, L OBP: 0.208, SLG: 0.220 (5,PH)										1	0	0	0	0	1	1									
Shayne Bennett, R ERA: 5.33 (6,1)										0	0	0	0	0	0	0									
Rick DeHart, L ERA: 5.74 (6,1)										0	0	0	0	0	0	0									
Da Rond Stovall, S OBP: 0.348, SLG: 0.341 (8,8)										0	0	0	0	1	0	0									
Inning Stats	R: 0 E: 0 K: 1 S: 6	H: 0 LOB: 0 BB: 0 P: 9	R: 0 E: 0 K: 0 S: 7	H: 1 LOB: 0 BB: 0 P: 11	R: 0 E: 0 K: 1 S: 7	H: 0 LOB: 0 BB: 0 P: 9	R: 0 E: 0 K: 2 S: 10	H: 1 LOB: 1 BB: 0 P: 13	R: 0 E: 0 K: 2 S: 9	H: 1 LOB: 1 BB: 0 P: 12	R: 0 E: 0 K: 1 S: 7	H: 0 LOB: 0 BB: 0 P: 10	R: 0 E: 0 K: 1 S: 8	H: 0 LOB: 0 BB: 0 P: 11	R: 0 E: 0 K: 1 S: 8	H: 1 LOB: 1 BB: 1 P: 13	R: 0 E: 0 K: 0 S: 12	H: 1 LOB: 1 BB: 0 P: 15	1B: 5 2B: 0 3B: 0 HR: 0	SF: 0 SAC: 0 DP: 1 HBP: 0	WP: 1 PB: 0 SB: 0 CS: 0	PA: 32			
PITCHER	IP	WLS	BF	H	R	ER	SO	BB	IBB	HBP	BLK	WP	HR	S	P	ERA	WHIP								
Shane Reynolds, R ERA: 3.15 (1,1)	9.0	W	32	5	0	0	9	1	0	0	0	1	0	74	103	0.00	0.667								

Houston Astros @ Montreal Expos
Olympic Stadium, Montreal, QB
Thu May 21 1998, 3:33 AM EDT
Att: 7,601 - Cloudy - 66 F

AB 31
R 0
H 5
RBI 0
BB 1
SO 9
LOB 10



Batter	1	2	3	4	5	6	7	8	9	AB	R	H	RBI	BB	SO	LOB	TOP								
Quijivo Veras, S OBP: 0.397, SLG: 0.322	F7		F7		F7	FC6-4		G3		5	0	0	0	0	0	1									
Steve Finley, L OBP: 0.252, SLG: 0.345	2B	1B	F9		F9		F8	K		5	1	1	0	0	1	0									
Tony Gwynn, L OBP: 0.411, SLG: 0.549	L9		HR				G3		1B	4	1	2	1	1	0	1									
Ruben Rivera, R OBP: 0.556, SLG: 0.667					BB				2B	0	1	0	0	0	0	0									
Wally Joyner, L OBP: 0.403, SLG: 0.525	1-H	2B	FC5-4		L9		HR	1B	HR	4	2	3	2	1	0	1									
Greg Vaughn, R OBP: 0.375, SLG: 0.643	F7		FC5-4			HR		1B	HR	5	3	3	4	0	0	2									
Greg Myers, L OBP: 0.300, SLG: 0.390		G4-3		P5		HR	BB	G4-3		5	1	2	2	0	0	1									
Ed Giovannola, L OBP: 0.324, SLG: 0.344		G6-3		1B		HR	1B	L6		4	0	2	0	1	0	1									
Chris Gomez, R OBP: 0.302, SLG: 0.310																									
Mark Swenseny, L OBP: 0.298, SLG: 0.330																									
Brian Boehringer, S OBP: 0.300, SLG: 0.322																									
Ben Van Ryn, L OBP: 0.300, SLG: 0.322																									
Dan Miceli, R OBP: 0.295, SLG: 0.322																									
Eddie Williams, R OBP: 0.295, SLG: 0.322																									
Trevor Hoffman, R OBP: 0.295, SLG: 0.322																									
Pete Smith, R OBP: 0.188, SLG: 0.071																									
Donne Wall, R OBP: 0.500, SLG: 0.500																									
Andy Sheets, R OBP: 0.280, SLG: 0.408																									
Inning Stats	R: 1 E: 0 K: 0 S: 5	H: 2 LOB: 1 BB: 0 P: 8	R: 0 E: 0 K: 0 S: 9	H: 1 LOB: 1 BB: 0 P: 12	R: 1 E: 0 K: 0 S: 8	H: 1 LOB: 1 BB: 1 P: 15	R: 0 E: 0 K: 1 S: 8	H: 1 LOB: 1 BB: 1 P: 10	R: 0 E: 0 K: 0 S: 6	H: 0 LOB: 1 BB: 1 P: 11	R: 2 E: 0 K: 0 S: 13	H: 4 LOB: 1 BB: 0 P: 16	R: 2 E: 0 K: 0 S: 13	H: 3 LOB: 2 BB: 1 P: 24	R: 0 E: 0 K: 1 S: 7	H: 0 LOB: 0 BB: 0 P: 12	R: 3 E: 0 K: 0 S: 13	H: 4 LOB: 1 BB: 0 P: 23	1B: 9 2B: 3 3B: 0 HR: 4	SF: 0 SAC: 0 DP: 1 HBP: 0	WP: 1 PB: 0 SB: 0 CS: 0	PA: 45			
PITCHER	IP	WLS	BF	H	R	ER	SO	BB	IBB	HBP	BLK	WP	HR	S	P	ERA	WHIP								
Sean Bergman, R ERA: 2.76	6.0		28	9	4	4	1	2	0	0	0	0	2	49	72	6.00	1.833								
Trevor Miller, L ERA: 3.33	0.2		6	3	2	2	0	1	0	0	0	0	1	10	18	27.00	6.000								
Doug Henry, R ERA: 2.49	0.1		1	0	0	0	0	0	0	0	0	0	0	3	6	0.00	0.000								
C.J. Nitkowski, L ERA: 3.68	1.0	L	5	2	3	3	1	0	0	0	0	0	0	11	19	27.00	2.000								
Bob Scanlan, R ERA: 3.65	1.0		5	2	0	0	0	0	0	0	0	1	1	9	16	0.00	2.000								

San Diego Padres @ Houston Astros
Astrodome, Houston, TX
Fri May 22 1998, 8:05 PM EDT
Att: 28,550 - Dome - 72 F

AB 42
R 9
H 16
RBI 9
BB 3
SO 2
LOB 15



Batter	1	2	3	4	5	6	7	8	9	AB	R	H	RBI	BB	SO	LOB	BOTTOM									
Craig Biggio, R OBP: 0.410, SLG: 0.546	HR	1B		L6		HR		P4		5	2	3	4	0	0	1										
Derek Bell, R OBP: 0.368, SLG: 0.527	G4-3	F8		K		G5-3		K		4	1	0	0	0	2	2										
Bill Spiers, L OBP: 0.339, SLG: 0.333	G4-3		G4-3	K		L8		BB	1B	4	1	1	0	1	1	1										
J.R. Phillips, L OBP: 0.357, SLG: 0.250	1B		G4-3	K		K		BB	BB	4	0	1	1	1	2	1										
Moises Alou, R OBP: 0.411, SLG: 0.599	K		SF8		BB	BB		SH5-3	G5	4	0	2	1	0	1	3										
Carl Everett, S OBP: 0.422, SLG: 0.583	K			BB		BB		SH5-3	FC5-4	2	0	1	0	1	1	1										
Ricky Gutierrez, R OBP: 0.392, SLG: 0.383		G4-3	F9		BB		BB	FC5-4	FC5-4	3	0	0	0	2	0	2										
Brad Ausmus, R OBP: 0.320, SLG: 0.325				SH1-4		F7		FC5-2-5	F8	4	1	1	0	1	0	6										
Sean Bergman, R ERA: 2.76																										
Darby Wiers, L ERA: 4.98																										
Trevor Miller, L ERA: 3.33																										
Doug Henry, R ERA: 2.49																										
35 Dave Clark, L OBP: 0.329, SLG: 0.174																										
C.J. Nitkowski, L ERA: 3.68																										
Bob Scanlan, R ERA: 3.65																										
Sean Berry, R ERA: 3.65																										
Inning Stats	R: 2 E: 0 K: 2 S: 14	H: 2 LOB: 1 BB: 0 P: 25	R: 1 E: 0 K: 1 S: 10	H: 1 LOB: 1 BB: 1 P: 20	R: 1 E: 0 K: 0 S: 11	H: 1 LOB: 1 BB: 1 P: 19	R: 0 E: 0 K: 1 S: 10	H: 1 LOB: 1 BB: 0 P: 18	R: 0 E: 0 K: 1 S: 12	H: 1 LOB: 2 BB: 1 P: 21	R: 2 E: 0 K: 1 S: 12	H: 2 LOB: 0 BB: 0 P: 16	R: 0 E: 0 K: 0 S: 9	H: 1 LOB: 2 BB: 1 P: 18	R: 0 E: 0 K: 1 S: 11	H: 1 LOB: 2 BB: 1 P: 21	R: 0 E: 0 K: 0 S: 9	H: 0 LOB: 1 BB: 0 P: 13	1B: 6 2B: 2 3B: 0 HR: 2	SF: 1 SAC: 2 DP: 0 HBP: 2	WP: 0 PB: 0 SB: 3 CS: 0	PA: 45				
PITCHER	IP	WLS	BF	H	R	ER	SO	BB	IBB	HBP	BLK	WP	HR	S	P	ERA	WHIP									
Pete Smith, R ERA: 2.53	3.0		17	5	4	4	3	2	0	1	0	0	0	1	36	65	12.00	2.333								
Donne Wall, R ERA: 2.53	3.0		14	3	2	2	4	2	0	0	0	0	1	33	54	6.00	1.667									
Brian Boehringer, R ERA: 4.5	1.2		8	2	0	0	1	1	0	0	0	0	0	16	30	0.00	1.800									
Ben Van Ryn, L ERA: 4.5	0.0		1	0	0	0	0	1	0	0	0	0	0	2	6	=	=									
Dan Miceli, R ERA: 5.06	0.1	W	1	0	0	0	0	0	0	0	0	0	0	2	3	0.00	0.000									

San Diego Padres @ Houston Astros
Astrodome, Houston, TX
Fri May 22 1998, 8:05 PM EDT
Att: 28,550 - Dome - 72 F

AB 34
R 6
H 10
RBI 6
BB 6
SO 8
LOB 21



Batter	1	2	3	4	5	6	7	8	9	AB	R	H	RBI	BB	SO	LOB	TOP			
Quilvia Veras, S OBP: 0.377, SLG: 0.310	P4		K		G4-3		G4-6-3 1B		FC6-4 1B	5	0	1	0	0	1	1	San Diego Padres @ Houston Astros Astrodome, Houston, TX Sun May 24, 1998, 8:05 PM EDT Att: 25,701 - Dome - 72 F			
Steve Finley, L OBP: 0.255, SLG: 0.347	HBP			E 1B	K		G4-6-3 1B			4	1	2	0	0	1	1				
Greg Vaughn, R OBP: 0.366, SLG: 0.616	P5		E FC5-2 1B	K	K		F7		P4	5	0	1	0	0	1	3				
Ken Caminiti, S OBP: 0.344, SLG: 0.495 Ed Giovannola, L OBP: 0.324, SLG: 0.344	K		E8 FC5-2 1B			BB 1B		G4-6-3 1B		3	1	2	1	1	1	1				
Ruben Rivera, R OBP: 0.471, SLG: 0.462		G5-4-3 BB	FC5-2 1B	K		K		G4-6-3 1B		3	0	1	0	1	1	3				
Carlos Hernandez, R OBP: 0.331, SLG: 0.388 Tony Gwynn, L OBP: 0.465, SLG: 0.536 Greg Myers, L OBP: 0.300, SLG: 0.390	G5-4-3 1B		FC5-2 1B			BB 1B		G4-6-3 1B		3	0	2	1	0	0	1				
Eddie Williams, R OBP: 0.231, SLG: 0.174 Mark Sweeney, L OBP: 0.288, SLG: 0.288	F8		FC5-2 1B			K		L6		2	0	0	0	1	1	2				
Chris Gomez, R OBP: 0.307, SLG: 0.306			F7	P2					FC6-4 BB	2	0	0	0	2	0	3				
Joey Hamilton, R OBP: 0.077, SLG: 0.077 Brian Boehringer, S OBP: 0.299, SLG: 0.405	K		K			B5-3			K	3	0	0	0	0	2	6				
										0	0	0	0	0	0	0				
										1	0	0	0	0	1	1				
Inning Stats	R: 0 E: 0 K: 1 S: 12	H: 0 LOB: 1 BB: 0 P: 18	R: 0 E: 0 K: 0 S: 6	H: 0 LOB: 0 BB: 1 P: 12	R: 0 E: 0 K: 2 S: 8	H: 0 LOB: 0 BB: 0 P: 10	R: 2 E: 1 K: 1 S: 18	H: 4 LOB: 3 BB: 1 P: 29	R: 0 E: 0 K: 2 S: 9	H: 1 LOB: 3 BB: 2 P: 10	R: 0 E: 0 K: 0 S: 7	H: 1 LOB: 0 BB: 0 P: 9	R: 0 E: 0 K: 0 S: 7	H: 2 LOB: 2 BB: 0 P: 10	R: 0 E: 0 K: 1 S: 16	H: 1 LOB: 2 BB: 1 P: 25	1B: 9 2B: 0 3B: 0 HR: 0	SF: 0 SAC: 0 DP: 3 HBP: 1	WP: 0 PB: 0 SB: 1 CS: 0	PA: 39
PITCHER	IP WLS BF H R ER SO BB IBB HBP BLK WP HR S P ERA WHIP																			
Pete Schourek, L ERA: 3.26	(1, 1) 5.1 W 24 5 2 2 7 3 0 1 0 0 0 61 94 3.38 1.500																			
C.J. Nitkowski, L ERA: 3.52	(6, 1) 1.1 5 1 0 0 1 1 0 0 0 0 0 9 14 0.00 1.500																			
Doug Henry, R ERA: 2.35	(7, 1) 1.1 5 2 0 0 0 0 0 0 0 0 0 10 14 0.00 1.500																			
Billy Wagner, L ERA: 2.29	(9, 1) 1.0 S 5 1 0 0 1 1 0 0 0 0 0 16 25 0.00 2.000																			

Batter	1	2	3	4	5	6	7	8	9	AB	R	H	RBI	BB	SO	LOB	BOTTOM			
Craig Biggio, R OBP: 0.308, SLG: 0.534	L8		L7		E FC6 FC4-6 BB		SH1	G6-3		3	1	0	0	1	0	1	San Diego Padres @ Houston Astros Astrodome, Houston, TX Sun May 24, 1998, 8:05 PM EDT Att: 25,701 - Dome - 72 F			
Derek Bell, R OBP: 0.373, SLG: 0.519	1B		1B		FC6 FC4-6		3B			2	1	1	0	2	0	1				
Bill Spiers, L OBP: 0.342, SLG: 0.356	K		1B		FC4-6 1B		3B			4	1	2	3	0	1	2				
Moises Alou, R OBP: 0.409, SLG: 0.586	F8		G5-3		1B		IBB			3	0	1	1	1	0	4				
35 Dave Clark, L OBP: 0.190, SLG: 0.105 C.J. Nitkowski, L	F9		K		F7		K			3	0	0	0	0	1	1				
Tim Bogar, R OBP: 0.236, SLG: 0.204			K				K			0	0	0	0	0	0	0				
J.R. Phillips, L OBP: 0.333, SLG: 0.222	K		K2-3				G4-3	FC6-4 IBB		3	0	0	0	1	2	0				
Ricky Gutierrez, R OBP: 0.385, SLG: 0.373 Doug Henry, R OBP: 0.236, SLG: 0.204	K		K				G5-3	FC6-4		3	0	0	0	0	2	0				
Billy Wagner, L										1	0	0	0	0	0	3				
										0	0	0	0	0	0	0				
Inning Stats	R: 0 E: 0 K: 1 S: 9	H: 1 LOB: 1 BB: 0 P: 15	R: 0 E: 0 K: 2 S: 11	H: 0 LOB: 0 BB: 0 P: 17	R: 0 E: 0 K: 0 S: 5	H: 2 LOB: 3 BB: 1 P: 15	R: 0 E: 0 K: 3 S: 12	H: 0 LOB: 0 BB: 0 P: 17	R: 3 E: 1 K: 0 S: 9	H: 2 LOB: 1 BB: 1 P: 18	R: 0 E: 0 K: 0 S: 6	H: 0 LOB: 0 BB: 0 P: 9	R: 2 E: 0 K: 1 S: 17	H: 2 LOB: 3 BB: 3 P: 33	R: 0 E: 0 K: 1 S: 10	H: 1 LOB: 0 BB: 0 P: 14	1B: 6 2B: 1 3B: 1 HR: 0	SF: 0 SAC: 2 DP: 0 HBP: 0	WP: 0 PB: 0 SB: 1 CS: 1	PA: 37
PITCHER	IP WLS BF H R ER SO BB IBB HBP BLK WP HR S P ERA WHIP																			
Joey Hamilton, R ERA: 5.14	(1, 1) 6.1 L 31 7 5 2 6 3 1 0 0 0 0 20 31 0.00 0.600																			
Brian Boehringer, R ERA: 4.25	(7, 1) 1.2 6 1 0 0 2 0 1 0 0 0 0 20 31 0.00 0.600																			




Batter	1	2	3	4	5	6	7	8	9	10	AB	R	H	RBI	BB	SO	LOB	TOP								
Eric Young Sr., R OBP: 0.344, SLG: 0.333	4-1 HR BB	3-3 K			1-1 G6-3		0-1 FC3-6 SH5-3 1B		0-0 G5-3		4	1	1	0	1	1	1									
Jose Vizcaino, S OBP: 0.340, SLG: 0.375	1-0 HR		1-2 G1-3		0-0 2B 1B		0-0 SH5-3		2-3 K		4	1	2	2	0	1	0									
Gary Sheffield, R OBP: 0.428, SLG: 0.542	4-2 S BB		1-1 G4-6-3 1B		3-1 2B		4-2 FC3-6 BB			1-2 HR	3	1	3	1	2	0	0									
Bobby Bonilla, S OBP: 0.340, SLG: 0.448	2-2 F7		0-1 G4-6-3 1B		1-1 G3		1-1 FC3-6 FC6-4			2-1 L8	5	0	0	0	0	0	6									
Raul Mondesi, R OBP: 0.319, SLG: 0.526	1-3 K			2-2 G6-3		2-2 G4-3 2B		2-2 FC6-4		0-0 G5-3	5	0	1	0	0	1	3									
Eric Karros, R OBP: 0.333, SLG: 0.323	0-0 P4			1-2 1B		0-0 P8				0-0 L8	5	0	2	0	0	0	2									
Todd Hollandsworth, L OBP: 0.318, SLG: 0.419		1-2 SH1-4 1B		1-0 1B		3-1 G4-3			2-2 L8		4	1	2	0	1	0	1									
Tom Prince, R OBP: 0.321, SLG: 0.227		0-0 P4		2-2 1B		4-0 1B			1-3 K		3	0	1	1	1	1	1									
Jim Eisenreich, L OBP: 0.276, SLG: 0.292				2-2 1B						4-0 BB	0	0	0	0	0	0	0									
Paul Konerko, R OBP: 0.282, SLG: 0.194				2-2 1B						1-2 BB	0	0	0	0	1	0	0									
Scott Radinsky, L OBP: 0.282, SLG: 0.194				2-2 1B						1-2 BB	0	0	0	0	0	0	0									
Hideo Nomo, R OBP: 0.663, SLG: 0.211		0-0 SH1-4			2-1 G3				0-3 K		2	0	0	0	0	1	2									
Roger Cedeno, S OBP: 0.111, SLG: 0.344										2-1 F8	1	0	0	0	0	0	0									
Charles Johnson, R OBP: 0.284, SLG: 0.389											1	0	0	0	0	0	0									
Inning Stats	R: 2 E: 0 K: 1 S: 14	H: 1 LOB: 1 BB: 2 P: 26	R: 0 E: 0 K: 1 S: 11	H: 1 LOB: 1 BB: 0 P: 15	R: 0 E: 0 K: 0 S: 7	H: 1 LOB: 0 BB: 0 P: 9	R: 1 E: 0 K: 0 S: 11	H: 3 LOB: 1 BB: 0 P: 17	R: 0 E: 0 K: 1 S: 9	H: 2 LOB: 2 BB: 0 P: 16	R: 0 E: 0 K: 1 S: 13	H: 1 LOB: 2 BB: 1 P: 23	R: 0 E: 0 K: 0 S: 10	H: 1 LOB: 2 BB: 1 P: 17	R: 0 E: 0 K: 1 S: 8	H: 0 LOB: 0 BB: 0 P: 12	R: 0 E: 0 K: 2 S: 7	H: 0 LOB: 0 BB: 0 P: 9	R: 1 E: 0 K: 0 S: 9	H: 2 LOB: 3 BB: 2 P: 22	1B: 8 2B: 2 3B: 0 HR: 2	SF: 0 SAC: 2 DP: 1 HBP: 0	WP: 0 PB: 0 SB: 1 CS: 0	PA: 45		
PITCHER	IP WLS BF H R ER SO BB IBB HBP BLK WP HR S P ERA WHIP	7.0 3.01	2.0 2.16	0.2 L 5 2 1 1 0 1 0 0 0 0 1 7 14 13.50 4.500	0.1 2 0 0 0 0 1 0 0 0 0 0 0 2 8 0.00 3.000	1.1 7.0 3.01	8.1 2.0	10.1 0.2 L 5 2 1 1 0 1 0 0 0 0 1 7 14 13.50 4.500	10.1 0.1 2 0 0 0 0 1 0 0 0 0 0 0 2 8 0.00 3.000																	

Los Angeles Dodgers @ Houston Astros
Astrodome, Houston, TX
Mon May 25 1998, 4:33 AM EDT
Alt. 34,079 - Dome - 72 F

livebaseballscores.com

AB 37
R 4
H 12
RBI 4
BB 6
SO 6
LOB 19



Batter	1	2	3	4	5	6	7	8	9	10	AB	R	H	RBI	BB	SO	LOB	BOTTOM									
Craig Biggio, R OBP: 0.406, SLG: 0.526	4-1 BB 1B BB	2-1 L9		1-1 2B 1B		3-3 K		3-3 K	0-3 K2-3		5	1	1	0	1	3	4										
Bill Spiers, L OBP: 0.358, SLG: 0.371	0-1 BB 1B	4-1 BB		0-0 1B 2B		3-2 F7		4-0 FC1-6 BB		2-3 K	4	1	2	1	2	1	0										
Carl Everett, S OBP: 0.400, SLG: 0.549	1-3 K	1-3 K		2-3 K		3-1 G3-1		SAFE 1-1 FC1-6 1B		0-0 G4-3	6	0	0	0	0	3	7										
Moises Alou, R OBP: 0.426, SLG: 0.605	4-1 FC4-6 BB		0-1 3B	0-0 2H 1B		4-1 35 1B BB		0-0 1B		4-2 BB	3	1	3	1	3	0	0										
J.R. Phillips, L OBP: 0.268, SLG: 0.174	1-3 K	1-3 K	0-3 K	0-0 P5		2-0 F8		2-3 K		0-0 G5-3	5	0	0	0	0	3	8										
Tony Eusebio, R OBP: 0.304, SLG: 0.286											1	0	0	0	0	0	1										
Richard Hidalgo, R OBP: 0.504, SLG: 0.386	2-2 FC4-6		1-0 G6-3	3-3 K		0-1 1B		0-1 1B		3-2 F7	2	0	0	0	0	0	4										
Sean Berry, R OBP: 0.284, SLG: 0.467											0	0	0	0	0	0	0										
Bob Scantlan, R OBP: 0.284, SLG: 0.467											0	0	0	0	0	0	0										
C.J. Nitkowski, L OBP: 0.284, SLG: 0.467											0	0	0	0	0	0	0										
Ricky Gutierrez, R OBP: 0.390, SLG: 0.384		0-1 FC3-5 2B		4-0 WP BB		1-1 G6-3		1-0 1B		1-0 G6-3	4	0	2	1	1	0	0										
Brad Ausmus, R OBP: 0.340, SLG: 0.328		3-2 L9 FC3-8 HBP		4-2 1B		0-0 L5		4-1 1B		0-1 S 1B	2	0	1	0	2	0	0										
Jose Lima, R OBP: 0.103, SLG: 0.071		0-0 FC3-5 BB		0-1 G3		1-3 K		3-2 P4		4-2 HBP	3	0	0	0	0	1	5										
Derek Bell, R OBP: 0.374, SLG: 0.516											1	0	0	0	0	0	2										
Inning Stats	R: 0 E: 0 K: 2 S: 13	H: 1 LOB: 3 BB: 2 P: 25	R: 0 E: 0 K: 1 S: 12	H: 1 LOB: 3 BB: 1 P: 22	R: 0 E: 0 K: 1 S: 10	H: 1 LOB: 3 BB: 2 P: 19	R: 2 E: 0 K: 2 S: 11	H: 3 LOB: 1 BB: 0 P: 17	R: 0 E: 0 K: 1 S: 6	H: 0 LOB: 0 BB: 0 P: 8	R: 0 E: 0 K: 1 S: 8	H: 0 LOB: 0 BB: 0 P: 17	R: 1 E: 0 K: 0 S: 9	H: 2 LOB: 2 BB: 2 P: 23	R: 0 E: 0 K: 2 S: 11	H: 1 LOB: 2 BB: 1 P: 21	R: 0 E: 0 K: 1 S: 11	H: 1 LOB: 2 BB: 1 P: 19	R: 0 E: 0 K: 1 S: 9	H: 1 LOB: 1 BB: 1 P: 15	1B: 7 2B: 2 3B: 1 HR: 0	SF: 0 SAC: 0 DP: 0 HBP: 2	WP: 1 PB: 0 SB: 1 CS: 0	PA: 50			
PITCHER	IP WLS BF H R ER SO BB IBB HBP BLK WP HR S P ERA WHIP	6.2 4.5	1.1 6 1 0 0 2 1 0 0 0 0 0 0 14 27 0.00 1.500	1.0 W 5 1 0 0 1 0 0 1 0 0 0 11 19 0.00 1.000	1.0 S 4 0 0 0 1 1 0 0 0 0 0 9 15 0.00 1.000																						

Los Angeles Dodgers @ Houston Astros
Astrodome, Houston, TX
Mon May 25 1998, 4:33 AM EDT
Alt. 34,079 - Dome - 72 F

livebaseballscores.com

AB 39
R 3
H 10
RBI 3
BB 9
SO 12
LOB 32



Batter	1	2	3	4	5	6	7	8	9	AB	R	H	RBI	BB	SO	LOB	TOP				
Eric Young Sr., R OBP: 0.347, SLG: 0.337 (1, 4)										4	0	2	0	0	0	2	Los Angeles Dodgers @ Houston Astros Astrodome, Houston, TX Tue May 26 1998, 8:05 PM EDT Att: 16,251 - Dome - 72 F				
Jose Vizcaino, S OBP: 0.331, SLG: 0.365 Juan Castro, R OBP: 0.250, SLG: 0.297 (8, 6)										4	0	0	0	0	1	2					
Gary Sheffield, R OBP: 0.425, SLG: 0.535 Dennys Reyes, R (8, 1)										4	0	1	0	0	0	2					
Bobby Bonilla, S OBP: 0.333, SLG: 0.438 Paul Konerko, R OBP: 0.276, SLG: 0.190 (7, 5)										3	0	0	0	0	1	2					
Raul Mondesi, R OBP: 0.319, SLG: 0.538 Roger Cedeno, S OBP: 0.405, SLG: 0.339 (7, 8)										3	1	1	1	0	0	0					
Eric Karros, R OBP: 0.342, SLG: 0.354 Jim Eisenreich, L OBP: 0.286, SLG: 0.301 (7, 3)										3	1	2	0	0	1	0					
Todd Hollandsworth, L OBP: 0.321, SLG: 0.421 (1, 7)										4	0	2	1	0	0	1					
Charles Johnson, R OBP: 0.277, SLG: 0.359 (1, 2)										4	0	0	0	0	2	4					
Ismael Valdez, R OBP: 0.292, SLG: 0.273 Jim Bruske, R (5, 1)										2	0	0	0	0	1	2					
Thomas Howard, S OBP: 0.232, SLG: 0.377 (8, 9)										1	0	0	0	0	1	0					
Inning Stats	R: 0 E: 0 K: 0 S: 11	H: 1 LOB: 1 BB: 0 P: 18	R: 1 E: 1 K: 0 S: 11	H: 2 LOB: 2 BB: 0 P: 12	R: 0 E: 0 K: 0 S: 9	H: 1 LOB: 1 BB: 0 P: 13	R: 1 E: 0 K: 2 S: 14	H: 2 LOB: 1 BB: 0 P: 19	R: 0 E: 0 K: 0 S: 8	H: 0 LOB: 0 BB: 0 P: 12	R: 0 E: 0 K: 2 S: 11	H: 0 LOB: 0 BB: 0 P: 16	R: 0 E: 0 K: 1 S: 7	H: 1 LOB: 0 BB: 0 P: 7	R: 0 E: 0 K: 1 S: 10	H: 2 LOB: 2 BB: 0 P: 11	1B: 7 2B: 1 3B: 1 HR: 1	SF: 0 SAC: 0 DP: 1 HBP: 0	WP: 0 PB: 0 SB: 0 CS: 1	PA: 35	
PITCHER	IP	WLS	BF	H	R	ER	SO	BB	IBB	HBP	BLK	WP	HR	S	P	ERA	WHIP				
Shane Reynolds, R ERA: 3.06 Mike Magnante, L ERA: 7.47	(1, 1)	8.0	W	30	7	2	7	0	0	0	0	0	1	80	108	2.25	0.875				
PITCHER	IP	WLS	BF	H	R	ER	SO	BB	IBB	HBP	BLK	WP	HR	S	P	ERA	WHIP				

Batter	1	2	3	4	5	6	7	8	9	AB	R	H	RBI	BB	SO	LOB	BOTTOM					
Craig Biggio, R OBP: 0.404, SLG: 0.523 Ricky Gutierrez, R OBP: 0.388, SLG: 0.381 (7, 6)										3	0	1	1	0	0	0	Los Angeles Dodgers @ Houston Astros Astrodome, Houston, TX Tue May 26 1998, 8:05 PM EDT Att: 16,251 - Dome - 72 F					
Derek Bell, R OBP: 0.374, SLG: 0.510 Richard Hidalgo, R OBP: 0.289, SLG: 0.379 (6, PH)										2	1	0	0	1	0	1						
Bill Spiers, L OBP: 0.362, SLG: 0.394 J.R. Phillips, L OBP: 0.259, SLG: 0.167 (8, 3)										4	2	2	2	0	0	1						
Sean Berry, R OBP: 0.362, SLG: 0.458 (1, 5)									2	3	0	1	2	0	0							
Moises Alou, R OBP: 0.428, SLG: 0.619 (1, 7)									4	2	2	2	0	0	1							
Carl Everett, S OBP: 0.412, SLG: 0.548 (7, 9)									2	1	1	2	2	0	0							
Tony Eusebio, R OBP: 0.340, SLG: 0.326 (1, 2)								4	2	3	2	0	0	1								
Tim Bogar, R OBP: 0.237, SLG: 0.226 (7, 4)								4	1	1	0	0	1	2								
Shane Reynolds, R OBP: 0.133, SLG: 0.167 Mike Magnante, L (9, 1)									4	1	1	1	0	2	2							
Inning Stats	R: 0 E: 0 K: 0 S: 5	H: 0 LOB: 0 BB: 0 P: 7	R: 2 E: 0 K: 2 S: 16	H: 2 LOB: 1 BB: 2 P: 30	R: 0 E: 0 K: 0 S: 5	H: 1 LOB: 0 BB: 0 P: 9	R: 0 E: 0 K: 0 S: 4	H: 0 LOB: 0 BB: 0 P: 7	R: 8 E: 2 K: 0 S: 22	H: 5 LOB: 1 BB: 2 P: 40	R: 0 E: 0 K: 0 S: 6	H: 0 LOB: 0 BB: 0 P: 10	R: 3 E: 0 K: 1 S: 21	H: 3 LOB: 1 BB: 1 P: 30	R: 0 E: 0 K: 1 S: 6	H: 0 LOB: 0 BB: 0 P: 6		1B: 7 2B: 3 3B: 2 HR: 0	SF: 1 SAC: 0 DP: 1 HBP: 0	WP: 2 PB: 0 SB: 0 CS: 1	PA: 39	
PITCHER	IP	WLS	BF	H	R	ER	SO	BB	IBB	HBP	BLK	WP	HR	S	P	ERA	WHIP					
Ismael Valdez, R ERA: 5.48 Jim Bruske, R ERA: 3.33 Dennys Reyes, L ERA: 1.42	(1, 1)	2.1	L	11	3	3	3	1	1	0	0	0	1	0	30	46	11.57	1.714				
PITCHER	IP	WLS	BF	H	R	ER	SO	BB	IBB	HBP	BLK	WP	HR	S	P	ERA	WHIP					



Batter	1	2	3	4	5	6	7	8	9	AB	R	H	RBI	BB	SO	LOB	TOP										
Eric Young Sr. R OBP: 0.345, SLG: 0.341 (1, 4)										4	0	1	0	0	1	0	Los Angeles Dodgers @ Houston Astros Astrodome, Houston, TX Wed May 27 1998, 8:05 PM EDT Att: 17,190 - Dome - 72 F										
Jose Vizcaino, S OBP: 0.335, SLG: 0.375 (1, 6)										4	0	2	1	0	0	1											
Gary Sheffield, R OBP: 0.426, SLG: 0.531 (1, 9)										3	0	1	0	1	0	2											
Bobby Bonilla, S OBP: 0.325, SLG: 0.426 (1, 5)										4	0	0	0	0	0	5											
Raul Mondesi, R OBP: 0.322, SLG: 0.542 (1, 8)											4	2	2	0	0	0		0									
Eric Karros, R OBP: 0.339, SLG: 0.350 (1, 3)										4	0	1	0	0	1	1											
Todd Hollandsworth, L OBP: 0.319, SLG: 0.443 (1, 7)										4	0	1	2	0	0	1											
Scott Radinsky, L (8, 1)										0	0	0	0	0	0	0											
Charles Johnson, R OBP: 0.271, SLG: 0.349 (1, 2)										4	0	0	0	0	1	2											
37 Darren Dreifort, R OBP: 0.227, SLG: 0.190 (1, 1)										3	1	0	0	0	0	1											
Mark Guthrie, R (7, 1)										0	0	0	0	0	0	0											
Antonio Osuna, R (7, 1)										0	0	0	0	0	0	0											
Thomas Howard, S OBP: 0.228, SLG: 0.370 (8, 7)										1	0	0	0	0	0	0											
Inning Stats	R: 0 E: 0 K: 1 S: 7	H: 0 LOB: 1 BB: 1 P: 13	R: 1 E: 0 K: 2 S: 11	H: 1 LOB: 0 BB: 0 P: 13	R: 0 E: 0 K: 0 S: 7	H: 2 LOB: 2 BB: 0 P: 10	R: 1 E: 0 K: 0 S: 6	H: 2 LOB: 1 BB: 0 P: 9	R: 0 E: 0 K: 0 S: 8	H: 1 LOB: 1 BB: 0 P: 13	R: 0 E: 0 K: 0 S: 8	H: 1 LOB: 1 BB: 0 P: 12	R: 1 E: 1 K: 0 S: 9	H: 1 LOB: 1 BB: 0 P: 15	R: 0 E: 0 K: 0 S: 4	H: 0 LOB: 0 BB: 0 P: 4	R: 0 E: 0 K: 0 S: 6	H: 0 LOB: 0 BB: 0 P: 11	1B: 4 2B: 4 3B: 0 HR: 0	SF: 0 SAC: 1 DP: 0 HBP: 0	WP: 1 PB: 0 SB: 1 CS: 0	PA: 37					
PITCHER	IP	WLS	BF	H	R	ER	SO	BB	IBB	HBP	BLK	WP	HR	S	P	ERA	WHIP										
Sean Bergman, R ERA: 2.79 (1, 1)	6.0	L	26	7	2	2	3	1	0	0	0	1	0	47	70	3.00	1.333										
C.J. Nitkowski, L ERA: 3.45 (7, 1)	0.1		3	1	1	0	0	0	0	0	0	0	0	6	9	0.00	3.000										
Doug Henry, R ERA: 2.03 (7, 1)	1.2		5	0	0	0	0	0	0	0	0	0	0	7	10	0.00	0.000										
Billy Wagner, L ERA: 2.18 (9, 1)	1.0		3	0	0	0	0	0	0	0	0	0	0	6	11	0.00	0.000										

Batter	1	2	3	4	5	6	7	8	9	AB	R	H	RBI	BB	SO	LOB	BOTTOM										
Craig Biggio, R OBP: 0.305, SLG: 0.520 (1, 4)										3	0	1	0	1	0	0	Los Angeles Dodgers @ Houston Astros Astrodome, Houston, TX Wed May 27 1998, 8:05 PM EDT Att: 17,190 - Dome - 72 F										
Derek Bell, R OBP: 0.367, SLG: 0.500 (1, 9)										4	0	0	0	0	3												
Bill Spiers, L OBP: 0.359, SLG: 0.398 (1, 5)										4	0	1	0	0	2												
Richard Hidalgo, R OBP: 0.304, SLG: 0.381 (1, 7)										2	0	1	0	2	1												
Carl Everett, S OBP: 0.407, SLG: 0.537 (1, 8)										4	0	1	0	0	1												
Ricky Gutierrez, R OBP: 0.378, SLG: 0.371 (1, 6)										4	0	0	0	0	2												
J.R. Phillips, L OBP: 0.241, SLG: 0.154 (1, 3)										2	0	0	0	0	1												
Sean Berry, R OBP: 0.364, SLG: 0.454 (7, PH)										1	0	0	0	1	1												
Brad Ausmus, R OBP: 0.342, SLG: 0.331 (1, 2)										2	1	1	0	0	1												
Moises Alou, R OBP: 0.426, SLG: 0.616 (7, PH)										1	0	0	0	0	1												
Tony Eusebio, R OBP: 0.340, SLG: 0.326 (8, 2)										0	0	0	0	0	0												
Sean Bergman, R ERA: 2.79 (1, 1)										1	0	0	0	0	0												
Darby Wiers, R ERA: 2.00 (5, PH)										0	0	0	0	0	0												
C.J. Nitkowski, L ERA: 3.45 (7, 1)										0	0	0	0	0	0												
Doug Henry, R ERA: 2.03 (7, 1)										0	0	0	0	0	0												
35 Dave Clark, L OBP: 0.228, SLG: 0.122 (8, PH)										1	0	0	0	0	1												
Billy Wagner, L ERA: 2.18 (9, 1)										0	0	0	0	0	0												
Inning Stats	R: 0 E: 0 K: 0 S: 7	H: 0 LOB: 0 BB: 0 P: 11	R: 0 E: 0 K: 1 S: 8	H: 1 LOB: 0 BB: 0 P: 13	R: 0 E: 0 K: 2 S: 9	H: 0 LOB: 0 BB: 0 P: 12	R: 0 E: 0 K: 1 S: 10	H: 1 LOB: 1 BB: 0 P: 17	R: 0 E: 0 K: 0 S: 7	H: 1 LOB: 0 BB: 0 P: 10	R: 1 E: 0 K: 2 S: 10	H: 2 LOB: 1 BB: 0 P: 17	R: 0 E: 0 K: 2 S: 14	H: 0 LOB: 2 BB: 2 P: 26	R: 0 E: 0 K: 2 S: 13	H: 0 LOB: 1 BB: 1 P: 23	R: 0 E: 0 K: 2 S: 10	H: 0 LOB: 1 BB: 1 P: 18	1B: 4 2B: 1 3B: 0 HR: 0	SF: 0 SAC: 0 DP: 1 HBP: 0	WP: 1 PB: 0 SB: 0 CS: 1	PA: 34					
PITCHER	IP	WLS	BF	H	R	ER	SO	BB	IBB	HBP	BLK	WP	HR	S	P	ERA	WHIP										
37 Darren Dreifort, R ERA: 3.45 (1, 1)	6.0	W	22	5	1	1	6	1	0	0	0	1	0	56	89	1.50	1.000										
Mark Guthrie, L ERA: 1.45 (7, 1)	0.2		2	0	0	0	1	0	0	0	0	0	0	5	7	0.00	0.000										
Antonio Osuna, R ERA: 1.66 (7, 1)	1.0		5	0	0	0	2	2	0	0	0	0	0	14	28	0.00	2.000										
Scott Radinsky, L ERA: 1.35 (8, 1)	1.1	S	5	0	0	0	3	1	0	0	0	0	0	13	23	0.00	0.750										



Batter	1	2	3	4	5	6	7	8	9	AB	R	H	RBI	BB	SO	LOB	TOP								
Craig Biggio, R OBP: 0.414, SLG: 0.527 (1.4)										3	3	2	1	0	1	0									
Derek Bell, R OBP: 0.372, SLG: 0.507 (1.9)										5	0	3	3	0	1	4									
5 Jeff Bagwell, R OBP: 0.398, SLG: 0.419 (1.3)										5	0	0	0	0	1	4									
Bill Spiers, L OBP: 0.368, SLG: 0.422 (1.5)										3	2	1	1	1	1	0									
Moises Alou, R OBP: 0.425, SLG: 0.615 (1.7)										5	0	2	2	0	1	2									
Richard Hidalgo, R OBP: 0.310, SLG: 0.385 (1.8)										4	1	2	0	0	2	1									
Carl Everett, S OBP: 0.411, SLG: 0.537 (8.8)										0	0	0	0	1	0	0									
Ricky Gutierrez, R OBP: 0.385, SLG: 0.378 (1.6)										5	1	3	0	0	1	3									
Billy Wagner, L (9.1)										0	0	0	0	0	0	0									
Brad Ausmus, R OBP: 0.337, SLG: 0.326 (1.2)										5	0	1	0	0	1	3									
Mike Hampton, R OBP: 0.290, SLG: 0.250 (1.1)										3	0	0	0	0	1	3									
Doug Henry, R (8.1)										0	0	0	0	0	0	0									
Tim Lincecum, R OBP: 0.237, SLG: 0.226 (9.6)										0	0	0	0	0	0	0									
Inning Stats	R: 2 E: 0 K: 1 S: 7	H: 2 LOB: 1 BB: 0 P: 8	R: 2 E: 0 K: 1 S: 7	H: 2 LOB: 1 BB: 0 P: 8	R: 2 E: 0 K: 2 S: 11	H: 4 LOB: 3 BB: 0 P: 12	R: 0 E: 0 K: 1 S: 7	H: 2 LOB: 0 BB: 0 P: 7	R: 0 E: 0 K: 1 S: 5	H: 0 LOB: 0 BB: 0 P: 5	R: 0 E: 0 K: 0 S: 3	H: 1 LOB: 1 BB: 0 P: 3	R: 0 E: 0 K: 2 S: 8	H: 1 LOB: 1 BB: 0 P: 8	R: 1 E: 0 K: 0 S: 5	H: 2 LOB: 2 BB: 1 P: 9	R: 0 E: 0 K: 2 S: 6	H: 0 LOB: 1 BB: 1 P: 10	1B: 10 2B: 4 3B: 0 HR: 1	SF: 0 SAC: 1 DP: 2 HBP: 3	WP: 0 PB: 0 SB: 3 CS: 1	PA: 44			
PITCHER	IP	WLS	BF	H	R	ER	SO	BB	IBB	HBP	BLK	WP	HR	S	P	ERA	WHIP								
Pedro Astacio, R ERA: 7.83 (1.1)	2.2	L	19	8	6	6	3	0	0	3	0	0	1	22	25	20.25	3.000								
Dave Veres, R ERA: 4.39 (3.1)	2.1		9	2	0	0	3	0	0	0	0	0	0	15	15	0.00	0.857								
Mike DeJean, R ERA: 2.51 (6.1)	3.0		13	4	1	1	2	1	0	0	0	0	0	16	20	3.00	1.667								
Jerry Dipoto, R ERA: 2.92 (9.1)	1.0		3	0	0	0	2	1	0	0	0	0	0	6	10	0.00	1.000								

Houston Astros @ Colorado Rockies
Coors Field, Denver, CO
Fri May 29 1998, 7:05 PM MDT
Att: 48,325 - Cloudy - 85 F

AB	38
R	7
H	14
RBI	7
BB	2
SO	10
LOB	20



Batter	1	2	3	4	5	6	7	8	9	AB	R	H	RBI	BB	SO	LOB	BOTTOM								
Neftali Feliz, S OBP: 0.330, SLG: 0.410 (1.6)										5	1	2	0	0	0	3									
Ellis Burks, R OBP: 0.330, SLG: 0.536 (1.8)										3	2	1	0	2	1	1									
Dante Bichette, R OBP: 0.348, SLG: 0.469 (1.7)										5	0	1	0	0	0	7									
Larry Walker, L OBP: 0.418, SLG: 0.567 (1.9)										3	1	1	5	1	0	0									
Vinny Castilla, R OBP: 0.328, SLG: 0.569 (1.5)										4	1	1	1	0	0	1									
Greg Colbrunn, R OBP: 0.380, SLG: 0.484 (1.3)										4	0	1	0	0	2	0									
3 Mike Lansing, R OBP: 0.295, SLG: 0.330 (1.4)										3	0	0	0	1	1	1									
Kirt Manwaring, R OBP: 0.371, SLG: 0.353 (1.2)										3	0	0	0	1	1	1									
Pedro Astacio, R ERA: 2.81, SLG: 0.190 (1.1)										0	0	0	0	0	0	0									
Dave Veres, R ERA: 2.06, SLG: 0.500 (3.1)										1	0	1	0	0	0	0									
Jason Spillane, S OBP: 0.306, SLG: 0.226 (5.1)										1	0	0	0	0	1	1									
Mike DeJean, R ERA: 2.51 (6.1)										0	0	0	0	0	0	0									
Jeff Reed, L OBP: 0.302, SLG: 0.454 (8.1)										0	1	0	0	0	0	0									
Jerry Dipoto, R ERA: 2.92 (9.1)										0	0	0	0	0	0	0									
Todd Helton, R OBP: 0.326, SLG: 0.487 (9.1)										0	0	0	0	1	0	0									
1 Curtis Gooden, L OBP: 0.381, SLG: 0.230 (9.1)										0	0	0	0	0	0	0									
Inning Stats	R: 0 E: 0 K: 1 S: 5	H: 0 LOB: 0 BB: 0 P: 5	R: 0 E: 0 K: 1 S: 4	H: 0 LOB: 0 BB: 1 P: 8	R: 0 E: 0 K: 1 S: 6	H: 1 LOB: 1 BB: 0 P: 6	R: 1 E: 0 K: 0 S: 4	H: 2 LOB: 0 BB: 0 P: 4	R: 0 E: 0 K: 2 S: 7	H: 0 LOB: 1 BB: 1 P: 11	R: 0 E: 0 K: 0 S: 3	H: 1 LOB: 1 BB: 0 P: 3	R: 0 E: 0 K: 0 S: 4	H: 1 LOB: 1 BB: 0 P: 4	R: 5 E: 0 K: 0 S: 5	H: 2 LOB: 0 BB: 3 P: 17	R: 0 E: 1 K: 1 S: 6	H: 1 LOB: 3 BB: 2 P: 14	1B: 6 2B: 0 3B: 0 HR: 2	SF: 0 SAC: 0 DP: 2 HBP: 0	WP: 0 PB: 0 SB: 0 CS: 0	PA: 39			
PITCHER	IP	WLS	BF	H	R	ER	SO	BB	IBB	HBP	BLK	WP	HR	S	P	ERA	WHIP								
Mike Hampton, L ERA: 2.52 (1.1)	7.0	W	27	5	3	3	5	4	0	0	0	0	0	33	49	3.86	1.286								
Doug Henry, R ERA: 2.93 (8.1)	1.0		6	2	3	3	0	1	0	0	0	0	2	5	9	27.00	3.000								
Billy Wagner, L ERA: 2.08 (9.1)	1.0	S	6	1	0	0	1	2	0	0	0	0	0	6	14	0.00	3.000								

Houston Astros @ Colorado Rockies
Coors Field, Denver, CO
Fri May 29 1998, 7:05 PM MDT
Att: 48,325 - Cloudy - 85 F

AB	32
R	6
H	8
RBI	6
BB	7
SO	6
LOB	15



Batter	1	2	3	4	5	6	7	8	9	AB	R	H	RBI	BB	SO	LOB	TOP										
Craig Biggio, R OBP: 0.413, SLG: 0.529 (1, 4)										5	1	2	0	0	0	3											
Derek Bell, R OBP: 0.370, SLG: 0.502 (1, 9)										4	0	1	1	0	1	2											
5 Jeff Bagwell, R OBP: 0.394, SLG: 0.436 (1, 3)										4	1	1	2	0	1	2											
Moises Alou, R OBP: 0.431, SLG: 0.614 (1, 7)										2	0	1	0	2	0	0											
Carl Everett, S OBP: 0.406, SLG: 0.527 (1, 8)										4	0	1	0	0	2	4											
Sean Berry, R OBP: 0.353, SLG: 0.438 (1, 5)											4	0	0	0	0	1											
Brad Ausmus, R OBP: 0.335, SLG: 0.319 (1, 2)											3	0	0	0	1	1											
Tim Lincecum, R OBP: 0.238, SLG: 0.263 (1, 6)											4	0	1	0	0	1											
Pete Schourek, L ERA: 5.63 J.R. Phillips, L Havey Miller, L Row Montgomery, L Bob Scanlan, R 25 Dave Clark, L Tony Escribano, L Mike Magnante, L Mike Sweeney, L											0	0	0	0	0	0											
Inning Stats	R: 1 E: 0 K: 1 S: 7	H: 2 LOB: 1 BB: 1 P: 14	R: 0 E: 0 K: 0 S: 5	H: 0 LOB: 0 BB: 0 P: 11	R: 0 E: 0 K: 1 S: 8	H: 1 LOB: 0 BB: 0 P: 12	R: 0 E: 0 K: 1 S: 5	H: 0 LOB: 0 BB: 0 P: 8	R: 2 E: 0 K: 0 S: 12	H: 2 LOB: 0 BB: 0 P: 17	R: 0 E: 0 K: 1 S: 16	H: 1 LOB: 2 BB: 1 P: 28	R: 0 E: 0 K: 1 S: 13	H: 1 LOB: 2 BB: 1 P: 24	R: 0 E: 0 K: 2 S: 15	H: 1 LOB: 2 BB: 1 P: 23	1B: 5 2B: 2 3B: 1 HR: 1	SF: 0 SAC: 0 DP: 1 HBP: 0	WP: 0 PB: 0 SB: 0 CS: 1	PA: 38							
PITCHER	IP	WLS	BF	H	R	ER	SO	BB	IBB	HBP	BLK	WP	HR	S	P	ERA	WHIP										
John Thomson, R ERA: 5.63 (1, 1)	6.2	W	26	6	3	3	4	2	0	0	0	0	1	58	95	4.05	1.200										
Chuck McElroy, L ERA: 1.71 (7, 1)	0.1		1	0	0	0	1	0	0	0	0	0	0	3	6	0.00	0.000										
Curt Leskanic, R ERA: 4.45 (8, 1)	1.0	S	5	1	0	0	1	1	0	0	0	0	0	13	24	0.00	2.000										
Jerry Dipoto, R ERA: 2.81 (9, 1)	1.0	S	5	1	0	0	2	1	0	0	0	0	0	15	23	0.00	2.000										

Houston Astros @ Colorado Rockies
Coors Field, Denver, CO
Sat May 30 1998, 3:33 AM MDT
Att: 48,036 - Sunny - 81 F

livebaseballscores.com

AB 33
R 3
H 8
RBI 3
BB 4
SO 8
LOB 16

Batter	1	2	3	4	5	6	7	8	9	AB	R	H	RBI	BB	SO	LOB	BOTTOM										
Neftali Feliz, S OBP: 0.327, SLG: 0.405 (1, 6)										5	0	1	1	0	0	4											
Ellis Burks, R OBP: 0.332, SLG: 0.529 (1, 8)										4	0	1	1	1	1	3											
Dante Bichette, R OBP: 0.354, SLG: 0.472 1 Curtis Goodwin, L OBP: 0.381, SLG: 0.393 (7, PR)										3	1	2	0	1	0	1											
Larry Walker, L OBP: 0.415, SLG: 0.576 (1, 9)										4	1	1	2	0	1	3											
Vinny Castilla, R OBP: 0.326, SLG: 0.562 (1, 5)										3	0	0	0	1	0	2											
17 Todd Helton, L OBP: 0.356, SLG: 0.467 (1, 3)										4	1	1	0	0	0	4											
3 Mike Lansing, R OBP: 0.304, SLG: 0.335 (1, 4)										3	2	2	0	1	1	3											
Kirt Manwaring, R OBP: 0.375, SLG: 0.352 (1, 2)										3	1	1	0	1	1	1											
John Thomson, R OBP: 0.227, SLG: 0.158 Chuck McElroy, L Curt Leskanic, R Greg Colbrunn, R Jerry Dipoto, R										1	0	0	1	0	0	1											
Inning Stats	R: 2 E: 0 K: 0 S: 8	H: 1 LOB: 0 BB: 1 P: 16	R: 3 E: 0 K: 0 S: 12	H: 3 LOB: 1 BB: 1 P: 21	R: 0 E: 0 K: 0 S: 5	H: 0 LOB: 0 BB: 0 P: 7	R: 1 E: 0 K: 0 S: 7	H: 1 LOB: 0 BB: 1 P: 15	R: 0 E: 0 K: 0 S: 8	H: 1 LOB: 2 BB: 1 P: 16	R: 0 E: 0 K: 2 S: 11	H: 1 LOB: 3 BB: 1 P: 20	R: 0 E: 0 K: 2 S: 8	H: 1 LOB: 1 BB: 0 P: 12	1B: 8 2B: 1 3B: 0 HR: 1	SF: 1 SAC: 1 DP: 0 HBP: 0	WP: 1 PB: 0 SB: 5 CS: 1	PA: 39									
PITCHER	IP	WLS	BF	H	R	ER	SO	BB	IBB	HBP	BLK	WP	HR	S	P	ERA	WHIP										
Pete Schourek, L ERA: 5.06 (1, 1)	2.0	L	12	4	5	5	0	2	0	0	0	0	0	20	37	22.50	3.000										
Trevor Miller, L ERA: 3.25 (3, 1)	3.0		12	2	1	1	0	2	0	0	0	0	0	20	38	3.00	1.333										
Bob Scanlan, R ERA: 3.71 (6, 1)	1.0		5	2	0	0	0	0	0	0	0	0	0	9	18	0.00	2.000										
Mike Magnante, L ERA: 6.62 (7, 1)	2.0		9	2	0	0	4	0	1	0	0	1	0	19	32	0.00	1.000										

Houston Astros @ Colorado Rockies
Coors Field, Denver, CO
Sat May 30 1998, 3:33 AM MDT
Att: 48,036 - Sunny - 81 F

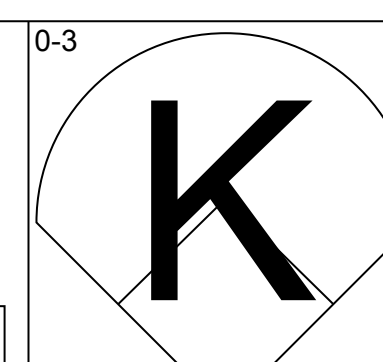
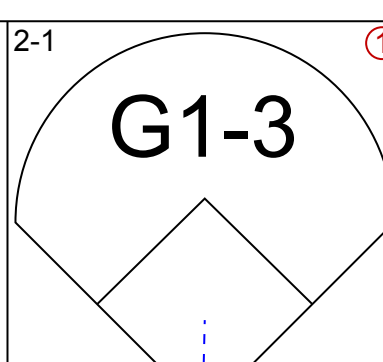
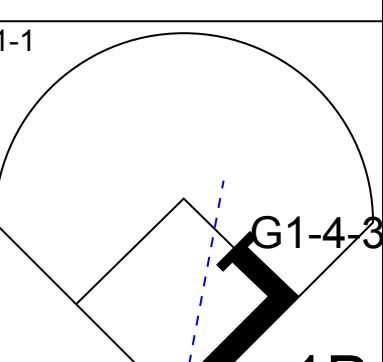
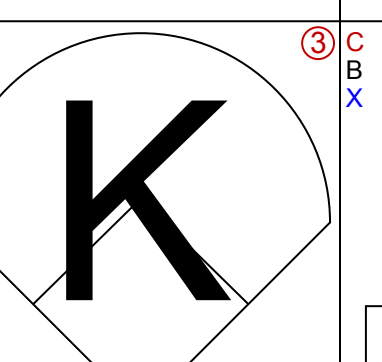
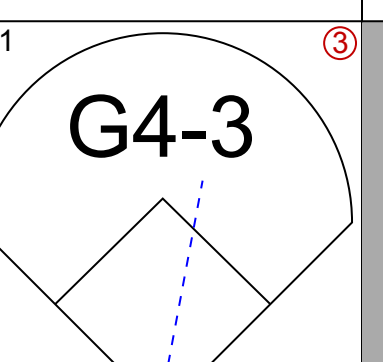
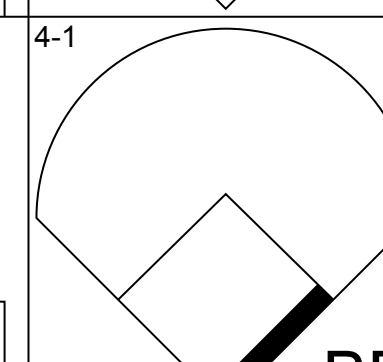
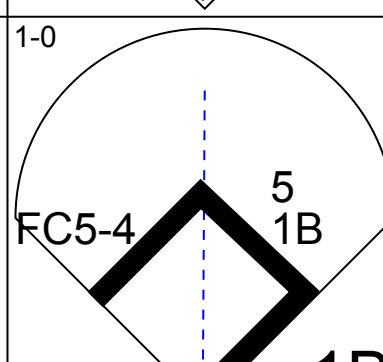
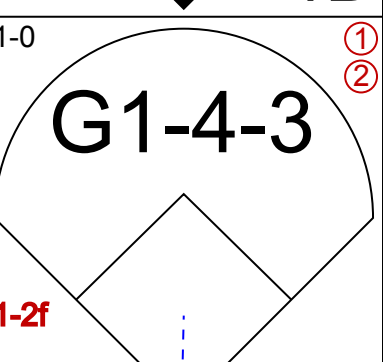
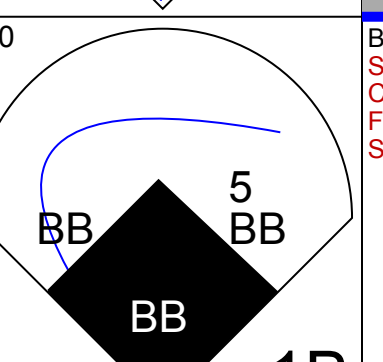
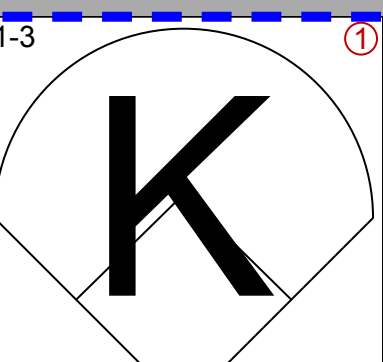
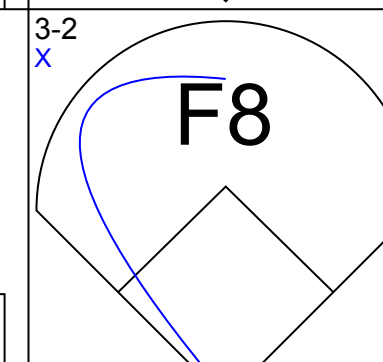
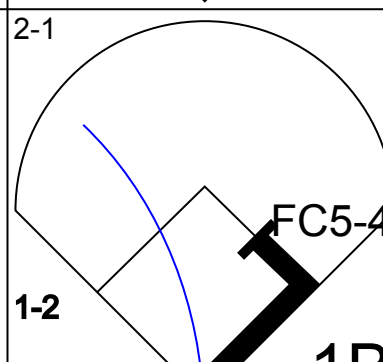
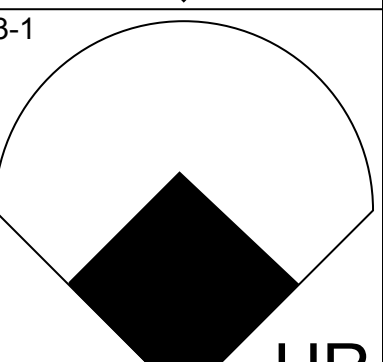
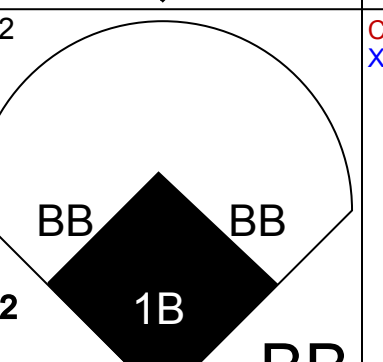
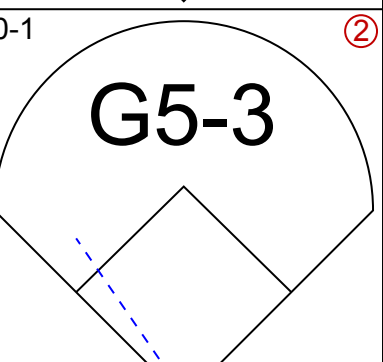
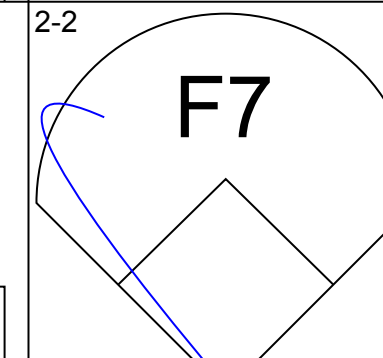
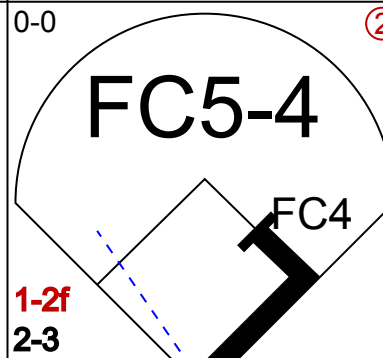
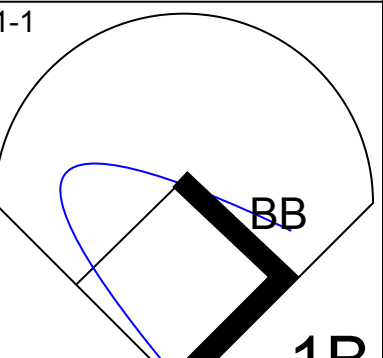
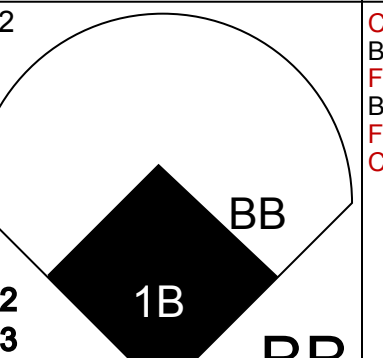
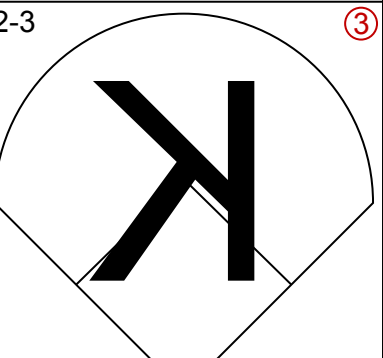
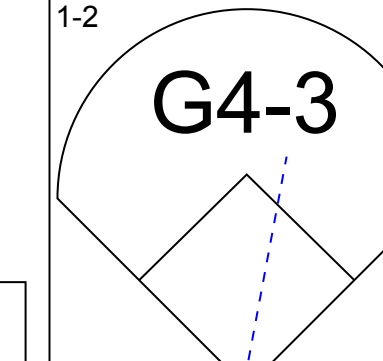
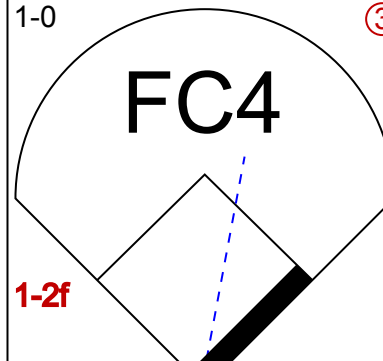
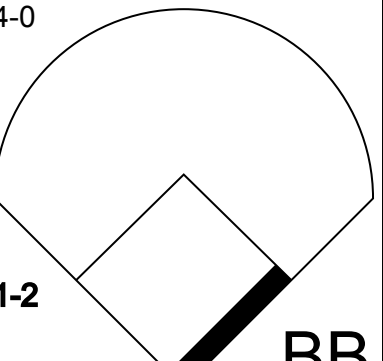

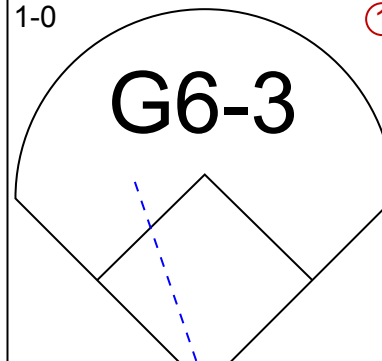

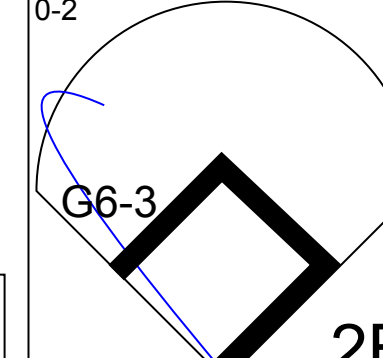
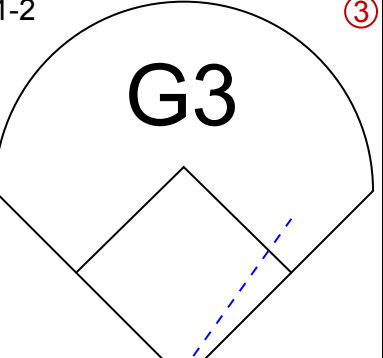
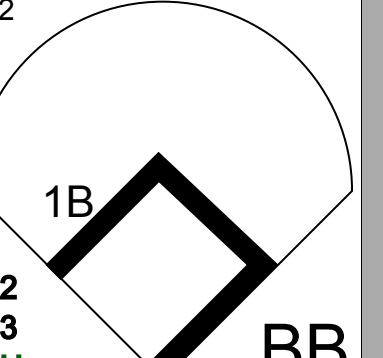
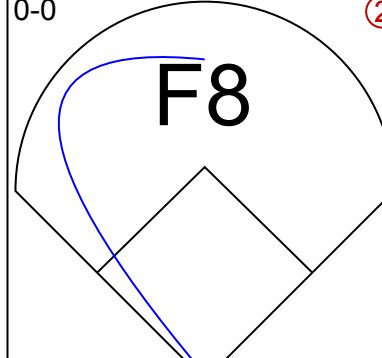
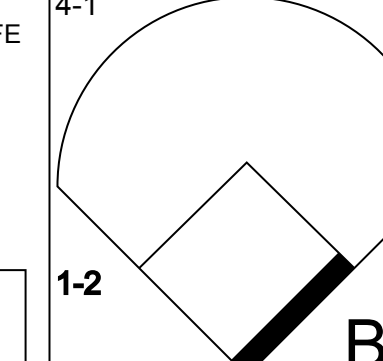
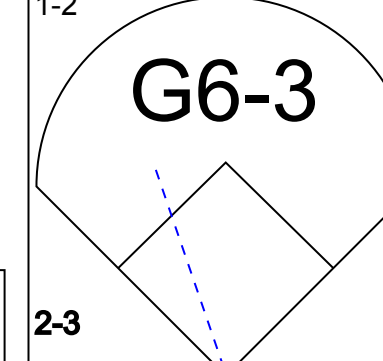
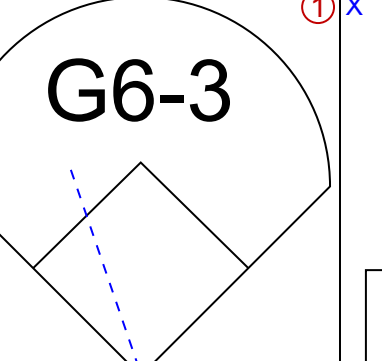
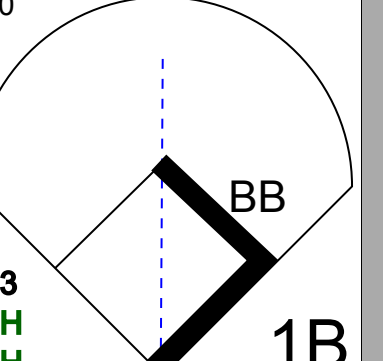
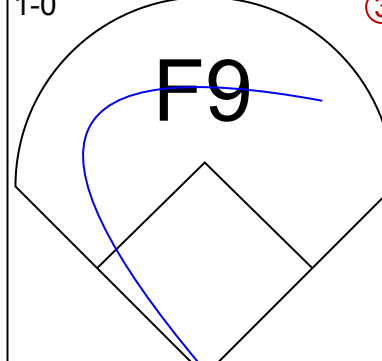

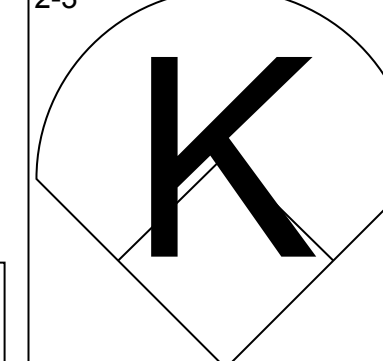
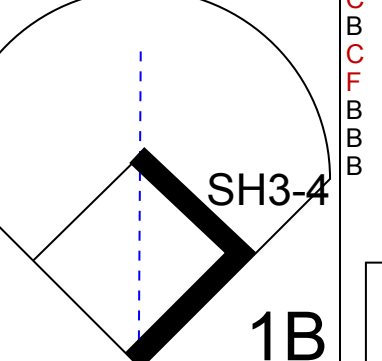
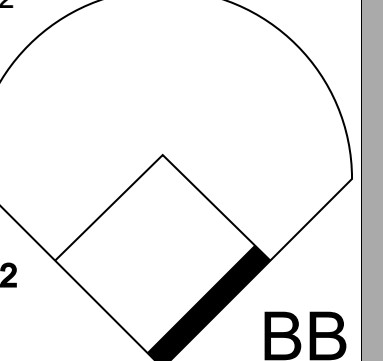

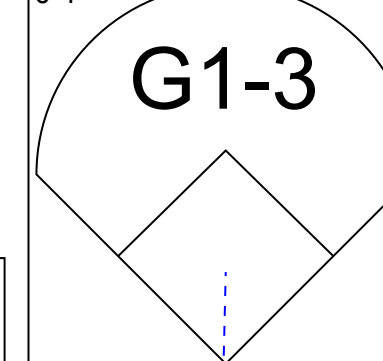
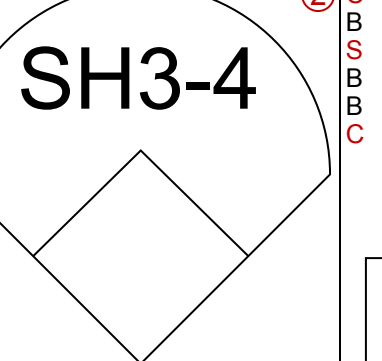
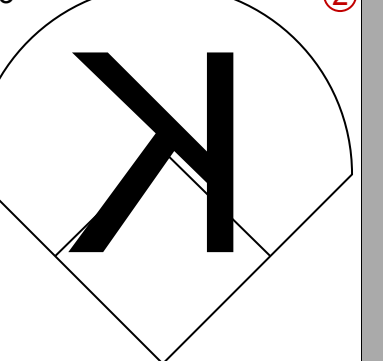
livebaseballscores.com

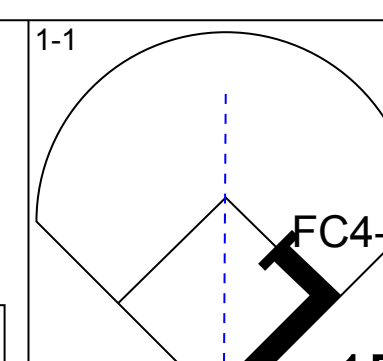
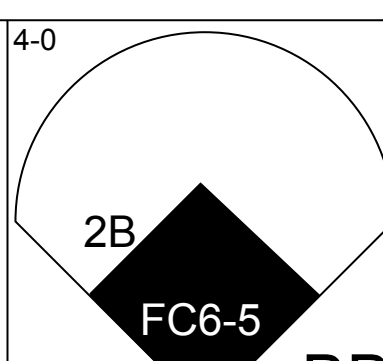
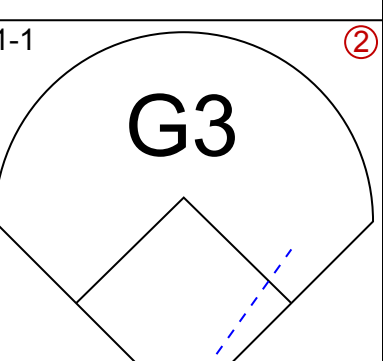
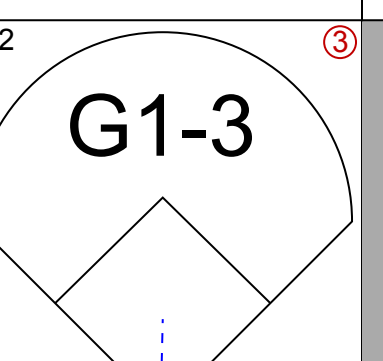
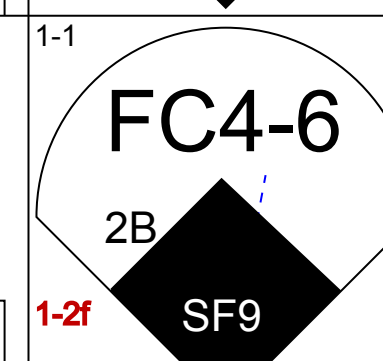
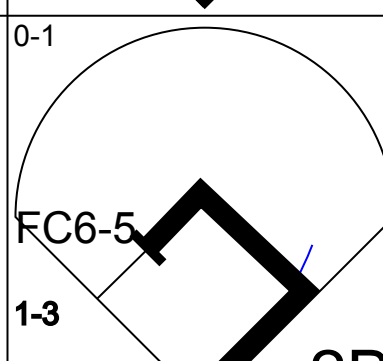
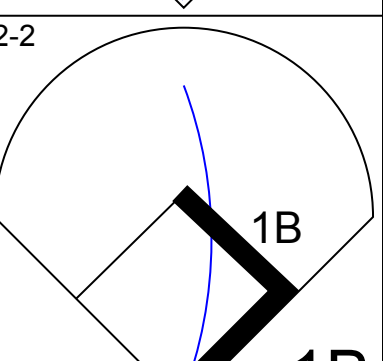

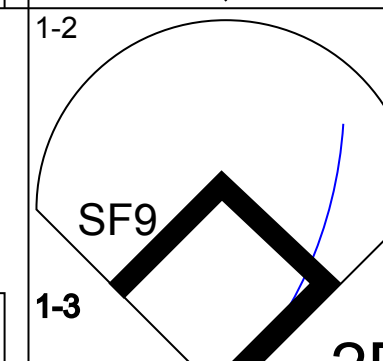
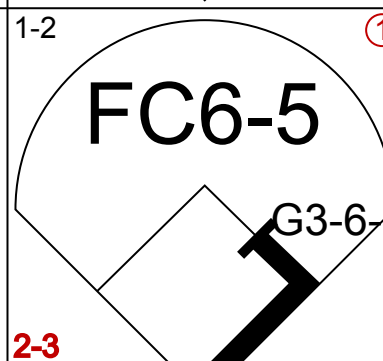
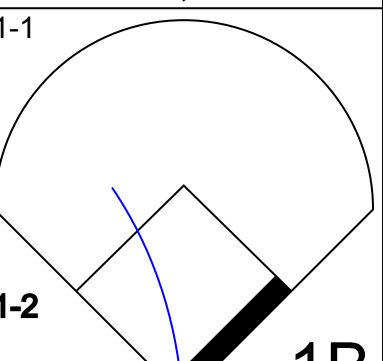

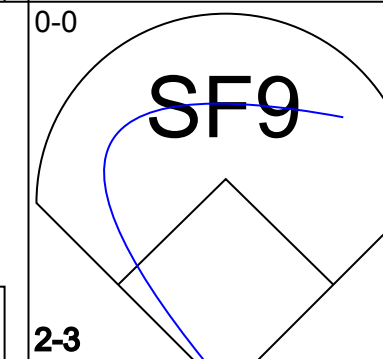
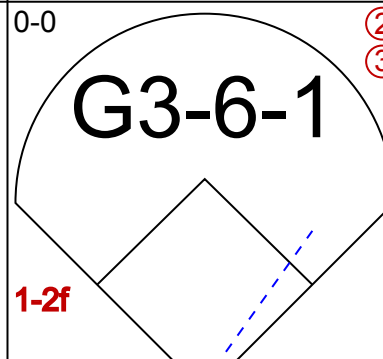
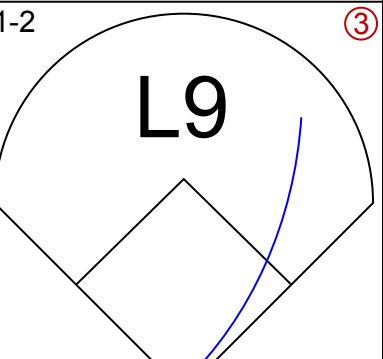

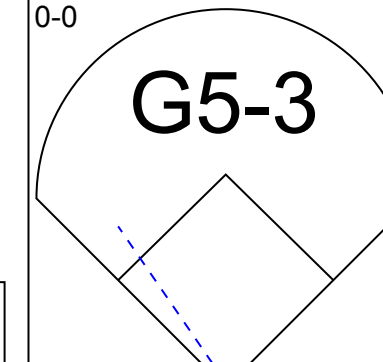
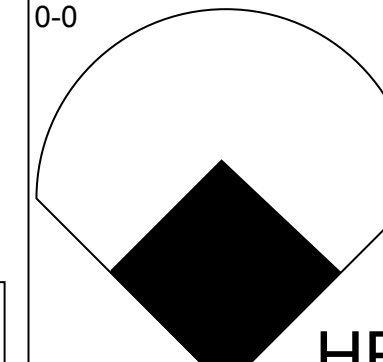
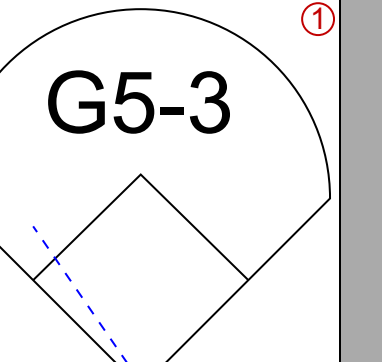
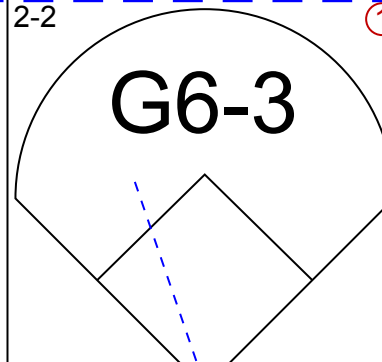

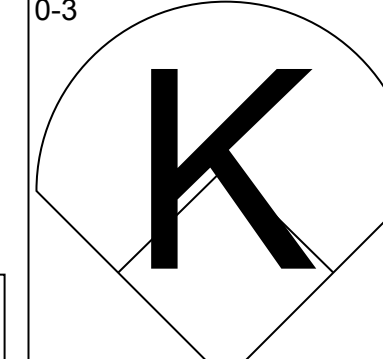
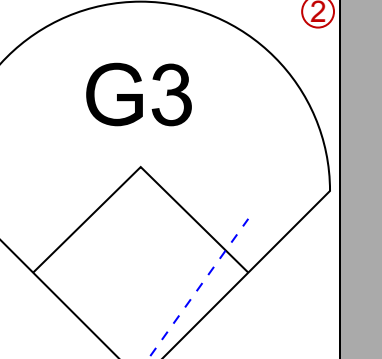
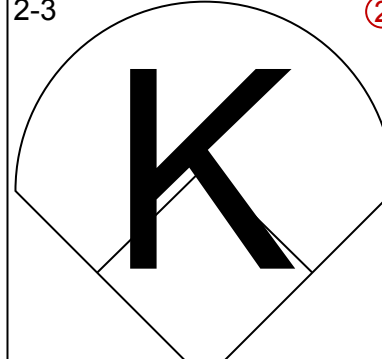

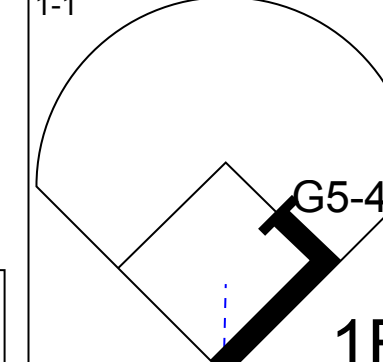
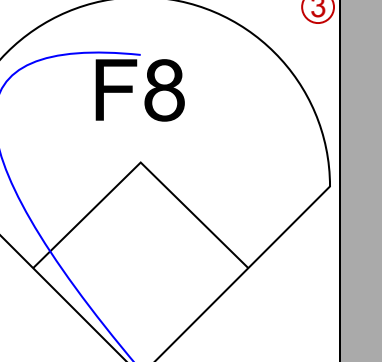
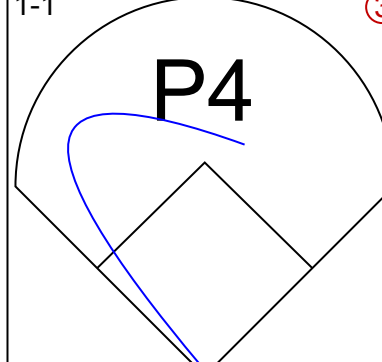

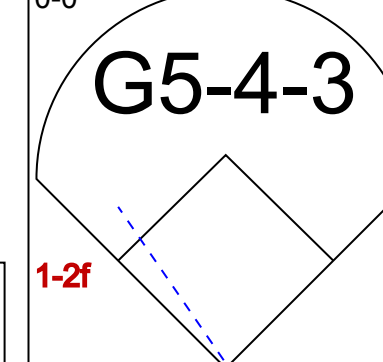


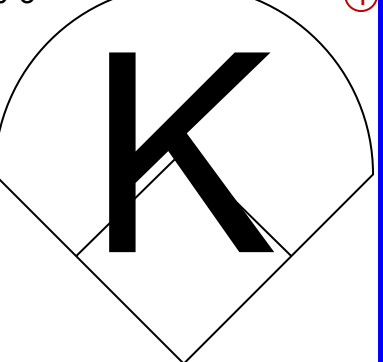
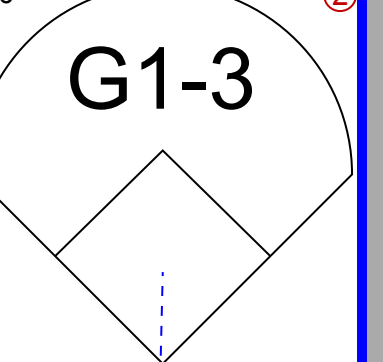
AB 31
R 6
H 10
RBI 5
BB 5
SO 4
LOB 22

Batter	1	2	3	4	5	6	7	8	9	AB	R	H	RBI	BB	SO	LOB	TOP										
Craig Biggio, R OBP: 0.413, SLG: 0.528 (1, 4)	F9			G5-3			1B HR BB		F9	4	1	1	1	1	0	1	Houston Astros @ Colorado Rockies Coors Field, Denver, CO Sun May 31 1998, 3:33 AM MDT Att: 48,097 - Sunny - 69 F										
Derek Bell, R OBP: 0.366, SLG: 0.495 (1, 9)	G6-3				P5		1-3 HR 1B		G4-3	5	1	1	0	0	1	2											
5 Jeff Bagwell, R OBP: 0.389, SLG: 0.424 (1, 3)	S 1B BB			K	K		P3		K	4	0	0	0	1	3	2											
Moises Alou, R OBP: 0.437, SLG: 0.649 (1, 7)				G6-3						4	2	3	4	0	0	0											
Carl Everett, S OBP: 0.417, SLG: 0.530 (1, 8)					HR		1-3 3-H HR			3	0	2	0	1	1	2											
Ricky Gutierrez, R OBP: 0.376, SLG: 0.368 C.J. Nitkowski, L Doug Henry, R (8, 1)				G1-3	K					4	0	0	0	0	2	3											
Tim Bogar, R OBP: 0.254, SLG: 0.279 (7, 6)										4	0	0	0	0	0	0											
Brad Ausmus, R OBP: 0.328, SLG: 0.311 (1, 2)					L4					4	0	0	0	0	2	2											
Jose Lima, R OBP: 0.129, SLG: 0.100 Bill Spiers, L OBP: 0.370, SLG: 0.419 (7, 5)				SH5-4						2	0	1	0	0	0	0											
Inning Stats	R: 0 E: 0 K: 13 S: 22	H: 1 LOB: 2 BB: 1 P: 22	R: 1 E: 0 K: 2 S: 15	H: 3 LOB: 2 BB: 0 P: 22	R: 0 E: 0 K: 1 S: 9	H: 1 LOB: 1 BB: 0 P: 13	R: 0 E: 0 K: 0 S: 7	H: 1 LOB: 1 BB: 0 P: 7	R: 1 E: 0 K: 2 S: 12	H: 2 LOB: 1 BB: 0 P: 21	R: 0 E: 0 K: 0 S: 4	H: 0 LOB: 0 BB: 0 P: 7	R: 3 E: 0 K: 1 S: 15	H: 2 LOB: 0 BB: 2 P: 26	R: 0 E: 0 K: 2 S: 8	H: 0 LOB: 0 BB: 0 P: 11		R: 0 E: 0 K: 1 S: 7	H: 0 LOB: 0 BB: 0 P: 13	1B: 7 2B: 1 3B: 0 HR: 2	SF: 0 SAC: 1 DP: 0 HBP: 0	WP: 0 PB: 0 SB: 1 CS: 1	PA: 39				
PITCHER	IP	WLS	BF	H	R	ER	SO	BB	IBB	HBP	BLK	WP	HR	S	P	ERA	WHIP										
Bobby Jones, L ERA: 4.55 Dave Veres, R ERA: 4.55 Chuck McElroy, L ERA: 1.59	(1, 1)	6.0	29	9	4	4	6	2	0	0	0	0	1	64	100	6.00	1.833										
(7, 1)	1.0	4	1	1	1	1	1	1	0	0	0	0	1	11	18	9.00	2.000										
(8, 1)	2.0	W	6	0	0	0	3	0	0	0	0	0	0	15	24	0.00	0.000										

Batter	1	2	3	4	5	6	7	8	9	AB	R	H	RBI	BB	SO	LOB	BOTTOM										
Neftali Feliz, S OBP: 0.330, SLG: 0.404 (1, 6)	SH1-3 1B BB	G3			B1-3		1B		SH1-4	3	1	1	0	1	0	1	Houston Astros @ Colorado Rockies Coors Field, Denver, CO Sun May 31 1998, 3:33 AM MDT Att: 48,097 - Sunny - 69 F										
Ellis Burks, R OBP: 0.326, SLG: 0.518 (1, 8)	SH1-3	K			K		K		P3	4	0	0	0	0	3	4											
Dante Bichette, R OBP: 0.360, SLG: 0.492 (1, 7)	K			G3 G6-3 2B	F8					5	2	3	2	0	1	1											
Larry Walker, L OBP: 0.412, SLG: 0.569 (1, 9)	HR 1B			G3		G2-3	G4-3			4	1	1	1	0	0	3											
Vinny Castilla, R OBP: 0.333, SLG: 0.578 (1, 5)				G6-3		17 1B			17 FC5 SH1-4 1B	4	1	3	3	0	0	0											
17 Todd Helton, L OBP: 0.361, SLG: 0.488 (1, 3)				F7					SH1-4	3	1	2	1	0	0	0											
3 Mike Lansing, R OBP: 0.298, SLG: 0.329 (1, 4)	P4				P4		F8		K	4	0	0	0	0	1	3											
Jeff Reed, L OBP: 0.379, SLG: 0.471 Greg Coltrann, R OBP: 0.384, SLG: 0.485 Kirt Manwaring, R OBP: 0.375, SLG: 0.352 (1, 2)				F8					FC5	3	0	1	0	0	1	2											
Bobby Jones, R OBP: 0.111, SLG: 0.222 Dave Veres, R OBP: 0.206, SLG: 0.200 John Vander Wal, L OBP: 0.396, SLG: 0.479 Chuck McElroy, L Jason Bates, S OBP: 0.324, SLG: 0.250 1 Curtis Goodwin, L OBP: 0.301, SLG: 0.330 (7, 1)				FC1-5 2B						2	0	0	0	0	0	1											
(7, 1)										0	0	0	0	0	0	0											
(7, PH)										1	0	0	0	0	0	0											
(8, 1)										0	0	0	0	0	0	0											
(8, PH)										1	0	1	0	0	0	0											
(8, PH)										0	1	0	0	0	0	0											
Inning Stats	R: 4 E: 0 K: 1 S: 11	H: 3 LOB: 0 BB: 1 P: 19	R: 0 E: 1 K: 1 S: 11	H: 1 LOB: 1 BB: 0 P: 18	R: 1 E: 0 K: 0 S: 10	H: 1 LOB: 0 BB: 0 P: 14	R: 0 E: 0 K: 0 S: 7	H: 0 LOB: 0 BB: 0 P: 11	R: 0 E: 0 K: 1 S: 7	H: 0 LOB: 0 BB: 0 P: 9	R: 0 E: 0 K: 1 S: 13	H: 2 LOB: 2 BB: 0 P: 21	R: 0 E: 0 K: 1 S: 19	H: 2 LOB: 2 BB: 0 P: 23	R: 0 E: 0 K: 1 S: 7	H: 1 LOB: 1 BB: 0 P: 12	R: 2 E: 0 K: 0 S: 10	H: 2 LOB: 1 BB: 0 P: 16	1B: 7 2B: 2 3B: 0 HR: 3	SF: 0 SAC: 3 DP: 0 HBP: 0	WP: 0 PB: 0 SB: 1 CS: 0	PA: 39					
PITCHER	IP	WLS	BF	H	R	ER	SO	BB	IBB	HBP	BLK	WP	HR	S	P	ERA	WHIP										
Jose Lima, R ERA: 3.32 C.J. Nitkowski, L ERA: 3.34 Doug Henry, R ERA: 3.45	(1, 1)	6.2	30	9	5	5	5	1	0	0	0	0	0	7	11	0.00	1.000										
(7, 1)	1.0	4	1	0	0	1	0	0	0	0	0	0	0	7	11	0.00	1.000										
(8, 1)	1.0	L	5	2	2	2	0	0	0	0	0	0	1	11	19	18.00	2.000										



Batter	1	2	3	4	5	6	7	8	9	AB	R	H	RBI	BB	SO	LOB	TOP								
Craig Biggio, R OBP: 0.409, SLG: 0.521 (1, 4)										5	0	1	0	0	2	4	Houston Astros @ San Diego Padres Qualcomm Stadium, San Diego, CA Tue Jun 02 1998, 10:05 PM EDT Att: 15,735 - Unknown - 68 F AB 35 R 4 H 10 RBI 4 BB 7 SO 8 LOB 26								
Derek Bell, R OBP: 0.371, SLG: 0.495 (1, 9)										4	1	2	0	1	1										
5 Jeff Bagwell, R OBP: 0.395, SLG: 0.446 (1, 3)										4	2	2	1	1	0										
Moises Alou, R OBP: 0.436, SLG: 0.641 (1, 7)										4	1	1	0	1	1										
Sean Berry, R OBP: 0.351, SLG: 0.434 Tim Bogar, R OBP: 0.254, SLG: 0.266 (2, 5)										1	0	0	0	0	0										
Carl Everett, S OBP: 0.423, SLG: 0.538 (1, 8)										4	0	2	1	1	0										
Tony Eusebio, R OBP: 0.339, SLG: 0.314 Billy Wagner, L (9, 1)										4	0	1	2	1	0										
Ricky Gutierrez, R OBP: 0.379, SLG: 0.368 (1, 6)										3	0	1	0	1	1										
Shane Reynolds, R OBP: 0.121, SLG: 0.152 Brad Ausmus, R OBP: 0.328, SLG: 0.311 (9, 2)										3	0	0	0	0	2										
Inning Stats	R: 0 E: 0 K: 1 S: 14	H: 0 LOB: 1 BB: 1 P: 23	R: 0 E: 1 K: 1 S: 12	H: 1 LOB: 2 BB: 1 P: 22	R: 0 E: 0 K: 0 S: 7	H: 2 LOB: 2 BB: 0 P: 13	R: 0 E: 0 K: 1 S: 11	H: 1 LOB: 1 BB: 0 P: 14	R: 1 E: 0 K: 0 S: 10	H: 3 LOB: 2 BB: 1 P: 21	R: 0 E: 0 K: 1 S: 7	H: 1 LOB: 1 BB: 0 P: 9	R: 3 E: 0 K: 2 S: 20	H: 2 LOB: 3 BB: 4 P: 40	R: 0 E: 0 K: 0 S: 10	H: 0 LOB: 0 BB: 0 P: 13		R: 0 E: 0 K: 0 S: 3	H: 0 LOB: 0 BB: 0 P: 5	1B: 8 2B: 1 3B: 0 HR: 1	SF: 0 SAC: 1 DP: 1 HBP: 0	WP: 0 PB: 0 SB: 0 CS: 0	PA: 43		
PITCHER	IP	WLS	BF	H	R	ER	SO	BB	IBB	HBP	BLK	WP	HR	S	P	ERA	WHIP								
24 Mark Langston, L ERA: 5.25 Carlos Reyes, R ERA: 2.86 Brian Boehringer, R ERA: 4.36 Dan Miceli, R ERA: 3.56	5.0		24	7	1	1	3	3	0	0	0	0	1	54	93	1.80	2.000								

Batter	1	2	3	4	5	6	7	8	9	AB	R	H	RBI	BB	SO	LOB	BOTTOM								
Quilvio Veras, S OBP: 0.379, SLG: 0.312 (1, 4)										3	1	1	0	1	0	0	Houston Astros @ San Diego Padres Qualcomm Stadium, San Diego, CA Tue Jun 02 1998, 10:05 PM EDT Att: 15,735 - Unknown - 68 F AB 32 R 3 H 8 RBI 3 BB 1 SO 4 LOB 8								
Steve Finley, L OBP: 0.275, SLG: 0.378 (1, 8)										4	1	2	0	0	0										
Tony Gwynn, L OBP: 0.399, SLG: 0.546 (1, 9)										4	0	2	1	0	0										
Wally Joyner, L OBP: 0.389, SLG: 0.491 (1, 3)										3	0	0	1	0	0										
Greg Vaughn, R OBP: 0.366, SLG: 0.625 (1, 7)										4	1	1	1	0	0										
Greg Myers, L OBP: 0.295, SLG: 0.365 Ruben Rivera, R OBP: 0.417, SLG: 0.650 (9, PH)										3	0	0	0	0	1										
Ed Giovannola, L OBP: 0.312, SLG: 0.329 Carlos Hernandez, R OBP: 0.324, SLG: 0.364 (9, PH)										3	0	1	0	0	0										
Chris Gomez, R OBP: 0.319, SLG: 0.368 (1, 6)										3	0	1	0	0	0										
24 Mark Langston, R ERA: 5.25 James Molton, R ERA: 2.26 Carlos Reyes, S ERA: 2.86 Brian Boehringer, S ERA: 4.36 Mark Sweeney, L ERA: 3.32 Dan Miceli, R ERA: 3.56 (8, 1)										1	0	0	0	0	1										
Inning Stats	R: 1 E: 0 K: 0 S: 10	H: 2 LOB: 1 BB: 0 P: 13	R: 0 E: 0 K: 1 S: 7	H: 1 LOB: 0 BB: 0 P: 9	R: 1 E: 0 K: 0 S: 6	H: 1 LOB: 0 BB: 1 P: 11	R: 1 E: 0 K: 1 S: 7	H: 2 LOB: 0 BB: 0 P: 8	R: 0 E: 0 K: 0 S: 13	H: 2 LOB: 2 BB: 0 P: 18	R: 0 E: 0 K: 0 S: 6	H: 0 LOB: 0 BB: 0 P: 11	R: 0 E: 0 K: 0 S: 6	H: 0 LOB: 0 BB: 0 P: 11	R: 0 E: 0 K: 0 S: 5	H: 0 LOB: 0 BB: 0 P: 8		R: 0 E: 0 K: 1 S: 8	H: 0 LOB: 0 BB: 0 P: 13	1B: 5 2B: 2 3B: 0 HR: 1	SF: 1 SAC: 0 DP: 2 HBP: 0	WP: 0 PB: 0 SB: 0 CS: 0	PA: 34		
PITCHER	IP	WLS	BF	H	R	ER	SO	BB	IBB	HBP	BLK	WP	HR	S	P	ERA	WHIP								
Shane Reynolds, R ERA: 3.09 Billy Wagner, L ERA: 1.99	8.0		31	8	3	3	3	1	0	0	0	0	0	60	89	3.38	1.125								

Batter	1	2	3	4	5	6	7	8	9	AB	R	H	RBI	BB	SO	LOB	TOP			
Craig Biggio, R OBP: 0.305, SLG: 0.511 (1.4)										4	1	0	0	1	0	2				
Derek Bell, R OBP: 0.372, SLG: 0.491 (1.9)										4	1	1	1	1	2	0				
5 Jeff Bagwell, R OBP: 0.300, SLG: 0.444 (1.3)										3	1	1	0	2	0	1				
Moises Alou, R OBP: 0.431, SLG: 0.633 (1.7)										4	1	1	1	0	1	1				
Bill Spiers, L OBP: 0.378, SLG: 0.421 (1.5)										4	2	2	0	1	1	1				
Carl Everett, S OBP: 0.430, SLG: 0.529 (1.8)										2	1	0	0	3	1	1				
Tony Eusebio, R OBP: 0.350, SLG: 0.315 (1.2)										3	0	1	3	1	1	2				
Ricky Gutierrez, R OBP: 0.381, SLG: 0.367 (1.6)										3	0	1	0	1	0	5				
Sean Bergman, R OBP: 0.083, SLG: 0.083 (1.1)										4	1	1	2	0	1	1				
Inning Stats	R: 0 E: 0 K: 1 S: 8	H: 0 LOB: 0 BB: 1 P: 16	R: 0 E: 0 K: 0 S: 7	H: 1 LOB: 2 BB: 2 P: 16	R: 0 E: 0 K: 0 S: 11	H: 0 LOB: 0 BB: 0 P: 15	R: 3 E: 0 K: 0 S: 11	H: 3 LOB: 2 BB: 2 P: 24	R: 0 E: 0 K: 2 S: 10	H: 0 LOB: 0 BB: 0 P: 11	R: 5 E: 1 K: 0 S: 19	H: 3 LOB: 2 BB: 4 P: 42	R: 0 E: 0 K: 2 S: 9	H: 0 LOB: 0 BB: 0 P: 11	R: 0 E: 0 K: 2 S: 9	H: 1 LOB: 1 BB: 0 P: 13	1B: 8 2B: 0 3B: 0 HR: 0	SF: 1 SAC: 0 DP: 2 HBP: 0	WP: 1 PB: 0 SB: 0 CS: 1	PA: 43
PITCHER	IP WLS BF H R ER SO BB IBB HBP BLK WP HR S P ERA WHIP																			
Joey Hamilton, R ERA: 5.49 (1.1)	6.1 L 29 6 6 6 3 6 1 0 0 0 0 0 63 114 8.53 1.895																			
Brian Boehringer, R ERA: 4.64 (7.1)	0.0 1 0 0 0 0 0 1 0 0 0 0 0 0 4 = =																			
Pete Smith, R ERA: 4.78 (7.1)	2.2 2 2 2 2 4 2 0 0 0 1 0 0 26 42 6.75 1.500																			

Houston Astros @ San Diego Padres
Qualcomm Stadium, San Diego, CA
Wed Jun 03 1998, 10:05 PM EDT
Att: 13,229 - Cloudy - 67 F

AB 31
R 8
H 8
RBI 7
BB 10
SO 7
LOB 14

Batter	1	2	3	4	5	6	7	8	9	AB	R	H	RBI	BB	SO	LOB	BOTTOM					
QuiVivo Veras, S OBP: 0.384, SLG: 0.330 (1.4)										5	1	3	0	0	0	0						
Steve Finley, L OBP: 0.281, SLG: 0.378 (1.8)										5	0	2	0	0	0	3						
Tony Gwynn, L OBP: 0.396, SLG: 0.540 (1.9)										4	0	1	1	0	0	2						
James Mouton, R OBP: 0.250, SLG: 0.260 (0.9)										0	0	0	0	0	0	0						
Ken Caminiti, S OBP: 0.344, SLG: 0.469 (1.5)										4	0	1	0	0	0	2						
Ed Giovannola, L OBP: 0.312, SLG: 0.329 (0.8, PR) (9.5)										4	1	1	1	0	1	3						
Greg Vaughn, R OBP: 0.364, SLG: 0.632 (1.7)										4	1	1	1	0	1	3						
Wally Joyner, L OBP: 0.386, SLG: 0.485 (1.3)										4	0	1	0	0	0	3						
Andy Sheets, R OBP: 0.289, SLG: 0.375 (0.9)										0	0	0	0	0	0	0						
Greg Myers, L OBP: 0.297, SLG: 0.354 (1.2)										3	0	0	0	0	0	1						
Brian Boehringer, S ERA: 4.64 (7.1)										0	0	0	0	0	0	0						
Pete Smith, R OBP: 0.188, SLG: 0.071 (7.1)										0	0	0	0	0	0	0						
Mark Sweeney, L OBP: 0.297, SLG: 0.297 (0.8, PH) (9.5)										1	0	0	0	0	0	0						
Chris Gomez, R OBP: 0.317, SLG: 0.365 (1.6)										4	0	1	0	0	1	2						
Joey Hamilton, R OBP: 0.100, SLG: 0.100 (1.1)										2	0	0	0	0	1	2						
Carlos Hernandez, R OBP: 0.319, SLG: 0.358 (7.2)										2	0	0	0	0	2	1						
Inning Stats	R: 0 E: 0 K: 0 S: 6	H: 1 LOB: 1 BB: 0 P: 7	R: 0 E: 1 K: 2 S: 14	H: 1 LOB: 2 BB: 0 P: 19	R: 1 E: 0 K: 0 S: 9	H: 3 LOB: 2 BB: 0 P: 11	R: 0 E: 0 K: 0 S: 6	H: 0 LOB: 0 BB: 0 P: 11	R: 0 E: 0 K: 0 S: 7	H: 0 LOB: 0 BB: 0 P: 10	R: 1 E: 0 K: 0 S: 5	H: 1 LOB: 1 BB: 0 P: 11	R: 0 E: 0 K: 1 S: 11	H: 1 LOB: 1 BB: 0 P: 13	R: 0 E: 0 K: 1 S: 8	H: 1 LOB: 1 BB: 0 P: 16	R: 0 E: 0 K: 1 S: 9	H: 2 LOB: 2 BB: 0 P: 12	1B: 7 2B: 2 3B: 0 HR: 1	SF: 0 SAC: 0 DP: 0 HBP: 0	WP: 1 PB: 0 SB: 0 CS: 0	PA: 38
PITCHER	IP WLS BF H R ER SO BB IBB HBP BLK WP HR S P ERA WHIP																					
Sean Bergman, R ERA: 2.67 (1.1)	9.0 W 38 10 2 2 5 0 0 0 0 1 1 75 110 2.00 1.111																					

Houston Astros @ San Diego Padres
Qualcomm Stadium, San Diego, CA
Wed Jun 03 1998, 10:05 PM EDT
Att: 13,229 - Cloudy - 67 F

AB 38
R 2
H 10
RBI 2
BB 0
SO 5
LOB 19

Batter	1	2	3	4	5	6	7	8	9	AB	R	H	RBI	BB	SO	LOB	TOP			
Bill Spiers, L OBP: 0.381, SLG: 0.419 (1, 5)										3	0	1	0	1	2	1	Houston Astros @ San Diego Padres Qualcomm Stadium, San Diego, CA Thu Jun 04 1998, 6:33 AM EDT Att: 21,027 - Cloudy - 73 F			
Carl Everett, S OBP: 0.425, SLG: 0.520 (1, 8)										4	0	1	0	0	0	2				
5 Jeff Bagwell, R OBP: 0.302, SLG: 0.445 (1, 3)										4	0	2	0	0	2	2				
Moises Alou, R OBP: 0.428, SLG: 0.640 (1, 7)										4	1	1	1	0	1	3				
35 Dave Clark, L OBP: 0.204, SLG: 0.114 (1, 9)										3	0	0	0	1	3	0				
Ricky Gutierrez, R OBP: 0.384, SLG: 0.366 (1, 6)										3	0	1	0	1	0	1				
Brad Ausmus, R OBP: 0.331, SLG: 0.318 (1, 2)										3	0	1	0	1	0	1				
Tim Bogar, R OBP: 0.243, SLG: 0.254 (1, 4)										3	0	0	0	0	0	2				
Mike Magnante, L (7, 1)										0	0	0	0	0	0	0				
Bob Scanlan, R (8, 1)										0	0	0	0	0	0	0				
Mike Hampton, R OBP: 0.303, SLG: 0.267 (1, 1)										2	0	1	0	0	0	0				
Craig Biggio, R OBP: 0.303, SLG: 0.509 (7, 4)										1	0	0	0	0	0	0				
Inning Stats	R: 0 E: 0 K: 0 S: 6	H: 2 LOB: 2 BB: 0 P: 9	R: 0 E: 0 K: 1 S: 9	H: 1 LOB: 1 BB: 0 P: 12	R: 0 E: 0 K: 1 S: 5	H: 0 LOB: 1 BB: 1 P: 10	R: 0 E: 0 K: 2 S: 10	H: 1 LOB: 0 BB: 0 P: 12	R: 0 E: 0 K: 1 S: 8	H: 1 LOB: 1 BB: 0 P: 11	R: 0 E: 0 K: 0 S: 8	H: 0 LOB: 1 BB: 2 P: 20	R: 0 E: 0 K: 2 S: 11	H: 1 LOB: 1 BB: 0 P: 15	R: 1 E: 0 K: 0 S: 8	H: 1 LOB: 0 BB: 1 P: 16	1B: 6 2B: 1 3B: 0 HR: 1	SF: 0 SAC: 0 DP: 2 HBP: 0	WP: 0 PB: 0 SB: 0 CS: 1	PA: 35
PITCHER Andy Ashby, R ERA: 2.3 (1, 1)	IP: 9.0 WLS: W BF: 34 H: 8 R: 1 ER: 1 SO: 8 BB: 4 IBB: 0 HBP: 0 BLK: 0 WP: 0 HR: 1 S: 75 P: 116 ERA: 1.00 WHIP: 1.333															PITCHER				

Batter	1	2	3	4	5	6	7	8	9	AB	R	H	RBI	BB	SO	LOB	BOTTOM			
QuiVio Veras, S OBP: 0.386, SLG: 0.340 (1, 4)										3	1	2	2	0	1	0	Houston Astros @ San Diego Padres Qualcomm Stadium, San Diego, CA Thu Jun 04 1998, 6:33 AM EDT Att: 21,027 - Cloudy - 73 F			
Tony Gwynn, L OBP: 0.394, SLG: 0.532 (1, 9)										3	0	0	0	1	0	1				
Greg Vaughn, R OBP: 0.366, SLG: 0.642 (1, 7)										3	1	1	2	1	0	3				
Ken Caminiti, S OBP: 0.342, SLG: 0.459 (1, 5)										3	0	0	0	1	1	0				
Ed Giovannola, L OBP: 0.312, SLG: 0.329 (9, 5)										0	0	0	0	0	0	0				
Ruben Rivera, R OBP: 0.393, SLG: 0.667 (1, 8)										4	1	1	0	0	1	2				
Carlos Hernandez, R OBP: 0.318, SLG: 0.355 (1, 2)										4	0	1	0	0	0	3				
Andy Sheets, R OBP: 0.297, SLG: 0.367 (1, 3)										2	2	0	0	2	1	1				
Chris Gomez, R OBP: 0.318, SLG: 0.361 (1, 6)										2	0	0	0	1	1	1				
Andy Ashby, R OBP: 0.094, SLG: 0.094 (1, 1)										3	0	1	1	0	2	1				
Inning Stats	R: 2 E: 0 K: 0 S: 8	H: 2 LOB: 0 BB: 0 P: 12	R: 0 E: 0 K: 1 S: 5	H: 0 LOB: 0 BB: 0 P: 8	R: 0 E: 0 K: 2 S: 9	H: 0 LOB: 0 BB: 2 P: 10	R: 0 E: 0 K: 0 S: 5	H: 0 LOB: 1 BB: 2 P: 18	R: 1 E: 0 K: 2 S: 11	H: 1 LOB: 0 BB: 1 P: 23	R: 0 E: 0 K: 1 S: 8	H: 0 LOB: 0 BB: 0 P: 13	R: 2 E: 0 K: 0 S: 9	H: 2 LOB: 3 BB: 3 P: 25	R: 0 E: 0 K: 1 S: 7	H: 1 LOB: 1 BB: 0 P: 10	1B: 3 2B: 1 3B: 1 HR: 1	SF: 1 SAC: 0 DP: 1 HBP: 0	WP: 1 PB: 0 SB: 0 CS: 1	PA: 35
PITCHER Mike Hampton, L ERA: 2.84 (1, 1)	IP: 6.1 WLS: L BF: 27 H: 5 R: 5 ER: 5 SO: 6 BB: 5 IBB: 0 HBP: 0 BLK: 0 WP: 1 HR: 1 S: 51 P: 99 ERA: 7.11 WHIP: 1.579															PITCHER				
Mike Magnante, L ERA: 6.39 (7, 1)	0.2	3	0	0	0	0	1	0	0	0	0	4	10	0.00	1.500					
Bob Scanlan, R ERA: 3.5 (8, 1)	1.0	4	1	0	0	1	0	0	0	0	0	7	10	0.00	1.000					

AB	30
R	1
H	8
RBI	1
BB	4
SO	8
LOB	12



Batter	1	2	3	4	5	6	7	8	9	AB	R	H	RBI	BB	SO	LOB	TOP											
Johnny Damon, L OBP: 0.340, SLG: 0.422	G3	L6			K			P2		4	0	0	0	0	1	1	Kansas City Royals @ Houston Astros Astrodome, Houston, TX Fri Jun 05 1998, 8:05 PM EDT Att: 27,895 - Dome - 72 F											
Jose Offerman, S OBP: 0.402, SLG: 0.419	2B	1B	K		P4			G3		4	1	1	0	0	1	0												
Jeff King, R OBP: 0.321, SLG: 0.462	F7		K			FC5-4	BB	1B	2B	3	1	1	0	1	1	1												
Dean Palmer, R OBP: 0.323, SLG: 0.532	1-H	2B	K			FC5-4	L6-3	1B	1B	4	1	2	1	0	1	1												
Jeff Conine, R OBP: 0.282, SLG: 0.374	BB				F9		L6-3	F7		3	0	0	0	1	0	3												
Jermaine Dye, R OBP: 0.274, SLG: 0.337	K				L8		P5	P6		4	0	0	0	0	1	4												
Sal Fasano, R OBP: 0.243, SLG: 0.215		K			BB		K	1B	1B	3	0	1	1	1	2	0												
Luis Rivera, R OBP: 0.500, SLG: 0.333		SH5-4	BB		K		P9	1B	1B	3	0	1	1	1	1	1												
Tim Belcher, R Shane Mack, R Jeff Montgomery, R	SH5-4				L7			K	P4	2	0	0	0	0	1	0												
Inning Stats	R: 1 E: 0 K: 1 S: 9	H: 2 LOB: 2 BB: 1 P: 21	R: 0 E: 0 K: 1 S: 7	H: 0 LOB: 1 BB: 1 P: 15	R: 0 E: 0 K: 3 S: 11	H: 0 LOB: 0 BB: 0 P: 17	R: 0 E: 0 K: 1 S: 10	H: 0 LOB: 1 BB: 1 P: 17	R: 0 E: 0 K: 1 S: 6	H: 0 LOB: 0 BB: 0 P: 9	R: 0 E: 0 K: 0 S: 4	H: 0 LOB: 0 BB: 1 P: 10	R: 0 E: 0 K: 1 S: 8	H: 0 LOB: 0 BB: 0 P: 14	R: 0 E: 0 K: 1 S: 8	H: 0 LOB: 0 BB: 0 P: 11		R: 2 E: 0 K: 0 S: 17	H: 4 LOB: 2 BB: 0 P: 28	1B: 4 2B: 3 3B: 0 HR: 0	SF: 0 SAC: 1 DP: 1 HBP: 0	WP: 0 PB: 0 SB: 0 CS: 0	PA: 36					
PITCHER	IP	WLS	BF	H	R	ER	SO	BB	IBB	HBP	BLK	WP	HR	S	P	ERA	WHIP											
Pete Schourek, L	(1, 1)	7.0	L	26	2	1	1	8	4	0	0	0	0	0	55	103	1.29	0.857										
C.J. Nitkowski, L	(8, 1)	1.0		4	1	1	1	1	0	0	0	0	0	0	10	14	9.00	1.000										
Doug Henry, R	(9, 1)	1.0		6	3	1	1	0	0	0	0	0	0	0	15	25	9.00	3.000										

Batter	1	2	3	4	5	6	7	8	9	AB	R	H	RBI	BB	SO	LOB	BOTTOM											
Craig Biggio, R OBP: 0.301, SLG: 0.504	1B		G6-3		L8		P6			4	0	1	0	0	0	3	Kansas City Royals @ Houston Astros Astrodome, Houston, TX Fri Jun 05 1998, 8:05 PM EDT Att: 27,895 - Dome - 72 F											
Derek Bell, R OBP: 0.370, SLG: 0.486	P4		E4		F8		G6-4-3	1B		4	0	1	0	0	0	2												
5 Jeff Bagwell, R OBP: 0.399, SLG: 0.440	P3		FC6-4		BB		F7			4	0	1	0	0	0	4												
Moises Alou, R OBP: 0.421, SLG: 0.627	L8		K		F9		G6-4-3			4	0	0	0	0	1	3												
Carl Everett, S OBP: 0.427, SLG: 0.516		1B	G4-3		G4-3		B1-3			3	0	1	0	1	0	0												
Bill Spiers, L OBP: 0.377, SLG: 0.414	G3		G3		G3		FC1-6	BB	1B	4	0	1	0	0	0	2												
Ricky Gutierrez, R OBP: 0.392, SLG: 0.372	K		SH5-3		SH3		FC1-6	BB		3	0	2	0	1	1	0												
Brad Ausmus, R OBP: 0.331, SLG: 0.318			L9		SH3		FC1-6			3	0	1	0	0	0	3												
Pete Schourek, L J.R. Phillips, L C.J. Nitkowski, L			P3		SH5-3		G3			1	0	0	0	0	0	1												
Doug Henry, R 35 Dave Clark, L										1	0	0	0	0	0	0												
Inning Stats	R: 0 E: 0 K: 0 S: 8	H: 1 LOB: 1 BB: 0 P: 10	R: 0 E: 0 K: 1 S: 9	H: 1 LOB: 0 BB: 0 P: 15	R: 0 E: 1 K: 0 S: 8	H: 1 LOB: 2 BB: 0 P: 10	R: 0 E: 0 K: 1 S: 8	H: 0 LOB: 0 BB: 0 P: 12	R: 0 E: 0 K: 0 S: 8	H: 1 LOB: 1 BB: 1 P: 19	R: 0 E: 0 K: 1 S: 8	H: 1 LOB: 1 BB: 0 P: 9	R: 0 E: 0 K: 0 S: 9	H: 1 LOB: 0 BB: 0 P: 11	R: 0 E: 0 K: 0 S: 7	H: 1 LOB: 2 BB: 1 P: 13	1B: 8 2B: 0 3B: 0 HR: 0	SF: 0 SAC: 2 DP: 1 HBP: 0	WP: 0 PB: 0 SB: 0 CS: 0	PA: 36								
PITCHER	IP	WLS	BF	H	R	ER	SO	BB	IBB	HBP	BLK	WP	HR	S	P	ERA	WHIP											
Tim Belcher, R	(1, 1)	8.0		31	7	0	0	3	1	0	0	0	0	0	67	98	0.00	1.000										
Jeff Montgomery, R	(9, 1)	1.0	S	5	1	0	0	0	1	0	0	0	0	7	13	0.00	2.000											


Batter	1	2	3	4	5	6	7	8	9	AB	R	H	RBI	BB	SO	LOB	TOP					
Johnny Damon, L (1, 8) OBP: 0.338, SLG: 0.419	F8			G3-1		L6		1B		4	0	1	0	0	0	1	Kansas City Royals @ Houston Astros Astrodome, Houston, TX Sat Jun 06 1998, 8:05 PM EDT Att: 25,516 - Dome - 72 F					
Jose Offerman, S (1, 4) OBP: 0.400, SLG: 0.413	F9			BB		F8		P6		3	0	0	0	1	0	2						
Hal Morris, L (1, 7) OBP: 0.393, SLG: 0.470	G6-3			K		FC6			K	4	0	0	0	0	2	2						
Jeff King, R (1, 3)		P3		G6-3					F9	4	0	1	0	0	0	1						
Dean Palmer, R (1, 5) OBP: 0.317, SLG: 0.522	F9				K				K	4	0	0	0	0	3	1						
Jermaine Dye, R (1, 9) OBP: 0.276, SLG: 0.337	F8				E				K	3	0	1	0	0	1	1						
Sal Fasano, R (1, 2) OBP: 0.237, SLG: 0.209				G5-3						2	0	0	0	0	1	1						
Larry Sutton, L (7, PH) OBP: 0.311, SLG: 0.321				K						1	0	0	0	0	0	1						
29 Mike Sweeney, R (7, 2) OBP: 0.303, SLG: 0.324										0	0	0	0	0	0	0						
Luis Rivera, R (1, 6) OBP: 0.429, SLG: 0.333				G4-3				L4		3	0	1	0	0	0	1						
50 José Rosado, L (1, 1) OBP: 0.500, SLG: 0.500				G4-6-3				G3-1		2	0	1	0	0	0	1						
47 Brian Bevil, R (6, 1)										0	0	0	0	0	0	0						
Terry Pendleton, S (8, PH) OBP: 0.330, SLG: 0.368										1	0	0	0	0	0	0						
Scott Service, R (8, 1)										0	0	0	0	0	0	0						
Inning Stats	R: 0 E: 0 K: 0 S: 7	H: 0 LOB: 0 BB: 0 P: 10	R: 0 E: 0 K: 0 S: 10	H: 0 LOB: 0 BB: 0 P: 14	R: 0 E: 0 K: 0 S: 9	H: 1 LOB: 0 BB: 0 P: 13	R: 0 E: 0 K: 1 S: 13	H: 0 LOB: 1 BB: 1 P: 23	R: 0 E: 1 K: 2 S: 15	H: 1 LOB: 1 BB: 0 P: 17	R: 0 E: 0 K: 0 S: 6	H: 1 LOB: 1 BB: 0 P: 8	R: 0 E: 0 K: 2 S: 11	H: 1 LOB: 0 BB: 0 P: 13	R: 0 E: 0 K: 0 S: 11	H: 1 LOB: 1 BB: 0 P: 16	R: 0 E: 0 K: 2 S: 8	H: 0 LOB: 0 BB: 0 P: 13	1B: 4 2B: 1 3B: 0 HR: 0	SF: 0 SAC: 0 DP: 1 HBP: 0	WP: 0 PB: 0 SB: 1 CS: 0	PA: 32
PITCHER Jose Lima, R (1, 1) ERA: 2.99	IP: 9.0 WLS: W BF: 32 H: 5 R: 0 ER: 0 SO: 7 BB: 1 IBB: 0 HBP: 0 BLK: 0 WP: 0 HR: 0 S: 90 P: 127 ERA: 0.00 WHIP: 0.667																					

Batter	1	2	3	4	5	6	7	8	9	AB	R	H	RBI	BB	SO	LOB	BOTTOM					
Craig Biggio, R (1, 4) OBP: 0.301, SLG: 0.515	F9			HR		G6-3		K		5	1	2	3	0	1	2	Kansas City Royals @ Houston Astros Astrodome, Houston, TX Sat Jun 06 1998, 8:05 PM EDT Att: 25,516 - Dome - 72 F					
Derek Bell, R (1, 9) OBP: 0.372, SLG: 0.487	FC5-4			K		P4		1B		4	0	2	0	0	1	1						
5 Jeff Bagwell, R (1, 3) OBP: 0.396, SLG: 0.436	P4			F7						4	1	1	0	0	1	2						
Moises Alou, R (1, 7) OBP: 0.418, SLG: 0.620	FC5-4			F9		E6		1B		4	1	1	0	0	0	2						
Sean Berry, R (1, 5) OBP: 0.341, SLG: 0.419		F8		G6-3		K		K		4	0	0	0	0	2	4						
Carl Everett, S (1, 8) OBP: 0.429, SLG: 0.523	G1-3			G5-3				WP		4	1	2	2	0	0	0						
Ricky Gutierrez, R (1, 6) OBP: 0.394, SLG: 0.377				K		G6-3		FC6-2		3	0	1	1	1	1	0						
Brad Ausmus, R (1, 2) OBP: 0.330, SLG: 0.312				K		G3		FC6-2		3	1	0	0	1	1	3						
Jose Lima, R (1, 1) OBP: 0.143, SLG: 0.091				HR		G3		WP		3	1	0	0	1	2	4						
Inning Stats	R: 0 E: 0 K: 0 S: 8	H: 1 LOB: 1 BB: 0 P: 15	R: 0 E: 0 K: 1 S: 7	H: 0 LOB: 0 BB: 0 P: 12	R: 2 E: 0 K: 2 S: 10	H: 1 LOB: 0 BB: 1 P: 19	R: 0 E: 0 K: 0 S: 5	H: 0 LOB: 0 BB: 0 P: 6	R: 1 E: 0 K: 0 S: 11	H: 1 LOB: 1 BB: 1 P: 20	R: 3 E: 2 K: 2 S: 18	H: 3 LOB: 1 BB: 0 P: 25	R: 0 E: 0 K: 2 S: 14	H: 2 LOB: 2 BB: 0 P: 21	R: 0 E: 0 K: 2 S: 12	H: 1 LOB: 2 BB: 1 P: 20		R: 0 E: 0 K: 2 S: 8	H: 0 LOB: 0 BB: 0 P: 13	1B: 6 2B: 2 3B: 0 HR: 1	SF: 0 SAC: 0 DP: 0 HBP: 0	WP: 3 PB: 0 SB: 0 CS: 0
PITCHER 50 José Rosado, L (1, 1) ERA: 4.6	IP: 5.1 WLS: L BF: 24 H: 5 R: 6 ER: 5 SO: 4 BB: 2 IBB: 0 HBP: 0 BLK: 0 WP: 1 HR: 1 S: 50 P: 85 ERA: 8.44 WHIP: 1.312																					
47 Brian Bevil, R (6, 1) ERA: 5.72	1.2 8 3 0 0 3 0 0 0 0 0 0 23 33 0.00 1.800																					
Scott Service, R (8, 1) ERA: 3.9	1.0 5 1 0 0 2 1 0 0 0 2 0 12 20 0.00 2.000																					

Batter	1	2	3	4	5	6	7	8	9	AB	R	H	RBI	BB	SO	LOB	TOP			
Johnny Damon, L (1, 8) OBP: 0.341, SLG: 0.424	1-2 G4-6-3 1B		0-1 3B 2B			3-1 G3		1-3 K		4	1	2	0	0	1	1				
Jose Offerman, S (1, 4) OBP: 0.402, SLG: 0.423	0-0 G4-6-3 1B		1-0 2H 3B			1-1 G1-3			0-2 K	4	0	2	1	0	1	0				
Hal Morris, L (1, 7) OBP: 0.390, SLG: 0.470	2-2 G4-6-3 1-2 2-3		0-0 G1-3			0-1 G6-3			0-0 1B 2B	4	0	1	0	0	0	3				
Jeff King, R (1, 3) OBP: 0.318, SLG: 0.458	3-3 K			1-1 G6-3			1-0 G6-4-3 1B		0-0 L8	4	0	1	0	0	1	2				
Terry Pendleton, S (1, 5) OBP: 0.323, SLG: 0.360		1-3 K		2-3 K			0-1 G6-4-3 1-2		1-0 2H 1B	2	0	0	0	0	2	0				
Dean Palmer, R (5, 5) OBP: 0.319, SLG: 0.521										2	0	1	0	0	0	1				
Jeff Conine, R (1, 9) OBP: 0.274, SLG: 0.363		0-0 F7		1-1 G6-3			3-2 F7			3	0	0	0	0	0	0				
29 Mike Sweeney, R (1, 2) OBP: 0.296, SLG: 0.316			1-3 K		1-3 K			2-3 K		3	0	0	0	0	3	0				
Shane Halter, R (1, 6) OBP: 0.306, SLG: 0.387				0-1 G5-3		0-0 G6-3		1-1 G6-3		3	0	0	0	0	0	0				
Jim Pittsley, R (1, 1) 47 Brian Bevil, R Jermaine Dye, R Chris Haney, L Hippolito Pichardo, R Larry Sutton, L Matt Whisenant, R			3-3 K		1-0 L9			1-0 1B		1	0	0	0	0	1	0				
Inning Stats	R: 0 E: 0 K: 1 S: 10	H: 2 LOB: 1 BB: 0 P: 16	R: 0 E: 0 K: 2 S: 7	H: 0 LOB: 0 BB: 0 P: 9	R: 1 E: 0 K: 1 S: 11	H: 2 LOB: 1 BB: 0 P: 15	R: 0 E: 0 K: 1 S: 7	H: 0 LOB: 0 BB: 0 P: 11	R: 0 E: 0 K: 0 S: 5	H: 0 LOB: 0 BB: 0 P: 7	R: 0 E: 0 K: 0 S: 6	H: 1 LOB: 0 BB: 0 P: 10	R: 0 E: 0 K: 2 S: 9	H: 1 LOB: 1 BB: 0 P: 14	R: 0 E: 0 K: 1 S: 6	H: 2 LOB: 2 BB: 0 P: 7	1B: 5 2B: 2 3B: 1 HR: 0	SF: 0 SAC: 0 DP: 2 HBP: 0	WP: 0 PB: 0 SB: 0 CS: 0	PA: 32
PITCHER Shane Reynolds, R ERA: 2.9	IP: 9.0 WLS: W BF: 32 H: 8 R: 1 ER: 1 SO: 9 BB: 0 IBB: 0 HBP: 0 BLK: 0 WP: 0 HR: 0 S: 67 P: 99 ERA: 1.00 WHIP: 0.889																			

Kansas City Royals @ Houston Astros
Astrodome, Houston, TX
Sun Jun 07 1998, 4:33 AM EDT
Att: 23,228 - Dome - 72 F


AB	32
R	1
H	8
RBI	1
BB	0
SO	9
LOB	7



Batter	1	2	3	4	5	6	7	8	9	AB	R	H	RBI	BB	SO	LOB	BOTTOM			
Craig Biggio, R (1, 4) OBP: 0.399, SLG: 0.511	0-2 G6-3	1-2 G6-3		1-2 G6-3		2-1 1B		1-0 G6-3		4	0	1	0	0	0	2				
Sean Berry, R (6, 7) OBP: 0.338, SLG: 0.415				2-3						1	0	0	0	0	0	0				
Derek Bell, R (1, 9) OBP: 0.373, SLG: 0.502	1-1 G3-1		0-0 5 2B	1-0 HR		3-2 P3		3-2 G6-3		5	2	2	2	0	0	1				
5 Jeff Bagwell, R (1, 3) OBP: 0.403, SLG: 0.473	3-2 2B		0-0 F8 SH5-3 2B	2-1 HR		1-2 F8				4	2	3	2	0	0	1				
Moises Alou, R (1, 7) OBP: 0.419, SLG: 0.616	0-1 G6-3		4-0 SH5-3 BB	1-1 1B		1-2 G4-3				3	0	1	0	1	0	2				
Bill Spiers, L (1, 5) OBP: 0.368, SLG: 0.402		1-3 K	1-0 F8	0-3 K			1-3 K			4	0	0	0	0	3	3				
Carl Everett, S (1, 8) OBP: 0.427, SLG: 0.515		4-2 3B BB	0-0 SH5-3	3-2 G6-3			3-3 K			2	1	0	1	1	1	1				
Tony Eusebio, R (1, 2) OBP: 0.375, SLG: 0.368		3-2 SAFE 1B 3B	2 SAFE BB		1-0 G3-1		1-0 FC4-6 1B			3	1	2	1	1	0	0				
Tim Lincecum, R (1, 6) OBP: 0.244, SLG: 0.254		2-1 FC3-6 1B	2-3 K		0-0 G6-3		2-0 FC4-6 1-2			4	0	1	1	0	1	3				
Shane Reynolds, R (1, 1) OBP: 0.135, SLG: 0.189		0-0 FC3-6 1-2		0-2 G6-3 HR 2B		1-0 G6-3		2-3 K		4	1	1	0	0	1	1				
Inning Stats	R: 0 E: 0 K: 0 S: 10	H: 1 LOB: 1 BB: 0 P: 14	R: 2 E: 0 K: 1 S: 17	H: 2 LOB: 1 BB: 1 P: 28	R: 2 E: 1 K: 1 S: 8	H: 2 LOB: 2 BB: 2 P: 19	R: 3 E: 0 K: 1 S: 19	H: 4 LOB: 1 BB: 0 P: 27	R: 0 E: 0 K: 0 S: 3	H: 0 LOB: 0 BB: 0 P: 5	R: 0 E: 0 K: 0 S: 15	H: 1 LOB: 1 BB: 0 P: 22	R: 0 E: 0 K: 2 S: 9	H: 1 LOB: 1 BB: 0 P: 16	R: 0 E: 0 K: 1 S: 8	H: 0 LOB: 0 BB: 0 P: 14	1B: 4 2B: 4 3B: 1 HR: 2	SF: 0 SAC: 1 DP: 0 HBP: 0	WP: 0 PB: 0 SB: 1 CS: 0	PA: 38
PITCHER Jim Pittsley, R 47 Brian Bevil, R Chris Haney, L Hippolito Pichardo, R Matt Whisenant, L	IP: 3.1 WLS: L BF: 20 H: 7 R: 6 ER: 6 SO: 2 BB: 3 IBB: 0 HBP: 0 BLK: 0 WP: 0 HR: 1 S: 42 P: 70 ERA: 13.50 WHIP: 3.000																			

Kansas City Royals @ Houston Astros
Astrodome, Houston, TX
Sun Jun 07 1998, 4:33 AM EDT
Att: 23,228 - Dome - 72 F

AB	34
R	7
H	11
RBI	7
BB	3
SO	6
LOB	14



Batter	1	2	3	4	5	6	7	8	9	AB	R	H	RBI	BB	SO	LOB	TOP										
Craig Biggio, R OBP: 0.302, SLG: 0.513 (1, 4)										5	3	3	0	0	0	1											
Bill Spillers, L OBP: 0.381, SLG: 0.415 (1, 5)										3	1	2	0	2	0	0											
Derek Bell, R OBP: 0.373, SLG: 0.506 (1, 9)										4	1	2	2	0	0	1											
5 Jeff Bagwell, R OBP: 0.403, SLG: 0.465 (1, 3)										3	1	0	0	2	1	3											
Moises Alou, R OBP: 0.419, SLG: 0.612 (1, 7)										3	1	1	1	1	1	0											
Carl Everett, S OBP: 0.426, SLG: 0.540 (1, 8)										5	2	2	4	0	2	2											
35 Dave Clark, L OBP: 0.200, SLG: 0.140 (1, 10)										5	0	1	0	0	3	0											
Ricky Gutierrez, R OBP: 0.396, SLG: 0.380 (1, 6)										4	0	2	0	0	1	0											
Brad Ausmus, R OBP: 0.328, SLG: 0.311 (1, 2)										4	0	1	0	0	0	1											
Inning Stats	R: 1 E: 0 K: 0 S: 15	H: 2 LOB: 2 BB: 2 P: 29	R: 0 E: 0 K: 1 S: 7	H: 0 LOB: 0 BB: 0 P: 11	R: 0 E: 0 K: 1 S: 10	H: 1 LOB: 1 BB: 0 P: 16	R: 2 E: 0 K: 1 S: 11	H: 3 LOB: 1 BB: 0 P: 16	R: 0 E: 0 K: 2 S: 5	H: 0 LOB: 0 BB: 0 P: 11	R: 0 E: 0 K: 2 S: 7	H: 0 LOB: 0 BB: 0 P: 9	R: 1 E: 0 K: 0 S: 14	H: 3 LOB: 2 BB: 1 P: 23	R: 0 E: 0 K: 2 S: 12	H: 2 LOB: 2 BB: 0 P: 21	R: 5 E: 1 K: 1 S: 21	H: 3 LOB: 0 BB: 2 P: 38	1B: 9 2B: 4 3B: 0 HR: 1	SF: 2 SAC: 0 DP: 1 HBP: 0	WP: 0 PB: 1 SB: 3 CS: 1	PA: 43					
PITCHER	IP	WLS	BF	H	R	ER	SO	BB	IBB	HBP	BLK	WP	HR	S	P	ERA	WHIP										
Seth Greisinger, R ERA: 4.85 (1, 1)	6.2		29	8	4	3	5	3	0	0	0	0	1	66	110	4.05	1.650										
Doug Brocail, R ERA: 4.5 (7, 1)	1.1		6	3	0	0	2	0	0	0	0	0	0	15	26	0.00	2.250										
Todd Jones, R ERA: 5.14 (9, 1)	0.2	L	7	3	5	4	0	1	1	0	0	0	0	18	33	54.00	6.000										
44 Sean Runyan, L ERA: 4.35 (9, 1)	0.1		1	0	0	0	1	0	0	0	0	0	0	3	5	0.00	0.000										

Houston Astros @ Detroit Tigers
Tiger Stadium, Detroit, MI
Mon Jun 08 1998, 7:05 PM EDT
Att: 11,767 - Cloudy - 68 F

AB 36
R 9
H 14
RBI 7
BB 5
SO 8
LOB 8



Batter	1	2	3	4	5	6	7	8	9	AB	R	H	RBI	BB	SO	LOB	BOTTOM										
Brian Hunter, R OBP: 0.325, SLG: 0.373 (1, 8)										4	1	2	0	1	0	0											
Joe Randa, R OBP: 0.332, SLG: 0.332 (1, 5)										5	2	2	2	0	0	2											
Bobby Higginson, L OBP: 0.395, SLG: 0.533 (1, 9)										4	0	0	0	1	0	3											
Tony Clark, S OBP: 0.353, SLG: 0.505 (1, 3)										5	0	3	2	0	0	1											
Damon Easley, R OBP: 0.371, SLG: 0.616 (1, 4)										4	1	0	0	1	1	3											
Luis Gonzalez, L OBP: 0.370, SLG: 0.495 (1, 7)										3	0	1	0	1	0	1											
Andy Tomberlin, L OBP: 0.290, SLG: 0.390 (1, 10)										4	0	0	0	0	2	5											
Paul Bako, L OBP: 0.293, SLG: 0.333 (1, 2)										3	1	1	1	1	0	3											
Deivi Cruz, R OBP: 0.276, SLG: 0.314 (1, 6)										3	0	0	0	0	0	2											
Inning Stats	R: 0 E: 0 K: 0 S: 8	H: 0 LOB: 1 BB: 1 P: 16	R: 1 E: 0 K: 1 S: 9	H: 0 LOB: 2 BB: 2 P: 19	R: 1 E: 0 K: 1 S: 13	H: 2 LOB: 1 BB: 0 P: 19	R: 0 E: 0 K: 0 S: 10	H: 1 LOB: 1 BB: 0 P: 19	R: 2 E: 0 K: 0 S: 19	H: 4 LOB: 2 BB: 0 P: 27	R: 1 E: 0 K: 0 S: 9	H: 1 LOB: 1 BB: 1 P: 14	R: 0 E: 0 K: 1 S: 12	H: 1 LOB: 2 BB: 0 P: 18	R: 0 E: 0 K: 0 S: 8	H: 0 LOB: 0 BB: 1 P: 14	R: 0 E: 0 K: 0 S: 11	H: 0 LOB: 0 BB: 0 P: 18	1B: 6 2B: 4 3B: 0 HR: 0	SF: 0 SAC: 1 DP: 1 HBP: 0	WP: 2 PB: 0 SB: 1 CS: 0	PA: 41					
PITCHER	IP	WLS	BF	H	R	ER	SO	BB	IBB	HBP	BLK	WP	HR	S	P	ERA	WHIP										
Sean Bergman, R ERA: 3.06 (1, 1)	4.1		22	6	4	4	2	3	0	0	0	1	0	28	42	3.38	1.500										
Mike Magnante, L ERA: 6.0 (5, 1)	2.2		13	3	1	1	1	1	0	0	0	1	0	28	42	3.38	1.500										
Doug Henry, R ERA: 3.45 (8, 1)	1.2	W	5	0	0	0	0	1	0	0	0	0	0	15	27	0.00	0.600										
Billy Wagner, L ERA: 1.96 (9, 1)	0.1		1	0	0	0	0	0	0	0	0	0	0	4	5	0.00	0.000										

Houston Astros @ Detroit Tigers
Tiger Stadium, Detroit, MI
Mon Jun 08 1998, 7:05 PM EDT
Att: 11,767 - Cloudy - 68 F

AB 35
R 5
H 9
RBI 5
BB 5
SO 3
LOB 20



Batter	1	2	3	4	5	6	7	8	9	AB	R	H	RBI	BB	SO	LOB	TOP								
Craig Biggio, R OBP: 0.306, SLG: 0.535 (1, 4)	G5-3		1B		1B			K	HR	5	2	3	2	0	1	0	Houston Astros @ Detroit Tigers Tiger Stadium, Detroit, MI Tue Jun 09 1998, 7:05 PM EDT Att: 10,871 - Cloudy - 62 F								
Bill Spillers, L OBP: 0.382, SLG: 0.414 (1, 5)	K		1B		3B			G4-3	L6	5	0	2	1	0	1	1									
Derek Bell, R OBP: 0.371, SLG: 0.502 (1, 9)	G5-3		G5-3		G4-6-3			1B		4	0	1	0	0	0	3									
5 Jeff Bagwell, R OBP: 0.395, SLG: 0.454 (1, 3)		P2						L7		4	0	0	0	0	1	1									
Moises Alou, R OBP: 0.416, SLG: 0.619 (1, 10)	6-3							HR		4	1	1	1	0	2	0									
Carl Everett, S OBP: 0.428, SLG: 0.545 (1, 8)	1B				2B			F7		4	0	2	0	0	0	0									
35 Dave Clark, L OBP: 0.203, SLG: 0.132 (1, 7)	F7									3	0	0	0	1	1	1									
Ray Montgomery, R OBP: 1.000, SLG: 1.000 (9, 7)					BB			K		0	0	0	0	0	0	0									
Ricky Gutierrez, R OBP: 0.390, SLG: 0.374 (1, 6)			L6						WP	3	0	0	0	0	2	2									
J.R. Phillips, L OBP: 0.250, SLG: 0.143 (9, PH)									1B	0	0	0	0	1	0	0									
Tim Bogar, R OBP: 0.244, SLG: 0.254 (9, 6)									BB	0	1	0	0	0	0	0									
Brad Ausmus, R OBP: 0.326, SLG: 0.309 (1, 2)			F9					HR		4	1	1	1	0	0	0									
Inning Stats	R: 0 E: 0 K: 1 S: 6	H: 0 LOB: 0 BB: 0 P: 8	R: 0 E: 0 K: 0 S: 7	H: 1 LOB: 1 BB: 0 P: 11	R: 0 E: 0 K: 0 S: 12	H: 2 LOB: 2 BB: 0 P: 18	R: 0 E: 0 K: 2 S: 11	H: 1 LOB: 2 BB: 1 P: 20	R: 1 E: 0 K: 0 S: 6	H: 2 LOB: 0 BB: 0 P: 9	R: 0 E: 0 K: 2 S: 7	H: 0 LOB: 0 BB: 0 P: 10	R: 0 E: 0 K: 1 S: 6	H: 0 LOB: 0 BB: 0 P: 10	R: 0 E: 0 K: 1 S: 7	H: 1 LOB: 1 BB: 0 P: 10	R: 4 E: 0 K: 1 S: 15	H: 3 LOB: 1 BB: 1 P: 23	1B: 6 2B: 1 3B: 1 HR: 2	SF: 0 SAC: 0 DP: 1 HBP: 0	WP: 2 PB: 0 SB: 0 CS: 0	PA: 38			
PITCHER	IP	WLS	BF	H	R	ER	SO	BB	IBB	HBP	BLK	WP	HR	S	P	ERA	WHIP								
Brian Moehler, R ERA: 4.18 (1, 1)	8.0		32	8	2	2	7	1	0	0	0	1	1	63	97	2.25	1.125								
Todd Jones, R ERA: 5.23 (9, 1)	0.2	L	5	2	3	3	1	1	0	0	0	1	1	13	21	40.50	4.500								
Doug Brocail, R ERA: 4.44 (9, 1)	0.1		1	0	0	0	0	0	0	0	0	0	0	1	1	0.00	0.000								

AB	36
R	5
H	10
RBI	5
BB	2
SO	8
LOB	8



Batter	1	2	3	4	5	6	7	8	9	AB	R	H	RBI	BB	SO	LOB	BOTTOM								
Brian Hunter, R OBP: 0.323, SLG: 0.370 (1, 8)	G6-3		FC6-4		1B			G4-3	K	5	1	1	1	0	1	4	Houston Astros @ Detroit Tigers Tiger Stadium, Detroit, MI Tue Jun 09 1998, 7:05 PM EDT Att: 10,871 - Cloudy - 62 F								
Joe Randa, R OBP: 0.329, SLG: 0.329 (1, 5)	G5-3				1B			F9	K	5	0	1	1	0	1	2									
Bobby Higginson, L OBP: 0.395, SLG: 0.528 (1, 9)	F8				1B			K	K	4	0	1	1	1	2	2									
Tony Clark, S OBP: 0.351, SLG: 0.500 (1, 3)	G6-3				F9			G4-3		4	0	1	0	0	0	3									
Damon Easley, R OBP: 0.369, SLG: 0.610 (1, 10)	K				G4-6-3			G4-3		4	0	1	0	0	1	3									
Luis Gonzalez, L OBP: 0.388, SLG: 0.488 (1, 7)	L7				F8			BB		3	0	0	0	1	0	1									
Joe Oliver, R OBP: 0.303, SLG: 0.416 (1, 2)					F9			G3		3	0	0	0	1	0	3									
Billy Ripken, R OBP: 0.348, SLG: 0.349 (1, 4)	G1-6-3				1B			F9	BB	3	1	1	0	1	0	2									
Deivi Cruz, R OBP: 0.298, SLG: 0.331 (1, 6)					1B				BB	3	1	3	0	1	0	0									
Kimera Barteo, R OBP: 0.261, SLG: 0.442 (9, PR)					1B			CS		0	0	0	0	0	0	0									
Inning Stats	R: 0 E: 0 K: 0 S: 7	H: 0 LOB: 0 BB: 0 P: 10	R: 0 E: 0 K: 1 S: 5	H: 0 LOB: 0 BB: 0 P: 9	R: 0 E: 0 K: 0 S: 6	H: 1 LOB: 1 BB: 1 P: 13	R: 0 E: 0 K: 0 S: 9	H: 0 LOB: 1 BB: 1 P: 15	R: 3 E: 0 K: 0 S: 19	H: 5 LOB: 2 BB: 0 P: 30	R: 0 E: 0 K: 0 S: 7	H: 1 LOB: 1 BB: 0 P: 10	R: 0 E: 0 K: 0 S: 8	H: 1 LOB: 0 BB: 0 P: 12	R: 0 E: 0 K: 1 S: 10	H: 1 LOB: 2 BB: 1 P: 17	R: 0 E: 0 K: 3 S: 18	H: 0 LOB: 2 BB: 2 P: 32	1B: 9 2B: 0 3B: 0 HR: 0	SF: 0 SAC: 0 DP: 2 HBP: 0	WP: 0 PB: 0 SB: 0 CS: 1	PA: 39			
PITCHER	IP	WLS	BF	H	R	ER	SO	BB	IBB	HBP	BLK	WP	HR	S	P	ERA	WHIP								
Mike Hampton, L ERA: 2.88 (1, 1)	8.0		34	9	3	3	2	3	0	0	0	0	0	71	116	3.38	1.500								
Billy Wagner, L ERA: 1.95 (9, 1)	1.0	S	5	0	0	0	3	2	0	0	0	0	0	18	32	0.00	2.000								

AB	34
R	3
H	9
RBI	3
BB	5
SO	5
LOB	20



Batter	1	2	3	4	5	6	7	8	9	AB	R	H	RBI	BB	SO	LOB	TOP					
Craig Biggio, R (1,4) OBP: 0.408, SLG: 0.538										2	2	1	0	1	1	0						
Tim Lincecum, R (5,PH) OBP: 0.238, SLG: 0.247										2	0	0	0	0	0	1						
Bill Spillers, L (1,5) OBP: 0.376, SLG: 0.403										4	1	0	0	0	1	0						
Derek Bell, R (1,9) OBP: 0.366, SLG: 0.496										3	0	0	2	0	0	2						
Ray Montgomery, R (6,PH) OBP: 0.500, SLG: 0.500										1	0	0	0	0	0	0						
5 Jeff Bagwell, R (1,3) OBP: 0.400, SLG: 0.449										2	3	0	0	2	0	0						
Moises Alou, R (1,7) OBP: 0.423, SLG: 0.636										2	2	2	3	1	0	0						
J.R. Phillips, L (6,7) OBP: 0.265, SLG: 0.138										1	0	0	0	1	0	0						
Carl Everett, S (1,8) OBP: 0.439, SLG: 0.561										5	1	4	3	0	1	0						
Sean Berry, R (1,10) OBP: 0.366, SLG: 0.405										3	0	0	0	0	1	3						
35 Dave Clark, L (7,PH) OBP: 0.197, SLG: 0.127										2	0	0	0	0	0	3						
Tony Eusebio, R (1,2) OBP: 0.368, SLG: 0.361										4	0	1	1	0	1	2						
Ricky Gutierrez, R (1,6) OBP: 0.392, SLG: 0.373										3	1	1	0	0	0	4						
Inning Stats	R: 0 E: 0 K: 1 S: 9	H: 0 LOB: 0 BB: 0 P: 14	R: 2 E: 0 K: 1 S: 12	H: 2 LOB: 0 BB: 0 P: 23	R: 5 E: 0 K: 0 S: 14	H: 2 LOB: 2 BB: 4 P: 37	R: 3 E: 0 K: 1 S: 18	H: 2 LOB: 0 BB: 1 P: 26	R: 0 E: 0 K: 2 S: 10	H: 1 LOB: 1 BB: 0 P: 13	R: 0 E: 0 K: 0 S: 5	H: 0 LOB: 0 BB: 0 P: 10	R: 0 E: 0 K: 0 S: 11	H: 1 LOB: 2 BB: 1 P: 21	R: 0 E: 0 K: 0 S: 6	H: 0 LOB: 0 BB: 0 P: 9	R: 0 E: 0 K: 0 S: 7	H: 1 LOB: 1 BB: 0 P: 14	1B: 6 2B: 2 3B: 0 HR: 1	SF: 1 SAC: 0 DP: 1 HBP: 2	WP: 0 PB: 1 SB: 0 CS: 0	PA: 43
PITCHER	IP	WLS	BF	H	R	ER	SO	BB	IBB	HBP	BLK	WP	HR	S	P	ERA	WHIP					
Frank Castillo, R (1,1) ERA: 11.29	2.0	L	11	2	5	5	2	2	0	2	0	0	0	23	49	22.50	2.000					
A.J. Sager, R (3,1) ERA: 7.5	1.2		12	4	5	5	0	2	1	0	0	0	1	24	45	27.00	3.600					
Doug Bochtler, R (4,1) ERA: 4.01	2.1		8	1	0	0	3	0	0	0	0	0	0	21	29	0.00	0.429					
Dean Crow, R (7,1) ERA: 2.35	0.0		0	0	0	0	0	0	0	0	0	0	0	0	0	∞	∞					
Tim Worrell, R (8,1) ERA: 6.07	1.0		3	0	0	0	0	0	0	0	0	0	0	6	9	0.00	0.000					
Todd Jones, R (9,1) ERA: 5.96	1.0		4	1	0	0	0	0	0	0	0	0	0	7	14	0.00	1.000					

Houston Astros @ Detroit Tigers
Tiger Stadium, Detroit, MI
Wed Jun 10 1998, 7:05 PM EDT
Att: 11,471 - Cloudy - 66 F

AB	34
R	10
H	9
RBI	9
BB	6
SO	5
LOB	16



Batter	1	2	3	4	5	6	7	8	9	AB	R	H	RBI	BB	SO	LOB	BOTTOM				
Brian Hunter, R (1,8) OBP: 0.319, SLG: 0.365										3	0	0	0	0	1	0					
Andy Tomberlin, L (7,7) OBP: 0.286, SLG: 0.383										1	0	0	0	0	0	0					
Joe Randa, R (1,5) OBP: 0.328, SLG: 0.332										4	1	1	0	0	0	0					
Bobby Higginson, L (1,9) OBP: 0.396, SLG: 0.536										4	1	2	1	0	0	0					
Tony Clark, S (1,3) OBP: 0.351, SLG: 0.498										3	0	1	0	0	1	1					
Frank Catalanotto, L (8,3) OBP: 0.292, SLG: 0.375										1	0	0	1	0	0	0					
Damon Easley, R (1,4) OBP: 0.368, SLG: 0.604										4	0	1	0	0	0	1					
Luis Gonzalez, L (1,10) OBP: 0.384, SLG: 0.481										3	0	0	0	0	1	3					
Joe Oliver, R (1,2) OBP: 0.304, SLG: 0.440										3	1	1	1	0	1	2					
Deivi Cruz, R (1,6) OBP: 0.291, SLG: 0.323										3	0	0	0	0	0	0					
Kimera Batee, R (1,7) OBP: 0.245, SLG: 0.413										3	0	0	0	0	0	0					
Inning Stats	R: 0 E: 0 K: 0 S: 6	H: 0 LOB: 0 BB: 0 P: 10	R: 0 E: 0 K: 0 S: 6	H: 0 LOB: 0 BB: 0 P: 9	R: 0 E: 0 K: 1 S: 10	H: 0 LOB: 0 BB: 0 P: 15	R: 0 E: 0 K: 0 S: 4	H: 0 LOB: 0 BB: 0 P: 5	R: 0 E: 0 K: 1 S: 8	H: 2 LOB: 1 BB: 0 P: 11	R: 1 E: 0 K: 1 S: 10	H: 2 LOB: 1 BB: 0 P: 19	R: 1 E: 0 K: 0 S: 8	H: 1 LOB: 0 BB: 0 P: 11	R: 1 E: 0 K: 0 S: 9	H: 1 LOB: 0 BB: 0 P: 13	1B: 3 2B: 1 3B: 1 HR: 1	SF: 0 SAC: 0 DP: 1 HBP: 0	WP: 1 PB: 0 SB: 0 CS: 0	PA: 32	
PITCHER	IP	WLS	BF	H	R	ER	SO	BB	IBB	HBP	BLK	WP	HR	S	P	ERA	WHIP				
Pete Schourek, L (1,1) ERA: 3.57	7.0	W	24	4	1	1	4	0	0	0	0	0	0	53	80	1.29	0.571				
Bob Scanlan, R (8,1) ERA: 3.79	1.0		4	1	1	1	0	0	0	0	0	0	1	8	11	9.00	1.000				
Trever Miller, L (9,1) ERA: 3.54	1.0		4	1	1	1	0	0	0	0	0	0	0	9	13	9.00	1.000				

Houston Astros @ Detroit Tigers
Tiger Stadium, Detroit, MI
Wed Jun 10 1998, 7:05 PM EDT
Att: 11,471 - Cloudy - 66 F

AB	32
R	3
H	6
RBI	3
BB	0
SO	4
LOB	7



Batter	1	2	3	4	5	6	7	8	9	AB	R	H	RBI	BB	SO	LOB	TOP			
Craig Biggio, R OBP: 0.306, SLG: 0.546 (1, 4)	1-1 HR		2-1 G4-3		1-3 K			0-1 G4-3		4	1	1	1	0	1	0				
Ricky Gutierrez, R OBP: 0.385, SLG: 0.365 (1, 6)	3-2 L4		0-1 G5-3			1-2 G3			0-0 G5-3	4	0	0	0	0	0	0				
Derek Bell, R OBP: 0.364, SLG: 0.492 (1, 9)	2-1 F8			2-2 G5-3		1-2 G6-3			0-1 BB 1B	4	0	1	0	0	0	0				
5 Jeff Bagwell, R OBP: 0.402, SLG: 0.447 (1, 3)	4-0 BB			0-0 P3		0-0 F7			1-1 BB 1B	3	0	1	0	1	0	0				
Moises Alou, R OBP: 0.420, SLG: 0.629 (1, 7)	0-0 F8			1-0 BB 1B			1-1 G5-3		0-0 F9	4	0	1	0	0	0	3				
Sean Berry, R OBP: 0.336, SLG: 0.398 (1, 5)		1-3 K		4-0 BB		0-1 G4-3			4-0 FC4-6 BB	2	0	0	0	2	1	0				
Carl Everett, S OBP: 0.429, SLG: 0.546 (1, 8)		0-0 F7		1-0 L7			0-0 G1-3		0-0 FC4-6	4	0	0	0	0	0	5				
Brad Ausmus, R OBP: 0.321, SLG: 0.304 (1, 2)		0-0 G6-3			3-3 K			2-2 G3-1		3	0	0	0	0	1	0				
Jose Lima, R OBP: 0.139, SLG: 0.088 (1, 1)			1-3 K		1-0 G5-3			1-2 K		1	0	0	0	0	0	0				
Trevor Miller, R OBP: 0.200, SLG: 1.000 (4, 1)										0	0	0	0	0	0	0				
Ray Montgomery, R OBP: 0.333, SLG: 0.533 (5, PH)										0	0	0	0	0	0	0				
C.J. Nitkowski, L OBP: 0.302, SLG: 0.395 (5, 1)										0	0	0	0	0	0	0				
Tony Eusebio, R OBP: 0.302, SLG: 0.395 (8, PH)										0	0	0	0	0	1	0				
Bob Scanlan, R OBP: 0.302, SLG: 0.395 (8, 1)										0	0	0	0	0	0	0				
Inning Stats	R: 1 E: 0 K: 0 S: 9	H: 1 LOB: 1 BB: 1 P: 19	R: 0 E: 0 K: 1 S: 5	H: 0 LOB: 0 BB: 0 P: 6	R: 0 E: 0 K: 1 S: 10	H: 0 LOB: 0 BB: 0 P: 13	R: 0 E: 0 K: 0 S: 6	H: 1 LOB: 2 BB: 1 P: 14	R: 0 E: 0 K: 2 S: 7	H: 0 LOB: 0 BB: 0 P: 12	R: 0 E: 0 K: 0 S: 5	H: 0 LOB: 0 BB: 0 P: 6	R: 0 E: 0 K: 1 S: 8	H: 0 LOB: 0 BB: 0 P: 11	R: 0 E: 0 K: 0 S: 7	H: 2 LOB: 3 BB: 1 P: 12	1B: 3 2B: 0 3B: 0 HR: 1	SF: 0 SAC: 0 DP: 0 HBP: 0	WP: 0 PA: 34 PB: 0 SB: 0 CS: 0	
PITCHER	IP	WLS	BF	H	R	ER	SO	BB	IBB	HBP	BLK	WP	HR	S	P	ERA	WHIP			
Mike Reminger, L ERA: 4.46 (1, 1)	8.0	W	28	2	1	1	5	2	0	0	0	0	1	57	90	1.12	0.500			
Danny Graves, R ERA: 3.0 (9, 1)	1.0		6	2	0	0	0	1	0	0	0	0	0	7	12	0.00	3.000			

Houston Astros @ Cincinnati Reds
Cinergy Field, Cincinnati, OH
Fri Jun 12 1998, 7:05 PM EDT
Att: 21,310 - Cloudy - 83 F

AB 31
R 1
H 4
RBI 1
BB 3
SO 5
LOB 8



Batter	1	2	3	4	5	6	7	8	9	AB	R	H	RBI	BB	SO	LOB	BOTTOM			
Reggie Sanders, R OBP: 0.343, SLG: 0.418 (1, 8)	2-2 F7	2-1 G6-3		0-1 FC6 1B		1-1 SAFE SAFE SAFE S 1B		1-1 FC5-4 WP 1B SF9		5	1	2	1	0	0	1				
Willis Greene, L OBP: 0.401, SLG: 0.443 (1, 5)	0-0 1B	2-2 L9		1-0 FC6 1-2		3-2 G6-3		2-1 1B		5	1	2	0	0	0	3				
Barry Larkin, R OBP: 0.362, SLG: 0.439 (1, 6)	1-2 1B 1B		0-2 HR		3-2 L8		0-2 G4-3		2-2 SF9	4	2	2	2	0	0	2				
Eddie Taubensee, L OBP: 0.383, SLG: 0.465 (1, 2)	2-2 G3 1B 1B		2-1 F7		4-1 F8 1B BB		1-0 F8		3-2 G3	4	1	1	1	1	0	1				
Dmitri Young, S OBP: 0.357, SLG: 0.485 (1, 3)	2-0 SAFE 1B 1B		0-0 G3-1		1-0 1B		4-2 CS BB			3	1	2	1	1	0	0				
Bret Boone, R OBP: 0.337, SLG: 0.482 (1, 4)	0-1 G3		2-2 1B		0-1 F8		0-3 K			4	0	1	0	0	1	5				
Melvin Nieves, S OBP: 0.353, SLG: 0.379 (1, 9)	2-2 1B		3-3 K		2-0 G4-3			4-0 SH SH BB		3	0	1	2	1	1	3				
Jon Nunnally, L OBP: 0.345, SLG: 0.387 (6, PH) (9, 9)	2-2 2H 3H 1B									0	1	0	0	0	0	0				
Pat Watkins, R OBP: 0.322, SLG: 0.426 (1, 7)	0-0 F7			1-0 G5-3		1-0 1B 1B		0-1 SH SH FC5-4 BB		3	1	1	0	0	0	1				
Mike Reminger, L OBP: 0.120, SLG: 0.160 (1, 1)		0-2 G1-3		1-3 K		0-0 B2		4-1 FC5-4 BB		3	0	0	0	0	1	1				
Lenny Harris, L OBP: 0.345, SLG: 0.369 (8, PH) (9, 1)										0	0	0	0	1	0	0				
Danny Graves, R ERA: 4.05 (8, 1)										0	0	0	0	0	0	0				
Inning Stats	R: 4 E: 0 K: 0 S: 17	H: 5 LOB: 1 BB: 0 P: 26	R: 0 E: 0 K: 0 S: 8	H: 0 LOB: 0 BB: 0 P: 12	R: 1 E: 0 K: 1 S: 13	H: 2 LOB: 1 BB: 0 P: 20	R: 0 E: 0 K: 1 S: 8	H: 1 LOB: 1 BB: 0 P: 11	R: 0 E: 0 K: 0 S: 11	H: 2 LOB: 2 BB: 0 P: 16	R: 0 E: 0 K: 1 S: 8	H: 0 LOB: 1 BB: 1 P: 13	R: 3 E: 1 K: 0 S: 13	H: 1 LOB: 1 BB: 2 P: 29	1B: 11 2B: 0 3B: 0 HR: 1	SF: 1 SAC: 1 DP: 0 HBP: 0	WP: 1 PA: 40 PB: 0 SB: 1 CS: 1			
PITCHER	IP	WLS	BF	H	R	ER	SO	BB	IBB	HBP	BLK	WP	HR	S	P	ERA	WHIP			
Jose Lima, R ERA: 3.35 (1, 1)	3.2	L	19	8	5	5	2	0	0	0	0	0	0	1	2	0.00	0.000			
Trevor Miller, L ERA: 3.48 (4, 1)	0.1		1	0	0	0	0	0	0	0	0	0	0	1	2	0.00	0.000			
C.J. Nitkowski, L ERA: 3.22 (5, 1)	3.0		13	3	0	0	1	2	0	0	0	0	0	28	48	0.00	1.667			
Bob Scanlan, R ERA: 4.05 (8, 1)	1.0		7	1	3	1	0	2	0	0	0	1	0	13	29	9.00	3.000			

Houston Astros @ Cincinnati Reds
Cinergy Field, Cincinnati, OH
Fri Jun 12 1998, 7:05 PM EDT
Att: 21,310 - Cloudy - 83 F

AB 34
R 8
H 12
RBI 7
BB 4
SO 3
LOB 17




Batter	1	2	3	4	5	6	7	8	9	AB	R	H	RBI	BB	SO	LOB	TOP										
Craig Biggio, R OBP: 0.403, SLG: 0.537 (1, 4)	F9		HR		K		G6-3		F7	4	1	0	0	1	1	1	Houston Astros @ Cincinnati Reds Cinergy Field, Cincinnati, OH Sat Jun 13 1998, 7:05 PM EDT Att: 28,055 - Unknown - 74 F AB 33 R 4 H 7 RBI 4 BB 4 SO 3 LOB 13										
Bill Spillers, L OBP: 0.371, SLG: 0.396 (1, 5)	G3		F7		G4-3		1B		L7	5	0	1	0	0	0	2											
Derek Bell, R OBP: 0.362, SLG: 0.500 (1, 9)	G6-3		HR		L8		K			4	1	1	2	0	1	1											
5 Jeff Bagwell, R OBP: 0.408, SLG: 0.462 (1, 3)		PB				G4-3	K			3	2	2	0	1	1	1											
Moises Alou, R OBP: 0.414, SLG: 0.618 (1, 7)	F9		F8			P5		G6-3		4	0	0	0	0	0	3											
Carl Everett, S OBP: 0.419, SLG: 0.535 (1, 8)	SF7				G3-1		G4-3		F8	3	0	0	1	0	0	1											
Tony Eusebio, R OBP: 0.370, SLG: 0.354 (1, 2)					G6-3		BB		G6-3	3	0	1	1	1	0	0											
Ricky Gutierrez, R OBP: 0.387, SLG: 0.364 (1, 6)					G1-3				G5-3	3	0	1	0	1	0	1											
Shane Reynolds, R J.R. Phillips Trevor Miller Mike Magnante Doug Henry 35 Dave Clark (1, 1) (5, PH) (5, 1) (5, 1) (5, PH) (5, PH)					G5-3		F8			2	0	0	0	0	0	1											
Inning Stats	R: 0 E: 0 K: 0 S: 9	H: 0 LOB: 0 BB: 0 P: 13	R: 1 E: 0 K: 0 S: 6	H: 1 LOB: 1 BB: 1 P: 13	R: 2 E: 0 K: 0 S: 9	H: 1 LOB: 1 BB: 2 P: 18	R: 0 E: 0 K: 0 S: 8	H: 1 LOB: 1 BB: 0 P: 9	R: 0 E: 0 K: 1 S: 10	H: 0 LOB: 0 BB: 0 P: 14	R: 1 E: 0 K: 0 S: 13	H: 2 LOB: 2 BB: 1 P: 24	R: 0 E: 0 K: 0 S: 11	H: 1 LOB: 1 BB: 0 P: 16	R: 0 E: 0 K: 0 S: 5	H: 0 LOB: 0 BB: 0 P: 5	R: 0 E: 0 K: 0 S: 13	H: 1 LOB: 1 BB: 0 P: 16	1B: 4 2B: 2 3B: 0 HR: 1	SF: 1 SAC: 0 DP: 0 HBP: 0	WP: 0 PA: 38 PB: 1 SB: 0 CS: 0						
PITCHER	IP	WLS	BF	H	R	ER	SO	BB	IBB	HBP	BLK	WP	HR	S	P	ERA	WHIP										
Scott Klasingbeck, R ERA: 4.97 (1, 1)	5.2	W	26	5	4	3	1	4	0	0	0	0	1	53	86	4.76	1.588										
Danny Graves, R ERA: 2.73 (6, 1)	2.1		8	1	0	0	2	0	0	0	0	0	0	18	26	0.00	0.429										
Jeff Shaw, R ERA: 0.97 (9, 1)	1.0	S	4	1	0	0	0	0	0	0	0	0	0	13	16	0.00	1.000										

Batter	1	2	3	4	5	6	7	8	9	AB	R	H	RBI	BB	SO	LOB	BOTTOM										
Reggie Sanders, R OBP: 0.345, SLG: 0.440 (1, 8)	HR		E		F8		G6-3		G6-3	5	1	2	2	0	0	1	Houston Astros @ Cincinnati Reds Cinergy Field, Cincinnati, OH Sat Jun 13 1998, 7:05 PM EDT Att: 28,055 - Unknown - 74 F AB 34 R 7 H 10 RBI 7 BB 4 SO 6 LOB 16										
Willie Greene, L OBP: 0.397, SLG: 0.435 (1, 5)	FC6-4		F7		K		K		F8	4	0	0	0	1	2	2											
Barry Larkin, R OBP: 0.360, SLG: 0.435 (1, 6)	FC6-4		E5		E5		HR		L3	4	1	1	0	0	0	2											
Eddie Taubensee, L OBP: 0.381, SLG: 0.459 (1, 2)	L4		P6		P6		HR		G3	3	1	0	0	1	0	3											
Dmitri Young, S OBP: 0.359, SLG: 0.496 (1, 3)	CS		L8		FC3-6		HR		G6-3	3	1	1	3	1	0	0											
Bret Boone, R OBP: 0.338, SLG: 0.494 (1, 4)			L8		L8		HR		BB	4	2	2	1	0	0	1											
Melvin Nieves, S OBP: 0.375, SLG: 0.393 (1, 9)							HR			3	0	2	0	1	1	1											
Jon Nunnally, L OBP: 0.345, SLG: 0.387 (9, 9)							HR		K	0	0	0	0	0	0	0											
Pat Watkins, R OBP: 0.306, SLG: 0.404 (1, 7)										3	0	0	0	0	1	4											
Danny Graves, R ERA: 3.57 (6, 1)										0	0	0	0	0	0	0											
Eduardo Perez, R OBP: 0.274, SLG: 0.267 (8, PH)										1	1	1	0	0	0	0											
Jeff Shaw, R ERA: 0.97 (9, 1)										0	0	0	0	0	0	0											
Scott Klasingbeck, R ERA: 4.97 (1, 1)										2	0	0	0	0	2	2											
Chris Stynes, R OBP: 0.333, SLG: 0.369 (6, 7)										2	0	1	1	0	0	0											
Inning Stats	R: 1 E: 0 K: 0 S: 12	H: 1 LOB: 0 BB: 1 P: 24	R: 0 E: 0 K: 1 S: 7	H: 1 LOB: 0 BB: 0 P: 9	R: 0 E: 1 K: 1 S: 12	H: 1 LOB: 2 BB: 0 P: 17	R: 0 E: 0 K: 1 S: 8	H: 0 LOB: 2 BB: 2 P: 17	R: 4 E: 0 K: 1 S: 18	H: 4 LOB: 1 BB: 1 P: 31	R: 0 E: 0 K: 1 S: 9	H: 0 LOB: 0 BB: 0 P: 12	R: 0 E: 0 K: 0 S: 7	H: 0 LOB: 0 BB: 0 P: 10	R: 2 E: 0 K: 1 S: 11	H: 3 LOB: 1 BB: 0 P: 12	R: 0 E: 0 K: 1 S: 11	H: 0 LOB: 0 BB: 0 P: 12	1B: 5 2B: 2 3B: 0 HR: 3	SF: 0 SAC: 0 DP: 0 HBP: 0	WP: 0 PA: 39 PB: 0 SB: 0 CS: 1						
PITCHER	IP	WLS	BF	H	R	ER	SO	BB	IBB	HBP	BLK	WP	HR	S	P	ERA	WHIP										
Shane Reynolds, R ERA: 3.19 (1, 1)	5.0	L	26	7	5	5	4	4	0	0	0	0	0	3	57	9.00	2.200										
Trevor Miller, L ERA: 3.57 (6, 1)	2.0		7	1	1	1	1	0	0	0	0	0	0	18	24	4.50	0.500										
Mike Magnante, L ERA: 6.33 (8, 1)	0.1		3	2	0	0	1	0	0	0	0	0	0	5	5	0.00	6.000										
Doug Henry, R ERA: 3.38 (8, 1)	0.2		2	0	1	1	0	0	0	0	0	0	0	4	5	13.50	0.000										

Batter	1	2	3	4	5	6	7	8	9	AB	R	H	RBI	BB	SO	LOB	TOP			
Craig Biggio, R OBP: 0.403, SLG: 0.540 Tim Bogar, R OBP: 0.229, SLG: 0.237	1-0 2B 2B		0-3 K	0-0 1B	2-2 E 2B	0-1 L4-3		2-2 P3	5 1	2 0	3 0	1 0	0 0	1 0	1 0	2 0				
Bill Spillers, L OBP: 0.387, SLG: 0.443	4-0 2B BB		4-2 2B BB	1-2 F7		1-0 E4 5 1B G5-3		0-0 WP 2B	4 3	1 0	0 2	0 0	0 0	0 0	0 2					
Derek Bell, R OBP: 0.360, SLG: 0.500	2-1 G1-3 1B 2B		1-2 5 HR 2B		2-3 K	2-1 G5-3		2-3 K	5 2	2 3	0 0	2 0	2 2							
5 Jeff Bagwell, R OBP: 0.408, SLG: 0.474 Bob Scanlan, R	2-2 G1-3		0-1 HR		3-2 G5-3	0-0 1B		2-3 K	5 0	1 2	3 0	0 1	2 0							
Moises Alou, R OBP: 0.417, SLG: 0.630	2-1 G3-6-3 1B		3-3 K		2-2 1B	1-2 P4 1B		2-2 G1-3	5 0	2 1	0 1	0 1	2 2							
Carl Everett, S OBP: 0.410, SLG: 0.515	0-0 G3-6-3		1-3 K		1-0 1B	1-2 1B		2-3 F7	4 0	1 0	1 1	1 1								
Ricky Gutierrez, R OBP: 0.385, SLG: 0.356		1-1 G4-3		0-1 G4-3	3-2 F9		4-0 1B BB	1-1 FC1-6 BB	4 2	0 0	0 1	0 0	3 3							
Brad Ausmus, R OBP: 0.324, SLG: 0.307		2-1 F9		0-2 1B SH3-4 1B	1-2 P4	0-1 1B		2-0 HR 1B	5 1	3 0	0 0	0 0								
Mike Hampton, R C.J. Nitkowski, L Ray Montgomery, R Mike Magnante, L J.R. Phillips, L	0-3 K		1-0 SH3-4	1-2 2B 1B	2-2 2B 1B	1-0 L4-3 1B		2-1 HR	1 0	0 0	0 0	0 0	0 0	0 0	0 0	0 0				
Inning Stats	R: 3 E: 0 K: 0 S: 9	H: 3 LOB: 0 BB: 1 P: 20	R: 0 E: 0 K: 1 S: 7	H: 0 LOB: 0 BB: 0 P: 10	R: 3 E: 0 K: 3 S: 17	H: 2 LOB: 2 BB: 0 P: 26	R: 0 E: 0 K: 1 S: 11	H: 2 LOB: 2 BB: 0 P: 13	R: 0 E: 1 K: 0 S: 16	H: 3 LOB: 1 BB: 0 P: 25	R: 1 E: 0 K: 0 S: 8	H: 2 LOB: 1 BB: 1 P: 14	R: 0 E: 0 K: 2 S: 11	H: 1 LOB: 1 BB: 0 P: 17	R: 3 E: 0 K: 0 S: 13	H: 2 LOB: 0 BB: 1 P: 24	1B: 10 2B: 6 3B: 0 HR: 2	SF: 0 SAC: 1 DP: 2 HBP: 0	WP: 2 PB: 0 SB: 0 CS: 0	PA: 47
PITCHER	IP WLS BF H R ER SO BB IBB HBP BLK WP HR S P ERA WHIP	IP WLS BF H R ER SO BB IBB HBP BLK WP HR S P ERA WHIP																		
Brett Tomko, R ERA: 5.03	2.1 L 13 5 6 6 2 2 0 0 0 0 1 0 27 46 23.14 3.000																			
David Weathers, R ERA: 6.21	3.2 19 7 3 1 3 0 0 0 0 1 0 53 79 2.46 1.909																			
Scott Sullivan, R ERA: 5.54	7.1 2.0 9 3 1 1 2 1 0 0 0 0 1 0 31 31 4.50 2.000																			
Marc Kroon, R ERA: 9.39	9.1 0.1 3 1 2 2 0 1 0 0 0 1 0 0 3 10 54.00 6.000																			
Gabe White, L ERA: 6.02	9.1 0.2 3 1 1 1 0 0 0 0 0 0 1 10 14 13.50 1.500																			

Houston Astros @ Cincinnati Reds
Cinergy Field, Cincinnati, OH
Mon Jun 15 1998, 7:05 PM EDT
Att: 14,556 - Overcast - 71 F


AB 42
R 13
H 17
RBI 12
BB 4
SO 7
LOB 14



Batter	1	2	3	4	5	6	7	8	9	AB	R	H	RBI	BB	SO	LOB	BOTTOM					
Reggie Sanders, R OBP: 0.338, SLG: 0.429 Scott Sullivan, R OBP: 0.200, SLG: 0.200 Marc Kroon, R Gabe White, L OBP: 0.333, SLG: 0.333 Tony Tarasco, L	1-3 K	0-0 F8		1-0 F7		3-2 L8		0-1 L7	4 0	0 0	0 0	0 0	0 0	0 0	1 2							
Chris Stynes, R OBP: 0.332, SLG: 0.371	0-0 G1-3 BLK 1B		3-1 G5-3		3-2 F9 1B 2B	0-1 G1-3		0-1 E6 G3-1	5 1	2 0	0 0	0 0	1 1									
Barry Larkin, R OBP: 0.363, SLG: 0.425 Lenny Harris, L OBP: 0.339, SLG: 0.362	4-2 G1-3 BB		4-0 FC4-6 BB		4-0 1B BB	1-2 F8		1-0 G3-1	1 0	0 0	0 3	0 0	0 0	0 0	0 1							
Dmitri Young, S OBP: 0.349, SLG: 0.484	3-1 G1-3		0-0 FC4-6 1B		0-0 F9	1-0 F9		1-2 G3-1	5 0	0 0	0 0	0 0	0 6									
Bret Boone, R OBP: 0.346, SLG: 0.498	4-1 BB		0-1 1B		2-3 K	3-2 G6-3			3 0	1 0	1 1	1 2										
Melvin Nieves, S OBP: 0.386, SLG: 0.388	2-3 K		2-3 K		0-0 1B	1-2 1B		1-3 K2-3	4 0	1 1	1 0	3 5										
Eduardo Perez, R OBP: 0.279, SLG: 0.266		3-2 G3-1-3		0-0 F8	3-1 F9		4-1 BB		3 0	0 0	0 1	0 2										
Brook Fordyce, R OBP: 0.270, SLG: 0.367		2-1 G1-3		3-1 HR		3-1 1B		0-1 F9	4 1	2 1	1 0	0 1										
Brett Tomko, R OBP: 0.129, SLG: 0.100 David Weathers, R OBP: 0.176, SLG: 0.267 Pat Watkins, R OBP: 0.308, SLG: 0.400	1-0 E1		0-3 K		1-3 K		0-0 F9		1 0	0 0	0 0	0 1	0 0	0 1	2 2							
Inning Stats	R: 0 E: 1 K: 2 S: 12	H: 1 LOB: 3 BB: 2 P: 26	R: 0 E: 1 K: 0 S: 7	H: 0 LOB: 0 BB: 0 P: 13	R: 0 E: 0 K: 1 S: 8	H: 1 LOB: 2 BB: 1 P: 17	R: 1 E: 0 K: 1 S: 7	H: 1 LOB: 0 BB: 0 P: 11	R: 1 E: 0 K: 1 S: 11	H: 2 LOB: 2 BB: 1 P: 22	R: 0 E: 0 K: 1 S: 8	H: 1 LOB: 1 BB: 0 P: 18	R: 0 E: 0 K: 0 S: 8	H: 0 LOB: 0 BB: 0 P: 13	R: 0 E: 0 K: 1 S: 7	H: 0 LOB: 1 BB: 1 P: 12	R: 0 E: 1 K: 0 S: 8	H: 0 LOB: 1 BB: 0 P: 10	1B: 4 2B: 1 3B: 0 HR: 1	SF: 0 SAC: 0 DP: 0 HBP: 0	WP: 0 PB: 0 SB: 0 CS: 0	PA: 40
PITCHER	IP WLS BF H R ER SO BB IBB HBP BLK WP HR S P ERA WHIP	IP WLS BF H R ER SO BB IBB HBP BLK WP HR S P ERA WHIP																				
Mike Hampton, L ERA: 2.8	3.0 15 2 2 2 2 1 0 0 0 0 1 18 33 9.00 2.000																					
C.J. Nitkowski, L ERA: 3.52	4.1 2.0 10 3 2 2 2 1 0 0 0 0 0 26 43 0.00 0.667																					
Mike Magnante, L ERA: 5.76	6.1 3.0 W 11 1 0 0 2 1 0 0 0 0 0 8 10 0.00 0.000																					
Bob Scanlan, R ERA: 3.86	9.1 1.0 4 0 0 0 0 0 0 0 0 0 0 8 10 0.00 0.000																					

Houston Astros @ Cincinnati Reds
Cinergy Field, Cincinnati, OH
Mon Jun 15 1998, 7:05 PM EDT
Att: 14,556 - Overcast - 71 F


AB 35
R 2
H 6
RBI 2
BB 5
SO 7
LOB 22




Batter	1	2	3	4	5	6	7	8	9	AB	R	H	RBI	BB	SO	LOB	TOP					
Royce Clayton, R OBP: 0.330, SLG: 0.339	4-1 CS 1B BB	2-1 G4-3		2-2 G6-4-3 HR 2B	1-3 K			1-1 G5-3		4	1	1	0	1	1	3	St. Louis Cardinals @ Houston Astros Astrodome, Houston, TX Tue Jun 16 1998, 8:05 PM EDT Att: 34,822 - Dome - 72 F					
Delino DeShields, L OBP: 0.465, SLG: 0.487	3-2 BB BB SF7 1B	0-0 G4-3		4-0 G6-4-3 BB	1-2 G5-3			0-0 HR		4	2	2	1	1	0	3						
Mark McGwire, R OBP: 0.486, SLG: 0.805	4-2 BB HR 2B			1-1 G6-4-3 2B BB		0-0 F9		3-3 K		3	2	0	0	2	1	2						
Brian Jordan, R OBP: 0.395, SLG: 0.598	4-2 HR BB			1-2 F7	1-0 HR	2-0 S 1B		0-1 F7		4	2	2	2	1	0	1						
Tom Pagnozzi, R OBP: 0.290, SLG: 0.299	2-2 SF7			2-0 BB 2B	1-3 K	2-3 K		0-0 G3		4	0	1	1	0	2	1						
Gary Gaetti, R OBP: 0.362, SLG: 0.458	3-1 HR			0-3 K		0-1 2B		0-1 1B		5	2	3	3	0	1	3						
David Howard, S OBP: 0.351, SLG: 0.381	1-1 HR									0	0	0	0	0	0	0						
Ron Gant, R OBP: 0.269, SLG: 0.422	1-2 G4-3			4-1 BB		2-3 K		2-3 K		3	0	0	0	1	1	1						
Rick Croushore, R										0	0	0	0	0	0	0						
Willie McGee, S OBP: 0.342, SLG: 0.367										1	0	0	0	0	1	1						
Brian Hunter, R OBP: 0.267, SLG: 0.400		3-2 G4-3 SH1-4 1B		4-2 SH1-4 1B		0-2 1B 2B		0-1 F8		4	0	2	2	1	0	1						
John Frascatore, R OBP: 0.250, SLG: 0.250				1-2 2B 3B		2H 2B				0	0	0	0	0	0	0						
Juan Acevedo, R OBP: 0.375, SLG: 0.500		1-2 SH1-4		1-3 K		1-1 2B		2-1 G3-1		2	0	1	0	0	1	3						
John Mabry, L OBP: 0.333, SLG: 0.403						2-3 1B				1	0	0	0	0	0	0						
Inning Stats	R: 4 E: 0 K: 0 S: 21	H: 2 LOB: 3 BB: 3 P: 42	R: 0 E: 0 K: 0 S: 9	H: 1 LOB: 1 BB: 0 P: 15	R: 1 E: 0 K: 2 S: 20	H: 1 LOB: 3 BB: 3 P: 36	R: 2 E: 0 K: 1 S: 9	H: 2 LOB: 0 BB: 1 P: 18	R: 1 E: 0 K: 2 S: 19	H: 3 LOB: 2 BB: 0 P: 24	R: 0 E: 0 K: 1 S: 6	H: 1 LOB: 1 BB: 0 P: 10	R: 0 E: 0 K: 0 S: 5	H: 0 LOB: 0 BB: 0 P: 7	R: 1 E: 0 K: 1 S: 8	H: 1 LOB: 0 BB: 0 P: 12	R: 0 E: 0 K: 1 S: 9	H: 1 LOB: 1 BB: 0 P: 13	1B: 5 2B: 4 3B: 0 HR: 3	SF: 1 SAC: 1 DP: 1 HBP: 0	WP: 0 PB: 0 SB: 1 CS: 1	PA: 44
PITCHER	IP WLS BF H R ER SO BB IBB HBP BLK WP HR S P ERA WHIP	IP WLS BF H R ER SO BB IBB HBP BLK WP HR S P ERA WHIP																				
Pete Schourek, L ERA: 4.7	(1, 1) 3.0 L 19 5 6 6 2 6 0 0 0 0 1 53 98 18.00 3.667																					
Trey Miller, L ERA: 3.85	(4, 1) 3.0 14 5 2 2 4 1 0 0 0 0 1 31 47 6.00 2.000																					
Reggie Harris, R ERA: 4.5	(7, 1) 2.0 7 1 1 1 1 0 0 0 0 0 1 13 19 4.50 1.000																					
Bob Scanlan, R ERA: 3.88	(9, 1) 1.0 4 1 0 0 1 0 0 0 0 0 0 9 13 0.00 1.000																					

Batter	1	2	3	4	5	6	7	8	9	AB	R	H	RBI	BB	SO	LOB	BOTTOM					
Craig Biggio, R OBP: 0.396, SLG: 0.530	1-1 F8			1-1 L7			2-1 F9		2-1 F8	5	0	0	0	0	1	2	St. Louis Cardinals @ Houston Astros Astrodome, Houston, TX Tue Jun 16 1998, 8:05 PM EDT Att: 34,822 - Dome - 72 F					
Bill Spiers, L OBP: 0.384, SLG: 0.438	3-2 1B 2B 1B				1-2 G4-3		3-3 K			4	1	1	0	0	1	2						
Derek Bell, R OBP: 0.362, SLG: 0.500	0-0 1B 2B 1B				3-2 1B 2B		0-3 K			4	1	2	0	0	1	2						
5 Jeff Bagwell, R OBP: 0.405, SLG: 0.474	1-0 F9 1B 2B			0-1 L9		3-2 F9		0-1 G6-3		4	1	1	2	0	0	1						
Moises Alou, R OBP: 0.415, SLG: 0.624	0-2 F9			1-0 1B		0-2 F9		1-0 P4		4	0	1	0	0	0	1						
35 Dave Clark, L OBP: 0.224, SLG: 0.136	4-2 1B BB			0-1 F8		3-1 G4-3		4-1 BB		2	1	0	0	2	0	1						
Ricky Gutierrez, R OBP: 0.386, SLG: 0.358	0-0 1B			1-1 G1-3		2-1 L9		2-2 P4		2	0	1	1	0	0	1						
Reggie Harris, R										0	0	0	0	0	0	0						
J.R. Phillips, L OBP: 0.263, SLG: 0.242	1-3 1B									1	0	0	0	0	1	0						
Bob Scanlan, R										0	0	0	0	0	0	0						
Brad Ausmus, R OBP: 0.327, SLG: 0.311	0-1 1B				0-0 P1		3-1 F9 BB 1B		2-2 F8	4	0	2	1	0	0	0						
Pete Schourek, L OBP: 0.143, SLG: 0.143	1-1 K				0-1 G5-3		4-0 F9 BB		1-1 F8	1	0	0	0	0	1	2						
Tim Bogar, R OBP: 0.233, SLG: 0.231										2	0	0	0	1	0	0						
Trey Miller, R OBP: 0.500, SLG: 1.000										0	0	0	0	0	0	0						
Ray Montgomery, R OBP: 0.400, SLG: 0.400										1	0	0	0	0	0	0						
Inning Stats	R: 4 E: 0 K: 1 S: 20	H: 5 LOB: 1 BB: 1 P: 31	R: 0 E: 0 K: 1 S: 7	H: 0 LOB: 0 BB: 0 P: 14	R: 0 E: 0 K: 0 S: 7	H: 1 LOB: 1 BB: 0 P: 9	R: 0 E: 0 K: 0 S: 5	H: 0 LOB: 0 BB: 0 P: 6	R: 0 E: 0 K: 0 S: 10	H: 1 LOB: 0 BB: 0 P: 17	R: 0 E: 0 K: 2 S: 8	H: 0 LOB: 0 BB: 0 P: 13	R: 0 E: 0 K: 0 S: 13	H: 1 LOB: 2 BB: 1 P: 25	R: 0 E: 0 K: 0 S: 7	H: 0 LOB: 1 BB: 1 P: 14	R: 0 E: 0 K: 0 S: 7	H: 0 LOB: 0 BB: 0 P: 12	1B: 7 2B: 1 3B: 0 HR: 0	SF: 0 SAC: 0 DP: 0 HBP: 0	WP: 0 PB: 0 SB: 0 CS: 0	PA: 37
PITCHER	IP WLS BF H R ER SO BB IBB HBP BLK WP HR S P ERA WHIP	IP WLS BF H R ER SO BB IBB HBP BLK WP HR S P ERA WHIP																				
Juan Acevedo, R ERA: 4.88	(1, 1) 6.0 W 25 7 4 4 2 1 0 0 0 0 0 57 90 0.00 1.333																					
Rick Croushore, R ERA: 1.84	(7, 1) 2.0 9 1 0 0 2 2 0 0 0 0 0 20 39 0.00 1.500																					
John Frascatore, R ERA: 4.43	(9, 1) 1.0 3 0 0 0 0 0 0 0 0 0 0 7 12 0.00 0.000																					

AB	35
R	9
H	12
RBI	9
BB	7
SO	8
LOB	19



AB	34
R	4
H	8
RBI	4
BB	3
SO	4
LOB	13



Batter	1	2	3	4	5	6	7	8	9	AB	R	H	RBI	BB	SO	LOB	TOP							
Royce Clayton, R OBP: 0.325, SLG: 0.333	G6-3			F8		G5-3		G6-3		5	0	1	0	0	0	0								
Ray Lankford, L OBP: 0.355, SLG: 0.450	L8					K			F9 BB	4	1	1	1	1	2	2								
Mark McGwire, R OBP: 0.490, SLG: 0.821	G5-3								F9	3	1	1	1	2	0	1								
Brian Jordan, R OBP: 0.383, SLG: 0.581																								
John Mabry, L OBP: 0.343, SLG: 0.407																								
Willie McGee, S OBP: 0.343, SLG: 0.368																								
Ron Gant, R OBP: 0.303, SLG: 0.451																								
Delino DeShields, L OBP: 0.409, SLG: 0.485																								
Tom Lampkin, L OBP: 0.325, SLG: 0.396																								
David Howard, S OBP: 0.333, SLG: 0.360																								
Kent Bottenfield, R OBP: 0.256, SLG: 0.432																								
Brian Hunter, R OBP: 0.250, SLG: 0.250																								
John Frascatore, R OBP: 0.358, SLG: 0.451																								
Gary Gaetti, R OBP: 0.358, SLG: 0.451																								
Rick Croushore, R OBP: 0.358, SLG: 0.451																								
Inning Stats	R: 0 E: 0 K: 0 S: 7	H: 0 LOB: 0 BB: 0 P: 14	R: 3 E: 0 K: 3 S: 19	H: 4 LOB: 2 BB: 1 P: 28	R: 2 E: 0 K: 0 S: 8	H: 1 LOB: 0 BB: 1 P: 14	R: 0 E: 0 K: 0 S: 6	H: 0 LOB: 0 BB: 0 P: 8	R: 2 E: 0 K: 0 S: 17	H: 3 LOB: 2 BB: 1 P: 31	R: 0 E: 0 K: 0 S: 9	H: 0 LOB: 2 BB: 0 P: 14	R: 0 E: 0 K: 0 S: 8	H: 1 LOB: 2 BB: 2 P: 19	R: 0 E: 0 K: 1 S: 9	H: 0 LOB: 0 BB: 0 P: 13	R: 0 E: 0 K: 2 S: 9	H: 0 LOB: 1 BB: 1 P: 13	1B: 3 2B: 3 3B: 0 HR: 3	SF: 0 SAC: 0 DP: 1 HBP: 0	WP: 0 PB: 0 SB: 0 CS: 0	PA: 41		
PITCHER	IP WLS BF H R ER SO BB IBB HBP BLK WP HR S P ERA WHIP	IP WLS BF H R ER SO BB IBB HBP BLK WP HR S P ERA WHIP	IP WLS BF H R ER SO BB IBB HBP BLK WP HR S P ERA WHIP	IP WLS BF H R ER SO BB IBB HBP BLK WP HR S P ERA WHIP	IP WLS BF H R ER SO BB IBB HBP BLK WP HR S P ERA WHIP	IP WLS BF H R ER SO BB IBB HBP BLK WP HR S P ERA WHIP	IP WLS BF H R ER SO BB IBB HBP BLK WP HR S P ERA WHIP	IP WLS BF H R ER SO BB IBB HBP BLK WP HR S P ERA WHIP	IP WLS BF H R ER SO BB IBB HBP BLK WP HR S P ERA WHIP	IP WLS BF H R ER SO BB IBB HBP BLK WP HR S P ERA WHIP	IP WLS BF H R ER SO BB IBB HBP BLK WP HR S P ERA WHIP	IP WLS BF H R ER SO BB IBB HBP BLK WP HR S P ERA WHIP	IP WLS BF H R ER SO BB IBB HBP BLK WP HR S P ERA WHIP	IP WLS BF H R ER SO BB IBB HBP BLK WP HR S P ERA WHIP	IP WLS BF H R ER SO BB IBB HBP BLK WP HR S P ERA WHIP	IP WLS BF H R ER SO BB IBB HBP BLK WP HR S P ERA WHIP	IP WLS BF H R ER SO BB IBB HBP BLK WP HR S P ERA WHIP	IP WLS BF H R ER SO BB IBB HBP BLK WP HR S P ERA WHIP	IP WLS BF H R ER SO BB IBB HBP BLK WP HR S P ERA WHIP	IP WLS BF H R ER SO BB IBB HBP BLK WP HR S P ERA WHIP	IP WLS BF H R ER SO BB IBB HBP BLK WP HR S P ERA WHIP	IP WLS BF H R ER SO BB IBB HBP BLK WP HR S P ERA WHIP	IP WLS BF H R ER SO BB IBB HBP BLK WP HR S P ERA WHIP	IP WLS BF H R ER SO BB IBB HBP BLK WP HR S P ERA WHIP

St. Louis Cardinals @ Houston Astros
Astrodome, Houston, TX
Thu Jun 18 1998, 8:05 PM EDT
Att: 43,806 - Dome - 72 F

AB	35
R	7
H	9
RBI	7
BB	6
SO	7
LOB	16



Batter	1	2	3	4	5	6	7	8	9	AB	R	H	RBI	BB	SO	LOB	BOTTOM							
Craig Biggio, R OBP: 0.399, SLG: 0.527	F9			G5-3 2B				K		5	1	3	1	0	1	0								
Ricky Gutierrez, R OBP: 0.378, SLG: 0.347	G4-3			G5-3		L9		G1-3		5	1	1	0	0	0	4								
Derek Bell, R OBP: 0.367, SLG: 0.505																								
5 Jeff Bagwell, R OBP: 0.409, SLG: 0.495																								
Moises Alou, R OBP: 0.408, SLG: 0.606																								
Carl Everett, S OBP: 0.419, SLG: 0.543																								
Sean Berry, R OBP: 0.333, SLG: 0.394																								
Tony Eusebio, R OBP: 0.359, SLG: 0.333																								
Shane Reynolds, R OBP: 0.255, SLG: 0.175																								
Trevor Miller, R OBP: 0.200, SLG: 1.000																								
J.R. Phillips, R OBP: 0.255, SLG: 0.242																								
Bob Scanlan, R OBP: 0.255, SLG: 0.242																								
Mike Magnante, L OBP: 0.200, SLG: 1.000																								
Bill Spiers, L OBP: 0.200, SLG: 0.434																								
Billy Wagner, L OBP: 0.200, SLG: 0.434																								
Inning Stats	R: 0 E: 0 K: 0 S: 12	H: 1 LOB: 2 BB: 1 P: 23	R: 1 E: 0 K: 1 S: 17	H: 1 LOB: 0 BB: 0 P: 25	R: 1 E: 0 K: 0 S: 12	H: 2 LOB: 1 BB: 0 P: 20	R: 2 E: 0 K: 1 S: 15	H: 2 LOB: 1 BB: 1 P: 25	R: 0 E: 0 K: 0 S: 10	H: 1 LOB: 2 BB: 1 P: 15	R: 1 E: 0 K: 0 S: 9	H: 3 LOB: 1 BB: 0 P: 14	R: 0 E: 0 K: 3 S: 9	H: 0 LOB: 0 BB: 0 P: 13	R: 1 E: 0 K: 1 S: 12	H: 2 LOB: 1 BB: 0 P: 19	1B: 10 2B: 3 3B: 0 HR: 0	SF: 0 SAC: 1 DP: 0 HBP: 0	WP: 4 PB: 0 SB: 0 CS: 0	PA: 42				
PITCHER	IP WLS BF H R ER SO BB IBB HBP BLK WP HR S P ERA WHIP	IP WLS BF H R ER SO BB IBB HBP BLK WP HR S P ERA WHIP	IP WLS BF H R ER SO BB IBB HBP BLK WP HR S P ERA WHIP	IP WLS BF H R ER SO BB IBB HBP BLK WP HR S P ERA WHIP	IP WLS BF H R ER SO BB IBB HBP BLK WP HR S P ERA WHIP	IP WLS BF H R ER SO BB IBB HBP BLK WP HR S P ERA WHIP	IP WLS BF H R ER SO BB IBB HBP BLK WP HR S P ERA WHIP	IP WLS BF H R ER SO BB IBB HBP BLK WP HR S P ERA WHIP	IP WLS BF H R ER SO BB IBB HBP BLK WP HR S P ERA WHIP	IP WLS BF H R ER SO BB IBB HBP BLK WP HR S P ERA WHIP	IP WLS BF H R ER SO BB IBB HBP BLK WP HR S P ERA WHIP	IP WLS BF H R ER SO BB IBB HBP BLK WP HR S P ERA WHIP	IP WLS BF H R ER SO BB IBB HBP BLK WP HR S P ERA WHIP	IP WLS BF H R ER SO BB IBB HBP BLK WP HR S P ERA WHIP	IP WLS BF H R ER SO BB IBB HBP BLK WP HR S P ERA WHIP	IP WLS BF H R ER SO BB IBB HBP BLK WP HR S P ERA WHIP	IP WLS BF H R ER SO BB IBB HBP BLK WP HR S P ERA WHIP	IP WLS BF H R ER SO BB IBB HBP BLK WP HR S P ERA WHIP	IP WLS BF H R ER SO BB IBB HBP BLK WP HR S P ERA WHIP	IP WLS BF H R ER SO BB IBB HBP BLK WP HR S P ERA WHIP	IP WLS BF H R ER SO BB IBB HBP BLK WP HR S P ERA WHIP	IP WLS BF H R ER SO BB IBB HBP BLK WP HR S P ERA WHIP	IP WLS BF H R ER SO BB IBB HBP BLK WP HR S P ERA WHIP	IP WLS BF H R ER SO BB IBB HBP BLK WP HR S P ERA WHIP

St. Louis Cardinals @ Houston Astros
Astrodome, Houston, TX
Thu Jun 18 1998, 8:05 PM EDT
Att: 43,806 - Dome - 72 F

AB	38
R	6
H	13
RBI	3
BB	3
SO	6
LOB	17



Batter	1	2	3	4	5	6	7	8	9	AB	R	H	RBI	BB	SO	LOB	TOP			
Reggie Sanders, R OBP: 0.323, SLG: 0.408 (1, 9)										5	0	0	0	0	1	2				
61 Mike Frank, L OBP: 0.500, SLG: 0.333 (1, 8)										3	1	1	0	1	0	0				
Barry Larkin, R OBP: 0.361, SLG: 0.416 (1, 6)										4	1	1	0	0	0	1				
Willie Greene, L OBP: 0.389, SLG: 0.423 (1, 5)										4	0	2	1	0	0	0				
Dmitri Young, S OBP: 0.358, SLG: 0.496 (1, 7)										4	0	3	0	0	0	0				
Eddie Taubensee, L OBP: 0.371, SLG: 0.455 (1, 2)										4	0	0	0	0	0	6				
Bret Boone, R OBP: 0.341, SLG: 0.487 (1, 4)										4	0	2	1	0	0	1				
Sean Casey, L OBP: 0.245, SLG: 0.163 (9, PH)										3	0	0	0	0	0	4				
Chris Stynes, R OBP: 0.332, SLG: 0.370 (9, PH)										1	0	0	0	0	0	0				
Scott Winchester, R (6, PH)										2	0	0	0	0	2	1				
Melvin Nieves, S OBP: 0.379, SLG: 0.351 (6, PH)										1	0	0	0	0	1	1				
Steve Parris, R (6, PH)										0	0	0	0	0	0	0				
Scott Sullivan, R OBP: 0.200, SLG: 0.200 (8, PH)										0	0	0	0	0	0	0				
Eduardo Perez, R OBP: 0.277, SLG: 0.267 (9, PH)										1	0	0	0	0	1	0				
Inning Stats	R: 2 E: 0 K: 1 S: 17	H: 5 LOB: 3 BB: 0 P: 24	R: 0 E: 0 K: 1 S: 5	H: 0 LOB: 1 BB: 1 P: 10	R: 0 E: 0 K: 0 S: 8	H: 1 LOB: 0 BB: 0 P: 11	R: 0 E: 0 K: 1 S: 8	H: 0 LOB: 0 BB: 0 P: 13	R: 0 E: 0 K: 0 S: 9	H: 2 LOB: 2 BB: 0 P: 11	R: 0 E: 0 K: 0 S: 7	H: 0 LOB: 0 BB: 0 P: 12	R: 0 E: 0 K: 0 S: 9	H: 0 LOB: 0 BB: 0 P: 16	R: 0 E: 0 K: 1 S: 6	H: 0 LOB: 0 BB: 0 P: 6	1B: 7 2B: 2 3B: 0 HR: 0	SF: 0 SAC: 0 DP: 1 HBP: 0	WP: 0 PB: 0 SB: 0 CS: 0	PA: 37
PITCHER	IP	WLS	BF	H	R	ER	SO	BB	IBB	HBP	BLK	WP	HR	S	P	ERA	WHIP			
Sean Bergman, R ERA: 2.92 (1, 1)	8.0	W	34	9	2	2	4	1	0	0	0	0	0	71	106	2.25	1.250			
Billy Wagner, L ERA: 1.61 (9, 1)	1.0	S	3	0	0	0	1	0	0	0	0	0	0	6	6	0.00	0.000			

Cincinnati Reds @ Houston Astros
Astrodome, Houston, TX
Fri Jun 19 1998, 8:05 PM EDT
Att: 29,251 - Dome - 72 F

AB	36
R	2
H	9
RBI	2
BB	1
SO	5
LOB	16



Batter	1	2	3	4	5	6	7	8	9	AB	R	H	RBI	BB	SO	LOB	BOTTOM			
Craig Biggio, R OBP: 0.301, SLG: 0.527 (1, 4)										4	0	2	1	0	0	1				
Bill Sciers, L OBP: 0.380, SLG: 0.424 (1, 5)										4	0	0	0	0	0	3				
Derek Bell, R OBP: 0.365, SLG: 0.502 (1, 9)										4	0	1	0	0	1	0				
5 Jeff Bagwell, R OBP: 0.406, SLG: 0.495 (1, 3)										4	1	1	0	0	0	1				
Moises Alou, R OBP: 0.402, SLG: 0.596 (1, 7)										4	0	0	0	0	0	2				
Carl Everett, S OBP: 0.426, SLG: 0.568 (1, 8)										3	2	2	2	1	0	1				
Ricky Gutierrez, R OBP: 0.369, SLG: 0.361 (1, 6)										3	1	3	1	0	0	0				
Billy Wagner, L (9, 1)										0	0	0	0	0	0	0				
Brad Ausmus, R OBP: 0.341, SLG: 0.321 (1, 2)										3	0	1	0	1	1	3				
Sean Bergman, R OBP: 0.069, SLG: 0.069 (1, 1)										2	0	0	0	0	2	4				
Tim Bogar, R OBP: 0.233, SLG: 0.231 (9, 6)										0	0	0	0	0	0	0				
Inning Stats	R: 0 E: 0 K: 1 S: 8	H: 0 LOB: 0 BB: 0 P: 13	R: 1 E: 0 K: 1 S: 12	H: 2 LOB: 2 BB: 1 P: 23	R: 0 E: 0 K: 0 S: 5	H: 1 LOB: 0 BB: 0 P: 8	R: 3 E: 0 K: 1 S: 18	H: 5 LOB: 2 BB: 0 P: 25	R: 0 E: 0 K: 0 S: 9	H: 1 LOB: 1 BB: 0 P: 11	R: 0 E: 0 K: 1 S: 11	H: 0 LOB: 1 BB: 0 P: 16	R: 0 E: 0 K: 0 S: 7	H: 0 LOB: 0 BB: 0 P: 12	R: 0 E: 0 K: 0 S: 13	H: 1 LOB: 1 BB: 1 P: 23	1B: 6 2B: 3 3B: 0 HR: 1	SF: 0 SAC: 1 DP: 1 HBP: 1	WP: 0 PB: 0 SB: 1 CS: 1	PA: 35
PITCHER	IP	WLS	BF	H	R	ER	SO	BB	IBB	HBP	BLK	WP	HR	S	P	ERA	WHIP			
Scott Winchester, R ERA: 4.17 (1, 1)	5.0	L	24	9	4	4	3	0	0	0	0	0	0	18	28	0.00	0.000			
Steve Parris, R ERA: (6, 1)	2.0		7	0	0	0	1	0	0	1	0	0	0	18	28	0.00	0.000			
Scott Sullivan, R ERA: 6.33 (8, 1)	1.0		4	1	0	0	0	1	0	0	0	0	0	13	23	0.00	2.000			

Cincinnati Reds @ Houston Astros
Astrodome, Houston, TX
Fri Jun 19 1998, 8:05 PM EDT
Att: 29,251 - Dome - 72 F

AB	31
R	4
H	10
RBI	4
BB	2
SO	4
LOB	15



Batter	1	2	3	4	5	6	7	8	9	AB	R	H	RBI	BB	SO	LOB	TOP								
Reggie Sanders, R OBP: 0.320, SLG: 0.400	G5-3		K2-4-3			G3	HBP 61 1B BB		K	4	0	0	1	1	2	1	Cincinnati Reds @ Houston Astros Astrodome, Houston, TX Sat Jun 20 1998, 4:33 AM EDT Att: 24,301 - Dome - 72 F								
61 Mike Frank, L OBP: 0.556, SLG: 0.571	K		L6-3				HBP 1B		1B 2B	4	1	2	2	1	1	0									
Barry Larkin, R OBP: 0.361, SLG: 0.429	F8				HR	L9	P5		1B	5	1	2	2	0	0	4									
Willie Greene, L OBP: 0.386, SLG: 0.416		K			G6-3	K	HBP		G4-6-3	4	0	0	1	0	2	2									
Dmitri Young, S OBP: 0.356, SLG: 0.496																									
Rick Krivda, R																									
Scott Sullivan, R OBP: 0.200, SLG: 0.200		1B 2B																							
Jeff Shaw, R																									
Eddie Taubensee, L OBP: 0.395, SLG: 0.451		K			K					4	1	1	0	0	2	1									
Bret Boone, R OBP: 0.343, SLG: 0.488						F9	1B BB 1B		K	4	1	2	1	0	1	0									
Sean Casey, L OBP: 0.245, SLG: 0.170					L5				G4-3	4	1	1	1	0	1	1									
Brett Tomko, R OBP: 0.121, SLG: 0.094																									
Danny Graves, R																									
Chris Stynes, R OBP: 0.337, SLG: 0.372						F8			61 2B 1B	2	0	0	0	0	1	0									
										0	0	0	0	0	0	0									
										1	2	1	0	1	0	0									
Inning Stats	R: 0 E: 0 K: 1 S: 9	H: 0 LOB: 0 BB: 0 P: 12	R: 1 E: 0 K: 3 S: 17	H: 2 LOB: 1 BB: 0 P: 24	R: 0 E: 0 K: 2 S: 9	H: 0 LOB: 0 BB: 0 P: 14	R: 1 E: 0 K: 2 S: 9	H: 1 LOB: 0 BB: 0 P: 11	R: 0 E: 0 K: 0 S: 7	H: 0 LOB: 0 BB: 0 P: 11	R: 0 E: 0 K: 1 S: 8	H: 0 LOB: 1 BB: 1 P: 16	R: 4 E: 0 K: 0 S: 17	H: 4 LOB: 3 BB: 2 P: 40	R: 0 E: 0 K: 1 S: 5	H: 0 LOB: 0 BB: 0 P: 8	R: 2 E: 0 K: 1 S: 14	H: 3 LOB: 0 BB: 0 P: 17	1B: 7 2B: 2 3B: 0 HR: 1	SF: 0 SAC: 0 DP: 1 HBP: 1	WP: 0 PB: 0 SB: 0 CS: 0	PA: 40			
PITCHER	IP	WLS	BF	H	R	ER	SO	BB	IBB	HBP	BLK	WP	HR	S	P	ERA	WHIP								
Scott Elarton, R ERA: 5.68	6.1		25	5	4	4	9	1	0	0	0	0	1	64	97	5.68	0.947								
Mike Magnante, L ERA: 6.15	0.0		2	1	0	0	0	1	0	0	0	0	0	3	9	∞	∞								
Reggie Harris, R ERA: 4.5	0.0		1	0	0	0	0	1	0	0	0	0	0	1	5	∞	∞								
C.J. Nitkowski, L ERA: 3.29	1.2	W	7	1	2	2	1	0	0	1	0	0	0	13	25	10.80	0.600								
Billy Wagner, L ERA: 2.17	1.0	S	5	3	2	2	1	0	0	0	0	0	0	14	17	18.00	3.000								

Batter	1	2	3	4	5	6	7	8	9	AB	R	H	RBI	BB	SO	LOB	BOTTOM								
Bill Spiers, L OBP: 0.385, SLG: 0.422	F8		1B BB			G4-3				3	2	1	1	1	0	0	Cincinnati Reds @ Houston Astros Astrodome, Houston, TX Sat Jun 20 1998, 4:33 AM EDT Att: 24,301 - Dome - 72 F								
Brad Ausmus, R OBP: 0.342, SLG: 0.319	P3		1B 5 HR			1B BB			F8	4	1	1	0	1	0	4									
Derek Bell, R OBP: 0.366, SLG: 0.500	L5		5 HR			K			F9	5	1	2	1	0	1	2									
5 Jeff Bagwell, R OBP: 0.406, SLG: 0.505		F9	1B HR			F8			L5-4	4	2	1	3	1	0	2									
Carl Everett, S OBP: 0.425, SLG: 0.569		F9				1B 1B			G4-3	5	1	2	3	0	0	0									
Sean Berry, R OBP: 0.335, SLG: 0.402						1B 1B				5	0	2	0	0	1	1									
Billy Wagner, L						1B 1B			K	0	0	0	0	0	0	0									
J.R. Phillips, L OBP: 0.310, SLG: 0.257										2	0	1	1	1	0	0									
Moises Alou, R OBP: 0.401, SLG: 0.594										1	0	0	0	0	1	0									
Tim Bogar, R OBP: 0.236, SLG: 0.235										3	0	1	0	0	1	4									
Craig Biggio, R OBP: 0.402, SLG: 0.527										0	1	0	0	0	0	0									
Scott Elarton, R ERA: 5.68										2	0	0	0	0	1	0									
Mike Magnante, L ERA: 6.15										0	0	0	0	0	0	0									
Reggie Harris, R ERA: 4.5										0	0	0	0	0	0	0									
C.J. Nitkowski, L ERA: 3.29										0	0	0	0	0	0	0									
Ricky Gutierrez, R OBP: 0.391, SLG: 0.365										1	1	1	0	0	0	0									
Inning Stats	R: 0 E: 0 K: 0 S: 7	H: 1 LOB: 2 BB: 1 P: 13	R: 0 E: 0 K: 0 S: 15	H: 1 LOB: 1 BB: 1 P: 25	R: 4 E: 0 K: 1 S: 16	H: 3 LOB: 0 BB: 1 P: 23	R: 0 E: 0 K: 0 S: 9	H: 1 LOB: 2 BB: 0 P: 13	R: 1 E: 0 K: 2 S: 20	H: 3 LOB: 2 BB: 0 P: 28	R: 0 E: 0 K: 0 S: 11	H: 1 LOB: 1 BB: 1 P: 18	R: 0 E: 0 K: 2 S: 9	H: 0 LOB: 0 BB: 0 P: 14	R: 4 E: 0 K: 0 S: 15	H: 3 LOB: 1 BB: 1 P: 25	1B: 9 2B: 2 3B: 0 HR: 1	SF: 0 SAC: 1 DP: 0 HBP: 2	WP: 0 PB: 0 SB: 1 CS: 0	PA: 42					
PITCHER	IP	WLS	BF	H	R	ER	SO	BB	IBB	HBP	BLK	WP	HR	S	P	ERA	WHIP								
Brett Tomko, R ERA: 5.26	4.2		25	8	5	5	2	2	0	1	0	0	0	14	22	9.64	2.143								
Danny Graves, R ERA: 3.34	1.1		6	1	0	0	1	1	0	0	0	0	0	13	21	27.00	2.000								
Rick Krivda, L ERA: 4.18	1.0	L	6	2	3	3	2	0	0	1	0	0	0	7	14	0.00	0.000								
Scott Sullivan, R ERA: 5.43	0.2		3	0	0	0	0	0	1	0	0	0	0	4	4	27.00	3.000								
Jeff Shaw, R ERA: 2.01	0.1		2	1	1	1	0	0	0	0	0	0	0	4	4	27.00	3.000								




AB	36
R	8
H	10
RBI	8
BB	3
SO	11
LOB	12

AB	35
R	9
H	12
RBI	9
BB	4
SO	5
LOB	13

Batter	1	2	3	4	5	6	7	8	9	AB	R	H	RBI	BB	SO	LOB	TOP				
Pokey Reese, R (1, 5) OBP: 0.220, SLG: 0.204	F8		K		FC6-4		FC6-4		G4-3 WP	5	0	2	0	0	1	2					
61 Mike Frank, L (1, 8) OBP: 0.385, SLG: 0.364	G6-3		FC3-6		F9		FC6-4		G4-3	4	0	0	0	0	0	3					
Eduardo Perez, R (9, PH) OBP: 0.282, SLG: 0.267			FC6-4				FC6-4		G4-3	0	0	0	0	1	0	0					
Barry Larkin, R (1, 6) OBP: 0.358, SLG: 0.421	K		FC6-4			2B FC5-2	G6-3		G4-3	4	0	0	0	1	1	4					
Dmitri Young, S (1, 7) OBP: 0.361, SLG: 0.500		G5-3			FC4-6	FC5-2			K	4	1	2	0	1	1	2					
Bret Boone, R (1, 4) OBP: 0.342, SLG: 0.484		F9 BB			P3	SF8				4	0	1	0	0	0	5					
Sean Casey, L (1, 3) OBP: 0.246, SLG: 0.163					FC4-6					2	0	0	1	1	0	1					
Chris Stynes, R (1, 9) OBP: 0.336, SLG: 0.368		F9			FC6-4					3	0	0	0	1	0	3					
Brook Fordyce, R (1, 2) OBP: 0.268, SLG: 0.343		K								3	0	1	0	1	1	2					
Pete Harnisch, S (1, 1) OBP: 0.150, SLG: 0.128										3	0	1	0	0	2	4					
Danny Graves, R (6, 1)										0	0	0	0	0	0	0					
Reggie Sanders, R (9, PH) OBP: 0.319, SLG: 0.398			61 FC3-6		K	K			L5	1	0	0	0	0	0	0					
Inning Stats	R: 0 E: 0 K: 1 S: 9	H: 0 LOB: 0 BB: 0 P: 15	R: 0 E: 0 K: 1 S: 14	H: 1 LOB: 2 BB: 1 P: 25	R: 0 E: 0 K: 1 S: 11	H: 1 LOB: 1 BB: 0 P: 17	R: 0 E: 0 K: 0 S: 6	H: 1 LOB: 1 BB: 0 P: 6	R: 0 E: 0 K: 1 S: 15	H: 1 LOB: 3 BB: 3 P: 19	R: 0 E: 0 K: 0 S: 10	H: 1 LOB: 2 BB: 1 P: 16	R: 0 E: 0 K: 0 S: 9	H: 0 LOB: 0 BB: 0 P: 10	R: 0 E: 0 K: 1 S: 13	H: 1 LOB: 2 BB: 1 P: 25	1B: 6 2B: 1 3B: 0 HR: 0	SF: 1 SAC: 0 DP: 0 HBP: 0	WP: 2 PB: 1 SB: 0 CS: 0	PA: 40	
PITCHER	IP	WLS	BF	H	R	ER	SO	BB	IBB	HBP	BLK	WP	HR	S	P	ERA	WHIP				
Pete Schourek, L (1, 1) ERA: 4.26	6.0	W	27	5	1	1	5	4	0	0	0	1	0	75	120	1.50	1.500				
Trey Miller, L (7, 1) ERA: 3.34	2.1		11	2	0	0	0	2	0	0	0	1	0	25	39	0.00	1.714				
Mike Magnante, L (9, 1) ERA: 6.0	0.2	S	2	0	0	0	1	0	0	0	0	0	0	7	12	0.00	0.000				

Cincinnati Reds @ Houston Astros
Astrodome, Houston, TX
Sun Jun 21 1998, 4:33 AM EDT
Att: 42,281 - Dome - 72 F


AB	33
R	1
H	7
RBI	1
BB	6
SO	6
LOB	26



Batter	1	2	3	4	5	6	7	8	9	AB	R	H	RBI	BB	SO	LOB	BOTTOM				
Craig Biggio, R (1, 4) OBP: 0.301, SLG: 0.521	G6-3		5 1B HBP		F8	FC6-4				3	1	0	0	0	0	2					
Bill Spiers, L (1, 5) OBP: 0.388, SLG: 0.429	G6-3		5 1B		K				G3	4	0	2	0	0	1	0					
Derek Bell, R (1, 9) OBP: 0.364, SLG: 0.497	G6-3		L9		G6-3				5 FC5-4	4	0	1	0	0	0	3					
5 Jeff Bagwell, R (1, 3) OBP: 0.411, SLG: 0.507									BB 1B	3	1	2	1	1	0	1					
Moises Alou, R (1, 7) OBP: 0.399, SLG: 0.588	FC6-4		G1-3						L6	4	1	1	0	0	0	5					
Carl Everett, S (1, 8) OBP: 0.422, SLG: 0.560		F7			K				K	3	0	0	0	1	2	0					
Tony Eusebio, R (1, 2) OBP: 0.341, SLG: 0.315		G6-3			G6-3				G6-3	4	0	0	0	0	0	2					
Ricky Gutierrez, R (1, 6) OBP: 0.393, SLG: 0.372		G6-3							G6-3	4	0	2	1	0	0	0					
Pete Schourek, L (1, 1) OBP: 0.111, SLG: 0.111										2	0	0	0	0	1	1					
35 Dave Clark, L (6, PH) OBP: 0.232, SLG: 0.133										0	0	0	0	1	0	0					
Trey Miller, R (7, 1) OBP: 0.500, SLG: 1.000					K					0	0	0	0	0	0	0					
Mike Magnante, L (9, 1) OBP: 1.000, SLG: 1.000					F8					0	0	0	0	0	0	0					
Inning Stats	R: 0 E: 0 K: 0 S: 11	H: 1 LOB: 2 BB: 1 P: 18	R: 0 E: 0 K: 0 S: 13	H: 0 LOB: 0 BB: 0 P: 20	R: 1 E: 0 K: 1 S: 13	H: 2 LOB: 2 BB: 0 P: 20	R: 0 E: 0 K: 1 S: 9	H: 1 LOB: 1 BB: 0 P: 15	R: 0 E: 0 K: 0 S: 9	H: 0 LOB: 0 BB: 0 P: 13	R: 2 E: 0 K: 0 S: 15	H: 3 LOB: 2 BB: 2 P: 33	R: 0 E: 0 K: 0 S: 9	H: 1 LOB: 1 BB: 0 P: 14	R: 0 E: 0 K: 1 S: 10	H: 0 LOB: 0 BB: 0 P: 16	1B: 6 2B: 2 3B: 0 HR: 0	SF: 0 SAC: 0 DP: 1 HBP: 1	WP: 0 PB: 0 SB: 0 CS: 0	PA: 35	
PITCHER	IP	WLS	BF	H	R	ER	SO	BB	IBB	HBP	BLK	WP	HR	S	P	ERA	WHIP				
Pete Harnisch, R (1, 1) ERA: 2.89	5.2	L	27	7	3	3	3	3	0	1	0	0	0	68	116	4.76	1.765				
Danny Graves, R (6, 1) ERA: 3.09	2.1		8	1	0	0	1	0	0	0	0	0	0	21	33	0.00	0.429				

Cincinnati Reds @ Houston Astros
Astrodome, Houston, TX
Sun Jun 21 1998, 4:33 AM EDT
Att: 42,281 - Dome - 72 F

AB	31
R	3
H	8
RBI	2
BB	3
SO	4
LOB	14



Batter	1	2	3	4	5	6	7	8	9	AB	R	H	RBI	BB	SO	LOB	TOP				
Otis Nixon, S <small>OBP: 0.327, SLG: 0.294</small> (1, 8)	G6-3		2B	G5-3			FC4-6		S G3 2B BB	4	2	2	0	1	0	1	Minnesota Twins @ Houston Astros Astrodome, Houston, TX Mon Jun 22 1998, 8:05 PM EDT Att: 23,168 - Dome - 72 F				
Brent Gates, S <small>OBP: 0.299, SLG: 0.290</small> (1, 5)	F7		K		G5-3		FC4-6		G3	5	0	0	0	0	1	4					
Matt Lawton, L <small>OBP: 0.366, SLG: 0.428</small> (1, 9)	G3-1		1-H 2B		G3		FC4-6			5	0	2	2	0	0	2					
Marty Cordova, R <small>OBP: 0.362, SLG: 0.435</small> (1, 7)		F8	K		F8			FC4-6 1B	P3	5	0	1	0	0	1	2					
Orlando Merced, S <small>OBP: 0.341, SLG: 0.439</small> (1, 3)	K			1B 2B		L5		FC4-6 G6-3 S		4	1	1	0	0	1	1					
Terry Steinbach, R <small>OBP: 0.340, SLG: 0.408</small> (1, 2)		HR		G6-3		K		G6-3		4	1	1	1	0	1	2					
Todd Walker, L <small>OBP: 0.394, SLG: 0.540</small> (1, 4)		2B		L7		G3-1			BB	3	0	1	0	1	0	1					
Denny Hocking, S <small>OBP: 0.250, SLG: 0.184</small> (1, 6)	K			1B 1B		G4-3		F7		4	1	1	1	0	1	3					
Eric Milton, L <small>OBP: 0.500, SLG: 0.500</small> (1, 1)			K				K FC4-6 1B		K	3	0	1	1	0	2	0					
Mike Trombley, R (7, 1)										0	0	0	0	0	0	0					
Scott Stahoviak, L (9, PH)										1	0	0	0	0	1	0					
Rick Aguilera, R (9, 1)										0	0	0	0	0	0	0					
Inning Stats	R: 0 E: 0 K: 0 S: 11	H: 0 LOB: 0 BB: 0 P: 18	R: 1 E: 0 K: 2 S: 13	H: 2 LOB: 1 BB: 0 P: 16	R: 1 E: 0 K: 3 S: 16	H: 2 LOB: 1 BB: 0 P: 20	R: 2 E: 0 K: 0 S: 13	H: 3 LOB: 1 BB: 0 P: 19	R: 0 E: 0 K: 1 S: 5	H: 0 LOB: 0 BB: 0 P: 9	R: 0 E: 0 K: 1 S: 5	H: 1 LOB: 2 BB: 0 P: 10	R: 0 E: 0 K: 0 S: 8	H: 1 LOB: 2 BB: 1 P: 17	R: 1 E: 0 K: 1 S: 18	H: 1 LOB: 1 BB: 1 P: 28	1B: 5 2B: 4 3B: 0 HR: 1	SF: 0 SAC: 0 DP: 0 HBP: 0	WP: 1 PB: 0 SB: 2 CS: 0	PA: 40	
PITCHER	IP WLS BF H R ER SO BB IBB HBP BLK WP HR S P ERA WHIP	7.0 L 30 8 4 4 7 0 0 0 0 1 1 74 105 5.14 1.143	1.0 5 1 0 0 0 1 0 0 0 0 0 8 17 0.00 2.000	1.0 5 1 1 1 1 1 0 0 0 0 0 18 28 9.00 2.000																	

AB	38
R	5
H	10
RBI	5
BB	2
SO	8
LOB	16



Batter	1	2	3	4	5	6	7	8	9	AB	R	H	RBI	BB	SO	LOB	BOTTOM					
Craig Biggio, R <small>OBP: 0.399, SLG: 0.516</small> (1, 4)	G6-3		P6			G5-3		G6-3 HBP		3	0	0	0	0	0	1	Minnesota Twins @ Houston Astros Astrodome, Houston, TX Mon Jun 22 1998, 8:05 PM EDT Att: 23,168 - Dome - 72 F					
Ricky Gutierrez, R <small>OBP: 0.387, SLG: 0.365</small> (1, 6)	F9			G4-3		G6-3		F9		4	0	0	0	0	0	1						
Derek Bell, R <small>OBP: 0.363, SLG: 0.493</small> (1, 9)	K			1B		F9		G6-3		4	0	1	0	0	1	1						
5 Jeff Bagwell, R <small>OBP: 0.409, SLG: 0.502</small> (1, 3)		G5-3		F9		G5-3			G4-3 S 1B	4	0	1	0	0	0	1						
Moises Alou, R <small>OBP: 0.393, SLG: 0.580</small> (1, 7)	F9			F9		F9			F8	4	0	0	0	0	0	2						
Carl Everett, S <small>OBP: 0.419, SLG: 0.551</small> (1, 8)	F7				F9		BB HR BB		G4-3	3	1	0	0	1	0	1						
Sean Berry, R <small>OBP: 0.335, SLG: 0.396</small> (1, 5)			K		K		HR BB		G4-3	2	1	0	0	1	2	0						
Bill Spiers, L <small>OBP: 0.386, SLG: 0.427</small> (9, PH)										1	0	0	0	0	0	1						
Brad Ausmus, R <small>OBP: 0.347, SLG: 0.337</small> (1, 2)			K				HR BB			2	1	1	3	1	1	0						
Jose Lima, R <small>OBP: 0.154, SLG: 0.108</small> (1, 1)					G5-3		HR			2	0	1	0	0	0	1						
J.R. Phillips, L <small>OBP: 0.302, SLG: 0.250</small> (7, PH)										1	0	0	0	0	1	0						
Doug Henry, R (8, 1)										0	0	0	0	0	0	0						
Reggie Harris, R (9, 1)										0	0	0	0	0	0	0						
Inning Stats	R: 0 E: 0 K: 1 S: 11	H: 0 LOB: 0 BB: 0 P: 15	R: 0 E: 0 K: 0 S: 6	H: 0 LOB: 0 BB: 0 P: 9	R: 0 E: 0 K: 2 S: 18	H: 1 LOB: 1 BB: 0 P: 25	R: 0 E: 0 K: 0 S: 8	H: 1 LOB: 1 BB: 0 P: 13	R: 0 E: 0 K: 1 S: 6	H: 0 LOB: 0 BB: 1 P: 13	R: 0 E: 0 K: 0 S: 7	H: 0 LOB: 0 BB: 0 P: 10	R: 3 E: 0 K: 1 S: 9	H: 1 LOB: 2 BB: 2 P: 19	R: 0 E: 0 K: 0 S: 5	H: 0 LOB: 0 BB: 0 P: 7	R: 0 E: 0 K: 0 S: 8	H: 1 LOB: 1 BB: 0 P: 14	1B: 3 2B: 0 3B: 0 HR: 1	SF: 0 SAC: 0 DP: 1 HBP: 1	WP: 0 PB: 0 SB: 1 CS: 0	PA: 34
PITCHER	IP WLS BF H R ER SO BB IBB HBP BLK WP HR S P ERA WHIP	6.2 W 24 2 1 1 4 2 0 0 0 0 1 10 17 13.50 1.500	1.1 6 1 2 2 1 1 0 1 0 0 0 1 10 17 13.50 1.500	1.0 S 4 1 0 0 0 0 0 0 0 0 0 8 14 0.00 1.000																		

AB	30
R	3
H	4
RBI	3
BB	3
SO	5
LOB	9



Batter	1	2	3	4	5	6	7	8	9	AB	R	H	RBI	BB	SO	LOB	TOP			
Otis Nixon, S (1, 8) <small>OBP: 0.327, SLG: 0.295</small> Scott Stahoviak, L (6, 9)										3	0	1	0	0	0	0				
Matt Lawton, L (1, 9) <small>OBP: 0.365, SLG: 0.429</small>										4	0	1	0	0	3	1				
Marty Cordova, R (1, 7) <small>OBP: 0.366, SLG: 0.443</small> Alex Ochoa, R (6, 7) <small>OBP: 0.279, SLG: 0.358</small>										3	0	2	0	0	0	1				
Orlando Merced, S (1, 3) <small>OBP: 0.333, SLG: 0.428</small>										4	0	0	0	0	1	4				
Ron Coomer, R (1, 5) <small>OBP: 0.293, SLG: 0.439</small>										3	0	0	0	1	0	1				
Todd Walker, L (1, 4) <small>OBP: 0.388, SLG: 0.530</small>										4	0	0	0	0	2	2				
Pat Meares, R (1, 6) <small>OBP: 0.291, SLG: 0.373</small> Dan Naulty, R (7, 1)										3	0	0	0	0	0	0				
Javier Valentin, S (1, 2) <small>OBP: 0.253, SLG: 0.326</small>										3	0	1	0	0	0	0				
Bob Tewksbury, R (1, 1) Dan Serafini, S (2, 1) Brent Gates, S (5, PH) <small>OBP: 0.297, SLG: 0.288</small> Eddie Guardado, R (5, 1) Denny Hocking, S (7, 6) <small>OBP: 0.247, SLG: 0.182</small>										0	0	0	0	0	0	0				
Inning Stats	R: 0 E: 0 K: 1 S: 10	H: 1 LOB: 1 BB: 0 P: 17	R: 0 E: 0 K: 1 S: 11	H: 0 LOB: 0 BB: 0 P: 16	R: 0 E: 0 K: 1 S: 7	H: 0 LOB: 0 BB: 0 P: 8	R: 0 E: 0 K: 2 S: 11	H: 1 LOB: 1 BB: 0 P: 15	R: 0 E: 0 K: 0 S: 9	H: 1 LOB: 1 BB: 0 P: 11	R: 0 E: 0 K: 1 S: 12	H: 0 LOB: 0 BB: 0 P: 10	R: 0 E: 0 K: 1 S: 9	H: 0 LOB: 0 BB: 1 P: 13	R: 0 E: 0 K: 1 S: 13	H: 1 LOB: 2 BB: 1 P: 22	1B: 3 2B: 2 3B: 0 HR: 0	SF: 0 SAC: 0 DP: 0 HBP: 0	WP: 0 PB: 0 SB: 0 CS: 0	PA: 33
PITCHER	IP WLS BF H R ER SO BB IBB HBP BLK WP HR S P ERA WHIP																			
Shane Reynolds, R (1, 1) <small>ERA: 3.42</small> C.J. Nitkowski, L (8, 1) <small>ERA: 3.14</small>	7.0 W 25 4 0 0 6 0 0 0 0 0 0 0 68 97 0.00 0.571																			

Minnesota Twins @ Houston Astros
Astrodome, Houston, TX
Tue Jun 23 1998, 4:33 AM EDT
Att: 27,157 - Dome - 72 F

AB 32
R 0
H 5
RBI 0
BB 1
SO 8
LOB 11



Batter	1	2	3	4	5	6	7	8	9	AB	R	H	RBI	BB	SO	LOB	BOTTOM			
Craig Biggio, R (1, 4) <small>OBP: 0.304, SLG: 0.524</small> Sean Berry, R (5, 5) <small>OBP: 0.338, SLG: 0.393</small>										3	2	3	2	0	0	0				
Bill Spiers, L (1, 5) <small>OBP: 0.391, SLG: 0.429</small>										4	0	2	1	1	1	1				
Derek Bell, R (1, 9) <small>OBP: 0.360, SLG: 0.488</small>										5	1	1	0	0	0	6				
5 Jeff Bagwell, R (1, 3) <small>OBP: 0.414, SLG: 0.509</small> J.R. Phillips, L (7, 3) <small>OBP: 0.302, SLG: 0.250</small>										3	2	2	3	1	0	0				
35 Dave Clark, L (1, 7) <small>OBP: 0.233, SLG: 0.127</small>										3	1	0	0	1	0	3				
Carl Everett, S (1, 8) <small>OBP: 0.425, SLG: 0.560</small>									4	1	3	2	0	0	0					
Tony Eusebio, R (1, 2) <small>OBP: 0.337, SLG: 0.312</small>									4	1	1	0	0	0	2					
Tim Bogar, R (1, 6) <small>OBP: 0.226, SLG: 0.224</small>									4	0	0	0	0	2	2					
Shane Reynolds, R (1, 1) <small>OBP: 0.140, SLG: 0.186</small> C.J. Nitkowski, L (8, 1)										3	1	1	0	0	2	2				
Inning Stats	R: 3 E: 0 K: 0 S: 15	H: 4 LOB: 1 BB: 0 P: 27	R: 2 E: 0 K: 0 S: 15	H: 4 LOB: 2 BB: 0 P: 22	R: 2 E: 0 K: 2 S: 21	H: 3 LOB: 2 BB: 1 P: 36	R: 2 E: 0 K: 0 S: 9	H: 1 LOB: 0 BB: 2 P: 20	R: 0 E: 0 K: 3 S: 10	H: 0 LOB: 0 BB: 0 P: 18	R: 0 E: 0 K: 0 S: 8	H: 0 LOB: 0 BB: 0 P: 14	R: 0 E: 0 K: 1 S: 9	H: 0 LOB: 0 BB: 0 P: 13	R: 0 E: 0 K: 1 S: 12	H: 1 LOB: 1 BB: 1 P: 17	1B: 10 2B: 3 3B: 0 HR: 0	SF: 0 SAC: 0 DP: 2 HBP: 0	WP: 0 PB: 0 SB: 2 CS: 0	PA: 39
PITCHER	IP WLS BF H R ER SO BB IBB HBP BLK WP HR S P ERA WHIP																			
Bob Tewksbury, R (1, 1) <small>ERA: 4.72</small> Dan Serafini, L (2, 1) <small>ERA: 5.93</small> Eddie Guardado, L (5, 1) <small>ERA: 2.51</small> Dan Naulty, R (7, 1) <small>ERA: 4.26</small>	1.2 L 13 4 4 4 2 3 0 0 0 0 0 0 33 60 15.43 3.000																			

Minnesota Twins @ Houston Astros
Astrodome, Houston, TX
Tue Jun 23 1998, 4:33 AM EDT
Att: 27,157 - Dome - 72 F

AB 35
R 9
H 13
RBI 8
BB 4
SO 7
LOB 16



Batter	1	2	3	4	5	6	7	8	9	AB	R	H	RBI	BB	SO	LOB	TOP					
Craig Biggio, R OBP: 0.302, SLG: 0.520										4	0	1	0	0	1	1	Houston Astros @ Colorado Rockies Coors Field, Denver, CO Wed Jun 24 1998, 7:05 PM MDT Att: 48,150 - Unknown - 85 F					
Bill Spillers, L OBP: 0.393, SLG: 0.427										3	2	1	0	1	1	1						
Derek Bell, R OBP: 0.362, SLG: 0.487										3	2	1	1	1	0	0						
5 Jeff Bagwell, R OBP: 0.415, SLG: 0.535										4	2	2	5	0	2	0						
Moises Alou, R OBP: 0.388, SLG: 0.571										4	0	0	0	0	0	0						
Carl Everett, S OBP: 0.417, SLG: 0.549										4	0	0	0	0	0	0						
Ricky Gutierrez, R OBP: 0.390, SLG: 0.363										1	0	0	0	2	1	0						
Reggie Harris, R OBP: 1.000, SLG: 1.000										0	0	0	0	0	0	0						
35 Dave Clark, L OBP: 0.243, SLG: 0.141										0	0	0	0	0	0	0						
Brad Ausmus, R OBP: 0.341, SLG: 0.330										4	0	0	0	0	1	3						
Sean Bergman, R OBP: 0.067, SLG: 0.067										1	0	0	0	0	0	0						
Trevor Miller, R OBP: 0.500, SLG: 1.000										0	0	0	0	0	0	0						
Tim Bogar, R OBP: 0.223, SLG: 0.221										1	0	0	0	0	1	0						
Inning Stats	R: 3 E: 0 K: 1 S: 11	H: 2 LOB: 0 BB: 1 P: 21	R: 0 E: 0 K: 1 S: 11	H: 0 LOB: 1 BB: 1 P: 16	R: 3 E: 0 K: 0 S: 13	H: 2 LOB: 1 BB: 2 P: 30	R: 0 E: 0 K: 1 S: 10	H: 0 LOB: 0 BB: 0 P: 13	R: 0 E: 0 K: 1 S: 8	H: 0 LOB: 0 BB: 0 P: 11	R: 0 E: 0 K: 1 S: 9	H: 0 LOB: 0 BB: 0 P: 14	R: 0 E: 0 K: 1 S: 7	H: 1 LOB: 0 BB: 0 P: 9	R: 0 E: 0 K: 1 S: 7	H: 0 LOB: 0 BB: 0 P: 12	R: 0 E: 0 K: 0 S: 3	H: 1 LOB: 0 BB: 0 P: 6	1B: 4 2B: 0 3B: 0 HR: 2	SF: 0 SAC: 1 DP: 2 HBP: 0	WP: 1 PB: 0 SB: 0 CS: 0	PA: 35
PITCHER	IP WLS BF H R ER SO BB IBB HBP BLK WP HR S P ERA WHIP																					
Pedro Astacio, R ERA: 6.15	(1, 1) 8.0 W 32 5 6 6 7 4 0 0 0 0 1 2 76 126 6.75 1.125																					
Dave Veres, R ERA: 3.69	(9, 1) 1.0 S 3 1 0 0 0 0 0 0 0 0 0 0 3 6 0.00 1.000																					

Batter	1	2	3	4	5	6	7	8	9	AB	R	H	RBI	BB	SO	LOB	BOTTOM			
Neftali Feliz, S OBP: 0.323, SLG: 0.380										5	0	2	0	0	0	3	Houston Astros @ Colorado Rockies Coors Field, Denver, CO Wed Jun 24 1998, 7:05 PM MDT Att: 48,150 - Unknown - 85 F			
Jeff Barry, S OBP: 0.357, SLG: 0.364										4	0	0	1	1	0	1				
Dante Bichette, R OBP: 0.346, SLG: 0.492										5	2	3	1	0	0	1				
1 Curtis Goodwin, L OBP: 0.327, SLG: 0.309										0	0	0	0	0	0	0				
Vinny Castilla, R OBP: 0.349, SLG: 0.565										5	2	2	1	0	0	2				
Ellis Burks, R OBP: 0.354, SLG: 0.521										3	1	1	1	1	0	0				
17 Todd Helton, L OBP: 0.348, SLG: 0.463										4	2	3	3	0	0	0				
3 Mike Lansing, R OBP: 0.296, SLG: 0.339										3	0	1	0	0	0	2				
Kirt Manwaring, R OBP: 0.353, SLG: 0.325										3	0	1	1	0	1	2				
Pedro Astacio, R OBP: 0.206, SLG: 0.188										4	1	1	0	0	0	2				
Dave Veres, R OBP: 0.500, SLG: 0.500										0	0	0	0	0	0	0				
Inning Stats	R: 0 E: 0 K: 0 S: 3	H: 0 LOB: 0 BB: 0 P: 5	R: 0 E: 0 K: 0 S: 9	H: 2 LOB: 0 BB: 0 P: 14	R: 5 E: 1 K: 0 S: 10	H: 3 LOB: 0 BB: 1 P: 22	R: 0 E: 0 K: 1 S: 7	H: 1 LOB: 0 BB: 0 P: 9	R: 2 E: 0 K: 0 S: 16	H: 3 LOB: 2 BB: 0 P: 22	R: 0 E: 0 K: 0 S: 12	H: 1 LOB: 1 BB: 1 P: 19	R: 1 E: 0 K: 0 S: 6	H: 3 LOB: 2 BB: 0 P: 10	R: 0 E: 0 K: 0 S: 5	H: 1 LOB: 1 BB: 0 P: 7	1B: 9 2B: 2 3B: 1 HR: 2	SF: 1 SAC: 0 DP: 1 HBP: 1	WP: 0 PB: 0 SB: 0 CS: 1	PA: 40
PITCHER	IP WLS BF H R ER SO BB IBB HBP BLK WP HR S P ERA WHIP																			
Sean Bergman, R ERA: 2.98	(1, 1) 4.2 L 26 9 7 2 1 0 1 0 0 0 0 0 8 14 0.00 3.000																			
Trevor Miller, L ERA: 3.25	(5, 1) 0.2 3 1 0 0 0 1 0 0 0 0 0 0 8 14 0.00 3.000																			
Reggie Harris, R ERA: 6.23	(6, 1) 1.1 7 3 1 1 0 0 0 0 0 0 0 0 11 16 6.75 2.250																			
Mike Magnante, L ERA: 5.72	(7, 1) 1.1 4 1 0 0 0 0 0 0 0 0 0 0 6 8 0.00 0.750																			

Batter	1	2	3	4	5	6	7	8	9	10	11	12	AB	R	H	RBI	BB	SO	LOB	TOP			
Craig Biggio, R OBP: 0.407, SLG: 0.533 (1.4)	G1-3		HR		FC4-6 1B	1B			HR 1B		F9		6	2	4	2	0	0	0				
Bill Spiers, L OBP: 0.388, SLG: 0.421 (1.5)	G3-1				FC4-6 HBP 1B	F7			F7		BB BB		5	1	1	0	0	0	3				
Brad Ausmus, R OBP: 0.343, SLG: 0.330 (11, PH)			1B										0	0	0	0	0	0	0				
Mike Magnante, L OBP: 1.000, SLG: 1.000 (11.1)			1B										0	0	0	0	1	0	0				
Derek Bell, R OBP: 0.367, SLG: 0.498 (1.9)	G5-3		1B		HBP 5 HBP 1B		G3		HR		BB		5	1	3	2	1	0	0				
5 Jeff Bagwell, R OBP: 0.410, SLG: 0.524 (1.3)		F8	L7		HBP 1B		G5-3		P3		L8		5	0	0	0	0	0	4				
Moises Alou, R OBP: 0.384, SLG: 0.560 (1.7)	L9		L5		HBP HBP		G4-3		L9			P9	5	0	0	1	0	0	2				
Carl Everett, S OBP: 0.415, SLG: 0.547 (1.8)	2B			E7 F8 1B	P6			G1-4-3		G3		G4-1	6	0	2	0	0	0	3				
Tony Eusebio, R OBP: 0.326, SLG: 0.301 (1.2)	F9			F9	G3-1			K		G3-1			6	0	1	0	0	1	5				
Tim Lincecum, R OBP: 0.227, SLG: 0.225 (8, PH)				F8		G1-3				G3-1		F9	3	1	1	0	0	0	1				
35 Dave Clark, L OBP: 0.253, SLG: 0.154 (8, PH)				SH3-4 HR 1B					FC6-4 1B				1	0	1	0	0	0	0				
Ricky Gutierrez, R OBP: 0.387, SLG: 0.360 (8.0)													2	0	0	0	0	0	1				
Scott Elarton, R (1.1)				SH3-4		G6-3			FC6-4				2	0	0	0	0	1	1				
Bob Scanlan, R (7.1)													0	0	0	0	0	0	0				
J.R. Phillips, L OBP: 0.205, SLG: 0.243 (8, PH)													1	0	0	0	0	0	1				
Doug Henry, R (8.1)													0	0	0	0	0	0	0				
Sean Berry, R OBP: 0.335, SLG: 0.390 (9.5)													1	0	0	0	0	0	0				
Inning Stats	R: 0 E: 0 K: 8 S: 8	H: 0 LOB: 0 BB: 0 P: 12	R: 0 E: 0 K: 6 S: 6	H: 1 LOB: 1 BB: 0 P: 8	R: 2 E: 0 K: 0 S: 13	H: 4 LOB: 2 BB: 0 P: 19	R: 0 E: 1 K: 1 S: 11	H: 1 LOB: 1 BB: 0 P: 10	R: 0 E: 0 K: 7 S: 4	H: 0 LOB: 0 BB: 0 P: 7	R: 0 E: 0 K: 11 S: 9	H: 1 LOB: 1 BB: 0 P: 15	R: 2 E: 0 K: 0 S: 11	H: 2 LOB: 0 BB: 0 P: 19	R: 0 E: 0 K: 4 S: 4	H: 0 LOB: 0 BB: 0 P: 7	R: 0 E: 0 K: 0 S: 8	H: 0 LOB: 2 BB: 2 P: 22	R: 0 E: 0 K: 0 S: 8	H: 1 LOB: 1 BB: 0 P: 18	1B: 10 2B: 1 3B: 0 HR: 2	SF: 0 SAC: 1 DP: 0 HBP: 2	WP: 0 PA: 53 PB: 0 SB: 0 CS: 0
PITCHER	IP WLS BF H R ER SO BB IBB HBP BLK WP HR S P ERA WHIP	IP WLS BF H R ER SO BB IBB HBP BLK WP HR S P ERA WHIP	IP WLS BF H R ER SO BB IBB HBP BLK WP HR S P ERA WHIP	IP WLS BF H R ER SO BB IBB HBP BLK WP HR S P ERA WHIP	IP WLS BF H R ER SO BB IBB HBP BLK WP HR S P ERA WHIP	IP WLS BF H R ER SO BB IBB HBP BLK WP HR S P ERA WHIP	IP WLS BF H R ER SO BB IBB HBP BLK WP HR S P ERA WHIP	IP WLS BF H R ER SO BB IBB HBP BLK WP HR S P ERA WHIP	IP WLS BF H R ER SO BB IBB HBP BLK WP HR S P ERA WHIP	IP WLS BF H R ER SO BB IBB HBP BLK WP HR S P ERA WHIP	IP WLS BF H R ER SO BB IBB HBP BLK WP HR S P ERA WHIP	IP WLS BF H R ER SO BB IBB HBP BLK WP HR S P ERA WHIP	IP WLS BF H R ER SO BB IBB HBP BLK WP HR S P ERA WHIP	IP WLS BF H R ER SO BB IBB HBP BLK WP HR S P ERA WHIP	IP WLS BF H R ER SO BB IBB HBP BLK WP HR S P ERA WHIP	IP WLS BF H R ER SO BB IBB HBP BLK WP HR S P ERA WHIP	IP WLS BF H R ER SO BB IBB HBP BLK WP HR S P ERA WHIP	IP WLS BF H R ER SO BB IBB HBP BLK WP HR S P ERA WHIP	IP WLS BF H R ER SO BB IBB HBP BLK WP HR S P ERA WHIP	IP WLS BF H R ER SO BB IBB HBP BLK WP HR S P ERA WHIP	IP WLS BF H R ER SO BB IBB HBP BLK WP HR S P ERA WHIP	IP WLS BF H R ER SO BB IBB HBP BLK WP HR S P ERA WHIP	
Mike Sappe, R ERA: 4.5 (1.1)	1.0	3	0	0	0	0	0	4	7	0.00	0.000												
Mike DeJean, R ERA: 2.13 (7.1)	1.0	4	1	0	0	1	0	0	11	15	0.00	1.000											
Jerry Dipoto, R ERA: 3.74 (8.1)	2.0	8	2	2	2	0	0	1	15	26	9.00	1.000											
Dave Veres, R ERA: 3.95 (9.1)	2.0	W	9	1	0	0	0	2	0	0	0	0	0	0	0	0	0	0	0				
Curt Leskanic, R ERA: 4.74 (11.1)																							

Houston Astros @ Colorado Rockies
Coors Field, Denver, CO
Thu Jun 25 1998, 3:33 AM MDT
Att. 48,046 - Sunny - 87 F

AB 48
R 5
H 13
RBI 5
BB 2
SO 2
LOB 21



Batter	1	2	3	4	5	6	7	8	9	10	11	12	AB	R	H	RBI	BB	SO	LOB	BOTTOM			
Nelfi Perez, S OBP: 0.320, SLG: 0.376 (1.6)	G4-3		2B 1B	FC9-6 1B		K		FC6-4			K		6	1	1	0	0	2	3				
Jeff Barry, S OBP: 0.300, SLG: 0.294 (8.9)	G4-3		K	G3-1		P4			SH1-4 1B		G6-3		6	0	1	0	0	1	3				
Dante Bichette, R OBP: 0.351, SLG: 0.502 (7, PR)			2B			P6		G6-3 WP 1B			G6-3		4	0	3	1	0	0	0				
1 Curtis Goodwin, L OBP: 0.324, SLG: 0.306 (8.8)			2B										1	0	0	0	0	0	0				
Vinny Castilla, R OBP: 0.349, SLG: 0.560 (1.5)	K		G6-3			F8		G6-3					5	1	1	0	1	1	3				
Elis Burks, R OBP: 0.349, SLG: 0.513 (1.7)				K		G5-3		G3			F7		4	0	0	0	0	2	3				
7 Kurt Abbott, R OBP: 0.360, SLG: 0.362 (9.7)			K										2	0	1	1	0	0	2				
17 Todd Helton, L OBP: 0.348, SLG: 0.455 (1.3)	G6-3			G4-3		HR BB		G4-3			F7		4	1	0	0	1	0	4				
3 Mike Lansing, R OBP: 0.301, SLG: 0.347 (1.4)			1B			HR 2B					F9		5	2	3	0	0	0	0				
Kirt Manwaring, R OBP: 0.354, SLG: 0.333 (1.2)			1B	FC9-6 2B		K					F7		5	0	2	1	0	2	2				
Mike Sappe, R ERA: 4.57 (1.1)	1.0	5	2	1	1	1	0	0	0	0	0	0	1	0	0	0	0	0	0				
John Vander Wal, L OBP: 0.320, SLG: 0.334 (1.1)													1	1	1	3	0	0	0				
Mike DeJean, R (1.1)													0	0	0	0	0	0	0				
Jerry Dipoto, R (8, PH)													0	0	0	0	0	0	0				
Greg Colburn, R OBP: 0.292, SLG: 0.308 (8, PH)													0	0	0	0	0	0	0				
Dave Veres, R OBP: 0.324, SLG: 0.306 (10, PH)													0	0	0	0	0	0	0				
John Vander Wal, L OBP: 0.320, SLG: 0.334 (11.1)													0	0	0	0	0	0	0				
Curt Leskanic, R ERA: 5.33 (11.1)																							
Inning Stats	R: 0 E: 0 K: 1 S: 13	H: 1 LOB: 1 BB: 0 P: 20	R: 0 E: 0 K: 1 S: 9	H: 2 LOB: 2 BB: 0 P: 14	R: 1 E: 0 K: 2 S: 12	H: 2 LOB: 1 BB: 0 P: 18	R: 1 E: 0 K: 0 S: 14	H: 2 LOB: 2 BB: 1 P: 24	R: 0 E: 0 K: 0 S: 8	H: 1 LOB: 0 BB: 0 P: 12	R: 0 E: 0 K: 0 S: 9	H: 1 LOB: 1 BB: 0 P: 12	R: 0 E: 0 K: 0 S: 12	H: 1 LOB: 2 BB: 1 P: 15	R: 0 E: 0 K: 2 S: 8	H: 0 LOB: 0 BB: 0 P: 11	R: 0 E: 0 K: 1 S: 9	H: 0 LOB: 0 BB: 0 P: 12	R: 1 E: 0 K: 0 S: 4	H: 2 LOB: 1 BB: 0 P: 6	1B: 8 2B: 5 3B: 0 HR: 1	SF: 0 SAC: 1 DP: 0 HBP: 0	WP: 1 PA: 50 PB: 0 SB: 0 CS: 0
PITCHER	IP WLS BF H R ER SO BB IBB HBP BLK WP HR S P ERA WHIP	IP WLS BF H R ER SO BB IBB HBP BLK WP HR S P ERA WHIP	IP WLS BF H R ER SO BB IBB HBP BLK WP HR S P ERA WHIP	IP WLS BF H R ER SO BB IBB HBP BLK WP HR S P ERA WHIP	IP WLS BF H R ER SO BB IBB HBP BLK WP HR S P ERA WHIP	IP WLS BF H R ER SO BB IBB HBP BLK WP HR S P ERA WHIP	IP WLS BF H R ER SO BB IBB HBP BLK WP HR S P ERA WHIP	IP WLS BF H R ER SO BB IBB HBP BLK WP HR S P ERA WHIP	IP WLS BF H R ER SO BB IBB HBP BLK WP HR S P ERA WHIP	IP WLS BF H R ER SO BB IBB HBP BLK WP HR S P ERA WHIP	IP WLS BF H R ER SO BB IBB HBP BLK WP HR S P ERA WHIP	IP WLS BF H R ER SO BB IBB HBP BLK WP HR S P ERA WHIP	IP WLS BF H R ER SO BB IBB HBP BLK WP HR S P ERA WHIP	IP WLS BF H R ER SO BB IBB HBP BLK WP HR S P ERA WHIP	IP WLS BF H R ER SO BB IBB HBP BLK WP HR S P ERA WHIP	IP WLS BF H R ER SO BB IBB HBP BLK WP HR S P ERA WHIP	IP WLS BF H R ER SO BB IBB HBP BLK WP HR S P ERA WHIP	IP WLS BF H R ER SO BB IBB HBP BLK WP HR S P ERA WHIP	IP WLS BF H R ER SO BB IBB HBP BLK WP HR S P ERA WHIP	IP WLS BF H R ER SO BB IBB HBP BLK WP HR S P ERA WHIP	IP WLS BF H R ER SO BB IBB HBP BLK WP HR S P ERA WHIP	IP WLS BF H R ER SO BB IBB HBP BLK WP HR S P ERA WHIP	IP WLS BF H R ER SO BB IBB HBP BLK WP HR S P ERA WHIP
Scott Elarton, R ERA: 5.57 (1.1)	6.0	29	9	5	5	6	2	0	0	0	0	0	7.50	1.833									
Bob Scanlan, R ERA: 3.28 (7.1)	1.0	4	1	0	0	0	0	0	1	0	8	13	0.00	1.000									
Doug Henry, R ERA: 3.28 (8.1)	1.2	8	2	0	0	0	0	1	0	15	21	0.00	1.200										
Billy Wagner, L ERA: 2.08 (9.1)	1.1	4	0	0	0	2	0	0	0	14	17	0.00	0.000										
Mike Magnante, L ERA: 5.33 (11.1)	1.0	L	5	2	1	1	1	0	0	0	13	17	9.00	2.000									

Batter	1	2	3	4	5	6	7	8	9	AB	R	H	RBI	BB	SO	LOB	TOP				
Craig Biggio, R OBP: 0.305, SLG: 0.529 (1, 4)	G1-3		G4-6-3 1B		G4-3			G5-3		4	0	1	1	0	0	0	Houston Astros @ Cleveland Indians Jacobs Field, Cleveland, OH Fri Jun 26 1998, 7:05 PM EDT Att: 43,222 - Unknown - 86 F				
Bill Spiers, L OBP: 0.388, SLG: 0.420 Sean Berry, R OBP: 0.333, SLG: 0.387 (9, PH)	K		G4-6-3 1-2 3-H 1-3			G5-4-3 1B		E7	3	0	1	0	0	0	1	1					
Derek Bell, R OBP: 0.363, SLG: 0.492 (1, 9)	G4-3		K			G5-4-3 1-2		G6-3	4	0	0	0	0	0	1	2					
5 Jeff Bagwell, R OBP: 0.408, SLG: 0.523 (1, 3)		G6-3 2B			G6-3			F8	4	0	1	0	0	0	0	1					
Moises Alou, R OBP: 0.382, SLG: 0.556 (1, 7)	G6-3							L9	4	0	1	0	0	0	1	2					
Carl Everett, S OBP: 0.409, SLG: 0.539 (1, 8)	K				K			K	3	0	0	0	0	0	3	2					
35 Dave Clark, L OBP: 0.244, SLG: 0.147 (1, 10)								K	3	0	0	0	0	0	1	2					
Ricky Gutierrez, R OBP: 0.386, SLG: 0.356 (1, 6)			1B BB					K	2	1	0	0	0	1	1	0					
Brad Ausmus, R OBP: 0.343, SLG: 0.330 (1, 2)			1B G4-6-3 1B					G5-3	3	1	1	0	0	0	0	0					
Inning Stats	R: 0 E: 0 K: 1 S: 10	H: 0 LOB: 0 BB: 0 P: 12	R: 0 E: 0 K: 1 S: 9	H: 1 LOB: 1 BB: 0 P: 12	R: 2 E: 0 K: 1 S: 10	H: 2 LOB: 0 BB: 1 P: 17	R: 0 E: 0 K: 1 S: 7	H: 1 LOB: 1 BB: 0 P: 9	R: 0 E: 0 K: 0 S: 8	H: 0 LOB: 0 BB: 0 P: 13	R: 0 E: 0 K: 2 S: 9	H: 0 LOB: 0 BB: 0 P: 14	R: 0 E: 0 K: 1 S: 24	H: 0 LOB: 0 BB: 0 P: 28	R: 0 E: 1 K: 1 S: 10	H: 0 LOB: 1 BB: 0 P: 14		1B: 4 2B: 1 3B: 0 HR: 0	SF: 0 SAC: 0 DP: 2 HBP: 0	WP: 0 PB: 0 SB: 0 CS: 0	PA: 32
PITCHER	IP	WLS	BF	H	R	ER	SO	BB	IBB	HBP	BLK	WP	HR	S	P	ERA	WHIP				
Bartolo Colon, R ERA: 2.51 (1, 1)	8.0	W	28	5	2	2	7	1	0	0	0	0	0	82	112	2.25	0.750				
Paul Assenmacher, L ERA: 3.51 (9, 1)	0.0		1	0	0	0	0	0	0	0	0	0	0	2	5	*	*				
Michael Jackson, R ERA: 2.1 (9, 1)	1.0	S	3	0	0	0	1	0	0	0	0	0	0	8	9	0.00	0.000				

Batter	1	2	3	4	5	6	7	8	9	AB	R	H	RBI	BB	SO	LOB	BOTTOM				
Omar Vizquel, S OBP: 0.364, SLG: 0.377 (1, 6)	1B BB	CS	1B S G6-3 1B		G5-3		F7	F7		4	1	1	0	1	0	0	Houston Astros @ Cleveland Indians Jacobs Field, Cleveland, OH Fri Jun 26 1998, 7:05 PM EDT Att: 43,222 - Unknown - 86 F				
Shawon Dunston, R OBP: 0.286, SLG: 0.398 Kenny Lofton, L OBP: 0.372, SLG: 0.419 (8, 8)	1B		G6-4-3 G6-3 1B		P6		E6 FC6-4 1B			4	0	3	0	0	0	0					
Manny Ramirez, R OBP: 0.371, SLG: 0.539 (1, 9)	1B		G6-3				FC6-4 2B S	L5	4	1	1	1	1	0	3						
Jim Thome, L OBP: 0.438, SLG: 0.665 (1, 3)	K		G6-4-3		K		2B 1B BB		3	1	0	0	1	2	5						
Sandy Alomar Jr., R OBP: 0.309, SLG: 0.408 (1, 2)	L5		K				1B 2B		4	1	1	1	0	1	4						
David Justice, L OBP: 0.371, SLG: 0.493 (1, 10)	K				L7-4 2B		K	1B BB	3	0	1	0	1	2	3						
Mark Whiten, S OBP: 0.398, SLG: 0.475 (8, 7)		G6-3			G6-3		1B BB	1B	3	0	1	2	1	0	1						
Travis Fryman, R OBP: 0.323, SLG: 0.477 (1, 5)		K					1B K		3	0	1	0	0	2	2						
David Bell, R OBP: 0.324, SLG: 0.440 (1, 4)			CS 1B		L7-4		F8	P3	4	0	1	0	0	0	4						
Inning Stats	R: 0 E: 0 K: 2 S: 15	H: 2 LOB: 3 BB: 1 P: 26	R: 0 E: 0 K: 1 S: 9	H: 1 LOB: 0 BB: 0 P: 14	R: 1 E: 0 K: 1 S: 17	H: 2 LOB: 1 BB: 0 P: 23	R: 0 E: 0 K: 0 S: 10	H: 1 LOB: 1 BB: 0 P: 18	R: 0 E: 0 K: 1 S: 12	H: 0 LOB: 1 BB: 1 P: 21	R: 0 E: 0 K: 1 S: 11	H: 1 LOB: 2 BB: 1 P: 17	R: 3 E: 1 K: 1 S: 21	H: 3 LOB: 2 BB: 2 P: 35	R: 0 E: 0 K: 0 S: 6	H: 1 LOB: 1 BB: 0 P: 9		1B: 9 2B: 3 3B: 0 HR: 0	SF: 0 SAC: 0 DP: 1 HBP: 1	WP: 0 PB: 0 SB: 2 CS: 1	PA: 40
PITCHER	IP	WLS	BF	H	R	ER	SO	BB	IBB	HBP	BLK	WP	HR	S	P	ERA	WHIP				
Pete Schourek, L ERA: 4.01 (1, 1)	5.0		22	6	1	1	5	2	0	1	0	0	0	63	102	1.80	1.600				
C.J. Nikowski, L ERA: 3.07 (6, 1)	1.0		5	1	0	0	1	1	0	0	0	0	0	11	17	0.00	2.000				
Reggie Harris, R ERA: 7.2 (7, 1)	0.2	L	3	1	1	1	0	0	0	0	0	0	0	6	10	13.50	1.500				
Mike Magnante, L ERA: 6.37 (7, 1)	0.1	L	5	2	2	2	1	2	0	0	0	0	0	15	25	54.00	12.000				
Trever Miller, L ERA: 3.16 (8, 1)	1.0		4	1	0	0	0	0	0	0	0	0	0	6	9	0.00	1.000				

AB	31
R	2
H	5
RBI	1
BB	1
SO	8
LOB	10



Batter	1	2	3	4	5	6	7	8	9	AB	R	H	RBI	BB	SO	LOB	TOP					
Ray Durham, S OBP: 0.372, SLG: 0.449	G4-3		F7		G3			K		4	0	0	0	0	1	1	Chicago White Sox @ Houston Astros Astrodome, Houston, TX Tue Jun 30 1998, 8:05 PM EDT Att: 26,400 - Dome - 72 F					
Mike Caruso, S OBP: 0.344, SLG: 0.425	1B		F7		G4-3			F9		4	0	1	0	0	0	1						
Frank Thomas, R OBP: 0.377, SLG: 0.462	F8		G5-3		G6-3			L6-3		4	0	0	0	0	0	0						
Albert Belle, R OBP: 0.352, SLG: 0.511		G6-3 1B 2B BB		P2		G4-3		WP 1B		3	1	1	0	1	0	0						
Robin Ventura, L OBP: 0.365, SLG: 0.448		G6-3 1B		F8		P4		K		4	1	1	0	0	1	1						
Magglio Ordonez, R OBP: 0.307, SLG: 0.421	G6-3						K	G5-3		4	0	1	0	0	1	3						
Mike Cameron, R OBP: 0.285, SLG: 0.316										3	0	1	2	0	1	1						
Jason Bere, R OBP: 0.307, SLG: 0.421										0	0	0	0	0	0	0						
Scott Eyre, L										0	0	0	0	0	0	0						
Chad Kreuter, S OBP: 0.434, SLG: 0.381										3	0	1	0	0	0	0						
Jaime Navarro, R										1	0	0	0	0	0	1						
25 Jeff Abbott, R OBP: 0.337, SLG: 0.585										1	0	0	0	0	0	0						
John Snyder, R										0	0	0	0	0	0	0						
Keith Foulke, R										0	0	0	0	0	0	0						
Wil Cordero, R OBP: 0.301, SLG: 0.429										1	0	1	0	0	0	0						
Inning Stats	R: 0 E: 0 K: 0 S: 4	H: 1 LOB: 0 BB: 0 P: 5	R: 2 E: 0 K: 0 S: 13	H: 3 LOB: 1 BB: 1 P: 22	R: 0 E: 0 K: 0 S: 6	H: 0 LOB: 1 BB: 0 P: 8	R: 0 E: 0 K: 0 S: 8	H: 1 LOB: 1 BB: 0 P: 12	R: 0 E: 0 K: 0 S: 6	H: 0 LOB: 0 BB: 0 P: 11	R: 0 E: 0 K: 0 S: 6	H: 0 LOB: 0 BB: 0 P: 9	R: 0 E: 0 K: 2 S: 8	H: 0 LOB: 0 BB: 0 P: 9	R: 0 E: 0 K: 1 S: 14	H: 1 LOB: 1 BB: 0 P: 20	R: 0 E: 0 K: 1 S: 7	H: 1 LOB: 1 BB: 0 P: 10	1B: 5 2B: 2 3B: 0 HR: 0	SF: 0 SAC: 0 DP: 0 HBP: 0	WP: 1 PB: 0 SB: 0 CS: 0	PA: 33
PITCHER	IP WLS BF H R ER SO BB IBB HBP BLK WP HR S P ERA WHIP																					
Sean Bergman, R ERA: 2.98	(1, 1) 6.0 W 22 5 2 2 0 1 0 0 0 0 0 0 43 67 3.00 1.000																					
Scott Elarton, R ERA: 5.85	(7, 1) 2.0 7 1 0 0 3 0 0 0 0 0 0 0 22 29 0.00 0.500																					
Bob Scanlan, R ERA: 3.16	(9, 1) 1.0 4 1 0 0 1 0 0 0 0 1 0 0 7 10 0.00 1.000																					

Batter	1	2	3	4	5	6	7	8	9	AB	R	H	RBI	BB	SO	LOB	BOTTOM			
Craig Biggio, R OBP: 0.301, SLG: 0.523	G6-3		G6-3 1B		G6-3					5	1	2	0	0	0	2	Chicago White Sox @ Houston Astros Astrodome, Houston, TX Tue Jun 30 1998, 8:05 PM EDT Att: 26,400 - Dome - 72 F			
Bill Spiers, L OBP: 0.394, SLG: 0.422	K		G6-4-3 1-2							3	1	1	0	0	1	1				
Sean Berry, R OBP: 0.343, SLG: 0.396										2	1	2	2	0	0	0				
Derek Bell, R OBP: 0.368, SLG: 0.508										3	2	2	1	0	1	0				
J.R. Phillips, L OBP: 0.289, SLG: 0.237	K									1	0	0	0	0	0	1				
5 Jeff Bagwell, R OBP: 0.409, SLG: 0.548										4	3	2	4	1	1	2				
Moises Alou, R OBP: 0.392, SLG: 0.588										4	3	3	4	0	1	0				
Scott Elarton, R										1	0	0	0	0	1	0				
Bob Scanlan, R										0	0	0	0	0	0	0				
Carl Everett, S OBP: 0.411, SLG: 0.543										5	1	2	0	0	2	0				
Ricky Gutierrez, R OBP: 0.385, SLG: 0.357										4	2	1	2	1	0	1				
Brad Ausmus, R OBP: 0.351, SLG: 0.351										3	2	2	2	1	0	0				
Sean Bergman, R OBP: 0.061, SLG: 0.061										3	0	0	0	0	0	2				
35 Dave Clark, L OBP: 0.259, SLG: 0.169										1	1	1	2	0	0	0				
Inning Stats	R: 0 E: 0 K: 2 S: 9	H: 0 LOB: 0 BB: 0 P: 13	R: 2 E: 0 K: 1 S: 9	H: 2 LOB: 0 BB: 0 P: 11	R: 0 E: 0 K: 0 S: 6	H: 1 LOB: 0 BB: 0 P: 9	R: 4 E: 0 K: 1 S: 15	H: 5 LOB: 1 BB: 0 P: 22	R: 3 E: 0 K: 1 S: 12	H: 4 LOB: 0 BB: 0 P: 17	R: 5 E: 0 K: 1 S: 18	H: 4 LOB: 1 BB: 1 P: 30	R: 3 E: 0 K: 0 S: 13	H: 2 LOB: 1 BB: 2 P: 26	R: 0 E: 0 K: 1 S: 10	H: 0 LOB: 0 BB: 0 P: 14	1B: 11 2B: 3 3B: 0 HR: 4	SF: 1 SAC: 0 DP: 2 HBP: 0	WP: 1 PB: 0 SB: 0 CS: 0	PA: 43
PITCHER	IP WLS BF H R ER SO BB IBB HBP BLK WP HR S P ERA WHIP																			
Jaime Navarro, R ERA: 5.83	(1, 1) 4.0 L 19 8 6 6 4 0 0 0 0 0 0 0 1 23 34 32.40 4.200																			
John Snyder, R ERA: 32.4	(5, 1) 1.2 11 7 6 6 1 0 0 0 0 0 0 1 7 13 54.00 6.000																			
Keith Foulke, R ERA: 4.79	(6, 1) 0.1 3 1 2 2 1 1 0 0 0 0 0 1 7 13 54.00 6.000																			
Jason Bere, R ERA: 6.28	(7, 1) 1.0 7 2 3 3 0 2 0 0 0 1 0 0 13 26 27.00 4.000																			
Scott Eyre, L ERA: 5.47	(8, 1) 1.0 3 0 0 0 1 0 0 0 0 0 0 0 10 14 0.00 0.000																			

Batter	1	2	3	4	5	6	7	8	9	AB	R	H	RBI	BB	SO	LOB	TOP			
Ray Durham, S OBP: 0.368, SLG: 0.448 (1, 4)	L7			E4 1B 2B	P7				K	5	1	1	0	0	1	0	Chicago White Sox @ Houston Astros Astrodome, Houston, TX Thu Jul 02 1998, 8:05 PM EDT Att: 25,344 - Dome - 72 F			
Mike Caruso, S OBP: 0.344, SLG: 0.423 (1, 6)	G4-3			2B WP 2B 1B	K					4	1	2	0	0	1	0				
Greg Norton, S OBP: 0.290, SLG: 0.446 (1, 3)	K2-3			K				G4-3	L8	4	0	0	0	0	2	4				
Albert Belle, R OBP: 0.355, SLG: 0.522 (1, 7)		F8		2-2 SAFE 2B 1-3 3-H 2B				1B 1B	FC4-6 BB	3	1	2	1	1	0	0				
Robin Ventura, L OBP: 0.363, SLG: 0.441 (1, 5)	K			2B BB				1B	FC4-6 G3	3	1	1	0	1	1	1				
Maglio Ordonez, R OBP: 0.302, SLG: 0.416 (1, 8) (6, 9)	P6			1-1 2B				P2	G3	4	0	1	3	0	0	3				
Wil Cordero, R OBP: 0.295, SLG: 0.420 Bob Howry, L (6, 1)				K	K				G6-3	3	0	0	0	0	3	3				
25 Jeff Abbott, R OBP: 0.341, SLG: 0.595 41 Bill Simas, L (8, 1)				K	K					0	0	0	0	0	0	1				
Chad Kreuter, S OBP: 0.422, SLG: 0.369 (1, 2)				K	K					0	0	0	0	0	0	0				
James Baldwin, R Mike Cameron, R OBP: 0.290, SLG: 0.321 (6, 8)				K	G6-3				K	2	0	0	0	0	1	0				
									F7	2	0	0	0	0	1	0				
Inning Stats	R: 0 E: 0 K: 1 S: 7	H: 0 LOB: 0 BB: 0 P: 12	R: 0 E: 0 K: 1 S: 6	H: 0 LOB: 0 BB: 0 P: 8	R: 0 E: 0 K: 3 S: 12	H: 0 LOB: 0 BB: 0 P: 15	R: 4 E: 1 K: 3 S: 21	H: 3 LOB: 1 BB: 1 P: 32	R: 0 E: 0 K: 1 S: 10	H: 2 LOB: 2 BB: 0 P: 15	R: 0 E: 0 K: 1 S: 12	H: 2 LOB: 2 BB: 0 P: 17	R: 0 E: 0 K: 0 S: 7	H: 0 LOB: 1 BB: 1 P: 13	R: 0 E: 0 K: 2 S: 10	H: 0 LOB: 0 BB: 0 P: 13	1B: 4 2B: 3 3B: 0 HR: 0	SF: 0 SAC: 0 DP: 0 HBP: 0	WP: 1 PB: 0 SB: 0 CS: 0	PA: 37
PITCHER	IP WLS BF H R ER SO BB IBB HBP BLK WP HR S P ERA WHIP	IP WLS BF H R ER SO BB IBB HBP BLK WP HR S P ERA WHIP	IP WLS BF H R ER SO BB IBB HBP BLK WP HR S P ERA WHIP	IP WLS BF H R ER SO BB IBB HBP BLK WP HR S P ERA WHIP	IP WLS BF H R ER SO BB IBB HBP BLK WP HR S P ERA WHIP	IP WLS BF H R ER SO BB IBB HBP BLK WP HR S P ERA WHIP	IP WLS BF H R ER SO BB IBB HBP BLK WP HR S P ERA WHIP	IP WLS BF H R ER SO BB IBB HBP BLK WP HR S P ERA WHIP	IP WLS BF H R ER SO BB IBB HBP BLK WP HR S P ERA WHIP	IP WLS BF H R ER SO BB IBB HBP BLK WP HR S P ERA WHIP	IP WLS BF H R ER SO BB IBB HBP BLK WP HR S P ERA WHIP	IP WLS BF H R ER SO BB IBB HBP BLK WP HR S P ERA WHIP	IP WLS BF H R ER SO BB IBB HBP BLK WP HR S P ERA WHIP	IP WLS BF H R ER SO BB IBB HBP BLK WP HR S P ERA WHIP	IP WLS BF H R ER SO BB IBB HBP BLK WP HR S P ERA WHIP	IP WLS BF H R ER SO BB IBB HBP BLK WP HR S P ERA WHIP	IP WLS BF H R ER SO BB IBB HBP BLK WP HR S P ERA WHIP			
Jose Lima, R ERA: 3.7 Scott Elarton, R ERA: 4.96 (8, 1)	7.0 L 30 7 4 3 11 1 0 0 0 1 0 75 109 3.86 1.143	2.0 7 0 0 0 2 1 0 0 0 0 0 17 26 0.00 0.500																		

AB 35
R 4
H 7
RBI 4
BB 2
SO 13
LOB 13



Batter	1	2	3	4	5	6	7	8	9	AB	R	H	RBI	BB	SO	LOB	BOTTOM			
Craig Biggio, R OBP: 0.398, SLG: 0.515 (1, 4)	G6-3 BB			G6-3					L7	3	0	0	0	2	0	2	Chicago White Sox @ Houston Astros Astrodome, Houston, TX Thu Jul 02 1998, 8:05 PM EDT Att: 25,344 - Dome - 72 F			
Brad Ausmus, R OBP: 0.348, SLG: 0.341 (1, 2)	G6-3 1-2	L9			G6-3			G5-3		4	0	0	0	0	0	4				
Derek Bell, R OBP: 0.369, SLG: 0.512 (1, 9)	P3			K						4	1	2	0	0	1	1				
5 Jeff Bagwell, R OBP: 0.417, SLG: 0.569 (1, 3)	G6-3 BB			L9					G5-4-3	3	1	1	2	1	0	1				
Moises Alou, R OBP: 0.391, SLG: 0.592 (1, 7)	F9			F9						3	0	0	0	0	1	2				
Carl Everett, S OBP: 0.402, SLG: 0.527 (1, 8)		F8		G6-3 S G5-3 BB					K	3	1	0	0	1	1	1				
Sean Berry, R OBP: 0.362, SLG: 0.427 (1, 5)		BB 1B BB		G5-3 G6-3 HBP					K	2	0	0	0	1	1	0				
Tim Lincecum, R OBP: 0.228, SLG: 0.226 Bill Spleers, L OBP: 0.393, SLG: 0.420 (9, PH)				G6-3					G1-3	3	0	1	0	0	1	3				
Jose Lima, R OBP: 0.171, SLG: 0.128 Scott Elarton, R OBP: 0.256, SLG: 0.187 (9, PH)				G5-3					F9	2	0	1	1	0	0	1				
										1	0	0	0	0	0	0				
Inning Stats	R: 0 E: 0 K: 0 S: 6	H: 1 LOB: 3 BB: 2 P: 15	R: 0 E: 0 K: 1 S: 10	H: 0 LOB: 0 BB: 0 P: 22	R: 0 E: 0 K: 1 S: 9	H: 0 LOB: 0 BB: 0 P: 15	R: 2 E: 0 K: 0 S: 10	H: 2 LOB: 0 BB: 0 P: 16	R: 0 E: 0 K: 0 S: 6	H: 1 LOB: 1 BB: 0 P: 8	R: 0 E: 0 K: 0 S: 5	H: 1 LOB: 0 BB: 0 P: 9	R: 0 E: 0 K: 3 S: 11	H: 0 LOB: 0 BB: 0 P: 14	R: 0 E: 0 K: 0 S: 7	H: 0 LOB: 0 BB: 0 P: 9	1B: 3 2B: 1 3B: 0 HR: 1	SF: 0 SAC: 1 DP: 2 HBP: 2	WP: 0 PB: 0 SB: 1 CS: 0	PA: 37
PITCHER	IP WLS BF H R ER SO BB IBB HBP BLK WP HR S P ERA WHIP	IP WLS BF H R ER SO BB IBB HBP BLK WP HR S P ERA WHIP	IP WLS BF H R ER SO BB IBB HBP BLK WP HR S P ERA WHIP	IP WLS BF H R ER SO BB IBB HBP BLK WP HR S P ERA WHIP	IP WLS BF H R ER SO BB IBB HBP BLK WP HR S P ERA WHIP	IP WLS BF H R ER SO BB IBB HBP BLK WP HR S P ERA WHIP	IP WLS BF H R ER SO BB IBB HBP BLK WP HR S P ERA WHIP	IP WLS BF H R ER SO BB IBB HBP BLK WP HR S P ERA WHIP	IP WLS BF H R ER SO BB IBB HBP BLK WP HR S P ERA WHIP	IP WLS BF H R ER SO BB IBB HBP BLK WP HR S P ERA WHIP	IP WLS BF H R ER SO BB IBB HBP BLK WP HR S P ERA WHIP	IP WLS BF H R ER SO BB IBB HBP BLK WP HR S P ERA WHIP	IP WLS BF H R ER SO BB IBB HBP BLK WP HR S P ERA WHIP	IP WLS BF H R ER SO BB IBB HBP BLK WP HR S P ERA WHIP	IP WLS BF H R ER SO BB IBB HBP BLK WP HR S P ERA WHIP	IP WLS BF H R ER SO BB IBB HBP BLK WP HR S P ERA WHIP	IP WLS BF H R ER SO BB IBB HBP BLK WP HR S P ERA WHIP			
James Baldwin, R ERA: 7.24 Bob Howry, R ERA: 3.66 41 Bill Simas, R ERA: 2.75 (8, 1)	5.1 W 26 4 3 3 2 0 0 0 0 0 8 12 0.00 0.600	1.2 5 1 0 0 0 0 0 0 0 0 0 8 12 0.00 0.600	2.0 S 6 0 0 0 3 0 0 0 0 0 18 23 0.00 0.000																	

AB 29
R 3
H 5
RBI 3
BB 5
SO 5
LOB 15



Batter	1	2	3	4	5	6	7	8	9	AB	R	H	RBI	BB	SO	LOB	TOP			
Andy Fox, L OBP: 0.340, SLG: 0.399 (1, 4)	G3		1B		G1-6-3 1B		K		G4-6-3 1B HR	5	1	3	0	0	1	0				
Devon White, S OBP: 0.338, SLG: 0.482 (1, 8)	K		P4		G1-6-3 1-2 1B		2B		G4-6-3 1B	5	0	2	0	0	1	2				
Travis Lee, L OBP: 0.351, SLG: 0.480 (1, 3)	1B		K		2B 1B		G6-3		G4-6-3 1-2 2-3 1B	5	0	2	0	0	1	4				
Matt Williams, R OBP: 0.327, SLG: 0.472 Tony Batista, R OBP: 0.293, SLG: 0.378 (7, PR) (7, 4)	P4			3B 2B	1-3 2B		BB		HR	3	1	2	0	1	0	1				
David Dellucci, L OBP: 0.354, SLG: 0.481 (1, 7)	1B			K	P7		G1-3		G3-1	5	0	1	0	0	1	5				
Jay Bell, R OBP: 0.333, SLG: 0.420 (1, 6)	F8			G4-3 2H	3B		G6-3		PB G3-1 2B	4	2	2	1	0	0	1				
Jorge Fabregas, L OBP: 0.277, SLG: 0.254 (1, 2)	K			G4-3 3H	1B		1B		G3-1	4	0	1	2	0	1	1				
Karim Garcia, L OBP: 0.252, SLG: 0.371 (1, 9)	F7			1B			K		F3-1	4	0	1	0	0	1	2				
Andy Benes, R OBP: 0.257, SLG: 0.290 Brent Brede, L OBP: 0.313, SLG: 0.345 Willie Banks, R OBP: 0.304, SLG: 0.429 Yamil Benitez, R OBP: 0.304, SLG: 0.429 Clint Sodowsky, L OBP: 0.281, SLG: 0.371 (1, 1) (6, PH) (6, 1) (8, PH) (8, 1)			K	G5-3			K		K	2	0	0	0	0	1	1				
Inning Stats	R: 0 E: 0 K: 1 S: 12	H: 1 LOB: 1 BB: 0 P: 18	R: 0 E: 0 K: 1 S: 9	H: 1 LOB: 1 BB: 0 P: 12	R: 0 E: 0 K: 2 S: 11	H: 1 LOB: 1 BB: 0 P: 13	R: 2 E: 0 K: 1 S: 14	H: 3 LOB: 1 BB: 0 P: 21	R: 0 E: 0 K: 2 S: 8	H: 1 LOB: 1 BB: 0 P: 16	R: 0 E: 0 K: 1 S: 9	H: 1 LOB: 2 BB: 1 P: 18	R: 1 E: 0 K: 1 S: 9	H: 1 LOB: 0 BB: 0 P: 11	R: 2 E: 0 K: 0 S: 14	H: 3 LOB: 0 BB: 0 P: 17	1B: 9 2B: 4 3B: 1 HR: 1	SF: 0 SAC: 0 DP: 2 HBP: 0	WP: 0 PB: 1 CS: 0	PA: 41
PITCHER	IP WLS BF H R ER SO BB IBB HBP BLK WP HR S P ERA WHIP																			
Shane Reynolds, R ERA: 3.36 (1, 1)	7.0 W 32 11 2 2 8 1 0 0 0 0 0 74 107 2.57 1.714																			
Doug Henry, R ERA: 3.0 (8, 1)	1.0 4 1 1 1 1 0 0 0 0 0 0 9 11 9.00 1.000																			
Billy Wagner, L ERA: 2.41 (9, 1)	1.0 S 5 3 2 2 0 0 0 0 0 0 1 14 17 18.00 3.000																			

Arizona Diamondbacks @ Houston Astros
Astrodome, Houston, TX
Fri Jul 03 1998, 8:05 PM EDT
Att: 34,382 - Dome - 72 F

AB	40
R	5
H	15
RBI	5
BB	1
SO	9
LOB	18



Batter	1	2	3	4	5	6	7	8	9	AB	R	H	RBI	BB	SO	LOB	BOTTOM			
Craig Biggio, R OBP: 0.396, SLG: 0.514 (1, 4)	K		1B 2B	K		K 1B		F9		5	1	1	0	0	3	1				
Bill Sciers, L OBP: 0.401, SLG: 0.426 (1, 5)	S HR BB		G4-3 2H 5 2B 1B		G6-3 WP 1B	FC5-4 1B		G6-3		4	3	3	1	1	0	1				
Derek Bell, R OBP: 0.373, SLG: 0.520 (1, 9)	1H HR		G4-3		WP G6-3 BB	FC5-4		BB		3	1	1	2	2	0	3				
5 Jeff Bagwell, R OBP: 0.413, SLG: 0.566 (1, 3)	K		E 2B		K		G6-3	L5		5	1	1	1	0	2	4				
Moises Alou, R OBP: 0.389, SLG: 0.587 (1, 7)	G1-3		L1		G6-3		FC4-6 1B			4	0	1	0	0	0	3				
Carl Everett, S OBP: 0.404, SLG: 0.524 (1, 8)		G6-3 1B	E4 FC5-4		WP IBB		FC4-6 BB			3	0	1	0	1	0	1				
Tony Eusebio, R OBP: 0.337, SLG: 0.311 (1, 2)	G6-3		FC5-4		F8		BB			3	0	0	0	1	0	4				
Ricky Gutierrez, R OBP: 0.383, SLG: 0.353 Doug Henry, R OBP: 0.299, SLG: 0.329 Billy Wagner, L OBP: 0.235, SLG: 0.371 (1, 6) (8, 1) (9, 1)				G5-3		G4-3	G4-3			4	0	0	0	0	1	3				
Shane Reynolds, R OBP: 0.130, SLG: 0.174 Tim Bogar, R OBP: 0.235, SLG: 0.234 (1, 1) (8, 6)				K		K		G6-3 1B		3	0	0	0	0	3	1				
Inning Stats	R: 2 E: 0 K: 2 S: 13	H: 1 LOB: 0 BB: 1 P: 22	R: 0 E: 0 K: 2 S: 12	H: 1 LOB: 1 BB: 0 P: 14	R: 3 E: 1 K: 0 S: 13	H: 3 LOB: 1 BB: 0 P: 22	R: 0 E: 0 K: 2 S: 9	H: 0 LOB: 0 BB: 0 P: 13	R: 1 E: 0 K: 1 S: 11	H: 1 LOB: 2 BB: 2 P: 23	R: 0 E: 0 K: 2 S: 11	H: 1 LOB: 0 BB: 0 P: 14	R: 0 E: 0 K: 0 S: 7	H: 1 LOB: 2 BB: 1 P: 15	R: 0 E: 0 K: 0 S: 11	H: 1 LOB: 2 BB: 1 P: 21	1B: 6 2B: 2 3B: 0 HR: 1	SF: 0 SAC: 0 DP: 0 HBP: 0	WP: 3 PB: 0 SB: 1 CS: 0	PA: 40
PITCHER	IP WLS BF H R ER SO BB IBB HBP BLK WP HR S P ERA WHIP																			
Andy Benes, R ERA: 4.73 Willie Banks, R ERA: 8.29 Clint Sodowsky, R ERA: 5.49 (1, 1) (6, 1) (8, 1)	5.0 L 25 6 0 0 2 1 0 0 0 1 0 18 29 0.00 1.500																			
Clint Sodowsky, R ERA: 5.49 (8, 1)	1.0 5 1 0 0 0 1 0 0 0 0 0 11 21 0.00 2.000																			

Arizona Diamondbacks @ Houston Astros
Astrodome, Houston, TX
Fri Jul 03 1998, 8:05 PM EDT
Att: 34,382 - Dome - 72 F

AB	35
R	6
H	9
RBI	4
BB	5
SO	9
LOB	21



Batter	1	2	3	4	5	6	7	8	9	AB	R	H	RBI	BB	SO	LOB	TOP					
Craig Biggio, R OBP: 0.391, SLG: 0.509 (1, 4)	F8		K		K2-3	FC6-4		L3		5	0	0	0	0	2	1						
Bill Spillers, L OBP: 0.395, SLG: 0.410 (1, 5)	K		1B		E7		E4		E3	4	2	0	0	1	1	0						
Derek Bell, R OBP: 0.375, SLG: 0.517 (1, 9)	K		1B		G6-3		G6-4-3		K	5	0	2	0	0	2	2						
5 Jeff Bagwell, R OBP: 0.411, SLG: 0.550 (1, 3)		S	G4-6-3		1B		G6-4-3		E6	3	1	0	0	2	0	5						
Moises Alou, R OBP: 0.385, SLG: 0.590 (1, 7)	K				G6-3		1B		K	5	1	2	2	0	2	3						
Carl Everett, S OBP: 0.407, SLG: 0.537 (1, 8)	K				K		K		K	5	1	2	2	0	3	5						
Tony Eusebio, R OBP: 0.352, SLG: 0.330 (1, 2)	1B				1B		F9			4	0	3	1	0	0	1						
Ricky Gutierrez, R OBP: 0.376, SLG: 0.347 (1, 6)	1B				K		G1-3			4	0	1	0	0	2	2						
Shane Reynolds, R OBP: 0.122, SLG: 0.163 35 Dave Clark, L OBP: 0.250, SLG: 0.165 Doug Henry, R (8, 1) Billy Wagner, L (9, 1)	L4				K		B1-4		K	3	0	0	0	0	1	4						
Inning Stats	R: 0 E: 0 K: 2 S: 7	H: 0 LOB: 0 BB: 0 P: 12	R: 1 E: 0 K: 2 S: 14	H: 2 LOB: 2 BB: 1 P: 24	R: 0 E: 0 K: 1 S: 9	H: 1 LOB: 1 BB: 1 P: 13	R: 1 E: 0 K: 2 S: 14	H: 2 LOB: 1 BB: 0 P: 19	R: 1 E: 0 K: 2 S: 17	H: 1 LOB: 2 BB: 1 P: 33	R: 0 E: 0 K: 1 S: 9	H: 1 LOB: 1 BB: 0 P: 11	R: 2 E: 1 K: 0 S: 10	H: 3 LOB: 1 BB: 0 P: 13	R: 0 E: 0 K: 1 S: 9	H: 0 LOB: 0 BB: 0 P: 10	R: 0 E: 2 K: 3 S: 15	H: 0 LOB: 2 BB: 0 P: 21	1B: 8 2B: 1 3B: 0 HR: 1	SF: 0 SAC: 0 DP: 2 HBP: 0	WP: 0 PB: 0 SB: 3 CS: 0	PA: 42
PITCHER	IP	WLS	BF	H	R	ER	SO	BB	IBB	HBP	BLK	WP	HR	S	P	ERA	WHIP					
Todd Stottlemyre, R ERA: 3.08	(1, 1)	7.0	L	34	10	5	2	10	3	0	0	0	0	1	80	125	2.57	1.857				
Rick Croushore, R ERA: 3.33	(8, 1)	2.0		8	0	0	0	4	0	0	0	0	0	24	31	0.00	0.000					

Houston Astros @ St. Louis Cardinals
Busch Stadium, St. Louis, MO
Thu Jul 09 1998, 7:05 PM CDT
Att: 34,398 - Unknown - 91 F

AB 39
R 5
H 10
RBI 5
BB 3
SO 14
LOB 23



Batter	1	2	3	4	5	6	7	8	9	AB	R	H	RBI	BB	SO	LOB	BOTTOM					
Royce Clayton, R OBP: 0.322, SLG: 0.321 (1, 6)	G4-3		G3		G5-3		P7			4	0	1	0	0	0	1						
Ray Lankford, L OBP: 0.388, SLG: 0.464 (1, 8)	HR		G3		L6			E		3	2	1	2	1	0	1						
Mark McGwire, R OBP: 0.484, SLG: 0.764 (1, 3)	L7		BB		G5-4-3		1B		K	3	0	1	0	1	1	1						
Brian Jordan, R OBP: 0.380, SLG: 0.570 (1, 9)	F8		F8		G5-4-3		SF8			3	0	0	1	0	0	3						
John Mabry, L OBP: 0.324, SLG: 0.403 (1, 5)		G5-4-3			F8		G4-3		K	3	0	0	0	1	1	0						
Tom Pagnozzi, R OBP: 0.303, SLG: 0.314 (1, 2)	K				1B		2B		K	4	1	2	0	0	2	1						
Brian Hunter, R OBP: 0.269, SLG: 0.433 Rick Croushore, R (8, 1) Eli Marrero, R (9, PH) OBP: 0.283, SLG: 0.380	G5-4-3				F8		G6-3		G4-6-3	3	0	1	0	0	0	2						
Todd Stottlemyre, L OBP: 0.259, SLG: 0.200 Gary Gaetti, R OBP: 0.352, SLG: 0.427 (7, PH) (8, 4)			G3		F8		G6-3		G4-6-3	2	1	1	0	0	0	1						
Pacido Polanco, R OBP: 0.286, SLG: 0.286 Willie McGee, S OBP: 0.297, SLG: 0.321 (7, PH) (8, 7)			P4		G5-3		G6-3			2	0	0	0	0	0	1						
Inning Stats	R: 1 E: 0 K: 0 S: 11	H: 1 LOB: 0 BB: 0 P: 15	R: 0 E: 0 K: 1 S: 8	H: 0 LOB: 0 BB: 1 P: 14	R: 1 E: 0 K: 0 S: 12	H: 2 LOB: 2 BB: 1 P: 21	R: 0 E: 0 K: 0 S: 7	H: 1 LOB: 1 BB: 0 P: 7	R: 0 E: 0 K: 0 S: 8	H: 0 LOB: 0 BB: 0 P: 10	R: 0 E: 0 K: 0 S: 8	H: 1 LOB: 0 BB: 0 P: 11	R: 1 E: 0 K: 0 S: 11	H: 2 LOB: 1 BB: 0 P: 19	R: 1 E: 0 K: 2 S: 9	H: 0 LOB: 0 BB: 1 P: 17	R: 0 E: 0 K: 1 S: 7	H: 0 LOB: 0 BB: 1 P: 14	1B: 4 2B: 2 3B: 0 HR: 1	SF: 1 SAC: 0 DP: 3 HBP: 0	WP: 0 PB: 0 SB: 1 CS: 0	PA: 35
PITCHER	IP	WLS	BF	H	R	ER	SO	BB	IBB	HBP	BLK	WP	HR	S	P	ERA	WHIP					
Shane Reynolds, R ERA: 3.38	(1, 1)	7.0	W	28	7	3	3	1	2	0	0	0	0	65	97	3.86	1.286					
Doug Henry, R ERA: 2.53	(8, 1)	1.0		4	0	1	0	2	1	0	0	0	0	9	17	0.00	1.000					
Billy Wagner, L ERA: 2.27	(9, 1)	1.0	S	3	0	0	0	1	1	0	0	0	0	7	14	0.00	1.000					

Houston Astros @ St. Louis Cardinals
Busch Stadium, St. Louis, MO
Thu Jul 09 1998, 7:05 PM CDT
Att: 34,398 - Unknown - 91 F

AB 30
R 4
H 7
RBI 4
BB 4
SO 4
LOB 14



Batter	1	2	3	4	5	6	7	8	9	AB	R	H	RBI	BB	SO	LOB	TOP					
Craig Biggio, R OBP: 0.389, SLG: 0.506 										4	0	1	2	0	1	2						
Bill Spillers, L OBP: 0.389, SLG: 0.403 										4	0	0	0	0	1	2						
Derek Bell, R OBP: 0.374, SLG: 0.514 										4	0	1	0	0	1	1						
5 Jeff Bagwell, R OBP: 0.409, SLG: 0.544 										3	0	0	0	1	0	1						
Moises Alou, R OBP: 0.381, SLG: 0.583 										4	0	0	0	0	2	1						
Carl Everett, S OBP: 0.404, SLG: 0.531 										3	1	0	0	1	3	0						
Ricky Gutierrez, R OBP: 0.372, SLG: 0.343 										3	0	0	0	0	0	1						
Brad Ausmus, R OBP: 0.364, SLG: 0.360 										3	1	2	0	0	0	0						
Mike Hampton, R OBP: 0.306, SLG: 0.279 Scott Elarton, R OBP: 0.258, SLG: 0.207 C.J. Nitkowski, L OBP: 0.258, SLG: 0.207 Jay Powell, R OBP: 0.258, SLG: 0.207 Mike Magnante, L OBP: 0.258, SLG: 0.207										1	0	1	0	0	0	0						
Inning Stats	R: 0 E: 0 K: 1 S: 12	H: 1 LOB: 1 BB: 0 P: 17	R: 0 E: 0 K: 2 S: 8	H: 0 LOB: 0 BB: 0 P: 10	R: 0 E: 0 K: 1 S: 11	H: 1 LOB: 1 BB: 0 P: 12	R: 0 E: 0 K: 1 S: 9	H: 0 LOB: 0 BB: 0 P: 13	R: 0 E: 0 K: 1 S: 8	H: 0 LOB: 0 BB: 0 P: 10	R: 0 E: 0 K: 1 S: 5	H: 1 LOB: 0 BB: 0 P: 8	R: 0 E: 0 K: 1 S: 5	H: 0 LOB: 0 BB: 0 P: 7	R: 3 E: 0 K: 0 S: 13	H: 3 LOB: 1 BB: 1 P: 26	R: 0 E: 0 K: 1 S: 7	H: 0 LOB: 0 BB: 1 P: 13	1B: 5 2B: 1 3B: 0 HR: 0	SF: 0 SAC: 1 DP: 2 HBP: 0	WP: 0 PB: 0 SB: 1 CS: 0	PA: 33
PITCHER	IP	WLS	BF	H	R	ER	SO	BB	IBB	HBP	BLK	WP	HR	S	P	ERA	WHIP					
Matt Morris, R ERA: 1.64	6.0		20	3	0	0	6	0	0	0	0	0	0	53	70	0.00	0.500					
John Frascatore, R ERA: 4.5	1.1		7	2	3	3	1	1	0	0	0	0	0	10	20	20.25	2.250					
Curtis King, R ERA: 4.5	0.2	W	3	1	0	0	0	0	0	0	0	0	0	8	13	0.00	1.500					
Jeff Brantley, R ERA: 4.62	1.0	S	3	0	0	0	1	1	0	0	0	0	0	7	13	0.00	1.000					

Houston Astros @ St. Louis Cardinals
 Busch Stadium, St. Louis, MO
 Fri Jul 10 1998, 7:05 PM CDT
 Att: 44,655 - Cloudy - 82 F

livebaseballscores.com

AB 30
 R 3
 H 6
 RBI 3
 BB 2
 SO 8
 LOB 8



Batter	1	2	3	4	5	6	7	8	9	AB	R	H	RBI	BB	SO	LOB	BOTTOM					
Royce Clayton, R OBP: 0.325, SLG: 0.324 										4	1	2	0	0	0	0						
Ray Lankford, L OBP: 0.392, SLG: 0.481 										3	2	2	3	1	1	0						
Mark McGwire, R OBP: 0.481, SLG: 0.755 										3	1	0	0	1	0	2						
Brian Jordan, R OBP: 0.378, SLG: 0.566 										4	1	1	1	1	0	2						
Willie McGee, S OBP: 0.301, SLG: 0.325 										4	0	2	2	0	0	2						
Gary Gaetti, R OBP: 0.351, SLG: 0.422 										3	0	0	0	1	0	2						
Luis Ordez, R OBP: 0.167, SLG: 0.103 John Frascatore, R OBP: 0.250, SLG: 0.250 Curtis King, R OBP: 0.250, SLG: 0.250 John Mabry, L OBP: 0.326, SLG: 0.406 Jeff Brantley, R OBP: 0.326, SLG: 0.406										3	0	0	0	0	0	1						
Matt Morris, R ERA: 3.02	6.0		25	5	3	3	5	2	0	0	0	0	0	5	7	4.50	1.167					
Scott Elarton, R ERA: 4.67	1.0		3	0	0	0	0	0	0	0	0	0	0	5	7	0.00	0.000					
C.J. Nitkowski, L ERA: 3.49	0.0	L	2	1	2	2	0	0	1	0	0	0	0	1	5	∞	∞					
Jay Powell, R ERA: 4.38	0.2		3	2	1	1	0	0	0	0	0	0	0	8	12	13.50	3.000					
Mike Magnante, L ERA: 5.97	0.1		2	1	0	0	0	0	0	0	0	0	0	5	7	0.00	3.000					
Inning Stats	R: 0 E: 0 K: 1 S: 11	H: 1 LOB: 2 BB: 1 P: 18	R: 0 E: 0 K: 1 S: 7	H: 0 LOB: 0 BB: 0 P: 10	R: 3 E: 0 K: 0 S: 16	H: 4 LOB: 1 BB: 0 P: 24	R: 0 E: 0 K: 2 S: 11	H: 0 LOB: 0 BB: 0 P: 13	R: 0 E: 0 K: 1 S: 8	H: 0 LOB: 0 BB: 0 P: 11	R: 0 E: 0 K: 0 S: 6	H: 0 LOB: 1 BB: 1 P: 12	R: 0 E: 0 K: 0 S: 5	H: 0 LOB: 0 BB: 0 P: 7	R: 3 E: 1 K: 0 S: 14	H: 4 LOB: 1 BB: 1 P: 24	R: 0 E: 0 K: 0 S: 11	H: 0 LOB: 0 BB: 0 P: 10	1B: 7 2B: 1 3B: 0 HR: 1	SF: 0 SAC: 0 DP: 1 HBP: 0	WP: 0 PB: 0 SB: 0 CS: 0	PA: 35
PITCHER	IP	WLS	BF	H	R	ER	SO	BB	IBB	HBP	BLK	WP	HR	S	P	ERA	WHIP					
Mike Hampton, L ERA: 3.02	6.0		25	5	3	3	5	2	0	0	0	0	0	5	7	4.50	1.167					
Scott Elarton, R ERA: 4.67	1.0		3	0	0	0	0	0	0	0	0	0	0	5	7	0.00	0.000					
C.J. Nitkowski, L ERA: 3.49	0.0	L	2	1	2	2	0	0	1	0	0	0	0	1	5	∞	∞					
Jay Powell, R ERA: 4.38	0.2		3	2	1	1	0	0	0	0	0	0	0	8	12	13.50	3.000					
Mike Magnante, L ERA: 5.97	0.1		2	1	0	0	0	0	0	0	0	0	0	5	7	0.00	3.000					

Houston Astros @ St. Louis Cardinals
 Busch Stadium, St. Louis, MO
 Fri Jul 10 1998, 7:05 PM CDT
 Att: 44,655 - Cloudy - 82 F

livebaseballscores.com

AB 32
 R 6
 H 9
 RBI 6
 BB 3
 SO 5
 LOB 10



Batter	1	2	3	4	5	6	7	8	9	10	11	AB	R	H	RBI	BB	SO	LOB				
Craig Biggio, R OBP: 0.389, SLG: 0.504	(1,4) G6-3	(1,1) P3		(1,0) G6-3			(3,1) FC6-5			(1,3) K	(2,1) HBP	5	0	1	0	0	1	3				
Carl Everett, S OBP: 0.403, SLG: 0.530	(1,8) 1B	(1,0) P6		(1,3) K			(2,0) FC6-5			(1,0) FC5-4	(1,1) G3	6	1	2	0	0	1	7				
Derek Bell, R OBP: 0.371, SLG: 0.510	(1,9) 1B			(0,2) F8			(1,3) K			(0,1) FC5-4		5	0	1	0	0	1	2				
5 Jeff Bagwell, R OBP: 0.406, SLG: 0.551	(1,3) SF9									(1,1) G6-3		4	1	1	2	0	0	1				
Moises Alou, R OBP: 0.381, SLG: 0.577	(1,7) BB			(0,1) G6-3							(4,2) SH3-4	3	1	0	0	2	0	0				
Sean Barry, R OBP: 0.364, SLG: 0.434	(1,5) F7										(0,0) SH3-4	4	0	1	0	1	0	2				
Billy Wagner, L (11,1)											(1,2) SF7	0	0	0	0	0	0	0				
Tony Eusebio, R OBP: 0.349, SLG: 0.327				(0,0) L9							(0,1) SH3-4	4	0	1	0	0	0	1				
Brad Ausmus, R OBP: 0.364, SLG: 0.360	(11,11) 1B										(1,2) SH3-4	0	0	0	0	0	0	0				
Tim Bogar, R OBP: 0.243, SLG: 0.235	(1,6) SH1-4			(0,3) K							(4,0) SF7	4	0	1	0	0	2	0				
35 Dave Clark, L OBP: 0.258, SLG: 0.207	(11,11) 1B										(4,0) IBB	0	0	0	0	0	0	0				
Ricky Gutierrez, R OBP: 0.375, SLG: 0.343	(11,6) SH1-4										(1,1) SF7	2	0	1	0	0	0	0				
Jose Lima, R OBP: 0.277, SLG: 0.171	(9,11) SH1-4			(1,2) G6-3							(1,2) SF7	1	0	0	0	0	1	0				
J.R. Phillips, L OBP: 0.277, SLG: 0.225	(9,1) SH1-4										(1,2) SF7	0	0	0	0	0	0	0				
Doug Henry, R (9,1)												0	0	0	0	0	0	0				
Bill Spiers, L OBP: 0.388, SLG: 0.403	(11,5) 2B											0	0	0	1	0	0	0				
Inning Stats	R: 1 E: 0 K: 0 S: 13	H: 2 LOB: 2 BB: 1 P: 22	R: 0 E: 0 K: 0 S: 7	H: 2 LOB: 0 BB: 0 P: 10	R: 1 E: 0 K: 0 S: 7	H: 1 LOB: 1 BB: 1 P: 13	R: 0 E: 0 K: 2 S: 10	H: 1 LOB: 1 BB: 0 P: 13	R: 0 E: 0 K: 0 S: 5	H: 0 LOB: 0 BB: 0 P: 7	R: 0 E: 0 K: 1 S: 7	H: 1 LOB: 1 BB: 0 P: 11	R: 0 E: 0 K: 0 S: 5	H: 0 LOB: 0 BB: 0 P: 10	R: 0 E: 0 K: 2 S: 8	H: 0 LOB: 0 BB: 0 P: 11	R: 0 E: 0 K: 1 S: 10	H: 1 LOB: 1 BB: 2 P: 22	1B: 5 2B: 3 3B: 0 HR: 1	SF: 2 SAC: 2 DP: 0 HBP: 1	WP: 0 PB: 0 SB: 0 CS: 0	PA: 47
PITCHER	IP ERA	WLS BF	H R	R ER	SO BB	IBB HBP	BLK WP	HR S	P 55	ERA 2.57	WHIP 1.286											
Kent Mercker, L ERA: 5.83	(1,1)	7.0	3	0	0	0	0	0	5	10	0.00											
Rick Croushore, R ERA: 3.21	(8,1)	1.0	3	0	0	0	0	0	5	10	0.00											
Mark Paskovsek, R ERA: 5.24	(9,1)	2.0	7	1	0	3	0	0	18	24	0.00											
Jeff Brantley, R ERA: 4.91	(11,1)	0.1	3	1	1	1	0	0	5	9	27.00											
Lance Painter, L ERA: 4.23	(11,1)	0.2	W	4	0	0	0	0	5	13	0.00											


TOP

Houston Astros @ St. Louis Cardinals
Busch Stadium, St. Louis, MO

Sat Jul 11 1998, 3:33 AM CDT
Att: 45,760 - Sunny - 81 F

livebaseballscorecards.com

AB 38
R 3
H 9
RBI 3
BB 4
SO 6
LOB 16



Batter	1	2	3	4	5	6	7	8	9	10	11	AB	R	H	RBI	BB	SO	LOB								
Royce Clayton, R OBP: 0.323, SLG: 0.321	(1,6) P5		(0,1) F8		(1,0) F8			(1,1) P6			(0,2) HR	5	1	1	0	0	1									
Ray Lankford, L OBP: 0.389, SLG: 0.474	(1,8) K			(0,3) K						(4,0) G5-4-3	(1,3) K	4	0	0	0	1	4	1								
Mark McGwire, R OBP: 0.480, SLG: 0.759	(1,3) K			(0,0) P3						(4,0) G5-4-3	(0,2) HR	4	1	1	2	1	1	0								
Brian Jordan, R OBP: 0.380, SLG: 0.564				(4,2) HR						(2,0) G5-4-3		3	1	1	0	1	0	2								
Ron Gant, R OBP: 0.303, SLG: 0.474	(1,7) F7			(2,1) HR						(1,1) G5-3		4	1	1	2	0	1	2								
John Mabry, L OBP: 0.321, SLG: 0.398	(1,5) K			(2,2) G3								4	0	0	0	1	1									
Placido Polanco, R OBP: 0.231, SLG: 0.231	(1,4) P6											4	0	1	0	0	1									
Kent Mercker, L ERA: 5.83	(1,1)	8.0	3	1	0	0	0	0	11	27	0.00															
Willie McCoy, S OBP: 0.233, SLG: 0.350	(8,11)	2.0	8	1	0	0	0	0	11	27	0.00															
Mark Paskovsek, R ERA: 5.24	(9,11)	0.1	L	3	2	2	1	0	10	11	54.00															
Jeff Brantley, R ERA: 4.91	(11,1)	0.1	L	3	2	2	1	0	10	11	54.00															
Lance Painter, L ERA: 4.23	(11,1)	0.2	W	4	0	0	0	0	5	13	0.00															
PITCHER	IP ERA	WLS BF	H R	R ER	SO BB	IBB HBP	BLK WP	HR S	P 67	ERA 2.25	WHIP 0.500															
Jose Lima, R ERA: 3.61	(1,1)	8.0	3	1	0	0	0	0	11	27	0.00															
Doug Henry, R ERA: 2.7	(9,1)	2.0	8	1	0	0	0	0	11	27	0.00															
Billy Wagner, L ERA: 2.75	(11,1)	0.1	L	3	2	2	1	0	10	11	54.00															
Inning Stats	R: 0 E: 0 K: 2 S: 8	H: 0 LOB: 0 BB: 0 P: 14	R: 0 E: 0 K: 1 S: 9	H: 1 LOB: 1 BB: 0 P: 11	R: 0 E: 0 K: 1 S: 8	H: 0 LOB: 0 BB: 0 P: 10	R: 2 E: 0 K: 1 S: 17	H: 1 LOB: 1 BB: 1 P: 25	R: 0 E: 0 K: 0 S: 5	H: 1 LOB: 1 BB: 0 P: 9	R: 0 E: 0 K: 1 S: 8	H: 0 LOB: 0 BB: 0 P: 8	R: 0 E: 0 K: 1 S: 6	H: 0 LOB: 0 BB: 0 P: 12	R: 0 E: 0 K: 0 S: 6	H: 0 LOB: 0 BB: 0 P: 10	R: 0 E: 0 K: 0 S: 3	H: 0 LOB: 1 BB: 2 P: 14	R: 0 E: 0 K: 0 S: 8	H: 1 LOB: 1 BB: 0 P: 13	R: 2 E: 0 K: 1 S: 10	H: 2 LOB: 0 BB: 0 P: 11	1B: 4 2B: 0 3B: 0 HR: 2	SF: 0 SAC: 0 DP: 1 HBP: 0	WP: 0 PB: 0 SB: 4 CS: 0	PA: 39


BOTTOM

Houston Astros @ St. Louis Cardinals
Busch Stadium, St. Louis, MO

Sat Jul 11 1998, 3:33 AM CDT
Att: 45,760 - Sunny - 81 F

livebaseballscorecards.com

AB 36
R 4
H 6
RBI 4
BB 3
SO 8
LOB 10



Batter	1	2	3	4	5	6	7	8	9	AB	R	H	RBI	BB	SO	LOB	TOP					
Bill Spiers, L OBP: 0.390, SLG: 0.404 (1, 4)	1-2 G4-6-3 1B		2-2 L7		2-3 K		2-2 1B			4	0	2	0	0	1	0	Houston Astros @ St. Louis Cardinals Busch Stadium, St. Louis, MO Sun Jul 12 1998, 3:33 AM CDT Att: 45,485 - Sunny - 86 F					
Ricky Gutierrez, R OBP: 0.373, SLG: 0.353 (1, 6)	0-0 G4-6-3 1-2f		2-2 HR		3-2 G6-3		1-0 F9			4	1	1	1	0	0	2						
Derek Bell, R OBP: 0.370, SLG: 0.506 (1, 9)	4-0 FC5-4 BB		1-2 P3		2-0 P5		1-0 G6-3			3	0	0	0	1	0	0						
5 Jeff Bagwell, R OBP: 0.407, SLG: 0.561 (1, 3)	2-2 FC5-4 1-2f			0-0 E5 1B		0-1 HR		1-1 G6-3		4	2	2	1	0	0	1						
Carl Everett, S OBP: 0.397, SLG: 0.522 (1, 8)		1-1 G6-3		2-3 K		1-3 K		2-2 G3-1		4	0	0	0	0	2	1						
Sean Berry, R OBP: 0.383, SLG: 0.432 (6, 1)	0-0			1-0 G5-3		0-1 G1-3			0-3 K	3	0	1	0	0	0	1						
Scott Elarton, R (6, 1)										0	0	0	0	0	0	0						
Jay Powell, R (8, 1)										0	0	0	0	0	0	0						
35 Dave Clark, L OBP: 0.255, SLG: 0.205 (9, PH)										1	0	0	0	0	1	0						
J.R. Phillips, L OBP: 0.314, SLG: 0.341 (1, 7)		1-2 1B		1-1 1B		2-0 HR			3-3 K	4	1	3	2	0	1	0						
Brad Ausmus, R OBP: 0.360, SLG: 0.356 (9, PH)		1-1 L3		3-1 P4		3-2 L8			1-1 F8	3	0	0	0	0	0	3						
Moises Alou, R OBP: 0.380, SLG: 0.575 (9, PH)		1-2 L3								1	0	0	0	0	0	0						
Sean Bergman, R OBP: 0.056, SLG: 0.056 (1, 1)				1-2 P4		1-0 F7				2	0	0	0	0	0	0						
Craig Biggio, R OBP: 0.388, SLG: 0.503 (6, 4)										1	0	0	0	0	0	0						
Inning Stats	R: 0 E: 0 K: 0 S: 8	H: 1 LOB: 1 BB: 1 P: 15	R: 0 E: 0 K: 0 S: 8	H: 2 LOB: 1 BB: 0 P: 11	R: 1 E: 0 K: 0 S: 15	H: 1 LOB: 0 BB: 0 P: 21	R: 1 E: 0 K: 1 S: 10	H: 2 LOB: 1 BB: 0 P: 17	R: 0 E: 0 K: 1 S: 8	H: 0 LOB: 0 BB: 0 P: 14	R: 1 E: 0 K: 1 S: 9	H: 1 LOB: 1 BB: 0 P: 12	R: 1 E: 0 K: 0 S: 10	H: 2 LOB: 1 BB: 0 P: 20	R: 0 E: 0 K: 0 S: 7	H: 0 LOB: 0 BB: 0 P: 11	R: 0 E: 0 K: 2 S: 12	H: 0 LOB: 0 BB: 0 P: 16	1B: 6 2B: 1 3B: 0 HR: 3	SF: 0 SAC: 0 DP: 2 HBP: 0	WP: 0 PB: 0 SB: 0 CS: 0	PA: 35
PITCHER	IP	WLS	BF	H	R	ER	SO	BB	IBB	HBP	BLK	WP	HR	S	P	ERA	WHIP					
Juan Azevedo, R ERA: 3.56 (1, 1)	6.1	W	26	8	4	3	3	1	0	0	0	0	3	62	99	4.26	1.421					
Lance Painter, L ERA: 4.18 (7, 1)	0.1		2	1	0	0	0	0	0	0	0	0	0	5	9	0.00	3.000					
John Frascatore, R ERA: 4.47 (7, 1)	0.1		1	0	0	0	0	0	0	0	0	0	0	1	2	0.00	0.000					
Rick Croushore, R ERA: 3.0 (8, 1)	2.0	S	6	0	0	0	2	0	0	0	0	0	0	19	27	0.00	0.000					

AB	34
R	4
H	9
RBI	4
BB	1
SO	5
LOB	8



Batter	1	2	3	4	5	6	7	8	9	AB	R	H	RBI	BB	SO	LOB	BOTTOM				
Royce Clayton, R OBP: 0.322, SLG: 0.320 (1, 6)	2-2 G5-3		3-2 1B	0-0 G4-6-3		1-0 F8				4	1	1	0	0	0	1	Houston Astros @ St. Louis Cardinals Busch Stadium, St. Louis, MO Sun Jul 12 1998, 3:33 AM CDT Att: 45,485 - Sunny - 86 F				
Ray Lankford, L OBP: 0.390, SLG: 0.478 (1, 8)	3-2 F9		3-2 1B	1-1 2B		1-2 F9				4	1	2	0	0	0	0					
Mark McGwire, R OBP: 0.483, SLG: 0.779 (1, 3)	0-0 HR		1-3 K	4-1 IBB		2-1 HR				3	2	2	2	1	1	2					
Brian Jordan, R OBP: 0.381, SLG: 0.562 (1, 9)	1-0 FC5-4 1B		1-0 E 1B	1-0 P9		1-1 F7				3	1	1	0	0	0	2					
Ron Gant, R OBP: 0.306, SLG: 0.490 (1, 7)	0-1 FC5-4		1-0 SH3-4 E		1-0 HR		1-2 P4			4	1	2	3	0	0	1					
Rick Croushore, R (8, 1)			1-2 SH3-4 1B							0	0	0	0	0	0	0					
Gary Gaetti, R OBP: 0.346, SLG: 0.415 (1, 5)		0-1 G5-3	1-1 E4	1-0 G6-3		2-0 P3				4	0	0	0	0	0	2					
Placido Polanco, R OBP: 0.250, SLG: 0.250 (1, 4)		0-1 E5	3-1 SH3-4	0-1 P4				0-0 G4-3		3	0	1	1	0	0	0					
Juan Azevedo, R OBP: 0.286, SLG: 0.308 (1, 1)		0-0 G6-3	0-3 K	1-0 P9				1-0 L6		3	0	0	0	0	1	3					
Lance Painter, L OBP: 1.000, SLG: 1.000 (7, 1)										0	0	0	0	0	0	0					
John Frascatore, R OBP: 0.250, SLG: 0.250 (7, 1)										0	0	0	0	0	0	0					
Willie McGee, S OBP: 0.298, SLG: 0.321 (8, 7)		2-3								1	0	0	0	0	0	0					
Eli Marrero, R OBP: 0.283, SLG: 0.368 (1, 2)		2-3 K		1-0 G4-6-3 1B		3-3 K		3-1 F8		4	0	1	0	0	2	1					
Inning Stats	R: 1 E: 0 K: 0 S: 11	H: 2 LOB: 1 BB: 0 P: 17	R: 0 E: 1 K: 1 S: 8	H: 1 LOB: 0 BB: 0 P: 10	R: 3 E: 1 K: 2 S: 17	H: 3 LOB: 2 BB: 0 P: 30	R: 0 E: 0 K: 0 S: 6	H: 2 LOB: 1 BB: 1 P: 13	R: 1 E: 0 K: 0 S: 5	H: 1 LOB: 0 BB: 0 P: 8	R: 0 E: 0 K: 1 S: 7	H: 0 LOB: 0 BB: 0 P: 12	R: 1 E: 0 K: 0 S: 8	H: 1 LOB: 0 BB: 0 P: 14	R: 0 E: 0 K: 0 S: 4	H: 0 LOB: 0 BB: 0 P: 8	1B: 6 2B: 1 3B: 0 HR: 3	SF: 0 SAC: 1 DP: 1 HBP: 1	WP: 0 PB: 0 SB: 0 CS: 0	PA: 36	
PITCHER	IP	WLS	BF	H	R	ER	SO	BB	IBB	HBP	BLK	WP	HR	S	P	ERA	WHIP				
Sean Bergman, R ERA: 3.23 (1, 1)	5.0	L	26	9	5	4	3	0	0	0	0	0	2	47	78	7.20	1.800				
Scott Elarton, R ERA: 4.66 (6, 1)	2.0		7	1	1	1	1	0	0	0	0	0	1	15	26	4.50	0.500				
Jay Powell, R ERA: 4.26 (8, 1)	1.0		3	0	0	0	0	0	0	0	0	0	0	4	8	0.00	0.000				



Batter	1	2	3	4	5	6	7	8	9	AB	R	H	RBI	BB	SO	LOB	TOP			
Craig Biggio, R OBP: 0.388, SLG: 0.500 (1, 4)										4	0	1	0	1	0	1				
Bill Spillers, L OBP: 0.386, SLG: 0.400 (1, 5)										5	0	1	1	0	1	3				
Derek Bell, R OBP: 0.369, SLG: 0.503 (1, 9)										4	0	1	0	0	0	2				
5 Jeff Bagwell, R OBP: 0.405, SLG: 0.555 (1, 3)										3	0	0	0	1	0	1				
Moises Alou, R OBP: 0.376, SLG: 0.568 (1, 7)										4	0	0	0	0	0	3				
Carl Everett, S OBP: 0.399, SLG: 0.519 (1, 8)										3	1	1	0	1	0	0				
Ricky Gutierrez, R OBP: 0.368, SLG: 0.347 (1, 6)										4	0	0	0	0	2	3	AB 35			
Brad Ausmus, R OBP: 0.354, SLG: 0.349 (1, 2)										4	1	0	0	0	0	4	R 3			
Pete Schourek, L OBP: 0.154, SLG: 0.231 (1, 1)										2	1	1	2	0	0	0	H 5			
35 Dave Clark, L OBP: 0.253, SLG: 0.202 (7, PH)										1	0	0	0	0	1	0	RBI 3			
Mike Magnante, L OBP: 1.000, SLG: 1.000 (7, 1)										0	0	0	0	0	0	0	BB 3			
J.R. Phillips, L OBP: 0.308, SLG: 0.333 (9, PH)										1	0	0	0	0	0	1	SO 4			
Inning Stats	R: 0 E: 1 K: 0 S: 15	H: 1 LOB: 2 BB: 0 P: 23	R: 0 E: 0 K: 0 S: 8	H: 0 LOB: 0 BB: 0 P: 13	R: 0 E: 0 K: 0 S: 4	H: 0 LOB: 0 BB: 0 P: 6	R: 0 E: 0 K: 0 S: 4	H: 0 LOB: 0 BB: 0 P: 7	R: 3 E: 1 K: 1 S: 16	H: 3 LOB: 1 BB: 0 P: 26	R: 0 E: 0 K: 2 S: 14	H: 0 LOB: 1 BB: 1 P: 29	R: 0 E: 0 K: 0 S: 6	H: 0 LOB: 0 BB: 0 P: 6	R: 0 E: 1 K: 0 S: 13	H: 1 LOB: 2 BB: 0 P: 21	1B: 4 2B: 1 3B: 0 HR: 0	SF: 0 SAC: 0 DP: 0 HBP: 0	WP: 0 PB: 0 SB: 0 CS: 0	PA: 38
PITCHER	IP WLS BF H R ER SO BB IBB HBP BLK WP HR S P ERA WHIP																			
Amaury Telemaco, R ERA: 2.92 (1, 1)	5.1 W 24 4 3 1 1 2 0 0 0 0 0 55 94 1.69 1.125																			
Bobby Chouinard, R ERA: 3.94 (6, 1)	2.2 9 0 0 0 3 1 0 0 0 0 0 24 34 0.00 0.375																			
Gregg Olson, R ERA: 4.38 (9, 1)	1.0 S 5 1 0 0 0 0 0 0 0 0 0 13 21 0.00 1.000																			

Houston Astros @ Arizona Diamondbacks
Bank One Ballpark, Phoenix, AZ
Mon Jul 13 1998, 10:05 PM EDT
Att: 40,007 - Dome - 72 F

AB	35
R	3
H	5
RBI	3
BB	3
SO	4
LOB	18



Batter	1	2	3	4	5	6	7	8	9	AB	R	H	RBI	BB	SO	LOB	BOTTOM			
Devon White, S OBP: 0.336, SLG: 0.473 (1, 8)										4	0	2	0	0	0	0				
Danny Klassen, R OBP: 0.458, SLG: 0.700 (1, 4)										4	1	2	1	0	0	2				
Matt Williams, R OBP: 0.319, SLG: 0.452 (1, 5)										3	1	0	0	1	1	3				
Travis Lee, L OBP: 0.353, SLG: 0.474 (1, 3)										4	0	0	0	0	1	3				
Jay Bell, R OBP: 0.346, SLG: 0.421 (1, 6)										2	1	0	0	1	1	1				
Yamil Benitez, R OBP: 0.305, SLG: 0.423 (1, 9)										4	0	1	1	0	0	2				
Karim Garcia, L OBP: 0.250, SLG: 0.363 (8, 9)										0	0	0	0	0	0	0				
David Dellucci, L OBP: 0.351, SLG: 0.466 (1, 7)										3	1	1	1	1	1	2	AB 31			
Damian Miller, R OBP: 0.373, SLG: 0.481 (1, 2)										3	1	1	1	0	1	4	R 5			
Bobby Chouinard, R OBP: 0.313, SLG: 0.345 (6, 1)										0	0	0	0	0	0	0	H 7			
Brent Bredle, L OBP: 0.313, SLG: 0.345 (8, PH)										1	0	0	0	0	0	0	RBI 5			
Gregg Olson, R OBP: 0.500, SLG: 2.000 (9, 1)										0	0	0	0	0	0	0	BB 3			
Amaury Telemaco, R OBP: 0.077, SLG: 0.083 (1, 1)										1	0	0	1	0	0	2	SO 6			
Kelly Stinnett, R OBP: 0.315, SLG: 0.433 (6, 2)										2	0	0	0	0	1	0	LOB 19			
Inning Stats	R: 0 E: 0 K: 0 S: 7	H: 1 LOB: 1 BB: 0 P: 11	R: 0 E: 0 K: 2 S: 10	H: 1 LOB: 2 BB: 0 P: 12	R: 0 E: 0 K: 1 S: 8	H: 1 LOB: 1 BB: 0 P: 14	R: 3 E: 0 K: 0 S: 10	H: 2 LOB: 0 BB: 1 P: 20	R: 2 E: 0 K: 1 S: 16	H: 1 LOB: 2 BB: 2 P: 30	R: 0 E: 0 K: 0 S: 7	H: 1 LOB: 1 BB: 0 P: 10	R: 0 E: 0 K: 1 S: 7	H: 0 LOB: 0 BB: 0 P: 9	R: 0 E: 0 K: 1 S: 6	H: 0 LOB: 0 BB: 0 P: 8	1B: 3 2B: 1 3B: 2 HR: 1	SF: 1 SAC: 0 DP: 0 HBP: 1	WP: 1 PB: 0 SB: 1 CS: 0	PA: 36
PITCHER	IP WLS BF H R ER SO BB IBB HBP BLK WP HR S P ERA WHIP																			
Pete Schourek, L ERA: 4.35 (1, 1)	6.0 L 30 7 5 5 4 3 0 0 1 0 0 1 58 97 7.50 1.667																			
Mike Magnante, L ERA: 5.61 (7, 1)	2.0 6 0 0 0 2 0 0 0 0 0 0 13 17 0.00 0.000																			

Houston Astros @ Arizona Diamondbacks
Bank One Ballpark, Phoenix, AZ
Mon Jul 13 1998, 10:05 PM EDT
Att: 40,007 - Dome - 72 F

AB	31
R	5
H	7
RBI	5
BB	3
SO	6
LOB	19



Batter	1	2	3	4	5	6	7	8	9	AB	R	H	RBI	BB	SO	LOB	TOP										
Craig Biggio, R OBP: 0.388, SLG: 0.500 (1, 4)	L7		FC2-5 2B	L6			1B BB		G6-3	4	0	1	0	1	0	2											
Ricky Gutierrez, R OBP: 0.370, SLG: 0.350 (1, 6)	CS 1B		FC2-5 HR	K			L4-3 1B			4	1	2	0	0	1	1											
Derek Bell, R OBP: 0.368, SLG: 0.508 (1, 9)	L8		HR		F7		L4-3			4	1	1	2	0	0	3											
5 Jeff Bagwell, R OBP: 0.403, SLG: 0.549 (1, 3)	BB		G5-3		K			G6-3		3	0	0	0	1	1	0											
Moises Alou, R OBP: 0.377, SLG: 0.577 (1, 7)	CS		HR		K			F7-6-4 1B		4	1	2	1	0	2	0											
Carl Everett, S OBP: 0.400, SLG: 0.519 (1, 8)		F9 1B	2B	1B		K		F7-6-4		4	1	2	0	0	1	1											
Sean Berry, R OBP: 0.371, SLG: 0.452 (1, 5)		FC4-6 1B	2B		G6-3			1B 2B		4	0	3	1	0	0	0											
Tony Eusebio, R OBP: 0.336, SLG: 0.314 (1, 2)		F9	K		L3			L4		4	0	0	0	0	1	4											
Shane Reynolds, R OBP: 0.115, SLG: 0.154 Doug Henry, R (8, 1)	FC4-6			G4-3			K		G6-3	3	0	0	0	0	1	2											
Billy Wagner, L OBP: 0.500, SLG: 0.500 (8, 1)	1-2							G6-3		1	0	1	0	0	0	0											
Inning Stats	R: 0 E: 0 K: 0 S: 6	H: 1 LOB: 1 BB: 1 P: 14	R: 0 E: 0 K: 1 S: 13	H: 2 LOB: 2 BB: 0 P: 21	R: 4 E: 0 K: 1 S: 11	H: 5 LOB: 1 BB: 0 P: 19	R: 0 E: 0 K: 1 S: 7	H: 0 LOB: 0 BB: 0 P: 12	R: 0 E: 0 K: 2 S: 9	H: 0 LOB: 0 BB: 0 P: 17	R: 0 E: 0 K: 1 S: 5	H: 0 LOB: 0 BB: 0 P: 8	R: 0 E: 0 K: 1 S: 10	H: 1 LOB: 1 BB: 1 P: 16	R: 0 E: 0 K: 0 S: 8	H: 1 LOB: 0 BB: 0 P: 13	R: 0 E: 0 K: 0 S: 8	H: 2 LOB: 1 BB: 0 P: 9	1B: 7 2B: 5 3B: 0 HR: 2	SF: 0 SAC: 0 DP: 3 HBP: 0	WP: 0 PB: 0 SB: 0 CS: 1	PA: 38					
PITCHER	IP	WLS	BF	H	R	ER	SO	BB	IBB	HBP	BLK	WP	HR	S	P	ERA	WHIP										
Omar Daal, L ERA: 3.06 Willie Banks, R ERA: 7.57 Aaron Small, R ERA: 6.58	(1, 1) (6, 1) (8, 1)	5.0 2.0 2.0	L 7 7	23 1 3	8 0 0	4 0 0	5 2 0	1 1 0	0 0 0	0 0 0	0 0 0	0 0 0	2 15 16	46 24 22	83 24 22	7.20 0.00 0.00	1.800 1.000 1.500										

Houston Astros @ Arizona Diamondbacks
Bank One Ballpark, Phoenix, AZ
Tue Jul 14, 1998, 10:05 PM EDT
Att: 40,419 - Dome - 72 F


AB 35
R 4
H 12
RBI 4
BB 2
SO 7
LOB 13



Batter	1	2	3	4	5	6	7	8	9	AB	R	H	RBI	BB	SO	LOB	BOTTOM										
Andy Fox, L OBP: 0.335, SLG: 0.387 (1, 9)	G4-6-3 1B		G3		G4-3			G4-3		4	0	1	0	0	0	0											
Devon White, S OBP: 0.332, SLG: 0.468 (1, 8)	G4-6-3		G5-3			G1-3		K		4	0	0	0	0	1	1											
Travis Lee, L OBP: 0.354, SLG: 0.473 (1, 3)	WP 1B BB		K			P7		E 1B		3	1	1	0	1	1	0											
Matt Williams, R OBP: 0.321, SLG: 0.451 (1, 5)	G5-3			G5-3			BB	E5		3	0	1	1	1	0	1											
David Dellucci, L OBP: 0.347, SLG: 0.460 Tony Batista, R OBP: 0.305, SLG: 0.427 Yamil Benitez, R OBP: 0.305, SLG: 0.423 (1, 7) (8, PH) (9, 7)	G4-3			K			K	K		3	0	0	0	0	2	2											
Jay Bell, R OBP: 0.345, SLG: 0.417 (1, 6)		K			BB		G5-3		G1-4-3	3	0	0	0	1	1	0											
Jorge Fabregas, L OBP: 0.277, SLG: 0.258 Kelly Stinnett, R OBP: 0.314, SLG: 0.430 (1, 2) (9, PH)	FC4-6 1B			P7			P4		K	3	0	1	0	0	0	1											
Danny Klassen, R OBP: 0.429, SLG: 0.750 (1, 4)	FC4-6				K			HR		4	1	1	1	0	2	1											
Omar Daal, L OBP: 0.190, SLG: 0.056 Brent Brede, L OBP: 0.312, SLG: 0.343 Willie Banks, R Karim Garcia, L OBP: 0.249, SLG: 0.360 Aaron Small, R (1, 1) (5, PH) (6, 1) (7, PH) (8, 1)	K			G6-3			F8			1	0	0	0	0	1	1											
Inning Stats	R: 1 E: 0 K: 0 S: 10	H: 2 LOB: 1 BB: 1 P: 20	R: 0 E: 0 K: 2 S: 9	H: 1 LOB: 0 BB: 0 P: 15	R: 0 E: 0 K: 1 S: 8	H: 0 LOB: 0 BB: 0 P: 9	R: 0 E: 0 K: 1 S: 11	H: 0 LOB: 1 BB: 1 P: 17	R: 0 E: 0 K: 1 S: 8	H: 0 LOB: 0 BB: 0 P: 15	R: 1 E: 0 K: 0 S: 12	H: 1 LOB: 0 BB: 0 P: 18	R: 0 E: 1 K: 2 S: 16	H: 1 LOB: 2 BB: 0 P: 20	R: 0 E: 0 K: 2 S: 8	H: 0 LOB: 0 BB: 0 P: 10	1B: 4 2B: 0 3B: 0 HR: 1	SF: 0 SAC: 0 DP: 1 HBP: 0	WP: 1 PB: 0 SB: 0 CS: 0	PA: 35							
PITCHER	IP	WLS	BF	H	R	ER	SO	BB	IBB	HBP	BLK	WP	HR	S	P	ERA	WHIP										
Shane Reynolds, R ERA: 3.33 Doug Henry, R ERA: 2.1 Billy Wagner, L ERA: 2.65	(1, 1) (8, 1) (8, 1)	7.2 0.0 1.1	W 1 S	30 0 4	5 0 0	2 0 0	7 0 3	3 0 0	0 0 0	0 0 0	0 0 0	0 0 0	1 0 11	1 1 14	20 1 14	2.35 0.00 0.000	1.043 0.000 0.000										

Houston Astros @ Arizona Diamondbacks
Bank One Ballpark, Phoenix, AZ
Tue Jul 14, 1998, 10:05 PM EDT
Att: 40,419 - Dome - 72 F

AB 32
R 2
H 5
RBI 2
BB 3
SO 10
LOB 9



Batter	1	2	3	4	5	6	7	8	9	AB	R	H	RBI	BB	SO	LOB	TOP				
Darryl Hamilton, L OBP: 0.398, SLG: 0.364 (1, 8)	2-2 BB 1B G3	2-0 1B 2B			1-2 G5-3			1-0 3B 1B	0-1 L6	5	3	3	1	0	0	1					
Bill Mueller, S OBP: 0.376, SLG: 0.402 (1, 5)	1-1 G3 BB	3-2 2-H 1B			2-2 G4-3			1-1 3B 1B	3-3 K	5	1	3	1	0	1	1					
Barry Bonds, L OBP: 0.415, SLG: 0.541 (1, 7)	2-1 P2	1-1 F8			1-0 F8			0-0 1-H 2-H G3-1 3B		4	1	1	2	0	0	3					
Jeff Kent, R OBP: 0.348, SLG: 0.491 (1, 4)	4-1 G3 BB			1-0 G6-4-3 1B			3-3 K	0-3 K		3	0	1	0	1	2	1					
J.T. Snow, L OBP: 0.325, SLG: 0.402 (1, 3)	1-1 G3			1-1 G6-4-3			0-1 F9	0-1 G3-1		4	0	0	2	0	0	3					
Stan Javier, S OBP: 0.361, SLG: 0.365 (1, 9)	3-1 L9			0-0 G6-3			3-1 L8	3-H 0-0 L8		4	0	0	0	0	0	2					
Rey Sanchez, R OBP: 0.318, SLG: 0.327 (1, 6)		2-1 SH1-4 2B HBP			1-2 G1-3			3-2 L9	3-1 G5-3	3	1	0	0	0	0	0					
Brian Johnson, R OBP: 0.302, SLG: 0.408 (1, 2)		1-3 K			2-2 G6-3			2-3 K	3-1 HR	4	1	1	1	0	2	1					
Kirk Rueter, L OBP: 0.298, SLG: 0.296 (1, 1)					0-3 K			0-2 G6-3	2-1 1B	1	0	0	0	0	0	1					
Chris Brock, R OBP: 0.222, SLG: 0.175 (7, PH)										0	0	0	0	0	0	0					
Wilson Delgado, S OBP: 0.222, SLG: 0.175 (7, PH)										0	0	0	0	0	0	0					
Dean Hartgraves, R OBP: 0.222, SLG: 0.175 (7, PH)										0	0	0	0	0	0	0					
Steve Reed, R OBP: 0.222, SLG: 0.175 (8, PH)										0	0	0	0	0	0	0					
Marvin Benard, L OBP: 0.222, SLG: 0.175 (8, PH)										1	0	1	0	0	0	0					
Inning Stats	R: 1 E: 0 K: 0 S: 13	H: 2 LOB: 2 BB: 1 P: 26	R: 2 E: 0 K: 1 S: 11	H: 2 LOB: 1 BB: 0 P: 20	R: 0 E: 0 K: 0 S: 4	H: 1 LOB: 0 BB: 0 P: 6	R: 0 E: 0 K: 1 S: 9	H: 0 LOB: 0 BB: 0 P: 12	R: 0 E: 0 K: 1 S: 7	H: 0 LOB: 0 BB: 0 P: 13	R: 0 E: 0 K: 1 S: 9	H: 0 LOB: 0 BB: 0 P: 14	R: 3 E: 0 K: 1 S: 10	H: 3 LOB: 0 BB: 0 P: 12	R: 1 E: 0 K: 1 S: 11	H: 2 LOB: 1 BB: 0 P: 22	1B: 7 2B: 1 3B: 1 HR: 1	SF: 0 SAC: 1 DP: 1 HBP: 1	WP: 0 PB: 0 SB: 0 CS: 0	PA: 38	
PITCHER	IP WLS BF H R ER SO BB IBB HBP BLK WP HR S P ERA WHIP	IP WLS BF H R ER SO BB IBB HBP BLK WP HR S P ERA WHIP	IP WLS BF H R ER SO BB IBB HBP BLK WP HR S P ERA WHIP	IP WLS BF H R ER SO BB IBB HBP BLK WP HR S P ERA WHIP	IP WLS BF H R ER SO BB IBB HBP BLK WP HR S P ERA WHIP	IP WLS BF H R ER SO BB IBB HBP BLK WP HR S P ERA WHIP	IP WLS BF H R ER SO BB IBB HBP BLK WP HR S P ERA WHIP	IP WLS BF H R ER SO BB IBB HBP BLK WP HR S P ERA WHIP	IP WLS BF H R ER SO BB IBB HBP BLK WP HR S P ERA WHIP	IP WLS BF H R ER SO BB IBB HBP BLK WP HR S P ERA WHIP	IP WLS BF H R ER SO BB IBB HBP BLK WP HR S P ERA WHIP	IP WLS BF H R ER SO BB IBB HBP BLK WP HR S P ERA WHIP	IP WLS BF H R ER SO BB IBB HBP BLK WP HR S P ERA WHIP	IP WLS BF H R ER SO BB IBB HBP BLK WP HR S P ERA WHIP	IP WLS BF H R ER SO BB IBB HBP BLK WP HR S P ERA WHIP	IP WLS BF H R ER SO BB IBB HBP BLK WP HR S P ERA WHIP	IP WLS BF H R ER SO BB IBB HBP BLK WP HR S P ERA WHIP	IP WLS BF H R ER SO BB IBB HBP BLK WP HR S P ERA WHIP	IP WLS BF H R ER SO BB IBB HBP BLK WP HR S P ERA WHIP	IP WLS BF H R ER SO BB IBB HBP BLK WP HR S P ERA WHIP	IP WLS BF H R ER SO BB IBB HBP BLK WP HR S P ERA WHIP

San Francisco Giants @ Houston Astros
Astrodome, Houston, TX
Fri Jul 17 1998, 8:05 PM EDT
Att: 40,709 - Dome - 72 F

AB 35
R 7
H 10
RBI 7
BB 1
SO 6
LOB 12



Batter	1	2	3	4	5	6	7	8	9	AB	R	H	RBI	BB	SO	LOB	BOTTOM				
Craig Biggio, R OBP: 0.391, SLG: 0.503 (1, 4)	1-2 E 1B	0-0 G6-3		2-1 HBP 1B HBP	3-2 S 2B			0-0 FC5 FC6-4		5	3	3	0	0	0	3					
Ricky Gutierrez, R OBP: 0.373, SLG: 0.349 Doug Henry, R (9, 1)	3-2 E 5 SF8 1B		1-3 K	3-2 1B HBP	4-2 S BB			3-1 1B 5 1B	1-1 FC6-4	4	3	2	1	1	1	2					
Derek Bell, R OBP: 0.370, SLG: 0.505 (1, 9)	2-1 E5 SF8 1B		1-1 F9	1-3 2-H 3-H 1B	1-2 F8			2-2 5 1B		5	0	2	3	0	0	3					
5 Jeff Bagwell, R OBP: 0.399, SLG: 0.541 (1, 3)	0-0 SF8		2-1 1B	2-1 P4				0-2 G5-3	0-1 FC5-4 1B	4	0	2	2	0	0	2					
Moises Alou, R OBP: 0.379, SLG: 0.585 (1, 7)	2-3 3-H G5-3		1-1 F9	0-0 BB 1B	1-2 F8			1-2 FC5-4	0-0 FC5-4	5	0	1	1	0	0	4					
Carl Everett, S OBP: 0.399, SLG: 0.509 (1, 8)	0-0 G4-3			1-2 BB 1B				1-2 1B	0-3 K2-3	4	1	2	0	1	1	1					
Sean Berry, R OBP: 0.375, SLG: 0.459 (1, 5)		3-1 FC5-4 1B		HBP 1B K				0-0 F7	2-0 2B	5	2	3	0	0	1	4					
Brad Ausmus, R OBP: 0.360, SLG: 0.364 (1, 2)		1-1 FC5-4 SH3-4		HBP 1B HBP	2-3 K			0-0 F7	1-1 FC5 2B	5	1	2	2	0	1	1					
Jose Lima, R OBP: 0.174, SLG: 0.159 Tim Bogar, R OBP: 0.250, SLG: 0.235 (8, PH) (9, 6)		1-2 SH3-4		3-H K	2-2 K			1-2 P3	4-2 FC5 BB	3	0	0	0	0	2	2					
Inning Stats	R: 2 E: 1 K: 0 S: 11	H: 2 LOB: 1 BB: 0 P: 17	R: 0 E: 0 K: 0 S: 8	H: 1 LOB: 0 BB: 0 P: 13	R: 0 E: 0 K: 1 S: 9	H: 1 LOB: 1 BB: 0 P: 14	R: 5 E: 0 K: 2 S: 19	H: 5 LOB: 3 BB: 1 P: 35	R: 0 E: 0 K: 2 S: 17	H: 1 LOB: 2 BB: 1 P: 29	R: 0 E: 0 K: 0 S: 12	H: 1 LOB: 1 BB: 0 P: 14	R: 2 E: 0 K: 0 S: 15	H: 4 LOB: 2 BB: 0 P: 22	R: 1 E: 0 K: 1 S: 11	H: 2 LOB: 2 BB: 1 P: 19	1B: 14 2B: 3 3B: 0 HR: 0	SF: 1 SAC: 1 DP: 0 HBP: 2	WP: 0 PB: 0 SB: 2 CS: 0	PA: 47	
PITCHER	IP WLS BF H R ER SO BB IBB HBP BLK WP HR S P ERA WHIP	IP WLS BF H R ER SO BB IBB HBP BLK WP HR S P ERA WHIP	IP WLS BF H R ER SO BB IBB HBP BLK WP HR S P ERA WHIP	IP WLS BF H R ER SO BB IBB HBP BLK WP HR S P ERA WHIP	IP WLS BF H R ER SO BB IBB HBP BLK WP HR S P ERA WHIP	IP WLS BF H R ER SO BB IBB HBP BLK WP HR S P ERA WHIP	IP WLS BF H R ER SO BB IBB HBP BLK WP HR S P ERA WHIP	IP WLS BF H R ER SO BB IBB HBP BLK WP HR S P ERA WHIP	IP WLS BF H R ER SO BB IBB HBP BLK WP HR S P ERA WHIP	IP WLS BF H R ER SO BB IBB HBP BLK WP HR S P ERA WHIP	IP WLS BF H R ER SO BB IBB HBP BLK WP HR S P ERA WHIP	IP WLS BF H R ER SO BB IBB HBP BLK WP HR S P ERA WHIP	IP WLS BF H R ER SO BB IBB HBP BLK WP HR S P ERA WHIP	IP WLS BF H R ER SO BB IBB HBP BLK WP HR S P ERA WHIP	IP WLS BF H R ER SO BB IBB HBP BLK WP HR S P ERA WHIP	IP WLS BF H R ER SO BB IBB HBP BLK WP HR S P ERA WHIP	IP WLS BF H R ER SO BB IBB HBP BLK WP HR S P ERA WHIP	IP WLS BF H R ER SO BB IBB HBP BLK WP HR S P ERA WHIP	IP WLS BF H R ER SO BB IBB HBP BLK WP HR S P ERA WHIP	IP WLS BF H R ER SO BB IBB HBP BLK WP HR S P ERA WHIP	IP WLS BF H R ER SO BB IBB HBP BLK WP HR S P ERA WHIP

San Francisco Giants @ Houston Astros
Astrodome, Houston, TX
Fri Jul 17 1998, 8:05 PM EDT
Att: 40,709 - Dome - 72 F

AB 40
R 10
H 17
RBI 9
BB 3
SO 6
LOB 22



Batter	1	2	3	4	5	6	7	8	9	AB	R	H	RBI	BB	SO	LOB	TOP			
Darryl Hamilton, L (1, 8) OBP: 0.397, SLG: 0.366	L8		2B		G4-1			G6-3		4	0	1	0	0	0	0	San Francisco Giants @ Houston Astros Astrodome, Houston, TX Sat Jul 18 1998, 4:33 AM EDT Att: 35,257 - Dome - 72 F			
Bill Mueller, S (1, 5) OBP: 0.374, SLG: 0.397	K		F8			G4-3		K		4	0	0	0	0	2	1				
Barry Bonds, L (1, 7) OBP: 0.414, SLG: 0.541	2B		K			K		F8		4	0	1	0	0	2	1				
Jeff Kent, R (1, 4) OBP: 0.343, SLG: 0.484	F8				P6			G5-3		4	0	0	0	0	0	1				
J.T. Snow, L (1, 3) OBP: 0.324, SLG: 0.403		F8			1B	2B		G4-3		4	0	1	0	0	1	0				
Stan Javier, S (1, 9) OBP: 0.363, SLG: 0.367		L5			G6-4-3	1B		G4-3	BB	4	1	2	0	0	0	0				
Brent Mayne, L (1, 2) OBP: 0.307, SLG: 0.396					G6-4-3	1B				2	1	1	0	1	0	2				
Rey Sanchez, R (1, 6) OBP: 0.314, SLG: 0.323								G4-3	BB	3	0	0	0	0	0	3				
Danny Darwin, R (1, 1) OBP: 0.114, SLG: 0.091										2	0	0	0	0	2	0				
Marvin Benard, L (7, PH) OBP: 0.336, SLG: 0.327										1	0	1	2	0	0	0				
John Johnstone, R (7, 1)										0	0	0	0	0	0	0				
Rich Rodriguez, L (8, 1) OBP: 0.333, SLG: 0.333										0	0	0	0	0	0	0				
Inning Stats	R: 0 E: 0 K: 1 S: 8	H: 1 LOB: 1 BB: 0 P: 10	R: 0 E: 0 K: 0 S: 10	H: 1 LOB: 1 BB: 0 P: 17	R: 0 E: 0 K: 2 S: 12	H: 2 LOB: 1 BB: 0 P: 8	R: 0 E: 0 K: 1 S: 7	H: 0 LOB: 0 BB: 0 P: 8	R: 0 E: 0 K: 0 S: 8	H: 0 LOB: 1 BB: 0 P: 9	R: 2 E: 0 K: 0 S: 11	H: 2 LOB: 1 BB: 1 P: 18	R: 0 E: 0 K: 1 S: 8	H: 0 LOB: 0 BB: 0 P: 14	R: 0 E: 0 K: 1 S: 6	H: 0 LOB: 0 BB: 0 P: 8	1B: 4 2B: 3 3B: 0 HR: 0	SF: 0 SAC: 0 DP: 1 HBP: 0	WP: 0 PB: 0 SB: 0 CS: 0	PA: 33
PITCHER	IP WLS BF H R ER SO BB IBB HBP BLK WP HR S P ERA WHIP																			
Sean Bergman, R (1, 1) ERA: 3.18	7.0 W 27 7 2 2 5 1 0 0 0 0 0 0 63 87 2.57 1.143																			
C.J. Nitkowski, L (8, 1) ERA: 3.42	1.0 3 0 0 0 1 0 0 0 0 0 0 0 8 14 0.00 0.000																			
Jay Powell, R (9, 1) ERA: 4.08	1.0 3 0 0 0 1 0 0 0 0 0 0 0 6 8 0.00 0.000																			

Batter	1	2	3	4	5	6	7	8	9	AB	R	H	RBI	BB	SO	LOB	BOTTOM			
Craig Biggio, R (1, 4) OBP: 0.392, SLG: 0.503	L7		1B					K		4	0	2	1	0	1	1	San Francisco Giants @ Houston Astros Astrodome, Houston, TX Sat Jul 18 1998, 4:33 AM EDT Att: 35,257 - Dome - 72 F			
Bill Sciers, L (1, 5) OBP: 0.379, SLG: 0.392	F8		L8		F9			2B	1B	4	1	1	0	0	0	3				
Derek Bell, R (1, 9) OBP: 0.371, SLG: 0.516	G1-3				G6-3			HR		4	2	2	2	0	0	0				
5 Jeff Bagwell, R (1, 3) OBP: 0.398, SLG: 0.535		G5-3				BB		G4-3		3	0	0	0	1	0	1				
Moises Alou, R (1, 7) OBP: 0.378, SLG: 0.580		K			P6			K		3	1	0	0	0	2	1				
Carl Everett, S (1, 8) OBP: 0.397, SLG: 0.509		P2			F8			K		4	1	1	1	0	1	1				
Ricky Gutierrez, R (1, 6) OBP: 0.374, SLG: 0.364					FC6-4			G6-3		3	1	2	2	0	0	0				
Brad Ausmus, R (1, 2) OBP: 0.362, SLG: 0.364					FC6-4			HR		3	1	1	0	1	1	1				
Sean Bergman, R (1, 1) OBP: 0.054, SLG: 0.054										1	0	0	0	0	1	1				
35 Dave Clark, L (7, PH) OBP: 0.258, SLG: 0.209										1	0	1	0	0	0	0				
C.J. Nitkowski, L (8, 1)										0	0	0	0	0	0	0				
Sean Berry, R (8, PH) OBP: 0.373, SLG: 0.457										1	0	0	0	0	1	1				
Jay Powell, R (9, 1) ERA: 4.88										0	0	0	0	0	0	0				
Inning Stats	R: 0 E: 0 K: 0 S: 11	H: 0 LOB: 0 BB: 0 P: 15	R: 0 E: 0 K: 1 S: 6	H: 0 LOB: 0 BB: 0 P: 7	R: 0 E: 0 K: 1 S: 11	H: 2 LOB: 2 BB: 0 P: 12	R: 0 E: 0 K: 0 S: 9	H: 0 LOB: 1 BB: 1 P: 18	R: 2 E: 0 K: 2 S: 13	H: 3 LOB: 0 BB: 0 P: 20	R: 1 E: 0 K: 2 S: 11	H: 1 LOB: 1 BB: 0 P: 17	R: 0 E: 0 K: 1 S: 18	H: 3 LOB: 1 BB: 1 P: 30	R: 4 E: 0 K: 1 S: 18	H: 3 LOB: 1 BB: 1 P: 30	1B: 6 2B: 2 3B: 0 HR: 2	SF: 1 SAC: 1 DP: 0 HBP: 1	WP: 1 PB: 0 SB: 0 CS: 1	PA: 36
PITCHER	IP WLS BF H R ER SO BB IBB HBP BLK WP HR S P ERA WHIP																			
Danny Darwin, R (1, 1) ERA: 4.65	6.0 L 24 6 3 3 4 1 0 0 0 0 0 0 19 30 4.50 1.167																			
John Johnstone, R (7, 1) ERA: 3.12	1.1 8 3 3 3 2 0 0 1 0 0 0 0 19 30 20.25 2.250																			
Rich Rodriguez, L (8, 1) ERA: 4.88	0.2 4 1 1 1 1 1 0 0 0 1 0 0 10 17 13.50 3.000																			



Batter	1	2	3	4	5	6	7	8	9	AB	R	H	RBI	BB	SO	LOB	TOP										
Neft Perez, S (1, 6) OBP: 0.323, SLG: 0.386										5	1	3	0	0	1	2											
1 Curtis Goodwin, L (1, 8) OBP: 0.333, SLG: 0.325 Greg Colbrunn, R (9, PH) OBP: 0.363, SLG: 0.452 Ellis Burks, R (9, 8) OBP: 0.350, SLG: 0.505										3	1	1	0	0	1	1											
Larry Walker, L (1, 9) OBP: 0.399, SLG: 0.549										5	3	3	1	0	0	1											
Dante Bichette, R (1, 7) OBP: 0.356, SLG: 0.532										5	2	2	3	0	0	2											
Vinny Castilla, R (1, 5) OBP: 0.357, SLG: 0.602										5	1	2	2	0	1	1											
17 Todd Helton, L (1, 3) OBP: 0.358, SLG: 0.516										4	1	2	2	1	1	1											
3 Mike Lansing, R (1, 4) OBP: 0.307, SLG: 0.365										3	0	0	0	1	0	2											
Kirt Manwaring, R (1, 2) OBP: 0.344, SLG: 0.351										4	0	0	1	0	1	2											
Jamey Wright, R (1, 1) OBP: 0.148, SLG: 0.188 Mike Dickson, R (5, 1) John Vander Wal, L (7, PH) Jerry Dipoto, R (7, 1) Derrick White, R (8, PH) Dave Veres, R (8, 1) OBP: 0.500, SLG: 0.500										2	0	0	0	0	2	2											
Inning Stats	R: 0 E: 0 K: 0 S: 6	H: 1 LOB: 1 BB: 0 P: 7	R: 1 E: 0 K: 1 S: 14	H: 2 LOB: 2 BB: 1 P: 21	R: 0 E: 0 K: 1 S: 6	H: 0 LOB: 0 BB: 0 P: 6	R: 0 E: 1 K: 0 S: 8	H: 0 LOB: 0 BB: 0 P: 11	R: 0 E: 0 K: 1 S: 6	H: 1 LOB: 1 BB: 0 P: 10	R: 2 E: 0 K: 0 S: 14	H: 2 LOB: 0 BB: 0 P: 15	R: 4 E: 1 K: 1 S: 17	H: 5 LOB: 2 BB: 1 P: 25	R: 0 E: 0 K: 3 S: 15	H: 0 LOB: 0 BB: 0 P: 20	R: 2 E: 0 K: 3 S: 15	H: 2 LOB: 0 BB: 0 P: 21	1B: 8 2B: 3 3B: 0 HR: 2	SF: 0 SAC: 1 DP: 0 HBP: 0	WP: 0 PB: 0 SB: 0 CS: 1	PA: 42					
PITCHER	IP	WLS	BF	H	R	ER	SO	BB	IBB	HBP	BLK	WP	HR	S	P	ERA	WHIP										
Shane Reynolds, R (1, 1) ERA: 3.54	6.2		32	11	7	6	4	1	0	0	0	0	1	64	83	8.10	1.800										
C.J. Nitkowski, L (7, 1) ERA: 3.48	1.2		7	1	1	1	4	1	0	0	0	0	0	26	39	5.40	1.200										
Doug Henry, R (9, 1) ERA: 2.87	0.2	W	3	1	1	1	2	0	0	0	0	0	1	11	14	13.50	1.500										

Colorado Rockies @ Houston Astros
Astrodome, Houston, TX
Mon Jul 20 1998, 8:05 PM EDT
Att: 25,491 - Dome - 72 F

AB	39
R	9
H	13
RBI	9
BB	2
SO	10
LOB	14



Batter	1	2	3	4	5	6	7	8	9	AB	R	H	RBI	BB	SO	LOB	BOTTOM										
Craig Biggio, R (1, 4) OBP: 0.391, SLG: 0.500										5	0	3	0	0	1	1											
Bill Sciers, L (1, 5) OBP: 0.374, SLG: 0.389										5	0	0	0	0	0	3											
Derek Bell, R (1, 9) OBP: 0.374, SLG: 0.515										5	2	3	0	0	1	2											
5 Jeff Bagwell, R (1, 3) OBP: 0.401, SLG: 0.531										4	2	1	1	1	0	2											
Moises Alou, R (1, 7) OBP: 0.384, SLG: 0.588										4	2	2	1	1	0	0											
Carl Everett, S (1, 8) OBP: 0.400, SLG: 0.519										5	4	4	3	0	0	1											
Tony Eusebio, R (1, 2) OBP: 0.333, SLG: 0.312										5	0	2	2	0	0	3											
Tim Bogar, R (1, 6) OBP: 0.257, SLG: 0.243										5	0	2	1	0	1	3											
Shane Reynolds, R (1, 1) OBP: 0.127, SLG: 0.164 C.J. Nitkowski, L (7, 1) Doug Henry, R (9, 1)										3	0	1	1	0	1	0											
Inning Stats	R: 0 E: 0 K: 0 S: 11	H: 2 LOB: 1 BB: 0 P: 17	R: 0 E: 0 K: 0 S: 8	H: 1 LOB: 0 BB: 0 P: 11	R: 0 E: 0 K: 1 S: 8	H: 0 LOB: 0 BB: 0 P: 13	R: 4 E: 1 K: 0 S: 19	H: 4 LOB: 1 BB: 1 P: 27	R: 0 E: 0 K: 1 S: 7	H: 1 LOB: 1 BB: 0 P: 7	R: 1 E: 0 K: 1 S: 11	H: 3 LOB: 2 BB: 0 P: 13	R: 0 E: 0 K: 1 S: 10	H: 1 LOB: 1 BB: 0 P: 12	R: 1 E: 0 K: 0 S: 7	H: 2 LOB: 2 BB: 1 P: 13	1B: 13 2B: 5 3B: 0 HR: 0	SF: 0 SAC: 0 DP: 2 HBP: 0	WP: 1 PB: 0 SB: 3 CS: 0	PA: 44							
PITCHER	IP	WLS	BF	H	R	ER	SO	BB	IBB	HBP	BLK	WP	HR	S	P	ERA	WHIP										
Jamey Wright, R (1, 1) ERA: 6.46	4.1		24	11	8	6	1	1	0	0	0	0	1	56	84	12.46	2.769										
Mike DeJean, R (5, 1) ERA: 2.01	1.2		6	1	0	0	2	0	0	0	0	0	0	14	19	0.00	0.600										
Jerry Dipoto, R (7, 1) ERA: 4.43	1.0		6	3	1	1	1	0	0	0	0	0	0	11	13	9.00	3.000										
Dave Veres, R (8, 1) ERA: 3.44	1.1	L	8	3	1	1	1	1	0	0	0	0	0	17	25	6.75	3.000										

Colorado Rockies @ Houston Astros
Astrodome, Houston, TX
Mon Jul 20 1998, 8:05 PM EDT
Att: 25,491 - Dome - 72 F

AB	42
R	10
H	18
RBI	9
BB	2
SO	5
LOB	17



Batter	1	2	3	4	5	6	7	8	9	AB	R	H	RBI	BB	SO	LOB	TOP				
Neft Perez, S OBP: 0.322, SLG: 0.392 (1, 6)										4	1	1	1	0	1	0					
Ellis Burks, R OBP: 0.354, SLG: 0.508 (1, 8)										4	1	3	0	0	0	0					
Larry Walker, L OBP: 0.401, SLG: 0.545 (1, 9)										2	1	0	0	2	0	0					
Dante Bichette, R OBP: 0.353, SLG: 0.526 (1, 7)										4	0	0	0	0	0	3					
Vinny Castilla, R OBP: 0.361, SLG: 0.611 (1, 5)										4	2	3	2	0	0	0					
17 Todd Helton, L OBP: 0.354, SLG: 0.511 (1, 3)										3	0	0	1	0	0	1					
3 Mike Lansing, R OBP: 0.307, SLG: 0.366 (1, 4)										4	0	1	1	0	1	0					
Kirt Manwaring, R OBP: 0.343, SLG: 0.346 (1, 2)										3	0	0	0	1	0	1					
Mark Brownson, L (1, 1)										4	0	0	0	0	0	1					
Inning Stats	R: 4 H: 4 E: 0 K: 0 S: 16	H: 4 LOB: 1 BB: 1 P: 27	R: 0 H: 1 E: 0 K: 0 S: 11	H: 1 LOB: 0 BB: 0 P: 15	R: 0 H: 1 E: 0 K: 0 S: 10	H: 1 LOB: 0 BB: 0 P: 15	R: 0 H: 0 E: 0 K: 0 S: 7	H: 0 LOB: 0 BB: 0 P: 11	R: 0 H: 1 E: 0 K: 1 S: 11	H: 1 LOB: 1 BB: 1 P: 11	R: 0 H: 0 E: 0 K: 1 S: 6	H: 0 LOB: 0 BB: 0 P: 8	R: 0 H: 0 E: 0 K: 0 S: 3	H: 0 LOB: 0 BB: 0 P: 4	R: 0 H: 0 E: 0 K: 0 S: 5	H: 0 LOB: 1 BB: 1 P: 12	1B: 5 2B: 1 3B: 0 HR: 2	SF: 1 SAC: 0 DP: 0 HBP: 0	WP: 0 PB: 0 SB: 0 CS: 1	PA: 37	
PITCHER	IP	WLS	BF	H	R	ER	SO	BB	IBB	HBP	BLK	WP	HR	S	P	ERA	WHIP				
Mike Hampton, L ERA: 3.59 (1, 1)	8.0	L	32	8	5	5	2	2	0	0	0	0	2	74	108	5.62	1.250				
Trever Miller, L ERA: 2.63 (9, 1)	1.0		4	0	0	0	0	1	0	0	0	0	0	5	12	0.00	1.000				

Colorado Rockies @ Houston Astros
Astrodome, Houston, TX
Tue Jul 21 1998, 8:05 PM EDT
Att: 28,718 - Dome - 72 F

AB 32
R 5
H 8
RBI 5
BB 3
SO 2
LOB 6

Batter	1	2	3	4	5	6	7	8	9	AB	R	H	RBI	BB	SO	LOB	BOTTOM				
Craig Biggio, R OBP: 0.392, SLG: 0.499 (1, 4)										3	0	1	0	0	0	2					
Bill Sciers, L OBP: 0.369, SLG: 0.382 (1, 5)										4	0	0	0	0	2	4					
Derek Bell, R OBP: 0.370, SLG: 0.510 (1, 9)										4	0	0	0	0	0	2					
5 Jeff Bagwell, R OBP: 0.399, SLG: 0.526 (1, 3)										3	0	0	0	1	0	0					
Moises Alou, R OBP: 0.380, SLG: 0.581 (1, 7)										4	0	0	0	0	2	2					
Carl Everett, S OBP: 0.396, SLG: 0.514 (1, 8)										3	0	0	0	0	2	0					
Ricky Gutierrez, R OBP: 0.370, SLG: 0.360 (1, 6)										3	0	1	0	0	1	0					
Brad Ausmus, R OBP: 0.355, SLG: 0.356 (1, 2)										3	0	0	0	0	0	2					
Mike Hampton, R OBP: 0.333, SLG: 0.314 35 Dave Clark, L OBP: 0.273, SLG: 0.227 (8, PH)										2	0	1	0	0	0	0					
Trever Miller, R OBP: 0.500, SLG: 1.000 (9, 1)										0	0	0	0	0	0	0					
Inning Stats	R: 0 H: 0 E: 0 K: 2 S: 11	H: 0 LOB: 2 BB: 1 P: 17	R: 0 H: 0 E: 1 K: 1 S: 8	H: 0 LOB: 1 BB: 0 P: 13	R: 0 H: 0 E: 0 K: 1 S: 7	H: 0 LOB: 0 BB: 0 P: 11	R: 0 H: 0 E: 0 K: 0 S: 7	H: 0 LOB: 0 BB: 0 P: 15	R: 0 H: 2 E: 0 K: 1 S: 4	H: 2 LOB: 1 BB: 0 P: 7	R: 0 H: 0 E: 0 K: 1 S: 5	H: 0 LOB: 0 BB: 0 P: 9	R: 0 H: 0 E: 0 K: 0 S: 8	H: 2 LOB: 2 BB: 0 P: 11	R: 0 H: 0 E: 0 K: 1 S: 7	H: 0 LOB: 0 BB: 0 P: 9	1B: 2 2B: 2 3B: 0 HR: 0	SF: 0 SAC: 0 DP: 0 HBP: 1	WP: 0 PB: 0 SB: 3 CS: 0	PA: 32	
PITCHER	IP	WLS	BF	H	R	ER	SO	BB	IBB	HBP	BLK	WP	HR	S	P	ERA	WHIP				
Mark Brownson, R ERA: (1, 1)	9.0	W	32	4	0	0	7	1	0	1	0	0	0	64	101	0.00	0.556				

Colorado Rockies @ Houston Astros
Astrodome, Houston, TX
Tue Jul 21 1998, 8:05 PM EDT
Att: 28,718 - Dome - 72 F

AB 30
R 0
H 4
RBI 0
BB 1
SO 7
LOB 12

Batter	1	2	3	4	5	6	7	8	9	10	AB	R	H	RBI	BB	SO	LOB	TOP			
Craig Biggio, R OBP: 0.395, SLG: 0.499 (1, 4)	K		E5		F9			1B	FC3-6	1B	4	1	1	0	2	1	0				
Ricky Gutierrez, R OBP: 0.368, SLG: 0.354 (1, 6)	G6-3					G5-3		HR	FC3-6	1B	4	1	1	2	2	0	1				
Derek Bell, R OBP: 0.368, SLG: 0.507 (1, 9)	G1-3					G2-3		K	FC6-4	1B	6	0	2	1	0	2	3				
5 Jeff Bagwell, R OBP: 0.402, SLG: 0.521 (1, 3)								F8	FC6-4	F7	5	0	1	0	1	1	6				
Moises Alou, R OBP: 0.379, SLG: 0.582 (1, 7)	K					F9			F9		5	1	2	2	0	1	4				
Carl Everett, S OBP: 0.398, SLG: 0.522 (1, 8)	G3-6-3					F7					3	2	0	0	2	0	2				
Sean Berry, R OBP: 0.370, SLG: 0.454 Jay Powell, R (10, 1)						F7					5	1	2	0	0	2	2				
Brad Ausmus, R OBP: 0.355, SLG: 0.353 (1, 2)						G1-3					4	2	2	1	1	0	1				
Sean Bergman, R OBP: 0.369, SLG: 0.563 35 Dave Sear, L OBP: 0.319, SLG: 0.222 Trever Miller, L OBP: 0.301, SLG: 0.300 Tony Eusebio, R OBP: 0.319, SLG: 0.300 Doug Henry, R OBP: 0.306, SLG: 0.376 Bill Spiers, L (10, 5)						SH2-4					1	0	0	0	0	1	0				
Inning Stats	R: 0 E: 0 K: 1 S: 11	H: 0 LOB: 0 P: 14	R: 0 E: 0 K: 1 S: 7	H: 1 LOB: 0 P: 11	R: 1 E: 1 K: 1 S: 14	H: 1 LOB: 2 P: 21	R: 0 E: 0 K: 2 S: 12	H: 1 LOB: 1 P: 19	R: 0 E: 0 K: 1 S: 8	H: 0 LOB: 0 P: 9	R: 0 E: 0 K: 0 S: 10	H: 1 LOB: 1 P: 7	R: 5 E: 1 K: 1 S: 21	H: 5 LOB: 2 P: 34	R: 0 E: 0 K: 0 S: 13	H: 1 LOB: 2 P: 21	R: 2 E: 0 K: 1 S: 14	H: 1 LOB: 3 P: 38	1B: 8 2B: 2 3B: 0 HR: 1	SF: 0 SAC: 1 DP: 1 HBP: 0	WP: 0 PA: 49
PITCHER	IP	WLS	BF	H	R	ER	SO	BB	IBB	HBP	BLK	WP	HR	S	P	ERA	WHIP				
Dave Milcki, R ERA: 4.89 (1, 1)	7.0		29	6	3	2	7	2	0	0	0	0	0	71	104	2.57	1.143				
Antonio Osuna, R ERA: 3.21 (8, 1)	0.2		5	2	1	1	1	1	0	0	0	0	1	13	24	13.50	4.500				
Scott Radinsky, L ERA: 2.68 (8, 1)	1.1		7	2	2	1	0	1	0	0	0	0	0	18	27	6.75	2.250				
Darren Hall, R ERA: 9.45 (10, 1)	0.1	L	3	0	2	2	1	2	0	0	0	0	0	8	19	54.00	6.000				
Mark Guthrie, L ERA: 1.99 (10, 1)	0.2		5	1	0	0	0	1	1	0	0	0	0	6	19	0.00	3.000				

Houston Astros @ Los Angeles Dodgers
Dodger Stadium, Los Angeles, CA
Thu Jul 23 1998, 7:05 PM PDT
Att: 40,205 - Unknown - 73 F

AB 40
R 8
H 11
RBI 6
BB 8
SO 9
LOB 23



Batter	1	2	3	4	5	6	7	8	9	10	AB	R	H	RBI	BB	SO	LOB	BOTTOM			
Wilton Guerrero, S OBP: 0.284, SLG: 0.333 Alex Cora, L OBP: 0.130, SLG: 0.217 (8, 6)	2B	G4-3			G4-3			FC4-6	B3		4	1	2	0	0	0	0				
Juan Castro, R OBP: 0.250, SLG: 0.265 (1, 6)	3B	G6-3			G5-3			FC4-6	F8		5	1	1	0	0	0	2				
Raul Mondesi, R OBP: 0.326, SLG: 0.544 (1, 8)	1B	F9			G5-3				G3		5	1	2	2	0	0	1				
Gary Sheffield, R OBP: 0.435, SLG: 0.536 (1, 9)	HR	G6-3			G5-3			F9	G6-3		5	1	1	1	0	0	2				
Eric Karros, R OBP: 0.366, SLG: 0.449 Roger Cedeno, S OBP: 0.326, SLG: 0.283 (9, 7)	E9	P4			G3			FC3-6	G4-3		3	1	1	0	1	0	0				
Matt Luke, L OBP: 0.307, SLG: 0.534 (9, 3)	HR	G4-3			G4-3			FC3-6	G3-1		5	1	2	3	0	0	1				
Adrian Beltré, R OBP: 0.274, SLG: 0.354 (1, 5)	G6-3				L6			K			4	0	1	0	0	1	1				
Charles Johnson, R OBP: 0.268, SLG: 0.381 (1, 2)	K	G1-3			G1-3			F9			4	0	0	0	0	2	3				
Dave Milcki, R OBP: 0.280, SLG: 0.182 Antonio Osuna, R ERA: 2.56 Scott Radinsky, L OBP: 0.319, SLG: 0.300 Jim Eisenreich, L OBP: 0.319, SLG: 0.300 Darren Hall, R OBP: 0.306, SLG: 0.376 Mark Guthrie, R (10, 1)	G6-3				G6-3			K	BB		3	0	0	0	0	1	0				
Inning Stats	R: 6 E: 1 K: 1 S: 23	H: 6 LOB: 0 P: 32	R: 0 E: 0 K: 0 S: 6	H: 0 LOB: 0 P: 9	R: 0 E: 0 K: 0 S: 9	H: 0 LOB: 0 P: 14	R: 0 E: 0 K: 0 S: 8	H: 2 LOB: 2 P: 12	R: 0 E: 0 K: 1 S: 7	H: 2 LOB: 0 P: 11	R: 0 E: 0 K: 1 S: 8	H: 0 LOB: 1 P: 16	R: 0 E: 0 K: 0 S: 9	H: 0 LOB: 1 P: 15	R: 0 E: 0 K: 0 S: 7	H: 0 LOB: 0 P: 8	1B: 7 2B: 1 3B: 1 HR: 1	SF: 0 SAC: 0 DP: 0 HBP: 0	WP: 0 PA: 42		
PITCHER	IP	WLS	BF	H	R	ER	SO	BB	IBB	HBP	BLK	WP	HR	S	P	ERA	WHIP				
Sean Bergman, R ERA: 3.5 (1, 1)	6.0		26	8	6	6	2	0	0	0	0	0	0	60	91	9.00	1.333				
Trever Miller, L ERA: 2.56 (7, 1)	1.0		5	2	0	0	1	0	0	0	0	0	0	8	11	0.00	2.000				
Doug Henry, R ERA: 2.76 (8, 1)	2.0	W	8	0	0	0	1	2	0	0	0	0	0	20	31	0.00	1.000				
Jay Powell, R ERA: 3.77 (10, 1)	1.0	S	3	0	0	0	0	0	0	0	0	0	0	7	8	0.00	0.000				

Houston Astros @ Los Angeles Dodgers
Dodger Stadium, Los Angeles, CA
Thu Jul 23 1998, 7:05 PM PDT
Att: 40,205 - Unknown - 73 F

AB 40
R 6
H 10
RBI 6
BB 2
SO 4
LOB 11



Batter	1	2	3	4	5	6	7	8	9	AB	R	H	RBI	BB	SO	LOB	TOP										
Craig Biggio, R OBP: 0.393, SLG: 0.495 (1, 4)	G6-3		1B		FC6-4		G4-3		G5-3	5	0	1	0	0	0	2	Houston Astros @ San Diego Padres Qualcomm Stadium, San Diego, CA Fri Jul 24 1998, 10:05 PM EDT Att: 31,047 - Cloudy - 72 F										
Ricky Gutierrez, R OBP: 0.370, SLG: 0.354 (1, 6)	G6-3		1B		BB		G6-3			3	0	1	0	1	0	0											
Derek Bell, R OBP: 0.365, SLG: 0.502 (1, 9)	F9		1B		K		K			4	0	0	0	0	3	5											
5 Jeff Bagwell, R OBP: 0.400, SLG: 0.520 (1, 3)		SF8	FC6-4		K				F8	4	1	1	0	0	1	5											
Moises Alou, R OBP: 0.378, SLG: 0.583 (1, 7)	SF8				G5-3				F9	3	1	1	1	0	0	0											
Carl Everett, S OBP: 0.396, SLG: 0.518 (1, 8)					P4					4	0	1	0	0	2	1											
Sean Berry, R OBP: 0.372, SLG: 0.455 Mike Magnante, L OBP: 1.000, SLG: 1.000 (9, 1)					G3-1-3				P3	4	0	2	1	0	0	1											
Brad Ausmus, R OBP: 0.353, SLG: 0.349 (1, 2)					FC6-4					0	0	0	0	0	0	0											
Pete Schourek, L OBP: 0.125, SLG: 0.188 Jay Powell, R (8, 1)					G4-3					3	0	0	0	1	1	2											
Bill Spiers, L OBP: 0.365, SLG: 0.375 (9, 5)									F9	2	0	0	0	0	0	1											
Inning Stats	R: 0 E: 0 K: 0 S: 7	H: 0 LOB: 0 BB: 0 P: 11	R: 1 E: 0 K: 1 S: 12	H: 2 LOB: 1 BB: 0 P: 19	R: 0 E: 0 K: 1 S: 11	H: 2 LOB: 2 BB: 0 P: 17	R: 0 E: 0 K: 0 S: 8	H: 0 LOB: 0 BB: 0 P: 12	R: 0 E: 0 K: 2 S: 10	H: 0 LOB: 3 BB: 2 P: 20	R: 1 E: 0 K: 2 S: 11	H: 2 LOB: 1 BB: 0 P: 14	R: 0 E: 0 K: 1 S: 6	H: 0 LOB: 0 BB: 0 P: 7	R: 0 E: 0 K: 0 S: 7	H: 1 LOB: 1 BB: 0 P: 14	R: 0 E: 0 K: 0 S: 5	H: 0 LOB: 0 BB: 0 P: 9	1B: 5 2B: 2 3B: 0 HR: 0	SF: 1 SAC: 1 DP: 0 HBP: 0	WP: 0 PB: 0 SB: 1 CS: 0	PA: 37					
PITCHER	IP	WLS	BF	H	R	ER	SO	BB	IBB	HBP	BLK	WP	HR	S	P	ERA	WHIP										
Sterling Hitchcock, L ERA: 4.37 (1, 1)	6.0	L	27	6	2	2	6	2	0	0	0	0	0	59	93	3.00	1.333										
Donnie Watt, R ERA: 2.62 (7, 1)	2.0		7	1	0	0	1	0	0	0	0	0	0	13	21	0.00	0.500										
Dan Miceli, R ERA: 3.56 (9, 1)	1.0		3	0	0	0	0	0	0	0	0	0	0	5	9	0.00	0.000										

Batter	1	2	3	4	5	6	7	8	9	AB	R	H	RBI	BB	SO	LOB	BOTTOM										
QuiVio Veras, S OBP: 0.392, SLG: 0.353 (1, 4)	F9		1B							3	0	1	0	0	1	0	Houston Astros @ San Diego Padres Qualcomm Stadium, San Diego, CA Fri Jul 24 1998, 10:05 PM EDT Att: 31,047 - Cloudy - 72 F										
Tony Gwynn, L OBP: 0.358, SLG: 0.454 Dan Miceli, R OBP: 1.000, SLG: 1.000 (9, 1)			F7							4	0	2	0	0	0	2											
Ken Caminiti, S OBP: 0.369, SLG: 0.530 (1, 5)					P3					4	0	0	0	0	1	3											
Greg Vaughn, R OBP: 0.388, SLG: 0.677 (1, 7)					F7					4	0	0	0	0	0	1											
Wally Joyner, L OBP: 0.384, SLG: 0.469 (1, 3)										4	0	0	0	0	1	0											
Ruben Rivera, R OBP: 0.385, SLG: 0.523 (9, 9)										4	1	1	1	0	1	0											
Carlos Hernandez, R OBP: 0.310, SLG: 0.364 (1, 2)										3	0	1	0	0	1	0											
Chris Gomez, R OBP: 0.324, SLG: 0.347 (1, 6)										3	0	0	0	0	1	1											
Sterling Hitchcock, L ERA: 4.14 Andy Sheets, R OBP: 0.287, SLG: 0.348 Donnie Watt, R OBP: 0.353, SLG: 0.537 Jim Leyritz, R OBP: 0.359, SLG: 0.537 Steve Finley, L OBP: 0.324, SLG: 0.425 (9, 8)										1	0	0	0	0	1	0											
Inning Stats	R: 0 E: 0 K: 0 S: 7	H: 1 LOB: 1 BB: 0 P: 12	R: 0 E: 0 K: 0 S: 7	H: 0 LOB: 0 BB: 0 P: 13	R: 0 E: 0 K: 1 S: 9	H: 1 LOB: 0 BB: 0 P: 13	R: 0 E: 0 K: 1 S: 7	H: 0 LOB: 0 BB: 0 P: 10	R: 0 E: 0 K: 3 S: 10	H: 0 LOB: 0 BB: 0 P: 13	R: 0 E: 0 K: 1 S: 13	H: 1 LOB: 1 BB: 0 P: 19	R: 1 E: 0 K: 0 S: 12	H: 2 LOB: 1 BB: 0 P: 19	R: 0 E: 0 K: 1 S: 10	H: 0 LOB: 1 BB: 0 P: 17		R: 0 E: 0 K: 0 S: 5	H: 0 LOB: 0 BB: 0 P: 12	1B: 3 2B: 1 3B: 0 HR: 1	SF: 0 SAC: 0 DP: 0 HBP: 1	WP: 0 PB: 0 SB: 1 CS: 0	PA: 33				
PITCHER	IP	WLS	BF	H	R	ER	SO	BB	IBB	HBP	BLK	WP	HR	S	P	ERA	WHIP										
Pete Schourek, L ERA: 4.14 (1, 1)	7.0	W	26	5	1	1	6	0	0	0	0	0	0	65	99	1.29	0.714										
Jay Powell, R ERA: 3.68 (8, 1)	1.0		4	0	0	0	1	0	0	1	0	0	0	10	17	0.00	0.000										
Mike Magnante, L ERA: 5.4 (9, 1)	1.0	S	3	0	0	0	0	0	0	0	0	0	0	5	12	0.00	0.000										

Batter	1	2	3	4	5	6	7	8	9	AB	R	H	RBI	BB	SO	LOB	TOP										
Craig Biggio, R OBP: 0.391, SLG: 0.491 (1, 4)										5	1	1	0	0	0	3	Houston Astros @ San Diego Padres Qualcomm Stadium, San Diego, CA Sat Jul 25 1998, 6:33 AM EDT Att: 54,176 - Sunny - 76 F										
Ricky Gutierrez, R OBP: 0.370, SLG: 0.355 (1, 6)										5	0	2	1	0	2	1											
Derek Bell, R OBP: 0.363, SLG: 0.501 (1, 9)										5	1	1	1	0	0	3											
5 Jeff Bagwell, R OBP: 0.400, SLG: 0.516 (1, 3)										3	0	0	0	2	1	3											
Moises Alou, R OBP: 0.378, SLG: 0.578 (1, 7)										3	1	0	0	2	1	2											
Richard Hidalgo, R OBP: 0.311, SLG: 0.384 Carl Everett, S OBP: 0.398, SLG: 0.520 (7, PH) (7, 8)										3	0	1	0	0	0	1											
Tony Eusebio, R OBP: 0.336, SLG: 0.316 (1, 2)										4	1	2	0	0	0	4											
Tim Bogar, R OBP: 0.259, SLG: 0.257 Bill Spillers, L OBP: 0.363, SLG: 0.374 (8, PH) (8, 5)										2	0	1	2	0	0	0											
Shane Reynolds, R OBP: 0.342, SLG: 0.175 Trevor Miller, R OBP: 0.209, SLG: 1.000 Sean Berry, R OBP: 0.326, SLG: 0.457 C.J. Nitkowski, L OBP: 0.335, SLG: 0.220 35 Dave Clark, L OBP: 0.335, SLG: 0.220 Scott Elarton, R OBP: 0.335, SLG: 0.220 (1, 1) (4, 1) (6, PH) (6, 1) (8, PH) (8, 1)										2	1	1	0	0	1	1											
Inning Stats	R: 0 E: 0 K: 0 S: 6	H: 1 LOB: 0 BB: 0 P: 9	R: 0 E: 0 K: 0 S: 5	H: 1 LOB: 1 BB: 1 P: 13	R: 2 E: 2 K: 1 S: 10	H: 2 LOB: 1 BB: 0 P: 18	R: 1 E: 0 K: 1 S: 11	H: 2 LOB: 1 BB: 0 P: 20	R: 0 E: 0 K: 0 S: 7	H: 1 LOB: 2 BB: 0 P: 11	R: 1 E: 0 K: 1 S: 13	H: 2 LOB: 2 BB: 1 P: 22	R: 0 E: 0 K: 2 S: 11	H: 0 LOB: 0 BB: 1 P: 15	R: 0 E: 0 K: 2 S: 10	H: 0 LOB: 1 BB: 1 P: 22		1B: 9 2B: 2 3B: 0 HR: 0	SF: 1 SAC: 0 DP: 2 HBP: 0	WP: 0 PB: 0 SB: 1 CS: 0	PA: 41						
PITCHER	IP	WLS	BF	H	R	ER	SO	BB	IBB	HBP	BLK	WP	HR	S	P	ERA	WHIP										
24 Mark Langston, L ERA: 5.51 Jim Bruske, R ERA: 3.5 Scott Sanders, R ERA: 12.0 Dan Miceli, R ERA: 3.49 Trevor Hoffman, R ERA: 1.57 (1, 1) (6, 1) (7, 1) (8, 1) (9, 1)	5.2	W	26	8	4	2	2	2	0	0	0	0	0	44	83	3.18	1.765										

Batter	1	2	3	4	5	6	7	8	9	AB	R	H	RBI	BB	SO	LOB	BOTTOM										
QuiVivo Veras, S OBP: 0.392, SLG: 0.355 (1, 4)										4	1	1	0	1	0	1	Houston Astros @ San Diego Padres Qualcomm Stadium, San Diego, CA Sat Jul 25 1998, 6:33 AM EDT Att: 54,176 - Sunny - 76 F										
Tony Gwynn, L OBP: 0.359, SLG: 0.452 Trevor Hoffman, R ERA: 1.57 (1, 9) (9, 1)										4	1	1	0	1	0	2											
Ken Caminiti, S OBP: 0.370, SLG: 0.527 (1, 5)										4	2	1	0	1	1	2											
Greg Vaughn, R OBP: 0.386, SLG: 0.678 (1, 7)										5	2	1	1	0	2	4											
Wally Joyner, L OBP: 0.383, SLG: 0.468 (1, 3)										3	0	1	2	0	0	1											
Steve Finley, L OBP: 0.306, SLG: 0.409 (1, 8)										4	0	2	2	0	0	0											
Greg Myers, L OBP: 0.291, SLG: 0.350 Jim Leyritz, R OBP: 0.268, SLG: 0.534 Andy Sheets, R OBP: 0.289, SLG: 0.348 Dan Miceli, R OBP: 1.000, SLG: 1.000 Rubén Rivera, R OBP: 0.388, SLG: 0.523 (1, 2) (4, PH) (6, 2) (7, PH) (8, 1) (9, 1)										2	0	1	0	0	1	2											
Chris Gomez, R OBP: 0.323, SLG: 0.346 (1, 6)										4	0	1	0	0	1	1											
24 Mark Langston, R OBP: 0.182, SLG: 0.150 Jim Bruske, R ERA: 3.5 Scott Sanders, R ERA: 12.0 Carlos Hernandez, R OBP: 0.309, SLG: 0.383 (1, 1) (6, 1) (7, 1) (7, PH) (8, 2)										3	0	0	0	0	2	2											
Inning Stats	R: 2 E: 0 K: 2 S: 15	H: 3 LOB: 2 BB: 1 P: 27	R: 0 E: 0 K: 1 S: 11	H: 1 LOB: 2 BB: 1 P: 24	R: 1 E: 0 K: 1 S: 13	H: 3 LOB: 0 BB: 0 P: 21	R: 2 E: 1 K: 0 S: 16	H: 2 LOB: 2 BB: 1 P: 26	R: 0 E: 1 K: 1 S: 13	H: 0 LOB: 1 BB: 0 P: 19	R: 1 E: 1 K: 0 S: 7	H: 0 LOB: 0 BB: 0 P: 15	R: 0 E: 0 K: 1 S: 9	H: 0 LOB: 1 BB: 0 P: 15	R: 0 E: 0 K: 2 S: 8	H: 0 LOB: 0 BB: 0 P: 10		1B: 6 2B: 2 3B: 0 HR: 1	SF: 1 SAC: 0 DP: 0 HBP: 1	WP: 0 PB: 0 SB: 1 CS: 0	PA: 40						
PITCHER	IP	WLS	BF	H	R	ER	SO	BB	IBB	HBP	BLK	WP	HR	S	P	ERA	WHIP										
Shane Reynolds, R ERA: 3.63 Trevor Miller, L ERA: 2.45 C.J. Nitkowski, L ERA: 3.35 Scott Elarton, R ERA: 3.91 (1, 1) (4, 1) (6, 1) (8, 1)	3.2	L	23	8	5	3	4	3	0	0	0	0	0	19	26	0.00	0.750										

Batter	1	2	3	4	5	6	7	8	9	AB	R	H	RBI	BB	SO	LOB	TOP								
Todd Dunwoody, L (1, 8) OBP: 0.272, SLG: 0.343	F7			G6-3		P4		F8		4	0	0	0	0	0	0									
Edgar Renteria, R (1, 6) OBP: 0.355, SLG: 0.353	G4-3			L8		G6-3		G5-3		4	0	0	0	0	0	0									
Ryan Jackson, L (1, 9) OBP: 0.306, SLG: 0.363	K			1B		K		1B		4	0	2	0	0	2	0									
Todd Zeile, R (1, 5) OBP: 0.346, SLG: 0.428		F9		G4-3		G6-3		K		3	0	0	0	0	0	1									
Dave Berg, R (7, 5) OBP: 0.341, SLG: 0.336										1	0	0	0	0	1	1									
Cliff Floyd, L (1, 7) OBP: 0.346, SLG: 0.476	L8					1B		G1-3		3	1	2	0	0	0	0									
John Wehner, R (7, PR) OBP: 0.140, SLG: 0.163						2B				1	0	0	0	0	0	1									
Derrek Lee, R (1, 3) OBP: 0.327, SLG: 0.423	K					1B				2	0	1	0	0	1	0									
Craig Counsell, L (1, 4) OBP: 0.351, SLG: 0.362			L4			1B				3	0	1	0	0	0	3									
Mike Redmond, R (1, 2) OBP: 0.356, SLG: 0.451		L9						F9		3	0	0	0	0	0	2									
Brian Meadows, R (1, 1) OBP: 0.186, SLG: 0.128			K					P4		2	0	0	0	0	2	1									
Ryan Dempster, R (5, 1)										1	0	0	0	0	0	0									
Inning Stats	R: 0 E: 0 K: 1 S: 6	H: 0 LOB: 0 BB: 0 P: 7	R: 0 E: 0 K: 1 S: 8	H: 0 LOB: 0 BB: 0 P: 13	R: 0 E: 0 K: 1 S: 6	H: 0 LOB: 0 BB: 0 P: 8	R: 0 E: 0 K: 0 S: 10	H: 1 LOB: 1 BB: 0 P: 13	R: 1 E: 0 K: 1 S: 13	H: 2 LOB: 1 BB: 0 P: 20	R: 0 E: 0 K: 1 S: 8	H: 0 LOB: 0 BB: 0 P: 11	R: 0 E: 0 K: 0 S: 10	H: 2 LOB: 2 BB: 0 P: 17	R: 0 E: 0 K: 0 S: 6	H: 0 LOB: 0 BB: 0 P: 7	R: 0 E: 0 K: 1 S: 10	H: 1 LOB: 1 BB: 0 P: 15	1B: 4 2B: 2 3B: 0 HR: 0	SF: 0 SAC: 0 DP: 2 HBP: 1	WP: 0 PB: 0 SB: 0 CS: 0	PA: 32			
PITCHER	IP	WLS	BF	H	R	ER	SO	BB	IBB	HBP	BLK	WP	HR	S	P	ERA	WHIP								
Jose Lima, R (1, 1) ERA: 3.77	9.0	W	32	6	1	1	6	0	0	1	0	0	0	77	111	1.00	0.667								

Florida Marlins @ Houston Astros
Astrodome, Houston, TX
Mon Jul 27 1998, 8:05 PM EDT
Att: 20,888 - Dome - 72 F

AB 31
R 1
H 6
RBI 0
BB 0
SO 6
LOB 9



Batter	1	2	3	4	5	6	7	8	9	AB	R	H	RBI	BB	SO	LOB	BOTTOM								
Craig Biggio, R (1, 4) OBP: 0.394, SLG: 0.494	1B	G4-3				FC5-4				3	2	1	0	0	0	1									
Tim Lincecum, R (8, 4) OBP: 0.265, SLG: 0.257	1B					1B		HBP		0	0	0	0	0	0	0									
Bill Sciers, L (1, 5) OBP: 0.365, SLG: 0.376	1B					E8		L8		4	2	2	1	1	0	2									
Derek Bell, R (1, 9) OBP: 0.367, SLG: 0.511	5 HR					1B				4	3	3	3	0	0	1									
5 Jeff Bagwell, R (1, 3) OBP: 0.402, SLG: 0.524	1B					1B		HR		4	1	2	3	0	0	0									
Moises Alou, R (1, 7) OBP: 0.382, SLG: 0.595	HR					1B		F7		4	1	4	2	0	0	0									
Richard Hidalgo, R (7, PR) OBP: 0.308, SLG: 0.381	HR					1B		1B		0	0	0	0	0	0	0									
Carl Everett, S (1, 8) OBP: 0.390, SLG: 0.508	K					1B		1B		4	0	1	0	0	1	3									
Ricky Gutierrez, R (1, 6) OBP: 0.364, SLG: 0.349	K					1B		1B		4	0	0	0	0	1	3									
Brad Ausmus, R (1, 2) OBP: 0.347, SLG: 0.342	G6-3					K		K		4	0	0	0	0	2	0									
Jose Lima, R (1, 1) OBP: 0.173, SLG: 0.160		G6-3				G6-3		K		4	0	1	0	0	1	0									
Inning Stats	R: 5 E: 0 K: 2 S: 14	H: 4 LOB: 0 BB: 0 P: 20	R: 0 E: 0 K: 0 S: 7	H: 0 LOB: 1 BB: 1 P: 15	R: 0 E: 0 K: 0 S: 5	H: 1 LOB: 0 BB: 0 P: 8	R: 0 E: 0 K: 1 S: 7	H: 0 LOB: 0 BB: 0 P: 7	R: 3 E: 1 K: 0 S: 12	H: 5 LOB: 1 BB: 0 P: 21	R: 0 E: 0 K: 0 S: 8	H: 1 LOB: 1 BB: 0 P: 13	R: 1 E: 0 K: 0 S: 7	H: 3 LOB: 2 BB: 0 P: 15	R: 0 E: 0 K: 2 S: 15	H: 0 LOB: 1 BB: 0 P: 25	1B: 10 2B: 1 3B: 0 HR: 3	SF: 0 SAC: 0 DP: 3 HBP: 2	WP: 0 PB: 0 SB: 1 CS: 0	PA: 38					
PITCHER	IP	WLS	BF	H	R	ER	SO	BB	IBB	HBP	BLK	WP	HR	S	P	ERA	WHIP								
Brian Meadows, R (1, 1) ERA: 4.61	4.0	L	20	7	7	7	3	1	0	1	0	0	1	39	68	4.50	1.750								
Ryan Dempster, R (5, 1) ERA: 6.66	4.0		18	7	2	2	2	0	0	1	0	0	1	39	68	4.50	1.750								

Florida Marlins @ Houston Astros
Astrodome, Houston, TX
Mon Jul 27 1998, 8:05 PM EDT
Att: 20,888 - Dome - 72 F

AB 35
R 9
H 14
RBI 9
BB 1
SO 5
LOB 10



Batter	1	2	3	4	5	6	7	8	9	AB	R	H	RBI	BB	SO	LOB	TOP					
Todd Dunwoody, L (1, 8) OBP: 0.266, SLG: 0.336	F8		F8			F8		G4-3	FC4-6	5	0	0	0	0	0	2						
Edgar Renteria, R (1, 6) OBP: 0.357, SLG: 0.355	CS		G5-4-3			G6-3		F7		4	0	2	0	0	0	0						
Ryan Jackson, L (1, 9) OBP: 0.316, SLG: 0.374	1B		G5-4-3							3	1	2	0	1	0	1						
Todd Zeile, R (1, 5) OBP: 0.347, SLG: 0.436	1B					P6			HR	4	1	2	2	0	0	1						
Cliff Floyd, L (1, 7) OBP: 0.342, SLG: 0.471	L5								HR	4	0	0	0	0	1	2						
Derrek Lee, R (1, 3)			E7							4	1	2	0	0	1	0						
Craig Counsell, L (1, 4) OBP: 0.350, SLG: 0.361			G4-3			G3				4	0	1	1	0	0	2						
Gregg Zaun, S (1, 2) OBP: 0.269, SLG: 0.295						G4-3				3	0	0	0	1	0	2						
Kirt Ojala, L (1, 1) OBP: 0.300, SLG: 0.250						G6-3				2	0	0	0	0	1	2						
Brian Edmondson, R (6, 1)										0	0	0	0	0	0	0						
John Cangelosi, S (8, PH) OBP: 0.385, SLG: 0.295										0	0	0	0	0	0	0						
Donn Pall, R (8, 1)										0	0	0	0	0	0	0						
John Wehner, R (9, PH) OBP: 0.195, SLG: 0.182										1	0	1	0	0	0	0						
Inning Stats	R: 0 E: 0 K: 0 S: 14	H: 2 LOB: 2 BB: 1 P: 24	R: 0 E: 1 K: 1 S: 9	H: 0 LOB: 1 BB: 1 P: 18	R: 0 E: 0 K: 1 S: 5	H: 1 LOB: 0 BB: 0 P: 6	R: 0 E: 0 K: 1 S: 6	H: 0 LOB: 0 BB: 0 P: 8	R: 0 E: 0 K: 0 S: 10	H: 0 LOB: 1 BB: 0 P: 13	R: 0 E: 0 K: 0 S: 10	H: 1 LOB: 1 BB: 0 P: 14	R: 0 E: 0 K: 0 S: 10	H: 1 LOB: 1 BB: 0 P: 18	R: 0 E: 0 K: 0 S: 4	H: 0 LOB: 0 BB: 0 P: 8	R: 3 E: 0 K: 1 S: 15	H: 5 LOB: 2 BB: 0 P: 22	1B: 6 2B: 3 3B: 0 HR: 1	SF: 0 SAC: 0 DP: 1 HBP: 0	WP: 0 PB: 0 SB: 0 CS: 2	PA: 37
PITCHER	IP WLS BF H R ER SO BB IBB HBP BLK WP HR S P ERA WHIP																					
Sean Bergman, R (1, 1) ERA: 3.41	8.0 W 31 7 2 2 2 2 2 0 0 0 0 0 1 72 115 2.25 1.125																					
Trever Miller, L (9, 1) ERA: 2.63	1.0 6 3 1 1 1 1 0 0 0 0 0 0 0 11 16 9.00 3.000																					

Florida Marlins @ Houston Astros
Astrodome, Houston, TX
Tue Jul 28 1998, 8:05 PM EDT
Att: 26,220 - Dome - 72 F

AB 35
R 3
H 10
RBI 3
BB 2
SO 3
LOB 12



Batter	1	2	3	4	5	6	7	8	9	AB	R	H	RBI	BB	SO	LOB	BOTTOM			
Craig Biggio, R (1, 4) OBP: 0.394, SLG: 0.495	G4-6-3		P2			F8		G6-3		5	0	2	1	0	0	1				
Ricky Gutierrez, R (1, 6) OBP: 0.360, SLG: 0.344	G4-6-3					L9		G3		4	0	0	0	0	0	3				
Derek Bell, R (1, 9) OBP: 0.366, SLG: 0.507										3	1	0	0	1	2	0				
5 Jeff Bagwell, R (1, 3) OBP: 0.403, SLG: 0.523										3	1	1	0	1	0	1				
Moises Alou, R (1, 7) OBP: 0.384, SLG: 0.601										3	2	1	1	1	1	2				
Carl Everett, S (1, 8) OBP: 0.391, SLG: 0.511										4	1	2	2	0	0	1				
Sean Berry, R (1, 5) OBP: 0.368, SLG: 0.448										4	0	0	1	0	1	5				
Brad Ausmus, R (1, 2) OBP: 0.349, SLG: 0.342										3	1	1	0	1	0	0				
Sean Bergman, R (1, 1) OBP: 0.071, SLG: 0.095										4	1	1	2	0	1	1				
Trever Miller, R (9, 1) OBP: 0.500, SLG: 1.000										0	0	0	0	0	0	0				
Inning Stats	R: 0 E: 0 K: 1 S: 8	H: 1 LOB: 0 BB: 0 P: 11	R: 1 E: 0 K: 0 S: 7	H: 1 LOB: 0 BB: 0 P: 11	R: 0 E: 0 K: 0 S: 5	H: 0 LOB: 0 BB: 0 P: 7	R: 1 E: 1 K: 2 S: 19	H: 2 LOB: 2 BB: 1 P: 33	R: 0 E: 0 K: 0 S: 9	H: 1 LOB: 1 BB: 0 P: 9	R: 5 E: 1 K: 0 S: 16	H: 2 LOB: 1 BB: 2 P: 34	R: 0 E: 0 K: 1 S: 10	H: 1 LOB: 2 BB: 1 P: 18	R: 0 E: 0 K: 1 S: 5	H: 0 LOB: 0 BB: 0 P: 6	1B: 4 2B: 3 3B: 0 HR: 1	SF: 0 SAC: 0 DP: 1 HBP: 0	WP: 1 PB: 0 SB: 0 CS: 0	PA: 37
PITCHER	IP WLS BF H R ER SO BB IBB HBP BLK WP HR S P ERA WHIP																			
Kirt Ojala, L (1, 1) ERA: 3.19	5.2 L 27 6 7 2 3 3 1 2 0 0 0 0 0 60 97 3.18 1.235																			
Brian Edmondson, R (6, 1) ERA: 4.01	1.1 7 2 0 0 1 1 0 0 0 0 0 0 14 26 0.00 2.250																			
Donn Pall, R (8, 1) ERA: 6.3	1.0 3 0 0 0 1 0 0 0 0 0 0 0 5 6 0.00 0.000																			

Florida Marlins @ Houston Astros
Astrodome, Houston, TX
Tue Jul 28 1998, 8:05 PM EDT
Att: 26,220 - Dome - 72 F

AB 33
R 7
H 8
RBI 7
BB 4
SO 5
LOB 14



Batter	1	2	3	4	5	6	7	8	9	AB	R	H	RBI	BB	SO	LOB	TOP					
John Cangelosi, S (1, 8) OBP: 0.374, SLG: 0.321 (7, 9)										4	2	2	0	1	0	2						
Edgar Renteria, R (1, 6) OBP: 0.357, SLG: 0.355										5	1	2	0	0	0	3						
John Wehner, R (1, 9) OBP: 0.191, SLG: 0.196 Todd Dunwoody, L (7, PH) OBP: 0.265, SLG: 0.335 (7, 8)										2	1	1	1	1	0	0						
Todd Zeile, R (1, 5) OBP: 0.346, SLG: 0.434										4	1	1	1	0	1	2						
Cliff Floyd, L (1, 7) OBP: 0.339, SLG: 0.467										4	0	0	0	0	0	5						
Derrek Lee, R (1, 3) OBP: 0.331, SLG: 0.446										4	1	2	4	0	1	2						
Dave Berg, R (1, 4) OBP: 0.353, SLG: 0.328 Craig Counsell, L (9, PH) OBP: 0.352, SLG: 0.363										3	0	0	0	0	1	0						
Mike Redmond, R (1, 2) OBP: 0.342, SLG: 0.432 Gregg Zaun, S (9, PH) OBP: 0.273, SLG: 0.299										3	0	0	0	0	1	0						
Andy Larkin, R (1, 1) OBP: 0.125, SLG: 0.087 Rob Stanifer, R (3, 1)										1	0	0	0	0	1	0						
Mark Kotsay, L (6, PH) OBP: 0.316, SLG: 0.385 Vic Darenbourg, L (6, 1)										1	0	0	0	0	0	0						
Ryan Jackson, L (9, PH) OBP: 0.314, SLG: 0.371										1	0	0	0	0	0	2						
Inning Stats	R: 1 E: 0 K: 2 S: 15	H: 3 LOB: 2 BB: 0 P: 19	R: 0 E: 0 K: 3 S: 9	H: 0 LOB: 0 BB: 0 P: 14	R: 4 E: 0 K: 0 S: 10	H: 3 LOB: 0 BB: 2 P: 25	R: 0 E: 0 K: 0 S: 7	H: 1 LOB: 1 BB: 0 P: 9	R: 0 E: 0 K: 0 S: 8	H: 0 LOB: 0 BB: 0 P: 12	R: 1 E: 0 K: 0 S: 11	H: 1 LOB: 0 BB: 0 P: 17	R: 0 E: 0 K: 0 S: 9	H: 0 LOB: 0 BB: 0 P: 12	R: 0 E: 0 K: 0 S: 7	H: 0 LOB: 0 BB: 0 P: 12	R: 0 E: 0 K: 0 S: 12	H: 2 LOB: 2 BB: 0 P: 15	1B: 6 2B: 3 3B: 0 HR: 1	SF: 0 SAC: 0 DP: 0 HBP: 0	WP: 0 PB: 0 SB: 0 CS: 0	PA: 38
PITCHER	IP WLS BF H R ER SO BB IBB HBP BLK WP HR S P ERA WHIP																					
Pete Schourek, L (1, 1) ERA: 4.5	6.0 W 27 8 6 6 5 2 0 0 0 0 1 60 96 9.00 1.667																					
Scott Elarton, R (7, 1) ERA: 3.49	3.0 S 11 2 0 0 0 0 0 0 0 0 0 0 28 39 0.00 0.667																					

Florida Marlins @ Houston Astros
Astrodome, Houston, TX
Wed Jul 29 1998, 8:05 PM EDT
Att: 21,870 - Dome - 72 F

AB 36
R 6
H 10
RBI 6
BB 2
SO 5
LOB 16



Batter	1	2	3	4	5	6	7	8	9	AB	R	H	RBI	BB	SO	LOB	BOTTOM			
Craig Biggio, R (1, 4) OBP: 0.396, SLG: 0.499										5	3	3	2	0	0	2				
Bill Sciers, L (1, 5) OBP: 0.365, SLG: 0.376										5	1	2	2	0	0	1				
Derek Bell, R (1, 9) OBP: 0.368, SLG: 0.512										4	1	3	2	0	0	0				
5 Jeff Bagwell, R (1, 3) OBP: 0.403, SLG: 0.522										4	1	1	1	1	1	2				
Moises Alou, R (1, 7) OBP: 0.384, SLG: 0.605										4	1	1	3	1	1	0				
Carl Everett, S (1, 8) OBP: 0.397, SLG: 0.505										4	0	0	0	0	2	3				
Ricky Gutierrez, R (1, 6) OBP: 0.359, SLG: 0.343 Scott Elarton, R (7, 1)										4	0	1	0	0	1	0				
Brad Ausmus, R (1, 2) OBP: 0.354, SLG: 0.343										2	2	1	0	1	0	1				
Pete Schourek, L (1, 1) OBP: 0.211, SLG: 0.263 Tim Bogar, R (7, 6) OBP: 0.263, SLG: 0.255										3	1	2	0	0	1	0				
Inning Stats	R: 5 E: 0 K: 1 S: 19	H: 6 LOB: 2 BB: 0 P: 30	R: 0 E: 0 K: 0 S: 11	H: 1 LOB: 2 BB: 2 P: 23	R: 3 E: 0 K: 1 S: 15	H: 3 LOB: 1 BB: 1 P: 24	R: 0 E: 0 K: 1 S: 8	H: 1 LOB: 1 BB: 0 P: 9	R: 1 E: 0 K: 1 S: 9	H: 2 LOB: 1 BB: 0 P: 10	R: 0 E: 0 K: 1 S: 13	H: 0 LOB: 0 BB: 0 P: 18	R: 1 E: 0 K: 0 S: 10	H: 1 LOB: 0 BB: 0 P: 15	R: 0 E: 0 K: 1 S: 10	H: 0 LOB: 0 BB: 0 P: 18	1B: 10 2B: 3 3B: 0 HR: 1	SF: 1 SAC: 0 DP: 1 HBP: 1	WP: 0 PB: 0 SB: 5 CS: 0	PA: 41
PITCHER	IP WLS BF H R ER SO BB IBB HBP BLK WP HR S P ERA WHIP																			
Andy Larkin, R (1, 1) ERA: 7.97	2.1 L 20 10 8 8 2 3 0 0 0 0 0 0 24 29 3.38 1.125																			
Rob Stanifer, R (3, 1) ERA: 5.51	2.2 11 3 1 1 2 0 0 0 0 0 0 0 24 29 3.38 1.125																			
Vic Darenbourg, L (6, 1) ERA: 4.24	3.0 10 1 1 1 2 0 0 0 0 0 0 0 33 51 3.00 0.333																			

Florida Marlins @ Houston Astros
Astrodome, Houston, TX
Wed Jul 29 1998, 8:05 PM EDT
Att: 21,870 - Dome - 72 F

AB 36
R 10
H 14
RBI 10
BB 3
SO 6
LOB 10



Batter	1	2	3	4	5	6	7	8	9	AB	R	H	RBI	BB	SO	LOB	TOP				
Todd Dunwoody, L (1, 8) OBP: 0.289, SLG: 0.345	P5		K				2B			4	0	2	1	0	1	0	Florida Marlins @ Houston Astros Astrodome, Houston, TX Thu Jul 30 1998, 4:33 AM EDT Att: 33,303 - Dome - 72 F				
Edgar Renteria, R (1, 6) OBP: 0.356, SLG: 0.354	HR		F9				G4-3			4	1	1	0	0	1	4					
Mark Kotsay, L (1, 9) OBP: 0.313, SLG: 0.381	K		G4-3				G3-1			4	0	0	0	0	2	3					
Todd Zeile, R (1, 5) OBP: 0.345, SLG: 0.431	HR						F8			3	1	0	0	1	1	0					
Cliff Floyd, L (1, 7) OBP: 0.339, SLG: 0.472	HR		G4-3				G4-3			4	1	1	3	0	1	0					
Derrek Lee, R (1, 3) OBP: 0.327, SLG: 0.440	G6-3						F8			4	0	0	0	0	2	0					
Craig Counsell, L (1, 4) OBP: 0.351, SLG: 0.361			G3				P6			4	1	1	0	0	0	0					
Gregg Zaun, S (1, 2) OBP: 0.268, SLG: 0.293	G3-1						G3-1			4	0	0	0	0	1	1					
Livan Hernandez, R (1, 1) OBP: 0.169, SLG: 0.203	G5-3						E4			3	0	1	0	0	0	1					
Inning Stats	R: 3 E: 0 K: 1 S: 14	H: 2 LOB: 0 BB: 1 P: 22	R: 0 E: 0 K: 0 S: 6	H: 0 LOB: 0 BB: 0 P: 7	R: 0 E: 0 K: 1 S: 8	H: 0 LOB: 0 BB: 0 P: 10	R: 0 E: 0 K: 2 S: 10	H: 0 LOB: 0 BB: 0 P: 15	R: 1 E: 1 K: 2 S: 16	H: 2 LOB: 2 BB: 0 P: 20	R: 0 E: 0 K: 0 S: 6	H: 0 LOB: 0 BB: 0 P: 9	R: 0 E: 0 K: 2 S: 10	H: 2 LOB: 2 BB: 0 P: 14	R: 0 E: 0 K: 1 S: 9	H: 0 LOB: 0 BB: 0 P: 10	1B: 3 2B: 2 3B: 0 HR: 1	SF: 0 SAC: 0 DP: 0 HBP: 0	WP: 0 PB: 0 SB: 1 CS: 0	PA: 35	
PITCHER	IP	WLS	BF	H	R	ER	SO	BB	IBB	HBP	BLK	WP	HR	S	P	ERA	WHIP				
Shane Reynolds, R (1, 1) ERA: 3.64	7.0	L	29	6	4	3	6	1	0	0	0	0	1	70	97	3.86	1.000				
Jay Powell, R (8, 1) ERA: 3.42	1.1		4	0	0	0	3	0	0	0	0	0	0	12	18	0.00	0.000				
Mike Magnante, L (9, 1) ERA: 5.35	0.2		2	0	0	0	0	0	0	0	0	0	0	4	6	0.00	0.000				

Batter	1	2	3	4	5	6	7	8	9	AB	R	H	RBI	BB	SO	LOB	BOTTOM					
Craig Biggio, R (1, 4) OBP: 0.393, SLG: 0.494	F7		F8				FC6-4			4	0	0	0	0	0	2	Florida Marlins @ Houston Astros Astrodome, Houston, TX Thu Jul 30 1998, 4:33 AM EDT Att: 33,303 - Dome - 72 F					
Bill Spiers, L (1, 5) OBP: 0.364, SLG: 0.378	F9		K				G6-3			4	1	1	0	0	1	1						
Derek Bell, R (1, 9) OBP: 0.365, SLG: 0.507	G4-3						G6-3			4	0	0	0	0	0	1						
5 Jeff Bagwell, R (1, 3) OBP: 0.399, SLG: 0.518			F7				P9			3	0	0	1	0	0	0						
Moises Alou, R (1, 7) OBP: 0.385, SLG: 0.602	G5-3						K			2	0	0	0	2	1	0						
Carl Everett, S (1, 8) OBP: 0.385, SLG: 0.511	F7						HR			4	1	1	1	0	1	2						
Tony Eusebio, R (1, 2) OBP: 0.341, SLG: 0.347							K			4	1	2	1	0	1	0						
Brad Ausmus, R (9, PR) OBP: 0.354, SLG: 0.343			HR							0	0	0	0	0	0	0						
Ricky Gutierrez, R (1, 6) OBP: 0.358, SLG: 0.340			SH1-4				G6-3			3	0	0	0	1	2	2						
Shane Reynolds, R (1, 1) OBP: 0.155, SLG: 0.190										1	0	1	0	0	0	0						
35 Dave Clark, L (7, PH) OBP: 0.252, SLG: 0.208			SH1-4							1	0	0	0	0	1	0						
Jay Powell, R (8, 1) OBP: 1.000, SLG: 1.000							FC6-4			0	0	0	0	0	0	0						
Mike Magnante, L (9, 1) OBP: 1.000, SLG: 1.000										0	0	0	0	0	0	0						
Inning Stats	R: 0 E: 0 K: 0 S: 7	H: 0 LOB: 0 BB: 0 P: 10	R: 0 E: 0 K: 0 S: 5	H: 0 LOB: 0 BB: 0 P: 9	R: 1 E: 0 K: 1 S: 11	H: 1 LOB: 1 BB: 1 P: 23	R: 0 E: 0 K: 1 S: 7	H: 0 LOB: 0 BB: 0 P: 12	R: 1 E: 0 K: 1 S: 9	H: 2 LOB: 1 BB: 0 P: 13	R: 1 E: 0 K: 1 S: 11	H: 1 LOB: 1 BB: 1 P: 21	R: 0 E: 0 K: 2 S: 8	H: 0 LOB: 0 BB: 0 P: 9	R: 0 E: 0 K: 0 S: 7	H: 0 LOB: 0 BB: 0 P: 12	R: 0 E: 0 K: 1 S: 10	H: 1 LOB: 2 BB: 1 P: 20	1B: 2 2B: 1 3B: 0 HR: 2	SF: 1 SAC: 1 DP: 0 HBP: 0	WP: 0 PB: 0 SB: 0 CS: 0	PA: 35
PITCHER	IP	WLS	BF	H	R	ER	SO	BB	IBB	HBP	BLK	WP	HR	S	P	ERA	WHIP					
Livan Hernandez, R (1, 1) ERA: 4.35	9.0	W	35	5	3	3	7	3	0	0	0	0	2	75	129	3.00	0.889					



Batter	1	2	3	4	5	6	7	8	9	AB	R	H	RBI	BB	SO	LOB	TOP								
Craig Biggio, R OBP: 0.391, SLG: 0.491 (1, 4)										5	0	1	0	0	1	3	Houston Astros @ Pittsburgh Pirates Three Rivers Stadium, Pittsburgh, PA Fri Jul 31 1998, 7:05 PM EDT Att: 32,476 - Unknown - 78 F								
Bill Spillers, L OBP: 0.364, SLG: 0.380 (1, 5)										4	1	1	0	0	0	2									
Derek Bell, R OBP: 0.363, SLG: 0.502 (1, 9)										4	1	0	0	1	3	2									
5 Jeff Bagwell, R OBP: 0.401, SLG: 0.526 (1, 3)										4	3	2	1	1	1	1									
Moises Alou, R OBP: 0.385, SLG: 0.598 (1, 7)										4	1	1	1	1	2	2									
Carl Everett, S OBP: 0.388, SLG: 0.515 (1, 8)										5	1	3	2	0	0	2									
Tony Eusebio, R OBP: 0.338, SLG: 0.344 (1, 2)										4	0	1	2	0	1	3									
Ricky Gutierrez, R OBP: 0.359, SLG: 0.339 C.J. Nitkowski, L (8, 1)										1	0	0	1	2	0	2									
Doug Henry, R (9, 1)										0	0	0	0	0	0	0									
Mike Hampton, R OBP: 0.326, SLG: 0.333 Mike Magnante, L OBP: 1.000, SLG: 1.000 Jay Powell, R (7, 1) Tim Bogar, R OBP: 0.261, SLG: 0.252 (7, 6)										3	0	1	0	0	0	2									
Inning Stats	R: 0 E: 0 K: 2 S: 9	H: 1 LOB: 1 BB: 0 P: 17	R: 1 E: 0 K: 1 S: 12	H: 1 LOB: 1 BB: 1 P: 20	R: 0 E: 0 K: 1 S: 5	H: 0 LOB: 0 BB: 0 P: 10	R: 0 E: 0 K: 0 S: 9	H: 1 LOB: 1 BB: 0 P: 11	R: 0 E: 0 K: 1 S: 8	H: 0 LOB: 1 BB: 1 P: 12	R: 3 E: 1 K: 1 S: 12	H: 3 LOB: 2 BB: 2 P: 22	R: 2 E: 0 K: 0 S: 12	H: 2 LOB: 2 BB: 1 P: 22	R: 0 E: 0 K: 1 S: 6	H: 1 LOB: 0 BB: 0 P: 8		R: 1 E: 0 K: 2 S: 15	H: 1 LOB: 0 BB: 0 P: 21	1B: 6 2B: 3 3B: 0 HR: 1	SF: 1 SAC: 0 DP: 1 HBP: 1	WP: 0 PB: 0 SB: 3 CS: 0	PA: 42		
PITCHER	IP	WLS	BF	H	R	ER	SO	BB	IBB	HBP	BLK	WP	HR	S	P	ERA		WHIP							
67 Francisco Cordova, R ERA: 3.26 Jeff McCurry, R ERA: 2.08 Elmer Dessens, R ERA: 4.4 Mike Williams, R ERA: 2.49	6.1	L	32	7	6	6	6	5	0	1	0	0	0	61	107	8.53	1.895								

Batter	1	2	3	4	5	6	7	8	9	AB	R	H	RBI	BB	SO	LOB	BOTTOM									
Tony Womack, L OBP: 0.325, SLG: 0.357 (1, 4)										5	0	2	0	0	0	0	Houston Astros @ Pittsburgh Pirates Three Rivers Stadium, Pittsburgh, PA Fri Jul 31 1998, 7:05 PM EDT Att: 32,476 - Unknown - 78 F									
18 Jason Kendall, R OBP: 0.416, SLG: 0.463 (1, 2)										5	0	1	0	0	1	3										
Mark Smith, R OBP: 0.269, SLG: 0.311 (1, 7)										5	1	1	0	0	1	2										
Kevin Young, R OBP: 0.346, SLG: 0.512 (1, 3)										5	2	3	1	0	0	3										
Jose Guillen, R OBP: 0.314, SLG: 0.443 (1, 9)										4	1	1	0	0	1	3										
Manny Martinez, R OBP: 0.323, SLG: 0.517 (1, 8)										4	0	1	2	0	0	2										
Aramis Ramirez, R OBP: 0.299, SLG: 0.352 (1, 5)										4	0	2	0	0	1	1										
Kevin Polcovich, R OBP: 0.260, SLG: 0.265 Turner Ward, S OBP: 0.329, SLG: 0.410 Doug Strange, S OBP: 0.246, SLG: 0.242 (1, 6)										3	0	1	1	0	0	1										
67 Francisco Cordova, R ERA: 3.15, SLG: 0.098 Jeff McCurry, R ERA: 3.35 Lou Collier, R OBP: 0.269, SLG: 0.347 Elmer Dessens, R (8, 1) Mike Williams, R (9, 1) Keith Oak, R OBP: 0.268, SLG: 0.233 Al Martin, R OBP: 0.255, SLG: 0.364 (9, 1)										2	0	0	0	0	1	1										
Inning Stats	R: 0 E: 0 K: 0 S: 7	H: 0 LOB: 0 BB: 0 P: 9	R: 1 E: 0 K: 1 S: 13	H: 2 LOB: 1 BB: 0 P: 18	R: 0 E: 0 K: 1 S: 9	H: 0 LOB: 0 BB: 0 P: 13	R: 0 E: 0 K: 0 S: 11	H: 1 LOB: 1 BB: 0 P: 16	R: 0 E: 0 K: 2 S: 7	H: 0 LOB: 0 BB: 0 P: 10	R: 0 E: 0 K: 0 S: 4	H: 0 LOB: 0 BB: 0 P: 6	R: 2 E: 0 K: 0 S: 12	H: 4 LOB: 3 BB: 1 P: 22	R: 1 E: 0 K: 0 S: 12	H: 3 LOB: 2 BB: 0 P: 19		R: 0 E: 0 K: 2 S: 11	H: 2 LOB: 2 BB: 0 P: 15	1B: 8 2B: 3 3B: 0 HR: 1	SF: 0 SAC: 0 DP: 0 HBP: 0	WP: 0 PB: 2 SB: 1 CS: 1	PA: 40			
PITCHER	IP	WLS	BF	H	R	ER	SO	BB	IBB	HBP	BLK	WP	HR	S	P	ERA		WHIP								
Mike Hampton, L ERA: 3.72 Mike Magnante, L ERA: 5.35 Jay Powell, R ERA: 3.54 C.J. Nitkowski, L ERA: 3.33 Doug Henry, R ERA: 2.69	6.2	W	27	6	3	3	4	1	0	0	0	0	0	2	4	4.05		1.050								

Batter	1	2	3	4	5	6	7	8	9	AB	R	H	RBI	BB	SO	LOB	TOP			
Craig Biggio, R OBP: 0.391, SLG: 0.491 (1,4)										4	1	1	0	1	2	0	Houston Astros @ Pittsburgh Pirates Three Rivers Stadium, Pittsburgh, PA Sat Aug 01 1998, 3:33 AM EDT Att: 19,783 - Sunny - 78 F			
Bill Spillers, L OBP: 0.362, SLG: 0.377 (1,5)										5	0	1	0	0	2	1				
Derek Bell, R OBP: 0.368, SLG: 0.503 (1,9)										3	0	2	1	2	0	0				
5 Jeff Bagwell, R OBP: 0.404, SLG: 0.524 (1,3)										3	0	1	0	2	1	4				
Moises Alou, R OBP: 0.383, SLG: 0.593 (1,7)										5	1	1	0	0	0	7				
Carl Everett, S OBP: 0.387, SLG: 0.512 (1,8)										4	0	1	0	0	1	0				
Brad Ausmus, R OBP: 0.359, SLG: 0.349 (1,2)										4	0	3	0	0	0	0				
Tim Bogar, R OBP: 0.254, SLG: 0.245 (8, PH)										3	0	0	0	0	1	2				
35 Dave Clark, L OBP: 0.252, SLG: 0.208 (8, PH)										0	0	0	0	0	0	0				
Ricky Gutierrez, R OBP: 0.361, SLG: 0.339 (8, 6)										0	0	0	1	1	0	0				
Jose Lima, R OBP: 0.161, SLG: 0.148 (1,1)										4	0	0	0	0	3	5				
Inning Stats	R: 0 H: 2 E: 0 K: 1 S: 11	H: 2 R: 1 ER: 1 SO: 9 BB: 2 IBB: 0 HBP: 0 BLK: 0 WP: 2 HR: 0 S: 77 P: 119	R: 0 H: 1 E: 0 K: 2 S: 14	H: 1 R: 1 ER: 1 SO: 10 BB: 1 IBB: 0 HBP: 0 BLK: 0 WP: 0 HR: 0 S: 21 P: 21	R: 0 H: 2 E: 0 K: 0 S: 14	H: 1 R: 1 ER: 0 SO: 17 BB: 1 IBB: 0 HBP: 0 BLK: 0 WP: 0 HR: 0 S: 17 P: 17	R: 1 H: 1 E: 0 K: 1 S: 12	H: 1 R: 1 ER: 0 SO: 23 BB: 1 IBB: 0 HBP: 0 BLK: 0 WP: 0 HR: 0 S: 23 P: 23	R: 0 H: 0 E: 0 K: 0 S: 6	H: 0 R: 0 ER: 0 SO: 9 BB: 0 IBB: 0 HBP: 0 BLK: 0 WP: 0 HR: 0 S: 9 P: 9	R: 0 H: 0 E: 0 K: 3 S: 9	H: 0 R: 0 ER: 0 SO: 11 BB: 0 IBB: 0 HBP: 0 BLK: 0 WP: 0 HR: 0 S: 11 P: 11	R: 1 H: 3 E: 0 K: 0 S: 13	H: 3 R: 2 ER: 2 SO: 23 BB: 2 IBB: 0 HBP: 0 BLK: 0 WP: 0 HR: 0 S: 23 P: 23	R: 0 H: 0 E: 0 K: 1 S: 8	H: 0 R: 0 ER: 0 SO: 16 BB: 2 IBB: 0 HBP: 0 BLK: 0 WP: 0 HR: 0 S: 16 P: 16	1B: 9 2B: 1 3B: 0 HR: 0	SF: 0 SAC: 0 DP: 1 HBP: 0	WP: 2 PB: 0 SB: 1 CS: 1	PA: 41
PITCHER	IP	WLS	BF	H	R	ER	SO	BB	IBB	HBP	BLK	WP	HR	S	P	ERA	WHIP			
Jason Schmidt, R ERA: 3.93 (1,1)	7.0		29	7	1	1	9	2	0	0	0	2	0	77	119	1.29	1.286			
Mike Williams, R ERA: 2.77 (8,1)	0.2	L	5	3	1	1	0	1	0	0	0	0	0	9	14	13.50	6.000			
Ricardo Rincon, L ERA: 1.76 (8,1)	1.1		7	0	0	0	1	3	0	0	0	0	0	12	25	0.00	2.250			

AB	35
R	2
H	10
RBI	2
BB	6
SO	10
LOB	19




Batter	1	2	3	4	5	6	7	8	9	AB	R	H	RBI	BB	SO	LOB	BOTTOM		
Tony Womack, L OBP: 0.322, SLG: 0.354 (1,4)										4	0	0	0	0	0	3	Houston Astros @ Pittsburgh Pirates Three Rivers Stadium, Pittsburgh, PA Sat Aug 01 1998, 3:33 AM EDT Att: 19,783 - Sunny - 78 F		
18 Jason Kendall, R OBP: 0.412, SLG: 0.458 (1,2)										4	0	0	0	0	1				
Turner Ward, S OBP: 0.332, SLG: 0.414 (1,8)										3	0	1	0	1	0	1			
Kevin Young, R OBP: 0.345, SLG: 0.511 (1,3)										1	0	0	0	0	1	1			
Mark Smith, R OBP: 0.270, SLG: 0.321 (2,3)										3	0	1	0	0	1	1			
Jose Guillen, R OBP: 0.313, SLG: 0.441 (1,9)										4	1	1	0	0	2	1			
Al Martin, L OBP: 0.290, SLG: 0.360 (1,7)										4	0	0	0	0	1	1			
Aramis Ramirez, R OBP: 0.298, SLG: 0.346 (1,5)										3	0	0	0	0	2	0			
Lou Collier, R OBP: 0.297, SLG: 0.351 (1,6)										3	0	1	1	0	2	0			
Jason Schmidt, R OBP: 0.114, SLG: 0.140 (1,1)										2	0	1	0	0	1	2			
Doug Strange, S OBP: 0.245, SLG: 0.241 (7, PH)										1	0	0	0	0	0	0			
Mike Williams, R OBP: 0.245, SLG: 0.241 (8,1)										0	0	0	0	0	0	0			
Ricardo Rincon, L OBP: 0.245, SLG: 0.241 (8,1)										0	0	0	0	0	0	0			
Inning Stats	R: 0 H: 0 E: 0 K: 1 S: 12	H: 0 R: 1 ER: 1 SO: 10 BB: 1 IBB: 0 HBP: 1 BLK: 0 WP: 0 HR: 0 S: 19 P: 19	R: 1 H: 2 E: 0 K: 1 S: 14	H: 2 R: 1 ER: 1 SO: 10 BB: 0 IBB: 0 HBP: 0 BLK: 0 WP: 0 HR: 0 S: 20 P: 20	R: 0 H: 1 E: 0 K: 0 S: 8	H: 1 R: 1 ER: 0 SO: 11 BB: 0 IBB: 0 HBP: 0 BLK: 0 WP: 0 HR: 0 S: 11 P: 11	R: 0 H: 0 E: 0 K: 2 S: 9	H: 0 R: 0 ER: 0 SO: 13 BB: 0 IBB: 0 HBP: 0 BLK: 0 WP: 0 HR: 0 S: 13 P: 13	R: 0 H: 0 E: 0 K: 2 S: 10	H: 0 R: 0 ER: 0 SO: 14 BB: 0 IBB: 0 HBP: 0 BLK: 0 WP: 0 HR: 0 S: 14 P: 14	R: 0 H: 1 E: 0 K: 1 S: 10	H: 1 R: 0 ER: 0 SO: 14 BB: 0 IBB: 0 HBP: 0 BLK: 0 WP: 0 HR: 0 S: 14 P: 14	R: 0 H: 0 E: 0 K: 1 S: 7	H: 0 R: 0 ER: 0 SO: 9 BB: 0 IBB: 0 HBP: 0 BLK: 0 WP: 0 HR: 0 S: 9 P: 9	1B: 2 2B: 3 3B: 0 HR: 0	SF: 0 SAC: 0 DP: 0 HBP: 1	WP: 0 PB: 0 SB: 0 CS: 0	PA: 34	
PITCHER	IP	WLS	BF	H	R	ER	SO	BB	IBB	HBP	BLK	WP	HR	S	P	ERA	WHIP		
Jose Lima, R ERA: 3.62 (1,1)	9.0	W	34	5	1	1	10	1	0	1	0	0	0	89	127	1.00	0.667		



Batter	1	2	3	4	5	6	7	8	9	AB	R	H	RBI	BB	SO	LOB	TOP					
Craig Biggio, R OBP: 0.389, SLG: 0.488 (1, 4)	L9		K		FC4-6		G5-3		G3 SF8 1B	5	1	1	0	0	1	2						
Bill Spillers, L OBP: 0.364, SLG: 0.387 (1, 5)	E9				G4-3			FC6-4 1B	G3	3	1	2	0	0	0	2						
Sean Berry, R OBP: 0.369, SLG: 0.448 (8, PH)					F8 1B					2	1	1	0	0	0	1						
Derek Bell, R OBP: 0.368, SLG: 0.501 (1, 9)	K				F8			G6-3 1B		4	0	1	0	1	1	3						
5 Jeff Bagwell, R OBP: 0.404, SLG: 0.523 (1, 3)	F9				F8			G6-3 BB	SF8	3	0	1	2	1	0	2						
Moises Alou, R OBP: 0.379, SLG: 0.586 (1, 7)					K			FC6-4 1B	FC6-4	5	1	0	0	0	1	5						
Carl Everett, S OBP: 0.388, SLG: 0.511 (1, 8)	F7				FC4-6					3	1	1	1	1	0	1						
Ricky Gutierrez, R OBP: 0.363, SLG: 0.342 (1, 6)	F9									3	1	1	2	1	0	2						
Brad Ausmus, R OBP: 0.361, SLG: 0.349 (1, 2)					K			F9		3	0	1	0	1	1	0						
Randy Johnson, R OBP: 0.100, SLG: 0.100 (1, 1)										3	0	0	0	0	1	2						
Tony Eusebio, R OBP: 0.343, SLG: 0.358 (8, PH)										1	0	1	1	0	0	0						
Scott Elarton, R (8, 1)										0	0	0	0	0	0	0						
Inning Stats	R: 0 E: 1 K: 1 S: 12	H: 1 LOB: 1 BB: 0 P: 18	R: 0 E: 0 K: 0 S: 5	H: 0 LOB: 0 BB: 0 P: 9	R: 0 E: 0 K: 2 S: 8	H: 0 LOB: 0 BB: 0 P: 14	R: 1 E: 0 K: 1 S: 13	H: 2 LOB: 1 BB: 0 P: 18	R: 0 E: 0 K: 0 S: 9	H: 1 LOB: 2 BB: 1 P: 16	R: 0 E: 0 K: 0 S: 5	H: 0 LOB: 0 BB: 0 P: 6	R: 4 E: 0 K: 0 S: 11	H: 4 LOB: 2 BB: 2 P: 27	R: 1 E: 0 K: 0 S: 7	H: 1 LOB: 1 BB: 1 P: 14	1B: 6 2B: 4 3B: 0 HR: 0	SF: 1 SAC: 0 DP: 0 HBP: 0	WP: 0 PB: 0 SB: 1 CS: 0	PA: 41		
PITCHER	IP	WLS	BF	H	R	ER	SO	BB	IBB	HBP	BLK	WP	HR	S	P	ERA	WHIP					
Todd Van Poppel, R ERA: 6.28	(1, 1)	7.0		28	5	1	1	5	1	1	0	1	0	0	63	101	1.29	0.857				
Jason Christiansen, L ERA: 2.31	(8, 1)	1.0	L	8	4	4	4	0	1	1	0	0	0	0	11	27	36.00	5.000				
Jeff McCurry, R ERA: 3.38	(9, 1)	1.0		5	1	1	1	0	1	0	0	0	0	0	7	14	9.00	2.000				

Houston Astros @ Pittsburgh Pirates
Three Rivers Stadium, Pittsburgh, PA
Sun Aug 02 1998, 3:33 AM EDT
Att: 21,201 - Sunny - 78 F


AB 35
R 6
H 10
RBI 6
BB 5
SO 5
LOB 20



Batter	1	2	3	4	5	6	7	8	9	AB	R	H	RBI	BB	SO	LOB	BOTTOM					
Kevin Polcovich, R OBP: 0.259, SLG: 0.262 (1, 4)	F7				K				SF9	2	0	0	1	1	1	0						
18 Jason Kendall, R OBP: 0.410, SLG: 0.456 (1, 2)	G5-3									4	0	1	0	0	0	4						
Manny Martinez, R OBP: 0.309, SLG: 0.495 (1, 8)	K				FC4-6					4	0	0	0	0	2	3						
Kevin Young, R OBP: 0.342, SLG: 0.506 (1, 3)					L5					4	0	0	0	0	2	1						
Jose Guillen, R OBP: 0.313, SLG: 0.439 (1, 9)					K2-3					4	0	1	0	0	2	1						
Mark Smith, R OBP: 0.272, SLG: 0.321 (1, 7)										3	1	1	0	0	1	1						
Turner Ward, S OBP: 0.331, SLG: 0.412 (8, 7)	F9				K					1	0	0	0	0	0	0						
Aramis Ramirez, R OBP: 0.302, SLG: 0.366 (1, 5)	K									4	1	2	1	0	2	1						
Lou Collier, R OBP: 0.298, SLG: 0.348 (1, 6)										2	0	0	0	0	1	0						
Al Martin, L OBP: 0.289, SLG: 0.359 (9, PH)					L6					1	0	0	0	0	1	0						
Todd Van Poppel, R OBP: 0.300, SLG: 0.222 (1, 1)										2	0	1	0	0	1	0						
Keith Oslk, R OBP: 0.234, SLG: 0.230 (7, PH)										1	0	0	0	0	1	3						
Jason Christiansen, R (8, 1)										0	0	0	0	0	0	0						
Jeff McCurry, R (9, 1)										0	0	0	0	0	0	0						
Inning Stats	R: 0 E: 0 K: 1 S: 8	H: 0 LOB: 0 BB: 0 P: 10	R: 0 E: 0 K: 2 S: 12	H: 1 LOB: 1 BB: 0 P: 17	R: 0 E: 0 K: 0 S: 13	H: 1 LOB: 2 BB: 1 P: 19	R: 0 E: 0 K: 2 S: 15	H: 0 LOB: 0 BB: 0 P: 21	R: 1 E: 0 K: 3 S: 16	H: 1 LOB: 0 BB: 0 P: 20	R: 0 E: 0 K: 3 S: 10	H: 1 LOB: 1 BB: 0 P: 11	R: 1 E: 0 K: 1 S: 12	H: 2 LOB: 2 BB: 0 P: 18	R: 0 E: 0 K: 0 S: 9	H: 0 LOB: 0 BB: 0 P: 14	R: 0 E: 0 K: 2 S: 8	H: 0 LOB: 0 BB: 0 P: 13	1B: 5 2B: 0 3B: 0 HR: 1	SF: 1 SAC: 0 DP: 0 HBP: 1	WP: 0 PB: 0 SB: 1 CS: 0	PA: 35
PITCHER	IP	WLS	BF	H	R	ER	SO	BB	IBB	HBP	BLK	WP	HR	S	P	ERA	WHIP					
Randy Johnson, L ERA: 4.26	(1, 1)	7.0		29	6	2	2	12	1	0	0	0	0	0	86	116	2.57	1.000				
Scott Elarton, R ERA: 3.25	(8, 1)	2.0	S	6	0	0	0	2	0	0	0	0	0	17	27	0.00	0.000					

Houston Astros @ Pittsburgh Pirates
Three Rivers Stadium, Pittsburgh, PA
Sun Aug 02 1998, 3:33 AM EDT
Att: 21,201 - Sunny - 78 F

AB 32
R 2
H 6
RBI 2
BB 1
SO 14
LOB 14



Batter	1	2	3	4	5	6	7	8	9	AB	R	H	RBI	BB	SO	LOB	TOP											
Craig Biggio, R OBP: 0.389, SLG: 0.486 (1, 4)	1-3 K2-3		4-2 BB		0-0 B5-3		0-0 1B		3-3 K	4	0	1	1	1	2	1												
Bill Spillers, L OBP: 0.360, SLG: 0.381 (1, 5)	0-1 G4-3		0-0 P3			1-1 L7	0-2 P4			4	0	0	0	0	0	3												
Derek Bell, R OBP: 0.367, SLG: 0.506 (1, 9)	3-2 G4-3			2-1 HR		1-0 P6		2-1 P5		4	1	1	1	0	0	0												
5 Jeff Bagwell, R OBP: 0.407, SLG: 0.523 (1, 3)		2-0 F8 G1-3 1B		2-2 F9		4-0 BB		4-2 BB		2	0	1	0	2	0	0												
Moises Alou, R OBP: 0.376, SLG: 0.580 (1, 7)	2-2 G1-3		0-3 K		3-2 G5-3		0-0 F9			4	0	0	0	0	1	3												
Carl Everett, S OBP: 0.387, SLG: 0.516 (1, 8)	0-0 F8		0-0 HR		3-1 HR		0-0 G4-3	3-2 F7		4	1	1	1	0	0	2												
Ricky Gutierrez, R OBP: 0.361, SLG: 0.338 (1, 6)	2-2 F7		0-1 G4-3			1-2 L8		4-2 BB		3	0	0	0	1	0	1												
Brad Ausmus, R OBP: 0.360, SLG: 0.347 (1, 2)			2-2 K		1-3 K		2-2 35 1B 1B		1-3 K	4	1	1	0	0	3	1												
Sean Bergman, R OBP: 0.366, SLG: 0.391 (5, 1)			1-3 K		0-3 K		2-0 1B		0-3 K	2	0	0	0	0	0	0												
Trevor Miller, R OBP: 0.290, SLG: 1.000 (7, PR)							1-2 1B			1	0	0	0	0	0	0												
C.J. Nitkowski, L OBP: 0.226, SLG: 0.216 (7, 1)							1-2 1B			0	0	0	0	0	0	0												
Jay Powell, R OBP: 0.306, SLG: 0.376 (8, 1)							1-2 1B			1	0	0	0	0	0	1												
Inning Stats	R: 0 E: 0 K: 1 S: 8	H: 0 LOB: 0 BB: 0 P: 12	R: 0 E: 0 K: 0 S: 9	H: 1 LOB: 1 BB: 0 P: 15	R: 0 E: 0 K: 2 S: 10	H: 0 LOB: 1 BB: 1 P: 17	R: 2 E: 0 K: 1 S: 12	H: 2 LOB: 0 BB: 0 P: 19	R: 0 E: 0 K: 2 S: 7	H: 0 LOB: 1 BB: 0 P: 15	R: 1 E: 0 K: 0 S: 12	H: 3 LOB: 2 BB: 0 P: 17	R: 0 E: 0 K: 3 S: 11	H: 0 LOB: 1 BB: 1 P: 20	R: 0 E: 0 K: 3 S: 14	H: 0 LOB: 1 BB: 1 P: 22	1B: 4 2B: 0 3B: 0 HR: 2	SF: 0 SAC: 0 DP: 0 HBP: 0	WP: 0 PB: 0 SB: 0 CS: 0	PA: 37								
PITCHER	IP	WLS	BF	H	R	ER	SO	BB	IBB	HBP	BLK	WP	HR	S	P	ERA	WHIP											
Andy Larkin, R ERA: 7.98	(1, 1)	6.2	W	27	5	3	3	6	2	0	0	0	0	2	60	99	4.05	1.050										
Antonio Alfonseca, R ERA: 3.99	(7, 1)	1.0	S	5	1	0	0	0	1	0	0	0	0	0	9	15	0.00	2.000										
Matt Mantei, R ERA: 2.36	(8, 1)	1.1	S	5	0	0	0	3	1	0	0	0	0	0	20	31	0.00	0.750										

Houston Astros @ Florida Marlins
Pro Player Stadium, Miami, FL
Mon Aug 03 1998, 7:05 PM EDT
Att: 14,484 - Cloudy - 86 F

AB 33
R 3
H 6
RBI 3
BB 4
SO 9
LOB 12



Batter	1	2	3	4	5	6	7	8	9	AB	R	H	RBI	BB	SO	LOB	BOTTOM											
Todd Dunwoody, L OBP: 0.279, SLG: 0.355 (1, 8)	3-2 1B 3B		1-1 F9		2-2 1B		1-3 K	1-1 G6-3 1B		5	1	3	1	0	1	1												
Edgar Renteria, R OBP: 0.350, SLG: 0.345 (1, 6)	1-0 E 1B		3-2 G4-6-3		0-2 L9		0-1 G5-3	1-1 G6-3		5	1	1	2	0	0	5												
Cliff Floyd, L OBP: 0.338, SLG: 0.466 (1, 7)	3-2 G5-3		1-2 G3 1B		3-3 K		1-2 K	1-1 G6-3		5	1	1	0	0	2	5												
Derrek Lee, R OBP: 0.327, SLG: 0.432 (1, 3)	1-0 F8		0-0 G3 G6-3 2B		2-2 G5-3			HBP HBP 1B		4	2	2	0	1	0	0												
Ryan Jackson, L OBP: 0.312, SLG: 0.359 (1, 9)	1-3 K		2-0 G3		4-2 1B 1B BB			HBP HBP HBP K		3	2	0	1	1	2	4												
Kevin Orie, R OBP: 0.282, SLG: 0.278 (1, 5)		2-2 G5-3		2-1 G6-3		2-1 F9		3-0 HBP 1B HBP		3	1	0	1	0	0	1												
Craig Counsell, L OBP: 0.355, SLG: 0.373 (6, PR)		2-3 K		3-3 K		1-2 1B 1B		2-2 1B 1B HBP		3	1	1	1	0	2	0												
Dave Berg, R OBP: 0.347, SLG: 0.368 (9, 4)						1-3 1B 1B		1-2 2-3 3-H 1B HBP		0	1	0	0	0	0	0												
Gregg Zaun, S OBP: 0.264, SLG: 0.287 (1, 2)		0-0 F8			0-3 K	0-2 1B		0-1 1B G6-3 1B		4	1	2	4	0	1	0												
Andy Larkin, R OBP: 0.185, SLG: 0.154 (7, 1)			1-1 G4-6-3 1B		2-1 1B			1-2 2-H 3-H 1B		3	0	2	0	0	1	1												
Antonio Alfonseca, R ERA: 2.98	(7, 1)							2-2 G6-3 1B		0	0	0	0	0	0	0												
Matt Mantei, R OBP: 0.500, SLG: 0.500 (8, 1)								1-2 2-3		1	0	1	0	0	0	0												
Inning Stats	R: 2 E: 0 K: 1 S: 13	H: 2 LOB: 0 BB: 0 P: 22	R: 0 E: 0 K: 1 S: 7	H: 0 LOB: 0 BB: 0 P: 11	R: 0 E: 0 K: 0 S: 8	H: 1 LOB: 0 BB: 0 P: 13	R: 2 E: 0 K: 1 S: 9	H: 2 LOB: 0 BB: 0 P: 17	R: 0 E: 0 K: 2 S: 15	H: 2 LOB: 2 BB: 0 P: 22	R: 2 E: 0 K: 1 S: 19	H: 2 LOB: 1 BB: 1 P: 29	R: 0 E: 0 K: 2 S: 8	H: 0 LOB: 0 BB: 0 P: 10	R: 5 E: 0 K: 1 S: 25	H: 4 LOB: 3 BB: 1 P: 42	1B: 11 2B: 1 3B: 1 HR: 0	SF: 0 SAC: 0 DP: 1 HBP: 3	WP: 0 PB: 0 SB: 1 CS: 0	PA: 41								
PITCHER	IP	WLS	BF	H	R	ER	SO	BB	IBB	HBP	BLK	WP	HR	S	P	ERA	WHIP											
Sean Bergman, R ERA: 3.5	(1, 1)	4.2	L	20	7	4	3	4	1	0	0	0	0	0	22	35	13.50	2.250										
Trevor Miller, L ERA: 2.98	(5, 1)	1.1		7	2	2	2	2	1	0	0	0	0	0	15	24	36.00	1.000										
C.J. Nitkowski, L ERA: 3.93	(7, 1)	1.0		7	1	4	4	2	0	0	3	0	0	0	15	24	36.00	1.000										
Jay Powell, R ERA: 3.85	(8, 1)	1.0		7	3	1	1	1	1	0	0	0	0	0	18	28	9.00	4.000										

Houston Astros @ Florida Marlins
Pro Player Stadium, Miami, FL
Mon Aug 03 1998, 7:05 PM EDT
Att: 14,484 - Cloudy - 86 F

AB 36
R 11
H 13
RBI 10
BB 2
SO 9
LOB 17



Batter	1	2	3	4	5	6	7	8	9	AB	R	H	RBI	BB	SO	LOB	TOP								
Ricky Gutierrez, R (1, 6) OBP: 0.360, SLG: 0.337	0-0 CS 1B		0-1 G6-3			0-2 E5 1B 5 2B	3-3 K			4	1	1	0	0	1	1									
Carl Everett, S (1, 8) OBP: 0.385, SLG: 0.513	0-2 SAFE P5			0-1 G6-3		3-2 5 2B 1B		1-3 K		2	0	0	0	0	0	1									
Derek Bell, R (4, 9) OBP: 0.368, SLG: 0.506	SAFE 1-2 X					1-3 5 2B 1B				2	1	1	0	0	1	0									
5 Jeff Bagwell, R (1, 3) OBP: 0.408, SLG: 0.522	2-3 K			0-0 G5-4-3 1B		0-0 1-H 3-H 4-0 2B		0-0 G5-3		4	0	2	2	0	1	0									
Moises Alou, R (1, 7) OBP: 0.375, SLG: 0.575		4-2 1B K1-2 BB		0-0 G5-4-3 1-2				1-0 G5-3		2	0	0	0	2	0	1									
Richard Hidalgo, R (1, 9) OBP: 0.301, SLG: 0.375		0-1 P5				2-1 F9		1-2 G5		4	0	0	0	0	1	3									
Sean Berry, R (1, 5) OBP: 0.372, SLG: 0.465		1-1 SAFE 1B				0-2 L6		2-1 HR		4	1	2	1	0	1	0									
Tony Eusebio, R (1, 2) OBP: 0.333, SLG: 0.346		1-3 K1-2 3-H				1-3 K2-3		3-2 G1-3		4	0	0	0	0	3	2									
Tim Bogar, R (1, 4) OBP: 0.248, SLG: 0.239			2-2 G4-3			0-0 G1-3		1-3 K		3	0	0	0	0	1	0									
Mike Hampton, R (1, 1) OBP: 0.311, SLG: 0.317			2-3 K			1-0 F9		4-2 BB		2	0	0	0	0	1	0									
Jay Powell, R (6, 1)										0	0	0	0	0	0	0									
Brad Ausmus, R (7, PH) OBP: 0.363, SLG: 0.349										0	0	0	0	1	0	0									
Mike Magnante, L (7, 1) OBP: 1.000, SLG: 1.000										0	0	0	0	0	0	0									
C.J. Nitkowski, L (8, 1) ERA: 2.3										0	0	0	0	0	0	0									
Inning Stats	R: 0 E: 0 K: 1 S: 8	H: 1 LOB: 0 BB: 0 P: 10	R: 0 E: 0 K: 1 S: 10	H: 1 LOB: 2 BB: 1 P: 16	R: 0 E: 0 K: 1 S: 9	H: 0 LOB: 0 BB: 0 P: 13	R: 0 E: 0 K: 0 S: 4	H: 1 LOB: 0 BB: 0 P: 4	R: 0 E: 0 K: 1 S: 9	H: 0 LOB: 0 BB: 0 P: 12	R: 2 E: 1 K: 0 S: 12	H: 2 LOB: 2 BB: 1 P: 21	R: 1 E: 0 K: 2 S: 16	H: 1 LOB: 1 BB: 1 P: 29	R: 0 E: 0 K: 3 S: 5	H: 0 LOB: 0 BB: 0 P: 7	R: 0 E: 0 K: 3 S: 11	H: 0 LOB: 0 BB: 0 P: 15	1B: 4 2B: 2 3B: 0 HR: 1	SF: 0 SAC: 0 DP: 2 HBP: 0	WP: 0 PB: 0 SB: 0 CS: 1	PA: 34			
PITCHER	IP	WLS	BF	H	R	ER	SO	BB	IBB	HBP	BLK	WP	HR	S	P	ERA	WHIP								
Jesus Sanchez, L (1, 1) ERA: 4.26	7.0	W	28	6	3	1	6	3	0	0	0	0	1	68	105	1.29	1.286								
Antonio Alfonseca, R (8, 1) ERA: 3.91	1.0		3	0	0	0	1	0	0	0	0	0	0	5	7	0.00	0.000								
Matt Mantei, R (9, 1) ERA: 2.3	1.0	S	3	0	0	0	3	0	0	0	0	0	0	11	15	0.00	0.000								

Houston Astros @ Florida Marlins
Pro Player Stadium, Miami, FL
Wed Aug 05 1998, 3:33 AM EDT
Att: 19,038 - Cloudy - 91 F

AB 31
R 3
H 6
RBI 3
BB 3
SO 10
LOB 8



Batter	1	2	3	4	5	6	7	8	9	AB	R	H	RBI	BB	SO	LOB	BOTTOM								
John Cangelosi, S (1, 8) OBP: 0.393, SLG: 0.350	0-2 G6-3 SH1-3 1B		3-2 FC6-5 2B	3-2 G6-3		1-3 K		2-2 G3		3	0	2	0	0	0	1									
Todd Dunwoody, L (6, PH) OBP: 0.286, SLG: 0.362								1-3 K		2	0	0	0	0	1	3									
Edgar Renteria, R (1, 6) OBP: 0.352, SLG: 0.348	0-0 SH1-3 1-2		4-1 FC6-5 HR BB	2-2 G6-3		0-0 F8		0-3 K		3	1	0	0	1	1	4									
Luis Castillo, S (1, 4)	3-2 G6-3		2-2 FC6-5 HR		0-0 G6-3		0-2 G1-3			4	1	0	0	0	0	3									
Derrek Lee, R (1, 3) OBP: 0.330, SLG: 0.443	2-3 K		0-0 HR		1-3 K		2-2 K			4	1	1	3	0	3	1									
Kevin Orle, R (1, 5) OBP: 0.261, SLG: 0.278		3-2 G6-3	0-0 L5		1-1 F9		2-1 1B HBP			3	0	0	0	0	0	0									
John Wehner, R (1, 7) OBP: 0.250, SLG: 0.245		1-1 G1-3	2-1 2B			4-2 BB E BB	2-1 1B			3	1	2	0	1	0	0									
Ryan Jackson, L (1, 9) OBP: 0.313, SLG: 0.360		2-2 1B 2B	0-3 K			4-0 E BB	1-1 G3			3	1	1	0	1	1	3									
Mike Redmond, R (1, 2) OBP: 0.368, SLG: 0.439		3-2 1B		0-0 G4-3 1B		0-0 E1		3-2 F9		4	0	2	1	0	0	1									
Jesus Sanchez, L (1, 1) OBP: 0.108, SLG: 0.139		3-3 K		1-1 G4-3		0-3 K		0-1 G3 WP		3	0	0	0	0	2	4									
Antonio Alfonseca, R (8, 1) ERA: 3.59										0	0	0	0	0	0	0									
Mark Kotsay, L (8, PH) OBP: 0.374, SLG: 0.374										1	0	1	0	0	0	0									
Matt Mantei, R (9, 1) OBP: 0.500, SLG: 0.500										0	0	0	0	0	0	0									
Inning Stats	R: 0 E: 0 K: 1 S: 11	H: 1 LOB: 1 BB: 0 P: 16	R: 1 E: 0 K: 1 S: 14	H: 2 LOB: 1 BB: 0 P: 26	R: 3 E: 0 K: 1 S: 14	H: 3 LOB: 1 BB: 1 P: 25	R: 0 E: 0 K: 0 S: 9	H: 1 LOB: 1 BB: 0 P: 15	R: 0 E: 0 K: 1 S: 6	H: 0 LOB: 0 BB: 0 P: 8	R: 1 E: 1 K: 2 S: 14	H: 0 LOB: 2 BB: 2 P: 23	R: 0 E: 0 K: 1 S: 11	H: 1 LOB: 2 BB: 0 P: 18	R: 0 E: 0 K: 1 S: 17	H: 1 LOB: 1 BB: 0 P: 22	1B: 5 2B: 3 3B: 0 HR: 1	SF: 0 SAC: 1 DP: 0 HBP: 1	WP: 1 PB: 0 SB: 0 CS: 0	PA: 38					
PITCHER	IP	WLS	BF	H	R	ER	SO	BB	IBB	HBP	BLK	WP	HR	S	P	ERA	WHIP								
Mike Hampton, L (1, 1) ERA: 3.84	5.0	L	26	7	5	4	4	3	0	0	0	0	1	60	104	7.20	2.000								
Jay Powell, R (6, 1) ERA: 3.59	1.0		3	0	0	0	2	0	0	0	0	0	0	8	9	0.00	0.000								
Mike Magnante, L (7, 1) ERA: 5.13	1.2		8	2	0	0	1	0	0	1	0	1	0	25	37	0.00	1.200								
C.J. Nitkowski, L (8, 1) ERA: 3.9	0.1		1	0	0	0	1	0	0	0	0	0	0	3	3	0.00	0.000								

Houston Astros @ Florida Marlins
Pro Player Stadium, Miami, FL
Wed Aug 05 1998, 3:33 AM EDT
Att: 19,038 - Cloudy - 91 F

AB 33
R 5
H 9
RBI 4
BB 3
SO 8
LOB 20



Batter	1	2	3	4	5	6	7	8	9	AB	R	H	RBI	BB	SO	LOB	TOP			
Doug Glanville, R (1, 8) OBP: 0.350, SLG: 0.428	2-3 K		0-0 F7			0-1 G6-3			2-2 1B	3	0	0	0	0	1	2	Philadelphia Phillies @ Houston Astros Astrodome, Houston, TX Fri Aug 07 1998, 8:05 PM EDT Att: 52,071 - Dome - 72 F			
Yorkis Perez, L (6, 1)										0	0	0	0	0	0	0				
Ricky Bottalico, L (7, 1)										0	0	0	0	0	0	0				
Jerry Spradlin, S (8, 1)										0	0	0	0	0	0	0				
Jon Zuber, L (9, PH) OBP: 0.287, SLG: 0.393										1	0	1	0	0	0	0				
Gregg Jefferies, S (1, 7) OBP: 0.333, SLG: 0.407	0-0 1B			1-1 F8			0-0 G5-3		1-2 G6-4-3	4	0	1	0	0	0	1				
Scott Rolen, R (1, 5) OBP: 0.381, SLG: 0.523	3-3 K			3-3 K			4-2 BB		0-0 F8	2	0	0	0	0	2	1				
Alex Arias, R (7, PH) OBP: 0.343, SLG: 0.352	1-2 K									1	0	0	0	1	0	0				
23 Kevin Jordan, R (1, 3) OBP: 0.309, SLG: 0.376		1-0 F8		0-2 F7			2-2 F8			3	0	0	0	0	0	1				
Mark Lewis, R (1, 4) OBP: 0.317, SLG: 0.380		1-3 K			2-3 K		0-0 F9			3	0	0	0	0	2	1				
Bobby Esteala, R (1, 2) OBP: 0.200, SLG: 0.304		0-0 G4-3			2-2 G5-3			0-3 K		3	0	0	0	0	1	0				
Kevin Sevcik, R (1, 9) OBP: 0.391, SLG: 0.366			2-1 2B		0-3 K2-3			1-1 F8		3	0	1	0	0	1	0				
Desi Relaford, S (1, 6) OBP: 0.316, SLG: 0.365			1-1 P4			1-2 G6-3		2-2 2B		3	0	1	0	0	0	1				
Mike Welch, L (1, 1)			0-3 K			1-2 G6-3		2-1 G6-3		1	0	0	0	0	1	1				
Ken Ryan, R (4, 1)										0	0	0	0	0	0	0				
Ruben Amaro Jr. S (6, PH) OBP: 0.241, SLG: 0.289										2	0	1	0	0	0	1				
Inning Stats	R: 0 E: 0 K: 2 S: 9	H: 1 LOB: 3 BB: 0 P: 14	R: 0 E: 0 K: 1 S: 5	H: 0 LOB: 0 BB: 0 P: 7	R: 0 E: 0 K: 1 S: 8	H: 1 LOB: 1 BB: 0 P: 11	R: 0 E: 0 K: 1 S: 9	H: 0 LOB: 0 BB: 0 P: 13	R: 0 E: 0 K: 2 S: 11	H: 0 LOB: 0 BB: 0 P: 15	R: 0 E: 0 K: 0 S: 7	H: 0 LOB: 1 BB: 1 P: 13	R: 0 E: 0 K: 1 S: 10	H: 1 LOB: 1 BB: 0 P: 15	R: 0 E: 0 K: 0 S: 7	H: 1 LOB: 0 BB: 0 P: 10	1B: 3 2B: 3 3B: 0 HR: 0	SF: 0 SAC: 0 DP: 3 HBP: 0	WP: 0 PB: 0 SB: 0 CS: 1	PA: 30
PITCHER Randy Johnson, L (1, 1) ERA: 4.04	IP: 9.0 WLS: W BF: 30	H: 5 R: 0 ER: 0 SO: 8	BB: 1 IBB: 0 HBP: 0 BLK: 0	WP: 0 HR: 0 S: 75 P: 109	ERA: 0.00 WHIP: 0.667	PITCHER														

Batter	1	2	3	4	5	6	7	8	9	AB	R	H	RBI	BB	SO	LOB	BOTTOM			
Craig Biggio, R (1, 4) OBP: 0.391, SLG: 0.484	2-2 G1-3		0-1 F8	4-2 2B G4-3 BB	0-1 1B			3-2 P4		4	1	1	0	1	0	0	Philadelphia Phillies @ Houston Astros Astrodome, Houston, TX Fri Aug 07 1998, 8:05 PM EDT Att: 52,071 - Dome - 72 F			
Bill Spiers, L (1, 5) OBP: 0.370, SLG: 0.401	1-0 BB S 1B		3-2 5 HR 2B	2-0 G4-3 5 FC1 2B	1-0 L5			2-2 G4-3		5	2	3	0	0	1					
Derek Bell, R (1, 9) OBP: 0.368, SLG: 0.502	4-2 1-2 BB BB		4-1 5 HR BB	1-1 G4-3		1-1 G5-3		1-0 F9		3	1	0	1	2	0	1				
5 Jeff Bagwell, R (1, 3) OBP: 0.408, SLG: 0.538	0-3 K		2-1 2H HR	2-3 3H HR	1-0 FC1 HR	2-2 HR				4	3	2	5	0	1	2				
Moises Alou, R (1, 7) OBP: 0.380, SLG: 0.584	4-0 1-2 2-3 BB		2-2 S 2B 1B	0-0 S HR		4-0 G5-4-3 BB				2	2	2	2	2	0	0				
Richard Hidalgo, R (1, 8) OBP: 0.293, SLG: 0.364	0-0 G8		3-3 K	1-3 K		1-1 G5-4-3		1-2 G6-3		4	0	0	0	0	2	5				
Tony Eusebio, R (1, 2) OBP: 0.338, SLG: 0.341		0-0 F9	3-2 2B HBP	1-0 G6-3		4-2 G3-6-1 BB				2	0	0	0	1	0	0				
Ricky Gutierrez, R (1, 6) OBP: 0.359, SLG: 0.339		2-2 G4-3	1-1 1-3 2B		1-1 F7		1-2 G3-6-1			4	0	1	1	0	0	1				
Randy Johnson, R (1, 1) OBP: 0.071, SLG: 0.071		0-3 K	0-1 G5-3		1-3 K		0-2 G1-3			4	0	0	0	0	2	2				
Inning Stats	R: 0 E: 0 K: 1 S: 10	H: 1 LOB: 3 BB: 2 P: 21	R: 0 E: 0 K: 1 S: 7	H: 0 LOB: 0 BB: 0 P: 9	R: 4 E: 0 K: 1 S: 24	H: 4 LOB: 2 BB: 1 P: 42	R: 4 E: 0 K: 1 S: 11	H: 2 LOB: 0 BB: 1 P: 21	R: 0 E: 0 K: 0 S: 7	H: 1 LOB: 1 BB: 1 P: 15	R: 0 E: 0 K: 0 S: 9	H: 0 LOB: 0 BB: 1 P: 14	R: 0 E: 0 K: 0 S: 7	H: 0 LOB: 0 BB: 0 P: 13	1B: 3 2B: 3 3B: 0 HR: 3	SF: 0 SAC: 0 DP: 2 HBP: 1		WP: 0 PB: 0 SB: 2 CS: 0	PA: 39	
PITCHER Mike Welch, R (1, 1) ERA: 11.4	IP: 3.1 WLS: L BF: 23	H: 7 R: 8 ER: 8 SO: 3	BB: 4 IBB: 0 HBP: 0 BLK: 0	WP: 0 HR: 0 S: 48 P: 87	ERA: 21.60 WHIP: 3.300	PITCHER														
Ken Ryan, R (4, 1) ERA: 4.75	1.2 6 1 0 0 2	0 0 0 0 0	0 0 0 0 0	0 0 0 0 0	0 0 12 17	0.00 0.600														
Yorkis Perez, L (6, 1) ERA: 3.44	1.0 4 1 1 1 0	1 0 0 0 0	1 0 0 0 0	0 0 1 7 15	9.00 2.000															
Ricky Bottalico, R (7, 1) ERA: 4.97	1.0 3 0 0 0 0	1 0 0 0 0	1 0 0 0 0	0 0 9 14	0.00 1.000															
Jerry Spradlin, R (8, 1) ERA: 3.49	1.0 3 0 0 0 0	0 0 0 0 0	0 0 0 0 0	0 0 7 13	0.00 0.000															

Batter	1	2	3	4	5	6	7	8	9	AB	R	H	RBI	BB	SO	LOB	TOP	
Doug Glanville, R OBP: 0.349, SLG: 0.425	(1, 8) K		(0, 2) G5-3		(1, 0) 1B		(2, 2) G6-3		(1, 2) F9	5	0	1	0	0	1	1	Philadelphia Phillies @ Houston Astros Astrodome, Houston, TX Sun Aug 09 1998, 4:33 AM EDT Att: 28,651 - Dome - 72 F	
Alex Arias, R OBP: 0.359, SLG: 0.363	(1, 6) 1B			(4, 1) 1B WP	(0, 1) 1B		(0, 0) G4-3			3	1	2	0	1	0	0		
Scott Rolen, R Ricky Bottalico, L OBP: 0.517, SLG: 0.517	(1, 5) FC4-6			(4, 0) 1B	(3, 3) K			(0, 2) G6-3		3	0	0	0	1	1	3		
Rico Brogna, L OBP: 0.326, SLG: 0.448	(1, 3) K			(0, 3) K						4	0	0	0	0	3	3		
23 Kevin Jordan, R OBP: 0.312, SLG: 0.376		(2, 0) G6-3		(1, 3) K						4	0	2	0	0	1	2		
Bobby Abreu, L Ken Reitzel, R Mark Lewis, R Jerry Spradlin, S Kevin Seick, R OBP: 0.469, SLG: 0.469	(1, 9) G1-3			(3, 2) FC6-4						2	0	1	1	0	0	0		
Bobby Estalella, R OBP: 0.224, SLG: 0.444		(2, 3) K		(2, 2) FC6-4						4	0	0	0	0	2	3		
Jon Zuber, L OBP: 0.278, SLG: 0.500			(1, 1) G1-3		(0, 1) F7					4	1	2	1	0	0	0		
55 Matt Beech, L Ruben Amaro Jr., S OBP: 0.152, SLG: 0.152	(1, 1) K		(1, 2) K		(0, 2) G3-1					1	0	0	0	0	1	0		
Inning Stats	R: 0 H: 1 E: 0 K: 2 S: 9	H: 1 LOB: 1 BB: 0 P: 14	R: 0 H: 0 E: 0 K: 1 S: 6	H: 0 LOB: 0 BB: 0 P: 10	R: 0 H: 0 E: 0 K: 1 S: 8	H: 1 LOB: 2 BB: 0 P: 28	R: 0 H: 2 E: 0 K: 1 S: 11	H: 1 LOB: 0 BB: 0 P: 11	R: 0 H: 1 E: 0 K: 1 S: 10	H: 1 LOB: 1 BB: 0 P: 16	R: 0 H: 1 E: 0 K: 1 S: 9	H: 1 LOB: 1 BB: 0 P: 13	1B: 6 2B: 1 3B: 0 HR: 1	SF: 0 SAC: 0 DP: 0 HBP: 0	WP: 1 PB: 0 SB: 0 CS: 0	PA: 37		
PITCHER	IP	WLS	BF	H	R	ER	SO	BB	IBB	HBP	BLK	WP	HR	S	P	ERA	WHIP	
Shane Reynolds, R ERA: 3.61	(1, 1)	8.0	W	33	7	2	2	10	2	0	0	0	1	1	75	119	2.25	1.125
Billy Wagner, L ERA: 2.79	(9, 1)	1.0		4	1	0	0	1	0	0	0	0	0	0	9	13	0.00	1.000

AB 35
R 2
H 8
RBI 2
BB 2
SO 11
LOB 15



Batter	1	2	3	4	5	6	7	8	9	AB	R	H	RBI	BB	SO	LOB	BOTTOM	
Craig Biggio, R Bill Spiers, L OBP: 0.392, SLG: 0.484	(1, 4) E4			(0, 1) E3	(1, 0) G4-3					4	2	2	1	0	0	0	Philadelphia Phillies @ Houston Astros Astrodome, Houston, TX Sun Aug 09 1998, 4:33 AM EDT Att: 28,651 - Dome - 72 F	
Sean Berry, R OBP: 0.379, SLG: 0.485	(1, 5) BB			(3, 2) 3B	(0, 0) G6-3					5	2	3	1	0	1	3		
Derek Bell, R OBP: 0.369, SLG: 0.510	(1, 9) K		(4, 2) G4-3	(1, 0) WP	(1, 1) G4-3					4	2	1	2	1	2	3		
5 Jeff Bagwell, R OBP: 0.408, SLG: 0.536	(1, 3) K		(0, 1) G4-3	(4, 0) WP	(2, 3) K					4	2	1	0	1	2	3		
Moises Alou, R OBP: 0.397, SLG: 0.595	(1, 7) BB		(1, 2) HR	(4, 2) 1B						3	2	2	4	2	1	0		
Richard Hidalgo, R OBP: 0.312, SLG: 0.367	(1, 8) G1-3		(4, 2) G6-3	(0, 1) WP						3	0	1	1	2	0	3		
Tony Eusebio, R OBP: 0.340, SLG: 0.341		(0, 0) 1B	(1, 1) G6-3	(2, 2) SF8						3	0	1	1	1	0	2		
Tim Lincecum, R OBP: 0.239, SLG: 0.230	(1, 6) K		(2, 3) G6-3	(0, 1) G1-3						5	0	0	0	0	1	5		
Shane Reynolds, R Billy Wagner, L OBP: 0.156, SLG: 0.203	(1, 1) K		(1, 3) K	(2, 3) K	(0, 0) 2B					4	1	1	0	0	2	1		
Inning Stats	R: 1 H: 1 E: 1 K: 2 S: 16	H: 2 LOB: 2 BB: 1 P: 26	R: 0 H: 2 E: 0 K: 3 S: 16	H: 2 LOB: 0 BB: 0 P: 24	R: 2 H: 1 E: 0 K: 0 S: 15	H: 1 LOB: 1 BB: 2 P: 27	R: 5 H: 3 E: 1 K: 1 S: 19	H: 3 LOB: 1 BB: 2 P: 35	R: 1 H: 2 E: 0 K: 1 S: 8	H: 2 LOB: 1 BB: 0 P: 12	R: 0 H: 0 E: 0 K: 1 S: 5	H: 0 LOB: 0 BB: 0 P: 8	R: 0 H: 3 E: 0 K: 1 S: 15	H: 3 LOB: 2 BB: 1 P: 26	1B: 6 2B: 4 3B: 1 HR: 1	SF: 1 SAC: 0 DP: 1 HBP: 0		WP: 2 PB: 0 SB: 0 CS: 0
PITCHER	IP	WLS	BF	H	R	ER	SO	BB	IBB	HBP	BLK	WP	HR	S	P	ERA	WHIP	
55 Matt Beech, L ERA: 5.15	(1, 1)	3.1	L	23	6	8	5	6	5	0	0	0	1	0	15	21	5.40	1.800
Ken Ryan, R ERA: 4.91	(4, 1)	1.2		8	3	1	1	1	0	0	0	0	0	0	13	25	0.00	0.500
Jerry Spradlin, R ERA: 3.38	(6, 1)	2.0		6	0	0	0	1	1	0	0	0	0	0	15	26	18.00	4.000
Ricky Bottalico, R ERA: 5.47	(8, 1)	1.0		7	3	2	2	1	1	0	0	0	0	0	15	26	18.00	4.000



Batter	1	2	3	4	5	6	7	8	9	AB	R	H	RBI	BB	SO	LOB	TOP								
Fernando Vina, L (1, 4) OBP: 0.393, SLG: 0.426	1-1 G4-3		1-1 FC4-6 1B		1-2 G6-3		0-1 1B			4	0	2	0	0	0	1	Milwaukee Brewers @ Houston Astros Astrodome, Houston, TX Mon Aug 10 1998, 8:05 PM EDT Att: 18,995 - Dome - 72 F								
Mark Loretta, R (1, 6) OBP: 0.398, SLG: 0.424	1-2 1B		0-1 FC4-6 FC6-4 1-2f			0-1 2B 1B	2-0 L8			4	0	2	0	0	0	2									
Jeff Cirillo, R (1, 5) OBP: 0.415, SLG: 0.440	3-2 1B		1-2 FC6-4 1-2f			0-0 G5-3 1-H		1-3 K		4	0	2	0	0	1	1									
John Jaha, R (1, 3) OBP: 0.367, SLG: 0.351	2-2 G6-4-3 1B			2-3 K		0-0 G5-3		2-2 G6-3		4	0	0	0	0	1	3									
Jeremy Burnitz, L (1, 9) OBP: 0.342, SLG: 0.483		2-0 G3-1		1-0 G3-1		3-3 K		2-1 F8		4	0	0	0	0	1	1									
Marquis Grissom, R (1, 8) OBP: 0.303, SLG: 0.374		4-2 5-3 BB		1-3 K					3-2 G6-3	3	0	0	0	1	1	0									
Marc Newfield, R (1, 7) OBP: 0.303, SLG: 0.310		0-0 5-3			3-1 G5-3				1-3 K	2	0	0	0	0	0	1									
Darrin Jackson, R (5, 7) OBP: 0.271, SLG: 0.385		1-2								2	0	0	0	0	1	0									
Bobby Hughes, R (1, 2) OBP: 0.284, SLG: 0.397		3-0 L8			0-0 E9 1B				3-3 K	4	1	2	0	0	1	1									
Bill Pulsipher, L (1, 1) OBP: 0.308, SLG: 0.545			1-2 G5-3		1-0 G4-3					2	0	0	0	0	0	1									
Brian Banks, S (7, PH) Chad Fox, R (7, 1)										1	1	1	2	0	0	0									
Inning Stats	R: 0 E: 0 K: 0 S: 13	H: 2 LOB: 1 BB: 0 P: 20	R: 0 E: 0 K: 0 S: 5	H: 0 LOB: 1 BB: 1 P: 14	R: 0 E: 0 K: 0 S: 11	H: 1 LOB: 1 BB: 0 P: 14	R: 0 E: 0 K: 2 S: 7	H: 0 LOB: 0 BB: 0 P: 11	R: 0 E: 1 K: 0 S: 7	H: 1 LOB: 1 BB: 0 P: 12	R: 0 E: 0 K: 1 S: 7	H: 2 LOB: 1 BB: 0 P: 10	R: 2 E: 0 K: 0 S: 8	H: 3 LOB: 1 BB: 0 P: 11	R: 0 E: 0 K: 2 S: 9	H: 0 LOB: 0 BB: 0 P: 14	R: 0 E: 0 K: 2 S: 12	H: 0 LOB: 0 BB: 0 P: 19	1B: 7 2B: 1 3B: 0 HR: 1	SF: 0 SAC: 0 DP: 1 HBP: 0	WP: 0 PB: 0 SB: 0 CS: 0	PA: 35			
PITCHER	IP	WLS	BF	H	R	ER	SO	BB	IBB	HBP	BLK	WP	HR	S	P	ERA	WHIP								
Mike Hampton, L (1, 1) ERA: 3.78	7.0		29	9	2	2	3	1	0	0	0	0	1	58	92	2.57	1.429								
Scott Elarton, R (8, 1) ERA: 3.24	1.0	W	3	0	0	0	1	0	0	0	0	0	0	9	14	0.00	0.000								
Billy Wagner, L (9, 1) ERA: 2.72	1.0	S	3	0	0	0	2	0	0	0	0	0	0	12	19	0.00	0.000								

Batter	1	2	3	4	5	6	7	8	9	AB	R	H	RBI	BB	SO	LOB	BOTTOM								
Craig Biggio, R (1, 4) OBP: 0.395, SLG: 0.485	1-2 G6-4-3 HBP		0-0 G5-3		1-2 1B		1-1 WP 1B			3	0	2	0	0	0	1	Milwaukee Brewers @ Houston Astros Astrodome, Houston, TX Mon Aug 10 1998, 8:05 PM EDT Att: 18,995 - Dome - 72 F								
Ricky Gutierrez, R (1, 6) OBP: 0.359, SLG: 0.338	0-0 G6-4-3 1-2f		4-2 SAFE BB		0-0 G3-1		2-3 K			3	0	0	0	1	1	4									
Derek Bell, R (1, 9) OBP: 0.366, SLG: 0.505	1-2 G4-3		3-2 G1-3			1-0 F8	3-2 G6-3			4	0	0	0	0	0	3									
5 Jeff Bagwell, R (1, 3) OBP: 0.411, SLG: 0.540		4-2 WP BB		0-0 G6-3		1-1 HR 2B		1-1 1B HR		3	2	2	0	1	0	0									
Moises Alou, R (1, 7) OBP: 0.389, SLG: 0.602		2-1 F9		4-0 G6-4-3 BB		2-2 HR		0-0 1B HR		3	2	2	2	1	0	1									
Richard Hidalgo, R (1, 8) OBP: 0.311, SLG: 0.360		2 SAFE K		1-1 G6-4-3 1-2f		4-1 G5-3 BB		1-2 F8		3	0	0	0	1	1	4									
Sean Berry, R (1, 5) OBP: 0.386, SLG: 0.505		0-2 L8			2-1 G4-6-3 1B	0-0 1B	0-0 1B		0-0 HR	4	1	3	3	0	0	1									
Brad Ausmus, R (1, 2) OBP: 0.360, SLG: 0.345			3-1 G6-3		0-0 G4-6-3 1-2f	0-0 G5-3		0-0 F8		4	0	0	0	0	0	3									
Mike Hampton, R (1, 1) OBP: 0.340, SLG: 0.357			1-0 2B		4-2 1B		1-3 K		1-3 K	1	0	1	0	1	0	0									
Bill Spiers, L (7, PH) OBP: 0.365, SLG: 0.399										1	0	0	0	0	1	0									
Scott Elarton, R (8, 1) OBP: 0.270, SLG: 0.240										0	0	0	0	0	0	0									
35 Dave Clark, L (8, PH) Billy Wagner, L (9, 1) OBP: 0.390, SLG: 0.500										0	0	0	0	0	0	0									
Inning Stats	R: 0 E: 0 K: 0 S: 6	H: 0 LOB: 0 BB: 0 P: 8	R: 0 E: 0 K: 1 S: 12	H: 0 LOB: 1 BB: 1 P: 20	R: 0 E: 0 K: 0 S: 10	H: 1 LOB: 2 BB: 1 P: 21	R: 0 E: 0 K: 0 S: 3	H: 0 LOB: 0 BB: 1 P: 8	R: 0 E: 0 K: 0 S: 10	H: 2 LOB: 2 BB: 1 P: 17	R: 2 E: 0 K: 0 S: 9	H: 3 LOB: 1 BB: 1 P: 17	R: 0 E: 0 K: 2 S: 12	H: 1 LOB: 1 BB: 0 P: 19	R: 3 E: 0 K: 1 S: 11	H: 3 LOB: 0 BB: 0 P: 14	R: 0 E: 0 K: 1 S: 9	H: 0 LOB: 0 BB: 0 P: 14	1B: 6 2B: 2 3B: 0 HR: 2	SF: 0 SAC: 0 DP: 4 HBP: 1	WP: 2 PB: 0 SB: 0 CS: 0	PA: 36			
PITCHER	IP	WLS	BF	H	R	ER	SO	BB	IBB	HBP	BLK	WP	HR	S	P	ERA	WHIP								
Bill Pulsipher, L (1, 1) ERA: 5.24	6.0		26	6	2	2	1	5	0	0	0	1	1	50	91	3.00	1.833								
Chad Fox, R (7, 1) ERA: 3.99	2.0	L	10	4	3	3	3	0	0	0	0	1	1	23	33	13.50	2.000								

AB	34
R	2
H	9
RBI	2
BB	1
SO	6
LOB	11



Batter	1	2	3	4	5	6	7	8	9	AB	R	H	RBI	BB	SO	LOB	TOP					
Fernando Vina, L (1,4) OBP: 0.394, SLG: 0.426	G4-3		F4			K				4	0	1	0	0	1	0	Milwaukee Brewers @ Houston Astros Astrodome, Houston, TX Wed Aug 12 1998, 8:05 PM EDT Att: 40,217 - Dome - 72 F					
Mark Loretta, R (1,6) OBP: 0.396, SLG: 0.423	F9				F8			F8		4	0	1	0	0	0	3						
Jeff Cirillo, R (1,5) OBP: 0.415, SLG: 0.438										3	0	1	0	1	2	1						
Darrin Jackson, R (1,9) OBP: 0.263, SLG: 0.373										4	0	0	0	0	1	3						
John Jaha, R (1,3) OBP: 0.365, SLG: 0.350										4	0	1	0	0	2	1						
Marquis Grissom, R (1,8) OBP: 0.300, SLG: 0.371										3	0	0	0	0	3	1						
Marc Newfield, R (1,7) OBP: 0.302, SLG: 0.308										3	0	1	0	0	2	0						
Mike Matheny, R (1,2) OBP: 0.275, SLG: 0.341										3	0	0	0	0	1	1						
4B Brad Woodall, S (1,1) OBP: 0.393, SLG: 0.333										2	0	0	0	0	1	0						
Eric Plunk, R (6,1) Brian Banks, S (8, PH) Mike Myers, L (8,1)										0	0	0	0	0	0	0						
Inning Stats	R: 0 E: 0 K: 0 S: 7	H: 0 LOB: 1 BB: 1 P: 17	R: 0 E: 0 K: 2 S: 9	H: 1 LOB: 0 BB: 0 P: 14	R: 0 E: 0 K: 1 S: 9	H: 0 LOB: 0 BB: 0 P: 11	R: 0 E: 0 K: 0 S: 7	H: 1 LOB: 0 BB: 0 P: 9	R: 0 E: 0 K: 3 S: 9	H: 0 LOB: 0 BB: 0 P: 12	R: 0 E: 0 K: 1 S: 7	H: 0 LOB: 0 BB: 0 P: 11	R: 0 E: 0 K: 3 S: 11	H: 1 LOB: 1 BB: 0 P: 17	R: 0 E: 0 K: 2 S: 19	H: 2 LOB: 3 BB: 1 P: 29	R: 0 E: 0 K: 1 S: 13	H: 0 LOB: 0 BB: 0 P: 16	1B: 5 2B: 2 3B: 0 HR: 0	SF: 0 SAC: 0 DP: 2 HBP: 0	WP: 0 PB: 0 SB: 0 CS: 1	PA: 32
PITCHER Randy Johnson, L (1,1) ERA: 3.84	IP: 9.0 WLS: W BF: 32 H: 5 R: 0 ER: 0 SO: 13 BB: 2 IBB: 0 HBP: 0 BLK: 0 WP: 0 HR: 0 S: 91 P: 136 ERA: 0.00 WHIP: 0.778															PITCHER Randy Johnson, L (1,1) ERA: 3.84	IP: 9.0 WLS: W BF: 32 H: 5 R: 0 ER: 0 SO: 13 BB: 2 IBB: 0 HBP: 0 BLK: 0 WP: 0 HR: 0 S: 91 P: 136 ERA: 0.00 WHIP: 0.778					

Batter	1	2	3	4	5	6	7	8	9	AB	R	H	RBI	BB	SO	LOB	BOTTOM					
Craig Biggio, R (1,4) OBP: 0.397, SLG: 0.489	K2-3									5	1	3	2	0	2	1	Milwaukee Brewers @ Houston Astros Astrodome, Houston, TX Wed Aug 12 1998, 8:05 PM EDT Att: 40,217 - Dome - 72 F					
Ricky Gutierrez, R (1,6) OBP: 0.356, SLG: 0.340	K									5	0	2	0	0	2	1						
Derek Bell, R (1,9) OBP: 0.365, SLG: 0.499	G4-3									4	0	1	0	1	0	2						
5 Jeff Bagwell, R (1,3) OBP: 0.412, SLG: 0.549										3	0	0	0	1	0	3						
Moises Alou, R (1,7) OBP: 0.392, SLG: 0.612										3	0	1	0	1	0	2						
Richard Hidalgo, R (1,8) OBP: 0.324, SLG: 0.365										2	1	0	0	2	1	4						
Sean Berry, R (1,5) OBP: 0.390, SLG: 0.507										3	0	1	0	0	1	5						
Brad Ausmus, R (1,2) OBP: 0.362, SLG: 0.342										2	1	0	0	1	0	2						
Randy Johnson, R (1,1) OBP: 0.111, SLG: 0.111										4	0	1	1	0	1	5						
Inning Stats	R: 0 E: 0 K: 2 S: 9	H: 0 LOB: 0 BB: 0 P: 14	R: 0 E: 0 K: 2 S: 14	H: 1 LOB: 3 BB: 2 P: 29	R: 1 E: 0 K: 1 S: 12	H: 2 LOB: 2 BB: 1 P: 23	R: 1 E: 0 K: 0 S: 8	H: 2 LOB: 1 BB: 0 P: 16	R: 0 E: 0 K: 1 S: 5	H: 0 LOB: 0 BB: 0 P: 8	R: 1 E: 0 K: 1 S: 9	H: 1 LOB: 1 BB: 1 P: 21	R: 0 E: 0 K: 1 S: 13	H: 1 LOB: 3 BB: 2 P: 29	R: 0 E: 0 K: 0 S: 10	H: 2 LOB: 2 BB: 0 P: 16		R: 0 E: 0 K: 1 S: 10	H: 0 LOB: 2 BB: 0 P: 16	1B: 5 2B: 3 3B: 0 HR: 1	SF: 0 SAC: 0 DP: 2 HBP: 2	WP: 0 PB: 0 SB: 3 CS: 0
PITCHER 4B Brad Woodall, L (1,1) Eric Plunk, R (6,1) Mike Myers, L (8,1)	IP: 5.0 WLS: L BF: 24 H: 3 R: 3 ER: 3 SO: 3 BB: 3 IBB: 1 HBP: 1 BLK: 0 WP: 0 HR: 1 S: 21 P: 45 ERA: 0.00 WHIP: 1.500															PITCHER 4B Brad Woodall, L (1,1) Eric Plunk, R (6,1) Mike Myers, L (8,1)	IP: 5.0 WLS: L BF: 24 H: 3 R: 3 ER: 3 SO: 3 BB: 3 IBB: 1 HBP: 1 BLK: 0 WP: 0 HR: 1 S: 21 P: 45 ERA: 0.00 WHIP: 1.500					

Batter	1	2	3	4	5	6	7	8	9	AB	R	H	RBI	BB	SO	LOB	TOP								
Fernando Vina, L OBP: 0.393, SLG: 0.424 (1, 4)	F6		1B BB		F9			K		3	1	0	0	1	1	2									
Mark Loretta, R OBP: 0.394, SLG: 0.421 (1, 6) (7, 3)	F9		1B		G1-3			F4		4	0	1	0	0	0	2									
Jeff Cirillo, R OBP: 0.414, SLG: 0.436 (1, 5)	K		1B		F8			G1-3		4	0	1	1	0	1	2									
Jeremy Burnitz, L OBP: 0.342, SLG: 0.486 (1, 9)		F9 1B 2B	F7		G3			G4-3		4	1	1	0	0	0	2									
Dave Nilsson, L OBP: 0.332, SLG: 0.366 (1, 7)	F9			K				F7		3	0	0	0	1	1	1									
John Jaha, R OBP: 0.365, SLG: 0.349 (1, 3)																									
Jose Valentin, S OBP: 0.320, SLG: 0.405 (7, 6)																									
Marquis Grissom, R OBP: 0.297, SLG: 0.368 (1, 8)																									
Mike Matheny, R OBP: 0.273, SLG: 0.339 (8, PH)																									
Brian Banks, S OBP: 0.400, SLG: 0.583 (8, 2)																									
Bobby Hughes, R OBP: 0.293, SLG: 0.394 (8, 2)																									
Steve Woodard, L OBP: 0.171, SLG: 0.229 (8, PH)																									
Bob Hamelin, L OBP: 0.291, SLG: 0.350 (8, PR)																									
48 Brad Woodall, S OBP: 0.393, SLG: 0.333 (8, 1)																									
David Weathers, R OBP: 0.125, SLG: 0.182 (8, 1)																									
Inning Stats	R: 0 E: 0 K: 1 S: 6	H: 0 LOB: 0 BB: 0 P: 7	R: 1 E: 0 K: 1 S: 12	H: 2 LOB: 1 BB: 20 P: 20	R: 1 E: 0 K: 1 S: 15	H: 2 LOB: 2 BB: 1 P: 21	R: 0 E: 0 K: 1 S: 6	H: 0 LOB: 0 BB: 0 P: 9	R: 0 E: 0 K: 1 S: 6	H: 0 LOB: 0 BB: 0 P: 8	R: 0 E: 0 K: 0 S: 6	H: 0 LOB: 0 BB: 0 P: 11	R: 0 E: 0 K: 0 S: 9	H: 0 LOB: 0 BB: 0 P: 14	R: 0 E: 0 K: 1 S: 11	H: 1 LOB: 2 BB: 1 P: 18	R: 0 E: 0 K: 0 S: 7	H: 0 LOB: 1 BB: 1 P: 13	1B: 4 2B: 2 3B: 0 HR: 0	SF: 0 SAC: 0 DP: 1 HBP: 0	WP: 0 PB: 0 SB: 0 CS: 1	PA: 34			
PITCHER	IP	WLS	BF	H	R	ER	SO	BB	IBB	HBP	BLK	WP	HR	S	P	ERA	WHIP								
Jose Lima, R ERA: 3.69 (1, 1)	8.0	W	30	5	2	2	6	2	0	0	0	0	0	71	108	2.25	0.875								
Billy Wagner, L ERA: 2.66 (9, 1)	1.0		4	0	0	0	0	1	0	0	0	0	0	7	13	0.00	1.000								

Milwaukee Brewers @ Houston Astros
Astrodome, Houston, TX
Thu Aug 13 1998, 8:05 PM EDT
Att: 21,218 - Dome - 72 F

AB 31
R 2
H 5
RBI 2
BB 3
SO 6
LOB 12



Batter	1	2	3	4	5	6	7	8	9	AB	R	H	RBI	BB	SO	LOB	BOTTOM								
Craig Biggio, R OBP: 0.399, SLG: 0.490 (1, 4)	G5-3			3B IBB				G5-4-3 1B		2	1	1	0	2	0	0									
Ricky Gutierrez, R OBP: 0.355, SLG: 0.347 (1, 6)	1B			3B				G5-4-3		4	1	2	3	0	0	3									
Derek Bell, R OBP: 0.362, SLG: 0.495 (1, 9)	F7							G6-3		4	0	0	0	0	1	2									
5 Jeff Bagwell, R OBP: 0.413, SLG: 0.548 (1, 3)	1B BB			G4-3				B4-3 1B		3	0	1	0	1	1	0									
Moises Alou, R OBP: 0.393, SLG: 0.610 (1, 8) (9, 7)	1B			F7				B4-3		3	1	1	1	1	0	1									
35 Dave Clark, L OBP: 0.276, SLG: 0.233 (1, 7)								E 2B BB		2	2	0	0	2	2	2									
Richard Hidalgo, R OBP: 0.324, SLG: 0.365 (9, 8)	K							E 2B BB		0	0	0	0	0	0	0									
Sean Berry, R OBP: 0.388, SLG: 0.500 (1, 5)								K		3	1	0	0	1	2	2									
Brad Ausmus, R OBP: 0.361, SLG: 0.344 (1, 2)								FC6 2B		4	0	1	0	0	0	4									
Jose Lima, R OBP: 0.164, SLG: 0.153 (8, PH)										3	0	0	0	0	2	3									
Pete Incaviglia, R OBP: 0.168, SLG: 0.200 (8, 1)										1	0	1	2	0	0	0									
Billy Wagner, L OBP: 0.500, SLG: 0.500 (9, 1)										0	0	0	0	0	0	0									
Inning Stats	R: 1 E: 0 K: 1 S: 12	H: 2 LOB: 2 BB: 1 P: 18	R: 0 E: 0 K: 1 S: 9	H: 1 LOB: 1 BB: 1 P: 17	R: 0 E: 0 K: 0 S: 5	H: 0 LOB: 0 BB: 0 P: 8	R: 3 E: 0 K: 2 S: 11	H: 1 LOB: 3 BB: 3 P: 27	R: 0 E: 0 K: 1 S: 9	H: 1 LOB: 0 BB: 0 P: 12	R: 0 E: 0 K: 1 S: 5	H: 0 LOB: 0 BB: 0 P: 8	R: 0 E: 0 K: 0 S: 6	H: 1 LOB: 0 BB: 0 P: 7	R: 2 E: 1 K: 2 S: 14	H: 1 LOB: 2 BB: 2 P: 24	1B: 4 2B: 3 3B: 1 HR: 0	SF: 0 SAC: 0 DP: 2 HBP: 0	WP: 0 PB: 0 SB: 3 CS: 0	PA: 36					
PITCHER	IP	WLS	BF	H	R	ER	SO	BB	IBB	HBP	BLK	WP	HR	S	P	ERA	WHIP								
Steve Woodard, R ERA: 3.54 (1, 1)	7.0	L	30	6	4	4	6	3	2	0	0	0	0	57	97	5.14	1.286								
David Weathers, R ERA: 4.87 (8, 1)	1.0		6	1	2	0	2	2	0	0	0	0	0	14	24	0.00	3.000								

Milwaukee Brewers @ Houston Astros
Astrodome, Houston, TX
Thu Aug 13 1998, 8:05 PM EDT
Att: 21,218 - Dome - 72 F

AB 29
R 6
H 7
RBI 6
BB 7
SO 8
LOB 17



Batter	1	2	3	4	5	6	7	8	9	AB	R	H	RBI	BB	SO	LOB	TOP										
Brant Brown, L OBP: 0.353, SLG: 0.510 (1, 8)	F7					K		G5-3		5	0	1	0	0	1	3											
Mickey Morandini, L OBP: 0.404, SLG: 0.416 (1, 4)	G3								G5-3	5	1	1	0	0	1	2											
Sammy Sosa, R OBP: 0.386, SLG: 0.647 (1, 9)									G6-3	5	2	3	1	0	1	2											
Mark Grace, L OBP: 0.414, SLG: 0.487 (1, 3)									G6-3	5	1	2	1	0	1	1											
Henry Rodriguez, L OBP: 0.288, SLG: 0.540 (1, 7)									L8	4	0	0	0	0	1	3											
Lance Johnson, L OBP: 0.248, SLG: 0.221 (7, 8)									L8	0	0	0	0	0	0	0											
José Hernández, R OBP: 0.321, SLG: 0.486 (1, 5)									L8	4	1	1	1	0	1	1											
Tyler Houston, L OBP: 0.288, SLG: 0.417 (8, PH)									F9	3	0	0	0	0	2	2											
Scott Servais, R OBP: 0.276, SLG: 0.321 (8, 2)									F9	1	0	0	0	0	0	0											
Jeff Blauser, R OBP: 0.355, SLG: 0.311 (1, 6)									F9	2	1	2	1	1	0	0											
Mark Clark, R OBP: 0.102, SLG: 0.043 (8, 1)									F9	3	0	1	2	0	1	1											
Terry Mulholland, R OBP: 0.375, SLG: 0.286 (8, 1)									F9	0	0	0	0	0	0	0											
Rod Beck, R (8, 1)									F9	0	0	0	0	0	0	0											
Inning Stats	R: 0 E: 0 K: 1 S: 9	H: 1 LOB: 1 BB: 0 P: 12	R: 0 E: 0 K: 0 S: 9	H: 0 LOB: 0 BB: 0 P: 11	R: 0 E: 0 K: 3 S: 14	H: 1 LOB: 2 BB: 0 P: 22	R: 0 E: 0 K: 2 S: 10	H: 0 LOB: 0 BB: 0 P: 15	R: 1 E: 0 K: 2 S: 13	H: 1 LOB: 0 BB: 0 P: 20	R: 4 E: 0 K: 1 S: 17	H: 5 LOB: 1 BB: 1 P: 29	R: 1 E: 0 K: 0 S: 16	H: 2 LOB: 1 BB: 0 P: 26	R: 0 E: 0 K: 0 S: 6	H: 1 LOB: 1 BB: 0 P: 10	R: 0 E: 0 K: 0 S: 7	H: 0 LOB: 0 BB: 0 P: 11	1B: 9 2B: 1 3B: 0 HR: 1	SF: 0 SAC: 1 DP: 0 HBP: 1	WP: 0 PA: 40 PB: 0 SB: 1 CS: 0						
PITCHER	IP	WLS	BF	H	R	ER	SO	BB	IBB	HBP	BLK	WP	HR	S	P	ERA	WHIP										
Shane Reynolds, R ERA: 3.74 (1, 1)	5.2	L	27	8	5	5	9	0	1	1	0	0	1	69	103	7.94	1.412										
Trevor Miller, L ERA: 3.09 (6, 1)	1.0		5	2	1	1	0	0	0	0	0	0	0	15	28	9.00	2.000										
Scott Elarton, R ERA: 3.21 (7, 1)	0.1		1	0	0	0	0	0	0	0	0	0	0	4	4	0.00	0.000										
Mike Magnante, L ERA: 4.78 (8, 1)	2.0		7	1	0	0	0	0	0	0	0	0	0	13	21	0.00	0.500										

Chicago Cubs @ Houston Astros
Astrodome, Houston, TX
Fri Aug 14 1998, 8:05 PM EDT
Att: 45,040 - Dome - 72 F

AB	37
R	6
H	11
RBI	6
BB	1
SO	9
LOB	15



Batter	1	2	3	4	5	6	7	8	9	AB	R	H	RBI	BB	SO	LOB	BOTTOM										
Craig Biggio, R OBP: 0.399, SLG: 0.488 (1, 4)	G5-3									4	0	1	0	1	0	1											
Ricky Gutierrez, R OBP: 0.355, SLG: 0.343 (1, 6)	K									5	0	0	0	0	2	4											
Derek Bell, R OBP: 0.363, SLG: 0.501 (1, 9)	F9									4	2	2	1	0	1	2											
5 Jeff Bagwell, R OBP: 0.411, SLG: 0.544 (1, 3)										3	0	0	0	0	0	1											
Moises Alou, R OBP: 0.392, SLG: 0.614 (1, 7)										4	1	1	2	0	2	1											
Carl Everett, S OBP: 0.383, SLG: 0.510 (1, 8)										4	0	1	0	0	0	1											
Sean Berry, R OBP: 0.390, SLG: 0.514 (1, 5)										4	1	2	1	0	0	1											
Tony Eusebio, R OBP: 0.342, SLG: 0.343 (1, 2)										4	0	1	0	0	0	2											
Brad Ausmus, R OBP: 0.351, SLG: 0.344 (9, PR)										0	0	0	0	0	0	0											
Shane Reynolds, R OBP: 0.162, SLG: 0.197 (8, 1)										2	0	0	0	0	2	1											
Trevor Miller, R OBP: 0.201, SLG: 1.000 (7, 1)										0	0	0	0	0	0	0											
Scott Gifford, R OBP: 0.201, SLG: 1.000 (7, 1)										0	0	0	0	0	0	0											
Pete Incaviglia, R OBP: 0.192, SLG: 0.188 (8, 1)										1	0	0	0	0	1	1											
Mike Magnante, L OBP: 0.192, SLG: 1.000 (8, 1)										0	0	0	0	0	0	0											
35 Dave Clark, L OBP: 0.274, SLG: 0.221 (8, PH)										1	0	0	0	0	0	1											
Inning Stats	R: 0 E: 0 K: 1 S: 6	H: 0 LOB: 0 BB: 0 P: 9	R: 0 E: 0 K: 1 S: 6	H: 0 LOB: 0 BB: 0 P: 11	R: 1 E: 0 K: 2 S: 15	H: 3 LOB: 2 BB: 0 P: 17	R: 0 E: 0 K: 0 S: 6	H: 1 LOB: 1 BB: 0 P: 8	R: 0 E: 0 K: 1 S: 7	H: 0 LOB: 0 BB: 0 P: 9	R: 1 E: 0 K: 1 S: 11	H: 1 LOB: 1 BB: 0 P: 19	R: 0 E: 1 K: 1 S: 8	H: 0 LOB: 1 BB: 0 P: 14	R: 2 E: 0 K: 1 S: 14	H: 2 LOB: 0 BB: 0 P: 22	R: 0 E: 0 K: 0 S: 10	H: 1 LOB: 2 BB: 1 P: 19	1B: 5 2B: 0 3B: 0 HR: 3	SF: 0 SAC: 0 DP: 0 HBP: 1	WP: 0 PA: 38 PB: 0 SB: 0 CS: 0						
PITCHER	IP	WLS	BF	H	R	ER	SO	BB	IBB	HBP	BLK	WP	HR	S	P	ERA	WHIP										
Mark Clark, R ERA: 4.73 (1, 1)	7.2	W	32	7	4	4	8	0	1	0	0	0	3	72	108	4.70	0.913										
Terry Mulholland, L ERA: 2.44 (8, 1)	0.1		1	0	0	0	0	0	0	0	0	0	0	1	1	0.00	0.000										
Rod Beck, R ERA: 3.41 (8, 1)	1.0	S	5	1	0	0	0	1	0	0	0	0	0	10	19	0.00	2.000										

Chicago Cubs @ Houston Astros
Astrodome, Houston, TX
Fri Aug 14 1998, 8:05 PM EDT
Att: 45,040 - Dome - 72 F

AB	36
R	4
H	8
RBI	4
BB	1
SO	8
LOB	16



Batter	1	2	3	4	5	6	7	8	9	10	11	AB	R	H	RBI	BB	SO	LOB	TOP					
Lance Johnson, L OBP: 0.253, SLG: 0.228	G4-3		1B	G4-3		G1-3			G3-1			5	1	2	0	0	0	0						
Jeff Blausler, R OBP: 0.353, SLG: 0.307	G5-3		1B	F7			K		G6-3			4	1	0	0	1	1	1						
Mark Grace, L OBP: 0.414, SLG: 0.485	BB		1B	G4-3			K			K		4	1	1	0	1	2	1						
Sammy Sosa, R OBP: 0.386, SLG: 0.645	K		1B	F9			1B			K		5	1	2	1	0	2	2						
Gienallen Hill, R OBP: 0.332, SLG: 0.510		G1-6-3	1B			P3						4	0	2	2	0	0	1						
Brant Brown, L OBP: 0.352, SLG: 0.509		1B	1B			G5-3						1	0	0	0	0	1	0						
José Hernández, R OBP: 0.319, SLG: 0.485	G1-6-3		2B	G6-3				P3			K	5	0	1	1	0	1	1						
Manny Alexander, R OBP: 0.293, SLG: 0.368	L8		2B	K				K			K	4	0	0	0	0	3	2						
Scott Servais, R OBP: 0.274, SLG: 0.316	L9		IBB			L6		P4			P6	4	0	0	0	1	0	1						
Kevin Tapani, R OBP: 0.290, SLG: 0.250			K								L9	3	0	0	0	0	3	3						
Felix Heredia, L OBP: 0.274, SLG: 0.231												0	0	0	0	0	0	0						
Matt Karchner, R OBP: 0.299, SLG: 0.415												0	0	0	0	0	0	0						
Mickey Morandini, L OBP: 0.299, SLG: 0.415												0	0	0	0	0	0	0						
Rod Beck, R OBP: 0.299, SLG: 0.415												0	0	0	0	0	0	0						
Terry Adams, R OBP: 0.299, SLG: 0.415												0	0	0	0	0	0	0						
Terry Mulholland, R OBP: 0.299, SLG: 0.415												0	0	0	0	0	0	0						
Inning Stats	R: 0 E: 0 K: 1 S: 9	H: 0 LOB: 1 BB: 1 P: 14	R: 0 E: 0 K: 0 S: 8	H: 1 LOB: 1 BB: 0 P: 13	R: 4 E: 0 K: 2 S: 22	H: 5 LOB: 3 BB: 2 P: 37	R: 0 E: 0 K: 0 S: 7	H: 1 LOB: 1 BB: 0 P: 9	R: 0 E: 0 K: 1 S: 7	H: 0 LOB: 0 BB: 0 P: 12	R: 0 E: 0 K: 2 S: 10	H: 1 LOB: 1 BB: 0 P: 16	R: 0 E: 0 K: 1 S: 10	H: 0 LOB: 0 BB: 0 P: 14	R: 0 E: 0 K: 0 S: 7	H: 0 LOB: 0 BB: 0 P: 9	R: 0 E: 0 K: 3 S: 11	H: 0 LOB: 0 BB: 0 P: 18	R: 0 E: 0 K: 2 S: 10	H: 0 LOB: 0 BB: 0 P: 13	1B: 7 2B: 1 3B: 0 HR: 0	SF: 0 SAC: 0 DP: 1 HBP: 1	WP: 0 PB: 0 SB: 1 CS: 0	PA: 44
PITCHER	IP ERA WLS BF H R ER SO BB IBB HBP BLK WP HR S P 110 ERA WHIP	7.0 3.84 2.0 6 0 0 0 1 0 0 0 0 0 0 0 17 23 0.00 1.429	2.0 3.03 2.0 6 0 0 0 5 0 0 0 0 0 0 0 21 31 0.00 0.000	PITCHER										IP ERA WLS BF H R ER SO BB IBB HBP BLK WP HR S P ERA WHIP	10.0 0.00 1.2 11 0 1 0 1 2 3 0 0 0 0 0 0 14 38 0.00 1.200									

Chicago Cubs @ Houston Astros
Astrodome, Houston, TX
Sat Aug 15 1998, 8:05 PM EDT
Att. 52,003 - Dome - 72 F

AB 40
R 4
H 8
RBI 4
BB 3
SO 13
LOB 12



Batter	1	2	3	4	5	6	7	8	9	10	11	AB	R	H	RBI	BB	SO	LOB	BOTTOM					
Craig Biggio, R OBP: 0.402, SLG: 0.487	K		G5-3			1B		G6-4-3		L9	E	3	1	1	0	3	1	0						
Ricky Gutierrez, R OBP: 0.359, SLG: 0.344	G6-3		G3			SF8		G6-4-3		SH1	E	4	0	2	0	1	0	0						
Derek Bell, R OBP: 0.359, SLG: 0.496	G5-3			P6		SF8		G6-4-3		L9	E1	5	0	0	1	0	0	5						
5 Jeff Bagwell, R OBP: 0.409, SLG: 0.538		K		L9		L9-3		L6		IBB	IBB	4	0	0	0	1	1	2						
Moises Alou, R OBP: 0.396, SLG: 0.628		F9		HR		L9-3		L6		IBB	IBB	4	3	3	2	1	0	0						
Carl Everett, S OBP: 0.383, SLG: 0.510		1B		G1-3		SF8		L8		G5-3		4	0	1	0	1	0	3						
Sean Berry, R OBP: 0.380, SLG: 0.511		BB				FC4-2		SF8				3	0	1	1	1	0	0						
Tim Bogar, R OBP: 0.239, SLG: 0.230		1B				FC4-2		SF8		P3	BB	0	1	0	0	0	0	0						
Brad Ausmus, R OBP: 0.359, SLG: 0.343		L8				FC4-2		FC6-4		1B	SH5-3	4	0	1	0	0	0	3						
Mike Hampton, R OBP: 0.299, SLG: 0.415						FC6-4		FC6-4		G4-3	K	2	0	0	0	0	1	0						
Dwight Gooden, R OBP: 0.274, SLG: 0.231												0	0	0	0	0	0	0						
Tim Lincecum, R OBP: 0.274, SLG: 0.231												0	0	0	0	0	0	0						
Scott Elarton, R OBP: 0.274, SLG: 0.231												0	0	0	0	0	0	0						
Bill Spillers, L OBP: 0.274, SLG: 0.231												0	0	0	0	0	0	0						
Billy Wagner, R OBP: 0.274, SLG: 0.231												0	0	0	0	0	0	0						
Tony Lussido, R OBP: 0.274, SLG: 0.231												0	0	0	0	0	0	0						
Inning Stats	R: 0 E: 0 K: 1 S: 8	H: 0 LOB: 0 BB: 0 P: 11	R: 0 E: 0 K: 1 S: 15	H: 1 LOB: 2 BB: 1 P: 23	R: 0 E: 0 K: 0 S: 10	H: 0 LOB: 0 BB: 0 P: 14	R: 1 E: 0 K: 0 S: 8	H: 1 LOB: 0 BB: 0 P: 14	R: 0 E: 0 K: 1 S: 6	H: 0 LOB: 0 BB: 0 P: 8	R: 1 E: 0 K: 0 S: 13	H: 2 LOB: 1 BB: 1 P: 18	R: 0 E: 0 K: 0 S: 7	H: 1 LOB: 1 BB: 1 P: 12	R: 1 E: 0 K: 0 S: 14	H: 2 LOB: 1 BB: 0 P: 22	R: 0 E: 0 K: 0 S: 5	H: 0 LOB: 3 BB: 3 P: 20	R: 1 E: 1 K: 1 S: 9	H: 0 LOB: 3 BB: 3 P: 22	1B: 6 2B: 2 3B: 0 HR: 2	SF: 2 SAC: 2 DP: 2 HBP: 0	WP: 0 PB: 0 SB: 0 CS: 0	PA: 48
PITCHER	IP ERA WLS BF H R ER SO BB IBB HBP BLK WP HR S P ERA WHIP	6.2 4.59 0.1 6 0 0 0 0 0 0 0 0 0 0 1 68 99 4.05 1.050	1.0 5.13 1.0 4 1 0 0 0 1 0 0 0 0 0 0 7 12 0.00 2.000	1.0 9.00 1.0 5 2 1 1 0 0 0 0 0 0 0 1 14 22 9.00 2.000	PITCHER										IP ERA WLS BF H R ER SO BB IBB HBP BLK WP HR S P ERA WHIP	10.0 2.38 1.2 11 0 1 0 1 2 3 0 0 0 0 0 0 14 38 0.00 1.200								

Chicago Cubs @ Houston Astros
Astrodome, Houston, TX
Sat Aug 15 1998, 8:05 PM EDT
Att. 52,003 - Dome - 72 F

AB 36
R 5
H 9
RBI 4
BB 8
SO 4
LOB 16



Batter	1	2	3	4	5	6	7	8	9	AB	R	H	RBI	BB	SO	LOB	TOP					
Craig Biggio, R OBP: 0.398, SLG: 0.482 (1, 4)	F7		L7			F9		F8		4	0	0	0	0	0	1	Houston Astros @ Philadelphia Phillies Veterans Stadium, Philadelphia, PA Mon Aug 17 1998, 7:05 PM EDT Att: 18,975 - Cloudy - 80 F					
Bill Spillers, L OBP: 0.356, SLG: 0.384 (1, 5)	L3			G3-1		G3		F8		4	0	0	0	0	0							
Derek Bell, R OBP: 0.357, SLG: 0.489 (1, 9)	BB			K		K		G6-3		3	0	0	0	1	2	0						
5 Jeff Bagwell, R OBP: 0.406, SLG: 0.531 (1, 3)	K			1B		F8		1B		4	0	2	0	0	1	1						
Moises Alou, R OBP: 0.389, SLG: 0.616 (1, 7)		K		K		F9		P5		4	0	0	0	0	2	2						
Carl Everett, S OBP: 0.384, SLG: 0.510 (1, 8)	P5				L7			F9		3	0	0	0	0	0	0						
Ricky Gutierrez, R OBP: 0.354, SLG: 0.341 (1, 6)	F8				1B			F8		3	0	1	0	0	0	0						
Brad Ausmus, R OBP: 0.356, SLG: 0.340 (1, 2)				F9		F9		F7		3	0	0	0	0	0	1						
Randy Johnson, R OBP: 0.100, SLG: 0.100 Scott Elarton, R (6, 1)				F6		K				2	0	0	0	0	1	1						
35 Dave Clark, L OBP: 0.277, SLG: 0.236 Trever Miller, R OBP: 0.500, SLG: 1.000 (8, 1)								1B		0	0	0	0	0	0	0						
Inning Stats	R: 0 E: 0 K: 1 S: 12	H: 0 LOB: 1 BB: 1 P: 18	R: 0 E: 0 K: 1 S: 7	H: 0 LOB: 0 BB: 0 P: 10	R: 0 E: 0 K: 0 S: 6	H: 0 LOB: 0 BB: 0 P: 7	R: 0 E: 0 K: 2 S: 11	H: 1 LOB: 1 BB: 0 P: 14	R: 0 E: 0 K: 1 S: 10	H: 1 LOB: 0 BB: 0 P: 14	R: 0 E: 0 K: 1 S: 8	H: 0 LOB: 0 BB: 0 P: 12	R: 0 E: 0 K: 0 S: 11	H: 0 LOB: 0 BB: 0 P: 13	R: 0 E: 0 K: 0 S: 6	H: 1 LOB: 1 BB: 0 P: 9	R: 0 E: 0 K: 0 S: 8	H: 1 LOB: 1 BB: 0 P: 11	1B: 4 2B: 0 3B: 0 HR: 0	SF: 0 SAC: 0 DP: 0 HBP: 0	WP: 0 PB: 0 SB: 0 CS: 0	PA: 32
PITCHER Paul Byrd, R ERA: 2.45 (1, 1)	IP: 9.0 WLS: W BF: 32 H: 4 R: 0 ER: 0 SO: 6 BB: 1 IBB: 0 HBP: 0 BLK: 0 WP: 0 HR: 0 S: 79 P: 108 ERA: 0.00 WHIP: 0.556																					

AB	31
R	0
H	4
RBI	0
BB	1
SO	6
LOB	6



Batter	1	2	3	4	5	6	7	8	9	AB	R	H	RBI	BB	SO	LOB	BOTTOM			
Doug Glanville, R OBP: 0.347, SLG: 0.424 (1, 8)	K	L7			CS BB	1B		1B		4	0	2	0	1	1	2	Houston Astros @ Philadelphia Phillies Veterans Stadium, Philadelphia, PA Mon Aug 17 1998, 7:05 PM EDT Att: 18,975 - Cloudy - 80 F			
Kevin Sevcik, R OBP: 0.420, SLG: 0.394 (1, 9)				FC5-4	BB			1B		2	1	1	0	3	1	1				
Scott Rolen, R OBP: 0.382, SLG: 0.520 (1, 5)	2B			FC5-4	BB			1B		4	2	2	2	1	1	2				
23 Kevin Jordan, R OBP: 0.303, SLG: 0.363 Rico Brogna, L OBP: 0.324, SLG: 0.449 (9, 3)	L9			FC5-4	BB			1B		5	0	1	0	0	0	5				
Gregg Jefferies, S OBP: 0.331, SLG: 0.401 Bobby Abreu, L OBP: 0.405, SLG: 0.484 (1, 7)		F9		FC6-4	BB			E4		2	0	0	0	2	0	0				
Mark Lewis, R OBP: 0.309, SLG: 0.367 (1, 4)		1B		FC6-4	BB			1B		3	1	2	1	0	0	2				
Mark Parent, R OBP: 0.278, SLG: 0.263 (1, 2)		1B		P3				FC6-4		3	0	0	0	1	1	4				
Desi Relaford, S OBP: 0.310, SLG: 0.353 (1, 6)		L4		P3				P3		4	0	0	0	0	0	4				
Paul Byrd, R OBP: 0.250, SLG: 0.250 (1, 1)		1B		K				F3		4	0	1	1	0	1	0				
Inning Stats	R: 0 E: 0 K: 2 S: 11	H: 1 LOB: 1 BB: 0 P: 19	R: 1 E: 0 K: 0 S: 15	H: 2 LOB: 2 BB: 1 P: 27	R: 0 E: 0 K: 0 S: 5	H: 0 LOB: 2 BB: 2 P: 17	R: 0 E: 0 K: 1 S: 7	H: 0 LOB: 0 BB: 0 P: 12	R: 2 E: 1 K: 0 S: 16	H: 3 LOB: 2 BB: 1 P: 26	R: 0 E: 0 K: 1 S: 9	H: 1 LOB: 1 BB: 0 P: 12	R: 1 E: 0 K: 1 S: 16	H: 1 LOB: 2 BB: 2 P: 30	R: 0 E: 0 K: 0 S: 8	H: 1 LOB: 2 BB: 2 P: 17		1B: 7 2B: 1 3B: 0 HR: 1	SF: 1 SAC: 0 DP: 1 HBP: 0	WP: 0 PB: 0 SB: 1 CS: 1
PITCHER Randy Johnson, L ERA: 3.88 Scott Elarton, R ERA: 3.11 Trever Miller, L ERA: 3.0 (1, 1)	IP: 5.0 WLS: L BF: 25 H: 6 R: 3 ER: 3 SO: 3 BB: 4 IBB: 0 HBP: 0 BLK: 0 WP: 0 HR: 1 S: 54 P: 101 ERA: 5.40 WHIP: 2.000																			

AB	31
R	4
H	9
RBI	4
BB	8
SO	5
LOB	20



Batter	1	2	3	4	5	6	7	8	9	AB	R	H	RBI	BB	SO	LOB	TOP								
Craig Biggio, R OBP: 0.401, SLG: 0.486 (1, 4)										4	2	3	1	1	0	0	Houston Astros @ Philadelphia Phillies Veterans Stadium, Philadelphia, PA Tue Aug 18 1998, 7:05 PM EDT Att: 17,541 - Cloudy - 75 F								
Bill Spillers, L OBP: 0.357, SLG: 0.385 (1, 5)										5	2	2	0	0	0	3									
Derek Bell, R OBP: 0.359, SLG: 0.487 (1, 9)										2	2	0	0	2	1	1									
5 Jeff Bagwell, R OBP: 0.408, SLG: 0.534 (1, 3)										5	1	3	5	0	1	1									
Moises Alou, R OBP: 0.388, SLG: 0.611 (1, 7)										4	0	0	0	1	0	3									
Carl Everett, S OBP: 0.384, SLG: 0.510 (1, 8)										4	0	1	1	1	0	4									
Ricky Gutierrez, R OBP: 0.353, SLG: 0.340 (1, 6)										5	1	1	0	0	1	6									
Brad Ausmus, R OBP: 0.351, SLG: 0.334 (1, 2)										5	0	0	0	0	3	4									
Jose Lima, R OBP: 0.159, SLG: 0.148 (8, PH)										2	0	0	0	0	2	1									
Pete Incaviglia, R OBP: 0.150, SLG: 0.158 (8, PH)										1	0	0	0	0	0	0									
Jay Powell, R (8, 1)										0	0	0	0	0	0	0									
Doug Henry, R (9, 1)										0	0	0	0	0	0	0									
Inning Stats	R: 2 E: 1 K: 0 S: 19	H: 2 LOB: 1 BB: 0 P: 26	R: 1 E: 0 K: 1 S: 11	H: 2 LOB: 1 BB: 0 P: 14	R: 0 E: 0 K: 1 S: 11	H: 0 LOB: 0 BB: 0 P: 14	R: 0 E: 0 K: 1 S: 10	H: 1 LOB: 1 BB: 0 P: 13	R: 3 E: 0 K: 1 S: 14	H: 3 LOB: 1 BB: 0 P: 21	R: 0 E: 0 K: 1 S: 8	H: 0 LOB: 2 BB: 1 P: 15	R: 0 E: 0 K: 1 S: 12	H: 0 LOB: 2 BB: 2 P: 25	R: 0 E: 0 K: 1 S: 6	H: 0 LOB: 0 BB: 0 P: 10	R: 2 E: 0 K: 1 S: 21	H: 2 LOB: 2 BB: 2 P: 38	1B: 7 2B: 3 3B: 0 HR: 0	SF: 0 SAC: 1 DP: 0 HBP: 1	WP: 2 PB: 0 SB: 1 CS: 0	PA: 44			
PITCHER	IP	WLS	BF	H	R	ER	SO	BB	IBB	HBP	BLK	WP	HR	S	P	ERA	WHIP								
Mike Grace, R ERA: 5.59 (1, 1)	5.0	L	25	8	6	5	4	0	0	1	0	1	0	65	88	9.00	1.600								
Ken Ryan, R ERA: 4.15 (6, 1)	1.0		4	0	0	0	1	1	0	0	0	0	0	8	15	0.00	1.000								
Jerry Spradlin, R ERA: 3.22 (7, 1)	1.0		5	0	0	0	1	2	0	0	0	1	0	12	25	0.00	2.000								
Wayne Gomes, R ERA: 3.78 (8, 1)	1.0		3	0	0	0	1	0	0	0	0	0	0	6	10	0.00	0.000								
Ricky Bottalico, R ERA: 6.67 (9, 1)	1.0		7	2	2	2	1	2	0	0	0	0	0	21	38	18.00	4.000								

AB	37
R	8
H	10
RBI	7
BB	5
SO	8
LOB	23



Batter	1	2	3	4	5	6	7	8	9	AB	R	H	RBI	BB	SO	LOB	BOTTOM								
Doug Glanville, R OBP: 0.346, SLG: 0.421 (1, 8)										3	1	0	0	0	1	0	Houston Astros @ Philadelphia Phillies Veterans Stadium, Philadelphia, PA Tue Aug 18 1998, 7:05 PM EDT Att: 17,541 - Cloudy - 75 F								
Gregg Jefferies, S OBP: 0.331, SLG: 0.398 (1, 7)										3	0	0	0	1	0	1									
Scott Rolen, R OBP: 0.383, SLG: 0.518 (1, 5)										2	1	0	0	2	0	0									
Rico Brogna, L OBP: 0.328, SLG: 0.456 (1, 3)										4	0	3	2	0	1	2									
Bobby Abreu, L OBP: 0.404, SLG: 0.480 (1, 9)										3	0	0	0	1	1	4									
Mark Lewis, R OBP: 0.308, SLG: 0.364 (1, 4)										3	0	0	0	1	0	3									
Bobby Estalella, R OBP: 0.266, SLG: 0.452 (1, 2)										3	0	1	0	1	1	1									
Desi Relaford, S OBP: 0.307, SLG: 0.349 (1, 6)										4	0	0	0	0	1	3									
Mike Grace, R ERA: 5.59 (1, 1)										1	0	0	0	0	1	0									
Ken Ryan, R ERA: 4.15 (6, 1)										0	0	0	0	0	0	0									
Jon Zuber, L ERA: 3.56 (6, PH)										1	0	0	0	0	0	0									
Jerry Spradlin, S ERA: 3.22 (7, 1)										0	0	0	0	0	0	0									
Ruben Amaro Jr., S ERA: 3.23 (8, PH)										0	0	0	0	0	0	0									
Wayne Gomes, R ERA: 3.78 (8, 1)										0	0	0	0	0	0	0									
Ricky Bottalico, L ERA: 6.67 (9, PH)										1	0	0	0	0	0	2									
Inning Stats	R: 0 E: 0 K: 0 S: 3	H: 0 LOB: 0 BB: 0 P: 7	R: 0 E: 0 K: 1 S: 8	H: 1 LOB: 1 BB: 0 P: 12	R: 0 E: 0 K: 1 S: 9	H: 0 LOB: 0 BB: 0 P: 13	R: 0 E: 0 K: 0 S: 11	H: 1 LOB: 1 BB: 0 P: 17	R: 0 E: 0 K: 0 S: 9	H: 0 LOB: 0 BB: 0 P: 13	R: 2 E: 0 K: 0 S: 15	H: 1 LOB: 2 BB: 2 P: 27	R: 0 E: 0 K: 1 S: 6	H: 1 LOB: 0 BB: 0 P: 6	R: 0 E: 0 K: 2 S: 12	H: 0 LOB: 2 BB: 2 P: 24	R: 0 E: 0 K: 1 S: 12	H: 0 LOB: 1 BB: 2 P: 24	1B: 3 2B: 1 3B: 1 HR: 0	SF: 0 SAC: 0 DP: 2 HBP: 1	WP: 2 PB: 0 SB: 0 CS: 0	PA: 36			
PITCHER	IP	WLS	BF	H	R	ER	SO	BB	IBB	HBP	BLK	WP	HR	S	P	ERA	WHIP								
Jose Lima, R ERA: 3.65 (1, 1)	7.0	W	27	4	2	2	4	2	0	1	0	0	0	61	95	2.57	0.857								
Jay Powell, R ERA: 3.56 (8, 1)	1.0		5	0	0	0	2	2	0	0	0	0	0	12	24	0.00	2.000								
Doug Henry, R ERA: 2.73 (9, 1)	1.0		4	0	0	0	1	2	0	0	0	2	0	12	24	0.00	2.000								

AB	29
R	2
H	4
RBI	2
BB	6
SO	7
LOB	16



Batter	1	2	3	4	5	6	7	8	9	AB	R	H	RBI	BB	SO	LOB	TOP								
Craig Biggio, R OBP: 0.399, SLG: 0.485 (1, 4)	F3		G4-3				L7		L9	5	0	1	1	0	0	3	Houston Astros @ Philadelphia Phillies Veterans Stadium, Philadelphia, PA Wed Aug 19 1998, 7:05 PM EDT Att: 21,341 - Cloudy - 72 F								
Bill Spillers, L OBP: 0.360, SLG: 0.386 (1, 5)	G4-3			F8						4	0	2	0	0	0										
Derek Bell, R OBP: 0.359, SLG: 0.486 (1, 9)	F7									5	0	2	2	0	1										
Billy Wagner, L OBP: 0.500, SLG: 0.500 (9, 1)										0	0	0	0	0	0										
5 Jeff Bagwell, R OBP: 0.407, SLG: 0.530 (1, 3)										3	0	0	0	2	1										
Moises Alou, R OBP: 0.386, SLG: 0.614 (1, 7)										4	1	1	1	0	1										
Carl Everett, S OBP: 0.383, SLG: 0.507 (1, 8)										4	0	1	0	0	2										
Tony Eusebio, R OBP: 0.342, SLG: 0.345 (1, 2)										4	1	2	0	0	0										
Tim Bogar, R OBP: 0.234, SLG: 0.224 (1, 6)										3	0	0	0	0	0										
35 Dave Clark, L OBP: 0.293, SLG: 0.243 (9, PH)										1	0	1	0	0	0										
Ricky Gutierrez, R OBP: 0.353, SLG: 0.340 (9, 6)										0	1	0	0	0	0										
Shane Reynolds, R OBP: 0.145, SLG: 0.188 (1, 1)										3	0	0	0	0	0										
Richard Hidalgo, R OBP: 0.327, SLG: 0.369 (9, 9)										1	1	1	0	0	0										
Inning Stats	R: 0 H: 0 E: 0 K: 0 S: 9	H: 0 LOB: 0 BB: 0 P: 13	R: 0 H: 1 E: 0 K: 0 S: 7	LOB: 1 BB: 1 P: 12	R: 0 H: 0 E: 0 K: 0 S: 9	LOB: 0 BB: 0 P: 14	R: 0 H: 1 E: 0 K: 2 S: 13	LOB: 2 BB: 1 P: 24	R: 1 H: 3 E: 0 K: 0 S: 15	LOB: 2 BB: 0 P: 19	R: 1 H: 1 E: 0 K: 1 S: 7	LOB: 1 BB: 0 P: 11	R: 0 H: 1 E: 0 K: 0 S: 4	LOB: 1 BB: 0 P: 7	R: 0 H: 1 E: 1 K: 1 S: 13	LOB: 2 BB: 0 P: 24	R: 2 H: 3 E: 0 K: 1 S: 14	LOB: 2 BB: 0 P: 24	1B: 8 2B: 2 3B: 0 HR: 1	SF: 0 SAC: 0 DP: 1 HBP: 1	WP: 0 PB: 0 SB: 0 CS: 0	PA: 40			
PITCHER	IP	WLS	BF	H	R	ER	SO	BB	IBB	HBP	BLK	WP	HR	S	P	ERA	WHIP								
Carlton Loewer, R ERA: 5.93 (1, 1)	7.1		31	8	2	2	3	2	0	0	0	0	1	73	117	2.46	1.364								
Mark Leiter, R ERA: 3.41 (8, 1)	1.2	L	9	3	2	2	2	0	0	1	0	0	0	18	31	10.80	1.800								

AB	37
R	4
H	11
RBI	4
BB	2
SO	5
LOB	22



Batter	1	2	3	4	5	6	7	8	9	AB	R	H	RBI	BB	SO	LOB	BOTTOM								
Doug Glanville, R OBP: 0.347, SLG: 0.421 (1, 8)	FC4-6 BB		G4-3							3	0	1	0	1	1	0	Houston Astros @ Philadelphia Phillies Veterans Stadium, Philadelphia, PA Wed Aug 19 1998, 7:05 PM EDT Att: 21,341 - Cloudy - 72 F								
Gregg Jefferies, S OBP: 0.328, SLG: 0.395 (1, 7)	FC4-6									4	0	0	0	0	0										
Kevin Seick, R OBP: 0.420, SLG: 0.394 (9, 7)	G5-4-3									0	0	0	0	0	0										
Scott Rolen, R OBP: 0.380, SLG: 0.514 (1, 5)	G5-4-3									4	0	0	0	0	2										
Rico Brogna, L OBP: 0.329, SLG: 0.457 (1, 3)										4	1	2	0	0	1										
23 Kevin Jordan, R OBP: 0.305, SLG: 0.364 (1, 4)										4	1	2	0	0	0										
Bobby Abreu, L OBP: 0.404, SLG: 0.488 (1, 9)										4	1	2	3	0	1										
Bobby Estelella, R OBP: 0.253, SLG: 0.429 (1, 2)										4	0	0	0	0	4										
Alex Arias, R OBP: 0.349, SLG: 0.351 (1, 6)										3	0	0	0	0	0										
Mark Leiter, R ERA: 3.41 (8, 1)										0	0	0	0	0	0										
Carlton Loewer, R OBP: 0.200, SLG: 0.091 (1, 1)										2	0	0	0	0	1										
Desi Relaford, S OBP: 0.306, SLG: 0.348 (8, 6)										1	0	0	0	0	1										
Inning Stats	R: 0 H: 0 E: 0 K: 0 S: 6	H: 0 LOB: 0 BB: 1 P: 13	R: 0 H: 1 E: 0 K: 2 S: 10	LOB: 1 BB: 0 P: 11	R: 0 H: 0 E: 0 K: 1 S: 5	LOB: 0 BB: 0 P: 9	R: 0 H: 0 E: 0 K: 1 S: 10	LOB: 0 BB: 0 P: 15	R: 0 H: 1 E: 0 K: 1 S: 8	LOB: 1 BB: 0 P: 12	R: 3 H: 3 E: 0 K: 2 S: 21	LOB: 0 BB: 0 P: 31	R: 0 H: 0 E: 0 K: 2 S: 9	LOB: 0 BB: 0 P: 10	R: 0 H: 2 E: 0 K: 2 S: 17	LOB: 2 BB: 0 P: 23	1B: 6 2B: 0 3B: 0 HR: 1	SF: 0 SAC: 0 DP: 1 HBP: 0	WP: 0 PB: 0 SB: 0 CS: 0	PA: 34					
PITCHER	IP	WLS	BF	H	R	ER	SO	BB	IBB	HBP	BLK	WP	HR	S	P	ERA	WHIP								
Shane Reynolds, R ERA: 3.73 (1, 1)	1.0	S	5	2	0	0	2	0	0	0	0	0	0	17	23	0.00	2.000								
Billy Wagner, L ERA: 2.47 (9, 1)																									

AB	33
R	3
H	7
RBI	3
BB	1
SO	11
LOB	8



Batter	1	2	3	4	5	6	7	8	9	10	AB	R	H	RBI	BB	SO	LOB	TOP				
Craig Biggio, R OBP: 0.400, SLG: 0.484 (1, 4)	0-1 1B		2-3 K	1-0 HBP		1-1 G6-3		2-0 1B		0-3 K	5	0	2	0	0	2	5	Houston Astros @ Milwaukee Brewers Milwaukee County Stadium, Milwaukee, WI Thu Aug 20 1998, 8:05 PM EDT Att: 17,589 - Unknown - 84 F				
Ricky Gutierrez, R OBP: 0.349, SLG: 0.335 (1, 6)	0-3 K		1-3 K	0-0 L9			1-2 G5-3	0-1 G6-3		1-0 G3	5	0	0	0	0	2	6					
3rd Dave Clark, L OBP: 0.281, SLG: 0.241 (10, PH)											1	0	0	0	0	0	2					
Mike Magnante, L OBP: 1.000, SLG: 1.000 (10, 1)											0	0	0	0	0	0	0					
Derek Bell, R OBP: 0.360, SLG: 0.487 (1, 9)	1-3 K		2-2 5 1B		0-1 L8		0-1 F9		3-2 1B		5	1	2	1	0	1	1					
5th Jeff Bagwell, R OBP: 0.409, SLG: 0.538 (1, 3)	2-0 L5		3-1 1B		1-0 1B		3-1 1B		3-1 F8		5	1	3	2	0	0	2					
Moises Alou, R OBP: 0.368, SLG: 0.614 (1, 7)		2-2 F8	0-1 1B		3-1 1B		1-0 G4-6-3		1-0 1B		5	1	3	0	0	0	1					
Richard Hidalgo, R OBP: 0.324, SLG: 0.364 (1, 8)		2-3 K	0-1 L4		2-0 G4-6-3		3-2 1B		0-0 F8		5	0	1	1	0	1	5					
Sean Berry, R OBP: 0.391, SLG: 0.524 (8, 1)						1-1 G5-3					4	1	2	1	0	0	1					
Doug Henry, R OBP: 0.500, SLG: 0.500 (9, 1)											0	0	0	0	0	0	0					
Billy Wagner, L OBP: 0.500, SLG: 0.500 (10, PH)											1	0	0	0	0	0	0					
Carl Everett, S OBP: 0.362, SLG: 0.506 (10, 6)											0	0	0	0	0	0	0					
Tim Lincecum, R OBP: 0.234, SLG: 0.224 (1, 2)		3-2 HR			1-1 L8		1-2 G5-3		0-0 G5-3		5	0	1	0	0	0	1					
Brad Ausmus, R OBP: 0.349, SLG: 0.332 (1, 2)																						
Mike Hampton, R OBP: 0.365, SLG: 0.370 (7, 5)											2	1	2	0	1	0	0					
Bill Spillers, L OBP: 0.363, SLG: 0.388 (7, 1)											1	0	1	0	1	0	0					
Scott Elarton, R (7, 1)											0	0	0	0	0	0	0					
Inning Stats	R: 0 E: 0 K: 2 S: 10	H: 1 LOB: 1 P: 13	R: 1 E: 0 K: 1 S: 15	H: 1 LOB: 0 BB: 0 P: 24	R: 2 E: 0 K: 2 S: 16	H: 3 LOB: 2 BB: 1 P: 28	R: 0 E: 0 K: 0 S: 8	H: 1 LOB: 2 BB: 0 P: 10	R: 0 E: 0 K: 0 S: 9	H: 2 LOB: 1 BB: 0 P: 12	R: 2 E: 0 K: 0 S: 17	H: 3 LOB: 1 BB: 0 P: 26	R: 0 E: 0 K: 0 S: 8	H: 2 LOB: 1 BB: 0 P: 13	R: 0 E: 0 K: 0 S: 8	H: 1 LOB: 1 BB: 0 P: 17	R: 0 E: 0 K: 1 S: 8	H: 1 LOB: 2 BB: 1 P: 15	1B: 14 2B: 0 3B: 0 HR: 2	SF: 0 SAC: 0 DP: 3 HBP: 1	WP: 1 PB: 0 SB: 1 CS: 0	PA: 47
PITCHER	IP 6.2	WLS 31	BF 11	H 4	R 4	ER 4	SO 5	BB 1	IBB 0	HBP 0	BLK 0	WP 1	HR 2	S 71	P 110	ERA 5.40	WHIP 1.800					
Scott Karl, L ERA: 3.95 (1, 1)																						
Eric Plunk, R ERA: 4.27 (7, 1)	0.2	6	4	1	1	0	0	0	0	0	0	0	0	16	26	13.50	6.000					
Chad Fox, R ERA: 4.06 (8, 1)	1.2	5	1	0	0	0	0	0	0	0	0	0	0	10	19	0.00	0.600					
Bob Wickman, R ERA: 2.6 (10, 1)	1.0	W	5	1	0	0	1	1	0	0	0	0	0	8	15	0.00	2.000					

Batter	1	2	3	4	5	6	7	8	9	10	AB	R	H	RBI	BB	SO	LOB	BOTTOM				
Fernando Vina, L OBP: 0.399, SLG: 0.439 (1, 4)	1-0 F7		2-2 2B		2-0 BB		0-1 2B	0-0 L8-2		0-2 1B	6	1	4	1	0	0	3	Houston Astros @ Milwaukee Brewers Milwaukee County Stadium, Milwaukee, WI Thu Aug 20 1998, 8:05 PM EDT Att: 17,589 - Unknown - 84 F				
Marquis Grissom, R OBP: 0.290, SLG: 0.360 (1, 8)	2-0 G5-3		1-0 G6-3		0-0 SF9		0-3 K		1-2 E1		4	1	0	1	0	1	3					
Mark Loretta, R OBP: 0.394, SLG: 0.421 (1, 6)	3-2 G4-3		1-0 L9		3-1 FC6-4		2-1 2B		1 SAFE SH5-4		3	0	1	2	1	0	1					
Jeff Cirillo, R OBP: 0.411, SLG: 0.427 (1, 5)		1-2 E		4-1 FC3-6		1-2 FC6-4		0-2 F8		2-2 P2	4	0	1	0	1	0	4					
Jeremy Burnitz, L OBP: 0.336, SLG: 0.487 (1, 9)		0-0 F8		1-1 FC3-6		1-2 1B		2-3 K		1-2 K	4	1	1	0	0	1	3					
Chad Fox, R (8, 1)											0	0	0	0	0	0	0					
Marc Newfield, R OBP: 0.301, SLG: 0.313 (9, PH)											1	0	1	1	0	0	0					
Jose Valentin, S OBP: 0.318, SLG: 0.400 (10, 6)											0	0	0	0	0	0	0					
Dave Nilsson, L OBP: 0.329, SLG: 0.352 (1, 3)		1-1 E5		0-1 F8		1-0 G6-4-3		1-1 F8		3-3 K	5	0	1	0	0	1	3					
Bob Wickman, R (10, 1)											0	0	0	0	0	0	0					
Geoff Jenkins, L OBP: 0.283, SLG: 0.436 (1, 7)		0-0 F7		1-0 G3		0-1 G6-4-3		3-2 1B		1-0 2B	4	1	1	0	0	0	4					
Mike Matheny, R OBP: 0.271, SLG: 0.333 (1, 2)		1-0 FC6-4		2-3 K		2-1 G4-3		0-0 BB		1-1 2B	3	0	0	0	0	1	2					
Eric Plunk, R (7, 1)											0	0	0	0	0	0	0					
Darrin Jackson, R OBP: 0.260, SLG: 0.370 (8, 9)											2	0	2	0	0	0	0					
Scott Karl, L OBP: 0.149, SLG: 0.070 (1, 1)											2	1	0	0	0	0	0					
Bobby Hughes, R OBP: 0.292, SLG: 0.400 (7, 2)											2	1	1	0	1	1	2					
Inning Stats	R: 0 E: 0 K: 0 S: 5	H: 0 LOB: 0 BB: 0 P: 11	R: 0 E: 1 K: 0 S: 10	H: 1 LOB: 2 BB: 0 P: 13	R: 0 E: 0 K: 0 S: 8	H: 1 LOB: 1 BB: 0 P: 14	R: 0 E: 0 K: 0 S: 6	H: 0 LOB: 1 BB: 1 P: 12	R: 1 E: 1 K: 1 S: 10	H: 2 LOB: 0 BB: 0 P: 12	R: 2 E: 0 K: 2 S: 17	H: 3 LOB: 1 BB: 0 P: 22	R: 0 E: 0 K: 0 S: 11	H: 2 LOB: 2 BB: 1 P: 19	R: 1 E: 1 K: 1 S: 22	H: 1 LOB: 1 BB: 0 P: 29	R: 1 E: 0 K: 1 S: 8	H: 2 LOB: 2 BB: 0 P: 10	1B: 7 2B: 7 3B: 0 HR: 0	SF: 1 SAC: 1 DP: 2 HBP: 1	WP: 0 PB: 0 SB: 0 CS: 0	PA: 46
PITCHER	IP 6.0	WLS 28	BF 7	H 4	R 4	ER 3	SO 1	BB 2	IBB 0	HBP 0	BLK 0	WP 0	HR 0	S 52	P 87	ERA 4.50	WHIP 1.500					
Mike Hampton, L ERA: 3.87 (1, 1)																						
Scott Elarton, R ERA: 3.0 (7, 1)	1.1	8	3	0	0	2	1	0	0	0	0	0	0	22	34	0.00	3.000					
Doug Henry, R ERA: 2.7 (8, 1)	0.2	1	0	0	0	0	0	0	0	0	0	0	0	1	1	0.00	0.000					
Billy Wagner, L ERA: 2.42 (9, 1)	1.0	5	1	1	0	1	0	0	0	0	0	0	0	22	29	0.00	1.000					
Mike Magnante, L ERA: 4.91 (10, 1)	0.1	L	4	2	1	1	1	0	0	0	0	0	0	8	10	27.00	6.000					

Batter	1	2	3	4	5	6	7	8	9	AB	R	H	RBI	BB	SO	LOB	TOP										
Craig Biggio, R OBP: 0.302, SLG: 0.484 (1, 4)	4-1 G5-4-3 BB		2-2 G4-3		1-2 1B		2-1 G6-3		2-2 HR 1B	4	1	2	0	1	0	0	Houston Astros @ Milwaukee Brewers Milwaukee County Stadium, Milwaukee, WI Fri Aug 21 1998, 8:05 PM EDT Att: 26,820 - Cloudy - 73 F										
Richard Hidalgo, R OBP: 0.331, SLG: 0.395 (1, 8) (7, 9)	2-2 G5-4-3 1-2			1-1 F8	1-0 G6-4-3 1B		2-2 5 WP 2B		2-1 1-H HR	5	1	3	2	0	0	1											
Derek Bell, R OBP: 0.357, SLG: 0.483 (1, 9) Jay Powell, R (7, 1)	1-0 P7			1-2 P3	2-0 G6-4-3 1-2		2-3 K		1-3 K	4	0	0	0	0	1	3											
5 Jeff Bagwell, R OBP: 0.412, SLG: 0.538 (1, 3)		4-2 F8 BLK SF7 BB		4-2 BB 1B		1-0 1B 1B		2-3 F9		2	3	1	0	2	0	1											
Moises Alou, R OBP: 0.397, SLG: 0.610 (1, 7)		3-1 F8 1-3		4-2 1B 1-2 BB		2-1 L8		0-0 L4		3	0	0	0	1	0	2											
Sean Berry, R OBP: 0.395, SLG: 0.529 (1, 5) Bill Spiers, L OBP: 0.362, SLG: 0.387 (8, PH) (8, 5)		0-0 SF7		1-2 1-3 2-H 1B		1-0 1B FC1-2 1B		1-2 F9		2	0	2	2	0	0	0											
Tony Eusebio, R OBP: 0.345, SLG: 0.345 (1, 2)		3-2 G4-3		4-0 1B IBB		0-0 FC1-2 1-3 2-H 1B		2-3 K		3	0	1	1	1	1	0											
Tim Bogar, R OBP: 0.227, SLG: 0.217 (1, 6)			3-1 F7	2-0 P3		0-0 FC1-2 1-2 3-H 1B		0-3 K		4	0	0	0	0	1	5											
Sean Bergman, R OBP: 0.080, SLG: 0.120 (1, 1) Carl Everett, S OBP: 0.391, SLG: 0.504 (7, 8)			0-3 K		0-0 G5-3		0-3 K		1-0 G6-3	3	0	0	0	0	2	2											
Inning Stats	R: 0 E: 0 K: 0 S: 7	H: 0 LOB: 0 BB: 1 P: 14	R: 1 E: 0 K: 0 S: 10	H: 0 LOB: 0 BB: 1 P: 20	R: 0 E: 0 K: 1 S: 9	H: 0 LOB: 0 BB: 0 P: 14	R: 1 E: 0 K: 0 S: 14	H: 1 LOB: 3 BB: 3 P: 31	R: 0 E: 0 K: 0 S: 6	H: 2 LOB: 1 BB: 0 P: 10	R: 1 E: 0 K: 1 S: 9	H: 3 LOB: 2 BB: 0 P: 13	R: 0 E: 0 K: 1 S: 13	H: 1 LOB: 1 BB: 0 P: 22	R: 0 E: 0 K: 1 S: 8	H: 0 LOB: 0 BB: 0 P: 11	R: 2 E: 0 K: 2 S: 12	H: 2 LOB: 0 BB: 0 P: 18	1B: 7 2B: 1 3B: 0 HR: 1	SF: 1 SAC: 0 DP: 2 HBP: 0	WP: 1 PB: 0 SB: 0 CS: 0	PA: 39					
PITCHER	IP	WLS	BF	H	R	ER	SO	BB	IBB	HBP	BLK	WP	HR	S	P	ERA	WHIP										
Bill Pulsipher, L ERA: 4.67 (1, 1)	5.1	L	25	6	3	3	1	4	1	0	1	0	0	51	98	5.06	1.875										
David Weathers, R ERA: 4.86 (8, 1)	1.2		6	1	0	0	2	0	0	0	0	1	0	17	26	0.00	0.600										
Bronswell Patrick, R ERA: 3.82 (8, 1)	2.0		8	2	2	2	3	0	0	0	0	0	1	20	29	9.00	1.000										

AB	33
R	5
H	9
RBI	5
BB	5
SO	6
LOB	14



Batter	1	2	3	4	5	6	7	8	9	AB	R	H	RBI	BB	SO	LOB	BOTTOM										
Fernando Vina, L OBP: 0.400, SLG: 0.438 (1, 4)	3-2 G3-1		0-0 L6-4 2-3		2-0 1B 1-2 1B		4-0 FC6-4 BB			3	0	1	0	1	0	1	Houston Astros @ Milwaukee Brewers Milwaukee County Stadium, Milwaukee, WI Fri Aug 21 1998, 8:05 PM EDT Att: 26,820 - Cloudy - 73 F										
Marquis Grissom, R OBP: 0.289, SLG: 0.359 (1, 8)	1-1 F9			0-0 F4	1-0 S 1B		0-1 FC6-4 1-2			4	0	1	1	0	0	1											
Mark Loretta, R OBP: 0.392, SLG: 0.417 (1, 6)	1-0 G5-3			4-2 1B BB	2-2 G6-3 1-2			0-0 G6-3		3	0	0	0	1	0	2											
Jeff Cirillo, R OBP: 0.410, SLG: 0.426 (1, 5)			0-3 K	1-1 1B	1-2 1B		1-0 G5-3		1-1 G4-3	4	0	1	0	0	1	0											
Jeremy Burnitz, L OBP: 0.334, SLG: 0.483 (1, 9)			2-3 K	1-1 P5		0-1 P6		3-3 K		4	0	0	0	0	2	2											
Dave Nilsson, L OBP: 0.328, SLG: 0.354 (1, 3)			2-2 2B	0-0 L5		2-2 L8			1-3 K	4	0	1	0	0	1	2											
Geoff Jenkins, L OBP: 0.282, SLG: 0.450 (1, 7)			2-1 G4-3		1-1 L8		2-2 HR		0-0 G5-3	4	1	1	1	0	0	1											
Bobby Hughes, R OBP: 0.293, SLG: 0.399 (1, 2) Bob Hamelin, L OBP: 0.289, SLG: 0.364 (9, PH)			1-2 L6-4 SH1-4 1B		1-0 F7		0-2 G6-3		0-2 1B	3	0	1	0	0	0	0											
Bill Pulsipher, L OBP: 0.167, SLG: 0.167 (1, 1) David Weathers, R OBP: 0.155, SLG: 0.182 (8, 1) Marc Newfield, R OBP: 0.259, SLG: 0.311 (7, PH) Bronswell Patrick, R OBP: 0.357, SLG: 0.500 (8, 1) Jose Valentin, S OBP: 0.318, SLG: 0.399 (9, PH)			1-2 SH1-4		0-2 1B 1B		3-1 G6-3		1-0 G4-3	1	1	1	0	0	0	0											
Inning Stats	R: 0 E: 0 K: 0 S: 11	H: 0 LOB: 0 BB: 0 P: 16	R: 0 E: 0 K: 2 S: 11	H: 1 LOB: 1 BB: 0 P: 17	R: 0 E: 0 K: 0 S: 8	H: 1 LOB: 0 BB: 0 P: 10	R: 0 E: 0 K: 0 S: 10	H: 1 LOB: 2 BB: 1 P: 16	R: 1 E: 0 K: 0 S: 11	H: 3 LOB: 2 BB: 0 P: 18	R: 0 E: 0 K: 0 S: 6	H: 0 LOB: 0 BB: 0 P: 9	R: 1 E: 0 K: 0 S: 10	H: 1 LOB: 1 BB: 1 P: 19	R: 0 E: 0 K: 1 S: 10	H: 0 LOB: 0 BB: 0 P: 14	R: 0 E: 0 K: 1 S: 8	H: 1 LOB: 1 BB: 0 P: 10	1B: 6 2B: 2 3B: 0 HR: 1	SF: 0 SAC: 1 DP: 1 HBP: 0	WP: 0 PB: 0 SB: 1 CS: 0	PA: 36					
PITCHER	IP	WLS	BF	H	R	ER	SO	BB	IBB	HBP	BLK	WP	HR	S	P	ERA	WHIP										
Sean Bergman, R ERA: 3.44 (1, 1)	6.2	W	28	7	2	2	2	2	0	0	0	0	0	65	103	2.70	1.350										
Jay Powell, R ERA: 3.41 (7, 1)	2.1	S	8	1	0	0	2	0	0	0	0	0	0	20	26	0.00	0.429										



Batter	1	2	3	4	5	6	7	8	9	AB	R	H	RBI	BB	SO	LOB	TOP										
Craig Biggio, R OBP: 0.302, SLG: 0.489 (1, 4)	1-1 HR		2-3 K2-3			0-0 G6-3 1B	1-2 G6-3	1-3 K		5	2	2	1	0	2	1											
Brad Ausmus, R OBP: 0.347, SLG: 0.330 (1, 2)	0-0 L6		0-0 P3			2-1 G6-3	3-1 G3	1-1 FC6-4 1B		5	0	1	0	0	0	1											
Derek Bell, R OBP: 0.358, SLG: 0.482 (1, 9)	0-0 G4-3		2-0 1B			0-2 G6-3	3-2 5 BB 1B	2-1 FC6-4		5	1	2	1	0	0	2											
Mike Magnante, L OBP: 1.000, SLG: 1.000 Doug Henry, R (8, 1)										0	0	0	0	0	0	0											
Trever Miller, R OBP: 0.500, SLG: 1.000 (9, 1)										0	0	0	0	0	0	0											
5 Jeff Bagwell, R OBP: 0.410, SLG: 0.533 (1, 3)	1-1 G1		1-0 P6			3-H 2-0 P5	4-1 1B BB			4	0	0	0	1	0	1											
Moises Alou, R OBP: 0.391, SLG: 0.618 (1, 7)		2-1 1B G6-3 1B				0-0 HR	3-2 1B HR 1B	1-1 1-2 2-H 1B		5	3	4	2	0	0	0											
Carl Everett, S OBP: 0.379, SLG: 0.500 (1, 8)		0-1 P2				3-2 G4-3	1-2 HR 1B	0-0 F7		5	1	1	0	0	0	3											
Bill Spiers, L OBP: 0.366, SLG: 0.400 (1, 5)		1-0 G6-3 1B				1-2 FC6-4 1B	0-0 HR 1B	2-2 G4-3		4	1	3	3	0	0	2											
Ricky Gutierrez, R OBP: 0.350, SLG: 0.337 (1, 6)		0-0 G6-3				1-2 FC6-4	1-0 L4-3 1B	1-0 1B		4	0	2	1	0	0	2											
Randy Johnson, R OBP: 0.087, SLG: 0.087 Pete Incaviglia, R OBP: 0.143, SLG: 0.150 Richard Hidalgo, R OBP: 0.331, SLG: 0.395 (8, PH) (8, 9)		0-2 G1-3				1-3 K	0-0 L4-3	2-3 K		3	0	0	0	0	1	3											
Inning Stats	R: 1 E: 0 K: 0 S: 6	H: 1 LOB: 0 BB: 0 P: 8	R: 1 E: 0 K: 0 S: 9	H: 2 LOB: 1 BB: 0 P: 12	R: 0 E: 0 K: 1 S: 7	H: 1 LOB: 1 BB: 0 P: 12	R: 1 E: 0 K: 1 S: 16	H: 2 LOB: 1 BB: 0 P: 22	R: 1 E: 0 K: 0 S: 7	H: 1 LOB: 0 BB: 0 P: 11	R: 3 E: 0 K: 0 S: 13	H: 4 LOB: 0 BB: 0 P: 19	R: 1 E: 0 K: 0 S: 12	H: 2 LOB: 2 BB: 1 P: 25	R: 0 E: 0 K: 2 S: 11	H: 0 LOB: 0 BB: 0 P: 5	1B: 12 2B: 1 3B: 0 HR: 3	SF: 0 SAC: 0 DP: 1 HBP: 0	WP: 0 PB: 0 SB: 1 CS: 0	PA: 42							
PITCHER	IP	WLS	BF	H	R	ER	SO	BB	IBB	HBP	BLK	WP	HR	S	P	ERA	WHIP										
Don Wengert, R ERA: 5.25 (1, 1)	4.0	L	19	7	4	3	2	0	0	0	0	0	2	39	55	6.75	1.750										
Terry Adams, R ERA: 4.23 (5, 1)	2.1		13	6	4	4	0	1	0	0	0	0	1	27	48	15.43	3.000										
Terry Mulholland, L ERA: 2.71 (7, 1)	1.2		7	2	0	0	2	0	0	0	0	0	0	15	24	0.00	1.200										
Dave Stevens, R ERA: 3.6 (9, 1)	1.0		3	0	0	0	0	0	0	0	0	0	0	4	5	0.00	0.000										

Houston Astros @ Chicago Cubs
Wrigley Field, Chicago, IL
Sat Aug 22 1998, 3:33 AM CDT
Att: 39,886 - Sunny - 82 F

AB	41
R	8
H	15
RBI	8
BB	1
SO	4
LOB	16



Batter	1	2	3	4	5	6	7	8	9	AB	R	H	RBI	BB	SO	LOB	BOTTOM										
Lance Johnson, L OBP: 0.282, SLG: 0.250 (1, 8)	2-3 K	2-3 K			0-1 F7			4-2 FC5 BB BB	0-0 F7	4	0	0	0	1	2	3											
Manny Alexander, R OBP: 0.292, SLG: 0.355 (1, 4)	3-3 K		4-2 G4-3 BB		3-2 G4-3			4-1 BB FC5 BB	2-0 FC4-6 BB	3	0	0	0	2	1	1											
Mark Grace, L OBP: 0.415, SLG: 0.479 (1, 3)	4-2 BB		1-0 G4-3		2-3 K			0-1 L3	4-1 BB	3	0	0	0	2	1	3											
Sammy Sosa, R OBP: 0.378, SLG: 0.637 (1, 9)	1-0 P4		1-3 K					3-2 FC5 BB	1-3 K	5	0	0	0	0	2	6											
Glenallen Hill, R OBP: 0.339, SLG: 0.526 (1, 7)		1-2 HR	3-2 P2					4-2 K	1-2 2-3 BB	3	1	1	1	1	1	1											
José Hernández, R OBP: 0.332, SLG: 0.500 Terry Mulholland, R OBP: 0.379, SLG: 0.286 Henry Rodriguez, L OBP: 0.338, SLG: 0.542 Dave Stevens, R (8, PH) (9, 1)		2-1 P4			2-3 K			1-3 K	2-3 K	3	0	0	0	0	2	0											
Gary Gaetti, R OBP: 0.348, SLG: 0.455 (1, 5)		4-2 FC1-5 1B BB			1-2 FC6 HBP			0-0 G6-3	1-0 2B 1B	2	1	1	0	1	0	0											
Scott Servais, R OBP: 0.279, SLG: 0.323 (1, 2)		1-2 FC1-5 1B			2-2 P4			2-3 K	0-0 1B 2B	4	1	2	0	0	1	1											
Don Wengert, R Terry Adams, R (5, 1)		0-2 FC1-5			0-0 FC6			0-0 F9	0-1 FC4-6 1B	2	0	0	0	0	0	3											
Jeff Blauser, R OBP: 0.347, SLG: 0.300 Brant Brown, L OBP: 0.356, SLG: 0.512 (8, PH) (9, 1)		1-2 2-3			1-2					1	0	1	2	0	0	0											
Inning Stats	R: 0 E: 0 K: 2 S: 13	H: 0 LOB: 1 BB: 1 P: 23	R: 1 E: 0 K: 1 S: 17	H: 2 LOB: 2 BB: 1 P: 27	R: 0 E: 0 K: 1 S: 12	H: 0 LOB: 1 BB: 1 P: 21	R: 0 E: 0 K: 1 S: 9	H: 0 LOB: 0 BB: 0 P: 14	R: 0 E: 0 K: 2 S: 11	H: 0 LOB: 0 BB: 0 P: 15	R: 0 E: 0 K: 1 S: 6	H: 0 LOB: 0 BB: 0 P: 8	R: 0 E: 0 K: 1 S: 18	H: 0 LOB: 3 BB: 3 P: 35	R: 2 E: 0 K: 1 S: 10	H: 3 LOB: 2 BB: 1 P: 18	1B: 3 2B: 1 3B: 0 HR: 1	SF: 0 SAC: 0 DP: 0 HBP: 1	WP: 0 PB: 0 SB: 0 CS: 0	PA: 40							
PITCHER	IP	WLS	BF	H	R	ER	SO	BB	IBB	HBP	BLK	WP	HR	S	P	ERA	WHIP										
Randy Johnson, L ERA: 3.79 (1, 1)	7.0	W	27	2	1	1	9	3	0	1	0	0	0	5	13	3.79	0.714										
Mike Magnante, L ERA: 4.31 (8, 1)	0.0		2	0	0	0	0	2	0	0	0	0	0	5	13	∞	∞										
Doug Henry, R ERA: 2.97 (8, 1)	1.0		7	3	2	2	1	1	0	0	0	0	0	17	27	18.00	4.000										
Trever Miller, L ERA: 2.93 (9, 1)	1.0		4	0	0	0	1	1	0	0	0	0	0	6	13	0.00	1.000										

Houston Astros @ Chicago Cubs
Wrigley Field, Chicago, IL
Sat Aug 22 1998, 3:33 AM CDT
Att: 39,886 - Sunny - 82 F

AB	32
R	3
H	5
RBI	3
BB	7
SO	11
LOB	21



Batter	1	2	3	4	5	6	7	8	9	AB	R	H	RBI	BB	SO	LOB	TOP					
Craig Biggio, R OBP: 0.303, SLG: 0.503 (1, 4)										6	3	3	6	0	1	1						
Bill Spillers, L OBP: 0.366, SLG: 0.397 (1, 5)										5	0	1	0	1	0	1						
Derek Bell, R OBP: 0.356, SLG: 0.480 (1, 9)										3	0	0	1	1	0	1						
Richard Hidalgo, R OBP: 0.330, SLG: 0.393 (7, 9)										1	0	0	0	0	1	2						
5 Jeff Bagwell, R OBP: 0.410, SLG: 0.531 (1, 3)										4	0	1	0	1	1	2						
Moises Alou, R OBP: 0.389, SLG: 0.614 (1, 7)										5	1	1	0	0	0	2						
Carl Everett, S OBP: 0.382, SLG: 0.500 (1, 8)										4	2	2	0	1	0	1						
Ricky Gutierrez, R OBP: 0.353, SLG: 0.339 (1, 6)										4	2	2	0	1	0	1						
Brad Ausmus, R OBP: 0.356, SLG: 0.347 (1, 2)										4	3	4	5	1	0	0						
Jose Lima, R OBP: 0.164, SLG: 0.154 (1, 1)										4	2	1	1	0	0	3						
Pete Incaviglia, R OBP: 0.136, SLG: 0.143 (9, PH)										1	0	0	0	0	0	1						
Mike Magnante, L OBP: 1.000, SLG: 1.000 (9, 1)										0	0	0	0	0	0	0						
Inning Stats	R: 1 E: 0 K: 0 S: 9	H: 1 LOB: 1 BB: 1 P: 19	R: 0 E: 0 K: 0 S: 11	H: 1 LOB: 1 BB: 0 P: 14	R: 0 E: 0 K: 1 S: 11	H: 0 LOB: 1 BB: 1 P: 22	R: 3 E: 0 K: 0 S: 11	H: 3 LOB: 0 BB: 0 P: 18	R: 0 E: 0 K: 0 S: 14	H: 1 LOB: 1 BB: 0 P: 21	R: 4 E: 0 K: 1 S: 19	H: 2 LOB: 1 BB: 3 P: 34	R: 5 E: 0 K: 0 S: 11	H: 5 LOB: 0 BB: 0 P: 12	R: 0 E: 0 K: 0 S: 7	H: 1 LOB: 1 BB: 0 P: 10	R: 0 E: 0 K: 1 S: 15	H: 1 LOB: 2 BB: 1 P: 24	1B: 11 2B: 1 3B: 0 HR: 3	SF: 1 SAC: 0 DP: 0 HBP: 0	WP: 0 PB: 0 SB: 0 CS: 0	PA: 48
PITCHER	IP	WLS	BF	H	R	ER	SO	BB	IBB	HBP	BLK	WP	HR	S	P	ERA	WHIP					
Steve Trachsel, R ERA: 4.3 (1, 1)	5.0	L	26	7	7	7	1	4	0	0	0	0	1	63	110	12.60	2.200					
Rodney Myers, R ERA: 12.71 (6, 1)	1.1		10	5	5	5	1	1	0	0	0	0	1	19	26	33.75	4.500					
Dave Stevens, R ERA: 3.58 (7, 1)	2.2		12	3	1	1	1	1	0	0	0	0	1	26	38	3.38	1.500					

Houston Astros @ Chicago Cubs
Wrigley Field, Chicago, IL
Sun Aug 23 1998, 3:33 AM CDT
Att: 38,714 - Overcast - 87 F

AB 41
R 13
H 15
RBI 13
BB 6
SO 3
LOB 15



Batter	1	2	3	4	5	6	7	8	9	AB	R	H	RBI	BB	SO	LOB	BOTTOM					
Lance Johnson, L OBP: 0.285, SLG: 0.255 (1, 8)										5	0	2	0	0	0	2						
Mickey Morandini, L OBP: 0.403, SLG: 0.406 (1, 4)										4	0	1	0	0	1	1						
Sammy Sosa, R OBP: 0.379, SLG: 0.648 (1, 9)										4	2	2	2	0	0	3						
Manny Alexander, R OBP: 0.292, SLG: 0.355 (9, 5)										0	0	0	0	0	0	0						
Mark Grace, L OBP: 0.412, SLG: 0.475 (1, 3)										4	0	0	0	0	0	3						
Glenallen Hill, R OBP: 0.339, SLG: 0.526 (9, 7)										0	0	0	0	0	0	0						
Henry Rodriguez, L OBP: 0.337, SLG: 0.541 (1, 7)										1	0	0	0	0	0	0						
Brant Brown, L OBP: 0.356, SLG: 0.510 (3, 7)										3	1	1	0	0	0	0						
José Hernández, R OBP: 0.331, SLG: 0.497 (1, 6)										4	0	1	0	0	1	2						
Tyler Houston, L OBP: 0.282, SLG: 0.399 (1, 2)										4	0	2	0	0	1	2						
Gary Gaetti, R OBP: 0.348, SLG: 0.454 (1, 5)										3	0	1	1	0	0	2						
Dave Stevens, R OBP: 0.278, SLG: 0.322 (7, 1)										0	0	0	0	0	0	0						
Scott Servais, R OBP: 0.278, SLG: 0.322 (9, PH)										1	0	0	0	0	0	1						
Steve Trachsel, R OBP: 0.315, SLG: 0.286 (1, 1)										2	0	0	0	0	0	3						
Rodney Myers, R OBP: 0.315, SLG: 0.286 (6, 1)										0	0	0	0	0	0	0						
Jeff Blauser, R OBP: 0.348, SLG: 0.301 (7, 6)										2	0	1	0	0	0	0						
Inning Stats	R: 0 E: 0 K: 0 S: 8	H: 2 LOB: 1 BB: 0 P: 12	R: 0 E: 1 K: 1 S: 11	H: 1 LOB: 2 BB: 0 P: 15	R: 0 E: 0 K: 0 S: 9	H: 1 LOB: 1 BB: 0 P: 10	R: 1 E: 0 K: 1 S: 11	H: 2 LOB: 1 BB: 0 P: 15	R: 1 E: 0 K: 0 S: 10	H: 1 LOB: 0 BB: 0 P: 15	R: 0 E: 0 K: 0 S: 7	H: 1 LOB: 1 BB: 0 P: 13	R: 0 E: 0 K: 0 S: 5	H: 0 LOB: 0 BB: 0 P: 8	R: 1 E: 0 K: 0 S: 7	H: 1 LOB: 0 BB: 0 P: 8	R: 0 E: 0 K: 0 S: 8	H: 2 LOB: 1 BB: 0 P: 12	1B: 9 2B: 0 3B: 0 HR: 2	SF: 0 SAC: 0 DP: 2 HBP: 0	WP: 0 PB: 0 SB: 0 CS: 0	PA: 37
PITCHER	IP	WLS	BF	H	R	ER	SO	BB	IBB	HBP	BLK	WP	HR	S	P	ERA	WHIP					
Jose Lima, R ERA: 3.63 (1, 1)	8.0	W	33	9	3	3	3	0	0	0	0	0	0	8	12	0.00	2.000					
Mike Magnante, L ERA: 4.8 (9, 1)	1.0		4	2	0	0	0	0	0	0	0	0	0	8	12	0.00	2.000					

Houston Astros @ Chicago Cubs
Wrigley Field, Chicago, IL
Sun Aug 23 1998, 3:33 AM CDT
Att: 38,714 - Overcast - 87 F

AB 37
R 3
H 11
RBI 3
BB 0
SO 3
LOB 19



Batter	1	2	3	4	5	6	7	8	9	AB	R	H	RBI	BB	SO	LOB	TOP									
Walt Weiss, S OBP: 0.395, SLG: 0.353	1-3 K		1-0 2H 1B		4-2 G6-3 BB		0-2 F8		4-0 E BB	3	1	1	1	2	1	0	Atlanta Braves @ Houston Astros Astrodome, Houston, TX Wed Aug 26 1998, 8:05 PM EDT Att: 32,651 - Dome - 72 F									
Michael Tucker, L OBP: 0.340, SLG: 0.438	0-2 F8		0-0 F9		0-0 G6-3		4-2 S BB		2-3 K	4	0	0	0	1	1	3										
10 Chipper Jones, S OBP: 0.415, SLG: 0.571 Ozzie Guillen, L OBP: 0.330, SLG: 0.350	0-0 L9			1-2 G1-3	1-1 G3-1		0-0 F8		0-1 E8 1-H 2B	1	0	0	0	0	0	0										
Andres Galarraga, R OBP: 0.398, SLG: 0.610		0-1 G4-3		0-0 P8		1-2 1B 2B 1B		3-2 G6-3		1-2 F8	5	1	1	0	0	2										
Ryan Klesko, L OBP: 0.352, SLG: 0.491 Rudy Seanez, R (8, 1) Kerry Ligtenberg, R (9, 1)		0-0 G4-3		3-0 HR 1B		2-3 K		0-0 G6-3			4	1	1	0	0	1										
Javy Lopez, R OBP: 0.334, SLG: 0.543		0-1 G6-3		1-0 1-H HR		2-2 2B 1-2 1B		1-1 L1			4	1	2	2	0	0										
Andruw Jones, R OBP: 0.317, SLG: 0.497			3-3 K	1-0 WP S 1B		2-2 1-3 2-H 2B		1-2 2B			4	1	3	1	0	1										
Tony Graffanino, R OBP: 0.282, SLG: 0.339			1-2 E6 1B	3-2 SAFE SAFE 1B		2-2 P8		1-0 F7			4	1	1	1	0	0										
29 John Smoltz, R OBP: 0.340, SLG: 0.238 Gerald Williams, R OBP: 0.324, SLG: 0.437			2-3 K	2-1 F9		1-2 P3		3-3 K			3	0	0	0	0	1										
											1	0	0	0	0	1										
Inning Stats	R: 0 E: 0 K: 1 S: 9	H: 0 LOB: 0 BB: 0 P: 10	R: 0 E: 0 K: 0 S: 5	H: 0 LOB: 0 BB: 0 P: 5	R: 1 E: 1 K: 2 S: 11	H: 1 LOB: 1 BB: 0 P: 18	R: 3 E: 0 K: 0 S: 12	H: 4 LOB: 1 BB: 0 P: 23	R: 0 E: 0 K: 0 S: 5	H: 0 LOB: 0 BB: 1 P: 10	R: 1 E: 0 K: 1 S: 19	H: 3 LOB: 2 BB: 0 P: 29	R: 0 E: 0 K: 0 S: 10	H: 0 LOB: 1 BB: 1 P: 17	R: 0 E: 0 K: 0 S: 9	H: 1 LOB: 1 BB: 0 P: 12	R: 1 E: 1 K: 2 S: 11	H: 1 LOB: 1 BB: 1 P: 21	1B: 6 2B: 3 3B: 0 HR: 1	SF: 0 SAC: 0 DP: 1 HBP: 0	WP: 1 PB: 0 SB: 2 CS: 0	PA: 40				
PITCHER	IP	WLS	BF	H	R	ER	SO	BB	IBB	HBP	BLK	WP	HR	S	P	ERA	WHIP									
Sean Bergman, R ERA: 3.56	(1, 1)	5.1	L	25	8	5	4	4	1	0	0	0	1	1	55	86	6.75	1.688								
Doug Henry, R ERA: 2.95	(6, 1)	1.2		6	0	0	0	0	1	0	0	0	0	0	16	26	0.00	0.600								
Scott Elarton, R ERA: 3.35	(8, 1)	2.0		9	2	1	1	2	1	0	0	0	0	0	20	33	4.50	1.500								

Batter	1	2	3	4	5	6	7	8	9	AB	R	H	RBI	BB	SO	LOB	BOTTOM								
Craig Biggio, R OBP: 0.308, SLG: 0.510	0-0 G5-3		1-1 FC6-4 1B		4-1 BB			0-1 FC4-6 1B		3	0	2	0	1	0	0	Atlanta Braves @ Houston Astros Astrodome, Houston, TX Wed Aug 26 1998, 8:05 PM EDT Att: 32,651 - Dome - 72 F								
Bill Spiers, L OBP: 0.358, SLG: 0.388	0-2 F8		2-1 FC6-4 1-2		1-1 SAFE SAFE F8		1-0 FC4-6 1-2		1-0 FC4-6	4	0	0	0	0	0	4									
Derek Bell, R OBP: 0.353, SLG: 0.474	1-2 P3			1-3 K		0-1 F8-4 5 1B		1-3 K		4	0	1	0	0	2	1									
5 Jeff Bagwell, R OBP: 0.407, SLG: 0.523		2-1 G6-3		1-2 F9		0-0 1B		3-3 K		4	0	1	0	0	1	1									
Moises Alou, R OBP: 0.396, SLG: 0.622		0-1 F9		0-1 3B 1B		3-3 K		0-0 35 1B WP 2B		4	2	2	0	0	1	2									
Carl Everett, S OBP: 0.379, SLG: 0.509		2-3 K		0-0 1-H 3B		2-2 F8-4 2-3		1-1 L9		4	0	1	1	0	1	3									
Tony Eusebio, R OBP: 0.328, SLG: 0.325			2-2 E6 1B	1-2 F4		2-3 K		1-1 F8		4	0	0	0	0	1	2									
Tim Bogar, R OBP: 0.222, SLG: 0.212 35 Dave Clark, L OBP: 0.285, SLG: 0.245			1-0 F9		1-3 K		0-3 K		3-1 WP 1B	3	0	0	0	0	2	1									
Sean Bergman, R OBP: 0.077, SLG: 0.115 Doug Henry, R (6, 1) J.R. Phillips, L OBP: 0.304, SLG: 0.327 Scott Elarton, R (8, 1) Richard Hidalgo, R OBP: 0.328, SLG: 0.391			0-0 B3		1-3 K		3-2 F5		0-2 F4 3-H	2	0	0	0	0	1	1									
Inning Stats	R: 0 E: 0 K: 0 S: 7	H: 0 LOB: 0 BB: 0 P: 8	R: 0 E: 0 K: 1 S: 7	H: 0 LOB: 0 BB: 0 P: 11	R: 0 E: 0 K: 0 S: 9	H: 1 LOB: 2 BB: 0 P: 15	R: 1 E: 0 K: 1 S: 13	H: 2 LOB: 1 BB: 0 P: 16	R: 0 E: 0 K: 2 S: 9	H: 0 LOB: 1 BB: 1 P: 16	R: 0 E: 0 K: 1 S: 10	H: 2 LOB: 1 BB: 0 P: 15	R: 0 E: 0 K: 2 S: 13	H: 0 LOB: 0 BB: 0 P: 18	R: 0 E: 0 K: 2 S: 9	H: 1 LOB: 1 BB: 0 P: 14	R: 1 E: 0 K: 0 S: 10	H: 2 LOB: 1 BB: 0 P: 15	1B: 6 2B: 2 3B: 1 HR: 0	SF: 0 SAC: 0 DP: 1 HBP: 0	WP: 1 PB: 0 SB: 0 CS: 0	PA: 36			
PITCHER	IP	WLS	BF	H	R	ER	SO	BB	IBB	HBP	BLK	WP	HR	S	P	ERA	WHIP								
29 John Smoltz, R ERA: 3.35	(1, 1)	7.0	W	27	5	1	1	7	1	0	0	0	0	68	99	1.29	0.857								
Rudy Seanez, R ERA: 2.57	(8, 1)	1.0		4	1	0	0	2	0	0	0	0	0	9	14	0.00	1.000								
Kerry Ligtenberg, R ERA: 2.79	(9, 1)	1.0		5	2	1	1	0	0	0	0	1	0	10	15	9.00	2.000								

AB	37
R	6
H	10
RBI	6
BB	3
SO	6
LOB	14

AB	35
R	2
H	8
RBI	1
BB	1
SO	9
LOB	16



Batter	1	2	3	4	5	6	7	8	9	AB	R	H	RBI	BB	SO	LOB	TOP			
Adrian Brown, S (1, 8) Mike Williams, R (8, 1)	0-1 FC4-6 1B		1-2 1B		2-3 K			2-2 18 E 18 1B 1B		4	0	3	0	0	1	0				
Kevin Polcovich, R (1, 4) OBP: 0.297, SLG: 0.245	1-3 SAFE K		0-0 F8		0-3 K			0-3 K		4	0	0	0	0	3	4				
18 Jason Kendall, R (1, 2) OBP: 0.415, SLG: 0.486	1-0 FC4-6 1-2		1-3 K		0-0 G5-3			1-2 E9 1-3 1B		4	0	1	0	0	1	3				
Kevin Young, R (1, 3) OBP: 0.343, SLG: 0.510	2-3 K			2-1 F4		0-2 G5-3		0-2 P3		4	0	0	0	0	1	3				
Jose Guillen, R (1, 9) OBP: 0.306, SLG: 0.417		1-3 K		1-0 1B 1B		1-3 K CS			1-3 K	4	0	1	0	0	3	0				
Manly Martinez, R (1, 7) OBP: 0.308, SLG: 0.462		2-3 K		1 SAFE 0-1 1B 1-2 1B		2-1 CS 1-2	2-2 F7		1-3 K	4	0	1	0	0	2	0				
Freddy Garcia, R (1, 5) OBP: 0.363, SLG: 0.600		0-1 F4		2-3 K		0-3 K			1-3 K	4	0	0	0	0	3	2				
Lou Collier, R (1, 6) OBP: 0.319, SLG: 0.342			2-2 1B 1B	2-2 F9		0-0 G6-3				3	0	1	0	0	0	2				
67 Francisco Cordova, R (1, 1) Turner Ward, S (8, PH) OBP: 0.149, SLG: 0.169 OBP: 0.335, SLG: 0.414			0-3 K		1-3 K			0-1 G3-1		2	0	0	0	0	2	1				
										1	0	0	0	0	0	0				
Inning Stats	R: 0 H: 1 E: 0 K: 2 S: 9	H: 1 LOB: 1 BB: 0 P: 13	R: 0 H: 0 E: 0 K: 2 S: 10	LOB: 0 BB: 0 P: 13	R: 0 H: 2 E: 0 K: 2 S: 17	LOB: 2 BB: 0 P: 21	R: 0 H: 2 E: 0 K: 1 S: 11	LOB: 2 BB: 0 P: 18	R: 0 H: 0 E: 0 K: 3 S: 11	LOB: 0 BB: 0 P: 14	R: 0 H: 0 E: 0 K: 1 S: 9	H: 0 LOB: 0 BB: 0 P: 11	R: 0 H: 2 E: 1 K: 1 S: 17	LOB: 2 BB: 0 P: 20	R: 0 H: 0 E: 0 K: 3 S: 9	LOB: 0 BB: 0 P: 12	1B: 7 2B: 0 3B: 0 HR: 0	SF: 0 SAC: 0 DP: 0 HBP: 0	WP: 0 PB: 1 SB: 1 CS: 1	PA: 35
PITCHER Randy Johnson, L (1, 1) ERA: 3.63	IP: 9.0 WLS: W BF: 34 H: 7 R: 0 ER: 0 SO: 16 BB: 0 IBB: 0 HBP: 0 BLK: 0 WP: 0 HR: 0 S: 101 P: 133 ERA: 0.00 WHIP: 0.778															PITCHER	IP: 9.0 WLS: W BF: 34 H: 7 R: 0 ER: 0 SO: 16 BB: 0 IBB: 0 HBP: 0 BLK: 0 WP: 0 HR: 0 S: 101 P: 133 ERA: 0.00 WHIP: 0.778			

Pittsburgh Pirates @ Houston Astros
Astrodome, Houston, TX
Fri Aug 28 1998, 8:05 PM EDT
Att: 40,709 - Dome - 72 F

AB	34
R	0
H	7
RBI	0
BB	0
SO	16
LOB	15



Batter	1	2	3	4	5	6	7	8	9	AB	R	H	RBI	BB	SO	LOB	BOTTOM
Craig Biggio, R (1, 4) OBP: 0.305, SLG: 0.507	0-2 F9			1-2 G5-3		1-0 FC1		0-0 FC6 G3 WP		4	0	0	2	0	0	0	
Bill Spiers, L (1, 5) OBP: 0.355, SLG: 0.384	2-2 G6-3			0-0 G1-3		3-H SAFE 1 SAFE 1 SAFE K		3-2 SAFE 1 SAFE 1 SAFE G3		4	0	0	0	0	1	2	
35 Dave Clark, L (1, 9) Richard Hidalgo, R (7, 9) OBP: 0.286, SLG: 0.257 OBP: 0.326, SLG: 0.388	3-2 G3			0-1 2B		1-1 G4-3		1-0 F9		3	0	1	0	0	0	1	
5 Jeff Bagwell, R (1, 3) OBP: 0.407, SLG: 0.520		1-3 K		2-2 G6-3			4-2 1B BB			2	0	0	0	1	1	1	
Moises Alou, R (1, 7) OBP: 0.396, SLG: 0.620		2-2 G3-6 1B			2-2 G4-3		2-2 L5			3	0	1	0	0	0	1	
Carl Everett, S (1, 8) OBP: 0.379, SLG: 0.508		1-2 G3-6 1-2			2-1 F9		0-0 G6-4-3 1B			3	0	1	0	0	0	1	
Ricky Gutierrez, R (1, 6) OBP: 0.350, SLG: 0.338			1-3 K		1-1 G4-3		0-0 G6-4-3 1-2			3	0	0	0	0	1	2	
Brad Ausmus, R (1, 2) OBP: 0.361, SLG: 0.354			2-2 F7			1-0 BLK FC1 2B		0-1 E1 WP FC6		3	2	1	0	0	0	0	
Randy Johnson, R (1, 1) OBP: 0.077, SLG: 0.077			3-2 G4-3			0-3 K		0-3 K		3	0	0	0	0	2	2	
										1B: 2 2B: 2 3B: 0 HR: 0	SF: 0 SAC: 0 DP: 2 HBP: 0	WP: 2 PB: 0 SB: 1 CS: 0	PA: 30				
PITCHER 67 Francisco Cordova, R (1, 1) Mike Williams, R (8, 1) ERA: 3.17 ERA: 2.31	IP: 7.0 WLS: L BF: 25 H: 4 R: 1 ER: 1 SO: 4 BB: 1 IBB: 0 HBP: 0 BLK: 0 WP: 0 HR: 0 S: 69 P: 103 ERA: 1.29 WHIP: 0.714															PITCHER	IP: 1.0 WLS: 5 BF: 5 H: 0 R: 1 ER: 0 SO: 1 BB: 0 IBB: 0 HBP: 0 BLK: 0 WP: 2 HR: 0 S: 11 P: 15 ERA: 0.00 WHIP: 0.000

Pittsburgh Pirates @ Houston Astros
Astrodome, Houston, TX
Fri Aug 28 1998, 8:05 PM EDT
Att: 40,709 - Dome - 72 F

AB	29
R	2
H	4
RBI	2
BB	1
SO	5
LOB	11



Batter	1	2	3	4	5	6	7	8	9	AB	R	H	RBI	BB	SO	LOB	TOP					
Tony Womack, L (1.4) OBP: 0.329, SLG: 0.366	1-2 1B 18 SF9		3-3 K			2-2 F8		1-2 1B		4	1	2	0	0	1	0	Pittsburgh Pirates @ Houston Astros Astrodome, Houston, TX Sat Aug 29 1998, 8:05 PM EDT Att: 41,762 - Dome - 72 F					
Adrian Brown, S (1.8) OBP: 0.429, SLG: 0.444	1-1 1B		0-1 G4-3			2-2 G4-3		0-0 1B		4	1	2	0	0	0	0						
18 Jason Kendall, R (1.2) OBP: 0.414, SLG: 0.485	1-1 SF9			0-1 1B		3-2 F9		0-3 K		3	0	1	1	0	1	2						
Kevin Young, R (1.3) OBP: 0.344, SLG: 0.509	1-0 1B			2-0 P5			1-3 K		4-2 FC6-4 BB	3	0	1	1	1	1	1						
Jose Guillen, R (1.9) OBP: 0.303, SLG: 0.414	3-2 F9			0-2 F8			1-3 K		1-2 FC6-4	4	0	0	0	0	1	3						
Al Martin, L (1.7) OBP: 0.298, SLG: 0.366		3-2 G4-6-3 1B		3-3 K			2-3 K		1-3 K	4	0	1	0	0	3	2						
Freddy Garcia, R (1.5) OBP: 0.359, SLG: 0.614		1-3 K		0-0 5-3				0-0 HR	0-3 K	4	1	1	1	0	2	2						
Lou Collier, R (1.6) OBP: 0.319, SLG: 0.342		3-1 G4-6-3 1-2		1-2 G1-6-4 1B				1-0 F9		3	0	1	0	0	0	1						
Jason Schmidt, R (1.1) OBP: 0.093, SLG: 0.115			2-2 G5-3		0-0 G1-6-4 1-2			0-3 K		2	0	0	0	0	0	1						
Todd Van Poppel, R (7.1) OBP: 0.267, SLG: 0.286										0	0	0	0	0	0	0						
Doug Strange, S (6, PH) OBP: 0.231, SLG: 0.221										1	0	0	0	0	1	0						
Javier Martinez, R (8.1)										0	0	0	0	0	0	0						
Inning Stats	R: 2 E: 0 K: 0 S: 12	H: 3 LOB: 0 BB: 0 P: 19	R: 0 E: 0 K: 1 S: 8	H: 1 LOB: 0 BB: 0 P: 15	R: 0 E: 0 K: 1 S: 8	H: 0 LOB: 0 BB: 0 P: 13	R: 0 E: 0 K: 1 S: 9	H: 1 LOB: 1 BB: 0 P: 14	R: 0 E: 0 K: 0 S: 5	H: 1 LOB: 0 BB: 0 P: 6	R: 0 E: 0 K: 0 S: 13	H: 0 LOB: 0 BB: 0 P: 20	R: 0 E: 0 K: 3 S: 9	H: 0 LOB: 0 BB: 0 P: 13	R: 1 E: 0 K: 2 S: 12	H: 3 LOB: 2 BB: 1 P: 14	R: 0 E: 0 K: 2 S: 11	H: 0 LOB: 1 BB: 1 P: 17	1B: 8 2B: 0 3B: 0 HR: 1	SF: 1 SAC: 0 DP: 2 HBP: 0	WP: 0 PB: 0 SB: 0 CS: 1	PA: 34
PITCHER	IP WLS BF H R ER SO BB IBB HBP BLK WP HR S P ERA WHIP	IP WLS BF H R ER SO BB IBB HBP BLK WP HR S P ERA WHIP																	IP WLS BF H R ER SO BB IBB HBP BLK WP HR S P ERA WHIP			
Jose Lima, R (1.1) ERA: 3.63	7.2 W 29 9 3 3 7 0 0 0 0 0 1 73 111 3.52 1.174																					
Jay Powell, R (8.1) ERA: 3.28	1.1 S 5 0 0 0 3 1 0 0 0 0 0 14 20 0.00 0.750																					

AB	32
R	3
H	9
RBI	3
BB	1
SO	10
LOB	12



Batter	1	2	3	4	5	6	7	8	9	AB	R	H	RBI	BB	SO	LOB	BOTTOM			
Craig Biggio, R (1.4) OBP: 0.306, SLG: 0.507	1-0 1B	2-1 G4-3			2-2 S IHR	1-1 1B		0-0 P4		5	1	3	1	0	0	3	Pittsburgh Pirates @ Houston Astros Astrodome, Houston, TX Sat Aug 29 1998, 8:05 PM EDT Att: 41,762 - Dome - 72 F			
Bill Spiers, L (1.5) OBP: 0.356, SLG: 0.393	0-0 F7		0-2 S 1B		1-2 IHR		1-2 E6 1B 5 WP			4	2	2	2	0	0	1				
Derek Bell, R (1.9) OBP: 0.354, SLG: 0.475	0-3 K		1-0 F7		3-1 WP FC9-2 G5-3 1B		1-0 5 WP 1B			4	1	2	0	0	1	2				
5 Jeff Bagwell, R (1.3) OBP: 0.406, SLG: 0.518	0-1 F9		3-1 F9		1-0 G5-3		1-1 E7 WP 1B			4	1	1	1	0	0	3				
Moises Alou, R (1.7) OBP: 0.397, SLG: 0.617		4-1 1B 1B BB	3-2 HBP		3-0 FC9-2 2H		3-H F9			2	0	0	0	1	0	1				
Carl Everett, S (1.8) OBP: 0.376, SLG: 0.503		0-0 F8	0-2 P5		2-2 F9		2-3 K			4	0	0	0	0	1	3				
Ricky Gutierrez, R (1.6) OBP: 0.351, SLG: 0.338	2-2 1B			4-0 G5-4-3 BB		1-0 G3		3-3 K		3	0	1	0	1	1	0				
Jay Powell, R (8.1)	1-2 1B									0	0	0	0	0	0	0				
Brad Ausmus, R (1.2) OBP: 0.362, SLG: 0.356	1-2 1B			1-0 G5-4-3		3-2 1B 1B		1-1 F7		4	1	2	0	0	0	1				
Jose Lima, R (1.1) OBP: 0.171, SLG: 0.162					1-1 F7			1-2 G6-3		3	0	1	0	0	0	3				
Tim Bogar, R (8.6) OBP: 0.221, SLG: 0.211						1-3 1B 1B				1	0	0	0	0	0	0				
Inning Stats	R: 0 E: 0 K: 1 S: 8	H: 1 LOB: 1 BB: 0 P: 9	R: 0 E: 0 K: 0 S: 11	H: 2 LOB: 3 BB: 1 P: 20	R: 0 E: 0 K: 0 S: 11	H: 1 LOB: 2 BB: 0 P: 18	R: 0 E: 0 K: 0 S: 3	H: 0 LOB: 0 BB: 1 P: 9	R: 2 E: 0 K: 0 S: 10	H: 3 LOB: 0 BB: 0 P: 20	R: 1 E: 0 K: 0 S: 15	H: 3 LOB: 2 BB: 0 P: 24	R: 3 E: 2 K: 2 S: 16	H: 2 LOB: 0 BB: 0 P: 26	R: 0 E: 0 K: 0 S: 6	H: 0 LOB: 0 BB: 0 P: 8	1B: 11 2B: 1 3B: 0 HR: 1	SF: 0 SAC: 0 DP: 2 HBP: 1	WP: 3 PB: 0 SB: 2 CS: 0	PA: 37
PITCHER	IP WLS BF H R ER SO BB IBB HBP BLK WP HR S P ERA WHIP	IP WLS BF H R ER SO BB IBB HBP BLK WP HR S P ERA WHIP																	IP WLS BF H R ER SO BB IBB HBP BLK WP HR S P ERA WHIP	
Jason Schmidt, R (1.1) ERA: 3.94	6.0 L 31 12 6 4 1 2 0 0 0 0 1 0 10 17 0.00 0.000																			
Todd Van Poppel, R (7.1) ERA: 6.91	1.0 3 0 0 0 2 0 0 0 0 0 0 0 6 8 0.00 0.000																			
Javier Martinez, R (8.1) ERA: 5.34	1.0 3 0 0 0 0 0 0 0 0 0 0 0 6 8 0.00 0.000																			

AB	34
R	6
H	12
RBI	4
BB	2
SO	3
LOB	17



Batter	1	2	3	4	5	6	7	8	9	AB	R	H	RBI	BB	SO	LOB	TOP										
Tony Womack, L (1,4) OBP: 0.329, SLG: 0.366	0-2 FC5-4 BB HR 1B		1-2 G4-3		1-3 K		3-1 F7			4	1	1	0	0	1	1											
Adrian Brown, S (1,8) OBP: 0.415, SLG: 0.417	4-1 FC5-4 BB		3-2 G6-3		0-1 G4-3			1-3 K		3	0	0	0	1	1	1											
18 Jason Kendall, R (1,2) OBP: 0.411, SLG: 0.480	1-2 FC5-4 HR		1-1 G6-3			1-3 K2-3		0-1 G6-3		4	1	0	0	0	1	2											
Kevin Young, R (1,3) OBP: 0.345, SLG: 0.511	0-3 K			1-3 K		0-1 1B		1-1 2B		4	0	2	0	0	2	2											
Turner Ward, S (1,9) OBP: 0.337, SLG: 0.429 Rich Loiselle, R (8,1)	1-0 HR		2-1 P5		2-2 1B		1-2 1B		1-3 K	4	1	2	3	0	1	1											
Al Martin, L (1,7) OBP: 0.296, SLG: 0.364 Ricardo Rincon, L (6,1) Mike Williams, R (6,1) Jose Guillen, R (8,9) OBP: 0.303, SLG: 0.413	0-3 K		0-3 K		0-3 K		1-3 K		2-2 L4	3	0	0	0	0	0	3	2										
Doug Strange, S (1,5) OBP: 0.232, SLG: 0.229		2-3 K2-3		1-0 1B		1-2 G4-3			1-3 K	4	1	1	0	0	2	2											
Kevin Polcovich, R (1,6) OBP: 0.262, SLG: 0.246		0-2 G1-3		2-1 SF7			1-3 K		4-1 BB	3	0	1	0	1	1	0											
Sean Lawrence, L (1,1) Jeff Tabaka, R (4,1) Freddy Garcia, R (5,PH) OBP: 0.357, SLG: 0.614 Jeff McCurry, R (5,1) Manny Martinez, R (6,7) OBP: 0.304, SLG: 0.456		3-3 K		0-2 SF7			3-3 K		1-3 K	1	0	0	0	0	1	0											
Inning Stats	R: 3 E: 0 K: 2 S: 15	H: 2 LOB: 0 BB: 1 P: 21	R: 0 E: 0 K: 2 S: 11	H: 0 LOB: 0 BB: 0 P: 16	R: 0 E: 0 K: 0 S: 11	H: 0 LOB: 0 BB: 0 P: 16	R: 0 E: 0 K: 2 S: 8	H: 0 LOB: 0 BB: 0 P: 11	R: 1 E: 0 K: 1 S: 12	H: 2 LOB: 1 BB: 0 P: 16	R: 0 E: 0 K: 2 S: 16	H: 2 LOB: 2 BB: 0 P: 21	R: 0 E: 0 K: 2 S: 10	H: 1 LOB: 1 BB: 0 P: 17	R: 0 E: 0 K: 2 S: 10	H: 0 LOB: 1 BB: 1 P: 19	1B: 4 2B: 2 3B: 0 HR: 1	SF: 1 SAC: 0 DP: 0 HBP: 0	WP: 0 PB: 0 SB: 0 CS: 0	PA: 36							
PITCHER	IP	WLS	BF	H	R	ER	SO	BB	IBB	HBP	BLK	WP	HR	S	P	ERA	WHIP										
Shane Reynolds, R (1,1) ERA: 3.67	7.0	W	28	6	4	4	11	1	0	0	0	0	1	83	118	5.14	1.000										
Doug Henry, R (8,1) ERA: 2.53	1.0		4	1	0	0	2	0	0	0	0	0	0	10	13	0.00	1.000										
Billy Wagner, L (9,1) ERA: 2.31	1.0		4	0	0	0	2	1	0	0	0	0	0	11	19	0.00	1.000										

Pittsburgh Pirates @ Houston Astros
Astrodome, Houston, TX
Sun Aug 30 1998, 4:33 AM EDT
Att: 25,342 - Dome - 72 F

AB 33
R 4
H 7
RBI 4
BB 2
SO 15
LOB 12

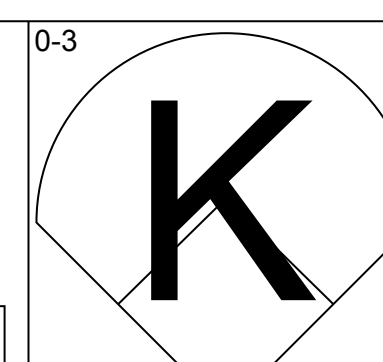
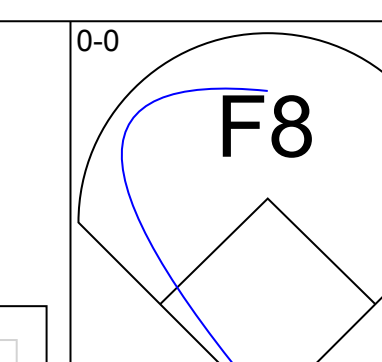
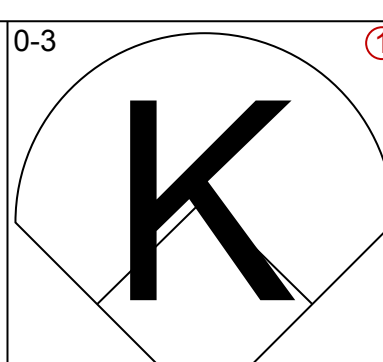
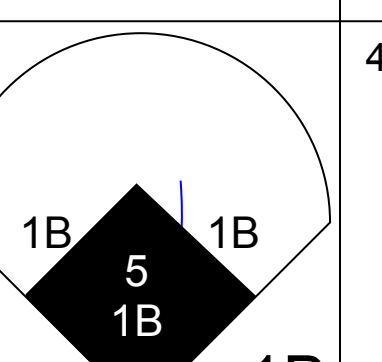
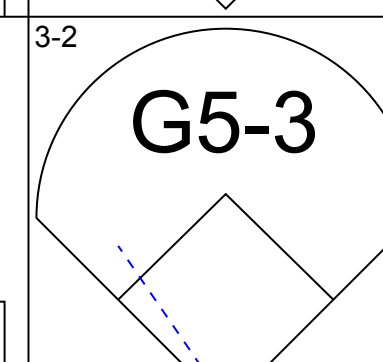
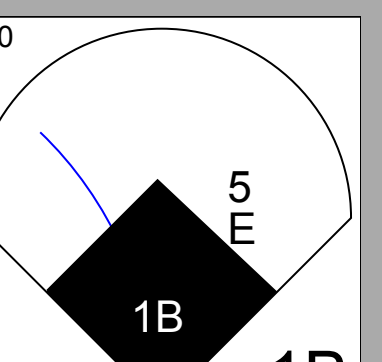
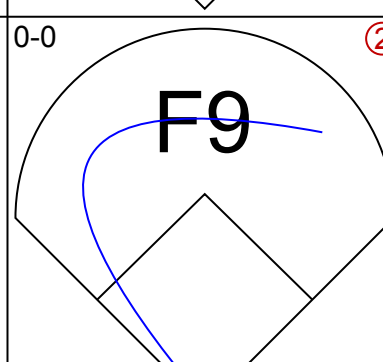
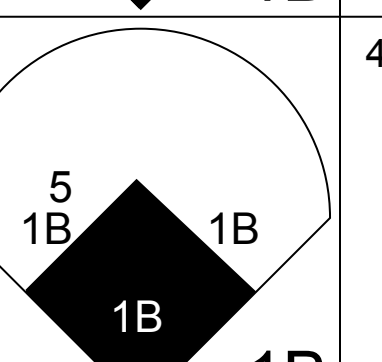
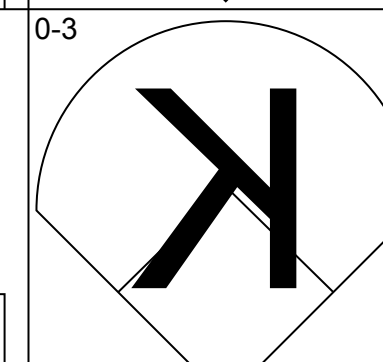
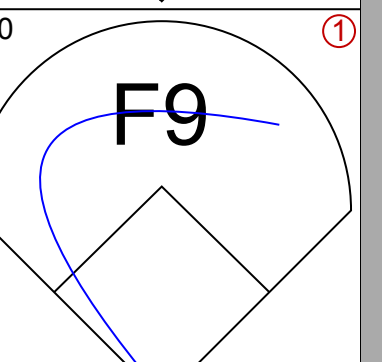
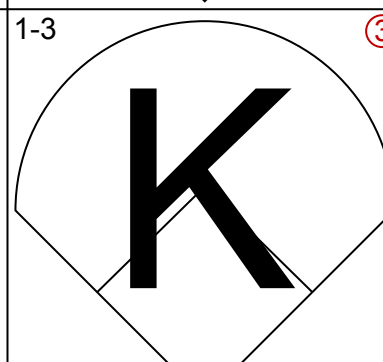
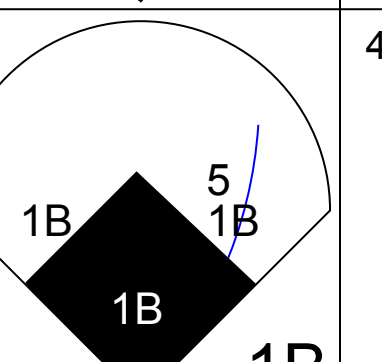
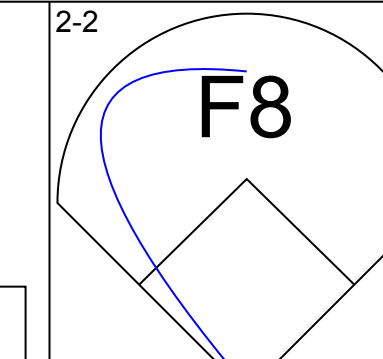
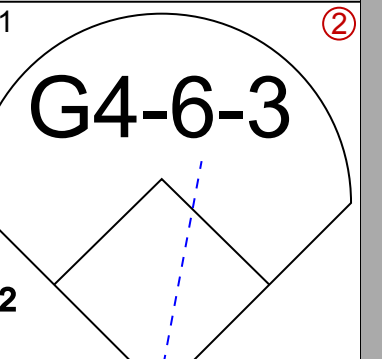
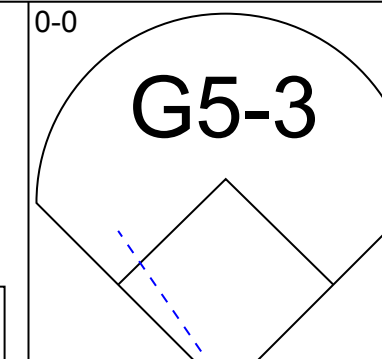
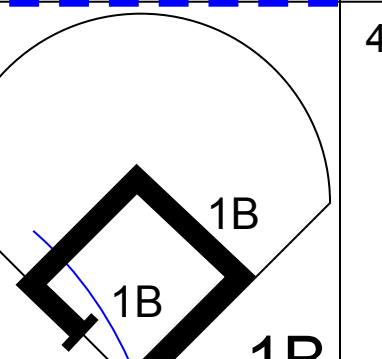
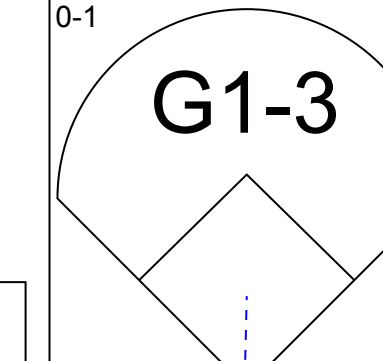
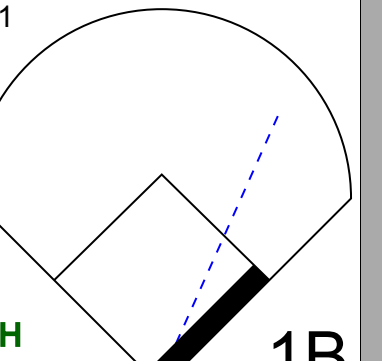
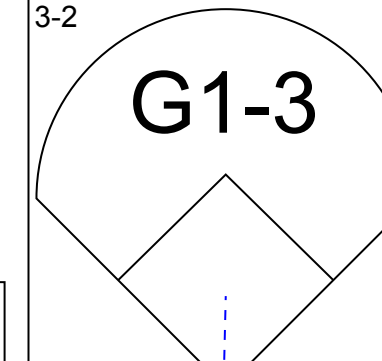
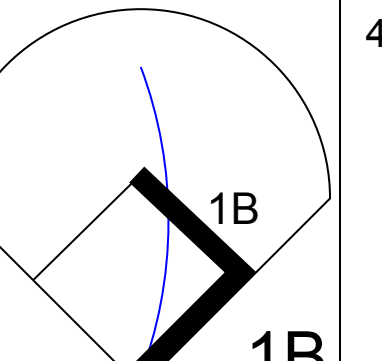
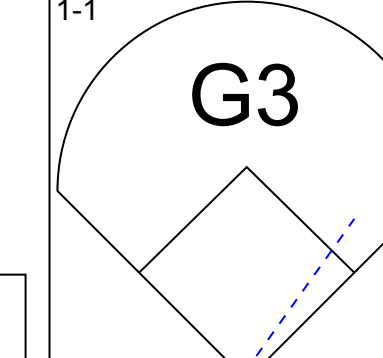
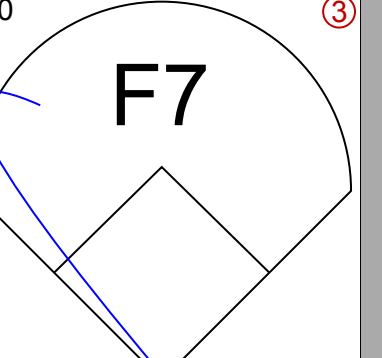
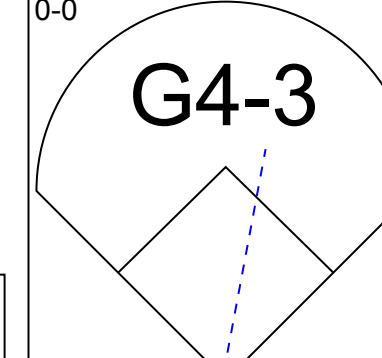
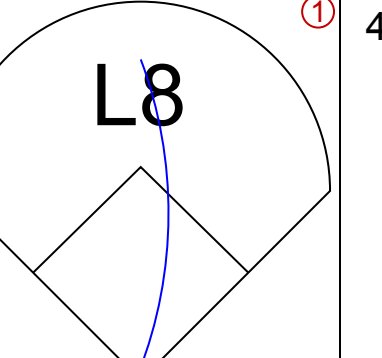
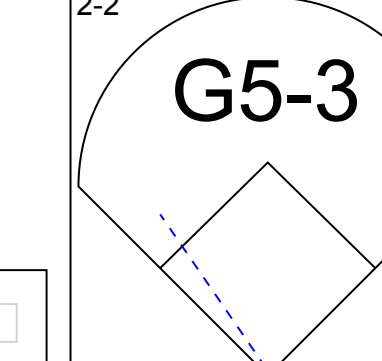
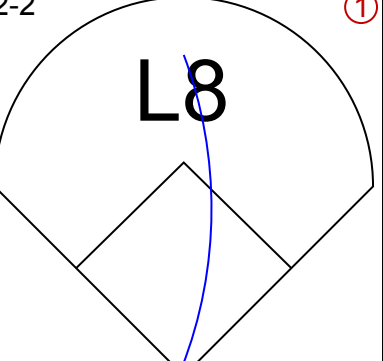
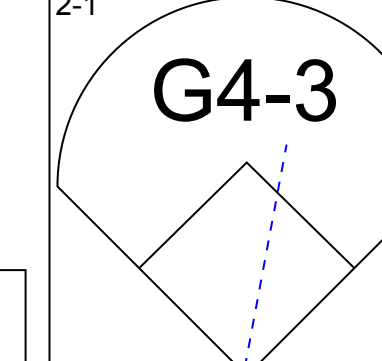
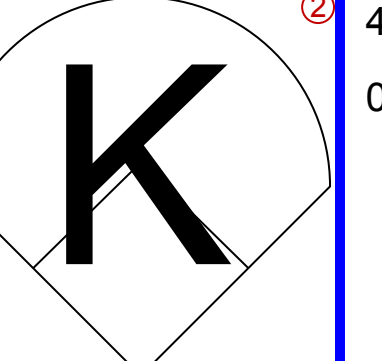
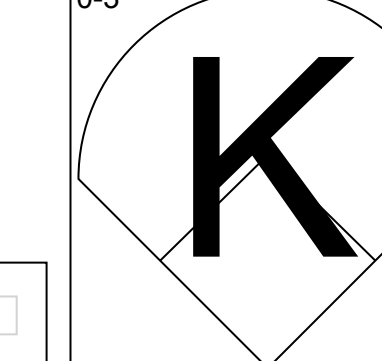
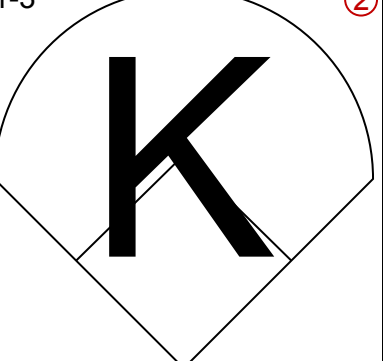
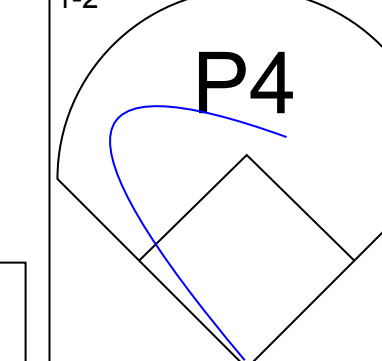
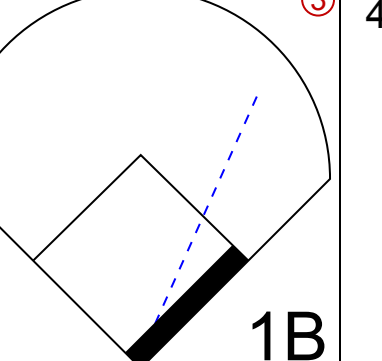
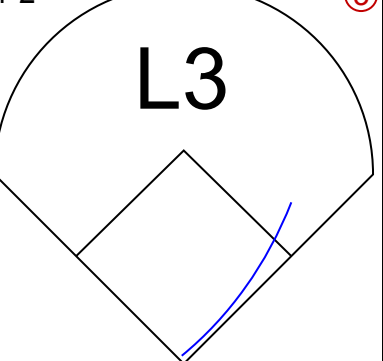
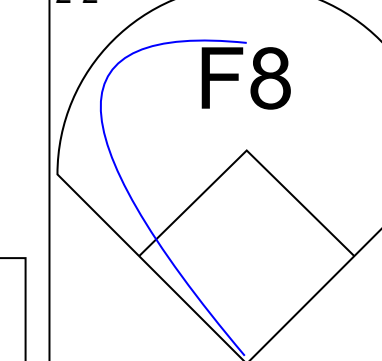


Batter	1	2	3	4	5	6	7	8	9	AB	R	H	RBI	BB	SO	LOB	BOTTOM											
Craig Biggio, R (1,4) OBP: 0.303, SLG: 0.503	2-2 G5-3		0-1 F9		1-3 K		0-1 F9		1-3 K	5	0	0	0	0	2	6												
Ricky Gutierrez, R (1,6) OBP: 0.350, SLG: 0.339	0-0 G6-3		1-2 G5-3		0-0 FC5		2-1 1B		2-1 F9	5	1	1	1	0	0	5												
Derek Bell, R (1,9) OBP: 0.356, SLG: 0.478	3-2 P6			2-0 BB		3-0 K		3-0 5 2B		5	3	3	1	0	1	0												
5 Jeff Bagwell, R (1,3) OBP: 0.409, SLG: 0.531		3-1 F8		4-1 2B		0-0 K		3-2 3H		4	3	3	2	1	0	0												
Moises Alou, R (1,7) OBP: 0.397, SLG: 0.614		3-2 G5-3		4-1 2B		2-2 G6-3		1-3 1B		4	1	1	1	1	0	2												
Richard Hidalgo, R (1,8) OBP: 0.328, SLG: 0.423		0-1 HR		1-3 K		1-1 HR		0-2 F8		5	2	2	3	0	1	5												
Sean Berry, R (1,5) OBP: 0.182, SLG: 0.192 Bill Spiers, L (7,5) OBP: 0.355, SLG: 0.391		3-0 2B		0-0 E		4-1 BB		2-1 G3		2	0	2	2	1	0	0												
Tony Eusebio, R (1,2) OBP: 0.335, SLG: 0.325		2-2 G5-3		1-3 2H		3-2 F6-3		0-0 BB		3	0	1	0	2	0	2												
Shane Reynolds, R (1,1) OBP: 0.162, SLG: 0.192 Mitch Meluskey, S (7,PH) Doug Henry, R (8,1) J.R. Phillips, L (8,PH) OBP: 0.298, SLG: 0.320 Billy Wagner, L (9,1) OBP: 0.300, SLG: 0.500			2-2 K		2-2 E6		2-2 1B		4-1 BB	3	1	1	1	0	1	2												
Inning Stats	R: 0 E: 0 K: 0 S: 12	H: 0 LOB: 0 BB: 0 P: 17	R: 1 E: 0 K: 0 S: 12	H: 2 LOB: 1 BB: 0 P: 23	R: 0 E: 0 K: 1 S: 8	H: 0 LOB: 0 BB: 0 P: 11	R: 3 E: 1 K: 2 S: 14	H: 2 LOB: 3 BB: 3 P: 32	R: 2 E: 0 K: 1 S: 14	H: 2 LOB: 1 BB: 1 P: 27	R: 3 E: 0 K: 0 S: 18	H: 4 LOB: 1 BB: 0 P: 28	R: 0 E: 0 K: 1 S: 9	H: 1 LOB: 2 BB: 1 P: 18	R: 2 E: 0 K: 0 S: 16	H: 3 LOB: 2 BB: 1 P: 32	1B: 5 2B: 6 3B: 0 HR: 3	SF: 0 SAC: 0 DP: 0 HBP: 0	WP: 0 PB: 0 SB: 0 CS: 0	PA: 45								
PITCHER	IP	WLS	BF	H	R	ER	SO	BB	IBB	HBP	BLK	WP	HR	S	P	ERA	WHIP											
Sean Lawrence, L (1,1) ERA: 6.48	3.1		16	4	4	4	2	2	0	0	0	0	0	7	14	0.00	0.000											
Jeff Tabaka, L (4,1) ERA: 2.4	0.2		4	0	0	0	1	0	1	0	0	0	0	1	14	27	18.00	3.000										
Jeff McCurry, R (5,1) ERA: 6.0	1.0	L	6	2	2	2	1	1	0	0	0	0	1	14	23	81.00	12.000											
Ricardo Rincon, L (6,1) ERA: 2.51	0.1		5	4	3	3	0	0	0	0	0	0	0	13	23	81.00	12.000											
Mike Williams, R (6,1) ERA: 2.21	1.2		7	1	0	0	1	1	0	0	0	0	0	14	23	0.00	1.200											

Pittsburgh Pirates @ Houston Astros
Astrodome, Houston, TX
Sun Aug 30 1998, 4:33 AM EDT
Att: 25,342 - Dome - 72 F

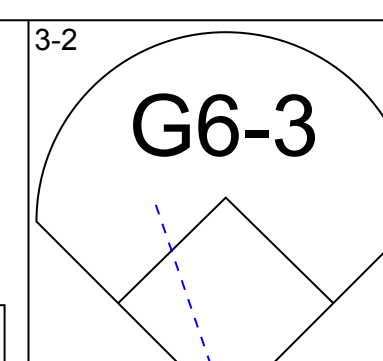
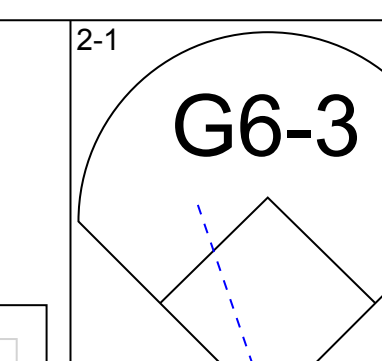
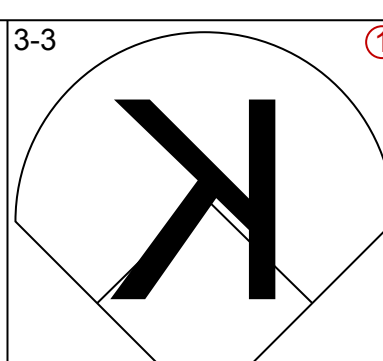
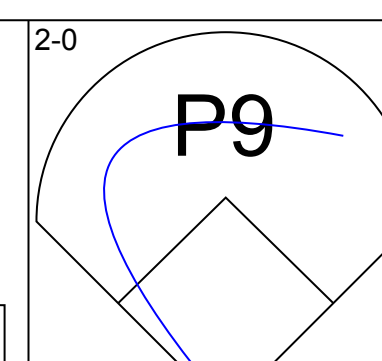
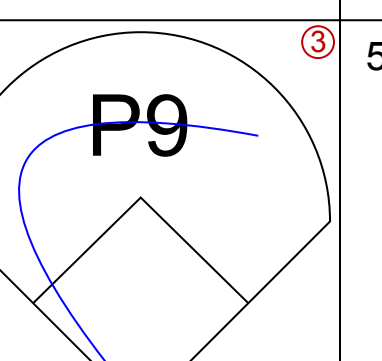
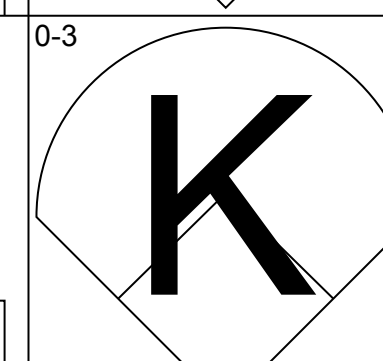
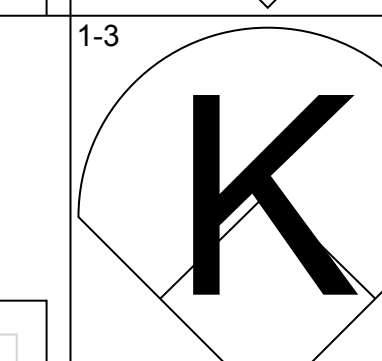
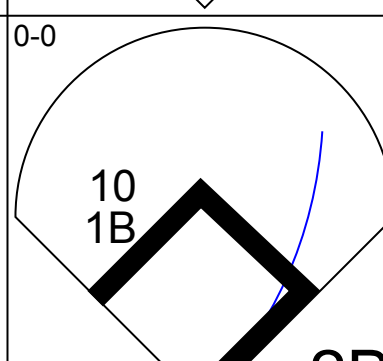
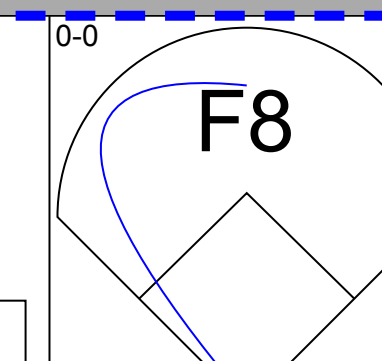
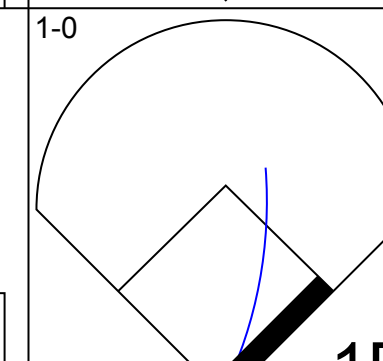
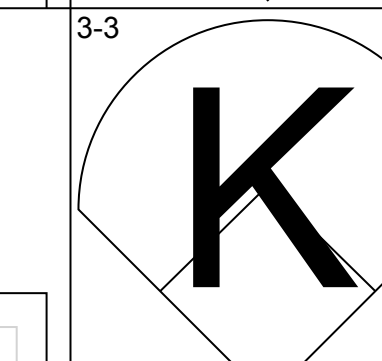
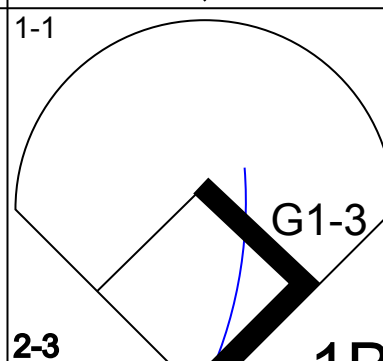
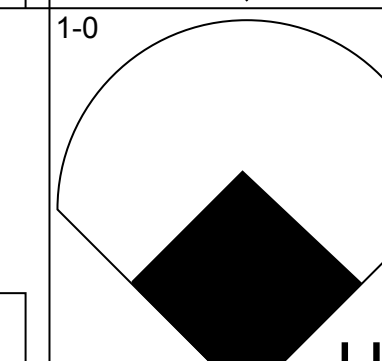
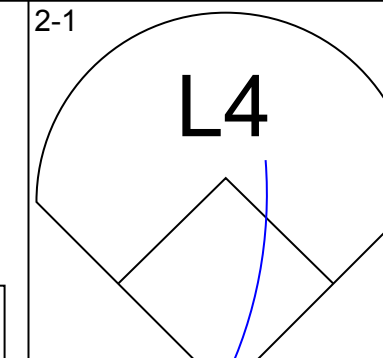
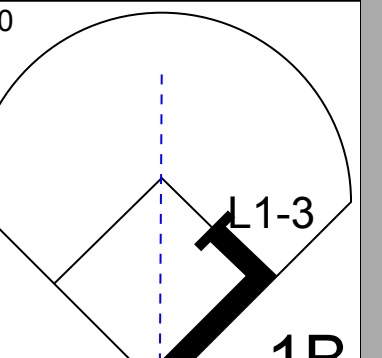
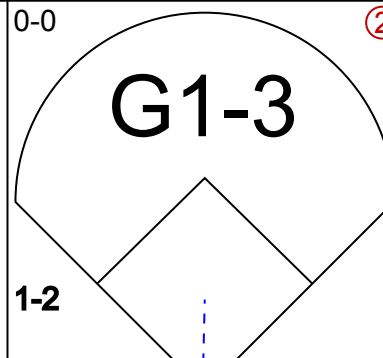
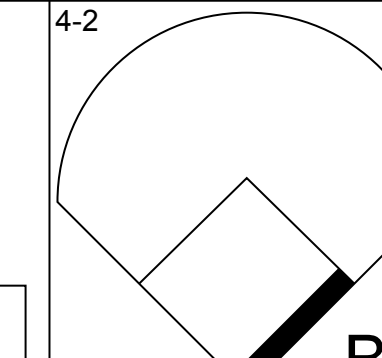
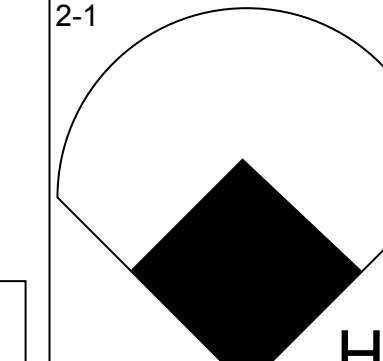
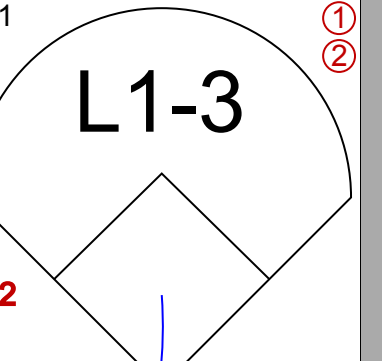
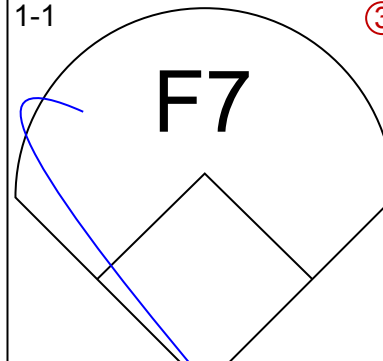
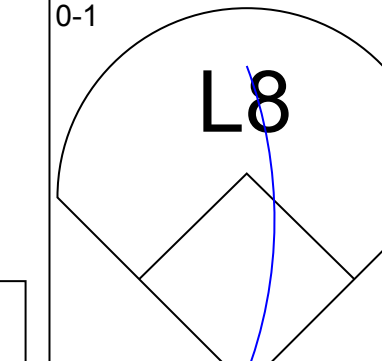
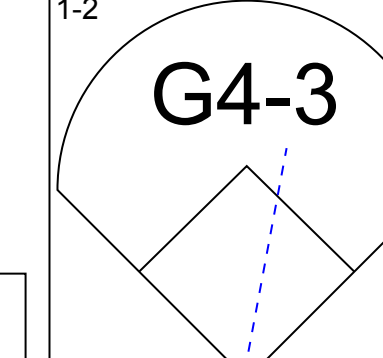
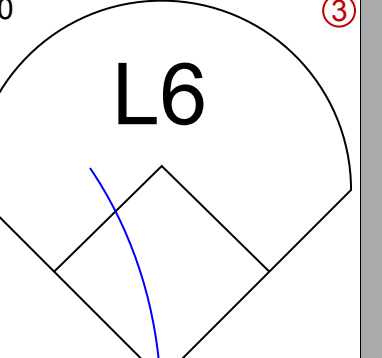
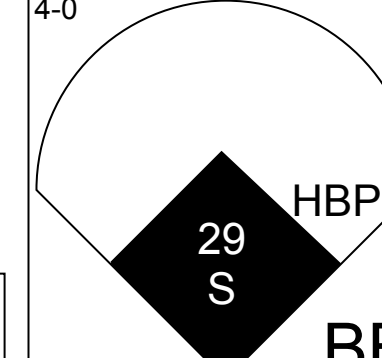
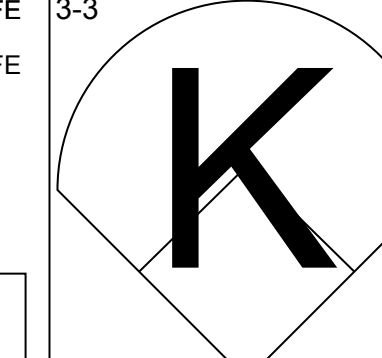
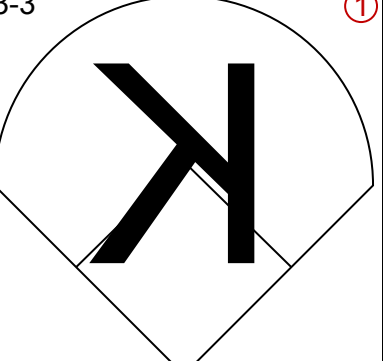
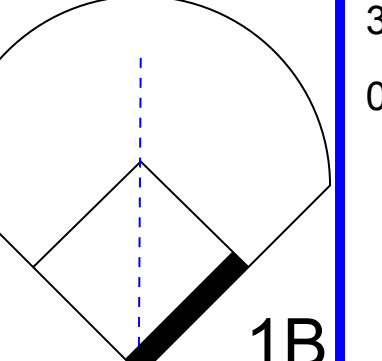
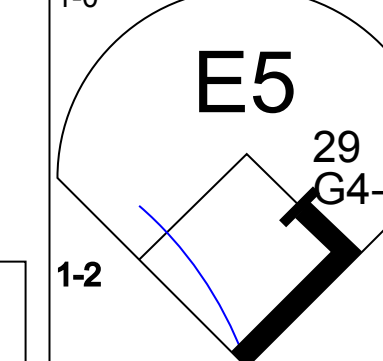
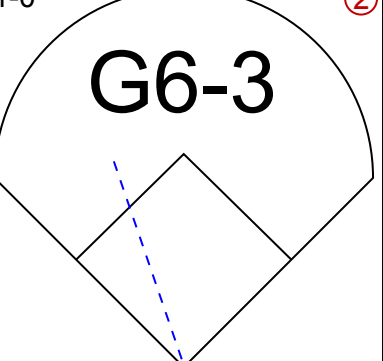
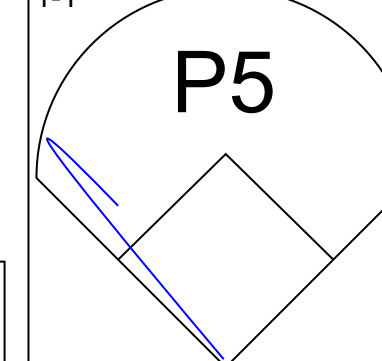
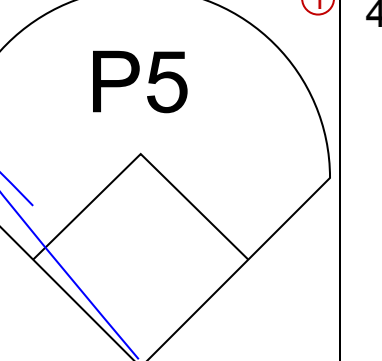
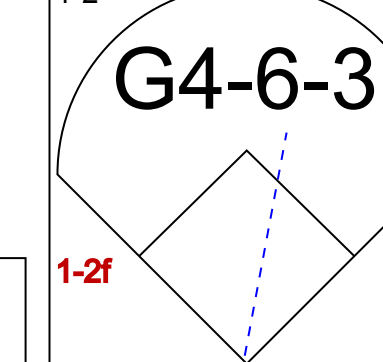
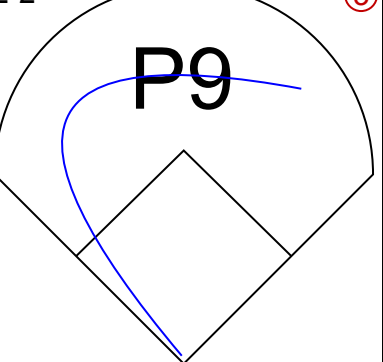
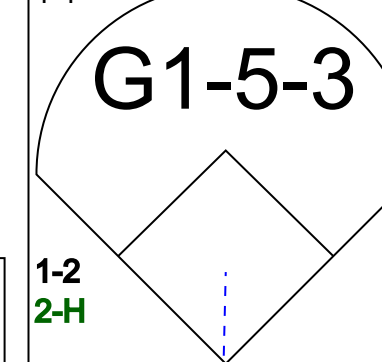
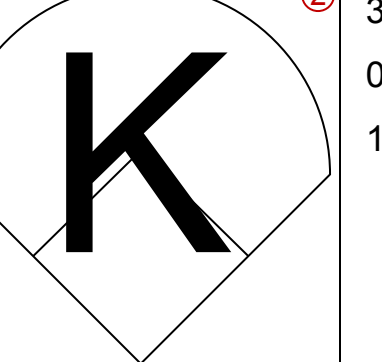
AB 39
R 11
H 14
RBI 11
BB 6
SO 5
LOB 25




Batter	1	2	3	4	5	6	7	8	9	AB	R	H	RBI	BB	SO	LOB	TOP		
Craig Biggio, R OBP: 0.302, SLG: 0.501 (1, 4)										4	1	1	0	0	2	1	Houston Astros @ Atlanta Braves Turner Field, Atlanta, GA Mon Aug 31 1998, 7:05 PM EDT Att: 33,883 - Overcast - 84 F		
Bill Spillers, L OBP: 0.356, SLG: 0.392 (1, 5)										4	2	2	0	0	0	0			
Derek Bell, R OBP: 0.356, SLG: 0.476 (1, 9)										4	1	1	0	0	2	1			
5 Jeff Bagwell, R OBP: 0.408, SLG: 0.529 (1, 3)										4	0	1	1	0	0	1			
Moises Alou, R OBP: 0.398, SLG: 0.614 (1, 7)										4	0	2	2	0	0	0			
Carl Everett, S OBP: 0.372, SLG: 0.497 (1, 8)										4	0	0	0	0	0	4			
Ricky Gutierrez, R OBP: 0.347, SLG: 0.336 (1, 6)										4	0	0	0	0	1	3			
Billy Wagner, L OBP: 0.500, SLG: 0.500 (9, 1)										0	0	0	0	0	0	0			
Brad Ausmus, R OBP: 0.361, SLG: 0.355 (1, 2)										4	0	1	1	0	2	0			
Mike Hampton, R OBP: 0.351, SLG: 0.340 (1, 1)										1	0	0	0	1	0	0			
35 Dave Clark, L OBP: 0.283, SLG: 0.254 (8, PH)										1	0	0	0	0	0	0			
Jay Powell, R OBP: 0.221, SLG: 0.211 (8, 6)										0	0	0	0	0	0	0			
Tim Bogar, R OBP: 0.221, SLG: 0.211 (8, 6)										0	0	0	0	0	0	0			
Inning Stats	R: 0 E: 0 K: 2 S: 10	H: 0 LOB: 0 BB: 0 P: 13	R: 0 E: 0 K: 0 S: 8	H: 0 LOB: 0 BB: 0 P: 11	R: 0 E: 0 K: 1 S: 9	H: 0 LOB: 1 BB: 1 P: 15	R: 1 E: 1 K: 0 S: 7	H: 2 LOB: 1 BB: 0 P: 9	R: 0 E: 0 K: 1 S: 12	H: 0 LOB: 0 BB: 0 P: 16	R: 0 E: 0 K: 0 S: 6	H: 0 LOB: 0 BB: 0 P: 9	R: 0 E: 0 K: 0 S: 8	H: 0 LOB: 0 BB: 0 P: 13	R: 3 E: 0 K: 1 S: 22	H: 6 LOB: 2 BB: 0 P: 33	1B: 8 2B: 0 3B: 0 HR: 0	SF: 0 SAC: 0 DP: 0 HBP: 0	WP: 0 PA: 35 PB: 0 SB: 0 CS: 0
PITCHER	IP	WLS	BF	H	R	ER	SO	BB	IBB	HBP	BLK	WP	HR	S	P	ERA	WHIP		
29 John Smoltz, R ERA: 3.33 (1, 1)	8.0	L	30	5	4	3	6	1	0	0	0	0	0	74	103	3.38	0.750		
Kerry Ligtenberg, R ERA: 2.97 (9, 1)	1.0		5	3	0	0	1	0	0	0	0	0	0	16	25	0.00	3.000		

AB	34
R	4
H	8
RBI	4
BB	1
SO	7
LOB	10



Batter	1	2	3	4	5	6	7	8	9	AB	R	H	RBI	BB	SO	LOB	BOTTOM		
Walt Weiss, S OBP: 0.387, SLG: 0.347 (1, 6)										5	0	0	0	0	1	2	Houston Astros @ Atlanta Braves Turner Field, Atlanta, GA Mon Aug 31 1998, 7:05 PM EDT Att: 33,883 - Overcast - 84 F		
Gerald Williams, R OBP: 0.329, SLG: 0.442 (1, 9)										4	0	1	0	0	2	0			
10 Chipper Jones, S OBP: 0.410, SLG: 0.564 (1, 5)										4	1	3	1	0	1	0			
Andres Galarraga, R OBP: 0.399, SLG: 0.613 (1, 3)										3	0	1	0	1	0	3			
Javy Lopez, R OBP: 0.335, SLG: 0.558 (1, 2)										4	1	1	1	0	0	4			
Andruw Jones, R OBP: 0.321, SLG: 0.506 (1, 8)										3	1	0	0	1	1	1			
Ryan Klesko, L OBP: 0.351, SLG: 0.484 (1, 7)										3	0	2	0	0	1	0			
Curtis Pride, L OBP: 0.343, SLG: 0.451 (9, PR)										0	0	0	0	0	0	0			
Tony Graffanino, R OBP: 0.273, SLG: 0.326 (1, 4)										4	0	0	0	0	0	4			
29 John Smoltz, R OBP: 0.321, SLG: 0.222 (1, 1)										3	0	0	0	0	0	3			
Greg Colbrunn, R OBP: 0.362, SLG: 0.464 (9, PH)										1	0	0	0	0	1	1			
Inning Stats	R: 0 E: 0 K: 1 S: 9	H: 1 LOB: 1 BB: 0 P: 15	R: 1 E: 1 K: 0 S: 13	H: 2 LOB: 1 BB: 0 P: 19	R: 0 E: 0 K: 2 S: 8	H: 0 LOB: 0 BB: 0 P: 14	R: 0 E: 0 K: 0 S: 4	H: 1 LOB: 0 BB: 0 P: 7	R: 0 E: 0 K: 1 S: 7	H: 0 LOB: 0 BB: 0 P: 13	R: 0 E: 0 K: 1 S: 9	H: 2 LOB: 2 BB: 0 P: 14	R: 1 E: 0 K: 0 S: 7	H: 0 LOB: 1 BB: 1 P: 17	R: 1 E: 0 K: 1 S: 11	H: 1 LOB: 1 BB: 1 P: 19	1B: 5 2B: 2 3B: 0 HR: 2	SF: 0 SAC: 0 DP: 2 HBP: 1	WP: 0 PA: 37 PB: 0 SB: 2 CS: 0
PITCHER	IP	WLS	BF	H	R	ER	SO	BB	IBB	HBP	BLK	WP	HR	S	P	ERA	WHIP		
Mike Hampton, L ERA: 3.74 (1, 1)	7.0		28	6	2	2	5	1	0	1	0	0	0	57	99	2.57	1.000		
Jay Powell, R ERA: 3.38 (8, 1)	1.0	W	5	1	1	1	1	1	0	0	0	0	1	11	19	9.00	2.000		
Billy Wagner, L ERA: 2.27 (9, 1)	1.0	S	4	1	0	0	1	0	0	0	0	0	0	12	15	0.00	1.000		

AB	34
R	3
H	8
RBI	2
BB	2
SO	7
LOB	18



Batter	1	2	3	4	5	6	7	8	9	AB	R	H	RBI	BB	SO	LOB	TOP										
Craig Biggio, R OBP: 0.305, SLG: 0.510 (1, 4)	0-2 HR		1-2 G1-3		1-1 3B	1-1 2B		1-2 BB		4	2	3	1	1	0	0	Houston Astros @ Atlanta Braves Turner Field, Atlanta, GA Tue Sep 01 1998, 7:05 PM EDT Att: 31,168 - Overcast - 73 F										
Bill Spiers, L OBP: 0.355, SLG: 0.396 Sean Berry, R OBP: 0.400, SLG: 0.540 (1, 5) (7, 5)	1-0 L7		1-0 P7		3-1 G4-3	3-2 F7		0-1 L8		4	1	1	1	0	0	1											
Derek Bell, R OBP: 0.356, SLG: 0.475 (1, 9)	3-3 K		1-0 1B		0-2 G4-3		3-1 E6		0-0 G5-4-3	5	0	2	1	0	1	0											
5 Jeff Bagwell, R OBP: 0.408, SLG: 0.526 (1, 3)	4-0 BB		1-0 F9		3-2 1B		1-0 F7		1-1 G5-4-3	4	0	1	0	1	0	3											
Moises Alou, R OBP: 0.396, SLG: 0.609 (1, 7)	1-0 F9			0-0 L7	0-0 F8		1-2 BB		2-1 G6-3	4	0	0	0	1	0	2											
Richard Hidalgo, R OBP: 0.328, SLG: 0.421 Scott Elarton, R (5, 1) Mitch Meluskey, S (7, PH) Doug Henry, R (7, 1)		1-2 G6-3		2-0 1B	2-1 F9		0-0 G6-4-3			3	0	1	0	0	0	1											
Tony Eusebio, R OBP: 0.333, SLG: 0.323 (1, 2)		3-3 K		3-2 1B		3-2 F9		2-3 K		4	0	1	0	0	2	0											
Ricky Gutierrez, R OBP: 0.348, SLG: 0.345 (1, 6)		3-1 2B		0-0 P5		3-2 G6-3		1-2 L6		4	1	2	0	0	0	2											
Sean Bergman, R OBP: 0.074, SLG: 0.111 C.J. Nitkowski, L (5, 1) Carl Everett, S OBP: 0.373, SLG: 0.497 (5, 8)		0-3 K		0-1 P5		1-1 G6-3		0-1 BB		2	0	0	0	0	1	3											
Inning Stats	R: 1 E: 0 K: 1 S: 8	H: 1 LOB: 1 BB: 1 P: 17	R: 0 E: 0 K: 2 S: 11	H: 1 LOB: 1 BB: 0 P: 18	R: 0 E: 0 K: 0 S: 6	H: 1 LOB: 1 BB: 0 P: 10	R: 0 E: 0 K: 0 S: 8	H: 2 LOB: 2 BB: 0 P: 13	R: 2 E: 0 K: 0 S: 13	H: 3 LOB: 1 BB: 0 P: 22	R: 1 E: 0 K: 0 S: 14	H: 2 LOB: 1 BB: 0 P: 25	R: 0 E: 1 K: 0 S: 4	H: 0 LOB: 1 BB: 1 P: 12	R: 0 E: 0 K: 1 S: 13	H: 1 LOB: 2 BB: 1 P: 20		R: 0 E: 0 K: 0 S: 5	H: 1 LOB: 0 BB: 0 P: 8	1B: 7 2B: 2 3B: 2 HR: 1	SF: 0 SAC: 0 DP: 2 HBP: 0	WP: 0 PB: 0 SB: 0 CS: 0	PA: 41				
PITCHER	IP	WLS	BF	H	R	ER	SO	BB	IBB	HBP	BLK	WP	HR	S	P	ERA	WHIP										
Denny Neagle, L ERA: 3.69 Odalis Perez, L ERA: 2.32 Rudy Seanez, R ERA: 2.92 Kerry Ligtenberg, R ERA: 2.92	(1, 1) (7, 1) (8, 1) (9, 1)	6.0 1.0 1.0 1.0	W 4 5 S	29 4 1 3	10 0 1 0	4 0 0 0	4 0 0 0	3 0 1 0	1 0 1 0	0 0 0 0	0 0 0 0	0 0 0 0	0 0 0 5	1 4 13 8	60 4 20 8	105 12 0.00 0.00	1.833 1.000 2.000 1.000										

Batter	1	2	3	4	5	6	7	8	9	AB	R	H	RBI	BB	SO	LOB	BOTTOM										
Ozzie Guillen, L OBP: 0.322, SLG: 0.336 (1, 6)	0-1 10 L9-3		2-1 P9	2-2 G4-3		1-1 1B		0-1 P6		5	0	2	1	0	0	2	Houston Astros @ Atlanta Braves Turner Field, Atlanta, GA Tue Sep 01 1998, 7:05 PM EDT Att: 31,168 - Overcast - 73 F										
Keith Lockhart, L OBP: 0.317, SLG: 0.387 Tony Graffanino, R OBP: 0.273, SLG: 0.327 (1, 4) (5, PH) (6, 4)	0-1 L9		0-0 G3-1		3-2 FC6	1-2 F7		1-1 G6-3		2	0	0	0	0	0	2											
10 Chipper Jones, S OBP: 0.409, SLG: 0.567 (1, 5)	0-2 L9-3			0-1 HR	2-3 K		0-1 G4-3			4	1	1	1	0	1	2											
Andres Galarraga, R OBP: 0.401, SLG: 0.613 (1, 3)		0-0 G3-6		4-1 1B	1-1 FC6	3-2 S		3-2 WP		3	2	2	0	1	0	1											
Ryan Klesko, L OBP: 0.350, SLG: 0.481 Rudy Seanez, R Kerry Ligtenberg, R (1, 7) (8, 1) (9, 1)		3-1 G3-6		0-0 1B	1-2 S	3-3 K		3-3 K		4	1	1	0	0	2	3											
Javy Lopez, R OBP: 0.339, SLG: 0.566 (1, 2)		2-2 E		1-1 1B	1-3 HR	1-2 K		1-2 K		3	1	2	3	1	1	0											
Andruw Jones, R OBP: 0.324, SLG: 0.506 (1, 8)		1-3 K		1-3 K	1-1 HR	4-1 SH1-4		4-2 BB		2	1	1	1	2	1	1											
Michael Tucker, L OBP: 0.338, SLG: 0.430 (1, 9)			0-1 L8	0-1 F8	0-1 F8	1-0 P5		0-0 G4-3		4	0	0	0	0	0	4											
Denny Neagle, L OBP: 0.227, SLG: 0.194 Curtis Pride, L OBP: 0.350, SLG: 0.451 Odalis Perez, L (1, 1) (6, PH) (7, 1) Gerald Williams, R OBP: 0.328, SLG: 0.440 (8, 7)			0-1 L8	0-0 SH1-4	0-1 SH1-4	4-1 1B		1-3 K		1	0	1	0	0	0	0											
Inning Stats	R: 0 E: 0 K: 0 S: 7	H: 1 LOB: 0 BB: 0 P: 7	R: 0 E: 0 K: 1 S: 9	H: 2 LOB: 1 BB: 0 P: 15	R: 0 E: 0 K: 0 S: 7	H: 1 LOB: 1 BB: 0 P: 9	R: 4 E: 0 K: 0 S: 13	H: 3 LOB: 1 BB: 2 P: 24	R: 0 E: 0 K: 2 S: 17	H: 1 LOB: 1 BB: 0 P: 26	R: 1 E: 0 K: 1 S: 14	H: 1 LOB: 2 BB: 1 P: 28	R: 1 E: 0 K: 1 S: 13	H: 2 LOB: 1 BB: 1 P: 23	R: 0 E: 0 K: 1 S: 7	H: 0 LOB: 0 BB: 0 P: 9		1B: 9 2B: 1 3B: 0 HR: 2	SF: 0 SAC: 1 DP: 2 HBP: 0	WP: 1 PB: 0 SB: 3 CS: 0	PA: 38						
PITCHER	IP	WLS	BF	H	R	ER	SO	BB	IBB	HBP	BLK	WP	HR	S	P	ERA	WHIP										
Sean Bergman, R ERA: 3.7 C.J. Nitkowski, L ERA: 3.89 Scott Elarton, R ERA: 3.43 Doug Henry, R ERA: 2.89	(1, 1) (5, 1) (5, 1) (7, 1)	4.0 0.1 1.2 2.0	L	19 2 8 9	7 1 1 2	4 0 1 1	4 0 1 2	4 0 2 1	4 0 0 0	0 0 0 0	0 0 0 0	0 0 0 1	0 0 19 0	2 12 37 20	36 17 37 32	5 0.00 5.40 4.50	2.250 3.000 1.800 1.500										

AB	38
R	4
H	12
RBI	4
BB	3
SO	4
LOB	16



Batter	1	2	3	4	5	6	7	8	9	AB	R	H	RBI	BB	SO	LOB	TOP								
Craig Biggio, R OBP: 0.306, SLG: 0.515 (1, 4)										4	1	2	2	0	2	0									
Ricky Gutierrez, R OBP: 0.347, SLG: 0.344 (1, 6)										4	0	1	0	0	1	1									
Derek Bell, R OBP: 0.355, SLG: 0.474 (1, 9)										4	0	1	0	0	0	1									
5 Jeff Bagwell, R OBP: 0.409, SLG: 0.533 (1, 3)										4	1	2	1	0	1	1									
Moises Alou, R OBP: 0.397, SLG: 0.609 (1, 7)										3	0	1	0	1	0	1									
Carl Everett, S OBP: 0.369, SLG: 0.493 (1, 8)										4	0	0	0	0	0	4									
Sean Berry, R OBP: 0.405, SLG: 0.556 (9, PR)										4	1	3	1	0	0	1									
Bill Spiers, L OBP: 0.355, SLG: 0.396 (9, PR)										0	0	0	0	0	0	0									
Tim Bogar, R OBP: 0.221, SLG: 0.211 (9, 5)										0	0	0	0	0	0	0									
Brad Ausmus, R OBP: 0.363, SLG: 0.356 (1, 2)										4	1	2	0	0	0	1									
Randy Johnson, R OBP: 0.069, SLG: 0.069 (1, 1)										3	0	0	0	0	1	3									
Billy Wagner, L OBP: 0.500, SLG: 0.500 (9, 1)										0	0	0	0	0	0	0									
Inning Stats	R: 0 E: 0 K: 1 S: 9	H: 1 LOB: 0 BB: 0 P: 12	R: 1 E: 0 K: 0 S: 10	H: 4 LOB: 2 BB: 0 P: 19	R: 0 E: 0 K: 1 S: 7	H: 1 LOB: 1 BB: 0 P: 9	R: 0 E: 0 K: 0 S: 7	H: 1 LOB: 1 BB: 0 P: 12	R: 2 E: 0 K: 0 S: 9	H: 2 LOB: 0 BB: 0 P: 13	R: 0 E: 0 K: 1 S: 3	H: 0 LOB: 0 BB: 0 P: 4	R: 1 E: 0 K: 1 S: 6	H: 1 LOB: 0 BB: 0 P: 9	R: 0 E: 0 K: 1 S: 7	H: 1 LOB: 2 BB: 1 P: 15	R: 0 E: 0 K: 1 S: 6	H: 1 LOB: 1 BB: 0 P: 10	1B: 8 2B: 2 3B: 0 HR: 3	SF: 0 SAC: 1 DP: 2 HBP: 0	WP: 1 PB: 0 SB: 1 CS: 0	PA: 36			
PITCHER	IP	WLS	BF	H	R	ER	SO	BB	IBB	HBP	BLK	WP	HR	S	P	ERA	WHIP								
Greg Maddux, R ERA: 2.07 (1, 1)	7.0	L	28	10	4	4	3	0	0	0	0	0	3	51	78	5.14	1.429								
John Rocker, L ERA: 1.74 (8, 1)	1.0		5	1	0	0	1	0	1	0	0	1	0	7	15	0.00	1.000								
Norm Charlton, L ERA: 6.25 (9, 1)	1.0		3	1	0	0	1	0	0	0	0	0	0	6	10	0.00	1.000								

Houston Astros @ Atlanta Braves
Turner Field, Atlanta, GA
Wed Sep 02 1998, 7:05 PM EDT
Att. 46,238 - Overcast - 73 F

AB 34
R 4
H 12
RBI 4
BB 1
SO 5
LOB 13



Batter	1	2	3	4	5	6	7	8	9	AB	R	H	RBI	BB	SO	LOB	BOTTOM								
Ozzie Guillen, L OBP: 0.321, SLG: 0.335 (1, 6)										4	0	1	0	0	0	1									
Gerald Williams, R OBP: 0.331, SLG: 0.439 (1, 9)										3	1	1	0	1	0	1									
10 Chipper Jones, S OBP: 0.407, SLG: 0.563 (1, 5)										4	0	0	0	0	3	3									
Javy Lopez, R OBP: 0.338, SLG: 0.563 (1, 2)										4	0	1	1	0	2	2									
Andruw Jones, R OBP: 0.327, SLG: 0.512 (1, 8)										2	1	1	1	2	1	0									
Greg Colburn, R OBP: 0.353, SLG: 0.451 (1, 3)										4	0	0	0	0	2	4									
Ryan Klesko, L OBP: 0.352, SLG: 0.480 (1, 7)										3	0	1	0	1	0	0									
Tony Graffanino, R OBP: 0.269, SLG: 0.321 (1, 4)										4	0	0	0	0	1	3									
Greg Maddux, R OBP: 0.282, SLG: 0.269 (1, 1)										2	0	0	0	0	1	2									
Mark DeRosa, R (7, PH)										1	0	0	0	0	1	0									
John Rocker, R (8, 1)										0	0	0	0	0	0	0									
Norm Charlton, S (9, 1)										0	0	0	0	0	0	0									
Eddie Pérez, R OBP: 0.381, SLG: 0.480 (9, PH)										1	0	0	0	0	1	1									
Inning Stats	R: 1 E: 0 K: 1 S: 11	H: 1 LOB: 2 BB: 2 P: 24	R: 0 E: 1 K: 0 S: 11	H: 0 LOB: 1 BB: 0 P: 15	R: 0 E: 0 K: 2 S: 12	H: 1 LOB: 2 BB: 1 P: 21	R: 0 E: 0 K: 1 S: 9	H: 1 LOB: 1 BB: 0 P: 12	R: 0 E: 0 K: 3 S: 9	H: 0 LOB: 0 BB: 0 P: 9	R: 0 E: 0 K: 1 S: 9	H: 0 LOB: 0 BB: 0 P: 12	R: 0 E: 0 K: 2 S: 9	H: 1 LOB: 1 BB: 0 P: 11	R: 1 E: 0 K: 2 S: 16	H: 1 LOB: 1 BB: 1 P: 21	1B: 4 2B: 0 3B: 0 HR: 1	SF: 0 SAC: 0 DP: 0 HBP: 0	WP: 0 PB: 1 SB: 3 CS: 0	PA: 36					
PITCHER	IP	WLS	BF	H	R	ER	SO	BB	IBB	HBP	BLK	WP	HR	S	P	ERA	WHIP								
Randy Johnson, L ERA: 3.53 (1, 1)	8.0	W	31	4	1	1	10	3	0	0	0	0	0	74	109	1.12	0.875								
Billy Wagner, L ERA: 2.4 (9, 1)	1.0	S	5	1	1	1	2	1	0	0	0	0	1	16	21	9.00	2.000								

Houston Astros @ Atlanta Braves
Turner Field, Atlanta, GA
Wed Sep 02 1998, 7:05 PM EDT
Att. 46,238 - Overcast - 73 F

AB 32
R 2
H 5
RBI 2
BB 4
SO 12
LOB 17



Batter	1	2	3	4	5	6	7	8	9	AB	R	H	RBI	BB	SO	LOB	TOP										
Craig Biggio, R OBP: 0.303, SLG: 0.512 (1, 4)										4	0	0	0	0	1	0	Houston Astros @ Arizona Diamondbacks Bank One Ballpark, Phoenix, AZ Fri Sep 04 1998, 10:05 PM EDT Att: 41,396 - Dome - 72 F										
Ricky Gutierrez, R OBP: 0.351, SLG: 0.351 (1, 6)										3	1	2	0	1	0	0											
Derek Bell, R OBP: 0.353, SLG: 0.470 (1, 9)										4	0	0	1	0	1	2											
5 Jeff Bagwell, R OBP: 0.409, SLG: 0.532 (1, 3)										4	0	2	0	0	0	1											
Moises Alou, R OBP: 0.394, SLG: 0.604 (1, 7)										4	0	0	0	0	0	2											
Carl Everett, S OBP: 0.368, SLG: 0.490 (1, 8)										4	0	1	0	0	1	1											
Sean Berry, R OBP: 0.408, SLG: 0.558 (1, 5)										3	0	2	0	0	0	1											
Brad Ausmus, R OBP: 0.360, SLG: 0.353 (1, 2)										3	0	0	0	0	2	2											
Jose Lima, R OBP: 0.167, SLG: 0.157 Russ Johnson, R (8, PH)										2	0	0	0	0	1	1											
Mike Magnante, L OBP: 1.000, SLG: 1.000 (8, 1)										1	0	0	0	0	0	0											
Mike Magnante, L OBP: 1.000, SLG: 1.000 (8, 1)										0	0	0	0	0	0	0											
Inning Stats	R: 0 E: 0 K: 0 S: 9	H: 0 LOB: 0 BB: 0 P: 15	R: 0 E: 0 K: 0 S: 6	H: 1 LOB: 1 BB: 0 P: 11	R: 0 E: 0 K: 2 S: 8	H: 0 LOB: 0 BB: 0 P: 12	R: 1 E: 0 K: 0 S: 10	H: 2 LOB: 0 BB: 0 P: 16	R: 0 E: 0 K: 2 S: 12	H: 1 LOB: 1 BB: 0 P: 18	R: 0 E: 0 K: 1 S: 9	H: 1 LOB: 1 BB: 0 P: 14	R: 0 E: 0 K: 1 S: 8	H: 1 LOB: 1 BB: 0 P: 17	R: 0 E: 0 K: 0 S: 8	H: 0 LOB: 1 BB: 0 P: 16	R: 0 E: 0 K: 0 S: 4	H: 1 LOB: 0 BB: 0 P: 5	1B: 6 2B: 0 3B: 1 HR: 0	SF: 0 SAC: 0 DP: 1 HBP: 0	WP: 0 PB: 0 SB: 2 CS: 0	PA: 34					
PITCHER	IP	WLS	BF	H	R	ER	SO	BB	IBB	HBP	BLK	WP	HR	S	P	ERA	WHIP										
Amaury Telemaco, R ERA: 3.67 (1, 1)	7.0	W	26	6	1	1	6	0	0	0	0	0	0	62	103	1.29	0.857										
Willie Banks, R ERA: 4.55 (8, 1)	1.0		4	0	0	0	0	1	0	0	0	0	0	8	16	0.00	1.000										
Gregg Olson, R ERA: 2.87 (9, 1)	1.0	S	3	1	0	0	0	0	0	0	0	0	0	4	5	0.00	1.000										



Batter	1	2	3	4	5	6	7	8	9	AB	R	H	RBI	BB	SO	LOB	BOTTOM										
Andy Fox, L OBP: 0.360, SLG: 0.410 (1, 9)										4	0	1	1	0	1	0	Houston Astros @ Arizona Diamondbacks Bank One Ballpark, Phoenix, AZ Fri Sep 04 1998, 10:05 PM EDT Att: 41,396 - Dome - 72 F										
Jay Bell, R OBP: 0.354, SLG: 0.431 (1, 6)										4	0	1	0	0	1	1											
Devon White, S OBP: 0.341, SLG: 0.477 (1, 8)										4	0	2	0	0	0	1											
Travis Lee, L OBP: 0.344, SLG: 0.434 (1, 3)										3	1	1	0	1	1	3											
Matt Williams, R OBP: 0.324, SLG: 0.440 (1, 5)										4	0	1	0	0	0	4											
David Dellucci, L OBP: 0.326, SLG: 0.401 (1, 7)										4	1	1	0	0	1	3											
Tony Batista, R OBP: 0.326, SLG: 0.545 (1, 4)										2	0	0	1	0	0	1											
Kelly Stinnett, R OBP: 0.331, SLG: 0.401 (1, 2)										2	1	1	1	0	0	0											
Amaury Telemaco, R OBP: 0.100, SLG: 0.143 Brent Brice, L OBP: 0.302, SLG: 0.318 Willie Banks, R (8, 1)										1	0	0	0	0	0	1											
Gregg Olson, R OBP: 0.500, SLG: 2.000 (9, 1)										1	0	0	0	0	0	0											
Inning Stats	R: 0 E: 0 K: 0 S: 8	H: 0 LOB: 0 BB: 0 P: 10	R: 1 E: 0 K: 0 S: 6	H: 2 LOB: 0 BB: 0 P: 9	R: 1 E: 0 K: 1 S: 9	H: 2 LOB: 2 BB: 0 P: 17	R: 1 E: 0 K: 0 S: 12	H: 2 LOB: 1 BB: 0 P: 13	R: 0 E: 0 K: 0 S: 13	H: 1 LOB: 2 BB: 1 P: 23	R: 0 E: 0 K: 0 S: 8	H: 0 LOB: 0 BB: 0 P: 9	R: 0 E: 0 K: 2 S: 7	H: 0 LOB: 0 BB: 0 P: 12	R: 0 E: 0 K: 1 S: 10	H: 1 LOB: 1 BB: 0 P: 16	1B: 7 2B: 0 3B: 1 HR: 0	SF: 1 SAC: 1 DP: 1 HBP: 1	WP: 0 PB: 0 SB: 1 CS: 1	PA: 34							
PITCHER	IP	WLS	BF	H	R	ER	SO	BB	IBB	HBP	BLK	WP	HR	S	P	ERA	WHIP										
Jose Lima, R ERA: 3.64 (1, 1)	7.0	L	29	7	3	3	3	1	0	0	0	0	0	63	93	3.86	1.143										
Mike Magnante, L ERA: 4.7 (8, 1)	1.0		4	1	0	0	1	0	0	0	0	0	0	10	16	0.00	1.000										



Batter	1	2	3	4	5	6	7	8	9	10	11	12	AB	R	H	RBI	BB	SO	LOB	TOP		
Craig Biggio, R OBP: 0.401, SLG: 0.508	G5-3	P3				L5		F8			P7		6	0	1	1	0	0	4			
Carl Everett, S OBP: 0.363, SLG: 0.483	P9		G4-3	P8		P5		F8			K		6	0	0	0	0	1	4			
Derek Bell, R OBP: 0.354, SLG: 0.471	G6-3				G5-3						G5-3		5	1	2	0	1	0	0			
Billy Wagner, L OBP: 0.500, SLG: 0.500													0	0	0	0	0	0	0			
5 Jeff Bagwell, R OBP: 0.410, SLG: 0.537													5	2	2	1	1	0	2			
Moises Alou, R OBP: 0.395, SLG: 0.604													5	2	2	0	1	1	3			
Sean Berry, R OBP: 0.454, SLG: 0.551													5	0	1	1	0	0	3			
Doug Henry, R OBP: 0.332, SLG: 0.421													0	0	0	0	0	0	0			
Richard Hidalgo, R OBP: 0.332, SLG: 0.421													0	0	0	0	1	0	0			
Tony Eusebio, R OBP: 0.326, SLG: 0.317													3	0	0	1	0	0	1			
Jay Powell, R OBP: 0.326, SLG: 0.317													0	0	0	0	0	0	0			
Russ Johnson, R OBP: 0.326, SLG: 0.317													1	0	0	0	0	1	0			
Ricky Gutierrez, R OBP: 0.350, SLG: 0.349													5	1	1	1	1	1	3			
Shane Reynolds, R OBP: 0.184, SLG: 0.192													0	0	0	0	1	0	0			
Scott Elarton, R OBP: 0.184, SLG: 0.192													0	0	0	0	0	0	0			
35 Dave Clark, L OBP: 0.289, SLG: 0.261													1	0	1	0	0	0	0			
C.J. Nitkowski, L OBP: 0.289, SLG: 0.261													0	0	0	0	0	0	0			
Brad Ausmus, R OBP: 0.357, SLG: 0.350													3	0	0	0	0	2	2			
Inning Stats	R: 0 E: 0 K: 5 S: 5	H: 0 LOB: 0 BB: 8	R: 2 E: 1 K: 1 S: 14	H: 0 LOB: 2 BB: 27	R: 0 E: 0 K: 1 S: 6	H: 1 LOB: 0 BB: 0 P: 11	R: 0 E: 0 K: 0 S: 8	H: 2 LOB: 2 BB: 0 P: 10	R: 1 E: 0 K: 0 S: 9	H: 3 LOB: 1 BB: 0 P: 12	R: 0 E: 0 K: 0 S: 7	H: 0 LOB: 0 BB: 0 P: 11	R: 0 E: 0 K: 2 S: 9	H: 0 LOB: 0 BB: 1 P: 13	R: 0 E: 0 K: 1 S: 12	H: 0 LOB: 0 BB: 0 P: 15	R: 1 E: 0 K: 1 S: 11	H: 1 LOB: 2 BB: 1 P: 26	1B: 7 2B: 2 3B: 0 HR: 1	SF: 1 SAC: 0 DP: 1 HBP: 2	WP: 0 PB: 0 SB: 0 CS: 0	PA: 54
PITCHER	IP	WLS	BF	H	R	ER	SO	BB	IBB	HBP	BLK	WP	HR	S	P	ERA	WHIP					
Clint Sodowsky, R ERA: 5.33	(1, 1)	5.0	24	3	4	3	2	0	0	0	0	0	0	24	33	3.00	1.667					
Aaron Small, R ERA: 5.34	(6, 1)	3.0	13	5	1	1	0	0	0	0	0	0	0	8	20	0.00	2.000					
Wille Banks, R ERA: 4.47	(9, 1)	1.0	5	1	0	0	0	1	0	0	0	0	0	9	13	0.00	0.000					
Gregg Olson, R ERA: 2.82	(10, 1)	1.0	3	0	0	0	2	0	0	0	0	0	0	9	13	0.00	0.000					
Alan Embree, L ERA: 4.37	(11, 1)	1.1	L	6	1	1	1	1	0	0	0	0	0	18	31	6.75	1.500					
PITCHER	IP	WLS	BF	H	R	ER	SO	BB	IBB	HBP	BLK	WP	HR	S	P	ERA	WHIP					
Felix Rodriguez, R ERA: 5.49	(12, 1)	0.2	3	0	0	0	1	0	0	0	0	0	0	5	10	0.00	0.000					

Houston Astros @ Arizona Diamondbacks
Bank One Ballpark, Phoenix, AZ
Sat Sep 05 1998, 6:33 AM EDT
Att. 43,638 - Dome - 72 F

AB 45
R 6
H 10
RBI 5
BB 6
SO 6
LOB 22



Batter	1	2	3	4	5	6	7	8	9	10	11	12	AB	R	H	RBI	BB	SO	LOB	BOTTOM				
Andy Fox, L OBP: 0.363, SLG: 0.410	G4-3				P6			L4					3	1	1	0	3	0	2					
Jay Bell, R OBP: 0.358, SLG: 0.435													5	1	3	0	1	1	4					
Alan Embree, L OBP: 0.358, SLG: 0.435													0	0	0	0	0	0	0					
Felix Rodriguez, R OBP: 0.358, SLG: 0.435													0	0	0	0	0	0	0					
Devon White, S OBP: 0.338, SLG: 0.473													5	0	0	1	0	1	7					
Travis Lee, L OBP: 0.342, SLG: 0.429													5	0	0	1	1	0	4					
Matt Williams, R OBP: 0.324, SLG: 0.439													6	1	2	1	0	1	4					
David Dellucci, L OBP: 0.327, SLG: 0.407													5	1	2	1	0	1	3					
Andy Stankiewicz, R OBP: 0.264, SLG: 0.254													1	0	0	0	0	1	0					
Damian Miller, R OBP: 0.361, SLG: 0.481													6	0	2	1	0	1	2					
Karim Garcia, L OBP: 0.255, SLG: 0.364													5	0	0	0	0	2	3					
Kelly Stinnett, R OBP: 0.333, SLG: 0.401													0	0	0	0	1	0	0					
Clint Sodowsky, L ERA: 5.44	(1, 1)	3.0	20	9	5	5	0	2	0	0	0	0	2	1	2	0	0	0	0					
Scott Elarton, R ERA: 3.28	(4, 1)	1.0	3	0	0	0	0	1	0	0	0	0	0	5	10	0.00	1.000							
C.J. Nitkowski, L ERA: 3.81	(6, 1)	2.0	6	0	0	0	2	0	0	0	0	0	0	15	25	0.00	0.000							
Jay Powell, R ERA: 3.27	(7, 1)	2.0	10	2	0	0	2	1	1	0	0	0	0	20	42	0.00	1.500							
Doug Henry, R ERA: 2.8	(9, 1)	2.0	10	2	0	0	2	1	1	0	0	0	0	20	42	0.00	1.500							
Inning Stats	R: 3 E: 0 K: 0 S: 20	H: 3 LOB: 1 BB: 1 P: 29	R: 0 E: 0 K: 0 S: 8	H: 2 LOB: 2 BB: 0 P: 12	R: 1 E: 0 K: 0 S: 14	H: 2 LOB: 1 BB: 0 P: 15	R: 1 E: 0 K: 0 S: 14	H: 2 LOB: 2 BB: 1 P: 23	R: 0 E: 0 K: 0 S: 9	H: 2 LOB: 2 BB: 0 P: 13	R: 0 E: 0 K: 0 S: 6	H: 0 LOB: 0 BB: 0 P: 10	R: 0 E: 0 K: 0 S: 9	H: 0 LOB: 0 BB: 0 P: 14	R: 0 E: 0 K: 1 S: 12	H: 1 LOB: 2 BB: 1 P: 26	R: 0 E: 0 K: 3 S: 8	H: 0 LOB: 0 BB: 0 P: 14	R: 0 E: 0 K: 3 S: 13	H: 0 LOB: 1 BB: 1 P: 19	1B: 8 2B: 3 3B: 2 HR: 0	SF: 0 SAC: 1 DP: 1 HBP: 0	WP: 0 PB: 0 SB: 0 CS: 0	PA: 54
PITCHER	IP	WLS	BF	H	R	ER	SO	BB	IBB	HBP	BLK	WP	HR	S	P	ERA	WHIP							
Shane Reynolds, R ERA: 3.83	(1, 1)	3.0	20	9	5	5	0	2	0	0	0	0	0	43	69	15.00	3.667							
Scott Elarton, R ERA: 3.28	(4, 1)	1.0	3	0	0	0	0	1	0	0	0	0	0	5	10	0.00	1.000							
C.J. Nitkowski, L ERA: 3.81	(6, 1)	2.0	6	0	0	0	2	0	0	0	0	0	0	15	25	0.00	0.000							
Jay Powell, R ERA: 3.27	(7, 1)	2.0	10	2	0	0	2	1	1	0	0	0	0	20	42	0.00	1.500							
Doug Henry, R ERA: 2.8	(9, 1)	2.0	10	2	0	0	2	1	1	0	0	0	0	20	42	0.00	1.500							

Houston Astros @ Arizona Diamondbacks
Bank One Ballpark, Phoenix, AZ
Sat Sep 05 1998, 6:33 AM EDT
Att. 43,638 - Dome - 72 F

AB 47
R 5
H 13
RBI 5
BB 6
SO 10
LOB 31



Batter	1	2	3	4	5	6	7	8	9	AB	R	H	RBI	BB	SO	LOB	TOP					
Craig Biggio, R OBP: 0.304, SLG: 0.512 (1, 4)										5	1	3	0	1	0	2						
Ricky Gutierrez, R OBP: 0.352, SLG: 0.351 (1, 6)										6	2	3	0	0	0	3						
Derek Bell, R OBP: 0.354, SLG: 0.472 35 Dave Clark, L OBP: 0.300, SLG: 0.276 (6, PH) (8, 9)										4	1	1	2	0	0	3						
5 Jeff Bagwell, R OBP: 0.411, SLG: 0.535 (1, 3)										4	1	1	0	2	0	3						
Moises Alou, R OBP: 0.396, SLG: 0.603 J.R. Phillips, L OBP: 0.293, SLG: 0.314 (8, PH) (8, 7)										4	2	2	0	0	1	2						
Richard Hidalgo, R OBP: 0.338, SLG: 0.429 (1, 8)										4	1	2	3	1	1	3						
Sean Berry, R OBP: 0.304, SLG: 0.560 (1, 5)										5	1	2	4	0	0	4						
Brad Ausmus, R OBP: 0.355, SLG: 0.348 (1, 2)										5	0	1	1	0	0	3						
Mike Hampton, R OBP: 0.344, SLG: 0.321 Mike Magnante, L OBP: 1.000, SLG: 1.000 (8, 1)										3	0	0	0	0	0	2						
Inning Stats	R: 3 E: 0 K: 2 S: 22	H: 4 LOB: 2 BB: 1 P: 35	R: 0 E: 0 K: 0 S: 8	H: 1 LOB: 1 BB: 0 P: 11	R: 2 E: 0 K: 0 S: 10	H: 2 LOB: 0 BB: 0 P: 17	R: 0 E: 0 K: 0 S: 7	H: 2 LOB: 1 BB: 0 P: 12	R: 2 E: 0 K: 0 S: 16	H: 3 LOB: 2 BB: 0 P: 27	R: 0 E: 0 K: 0 S: 5	H: 0 LOB: 0 BB: 0 P: 10	R: 1 E: 0 K: 0 S: 5	H: 1 LOB: 1 BB: 1 P: 12	R: 2 E: 0 K: 1 S: 18	H: 3 LOB: 2 BB: 1 P: 33	R: 0 E: 0 K: 0 S: 11	H: 1 LOB: 3 BB: 2 P: 20	1B: 11 2B: 5 3B: 0 HR: 1	SF: 0 SAC: 0 DP: 2 HBP: 1	WP: 0 PB: 0 SB: 2 CS: 0	PA: 49
PITCHER	IP	WLS	BF	H	R	ER	SO	BB	IBB	HBP	BLK	WP	HR	S	P	ERA	WHIP					
Omar Daal, L ERA: 2.92 (1, 1)	4.0	L	24	12	7	7	2	1	0	0	0	0	1	53	87	15.75	3.250					
Ben Ford, R ERA: 9.0 (5, 1)	3.0		12	1	1	1	0	1	0	1	0	0	0	20	37	3.00	0.667					
Felix Rodriguez, R ERA: 5.8 (8, 1)	1.0		7	3	2	2	1	1	0	0	0	0	0	18	33	18.00	4.000					
Chris Michalak, L ERA: 7.36 (9, 1)	1.0		6	1	0	0	0	2	0	0	0	0	0	11	20	0.00	3.000					

Houston Astros @ Arizona Diamondbacks
Bank One Ballpark, Phoenix, AZ

AB 43
R 10
H 17
RBI 10
BB 5
SO 3
LOB 28



WP: 0 PA: 49
PB: 0
SB: 2
CS: 0

Sun Sep 06 1998, 6:33 AM EDT
Att: 44,076 - Dome - 72 F

livebaseballscorecards.com

Batter	1	2	3	4	5	6	7	8	9	AB	R	H	RBI	BB	SO	LOB	BOTTOM				
Andy Fox, L OBP: 0.366, SLG: 0.411 (1, 9) (8, 8)										3	0	2	0	0	0	0					
Brent Brude, L OBP: 0.304, SLG: 0.320 (9, PH)										1	0	0	1	0	0	0					
Jay Bell, R OBP: 0.357, SLG: 0.432 Karim Garcia, L OBP: 0.254, SLG: 0.363 (1, 6) (8, 9)										3	0	0	0	1	1	4					
Devon White, S OBP: 0.336, SLG: 0.469 Felix Rodriguez, R OBP: 0.359, SLG: 0.477 (1, 8) (9, 1)										4	0	0	0	0	1	4					
Damian Miller, R OBP: 0.359, SLG: 0.477 (9, PH)										0	0	0	0	0	0	0					
Travis Lee, L OBP: 0.341, SLG: 0.427 (1, 3)										3	0	0	0	1	0	3					
Matt Williams, R OBP: 0.324, SLG: 0.437 Andy Stankiewicz, R OBP: 0.254, SLG: 0.254 (1, 5) (8, PR) (9, 4)											4	0	1	0	0	1	1				
Tony Batista, R OBP: 0.331, SLG: 0.548 (1, 4) (9, 5)											4	0	3	0	0	1	1				
Kelly Stinnett, R OBP: 0.339, SLG: 0.402 (1, 2)											2	0	1	0	2	0	1				
David Dellucci, L OBP: 0.324, SLG: 0.402 (1, 7)										4	0	0	0	0	2	6					
Omar Daal, L OBP: 0.217, SLG: 0.122 Ben Ford, R OBP: 0.167, SLG: 0.583 (1, 1) (5, 1) (7, PH) (8, 6)										2	0	1	0	0	0	2					
Inning Stats	R: 0 E: 0 K: 0 S: 7	H: 0 LOB: 0 BB: 0 P: 13	R: 0 E: 0 K: 0 S: 8	H: 1 LOB: 1 BB: 1 P: 15	R: 0 E: 1 K: 2 S: 17	H: 2 LOB: 3 BB: 0 P: 27	R: 0 E: 0 K: 1 S: 10	H: 1 LOB: 2 BB: 1 P: 17	R: 0 E: 0 K: 1 S: 9	H: 1 LOB: 0 BB: 0 P: 13	R: 0 E: 0 K: 1 S: 13	H: 2 LOB: 2 BB: 0 P: 20	R: 0 E: 0 K: 0 S: 8	H: 0 LOB: 1 BB: 1 P: 17	R: 0 E: 0 K: 1 S: 13	H: 1 LOB: 2 BB: 1 P: 21	R: 1 E: 0 K: 0 S: 6	H: 1 LOB: 0 BB: 0 P: 6	1B: 7 2B: 1 3B: 1 HR: 0	SF: 0 SAC: 0 DP: 2 HBP: 1	WP: 0 PA: 40 PB: 0 SB: 0 CS: 1
PITCHER	IP	WLS	BF	H	R	ER	SO	BB	IBB	HBP	BLK	WP	HR	S	P	ERA	WHIP				
Mike Hampton, L ERA: 3.6 (1, 1)	7.0	W	30	7	0	0	5	3	0	1	0	0	0	19	22	0.00	1.429				
Mike Magnante, L ERA: 4.69 (8, 1)	2.0		9	2	1	1	1	1	0	0	0	0	0	19	27	4.50	1.500				

Houston Astros @ Arizona Diamondbacks
Bank One Ballpark, Phoenix, AZ

AB 34
R 1
H 9
RBI 1
BB 4
SO 6
LOB 22



WP: 0 PA: 40
PB: 0
SB: 0
CS: 1


Sun Sep 06 1998, 6:33 AM EDT
Att: 44,076 - Dome - 72 F

livebaseballscorecards.com

Batter	1	2	3	4	5	6	7	8	9	AB	R	H	RBI	BB	SO	LOB	TOP			
Reggie Sanders, R OBP: 0.337, SLG: 0.421 Danny Graves, R (8, 1)										4	0	0	0	0	4	2				
Chris Stynes, R OBP: 0.320, SLG: 0.342										4	0	0	0	0	2	2				
Barry Larkin, R OBP: 0.389, SLG: 0.495										4	0	1	0	0	2	0				
Dmitri Young, S OBP: 0.360, SLG: 0.487										4	0	2	0	0	2	0				
Jeffrey Hammonds, R OBP: 0.382, SLG: 0.439										4	0	1	0	0	1	2				
Bret Boone, R OBP: 0.328, SLG: 0.445										4	0	0	0	0	1	3				
Aaron Boone, R OBP: 0.338, SLG: 0.408										3	0	1	0	0	0	1				
Brook Fordyce, R OBP: 0.295, SLG: 0.342 Pat Watkins, R OBP: 0.292, SLG: 0.361										2	0	1	0	1	0	0				
Steve Parris, R OBP: 0.167, SLG: 0.167 Melvin Nieves, S OBP: 0.362, SLG: 0.342 Eddie Taubensee, L OBP: 0.354, SLG: 0.423										2	0	0	0	0	1	3				
										1	0	0	0	0	1	1				
										0	0	0	0	0	0	0				
Inning Stats	R: 0 H: 1 E: 0 K: 2 S: 16	H: 0 LOB: 0 BB: 0 P: 22	R: 0 H: 0 E: 0 K: 1 S: 11	H: 0 LOB: 0 BB: 0 P: 16	R: 0 H: 0 E: 0 K: 0 S: 6	H: 0 LOB: 0 BB: 0 P: 7	R: 0 H: 0 E: 0 K: 2 S: 9	H: 2 LOB: 3 BB: 1 P: 13	R: 0 H: 0 E: 0 K: 3 S: 7	H: 0 LOB: 0 BB: 0 P: 12	R: 0 H: 1 E: 1 K: 0 S: 7	H: 1 LOB: 1 BB: 0 P: 9	R: 0 H: 1 E: 0 K: 3 S: 13	H: 1 LOB: 2 BB: 0 P: 17	R: 0 H: 1 E: 0 K: 1 S: 9	H: 1 LOB: 1 BB: 0 P: 11	1B: 4 2B: 2 3B: 0 HR: 0	SF: 0 SAC: 0 DP: 0 HBP: 0	WP: 0 PB: 0 SB: 0 CS: 1	PA: 34
PITCHER Randy Johnson, L ERA: 3.39	IP: 9.0 WLS: W BF: 33 H: 6 R: 0 ER: 0 SO: 14 BB: 0 IBB: 1 HBP: 0 BLK: 0 WP: 0 HR: 0 S: 94 P: 129 ERA: 0.00 WHIP: 0.667																			

Cincinnati Reds @ Houston Astros
Astrodome, Houston, TX
Mon Sep 07 1998, 4:33 AM EDT
Att: 42,787 - Dome - 72 F


AB 32
R 0
H 6
RBI 0
BB 1
SO 14
LOB 14



Batter	1	2	3	4	5	6	7	8	9	AB	R	H	RBI	BB	SO	LOB	BOTTOM	
Craig Biggio, R OBP: 0.301, SLG: 0.509										4	0	0	0	0	1	0		
Carl Everett, S OBP: 0.365, SLG: 0.486										4	0	2	0	0	1	0		
Derek Bell, R OBP: 0.353, SLG: 0.475										4	1	1	1	0	0	2		
5 Jeff Bagwell, R OBP: 0.411, SLG: 0.533										2	0	0	0	1	0	0		
Moises Alou, R OBP: 0.397, SLG: 0.603										2	0	1	0	1	0	2		
Sean Berry, R OBP: 0.400, SLG: 0.553										3	0	0	0	0	2	2		
Brad Ausmus, R OBP: 0.353, SLG: 0.345										3	0	0	0	0	0	1		
Tim Bogar, R OBP: 0.216, SLG: 0.206										3	0	0	0	0	1	0		
Randy Johnson, R OBP: 0.063, SLG: 0.063										3	0	0	0	0	3	0		
Inning Stats	R: 0 H: 1 E: 0 K: 0 S: 10	H: 0 LOB: 2 BB: 1 P: 22	R: 0 H: 0 E: 0 K: 0 S: 6	H: 0 LOB: 0 BB: 0 P: 11	R: 0 H: 1 E: 0 K: 1 S: 12	H: 1 LOB: 1 BB: 0 P: 17	R: 0 H: 0 E: 0 K: 1 S: 12	H: 0 LOB: 1 BB: 1 P: 17	R: 0 H: 2 E: 0 K: 2 S: 13	H: 0 LOB: 0 BB: 0 P: 17	R: 1 H: 2 E: 0 K: 2 S: 13	H: 0 LOB: 1 BB: 0 P: 12	R: 0 H: 0 E: 0 K: 1 S: 8	H: 0 LOB: 0 BB: 0 P: 10	1B: 2 2B: 1 3B: 0 HR: 1	SF: 0 SAC: 0 DP: 0 HBP: 0	WP: 0 PB: 0 SB: 1 CS: 0	PA: 30
PITCHER Steve Parris, R ERA: 3.87 Danny Graves, R ERA: 3.99	IP: 7.0 WLS: L BF: 27 H: 4 R: 1 ER: 1 SO: 7 BB: 2 IBB: 0 HBP: 0 BLK: 0 WP: 0 HR: 1 S: 73 P: 109 ERA: 1.29 WHIP: 0.857																	

Cincinnati Reds @ Houston Astros
Astrodome, Houston, TX
Mon Sep 07 1998, 4:33 AM EDT
Att: 42,787 - Dome - 72 F

AB 28
R 1
H 4
RBI 1
BB 2
SO 8
LOB 7



Batter	1	2	3	4	5	6	7	8	9	AB	R	H	RBI	BB	SO	LOB	TOP								
Chris Stynes, R OBP: 0.324, SLG: 0.342	1-2 G5-3 2B 1B		3-2 HR HBP		1-1 G6-3		2-1 L8		4-0 E 1B BB	3	3	1	0	1	0	0	Cincinnati Reds @ Houston Astros Astrodome, Houston, TX Tue Sep 08 1998, 8:05 PM EDT Att: 16,574 - Dome - 72 F								
Sean Casey, L OBP: 0.356, SLG: 0.402	1-0 WP 2B		3-1 HR		1-2 1B		1-2 G4-3		0-1 E3 1B 2B	5	2	3	2	0	0	1									
Barry Larkin, R OBP: 0.390, SLG: 0.494	0-2 G5-3		0-1 FC3-6 1B		2-3 K		4-2 BB		1-2 2B G5-3 1B	3	0	1	1	1	1	2									
Eduardo Perez, R OBP: 0.321, SLG: 0.327										1	0	1	1	0	0	0									
Reggie Sanders, R OBP: 0.337, SLG: 0.421										0	1	0	0	0	0	0									
Dmitri Young, S OBP: 0.359, SLG: 0.486	3-3 K		2-1 FC3-6 1B		2-3 K		2-2 F7		0-0 2B 3H	1	0	0	0	0	1	1									
Pat Watkins, R OBP: 0.291, SLG: 0.365	2-3 K		1-2 FC6-4 1B						1-3 2H 2B	4	0	1	1	0	1	3									
Jeffrey Hammonds, R OBP: 0.375, SLG: 0.430	0-0 G5-3		0-1 FC6-4 1B						0-0 G5-3	5	0	0	1	0	1	4									
Roberto Petagine, L OBP: 0.455, SLG: 0.529		2-1 G3-1	1-1 G3						3-1 G3	4	1	1	1	1	0	3									
Aaron Boone, R OBP: 0.343, SLG: 0.407		1-2 FC4-6 1B		3-2 G6-3		4-0 BB			3-1 P4	3	0	1	0	1	0	1									
Eddie Taubensee, L OBP: 0.351, SLG: 0.420		1-0 FC4-6		2-1 G4-3		2-0 F7			1-3 K	3	0	0	0	0	0	2									
Brook Fordyce, R OBP: 0.295, SLG: 0.339		1-2 1B		2-1 G4-3		2-0 F7				1	0	0	0	0	1	1									
Jason Bere, R OBP: 0.379, SLG: 0.339		1-3 K		2-1 G3-1		0-0 F7			3-2 L9	1	0	0	0	0	1	1									
Rick Krivda, R OBP: 0.379, SLG: 0.339										1	0	0	0	0	0	0									
Keith Glauber, R OBP: 0.379, SLG: 0.339										1	0	0	0	0	0	1									
Melvin Nieves, S OBP: 0.379, SLG: 0.339										1	0	0	0	0	0	0									
Inning Stats	R: 1 E: 0 K: 1 S: 11	H: 2 LOB: 1 BB: 0 P: 16	R: 0 E: 0 K: 1 S: 9	H: 1 LOB: 1 BB: 0 P: 14	R: 2 E: 0 K: 0 S: 12	H: 2 LOB: 1 BB: 0 P: 21	R: 0 E: 0 K: 0 S: 7	H: 0 LOB: 0 BB: 0 P: 14	R: 0 E: 0 K: 2 S: 12	H: 1 LOB: 1 BB: 0 P: 18	R: 1 E: 0 K: 0 S: 4	H: 1 LOB: 1 BB: 1 P: 12	R: 0 E: 0 K: 0 S: 15	H: 0 LOB: 1 BB: 1 P: 24	R: 0 E: 0 K: 2 S: 9	H: 0 LOB: 1 BB: 1 P: 17	R: 3 E: 1 K: 0 S: 13	H: 2 LOB: 2 BB: 1 P: 23	1B: 5 2B: 2 3B: 0 HR: 2	SF: 0 SAC: 0 DP: 0 HBP: 1	WP: 1 PB: 0 SB: 0 CS: 0	PA: 42			
PITCHER	IP	WLS	BF	H	R	ER	SO	BB	IBB	HBP	BLK	WP	HR	S	P	ERA	WHIP								
Sean Bergman, R ERA: 3.76	7.0	W	31	7	4	4	4	2	0	1	0	1	2	70	119	5.14	1.286								
Trever Miller, L ERA: 3.0	2.0		11	2	3	1	2	2	0	0	0	0	0	22	40	4.50	2.000								

Cincinnati Reds @ Houston Astros
Astrodome, Houston, TX
Tue Sep 08 1998, 8:05 PM EDT
Att: 16,574 - Dome - 72 F

AB 37
R 7
H 9
RBI 7
BB 4
SO 6
LOB 20



Batter	1	2	3	4	5	6	7	8	9	AB	R	H	RBI	BB	SO	LOB	BOTTOM								
Craig Biggio, R OBP: 0.403, SLG: 0.510	2-1 E7 G6-3 2B		4-2 5 1B BB	0-1 G4-3		1-0 G6-3		0-0 G5-3		2	3	1	0	2	0	1	Cincinnati Reds @ Houston Astros Astrodome, Houston, TX Tue Sep 08 1998, 8:05 PM EDT Att: 16,574 - Dome - 72 F								
Tim Lincecum, R OBP: 0.213, SLG: 0.203		1-2 5 1B BB	1-2 5 HR BB							2	0	0	0	0	0	1									
Ricky Gutierrez, R OBP: 0.354, SLG: 0.352	0-2 G6-3	0-0 5 1B BB	4-0 5 HR BB		0-0 WP 1B	1-2 F9		1-3 K 1B 2H		5	3	2	1	1	1	0									
Derek Bell, R OBP: 0.355, SLG: 0.476	3-3 K	1-1 P3	1-3 K		3-2 5 2B 1B	3-2 1B		0-0 1B		6	1	3	1	0	2	6									
5 Jeff Bagwell, R OBP: 0.415, SLG: 0.544	4-2 BB	3-2 2B 1B	1-0 HR		2-2 BB 2B	2-0 P6		0-3 K		3	3	3	6	1	0	0									
J.R. Phillips, L OBP: 0.293, SLG: 0.302	E BB	1-2 2H 3H 1B	1-2 2H 3H HR		1-3 2B					2	0	0	0	0	1	3									
Moises Alou, R OBP: 0.399, SLG: 0.605	4-1 E BB	2-1 1H 2H 2B	4-1 BB		1-0 P3			3-1 P5		2	0	1	2	2	0	2									
35 Dave Clark, L OBP: 0.295, SLG: 0.271	1-2 E BB	1-1 1H 2H 2B	4-1 BB		1-0 P3			3-1 P5		2	0	0	0	0	0	2									
Carl Everett, S OBP: 0.369, SLG: 0.487	3-1 E7 1B	2-1 G6-4-3 HBP	0-1 G5-3		4-2 BB BB			1-2 1B		3	0	2	1	1	0	1									
Sean Berry, R OBP: 0.388, SLG: 0.547	4-2 FC6-4 BB	3-0 G6-4-3		1-2 G5-3	1-2 F7			1-0 F8		3	0	0	0	1	0	5									
Russ Johnson, R OBP: 0.300, SLG: 1.000		1-2 1B								1	0	0	0	0	0	1									
Brad Ausmus, R OBP: 0.356, SLG: 0.347	0-0 FC6-4		1-1 BB 5 HR BB	3-2 SH3-4 1B	4-0 1B			2-0 F7		4	1	2	1	1	0	4									
Trever Miller, R OBP: 0.500, SLG: 1.000	1-2 1B									0	0	0	0	0	0	0									
Sean Bergman, R OBP: 0.088, SLG: 0.123		0-0 1B 5 1B BB		0-1 SH3-4 1B	0-1 K			2-2 WP 2B		3	1	1	0	0	1	4									
Mitch Meluskey, S OBP: 0.667, SLG: 1.000										1	1	1	0	0	0	0									
Inning Stats	R: 2 E: 2 K: 1 S: 16	H: 2 LOB: 3 BB: 3 P: 35	R: 4 E: 0 K: 0 S: 12	H: 4 LOB: 1 BB: 1 P: 27	R: 4 E: 0 K: 1 S: 12	H: 2 LOB: 1 BB: 3 P: 27	R: 0 E: 0 K: 0 S: 11	H: 1 LOB: 1 BB: 0 P: 15	R: 2 E: 0 K: 0 S: 8	H: 3 LOB: 3 BB: 2 P: 31	R: 0 E: 0 K: 0 S: 6	H: 1 LOB: 1 BB: 0 P: 10	R: 1 E: 0 K: 2 S: 16	H: 2 LOB: 2 BB: 0 P: 22	1B: 11 2B: 4 3B: 0 HR: 1	SF: 0 SAC: 1 DP: 1 HBP: 1	WP: 3 PB: 0 SB: 0 CS: 0	PA: 50							
PITCHER	IP	WLS	BF	H	R	ER	SO	BB	IBB	HBP	BLK	WP	HR	S	P	ERA	WHIP								
Jason Bere, R ERA: 6.45	1.1	L	14	6	6	6	1	4	0	1	0	1	1	35	69	18.00	3.333								
Rick Krivda, L ERA: 7.39	3.0		19	6	6	6	1	4	0	1	0	1	0	36	58	2.46	1.364								
Keith Glauber, R ERA: 2.45	3.2		17	4	1	1	3	1	0	0	0	1	0	36	58	2.46	1.364								

Cincinnati Reds @ Houston Astros
Astrodome, Houston, TX
Tue Sep 08 1998, 8:05 PM EDT
Att: 16,574 - Dome - 72 F

AB 39
R 13
H 16
RBI 12
BB 9
SO 5
LOB 30



Batter	1	2	3	4	5	6	7	8	9	AB	R	H	RBI	BB	SO	LOB	TOP					
Fernando Vina, L (1,4) OBP: 0.388, SLG: 0.422 Al Reyes, R (8,1) OBP: 0.250, SLG: 0.250	1-0 P9		0-0 B3			0-0 1B		3-2 G3		4	0	1	0	0	0	1	Milwaukee Brewers @ Houston Astros Astrodome, Houston, TX Wed Sep 09 1998, 8:05 PM EDT Att: 24,462 - Dome - 72 F					
Marquis Grissom, R (1,8) OBP: 0.298, SLG: 0.373	0-0 P7		0-1 G6-3			3-0 F8			0-0 HR	4	1	1	1	0	0	1						
Dave Nilsson, L (1,2) OBP: 0.315, SLG: 0.445 Valerio De Los Santos, L (6,1) Mark Loretta, R (8,4) OBP: 0.393, SLG: 0.428	2-2 HR			1-1 F7		0-3 K			2-1 1B 1B	3	1	1	1	0	1	1						
Jeff Cirillo, R (1,5) OBP: 0.410, SLG: 0.442	0-0 F7			0-2 F8			0-0 F7		0-1 1B	4	0	1	0	0	0	0						
Jeremy Burnitz, L (1,9) OBP: 0.343, SLG: 0.496		0-3 K		1-2 G4-3			0-0 G4-3		1-3 K	4	0	0	0	0	2	2						
Bob Hamelin, L (1,3) OBP: 0.298, SLG: 0.417		0-1 G3-1 2B			0-1 L9		0-3 K		1-2 1B	4	0	2	0	0	1	0						
Jose Valentin, S (1,6) OBP: 0.384, SLG: 0.384 Marc Newfield, R (9, PH) OBP: 0.305, SLG: 0.326		2-2 G3-1			2-3 K			0-3 K	0-3 K	3	0	0	0	0	2	1						
Geoff Jenkins, L (1,7) OBP: 0.275, SLG: 0.401 Darin Jackson, R (9, PH) OBP: 0.250, SLG: 0.367		1-1 G4-3			0-0 L9			2-2 1B	0-0 F8	3	0	1	0	0	0	1						
Steve Woodard, L (1,1) OBP: 0.140, SLG: 0.186 John Jaha, R (6, PH) Mike Matheny, R (6,2) OBP: 0.280, SLG: 0.340			1-0 L7			3-3 K		0-3 K		1	0	0	0	0	0	0						
Inning Stats	R: 1 E: 0 K: 0 S: 9	H: 1 LOB: 0 BB: 0 P: 12	R: 0 E: 0 K: 1 S: 12	H: 1 LOB: 0 BB: 0 P: 15	R: 0 E: 0 K: 0 S: 4	H: 0 LOB: 0 BB: 0 P: 5	R: 0 E: 0 K: 0 S: 10	H: 0 LOB: 0 BB: 0 P: 12	R: 0 E: 0 K: 1 S: 8	H: 0 LOB: 0 BB: 0 P: 10	R: 0 E: 0 K: 2 S: 10	H: 1 LOB: 1 BB: 0 P: 16	R: 0 E: 0 K: 1 S: 5	H: 0 LOB: 0 BB: 0 P: 5	R: 0 E: 0 K: 2 S: 14	H: 1 LOB: 1 BB: 0 P: 19		R: 1 E: 0 K: 2 S: 18	H: 4 LOB: 3 BB: 0 P: 22	1B: 5 2B: 1 3B: 0 HR: 2	SF: 0 SAC: 0 DP: 0 HBP: 0	WP: 0 PB: 0 SB: 0 CS: 0
PITCHER	IP WLS BF H R ER SO BB IBB HBP BLK WP HR S P ERA WHIP																					
Jose Lima, R (1,1) ERA: 3.59	8.0 W 31 7 2 2 7 0 0 0 0 0 2 77 101 2.25 0.875																					
Billy Wagner, L (9,1) ERA: 2.26	1.0 S 4 1 0 0 2 0 0 0 0 0 0 13 15 0.00 1.000																					

Batter	1	2	3	4	5	6	7	8	9	AB	R	H	RBI	BB	SO	LOB	BOTTOM			
Craig Biggio, R (1,4) OBP: 0.306, SLG: 0.518	1-1 FC6-4 5 2B 1B	1-2 G4-3		2-2 1B		1-0 G4-3 1B		3-2 HR		5	2	4	1	0	0	0	Milwaukee Brewers @ Houston Astros Astrodome, Houston, TX Wed Sep 09 1998, 8:05 PM EDT Att: 24,462 - Dome - 72 F			
Carl Everett, S (1,8) OBP: 0.368, SLG: 0.483	2-1 FC6-4 1B	2-3 K		2-3 K		1-1 G4-3 1B		1-0 G1-3		5	0	1	0	0	2	2				
Derek Bell, R (1,9) OBP: 0.355, SLG: 0.476	1-1 FC6-4 5 2B 1B	0-0 G6-3		0-1 5 FC4 1B		0-0 5 WP 1B				4	1	2	0	0	0	2				
5 Jeff Bagwell, R (1,3) OBP: 0.416, SLG: 0.552	3-0 1B 2B 2B			2-1 FC4		1-0 P3				4	2	2	2	0	0	3				
Moises Alou, R (1,7) OBP: 0.398, SLG: 0.602	1-1 2B G5-3 1B		2-0 G6-3		1-1 G5-3		1-0 F7			4	1	1	1	0	0	0				
Sean Berry, R (1,5) OBP: 0.399, SLG: 0.550	2-3 3H G5-3 2B		2-0 G5-3		0-0 1B		2-2 G6-3			4	0	2	1	0	0	0				
Ricky Gutierrez, R (1,6) OBP: 0.353, SLG: 0.351	3-1 G5-3		1-2 1B		2-1 F9		1-3 K			4	0	1	1	0	1	2				
Brad Ausmus, R (1,2) OBP: 0.357, SLG: 0.347	4-1 BB		0-0 F9		2-1 1B		3-3 K			3	0	1	0	1	1	1				
Jose Lima, R (1,1) ERA: 4.15 Billy Wagner, L (9,1) OBP: 0.500, SLG: 0.500	2-1 L8		1-2 F7		1-2 G5-3		1-3 K			4	0	0	0	0	1	4				
Inning Stats	R: 4 E: 0 K: 0 S: 17	H: 5 LOB: 2 BB: 1 P: 35	R: 0 E: 0 K: 1 S: 9	H: 0 LOB: 0 BB: 0 P: 12	R: 1 E: 0 K: 0 S: 7	H: 2 LOB: 1 BB: 0 P: 12	R: 0 E: 0 K: 1 S: 13	H: 2 LOB: 2 BB: 0 P: 20	R: 0 E: 0 K: 0 S: 5	H: 2 LOB: 1 BB: 0 P: 8	R: 0 E: 0 K: 1 S: 14	H: 0 LOB: 0 BB: 0 P: 18	R: 0 E: 0 K: 2 S: 11	H: 1 LOB: 0 BB: 0 P: 19	R: 1 E: 0 K: 2 S: 11	H: 1 LOB: 0 BB: 0 P: 19		1B: 10 2B: 2 3B: 0 HR: 2	SF: 0 SAC: 0 DP: 1 HBP: 0	WP: 1 PB: 0 SB: 0 CS: 0
PITCHER	IP WLS BF H R ER SO BB IBB HBP BLK WP HR S P ERA WHIP																			
Steve Woodard, R (1,1) ERA: 4.15	5.0 L 27 11 5 5 2 1 0 0 0 0 1 0 25 36 0.00 0.750																			
Valerio De Los Santos, L (6,1) ERA: 1.59	2.2 9 2 0 0 3 0 0 0 0 0 1 0 25 36 0.00 0.750																			
Al Reyes, R (8,1) ERA: 4.26	0.1 2 1 1 1 0 0 0 0 0 0 0 1 5 9 27.00 3.000																			

Batter	1	2	3	4	5	6	7	8	9	AB	R	H	RBI	BB	SO	LOB	TOP										
Delino DeShields, L OBP: 0.375, SLG: 0.434	G1-3		G6-3			G6-3	P6			4	0	0	0	0	0	0	St. Louis Cardinals @ Houston Astros Astrodome, Houston, TX Fri Sep 11 1998, 8:05 PM EDT Att: 52,186 - Dome - 72 F										
Ray Lankford, L OBP: 0.392, SLG: 0.531	K			K		1B 2B		G5-4-3 1B		4	1	2	0	0	2	0											
Mark McGwire, R OBP: 0.469, SLG: 0.739	G5-3			G5-3		K		G5-4-3 1B		4	0	1	0	0	1	1											
Brian Jordan, R OBP: 0.362, SLG: 0.534		K		G5-3		BB 1B 2H 1B		G5-4-3 1B		4	0	1	1	0	1	2											
Ron Gant, R OBP: 0.330, SLG: 0.487		1B				FC5 1B		F9		4	0	3	0	0	0	1											
Fernando Tatis, R OBP: 0.326, SLG: 0.404	F7					S FC5 G6-3 1B				3	1	1	0	1	1	1											
Placido Polanco, R OBP: 0.299, SLG: 0.351	K					FC5 G6-3 S 1B 2-3F		FC5-4 BB		4	0	0	0	0	2	6											
Matt Morris, R OBP: 0.250, SLG: 0.130						G6-3				3	0	0	1	0	1	1											
Mike Busby, R OBP: 0.250, SLG: 0.130						1-3 2H				0	0	0	0	0	0	0											
Joe McEwing, R OBP: 0.250, SLG: 0.130										1	0	0	0	0	1	0											
Eli Marrero, R OBP: 0.332, SLG: 0.394			F7			P6				3	0	0	0	0	1	1											
Inning Stats	R: 0 E: 0 K: 1 S: 9	H: 0 LOB: 0 BB: 0 P: 14	R: 0 E: 0 K: 2 S: 10	H: 1 LOB: 1 BB: 0 P: 14	R: 0 E: 0 K: 1 S: 9	H: 0 LOB: 0 BB: 0 P: 14	R: 0 E: 0 K: 1 S: 10	H: 0 LOB: 0 BB: 0 P: 15	R: 1 E: 0 K: 0 S: 8	H: 2 LOB: 1 BB: 0 P: 13	R: 1 E: 0 K: 1 S: 10	H: 3 LOB: 3 BB: 0 P: 24	R: 0 E: 0 K: 1 S: 8	H: 0 LOB: 0 BB: 0 P: 15	R: 0 E: 0 K: 0 S: 7	H: 2 LOB: 1 BB: 0 P: 11	R: 0 E: 0 K: 3 S: 14	H: 0 LOB: 0 BB: 0 P: 19	1B: 7 2B: 1 3B: 0 HR: 0	SF: 0 SAC: 0 DP: 1 HBP: 0	WP: 0 PB: 0 SB: 2 CS: 0	PA: 35					
PITCHER	IP	WLS	BF	H	R	ER	SO	BB	IBB	HBP	BLK	WP	HR	S	P	ERA	WHIP										
Mike Hampton, L ERA: 3.55	(1, 1)	7.2	31	8	2	2	7	1	0	0	0	0	0	69	116	2.35	1.174										
Jay Powell, R ERA: 3.25	(8, 1)	0.1	W	1	0	0	0	0	0	0	0	0	0	2	4	0.00	0.000										
Billy Wagner, L ERA: 2.22	(9, 1)	1.0	3	0	0	0	3	0	0	0	0	0	0	14	19	0.00	0.000										

Batter	1	2	3	4	5	6	7	8	9	AB	R	H	RBI	BB	SO	LOB	BOTTOM										
Craig Biggio, R OBP: 0.303, SLG: 0.513	F7		1B			K2-3	G6-4-3	G6-3		5	0	1	1	0	1	2	St. Louis Cardinals @ Houston Astros Astrodome, Houston, TX Fri Sep 11 1998, 8:05 PM EDT Att: 52,186 - Dome - 72 F										
Carl Everett, S OBP: 0.368, SLG: 0.481	G4-3		L8			HR BB		K		4	1	1	0	1	1	2											
Derek Bell, R OBP: 0.362, SLG: 0.486	1B					1B HR		FC1-6 2B		4	2	3	2	0	0	1											
5 Jeff Bagwell, R OBP: 0.417, SLG: 0.548	F9					1B HR		2B BB		3	1	1	0	1	0	2											
Moises Alou, R OBP: 0.400, SLG: 0.603	F6-3					G5-3 1B		2B 2B		4	1	3	1	0	0	0											
Sean Berry, R OBP: 0.399, SLG: 0.539	G6-3					G4-6-3 1B		2B 1B IBB		2	1	0	0	2	0	2											
Ricky Gutierrez, R OBP: 0.354, SLG: 0.353	G6-3					G5-3 HBP		1B 2B		3	1	1	2	0	0	3											
Brad Ausmus, R OBP: 0.358, SLG: 0.349						G4-6-3 1B		G5-3 35 1B G6-3 1B		4	1	2	2	0	0	1											
Mike Hampton, R OBP: 0.344, SLG: 0.321						G5-3				3	0	1	0	0	0	1											
Jay Powell, R OBP: 0.344, SLG: 0.321						G5-3				0	0	0	0	0	0	0											
35 Dave Clark, L OBP: 0.301, SLG: 0.277										1	0	1	0	0	0	0											
Billy Wagner, L OBP: 0.500, SLG: 0.500										0	0	0	0	0	0	0											
Inning Stats	R: 0 E: 0 K: 0 S: 8	H: 1 LOB: 1 BB: 0 P: 14	R: 0 E: 0 K: 0 S: 8	H: 0 LOB: 0 BB: 0 P: 12	R: 0 E: 0 K: 0 S: 7	H: 2 LOB: 1 BB: 0 P: 9	R: 0 E: 0 K: 0 S: 6	H: 2 LOB: 1 BB: 0 P: 9	R: 0 E: 0 K: 1 S: 6	H: 0 LOB: 0 BB: 0 P: 8	R: 2 E: 0 K: 1 S: 15	H: 3 LOB: 2 BB: 0 P: 27	R: 0 E: 0 K: 0 S: 6	H: 1 LOB: 0 BB: 0 P: 9	R: 6 E: 1 K: 1 S: 23	H: 5 LOB: 1 BB: 2 P: 43	1B: 10 2B: 3 3B: 0 HR: 1	SF: 0 SAC: 0 DP: 4 HBP: 1	WP: 1 PB: 0 SB: 0 CS: 0	PA: 38							
PITCHER	IP	WLS	BF	H	R	ER	SO	BB	IBB	HBP	BLK	WP	HR	S	P	ERA	WHIP										
Matt Morris, R ERA: 2.79	(1, 1)	7.1	L	35	13	8	8	1	2	2	1	0	0	69	113	9.82	2.045										
Mike Busby, R ERA: 5.03	(8, 1)	0.2	3	1	0	0	1	0	0	0	0	1	0	10	18	0.00	1.500										

AB	34
R	2
H	8
RBI	2
BB	1
SO	10
LOB	13



AB	33
R	8
H	14
RBI	8
BB	4
SO	2
LOB	14



Batter	1	2	3	4	5	6	7	8	9	AB	R	H	RBI	BB	SO	LOB	TOP		
Joe McEwing, R OBP: 0.222, SLG: 0.125 Delino DeShields, L OBP: 0.376, SLG: 0.434	1-2 2B 1B	2-1 P3			1-3 K			4-2 FC3-6 BB		3	1	1	0	0	1	2			
Fernando Tatis, R OBP: 0.326, SLG: 0.405 Ray Lankford, L OBP: 0.391, SLG: 0.530 John Mabry, L OBP: 0.310, SLG: 0.387	0-2 1B 2B	2-0 F8			1-3 K			1-1 FC3-6 1-2		3	1	1	1	0	1	2			
Mark McGwire, R OBP: 0.468, SLG: 0.734	3-3 K			4-2 BB				2-3 K		3	0	0	0	1	3	2			
Brian Jordan, R OBP: 0.360, SLG: 0.530	1-3 K 2-3			2-2 F8			2-2 G5-3	0-0 F4		4	0	0	0	0	1	3			
Ron Gant, R OBP: 0.329, SLG: 0.484	1-2 1B			2-3 K			2-3 K			4	0	1	1	0	3	1			
Eli Marrero, R OBP: 0.331, SLG: 0.392	1-3 K			2-2 F9			1-3 K			4	0	1	0	0	2	2			
Luis Ordez, R OBP: 0.190, SLG: 0.155 J.D. Drew, L OBP: 0.333, SLG: 0.833		2-2 G4-3		0-0 G6-3			2-2 P5			3	0	0	0	0	0	0			
Darren Oliver, R OBP: 0.111, SLG: 0.185 Rick Croushore, R OBP: 0.291, SLG: 0.296		3-2 BB 1B		1-0 G5-3			2-3 K			3	0	1	0	0	1	0			
12 Pat Kelly, R OBP: 0.291, SLG: 0.296										1	0	0	0	0	1	1			
Mark Little, R OBP: 0.291, SLG: 0.296		4-2 1-2 BB		0-0 6-3			3-3 K			2	0	0	0	1	1	0			
Inning Stats	R: 2 H: 3 E: 0 K: 3 S: 19	H: 3 R: 1 LOB: 1 BB: 0 P: 26	R: 0 H: 1 E: 0 K: 0 S: 16	H: 0 R: 0 LOB: 1 BB: 1 P: 21	R: 0 H: 0 E: 0 K: 0 S: 3	H: 0 R: 0 LOB: 0 BB: 0 P: 4	R: 0 H: 0 E: 0 K: 2 S: 10	H: 0 R: 0 LOB: 0 BB: 0 P: 17	R: 0 H: 0 E: 0 K: 1 S: 8	H: 1 R: 1 LOB: 1 BB: 1 P: 20	1B: 4 2B: 1 3B: 0 HR: 0	SF: 0 SAC: 0 DP: 0 HBP: 0	WP: 0 PB: 0 SB: 1 CS: 0	PA: 35					
PITCHER	IP WLS BF H R ER SO BB IBB HBP BLK WP HR S P ERA WHIP	IP WLS BF H R ER SO BB IBB HBP BLK WP HR S P ERA WHIP																	
Randy Johnson, L ERA: 3.37	(1, 1) 7.0 W 27 4 2 2 11 2 0 0 0 0 0 82 127 2.57 0.857	(8, 1) 1.0 S 4 0 0 0 1 1 0 0 0 0 0 8 15 0.00 1.000	(9, 1) 1.0 S 4 1 0 0 3 0 0 0 0 0 0 13 20 0.00 1.000																

St. Louis Cardinals @ Houston Astros
Astrodome, Houston, TX
Sat Sep 12 1998, 8:05 PM EDT
Att: 52,493 - Dome - 72 F

AB 32
R 2
H 5
RBI 2
BB 3
SO 15
LOB 15



Batter	1	2	3	4	5	6	7	8	9	AB	R	H	RBI	BB	SO	LOB	BOTTOM			
Craig Biggio, R OBP: 0.305, SLG: 0.514	4-2 S G5-3 BB			4-0 CS BB				0-1 K		2	1	1	2	2	1	0				
Ricky Gutierrez, R OBP: 0.352, SLG: 0.350	2-3 K 1-2			2-1 F9 1-2			2-2 G5-3	1-3 2H 2-3 2B		4	0	0	0	0	2	4				
Derek Bell, R OBP: 0.361, SLG: 0.486	3-2 G5-3 2H			1-1 2B			0-0 G4-3	0-0 F8		4	0	1	1	0	0	2				
5 Jeff Bagwell, R OBP: 0.416, SLG: 0.546	0-1 1B WP 1B			2-3 K			1-1 G6-3	0-0 F9		4	0	1	0	0	1	1				
Moises Alou, R OBP: 0.399, SLG: 0.601	2-0 FC6-4 1B			1-1 G6-3			0-1 G5-3	0-3 K		4	0	1	0	0	1	0				
Richard Hidalgo, R OBP: 0.345, SLG: 0.439	2-1 FC6-4 1-2			2-0 E7 1B			0-0 SH5-3 2B	3-0 L5		4	1	2	0	0	0	2				
Sean Berry, R OBP: 0.396, SLG: 0.535		1-0 F9		2-0 P3			0-1 SH5-3			2	0	0	0	0	0	1				
Brad Ausmus, R OBP: 0.358, SLG: 0.347		3-3 K		0-0 G5-3			4-0 S 2B BB			2	1	0	0	1	1	1				
Randy Johnson, R OBP: 0.059, SLG: 0.059 Pete Incaviglia, R OBP: 0.167, SLG: 0.136 Scott Elarton, R OBP: 0.500, SLG: 0.500		0-3 K		1-3 K			4-2 2B 1-2 BB			2	0	0	0	0	2	0				
Inning Stats	R: 1 H: 2 E: 0 K: 1 S: 17	H: 2 R: 3 LOB: 2 BB: 1 P: 30	R: 0 H: 0 E: 0 K: 2 S: 7	H: 0 R: 0 LOB: 0 BB: 0 P: 11	R: 0 H: 1 E: 0 K: 1 S: 7	H: 1 R: 0 LOB: 1 BB: 1 P: 16	R: 0 H: 1 E: 0 K: 0 S: 5	H: 1 R: 0 LOB: 1 BB: 0 P: 10	R: 0 H: 0 E: 0 K: 2 S: 12	H: 0 R: 0 LOB: 0 BB: 0 P: 17	R: 0 H: 0 E: 0 K: 0 S: 5	H: 0 R: 0 LOB: 0 BB: 0 P: 6	R: 2 H: 2 E: 0 K: 1 S: 13	H: 2 R: 0 LOB: 2 BB: 2 P: 23	R: 0 H: 0 E: 0 K: 1 S: 5	H: 0 R: 0 LOB: 0 BB: 0 P: 8	1B: 3 2B: 3 3B: 0 HR: 0	SF: 0 SAC: 1 DP: 0 HBP: 0	WP: 1 PB: 0 SB: 3 CS: 1	PA: 33
PITCHER	IP WLS BF H R ER SO BB IBB HBP BLK WP HR S P ERA WHIP	IP WLS BF H R ER SO BB IBB HBP BLK WP HR S P ERA WHIP																		
Darren Oliver, L ERA: 5.55	(1, 1) 6.1 L 28 6 3 3 6 4 0 0 0 0 0 61 106 4.26 1.579	(7, 1) 1.2 S 5 0 0 0 2 0 0 0 0 0 0 10 15 0.00 0.000																		

St. Louis Cardinals @ Houston Astros
Astrodome, Houston, TX
Sat Sep 12 1998, 8:05 PM EDT
Att: 52,493 - Dome - 72 F

AB 28
R 3
H 6
RBI 3
BB 4
SO 8
LOB 11



Batter	1	2	3	4	5	6	7	8	9	10	11	12	AB	R	H	RBI	BB	SO	LOB	TOP								
Tony Phillips, S 31 Mike Piazza, R Greg McMichael, R Jay Payton, R	G4-3		K		G1-3		P8			G6-3		G1-3	3 0 0 0 0 1 0 1 0 0 0 0 0 2 0 0 0 0 0 0 0 2 0 1 0 0 0 0															
Edgardo Alfonzo, R	1B		L5			K		P4		K		G1-3	6 0 1 0 0 2 1															
John Olerud, L	P6		G6-3			G3-1		P4				1B	4 0 0 0 0 2 0 1															
Todd Hundley, S Jorge Fabregas, L Jeff Tam, R	G3				K			K				L8	5 0 1 0 0 2 2 1 0 0 0 0 1 2 0 0 0 0 0 0 0															
Brian McRae, S		F8			G1-3			L9				K	5 0 0 0 0 1 2 3															
Lenny Harris, L	G4-3					L9						K	5 1 1 0 0 1 1															
Carlos Baerga, S Ralph Millard, R John Franco, L Todd Pratt, R	1B											HR	5 2 4 2 0 0 0 0 1 0 0 0 0 0 0 0 0 0 0 0 0 0 0 0 0 0 0 0							AB 47 R 5 H 11 RBI 5 BB 3 SO 10 LOB 14								
Rey Ordóñez, R	HR											2B	5 1 3 3 0 0 0															
Armando Reynoso, R Mauricio Flores, L Jermarie Alcantara, R Rigo Beltran, L Turk Wendell, L Luis Lopez, S	K2-3											F9	2 0 0 0 0 0 1 0 1 0 0 0 0 0 0 1 1 0 0 0 0 0 0 0 0 0 0 0 0 0 0 0 1 0 0 0 0 0 0 1															
Inning Stats	R: 0 E: 0 K: 8 S: 8	H: 1 LOB: 1 BB: 0 P: 14	R: 2 E: 0 K: 1 S: 13	H: 2 LOB: 0 BB: 0 P: 17	R: 0 E: 0 K: 1 S: 9	H: 0 LOB: 0 BB: 0 P: 15	R: 0 E: 0 K: 1 S: 11	H: 2 LOB: 0 BB: 0 P: 16	R: 0 E: 0 K: 0 S: 7	H: 0 LOB: 0 BB: 0 P: 12	R: 0 E: 0 K: 1 S: 10	H: 1 LOB: 1 BB: 0 P: 15	R: 0 E: 1 K: 0 S: 6	H: 1 LOB: 2 BB: 0 P: 10	R: 0 E: 0 K: 1 S: 7	H: 0 LOB: 0 BB: 0 P: 11	R: 2 E: 0 K: 0 S: 8	H: 1 LOB: 0 BB: 1 P: 16	R: 0 E: 0 K: 1 S: 9	H: 0 LOB: 1 BB: 1 P: 14	R: 1 E: 0 K: 2 S: 13	H: 2 LOB: 1 BB: 0 P: 22	R: 0 E: 0 K: 2 S: 9	H: 1 LOB: 2 BB: 1 P: 17	1B: 6 2B: 3 3B: 0 HR: 2	SF: 0 SAC: 0 DP: 2 HBP: 0	WP: 0 PB: 1 SB: 0 CS: 0	PA: 50
PITCHER	IP	WLS	BF	H	R	ER	SO	BB	IBB	HBP	BLK	WP	HR	S	P	ERA	WHIP											
Shane Reynolds, R	(1.1)	6.2	27	7	2	2	4	0	0	0	0	0	1	39	66	6.23	1.154											
Scott Elarton, R	(7.1)	4.1	18	3	3	3	4	2	0	0	0	0	0	1	39	66	6.23	1.154										
Jay Powell, R	(12.1)	1.0	W	5	1	0	2	0	1	0	0	0	0	9	17	0.00	1.000											

New York Mets @ Houston Astros
Astrodome, Houston, TX
Tue Sep 15 1998, 4:33 AM EDT
Dome - 72 F

AB 47
R 5
H 11
RBI 5
BB 3
SO 10
LOB 14



Batter	1	2	3	4	5	6	7	8	9	10	11	12	AB	R	H	RBI	BB	SO	LOB	BOTTOM								
Bill Spiers, L Craig Biggio, R	G4-3		G4-3				K		G5-4-3		F8		2 1 1 0 1 0 0 3 0 0 0 0 1 3															
Carl Everett, S Jay Powell, R	F9		P6				K			K		K	6 0 0 0 0 4 4 0 0 0 0 0 0 0															
35 Dave Clark, L Derek Bell, R	G4-3									K		HR	2 1 1 1 1 0 0 3 1 1 1 0 1 0															
Pete Incaviglia, R Richard Hidalgo, R	F9												3 0 0 0 0 0 3 1 1 1 0 1 0 0															
Sean Berry, R													3 1 2 0 1 0 1															
J.R. Phillips, L 5 Jeff Bagwell, R	1B												3 0 1 0 0 2 3 2 1 2 2 0 0 0															
Tony Eusebio, R Scott Elarton, R Ricky Gutierrez, R	G1-6-3												3 0 1 2 0 0 3 1 0 0 0 0 1 2 1 0 1 0 0 0 0							AB 42 R 6 H 13 RBI 6 BB 5 SO 12 LOB 23								
Tim Bogar, R Moises Alou, R	F7												4 0 1 0 0 0 2 0 0 0 0 1 0 0															
Shane Reynolds, R Brad Ausmus, R Mitch Meluskey, S	K												2 0 0 0 0 1 0 1 0 0 0 0 1 0 2 0 1 0 0 1 2															
Inning Stats	R: 1 E: 0 K: 0 S: 9	H: 1 LOB: 0 BB: 0 P: 14	R: 0 E: 0 K: 0 S: 7	H: 1 LOB: 1 BB: 0 P: 12	R: 0 E: 0 K: 1 S: 11	H: 0 LOB: 0 BB: 0 P: 12	R: 2 E: 0 K: 1 S: 11	H: 2 LOB: 1 BB: 1 P: 22	R: 0 E: 0 K: 1 S: 8	H: 0 LOB: 2 BB: 2 P: 20	R: 0 E: 0 K: 1 S: 11	H: 1 LOB: 0 BB: 0 P: 14	R: 0 E: 0 K: 2 S: 8	H: 0 LOB: 0 BB: 0 P: 11	R: 1 E: 0 K: 0 S: 11	H: 2 LOB: 1 BB: 1 P: 18	R: 0 E: 0 K: 0 S: 5	H: 2 LOB: 0 BB: 0 P: 8	R: 0 E: 0 K: 2 S: 11	H: 1 LOB: 1 BB: 1 P: 15	R: 1 E: 0 K: 2 S: 13	H: 2 LOB: 2 BB: 1 P: 28	R: 1 E: 0 K: 0 S: 6	H: 1 LOB: 0 BB: 0 P: 8	1B: 8 2B: 3 3B: 0 HR: 2	SF: 0 SAC: 0 DP: 2 HBP: 1	WP: 2 PB: 0 SB: 1 CS: 1	PA: 48
PITCHER	IP	WLS	BF	H	R	ER	SO	BB	IBB	HBP	BLK	WP	HR	S	P	ERA	WHIP											
Armando Reynoso, R	(1.1)	6.0	25	5	3	3	4	2	1	1	1	2	0	54	94	4.50	1.167											
Greg McMichael, R	(7.1)	2.0	9	2	1	1	4	1	0	0	0	0	0	19	29	4.50	1.500											
Rigo Beltran, L	(9.1)	0.1	2	2	0	0	0	0	0	0	0	0	0	3	5	0.00	6.000											
Turk Wendell, R	(9.1)	1.2	5	1	0	0	2	0	0	0	0	0	0	13	18	0.00	0.600											
John Franco, L	(11.1)	1.0	6	2	1	1	2	0	1	0	0	0	1	13	28	9.00	2.000											

New York Mets @ Houston Astros
Astrodome, Houston, TX
Tue Sep 15 1998, 4:33 AM EDT
Dome - 72 F

AB 42
R 6
H 13
RBI 6
BB 5
SO 12
LOB 23




Batter	1	2	3	4	5	6	7	8	9	AB	R	H	RBI	BB	SO	LOB	TOP																	
Jermaine Allensworth, R (1, 8) <small>OBP: 0.343, SLG: 0.385</small> Matt Franco, L (9, PH) <small>OBP: 0.371, SLG: 0.357</small> Mike Kinkade, R (9, PR) <small>OBP: 0.304, SLG: 0.373</small> Carlos Baerga, S (9, 4) <small>OBP: 0.304, SLG: 0.373</small>										4	0	0	0	0	3	1	New York Mets @ Houston Astros Astrodome, Houston, TX Tue Sep 15 1998, 8:05 PM EDT Att: 40,835 - Dome - 72 F																	
Edgardo Alfonzo, R (1, 5) <small>OBP: 0.357, SLG: 0.434</small>									3	3	2	1	2	0	0																			
31 Mike Piazza, R (1, 2) <small>OBP: 0.388, SLG: 0.573</small>									4	1	2	0	1	0	2																			
Todd Pratt, R (1, 3) <small>OBP: 0.299, SLG: 0.538</small> John Olerud, L (5, 3) <small>OBP: 0.429, SLG: 0.535</small>									3	0	1	1	0	0	1																			
Jay Payton, R (1, 7) <small>OBP: 0.333, SLG: 0.400</small>										5	0	1	0	0	1	2																		
Butch Huskey, R (1, 9) <small>OBP: 0.295, SLG: 0.408</small> Lenny Harris, L (8, PR) <small>OBP: 0.305, SLG: 0.381</small>										4	1	2	1	0	0	1																		
Luis Lopez, S (1, 4) <small>OBP: 0.320, SLG: 0.349</small>										3	0	0	0	1	0	1																		
Rey Ordenez, R (1, 6) <small>OBP: 0.281, SLG: 0.307</small>										3	1	1	0	1	0	2																		
Al Leiter, L (1, 1) <small>OBP: 0.200, SLG: 0.132</small> Turk Wendell, L (8, 1) Ralph Milliard, R (8, 4) Brian McRae, S (9, PH) <small>OBP: 0.362, SLG: 0.478</small>										3	0	0	0	0	1	3																		
Inning Stats	R: 1 E: 0 K: 10 S: 10	H: 2 LOB: 1 BB: 0 P: 18	R: 1 E: 0 K: 11 S: 8	H: 1 LOB: 1 BB: 1 P: 14	R: 0 E: 0 K: 0 S: 8	H: 0 LOB: 2 BB: 1 P: 16	R: 0 E: 0 K: 0 S: 10	H: 1 LOB: 1 BB: 1 P: 20	R: 0 E: 0 K: 0 S: 3	H: 0 LOB: 0 BB: 0 P: 6	R: 0 E: 0 K: 1 S: 8	H: 0 LOB: 0 BB: 0 P: 15	R: 3 E: 0 K: 0 S: 15	H: 3 LOB: 1 BB: 1 P: 26	R: 3 E: 0 K: 1 S: 15	H: 2 LOB: 1 BB: 1 P: 33		1B: 5 2B: 3 3B: 0 HR: 2	SF: 1 SAC: 0 DP: 1 HBP: 0	WP: 1 PB: 0 SB: 0 CS: 1	PA: 42													
PITCHER	IP WLS BF H R ER SO BB IBB HBP BLK WP HR S P ERA WHIP																																	
Trever Miller, L (1, 1) ERA: 3.12	4.0	18	4	2	2	2	3	0	0	0	0	0	1	36	68	4.50		1.750																
C.J. Niekowski, L (5, 1) ERA: 3.77	3.0	11	1	1	1	2	1	0	0	0	0	0	0	24	48	3.00		0.667																
Jay Powell, R (8, 1) ERA: 3.26	0.0	L	1	1	0	0	0	0	0	0	0	0	0	3	4	∞		∞																
Mike Magnante, L (8, 1) ERA: 5.01	1.0	4	2	2	2	0	0	0	0	0	1	10	16	18.00	2.000																			
Doug Henry, R (9, 1) ERA: 3.19	1.0	7	2	3	3	1	1	1	0	0	1	0	15	33	27.00	3.000																		
Batter	1	2	3	4	5	6	7	8	9	AB	R	H	RBI	BB	SO	LOB	BOTTOM																	
Craig Biggio, R (1, 4) <small>OBP: 0.302, SLG: 0.510</small>										5	0	1	0	0	1	1	New York Mets @ Houston Astros Astrodome, Houston, TX Tue Sep 15 1998, 8:05 PM EDT Att: 40,835 - Dome - 72 F																	
Russ Johnson, R (1, 5) <small>OBP: 0.444, SLG: 0.429</small>										4	2	2	0	1	1	1																		
Derek Bell, R (1, 9) <small>OBP: 0.362, SLG: 0.488</small>										2	1	2	1	3	0	0																		
5 Jeff Bagwell, R (1, 3) <small>OBP: 0.424, SLG: 0.559</small>										4	0	2	1	0	0	3																		
Richard Hidalgo, R (1, 8) <small>OBP: 0.344, SLG: 0.431</small>										2	1	0	1	1	0	5																		
Pete Incaviglia, R (1, 7) <small>OBP: 0.161, SLG: 0.138</small> Carl Everett, S (8, PR) <small>OBP: 0.361, SLG: 0.477</small>										4	0	1	0	0	0	6																		
Ricky Gutierrez, R (1, 6) <small>OBP: 0.350, SLG: 0.346</small> Sean Berry, R (8, PH) <small>OBP: 0.400, SLG: 0.533</small> Tim Bogar, R (9, 6) <small>OBP: 0.217, SLG: 0.221</small>										2	0	0	0	1	0	0																		
Brad Ausmus, R (1, 2) <small>OBP: 0.356, SLG: 0.343</small> 35 Dave Clark, L (8, PH) <small>OBP: 0.302, SLG: 0.274</small> Tony Eusebio, R (9, 2) <small>OBP: 0.328, SLG: 0.322</small>										2	0	0	0	1	0	1																		
Trever Miller, R (1, 1) <small>OBP: 0.333, SLG: 0.667</small> J.R. Phillips, L (4, PH) <small>OBP: 0.281, SLG: 0.286</small> C.J. Niekowski, L (5, 1) <small>OBP: 0.305, SLG: 0.381</small> Jay Powell, R (8, 1) <small>OBP: 0.305, SLG: 0.381</small> Mike Magnante, L (8, PH) <small>OBP: 0.305, SLG: 0.381</small> Moises Alou, R (8, PH) <small>OBP: 0.305, SLG: 0.381</small> Doug Henry, R (9, 1) <small>OBP: 0.305, SLG: 0.381</small>										1	0	0	0	0	0	0																		
Inning Stats	R: 1 E: 0 K: 0 S: 9	H: 3 LOB: 2 BB: 0 P: 18	R: 0 E: 0 K: 0 S: 5	H: 0 LOB: 1 BB: 1 P: 11	R: 0 E: 0 K: 0 S: 13	H: 1 LOB: 3 BB: 1 P: 21	R: 0 E: 0 K: 1 S: 9	H: 0 LOB: 1 BB: 1 P: 17	R: 2 E: 0 K: 0 S: 6	H: 2 LOB: 0 BB: 1 P: 11	R: 0 E: 0 K: 1 S: 8	H: 0 LOB: 0 BB: 0 P: 12	R: 0 E: 0 K: 2 S: 10	H: 0 LOB: 1 BB: 1 P: 20	R: 1 E: 0 K: 0 S: 15	H: 1 LOB: 2 BB: 1 P: 22		R: 0 E: 0 K: 0 S: 10	H: 1 LOB: 1 BB: 1 P: 17	1B: 6 2B: 3 3B: 0 HR: 0	SF: 1 SAC: 0 DP: 3 HBP: 1	WP: 1 PB: 0 SB: 0 CS: 0	PA: 40											
PITCHER	IP WLS BF H R ER SO BB IBB HBP BLK WP HR S P ERA WHIP																																	
Al Leiter, L (1, 1) ERA: 2.5	7.0	33	7	4	4	4	6	0	0	0	0	0	66	120	5.14	1.857																		
Turk Wendell, R (8, 1) ERA: 3.11	2.0	S	7	1	0	0	1	0	0	0	1	0	19	29	0.00	1.000																		


AB	34
R	8
H	10
RBI	7
BB	6
SO	5
LOB	14



AB	31
R	4
H	8
RBI	3
BB	7
SO	4
LOB	23



AB	34
R	8
H	10
RBI	7
BB	6
SO	5
LOB	14



Batter	1	2	3	4	5	6	7	8	9	10	11	AB	R	H	RBI	BB	SO	LOB	TOP								
Tony Phillips, S OBP: 0.380, SLG: 0.379 (1, 7)	1-3 K		1-0 G4-6-3 1B	1-0 FC6-4			1-3 K		0-3 K		0-1 F9	6	0	1	0	0	3	4									
Edgardo Alfonzo, R OBP: 0.355, SLG: 0.431 (1, 5)	4-1 1B		1-1 G4-6-3		1-1 P9		3-2 G4-3 1B		2-2 F9		2-0 G4-3	5	0	1	0	1	0	2									
John Olerud, L OBP: 0.332, SLG: 0.537 (8, PH) Ralph Millard, R OBP: 0.315, SLG: 0.438 (8, PH) Dennis Cook, L OBP: 0.319, SLG: 0.348 (6, PH) Greg McMichael, R OBP: 0.305, SLG: 0.381 (9, PH) Todd Hundley, S OBP: 0.275, SLG: 0.277 (11, PH) Turk Wendell, L OBP: 0.369, SLG: 0.355 (9, 3)	1-1 31 G6-4-3 1B		3-2 31 FC6-4 1B		0-0 31 G5-3 1B		3-2 G4-3 1B		3-2 31 HR 1B		2-0 HR	5	0	4	0	0	0	1									
31 Mike Piazza, R OBP: 0.387, SLG: 0.575 (1, 2)	0-0 G6-4-3		1-0 FC6-4		3-2 G5-3		4-2 BB		2-2 HR		2-3 K	5	1	1	3	1	1	4									
Brian McRae, S OBP: 0.360, SLG: 0.474 (1, 8)		3-3 K		2-0 FC6-4 BB		4-2 BB		1-1 G1-3		3-3 K		4	0	0	0	1	2	3									
Butch Huskey, R OBP: 0.303, SLG: 0.411 (8, PR) Jermaine Allenworth, R OBP: 0.345, SLG: 0.387 (8, 9)		1-0 FC6-4 1B		4-2 FC6-4 BB		1-1 G5		3-2 G6-4-3 1B		1-2 E7 SH5-3 1B		3	0	2	0	1	0	2									
Carlos Baerga, S OBP: 0.305, SLG: 0.373 (6, PH) Jay Payton, R OBP: 0.375, SLG: 0.438 (6, PH) Luis Lopez, S OBP: 0.319, SLG: 0.348 (6, 4)		4-2 FC6-4 BB		2-3 K		1-0 G3-6 1B		0-0 G6-4-3		1-0 SH5-3		1	0	0	0	1	1	2									
Rey Ordonez, R OBP: 0.278, SLG: 0.303 (1, 6)		1-2 BB		0-0 FC6-4 BB		0-0 G3-6		2-1 G4-3		1-2 G4-3		5	0	0	0	0	0	7									
Bobby Jones, R OBP: 0.208, SLG: 0.196 (9, PH) Lenny Harris, L OBP: 0.305, SLG: 0.381 (9, PH) Todd Pratt, R OBP: 0.309, SLG: 0.545 (9, PH) Matt Franco, L OBP: 0.369, SLG: 0.355 (9, 3)		0-1 G3		4-1 FC6-4 BB		1-2 G4-3		1-2 G4-3		0-1 31 HR 1B		2	0	0	0	1	0	2									
Inning Stats	R: 0 E: 0 K: 1 S: 7	H: 1 LOB: 1 BB: 2 P: 13	R: 0 E: 0 K: 1 S: 9	H: 1 LOB: 2 BB: 1 P: 18	R: 0 E: 0 K: 0 S: 10	H: 2 LOB: 1 BB: 0 P: 16	R: 0 E: 1 K: 1 S: 11	H: 0 LOB: 3 BB: 2 P: 24	R: 0 E: 0 K: 0 S: 5	H: 1 LOB: 0 BB: 0 P: 7	R: 0 E: 0 K: 1 S: 15	H: 1 LOB: 2 BB: 1 P: 27	R: 0 E: 0 K: 0 S: 6	H: 1 LOB: 1 BB: 0 P: 11	R: 3 E: 0 K: 2 S: 19	H: 3 LOB: 1 BB: 0 P: 29	R: 0 E: 1 K: 1 S: 13	H: 1 LOB: 1 BB: 0 P: 16	R: 1 E: 0 K: 1 S: 7	H: 1 LOB: 0 BB: 0 P: 13	1B: 11 2B: 0 3B: 0 HR: 2	SF: 0 SAC: 1 DP: 4 HBP: 0	WP: 0 PB: 0 SB: 0 CS: 0	PA: 49			
PITCHER	IP ERA WLS BF H R ER SO BB IBB HBP BLK WP HR S P ERA WHIP	8.0 3.41 2.0 10 4 3 3 3 0 0 0 0 0 1 32 45 13.50 2.000	1.0 L 4 1 1 1 1 0 0 0 0 0 0 1 7 13 9.00 1.000																								

New York Mets @ Houston Astros
Astrodome, Houston, TX
Wed Sep 16 1998, 8:05 PM EDT
Att: 24,269 - Dome - 72 F

livebaseballscores.com

AB 42
R 4
H 13
RBI 4
BB 6
SO 8
LOB 29



Batter	1	2	3	4	5	6	7	8	9	10	11	AB	R	H	RBI	BB	SO	LOB	BOTTOM							
Craig Biggio, R OBP: 0.402, SLG: 0.507 (1, 4)	4-2 BB		4-1 HR BB		0-1 G3		1-3 K			2-1 G4-3		3	1	0	0	2	1	1								
Richard Hidalgo, R OBP: 0.341, SLG: 0.422 (1, 9)	1-3 K		3-1 G5-3		4-2 G3 BB		2-1 G5-3			1-0 G5-3		4	0	0	0	1	1	2								
Carl Everett, S OBP: 0.361, SLG: 0.482 (1, 8)	2-1 F7		1-2 HR		0-0 G3		1-3 K		1-3 K		4-1 5 5 BB	4	1	1	2	1	1	3								
5 Jeff Bagwell, R OBP: 0.425, SLG: 0.557 (1, 3)	4-2 BB		3-2 G4-3		3-1 G6-3		4-2 G6-4-3 BB		4-2 BB		4-1 BB IBB	2	0	0	0	3	0	2								
Moises Alou, R OBP: 0.396, SLG: 0.591 (1, 7)	1-1 F9		1-0 F7		2-1 F8		0-2 G6-4-3		0-2 G6-4-3		4-2 BB	4	0	0	0	1	0	3								
Sean Barry, R OBP: 0.483, SLG: 0.538 (9, 6) Ricky Gutierrez, R OBP: 0.348, SLG: 0.344 (11, 1) Sean Bergman, R OBP: 0.683, SLG: 0.117 (1, 1)		1-2 G6-3 1B		1-2 G6-3		2-2 2B		2-2 F9		2-2 K		3	0	2	0	0	0									
Brad Ausmus, R OBP: 0.354, SLG: 0.349 (1, 2)		1-2 P4		1-2 F8		1-0 F4		3-2 HR		3-3 K		5	1	1	1	0	1	2								
Tim Lincecum, R OBP: 0.212, SLG: 0.216 (9, 5) (11, 6)		3-2 G6-3		3-1 G6-3		0-3 K		0-3 K		0-3 K		4	0	0	0	0	2	2								
35 Dave Clark, L OBP: 0.300, SLG: 0.272 (11, PH)		1-2 G6-3		1-2 G6-3						2-3 K		1	0	0	0	0	1	0								
Mike Hampton, R OBP: 0.343, SLG: 0.322 (9, 1) Billy Wagner, L OBP: 0.333, SLG: 0.333 (11, 5) Russ Johnson, R OBP: 0.400, SLG: 0.375 (1, 1)		2-2 G6-3		1-1 G3 G3 1B		2-3 K		2-3 K		2-3 K		3	0	1	0	0	1	1								
Inning Stats	R: 0 E: 0 K: 1 S: 11	H: 0 LOB: 2 BB: 2 P: 23	R: 0 E: 0 K: 0 S: 13	H: 1 LOB: 1 BB: 0 P: 20	R: 2 E: 0 K: 0 S: 11	H: 1 LOB: 0 BB: 1 P: 23	R: 0 E: 0 K: 0 S: 8	H: 0 LOB: 0 BB: 0 P: 13	R: 0 E: 0 K: 0 S: 9	H: 0 LOB: 0 BB: 0 P: 14	R: 0 E: 0 K: 1 S: 8	H: 0 LOB: 0 BB: 1 P: 13	R: 1 E: 0 K: 2 S: 14	H: 1 LOB: 0 BB: 0 P: 21	R: 0 E: 0 K: 1 S: 13	H: 0 LOB: 3 BB: 3 P: 31	R: 0 E: 0 K: 3 S: 9	H: 0 LOB: 0 BB: 0 P: 14	1B: 2 2B: 1 3B: 0 HR: 2	SF: 0 SAC: 0 DP: 1 HBP: 0	WP: 0 PB: 0 SB: 3 CS: 0	PA: 45				
PITCHER	IP ERA WLS BF H R ER SO BB IBB HBP BLK WP HR S P ERA WHIP	8.0 4.11 1.0 4 1 1 1 2 0 0 0 0 0 1 14 21 9.00 1.000	1.0 W 6 0 0 0 1 2 1 0 0 0 0 0 13 31 0.00 2.000	1.0 S 3 0 0 0 3 0 0 0 0 0 0 0 9 14 0.00 0.000																						

New York Mets @ Houston Astros
Astrodome, Houston, TX
Wed Sep 16 1998, 8:05 PM EDT
Att: 24,269 - Dome - 72 F

livebaseballscores.com

AB 37
R 3
H 5
RBI 3
BB 8
SO 11
LOB 19



Batter	1	2	3	4	5	6	7	8	9	AB	R	H	RBI	BB	SO	LOB	TOP									
Craig Biggio, R OBP: 0.305, SLG: 0.513 (1, 4)	G6-3	CS				FC6-4			G4-3	5	0	4	2	0	0	0										
Ricky Gutierrez, R OBP: 0.345, SLG: 0.341 (1, 6)	G4-3	CS	F9		SF8	F8			G4-3	4	0	0	1	0	0	2										
Derek Bell, R OBP: 0.364, SLG: 0.488 (1, 9)	FC6-4				E5		K		BB	4	0	2	0	1	1	1										
5 Jeff Bagwell, R OBP: 0.425, SLG: 0.556 (1, 3)	FC6-4				FC6-4				K	5	0	2	0	0	1	5										
Moises Alou, R OBP: 0.398, SLG: 0.590 (1, 7)		FC5-4	G5-4-3							3	1	1	0	2	0	3										
Carl Everett, S OBP: 0.362, SLG: 0.481 (1, 8)	FC5-4			G4-3		P6				5	1	2	0	0	0	6										
Sean Berry, R OBP: 0.401, SLG: 0.534 Tim Bogar, R OBP: 0.212, SLG: 0.216 (1, 5) (9, 5)	FC5-4			F9			G6-3		G4-6-3	4	0	1	0	0	0	1	AB 36									
Brad Ausmus, R OBP: 0.356, SLG: 0.349 (1, 2)	FC5-4			F7						0	0	0	0	0	0	0	R 5									
Randy Johnson, R OBP: 0.081, SLG: 0.108 Jay Powell, R (8, 1)	G6-4-3									3	2	1	1	1	0	2	H 14									
Inning Stats	R: 0 E: 0 K: 0 S: 9	H: 1 LOB: 1 BB: 0 P: 18	R: 3 E: 0 K: 0 S: 13	H: 4 LOB: 0 BB: 21 P: 21	R: 0 E: 0 K: 0 S: 7	H: 2 LOB: 1 BB: 0 P: 17	R: 0 E: 0 K: 0 S: 4	H: 0 LOB: 0 BB: 0 P: 6	R: 1 E: 1 K: 0 S: 16	H: 2 LOB: 3 BB: 1 P: 29	R: 1 E: 0 K: 0 S: 7	H: 2 LOB: 1 BB: 0 P: 9	R: 0 E: 0 K: 1 S: 7	H: 1 LOB: 0 BB: 0 P: 10	R: 0 E: 0 K: 1 S: 8	H: 1 LOB: 1 BB: 1 P: 13	R: 0 E: 0 K: 1 S: 10	H: 1 LOB: 3 BB: 2 P: 21	1B: 11 2B: 3 3B: 0 HR: 0	SF: 1 SAC: 1 DP: 3 HBP: 0	WP: 0 PB: 0 SB: 0 CS: 1	PA: 43				
PITCHER	IP	WLS	BF	H	R	ER	SO	BB	IBB	HBP	BLK	WP	HR	S	P	ERA	WHIP									
Elmer Dessens, R ERA: 5.61 Todd Van Poppel, R ERA: 6.59 Jeff McCurry, R ERA: 4.67 Javier Martinez, R ERA: 5.4	(1, 1)	4.2	L	23	9	4	4	0	1	0	0	0	0	0	47	87	7.71	2.143								
	(5, 1)	1.1		6	2	1	1	0	0	0	0	0	0	9	13	6.75	1.500									
	(7, 1)	2.0		7	2	0	0	2	1	0	0	0	0	15	23	0.00	1.500									
	(9, 1)	1.0		6	1	0	0	1	2	0	0	0	0	10	21	0.00	3.000									

Houston Astros @ Pittsburgh Pirates
Three Rivers Stadium, Pittsburgh, PA
Fri Sep 18, 1998, 7:05 PM EDT
Att: 16,937 - Unknown - 77 F

AB 36
R 5
H 14
RBI 5
BB 4
SO 3
LOB 22

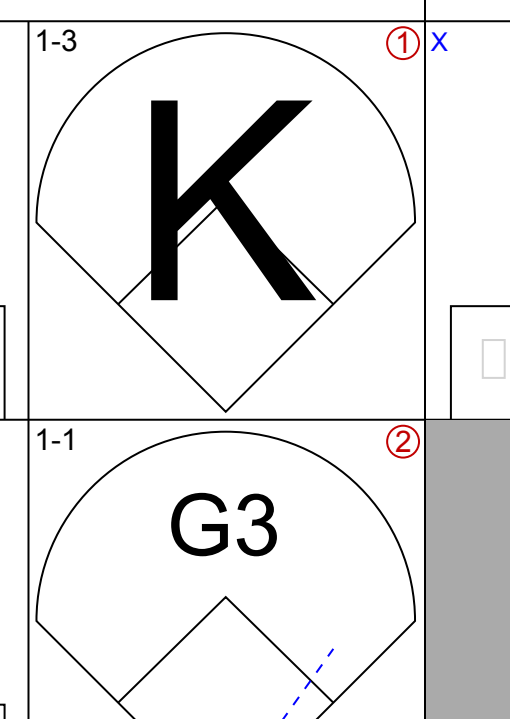
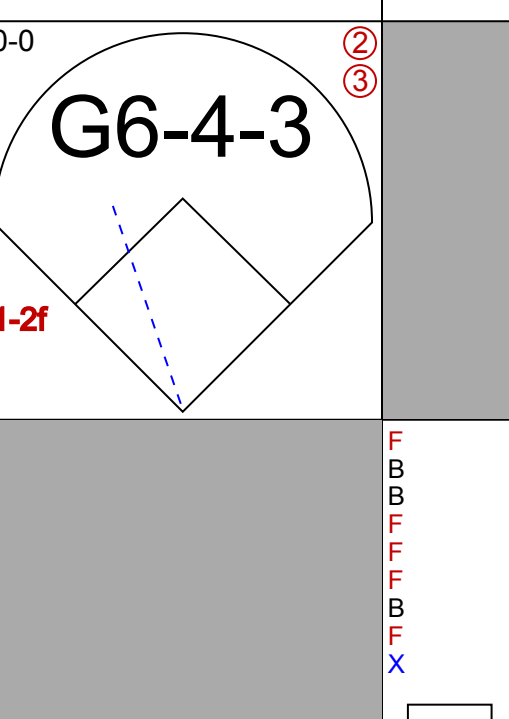
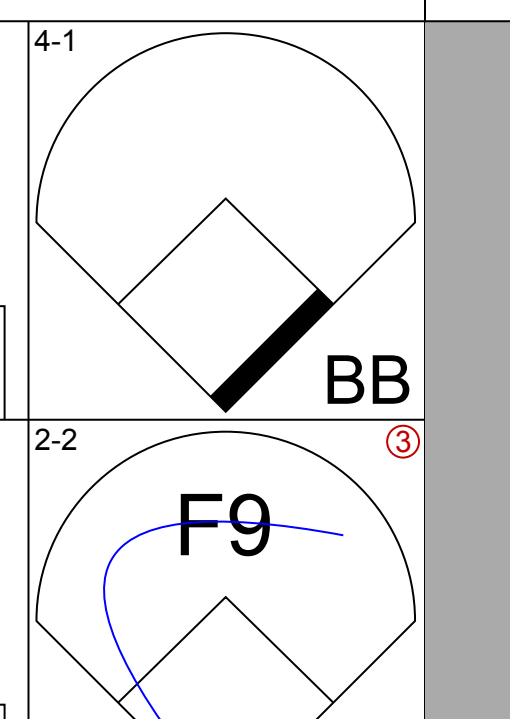
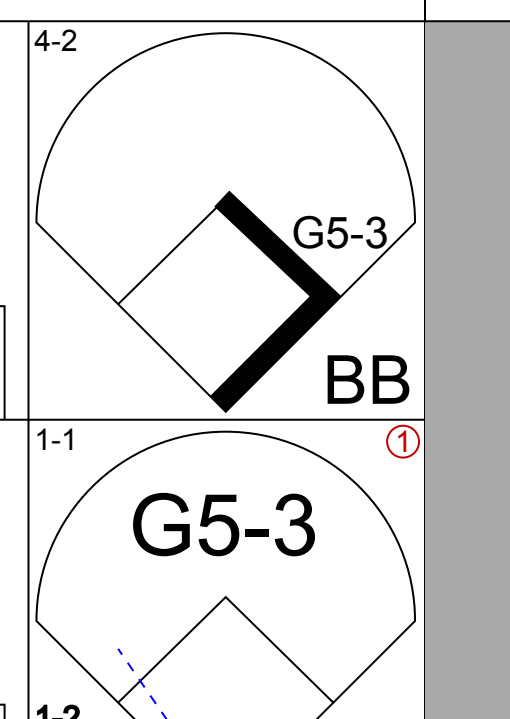
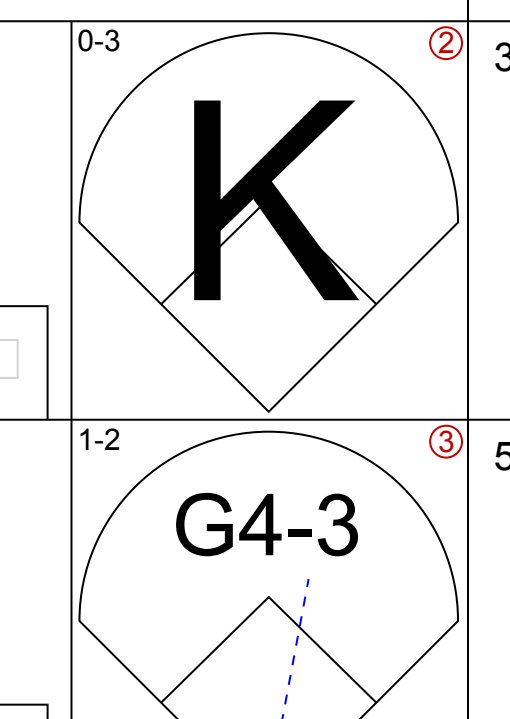
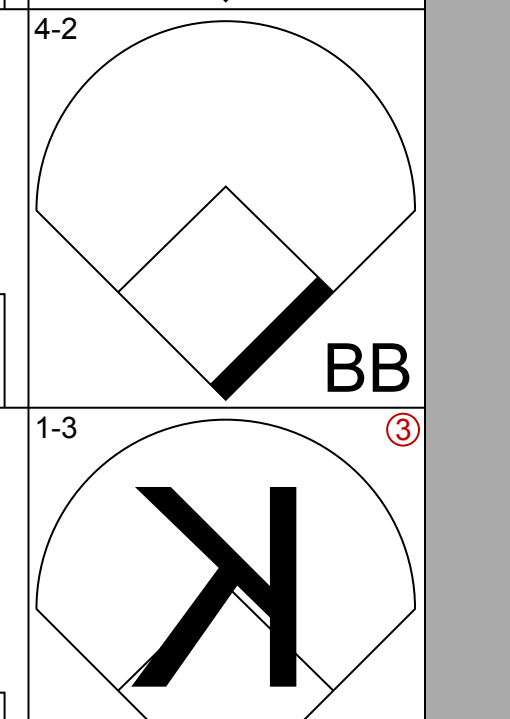
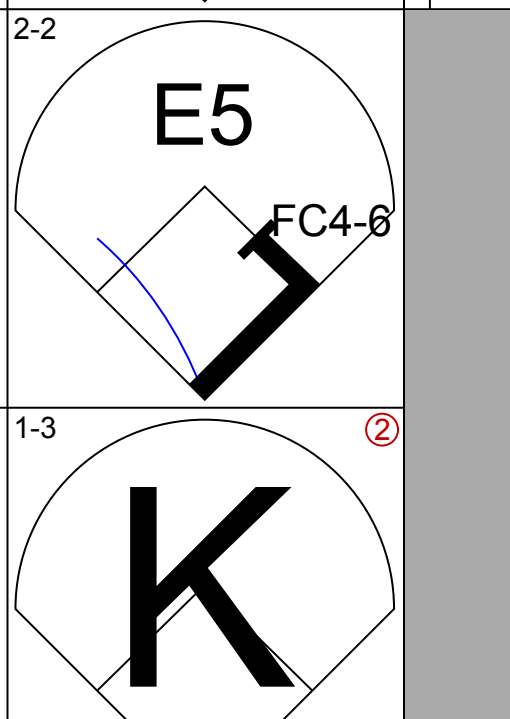
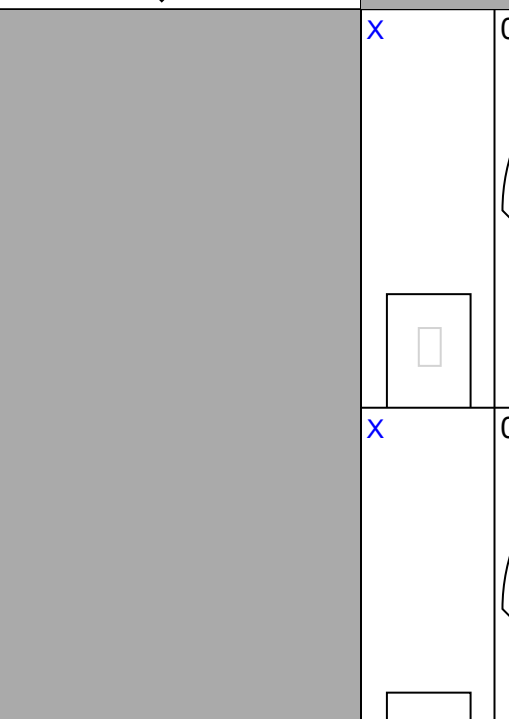
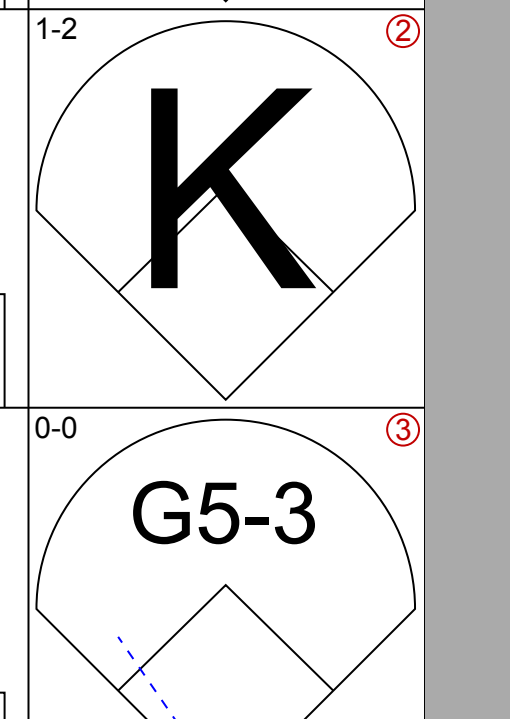


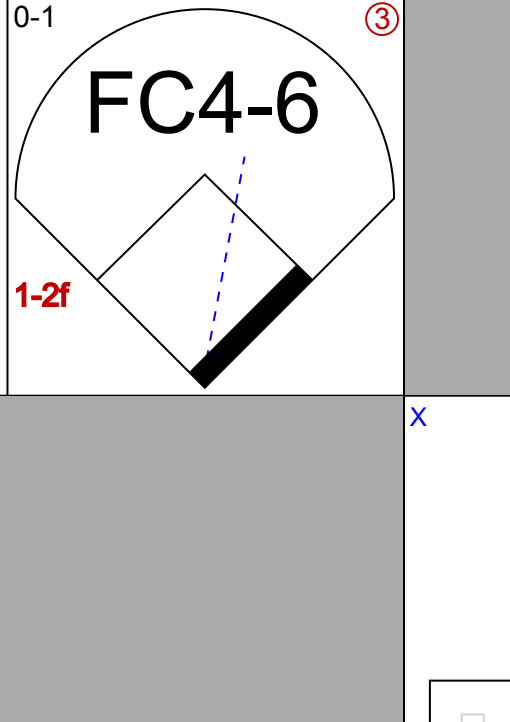
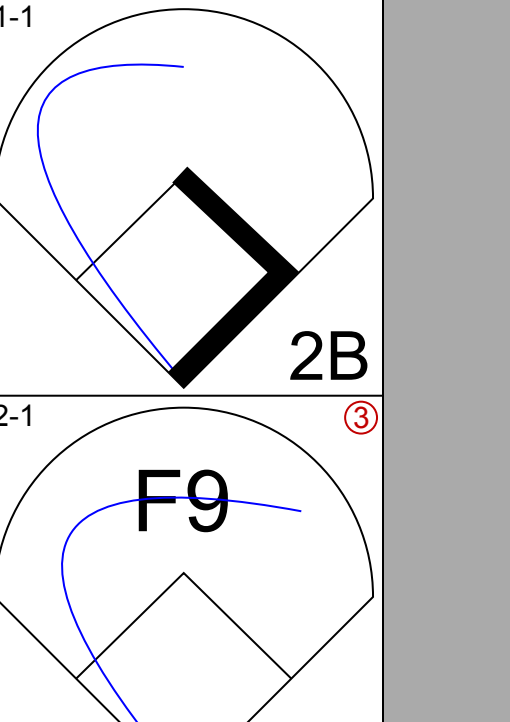
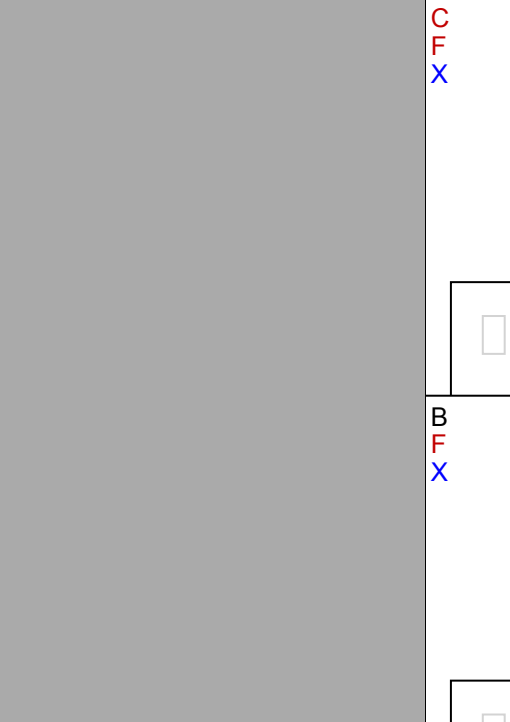
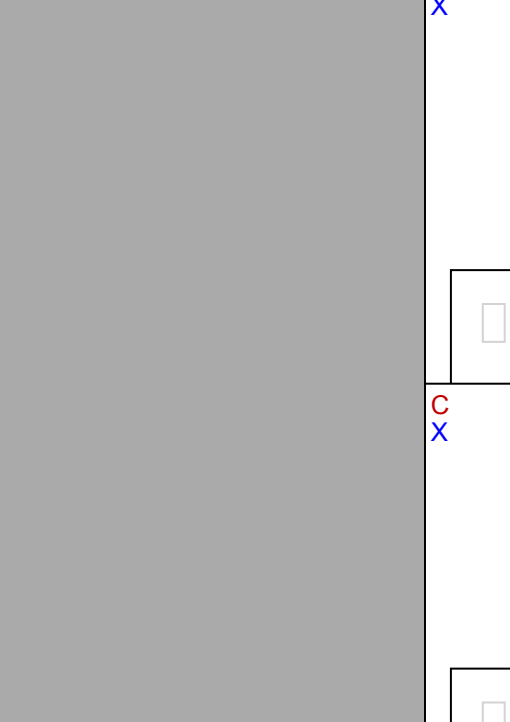
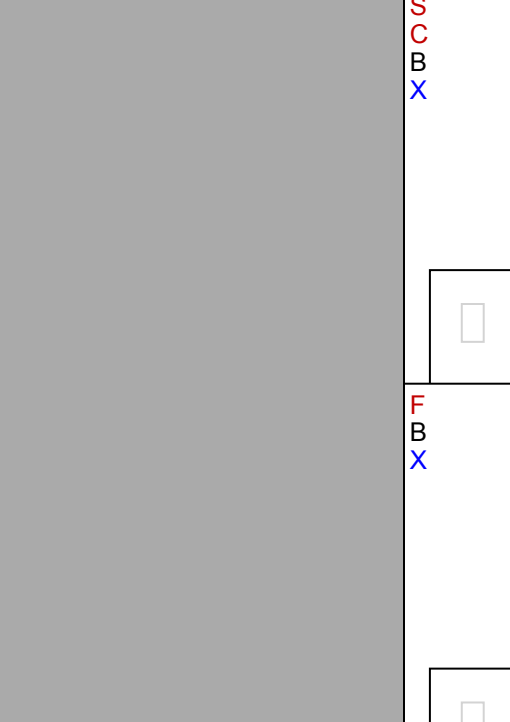
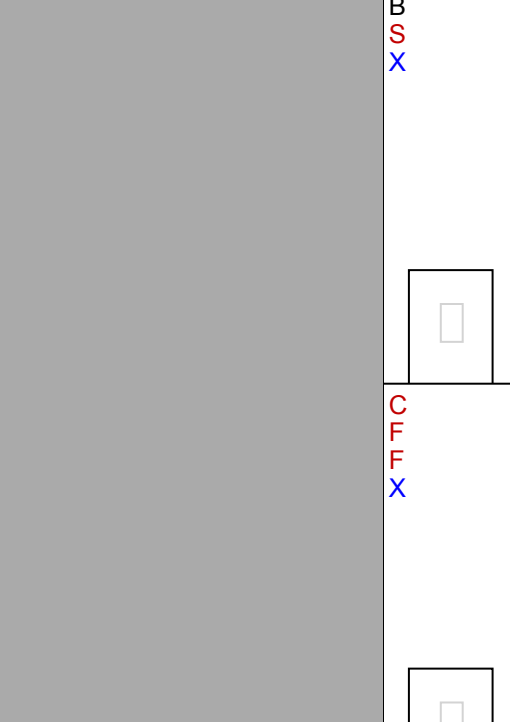
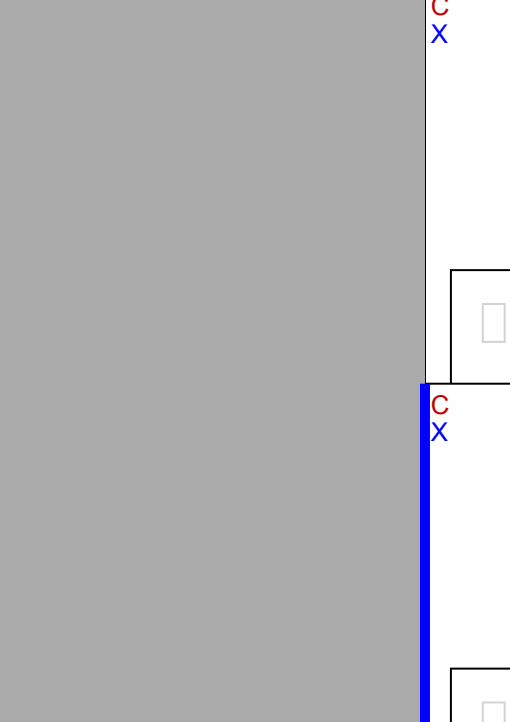
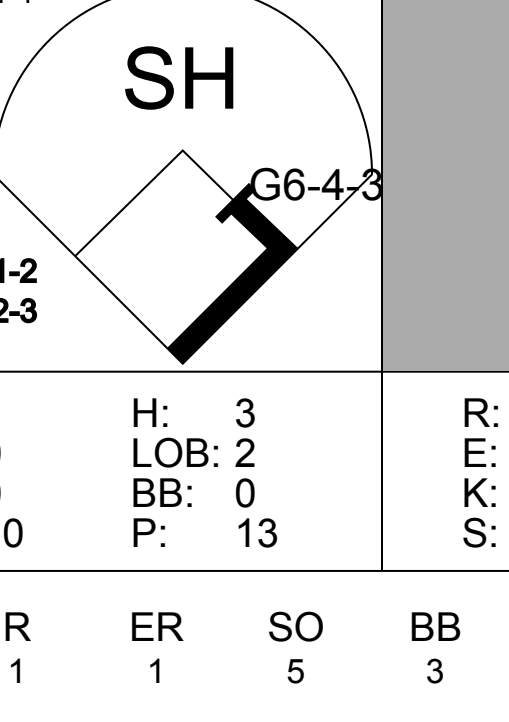
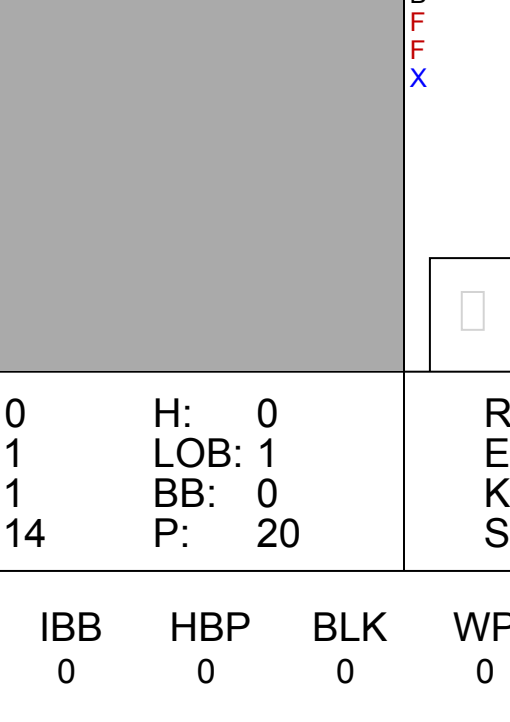
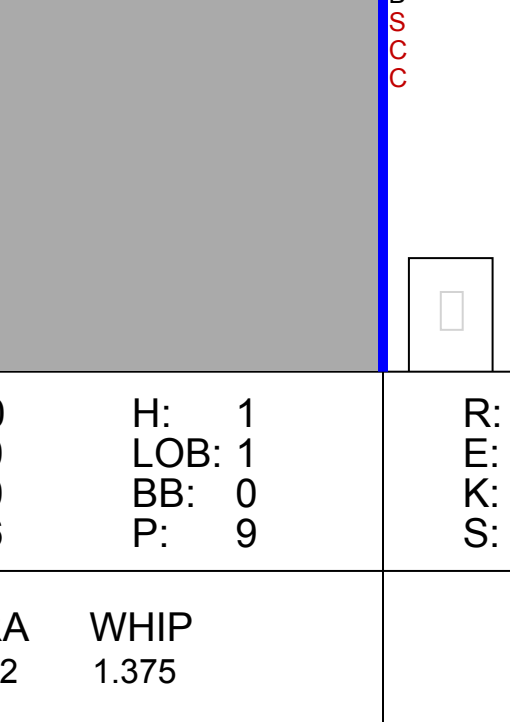
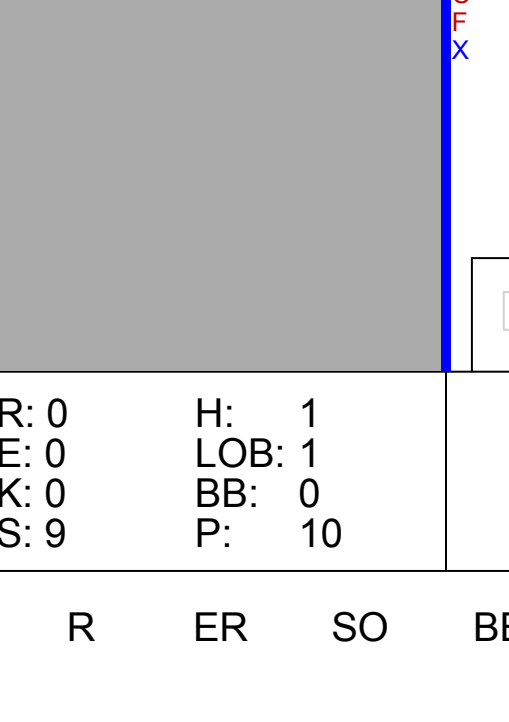
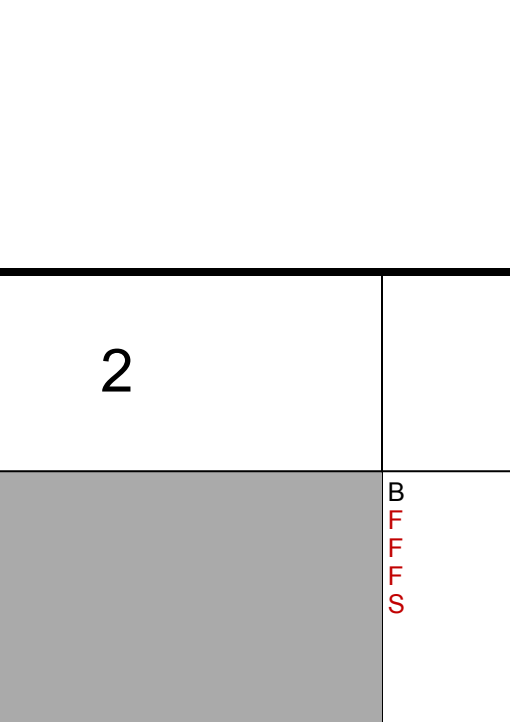
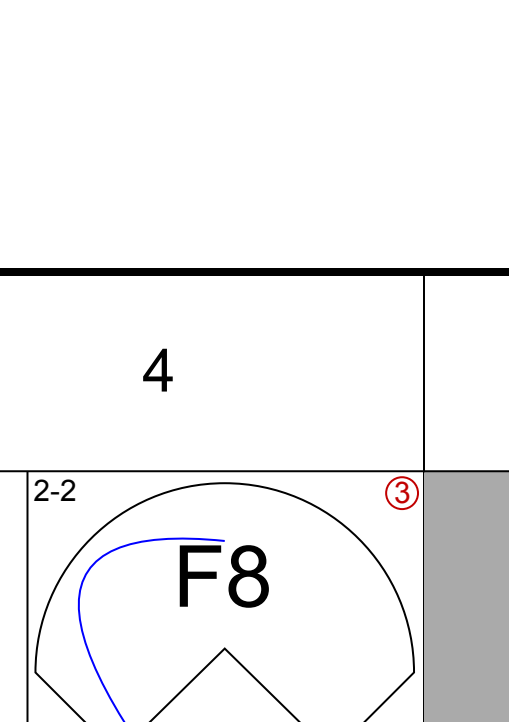
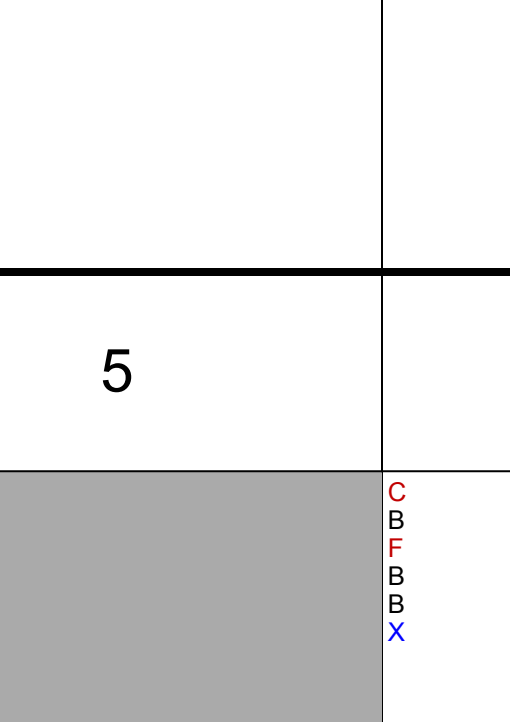
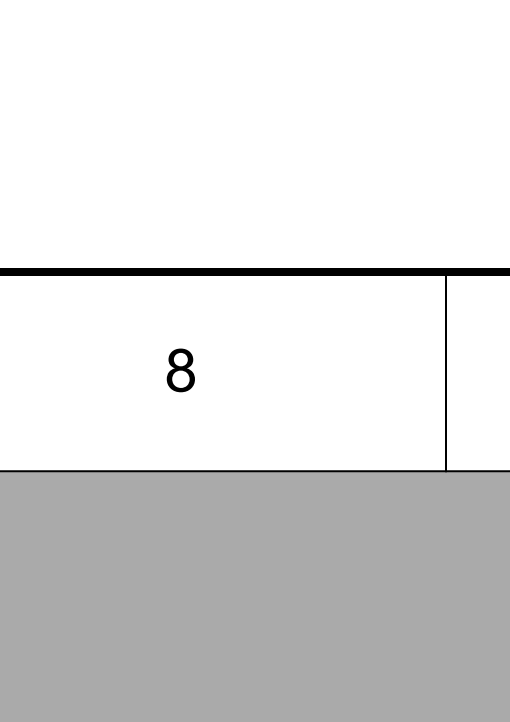

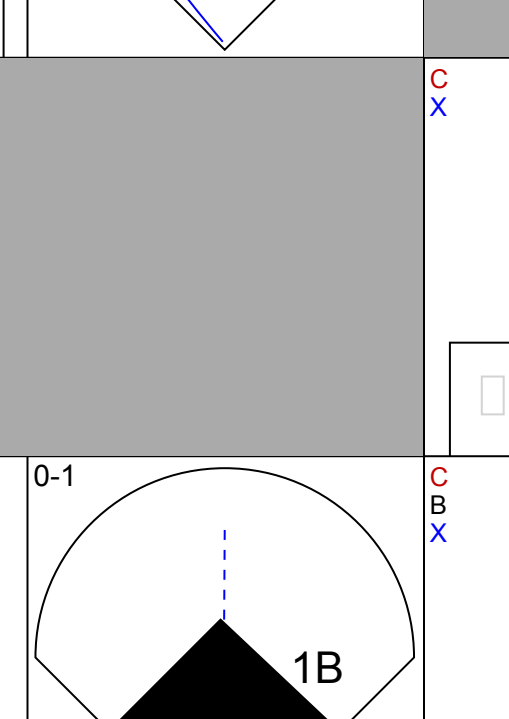
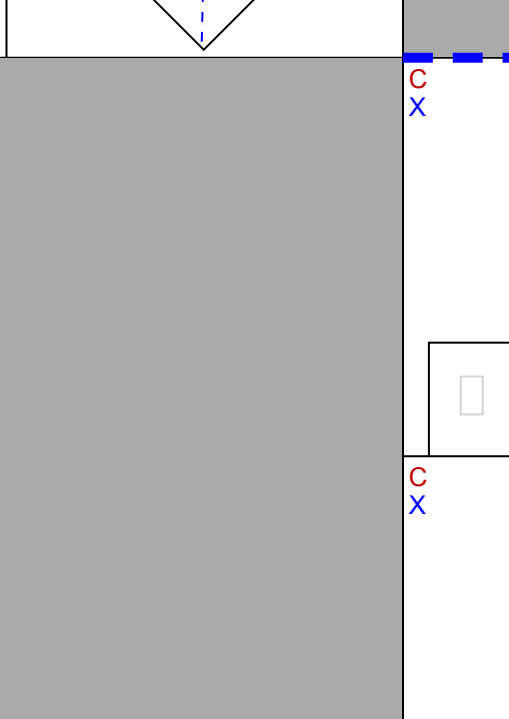


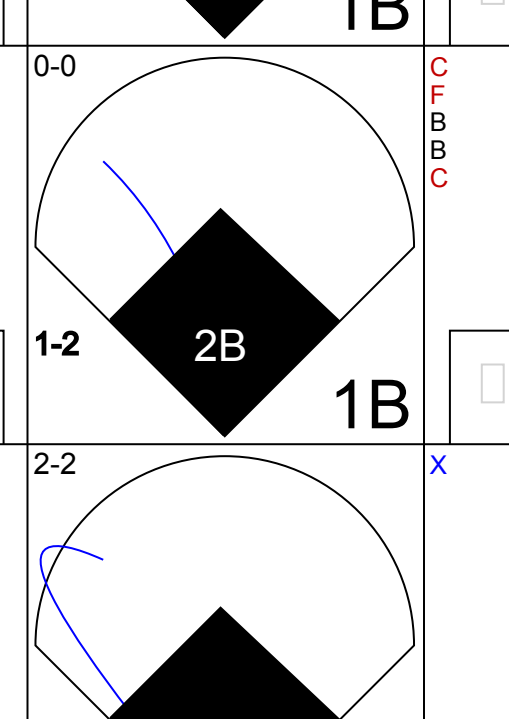
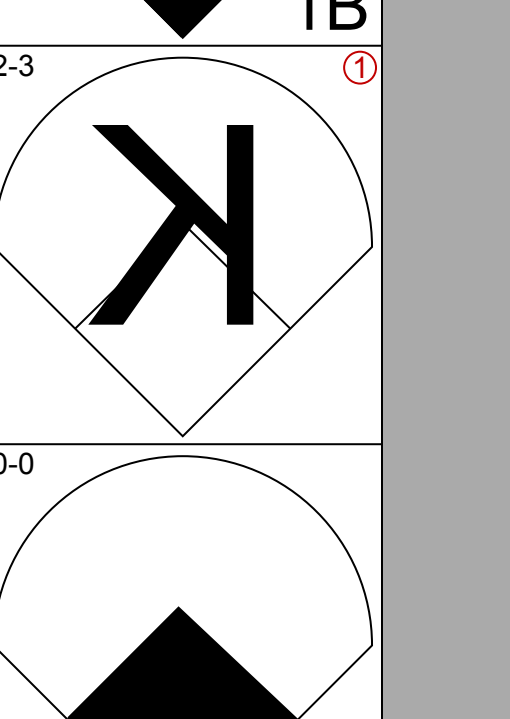
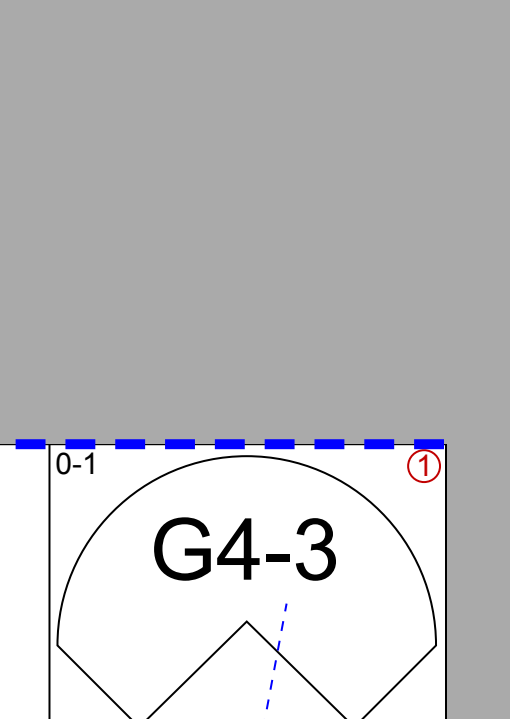
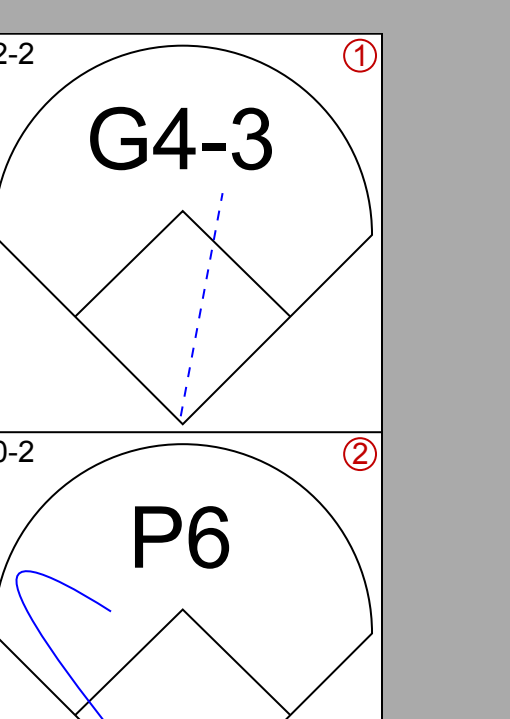
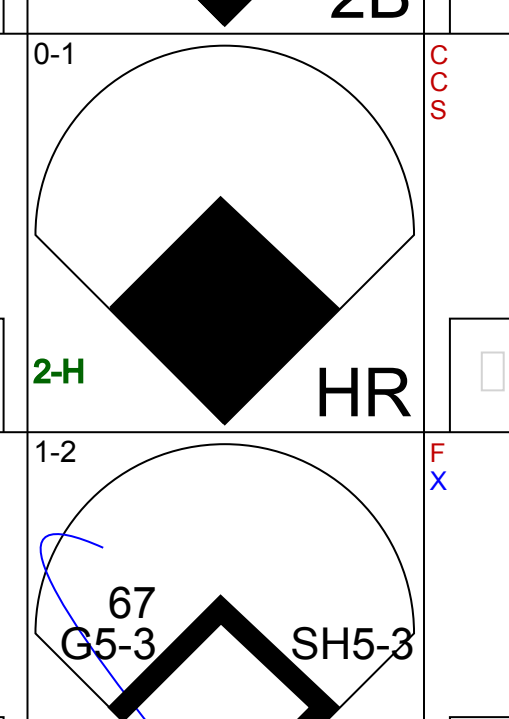




Batter	1	2	3	4	5	6	7	8	9	AB	R	H	RBI	BB	SO	LOB	BOTTOM								
Adrian Brown, S OBP: 0.339, SLG: 0.331 (1, 8)	K			G4-3		G5-4-3				4	0	1	1	0	1	1									
Kevin Polcovich, R OBP: 0.258, SLG: 0.248 Turner Ward, S OBP: 0.331, SLG: 0.424 Javier Martinez, R (8, PH) (9, 1)	G6-3			K			FC6-4		P6	3	1	1	0	0	1	0									
18 Jason Kendall, R OBP: 0.412, SLG: 0.477 (1, 2)	K			K2-3			FC6-4		G5-3	4	0	1	0	0	2	2									
Kevin Young, R OBP: 0.333, SLG: 0.480 (1, 3)							FC6-4		K	3	0	0	0	1	1	2									
Jose Guillen, R OBP: 0.301, SLG: 0.416 (1, 9)							G5-3		L6	4	0	0	1	0	2	2									
Manny Martinez, R OBP: 0.292, SLG: 0.436 (1, 7)							G4-3			4	0	1	0	0	2	2									
Aramis Ramirez, R OBP: 0.306, SLG: 0.362 (1, 5)										3	0	0	0	0	3	2									
Lou Collier, R OBP: 0.314, SLG: 0.335 (1, 6)										1	1	0	0	2	1	0									
Elmer Dessens, R Todd Van Poppel, R Emil Brown, S Jeff McCurry, R Tim Laker, R Tony Womack, L (1, 1) (5, 1) (6, PH) (7, 1) (8, PH) (9, 4)										1	0	0	0	0	0	0									
Inning Stats	R: 0 E: 0 K: 2 S: 9	H: 0 LOB: 0 BB: 0 P: 14	R: 0 E: 0 K: 2 S: 10	H: 0 LOB: 0 BB: 0 P: 13	R: 0 E: 0 K: 2 S: 9	H: 0 LOB: 0 BB: 0 P: 13	R: 0 E: 0 K: 2 S: 10	H: 0 LOB: 1 BB: 1 P: 17	R: 0 E: 0 K: 1 S: 9	H: 0 LOB: 0 BB: 1 P: 14	R: 1 E: 0 K: 1 S: 11	H: 2 LOB: 1 BB: 0 P: 20	R: 1 E: 0 K: 0 S: 12	H: 2 LOB: 2 BB: 1 P: 22	R: 0 E: 0 K: 2 S: 11	H: 1 LOB: 1 BB: 0 P: 17	1B: 3 2B: 2 3B: 0 HR: 0	SF: 0 SAC: 0 DP: 1 HBP: 1	WP: 0 PB: 0 SB: 0 CS: 0	PA: 34					
PITCHER	IP	WLS	BF	H	R	ER	SO	BB	IBB	HBP	BLK	WP	HR	S	P	ERA	WHIP								
Randy Johnson, L ERA: 3.34 Jay Powell, R ERA: 3.18	(1, 1)	7.1	W	28	4	2	12	3	0	1	0	0	0	77	120	2.46	0.955								
	(8, 1)	1.2	S	6	1	0	2	0	0	0	0	0	0	14	24	0.00	0.600								

Houston Astros @ Pittsburgh Pirates
Three Rivers Stadium, Pittsburgh, PA
Fri Sep 18, 1998, 7:05 PM EDT
Att: 16,937 - Unknown - 77 F

AB 30
R 2
H 5
RBI 2
BB 3
SO 14
LOB 14



Batter	1	2	3	4	5	6	7	8	9	AB	R	H	RBI	BB	SO	LOB	TOP			
Craig Biggio, R OBP: 0.305, SLG: 0.510 (1, 4)										3	0	0	0	2	2	3				
Ricky Gutierrez, R OBP: 0.342, SLG: 0.338 (1, 6)										5	0	0	0	0	0	4				
Derek Bell, R OBP: 0.363, SLG: 0.485 (1, 9)										3	0	0	0	1	1	1				
5 Jeff Bagwell, R OBP: 0.422, SLG: 0.551 (1, 3)										4	0	0	0	0	2	3				
Moises Alou, R OBP: 0.398, SLG: 0.591 Pete Incaviglia, R OBP: 0.161, SLG: 0.138 (8, 7)										4	1	2	0	0	0	1				
Carl Everett, S OBP: 0.365, SLG: 0.490 (1, 8)										4	0	3	0	0	0	1				
Sean Berry, R OBP: 0.396, SLG: 0.526 (1, 5)										4	0	0	0	0	0	4				
Brad Ausmus, R OBP: 0.358, SLG: 0.351 Mitch Meluskey, S OBP: 0.500, SLG: 0.600 (8, PH) (8, 2)										3	0	2	1	0	0	0				
Jose Lima, R OBP: 0.163, SLG: 0.167 J.R. Phillips OBP: 0.577, SLG: 0.280 Mike Magnante OBP: 0.300, SLG: 0.500 Sean Bergman OBP: 0.300, SLG: 0.117 Doug Henry, R OBP: 0.298, SLG: 0.270 (5, PH) (6, 1) (7, 1) (8, 1) (9, PH)										1	0	1	0	0	0	0				
Inning Stats	R: 0 E: 0 K: 2 S: 10	H: 0 LOB: 1 BB: 1 P: 17	R: 1 E: 0 K: 0 S: 10	H: 3 LOB: 2 BB: 0 P: 13	R: 0 E: 1 K: 1 S: 14	H: 0 LOB: 1 BB: 0 P: 20	R: 0 E: 0 K: 0 S: 13	H: 3 LOB: 3 BB: 1 P: 22	R: 0 E: 0 K: 1 S: 6	H: 0 LOB: 0 BB: 0 P: 9	R: 0 E: 0 K: 1 S: 9	H: 0 LOB: 1 BB: 1 P: 15	R: 0 E: 0 K: 0 S: 9	H: 1 LOB: 1 BB: 0 P: 10	R: 0 E: 0 K: 1 S: 10	H: 0 LOB: 0 BB: 0 P: 11	1B: 4 2B: 4 3B: 1 HR: 0	SF: 0 SAC: 1 DP: 2 HBP: 0	WP: 0 PB: 0 SB: 0 CS: 0	PA: 38
PITCHER	IP	WLS	BF	H	R	ER	SO	BB	IBB	HBP	BLK	WP	HR	S	P	ERA	WHIP			
67 Francisco Cordova, R ERA: 3.23 Rich Lissette, R ERA: 3.57 (1, 1) (9, 1)	8.0	W	35	8	1	1	5	3	0	0	0	0	0	80	117	1.12	1.375			

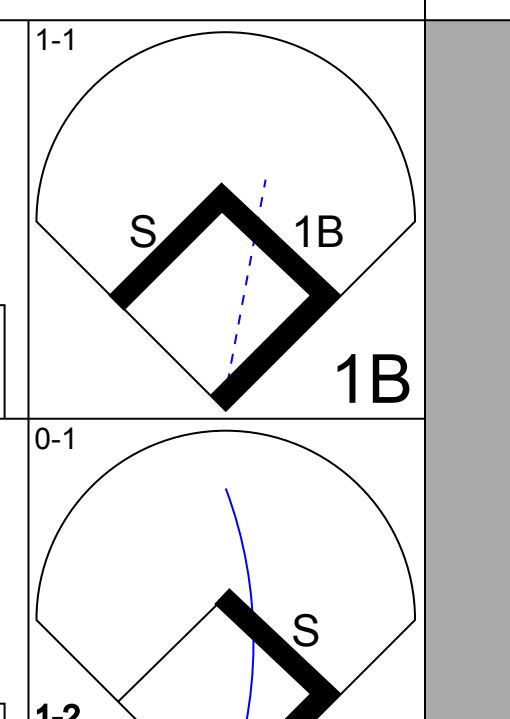
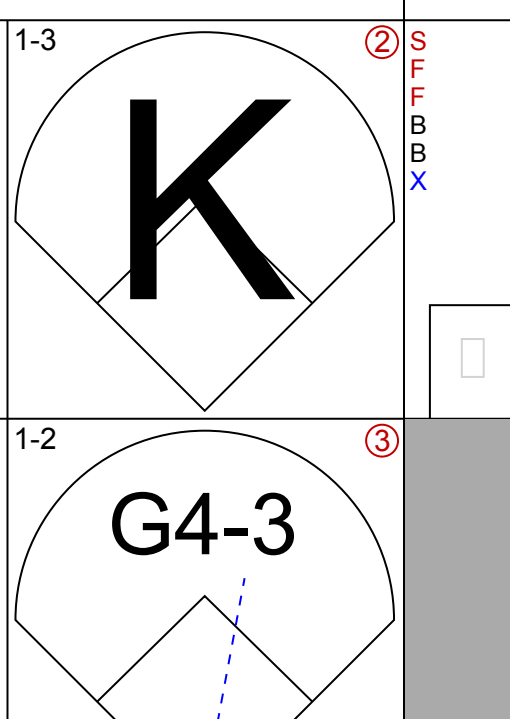
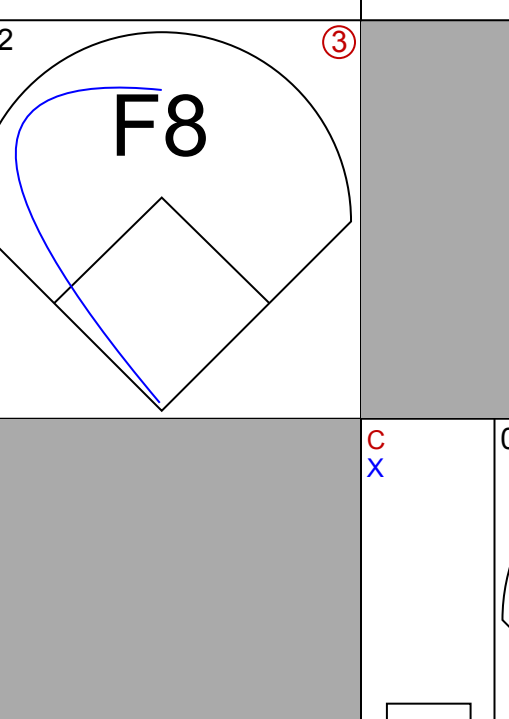
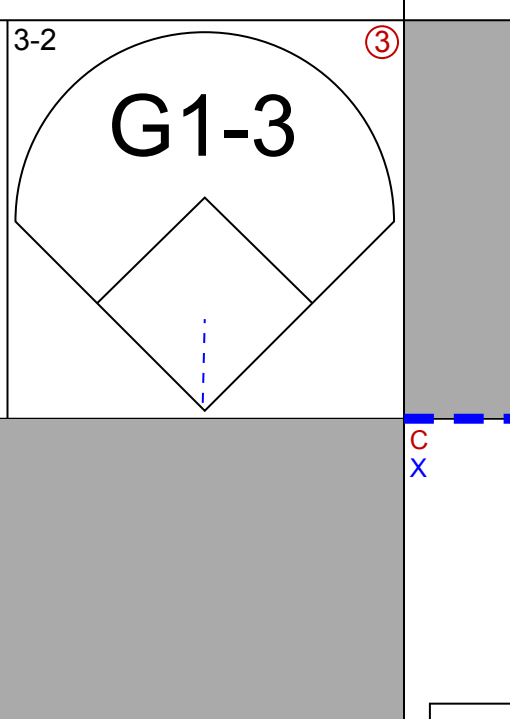
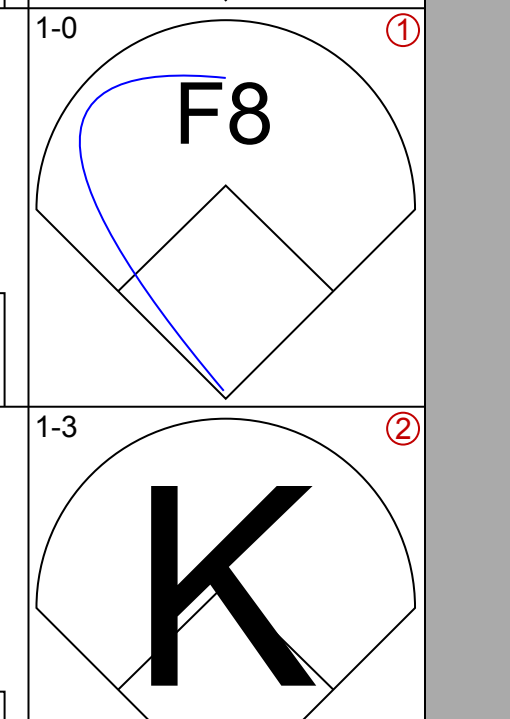
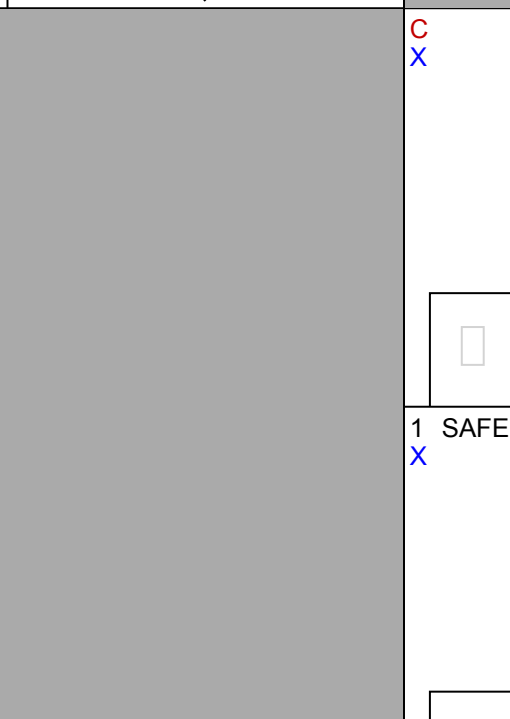
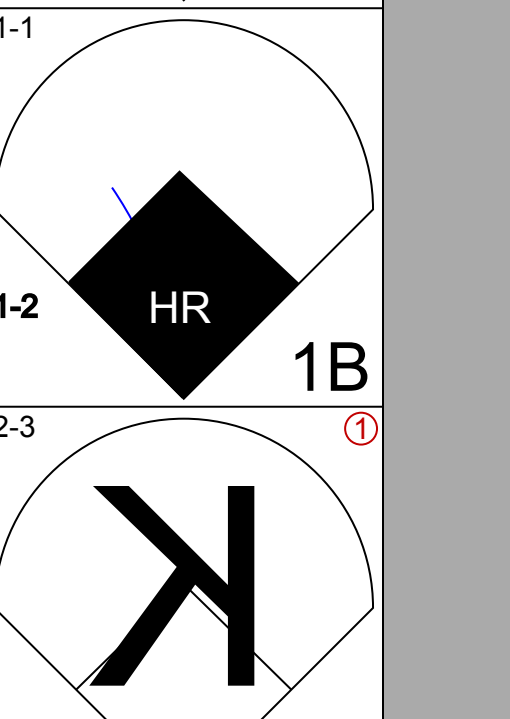
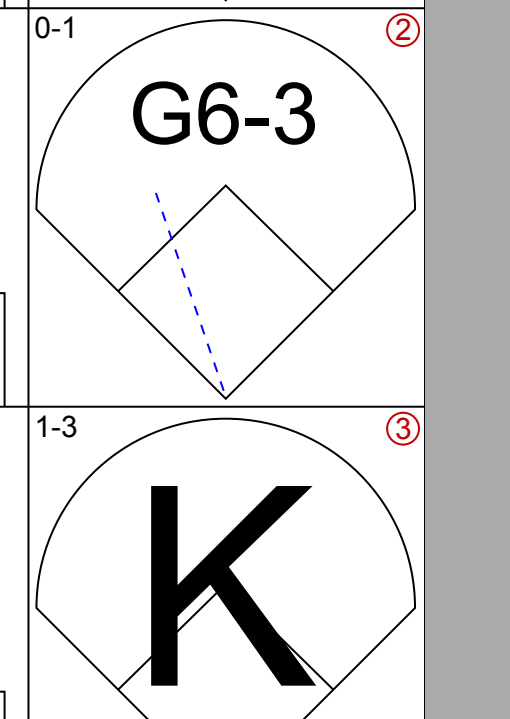
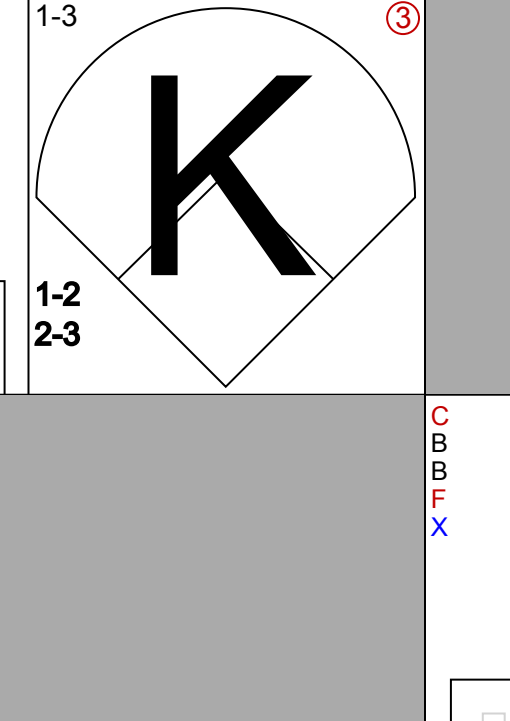
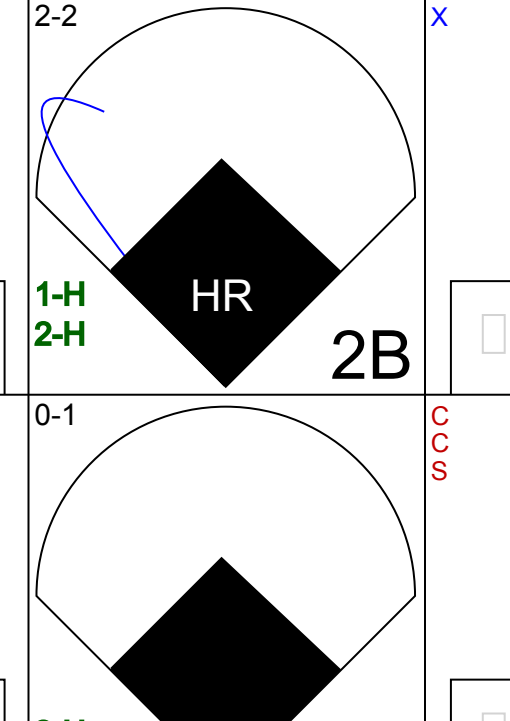
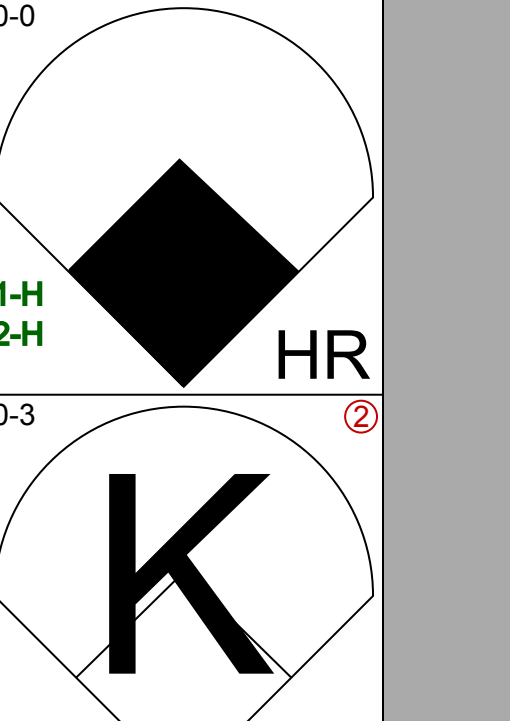
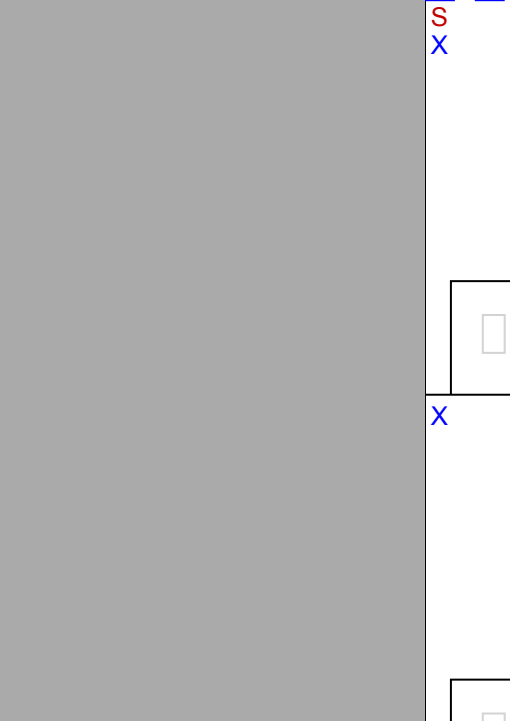
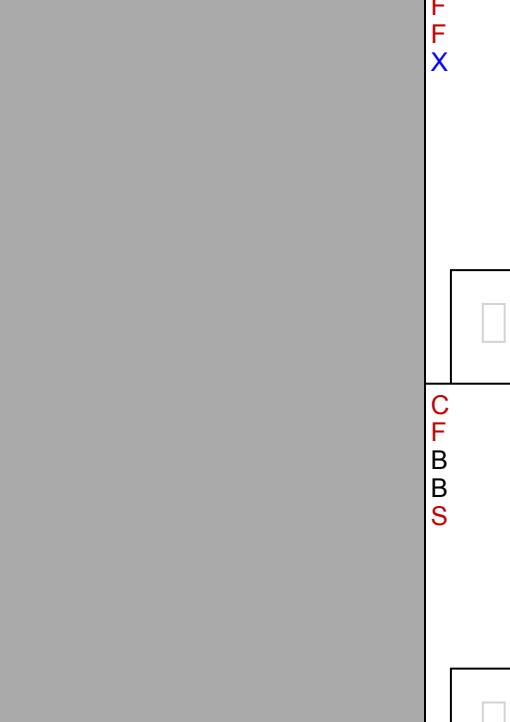
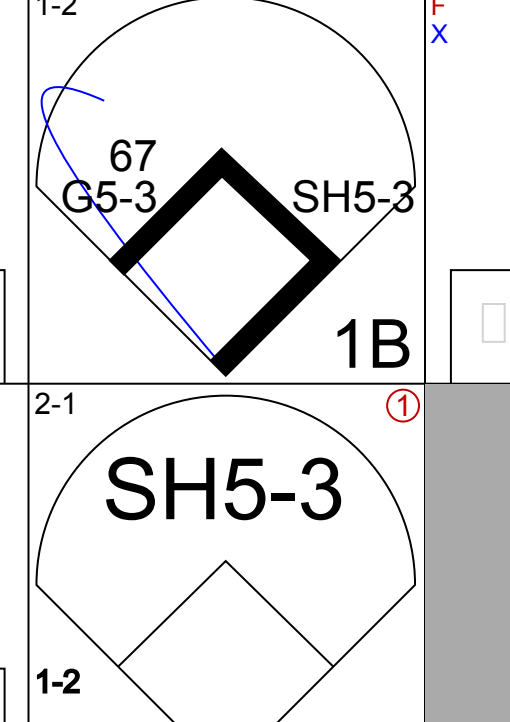
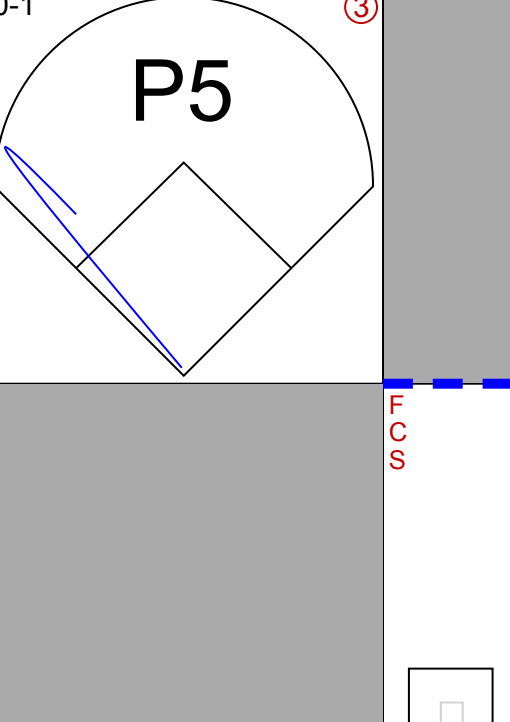

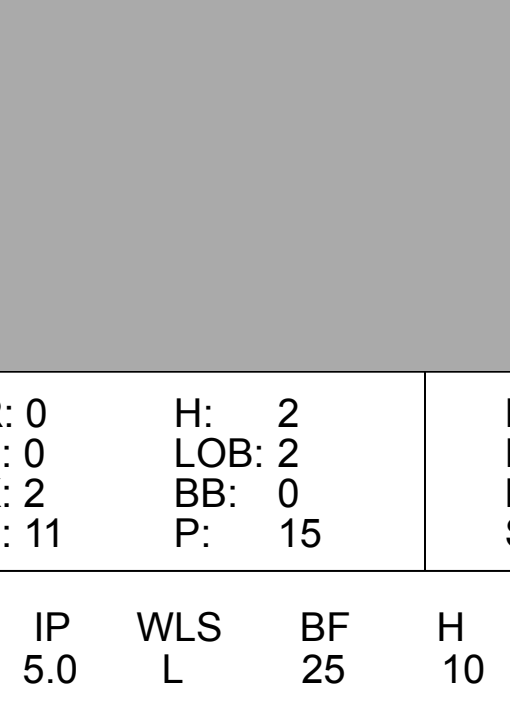
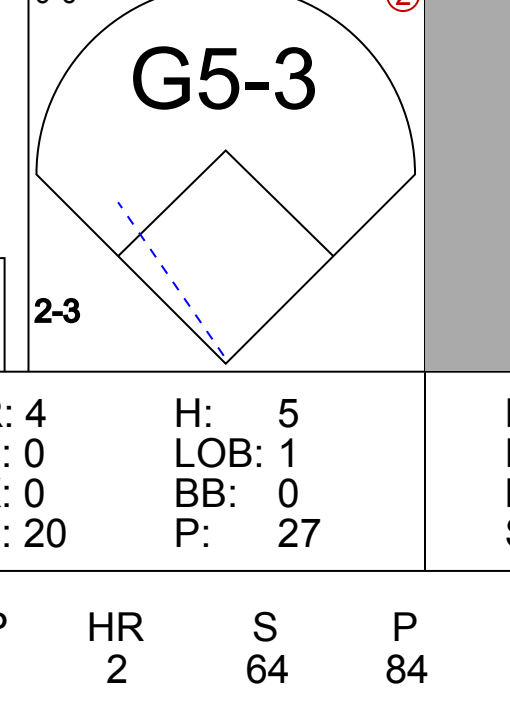
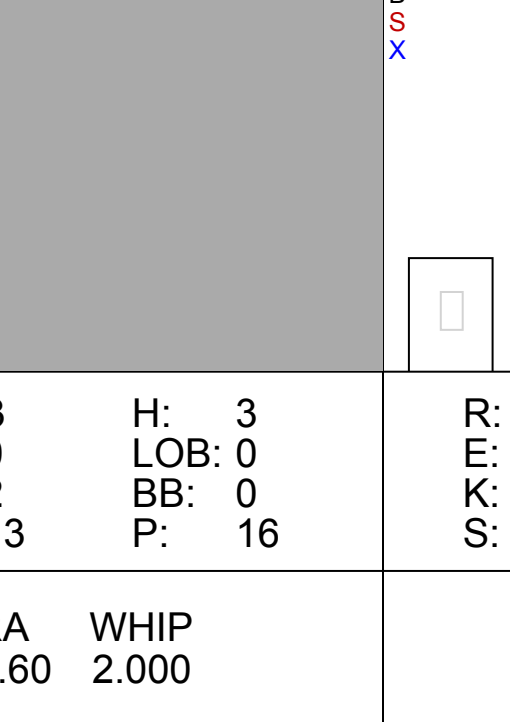
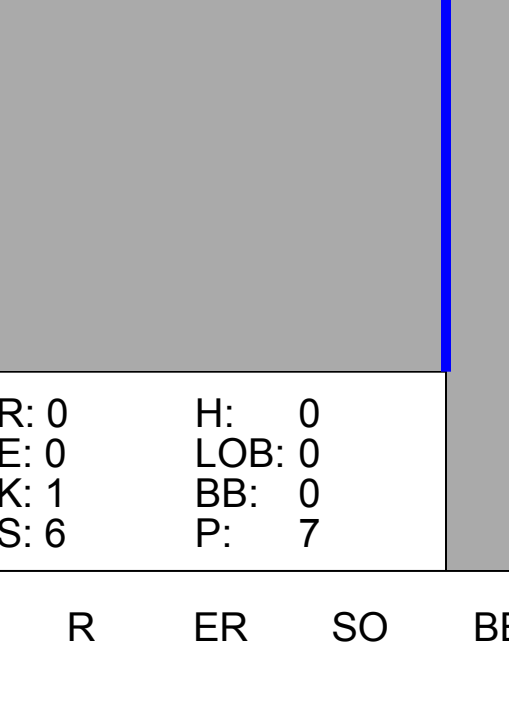


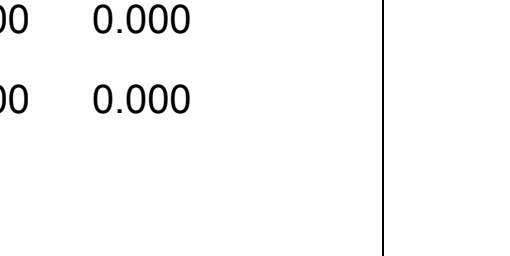

Houston Astros @ Pittsburgh Pirates
Three Rivers Stadium, Pittsburgh, PA

AB 34
R 1
H 8
RBI 1
BB 3
SO 6
LOB 18



WP: 0 PA: 38
PB: 0
SB: 0
CS: 0

Sat Sep 19 1998, 7:05 PM EDT
Att: 20,670 - Overcast - 76 F

Batter	1	2	3	4	5	6	7	8	9	AB	R	H	RBI	BB	SO	LOB	BOTTOM			
Tony Womack, L OBP: 0.316, SLG: 0.355 (1, 4)										4	0	1	0	0	1	1				
Adrian Brown, S OBP: 0.344, SLG: 0.336 (1, 8)										4	1	2	0	0	0	0				
18 Jason Kendall, R OBP: 0.412, SLG: 0.477 (1, 2)										4	2	2	0	0	0	2				
Kevin Young, R OBP: 0.333, SLG: 0.478 (1, 3)										4	1	1	0	0	3	4				
Jose Guillen, R OBP: 0.302, SLG: 0.424 (1, 9)										4	2	2	5	0	1	2				
Turner Ward, S OBP: 0.330, SLG: 0.433 (1, 7)										4	1	1	2	0	1	0				
Freddy Garcia, R OBP: 0.341, SLG: 0.512 (1, 5)										4	0	1	0	0	1	0				
Abraham Nunez, S OBP: 0.366, SLG: 0.290 (1, 6)										2	0	0	0	0	2	0				
67 Francisco Cordova, R OBP: 0.147, SLG: 0.164 Rich Lissette, R (1, 1) (9, 1)										3	0	0	0	0	0	1				
Inning Stats	R: 0 E: 0 K: 2 S: 11	H: 2 LOB: 2 BB: 0 P: 15	R: 0 E: 0 K: 1 S: 9	H: 0 LOB: 0 BB: 0 P: 13	R: 0 E: 0 K: 1 S: 11	H: 0 LOB: 0 BB: 0 P: 13	R: 4 E: 0 K: 0 S: 20	H: 5 LOB: 1 BB: 0 P: 27	R: 3 E: 0 K: 2 S: 13	H: 3 LOB: 0 BB: 0 P: 16	R: 0 E: 0 K: 1 S: 8	H: 0 LOB: 0 BB: 0 P: 12	R: 0 E: 0 K: 1 S: 7	H: 0 LOB: 0 BB: 0 P: 8	R: 0 E: 0 K: 1 S: 6	H: 0 LOB: 0 BB: 0 P: 7	1B: 7 2B: 1 3B: 0 HR: 2	SF: 0 SAC: 1 DP: 0 HBP: 0	WP: 0 PB: 0 SB: 2 CS: 0	PA: 34
PITCHER	IP	WLS	BF	H	R	ER	SO	BB	IBB	HBP	BLK	WP	HR	S	P	ERA	WHIP			
Jose Lima, R ERA: 3.74 Mike Magnante, L ERA: 4.31 Sean Bergman, R ERA: 3.76 Doug Henry, R ERA: 3.13 (1, 1) (6, 1) (7, 1) (8, 1)	5.0	L	25	10	7	7	6	0	0	0	0	0	0	8	12	0.00	0.000			

Houston Astros @ Pittsburgh Pirates
Three Rivers Stadium, Pittsburgh, PA

AB 33
R 7
H 10
RBI 7
BB 0
SO 9
LOB 10



WP: 0 PA: 34
PB: 0
SB: 2
CS: 0

Sat Sep 19 1998, 7:05 PM EDT
Att: 20,670 - Overcast - 76 F

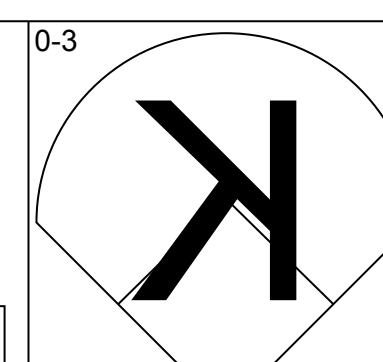
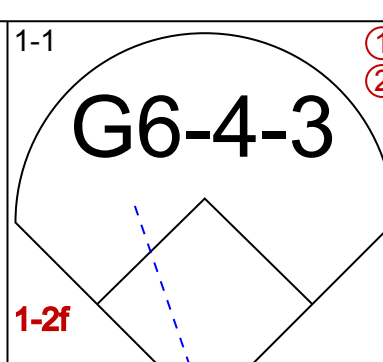
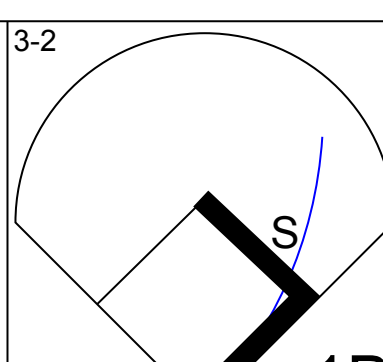
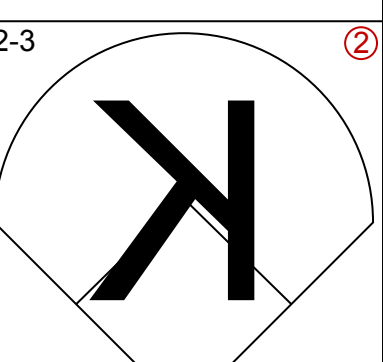
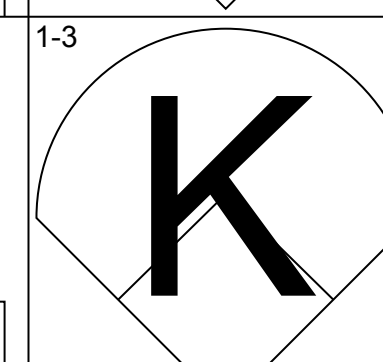
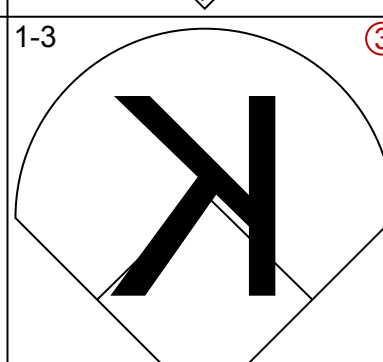
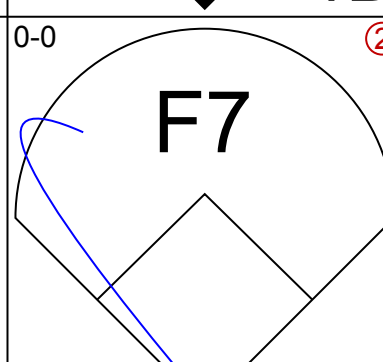
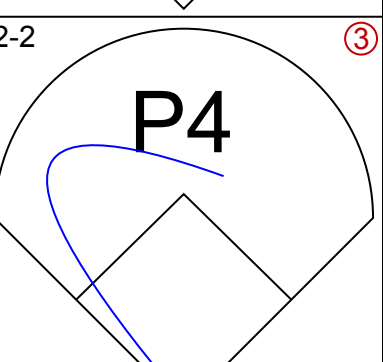
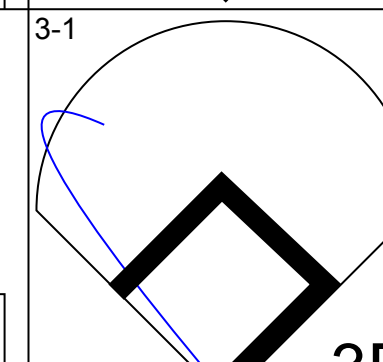
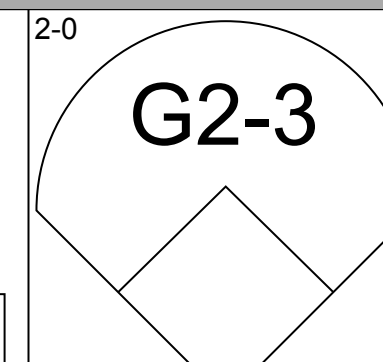
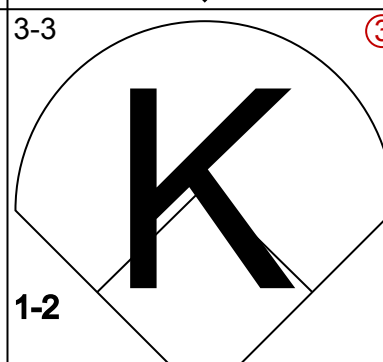
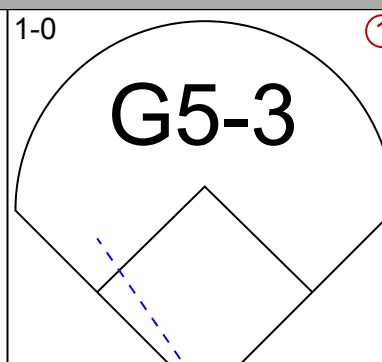
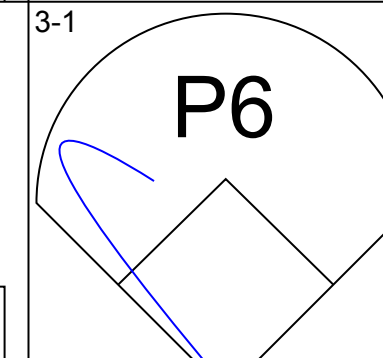
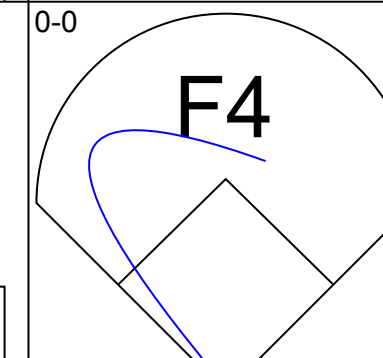
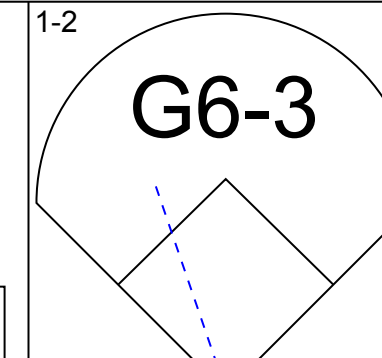
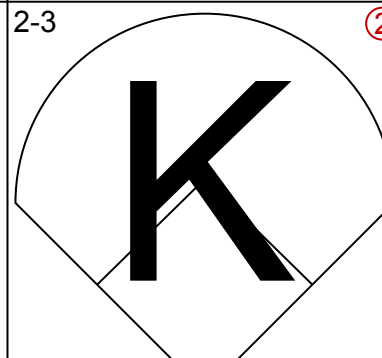
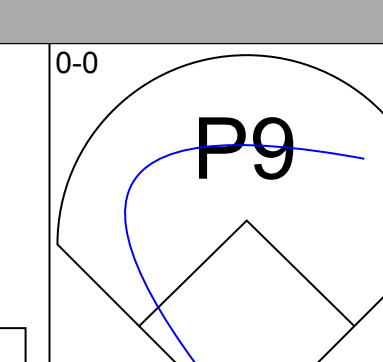
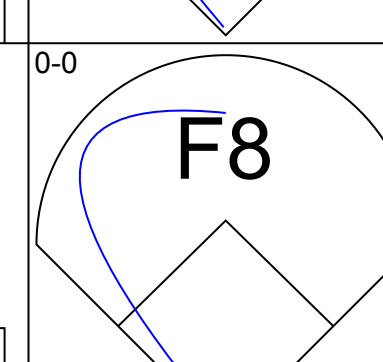
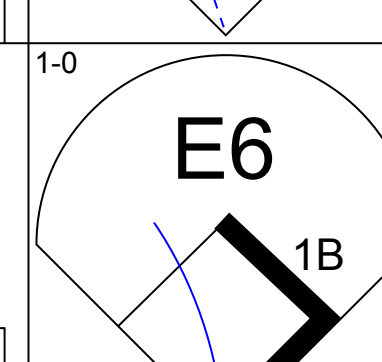
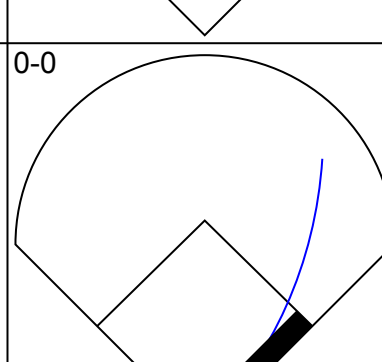
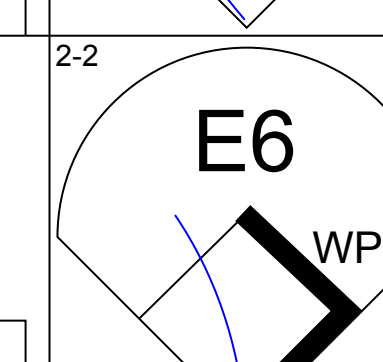
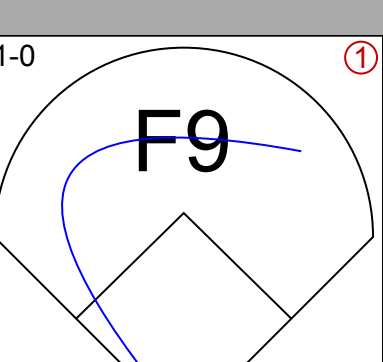
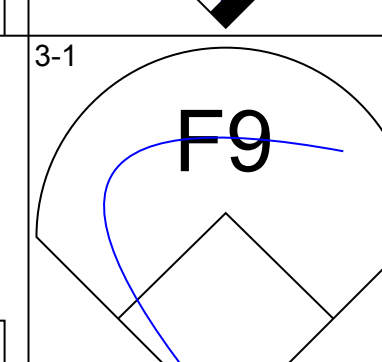
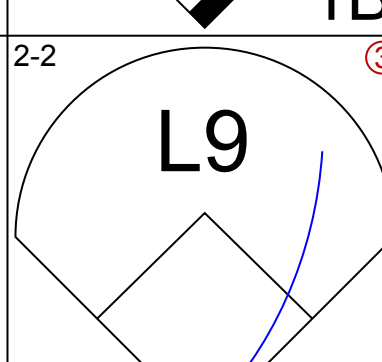
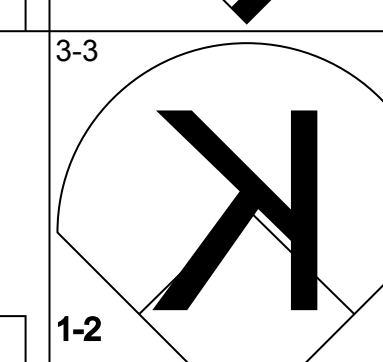
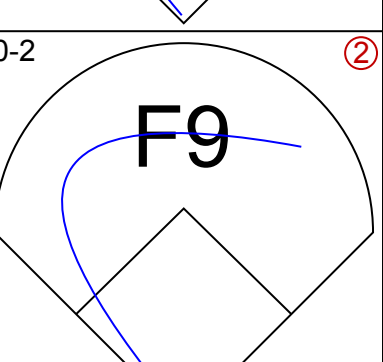
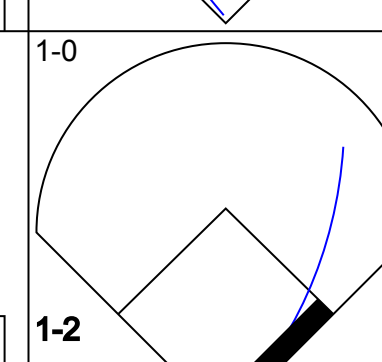
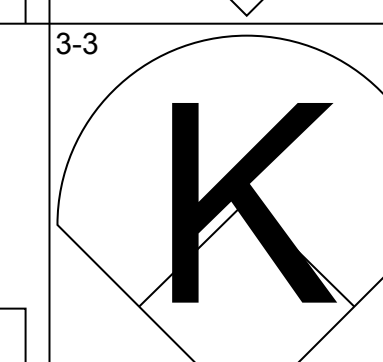
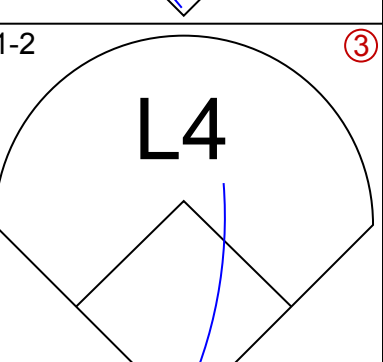
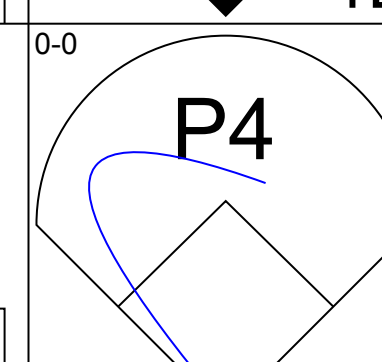
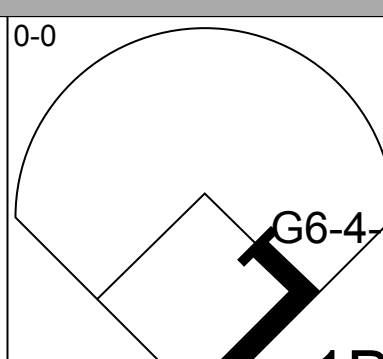
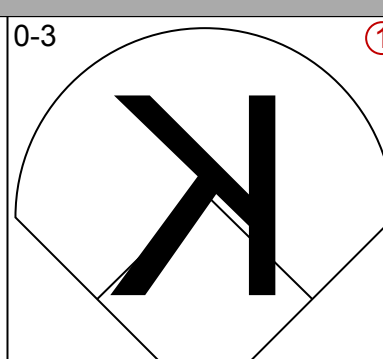
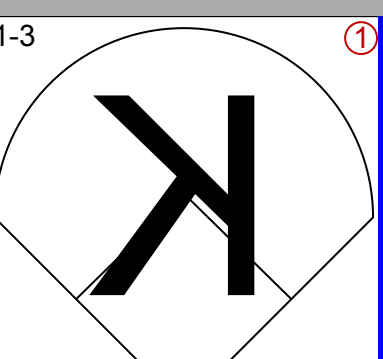
Batter	1	2	3	4	5	6	7	8	9	AB	R	H	RBI	BB	SO	LOB	TOP					
Craig Biggio, R OBP: 0.305, SLG: 0.510 (1,4)	F9		K			L9-3 1B		FC6-4 1B		4	0	2	0	0	1	0	Houston Astros @ Pittsburgh Pirates Three Rivers Stadium, Pittsburgh, PA Sun Sep 20 1998, 3:33 AM EDT Att: 23,657 - Cloudy - 78 F					
Richard Hidalgo, R OBP: 0.344, SLG: 0.453 (1,8)	HR		HR			L9-3 1-2		FC6-4 1-2		4	2	2	2	0	0	2						
Derek Bell, R OBP: 0.364, SLG: 0.486 (1,9)	HBP		F8			4-3			2B	3	0	1	0	0	0	0						
5 Jeff Bagwell, R OBP: 0.421, SLG: 0.551 (1,3)	G5-4-3				F8		F9 2B		K	4	0	1	0	0	1	2						
Moises Alou, R OBP: 0.397, SLG: 0.588 (1,7)		F9			F9		F9			3	0	0	0	1	0	1						
Sean Berry, R OBP: 0.395, SLG: 0.523 (1,5)		G4-3			F8				IBB	2	0	0	0	1	0	0						
Tim Bogar, R OBP: 0.212, SLG: 0.216 (7, PR)							G5-4-3 IBB		P4	0	0	0	0	0	0	0						
Carl Everett, S OBP: 0.364, SLG: 0.489 (9, PH)										1	0	0	0	0	0	2						
Brad Ausmus, R OBP: 0.358, SLG: 0.351 (9, 2)										0	0	0	0	0	0	0						
Tony Eusebio, R OBP: 0.327, SLG: 0.320 (1, 2)					G6-3		G5-4-3 IBB		F9	4	0	1	0	0	0	4						
Billy Wagner, L OBP: 0.333, SLG: 0.333 (9, 1)										0	0	0	0	0	0	0						
Ricky Gutierrez, R OBP: 0.340, SLG: 0.335 (1, 6)					G5-3				L6	3	0	0	0	0	0	1						
Shane Reynolds, R OBP: 0.181, SLG: 0.188 (1, 1)										2	0	0	0	0	1	0						
35 Dave Clark, L OBP: 0.296, SLG: 0.268 (8, PH)										1	0	0	0	0	1	0						
Jay Powell, R OBP: 0.333, SLG: 0.333 (8, 1)										0	0	0	0	0	0	0						
Russ Johnson, R OBP: 0.400, SLG: 0.375 (9, 5)										0	0	0	0	0	0	0						
Inning Stats	R: 1 E: 0 K: 0 S: 5	H: 1 LOB: 0 BB: 0 P: 6	R: 0 E: 0 K: 0 S: 10	H: 1 LOB: 1 BB: 0 P: 19	R: 1 E: 0 K: 1 S: 9	H: 1 LOB: 0 BB: 0 P: 15	R: 0 E: 0 K: 0 S: 5	H: 0 LOB: 0 BB: 0 P: 7	R: 0 E: 0 K: 1 S: 7	H: 0 LOB: 0 BB: 0 P: 9	R: 0 E: 0 K: 0 S: 4	H: 1 LOB: 0 BB: 0 P: 7	R: 0 E: 0 K: 0 S: 7	H: 1 LOB: 2 BB: 1 P: 14	R: 0 E: 0 K: 1 S: 9	H: 1 LOB: 1 BB: 1 P: 12	R: 0 E: 0 K: 1 S: 10	H: 1 LOB: 2 BB: 1 P: 16	1B: 3 2B: 3 3B: 0 HR: 2	SF: 0 SAC: 0 DP: 3 HBP: 1	WP: 0 PB: 0 SB: 0 CS: 0	PA: 34
PITCHER	IP	WLS	BF	H	R	ER	SO	BB	IBB	HBP	BLK	WP	HR	S	P	ERA	WHIP					
Jason Schmidt, R ERA: 3.99 (1, 1)	7.0	L	25	5	2	2	2	0	1	1	0	0	2	47	77	2.57	0.714					
Mike Williams, R ERA: 1.97 (8, 1)	2.0		9	2	0	0	2	0	1	0	0	0	0	19	28	0.00	1.000					

AB	31
R	2
H	7
RBI	2
BB	2
SO	4
LOB	12



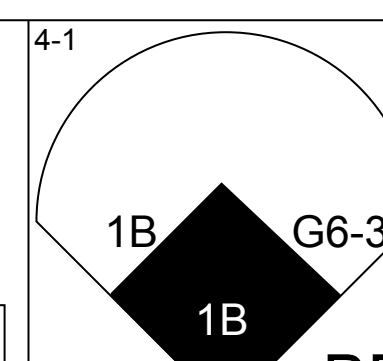
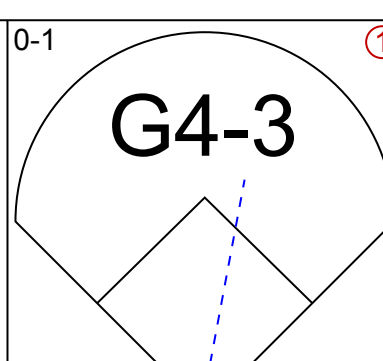
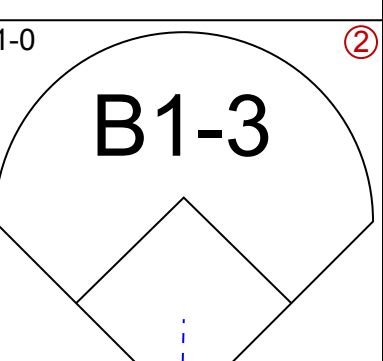
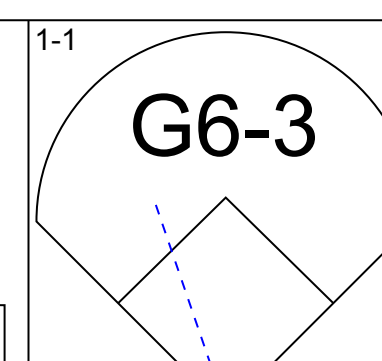
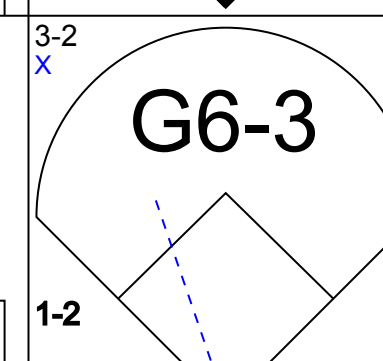
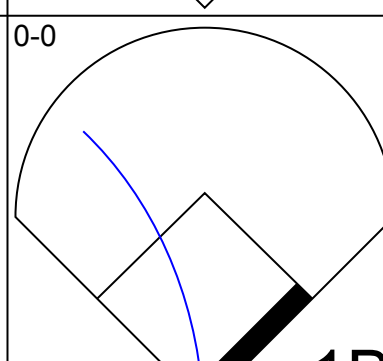
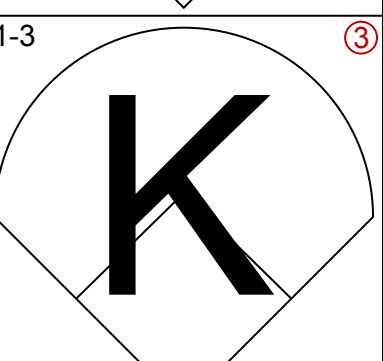
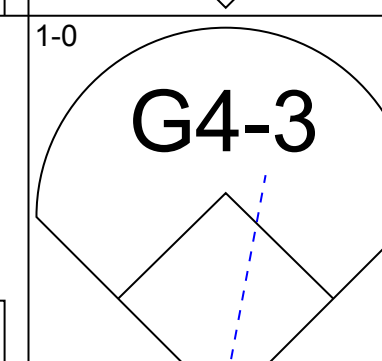
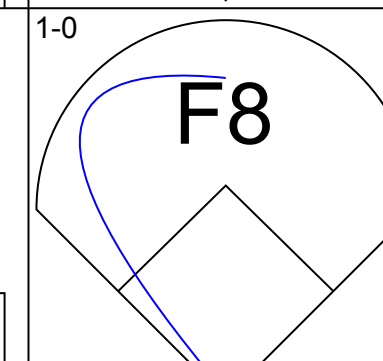
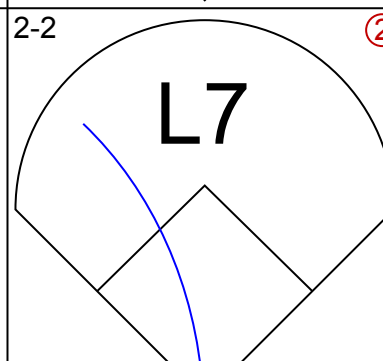
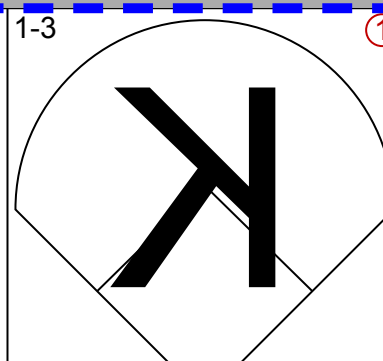
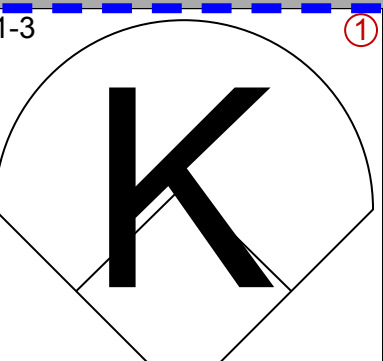

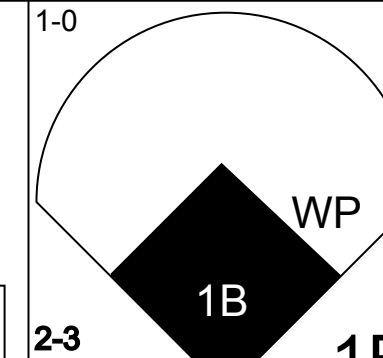
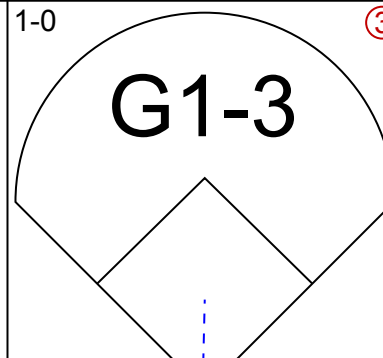
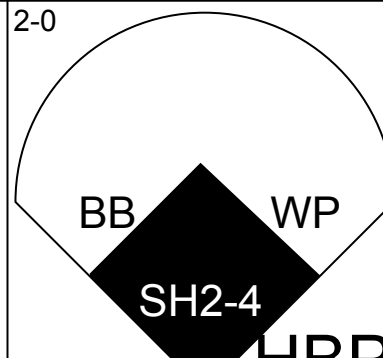

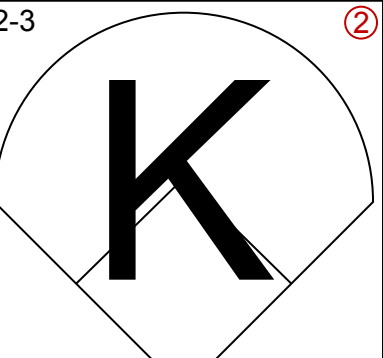

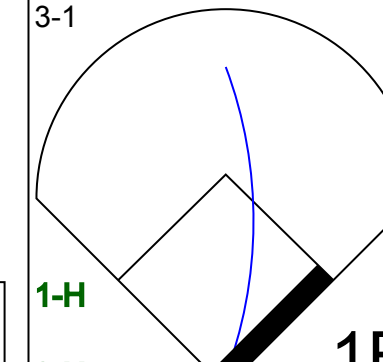
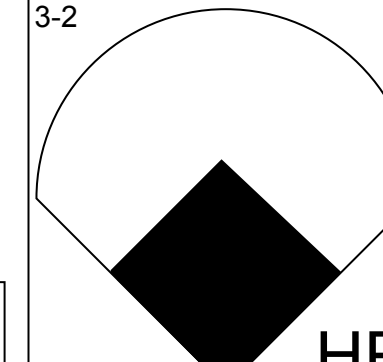
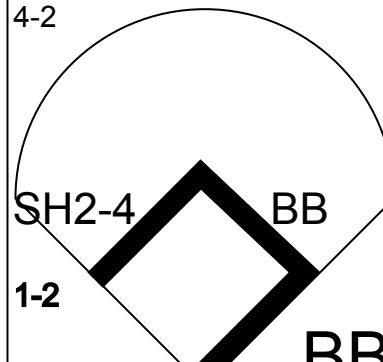

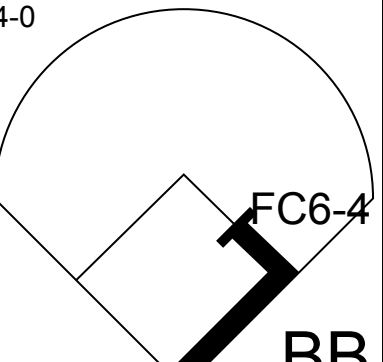

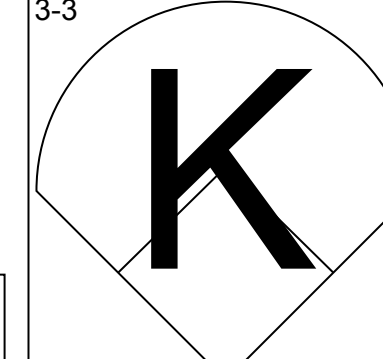
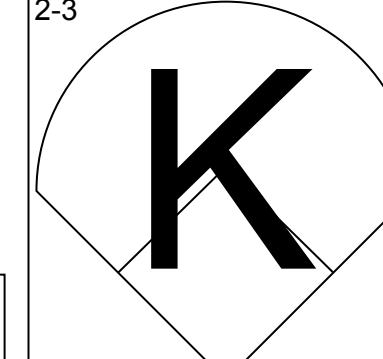
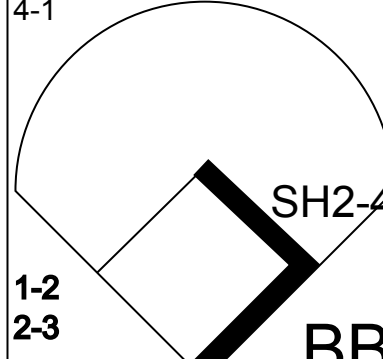

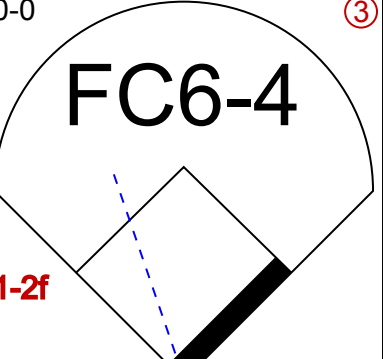

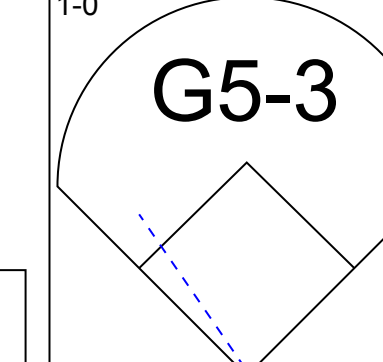
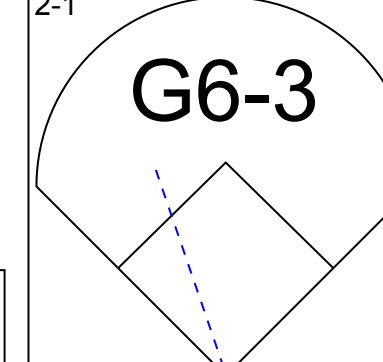
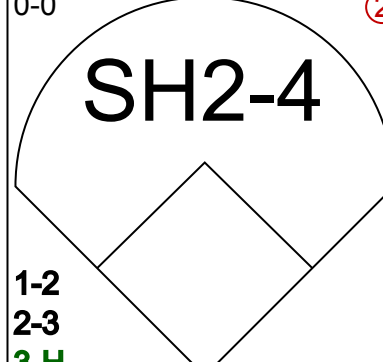
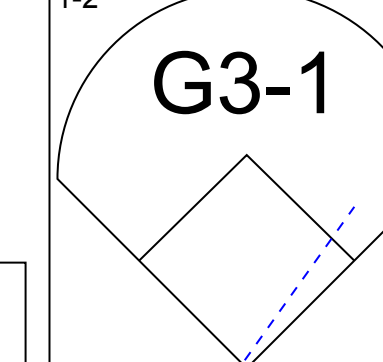
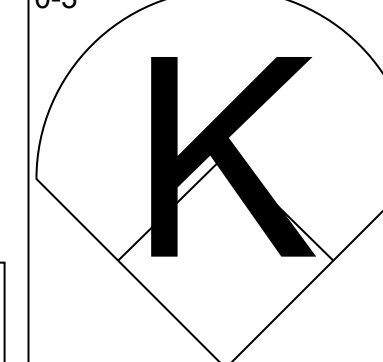
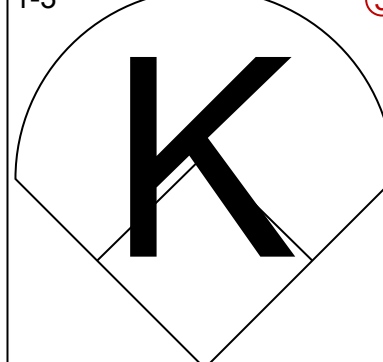

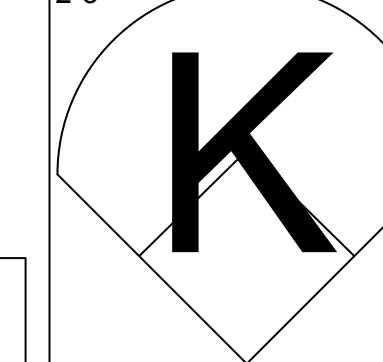
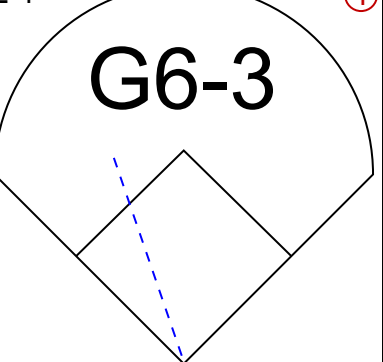
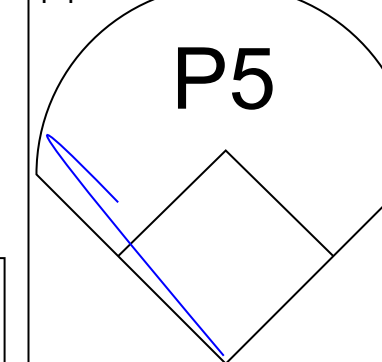
Batter	1	2	3	4	5	6	7	8	9	AB	R	H	RBI	BB	SO	LOB	BOTTOM						
Tony Womack, L OBP: 0.319, SLG: 0.357 (1,4)	G3		FC6-4 1B		S 1B					4	0	3	0	0	0	0	Houston Astros @ Pittsburgh Pirates Three Rivers Stadium, Pittsburgh, PA Sun Sep 20 1998, 3:33 AM EDT Att: 23,657 - Cloudy - 78 F						
Adrian Brown, S OBP: 0.341, SLG: 0.333 (1,8)	G4-3		FC6-4 1B		K		G4-3			4	0	1	0	0	1	4							
18 Jason Kendall, R OBP: 0.411, SLG: 0.475 (1,2)			FC6-4 1B		K				F8	4	0	1	0	0	1	3							
Kevin Young, R OBP: 0.331, SLG: 0.475 (1,3)	K		G4-3				F8		P3	4	0	0	0	0	1	3							
Jose Guillen, R OBP: 0.305, SLG: 0.427 (1,9)		2B 1B			F9 2B		F8		BB	3	0	2	0	1	0	0							
Turner Ward, S OBP: 0.326, SLG: 0.426 (1,7)		L8			F8		G3		K	4	0	0	0	0	1	3							
Aramis Ramirez, R OBP: 0.305, SLG: 0.364 (1,5)		L4-6 2B			F9		P4		K	4	0	1	0	0	1	1							
Abraham Nunez, S OBP: 0.364, SLG: 0.294 (1,6)		L4-6			G6-3				G6-4-3 BB	3	0	1	0	0	0	3							
Lou Collier, R OBP: 0.316, SLG: 0.335 (9, PH)										0	0	0	0	1	0	0							
Jason Schmidt, R OBP: 0.127, SLG: 0.133 (1, 1)										2	0	1	0	0	1	0							
Tim Laker, R OBP: 0.409, SLG: 0.579 (7, PH)										1	0	0	0	0	0	1							
Mike Williams, R OBP: 0.333, SLG: 0.333 (8, 1)										0	0	0	0	0	0	0							
Freddy Garcia, R OBP: 0.339, SLG: 0.509 (9, PH)										1	0	0	0	0	0	1							
Inning Stats	R: 0 E: 0 K: 1 S: 13	H: 1 LOB: 1 BB: 0 P: 16	R: 0 E: 0 K: 0 S: 10	H: 2 LOB: 1 BB: 0 P: 12	R: 0 E: 0 K: 1 S: 15	H: 2 LOB: 2 BB: 0 P: 20	R: 0 E: 0 K: 0 S: 6	H: 1 LOB: 1 BB: 0 P: 12	R: 0 E: 0 K: 2 S: 8	H: 2 LOB: 1 BB: 0 P: 12	R: 0 E: 0 K: 0 S: 8	H: 0 LOB: 0 BB: 0 P: 13	R: 0 E: 0 K: 0 S: 7	H: 2 LOB: 2 BB: 0 P: 12	R: 0 E: 0 K: 1 S: 7	H: 0 LOB: 1 BB: 1 P: 16		R: 0 E: 0 K: 1 S: 8	H: 0 LOB: 0 BB: 1 P: 16	1B: 8 2B: 3 3B: 0 HR: 0	SF: 0 SAC: 0 DP: 2 HBP: 0	WP: 0 PB: 0 SB: 0 CS: 0	PA: 36
PITCHER	IP	WLS	BF	H	R	ER	SO	BB	IBB	HBP	BLK	WP	HR	S	P	ERA		WHIP					
Shane Reynolds, R ERA: 3.58 (1, 1)	7.0	W	29	10	0	0	4	0	0	0	0	0	0	67	97	0.00		1.429					
Jay Powell, R ERA: 3.13 (8, 1)	1.0		4	0	0	0	1	1	0	0	0	0	0	7	16	0.00	1.000						
Billy Wagner, L ERA: 2.84 (9, 1)	1.0	S	3	0	0	0	1	1	0	0	0	0	0	8	16	0.00	1.000						



Batter	1	2	3	4	5	6	7	8	9	AB	R	H	RBI	BB	SO	LOB	TOP					
Russ Johnson, R OBP: 0.397, SLG: 0.333 (1, 4)			G6-4-3 							4	0	1	0	0	2	1	Houston Astros @ St. Louis Cardinals Busch Stadium, St. Louis, MO Tue Sep 22 1998, 7:05 PM CDT Att: 40,739 - Unknown - 75 F					
Carl Everett, S OBP: 0.361, SLG: 0.485 (1, 8)						F7 		P4 		4	0	0	0	0	2	1						
Derek Bell, R OBP: 0.363, SLG: 0.488 (1, 9)				G2-3 					G5-3 	4	0	1	0	0	1	1						
5 Jeff Bagwell, R OBP: 0.418, SLG: 0.547 (1, 3)	P6 			F4 			G6-3 			4	0	0	0	0	1	1						
Moises Alou, R OBP: 0.396, SLG: 0.585 (1, 7)		P9 		F8 			E6 			4	0	1	0	0	0	0						
Sean Berry, R OBP: 0.390, SLG: 0.515 (1, 5)	E6 				F9 		F9 		L9 	4	0	0	0	0	0	2						
Ricky Gutierrez, R OBP: 0.340, SLG: 0.335 (1, 6)					F9 					3	0	1	0	0	1	1						
Brad Ausmus, R OBP: 0.355, SLG: 0.348 (1, 2)					L4 		P4 			3	0	0	0	0	1	3						
Mike Hampton, R OBP: 0.353, SLG: 0.333 (5, PH) Mico Meekins, S OBP: 0.426, SLG: 0.500 (5, 1) Scott Easton, R (5, 1) Sean Bergman, R OBP: 0.346, SLG: 0.117 (7, 1) 35 Dave Clark, L OBP: 0.244, SLG: 0.286 (8, PH) Doug Henry, R (8, 1)			G6-4-3 							1	0	1	0	0	0	0						
Inning Stats	R: 0 E: 0 K: 2 S: 10	H: 1 LOB: 1 BB: 0 P: 17	R: 0 E: 1 K: 2 S: 11	H: 0 LOB: 1 BB: 0 P: 19	R: 0 E: 1 K: 1 S: 6	H: 1 LOB: 0 BB: 0 P: 8	R: 0 E: 0 K: 0 S: 3	H: 0 LOB: 0 BB: 0 P: 5	R: 0 E: 0 K: 0 S: 7	H: 0 LOB: 0 BB: 0 P: 9	R: 0 E: 0 K: 2 S: 10	H: 1 LOB: 1 BB: 0 P: 16	R: 0 E: 1 K: 0 S: 10	H: 1 LOB: 2 BB: 0 P: 16	R: 0 E: 0 K: 2 S: 9	H: 0 LOB: 0 BB: 0 P: 14		R: 0 E: 0 K: 1 S: 8	H: 1 LOB: 1 BB: 0 P: 13	1B: 4 2B: 0 3B: 1 HR: 0	SF: 0 SAC: 0 DP: 1 HBP: 0	WP: 1 PB: 0 SB: 1 CS: 0
PITCHER Matt Morris, R ERA: 2.38 (1, 1)	IP: 9.0 WLS: W BF: 33 H: 5 R: 0 ER: 0 SO: 10 BB: 0 IBB: 0 HBP: 0 BLK: 0 WP: 1 HR: 0 S: 74 P: 117 ERA: 0.00 WHIP: 0.556															PITCHER IP: WLS: BF: H: R: ER: SO: BB: IBB: HBP: BLK: WP: HR: S: P: ERA: WHIP						


AB 33
R 0
H 5
RBI 0
BB 0
SO 10
LOB 10




Batter	1	2	3	4	5	6	7	8	9	AB	R	H	RBI	BB	SO	LOB	BOTTOM			
Delino DeShields, L OBP: 0.377, SLG: 0.439 (1, 4)			G4-3 		B1-3 		G6-3 			3	1	0	0	1	0	0	Houston Astros @ St. Louis Cardinals Busch Stadium, St. Louis, MO Tue Sep 22 1998, 7:05 PM CDT Att: 40,739 - Unknown - 75 F			
Ray Lankford, L OBP: 0.387, SLG: 0.532 (1, 8)	G6-3 						G4-3 			4	0	1	0	0	1	1				
Mark McGwire, R OBP: 0.465, SLG: 0.731 (1, 3)	F8 		L7 							4	0	0	0	0	2	2				
Brian Jordan, R OBP: 0.365, SLG: 0.532 (1, 9) John Mabry, L OBP: 0.309, SLG: 0.384 (8, 9)			G1-3 			BB 	WP 			2	2	1	0	0	0	1				
Ron Gant, R OBP: 0.336, SLG: 0.501 (1, 7)						SH2-4 	BB 			2	1	2	3	2	0	0				
Fernando Tatis, R OBP: 0.327, SLG: 0.411 (1, 5)						SH2-4 	BB 			3	0	0	0	1	2	2				
Luis Ordez, R OBP: 0.238, SLG: 0.210 (1, 6)		G5-3 		G6-3 		SH2-4 				2	0	0	1	0	0	0				
Matt Morris, R OBP: 0.212, SLG: 0.107 (1, 1)		G3-1 								3	0	0	0	0	2	2				
Eli Marrero, R OBP: 0.325, SLG: 0.379 (1, 2)					G6-3 			P5 		3	0	0	0	0	1	0				
Inning Stats	R: 2 E: 0 K: 1 S: 13	H: 2 LOB: 1 BB: 1 P: 28	R: 0 E: 0 K: 1 S: 11	H: 0 LOB: 0 BB: 0 P: 15	R: 0 E: 0 K: 0 S: 7	H: 1 LOB: 1 BB: 0 P: 10	R: 1 E: 0 K: 2 S: 13	H: 1 LOB: 0 BB: 0 P: 20	R: 0 E: 0 K: 1 S: 9	H: 0 LOB: 0 BB: 0 P: 13	R: 1 E: 0 K: 2 S: 12	H: 0 LOB: 2 BB: 2 P: 24	R: 0 E: 0 K: 0 S: 5	H: 0 LOB: 0 BB: 0 P: 8	R: 0 E: 0 K: 2 S: 8	H: 0 LOB: 1 BB: 1 P: 15		1B: 3 2B: 0 3B: 0 HR: 1	SF: 0 SAC: 1 DP: 0 HBP: 1	WP: 2 PB: 0 SB: 0 CS: 0
PITCHER Mike Hampton, L ERA: 3.46 (6, 1) Scott Elarton, R ERA: 3.5 (7, 1) Sean Bergman, R ERA: 3.74 (8, 1) Doug Henry, R ERA: 3.09	IP: 5.0 WLS: L BF: 20 H: 4 R: 3 ER: 3 SO: 5 BB: 2 IBB: 0 HBP: 1 BLK: 0 WP: 1 HR: 1 S: 53 P: 86 ERA: 5.40 WHIP: 1.000															PITCHER IP: WLS: BF: H: R: ER: SO: BB: IBB: HBP: BLK: WP: HR: S: P: ERA: WHIP				

AB 27
R 4
H 4
RBI 4
BB 4
SO 9
LOB 8



Batter	1	2	3	4	5	6	7	8	9	AB	R	H	RBI	BB	SO	LOB	TOP										
Craig Biggio, R OBP: 0.307, SLG: 0.511 (1, 4)	2-3 K	1-1 1B		3-3 K		0-0 1B			1-2 2B	5	1	3	1	0	2	0	Houston Astros @ St. Louis Cardinals Busch Stadium, St. Louis, MO Wed Sep 23 1998, 7:05 PM CDT Att: 38,997 - Unknown - 75 F AB 39 R 7 H 15 RBI 7 BB 0 SO 6 LOB 15 										
Ricky Gutierrez, R OBP: 0.341, SLG: 0.338 (1, 6)	0-1 1B 5 SF9	3-2 F8		0-0 G5-3		1-2 L9			1-1 2B	5	1	2	1	0	0	2											
Derek Bell, R OBP: 0.384, SLG: 0.488 Carl Everett, S OBP: 0.359, SLG: 0.482 (1, 9) (3, 8)	1-2 2B	1-0 F7		1-0 G5-3			3-2 F9		0-0 L7	2	1	1	0	0	0	1											
5 Jeff Bagwell, R OBP: 0.417, SLG: 0.546 (1, 3)	3-1 SF9		2-1 1B		3-2 F9		1-2 G5-3		0-0 G5-3	4	1	1	1	0	0	1											
Moises Alou, R OBP: 0.398, SLG: 0.585 (1, 7)	3-2 2B		1-0 1B		1-1 FC6-4		1-2 G4-3		2-2 G4-3	5	2	3	1	0	0	1											
Richard Hidalgo, R OBP: 0.351, SLG: 0.469 (1, 8) (3, 9)	0-0 2B		0-0 1B		1-0 F8			0-2 2B		4	0	3	2	0	0	1											
Sean Berry, R OBP: 0.389, SLG: 0.512 Tim Bogar, R OBP: 0.212, SLG: 0.216 (1, 5) (8, 5)	2-3 K		2-2 1B		2-1 FC6-4			3-1 G5-3		4	0	1	1	0	1	3											
Brad Ausmus, R OBP: 0.354, SLG: 0.347 (1, 2)		2-0 1B		3-1 G5-4-3		0-1 G6-3		0-2 L8		4	1	1	0	0	0	3											
Randy Johnson, R OBP: 0.077, SLG: 0.103 35 Dave Clark, L OBP: 0.292, SLG: 0.264 Jay Powell, R OBP: 0.333, SLG: 0.333 (1, 1) (8, PH) (8, 1) (9, 1)	0-1 SH5-4		2-3 K		1-3 K			0-3 K		2	0	0	0	0	2	1											
Inning Stats	R: 3 E: 0 K: 2 S: 19	H: 4 LOB: 1 BB: 0 P: 30	R: 1 E: 0 K: 0 S: 9	H: 2 LOB: 1 BB: 0 P: 16	R: 2 E: 0 K: 1 S: 13	H: 4 LOB: 1 BB: 0 P: 23	R: 0 E: 0 K: 1 S: 6	H: 0 LOB: 0 BB: 0 P: 10	R: 0 E: 0 K: 0 S: 8	H: 1 LOB: 1 BB: 0 P: 15	R: 0 E: 0 K: 1 S: 9	H: 0 LOB: 0 BB: 0 P: 11	R: 0 E: 0 K: 0 S: 9	H: 0 LOB: 0 BB: 0 P: 14	R: 0 E: 0 K: 1 S: 11	H: 1 LOB: 1 BB: 0 P: 14		R: 1 E: 0 K: 0 S: 12	H: 2 LOB: 1 BB: 0 P: 16	1B: 11 2B: 4 3B: 0 HR: 0	SF: 1 SAC: 1 DP: 1 HBP: 0	WP: 0 PB: 0 SB: 1 CS: 0	PA: 41				
PITCHER	IP	WLS	BF	H	R	ER	SO	BB	IBB	HBP	BLK	WP	HR	S	P	ERA	WHIP										
Darren Oliver, L ERA: 5.73 Mark Petkovsek, R ERA: 4.77 John Frascatore, R ERA: 4.32 Bobby Witt, R ERA: 6.56 Rick Croushore, R ERA: 4.7	(1, 1) (3, 1) (4, 1) (6, 1) (8, 1)	2.0 1.0 2.0 2.1 0.2	L 4 7 9 2	14 2 1 2 0	8 1 0 2 0	6 0 0 0 0	6 0 1 0 1	2 0 0 0 0	0 0 0 0 0	0 0 0 0 0	0 0 0 0 0	0 0 0 0 0	0 0 0 0 0	0 0 0 0 6	31 10 14 23 6	17 0.00 25 33 6	27.00 2.000 0.500 0.857 0.000										

Batter	1	2	3	4	5	6	7	8	9	AB	R	H	RBI	BB	SO	LOB	BOTTOM										
12 Pat Kelly, R OBP: 0.286, SLG: 0.329 (1, 4) (9, 6)	0-0 HR	2-1 P4		0-2 F7		2-3 K			3-3 K	5	1	1	1	0	2	2	Houston Astros @ St. Louis Cardinals Busch Stadium, St. Louis, MO Wed Sep 23 1998, 7:05 PM CDT Att: 38,997 - Unknown - 75 F AB 34 R 1 H 9 RBI 1 BB 6 SO 11 LOB 24 										
Fernando Tatis, R OBP: 0.326, SLG: 0.408 (1, 5)	1-3 K	1-3 K		2-1 F8		2-2 G4-3			2-2 1B	5	0	1	0	0	2	2											
Mark McGwire, R OBP: 0.466, SLG: 0.729 (1, 3)	4-1 1B		4-2 BB		1-2 1B		1-0 F7		2-1 F8	3	0	1	0	2	0	1											
Brian Jordan, R OBP: 0.367, SLG: 0.532 (1, 8)	1-2 1B		0-0 BB		2-3 K		4-2 CS		2-2 F8	4	0	2	0	1	1	2											
Ron Gant, R OBP: 0.336, SLG: 0.499 (1, 7)	1-0 P5		2-3 K		0-2 F8		1 SAFE 1 SAFE 1 SAFE	2-2 1B		4	0	1	0	0	1	5											
Eli Marrero, R OBP: 0.327, SLG: 0.379 (1, 2)	0-1 1B		2-3 K		4-1 1B		0-1 P3			3	0	1	0	1	1	4											
Luis Ordez, R OBP: 0.253, SLG: 0.229 Delino DeShields, L OBP: 0.377, SLG: 0.438 (1, 6) (8, PH) (9, 4)		1-2 2B		4-1 BB		0-0 1B		0-1 CS	3-3 K	2	0	2	0	1	0	0											
Darren Oliver, R Mark Petkovsek, R John Frascatore, R Bobby Witt, R Rick Croushore, R John Marrero, R Curtis King, R (1, 1) (1, 1) (1, 1) (1, 1) (1, 1) (1, 1) (1, 1) (1, 1)		4-0 BB		0-0 F9		2-1 L7		0-1 G3		0	0	0	0	0	0	0											
Mark Little, R OBP: 0.214, SLG: 0.083 (1, 9)		2-3 K		2-3 K		0-0 G6-3		2-3 K		4	0	0	0	0	3	2											
Inning Stats	R: 1 E: 0 K: 1 S: 12	H: 3 LOB: 2 BB: 1 P: 19	R: 0 E: 0 K: 2 S: 11	H: 1 LOB: 2 BB: 1 P: 21	R: 0 E: 0 K: 2 S: 12	H: 1 LOB: 3 BB: 2 P: 24	R: 0 E: 0 K: 1 S: 8	H: 0 LOB: 0 BB: 0 P: 12	R: 0 E: 0 K: 1 S: 16	H: 2 LOB: 3 BB: 1 P: 25	R: 0 E: 0 K: 1 S: 7	H: 0 LOB: 0 BB: 0 P: 11	R: 0 E: 0 K: 0 S: 17	H: 1 LOB: 1 BB: 1 P: 24	R: 0 E: 0 K: 2 S: 8	H: 0 LOB: 0 BB: 0 P: 13		R: 0 E: 0 K: 1 S: 17	H: 1 LOB: 1 BB: 0 P: 26	1B: 7 2B: 1 3B: 0 HR: 1	SF: 0 SAC: 0 DP: 0 HBP: 0	WP: 0 PB: 0 SB: 0 CS: 1	PA: 41				
PITCHER	IP	WLS	BF	H	R	ER	SO	BB	IBB	HBP	BLK	WP	HR	S	P	ERA	WHIP										
Randy Johnson, L ERA: 3.28 Jay Powell, R ERA: 3.09 Billy Wagner, L ERA: 2.79	(1, 1) (8, 1) (9, 1)	7.0 1.0 1.0	L 3 4	8 0 1	1 0 0	0 0 0	8 2 1	6 0 0	0 0 0	0 0 0	0 0 0	0 0 0	0 0 0	0 8 17	13 26	1.29 0.00 0.00											

Batter	1	2	3	4	5	6	7	8	9	AB	R	H	RBI	BB	SO	LOB	TOP			
Lance Johnson, L (1, 8) OBP: 0.339, SLG: 0.359	3-2 SH1-4 2B		3-2 F9			2-1 2B		4-1 L6-3-6 BB		3	0	2	0	1	0	0				
Mickey Morandini, L (1, 4) OBP: 0.362, SLG: 0.389	0-0 SH1-4 2-3		1-0 F9			3-2 L9		0-0 L6-3-6 1-2		3	0	0	0	0	0	2				
Sammy Sosa, R (1, 9) OBP: 0.375, SLG: 0.651	1-1 P4			0-1 HR		1-1 G6-3			2-3 K	4	1	1	1	0	1	2				
Mark Grace, L (1, 3) OBP: 0.401, SLG: 0.470	2-1 L8			3-2 F8		0-0 G1-3			3-2 P6	4	0	0	0	0	0	2				
Brant Brown, L (1, 7) OBP: 0.348, SLG: 0.501 Glenallen Hill, R (9, PH) OBP: 0.362, SLG: 0.545		1-3 K		1-0 G3			1-2 F8		0-2 P2	3	0	0	0	0	1	0				
Gary Gaetti, R (1, 5) OBP: 0.356, SLG: 0.489		2-1 F8		1-0 F8			1-1 F5-3			3	0	0	0	0	0	0				
Tyler Houston, L (1, 2) OBP: 0.298, SLG: 0.407		3-1 HR			1-3 K		1-1 WP 1B			3	1	2	1	0	1	0				
José Hernández, R (1, 6) OBP: 0.310, SLG: 0.475 Matt Karchner, R (7, 1) Kurt Miller, R (8, 1)		2-3 K		1-2 P4			1-3 K			3	0	0	0	0	2	1				
Kevin Tapani, R (1, 1) OBP: 0.207, SLG: 0.203 Chris Haney, L (7, 1) Manny Alexander, R (7, 6) OBP: 0.279, SLG: 0.331 Henry Rodríguez, L (8, PH) OBP: 0.333, SLG: 0.530 Jeff Blauser, R (8, 6) OBP: 0.343, SLG: 0.302			1-3 K		1-0 G1-3			0-3 K		2	0	0	0	0	1	0				
Inning Stats	R: 0 E: 0 K: 0 S: 8	H: 1 LOB: 1 BB: 0 P: 14	R: 1 E: 0 K: 2 S: 10	H: 1 LOB: 0 BB: 0 P: 18	R: 0 E: 0 K: 1 S: 8	H: 0 LOB: 0 BB: 0 P: 13	R: 1 E: 0 K: 0 S: 7	H: 1 LOB: 0 BB: 0 P: 12	R: 0 E: 0 K: 1 S: 8	H: 0 LOB: 1 BB: 0 P: 11	R: 0 E: 0 K: 1 S: 12	H: 1 LOB: 1 BB: 0 P: 16	R: 0 E: 0 K: 1 S: 5	H: 0 LOB: 0 BB: 1 P: 9	R: 0 E: 0 K: 1 S: 12	H: 0 LOB: 0 BB: 0 P: 17	1B: 1 2B: 3 3B: 0 HR: 2	SF: 0 SAC: 1 DP: 1 HBP: 0	WP: 1 PB: 0 SB: 0 CS: 0	PA: 32
PITCHER	IP WLS BF H R ER SO BB IBB HBP BLK WP HR S P ERA WHIP																			
Jose Lima, R (1, 1) ERA: 3.7	7.0 W 26 5 2 2 5 0 0 0 0 0 1 2 61 98 2.57 0.714																			
Scott Elarton, R (8, 1) ERA: 3.44	1.0 3 0 0 0 1 1 0 0 0 0 0 0 5 9 0.00 1.000																			
Billy Wagner, L (9, 1) ERA: 2.75	1.0 3 0 0 0 1 0 0 0 0 0 0 0 12 17 0.00 0.000																			

Chicago Cubs @ Houston Astros
Astrodome, Houston, TX
Fri Sep 25 1998, 8:05 PM EDT
Att: 51,831 - Dome - 72 F

AB	30
R	2
H	5
RBI	2
BB	1
SO	7
LOB	7

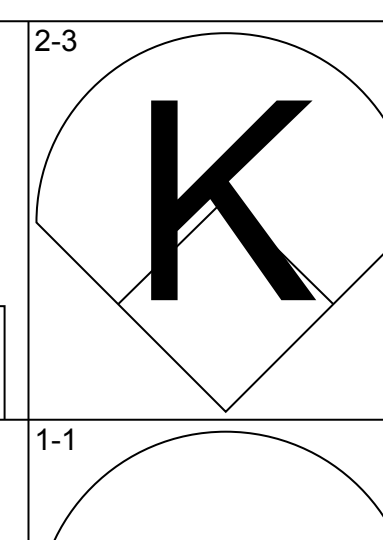
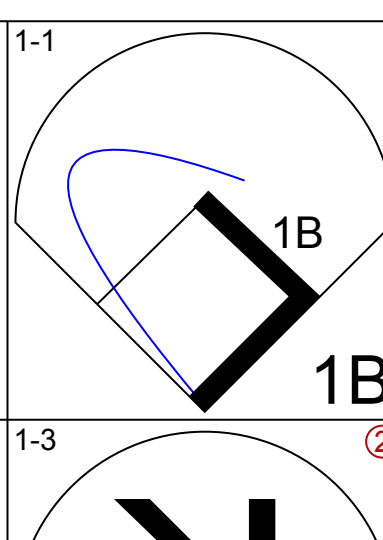
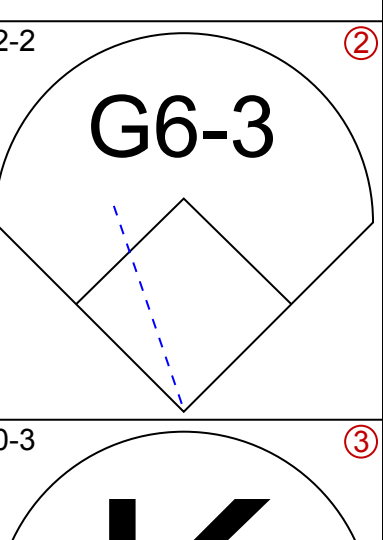
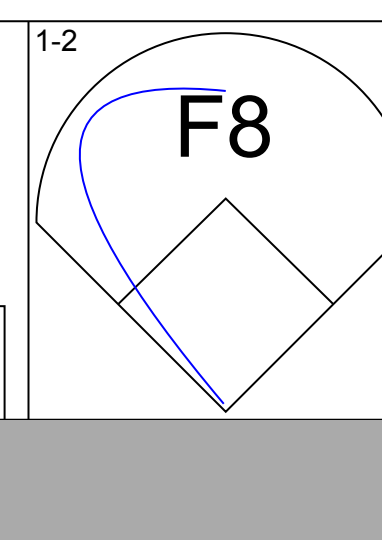
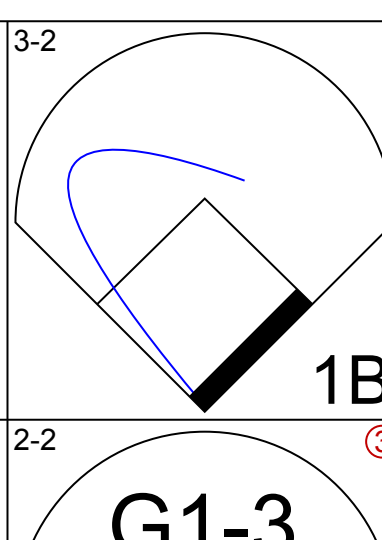

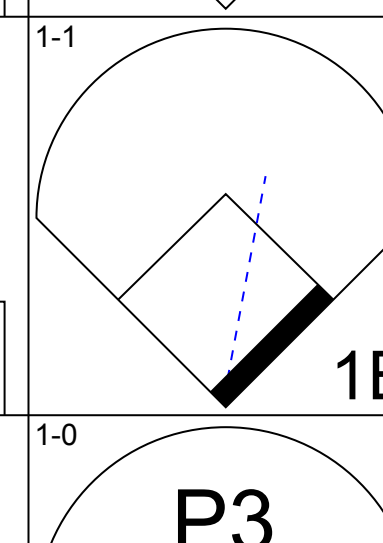
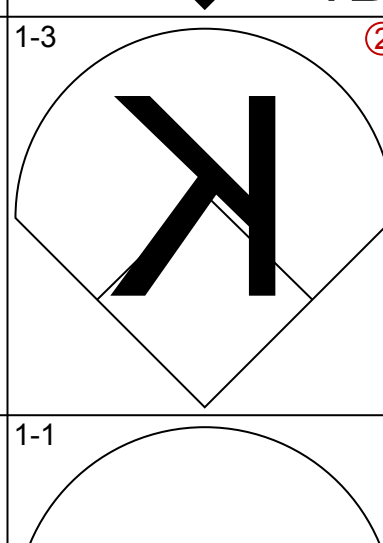
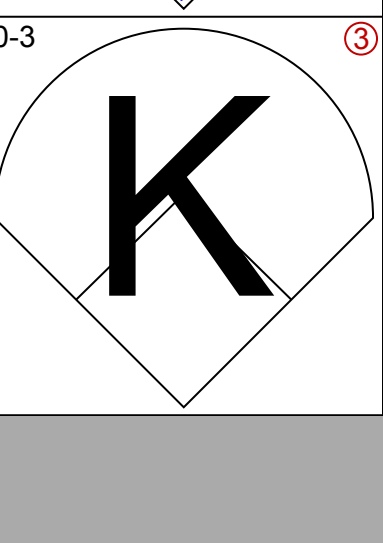
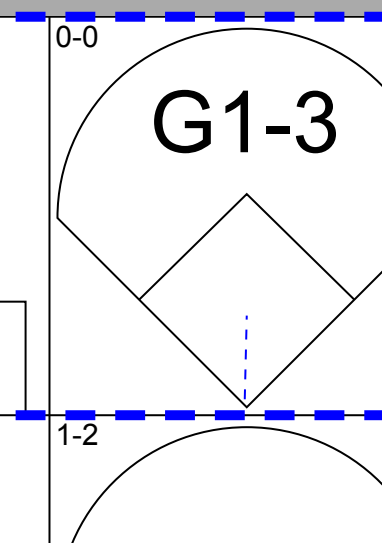
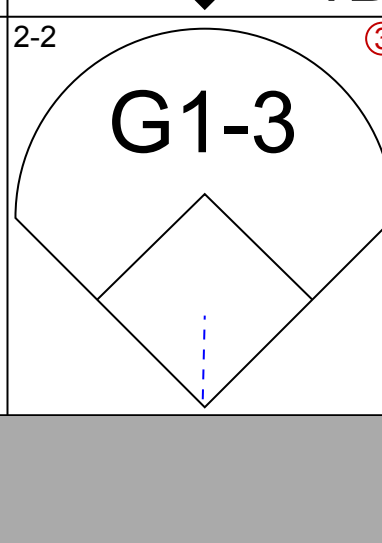
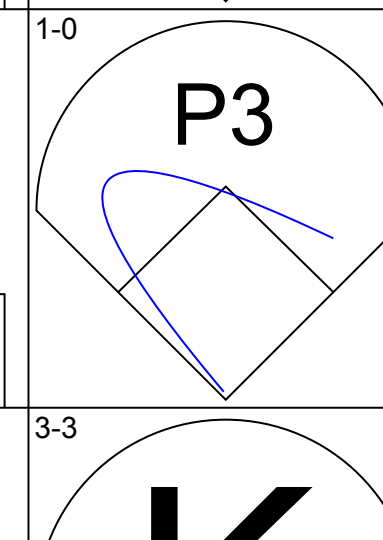
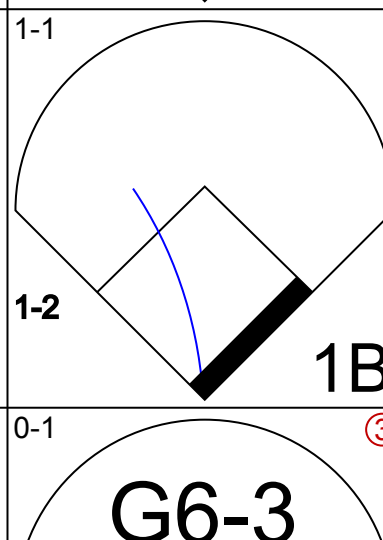
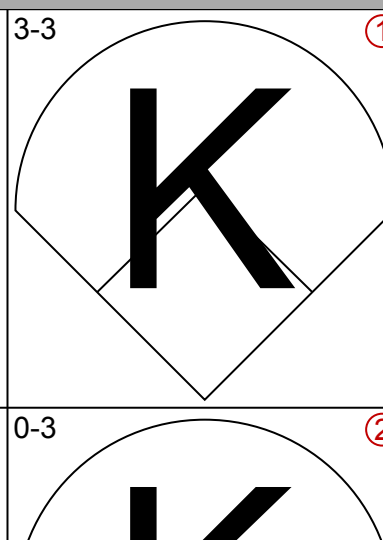
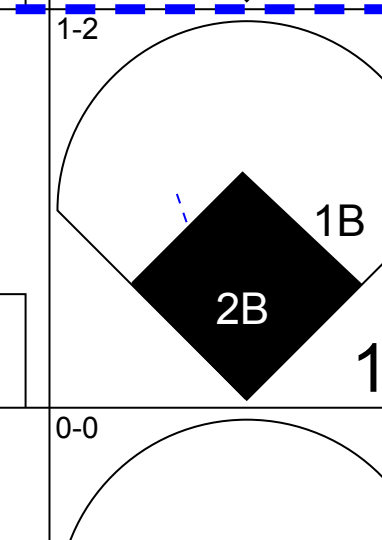
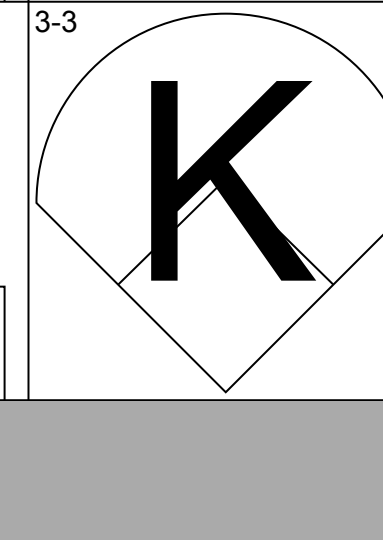
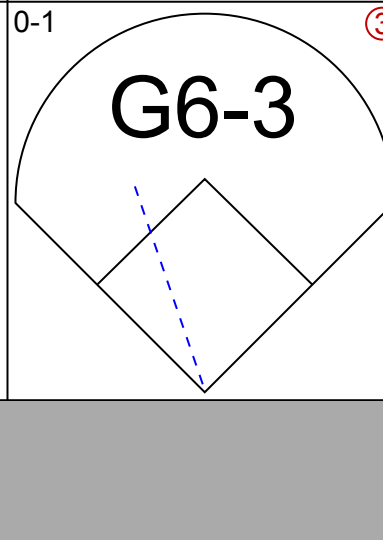
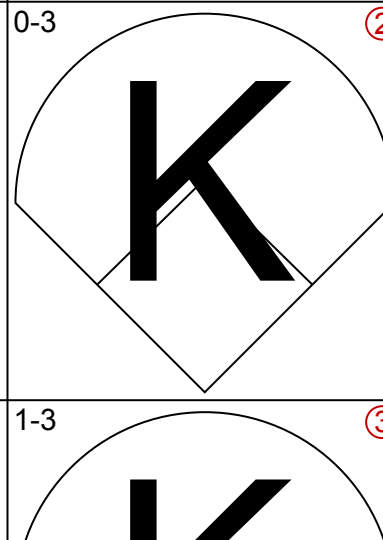
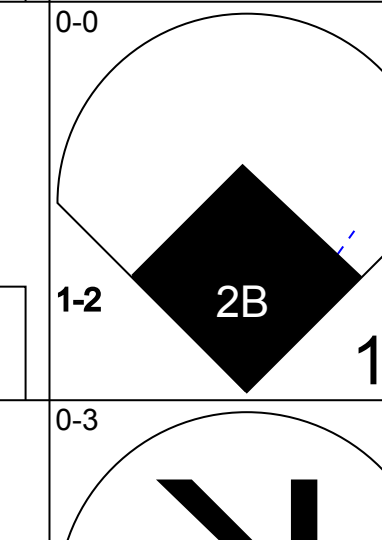
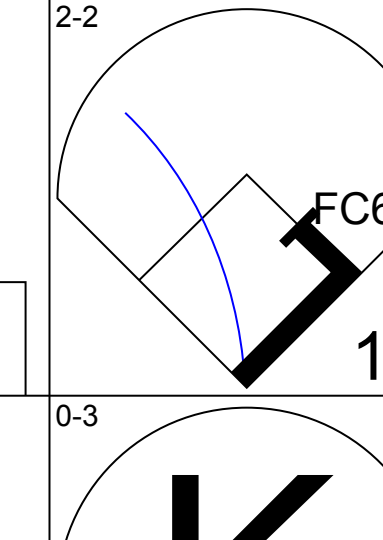
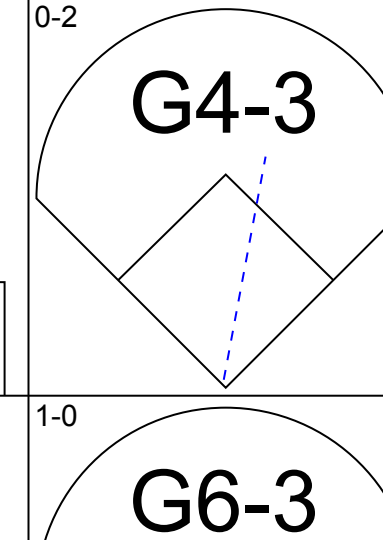
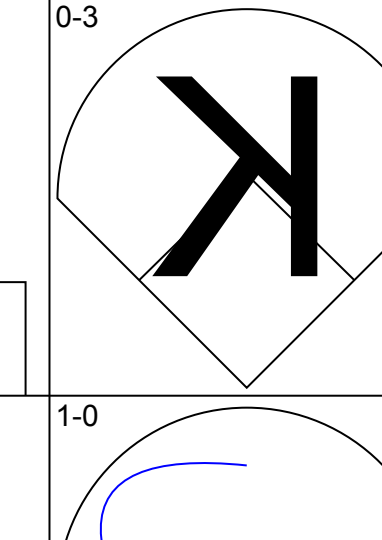
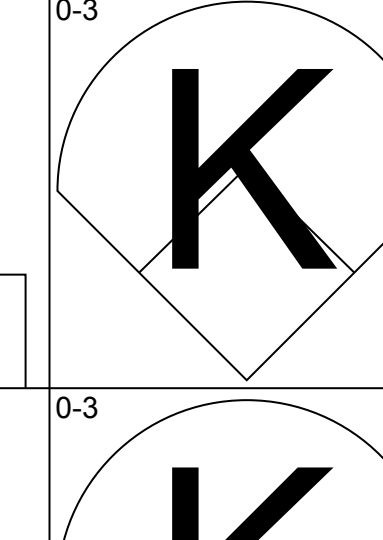
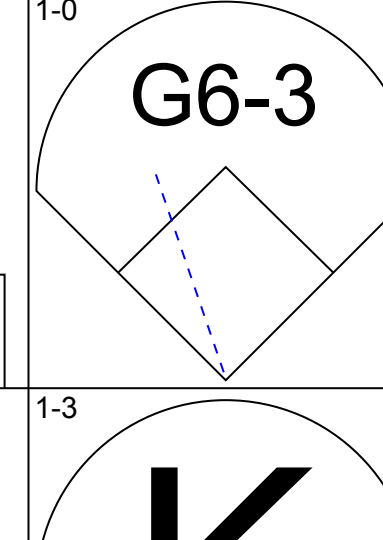
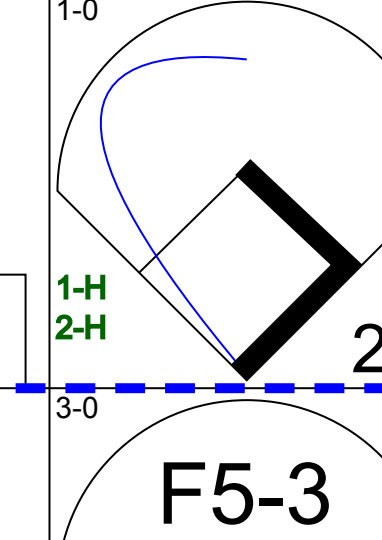
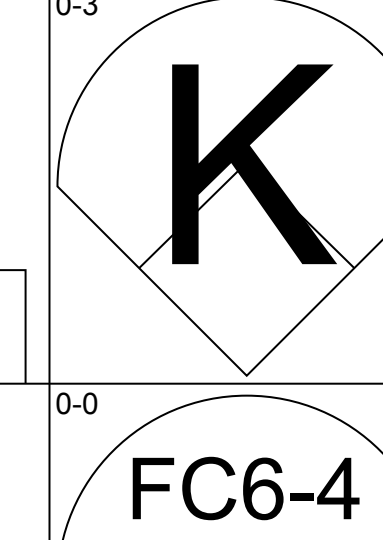
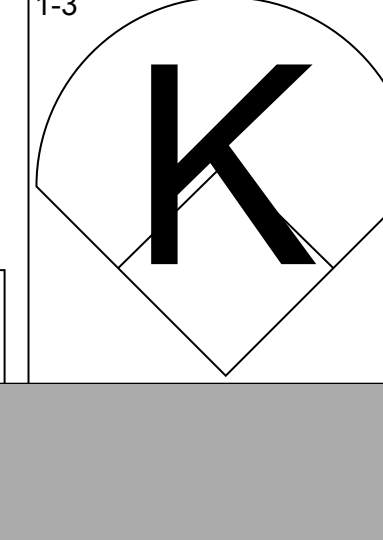
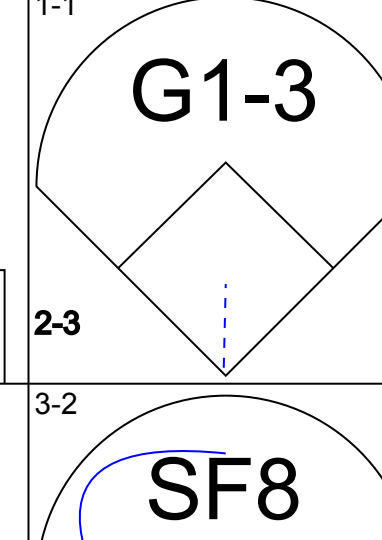
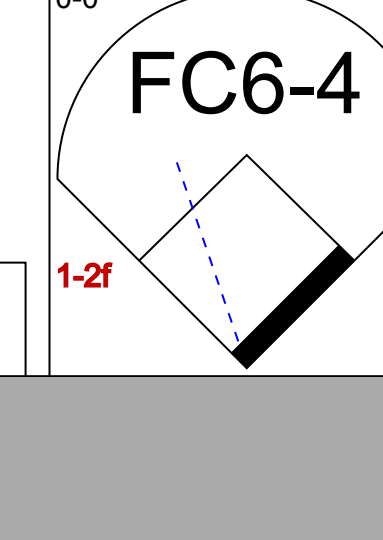
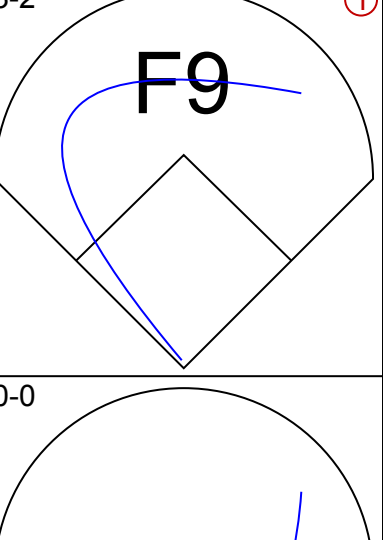
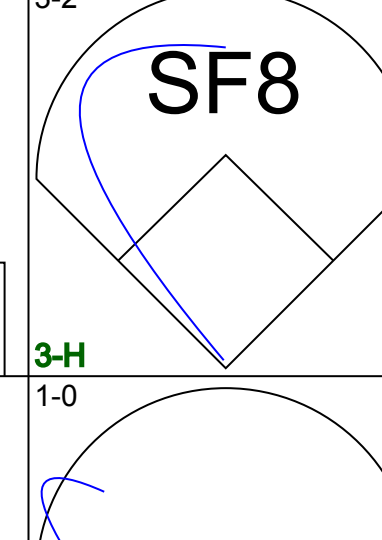
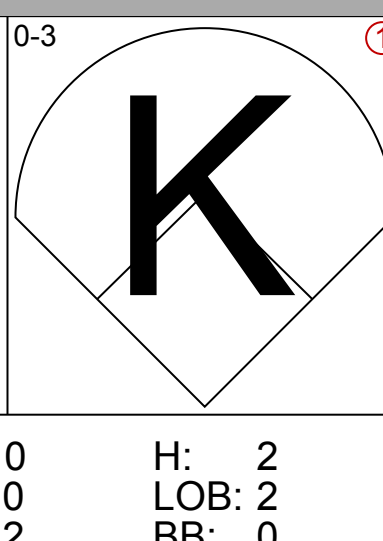
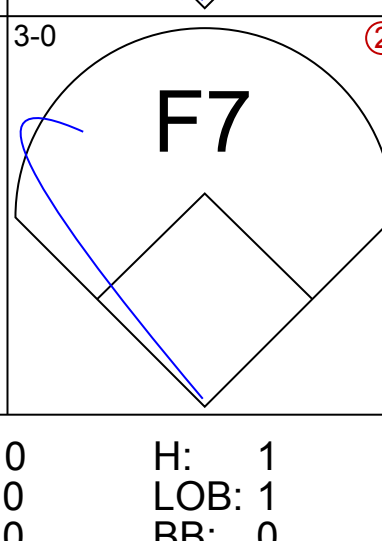


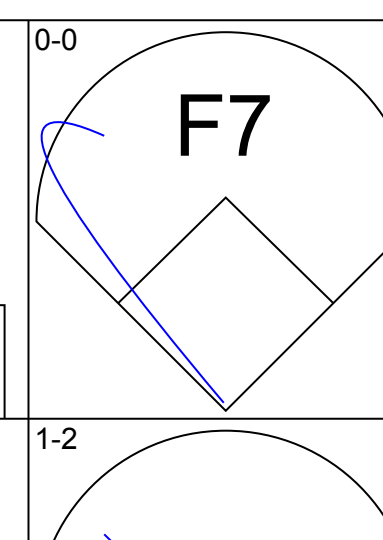
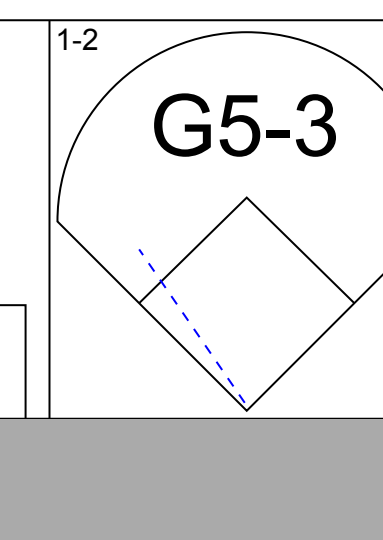
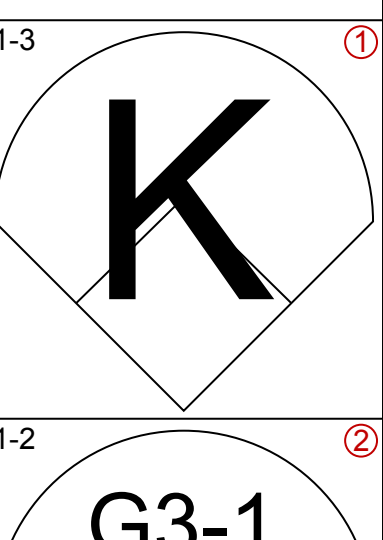
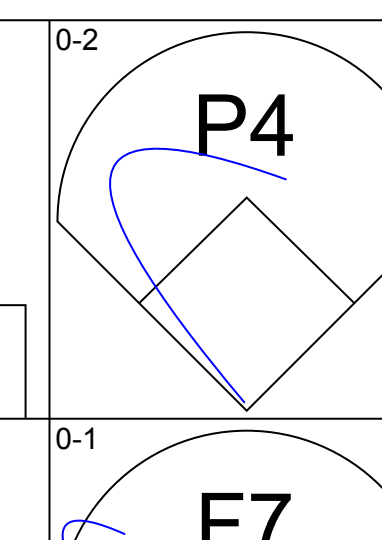

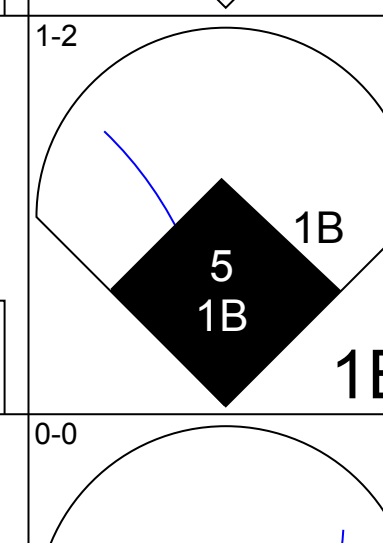
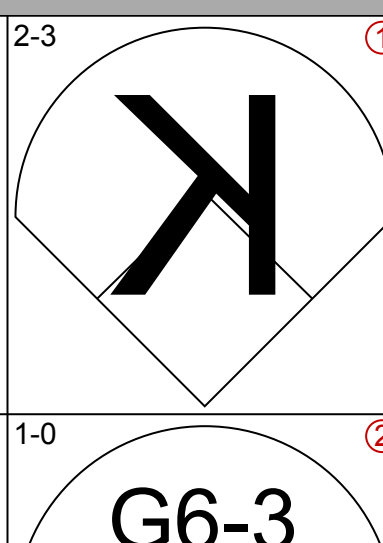
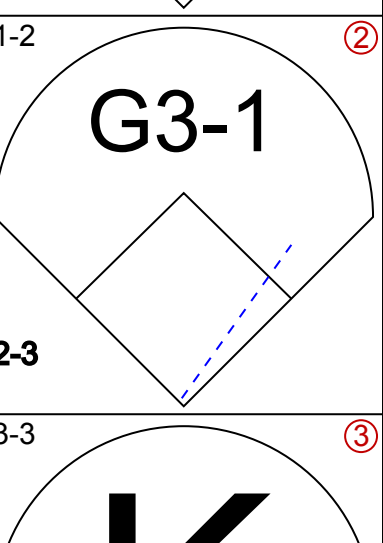
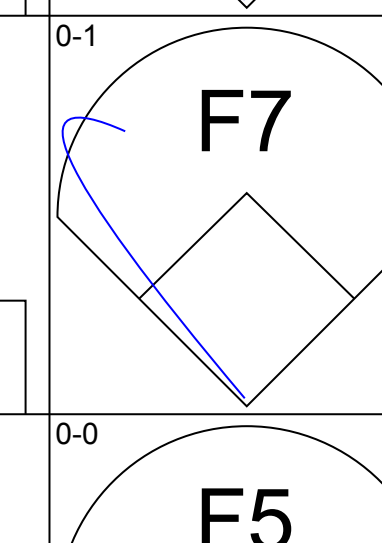
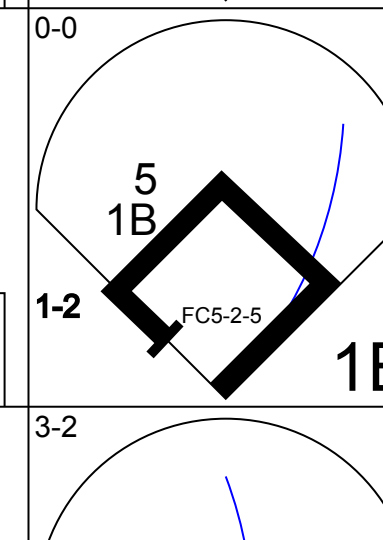
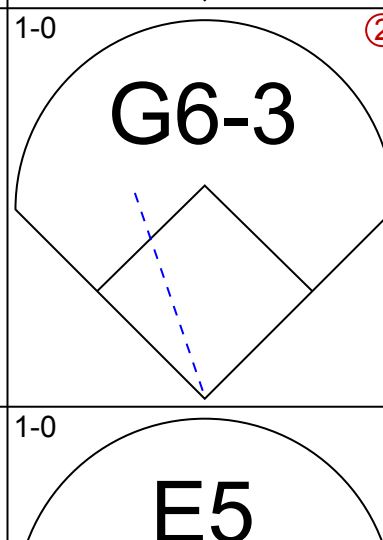

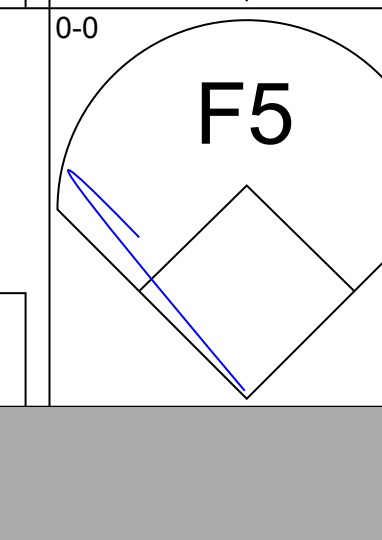
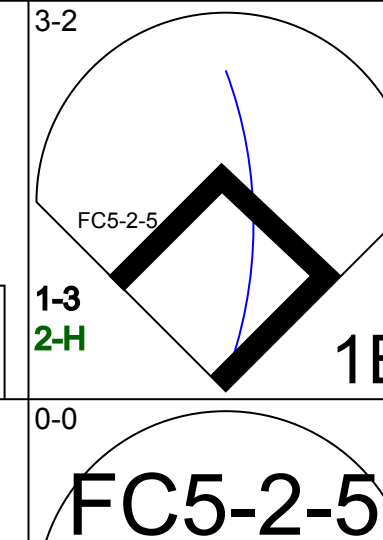
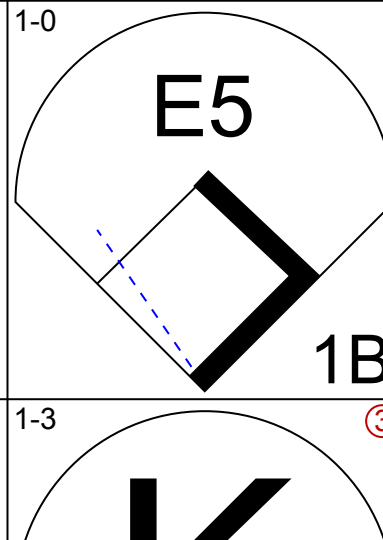
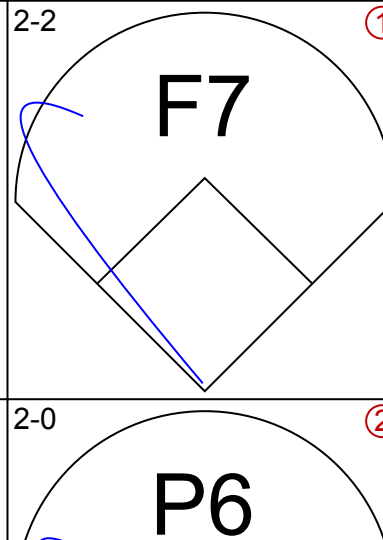
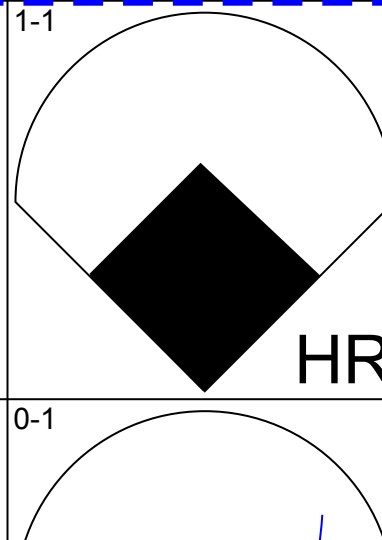
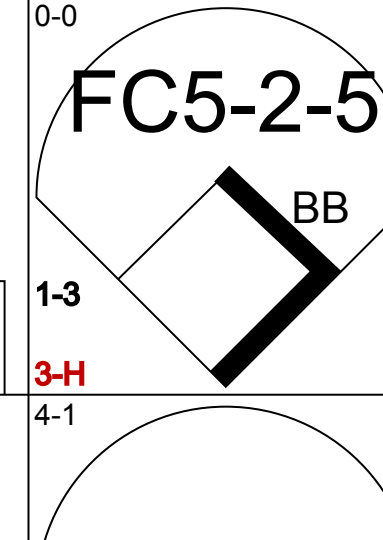
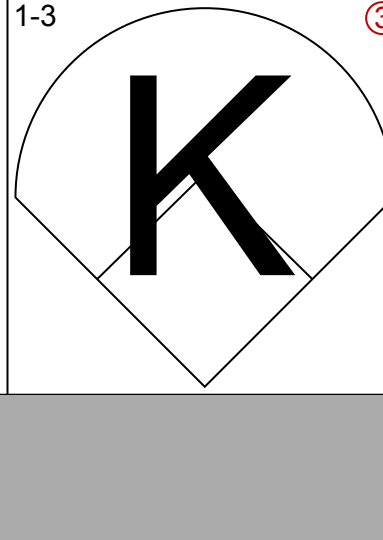
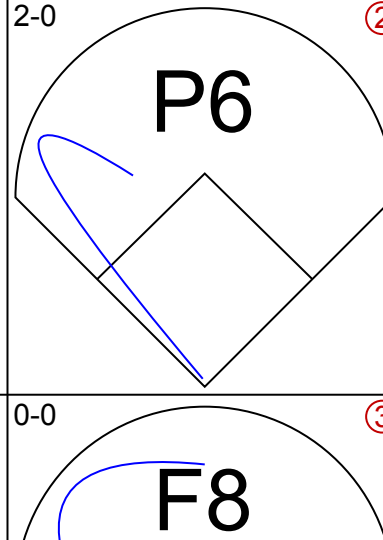
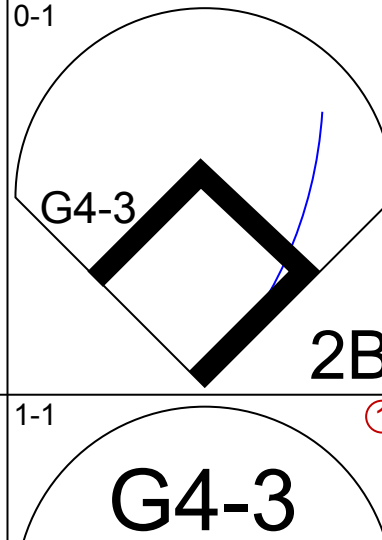
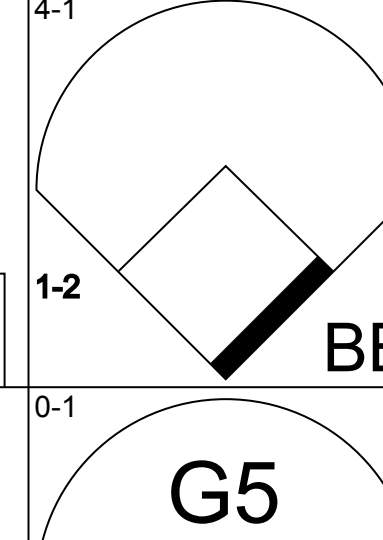
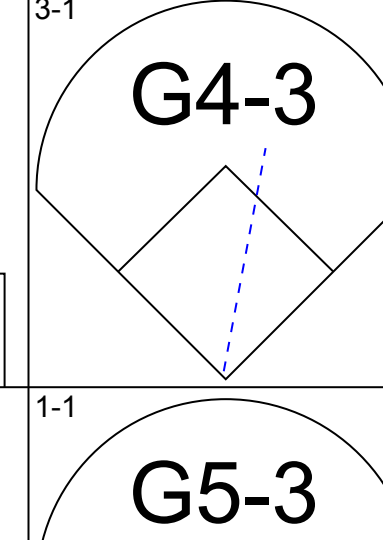
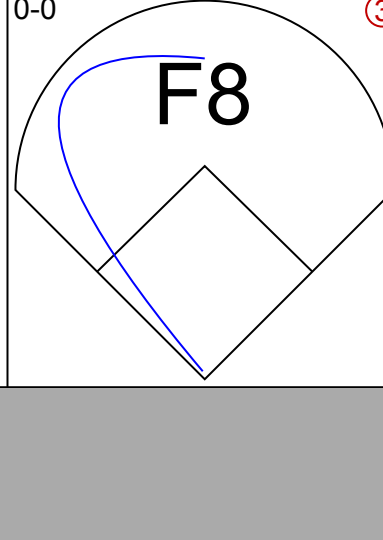
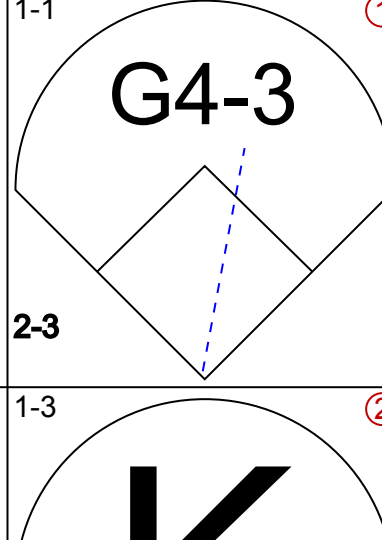
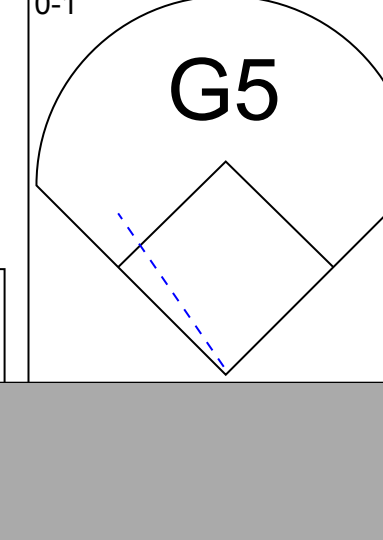
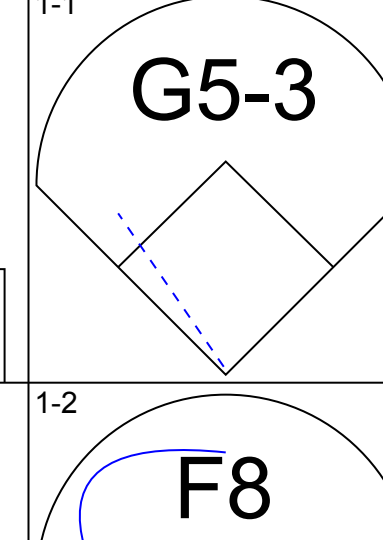
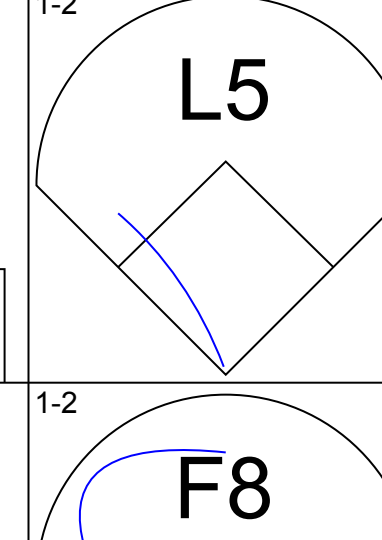
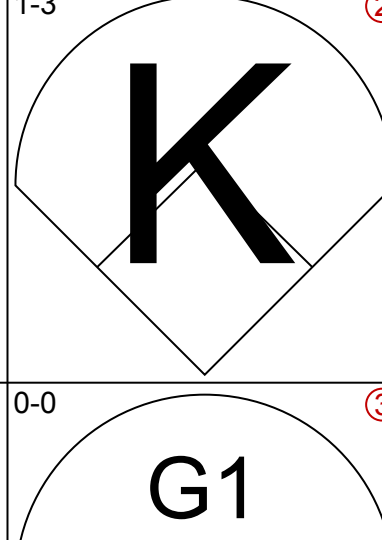
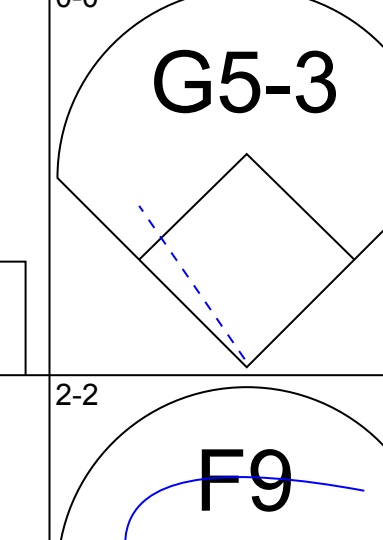
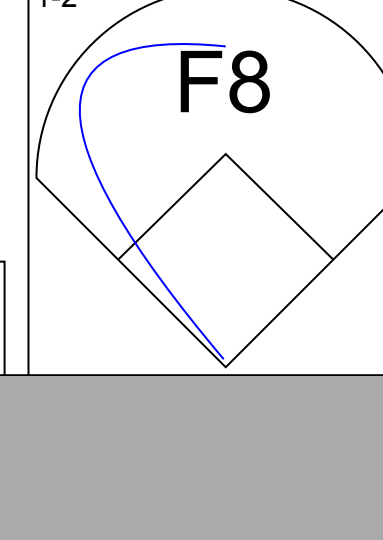
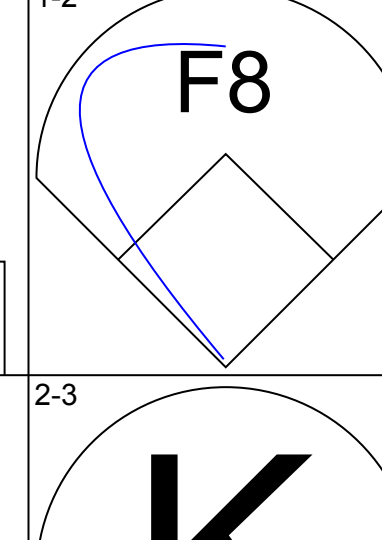
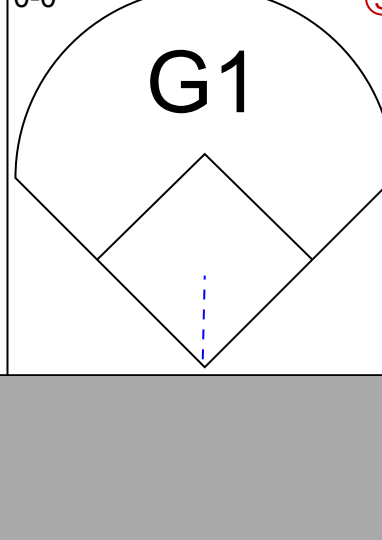
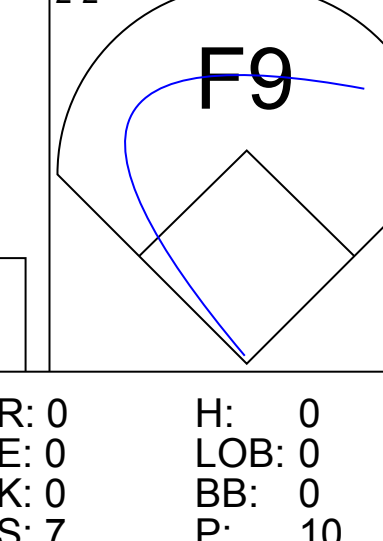
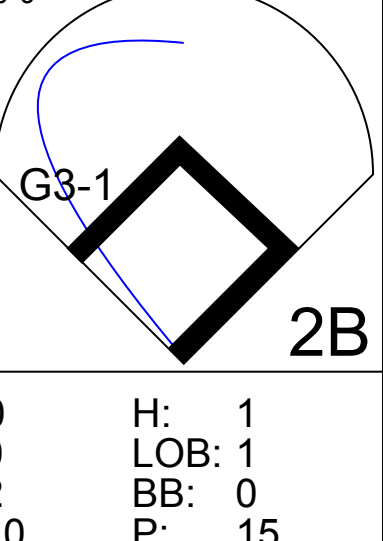
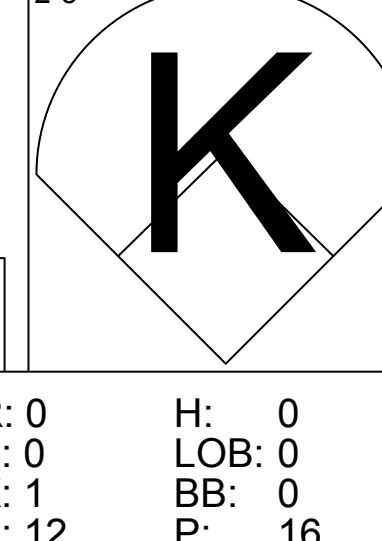
Batter	1	2	3	4	5	6	7	8	9	AB	R	H	RBI	BB	SO	LOB	BOTTOM			
Craig Biggio, R (1, 4) OBP: 0.307, SLG: 0.510	0-2 G6-3		0-0 CS 1B		4-2 BB		1-1 P4			3	0	1	0	1	0	0				
Bill Spiers, L (1, 5) OBP: 0.357, SLG: 0.398	3-2 HR 1B		1-2 G4-3 1-2		1-0 F7		2-2 1B 5 1B 1B			4	2	2	0	0	0	2				
Derek Bell, R (1, 9) OBP: 0.366, SLG: 0.494	0-0 HR 1H HR			2-2 5 1B 1B	2-2 K		1-1 BB 5 1B 1B			4	2	3	2	0	1	1				
5 Jeff Bagwell, R (1, 3) OBP: 0.419, SLG: 0.550	1-0 P3			1-2 1B	2-2 1B	1-0 SF7 2B	0-1 BB 1B			4	1	3	1	0	0	0				
Moises Alou, R (1, 7) OBP: 0.400, SLG: 0.585	2-2 P3			1-2 1B	1-2 G5-4-3 1B	4-1 IBB	4-0 BB			2	0	1	1	2	0	0				
Carl Everett, S (1, 8) OBP: 0.358, SLG: 0.479		4-1 G6-4-3 BB		2-3 K		2-2 SF7	0-1 F7			2	0	0	1	1	1	5				
Ricky Gutierrez, R (1, 6) OBP: 0.338, SLG: 0.335		0-1 G6-4-3 1-2		0-0 G5-4-3 1-2		3-H F9		2-3 K		4	0	0	0	0	1	4				
Brad Ausmus, R (1, 2) OBP: 0.353, SLG: 0.351		0-0 G6-3			2-1 SF7 3B	2-2 G5-3	0-0 G5-3			4	1	1	0	0	0	1				
Jose Lima, R (1, 1) 35 Diver Sparks, L (7, PH) OBP: 0.282, SLG: 0.284 Russ Johnson, L (7, PH) OBP: 0.333, SLG: 0.398 Scott Elarton, R (8, 1) Mitch Meluskey, S (8, PH) OBP: 0.376, SLG: 0.429 Billy Wagner, L (9, 1) OBP: 0.333, SLG: 0.333			2-1 G5-3		0-0 SF7		3-2 L9		1-3 K	1	0	0	1	0	0	0				
Inning Stats	R: 2 E: 0 K: 0 S: 12	H: 2 LOB: 0 BB: 0 P: 18	R: 0 E: 0 K: 0 S: 4	H: 0 LOB: 1 BB: 1 P: 8	R: 0 E: 0 K: 0 S: 7	H: 1 LOB: 0 BB: 0 P: 10	R: 1 E: 0 K: 1 S: 14	H: 3 LOB: 1 BB: 0 P: 21	R: 1 E: 0 K: 0 S: 9	H: 1 LOB: 1 BB: 1 P: 18	R: 1 E: 0 K: 0 S: 9	H: 1 LOB: 1 BB: 1 P: 18	R: 1 E: 0 K: 0 S: 19	H: 3 LOB: 3 BB: 1 P: 30	R: 0 E: 0 K: 2 S: 7	H: 0 LOB: 0 BB: 0 P: 10	1B: 8 2B: 1 3B: 1 HR: 1	SF: 2 SAC: 0 DP: 2 HBP: 0	WP: 0 PB: 0 SB: 1 CS: 1	PA: 36
PITCHER	IP WLS BF H R ER SO BB IBB HBP BLK WP HR S P ERA WHIP																			
Kevin Tapani, R (1, 1) ERA: 4.79	6.0 L 26 8 5 5 2 2 0 0 0 0 0 0 1 55 93 7.50 1.667																			
Chris Haney, L (7, 1) ERA: 7.04	0.2 3 1 1 1 0 0 0 0 0 0 0 0 13 19 13.50 1.500																			
Matt Karchner, R (7, 1) ERA: 5.18	0.1 4 2 0 0 0 1 0 0 0 0 0 0 6 11 0.00 9.000																			
Kurt Miller, R (8, 1) ERA:	1.0 3 0 0 0 2 0 0 0 0 0 0 0 7 10 0.00 0.000																			

Chicago Cubs @ Houston Astros
Astrodome, Houston, TX
Fri Sep 25 1998, 8:05 PM EDT
Att: 51,831 - Dome - 72 F

AB	30
R	6
H	11
RBI	6
BB	4
SO	4
LOB	13



Batter	1	2	3	4	5	6	7	8	9	AB	R	H	RBI	BB	SO	LOB	TOP																		
Lance Johnson, L (1,8) OBP: 0.340, SLG: 0.359										5	0	2	0	0	1	2	<p>Chicago Cubs @ Houston Astros Astrodome, Houston, TX Sat Sep 26 1998, 8:05 PM EDT Att: 51,950 - Dome - 72 F</p> <p>livebaseballscores.com</p> <p>AB 37 R 3 H 11 RBI 3 BB 0 SO 12 LOB 16</p> 																		
Mickey Morandini, L (1,4) OBP: 0.381, SLG: 0.388										5	0	1	0	0	2	3																			
Sammy Sosa, R (1,9) OBP: 0.376, SLG: 0.650										4	1	2	0	0	1	1																			
Mark Grace, L (1,3) OBP: 0.401, SLG: 0.468										4	1	1	0	0	2	3																			
Glenallen Hill, R (1,7) OBP: 0.361, SLG: 0.541 Rod Beck, R (9,1)										4	0	1	0	0	2	2																			
Gary Gaetti, R (1,5) OBP: 0.359, SLG: 0.494										4	1	2	2	0	1	1																			
Tyler Houston, L (1,2) Scott Servais, R (8,PH) Scott Servais, R (8,2)										3	0	0	0	0	2	2																			
Jeff Blausler, R (1,6) Orlando Merced, S (7,PH) José Hernández, R (7,6) José Hernández, R (9,7)										2	0	0	0	0	0	1																			
Mark Clark, R (1,1) Manny Alexander, R (9,PH) Manny Alexander, R (9,6)										3	0	2	0	0	1	0																			
Inning Stats	R: 0 E: 0 K: 2 S: 9	H: 1 LOB: 1 BB: 0 P: 16	R: 0 E: 0 K: 2 S: 10	H: 1 LOB: 1 BB: 0 P: 12	R: 0 E: 0 K: 2 S: 12	H: 2 LOB: 2 BB: 0 P: 15	R: 0 E: 0 K: 1 S: 7	H: 0 LOB: 0 BB: 0 P: 9	R: 0 E: 0 K: 3 S: 11	H: 0 LOB: 0 BB: 0 P: 15	R: 1 E: 0 K: 0 S: 11	H: 2 LOB: 1 BB: 0 P: 17	R: 2 E: 0 K: 0 S: 12	H: 3 LOB: 1 BB: 0 P: 17	R: 0 E: 0 K: 0 S: 9	H: 1 LOB: 1 BB: 0 P: 19		1B: 7 2B: 4 3B: 0 HR: 0	SF: 1 SAC: 0 DP: 0 HBP: 0	WP: 1 PB: 0 SB: 0 CS: 0	PA: 38														
PITCHER	IP WLS BF H R ER SO BB IBB HBP BLK WP HR S P ERA WHIP																																		
Shane Reynolds, R (1,1) ERA: 3.51	7.0	28	7	1	1	11	0	0	0	0	0	1	0	71	100	1.29		1.000																	
Mike Magnante, L (8,1) ERA: 4.39	0.1	1	0	0	0	0	0	0	0	0	0	0	0	1	12	0.00		0.000																	
Jay Powell, R (8,1) ERA: 3.33	0.1	L	4	3	2	1	0	0	0	0	0	0	0	10	12	54.00		9.000																	
Trever Miller, L (8,1) ERA: 3.04	1.1	5	1	0	0	0	0	0	0	0	0	0	0	10	23	0.00		0.750																	

Batter	1	2	3	4	5	6	7	8	9	AB	R	H	RBI	BB	SO	LOB	BOTTOM																		
Craig Biggio, R (1,4) OBP: 0.305, SLG: 0.507										4	0	0	0	0	1	1	<p>Chicago Cubs @ Houston Astros Astrodome, Houston, TX Sat Sep 26 1998, 8:05 PM EDT Att: 51,950 - Dome - 72 F</p> <p>livebaseballscores.com</p> <p>AB 34 R 2 H 7 RBI 2 BB 1 SO 6 LOB 12</p> 																		
Bill Spiers, L (1,5) OBP: 0.356, SLG: 0.397										4	1	1	0	0	1	1																			
Derek Bell, R (1,9) OBP: 0.365, SLG: 0.493										4	0	1	0	0	1	1																			
5 Jeff Bagwell, R (1,3) OBP: 0.421, SLG: 0.557										4	1	3	2	0	0	0																			
Moises Alou, R (1,7) OBP: 0.399, SLG: 0.584										4	0	1	0	0	1	3																			
Carl Everett, S (1,8) OBP: 0.357, SLG: 0.476											3	0	0	0	1	0																			
Tony Eusebio, R (1,2) OBP: 0.320, SLG: 0.313											4	0	0	0	0	1		4																	
Tim Bogar, R (1,6) OBP: 0.208, SLG: 0.212 35 Dave Clark, L (9,PH) Dave Clark, L (9,PH)											3	0	0	0	0	0		0																	
Shane Reynolds, R (1,1) OBP: 0.188, SLG: 0.207 Mitch Meluskey, S (7,PH) Mike Magnante, L (8,1) Jay Powell, R (8,1) Trever Miller, R (8,1) Trever Miller, R (8,1)											2	0	1	0	0	0		0																	
Inning Stats	R: 1 E: 0 K: 0 S: 13	H: 3 LOB: 3 BB: 1 P: 21	R: 0 E: 0 K: 0 S: 7	H: 0 LOB: 0 BB: 0 P: 10	R: 0 E: 1 K: 2 S: 8	H: 1 LOB: 1 BB: 0 P: 13	R: 0 E: 0 K: 0 S: 9	H: 0 LOB: 0 BB: 0 P: 14	R: 0 E: 0 K: 2 S: 10	H: 1 LOB: 1 BB: 0 P: 15	R: 0 E: 0 K: 0 S: 5	H: 0 LOB: 0 BB: 0 P: 9	R: 0 E: 0 K: 1 S: 12	H: 0 LOB: 0 BB: 0 P: 16	R: 0 E: 0 K: 0 S: 6	H: 0 LOB: 0 BB: 0 P: 6		R: 1 E: 0 K: 1 S: 10	H: 2 LOB: 1 BB: 0 P: 13	1B: 4 2B: 2 3B: 0 HR: 1	SF: 0 SAC: 0 DP: 0 HBP: 0	WP: 0 PB: 0 SB: 0 CS: 0	PA: 35												
PITCHER	IP WLS BF H R ER SO BB IBB HBP BLK WP HR S P ERA WHIP																																		
Mark Clark, R (1,1) ERA: 4.84	8.0	30	5	1	1	1	0	0	0	0	0	0	0	70	104	9.00		2.000																	
Rod Beck, R (9,1) ERA: 3.04	1.0	S	5	2	1	1	1	0	0	0	0	0	0	10	13	9.00		2.000																	

Batter	1	2	3	4	5	6	7	8	9	AB	R	H	RBI	BB	SO	LOB	TOP							
Quilvio Veras, S Andy Sheets, R	(1,4) B 2-2 G4-3		(2,0) B F9		(2,3) B K		(1,0) B L8		(1,1) B HBP	4	0	0	0	0	1	3								
Tony Gwynn, L Ruben Rivera, R	(1,9) B 1-3 K		(0,1) B G4-3		(1,2) B 1B SF8		(3,3) B K		(2,3) B K	3	1	1	0	0	1	0								
Greg Vaughn, R	(1,7) B 1-3 K			(0,0) B 1B CS		(0,2) B 1B SF8		(2,0) B HR		4	1	3	1	0	1	0								
Ken Caminiti, S	(1,5) B 1-1 F9			(0,0) B F9		(0,1) B 1B SF8		(0,3) B K		4	0	1	0	0	1	1								
Jim Leyritz, R Wally Joyner, L	(1,3) B 1-3 1B			(1,0) B F8		(2,2) B 1B SF8		(1,0) B G5-3		3	0	1	1	0	0	1								
Steve Finley, L	(1,8) B 1-3 K			(4,2) B 1B FC5		(0,3) B K		(0,1) B G4-3		3	0	0	0	1	2	3								
Carlos Hernandez, R	(1,2) B 0-2 1B			(1,1) B 1B FC5		(0,2) B G6-3			(2,1) B G4-3	4	0	2	0	0	0	2								
Chris Gomez, R	(1,6) B 0-1 F9			(0,0) B 1B FC5					(4,1) B BB WP	3	0	1	0	1	0	4								
Kevin Brown, R John Vander Wal, L Trevor Hoffman, R	(1,1) B (9,PH) B (9,1) B		(1,3) B K		(0,0) B B2		(1,3) B K		(1,3) B K	3	0	0	0	0	2	3								
Inning Stats	R: 0 H: 0 E: 0 K: 2 S: 10	H: 0 LOB: 0 BB: 0 P: 14	R: 0 H: 2 E: 0 K: 1 S: 16	H: 2 LOB: 2 BB: 0 P: 18	R: 0 H: 0 E: 0 K: 1 S: 6	H: 0 LOB: 0 BB: 0 P: 9	R: 0 H: 1 E: 0 K: 0 S: 3	H: 1 LOB: 2 BB: 1 P: 4	R: 0 H: 1 E: 0 K: 1 S: 10	H: 1 LOB: 2 BB: 1 P: 17	R: 1 H: 3 E: 0 K: 2 S: 18	H: 3 LOB: 2 BB: 0 P: 21	R: 0 H: 1 E: 0 K: 2 S: 8	H: 1 LOB: 1 BB: 0 P: 13	R: 1 H: 1 E: 0 K: 1 S: 7	H: 1 LOB: 0 BB: 0 P: 10	R: 0 H: 0 E: 0 K: 2 S: 10	H: 0 LOB: 2 BB: 1 P: 20	1B: 7 2B: 1 3B: 0 HR: 1	SF: 1 SAC: 0 DP: 0 HBP: 1	WP: 1 PB: 0 SB: 0 CS: 1	PA: 38		
PITCHER	IP WLS BF H R ER SO BB IBB HBP BLK WP HR S P ERA WHIP	IP WLS BF H R ER SO BB IBB HBP BLK WP HR S P ERA WHIP	IP WLS BF H R ER SO BB IBB HBP BLK WP HR S P ERA WHIP	IP WLS BF H R ER SO BB IBB HBP BLK WP HR S P ERA WHIP	IP WLS BF H R ER SO BB IBB HBP BLK WP HR S P ERA WHIP	IP WLS BF H R ER SO BB IBB HBP BLK WP HR S P ERA WHIP	IP WLS BF H R ER SO BB IBB HBP BLK WP HR S P ERA WHIP	IP WLS BF H R ER SO BB IBB HBP BLK WP HR S P ERA WHIP	IP WLS BF H R ER SO BB IBB HBP BLK WP HR S P ERA WHIP	IP WLS BF H R ER SO BB IBB HBP BLK WP HR S P ERA WHIP	IP WLS BF H R ER SO BB IBB HBP BLK WP HR S P ERA WHIP	IP WLS BF H R ER SO BB IBB HBP BLK WP HR S P ERA WHIP	IP WLS BF H R ER SO BB IBB HBP BLK WP HR S P ERA WHIP	IP WLS BF H R ER SO BB IBB HBP BLK WP HR S P ERA WHIP	IP WLS BF H R ER SO BB IBB HBP BLK WP HR S P ERA WHIP	IP WLS BF H R ER SO BB IBB HBP BLK WP HR S P ERA WHIP	IP WLS BF H R ER SO BB IBB HBP BLK WP HR S P ERA WHIP	IP WLS BF H R ER SO BB IBB HBP BLK WP HR S P ERA WHIP	IP WLS BF H R ER SO BB IBB HBP BLK WP HR S P ERA WHIP	IP WLS BF H R ER SO BB IBB HBP BLK WP HR S P ERA WHIP	IP WLS BF H R ER SO BB IBB HBP BLK WP HR S P ERA WHIP	IP WLS BF H R ER SO BB IBB HBP BLK WP HR S P ERA WHIP	IP WLS BF H R ER SO BB IBB HBP BLK WP HR S P ERA WHIP	IP WLS BF H R ER SO BB IBB HBP BLK WP HR S P ERA WHIP

San Diego Padres @ Houston Astros
Astrodome, Houston, TX
Tue Sep 29 1998, 4:33 AM EDT
Att: 50,080 - Dome - 72 F


AB 34
R 2
H 9
RBI 2
BB 2
SO 11
LOB 21



Batter	1	2	3	4	5	6	7	8	9	AB	R	H	RBI	BB	SO	LOB	BOTTOM							
Craig Biggio, R	(1,4) B 4-2 G4-6-3		(0,3) B K			(1,0) B G4-3		(1,3) B K2-3		2	0	0	0	1	2	2								
Bill Spiers, L	(1,5) B 1-1 G4-6-3			(0,0) B G3		(3,2) B G4-3			(1,2) B E	4	1	1	0	0	0	3								
Derek Bell, R	(1,9) B 1-3 K			(2,3) B K		(2,3) B K			(0,0) B F9	4	0	0	0	0	3	3								
5 Jeff Bagwell, R	(1,3) B 2-3 K			(3,2) B G6-3			(1,0) B F9		(1,3) B K	4	0	0	0	0	2	1								
Moises Alou, R	(1,7) B 1-1 G5-3			(1,3) B K2-3			(2,3) B K		(2,0) B E5	4	0	1	0	0	2	0								
Carl Everett, S	(1,8) B 0-3 K			(1,1) B F8			(1,3) B K		(3,1) B F8	4	0	0	0	0	2	1								
Ricky Gutierrez, R	(1,6) B 3-3 K			(1,3) B K					(1,3) B K	3	0	0	0	0	3	0								
Brad Ausmus, R	(1,2) B 0-0 PB			(0,0) B 1B		(1,2) B G4-3			(2,3) B K	3	0	2	0	0	1	0								
Randy Johnson, R 35 Dave Clark, L Jay Powell, R Doug Henry, R	(1,1) B (8,PH) B (9,1) B (9,1) B			(2,3) B K		(1,3) B K			(4,2) B BB	2	0	0	0	0	2	2								
Inning Stats	R: 0 H: 0 E: 0 K: 1 S: 10	H: 0 LOB: 0 BB: 1 P: 16	R: 0 H: 0 E: 0 K: 2 S: 8	H: 0 LOB: 0 BB: 0 P: 11	R: 0 H: 1 E: 0 K: 3 S: 11	H: 1 LOB: 1 BB: 0 P: 16	R: 0 H: 0 E: 0 K: 1 S: 8	H: 0 LOB: 0 BB: 0 P: 13	R: 0 H: 0 E: 0 K: 2 S: 8	H: 0 LOB: 0 BB: 0 P: 11	R: 0 H: 1 E: 0 K: 2 S: 13	H: 1 LOB: 2 BB: 0 P: 21	R: 0 H: 0 E: 0 K: 2 S: 7	H: 0 LOB: 0 BB: 0 P: 11	R: 0 H: 0 E: 0 K: 3 S: 12	H: 0 LOB: 1 BB: 1 P: 20	R: 1 H: 2 E: 1 K: 1 S: 11	H: 2 LOB: 1 BB: 0 P: 18	1B: 3 2B: 1 3B: 0 HR: 0	SF: 0 SAC: 0 DP: 1 HBP: 1	WP: 0 PB: 2 SB: 0 CS: 0	PA: 33		
PITCHER	IP WLS BF H R ER SO BB IBB HBP BLK WP HR S P ERA WHIP	IP WLS BF H R ER SO BB IBB HBP BLK WP HR S P ERA WHIP	IP WLS BF H R ER SO BB IBB HBP BLK WP HR S P ERA WHIP	IP WLS BF H R ER SO BB IBB HBP BLK WP HR S P ERA WHIP	IP WLS BF H R ER SO BB IBB HBP BLK WP HR S P ERA WHIP	IP WLS BF H R ER SO BB IBB HBP BLK WP HR S P ERA WHIP	IP WLS BF H R ER SO BB IBB HBP BLK WP HR S P ERA WHIP	IP WLS BF H R ER SO BB IBB HBP BLK WP HR S P ERA WHIP	IP WLS BF H R ER SO BB IBB HBP BLK WP HR S P ERA WHIP	IP WLS BF H R ER SO BB IBB HBP BLK WP HR S P ERA WHIP	IP WLS BF H R ER SO BB IBB HBP BLK WP HR S P ERA WHIP	IP WLS BF H R ER SO BB IBB HBP BLK WP HR S P ERA WHIP	IP WLS BF H R ER SO BB IBB HBP BLK WP HR S P ERA WHIP	IP WLS BF H R ER SO BB IBB HBP BLK WP HR S P ERA WHIP	IP WLS BF H R ER SO BB IBB HBP BLK WP HR S P ERA WHIP	IP WLS BF H R ER SO BB IBB HBP BLK WP HR S P ERA WHIP	IP WLS BF H R ER SO BB IBB HBP BLK WP HR S P ERA WHIP	IP WLS BF H R ER SO BB IBB HBP BLK WP HR S P ERA WHIP	IP WLS BF H R ER SO BB IBB HBP BLK WP HR S P ERA WHIP	IP WLS BF H R ER SO BB IBB HBP BLK WP HR S P ERA WHIP	IP WLS BF H R ER SO BB IBB HBP BLK WP HR S P ERA WHIP	IP WLS BF H R ER SO BB IBB HBP BLK WP HR S P ERA WHIP	IP WLS BF H R ER SO BB IBB HBP BLK WP HR S P ERA WHIP	IP WLS BF H R ER SO BB IBB HBP BLK WP HR S P ERA WHIP

San Diego Padres @ Houston Astros
Astrodome, Houston, TX
Tue Sep 29 1998, 4:33 AM EDT
Att: 50,080 - Dome - 72 F

AB 30
R 1
H 4
RBI 0
BB 2
SO 17
LOB 12



Batter	1	2	3	4	5	6	7	8	9	AB	R	H	RBI	BB	SO	LOB	TOP									
Quilvio Veras, S OBP: 0.333, SLG: 0.143	4-2 G1-3 BB		0-2 K			0-0 2B 1B		0-3 K		3	1	1	0	1	2	0	San Diego Padres @ Houston Astros Astrodome, Houston, TX Thu Oct 01 1998, 4:33 AM EDT Att: 45,550 - Dome - 72 F livebaseballscores.com									
Steve Finley, L OBP: 0.250, SLG: 0.286	0-2 G1-3 1-2		2-0 F8			0-0 1B 2B		2-2 G3-1		4	1	1	1	0	0	1										
Tony Gwynn, L OBP: 0.286, SLG: 0.429	0-0 F8			0-2 E4 FC4-6		0-2 G1-6-3 1B			1-0 G3	4	0	1	1	0	0	1										
Ken Caminiti, S OBP: 0.250, SLG: 0.250	0-0 P6			1-0 FC4-6 1-2		1-2 G1-6-3 1-2			0-0 HR 1B	4	1	1	0	0	0	3										
Greg Vaughn, R OBP: 0.375, SLG: 0.750		0-0 G5-3		0-3 K		2-3 K			0-2 F8	4	0	0	0	0	2	2										
Wally Joyner, L	1-3 K			0-1 G4-3			1-2 F8		3-2 HR	3	0	0	0	0	1	1										
Jim Levritz, R OBP: 0.400, SLG: 1.250									1-2 1B 1B	1	1	1	2	0	0	0										
Carlos Hernandez, R Andy Sheets, R Greg Myers, L		0-0 1B			0-0 G6-3		1-0 P4		1-2 1B 1B	4	0	2	0	0	0	0										
Chris Gomez, R OBP: 0.375, SLG: 0.286		2-3 K			1-0 G5-3		0-1 P7		1-2 1B	4	0	1	0	0	1	1										
Andy Ashby, R John Vander Wal, L Joey Hamilton, R Mark Sweeney, L Donne Wall, R George Arias, R Dan Miceli, R Trevor Hoffman, R			2-1 G6-3		1-0 G5-3			2-2 G3-1	1-3 K	1	0	0	0	0	0	0										
Inning Stats	R: 0 E: 0 K: 0 S: 10	H: 0 LOB: 1 BB: 1 P: 14	R: 0 E: 0 K: 2 S: 8	H: 1 LOB: 1 BB: 0 P: 11	R: 0 E: 0 K: 1 S: 6	H: 0 LOB: 0 BB: 0 P: 10	R: 0 E: 1 K: 1 S: 10	H: 0 LOB: 1 BB: 0 P: 11	R: 0 E: 0 K: 0 S: 3	H: 0 LOB: 0 BB: 0 P: 5	R: 2 E: 0 K: 1 S: 12	H: 3 LOB: 0 BB: 0 P: 15	R: 0 E: 0 K: 0 S: 6	H: 0 LOB: 0 BB: 0 P: 8	R: 0 E: 0 K: 1 S: 13	H: 0 LOB: 0 BB: 0 P: 17		R: 2 E: 0 K: 1 S: 21	H: 4 LOB: 2 BB: 0 P: 28	1B: 6 2B: 1 3B: 0 HR: 1	SF: 0 SAC: 0 DP: 1 HBP: 0	WP: 0 PB: 0 SB: 0 CS: 0	PA: 36			
PITCHER	IP	WLS	BF	H	R	ER	SO	BB	IBB	HBP	BLK	WP	HR	S	P	ERA		WHIP								
Shane Reynolds, R ERA: 2.57	(1, 1)	7.0	26	4	2	2	5	1	0	0	0	0	0	55	74	2.57		0.714								
Jay Powell, R ERA:	(8, 1)	1.0	3	0	0	0	1	0	0	0	0	0	0	13	17	0.00		0.000								
Billy Wagner, L ERA: 18.0	(9, 1)	1.0	W	7	4	2	2	1	0	0	0	0	1	21	28	18.00		4.000								

Batter	1	2	3	4	5	6	7	8	9	AB	R	H	RBI	BB	SO	LOB	BOTTOM									
Craig Biggio, R OBP: 0.556, SLG: 0.200	0-2 2B 5 G4-3 1B		4-2 2B 5 1B BB	1-1 F9		1-2 G6-3			4-0 1B	3	2	1	0	2	0	2	San Diego Padres @ Houston Astros Astrodome, Houston, TX Thu Oct 01 1998, 4:33 AM EDT Att: 45,550 - Dome - 72 F livebaseballscores.com									
Bill Spiers, L OBP: 0.444, SLG: 0.778	0-0 G4-3 2B		0-1 5 1B 2B		2-3 K		0-0 P4		2-3 1B	5	1	3	1	0	1	1										
Derek Bell, R OBP: 0.125, SLG: 0.500	0-2 P3		3-3 K		2-1 F7			3-1 HR		4	1	1	1	0	1	4										
5 Jeff Bagwell, R OBP: 0.125, SLG: 0.125	2-1 G4-3		0-1 G4-3 1B		2-3 K			2-3 K		4	0	1	3	0	2	1										
Moises Alou, R OBP: 0.125, SLG: 0.125	1-0 L9		0-0 G4-3			1-1 G6-3		0-1 G1-3		4	0	0	0	0	0	2										
Carl Everett, S OBP: 0.125, SLG: 0.125		2-2 G6-3	0-3 K2-3			0-0 G4-3		0-1 E 1B		4	0	1	0	0	1	1										
Tony Eusebio, R Billy Wagner, L		2-1 1B HBP		2-2 2B		3-3 K		3-3 K2-3		3	0	1	0	0	2	1										
Ricky Gutierrez, R OBP: 0.429, SLG: 0.429		0-0 G4-6-3 1B		0-3 K2-3			0-1 SH1-4 1B		0-1 SH1-3 1B	4	1	3	0	0	1	1										
Shane Reynolds, R Jay Powell, R Brad Ausmus, R		0-0 G4-6-3		1-3 K			0-0 SH1-4		3-2 SH1-3	2	0	0	0	0	1	3										
Inning Stats	R: 1 E: 0 K: 0 S: 10	H: 2 LOB: 1 BB: 0 P: 13	R: 0 E: 0 K: 0 S: 9	H: 1 LOB: 0 BB: 0 P: 13	R: 2 E: 0 K: 2 S: 14	H: 2 LOB: 1 BB: 1 P: 21	R: 0 E: 0 K: 2 S: 13	H: 1 LOB: 0 BB: 0 P: 17	R: 0 E: 0 K: 1 S: 9	H: 0 LOB: 0 BB: 0 P: 15	R: 0 E: 0 K: 1 S: 6	H: 0 LOB: 0 BB: 0 P: 10	R: 0 E: 0 K: 0 S: 7	H: 1 LOB: 1 BB: 0 P: 8	R: 1 E: 1 K: 2 S: 12	H: 2 LOB: 1 BB: 0 P: 20		R: 1 E: 0 K: 0 S: 8	H: 2 LOB: 2 BB: 1 P: 16	1B: 7 2B: 3 3B: 0 HR: 1	SF: 0 SAC: 2 DP: 1 HBP: 1	WP: 0 PB: 0 SB: 1 CS: 0	PA: 38			
PITCHER	IP	WLS	BF	H	R	ER	SO	BB	IBB	HBP	BLK	WP	HR	S	P	ERA		WHIP								
Andy Ashby, R ERA: 6.75	(1, 1)	4.0	19	6	3	3	4	1	0	1	0	0	0	46	64	6.75		1.750								
Joey Hamilton, R ERA:	(5, 1)	3.0	10	1	0	0	3	0	0	0	0	0	0	22	33	0.00		0.333								
Donne Wall, R ERA: 9.0	(8, 1)	1.0	5	2	1	1	2	0	0	0	0	0	1	12	20	9.00		2.000								
Dan Miceli, R ERA: 27.0	(9, 1)	0.1	L	2	1	1	1	0	0	0	0	0	0	5	8	27.00		3.000								
Trevor Hoffman, R ERA:	(9, 1)	0.0	2	1	0	0	0	0	1	0	0	0	0	3	8	∞		∞								

Batter	1	2	3	4	5	6	7	8	9	AB	R	H	RBI	BB	SO	LOB	TOP										
Craig Biggio, R OBP: 0.362, SLG: 0.125										3	0	0	1	1	1	0	Houston Astros @ San Diego Padres Qualcomm Stadium, San Diego, CA Sat Oct 03 1998, 10:05 PM EDT Att: 65,235 - Cloudy - 68 F										
Bill Spillers, L OBP: 0.385, SLG: 0.583										3	0	0	0	1	2	3											
Derek Bell, R OBP: 0.167, SLG: 0.417										4	0	1	0	0	1	1											
5 Jeff Bagwell, R OBP: 0.167, SLG: 0.091										3	0	0	0	0	1	2											
Moises Alou, R OBP: 0.250, SLG: 0.250										4	0	2	0	0	0	1											
Carl Everett, S OBP: 0.167, SLG: 0.167										4	1	1	0	0	1	2											
Ricky Gutierrez, R OBP: 0.545, SLG: 0.375										1	0	0	0	2	1	0											
Brad Ausmus, R OBP: 0.333, SLG: 0.333										3	0	0	0	0	0	5											
Pete Incaviglia, R (9, PH)										1	0	0	0	0	1	0											
Mike Hampton, R (1, 1)										2	0	0	0	0	2	1											
35 Dave Clark, L (7, PH)										0	0	0	0	1	0	0											
Scott Elarton, R (7, 1)										0	0	0	0	0	0	0											
Inning Stats	R: 0 E: 0 K: 1 S: 8	H: 0 LOB: 0 BB: 0 P: 12	R: 0 E: 0 K: 0 S: 6	H: 1 LOB: 2 BB: 1 P: 11	R: 0 E: 0 K: 2 S: 9	H: 0 LOB: 0 BB: 0 P: 15	R: 0 E: 0 K: 0 S: 3	H: 0 LOB: 0 BB: 0 P: 7	R: 0 E: 0 K: 1 S: 7	H: 0 LOB: 1 BB: 1 P: 13	R: 0 E: 0 K: 1 S: 9	H: 0 LOB: 1 BB: 1 P: 18	R: 1 E: 0 K: 1 S: 14	H: 2 LOB: 3 BB: 2 P: 27	R: 0 E: 0 K: 1 S: 7	H: 1 LOB: 0 BB: 0 P: 10	R: 0 E: 0 K: 3 S: 10	H: 0 LOB: 0 BB: 0 P: 14	1B: 4 2B: 0 3B: 0 HR: 0	SF: 0 SAC: 0 DP: 2 HBP: 2	WP: 0 PB: 0 SB: 0 CS: 0	PA: 35					
PITCHER	IP	WLS	BF	H	R	ER	SO	BB	IBB	HBP	BLK	WP	HR	S	P	ERA	WHIP										
Kevin Brown, R ERA: 0.61	(1, 1)	6.2	28	3	1	1	5	5	0	2	0	0	0	53	100	1.35	1.200										
Dan Miceli, R ERA: 5.4	(7, 1)	1.1	W	4	1	0	0	2	0	0	0	0	0	10	13	0.00	0.750										
Trevor Hoffman, R ERA:	(9, 1)	1.0	S	3	0	0	0	3	0	0	0	0	0	10	14	0.00	0.000										

AB	28
R	1
H	4
RBI	1
BB	5
SO	10
LOB	15



Batter	1	2	3	4	5	6	7	8	9	AB	R	H	RBI	BB	SO	LOB	BOTTOM										
QuiVio Veras, S OBP: 0.308, SLG: 0.182										4	0	1	0	0	1	2	Houston Astros @ San Diego Padres Qualcomm Stadium, San Diego, CA Sat Oct 03 1998, 10:05 PM EDT Att: 65,235 - Cloudy - 68 F										
Tony Gwynn, L OBP: 0.182, SLG: 0.273										4	0	0	1	0	1	1											
Trevor Hoffman, R (9, 1)										0	0	0	0	0	0	0											
Greg Vaughn, R OBP: 0.273, SLG: 0.545										3	0	0	0	0	1	1											
Ken Caminiti, S OBP: 0.182, SLG: 0.182										3	0	0	0	0	0	0											
Jim Leyritz, R OBP: 0.375, SLG: 1.286										3	1	1	1	0	0	0											
Wally Joyner, L (8, 3)										0	0	0	0	0	0	0											
Steve Finley, L OBP: 0.182, SLG: 0.200										3	0	0	0	0	2	0											
Carlos Hernandez, R OBP: 0.455, SLG: 0.400										2	0	0	0	0	0	0											
Chris Gomez, R OBP: 0.455, SLG: 0.333										2	1	1	0	1	0	1											
Kevin Brown, R (1, 1)										0	0	0	0	0	0	0											
Dan Miceli, R (7, 1)										0	0	0	0	0	0	0											
Mark Sweeney, L (8, PH)										0	0	0	0	1	0	0											
Ruben Rivera, R (9, 9)										0	0	0	0	0	0	0											
Inning Stats	R: 0 E: 0 K: 0 S: 6	H: 0 LOB: 0 BB: 0 P: 8	R: 0 E: 0 K: 0 S: 7	H: 0 LOB: 0 BB: 0 P: 12	R: 0 E: 0 K: 0 S: 6	H: 0 LOB: 1 BB: 1 P: 15	R: 0 E: 0 K: 0 S: 8	H: 0 LOB: 0 BB: 0 P: 14	R: 0 E: 0 K: 1 S: 6	H: 0 LOB: 0 BB: 0 P: 10	R: 1 E: 0 K: 0 S: 10	H: 2 LOB: 1 BB: 0 P: 18	R: 1 E: 0 K: 1 S: 9	H: 1 LOB: 1 BB: 0 P: 12	R: 0 E: 0 K: 2 S: 6	H: 0 LOB: 0 BB: 1 P: 12	1B: 2 2B: 0 3B: 0 HR: 1	SF: 0 SAC: 2 DP: 0 HBP: 1	WP: 1 PB: 0 SB: 0 CS: 1	PA: 29							
PITCHER	IP	WLS	BF	H	R	ER	SO	BB	IBB	HBP	BLK	WP	HR	S	P	ERA	WHIP										
Mike Hampton, L ERA: 1.5	(1, 1)	6.0	L	8	1	1	1	3	1	0	1	0	1	15	24	4.50	1.000										
Scott Elarton, R ERA: 4.5	(7, 1)	2.0	L	8	1	1	1	3	1	0	1	0	1	15	24	4.50	1.000										

AB	24
R	2
H	3
RBI	2
BB	2
SO	5
LOB	5



