

Houston Astros - 1999

Batter	1	2	3	4	5	6	7	8	9	AB R H RBI BB SO LOB	TOP	
Lance Johnson, L (1, 8) OBP: 0.250, SLG: 0.250	0-0 F7		1-0 G4-3		0-0 G4-3			2-2 BB 1B		4 0 1 0 0 0 1		
Mickey Morandini, L (1, 4) OBP: 0.250, SLG: 0.500	1-1 F8			1-1 1B 1B 2B		0-3 K		0-1 F8		4 1 1 0 0 1 1		
Sammy Sosa, R (1, 9)	2-3 K			1-0 1-3		0-3 K		1-3 K		4 0 0 0 0 3 2		
Mark Grace, L (1, 3) OBP: 1.000, SLG: 2.333		0-2 HR		1-2 1B 2-3 1B		2-0 2B		4-2 1-2 BB		3 1 3 1 1 0 0		
Henry Rodriguez, L (1, 7) OBP: 0.750, SLG: 0.667		2-1 CS 1B		2-0 1-3 1B 3-H 1B		4-2 BB		0-3 K		3 0 2 1 1 1 2		
Benito Santiago, R (1, 2)		0-3 K		0-0 G5-4-3 1-2f		2-0 F9			3-3 K	4 0 0 0 0 2 5		
José Hernández, R (1, 6) OBP: 0.250, SLG: 0.250		3-3 SAFE 1-2 K			1-0 SH3-4 1B		1-1 F7		0-3 K	4 0 1 0 0 2 1		
Gary Gaetti, R (1, 5)			0-0 F8		1-2 K		1-2 L5		2-2 P6	4 0 0 0 0 1 1		
Steve Trachsel, R (1, 1)			1-3 K		0-0 SH3-4		3-2 G4-3			1 0 0 0 0 1 0		
Tyler Houston, L (7, PH)					1-2 K					1 0 0 0 0 0 0		
Matt Karchner, R (7, 1)										0 0 0 0 0 0 0		
Brad Woodall, S (8, 1)										0 0 0 0 0 0 0		
Inning Stats	R: 0 E: 0 K: 1 S: 6 H: 0 LOB: 0 BB: 0 P: 9	R: 1 E: 0 K: 2 S: 14 H: 2 LOB: 1 BB: 0 P: 19	R: 0 E: 0 K: 1 S: 5 H: 0 LOB: 0 BB: 0 P: 7	R: 1 E: 0 K: 0 S: 9 H: 3 LOB: 1 BB: 0 P: 14	R: 0 E: 0 K: 1 S: 6 H: 1 LOB: 1 BB: 0 P: 8	R: 0 E: 0 K: 2 S: 10 H: 1 LOB: 2 BB: 1 P: 18	R: 0 E: 0 K: 0 S: 8 H: 0 LOB: 0 BB: 0 P: 13	R: 0 E: 0 K: 2 S: 15 H: 1 LOB: 2 BB: 1 P: 22	R: 0 E: 0 K: 2 S: 9 H: 0 LOB: 0 BB: 0 P: 14	1B: 5 2B: 3 3B: 0 HR: 1 SF: 0 SAC: 1 DP: 2 HBP: 0	WP: 0 PB: 0 SB: 0 CS: 1 PA: 35	
PITCHER	IP WLS BF H R ER SO BB IBB HBP BLK WP HR S P ERA WHIP											
Shane Reynolds, R (1, 1) ERA: 3.0	6.0 W 24 7 2 2 7 1 0 0 0 0 0 1 50 75 3.00 1.333											
Scott Elarton, R (7, 1) ERA:	2.0 H 8 1 0 0 2 1 0 0 0 0 0 0 23 35 0.00 1.000											
Billy Wagner, L (9, 1) ERA:	1.0 S 3 0 0 0 2 0 0 0 0 0 0 0 9 14 0.00 0.000											

Chicago Cubs @ Houston Astros
Astrodome, Houston, TX
Tue Apr 06 1999, 8:05 PM EDT
Att. 51,668 - Dome - 72 F

livebaseballscorecards.com

AB	32
R	2
H	8
RBI	2
BB	2
SO	11
LOB	13



Batter	1	2	3	4	5	6	7	8	9
Craig Biggio, R (1, 4) BFBFC	2-3 K		1-1 G1-3		1-2 F9		2-2 G6-3		
Derek Bell, R (1, 9) OBP: 0.250, SLG: 0.250 CFBFBX	2-2 G6-3		2-2 E6 5 BB		0-1 G5-3		0-0 1B		
5 Jeff Bagwell, R (1, 3) OBP: 0.500, SLG: 0.333 CFBFBX	3-3 K		4-2 SAFE 1B		0-0 1B		3-2 F9		
Ken Caminiti, S (1, 5) BFBX		2-0 G5-3	3-2 G3		4-1 SAFE 1B		2-1 F9		
Carl Everett, S (1, 8) OBP: 0.750, SLG: 1.667 BFBX		1-3 K		0-0 HR	1-2 1B		1-2 F7-4-3 HBP		
Richard Hidalgo, R (1, 7) OBP: 0.250, SLG: 1.000 BFBX		2-2 F8		1-0 HR	1-1 F7		0-3 K		
Tony Eusebio, R (1, 2) OBP: 0.500, SLG: 0.750 BFBX			1-1 G4-3 1B	0-0 G3-6-4 1B		2-1 G4-3	0-0 F7-4-3		
Ricky Gutierrez, R (1, 6) BFBX			3-2 G4-3	0-3 K		2-0 G5-3			
Shane Reynolds, R (1, 1) OBP: 0.500, SLG: 0.500 Alex Diaz, S (6, PH) Scott Elarton, R (7, 1) Billy Wagner, L (9, 1)			1-2 E G1-3 1B	1-0 G3-6-4 1-2f		3-2 F8			

Inning Stats	R: 0	H: 0	E: 0	K: 2	S: 12	LOB: 0	BB: 0	P: 19
	R: 0	H: 0	E: 0	K: 1	S: 7 <td>LOB: 0</td> <td>BB: 0</td> <td>P: 12 </td>	LOB: 0	BB: 0	P: 12
	R: 1	H: 2	E: 1	K: 0	S: 18 <td>LOB: 3</td> <td>BB: 1</td> <td>P: 33 </td>	LOB: 3	BB: 1	P: 33
	R: 2	H: 3	E: 0	K: 1	S: 9 <td>LOB: 0</td> <td>BB: 0</td> <td>P: 11 </td>	LOB: 0	BB: 0	P: 11
	R: 1	H: 2	E: 0	K: 0	S: 13 <td>LOB: 2</td> <td>BB: 1</td> <td>P: 20 </td>	LOB: 2	BB: 1	P: 20
	R: 0	H: 0	E: 0	K: 0	S: 6 <td>LOB: 0</td> <td>BB: 0</td> <td>P: 13 </td>	LOB: 0	BB: 0	P: 13
	R: 0	H: 1	E: 0	K: 0	S: 9 <td>LOB: 1</td> <td>BB: 0</td> <td>P: 16 </td>	LOB: 1	BB: 0	P: 16
	R: 0	H: 0	E: 0	K: 1	S: 6 <td>LOB: 0</td> <td>BB: 0</td> <td>P: 7 </td>	LOB: 0	BB: 0	P: 7

PITCHER	IP	WLS	BF	H	R	ER	SO	BB	IBB	HBP	BLK	WP	HR	S	P	ERA	WHIP
Steve Trachsel, R (1, 1) ERA: 6.0	6.0	L	27	7	4	4	4	2	0	0	0	0	2	65	108	6.00	1.500
Matt Karchner, R (7, 1) ERA:	1.0		4	1	0	0	0	0	0	0	0	0	0	9	16	0.00	1.000
Brad Woodall, L (8, 1) ERA:	1.0		3	0	0	0	1	0	0	1	0	0	0	6	7	0.00	0.000

AB R H RBI BB SO LOB

4 0 0 0 0 1 1

4 0 1 0 0 0 1

3 1 1 0 1 1 1

3 0 0 0 1 0 4

3 1 2 2 0 1 0

4 1 1 1 0 1 3

4 1 2 0 0 0 1

3 0 0 0 0 1 2

2 0 1 1 0 0 1

1 0 0 0 0 0 0


0 0 0 0 0 0 0

0 0 0 0 0 0 0

1B: 5 SF: 0
2B: 2 SAC: 0
3B: 0 DP: 2
HR: 2 HBP: 1

WP: 0 PA: 34
PB: 0
SB: 1
CS: 0

Chicago Cubs @ Houston Astros
Astrodome, Houston, TX
Tue Apr 06 1999, 8:05 PM EDT
Att: 51,668 - Dome - 72 F



AB	31
R	4
H	8
RBI	4
BB	2
SO	5
LOB	14

Batter 1 2 3 4 5 6 7 8 9 AB R H RBI BB SO LOB TOP

Lance Johnson, L (1, 8) OBP: 0.400, SLG: 0.333	0-0 G3-1		3-1 2B 1B	2-1 BB 1B	4-0 HBP BB		1-2 G6-3		2-1 E6 3B	5 2 2 0 1 0 1
Jeff Blausler, R (1, 4) OBP: 1.000, SLG: 1.000 Mickey Morandini, L (5, PH) OBP: 0.571, SLG: 1.167	4-0 BB BB		1-0 2B 1B	4-1 BB BB	1-2 HBP		1-0 HR 2B		0-2 3B 1-H 2-H	1 1 1 0 2 0 0 2 1 2 3 0 0 0
Mark Grace, L (1, 3) OBP: 0.500, SLG: 1.000	2-0 F8		0-1 L3	2-2 SF7	1-1 F8		0-0 G4-3		4-2 BB	4 0 0 1 1 0 7
Sammy Sosa, R (1, 9) OBP: 0.400, SLG: 0.286	4-1 BB		0-0 1B 2B	4-2 BB BB		4-1 CS BB	3-3 K		1-0 F8	3 1 1 1 3 1 3
Glenallen Hill, R (1, 7) OBP: 0.400, SLG: 1.000 Terry Mulholland, R (8, 1)	3-3 K		0-0 1B	1-3 K		2-3 K	1-1 HR			5 1 2 4 0 3 6 0 0 0 0 0 0 0
Benito Santiago, R (1, 2) OBP: 0.222, SLG: 0.250		3-1 P6	3-1 FC6-5-4-6 1B 1B		0-0 WP HBP 2B	4-1 FC6-4 BB	1-1 G1-3			4 1 1 0 1 0 1
José Hernández, R (1, 6) OBP: 0.444, SLG: 0.375		2-3 K	0-2 1B		1-1 HBP WP HBP	1-1 FC6-4		3-2 E 3B 1B		4 1 2 0 0 1 1
Gary Gaetti, R (1, 5) OBP: 0.111, SLG: 0.111		2-1 1B		1-2 G5-3	1-2 G1-3		2-3 K	0-3 K		5 0 1 0 0 2 3
Kevin Tapani, R (1, 1) Kurt Miller, R (7, 1) Curtis Goodwin, L (8, 7)		1-3 K		4-1 BB 1B SF7 BB	1-3 K		1-1 G3	2-3 K		3 1 0 0 1 2 3 0 0 0 0 0 0 0 1 0 0 0 0 1 1

Inning Stats	R: 0 E: 0 K: 1 S: 7	H: 0 LOB: 2 BB: 2 P: 20	R: 0 E: 0 K: 2 S: 10	H: 1 LOB: 1 BB: 0 P: 18	R: 3 E: 0 K: 0 S: 12	H: 5 LOB: 2 BB: 0 P: 19	R: 1 E: 0 K: 1 S: 18	H: 1 LOB: 3 BB: 3 P: 36	R: 1 E: 0 K: 1 S: 12	H: 1 LOB: 3 BB: 1 P: 21	R: 0 E: 0 K: 1 S: 7	H: 0 LOB: 1 BB: 2 P: 18	R: 0 E: 0 K: 1 S: 9	H: 0 LOB: 0 BB: 0 P: 13	R: 2 E: 0 K: 1 S: 9	H: 2 LOB: 0 BB: 0 P: 15	R: 2 E: 1 K: 2 S: 18	H: 2 LOB: 2 BB: 1 P: 30	1B: 7 2B: 3 3B: 1 HR: 1	SF: 1 SAC: 0 DP: 0 HBP: 2	WP: 1 PB: 0 SB: 0 CS: 1	PA: 49
---------------------	------------------------------	----------------------------------	-------------------------------	----------------------------------	-------------------------------	----------------------------------	-------------------------------	----------------------------------	-------------------------------	----------------------------------	------------------------------	----------------------------------	------------------------------	----------------------------------	------------------------------	----------------------------------	-------------------------------	----------------------------------	----------------------------------	------------------------------------	----------------------------------	--------

PITCHER	IP	WLS	BF	H	R	ER	SO	BB	IBB	HBP	BLK	WP	HR	S	P	ERA	WHIP														
Mike Hampton, L (1, 1) ERA: 9.82	3.2	L	22	7	4	4	3	5	0	0	0	0	0	42	87	9.82	3.273														
Brian Williams, R (4, 1) ERA: 2.7	3.1		15	1	1	1	4	3	0	2	0	1	0	33	58	2.70	1.200														
Trever Miller, L (8, 1) ERA: 27.0	0.1		2	1	1	1	0	0	0	0	0	0	0	2	3	27.00	3.000														
Doug Henry, R (8, 1) ERA: 5.4	1.2		10	3	3	1	3	1	0	0	0	0	1	25	42	5.40	2.400														


Chicago Cubs @ Houston Astros
Astrodome, Houston, TX
Wed Apr 07 1999, 7:35 PM EDT
Att: 23,381 - Dome - 72 F

livebaseballscorecards.com

AB	37
R	9
H	12
RBI	9
BB	9
SO	10
LOB	26



Batter	1	2	3	4	5	6	7	8	9	AB R H RBI BB SO LOB
Craig Biggio, R (1, 4) BBB BB	4-1 BB	0-0 FC6-4 1-2f			1-0 G5-3		2-2 F9		4-1 BB	3 0 0 0 2 0 3
Derek Bell, R (1, 9) OBP: 0.222, SLG: 0.125 BS BX	2-1 F9		3-2 P3		4-2 5 G5-3 1B BB		0-0 F9		0-0 G5-3	4 1 0 0 1 0 4
5 Jeff Bagwell, R (1, 3) OBP: 0.375, SLG: 0.167 C X	0-1 F9		4-2 E S BB		0-0 G5-3 1-2		0-0 F8			3 0 0 0 1 0 3
Carl Everett, S (1, 8) OBP: 0.500, SLG: 0.857 BS SX	1-2 G5-3		2-3 K		0-1 1B 2-H			0-1 P3		4 0 1 1 0 1 2
Richard Hidalgo, R (1, 7) OBP: 0.375, SLG: 0.857 BB BX		2-0 1B 1B 2B	4-1 1-3 BB		0-0 G6-3			1-2 F7		3 1 1 0 1 0 1
Bill Spiers, L (1, 5) OBP: 0.333, SLG: 0.333 Ken Caminiti, S (8, PH) (9, 5)		0-0 CS 1B	0-0 G4-3		0-3 K			1-1 P4		3 0 1 0 0 1 2 1 0 0 0 0 0 0
Mitch Meluskey, S (1, 2) OBP: 0.250, SLG: 0.250 BB BX		1-1 FC5-4 E 1-2 3-H 1B		3-3 K		1-1 L9		2-3 K		4 0 1 1 0 2 0
Ricky Gutierrez, R (1, 6) OBP: 0.143, SLG: 0.286 BS SX		1-2 E6 FC5-4		0-1 P4		1-2 G6-3		2-1 2B		4 0 1 0 0 0 1
Mike Hampton, R (1, 1) Brian Williams, R (4, 1) Jack Howell, L (7, PH) Trevor Miller, R (8, 1) Doug Henry, R (8, 1) Glen Barker, S (9, PH)		1-1 FC5-4 FC6-4 1-2f 2-3		2-3 K			4-2 BB		1-0 G1-3	1 0 0 0 0 0 2 1 0 0 0 0 1 0 0 0 0 0 1 0 0 0 0 0 0 0 0 0 0 0 0 0 0 0 0 1 0 0 0 0 0 1

BOTTOM																																																																																											
Chicago Cubs @ Houston Astros Astrodome, Houston, TX																																																																																											
Wed Apr 07 1999, 7:35 PM EDT Att: 23,381 - Dome - 72 F																																																																																											
										AB	32																																																																																
										R	2																																																																																
										H	5																																																																																
										RBI	2																																																																																
										BB	6																																																																																
										SO	5																																																																																
										LOB	19																																																																																
																																																																																											
Inning Stats										1B: 3	SF: 0																																																																																
										2B: 2	SAC: 0																																																																																
										3B: 0	DP: 0																																																																																
										HR: 0	HBP: 0																																																																																
										WP: 0	PA: 38																																																																																
										PB: 0																																																																																	
										SB: 1																																																																																	
										CS: 1																																																																																	
<table border="1"> <thead> <tr> <th colspan="12">PITCHER</th> </tr> <tr> <th>IP</th> <th>WLS</th> <th>BF</th> <th>H</th> <th>R</th> <th>ER</th> <th>SO</th> <th>BB</th> <th>IBB</th> <th>HBP</th> <th>BLK</th> <th>WP</th> <th>HR</th> <th>S</th> <th>P</th> <th>ERA</th> <th>WHIP</th> </tr> </thead> <tbody> <tr> <td>Kevin Tapani, R (1, 1)</td> <td>6.0</td> <td>W</td> <td>27</td> <td>4</td> <td>2</td> <td>4</td> <td>5</td> <td>0</td> <td>0</td> <td>0</td> <td>0</td> <td>0</td> <td>57</td> <td>98</td> <td>3.00</td> <td>1.500</td> </tr> <tr> <td>Kurt Miller, R (7, 1)</td> <td>1.0</td> <td>H</td> <td>3</td> <td>0</td> <td>0</td> <td>0</td> <td>0</td> <td>0</td> <td>0</td> <td>0</td> <td>0</td> <td>0</td> <td>5</td> <td>7</td> <td>0.00</td> <td>0.000</td> </tr> <tr> <td>Terry Mulholland, L (8, 1)</td> <td>2.0</td> <td></td> <td>8</td> <td>1</td> <td>0</td> <td>1</td> <td>1</td> <td>0</td> <td>0</td> <td>0</td> <td>0</td> <td>0</td> <td>15</td> <td>26</td> <td>0.00</td> <td>1.000</td> </tr> </tbody> </table>												PITCHER												IP	WLS	BF	H	R	ER	SO	BB	IBB	HBP	BLK	WP	HR	S	P	ERA	WHIP	Kevin Tapani, R (1, 1)	6.0	W	27	4	2	4	5	0	0	0	0	0	57	98	3.00	1.500	Kurt Miller, R (7, 1)	1.0	H	3	0	0	0	0	0	0	0	0	0	5	7	0.00	0.000	Terry Mulholland, L (8, 1)	2.0		8	1	0	1	1	0	0	0	0	0	15	26	0.00	1.000
PITCHER																																																																																											
IP	WLS	BF	H	R	ER	SO	BB	IBB	HBP	BLK	WP	HR	S	P	ERA	WHIP																																																																											
Kevin Tapani, R (1, 1)	6.0	W	27	4	2	4	5	0	0	0	0	0	57	98	3.00	1.500																																																																											
Kurt Miller, R (7, 1)	1.0	H	3	0	0	0	0	0	0	0	0	0	5	7	0.00	0.000																																																																											
Terry Mulholland, L (8, 1)	2.0		8	1	0	1	1	0	0	0	0	0	15	26	0.00	1.000																																																																											

Batter	1	2	3	4	5	6	7	8	9	AB R H RBI BB SO LOB	TOP
Lance Johnson, L (1, 8) OBP: 0.286, SLG: 0.231	1-2 L5		0-0 G3		0-0 F9		2-2 G3			4 0 0 0 0 0 0	
Mickey Morandini, L (1, 4) OBP: 0.455, SLG: 0.800	0-0 G6-3		1-1 BB 1B		2-0 F8			1-1 G3-1		4 0 1 0 0 0 0	
Sammy Sosa, R (1, 9) OBP: 0.357, SLG: 0.200	2-1 F9		4-1 FC3-6 BB		1-3 K			1-2 P5		3 0 0 0 1 1 0	
Mark Grace, L (1, 3) OBP: 0.429, SLG: 0.727		1-2 G3-1	0-0 FC3-6			0-1 1B		2-0 E3		4 0 1 0 0 0 2	
Henry Rodriguez, L (1, 7) OBP: 0.625, SLG: 1.143 Curtis Goodwin, L (8, 7)		0-1 HR		1-2 2B		1-0 P6		3-3 K		4 1 2 1 0 1 2 0 0 0 0 0 0 0	
Benito Santiago, R (1, 2) OBP: 0.231, SLG: 0.182		0-2 F8		4-2 BB		1-1 F9			0-1 G5-3	3 0 0 0 1 0 1	
José Hernández, R (1, 6) OBP: 0.385, SLG: 0.583		1-0 HR		3-3 K		1-3 SAFE K			0-3 K	4 1 1 1 0 3 3	
Gary Gaetti, R (1, 5) OBP: 0.154, SLG: 0.154		2-3 K		2-2 P6			0-0 P3		0-0 1B	4 0 1 0 0 1 2	
Jon Lieber, L (1, 1) Tyler Houston, L (9, PH) Rod Beck, R (9, 1)			0-3 K	2-2 G6-3			2-3 K		1-3 K	3 0 0 0 0 2 2 1 0 0 0 0 1 1 0 0 0 0 0 0 0	
Inning Stats	R: 0 H: 0 E: 0 LOB: 0 K: 0 BB: 0 S: 6 P: 9	R: 2 H: 2 E: 0 LOB: 0 K: 1 BB: 0 S: 12 P: 16	R: 0 H: 1 E: 0 LOB: 2 K: 1 BB: 1 S: 8 P: 13	R: 0 H: 1 E: 0 LOB: 2 K: 1 BB: 1 S: 16 P: 28	R: 0 H: 0 E: 0 LOB: 0 K: 1 BB: 0 S: 5 P: 8	R: 0 H: 1 E: 0 LOB: 1 K: 1 BB: 0 S: 8 P: 11	R: 0 H: 0 E: 0 LOB: 0 K: 1 BB: 0 S: 9 P: 13	R: 0 H: 0 E: 1 LOB: 1 K: 1 BB: 0 S: 10 P: 17	R: 0 H: 1 E: 0 LOB: 1 K: 2 BB: 0 S: 9 P: 10	1B: 3 SF: 0 2B: 1 SAC: 0 3B: 0 DP: 0 HR: 2 HBP: 0	WP: 0 PA: 36 PB: 0 SB: 0 CS: 0
PITCHER	IP WLS BF H R ER SO BB IBB HBP BLK WP HR S P ERA WHIP										
Jose Lima, R (1, 1) ERA: 2.25	8.0 L 32 5 2 2 7 2 0 0 0 0 0 2 74 115 2.25 0.875										
Jay Powell, R (9, 1) ERA:	1.0 4 1 0 0 2 0 0 0 0 0 0 0 9 10 0.00 1.000										

Chicago Cubs @ Houston Astros
Astrodome, Houston, TX
Thu Apr 08 1999, 8:05 PM EDT
Att. 23,815 - Dome - 72 F

livebaseballscorecards.com

AB	34
R	2
H	6
RBI	2
BB	2
SO	9
LOB	13



Batter	1	2	3	4	5	6	7	8	9	AB R H RBI BB SO LOB	TOP						
Fernando Vina, L (1, 4) OBP: 0.500, SLG: 0.471	1-0 G4-3		0-0 2B 1B			2-1 G6-4-3 1B		1-0 F9		4 1 2 1 0 0 0							
Marquis Grissom, R (1, 8) OBP: 0.278, SLG: 0.444	0-1 G1-3		0-0 1-H 2B			0-1 G6-4-3 1-2f		3-2 P5		4 0 1 1 0 0 1							
Jeff Cirillo, R (1, 5) OBP: 0.444, SLG: 0.467	1-3 K		2-2 G3			2-1 2B		0-3 K		4 0 1 0 0 2 1							
Jeremy Burnitz, L (1, 9) OBP: 0.333, SLG: 0.308		3-3 K		2-0 G3-1		2-2 K		3-2 E5 1B		4 0 0 0 0 2 1							
Sean Berry, R (1, 3) OBP: 0.389, SLG: 0.706 Lou Collier, R (9, PR)		0-1 G5-3		1-0 F7		4-2 G4-6-3 BB		3-2 1B		3 0 1 0 1 0 0 0 0 0 0 0 0 0							
Dave Nilsson, L (1, 2) OBP: 0.250, SLG: 0.600 Mark Loretta, R (9, PH) OBP: 0.200, SLG: 0.200		2-1 G4-3		1-0 F7		0-0 F7		0-0 G5-3		3 0 0 0 0 0 1 1 0 0 0 0 0 2							
Jose Valentin, S (1, 6)			4-2 SH3-4 1B BB		2-2 G5-3		1-0 G4-6-3 1-2f			2 1 0 0 1 0 1							
Geoff Jenkins, L (1, 7) OBP: 0.300, SLG: 0.444 Bob Wickman, R (8, 1)			2-0 F7		0-0 F8		1-3 K			3 0 0 0 0 1 1 0 0 0 0 0 0 0							
Scott Karl, L (1, 1) Chad Fox, R (6, 1) Rich Becker, L (8, PH) (8, 7)			1-1 SH3-4		3-2 G6-3		1-0 G5-3			1 0 0 0 0 0 0 0 0 0 0 0 0 0 1 0 0 0 0 0 0							
Inning Stats	R: 0 E: 0 K: 1 S: 6 H: 0 LOB: 0 BB: 0 P: 8	R: 0 E: 0 K: 1 S: 7 H: 0 LOB: 0 BB: 0 P: 12	R: 2 E: 0 K: 0 S: 12 H: 2 LOB: 1 BB: 1 P: 21	R: 0 E: 0 K: 0 S: 3 H: 0 LOB: 0 BB: 0 P: 7	R: 0 E: 0 K: 0 S: 7 H: 0 LOB: 0 BB: 0 P: 12	R: 0 E: 0 K: 1 S: 9 H: 2 LOB: 1 BB: 0 P: 15	R: 0 E: 0 K: 0 S: 5 H: 0 LOB: 0 BB: 1 P: 10	R: 0 E: 0 K: 1 S: 7 H: 0 LOB: 0 BB: 0 P: 10	R: 0 E: 1 K: 1 S: 15 H: 1 LOB: 2 BB: 0 P: 24	1B: 3 2B: 2 3B: 0 HR: 0 SF: 0 SAC: 1 DP: 2 HBP: 0	WP: 0 PB: 0 SB: 0 CS: 0 PA: 33						
PITCHER	IP WLS BF H R ER SO BB IBB HBP BLK WP HR S P ERA WHIP																
Sean Bergman, R (1, 1) ERA: 2.57	7.0	25	4	2	2	3	2	0	0	0	0	0	0	49	85	2.57	0.857
Scott Elarton, R (8, 1) ERA:	1.0	W	3	0	0	0	1	0	0	0	0	0	0	7	10	0.00	0.000
Billy Wagner, L (9, 1) ERA:	1.0	S	5	1	0	0	1	0	0	0	0	0	0	15	24	0.00	1.000

Milwaukee Brewers @ Houston Astros
Astrodome, Houston, TX
Fri Apr 09 1999, 8:05 PM EDT
Att. 29,063 - Dome - 72 F

AB	30
R	2
H	5
RBI	2
BB	2
SO	5
LOB	8



livebaseballscorecards.com

Batter	1	2	3	4	5	6	7	8	9	AB	R	H	RBI	BB	SO	LOB	BOTTOM
--------	---	---	---	---	---	---	---	---	---	----	---	---	-----	----	----	-----	--------

Craig Biggio, R (1, 4) BBB	4-0 FC5-4 BB		4-2 F9-6 S BB		0-2 P4		2-3 K			2	1	0	0	2	1	0				
Derek Bell, R (1, 9) OBP: 0.385, SLG: 0.273 CFFBFS	2-3 K		4-2 F9-6 BB		2-1 G4-3 1B		0-0 1B			3	0	2	0	1	1	1				
5 Jeff Bagwell, R (1, 3) OBP: 0.250, SLG: 0.143 BFFS	2-3 K		0-1 F9-6		3-1 G4-3		2-3 K			4	0	0	0	0	2	5				
Ken Caminiti, S (1, 5) OBP: 0.385, SLG: 0.200 BFBX	2-1 FC5-4		4-1 S BB		1-0 SH2-4 1B		4-1 FC1-5 S BB			2	0	1	0	2	0	1				
Richard Hidalgo, R (1, 7) OBP: 0.375, SLG: 0.615 BFBX		2-0 2B	1-2 P4		4-2 SH2-4 BB		4-0 FC1-4 FC1-5 1B BB			2	1	1	0	2	0	1				
Carl Everett, S (1, 8) OBP: 0.400, SLG: 0.643 BFBX		2-0 G6-3	0-1 G4-6-3 1B		0-1 SH2-4		0-1 FC1-5 FC1-4			3	0	1	0	0	0	3				
Tony Eusebio, R (1, 2) OBP: 0.250, SLG: 0.375 BFBX		0-0 G6-3	1-1 G4-6-3		3-3 K		0-2 FC1-4 1B			4	0	0	0	0	1	6				
Tim Bogar, R (1, 6) OBP: 0.500, SLG: 0.333 BFBX		4-1 BB	2-1 G5-3		0-1 F7		0-1 FC1-4 1B			3	0	1	1	1	0	2				
Sean Bergman, R (1, 1) OBP: 0.500, SLG: 2.000		0-0 F8			0-0 HR		2-2 G3-1			2	1	1	1	0	0	2				
Bill Spiers, L (7, PH) OBP: 0.250, SLG: 0.250										1	0	0	0	0	0	0				
Scott Elarton, R (8, 1)										0	0	0	0	0	0	0				
Jack Howell, L (8, PH)										1	0	0	0	0	1	2				
Billy Wagner, L (9, 1)										0	0	0	0	0	0	0				
Inning Stats	R: 0 E: 0 K: 2 S: 10	H: 0 LOB: 1 BB: 1 P: 20	R: 0 E: 0 K: 0 S: 5	H: 1 LOB: 2 BB: 1 P: 13	R: 1 E: 0 K: 0 S: 12	H: 0 LOB: 1 BB: 3 P: 25	R: 0 E: 0 K: 0 S: 6	H: 1 LOB: 0 BB: 0 P: 9	R: 1 E: 0 K: 0 S: 8	H: 2 LOB: 0 BB: 0 P: 13	R: 0 E: 0 K: 1 S: 10	H: 1 LOB: 2 BB: 1 P: 18	R: 0 E: 0 K: 2 S: 10	H: 1 LOB: 1 BB: 0 P: 16	R: 1 E: 0 K: 1 S: 11	H: 1 LOB: 2 BB: 2 P: 20	1B: 5 2B: 2 3B: 0 HR: 1	SF: 0 SAC: 1 DP: 3 HBP: 0	WP: 0 PB: 0 SB: 4 CS: 0	PA: 36

Milwaukee Brewers @ Houston Astros
Astrodome, Houston, TX
Fri Apr 09 1999, 8:05 PM EDT
Att. 29,063 - Dome - 72 F

livebaseballscorecards.com

AB	27
R	3
H	7
RBI	2
BB	8
SO	6
LOB	23



PITCHER	IP	WLS	BF	H	R	ER	SO	BB	IBB	HBP	BLK	WP	HR	S	P	ERA	WHIP
Scott Karl, L (1, 1) ERA: 3.38	5.1		24	5	2	2	2	6	0	0	0	0	0	46	90	3.38	2.062
Chad Fox, R (6, 1) ERA: 11.57	1.2		6	1	0	0	3	0	0	0	0	0	0	15	24	0.00	0.600
Bob Wickman, R (8, 1) ERA: 18.0	1.0	L	6	1	1	1	1	2	0	0	0	0	0	11	20	9.00	3.000

Batter	1	2	3	4	5	6	7	8	9	AB R H RBI BB SO LOB	TOP											
Fernando Vina, L OBP: 0.478, SLG: 0.500 (1, 4)	0-1 SH1 SF7 2B	1-2 G3-6-3		1-2 G2-3			0-2 2B 1B	1-1 L4		5 2 2 0 0 0 2												
Marquis Grissom, R OBP: 0.364, SLG: 0.545 (1, 8)	1-0 SH1 2-3		2-2 G6-3		3-2 G5-4-3 1B		2-1 G1-3 SF9 2B		2-1 F8 HBP 1B	4 2 3 2 0 0 0												
Jeff Cirillo, R OBP: 0.391, SLG: 0.368 (1, 5)	4-2 BB BB		0-1 L4		2-0 G5-4-3 1-2f		0-0 G1-3		1-3 K	4 0 0 0 1 1 3												
Jeremy Burnitz, L OBP: 0.348, SLG: 0.400 (1, 9)	3-2 SF7 3-H		3-1 S 1B 2B		0-0 G3-1		0-0 SF9 3-H		2-1 1B HBP	2 1 1 2 0 0 0												
Sean Berry, R OBP: 0.409, SLG: 0.650 Mark Loretta, R OBP: 0.182, SLG: 0.182 (1, 3) (8, 3)	4-0 1-2 BB		3-2 1B 2-H 1B			0-0 F8	0-3 K		1-1 F8	3 0 1 1 1 1 0 1 0 0 0 0 0 2												
Dave Nilsson, L OBP: 0.353, SLG: 0.571 (1, 2)	2-1 F7		0-0 1-2 1B			4-1 BB		1-3 K	2-2 1-2 3-H 1B	4 0 2 1 1 1 2												
Jose Valentin, S (1, 6)			3-1 G4-3		2-2 F8		1-1 F7		4-2 CS BB	2-0 P5	4 0 0 0 1 0 5											
Geoff Jenkins, L OBP: 0.357, SLG: 0.923 Rich Becker, L (8, 7)			1-0 HR		1-0 F7		2-2 G1-3		1-1 1-2 HR	4 2 2 2 0 0 1 0 0 0 0 0 0 0												
Bill Pulsipher, L OBP: 0.500, SLG: 0.500 David Weathers, R OBP: 0.500, SLG: 0.333 (1, 1) (6, 1)			0-0 G3-6-3 1B		3-3 K		1-0 1B 2B 1B		4-0 BB	2 0 1 0 0 1 0 1 1 1 0 1 0 0												
Inning Stats	R: 1 E: 0 K: 0 S: 10	H: 1 LOB: 2 BB: 2 P: 24	R: 1 E: 0 K: 0 S: 7	H: 2 LOB: 0 BB: 0 P: 12	R: 1 E: 0 K: 0 S: 14	H: 3 LOB: 2 BB: 0 P: 24	R: 0 E: 0 K: 1 S: 7	H: 0 LOB: 0 BB: 0 P: 12	R: 0 E: 0 K: 0 S: 7	H: 1 LOB: 0 BB: 0 P: 12	R: 0 E: 0 K: 0 S: 7	H: 0 LOB: 1 BB: 1 P: 14	R: 3 E: 0 K: 1 S: 13	H: 3 LOB: 0 BB: 0 P: 16	R: 1 E: 0 K: 1 S: 9	H: 1 LOB: 1 BB: 2 P: 20	R: 1 E: 0 K: 1 S: 12	H: 2 LOB: 2 BB: 0 P: 22	1B: 8 2B: 3 HR: 2	SF: 2 SAC: 1 DP: 2 HBP: 1	WP: 0 PB: 0 SB: 1 CS: 1	PA: 43
PITCHER	IP WLS BF H R ER SO BB IBB HBP BLK WP HR S P ERA WHIP																					
Chris Holt, R ERA: 5.4 (1, 1)	5.0 L 22 7 3 3 1 2 0 0 0 0 0 1 45 84 5.40 1.800																					
Trevor Miller, L ERA: 6.75 (6, 1)	1.0 4 0 0 0 0 1 0 0 0 0 0 0 7 14 0.00 1.000																					
Brian Williams, R ERA: 8.31 (7, 1)	1.0 6 3 3 3 1 0 0 0 0 0 0 0 13 16 27.00 3.000																					
Doug Henry, R ERA: 7.36 (8, 1)	2.0 11 3 2 2 2 2 0 1 0 0 0 1 21 42 9.00 2.500																					

Milwaukee Brewers @ Houston Astros
Astrodome, Houston, TX
Sat Apr 10 1999, 8:05 PM EDT
Att. 24,049 - Dome - 72 F

AB	34
R	8
H	13
RBI	8
BB	5
SO	4
LOB	15



Batter	1	2	3	4	5	6	7	8	9	AB R H RBI BB SO LOB
Craig Biggio, R OBP: 0.227, SLG: 0.222 (1, 4)	1-0 HR	1-3 K			1-0 G5-3		1-3 K		0-3 K	5 1 1 1 0 3 3
Derek Bell, R OBP: 0.471, SLG: 0.357 (1, 9)	1-0 1B		4-1 5 F7 BB		1-2 5 1B 1B		2-3 K			3 0 2 0 1 1 1
5 Jeff Bagwell, R OBP: 0.250, SLG: 0.167 (1, 3)	0-0 P4		2-2 F7		1-0 1-2 1B		2-3 K			4 0 1 0 0 1 2
Ken Caminiti, S OBP: 0.353, SLG: 0.286 (1, 5)	2-1 F7		3-2 G5-3		0-0 P3		1-2 2B			4 1 1 0 0 0 4
Richard Hidalgo, R OBP: 0.300, SLG: 0.471 (1, 7)	3-2 G5-3		2-3 K		2-3 K		0-0 P8			4 0 0 0 0 2 3
Carl Everett, S OBP: 0.368, SLG: 0.611 (1, 8)		0-2 G5-3		0-1 F8		1-3 K		1-2 2B		4 0 1 1 0 1 0
Mitch Meluskey, S OBP: 0.182, SLG: 0.182 (1, 2)		3-1 FC1-5 BB 1B		1-3 K		0-1 F7		0-2 P6		4 0 1 0 0 1 1
Ricky Gutierrez, R OBP: 0.286, SLG: 0.385 (1, 6)		4-1 FC1-5 BB		2-2 P3		0-0 G4-3		2-2 G4-3		3 0 0 0 1 0 0
Chris Holt, R Alex Diaz, S Trevor Miller, R Brian Williams, R Jack Howell, L Doug Henry, R Bill Spiers, L (1, 1) (5, PH) (6, 1) (7, 1) (7, PH) (8, 1) (9, PH)		0-0 FC1-5		2-3 K		4-1 BB		2-2 G6-3		1 0 0 0 0 0 2 1 0 0 0 0 0 1 0 1 0 0 0 0 0 0 0 0 0 0 1 0 0 0 0 0 0 0

Inning Stats	R: 1 E: 0 K: 0 S: 9	H: 2 LOB: 1 BB: 0 P: 16	R: 0 E: 0 K: 1 S: 10	H: 1 LOB: 2 BB: 1 P: 18	R: 0 E: 0 K: 1 S: 12	H: 0 LOB: 1 BB: 1 P: 23	R: 0 E: 0 K: 1 S: 8	H: 0 LOB: 0 BB: 0 P: 11	R: 0 E: 0 K: 1 S: 11	H: 2 LOB: 2 BB: 0 P: 16	R: 0 E: 0 K: 2 S: 8	H: 0 LOB: 0 BB: 0 P: 11	R: 0 E: 0 K: 2 S: 8	H: 0 LOB: 1 BB: 1 P: 15	R: 1 E: 0 K: 1 S: 14	H: 2 LOB: 1 BB: 0 P: 18	R: 0 E: 0 K: 1 S: 11	H: 0 LOB: 0 BB: 0 P: 15	1B: 4 2B: 2 3B: 0 HR: 1	SF: 0 SAC: 0 DP: 0 HBP: 0	WP: 0 PB: 0 SB: 0 CS: 0	PA: 37
--------------	------------------------------	----------------------------------	-------------------------------	----------------------------------	-------------------------------	----------------------------------	------------------------------	----------------------------------	-------------------------------	----------------------------------	------------------------------	----------------------------------	------------------------------	----------------------------------	-------------------------------	----------------------------------	-------------------------------	----------------------------------	----------------------------------	------------------------------------	----------------------------------	--------

PITCHER	IP	WLS	BF	H	R	ER	SO	BB	IBB	HBP	BLK	WP	HR	S	P	ERA	WHIP
Bill Pulsipher, L ERA: 1.8 (1, 1)	5.0	W	22	5	1	1	4	2	0	0	0	0	1	50	84	1.80	1.400
David Weathers, R ERA: 2.35 (6, 1)	4.0	S	15	2	1	1	6	1	0	0	0	0	0	41	59	2.25	0.750

BOTTOM

Milwaukee Brewers @ Houston Astros
Astrodome, Houston, TX
Sat Apr 10 1999, 8:05 PM EDT
Att. 24,049 - Dome - 72 F

livebaseballscorecards.com

AB	34
R	2
H	7
RBI	2
BB	3
SO	10
LOB	16



Batter	1	2	3	4	5	6	7	8	9	AB R H RBI BB SO LOB	TOP											
Fernando Vina, L (1, 4) OBP: 0.429, SLG: 0.444	1-2 L4		0-2 G6-3		1-0 G4-3		0-0 G4-3 1B		1-2 G3	5 0 1 0 0 0 0												
Mark Loretta, R (1, 6) OBP: 0.200, SLG: 0.400	0-0 HR		2-2 P6		1-2 G6-3		0-2 G4-3			4 1 1 1 0 0 2												
Jeff Cirillo, R (1, 5) OBP: 0.370, SLG: 0.391	0-2 G1-3		3-1 2B		0-0 F8			1-3 K		4 0 1 0 0 1 0												
Jeremy Burnitz, L (1, 9) OBP: 0.370, SLG: 0.684	1-1 G4-3		1-3 K			1-2 3B		1-0 HR		4 1 2 1 0 1 1												
Sean Berry, R (1, 3) OBP: 0.346, SLG: 0.542		0-0 G6-3		2-2 G5-3		1-2 L4		3-2 F7		4 0 0 0 0 0 1												
Rich Becker, L (1, 8) OBP: 0.429, SLG: 0.200		0-2 BB 1B		4-2 1B BB		2-3 K		4-1 BB		2 0 1 0 2 1 1												
Bobby Hughes, R (1, 2) OBP: 0.375, SLG: 0.875		0-3 K		1-2 1B		0-0 G6-3		0-1 G5-3		4 0 1 0 0 1 3												
Geoff Jenkins, L (1, 7) OBP: 0.412, SLG: 0.867		4-0 BB		1-3 K			0-0 1B 1B		0-0 F9	2 0 1 0 1 1 2												
Alex Ochoa, R (9, PH) OBP: 0.200, SLG: 0.200		1-2 BB								1 0 0 0 0 0 0												
52 Rafael Roque, L (1, 1) Valerio De Los Santos, L (6, 1) Brian Banks, S (7, PH) Eric Plunk, R (7, 1) Bob Wickman, R (8, 1) Marquis Grissom, R (9, PH) OBP: 0.348, SLG: 0.522		1-3 K		0-3 K			1-3 K		1-3 K	2 0 0 0 0 2 4 0 0 0 0 0 0 0 1 0 0 0 0 1 1 0 0 0 0 0 0 0 0 0 0 0 0 0 0 1 0 0 0 0 1 0												
Inning Stats	R: 1 E: 0 K: 0 S: 9	H: 1 LOB: 0 BB: 0 P: 11	R: 0 E: 0 K: 2 S: 12	H: 1 LOB: 2 BB: 1 P: 17	R: 0 E: 0 K: 1 S: 12	H: 1 LOB: 1 BB: 1 P: 18	R: 0 E: 0 K: 2 S: 17	H: 1 LOB: 2 BB: 1 P: 25	R: 0 E: 0 K: 1 S: 7	H: 0 LOB: 0 BB: 0 P: 9	R: 0 E: 0 K: 1 S: 10	H: 1 LOB: 1 BB: 0 P: 14	R: 0 E: 0 K: 1 S: 9	H: 2 LOB: 1 BB: 0 P: 10	R: 1 E: 0 K: 1 S: 10	H: 1 LOB: 1 BB: 1 P: 19	R: 0 E: 0 K: 1 S: 7	H: 0 LOB: 0 BB: 0 P: 9	1B: 4 2B: 1 3B: 1 HR: 2	SF: 0 SAC: 0 DP: 1 HBP: 0	WP: 0 PB: 0 SB: 0 CS: 0	PA: 37
PITCHER	IP WLS BF H R ER SO BB IBB HBP BLK WP HR S P ERA WHIP																					
Shane Reynolds, R (1, 1) ERA: 2.08	7.0 W 29 7 1 1 7 2 0 0 0 0 1 76 104 1.29 1.286																					
Jay Powell, R (8, 1) ERA: 4.5	1.0 5 1 1 1 1 1 0 0 0 0 1 10 19 9.00 2.000																					
Billy Wagner, L (9, 1) ERA:	1.0 S 3 0 0 0 1 0 0 0 0 0 0 7 9 0.00 0.000																					

Milwaukee Brewers @ Houston Astros
Astrodome, Houston, TX
Sun Apr 11 1999, 2:35 PM EDT
Att. 20,177 - Dome - 72 F

AB	34
R	2
H	8
RBI	2
BB	3
SO	9
LOB	15



Batter	1	2	3	4	5	6	7	8	9	AB R H RBI BB SO LOB	TOP											
Craig Biggio, R (1, 4) OBP: 0.344, SLG: 0.346	3-2 FC4-6 1B		1-3 K2-3		4-0 1-2 BB		1-1 5 S 1B	1-1 G5-3		4 1 2 0 1 1 2												
Derek Bell, R (1, 9) OBP: 0.385, SLG: 0.435	0-1 FC4-6 1-2f 5 CS			3-2 K	2-3 K		0-3 K		2-1 HR	5 1 1 1 0 3 4												
5 Jeff Bagwell, R (1, 3) OBP: 0.345, SLG: 0.217	3-3 K			2-2 S 1B		4-0 WP 1B BB	4-0 1B BB		4-2 L6-4 BB	2 1 1 0 3 1 1												
Ken Caminiti, S (1, 5) OBP: 0.318, SLG: 0.263		1-2 G4-3		3-3 K		2-3 SAFE K	0-0 G4-6-3 1B		3-1 L6-4	5 0 1 1 0 2 3												
Carl Everett, S (1, 8) OBP: 0.429, SLG: 0.577		4-1 E S BB		1-1 G4-3		3-2 S 2B 1B	1-2 G4-6-3		1-2 BLK 1B	4 2 2 1 1 0 3												
Richard Hidalgo, R (1, 7) OBP: 0.345, SLG: 0.440		2-2 F7		0-3 K		3-3 K		2-0 WP S 1B	3-2 1-H 1B	5 0 2 1 0 2 2												
Mitch Meluskey, S (1, 2) OBP: 0.250, SLG: 0.200		2-2 G4-3		0-0 G1-6-3 1B		4-0 2B IBB		1-0 P2	2-3 K	4 2 1 0 1 1 3												
Tim Lincecum, R (1, 6) OBP: 0.250, SLG: 0.300			0-2 G4-3		0-1 G1-6-3	2-1 1-H 2-H 2B		1-3 K		4 0 1 2 0 1 2												
Mike Hampton, R (1, 1) OBP: 0.250, SLG: 0.250			0-3 K		1-2 BB	3-2 P8		4-2 S BB		3 0 1 1 0 1 1												
Jack Howell, L (8, PH) OBP: 0.600, SLG: 0.667										0 0 0 0 0 0 0												
Ricky Gutierrez, R (8, PH) OBP: 0.412, SLG: 0.600										0 0 0 0 1 0 0												
Glen Barker, S (8, PR)										0 0 0 0 0 0 0												
Jay Powell, R (8, 1)										0 0 0 0 0 0 0												
Inning Stats	R: 0 E: 0 K: 1 S: 8	H: 1 LOB: 1 BB: 0 P: 14	R: 0 E: 0 K: 0 S: 14	H: 0 LOB: 1 BB: 1 P: 23	R: 0 E: 0 K: 2 S: 9	H: 0 LOB: 0 BB: 0 P: 10	R: 0 E: 0 K: 2 S: 11	H: 1 LOB: 1 BB: 0 P: 20	R: 1 E: 0 K: 2 S: 15	H: 2 LOB: 2 BB: 1 P: 22	R: 3 E: 0 K: 2 S: 19	H: 2 LOB: 1 BB: 2 P: 40	R: 1 E: 0 K: 1 S: 10	H: 2 LOB: 1 BB: 1 P: 16	R: 0 E: 0 K: 1 S: 10	H: 1 LOB: 3 BB: 1 P: 19	R: 2 E: 0 K: 1 S: 17	H: 3 LOB: 1 BB: 1 P: 32	1B: 10 2B: 3 3B: 0 HR: 1	SF: 0 SAC: 0 DP: 3 HBP: 0	WP: 2 PB: 0 SB: 7 CS: 1	PA: 43
PITCHER	IP WLS BF H R ER SO BB IBB HBP BLK WP HR S P ERA WHIP																					
Russ Ortiz, R (1, 1) ERA: 4.15	6.0 L 27 6 4 4 9 3 1 0 0 1 0 76 129 6.00 1.500																					
Miguel Del Toro, R (7, 1) ERA: 1.29	1.2 8 3 1 1 2 1 0 0 0 0 0 15 25 5.40 2.400																					
Rich Rodriguez, L (8, 1) ERA:	0.0 1 0 0 0 0 1 0 0 0 1 0 3 7 ∞ ∞																					
Julian Tavarez, R (8, 1) ERA: 9.53	1.1 7 3 2 2 1 1 0 0 1 0 1 19 35 13.50 3.000																					

Houston Astros @ San Francisco Giants
 3Com Park at Candlestick Point, San Francisco, CA

Tue Apr 13 1999, 10:05 PM EDT
 Att: 9,425 - Unknown - 58 F

AB	36
R	7
H	12
RBI	7
BB	7
SO	12
LOB	21



Batter	1	2	3	4	5	6	7	8	9	AB	R	H	RBI	BB	SO	LOB
--------	---	---	---	---	---	---	---	---	---	----	---	---	-----	----	----	-----

Stan Javier, S <small>(1, 8)</small> <small>OBP: 0.450, SLG: 0.889</small>	2-2 			3-2 	3-3 			3-2 		4	0	1	0	0	1	0
Rich Aurilia, R <small>(1, 6)</small> <small>OBP: 0.457, SLG: 0.588</small>	3-1 			0-0 		2-2 		0-2 		4	1	1	0	0	0	1
Barry Bonds, L <small>(1, 7)</small> <small>OBP: 0.528, SLG: 0.815</small>	0-1 			4-1 		0-1 			1-1 	3	2	1	1	1	0	1
Jeff Kent, R <small>(1, 4)</small> <small>OBP: 0.472, SLG: 0.607</small>		0-0 		4-2 		2-1 			1-3 	3	0	0	0	1	1	1
Ellis Burks, R <small>(1, 9)</small> <small>OBP: 0.433, SLG: 0.480</small>		3-2 		1-1 		3-1 			2-0 	4	0	2	1	0	0	0
Charlie Hayes, R <small>(1, 5)</small> <small>OBP: 0.276, SLG: 0.385</small>		1-1 		1-2 		0-0 			1-0 	3	0	0	1	0	0	1
J.T. Snow, L <small>(1, 3)</small> <small>OBP: 0.353, SLG: 0.387</small>			3-3 	1-1 		1-0 			1-1 	4	0	1	0	0	1	3
Scott Servais, R <small>(1, 2)</small>			3-2 		1-0 	0-0 				3	0	0	0	0	0	2
Russ Ortiz, R <small>(1, 1)</small>			1-3 		1-0 			1-2 		2	0	0	0	0	1	0
Miguel Del Toro, R <small>(7, 1)</small>										0	0	0	0	0	0	0
Rich Rodriguez, L <small>(8, 1)</small>										0	0	0	0	0	0	0
Julian Tavarez, L <small>(8, 1)</small>										0	0	0	0	0	0	0
Brent Mayne, L <small>(8, 2)</small> <small>OBP: 0.423, SLG: 0.458</small>										1	0	0	0	0	0	0

Inning Stats	R: 0	H: 0	E: 0	LOB: 0	K: 0	BB: 0	S: 7	P: 12	R: 0	H: 0	E: 0	LOB: 0	K: 0	BB: 0	S: 6	P: 10	R: 0	H: 0	E: 0	LOB: 0	K: 2	BB: 0	S: 11	P: 18	R: 2	H: 2	E: 0	LOB: 2	K: 0	BB: 2	S: 14	P: 28	R: 0	H: 1	E: 0	LOB: 0	K: 1	BB: 0	S: 5	P: 10	R: 0	H: 1	E: 0	LOB: 0	K: 0	BB: 0	S: 7	P: 11	R: 0	H: 1	E: 1	LOB: 1	K: 0	BB: 0	S: 5	P: 9	R: 0	H: 0	E: 0	LOB: 0	K: 0	BB: 0	S: 11	P: 15	R: 1	H: 2	E: 0	LOB: 1	K: 1	BB: 0	S: 9	P: 15	1B: 5	SF: 1	2B: 0	SAC: 0	3B: 0	DP: 2	HR: 1	HBP: 0	WP: 0	PA: 34
--------------	------	------	------	--------	------	-------	------	-------	------	------	------	--------	------	-------	------	-------	------	------	------	--------	------	-------	-------	-------	------	------	------	--------	------	-------	-------	-------	------	------	------	--------	------	-------	------	-------	------	------	------	--------	------	-------	------	-------	------	------	------	--------	------	-------	------	------	------	------	------	--------	------	-------	-------	-------	------	------	------	--------	------	-------	------	-------	-------	-------	-------	--------	-------	-------	-------	--------	-------	--------

PITCHER	IP	WLS	BF	H	R	ER	SO	BB	IBB	HBP	BLK	WP	HR	S	P	ERA	WHIP
Mike Hampton, L <small>(1, 1)</small> <small>ERA: 5.06</small>	7.0	W	26	4	2	2	3	2	0	0	0	0	0	55	98	2.57	0.857
Jay Powell, R <small>(8, 1)</small> <small>ERA: 4.5</small>	2.0	S	8	2	1	1	1	0	0	0	0	0	1	20	30	4.50	1.000

BOTTOM

Houston Astros @ San Francisco Giants
 3Com Park at Candlestick Point, San Francisco, CA

livebaseballscorecards.com

AB	31
R	3
H	6
RBI	3
BB	2
SO	4
LOB	9



Tue Apr 13 1999, 10:05 PM EDT
 Att. 9,425 - Unknown - 58 F

Batter	1	2	3	4	5	6	7	8	9	AB R H RBI BB SO LOB	TOP											
Craig Biggio, R (1, 4) OBP: 0.405, SLG: 0.433	2-2 G6-3		0-1 5 HR 1B	1-0 2B 1B		4-2 G1-6-3 BB		2-2 G4-3 2B		4 2 3 0 1 0 0												
Derek Bell, R (1, 9) OBP: 0.387, SLG: 0.464	2-1 5 1B 5 WP G5-3 1B		0-0 G1-3	3-2 1-H 2B		2-2 G1-6-3		0-0 G4-3		5 1 2 1 0 0 4												
5 Jeff Bagwell, R (1, 3) OBP: 0.382, SLG: 0.370	3-2 S G5-3 1B		0-0 HR	4-0 BB		3-3 K		1-0 P4		4 1 2 2 1 1 2												
Ken Caminiti, S (1, 5) OBP: 0.333, SLG: 0.391	3-2 G5-3		4-1 1B BB	3-0 G1-3		1-0 HR		3-3 K		4 1 1 2 1 1 4												
Richard Hidalgo, R (1, 7) OBP: 0.324, SLG: 0.500	3-2 F7 2-3		2-3 K		0-0 G6-3		2-2 HR		2-0 G5-3	5 1 1 1 0 1 2												
Carl Everett, S (1, 8) OBP: 0.455, SLG: 0.567		2-3 K	0-0 1B		1-2 BB 1B		4-1 G1-6-3 BB		1-2 F7	4 0 2 0 1 1 0												
Tony Eusebio, R (1, 2) OBP: 0.353, SLG: 0.333		1-0 FC4-6 1B	2-1 G4-3		4-0 G4-6-3 BB		0-0 G1-6-3		1-1 G1-3	4 0 1 0 1 0 3												
Ricky Gutierrez, R (1, 6) OBP: 0.429, SLG: 0.579		1-2 K		2-2 CS 1B		0-1 G4-6-3		1-2 1B		4 0 2 0 0 1 3												
Jose Lima, R (1, 1) Scott Elarton, R (7, 1) Billy Wagner, L (9, 1)		0-1 FC4-6		1-3 K		4-2 G1-6-3 BB		0-0 G6-3		3 0 0 0 1 1 3												
Inning Stats	R: 1 E: 0 K: 0 S: 18	H: 2 LOB: 1 BB: 0 P: 31	R: 0 E: 0 K: 2 S: 9	H: 1 LOB: 1 BB: 0 P: 13	R: 2 E: 0 K: 1 S: 11	H: 3 LOB: 2 BB: 1 P: 19	R: 1 E: 0 K: 1 S: 12	H: 3 LOB: 2 BB: 1 P: 26	R: 0 E: 0 K: 0 S: 7	H: 1 LOB: 1 BB: 1 P: 12	R: 0 E: 0 K: 1 S: 13	H: 0 LOB: 1 BB: 2 P: 26	R: 2 E: 0 K: 0 S: 10	H: 3 LOB: 1 BB: 1 P: 18	R: 0 E: 0 K: 1 S: 13	H: 1 LOB: 1 BB: 0 P: 19	R: 0 E: 0 K: 0 S: 6	H: 0 LOB: 0 BB: 0 P: 10	1B: 9 2B: 2 3B: 0 HR: 3	SF: 0 SAC: 0 DP: 3 HBP: 0	WP: 1 PB: 0 SB: 1 CS: 1	PA: 43
PITCHER	IP WLS BF H R ER SO BB IBB HBP BLK WP HR S P ERA WHIP																					
Shawn Estes, L (1, 1) ERA: 6.75	4.1 L 25 10 4 4 4 3 0 0 0 1 1 55 99 8.31 3.000																					
Julian Tavarez, R (5, 1) ERA: 8.53	0.2 1 0 0 0 0 0 0 0 0 0 0 0 2 2 0.00 0.000																					
Miguel Del Toro, R (6, 1) ERA: 3.0	2.0 10 3 2 2 1 3 0 0 0 0 2 23 44 9.00 3.000																					
Felix Rodriguez, R (8, 1) ERA: 7.94	2.0 7 1 0 0 1 0 0 0 0 0 0 0 19 29 0.00 0.500																					

Houston Astros @ San Francisco Giants
3Com Park at Candlestick Point, San Francisco, CA
 Wed Apr 14 1999, 10:05 PM EDT
 Att. 11,274 - Unknown - 68 F

AB	37
R	6
H	14
RBI	6
BB	6
SO	6
LOB	21



Batter	1	2	3	4	5	6	7	8	9	AB	R	H	RBI	BB	SO	LOB
Marvin Benard, L (1, 8) OBP: 0.393, SLG: 0.565 Felix Rodriguez, R (8, 1) OBP: 1.000, SLG: 4.000 Scott Servais, R (9, PH) OBP: 0.167, SLG: 0.091 Ramon Martinez, R (9, PR)	2-1 G3			0-1 1B 2B	2-2 F7		4-2 BB		3-2 1B	3	1	1	0	1	0	1
Rich Aurilia, R (1, 6) OBP: 0.400, SLG: 0.513	2-2 P7			1-1 G5-3		0-0 P3	2-2 K		1-2 F7	5	0	0	0	0	1	7
Barry Bonds, L (1, 7) OBP: 0.525, SLG: 0.871	0-2 F8			1-2 WP 2-H 1B		0-0 HR		0-0 F7		4	1	2	2	0	0	0
Jeff Kent, R (1, 4) OBP: 0.425, SLG: 0.531			2-3 K	0-3 K		1-3 K		2-3 K		4	0	0	0	0	4	1
J.T. Snow, L (1, 3) OBP: 0.316, SLG: 0.343			0-1 G3	3-3 K		1-1 P5		2-3 K		4	0	0	0	0	2	1
Ellis Burks, R (1, 9) OBP: 0.441, SLG: 0.517			1-1 P5		2-3 K		0-0 BB		0-0 1B E 1B	4	0	2	0	0	1	0
Charlie Hayes, R (1, 5) OBP: 0.303, SLG: 0.483			2-1 F8		1-1 HR		4-1 BB BB		1-1 E6 1B	3	1	1	1	1	0	1
Brent Mayne, L (1, 2) OBP: 0.400, SLG: 0.429			2-3 K		2-1 FC4-6 1B		3-3 K		0-3 K	4	0	1	0	0	3	4
Shawn Estes, R (1, 1) OBP: 0.500, SLG: 0.667 Julian Javarez, L (5, 1) F.P. Santangelo, S (5, PH) OBP: 0.300, SLG: 0.125 Miguel Del Toro, R (6, 1) Stan Javier, S (7, PH) OBP: 0.400, SLG: 0.800 (8, 8)			1-2 G6-3		1-2 FC4-6 1-2f		0-3 K		3-3 K	1	0	0	0	0	0	0

Inning Stats	R: 0	H: 0	E: 0	K: 0	S: 9	R: 0	H: 0	E: 0	K: 1	S: 7	R: 0	H: 0	E: 0	K: 1	S: 8	R: 1	H: 2	E: 0	K: 2	S: 16	R: 1	H: 2	E: 0	K: 1	S: 14	R: 1	H: 1	E: 0	K: 1	S: 8	R: 0	H: 1	E: 0	K: 3	S: 18	R: 0	H: 0	E: 0	K: 2	S: 7	R: 0	H: 2	E: 1	K: 2	S: 20	1B: 4	2B: 2	3B: 0	HR: 2	SF: 0	SAC: 0	DP: 0	HBP: 0	WP: 1	PB: 0	SB: 2	CS: 0	PA: 38
--------------	------	------	------	------	------	------	------	------	------	------	------	------	------	------	------	------	------	------	------	-------	------	------	------	------	-------	------	------	------	------	------	------	------	------	------	-------	------	------	------	------	------	------	------	------	------	-------	-------	-------	-------	-------	-------	--------	-------	--------	-------	-------	-------	-------	--------

PITCHER	IP	WLS	BF	H	R	ER	SO	BB	IBB	HBP	BLK	WP	HR	S	P	ERA	WHIP
Jose Lima, R (1, 1) ERA: 3.21	6.0	W	25	6	3	3	6	1	0	0	0	1	2	64	95	4.50	1.167
Scott Elarton, R (7, 1) ERA:	2.0	H	7	0	0	0	5	1	0	0	0	0	0	23	36	0.00	0.500
Billy Wagner, L (9, 1) ERA:	1.0	S	6	2	0	0	2	0	0	0	0	0	0	20	28	0.00	2.000

BOTTOM

Houston Astros @ San Francisco Giants
 3Com Park at Candlestick Point, San Francisco, CA

Wed Apr 14 1999, 10:05 PM EDT
 Att. 11,274 - Unknown - 68 F

AB	36
R	3
H	8
RBI	3
BB	2
SO	13
LOB	20



Batter	1	2	3	4	5	6	7	8	9	AB R H RBI BB SO LOB	TOP									
Craig Biggio, R (1, 4) OBP: 0.381, SLG: 0.382	0-0 G5-3		0-2 F8			0-2 F9		4-0 BB S BB	0-3 K	4 0 0 0 1 1 1										
Derek Bell, R (1, 9) OBP: 0.343, SLG: 0.406	2-3 K		3-3 K			0-3 K		1-2 G6-3		4 0 0 0 0 3 1										
5 Jeff Bagwell, R (1, 3) OBP: 0.447, SLG: 0.393	4-0 BB			2-0 CS 1B		4-0 BB		4-2 BB BB		1 0 1 0 3 0 0										
Carl Everett, S (1, 8) OBP: 0.432, SLG: 0.515	3-2 P6			2-2 SAFE SAFE 1-2		3-3 SAFE SAFE K		4-1 FC4-6 BB		3 0 0 0 1 1 3										
Richard Hidalgo, R (1, 7) OBP: 0.289, SLG: 0.441		0-0 F8		0-1 F8			2-2 P8	2-3 K		4 0 0 0 0 1 3										
Bill Spiers, L (1, 5) OBP: 0.308, SLG: 0.615		0-0 F9			1-1 G6-3 2B		2-2 HR	2-1 FC4-6		3 1 2 1 0 0 0										
Tony Eusebio, R (8, PH) OBP: 0.333, SLG: 0.313										1 0 0 0 0 0 3										
Brian Williams, R (8, 1)										0 0 0 0 0 0 0										
Mitch Meluskey, S (1, 2) OBP: 0.200, SLG: 0.158		0-0 G4-3			2-0 SAFE G6-3		1-1 F9		3-2 G3	4 0 0 0 0 0 1										
Tim Bogar, R (1, 6) OBP: 0.313, SLG: 0.429			0-0 G5-3		0-1 P9		3-2 1B		0-0 2B	4 0 2 0 0 0 1										
Sean Bergman, R (1, 1) OBP: 0.500, SLG: 2.000			0-0 HR		0-3 K		0-0 G5-3		1-3 K	2 1 1 1 0 1 1										
Ken Caminiti, S (7, PH) OBP: 0.321, SLG: 0.375										1 0 0 0 0 0 1										
Doug Henry, R (7, 1)										0 0 0 0 0 0 0										
Jack Howell, L (8, 5) OBP: 0.500, SLG: 0.500										1 0 0 0 0 1 1										
Inning Stats	R: 0 E: 0 K: 1 S: 9	H: 0 LOB: 1 BB: 1 P: 18	R: 0 E: 0 K: 0 S: 3	H: 0 LOB: 0 BB: 0 P: 3	R: 1 E: 0 K: 1 S: 9	H: 1 LOB: 0 BB: 0 P: 12	R: 0 E: 0 K: 0 S: 9	H: 1 LOB: 0 BB: 0 P: 13	R: 0 E: 0 K: 2 S: 9	H: 0 LOB: 1 BB: 1 P: 16	R: 1 E: 0 K: 0 S: 15	H: 2 LOB: 1 BB: 0 P: 23	R: 0 E: 0 K: 1 S: 13	H: 0 LOB: 3 BB: 3 P: 30	R: 0 E: 0 K: 2 S: 10	H: 1 LOB: 1 BB: 0 P: 14	1B: 2 2B: 2 3B: 0 HR: 2	SF: 0 SAC: 0 DP: 0 HBP: 0	WP: 0 PB: 0 SB: 1 CS: 1	PA: 37
PITCHER	IP WLS BF H R ER SO BB IBB HBP BLK WP HR S P ERA WHIP																			
Chris Brock, R (1, 1) ERA: 3.29	6.2 W 26 5 2 2 5 2 0 0 0 0 0 2 61 95 2.70 1.050																			
Alan Embree, L (7, 1) ERA:	0.1 H 1 0 0 0 0 0 0 0 0 0 0 0 1 1 0.00 0.000																			
John Johnstone, R (8, 1) ERA:	0.2 H 5 0 0 0 1 3 0 0 0 0 0 0 11 26 0.00 4.500																			
Rich Rodriguez, L (8, 1) ERA:	0.1 H 1 0 0 0 0 0 0 0 0 0 0 0 2 4 0.00 0.000																			
Robb Nen, R (9, 1) ERA:	1.0 S 4 1 0 0 2 0 0 0 0 0 0 0 10 14 0.00 1.000																			

Houston Astros @ San Francisco Giants
 3Com Park at Candlestick Point, San Francisco, CA

Thu Apr 15 1999, 4:05 PM EDT
 Att. 10,819 - Unknown - 83 F

AB	32
R	2
H	6
RBI	2
BB	5
SO	8
LOB	16



Batter	1	2	3	4	5	6	7	8	9	AB R H RBI BB SO LOB	TOP											
Darren Bragg, L (1, 7) OBP: 0.364, SLG: 0.579	4-1 BB		1-3 K	2-3 K			4-2 1B BB		0-0 G5-3	3 0 0 0 2 2 2												
Edgar Renteria, R (1, 6) OBP: 0.387, SLG: 0.407	0-1 L7		2-0 FC4-6	0-0 P4			0-1 1-2 1B		4-2 G6-4-3 BB	4 0 1 0 1 0 3												
Mark McGwire, R (1, 3) OBP: 0.463, SLG: 0.742	1-0 F8			0-1 3B 2B	0-0 E5 G5-4-3		1-3 K		1-1 G6-4-3	5 1 1 0 0 1 4												
Eric Davis, R (1, 9) OBP: 0.206, SLG: 0.219 Placido Polanco, R (7, 4) OBP: 0.385, SLG: 0.478	2-3 K			3-2 1B 3B	2-3 K		2-3 K			4 1 1 1 0 3 4 0 0 0 0 0 0 0												
Fernando Tatis, R (1, 5) OBP: 0.378, SLG: 0.567			2-3 K	0-1 3B 1B	1-1 G5-4-3		0-0 F8			4 1 1 1 0 1 3												
J.D. Drew, L (1, 8) OBP: 0.233, SLG: 0.154			3-2 P5	1-3 K			2-3 K		4-1 BB	3 0 0 0 1 2 1												
Eli Marrero, R (1, 2) OBP: 0.318, SLG: 0.524			0-0 P4	0-1 1B 3B			1-3 K		2-0 L6	4 1 1 1 0 1 1												
Joe McEwing, R (1, 4) OBP: 0.433, SLG: 0.483			0-3 K	1-1 2B 1B			2-0 WP 1B		1-2 P3	4 1 2 1 0 1 1												
Darren Oliver, R (1, 1) OBP: 0.500, SLG: 0.750 Mike Busby, R (6, 1) Willie McGee, S (8, PH) OBP: 0.294, SLG: 0.200 Ricky Bottalico, L (8, 1)			1-1 FC4-6 1B	0-0 1-H 2B			1-3 K		0-3 K	3 0 2 1 0 1 1 0 0 0 0 0 0 0 1 0 0 0 0 1 1 0 0 0 0 0 0 0												
Inning Stats	R: 0 E: 0 K: 1 S: 7	H: 0 LOB: 1 BB: 1 P: 14	R: 0 E: 0 K: 1 S: 10	H: 0 LOB: 0 BB: 0 P: 15	R: 0 E: 0 K: 2 S: 12	H: 1 LOB: 1 BB: 0 P: 16	R: 5 E: 0 K: 2 S: 19	H: 6 LOB: 1 BB: 0 P: 26	R: 0 E: 1 K: 1 S: 6	H: 0 LOB: 0 BB: 0 P: 9	R: 0 E: 0 K: 3 S: 11	H: 1 LOB: 1 BB: 0 P: 17	R: 0 E: 0 K: 2 S: 12	H: 1 LOB: 2 BB: 1 P: 19	R: 0 E: 0 K: 1 S: 12	H: 0 LOB: 1 BB: 1 P: 19	R: 0 E: 0 K: 0 S: 6	H: 0 LOB: 0 BB: 1 P: 11	1B: 5 2B: 2 3B: 2 HR: 0	SF: 0 SAC: 0 DP: 2 HBP: 0	WP: 1 PB: 0 SB: 0 CS: 0	PA: 39
PITCHER	IP WLS BF H R ER SO BB IBB HBP BLK WP HR S P ERA WHIP											PITCHER	IP WLS BF H R ER SO BB IBB HBP BLK WP HR S P ERA WHIP									
Shane Reynolds, R (1, 1) ERA: 3.79	6.0 L 27 8 5 5 10 1 0 0 0 1 0 65 97 7.50 1.500																					
Scott Elarton, R (7, 1) ERA:	2.0 9 1 0 0 3 2 0 0 0 0 0 0 24 38 0.00 1.500																					
Trever Miller, L (9, 1) ERA: 3.86	1.0 3 0 0 0 0 0 1 0 0 0 0 0 6 11 0.00 1.000																					

St. Louis Cardinals @ Houston Astros
Astrodome, Houston, TX
Fri Apr 16 1999, 8:05 PM EDT
Att. 40,387 - Dome - 72 F

livebaseballscorecards.com

AB 35
R 5
H 9
RBI 5
BB 4
SO 13
LOB 21



Batter	1	2	3	4	5	6	7	8	9	AB	R	H	RBI	BB	SO	LOB
Craig Biggio, R (1, 4) OBP: 0.383, SLG: 0.462	2-3 K		2-1 HR	0-0 G4-3		1-1 1B		1-3 K		5	1	2	2	0	2	2
Derek Bell, R (1, 9) OBP: 0.300, SLG: 0.351	0-0 F9		2-1 G6-3	0-2 G6-3		1-0 G6-3			1-2 F9	5	0	0	0	0	0	2
5 Jeff Bagwell, R (1, 3) OBP: 0.512, SLG: 0.484	2-0 WP 1B		1-0 1B		3-1 2B		4-2 G6-3 BB		4-1 DI BB	3	0	3	0	2	0	0
Ken Caminiti, S (1, 5) OBP: 0.333, SLG: 0.333	4-1 WP 1-2 BB		1-0 F8		0-1 G6-3		4-1 G6-3 BB		3-1 G5-3	3	0	0	0	2	0	3
Richard Hidalgo, R (1, 7) OBP: 0.279, SLG: 0.410	3-2 G4-3 1-2 2-3		0-2 FC4 1B		0-2 P4		0-1 G6-3		3-3 K	5	0	1	0	0	1	6
Carl Everett, S (1, 8) OBP: 0.415, SLG: 0.514		0-0 G5-3 2B	1-2 FC4		0-0 G5-3		0-3 K2-3			4	0	1	0	0	1	4
Tony Eusebio, R (1, 2) OBP: 0.364, SLG: 0.400		2-2 G5-3		2-2 SH1-4 G4-3 1B		1-0 G5-3		2-1 2B		4	1	2	0	0	0	1
Ricky Gutierrez, R (1, 6) OBP: 0.480, SLG: 0.682		4-1 BB		1-0 G4-3 SH1-4 1B		3-1 G4-3 3B		1-3 K2-3		3	1	2	0	1	1	1
Shane Reynolds, R (1, 1) OBP: 0.500, SLG: 0.400		0-3 K		1-2 SH1-4		1-1 G4-3		2-3 K		1	0	0	0	0	1	1
Alex Diaz, S (6, PH) OBP: 0.250, SLG: 0.250				1-2 2-3						1	0	0	1	0	0	0
Scott Elarton, R (7, 1)										0	0	0	0	0	0	0
Bill Spiers, L (8, PH) OBP: 0.286, SLG: 0.571										1	0	0	0	0	1	1
Trever Miller, R (9, 1)										0	0	0	0	0	0	0

Inning Stats	R: 0	H: 1	R: 0	H: 1	R: 1	H: 3	R: 0	H: 1	R: 1	H: 2	R: 0	H: 0	R: 0	H: 1	R: 0	H: 0	R: 0	H: 1	R: 0	H: 0	R: 0	H: 0	1B: 6	SF: 0	WP: 1	PA: 41
	E: 0	LOB: 2	E: 0	LOB: 1	E: 0	LOB: 2	E: 0	LOB: 1	E: 0	LOB: 1	E: 0	LOB: 1	E: 0	LOB: 1	E: 0	LOB: 1	E: 0	LOB: 1	E: 0	LOB: 1	E: 0	LOB: 1	2B: 4 <td>SAC: 1 <td>PB: 0 <td></td> </td></td>	SAC: 1 <td>PB: 0 <td></td> </td>	PB: 0 <td></td>	
	K: 1	BB: 1	K: 1	BB: 1	K: 0	BB: 0	K: 1	BB: 0	K: 0	BB: 0	K: 1	BB: 2	K: 3	BB: 0	K: 3	BB: 0	K: 1	BB: 1	K: 1	BB: 1	K: 1	BB: 0	3B: 1	DP: 2 <td>SB: 0 <td></td> </td>	SB: 0 <td></td>	
	S: 16	P: 27	S: 10	P: 16	S: 12	P: 19	S: 11	P: 15	S: 8	P: 11	S: 8	P: 17	S: 9	P: 17	S: 12	P: 18	S: 11	P: 22	S: 11	P: 22	S: 11	P: 22	HR: 1	HBP: 0	CS: 0	

PITCHER	IP	WLS	BF	H	R	ER	SO	BB	IBB	HBP	BLK	WP	HR	S	P	ERA	WHIP
Darren Oliver, L (1, 1) ERA: 3.55	5.2	W	27	9	3	3	2	2	0	0	0	1	1	62	98	4.76	1.941
Mike Busby, R (6, 1) ERA: 8.44	1.1	H	6	1	0	0	1	2	0	0	0	0	0	12	22	0.00	2.250
Ricky Bottalico, R (8, 1) ERA:	2.0	S	8	1	0	0	4	1	0	0	0	0	0	23	40	0.00	1.000

BOTTOM

St. Louis Cardinals @ Houston Astros
Astrodome, Houston, TX
Fri Apr 16 1999, 8:05 PM EDT
Att. 40,387 - Dome - 72 F

AB	35
R	3
H	11
RBI	3
BB	5
SO	7
LOB	21



WP	PA	ERA	WHIP
1	41		
0			
0			
0			
0			

Batter	1	2	3	4	5	6	7	8	9	AB R H RBI BB SO LOB	TOP											
Darren Bragg, L (1, 7) OBP: 0.333, SLG: 0.500	2-1 G6-4-3 1B		1-3 K		1-0 G1			1-3 K	1-1 G4-3	5 0 1 0 0 2 2												
Edgar Renteria, R (1, 6) OBP: 0.389, SLG: 0.438	2-1 G6-4-3 1-2f		2-1 CS 2B			1-3 K		2-0 1B 1B 2-H 3-H	1-0 P6	5 1 2 2 0 1 1												
Mark McGwire, R (1, 3) OBP: 0.457, SLG: 0.676	3-1 F8		4-1 BB			1-0 F8		4-1 1B 1B 1-2 3B BB	2-3 K	3 1 0 0 2 1 0												
Fernando Tatis, R (1, 5) OBP: 0.390, SLG: 0.559		3-1 FC5 S 1B	3-3 K 2-3			1-2 G6-3		1-1 1B 1-2 2-3 3B 1B		4 1 2 0 0 1 2												
Willie McGee, S (1, 9) OBP: 0.333, SLG: 0.222		4-2 SAFE FC5 1B BB		0-3 K			1-3 K	0-1 1-2 2-3 3-H 3B 1B		3 2 1 1 1 2 0												
J.D. Drew, L (1, 8) OBP: 0.235, SLG: 0.233		0-0 F9		1-0 F8			3-2 G3-1	3-1 1B 3B		4 1 1 3 0 0 2												
Alberto Castillo, R (1, 2) OBP: 0.375, SLG: 0.357		1-1 FC5 1B 1-2 2-3f		3-2 G6-3			0-0 L6	1-2 1B WP 3-H		4 0 1 1 0 0 2												
Joe McEwing, R (1, 4) OBP: 0.441, SLG: 0.515		3-2 1-3 2-H 1B		1-3 K				2-1 1B 2B		4 1 2 1 0 1 1												
Jose Jimenez, R (1, 1) OBP: 0.167, SLG: 0.167		1-3 K		0-3 K				0-0 E3 1B		4 1 0 0 0 2 4												
Scott Radinsky, L (8, 1)										0 0 0 0 0 0 0												
Mike Mohler, R (9, 1)										0 0 0 0 0 0 0												
Juan Acevedo, R (9, 1)										0 0 0 0 0 0 0												
Inning Stats	R: 0 E: 0 K: 0 S: 6	H: 1 LOB: 0 BB: 0 P: 13	R: 1 E: 0 K: 1 S: 16	H: 2 LOB: 2 BB: 1 P: 28	R: 0 E: 0 K: 2 S: 11	H: 0 LOB: 0 BB: 0 P: 21	R: 0 E: 0 K: 1 S: 8	H: 0 LOB: 0 BB: 0 P: 12	R: 0 E: 0 K: 1 S: 7	H: 0 LOB: 0 BB: 0 P: 9	R: 0 E: 0 K: 1 S: 7	H: 0 LOB: 0 BB: 0 P: 10	R: 0 E: 0 K: 1 S: 9	H: 0 LOB: 0 BB: 0 P: 13	R: 7 E: 1 K: 1 S: 22	H: 6 LOB: 1 BB: 1 P: 40	R: 0 E: 0 K: 1 S: 6	H: 0 LOB: 0 BB: 0 P: 10	1B: 7 2B: 3 3B: 1 HR: 0	SF: 0 SAC: 0 DP: 2 HBP: 0	WP: 1 PB: 0 SB: 1 CS: 1	PA: 39
PITCHER	IP WLS BF H R ER SO BB IBB HBP BLK WP HR S P ERA WHIP																					
Chris Holt, R (1, 1) ERA: 3.75	7.0 L 27 5 3 3 8 2 0 0 0 0 0 0 67 111 3.86 1.000																					
Jay Powell, R (8, 1) ERA: 12.46	0.1 5 3 1 0 1 1 0 0 0 0 0 0 9 17 0.00 12.000																					
Brian Williams, R (8, 1) ERA: 6.43	1.2 7 2 4 4 1 0 0 0 0 1 0 16 28 21.60 1.200																					

St. Louis Cardinals @ Houston Astros
Astrodome, Houston, TX
Sat Apr 17 1999, 8:05 PM EDT
Att. 37,662 - Dome - 72 F

livebaseballscorecards.com

AB 36
R 8
H 10
RBI 8
BB 3
SO 10
LOB 14



BOTTOM

St. Louis Cardinals @ Houston Astros
 Astrodome, Houston, TX
 Sat Apr 17 1999, 8:05 PM EDT
 Att: 37,662 - Dome - 72 F

livebaseballscorecards.com

AB	37
R	5
H	11
RBI	4
BB	0
SO	7
LOB	11



WP: 0	PA: 37
PB: 0	
SB: 0	
CS: 0	

AB R H RBI BB SO LOB

5	0	1	0	0	1	2
4	1	2	2	0	1	0
4	0	2	1	0	0	2
4	0	0	0	0	1	2
4	0	1	0	0	1	1
3	0	1	0	0	0	1
0	0	0	0	0	0	0
1	1	1	0	0	0	0
4	1	1	0	0	1	1
4	1	2	1	0	0	0
2	0	0	0	0	2	0
0	0	0	0	0	0	0
2	1	0	0	0	0	2

1B: 9	SF: 0
2B: 2	SAC: 0
3B: 0	DP: 2
HR: 0	HBP: 0

WP HR S P ERA WHIP

IP	WLS	BF	H	R	ER	SO	BB	IBB	HBP	BLK	WP	HR	S	P	ERA	WHIP
7.1		30	8	3	2	7	0	0	0	0	0	0	4	6	0.00	1.091
0.2		2	0	0	0	0	0	0	0	0	0	0	4	6	0.00	0.000
0.0		2	2	2	2	0	0	0	0	0	0	0	2	3	∞	∞
1.0		3	1	0	0	0	0	0	0	0	0	0	5	5	0.00	1.000

Batter	1	2	3	4	5	6	7	8	9
Craig Biggio, R (1, 4) OBP: 0.365, SLG: 0.432	1-3 K		1-2 G3			0-2 1B		1-0 F8	0-0 G6-3
Derek Bell, R (1, 9) OBP: 0.318, SLG: 0.390	1-3 K			2-2 G3-1		0-0 1B		1-2 2B	
5 Jeff Bagwell, R (1, 3) OBP: 0.511, SLG: 0.486	2-2 1B			0-0 G5-3		2-0 FC5-4		1-1 1B	
Ken Caminiti, S (1, 5) OBP: 0.297, SLG: 0.290	3-3 K			0-1 G3			1-2 F7	2-2 F7	
Carl Everett, S (1, 8) OBP: 0.400, SLG: 0.488		0-1 1B			3-2 G4-3		1-3 K	0-0 F8	
Bill Spiers, L (1, 7) OBP: 0.294, SLG: 0.529		1-1 G6-4-3			0-2 G3-1		0-0 1B		0-0 2B
Brian Williams, R (8, 1)									1B
Glen Barker, S (9, PH) OBP: 0.500, SLG: 0.500		1-2f							
Mitch Meluskey, S (1, 2) OBP: 0.208, SLG: 0.217		2-2 F7			3-3 K		1-1 G4-3		1-0 2B
Ricky Gutierrez, R (1, 6) OBP: 0.483, SLG: 0.654			2-2 G3			0-0 G6-3		0-0 2B	0-1 1B
Chris Holt, R (1, 1)									2-3 3-H
Jay Powell, R (8, 1)			1-3 K			1-3 K		1-2 E5	0-1 G6-4-3
Richard Hidalgo, R (8, 7) OBP: 0.267, SLG: 0.390								1-2 2B	1-2f 3-H

Inning Stats	R: 0	H: 1	E: 0	LOB: 1	K: 3	BB: 0	S: 12	R: 0	H: 1	E: 0	LOB: 0	K: 0	BB: 0	S: 8	R: 0	H: 0	E: 0	LOB: 0	K: 1	BB: 0	S: 9	R: 0	H: 0	E: 0	LOB: 0	K: 0	BB: 0	S: 6	R: 0	H: 0	E: 0	LOB: 0	K: 1	BB: 0	S: 9	R: 0	H: 2	E: 0	LOB: 2	K: 1	BB: 0	S: 10	R: 0	H: 1	E: 0	LOB: 1	K: 1	BB: 0	S: 11	R: 3	H: 3	E: 1	LOB: 1	K: 0	BB: 0	S: 15	R: 2	H: 3	E: 0	LOB: 0	K: 0	BB: 0	S: 7	1B: 9	2B: 2	3B: 0	HR: 0	SF: 0	SAC: 0	DP: 2	HBP: 0	WP: 0	PA: 37
--------------	------	------	------	--------	------	-------	-------	------	------	------	--------	------	-------	------	------	------	------	--------	------	-------	------	------	------	------	--------	------	-------	------	------	------	------	--------	------	-------	------	------	------	------	--------	------	-------	-------	------	------	------	--------	------	-------	-------	------	------	------	--------	------	-------	-------	------	------	------	--------	------	-------	------	-------	-------	-------	-------	-------	--------	-------	--------	-------	--------

PITCHER	IP	WLS	BF	H	R	ER	SO	BB	IBB	HBP	BLK	WP	HR	S	P	ERA	WHIP
Jose Jimenez, R (1, 1) ERA: 2.51	7.1		30	8	3	2	7	0	0	0	0	0	0	76	108	2.46	1.091
Scott Radinsky, L (8, 1) ERA:	0.2		2	0	0	0	0	0	0	0	0	0	0	4	6	0.00	0.000
Mike Mohler, L (9, 1) ERA: 8.1	0.0		2	2	2	2	0	0	0	0	0	0	0	2	3	∞	∞
Juan Acevedo, R (9, 1) ERA: 4.26	1.0		3	1	0	0	0	0	0	0	0	0	0	5	5	0.00	1.000

Batter	1	2	3	4	5	6	7	8	9	AB R H RBI BB SO LOB	TOP																	
Placido Polanco, R OBP: 0.387, SLG: 0.444 (1, 4)	4-2 G6-4-3 BB		3-1 L8		0-2 FC6-4 1-2f		0-1 1B		0-3 K	4 0 1 2 1 1 2																		
Eli Marrero, R OBP: 0.259, SLG: 0.423 (1, 2)	0-0 L8		0-3 K			1-3 K	0-1 F7		3-2 L4	5 0 0 0 0 2 4																		
Mark McGwire, R OBP: 0.440, SLG: 0.711 (1, 3)	1-0 G6-4-3 1-2f			2-2 HR		1-2 F8	2-3 K			4 1 1 1 0 1 3																		
Eric Davis, R OBP: 0.237, SLG: 0.229 (1, 9)		0-0 1B 2B 1B		3-1 G6-3		4-0 FC5-4 BB		1-3 K		3 1 1 0 1 1 0																		
Fernando Tatis, R OBP: 0.378, SLG: 0.526 (1, 5)		1-1 2B 1B		1-1 G6-3		0-0 FC5-4 1-2f		3-2 F9		4 0 1 0 0 0 1																		
Shawon Dunston, R OBP: 0.429, SLG: 0.650 (1, 6)		0-1 1B 2B		3-3 K			1-3 K	0-0 1B		4 0 2 1 0 2 0																		
J.D. Drew, L OBP: 0.263, SLG: 0.265 (1, 8)		1-0 1B			1-1 G1		2-2 2B 1B	2-3 K		4 1 2 0 0 1 1																		
Joe McEwing, R OBP: 0.447, SLG: 0.528 (1, 7)		1-2 G6-3			4-1 FC6-4 BB		0-0 1B 2B		1-3 K	3 1 1 0 1 1 1																		
Donovan Osborne, S Willie McGee, S Mike Busby, R Lance Painter, L Scott Radinsky, L Edgar Renteria, R			1-2 F8		1-0 F2		4-0 F7 1B IBB	4-1 DI BB		2 0 0 0 0 0 1 0 0 0 0 0 1 0 1 0 0																		
Inning Stats	R: 0 E: 0 K: 0 S: 4 H: 0 LOB: 0 BB: 1 P: 9	R: 1 E: 0 K: 0 S: 9 H: 4 LOB: 1 BB: 0 P: 12	R: 0 E: 0 K: 1 S: 8 H: 0 LOB: 0 BB: 0 P: 12	R: 1 E: 0 K: 1 S: 10 H: 1 LOB: 0 BB: 0 P: 19	R: 0 E: 0 K: 0 S: 7 H: 0 LOB: 1 BB: 1 P: 13	R: 0 E: 0 K: 1 S: 7 H: 0 LOB: 1 BB: 1 P: 13	R: 2 E: 0 K: 2 S: 14 H: 3 LOB: 2 BB: 1 P: 23	R: 0 E: 0 K: 2 S: 11 H: 1 LOB: 1 BB: 0 P: 17	R: 0 E: 0 K: 2 S: 13 H: 0 LOB: 1 BB: 1 P: 21	1B: 6 2B: 2 3B: 0 HR: 1 SF: 0 SAC: 0 DP: 1 HBP: 0	WP: 0 PB: 0 SB: 1 CS: 0 PA: 38																	
PITCHER	IP WLS BF H R ER SO BB IBB HBP BLK WP HR S P ERA WHIP											PITCHER	IP WLS BF H R ER SO BB IBB HBP BLK WP HR S P ERA WHIP															
Mike Hampton, L ERA: 5.09 (1, 1)	7.0	30	8	4	4	5	3	1	0	0	0	0	1	59	101	5.14	1.571											
Jay Powell, R ERA: 10.13 (8, 1)	1.0	W	4	1	0	0	2	0	0	0	0	0	0	11	17	0.00	1.000											
Billy Wagner, L ERA: (9, 1)	1.0		4	0	0	0	2	1	0	0	0	0	0	13	21	0.00	1.000											

St. Louis Cardinals @ Houston Astros
Astrodome, Houston, TX
Sun Apr 18 1999, 2:35 PM EDT
Att: 34,265 - Dome - 72 F

livebaseballscorecards.com

AB 33
R 4
H 9
RBI 4
BB 5
SO 9
LOB 13



Batter	1	2	3	4	5	6	7	8	9
Craig Biggio, R OBP: 0.386, SLG: 0.479 (1, 4)	1-1 2B	1-3 K			1-1 1B	0-2 F9		4-0 5 1B SF8 IBB	
Derek Bell, R OBP: 0.367, SLG: 0.467 (1, 9)	2-2 F7 2-H 2B		0-0 5 G5-4-3 1B		1-1 1B 5 BB 2-H 1B		1-0 1B 1B	2-2 SF8 1-2 2-3 3-H	
5 Jeff Bagwell, R OBP: 0.500, SLG: 0.462 (1, 3)	2-3 K		2-2 G5-4-3 1-2f		4-1 1B 1-2 BB		2-0 L7	1-1 1B 2-H 3-H	
Ken Caminiti, S OBP: 0.310, SLG: 0.286 (1, 5)	1-2 F7 2-3		2-2 CS 1B		1-1 F8		2-1 G1-4-6-3 1-2f	4-0 1B BB	
Carl Everett, S OBP: 0.440, SLG: 0.578 (1, 8)	2-0 FC6-4 HBP		1-1 CS 1-2	2-3 K	0-1 FC5-4 1-2 2-3 1B			HR	
Alex Diaz, S OBP: 0.333, SLG: 0.444 (1, 7)	1-0 FC6-4 1-2f		1-2 E5 G6-3 1B		1-0 FC5-4 1-2f			1B	
Billy Wagner, L (9, 1)								K	
Tony Eusebio, R OBP: 0.346, SLG: 0.375 (1, 2)		0-0 L9		0-2 G6-3 2-3		1-3 K		1-2 SH5-4 2-H SF8 1B	
Glen Barker, S OBP: 0.500, SLG: 0.500 (8, PR)									
Tim Bogar, R OBP: 0.400, SLG: 0.471 (1, 6)		4-2 SH1-4 BB		2-1 G4-3		3-2 SH1 1B		1-2 SF8 5 1B SH5-4 1B	
Mike Hampton, R OBP: 0.200, SLG: 0.200 (1, 1)		0-0 SH1-4			2-3 K	1-0 SH1		0-0 SH5-4	
Jay Powell, R (8, 1)								1-2 2-3	
Ricky Gutierrez, R OBP: 0.483, SLG: 0.654 (8, PH)									
Mitch Meluskey, S OBP: 0.208, SLG: 0.217 (9, 2)									

Inning Stats	R: 1	H: 2	E: 0	K: 1	S: 12	R: 0	H: 0	E: 0	K: 1	S: 7	R: 0	H: 2	E: 0	K: 0	S: 10	R: 0	H: 1	E: 1	K: 1	S: 12	R: 1	H: 3	E: 1	K: 1	S: 14	R: 0	H: 1	E: 0	K: 1	S: 11	R: 0	H: 1	E: 0	K: 0	S: 4	R: 6	H: 6	E: 0	K: 1	S: 19
	LOB: 2	BB: 21	LOB: 1	BB: 1	P: 12	LOB: 0	BB: 1	LOB: 1	BB: 0	P: 15	LOB: 3	BB: 1	LOB: 3	BB: 1	P: 24	LOB: 0	BB: 0	LOB: 1	BB: 0	P: 16	LOB: 0	BB: 0	LOB: 3	BB: 2	P: 34	LOB: 3	BB: 2	P: 34	LOB: 0	BB: 0	LOB: 0	SAC: 3	DP: 2	HBP: 1	1B: 11	SF: 1	2B: 4	3B: 0	HR: 1	

PITCHER	IP	WLS	BF	H	R	ER	SO	BB	IBB	HBP	BLK	WP	HR	S	P	ERA	WHIP
Donovan Osborne, L ERA: 4.4 (1, 1)	6.0		28	9	2	2	5	2	0	1	0	0	0	66	105	3.00	1.833
Mike Busby, R ERA: 7.11 (7, 1)	1.0	H	3	1	0	0	0	0	0	0	0	0	0	4	9	0.00	1.000
Lance Painter, L ERA: 4.26 (8, 1)	0.0	L	3	3	3	3	0	0	0	0	0	0	1	6	9	∞	∞
Scott Radinsky, L ERA: 6.75 (8, 1)	1.0		8	3	3	3	1	1	1	0	0	0	0	13	25	27.00	4.000

AB	R	H	RBI	BB	SO	LOB
4	3	2	0	1	1	2
4	0	4	3	0	0	0
4	1	1	2	1	1	3
4	0	1	0	1	0	4
4	1	3	2	0	1	0
5	1	2	0	0	1	8
0	0	0	0	0	0	0
4	0	1	1	0	1	1
0	1	0	0	0	0	0
3	1	2	0	1	0	1
1	0	0	0	0	1	0
0	0	0	0	0	0	0
0	0	0	0	0	0	0
0	0	0	0	0	0	0

WP	PA	ERA	WHIP
0	43		
0			
0			
0			

St. Louis Cardinals @ Houston Astros
Astrodome, Houston, TX
Sun Apr 18 1999, 2:35 PM EDT
Att: 34,265 - Dome - 72 F

livebaseballscorecards.com

AB	33
R	8
H	16
RBI	8
BB	4
SO	6
LOB	19



Batter	1	2	3	4	5	6	7	8	9	AB	R	H	RBI	BB	SO	LOB	TOP										
Craig Biggio, R (1, 4) OBP: 0.361, SLG: 0.442	2-2 P3		2-3 K	0-1 G1-3		0-0 SH2-3		1-2 F9		4	0	0	0	0	1	1											
Bill Spiers, L (1, 7) OBP: 0.350, SLG: 0.526 Derek Bell, R (6, PH) OBP: 0.353, SLG: 0.447	2-1 1B		4-1 5 2B G3-1 BB		0-3 K	3-3 K		0-0 F9		2	1	1	0	1	1	0											
5 Jeff Bagwell, R (1, 3) OBP: 0.509, SLG: 0.488	1-0 F9		1-0 G3-1 2B		0-2 1B 3B 1B	1-0 F7			4-2 2B 1B BB	4	2	2	0	1	0	2											
Ken Caminiti, S (1, 5) OBP: 0.319, SLG: 0.325 Tim Bogar, R (9, PR) OBP: 0.400, SLG: 0.471	0-1 L8		1-0 G3-1		1 SAFE 3-1 3B 1B	3-2 F9			2-1 1B 2B	5	1	2	1	0	0	2											
Carl Everett, S (1, 8) OBP: 0.455, SLG: 0.620		2-1 1B 1B	2-1 F9		1-1 1B 3B	1-2 G6-3			0-1 2B G6-3 1B	5	2	3	3	0	0	1											
Richard Hidalgo, R (1, 9) OBP: 0.300, SLG: 0.500		0-0 P3		1-2 1B SF9 1B	0-3 K	2-1 HR			2-2 2B	5	2	3	2	0	1	2											
Mitch Meluskey, S (1, 2) OBP: 0.310, SLG: 0.407		2-2 1B		3-1 G4-3 1B	4-2 BB	3-2 HR			1-1 G6-3	4	1	3	2	1	0	1											
Ricky Gutierrez, R (1, 6) OBP: 0.441, SLG: 0.600		2-0 G2-6-4 1B		0-0 SF9	2-2 G5-3	0-0 G6-3			1-3 K	4	0	1	2	0	1	3											
Jose Lima, R (1, 1) Alex Diaz, S (6, PH) OBP: 0.400, SLG: 0.500 Brian Williams, R (6, 1) Glen Barker, S (8, PH) OBP: 0.333, SLG: 0.333 Scott Elarton, R (8, 1)		0-0 G2-6-4		1-2 G4-3		1-2 SH2-3 1B		0-0 B5-3	0-0 G3-1	2	0	0	0	0	0	3											
Inning Stats	R: 0 E: 0 K: 0 S: 9	H: 1 LOB: 1 BB: 0 P: 14	R: 1 E: 0 K: 0 S: 11	H: 3 LOB: 1 BB: 0 P: 17	R: 1 E: 0 K: 1 S: 9	H: 1 LOB: 1 BB: 1 P: 19	R: 1 E: 0 K: 0 S: 14	H: 2 LOB: 1 BB: 0 P: 19	R: 2 E: 0 K: 2 S: 20	H: 3 LOB: 2 BB: 1 P: 30	R: 0 E: 0 K: 1 S: 11	H: 1 LOB: 1 BB: 0 P: 16	R: 2 E: 0 K: 0 S: 14	H: 2 LOB: 0 BB: 0 P: 23	R: 0 E: 0 K: 0 S: 5	H: 0 LOB: 0 BB: 0 P: 6	R: 3 E: 0 K: 1 S: 17	H: 3 LOB: 1 BB: 1 P: 27	1B: 10 2B: 3 3B: 1 HR: 2	SF: 1 SAC: 1 DP: 1 HBP: 0	WP: 0 PB: 0 SB: 0 CS: 0	PA: 45					
PITCHER	IP	WLS	BF	H	R	ER	SO	BB	IBB	HBP	BLK	WP	HR	S	P	ERA	WHIP										
Jon Lieber, R (1, 1) ERA: 3.92	4.2	L	25	10	5	5	3	2	0	0	0	0	0	60	94	9.64	2.571										
Rodney Myers, R (5, 1) ERA:	0.1		1	0	0	0	0	0	0	0	0	0	0	3	5	0.00	0.000										
Dan Serafini, L (6, 1) ERA: 5.79	0.1		2	1	0	0	0	0	0	0	0	0	0	4	5	0.00	3.000										
Matt Karchner, R (6, 1) ERA: 6.75	2.2		10	2	2	2	1	0	0	0	0	0	2	26	40	6.75	0.750										
Terry Mulholland, L (9, 1) ERA: 3.97	1.0		7	3	3	3	1	1	0	0	0	0	0	17	27	27.00	4.000										

Houston Astros @ Chicago Cubs
Wrigley Field, Chicago, IL
 Tue Apr 20 1999, 7:05 PM CDT
 Att. 28,876 - Overcast - 55 F

AB	40
R	10
H	16
RBI	10
BB	3
SO	5
LOB	17



Batter	1	2	3	4	5	6	7	8	9	AB	R	H	RBI	BB	SO	LOB
Lance Johnson, L (1, 8) OBP: 0.296, SLG: 0.174	G1-3		E 1B	F8		L8		F8		5	1	1	0	0	0	2
Mickey Morandini, L (1, 4) OBP: 0.314, SLG: 0.457	G3		E4		F8	K			K	5	0	0	0	0	2	0
Sammy Sosa, R (1, 9) OBP: 0.382, SLG: 0.565	G1-3		K			G5-3			K	5	1	2	1	0	2	1
Mark Grace, L (1, 3) OBP: 0.444, SLG: 0.500	G1-3		K			1B		L8		2	1	0	0	3	1	1
Henry Rodriguez, L (1, 7) OBP: 0.421, SLG: 0.611	G3		E3		1B	1B		G6-3		5	1	1	0	0	1	4
José Hernández, R (1, 6) OBP: 0.358, SLG: 0.444		2B	G5-3			K		F9		4	0	1	0	0	1	4
Benito Santiago, R (1, 2) OBP: 0.340, SLG: 0.512		K		G1-6-3		1B		K		4	0	2	1	0	2	1
Gary Gaetti, R (1, 5) OBP: 0.190, SLG: 0.237	G1-3		G1-3		G5-3	2B		F7		4	0	1	1	0	0	2
Jon Lieber, L (1, 1) Rodney Myers, R (5, 1) Tyler Houston, L (5, PH) Dan Serafini, S (6, 1) Matt Karchner, R (6, 1) Curtis Goodwin, L (8, PH) Terry Mulholland, R (9, 1)	G4-3		G4-3		G1-6-3	G4-3		1B		2	0	0	0	0	0	2

Inning Stats	R: 0	H: 1	E: 0	LOB: 2	K: 0	P: 20	R: 0	H: 1	E: 0	LOB: 1	K: 1	P: 18	R: 1	H: 1	E: 2	LOB: 2	K: 2	P: 23	R: 0	H: 1	E: 0	LOB: 1	K: 0	P: 10	R: 3	H: 4	E: 0	LOB: 2	K: 1	P: 33	R: 0	H: 0	E: 0	LOB: 0	K: 1	P: 14	R: 0	H: 0	E: 0	LOB: 0	K: 0	P: 11	R: 0	H: 1	E: 0	LOB: 1	K: 1	P: 18	R: 0	H: 0	E: 0	LOB: 1	K: 3	P: 21	1B: 5	SF: 0	2B: 3	SAC: 0	3B: 0	DP: 0	HR: 1	HBP: 0	WP: 0	PA: 41
--------------	------	------	------	--------	------	-------	------	------	------	--------	------	-------	------	------	------	--------	------	-------	------	------	------	--------	------	-------	------	------	------	--------	------	-------	------	------	------	--------	------	-------	------	------	------	--------	------	-------	------	------	------	--------	------	-------	------	------	------	--------	------	-------	-------	-------	-------	--------	-------	-------	-------	--------	-------	--------

PITCHER	IP	WLS	BF	H	R	ER	SO	BB	IBB	HBP	BLK	WP	HR	S	P	ERA	WHIP
Jose Lima, R (1, 1) ERA: 3.79	5.0	W	27	8	4	3	4	2	0	0	0	0	1	67	104	5.40	2.000
Brian Williams, R (6, 1) ERA: 5.0	2.0	H	6	0	0	0	1	0	0	0	0	0	0	16	25	0.00	0.000
Scott Elarton, R (8, 1) ERA:	2.0	S	8	1	0	0	4	1	0	0	0	0	0	25	39	0.00	1.000

BOTTOM

Houston Astros @ Chicago Cubs
Wrigley Field, Chicago, IL
Tue Apr 20 1999, 7:05 PM CDT
Att. 28,876 - Overcast - 55 F

livebaseballscorecards.com

AB	38
R	4
H	9
RBI	3
BB	3
SO	9
LOB	19



Houston Astros @ Chicago Cubs

Wrigley Field, Chicago, IL

Wed Apr 21 1999, 1:20 PM CDT
 Att. 17,999 - Overcast - 52 F

livebaseballscorecards.com

AB	37
R	10
H	13
RBI	10
BB	2
SO	6
LOB	16



WP:	0	PA:	41
PB:	0		
SB:	2		
CS:	1		

Batter	1	2	3	4	5	6	7	8	9	AB	R	H	RBI	BB	SO	LOB
Bill Spiers, L (1, 4) OBP: 0.391, SLG: 0.524 Craig Biggio, R (7, PH) OBP: 0.365, SLG: 0.463 (7, 4)	F8		5 HR BB				G5-3	2B		2	1	1	0	1	0	0
Derek Bell, R (1, 9) OBP: 0.339, SLG: 0.423	F9		F8				F8	F8		5	1	1	1	0	0	4
5 Jeff Bagwell, R (1, 3) OBP: 0.516, SLG: 0.688	HR		HR				K	HR		5	3	3	6	0	1	1
Ken Caminiti, S (1, 5) OBP: 0.308, SLG: 0.311	F7		1B				F7			5	0	1	0	0	0	0
Carl Everett, S (1, 8) OBP: 0.450, SLG: 0.600		K2-3 1B	F9				E5	1B	G5-3	5	1	2	0	0	0	1
Richard Hidalgo, R (1, 7) OBP: 0.296, SLG: 0.480		F7		G5-3			F8	1B		4	0	1	0	0	0	2
Tony Eusebio, R (1, 2) OBP: 0.333, SLG: 0.357		1 SAFE K2-3		K			K	FC4-2 2B		4	1	1	1	0	3	2
Ricky Gutierrez, R (1, 6) OBP: 0.474, SLG: 0.606			F8 5 HR SH3-4 1B				SH3-4 1B	FC4-2 2B		3	3	2	0	1	0	2
Shane Reynolds, R (1, 1) OBP: 0.429, SLG: 0.333 Alex Diaz, S (8, PH) OBP: 0.364, SLG: 0.455 Doug Henry, R (8, 1)			SH3-4				SH3-4	K		1	0	0	0	0	1	1
										1	0	0	0	0	1	2
										0	0	0	0	0	0	0

Batter	1	2	3	4	5	6	7	8	9
Bill Spiers, L (1, 4) OBP: 0.391, SLG: 0.524 Craig Biggio, R (7, PH) OBP: 0.365, SLG: 0.463 (7, 4)	2-1 F8		4-1 5 HR BB		0-0 5 CS 1B		1-1 G5-3	0-1 1-H 2-H 2B	
Derek Bell, R (1, 9) OBP: 0.339, SLG: 0.423	0-0 F9		1-2 F8		1-2 F8		0-0 5 HR 1B	0-0 F8	
5 Jeff Bagwell, R (1, 3) OBP: 0.516, SLG: 0.688	2-2 HR		0-1 1-H 3-H HR		1-3 K		3-2 2-H HR		1-0 G5-3
Ken Caminiti, S (1, 5) OBP: 0.308, SLG: 0.311	3-2 F7		1-2 1B			1-1 G3	0-0 F7		2-0 G5-3
Carl Everett, S (1, 8) OBP: 0.450, SLG: 0.600		2-1 K2-3 1B	0-1 F9			0-2 E5		0-0 1B 1B	0-0 G5-3
Richard Hidalgo, R (1, 7) OBP: 0.296, SLG: 0.480		1-2 F7		3-2 G5-3		1-2 F8		0-1 1B FC4-2 1B	
Tony Eusebio, R (1, 2) OBP: 0.333, SLG: 0.357		1 SAFE K2-3		0-3 K		3-3 K		0-0 FC4-2 2B 1B	
Ricky Gutierrez, R (1, 6) OBP: 0.474, SLG: 0.606			3-1 F8 5 HR SH3-4 1B		4-2 BB		0-1 SH3-4 1B	2-1 FC4-2 2B	
Shane Reynolds, R (1, 1) OBP: 0.429, SLG: 0.333 Alex Diaz, S (8, PH) OBP: 0.364, SLG: 0.455 Doug Henry, R (8, 1)			0-0 SH3-4		0-3 K		2-0 SH3-4	1-3 K	

Inning Stats	R: 1	H: 1	E: 0	LOB: 0	K: 0	S: 11	P: 18	R: 0	H: 1	E: 0	LOB: 1	K: 1	BB: 0	S: 9	P: 13	R: 3	H: 3	E: 0	LOB: 1	K: 0	BB: 1	S: 15	P: 24	R: 0	H: 0	E: 0	LOB: 1	K: 2	BB: 1	S: 13	P: 20	R: 0	H: 1	E: 0	LOB: 0	K: 1	BB: 0	S: 8	P: 10	R: 0	H: 0	E: 1	LOB: 1	K: 1	BB: 0	S: 12	P: 17	R: 3	H: 3	E: 0	LOB: 0	K: 0	BB: 0	S: 11	P: 17	R: 3	H: 4	E: 0	LOB: 1	K: 1	BB: 0	S: 12	P: 15	R: 0	H: 0	E: 0	LOB: 0	K: 0	BB: 0	S: 3	P: 6	1B: 9	SF: 0	2B: 1	SAC: 2	3B: 0	DP: 0	HR: 3	HBP: 0	WP: 0	PA: 41
--------------	------	------	------	--------	------	-------	-------	------	------	------	--------	------	-------	------	-------	------	------	------	--------	------	-------	-------	-------	------	------	------	--------	------	-------	-------	-------	------	------	------	--------	------	-------	------	-------	------	------	------	--------	------	-------	-------	-------	------	------	------	--------	------	-------	-------	-------	------	------	------	--------	------	-------	-------	-------	------	------	------	--------	------	-------	------	------	-------	-------	-------	--------	-------	-------	-------	--------	-------	--------

PITCHER	IP	WLS	BF	H	R	ER	SO	BB	IBB	HBP	BLK	WP	HR	S	P	ERA	WHIP
Scott Sanders, R (1, 1) ERA: 5.63	6.0	L	25	6	4	4	5	2	0	0	0	0	2	68	102	6.00	1.333
Felix Heredia, L (7, 1) ERA: 1.29	0.1		2	1	1	1	0	0	0	0	0	0	0	3	5	27.00	3.000
Rodney Myers, R (7, 1) ERA: 12.27	1.2		11	6	5	5	1	0	0	0	0	0	1	20	27	27.00	3.600
Dan Serafini, L (9, 1) ERA: 4.76	1.0		3	0	0	0	0	0	0	0	0	0	0	3	6	0.00	0.000

PITCHER	IP	WLS	BF	H	R	ER	SO	BB	IBB	HBP	BLK	WP	HR	S	P	ERA	WHIP
---------	----	-----	----	---	---	----	----	----	-----	-----	-----	----	----	---	---	-----	------

Houston Astros @ Cincinnati Reds

Cinergy Field, Cincinnati, OH

Fri Apr 23 1999, 7:05 PM EDT
Att. 19,052 - Cloudy - 54 F

livebaseballscorecards.com



Batter	1	2	3	4	5	6	7	8	9	AB	R	H	RBI	BB	SO	LOB	TOP								
Craig Biggio, R (1, 4) OBP: 0.382, SLG: 0.492	F7		FC5-4 1B	1-0 2B		FC6-4 5 CS 1B		G1-2-3 1B		5	0	3	1	0	0	1									
Derek Bell, R (1, 9) OBP: 0.328, SLG: 0.404	F8		FC5-4 1-2f 2-3	P6		1-2 1B		G1-2-3 1-2 2-3 3-Hf		5	0	1	0	0	0	7									
5 Jeff Bagwell, R (1, 3) OBP: 0.493, SLG: 0.635	K		F7-2 3-H		G5-3	K		IBB		4	0	0	0	1	2	4									
Ken Caminiti, S (1, 5) OBP: 0.316, SLG: 0.340		F9		FC5-4 1B	G6-3		1B 2B	G3-1		5	1	2	0	0	0	3									
Carl Everett, S (1, 8) OBP: 0.431, SLG: 0.567	F8		FC5-4 1-2f 2B	BB CI 1B		G5-3		G6-3		5	1	1	0	0	0	2									
Richard Hidalgo, R (1, 7) OBP: 0.345, SLG: 0.585		HR	G4-3 1-H 2B	CI BB		G4-3 2-H 1B		WP BB		3	2	3	3	1	0	0									
Mitch Meluskey, S (1, 2) OBP: 0.324, SLG: 0.367		S BB	G4-3 2-3		G4-3 1-2 2-3 BB		G4-3 1-2f	F8		3	0	0	0	2	0	3									
Ricky Gutierrez, R (1, 6) OBP: 0.463, SLG: 0.571		F8		E 2B IBB				1B E G1-2-3 BB		2	1	0	0	1	1	4									
Tim Bogar, R (8, 6) OBP: 0.381, SLG: 0.444					K			K		1	0	0	0	0	1	1									
Chris Holt, R (1, 1) Trever Miller, R (5, 1) Brian Williams, R (5, 1) Bill Spiers, L (5, 9) Alex Diaz, S (8, PH) Tony L.usetto, R (8, PH) Jack Howell, L (8, PH) Doug Henry, R (8, 1)			FC5-4 5 F7-2 BB		E1 2B		FC6-4 1B	E3 G1-2-3 1B		1	0	0	0	1	0	1									
Inning Stats	R: 0 E: 0 K: 1 S: 7	H: 0 LOB: 0 BB: 0 P: 9	R: 1 E: 0 K: 0 S: 10	H: 1 LOB: 1 BB: 1 P: 21	R: 0 E: 0 K: 0 S: 10	H: 1 LOB: 1 BB: 1 P: 17	R: 3 E: 1 K: 0 S: 12	H: 3 LOB: 2 BB: 1 P: 24	R: 0 E: 1 K: 1 S: 9	H: 1 LOB: 3 BB: 1 P: 24	R: 0 E: 0 K: 1 S: 9	H: 2 LOB: 2 BB: 0 P: 15	R: 1 E: 0 K: 0 S: 9	H: 2 LOB: 0 BB: 0 P: 19	R: 0 E: 1 K: 0 S: 8	H: 1 LOB: 3 BB: 2 P: 19	R: 0 E: 0 K: 1 S: 7	H: 0 LOB: 1 BB: 1 P: 14	1B: 7 2B: 5 3B: 0 HR: 1	SF: 0 SAC: 0 DP: 4 HBP: 0	WP: 1 PB: 0 SB: 1 CS: 1	PA: 44			
PITCHER	IP	WLS	BF	H	R	ER	SO	BB	IBB	HBP	BLK	WP	HR	S	P	ERA	WHIP								
Jason Bere, R (1, 1) ERA: 6.89	4.0		20	5	4	2	1	2	1	0	0	0	1	39	71	4.50	1.750								
Scott Sullivan, R (5, 1) ERA: 3.09	2.1	W	13	5	1	1	2	1	0	0	0	0	0	29	54	3.86	2.571								
Dennys Reyes, L (7, 1) ERA: 1.08	0.2	H	2	0	0	0	0	1	0	0	0	0	0	4	10	0.00	1.500								
Danny Graves, R (8, 1) ERA: 3.65	2.0	S	9	1	0	0	1	1	1	0	0	1	0	13	27	0.00	1.000								

AB	36
R	5
H	11
RBI	4
BB	7
SO	4
LOB	27

Batter	1	2	3	4	5	6	7	8	9	AB	R	H	RBI	BB	SO	LOB	BOTTOM	
Mike Cameron, R OBP: 0.390, SLG: 0.604 (1, 8)	2-2 G3 SF7 1B		2-1 1B 2B		0-1 1B	1-3 K				4	3	3	0	0	1	0	Houston Astros @ Cincinnati Reds Cinergy Field, Cincinnati, OH Fri Apr 23 1999, 7:05 PM EDT Att: 19,052 - Cloudy - 54 F	
Michael Tucker, L OBP: 0.375, SLG: 0.357 (1, 9)	2-0 G3 1-3		2-0 HR 1B 2-H		2-1 1B 1B 1-H	3-3 K			4	2	2	2	0	1	1			
Greg Vaughn, R OBP: 0.323, SLG: 0.442 (1, 7)	1-0 SF7 3-H		1-1 HR		1-0 L7			2-3 K	3	1	1	3	0	1	1			
Sean Casey, L OBP: 0.475, SLG: 0.732 (1, 3)	2-0 G4-3		1-2 F7		0-0 1B BB SF7 1B 1-2			2-0 1B	4	1	2	0	0	0	0			
Barry Larkin, R OBP: 0.238, SLG: 0.316 (1, 6)		2-0 F9	0-1 F9		4-0 SF7 1B BB 1-2 2-3			2-3 K	3	0	0	0	1	1	0			
Eddie Taubensee, L OBP: 0.297, SLG: 0.485 (1, 2)		4-2 FC6-4 BB		3-2 G4-3	2-1 1B 1-2 2-3 3-H			0-3 K	3	0	1	1	1	1	0			
Aaron Boone, R OBP: 0.265, SLG: 0.310 (1, 5)		1-3 K		1-3 K	1-2 SF7 2-3 3-H			2-0 F8	3	0	0	1	0	2	1			
Pokey Reese, R OBP: 0.327, SLG: 0.380 (1, 4)		1-1 FC6-4 1-2f		0-0 1B	2-1 G5-3			4-0 CS BB	3	0	1	0	1	0	3			
Jason Bere, R OBP: 0.687, SLG: 0.600 Mark Swesney, L OBP: 0.429, SLG: 1.000 Scott Sullivan, R Dennys Reyes, R Danny Graves, R Hal Morris, L OBP: 0.333, SLG: 0.556 (1, 1) (4, PH) (5, 1) (7, 1) (8, 1) (8, 3)			3-3 K	2-3 K		2-2 G4-3		2-1 CS	1	0	0	0	0	0	0			

Inning Stats	R: 1	H: 1	E: 0	LOB: 0	K: 0	P: 13	R: 0	H: 0	E: 0	LOB: 1	K: 1	P: 16	R: 3	H: 3	E: 0	LOB: 0	K: 1	P: 22	R: 0	H: 1	E: 0	LOB: 1	K: 2	P: 19	R: 3	H: 4	E: 0	LOB: 2	K: 0	P: 25	R: 0	H: 0	E: 0	LOB: 0	K: 2	P: 16	R: 0	H: 0	E: 0	LOB: 0	K: 1	P: 13	R: 0	H: 0	E: 0	LOB: 0	K: 1	P: 13	1B: 8	SF: 2	2B: 1	SAC: 0	3B: 0	DP: 0	HR: 1	HBP: 0	WP: 0	PA: 36
--------------	------	------	------	--------	------	-------	------	------	------	--------	------	-------	------	------	------	--------	------	-------	------	------	------	--------	------	-------	------	------	------	--------	------	-------	------	------	------	--------	------	-------	------	------	------	--------	------	-------	------	------	------	--------	------	-------	-------	-------	-------	--------	-------	-------	-------	--------	-------	--------

PITCHER	IP	WLS	BF	H	R	ER	SO	BB	IBB	HBP	BLK	WP	HR	S	P	ERA	WHIP
Chris Holt, R ERA: 6.61 (1, 1)	4.1	L	23	8	7	7	4	2	0	0	0	0	1	46	83	14.54	2.308
Trevor Miller, L ERA: 3.86 (5, 1)	0.0		1	1	0	0	0	0	0	0	0	0	2	4	∞	∞	
Brian Williams, R ERA: 3.86 (5, 1)	2.2		8	1	0	0	4	0	0	0	0	0	0	25	40	0.00	0.375
Doug Henry, R ERA: 7.04 (8, 1)	1.0		3	0	0	0	1	1	0	0	0	0	5	13	0.00	1.000	

livebaseballscorecards.com

AB	30
R	7
H	10
RBI	7
BB	3
SO	9
LOB	7



Batter	1	2	3	4	5	6	7	8	9	AB R H RBI BB SO LOB	TOP													
Craig Biggio, R (1, 4) OBP: 0.384, SLG: 0.476	0-0 F7			4-0 FC5 5 1B BB		3-3 K		1-2 1B 1B	0-1 P9	4 1 1 0 1 1 0														
Derek Bell, R (1, 9) OBP: 0.338, SLG: 0.426	1-2 G1-3			0-1 F9		0-1 2B		3-2 5 S 1B 1B		4 1 2 0 0 0 1														
5 Jeff Bagwell, R (1, 3) OBP: 0.493, SLG: 0.618	1-2 F9			2-0 1-2 1B		3-3 K		4-2 1B 1-2 FC5-4 BB		3 1 1 0 1 1 1														
Ken Caminiti, S (1, 5) OBP: 0.311, SLG: 0.333		1-1 G5-3		2-2 F9		0-0 G6-3		0-0 FC5-4 1B		4 0 1 2 0 0 2														
Richard Hidalgo, R (1, 7) OBP: 0.323, SLG: 0.544		3-1 P6		1-2 FC5 2-3f		1-2 E8 1B		2-2 FC5-4 WP		4 1 0 1 0 0 3														
Carl Everett, S (1, 8) OBP: 0.420, SLG: 0.547		0-1 P3			3-2 G5-3		1-2 S 1B	2-1 F8		4 0 1 1 0 0 1														
Tony Eusebio, R (1, 2) OBP: 0.353, SLG: 0.333			4-2 G6-4-3 BB		0-3 K		4-2 SAFE 1-2 BB	2-3 K		2 0 0 0 2 2 1														
Tim Lincecum, R (1, 6) OBP: 0.320, SLG: 0.364			0-0 G6-4-3 1-2f		0-2 G5-3		0-1 F8		1-2 G4-3	4 0 0 0 0 0 3														
Mike Hampton, R (1, 1) OBP: 0.143, SLG: 0.143			1-1 P3			0-0 G5-3		0-0 F8		2 0 0 0 0 0 0														
Ricky Gutierrez, R (7, PH) OBP: 0.452, SLG: 0.556										1 0 0 0 0 0 2														
Scott Elarton, R (7, 1)										0 0 0 0 0 0 0														
Alex Diaz, S (9, PH) OBP: 0.385, SLG: 0.417										1 0 0 0 0 1 0														
Billy Wagner, L (9, 1)										0 0 0 0 0 0 0														
Inning Stats	R: 0 E: 0 K: 0 S: 8	H: 0 LOB: 0 BB: 0 P: 10	R: 0 E: 0 K: 0 S: 6	H: 0 LOB: 0 BB: 0 P: 10	R: 0 E: 0 K: 0 S: 5	H: 0 LOB: 0 BB: 1 P: 10	R: 0 E: 0 K: 0 S: 9	H: 1 LOB: 2 BB: 1 P: 18	R: 0 E: 0 K: 1 S: 12	H: 0 LOB: 0 BB: 0 P: 15	R: 0 E: 0 K: 2 S: 10	H: 1 LOB: 1 BB: 0 P: 16	R: 1 E: 1 K: 0 S: 12	H: 1 LOB: 2 BB: 1 P: 18	R: 3 E: 0 K: 1 S: 19	H: 3 LOB: 1 BB: 1 P: 33	R: 0 E: 0 K: 1 S: 8	H: 0 LOB: 0 BB: 0 P: 10	1B: 5 2B: 1 3B: 0 HR: 0	SF: 0 SAC: 0 DP: 1 HBP: 0	WP: 1 PB: 0 SB: 2 CS: 0	PA: 37		
PITCHER	IP	WLS	BF	H	R	ER	SO	BB	IBB	HBP	BLK	WP	HR	S	P	ERA	WHIP							
Steve Avery, L (1, 1) ERA: 1.88	7.0		27	3	1	0	3	3	0	0	0	0	0	62	97	0.00	0.857							
Danny Graves, R (8, 1) ERA: 5.4	1.0	L	7	3	3	3	1	1	0	0	0	1	0	19	33	27.00	4.000							
Gabe White, L (9, 1) ERA: 2.79	1.0		3	0	0	0	1	0	0	0	0	0	0	8	10	0.00	0.000							

Houston Astros @ Cincinnati Reds
Cinergy Field, Cincinnati, OH

Sat Apr 24 1999, 1:15 PM EDT
Att. 21,651 - Unknown - 57 F

livebaseballscorecards.com

AB	33
R	4
H	6
RBI	4
BB	4
SO	5
LOB	14



Batter	1	2	3	4	5	6	7	8	9	AB R H RBI BB SO LOB
Mike Cameron, R OBP: 0.391, SLG: 0.571 (1, 8)	1-0 G6-3 ①		4-1 HR BB ②		3-1 G4-3 ②		4-2 BB ②		3-3 K ③	3 1 0 0 2 1 2
Barry Larkin, R OBP: 0.239, SLG: 0.361 (1, 6)	0-2 G5-3 ②		2-0 HR ③		3-3 K ③		1-2 BB ③			4 1 1 3 0 1 2
Greg Vaughn, R OBP: 0.348, SLG: 0.455 (1, 7)	4-2 BB ③		2-1 1B ③			3-1 G1-3 1B ①		2-3 K ①		3 0 2 0 1 1 0
Sean Casey, L OBP: 0.446, SLG: 0.683 (1, 3)	1-1 G5-3 ③		0-0 G1-4-6-3 ③			1-1 G1-3 ①		0-2 P5 ②		4 0 0 0 0 0 3
Dmitri Young, S OBP: 0.259, SLG: 0.260 Gabe White, L (9, 1)		1-0 G1-3 ①		1-3 K ①		2-3 K ②		1-3 K ③		4 0 0 0 0 3 1 0 0 0 0 0 0 0
Brian Johnson, R OBP: 0.167, SLG: 0.400 Aaron Boone, R OBP: 0.265, SLG: 0.310 (9, PR)		2-2 G5-3 ②		1-1 F9 ②		0-3 K ③		1-3 K SH ③		4 0 0 0 0 2 1 0 0 0 0 0 0 0
Chris Stynes, R OBP: 0.333, SLG: 0.111 (1, 5)		1-3 K ③		4-0 BB ③			4-2 E 1B CS BB ③		1-0 SH ③	1 0 0 0 2 1 0
Pokey Reese, R OBP: 0.339, SLG: 0.389 (1, 4)			0-2 PB HR 1B ③		1-0 P7 ③		0-2 E5 CS 1B ③		1-1 B3 ①	4 1 2 0 0 0 3
Steve Avery, L Hal Morris, L OBP: 0.300, SLG: 0.500 Danny Graves, R (8, 1) Jeffrey Hammonds, R OBP: 0.235, SLG: 0.200 (9, 9)			1-3 K ①		0-2 G6-3 ①		2-3 K ①		3-3 K ②	2 0 0 0 0 1 1 1 0 0 0 0 1 2 0 0 0 0 0 0 0 1 0 0 0 0 1 2

Inning Stats	R: 0 E: 0 K: 0 S: 9	H: 0 LOB: 1 BB: 1 P: 15	R: 0 E: 0 K: 1 S: 8	H: 0 LOB: 0 BB: 0 P: 12	R: 3 E: 0 K: 1 S: 11	H: 3 LOB: 0 BB: 1 P: 20	R: 0 E: 0 K: 1 S: 6	H: 0 LOB: 1 BB: 1 P: 13	R: 0 E: 0 K: 1 S: 8	H: 0 LOB: 0 BB: 0 P: 14	R: 0 E: 0 K: 2 S: 10	H: 1 LOB: 1 BB: 0 P: 16	R: 0 E: 1 K: 1 S: 15	H: 1 LOB: 2 BB: 2 P: 26	R: 0 E: 0 K: 2 S: 10	H: 0 LOB: 0 BB: 0 P: 13	R: 0 E: 0 K: 3 S: 14	H: 0 LOB: 2 BB: 0 P: 23	1B: 4 2B: 0 3B: 0 HR: 1	SF: 0 SAC: 1 DP: 1 HBP: 0
--------------	------------------------------	----------------------------------	------------------------------	----------------------------------	-------------------------------	----------------------------------	------------------------------	----------------------------------	------------------------------	----------------------------------	-------------------------------	----------------------------------	-------------------------------	----------------------------------	-------------------------------	----------------------------------	-------------------------------	----------------------------------	----------------------------------	------------------------------------

PITCHER	IP	WLS	BF	H	R	ER	SO	BB	IBB	HBP	BLK	WP	HR	S	P	ERA	WHIP
Mike Hampton, L ERA: 4.94 (1, 1)	6.0		24	4	3	3	6	3	0	0	0	0	1	52	90	4.50	1.167
Scott Elarton, R ERA: (7, 1)	2.0	W	8	1	0	0	3	2	0	0	0	0	0	25	39	0.00	1.500
Billy Wagner, L ERA: (9, 1)	1.0	S	5	0	0	0	3	0	0	0	0	0	0	14	23	0.00	0.000


BOTTOM

Houston Astros @ Cincinnati Reds
Cinergy Field, Cincinnati, OH

Sat Apr 24 1999, 1:15 PM EDT
Att: 21,651 - Unknown - 57 F

livebaseballscorecards.com

AB	31
R	3
H	5
RBI	3
BB	5
SO	12
LOB	17



Batter	1	2	3	4	5	6	7	8	9	AB R H RBI BB SO LOB	TOP											
Craig Biggio, R (1, 4) OBP: 0.385, SLG: 0.463	1-0 5 G6-4-3 HBP		1-1 F8		0-0 HR	2-2 K			2-1 F9	4 1 1 0 0 1 3												
Derek Bell, R (1, 9) OBP: 0.329, SLG: 0.462	0-0 P4		0-2 F9		1-1 SF7	3-3 K			2-2 HR	4 1 1 2 0 1 4												
5 Jeff Bagwell, R (1, 3) OBP: 0.474, SLG: 0.633	1-1 G6-4-3 1-2f			0-0 HR	0-3 K				1-3 K	5 1 1 1 0 2 2												
Ken Caminiti, S (1, 5) OBP: 0.323, SLG: 0.397		3-2 L9		1-0 1B	3-0 HR				2-2 G4-3	4 1 2 2 0 0 0												
Carl Everett, S (1, 8) OBP: 0.397, SLG: 0.515		2-3 K		2-0 P8	0-1 E1 1B				1-3 K2-3	4 0 0 0 0 2 1												
Richard Hidalgo, R (1, 7) OBP: 0.318, SLG: 0.525		1-3 K		2-3 K	0-0 1B				2-1 F8	4 0 1 0 0 2 1												
Mitch Meluskey, S (1, 2) OBP: 0.316, SLG: 0.333			4-2 FC5-6 BB	3-2 G4-3	1-0 F7				1-3 K	3 0 0 0 1 1 3												
Ricky Gutierrez, R (1, 6) Jay Powell, R (8, 1)			4-0 FC5-6 BB		4-2 2B BB	0-0 F8			1-1 G6-3	2 1 0 0 2 0 0 0 0 0 0 0 0 0												
Sean Bergman, R (1, 1) Alex Diaz, S (5, PH) Brian Williams, R (5, 1) Jack Howell, L (6, PH) Doug Henry, R (6, 1) Trevor Miller, R (6, 1) Tim Bogar, R (8, 8)			0-1 FC5-6		2-2 1B SF7 2B	0-1 2B			1-3 K	1 0 0 0 0 0 2 1 1 1 1 0 0 0 0 0 0 0 0 0 0 1 0 1 0 0 0 0 0 0 0 0 0 0 0 0 0 0 0 0 0 0 1 0 0 0 0 1 0												
Inning Stats	R: 0 E: 0 K: 0 S: 3	H: 0 LOB: 0 BB: 0 P: 5	R: 0 E: 0 K: 2 S: 9	H: 0 LOB: 0 BB: 0 P: 15	R: 0 E: 0 K: 0 S: 10	H: 0 LOB: 2 BB: 2 P: 19	R: 1 E: 0 K: 1 S: 12	H: 2 LOB: 1 BB: 0 P: 20	R: 4 E: 2 K: 1 S: 17	H: 4 LOB: 2 BB: 1 P: 28	R: 0 E: 0 K: 2 S: 9	H: 1 LOB: 1 BB: 0 P: 14	R: 0 E: 0 K: 1 S: 8	H: 0 LOB: 0 BB: 0 P: 12	R: 0 E: 0 K: 1 S: 7	H: 0 LOB: 0 BB: 0 P: 11	R: 1 E: 0 K: 2 S: 11	H: 1 LOB: 0 BB: 0 P: 17	1B: 3 2B: 2 3B: 0 HR: 3	SF: 1 SAC: 0 DP: 1 HBP: 1	WP: 0 PB: 0 SB: 0 CS: 0	PA: 39
PITCHER	IP WLS BF H R ER SO BB IBB HBP BLK WP HR S P ERA WHIP																					
Pete Harnisch, R (1, 1) ERA: 3.62	6.0 W 29 7 5 5 6 3 0 1 0 0 2 60 101 7.50 1.667																					
Scott Williamson, R (7, 1) ERA: 4.66	3.0 S 10 1 1 1 4 0 0 0 0 0 1 26 40 3.00 0.333																					

Houston Astros @ Cincinnati Reds
Cinergy Field, Cincinnati, OH
Sun Apr 25 1999, 1:15 PM EDT
Att. 20,406 - Sunny - 59 F

livebaseballscorecards.com

AB	34
R	6
H	8
RBI	6
BB	3
SO	10
LOB	16



Batter	1	2	3	4	5	6	7	8	9	AB	R	H	RBI	BB	SO	LOB
Mike Cameron, R (1, 8) OBP: 0.406, SLG: 0.600	2-1 F9	0-0 1B		1-2 F8		2-0 1B 3B		4-2 BB		4	1	2	1	1	0	0
Michael Tucker, L (1, 9) OBP: 0.333, SLG: 0.278	3-2 L4	2-2 G3		4-0 1B S BB		3-2 G3		3-1 G6-3		4	1	0	0	1	0	4
Greg Vaughn, R (1, 7) OBP: 0.351, SLG: 0.450	2-0 G6-3		1-0 L9	1-2 1B S		3-1 1B 1B		0-1 F8		5	0	2	2	0	0	1
Sean Casey, L (1, 3) OBP: 0.471, SLG: 0.683		1-1 WP 1B BB	4-1 BB SF8 1B BB	1-0 P5		3-1 1B BB		4-1 BB		3	2	2	0	2	0	1
Barry Larkin, R (1, 6) OBP: 0.264, SLG: 0.359		4-1 WP 1B BB	2-2 SF8 BB 1B		2-1 F9	4-1 FC6 BB		2-2 L9		3	1	1	0	2	0	2
Eddie Taubensee, L (1, 2) OBP: 0.317, SLG: 0.472		3-2 1B 1B	4-1 BB	1-2 BB		2-2 G4-3		1-0 FC6		3	1	1	1	1	0	3
Aaron Boone, R (1, 5) OBP: 0.237, SLG: 0.281		1-1 F8	0-0 SF8	2-3 BB		2-1 F8		1-1 L5		3	0	0	1	0	0	1
Pokey Reese, R (1, 4) OBP: 0.333, SLG: 0.431		1-2 F8	2-0 P9			1-1 HR		1-2 P6		4	1	1	1	0	0	3
Pete Hamisch, S (1, 1) OBP: 0.111, SLG: 0.111 Mark Sweeney, L (6, PH) Scott Williamson, R (7, 1)		0-0 1B		2-1 P4		0-3 K		3-3 K		2	0	1	0	0	0	0

Inning Stats	R: 0	H: 0	E: 0	K: 0	S: 6	H: 0	LOB: 0	BB: 0	P: 13	R: 3	H: 4	E: 0	K: 0	S: 21	H: 1	LOB: 2	BB: 2	P: 22	R: 1	H: 1	E: 0	K: 0	S: 9	R: 0	H: 0	E: 0	K: 0	S: 7	H: 4	LOB: 3	BB: 1	P: 33	R: 0	H: 0	E: 0	K: 1	S: 10	R: 0	H: 0	E: 0	K: 0	S: 11	H: 0	LOB: 2	BB: 2	P: 24
--------------	------	------	------	------	------	------	--------	-------	-------	------	------	------	------	-------	------	--------	-------	-------	------	------	------	------	------	------	------	------	------	------	------	--------	-------	-------	------	------	------	------	-------	------	------	------	------	-------	------	--------	-------	-------

PITCHER	IP	WLS	BF	H	R	ER	SO	BB	IBB	HBP	BLK	WP	HR	S	P	ERA	WHIP
Sean Bergman, R (1, 1) ERA: 4.76	4.0		22	6	5	5	5	4	0	0	0	1	0	45	86	11.25	2.500
Brian Williams, R (5, 1) ERA: 3.55	1.0		3	0	0	0	0	0	0	0	0	0	0	7	13	0.00	0.000
Doug Henry, R (6, 1) ERA: 8.64	0.2	L	7	4	2	2	1	1	0	0	0	0	1	15	31	27.00	7.500
Trevor Miller, L (6, 1) ERA: 2.45	1.1		4	0	0	0	1	0	0	0	0	0	0	11	17	0.00	0.000
Jay Powell, R (8, 1) ERA: 6.53	1.0		5	0	0	0	0	2	0	0	0	0	0	11	24	0.00	2.000

BOTTOM

4	1	2	1	1	0	0
4	1	0	0	1	0	4
5	0	2	2	0	0	1
3	2	2	0	2	0	1
3	1	1	0	2	0	2
3	1	1	1	1	0	3
3	0	0	1	0	0	1
4	1	1	1	0	0	3
2	0	1	0	0	0	0
1	0	0	0	0	1	0
1	0	0	0	0	1	0

AB	33
R	7
H	10
RBI	6
BB	7
SO	2
LOB	15
WP	2
PA	41
PB	0
SB	4
CS	0

Houston Astros @ Cincinnati Reds
 Cinergy Field, Cincinnati, OH
 Sun Apr 25 1999, 1:15 PM EDT
 Att: 20,406 - Sunny - 59 F

livebaseballscorecards.com



Batter	1	2	3	4	5	6	7	8	9	AB R H RBI BB SO LOB	TOP											
Tony Womack, L (1, 9) OBP: 0.297, SLG: 0.276	0-2 G4-3		0-1 G3		1-2 G4-3		0-1 L4			4 0 0 0 0 0 1												
Jay Bell, R (1, 4) OBP: 0.344, SLG: 0.607	2-3 K		3-2 P8		1-3 K			0-3 K		4 0 0 0 0 3 1												
Steve Finley, L (1, 8) OBP: 0.300, SLG: 0.463	1-0 1B			0-1 G3		1-2 G3-1		0-3 K		4 0 1 0 0 1 0												
Matt Williams, R (1, 5) OBP: 0.409, SLG: 0.723	0-0 F8			1-0 F8		1-0 2B 1B		0-1 F8		4 1 1 0 0 0 1												
Luis Gonzalez, L (1, 7) OBP: 0.465, SLG: 0.758		0-0 P5		0-2 BB 1B 1B		0-0 G4-3 1-H 2B		4-2 2B BB		3 1 2 1 1 0 0												
Travis Lee, L (1, 3) OBP: 0.286, SLG: 0.370		0-0 G6-3		2-1 BB 1B		0-0 G4-3		1-1 1-H 2B		4 0 2 1 0 0 1												
Tony Batista, R (1, 6) OBP: 0.293, SLG: 0.391		1-1 F8		4-0 BB		2-1 G5-3		0-3 K		3 0 0 0 1 1 2												
Kelly Stinnett, R (1, 2) OBP: 0.200, SLG: 0.261			1-1 G5-3		2-2 P6		2-2 G6-3		2-3 K	4 0 0 0 0 1 4												
Todd Stottlemire, L (1, 1) OBP: 0.357, SLG: 0.333			0-0 G3 2B			1-0 G4-3		1-3 K		2 0 1 0 0 0 0												
David Dellucci, L (7, PH) OBP: 0.357, SLG: 0.333										1 0 0 0 0 0 0												
Vladimir Nunez, R (7, 1)										0 0 0 0 0 0 0												
Greg Colbrunn, R (9, PH) OBP: 0.333, SLG: 0.583										1 0 0 0 0 1 1												
Inning Stats	R: 0 E: 0 K: 1 S: 10	H: 1 LOB: 1 BB: 0 P: 13	R: 0 E: 0 K: 0 S: 4	H: 0 LOB: 0 BB: 0 P: 5	R: 0 E: 0 K: 0 S: 8	H: 1 LOB: 1 BB: 0 P: 12	R: 0 E: 0 K: 0 S: 13	H: 2 LOB: 3 BB: 1 P: 22	R: 0 E: 0 K: 1 S: 7	H: 0 LOB: 0 BB: 0 P: 10	R: 1 E: 0 K: 0 S: 8	H: 2 LOB: 1 BB: 0 P: 12	R: 0 E: 0 K: 0 S: 6	H: 0 LOB: 0 BB: 0 P: 9	R: 0 E: 0 K: 2 S: 11	H: 0 LOB: 0 BB: 0 P: 11	R: 1 E: 0 K: 3 S: 14	H: 1 LOB: 1 BB: 1 P: 22	1B: 4 2B: 3 3B: 0 HR: 0	SF: 0 SAC: 0 DP: 0 HBP: 0	WP: 0 PB: 0 SB: 0 CS: 0	PA: 36
PITCHER	IP WLS BF H R ER SO BB IBB HBP BLK WP HR S P ERA WHIP																					
Jose Lima, R (1, 1) ERA: 3.33	8.0 W 33 7 2 2 4 2 0 0 0 0 0 0 71 103 2.25 1.125																					
Billy Wagner, L (9, 1) ERA:	1.0 S 3 0 0 0 3 0 0 0 0 0 0 0 10 13 0.00 0.000																					

Arizona Diamondbacks @ Houston Astros
Astrodome, Houston, TX
Mon Apr 26 1999, 8:05 PM EDT
Att: 18,328 - Dome - 72 F

AB	34
R	2
H	7
RBI	2
BB	2
SO	7
LOB	11



Batter	1	2	3	4	5	6	7	8	9	AB	R	H	RBI	BB	SO	LOB
Craig Biggio, R OBP: 0.390, SLG: 0.479 (1, 4)	0-0 G6-3			0-3 K	1-0 5 2B	0-0 1B				4	1	2	0	0	1	0
Derek Bell, R OBP: 0.324, SLG: 0.441 (1, 9)	0-1 L9			2-0 E6 5 1B	4-0 5 2B 1B	2-0 L9				3	2	0	0	1	0	1
5 Jeff Bagwell, R OBP: 0.475, SLG: 0.641 (1, 3)	3-1 G5-3			1-1 S BB 1B	0-0 1B 2B					4	2	2	2	0	0	0
Ken Caminiti, S OBP: 0.304, SLG: 0.371 (1, 5)			3-2 G3-1	1-3 K	2-3 K					4	0	0	0	0	2	3
Carl Everett, S OBP: 0.403, SLG: 0.500 (1, 8)			2-3 K	4-1 BB S 1-2 BB	4-0 1B IBB					2	0	0	0	2	1	0
Richard Hidalgo, R OBP: 0.329, SLG: 0.516 (1, 7)			2-1 F8	4-0 BB 1-2 2-3 BB	0-0 1-3 2-H 3-H 1B					3	0	1	2	1	0	0
Tony Eusebio, R OBP: 0.342, SLG: 0.303 (1, 2)			1-2 G6-3	4-2 FC5-4 BB 1-2 2-3 3-H BB	0-0 F9					3	0	0	1	1	0	2
Ricky Gutierrez, R OBP: 0.460, SLG: 0.512 (1, 6)			2-2 G1-3	1-2 FC5-4		3-2 CS 1B				3	0	1	0	1	0	3
Jose Lima, R Billy Wagner, L			1-0 F8		1-2 G4-3	1-2 G6-3				4	0	0	0	0	1	2
										0	0	0	0	0	0	0

Inning Stats		R: 0	H: 0	R: 0	H: 0	R: 0	H: 0	R: 2	H: 1	R: 3	H: 3	R: 0	H: 2	R: 0	H: 0	R: 0	H: 0	R: 0	H: 0
E: 0		LOB: 0		E: 0		LOB: 0		E: 1		LOB: 2		E: 0		LOB: 0		E: 0		LOB: 1	
K: 0		BB: 0		K: 1		BB: 0		K: 2		BB: 3		K: 0		BB: 0		K: 1		BB: 1	
S: 5		P: 8		S: 10		P: 17		S: 7		P: 11		S: 8		P: 14		S: 5		P: 9	

Arizona Diamondbacks @ Houston Astros
Astrodome, Houston, TX
Mon Apr 26 1999, 8:05 PM EDT
Att: 18,328 - Dome - 72 F

AB	30
R	5
H	6
RBI	5
BB	6
SO	5
LOB	11



PITCHER		IP	WLS	BF	H	R	ER	SO	BB	IBB	HBP	BLK	WP	HR	S	P	ERA	WHIP
Todd Stottlemyre, R ERA: 2.83 (1, 1)		6.0	L	29	6	5	3	4	4	1	0	0	0	0	56	105	4.50	1.667
Vladimir Nunez, R ERA: 1.13 (7, 1)		2.0		7	0	0	0	1	1	0	0	0	0	12	20	0.00	0.500	

Batter	1	2	3	4	5	6	7	8	9	AB R H RBI BB SO LOB	TOP												
Tony Womack, L OBP: 0.279, SLG: 0.258 (1, 9) (8, 8)	2-2 F7 ①		1-2 P6 ③			1-1 G4-3 ②		0-0 L7 ②		4 0 0 0 0 0 1													
Jay Bell, R OBP: 0.340, SLG: 0.591 Hanley Frias, S (8, PR) (8, 4)	3-3 K ②			0-0 F9 ①		1-0 F9 ③		0-2 1B 1B ②		4 0 1 0 0 1 0 0 0 0 0 0 0 0													
Steve Finley, L OBP: 0.309, SLG: 0.459 Greg Swindell, L (1, 8) (8, 1)	4-2 BB ③			1-2 L4 ②			1-1 P2 ①	1-0 1B ③		3 0 1 0 1 0 0 0 0 0 0 0 0 0													
Matt Williams, R OBP: 0.396, SLG: 0.698 David Dellucci, L OBP: 0.400, SLG: 0.333 (1, 5) (8, 9)	2-1 G2-3 ③			3-2 G5-3 ③			1-2 L1 ②		4-0 1B BB ③	3 0 0 0 0 0 1 0 0 0 0 1 0 0													
Luis Gonzalez, L OBP: 0.467, SLG: 0.738 (1, 7)		0-0 G4-3 ①			4-1 BB ①		2-0 1B 1B ②		0-1 L4 ①	3 0 1 0 1 0 1													
Travis Lee, L OBP: 0.295, SLG: 0.377 (1, 3)		2-2 G3 ②			1-3 K ①		3-1 1B ②		1-1 1B ②	4 0 2 0 0 1 1													
Andy Fox, L OBP: 0.227, SLG: 0.190 (1, 6)		0-1 G3-1 ③			0-3 K ②		1-2 G4-3 ③		2-3 K ②	4 0 0 0 0 2 5													
Kelly Stinnett, R OBP: 0.207, SLG: 0.259 (1, 2)			1-3 K ①		3-1 P4 ③			2-0 1B 1B ②	1-3 K ③	4 0 1 0 0 2 3													
Armando Reynoso, R OBP: 0.400, SLG: 0.600 John Frascatore, R OBP: 0.454, SLG: 0.700 Bernard Gilkey, R OBP: 0.308, SLG: 0.538 (1, 1) (4, 1) (6, PH) (6, 1) (8, PH) (8, 5)			0-3 K ②			0-0 G6-3 ①		1-0 F9 ①		1 0 0 0 0 1 0 0 0 0 0 0 0 0 1 0 0 0 0 0 0 0 0 0 0 0 0 0 1 0 0 0 0 0 1													
Inning Stats	R: 0 E: 0 K: 1 S: 10	H: 0 LOB: 1 BB: 1 P: 21	R: 0 E: 0 K: 0 S: 6	H: 0 LOB: 0 BB: 0 P: 8	R: 0 E: 0 K: 2 S: 9	H: 0 LOB: 0 BB: 0 P: 11	R: 0 E: 0 K: 0 S: 7	H: 0 LOB: 0 BB: 0 P: 11	R: 0 E: 0 K: 2 S: 9	H: 0 LOB: 1 BB: 1 P: 17	R: 0 E: 0 K: 0 S: 4	H: 0 LOB: 0 BB: 0 P: 6	R: 0 E: 0 K: 0 S: 12	H: 2 LOB: 2 BB: 0 P: 20	R: 0 E: 0 K: 0 S: 7	H: 3 LOB: 2 BB: 0 P: 11	R: 0 E: 0 K: 2 S: 10	H: 1 LOB: 2 BB: 1 P: 18	1B: 6 2B: 0 3B: 0 HR: 0	SF: 0 SAC: 0 DP: 0 HBP: 0	WP: 0 PB: 0 SB: 0 CS: 0	PA: 35	
PITCHER Shane Reynolds, R ERA: 2.65 Brian Williams, R ERA: 3.29	IP 8.0 1.0	WLS W 5	BF 30 5	H 5 1	R 0 0	ER 0 0	SO 5 2	BB 2 1	IBB 0 0	HBP 0 0	BLK 0 0	WP 0 0	HR 0 0	S 64 10	P 105 18	ERA 0.00 0.00	WHIP 0.875 2.000						PITCHER IP WLS BF H R ER SO BB IBB HBP BLK WP HR S P ERA WHIP

Arizona Diamondbacks @ Houston Astros
Astrodome, Houston, TX
Tue Apr 27 1999, 8:05 PM EDT
Att. 19,396 - Dome - 72 F

AB	32
R	0
H	6
RBI	0
BB	3
SO	7
LOB	13



Batter	1	2	3	4	5	6	7	8	9	AB	R	H	RBI	BB	SO	LOB
Craig Biggio, R OBP: 0.391, SLG: 0.526 (1, 4)	F9		FC5-4	1B 2B		HR	F9			5	2	2	3	0	0	3
Derek Bell, R OBP: 0.329, SLG: 0.431 (1, 9)	5 2B BB		K	5 1B		F9		G4-3		4	2	1	1	1	1	1
5 Jeff Bagwell, R OBP: 0.476, SLG: 0.647 Jack Howell, L OBP: 0.444, SLG: 0.571 (1, 3) (8, 3)	G4-3 2B		K	E 1B		K		K		4	0	2	2	0	2	1
Ken Caminiti, S OBP: 0.315, SLG: 0.379 Glen Barker, S OBP: 0.500, SLG: 0.500 (1, 5) (7, PR) (8, 8)	G4-3			2B 1B			1B 1B	1B		4	1	2	0	0	0	2
Richard Hidalgo, R OBP: 0.320, SLG: 0.507 (1, 8) (8, 7)	K			SH3 2B			P2	K		5	1	1	0	0	2	5
Bill Spiers, L OBP: 0.357, SLG: 0.462 (1, 7) (8, 5)			K			L8		F7		4	0	0	0	0	2	3
Tony Eusebio, R OBP: 0.381, SLG: 0.351 (1, 2)			F9	SH3 HBP 2B 1B		G4-6-3 1B		1B 2B 1B		4	2	3	1	0	0	0
Ricky Gutierrez, R OBP: 0.462, SLG: 0.500 Tim Bogar, R OBP: 0.321, SLG: 0.360 (1, 6) (5, 6)			G6-3	SH3 2B HBP		G4-6-3		2B 1B		1	1	0	0	0	0	0
Shane Reynolds, R OBP: 0.400, SLG: 0.444 Brian Williams, R (1, 1) (9, 1)			K	SH3				2B		2	1	1	1	0	0	1
Inning Stats	R: 1 E: 0 K: 1 S: 18	H: 1 LOB: 1 BB: 1 P: 30	R: 0 E: 0 K: 1 S: 9	H: 0 LOB: 0 BB: 0 P: 13	R: 0 E: 0 K: 3 S: 12	H: 0 LOB: 1 BB: 0 P: 15	R: 6 E: 1 K: 1 S: 23	H: 6 LOB: 2 BB: 0 P: 41	R: 0 E: 0 K: 0 S: 4	H: 1 LOB: 0 BB: 0 P: 7	R: 1 E: 0 K: 2 S: 9	H: 1 LOB: 0 BB: 0 P: 12	R: 3 E: 0 K: 0 S: 13	H: 4 LOB: 2 BB: 0 P: 18	R: 0 E: 0 K: 2 S: 12	H: 1 LOB: 1 BB: 0 P: 18

BOTTOM

Arizona Diamondbacks @ Houston Astros
Astrodome, Houston, TX
Tue Apr 27 1999, 8:05 PM EDT
Att: 19,396 - Dome - 72 F

livebaseballscorecards.com

AB	38
R	11
H	14
RBI	11
BB	1
SO	10
LOB	16



PITCHER	IP	WLS	BF	H	R	ER	SO	BB	IBB	HBP	BLK	WP	HR	S	P	ERA	WHIP
Armando Reynoso, R ERA: 5.31 (1, 1)	3.2	L	20	6	7	7	6	1	0	0	0	1	0	56	86	17.18	1.909
John Frascatore, R ERA: 4.15 (4, 1)	1.1		6	2	0	0	0	0	0	0	0	0	0	10	20	0.00	1.500
Brian Anderson, L ERA: 9.35 (6, 1)	2.0		11	5	4	4	2	0	0	0	0	0	1	22	30	18.00	2.500
Greg Swindell, L ERA: 2.08 (8, 1)	1.0		4	1	0	0	2	0	0	0	0	0	0	12	18	0.00	1.000

WP: 1	PA: 41
PB: 0	
SB: 2	
CS: 0	

Batter	1	2	3	4	5	6	7	8	9	AB R H RBI BB SO LOB	TOP																
Tony Womack, L (1, 9) OBP: 0.297, SLG: 0.279	2-2 G6-3 2B 1B	0-0 G4-3		1-1 E5 F7-4-3			0-0 SH1-4 2B 1B		1-1 1B 1B F8	6 3 3 0 0 0 2																	
Jay Bell, R (1, 4) OBP: 0.347, SLG: 0.598	1-1 G6-3 1-2	3-2 G1-3 2B		2-2 F7-4-3 1-2			1-1 SH1-4 1-2 2-3		2-2 1B BB 1-3 BB 1B	4 1 2 0 0 0 2																	
Luis Gonzalez, L (1, 7) OBP: 0.475, SLG: 0.754	1-2 G5-3 1B 2B 2-H	1-1 G1-3 2-3			1-0 F7		1-1 2B 2-H 3-H		4-0 BB 1B 1-2 BB BB	4 2 2 3 1 0 1																	
Matt Williams, R (1, 5) OBP: 0.396, SLG: 0.678	2-2 G5-3 2-3	3-3 K			0-0 G6-3		4-1 BB		0-2 BB BB 1-2 2-3 3-H 1B	4 1 1 1 1 1 2																	
Travis Lee, L (1, 3) OBP: 0.301, SLG: 0.370	2-2 BB 1B 3-H			0-1 F7		2-1 G3-1		1-0 F7	4-2 BB 1B BB 1-2 2-3 3-H BB	4 2 1 2 1 0 2																	
Steve Finley, L (1, 8) OBP: 0.313, SLG: 0.461	4-0 1B 1B 1-2 BB			2-1 F8 2B			2-1 F7	1-0 G4-3	1-3 K	4 0 1 0 1 1 5																	
Tony Batista, R (1, 6) OBP: 0.300, SLG: 0.384	1-0 1B 1-2 2-H 1B			0-0 F8 2-3			3-2 L4		2-1 F9	4-2 G1-3 1B BB 1-2 2-3 3-H BB	4 0 1 2 1 0 1																
Damian Miller, R (1, 2) OBP: 0.355, SLG: 0.404	2-2 1B 1-2 2-3 1B			2-2 G4-3			2-2 G5-3		1-3 K	1-1 G1-3 1B 1-2 2-H 3-H 1B	5 0 2 2 0 1 1																
Andy Benes, R (1, 1) OBP: 0.250, SLG: 0.143	2-2 G6-3			2-1 G6-3			2-0 SH1-4 2B 1B		0-3 K	3-2 G1-3	2 0 0 0 0 0 3																
David Dellucci, L (7, PH) OBP: 0.438, SLG: 0.385										1 1 1 0 0 0 0																	
Darren Holmes, R (7, 1)										1 0 0 0 0 1 0																	
Bernard Gilkey, R (9, PH) OBP: 0.396, SLG: 0.683										1 0 0 0 0 0 2																	
Gregg Olson, R (9, 1)										0 0 0 0 0 0 0																	
Inning Stats	R: 3 E: 0 K: 0 S: 24	H: 5 LOB: 3 BB: 1 P: 41	R: 0 E: 0 K: 1 S: 9	H: 1 LOB: 1 BB: 0 P: 16	R: 0 E: 0 K: 0 S: 8	H: 1 LOB: 1 BB: 0 P: 12	R: 0 E: 1 K: 0 S: 10	H: 0 LOB: 0 BB: 0 P: 15	R: 0 E: 0 K: 0 S: 4	H: 0 LOB: 0 BB: 0 P: 7	R: 0 E: 0 K: 0 S: 8	H: 0 LOB: 0 BB: 0 P: 15	R: 2 E: 0 K: 0 S: 9	H: 3 LOB: 2 BB: 1 P: 19	R: 0 E: 0 K: 2 S: 8	H: 0 LOB: 0 BB: 0 P: 11	R: 5 E: 0 K: 1 S: 25	H: 4 LOB: 2 BB: 3 P: 46	1B: 10 2B: 5 3B: 0 HR: 0	SF: 0 SAC: 1 DP: 1 HBP: 0	WP: 0 PB: 0 SB: 1 CS: 0	PA: 46					
PITCHER	IP WLS BF H R ER SO BB IBB HBP BLK WP HR S P ERA WHIP																										
Chris Holt, R (1, 1) ERA: 6.04	6.0		26	7	3	3	1	1	0	0	0	0	0	63	106	4.50	1.333										
Scott Elarton, R (7, 1) ERA: 1.38	2.0	B	10	3	2	2	2	1	0	0	0	0	0	17	30	9.00	2.000										
Billy Wagner, L (9, 1) ERA: 6.43	0.0	L	5	3	5	5	0	2	0	0	0	0	0	13	25	∞	∞										
Jay Powell, R (9, 1) ERA: 7.36	1.0		5	1	0	0	1	1	0	0	0	0	0	12	21	0.00	2.000										

Arizona Diamondbacks @ Houston Astros
Astrodome, Houston, TX
Wed Apr 28 1999, 8:05 PM EDT
Att. 19,605 - Dome - 72 F

AB	40
R	10
H	14
RBI	10
BB	5
SO	4
LOB	21



BOTTOM

Arizona Diamondbacks @ Houston Astros
Astrodome, Houston, TX

livebaseballscorecards.com

AB	35
R	6
H	7
RBI	6
BB	4
SO	3
LOB	14



WP	1	PA	40
PB	0		
SB	2		
CS	1		

AB R H RBI BB SO LOB

5	0	0	0	0	0	3
4	1	1	2	1	0	2
5	1	1	2	0	0	2
5	0	0	0	0	1	2
4	1	1	0	0	1	0
2	1	1	1	1	0	1
0	0	0	0	0	0	0
1	0	1	0	0	0	0
0	0	0	0	0	0	0
0	0	0	0	0	0	0
0	0	0	0	0	0	0
2	0	1	1	1	0	0
4	0	0	0	0	1	4
1	1	0	0	1	0	0
2	1	1	0	0	0	0

1B	4	SF	1
2B	0	SAC	0
3B	0	DP	0
HR	3	HBP	0

Batter	1	2	3	4	5	6	7	8	9
Craig Biggio, R OBP: 0.370, SLG: 0.494 (1, 4)	1-1 G5-3 ①		1-0 F9 ①		2-1 G6-3 ①		0-2 FC5-4 ①		1-2 E5 G2-3 ①
Derek Bell, R OBP: 0.333, SLG: 0.461 (1, 9)	3-2 G6-3 ②		1-1 HR ②		0-0 F7 ②		4-1 BB ②		0-0 G2-3 ①
5 Jeff Bagwell, R OBP: 0.461, SLG: 0.658 (1, 3)	0-1 P7 ③		1-1 HR ③		0-0 E5 ③		2-1 F8 ③		2-1 G6-3 ②
Carl Everett, S OBP: 0.378, SLG: 0.467 (1, 8)		0-0 F7 ①	0-0 L8 ②		2-1 F9 ③			0-3 K ①	1-1 G3-1 ③
Richard Hidalgo, R OBP: 0.316, SLG: 0.493 (1, 7)		2-2 G5-3 ②	2-1 F8 ③			0-2 WP SF8 1B ①		0-3 K ②	
Bill Spiers, L OBP: 0.387, SLG: 0.571 (1, 5)		4-1 BB ①		0-1 HR ①		1-2 F9 ①		2-1 S 1B ①	
Scott Elarton, R (7, 1)						1-2 F9 ①			
Jack Howell, L OBP: 0.500, SLG: 0.625 (8, PH)						1-2 F9 ①			
Glen Barker, S OBP: 0.500, SLG: 0.500 (8, PR)						1-2 F9 ①			
Billy Wagner, L (9, 1)						1-2 F9 ①			
Jay Powell, R (9, 1)						1-2 F9 ①			
Paul Bako, L OBP: 0.500, SLG: 0.500 (1, 2)		0-0 1B ①		1-0 F7 ①		3-2 SF8 ②		4-0 IBB ①	
Tim Bogar, R OBP: 0.281, SLG: 0.310 (1, 6)		0-0 1B ①		0-0 G4-3 ②		2-3 K ③		2-1 G3 ③	
Chris Holt, R (1, 1)			4-2 HR ③		0-0 P4 ③		0-2 E5 FC5-4 ①		2-1 E G6-3 1B ①
Ken Caminiti, S OBP: 0.320, SLG: 0.382 (7, 5)									

Inning Stats	R: 0 E: 0 K: 0 S: 7	H: 0 LOB: 0 BB: 0 P: 11	R: 0 E: 0 K: 0 S: 7	H: 1 LOB: 2 BB: 1 P: 13	R: 3 E: 0 K: 0 S: 10	H: 2 LOB: 0 BB: 1 P: 19	R: 1 E: 0 K: 0 S: 5	H: 1 LOB: 0 BB: 0 P: 6	R: 0 E: 1 K: 0 S: 6	H: 0 LOB: 1 BB: 0 P: 10	R: 1 E: 1 K: 1 S: 13	H: 1 LOB: 0 BB: 0 P: 19	R: 0 E: 1 K: 0 S: 9	H: 0 LOB: 1 BB: 1 P: 15	R: 0 E: 0 K: 2 S: 10	H: 1 LOB: 2 BB: 1 P: 18	R: 1 E: 1 K: 0 S: 11	H: 1 LOB: 1 BB: 0 P: 17	1B: 4 2B: 0 3B: 0 HR: 3	SF: 1 SAC: 0 DP: 0 HBP: 0	WP: 1 PB: 0 SB: 2 CS: 1	PA: 40
--------------	------------------------------	----------------------------------	------------------------------	----------------------------------	-------------------------------	----------------------------------	------------------------------	---------------------------------	------------------------------	----------------------------------	-------------------------------	----------------------------------	------------------------------	----------------------------------	-------------------------------	----------------------------------	-------------------------------	----------------------------------	----------------------------------	------------------------------------	----------------------------------	--------

PITCHER	IP	WLS	BF	H	R	ER	SO	BB	IBB	HBP	BLK	WP	HR	S	P	ERA	WHIP
Andy Benes, R ERA: 8.76 (1, 1)	6.0		26	5	5	4	1	2	0	0	0	1	3	48	78	6.00	1.167
Darren Holmes, R ERA: 3.72 (7, 1)	2.0	W	9	1	0	0	2	1	1	0	0	0	0	19	33	0.00	1.000
Gregg Olson, R ERA: 4.5 (9, 1)	1.0		5	1	1	0	0	0	0	0	0	0	0	11	17	0.00	1.000

Wed Apr 28 1999, 8:05 PM EDT
Att: 19,605 - Dome - 72 F

Batter	1	2	3	4	5	6	7	8	9	AB R H RBI BB SO LOB	TOP									
Tony Womack, L (1, 9) OBP: 0.282, SLG: 0.264	1-3 K		1-2 G1-3			0-2 F7		1-2 G4-3		4 0 0 0 0 1 2										
Jay Bell, R (1, 4) OBP: 0.343, SLG: 0.579	2-2 F8			0-0 G6-3			3-2 G6-4-3 HBP		3-3 K	3 0 0 0 0 1 0										
Travis Lee, L (1, 3) OBP: 0.299, SLG: 0.365	1-2 L8			0-1 2-4 1B			0-0 G6-4-3 1-2f		2-3 K	4 0 1 0 0 1 1										
Matt Williams, R (1, 5) OBP: 0.390, SLG: 0.691		0-0 HR		0-1 P2			2-3 K		1-3 K	4 1 1 1 0 2 1										
Bernard Gilkey, R (1, 7) OBP: 0.373, SLG: 0.636		3-3 K		1-1 2-4 1-2	3-3 K			0-0 F7		3 0 0 0 0 2 0										
Steve Finley, L (1, 8) OBP: 0.304, SLG: 0.446		3-3 K			0-1 G4-3			1-3 K		3 0 0 0 0 2 0										
Kelly Stinnett, R (1, 2) OBP: 0.188, SLG: 0.233		2-2 F9			1-3 K			2-1 E5 1B		3 1 0 0 0 1 0										
Tony Batista, R (1, 6) OBP: 0.301, SLG: 0.382			2-0 G5-3			1-2 P6		3-1 1B		3 0 1 0 0 0 0										
Omar Daal, L (1, 1) OBP: 0.100, SLG: 0.100			1-1 G1-3			1-2 G3		0-0 1B		2 0 0 0 0 0 0										
Vladimir Nunez, R (6, 1)								1-2 2-H 1B		0 0 0 0 0 0 0										
Greg Colbrunn, R (8, PH) OBP: 0.357, SLG: 0.571										1 0 1 1 0 0 0										
John Frascatore, R (8, 1)										0 0 0 0 0 0 0										
Inning Stats	R: 0 E: 0 K: 1 S: 10	H: 0 LOB: 0 BB: 0 P: 14	R: 1 E: 0 K: 2 S: 15	H: 1 LOB: 0 BB: 0 P: 23	R: 0 E: 0 K: 0 S: 6	H: 0 LOB: 0 BB: 0 P: 10	R: 0 E: 0 K: 0 S: 6	H: 1 LOB: 1 BB: 0 P: 7	R: 0 E: 0 K: 2 S: 9	H: 0 LOB: 0 BB: 0 P: 13	R: 0 E: 0 K: 1 S: 6	H: 0 LOB: 0 BB: 0 P: 11	R: 1 E: 1 K: 1 S: 12	H: 2 LOB: 2 BB: 0 P: 19	R: 0 E: 0 K: 3 S: 11	H: 0 LOB: 0 BB: 0 P: 17	1B: 3 2B: 0 3B: 0 HR: 1	SF: 0 SAC: 0 DP: 1 HBP: 1	WP: 0 PB: 0 SB: 0 CS: 0	PA: 31
PITCHER	IP WLS BF H R ER SO BB IBB HBP BLK WP HR S P ERA WHIP																			
Mike Hampton, L (1, 1) ERA: 3.98	8.0 W 29 4 2 1 7 0 0 1 0 0 0 1 74 109 1.12 0.500																			
Billy Wagner, L (9, 1) ERA: 5.63	1.0 S 3 0 0 0 3 0 0 0 0 0 0 0 11 17 0.00 0.000																			

Arizona Diamondbacks @ Houston Astros
Astrodome, Houston, TX
Thu Apr 29 1999, 1:35 PM EDT
Att: 21,506 - Dome - 72 F

AB	30
R	2
H	4
RBI	2
BB	0
SO	10
LOB	4



Batter	1	2	3	4	5	6	7	8	9	AB	R	H	RBI	BB	SO	LOB
Craig Biggio, R OBP: 0.375, SLG: 0.506 (1, 4)	2-1 FC6-4 1B	0-0 L7			2-1 P7	0-0 2B				4	0	2	2	0	0	1
Derek Bell, R OBP: 0.330, SLG: 0.450 (1, 9)	1-0 FC6-4 5 CS 1-2f		2-0 F7		1-0 5 CS 1B	0-1 L7				4	0	1	0	0	0	3
5 Jeff Bagwell, R OBP: 0.462, SLG: 0.649 (1, 3)	3-2 1-2 1B		1-1 1B		3-3 1-2		3-1 P3			4	0	2	0	0	1	1
Ken Caminiti, S OBP: 0.342, SLG: 0.403 (1, 5)	2-1 P6		0-0 FC5-4 1B		2-1 2B 1B	3-2 F9 1B				4	0	3	0	0	0	1
Bill Spiers, L OBP: 0.387, SLG: 0.571 (9, 5)										0	0	0	0	0	0	0
Richard Hidalgo, R OBP: 0.301, SLG: 0.468 (1, 7)		2-0 L5	0-0 FC5-4 1-2f		2-2 P5	3-2 F9				4	0	0	0	0	0	3
Carl Everett, S OBP: 0.372, SLG: 0.468 (1, 8)		1-2 P3		3-3 K	0-0 1B 2B	1-0 F7				4	1	1	0	0	1	0
Tony Eusebio, R OBP: 0.413, SLG: 0.342 (1, 2)		4-1 BB 2B BB		4-1 BB BB	4-0 1B 2B BB	1-3 K				1	2	0	0	3	1	0
Tim Bogar, R OBP: 0.333, SLG: 0.344 (1, 6)		4-1 2B BB		2-0 F9	2-1 2B 1B	1-0 CS 1B				3	2	2	1	1	0	1
Mike Hampton, R OBP: 0.300, SLG: 0.333 (1, 1)		1-2 2B		2-3 K	2-2 2B HBP	1-2 CS				2	0	1	2	0	1	1
Jack Howell, L OBP: 0.500, SLG: 0.625 (8, PH)		1-2 1-H 2-H 2B								0	0	0	0	0	0	0
Billy Wagner, L (9, 1)										0	0	0	0	0	0	0

Inning Stats	R: 0	H: 2	E: 0	K: 0	S: 8	R: 2	H: 1	E: 0	K: 0	S: 11	R: 0	H: 2	E: 0	K: 0	S: 5	R: 0	H: 1	E: 0	K: 1	S: 8	R: 3	H: 4	E: 0	K: 0	S: 14	R: 0	H: 1	E: 0	K: 0	S: 8	R: 0	H: 1	E: 0	K: 1	S: 9	R: 0	H: 1	E: 0	K: 1	S: 9
	LOB: 1	BB: 0	P: 16	LOB: 1	BB: 2	P: 23	LOB: 1	BB: 0	P: 8	LOB: 0	BB: 1	P: 20	LOB: 2	BB: 1	P: 14	LOB: 0	BB: 0	P: 17	LOB: 0	BB: 0	P: 13	LOB: 0	BB: 0	P: 13	LOB: 0	BB: 0	P: 13	LOB: 0	BB: 0	P: 13	LOB: 0	BB: 0	P: 13	LOB: 0	BB: 0	P: 13	LOB: 0	BB: 0	P: 13	

PITCHER	IP	WLS	BF	H	R	ER	SO	BB	IBB	HBP	BLK	WP	HR	S	P	ERA	WHIP
Omar Daal, L ERA: 3.34 (1, 1)	5.2	L	28	10	5	5	3	4	0	1	0	0	0	53	105	7.94	2.471
Vladimir Nunez, R ERA: 0.96 (6, 1)	1.1		4	1	0	0	0	0	0	0	0	0	0	10	19	0.00	0.750
John Frascatore, R ERA: 3.86 (8, 1)	1.0		3	1	0	0	1	0	0	0	0	0	0	9	13	0.00	1.000

BOTTOM

Arizona Diamondbacks @ Houston Astros
Astrodome, Houston, TX

Thu Apr 29 1999, 1:35 PM EDT
Att: 21,506 - Dome - 72 F

AB	30
R	5
H	12
RBI	5
BB	4
SO	4
LOB	11



WP	PA	3B	HR	S	P	ERA	WHIP
0	36	0	0	1	0	0.00	0.750

Batter	1	2	3	4	5	6	7	8	9	AB R H RBI BB SO LOB	TOP		
Craig Biggio, R (1, 4) OBP: 0.370, SLG: 0.494 Russ Johnson, R (8, PH) (8, 4)	L9		K		1-2 2-H 1B	K		P6		4 0 1 1 0 2 1 1 0 0 0 0 0 0			
Derek Bell, R (1, 9) OBP: 0.323, SLG: 0.471	K		F9		F9		HR	K		5 1 1 1 0 2 2			
5 Jeff Bagwell, R (1, 3) OBP: 0.464, SLG: 0.675 Jack Howell, L (9, PH) OBP: 0.455, SLG: 0.556 (9, 3)	F8		F9		FC5-4 1B BB	HR		K		3 2 1 1 1 0 0 1 0 0 0 0 1 0			
Carl Everett, S (1, 8) OBP: 0.363, SLG: 0.446	F8		G3-1		FC5-4 1-2 BB	F7		F7		4 0 0 0 1 0 0			
Richard Hidalgo, R (1, 7) OBP: 0.318, SLG: 0.500	HR		K		FC5-4 1B 1-2f 2-3	FC3-6 BB		BB		3 2 1 1 2 1 2			
Bill Spiers, L (1, 5) OBP: 0.417, SLG: 0.548	G3-1		S 1B 1B		E 1B IBB	FC3-6 BB		K		3 2 1 0 2 1 1			
Paul Bako, L (1, 2) OBP: 0.625, SLG: 0.667	1B		1B 1B		E5 BLK 1B	FC3-6				4 1 3 2 0 0 2			
Tim Bogar, R (1, 6) OBP: 0.325, SLG: 0.333	P4		P5		SH2-4 1B	G6-3				4 0 1 0 0 0 5			
Sean Bergman, R (1, 1) OBP: 0.250, SLG: 1.000	K		K		SH2-4	P4				3 0 0 0 0 2 2			
Inning Stats	R: 0 E: 0 K: 1 S: 7 H: 0 LOB: 0 BB: 0 P: 11	R: 1 E: 0 K: 0 S: 11 H: 2 LOB: 1 BB: 0 P: 19	R: 0 E: 0 K: 2 S: 9 H: 0 LOB: 0 BB: 0 P: 15	R: 0 E: 0 K: 1 S: 7 H: 0 LOB: 0 BB: 0 P: 12	R: 1 E: 0 K: 1 S: 15 H: 3 LOB: 2 BB: 0 P: 23	R: 4 E: 2 K: 1 S: 15 H: 2 LOB: 1 BB: 3 P: 32	R: 2 E: 0 K: 0 S: 10 H: 2 LOB: 2 BB: 2 P: 25	R: 0 E: 0 K: 1 S: 9 H: 0 LOB: 0 BB: 0 P: 12	R: 0 E: 0 K: 2 S: 13 H: 0 LOB: 1 BB: 1 P: 20	1B: 6 2B: 0 3B: 0 HR: 3 SF: 0 SAC: 1 DP: 0 HBP: 0	WP: 0 PB: 0 SB: 1 CS: 0 PA: 42		
PITCHER	IP WLS BF H R ER SO BB IBB HBP BLK WP HR S P ERA WHIP											PITCHER	IP WLS BF H R ER SO BB IBB HBP BLK WP HR S P ERA WHIP
Brian Meadows, R (1, 1) ERA: 4.26	5.1 L 26 7 6 5 5 2 1 0 1 0 1 59 105 8.44 1.688												
Brian Edmondson, R (6, 1) ERA: 2.95	1.0 7 2 2 2 1 2 0 0 0 0 2 11 25 18.00 4.000												
Kirt Ojala, L (7, 1) ERA: 16.71	1.2 5 0 0 0 1 0 0 0 0 0 0 13 19 0.00 0.000												
Archie Corbin, R (9, 1) ERA: 7.88	1.0 4 0 0 0 2 1 0 0 0 0 0 13 20 0.00 1.000												

Houston Astros @ Florida Marlins
Pro Player Stadium, Miami, FL
 Fri Apr 30 1999, 7:05 PM EDT
 Att. 19,116 - Cloudy - 83 F

livebaseballscorecards.com

AB 35
R 8
H 9
RBI 6
BB 6
SO 9
LOB 15



Batter	1	2	3	4	5	6	7	8	9	AB	R	H	RBI	BB	SO	LOB
Luis Castillo, S OBP: 0.322, SLG: 0.299 (1, 4)	1-3 K	1-1 FC6-4			0-1 G6-3			1-0 FC6-4		4	0	0	0	0	1	2
Alex Gonzalez, R OBP: 0.326, SLG: 0.455 (1, 6)	2-0 1B		1-1 G6-3		0-0 G6-3			0-2 G6-4-3		4	0	1	0	0	0	1
Mark Kotsay, L OBP: 0.312, SLG: 0.365 (1, 9)	0-0 1B		0-3 K			0-0 G3-6-3			2-2 F7	4	1	2	0	0	1	0
Cliff Floyd, L OBP: 0.250, SLG: 0.250 (1, 7)	1-0 1B		0-0 L7			1-2 G3-6-3			1-1 G3	4	0	1	0	0	0	1
Derrek Lee, R OBP: 0.283, SLG: 0.361 (1, 3)	0-0 1B			1-1 G4-3-6		2-2 G5-3			2-3 K	4	0	2	1	0	1	0
Todd Dunwoody, L OBP: 0.306, SLG: 0.286 (1, 8)	1-1 G4-3		1-1 P5		1-1 P5		1-2 G3-1			3	0	0	0	0	0	3
Kevin Orie, R OBP: 0.380, SLG: 0.451 (1, 5)		0-0 F8		3-1 G4-3-6		3-3 K		3-3 K		3	0	1	0	0	1	0
Jorge Fabregas, L OBP: 0.246, SLG: 0.240 (1, 2)		2-2 FC6-4		0-0 G4-3-6		2-1 L8		2-1 L8		3	0	1	0	0	0	2
Brian Meadows, R OBP: 0.250, SLG: 0.273 (1, 1)		2-3 K			0-1 F7			1-0 FC6-4		2	0	0	0	0	1	1
Brian Edmondson, R OBP: 0.800, SLG: 1.200 (6, 1)										0	0	0	0	0	0	0
Kirt Ojala, L (7, 1)										0	0	0	0	0	0	0
Craig Counsell, L OBP: 0.269, SLG: 0.174 (8, PH)										1	0	1	0	0	0	0
Archie Corbin, R (9, 1)										0	0	0	0	0	0	0

Inning Stats	R: 1	H: 4	E: 0	K: 1	S: 9	R: 0	H: 1	E: 0	K: 1	S: 9	R: 0	H: 0	E: 0	K: 1	S: 6	R: 0	H: 2	E: 0	K: 0	S: 7	R: 0	H: 0	E: 0	K: 0	S: 5	R: 0	H: 1	E: 0	K: 1	S: 10	R: 0	H: 0	E: 0	K: 1	S: 8	R: 0	H: 1	E: 0	K: 0	S: 7	R: 0	H: 0	E: 0	K: 1	S: 8	R: 0	H: 0	E: 0	K: 1	S: 13	R: 0	H: 0	E: 0	K: 1	S: 14	R: 0	H: 0	E: 0	K: 1	S: 9	R: 0	H: 0	E: 0	K: 1	S: 13	1B: 9	2B: 0	3B: 0	HR: 0	SF: 0	SAC: 0	DP: 3	HBP: 0	WP: 0	PB: 0	SB: 0	CS: 0	PA: 32	ERA	WHIP
PITCHER Sean Bergman, R ERA: 3.46 (1, 1)	IP	WLS	BF	H	R	ER	SO	BB	IBB	HBP	BLK	WP	HR	S	P	ERA	WHIP	IP	WLS	BF	H	R	ER	SO	BB	IBB	HBP	BLK	WP	HR	S	P	ERA	WHIP	IP	WLS	BF	H	R	ER	SO	BB	IBB	HBP	BLK	WP	HR	S	P	ERA	WHIP																													

Houston Astros @ Florida Marlins
Pro Player Stadium, Miami, FL
 Fri Apr 30 1999, 7:05 PM EDT
 Att: 19,116 - Cloudy - 83 F

livebaseballscorecards.com

AB	32
R	1
H	9
RBI	1
BB	0
SO	5
LOB	10



Batter	1	2	3	4	5	6	7	8	9	AB R H RBI BB SO LOB	TOP														
Craig Biggio, R (1, 4) OBP: 0.352, SLG: 0.468	2-2 G4-3	2-1 E5 1B		0-1 P4		0-0 F8		2-0 G4-3		5 1 0 0 0 0 3															
Derek Bell, R (1, 9) OBP: 0.327, SLG: 0.478	0-1 G5-3	1-1 1B		2-3 K		2-2 2B		2-3 K		5 1 2 2 0 2 1															
5 Jeff Bagwell, R (1, 3) OBP: 0.480, SLG: 0.723	2-2 HR	4-0 1B 1B IBB		2-1 HBP 2B		0-0 F8			4-1 1B S BB	3 2 2 1 2 0 1															
Ken Caminiti, S (1, 5) OBP: 0.357, SLG: 0.400	4-2 BB	3-1 1B 1B		4-2 HBP IBB		0-3 K			3-3 K 1-2	3 0 1 2 2 2 2															
Carl Everett, S (1, 8) OBP: 0.375, SLG: 0.442	0-0 P6	2-1 FC6-4 1B		H 1-0 HBP			0-1 G6-3		4-0 1B BB	3 0 1 1 1 0 1															
Richard Hidalgo, R (1, 7) OBP: 0.301, SLG: 0.471		G5-3 FC6-4		1-3 K			1-2 F9		1-1 F7	5 0 0 0 0 1 7															
Tony Eusebio, R (1, 2) OBP: 0.412, SLG: 0.349		3-1 E 1B 1B	1-2 G5-3		2-2 G5-3		2-2 F8		2-1 FC5-4 1B	5 1 2 0 0 0 0															
Tim Lincecum, R (1, 6) OBP: 0.311, SLG: 0.341		2-2 F9	1-0 P5		1-1 G4-3			0-0 G4-3 2B	0-0 FC5-4	5 0 1 0 0 0 4															
Jose Lima, R (1, 1) OBP: 0.143, SLG: 0.077		1-1 E 1B	0-2 G6-3		1-1 P3			1-3 K		3 1 1 0 0 0 0															
Scott Elarton, R (7, 1)										1 0 0 0 0 1 1															
Billy Wagner, L (9, 1)										0 0 0 0 0 0 0															
Inning Stats	R: 1 E: 0 K: 0 S: 12	H: 1 LOB: 1 BB: 1 P: 20	R: 5 E: 1 K: 0 S: 22	H: 5 LOB: 2 BB: 1 P: 41	R: 0 E: 0 K: 0 S: 7	H: 0 LOB: 0 BB: 0 P: 9	R: 0 E: 0 K: 2 S: 12	H: 1 LOB: 3 BB: 1 P: 22	R: 0 E: 0 K: 0 S: 7	H: 0 LOB: 0 BB: 0 P: 11	R: 0 E: 0 K: 1 S: 9	H: 1 LOB: 1 BB: 0 P: 11	R: 0 E: 0 K: 0 S: 9	H: 0 LOB: 0 BB: 0 P: 12	R: 0 E: 0 K: 2 S: 11	H: 1 LOB: 1 BB: 0 P: 16	R: 0 E: 0 K: 1 S: 10	H: 1 LOB: 3 BB: 2 P: 24	1B: 6 2B: 3 3B: 0 HR: 1	SF: 0 SAC: 0 DP: 0 HBP: 1	WP: 0 PB: 0 SB: 1 CS: 0	PA: 44			
PITCHER Dennis Springer, R (1, 1) ERA: 4.31 Braden Looper, R (8, 1) ERA: 2.81	IP 7.0 2.0	WLS L	BF 34 10	H 8 2	R 6 0	ER 1 0	SO 3 3	BB 1 2	IBB 2 0	HBP 1 0	BLK 0 0	WP 0 0	HR 1 0	S 78 21	P 126 40	ERA 1.29 0.00	WHIP 1.286 2.000								

Houston Astros @ Florida Marlins
Pro Player Stadium, Miami, FL
Sat May 01 1999, 7:05 PM EDT
Att. 17,604 - Unknown - 75 F

livebaseballscorecards.com

AB 38
R 6
H 10
RBI 6
BB 5
SO 6
LOB 20



BOTTOM

Houston Astros @ Florida Marlins
 Pro Player Stadium, Miami, FL

Sat May 01 1999, 7:05 PM EDT
 Att. 17,604 - Unknown - 75 F

livebaseballscorecards.com

AB	37
R	4
H	11
RBI	4
BB	2
SO	8
LOB	18



WP: 0	PA: 39
PB: 0	
SB: 1	
CS: 0	

AB	R	H	RBI	BB	SO	LOB
4	0	3	0	0	0	0
1	0	0	0	0	1	1

4	1	4	1	1	0	0
---	---	---	---	---	---	---

5	1	1	1	0	1	8
---	---	---	---	---	---	---

4	0	1	1	0	1	4
---	---	---	---	---	---	---

4	0	0	0	0	3	3
---	---	---	---	---	---	---

4	0	0	0	0	1	1
---	---	---	---	---	---	---

4	1	1	0	0	0	0
---	---	---	---	---	---	---

3	0	0	0	0	0	1
1	0	0	0	0	1	0

2	1	1	1	0	0	0
1	0	0	0	0	0	0
0	0	0	0	0	0	0
0	0	0	0	1	0	0

1B: 10	SF: 0
2B: 0	SAC: 0
3B: 1	DP: 1
HR: 0	HBP: 0

Batter	1	2	3	4	5	6	7	8	9
Luis Castillo, S (1, 4) OBP: 0.341, SLG: 0.321 Preston Wilson, R (9, PH) OBP: 0.267, SLG: 0.448	1-1 G3	2-2 1B			1-2 G2-3 1B		0-0 S 1B		0-3 K
Dave Berg, R (1, 6) OBP: 0.357, SLG: 0.462	0-1 3B 1B	0-0 1B			0-1 G2-3 1B		4-2 BB		1-2 FC5-4 1B
Mark Kotsay, L (1, 9) OBP: 0.306, SLG: 0.378	1-1 G3-1 3B	0-0 P6			0-1 G2-3		0-3 K		0-0 FC5-4
Cliff Floyd, L (1, 7) OBP: 0.250, SLG: 0.250	0-0 G3-1			0-0 G4-6-3 1B			3-0 F8		
Derrek Lee, R (1, 3) OBP: 0.271, SLG: 0.345	3-3 K			0-3 K				0-1 G5-3	
Todd Dunwoody, L (1, 8) OBP: 0.292, SLG: 0.272		0-0 P5		0-0 G4-6-3		0-2 G4-3		0-3 K	
Kevin Orie, R (1, 5) OBP: 0.373, SLG: 0.440		0-2 G4-3 1B		0-2 G4-3		0-1 G5-3		1-1 G4-3	
Jorge Fabregas, L (1, 2) OBP: 0.233, SLG: 0.226 Alex Gonzalez, R (9, PH) OBP: 0.323, SLG: 0.449		2-0 G4-3		2-1 P5		0-0 F7			0-3 K
Dennis Springer, R (1, 1) OBP: 0.125, SLG: 0.125 Craig Counsell, L (7, PH) OBP: 0.259, SLG: 0.167 Braden Loper, R (8, 1) Bruce Aven, R (9, PH) OBP: 0.500, SLG: 0.750		0-0 E8 1B 1B		0-0 G1-3			1-0 P5		4-0 BB

Inning Stats	R: 2	H: 2	E: 0	K: 1	S: 11	H: 2	LOB: 0	BB: 0	P: 16	R: 2	H: 4	E: 1	K: 0	S: 12	H: 1	LOB: 0	BB: 0	P: 5	R: 0	H: 2	E: 0	K: 2	S: 18	H: 0	LOB: 0	BB: 0	P: 6	R: 0	H: 1	E: 0	K: 1	S: 9	H: 0	LOB: 0	BB: 0	P: 8	R: 0	H: 1	E: 0	K: 2	S: 12	H: 1	LOB: 2	BB: 1	P: 17	R: 0	H: 0	E: 0	K: 1	S: 7	H: 1	LOB: 2	BB: 1	P: 17	1B: 10	SF: 0	2B: 0	SAC: 0	3B: 1	DP: 1	HR: 0	HBP: 0	WP: 0	PA: 39
--------------	------	------	------	------	-------	------	--------	-------	-------	------	------	------	------	-------	------	--------	-------	------	------	------	------	------	-------	------	--------	-------	------	------	------	------	------	------	------	--------	-------	------	------	------	------	------	-------	------	--------	-------	-------	------	------	------	------	------	------	--------	-------	-------	--------	-------	-------	--------	-------	-------	-------	--------	-------	--------

PITCHER	IP	WLS	BF	H	R	ER	SO	BB	IBB	HBP	BLK	WP	HR	S	P	ERA	WHIP
Jose Lima, R (1, 1) ERA: 3.51	6.1	W	29	10	4	3	4	1	0	0	0	0	0	64	87	4.26	1.737
Scott Elarton, R (7, 1) ERA: 1.23	1.2	H	5	0	0	0	2	0	0	0	0	0	0	11	15	0.00	0.000
Billy Wagner, L (9, 1) ERA: 5.0	1.0	S	5	1	0	0	2	1	0	0	0	0	0	12	17	0.00	2.000

Houston Astros @ Florida Marlins
 Pro Player Stadium, Miami, FL
 Sun May 02 1999, 4:05 PM EDT
 Att. 16,575 - Unknown - 75 F

livebaseballscorecards.com

AB	34
R	3
H	13
RBI	3
BB	5
SO	10
LOB	24



AB	R	H	RBI	BB	SO	LOB
4	1	2	0	1	1	3
4	0	2	0	1	0	2
0	0	0	0	0	0	0
3	2	1	1	1	1	3
5	0	0	0	0	4	4
4	0	1	0	1	1	1
5	0	3	2	0	1	0
3	0	1	0	1	0	3
4	0	3	0	0	1	3
2	0	0	0	0	1	5
0	0	0	0	0	0	0
0	0	0	0	0	0	0

1B: 9	SF: 1
2B: 4	SAC: 2
3B: 0	DP: 1
HR: 0	HBP: 0

WP: 0	PA: 42
PB: 0	
SB: 1	
CS: 1	

Batter	1	2	3	4	5	6	7	8	9
Craig Biggio, R OBP: 0.364, SLG: 0.480 (1, 4)	3-2 1B 5 SF9	1-2 L4		1-3 K		4-2 5 G6-4-3 S BB		1-2 5 CS 2B	
Bill Spiers, L OBP: 0.439, SLG: 0.543 (1, 6)	2-2 G6-3 5 SF9 1B		0-0 5 BB 1B	2-1 G4-3		4-2 5 G6-4-3 BB		1-0 L9	
Tim Bogar, R OBP: 0.311, SLG: 0.341 (8, 6)	1-3 G6-3 5 SF9 1B		4-2 5 BB 1B			1-2 5 G6-4-3 BB		2-3 K	
5 Jeff Bagwell, R OBP: 0.477, SLG: 0.721 (1, 3)	0-0 SF9		4-2 1B 2B BB		2-2 2B	0-1 G6-4-3		2-3 K	
Derek Bell, R OBP: 0.311, SLG: 0.453 (1, 9)	3-2 G6-3		2-3 K		3-3 K	0-3 K		1-3 K	
Ken Caminiti, S OBP: 0.360, SLG: 0.392 (1, 5)	3-1 P7		0-0 2B 1B		4-2 2B BB		2-3 K	1-0 F7	
Carl Everett, S OBP: 0.386, SLG: 0.473 (1, 8)		2-2 SH2-4 1B	1-2 1B	1-3 2-H 2B		2-0 2B	0-2 F7	1-3 K	
Richard Hidalgo, R OBP: 0.309, SLG: 0.466 (1, 7)		0-1 P3	0-1 F8		4-0 IBB		1-0 1B 1B		
Tony Eusebio, R OBP: 0.436, SLG: 0.383 (1, 2)		2-1 SH2-4 1B		0-2 SH1-4 1B		1-3 K		1-1 1B	
Shane Reynolds, R OBP: 0.333, SLG: 0.364 (1, 1)		0-0 SH2-4		0-2 SH1-4		1-3 K		2-2 G6-3	
Jay Powell, R (8, 1)									
Billy Wagner, L (9, 1)									

Inning Stats	R	H	E	K	S	R	H	E	K	S	R	H	E	K	S	R	H	E	K	S	R	H	E	K	S	R	H	E	K	S								
	1	2	0	0	12	0	2	0	0	11	1	3	0	1	19	0	1	0	1	15	1	2	0	0	16	0	0	0	20	0	2	0	0	14	0	0	0	13

PITCHER	IP	WLS	BF	H	R	ER	SO	BB	IBB	HBP	BLK	WP	HR	S	P	ERA	WHIP
Alex Fernandez, R ERA: 2.4 (1, 1)	1.1	L	7	3	1	1	0	0	0	0	0	0	0	17	30	6.75	2.250
Brian Edmondson, R ERA: 3.24 (2, 1)	3.2		20	7	2	2	5	2	1	0	0	0	0	46	76	4.91	2.455
Antonio Alfonseca, R ERA: 4.61 (6, 1)	3.0		12	3	0	0	3	2	0	0	0	0	0	35	52	0.00	1.667
Matt Mantei, R ERA: 2.0 (9, 1)	1.0		3	0	0	0	2	0	0	0	0	0	0	10	13	0.00	0.000


WP: 0	PA: 42
PB: 0	
SB: 1	
CS: 1	

Batter	1	2	3	4	5	6	7	8	9	AB	R	H	RBI	BB	SO	LOB	BOTTOM			
Luis Castillo, S OBP: 0.337, SLG: 0.318 (1, 4)	0-0 B1-3		3-2 G5-4-3 1B			3-3 K		1-2 G5-3		4	0	1	0	0	1	0	Houston Astros @ Florida Marlins Pro Player Stadium, Miami, FL Sun May 02 1999, 4:05 PM EDT Att: 16,575 - Unknown - 75 F			
Alex Gonzalez, R OBP: 0.330, SLG: 0.462 (1, 6)	1-1 G5-3		0-1 G5-4-3 1-2f			1-0 G4-3 2B		1-1 2B 1B		4	1	2	0	0	0	1				
Mark Kotsay, L OBP: 0.304, SLG: 0.383 (1, 9) (9, 3)	3-2 G1-3				0-0 G4-3	3-2 G4-3		2-2 2B 1-3		4	1	1	0	0	0	1				
Cliff Floyd, L OBP: 0.250, SLG: 0.300 (1, 7)					1-0 G4-3	0-1 L7		1-1 2B		4	0	1	2	0	1	1				
Derrek Lee, R OBP: 0.280, SLG: 0.352 (1, 3) Matt Mantei, R (9, 1)		2-1 F9 1B			2-0 1B		3-3 K	1-3 K		4	0	2	0	0	2	1				
Todd Dunwoody, L OBP: 0.293, SLG: 0.274 (1, 8) Bruce Aven, R (9, PH) OBP: 0.480, SLG: 0.714		1-0 1-2 1B		0-3 K		1-3 K			1-2 L5	3	0	1	0	0	2	1				
Dave Berg, R OBP: 0.344, SLG: 0.433 (1, 5)		2-1 F9 2-3			1-2 F8	0-0 1B			2-1 F8	4	0	1	0	0	0	2				
Mike Redmond, R OBP: 0.276, SLG: 0.296 (1, 2)		1-1 F7			0-0 G6-3	2-0 L1			1-3 K	4	0	0	0	0	1	3				
Alex Fernandez, R (1, 1) Brian Edmondson, R (2, 1) Craig Counsell, L (5, PH) Antonio Alfonseca, R (6, 1) Kevin Orie, R (8, PH) Preston Wilson, R (9, 9) OBP: 0.380, SLG: 0.434 OBP: 0.267, SLG: 0.448			0-3 K		0-2 G3-1			0-0 G6-3		0	0	0	0	0	0	0				
Inning Stats	R: 0 E: 0 K: 0 S: 7	H: 0 LOB: 0 BB: 0 P: 11	R: 0 E: 0 K: 1 S: 10	H: 2 LOB: 2 BB: 0 P: 16	R: 0 E: 0 K: 1 S: 8	H: 1 LOB: 0 BB: 0 P: 11	R: 0 E: 0 K: 1 S: 6	H: 1 LOB: 1 BB: 0 P: 9	R: 0 E: 0 K: 1 S: 9	H: 1 LOB: 1 BB: 0 P: 16	R: 0 E: 0 K: 2 S: 8	H: 1 LOB: 1 BB: 0 P: 14	R: 2 E: 0 K: 1 S: 15	H: 3 LOB: 1 BB: 0 P: 21	R: 0 E: 0 K: 1 S: 10	H: 0 LOB: 0 BB: 0 P: 14		1B: 6 2B: 3 3B: 0 HR: 0	SF: 0 SAC: 0 DP: 1 HBP: 0	WP: 0 PB: 0 SB: 0 CS: 0
PITCHER	IP WLS BF H R ER SO BB IBB HBP BLK WP HR S P ERA WHIP	IP WLS BF H R ER SO BB IBB HBP BLK WP HR S P ERA WHIP	IP WLS BF H R ER SO BB IBB HBP BLK WP HR S P ERA WHIP	IP WLS BF H R ER SO BB IBB HBP BLK WP HR S P ERA WHIP	IP WLS BF H R ER SO BB IBB HBP BLK WP HR S P ERA WHIP	IP WLS BF H R ER SO BB IBB HBP BLK WP HR S P ERA WHIP	IP WLS BF H R ER SO BB IBB HBP BLK WP HR S P ERA WHIP	IP WLS BF H R ER SO BB IBB HBP BLK WP HR S P ERA WHIP	IP WLS BF H R ER SO BB IBB HBP BLK WP HR S P ERA WHIP	IP WLS BF H R ER SO BB IBB HBP BLK WP HR S P ERA WHIP	IP WLS BF H R ER SO BB IBB HBP BLK WP HR S P ERA WHIP	IP WLS BF H R ER SO BB IBB HBP BLK WP HR S P ERA WHIP	IP WLS BF H R ER SO BB IBB HBP BLK WP HR S P ERA WHIP	IP WLS BF H R ER SO BB IBB HBP BLK WP HR S P ERA WHIP	IP WLS BF H R ER SO BB IBB HBP BLK WP HR S P ERA WHIP	IP WLS BF H R ER SO BB IBB HBP BLK WP HR S P ERA WHIP	IP WLS BF H R ER SO BB IBB HBP BLK WP HR S P ERA WHIP			
Shane Reynolds, R (1, 1) ERA: 2.59	7.2	W	30	8	2	2	6	0	0	0	0	0	0	0	0	0	2.35	1.043		
Jay Powell, R (8, 1) ERA: 7.04	0.1	H	2	1	0	0	1	0	0	0	0	0	0	0	0	0	0.00	3.000		
Billy Wagner, L (9, 1) ERA: 4.5	1.0	S	3	0	0	0	1	0	0	0	0	0	0	0	0	0	0.00	0.000		

livebaseballscores.com

AB	35
R	2
H	9
RBI	2
BB	0
SO	8
LOB	10



Batter	1	2	3	4	5	6	7	8	9	AB R H RBI BB SO LOB	TOP											
Craig Biggio, R (1, 4) OBP: 0.368, SLG: 0.470	4-1 BB	0-2 F7			1-0 G5-3		4-1 BB			2 0 0 0 2 0 2												
Derek Bell, R (1, 9) OBP: 0.308, SLG: 0.444	1-3 K		0-1 1B		1-3 K		1-3 K			4 0 1 0 0 3 2												
5 Jeff Bagwell, R (1, 3) OBP: 0.468, SLG: 0.700	0-1 F9		2-1 F9		3-1 F7		1-2 L3 1B			4 0 1 0 0 0 2												
Carl Everett, S (1, 8) OBP: 0.371, SLG: 0.453	2-2 K		2-2 L4		1-3 K		1-0 F7			4 0 0 0 0 2 3												
Ken Caminiti, S (1, 5) OBP: 0.366, SLG: 0.390		4-2 F8 1B 1B BB	1-3 K		0-0 HR 1B		1-0 L3			3 2 1 0 1 1 2												
Richard Hidalgo, R (1, 7) OBP: 0.307, SLG: 0.489		1-0 F8		2-1 P3		0-1 HR		2-2 F9		4 1 1 2 0 0 1												
Paul Bako, L (1, 2) OBP: 0.545, SLG: 0.556 Russ Johnson, R (9, PH)		2-2 1B 1-2 1B		2-1 G4-3		1-2 G4-3		1-3 K		3 0 1 0 0 0 0 1 0 0 0 0 1 0	AB 32 R 3 H 6 RBI 3 BB 3 SO 8 LOB 14											
Tim Bogar, R (1, 6) OBP: 0.286, SLG: 0.311		1-2 F8		0-3 K		1-1 G5-3		0-0 G6-3		4 0 0 0 0 1 2												
Chris Holt, R (1, 1) OBP: 0.333, SLG: 0.143 Jack Howell, L (7, PH) OBP: 0.417, SLG: 0.500 Jay Powell, R (7, 1) Doug Henry, R (8, 1)		3-2 1B		1-1 G4-3		0-0 P5				2 0 1 1 0 0 0 1 0												
Inning Stats	R: 0 E: 0 K: 2 S: 9	H: 0 LOB: 1 BB: 1 P: 16	R: 1 E: 0 K: 0 S: 15	H: 2 LOB: 2 BB: 1 P: 26	R: 0 E: 0 K: 1 S: 12	H: 1 LOB: 1 BB: 0 P: 17	R: 0 E: 0 K: 1 S: 7	H: 0 LOB: 0 BB: 0 P: 11	R: 0 E: 0 K: 1 S: 6	H: 0 LOB: 0 BB: 0 P: 9	R: 2 E: 0 K: 1 S: 11	H: 2 LOB: 0 BB: 0 P: 16	R: 0 E: 0 K: 1 S: 7	H: 0 LOB: 1 BB: 1 P: 13	R: 0 E: 0 K: 0 S: 7	H: 1 LOB: 0 BB: 0 P: 9	R: 0 E: 0 K: 1 S: 7	H: 0 LOB: 0 BB: 0 P: 10	1B: 5 2B: 1 3B: 0 HR: 1	SF: 0 SAC: 0 DP: 1 HBP: 0	WP: 0 PB: 0 SB: 0 CS: 0	PA: 35
PITCHER	IP WLS BF H R ER SO BB IBB HBP BLK WP HR S P ERA WHIP																					
Rick Reed, R (1, 1) ERA: 3.6	6.0 W 25 5 3 3 6 2 0 0 0 0 1 60 95 4.50 1.167																					
Turk Wendell, R (7, 1) ERA: 1.04	2.0 H 7 1 0 0 1 1 0 0 0 0 0 14 22 0.00 1.000																					
John Franco, L (9, 1) ERA: 0.79	1.0 S 3 0 0 0 1 0 0 0 0 0 0 7 10 0.00 0.000																					

Houston Astros @ New York Mets
Shea Stadium, Flushing, NY
 Mon May 03 1999, 7:10 PM EDT
 Att. 14,878 - Cloudy - 59 F

livebaseballscorecards.com

BOTTOM

Houston Astros @ New York Mets
Shea Stadium, Flushing, NY
Mon May 03 1999, 7:10 PM EDT
Att. 14,878 - Cloudy - 59 F

livebaseballscores.com

AB	29
R	5
H	9
RBI	5
BB	5
SO	4
LOB	19



WP	0	PA	37
PB	0		
SB	2		
CS	1		

AB R H RBI BB SO LOB

4	2	2	0	1	1	2
3	0	1	1	0	0	3
3	1	1	0	1	0	1
4	1	1	1	0	0	2
2	1	1	0	1	0	0
3	0	0	1	0	1	3
0	0	0	0	0	0	0
3	0	1	2	1	1	0
4	0	2	0	0	0	5
2	0	0	0	0	1	3
1	0	0	0	0	0	0
0	0	0	0	0	0	0
0	0	0	0	1	0	0
0	0	0	0	0	0	0

1B	7	SF	1
2B	3	SAC	0
3B	0	DP	3
HR	0	HBP	2

Batter	1	2	3	4	5	6	7	8	9
Roger Cedeno, S OBP: 0.404, SLG: 0.388 (1, 7) (2, 9)	1-1 S 31 1B 1B	3-2 G4-3		4-1 G5-3 1-2 BB		1-1 S SF8 2B		2-3 K 2-3	
Edgardo Alfonzo, R OBP: 0.392, SLG: 0.441 (1, 4)	1-1 G5-3 1-2 1B	0-0 1B		1-1 G5-3 1-2 2-3f		3-2 SF8 2-H			
John Olerud, L OBP: 0.509, SLG: 0.648 (1, 3)	4-2 31 1B HBP BB	3-1 F7			1-0 G5-3 2B	0-0 G3			
31 Mike Piazza, R OBP: 0.321, SLG: 0.469 (1, 2)	1-1 HBP 1B 1-2 2-H 1B	1-0 F8			2-1 G1-3		1-2 G4-3		
Robin Ventura, L OBP: 0.349, SLG: 0.500 (1, 5)	2-1 HBP 1B 1-2 2-3 1B		2-1 G5-4-3 HBP		4-0 G5-3 IBB		2-1 F9		
Mike Kinkade, R OBP: 0.316, SLG: 0.441 (1, 9) (2, 7) John Franco, L (9, 1)	3-2 G5-3 1B 1-2 2-3 3-H HBP		1-0 G5-4-3 1-2f		2-2 G5-3 1-2 2-3		1-3 K		
Brian McRae, S OBP: 0.352, SLG: 0.324 (1, 8)	2-2 G5-3 1B 1-2 2-H 3-H 1B		1-0 F7		4-0 BB		1-3 K		
Rey Ordonez, R OBP: 0.293, SLG: 0.288 (1, 6)	0-1 G5-3 1-2 2-3			2-1 G5-3 BB 1B		0-1 G1-3		0-0 CS BB 1B	
Rick Reed, R OBP: 0.210, SLG: 0.200 Bobby Bonilla, S OBP: 0.297, SLG: 0.284 Turk Wendell, L (7, 1) Matt Franco, L OBP: 0.250, SLG: 0.190 Jermaine Allensworth, R OBP: 0.297, SLG: 0.138 (8, PR) (9, 7)	1-2 G3			0-3 K		3-1 G6-3		4-0 BB 1-2 BB	

Inning Stats	R: 4	H: 4	E: 0	K: 0	S: 25	L: 4	LOB: 2	BB: 1	P: 40	R: 0	H: 1	E: 0	K: 0	S: 7	L: 0	LOB: 1	BB: 0	P: 14	R: 0	H: 0	E: 0	K: 0	S: 3	R: 0	H: 1	E: 0	K: 1	S: 8	L: 0	LOB: 1	BB: 1	P: 15	R: 0	H: 1	E: 0	K: 0	S: 9	R: 1	H: 1	E: 0	K: 1	S: 8	L: 0	LOB: 0	BB: 0	P: 15	R: 0	H: 0	E: 0	K: 1	S: 8	R: 0	H: 1	E: 0	K: 2	S: 7	L: 1	LOB: 2	BB: 1	P: 14
--------------	------	------	------	------	-------	------	--------	-------	-------	------	------	------	------	------	------	--------	-------	-------	------	------	------	------	------	------	------	------	------	------	------	--------	-------	-------	------	------	------	------	------	------	------	------	------	------	------	--------	-------	-------	------	------	------	------	------	------	------	------	------	------	------	--------	-------	-------

PITCHER	IP	WLS	BF	H	R	ER	SO	BB	IBB	HBP	BLK	WP	HR	S	P	ERA	WHIP
Chris Holt, R ERA: 6.35 (1, 1)	6.0	L	30	8	5	5	1	3	1	2	0	0	0	60	113	7.50	1.833
Jay Powell, R ERA: 6.23 (7, 1)	1.0		3	0	0	0	1	0	0	0	0	0	0	8	12	0.00	0.000
Doug Henry, R ERA: 7.71 (8, 1)	1.0		4	1	0	0	2	1	0	0	0	0	0	7	14	0.00	2.000

PITCHER	IP	WLS	BF	H	R	ER	SO	BB	IBB	HBP	BLK	WP	HR	S	P	ERA	WHIP
---------	----	-----	----	---	---	----	----	----	-----	-----	-----	----	----	---	---	-----	------

Houston Astros @ New York Mets
 Shea Stadium, Flushing, NY
 Tue May 04 1999, 7:10 PM EDT
 Att. 27,192 - Cloudy - 62 F

livebaseballscorecards.com



Batter	1	2	3	4	5	6	7	8	9	AB R H RBI BB SO LOB	TOP											
Craig Biggio, R (1, 4) OBP: 0.370, SLG: 0.471	2-1 F9		1-1 HBP		2-2 G4-3		0-0 HR	1-1 G5-3		4 1 1 1 0 0 2												
Derek Bell, R (1, 9) OBP: 0.321, SLG: 0.481	0-0 F9		3-2 SAFE F9		1-0 5 G5-4-3 1B		3-1 2-H HR		0-2 5 G3-6-3 1B	5 1 3 2 0 0 2												
5 Jeff Bagwell, R (1, 3) OBP: 0.457, SLG: 0.674	3-2 G6-3			2-1 1B 2B 1B	2-0 G5-4-3 1-2f		0-1 G5-3		2-2 1-2f G3-6-3	5 1 1 0 0 0 2												
Ken Caminiti, S (1, 5) OBP: 0.378, SLG: 0.395		2-3 K		0-0 2B 1-2 1B		1-3 K		0-1 1B 1B	4-0 BB	4 1 2 0 1 2 0												
Richard Hidalgo, R (1, 8) OBP: 0.311, SLG: 0.495 (8, 7)		0-1 G6-3		3-2 1-3 2-H 2B		1-0 F7		3-2 1-2 2B 1B	2-0 P4	5 1 2 1 0 0 1												
Tony Eusebio, R (1, 2) OBP: 0.424, SLG: 0.373		2-1 G5-3		0-0 F9		0-1 G5-3		1-1 2B 1-2 2-H 1B		4 0 1 1 0 0 2												
Alex Diaz, S (1, 7) OBP: 0.333, SLG: 0.412			1-2 P3		0-0 P6		3-2 G6-3		0-3 K	4 0 0 0 0 1 4												
Glen Barker, S (8, 8) OBP: 0.500, SLG: 0.500										0 0 0 0 0 0 0	AB 37											
Tim Bogar, R (1, 6) OBP: 0.321, SLG: 0.354			1-1 SH1-4 1B		4-2 BB		0-0 G6-3		1-2 1-3 2-H 2B	3 0 2 1 1 0 0	R 6											
Mike Hampton, R (1, 1) OBP: 0.333, SLG: 0.545			0-0 SH1-4		1-0 P9		1-0 2B 3B		1-3 K		H 13											
Jack Howell, L (8, PH) OBP: 0.385, SLG: 0.455											RBI 6											
Scott Elarton, R (8, 1)											BB 2											
Inning Stats	R: 0 E: 0 K: 0 S: 7	H: 0 LOB: 0 BB: 0 P: 12	R: 0 E: 0 K: 1 S: 8	H: 0 LOB: 0 BB: 0 P: 12	R: 0 E: 1 K: 0 S: 10	H: 1 LOB: 2 BB: 0 P: 16	R: 1 E: 0 K: 0 S: 12	H: 3 LOB: 3 BB: 1 P: 22	R: 0 E: 0 K: 0 S: 6	H: 1 LOB: 0 BB: 0 P: 11	R: 0 E: 0 K: 1 S: 7	H: 0 LOB: 0 BB: 0 P: 9	R: 3 E: 0 K: 0 S: 11	H: 3 LOB: 0 BB: 0 P: 18	R: 2 E: 0 K: 2 S: 19	H: 4 LOB: 2 BB: 0 P: 26	R: 0 E: 0 K: 0 S: 8	H: 1 LOB: 1 BB: 1 P: 16	1B: 8 2B: 3 3B: 1 HR: 1	SF: 0 SAC: 1 DP: 2 HBP: 1	WP: 0 PB: 0 SB: 0 CS: 0	PA: 41
PITCHER	IP WLS BF H R ER SO BB IBB HBP BLK WP HR S P ERA WHIP																					
Al Leiter, L (1, 1) ERA: 4.73	7.0 L 33 11 6 6 2 1 0 1 0 0 0 1 69 112 7.71 1.714																					
Josias Manzanillo, R (8, 1) ERA: 5.4	1.0 4 1 0 0 2 0 0 0 0 0 0 0 11 14 0.00 1.000																					
Armando Benitez, R (9, 1) ERA: 1.42	1.0 4 1 0 0 0 1 0 0 0 0 0 0 8 16 0.00 2.000																					

BOTTOM

Houston Astros @ New York Mets
Shea Stadium, Flushing, NY
Tue May 04 1999, 7:10 PM EDT
Att. 27,192 - Cloudy - 62 F

livebaseballscorecards.com

AB 30
R 1
H 3
RBI 1
BB 3
SO 7
LOB 10



WP: 0 PA: 33
PB: 1
SB: 1
CS: 0

AB	R	H	RBI	BB	SO	LOB
2	0	0	0	2	1	0
4	1	2	0	0	0	2
3	0	0	0	1	1	3
0	0	0	0	0	0	0
4	0	1	1	0	0	2
4	0	0	0	0	1	3
4	0	0	0	0	2	0
3	0	0	0	0	1	0
3	0	0	0	0	0	0
2	0	0	0	0	1	0
0	0	0	0	0	0	0
1	0	0	0	0	0	0

Batter	1	2	3	4	5	6	7	8	9
Roger Cedeno, S (1, 7) OBP: 0.410, SLG: 0.373	4-2 G4-3 S BB		3-2 G6-3			4-0 FC6-4 BB		0-3 K	
Edgardo Alfonzo, R (1, 4) OBP: 0.395, SLG: 0.443	1-0 F8			2-2 31 FC1-6 1B		2-1 FC6-4 31 BB 1B		1-0 PB 1B	
John Olerud, L (1, 3) OBP: 0.500, SLG: 0.626 Armando Benitez, R (9, 1)	2-2 G4-3			0-0 F8		4-2 31 1B BB		2-3 K	
31 Mike Piazza, R (1, 2) OBP: 0.316, SLG: 0.453	1-0 G6-3			1-2 FC1-6 FC6 1-2f		2-1 1B		1-1 G4-3	
Bobby Bonilla, S (1, 9) OBP: 0.279, SLG: 0.246		1-0 F8		3-0 FC6 1-2f		2-3 K		2-1 G6-3	
Robin Ventura, L (1, 5) OBP: 0.336, SLG: 0.480		1-3 K			2-0 F8		2-2 K	2-2 P5	
Brian McRae, S (1, 8) OBP: 0.340, SLG: 0.312		2-3 K			3-1 L4		2-1 F8		
Rey Ordonez, R (1, 6) OBP: 0.282, SLG: 0.276			2-1 G4-3		0-0 G3-1		3-2 G6-3		
Al Leiter, L (1, 1) OBP: 0.154, SLG: 0.083 Josias Manzanillo, R (8, 1) OBP: 1.000, SLG: 1.000 Matt Franco, L (8, PH) OBP: 0.240, SLG: 0.182			0-3 K			3-2 P5		2-2 G4-3	

Inning Stats	R: 0	H: 0	E: 0	K: 0	S: 7	R: 0	H: 0	E: 0	K: 2	S: 7	R: 0	H: 0	E: 0	K: 1	S: 9	R: 0	H: 1	E: 0	K: 0	S: 8	R: 0	H: 0	E: 0	K: 0	S: 4	R: 1	H: 1	E: 0	K: 1	S: 13	R: 0	H: 0	E: 0	K: 1	S: 13	R: 0	H: 1	E: 0	K: 2	S: 11	R: 0	H: 0	E: 0	K: 0	S: 9
	LOB: 1	BB: 1	LOB: 0	BB: 0	P: 15	LOB: 0	BB: 0	LOB: 0	BB: 0	P: 11	LOB: 1	BB: 0	LOB: 0	BB: 0	P: 14	LOB: 0	LOB: 0	LOB: 0	BB: 0	P: 9	LOB: 2	BB: 2	LOB: 0	BB: 0	P: 20	LOB: 1	BB: 0	LOB: 0	BB: 0	P: 16	LOB: 0	LOB: 0	LOB: 0	BB: 0	P: 14	LOB: 0	LOB: 0	LOB: 0	BB: 0	P: 14					

PITCHER	IP	WLS	BF	H	R	ER	SO	BB	IBB	HBP	BLK	WP	HR	S	P	ERA	WHIP
Mike Hampton, L (1, 1) ERA: 3.49	7.0	W	26	2	1	1	5	3	0	0	0	0	0	61	113	1.29	0.714
Scott Elarton, R (8, 1) ERA: 1.08	2.0		7	1	0	0	2	0	0	0	0	0	0	20	30	0.00	0.500

1B	2B	3B	HR	SF	SAC	DP	HBP
3	0	0	0	0	0	0	0
0	0	0	0	0	0	0	0
0	0	0	0	0	0	0	0

IP	WLS	BF	H	R	ER	SO	BB	IBB	HBP	BLK	WP	HR	S	P	ERA	WHIP
7.0	W	26	2	1	1	5	3	0	0	0	0	0	61	113	1.29	0.714
2.0		7	1	0	0	2	0	0	0	0	0	0	20	30	0.00	0.500

Batter	1	2	3	4	5	6	7	8	9	AB R H RBI BB SO LOB	TOP													
Craig Biggio, R (1, 4) OBP: 0.374, SLG: 0.477	4-2 2B 5 1B BB		2-1 F8		1-2 2-H 2B			0-3 K		3 1 1 1 1 1 1														
Derek Bell, R (1, 9) OBP: 0.319, SLG: 0.481	0-0 1-3 5 1B 2B		2-2 K		1-0 G6-3			2-0 P2		4 1 1 0 0 1 2														
5 Jeff Bagwell, R (1, 3) OBP: 0.458, SLG: 0.697	1-2 2-H 3-H CS 1B		3-3 K		0-1 L9			1-0 1-H HR		4 1 2 4 0 1 0														
Carl Everett, S (1, 8) Billy Wagner, L (8, 1)	0-3 K		2-1 G1-3		2-3 K			3-2 BB 1B		4 0 1 0 0 2 1 0 0 0 0 0 0 0														
Richard Hidalgo, R (1, 7)	1-2 G5-3		1-1 G5-3		1-0 G6-3			4-0 1-2 BB		3 0 0 0 1 0 0														
Tony Eusebio, R (1, 2) OBP: 0.397, SLG: 0.345		1-1 P3		1-1 L4			1-2 F8	0-1 L4		4 0 0 0 0 0 2														
Russ Johnson, R (1, 5) Jay Powell, R (7, 1) Glen Barker, S (8, 8)		0-2 2B		3-1 L3			2-3 K	1-2 CS 2B		3 0 1 0 0 1 0 0 0 0 0 0 0 0 1 0 1 0 0 0 0														
Tim Bogar, R (1, 6) OBP: 0.316, SLG: 0.365		0-0 F9		0-0 2B 2B			1-3 K	0-0 P6		4 1 1 0 0 1 2														
Sean Bergman, R (1, 1) Bill Spiers, L (7, 5) OBP: 0.442, SLG: 0.528		0-3 K		1-3 K			4-0 5 HR BB	1-2 G4-3		2 0 0 0 0 2 2 1 1 0 0 1 0 1														
Inning Stats	R: 2 E: 0 K: 1 S: 15	H: 2 LOB: 0 BB: 1 P: 21	R: 0 E: 0 K: 1 S: 10	H: 1 LOB: 1 BB: 0 P: 11	R: 0 E: 0 K: 2 S: 9	H: 0 LOB: 0 BB: 0 P: 16	R: 0 E: 0 K: 0 S: 6	H: 0 LOB: 0 BB: 0 P: 10	R: 1 E: 0 K: 1 S: 10	H: 2 LOB: 1 BB: 0 P: 16	R: 0 E: 0 K: 1 S: 6	H: 0 LOB: 0 BB: 0 P: 9	R: 0 E: 0 K: 2 S: 9	H: 0 LOB: 0 BB: 0 P: 13	R: 2 E: 0 K: 1 S: 12	H: 2 LOB: 2 BB: 2 P: 25	R: 0 E: 0 K: 0 S: 7	H: 1 LOB: 0 BB: 0 P: 9	1B: 2 2B: 5 3B: 0 HR: 1	SF: 0 SAC: 0 DP: 0 HBP: 0	WP: 0 PB: 0 SB: 0 CS: 2	PA: 36		
PITCHER	IP	WLS	BF	H	R	ER	SO	BB	IBB	HBP	BLK	WP	HR	S	P	ERA	WHIP						ERA	WHIP
Bobby Jones, R (1, 1) ERA: 3.23	7.0		26	5	3	3	8	1	0	0	0	0	0	65	96	3.86	0.857							
Armando Benitez, R (8, 1) ERA: 2.7	0.2	L	5	2	2	2	1	1	0	0	0	0	1	9	19	27.00	4.500							
Turk Wendell, R (8, 1) ERA: 0.96	1.1		5	1	0	0	0	1	0	0	0	0	0	10	15	0.00	1.500							

Houston Astros @ New York Mets
Shea Stadium, Flushing, NY
 Wed May 05 1999, 7:10 PM EDT
 Att. 25,026 - Unknown - 67 F

livebaseballscorecards.com

AB	33
R	5
H	8
RBI	5
BB	3
SO	9
LOB	11



BOTTOM

Houston Astros @ New York Mets
 Shea Stadium, Flushing, NY
 Wed May 05 1999, 7:10 PM EDT
 Att: 25,026 - Unknown - 67 F

livebaseballscores.com

AB	32
R	4
H	11
RBI	4
BB	2
SO	7
LOB	14



AB R H RBI BB SO LOB

5	1	3	1	0	2	0
4	1	1	1	0	1	4
2	0	0	0	2	0	1
0	0	0	0	0	0	0
4	0	1	1	0	0	4
4	1	1	0	0	1	2
3	0	0	0	0	0	1
0	0	0	0	0	0	0
2	0	1	1	0	0	0
1	1	0	0	0	1	2
3	0	1	0	0	1	0
2	0	2	0	0	0	0
1	0	1	0	0	0	0
0	0	0	0	0	0	0
0	0	0	0	0	0	0
1	0	0	0	0	1	0

WP: 0	PA: 37
PB: 0	
SB: 0	
CS: 0	

Batter	1	2	3	4	5	6	7	8	9
Roger Cedeno, S OBP: 0.424, SLG: 0.393 (1, 7) (9, 9)	1-1 2B 1B		1-2 FC6-4 1B		2-3 K		0-0 G6-4-3 1B		0-3 K
Edgardo Alfonzo, R OBP: 0.391, SLG: 0.445 (1, 4) (9, 9)	0-0 G3 31 G4-3 2B		1-1 FC6-4 BB 1-2f 2-3		2-3 K		1-2 G6-4-3 1-2f		
John Olerud, L OBP: 0.500, SLG: 0.613 Mike Kinkade, R OBP: 0.316, SLG: 0.441 (1, 3) (8, PR) (9, 7)	2-2 G3		4-0 31 G5-4-3 BB 1-2		3-1 G4-3			4-1 HBP BB	
31 Mike Piazza, R OBP: 0.311, SLG: 0.439 (1, 2) (9, 9)	0-0 G4-3		0-0 G5-4-3 1-2f			2-2 L4-3 1B		2-2 F9	
Robin Ventura, L OBP: 0.333, SLG: 0.480 (1, 5) (9, 3)	1-2 F8			0-0 G4-3 SF8 2B		1-1 L4-3 1-2		0-3 K	
Brian McRae, S OBP: 0.337, SLG: 0.300 Luis Lopez, S OBP: 0.448, SLG: 0.417 (1, 8) (8, PR) (9, 5)		0-0 G6-3		2-2 G4-3		0-0 F8		4-2 HBP	
Bobby Bonilla, S OBP: 0.282, SLG: 0.254 Jermaine Allensworth, R OBP: 0.250, SLG: 0.133 (1, 9) (7, PR) (8, 9) (9, 8)		1-0 G6-3		0-0 SF8			0-0 1B SH3-4 1B	1-3 K	
Rey Ordonez, R OBP: 0.284, SLG: 0.291 (1, 6) (9, 9)		1-2 G1-3		1-1 1B 2B			0-0 SH3-4		1-3 K
Bobby Jones, R OBP: 0.417, SLG: 0.667 Matt Franco, L OBP: 0.269, SLG: 0.217 Armando Benitez, R Turk Wendell, L Todd Pratt, R OBP: 0.397, SLG: 0.518 (1, 1) (7, PH) (8, 1) (8, 1) (9, PH)			2-2 FC6-4 1B		0-0 1B		0-0 1B		1-3 K

Inning Stats	R: 2	H: 2	E: 0	K: 0	S: 12	LOB: 0	BB: 0	P: 16	R: 0	H: 0	E: 0	K: 0	S: 5	LOB: 0	BB: 0	P: 7	R: 0	H: 2	E: 0	K: 0	S: 10	LOB: 2	BB: 1	P: 18	R: 1	H: 3	E: 0	K: 0	S: 8	LOB: 2	BB: 0	P: 11	R: 0	H: 0	E: 0	K: 2	S: 9	LOB: 0	BB: 0	P: 16	R: 0	H: 1	E: 0	K: 0	S: 6	LOB: 0	BB: 0	P: 9	R: 1	H: 3	E: 0	K: 0	S: 9	LOB: 2	BB: 0	P: 10	R: 0	H: 0	E: 0	K: 2	S: 14	LOB: 2	BB: 1	P: 25	R: 0	H: 0	E: 0	K: 3	S: 9	LOB: 0	BB: 0	P: 11	1B: 8	SF: 1	2B: 4	SAC: 1	3B: 0	DP: 3	HR: 0	HBP: 1	WP: 0	PA: 37
--------------	------	------	------	------	-------	--------	-------	-------	------	------	------	------	------	--------	-------	------	------	------	------	------	-------	--------	-------	-------	------	------	------	------	------	--------	-------	-------	------	------	------	------	------	--------	-------	-------	------	------	------	------	------	--------	-------	------	------	------	------	------	------	--------	-------	-------	------	------	------	------	-------	--------	-------	-------	------	------	------	------	------	--------	-------	-------	-------	-------	-------	--------	-------	-------	-------	--------	-------	--------

PITCHER	IP	WLS	BF	H	R	ER	SO	BB	IBB	HBP	BLK	WP	HR	S	P	ERA	WHIP
Sean Bergman, R ERA: 3.66 (1, 1)	6.0		24	8	3	3	2	1	0	0	0	0	0	50	77	4.50	1.500
Jay Powell, R ERA: 6.1 (7, 1)	1.2	W	9	3	1	1	1	1	0	1	0	0	0	20	31	5.40	2.400
Billy Wagner, L ERA: 3.97 (8, 1)	1.1	S	4	0	0	0	4	0	0	0	0	0	0	12	15	0.00	0.000

Batter	1	2	3	4	5	6	7	8	9	AB R H RBI BB SO LOB	TOP
Orlando Cabrera, R OBP: 0.280, SLG: 0.400 (1, 6)	3-2 P4	1-0 P7			1-1 F9			1-2 G6-3		4 0 0 0 0 0 2	Montreal Expos @ Houston Astros Astrodome, Houston, TX Fri May 07 1999, 8:05 PM EDT Att. 31,302 - Dome - 72 F
Jose Vidro, S OBP: 0.314, SLG: 0.530 (1, 4)	2-1 CS 1B	3-2 G1-3			0-0 G6-3			1-0 G4-3		4 0 1 0 0 0 2	
Rondell White, R OBP: 0.355, SLG: 0.515 (1, 7)	1-2 2B 1B				1-1 CS 1B			1-1 G6-3		4 1 3 0 0 0 0	
Vladimir Guerrero, R OBP: 0.356, SLG: 0.500 (1, 9)	1-1 1B 2B				1-2 L6			0-1 F7		4 1 1 1 0 0 2	
Brad Fullmer, L OBP: 0.300, SLG: 0.514 (1, 3)	1-1 2H 1B				1-3 K			1-3 K		4 0 1 1 0 2 1	
Michael Barrett, R OBP: 0.337, SLG: 0.483 (1, 5)	1-3 K				1-0 F9			1-0 F9		4 0 0 0 0 1 1	
Chris Widger, R OBP: 0.314, SLG: 0.548 (1, 2)					0-3 K			1-2 G5-3		3 0 1 0 0 1 0	
Manny Martinez, R OBP: 0.281, SLG: 0.368 (1, 8)					1-1 G4-3			0-2 2B		3 0 2 0 0 0 0	
Miguel Batista, R OBP: 0.385, SLG: 0.273 (1, 1)								1-2 G4-3		1 0 0 0 0 1 0	
Wilton Guerrero, S OBP: 0.244, SLG: 0.304 (7, PH)										1 0 0 0 0 0 1	
J.D. Smart, R (7, 1)										0 0 0 0 0 0 0	
Inning Stats	R: 2 H: 4 E: 0 LOB: 1 K: 1 BB: 0 S: 17 P: 26	R: 0 H: 2 E: 0 LOB: 2 K: 0 BB: 0 P: 17	R: 0 H: 1 E: 0 LOB: 1 K: 1 BB: 0 P: 11	R: 0 H: 0 E: 0 LOB: 0 K: 1 BB: 0 P: 8	R: 0 H: 0 E: 0 LOB: 0 K: 1 BB: 0 P: 8	R: 0 H: 1 E: 0 LOB: 0 K: 0 BB: 0 P: 9	R: 0 H: 1 E: 0 LOB: 1 K: 0 BB: 0 P: 18	R: 0 H: 0 E: 0 LOB: 0 K: 1 BB: 0 P: 9	R: 0 H: 0 E: 0 LOB: 0 K: 1 BB: 0 P: 8	1B: 7 SF: 0 2B: 3 SAC: 1 3B: 0 DP: 2 HR: 0 HBP: 0	WP: 0 PA: 33 PB: 0 SB: 0 CS: 2
PITCHER Jose Lima, R ERA: 3.19 (1, 1)	IP 9.0 WLS W BF 33 H 9 R 2 ER 2 SO 5 BB 0 IBB 0 HBP 0 BLK 0 WP 0 HR 0 S 80 P 114 ERA 2.00 WHIP 1.000										

AB	32
R	2
H	9
RBI	2
BB	0
SO	5
LOB	9



Batter	1	2	3	4	5	6	7	8	9
Craig Biggio, R OBP: 0.370, SLG: 0.477 (1, 4)	1-2 G4-3 5 G6-3 2B		1-0 G5-3		3-3 K	0-3 K			
Derek Bell, R OBP: 0.308, SLG: 0.464 (1, 9)	0-0 G4-3 2-3		0-3 K		1-1 F9		1-1 G6-3		
5 Jeff Bagwell, R OBP: 0.452, SLG: 0.680 (1, 3)	2-2 G6-3 3-H			1-3 K		2-3 K	0-0 1B		
Ken Caminiti, S OBP: 0.382, SLG: 0.400 (1, 5)	1-2 E5		3-1 S 3B 1B		2-1 E 1B	2-1 P6			
Carl Everett, S OBP: 0.354, SLG: 0.427 (1, 8)	1-2 G4-3		3-3 K 1-2		1-2 E5 G6-3 1-H WP	1-1 F8			
Richard Hidalgo, R OBP: 0.307, SLG: 0.490 (1, 7)		1-1 F9	2-2 3B		0-2 G6-3		3-3 K		
Paul Bako, L OBP: 0.467, SLG: 0.538 (1, 2)		1-1 G6-3	2-3 K		3-2 1B 2B		2-2 G3		
Tim Bogar, R OBP: 0.311, SLG: 0.345 (1, 6)		0-1 G4-3			0-3 K	4-0 1B IBB	0-0 F7		
Jose Lima, R OBP: 0.235, SLG: 0.188 (1, 1)			1-1 P4		0-0 1B	1-0 1B			

Inning Stats	R: 1 E: 1 K: 0 S: 14	H: 1 LOB: 1 BB: 0 P: 19	R: 0 E: 0 K: 0 S: 6	H: 0 LOB: 0 BB: 0 P: 8	R: 0 E: 0 K: 1 S: 6	H: 0 LOB: 0 BB: 0 P: 8	R: 1 E: 0 K: 3 S: 15	H: 2 LOB: 1 BB: 0 P: 26	R: 0 E: 0 K: 2 S: 9	H: 1 LOB: 1 BB: 0 P: 13	R: 3 E: 1 K: 2 S: 18	H: 3 LOB: 2 BB: 1 P: 31	R: 0 E: 0 K: 0 S: 7	H: 1 LOB: 1 BB: 0 P: 11	R: 0 E: 0 K: 1 S: 8	H: 0 LOB: 0 BB: 0 P: 13
--------------	-------------------------------	----------------------------------	------------------------------	---------------------------------	------------------------------	---------------------------------	-------------------------------	----------------------------------	------------------------------	----------------------------------	-------------------------------	----------------------------------	------------------------------	----------------------------------	------------------------------	----------------------------------

PITCHER	IP	WLS	BF	H	R	ER	SO	BB	IBB	HBP	BLK	WP	HR	S	P	ERA	WHIP
Miguel Batista, R ERA: 4.17 (1, 1)	6.0	L	28	7	5	2	8	0	1	0	0	1	0	68	105	3.00	1.167
J.D. Smart, R ERA: 2.89 (7, 1)	2.0		7	1	0	0	1	0	0	0	0	0	0	15	24	0.00	0.500

AB R H RBI BB SO LOB

4 1 1 0 0 2 3

4 0 0 0 0 1 2

4 0 1 1 0 2 0

4 2 2 0 0 0 1

4 1 0 0 0 1 3

4 0 1 1 0 1 1

4 1 1 0 0 1 1

3 0 0 0 1 1 0

3 0 2 1 0 0 0


BOTTOM

Montreal Expos @ Houston Astros
Astrodome, Houston, TX

Fri May 07 1999, 8:05 PM EDT
Att: 31,302 - Dome - 72 F

livebaseballscorecards.com

AB 34
R 5
H 8
RBI 3
BB 1
SO 9
LOB 11



WP: 1 PA: 35
PB: 0
SB: 2
CS: 0


Batter	1	2	3	4	5	6	7	8	9	AB R H RBI BB SO LOB	TOP									
Manny Martinez, R (1, 8) OBP: 0.277, SLG: 0.359	1-3 K	0-0 2B 1B		2-0 P4		0-3 K			0-0 FC1-5	5 1 1 0 0 2 2										
Jose Vidro, S (1, 4) OBP: 0.324, SLG: 0.536	4-1 G6-4-3 BB	0-0 1B 2B		2-1 G4-3			2-3 K		2-0 P2	3 1 1 2 1 1 0 1 0 0 0 0 0 2										
Mike Mordecai, R (7, 4) OBP: 0.250, SLG: 0.222									1-2 2-3f											
Rondell White, R (1, 7) OBP: 0.357, SLG: 0.510	0-1 G6-4-3 1-2f	3-2 1B 1B			1-1 FC6-4 1B		1-2 F8		2-0 L9	5 0 2 1 0 0 3										
Vladimir Guerrero, R (1, 9) OBP: 0.361, SLG: 0.500					2-1 P4		2-2 P4			4 1 2 0 0 0 1										
Orlando Merced, S (1, 3) OBP: 0.406, SLG: 0.375					2-0 FC6-4 1-2f			1-0 CS 1B		4 1 2 0 0 1 3										
Shane Andrews, R (1, 5) OBP: 0.377, SLG: 0.451		1-0 HR		1-1 G5-3		4-2 BB		1-2 K		3 1 1 3 1 1 1										
Chris Widger, R (1, 2) OBP: 0.311, SLG: 0.529				1-1 G4-3		0-2 G6-3		1-0 G5-3 1-2		3 0 0 0 0 0 3 0 0 0 0 0 0 0										
Michael Barrett, R (9, 2) OBP: 0.337, SLG: 0.483				FC6-4 HBP																
Orlando Cabrera, R (1, 6) OBP: 0.288, SLG: 0.404		0-0 FC6-4 1B 2B		0-0 1B		1-2 F8		3-1 FC1-5 1B		4 1 2 0 0 0 1										
Dustin Hermanson, R (1, 1) OBP: 0.267, SLG: 0.083						3-3 K		0-0 FC1-5 1B		3 0 0 0 0 0 2 1 0 0 0 0 0 0 0 0 0 0 0 0 0 0 0 0 1 0 1 0 0 0 0 0 0 0 0 0 0 0 0 0										
Steve Kline, S (6, 1)																				
Bobby Ayala, R (6, 1)																				
Wilton Guerrero, S (9, PH) OBP: 0.253, SLG: 0.313																				
Ugueth Urbina, R (9, 1)																				
Inning Stats	R: 0 E: 0 K: 1 S: 6	H: 0 LOB: 0 BB: 1 P: 11	R: 6 E: 0 K: 2 S: 25	H: 7 LOB: 2 BB: 0 P: 33	R: 0 E: 0 K: 0 S: 5	H: 1 LOB: 1 BB: 0 P: 6	R: 0 E: 0 K: 0 S: 5	H: 0 LOB: 0 BB: 0 P: 10	R: 0 E: 0 K: 2 S: 10	H: 0 LOB: 0 BB: 0 P: 14	R: 0 E: 0 K: 1 S: 11	H: 0 LOB: 0 BB: 0 P: 16	R: 0 E: 0 K: 1 S: 5	H: 1 LOB: 0 BB: 0 P: 8	R: 0 E: 0 K: 0 S: 6	H: 2 LOB: 2 BB: 0 P: 13	1B: 10 2B: 1 3B: 0 HR: 1	SF: 0 SAC: 0 DP: 1 HBP: 1	WP: 0 PB: 0 SB: 1 CS: 1	PA: 39
PITCHER	IP WLS BF H R ER SO BB IBB HBP BLK WP HR S P ERA WHIP																			
Shane Reynolds, R (1, 1) ERA: 3.63	3.0 L 17 8 6 6 3 1 0 1 0 0 0 1 36 50 18.00 3.000																			
Trevor Miller, L (4, 1) ERA: 1.93	1.0 3 0 0 0 0 0 0 0 0 0 0 0 5 10 0.00 0.000																			
Brian Williams, R (5, 1) ERA: 2.87	2.0 8 1 0 0 2 1 0 0 0 0 0 0 20 33 0.00 1.000																			
Doug Henry, R (7, 1) ERA: 6.35	2.0 6 1 0 0 2 0 0 0 0 0 0 0 16 24 0.00 0.500																			
Jay Powell, R (9, 1) ERA: 5.56	1.0 5 2 0 0 0 0 0 0 0 0 0 0 6 13 0.00 2.000																			

Montreal Expos @ Houston Astros
Astrodome, Houston, TX
Sat May 08 1999, 8:05 PM EDT
Att. 33,216 - Dome - 72 F

livebaseballscorecards.com

AB	36
R	6
H	12
RBI	6
BB	2
SO	7
LOB	17



Batter	1	2	3	4	5	6	7	8	9	AB R H RBI BB SO LOB	TOP									
James Mouton, R (1, 8) OBP: 0.538, SLG: 0.526 Mike Mordecai, R (8, 4) OBP: 0.250, SLG: 0.222	2-3 K	0-3 K		1-0 S 1B			2-2 1B	0-0 SH1-3		4 0 2 0 0 2 0 0 0 0 0 0 0 0										
Jose Vidro, S (1, 4) OBP: 0.329, SLG: 0.521 Bobby Ayala, R (8, 1) Ugueth Urbina, R (9, 1)	4-2 E 1B BB	1-2 G1-3		3-1 G5-3			0-0 HBP 1B	0-0 P5		4 1 1 0 1 0 3 0 0 0 0 0 0 0 0 0 0 0 0 0 0										
Rondell White, R (1, 7) OBP: 0.376, SLG: 0.519	2-1 E 1B 1B	0-0 1B			0-1 FC3-6 1B		1-0 HBP		1-2 G4-3	4 1 3 0 0 0 0										
Vladimir Guerrero, R (1, 9) OBP: 0.354, SLG: 0.482	0-1 P1	1-0 P4			1-0 F9		0-3 K		4-2 K2 BB	4 0 0 0 1 1 7										
Brad Fullmer, L (1, 3) OBP: 0.294, SLG: 0.494	1-1 E7 1B 1B		2-2 F7		0-1 FC3-6 CS		0-3 K		3-3 K2	5 1 1 1 0 2 5										
Shane Andrews, R (1, 5) OBP: 0.369, SLG: 0.436	0-0 1B 1B		0-3 K		2-2 CS		0-0 G6-3			4 1 1 2 0 1 3										
Michael Barrett, R (1, 2) OBP: 0.344, SLG: 0.484 Manny Martinez, R (8, PR) OBP: 0.277, SLG: 0.359	1-2 1B 1B		0-2 G4-3			2-2 G4-3			0-1 1B SH3-4 1B	4 0 2 0 0 0 0 0 0 0 0 0 0 0	AB 36 R 4 H 13 RBI 4 BB 2 SO 8 LOB 21									
Orlando Cabrera, R (1, 6) OBP: 0.298, SLG: 0.420	1-1 1B			0-0 F9		1-1 2B		1-0 SH3-4		3 0 2 1 0 0 0										
Carl Pavano, R (1, 1) OBP: 0.154, SLG: 0.154 Orlando Merced, S (8, PH) OBP: 0.424, SLG: 0.400 Chris Widger, R (8, 2) OBP: 0.311, SLG: 0.529	1-3 K			2-3 K		2-2 L9		2-0 SH1-3 1B		3 0 0 0 0 2 3 1 0 1 0 0 0 0 0 0 0 0 0 0 0										
Inning Stats	R: 4 E: 1 K: 2 S: 20	H: 5 LOB: 2 BB: 1 P: 32	R: 0 E: 0 K: 1 S: 8	H: 1 LOB: 1 BB: 0 P: 10	R: 0 E: 0 K: 1 S: 12	H: 0 LOB: 0 BB: 0 P: 14	R: 0 E: 0 K: 1 S: 7	H: 1 LOB: 1 BB: 0 P: 13	R: 0 E: 0 K: 0 S: 7	H: 1 LOB: 0 BB: 0 P: 10	R: 0 E: 0 K: 0 S: 10	H: 1 LOB: 1 BB: 0 P: 15	R: 0 E: 0 K: 2 S: 11	H: 2 LOB: 3 BB: 0 P: 14	R: 0 E: 0 K: 0 S: 6	H: 2 LOB: 2 BB: 0 P: 9	R: 0 E: 0 K: 1 S: 8	H: 0 LOB: 1 BB: 1 P: 16	1B: 12 SF: 0 2B: 2 SAC: 2 3B: 0 DP: 1 HR: 0 HBP: 1	WP: 0 PA: 42 PB: 0 SB: 1 CS: 1
PITCHER	IP WLS BF H R ER SO BB IBB HBP BLK WP HR S P ERA WHIP																			
Chris Holt, R (1, 1) ERA: 6.29	6.0 L 30 11 4 4 5 1 0 1 0 0 0 0 68 101 6.00 2.000																			
Scott Elarton, R (7, 1) ERA: 0.96	2.0 8 2 0 0 2 0 0 0 0 0 0 0 13 16 0.00 1.000																			
Trever Miller, L (9, 1) ERA: 1.59	1.0 3 0 0 0 1 1 0 0 0 0 0 0 8 16 0.00 1.000																			

Montreal Expos @ Houston Astros
Astrodome, Houston, TX
Sun May 09 1999, 2:35 PM EDT
Att. 24,804 - Dome - 72 F

livebaseballscorecards.com

BOTTOM

Montreal Expos @ Houston Astros
Astrodome, Houston, TX
Sun May 09 1999, 2:35 PM EDT
Att. 24,804 - Dome - 72 F

livebaseballscorecards.com

AB 35
R 2
H 9
RBI 2
BB 4
SO 8
LOB 24



WP: 0 PA: 40
PB: 0
SB: 4
CS: 0

AB R H RBI BB SO LOB

5	1	1	0	0	1	4
2	1	1	0	3	1	1
5	0	0	0	0	2	7
4	0	1	0	1	0	4
3	0	0	1	0	1	2
4	0	1	1	0	0	2
4	0	1	0	0	1	2
3	0	1	0	0	1	0
0	0	0	0	0	0	0
2	0	1	0	0	0	1
0	0	0	0	0	0	0
2	0	2	0	0	0	0
1	0	0	0	0	1	1

Batter	1	2	3	4	5	6	7	8	9
Craig Biggio, R OBP: 0.365, SLG: 0.467 (1, 4)	2-1 BB SF8 1B	0-0 F8		0-0 G6-3			1-2 P5		1-3 K
Derek Bell, R OBP: 0.323, SLG: 0.454 (1, 9)	4-0 SF8 BB 1-2 BB		4-1 1B BB	3-3 K			1-0 1-2 1B		4-2 5 BB
5 Jeff Bagwell, R OBP: 0.433, SLG: 0.655 (1, 3)	2-0 P4		3-2 F8				2-2 F9		2-3 K
Ken Caminiti, S OBP: 0.393, SLG: 0.392 (1, 5)	4-1 1-2 2-3 BB		0-0 1B 1B				1-2 G1-3		0-1 F8
Carl Everett, S OBP: 0.336, SLG: 0.400 (1, 8)	1-0 SF8 2-3 3-H		2-3 K				0-0 G6-3	1-2 L3	
Bill Spiers, L OBP: 0.438, SLG: 0.512 (1, 7) (7, 6)	2-1 G4-3		2-1 1-2 2-H 1B				2-1 G4-3	2-1 F8	
Tony Eusebio, R OBP: 0.366, SLG: 0.317 (1, 2)			3-2 G6-3				3-2 G6-3	1-0 1B	
Tim Bogar, R OBP: 0.324, SLG: 0.387 Trever Miller, R (9, 1)			0-3 K				0-1 G6-3	1-3 K	
Chris Holt, R OBP: 0.364, SLG: 0.222 Scott Elarton, R (7, 1)			0-0				0-0	1-0	
Alex Diaz, S OBP: 0.429, SLG: 0.650 Jack Howell, L OBP: 0.333, SLG: 0.385 (8, PH)			0-0 1B				0-0 1B	1-0 5 1B	

Inning Stats	R: 1	H: 1	E: 0	K: 0	S: 7	LOB: 2	BB: 2	P: 22
	R: 0	H: 1	E: 0	K: 1	S: 8	LOB: 1	BB: 0	P: 11
	R: 1	H: 2	E: 0	K: 2	S: 16	LOB: 2	BB: 1	P: 30
	R: 0	H: 1	E: 0	K: 1	S: 7	LOB: 1	BB: 0	P: 10
	R: 0	H: 0	E: 0	K: 1	S: 6	LOB: 0	BB: 0	P: 8
	R: 0	H: 0	E: 0	K: 0	S: 8	LOB: 0	BB: 0	P: 13
	R: 0	H: 2	E: 0	K: 0	S: 12	LOB: 2	BB: 0	P: 17
	R: 0	H: 1	E: 0	K: 1	S: 10	LOB: 1	BB: 0	P: 15
	R: 0	H: 1	E: 0	K: 2	S: 14	LOB: 2	BB: 1	P: 22

PITCHER	IP	WLS	BF	H	R	ER	SO	BB	IBB	HBP	BLK	WP	HR	S	P	ERA	WHIP
Carl Pavano, R ERA: 5.54 (1, 1)	7.0	W	31	7	2	2	5	3	0	0	0	0	0	64	111	2.57	1.429
Bobby Ayala, R ERA: 1.83 (8, 1)	1.0	H	4	1	0	0	1	0	0	0	0	0	0	10	15	0.00	1.000
Ugueth Urbina, R ERA: 3.86 (9, 1)	1.0	S	5	1	0	0	2	1	0	0	0	0	0	14	22	0.00	2.000

Batter	1	2	3	4	5	6	7	8	9	AB R H RBI BB SO LOB	TOP	
Adrian Brown, S (1, 8) OBP: 0.288, SLG: 0.178	0-1 G6-3			1-3 K		0-1 G4-3			2-3 K	4 0 0 0 0 2 1	Pittsburgh Pirates @ Houston Astros Astrodome, Houston, TX Mon May 10 1999, 8:05 PM EDT Att. 17,064 - Dome - 72 F livebaseballscorecards.com	
Pat Meares, R (1, 6) OBP: 0.392, SLG: 0.357	2-0 G1-6-3 1B			2-3 K			0-0 18 1B		0-0 G4-3	4 0 2 0 0 1 0		
Brian Giles, L (1, 9) OBP: 0.453, SLG: 0.655	1-0 G1-6-3 1-2f			2-1 G3			0-0 F8		0-0 F8	4 0 0 0 0 0 2		
Kevin Young, R (1, 3) OBP: 0.424, SLG: 0.538		3-2 18 G6-4-3 1B			2-2 F8		0-2 F9			3 0 1 0 0 0 1		
18 Jason Kendall, R (1, 2) OBP: 0.437, SLG: 0.491		2-0 G6-4-3 1-2f			2-2 G6-4-3 1B		2-2 1-2 1B			3 0 2 0 0 0 1		
Ed Sprague, R (1, 5) OBP: 0.403, SLG: 0.485		1-2 G6-3			0-1 G6-4-3 1-2f		3-1 F7			3 0 0 0 0 0 3		
Freddy Garcia, R (1, 7) OBP: 0.186, SLG: 0.195			0-2 G5-3			2-3 K			1-3 K	3 0 0 0 0 2 0		
Mike Benjamin, R (1, 4) OBP: 0.333, SLG: 0.342			1-2 G6-3			1-0 G5-3 HBP			3-3 K	2 0 0 0 0 1 0		
Pete Schourek, L (1, 1) Brad Clontz, R (5, 1) Brant Brown, L (6, PH) Scott Sauerbeck, R (6, 1) Keith Osik, R (8, PH) Marc Wilkins, R (8, 1)			1-1 L4			0-2 G5-3 1-2			3-3 K	1 0 0 0 0 0 0 0 0 0 0 0 0 0 1 0 0 0 0 0 1 0 0 0 0 0 0 0 1 0 0 0 0 1 0 0 0 0 0 0 0 0		
Inning Stats	R: 0 H: 1 E: 0 LOB: 0 K: 0 BB: 0 S: 4 P: 7	R: 0 H: 1 E: 0 LOB: 0 K: 0 BB: 0 S: 8 P: 14	R: 0 H: 0 E: 0 LOB: 0 K: 0 BB: 0 S: 11 P: 13	R: 0 H: 0 E: 0 LOB: 0 K: 2 BB: 0 S: 9 P: 14	R: 0 H: 1 E: 0 LOB: 0 K: 0 BB: 0 S: 11 P: 15	R: 0 H: 0 E: 0 LOB: 1 K: 1 BB: 0 S: 8 P: 11	R: 0 H: 2 E: 0 LOB: 2 K: 0 BB: 0 S: 10 P: 15	R: 0 H: 0 E: 0 LOB: 0 K: 3 BB: 0 S: 13 P: 20	R: 0 H: 0 E: 0 LOB: 0 K: 1 BB: 0 S: 7 P: 9	1B: 5 SF: 0 2B: 0 SAC: 0 3B: 0 DP: 3 HR: 0 HBP: 1	WP: 0 PA: 30 PB: 0 SB: 0 CS: 0	
PITCHER Mike Hampton, L (1, 1) ERA: 2.83	IP WLS BF H R ER SO BB IBB HBP BLK WP HR S P ERA WHIP											PITCHER IP WLS BF H R ER SO BB IBB HBP BLK WP HR S P ERA WHIP

AB	29
R	0
H	5
RBI	0
BB	0
SO	7
LOB	9



Batter	1	2	3	4	5	6	7	8	9	AB R H RBI BB SO LOB
Craig Biggio, R OBP: 0.359, SLG: 0.452 (1, 4)	0-1 G4-3	1-3 K		1-1 FC6-5-4-6	4-2 BB		0-3 K			4 0 0 1 1 2 2
Derek Bell, R OBP: 0.333, SLG: 0.475 (1, 9)	1-3 K		3-2 HR	1-3 K	4-2 BB		1-0 HBP			3 1 1 2 1 2 1
5 Jeff Bagwell, R OBP: 0.439, SLG: 0.647 (1, 3)	1-1 BB 1B		4-1 BB		2B BB		1-0 F9			3 1 1 0 2 0 4
Ken Caminiti, S OBP: 0.402, SLG: 0.412 (1, 5)	0-0 BB 1B		2-3 K		2-1 1B 2B	2-1 G5-3		0-0 FC5-4 1B		5 1 3 0 0 1 1
Richard Hidalgo, R OBP: 0.317, SLG: 0.473 (1, 7)	4-2 BB		1 SAFE 2-1 P2		2-1 1B 1B	4-1 BB 1B		3-2 FC5-4 1B		3 1 1 1 2 0 2
Tony Eusebio, R OBP: 0.395, SLG: 0.343 (1, 2)	2-3 K		1 SAFE 4-0 BB		1-2 1B 1B	2-0 L6-4 1B		2-2 1B		4 1 3 1 1 1 3
Tim Lincecum, R OBP: 0.329, SLG: 0.379 (1, 6)		1-1 G6-3	0-3 K		0-2 BB 1B	4-1 BB		2-3 K		4 1 1 1 1 2 4
Glen Barker, S OBP: 0.500, SLG: 0.600 (1, 8)	1-2 BB 1B		3-2 F9		2-0 BB 1B	0-0 L6-4		3-3 K		5 0 2 0 0 1 5
Mike Hampton, R OBP: 0.375, SLG: 0.571 (1, 1)	4-2 BB	1 SAFE	0-0 FC6-5-4-6 2B		2-3 K		0-0 L7			3 0 1 0 1 1 3

Inning Stats	R: 0	H: 2	E: 0	K: 2	S: 13	LOB: 3	BB: 1	P: 21	R: 0	H: 1	E: 0	K: 1	S: 12	LOB: 1	BB: 1	P: 19	R: 1	H: 1	E: 0	K: 2	S: 14	LOB: 2	BB: 2	P: 29	R: 0	H: 1	E: 0	K: 1	S: 11	LOB: 1	BB: 0	P: 16	R: 5	H: 5	E: 0	K: 1	S: 29	LOB: 2	BB: 3	P: 50	R: 0	H: 1	E: 0	K: 1	S: 6	LOB: 2	BB: 2	P: 18	R: 0	H: 0	E: 0	K: 1	S: 5	LOB: 1	BB: 0	P: 7	R: 0	H: 2	E: 0	K: 2	S: 16	LOB: 2	BB: 0	P: 26
--------------	------	------	------	------	-------	--------	-------	-------	------	------	------	------	-------	--------	-------	-------	------	------	------	------	-------	--------	-------	-------	------	------	------	------	-------	--------	-------	-------	------	------	------	------	-------	--------	-------	-------	------	------	------	------	------	--------	-------	-------	------	------	------	------	------	--------	-------	------	------	------	------	------	-------	--------	-------	-------


PITCHER	IP	WLS	BF	H	R	ER	SO	BB	IBB	HBP	BLK	WP	HR	S	P	ERA	WHIP
Pete Schourek, L ERA: 5.35 (1, 1)	4.0	L	25	9	6	6	6	5	0	0	0	0	1	63	107	13.50	3.500
Brad Clontz, R ERA: (5, 1)	1.0		5	1	0	0	1	2	0	0	0	0	0	16	28	0.00	3.000
Scott Sauerbeck, L ERA: 1.96 (6, 1)	2.0		9	1	0	0	1	2	0	1	0	0	0	11	25	0.00	1.500
Marc Wilkins, R ERA: (8, 1)	1.0		5	2	0	0	2	0	0	0	0	0	0	16	26	0.00	2.000

BOTTOM

Pittsburgh Pirates @ Houston Astros
Astrodome, Houston, TX
Mon May 10 1999, 8:05 PM EDT
Att. 17,064 - Dome - 72 F

AB	34
R	6
H	13
RBI	6
BB	9
SO	10
LOB	25

livebaseballscorecards.com



1B:	10	SF:	0	WP:	0	PA:	44
2B:	3	SAC:	0	PB:	0	SB:	0
3B:	0	DP:	2	CS:	0		
HR:	1	HBP:	1				

Batter	1	2	3	4	5	6	7	8	9
Craig Biggio, R OBP: 0.370, SLG: 0.465 Russ Johnson, R OBP: 0.250, SLG: 0.286	1-0 P5		2-1 E 5 2B HBP	1-2 E 2B	1-2 5 2B 1B	4-0 5 BB BB	2-1 G4-3		
Derek Bell, R OBP: 0.326, SLG: 0.461 Billy Wagner, L	1-0 P4		1-0 E6 5 2B	2-1 E5 2B	0-1 5 2B SF9 1B	1-1 F7		3-1 P3	
5 Jeff Bagwell, R OBP: 0.458, SLG: 0.669 Jack Howell, L OBP: 0.375, SLG: 0.385	4-2 S WP 1B BB		2-2 G4-3 2B	4-1 2B E BB	1-2 SF9 1B 2B	4-2 BB BB BB		4-1 BB 2B BB	
Ken Caminiti, S OBP: 0.405, SLG: 0.429 Bill Spiers, L OBP: 0.440, SLG: 0.500	3-2 1B		1-3 K	3-1 E 2B	1-0 SF9	2-2 F8		4-1 2B 2B BB	
Carl Everett, S OBP: 0.344, SLG: 0.414	1-3 K		0-1 G4-3	0-0 E9 1B	1-1 FC5-4 1B		1-2 G6-3	1-1 2B 2B	
Richard Hidalgo, R OBP: 0.333, SLG: 0.496		1-2 F9	3-2 1B 2B	1-2 FC4-6 1B	2-1 FC5-4 2B		1-1 E 2B	1-0 2B HBP	
Paul Bako, L OBP: 0.476, SLG: 0.611		1-0 G6-3 2B	4-0 1B IBB	2-3 K	1-1 1B 2B		1-1 G5-3	2-3 K	
Tim Bogar, R OBP: 0.342, SLG: 0.394		1-2 G6-3	1-2 1B	2-0 FC4-6	2-2 G6-3		4-2 E BB	1-0 2B	
Sean Bergman, R OBP: 0.154, SLG: 0.615 Trevor Miller, R Jeff McCurry, R Brian Williams, R OBP: 0.500, SLG: 0.500 Glen Barker, S OBP: 0.455, SLG: 0.545		1-3 K		0-0 F8	0-0 E5 1B 5 2B 1B		0-1 G3	0-0 E7 1B	0-0 G5-3

Inning Stats	R: 1	H: 1	E: 0	K: 1	S: 10	R: 0	H: 1	E: 0	K: 1	S: 10	R: 3	H: 3	E: 1	K: 1	S: 17	R: 5	H: 4	E: 2	K: 0	S: 17	R: 5	H: 5	E: 1	K: 0	S: 21	R: 0	H: 0	E: 0	K: 0	S: 9	R: 1	H: 2	E: 1	K: 0	S: 13	R: 4	H: 2	E: 0	K: 1	S: 11
	LOB: 1	BB: 1	P: 20	LOB: 1	BB: 0	P: 14	LOB: 2	BB: 1	P: 31	LOB: 1	BB: 1	P: 32	LOB: 1	BB: 0	P: 30	LOB: 2	BB: 2	P: 20	LOB: 2	BB: 2	LOB: 2	BB: 1	P: 22	LOB: 1	BB: 2	LOB: 1	BB: 2	P: 27	LOB: 1	BB: 2	LOB: 1	BB: 2	P: 27	LOB: 1	SAC: 0	DP: 0	HBP: 2			


PITCHER	IP	WLS	BF	H	R	ER	SO	BB	IBB	HBP	BLK	WP	HR	S	P	ERA	WHIP
Todd Ritchie, R ERA: 4.01	(1, 1)	3.1	L	22	7	8	5	3	2	1	0	1	0	46	84	13.50	2.700
Chris Peters, L ERA: 6.35	(4, 1)	1.2		13	7	6	3	1	0	0	0	0	0	29	43	16.20	4.200
Jeff Wallace, L ERA: 1.0	(6, 1)	1.0		5	0	0	0	2	0	0	0	0	0	9	20	0.00	2.000
Scott Sauerbeck, L ERA: 2.33	(7, 1)	1.0		6	2	1	1	0	1	0	0	0	0	13	22	9.00	3.000
Keith Osik, R ERA: 36.0	(8, 1)	1.0		8	2	4	4	1	2	0	1	0	0	11	27	36.00	4.000

AB R H RBI BB SO LOB

3	3	2	0	0	0	0
1	0	0	0	1	0	2
6	3	1	0	0	0	3
0	0	0	0	0	0	0
2	4	2	4	3	0	0
0	1	0	0	1	0	0
3	1	2	4	0	1	1
1	1	0	0	1	0	2
6	2	3	5	0	1	1
5	3	3	1	0	0	1
5	0	2	1	1	2	5
5	0	2	3	1	0	3
3	1	0	0	0	1	1
1	0	0	0	0	0	0
0	0	0	0	0	0	0
1	0	1	1	0	0	0
1	0	0	0	0	0	1

AB 43
R 19
H 18
RBI 19
BB 8
SO 5
LOB 20

WP: 1 **PA: 54**
PB: 0
SB: 1
CS: 0



Pittsburgh Pirates @ Houston Astros
Astrodome, Houston, TX
Tue May 11 1999, 8:05 PM EDT
Att. 18,450 - Dome - 72 F

livebaseballscorecards.com

Batter	1	2	3	4	5	6	7	8	9	AB R H RBI BB SO LOB	TOP		
Al Martin, L (1, 7) OBP: 0.374, SLG: 0.506	0-0 1B 3B		1-2 G6-3		1-2 F8		1-3 K		4-2 FC6-4 BB	4 1 1 0 1 1 0			
Mike Benjamin, R (1, 6) OBP: 0.322, SLG: 0.329	3-1 FC6-4 1B		0-1 G5-3		0-0 L7			1-1 G6-3	0-2 FC6-4	5 0 1 2 0 0 2			
Turner Ward, S (1, 9) OBP: 0.321, SLG: 0.229 (8, 8)	0-0 F8		3-1 1B 1B			3-2 G4-3		1-2 1B 1B	3-1 P4	5 0 2 0 0 0 3			
Kevin Young, R (1, 3) OBP: 0.439, SLG: 0.563	1-2 FC6-4 18 FC5-4 1-2f		0-1 1B		1-2 1B	1-2 2B		0-1 1B		4 0 3 0 0 0 1			
18 Jason Kendall, R (1, 2) OBP: 0.424, SLG: 0.468	0-1 FC5-4 1-2f		0-0 L6			4-0 BB		1-3 K		3 0 0 0 1 1 5			
Brant Brown, L (1, 8) OBP: 0.297, SLG: 0.435 Mike Williams, R (8, 1)			0-1 1B		0-2 G3-1		1-3 K		0-0 G1-3	4 0 1 0 0 1 4 0 0 0 0 0 0 0			
Ed Sprague, R (1, 5) OBP: 0.402, SLG: 0.491			0-3 K		1-3 K		2-2 L6		4-1 BB FC6-4 BB	3 1 0 0 1 2 3	AB 35 R 2 H 8 RBI 2 BB 4 SO 10 LOB 22		
Warren Morris, L (1, 4) OBP: 0.362, SLG: 0.379		1 SAFE 1-3 K			2-3 K		1-2 F8		4-2 FC6-4 BB 1-2 BB	3 0 0 0 1 2 1			
Jason Schmidt, R (1, 1) OBP: 0.154, SLG: 0.154 Brad Clontz, R (6, 1) Freddy Garcia, R (8, 9) OBP: 0.178, SLG: 0.186			2-3 K			0-2 G6-3		0-3 K	1-3 K	2 0 0 0 0 1 1 1 0 0 0 0 1 0 1 0 0 0 0 1 2			
Inning Stats	R: 1 H: 2 E: 0 LOB: 1 K: 0 BB: 0 S: 9 P: 13	R: 0 H: 1 E: 0 LOB: 1 K: 3 BB: 0 S: 11 P: 14	R: 0 H: 2 E: 0 LOB: 2 K: 3 BB: 0 S: 11 P: 15	R: 0 H: 0 E: 0 LOB: 0 K: 2 BB: 0 S: 10 P: 13	R: 0 H: 0 E: 0 LOB: 0 K: 0 BB: 0 S: 9 P: 10	R: 0 H: 1 E: 0 LOB: 2 K: 1 BB: 1 S: 16 P: 27	R: 0 H: 0 E: 0 LOB: 0 K: 2 BB: 0 S: 12 P: 14	R: 0 H: 2 E: 0 LOB: 2 K: 1 BB: 0 S: 12 P: 15	R: 1 H: 0 E: 0 LOB: 2 K: 1 BB: 3 S: 18 P: 34	1B: 6 SF: 0 2B: 1 SAC: 0 3B: 1 DP: 0 HR: 0 HBP: 0	WP: 0 PA: 39 PB: 0 SB: 0 CS: 0		
PITCHER	IP WLS BF H R ER SO BB IBB HBP BLK WP HR S P ERA WHIP											PITCHER	IP WLS BF H R ER SO BB IBB HBP BLK WP HR S P ERA WHIP
Jose Lima, R (1, 1) ERA: 2.86	8.0 W 33 8 1 1 9 1 0 0 0 0 0 0 90 121 1.12 1.125												
Scott Elarton, R (9, 1) ERA: 1.37	1.0 6 0 1 1 1 3 0 0 0 0 0 0 18 34 9.00 3.000												

Pittsburgh Pirates @ Houston Astros
Astrodome, Houston, TX
Wed May 12 1999, 8:05 PM EDT
Att. 19,792 - Dome - 72 F

livebaseballscorecards.com



Batter	1	2	3	4	5	6	7	8	9
Craig Biggio, R OBP: 0.371, SLG: 0.466 (1, 4)	0-3 K		4-1 FC5 BB		0-1 S 2B	0-0 G6-3		0-3 K	
Derek Bell, R OBP: 0.329, SLG: 0.455 (1, 9)	3-2 G4-3		1-0 FC5 1-2 2-3f		4-0 BB		0-0 G4-3	3-2 5 1B	
5 Jeff Bagwell, R OBP: 0.443, SLG: 0.642 (1, 3)	3-2 L7		1-1 L7		3-2 G6-3		0-0 E6 1B 1B	3-3 SAFE 1-2	
Ken Caminiti, S OBP: 0.405, SLG: 0.422 (1, 5)		0-0 G4-3		3-3 SAFE K		4-0 1B 3B BB	3-0 1B E 1B	0-3 K	
Carl Everett, S OBP: 0.356, SLG: 0.425 (1, 8)		1-2 G3 1B		0-0 L4		2-2 SAFE 3B 1B	1-2 E S 1B		
Richard Hidalgo, R OBP: 0.346, SLG: 0.525 (1, 7)		0-0 G3 1-2		1-0 2B		3-2 1-H 2-H 3B 3B	4-0 1-3 3-H S BB		
Bill Spiers, L OBP: 0.434, SLG: 0.533 (1, 6)		2-2 G4-3		0-1 G4-3		0-0 1B 3B	0-3 K		
Tim Bogar, R OBP: 0.338, SLG: 0.389 (7, 6)									
Paul Bako, L OBP: 0.520, SLG: 0.600 (1, 2)			4-1 FC5 SH1-4 BB		1-3 K	1-0 G2-6-4 1B	4-0 IBB		
Jose Lima, R OBP: 0.200, SLG: 0.158 (1, 1)			0-0 SH1-4		1-1 G3-1	0-0 G2-6-4	0-0 G4-3		
Scott Elarton, R (9, 1)									

AB	R	H	RBI	BB	SO	LOB
4	0	1	0	1	2	0
4	0	1	0	1	0	2
5	1	0	0	0	1	5
4	2	1	0	1	2	1
4	1	3	1	0	0	0
3	1	2	2	1	0	1
3	1	1	1	0	0	2
1	0	0	0	0	1	2
2	0	1	1	2	1	0
3	0	0	0	0	0	4
0	0	0	0	0	0	0

WP	HR	S	P	ERA	WHIP
0	0	0	40	7.20	2.200
0	0	0	12	0.00	1.500
0	0	0	13	0.00	1.000

Inning Stats	R	H	E	K	S	P	BB	IBB	HBP	BLK	WP	HR	S	P	ERA	WHIP	
R: 0 E: 0 K: 1 S: 12	H: 0 LOB: 0 BB: 0 P: 18	R: 0 E: 0 K: 0 S: 9	H: 1 LOB: 1 BB: 0 P: 12	R: 0 E: 0 K: 0 S: 6	H: 0 LOB: 2 BB: 2 P: 16	R: 0 E: 0 K: 1 S: 7	H: 1 LOB: 1 BB: 0 P: 11	R: 0 E: 0 K: 1 S: 11	H: 1 LOB: 2 BB: 1 P: 20	R: 4 E: 0 K: 0 S: 14	H: 4 LOB: 0 BB: 1 P: 24	R: 2 E: 1 K: 1 S: 10	H: 2 LOB: 3 BB: 2 P: 22	R: 0 E: 0 K: 3 S: 13	H: 1 LOB: 1 BB: 0 P: 19	1B: 6 2B: 2 3B: 2 HR: 0	SF: 0 SAC: 1 DP: 1 HBP: 0

Pittsburgh Pirates @ Houston Astros
Astrodome, Houston, TX
Wed May 12 1999, 8:05 PM EDT
Att. 19,792 - Dome - 72 F

livebaseballscorecards.com

AB	33
R	6
H	10
RBI	5
BB	6
SO	7
LOB	17



Batter	1	2	3	4	5	6	7	8	9	AB R H RBI BB SO LOB	TOP	
Marvin Benard, L (1, 8) OBP: 0.301, SLG: 0.355 Stan Javier, S (9, PH) OBP: 0.333, SLG: 0.412	0-2 G4-3	2-3 K		0-1 G4-3		0-3 K			2-2 L9	4 0 0 0 0 2 2 1 0 0 0 0 0 1	San Francisco Giants @ Houston Astros Astrodome, Houston, TX Fri May 14 1999, 8:05 PM EDT Att. 34,177 - Dome - 72 F	
Armando Rios, L (1, 7) OBP: 0.302, SLG: 0.400 Scott Servais, R (9, PH) OBP: 0.344, SLG: 0.415	2-3 K		2-3 K		0-2 G6-3		2-0 F7		1-0 G1-3	4 0 0 0 0 2 0 1 0 0 0 0 0 1		
Ellis Burks, R (1, 9) OBP: 0.414, SLG: 0.491	4-1 1B 2B BB		1-0 E5 CS		3-3 K		0-1 L4			3 1 0 0 1 1 0		
Jeff Kent, R (1, 4) OBP: 0.404, SLG: 0.504	0-0 2B 1B		3-3 K 1-2		1-0 E 1B 1B		1-0 F8			4 1 2 0 0 1 1		
J.T. Snow, L (1, 3) OBP: 0.401, SLG: 0.411	3-2 WP 1-H 2-H 2B			4-2 2B BB		3-0 1-2 1B		1-0 F7		3 1 2 2 1 0 0		
Charlie Hayes, R (1, 5) OBP: 0.272, SLG: 0.278	3-2 F8 2-3		0-2 1-H 2B 2B		2-2 E5 1-2 2-3		1-1 E9			4 1 1 1 0 0 3		
Brent Mayne, L (1, 2) OBP: 0.419, SLG: 0.427		3-1 2B		0-2 2-H 2B		0-2 G4-3		1-2 F7		4 0 2 1 0 0 3		
Rich Aurilia, R (1, 6) OBP: 0.386, SLG: 0.517		0-3 K		0-0 G6-3		0-0 F8		0-2 L3		4 0 0 0 0 1 2		
Kirk Rueter, L (1, 1) OBP: 0.083, SLG: 0.083 Jerry Spradlin, S (6, 1) F.P. Santangelo, S (9, PH) OBP: 0.400, SLG: 0.250		0-1 F8		0-0 G6-3		1-2 G4-3		4-2 BB		3 0 0 0 0 0 2 0 0 0 0 0 0 0 0 0 0 0 1 0 0		
Inning Stats	R: 2 H: 2 E: 0 LOB: 1 K: 1 BB: 1 S: 15 P: 27	R: 0 H: 1 E: 0 LOB: 1 K: 2 BB: 0 S: 11 P: 16	R: 0 H: 0 E: 1 LOB: 1 K: 2 BB: 0 S: 7 P: 13	R: 2 H: 2 E: 0 LOB: 1 K: 0 BB: 1 S: 13 P: 17	R: 0 H: 2 E: 1 LOB: 3 K: 1 BB: 0 S: 15 P: 24	R: 0 H: 0 E: 0 LOB: 0 K: 1 BB: 0 S: 9 P: 10	R: 0 H: 0 E: 0 LOB: 0 K: 0 BB: 0 S: 4 P: 7	R: 0 H: 0 E: 1 LOB: 0 K: 0 BB: 0 S: 6 P: 9	R: 0 H: 0 E: 0 LOB: 1 K: 0 BB: 1 S: 11 P: 18	1B: 3 SF: 0 2B: 5 SAC: 0 3B: 0 DP: 1 HR: 0 HBP: 0	WP: 1 PA: 38 PB: 0 SB: 0 CS: 1	
PITCHER Shane Reynolds, R (1, 1) ERA: 3.91 Jay Powell, R (7, 1) ERA: 4.73 Billy Wagner, L (9, 1) ERA: 3.38	IP WLS BF H R ER SO BB IBB HBP BLK WP HR S P ERA WHIP											PITCHER IP WLS BF H R ER SO BB IBB HBP BLK WP HR S P ERA WHIP

livebaseballscorecards.com



Batter	1	2	3	4	5	6	7	8	9
Craig Biggio, R OBP: 0.372, SLG: 0.463 (1, 4)	1-2 G5-3		0-0 1B	1-2 1B		0-1 P6		0-0 P5	
Derek Bell, R OBP: 0.331, SLG: 0.453 (1, 9)	2-1 G6-4-3 1B		1-1 P4	2-2 G1-3		2-0 1B		2-1 G5-3	
5 Jeff Bagwell, R OBP: 0.431, SLG: 0.622 (1, 3)	2-2 G6-4-3 1-2f		2-0 F9		3-1 F9	2-3 K			
Ken Caminiti, S OBP: 0.408, SLG: 0.425 (1, 5)		2-0 1B		3-2 F9 1B	1-1 F7		2-2 F7		
Richard Hidalgo, R OBP: 0.343, SLG: 0.516 (1, 7)		2-2 P3		1-3 K	1-2 L8		3-2 1B		
Carl Everett, S OBP: 0.375, SLG: 0.452 (1, 8)		1-0 FC6-4 1B		2-2 HBP 1B		1-1 1B	3-1 FC3-6 1B		
Tony Eusebio, R OBP: 0.392, SLG: 0.343 (1, 2)		0-1 F9		2-1 F9		1-1 S 1B	0-0 FC3-6		
Glen Barker, S OBP: 0.455, SLG: 0.545 (6, PR)				2-3 1B		2-3 1B	1-2f 1B		
Paul Bako, L OBP: 0.500, SLG: 0.571 (7, 2)				2-0 1B		0-0 S 1B	1-2 G5-3		
Tim Bogar, R OBP: 0.345, SLG: 0.387 (1, 6)		3-1 FC6-4 1-2f		1-2 1B HBP		1-2 S 1B			
Shane Reynolds, R OBP: 0.357, SLG: 0.385 (1, 1)			1-1 G4-3	2-2 1B		0-1 F7		1-1 G4-3	
Alex Diaz, S OBP: 0.409, SLG: 0.619 (6, PH)				1-2 1B					
Jay Powell, R (7, 1)									
Bill Spiers, L OBP: 0.426, SLG: 0.522 (8, PH)									
Billy Wagner, L (9, 1)									

Inning Stats	R: 0	H: 1	E: 0	K: 0	S: 8	LOB: 0	BB: 0	P: 13
	R: 0	H: 2	E: 0	K: 0	S: 9	LOB: 2	BB: 0	P: 17
	R: 0	H: 1	E: 0	K: 0	S: 7	LOB: 1	BB: 0	P: 10
	R: 3	H: 4	E: 0	K: 1	S: 24	LOB: 2	BB: 0	P: 39
	R: 0	H: 0	E: 0	K: 0	S: 7	LOB: 0	BB: 0	P: 12
	R: 3	H: 4	E: 0	K: 1	S: 13	LOB: 1	BB: 0	P: 19
	R: 1	H: 2	E: 0	K: 0	S: 14	LOB: 1	BB: 0	P: 23
	R: 0	H: 0	E: 0	K: 0	S: 5	LOB: 0	BB: 0	P: 8

PITCHER	IP	WLS	BF	H	R	ER	SO	BB	IBB	HBP	BLK	WP	HR	S	P	ERA	WHIP
Kirk Rueter, L ERA: 6.63 (1, 1)	5.0	L	25	10	5	5	1	0	0	1	0	0	0	59	97	9.00	2.000
Jerry Spradlin, R ERA: 9.49 (6, 1)	3.0	B	13	4	2	2	1	0	0	0	0	0	0	28	44	6.00	1.333

BOTTOM

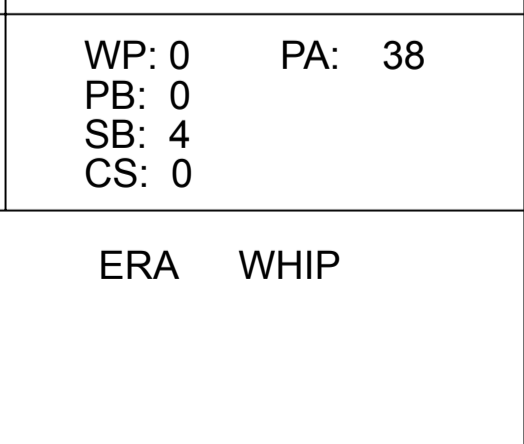
San Francisco Giants @ Houston Astros
Astrodome, Houston, TX


Fri May 14 1999, 8:05 PM EDT
Att: 34,177 - Dome - 72 F

AB	R	H	RBI	BB	SO	LOB
5	0	2	1	0	0	2
5	0	2	2	0	0	3
4	0	0	0	0	1	4
4	1	2	0	0	0	0
4	1	1	0	0	1	2
4	2	4	1	0	0	0
3	0	1	0	0	0	4
0	1	0	0	0	0	0
1	0	0	0	0	0	1
3	2	1	1	0	0	3
2	0	1	2	0	0	0
1	0	0	0	0	0	2
0	0	0	0	0	0	0
1	0	0	0	0	0	0
0	0	0	0	0	0	0

1B:	13	SF:	0
2B:	1	SAC:	0
3B:	0	DP:	1
HR:	0	HBP:	1

WP:	0	PA:	38
PB:	0		
SB:	4		
CS:	0		



Batter	1	2	3	4	5	6	7	8	9	AB R H RBI BB SO LOB	TOP									
Stan Javier, S (1, 7) OBP: 0.336, SLG: 0.411	0-3 K		1-2 G5-3			3-2 1B SF9 1B		3-2 2B 1B	0-3 K	5 2 2 0 0 2 0	San Francisco Giants @ Houston Astros Astrodome, Houston, TX Sat May 15 1999, 8:05 PM EDT Att. 40,871 - Dome - 72 F									
F.P. Santangelo, S (1, 8) OBP: 0.406, SLG: 0.255	1-3 K			1-2 F8		0-1 1B 1B		4-2 2B 1B BB		3 1 1 0 1 1 0										
Ellis Burks, R (1, 9) OBP: 0.419, SLG: 0.491	4-1 BB			1-1 P3		2-2 1B		2-1 1B 2B		2 0 1 0 1 0 0										
Armando Rios, L (7, 9) OBP: 0.318, SLG: 0.439						1-2 2-3 1B		1-3 2-H 1B 2B		1 1 1 1 0 0 0										
Jeff Kent, R (1, 4) OBP: 0.396, SLG: 0.496	2-2 G1-3			2-2 G5-3		2-0 SF9		0-0 F8		2 0 0 1 0 0 1										
Ramon Martinez, R (7, 4) OBP: 0.320, SLG: 0.413						3-H				1 0 0 0 0 0 2										
Charlie Hayes, R (1, 5) OBP: 0.271, SLG: 0.277			1-0 G5-3			3-1 G6-3		0-1 1B 1B		4 0 1 1 0 0 2										
Rich Aurilia, R (1, 6) OBP: 0.377, SLG: 0.504			1-0 F9			2-0 G6-3		2-2 X		3 0 0 0 0 0 0										
Alan Embree, L (7, 1)								2-1 G6-3		0 0 0 0 0 0 0										
Marvin Benard, L (8, PH) OBP: 0.306, SLG: 0.361								1-2 2-H 1B		1 0 1 1 0 0 0										
Rich Rodriguez, L (8, 1)										0 0 0 0 0 0 0										
J.T. Snow, L (1, 3) OBP: 0.391, SLG: 0.398			1-2 P6			3-3 K		0-1 G4-6-3		4 0 0 0 0 2 2	AB 34 R 5 H 9 RBI 5 BB 2 SO 7 LOB 8									
Scott Servais, R (1, 2) OBP: 0.354, SLG: 0.474			2-1 L8			1-0 HR		3-2 1B		4 1 2 1 0 0 0										
Mark Gardner, R (1, 1) OBP: 0.250, SLG: 0.143			0-0 G5-3			0-1 G6-3		0-3 K		1 0 0 0 0 0 0										
Felix Rodriguez, R (5, 1) OBP: 0.333, SLG: 1.333										1 0 0 0 0 0 0										
Wilson Delgado, S (7, PH) OBP: 0.333, SLG: 0.500										2 0 0 0 0 2 1										
Inning Stats	R: 0 E: 0 K: 2 S: 10	H: 0 LOB: 1 BB: 1 P: 17	R: 0 E: 0 K: 0 S: 6	H: 0 LOB: 0 BB: 0 P: 9	R: 0 E: 0 K: 0 S: 6	H: 0 LOB: 0 BB: 0 P: 9	R: 0 E: 0 K: 1 S: 6	H: 0 LOB: 0 BB: 0 P: 14	R: 2 E: 0 K: 0 S: 18	H: 4 LOB: 2 BB: 0 P: 29	R: 0 E: 0 K: 2 S: 11	H: 1 LOB: 1 BB: 0 P: 17	R: 3 E: 0 K: 0 S: 21	H: 4 LOB: 1 BB: 1 P: 32	R: 0 E: 0 K: 2 S: 9	H: 0 LOB: 0 BB: 0 P: 12	1B: 7 2B: 1 3B: 0 HR: 1	SF: 1 SAC: 0 DP: 1 HBP: 0	WP: 0 PB: 0 SB: 0 CS: 0	PA: 37
PITCHER	IP WLS BF H R ER SO BB IBB HBP BLK WP HR S P ERA WHIP																			
Mike Hampton, L (1, 1) ERA: 2.8	7.0 W 27 5 2 2 5 1 0 0 0 0 0 1 63 104 2.57 0.857																			
Brian Williams, R (8, 1) ERA: 4.15	0.1 6 4 3 3 0 1 0 0 0 0 0 0 19 30 81.00 15.000																			
Scott Elarton, R (8, 1) ERA: 1.27	1.2 4 0 0 0 0 2 0 0 0 0 0 0 11 14 0.00 0.000																			

Batter	1	2	3	4	5	6	7	8	9
Craig Biggio, R OBP: 0.391, SLG: 0.507 (1, 4)	0-1 G4-6-3 1B		1-2 FC6-4 HBP		0-0 1-H 3-H HR	2-2 1-2 2-H 1B		3-2 2B	
Derek Bell, R OBP: 0.321, SLG: 0.437 (1, 9)	1-1 G4-6-3 1-2f		2-2 FC6-4 5 HR		3-3 K	0-0 F7		2-2 P4	
5 Jeff Bagwell, R OBP: 0.433, SLG: 0.638 (1, 3)	0-0 G1-3		2-1 1-H 3-H HR		4-0 1B BB	1-2 F8			
Ken Caminiti, S OBP: 0.403, SLG: 0.414 (1, 5)		1-0 L9	1-0 G3		4-1 1B E BB	1-3 K			
Carl Everett, S OBP: 0.379, SLG: 0.453 (1, 8)		3-2 F7		2-2 F9	0-0 1-H 2-H 1B		2-0 G4-6-3 1B		
Richard Hidalgo, R OBP: 0.333, SLG: 0.500 (1, 7)		1-3 K		2-3 K	0-0 P3		3-1 F8		
Paul Bako, L OBP: 0.467, SLG: 0.560 (1, 2)			0-2 HBP FC6-4 2B	2-3 K	1-3 K		3-2 G4-6-3 1-2f		
Tim Bogar, R OBP: 0.364, SLG: 0.397 (1, 6)			4-0 FC6-4 5 HR BB		1-2 1B HR 1B	1-1 1B 1B		2-2 G6-3	
Mike Hampton, R OBP: 0.421, SLG: 0.588 (1, 1)			0-3 K		0-0 HR 1B	0-0 5 F8 1B		0-3 K	
Brian Williams, R OBP: 0.500, SLG: 0.500 (8, 1)									
Scott Elarton, R OBP: 0.500, SLG: 0.500 (8, 1)									

AB	R	H	RBI	BB	SO	LOB
4	1	4	4	0	0	0
5	1	0	1	0	1	6
3	2	1	3	1	0	2
3	1	0	0	1	1	2
4	0	2	1	0	0	0
4	0	0	0	0	2	2
4	1	1	0	0	2	2
3	3	2	0	1	0	0
3	1	2	0	0	1	2
0	0	0	0	0	0	0
1	0	0	0	0	1	0

BOTTOM

San Francisco Giants @ Houston Astros
Astrodome, Houston, TX
Sat May 15 1999, 8:05 PM EDT
Att. 40,871 - Dome - 72 F

livebaseballscorecards.com

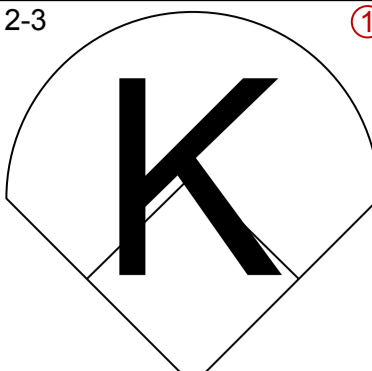
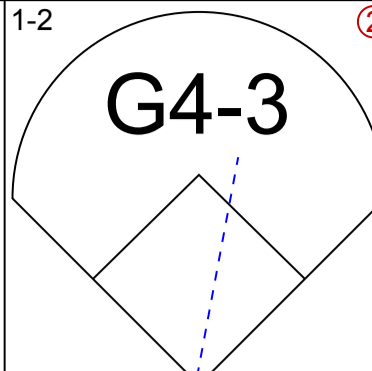
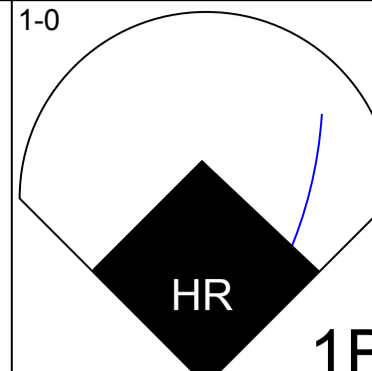
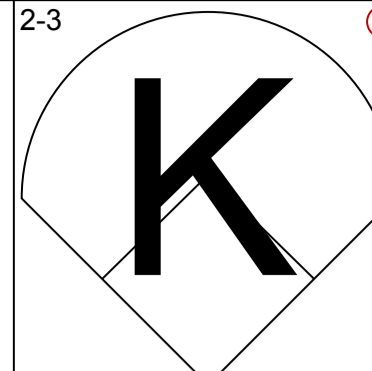
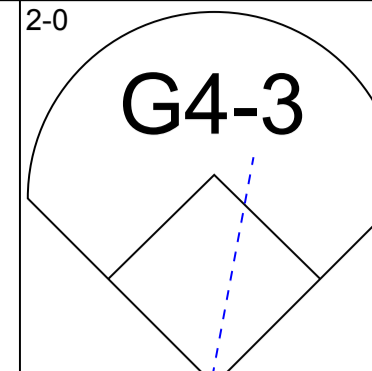
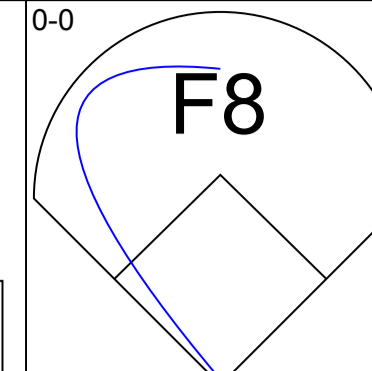

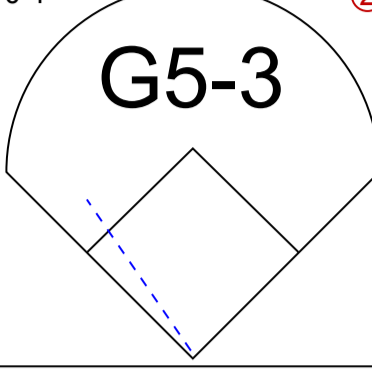
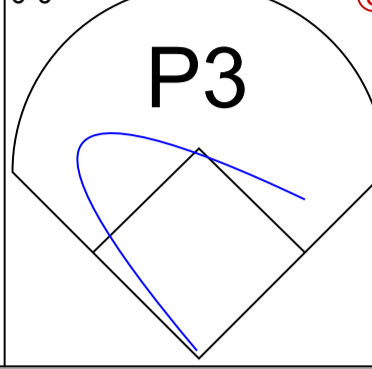
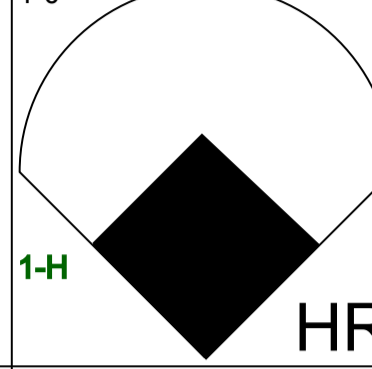
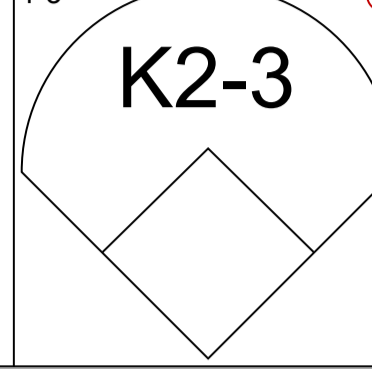
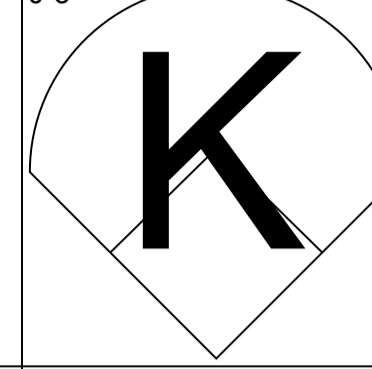
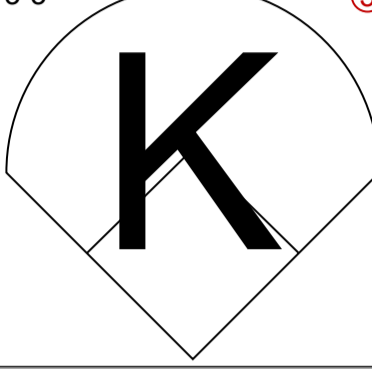
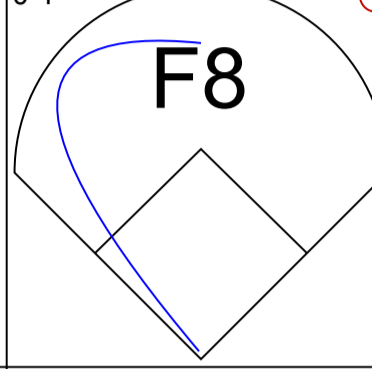
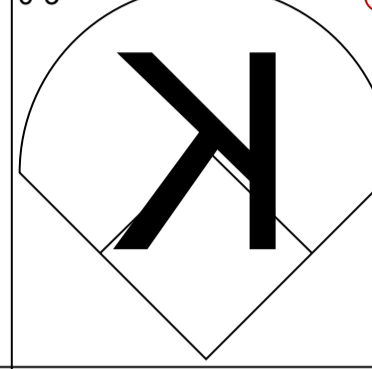
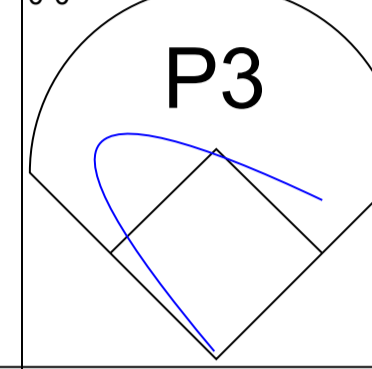
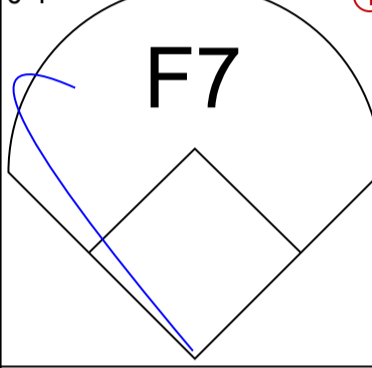
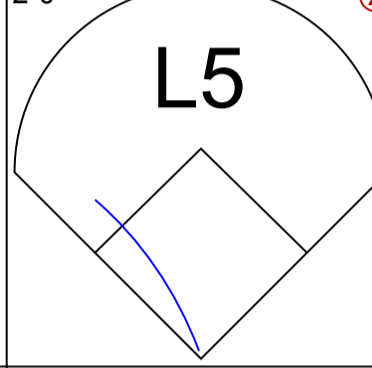
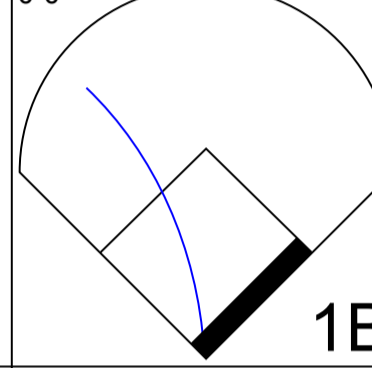
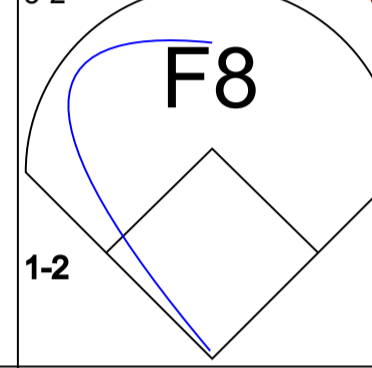
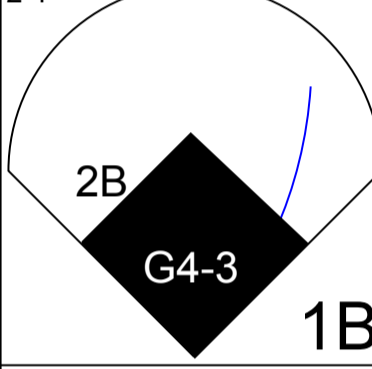
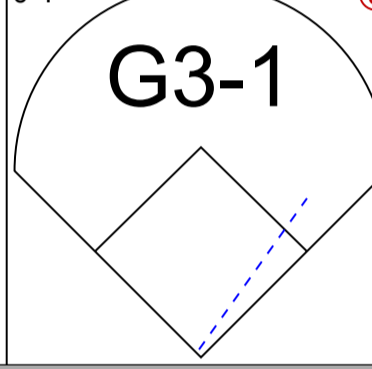
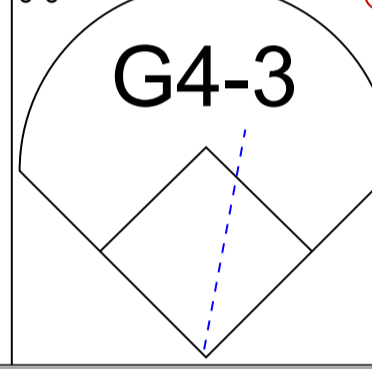
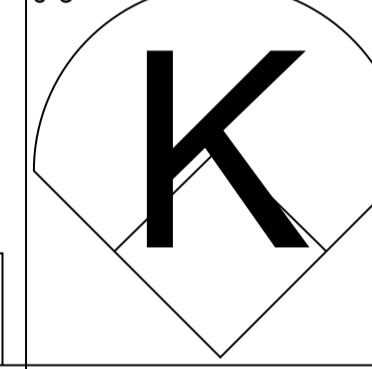
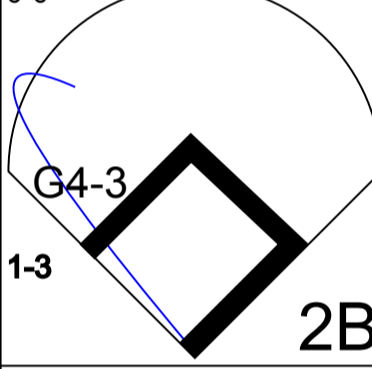
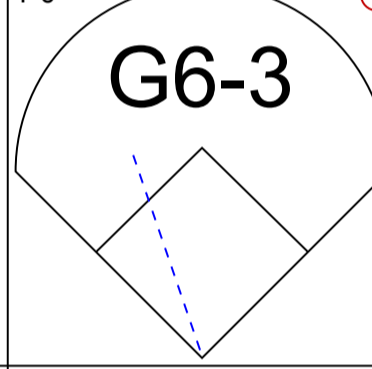
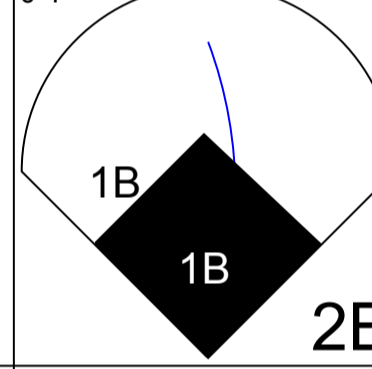
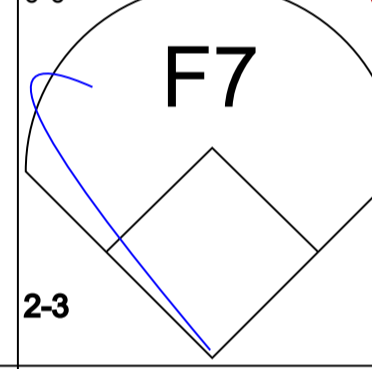
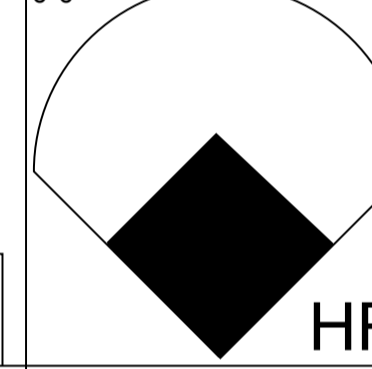
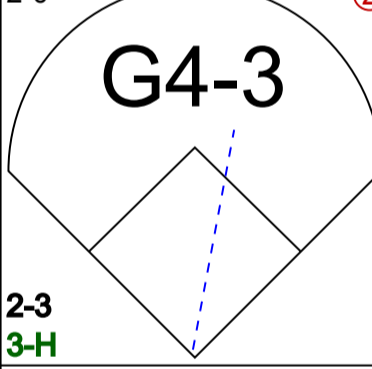
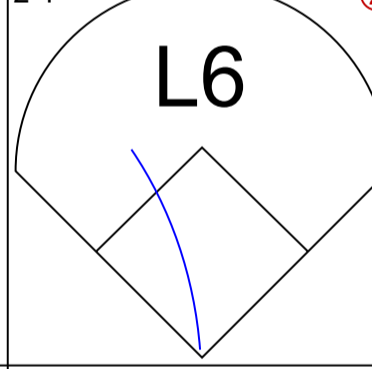
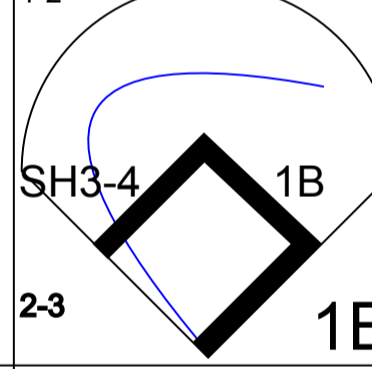
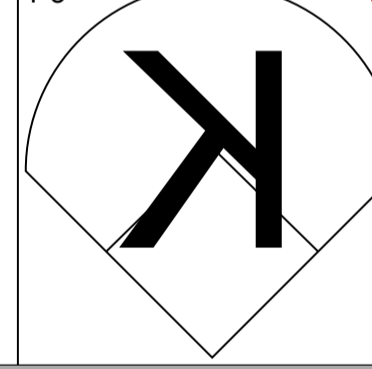
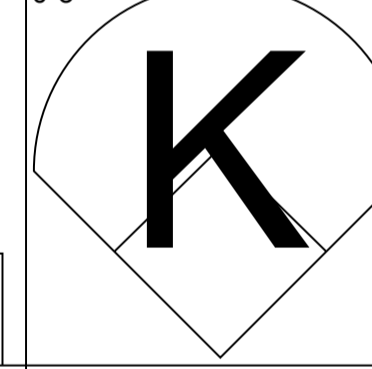
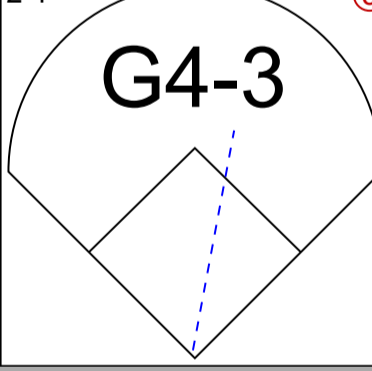
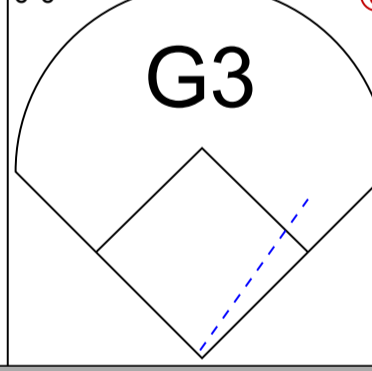
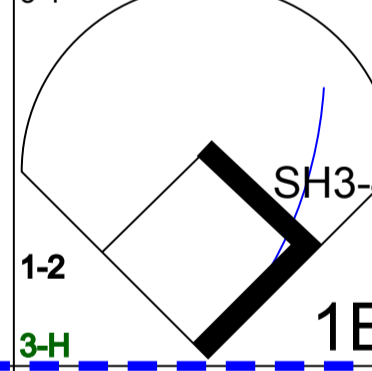
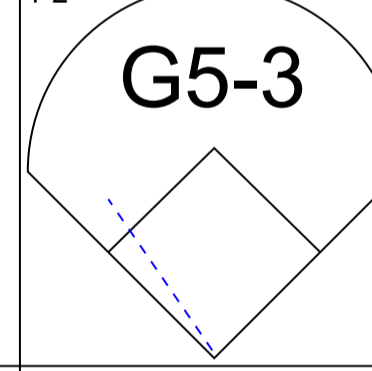
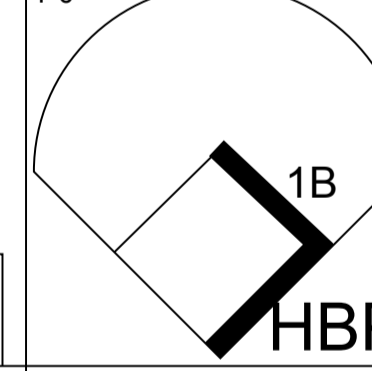
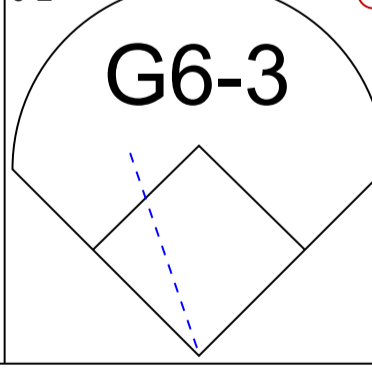
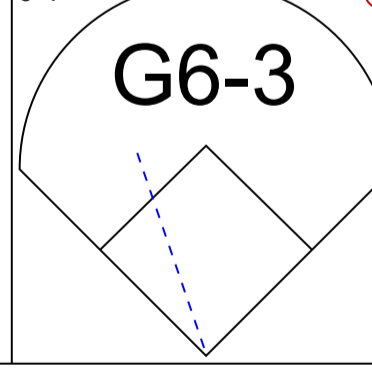
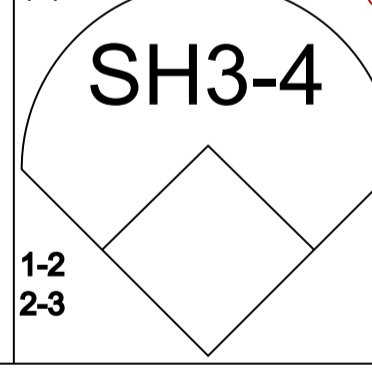
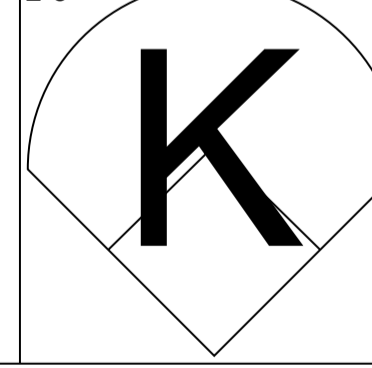
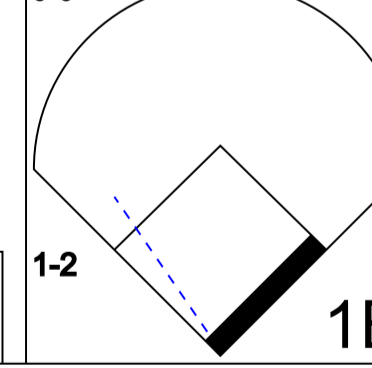
AB	34
R	10
H	12
RBI	9
BB	3
SO	8
LOB	16



1B: 8	SF: 0	WP: 0	PA: 38
2B: 2	SAC: 0	PB: 0	
3B: 0	DP: 2	SB: 0	
HR: 2	HBP: 1	CS: 0	

Inning Stats	R	H	E	K	S	R	H	E	K	S	R	H	E	K	S	R	H	E	K	S	R	H	E	K	S
Mark Gardner, R ERA: 10.88 (1, 1)	4.1	1	0	1	22	6	9	8	5	3	0	0	0	0	0	0	2	49	83	16.61	2.077				
Felix Rodriguez, R ERA: 4.19 (5, 1)	1.2	0	0	0	9	4	1	1	2	0	0	0	0	0	0	0	19	25	5.40	2.400					
Alan Embree, L ERA: 3.55 (7, 1)	1.0	0	0	0	3	1	0	0	0	0	0	0	0	0	0	0	8	16	0.00	1.000					
Rich Rodriguez, L ERA: 2.7 (8, 1)	1.0	0	0	0	4	1	0	0	1	0	0	0	0	0	0	0	12	19	0.00	1.000					

PITCHER	IP	WLS	BF	H	R	ER	SO	BB	IBB	HBP	BLK	WP	HR	S	P	ERA	WHIP
Mark Gardner, R ERA: 10.88 (1, 1)	4.1	0	22	6	9	8	5	3	0	0	0	0	2	49	83	16.61	2.077
Felix Rodriguez, R ERA: 4.19 (5, 1)	1.2	0	9	4	1	1	2	0	0	0	0	0	19	25	5.40	2.400	
Alan Embree, L ERA: 3.55 (7, 1)	1.0	0	3	1	0	0	0	0	0	0	0	0	8	16	0.00	1.000	
Rich Rodriguez, L ERA: 2.7 (8, 1)	1.0	0	4	1	0	0	1	0	0	0	0	0	12	19	0.00	1.000	

Batter	1	2	3	4	5	6	7	8	9	10	11	AB R H RBI BB SO LOB	TOP					
Marvin Benard, L (1, 8) Joe Nathan, R (11, 1)						 1B						6 1 1 0 0 2 4 0 0 0 0 0 0 0	<p>San Francisco Giants @ Houston Astros Astrodome, Houston, TX Sun May 16 1999, 8:05 PM EDT Att. 29,671 - Dome - 72 F</p> <p>livebaseballscorecards.com</p> <p>AB 42 R 5 H 10 RBI 5 BB 2 SO 11 LOB 14</p> 					
Rich Aurilia, R (1, 6) OBP: 0.370, SLG: 0.516						 1-H						5 1 1 2 0 2 2						
Ellis Burks, R (1, 9) OBP: 0.411, SLG: 0.473												4 0 0 0 1 2 0						
Jeff Kent, R (1, 4) OBP: 0.391, SLG: 0.466												5 0 1 0 0 1 1						
J.T. Snow, L (1, 3) OBP: 0.391, SLG: 0.394		 2B 1B										4 1 1 0 1 1 1						
Stan Javier, S (1, 7) Robb Nen, R (8, 1) Armando Rios, L (11, PH) OBP: 0.333, SLG: 0.524		 1-3 2B										4 1 2 0 0 0 2 0 0 0 0 0 0 0 1 1 1 1 0 0 0						
Charlie Hayes, R (1, 5) OBP: 0.269, SLG: 0.274		 2-3 3-H										5 0 1 1 0 2 3						
Brent Mayne, L (1, 2) Scott Servais, R (9, PH) OBP: 0.417, SLG: 0.424 OBP: 0.358, SLG: 0.466							 1-2 3-H							3 0 1 1 0 0 1 1 0 0 0 0 0 0				
Russ Ortiz, R (1, 1) John Johnstone, R (7, 1) Rich Rodriguez, L (8, 1) F.P. Santangelo, S (8, 7) OBP: 0.136, SLG: 0.136 OBP: 0.408, SLG: 0.264							 1-2 2-3							2 0 2 0 1 0 0 1 0				
Inning Stats	R: 0 H: 0 E: 0 LOB: 0 K: 2 BB: 0 S: 8 P: 13	R: 1 H: 2 E: 0 LOB: 1 K: 0 BB: 0 S: 8 P: 14	R: 0 H: 0 E: 0 LOB: 0 K: 0 BB: 0 S: 7 P: 8	R: 0 H: 0 E: 0 LOB: 0 K: 0 BB: 0 S: 5 P: 7	R: 0 H: 0 E: 0 LOB: 0 K: 0 BB: 0 S: 4 P: 7	R: 2 H: 3 E: 0 LOB: 1 K: 1 BB: 0 S: 9 P: 11	R: 1 H: 3 E: 0 LOB: 2 K: 2 BB: 0 S: 17 P: 25	R: 0 H: 0 E: 0 LOB: 2 K: 1 BB: 2 S: 9 P: 21	R: 0 H: 0 E: 0 LOB: 0 K: 1 BB: 0 S: 9 P: 14	R: 0 H: 0 E: 0 LOB: 0 K: 2 BB: 0 S: 7 P: 7	R: 1 H: 2 E: 0 LOB: 2 K: 2 BB: 0 S: 9 P: 10	1B: 6 SF: 0 2B: 2 SAC: 1 3B: 0 DP: 0 HR: 2 HBP: 1		WP: 0 PA: 46 PB: 0 SB: 1 CS: 0				
PITCHER	IP WLS BF H R ER SO BB IBB HBP BLK WP HR S P ERA WHIP																	
Sean Bergman, R (1, 1) ERA: 4.81	6.0	26	8	4	4	3	0	0	0	0	0	0	0	1	48	71	6.00	1.333
Jay Powell, R (7, 1) ERA: 4.11	2.0	8	0	0	0	3	2	0	0	0	0	0	0	0	19	35	0.00	1.000
Billy Wagner, L (9, 1) ERA: 2.93	2.0	6	0	0	0	3	0	0	0	0	0	0	0	0	16	21	0.00	0.000
Scott Elarton, R (11, 1) ERA: 1.61	1.0	L 6	2	1	1	2	0	0	1	0	0	0	0	1	9	10	9.00	2.000

Batter	1	2	3	4	5	6	7	8	9	10	11	AB R H RBI BB SO LOB	BOTTOM													
Craig Biggio, R OBP: 0.388, SLG: 0.503 (1, 4)	G6-3	F8			G5-3		P4	2B			SH3-4	5 0 1 2 0 0 3	San Francisco Giants @ Houston Astros Astrodome, Houston, TX Sun May 16 1999, 8:05 PM EDT Att. 29,671 - Dome - 72 F													
Derek Bell, R OBP: 0.321, SLG: 0.429 (1, 9)	1B		F9		G6-3		BB	K			G6-3	5 0 1 0 1 1 3														
5 Jeff Bagwell, R OBP: 0.429, SLG: 0.622 (1, 3)	1B		K		F8		HBP				K	5 0 1 0 0 3 1														
Ken Caminiti, S OBP: 0.388, SLG: 0.397 (1, 5)	G4-6-3		G1-3				K	K			P6	5 0 0 0 0 2 5														
Carl Everett, S OBP: 0.379, SLG: 0.459 (1, 8)		2B					1B	F7			G1-3	5 2 2 0 0 1 3														
Richard Hidalgo, R OBP: 0.329, SLG: 0.496 (1, 7)		F7			P9		P2	2B			P2	5 1 1 0 0 0 2														
Tony Eusebio, R OBP: 0.422, SLG: 0.375 (1, 2)												2 0 2 1 2 0 0														
Glen Barker, S OBP: 0.455, SLG: 0.545 (8, PR)		1B									G3	0 1 0 0 0 0 0														
Paul Bako, L OBP: 0.452, SLG: 0.538 (9, 2)		BB					1B	BB			SH1-4	1 0 0 0 0 0 0														
Tim Bogar, R OBP: 0.374, SLG: 0.400 (1, 6)											L8	2 0 1 1 1 0 1														
Billy Wagner, L (9, 1)												0 0 0 0 0 0 0														
Jack Howell, L OBP: 0.353, SLG: 0.357 (10, PH)		1B										1 0 0 0 0 0 0														
Scott Elarton, R (11, 1)												0 0 0 0 0 0 0														
Sean Bergman, R OBP: 0.133, SLG: 0.533 (1, 1)												2 0 0 0 0 1 4														
Jay Powell, R (7, 1)												0 0 0 0 0 0 0														
Bill Spiers, L OBP: 0.439, SLG: 0.511 (7, 6)												1 0 0 0 2 1 3														
Russ Johnson, R OBP: 0.250, SLG: 0.286 (8, PH)												0 0 0 0 0 0 0														
Inning Stats	R: 0 E: 0 K: 0 S: 7	H: 2 LOB: 1 BB: 0 P: 12	R: 1 E: 0 K: 0 S: 10	H: 2 LOB: 2 BB: 1 P: 18	R: 0 E: 0 K: 1 S: 7	H: 0 LOB: 0 BB: 0 P: 11	R: 0 E: 0 K: 2 S: 14	H: 1 LOB: 2 BB: 1 P: 27	R: 0 E: 0 K: 0 S: 9	H: 0 LOB: 0 BB: 0 P: 12	R: 1 E: 0 K: 1 S: 12	H: 2 LOB: 1 BB: 0 P: 19	R: 0 E: 0 K: 1 S: 14	H: 0 LOB: 3 BB: 2 P: 29	R: 2 E: 0 K: 2 S: 18	H: 2 LOB: 2 BB: 1 P: 29	R: 0 E: 0 K: 1 S: 10	H: 0 LOB: 0 BB: 0 P: 12	R: 0 E: 0 K: 0 S: 3	H: 0 LOB: 0 BB: 0 P: 3	R: 0 E: 0 K: 1 S: 5	H: 0 LOB: 1 BB: 1 P: 9	1B: 5 2B: 4 3B: 0 HR: 0	SF: 0 SAC: 2 DP: 1 HBP: 1	WP: 0 PB: 0 SB: 3 CS: 0	PA: 48
PITCHER	IP	WLS	BF	H	R	ER	SO	BB	IBB	HBP	BLK	WP	HR	S	P	ERA	WHIP									
Russ Ortiz, R ERA: 2.53 (1, 1)	6.1		29	7	2	2	4	3	1	0	0	0	0	65	115	2.84	1.579									
John Johnstone, R ERA: 1.42 (7, 1)	1.0	H	6	1	2	2	1	1	0	1	0	0	0	15	25	18.00	2.000									
Rich Rodriguez, L ERA: 2.61 (8, 1)	0.1	H	1	0	0	0	1	0	0	0	0	0	0	6	8	0.00	0.000									
Robb Nen, R ERA: 3.68 (8, 1)	2.1	W	8	1	0	0	2	0	0	0	0	0	0	18	24	0.00	0.429									
Joe Nathan, R ERA: 2.42 (11, 1)	1.0	S	4	0	0	0	1	1	0	0	0	0	0	5	9	0.00	1.000									

livebaseballscorecards.com

AB	39
R	4
H	9
RBI	4
BB	6
SO	9
LOB	25



Batter	1	2	3	4	5	6	7	8	9	AB	R	H	RBI	BB	SO	LOB	TOP										
Craig Biggio, R (1, 4) OBP: 0.386, SLG: 0.497	1-2 G5-3	1-3 K		4-2 S 5 2B BB		1-3 K		0-0 1B 1B		4	2	1	2	1	2	2											
Derek Bell, R (1, 9) OBP: 0.323, SLG: 0.424 Glen Barker, S (8, 9) OBP: 0.455, SLG: 0.545	0-0 L7		2-1 P2	3-3 K			1-1 FC6-4 HBP	2-0 G6-3 5 1B 1B		4	0	1	1	0	1	2											
5 Jeff Bagwell, R (1, 3) OBP: 0.440, SLG: 0.655 Scott Elarton, R (8, 1) Trever Miller, R (9, 1)	4-2 BB		1-1 HR	0-0 2B			1-1 P3	3-1 G6-3 1B 1B		4	1	3	3	1	0	1											
Richard Hidalgo, R (1, 7) OBP: 0.318, SLG: 0.478	1-3 K		0-0 F7	2-3 K			1-1 FC6-4 1-2f	2-2 G6-3 1-2f 2-3		5	0	0	0	0	2	5											
Carl Everett, S (1, 8) OBP: 0.373, SLG: 0.449		2-2 G5-3	0-0 HR 1B		0-2 G4-3		1-0 L9	1-1 F8		5	1	1	0	0	0	2											
Tony Eusebio, R (1, 2) OBP: 0.420, SLG: 0.416		2-3 K	1-0 HR		1-0 G6-3		1-0 E 1B 2B 1B	1-3 K2-3		5	2	2	2	0	2	0											
Russ Johnson, R (1, 5) OBP: 0.308, SLG: 0.273		4-1 1B 1B BB	1-1 G5-3		2-0 G5-3		0-0 E 2B 1B	1-3 K		4	2	1	0	1	1	0											
Tim Bogar, R (1, 6) OBP: 0.365, SLG: 0.388		0-0 1B 1B		1-0 E5 BLK 5 SH1-4 2B		2-3 K	0-0 E5 2B 1B	2-3 K		5	2	1	0	0	2	2											
Jose Lima, R (1, 1) OBP: 0.227, SLG: 0.190 Bill Spiers, L (8, PH) OBP: 0.448, SLG: 0.542 Jack Howell, L (8, 3) OBP: 0.353, SLG: 0.357		0-0 1B	0-1 SH1-4		0-0 F9		1-1 1B 2B			2	0	1	1	0	0	0											
Inning Stats	R: 0 E: 0 K: 1 S: 9	H: 0 LOB: 1 BB: 1 P: 15	R: 1 E: 0 K: 2 S: 12	H: 2 LOB: 2 BB: 1 P: 21	R: 3 E: 0 K: 0 S: 9	H: 3 LOB: 0 BB: 0 P: 14	R: 2 E: 1 K: 2 S: 12	H: 1 LOB: 1 BB: 1 P: 22	R: 0 E: 0 K: 0 S: 5	H: 0 LOB: 0 BB: 0 P: 8	R: 0 E: 0 K: 2 S: 11	H: 0 LOB: 0 BB: 0 P: 14	R: 0 E: 0 K: 0 S: 6	H: 0 LOB: 1 BB: 0 P: 10	R: 5 E: 1 K: 0 S: 14	H: 6 LOB: 1 BB: 0 P: 24	R: 0 E: 0 K: 3 S: 9	H: 0 LOB: 0 BB: 0 P: 13	1B: 8 2B: 2 3B: 0 HR: 2	SF: 0 SAC: 1 DP: 1 HBP: 1	WP: 0 PB: 0 SB: 1 CS: 0	PA: 44					
PITCHER	IP	WLS	BF	H	R	ER	SO	BB	IBB	HBP	BLK	WP	HR	S	P	ERA	WHIP										
Carlos Perez, L (1, 1) ERA: 6.63	3.1	L	19	5	6	4	3	3	0	0	1	0	2	35	60	10.80	2.400										
37 Darren Dreifort, R (4, 1) ERA: 4.61	1.2		6	1	0	0	2	0	0	0	0	0	0	12	20	0.00	0.600										
Mike Maddux, R (6, 1) ERA: 5.11	2.0		7	0	0	0	2	0	0	1	0	0	0	17	24	0.00	0.000										
Jamie Arnold, R (8, 1) ERA: 3.31	1.0		9	6	5	4	0	0	0	0	0	0	0	14	24	36.00	6.000										
Onan Masaoka, L (9, 1) ERA: 4.05	1.0		3	0	0	0	3	0	0	0	0	0	0	9	13	0.00	0.000										

Houston Astros @ Los Angeles Dodgers
Dodger Stadium, Los Angeles, CA

Tue May 18 1999, 7:10 PM PDT
Att. 27,067 - Unknown - 73 F

AB	39
R	11
H	12
RBI	11
BB	3
SO	10
LOB	14



Batter	1	2	3	4	5	6	7	8	9	AB	R	H	RBI	BB	SO	LOB
Adrián Beltré, R OBP: 0.415, SLG: 0.512 (1, 5)	1-1 G4-3		0-0 2B			1-3 K		2-2 G3-1 1B		4	0	2	0	0	1	0
Todd Hollandsworth, L OBP: 0.357, SLG: 0.421 (1, 8)	0-3 K		3-1 G5-3			0-0 1B HR 1B		0-1 G3-1 1-2		4	1	1	0	0	1	2
Gary Sheffield, R OBP: 0.406, SLG: 0.507 (1, 7)	0-2 1B				2-0 F8	1-0 1B HR 1B		0-3 K		4	1	2	0	0	1	1
Raul Mondesi, R OBP: 0.376, SLG: 0.608 (1, 9)	0-3 K				0-0 F9	0-1 HR		0-0 L7		4	1	1	3	0	1	2
Todd Hundley, S OBP: 0.311, SLG: 0.453 (1, 2)		1-1 G3			2-2 G3	2-1 G3-1			0-0 G6-3	3	0	0	0	0	0	0
Angel Pena, R (9, 2)										1	0	0	0	0	0	0
Eric Karros, R OBP: 0.331, SLG: 0.436 (1, 3)		1-2 P4			0-0 FC5-4 1B	1-3 K			0-0 BB 1B	4	0	2	0	0	1	0
Mark Grudzielanek, R OBP: 0.318, SLG: 0.358 (1, 6)		1-2 P2			1-0 FC5-4 1-2f 1B			0-0 1B	4-2 BB G6-4-3 BB	3	0	1	0	1	0	1
Tripp Cromer, R OBP: 0.222, SLG: 0.125 (1, 4)			1-2 G5-3		1-2 FC5-4 1-2f	1-1 F8			0-0 G6-4-3 1-2f	4	0	0	0	0	0	3
Carlos Perez, L (1, 1)					0-0 G3											
37 Darren Dreifort, R OBP: 0.214, SLG: 0.167 (4, 1)																
Dave Hansen, L OBP: 0.571, SLG: 0.852 (5, PH)																
Mike Maddux, L (6, 1)																
Trenidad Hubbard, R (7, PH)																
Jamie Arnold, R OBP: 0.667, SLG: 0.667 (8, 1)																
Onan Masaoka, R (9, 1)																

Inning Stats	R: 0	H: 1	E: 0	K: 2	S: 11	LOB: 1	BB: 0	P: 12	R: 0	H: 0	E: 0	K: 0	S: 9	LOB: 0	BB: 0	P: 12	R: 0	H: 1	E: 0	K: 0	S: 9	LOB: 1	BB: 0	P: 13	R: 0	H: 0	E: 0	K: 0	S: 5	LOB: 0	BB: 0	P: 9	R: 3	H: 3	E: 0	K: 2	S: 12	LOB: 0	BB: 0	P: 17	R: 0	H: 1	E: 0	K: 0	S: 6	LOB: 0	BB: 0	P: 8	R: 0	H: 1	E: 0	K: 1	S: 11	LOB: 1	BB: 0	P: 13	R: 0	H: 1	E: 0	K: 0	S: 5	LOB: 1	BB: 1	P: 9	1B: 7	SF: 0	2B: 1	SAC: 0	3B: 0	DP: 1	HR: 1	HBP: 0	WP: 0	PA: 35
--------------	------	------	------	------	-------	--------	-------	-------	------	------	------	------	------	--------	-------	-------	------	------	------	------	------	--------	-------	-------	------	------	------	------	------	--------	-------	------	------	------	------	------	-------	--------	-------	-------	------	------	------	------	------	--------	-------	------	------	------	------	------	-------	--------	-------	-------	------	------	------	------	------	--------	-------	------	-------	-------	-------	--------	-------	-------	-------	--------	-------	--------

PITCHER	IP	WLS	BF	H	R	ER	SO	BB	IBB	HBP	BLK	WP	HR	S	P	ERA	WHIP
Jose Lima, R ERA: 2.98 (1, 1)	7.0		27	7	3	3	4	0	0	0	0	0	1	59	80	3.86	1.000
Scott Elarton, R ERA: 1.54 (8, 1)	1.0		4	1	0	0	1	0	0	0	0	0	0	11	13	0.00	1.000
Trevor Miller, L ERA: 1.13 (9, 1)	1.0		4	1	0	0	0	1	0	0	0	0	0	5	9	0.00	2.000

BOTTOM

Houston Astros @ Los Angeles Dodgers
Dodger Stadium, Los Angeles, CA

Tue May 18 1999, 7:10 PM PDT
Att: 27,067 - Unknown - 73 F

livebaseballscores.com

AB	34
R	3
H	9
RBI	3
BB	1
SO	5
LOB	10



Batter	1	2	3	4	5	6	7	8	9	AB R H RBI BB SO LOB	TOP											
Craig Biggio, R (1, 4) OBP: 0.383, SLG: 0.490	1-3 K2-3		1-3 K			1-2 F8		2-1 FC5-4 1B		4 0 1 0 0 2 1												
Derek Bell, R (1, 9) OBP: 0.316, SLG: 0.413	2-1 G4-3			1-3 K		0-0 G5-4-3		1-0 FC5-4		4 0 0 0 0 1 3												
5 Jeff Bagwell, R (1, 3) OBP: 0.453, SLG: 0.702	4-1 BB			0-0 HR			4-2 S BB		0-0 HR	2 2 2 2 2 0 0												
Ken Caminiti, S (1, 5) OBP: 0.378, SLG: 0.384	1-3 K		1-3 P6		3-1 K		1-3 SAFE K		1-3 K	4 0 0 0 0 3 2												
Carl Everett, S (1, 8) OBP: 0.364, SLG: 0.437		0-1 F7		1-3 K			2-1 F9		2-1 G4-3	4 0 0 0 0 1 1												
Bill Spiers, L (1, 7) OBP: 0.419, SLG: 0.500		0-1 F9			0-0 B1		1-0 G4-3		1-1 F7	4 0 0 0 0 0 1												
Tony Eusebio, R (1, 2) OBP: 0.407, SLG: 0.400		1-3 K			0-1 G4-3			2-2 F9		3 0 0 0 0 1 0												
Tim Bogar, R (1, 6) OBP: 0.364, SLG: 0.386			1-2 L7		0-0 P4			0-2 1B G4-3 1B		3 0 1 0 0 0 0												
Shane Reynolds, R (1, 1) OBP: 0.375, SLG: 0.400			2-3 K			1-2 G5-4-3 1B		3-2 G4-3		2 0 1 0 0 1 0												
Jack Howell, L (8, PH) OBP: 0.333, SLG: 0.333										1 0 0 0 0 0 1												
Jay Powell, R (8, 1)										0 0 0 0 0 0 0												
Inning Stats	R: 0 E: 0 K: 2 S: 11	H: 0 LOB: 1 BB: 1 P: 19	R: 0 E: 0 K: 1 S: 7	H: 0 LOB: 0 BB: 0 P: 8	R: 0 E: 0 K: 2 S: 11	H: 0 LOB: 0 BB: 0 P: 15	R: 1 E: 0 K: 2 S: 9	H: 1 LOB: 0 BB: 0 P: 14	R: 0 E: 0 K: 0 S: 4	H: 0 LOB: 0 BB: 0 P: 4	R: 0 E: 0 K: 0 S: 8	H: 1 LOB: 0 BB: 0 P: 10	R: 0 E: 0 K: 1 S: 11	H: 0 LOB: 1 BB: 1 P: 19	R: 0 E: 0 K: 0 S: 14	H: 2 LOB: 2 BB: 0 P: 22	R: 1 E: 0 K: 1 S: 8	H: 1 LOB: 0 BB: 0 P: 12	1B: 3 2B: 0 3B: 0 HR: 2	SF: 0 SAC: 0 DP: 1 HBP: 0	WP: 0 PB: 0 SB: 1 CS: 0	PA: 33
PITCHER	IP WLS BF H R ER SO BB IBB HBP BLK WP HR S P ERA WHIP																					
Kevin Brown, R (1, 1) ERA: 2.54	8.0 W 29 4 1 1 8 2 0 0 0 0 0 1 75 111 1.12 0.750																					
Jeff Shaw, R (9, 1) ERA: 3.26	1.0 4 1 1 1 1 0 0 0 0 0 0 1 8 12 9.00 1.000																					

Houston Astros @ Los Angeles Dodgers
Dodger Stadium, Los Angeles, CA

Wed May 19 1999, 7:35 PM PDT
Att. 26,360 - Unknown - 60 F

livebaseballscorecards.com

AB 31
R 2
H 5
RBI 2
BB 2
SO 9
LOB 9



Batter	1	2	3	4	5	6	7	8	9	AB	R	H	RBI	BB	SO	LOB
Eric Young Sr., R OBP: 0.399, SLG: 0.383 (1, 4)	1-1 WP SF9 2B		0-0 P5		2-2 G5-3		1-0 F7			4	1	1	0	0	0	1
Adrian Beltré, R OBP: 0.411, SLG: 0.500 (1, 5)	1-0 P3 2-3		1-0 P9		0-3 K			4-0 WP S 1B BB		3	1	0	0	1	1	1
Gary Sheffield, R OBP: 0.397, SLG: 0.497 (1, 7)	0-2 SF9 3-H		2-1 G6-3		2-1 G6-3			0-2 P4		3	0	0	1	0	0	1
Raul Mondesi, R OBP: 0.368, SLG: 0.592 (1, 9)	2-3 K2-3			0-0 G5-3		1-2 G6-3		0-1 F2		4	0	0	0	0	1	1
Todd Hundley, S OBP: 0.317, SLG: 0.455 (1, 2)		2-3 K		0-0 HR 1B		1-1 P3		1-2 1B 1B		4	1	2	1	0	1	0
Eric Karros, R OBP: 0.342, SLG: 0.465 (1, 3)		0-0 22 G6-3 1B 1B		1-0 1-H HR		0-2 F8		0-0 1-2 1B		4	2	3	2	0	0	0
22 Devon White, S OBP: 0.341, SLG: 0.417 (1, 8)		0-0 G6-3 1-2		0-2 G1-3			1-2 FC5-4 1B	0-2 G1-3		4	0	1	0	0	0	3
Mark Grudzielanek, R OBP: 0.319, SLG: 0.357 (1, 6)		0-1 1B 2-H		0-0 E5			2-1 FC5-4 SH3-4 1-2f			3	0	1	1	0	0	1
Kevin Brown, R OBP: 0.125, SLG: 0.045 Jeff Shaw, R (9, 1)		2-3 K		1-3 K			2-1 SH3-4 1-2			2	0	0	0	0	2	2
										0	0	0	0	0	0	0

Inning Stats	R: 1	H: 1	E: 0	K: 1	S: 10	LOB: 0	BB: 0	P: 14	R: 1	H: 2	E: 0	K: 2	S: 11	LOB: 1	BB: 0	P: 15	R: 0	H: 0	E: 0	K: 0	S: 4	LOB: 0	BB: 0	P: 7	R: 2	H: 2	E: 1	K: 1	S: 10	LOB: 1	BB: 0	P: 12	R: 0	H: 0	E: 0	K: 1	S: 9	LOB: 0	BB: 0	P: 13	R: 0	H: 0	E: 0	K: 0	S: 8	LOB: 0	BB: 0	P: 10	R: 0	H: 1	E: 0	K: 0	S: 8	LOB: 1	BB: 0	P: 14	R: 1	H: 2	E: 0	K: 0	S: 13	LOB: 2	BB: 1	P: 18
--------------	------	------	------	------	-------	--------	-------	-------	------	------	------	------	-------	--------	-------	-------	------	------	------	------	------	--------	-------	------	------	------	------	------	-------	--------	-------	-------	------	------	------	------	------	--------	-------	-------	------	------	------	------	------	--------	-------	-------	------	------	------	------	------	--------	-------	-------	------	------	------	------	-------	--------	-------	-------

PITCHER	IP	WLS	BF	H	R	ER	SO	BB	IBB	HBP	BLK	WP	HR	S	P	ERA	WHIP
Shane Reynolds, R ERA: 4.06 (1, 1)	7.0	L	28	6	4	4	5	0	0	0	0	1	1	60	85	5.14	0.857
Jay Powell, R ERA: 4.41 (8, 1)	1.0		6	2	1	1	0	1	0	0	0	1	0	13	18	9.00	3.000


BOTTOM

Houston Astros @ Los Angeles Dodgers
Dodger Stadium, Los Angeles, CA


Wed May 19 1999, 7:35 PM PDT
Att: 26,360 - Unknown - 60 F

AB	31
R	5
H	8
RBI	5
BB	1
SO	5
LOB	10

livebaseballscorecards.com



WP: 2	PA: 34
PB: 0	
SB: 1	
CS: 0	

Batter	1	2	3	4	5	6	7	8	9	10	AB R H RBI BB SO LOB	TOP											
Craig Biggio, R (1, 4) OBP: 0.383, SLG: 0.490	0-0 F9 2B		1-1 G6-3		1-1 G6-3		1-0 G6-3			4-0 2B BB	4 1 1 0 1 0 0	Houston Astros @ Los Angeles Dodgers Dodger Stadium, Los Angeles, CA Thu May 20 1999, 7:10 PM PDT Att. 40,780 - Unknown - 66 F livebaseballscorecards.com AB 35 R 4 H 6 RBI 3 BB 7 SO 11 LOB 19 											
Derek Bell, R (1, 9) OBP: 0.318, SLG: 0.419	0-1 F9 2-3		2-1 F7		2-2 FC5-4 1B			0-0 F8		0-0 SF9 2B	5 1 2 1 0 0 1												
5 Jeff Bagwell, R (1, 3) OBP: 0.446, SLG: 0.683	3-3 K		4-0 BB		2-1 FC5-4 FC4-8			3-3 K		0-0 E5 BB S	4 0 0 0 1 2 3												
Ken Caminiti, S (1, 5) OBP: 0.365, SLG: 0.372	0-0 P6		2-3 K		2-0 FC4-6			2-3 K		0-0 SF9	4 0 0 1 0 2 3												
Carl Everett, S (1, 8) OBP: 0.371, SLG: 0.455		3-2 HR		0-0 G4-3		2-0 F8			4-0 E S WP BB	4-0 BB IBB	3 2 1 1 2 0 0												
Richard Hidalgo, R (1, 7) OBP: 0.314, SLG: 0.475		0-3 K		0-0 HBP G1-2-3 2B		3-3 K		1-3 K		0-0 P6	5 0 1 0 0 3 3												
Paul Bako, L (1, 2) OBP: 0.457, SLG: 0.552 Glen Barker, S (9, PR) OBP: 0.455, SLG: 0.545 Tony Eusebio, R (9, 2) OBP: 0.413, SLG: 0.400		2-2 G4-3 2B		4-2 HBP BB		0-3 K		2-3 K CS		4-0 1-2 2-3 BB	3 0 1 0 1 2 0 0 0 0 0 0 0 0 0 0 0 0 1 0 0												
Tim Bogar, R (1, 6) OBP: 0.365, SLG: 0.374		1-1 G4-3		1-1 HBP		0-1 F8		4-2 BB		0-3 K	3 0 0 0 1 1 4												
Mike Hampton, R (1, 1) OBP: 0.364, SLG: 0.500 Scott Elarton, R (8, 1) Alex Diaz, S (9, PH) OBP: 0.391, SLG: 0.591 Billy Wagner, L (9, 1)		1-3 K		0-1 G1-2-3		0-1 G6-3		0-0 L8			3 0 0 0 0 1 4 0 0 0 0 0 0 0 1 0 0 0 0 0 1 0 0 0 0 0 0 0												
Inning Stats	R: 0 E: 0 K: 1 S: 7	H: 1 LOB: 1 BB: 0 P: 10	R: 1 E: 0 K: 2 S: 15	H: 2 LOB: 1 BB: 0 P: 22	R: 0 E: 0 K: 1 S: 7	H: 0 LOB: 1 BB: 1 P: 16	R: 0 E: 0 K: 0 S: 8	H: 1 LOB: 2 BB: 1 P: 13	R: 0 E: 0 K: 2 S: 9	H: 0 LOB: 0 BB: 0 P: 12	R: 0 E: 0 K: 0 S: 5		H: 0 LOB: 0 BB: 0 P: 6	R: 0 E: 0 K: 2 S: 8	H: 0 LOB: 0 BB: 0 P: 13	R: 1 E: 0 K: 2 S: 9	H: 0 LOB: 1 BB: 2 P: 20	R: 2 E: 1 K: 1 S: 7	H: 1 LOB: 3 BB: 3 P: 19	1B: 1 2B: 4 3B: 0 HR: 1	SF: 1 SAC: 0 DP: 1 HBP: 1	WP: 1 PB: 0 SB: 2 CS: 1	PA: 44
PITCHER	IP WLS BF H R ER SO BB IBB HBP BLK WP HR S P ERA WHIP																						
Chan Ho Park, R (1, 1) ERA: 4.78	7.0		5	1	1	6	2	0	0	0	0		1	0	17	33	0.00	1.000					
Alan Mills, R (8, 1) ERA: 2.25	2.0		8	0	1	4	2	0	0	0	0		0	0	3	7	27.00	6.000					
Jeff Shaw, R (10, 1) ERA: 3.66	0.1	L	4	1	2	1	1	0	0	0	0		0	0	4	12	0.00	1.500					
Doug Bachtler, R (10, 1) ERA:	0.2		4	0	0	1	1	1	0	0	0		0	0	4	12	0.00	1.500					

Batter	1	2	3	4	5	6	7	8	9	10	AB	R	H	RBI	BB	SO	LOB
Eric Young Sr., R (1, 4) OBP: 0.405, SLG: 0.386 Jeff Shaw, R (10, 1) Doug Bochtler, R (10, 1)	0-0 G6-4-3 1B	0-3 K			4-0 BB		0-0 E S 2-H 1B		2-2 K		4	0	2	1	1	2	2
Adrian Beltré, R (1, 5) OBP: 0.397, SLG: 0.481	1-0 G6-4-3 1-2f		0-2 G4-3		2-3 K		3-3 K 1-3		0-0 L8		5	0	0	0	0	2	4
Gary Sheffield, R (1, 7) OBP: 0.391, SLG: 0.487	1-1 1B 1B		1-0 F9		0-0 F8			0-0 G6-3		0-0 L5		5	0	1	0	0	2
Raul Mondesi, R (1, 9) OBP: 0.374, SLG: 0.618	3-1 FC5-4 1B		1-0 F9		1-0 F9		1-0 F9		0-0 2B		5	1	3	1	0	0	0
Eric Karros, R (1, 3) OBP: 0.344, SLG: 0.456	1-0 FC5-4 1-2f			4-1 G6-4-3 BB		4-1 BB 22 K2 BB		1-0 P6		0-3 K		3	0	0	0	2	1
22 Devon White, S (1, 8) OBP: 0.338, SLG: 0.407		4-1 1B FC3-2 BB		1-3 K		1-3 K2 1-2f		0-0 L8				3	0	0	0	1	3
Mark Grudzielanek, R (1, 6) OBP: 0.324, SLG: 0.362		2-1 SH5-4 FC3-2 1B		0-2 G6-4-3 1-2f			2-2 SH 1B		1-2 G4-3		4	1	2	0	0	0	1
Angel Pena, R (1, 2)		2-2 FC3-2 SH5-4			4-2 SH2-3 BB		1-0 SH B3-4		0-3 K		2	0	0	0	1	1	2
Chan Ho Park, R (1, 1) OBP: 0.105, SLG: 0.158 Trenidad Hubbard, R (7, PH) Alan Mills, R (8, 1) Tripp Cromer, R (9, PH) OBP: 0.263, SLG: 0.353		0-0 SH5-4			1-1 SH2-3		1-0 B3-4 1-2f		2-2 HR		0	0	0	0	0	0	0

Inning Stats	R: 0	H: 3	E: 0	K: 0	S: 7	P: 13	R: 0	H: 1	E: 0	K: 1	S: 11	P: 19	R: 0	H: 0	E: 0	K: 0	S: 5	R: 0	H: 0	E: 0	K: 1	S: 7	P: 12	R: 0	H: 0	E: 0	K: 1	S: 8	P: 19	R: 0	H: 0	E: 0	K: 1	S: 5	R: 1	H: 2	E: 1	K: 1	S: 9	P: 16	R: 0	H: 1	E: 0	K: 0	S: 4	P: 5	R: 1	H: 1	E: 0	K: 2	S: 12	P: 17	R: 1	H: 1	E: 0	K: 1	S: 6	P: 6	1B: 6	SF: 0	2B: 3	SAC: 3	3B: 0	DP: 4	HR: 2	HBP: 0	WP: 0	PA: 41
--------------	------	------	------	------	------	-------	------	------	------	------	-------	-------	------	------	------	------	------	------	------	------	------	------	-------	------	------	------	------	------	-------	------	------	------	------	------	------	------	------	------	------	-------	------	------	------	------	------	------	------	------	------	------	-------	-------	------	------	------	------	------	------	-------	-------	-------	--------	-------	-------	-------	--------	-------	--------

PITCHER	IP	WLS	BF	H	R	ER	SO	BB	IBB	HBP	BLK	WP	HR	S	P	ERA	WHIP
Mike Hampton, L (1, 1) ERA: 2.61	7.1		31	7	1	1	5	5	0	0	0	0	0	54	99	1.23	1.636
Scott Elarton, R (8, 1) ERA: 1.5	0.2		2	0	0	0	0	0	0	0	0	0	0	2	3	0.00	0.000
Billy Wagner, L (9, 1) ERA: 3.63	2.0	W	8	2	2	2	3	0	0	0	0	0	2	18	23	9.00	1.000

BOTTOM

Houston Astros @ Los Angeles Dodgers
Dodger Stadium, Los Angeles, CA
 Thu May 20 1999, 7:10 PM PDT
 Att. 40,780 - Unknown - 66 F

livebaseballscorecards.com

AB	33
R	3
H	9
RBI	3
BB	5
SO	8
LOB	19



Batter	1	2	3	4	5	6	7	8	9	AB R H RBI BB SO LOB	TOP																	
Craig Biggio, R (1, 4) OBP: 0.378, SLG: 0.500	1-1 F8		2-2 P6		1-1 F9		0-0 HR		2-2 G5-3	5 1 1 1 0 0 1																		
Derek Bell, R (1, 9) OBP: 0.317, SLG: 0.415	1-2 F7		1-2 G1-3		1-3 K		2-1 5 1B			4 1 1 0 0 1 1																		
5 Jeff Bagwell, R (1, 3) OBP: 0.453, SLG: 0.689	0-1 2B		4-2 1B BB		1-1 G3		2-2 G4-6-3 1B			3 0 2 1 1 0 0																		
Ken Caminiti, S (1, 5) OBP: 0.373, SLG: 0.377 Jack Howell, L (3, PR) OBP: 0.300, SLG: 0.294	4-2 BB		0-0 1-3 2-H 1B		0-1 G4-3		0-0 G4-6-3			1 0 1 1 1 0 0 2 0 0 0 0 0 1																		
Carl Everett, S (1, 8) OBP: 0.368, SLG: 0.446	3-1 F7		3-2 F7		4-1 G5-3 BB		2-1 F7			3 0 0 0 1 0 4																		
Richard Hidalgo, R (1, 7) OBP: 0.306, SLG: 0.462		2-2 P3		2-0 P3		2-2 G5-3		0-1 P4		4 0 0 0 0 0 1																		
Paul Bako, L (1, 2) OBP: 0.462, SLG: 0.531		3-3 K		1-2 1B		4-1 BB		1-0 P5		3 0 1 0 1 1 0																		
Tim Lincecum, R (1, 6) OBP: 0.352, SLG: 0.358		1-2 F7		1-0 P2		1-2 G4-3			1-2 G6-3	4 0 0 0 0 0 3																		
Sean Bergman, R (1, 1) OBP: 0.176, SLG: 0.529 Alex Diaz, S (7, PH) OBP: 0.375, SLG: 0.565 Jay Powell, R (7, 1) Bill Spiers, L (9, PH) OBP: 0.413, SLG: 0.491			2-2 5 1B		0-3 K		0-0 G6-3		0-3 K	2 1 1 0 0 1 1 1 0 0 0 0 0 0 0 0 0 0 0 0 0 1 0 0 0 0 1 0																		
Inning Stats	R: 0 E: 0 K: 0 S: 11	H: 1 LOB: 2 BB: 1 P: 20	R: 0 E: 0 K: 1 S: 11	H: 0 LOB: 0 BB: 0 P: 17	R: 1 E: 0 K: 0 S: 16	H: 2 LOB: 2 BB: 1 P: 28	R: 0 E: 0 K: 1 S: 9	H: 1 LOB: 1 BB: 0 P: 13	R: 0 E: 0 K: 1 S: 7	H: 0 LOB: 0 BB: 0 P: 10	R: 0 E: 0 K: 0 S: 10	H: 0 LOB: 2 BB: 2 P: 21	R: 2 E: 0 K: 0 S: 9	H: 3 LOB: 0 BB: 0 P: 13	R: 0 E: 0 K: 0 S: 5	H: 0 LOB: 0 BB: 0 P: 8	R: 0 E: 0 K: 1 S: 10	H: 0 LOB: 0 BB: 0 P: 13	1B: 5 2B: 1 3B: 0 HR: 1	SF: 0 SAC: 0 DP: 1 HBP: 0	WP: 0 PB: 0 SB: 2 CS: 0	PA: 37						
PITCHER	IP WLS BF H R ER SO BB IBB HBP BLK WP HR S P ERA WHIP																											
Mark Gardner, R (1, 1) ERA: 9.42	6.1		29	6	3	3	3	4	0	0	0	0	0	1	68	115	4.26	1.579										
John Johnstone, R (7, 1) ERA: 1.31	1.2	W	5	1	0	0	0	0	0	0	0	0	0	0	10	15	0.00	0.600										
Robb Nen, R (9, 1) ERA: 3.38	1.0	S	3	0	0	0	1	0	0	0	0	0	0	0	10	13	0.00	0.000										

Houston Astros @ San Francisco Giants
3Com Park at Candlestick Point, San Francisco, CA

Fri May 21 1999, 10:35 PM EDT
Att. 25,172 - Unknown - 58 F

livebaseballscorecards.com

AB 33
R 3
H 7
RBI 3
BB 4
SO 4
LOB 12



Batter	1	2	3	4	5	6	7	8	9	AB	R	H	RBI	BB	SO	LOB
--------	---	---	---	---	---	---	---	---	---	----	---	---	-----	----	----	-----

Marvin Benard, L <small>(1, 8)</small> <small>OBP: 0.329, SLG: 0.375</small>	2-2 1B	3-2 1B			0-0 1B		1-3 K			4	1	3	0	0	1	1
Bill Mueller, S <small>(1, 5)</small> <small>OBP: 0.438, SLG: 0.182</small>	1-2 1B	0-0 F7			1-1 L6		3-0 G6-3			4	0	1	0	0	0	3
Ellis Burks, R <small>(1, 9)</small> <small>OBP: 0.390, SLG: 0.435</small>	1-0 G6-4-3		1-3 K		0-1 G4-6-3			3-2 F8		4	0	0	0	0	1	3
Jeff Kent, R <small>(1, 4)</small> <small>OBP: 0.378, SLG: 0.481</small>	1-0 1B		2-0 F8		1-0 G5-3			0-0 WP 1B		4	0	2	1	0	0	0
J.T. Snow, L <small>(1, 3)</small> <small>OBP: 0.401, SLG: 0.417</small>	2-1 F7		4-1 BB		3-2 F8-3 1B			2-3 K		3	0	1	0	1	1	2
Stan Javier, S <small>(1, 7)</small> <small>OBP: 0.344, SLG: 0.425</small>		3-2 F7	1-1 G3		1-1 F8-3 1B			4-1 IBB		3	0	0	0	0	0	2
John Johnstone, R <small>(7, 1)</small>										0	0	0	0	0	0	0
Brent Mayne, L <small>(8, PH)</small> <small>OBP: 0.406, SLG: 0.409</small>										0	0	0	0	1	0	0
Robb Nen, R <small>(9, 1)</small>										0	0	0	0	0	0	0
Rich Aurilia, R <small>(1, 6)</small> <small>OBP: 0.369, SLG: 0.522</small>		2-2 G6-3		1-0 G6-3		1-1 SH5-4 2B		1-3 K		4	1	1	0	0	1	2
Scott Servais, R <small>(1, 2)</small> <small>OBP: 0.380, SLG: 0.484</small>		0-1 HR 1B		0-0 G3-6-4 1B		0-0 SH5-4				2	1	2	0	0	0	0
Mark Gardner, R <small>(1, 1)</small> <small>OBP: 0.300, SLG: 0.556</small>		1-0 HR		0-0 G3-6-4		2-1 2B				2	1	1	2	0	0	1
Armando Rios, L <small>(7, 7)</small> <small>OBP: 0.327, SLG: 0.510</small>										1	0	1	1	0	0	0

Inning Stats	R: 1	H: 3	E: 0	K: 0	S: 10	H: 3	LOB: 1	BB: 0	P: 17	R: 2	H: 3	E: 0	K: 0	S: 18	H: 3	LOB: 1	BB: 0	P: 27	R: 0	H: 0	E: 0	K: 1	S: 7	H: 0	LOB: 1	BB: 1	P: 15	R: 0	H: 1	E: 0	K: 0	S: 3	H: 1	LOB: 0	BB: 0	P: 4	R: 0	H: 1	E: 0	K: 0	S: 5	H: 1	LOB: 0	BB: 0	P: 6	R: 0	H: 1	E: 0	K: 0	S: 6	H: 1	LOB: 0	BB: 0	P: 11	R: 1	H: 2	E: 0	K: 1	S: 9	H: 2	LOB: 1	BB: 0	P: 16	R: 0	H: 1	E: 0	K: 2	S: 13	H: 1	LOB: 2	BB: 1	P: 23
--------------	------	------	------	------	-------	------	--------	-------	-------	------	------	------	------	-------	------	--------	-------	-------	------	------	------	------	------	------	--------	-------	-------	------	------	------	------	------	------	--------	-------	------	------	------	------	------	------	------	--------	-------	------	------	------	------	------	------	------	--------	-------	-------	------	------	------	------	------	------	--------	-------	-------	------	------	------	------	-------	------	--------	-------	-------

PITCHER	IP	WLS	BF	H	R	ER	SO	BB	IBB	HBP	BLK	WP	HR	S	P	ERA	WHIP
Sean Bergman, R <small>ERA: 4.78</small>	(1, 1)	6.0	24	9	3	3	1	1	0	0	0	0	1	49	80	4.50	1.667
Jay Powell, R <small>ERA: 4.42</small>	(7, 1)	2.0	10	3	1	1	3	0	1	0	0	1	0	22	39	4.50	1.500

BOTTOM

Houston Astros @ San Francisco Giants
3Com Park at Candlestick Point, San Francisco, CA
 Fri May 21 1999, 10:35 PM EDT
 Att: 25,172 - Unknown - 58 F

AB	31
R	4
H	12
RBI	4
BB	2
SO	4
LOB	14



WP	HR	S	P	ERA	WHIP
1	0	23	0	4.50	1.500

Batter	1	2	3	4	5	6	7	8	9	AB R H RBI BB SO LOB	TOP											
Craig Biggio, R (1, 4) OBP: 0.376, SLG: 0.494	2-2 L3		1-0 2-H 1B			2-2 F9		1-2 F9		4 0 1 1 0 0 0	Houston Astros @ San Francisco Giants 3Com Park at Candlestick Point, San Francisco, CA Sat May 22 1999, 4:05 PM EDT Att. 21,942 - Unknown - 75 F livebaseballscorecards.com											
Bill Spiers, L (1, 5) OBP: 0.388, SLG: 0.456	2-1 G1-3		1-2 G4-3			1-2 G6-3		3-2 F9		4 0 0 0 0 0 1												
5 Jeff Bagwell, R (1, 3) OBP: 0.449, SLG: 0.675	1-2 F9				0-0 F8	1-1 G1-3		4-2 BB		3 0 0 0 1 0 0												
Derek Bell, R (1, 9) OBP: 0.310, SLG: 0.405		2-3 K			1-2 F8		1-2 F8	1 SAFE 0-1 P2		4 0 0 0 0 1 1												
Carl Everett, S (1, 8) OBP: 0.371, SLG: 0.447		1-1 G3			0-0 P5		3-2 BB 1B	1-1 S 1B		4 0 2 0 0 0 0												
Alex Diaz, S (1, 7) OBP: 0.357, SLG: 0.519		1-3 K			0-1 FC4 1B		2-2 F8	1-1 F8		4 0 1 0 0 1 2												
Tony Eusebio, R (1, 2) OBP: 0.406, SLG: 0.386			1-3 K		2-2 FC4 FC5-4 1-2f		4-0 BB BB	0-3 K		3 0 0 0 1 2 2												
Tim Bogar, R (1, 6) OBP: 0.348, SLG: 0.347			1-0 E5 1B		1-2 FC5-4 1-2f		4-2 BB	1-1 P6		3 1 0 0 1 0 2												
Chris Holt, R (1, 1) OBP: 0.308, SLG: 0.182			1-3 K		2-2 G1-3		1-3 K			2 0 0 0 0 1 2												
Jack Howell, L (7, PH) OBP: 0.300, SLG: 0.294										0 0 0 0 0 0 0												
Russ Johnson, R (7, PH) OBP: 0.286, SLG: 0.250										1 0 0 0 0 1 3												
Trever Miller, R (7, 1)										0 0 0 0 0 0 0												
Brian Williams, R (7, 1) OBP: 0.500, SLG: 0.500										0 0 0 0 0 0 0												
Inning Stats	R: 0 E: 0 K: 0 S: 9	H: 0 LOB: 0 BB: 0 P: 14	R: 0 E: 0 K: 2 S: 8	H: 0 LOB: 0 BB: 0 P: 12	R: 1 E: 1 K: 2 S: 11	H: 1 LOB: 1 BB: 0 P: 16	R: 0 E: 0 K: 0 S: 5	H: 0 LOB: 0 BB: 0 P: 6	R: 0 E: 0 K: 0 S: 12	H: 1 LOB: 1 BB: 0 P: 17	R: 0 E: 0 K: 1 S: 8	H: 0 LOB: 0 BB: 0 P: 12	R: 0 E: 0 K: 1 S: 15	H: 1 LOB: 3 BB: 2 P: 30	R: 0 E: 0 K: 0 S: 14	H: 0 LOB: 1 BB: 1 P: 22	R: 0 E: 0 K: 1 S: 9	H: 1 LOB: 1 BB: 0 P: 12	1B: 4 2B: 0 3B: 0 HR: 0	SF: 0 SAC: 0 DP: 0 HBP: 0	WP: 0 PB: 0 SB: 1 CS: 0	PA: 35
PITCHER	IP WLS BF H R ER SO BB IBB HBP BLK WP HR S P ERA WHIP																					
Russ Ortiz, R (1, 1) ERA: 2.25	6.2 W 26 3 1 0 4 2 0 0 0 0 0 0 65 103 0.00 0.750																					
Alan Embree, L (7, 1) ERA: 3.07	0.1 H 1 0 0 0 1 0 0 0 0 0 0 0 3 4 0.00 0.000																					
John Johnstone, R (8, 1) ERA: 1.25	1.0 H 4 0 0 0 0 1 0 0 0 0 0 0 14 22 0.00 1.000																					
Robb Nen, R (9, 1) ERA: 3.24	1.0 S 4 1 0 0 1 0 0 0 0 0 0 0 9 12 0.00 1.000																					



Batter	1	2	3	4	5	6	7	8	9	AB	R	H	RBI	BB	SO	LOB
--------	---	---	---	---	---	---	---	---	---	----	---	---	-----	----	----	-----

Marvin Benard, L (1, 8) <small>OBP: 0.327, SLG: 0.372</small>										4	1	1	0	0	1	0
Bill Mueller, S (1, 5) <small>OBP: 0.400, SLG: 0.267</small>										4	1	1	0	0	0	1
Armando Rios, L (1, 9) <small>OBP: 0.339, SLG: 0.519</small>										3	1	1	1	1	0	1
Jeff Kent, R (1, 4) <small>OBP: 0.376, SLG: 0.475</small>										2	0	0	1	1	0	2
J.T. Snow, L (1, 3) <small>OBP: 0.403, SLG: 0.426</small>										4	0	2	1	0	0	2
Rich Aurilia, R (1, 6) <small>OBP: 0.379, SLG: 0.525</small>										3	0	2	0	1	0	1
F.P. Santangelo, S (1, 7) <small>OBP: 0.405, SLG: 0.271</small>										4	0	0	0	0	2	4
Brent Mayne, L (1, 2) <small>OBP: 0.400, SLG: 0.396</small>										3	0	0	0	1	1	1
Russ Ortiz, R (1, 1) <small>OBP: 0.120, SLG: 0.120</small> Alan Embree, L (7, 1) John Johnstone, R (8, 1) Stan Javier, S (8, PH) Robb Nen, R (9, 1)										3	0	0	0	0	1	2

Inning Stats	R: 0	H: 0	E: 0	K: 0	S: 7	R: 0	H: 1	E: 0	K: 0	S: 13	R: 2	H: 4	E: 0	K: 1	S: 18	R: 0	H: 0	E: 0	K: 1	S: 6	R: 1	H: 1	E: 1	K: 0	S: 10	R: 0	H: 0	E: 0	K: 2	S: 10	R: 0	H: 1	E: 1	K: 0	S: 9	R: 0	H: 0	E: 0	K: 1	S: 11	1B: 4	2B: 3	3B: 0	HR: 0	SF: 1	SAC: 0	DP: 1	HBP: 0	WP: 1	PB: 0	SB: 1	CS: 0	PA: 36
--------------	------	------	------	------	------	------	------	------	------	-------	------	------	------	------	-------	------	------	------	------	------	------	------	------	------	-------	------	------	------	------	-------	------	------	------	------	------	------	------	------	------	-------	-------	-------	-------	-------	-------	--------	-------	--------	-------	-------	-------	-------	--------

PITCHER	IP	WLS	BF	H	R	ER	SO	BB	IBB	HBP	BLK	WP	HR	S	P	ERA	WHIP
Chris Holt, R (1, 1) <small>ERA: 5.8</small>	6.0	L	27	6	3	2	4	2	0	0	0	0	0	64	98	3.00	1.333
Trever Miller, L (7, 1) <small>ERA: 1.04</small>	0.2		3	1	0	0	0	0	0	0	0	0	0	7	9	0.00	1.500
Brian Williams, R (7, 1) <small>ERA: 3.86</small>	1.1		6	0	0	0	1	2	0	0	0	1	0	13	29	0.00	1.500

BOTTOM

Houston Astros @ San Francisco Giants
3Com Park at Candlestick Point, San Francisco, CA

livebaseballscores.com

AB	31
R	3
H	7
RBI	3
BB	4
SO	5
LOB	15



Sat May 22 1999, 4:05 PM EDT
 Att: 21,942 - Unknown - 75 F

Batter	1	2	3	4	5	6	7	8	9	AB R H RBI BB SO LOB	TOP																	
Craig Biggio, R (1, 4) OBP: 0.376, SLG: 0.494	1-2 G6-3		2-2 WP 2B		3-2 G3-1		4-0 5 HR BB		2-3 K	4 1 1 0 1 1 0																		
Russ Johnson, R (1, 5) OBP: 0.389, SLG: 0.357 Bill Spiers, L (9, PH) OBP: 0.382, SLG: 0.448	3-1 2B		4-0 5 CS BB			4-2 5 BB 1B	1-3 K		2-2 F8	2 1 1 0 2 1 2 1 0 0 0 0 0 0																		
5 Jeff Bagwell, R (1, 3) OBP: 0.447, SLG: 0.684	1-3 K		3-3 K			4-2 1B BB	3-2 K		0-1 F8	4 1 1 3 1 2 3																		
Derek Bell, R (1, 9) OBP: 0.303, SLG: 0.395	3-2 L5		3-2 G5-3			1-0 P2	1-3 K			4 0 0 0 0 1 4																		
Richard Hidalgo, R (1, 7) OBP: 0.311, SLG: 0.463		2-3 K		3-1 G6-3		2-2 SAFE 1-3 2-H 1B	1-1 1B			4 0 2 1 0 1 0																		
Carl Everett, S (1, 8) OBP: 0.374, SLG: 0.442		4-2 S BB		0-0 G6-3		4-1 BB	3-1 SAFE SAFE SAFE F8			2 0 0 0 2 0 1																		
Tony Eusebio, R (1, 2) OBP: 0.390, SLG: 0.368		1-3 K		2-2 G4-3		3-3 K		1-0 G6-3		4 0 0 0 0 2 4																		
Tim Bogar, R (1, 6) OBP: 0.345, SLG: 0.337		4-2 SAFE 1-2 BB			2-3 K	0-1 L3		3-3 K		3 0 0 0 1 2 3																		
Jose Lima, R (1, 1) OBP: 0.231, SLG: 0.167 Billy Wagner, L (9, 1)		1-3 K			0-3 K2-3		4-0 5 HR BB BB	0-3 K		3 1 0 0 1 3 2 0 0 0 0 0 0 0																		
Inning Stats	R: 0 E: 0 K: 1 S: 11	H: 1 LOB: 1 BB: 0 P: 19	R: 0 E: 0 K: 3 S: 15	H: 0 LOB: 2 BB: 2 P: 27	R: 0 E: 0 K: 1 S: 13	H: 1 LOB: 1 BB: 1 P: 25	R: 0 E: 0 K: 0 S: 6	H: 0 LOB: 0 BB: 0 P: 11	R: 0 E: 0 K: 2 S: 11	H: 0 LOB: 0 BB: 0 P: 16	R: 1 E: 0 K: 1 S: 16	H: 1 LOB: 3 BB: 3 P: 34	R: 3 E: 0 K: 2 S: 14	H: 2 LOB: 1 BB: 2 P: 31	R: 0 E: 0 K: 2 S: 7	H: 0 LOB: 0 BB: 0 P: 11	R: 0 E: 0 K: 1 S: 9	H: 0 LOB: 0 BB: 0 P: 13	1B: 2 2B: 3 3B: 0 HR: 1	SF: 0 SAC: 0 DP: 1 HBP: 0	WP: 1 PB: 0 SB: 1 CS: 1	PA: 39						
PITCHER	IP WLS BF H R ER SO BB IBB HBP BLK WP HR S P ERA WHIP												PITCHER	IP WLS BF H R ER SO BB IBB HBP BLK WP HR S P ERA WHIP														
Shawn Estes, L (1, 1) ERA: 5.16	5.1		24	3	1	1	7	6	0	0	0	1	0	67	124	1.69	1.688											
Jerry Spradlin, R (6, 1) ERA: 8.22	0.2		2	0	0	0	1	0	0	0	0	0	0	5	8	0.00	0.000											
Joe Nathan, R (7, 1) ERA: 3.21	2.0	L	10	2	3	3	4	2	0	0	0	0	1	21	42	13.50	2.000											
Felix Rodriguez, R (9, 1) ERA: 5.91	1.0		3	0	0	0	1	0	0	0	0	0	0	9	13	0.00	0.000											

Houston Astros @ San Francisco Giants
 3Com Park at Candlestick Point, San Francisco, CA

Sun May 23 1999, 4:05 PM EDT
 Att. 40,101 - Unknown - 66 F

AB	31
R	4
H	5
RBI	4
BB	8
SO	13
LOB	19



WP: 1	PA: 39
-------	--------

Batter	1	2	3	4	5	6	7	8	9	AB R H RBI BB SO LOB
Marvin Benard, L (1, 8) OBP: 0.325, SLG: 0.388	1-1 HR		3-2 FC4-6 CS			1-1 G4-3			0-3 K	4 1 1 1 0 1 2
Bill Mueller, S (1, 5) OBP: 0.375, SLG: 0.222	0-3 K		1-0 CS	1-2 G4-3		4-2 BB			2-3 K	3 0 0 0 1 2 0
J.T. Snow, L (1, 3) OBP: 0.400, SLG: 0.418	0-1 G3-1			0-0 F7		0-0 F9			4-1 BB	3 0 0 0 1 0 2
Ellis Burks, R (1, 9) OBP: 0.380, SLG: 0.422	2-2 G6-3			0-0 F8			0-2 P8		1-2 F9	4 0 0 0 0 0 1
Stan Javier, S (1, 7) OBP: 0.341, SLG: 0.419		0-0 G1-4-3		0-1 CS 1B		3-2 G4-3				3 0 1 0 0 0 0
Rich Aurilia, R (1, 6) OBP: 0.372, SLG: 0.514		1-2 F7		1-0 F8		0-2 P3				3 0 0 0 0 0 1
Wilson Delgado, S (1, 4) OBP: 0.273, SLG: 0.364		2-2 G3		3-1 P4			1-1 F7			3 0 0 0 0 0 1
Scott Servais, R (1, 2) OBP: 0.378, SLG: 0.492			0-1 F8			1-1 G4-3 2B		1-2 G4-3		3 0 1 0 0 0 0
Shawn Estes, R (1, 1) OBP: 0.433, SLG: 0.462 Jerry Spradlin, S (6, 1) F.P. Santangelo, S (6, PH) OBP: 0.400, SLG: 0.267 Joe Nathan, R (7, 1) Armando Rios, L (8, PH) OBP: 0.333, SLG: 0.509 Felix Rodriguez, R (9, 1) OBP: 0.333, SLG: 1.333			0-1 FC4-6 1B			1-2 G3		2-3 K		1 0 1 0 0 0 0 0 0 0 0 0 0 0 1 0 0 0 0 0 1 0 0 0 0 0 0 0 1 0 0 0 0 1 0 0 0 0 0 0 0 0

Inning Stats	R: 1	H: 1	E: 0	K: 1	S: 10	LOB: 0	BB: 0	P: 13	R: 0	H: 0	E: 0	K: 0	S: 8	LOB: 0	BB: 0	P: 11	R: 0	H: 1	E: 0	K: 0	S: 7	LOB: 0	BB: 0	P: 11	R: 0	H: 0	E: 0	K: 0	S: 5	LOB: 0	BB: 0	P: 9	R: 0	H: 1	E: 0	K: 0	S: 14	LOB: 2	BB: 1	P: 21	R: 0	H: 0	E: 0	K: 0	S: 9	LOB: 0	BB: 0	P: 12	R: 0	H: 0	E: 0	K: 1	S: 10	LOB: 0	BB: 0	P: 14	R: 0	H: 0	E: 0	K: 2	S: 11	LOB: 1	BB: 1	P: 18	1B: 2	2B: 1	3B: 0	HR: 1	SF: 0	SAC: 0	DP: 0	HBP: 0	WP: 0	PA: 32
--------------	------	------	------	------	-------	--------	-------	-------	------	------	------	------	------	--------	-------	-------	------	------	------	------	------	--------	-------	-------	------	------	------	------	------	--------	-------	------	------	------	------	------	-------	--------	-------	-------	------	------	------	------	------	--------	-------	-------	------	------	------	------	-------	--------	-------	-------	------	------	------	------	-------	--------	-------	-------	-------	-------	-------	-------	-------	--------	-------	--------	-------	--------

PITCHER	IP	WLS	BF	H	R	ER	SO	BB	IBB	HBP	BLK	WP	HR	S	P	ERA	WHIP
Jose Lima, R (1, 1) ERA: 2.76	8.0	W	27	4	1	1	2	1	0	0	0	0	1	68	97	1.12	0.625
Billy Wagner, L (9, 1) ERA: 3.44	1.0	S	4	0	0	0	2	1	0	0	0	0	0	11	18	0.00	1.000

BOTTOM

Houston Astros @ San Francisco Giants
3Com Park at Candlestick Point, San Francisco, CA

livebaseballscores.com

AB	29
R	1
H	4
RBI	1
BB	2
SO	4
LOB	8



Sun May 23 1999, 4:05 PM EDT
Att: 40,101 - Unknown - 66 F

Batter	1	2	3	4	5	6	7	8	9	AB R H RBI BB SO LOB	TOP	
Darryl Hamilton, L (1, 8) OBP: 0.377, SLG: 0.428	1-1 G3-1		0-2 1B		3-1 G4-3			2-3 K		4 0 1 0 0 1 0	Colorado Rockies @ Houston Astros Astrodome, Houston, TX Mon May 24 1999, 8:05 PM EDT Att. 20,772 - Dome - 72 F	
Lenny Harris, L (1, 4) OBP: 0.278, SLG: 0.321	4-0 BB		0-1 F8			1-0 FC4-6 1B		0-0 1B		3 0 2 0 1 0 1		
Larry Walker, L (1, 9) OBP: 0.467, SLG: 0.752	0-3 K		0-0 G6-4-3 1B			0-2 FC4-6 G5-4-3 1-2f		0-0 F7		4 0 1 0 0 1 3		
Dante Bichette, R (1, 7) OBP: 0.354, SLG: 0.525	1-3 K		1-2 G6-4-3 1-2f			0-0 G5-4-3 1-2f		0-3 K		4 0 0 0 0 2 5		
Vinny Castilla, R (1, 5) OBP: 0.358, SLG: 0.477		1-2 F9		0-2 G5-4-3 1B			0-1 G6-3		0-2 G3	4 0 1 0 0 0 0		
17 Todd Helton, L (1, 3) OBP: 0.382, SLG: 0.528		1-1 G1-3		2-3 K			0-1 G4-3 1B 2B		0-3 K	4 1 1 0 0 2 1		
Jeff Reed, L (1, 2) OBP: 0.352, SLG: 0.293		3-2 2B		0-2 G5-4-3 1-2f			0-1 G4-3		3-1 G1-3	4 1 1 0 0 0 2		
Neifi Perez, S (1, 6) OBP: 0.288, SLG: 0.385		2-2 2B			1-3 K		1-1 1B			3 0 2 2 0 1 0		
Brian Bohanon, L (1, 1) OBP: 0.160, SLG: 0.125 Angel Echevarria, R (7, PH) OBP: 0.310, SLG: 0.500 David Lee, R (7, 1)		0-0 G4-3			2-3 K		2-0 F7			2 0 0 0 0 1 1 1 0 0 0 0 0 1 0 0 0 0 0 0 0		
Inning Stats	R: 0 H: 0 E: 0 LOB: 1 K: 2 BB: 1 S: 9 P: 15	R: 1 H: 2 E: 0 LOB: 1 K: 0 BB: 0 S: 15 P: 22	R: 0 H: 2 E: 0 LOB: 1 K: 0 BB: 0 S: 10 P: 11	R: 0 H: 1 E: 0 LOB: 0 K: 1 BB: 0 S: 10 P: 12	R: 0 H: 0 E: 0 LOB: 0 K: 2 BB: 0 S: 8 P: 14	R: 0 H: 1 E: 0 LOB: 0 K: 0 BB: 0 S: 5 P: 6	R: 1 H: 2 E: 0 LOB: 1 K: 0 BB: 0 S: 9 P: 12	R: 0 H: 1 E: 0 LOB: 1 K: 2 BB: 0 S: 8 P: 10	R: 0 H: 0 E: 0 LOB: 0 K: 1 BB: 0 S: 9 P: 12	1B: 6 SF: 0 2B: 3 SAC: 0 3B: 0 DP: 3 HR: 0 HBP: 0	WP: 0 PA: 34 PB: 0 SB: 0 CS: 0	
PITCHER Shane Reynolds, R (1, 1) ERA: 3.78	IP WLS BF H R ER SO BB IBB HBP BLK WP HR S P ERA WHIP	9.0 W 34 9 2 2 8 1 0 0 0 0 0 0 83 114 2.00 1.111										

livebaseballscorecards.com

AB	33
R	2
H	9
RBI	2
BB	1
SO	8
LOB	14



Batter	1	2	3	4	5	6	7	8	9
Craig Biggio, R OBP: 0.377, SLG: 0.494 (1, 4)	1-2 G4-3		0-1 1B	4-2 1B	0-2 CS	0-0 G5-3		0-3 K	
Russ Johnson, R OBP: 0.478, SLG: 0.412 (1, 5)	4-1 1B		1-0 5 2B	4-2 WP 1B		1-1 5 1B		3-2 P4	
5 Jeff Bagwell, R OBP: 0.441, SLG: 0.675 (1, 3)	1-3 K		0-1 1-H E	1-2 F7		0-0 E4		2-2 P1	
Derek Bell, R OBP: 0.313, SLG: 0.400 (1, 9)	0-0 1-2 1B		4-0 FC6-4 BB	2-2 S E		2-1 G6-4-3			
Richard Hidalgo, R OBP: 0.310, SLG: 0.464 (1, 7)	2-2 P4		0-1 FC6-4 BB	3-2 E4			2-2 G6-3		
Carl Everett, S OBP: 0.377, SLG: 0.436 (1, 8)		0-0 G5-3	4-1 BB	2-2 P3			4-2 G6-3		
Tony Eusebio, R OBP: 0.385, SLG: 0.356 (1, 2)		2-3 K	4-0 1-2 2-3 BB		1-1 F8		0-0 G6-3		
Tim Bogar, R OBP: 0.350, SLG: 0.337 (1, 6)		2-3 K	1-2 F8		2-2 CS SH1-4		4-1 BB		
Shane Reynolds, R OBP: 0.316, SLG: 0.333 (1, 1)			1-1 G5-3	1-1 G3	0-1 SH1-4		0-1 G3-1		

Inning Stats	R: 0	H: 1	E: 0	LOB: 2	K: 1	S: 11	R: 0	H: 0	E: 0	LOB: 0	K: 2	S: 7	R: 3	H: 3	E: 1	LOB: 3	K: 0	S: 13	R: 2	H: 1	E: 1	LOB: 2	K: 0	S: 22	R: 0	H: 1	E: 0	LOB: 0	K: 0	S: 9	R: 0	H: 1	E: 1	LOB: 1	K: 0	S: 6	R: 0	H: 1	E: 0	LOB: 2	K: 0	S: 9	R: 0	H: 0	E: 0	LOB: 0	K: 1	S: 9
Brian Bohanon, L ERA: 4.53 (1, 1)	6.0	WLS L	BF 31	H 7	R 5	ER 4	SO 3	BB 6	IBB 0	HBP 0	BLK 0	WP 1	HR 0	S 68	P 118	ERA 6.00	WHIP 2.167																															
David Lee, R ERA: 2.7 (7, 1)	2.0		8	1	0	0	1	2	0	0	0	0	0	0	18	33	0.00	1.500																														

AB R H RBI BB SO LOB

4 2 1 0 1 1 0

3 2 2 1 2 0 0

5 1 1 1 0 1 4

3 0 2 1 1 0 2

4 0 1 0 0 0 4

2 0 0 0 2 0 2

3 0 0 0 1 1 2

3 0 1 0 1 1 3

3 0 0 0 0 0 2

AB 30

R 5

H 8

RBI 3

BB 8

SO 4

LOB 19

WP: 1 PA: 40

PB: 0

SB: 3

CS: 1

1B: 5 SF: 0

2B: 3 SAC: 1

3B: 0 DP: 2

HR: 0 HBP: 0

HP: 0

PA: 40

ERA WHIP

Colorado Rockies @ Houston Astros

Astrodome, Houston, TX

Mon May 24 1999, 8:05 PM EDT

Att. 20,772 - Dome - 72 F




livebaseballscorecards.com

Batter	1	2	3	4	5	6	7	8	9	10	11	12	AB R H RBI BB SO LOB	TOP															
Darryl Hamilton, L OBP: 0.372, SLG: 0.416	4-1 FC5 BB BB		0-1 G3			1-2 G6-3		0-0 L4-6			0-0 G6-3		4 0 0 0 1 0 1																
Chris Sexton, R OBP: 0.386, SLG: 0.371	4-1 FC5 1B BB		0-1 CS 1B			2-1 G5-3			4-1 BB		0-3 K		3 1 1 0 2 1 0																
Larry Walker, L OBP: 0.458, SLG: 0.730	0-0 FC5 1B 1-2 2-3f		3-3 K 1-2			0-0 1B			3-3 K		0-0 F7		5 0 1 0 0 2 4																
Dante Bichette, R OBP: 0.344, SLG: 0.509	0-3 K			0-1 G4-3		0-0 P4			1-0 F8		0-3 K		5 0 0 0 0 2 4																
Vinny Castilla, R OBP: 0.359, SLG: 0.475	0-0 1B			0-3 K			3-2 17 G4-6-3 1B		0-0 F9		0-0 G6-3		5 0 2 1 0 1 1																
Mike DeJean, R (12, 1)	1-2 2-H 1B												0 0 0 0 0 0 0																
17 Todd Helton, L OBP: 0.373, SLG: 0.514	2-2 P6			1-1 G1-3			2-2 G4-6-3 1-2f						4 0 0 0 0 1 3																
Dave Veres, R (10, 1)													0 0 0 0 0 0 0																
Lenny Harris, L OBP: 0.278, SLG: 0.321 (12, 5)													0 0 0 0 0 0 0																
Henry Blanco, R OBP: 0.322, SLG: 0.407 (1, 2)		0-2 P4				0-0 G1-3							4 0 0 0 0 2 0																
Chris Petersen, R OBP: 0.250, SLG: 0.250 (1, 6)		0-1 G6-3				1-0 G4-3			0-0 L4-6 SH1-3 1B		0-3 K		4 0 1 0 0 1 0																
Darryl Kile, R OBP: 0.143, SLG: 0.100 (8, PH)		1-3 K				1-0 F8			0-0 SH1-3		0-3 K		2 0 0 0 0 1 0																
Chuck McElroy, L (8, 1)													0 0 0 0 0 0 0																
Curt Leskanic, R (8, 1)													0 0 0 0 0 0 0																
Angel Echevarria, R OBP: 0.302, SLG: 0.487 (10, 3)													0 0 0 0 0 0 0																
													1 0 0 0 0 1 0																
Inning Stats	R: 1 E: 0 K: 10 S: 10	H: 1 LOB: 2 BB: 2 P: 20	R: 0 E: 0 K: 1 S: 9	H: 0 LOB: 0 BB: 0 P: 10	R: 0 E: 0 K: 1 S: 8	H: 1 LOB: 1 BB: 0 P: 11	R: 0 E: 0 K: 1 S: 7	H: 0 LOB: 0 BB: 0 P: 8	R: 0 E: 0 K: 1 S: 3	H: 1 LOB: 1 BB: 0 P: 10	R: 0 E: 0 K: 0 S: 7	H: 1 LOB: 0 BB: 0 P: 17	R: 0 E: 0 K: 1 S: 6	H: 0 LOB: 1 BB: 1 P: 14	R: 0 E: 0 K: 3 S: 9	H: 0 LOB: 0 BB: 0 P: 9	R: 0 E: 0 K: 2 S: 7	H: 0 LOB: 0 BB: 0 P: 7	R: 0 E: 0 K: 1 S: 5	H: 0 LOB: 0 BB: 0 P: 5	1B: 5 2B: 2 3B: 0 HR: 0	SF: 0 SAC: 1 DP: 3 HBP: 0	WP: 0 PB: 0 SB: 0 CS: 1	PA: 41					
PITCHER	IP WLS BF H R ER SO BB IBB HBP BLK WP HR S P ERA WHIP																												
Mike Hampton, L ERA: 2.41 (1, 1)	9.0	32	5	1	1	6	3	0	0	0	0	0	0	0	0	1.00	0.889												
Billy Wagner, L ERA: 3.1 (10, 1)	2.0	6	0	0	0	5	0	0	0	0	0	0	0	0	0	0.00	0.000												
Scott Elarton, R ERA: 1.44 (12, 1)	1.0	3	0	0	0	1	0	0	0	0	0	0	0	0	0	0.00	0.000												

Colorado Rockies @ Houston Astros
Astrodome, Houston, TX
Tue May 25 1999, 8:05 PM EDT
Att. 21,720 - Dome - 72 F

livebaseballscorecards.com

AB	37
R	1
H	5
RBI	1
BB	3
SO	12
LOB	13



Batter	1	2	3	4	5	6	7	8	9	10	11	12	AB R H RBI BB SO LOB
Craig Biggio, R OBP: 0.376, SLG: 0.483 (1, 4)	0-1 L9		4-0 G6-3 BB		1-3 K		2-2 F9		0-0 G4-3			4-0 SH FC1-2 BB	4 0 0 0 2 1 3
Bill Spiers, L OBP: 0.384, SLG: 0.435 (1, 6)	1-3 K		2-1 G6-3 1-2f			4-2 G6-3 FC1-2 5 1B BB		3-2 F7		0-0 CS 1B		0-0 SH FC1-2 5 1B IBB	4 1 1 0 1 1 1
5 Jeff Bagwell, R OBP: 0.448, SLG: 0.669 (1, 3)	4-0 WP BB		2-3 K			1-0 FC1-2 G6-3 1-2 1B		4-2 2B BB		0-3 K		4-0 1B FC1-2 1-2 IBB	3 1 1 0 3 2 1
Derek Bell, R OBP: 0.303, SLG: 0.387 (1, 9)	1-3 K FC6-4 1-2			0-2 P4		3-2 G6-3 1-2 2-3		1-3 K		0-3 K		0-0 FC1-2 1B 1-2 2-3 3-H	6 0 0 0 0 3 8
Carl Everett, S OBP: 0.381, SLG: 0.441 (1, 8)	2-2 FC6-4 1-2f			3-1 F7		4-0 FC1-2 IBB		0-1 1-H 2B				0-3 K	5 0 2 2 1 1 2
Jack Howell, L OBP: 0.286, SLG: 0.278 Russ Johnson, R OBP: 0.407, SLG: 0.333 (1, 5) (3, 5)		0-0 G4-1		1-0 L6		0-0 FC1-2 1-2 2-3 3-H		0-2 F9				0-3 K	1 0 0 0 0 0 0 4 0 0 0 0 1 4
Richard Hidalgo, R OBP: 0.316, SLG: 0.487 (1, 7)		3-1 PB FC4-2 2B			3-1 WP 2B		2-2 P3		0-1 F7			0-0 2B	5 0 3 0 0 0 3
Paul Bako, L OBP: 0.452, SLG: 0.514 Glen Barker, S OBP: 0.455, SLG: 0.545 Tony Eusebio, R OBP: 0.387, SLG: 0.352 (1, 2) (7, PR) (8, 2)		3-2 FC4-2 2-H				0-3 K2-3		1-1 CS 1B		3-1 G4-3		4-0 IBB	3 0 1 0 0 1 2 0 0 0 0 0 0 0 1 0 0 0 1 0 0
Mike Hampton, R OBP: 0.320, SLG: 0.435 Daryle Ward, L OBP: 1.000, SLG: 2.000 Billy Wagner, L (10, 1) Alex Diaz, S OBP: 0.345, SLG: 0.500 Scott Elarton, R (12, 1)		1-0 FC5-4			0-0 G6-3		1-0 G5-3 1-2		0-1 2B			0-0 P4	3 0 0 0 0 0 3 1 0 1 0 0 0 0 0 0 0 0 0 0 0 1 0 0 0 0 0 2 0 0 0 0 0 0 0

Inning Stats	R: 0	H: 0	E: 0	K: 2	S: 11	LOB: 2	PB: 1	BB: 19	R: 0	H: 1	E: 0	K: 0	S: 8	LOB: 1	BB: 0	P: 15	R: 0	H: 0	E: 0	K: 1	S: 6	LOB: 0	BB: 1	P: 14	R: 0	H: 0	E: 0	K: 0	S: 7	LOB: 0	BB: 0	P: 11	R: 0	H: 1	E: 0	K: 2	S: 9	LOB: 1	BB: 0	P: 13	R: 0	H: 1	E: 0	K: 0	S: 13	LOB: 3	BB: 2	P: 27	R: 0	H: 1	E: 0	K: 0	S: 7	LOB: 1	BB: 0	P: 11	R: 1	H: 1	E: 0	K: 1	S: 14	LOB: 1	BB: 1	P: 22	R: 0	H: 1	E: 0	K: 0	S: 7	LOB: 1	BB: 0	P: 10	R: 0	H: 1	E: 0	K: 2	S: 7	LOB: 0	BB: 0	P: 7	R: 0	H: 1	E: 0	K: 2	S: 8	LOB: 0	BB: 0	P: 7	R: 0	H: 1	E: 0	K: 2	S: 8	LOB: 2	BB: 1	P: 12	R: 1	H: 1	E: 0	K: 0	S: 3	LOB: 3	BB: 2	P: 11	1B: 4	2B: 5	3B: 0	HR: 0	SF: 0	SAC: 1	DP: 1	HBP: 0	WP: 2	PB: 1	SB: 1	CS: 2	PA: 50
PITCHER	IP	WLS	BF	H	R	ER	SO	BB	IBB	HBP	BLK	WP	HR	S	P	ERA	WHIP																																																																																																				
Darryl Kile, R ERA: 5.04 (1, 1)	7.0		28	4	0	0	5	3	1	0	0	2	0	61	110	0.00	1.000																																																																																																				
Chuck McElroy, L ERA: 7.02 (8, 1)	0.1	H	1	0	0	0	0	0	0	0	0	0	0	3	6	0.00	0.000																																																																																																				
Curt Leskanic, R ERA: 5.73 (8, 1)	1.2	B	8	2	1	1	1	1	0	0	0	0	0	18	26	5.40	1.800																																																																																																				
Dave Veres, R ERA: 5.4 (10, 1)	2.0		8	2	0	0	4	0	1	0	0	0	0	15	19	0.00	1.000																																																																																																				
Mike DeJean, R ERA: 8.24 (12, 1)	0.1	L	5	1	1	1	0	1	1	0	0	0	0	3	11	27.00	6.000																																																																																																				

BOTTOM

Colorado Rockies @ Houston Astros
Astrodome, Houston, TX

Tue May 25 1999, 8:05 PM EDT
Att: 21,720 - Dome - 72 F

livebaseballscorecards.com


AB	41
R	2
H	9
RBI	2
BB	8
SO	10
LOB	29



Batter	1	2	3	4	5	6	7	8	9	AB R H RBI BB SO LOB	TOP																	
Darryl Hamilton, L (1, 8) OBP: 0.363, SLG: 0.405	1-3 K		0-0 F7		2-2 G4-3			0-0 G4-3		4 0 0 0 0 1 0																		
Nelfi Perez, S (1, 6) OBP: 0.299, SLG: 0.396	1-0 P5			4-1 1B SF8 BB		2-1 G4-6-3 1B		1-0 2B		3 1 2 0 1 0 0																		
Larry Walker, L (1, 9) OBP: 0.452, SLG: 0.715	2-3 K			1-0 17 S 1-3 17 2B 1B		1-0 P6		2-2 G4-3		4 1 1 0 0 1 2																		
Dante Bichette, R (1, 7) OBP: 0.337, SLG: 0.500		1-1 E5 G4-3		1-0 SF8		0-1 G4-6-3 1-2f			1-3 K	3 0 0 1 0 1 1																		
Vinny Castilla, R (1, 5) OBP: 0.357, SLG: 0.469		0-0 G4-3		1-3 K			2-2 G1-3		0-0 WP 1B	4 0 1 0 0 1 2																		
17 Todd Helton, L (1, 3) OBP: 0.376, SLG: 0.520		0-1 F7		1-2 1-H 2B			2-0 1B 1B		0-0 P3	4 0 2 1 0 0 2																		
Henry Blanco, R (1, 2) OBP: 0.323, SLG: 0.404		2-2 G5-3		2-0 F9			0-1 G1-6-3 1-3 1B		3-3 K	3 0 1 0 0 0 2																		
Jeff Reed, L (9, PH) OBP: 0.347, SLG: 0.288									1-2	1 0 0 0 0 1 1	AB 32 R 2 H 7 RBI 2 BB 1 SO 8 LOB 12																	
Chris Sexton, R (1, 4) OBP: 0.362, SLG: 0.342			1-2 G6-3		0-1 B1-3		2-1 G1-6-3 1-2f			3 0 0 0 0 0 2																		
Pedro Astacio, R (1, 1) OBP: 0.231, SLG: 0.200			1-3 K		0-3 K			1-3 K		3 0 0 0 0 3 0																		
Inning Stats	R: 0 E: 0 K: 2 S: 8	H: 0 LOB: 0 BB: 0 P: 12	R: 0 E: 1 K: 0 S: 9	H: 0 LOB: 1 BB: 0 P: 12	R: 0 E: 0 K: 1 S: 7	H: 0 LOB: 0 BB: 0 P: 9	R: 2 E: 0 K: 1 S: 10	H: 2 LOB: 1 BB: 1 P: 20	R: 0 E: 0 K: 1 S: 9	H: 0 LOB: 0 BB: 0 P: 11	R: 0 E: 0 K: 0 S: 5	H: 1 LOB: 0 BB: 0 P: 8	R: 0 E: 0 K: 0 S: 8	H: 2 LOB: 1 BB: 0 P: 14	R: 0 E: 0 K: 1 S: 9	H: 1 LOB: 1 BB: 0 P: 13	R: 0 E: 0 K: 2 S: 9	H: 1 LOB: 1 BB: 0 P: 13	1B: 5 2B: 2 3B: 0 HR: 0	SF: 1 SAC: 0 DP: 2 HBP: 0	WP: 1 PB: 0 SB: 1 CS: 0	PA: 34						
PITCHER	IP WLS BF H R ER SO BB IBB HBP BLK WP HR S P ERA WHIP																											
Sean Bergman, R (1, 1) ERA: 4.5	7.0		26	5	2	2	5	1	0	0	0	0	0	0	56	86	2.57	0.857										
Jay Powell, R (8, 1) ERA: 3.98	2.0	W	8	2	0	0	3	0	0	0	0	1	0	18	26	0.00	1.000											

Colorado Rockies @ Houston Astros
Astrodome, Houston, TX
Wed May 26 1999, 8:05 PM EDT
Att. 24,476 - Dome - 72 F

livebaseballscorecards.com



Batter	1	2	3	4	5	6	7	8	9	AB R H RBI BB SO LOB
Craig Biggio, R OBP: 0.381, SLG: 0.492 (1, 4)	0-0 1B G4-3 1B		0-1 G6-3		1-1 G4-3 5 WP 2B		1 SAFE 0-0 G6-3		1 SAFE 3-2 1-H 1B	5 1 3 1 0 0 1
Bill Spiers, L OBP: 0.364, SLG: 0.409 (1, 6)	2-1 G4-3 1-2		2-1 G6-3		2-0 G4-3 2-3			1-1 E4 F9 5 BB SF7		4 1 0 0 0 0 2
5 Jeff Bagwell, R OBP: 0.454, SLG: 0.667 (1, 3)	0-0 L7		2-2 1B		4-0 CS BB 3-H			4-2 FC5-4 1-2 BB		2 0 1 0 2 0 1
Derek Bell, R OBP: 0.302, SLG: 0.384 (1, 9)	1-1 1B		2-0 L8		1-1 CS 1-2	1-0 G4-3		2-1 F9 2-3		4 0 1 0 0 0 3
Carl Everett, S OBP: 0.378, SLG: 0.439 (1, 8)	2-3 K			2-2 G4-3 G5-3 1B		2-2 G3-1		0-0 SF7 3-H		3 0 1 1 0 1 2
Richard Hidalgo, R OBP: 0.311, SLG: 0.475 (1, 7)		0-3 K		0-0 G5-3 1-2		1-0 P4		0-0 FC5-4 1-2f		4 0 0 0 0 1 2
Russ Johnson, R OBP: 0.355, SLG: 0.280 (1, 5)		1-3 K		2-1 G4-3 2-3		2-3 K		2-2 F8		4 0 0 0 0 2 1
Paul Bako, L OBP: 0.457, SLG: 0.538 (1, 2)		0-0 2B		1-3 K		2-3 K		2-2 S 1B		4 0 2 0 0 2 1
Glen Barker, S OBP: 0.455, SLG: 0.545 (9, PR)										0 1 0 0 0 0 0
Sean Bergman, R OBP: 0.158, SLG: 0.474 (1, 1)		0-1 G5-3			0-3 K		0-0 1B		0-1 F9	2 0 0 0 0 1 1
Daryle Ward, L OBP: 1.000, SLG: 1.500 (7, PH)										1 0 1 0 0 0 0
Carlos Hernandez, R (7, PR)										0 0 0 0 0 0 0
Jay Powell, R (8, 1)										0 0 0 0 0 0 0
Alex Diaz, S OBP: 0.333, SLG: 0.483 (9, PH)										1 0 0 0 0 0 1

Inning Stats	R: 0	H: 2	E: 0	K: 1	S: 10	R: 0	H: 1	E: 0	K: 2	S: 9	R: 0	H: 1	E: 0	K: 0	S: 8	R: 1	H: 1	E: 0	K: 1	S: 7	R: 0	H: 0	E: 0	K: 2	S: 9	R: 0	H: 0	E: 1	K: 0	S: 8	R: 1	H: 0	E: 0	K: 0	S: 16	R: 1	H: 2	E: 0	K: 0	S: 16	1B: 7	2B: 2	3B: 0	HR: 0	SF: 1	SAC: 0	DP: 0	HBP: 0	WP: 1	PB: 0	SB: 1	CS: 1	PA: 38
--------------	------	------	------	------	-------	------	------	------	------	------	------	------	------	------	------	------	------	------	------	------	------	------	------	------	------	------	------	------	------	------	------	------	------	------	-------	------	------	------	------	-------	-------	-------	-------	-------	-------	--------	-------	--------	-------	-------	-------	-------	--------

PITCHER	IP	WLS	BF	H	R	ER	SO	BB	IBB	HBP	BLK	WP	HR	S	P	ERA	WHIP
Pedro Astacio, R ERA: 4.72 (1, 1)	8.2	L	37	9	3	2	7	2	0	0	0	1	0	85	131	2.08	1.269


BOTTOM

Colorado Rockies @ Houston Astros
Astrodome, Houston, TX

Wed May 26 1999, 8:05 PM EDT
Att. 24,476 - Dome - 72 F

livebaseballscorecards.com

AB	34
R	3
H	9
RBI	2
BB	2
SO	7
LOB	15



Batter	1	2	3	4	5	6	7	8	9	AB R H RBI BB SO LOB	TOP																									
Darryl Hamilton, L (1, 8) OBP: 0.364, SLG: 0.404	2-1 SH5-3 E 1B		1-2 G3		1-3 K		0-2 SF9		4-1 BB	3 1 1 1 1 1 0																										
Neffi Perez, S (1, 6) OBP: 0.304, SLG: 0.399	0-0 SH5-3 1-2		0-2 FC4-6 1B		1-1 FC4-6 1B		0-1 G6-3		1-3 K	4 0 2 0 0 1 4																										
Larry Walker, L (1, 9) OBP: 0.440, SLG: 0.694	2-2 E4 2B		0-0 FC4-6 1B		0-0 FC4-6			0-2 G3-1		4 1 0 0 0 0 2																										
Dante Bichette, R (1, 7) OBP: 0.335, SLG: 0.494	0-3 K		0-0 1B			1-3 K		1-0 P2		4 0 1 0 0 2 1																										
Vinny Castilla, R (1, 5) OBP: 0.360, SLG: 0.473	0-0 1B			2-1 17 G4-6-3 HBP		0-1 P2		0-0 F9		3 0 1 1 0 0 0																										
17 Todd Helton, L (1, 3) OBP: 0.373, SLG: 0.510	2-2 G3		2-2 G4-6-3 1-2f		1-3 K			4-1 FC1-6 BB		3 0 0 0 1 1 2																										
Jeff Reed, L (1, 2) OBP: 0.360, SLG: 0.295		2-1 P6		4-2 FC6-4 BB		0-0 SH3-4 SF9 1B		0-0 FC1-6 SF7		2 0 1 0 1 0 0	AB 29																									
Edgard Clemente, R (7, PR)										0 1 0 0 0 0 0	R 4																									
Jerry Dipoto, R (7, 1)										0 0 0 0 0 0 0	H 7																									
Chris Petersen, R (9, PH) (9, 4)										1 1 0 0 0 0 1	RBI 3																									
Chris Sexton, R (1, 4) OBP: 0.347, SLG: 0.325		0-1 G3		2-0 FC6-4 1-2f		3-1 SF9 SH3-4 1B		4-2 BB		2 0 0 0 0 0 1	BB 4																									
Lenny Harris, L (7, PH) (7, 4)								1-3 BB		1 0 1 0 1 0 0	SO 6																									
Dave Veres, R (9, 1)								1-3 BB		0 0 0 0 0 0 0	LOB 11																									
Bobby Jones, R (1, 1) OBP: 0.286, SLG: 0.167		0-0 P6			2-3 K		0-1 SH3-4		2-1 SF7	2 0 0 0 0 1 0																										
Henry Blanco, R (7, PH) (7, 2)							1-2 2-3		3-H	0 0 0 1 0 0 0																										
Inning Stats	R: 2 E: 1 K: 1 S: 14	H: 2 LOB: 1 BB: 0 P: 20	R: 0 E: 0 K: 0 S: 5	H: 0 LOB: 0 BB: 0 P: 7	R: 0 E: 0 K: 0 S: 8	H: 2 LOB: 2 BB: 1 P: 9	R: 0 E: 0 K: 0 S: 8	H: 0 LOB: 1 BB: 1 P: 18	R: 0 E: 0 K: 2 S: 8	H: 0 LOB: 0 BB: 0 P: 10	R: 1 E: 0 K: 0 S: 10	H: 2 LOB: 2 BB: 0 P: 13	R: 0 E: 0 K: 0 S: 5	H: 0 LOB: 0 BB: 0 P: 6	R: 1 E: 0 K: 1 S: 12	H: 0 LOB: 2 BB: 3 P: 27	1B: 6 2B: 1 3B: 0 HR: 0	SF: 2 SAC: 2 DP: 1 HBP: 1	WP: 2 PB: 0 SB: 0 CS: 0	PA: 38																
PITCHER	IP WLS BF H R ER SO BB IBB HBP BLK WP HR S P ERA WHIP																																			
Chris Holt, R (1, 1) ERA: 5.24	6.0		26	7	3	1	5	1	0	1	0	0	0	55	83	1.50	1.333																			
Brian Williams, R (7, 1) ERA: 3.66	1.0	B	3	0	0	0	0	0	0	0	0	0	0	7	7	0.00	0.000																			
Scott Elarton, R (8, 1) ERA: 1.38	1.0		3	0	0	0	0	0	0	0	0	0	0	5	6	0.00	0.000																			
Trever Miller, L (9, 1) ERA: 1.86	1.0	L	6	0	1	1	1	3	0	0	0	1	0	12	27	9.00	3.000																			

Colorado Rockies @ Houston Astros
Astrodome, Houston, TX
Thu May 27 1999, 1:35 PM EDT
Att. 25,146 - Dome - 72 F

livebaseballscorecards.com



Batter	1	2	3	4	5	6	7	8	9	AB	R	H	RBI	BB	SO	LOB
Craig Biggio, R OBP: 0.372, SLG: 0.479 (1, 4)	1-0 F7	1-1 F8			0-0 P6		3-2 G6-3		1-3 K2-3	5	0	0	0	0	1	2
Bill Spiers, L OBP: 0.354, SLG: 0.408 (1, 6)	3-1 2B		2-0 F9		3-3 K		2-3 K		2-1 L4	5	0	1	0	0	2	0
5 Jeff Bagwell, R OBP: 0.457, SLG: 0.661 (1, 3)	4-1 G6-4-3 BB		3-3 K		1-2 1B		4-2 BB		3-3 K	3	0	1	0	2	2	0
Derek Bell, R OBP: 0.301, SLG: 0.378 (1, 9)	0-0 G6-4-3 1-2f		4-0 HR BB		2-3 K		2-3 K			3	1	0	0	1	2	4
Richard Hidalgo, R OBP: 0.320, SLG: 0.494 (1, 7)		4-0 FC5-4 1B BB	2-0 1-H HR		2-1 P3			4-0 WP SH5-4 BB		2	2	1	2	2	0	0
Carl Everett, S OBP: 0.378, SLG: 0.434 (1, 8)		3-2 FC5-4 HBP	0-3 K		0-3 K			1-0 SH5-4		2	0	0	0	0	2	0
Glen Barker, S OBP: 0.455, SLG: 0.545 (7, 8)		1-2 HBP						1-2		0	0	0	0	0	0	0
Tony Eusebio, R OBP: 0.391, SLG: 0.344 (1, 2)		0-1 FC5-4 1B 1-2f 2-3		1-0 F8		4-1 BB BB		4-2 WP BB		2	0	0	0	2	0	2
Russ Johnson, R OBP: 0.371, SLG: 0.286 (1, 5)		1-0 1-2 3-H 1B		3-1 F8		4-2 BB		2-3 K		3	0	1	1	1	1	2
Chris Holt, R OBP: 0.250, SLG: 0.143 (1, 1)		2-3 K		1-1 F8		0-3 K		1-3 K		3	0	0	0	0	2	4
Brian Williams, R OBP: 0.500, SLG: 0.500 (7, 1)										0	0	0	0	0	0	0
Scott Elarton, R (8, 1)										0	0	0	0	0	0	0
Alex Diaz, S OBP: 0.323, SLG: 0.467 (8, PH)										1	0	0	0	0	1	2
Trever Miller, R (9, 1)										0	0	0	0	0	0	0

Inning Stats	R: 0	H: 1	E: 0	LOB: 1	K: 0	P: 13	R: 1	H: 1	E: 0	LOB: 2	K: 1	P: 23	R: 2	H: 1	E: 0	LOB: 0	K: 2	P: 20	R: 0	H: 0	E: 0	LOB: 0	K: 0	P: 10	R: 0	H: 1	E: 0	LOB: 1	K: 2	P: 16	R: 0	H: 0	E: 0	LOB: 2	K: 2	P: 22	R: 0	H: 0	E: 0	LOB: 1	K: 2	P: 22	R: 0	H: 0	E: 0	LOB: 2	K: 2	P: 22	R: 0	H: 0	E: 0	LOB: 0	K: 2	P: 14	1B: 2	SF: 0	2B: 1	SAC: 1	3B: 0	DP: 1	HR: 1	HBP: 1
--------------	------	------	------	--------	------	-------	------	------	------	--------	------	-------	------	------	------	--------	------	-------	------	------	------	--------	------	-------	------	------	------	--------	------	-------	------	------	------	--------	------	-------	------	------	------	--------	------	-------	------	------	------	--------	------	-------	------	------	------	--------	------	-------	-------	-------	-------	--------	-------	-------	-------	--------

PITCHER	IP	WLS	BF	H	R	ER	SO	BB	IBB	HBP	BLK	WP	HR	S	P	ERA	WHIP
Bobby Jones, L ERA: 5.16 (1, 1)	6.0		27	4	3	3	7	5	0	1	0	0	1	53	104	4.50	1.500
Jerry Dipoto, R ERA: 4.91 (7, 1)	2.0	W	9	0	0	0	4	3	0	0	0	1	0	21	44	0.00	1.500
Dave Veres, R ERA: 5.14 (9, 1)	1.0	S	3	0	0	0	2	0	0	0	0	0	0	8	14	0.00	0.000

BOTTOM

Colorado Rockies @ Houston Astros
Astrodome, Houston, TX
Thu May 27 1999, 1:35 PM EDT
Att. 25,146 - Dome - 72 F

livebaseballscorecards.com

AB	29
R	3
H	4
RBI	3
BB	8
SO	13
LOB	16



WP: 1	PA: 39
PB: 0	
SB: 0	
CS: 0	


Batter	1	2	3	4	5	6	7	8	9	AB R H RBI BB SO LOB	TOP		
Craig Biggio, R (1, 4) OBP: 0.373, SLG: 0.474	0-1 G5-3		4-0 BB BB 1B BB	0-1 FC5-4 2-H 1B			2-3 K		1-2 F8 1-3	4 1 1 1 1 1 1			
Derek Bell, R (1, 9) OBP: 0.295, SLG: 0.370	3-2 L9		2-2 L9	3-1 FC5-4 5 CS 1-2f			1-1 F9			4 0 0 0 0 0 2			
5 Jeff Bagwell, R (1, 3) OBP: 0.453, SLG: 0.657	0-1 L8		1-3 K	2-2 CS 1-2	1-2 G5-3			2-0 G3 SF8 2B		4 1 1 0 0 1 1			
Bill Spiers, L (1, 6) OBP: 0.360, SLG: 0.405		2-1 2B 1B	4-0 BB 1-2 1B BB		1-1 G6-3			2-1 G3		3 2 1 0 1 0 1			
Richard Hidalgo, R (1, 8) OBP: 0.319, SLG: 0.488		2-2 F7	4-0 1B BB		1-3 K			1-0 SF8		2 0 0 1 1 1 1			
Alex Diaz, S (1, 7) OBP: 0.314, SLG: 0.441		1-1 L9	1-1 1B			0-0 G6-3		1-3 K		4 0 1 2 0 1 1			
Paul Bako, L (1, 2) OBP: 0.469, SLG: 0.561		1-1 2B	0-3 K			4-0 G6-4-3 BB			2-2 G3	2 0 1 1 1 1 2			
Glen Barker, S (9, PH) OBP: 0.417, SLG: 0.500										1 0 0 0 0 0 0	AB 30		
Russ Johnson, R (1, 5) OBP: 0.410, SLG: 0.300		4-1 BB		0-0 FC3-6 1B		1-2 G6-4-3 1-2f			4-2 E BB	2 0 1 0 2 0 1	R 5		
Jose Lima, R (1, 1) OBP: 0.214, SLG: 0.154		0-3 K		0-0 FC3-6 1B			1-2 G6-3		0-3 K	2 1 0 0 0 1 3	H 6		
Carlos Hernandez, R (7, PH)										1 0 0 0 0 0 0	RBI 5		
Trever Miller, R (7, 1)										0 0 0 0 0 0 0	BB 6		
Jay Powell, R (8, 1)										0 0 0 0 0 0 0	SO 7		
Daryle Ward, L (9, PH) OBP: 0.667, SLG: 1.000										1 0 0 0 0 1 1	LOB 14		
Inning Stats	R: 0 H: 0 E: 0 LOB: 0 K: 0 BB: 0 S: 8 P: 11	R: 1 H: 2 E: 0 LOB: 2 K: 1 BB: 1 S: 13 P: 23	R: 2 H: 1 E: 0 LOB: 2 K: 2 BB: 3 S: 11 P: 27	R: 1 H: 2 E: 1 LOB: 0 K: 0 BB: 0 S: 8 P: 13	R: 0 H: 0 E: 0 LOB: 0 K: 1 BB: 0 S: 8 P: 11	R: 0 H: 0 E: 0 LOB: 0 K: 0 BB: 1 S: 4 P: 9	R: 0 H: 0 E: 0 LOB: 0 K: 1 BB: 0 S: 9 P: 13	R: 1 H: 1 E: 0 LOB: 0 K: 1 BB: 0 S: 8 P: 14	R: 0 H: 0 E: 1 LOB: 1 K: 1 BB: 1 S: 11 P: 18	1B: 4 SF: 1 2B: 2 SAC: 0 3B: 0 DP: 1 HR: 0 HBP: 0	WP: 0 PA: 38 PB: 0 SB: 0 CS: 1		
PITCHER	IP WLS BF H R ER SO BB IBB HBP BLK WP HR S P ERA WHIP											PITCHER	IP WLS BF H R ER SO BB IBB HBP BLK WP HR S P ERA WHIP
Todd Ritchie, R (1, 1) ERA: 3.71	6.0 W 26 5 4 3 4 5 0 0 0 0 0 0 52 94 4.50 1.667												
Brad Clontz, R (7, 1) ERA: 1.29	1.0 H 4 1 1 1 1 0 0 0 0 0 0 0 10 16 9.00 1.000												
Jason Christiansen, L (8, 1) ERA: 3.86	1.0 H 3 0 0 0 1 0 0 0 0 0 0 0 7 11 0.00 0.000												
Mike Williams, R (9, 1) ERA: 1.52	1.0 S 4 0 0 0 1 1 0 0 0 0 0 0 11 18 0.00 1.000												

Houston Astros @ Pittsburgh Pirates
Three Rivers Stadium, Pittsburgh, PA

Fri May 28 1999, 7:05 PM EDT
Att. 17,309 - Unknown - 79 F

livebaseballscorecards.com



Batter	1	2	3	4	5	6	7	8	9	AB R H RBI BB SO LOB	TOP											
Craig Biggio, R (1, 4) OBP: 0.371, SLG: 0.474	0-0 SH2-3 1B 2B		1-1 P3		2-3 K		1-3 K			4 1 1 0 0 2 1												
Glen Barker, S (1, 9) OBP: 0.400, SLG: 0.467	0-1 SH2-3		0-0 S 1B			1-3 K		1-3 K		3 0 1 0 0 2 0												
Carl Everett, S (1, 8) OBP: 0.380, SLG: 0.432	0-1 F8 1B		2-2 P4 1-2			4-2 FC4-6 1B BB		2-3 K		3 0 1 1 1 1 1												
Daryle Ward, L (1, 3) OBP: 0.500, SLG: 0.667 5 Jeff Bagwell, R (8, PH) OBP: 0.456, SLG: 0.657	1-0 F8 1-2		3-3 K			3-1 FC4-6 1B		4-1 1B BB		3 0 1 0 0 1 2 0 0 0 0 1 0 0												
Bill Spiers, L (1, 6) OBP: 0.348, SLG: 0.390 Richard Hidalgo, R (8, PH) OBP: 0.323, SLG: 0.491	1-1 L5			2-1 G3-1		1-0 FC4-6 1-2 2-3		0-1 1B		3 0 0 0 0 0 3 1 0 1 0 0 0 0												
Alex Diaz, S (1, 7) OBP: 0.282, SLG: 0.395 Carlos Hernandez, R (8, 6)		1-2 G4-3		0-0 B4-3		2-2 L8		0-3 K		4 0 0 0 0 1 4 0 0 0 0 0 0 0												
Paul Bako, L (1, 2) OBP: 0.453, SLG: 0.523		4-2 G6-3 BB		2-2 G6-3			0-0 G6-3		2-3 K	3 0 0 0 1 1 0	AB 30 R 1 H 5 RBI 1 BB 4 SO 8 LOB 13											
Russ Johnson, R (1, 5) OBP: 0.385, SLG: 0.273		1-0 G6-3		1-0 F9		4-0 SH1-4 BB		2-2 P6		3 0 0 0 1 0 1												
Shane Reynolds, R (1, 1) OBP: 0.286, SLG: 0.300 Jay Powell, R (8, 1) Derek Bell, R (9, PH) OBP: 0.294, SLG: 0.368		1-0 G6-3		1-0 G3		1-0 SH1-4		0-0 G5-3		2 0 0 0 0 0 1 0 0 0 0 0 0 0 1 0 0 0 0 0 0												
Inning Stats	R: 1 E: 0 K: 0 S: 8	H: 2 LOB: 1 BB: 0 P: 10	R: 0 E: 0 K: 0 S: 7	H: 0 LOB: 1 BB: 1 P: 14	R: 0 E: 0 K: 1 S: 9	H: 1 LOB: 1 BB: 0 P: 15	R: 0 E: 0 K: 0 S: 8	H: 0 LOB: 0 BB: 0 P: 12	R: 0 E: 0 K: 1 S: 5	H: 0 LOB: 0 BB: 0 P: 9	R: 0 E: 0 K: 1 S: 12	H: 1 LOB: 2 BB: 1 P: 22	R: 0 E: 0 K: 1 S: 5	H: 0 LOB: 1 BB: 1 P: 10	R: 0 E: 0 K: 3 S: 14	H: 1 LOB: 2 BB: 1 P: 21	R: 0 E: 0 K: 1 S: 8	H: 0 LOB: 0 BB: 0 P: 12	1B: 4 2B: 1 3B: 0 HR: 0	SF: 0 SAC: 2 DP: 0 HBP: 0	WP: 0 PB: 0 SB: 2 CS: 0	PA: 36
PITCHER	IP WLS BF H R ER SO BB IBB HBP BLK WP HR S P ERA WHIP																					
67 Francisco Cordova, R (1, 1) ERA: 6.55	6.0 W 24 4 1 1 3 2 0 0 0 0 0 0 49 82 1.50 1.000																					
Marc Wilkins, R (7, 1) ERA: 3.86	1.0 H 4 0 0 0 1 1 0 0 0 0 0 0 5 10 0.00 1.000																					
Jeff Wallace, L (8, 1) ERA: 1.82	0.2 H 3 0 0 0 2 1 0 0 0 0 0 0 8 15 0.00 1.500																					
Brad Clontz, R (8, 1) ERA: 1.29	0.0 1 1 0 0 0 0 0 0 0 0 0 0 2 2 ∞ ∞																					
Jason Christiansen, L (8, 1) ERA: 3.78	0.1 H 1 0 0 0 1 0 0 0 0 0 0 0 4 4 0.00 0.000																					
PITCHER	IP WLS BF H R ER SO BB IBB HBP BLK WP HR S P ERA WHIP																					
Mike Williams, R (9, 1) ERA: 1.46	1.0 3 0 0 0 1 0 0 0 0 0 0 0 8 12 0.00 0.000																					

Houston Astros @ Pittsburgh Pirates
 Three Rivers Stadium, Pittsburgh, PA
 Sat May 29 1999, 7:05 PM EDT
 Att. 32,426 - Unknown - 83 F

livebaseballscorecards.com

Batter	1	2	3	4	5	6	7	8	9	AB R H RBI BB SO LOB	TOP									
Craig Biggio, R (1, 4) OBP: 0.364, SLG: 0.465	1-2 G3	1-0 G6-3			2-3 K			1-2 G6-3		4 0 0 0 0 1 1										
Bill Spiers, L (1, 5) OBP: 0.344, SLG: 0.383	2-2 1B		1-0 G4-3		2-2 G3			2-1 G3		4 1 1 0 0 0 0										
5 Jeff Bagwell, R (1, 3) OBP: 0.457, SLG: 0.649	4-2 1B		4-2 BB		2-3 K			2-2 G6-3		2 1 0 0 2 1 0										
Derek Bell, R (1, 9) OBP: 0.293, SLG: 0.365	1-0 1B		3-2 G1-3		1-0 G4-3			1-3 K		4 0 1 1 0 1 1										
Carl Everett, S (1, 8) OBP: 0.372, SLG: 0.424	1-2 SF7		1-3 K		1-3 K			0-1 G4-3		3 0 0 1 0 2 1										
Richard Hidalgo, R (1, 7) OBP: 0.321, SLG: 0.503	1-3 K			1-1 G5-3		0-0 P9		0-0 HR		4 1 1 1 0 1 1										
Tony Eusebio, R (1, 2) OBP: 0.395, SLG: 0.337				4-1 BB		0-0 P9		4-0 BB		2 0 0 0 2 1 0										
Russ Johnson, R (1, 6) OBP: 0.383, SLG: 0.297			3-1 2B	1-0 L4		1-2 G6-3		3-3 K		4 0 1 0 0 1 2										
Mike Hampton, R (1, 1) OBP: 0.296, SLG: 0.400			0-2 F7		0-2 FC4-6		0-3 K			2 0 0 0 0 0 2										
Jeff McCurry, R (5, 1)										0 0 0 0 0 0 0										
Alex Diaz, S (7, PH) OBP: 0.275, SLG: 0.385										1 0 0 0 0 1 0										
Brian Williams, R (7, 1) OBP: 0.500, SLG: 0.500										0 0 0 0 0 0 0										
Billy Wagner, L (8, 1)										0 0 0 0 0 0 0										
Inning Stats	R: 2 E: 0 K: 1 S: 18	H: 2 LOB: 1 BB: 1 P: 28	R: 0 E: 0 K: 1 S: 9	H: 1 LOB: 1 BB: 0 P: 13	R: 0 E: 0 K: 1 S: 11	H: 0 LOB: 1 BB: 1 P: 20	R: 0 E: 0 K: 0 S: 7	H: 0 LOB: 1 BB: 1 P: 13	R: 0 E: 0 K: 1 S: 5	H: 0 LOB: 0 BB: 0 P: 7	R: 0 E: 0 K: 1 S: 7	H: 0 LOB: 0 BB: 0 P: 8	R: 0 E: 0 K: 0 S: 8	H: 0 LOB: 0 BB: 0 P: 13	R: 1 E: 0 K: 2 S: 9	H: 1 LOB: 1 BB: 1 P: 17	1B: 2 2B: 1 3B: 0 HR: 1	SF: 1 SAC: 0 DP: 0 HBP: 0	WP: 0 PB: 1 SB: 0 CS: 0	PA: 35
PITCHER	IP WLS BF H R ER SO BB IBB HBP BLK WP HR S P ERA WHIP																			
Kris Benson, R (1, 1) ERA: 3.95	8.0 W 30 3 2 2 7 3 0 0 0 0 0 0 74 117 2.25 0.750																			
Brad Clontz, R (9, 1) ERA: 1.8	1.0 5 1 1 1 2 1 0 0 0 0 0 1 9 17 9.00 2.000																			

Houston Astros @ Pittsburgh Pirates
Three Rivers Stadium, Pittsburgh, PA

Sun May 30 1999, 1:35 PM EDT
Att. 28,905 - Sunny - 86 F

livebaseballscorecards.com

AB	30
R	3
H	4
RBI	3
BB	4
SO	9
LOB	8



Batter	1	2	3	4	5	6	7	8	9	AB	R	H	RBI	BB	SO	LOB
Abraham Nunez, S OBP: 0.271, SLG: 0.245 (1, 6)	0-1 G4-6-3 1B	1-0 G4-3		0-0 G5-3		1-2 G3		1-3 K		5	0	1	0	0	1	1
Ed Sprague, R OBP: 0.402, SLG: 0.480 (1, 5)	0-1 G4-6-3 1-2f		3-3 K		4-2 2B BB	2-2 F7				3	0	0	0	1	1	1
Freddy Garcia, R OBP: 0.243, SLG: 0.324 (1, 7)	1-3 K		1-3 K		0-0 1-H SF9 2B	1-2 G5-3				4	1	1	0	0	2	0
Kevin Young, R OBP: 0.434, SLG: 0.522 (1, 3)		2-0 18 FC5-4 1B	1-2 2B		1-0 SF9		1-2 18 FC5-4 1B			3	0	3	1	0	0	0
18 Jason Kendall, R OBP: 0.460, SLG: 0.517 (1, 2)		1-1 FC5-4 1B 2B	2-1 G6-3		1-2 3-H 1B 1B		0-0 FC5-4 S			4	2	1	0	0	0	3
Jose Guillen, R OBP: 0.354, SLG: 0.366 (1, 9)		1-0 E 2B 1B		4-1 2B G1-3 G4-3 BB	0-0 WP 1B 1B	2-2 F7				3	2	2	0	1	0	1
Turner Ward, S OBP: 0.308, SLG: 0.209 (1, 8)		3-2 E6 2B		0-0 G1-3	0-2 WP 1B	2-1 L7				4	1	1	1	0	0	4
Mike Benjamin, R OBP: 0.320, SLG: 0.342 (1, 4)		1-2 SH1-3 2B		1-1 G4-3 2B	4-0 1-2 2-3 IBB		3-1 G6-3			3	1	2	3	1	0	0
Kris Benson, R OBP: 0.100, SLG: 0.105 (1, 1)		1-0 SH1-3		2-1 G4-3	3-2 G5-3		2-3 K			2	0	0	2	0	0	4
Keith Osik, R OBP: 0.333, SLG: 0.273 (8, PH)										1	0	0	0	0	1	0
Brad Clontz, R (9, 1)										0	0	0	0	0	0	0

Inning Stats	R: 0	H: 1	E: 0	LOB: 0	K: 1	P: 8	R: 4	H: 3	E: 1	LOB: 0	K: 0	P: 25	R: 0	H: 1	E: 0	LOB: 1	K: 2	P: 18	R: 1	H: 1	E: 0	LOB: 1	K: 0	P: 14	R: 2	H: 4	E: 0	LOB: 3	K: 0	P: 27	R: 0	H: 1	E: 0	LOB: 1	K: 0	P: 15	R: 0	H: 0	E: 0	LOB: 0	K: 2	P: 15	R: 0	H: 0	E: 0	LOB: 0	K: 2	P: 15
1B: 7	SF: 1	2B: 4	SAC: 1	3B: 0	DP: 1	HR: 0	HBP: 0	WP: 1	PA: 37	PB: 0	SB: 1	CS: 0																																				

PITCHER	IP	WLS	BF	H	R	ER	SO	BB	IBB	HBP	BLK	WP	HR	S	P	ERA	WHIP
Mike Hampton, L ERA: 2.85 (1, 1)	4.2	L	26	10	7	5	3	2	1	0	0	1	0	51	86	9.64	2.571
Jeff McCurry, R ERA: 10.8 (5, 1)	1.1		4	0	0	0	0	0	0	0	0	0	0	14	21	0.00	0.000
Brian Williams, R ERA: 3.48 (7, 1)	1.0		4	1	0	0	0	0	0	0	0	0	0	10	15	0.00	1.000
Billy Wagner, L ERA: 2.95 (8, 1)	1.0		3	0	0	0	2	0	0	0	0	0	0	9	15	0.00	0.000

BOTTOM

Houston Astros @ Pittsburgh Pirates
Three Rivers Stadium, Pittsburgh, PA

Sun May 30 1999, 1:35 PM EDT
Att. 28,905 - Sunny - 86 F

livebaseballscorecards.com

AB	32
R	7
H	11
RBI	7
BB	3
SO	5
LOB	14



Batter	1	2	3	4	5	6	7	8	9	AB	R	H	RBI	BB	SO	LOB	TOP			
Craig Biggio, R (1, 4) OBP: 0.366, SLG: 0.460	2-2 F8			0-0 G5-3		4-1 BB		4-2 1B BB		2	0	0	0	2	0	0				
Derek Bell, R (1, 9) OBP: 0.297, SLG: 0.373	3-3 K			2-2 2B		0-0 G5-3		3-2 1B BB		4	0	2	0	0	1	1				
5 Jeff Bagwell, R (1, 3) OBP: 0.453, SLG: 0.640	2-1 G1-3			0-1 F8			1-1 1B BB SF9	2-3 1B		4	1	1	0	0	1	3				
Richard Hidalgo, R (1, 7) OBP: 0.320, SLG: 0.494		2-1 L4		3-2 G6-3			1-2 P9	4-0 BB		3	0	0	0	1	0	2				
Carl Everett, S (1, 8) OBP: 0.372, SLG: 0.423		0-0 P2			0-0 P5		2-2 2B BB SF9	1-2 1B		3	1	1	0	0	0	0				
Tony Eusebio, R (1, 2) OBP: 0.393, SLG: 0.330		1-2 L9			1-0 F8		4-2 2B BB	1-2 2B BB		2	1	0	0	1	0	0				
Russ Johnson, R (1, 5) OBP: 0.360, SLG: 0.282			1-0 F9		2-2 G6-3		1-0 SF9	2-3 3-H		2	0	0	1	0	0	0				
Tim Bogar, R (1, 6) OBP: 0.350, SLG: 0.346			0-1 G5-3			0-0 F8	0-0 2B	1-H 3-H		3	0	1	2	0	0	0				
Sean Bergman, R (1, 1) OBP: 0.136, SLG: 0.409			0-2 G6-3			2-1 G6-3	1-0 G1-3			3	0	0	0	0	0	1				
Inning Stats	R: 0 E: 0 K: 1 S: 8	H: 0 LOB: 0 BB: 0 P: 15	R: 0 E: 0 K: 0 S: 7	H: 0 LOB: 0 BB: 0 P: 10	R: 0 E: 0 K: 0 S: 6	H: 0 LOB: 0 BB: 0 P: 7	R: 0 E: 0 K: 0 S: 10	H: 1 LOB: 1 BB: 0 P: 15	R: 0 E: 0 K: 0 S: 5	H: 0 LOB: 0 BB: 0 P: 8	R: 0 E: 0 K: 0 S: 5	H: 0 LOB: 1 BB: 1 P: 11	R: 3 E: 0 K: 0 S: 14	H: 3 LOB: 1 BB: 1 P: 24	R: 0 E: 0 K: 1 S: 14	H: 1 LOB: 3 BB: 2 P: 27	1B: 3 2B: 2 3B: 0 HR: 0	SF: 1 SAC: 0 DP: 0 HBP: 0	WP: 0 PB: 0 SB: 0 CS: 0	PA: 31
PITCHER	IP	WLS	BF	H	R	ER	SO	BB	IBB	HBP	BLK	WP	HR	S	P	ERA	WHIP			
Scott Karl, L (1, 1) ERA: 5.18	7.0	L	27	4	3	3	1	2	0	0	0	0	0	55	90	3.86	0.857			
Al Reyes, R (8, 1) ERA: 3.51	0.1		4	1	0	0	1	2	0	0	0	0	0	14	27	0.00	9.000			

Houston Astros @ Milwaukee Brewers
Milwaukee County Stadium, Milwaukee, WI

Tue Jun 01 1999, 8:05 PM EDT
Att. 15,266 - Cloudy - 49 F

livebaseballscorecards.com

AB 26
R 3
H 5
RBI 3
BB 4
SO 2
LOB 7



Batter	1	2	3	4	5	6	7	8	9
Fernando Vina, L (1, 4) OBP: 0.349, SLG: 0.342	2-3 K		0-0 G6-3		1-1 F9		1-1 G6-3		
Mark Loretta, R (1, 6) OBP: 0.348, SLG: 0.379	0-1 G6-3		2-1 1B 2B		1-0 F8				
Jeff Cirillo, R (1, 5) OBP: 0.387, SLG: 0.442	3-2 2B		0-0 1B		4-1 G4-6-3 BB				
Jeremy Burnitz, L (1, 9) OBP: 0.396, SLG: 0.525	3-1 L4		0-2 P5		0-0 G4-6-3 1-2f				
Dave Nilsson, L (1, 2) OBP: 0.376, SLG: 0.570		1-2 G3	0-0 L7		1-0 F8				
Marquis Grissom, R (1, 8) OBP: 0.325, SLG: 0.381		3-1 FC6-4 1B		2-0 G6-3		1-0 F9			
Sean Berry, R (1, 3) OBP: 0.318, SLG: 0.370		0-0 FC6-4 1B 1-2f		1-0 L8		0-1 G6-3			
Geoff Jenkins, L (1, 7) OBP: 0.406, SLG: 0.630		2-1 1B		0-0 F9		4-0 BB			
Scott Karl, L (1, 1) OBP: 0.136, SLG: 0.227		2-0 G5-3			0-1 G6-3		1-1 E8 1B		
Brian Banks, S (7, PH) OBP: 0.349, SLG: 0.385									
Al Reyes, R (8, 1)									

Inning Stats	R: 0	H: 1	E: 0	K: 1	S: 10	R: 0	H: 2	E: 0	K: 0	S: 10	R: 0	H: 2	E: 0	K: 0	S: 9	R: 0	H: 0	E: 0	K: 0	S: 3	R: 0	H: 0	E: 0	K: 0	S: 5	R: 0	H: 0	E: 0	K: 0	S: 3	R: 0	H: 1	E: 1	K: 0	S: 7
	LOB: 1	BB: 0	P: 18	LOB: 2	BB: 0	P: 18	LOB: 2	BB: 0	P: 11	LOB: 0	BB: 0	P: 6	LOB: 0	BB: 0	P: 7	LOB: 0	BB: 1	P: 8	LOB: 2	BB: 1	P: 14	LOB: 0	BB: 0	P: 0	LOB: 0	BB: 0	P: 0	LOB: 0	BB: 0	P: 0	LOB: 2	BB: 1	P: 14		

PITCHER	IP	WLS	BF	H	R	ER	SO	BB	IBB	HBP	BLK	WP	HR	S	P	ERA	WHIP
Sean Bergman, R (1, 1) ERA: 4.0	7.0	W	28	6	0	0	1	2	0	0	0	0	0	47	82	0.00	1.143

AB	R	H	RBI	BB	SO	LOB
4	0	0	0	0	1	2
3	0	1	0	0	0	0
2	0	2	0	1	0	0
3	0	0	0	0	0	4
3	0	0	0	0	0	2
3	0	1	0	0	0	0
3	0	0	0	0	0	1
2	0	1	0	1	0	0
2	0	0	0	0	0	2
1	0	1	0	0	0	0
0	0	0	0	0	0	0

WP	PA	ERA	WHIP
0	28		

Houston Astros @ Milwaukee Brewers
Milwaukee County Stadium, Milwaukee, WI
 Tue Jun 01 1999, 8:05 PM EDT
 Att. 15,266 - Cloudy - 49 F

livebaseballscorecards.com

AB	26
R	0
H	6
RBI	0
BB	2
SO	1
LOB	11



Batter	1	2	3	4	5	6	7	8	9	AB R H RBI BB SO LOB	TOP											
Craig Biggio, R (1, 4) OBP: 0.363, SLG: 0.451	0-2 F9	0-0 F8		4-1 5 BB 1B	1-1 G4-3			3-2 G6-4-3 1-2f		4 1 0 0 1 0 2												
Derek Bell, R (1, 9) OBP: 0.295, SLG: 0.368	4-2 5 HR BB	0-3 K		1-2 SF7		1-0 F8		1-2 G6-3		3 1 0 1 1 1 1												
5 Jeff Bagwell, R (1, 3) OBP: 0.458, SLG: 0.657 Daryle Ward, L (8, 3) OBP: 0.429, SLG: 0.571	3-2 1-H HR		3-1	4-0 1B 1B		1-1 P6			2-3 K	3 2 2 2 1 0 0 1 0 0 0 0 1 0												
Carl Everett, S (1, 8) OBP: 0.373, SLG: 0.428	1-2 HR 2B		1-2 F7	1-1 BB 1B		0-1 F7			1-0 G6-3	5 2 2 2 0 0 1												
Richard Hidalgo, R (1, 7) OBP: 0.322, SLG: 0.506	0-1 2-H HR		1-2 L7	4-1 1B BB		1-2 F8			0-2 G5-3	4 1 1 2 1 0 1												
Bill Spiers, L (1, 5) OBP: 0.351, SLG: 0.381	2-2 G6-3		0-0 G3	1-1 1B		4-1 G1-3 BB				3 0 1 2 1 0 1												
Paul Bako, L (1, 2) OBP: 0.421, SLG: 0.479	2-1 L7			4-1 G4-3		1-2 G1-3				4 0 0 0 0 0 3												
Tim Bogar, R (1, 6) OBP: 0.354, SLG: 0.351 Russ Johnson, R (8, 6) OBP: 0.360, SLG: 0.282		2-2 F8 SH3-4 1B		2-2 E SH SF7 1B		2-1 G6-3		2-3 K		4 1 2 0 0 1 1 0 0 0 0 0 0 0												
Jose Lima, R (1, 1) OBP: 0.233, SLG: 0.179		0-0 SH3-4		1-0 SH 5 BB 1B		0-3 K		0-0 G6-4-3 1B		2 1 1 0 0 1 0												
Inning Stats	R: 4 E: 0 K: 0 S: 19	H: 3 LOB: 0 BB: 1 P: 31	R: 0 E: 0 K: 1 S: 8	H: 1 LOB: 1 BB: 0 P: 10	R: 0 E: 0 K: 0 S: 9	H: 1 LOB: 1 BB: 0 P: 16	R: 5 E: 1 K: 0 S: 19	H: 3 LOB: 2 BB: 3 P: 39	R: 0 E: 0 K: 1 S: 7	H: 0 LOB: 0 BB: 0 P: 10	R: 0 E: 0 K: 0 S: 5	H: 0 LOB: 0 BB: 0 P: 7	R: 0 E: 0 K: 1 S: 11	H: 0 LOB: 1 BB: 1 P: 19	R: 0 E: 0 K: 0 S: 8	H: 1 LOB: 0 BB: 0 P: 12	R: 0 E: 0 K: 1 S: 8	H: 0 LOB: 0 BB: 0 P: 11	1B: 6 2B: 1 3B: 0 HR: 2	SF: 1 SAC: 2 DP: 1 HBP: 0	WP: 0 PB: 0 SB: 0 CS: 0	PA: 41
PITCHER	IP WLS BF H R ER SO BB IBB HBP BLK WP HR S P ERA WHIP																					
21 Cal Eldred, R (1, 1) ERA: 7.5	3.2 L 22 7 9 9 1 3 0 0 0 0 0 2 51 87 22.09 2.727																					
Jim Pittsley, R (4, 1) ERA: 5.46	4.1 16 2 0 0 2 2 0 0 0 0 0 0 35 57 0.00 0.923																					
Mike Myers, L (9, 1) ERA: 6.43	1.0 3 0 0 0 1 0 0 0 0 0 0 0 8 11 0.00 0.000																					

Houston Astros @ Milwaukee Brewers
Milwaukee County Stadium, Milwaukee, WI

Wed Jun 02 1999, 8:05 PM EDT
Att. 13,876 - Unknown - 57 F

livebaseballscorecards.com

AB	33
R	9
H	9
RBI	9
BB	5
SO	4
LOB	10



Batter	1	2	3	4	5	6	7	8	9
Fernando Vina, L (1, 4) OBP: 0.339, SLG: 0.331	2-1 G3		0-2 G5-3		2-0 1B		0-1 F8		
Mark Loretta, R (1, 6) OBP: 0.345, SLG: 0.374	0-1 1B		1-2 P4		0-0 1B		3-1 G6-3		
Jeff Cirillo, R (1, 5) OBP: 0.391, SLG: 0.444	1-1 G4-6-3		1-2 P4		2-2 K		0-1 1B		
Jeremy Burnitz, L (1, 9) OBP: 0.385, SLG: 0.508	0-2 G4-6-3			0-0 G3	2-3 K		2-1 F9		
Dave Nilsson, L (1, 2) OBP: 0.387, SLG: 0.642		1-2 HR		3-1 HR		2-2 2B		1-1 F9	
Brian Banks, S (1, 3) OBP: 0.333, SLG: 0.366		2-2 G2-3		1-2 F9		0-3 K		2-2 F8	
Marquis Grissom, R (1, 8) OBP: 0.314, SLG: 0.367		1-2 G6-3		0-0 G5-3		2-1 G5-3		2-0 P2	
Geoff Jenkins, L (1, 7) OBP: 0.409, SLG: 0.629		4-2 BB			1-0 1B	0-2 2B			
Steve Woodard, L (1, 1) OBP: 0.280, SLG: 0.217		2-2 G4-3			0-0 F7	2-2 L9			
Rich Becker, L (6, PH) OBP: 0.397, SLG: 0.418									
Sean Berry, R (6, PH) OBP: 0.310, SLG: 0.359									
Eric Plunk, R (7, 1)									
Bob Wickman, R (9, 1)									

Inning Stats	R: 0	H: 2	E: 0	K: 0	S: 9	R: 1	H: 1	E: 0	K: 0	S: 17	R: 0	H: 0	E: 0	K: 0	S: 10	R: 1	H: 1	E: 0	K: 0	S: 7	R: 1	H: 3	E: 0	K: 2	S: 12	R: 1	H: 2	E: 0	K: 1	S: 18	R: 0	H: 1	E: 0	K: 0	S: 8	R: 0	H: 0	E: 0	K: 0	S: 7
	LOB: 1	BB: 0	P: 12	LOB: 1	BB: 1	P: 27	LOB: 0	BB: 0	P: 12	LOB: 0	BB: 0	P: 11	LOB: 2	BB: 0	P: 19	LOB: 1	BB: 0	P: 24	LOB: 1	BB: 0	P: 13	LOB: 0	BB: 0	P: 12	LOB: 0	BB: 0	P: 12	LOB: 0	BB: 0	P: 12	LOB: 0	BB: 0	P: 12	LOB: 0	BB: 0	P: 12	LOB: 0	BB: 0	P: 12	

PITCHER	IP	WLS	BF	H	R	ER	SO	BB	IBB	HBP	BLK	WP	HR	S	P	ERA	WHIP
Shane Reynolds, R (1, 1) ERA: 3.95	5.2	L	26	9	4	4	3	1	0	0	0	0	2	68	98	6.35	1.765
Trevor Miller, L (6, 1) ERA: 2.45	0.1		1	0	0	0	0	0	0	0	0	0	0	5	7	0.00	0.000
Brian Williams, R (7, 1) ERA: 3.18	2.0		7	1	0	0	0	0	0	0	0	0	0	15	25	0.00	0.500

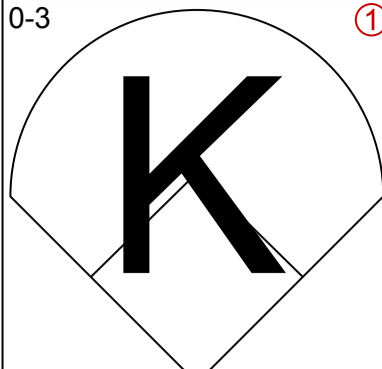
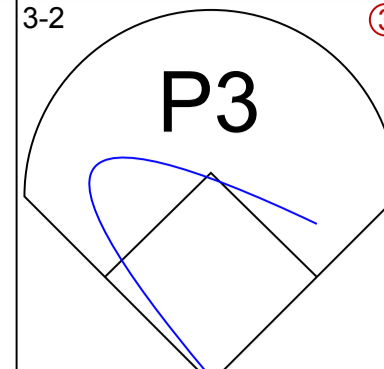
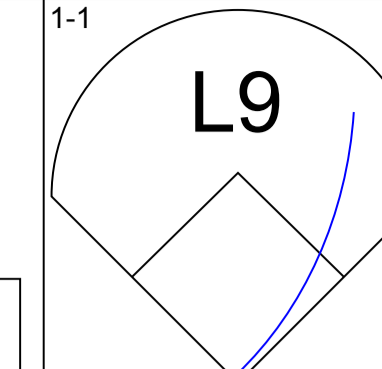
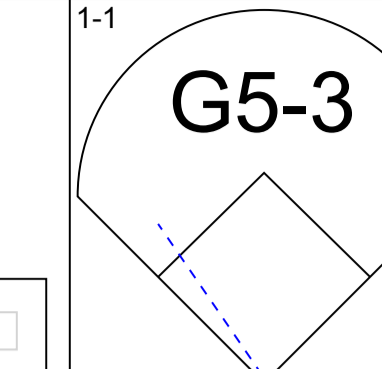
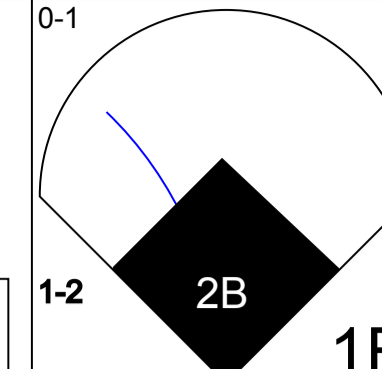
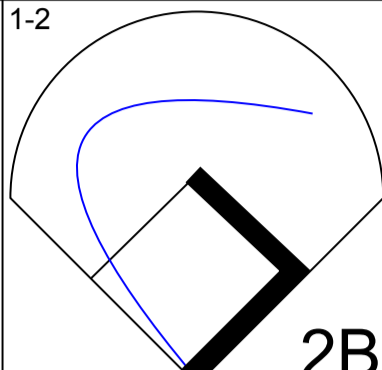
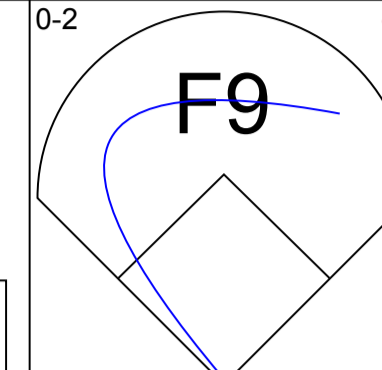
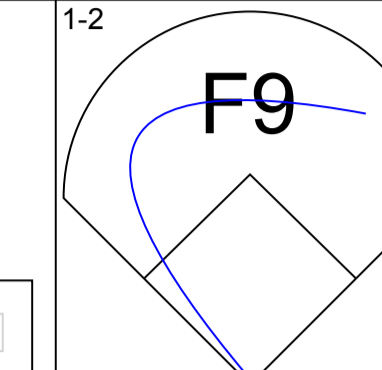
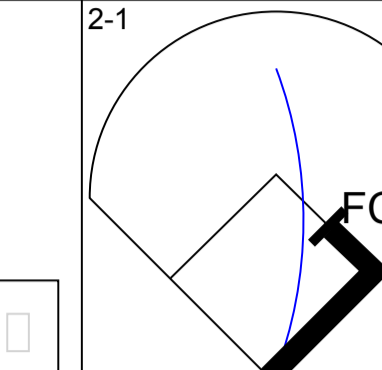
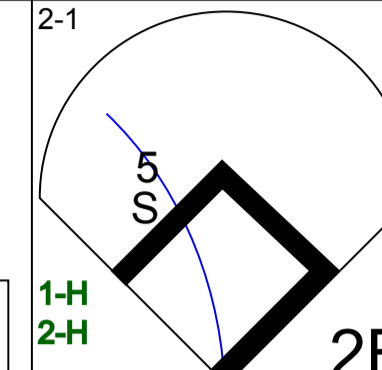
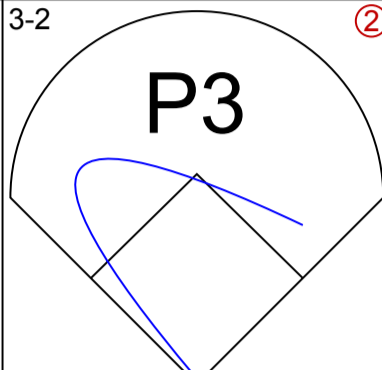
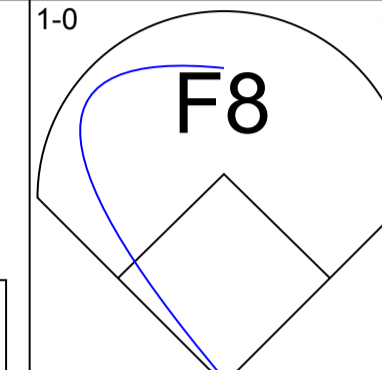
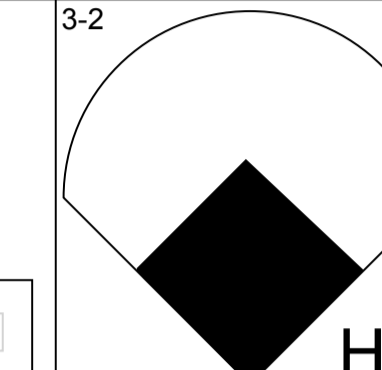
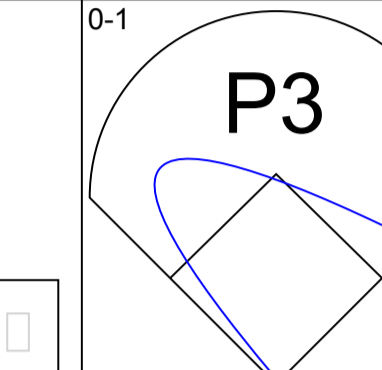
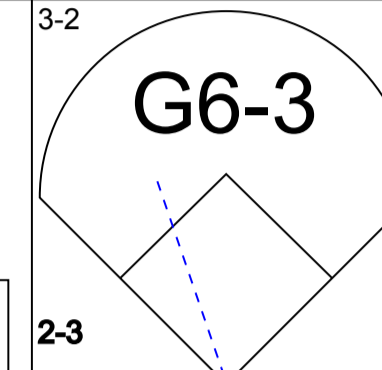
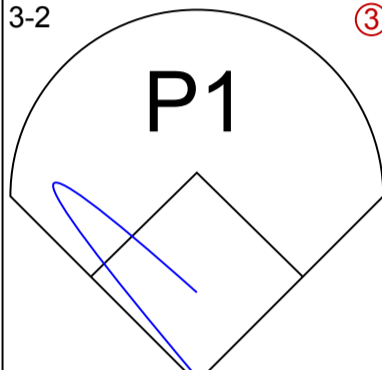
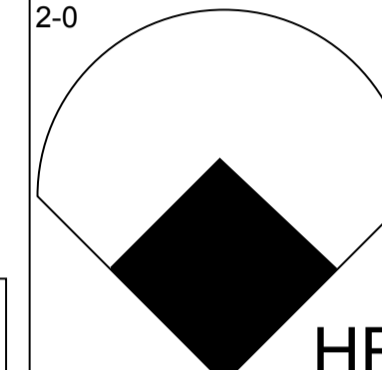
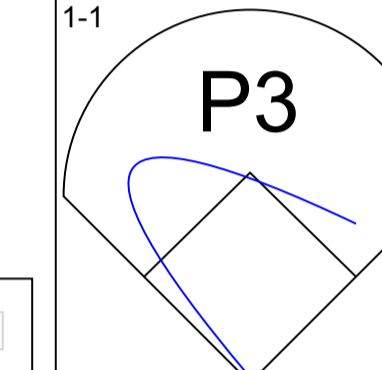
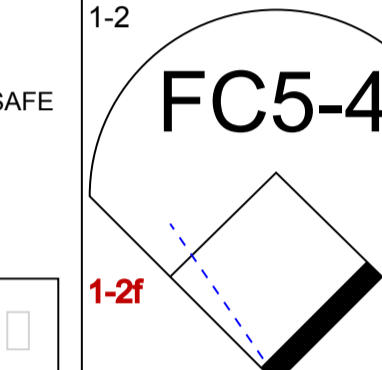
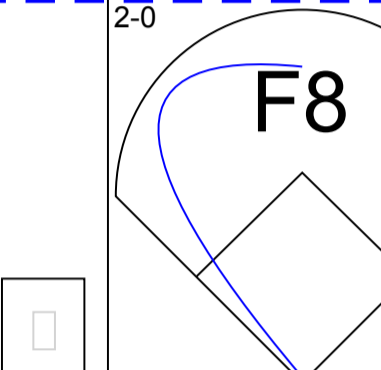
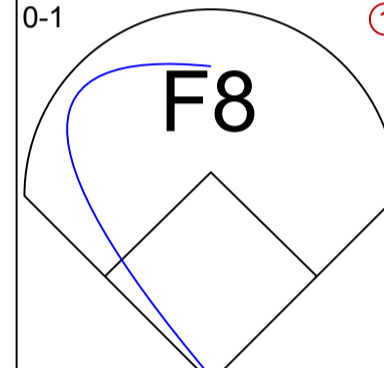
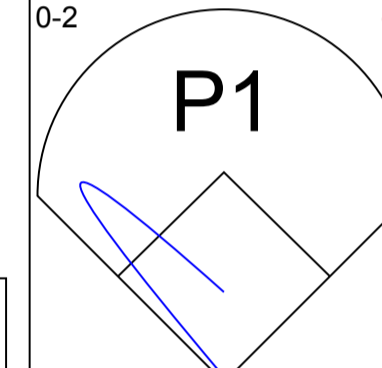
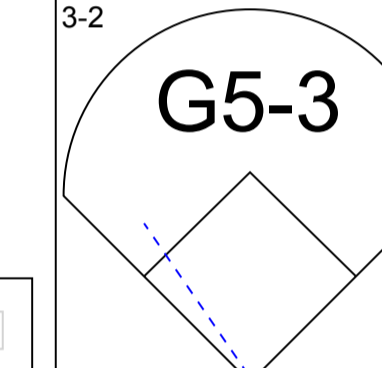
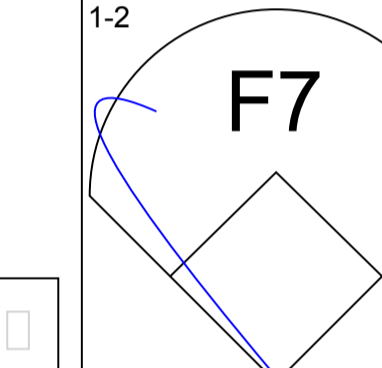
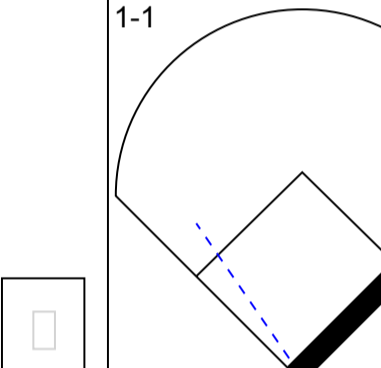
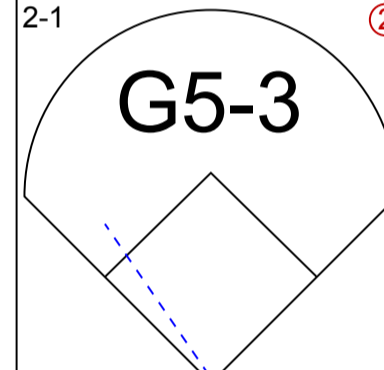
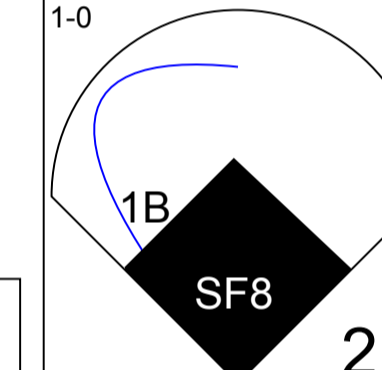
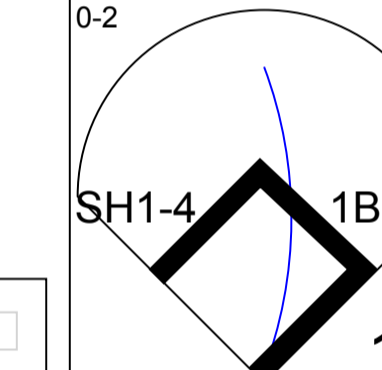
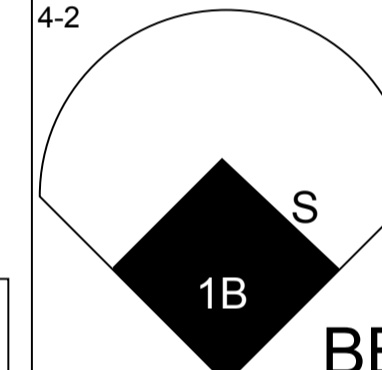
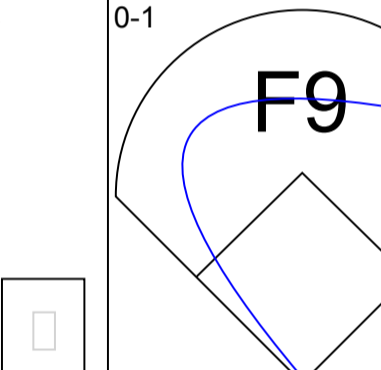
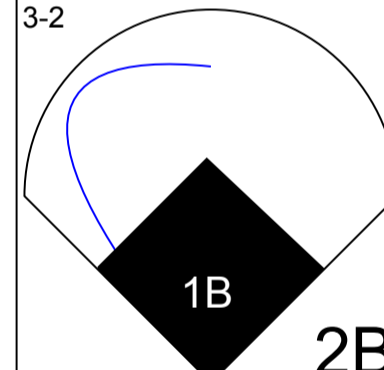
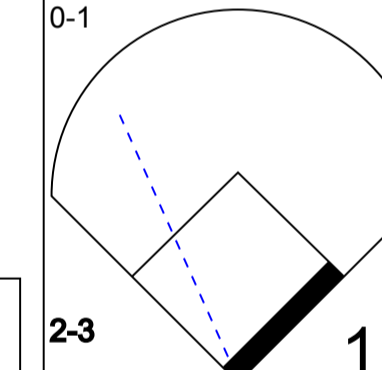
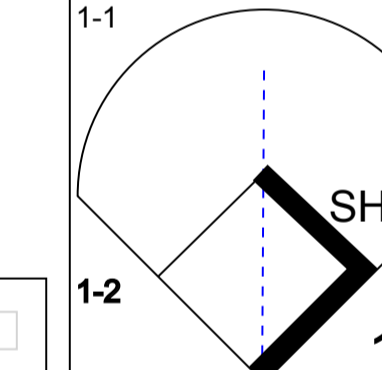
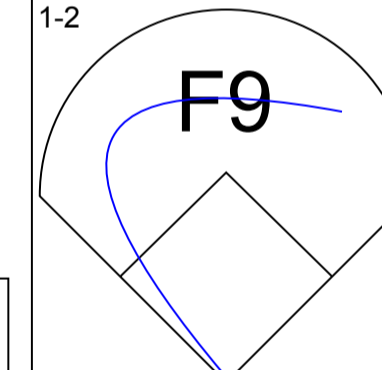
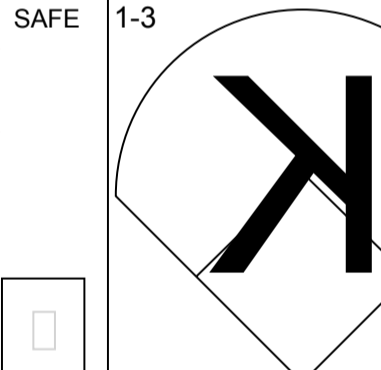
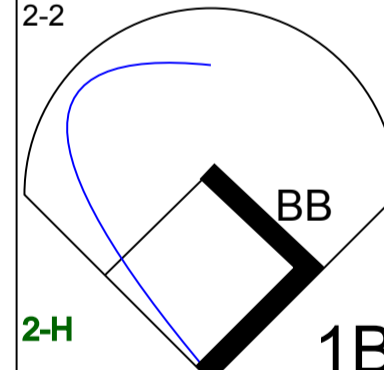
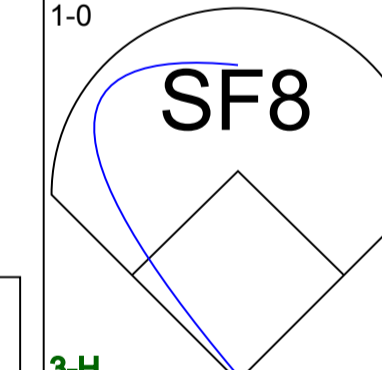
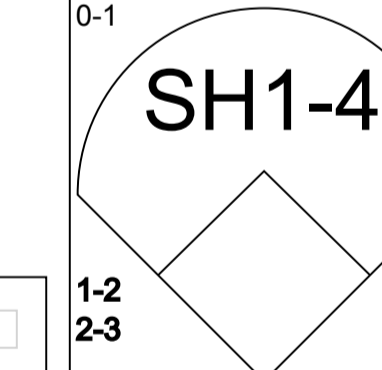
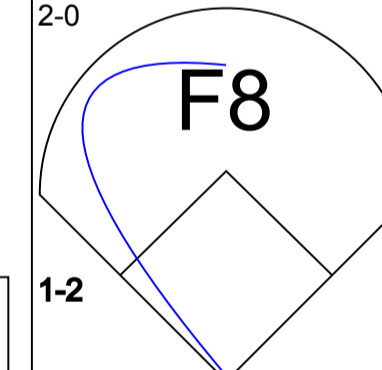
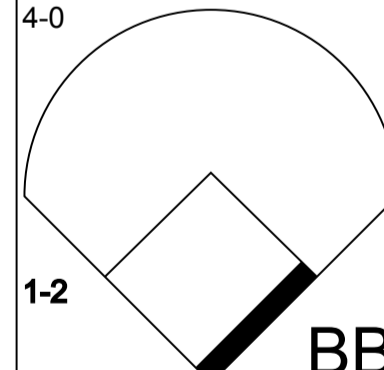
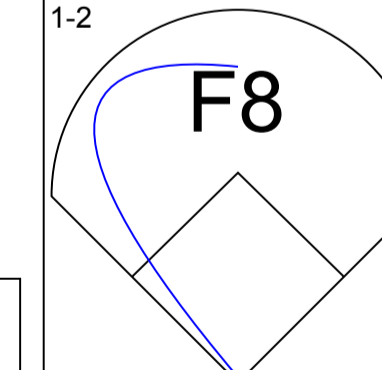
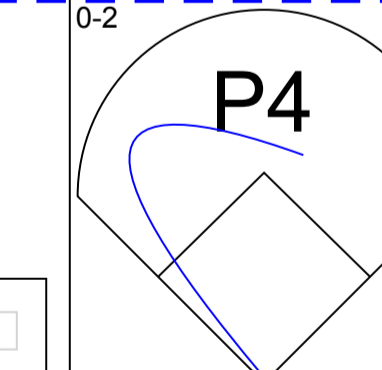
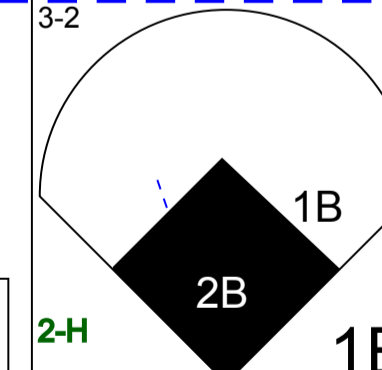
AB	R	H	RBI	BB	SO	LOB
4	0	1	0	0	0	0
4	0	2	1	0	0	0
4	0	2	0	0	1	2
4	0	0	0	0	1	5
4	3	3	2	0	0	0
4	0	0	0	0	1	1
4	0	0	0	0	0	1
2	1	2	1	1	0	0
2	0	0	0	0	0	2
0	0	0	0	0	0	0
1	0	0	0	0	0	1
0	0	0	0	0	0	0
0	0	0	0	0	0	0

WP	PA	33
0	34	33
0		4
0		10
0		4
0		1
0		3
0		12



Houston Astros @ Milwaukee Brewers
Milwaukee County Stadium, Milwaukee, WI
 Thu Jun 03 1999, 12:05 PM EDT
 Att: 11,620 - Sunny - 61 F

livebaseballscores.com

Batter	1	2	3	4	5	6	7	8	9	AB R H RBI BB SO LOB	TOP														
Craig Biggio, R (1, 10) OBP: 0.362, SLG: 0.441	0-3 	3-2 		1-1 		1-1 		0-1 		5 1 1 0 0 1 5															
Derek Bell, R (1, 9) OBP: 0.300, SLG: 0.380	1-2 		0-2 		1-2 		2-1 	2-1 		5 0 3 2 0 0 0															
5 Jeff Bagwell, R (1, 3) OBP: 0.453, SLG: 0.656	3-2 		1-0 		3-2 		0-1 	3-2 		5 1 1 1 0 0 4															
Richard Hidalgo, R (1, 7) OBP: 0.322, SLG: 0.513	3-2 		2-0 		1-1 		1-2 		2-0 	5 1 1 1 0 0 2															
Carl Everett, S (1, 8) OBP: 0.362, SLG: 0.413		0-1 	0-2 		3-2 		1-2 		1-1 	5 0 1 0 0 0 1															
Bill Spiers, L (1, 5) OBP: 0.362, SLG: 0.429		2-1 		1-0 		0-2 		4-2 	0-1 	3 1 2 0 1 0 0															
Carlos Hernandez, R (8, PR) (8, 4)										1 1 0 0 0 0 1															
Tony Eusebio, R (1, 2) OBP: 0.397, SLG: 0.349		3-2 		0-1 		1-1 		1-2 	1-3 	5 1 3 0 0 1 2															
Russ Johnson, R (1, 4) OBP: 0.358, SLG: 0.293		2-2 		1-0 		0-1 		2-0 		2 0 1 2 0 0 1															
Tim Bogar, R (1, 6) OBP: 0.356, SLG: 0.347		4-0 		1-2 		0-2 		3-2 		3 1 1 1 1 0 3															
Inning Stats	R: 0 E: 0 K: 1 S: 12	H: 1 LOB: 1 BB: 0 P: 19	R: 1 E: 0 K: 0 S: 17	H: 2 LOB: 2 BB: 1 P: 31	R: 1 E: 0 K: 0 S: 8	H: 1 LOB: 0 BB: 0 P: 11	R: 1 E: 0 K: 0 S: 9	H: 2 LOB: 1 BB: 0 P: 13	R: 1 E: 0 K: 0 S: 13	H: 1 LOB: 0 BB: 0 P: 21	R: 0 E: 0 K: 0 S: 12	H: 2 LOB: 2 BB: 0 P: 14	R: 0 E: 0 K: 0 S: 10	H: 1 LOB: 1 BB: 0 P: 14	R: 3 E: 0 K: 0 S: 18	H: 3 LOB: 2 BB: 1 P: 33	R: 0 E: 0 K: 1 S: 8	H: 1 LOB: 1 BB: 0 P: 12	1B: 8 2B: 4 3B: 0 HR: 2	SF: 1 SAC: 1 DP: 0 HBP: 0	WP: 0 PB: 0 SB: 2 CS: 0	PA: 43			
PITCHER	IP WLS BF H R ER SO BB IBB HBP BLK WP HR S P ERA WHIP																								
Eric Milton, L (1, 1) ERA: 6.53	5.1		26	9	4	4	1	1	0	0	0	0	2	66	103	6.75	1.875								
Bob Wells, R (6, 1) ERA: 4.36	2.1	H	9	1	2	2	0	1	0	0	0	0	0	22	34	7.71	0.857								
Mike Trombley, R (8, 1) ERA: 2.7	0.1	L	4	3	1	1	0	0	0	0	0	0	0	11	19	27.00	9.000								
Joe Mays, R (9, 1) ERA: 5.4	1.0		4	1	0	0	1	0	0	0	0	0	0	8	12	0.00	1.000								

Houston Astros @ Minnesota Twins
 Hubert H. Humphrey Metrodome, Minneapolis, MN
 Fri Jun 04 1999, 8:05 PM EDT
 Att. 13,152 - Dome - 72 F

livebaseballscorecards.com

AB 39
 R 7
 H 14
 RBI 7
 BB 2
 SO 2
 LOB 19



Batter	1	2	3	4	5	6	7	8	9	AB R H RBI BB SO LOB
Denny Hocking, S OBP: 0.326, SLG: 0.361 (1, 6)	0-0 G5-3	1-2 HR		2-0 G5-3			3-2 G5-3		2-3 K	5 1 1 4 0 1 0
Chad Allen, R OBP: 0.324, SLG: 0.380 (1, 7)	2-0 G6-3	0-1 L4		1-0 G6-3			2-0 BB 1B		3-3 K	5 0 1 0 0 1 0
Brent Gates, S OBP: 0.321, SLG: 0.347 (1, 4)	1-0 G6-3		2-2 E6 SF9 1B		2-1 G4-3		4-2 BB 1-2 BB			3 1 1 0 1 0 0
Marty Cordova, R OBP: 0.390, SLG: 0.485 (1, 10)		3-1 FC4-6 1B	3-1 SF9 FC3-2 HBP		2-2 CS 2B		0-0 G4-3			3 0 2 0 0 0 2
Ron Coomer, R OBP: 0.321, SLG: 0.492 (1, 5)		1-0 FC4-6 PB G3-1 1B	4-2 FC3-2 BB		1-0 SAFE G4-3			3-3 K		3 1 0 0 1 1 2
Matt Lawton, L OBP: 0.325, SLG: 0.398 (1, 9) (9, 8)		2-2 G3-1	1-2 SF9		0-0 G3-1		0-0 F8			3 0 0 1 0 0 1
Torii Hunter, R OBP: 0.277, SLG: 0.312 (1, 8) Corey Koskie, L OBP: 0.362, SLG: 0.481 (8, PH) (9, 9)		2-1 BB WP HR 1B	0-0 FC3-2		1-1 G6-3		4-1 FC6-4 BB			3 1 1 1 0 0 2 0 0 0 0 1 0 0
Doug Mientkiewicz, L OBP: 0.358, SLG: 0.355 (1, 3)		4-2 BB HR BB	0-1 G4-3		0-2 G4-3		1-0 FC6-4			3 1 0 0 1 0 3
Javier Valentin, S OBP: 0.258, SLG: 0.253 (1, 2)		4-0 HR BB		2-1 G6-3			0-3 K		0-0 G1-4-3	3 1 0 0 1 1 0

BOTTOM

Houston Astros @ Minnesota Twins
 Hubert H. Humphrey Metrodome, Minneapolis, MN
 Fri Jun 04 1999, 8:05 PM EDT
 Att. 13,152 - Dome - 72 F

livebaseballscores.com

AB	31
R	6
H	6
RBI	6
BB	5
SO	4
LOB	10



Inning Stats	R: 0	H: 0	E: 0	K: 3	S: 3	R: 5	H: 3	E: 0	K: 0	S: 18	R: 1	H: 1	E: 1	K: 0	S: 12	R: 0	H: 0	E: 0	K: 0	S: 4	R: 0	H: 1	E: 0	K: 0	S: 7	R: 0	H: 0	E: 0	K: 0	S: 9	R: 0	H: 1	E: 0	K: 1	S: 17	R: 0	H: 0	E: 0	K: 1	S: 7	R: 0	H: 0	E: 0	K: 2	S: 11	1B: 4	SF: 1	2B: 1	SAC: 0	3B: 0	DP: 0	HR: 1	HBP: 1	WP: 1	PB: 1	SB: 0	CS: 1	PA: 38
--------------	------	------	------	------	------	------	------	------	------	-------	------	------	------	------	-------	------	------	------	------	------	------	------	------	------	------	------	------	------	------	------	------	------	------	------	-------	------	------	------	------	------	------	------	------	------	-------	-------	-------	-------	--------	-------	-------	-------	--------	-------	-------	-------	-------	--------

PITCHER	IP	WLS	BF	H	R	ER	SO	BB	IBB	HBP	BLK	WP	HR	S	P	ERA	WHIP
Mike Hampton, L ERA: 3.27 (1, 1)	7.0	W	31	6	6	6	1	4	0	1	0	1	1	70	120	7.71	1.429
Jay Powell, R ERA: 3.97 (8, 1)	0.2	H	3	0	0	0	1	1	0	0	0	0	0	6	13	0.00	1.500
Billy Wagner, L ERA: 2.78 (8, 1)	1.1	S	4	0	0	0	2	0	0	0	0	0	0	12	18	0.00	0.000

Batter	1	2	3	4	5	6	7	8	9	AB R H RBI BB SO LOB	TOP														
Craig Biggio, R OBP: 0.363, SLG: 0.445 (1, 4) X	0-0 F9		0-2 G5-3		1-1 SAFE G6-4-3 1B		2-2 2-H 2B		3-3 K	5 0 2 1 0 1 0															
Derek Bell, R OBP: 0.294, SLG: 0.372 (1, 9) CFC	1-3 K		2-2 G4-3		1-0 G6-4-3		1-0 G6-3		1-3 K	5 0 0 0 0 2 3															
5 Jeff Bagwell, R OBP: 0.461, SLG: 0.660 (1, 10) (8, 3) BBB	4-0 1B BB			1-1 HR 2B	1-1 F9			4-2 1B 2B BB	4-1 BB	2 2 1 0 3 0 1															
Carl Everett, S OBP: 0.367, SLG: 0.415 (1, 8) BCX	1-1 1-2 1B			4-2 HR BB		1-1 G3		1 SAFE 2-2 2B 1-2 E 1B	0-0 F7	4 2 2 0 1 0 1															
Richard Hidalgo, R OBP: 0.330, SLG: 0.539 (1, 7) BBB	3-2 G5-3			1-1 HR		2-1 G4-6-3 1B		3-2 E7 1-H 2-H 2B		4 1 3 4 0 0 2															
Daryle Ward, L OBP: 0.250, SLG: 0.333 (1, 3)		0-0 G5-3		0-2 G4-3		1 SAFE 0-0 G4-6-3		0-3 K		4 0 0 0 0 1 2															
Jay Powell, R (8, 1)										0 0 0 0 0 0 0															
Trever Miller, R (8, 1)										0 0 0 0 0 0 0															
Billy Wagner, L (9, 1)										0 0 0 0 0 0 0															
Bill Spiers, L OBP: 0.358, SLG: 0.415 (1, 5) CBF		1-2 G3-1		0-0 G4-3			2-2 L3	4-2 BB		3 0 0 0 1 0 0															
Paul Bako, L OBP: 0.400, SLG: 0.451 (1, 2)										3 0 0 0 0 1 0															
Tony Eusebio, R OBP: 0.394, SLG: 0.346 (8, PH) (8, 2) BX		1-0 F8		1-3 K			1-1 P6	1-2 F7		1 0 0 0 0 0 2															
Tim Bogar, R OBP: 0.360, SLG: 0.355 (1, 6) CFF			0-3 K		4-2 G6-4-3 1B BB		0-0 2B 2B	1-3 K		3 1 1 0 1 2 2															
Inning Stats	R: 0 E: 0 K: 1 S: 14	H: 1 LOB: 2 BB: 1 P: 23	R: 0 E: 0 K: 0 S: 5	H: 0 LOB: 0 BB: 0 P: 7	R: 0 E: 0 K: 1 S: 9	H: 0 LOB: 0 BB: 0 P: 11	R: 3 E: 0 K: 1 S: 13	H: 2 LOB: 0 BB: 1 P: 20	R: 0 E: 0 K: 0 S: 8	H: 1 LOB: 1 BB: 1 P: 15	R: 0 E: 0 K: 0 S: 5	H: 1 LOB: 0 BB: 0 P: 8	R: 1 E: 0 K: 0 S: 10	H: 2 LOB: 1 BB: 0 P: 16	R: 2 E: 1 K: 2 S: 22	H: 2 LOB: 2 BB: 2 P: 37	R: 0 E: 0 K: 2 S: 9	H: 0 LOB: 1 BB: 1 P: 17	1B: 4 2B: 4 3B: 0 HR: 1	SF: 0 SAC: 0 DP: 2 HBP: 0	WP: 0 PB: 0 SB: 0 CS: 0	PA: 40			
PITCHER	IP	WLS	BF	H	R	ER	SO	BB	IBB	HBP	BLK	WP	HR	S	P	ERA	WHIP								
Dan Perkins, R ERA: 7.06 (1, 1)	6.2		28	7	4	4	3	3	0	0	0	0	1	63	98	5.40	1.500								
Joe Mays, R ERA: 5.79 (7, 1)	0.1	L	4	2	2	2	0	1	0	0	0	0	0	11	21	54.00	9.000								
Travis Miller, L ERA: 1.59 (8, 1)	0.1		2	0	0	0	1	1	0	0	0	0	0	6	10	0.00	3.000								
Bob Wells, R ERA: 4.15 (8, 1)	1.2		6	0	0	0	3	1	0	0	0	0	0	15	25	0.00	0.600								

Houston Astros @ Minnesota Twins
 Hubert H. Humphrey Metrodome, Minneapolis, MN
 Sat Jun 05 1999, 8:05 PM EDT
 Att: 17,150 - Dome - 72 F

AB	34
R	6
H	9
RBI	5
BB	6
SO	7
LOB	13



WP: 0	PA: 40
PB: 0	
SB: 0	
CS: 0	

Batter	1	2	3	4	5	6	7	8	9	AB	R	H	RBI	BB	SO	LOB
Todd Walker, L (1, 4) OBP: 0.321, SLG: 0.388 Javier Valentin, S (9, 2) OBP: 0.256, SLG: 0.253	2-2 BB F8 1B	2-3 K2-3		1 SAFE 2-2 FC6 1-2f			3-2 HR	0-2 G6-3		5	1	2	3	0	1	4
Denny Hocking, S (1, 6) OBP: 0.314, SLG: 0.347	0-0 F8 1-2		1-3 K			0-1 G4-3	0-0 F8		1-3 K	5	0	0	0	0	2	1
Marty Cordova, R (1, 10) OBP: 0.391, SLG: 0.476	4-2 BB BB		4-1 FC6-4 1B BB			1-0 G5-3	3-3 K		2-3 K	3	0	0	0	2	2	0
Matt Lawton, L (1, 9) OBP: 0.327, SLG: 0.395	4-1 G5-4-3 1-2 2-3 BB		0-0 FC6-4 1B			0-0 G4-3	3-2 G2-3		1-0 G5-3	4	0	1	0	1	0	0
Ron Coomer, R (1, 5) OBP: 0.319, SLG: 0.486	3-1 G5-4-3 1-2f		2-0 FC6-4 1-2f 2-3			0-1 F7		0-0 1B 1B		4	1	1	0	0	0	5
Doug Mientkiewicz, L (1, 3) OBP: 0.355, SLG: 0.353		1-1 F7	0-1 P5			3-3 K		2-1 56 SH5-3 1B 1B		4	0	1	0	0	1	2
Chad Allen, R (1, 7) OBP: 0.328, SLG: 0.400		2-0 HR		1-0 F8		0-1 F9		2-0 56 SH5-3 1B 1-2 2-H		4	1	2	2	0	0	0
A.J. Pierzynski, L (1, 2) OBP: 0.353, SLG: 0.333 56 Cleatus Davidson, S (8, PH) (9, 6)		1-0 2B		0-1 G5-3			1-0 1B HR 1B	0-0 SH5-3 1-2 2-3		3	1	2	0	0	0	0
Torii Hunter, R (1, 8) OBP: 0.280, SLG: 0.314 Corey Koskie, L (7, PH) (8, 9)		2-3 K 2B		1-1 FC6 1B			1-0 1B HR 1B	1-0 G5-3		0	0	0	0	0	0	0
Brent Gates, S (8, PH) (9, 4)										2	0	1	0	0	1	1
										1	1	1	0	0	0	0
										1	0	0	0	0	0	2

Inning Stats	R: 0	H: 1	E: 0	LOB: 2	K: 0	BB: 2	S: 9	R: 1	H: 2	E: 0	LOB: 1	K: 2	BB: 0	S: 11	R: 0	H: 1	E: 0	LOB: 2	K: 1	BB: 1	S: 8	R: 0	H: 1	E: 0	LOB: 1	K: 0	BB: 0	S: 8	R: 0	H: 0	E: 0	LOB: 0	K: 0	BB: 0	S: 4	R: 0	H: 0	E: 0	LOB: 0	K: 1	BB: 0	S: 9	R: 3	H: 3	E: 0	LOB: 0	K: 1	BB: 0	S: 15	R: 1	H: 3	E: 0	LOB: 2	K: 0	BB: 0	S: 9	R: 0	H: 0	E: 0	LOB: 0	K: 2	BB: 0	S: 8	R: 0	H: 0	E: 0	LOB: 0	K: 2	BB: 0	S: 8	1B: 8	SF: 0	2B: 1	SAC: 1	3B: 0	DP: 1	HR: 2	HBP: 0	WP: 0	PA: 40
--------------	------	------	------	--------	------	-------	------	------	------	------	--------	------	-------	-------	------	------	------	--------	------	-------	------	------	------	------	--------	------	-------	------	------	------	------	--------	------	-------	------	------	------	------	--------	------	-------	------	------	------	------	--------	------	-------	-------	------	------	------	--------	------	-------	------	------	------	------	--------	------	-------	------	------	------	------	--------	------	-------	------	-------	-------	-------	--------	-------	-------	-------	--------	-------	--------

PITCHER	IP	WLS	BF	H	R	ER	SO	BB	IBB	HBP	BLK	WP	HR	S	P	ERA	WHIP
Chris Holt, R (1, 1) ERA: 4.82	6.0		25	5	1	1	4	3	0	0	0	0	1	49	85	1.50	1.333
Scott Elarton, R (7, 1) ERA: 2.33	1.0	W	6	3	3	3	1	0	0	0	0	0	1	15	26	27.00	3.000
Jay Powell, R (8, 1) ERA: 4.37	0.0		3	3	1	1	0	0	0	0	0	0	0	4	8	∞	∞
Trever Miller, L (8, 1) ERA: 2.25	1.0	H	3	0	0	0	0	0	0	0	0	0	0	5	6	0.00	0.000
Billy Wagner, L (9, 1) ERA: 2.66	1.0	S	3	0	0	0	2	0	0	0	0	0	0	8	12	0.00	0.000

BOTTOM

Houston Astros @ Minnesota Twins
Hubert H. Humphrey Metrodome, Minneapolis, MN

Sat Jun 05 1999, 8:05 PM EDT
Att. 17,150 - Dome - 72 F

AB	36
R	5
H	11
RBI	5
BB	3
SO	7
LOB	15

livebaseballscorecards.com



Batter	1	2	3	4	5	6	7	8	9	AB R H RBI BB SO LOB	TOP																
Craig Biggio, R (1, 10) OBP: 0.367, SLG: 0.450	4-2 FC3-6 BB	1-0 G4-3 5 1B 2B	2-0 CS	0-0 G6-3		1-1 G6-4-3 1B		3-2 G5-3		4 1 2 2 1 0 0																	
Derek Bell, R (1, 9) OBP: 0.288, SLG: 0.363	2-1 FC3-6 5 BB 1B 1-2f	1-2 G4-3		2-3 K		2-1 G6-4-3 1-2f			0-2 G5-3	5 1 0 0 0 1 4																	
5 Jeff Bagwell, R (1, 3) OBP: 0.472, SLG: 0.680	4-0 1B 1-2 BB	1-1 S 1B 1B		4-1 BB			3-2 HR		0-0 FC4-6 1B	3 1 3 2 2 0 0																	
Richard Hidalgo, R (1, 8) OBP: 0.327, SLG: 0.531	0-3 K	0-2 SAFE S 1B		1-0 G5-3		1-0 P8			0-3 K	5 0 1 0 0 2 4																	
Bill Spiers, L (1, 5) OBP: 0.360, SLG: 0.414	2-1 1B 1-3 2-H	3-1 SAFE P5			1-1 G5-4-3 1B		1-0 P4		2-1 FC4-6 1-2f	5 0 2 1 0 0 3																	
Alex Diaz, S (1, 7) OBP: 0.267, SLG: 0.349	0-1 F8		4-1 CS 1B BB		3-1 SAFE F9		1-1 G6-3			3 0 0 0 1 0 3																	
Russ Johnson, R (1, 4) OBP: 0.368, SLG: 0.378			0-3 K	0-0 1B	1-0 G5-4-3 1-2f			0-1 HR		4 1 2 1 0 1 1																	
Paul Bako, L (1, 2) OBP: 0.406, SLG: 0.444		4-2 1B 2B BB	0-2 P6			1-3 K		0-2 G5-4-3 1B		3 1 1 0 1 1 2																	
Tim Bogar, R (1, 6) OBP: 0.357, SLG: 0.352		2-2 2B 1B	2-1 P9			1-3 K 1B		1-2 G5-4-3 1-2f		4 1 1 0 0 1 3																	
Inning Stats	R: 1 E: 0 K: 1 S: 11	H: 1 LOB: 2 BB: 2 P: 23	R: 3 E: 0 K: 1 S: 20	H: 4 LOB: 2 BB: 1 P: 32	R: 0 E: 0 K: 0 S: 7	H: 1 LOB: 1 BB: 1 P: 15	R: 0 E: 0 K: 1 S: 6	H: 0 LOB: 1 BB: 1 P: 13	R: 0 E: 0 K: 0 S: 5	H: 1 LOB: 0 BB: 0 P: 10	R: 0 E: 0 K: 2 S: 12	H: 1 LOB: 1 BB: 0 P: 17	R: 1 E: 0 K: 0 S: 9	H: 1 LOB: 0 BB: 0 P: 15	R: 1 E: 0 K: 0 S: 11	H: 2 LOB: 0 BB: 0 P: 15	R: 0 E: 0 K: 1 S: 9	H: 1 LOB: 1 BB: 0 P: 11	1B: 9 2B: 1 3B: 0 HR: 2	SF: 0 SAC: 0 DP: 3 HBP: 0	WP: 1 PB: 0 SB: 2 CS: 1	PA: 42					
PITCHER	IP WLS BF H R ER SO BB IBB HBP BLK WP HR S P ERA WHIP																										
LaTroy Hawkins, R (1, 1) ERA: 8.38	1.2		13	5	4	4	2	3	0	0	0	0	0	29	50	21.60	4.800										
23 Benj Sampson, L (2, 1) ERA: 6.82	3.2	W	15	3	0	0	3	2	0	0	0	1	0	30	56	0.00	1.364										
Rob Radlosky, R (6, 1) ERA: 14.21	1.2		7	3	2	2	0	0	0	0	0	0	2	16	24	10.80	1.800										
Mike Trombley, R (8, 1) ERA: 2.56	2.0		6	1	0	0	1	0	0	0	0	0	0	15	21	0.00	0.500										

Houston Astros @ Minnesota Twins
 Hubert H. Humphrey Metrodome, Minneapolis, MN
 Sun Jun 06 1999, 2:05 PM EDT
 Att. 13,720 - Dome - 72 F

AB	36
R	6
H	12
RBI	6
BB	5
SO	6
LOB	20



Batter	1	2	3	4	5	6	7	8	9	AB	R	H	RBI	BB	SO	LOB
Todd Walker, L OBP: 0.327, SLG: 0.393	0-0 FC4-6 1B	1-2 F8		3-2 1B G3	0-0 FC4-6 1B	0-1 PO	3-3 K2-3			5	1	3	0	0	1	1
Denny Hocking, S OBP: 0.317, SLG: 0.349	1-0 FC4-6 E	2-0 F8		3-2 G3 1B	0-1 FC4-6 E		2-2 L1-6 BB 1B			5	3	2	1	0	0	4
Brent Gates, S OBP: 0.339, SLG: 0.360	1-0 E7 E 1B		1-1 BB 1B	2-2 G3	1-0 E2 WP 1B		4-1 BB			4	1	3	2	1	0	1
Marty Cordova, R OBP: 0.396, SLG: 0.476	3-2 G5-3		0-0 L4-6 BB 1B	2-1 S 1B	4-1 BB		1-1 L1-6			4	0	2	1	1	0	3
Torii Hunter, R OBP: 0.280, SLG: 0.314			1-2 BB 1B	3-H S 1B			2-3			0	0	0	0	0	0	0
Matt Lawton, L OBP: 0.333, SLG: 0.397	0-0 E2 WP S 1B		4-1 BB	3-2 G4-3	2-1 G3		1-1 HR 1B			4	1	2	0	1	0	3
Ron Coomer, R OBP: 0.321, SLG: 0.505	3-2 G6-3		1-0 L4-6		1-1 1B 56 1B 2B	1-1 F9	3-1 HR			5	2	2	2	0	0	4
Corey Koskie, L OBP: 0.370, SLG: 0.483		2-1 F9	1-1 G4-3		0-0 1B 56 1B FC4-6 1B	2-1 2B	2-1 G3			5	2	2	0	0	0	2
Javier Valentin, S OBP: 0.277, SLG: 0.345		0-1 56 1B 3B		1-1 HR	0-1 P6	1-0 PO 2B	2-2 F7			5	2	3	2	0	0	2
56 Cleatus Davidson, S OBP: 0.222, SLG: 0.222		3-1 S 1B		2-0 G4-3	2-1 FC4-6 1B PB 1B	0-3 K	0-1 G5-3			5	1	2	2	0	1	1

Inning Stats	R: 2	H: 3	E: 2	K: 0	S: 10	LOB: 1	BB: 0	P: 18	R: 1	H: 2	E: 0	K: 0	S: 10	LOB: 1	BB: 0	P: 18	R: 0	H: 2	E: 0	K: 0	S: 7	LOB: 2	BB: 1	P: 14	R: 3	H: 4	E: 0	K: 0	S: 20	LOB: 1	BB: 0	P: 36	R: 4	H: 5	E: 1	K: 0	S: 14	LOB: 2	BB: 1	P: 24	R: 1	H: 2	E: 0	K: 1	S: 12	LOB: 0	BB: 0	P: 16	R: 0	H: 1	E: 0	K: 1	S: 10	LOB: 1	BB: 1	P: 20	R: 2	H: 2	E: 0	K: 0	S: 11	LOB: 0	BB: 0	P: 19
--------------	------	------	------	------	-------	--------	-------	-------	------	------	------	------	-------	--------	-------	-------	------	------	------	------	------	--------	-------	-------	------	------	------	------	-------	--------	-------	-------	------	------	------	------	-------	--------	-------	-------	------	------	------	------	-------	--------	-------	-------	------	------	------	------	-------	--------	-------	-------	------	------	------	------	-------	--------	-------	-------

PITCHER	IP	WLS	BF	H	R	ER	SO	BB	IBB	HBP	BLK	WP	HR	S	P	ERA	WHIP
Sean Bergman, R ERA: 4.59	(1, 1)	3.2	L	22	11	6	6	0	1	0	0	1	1	44	80	14.73	3.273
Jeff McCurry, R ERA: 19.29	(4, 1)	0.2		6	4	3	0	0	0	0	0	0	0	11	17	40.50	6.000
Brian Williams, R ERA: 3.76	(5, 1)	3.2		17	6	3	2	2	0	0	0	1	1	39	68	7.36	2.182

BOTTOM

Houston Astros @ Minnesota Twins
 Hubert H. Humphrey Metrodome, Minneapolis, MN

Sun Jun 06 1999, 2:05 PM EDT
 Att. 13,720 - Dome - 72 F

livebaseballscores.com

AB	42
R	13
H	21
RBI	10
BB	3
SO	2
LOB	21



1B:	16	SF:	0	WP:	2	PA:	46
2B:	4	SAC:	0	PB:	1		
3B:	1	DP:	2	SB:	4		
HR:	2	HBP:	0	CS:	0		

Batter	1	2	3	4	5	6	7	8	9	AB R H RBI BB SO LOB	TOP		
Craig Biggio, R OBP: 0.368, SLG: 0.449 (1, 4)	1-2 G6-3		0-0 F7	1-2 E6 2B 1B		2-2 E 1B	0-2 G4-6-3 1B			5 2 2 1 0 0 1			
Bill Spiers, L OBP: 0.370, SLG: 0.433 (1, 5)	2-2 1B		2-1 F8	2-0 1B 2B		2-2 5 1B	3-1 G4-6-3			5 2 3 2 0 0 2			
5 Jeff Bagwell, R OBP: 0.474, SLG: 0.677 (1, 3)	1-1 F8		4-2 1B BB	1-1 L4		0-1 1B G5-3 1B		1-0 FC6-4 1B		4 1 2 1 1 0 3			
Derek Bell, R OBP: 0.290, SLG: 0.364 (1, 9)	0-0 F9		1-0 1B	1-1 FC5-4 1B		0-2 F9		0-0 FC6-4 G5-4-3		5 0 2 2 0 0 3			
Carl Everett, S OBP: 0.363, SLG: 0.409 (1, 8)		2-3 K	0-0 1B	0-2 F8		0-1 G5-3		0-1 G5-4-3		5 0 1 1 0 1 3			
Richard Hidalgo, R OBP: 0.329, SLG: 0.527 (1, 7)		1-1 1B	1-1 G6-3	1-1 FC5-4		1-2 1B		0-3 K		5 0 2 0 0 1 3			
Daryle Ward, L OBP: 0.235, SLG: 0.294 (1, 10)		0-1 F7		1-2 2B 1B		0-3 K		2-3 K		5 1 1 0 0 3 3			
Tony Eusebio, R OBP: 0.402, SLG: 0.366 (1, 2)		0-1 1B		2-2 1B E 2B		2-2 F8		2-2 1B		5 1 3 0 0 0 0			
Ricky Gutierrez, R OBP: 0.446, SLG: 0.478 (1, 6)		0-3 K2-3		1-2 E 2B 1B		0-3 K		1-3 K		4 1 1 1 0 3 3			
Inning Stats	R: 0 E: 0 K: 0 S: 10 H: 1 LOB: 1 BB: 0 P: 14	R: 0 E: 0 K: 2 S: 12 H: 2 LOB: 2 BB: 0 P: 15	R: 1 E: 0 K: 0 S: 9 H: 2 LOB: 2 BB: 1 P: 17	R: 5 E: 1 K: 0 S: 24 H: 5 LOB: 1 BB: 0 P: 34	R: 0 E: 0 K: 2 S: 10 H: 0 LOB: 0 BB: 0 P: 12	R: 2 E: 1 K: 1 S: 25 H: 4 LOB: 2 BB: 0 P: 32	R: 0 E: 0 K: 1 S: 11 H: 2 LOB: 1 BB: 0 P: 17	R: 0 E: 0 K: 0 S: 4 H: 1 LOB: 0 BB: 0 P: 5	R: 0 E: 0 K: 2 S: 9 H: 0 LOB: 0 BB: 0 P: 12	1B: 15 2B: 2 3B: 0 HR: 0 SF: 0 SAC: 0 DP: 2 HBP: 0	WP: 0 PB: 0 SB: 0 CS: 0 PA: 44		
PITCHER	IP WLS BF H R ER SO BB IBB HBP BLK WP HR S P ERA WHIP											PITCHER	IP WLS BF H R ER SO BB IBB HBP BLK WP HR S P ERA WHIP
John Snyder, R ERA: 4.5 (1, 1)	3.1 L 22 10 6 5 2 1 0 0 0 0 0 0 49 73 13.50 3.300												
David Lundquist, R ERA: 7.36 (4, 1)	2.1 11 4 2 2 2 0 0 0 0 0 0 0 38 46 7.71 1.714												
Bryan Ward, L ERA: 6.75 (6, 1)	2.1 8 3 0 0 2 0 0 0 0 0 0 0 18 27 0.00 1.286												
Sean Lowe, R ERA: 2.62 (9, 1)	1.0 3 0 0 0 2 0 0 0 0 0 0 0 9 12 0.00 0.000												

Houston Astros @ Chicago White Sox
Comiskey Park, Chicago, IL
Mon Jun 07 1999, 8:05 PM EDT
Att. 16,881 - Unknown - 88 F

livebaseballscorecards.com

AB 43
R 8
H 17
RBI 8
BB 1
SO 8
LOB 21



Batter	1	2	3	4	5	6	7	8	9	AB R H RBI BB SO LOB	TOP																						
Craig Biggio, R (1, 4) OBP: 0.366, SLG: 0.446	1-2 G4-3		1-2 G3		0-0 G6-3		2-1 1B			4 0 1 0 0 0 0																							
Bill Spiers, L (1, 5) OBP: 0.374, SLG: 0.454	2-1 G4-3		1-1 1B		2-2 5 1B 3B		0-0 F8			4 1 2 0 0 0 1																							
5 Jeff Bagwell, R (1, 3) OBP: 0.471, SLG: 0.668	3-3 K		1-3 K		0-2 CS 1B			1-2 G5-3		4 0 1 1 0 2 1																							
Derek Bell, R (1, 9) OBP: 0.290, SLG: 0.362		1-1 G6-3		1-1 FC5-4 1B		0-0 F9		2-2 G6-3		4 0 1 0 0 0 0																							
Carl Everett, S (1, 8) OBP: 0.361, SLG: 0.421		2-0 G6-3		1-2 L6		1-2 HR		0-3 K		4 1 1 1 0 1 1																							
Richard Hidalgo, R (1, 7) OBP: 0.327, SLG: 0.527		3-2 2B		0-2 FC5-4 2B		0-0 L6		0-0 F8		4 1 1 0 0 0 1																							
Daryle Ward, L (1, 10) OBP: 0.333, SLG: 0.400 Glen Barker, S (9, PR) OBP: 0.400, SLG: 0.467		4-2 BB		0-0 2B		3-2 G4-3		0-1 CS 1B		3 0 2 1 1 0 0 0 0 0 0 0 0 0																							
Tony Eusebio, R (1, 2) OBP: 0.390, SLG: 0.353		0-0 G1-3		2-3 K			2-2 G1-3		1-3 K	4 0 0 0 0 2 4																							
Ricky Gutierrez, R (1, 6) OBP: 0.424, SLG: 0.449			2-0 G4-3		3-2 G5-3		0-1 G6-3		3-1 CS	3 0 0 0 0 0 0																							
Inning Stats	R: 0 E: 0 K: 1 S: 8	H: 0 LOB: 0 BB: 0 P: 14	R: 0 E: 0 K: 0 S: 14	H: 1 LOB: 2 BB: 1 P: 24	R: 0 E: 0 K: 1 S: 9	H: 1 LOB: 1 BB: 0 P: 14	R: 1 E: 0 K: 1 S: 13	H: 2 LOB: 1 BB: 0 P: 17	R: 1 E: 0 K: 0 S: 12	H: 2 LOB: 0 BB: 0 P: 19	R: 1 E: 0 K: 0 S: 9	H: 1 LOB: 0 BB: 0 P: 13	R: 0 E: 0 K: 1 S: 8	H: 1 LOB: 1 BB: 0 P: 12	R: 0 E: 0 K: 1 S: 12	H: 0 LOB: 0 BB: 0 P: 15	R: 0 E: 0 K: 1 S: 8	H: 1 LOB: 1 BB: 0 P: 11	1B: 5 2B: 2 3B: 1 HR: 1	SF: 0 SAC: 0 DP: 0 HBP: 0	WP: 0 PB: 0 SB: 1 CS: 2	PA: 37											
PITCHER Jaime Navarro, R (1, 1) ERA: 5.52 Bob Howry, R (9, 1) ERA: 4.63	IP 8.0	WLS W	BF 32	H 8	R 3	ER 3	SO 4	BB 1	IBB 0	HBP 0	BLK 0	WP 0	HR 1	S 85	P 128	ERA 3.38	WHIP 1.125																
											PITCHER	IP	WLS	BF	H	R	ER	SO	BB	IBB	HBP	BLK	WP	HR	S	P	ERA	WHIP					

Houston Astros @ Chicago White Sox
Comiskey Park, Chicago, IL
Tue Jun 08 1999, 8:05 PM EDT
Att. 11,836 - Unknown - 83 F

livebaseballscorecards.com

AB 34
R 3
H 9
RBI 3
BB 1
SO 5
LOB 8



Batter	1	2	3	4	5	6	7	8	9	AB	R	H	RBI	BB	SO	LOB
Ray Durham, S OBP: 0.352, SLG: 0.478 (1, 4)	2-2 P4		2-2 FC4-6			1-2 G3		0-0 F7 S 1B		4	0	1	0	0	0	1
Mike Caruso, S OBP: 0.315, SLG: 0.325 (1, 6)	2-2 P6			0-0 2B G4-3 1B		0-1 G4-3		1-3 K 1-2		4	1	1	0	0	1	1
Frank Thomas, R OBP: 0.451, SLG: 0.512 (1, 3)	1-0 G1-3			2-0 G4-3 1B 2B		1-1 HR 2B		2-0 F7 2-3		4	2	2	0	0	0	1
Magglio Ordonez, R OBP: 0.348, SLG: 0.527 (1, 9)		1-1 G6-3		1-0 G4-3		0-0 HR		1-0 G6-3		4	1	1	3	0	0	2
Carlos Lee, R OBP: 0.358, SLG: 0.480 Darrin Jackson, R OBP: 0.309, SLG: 0.478 (1, 7) (9, 7)		0-2 L9		0-1 3-H 1B		1-3 K				3	0	1	1	0	1	0
Chris Singleton, L OBP: 0.273, SLG: 0.402 (1, 8)		0-0 F7		0-2 F8		0-0 P6				0	0	0	0	0	0	0
Greg Norton, S OBP: 0.382, SLG: 0.453 (1, 5)			1-3 K	2-3 K						2	0	0	0	1	2	1
14 Paul Konerko, R OBP: 0.298, SLG: 0.429 (1, 10)			2-2 G5-3		2-2 G5-3			0-2 G6-4-3 1-2f		3	0	0	0	0	0	1
Brook Fordyce, R OBP: 0.363, SLG: 0.483 (1, 2)			2-0 FC4-6 1B		1-0 G5-3		2-2 L9			3	0	1	0	0	0	0

Inning Stats	R: 0	H: 0	E: 0	K: 0	S: 11	R: 0	H: 0	E: 0	K: 0	S: 6	R: 0	H: 1	E: 0	K: 1	S: 10	R: 2	H: 3	E: 0	K: 1	S: 12	R: 0	H: 0	E: 0	K: 0	S: 7	R: 2	H: 2	E: 0	K: 1	S: 9	R: 0	H: 0	E: 0	K: 0	S: 7	R: 0	H: 1	E: 0	K: 1	S: 6	
	LOB: 0	BB: 0	LOB: 0	BB: 0		LOB: 0	BB: 0	LOB: 0	BB: 0		LOB: 0	BB: 0	LOB: 0	BB: 0		LOB: 0	BB: 0	LOB: 0	BB: 0		LOB: 0	BB: 0	LOB: 0	BB: 0		LOB: 0	BB: 0	LOB: 0	BB: 0		LOB: 0	BB: 1	LOB: 1	BB: 0		LOB: 1	BB: 0		LOB: 0	BB: 0	

PITCHER	IP	WLS	BF	H	R	ER	SO	BB	IBB	HBP	BLK	WP	HR	S	P	ERA	WHIP
Shane Reynolds, R ERA: 4.03 (1, 1)	7.1	L	29	7	4	4	4	1	0	0	0	0	1	66	96	4.91	1.091
Jay Powell, R ERA: 4.24 (8, 1)	0.2		2	0	0	0	0	0	0	0	0	0	0	2	5	0.00	0.000


BOTTOM

Houston Astros @ Chicago White Sox
Comiskey Park, Chicago, IL

Tue Jun 08 1999, 8:05 PM EDT
Att. 11,836 - Unknown - 83 F

livebaseballscorecards.com

AB	30
R	4
H	7
RBI	4
BB	1
SO	4
LOB	8



1B:	4	SF:	0	WP:	0	PA:	31
2B:	2	SAC:	0	PB:	0		
3B:	0	DP:	1	SB:	1		
HR:	1	HBP:	0	CS:	0		

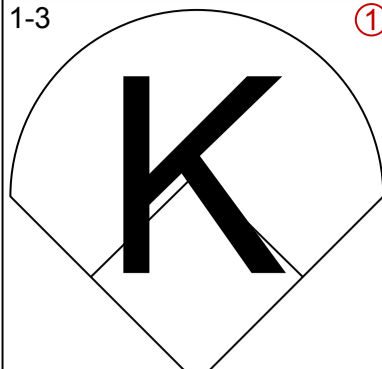
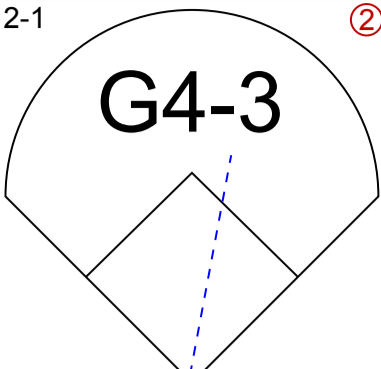
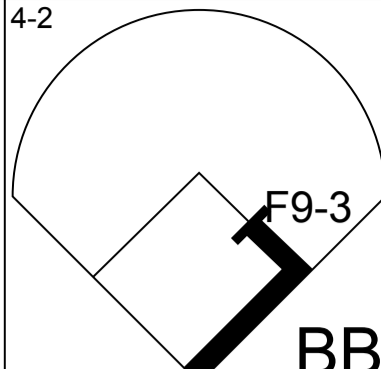
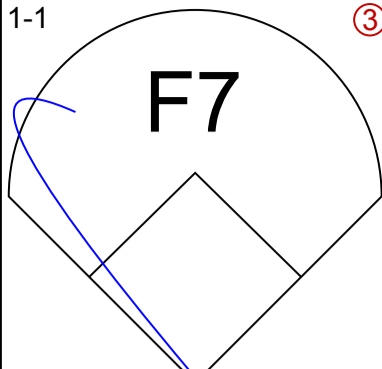
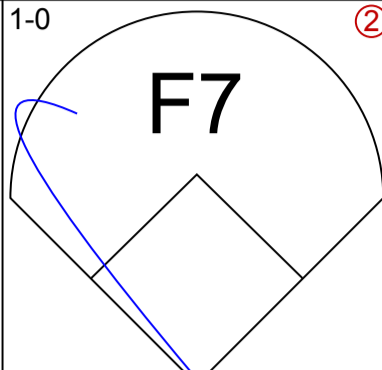
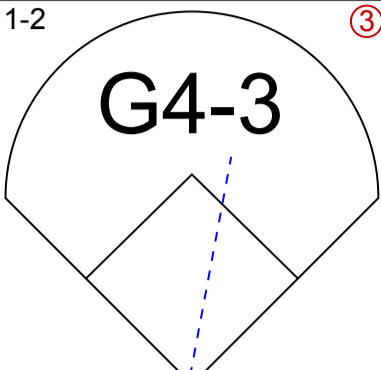
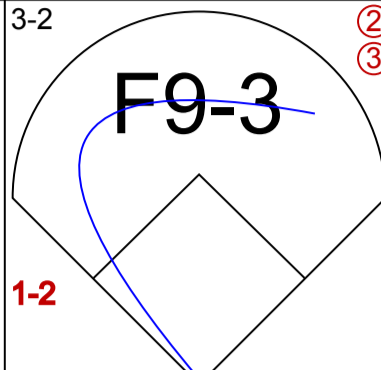
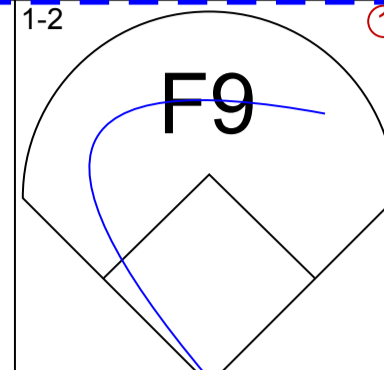
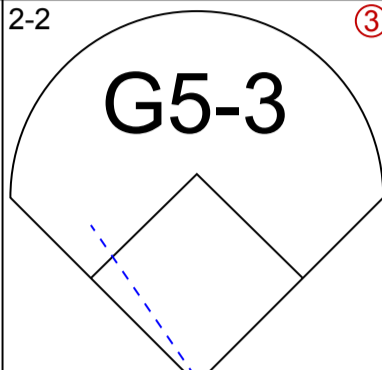
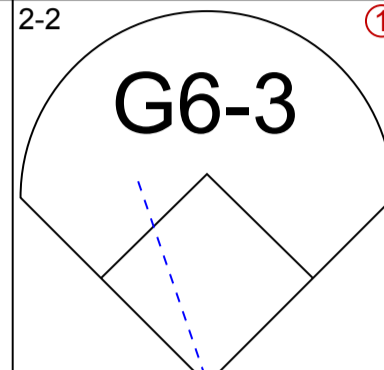
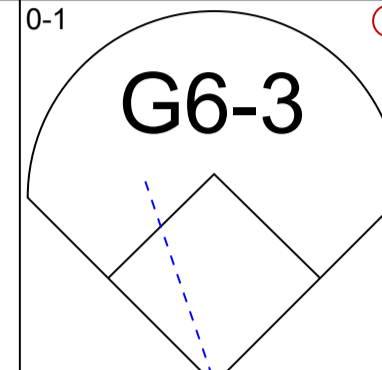
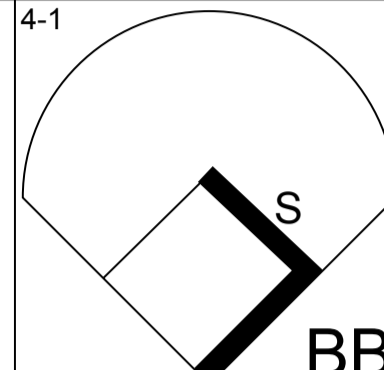
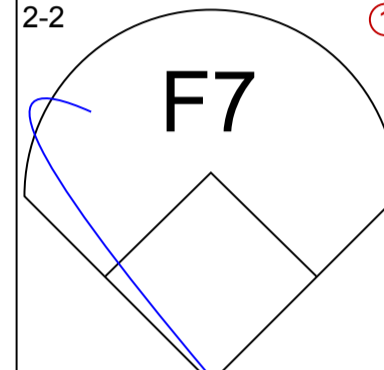
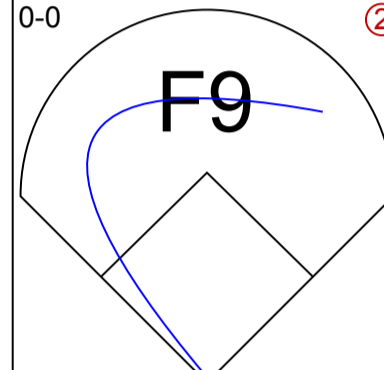
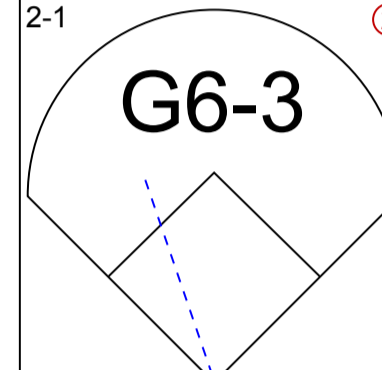
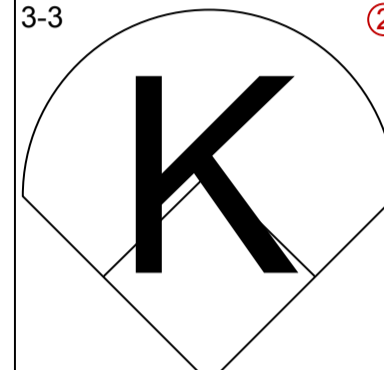
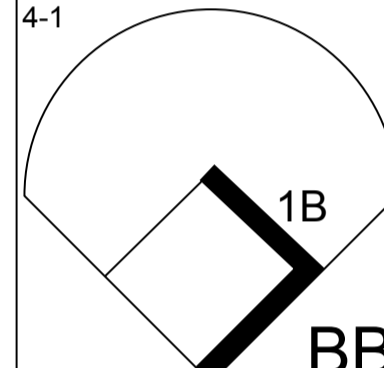
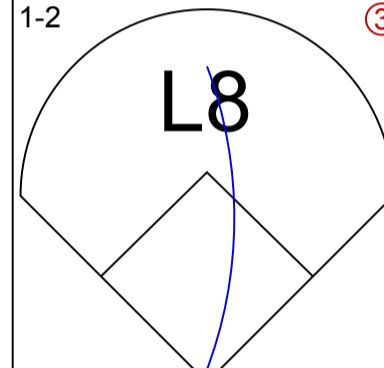
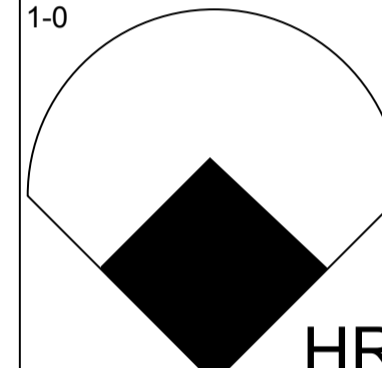
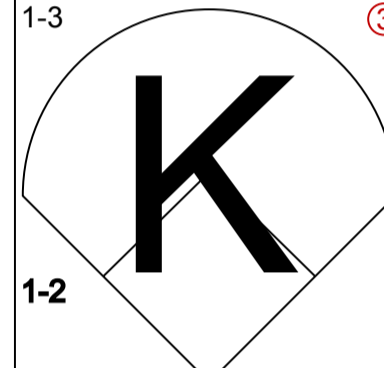
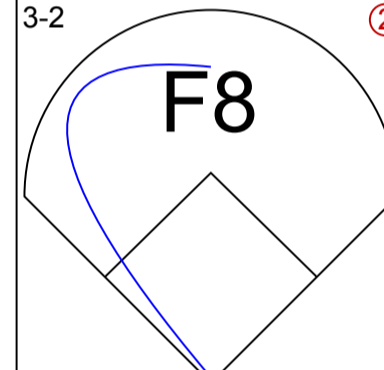
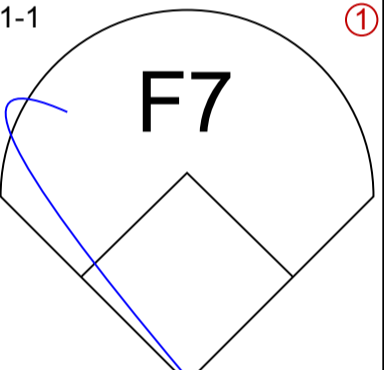
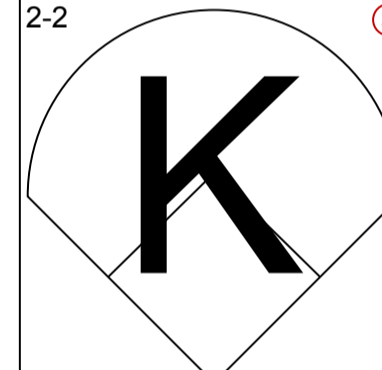
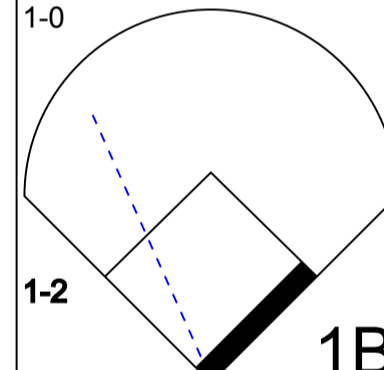
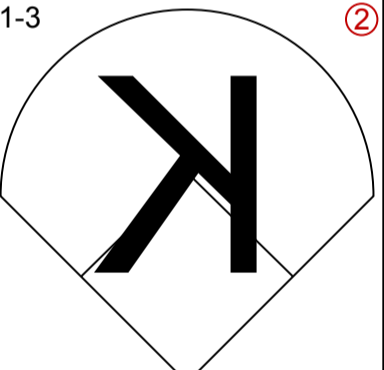
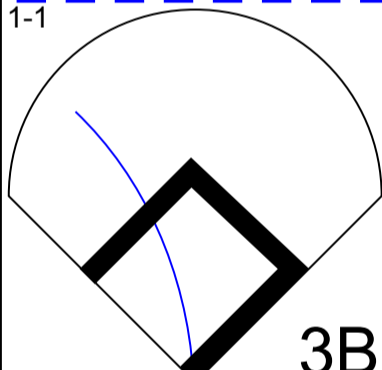
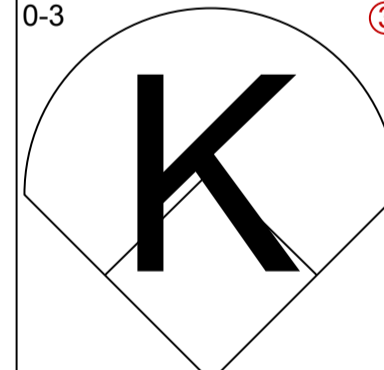
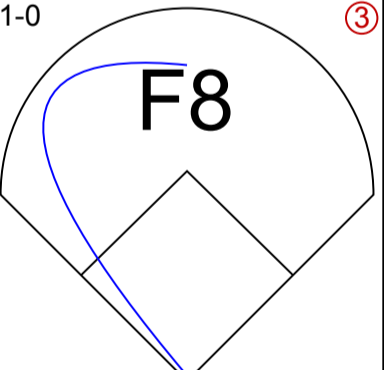
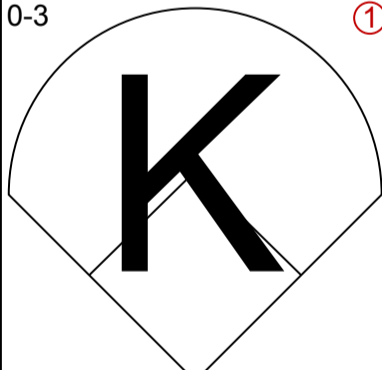
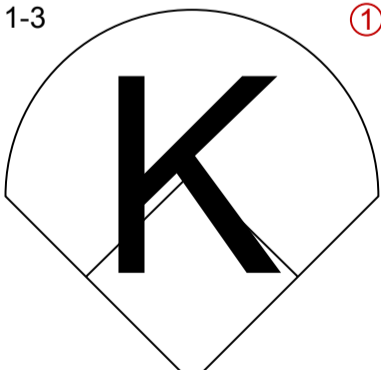
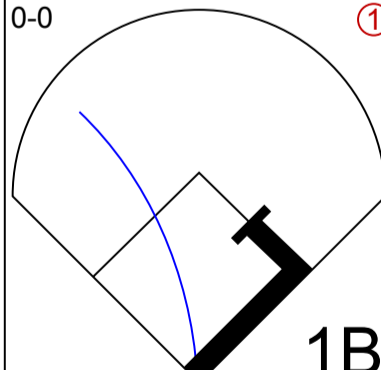
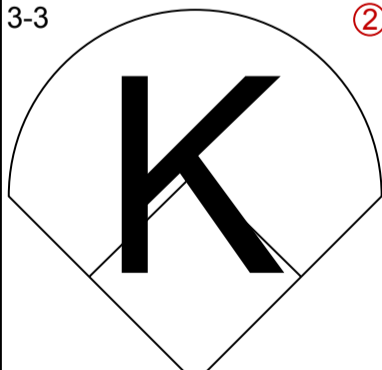
Batter	1	2	3	4	5	6	7	8	9	AB	R	H	RBI	BB	SO	LOB	TOP										
Craig Biggio, R (1, 4) OBP: 0.370, SLG: 0.446 Russ Johnson, R (9, PH) OBP: 0.379, SLG: 0.413 (9, 4)	0-0 1B 1B	4-0 BB		0-1 P3		4-2 1B 5 HR BB	0-0 SF8		2-2 5 HR 2B	2	2	1	1	2	0	0											
Bill Spiers, L (1, 5) OBP: 0.372, SLG: 0.447	0-0 1B 1-2 SH3 1B	1-0 F8		0-1 P3		3-2 5 HR 1B	2-3 K		3-3 K	6	2	2	0	0	2	3											
5 Jeff Bagwell, R (1, 3) OBP: 0.471, SLG: 0.707	3-0 F9	0-3 K		3-2 P3		0-0 HR			0-1 HR	6	3	3	6	0	1	3											
Derek Bell, R (1, 9) OBP: 0.298, SLG: 0.370	0-1 BB 1-3 SH3 2-H 1B		1-0 HR 1B		2-1 L7	1-2 1B		2-0 F9 BB 1B	1-3 K	6	2	4	1	0	1	0											
Carl Everett, S (1, 8) OBP: 0.366, SLG: 0.437	0-1 SH3		1-1 HR		2-0 1B	2-1 F8		4-2 F9 1B BB	2-3 K	4	1	2	3	1	1	1											
Richard Hidalgo, R (1, 7) OBP: 0.325, SLG: 0.517	4-2 BB BB		0-1 F9		3-2 F8	0-2 G6-3		0-1 F9		4	0	0	0	1	0	4											
Daryle Ward, L (1, 10) OBP: 0.385, SLG: 0.417	4-2 1-2 2-3 BB		1-2 1B		0-1 G3		1-3 K	1-0 1B		4	0	2	1	1	1	1											
Tony Eusebio, R (1, 2) OBP: 0.376, SLG: 0.339	0-0 F8		0-1 F9		0-0 G6-3	0-0 G6-3	1-2 E6 2B SF8	1-2 F9		5	1	0	0	0	0	6											
Tim Bogar, R (1, 6) OBP: 0.358, SLG: 0.385		3-2 P6	0-0 P2		2-1 HR	3-2 SF8 2B	0-3 K			5	1	2	1	0	1	3											
Inning Stats	R: 2 E: 0 K: 0 S: 13	H: 3 LOB: 3 BB: 2 P: 24	R: 0 E: 0 K: 1 S: 9	H: 0 LOB: 1 BB: 1 P: 17	R: 2 E: 0 K: 0 S: 11	H: 3 LOB: 1 BB: 0 P: 14	R: 0 E: 0 K: 0 S: 7	H: 0 LOB: 0 BB: 0 P: 10	R: 0 E: 0 K: 0 S: 8	H: 1 LOB: 1 BB: 0 P: 15	R: 4 E: 0 K: 0 S: 20	H: 4 LOB: 1 BB: 1 P: 32	R: 1 E: 1 K: 2 S: 13	H: 1 LOB: 1 BB: 0 P: 20	R: 2 E: 0 K: 1 S: 21	H: 3 LOB: 2 BB: 1 P: 32	R: 2 E: 0 K: 3 S: 15	H: 2 LOB: 0 BB: 0 P: 23	1B: 10 2B: 2 3B: 0 HR: 5	SF: 1 SAC: 1 DP: 0 HBP: 0	WP: 0 PB: 0 SB: 0 CS: 0	PA: 50					
PITCHER	IP	WLS	BF	H	R	ER	SO	BB	IBB	HBP	BLK	WP	HR	S	P	ERA	WHIP										
James Baldwin, R (1, 1) ERA: 5.48	5.1	L	29	9	7	7	1	4	0	0	0	0	2	59	100	11.81	2.438										
Sean Lowe, R (6, 1) ERA: 2.83	0.2		4	2	1	1	0	0	0	0	0	0	1	9	12	13.50	3.000										
Bryan Ward, L (7, 1) ERA: 6.41	1.0		5	1	1	0	2	0	0	0	0	0	0	13	20	0.00	1.000										
41 Bill Simas, R (8, 1) ERA: 5.96	1.0		7	3	2	2	1	1	0	0	0	0	1	21	32	18.00	4.000										
Keith Foulke, R (9, 1) ERA: 2.83	1.0		5	2	2	2	3	0	0	0	0	0	1	15	23	18.00	2.000										

Houston Astros @ Chicago White Sox
Comiskey Park, Chicago, IL
Wed Jun 09 1999, 8:05 PM EDT
Att. 12,138 - Unknown - 81 F

livebaseballscorecards.com

AB	43
R	13
H	17
RBI	13
BB	5
SO	7
LOB	21



Batter	1	2	3	4	5	6	7	8	9	AB R H RBI BB SO LOB	TOP											
Damian Jackson, R (1, 6) OBP: 0.325, SLG: 0.373	1-3 		2-1 			4-2 		1-1 		3 0 0 0 1 1 1												
David Newhan, L (1, 4) OBP: 0.300, SLG: 0.400 Phil Nevin, R (9, PH) OBP: 0.262, SLG: 0.427	1-0 		1-2 			3-2  1 SAFE 1 SAFE 1 SAFE		1-2 		3 0 0 0 0 0 1 1 0 0 0 0 0 0												
Eric Owens, R (1, 7) OBP: 0.322, SLG: 0.423	2-2 				2-2 		0-1 		4-1 	3 0 0 0 1 0 0												
Dave Magadan, L (1, 3) OBP: 0.356, SLG: 0.357 Jim Leyritz, R (9, PH) OBP: 0.338, SLG: 0.470		2-2 		0-0 		2-1 		3-3 		3 0 0 0 0 0 0 1 0 0 0 0 1 1												
Greg Myers, L (1, 2) OBP: 0.397, SLG: 0.457 Gary Matthews, S (9, PH) OBP: 0.538, SLG: 0.250			4-1 		1-2 		1-0 		1-3 	2 1 1 1 1 0 0 1 0 0 0 0 1 1												
Mike Darr, L (1, 9) OBP: 0.294, SLG: 0.323		3-2 			1-1 		2-2 			3 0 0 0 0 1 1												
Ruben Rivera, R (1, 8) OBP: 0.245, SLG: 0.397		1-0 			1-3 			1-1 		3 0 2 0 0 1 0												
George Arias, R (1, 5) OBP: 0.253, SLG: 0.413 John Vander Wal, L (8, PH) OBP: 0.381, SLG: 0.430		0-3 			1-0 			0-3 		2 0 0 0 0 1 2 1 0 0 0 0 1 1												
Woody Williams, R (1, 1) OBP: 0.207, SLG: 0.222 Quilvio Veras, S (8, PH) OBP: 0.339, SLG: 0.340 Dan Miceli, R (8, 1)			1-3 			0-0 		3-3 		2 0 1 0 0 1 0 1 0 0 0 0 1 1 0 0 0 0 0 0 0												
Inning Stats	R: 0 E: 0 K: 1 S: 7	H: 0 LOB: 0 BB: 0 P: 11	R: 0 E: 0 K: 1 S: 14	H: 1 LOB: 2 BB: 1 P: 24	R: 0 E: 0 K: 1 S: 9	H: 0 LOB: 0 BB: 0 P: 13	R: 0 E: 0 K: 0 S: 7	H: 0 LOB: 0 BB: 0 P: 10	R: 0 E: 0 K: 1 S: 7	H: 0 LOB: 0 BB: 0 P: 10	R: 0 E: 0 K: 0 S: 7	H: 1 LOB: 0 BB: 1 P: 14	R: 1 E: 0 K: 1 S: 8	H: 1 LOB: 0 BB: 0 P: 13	R: 0 E: 0 K: 2 S: 10	H: 1 LOB: 1 BB: 0 P: 15	R: 0 E: 0 K: 2 S: 12	H: 0 LOB: 1 BB: 1 P: 21	1B: 2 2B: 1 3B: 1 HR: 1	SF: 0 SAC: 0 DP: 1 HBP: 0	WP: 0 PB: 0 SB: 1 CS: 0	PA: 32
PITCHER	IP WLS BF H R ER SO BB IBB HBP BLK WP HR S P ERA WHIP																					
Sean Bergman, R (1, 1) ERA: 4.28	7.0 W 24 3 1 1 5 2 0 0 0 0 0 1 59 95 1.29 0.714																					
Scott Elarton, R (8, 1) ERA: 2.76	1.0 H 4 1 0 0 2 0 0 0 0 0 0 0 10 15 0.00 1.000																					
Billy Wagner, L (9, 1) ERA: 2.45	1.0 S 4 0 0 0 2 1 0 0 0 0 0 0 12 21 0.00 1.000																					

San Diego Padres @ Houston Astros
 Astrodome, Houston, TX
 Fri Jun 11 1999, 8:05 PM EDT
 Att. 38,425 - Dome - 72 F

AB	29
R	1
H	4
RBI	1
BB	3
SO	9
LOB	9



livebaseballscorecards.com

Batter	1	2	3	4	5	6	7	8	9	AB R H RBI BB SO LOB	TOP
Quilvio Veras, S (1, 4) <small>OBP: 0.330, SLG: 0.329</small>	2-2 		2-3 	1-0 			2-0 		1-2 	5 0 0 0 0 1 2	San Diego Padres @ Houston Astros Astrodome, Houston, TX Sat Jun 12 1999, 8:05 PM EDT Att. 39,893 - Dome - 72 F
Eric Owens, R (1, 7) <small>OBP: 0.325, SLG: 0.426</small>	2-1 		0-0 		4-1 		1-2 		1-3 	4 1 1 0 1 1 1	
Tony Gwynn, L (1, 9) Gary Matthews, S (5, 9) <small>OBP: 0.391, SLG: 0.458</small> <small>OBP: 0.500, SLG: 0.222</small>	1-2 		3-1 		0-0 			3-3 		3 1 1 1 0 0 1 1 0 0 0 0 1 0	
Jim Leyritz, R (1, 3) <small>OBP: 0.336, SLG: 0.471</small>		1-3 	0-0 		0-0 			2-2 		4 0 1 1 0 1 1	
Phil Nevin, R (1, 2) David Newhan, L (8, PR) Greg Myers, L (8, 2) <small>OBP: 0.279, SLG: 0.429</small> <small>OBP: 0.300, SLG: 0.400</small> <small>OBP: 0.397, SLG: 0.457</small>		0-0 	4-2 		0-2 			1-1 		2 0 1 0 1 0 1 0 0 0 0 0 0 0 0 0 0 0 0 0 0	
Ruben Rivera, R (1, 8) <small>OBP: 0.252, SLG: 0.396</small>		4-2 	1-2 			1-3 		1-2 		3 0 1 0 1 1 2	
Damian Jackson, R (1, 6) <small>OBP: 0.317, SLG: 0.363</small>		1-0 		0-3 		2-3 		2-2 		4 0 0 0 0 2 4	
George Arias, R (1, 5) <small>OBP: 0.253, SLG: 0.406</small>		3-3 		2-1 		1-3 			0-3 	4 0 1 0 0 3 2	
Brian Boehringer, S (1, 1) Will Cunnane, R (5, 1) John Vander Wal, L (7, PH) Donne Wall, R (7, 1) Dave Magadan, L (9, PH) Ed Giovinetto, L (9, PR) <small>OBP: 0.361, SLG: 0.362</small> <small>OBP: 0.341, SLG: 0.314</small>			1-3 	1-3 			2-2 		1-0 	2 0 0 0 0 2 1 0 0 0 0 0 0 0 1 0 0 0 0 0 0 0 0 0 0 0 0 0 1 0 1 0 0 0 0 0 0 0 0 0 0 0	
Inning Stats	R: 0 H: 0 E: 0 LOB: 0 K: 0 BB: 0 S: 8 P: 13	R: 0 H: 1 E: 0 LOB: 2 K: 2 BB: 1 S: 11 P: 20	R: 2 H: 3 E: 0 LOB: 2 K: 2 BB: 1 S: 16 P: 27	R: 0 H: 1 E: 0 LOB: 1 K: 2 BB: 0 S: 10 P: 14	R: 0 H: 0 E: 0 LOB: 1 K: 0 BB: 1 S: 6 P: 10	R: 0 H: 0 E: 0 LOB: 0 K: 3 BB: 0 S: 10 P: 14	R: 0 H: 0 E: 0 LOB: 0 K: 0 BB: 0 S: 7 P: 12	R: 0 H: 1 E: 0 LOB: 2 K: 1 BB: 0 S: 13 P: 22	R: 0 H: 1 E: 0 LOB: 1 K: 2 BB: 0 S: 10 P: 13	1B: 5 SF: 0 2B: 2 SAC: 0 3B: 0 DP: 0 HR: 0 HBP: 1	
PITCHER Jose Lima, R (1, 1) <small>ERA: 2.68</small> Billy Wagner, L (9, 1) <small>ERA: 2.36</small>	IP WLS BF H R ER SO BB IBB HBP BLK WP HR S P ERA WHIP 8.0 W 34 6 2 2 10 3 0 1 0 1 0 81 132 2.25 1.125										

livebaseballscorecards.com

AB	34
R	2
H	7
RBI	2
BB	3
SO	12
LOB	15



Batter	1	2	3	4	5	6	7	8	9	AB R H RBI BB SO LOB
Craig Biggio, R OBP: 0.367, SLG: 0.442 (1, 4)	0-0 P3		0-1 G4-3		2-2 L9		0-0 F9			4 0 0 0 0 0 2
Bill Spiers, L OBP: 0.350, SLG: 0.418 (1, 5)	1-2 G3		2-3 K			1-1 G4-3	1-0 FC5-4			4 0 0 0 0 1 1
5 Jeff Bagwell, R OBP: 0.468, SLG: 0.696 (1, 3)	2-0 G5-3			0-3 K		2-2 F9 3B 2B		3-2 F8		4 1 1 0 0 1 0
Derek Bell, R OBP: 0.297, SLG: 0.366 (1, 9)		3-1 G5-3		2-3 K		1-1 F9		0-2 P4		4 0 0 0 0 1 1
Carl Everett, S OBP: 0.367, SLG: 0.441 (1, 8)		0-1 S 1B		0-0 P6		2-1 F9 3B		2-2 F7		4 0 2 1 0 0 0
Richard Hidalgo, R OBP: 0.329, SLG: 0.528 (1, 7)		2-1 F7			2-1 HR	2-3 K				3 1 1 1 0 1 2
Paul Bako, L OBP: 0.433, SLG: 0.518 (1, 2)		4-0 BB			3-2 S 1B		1-0 HR			2 1 2 1 1 0 0
Ricky Gutierrez, R OBP: 0.400, SLG: 0.418 (1, 6)		1-2 G1-3			2-3 K		1-1 F8			3 0 0 0 0 1 3
Jose Lima, R OBP: 0.242, SLG: 0.194 (1, 1)			1-2 G6-3		0-2 P7		0-2 FC5-4 1B			3 0 1 0 0 0 1
Billy Wagner, L (9, 1)										0 0 0 0 0 0 0

Inning Stats	R: 0 E: 0 K: 0 S: 5	H: 0 LOB: 0 BB: 0 P: 8	R: 0 E: 0 K: 0 S: 9	H: 1 LOB: 2 BB: 1 P: 19	R: 0 E: 0 K: 1 S: 10	H: 0 LOB: 0 BB: 0 P: 13	R: 0 E: 0 K: 2 S: 9	H: 0 LOB: 0 BB: 0 P: 11	R: 1 E: 0 K: 1 S: 17	H: 2 LOB: 1 BB: 0 P: 26	R: 1 E: 0 K: 1 S: 14	H: 2 LOB: 1 BB: 0 P: 22	R: 1 E: 0 K: 0 S: 8	H: 2 LOB: 1 BB: 0 P: 11	R: 0 E: 0 K: 0 S: 10	H: 0 LOB: 0 BB: 0 P: 15
--------------	------------------------------	---------------------------------	------------------------------	----------------------------------	-------------------------------	----------------------------------	------------------------------	----------------------------------	-------------------------------	----------------------------------	-------------------------------	----------------------------------	------------------------------	----------------------------------	-------------------------------	----------------------------------

PITCHER	IP	WLS	BF	H	R	ER	SO	BB	IBB	HBP	BLK	WP	HR	S	P	ERA	WHIP
Brian Boehringer, R ERA: 3.19 (1, 1)	4.0		16	3	1	1	3	1	0	0	0	0	1	40	63	2.25	1.000
Will Cunnane, R ERA: 2.45 (5, 1)	2.0		8	2	1	1	2	0	0	0	0	0	0	24	36	4.50	1.000
Donne Wall, R ERA: 3.33 (7, 1)	2.0	L	8	2	1	1	0	0	0	0	0	0	1	18	26	4.50	1.000

BOTTOM

San Diego Padres @ Houston Astros
Astrodome, Houston, TX

Sat Jun 12 1999, 8:05 PM EDT
Att: 39,893 - Dome - 72 F

AB	31
R	3
H	7
RBI	3
BB	1
SO	5
LOB	10

livebaseballscorecards.com



WP: 0	PA: 32
PB: 0	SB: 2
CS: 0	

Batter	1	2	3	4	5	6	7	8	9	AB R H RBI BB SO LOB	TOP											
Gerald Williams, R (1, 7) OBP: 0.318, SLG: 0.358	0-0 G5-3		0-3 K		0-0 P6		0-1 1B		2-2 1B	5 0 2 0 0 1 1												
Bret Boone, R (1, 4) OBP: 0.322, SLG: 0.399	3-3 K		1-1 G6-3		1-0 G1-3		1-3 K		2-2 F9	5 0 0 0 0 2 3												
10 Chipper Jones, S (1, 5) OBP: 0.392, SLG: 0.530	2-2 FC6-4 1B			1-1 L9		1-0 2B 1B		3-2 F7	2-0 F9	5 1 2 0 0 0 1												
Brian Jordan, R (1, 9) OBP: 0.365, SLG: 0.539	2-1 FC6-4 1-2f			2-1 G5-3		1-2 G6-3 1-H 2B		4-2 2B BB		3 1 1 1 1 0 1												
Javy Lopez, R (1, 2) OBP: 0.374, SLG: 0.516		0-0 HR		2-2 E4 E		0-1 G5-3		0-1 1-H 2B		4 2 2 2 0 0 1												
Andruw Jones, R (1, 8) OBP: 0.347, SLG: 0.459		1-3 K		0-1 E9 1-H 2B		3-2 G6-3		2-2 1B		4 0 2 1 0 1 1												
Brian Hunter, R (1, 3) OBP: 0.392, SLG: 0.571		0-2 G5-3		0-3 K		3-2 G6-3		2-3 K		3 0 0 0 0 0 1 2												
Randall Simon, L (8, PH) OBP: 0.280, SLG: 0.362										0 0 0 0 0 0 0												
Eddie Pérez, R (8, PH) OBP: 0.240, SLG: 0.247										1 0 0 0 0 0 1 2												
John Rocker, R (8, 1)										0 0 0 0 0 0 0												
Ozzie Guillen, L (1, 6) OBP: 0.240, SLG: 0.224		0-0 G1-3			4-0 BB		2-2 G4-6-3 1B		0-1 G3-1	3 0 1 0 1 0 2												
Odalis Perez, L (1, 1) OBP: 0.095, SLG: 0.095			1-0 G4-3		0-0 B5		0-0 G4-6-3 1-2f		0-2 F9	2 0 0 0 0 0 0 1												
30 Kevin McGlinchy, R (6, 1)										0 0 0 0 0 0 0												
Otis Nixon, S (7, PH) OBP: 0.285, SLG: 0.173										1 0 0 0 0 0 0 1												
Mike Remlinger, L (7, 1)										0 0 0 0 0 0 0												
Ryan Klesko, L (8, 3) OBP: 0.345, SLG: 0.483										1 0 0 0 0 0 0												
Inning Stats	R: 0 E: 0 K: 1 S: 9	H: 1 LOB: 1 BB: 0 P: 16	R: 1 E: 0 K: 1 S: 8	H: 1 LOB: 0 BB: 0 P: 9	R: 0 E: 0 K: 1 S: 6	H: 0 LOB: 0 BB: 0 P: 8	R: 1 E: 2 K: 1 S: 12	H: 1 LOB: 1 BB: 0 P: 17	R: 0 E: 0 K: 1 S: 3	H: 0 LOB: 1 BB: 1 P: 8	R: 1 E: 0 K: 0 S: 13	H: 2 LOB: 1 BB: 0 P: 21	R: 0 E: 0 K: 1 S: 9	H: 2 LOB: 1 BB: 0 P: 12	R: 1 E: 0 K: 1 S: 20	H: 2 LOB: 2 BB: 1 P: 31	R: 0 E: 0 K: 0 S: 11	H: 1 LOB: 1 BB: 0 P: 17	1B: 6 2B: 3 3B: 0 HR: 1	SF: 0 SAC: 0 DP: 1 HBP: 0	WP: 0 PB: 0 SB: 0 CS: 0	PA: 39
PITCHER	IP WLS BF H R ER SO BB IBB HBP BLK WP HR S P ERA WHIP																					
Mike Hampton, L (1, 1) ERA: 3.08	7.0 W 29 7 3 2 5 1 0 0 0 0 0 1 60 91 2.57 1.143																					
Jay Powell, R (8, 1) ERA: 4.56	0.1 4 2 1 1 0 1 0 0 0 0 0 0 12 21 27.00 9.000																					
Trever Miller, L (8, 1) ERA: 1.98	1.2 S 6 1 0 0 1 0 0 0 0 0 0 0 19 27 0.00 0.600																					

Atlanta Braves @ Houston Astros
Astrodome, Houston, TX
Mon Jun 14 1999, 8:05 PM EDT
Att. 28,243 - Dome - 72 F

livebaseballscorecards.com

AB	37
R	4
H	10
RBI	4
BB	2
SO	6
LOB	16



Batter	1	2	3	4	5	6	7	8	9
Craig Biggio, R OBP: 0.373, SLG: 0.458 (1, 4)	1-1 FC6-4 2B	1-3 K		0-0 FC4-2-5 2B		2-2 1B 2B	1-1 G6-3		
Ricky Gutierrez, R OBP: 0.384, SLG: 0.387 (1, 6)	4-2 FC6-4 5 PB SF8 BB		1-1 G1-3	1-1 FC4-2-5 2B		2-2 G6-3	2-3 K		
5 Jeff Bagwell, R OBP: 0.471, SLG: 0.700 (1, 3)	4-1 FC6-4 1B IBB		2-1 S 1B	0-3 K		4-0 1B 1B IBB		2-0 HR	
Derek Bell, R OBP: 0.305, SLG: 0.382 (1, 9)	2-1 FC6-4 CS		4-2 SAFE 1B BB		2-2 G5-3	3-2 1B 1B	1-2 WP 1B		
Richard Hidalgo, R OBP: 0.329, SLG: 0.520 (1, 7)	1-0 SF8		2-2 P9		4-2 1B BB	2-2 1B 1B	2-3 K		
Carl Everett, S OBP: 0.375, SLG: 0.445 (1, 8)	0-1 CS	1-0 G3-1 G4-3 1B	0-0 F8		1-1 SAFE 1B	0-0 1B 1B	1-0 WP 1B		
Tony Eusebio, R OBP: 0.368, SLG: 0.323 (1, 2)		2-2 G3-1 1B BB		4-2 1B 2B BB	3-3 K	0-3 K	1-0 L8		
Tim Bogar, R OBP: 0.365, SLG: 0.382 (1, 5)		4-2 G4-3 S BB		1-1 2B 1B	2-3 K	2-3 K	4-2 BB		
Mike Hampton, R OBP: 0.300, SLG: 0.370 (1, 1)		2-2 G4-3		1-3 K		4-2 2B 1B BB	1-3 K		
Russ Johnson, R OBP: 0.373, SLG: 0.404 (7, PH)									
Jay Powell, R (8, 1)									
Trever Miller, R (8, 1)									

Inning Stats	R: 2	H: 1	E: 0	K: 0	S: 10	LOB: 0	BB: 2	P: 22	R: 1	H: 1	E: 0	K: 1	S: 13	LOB: 1	BB: 1	P: 22	R: 0	H: 1	E: 0	K: 0	S: 13	LOB: 2	BB: 1	P: 22	R: 1	H: 2	E: 0	K: 2	S: 13	LOB: 2	BB: 1	P: 20	R: 0	H: 1	E: 0	K: 2	S: 14	LOB: 2	BB: 1	P: 26	R: 4	H: 4	E: 0	K: 2	S: 26	LOB: 2	BB: 2	P: 45	R: 0	H: 0	E: 0	K: 2	S: 8	LOB: 0	BB: 0	P: 14	R: 2	H: 3	E: 0	K: 2	S: 19	LOB: 2	BB: 1	P: 31
--------------	------	------	------	------	-------	--------	-------	-------	------	------	------	------	-------	--------	-------	-------	------	------	------	------	-------	--------	-------	-------	------	------	------	------	-------	--------	-------	-------	------	------	------	------	-------	--------	-------	-------	------	------	------	------	-------	--------	-------	-------	------	------	------	------	------	--------	-------	-------	------	------	------	------	-------	--------	-------	-------

PITCHER	IP	WLS	BF	H	R	ER	SO	BB	IBB	HBP	BLK	WP	HR	S	P	ERA	WHIP
Odalis Perez, L ERA: 4.96 (1, 1)	5.0	L	28	7	6	6	5	6	1	0	0	0	0	70	125	10.80	2.600
30 Kevin McGlinchy, R ERA: 3.09 (6, 1)	1.0		7	3	2	2	2	0	1	0	0	0	0	19	32	18.00	3.000
Mike Remlinger, L ERA: 1.42 (7, 1)	1.0		3	0	0	0	2	0	0	0	0	0	0	8	14	0.00	0.000
John Rocker, L ERA: 2.28 (8, 1)	1.0		7	3	2	2	2	1	0	0	0	1	1	19	31	18.00	4.000

BOTTOM

AB	R	H	RBI	BB	SO	LOB
5	2	3	1	0	1	1
4	1	0	0	1	1	4
3	2	2	1	2	1	2
4	2	2	3	1	0	2
3	0	1	2	1	1	3
5	1	4	1	0	0	2
4	1	0	0	1	2	7
3	0	1	0	2	2	4
2	1	0	1	1	1	3
1	0	0	0	0	1	0
0	0	0	0	0	0	0
1	0	0	0	0	1	2

AB 35
R 10
H 13
RBI 9
BB 9
SO 11
LOB 30



Atlanta Braves @ Houston Astros
Astrodome, Houston, TX
Mon Jun 14 1999, 8:05 PM EDT
Att. 28,243 - Dome - 72 F

WP	PA	ERA	WHIP
2	46		
1			
3			
1			

Batter	1	2	3	4	5	6	7	8	9	AB R H RBI BB SO LOB	TOP															
Ozzie Guillen, L (1, 6) OBP: 0.250, SLG: 0.220	0-3 K		4-0 BB		3-2 P5		4-0 CS BB			2 0 0 0 2 1 1																
Bret Boone, R (1, 4) OBP: 0.325, SLG: 0.399	1-0 HBP		1-1 G4-3		1-0 E4		1-2 CS	0-1 F7		0 0 0 0 0 0 0																
Keith Lockhart, L (2, 4) OBP: 0.262, SLG: 0.268					2-H		1-2			3 0 0 0 0 0 2																
10 Chipper Jones, S (1, 5) OBP: 0.387, SLG: 0.521	1-0 G4-6-3			1-0 F7	1-0 G4-3			2-3 K		4 0 0 0 0 1 2																
Brian Jordan, R (1, 9) OBP: 0.360, SLG: 0.530		1-2 G6-3		2-2 G5-3		0-0 F9		0-2 L4		4 0 0 0 0 0 0																
Javy Lopez, R (1, 2) OBP: 0.371, SLG: 0.510		0-1 G1-3		1-1 G1-3		1-3 K			0-0 1B	4 0 1 0 0 1 0																
Otis Nixon, S (9, PR) OBP: 0.285, SLG: 0.173										0 1 0 0 0 0 0																
Gerald Williams, R (9, 7) OBP: 0.318, SLG: 0.358										0 0 0 0 0 0 0																
Ryan Klesko, L (1, 7) OBP: 0.349, SLG: 0.484		3-3 K			0-0 HR		0-1 1B		0-3 K	4 1 2 0 0 2 1																
John Rocker, R (9, 1)										0 0 0 0 0 0 0																
Andrew Jones, R (1, 8) OBP: 0.346, SLG: 0.468				1-0 G4-3		0-0 HR	2-3 K		2-3 K	4 1 1 2 0 2 2																
Randall Simon, L (1, 3) OBP: 0.295, SLG: 0.389				1-1 SH2-4		1-0 E		0-1 G2-3		3 1 2 0 0 0 0																
Brian Hunter, R (7, 3) OBP: 0.400, SLG: 0.578					1-1 1B				0-0 1B	1 0 1 1 0 0 0																
Tom Glavine, L (1, 1) OBP: 0.143, SLG: 0.111				0-1 SH2-4		3-1 G5-3		2-2 G5-3		2 0 0 0 0 0 1																
Eddie Pérez, R (9, PH) OBP: 0.237, SLG: 0.243									0-1 F7	1 0 0 0 0 0 1																
Inning Stats	R: 0 E: 0 K: 1 S: 5	H: 0 LOB: 0 BB: 0 P: 7	R: 0 E: 0 K: 1 S: 9	H: 0 LOB: 0 BB: 0 P: 13	R: 0 E: 0 K: 0 S: 7	H: 1 LOB: 2 BB: 1 P: 14	R: 0 E: 0 K: 0 S: 7	H: 0 LOB: 0 BB: 0 P: 11	R: 3 E: 1 K: 0 S: 11	H: 3 LOB: 1 BB: 0 P: 20	R: 0 E: 0 K: 2 S: 10	H: 1 LOB: 1 BB: 0 P: 13	R: 0 E: 0 K: 0 S: 7	H: 0 LOB: 0 BB: 1 P: 14	R: 0 E: 0 K: 1 S: 10	H: 0 LOB: 0 BB: 0 P: 12	R: 1 E: 0 K: 2 S: 14	H: 2 LOB: 1 BB: 0 P: 16	1B: 5 2B: 1 3B: 0 HR: 1	SF: 0 SAC: 1 DP: 1 HBP: 1	WP: 0 PB: 0 SB: 1 CS: 1	PA: 37				
PITCHER	IP WLS BF H R ER SO BB IBB HBP BLK WP HR S P ERA WHIP																									
Chris Holt, R (1, 1) ERA: 4.55	7.0	28	5	3	2	4	2	0	1	0	0	1	56	92	2.57	1.000										
Scott Elarton, R (8, 1) ERA: 2.87	2.0	L	8	2	1	1	3	0	0	0	0	0	24	28	4.50	1.000										

Atlanta Braves @ Houston Astros
Astrodome, Houston, TX
Tue Jun 15 1999, 8:05 PM EDT
Att. 27,941 - Dome - 72 F

livebaseballscorecards.com

AB	32
R	4
H	7
RBI	3
BB	2
SO	7
LOB	10



Batter	1	2	3	4	5	6	7	8	9	AB	R	H	RBI	BB	SO	LOB
Craig Biggio, R OBP: 0.368, SLG: 0.451 (1, 4) C B F F X	1-2 F7		3-3 K		0-1 G5-3			2-2 E6 G6-3 SH3		4	0	0	0	0	1	0
Ricky Gutierrez, R OBP: 0.382, SLG: 0.385 (1, 6) B X	1-0 G4-3			0-3 K		1-0 L4-6 5 BB 1B		0-1 SH3		3	0	1	0	0	1	0
5 Jeff Bagwell, R OBP: 0.479, SLG: 0.716 (1, 3) C B B S X	3-2 1B			1-1 HR		4-1 BB BB		4-0 G6-3 IBB		2	1	2	1	2	0	0
Derek Bell, R OBP: 0.305, SLG: 0.380 (1, 9) B X	1-0 G4-3			3-2 2B 1B		0-1 L4-6 2-3		2-1 G6-3 1-2 2-3		4	1	1	0	0	0	5
Richard Hidalgo, R OBP: 0.332, SLG: 0.522 (1, 7) C S B B X		1-3 K		2-1 1-H SF7 2B		4-0 1-2 BB		3-2 G4-3		3	1	1	1	1	1	2
Carl Everett, S OBP: 0.369, SLG: 0.439 (1, 8) F X		0-1 F7		1-1 3-H SF7		0-0 P2			1-3 K	3	0	0	1	0	1	2
Tony Eusebio, R OBP: 0.365, SLG: 0.321 (1, 2) Glen Barker, S OBP: 0.400, SLG: 0.467 (9, PR) C S B B B X		3-3 K		2-3 K			2-3 K		0-0 S 1B	4	0	1	0	0	3	0
Tim Bogar, R OBP: 0.356, SLG: 0.371 (1, 5) B S C B X			2-2 G6-3		3-2 G6-3		0-0 F9		1-3 K	4	0	0	0	0	1	1
Chris Holt, R OBP: 0.222, SLG: 0.125 (1, 1) Alex Diaz, S OBP: 0.255, SLG: 0.333 (7, PH) Scott Elarton, R (8, 1) Russ Johnson, R OBP: 0.367, SLG: 0.396 (9, PH) B S C B B X			1-3 K		1-1 G5-3		2-3 K		3-2 G4-3 1-2	2	0	0	0	0	1	0

Inning Stats	R: 0	H: 1	E: 0	K: 0	S: 9	R: 0	H: 0	E: 0	K: 2	S: 8	R: 0	H: 0	E: 0	K: 2	S: 10	R: 3	H: 3	E: 0	K: 2	S: 17	R: 0	H: 0	E: 0	K: 0	S: 8	R: 0	H: 1	E: 0	K: 0	S: 5	R: 0	H: 0	E: 1	K: 0	S: 11	R: 0	H: 0	E: 0	K: 2	S: 10	R: 0	H: 1	E: 0	K: 2	S: 10	1B: 4	2B: 2	3B: 0	HR: 1	SF: 1	SAC: 1	DP: 1	HBP: 0	WP: 0	PB: 0	SB: 1	CS: 0	PA: 36
PITCHER	IP	WLS	BF	H	R	ER	SO	BB	IBB	HBP	BLK	WP	HR	S	P	ERA	WHIP																																									
Tom Glavine, L ERA: 4.78 (1, 1)	8.0	W	32	5	3	3	8	2	1	0	0	0	0	75	128	3.38	0.875																																									
John Rocker, L ERA: 2.2 (9, 1)	1.0	S	4	1	0	0	2	0	0	0	0	0	0	10	15	0.00	1.000																																									

BOTTOM

Atlanta Braves @ Houston Astros
Astrodome, Houston, TX
Tue Jun 15 1999, 8:05 PM EDT
Att: 27,941 - Dome - 72 F

livebaseballscorecards.com

AB	31
R	3
H	6
RBI	3
BB	3
SO	10
LOB	11



Batter	1	2	3	4	5	6	7	8	9	AB R H RBI BB SO LOB	TOP											
Ozzie Guillen, L (1, 6) OBP: 0.265, SLG: 0.248	1-2 CS 1B	0-1 1-2 1B			1-0 10 2B 2B	0-0 G4-3		0-2 G3		5 1 3 0 0 0 4												
Bret Boone, R (1, 4) OBP: 0.323, SLG: 0.399	0-2 10 G4-3 1-2 1B 2B	0-0 F8			2-1 P4		2-1 F8	2-3 K		5 1 1 0 0 1 5												
10 Chipper Jones, S (1, 5) OBP: 0.390, SLG: 0.525	2-0 G4-3 2-3				1-1 F8 2-H 2B		4-2 FC5-4 BB		3-1 G6-3 1B	4 0 2 1 1 0 1												
Brian Jordan, R (1, 9) OBP: 0.361, SLG: 0.528	1-0 BB 1B				1-1 G6-3 1B		0-0 L8	0-0 FC5-4 1B	0-1 G6-3	5 0 2 1 0 0 3												
Ryan Klesko, L (1, 7) OBP: 0.350, SLG: 0.478 (6, 3)	4-0 1-2 BB				0-0 G6-3 1-2f		0-1 G4-3	1-1 1-2 1B	0-0 G6-3	4 0 1 0 1 0 1												
Andruw Jones, R (1, 8) OBP: 0.341, SLG: 0.461	1-1 F8				1-3 K		0-0 G4-3	3-2 G5-3		4 0 0 0 0 1 4												
Brian Hunter, R (1, 3) OBP: 0.397, SLG: 0.567					0-0 G4-3		2-2 1B 1B			3 1 1 0 0 0 0												
Gerald Williams, R (6, 7) OBP: 0.322, SLG: 0.363										1 0 1 0 0 0 0												
Eddie Pérez, R (1, 2) OBP: 0.241, SLG: 0.247					2-2 P3		0-0 1B 1-2 1B	0-1 SH1-4		3 0 1 0 0 0 0												
Greg Maddux, R (1, 1) OBP: 0.346, SLG: 0.625							0-3 K			3 0 2 1 0 1 0												
Mike Reminger, L (7, 1)							0-0 1-3 2-H 1B			0 0 0 0 0 0 0												
Keith Lockhart, L (8, PH) OBP: 0.274, SLG: 0.268										0 0 0 0 1 0 0												
Rudy Seanez, R (8, 1)										0 0 0 0 0 0 0												
John Rocker, R (9, 1)										0 0 0 0 0 0 0												
Inning Stats	R: 1 E: 0 K: 0 S: 10	H: 3 LOB: 2 BB: 1 P: 19	R: 0 E: 0 K: 0 S: 6	H: 2 LOB: 2 BB: 0 P: 8	R: 0 E: 0 K: 0 S: 5	H: 1 LOB: 0 BB: 0 P: 9	R: 0 E: 0 K: 1 S: 8	H: 0 LOB: 0 BB: 0 P: 11	R: 1 E: 0 K: 1 S: 9	H: 2 LOB: 1 BB: 0 P: 13	R: 1 E: 0 K: 0 S: 11	H: 3 LOB: 2 BB: 0 P: 13	R: 0 E: 0 K: 0 S: 11	H: 1 LOB: 2 BB: 1 P: 21	R: 0 E: 0 K: 1 S: 9	H: 1 LOB: 2 BB: 1 P: 15	R: 0 E: 0 K: 0 S: 5	H: 1 LOB: 0 BB: 0 P: 8	1B: 11 2B: 3 3B: 0 HR: 0	SF: 0 SAC: 1 DP: 2 HBP: 0	WP: 0 PB: 0 SB: 0 CS: 1	PA: 41
PITCHER	IP WLS BF H R ER SO BB IBB HBP BLK WP HR S P ERA WHIP																					
Sean Bergman, R (1, 1) ERA: 4.29	6.0 L 28 11 3 3 2 1 0 0 0 0 0 0 49 73 4.50 2.000																					
Brian Williams, R (7, 1) ERA: 3.58	1.1 8 2 0 0 0 2 0 0 0 0 0 0 14 28 0.00 3.000																					
Jay Powell, R (8, 1) ERA: 4.44	0.2 2 0 0 0 1 0 0 0 0 0 0 0 6 8 0.00 0.000																					
Trever Miller, L (9, 1) ERA: 1.84	1.0 3 1 0 0 0 0 0 0 0 0 0 0 5 8 0.00 1.000																					

Atlanta Braves @ Houston Astros
Astrodome, Houston, TX
Wed Jun 16 1999, 8:05 PM EDT
Att. 27,756 - Dome - 72 F

livebaseballscorecards.com

AB	37
R	3
H	14
RBI	3
BB	3
SO	3
LOB	18



Batter	1	2	3	4	5	6	7	8	9	AB R H RBI BB SO LOB
Craig Biggio, R OBP: 0.369, SLG: 0.449 (1, 4)	1-2 CS BB 1B		1-3 K			2-3 K		1-0 HBP		3 0 1 0 0 2 0
Bill Spiers, L OBP: 0.355, SLG: 0.424 (1, 5)	4-2 S CS BB			1-2 G6-3			1-0 G1-3 1B 2B	1-0 F8		3 1 1 0 1 0 1
5 Jeff Bagwell, R OBP: 0.472, SLG: 0.704 (1, 3)	0-3 K			1-1 P7			3-3 K		2-1 L6	4 0 0 0 0 2 3
Derek Bell, R OBP: 0.300, SLG: 0.374 (1, 9)	2-3 K			0-3 K			2-1 G1-3		2-1 G5-3	4 0 0 0 0 2 2
Carl Everett, S OBP: 0.367, SLG: 0.436 (1, 8)		2-2 G4-3			0-0 P5		2-2 S 1B		0-3 K	4 0 1 1 0 1 0
Richard Hidalgo, R OBP: 0.332, SLG: 0.518 (1, 7)		1-3 K			0-0 L9		3-H 4-2 BB			2 0 0 0 1 1 0
Paul Bako, L OBP: 0.420, SLG: 0.500 Tony Eusebio, R OBP: 0.363, SLG: 0.319 (7, PH) (8, 2)		3-3 K			1-2 G4-3		3-3 K			2 0 0 0 0 1 0 1 0 0 0 0 1 2
Ricky Gutierrez, R OBP: 0.367, SLG: 0.368 (1, 6)			3-2 G4-3			0-0 G4-3		1-0 G6-3		3 0 0 0 0 0 0
Sean Bergman, R OBP: 0.120, SLG: 0.360 Alex Diaz, S OBP: 0.250, SLG: 0.326 Brian Williams, R OBP: 0.500, SLG: 0.500 Jay Powell, R Daryle Ward, L OBP: 0.397, SLG: 0.385 Trevor Miller, R (1, 1) (6, PH) (7, 1) (8, 1) (8, PH) (9, 1)			0-3 K			0-3 K2-3		2-3 K2-3		1 0 0 0 0 0 1 0 1 0 0 0 0 0 1 0 0 0 0 0 0 0 0 0 0 0 0 0 0 0 0 0 1 0 0 0 0 0 1 0 0 0 0 0 0 0 0 0

Inning Stats	R: 0 E: 0 K: 2 S: 11	H: 1 LOB: 1 BB: 1 P: 18	R: 0 E: 0 K: 2 S: 14	H: 0 LOB: 0 BB: 0 P: 20	R: 0 E: 0 K: 2 S: 9	H: 0 LOB: 0 BB: 0 P: 13	R: 0 E: 0 K: 1 S: 8	H: 0 LOB: 0 BB: 0 P: 10	R: 0 E: 0 K: 0 S: 5	H: 0 LOB: 0 BB: 0 P: 6	R: 0 E: 0 K: 2 S: 7	H: 0 LOB: 0 BB: 0 P: 9	R: 1 E: 0 K: 2 S: 20	H: 2 LOB: 2 BB: 1 P: 35	R: 0 E: 0 K: 1 S: 5	H: 0 LOB: 1 BB: 0 P: 10	R: 0 E: 0 K: 1 S: 8	H: 0 LOB: 0 BB: 0 P: 12	1B: 2 2B: 2 3B: 0 HR: 0	SF: 0 SAC: 0 DP: 1 HBP: 1	WP: 0 PB: 0 SB: 3 CS: 2	PA: 32
--------------	-------------------------------	----------------------------------	-------------------------------	----------------------------------	------------------------------	----------------------------------	------------------------------	----------------------------------	------------------------------	---------------------------------	------------------------------	---------------------------------	-------------------------------	----------------------------------	------------------------------	----------------------------------	------------------------------	----------------------------------	----------------------------------	------------------------------------	----------------------------------	--------

PITCHER	IP	WLS	BF	H	R	ER	SO	BB	IBB	HBP	BLK	WP	HR	S	P	ERA	WHIP
Greg Maddux, R ERA: 4.4 (1, 1)	6.2	W	24	3	1	1	10	2	0	0	0	0	0	70	104	1.35	0.750
Mike Remlinger, L ERA: 1.41 (7, 1)	0.1	H	1	0	0	0	1	0	0	0	0	0	0	4	7	0.00	0.000
Rudy Seanez, R ERA: 2.43 (8, 1)	1.0	H	4	0	0	0	1	0	0	1	0	0	0	5	10	0.00	0.000
John Rocker, L ERA: 2.12 (9, 1)	1.0	S	3	0	0	0	1	0	0	0	0	0	0	8	12	0.00	0.000

BOTTOM

Atlanta Braves @ Houston Astros
Astrodome, Houston, TX

Wed Jun 16 1999, 8:05 PM EDT
Att: 27,756 - Dome - 72 F

livebaseballscorecards.com

AB	29
R	1
H	3
RBI	1
BB	2
SO	13
LOB	8



Batter	1	2	3	4	5	6	7	8	9	AB R H RBI BB SO LOB	TOP											
Ozzie Guillen, L (1, 6) OBP: 0.271, SLG: 0.257	0-0 F7		1-1 G4-3	1-1 G3		3-2 2B		4-1 BB		4 0 1 2 1 0 3	Atlanta Braves @ Houston Astros Astrodome, Houston, TX Thu Jun 17 1999, 8:05 PM EDT Att. 39,477 - Dome - 72 F											
Bret Boone, R (1, 4) OBP: 0.320, SLG: 0.399	3-1 P4			0-2 1B 2B	1-0 P3	2-2 G6-3		0-0 FC5-4		5 1 1 0 0 0 1												
10 Chipper Jones, S (1, 5) OBP: 0.384, SLG: 0.514	0-0 G4-3			1-3 K	3-2 G3-1		1-3 K		5 0 0 0 0 3 1													
Brian Jordan, R (1, 9) OBP: 0.358, SLG: 0.521		2-2 F8		1-1 1B 2B	0-0 F8		3-2 1B		5 1 1 0 0 1 1													
Javy Lopez, R (1, 2) OBP: 0.381, SLG: 0.533		0-2 1B		1-1 2B BB 1B		3-2 HR	1-1 1B	0-3 K	5 2 4 2 0 1 0													
Ryan Klesko, L (1, 7) OBP: 0.353, SLG: 0.484		1-2 1B		0-0 BB 2B		0-2 G1-3	1-0 G4-6-3		4 0 2 1 0 0 2													
Gerald Williams, R (7, 7) OBP: 0.322, SLG: 0.363		1-2 1B		1-3 2B					0 0 0 0 0 0 0													
Andruw Jones, R (1, 8) OBP: 0.343, SLG: 0.473		0-0 L4		2-2 P2		1-2 1B		2-0 HR	4 2 2 1 0 0 4													
Randall Simon, L (1, 3) OBP: 0.305, SLG: 0.387			0-2 P5	4-0 BB IBB		1-0 1B		1-0 G6-3	3 1 1 0 1 0 0													
Kevin Millwood, R (1, 1) OBP: 0.233, SLG: 0.214			0-0 G4-3	4-2 BB		0-0 2B		1-0 F8	2 1 1 2 1 0 0													
Keith Lockhart, L (8, PH) OBP: 0.270, SLG: 0.263									1 0 0 0 0 0 0													
Mike Remlinger, L (8, 1)									0 0 0 0 0 0 0													
Russ Springer, R (8, 1)									0 0 0 0 0 0 0													
Rudy Seanez, R (9, 1)									0 0 0 0 0 0 0													
Inning Stats	R: 0 E: 0 K: 0 S: 4	H: 0 LOB: 0 BB: 0 P: 7	R: 0 E: 0 K: 0 S: 10	H: 2 LOB: 1 BB: 0 P: 13	R: 0 E: 0 K: 0 S: 7	H: 0 LOB: 0 BB: 0 P: 8	R: 3 E: 1 K: 1 S: 18	H: 3 LOB: 3 BB: 2 P: 32	R: 0 E: 0 K: 0 S: 6	H: 0 LOB: 0 BB: 0 P: 10	R: 4 E: 0 K: 0 S: 22	H: 5 LOB: 0 BB: 0 P: 32	R: 0 E: 0 K: 1 S: 10	H: 2 LOB: 1 BB: 0 P: 16	R: 1 E: 0 K: 0 S: 5	H: 1 LOB: 1 BB: 1 P: 13	R: 0 E: 0 K: 3 S: 10	H: 0 LOB: 0 BB: 0 P: 14	1B: 8 2B: 4 3B: 0 HR: 2	SF: 0 SAC: 0 DP: 2 HBP: 0	WP: 0 PB: 0 SB: 0 CS: 0	PA: 41
PITCHER	IP WLS BF H R ER SO BB IBB HBP BLK WP HR S P ERA WHIP																					
Jose Lima, R (1, 1) ERA: 2.96	6.0 L 29 10 7 5 1 1 1 0 0 0 0 1 67 102 7.50 1.833																					
Brian Williams, R (7, 1) ERA: 3.45	1.0 4 2 0 0 1 0 0 0 0 0 0 0 10 16 0.00 2.000																					
Jeff McCurry, R (8, 1) ERA: 16.2	1.0 5 1 1 1 0 1 0 0 0 0 0 1 5 13 9.00 2.000																					
Billy Wagner, L (9, 1) ERA: 2.83	1.0 3 0 0 0 0 3 0 0 0 0 0 0 10 14 0.00 0.000																					

livebaseballscorecards.com

AB	38
R	8
H	13
RBI	8
BB	3
SO	5
LOB	12



Batter	1	2	3	4	5	6	7	8	9	AB	R	H	RBI	BB	SO	LOB
Craig Biggio, R OBP: 0.371, SLG: 0.450 (1, 4)	1-3 K			1-0 F9			0-0 BB 1B FC4-6	2-2 1-2 2-H 1B		4	1	2	0	0	1	0
Bill Spiers, L OBP: 0.354, SLG: 0.422 (1, 5)	0-1 L7			0-0 P6			1-1 FC4-6 BB 1-2 WP 1B	2-3 K		3	1	1	0	0	0	0
Tim Bogar, R OBP: 0.356, SLG: 0.371 (8, PH)										0	0	0	0	0	0	0
Daryle Ward, L OBP: 0.345, SLG: 0.370 (8, PH)										1	0	0	0	0	1	2
Billy Wagner, L (9, 1)										0	0	0	0	0	0	0
5 Jeff Bagwell, R OBP: 0.469, SLG: 0.694 (1, 3)	0-3 K			0-0 G5-3			2-3 K		4-1 DI 2B	3	1	0	0	1	2	2
Derek Bell, R OBP: 0.300, SLG: 0.370 (1, 9)		0-3 K		1-2 F8			4-2 FC4-6 1-2 2-3 BB	1-3 K	1-2	3	0	0	0	1	2	1
Carl Everett, S OBP: 0.365, SLG: 0.437 (1, 8)		0-3 K		1-3 K2-3			1-1 FC4-6 1-2 2-3 3-H	0-0 P3 2B 2B		4	1	1	2	0	2	2
Richard Hidalgo, R OBP: 0.327, SLG: 0.509 (1, 7)		2-3 K		1-3 K			1-2 F7 1-2 3-H	0-0 P3	2-3	4	0	0	0	0	2	2
Paul Bako, L OBP: 0.411, SLG: 0.475 (1, 2)			2-3 K		0-0 F7			3-2 G1-3	4-2 2B BB	3	1	0	0	1	1	0
Ricky Gutierrez, R OBP: 0.373, SLG: 0.389 (1, 6)			2-1 F8		0-0 G6-3			1-1 BB 1B	2-2 1-H 3-H 2B	4	0	2	2	0	0	0
Jose Lima, R OBP: 0.238, SLG: 0.188 (6, PH)			2-3 K		0-3 K			4-1 1B	3-3 K	1	0	0	0	0	1	0
Alex Diaz, S OBP: 0.246, SLG: 0.319 (7, 1)										1	0	0	0	0	1	0
Brian Williams, R OBP: 0.500, SLG: 0.500 (8, 1)										0	0	0	0	0	0	0
Jeff McCurdy, R OBP: 0.436, SLG: 0.467 (8, PH)										0	0	0	0	1	0	0
Glen Barker, S OBP: 0.361, SLG: 0.388 (9, 5)								1-2 BB		1	0	0	0	0	1	1

Inning Stats	R: 0	H: 0	E: 0	K: 2	S: 8	R: 0	H: 0	E: 0	K: 3	S: 9	R: 0	H: 0	E: 0	K: 2	S: 9	R: 0	H: 0	E: 0	K: 0	S: 3	R: 0	H: 0	E: 0	K: 10	S: 10	R: 0	H: 0	E: 0	K: 1	S: 5	R: 2	H: 2	E: 0	K: 1	S: 13	R: 0	H: 2	E: 0	K: 1	S: 18	R: 3	H: 2	E: 0	K: 2	S: 15	1B: 4	2B: 2	3B: 0	HR: 0	SF: 0	SAC: 0	DP: 0	HBP: 0	WP: 1	PB: 0	SB: 1	CS: 0	PA: 36
--------------	------	------	------	------	------	------	------	------	------	------	------	------	------	------	------	------	------	------	------	------	------	------	------	-------	-------	------	------	------	------	------	------	------	------	------	-------	------	------	------	------	-------	------	------	------	------	-------	-------	-------	-------	-------	-------	--------	-------	--------	-------	-------	-------	-------	--------

PITCHER	IP	WLS	BF	H	R	ER	SO	BB	IBB	HBP	BLK	WP	HR	S	P	ERA	WHIP
Kevin Millwood, R ERA: 3.5 (1, 1)	7.0	W	24	2	2	2	11	1	0	0	0	1	0	57	79	2.57	0.429
Mike Remlinger, L ERA: 1.38 (8, 1)	0.2		4	2	0	0	0	1	0	0	0	0	0	14	24	0.00	4.500
Russ Springer, R ERA: 7.5 (8, 1)	1.0		7	2	3	3	2	2	0	0	0	0	0	16	29	27.00	4.000
Rudy Seanez, R ERA: 2.4 (9, 1)	0.1	S	1	0	0	0	1	0	0	0	0	0	0	3	6	0.00	0.000

BOTTOM

Atlanta Braves @ Houston Astros
Astrodome, Houston, TX
Thu Jun 17 1999, 8:05 PM EDT
Att: 39,477 - Dome - 72 F

AB	32
R	5
H	6
RBI	4
BB	4
SO	14
LOB	10




PITCHER	IP	WLS	BF	H	R	ER	SO	BB	IBB	HBP	BLK	WP	HR	S	P	ERA	WHIP
Kevin Millwood, R ERA: 3.5 (1, 1)	7.0	W	24	2	2	2	11	1	0	0	0	1	0	57	79	2.57	0.429
Mike Remlinger, L ERA: 1.38 (8, 1)	0.2		4	2	0	0	0	1	0	0	0	0	0	14	24	0.00	4.500
Russ Springer, R ERA: 7.5 (8, 1)	1.0		7	2	3	3	2	2	0	0	0	0	0	16	29	27.00	4.000
Rudy Seanez, R ERA: 2.4 (9, 1)	0.1	S	1	0	0	0	1	0	0	0	0	0	0	3	6	0.00	0.000

Batter	1	2	3	4	5	6	7	8	9	AB R H RBI BB SO LOB	TOP	
Manny Martinez, R (1, 8) OBP: 0.269, SLG: 0.391 J.D. Smart, R (5, 1) Bobby Ayala, R (7, 1) Wilton Guerrero, S (8, PH) Guillermo Mota, R (8, 1) OBP: 1.000, SLG: 4.000	0-3 K		2-2 L5		1-2 P6			1-2 G4-3		3 0 0 0 0 1 1 0 0 0 0 0 0 0 0 0 0 0 0 0 0 1 0 0 0 0 0 0 0 0 0 0 0 0 0	Montreal Expos @ Houston Astros Astrodome, Houston, TX Fri Jun 18 1999, 8:05 PM EDT Att. 32,526 - Dome - 72 F	
Ryan McGuire, L (1, 3) OBP: 0.402, SLG: 0.449	1-1 1B		1-2 G3-1		0-1 F7			2-1 G3-1		4 0 1 0 0 0 1		
Orlando Merced, S (1, 7) OBP: 0.353, SLG: 0.440	1-1 P6			2-0 L9		1-3 K		2-1 F8		4 0 0 0 0 1 1		
Vladimir Guerrero, R (1, 9) OBP: 0.376, SLG: 0.536	1-1 G4-3			0-0 E5		0-1 F7		0-2 G1-3		4 0 0 0 0 0 1		
Jose Vidro, S (1, 4) OBP: 0.352, SLG: 0.546		1-1 G4-6-3 1B		0-3 K		1-2 F7		0-0 E 1B		4 0 2 0 0 1 1		
Shane Andrews, R (1, 5) OBP: 0.347, SLG: 0.394		3-2 SAFE G4-6-3 1B		4-2 FC6-4 BB			0-1 G3	1-0 E8 1B		3 0 2 0 1 0 0		
Michael Barrett, R (1, 2) Darron Cox, R (7, 2) OBP: 0.325, SLG: 0.406 OBP: 0.308, SLG: 0.417		1-1 G4-6-3		0-2 FC6-4			0-0 G1-3	2-3 K		3 0 0 0 0 0 4 1 0 0 0 0 1 2		
Mike Mordecai, R (1, 6) OBP: 0.320, SLG: 0.462		1-1 F8		1-2 WP 1B			0-0 G5-3			3 0 1 0 0 0 1		
Dustin Hermanson, R (1, 1) James Mouton, R (5, PH) OBP: 0.192, SLG: 0.087 OBP: 0.434, SLG: 0.467			2-3 K		1-3 K			1-1 P4		1 0 0 0 0 1 0 2 0 0 0 0 1 1		
Inning Stats	R: 0 H: 1 E: 0 LOB: 1 K: 1 BB: 0 S: 9 P: 12	R: 0 H: 2 E: 0 LOB: 1 K: 0 BB: 0 S: 9 P: 15	R: 0 H: 0 E: 0 LOB: 0 K: 1 BB: 0 S: 9 P: 14	R: 0 H: 0 E: 1 LOB: 2 K: 1 BB: 1 S: 10 P: 16	R: 0 H: 1 E: 0 LOB: 1 K: 1 BB: 0 S: 9 P: 11	R: 0 H: 0 E: 0 LOB: 0 K: 1 BB: 0 S: 9 P: 11	R: 0 H: 0 E: 0 LOB: 0 K: 0 BB: 0 S: 4 P: 4	R: 0 H: 0 E: 0 LOB: 0 K: 0 BB: 0 S: 8 P: 12	R: 0 H: 2 E: 1 LOB: 2 K: 1 BB: 0 S: 12 P: 17	1B: 6 SF: 0 2B: 0 SAC: 0 3B: 0 DP: 1 HR: 0 HBP: 0		WP: 1 PA: 34 PB: 0 SB: 1 CS: 0
PITCHER Shane Reynolds, R (1, 1) ERA: 3.38	IP WLS BF H R ER SO BB IBB HBP BLK WP HR S P ERA WHIP	9.0 W 34 6 0 0 6 1 0 0 0 1 0 79 112 0.00 0.778										

livebaseballscorecards.com

AB	33
R	0
H	6
RBI	0
BB	1
SO	6
LOB	13



Batter	1	2	3	4	5	6	7	8	9	AB R H RBI BB SO LOB	TOP	
James Mouton, R (1, 7) OBP: 0.407, SLG: 0.431	2-2 L7		2-2 FC4 FC5-4 1-2f	2-1 G5-3			1-1 FC5-4 G6-3 1-2f		0-2 G1-3 1-2	5 0 0 0 0 0 4		
Wilton Guerrero, S (1, 4) OBP: 0.314, SLG: 0.372 Anthony Telford, R (7, 1)	2-2 G6-3		2-1 FC5-4 2B 1-2f		1-0 L7		0-0 G6-3 1-2f			4 1 0 0 0 0 2 0 0 0 0 0 0 0		
Michael Barrett, R (1, 5) OBP: 0.324, SLG: 0.408 (8, 2)	0-0 G6-3		1-0 1B 1-H 2B		0-0 G4-3			0-0 P3		4 0 1 1 0 0 0		
Vladimir Guerrero, R (1, 9) OBP: 0.374, SLG: 0.531		0-2 G5-3	1-1 1B 2-3		0-0 G3-1			0-0 P3		4 0 1 0 0 0 0		
Chris Widger, R (1, 2) OBP: 0.367, SLG: 0.546 Ryan McGuire, L (8, PR) OBP: 0.402, SLG: 0.449 (8, 3)		0-2 FC6-4 1B	3-2 G5-3		0-1 FC5-4 1B			1-2 HBP		3 0 2 0 0 0 2 0 0 0 0 0 0 0		
Shane Andrews, R (1, 3) OBP: 0.336, SLG: 0.379 (8, 5)		1-1 FC6-4 1B 1-2f		0-0 F8		2-2 FC5-4 FC6-4 1-2f		1-3 K		4 0 0 0 0 1 3		
Orlando Cabrera, R (1, 6) OBP: 0.304, SLG: 0.408		1-2 1B 1-2		2-1 2B 2B		2-3 K			2-2 G5-3	4 1 2 0 0 1 1	AB 34 R 2 H 8 RBI 2 BB 2 SO 3 LOB 16	
Manny Martinez, R (1, 8) OBP: 0.269, SLG: 0.394		0-1 G4-3		1-0 2B 2-H		2-1 FC6-4 1-2f			0-2 G4-3	4 0 1 1 0 0 3		
Carl Pavano, R (1, 1) OBP: 0.115, SLG: 0.080 Mike Mordecai, R (7, PH) OBP: 0.333, SLG: 0.467 (7, 4)			4-1 FC4 BB		3-3 K		4-0 FC5-4 BB		3-2 DI 1B	1 0 0 0 1 1 1 1 0 1 0 1 0 0		
Inning Stats	R: 0 H: 0 E: 0 LOB: 0 K: 0 BB: 0 S: 10 P: 14	R: 0 H: 2 E: 0 LOB: 2 K: 0 BB: 0 S: 14 P: 16	R: 1 H: 2 E: 0 LOB: 2 K: 0 BB: 1 S: 12 P: 25	R: 1 H: 2 E: 0 LOB: 1 K: 1 BB: 0 S: 9 P: 17	R: 0 H: 0 E: 0 LOB: 0 K: 0 BB: 0 S: 3 P: 4	R: 0 H: 1 E: 0 LOB: 1 K: 1 BB: 0 S: 10 P: 16	R: 0 H: 0 E: 0 LOB: 0 K: 0 BB: 1 S: 3 P: 8	R: 0 H: 0 E: 0 LOB: 1 K: 1 BB: 0 S: 8 P: 10	R: 0 H: 1 E: 0 LOB: 1 K: 0 BB: 0 S: 15 P: 20	1B: 5 SF: 0 2B: 3 SAC: 0 3B: 0 DP: 1 HR: 0 HBP: 1	WP: 0 PA: 37 PB: 0 SB: 0 CS: 0	
PITCHER	IP WLS BF H R ER SO BB IBB HBP BLK WP HR S P ERA WHIP											
Mike Hampton, L (1, 1) ERA: 3.05	7.0 W 29 7 2 2 2 2 2 0 0 0 0 0 61 100 2.57 1.286											
Scott Elarton, R (8, 1) ERA: 2.78	1.0 H 4 0 0 0 1 0 0 1 0 0 0 0 8 10 0.00 0.000											
Billy Wagner, L (9, 1) ERA: 2.73	1.0 S 4 1 0 0 0 0 0 0 0 0 0 0 15 20 0.00 1.000											

Montreal Expos @ Houston Astros
Astrodome, Houston, TX
Sat Jun 19 1999, 8:05 PM EDT
Att. 27,259 - Dome - 72 F

livebaseballscorecards.com

Batter	1	2	3	4	5	6	7	8	9
Craig Biggio, R OBP: 0.365, SLG: 0.444 (1, 4)	0-1 B5-3	0-0 FC6-4			1-1 E5		0-3 K		
Bill Spiers, L OBP: 0.362, SLG: 0.437 (1, 5)	1-1 5 1B		1-3 K		0-0 F7-6-3			0-0 FC6-4 5 1B	
5 Jeff Bagwell, R OBP: 0.473, SLG: 0.688 (1, 3)	0-1 G3 1B		1-3 K		3-3 K			3-2 FC6-4 1B	
Derek Bell, R OBP: 0.298, SLG: 0.366 (1, 9)	1-1 1B		1-3 K		0-1 G5-4-3 1B			2-2 FC6-4 WP	
Carl Everett, S OBP: 0.362, SLG: 0.426 (1, 8)	0-0 G3			4-2 G1-3 S		2-3 K		2-3 K	
Richard Hidalgo, R OBP: 0.328, SLG: 0.517 (1, 7)	1-0 1B		3-3 K		1-0 G5-4-3 1B			1-1 L8	
Tony Eusebio, R OBP: 0.354, SLG: 0.310 (1, 2)		1-2 L9		2-2 G1-3		0-2 G5-4-3			
Ricky Gutierrez, R OBP: 0.360, SLG: 0.373 (1, 6)		3-2 G4-3		0-0 F8		1-0 F8			
Mike Hampton, R OBP: 0.344, SLG: 0.483 (1, 1)		0-2			1-2 E		2-3 K		
Daryle Ward, L OBP: 0.333, SLG: 0.357 (7, PH)									
Scott Elarton, R (8, 1)									
Billy Wagner, L (9, 1)									

Inning Stats	R: 3	H: 4	E: 0	K: 10	S: 10	LOB: 1	BB: 0	P: 13
	R: 0	H: 1	E: 0	K: 10	S: 10	LOB: 1	BB: 0	P: 14
	R: 0	H: 0	E: 0	K: 3	S: 9	LOB: 0	BB: 0	P: 12
	R: 0	H: 0	E: 0	K: 1	S: 12	LOB: 1	BB: 1	P: 21
	R: 1	H: 1	E: 1	K: 1	S: 9	LOB: 0	BB: 0	P: 14
	R: 0	H: 2	E: 0	K: 1	S: 10	LOB: 1	BB: 0	P: 13
	R: 0	H: 0	E: 0	K: 2	S: 10	LOB: 0	BB: 0	P: 13
	R: 1	H: 2	E: 0	K: 1	S: 19	LOB: 1	BB: 0	P: 27

PITCHER	IP	WLS	BF	H	R	ER	SO	BB	IBB	HBP	BLK	WP	HR	S	P	ERA	WHIP
Carl Pavano, R ERA: 5.54 (1, 1)	6.0	L	25	8	4	4	6	1	0	0	0	0	0	60	87	6.00	1.500
Anthony Telford, R ERA: 2.88 (7, 1)	2.0		8	2	1	1	3	0	0	0	0	1	0	29	40	4.50	1.000

AB R H RBI BB SO LOB

4 0 0 0 0 1 1

4 2 2 0 0 1 1

4 1 2 1 0 2 0

4 1 2 0 0 1 2

3 0 0 0 1 2 4

4 0 2 2 0 1 2

3 0 0 0 0 0 3

3 0 0 0 0 0 1

2 1 2 0 0 0 0

1 0 0 0 0 1 0

0 0 0 0 0 0 0

0 0 0 0 0 0 0

AB 32

R 5

H 10

RBI 3

BB 1

SO 9

LOB 14

WP: 1 PA: 33

PB: 0

SB: 1

CS: 0

1B: 8 SF: 0

2B: 2 SAC: 0

3B: 1 DP: 2

HR: 0 HBP: 0

HOUSTON ASTROS

Montreal Expos @ Houston Astros

Astrodome, Houston, TX

Sat Jun 19 1999, 8:05 PM EDT

Att. 27,259 - Dome - 72 F

livebaseballscorecards.com

Batter	1	2	3	4	5	6	7	8	9
Craig Biggio, R (1, 4) OBP: 0.372, SLG: 0.452 Jay Powell, R (9, 1)	3-1 1B 2B	0-0 2-H 1B			2-2 F8 1B		2-1 5 E G5-3 HBP 1B	1-2 5 BB HR 1B	
Bill Spiers, L (1, 5) OBP: 0.363, SLG: 0.436	0-0 5 CS 1B	1-3 K			3-1 F7 5 E 1B		1-0 G5-3 1-2	0-0 F7 1B	
5 Jeff Bagwell, R (1, 3) OBP: 0.469, SLG: 0.676	3-3 K 1-2		3-3 K		0-0 E6 F7 1-2		1-1 E6 BB 1B 2-3	4-2 HR BB 1-2 2-3	
Carl Everett, S (1, 8) OBP: 0.366, SLG: 0.452	1-0 WP BB HBP		0-2 HR		1-0 F7 1-2 2-3		3-0 E4 BB 1B 1-2 3-H	0-0 HR 1-H 2-H 3-H	
Richard Hidalgo, R (1, 7) OBP: 0.326, SLG: 0.508	4-2 WP BB		1-1 P3		1-1 P2		0-1 F8	1-3 K	
Paul Bako, L (1, 2) OBP: 0.397, SLG: 0.446	2-1 F7 1-2 2-3		2-3 K			2-3 K	4-1 FC5 1B BB 1-2 2-3	1-3 K	
Alex Diaz, S (1, 9) OBP: 0.264, SLG: 0.320 Glen Barker, S (8, 9) OBP: 0.438, SLG: 0.467		4-0 FC6 BB		0-1 F8		1-1 G5-3	2-1 1-2 2-H 3-H 1B		
Tim Bogar, R (1, 6) OBP: 0.351, SLG: 0.405		1 SAFE 2-2 FC6 SH3-4 1B 1-2f		2-2 F8		2-1 HR	0-1 FC5 2-3f		
Chris Holt, R (1, 1) OBP: 0.200, SLG: 0.111 Trever Miller, R (7, 1) Russ Johnson, R (8, PH) OBP: 0.371, SLG: 0.388 (9, 4)		1-0 SH3-4		1-2 G5-3		0-0 G6-3		4-1 5 BB HR BB	


Inning Stats	R: 1 E: 0 K: 1 S: 13	H: 2 LOB: 2 BB: 1 P: 26	R: 1 E: 0 K: 1 S: 8	H: 1 LOB: 1 BB: 1 P: 16	R: 1 E: 0 K: 2 S: 12	H: 1 LOB: 0 BB: 0 P: 18	R: 0 E: 0 K: 0 S: 8	H: 0 LOB: 0 BB: 0 P: 11	R: 0 E: 1 K: 0 S: 10	H: 1 LOB: 2 BB: 0 P: 17	R: 1 E: 0 K: 1 S: 8	H: 1 LOB: 0 BB: 0 P: 13	R: 3 E: 2 K: 0 S: 12	H: 1 LOB: 2 BB: 1 P: 25	R: 4 E: 0 K: 2 S: 16	H: 2 LOB: 0 BB: 2 P: 27
--------------	-------------------------------	----------------------------------	------------------------------	----------------------------------	-------------------------------	----------------------------------	------------------------------	----------------------------------	-------------------------------	----------------------------------	------------------------------	----------------------------------	-------------------------------	----------------------------------	-------------------------------	----------------------------------

PITCHER	IP	WLS	BF	H	R	ER	SO	BB	IBB	HBP	BLK	WP	HR	S	P	ERA	WHIP
Dan Smith, R (1, 1) ERA: 3.71	5.0	L	23	5	3	3	4	2	0	1	0	1	1	51	88	5.40	1.400
Steve Kline, L (6, 1) ERA: 5.33	1.0		4	1	1	1	1	0	0	0	0	0	1	8	13	9.00	1.000
Bobby Ayala, R (7, 1) ERA: 3.09	0.2		7	1	3	0	0	1	0	1	0	0	0	10	23	0.00	3.000
Guillermo Mota, R (7, 1) ERA: 1.31	0.1		1	0	0	0	0	0	0	0	0	0	0	2	2	0.00	0.000
Ugueth Urbina, R (8, 1) ERA: 4.91	1.0		7	2	4	4	2	2	0	0	0	0	1	16	27	36.00	4.000

AB R H RBI BB SO LOB

4	3	3	1	0	0	0
0	0	0	0	0	0	0
5	0	2	1	0	1	4
4	2	0	0	1	2	3
4	3	2	6	0	0	3
4	0	0	0	1	1	4
4	0	0	0	1	3	2
3	0	1	2	1	0	0
0	0	0	0	0	0	0
0	1	0	0	1	0	0

AB 34
R 11
H 9
RBI 11
BB 5
SO 7
LOB 19



WP: 1 **PA: 42**
PB: 0
SB: 0
CS: 1

MONTEREAL EXPOS @ HOUSTON ASTROS
Astrodome, Houston, TX
Sun Jun 20 1999, 2:35 PM EDT
Att: 33,882 - Dome - 72 F

livebaseballscores.com

Batter	1	2	3	4	5	6	7	8	9	AB R H RBI BB SO LOB	TOP											
Craig Biggio, R (1, 4) OBP: 0.370, SLG: 0.447	1-2 P3		4-2 BB		1-0 P2			1-2 L7		3 0 0 0 1 0 0												
Bill Spiers, L (1, 5) OBP: 0.360, SLG: 0.438	1-1 F8		0-0 F9			3-2 E9 5 SF9 2B		2-0 F9		4 1 1 0 0 0 1												
5 Jeff Bagwell, R (1, 3) OBP: 0.469, SLG: 0.675	4-2 BB			0-0 G6-3 1B		0-1 SF9		2-2 G6-3		2 1 1 1 1 0 0												
Derek Bell, R (1, 9) OBP: 0.294, SLG: 0.361	3-3 K			0-0 G6-3		0-1 G1-3			2-3 K	4 0 0 0 0 2 2												
Carl Everett, S (1, 8) OBP: 0.372, SLG: 0.459		2-1 P4		2-2 E S SF7 1B		1-1 PO HBP			0-0 G6-3 2B	3 1 2 1 0 0 0												
Richard Hidalgo, R (1, 7) OBP: 0.321, SLG: 0.502		3-2 F9		3-2 SF7		1-2 PO	0-0 F8		0-0 G6-3	3 0 0 1 0 0 1												
Paul Bako, L (1, 2) OBP: 0.376, SLG: 0.420		1-3 K		1-0 P4			1-1 P5		1-1 G5-3	4 0 0 0 0 1 1												
Ricky Gutierrez, R (1, 6) OBP: 0.360, SLG: 0.372			2-0 L6		0-2 L8		2-1 1B			3 0 1 0 0 0 0												
Sean Bergman, R (1, 1) OBP: 0.115, SLG: 0.346			0-0 F7		2-2 F8		2-3 K			1 0 0 0 0 0 0												
Glen Barker, S (5, PH) OBP: 0.412, SLG: 0.438										1 0 0 0 0 0 0												
Brian Williams, R (5, 1) OBP: 0.500, SLG: 0.500										0 0 0 0 0 0 0												
Daryle Ward, L (7, PH) OBP: 0.323, SLG: 0.345										1 0 0 0 0 1 1												
Scott Elarton, R (7, 1) OBP: 0.323, SLG: 0.345										0 0 0 0 0 0 0												
Inning Stats	R: 0 E: 0 K: 1 S: 13	H: 0 LOB: 1 BB: 1 P: 22	R: 0 E: 0 K: 1 S: 8	H: 0 LOB: 0 BB: 0 P: 14	R: 0 E: 0 K: 0 S: 5	H: 0 LOB: 1 BB: 1 P: 11	R: 2 E: 0 K: 0 S: 17	H: 2 LOB: 0 BB: 0 P: 23	R: 0 E: 0 K: 0 S: 7	H: 0 LOB: 0 BB: 0 P: 10	R: 1 E: 1 K: 0 S: 10	H: 1 LOB: 0 BB: 0 P: 15	R: 0 E: 0 K: 1 S: 8	H: 1 LOB: 1 BB: 0 P: 13	R: 0 E: 0 K: 0 S: 7	H: 0 LOB: 0 BB: 0 P: 12	R: 0 E: 0 K: 1 S: 7	H: 1 LOB: 1 BB: 0 P: 10	1B: 3 2B: 2 3B: 0 HR: 0	SF: 2 SAC: 0 DP: 0 HBP: 1	WP: 0 PB: 0 SB: 1 CS: 0	PA: 35
PITCHER	IP WLS BF H R ER SO BB IBB HBP BLK WP HR S P ERA WHIP																					
Kent Bottenfield, R (1, 1) ERA: 3.72	7.0 W 27 4 3 1 3 2 0 1 0 0 0 0 68 108 1.29 0.857																					
Ricky Bottalico, R (8, 1) ERA: 3.54	2.0 S 7 1 0 0 1 0 0 0 0 0 0 0 14 22 0.00 0.500																					

Houston Astros @ St. Louis Cardinals
Busch Stadium, St. Louis, MO
 Mon Jun 21 1999, 7:10 PM CDT
 Att. 41,506 - Cloudy - 83 F

livebaseballscorecards.com

AB	29
R	3
H	5
RBI	3
BB	2
SO	4
LOB	6



Batter	1	2	3	4	5	6	7	8	9
Joe McEwing, R OBP: 0.373, SLG: 0.432 (1, 4) (7, 8)	2-2 1B G5-4-3 2B	3-1 F9		2-2 2-H 1B			1-3 K		
Thomas Howard, S OBP: 0.409, SLG: 0.444 Ricky Bottalico, L (8, 1)	3-2 2-3 1B G5-4-3		1-0 F8		0-1 G3-1		1-2 L7		
Mark McGwire, R OBP: 0.405, SLG: 0.596 (1, 3)	2-2 1-2f 3-H G5-4-3		0-0 HR		2-3 K			1-0 F8	
Ray Lankford, L OBP: 0.389, SLG: 0.632 (1, 7)		3-2 G3	2-3 K		0-0 2B			4-0 FC4-6 BB	
Fernando Tatis, R OBP: 0.411, SLG: 0.555 (1, 5)		1-1 1B HBP 1B	1-2 1B		2-3 K2-3			0-1 F9	
Shawon Dunston, R OBP: 0.376, SLG: 0.558 Placido Polanco, R OBP: 0.350, SLG: 0.357 (7, 4)		1-1 FC6-4 2B 1B	2-0 F9		0-3 K			1-0 FC4-6	
Edgar Renteria, R OBP: 0.327, SLG: 0.385 (1, 6)		1-0 FC6-4 1-2 2-H 1B		1-1 SH1-4 1B 1B		2-2 G5-3			
Eli Marrero, R OBP: 0.260, SLG: 0.358 (1, 2)		0-0 FC6-4 2B		1-1 L9		0-0 G1-3			
Kent Bottenfield, R OBP: 0.172, SLG: 0.241 Darren Bragg, L OBP: 0.383, SLG: 0.349 (7, PH) (8, 9)		3-2 1-H 3-H 2B		0-0 SH1-4		2-2 G6-3			

Inning Stats	R: 0	H: 2	E: 0	K: 0	S: 12	H: 2	LOB: 0	BB: 0	P: 19	R: 3	H: 3	E: 0	K: 0	S: 14	R: 1	H: 2	E: 0	K: 1	S: 9	R: 1	H: 2	E: 0	K: 0	S: 8	R: 0	H: 1	E: 0	K: 2	S: 10	R: 0	H: 0	E: 0	K: 1	S: 8	R: 0	H: 0	E: 0	K: 1	S: 9	R: 0	H: 0	E: 0	K: 0	S: 4							

PITCHER	IP	WLS	BF	H	R	ER	SO	BB	IBB	HBP	BLK	WP	HR	S	P	ERA	WHIP
Sean Bergman, R ERA: 4.63 (1, 1)	4.0	L	19	9	5	5	1	0	0	1	0	0	1	43	72	11.25	2.250
Brian Williams, R ERA: 3.23 (5, 1)	2.0		7	1	0	0	3	0	0	0	0	0	0	18	24	0.00	0.500
Scott Elarton, R ERA: 2.62 (7, 1)	2.0		7	0	0	0	1	1	0	0	0	0	0	13	23	0.00	0.500

BOTTOM

AB	R	H	RBI	BB	SO	LOB
4	0	2	1	0	1	1
4	0	1	0	0	0	0
0	0	0	0	0	0	0
4	1	1	1	0	1	2
3	0	1	0	1	1	0
3	1	1	0	0	1	2
3	1	1	0	0	1	1
1	0	0	0	0	0	1
3	1	2	1	0	0	0
3	1	0	0	0	0	3
1	0	1	2	0	0	0
1	0	0	0	0	0	0

AB	30
R	5
H	10
RBI	5
BB	1
SO	5
LOB	10



WP	PA	3B	HR	S	P	ERA	WHIP
0	33	0	0	1	0	0	0
0	0	0	0	1	0	0	0
0	0	0	0	1	0	0	0

Houston Astros @ St. Louis Cardinals
Busch Stadium, St. Louis, MO
 Mon Jun 21 1999, 7:10 PM CDT
 Att. 41,506 - Cloudy - 83 F

livebaseballscorecards.com

Batter	1	2	3	4	5	6	7	8	9	10	11	12	13	14	AB R H RBI BB SO LOB	TOP													
Craig Biggio, R OBP: 0.365, SLG: 0.440 (1, 4)	G5-3		F8		F7		L8		K				P3		7 0 1 0 0 1 4	Houston Astros @ St. Louis Cardinals Busch Stadium, St. Louis, MO Tue Jun 22 1999, 7:10 PM CDT Att: 36,481 - Unknown - 88 F livebaseballscorecards.com													
Ricky Gutierrez, R OBP: 0.375, SLG: 0.412 (1, 6)	F8			HR	2B		1B		K			F8	WP	2B	7 1 4 0 0 1 2														
5 Jeff Bagwell, R OBP: 0.465, SLG: 0.661 (1, 3)	K			F9	F7		F9		FC6			F8	WP	IBB	5 0 0 0 2 1 4														
Derek Bell, R OBP: 0.294, SLG: 0.367 (1, 9)			K	HR	G5-3				FC6			E	K		6 1 1 2 1 3 6														
Richard Hidalgo, R OBP: 0.324, SLG: 0.496 (1, 7)			CS	L8			CS		F7			E6			5 0 1 0 2 1 3														
Carl Everett, S OBP: 0.370, SLG: 0.462 (1, 8)			K	BB	2B		P4		2B			K			7 0 2 0 0 3 5														
Tony Eusebio, R OBP: 0.351, SLG: 0.324 Jeff McCurry, R (14, 1)			HR	IBB			K		K			G4-3			6 1 1 1 1 2 3														
Russ Johnson, R OBP: 0.375, SLG: 0.380 Bill Spiers, L OBP: 0.367, SLG: 0.435 (7, 5)			K	BB	IBB		1B		1B			G3			1 0 0 0 1 1 0														
Jesse Linares, R Trevor Miller, R Glen Barker, S Jay Powell, R Darby Ward, L Scott Elarton, R Brian Williams, R Mark McGwire, L Billy Wagner, L Paul Bako, L			K	G6-3			K		K			K			3 0 0 0 0 2 4														
Inning Stats	R: 0 E: 0 S: 8	H: 0 LOB: 0 BB: 16 P: 16	R: 0 E: 0 K: 2 S: 7	H: 0 LOB: 1 BB: 1 P: 16	R: 1 E: 0 K: 2 S: 13	H: 1 LOB: 0 BB: 18 P: 18	R: 2 E: 0 K: 0 S: 13	H: 3 LOB: 3 BB: 2 P: 24	R: 0 E: 0 K: 0 S: 9	H: 1 LOB: 1 BB: 0 P: 11	R: 0 E: 0 K: 1 S: 9	H: 1 LOB: 0 BB: 0 P: 14	R: 0 E: 0 K: 2 S: 11	H: 1 LOB: 1 BB: 0 P: 17	R: 0 E: 0 K: 2 S: 14		H: 2 LOB: 3 BB: 1 P: 24	R: 0 E: 0 K: 2 S: 7	H: 0 LOB: 3 BB: 3 P: 19	R: 0 E: 0 K: 1 S: 5	H: 0 LOB: 0 BB: 0 P: 5	R: 0 E: 0 K: 2 S: 8	H: 1 LOB: 2 BB: 1 P: 12	R: 0 E: 0 K: 0 S: 3	H: 0 LOB: 0 BB: 0 P: 3	1B: 5 2B: 5 3B: 0 HR: 2	SF: 0 SAC: 0 DP: 1 HBP: 0	WP: 1 PB: 0 SB: 3 CS: 2	PA: 62
PITCHER	IP	WLS	BF	H	R	ER	SO	BB	IBB	HBP	BLK	WP	HR	S	P		ERA	WHIP											
Kent Mercker, L ERA: 6.7 (1, 1)	6.0		25	6	3	3	6	2	1	0	0	0	2	59	99		4.50	1.333											
Manny Aybar, R ERA: 3.98 (7, 1)	2.0		9	2	0	0	3	1	0	0	0	0	0	21	37		0.00	1.500											
Scott Radinsky, L ERA: 5.48 (9, 1)	0.1		2	1	0	0	1	0	0	0	0	0	0	6	8		0.00	3.000											
Ricky Bottalico, R ERA: 3.48 (9, 1)	0.2		4	1	0	0	1	1	0	0	0	0	0	8	16	0.00	3.000												
Heathcliff Slocumb, R ERA: 6.2 (10, 1)	2.0		11	0	0	0	3	3	1	0	0	0	0	13	29	0.00	1.500												
PITCHER	IP	WLS	BF	H	R	ER	SO	BB	IBB	HBP	BLK	WP	HR	S	P	ERA	WHIP												
Rick Croushore, R ERA: 3.33 (12, 1)	2.0		8	1	0	0	3	0	1	0	0	1	0	13	17	0.00	0.500												
Mike Mohler, L ERA: 4.97 (14, 1)	1.0	W	3	0	0	0	0	0	0	0	0	0	0	3	3	0.00	0.000												

livebaseballscorecards.com



Batter	1	2	3	4	5	6	7	8	9	10	11	12	13	14	AB	R	H	RBI	BB	SO	LOB	BOTTOM
Joe McEwing, R OBP: 0.369, SLG: 0.426	F8			G5-3		G5-3		L7		B1		SH3-1-4		1B 1B	6	1	1	0	0	0	1	
Shawon Dunston, R OBP: 0.378, SLG: 0.557	P7			1B S		L4		2B		G6-3		P4		1B 1B	2	1	1	0	0	0	0	
Darren Brabant, L OBP: 0.354, SLG: 0.347				1B											1	0	0	0	0	0	0	
Manly Ayala, R OBP: 0.200, SLG: 0.100															0	0	0	0	0	0	0	
Willie Gage, S OBP: 0.266, SLG: 0.303															0	0	0	0	0	0	0	
Scott Radinsky, L OBP: 0.276, SLG: 0.303															0	0	0	0	0	0	0	
Ricky Bottalico, L OBP: 0.350, SLG: 0.357															3	0	1	0	0	0	2	
Mark McGwire, R OBP: 0.405, SLG: 0.588	P3			K				IBB		G5-3				1B	5	0	1	1	2	2	2	
Ray Lankford, L OBP: 0.393, SLG: 0.626															5	1	2	1	1	1	4	
Fernando Tatis, R OBP: 0.413, SLG: 0.551	G5-4-3			F9				FC1-6-4							5	0	2	0	1	1	2	
Eric Davis, R OBP: 0.363, SLG: 0.400															6	0	0	1	0	3	3	
Edgar Renteria, R OBP: 0.330, SLG: 0.385															3	0	1	0	1	0	1	
Heathcliff Slocumb, R OBP: 0.307, SLG: 0.338															0	0	0	0	0	0	0	
Alberto Castillo, R OBP: 0.307, SLG: 0.338															1	0	0	0	1	1	0	
Eli Marrero, R OBP: 0.259, SLG: 0.359															5	1	1	0	0	0	5	
Rick Croushore, R OBP: 0.500, SLG: 0.500															0	0	0	0	0	0	0	
Mike Mohler, R															1	0	0	0	0	1	0	
Kent Mercker, L OBP: 0.182, SLG: 0.100															1	0	0	0	0	0	0	
Thomas Howard, S OBP: 0.408, SLG: 0.439															5	0	2	0	0	1	1	

Inning Stats	R: 0	H: 0	E: 0	K: 0	S: 7	R: 0	H: 1	E: 0	K: 0	S: 7	R: 0	H: 1	E: 0	K: 0	S: 3	R: 1	H: 2	E: 0	K: 1	S: 10	R: 0	H: 0	E: 0	K: 0	S: 8	R: 0	H: 0	E: 0	K: 0	S: 8	R: 1	H: 0	E: 0	K: 0	S: 14	R: 1	H: 1	E: 0	K: 1	S: 9	R: 1	H: 2	E: 0	K: 0	S: 9	R: 0	H: 0	E: 0	K: 1	S: 9	R: 0	H: 1	E: 0	K: 0	S: 4	R: 0	H: 1	E: 0	K: 0	S: 4	R: 0	H: 1	E: 0	K: 3	S: 9	R: 0	H: 0	E: 0	K: 3	S: 9	R: 1	H: 3	E: 0	K: 2	S: 9	R: 1	H: 3	E: 0	K: 2	S: 9	1B: 11	2B: 2	3B: 0	HR: 0	SF: 0	SAC: 1	DP: 3	HBP: 0	WP: 1	PA: 57
PITCHER	IP	WLS	BF	H	R	ER	SO	BB	IBB	HBP	BLK	WP	HR	S	P	ERA	WHIP																																																																									
Jose Lima, R ERA: 3.0	7.2		30	7	3	3	2	1	1	0	0	0	0	65	100	3.52	1.043																																																																									
Trever Miller, L ERA: 2.2	0.1		1	0	0	0	0	0	0	0	0	0	0	1	2	0.00	0.000																																																																									
Jay Powell, R ERA: 4.1	1.0		4	0	0	0	1	2	0	0	0	0	0	9	19	0.00	2.000																																																																									
Scott Elarton, R ERA: 2.55	1.0		4	1	0	0	0	0	0	0	0	0	0	4	4	0.00	1.000																																																																									
Brian Williams, R ERA: 3.13	1.0		5	1	0	0	2	1	0	0	0	0	0	8	12	0.00	2.000																																																																									
PITCHER	IP	WLS	BF	H	R	ER	SO	BB	IBB	HBP	BLK	WP	HR	S	P	ERA	WHIP																																																																									
Billy Wagner, L ERA: 2.56	12.1		53	11	0	0	3	1	0	0	0	0	0	23	33	3.52	1.043																																																																									
Jeff McCurry, R ERA: 15.75	0.2	L	5	3	1	1	2	0	0	0	0	0	0	9	9	13.50	4.500																																																																									

Houston Astros @ St. Louis Cardinals
 Busch Stadium, St. Louis, MO
 Tue Jun 22 1999, 7:10 PM CDT
 Att. 36,481 - Unknown - 88 F

livebaseballscorecards.com

AB	50
R	4
H	13
RBI	3
BB	6
SO	10
LOB	21



Batter	1	2	3	4	5	6	7	8	9	AB R H RBI BB SO LOB	TOP											
Craig Biggio, R OBP: 0.369, SLG: 0.441 (1, 4) X	0-0 G5-3		3-1 5 WP 5 1B G6-3 1B	2-0 F8		1-0 1-2 3-H 1B		4-0 1B IBB		4 1 2 1 1 0 0												
Bill Spiers, L OBP: 0.368, SLG: 0.434 (1, 5) B C X	1-1 G5-3		2-1 1 SAFE 1-2 G6-3 1B		2-1 5 L6 1B	0-1 F8		3-2 1-3 2-H 3-H 1B		5 0 2 2 0 0 3												
5 Jeff Bagwell, R OBP: 0.470, SLG: 0.660 (1, 3) B B B	4-0 1B 2B BB		3-1 1B 2-H 1B 1B		3-2 L6 1-2		4-1 CS BB	4-2 1-2 BB		2 2 1 1 3 0 1												
Derek Bell, R OBP: 0.296, SLG: 0.368 (1, 9) X	0-0 1-2 2B 1B		1-2 1-3 1B 1B		1-3 K		3-3 1-2 K	1-3 K		5 1 2 0 0 3 4												
Carl Everett, S OBP: 0.372, SLG: 0.465 (1, 8) B B B Trever Miller, R (9, 1) F C X	3-2 1-H 2-H 2B		0-3 K			4-2 1B BB BB	2-3 K	4-2 1-6-3 BB		3 1 1 2 1 2 2 0 0 0 0 0 0 0												
Richard Hidalgo, R OBP: 0.325, SLG: 0.492 (1, 7) F C X (7, 8) F C X	1-2 F9		2-1 1-2 3-H FC6-4 1B			4-1 SAFE G6-4-3 1B BB		2-3 K	3-2 1-2 L6-3	4 1 1 1 1 1 2												
Tony Eusebio, R OBP: 0.352, SLG: 0.327 (1, 2) X		0-0 G6-3 1B	0-0 1-2f FC6-4			1-2 1-2 2-H G6-4-3 1B		1-2 G3	1-2 G3	5 0 2 1 0 0 2												
Ricky Gutierrez, R OBP: 0.370, SLG: 0.398 (1, 6) B C X		2-1 G6-3 1-2f		0-3 K		1-0 G6-4-3 1-2f 2-3		4-1 2B 1B BB		3 1 0 0 1 1 3												
Shane Reynolds, R OBP: 0.300, SLG: 0.321 (1, 1) B B B Jay Powell, R (7, 1) B C X Matt Mieske, R OBP: 0.400, SLG: 0.674 (7, 7) B C X Tim Bogar, R OBP: 0.355, SLG: 0.405 (9, PH) B C X		2-2 F9	0-3 K			4-2 1B BB		2-1 1-3 1B 2B		2 0 0 0 1 1 0 0 0 0 0 0 0 0 1 1 1 0 0 0 0 0 0 0 0 1 0 0												
Inning Stats	R: 2 E: 0 K: 0 S: 11	H: 2 LOB: 1 BB: 1 P: 20	R: 0 E: 0 K: 0 S: 6	H: 1 LOB: 0 BB: 0 P: 10	R: 2 E: 0 K: 1 S: 15	H: 4 LOB: 2 BB: 0 P: 26	R: 0 E: 0 K: 2 S: 7	H: 0 LOB: 0 BB: 0 P: 9	R: 0 E: 0 K: 1 S: 9	H: 1 LOB: 0 BB: 0 P: 15	R: 2 E: 0 K: 0 S: 13	H: 2 LOB: 2 BB: 3 P: 27	R: 0 E: 0 K: 2 S: 8	H: 0 LOB: 0 BB: 1 P: 17	R: 2 E: 0 K: 2 S: 20	H: 2 LOB: 3 BB: 3 P: 41	R: 0 E: 0 K: 0 S: 9	H: 0 LOB: 0 BB: 1 P: 17	1B: 10 2B: 4 3B: 0 HR: 0	SF: 0 SAC: 0 DP: 4 HBP: 0	WP: 1 PB: 0 SB: 0 CS: 1	PA: 43
PITCHER	IP WLS BF H R ER SO BB IBB HBP BLK WP HR S P ERA WHIP																					
Juan Acevedo, R ERA: 6.14 (1, 1)	5.2 L 27 9 6 6 4 4 0 0 0 1 0 58 103 9.53 2.294																					
Garrett Stephenson, R ERA: (6, 1)	1.1 5 1 0 0 2 1 0 0 0 0 0 11 21 0.00 1.500																					
Mike Mohler, L ERA: 5.23 (8, 1)	2.0 11 2 2 2 2 3 1 0 0 0 0 29 58 9.00 2.500																					

Houston Astros @ St. Louis Cardinals
 Busch Stadium, St. Louis, MO
 Wed Jun 23 1999, 7:10 PM CDT
 Att. 36,402 - Cloudy - 75 F

livebaseballscorecards.com

AB	34
R	8
H	12
RBI	8
BB	9
SO	8
LOB	17



Batter	1	2	3	4	5	6	7	8	9	AB	R	H	RBI	BB	SO	LOB	
Joe McEwing, R OBP: 0.369, SLG: 0.429 (1, 4)	L7		G4-3 1B 2B		1B	G6-3		K		5	1	2	0	0	1	1	
Darren Bragg, L OBP: 0.382, SLG: 0.364 (1, 9) (6, 8)	G4-3 1B		G4-3		K		HR		G6-3	5	1	2	1	0	1	2	
Mark McGwire, R OBP: 0.409, SLG: 0.592 (1, 3)	G4-3		G4-3 1B		F9		1B 1B		G4-3 2B	5	0	3	1	0	0	2	
Ray Lankford, L OBP: 0.388, SLG: 0.614 (1, 7)	K		P5		1B		F9		K	5	0	1	0	0	2	4	
Willie McGee, S OBP: 0.316, SLG: 0.311 Garrett Stephenson, R Thomas Howard, S OBP: 0.400, SLG: 0.429 Mike Mohler, R David Howard, S (1, 8) (6, 1) (7, PH) (8, 1) (9, PH)		G5-3 1B		SH1-4 G6-3 1B		K		F7		K	3	1	2	0	0	1	2
Edgar Renteria, R OBP: 0.333, SLG: 0.400 (1, 6)		F9		SH SH1-4		HR		1B			3	1	2	1	0	0	1
Alberto Castillo, R OBP: 0.308, SLG: 0.337 (1, 2)		G5-3		SH1-4		G6-4-3 1B		F9			3	0	1	0	0	0	3
Placido Polanco, R OBP: 0.340, SLG: 0.346 (1, 5)		G4-3		G6-3		G6-4-3		K		4	0	0	1	0	1	3	
Juan Acevedo, R Eric Davis, R OBP: 0.364, SLG: 0.407 (1, 1) (6, 9)			K	K		2B		F9		2	0	0	0	0	2	1	
										2	0	1	0	0	0	0	

Inning Stats	R: 0	H: 1	E: 0	K: 1	S: 8	LOB: 1	BB: 0	P: 12	R: 0	H: 1	E: 0	K: 0	S: 10	LOB: 1	BB: 0	P: 13	R: 1	H: 2	E: 0	K: 1	S: 10	LOB: 1	BB: 0	P: 18	R: 1	H: 1	E: 1	K: 1	S: 10	R: 0	H: 2	E: 0	K: 2	S: 13	LOB: 2	BB: 0	P: 24	R: 1	H: 3	E: 0	K: 0	S: 9	LOB: 1	BB: 0	P: 14	R: 1	H: 3	E: 0	K: 0	S: 17	LOB: 2	BB: 0	P: 25	R: 0	H: 0	E: 0	K: 2	S: 9	LOB: 0	BB: 0	P: 15	R: 0	H: 1	E: 0	K: 2	S: 11	LOB: 1	BB: 0	P: 15	1B: 9	2B: 3	3B: 0	HR: 2	SF: 0	SAC: 2	DP: 1	HBP: 0	WP: 0	PB: 0	SB: 0	CS: 0	PA: 41
--------------	------	------	------	------	------	--------	-------	-------	------	------	------	------	-------	--------	-------	-------	------	------	------	------	-------	--------	-------	-------	------	------	------	------	-------	------	------	------	------	-------	--------	-------	-------	------	------	------	------	------	--------	-------	-------	------	------	------	------	-------	--------	-------	-------	------	------	------	------	------	--------	-------	-------	------	------	------	------	-------	--------	-------	-------	-------	-------	-------	-------	-------	--------	-------	--------	-------	-------	-------	-------	--------

PITCHER	IP	WLS	BF	H	R	ER	SO	BB	IBB	HBP	BLK	WP	HR	S	P	ERA	WHIP
Shane Reynolds, R ERA: 3.44 (1, 1)	6.0	W	29	11	4	3	5	0	0	0	0	0	2	63	96	4.50	1.833
Jay Powell, R ERA: 3.81 (7, 1)	2.0	H	8	2	0	0	2	0	0	0	0	0	0	23	36	0.00	1.000
Trever Miller, L ERA: 2.08 (9, 1)	1.0		4	1	0	0	2	0	0	0	0	0	0	11	15	0.00	1.000

BOTTOM

Houston Astros @ St. Louis Cardinals
 Busch Stadium, St. Louis, MO
 Wed Jun 23 1999, 7:10 PM CDT
 Att: 36,402 - Cloudy - 75 F

livebaseballscorecards.com

AB	39
R	4
H	14
RBI	4
BB	0
SO	9
LOB	21



Batter	1	2	3	4	5	6	7	8	9	AB R H RBI BB SO LOB	TOP											
Pokey Reese, R (1, 4) OBP: 0.323, SLG: 0.425	1-1 G5-3		1-3 K		0-3 K			4-1 FC4-6 1B BB	1-1 F7	4 1 0 0 1 2 2												
Jeffrey Hammonds, R (1, 9) OBP: 0.317, SLG: 0.467	0-0 CS 1B			4-0 G3 BB		0-2 F9		1-1 SH FC4-6		2 0 1 0 1 0 0												
Hal Morris, L (1, 3) OBP: 0.344, SLG: 0.333	3-3 K			3-1 G3		2-1 G4-3		1-1 FC4-6 1B BB		4 0 0 1 0 1 4												
Greg Vaughn, R (1, 7) OBP: 0.325, SLG: 0.487		2-2 G6-3		2-3 K		1-0 G5-3		4-2 1B BB		3 0 0 0 1 1 1												
Barry Larkin, R (1, 6) OBP: 0.385, SLG: 0.453		3-3 K		1-1 G1-3			1-1 F8	0-1 1B		4 0 1 1 0 1 1												
Jason LaRue, R (1, 2) Eddie Taubensee, L (8, PH) OBP: 0.357, SLG: 0.467 (8, 2)		1-2 FC5-4 HBP		1-3 K			0-3 K	2-1 P6		2 0 0 0 0 2 0 1 0 0 0 0 0 3												
Mike Cameron, R (1, 8) OBP: 0.357, SLG: 0.433		2-2 FC5-4		2-0 2B 3B			4-2 BB	0-3 K		3 1 1 0 1 1 4												
Aaron Boone, R (1, 5) OBP: 0.322, SLG: 0.425			1-1 E8 CS		1-2 2B		2-1 L4		1-1 F7	4 0 1 1 0 0 1												
Ron Villone, L (1, 1) OBP: 0.222, SLG: 0.125 Mark Lewis, R (8, PH) OBP: 0.270, SLG: 0.414 Danny Graves, R (8, 1)			1-3 K		1-3 K			3-2 E BB FC4-6 1B	1-2 F8	2 0 0 0 0 2 2 1 1 1 0 0 0 0 1 0 0 0 0 0 0												
Inning Stats	R: 0 E: 0 K: 1 S: 6	H: 1 LOB: 0 BB: 0 P: 10	R: 0 E: 0 K: 1 S: 12	H: 0 LOB: 1 BB: 0 P: 20	R: 0 E: 1 K: 2 S: 8	H: 0 LOB: 0 BB: 0 P: 11	R: 0 E: 0 K: 1 S: 7	H: 0 LOB: 1 BB: 1 P: 17	R: 1 E: 0 K: 3 S: 13	H: 2 LOB: 1 BB: 0 P: 18	R: 0 E: 0 K: 0 S: 6	H: 0 LOB: 0 BB: 0 P: 9	R: 0 E: 0 K: 1 S: 10	H: 0 LOB: 1 BB: 1 P: 17	R: 2 E: 1 K: 1 S: 17	H: 2 LOB: 3 BB: 2 P: 32	R: 0 E: 0 K: 0 S: 8	H: 0 LOB: 0 BB: 0 P: 11	1B: 3 2B: 1 3B: 1 HR: 0	SF: 0 SAC: 1 DP: 0 HBP: 1	WP: 0 PB: 0 SB: 0 CS: 2	PA: 37
PITCHER	IP WLS BF H R ER SO BB IBB HBP BLK WP HR S P ERA WHIP												PITCHER	IP WLS BF H R ER SO BB IBB HBP BLK WP HR S P ERA WHIP								
Mike Hampton, L (1, 1) ERA: 3.02	7.0 L 28 4 3 2 9 3 0 1 0 0 0 66 113 2.57 1.000																					
Scott Elarton, R (8, 1) ERA: 2.48	1.0 6 1 0 0 1 1 0 0 0 0 0 13 21 0.00 2.000																					
Brian Williams, R (9, 1) ERA: 3.03	1.0 3 0 0 0 0 0 0 0 0 0 0 8 11 0.00 0.000																					

Cincinnati Reds @ Houston Astros
Astrodome, Houston, TX
Thu Jun 24 1999, 8:05 PM EDT
Att. 25,543 - Dome - 72 F

livebaseballscorecards.com

AB	31
R	3
H	5
RBI	3
BB	4
SO	10
LOB	18



Batter	1	2	3	4	5	6	7	8	9	AB	R	H	RBI	BB	SO	LOB
Craig Biggio, R OBP: 0.364, SLG: 0.434 (1, 4)	0-2 G5-3		1-0 FC1-6		3-1 F9			1-2 G1-3		4	0	0	0	0	0	1
Ricky Gutierrez, R OBP: 0.365, SLG: 0.385 (1, 6)	4-2 BB BB		3-1 F9			1-0 G3		1-3 K		3	0	0	0	1	1	1
5 Jeff Bagwell, R OBP: 0.464, SLG: 0.649 (1, 3)	2-3 K		0-0 F7			0-3 K			0-0 F9	4	0	0	0	0	2	2
Derek Bell, R OBP: 0.295, SLG: 0.364 (1, 9)	4-0 1-2 BB			3-2 G4-3		2-3 K			3-1 G4-3	3	0	0	0	1	1	0
Richard Hidalgo, R OBP: 0.328, SLG: 0.488 (1, 8)	1-2 P4			4-1 G4-3 BB			4-0 1B SH1 BB		0-3 K	2	0	0	0	2	1	2
Matt Mieske, R OBP: 0.383, SLG: 0.644 (1, 7)		3-2 F8		3-2 G4-3			0-0 SH1			2	0	0	0	0	0	1
Tony Eusebio, R OBP: 0.352, SLG: 0.327 (1, 2)		2-2 G6-3		2-1 F8			0-1 G6-4-3 1B			3	0	1	0	0	0	1
Glen Barker, S OBP: 0.389, SLG: 0.412 (7, PR)										0	0	0	0	0	0	0
Paul Bako, L OBP: 0.378, SLG: 0.420 (8, 2)										0	0	0	0	0	0	0
Tim Bogar, R OBP: 0.349, SLG: 0.397 (1, 5)		1-3 K			2-3 K		0-0 G6-4-3			3	0	0	0	0	2	2
Brian Williams, R OBP: 0.500, SLG: 0.500 (9, 1)							1-2 K			0	0	0	0	0	0	0
Mike Hampton, R OBP: 0.353, SLG: 0.467 (1, 1)			4-2 FC1-6 BB			1-3 K				1	0	0	0	1	1	0
Scott Elarton, R (8, 1)										0	0	0	0	0	0	0
Russ Johnson, R OBP: 0.369, SLG: 0.373 (8, 5)										1	0	0	0	0	1	0

Inning Stats	R: 0	H: 0	E: 0	K: 1	S: 13	R: 0	H: 0	E: 0	K: 1	S: 9	R: 0	H: 0	E: 0	K: 0	S: 6	R: 0	H: 0	E: 0	K: 0	S: 9	R: 0	H: 0	E: 0	K: 2	S: 10	R: 0	H: 1	E: 0	K: 0	S: 4	R: 0	H: 0	E: 0	K: 2	S: 12	R: 0	H: 0	E: 0	K: 1	S: 6	1B: 1	2B: 0	3B: 0	HR: 0	SF: 0	SAC: 1	DP: 1	HBP: 0	WP: 0	PB: 0	SB: 0	CS: 0	PA: 32
--------------	------	------	------	------	-------	------	------	------	------	------	------	------	------	------	------	------	------	------	------	------	------	------	------	------	-------	------	------	------	------	------	------	------	------	------	-------	------	------	------	------	------	-------	-------	-------	-------	-------	--------	-------	--------	-------	-------	-------	-------	--------

PITCHER	IP	WLS	BF	H	R	ER	SO	BB	IBB	HBP	BLK	WP	HR	S	P	ERA	WHIP
Ron Villone, L ERA: 3.56 (1, 1)	7.0	W	26	1	0	0	6	5	0	0	0	0	0	59	109	0.00	0.857
Danny Graves, R ERA: 3.53 (8, 1)	2.0	S	6	0	0	0	3	0	0	0	0	0	0	18	24	0.00	0.000

BOTTOM

Cincinnati Reds @ Houston Astros
Astrodome, Houston, TX
Thu Jun 24 1999, 8:05 PM EDT
Att. 25,543 - Dome - 72 F

livebaseballscorecards.com

AB	26
R	0
H	1
RBI	0
BB	5
SO	9
LOB	10



Batter	1	2	3	4	5	6	7	8	9	AB R H RBI BB SO LOB	TOP		
Pokey Reese, R (1, 4) OBP: 0.328, SLG: 0.426	1-2 G5-3		0-0 HR 1B		1-3 K	4-0 3B BB		2-2 S HBP 1B		4 2 2 0 1 1 0			
Michael Tucker, L (1, 9) OBP: 0.345, SLG: 0.459	2-3 K		1-0 HR 1-H		0-1 BB 1B	1-2 SF7 3B		1-2 FC6 HBP		4 3 3 4 0 1 0			
Sean Casey, L (1, 3) OBP: 0.431, SLG: 0.655	1-2 L1		2-2 G6-3		1-1 F7	0-0 SF7		0-3 K 2-3		4 0 0 1 0 1 3			
Greg Vaughn, R (1, 7) OBP: 0.330, SLG: 0.489 Scott Sullivan, R (8, 1) Scott Williamson, R (8, 1)		3-0 FC5-4 HBP	0-0 1B 2B		4-1 2B 1B BB	1-2 P8		0-0 FC6 1-2f		3 1 1 0 1 0 2 0 0 0 0 0 0 0 0 0 0 0 0 0 0			
Barry Larkin, R (1, 6) OBP: 0.385, SLG: 0.456		1-0 F9	3-1 G3-6-3 1B		0-0 1B 2B		1-2 G6-3		3-1 F9	5 1 2 1 0 0 1			
Eddie Taubensee, L (1, 2) OBP: 0.353, SLG: 0.460		1-0 FC5-4 BB 1B 1-2f	2-1 G3-6-3 1B 1-2f		0-1 CS 1B 2-H 3-H		2-3 K		1-3 K2-3	5 1 1 2 0 2 3			
Mike Cameron, R (1, 8) OBP: 0.361, SLG: 0.438		4-2 1B 2B BB		2-1 G5-3	3-2 CS 1B 1-2	1-0 SH1-4 WP 1B	2-2 2B		3-3 K	4 1 2 0 1 1 0			
Aaron Boone, R (1, 5) OBP: 0.327, SLG: 0.423		2-0 FC6-4 1B 1-3 2-H		1-2 G6-3		4-1 WP SH1-4 3B BB	3-1 G5-3			3 1 1 1 1 0 1			
Brett Tomko, R (1, 1) OBP: 0.286, SLG: 0.333 Dmitri Young, S (8, PH) OBP: 0.269, SLG: 0.325 Jeffrey Hammonds, R (8, 7) OBP: 0.317, SLG: 0.467		2-1 FC6-4		1-3 K		0-0 SH1-4		3-2 G6-3		2 0 0 0 0 1 2 1 0 0 0 0 0 0 0 0 0 0 0 0 0			
Inning Stats	R: 0 E: 0 K: 1 S: 9 H: 0 LOB: 0 BB: 0 P: 13	R: 1 E: 0 K: 0 S: 7 H: 1 LOB: 2 BB: 1 P: 20	R: 2 E: 0 K: 0 S: 12 H: 4 LOB: 1 BB: 0 P: 20	R: 0 E: 0 K: 1 S: 8 H: 0 LOB: 0 BB: 0 P: 12	R: 3 E: 0 K: 1 S: 13 H: 3 LOB: 0 BB: 1 P: 22	R: 4 E: 0 K: 0 S: 10 H: 2 LOB: 0 BB: 2 P: 21	R: 0 E: 0 K: 1 S: 12 H: 1 LOB: 1 BB: 0 P: 20	R: 0 E: 0 K: 1 S: 14 H: 1 LOB: 2 BB: 0 P: 20	R: 0 E: 0 K: 2 S: 9 H: 0 LOB: 0 BB: 0 P: 16	1B: 7 2B: 3 3B: 1 HR: 1 SF: 1 SAC: 1 DP: 1 HBP: 2	WP: 2 PB: 0 SB: 1 CS: 1 PA: 44		
PITCHER	IP WLS BF H R ER SO BB IBB HBP BLK WP HR S P ERA WHIP											PITCHER	IP WLS BF H R ER SO BB IBB HBP BLK WP HR S P ERA WHIP
Chris Holt, R (1, 1) ERA: 4.84	4.2 L 24 8 6 6 3 2 0 1 0 0 1 47 82 11.57 2.143												
Trevor Miller, L (5, 1) ERA: 4.0	0.2 5 2 4 4 0 2 0 0 0 2 0 8 21 54.00 6.000												
Jose Cabrera, R (6, 1) ERA:	1.2 6 1 0 0 1 0 0 0 0 0 0 16 25 0.00 0.600												
Jay Powell, R (8, 1) ERA: 3.68	1.0 5 1 0 0 1 0 0 1 0 0 0 14 20 0.00 1.000												
Brian Williams, R (9, 1) ERA: 2.94	1.0 3 0 0 0 2 0 0 0 0 0 0 9 16 0.00 0.000												

Cincinnati Reds @ Houston Astros
 Astrodome, Houston, TX
 Fri Jun 25 1999, 8:05 PM EDT
 Att. 33,661 - Dome - 72 F

AB	35
R	10
H	12
RBI	9
BB	4
SO	7
LOB	12



Cincinnati Reds @ Houston Astros
Astrodome, Houston, TX
Sat Jun 26 1999, 8:05 PM EDT
Att. 31,792 - Dome - 72 F

AB 37
R 8
H 11
RBI 8
BB 4
SO 7
LOB 15



Batter	1	2	3	4	5	6	7	8	9	AB R H RBI BB SO LOB	TOP											
Pokey Reese, R OBP: 0.329, SLG: 0.433 (1, 4) (8, 6)	1-0 G6-3		2-2 SF7 3B		0-0 1B FC6-4 1B		1-3 K	1-0 F8		5 2 2 0 0 1 2												
Michael Tucker, L OBP: 0.347, SLG: 0.453 (1, 9)	1-3 K		1-1 SF7		4-2 FC6-4 1B 1-2 FC4-6 BB		4-2 HR BB	0-0 F9		2 2 0 1 2 1 2												
Sean Casey, L OBP: 0.433, SLG: 0.665 (1, 3)	2-2 F8		1-2 BB 1B		1-1 FC6-4 1B 1-2 2-3		1-2 HR		0-1 G3-1	5 1 3 2 0 0 0												
Greg Vaughn, R OBP: 0.329, SLG: 0.483 Jeffrey Hammonds, R OBP: 0.322, SLG: 0.461 (1, 7) (7, 7)		1-0 G4-3	4-0 FC6-4 BB 1-2		1-0 FC6-4 FC4-6 1-2f 2-3 3-H		2-3 K	0-2 2B		3 0 0 1 1 1 2 1 0 1 0 0 0 0												
Barry Larkin, R OBP: 0.383, SLG: 0.453 Chris Stynes, R OBP: 0.179, SLG: 0.061 (1, 6) (8, 4)		3-1 S G4-3 1B	1-1 FC6-4		0-0 FC4-6 FC4-6 1-2f 3-H		0-0 G4-3		0-0 P5	4 0 1 1 0 0 3 1 0 0 0 0 0 1												
Eddie Taubensee, L OBP: 0.354, SLG: 0.484 (1, 2)		1-0 G4-3		1-2 G6-3 3B		1-0 FC4-6		1-1 HR		5 2 2 1 0 0 3												
Mike Cameron, R OBP: 0.360, SLG: 0.435 (1, 8)		1-2 F9		0-0 G6-3		0-3 K		0-0 BB 1B		4 0 1 1 0 1 1												
Aaron Boone, R OBP: 0.325, SLG: 0.433 (1, 5)			2-0 G6-3 3B		1-2 F8		1-3 K	2-3 K		4 1 1 0 0 2 1												
Steve Parris, R OBP: 0.294, SLG: 0.294 Hal Morris, L OBP: 0.354, SLG: 0.333 Stan Belinda, R Gabe White, L (1, 1) (8, PH) (8, 1) (9, 1)			3-1 G6-3		0-3 K		0-1 P6	4-0 BB		3 0 0 1 0 1 0 0 0 0 0 1 0 0 0 0 0 0 0 0 0 0 0 0 0 0 0 0												
Inning Stats	R: 0 E: 0 K: 1 S: 7	H: 0 LOB: 0 BB: 0 P: 11	R: 0 E: 0 K: 0 S: 9	H: 1 LOB: 1 BB: 0 P: 15	R: 2 E: 0 K: 0 S: 13	H: 3 LOB: 2 BB: 1 P: 27	R: 1 E: 0 K: 1 S: 10	H: 1 LOB: 0 BB: 0 P: 12	R: 2 E: 0 K: 0 S: 9	H: 2 LOB: 1 BB: 1 P: 15	R: 0 E: 0 K: 2 S: 8	H: 0 LOB: 0 BB: 0 P: 9	R: 2 E: 0 K: 2 S: 16	H: 1 LOB: 0 BB: 1 P: 24	R: 1 E: 0 K: 1 S: 8	H: 2 LOB: 2 BB: 1 P: 16	R: 0 E: 0 K: 0 S: 9	H: 1 LOB: 1 BB: 0 P: 9	1B: 5 2B: 1 3B: 3 HR: 2	SF: 1 SAC: 0 DP: 0 HBP: 0	WP: 0 PB: 0 SB: 2 CS: 0	PA: 42
PITCHER	IP WLS BF H R ER SO BB IBB HBP BLK WP HR S P ERA WHIP											PITCHER	IP WLS BF H R ER SO BB IBB HBP BLK WP HR S P ERA WHIP									
Sean Bergman, R ERA: 4.87 (1, 1)	5.0 L 24 7 5 5 2 2 0 0 0 0 0 48 80 9.00 1.800																					
Scott Elarton, R ERA: 2.82 (6, 1)	2.0 8 1 2 2 4 1 0 0 0 0 0 1 24 33 9.00 1.000																					
Jose Cabrera, R ERA: 3.38 (8, 1)	1.0 6 2 1 1 1 1 0 0 0 0 0 1 8 16 9.00 3.000																					
Billy Wagner, L ERA: 2.48 (9, 1)	1.0 4 1 0 0 0 0 0 0 0 0 0 0 9 9 0.00 1.000																					

livebaseballscorecards.com

Batter	1	2	3	4	5	6	7	8	9	AB R H RBI BB SO LOB	TOP			
Pokey Reese, R OBP: 0.333, SLG: 0.437 (1, 4) F X	0-1 G4-3		3-3 K			0-1 CS 1B	0-1 2B		4-0 G4-3 1B BB	4 1 2 0 1 1 0				
Michael Tucker, L OBP: 0.349, SLG: 0.471 (1, 9) X	0-0 HR		2-3 K			2-2 WP 1B 1-2	0-1 G3-1		1-2 G4-3	5 2 2 1 0 1 2				
Sean Casey, L OBP: 0.436, SLG: 0.664 (1, 3) C X	0-1 G4-3				2-2 G4-3	1-1 WP 1B 1-2		0-0 BB 1B	1-0 FC5-4 1B 2-H	5 1 3 1 0 0 0				
Greg Vaughn, R OBP: 0.325, SLG: 0.477 (1, 7) Jeffrey Hammonds, R OBP: 0.325, SLG: 0.461 (6, 7) F B S S	1-3 K		1-3 K		1-3 K	1-3 K		1-0 BB 1B	1-1 FC5-4 1B 1-2f	3 0 0 0 0 3 2 2 0 1 0 0 0 1				
Barry Larkin, R OBP: 0.385, SLG: 0.457 (1, 6) C B B T X		2-2 FC3-5 2B		0-2 G4-3		2-1 1-H 2-H 1B		1-3 K		4 1 2 2 0 1 2				
Eddie Taubensee, L OBP: 0.352, SLG: 0.480 (1, 2) B B X		2-0 FC3-5 2-3			2-2 G3-1	0-1 2-H 1B		0-0 P6		4 0 1 1 0 0 3				
Mike Cameron, R OBP: 0.358, SLG: 0.430 (1, 8) S B S B F		2-3 K			2-2 F7	1-0 G5-3		4-2 1-2 2-3 BB		3 0 0 0 1 1 2				
Aaron Boone, R OBP: 0.323, SLG: 0.428 (1, 5) C B B C		1-3 K			0-1 FC5-4 1B		0-3 K	0-2 G4-3		4 0 1 0 0 2 4				
Pete Harnisch, S OBP: 0.100, SLG: 0.233 (1, 1) Scott Williamson, R (6, 1) Dmitri Young, S OBP: 0.267, SLG: 0.323 (9, PH) Danny Graves, R (9, 1)			1-2 G4-3		0-2 FC5-4		2-2 G4-3	0-1 G5-3		2 0 0 0 0 0 1 1 0 0 0 0 0 0 1 0 0 0 0 0 0 0 0 0 0 0 0 0				
Inning Stats	R: 1 E: 0 K: 1 S: 8 H: 1 LOB: 0 BB: 0 P: 9	R: 0 E: 0 K: 2 S: 10 H: 1 LOB: 1 BB: 0 P: 17	R: 0 E: 0 K: 2 S: 13 H: 0 LOB: 0 BB: 0 P: 19	R: 0 E: 0 K: 1 S: 10 H: 0 LOB: 0 BB: 0 P: 13	R: 0 E: 0 K: 1 S: 11 H: 1 LOB: 1 BB: 0 P: 15	R: 3 E: 0 K: 1 S: 17 H: 5 LOB: 1 BB: 0 P: 24	R: 0 E: 0 K: 1 S: 11 H: 1 LOB: 1 BB: 0 P: 13	R: 0 E: 0 K: 1 S: 11 H: 2 LOB: 3 BB: 1 P: 17	R: 1 E: 0 K: 0 S: 8 H: 1 LOB: 1 BB: 1 P: 15	1B: 9 2B: 2 3B: 0 HR: 1 SF: 0 SAC: 0 DP: 0 HBP: 0	WP: 1 PB: 0 SB: 0 CS: 1 PA: 40			
PITCHER	IP WLS BF H R ER SO BB IBB HBP BLK WP HR S P ERA WHIP												PITCHER	IP WLS BF H R ER SO BB IBB HBP BLK WP HR S P ERA WHIP
Jose Lima, R ERA: 3.13 (1, 1)	7.0 L 29 9 4 4 8 0 0 0 0 1 1 80 110 5.14 1.286													
Jay Powell, R ERA: 3.56 (8, 1)	1.0 6 2 0 0 1 1 0 0 0 0 0 0 11 17 0.00 3.000													
Trevor Miller, L ERA: 4.26 (9, 1)	1.0 5 1 1 1 0 1 0 0 0 0 0 0 8 15 9.00 2.000													

Cincinnati Reds @ Houston Astros
 Astrodome, Houston, TX
 Sun Jun 27 1999, 2:35 PM EDT
 Att. 32,981 - Dome - 72 F

livebaseballscorecards.com

AB	38
R	5
H	12
RBI	5
BB	2
SO	9
LOB	17



Batter	1	2	3	4	5	6	7	8	9	AB	R	H	RBI	BB	SO	LOB
Craig Biggio, R OBP: 0.364, SLG: 0.430 (1, 4) C X	0-1 P3		1-2 2B HBP		0-0 G5-3			2-3 K		3	0	0	0	0	1	1
Derek Bell, R OBP: 0.297, SLG: 0.372 (1, 9) F F F F F F F F X	1-2 L8		1-1 1-H 2B			3-1 G6-3			1-3 K	4	0	1	0	0	1	0
5 Jeff Bagwell, R OBP: 0.463, SLG: 0.658 (1, 3) S B F F B X	2-2 G6-3			2-1 HR		3-3 K			1-1 L8	4	1	1	1	0	1	0
Carl Everett, S OBP: 0.370, SLG: 0.472 (1, 8) C C C C C C C C C		0-3 K		0-1 P5		3-3 K			2-0 HR	4	1	1	1	0	2	0
Bill Spiers, L OBP: 0.342, SLG: 0.400 (1, 5) F X		0-1 G6-3		1-0 F9			0-2 P4		1-1 G4-3	4	0	0	0	0	0	0
Richard Hidalgo, R OBP: 0.323, SLG: 0.479 (1, 7) X		0-0 FC6-4 1B		2-3 K			1-2 G5-3			3	0	1	0	0	1	0
Tony Eusebio, R OBP: 0.339, SLG: 0.313 (1, 2) X		0-0 FC6-4 1-2f			1-3 K			0-0 F8		3	0	0	0	0	1	1
Ricky Gutierrez, R OBP: 0.366, SLG: 0.378 (1, 6) F B B F F F F X			3-2 F8		1-0 SH3-4 1B			3-2 F9		3	0	1	0	0	0	0
Jose Lima, R OBP: 0.211, SLG: 0.167 (1, 1) Jay Powell, R (8, 1) Jack Howell, L OBP: 0.250, SLG: 0.238 (8, PH) Trever Miller, R (9, 1)			0-1 P4		3-1 SH3-4 1-2			1-3 K		1	0	0	0	0	0	0

Inning Stats	R: 0	H: 0	E: 0	K: 0	S: 11	LOB: 0	BB: 0	P: 14	R: 0	H: 1	E: 0	K: 1	S: 8	LOB: 1	BB: 0	P: 8	R: 0	H: 1	E: 0	K: 0	S: 10	LOB: 2	BB: 0	P: 15	R: 1	H: 1	E: 0	K: 1	S: 9	LOB: 0	BB: 0	P: 14	R: 0	H: 1	E: 0	K: 1	S: 7	LOB: 1	BB: 0	P: 12	R: 0	H: 0	E: 0	K: 2	S: 9	LOB: 0	BB: 0	P: 18	R: 0	H: 0	E: 0	K: 0	S: 7	LOB: 0	BB: 0	P: 8	R: 0	H: 0	E: 0	K: 2	S: 11	LOB: 0	BB: 0	P: 17	R: 1	H: 1	E: 0	K: 1	S: 8	LOB: 0	BB: 0	P: 13	1B: 2	SF: 0	2B: 1	SAC: 1	3B: 0	DP: 0	HR: 2	HBP: 1	WP: 0	PA: 32
--------------	------	------	------	------	-------	--------	-------	-------	------	------	------	------	------	--------	-------	------	------	------	------	------	-------	--------	-------	-------	------	------	------	------	------	--------	-------	-------	------	------	------	------	------	--------	-------	-------	------	------	------	------	------	--------	-------	-------	------	------	------	------	------	--------	-------	------	------	------	------	------	-------	--------	-------	-------	------	------	------	------	------	--------	-------	-------	-------	-------	-------	--------	-------	-------	-------	--------	-------	--------

PITCHER	IP	WLS	BF	H	R	ER	SO	BB	IBB	HBP	BLK	WP	HR	S	P	ERA	WHIP
Pete Harnisch, R ERA: 3.46 (1, 1)	5.0	W	19	4	1	1	3	0	0	0	0	0	1	45	63	1.80	0.800
Scott Williamson, R ERA: 1.56 (6, 1)	3.0	H	9	0	0	0	4	0	0	0	0	0	0	27	43	0.00	0.000
Danny Graves, R ERA: 3.63 (9, 1)	1.0		4	1	1	1	1	0	0	0	0	0	1	8	13	9.00	1.000

BOTTOM

Cincinnati Reds @ Houston Astros
Astrodome, Houston, TX

Sun Jun 27 1999, 2:35 PM EDT
Att: 32,981 - Dome - 72 F

livebaseballscorecards.com

AB	30
R	2
H	5
RBI	2
BB	0
SO	8
LOB	2



Batter	1	2	3	4	5	6	7	8	9	AB R H RBI BB SO LOB	TOP																		
Joe McEwing, R (1, 4) OBP: 0.361, SLG: 0.426	2-2 L6		0-3 K			0-1 1B 2B		0-1 1B 1B		4 2 2 0 0 1 0																			
Edgar Renteria, R (1, 6) OBP: 0.340, SLG: 0.416	1-2 G3		1-2 L3			0-0 1B		0-0 F8		4 0 1 1 0 0 2																			
Mark McGwire, R (1, 3) OBP: 0.413, SLG: 0.589	3-3 K			2-2 G5-3		0-0 P3		1-2 1B 1B		4 0 1 1 0 1 1																			
Ray Lankford, L (1, 7) OBP: 0.374, SLG: 0.582		3-3 K		2-2 L3		1-3 K		1-1 1B		4 0 1 1 0 2 1																			
Fernando Tatis, R (1, 5) OBP: 0.414, SLG: 0.560		0-0 HR		1-3 K		0-0 P4		2-3 K		4 1 1 1 0 2 3																			
Manny Aybar, R (8, 1) OBP: 0.100, SLG: 0.100										0 0 0 0 0 0 0																			
Willie McGee, S (1, 9) OBP: 0.315, SLG: 0.301		1-0 G5-3			0-0 F7		0-1 G4-3			4 0 0 0 0 1 2																			
Alberto Castillo, R (1, 2) OBP: 0.304, SLG: 0.326		4-2 BB			0-2 FC3-6 1B		3-3 K		1-3 K	3 0 1 0 1 2 0																			
Darren Bragg, L (1, 8) OBP: 0.374, SLG: 0.349		1-3 K			0-0 FC3-6 1-2f		2-3 K		0-1 F7	3 0 0 0 0 2 2																			
Thomas Howard, S (9, PH) OBP: 0.385, SLG: 0.421										1 0 0 0 0 0 0																			
Juan Acevedo, R (1, 1) OBP: 0.500, SLG: 0.500			1-3 K			1-3 K		0-0 1B 1B		2 0 0 0 0 2 1																			
Rick Croushore, R (6, 1) OBP: 0.500, SLG: 0.500										0 0 0 0 0 0 0																			
Placido Polanco, R (8, PH) OBP: 0.342, SLG: 0.355										2 1 1 0 0 0 0																			
Inning Stats	R: 0 E: 0 K: 1 S: 11	H: 0 LOB: 0 BB: 0 P: 17	R: 1 E: 0 K: 2 S: 10	H: 1 LOB: 1 BB: 1 P: 19	R: 0 E: 0 K: 2 S: 10	H: 0 LOB: 0 BB: 0 P: 12	R: 0 E: 0 K: 1 S: 10	H: 1 LOB: 1 BB: 0 P: 9	R: 1 E: 0 K: 1 S: 9	H: 2 LOB: 1 BB: 0 P: 10	R: 0 E: 0 K: 2 S: 8	H: 0 LOB: 0 BB: 0 P: 13	R: 2 E: 0 K: 2 S: 16	H: 4 LOB: 2 BB: 0 P: 21	R: 0 E: 0 K: 1 S: 8	H: 0 LOB: 0 BB: 0 P: 10	1B: 6 2B: 1 3B: 0 HR: 1	SF: 0 SAC: 0 DP: 0 HBP: 0	WP: 0 PB: 0 SB: 0 CS: 0	PA: 36									
PITCHER	IP WLS BF H R ER SO BB IBB HBP BLK WP HR S P ERA WHIP																												
Shane Reynolds, R (1, 1) ERA: 3.54	7.0		28	6	4	4	10	1	0	0	0	0	0	1	69	98	5.14	1.000											
Scott Elarton, R (8, 1) ERA: 2.75	1.0	W	5	2	0	0	2	0	0	0	0	0	0	0	13	18	0.00	2.000											
Billy Wagner, L (9, 1) ERA: 2.41	1.0	S	3	0	0	0	1	0	0	0	0	0	0	0	8	10	0.00	0.000											

St. Louis Cardinals @ Houston Astros
Astrodome, Houston, TX
Tue Jun 29 1999, 8:05 PM EDT
Att. 34,797 - Dome - 72 F

livebaseballscorecards.com

AB	35
R	4
H	8
RBI	4
BB	1
SO	13
LOB	12



Batter	1	2	3	4	5	6	7	8	9	AB R H RBI BB SO LOB	TOP	
Joe McEwing, R OBP: 0.359, SLG: 0.423 (1, 9) F B S B B F (6, 7)	3-3 K		2-3 K		2-1 G6-3			3-1 G4-3 2B G1-3 1B		4 1 1 0 0 2 0		
J.D. Drew, L OBP: 0.333, SLG: 0.442 (1, 8) B C H	2-1 G6-4-3 HBP		2-0 G3-1			1-2 G4-1		0-0 G1-3		3 0 0 0 0 0 1		
Mark McGwire, R OBP: 0.411, SLG: 0.583 Mike Mohler, R (8, 1) B F S X (1, 3) (8, 1)	1-2 G6-4-3 1-2f		3-3 K			0-0 1B 1B		0-0 G4-3		4 0 1 0 0 1 2 0 0 0 0 0 0 0		
Fernando Tatis, R OBP: 0.418, SLG: 0.571 (1, 5) F X		0-1 G4-3 2B		0-0 F7		0-1 G4-6-3 1B		1-1 2B		4 1 3 1 0 0 0		
Ray Lankford, L OBP: 0.369, SLG: 0.573 Garrett Stephenson, R Eli Marrero, R OBP: 0.252, SLG: 0.347 (8, 3) C X (1, 7) (6, 1) (8, PH) (8, 3)		0-1 G4-3		1-3 K		1-0 G4-6-3 1-2f		0-1 G4-3		3 0 0 0 0 1 3 0 0 0 0 0 0 0 1 0 0 0 0 0 1		
Edgar Renteria, R OBP: 0.343, SLG: 0.420 David Howard, S OBP: 0.261, SLG: 0.238 (9, PH) B B B X (1, 6) (9, PH)		2-0 1B 2B		4-1 FC5-4 BB			0-1 G6-3		2-3 K	2 1 1 1 1 0 0 1 0 0 0 0 1 0		
Alberto Castillo, R OBP: 0.295, SLG: 0.316 Willie McGee, S OBP: 0.313, SLG: 0.299 (9, PH) C C C (1, 2) (9, PH)		0-3 K		1-1 FC5-4 1-2f			0-0 G6-3		1-3 K	3 0 0 0 0 1 2 1 0 0 0 0 1 0		
Placido Polanco, R OBP: 0.346, SLG: 0.359 (1, 4) B X		1-0 2-H 1B		1-0 F9			1-1 1B		1-0 F9	4 0 2 1 0 0 0		
Jose Jimenez, R OBP: 0.161, SLG: 0.226 Lance Painter, L Thomas Howard, S OBP: 0.379, SLG: 0.414 (6, 9) C B X (1, 1) (5, 1) (6, 9)		1-1 G5-3		1-2 G4-3			0-2 G1-3			2 0 0 0 0 0 1 0 0 0 0 0 0 0 1 0 0 0 0 0 1		
Inning Stats	R: 0 H: 0 E: 0 LOB: 0 K: 1 BB: 0 S: 8 P: 14	R: 2 H: 3 E: 0 LOB: 1 K: 1 BB: 0 S: 11 P: 15	R: 0 H: 0 E: 0 LOB: 0 K: 2 BB: 0 S: 7 P: 14	R: 0 H: 0 E: 0 LOB: 1 K: 1 BB: 1 S: 8 P: 14	R: 0 H: 0 E: 0 LOB: 0 K: 0 BB: 0 S: 6 P: 10	R: 0 H: 2 E: 0 LOB: 1 K: 0 BB: 0 S: 7 P: 9	R: 0 H: 1 E: 0 LOB: 1 K: 0 BB: 0 S: 8 P: 9	R: 1 H: 2 E: 0 LOB: 1 K: 0 BB: 0 S: 8 P: 12	R: 0 H: 0 E: 0 LOB: 0 K: 2 BB: 0 S: 7 P: 11	1B: 5 SF: 0 2B: 3 SAC: 0 3B: 0 DP: 2 HR: 0 HBP: 1	WP: 0 PA: 35 PB: 0 SB: 0 CS: 0	
PITCHER Mike Hampton, L ERA: 3.04 Brian Williams, R ERA: 2.86 (1, 1) (9, 1)	IP WLS BF H R ER SO BB IBB HBP BLK WP HR S P ERA WHIP	8.0 W 32 8 3 3 5 1 0 1 0 0 0 63 97 3.38 1.125	1.0 3 0 0 0 2 0 0 0 0 0 0 7 11 0.00 0.000	PITCHER IP WLS BF H R ER SO BB IBB HBP BLK WP HR S P ERA WHIP								

St. Louis Cardinals @ Houston Astros
Astrodome, Houston, TX
Wed Jun 30 1999, 8:05 PM EDT
Att. 42,475 - Dome - 72 F

livebaseballscorecards.com

AB	33
R	3
H	8
RBI	3
BB	1
SO	7
LOB	11



Batter	1	2	3	4	5	6	7	8	9
Craig Biggio, R OBP: 0.365, SLG: 0.429 (1, 4)	1-1 5 BB 1B WP 1B	0-1 G1-3		1-3 K	3-2 2-H 1B		3-2 G6-3		
Derek Bell, R OBP: 0.297, SLG: 0.366 (1, 9)	0-1 WP 5 BB SF9 1B	3-1 G5-3		0-0 G6-3	3-2 G6-3			0-0 F8	
5 Jeff Bagwell, R OBP: 0.462, SLG: 0.663 (1, 3)	4-2 SF9 WP 2B 1-2 2-3 BB		2-2 P5	2-0 F9		0-2 F9		2-2 HR	
Carl Everett, S OBP: 0.372, SLG: 0.473 (1, 8)	1-2 SF9		2-2 E 1B SF7 1B		1-1 L7	3-2 1B		0-1 G5-3	
Bill Spiers, L OBP: 0.344, SLG: 0.405 (1, 5)			1 SAFE 2-0 E4 WP BB 1B		2-1 1B BB 1B	2-1 F8		0-2 G4-3	
Tim Bogar, R OBP: 0.350, SLG: 0.405 (8, PH) (9, 5)			1-3 2B						
Richard Hidalgo, R OBP: 0.328, SLG: 0.483 (1, 7)	0-0 2B		4-0 WP BB		4-1 1B BB	2-3 K			
Paul Bako, L OBP: 0.378, SLG: 0.434 (1, 2)	1-3 K		1-0 SF7		0-0 1B SF8 1B		1-3 K		
Ricky Gutierrez, R OBP: 0.375, SLG: 0.429 (1, 6)	1-2 G1-3		0-3 K		2-2 SF8 1B		1-1 HR		
Mike Hampton, R OBP: 0.316, SLG: 0.424 (1, 1)			1-3 K		0-1 SF8		0-3 K		
Brian Williams, R OBP: 0.500, SLG: 0.500 (9, 1)									

Inning Stats	R: 4	H: 4	E: 0	LOB: 1	K: 1	P: 29	R: 0	H: 0	E: 0	LOB: 0	K: 1	P: 12	R: 1	H: 2	E: 1	LOB: 3	K: 2	P: 28	R: 0	H: 0	E: 0	LOB: 0	K: 1	P: 9	R: 4	H: 4	E: 0	LOB: 1	K: 0	P: 33	R: 0	H: 1	E: 0	LOB: 1	K: 1	P: 20	R: 1	H: 1	E: 0	LOB: 0	K: 2	P: 17	R: 1	H: 1	E: 0	LOB: 0	K: 0	P: 11
1B: 9	SF: 3	WP: 2	PA: 41	2B: 2	SAC: 0	PB: 0	3B: 0	DP: 0	SB: 0	HR: 2	HBP: 0	CS: 0																																				

PITCHER	IP	WLS	BF	H	R	ER	SO	BB	IBB	HBP	BLK	WP	HR	S	P	ERA	WHIP
Jose Jimenez, R ERA: 6.41 (1, 1)	4.1	L	24	7	7	7	5	3	0	0	0	2	0	55	90	14.54	2.308
Lance Painter, L ERA: 5.94 (5, 1)	0.2		5	3	2	2	0	0	0	0	0	0	0	13	21	27.00	4.500
Garrett Stephenson, R ERA: 2.7 (6, 1)	2.0		8	2	1	1	3	0	0	0	0	0	1	25	37	4.50	1.000
Mike Mohler, L ERA: 5.34 (8, 1)	1.0		4	1	1	1	0	0	0	0	0	0	1	9	11	9.00	1.000


BOTTOM

St. Louis Cardinals @ Houston Astros
Astrodome, Houston, TX

Wed Jun 30 1999, 8:05 PM EDT
Att: 42,475 - Dome - 72 F

livebaseballscores.com

AB	35
R	11
H	13
RBI	10
BB	3
SO	8
LOB	10



Batter	1	2	3	4	5	6	7	8	9	AB	R	H	RBI	BB	SO	LOB
Craig Biggio, R OBP: 0.365, SLG: 0.436 (1, 4)	3-2 HR	4-1 BB		1-1 F9		1-3 K		0-0 F9		4	1	1	1	1	1	4
Derek Bell, R OBP: 0.295, SLG: 0.361 (1, 9)	1-3 K	2-2 FC6-4 5 FC6-4 1-2f		2-2 L8		4-2 5 BB 1-2 2-3 BB		0-1 F9		4	0	0	0	1	1	3
5 Jeff Bagwell, R OBP: 0.464, SLG: 0.659 (1, 3)	4-2 HR BB	2-2 FC6-4 1-2f		2-1 F7		4-2 1-2 2-3 3-H BB		0-0 1B		3	1	1	1	2	0	1
Carl Everett, S OBP: 0.369, SLG: 0.478 Jay Powell, R (9, 1)	1-0 HR	1-2 G1		2-2 F7		3-3 K		2-2 L8		5	1	1	2	0	1	7
Bill Spiers, L OBP: 0.340, SLG: 0.395 (1, 5)	0-1 F7		3-1 G4-3		0-3 K		4-0 G6-4-3 BB		2-1 G4-3	4	0	0	0	1	1	0
Richard Hidalgo, R OBP: 0.326, SLG: 0.478 (1, 7) (9, 8)	0-2 BB 1B		0-3 K		1-2 F8		0-1 F8		2-3 K	5	0	1	0	0	2	1
Tony Eusebio, R OBP: 0.344, SLG: 0.322 (1, 2)	0-0 BB 1-2 1B		0-1 2B		2-2 BB 5 BB 1B		1-0 G6-4-3 1-2f		3-3 K	5	1	3	0	0	1	1
Ricky Gutierrez, R OBP: 0.395, SLG: 0.439 (1, 6)	4-2 1-2 2-3 BB		4-0 BB		1-1 5 BB 1B		1-2 5 1B 1B		1-2 5 1B 1B	2	0	2	0	2	0	0
Chris Holt, R OBP: 0.167, SLG: 0.091 Jose Cabrera, R (6, 1) Russ Johnson, R OBP: 0.358, SLG: 0.358 Trever Miller, R (7, 1) Jack Howell, L OBP: 0.206, SLG: 0.273 Matt Mieske, R OBP: 0.373, SLG: 0.625 (9, 7)	0-1 G1-3		0-1 L6		3-3 K		0-1 5 1B		1-2 5 1B	2	0	0	0	0	0	5

Inning Stats	R: 3	H: 4	E: 0	LOB: 3	K: 1	P: 21	R: 0	H: 0	E: 0	LOB: 1	K: 0	P: 11	R: 0	H: 1	E: 0	LOB: 2	K: 1	P: 9	R: 0	H: 0	E: 0	LOB: 0	K: 0	P: 7	R: 0	H: 0	E: 0	LOB: 0	K: 1	P: 15	R: 1	H: 2	E: 0	LOB: 3	K: 3	P: 23	R: 0	H: 0	E: 0	LOB: 0	K: 0	P: 8	R: 0	H: 3	E: 0	LOB: 3	K: 0	P: 15	R: 0	H: 0	E: 0	LOB: 0	K: 2	P: 9	1B: 7	SF: 0	2B: 1	SAC: 0	3B: 0	DP: 1	HR: 2	HBP: 0	WP: 0	PA: 43
--------------	------	------	------	--------	------	-------	------	------	------	--------	------	-------	------	------	------	--------	------	------	------	------	------	--------	------	------	------	------	------	--------	------	-------	------	------	------	--------	------	-------	------	------	------	--------	------	------	------	------	------	--------	------	-------	------	------	------	--------	------	------	-------	-------	-------	--------	-------	-------	-------	--------	-------	--------

PITCHER	IP	WLS	BF	H	R	ER	SO	BB	IBB	HBP	BLK	WP	HR	S	P	ERA	WHIP
Kent Bottenfield, R ERA: 3.69 (1, 1)	5.0	W	26	7	4	4	3	4	0	0	0	0	2	67	107	7.20	2.200
Rick Croushore, R ERA: 2.76 (6, 1)	1.0	H	5	0	0	0	3	2	0	0	0	0	0	16	31	0.00	2.000
Manny Aybar, R ERA: 3.68 (7, 1)	1.2	H	8	3	0	0	0	1	0	0	0	0	0	12	18	0.00	2.400
Scott Radinsky, L ERA: 5.48 (8, 1)	0.1		1	0	0	0	0	0	0	0	0	0	0	3	5	0.00	0.000
Ricky Bottalico, R ERA: 3.92 (9, 1)	1.0		3	0	0	0	2	0	0	0	0	0	0	9	16	0.00	0.000

BOTTOM

St. Louis Cardinals @ Houston Astros
Astrodome, Houston, TX
Thu Jul 01 1999, 1:35 PM EDT
Att: 43,727 - Dome - 72 F

livebaseballscores.com

AB	36
R	4
H	10
RBI	4
BB	7
SO	8
LOB	24



BOTTOM

Houston Astros @ Cincinnati Reds
Cinergy Field, Cincinnati, OH

AB	38
R	5
H	11
RBI	5
BB	1
SO	3
LOB	14



WP	0	PA	39
PB	0		
SB	0		
CS	0		

Fri Jul 02 1999, 7:05 PM EDT
Att: 35,591 - Unknown - 87 F

livebaseballscorecards.com

AB R H RBI BB SO LOB

4	1	2	0	1	0	2
4	0	1	2	0	0	2
1	0	0	0	0	0	1
5	1	1	2	0	0	2
4	0	1	0	0	0	0
4	0	2	0	0	0	1
4	0	1	0	0	0	2
4	1	1	1	0	1	2
4	1	1	0	0	0	2
1	0	0	0	0	0	1
1	0	0	0	0	0	0
0	0	0	0	0	0	0
1	1	1	0	0	0	0
0	0	0	0	0	0	0
0	0	0	0	0	0	0
0	0	0	0	0	0	0
1	0	0	0	0	1	0

1B	8	SF	0
2B	0	SAC	0
3B	1	DP	0
HR	2	HBP	0

Batter	1	2	3	4	5	6	7	8	9
Pokey Reese, R OBP: 0.331, SLG: 0.437 (1, 4)	2-2 G6-3 ①			1-1 G3 HR 1B	2-1 1B		1-2 P4 ②		4-2 BB
Michael Tucker, L OBP: 0.339, SLG: 0.466 Jeffrey Hammonds, R OBP: 0.316, SLG: 0.458 (1, 9) (9, PH)	0-0 F8 ②			2-1 G3 ① 1-2	2-2 F8 ③		2-2 3B 1-H 2-H		1-1 P4 ②
Sean Casey, L OBP: 0.421, SLG: 0.648 (1, 3)	2-0 G3-1 ③			0-2 HR 2-H		0-0 F7 ①	1-2 G4-3 ③		1-2 G3 ③
Greg Vaughn, R OBP: 0.315, SLG: 0.456 (1, 7)			1-1 G6-3 ①	0-0 1B		0-0 G5-3 ②		2-1 G6-3 ①	
Barry Larkin, R OBP: 0.392, SLG: 0.463 (1, 6)			0-1 F9 ②	1-2 L8 ②		2-2 1B		3-2 FC5-4 1B	
Eddie Taubensee, L OBP: 0.349, SLG: 0.475 (1, 2)			1-1 F8 ③	1-0 G3 ③		0-2 G3 ③		0-0 FC5-4 1B	
Mike Cameron, R OBP: 0.355, SLG: 0.444 (1, 8)			2-3 K ①		1-1 HR		0-1 L7 ①	0-2 FC5-4 FC6 1-2f 2-3 ②	
Aaron Boone, R OBP: 0.331, SLG: 0.433 (1, 5)			0-0 P5 ②		0-0 L8 ①		0-0 1B 3B 1B	0-0 FC6 1-2f ③	
Steve Parris, R OBP: 0.278, SLG: 0.278 Hal Morris, L OBP: 0.343, SLG: 0.322 Scott Sullivan, R OBP: 0.279, SLG: 0.346 Dmitri Young, S OBP: 0.279, SLG: 0.346 Stan Belinda, R OBP: 0.279, SLG: 0.346 Gabe White, L OBP: 0.280, SLG: 0.429 (1, 1) (5, PH) (6, 1) (7, PH) (8, 1) (9, 1) (9, PH)			2-3 K ③		1-2 F7 ②		2-1 3B 1B	0-3 K ①	

Inning Stats	R: 0	H: 0	E: 0	LOB: 0	K: 0	S: 7	R: 0	H: 0	E: 0	LOB: 0	K: 0	S: 6	R: 0	H: 0	E: 0	LOB: 0	K: 2	S: 7	R: 2	H: 3	E: 0	LOB: 1	K: 0	S: 12	R: 1	H: 2	E: 0	LOB: 1	K: 0	S: 13	R: 0	H: 1	E: 0	LOB: 1	K: 0	S: 10	R: 2	H: 3	E: 0	LOB: 1	K: 0	S: 16	R: 0	H: 2	E: 0	LOB: 2	K: 0	S: 10	R: 0	H: 0	E: 0	LOB: 1	K: 1	S: 16	1B: 8	SF: 0	2B: 0	SAC: 0	3B: 1	DP: 0	HR: 2	HBP: 0	WP: 0	PA: 39
--------------	------	------	------	--------	------	------	------	------	------	--------	------	------	------	------	------	--------	------	------	------	------	------	--------	------	-------	------	------	------	--------	------	-------	------	------	------	--------	------	-------	------	------	------	--------	------	-------	------	------	------	--------	------	-------	------	------	------	--------	------	-------	-------	-------	-------	--------	-------	-------	-------	--------	-------	--------

PITCHER	IP	WLS	BF	H	R	ER	SO	BB	IBB	HBP	BLK	WP	HR	S	P	ERA	WHIP
Jose Lima, R ERA: 3.32 (1, 1)	6.2		29	9	5	5	2	0	0	0	0	0	2	67	95	6.75	1.350
Jay Powell, R ERA: 3.31 (7, 1)	1.1	W	6	2	0	0	0	0	0	0	0	0	0	14	20	0.00	1.500
Billy Wagner, L ERA: 2.34 (9, 1)	1.0	S	4	0	0	0	1	1	0	0	0	0	0	16	22	0.00	1.000

Batter	1	2	3	4	5	6	7	8	9	AB R H RBI BB SO LOB	TOP		
Craig Biggio, R (1, 4) OBP: 0.367, SLG: 0.438 Tim Bogar, R (7, 5) OBP: 0.346, SLG: 0.400	3-2 F8		2-2 P7		0-3 K		0-1 G5-3		1-3 K	4 0 0 0 0 1 1 1 0 0 0 0 1 1			
Derek Bell, R (1, 9) OBP: 0.296, SLG: 0.363	0-2 FC4-6 5 1B 1B		1-0 F8		1-1 F9			2-1 E5		4 0 1 0 0 0 0			
5 Jeff Bagwell, R (1, 3) OBP: 0.464, SLG: 0.661	3-0 FC4-6 1-2 1B		0-0 G6-3			3-2 P5		2-3 K		4 0 1 0 0 1 1			
Carl Everett, S (1, 8) OBP: 0.372, SLG: 0.491 Jose Cabrera, R (8, 1)	1-2 FC4-6 1-2f 2-3			0-1 F7		1-2 F8		2-2 P4		4 0 0 0 0 0 3 0 0 0 0 0 0 0			
Bill Spiers, L (1, 5) OBP: 0.354, SLG: 0.411 (7, 4)	2-1 G6-3			2-0 2B		2-2 FC6-4 1B		4-0 BB		3 0 2 0 1 0 2			
Richard Hidalgo, R (1, 7) OBP: 0.324, SLG: 0.470 Trevor Miller, R (6, 1) Glen Barker, S (8, PH) OBP: 0.368, SLG: 0.389 (8, 8)		X	0-0 F8		0-1 P9		0-1 FC6-4 1-2f		1-3 K	3 0 0 0 0 0 2 0 0 0 0 0 0 0 1 0 0 0 0 1 2			
Paul Bako, L (1, 2) OBP: 0.383, SLG: 0.423		X	2-2 G4-3		4-2 BB		1-3 K		4-2 G6-3 BB	2 0 0 0 2 1 0	AB 34 R 0 H 5 RBI 0 BB 3 SO 7 LOB 18		
Ricky Gutierrez, R (1, 6) OBP: 0.379, SLG: 0.417		X	1-1 E6		1-2 F9		0-1 1B		3-2 G6-3 1-2	4 0 1 0 0 0 3			
Scott Elarton, R (1, 1) Russ Johnson, R (5, PH) OBP: 0.353, SLG: 0.352 Brian Williams, R (5, 1) OBP: 0.500, SLG: 0.500 Matt Mieske, R (6, 7) OBP: 0.352, SLG: 0.588		X	1-3 K			0-1 F9		2-3 K		1 0 0 0 0 1 1 1 0 0 0 0 0 0 0 0 0 0 0 0 0 2 0 0 0 0 1 2			
Inning Stats	R: 0 H: 2 E: 0 LOB: 2 K: 0 BB: 0 S: 12 P: 21	R: 0 H: 0 E: 1 LOB: 1 K: 1 BB: 0 S: 10 P: 14	R: 0 H: 0 E: 0 LOB: 0 K: 0 BB: 0 S: 5 P: 8	R: 0 H: 1 E: 0 LOB: 2 K: 0 BB: 1 S: 11 P: 18	R: 0 H: 0 E: 0 LOB: 0 K: 1 BB: 0 S: 7 P: 8	R: 0 H: 1 E: 0 LOB: 1 K: 0 BB: 0 S: 12 P: 18	R: 0 H: 1 E: 0 LOB: 1 K: 2 BB: 0 S: 12 P: 15	R: 0 H: 0 E: 1 LOB: 2 K: 2 BB: 1 S: 11 P: 22	R: 0 H: 0 E: 0 LOB: 1 K: 1 BB: 1 S: 10 P: 19	1B: 4 SF: 0 2B: 1 SAC: 0 3B: 0 DP: 0 HR: 0 HBP: 0	WP: 0 PA: 37 PB: 0 SB: 0 CS: 0		
PITCHER	IP WLS BF H R ER SO BB IBB HBP BLK WP HR S P ERA WHIP											PITCHER	IP WLS BF H R ER SO BB IBB HBP BLK WP HR S P ERA WHIP
Pete Harnisch, R (1, 1) ERA: 3.25 Dennys Reyes, L (7, 1) ERA: 1.85	6.0 W 24 4 0 0 2 1 0 0 0 0 0 0 57 87 0.00 0.833												

Houston Astros @ Cincinnati Reds
Cinergy Field, Cincinnati, OH
Sat Jul 03 1999, 7:05 PM EDT
Att. 34,168 - Unknown - 92 F

livebaseballscorecards.com



Batter	1	2	3	4	5	6	7	8	9	AB R H RBI BB SO LOB	TOP											
Craig Biggio, R OBP: 0.365, SLG: 0.437 (1, 4) B S B S X	2-2 G6-3 2B	1-0 G1-3		1-2 L4		2-3 K		0-0 PO 1-2	0-1 G4-3	5 0 1 0 0 1 3												
Derek Bell, R OBP: 0.298, SLG: 0.371 (1, 9) C X	0-1 L4		0-1 G5-3		3-2 HR		4-2 5 BB S		3-3 K	4 2 1 1 1 1 1												
5 Jeff Bagwell, R OBP: 0.463, SLG: 0.655 (1, 3) B F X	1-1 G6-3 2-3		1-1 S HR 1B		2-3 K		4-1 SAFE SAFE E S 1-2 BB		0-2 F9	4 1 1 0 0 1 1												
Carl Everett, S OBP: 0.370, SLG: 0.498 (1, 8) B F F X	2-2 F9		2-1 1-H HR		1-1 G4-3		2-2 F7			4 1 1 2 0 0 3												
Tony Eusebio, R OBP: 0.343, SLG: 0.318 (1, 2)		2-0 F9	3-2 F7		1-0 BB 1B		2-3 K 1-3 2-H			4 0 1 0 0 1 1												
Matt Mieske, R OBP: 0.368, SLG: 0.577 (1, 7)		4-1 1B BB	1-1 G5-3		4-1 FC6-4 BB		3-1 G4-3			1 0 0 0 2 0 0												
Bill Spiers, L OBP: 0.353, SLG: 0.409 (7, PH)										1 0 0 0 0 0 1												
Richard Hidalgo, R OBP: 0.324, SLG: 0.470 (7, 7)										0 0 0 0 0 0 0												
Ricky Gutierrez, R OBP: 0.375, SLG: 0.429 (1, 6)		3-2 G5-3		1-1 G1-3 3B		0-0 FC6-4 1-2f		2-1 L4		4 1 1 0 0 0 3												
Tim Bogar, R OBP: 0.344, SLG: 0.393 (1, 5)		4-0 1B BB		0-0 G6-3		1-2 P4		2-2 G6-3		3 0 0 0 1 0 1												
Shane Reynolds, R OBP: 0.278, SLG: 0.294 (1, 1)		2-2	3-2 G1-3		3-3 K		2-0 PO 1B			3 0 1 1 0 1 0												
Jay Powell, R (6, 1)										0 0 0 0 0 0 0												
Jack Howell, L OBP: 0.333, SLG: 0.304 (8, PH)										1 0 1 0 0 0 0												
Glen Barker, S OBP: 0.368, SLG: 0.389 (8, PR)		1-2 2-3								0 0 0 0 0 0 0												
Billy Wagner, L (8, 1)										0 0 0 0 0 0 0												
Inning Stats	R: 0 E: 0 K: 0 S: 10	H: 1 LOB: 1 BB: 0 P: 15	R: 0 E: 0 K: 0 S: 12	H: 1 LOB: 3 BB: 2 P: 28	R: 2 E: 0 K: 0 S: 11	H: 2 LOB: 0 BB: 0 P: 18	R: 1 E: 0 K: 0 S: 9	H: 1 LOB: 0 BB: 0 P: 14	R: 1 E: 0 K: 1 S: 11	H: 2 LOB: 2 BB: 1 P: 22	R: 0 E: 0 K: 2 S: 13	H: 0 LOB: 0 BB: 0 P: 19	R: 1 E: 0 K: 1 S: 14	H: 0 LOB: 1 BB: 2 P: 29	R: 0 E: 0 K: 0 S: 6	H: 1 LOB: 1 BB: 0 P: 12	R: 0 E: 0 K: 1 S: 9	H: 0 LOB: 0 BB: 0 P: 12	1B: 4 2B: 1 3B: 1 HR: 2	SF: 0 SAC: 0 DP: 0 HBP: 0	WP: 0 PB: 0 SB: 4 CS: 0	PA: 40
PITCHER	IP WLS BF H R ER SO BB IBB HBP BLK WP HR S P ERA WHIP																					
Steve Avery, L ERA: 4.6 (1, 1)	5.0 L 25 7 4 4 1 3 0 0 0 0 2 53 97 7.20 2.000																					
Stan Belinda, R ERA: 4.91 (6, 1)	1.0 4 0 1 0 2 1 0 0 0 0 0 15 25 0.00 1.000																					
Scott Williamson, R ERA: 1.45 (7, 1)	2.0 7 1 0 0 1 1 0 0 0 0 0 18 35 0.00 1.000																					
Scott Sullivan, R ERA: 2.45 (9, 1)	1.0 3 0 0 0 1 0 0 0 0 0 0 9 12 0.00 0.000																					

Houston Astros @ Cincinnati Reds
Cinergy Field, Cincinnati, OH
Sun Jul 04 1999, 1:15 PM EDT
Att. 22,023 - Unknown - 92 F

AB	34
R	5
H	8
RBI	4
BB	5
SO	5
LOB	14



Batter	1	2	3	4	5	6	7	8	9	AB R H RBI BB SO LOB
Pokey Reese, R OBP: 0.335, SLG: 0.440 (1, 4)	0-0 G6-4-3 1B		0-2 S 1B		2-2 PO 1B		3-3 K 1-2		1-3 K 1-2	5 0 3 0 0 2 2
Michael Tucker, L OBP: 0.344, SLG: 0.465 (1, 9)	1-1 G6-4-3 1-2f		3-2 F8 1-2		0-0 F7		4-2 BB			3 0 0 0 1 0 3
Sean Casey, L OBP: 0.422, SLG: 0.643 (1, 3)	3-2 F9		2-3 K		1-0 PO 1-2	1-1 G4-3	1-2 G5-3			4 0 0 0 0 1 3
Greg Vaughn, R OBP: 0.320, SLG: 0.462 (1, 7)		1-1 G1-6-3 1B		1-1 G5-3		0-1 2B SF9 1B		1-0 F8		4 1 2 0 0 0 0
Barry Larkin, R OBP: 0.394, SLG: 0.467 (1, 6)		0-1 G1-6-3 1-2f		1-1 G5-3		1-2 S 2B		1-1 F7		4 0 1 0 0 0 1
Eddie Taubensee, L OBP: 0.348, SLG: 0.469 (1, 2)		0-0 1B 1B		0-3 K		0-1 SF9 3-H		2-2 L5		3 0 1 1 0 1 0
Mike Cameron, R OBP: 0.361, SLG: 0.453 (1, 8)		0-1 1B			0-0 HR 1B	2-3 K 2-3		1-3 K	3 1 2 0 0 1 1	
Scott Sullivan, R OBP: 0.278, SLG: 0.371 (9, 1)		1-2 1B							0 0 0 0 0 0 0	
Dmitri Young, S OBP: 0.278, SLG: 0.371 (9, PH)		3-2 F9			0-1 HR				1 0 0 0 0 1 0	
Aaron Boone, R OBP: 0.339, SLG: 0.451 (1, 5)					0-1 HR		0-0 FC6-4 1B	1-0 D 1B	4 1 3 2 0 0 2	
Steve Avery, L OBP: 0.077, SLG: 0.077 (1, 1)			1-3 K		2-2 F7		0-1 FC6-4	3-2 P4	1 0 0 0 0 1 0	
Hal Morris, L OBP: 0.333, SLG: 0.317 (5, PH)									1 0 0 0 0 0 0	
Stan Belinda, R OBP: 0.307, SLG: 0.443 (6, 1)									0 0 0 0 0 0 0	
Scott Williamson, R OBP: 0.307, SLG: 0.443 (7, 1)									0 0 0 0 0 0 0	
Jeffrey Hammonds, R OBP: 0.307, SLG: 0.443 (7, 8)									2 0 0 0 0 0 2	

Inning Stats	R: 0	H: 1	E: 0	K: 0	S: 6	LOB: 0	BB: 0	P: 10	R: 0	H: 3	E: 0	K: 0	S: 11	LOB: 2	BB: 0	P: 15	R: 0	H: 1	E: 0	K: 2	S: 13	LOB: 1	BB: 0	P: 19	R: 0	H: 0	E: 0	K: 1	S: 7	LOB: 0	BB: 0	P: 9	R: 2	H: 3	E: 0	K: 0	S: 11	LOB: 0	BB: 0	P: 16	R: 1	H: 2	E: 0	K: 1	S: 15	LOB: 1	BB: 0	P: 19	R: 0	H: 1	E: 0	K: 1	S: 15	LOB: 2	BB: 1	P: 23	R: 0	H: 0	E: 0	K: 0	S: 6	LOB: 0	BB: 0	P: 10	R: 0	H: 1	E: 0	K: 2	S: 10	LOB: 1	BB: 0	P: 16	1B: 10	SF: 1	2B: 1	SAC: 0	3B: 0	DP: 2	HR: 1	HBP: 0	WP: 0	PA: 38
--------------	------	------	------	------	------	--------	-------	-------	------	------	------	------	-------	--------	-------	-------	------	------	------	------	-------	--------	-------	-------	------	------	------	------	------	--------	-------	------	------	------	------	------	-------	--------	-------	-------	------	------	------	------	-------	--------	-------	-------	------	------	------	------	-------	--------	-------	-------	------	------	------	------	------	--------	-------	-------	------	------	------	------	-------	--------	-------	-------	--------	-------	-------	--------	-------	-------	-------	--------	-------	--------

PITCHER	IP	WLS	BF	H	R	ER	SO	BB	IBB	HBP	BLK	WP	HR	S	P	ERA	WHIP
Shane Reynolds, R ERA: 3.6 (1, 1)	5.1	W	23	10	3	3	3	0	0	0	0	0	1	58	81	5.06	1.875
Jay Powell, R ERA: 3.15 (6, 1)	1.2	H	7	1	0	0	2	1	0	0	0	0	0	20	30	0.00	1.200
Billy Wagner, L ERA: 2.21 (8, 1)	2.0	S	7	1	0	0	2	0	0	0	0	0	0	16	26	0.00	0.500

BOTTOM

Houston Astros @ Cincinnati Reds
Cinergy Field, Cincinnati, OH
Sun Jul 04 1999, 1:15 PM EDT
Att: 22,023 - Unknown - 92 F

AB	35
R	3
H	12
RBI	3
BB	1
SO	7
LOB	14



Batter	1	2	3	4	5	6	7	8	9	AB R H RBI BB SO LOB	TOP											
Craig Biggio, R (1, 4) OBP: 0.364, SLG: 0.433	4-1 BB G5-4-3		2-3 K			1-2 G5-3	0-0 G5-3			3 0 0 0 1 1 0												
Derek Bell, R (1, 9) OBP: 0.297, SLG: 0.368	0-0 G5-4-3			4-1 S 5 1B BB		1-3 K		3-2 G4-3		3 0 0 0 1 1 1 0 0 0 0 0 0 0												
Glen Barker, S (8, 9) OBP: 0.368, SLG: 0.389	1-2f			2-2 SAFE 1B		2-1 1B		2-0 F8		4 0 2 0 0 0 0												
5 Jeff Bagwell, R (1, 3) OBP: 0.463, SLG: 0.653	2-2 G5-3			1-2 S 1B		2-1 1B		1-2 F7		4 0 1 0 0 0 2												
Carl Everett, S (1, 8) OBP: 0.369, SLG: 0.495		3-1 G5-3		1-0 F8		2-1 1B		1-2 F7		4 0 1 0 0 0 2												
Richard Hidalgo, R (1, 7) OBP: 0.324, SLG: 0.468		1-2 E7		0-1 F9		3-1 L6		1-3 K		3 0 1 0 0 0 4 0 0 0 0 0 0 0 0 0 0 0 0 0 0 1 0 0 0 0 1 0												
Joe Slusarski, R (6, 1)																						
Jose Cabrera, R (8, 1)																						
Bill Spiers, L (9, PH) OBP: 0.351, SLG: 0.406																						
Tony Eusebio, R (1, 2) OBP: 0.343, SLG: 0.324		0-2 G6-3		3-2 F9		1-1 HR 2B		1-2 G1-3		3 1 1 0 0 0 3 1 0 0 0 0 0 0												
Paul Bako, L (7, 2) OBP: 0.379, SLG: 0.418				1-2 2-3																		
Ricky Gutierrez, R (1, 6) OBP: 0.364, SLG: 0.415		0-0 G6-3		0-1 G6-3		1-0 G6-3		0-1 G3		4 0 0 0 0 0 2												
Tim Bogar, R (1, 5) OBP: 0.339, SLG: 0.386			2-2 F9		0-1 F9		2-1 F8			3 0 0 0 0 0 1												
Chris Holt, R (1, 1) OBP: 0.154, SLG: 0.083			0-1 F7		0-0 P8		0-1 HR			2 0 0 0 0 0 0 1 1 1 2 0 0 0												
Matt Mieske, R (6, 7) OBP: 0.379, SLG: 0.642																						
Inning Stats	R: 0 E: 0 K: 0 S: 5	H: 0 LOB: 0 BB: 1 P: 11	R: 0 E: 1 K: 0 S: 10	H: 1 LOB: 1 BB: 0 P: 14	R: 0 E: 0 K: 1 S: 10	H: 0 LOB: 0 BB: 0 P: 14	R: 0 E: 0 K: 0 S: 12	H: 1 LOB: 2 BB: 1 P: 22	R: 0 E: 0 K: 0 S: 5	H: 0 LOB: 0 BB: 0 P: 5	R: 0 E: 0 K: 1 S: 13	H: 2 LOB: 2 BB: 0 P: 22	R: 2 E: 0 K: 0 S: 8	H: 2 LOB: 0 BB: 0 P: 12	R: 0 E: 0 K: 0 S: 9	H: 0 LOB: 0 BB: 0 P: 15	R: 0 E: 0 K: 1 S: 8	H: 0 LOB: 0 BB: 0 P: 10	1B: 4 2B: 1 3B: 0 HR: 1	SF: 0 SAC: 0 DP: 1 HBP: 0	WP: 0 PB: 0 SB: 3 CS: 0	PA: 34
PITCHER	IP WLS BF H R ER SO BB IBB HBP BLK WP HR S P ERA WHIP																					
Ron Villone, L (1, 1) ERA: 2.78	7.0 W 28 6 2 2 2 2 2 0 0 0 0 1 63 100 2.57 1.143																					
Scott Sullivan, R (8, 1) ERA: 2.41	1.0 H 3 0 0 0 0 0 0 0 0 0 0 0 9 15 0.00 0.000																					
Danny Graves, R (9, 1) ERA: 3.51	1.0 S 3 0 0 0 1 0 0 0 0 0 0 0 8 10 0.00 0.000																					

Houston Astros @ Cincinnati Reds
Cinergy Field, Cincinnati, OH
Mon Jul 05 1999, 12:35 PM EDT
Att. 23,958 - Cloudy - 89 F

livebaseballscorecards.com

AB	32
R	2
H	6
RBI	2
BB	2
SO	3
LOB	13



BOTTOM

Houston Astros @ Cincinnati Reds
Cinergy Field, Cincinnati, OH
Mon Jul 05 1999, 12:35 PM EDT
Att. 23,958 - Cloudy - 89 F

livebaseballscorecards.com

AB 35
R 5
H 11
RBI 5
BB 2
SO 5
LOB 19



WP: 0 PA: 38
PB: 0
SB: 2
CS: 0

AB R H RBI BB SO LOB

5 0 2 0 0 0 1

5 1 0 0 0 0 4

3 1 1 0 1 1 0

4 0 1 1 0 0 3

3 1 1 0 1 0 2

4 1 3 1 0 1 1

4 1 1 3 0 0 4

3 0 1 0 0 2 1

3 0 1 0 0 1 3

0 0 0 0 0 0 0

1 0 0 0 0 0 0

0 0 0 0 0 0 0

1B: 9 SF: 0
2B: 1 SAC: 0
3B: 0 DP: 0
HR: 1 HBP: 1

Batter	1	2	3	4	5	6	7	8	9
Pokey Reese, R OBP: 0.336, SLG: 0.443 (1, 4)	0-0 G6-3		3-0 FC3-6 1B	0-0 P9		1-1 2B		0-0 G5-3	
Michael Tucker, L OBP: 0.335, SLG: 0.451 (1, 9)	2-1 F7		1-0 FC3-6 1B 1-2f	0-1 G3		3-2 G4-3		3-0 F8	
Sean Casey, L OBP: 0.423, SLG: 0.639 (1, 3)	2-3 K		1-0 G3 1B 1-2		1-1 G3	4-0 IBB			
Greg Vaughn, R OBP: 0.319, SLG: 0.458 (1, 7)		0-0 G5-3	0-0 1B G3 1B 1-2 2-H		0-0 F8	0-0 F8			
Barry Larkin, R OBP: 0.396, SLG: 0.466 (1, 6)		2-2 1B FC6-4 1B	3-2 G3		2-1 G6-3		4-1 S BB		
Aaron Boone, R OBP: 0.347, SLG: 0.458 (1, 5)		0-1 FC6-4 1B	0-0 1B		1-2 HR 1B	0-3 SAFE K			
Mike Cameron, R OBP: 0.359, SLG: 0.461 (1, 8)		1-2 FC6-4 HBP 1-2f 3-H	2-2 L5		1 SAFE 2-0 HR	3-2 P4			
Jason LaRue, R OBP: 0.176, SLG: 0.067 (1, 2)		2-1 FC6 HBP		0-0 S 1B		2-3 K			
Ron Villone, L OBP: 0.214, SLG: 0.154 (1, 1)		0-0 FC6		1-3 K		1-1 2B 1B		2-2 F8	
Scott Sullivan, R (8, 1)									
Hal Morris, L (8, PH)									
Danny Graves, R (9, 1)									

Inning Stats	R: 0	H: 0	E: 0	K: 1	S: 7	H: 0	LOB: 0	BB: 0	P: 11	R: 1	H: 2	E: 0	K: 0	S: 12	R: 2	H: 4	E: 0	K: 0	S: 13	R: 0	H: 1	E: 0	K: 1	S: 7	R: 0	H: 0	E: 0	K: 0	S: 5	R: 2	H: 4	E: 0	K: 1	S: 18	R: 0	H: 0	E: 0	K: 2	S: 11	R: 0	H: 0	E: 0	K: 0	S: 8	R: 0	H: 0	E: 0	K: 0	S: 8
--------------	------	------	------	------	------	------	--------	-------	-------	------	------	------	------	-------	------	------	------	------	-------	------	------	------	------	------	------	------	------	------	------	------	------	------	------	-------	------	------	------	------	-------	------	------	------	------	------	------	------	------	------	------

PITCHER	IP	WLS	BF	H	R	ER	SO	BB	IBB	HBP	BLK	WP	HR	S	P	ERA	WHIP
Chris Holt, R ERA: 5.33 (1, 1)	5.1	L	27	10	5	5	3	0	0	1	0	0	1	54	83	8.44	1.875
Joe Slusarski, R ERA: (6, 1)	1.2		8	1	0	0	2	1	1	0	0	0	0	19	36	0.00	1.200
Jose Cabrera, R ERA: 4.76 (8, 1)	1.0		3	0	0	0	0	0	0	0	0	0	0	8	13	0.00	0.000

Batter	1	2	3	4	5	6	7	8	9	AB R H RBI BB SO LOB	TOP									
Craig Biggio, R (1, 4) OBP: 0.365, SLG: 0.434	3-1 HBP SF9 5 1B 1B		3-3 K		2-2 FC4-6 1B		0-0 G6-3			4 1 2 0 0 1 0										
Derek Bell, R (1, 9) OBP: 0.297, SLG: 0.366	2-3 K		2-2 K		1-1 FC4-6 1-2f			1-0 FC5-4 1B		4 0 1 0 0 2 2										
5 Jeff Bagwell, R (1, 3) OBP: 0.461, SLG: 0.647	1-0 SF9 HBP 1-2 1B		3-2 G5-3			0-0 F8		1-2 F7		4 0 1 0 0 0 1										
Carl Everett, S (1, 8) OBP: 0.370, SLG: 0.493	1-0 1-2 2-3 HBP			0-3 K		2-0 HR 1B		1-0 F8		3 1 1 0 0 1 1										
Richard Hidalgo, R (1, 7) OBP: 0.326, SLG: 0.481	0-0 SF9 2-3 3-H			0-0 G5-3 1B		3-2 HR 1-H		1-2 FC5-4 1-2f		3 1 2 3 0 0 1										
Ricky Gutierrez, R (1, 6) OBP: 0.354, SLG: 0.402	0-1 L6			1-1 G5-3 1-2		3-3 K			3-1 G1-3	4 0 0 0 0 1 3										
Randy Knorr, R (1, 2)				0-1 F8		3-2 L4			1-3 K	4 0 0 0 0 1 1										
Tim Bogar, R (1, 5) OBP: 0.337, SLG: 0.379					0-0 G1-3			3-2 F8		3 0 0 0 1 0 0										
Jose Lima, R (1, 1) OBP: 0.182, SLG: 0.143					1-2 G3			2-3 K		3 0 0 0 0 2 0										
Jay Powell, R (8, 1)									1-2 CS	0 0 0 0 0 0 0										
Billy Wagner, L (8, 1)									1-2 CS	0 0 0 0 0 0 0										
Inning Stats	R: 1 E: 0 K: 1 S: 9	H: 2 LOB: 2 BB: 0 P: 16	R: 0 E: 0 K: 1 S: 8	H: 0 LOB: 0 BB: 0 P: 10	R: 0 E: 0 K: 2 S: 10	H: 1 LOB: 1 BB: 0 P: 11	R: 0 E: 0 K: 1 S: 9	H: 1 LOB: 1 BB: 0 P: 13	R: 2 E: 0 K: 1 S: 12	H: 2 LOB: 0 BB: 0 P: 23	R: 0 E: 0 K: 1 S: 7	H: 0 LOB: 0 BB: 0 P: 12	R: 0 E: 0 K: 1 S: 10	H: 1 LOB: 1 BB: 0 P: 14	R: 0 E: 0 K: 1 S: 10	H: 0 LOB: 0 BB: 1 P: 19	1B: 6 2B: 0 3B: 0 HR: 1	SF: 1 SAC: 0 DP: 0 HBP: 1	WP: 0 PB: 0 SB: 0 CS: 1	PA: 36
PITCHER	IP WLS BF H R ER SO BB IBB HBP BLK WP HR S P ERA WHIP																			
Omar Daal, L (1, 1) ERA: 3.39	7.0 L 28 6 3 3 7 0 0 1 0 0 0 1 65 103 3.86 0.857																			
Vicente Padilla, R (8, 1) ERA: 20.25	1.0 4 1 0 0 0 0 0 0 0 0 0 0 10 14 0.00 1.000																			
Byung-Hyun Kim, R (9, 1) ERA: 3.63	1.0 3 0 0 0 0 1 1 0 0 0 0 0 10 19 0.00 1.000																			

Houston Astros @ Arizona Diamondbacks
Bank One Ballpark, Phoenix, AZ
 Tue Jul 06 1999, 10:05 PM EDT
 Att: 31,672 - Dome - 72 F

AB	32
R	3
H	7
RBI	3
BB	1
SO	8
LOB	9



Batter	1	2	3	4	5	6	7	8	9	AB	R	H	RBI	BB	SO	LOB
Tony Womack, L OBP: 0.331, SLG: 0.363 (1, 9)	1-2 1B		0-1 P3		1-2 G5-3			1-1 FC6		4	0	1	0	0	0	1
Jay Bell, R OBP: 0.365, SLG: 0.558 (1, 4)	3-2 1B		1-3 K2-3			1-1 HR		2-3 K		4	1	2	1	0	2	1
Luis Gonzalez, L OBP: 0.420, SLG: 0.583 (1, 7)	1-3 K				1-3 K		0-3 K	1-2 F8		4	0	0	0	0	3	2
Matt Williams, R OBP: 0.355, SLG: 0.577 (1, 5)	4-2 1B				1-0 F8		3-2 G6-3		2-3 K	3	0	0	0	1	1	0
Steve Finley, L OBP: 0.328, SLG: 0.490 (1, 8)	3-3 K				4-1 1B		1-2 P5		1-3 K	3	0	0	0	1	2	2
Travis Lee, L OBP: 0.347, SLG: 0.406 (1, 3)			0-3 K		0-0 1B		0-0 G3-1		0-3 K2-3	4	0	1	0	0	2	0
Kelly Stinnett, R OBP: 0.290, SLG: 0.397 (1, 2)			1-3 K		1-3 K		2-2 G5-3			3	0	0	0	0	2	2
Andy Fox, L OBP: 0.386, SLG: 0.436 (1, 6)			0-1 F9				1-0 F8		2-3 K	3	0	0	0	0	1	0
Omar Daal, L OBP: 0.231, SLG: 0.216 (1, 1)			2-2 F8				0-2 G3-1		0-0 FC6	2	0	0	0	0	0	0
Vicente Padilla, R (8, 1)										0	0	0	0	0	0	0
David Dellucci, L (8, PH)										1	0	1	0	0	0	0
Byung-Hyun Kim, R (9, 1)										0	0	0	0	0	0	0

Inning Stats	R: 0	H: 2	E: 0	K: 2	S: 24	R: 0	H: 0	E: 0	K: 2	S: 8	R: 0	H: 0	E: 0	K: 1	S: 8	R: 0	H: 1	E: 0	K: 2	S: 10	R: 0	H: 0	E: 0	K: 0	S: 7	R: 1	H: 1	E: 0	K: 1	S: 11	R: 0	H: 0	E: 0	K: 1	S: 8	R: 0	H: 1	E: 0	K: 1	S: 12	R: 0	H: 0	E: 0	K: 3	S: 11	1B: 4	2B: 0	3B: 0	HR: 1	SF: 0	SAC: 0	DP: 0	HBP: 0	WP: 0	PB: 0	SB: 1	CS: 0	PA: 33
--------------	------	------	------	------	-------	------	------	------	------	------	------	------	------	------	------	------	------	------	------	-------	------	------	------	------	------	------	------	------	------	-------	------	------	------	------	------	------	------	------	------	-------	------	------	------	------	-------	-------	-------	-------	-------	-------	--------	-------	--------	-------	-------	-------	-------	--------

PITCHER	IP	WLS	BF	H	R	ER	SO	BB	IBB	HBP	BLK	WP	HR	S	P	ERA	WHIP
Jose Lima, R (1, 1)	7.0	W	26	4	1	1	9	2	0	0	0	0	1	76	110	1.29	0.857
Jay Powell, R (8, 1)	0.2	H	3	1	0	0	1	0	0	0	0	0	0	7	10	0.00	1.500
Billy Wagner, L (8, 1)	1.1	S	4	0	0	0	3	0	0	0	0	0	0	16	20	0.00	0.000

BOTTOM

Houston Astros @ Arizona Diamondbacks
Bank One Ballpark, Phoenix, AZ
Tue Jul 06 1999, 10:05 PM EDT
Att: 31,672 - Dome - 72 F

livebaseballscorecards.com

AB	31
R	1
H	5
RBI	1
BB	2
SO	13
LOB	8



Houston Astros @ Arizona Diamondbacks
 Bank One Ballpark, Phoenix, AZ

Wed Jul 07 1999, 10:05 PM EDT
 Att. 31,004 - Dome - 72 F

AB	36
R	7
H	11
RBI	7
BB	3
SO	5
LOB	12



WP:	0	PA:	39
PB:	1		
SB:	0		
CS:	0		

AB	R	H	RBI	BB	SO	LOB
5	3	4	2	0	1	0
5	1	2	1	0	1	2
5	1	1	3	0	0	4
4	0	1	1	0	1	0
3	0	0	0	1	0	1
3	0	0	0	0	0	1
0	0	0	0	0	0	0
0	0	0	0	1	0	0
0	0	0	0	0	0	0
4	0	1	0	0	1	1
3	1	1	0	1	0	2
1	0	0	0	0	1	0
1	1	1	0	0	0	0
0	0	0	0	0	0	0
2	0	0	0	0	0	1
1	0	0	0	0	1	0
1	1	1	0	0	0	0
0	0	0	0	0	0	0
2	0	0	0	0	0	1

Batter	1	2	3	4	5	6	7	8	9
Craig Biggio, R (1, 4) OBP: 0.371, SLG: 0.454	1-2 HR		1-1 1B 5 HR 2B	0-0 1B			2-0 5 F9 2B		0-3 K G5-3
Derek Bell, R (1, 9) OBP: 0.298, SLG: 0.367	2-2 L4		2-2 5 HR 1B	0-0 1B			0-3 K		0-0 G5-3
5 Jeff Bagwell, R (1, 3) OBP: 0.457, SLG: 0.650	2-2 G5-3		2-2 1B	1-2 G1-3			1-1 F9		3-1 G4-3
Carl Everett, S (1, 8) OBP: 0.369, SLG: 0.493	1-3 K		3-2 F8				2-2 2B		
Richard Hidalgo, R (1, 7) OBP: 0.325, SLG: 0.476		1-2 G6-3	2-2 P6				1-0 F9		
Ricky Gutierrez, R (1, 6) OBP: 0.347, SLG: 0.392		1-1 G5-3		1-1 F9				4-2 BB	
Trever Miller, R (5, 1)									
Glen Barker, S (8, PH) OBP: 0.400, SLG: 0.389									
Joe Slusarski, R (8, 1)									
Randy Knorr, R (1, 2) OBP: 0.125, SLG: 0.125		1-0 FC4-6 1B		0-0 G5-3			0-2 G5-3		3-3 K
Tim Bogar, R (1, 5) OBP: 0.340, SLG: 0.378		1-2 FC4-6		0-0 1B 1B			4-2 G1-6-3 BB		0-0 G6-4-3
Wade Miller, R (1, 1)									0-2 F8
Matt Mieske, R (4, PH) OBP: 0.390, SLG: 0.648									
Brian Williams, R (4, 1) OBP: 0.500, SLG: 0.500									
Bill Spiers, L (5, 5) OBP: 0.348, SLG: 0.402									

Inning	R	H	E	K	S	R	H	E	K	S	R	H	E	K	S	R	H	E	K	S	R	H	E	K	S	R	H	E	K	S				
1	1	1	0	1	13	0	1	0	0	9	3	3	0	1	19	0	0	0	0	0	0	0	0	0	0	0	0	0	0	0	0			
2	0	1	0	0	9	0	1	0	0	13	0	1	0	0	13	0	0	0	0	0	0	0	0	0	0	0	0	0	0	0	0			
3	3	3	0	1	19	0	3	0	1	30	2	4	0	0	11	0	0	0	0	0	0	0	0	0	0	0	0	0	0	0	0			
4	2	4	0	0	11	0	2	0	0	13	0	4	0	0	13	0	0	0	0	0	0	0	0	0	0	0	0	0	0	0	0	0		
5	0	0	0	0	6	0	0	0	0	11	0	0	0	0	11	0	0	0	0	0	0	0	0	0	0	0	0	0	0	0	0	0		
6	0	0	0	0	7	0	0	0	0	13	0	0	0	0	13	0	0	0	0	0	0	0	0	0	0	0	0	0	0	0	0	0	0	
7	1	2	0	1	10	0	2	0	0	16	0	2	0	0	16	0	1	0	0	0	0	0	0	0	0	0	0	0	0	0	0	0	0	
8	0	0	0	1	6	0	0	0	0	13	0	0	0	0	13	0	0	0	0	0	0	0	0	0	0	0	0	0	0	0	0	0	0	0
9	0	0	0	0	9	0	0	0	0	12	0	0	0	0	12	0	0	0	0	0	0	0	0	0	0	0	0	0	0	0	0	0	0	0

PITCHER	IP	WLS	BF	H	R	ER	SO	BB	IBB	HBP	BLK	WP	HR	S	P	ERA	WHIP
Brian Anderson, L (1, 1) ERA: 6.94	3.2		20	9	6	6	2	0	0	0	0	0	2	49	71	14.73	2.455
Bobby Chouinard, R (4, 1) ERA: 1.74	3.1	W	12	2	1	1	1	2	0	0	0	0	0	26	44	2.70	1.200
Greg Swindell, L (8, 1) ERA: 3.77	1.0		3	0	0	0	1	1	0	0	0	0	0	6	13	0.00	1.000
Vladimir Nunez, R (9, 1) ERA: 2.59	1.0		4	0	0	0	1	0	0	0	0	0	0	9	12	0.00	0.000

Batter	1	2	3	4	5	6	7	8	9	AB	R	H	RBI	BB	SO	LOB
Tony Womack, L (1, 9) OBP: 0.329, SLG: 0.358	2-2 G5-3		1-0 P4	4-1 FC4 BB 1B BB	2-0 G3	0-0 FC6-4				4	1	0	0	1	0	3
Jay Bell, R (1, 4) OBP: 0.374, SLG: 0.573	3-1 1B 2B		2-2 G6-3 HR 2B	4-0 FC4 BB	1-0 2B		2-0 HR 1B			4	3	4	1	1	0	0
Luis Gonzalez, L (1, 7) OBP: 0.417, SLG: 0.577	2-2 S 1B		0-2 G6-3	1-0 FC4 1B WP	0-1 F7		0-2 F8			5	0	1	1	0	0	5
Matt Williams, R (1, 5) OBP: 0.359, SLG: 0.585	2-3 K 1-2		1-0 HR	1-2 BB 1B		4-1 HR BB	1-0 P6			4	2	2	3	1	1	2
Steve Finley, L (1, 8) OBP: 0.332, SLG: 0.511	1-3 K		0-1 HR BB 1B	1-3 K		2-0 HR	0-1 HR			5	3	3	4	0	2	3
Travis Lee, L (1, 3) OBP: 0.348, SLG: 0.402		3-2 P6	4-1 HR BB	4-0 BB		1-3 K	3-1 P4			3	1	0	0	2	1	0
Damian Miller, R (1, 2) OBP: 0.297, SLG: 0.414		0-0 F9	1-1 HR	0-0 G1-3		1-2 HBP 1B		2-3 K		5	1	2	3	0	1	3
Andy Fox, L (1, 6) OBP: 0.392, SLG: 0.458		0-0 1B	0-0 HR		3-1 E4 SH1-4 2B	2-2 FC6-4 HBP		0-0 L7		4	2	2	1	0	0	0
Brian Anderson, R (1, 1) OBP: 0.150, SLG: 0.105		1-1 G6-3	0-3 K		0-0 SH1-4	3-3 K		0-0 F9		2	0	0	0	0	1	1
Bobby Chouinard, R (4, 1)										1	0	0	0	0	1	2
Greg Swindell, L (8, 1)										0	0	0	0	0	0	0
David Dellucci, L (8, PH) OBP: 0.430, SLG: 0.474										1	0	0	0	0	0	0
Vladimir Nunez, R (9, 1)										0	0	0	0	0	0	0

Inning Stats	R: 1	H: 2	E: 0	K: 2	S: 14	H: 2	LOB: 1	BB: 0	P: 24	R: 0	H: 1	E: 0	K: 0	S: 7	H: 1	LOB: 1	BB: 0	P: 11	R: 6	H: 5	E: 0	K: 1	S: 20	H: 5	LOB: 0	BB: 1	P: 29	R: 1	H: 1	E: 0	K: 1	S: 11	H: 1	LOB: 3	BB: 3	P: 26	R: 1	H: 1	E: 1	K: 0	S: 7	H: 2	LOB: 2	BB: 1	P: 27	R: 2	H: 2	E: 0	K: 2	S: 14	H: 2	LOB: 0	BB: 0	P: 15	R: 0	H: 0	E: 0	K: 1	S: 5	H: 0	LOB: 0	BB: 0	P: 7
1B: 6	SF: 0	2B: 3	SAC: 1	3B: 0	DP: 0	HR: 5	HBP: 1	WP: 1	PA: 45																																																						

PITCHER	IP	WLS	BF	H	R	ER	SO	BB	IBB	HBP	BLK	WP	HR	S	P	ERA	WHIP
Wade Miller, R (1, 1) ERA: 21.0	3.0	L	18	8	7	7	3	1	0	0	0	0	3	41	64	21.00	3.000
Brian Williams, R (4, 1) ERA: 4.34	1.2		11	2	2	1	1	3	0	0	0	1	0	16	37	5.40	3.000
Trever Miller, L (5, 1) ERA: 6.39	2.1		13	4	4	4	2	1	0	1	0	0	2	25	44	15.43	2.143
Joe Slusarski, R (8, 1) ERA:	1.0		3	0	0	0	1	0	0	0	0	0	0	5	7	0.00	0.000

BOTTOM

Houston Astros @ Arizona Diamondbacks
Bank One Ballpark, Phoenix, AZ

Wed Jul 07 1999, 10:05 PM EDT
Att: 31,004 - Dome - 72 F

livebaseballscorecards.com

AB	38
R	13
H	14
RBI	13
BB	5
SO	7
LOB	19

Batter	1	2	3	4	5	6	7	8	9	10	11	AB R H RBI BB SO LOB	BOTTOM													
Tony Womack, L (1, 9) OBP: 0.327, SLG: 0.358	0-2 F8		1-2 F9	2-2 FC5-2 2B		0-2 K		0-1 G1-3			0-0 F9	6 1 1 0 0 2 3	Houston Astros @ Arizona Diamondbacks Bank One Ballpark, Phoenix, AZ Thu Jul 08 1999, 10:05 PM EDT Att. 38,224 - Dome - 72 F													
Jay Bell, R (1, 4) OBP: 0.376, SLG: 0.578	0-1 1B		0-3 K	2-2 2B			2-2 F7		2-3 K		0-0 2B	6 1 3 3 0 2 0														
Luis Gonzalez, L (1, 7) OBP: 0.418, SLG: 0.578	2-1 P8		1-0 2B	3-2 F7			0-0 3B		2-3 K		0-0 1B	5 2 2 0 1 1 3														
Matt Williams, R (1, 5) OBP: 0.361, SLG: 0.587	0-1 1B		3-2 2B				0-1 G6-3		2-3 K		4-0 1B	6 0 3 2 0 1 1														
Steve Finley, L (1, 8) OBP: 0.331, SLG: 0.513	1-2 P3		2-3 K				3-2 G4-3				0-0 K	5 1 1 1 0 1 3														
Travis Lee, L (1, 3) OBP: 0.353, SLG: 0.403		0-1 G4-3		4-1 1B		4-2 S		3-2 S		0-0 G4-3		2 0 1 1 2 0 0														
Hanley Frias, S (11, 6) OBP: 0.283, SLG: 0.222				BB FC5-2		BB S		3-H 1B				0 0 0 0 0 0 0														
Damian Miller, R (1, 2) OBP: 0.299, SLG: 0.419		1-3 K		0-0 2B		2-0 F9		2-1 S		0-0 2B		6 1 2 1 0 2 2														
LeJon Powell, R (10, PR) OBP: 0.286, SLG: 0.333				1-2 1B		1-2 F9		1-3 S				0 0 0 0 0 0 0														
Gregg Olson, R (11, 1)				BB FC5-2		1-2 1B						0 0 0 0 0 0 0														
Andy Fox, L (1, 6) OBP: 0.394, SLG: 0.456		1-1 1B		4-1 2B				0-1 F8		1-3 K		3 1 1 0 1 0 0														
Kelly Stinnett, R (10, PH) OBP: 0.288, SLG: 0.394				BB FC5-2						0-0 2B		1 0 0 0 0 1 1														
Armando Reynoso, R (1, 1) OBP: 0.167, SLG: 0.200		0-3 K		1-3 K				0-3 K		0-3 K		3 0 0 0 0 3 4														
Greg Swindell, L (7, 1)												0 0 0 0 0 0 0														
Byung-Hyun Kim, R (7, 1)												0 0 0 0 0 0 0														
Dan Plesac, L (8, 1)												0 0 0 0 0 0 0														
Vladimir Nunez, R (8, 1)												0 0 0 0 0 0 0														
Greg Colbrunn, R (8, 3) OBP: 0.375, SLG: 0.483												2 0 0 0 0 0 0														
Bernard Gilkey, R (10, PH) OBP: 0.595, SLG: 0.500												1 1 1 0 0 0 0														
Inning Stats	R: 0 E: 0 K: 0 S: 12	H: 2 LOB: 2 BB: 0 P: 15	R: 0 E: 0 K: 2 S: 12	H: 1 LOB: 1 BB: 0 P: 14	R: 1 E: 0 K: 2 S: 15	H: 2 LOB: 1 BB: 0 P: 22	R: 2 E: 0 K: 1 S: 20	H: 2 LOB: 2 BB: 2 P: 36	R: 0 E: 0 K: 0 S: 8	H: 0 LOB: 1 BB: 1 P: 20	R: 0 E: 0 K: 2 S: 8	H: 0 LOB: 0 BB: 0 P: 8	R: 2 E: 0 K: 0 S: 16	H: 3 LOB: 1 BB: 0 P: 24	R: 0 E: 0 K: 1 S: 8	H: 0 LOB: 0 BB: 0 P: 10	R: 0 E: 0 K: 3 S: 12	H: 0 LOB: 0 BB: 0 P: 18	R: 1 E: 0 K: 2 S: 9	H: 2 LOB: 1 BB: 0 P: 9	R: 2 E: 0 K: 0 S: 4	H: 3 LOB: 2 BB: 1 P: 8	1B: 7 2B: 7 3B: 1 HR: 0	SF: 0 SAC: 0 DP: 0 HBP: 0	WP: 0 PB: 0 SB: 2 CS: 0	PA: 50
PITCHER	IP WLS BF H R ER SO BB IBB HBP BLK WP HR S P ERA WHIP														IP WLS BF H R ER SO BB IBB HBP BLK WP HR S P ERA WHIP											
Scott Elarton, R (1, 1) ERA: 3.23	4.0 21 7 3 3 5 2 0 0 0 0 0 0 59 87 6.75 2.250														0.1 5 3 2 2 0 0 1 0 0 0 0 0 8 20 0.00 1.000											
Joe Slusarski, R (5, 1) ERA:	1.0 4 0 0 0 0 1 0 0 0 0 0 0 8 20 0.00 1.000																									
Chris Holt, R (6, 1) ERA: 5.27	1.0 3 0 0 0 2 0 0 0 0 0 0 0 8 8 0.00 0.000																									
Jay Powell, R (7, 1) ERA: 3.41	2.0 9 3 2 2 1 0 0 0 0 0 0 0 24 34 9.00 1.500																									
Billy Wagner, L (9, 1) ERA: 2.25	2.0 8 2 1 1 5 0 0 0 0 0 0 0 21 27 4.50 1.000																									

livebaseballscorecards.com

AB	46
R	8
H	15
RBI	8
BB	4
SO	13
LOB	17



Houston Astros @ Kansas City Royals

Kauffman Stadium, Kansas City, MO

Fri Jul 09 1999, 7:05 PM CDT
Att. 22,652 - Overcast - 75 F

livebaseballscorecards.com

AB	34
R	6
H	9
RBI	6
BB	9
SO	7
LOB	30



WP:	0	PA:	44
PB:	0		
SB:	3		
CS:	1		

AB R H RBI BB SO LOB

Batter	1	2	3	4	5	6	7	8	9
Craig Biggio, R (1, 4) OBP: 0.376, SLG: 0.468	0-3 K		3-2 5 HR 1B		2-0 G6-3 HBP		0-3 K		4-0 G6-3 S 2B BB
Derek Bell, R (1, 9) OBP: 0.297, SLG: 0.370	0-2 G6-3		1-3 K		1-0 G6-3 1-2f		0-0 F9		1-1 G6-3 1-3
5 Jeff Bagwell, R (1, 3) OBP: 0.457, SLG: 0.648	0-1 G6-3		3-0 1-H HR			4-1 S 2B BB	4-2 1-2 2-3 BB		4-0 2B 1B IBB
Bill Spiers, L (1, 5) OBP: 0.355, SLG: 0.421		0-1 BB 1B	0-0 P6		2-3 K	1-2 1-2	2-2 G3		0-0 1B 2B
Richard Hidalgo, R (1, 8) OBP: 0.330, SLG: 0.477 (8, 7)		4-0 BB 1-2 BB	2-2 G6-3		0-0 L5-4 2-H 2B			2-2 CS 1B	4-0 FC6 1B BB
Jack Howell, L (1, 10) OBP: 0.406, SLG: 0.320 Carl Everett, S (9, PH) OBP: 0.371, SLG: 0.500		4-2 1-2 2-3 BB		1-2 G1-3		4-2 BB		2-2 BB 1B	0-1 FC6 1B
Matt Mieske, R (1, 7) OBP: 0.365, SLG: 0.603 Glen Barker, S (8, 8) OBP: 0.364, SLG: 0.350		2-3 K		2-2 F8		1-2 L5-4 2-3		1-2 P6	3-2 FC6 S 1-2f 2-3
Paul Bako, L (1, 2) OBP: 0.385, SLG: 0.407		1-3 K		1-1 F8			1-0 5 BB E 1B	4-2 BB	1-0 G1
Tim Bogar, R (1, 6) OBP: 0.337, SLG: 0.369		1-3 K			0-0 G6-3		0-0 E6 5 BB	2-0 G5-3	

Inning Stats	R: 0	H: 0	E: 0	K: 1	S: 9	P: 9	R: 0	H: 1	E: 0	K: 3	S: 17	P: 29	R: 2	H: 2	E: 0	K: 1	S: 12	P: 21	R: 0	H: 0	E: 0	K: 0	S: 12	P: 16	R: 0	H: 0	E: 0	K: 0	S: 2	P: 5	R: 1	H: 1	E: 0	K: 1	S: 13	P: 24	R: 0	H: 1	E: 1	K: 1	S: 13	P: 20	R: 0	H: 2	E: 0	K: 0	S: 15	P: 25	R: 3	H: 2	E: 0	K: 0	S: 9	P: 26	1B: 6	SF: 0	2B: 3	SAC: 0	3B: 0	DP: 2	HR: 1	HBP: 1	WP: 0	PA: 44
--------------	------	------	------	------	------	------	------	------	------	------	-------	-------	------	------	------	------	-------	-------	------	------	------	------	-------	-------	------	------	------	------	------	------	------	------	------	------	-------	-------	------	------	------	------	-------	-------	------	------	------	------	-------	-------	------	------	------	------	------	-------	-------	-------	-------	--------	-------	-------	-------	--------	-------	--------

PITCHER	IP	WLS	BF	H	R	ER	SO	BB	IBB	HBP	BLK	WP	HR	S	P	ERA	WHIP
Jay Witasick, R (1, 1) ERA: 6.98	6.0		25	4	3	3	6	4	0	1	0	0	1	65	104	4.50	1.333
Scott Service, R (7, 1) ERA: 6.06	2.0		11	3	0	0	1	2	0	0	0	0	0	28	45	0.00	2.500
Jeff Montgomery, R (9, 1) ERA: 7.54	0.1	L	5	1	3	3	0	2	1	0	0	0	0	3	16	81.00	9.000
Matt Whisenant, L (9, 1) ERA: 5.54	0.2		3	1	0	0	0	0	0	0	0	0	0	6	10	0.00	1.500

PITCHER	IP	WLS	BF	H	R	ER	SO	BB	IBB	HBP	BLK	WP	HR	S	P	ERA	WHIP
---------	----	-----	----	---	---	----	----	----	-----	-----	-----	----	----	---	---	-----	------

Batter	1	2	3	4	5	6	7	8	9	AB	R	H	RBI	BB	SO	LOB
Carlos Beltrán, S OBP: 0.343, SLG: 0.469 (1, 8) B X	1-0 L6		2-1 CS 1B			1-0 2B		0-2 1B	0-3 K	5	0	3	0	0	1	2
Joe Randa, R OBP: 0.373, SLG: 0.487 (1, 5) C C X	0-2 FC4-6 1B		2-2 L7			3-2 FC5-2 G4-6-3		0-1 F7		4	0	1	0	0	0	6
Johnny Damon, L OBP: 0.377, SLG: 0.468 (1, 7) B X	1-0 FC4-6 1-2f		2-1 CS 1-2	2-0 P4		0-2 G4-6-3 1-2f		2-2 29 F7 1B		4	0	1	2	0	0	3
29 Mike Sweeney, R OBP: 0.382, SLG: 0.507 (1, 3) C B B F 1 B F X	3-2 G5-3			0-2 L8			2-0 G5-3	0-1 F7		4	0	0	0	0	0	3
Jermaine Dye, R OBP: 0.358, SLG: 0.534 (1, 9) C B B X		2-1 G1-6-3 1B		1-3 K			4-1 FC6-4 BB	0-1 F7		3	0	1	0	1	1	2
Chad Kreuter, S OBP: 0.352, SLG: 0.381 (1, 2) B B X C X		1-1 G1-6-3 1-2f		2-2 G6-4-3 1B		2-2 G6-4-3 1B	3-2 FC6-4 1-2f		2-3 K	4	0	1	0	0	1	2
Jeremy Giambi, L OBP: 0.391, SLG: 0.343 (1, 10) Scott Pose, L OBP: 0.408, SLG: 0.359 (9, PR) F B B C X		2-2 FC6-4 1B		0-2 G6-4-3 1-2f		0-2 G6-4-3	1-3 K		4-2 FC6-4 BB	3	0	1	0	1	1	2
Jed Hansen, R OBP: 0.345, SLG: 0.348 (1, 4) C B B X		3-1 FC6-4 1-2f		3-3 K				4-1 1B 1B BB	4-1 FC6-4 BB	2	1	0	0	2	1	1
Rey Sanchez, R OBP: 0.297, SLG: 0.349 (1, 6) C X			0-1 G5-3				1-0 2B FC5-2 1B	2-1 1B 1B	1-2 FC6-4	4	1	2	0	0	0	2

Inning Stats	R: 0	H: 1	E: 0	K: 0	S: 9	R: 0	H: 2	E: 0	K: 0	S: 10	R: 0	H: 1	E: 0	K: 0	S: 8	R: 0	H: 0	E: 0	K: 1	S: 7	R: 0	H: 1	E: 0	K: 1	S: 12	R: 0	H: 2	E: 0	K: 0	S: 9	R: 0	H: 0	E: 1	K: 1	S: 8	R: 2	H: 3	E: 0	K: 0	S: 18	R: 0	H: 0	E: 0	K: 2	S: 13	1B: 9	2B: 1	3B: 0	HR: 0	SF: 0	SAC: 0	DP: 3	HBP: 0	WP: 0	PB: 0	SB: 0	CS: 1	PA: 38
--------------	------	------	------	------	------	------	------	------	------	-------	------	------	------	------	------	------	------	------	------	------	------	------	------	------	-------	------	------	------	------	------	------	------	------	------	------	------	------	------	------	-------	------	------	------	------	-------	-------	-------	-------	-------	-------	--------	-------	--------	-------	-------	-------	-------	--------

PITCHER	IP	WLS	BF	H	R	ER	SO	BB	IBB	HBP	BLK	WP	HR	S	P	ERA	WHIP
Mike Hampton, L ERA: 3.02 (1, 1)	7.0	W	28	9	2	2	3	2	0	0	0	0	0	70	118	2.57	1.571
Jose Cabrera, R ERA: 3.52 (8, 1)	1.0	H	4	1	0	0	0	0	0	0	0	0	0	11	13	0.00	1.000
Billy Wagner, L ERA: 2.2 (9, 1)	1.0	S	5	0	0	0	2	2	0	0	0	0	0	13	24	0.00	2.000

BOTTOM

Houston Astros @ Kansas City Royals
Kauffman Stadium, Kansas City, MO

Sat Jul 10 1999, 7:05 PM CDT
Att: 30,033 - Unknown - 73 F

livebaseballscorecards.com

AB	33
R	2
H	10
RBI	2
BB	4
SO	5
LOB	23



Batter	1	2	3	4	5	6	7	8	9	AB R H RBI BB SO LOB	TOP											
Craig Biggio, R (1, 4) OBP: 0.374, SLG: 0.466	1-2 G6-3			0-0 1B 5 1B 2B	2-1 F8			2-2 G4-3	0-1 P5	5 1 1 0 0 0 1												
Derek Bell, R (1, 9) OBP: 0.297, SLG: 0.366	0-0 L7			1-1 5 1B 1B			0-0 G6-3	4-1 5 1B 1B BB	1-2 F8	4 2 1 0 1 0 0												
5 Jeff Bagwell, R (1, 3) OBP: 0.463, SLG: 0.646	3-3 K			0-0 1B FC5-2 1B			4-1 BB	0-0 BB 1B 2B 1B		3 1 2 2 1 1 0												
Bill Spiers, L (1, 5) OBP: 0.360, SLG: 0.424		0-2 K		0-2 FC5-2 1B			0-1 F9	0-1 BB 2B 1B		4 1 2 2 0 1 1												
Richard Hidalgo, R (1, 8) OBP: 0.326, SLG: 0.466 (8, 7)		2-2 P6		2-2 FC5-2 1B			2-2 SAFE G5-3	4-2 2B SF8 BB		3 1 0 0 1 0 3												
Jack Howell, L (1, 10) OBP: 0.365, SLG: 0.387		3-1 F7		2-2 F8			1-2 G6-3	1-2 2B		3 0 0 0 0 0 2												
Carl Everett, S (8, PH) OBP: 0.373, SLG: 0.505								1-3 2-H 3-H 2B		1 0 1 2 0 0 0												
Matt Mieske, R (1, 7) OBP: 0.352, SLG: 0.569			3-2 F8	0-0 P7			2-0 F7	3-2 SF8		3 0 0 1 0 0 2												
Glen Barker, S (8, 8) OBP: 0.364, SLG: 0.350										0 0 0 0 0 0 0												
Randy Knorr, R (1, 2) OBP: 0.154, SLG: 0.083			0-2 L5		4-1 G4-6-3 BB		0-0 G5-3	3-3 K		3 0 0 0 1 1 1												
Tim Bogar, R (1, 6) OBP: 0.338, SLG: 0.366			1-3 K		0-0 SAFE G4-6-3			0-0 E6 G4-3 5 1B 1B	2-2 P5	4 1 1 0 0 1 1												
Inning Stats	R: 0 E: 0 K: 1 S: 11	H: 0 LOB: 0 BB: 0 P: 15	R: 0 E: 0 K: 1 S: 8	H: 0 LOB: 0 BB: 0 P: 13	R: 0 E: 0 K: 1 S: 10	H: 0 LOB: 0 BB: 0 P: 14	R: 2 E: 0 K: 0 S: 15	H: 4 LOB: 2 BB: 0 P: 20	R: 0 E: 0 K: 0 S: 4	H: 0 LOB: 0 BB: 1 P: 10	R: 0 E: 0 K: 0 S: 7	H: 0 LOB: 1 BB: 1 P: 13	R: 0 E: 0 K: 0 S: 5	H: 0 LOB: 0 BB: 0 P: 8	R: 5 E: 1 K: 1 S: 26	H: 4 LOB: 1 BB: 2 P: 43	R: 0 E: 0 K: 0 S: 8	H: 0 LOB: 0 BB: 0 P: 11	1B: 6 2B: 2 3B: 0 HR: 0	SF: 1 SAC: 0 DP: 1 HBP: 0	WP: 0 PB: 0 SB: 0 CS: 0	PA: 38
PITCHER	IP WLS BF H R ER SO BB IBB HBP BLK WP HR S P ERA WHIP																					
Jeff Suppan, R (1, 1) ERA: 3.86	7.1 L 30 6 5 5 3 3 0 0 0 0 0 0 66 105 6.14 1.227																					
Tim Byrdak, L (8, 1) ERA: 11.25	0.0 2 1 0 0 0 1 0 0 0 0 0 0 7 11 ∞ ∞																					
Scott Service, R (8, 1) ERA: 5.98	0.2 3 1 2 2 1 0 0 0 0 0 0 0 13 20 27.00 1.500																					
Ken Ray, R (9, 1) ERA:	1.0 3 0 0 0 0 0 0 0 0 0 0 0 8 11 0.00 0.000																					

Houston Astros @ Kansas City Royals
Kauffman Stadium, Kansas City, MO
 Sun Jul 11 1999, 1:05 PM CDT
 Att. 19,506 - Cloudy - 78 F

AB	33
R	7
H	8
RBI	7
BB	4
SO	4
LOB	11



Batter	1	2	3	4	5	6	7	8	9	AB	R	H	RBI	BB	SO	LOB
Carlos Beltrán, S (1, 8) OBP: 0.342, SLG: 0.469	F8		G1-6-3			L3		F8 1B 2B		4	1	1	1	0	0	1
Joe Randa, R (1, 5) OBP: 0.372, SLG: 0.484	G1-3			G6-3			2B 1B 29 HBP	F8		4	1	1	0	0	0	1
Johnny Damon, L (1, 7) OBP: 0.375, SLG: 0.466	P4			G3			P2	1B 29 3-H		4	0	1	1	0	0	1
29 Mike Sweeney, R (1, 10) OBP: 0.384, SLG: 0.505		L5		F8			2B 1B HBP	1B		3	0	1	0	0	0	0
Jermaine Dye, R (1, 9) OBP: 0.356, SLG: 0.534		G5-3			F9		2B 1-3 2-H	K		4	0	1	1	0	1	2
Jeremy Giambi, L (1, 3) OBP: 0.386, SLG: 0.339		E6 1B		G5-3			K		L6	4	0	1	0	0	1	2
Jed Hansen, R (1, 4) OBP: 0.333, SLG: 0.333		1B 2-H		K			K		K	4	0	1	0	0	3	2
Tim Spehr, R (1, 2) OBP: 0.309, SLG: 0.375			K					F8	F8	2	0	0	0	0	2	0
Scott Pose, L (8, PH) OBP: 0.403, SLG: 0.354										1	0	0	0	0	0	0
Chad Kreuter, S (9, 2) OBP: 0.351, SLG: 0.380										1	0	0	0	0	0	0
Rey Sanchez, R (1, 6) OBP: 0.301, SLG: 0.359			G1-6-3 1B			G6-3		2B 3B		3	1	2	0	0	0	0

Inning Stats	R: 0	H: 0	E: 0	K: 0	S: 6	R: 0	H: 2	E: 1	K: 0	S: 10	R: 0	H: 1	E: 0	K: 1	S: 9	R: 0	H: 0	E: 0	K: 1	S: 9	R: 0	H: 0	E: 0	K: 1	S: 9	R: 1	H: 2	E: 0	K: 2	S: 14	R: 2	H: 4	E: 0	K: 1	S: 22	R: 0	H: 0	E: 0	K: 1	S: 6	R: 0	H: 0	E: 0	K: 1	S: 6	1B: 6	SF: 0	2B: 2	SAC: 0	3B: 1	DP: 1	HR: 0	HBP: 1	WP: 0	PA: 35
--------------	------	------	------	------	------	------	------	------	------	-------	------	------	------	------	------	------	------	------	------	------	------	------	------	------	------	------	------	------	------	-------	------	------	------	------	-------	------	------	------	------	------	------	------	------	------	------	-------	-------	-------	--------	-------	-------	-------	--------	-------	--------

PITCHER	IP	WLS	BF	H	R	ER	SO	BB	IBB	HBP	BLK	WP	HR	S	P	ERA	WHIP
Jose Lima, R (1, 1) ERA: 3.23	7.2	W	31	9	3	3	5	0	0	1	0	0	0	80	116	3.52	1.174
Jay Powell, R (8, 1) ERA: 3.72	1.1	S	4	0	0	0	2	0	0	0	0	0	0	11	16	0.00	0.000

BOTTOM

Houston Astros @ Kansas City Royals
Kauffman Stadium, Kansas City, MO

Sun Jul 11 1999, 1:05 PM CDT
Att: 19,506 - Cloudy - 78 F

livebaseballscorecards.com

AB	34
R	3
H	9
RBI	3
BB	0
SO	7
LOB	9



Batter	1	2	3	4	5	6	7	8	9	AB R H RBI BB SO LOB	TOP																									
Juan Encarnacion, R (1, 7) OBP: 0.301, SLG: 0.454 (8, 8)	0-3 		2-2 G6-4-3 		1-1 G6-3 		0-1 		1-1 F9 	5 0 1 0 0 1 1																										
Brad Ausmus, R (1, 2) OBP: 0.356, SLG: 0.439	0-3 			1-1 	0-0 		1-2 			4 2 3 0 0 1 0																										
Bobby Higginson, L (1, 9) OBP: 0.358, SLG: 0.386	0-3 			1-0 	0-3 		3-3 			4 1 1 1 0 3 2																										
Dean Palmer, R (1, 5) OBP: 0.345, SLG: 0.551		2-0 		1-0 	0-0 			0-3 		4 2 3 2 0 1 0																										
Tony Clark, S (1, 3) OBP: 0.317, SLG: 0.382		2-1 G3-1 		2-2 F8 	2-1 F8 			2-1 		4 0 1 0 0 0 3																										
Damion Easley, R (1, 4) OBP: 0.346, SLG: 0.431		2-3 		2-1 		0-0 		1-3 		4 1 2 2 0 2 1																										
Gabe Kapler, R (1, 8) OBP: 0.303, SLG: 0.462		0-2 G6-3 		0-0 G6-3 		1-2 P2 		3-2 G4-3 		3 0 0 0 0 0 2																										
Luis Polonia, L (8, PH) OBP: 0.374, SLG: 0.550 (8, 7)										1 0 0 0 0 0 1																										
Deivi Cruz, R (1, 6) OBP: 0.282, SLG: 0.366			0-3 	1-1 		0-1 P4 			0-2 G6-3 	4 0 1 1 0 1 1																										
Dave Micki, R (1, 1) OBP: 0.500, SLG: 0.250			4-2 	0-3 		2-3 			1-3 	2 0 0 0 1 2 2																										
Willie Blair, R (7, 1)										0 0 0 0 0 0 0																										
Doug Brocail, L (7, 1)										0 0 0 0 0 0 0																										
Bryce Florie, R (8, 1)										0 0 0 0 0 0 0																										
Gregg Jefferies, S (9, PH) OBP: 0.269, SLG: 0.326										1 0 0 0 0 1 0																										
Inning Stats	R: 0 E: 0 K: 3 S: 9	H: 0 LOB: 0 BB: 0 P: 9	R: 1 E: 0 K: 1 S: 10	H: 1 LOB: 0 BB: 0 P: 16	R: 0 E: 0 K: 1 S: 11	H: 0 LOB: 0 BB: 1 P: 17	R: 4 E: 0 K: 1 S: 16	H: 5 LOB: 1 BB: 0 P: 24	R: 1 E: 0 K: 1 S: 9	H: 2 LOB: 1 BB: 0 P: 12	R: 0 E: 0 K: 1 S: 8	H: 2 LOB: 1 BB: 0 P: 12	R: 0 E: 0 K: 2 S: 12	H: 1 LOB: 1 BB: 0 P: 18	R: 0 E: 0 K: 1 S: 9	H: 0 LOB: 0 BB: 0 P: 11	1B: 6 2B: 5 3B: 1 HR: 1	SF: 0 SAC: 0 DP: 2 HBP: 0	WP: 0 PB: 0 SB: 0 CS: 1	PA: 37																
PITCHER	IP WLS BF H R ER SO BB IBB HBP BLK WP HR S P ERA WHIP																																			
Shane Reynolds, R (1, 1) ERA: 3.89	5.0		23	8	6	6	7	1	0	0	0	0	1	55	78	10.80	1.800																			
Doug Henry, R (6, 1) ERA: 5.84	1.0		4	1	0	0	1	0	0	0	0	0	0	9	12	0.00	1.000																			
Trevor Miller, L (7, 1) ERA: 6.15	1.0	W	3	2	0	0	1	0	0	0	0	0	0	8	12	0.00	2.000																			
Jay Powell, R (8, 1) ERA: 3.63	1.0	H	4	1	0	0	2	0	0	0	0	0	0	12	18	0.00	1.000																			
Billy Wagner, L (9, 1) ERA: 2.14	1.0	S	3	0	0	0	1	0	0	0	0	0	0	9	11	0.00	0.000																			

Detroit Tigers @ Houston Astros
Astrodome, Houston, TX
Thu Jul 15 1999, 8:05 PM EDT
Att. 32,573 - Dome - 72 F

livebaseballscorecards.com

AB 36
R 6
H 12
RBI 6
BB 1
SO 12
LOB 13



Batter	1	2	3	4	5	6	7	8	9	AB R H RBI BB SO LOB	TOP																	
Juan Encarnacion, R OBP: 0.300, SLG: 0.451 (1, 7)	0-0 F7		0-3 K			2-3 K		1-1 S 1B		4 0 1 0 0 2 0																		
Damion Easley, R OBP: 0.345, SLG: 0.429 (1, 4)	3-2 G6-3			2-2 F9		1-0 1B		3-3 K		4 0 1 0 0 1 1																		
Bobby Higginson, L OBP: 0.354, SLG: 0.381 (1, 9)	2-0 F7			2-1 G4-3		1-3 K			1-0 F8	4 0 0 0 0 1 1																		
Dean Palmer, R OBP: 0.344, SLG: 0.550 (1, 5)		0-0 F8		2-3 K			0-1 2B		3-2 G5-3	4 0 1 0 0 1 0																		
Tony Clark, S OBP: 0.320, SLG: 0.392 (1, 3)		0-3 K			2-0 HR		2-1 F7		4-2 PO BB	3 1 1 1 1 1 1																		
Frank Catalanotto, L OBP: 0.321, SLG: 0.463 (9, PR)										0 0 0 0 0 0 0																		
Gabe Kapler, R OBP: 0.304, SLG: 0.457 (1, 8)		4-1 BB			2-0 F7		2-3 K		1-1 PO	2 0 0 0 1 1 1																		
Bill Haselman, R OBP: 0.343, SLG: 0.467 (1, 2)		2-3 K			3-1 L5		2-1 G1-3			3 0 0 0 0 1 2																		
Deivi Cruz, R OBP: 0.279, SLG: 0.362 (1, 6)			0-1 F7		0-0 F8			1-2 F9		3 0 0 0 0 0 0																		
Justin Thompson, L (1, 1)			1-3 K			0-1 G4-3		3-3 K		2 0 0 0 0 1 0																		
Luis Polonia, L OBP: 0.371, SLG: 0.545 (8, PH)										1 0 0 0 0 1 0																		
Doug Brocail, L (8, 1)										0 0 0 0 0 0 0																		
Inning Stats	R: 0 E: 0 K: 0 S: 6	H: 0 LOB: 0 BB: 0 P: 11	R: 0 E: 0 K: 2 S: 8	H: 0 LOB: 1 BB: 1 P: 14	R: 0 E: 0 K: 2 S: 9	H: 0 LOB: 0 BB: 0 P: 10	R: 0 E: 0 K: 1 S: 9	H: 0 LOB: 0 BB: 0 P: 15	R: 1 E: 0 K: 0 S: 5	H: 1 LOB: 0 BB: 0 P: 12	R: 0 E: 0 K: 2 S: 9	H: 1 LOB: 1 BB: 0 P: 13	R: 0 E: 0 K: 1 S: 9	H: 1 LOB: 1 BB: 0 P: 15	R: 0 E: 0 K: 0 S: 12	H: 1 LOB: 1 BB: 0 P: 20	R: 0 E: 0 K: 0 S: 7	H: 0 LOB: 1 BB: 1 P: 16	1B: 2 2B: 1 3B: 0 HR: 1	SF: 0 SAC: 0 DP: 0 HBP: 0	WP: 0 PB: 0 SB: 1 CS: 0	PA: 33						
PITCHER	IP WLS BF H R ER SO BB IBB HBP BLK WP HR S P ERA WHIP																											
Scott Elarton, R ERA: 2.98 (1, 1)	7.0		25	3	1	1	8	1	0	0	0	0	0	1	55	90	1.29	0.571										
Jay Powell, R ERA: 3.54 (8, 1)	1.0		4	1	0	0	2	0	0	0	0	0	0	0	12	20	0.00	1.000										
Jose Cabrera, R ERA: 3.12 (9, 1)	1.0	W	3	0	0	0	0	1	0	0	0	0	0	0	7	16	0.00	1.000										

Detroit Tigers @ Houston Astros
Astrodome, Houston, TX
Fri Jul 16 1999, 8:05 PM EDT
Att. 36,541 - Dome - 72 F

livebaseballscorecards.com

AB 30
R 1
H 4
RBI 1
BB 2
SO 10
LOB 6



Batter	1	2	3	4	5	6	7	8	9	AB R H RBI BB SO LOB
Craig Biggio, R OBP: 0.372, SLG: 0.462 (1, 4)	3-3 K		3-2 L6		2-2 G6-3		2-2 G6-3		0-1 1B	5 0 1 1 0 1 3
Russ Johnson, R OBP: 0.356, SLG: 0.362 (1, 5)	1-0 F9		4-2 BB			1-0 F9		0-0 P4		3 0 0 0 1 0 0
5 Jeff Bagwell, R OBP: 0.465, SLG: 0.654 (1, 3)	3-0 1B		1-2 G3-6-3			1-0 2B		1-3 K		4 0 2 0 0 1 1
Richard Hidalgo, R OBP: 0.324, SLG: 0.457 (1, 8) (8, 7)	3-3 K			1-3 K		1-0 P3		4-1 1B BB		3 0 0 0 1 2 2
Matt Mieske, R OBP: 0.347, SLG: 0.544 (1, 7)		3-1 P7		2-1 G4-3		4-1 BB		0-1 1B		2 0 0 0 1 0 0
Jay Powell, R (8, 1)										0 0 0 0 0 0 0
Bill Spiers, L OBP: 0.363, SLG: 0.421 (8, PH)										1 0 1 0 0 0 0
Jose Cabrera, R (9, 1)										0 0 0 0 0 0 0
Derek Bell, R OBP: 0.299, SLG: 0.366 (1, 9)		2-2 1B FC4-6		0-1 F9		0-1 P4		0-3 K		4 1 1 0 0 1 4
Tony Eusebio, R OBP: 0.352, SLG: 0.332 (1, 2)		3-2 1B FC4-6			4-2 SH1-4 BB		1-1 1B		4-1 1B S BB	2 0 2 0 1 0 0
Glen Barker, S OBP: 0.375, SLG: 0.333 (7, PR) (8, 8)		1-3 1B								0 1 0 0 1 0 0
Tim Bogar, R OBP: 0.339, SLG: 0.374 (1, 6)		1-2 FC4-6		2-1 F8		0-2 1B		0-0 F8		4 0 1 1 0 0 3
Scott Elarton, R (1, 1)		0-2 G1-3			1-0 SH1-4		0-0 G6-4-3		0-3 K	1 0 0 0 0 0 1
17 Lance Berkman, S (7, PH)										1 0 0 0 0 0 2
Randy Knorr, R OBP: 0.143, SLG: 0.077 (8, 2)										1 0 0 0 0 1 1

Inning Stats	R: 0	H: 1	E: 0	K: 2	S: 9	R: 1	H: 2	E: 1	K: 0	S: 17	R: 0	H: 0	E: 0	K: 0	S: 10	R: 0	H: 0	E: 0	K: 1	S: 7	R: 0	H: 0	E: 0	K: 0	S: 8	R: 0	H: 1	E: 0	K: 0	S: 6	R: 0	H: 2	E: 0	K: 0	S: 10	R: 0	H: 1	E: 0	K: 2	S: 10	R: 1	H: 1	E: 0	K: 1	S: 7	1B: 7	2B: 1	3B: 0	HR: 0	SF: 0	SAC: 1	DP: 2	HBP: 0	WP: 0	PB: 0	SB: 1	CS: 0	PA: 37
--------------	------	------	------	------	------	------	------	------	------	-------	------	------	------	------	-------	------	------	------	------	------	------	------	------	------	------	------	------	------	------	------	------	------	------	------	-------	------	------	------	------	-------	------	------	------	------	------	-------	-------	-------	-------	-------	--------	-------	--------	-------	-------	-------	-------	--------

PITCHER	IP	WLS	BF	H	R	ER	SO	BB	IBB	HBP	BLK	WP	HR	S	P	ERA	WHIP
Justin Thompson, L ERA: 4.37 (1, 1)	7.0		28	6	1	1	3	3	0	0	0	0	0	67	116	1.29	1.286
Doug Brocail, R ERA: 2.94 (8, 1)	1.2	L	9	2	1	1	3	2	0	0	0	0	0	17	26	5.40	2.400

BOTTOM

Detroit Tigers @ Houston Astros
Astrodome, Houston, TX
Fri Jul 16 1999, 8:05 PM EDT
Att: 36,541 - Dome - 72 F

livebaseballscorecards.com

AB	31
R	2
H	8
RBI	2
BB	5
SO	6
LOB	17



Batter	1	2	3	4	5	6	7	8	9	10	AB	R	H	RBI	BB	SO	LOB	TOP						
Juan Encarnacion, R OBP: 0.296, SLG: 0.444 (1, 7)	0-3 K		0-0 F9		0-1 F8		1-3 K			0-0 L4	5	0	0	0	0	2	2							
Brad Ausmus, R OBP: 0.354, SLG: 0.434 (1, 2)	1-3 K		0-3 K			2-3 K	0-0 G5-3			0-0 1B 1B	5	0	1	0	0	3	1							
Bobby Higginson, L OBP: 0.355, SLG: 0.381 (1, 9)	1-1 F7			2-2 F7		1-0 FC5-4 1B		2-3 K		0-0 1-2 1B	5	0	2	0	0	1	0							
Dean Palmer, R OBP: 0.339, SLG: 0.542 (1, 5)		0-3 K		1-1 G6-3		2-2 FC5-4 WP 1-2f		3-2 G6-3		0-3 K	5	0	0	0	0	2	3							
Tony Clark, S OBP: 0.322, SLG: 0.392 (1, 3)		4-2 1B BB		2-1 1B		2-2 G3-1 1-2		3-2 F9			3	0	1	0	1	0	1							
Damion Easley, R OBP: 0.347, SLG: 0.433 (1, 4)		2-2 1-2 1B		2-1 F7			1-1 1B 2B		1-2 G6-3		4	1	2	0	0	0	1							
Gabe Kapler, R OBP: 0.303, SLG: 0.454 (1, 8)		1-3 K		2-3 K			1-1 WP G4-3 1B		1-2 P3		4	1	1	0	0	2	2							
Deivi Cruz, R OBP: 0.283, SLG: 0.364 Todd Jones, L (9, 1)		0-2 F8		0-2 1B			2-1 G4-3 WP 1-2 1B		0-3 K		4	0	2	1	0	1	2							
Dave Borkowski, R Nelson Cruz, R Jason Wood, R OBP: 0.222, SLG: 0.192 (1, 1) (8, 1) (9, 6)			1-3 K		0-3 K		2-0 G4-3 1-3 2-H			0-3 K	3	0	0	1	0	2	2							
											0	0	0	0	0	0	0							
											1	0	0	0	0	1	0							
Inning Stats	R: 0 E: 0 K: 2 S: 9	H: 0 LOB: 0 BB: 0 P: 11	R: 0 E: 0 K: 2 S: 16	H: 1 LOB: 2 BB: 1 P: 23	R: 0 E: 0 K: 2 S: 8	H: 0 LOB: 0 BB: 0 P: 9	R: 0 E: 0 K: 0 S: 11	H: 1 LOB: 1 BB: 0 P: 18	R: 0 E: 0 K: 2 S: 11	H: 1 LOB: 1 BB: 0 P: 13	R: 0 E: 0 K: 1 S: 12	H: 1 LOB: 1 BB: 0 P: 19	R: 2 E: 0 K: 1 S: 11	H: 3 LOB: 1 BB: 0 P: 18	R: 0 E: 0 K: 1 S: 9	H: 0 LOB: 0 BB: 0 P: 17	R: 0 E: 0 K: 1 S: 10	H: 0 LOB: 0 BB: 0 P: 12	R: 0 E: 0 K: 2 S: 9	H: 2 LOB: 2 BB: 0 P: 9	1B: 8 2B: 1 3B: 0 HR: 0	SF: 0 SAC: 0 DP: 0 HBP: 0	WP: 2 PB: 0 SB: 0 CS: 0	PA: 40
PITCHER	IP WLS BF H R ER SO	WLS BF H R ER SO	WLS BF H R ER SO	WLS BF H R ER SO	WLS BF H R ER SO	WLS BF H R ER SO	WLS BF H R ER SO	WLS BF H R ER SO	WLS BF H R ER SO	WLS BF H R ER SO	WLS BF H R ER SO	WLS BF H R ER SO	WLS BF H R ER SO	WLS BF H R ER SO	WLS BF H R ER SO	WLS BF H R ER SO	WLS BF H R ER SO	WLS BF H R ER SO	WLS BF H R ER SO	WLS BF H R ER SO	ERA WHIP	ERA WHIP		
Jose Lima, R ERA: 3.2 (1, 1)	7.0																							
Doug Henry, R ERA: 5.4 (8, 1)	1.0	3	0	0	0	1	0	0	0	0														
Billy Wagner, L ERA: 2.05 (9, 1)	2.0	W 8	2	0	0	3	0	0	0	0														

Detroit Tigers @ Houston Astros
Astrodome, Houston, TX
Sat Jul 17 1999, 4:05 PM EDT
Att. 41,177 - Dome - 72 F

livebaseballscores.com

AB	39
R	2
H	9
RBI	2
BB	1
SO	14
LOB	14




Batter	1	2	3	4	5	6	7	8	9	10	AB	R	H	RBI	BB	SO	LOB
Craig Biggio, R OBP: 0.375, SLG: 0.472 (1, 4)	P4		FC1-6-4 PO		1B			HR	CS	BB 1B	5	2	3	1	0	0	2
Bill Spiers, L OBP: 0.364, SLG: 0.418 (1, 5)	G4-3		PO	G6-3 G1 BB	G4-3			K		BB 5B 1B	4	0	1	0	1	1	1
5 Jeff Bagwell, R OBP: 0.465, SLG: 0.659 (1, 3)	K			G1				HR		BB 1B	5	1	2	1	0	2	1
Richard Hidalgo, R OBP: 0.325, SLG: 0.454 (1, 8) (10, 7)		G1		G6-3				BB		K	4	0	1	0	1	1	4
17 Lance Berkman, S (1, 7)																	
Billy Wagner, L (9, 1)																	
Jack Howell, L OBP: 0.366, SLG: 0.364 (10, PH)																	
Derek Bell, R OBP: 0.300, SLG: 0.363 (1, 9)																	
Paul Bako, L OBP: 0.379, SLG: 0.406 (1, 2)																	
Tim Bogar, R OBP: 0.342, SLG: 0.376 (1, 6)																	
Jose Lima, R OBP: 0.174, SLG: 0.136 (1, 1)																	
Russ Johnson, R OBP: 0.351, SLG: 0.356 (7, PH)																	
Doug Henry, R (8, 1)																	
Matt Mieske, R OBP: 0.355, SLG: 0.551 (9, 7)																	
Glen Barker, S OBP: 0.375, SLG: 0.333 (9, PR) (10, 8)																	

Inning Stats	R: 0	H: 0	E: 0	K: 1	S: 10	P: 17	R: 0	H: 0	E: 0	K: 2	S: 10	P: 13	R: 0	H: 1	E: 0	K: 0	S: 9	R: 0	H: 0	E: 0	K: 0	S: 10	P: 27	R: 0	H: 1	E: 0	K: 2	S: 9	P: 11	R: 0	H: 1	E: 0	K: 1	S: 11	P: 16	R: 0	H: 0	E: 0	K: 1	S: 9	P: 13	R: 2	H: 2	E: 0	K: 3	S: 14	P: 23	R: 0	H: 2	E: 0	K: 1	S: 9	P: 13	R: 1	H: 3	E: 0	K: 2	S: 9	P: 13	1B: 8	SF: 0	2B: 0	3B: 0	HR: 2	SAC: 0	DP: 0	HBP: 0	WP: 0	PA: 44
PITCHER	IP	WLS	BF	H	R	ER	SO	BB	IBB	HBP	BLK	WP	HR	S	P	ERA	WHIP																																																				
Dave Borkowski, R ERA: 2.45 (1, 1)	7.1		30	5	2	2	8	4	0	0	0	0	2	74	122	2.46	1.227																																																				
Nelson Cruz, R ERA: 6.35 (8, 1)	1.1		6	2	0	0	3	1	0	0	0	0	0	16	26	0.00	2.250																																																				
Todd Jones, R ERA: 4.78 (9, 1)	1.0	L	6	3	1	1	2	1	0	0	0	0	0	10	14	9.00	4.000																																																				

DETROIT TIGERS @ HOUSTON ASTROS
Astrodome, Houston, TX
Sat Jul 17 1999, 4:05 PM EDT
Att: 41,177 - Dome - 72 F

AB	36
R	3
H	10
RBI	3
BB	6
SO	13
LOB	20



Batter	1	2	3	4	5	6	7	8	9	AB R H RBI BB SO LOB	TOP	
Kenny Lofton, L (1, 8) OBP: 0.412, SLG: 0.432	0-3 			1-2 		3-1 		2-3 		4 0 1 0 0 2 1	Cleveland Indians @ Houston Astros Astrodome, Houston, TX Sun Jul 18 1999, 2:35 PM EDT Att. 50,299 - Dome - 72 F	
Omar Vizquel, S (1, 6) OBP: 0.386, SLG: 0.425	0-1 		3-1 		4-1 		2-2 		3 0 0 0 1 0 2			
Roberto Alomar, S (1, 4) OBP: 0.420, SLG: 0.509	1-1 		1-1 		4-2 		3-2 		3 0 0 0 1 0 0			
Manny Ramirez, R (1, 9) OBP: 0.418, SLG: 0.626		0-3 		1-3 		0-3 		0-0 		4 0 0 0 0 3 2		
Richie Sexson, R (1, 3) OBP: 0.301, SLG: 0.481		1-1 		1-1 		0-1 		1-3 		4 0 1 0 0 1 0		
Alex Ramirez, R (1, 7) OBP: 0.292, SLG: 0.435		3-2 		1-0 		2-1 		3-2 		3 0 0 0 0 0 1		
Enrique Wilson, S (1, 5) OBP: 0.348, SLG: 0.411			2-0 		1-0 		2-1 		3 0 1 0 0 0 0			
Einar Diaz, R (1, 2) OBP: 0.305, SLG: 0.357			0-0 		0-2 		0-1 		3 0 1 0 0 0 2			
Jaret Wright, R (1, 1) John McDonald, R (6, PH) Tom Candiotti, R (6, 1) David Justice, L (8, PH) Paul Assenmacher, L (8, 1)			1-3 		3-3 		0-1 		1 0 0 0 0 1 0 1 0 0 0 0 1 0 0 0 0 0 0 0 0 1 0 0 0 0 0 1 0 0 0 0 0 0 0			
Inning Stats	R: 0 E: 0 K: 1 S: 8 H: 0 LOB: 0 BB: 0 P: 9	R: 0 E: 0 K: 1 S: 8 H: 0 LOB: 0 BB: 0 P: 12	R: 0 E: 0 K: 1 S: 5 H: 0 LOB: 0 BB: 0 P: 8	R: 0 E: 0 K: 1 S: 7 H: 1 LOB: 0 BB: 0 P: 12	R: 0 E: 0 K: 1 S: 11 H: 2 LOB: 2 BB: 0 P: 15	R: 0 E: 0 K: 2 S: 12 H: 0 LOB: 2 BB: 2 P: 26	R: 0 E: 0 K: 0 S: 6 H: 0 LOB: 0 BB: 0 P: 10	R: 0 E: 0 K: 1 S: 10 H: 1 LOB: 1 BB: 0 P: 14	R: 0 E: 0 K: 1 S: 9 H: 0 LOB: 0 BB: 0 P: 13	1B: 4 SF: 0 2B: 0 SAC: 0 3B: 0 DP: 1 HR: 0 HBP: 0	WP: 0 PA: 32 PB: 0 SB: 0 CS: 0	
PITCHER Mike Hampton, L (1, 1) ERA: 2.81	IP WLS BF H R ER SO BB IBB HBP BLK WP HR S P ERA WHIP	9.0 W 32 4 0 0 8 2 0 0 0 0 0 0 76 119 0.00 0.667										

livebaseballscorecards.com

AB	30
R	0
H	4
RBI	0
BB	2
SO	8
LOB	9



Batter	1	2	3	4	5	6	7	8	9	AB R H RBI BB SO LOB
Craig Biggio, R OBP: 0.378, SLG: 0.477 (1, 4) C S F B B B B X	3-2 S 1B	0-0 1-2 2-H 1B			3-2 G5-3			0-0 G4-3 G5-3 2B		4 1 3 1 0 0 0
Bill Spiers, L OBP: 0.362, SLG: 0.412 (1, 5) S B B T F F S	2-3 K2-3 1-2	0-0 G3-1			4-1 BB			2-2 G4-3 2-3		3 0 0 0 1 1 4
5 Jeff Bagwell, R OBP: 0.462, SLG: 0.653 (1, 3) F B B X	2-1 P4		2-0 F7		2-1 G6-3			4-0 S G5-3 IBB		3 0 0 0 1 0 2
Richard Hidalgo, R OBP: 0.324, SLG: 0.450 (1, 9) (9, 7) S B B B B	4-1 BB		2-2 G5-3		2-2 G5-3			0-1 G5-3 1-2 3-H		3 0 0 1 1 0 1
17 Lance Berkman, S OBP: 0.302, SLG: 0.363 (1, 7) (8, PH) (9, 9) B X	1-0 F7		0-2 G4-3		1-2 G4-3			4-0 S IBB		3 0 0 0 0 0 2 0 0 0 0 1 0 0
Paul Bako, L OBP: 0.367, SLG: 0.390 (1, 2) B B B C X		3-1 G4-3		3-2 G6-3		3-2 G6-3		0-3 K 1-2 2-3		4 0 0 0 0 1 2
Tim Bogar, R OBP: 0.338, SLG: 0.371 (1, 6) C B B S		1-3 K		2-0 G5-3			2-2 G5-3			3 0 0 0 0 1 0
Glen Barker, S OBP: 0.370, SLG: 0.333 (1, 8) C B B X		1-1 BB 1B		0-0 G6-3			1-3 K2-3			3 1 1 0 0 1 0
Mike Hampton, R OBP: 0.317, SLG: 0.400 (1, 1) C 1 B M F P B		4-2 SAFE 1B BB			1-3 K		2-3 K2-3			2 0 0 0 1 2 0

Inning Stats	R: 0 E: 0 K: 1 S: 13	H: 1 LOB: 2 BB: 1 P: 25	R: 1 E: 0 K: 1 S: 13	H: 2 LOB: 2 BB: 1 P: 21	R: 0 E: 0 K: 0 S: 8	H: 0 LOB: 0 BB: 0 P: 12	R: 0 E: 0 K: 0 S: 5	H: 0 LOB: 0 BB: 0 P: 10	R: 0 E: 0 K: 1 S: 9	H: 0 LOB: 1 BB: 1 P: 19	R: 0 E: 0 K: 0 S: 9	H: 0 LOB: 0 BB: 0 P: 15	R: 0 E: 0 K: 2 S: 12	H: 0 LOB: 0 BB: 0 P: 17	R: 1 E: 0 K: 1 S: 11	H: 1 LOB: 2 BB: 2 P: 21
--------------	-------------------------------	----------------------------------	-------------------------------	----------------------------------	------------------------------	----------------------------------	------------------------------	----------------------------------	------------------------------	----------------------------------	------------------------------	----------------------------------	-------------------------------	----------------------------------	-------------------------------	----------------------------------

PITCHER	IP	WLS	BF	H	R	ER	SO	BB	IBB	HBP	BLK	WP	HR	S	P	ERA	WHIP
Jaret Wright, R ERA: 5.88 (1, 1)	5.0	L	21	3	1	1	3	3	0	0	0	0	0	48	87	1.80	1.200
Tom Candiotti, R ERA: 6.22 (6, 1)	2.0		6	0	0	0	2	0	0	0	0	0	0	21	32	0.00	0.000
Paul Assenmacher, L ERA: 4.58 (8, 1)	1.0		6	1	1	1	1	0	2	0	0	0	0	11	21	9.00	1.000

BOTTOM

Cleveland Indians @ Houston Astros
Astrodome, Houston, TX
Sun Jul 18 1999, 2:35 PM EDT
Att: 50,299 - Dome - 72 F

AB	28
R	2
H	4
RBI	2
BB	5
SO	6
LOB	11

livebaseballscorecards.com



WP: 0	PA: 33
PB: 0	
SB: 3	
CS: 0	

Batter	1	2	3	4	5	6	7	8	9	10	11	AB R H RBI BB SO LOB	TOP															
Kenny Lofton, L OBP: 0.412, SLG: 0.430 (1, 8)	4-2 F8-6 WP BB		2-0 S 1B		1-0 L7			3-3 K		0-0 FC5-6 WP 1-2f		4 0 1 0 1 1 3	Cleveland Indians @ Houston Astros Astrodome, Houston, TX Mon Jul 19 1999, 8:05 PM EDT Att. 34,276 - Dome - 72 F															
Omar Vizquel, S OBP: 0.384, SLG: 0.422 (1, 6)	3-2 F8-6 1-3		2-2 G3-1 1-2			2-2 G5-3		1-0 HR 1B		0-0 L7		5 1 1 0 0 0 3																
Roberto Alomar, S OBP: 0.418, SLG: 0.513 (1, 4)	1-0 F7			2-2 G5-3		3-1 G4-3		2-1 HR 1-H		1-0 G6-3 1-2		5 1 1 2 0 0 1																
Manny Ramirez, R OBP: 0.417, SLG: 0.620 (1, 9)		4-1 BB		0-3 K		2-1 G4-3		4-2 BB		0-3 K		3 0 0 0 2 2 0																
David Justice, L OBP: 0.404, SLG: 0.537 Paul Shuey, R (8, 1)		0-3 K		2-3 K		2-1 G3-1		0-3 K		0-3 K		4 0 0 0 0 3 2 0 0 0 0 0 0 0 1 0 0 0 0 1 0																
Richie Sexson, R OBP: 0.300, SLG: 0.479 (10, 7)		1-3 K		3-1 F7		3-3 K				0-2 G6-3		5 0 0 0 0 3 1																
Jim Thome, L OBP: 0.420, SLG: 0.504 (1, 3)		1-3 K		1-2 G4-3		3-1 1B				3-3 K		4 0 1 0 0 1 1																
Enrique Wilson, S OBP: 0.347, SLG: 0.408 (1, 5)		2-0 F8		1-1 G3 1B 1B		1-1 F7				1-2 G1-3		4 0 1 0 0 0 1																
Einar Diaz, R OBP: 0.304, SLG: 0.356 (1, 2)			2-3 K		1-0 1B					3-2 F7		2 0 1 0 0 1 0 0 0 0 0 0 0 0 1 0 0 0 0 0 0																
Mark Langston, R OBP: 0.800, SLG: 0.500 Steve Reed, R (7, 1)										1-0 FC5-6 HBP		0 0 0 0 0 0 0																
Jacob Cruz, L OBP: 0.326, SLG: 0.513 (8, PH)												0 0 0 0 0 0 0																
Tom Candiotti, R (10, 1)												0 0 0 0 0 0 0																
Inning Stats	R: 0 E: 0 K: 0 S: 6	H: 0 LOB: 0 BB: 1 P: 14	R: 0 E: 0 K: 2 S: 8	H: 0 LOB: 1 BB: 1 P: 15	R: 0 E: 0 K: 1 S: 12	H: 1 LOB: 1 BB: 0 P: 18	R: 0 E: 0 K: 2 S: 9	H: 0 LOB: 0 BB: 0 P: 13	R: 0 E: 0 K: 0 S: 9	H: 2 LOB: 2 BB: 0 P: 16	R: 0 E: 0 K: 1 S: 11	H: 1 LOB: 1 BB: 0 P: 20	R: 2 E: 0 K: 2 S: 15	H: 2 LOB: 1 BB: 1 P: 28	R: 0 E: 0 K: 1 S: 10	H: 0 LOB: 0 BB: 0 P: 14	R: 0 E: 0 K: 3 S: 3	H: 0 LOB: 1 BB: 0 P: 5	R: 0 E: 0 K: 0 S: 9	H: 0 LOB: 0 BB: 0 P: 9	1B: 5 2B: 1 3B: 0 HR: 1	SF: 0 SAC: 0 DP: 1 HBP: 1	WP: 2 PB: 0 SB: 1 CS: 0	PA: 42				
PITCHER	IP WLS BF H R ER SO BB IBB HBP BLK WP HR S P ERA WHIP												PITCHER	IP WLS BF H R ER SO BB IBB HBP BLK WP HR S P ERA WHIP														
Chris Holt, R ERA: 4.82 (1, 1)	7.0		26	4	0	0	6	2	0	0	0	1	0	63	111	0.00	0.857											
Jay Powell, R ERA: 3.8 (8, 1)	2.0	B	9	2	2	2	3	1	0	0	0	0	1	25	42	9.00	1.500											
Billy Wagner, L ERA: 2.0 (10, 1)	1.0		4	0	0	0	0	0	0	1	0	1	0	3	5	0.00	0.000											
Jose Cabrera, R ERA: 2.79 (11, 1)	1.0	W	3	0	0	0	3	0	0	0	0	0	0	9	9	0.00	0.000											

AB	38
R	2
H	6
RBI	2
BB	3
SO	12
LOB	12



livebaseballscorecards.com

Batter	1	2	3	4	5	6	7	8	9	10	11	AB R H RBI BB SO LOB	BOTTOM																
Craig Biggio, R OBP: 0.383, SLG: 0.477 (1, 4)	4-1 FC6-4 5 BB BB		X 0-0 5 1B 2B	4-1 IBB		4-0 IBB			1-2 E5 17 WP 17 FC2-5		0-0 WP	3 1 1 0 3 0 2	Cleveland Indians @ Houston Astros Astrodome, Houston, TX Mon Jul 19 1999, 8:05 PM EDT Att. 34,276 - Dome - 72 F livebaseballscorecards.com																
Glen Barker, S OBP: 0.323, SLG: 0.286 (1, 8) 17 Lance Berkman, S (9, PH) (10, 7)	1-3 SAFE SAFE SAFE SAFE SAFE SAFE		2-3 K	1-3 K		1-2 G4-3			3-2 FC2-5 5 FC5-4		1-2 2-3 3-H	4 0 0 0 0 3 8 1 0 0 0 0 0 1																	
5 Jeff Bagwell, R OBP: 0.462, SLG: 0.648 (1, 3)	4-2 FC6-4 1-2 BB		1-1 2B 1-2 1B		2-3 K		2-2 G5-3		1-0 FC5-4			4 1 1 0 1 1 1																	
Richard Hidalgo, R OBP: 0.322, SLG: 0.449 (1, 7) (10, 8)	0-0 FC6-4 FC5-4 1-2f 2-3		2-1 1-H 2-H 2B		2-2 F8		1-2 F9			0-0 F8		5 0 1 2 0 0 2																	
Tony Eusebio, R OBP: 0.344, SLG: 0.323 (1, 2)	2-0 FC5-4 1-2f		1-0 G6-3		2-3 K		0-1 G4-3			0-0 G5-3		5 0 0 0 0 1 3																	
Derek Bell, R OBP: 0.303, SLG: 0.362 (1, 9)		2-2 G6-3		4-2 FC5-4 BB		3-1 FC4-6 1B		3-3 K2-3		0-0 F7		4 0 1 0 1 1 0																	
Russ Johnson, R OBP: 0.338, SLG: 0.339 (1, 5) Bill Spiers, L OBP: 0.363, SLG: 0.410 (8, PH) (9, 5)		2-2 G5-3		1-2 FC5-4 SH1-4 1-2f BB		3-1 FC4-6 SH1-4 1-2f E		3-3 K		4-0 SH HBP WP BB		3 0 0 0 0 0 2 1 1 0 0 1 1 0																	
Tim Bogar, R OBP: 0.339, SLG: 0.365 (1, 6)		2-1 G1-3		4-2 SH1-4 1-2 BB		1-2 E1 SH1-4		1-3 K		1-0 WP SH HBP		3 0 0 0 1 1 1																	
Chris Holt, R OBP: 0.149, SLG: 0.080 (8, 1) Jay Powell, R (9, PH) Matt Mieske, R OBP: 0.351, SLG: 0.543 (10, 1) Billy Wagner, L (11, 1) Jose Cabrera, R (11, PH) Carlos Hernandez, R (11, PH)			1-3 K	2-2 SH1-4		0-2 SH1-4			1-3 K		0-0 SH WP	1 0 0 0 0 0 1 0 0 0 0 0 0 0 0 0 1 0 0 0 0 0 1 0																	
Inning Stats	R: 0 E: 0 K: 1 S: 8	H: 0 LOB: 2 BB: 2 P: 19	R: 0 E: 0 K: 0 S: 8	H: 0 LOB: 0 BB: 0 P: 14	R: 2 E: 0 K: 2 S: 12	H: 3 LOB: 1 BB: 0 P: 19	R: 0 E: 0 K: 1 S: 14	H: 0 LOB: 3 BB: 3 P: 30	R: 0 E: 0 K: 2 S: 12	H: 0 LOB: 0 BB: 0 P: 18	R: 0 E: 1 K: 0 S: 9	H: 0 LOB: 0 BB: 0 P: 12		R: 0 E: 0 K: 3 S: 10	H: 0 LOB: 0 BB: 0 P: 17	R: 0 E: 1 K: 1 S: 10	H: 0 LOB: 1 BB: 0 P: 16	R: 0 E: 0 K: 0 S: 3	H: 0 LOB: 0 BB: 0 P: 3	R: 1 E: 0 K: 0 S: 1	H: 0 LOB: 2 BB: 1 P: 6	1B: 3 2B: 1 3B: 0 HR: 0	SF: 0 SAC: 3 DP: 0 HBP: 1	WP: 2 PB: 0 SB: 0 CS: 0	PA: 46				
PITCHER	IP WLS BF H R ER SO BB IBB HBP BLK WP HR S P ERA WHIP													PITCHER	IP WLS BF H R ER SO BB IBB HBP BLK WP HR S P ERA WHIP														
Mark Langston, L ERA: 4.01 (1, 1)	6.0	29	4	2	2	6	4	2	0	0	0	0	0	0	67	125	3.00	1.333											
Steve Reed, R ERA: 3.46 (7, 1)	1.0	3	0	0	0	0	0	0	0	0	0	0	0	0	9	12	0.00	0.000											
Paul Shuey, R ERA: 3.75 (8, 1)	2.0	7	0	0	0	4	0	0	0	0	1	0	0	20	33	0.00	0.000												
Tom Candiotti, R ERA: 6.26 (10, 1)	1.0	L 7	0	1	1	0	1	0	1	0	1	0	0	4	9	9.00	1.000												

Cleveland Indians @ Houston Astros
 Astrodome, Houston, TX
 Mon Jul 19 1999, 8:05 PM EDT
 Att. 34,276 - Dome - 72 F

AB	35
R	3
H	4
RBI	2
BB	7
SO	10
LOB	20



Batter	1	2	3	4	5	6	7	8	9	AB R H RBI BB SO LOB	TOP	
Kenny Lofton, L (1, 8) OBP: 0.412, SLG: 0.432	1-0 L5-3 1B		0-2 G4-3		0-2 G3-1		1-1 2B	1-3 K		5 0 2 0 0 1 3		
Omar Vizquel, S (1, 6) OBP: 0.384, SLG: 0.421	1-1 P6		0-1 E S HR 1B		1-2 G4-3		2-2 G4-3		2-2 BB BB 1B	5 1 2 0 0 0 2		
Roberto Alomar, S (1, 4) Michael Jackson, R (9, 1) OBP: 0.420, SLG: 0.516	0-2 L5-3 1-2		2-1 E2 HR 1B		0-1 G6-3			0-0 WP 1B 2B	4-0 BB 1-2 BB	4 2 2 0 1 0 1 0 0 0 0 0 0 0		
Manny Ramirez, R (1, 9) Jacob Cruz, L (9, PH) OBP: 0.421, SLG: 0.629		2-2 G1-3	3-2 HR		4-2 1B SF8 BB			4-2 BB 1B HBP 2B	4-2 BB 1-2 BB	2 3 1 3 1 0 0 0 0 0 0 1 0 0		
David Justice, L (1, 7) OBP: 0.407, SLG: 0.540		0-0 B1-3	2-0 2B		0-2 1-3 1B			4-0 1B 1B 1-2 BB	0-3 K	4 0 2 0 1 1 3		
Jim Thome, L (1, 3) OBP: 0.420, SLG: 0.502		4-2 2B BB		2-3 K		1-0 SF8		2-0 1-2 2-H 3-H 1B	2-3 K	3 1 1 3 1 2 3		
Enrique Wilson, S (1, 5) OBP: 0.348, SLG: 0.413		3-1 1-H 2B		0-0 G6-3		0-0 G4-3		2-0 1-2 2-3 1B	0-2 P6	5 0 2 1 0 0 4		
Einar Diaz, R (1, 2) OBP: 0.299, SLG: 0.349		0-3 K		0-0 G5-3			2-2 G5-3	3-1 P4		4 0 0 0 0 1 4		
Bartolo Colon, R (1, 1) John McDonald, R (9, 4) OBP: 0.143, SLG: 0.143			1-3 K		1-3 K		0-3 K	0-3 K		4 0 0 0 0 4 3 0 0 0 0 0 0 0		
Inning Stats	R: 0 H: 1 E: 0 LOB: 0 K: 0 BB: 0 S: 6 P: 8	R: 1 H: 1 E: 0 LOB: 1 K: 1 BB: 1 S: 12 P: 21	R: 3 H: 4 E: 1 LOB: 1 K: 1 BB: 0 S: 14 P: 22	R: 0 H: 0 E: 0 LOB: 0 K: 1 BB: 0 S: 5 P: 7	R: 0 H: 0 E: 0 LOB: 0 K: 1 BB: 0 S: 9 P: 11	R: 1 H: 1 E: 0 LOB: 1 K: 0 BB: 1 S: 13 P: 18	R: 0 H: 1 E: 0 LOB: 1 K: 1 BB: 0 S: 11 P: 16	R: 2 H: 3 E: 0 LOB: 3 K: 2 BB: 1 S: 14 P: 30	R: 0 H: 1 E: 0 LOB: 3 K: 2 BB: 2 S: 14 P: 26	1B: 7 SF: 1 2B: 5 SAC: 0 3B: 0 DP: 1 HR: 1 HBP: 1	WP: 1 PA: 43 PB: 0 SB: 1 CS: 0	
PITCHER	IP WLS BF H R ER SO BB IBB HBP BLK WP HR S P ERA WHIP											
Shane Reynolds, R (1, 1) ERA: 4.04	6.0 L 25 7 5 5 4 2 0 0 0 0 0 1 59 87 7.50 1.500											
Brian Williams, R (7, 1) ERA: 5.12	1.0 7 2 2 2 1 1 0 1 0 1 0 0 14 27 18.00 3.000											
Trever Miller, L (8, 1) ERA: 5.93	1.0 5 2 0 0 0 2 0 0 0 0 0 0 0 11 19 0.00 2.000											
Doug Henry, R (9, 1) ERA: 5.02	1.0 6 1 0 0 0 2 2 0 0 0 0 0 0 14 26 0.00 3.000											

Cleveland Indians @ Houston Astros
Astrodome, Houston, TX
Tue Jul 20 1999, 8:05 PM EDT
Att: 41,133 - Dome - 72 F

livebaseballscorecards.com

AB	36
R	7
H	12
RBI	7
BB	5
SO	9
LOB	23



Batter	1	2	3	4	5	6	7	8	9	AB	R	H	RBI	BB	SO	LOB
Craig Biggio, R OBP: 0.382, SLG: 0.475 (1, 4) B F X	1-1 F9		2-3 K			0-2 FC4-6		2-2 1B		4	0	1	0	0	1	1
Bill Spiers, L OBP: 0.357, SLG: 0.403 (1, 5) C F B X	1-2 G5-3			2-1 F8		1-0 F8		0-3 K		4	0	0	0	0	1	3
5 Jeff Bagwell, R OBP: 0.462, SLG: 0.659 (1, 3) C X	0-1 E4			1-2 HR		1-3 K			0-0 17 G3 2B	4	1	2	1	0	1	1
Richard Hidalgo, R OBP: 0.322, SLG: 0.445 (1, 8) X	0-0 G5-3			2-3 K			0-0 P6		1-1 17 G3 HBP	3	0	0	0	0	1	1
17 Lance Berkman, S OBP: 0.154, SLG: 0.083 (1, 7) X		0-0 F7		0-0 F7			1-1 G4-6-3 1B		1-1 G3	4	0	1	0	0	0	2
Derek Bell, R OBP: 0.300, SLG: 0.358 (1, 9) C X		0-1 G5-3			2-1 F9		2-2 G4-6-3		1-1 G1-3	4	0	0	0	0	0	3
Tony Eusebio, R OBP: 0.338, SLG: 0.316 (1, 2) C F B X		1-2 F9			2-3 K			3-1 G4-3	1-0 G4-3	4	0	0	0	0	1	2
Tim Bogar, R OBP: 0.335, SLG: 0.360 (1, 6) C B B X			1-2 G5-3		2-2 F8			1-2 F9		3	0	0	0	0	0	0
Shane Reynolds, R OBP: 0.263, SLG: 0.278 (1, 1) Russ Johnson, R OBP: 0.346, SLG: 0.349 (6, PH) Brian Williams, R OBP: 0.500, SLG: 0.500 (7, 1) Trever Miller, R OBP: 0.364, SLG: 0.367 (8, 1) Daryle Ward, L OBP: 0.364, SLG: 0.367 (8, PH) Doug Henry, R OBP: 0.364, SLG: 0.367 (9, 1) C B F X			1-3 K			2-1 FC4-6 1B		1-2 1B		1	0	0	0	0	1	0

Inning Stats	R: 0	H: 0	E: 1	LOB: 1	K: 0	BB: 0	S: 8	P: 10	R: 0	H: 0	E: 0	LOB: 0	K: 0	BB: 0	S: 7	P: 8	R: 0	H: 0	E: 0	LOB: 0	K: 2	BB: 0	S: 11	P: 15	R: 1	H: 1	E: 0	LOB: 0	K: 1	BB: 0	S: 10	P: 15	R: 0	H: 0	E: 0	LOB: 0	K: 1	BB: 0	S: 11	P: 17	R: 0	H: 1	E: 0	LOB: 1	K: 1	BB: 0	S: 9	P: 13	R: 0	H: 1	E: 0	LOB: 0	K: 0	BB: 0	S: 7	P: 10	R: 0	H: 2	E: 0	LOB: 2	K: 1	BB: 0	S: 18	P: 25	R: 0	H: 1	E: 0	LOB: 2	K: 0	BB: 0	S: 7	P: 11	1B: 4	SF: 0	2B: 1	SAC: 0	3B: 0	DP: 1	HR: 1	HBP: 1	WP: 0	PA: 34
PITCHER	IP	WLS	BF	H	R	ER	SO	BB	IBB	HBP	BLK	WP	HR	S	P	ERA	WHIP																																																																	
Bartolo Colon, R ERA: 4.69 (1, 1)	8.0	W	29	5	1	1	6	0	0	0	0	0	0	81	113	1.12	0.625																																																																	
Michael Jackson, R ERA: 4.35 (9, 1)	1.0		5	1	0	0	0	0	0	1	0	0	0	7	11	0.00	1.000																																																																	


BOTTOM

Cleveland Indians @ Houston Astros
Astrodome, Houston, TX

Tue Jul 20 1999, 8:05 PM EDT
Att. 41,133 - Dome - 72 F

livebaseballscorecards.com

AB	33
R	1
H	6
RBI	1
BB	0
SO	6
LOB	13



Batter	1	2	3	4	5	6	7	8	9	AB R H RBI BB SO LOB	TOP																									
Tony Womack, L (1, 4) OBP: 0.335, SLG: 0.375	2-2 1B 2B 1B		1-1 L9		1-0 FC3-6 1B 1-2f		0-1 PB 1B	0-2 IHR		5 2 3 4 0 0 1																										
David Dellucci, L (1, 9) OBP: 0.454, SLG: 0.495	2-2 F8		3-1 1B		1-1 1B		2-3 K	0-0 G4-3		5 0 2 0 0 1 4																										
Luis Gonzalez, L (1, 7) OBP: 0.417, SLG: 0.562	3-1 F7		2-1 F8		1-0 G4-3		4-0 BB		2-2 G4-3	4 0 0 0 1 0 4																										
Matt Williams, R (1, 5) OBP: 0.358, SLG: 0.564	3-2 2B 1B		0-1 P4			1-1 F9	2-2 P6		2-1 E6 WP	5 1 1 0 0 0 4																										
Steve Finley, L (1, 8) OBP: 0.323, SLG: 0.499	0-2 2B			0-1 P6		0-3 K		2-3 K	2-2 G4-3	5 0 1 2 0 2 1																										
Travis Lee, L (1, 3) OBP: 0.352, SLG: 0.393	1-0 G6-3			0-0 G4-3		2-1 G4-3		4-0 BB IHR BB	1-0 F7	4 1 0 0 1 0 2																										
Andy Fox, L (1, 6) OBP: 0.390, SLG: 0.434		2-1 P6		3-3 K			1-0 G5-3 1B	2-2 BB IHR HBP		3 2 1 0 0 1 0	AB 38																									
Hanley Frias, S (8, 6) OBP: 0.300, SLG: 0.235								1-2 IHR HBP		0 0 0 0 0 0 0	R 7																									
Kelly Stinnett, R (1, 2) OBP: 0.278, SLG: 0.412		2-3 K			3-2 G4-3		0-0 G5-3	0-3 K		4 0 0 0 0 2 3	H 10																									
Armando Reynoso, R (1, 1) OBP: 0.188, SLG: 0.219		2-2 G6-3			1-2 FC3-6 1B		0-0 PB 1B	4-0 IHR BB		2 0 1 0 0 0 0	RBI 7																									
Bernard Gilkey, R (7, PH) OBP: 0.410, SLG: 0.525										1 0 1 1 0 0 0	BB 3																									
Bobby Chouinard, R (7, 1) OBP: 0.362, SLG: 0.574										0 0 0 0 0 1 0	SO 6																									
Jay Bell, R (8, PH) OBP: 0.153, SLG: 0.105										0 1 0 0 0 0 0	LOB 19																									
Brian Anderson, R (8, PR)										0 0 0 0 0 0 0																										
Greg Swindell, L (8, 1)										0 0 0 0 0 0 0																										
Matt Mantei, R (9, 1)										0 0 0 0 0 0 0																										
Inning Stats	R: 2 E: 0 K: 0 S: 20	H: 3 LOB: 1 BB: 0 P: 31	R: 0 E: 0 K: 1 S: 8	H: 0 LOB: 0 BB: 0 P: 14	R: 0 E: 0 K: 0 S: 8	H: 1 LOB: 1 BB: 0 P: 14	R: 0 E: 0 K: 1 S: 10	H: 0 LOB: 0 BB: 0 P: 13	R: 0 E: 0 K: 0 S: 11	H: 2 LOB: 2 BB: 0 P: 18	R: 0 E: 0 K: 1 S: 7	H: 0 LOB: 0 BB: 0 P: 10	R: 1 E: 0 K: 1 S: 12	H: 3 LOB: 3 BB: 1 P: 21	R: 4 E: 0 K: 2 S: 12	H: 1 LOB: 1 BB: 2 P: 24	R: 0 E: 1 K: 0 S: 9	H: 0 LOB: 1 BB: 0 P: 16	1B: 8 2B: 1 3B: 0 HR: 1	SF: 0 SAC: 0 DP: 0 HBP: 1	WP: 1 PB: 1 SB: 0 CS: 0	PA: 42														
PITCHER	IP WLS BF H R ER SO BB IBB HBP BLK WP HR S P ERA WHIP																																			
Scott Elarton, R (1, 1) ERA: 3.03	5.0		21	6	2	2	2	0	0	0	0	0	0	57	90	3.60	1.200																			
Trever Miller, L (6, 1) ERA: 5.9	1.2	H	9	3	1	1	2	1	0	0	0	0	0	15	25	5.40	2.400																			
Jay Powell, R (7, 1) ERA: 4.33	1.0	L	6	0	3	3	2	2	0	1	0	0	0	12	26	27.00	2.000																			
Billy Wagner, L (8, 1) ERA: 2.18	0.1	B	2	1	1	1	0	0	0	0	0	0	0	4	4	27.00	3.000																			
Jose Cabrera, R (9, 1) ERA: 2.53	1.0		4	0	0	0	0	0	0	0	0	1	0	9	16	0.00	0.000																			

Arizona Diamondbacks @ Houston Astros
Astrodome, Houston, TX
Wed Jul 21 1999, 8:05 PM EDT
Att. 23,985 - Dome - 72 F

livebaseballscorecards.com

AB 38
R 7
H 10
RBI 7
BB 3
SO 6
LOB 19



BOTTOM

Arizona Diamondbacks @ Houston Astros
Astrodome, Houston, TX
Wed Jul 21 1999, 8:05 PM EDT
Att. 23,985 - Dome - 72 F

livebaseballscorecards.com

AB 34
R 4
H 8
RBI 4
BB 3
SO 5
LOB 16



WP: 1 PA: 38
PB: 0
SB: 2
CS: 0

AB R H RBI BB SO LOB

4	0	1	1	0	1	1	
5	1	2	0	0	0	2	
4	1	2	3	0	1	1	
2	0	0	0	2	0	2	
4	0	1	0	0	1	1	
4	0	0	0	0	2	3	
0	0	0	0	0	0	0	
3	0	0	0	0	0	3	
1	0	0	0	0	0	0	
3	1	1	0	0	0	2	
0	0	0	0	0	0	0	
0	0	0	0	0	0	0	
0	0	0	0	1	0	0	
1	0	0	0	0	0	0	
1	1	1	0	0	0	0	
0	0	0	0	0	0	0	
2	0	0	0	0	0	1	
1B: 6	SF: 1	2B: 1	SAC: 0	3B: 0	DP: 0	HR: 1	HBP: 0

Batter	1	2	3	4	5	6	7	8	9
Craig Biggio, R OBP: 0.380, SLG: 0.473 (1, 4)	1-1 G6-3 ①		2-2 L6 ②		0-0 SF8 ①		0-0 5 1B 1B		0-3 K ②
Bill Spiers, L OBP: 0.358, SLG: 0.403 (1, 5)	1-2 G3 ②		0-0 1B		0-2 3-H 5 HR 1B		1-1 L5 ②		3-2 F9 ③
5 Jeff Bagwell, R OBP: 0.462, SLG: 0.666 (1, 3)	3-3 K ③		1-2 F9 ③		3-2 1-H 2-H HR		3-2 1-3 1B		
Richard Hidalgo, R OBP: 0.324, SLG: 0.442 (1, 8)				4-2 17 FC6-4 BB	0-0 G6-3 ②		1-1 G4-3 ③		
17 Lance Berkman, S OBP: 0.176, SLG: 0.125 (1, 7)				0-0 FC6-4 ①	0-1 G3 ③			2-3 K ①	
Derek Bell, R OBP: 0.297, SLG: 0.354 Jose Cabrera, R (9, 1)				0-3 K ②		0-0 F7 ①		1-1 G4-3 ②	
Paul Bako, L OBP: 0.358, SLG: 0.379 Tony Eusebio, R OBP: 0.336, SLG: 0.314 (8, PH) (9, 2)				0-0 F8 ③		0-0 F8 ②		1-2 G3 ③	
Tim Bogar, R OBP: 0.335, SLG: 0.364 Jay Powell, R (7, 1)					2-2 1B SF8 2B		1-1 G5-3 ③		
Billy Wagner, L (8, 1)									4-1 FC1-6 BB
Matt Mieske, R OBP: 0.359, SLG: 0.543 (9, 9)									0-1 FC1-6 WP 1-2f
Scott Elarton, R (1, 1)									
Russ Johnson, R OBP: 0.354, SLG: 0.359 (5, PH) Trever Miller, R (6, 1) Carlos Hernandez, R (7, 6)					2-0 5 HR 1B 2-3				

Inning Stats	R: 0	H: 0	E: 0	K: 11	S: 11	H: 1	LOB: 2	BB: 1	P: 18	R: 0	H: 1	E: 0	K: 11	S: 11	H: 0	LOB: 1	BB: 1	P: 14	R: 0	H: 0	E: 0	K: 1	S: 7	R: 4	H: 4	E: 0	K: 0	S: 15	R: 0	H: 0	E: 0	K: 0	S: 4	R: 0	H: 2	E: 0	K: 0	S: 10	R: 0	H: 0	E: 0	K: 1	S: 8	R: 0	H: 0	E: 0	K: 1	S: 13	R: 0	H: 0	E: 0	K: 1	S: 13	1B: 6	SF: 1	2B: 1	SAC: 0	3B: 0	DP: 0	HR: 1	HBP: 0	WP: 1	PA: 38
--------------	------	------	------	-------	-------	------	--------	-------	-------	------	------	------	-------	-------	------	--------	-------	-------	------	------	------	------	------	------	------	------	------	-------	------	------	------	------	------	------	------	------	------	-------	------	------	------	------	------	------	------	------	------	-------	------	------	------	------	-------	-------	-------	-------	--------	-------	-------	-------	--------	-------	--------

PITCHER	IP	WLS	BF	H	R	ER	SO	BB	IBB	HBP	BLK	WP	HR	S	P	ERA	WHIP
Armando Reynoso, R ERA: 4.05 (1, 1)	6.0		26	6	4	4	3	2	0	0	0	0	1	57	86	6.00	1.333
Bobby Chouinard, R ERA: 1.93 (7, 1)	1.0	W	5	2	0	0	0	0	0	0	0	0	0	10	16	0.00	2.000
Greg Swindell, L ERA: 3.51 (8, 1)	1.0	H	3	0	0	0	1	0	0	0	0	0	0	8	12	0.00	0.000
Matt Mantei, R ERA: 3.15 (9, 1)	1.0	S	4	0	0	0	1	1	0	0	0	1	0	13	20	0.00	1.000

PITCHER	IP	WLS	BF	H	R	ER	SO	BB	IBB	HBP	BLK	WP	HR	S	P	ERA	WHIP
---------	----	-----	----	---	---	----	----	----	-----	-----	-----	----	----	---	---	-----	------

Batter	1	2	3	4	5	6	7	8	9	AB R H RBI BB SO LOB	TOP											
Tony Womack, L (1, 4) OBP: 0.334, SLG: 0.374	1-2 P6		1-1 FC5-4 SF9 1B		1-1 G4-3		1-2 G4-3			4 1 1 0 0 0 0	Arizona Diamondbacks @ Houston Astros Astrodome, Houston, TX Thu Jul 22 1999, 8:05 PM EDT Att: 31,861 - Dome - 72 F											
David Dellucci, L (1, 9) OBP: 0.463, SLG: 0.505	0-1 G5-3 1B		0-0 FC5-4 1B		1-2 1B		1-3 K			4 0 3 0 0 1 0												
Luis Gonzalez, L (1, 7) OBP: 0.413, SLG: 0.556	1-2 G5-3		3-1 FC5-4 1B		1-3 K		0-1 G4-3			4 0 0 0 0 1 4												
Matt Williams, R (1, 5) OBP: 0.355, SLG: 0.560	2-1 F8		1-0 SF9		1-3 K		0-1 F8			3 0 0 1 0 1 2												
Steve Finley, L (1, 8) OBP: 0.323, SLG: 0.496		1-1 L7	0-2 1B		1-0 F7		0-0 G3-1			4 0 1 0 0 0 0												
Travis Lee, L (1, 3) OBP: 0.349, SLG: 0.388		1-2 F8	2-3 K		3-3 K		0-0 G4-3			4 0 0 0 0 2 2												
Hanley Frias, S (1, 6) OBP: 0.297, SLG: 0.236		2-1 1B		0-3 K		1-1 G4-3		0-1 G4-3		4 0 1 0 0 1 0												
Kelly Stinnett, R (1, 2) OBP: 0.274, SLG: 0.405		0-1 F7		0-2 P6		2-3 K				3 0 0 0 0 1 1												
Andy Benes, R (1, 1) OBP: 0.200, SLG: 0.219			1-0 HR		1-1 G3		0-1 G5-3			2 1 1 1 0 0 0												
Bernard Gilkey, R (7, PH) OBP: 0.407, SLG: 0.521										1 0 0 0 0 0 0												
Gregg Olson, R (7, 1)										0 0 0 0 0 0 0												
Greg Swindell, L (7, 1)										0 0 0 0 0 0 0												
Matt Mantei, R (9, 1)										0 0 0 0 0 0 0												
Inning Stats	R: 0 E: 0 K: 0 S: 10	H: 1 LOB: 1 BB: 0 P: 14	R: 0 E: 0 K: 0 S: 9	H: 1 LOB: 1 BB: 0 P: 13	R: 2 E: 0 K: 1 S: 13	H: 4 LOB: 2 BB: 0 P: 21	R: 0 E: 0 K: 1 S: 8	H: 0 LOB: 0 BB: 0 P: 9	R: 0 E: 0 K: 1 S: 12	H: 1 LOB: 1 BB: 0 P: 16	R: 0 E: 0 K: 1 S: 8	H: 0 LOB: 0 BB: 0 P: 13	R: 0 E: 0 K: 1 S: 10	H: 0 LOB: 0 BB: 0 P: 13	R: 0 E: 0 K: 1 S: 8	H: 0 LOB: 0 BB: 0 P: 9	R: 0 E: 0 K: 0 S: 4	H: 0 LOB: 0 BB: 0 P: 4	1B: 6 2B: 0 3B: 0 HR: 1	SF: 1 SAC: 0 DP: 0 HBP: 0	WP: 0 PB: 0 SB: 0 CS: 0	PA: 34
PITCHER	IP WLS BF H R ER SO BB IBB HBP BLK WP HR S P ERA WHIP																					
Jose Lima, R (1, 1) ERA: 3.15	8.0 L 31 7 2 2 7 0 0 0 0 0 0 1 78 108 2.25 0.875																					
Trever Miller, L (9, 1) ERA: 5.7	1.0 3 0 0 0 0 0 0 0 0 0 0 0 4 4 0.00 0.000																					

AB	33
R	2
H	7
RBI	2
BB	0
SO	7
LOB	9



Batter	1	2	3	4	5	6	7	8	9	AB	R	H	RBI	BB	SO	LOB
Craig Biggio, R OBP: 0.376, SLG: 0.467 (1, 4)	1-2 F8		2-3 K	1-3 K		0-2 F8		1-3 K		5	0	0	0	0	3	4
Bill Spiers, L OBP: 0.363, SLG: 0.409 (1, 5)	2-2 1B		2-0 2B	0-0 F8			4-2 BB	1 SAFE CS	2-3 K	4	0	2	0	1	1	3
5 Jeff Bagwell, R OBP: 0.459, SLG: 0.659 (1, 3)	0-1 1B		3-2 L8		2-2 K		3-3 K		1-1 F8	5	0	1	0	0	2	2
17 Lance Berkman, S OBP: 0.182, SLG: 0.100 (1, 7)	4-2 BB		1-1 P6		2-2 F8		2-3 K		1-2 K	4	0	0	0	1	2	2
Richard Hidalgo, R OBP: 0.325, SLG: 0.439 (1, 8)	1-1 L6-4			0-0 P6	4-1 S BB		3-1 BB HBP			2	0	0	0	1	0	3
Derek Bell, R OBP: 0.299, SLG: 0.357 (1, 9)		3-2 F8		0-1 1B 2B	2-1 F9		4-2 BB			3	1	1	0	1	0	1
Paul Bako, L OBP: 0.365, SLG: 0.387 (1, 2)		2-1 1B		2-0 FC1-5 BB 2-H 1B		2-3 K	3-2 G5-3			3	0	2	1	0	1	0
Matt Mieske, R OBP: 0.354, SLG: 0.535 (7, PH)										1	0	0	0	0	0	3
Tony Eusebio, R OBP: 0.336, SLG: 0.314 (8, 2)										0	0	0	0	0	0	0
Tim Bogar, R OBP: 0.338, SLG: 0.361 (1, 6)		1-3 K		4-1 WP FC1-5 BB		4-1 SH3 BB		2-3 K		2	0	0	0	2	2	1
Jose Lima, R OBP: 0.167, SLG: 0.130 (1, 1)		2-3 K		1-0 FC1-5 WP		1 SAFE SH3		0-1 CS		2	0	0	0	0	1	3
Russ Johnson, R OBP: 0.363, SLG: 0.369 (8, PH)				1-2 2-3f		1-2				1	0	1	0	0	0	0
Trever Miller, R (9, 1)										0	0	0	0	0	0	0

Inning Stats	R: 0	H: 2	E: 0	LOB: 2	K: 0	S: 13	R: 0	H: 1	E: 0	LOB: 1	K: 2	S: 12	R: 0	H: 1	E: 0	LOB: 1	K: 1	S: 9	R: 1	H: 2	E: 0	LOB: 3	K: 1	S: 10	R: 0	H: 0	E: 0	LOB: 1	K: 1	S: 10	R: 0	H: 0	E: 0	LOB: 1	K: 2	S: 17	R: 0	H: 0	E: 0	LOB: 3	K: 2	S: 17	R: 0	H: 1	E: 0	LOB: 0	K: 2	S: 10	R: 0	H: 0	E: 0	LOB: 0	K: 2	S: 8	1B: 5	SF: 0	2B: 3	SAC: 1	3B: 0	DP: 1	HR: 0	HBP: 1
--------------	------	------	------	--------	------	-------	------	------	------	--------	------	-------	------	------	------	--------	------	------	------	------	------	--------	------	-------	------	------	------	--------	------	-------	------	------	------	--------	------	-------	------	------	------	--------	------	-------	------	------	------	--------	------	-------	------	------	------	--------	------	------	-------	-------	-------	--------	-------	-------	-------	--------

PITCHER	IP	WLS	BF	H	R	ER	SO	BB	IBB	HBP	BLK	WP	HR	S	P	ERA	WHIP
Andy Benes, R ERA: 5.39 (1, 1)	6.0	W	28	6	1	1	6	4	0	0	0	1	0	65	113	1.50	1.667
Gregg Olson, R ERA: 4.6 (7, 1)	0.2	H	5	0	0	0	2	2	0	1	0	0	0	12	28	0.00	3.000
Greg Swindell, L ERA: 3.38 (7, 1)	1.1	H	4	1	0	0	2	0	0	0	0	0	0	15	23	0.00	0.750
Matt Mantei, R ERA: 3.07 (9, 1)	1.0	S	3	0	0	0	2	0	0	0	0	0	0	8	12	0.00	0.000

Arizona Diamondbacks @ Houston Astros
Astrodome, Houston, TX
Thu Jul 22 1999, 8:05 PM EDT
Att: 31,861 - Dome - 72 F

AB	32
R	1
H	7
RBI	1
BB	6
SO	12
LOB	22



WP: 1 PA: 41
PB: 0
SB: 3
CS: 1

PITCHER	IP	WLS	BF	H	R	ER	SO	BB	IBB	HBP	BLK	WP	HR	S	P	ERA	WHIP
---------	----	-----	----	---	---	----	----	----	-----	-----	-----	----	----	---	---	-----	------

Batter	1	2	3	4	5	6	7	8	9	AB R H RBI BB SO LOB	TOP
Quilvio Veras, S (1, 4) <small>OBP: 0.333, SLG: 0.333</small>	1-0 		1-0 		0-1 			3-2 		4 0 2 1 0 0 0	
Eric Owens, R (1, 7) <small>OBP: 0.323, SLG: 0.421</small>	2-0 		1-1 			1-2 		2-1 		4 0 1 0 0 0 2	
Tony Gwynn, L (1, 9) <small>OBP: 0.388, SLG: 0.459</small> Trevor Hoffman, R (8, 1) Carlos Almanzar, R (8, 1)	2-1 			1-0 		0-1 		2-2 		4 0 1 0 0 0 2 0 0 0 0 0 0 0 0 0 0 0 0 0 0	
John Vander Wal, L (1, 3) <small>OBP: 0.385, SLG: 0.433</small> Phil Nevin, R (9, PH) <small>OBP: 0.286, SLG: 0.465</small>	0-1 			1-1 		0-1 		2-1 		3 0 2 0 0 0 1 1 1 1 1 0 0 0	
Dave Magadan, L (1, 5) <small>OBP: 0.353, SLG: 0.353</small> Carlos Reyes, S (6, 1) Gary Matthews, S (8, 9) <small>OBP: 0.500, SLG: 0.222</small> Reggie Sanders, R (8, 9) <small>OBP: 0.366, SLG: 0.490</small>		1-3 		0-3 		2-3 		2-3 		3 0 0 0 0 0 3 0 0 0 0 0 0 0 0 0 0 0 0 0 0 1 0 0 0 0 1 0	
Greg Myers, L (1, 2) <small>OBP: 0.387, SLG: 0.444</small> Ben Davis, S (8, 2)		0-1 		0-1 			1-2 		1-3 	3 0 0 0 0 0 2 1 0 0 0 0 1 0	
Ruben Rivera, R (1, 8) <small>OBP: 0.251, SLG: 0.412</small>		0-0 		1-3 			3-3 		0-0 	4 1 1 1 0 2 2	
Damian Jackson, R (1, 6) <small>OBP: 0.316, SLG: 0.356</small>			3-2 		0-0 		0-2 		4-1 	3 1 0 0 1 0 0	
Heath Murray, L (1, 1) <small>OBP: 0.200, SLG: 0.111</small> Ed Giovanola, L (6, 5) <small>OBP: 0.333, SLG: 0.306</small> George Arias, R (9, PH) <small>OBP: 0.250, SLG: 0.402</small>			0-0 		2-3 			0-1 	1-3 	1 0 0 0 0 1 0 1 0 0 0 0 0 0 1 0 0 0 0 1 1	
Inning Stats	R: 0 H: 1 E: 0 LOB: 1 K: 0 BB: 0 S: 6 P: 11	R: 0 H: 0 E: 0 LOB: 0 K: 1 BB: 0 S: 6 P: 7	R: 1 H: 1 E: 1 LOB: 0 K: 0 BB: 0 S: 7 P: 12	R: 0 H: 2 E: 0 LOB: 2 K: 2 BB: 0 S: 13 P: 16	R: 0 H: 0 E: 0 LOB: 0 K: 1 BB: 0 S: 6 P: 8	R: 0 H: 1 E: 0 LOB: 1 K: 1 BB: 0 S: 13 P: 16	R: 0 H: 0 E: 0 LOB: 0 K: 1 BB: 0 S: 11 P: 15	R: 0 H: 1 E: 0 LOB: 1 K: 3 BB: 1 S: 13 P: 20	R: 2 H: 2 E: 0 LOB: 1 K: 3 BB: 1 S: 13 P: 23	1B: 5 SF: 0 2B: 2 SAC: 1 3B: 0 DP: 1 HR: 2 HBP: 0	WP: 0 PA: 36 PB: 0 SB: 0 CS: 0
PITCHER Shane Reynolds, R (1, 1) <small>ERA: 3.69</small> Billy Wagner, L (9, 1) <small>ERA: 2.93</small>	IP WLS BF H R ER SO BB IBB HBP BLK WP HR S P ERA WHIP	8.0 W 30 6 1 0 6 0 0 0 0 0 0 0 75 105 0.00 0.750	1.0 S 6 2 2 2 3 1 0 0 0 0 0 2 13 23 18.00 3.000		PITCHER IP WLS BF H R ER SO BB IBB HBP BLK WP HR S P ERA WHIP						

San Diego Padres @ Houston Astros
 Astrodome, Houston, TX
 Thu Jul 22 1999, Postponed
 Att: 39,773 - Dome - 72 F

livebaseballscorecards.com

AB	34
R	3
H	8
RBI	3
BB	1
SO	9
LOB	13



Batter	1	2	3	4	5	6	7	8	9	AB	R	H	RBI	BB	SO	LOB
--------	---	---	---	---	---	---	---	---	---	----	---	---	-----	----	----	-----

Craig Biggio, R <small>OBP: 0.369, SLG: 0.443</small> (1, 4)	2-2 			0-2 		2-1 	1-3 			4	1	2	0	0	1	1
Ricky Gutierrez, R <small>OBP: 0.397, SLG: 0.414</small> Scott Elarton, R <small>OBP: 0.400, SLG: 0.467</small> (1, 5) (9, 8) (9, 8)	2-2 			0-2 		0-1 	1-0 			3	0	1	0	0	0	1
Glen Barker, S <small>OBP: 0.400, SLG: 0.467</small> (9, 8)	2-2 			1-2 		1-2 				0	0	0	0	0	0	0
5 Jeff Bagwell, R <small>OBP: 0.465, SLG: 0.687</small> (1, 3)	3-3 			1-3 		4-0 		2-3 		3	1	0	0	1	3	2
Derek Bell, R <small>OBP: 0.300, SLG: 0.380</small> (1, 9)		1-1 		1-3 		1-0 		3-1 		4	1	2	4	0	1	2
Richard Hidalgo, R <small>OBP: 0.328, SLG: 0.523</small> (1, 7)		1-2 		2-2 		2-3 		0-0 		4	0	1	0	0	1	3
Carl Everett, S <small>OBP: 0.366, SLG: 0.437</small> Daryle Ward, L <small>OBP: 0.370, SLG: 0.400</small> Billy Wagner, L (1, 8) (8, PH) (9, 1)		0-1 			0-1 	4-1 		0-1 		2	0	0	0	1	0	1
Tony Eusebio, R <small>OBP: 0.374, SLG: 0.333</small> (1, 2)		0-2 	1-2 		3-2 	1-3 				3	0	1	0	0	1	1
Tim Bogar, R <small>OBP: 0.358, SLG: 0.383</small> (1, 6)		1-2 		1-2 			0-1 			3	0	1	0	0	0	1
Shane Reynolds, R <small>OBP: 0.292, SLG: 0.304</small> Jose Lima, R <small>OBP: 0.242, SLG: 0.194</small> Russ Johnson, R <small>OBP: 0.379, SLG: 0.413</small> (1, 1) (9, 5) (9, 5)		2-3 			0-1 	0-1 				2	1	1	0	0	1	0

Inning Stats	R: 0	H: 0	E: 0	K: 1	S: 16	R: 0	H: 1	E: 0	K: 0	S: 9	R: 0	H: 1	E: 0	K: 1	S: 11	R: 0	H: 2	E: 0	K: 2	S: 16	R: 0	H: 0	E: 0	K: 0	S: 8	R: 4	H: 3	E: 0	K: 2	S: 15	R: 0	H: 1	E: 0	K: 1	S: 8	R: 0	H: 1	E: 0	K: 1	S: 8	1B: 8	2B: 0	3B: 0	HR: 1	SF: 0	SAC: 2	DP: 1	HBP: 0	WP: 0	PB: 0	SB: 0	CS: 1	PA: 34
--------------	------	------	------	------	-------	------	------	------	------	------	------	------	------	------	-------	------	------	------	------	-------	------	------	------	------	------	------	------	------	------	-------	------	------	------	------	------	------	------	------	------	------	-------	-------	-------	-------	-------	--------	-------	--------	-------	-------	-------	-------	--------

PITCHER	IP	WLS	BF	H	R	ER	SO	BB	IBB	HBP	BLK	WP	HR	S	P	ERA	WHIP
Heath Murray, L <small>ERA: 4.18</small>	(1, 1)	5.2	L	24	7	4	4	5	1	1	0	0	1	71	106	6.35	1.412
Carlos Reyes, R <small>ERA: 3.27</small>	(6, 1)	1.1		5	1	0	0	2	0	0	0	0	0	12	15	0.00	0.750
Trevor Hoffman, R <small>ERA: 4.07</small>	(8, 1)	0.0		0	0	0	0	0	0	0	0	0	0	0	0	∞	∞
Carlos Almanzar, R <small>ERA: 4.82</small>	(8, 1)	1.0		4	1	0	0	1	0	0	0	0	0	8	13	0.00	1.000

BOTTOM

San Diego Padres @ Houston Astros
 Astrodome, Houston, TX
 Thu Jul 22 1999, Postponed
 Att: 39,773 - Dome - 72 F

AB	29
R	4
H	9
RBI	4
BB	2
SO	8
LOB	13



WP	PA	ERA	WHIP
0	34		

livebaseballscores.com

Batter	1	2	3	4	5	6	7	8	9	AB R H RBI BB SO LOB
Quilvio Veras, S (1, 4) <small>OBP: 0.366, SLG: 0.373</small>	1-0 		1-1 			3-2 		4-1 		3 1 3 0 1 0 0
Tony Gwynn, L (1, 9) <small>OBP: 0.386, SLG: 0.438</small> Donne Wall, R (8, 1)	1-2 		0-0 			3-1 		0-1 		4 0 0 0 0 0 4 0 0 0 0 0 0 0
Reggie Sanders, R (1, 7) <small>OBP: 0.397, SLG: 0.545</small>	2-0 		0-0 			4-2 			0-0 	3 1 1 0 1 0 1
Phil Nevin, R (1, 3) <small>OBP: 0.337, SLG: 0.538</small>		1-0 		0-0 		1-3 			1-0 	4 0 0 0 0 1 2
Ruben Rivera, R (1, 8) <small>OBP: 0.312, SLG: 0.494</small>		0-1 		0-0 		0-0 			1-0 	3 1 2 1 0 0 1
George Arias, R (1, 5) <small>OBP: 0.269, SLG: 0.416</small>		0-0 		3-2 		3-3 			0-2 	4 1 1 0 0 1 1
Ben Davis, S (1, 2) <small>OBP: 0.333, SLG: 0.473</small>		3-2 		2-2 		1-0 				3 0 1 2 0 0 0
Damian Jackson, R (1, 6) <small>OBP: 0.339, SLG: 0.405</small>		3-3 		2-2 		3-1 				3 0 0 0 0 1 2
Brian Boehringer, S (1, 1) Eric Owens, R (8, PH) <small>OBP: 0.352, SLG: 0.441</small>		0-3 		1-0 		2-1 				2 0 0 0 0 1 1 1 0 0 0 0 0 0

Inning Stats	R: 0	H: 1	E: 0	K: 0	S: 5	P: 9	R: 2	H: 3	E: 0	K: 2	S: 14	P: 21	R: 0	H: 1	E: 0	K: 0	S: 4	P: 5	R: 0	H: 0	E: 1	K: 0	S: 7	P: 12	R: 1	H: 1	E: 0	K: 1	S: 11	P: 22	R: 0	H: 0	E: 0	K: 1	S: 8	P: 15	R: 0	H: 0	E: 0	K: 0	S: 5	P: 11	R: 1	H: 1	E: 0	K: 0	S: 6	P: 8	1B: 6	2B: 2	3B: 0	HR: 0	SF: 1	SAC: 0	DP: 5	HBP: 0	WP: 1	PA: 33
--------------	------	------	------	------	------	------	------	------	------	------	-------	-------	------	------	------	------	------	------	------	------	------	------	------	-------	------	------	------	------	-------	-------	------	------	------	------	------	-------	------	------	------	------	------	-------	------	------	------	------	------	------	-------	-------	-------	-------	-------	--------	-------	--------	-------	--------

PITCHER	IP	WLS	BF	H	R	ER	SO	BB	IBB	HBP	BLK	WP	HR	S	P	ERA	WHIP
Mike Hampton, L (1, 1) <small>ERA: 2.89</small>	9.0	W	33	8	4	4	4	2	0	0	0	1	0	66	112	4.00	1.111

San Diego Padres @ Houston Astros
Astrodome, Houston, TX

Fri Jul 23 1999, 8:05 PM EDT
Att. 37,482 - Dome - 72 F

AB	30
R	4
H	8
RBI	3
BB	2
SO	4
LOB	12

Batter	1	2	3	4	5	6	7	8	9
Craig Biggio, R OBP: 0.374, SLG: 0.464 (1, 4)	3-2 F8		1-2 CS	1-0 E5 G3 E		0-0 P4		2-2 SH3 HR 1B	
Bill Spiers, L OBP: 0.363, SLG: 0.405 (1, 5)	3-2 G3			0-0 G3		4-0 BB BB		1-0 SH3	
5 Jeff Bagwell, R OBP: 0.457, SLG: 0.653 (1, 3)	0-1 G5-3			2-1 L5		1-1 F8		4-0 HR IBB	
Richard Hidalgo, R OBP: 0.325, SLG: 0.435 (1, 8) (9, 7)		0-1 F7		3-1 E4 CS		4-0 BB		1-1 E5 HR	
Matt Mieske, R OBP: 0.361, SLG: 0.573 (1, 7)		2-1 G6-4-3 1B		2-2 CS	0-3 K	0-0 F8		1-1 HR	
Glen Barker, S OBP: 0.323, SLG: 0.286 (9, 8)									
Derek Bell, R OBP: 0.301, SLG: 0.366 (1, 9)		0-0 G6-4-3			3-2 HR		3-2 G6-3	2-2 1B	
Paul Bako, L OBP: 0.369, SLG: 0.413 (1, 2)			4-2 FC6-4 BB		1-1 G4-3		0-0 HR	1-3 K	
Tim Bogar, R OBP: 0.336, SLG: 0.358 (1, 6)			1-2 FC6-4 CS		0-0 1B		0-0 L3	2-0 F8	
Mike Hampton, R OBP: 0.295, SLG: 0.368 (1, 1)			0-3 K		1-0 P4		0-0 F7		

Inning Stats	R: 0	H: 0	E: 0	K: 0	S: 8	R: 0	H: 1	E: 0	K: 0	S: 5	R: 0	H: 0	E: 0	K: 1	S: 10	R: 1	H: 0	E: 2	K: 0	S: 8	R: 1	H: 2	E: 0	K: 1	S: 11	R: 0	H: 0	E: 0	K: 0	S: 4	R: 1	H: 1	E: 0	K: 0	S: 6	R: 4	H: 3	E: 1	K: 1	S: 19
	LOB: 0	BB: 0	BB: 0	BB: 0	P: 14	LOB: 0	BB: 0	BB: 0	BB: 0	P: 7	LOB: 0	BB: 1	LOB: 1	BB: 0	P: 16	LOB: 2	BB: 2	LOB: 0	BB: 2	P: 13	LOB: 0	BB: 0	LOB: 0	BB: 1	P: 9	LOB: 1	BB: 1	LOB: 1	BB: 1	P: 33	LOB: 0	SAC: 1	DP: 1	HBP: 0	1B: 4	2B: 0	3B: 0	HR: 3		

PITCHER	IP	WLS	BF	H	R	ER	SO	BB	IBB	HBP	BLK	WP	HR	S	P	ERA	WHIP
Brian Boehringer, R ERA: 2.86 (1, 1)	7.0		27	4	3	2	2	3	0	0	0	0	2	52	91	2.57	1.000
Donne Wall, R ERA: 3.38 (8, 1)	1.0	L	8	3	4	3	1	0	1	0	0	0	1	19	33	27.00	3.000

BOTTOM

AB	R	H	RBI	BB	SO	LOB
4	2	1	0	0	0	0
2	0	0	0	1	0	1
3	1	0	0	1	0	2
3	1	0	0	1	0	2
4	1	2	4	0	1	2
0	0	0	0	0	0	0
4	1	2	1	0	0	1
3	1	1	1	1	1	1
4	0	1	0	0	0	2
3	0	0	0	0	1	2

AB	30
R	7
H	7
RBI	6
BB	4
SO	3
LOB	13



WP	PA	ERA	WHIP
0	37		

San Diego Padres @ Houston Astros
Astrodome, Houston, TX
Fri Jul 23 1999, 8:05 PM EDT
Att: 37,482 - Dome - 72 F

livebaseballscorecards.com

Batter	1	2	3	4	5	6	7	8	9	AB R H RBI BB SO LOB	TOP
Quilvio Veras, S (1, 4) OBP: 0.362, SLG: 0.368 B F C S	1-3 			0-2 		1-1 		3-2 		4 0 0 0 0 1 2	
Eric Owens, R (1, 8) OBP: 0.350, SLG: 0.436 B B F B B	4-1 			1-0 		3-1 		2-3 		3 0 0 0 1 1 2	
Tony Gwynn, L (1, 9) OBP: 0.388, SLG: 0.439 1 SAFE B B F F B C	2-3 			1-0 			1-1 		1-1 	4 1 2 0 0 1 1	
Reggie Sanders, R (1, 7) OBP: 0.398, SLG: 0.556 S B B B X		2-1 			1-0 		1-1 		1-3 	4 1 2 2 0 1 1	
Wally Joyner, L (1, 3) OBP: 0.381, SLG: 0.371 Phil Nevin, R (9, PH) OBP: 0.335, SLG: 0.534 B B B T B B		4-2 			2-1 		0-0 		1-3 	2 0 0 0 1 0 1	
Dave Magadan, L (1, 5) OBP: 0.357, SLG: 0.368 Dan Miceli, R (7, 1) Ruben Rivera, R (9, PH) OBP: 0.311, SLG: 0.492 B B C B B X		3-1 			2-3 		1-0 		2-3 	3 0 1 0 0 1 1	
Ben Davis, S (1, 2) OBP: 0.343, SLG: 0.479 X			0-0 			2-1 		1-2 		3 0 2 0 0 0 0	
Damian Jackson, R (1, 6) OBP: 0.339, SLG: 0.404 C B C X			1-2 			0-0 		3-2 		3 0 1 0 0 0 2	
Matt Clement, R (1, 1) OBP: 0.161, SLG: 0.103 John Vander Wal, L (6, PH) OBP: 0.390, SLG: 0.485 Will Cunnane, R (6, 1) Carlos Baerga, S (7, PH) OBP: 0.286, SLG: 0.316 B B B C C C C B			3-3 			2-3 		1-2 	0-0 	1 0 0 0 0 1 0	
Inning Stats	R: 0 H: 0 E: 0 LOB: 0 K: 2 BB: 1 S: 7 P: 14	R: 0 H: 0 E: 0 LOB: 0 K: 0 BB: 1 S: 6 P: 15	R: 0 H: 0 E: 0 LOB: 0 K: 1 BB: 0 S: 9 P: 13	R: 0 H: 0 E: 0 LOB: 0 K: 0 BB: 0 S: 5 P: 7	R: 0 H: 1 E: 0 LOB: 0 K: 1 BB: 0 S: 6 P: 11	R: 0 H: 2 E: 0 LOB: 2 K: 1 BB: 0 S: 10 P: 18	R: 2 H: 4 E: 0 LOB: 1 K: 0 BB: 0 S: 15 P: 23	R: 0 H: 0 E: 0 LOB: 0 K: 1 BB: 0 S: 10 P: 15	R: 0 H: 1 E: 0 LOB: 1 K: 3 BB: 0 S: 11 P: 16	1B: 7 SF: 0 2B: 0 SAC: 0 3B: 0 DP: 2 HR: 1 HBP: 0	WP: 0 PA: 34 PB: 0 SB: 0 CS: 2
PITCHER Chris Holt, R (1, 1) ERA: 4.66 Jay Powell, R (8, 1) ERA: 4.23 Billy Wagner, L (9, 1) ERA: 2.14	IP WLS BF H R ER SO BB IBB HBP BLK WP HR S P ERA WHIP 7.0 W 26 7 2 2 5 2 0 0 0 0 0 1 58 101 2.57 1.286 1.0 H 3 0 0 0 1 0 0 0 0 0 0 0 10 15 0.00 0.000 1.0 S 4 1 0 0 3 0 0 0 0 0 0 0 11 16 0.00 1.000	PITCHER IP WLS BF H R ER SO BB IBB HBP BLK WP HR S P ERA WHIP									

San Diego Padres @ Houston Astros
 Astrodome, Houston, TX
 Sat Jul 24 1999, 1:15 PM EDT
 Att. 36,115 - Dome - 72 F

AB	31
R	2
H	8
RBI	2
BB	2
SO	9
LOB	14



WP: 0	PA: 34
PB: 0	
SB: 0	
CS: 2	

ERA	WHIP

livebaseballscorecards.com

Batter	1	2	3	4	5	6	7	8	9
Craig Biggio, R OBP: 0.375, SLG: 0.462 (1, 4)	3-1 G6-4-3 1B	1-3 K		0-0 FC6 1-2f		4-0 BB		0-0 F8	
Russ Johnson, R OBP: 0.357, SLG: 0.406 (1, 5)	2-2 G6-4-3 1-2f		2-3 K 5 2B		2-1 HR	0-1 F9			
5 Jeff Bagwell, R OBP: 0.462, SLG: 0.662 (1, 3)	0-0 WP 1B		1-1 SF9 2B		4-1 BB BB		0-0 FC5-4 2B		
Daryle Ward, L OBP: 0.361, SLG: 0.364 (1, 7)	1-1 2B 1B		0-0 G4-3		0-1 F8		4-0 FC5-4 BB		
Glen Barker, S OBP: 0.344, SLG: 0.286 (6, 8)									
Richard Hidalgo, R OBP: 0.326, SLG: 0.439 (1, 8) (6, 7)	2-0 1-3 2B		1-2 SF9		4-0 G6-4-3 BB		2-0 FC5-4 G6-4-3		
Derek Bell, R OBP: 0.301, SLG: 0.363 (1, 9)	4-1 BB		1-0 G6-3		0-1 G6-4-3 1-2f		1-0 G6-4-3 1-2f		
Paul Bako, L OBP: 0.358, SLG: 0.398 (1, 2)	0-0 G3-1			1-1 F9		1-0 G6-3		1-2 G1-3	
Tim Bogar, R OBP: 0.347, SLG: 0.377 (1, 6)		0-0 K 1B		2-1 FC6 1B		4-0 WP SH1-4 BB		3-2 E4 3B	
Chris Holt, R OBP: 0.138, SLG: 0.074 (1, 1)		1-3 K		0-3 K		0-0 SH1-4		0-3 K	
Jay Powell, R (8, 1)									
17 Lance Berkman, S OBP: 0.174, SLG: 0.095 (8, PH)									
Billy Wagner, L (9, 1)									

AB	R	H	RBI	BB	SO	LOB
4	0	1	0	1	1	1
4	2	1	1	0	1	3
3	2	3	1	1	0	0
3	0	1	1	0	0	2
0	0	0	0	1	0	0
2	0	1	1	1	0	2
3	0	0	0	1	0	4
4	0	0	0	0	0	3
3	1	3	0	1	0	0
2	0	0	0	0	2	2
0	0	0	0	0	0	0
1	0	0	0	0	1	0
0	0	0	0	0	0	0

AB	R	H	RBI	BB	SO	LOB
29	5	10	4	6	5	17

WP	PA
3	37

Inning Stats	R	H	E	K	S	R	H	E	K	S	R	H	E	K	S	R	H	E	K	S	R	H	E	K	S	
1	1	4	0	11	23	0	1	0	2	7	0	1	0	1	9	2	1	0	10	15	0	1	1	0	8	11
2	0	1	0	7	9	0	0	0	1	15	0	0	0	0	0	0	0	0	0	0	0	0	0	0	0	0
3	2	1	0	10	15	0	1	0	8	11	0	0	0	0	0	0	0	0	0	0	0	0	0	0	0	0
4	0	1	0	8	11	0	1	0	1	15	0	0	0	0	0	0	0	0	0	0	0	0	0	0	0	0
5	1	1	0	7	17	0	0	0	10	17	0	0	0	0	0	0	0	0	0	0	0	0	0	0	0	0
6	0	0	0	4	13	0	0	0	13	13	0	0	0	0	0	0	0	0	0	0	0	0	0	0	0	0
7	0	1	0	3	10	0	1	0	10	10	0	0	0	0	0	0	0	0	0	0	0	0	0	0	0	0
8	1	1	0	12	16	0	0	0	12	16	0	0	0	0	0	0	0	0	0	0	0	0	0	0	0	0
9	0	0	0	0	0	0	0	0	0	0	0	0	0	0	0	0	0	0	0	0	0	0	0	0	0	0

PITCHER	IP	WLS	BF	H	R	ER	SO	BB	IBB	HBP	BLK	WP	HR	S	P	ERA	WHIP
Matt Clement, R ERA: 4.67 (1, 1)	5.0	L	24	8	4	4	4	3	0	0	0	2	1	43	75	7.20	2.200
Will Cunnane, R ERA: 4.91 (6, 1)	1.0		5	0	0	0	0	2	0	0	0	1	0	4	13	0.00	2.000
Dan Miceli, R ERA: 3.92 (7, 1)	2.0		8	2	1	0	1	1	0	0	0	0	0	15	26	0.00	1.500

San Diego Padres @ Houston Astros
Astrodome, Houston, TX
Sat Jul 24 1999, 1:15 PM EDT
Att. 36,115 - Dome - 72 F



WP	PA
3	37

Batter	1	2	3	4	5	6	7	8	9	AB R H RBI BB SO LOB	TOP	
Quilvio Veras, S (1, 4) <small>OBP: 0.366, SLG: 0.373</small>	1-1 		1-3 		3-2 			2-1 		4 1 3 0 0 1 0	San Diego Padres @ Houston Astros Astrodome, Houston, TX Sun Jul 25 1999, 2:35 PM EDT Att. 34,613 - Dome - 72 F	
Tony Gwynn, L (1, 9) <small>OBP: 0.380, SLG: 0.429</small>	2-2 		2-2 		1-2 			0-2 		4 0 0 0 0 0 3		
Reggie Sanders, R (1, 7) <small>OBP: 0.393, SLG: 0.548</small>	1-2 		0-2 			1-1 		3-3 		4 0 0 0 0 1 3		
John Vander Wal, L (1, 3) <small>OBP: 0.387, SLG: 0.480</small>	2-2 			1-3 		1-3 		2-3 		4 0 1 1 0 3 1		
Ruben Rivera, R (1, 8) <small>OBP: 0.310, SLG: 0.500</small>	1-1 			0-1 		0-0 		2-2 		4 1 1 1 0 0 2		
Carlos Baerga, S (1, 5) <small>OBP: 0.283, SLG: 0.310</small>	0-2 			0-1 			2-3 	0-0 		4 0 1 0 0 1 2		
Ben Davis, S (1, 2) <small>OBP: 0.340, SLG: 0.470</small>			1-3 		3-3 		1-0 	1-3 		4 0 1 0 0 3 1		
Damian Jackson, R (1, 6) <small>OBP: 0.338, SLG: 0.402</small>			0-0 			1-2 	1-0 	0-0 		4 0 1 0 0 0 1		
Andy Ashby, R (1, 1) <small>OBP: 0.154, SLG: 0.135</small> Ed Giovannola, L (5, PH) <small>OBP: 0.328, SLG: 0.265</small> Carlos Reyes, S (5, 1) <small>OBP: 0.355, SLG: 0.366</small> Dave Magadan, L (7, PH) <small>OBP: 0.355, SLG: 0.366</small> Carlos Almanzar, R (7, 1) <small>OBP: 0.379, SLG: 0.369</small> Wally Joyner, L (8, PH)			1-0 		2-1 		1-2 	1-2 		1 0 0 0 0 0 0 1 0 0 0 0 0 0 0 0 0 0 0 0 0 1 0 0 0 0 0 1 0 0 0 0 0 0 0 1 0 0 0 0 0 1		
Inning Stats	R: 1 H: 2 E: 1 LOB: 2 K: 0 BB: 0 S: 19 P: 26	R: 0 H: 0 E: 0 LOB: 0 K: 1 BB: 0 S: 5 P: 7	R: 0 H: 0 E: 0 LOB: 0 K: 1 BB: 0 S: 9 P: 12	R: 0 H: 1 E: 0 LOB: 1 K: 2 BB: 0 S: 10 P: 14	R: 0 H: 1 E: 0 LOB: 1 K: 0 BB: 0 S: 12 P: 19	R: 0 H: 0 E: 0 LOB: 0 K: 1 BB: 0 S: 6 P: 8	R: 0 H: 1 E: 0 LOB: 1 K: 1 BB: 0 S: 10 P: 15	R: 0 H: 1 E: 0 LOB: 1 K: 2 BB: 0 S: 11 P: 18	R: 1 H: 2 E: 0 LOB: 1 K: 1 BB: 0 S: 12 P: 16	1B: 7 SF: 0 2B: 0 SAC: 0 3B: 0 DP: 0 HR: 1 HBP: 0	WP: 0 PA: 36 PB: 0 SB: 0 CS: 0	
PITCHER Shane Reynolds, R (1, 1) <small>ERA: 3.91</small> Doug Henry, R (8, 1) <small>ERA: 4.7</small> Jose Cabrera, R (9, 1) <small>ERA: 3.09</small>	IP WLS BF H R ER SO BB IBB HBP BLK WP HR S P ERA WHIP											PITCHER IP WLS BF H R ER SO BB IBB HBP BLK WP HR S P ERA WHIP
	7.0 W 27 5 1 1 6 0 0 0 0 0 0 0 71 101 1.29 0.714 1.0 4 1 0 0 2 0 0 0 0 0 0 0 11 18 0.00 1.000 1.0 5 2 1 1 1 0 0 0 0 0 0 1 12 16 9.00 2.000											

livebaseballscorecards.com

AB	36
R	2
H	8
RBI	2
BB	0
SO	9
LOB	15



Batter	1	2	3	4	5	6	7	8	9
Craig Biggio, R OBP: 0.379, SLG: 0.464 (1, 4)	3-2 BB WP 17 1B HBP	0-1 2-H 1B		4-0 5 G5-3 17 1B BB		0-1 5 G5-4-3 1B		0-3 K	
Bill Spiers, L OBP: 0.361, SLG: 0.403 (1, 5)	2-0 F8	0-1 G4-3		0-1 5 G5-3 17 1B		2-3 K			
5 Jeff Bagwell, R OBP: 0.460, SLG: 0.657 (1, 3)	0-3 K		0-0 17 G3-6-3 1B	3-2 G5-3		0-1 5 G5-4-3			
17 Lance Berkman, S OBP: 0.222, SLG: 0.160 (1, 7)	3-2 WP BB 1B		1-1 G3-6-3 1-2f	2-2 1B 2-H 3-H		0-0 F9			
Richard Hidalgo, R OBP: 0.328, SLG: 0.447 (1, 8)	4-0 WP BB 1-2 2-3		1-2 HR	0-0 G6-3		0-3 K			
Derek Bell, R OBP: 0.303, SLG: 0.365 (1, 9)	4-1 1B BB 1-2 2-3 3-H		2-0 1B 2B		2-2 L4	1-3 K			
Tony Eusebio, R OBP: 0.335, SLG: 0.313 (1, 2)	1-3 K		1-0 1B 2-H		0-0 P4		0-1 G4-3		
Tim Bogar, R OBP: 0.349, SLG: 0.379 (1, 6)		2-0 SH1-4 1B	1-1 L4		1-3 K		1-1 1B		
Shane Reynolds, R OBP: 0.250, SLG: 0.263 (1, 1)		0-2 SH1-4		0-0 F9		0-1 E5 1B		1-2 P6	
Doug Henry, R (8, 1)									
Daryle Ward, L OBP: 0.351, SLG: 0.353 (8, PH)		1-2							
Jose Cabrera, R (9, 1)									

AB	R	H	RBI	BB	SO	LOB
3	2	2	0	1	1	1
4	1	1	0	0	1	4
4	0	1	0	0	1	5
4	0	2	2	0	0	1
3	1	1	1	1	1	1
3	1	1	0	1	1	0
4	0	1	1	0	1	3
4	0	2	0	0	1	1
2	0	0	0	0	0	0
0	0	0	0	0	0	0
1	0	0	0	0	0	1
0	0	0	0	0	0	0

WP	PA
1	37
PB: 0	
SB: 0	
CS: 0	

AB	32
R	5
H	11
RBI	4
BB	3
SO	7
LOB	17



Inning Stats	R	H	E	K	S	R	H	E	K	S	R	H	E	K	S	R	H	E	K	S	R	H	E	K	S
	1	1	0	2	18	0	2	0	0	10	0	4	0	0	16	0	0	0	0	21	0	0	0	0	21
	0	0	0	0	0	0	0	0	0	0	0	0	0	0	0	0	0	0	0	0	0	0	0	0	0
	0	0	0	0	0	0	0	0	0	0	0	0	0	0	0	0	0	0	0	0	0	0	0	0	0

PITCHER	IP	WLS	BF	H	R	ER	SO	BB	IBB	HBP	BLK	WP	HR	S	P	ERA	WHIP
Andy Ashby, R ERA: 3.27 (1, 1)	4.0	L	23	9	5	5	2	3	0	1	0	1	1	48	82	11.25	3.000
Carlos Reyes, R ERA: 2.75 (5, 1)	2.0		7	1	0	0	2	0	0	0	0	0	0	16	21	0.00	0.500
Carlos Almanzar, R ERA: 5.56 (7, 1)	2.0		7	1	0	0	3	0	0	0	0	0	0	18	21	0.00	0.500

BOTTOM

San Diego Padres @ Houston Astros
Astrodome, Houston, TX
Sun Jul 25 1999, 2:35 PM EDT
Att: 34,613 - Dome - 72 F

livebaseballscores.com

Batter	1	2	3	4	5	6	7	8	9	AB R H RBI BB SO LOB	TOP																
Craig Biggio, R OBP: 0.387, SLG: 0.481 (1, 4)	4-2 1B BB	4-0 C1-4-6 BB		1-0 5 BB 2B		1-2 5 FC5-4 1B		1-1 HR	2-1 1-H 3-H 2-2 2B	4 2 4 2 2 0 0																	
Bill Spiers, L OBP: 0.360, SLG: 0.398 (1, 5)	0-0 P6	2-2 FC1-4-6 1-2f 2-3		4-2 5 BB BB		1-3 K		1-2 5 G4-6-3 1B	2-2 F7	5 0 1 0 1 1 7																	
5 Jeff Bagwell, R OBP: 0.458, SLG: 0.650 (1, 3)	2-3 K	0-3 K		4-0 FC6-4 1-2 2-3 BB		3-1 FC5-4 FC6-4 1-2f 2-3		0-0 G4-6-3 1-2f		4 0 0 0 1 2 6																	
Richard Hidalgo, R OBP: 0.329, SLG: 0.446 (1, 8) (9, 7)	2-0 1B 1-2 2B 1B		3-1 1B	1-1 FC6-4 1-2f		0-0 FC6-4 1-2f			0-0 P4	5 1 2 0 0 0 5																	
Matt Mieske, R OBP: 0.386, SLG: 0.663 Billy Wagner, L (1, 7) (9, 1)	3-2 2B 1-3 2-H 1B		0-0 FC5-4 1B		1-0 HR		1-1 F9		2-0 HR	5 2 4 3 0 0 0 0 0 0 0 0 0 0																	
Derek Bell, R OBP: 0.306, SLG: 0.369 (1, 9)	0-0 1-3 3-H 2B		1-0 FC5-4 1-2f		4-1 G5-4-3 BB		1-3 K		1-1 S 1B	4 1 2 1 1 1 1																	
Tony Eusebio, R OBP: 0.332, SLG: 0.310 (1, 2)	1-0 G4-3		1-3 K		0-0 G5-4-3 1-2f		0-1 1B		1-3 K	5 0 1 0 0 2 5																	
Tim Bogar, R OBP: 0.350, SLG: 0.377 (1, 6)		2-2 FC1-4-6 SH1-4 1B		0-0 F9		2-3 K		3-2 G4-3	4-2 1B WP BB	4 1 1 0 1 1 1																	
Scott Elarton, R OBP: 0.111, SLG: 0.111 Trever Miller, R (1, 1) (7, 1) Russ Johnson, R OBP: 0.353, SLG: 0.400 (8, PH) Brian Williams, R OBP: 0.500, SLG: 0.500 (8, 1) Daryle Ward, L OBP: 0.368, SLG: 0.371 (9, PH) Glen Sather, S OBP: 0.344, SLG: 0.286 (9, PR) (9, 8)		0-0 SH1-4		0-0 G6-3				2-1 5 FC5-4 1B	2-2 F8 1-3 2-H 2B 1B	2 0 1 0 0 0 0 0 0 0 0 0 0 0 1 0 0 0 0 0 0 0 0 0 0 0 0 0 1 0 1 1 0 0 0 0 1 0 0 0 0 0																	
Inning Stats	R: 2 E: 0 K: 1 S: 14	H: 3 LOB: 2 BB: 1 P: 26	R: 0 E: 0 K: 1 S: 11	H: 1 LOB: 2 BB: 1 P: 19	R: 0 E: 0 K: 1 S: 7	H: 2 LOB: 1 BB: 0 P: 12	R: 0 E: 0 K: 0 S: 8	H: 1 LOB: 3 BB: 2 P: 18	R: 1 E: 0 K: 1 S: 6	H: 1 LOB: 0 BB: 1 P: 13	R: 0 E: 0 K: 1 S: 11	H: 2 LOB: 2 BB: 0 P: 18	R: 0 E: 0 K: 1 S: 11	H: 1 LOB: 1 BB: 0 P: 16	R: 1 E: 0 K: 0 S: 9	H: 2 LOB: 0 BB: 0 P: 13	R: 4 E: 0 K: 1 S: 18	H: 4 LOB: 2 BB: 1 P: 30	1B: 11 2B: 3 3B: 0 HR: 3	SF: 0 SAC: 1 DP: 2 HBP: 0	WP: 2 PB: 0 SB: 1 CS: 0	PA: 47					
PITCHER	IP WLS BF H R ER SO BB IBB HBP BLK WP HR S P ERA WHIP																										
Bobby Jones, L ERA: 5.55 (1, 1)	5.0		26	8	3	3	4	5	0	0	0	0	1	46	88	5.40	2.600										
Curt Leskanic, R ERA: 4.85 (6, 1)	2.0		9	3	0	0	2	0	0	0	0	0	0	22	34	0.00	1.500										
Jerry Dipoto, R ERA: 5.06 (8, 1)	1.0	H	4	2	1	1	0	0	0	0	0	1	9	13	9.00	2.000											
Dave Veres, R ERA: 3.99 (9, 1)	0.2	L	7	4	4	4	1	1	0	0	0	1	15	25	54.00	7.500											
Chuck McElroy, L ERA: 5.9 (9, 1)	0.1		1	0	0	0	0	0	0	0	0	0	3	5	0.00	0.000											

Houston Astros @ Colorado Rockies
Coors Field, Denver, CO
Mon Jul 26 1999, 7:05 PM MDT
Att. 42,740 - Unknown - 81 F

livebaseballscorecards.com

AB	40
R	8
H	17
RBI	7
BB	6
SO	7
LOB	25



Batter	1	2	3	4	5	6	7	8	9	AB	R	H	RBI	BB	SO	LOB
Neifi Perez, S OBP: 0.312, SLG: 0.411 (1, 6)	1-1 G4-3		4-2 BB 17 BB	2-0 17 SF8 2B		0-2 F9		1-0 F7		4	0	1	1	1	0	1
17 Todd Helton, L OBP: 0.374, SLG: 0.522 (1, 3)	1-2 WP 1B		4-0 BB	0-0 SF8		0-0 F7		2-0 G4-3		3	0	1	1	1	0	1
Larry Walker, L OBP: 0.446, SLG: 0.717 Angel Echevarria, R OBP: 0.336, SLG: 0.505 (1, 9) (6, 9)	1-0 F8		4-1 BB	1-2 G5-3						2	0	0	0	1	0	2
Dante Bichette, R OBP: 0.332, SLG: 0.533 (1, 7)	3-1 P8		2-2 P6		1-1 P4		0-1 HR		0-1 P3	5	1	1	1	0	0	4
Jeff Barry, S OBP: 0.361, SLG: 0.600 (1, 8)		0-1 F8	1-2 L5		2-2 E3		1-1 HR		1-0 F8	5	1	1	1	0	0	3
Lenny Harris, L OBP: 0.316, SLG: 0.339 Dave Veres, R Chuck McElroy, L (1, 4) (9, 1) (9, 1)		2-1 1B		0-0 1B 1B	2-0 F8		1-1 FC5-4 1B			4	1	3	0	0	0	1
Kirt Manwaring, R OBP: 0.386, SLG: 0.440 (1, 2)		1-3 K		1-2 1B 1B	0-1 F7		1-2 K			4	1	1	0	0	2	3
Terry Shumpert, R OBP: 0.396, SLG: 0.586 (1, 5) (9, 4)		2-2 P2		2-2 2B 17 SF8 1B		3-2 G6-3	0-0 FC5-4			4	1	1	1	0	0	2
Bobby Jones, R OBP: 0.240, SLG: 0.227 Curt Leskanic, R OBP: 0.667, SLG: 1.667 Jerry Dipoto, R Vinny Castilla, R OBP: 0.316, SLG: 0.471 (1, 1) (6, 1) (8, 1) (8, PH) (9, 5)			0-1 G4-3	0-0 P9		1-2 1B		0-1 G5-3		2	0	0	0	0	0	2

Inning Stats	R: 0	H: 1	E: 0	LOB: 1	K: 0	BB: 0	S: 8	R: 0	H: 1	E: 0	LOB: 1	K: 1	BB: 0	S: 10	R: 0	H: 0	E: 0	LOB: 3	K: 0	BB: 3	S: 11	R: 3	H: 4	E: 0	LOB: 1	K: 0	BB: 0	S: 17	R: 0	H: 0	E: 1	LOB: 1	K: 0	BB: 0	S: 9	R: 0	H: 1	E: 0	LOB: 1	K: 0	BB: 0	S: 11	R: 2	H: 3	E: 0	LOB: 1	K: 1	BB: 0	S: 12	R: 0	H: 0	E: 0	LOB: 0	K: 0	BB: 0	S: 4	R: 0	H: 0	E: 0	LOB: 0	K: 0	BB: 0	S: 4	R: 0	H: 0	E: 0	LOB: 0	K: 0	BB: 0	S: 4	1B: 7	SF: 1	2B: 1	SAC: 0	3B: 0	DP: 0	HR: 2	HBP: 0
--------------	------	------	------	--------	------	-------	------	------	------	------	--------	------	-------	-------	------	------	------	--------	------	-------	-------	------	------	------	--------	------	-------	-------	------	------	------	--------	------	-------	------	------	------	------	--------	------	-------	-------	------	------	------	--------	------	-------	-------	------	------	------	--------	------	-------	------	------	------	------	--------	------	-------	------	------	------	------	--------	------	-------	------	-------	-------	-------	--------	-------	-------	-------	--------

PITCHER	IP	WLS	BF	H	R	ER	SO	BB	IBB	HBP	BLK	WP	HR	S	P	ERA	WHIP
Scott Elarton, R ERA: 3.17 (1, 1)	6.0		29	7	3	3	1	3	0	0	0	1	0	66	107	4.50	1.667
Trevor Miller, L ERA: 6.1 (7, 1)	1.0		6	3	2	2	1	0	0	0	0	0	2	12	15	18.00	3.000
Brian Williams, R ERA: 4.99 (8, 1)	1.0	W	3	0	0	0	0	0	0	0	0	0	0	4	7	0.00	0.000
Billy Wagner, L ERA: 2.09 (9, 1)	1.0	S	3	0	0	0	0	0	0	0	0	0	0	4	6	0.00	0.000

BOTTOM

Houston Astros @ Colorado Rockies
Coors Field, Denver, CO
Mon Jul 26 1999, 7:05 PM MDT
Att: 42,740 - Unknown - 81 F

livebaseballscorecards.com

AB	37
R	5
H	10
RBI	5
BB	3
SO	2
LOB	19



WP: 1	PA: 41
PB: 0	
SB: 0	
CS: 0	

Batter	1	2	3	4	5	6	7	8	9	AB R H RBI BB SO LOB	TOP
Craig Biggio, R OBP: 0.390, SLG: 0.484 (1, 4)	1-1 F8		2-1 B5-3		4-0 2B BB	1-1 S 2B			0-1 BB SF9 5 1B	4 2 2 1 1 0 0	
Russ Johnson, R OBP: 0.356, SLG: 0.413 (1, 5)	3-2 G1-3		1-2 HBP 5 BB 1B		1-0 5 FC6-4-5 1-H 2B	2-3 K			0-3 K	5 1 2 1 0 2 2	
5 Jeff Bagwell, R OBP: 0.457, SLG: 0.645 (1, 3)	0-0 P9		4-0 HBP 1B BB		3-1 FC6-4-5 1B				1-0 SF9 BB 1B	4 2 1 0 1 0 1	
Richard Hidalgo, R OBP: 0.333, SLG: 0.443 (7, 7)		2-3 K	1-1 1B HBP		0-0 G5-3				4-0 SF9 BB	2 0 0 0 2 1 1	
Matt Mieske, R OBP: 0.402, SLG: 0.667 Glen Barker, S OBP: 0.333, SLG: 0.286 (7, 8)		2-2 1B F9-2 1B	0-2 1-3 2-H 3-H 1B		1-0 2-H 1B				1-2 SF9	4 0 3 3 0 0 1 0 0 0 1 0 0 0	
Derek Bell, R OBP: 0.305, SLG: 0.367 (1, 9)		1-2 1B	0-0 F8		3-2 G4-3				0-0 L8	5 0 1 0 0 0 6	
Tony Eusebio, R OBP: 0.339, SLG: 0.316 (1, 2)		1-0 1-2 2-3 1B		2-1 G4-3		0-0 1B 1B			4-2 G4-6-3 BB	3 0 2 0 1 0 0	
Tim Bogar, R OBP: 0.349, SLG: 0.374 (1, 6)		0-1 F9-2		1-0 F9		0-1 SH3 2B 1B			3-2 G4-6-3	4 1 1 0 0 0 4	
Jose Lima, R OBP: 0.157, SLG: 0.122 Billy Wagner, L (9, 1)			0-0 P5		1-3 K	0-0 SH3			1-1 G1-3	3 0 0 0 0 1 0 0 0 0 0 0 0 0	
Inning Stats	R: 0 H: 0 E: 0 LOB: 0 K: 0 BB: 0 S: 6 P: 10	R: 0 H: 3 E: 0 LOB: 2 K: 1 BB: 0 S: 14 P: 20	R: 2 H: 2 E: 0 LOB: 2 K: 0 BB: 1 S: 13 P: 21	R: 0 H: 0 E: 0 LOB: 0 K: 1 BB: 0 S: 6 P: 10	R: 2 H: 2 E: 0 LOB: 1 K: 0 BB: 1 S: 9 P: 21	R: 1 H: 3 E: 0 LOB: 1 K: 1 BB: 0 S: 9 P: 12	R: 0 H: 0 E: 0 LOB: 1 K: 0 BB: 1 S: 10 P: 18	R: 0 H: 0 E: 0 LOB: 0 K: 0 BB: 1 S: 9 P: 17	R: 1 H: 2 E: 0 LOB: 2 K: 1 BB: 1 S: 11 P: 17	1B: 10 SF: 1 2B: 3 SAC: 1 3B: 0 DP: 2 HR: 0 HBP: 1	WP: 0 PA: 42 PB: 0 SB: 1 CS: 0
PITCHER	IP WLS BF H R ER SO BB IBB HBP BLK WP HR S P ERA WHIP										
Brian Bohanon, L ERA: 6.79 Mike DeJean, R ERA: 6.84 David Lee, R ERA: 5.33	(1, 1) 5.2 L 28 10 5 5 2 2 0 1 0 0 0 0 54 89 7.94 2.118 (6, 1) 1.1 5 0 0 0 1 1 0 0 0 0 0 0 13 23 0.00 0.750 (8, 1) 2.0 9 2 1 1 1 2 0 0 0 0 0 0 20 34 4.50 2.000										

Houston Astros @ Colorado Rockies
Coors Field, Denver, CO
Tue Jul 27 1999, 7:05 PM MDT
Att. 41,952 - Cloudy - 78 F

AB	34
R	6
H	12
RBI	6
BB	5
SO	4
LOB	15



livebaseballscorecards.com

Batter	1	2	3	4	5	6	7	8	9	AB	R	H	RBI	BB	SO	LOB
Neffi Perez, S OBP: 0.314, SLG: 0.412 (1, 6)	1-2 G4-3		2-1 F7 1B		0-1 L3		0-0 L3			4	0	2	0	0	0	0
17 Todd Helton, L OBP: 0.375, SLG: 0.522 (1, 3)	0-0 1B		1-2 FC5-4 1B		2-2 L5		0-0 P5			4	0	2	0	0	0	1
Larry Walker, L OBP: 0.444, SLG: 0.720 (1, 9)	1-1 F8		1-1 F7		0-0 HR		0-0 G4-3			4	1	1	1	0	0	3
Dante Bichette, R OBP: 0.333, SLG: 0.533 (1, 7)	2-2 1B		1-0 FC5-4		0-1 1B		2-2 F7			4	1	2	0	0	0	2
Vinny Castilla, R OBP: 0.315, SLG: 0.469 (1, 5)	1-0 G6-3		3-2 G6-3		1-0 1B		0-0 P6			4	1	1	0	0	0	2
Jeff Barry, S OBP: 0.354, SLG: 0.576 (1, 8)		2-3 K	0-0 F7		0-2 G6-4-3 1B		0-0 L8			4	0	1	1	0	1	0
Terry Shumpert, R OBP: 0.393, SLG: 0.578 (1, 4)		1-3 K	3-3 K		1-0 SF8		2-2 1B			3	0	1	1	0	2	0
Henry Blanco, R OBP: 0.359, SLG: 0.472 (1, 2)		0-1 P6	2-2 L6		2-2 G6-4-3		0-1 F7			4	0	0	0	0	0	2
Brian Bohanon, L OBP: 0.184, SLG: 0.152 Mike DeJean, R (6, 1) Lenny Harris, L OBP: 0.314, SLG: 0.336 David Lee, R OBP: 0.200, SLG: 0.200 Angel Echevarria, R OBP: 0.333, SLG: 0.500 (9, PH)		0-1 G4-3	1-3 K		0-0 P9		1-3 K			2	0	0	0	0	0	1

Inning Stats	R: 0	H: 2	E: 0	K: 0	S: 11	R: 0	H: 0	E: 0	K: 2	S: 11	R: 0	H: 2	E: 0	K: 0	S: 11	R: 0	H: 1	E: 0	K: 1	S: 13	R: 3	H: 4	E: 0	K: 0	S: 14	R: 0	H: 0	E: 0	K: 0	S: 3	R: 0	H: 0	E: 0	K: 1	S: 9	R: 0	H: 1	E: 0	K: 1	S: 9	1B: 9	SF: 1	2B: 0	SAC: 0	3B: 0	DP: 1	HR: 1	HBP: 0	WP: 0	PA: 36
--------------	------	------	------	------	-------	------	------	------	------	-------	------	------	------	------	-------	------	------	------	------	-------	------	------	------	------	-------	------	------	------	------	------	------	------	------	------	------	------	------	------	------	------	-------	-------	-------	--------	-------	-------	-------	--------	-------	--------

PITCHER	IP	WLS	BF	H	R	ER	SO	BB	IBB	HBP	BLK	WP	HR	S	P	ERA	WHIP
Jose Lima, R ERA: 3.16 (1, 1)	8.0	W	32	9	3	3	4	0	0	0	0	0	1	82	112	3.38	1.125
Billy Wagner, L ERA: 2.05 (9, 1)	1.0	S	4	1	0	0	1	0	0	0	0	0	0	9	12	0.00	1.000

BOTTOM

Houston Astros @ Colorado Rockies
Coors Field, Denver, CO
Tue Jul 27 1999, 7:05 PM MDT
Att. 41,952 - Cloudy - 78 F

livebaseballscorecards.com

AB	35
R	3
H	10
RBI	3
BB	0
SO	5
LOB	11



Batter	1	2	3	4	5	6	7	8	9	AB	R	H	RBI	BB	SO	LOB	TOP										
Craig Biggio, R (1, 4) OBP: 0.394, SLG: 0.488 Carlos Hernandez, R (7, 4)	4-1 BB		0-1 G5-4-3 1-2f	4-0 BB		2-1 FC4-6 1B	2-1 5 HR 2B	2-1 P8		3	1	2	0	2	0	1											
Russ Johnson, R (1, 5) OBP: 0.354, SLG: 0.438	1-1 F8			F9		0-2 FC4-6 1B	4-1 5 HR BB	2-0 HR		5	3	1	1	1	0	4											
5 Jeff Bagwell, R (1, 3) OBP: 0.458, SLG: 0.653 Jose Cabrera, R (8, 1) Doug Henry, R (9, 1)	1-2 L5			K	4-2 1B 2B BB	2-2 1B 2B	3-2 1B 2B HR	2-3 K		5	3	2	4	1	2	1											
Richard Hidalgo, R (1, 8) OBP: 0.335, SLG: 0.441	1-2 G4-3			1B 1B BB	1-1 2B 1B SF9	4-0 1B 1B IBB	2-2 F9	0-1 G5-3		4	2	1	0	2	0	1											
Matt Mieske, R (1, 7) OBP: 0.404, SLG: 0.663 Glen Barker, S (4, 8)		1-2 G1-3		1B 1B 1B	0-0 SF9 2B	1-0 1B	0-2 G1-3		1-3 K	2	1	1	0	0	0	0											
Derek Bell, R (1, 9) OBP: 0.310, SLG: 0.372		3-1 L8		1B 1B 1B	2-3 K	2-1 1B	0-1 1B		0-0 2B 1B	6	2	4	2	0	1	2											
Tony Eusebio, R (1, 2) OBP: 0.347, SLG: 0.327		0-2 G6-3		1B 3B 1B	4-0 FC6-4 IBB	2-3 K	0-0 1B		0-0 2B	5	1	3	2	1	1	3											
Tim Bogar, R (1, 6) OBP: 0.345, SLG: 0.371			2-2 G6-3	1-2 3B 1B	3-2 SF9	1-0 F8	1-1 G5-3		1-2 G5-3	5	1	1	2	0	0	6											
Mike Hampton, R (1, 1) OBP: 0.333, SLG: 0.452 Daryle Ward, L (8, PH) (8, 3)			0-0 G5-4-3 1B	1-2 3B	1-0 FC6-4		0-1 2B 5 HR 1B	0-1 HR	2-3 K	4	1	3	2	0	0	2											
				1-2 3B 1B	2-3 3-H	1-0 1B				2	1	1	1	0	1	1											
Inning Stats	R: 0 E: 0 K: 0 S: 9	H: 0 LOB: 1 BB: 1 P: 16	R: 0 E: 0 K: 0 S: 8	H: 0 LOB: 0 BB: 0 P: 12	R: 0 E: 0 K: 0 S: 6	H: 1 LOB: 0 BB: 0 P: 8	R: 5 E: 0 K: 1 S: 19	H: 5 LOB: 2 BB: 2 P: 32	R: 2 E: 0 K: 1 S: 13	H: 2 LOB: 2 BB: 2 P: 28	R: 2 E: 0 K: 1 S: 20	H: 4 LOB: 3 BB: 1 P: 34	R: 4 E: 0 K: 0 S: 23	H: 5 LOB: 2 BB: 1 P: 35	R: 2 E: 0 K: 1 S: 10	H: 2 LOB: 0 BB: 0 P: 16	R: 1 E: 0 K: 2 S: 11	H: 2 LOB: 1 BB: 0 P: 15	1B: 13 2B: 4 3B: 1 HR: 3	SF: 1 SAC: 0 DP: 1 HBP: 0	WP: 0 PB: 0 SB: 0 CS: 0	PA: 54					
PITCHER	IP	WLS	BF	H	R	ER	SO	BB	IBB	HBP	BLK	WP	HR	S	P	ERA	WHIP										
Roberto Ramirez, L (1, 1) ERA: 10.8	3.2	L	19	6	5	5	1	3	0	0	0	0	0	40	64	12.27	2.455										
Curt Leskanic, R (4, 1) ERA: 5.04	1.1		8	2	2	2	1	1	1	0	0	0	0	15	32	13.50	2.250										
Chuck McElroy, L (6, 1) ERA: 6.2	1.0		8	4	2	2	1	0	1	0	0	0	0	20	34	18.00	4.000										
Mike Porzio, L (7, 1) ERA: 10.13	1.1		12	7	6	6	0	1	0	0	0	0	3	28	44	40.50	6.000										
Jerry Dipoto, R (8, 1) ERA: 5.0	0.2		2	0	0	0	1	0	0	0	0	0	0	5	7	0.00	0.000										
PITCHER	IP	WLS	BF	H	R	ER	SO	BB	IBB	HBP	BLK	WP	HR	S	P	ERA	WHIP										
Dave Veres, R (9, 1) ERA: 4.09	1.0		5	2	1	1	2	0	0	0	0	0	0	11	15	9.00	2.000										

Houston Astros @ Colorado Rockies
Coors Field, Denver, CO
Wed Jul 28 1999, 7:05 PM MDT
Att. 43,201 - Cloudy - 68 F

livebaseballscorecards.com

AB	46
R	16
H	21
RBI	16
BB	7
SO	6
LOB	21



Batter	1	2	3	4	5	6	7	8	9	AB R H RBI BB SO LOB	TOP											
Craig Biggio, R (1, 4) OBP: 0.395, SLG: 0.490	0-1 F9		2-2 2B			2-1 G6-3		3-1 1B		4 0 2 1 0 0 0												
Bill Spiers, L (1, 5) OBP: 0.359, SLG: 0.396	3-2 G3		1-0 G4-3			2-0 G3		1-0 5 BB		4 0 1 0 0 0 1												
5 Jeff Bagwell, R (1, 3) OBP: 0.456, SLG: 0.647	0-1 P2				0-3 K	0-0 G5-3		4-2 1B		3 0 0 0 1 1 0												
Richard Hidalgo, R (1, 8) OBP: 0.332, SLG: 0.436		2-1 G6-3			2-0 G4-3		0-0 F7	2-0 P9		4 0 0 0 0 0 3												
Daryle Ward, L (1, 7) OBP: 0.364, SLG: 0.425		0-1 G6-3			4-0 FC6-4		1-2 F9		0-3 K	3 0 0 0 1 1 0												
Derek Bell, R (1, 9) OBP: 0.309, SLG: 0.370		1-0 L8			0-1 FC6-4		1-3 K		1-2 1B	4 0 1 0 0 1 1												
Paul Bako, L (1, 2) OBP: 0.377, SLG: 0.427			2-1 SH1-4		2-2 G4-6-3		2-1 1B		0-0 S	4 2 4 0 0 0 0												
Glen Barker, S (9, PR) OBP: 0.351, SLG: 0.344			2B				2B		1B	0 0 0 0 0 0 0												
Tim Bogar, R (1, 6) OBP: 0.339, SLG: 0.364			1B		0-0 L8		0-0 G4-6-3		2-2 P4	4 0 0 0 0 0 5												
Chris Holt, R (1, 1) OBP: 0.153, SLG: 0.071					1-0 SH1-4		0-0 G6-3		1-2 G4-3	1 0 0 0 0 0 0												
Trever Miller, R (6, 1)										0 0 0 0 0 0 0												
Brian Williams, R (7, 1)										0 0 0 0 0 0 0												
Matt Mieske, R (8, PH)										1 0 1 1 0 0 0												
Carlos Hernandez, R (8, PR)										0 0 0 0 0 0 0												
Doug Henry, R (8, 1)										0 0 0 0 0 0 0												
Tony Eusebio, R (9, PH) OBP: 0.346, SLG: 0.325										1 0 0 0 0 0 3												
Inning Stats	R: 0 E: 0 K: 0 S: 7	H: 0 LOB: 0 BB: 0 P: 10	R: 0 E: 0 K: 0 S: 5	H: 0 LOB: 0 BB: 0 P: 8	R: 1 E: 0 K: 0 S: 9	H: 2 LOB: 1 BB: 0 P: 15	R: 0 E: 0 K: 1 S: 6	H: 0 LOB: 1 BB: 1 P: 12	R: 0 E: 0 K: 0 S: 5	H: 1 LOB: 0 BB: 0 P: 7	R: 0 E: 0 K: 0 S: 4	H: 0 LOB: 0 BB: 0 P: 8	R: 0 E: 0 K: 1 S: 9	H: 0 LOB: 0 BB: 0 P: 11	R: 1 E: 0 K: 0 S: 13	H: 4 LOB: 3 BB: 1 P: 28	R: 0 E: 0 K: 1 S: 13	H: 2 LOB: 3 BB: 0 P: 17	1B: 7 2B: 2 3B: 0 HR: 0	SF: 0 SAC: 1 DP: 1 HBP: 0	WP: 0 PB: 0 SB: 1 CS: 1	PA: 36
PITCHER	IP WLS BF H R ER SO BB IBB HBP BLK WP HR S P ERA WHIP												IP WLS BF H R ER SO BB IBB HBP BLK WP HR S P ERA WHIP									
Darryl Kile, R (1, 1) ERA: 6.1	8.0 W 31 7 2 2 2 2 2 0 0 0 0 0 0 58 99 2.25 1.125																					
Dave Veres, R (9, 1) ERA: 4.01	1.0 S 5 2 0 0 1 0 0 0 0 0 0 0 0 13 17 0.00 2.000																					

Houston Astros @ Colorado Rockies
 Coors Field, Denver, CO
 Thu Jul 29 1999, 1:05 PM MDT
 Att. 43,415 - Unknown - 86 F

livebaseballscorecards.com

AB	33
R	2
H	9
RBI	2
BB	2
SO	3
LOB	13



Batter	1	2	3	4	5	6	7	8	9
Neifi Perez, S OBP: 0.314, SLG: 0.413 (1, 6)	1-2 FC4-6 1B	0-1 FC6-4 1-2f		0-3 K		1 SAFE 1-1 E7 1-H 2B			
Darryl Hamilton, L OBP: 0.374, SLG: 0.392 (1, 8)	1 SAFE 1-0 FC4-6 17 G4-3 1-2f		1-1 1B 1B		4-0 HR BB	2-2 L9			
17 Todd Helton, L OBP: 0.374, SLG: 0.516 (1, 3)	2-2 G4-3		1-0 L7		2-0 F7		2-3 K		
Dante Bichette, R OBP: 0.329, SLG: 0.524 (1, 7)	1-1 G5-3		0-1 F9		1 SAFE 2-2 P6		0-0 G1-3		
Vinny Castilla, R OBP: 0.318, SLG: 0.476 (1, 5)		0-1 F8 1 SAFE	3-1 1B 1-3		1-0 HR 1-H		3-3 K		
Jeff Barry, S OBP: 0.338, SLG: 0.544 (1, 9)		3-2 F8	2-1 G3		1-2 P2		1-2 G4-3		
Terry Shumpert, R OBP: 0.413, SLG: 0.578 (1, 4)		1-2 1B 1B		3-2 P4		0-0 2B E 1B	4-2 1B BB		
Henry Blanco, R OBP: 0.369, SLG: 0.485 (1, 2)		0-0 1B		0-1 1B 2B		0-0 F9	0-0 G6-4-3 1B		
Darryl Kile, R OBP: 0.128, SLG: 0.081 (1, 1)		2-2 1B		1-3 K		1-0 P5	0-0 G6-4-3 1-2f		
Lenny Harris, L OBP: 0.308, SLG: 0.330 (8, PH)		1-2 FC6-4 1B							
Dave Veres, R (9, 1)									

Inning Stats	R: 0 E: 1 K: 0 S: 9	H: 1 LOB: 1 BB: 0 P: 14	R: 1 E: 0 K: 0 S: 18	H: 3 LOB: 2 BB: 0 P: 24	R: 0 E: 0 K: 0 S: 9	H: 2 LOB: 2 BB: 0 P: 16	R: 0 E: 0 K: 2 S: 12	H: 1 LOB: 1 BB: 0 P: 16	R: 2 E: 0 K: 0 S: 8	H: 1 LOB: 0 BB: 1 P: 18	R: 1 E: 1 K: 0 S: 8	H: 2 LOB: 1 BB: 0 P: 12	R: 0 E: 0 K: 2 S: 9	H: 0 LOB: 0 BB: 0 P: 14	R: 0 E: 0 K: 0 S: 9	H: 1 LOB: 1 BB: 1 P: 14
--------------	------------------------------	----------------------------------	-------------------------------	----------------------------------	------------------------------	----------------------------------	-------------------------------	----------------------------------	------------------------------	----------------------------------	------------------------------	----------------------------------	------------------------------	----------------------------------	------------------------------	----------------------------------

PITCHER														PITCHER																			
IP	WLS	BF	H	R	ER	SO	BB	IBB	HBP	BLK	WP	HR	S	P	ERA	WHIP	IP	WLS	BF	H	R	ER	SO	BB	IBB	HBP	BLK	WP	HR	S	P	ERA	WHIP
Chris Holt, R ERA: 4.66 (1, 1)	5.2	L	28	10	4	3	2	1	0	0	0	1	61	95	4.76	1.941																	
Trevor Miller, L ERA: 5.97 (6, 1)	0.2		2	0	0	0	1	0	0	0	0	0	8	12	0.00	0.000																	
Brian Williams, R ERA: 4.91 (7, 1)	0.2		2	0	0	0	1	0	0	0	0	0	4	7	0.00	0.000																	
Doug Henry, R ERA: 4.67 (8, 1)	1.0		4	1	0	0	0	1	0	0	0	0	9	14	0.00	2.000																	

BOTTOM

Houston Astros @ Colorado Rockies
Coors Field, Denver, CO
Thu Jul 29 1999, 1:05 PM MDT
Att: 43,415 - Unknown - 86 F

livebaseballscorecards.com

AB	34
R	4
H	11
RBI	3
BB	2
SO	4
LOB	18



1B: 8	SF: 0	WP: 0	PA: 36
2B: 2	SAC: 0	PB: 0	
3B: 0	DP: 1	SB: 0	
HR: 1	HBP: 0	CS: 0	

Batter	1	2	3	4	5	6	7	8	9	AB R H RBI BB SO LOB	TOP											
Craig Biggio, R (1, 4) OBP: 0.397, SLG: 0.493	1-3 K	4-2 BB		1-3 K		0-0 2B			1-2 E6 G3 1B	4 0 2 2 1 2 0												
Bill Spiers, L (1, 5) OBP: 0.352, SLG: 0.388	3-2 G4-3	2-1 G4-6-3			0-0 G4-3	3-2 F7			1-0 G3 2-3	5 0 0 0 0 0 5												
5 Jeff Bagwell, R (1, 3) OBP: 0.459, SLG: 0.648	4-0 1B BB			2-2 FC4-6 1B		4-2 PB S BB		1-0 FC9-4-6 1B	1-3 K	3 0 2 0 2 1 1												
Derek Bell, R (1, 9) OBP: 0.312, SLG: 0.372	2-0 1B			0-0 FC4-6 HR		4-2 G6-4-3 BB		0-1 SAFE 1B	1-3 K	4 1 2 0 1 1 2												
Daryle Ward, L (1, 7) OBP: 0.362, SLG: 0.488 Glen Barker, S (5, 8) OBP: 0.342, SLG: 0.333	2-2 F8			1-2 HR		0-0 G6-4-3		2-2 FC9-4-6 G6-4-3		3 1 1 2 0 0 4 1 0 0 0 0 0 2												
Richard Hidalgo, R (1, 8) OBP: 0.331, SLG: 0.433 (5, 7)				3-3 K		0-0 G6-3		0-2 G6-4-3		3 1 0 0 1 1 2												
Paul Bako, L (1, 2) OBP: 0.380, SLG: 0.433				1-1 G6-3		2-2 SH1-4 2B		3-2 L3		3 1 1 0 1 0 0												
Tim Bogar, R (1, 6) OBP: 0.342, SLG: 0.361				0-0 G5-3		4-2 SH1-4 2B BB		0-1 G6-3		2 1 0 0 2 0 0												
Shane Reynolds, R (1, 1) OBP: 0.233, SLG: 0.250 Jay Powell, R (9, 1)				0-0 SF9 K		0-1 SH1-4		1-0 G4-3		2 0 0 1 0 1 0 0 0 0 0 0 0 0												
Inning Stats	R: 0 E: 0 K: 1 S: 12	H: 1 LOB: 2 BB: 1 P: 24	R: 1 E: 0 K: 0 S: 7	H: 0 LOB: 2 BB: 4 P: 25	R: 2 E: 0 K: 1 S: 12	H: 2 LOB: 0 BB: 0 P: 19	R: 0 E: 0 K: 2 S: 7	H: 0 LOB: 0 BB: 0 P: 8	R: 0 E: 0 K: 0 S: 6	H: 0 LOB: 1 BB: 2 P: 14	R: 2 E: 0 K: 0 S: 13	H: 2 LOB: 1 BB: 1 P: 22	R: 0 E: 0 K: 0 S: 9	H: 2 LOB: 1 BB: 0 P: 12	R: 0 E: 0 K: 0 S: 6	H: 0 LOB: 0 BB: 0 P: 10	R: 0 E: 1 K: 2 S: 10	H: 1 LOB: 1 BB: 0 P: 14	1B: 5 2B: 2 3B: 0 HR: 1	SF: 1 SAC: 1 DP: 3 HBP: 0	WP: 0 PB: 1 SB: 1 CS: 0	PA: 40
PITCHER	IP WLS BF H R ER SO BB IBB HBP BLK WP HR S P ERA WHIP																					
Matt Clement, R (1, 1) ERA: 4.73	4.1 L 22 3 3 3 4 7 0 0 0 0 1 43 89 6.23 2.308																					
Carlos Almanzar, R (5, 1) ERA: 6.04	1.2 7 2 2 2 0 1 0 0 0 0 0 14 23 10.80 1.800																					
Will Cunnane, R (7, 1) ERA: 4.22	2.0 7 2 0 0 0 0 0 0 0 0 0 15 22 0.00 1.000																					
Carlos Reyes, R (9, 1) ERA: 2.82	1.0 4 1 0 0 0 2 0 0 0 0 0 10 14 0.00 1.000																					

Houston Astros @ San Diego Padres
Qualcomm Stadium, San Diego, CA

Fri Jul 30 1999, 10:05 PM EDT
Att. 39,619 - Unknown - 74 F

livebaseballscorecards.com

AB	30
R	5
H	8
RBI	5
BB	8
SO	6
LOB	16



Houston Astros @ San Diego Padres
Qualcomm Stadium, San Diego, CA

Sat Jul 31 1999, 10:05 PM EDT
Att. 60,516 - Unknown - 72 F

livebaseballscorecards.com

AB	36
R	8
H	10
RBI	8
BB	5
SO	2
LOB	11



Batter	1	2	3	4	5	6	7	8	9	AB	R	H	RBI	BB	SO	LOB									
Craig Biggio, R (1, 4) OBP: 0.401, SLG: 0.494	G6-3		1B		1B 5 FC5-2		1B FC4-6		BB G6-3	3	0	2	0	2	0	0									
Bill Spiers, L (1, 5) OBP: 0.353, SLG: 0.386	G4-3		BB		1B 5 FC5-2		1B 5 HR		BB G6-3	4	2	1	0	1	0	2									
5 Jeff Bagwell, R (1, 3) OBP: 0.459, SLG: 0.660	F9		BB		1B 2B		HR		HR	5	3	2	3	0	0	4									
Derek Bell, R (1, 9) OBP: 0.315, SLG: 0.374	G6-3				2B 17 HR		G6-3		BB	3	1	1	2	2	0	0									
17 Lance Berkman, S (1, 7) OBP: 0.290, SLG: 0.448	1B				HR		HR		G3	4	2	3	3	0	0	1									
Glen Barker, S (8, 8) OBP: 0.333, SLG: 0.324	1B				HR		HR		G3	1	0	0	0	0	0	1									
Richard Hidalgo, R (1, 8) OBP: 0.328, SLG: 0.428	G5-3						G4-3		G6-3	4	0	0	0	0	0	1									
Paul Bako, L (1, 2) OBP: 0.370, SLG: 0.419	G6-3				L6		G6-3		K	4	0	0	0	0	1	1									
Tim Bogar, R (1, 6) OBP: 0.341, SLG: 0.360	G5-3				F8		E8 1B		G5-3	4	0	1	0	0	0	0									
Scott Elarton, R (1, 1) OBP: 0.083, SLG: 0.083	G6-3				F8		K		P6	3	0	0	0	0	1	1									
Trever Miller, R (6, 1)										0	0	0	0	0	0	0									
Doug Henry, R (6, 1)										0	0	0	0	0	0	0									
Daryle Ward, L (8, PH) OBP: 0.354, SLG: 0.477										1	0	0	0	0	0	0									
Jay Powell, R (8, 1)										0	0	0	0	0	0	0									
Billy Wagner, L (9, 1)										0	0	0	0	0	0	0									
Inning Stats	R: 0 E: 0 K: 0 S: 5	H: 0 LOB: 0 BB: 0 P: 8	R: 0 E: 0 K: 0 S: 7	H: 1 LOB: 1 BB: 0 P: 10	R: 0 E: 0 K: 0 S: 8	H: 1 LOB: 2 BB: 1 P: 14	R: 2 E: 0 K: 0 S: 11	H: 1 LOB: 0 BB: 1 P: 19	R: 2 E: 0 K: 0 S: 7	H: 2 LOB: 1 BB: 1 P: 16	R: 0 E: 1 K: 1 S: 12	H: 1 LOB: 1 BB: 0 P: 17	R: 3 E: 0 K: 0 S: 9	H: 3 LOB: 0 BB: 0 P: 10	R: 0 E: 0 K: 1 S: 6	H: 0 LOB: 0 BB: 0 P: 8	R: 1 E: 0 K: 0 S: 11	H: 1 LOB: 1 BB: 2 P: 24	1B: 5 2B: 1 3B: 0 HR: 4	SF: 0 SAC: 0 DP: 1 HBP: 0	WP: 0 PB: 0 SB: 2 CS: 0	PA: 41			
PITCHER	IP	WLS	BF	H	R	ER	SO	BB	IBB	HBP	BLK	WP	HR	S	P	ERA	WHIP								
Andy Ashby, R (1, 1) ERA: 3.39	6.0		27	6	4	4	1	3	0	0	0	0	1	50	84	6.00	1.500								
Dan Miceli, R (7, 1) ERA: 4.17	2.0	L	9	3	3	3	1	0	0	0	0	0	2	15	18	13.50	1.500								
Carlos Reyes, R (9, 1) ERA: 2.93	1.0		5	1	1	1	0	2	0	0	0	0	1	11	24	9.00	3.000								

BOTTOM

Houston Astros @ San Diego Padres
Qualcomm Stadium, San Diego, CA

AB 33
R 5
H 7
RBI 5
BB 5
SO 3
LOB 19



WP: 0 PA: 39
PB: 0
SB: 0
CS: 1

ERA WHIP

Sat Jul 31 1999, 10:05 PM EDT
Att: 60,516 - Unknown - 72 F

AB R H RBI BB SO LOB

5 1 1 0 0 0 4

3 1 0 1 2 0 1
0 0 0 0 0 0 0

5 0 2 2 0 0 3

3 0 0 0 0 0 2
1 0 0 0 0 0 1

3 0 1 0 0 0 0





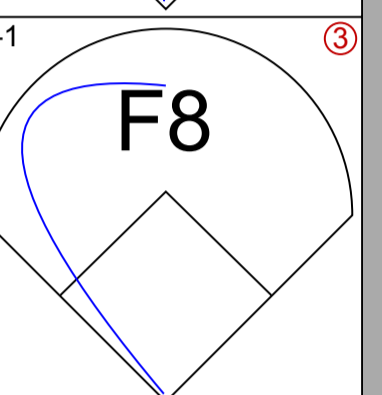
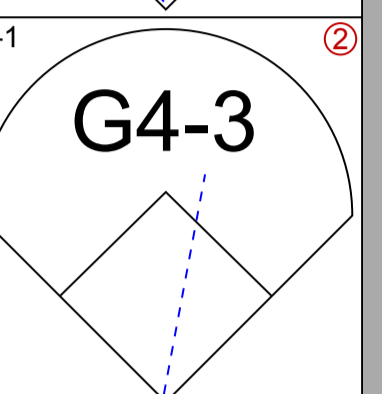
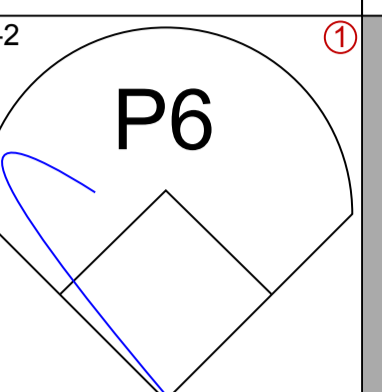


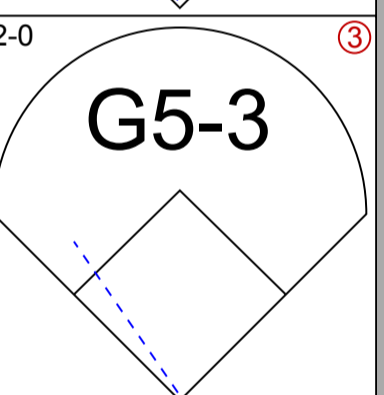
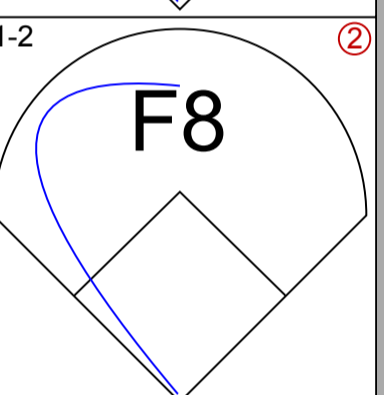
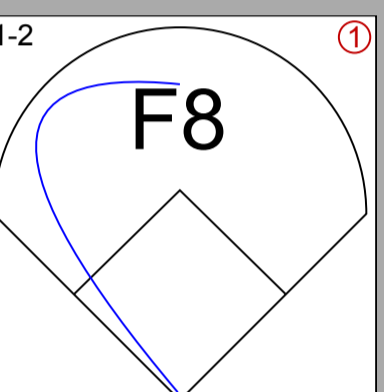

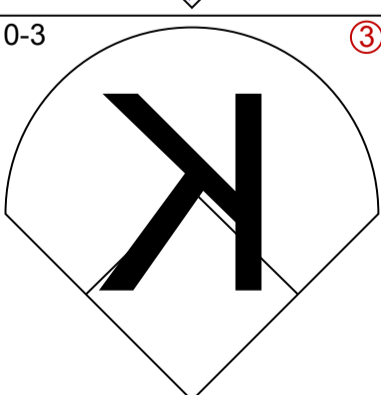
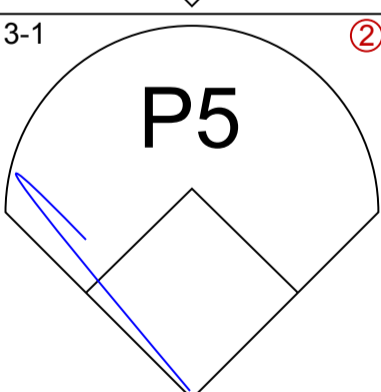
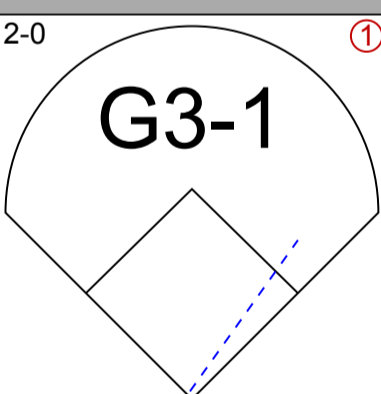


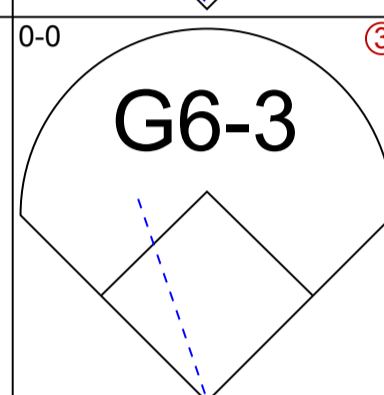
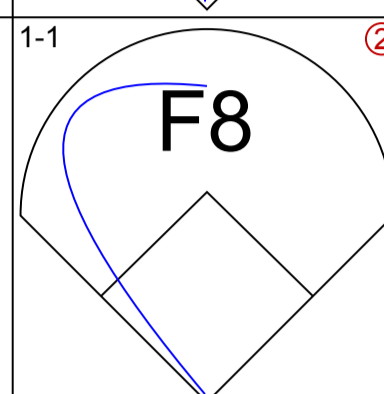
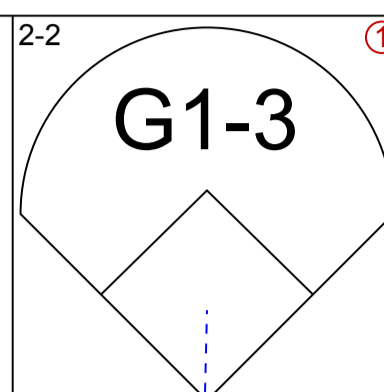

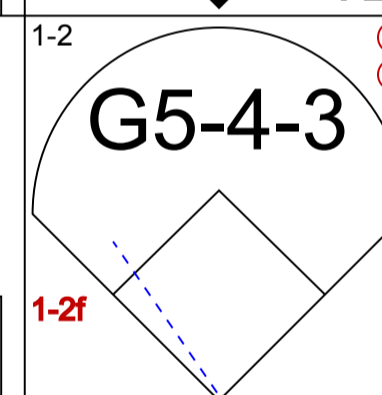
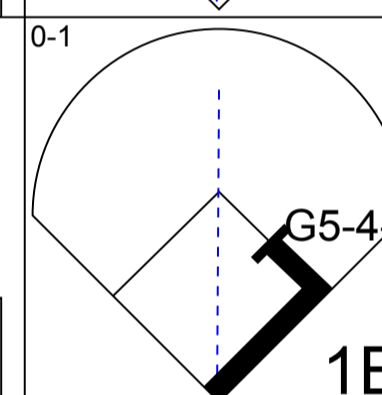
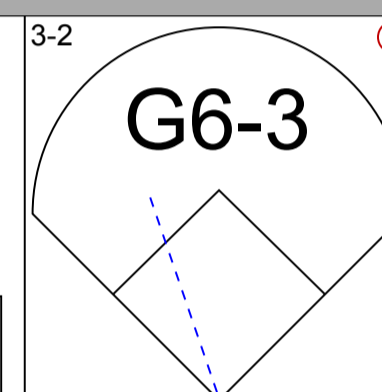

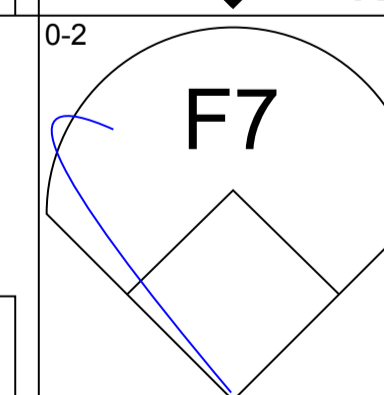
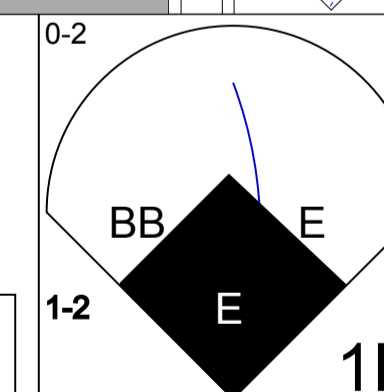
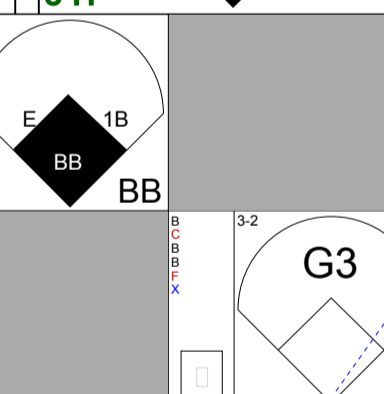
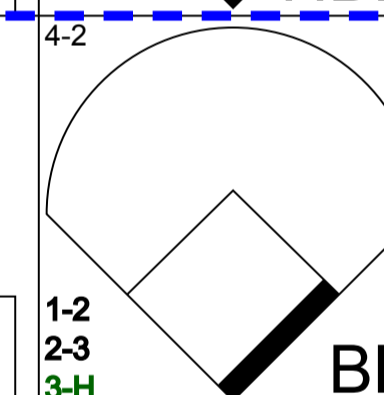
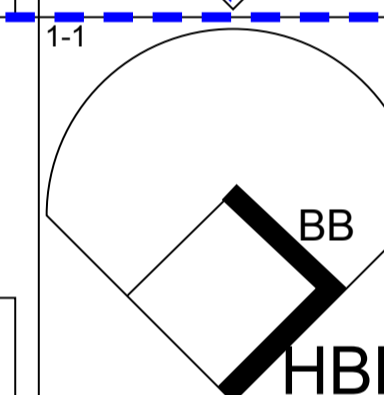
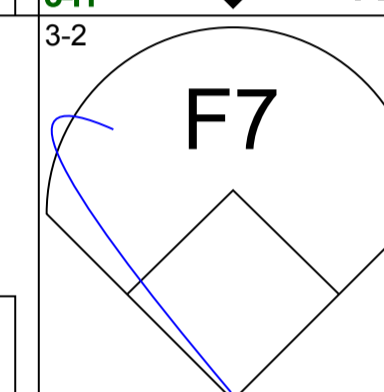
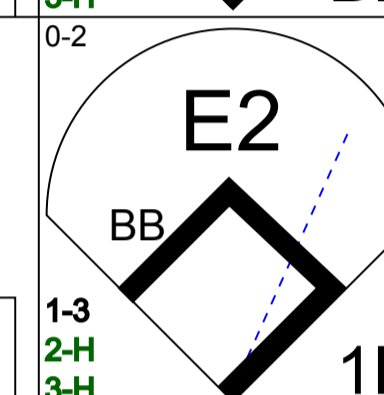
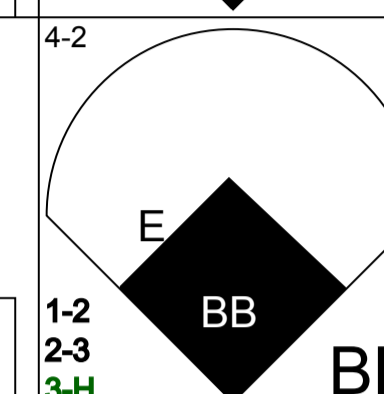
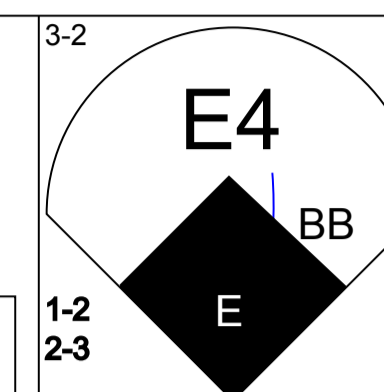
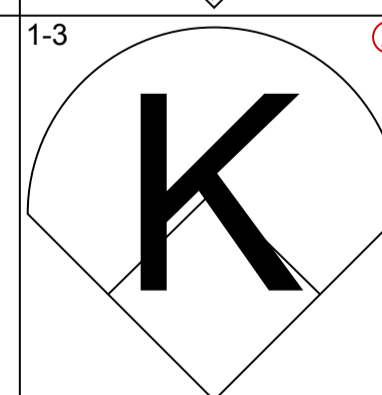
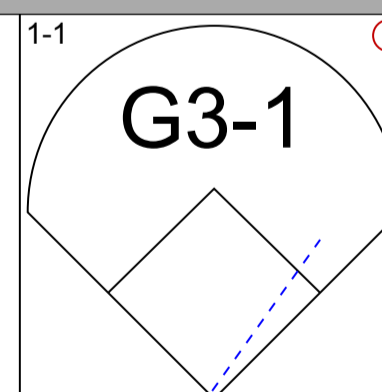

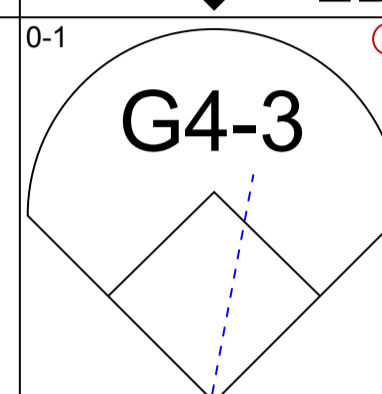
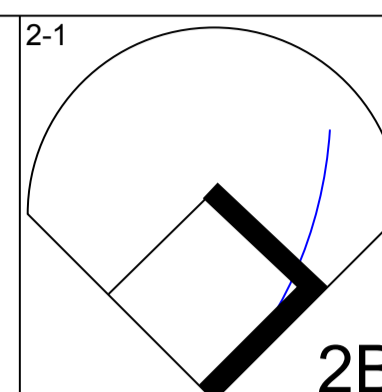
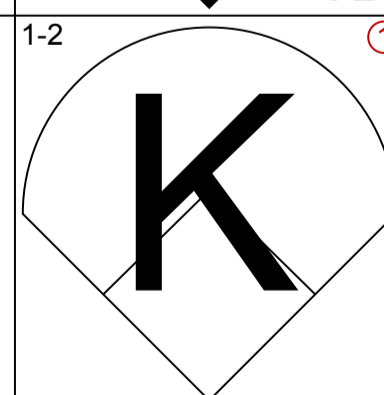
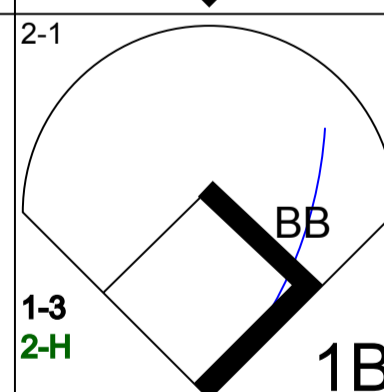
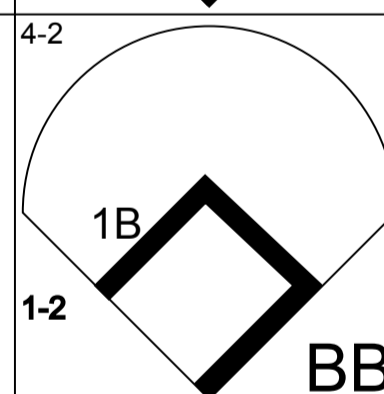
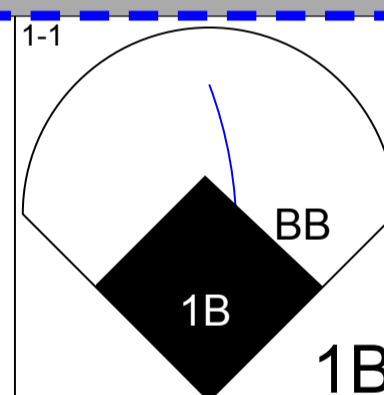

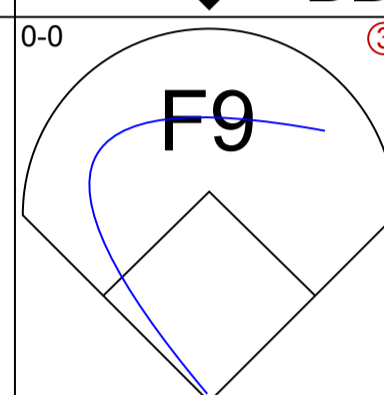
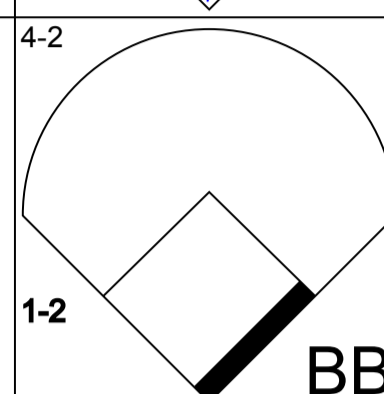
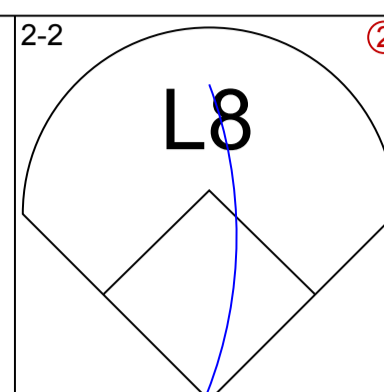
2 0 0 0 0 0 1
0 0 0 1 1 0 0
0 0 0 0 0 0 0
0 0 0 0 0 0 0
1 1 1 0 0 0 0

2 1 0 0 2 0 3

4 1 2 1 0 0 0

1 0 0 0 0 1 0
3 0 0 0 0 2 4

1B: 6 SF: 0
2B: 1 SAC: 0
3B: 0 DP: 1
HR: 0 HBP: 1



Batter

Quilvio Veras, S (1, 4)
OBP: 0.364, SLG: 0.367

Tony Gwynn, L (1, 9)
OBP: 0.370, SLG: 0.414
Damian Jackson, R (9, PR)
OBP: 0.329, SLG: 0.391

Reggie Sanders, R (1, 8)
OBP: 0.391, SLG: 0.552

John Vander Wal, L (1, 7)
OBP: 0.379, SLG: 0.472
Ruben Rivera, R (7, 8)
OBP: 0.304, SLG: 0.485

Wally Joyner, L (1, 3)
OBP: 0.373, SLG: 0.359

Phil Nevin, R (1, 5)
OBP: 0.332, SLG: 0.524
Dave Magadan, L (6, PH)
OBP: 0.357, SLG: 0.356
Dan Miceli, R (7, 1)
Carlos Reyes, S (9, 1)
Eric Owens, R (9, PH)
OBP: 0.350, SLG: 0.426

Ben Davis, S (1, 2)
OBP: 0.360, SLG: 0.457

Chris Gomez, R (1, 6)
OBP: 0.323, SLG: 0.268

Andy Ashby, R (1, 1)
OBP: 0.150, SLG: 0.132
Carlos Baerga, S (6, PH)
OBP: 0.264, SLG: 0.286

Inning Stats

R: 0 H: 0
E: 0 LOB: 0
K: 0 BB: 0
S: 7 P: 11

R: 0 H: 0
E: 0 LOB: 0
K: 0 BB: 0
S: 9 P: 13

R: 0 H: 0
E: 0 LOB: 0
K: 1 BB: 0
S: 6 P: 11

R: 0 H: 0
E: 0 LOB: 0
K: 0 BB: 0
S: 6 P: 9

R: 0 H: 1
E: 0 LOB: 0
K: 0 BB: 0
S: 10 P: 14

R: 4 H: 2
E: 2 LOB: 3
K: 0 BB: 3
S: 26 P: 48

R: 0 H: 1
E: 0 LOB: 1
K: 1 BB: 0
S: 9 P: 13

R: 0 H: 1
E: 0 LOB: 0
K: 0 BB: 0
S: 6 P: 12

R: 1 H: 2
E: 0 LOB: 3
K: 1 BB: 2
S: 20 P: 34

Table with columns: PITCHER, IP, WLS, BF, H, R, ER, SO, BB, IBB, HBP, BLK, WP, HR, S, P, ERA, WHIP. Rows include Scott Elarton, Trever Miller, Doug Henry, Jay Powell, Billy Wagner.

Table with columns: PITCHER, IP, WLS, BF, H, R, ER, SO, BB, IBB, HBP, BLK, WP, HR, S, P, ERA, WHIP. Rows include Scott Elarton, Trever Miller, Doug Henry, Jay Powell, Billy Wagner.

Batter	1	2	3	4	5	6	7	8	9	AB R H RBI BB SO LOB	TOP	
Craig Biggio, R (1, 4) <small>OBP: 0.401, SLG: 0.492</small> Brian Williams, R (7, 1) <small>OBP: 0.500, SLG: 0.500</small> Daryle Ward, L (8, PH) <small>OBP: 0.367, SLG: 0.556</small> (8, 3)	4-2 		0-0 G4-3 			1-0 P3 		0-2 		2 0 0 0 1 0 2 0 0 0 0 0 0 0 1 1 1 1 0 0 0		
Russ Johnson, R (1, 5) <small>OBP: 0.350, SLG: 0.429</small>	3-3 K 			0-0 P3 		3-2 5 SF8 1B 		2-2 G5-3 		4 0 1 0 0 1 1		
5 Jeff Bagwell, R (1, 3) <small>OBP: 0.455, SLG: 0.655</small> Jose Cabrera, R (8, 1)	1-0 P4 			1-1 F8 		0-0 SF8 		1-3 		3 0 0 1 0 1 0 0 0 0 0 0 0 0		
Derek Bell, R (1, 9) <small>OBP: 0.313, SLG: 0.370</small>		3-1 L9 		2-2 L9 		2-1 G6-3 			0-0 G6-3 	4 0 0 0 0 0 1		
Richard Hidalgo, R (1, 8) <small>OBP: 0.327, SLG: 0.426</small> (5, 7)		1-0 F7 			2-1 F8 		0-1 	0-1 G6-3 		4 0 1 0 0 0 0		
Matt Mieske, R (1, 7) <small>OBP: 0.402, SLG: 0.652</small> Trever Miller, R (5, 1) Carlos Hernandez, R (7, PH) <small>OBP: 0.143, SLG: 0.143</small> (7, 4)		2-2 F8 			2-2 F9 		0-2 F8 	0-1 	0-1 	2 0 0 0 0 0 0 0 0 0 0 0 0 0 2 0 1 0 0 0 1		
Randy Knorr, R (1, 2) <small>OBP: 0.111, SLG: 0.059</small>			2-1 F8 		3-1 G6-3 		0-0 F9 	1-2 F9 		4 0 0 0 0 0 2		
Tim Bogar, R (1, 6) <small>OBP: 0.344, SLG: 0.373</small>			4-2 SH1-4 BB 			2-2 	3-2 G1-3 			2 1 1 1 1 0 1		
Jose Lima, R (1, 1) <small>OBP: 0.157, SLG: 0.122</small> Glen Barker, S (5, 8) <small>OBP: 0.341, SLG: 0.333</small>			0-0 SH1-4 			1-2 1B 5 SF8 1B 		3-2 F7 		0 0 0 0 0 0 0 2 1 1 0 0 0 0		
Inning Stats	R: 0 H: 0 E: 0 LOB: 0 K: 1 BB: 1 S: 8 P: 16	R: 0 H: 0 E: 0 LOB: 0 K: 0 BB: 0 S: 6 P: 12	R: 0 H: 0 E: 0 LOB: 1 K: 0 BB: 1 S: 8 P: 14	R: 0 H: 0 E: 0 LOB: 0 K: 0 BB: 0 S: 6 P: 9	R: 0 H: 0 E: 0 LOB: 0 K: 0 BB: 0 S: 7 P: 14	R: 2 H: 3 E: 0 LOB: 1 K: 0 BB: 0 S: 15 P: 24	R: 0 H: 1 E: 0 LOB: 1 K: 0 BB: 0 S: 11 P: 14	R: 1 H: 1 E: 0 LOB: 0 K: 1 BB: 0 S: 12 P: 18	R: 0 H: 1 E: 0 LOB: 1 K: 0 BB: 0 S: 8 P: 9	1B: 4 SF: 1 2B: 1 SAC: 1 3B: 0 DP: 1 HR: 2 HBP: 0	WP: 0 PA: 34 PB: 0 SB: 0 CS: 1	
PITCHER	IP WLS BF H R ER SO BB IBB HBP BLK WP HR S P ERA WHIP											IP WLS BF H R ER SO BB IBB HBP BLK WP HR S P ERA WHIP
Sterling Hitchcock, L (1, 1) <small>ERA: 3.95</small> Donne Wall, R (7, 1) <small>ERA: 3.35</small> Carlos Almanzar, R (9, 1) <small>ERA: 5.81</small>	6.0 W 22 3 2 2 1 2 0 0 0 0 0 1 50 89 3.00 0.833											2.0 0 8 2 1 1 1 0 0 0 0 0 1 23 32 4.50 1.000
	1.0 0 4 1 0 0 0 0 0 0 0 0 0 8 9 0.00 1.000											

Houston Astros @ San Diego Padres
 Qualcomm Stadium, San Diego, CA

Sun Aug 01 1999, 4:05 PM EDT
 Att. 32,294 - Unknown - 77 F

AB 30
R 3
H 6
RBI 3
BB 2
SO 2
LOB 8



WP: 0 PA: 34
 PB: 0
 SB: 0
 CS: 1

Batter	1	2	3	4	5	6	7	8	9	AB R H RBI BB SO LOB	TOP	
Raul Mondesi, R (1, 9) OBP: 0.327, SLG: 0.467	2-3 K	0-0 G1-3			4-1 G3-6 BB		0-0 FC6-4 1-2f		1-0 F8	4 0 0 0 1 1 4		
Mark Grudzielanek, R (1, 6) OBP: 0.368, SLG: 0.410	3-2 G4-3		1-3 K		1-1 G3-6-1 1-2f			2-2 BB 1B	1-1 1B	5 0 2 0 0 1 2		
Gary Sheffield, R (1, 7) OBP: 0.408, SLG: 0.496	1-0 FC6-4 1B		0-0 G6-3			4-0 FC6-4 BB		0-3 K	3-2 F9	4 0 1 0 1 1 3		
Eric Karros, R (1, 3) OBP: 0.352, SLG: 0.567	3-1 FC6-4 1-2f		3-3 K		1-1 FC6-4 1-2f			4-2 BB		3 0 0 0 1 1 2		
22 Devon White, S (1, 8) OBP: 0.369, SLG: 0.448				2-3 K		0-3 K		3-3 K		4 1 1 1 0 3 3		
Todd Hundley, S (1, 2) OBP: 0.288, SLG: 0.464		1-0 G6-3		0-1 P6		0-0 L4		1-3 K		4 0 0 0 0 1 3		
Adrian Beltré, R (1, 5) OBP: 0.353, SLG: 0.432				1-3 K			1-1 FC6-4 1B		2-1 HR	3 1 2 1 1 1 0		
Jose Vizcaino, S (1, 4) OBP: 0.278, SLG: 0.273					4-2 BB BB		2-1 P4		1-1 F7	2 0 0 0 2 0 1		
37 Darren Dreifort, R (1, 1) OBP: 0.222, SLG: 0.233							1-2 L4		4-2 1B BB	2 0 0 0 0 1 3		
Trenidad Hubbard, R (7, PH) OBP: 0.370, SLG: 0.388					3-3 K					1 0 0 0 0 0 1		
Matt Herges, L (7, 1)										0 0 0 0 0 0 0		
Jeff Kubenka, R (8, 1)										0 0 0 0 0 0 0		
Dave Hansen, L (9, PH) OBP: 0.426, SLG: 0.442										0 0 0 0 1 0 0		
Inning Stats	R: 0 E: 0 K: 1 S: 9 H: 1 LOB: 1 BB: 0 P: 18	R: 1 E: 0 K: 0 S: 11 H: 1 LOB: 2 BB: 2 P: 23	R: 0 E: 0 K: 2 S: 8 H: 0 LOB: 0 BB: 0 P: 12	R: 0 E: 0 K: 2 S: 10 H: 0 LOB: 0 BB: 0 P: 13	R: 0 E: 0 K: 1 S: 9 H: 0 LOB: 1 BB: 2 P: 21	R: 0 E: 0 K: 1 S: 7 H: 0 LOB: 1 BB: 1 P: 12	R: 0 E: 0 K: 0 S: 8 H: 1 LOB: 1 BB: 0 P: 12	R: 0 E: 0 K: 3 S: 18 H: 1 LOB: 2 BB: 1 P: 28	R: 1 E: 0 K: 0 S: 13 H: 2 LOB: 2 BB: 1 P: 25	1B: 4 2B: 0 3B: 0 HR: 2 SF: 0 SAC: 0 DP: 1 HBP: 0	WP: 0 PB: 0 SB: 0 CS: 0 PA: 39	
PITCHER	IP WLS BF H R ER SO BB IBB HBP BLK WP HR S P ERA WHIP											
Mike Hampton, L (1, 1) ERA: 2.97	7.0 W 28 3 1 1 7 5 0 0 0 0 1 62 111 1.29 1.143											
Jay Powell, R (8, 1) ERA: 3.97	1.0 5 1 0 0 3 1 0 0 0 0 0 18 28 0.00 2.000											
Doug Henry, R (9, 1) ERA: 4.58	1.0 6 2 1 1 0 1 0 0 0 0 0 13 25 9.00 3.000											

Los Angeles Dodgers @ Houston Astros
Astrodome, Houston, TX
Tue Aug 03 1999, 8:05 PM EDT
Att: 34,874 - Dome - 72 F

livebaseballscorecards.com

AB 32
R 2
H 6
RBI 2
BB 7
SO 10
LOB 22



Batter	1	2	3	4	5	6	7	8	9
Craig Biggio, R OBP: 0.401, SLG: 0.492 (1, 4)	0-3 		1-1 	1-2 		0-1 		4-2 	
Bill Spiers, L OBP: 0.357, SLG: 0.388 (1, 5)	4-0 		1-1 	1-1 		3-1 		2-2 	
5 Jeff Bagwell, R OBP: 0.450, SLG: 0.646 (1, 3)	3-2 		3-2 		0-1 	3-3 		2-3 	
Derek Bell, R OBP: 0.318, SLG: 0.372 (1, 9)		1-1 	2-1 		4-0 		2-2 	4-2 	
17 Lance Berkman, S OBP: 0.314, SLG: 0.455 (1, 7)		2-2 	0-1 		3-2 		2-2 	0-0 	
Jay Powell, R (8, 1)									
Daryle Ward, L OBP: 0.360, SLG: 0.543 (8, PH)									
Doug Henry, R (9, 1)									
Richard Hidalgo, R OBP: 0.326, SLG: 0.422 (1, 8)		2-2 	0-0 		4-1 		1-0 		
Paul Bako, L OBP: 0.367, SLG: 0.414 (1, 2)		1-3 	2-1 		1-3 		2-0 		
Tim Bogar, R OBP: 0.343, SLG: 0.371 (1, 6)						0-1 		1-0 	
Mike Hampton, R OBP: 0.320, SLG: 0.432 (1, 1)			2-1 	2-2 		0-0 		3-2 	
Glen Barker, S OBP: 0.357, SLG: 0.351 (8, 8)									

Inning Stats	R: 0	H: 0	E: 0	K: 1	S: 8	R: 0	H: 1	E: 0	K: 1	S: 11	R: 5	H: 5	E: 2	K: 1	S: 22	R: 0	H: 0	E: 0	K: 0	S: 10	R: 0	H: 0	E: 0	K: 1	S: 9	R: 1	H: 2	E: 0	K: 1	S: 10	R: 0	H: 1	E: 0	K: 0	S: 9	R: 1	H: 1	E: 1	K: 1	S: 18			
	0	0	0	1	15	0	1	0	1	17	2	2	2	1	22	0	0	0	0	10	0	0	0	0	0	0	1	2	0	1	0	0	0	0	0	0	0	0	1	1	3	2	18

PITCHER	IP	WLS	BF	H	R	ER	SO	BB	IBB	HBP	BLK	WP	HR	S	P	ERA	WHIP
37 Darren Dreifort, R ERA: 5.63 (1, 1)	6.0	L	30	8	6	2	5	3	0	0	1	0	0	70	117	3.00	1.833
Matt Herges, R ERA: (7, 1)	1.2		10	2	1	0	1	2	0	0	0	0	0	26	49	0.00	2.400
Jeff Kubenka, L ERA: 13.5 (8, 1)	0.1		1	0	0	0	0	0	0	0	0	0	0	1	1	0.00	0.000

AB R H RBI BB SO LOB

4	1	1	0	1	1	1
4	1	2	2	1	0	2
5	1	0	0	0	2	5
3	1	2	1	2	0	0
4	1	2	1	0	0	2
0	0	0	0	0	0	0
1	0	0	0	0	0	3
0	0	0	0	0	0	0
3	0	0	0	1	0	4
4	0	1	2	0	2	4
4	2	1	0	0	1	2
2	0	0	0	0	0	0
1	0	1	1	0	0	0

AB 35
R 7
H 10
RBI 7
BB 5
SO 6
LOB 23

WP: 0 PA: 41
PB: 0
SB: 1
CS: 0

1B: 9 SF: 0
2B: 1 SAC: 1
3B: 0 DP: 0
HR: 0 HBP: 0

WP: 0 PA: 41
ERA WHIP

Los Angeles Dodgers @ Houston Astros
Astrodome, Houston, TX
Tue Aug 03 1999, 8:05 PM EDT
Att: 34,874 - Dome - 72 F

Batter	1	2	3	4	5	6	7	8	9	AB R H RBI BB SO LOB	TOP											
Mark Grudzianek, R OBP: 0.363, SLG: 0.404 (1, 6)	2-3 K		1-1 FC6-5		0-1 L8		2-0 G5-3			4 0 0 0 0 1 3												
Todd Hollandsworth, L OBP: 0.355, SLG: 0.507 (1, 3)	2-2 G1-3		0-0 G1-3		2-0 G6-3			0-1 G4-3		4 0 0 0 0 0 2												
Gary Sheffield, R OBP: 0.406, SLG: 0.492 (1, 7)	0-3 K			4-1 BB BB		0-0 F8		1-0 P4		3 0 0 0 1 1 0												
Todd Hundley, S OBP: 0.287, SLG: 0.459 (1, 2)		3-1 F8		4-0 FC6-4 BB		1-1 F7		3-2 F7		3 0 0 0 1 0 0												
Raul Mondesi, R OBP: 0.327, SLG: 0.468 (1, 9)		3-1 22 G3-1 1B 2B		2-3 K		0-0 G4-3			2-3 K	4 1 1 0 0 2 2												
22 Devon White, S OBP: 0.368, SLG: 0.446 (1, 8)		2-0 G3-1		0-3 K			0-1 E1 G1-6-3 FC 1B		0-3 K	4 1 1 0 0 2 3												
Adrian Beltré, R OBP: 0.354, SLG: 0.431 (1, 5)		1-1 CS 1B		0-1 FC6-4			0-1 G1-6-3		4-0 S BB	3 0 1 1 1 0 3												
Craig Counsell, L OBP: 0.256, SLG: 0.242 (1, 4)		2-1 CS		4-0 FC6-5 SH3-4 BB		1-2 FC3-6 1B		3-2 FC WP SH3-4	3-3 K	3 0 1 1 1 1 1												
Kevin Brown, R OBP: 0.130, SLG: 0.096 (1, 1)			0-1 SH3-4		0-0 FC3-6		0-0 SH3-4			1 0 0 0 0 0 1												
Inning Stats	R: 0 E: 0 K: 2 S: 9	H: 0 LOB: 0 BB: 0 P: 13	R: 1 E: 0 K: 0 S: 8	H: 2 LOB: 0 BB: 0 P: 19	R: 0 E: 0 K: 0 S: 5	H: 0 LOB: 1 BB: 1 P: 10	R: 0 E: 0 K: 2 S: 9	H: 0 LOB: 2 BB: 2 P: 19	R: 0 E: 0 K: 0 S: 7	H: 1 LOB: 1 BB: 0 P: 10	R: 0 E: 0 K: 0 S: 4	H: 0 LOB: 0 BB: 0 P: 5	R: 1 E: 1 K: 0 S: 11	H: 1 LOB: 1 BB: 0 P: 15	R: 0 E: 0 K: 0 S: 6	H: 0 LOB: 0 BB: 0 P: 10	R: 0 E: 0 K: 3 S: 9	H: 0 LOB: 1 BB: 1 P: 18	1B: 3 2B: 1 3B: 0 HR: 0	SF: 0 SAC: 2 DP: 0 HBP: 0	WP: 1 PB: 0 SB: 1 CS: 1	PA: 36
PITCHER	IP WLS BF H R ER SO BB IBB HBP BLK WP HR S P ERA WHIP																					
Chris Holt, R ERA: 4.4 (1, 1)	8.0 L 31 4 2 1 4 3 0 0 0 1 0 59 101 1.12 0.875																					
Jose Cabrera, R ERA: 3.68 (9, 1)	1.0 4 0 0 0 3 1 0 0 0 0 0 9 18 0.00 1.000																					

Los Angeles Dodgers @ Houston Astros
 Astrodome, Houston, TX
 Wed Aug 04 1999, 8:05 PM EDT
 Att. 31,771 - Dome - 72 F

livebaseballscorecards.com

AB 29
R 2
H 4
RBI 2
BB 4
SO 7
LOB 15



Batter	1	2	3	4	5	6	7	8	9	AB R H RBI BB SO LOB
Craig Biggio, R OBP: 0.400, SLG: 0.488 (1, 4)	4-1 CS BB		1-3 K			1-0 G6-3			2-2 G4-3	3 0 0 0 1 1 0
Bill Spiers, L OBP: 0.356, SLG: 0.385 (1, 5)	2-2 P4 1-2			1-0 1B		0-1 L8			1-1 P5	4 0 1 0 0 0 1
5 Jeff Bagwell, R OBP: 0.449, SLG: 0.641 (1, 3)	1-1 G4-3			3-3 SAFE 1-2 K			0-1 P3		4-2 DI 2B BB	3 1 0 0 1 1 1
Derek Bell, R OBP: 0.319, SLG: 0.376 (1, 9)			3-3 K		3-3 K		2-0 1B		3-2 2B	4 0 2 1 0 2 1
Daryle Ward, L OBP: 0.333, SLG: 0.500 (1, 7)			0-3 K		3-2 F7		0-0 P5		0-0 F9	4 0 0 0 0 1 3
Richard Hidalgo, R OBP: 0.326, SLG: 0.424 (1, 8)			2-2 2B		1-0 L6		1-1 F7			3 0 1 0 0 0 1
Paul Bako, L OBP: 0.359, SLG: 0.405 (1, 2)			2-2 G4-3		0-0 P6			0-0 F7		3 0 0 0 0 0 1
Tim Bogar, R OBP: 0.339, SLG: 0.367 (1, 6)			0-1 P4		1-3 K			1-2 G4-3		3 0 0 0 0 1 0
Chris Holt, R OBP: 0.125, SLG: 0.067 (1, 1)			1-2 G1-3			0-1 P3		2-3 K		2 0 0 0 0 0 0
Matt Mieske, R OBP: 0.398, SLG: 0.644 (8, PH)										1 0 0 0 0 1 0
Jose Cabrera, R (9, 1)										0 0 0 0 0 0 0

Inning Stats	R: 0 E: 0 K: 0 S: 8	H: 0 LOB: 0 BB: 1 P: 15	R: 0 E: 0 K: 2 S: 13	H: 1 LOB: 1 BB: 0 P: 20	R: 0 E: 0 K: 1 S: 8	H: 0 LOB: 0 BB: 0 P: 10	R: 0 E: 0 K: 2 S: 12	H: 1 LOB: 1 BB: 0 P: 22	R: 0 E: 0 K: 1 S: 5	H: 0 LOB: 0 BB: 0 P: 7	R: 0 E: 0 K: 0 S: 5	H: 0 LOB: 0 BB: 0 P: 6	R: 0 E: 0 K: 0 S: 6	H: 1 LOB: 1 BB: 0 P: 9	R: 0 E: 0 K: 1 S: 7	H: 0 LOB: 0 BB: 0 P: 10	R: 1 E: 0 K: 0 S: 12	H: 1 LOB: 1 BB: 1 P: 22	1B: 2 2B: 2 3B: 0 HR: 0	SF: 0 SAC: 0 DP: 0 HBP: 0	WP: 0 PB: 0 SB: 1 CS: 1	PA: 32	
PITCHER Kevin Brown, R ERA: 3.39 (1, 1)	IP 9.0	WLS W	BF 32	H 4	R 1	ER 1	SO 7	BB 2	IBB 0	HBP 0	BLK 0	WP 0	HR 0	S 76	P 121	ERA 1.00	WHIP 0.667						

BOTTOM

Los Angeles Dodgers @ Houston Astros
Astrodome, Houston, TX
Wed Aug 04 1999, 8:05 PM EDT
Att: 31,771 - Dome - 72 F

livebaseballscorecards.com

AB	30
R	1
H	4
RBI	1
BB	2
SO	7
LOB	8



Batter	1	2	3	4	5	6	7	8	9	AB R H RBI BB SO LOB	TOP	
Mark Grudzielanek, R (1, 6) <small>OBP: 0.358, SLG: 0.398</small>	1-0 		0-1 			1-0 		2-1 		4 0 0 0 0 0 0		
Craig Counsell, L (1, 4) <small>OBP: 0.248, SLG: 0.234</small>	3-2 		2-0 			2-2 		2-2 		4 0 0 0 0 0 0		
Gary Sheffield, R (1, 7) <small>OBP: 0.408, SLG: 0.493</small> Trenidad Hubbard, R (8, 7) <small>OBP: 0.366, SLG: 0.384</small>	1-1 			0-2 		2-1 		1-2 		3 0 2 0 0 0 0 1 0 0 0 0 0 0		
Eric Karros, R (1, 3) <small>OBP: 0.351, SLG: 0.566</small>	2-2 			2-0 			2-3 		1-2 		4 0 1 0 0 1 1	
Todd Hollandsworth, L (1, 8) <small>OBP: 0.361, SLG: 0.511</small>	3-3 			2-2 			0-2 				3 0 2 0 0 1 2	
Raul Mondesi, R (1, 9) <small>OBP: 0.325, SLG: 0.464</small>			1-1 		1-1 		1-3 				3 0 0 0 0 1 3	
Adrian Beltré, R (1, 5) <small>OBP: 0.351, SLG: 0.427</small> Alan Mills, R (7, 1) Pedro Borbon, R (7, 1) Mike Maddux, L (7, 1) Matt Herges, L (8, 1)			0-3 			2-3 		0-0 			3 0 0 0 0 2 1 0	AB 31 R 0 H 5 RBI 0 BB 0 SO 6 LOB 7
Paul Lo Duca, R (1, 2) <small>OBP: 0.196, SLG: 0.051</small>			2-1 			3-1 		0-1 		3 0 0 0 0 0 0		
Ismael Valdez, R (1, 1) <small>OBP: 0.067, SLG: 0.045</small> Dave Hansen, L (7, 5) <small>OBP: 0.422, SLG: 0.437</small>			0-1 			0-2 		2-3 		2 0 0 0 0 0 0 1 0 0 0 0 1 0		
Inning Stats	R: 0 H: 2 E: 0 LOB: 2 K: 1 BB: 0 S: 14 P: 24	R: 0 H: 0 E: 0 LOB: 0 K: 1 BB: 0 S: 7 P: 10	R: 0 H: 0 E: 0 LOB: 0 K: 0 BB: 0 S: 5 P: 7	R: 0 H: 2 E: 1 LOB: 1 K: 0 BB: 0 S: 10 P: 15	R: 0 H: 0 E: 0 LOB: 0 K: 1 BB: 0 S: 8 P: 13	R: 0 H: 0 E: 0 LOB: 0 K: 0 BB: 0 S: 6 P: 11	R: 0 H: 1 E: 0 LOB: 1 K: 2 BB: 0 S: 15 P: 18	R: 0 H: 0 E: 0 LOB: 0 K: 1 BB: 0 S: 8 P: 12	R: 0 H: 0 E: 0 LOB: 0 K: 0 BB: 0 S: 9 P: 13	1B: 4 SF: 0 2B: 2 SAC: 0 3B: 0 DP: 1 HR: 0 HBP: 0	WP: 0 PA: 31 PB: 0 SB: 0 CS: 0	
PITCHER Shane Reynolds, R (1, 1) <small>ERA: 3.51</small>	IP WLS BF H R ER SO BB IBB HBP BLK WP HR S P ERA WHIP 9.0 W 31 5 0 0 6 0 0 0 0 0 0 0 82 123 0.00 0.556											PITCHER IP WLS BF H R ER SO BB IBB HBP BLK WP HR S P ERA WHIP

Los Angeles Dodgers @ Houston Astros
 Astrodome, Houston, TX
 Thu Aug 05 1999, 1:35 PM EDT
 Att: 38,018 - Dome - 72 F

livebaseballscorecards.com

Houston Astros @ Chicago Cubs
 Wrigley Field, Chicago, IL
 Fri Aug 06 1999, 12:00 PM CDT
 Sunny - 82 F

livebaseballscorecards.com

AB	35
R	6
H	10
RBI	6
BB	5
SO	2
LOB	21



WP	0	PA	43
PB	1		
SB	0		
CS	0		

AB R H RBI BB SO LOB

4	1	1	0	1	0	2
4	1	1	0	1	1	5
4	2	2	0	1	0	2
5	0	0	0	0	1	6
5	2	4	5	0	0	0
3	0	0	0	0	0	2
2	0	1	0	0	0	1
4	0	1	0	1	0	1
2	0	0	1	1	0	1
0	0	0	0	0	0	0
2	0	0	0	0	0	1
0	0	0	0	0	0	0

Batter	1	2	3	4	5	6	7	8	9
Craig Biggio, R OBP: 0.398, SLG: 0.483 (1, 4) BB C C C C X	3-2 F7 ①	0-2 P2 ②			0-2 BB 1B 1B		1-1 P6 ①	4-0 BB	
Bill Spiers, L OBP: 0.357, SLG: 0.383 (1, 6) (8, 5) C X	0-1 5 BB HR 1B	0-0 L4 ③			4-1 SAFE 1B SAFE 1B BB BB B		1-2 F8 ②	0-3 BB K ③	
5 Jeff Bagwell, R OBP: 0.454, SLG: 0.644 (1, 3) B F B B B	4-1 HR BB 1-2				3-1 F8 ①		1-1 2B		0-2 2B 1B
Derek Bell, R OBP: 0.315, SLG: 0.368 (1, 9) B F B B S S S X	2-3 K ②				2-0 F9 ②		1-1 P4 ③		2-2 F7 ①
Carl Everett, S OBP: 0.377, SLG: 0.519 (1, 8) X	0-0 HR 1-H 2-H				3-1 1-3 2-H 1B ③			2-1 PB 1B SF8 1B 1B	1-1 2B 1-H
Daryle Ward, L OBP: 0.316, SLG: 0.472 (1, 7) C F F F X	0-2 F7 ③				1-2 G3-1 ①			0-0 SH1-4 PB 1B 1-2	1-0 F7 ②
Richard Hidalgo, R OBP: 0.330, SLG: 0.422 (8, 7) X					0-1 G6-3 ③				
Paul Bako, L OBP: 0.366, SLG: 0.413 (1, 2) X		0-0 F7 ①			0-1 G4-3 2B		1-2 G1-3 ①	4-0 SH1-4 BB 1-2 2-3	1-2 F8 ③
Russ Johnson, R OBP: 0.358, SLG: 0.473 (1, 5) B B B B B		4-2 SH BB			2-1 G4-3 ②		1-2 G5-3 ②	2-2 SF8 ①	
Tim Bogar, R OBP: 0.341, SLG: 0.366 (8, 6) B C C C C X					2-3 F9 ③				
Jose Lima, R OBP: 0.151, SLG: 0.118 (1, 1) B B B X		2-1 SH 1-2			1-0 F9 ③		1-2 L4 ③	0-0 SH1-4 ②	
Jay Powell, R (8, 1) X								1-2 2-3	

Inning Stats	R: 3 E: 0 K: 1 S: 15	H: 2 LOB: 0 BB: 1 P: 24	R: 0 E: 0 K: 0 S: 10	H: 0 LOB: 2 BB: 1 P: 16	R: 0 E: 0 K: 0 S: 6	H: 0 LOB: 0 BB: 0 P: 10	R: 0 E: 0 K: 0 S: 8	H: 1 LOB: 1 BB: 0 P: 12	R: 1 E: 0 K: 0 S: 11	H: 2 LOB: 2 BB: 1 P: 23	R: 0 E: 0 K: 0 S: 9	H: 0 LOB: 0 BB: 0 P: 12	R: 0 E: 0 K: 0 S: 12	H: 1 LOB: 1 BB: 0 P: 16	R: 1 E: 0 K: 1 S: 10	H: 2 LOB: 3 BB: 2 P: 22	R: 1 E: 0 K: 0 S: 14	H: 2 LOB: 1 BB: 0 P: 19
--------------	-------------------------------	----------------------------------	-------------------------------	----------------------------------	------------------------------	----------------------------------	------------------------------	----------------------------------	-------------------------------	----------------------------------	------------------------------	----------------------------------	-------------------------------	----------------------------------	-------------------------------	----------------------------------	-------------------------------	----------------------------------

PITCHER	IP	WLS	BF	H	R	ER	SO	BB	IBB	HBP	BLK	WP	HR	S	P	ERA	WHIP
Kyle Farnsworth, R ERA: 6.01 (1, 1)	7.0	L	31	6	4	4	1	3	0	0	0	0	1	71	113	5.14	1.286
Dan Serafini, L ERA: 6.71 (8, 1)	0.0		3	2	1	1	0	1	0	0	0	0	0	3	9	∞	∞
Steve Rain, R ERA: 4.76 (8, 1)	2.0		9	2	1	1	1	1	0	0	0	0	0	21	32	4.50	1.500

Batter	1	2	3	4	5	6	7	8	9	AB	R	H	RBI	BB	SO	LOB
Chad Meyers, R (1, 8) BB F S T B B	4-2 L6 BB	1-3 K			0-1 G5-3			2-2 G6-3	0-0 G4-3	4	0	0	0	1	1	3
Manny Alexander, R (1, 4) OBP: 0.338, SLG: 0.385 SAFE F X	0-1 L6		3-3 K		0-1 G6-3			1-0 BB 1B		4	0	1	0	0	1	1
Mark Grace, L (1, 3) OBP: 0.409, SLG: 0.491 B C B X	2-1 HR		0-1 F8			0-2 G4-3		2-0 BB 1B		4	1	2	1	0	0	0
Sammy Sosa, R (1, 9) OBP: 0.363, SLG: 0.652 B B F B	4-1 BB BB		3-3 K			1-0 F8		2-3 K		3	0	0	0	1	2	2
Henry Rodriguez, L (1, 7) OBP: 0.418, SLG: 0.592 F B B B F B	4-2 BB			3-2 G4-3 1B		2-3 K		4-2 BB		2	0	1	0	2	1	0
Tyler Houston, L (1, 5) OBP: 0.323, SLG: 0.426 B S X	1-1 G4-3		2-3 K			0-2 G4-3		2-3 K		4	0	0	0	0	2	6
Jose Nieves, R (1, 6) OBP: 0.300, SLG: 0.333 F S T B		0-3 K		0-1 G4-3		0-1 F8			1-2 1B 1B	4	0	1	0	0	1	1
Benito Santiago, R (1, 2) OBP: 0.295, SLG: 0.347 F S T B		1-3 K		3-2 G5-3		0-1 1B			2-3 K	4	0	1	0	0	2	2
Kyle Farnsworth, R (1, 1) OBP: 0.136, SLG: 0.095 Mickey Morandini, L (7, PH) OBP: 0.332, SLG: 0.361 Dan Serafini, S (8, 1) OBP: 0.286, SLG: 0.091 Steve Rain, R (8, 1) Jeff Reed, L (9, PH) OBP: 0.350, SLG: 0.373	1-0 WP 1B				1-2 G4-3		2-2 F8		0-0 G4-3 1B	2	0	1	0	0	0	0


Inning Stats	R: 1	H: 1	E: 0	K: 0	S: 13	H: 1	LOB: 2	BB: 3	P: 28	R: 0	H: 0	E: 0	K: 2	S: 8	H: 1	LOB: 0	BB: 0	P: 14	R: 0	H: 1	E: 0	K: 1	S: 11	H: 0	LOB: 1	BB: 0	P: 19	R: 0	H: 0	E: 0	K: 0	S: 7	H: 0	LOB: 0	BB: 0	P: 8	R: 0	H: 0	E: 0	K: 1	S: 10	H: 1	LOB: 1	BB: 0	P: 12	R: 0	H: 2	E: 0	K: 2	S: 15	H: 2	LOB: 3	BB: 1	P: 28	R: 0	H: 2	E: 0	K: 1	S: 9	H: 2	LOB: 1	BB: 0	P: 12	1B: 7	SF: 0	2B: 1	SAC: 0	3B: 0	DP: 2	HR: 1	HBP: 0
--------------	------	------	------	------	-------	------	--------	-------	-------	------	------	------	------	------	------	--------	-------	-------	------	------	------	------	-------	------	--------	-------	-------	------	------	------	------	------	------	--------	-------	------	------	------	------	------	-------	------	--------	-------	-------	------	------	------	------	-------	------	--------	-------	-------	------	------	------	------	------	------	--------	-------	-------	-------	-------	-------	--------	-------	-------	-------	--------

PITCHER	IP	WLS	BF	H	R	ER	SO	BB	IBB	HBP	BLK	WP	HR	S	P	ERA	WHIP
Jose Lima, R (1, 1) ERA: 3.41	7.1	W	30	6	1	1	7	3	0	0	0	1	1	75	118	1.23	1.227
Jay Powell, R (8, 1) ERA: 3.83	1.2	S	7	2	0	0	3	1	0	0	0	0	0	19	30	0.00	1.800

BOTTOM

Houston Astros @ Chicago Cubs
Wrigley Field, Chicago, IL
 Fri Aug 06 1999, 12:00 PM CDT
 Sunny - 82 F

AB	33
R	1
H	8
RBI	1
BB	4
SO	10
LOB	16



WP: 1 PA: 37
 PB: 0
 SB: 0
 CS: 0

livebaseballscorecards.com

Batter	1	2	3	4	5	6	7	8	9	AB R H RBI BB SO LOB	TOP																
Craig Biggio, R (1, 4) OBP: 0.398, SLG: 0.483 Glen Barker, S (8, 8) OBP: 0.386, SLG: 0.385	1-3 		0-0 	1-1 		4-1 		3-2 	1-2 	4 2 2 1 1 1 3 1 0 1 1 0 0 0																	
Russ Johnson, R (1, 5) OBP: 0.361, SLG: 0.475	0-0 		2-0 	1-1 		2-2 		2-2 	2-2 	6 0 4 6 0 0 1																	
5 Jeff Bagwell, R (1, 3) OBP: 0.450, SLG: 0.633	3-3 		2-2 	2-2 		1-2 		2-3 	1-0 	5 0 0 0 0 2 7																	
Derek Bell, R (1, 9) OBP: 0.314, SLG: 0.365		3-3 	0-2 		3-1 		0-0 	4-2 		4 0 0 0 1 1 2																	
Carl Everett, S (1, 8) OBP: 0.381, SLG: 0.539 Doug Henry, R (8, 1)		3-2 	2-3 		2-2 		1-1 	1-1 		5 2 3 2 0 1 4 0 0 0 0 0 0 0																	
Richard Hidalgo, R (1, 7) OBP: 0.329, SLG: 0.421		1-0 		1-1 		2-0 		1-3 	1-3 	5 1 1 0 0 2 1																	
Paul Bako, L (1, 2) OBP: 0.361, SLG: 0.401		0-0 		0-0 		0-3 		1-3 	4-1 	4 1 0 0 1 2 2																	
Tim Lincecum, R (1, 6) OBP: 0.337, SLG: 0.360			1-3 	2-2 		0-0 		0-0 	0-1 	5 2 1 0 0 1 1																	
Scott Elarton, R (1, 1) OBP: 0.143, SLG: 0.143 Bill Spiers, L (8, PH) OBP: 0.355, SLG: 0.389			2-1 	0-1 		3-2 		2-0 	1-3 	2 1 1 0 0 0 0 2 1 1 0 0 1 2																	
Inning Stats	R: 0 E: 0 K: 2 S: 9	H: 0 LOB: 0 BB: 0 P: 13	R: 1 E: 0 K: 1 S: 10	H: 1 LOB: 0 BB: 0 P: 17	R: 2 E: 1 K: 2 S: 15	H: 3 LOB: 2 BB: 0 P: 24	R: 2 E: 1 K: 0 S: 15	H: 2 LOB: 2 BB: 0 P: 22	R: 0 E: 0 K: 1 S: 11	H: 1 LOB: 1 BB: 0 P: 18	R: 0 E: 1 K: 0 S: 13	H: 0 LOB: 2 BB: 1 P: 23	R: 1 E: 0 K: 2 S: 9	H: 1 LOB: 0 BB: 0 P: 12	R: 2 E: 0 K: 1 S: 16	H: 3 LOB: 2 BB: 1 P: 30	R: 2 E: 0 K: 2 S: 20	H: 3 LOB: 2 BB: 1 P: 30	1B: 8 2B: 3 3B: 1 HR: 2	SF: 0 SAC: 1 DP: 0 HBP: 1	WP: 0 PB: 0 SB: 1 CS: 0	PA: 48					
PITCHER	IP	WLS	BF	H	R	ER	SO	BB	IBB	HBP	BLK	WP	HR	S	P	ERA	WHIP										
Kevin Tapani, R (1, 1) ERA: 4.5	6.0	L	30	7	5	3	6	1	0	1	0	0	1	73	117	4.50	1.333										
Felix Heredia, L (7, 1) ERA: 4.58	1.0		4	1	1	1	2	0	0	0	0	0	1	9	12	9.00	1.000										
Rod Beck, R (8, 1) ERA: 11.09	0.2		6	3	2	2	1	1	0	0	0	0	0	14	27	27.00	6.000										
Steve Rain, R (8, 1) ERA: 4.5	0.1		1	0	0	0	0	0	0	0	0	0	0	2	3	0.00	0.000										
Terry Adams, R (9, 1) ERA: 3.72	1.0		7	3	2	2	2	1	0	0	0	0	0	20	30	18.00	4.000										

Houston Astros @ Chicago Cubs
Wrigley Field, Chicago, IL
Sat Aug 07 1999, 3:05 PM CDT
Att. 38,413 - Overcast - 72 F

livebaseballscorecards.com

AB	43
R	10
H	14
RBI	10
BB	3
SO	11
LOB	23



Batter	1	2	3	4	5	6	7	8	9	AB	R	H	RBI	BB	SO	LOB	TOP					
Craig Biggio, R (1, 4) OBP: 0.397, SLG: 0.479	3-3 		4-0 5 L9 1B BB	0-0 G6-3		0-1 FC4-6 BB 1-2f		0-1 FC6-4 1B 2-1 1-2f		4	1	0	0	1	1	2						
Russ Johnson, R (1, 5) OBP: 0.371, SLG: 0.476	1-0 P4		0-0 BB 1B	1-2 G5-3		4-2 5 G6-4-3 BB		1-2 BB 1B		4	1	2	0	1	0	0						
Jay Powell, R (8, 1)										0	0	0	0	0	0	0						
5 Jeff Bagwell, R (1, 3) OBP: 0.449, SLG: 0.630	2-1 1B		0-0 L9		0-2 S G5-3 1B	2-2 G6-4-3 1-2f		1-3 K		5	1	2	0	0	1	6						
Derek Bell, R (1, 9) OBP: 0.315, SLG: 0.362	3-2 F9		4-2 1B BB	1-2 1B	0-0 G5-3		1-0 G6-3	4-0 BB		3	1	0	0	2	0	2						
Carl Everett, S (1, 8) OBP: 0.386, SLG: 0.540		0-3 K	1-1 1B 1B 1B	1-2 2-H 3-H	1-1 1B 1B	2-2 2-H	4-1 G6-4-3 BB	3-0 2-1 3-H	1-1 G1-3 HBP	3	0	2	3	1	1	0						
Matt Mieske, R (1, 7) OBP: 0.396, SLG: 0.633		2-1 F8	2-1 1B	1-2 2-H	2-2 SAFE	1-3 1B	1-2 G6-4-3 1-2f		2-1 L9	4	0	2	1	0	0	1						
Richard Hidalgo, R (7, 7) OBP: 0.328, SLG: 0.420			1-2 2-H	1-2 2-H						1	0	0	0	0	0	1						
Randy Knorr, R (1, 2) OBP: 0.167, SLG: 0.130		0-1 1B	2-2 1B	1-2 2-3	2-3 K			0-0 1B PB 1B	0-2 G1-3	3	0	2	0	0	1	2						
Paul Bako, L (8, PH) OBP: 0.363, SLG: 0.403			1-2 2-3	1-2 2-3				1-2 1B PB 1B	1-2 G1-3	2	1	1	0	0	0	1						
Tim Bogar, R (1, 6) OBP: 0.334, SLG: 0.357		3-3 K	1-2 F8		1-3 SAFE	1-3 K		0-1 1B PB 1B	1-2 G4-3	5	1	1	0	0	2	7						
Mike Hampton, R (1, 1) OBP: 0.321, SLG: 0.426			0-2 L4		0-2 G4-3		1-1 FC4-6 1B	1-0 1B FC6-4 1-H 3-H		3	0	1	0	0	0	0						
Bill Spiers, L (8, PH) OBP: 0.357, SLG: 0.391										1	0	1	1	0	0	0						
Inning Stats	R: 0 E: 0 K: 1 S: 10	H: 1 LOB: 1 BB: 0 P: 19	R: 0 E: 0 K: 2 S: 11	H: 1 LOB: 1 BB: 0 P: 16	R: 3 E: 0 K: 0 S: 19	H: 4 LOB: 3 BB: 2 P: 33	R: 0 E: 0 K: 0 S: 8	H: 0 LOB: 0 BB: 0 P: 9	R: 1 E: 0 K: 2 S: 16	H: 3 LOB: 2 BB: 0 P: 22	R: 0 E: 0 K: 0 S: 11	H: 1 LOB: 1 BB: 1 P: 18	R: 0 E: 0 K: 0 S: 5	H: 0 LOB: 0 BB: 1 P: 11	R: 2 E: 0 K: 1 S: 12	H: 4 LOB: 3 BB: 1 P: 22	R: 0 E: 0 K: 0 S: 11	H: 0 LOB: 1 BB: 0 P: 15	1B: 14 2B: 0 3B: 0 HR: 0	SF: 0 SAC: 0 DP: 2 HBP: 1	WP: 0 PB: 1 SB: 1 CS: 0	PA: 44
PITCHER	IP	WLS	BF	H	R	ER	SO	BB	IBB	HBP	BLK	WP	HR	S	P	ERA	WHIP					
Micah Bowie, L (1, 1) ERA: 11.77	5.1	L	29	10	4	4	5	3	0	0	0	0	0	70	110	6.75	2.438					
Rod Beck, R (6, 1) ERA: 10.18	1.2		4	0	0	0	0	1	0	0	0	0	0	10	18	0.00	0.600					
Steve Rain, R (8, 1) ERA: 6.43	1.0		8	4	2	2	1	1	0	0	0	0	0	12	22	18.00	5.000					
Dan Serafini, L (9, 1) ERA: 6.59	1.0		4	0	0	0	0	0	0	1	0	0	0	11	15	0.00	0.000					

Houston Astros @ Chicago Cubs
Wrigley Field, Chicago, IL
 Sun Aug 08 1999, 7:05 PM CDT
 Att. 38,296 - Overcast - 68 F

AB	38
R	6
H	14
RBI	5
BB	5
SO	6
LOB	22



Batter	1	2	3	4	5	6	7	8	9	AB R H RBI BB SO LOB	TOP											
Craig Biggio, R (1, 4) OBP: 0.397, SLG: 0.477	4-0 G4-6-3 BB		0-0 SF8		1-0 E6 5 BB 1B SF8		2-1 1B		1-2 F8	3 1 1 1 1 0 2												
Ricky Gutierrez, R (1, 6) OBP: 0.344, SLG: 0.386	0-2 G4-6-3 1-2f		1-3 K		3-2 5 BB 1B		0-0 1B		1-2 G1-3	5 0 2 1 0 1 1												
5 Jeff Bagwell, R (1, 3) OBP: 0.449, SLG: 0.627	4-1 BB			2-0 1B	4-0 BB 1-2 2-3 3-H BB		1-3 K			2 0 1 1 2 1 2												
Derek Bell, R (1, 9) OBP: 0.313, SLG: 0.360	3-2 G4-3 SAFE		0-0 F9	0-0 1B	1-2 SF8		3-2 G6-3			3 0 0 1 0 0 4												
Carl Everett, S (1, 8) OBP: 0.386, SLG: 0.539		2-2 F9		2-2 F7	3-3 K			1-2 G6-3		4 0 0 0 0 1 3												
Matt Mieske, R (1, 7) OBP: 0.391, SLG: 0.618		1-2 F9		2-0 L4		2-2 G6-3		1-2 1B		4 0 1 0 0 0 1												
Russ Johnson, R (1, 5) OBP: 0.356, SLG: 0.451		0-0 G1-3			1-1 E 1B 1B	2-1 G1-3		1-0 F8		4 1 1 0 0 0 1												
Randy Knorr, R (1, 2) OBP: 0.214, SLG: 0.222			2-1 SH3-4 SF8 2B		0-0 1B 5 BB 1B	3-2 G4-3		2-3 K		4 2 2 0 0 1 1												
Shane Reynolds, R (1, 1) OBP: 0.208, SLG: 0.222			0-0 SH3-4		0-2 K		1-3 K		1-2 G5-3	2 0 0 0 0 2 2												
Jay Powell, R (8, 1)										0 0 0 0 0 0 0												
Tim Bogar, R (9, PH) OBP: 0.339, SLG: 0.362										1 0 0 0 0 0 0												
Inning Stats	R: 0 E: 0 K: 0 S: 7	H: 0 LOB: 1 BB: 2 P: 18	R: 0 E: 0 K: 0 S: 9	H: 0 LOB: 0 BB: 0 P: 12	R: 1 E: 0 K: 1 S: 7	H: 1 LOB: 0 BB: 0 P: 10	R: 0 E: 0 K: 0 S: 8	H: 1 LOB: 1 BB: 0 P: 14	R: 3 E: 1 K: 2 S: 16	H: 3 LOB: 2 BB: 1 P: 29	R: 0 E: 0 K: 0 S: 9	H: 0 LOB: 0 BB: 0 P: 16	R: 0 E: 0 K: 2 S: 13	H: 2 LOB: 2 BB: 0 P: 20	R: 0 E: 0 K: 1 S: 11	H: 1 LOB: 1 BB: 0 P: 16	R: 0 E: 0 K: 0 S: 10	H: 0 LOB: 0 BB: 0 P: 13	1B: 7 2B: 1 3B: 0 HR: 0	SF: 2 SAC: 1 DP: 1 HBP: 0	WP: 0 PB: 0 SB: 0 CS: 0	PA: 38
PITCHER	IP WLS BF H R ER SO BB IBB HBP BLK WP HR S P ERA WHIP																					
Tom Glavine, L (1, 1) ERA: 4.14	7.0 W 31 7 4 2 5 3 0 0 0 0 0 0 69 119 2.57 1.429																					
Mike Remlinger, L (8, 1) ERA: 2.59	1.0 H 4 1 0 0 1 0 0 0 0 0 0 0 11 16 0.00 1.000																					
John Rocker, L (9, 1) ERA: 2.26	1.0 S 3 0 0 0 0 0 0 0 0 0 0 0 10 13 0.00 0.000																					

Houston Astros @ Atlanta Braves
 Turner Field, Atlanta, GA
 Tue Aug 10 1999, 7:40 PM EDT
 Att. 38,303 - Cloudy - 87 F

livebaseballscorecards.com

AB	32
R	4
H	8
RBI	4
BB	3
SO	6
LOB	17



Batter	1	2	3	4	5	6	7	8	9
Gerald Williams, R (1, 7) OBP: 0.340, SLG: 0.481	2-2 HR 1B	0-3 K2-3			1-1 G6-3		0-0 FC1-6 2B		
Bret Boone, R (1, 4) OBP: 0.309, SLG: 0.412	1-0 HR		2-1 L9		3-3 K		1-1 10 F9 1-H 3-H 2B		
10 Chipper Jones, S (1, 5) OBP: 0.435, SLG: 0.609	0-0 HR		4-2 1B BB		3-2 F8		2-0 F9 2-3		
Brian Jordan, R (1, 9) OBP: 0.350, SLG: 0.495	2-3 K		0-0 1B		1-1 G6-3		2-0 F9		
Ryan Klesko, L (1, 3) OBP: 0.385, SLG: 0.577 Brian Hunter, R (9, 3) OBP: 0.358, SLG: 0.435	0-0 1B		3-0 F7		0-0 HR		0-0 G5-3		
Andruw Jones, R (1, 8) OBP: 0.349, SLG: 0.488	0-3 K		1-3 K		1-1 F7		1-3 K		
Greg Myers, L (1, 2) OBP: 0.367, SLG: 0.438	0-0 G1-3			1-2 G4-3		1-1 P6	4-2 1B BB		
José Hernández, R (1, 6) OBP: 0.358, SLG: 0.445 Walt Weiss, S (8, 6) OBP: 0.314, SLG: 0.305		1-2 G1-3		1-3 K		0-0 E6 SH 2B	0-0 1B		
Tom Glavine, L (1, 1) OBP: 0.180, SLG: 0.167 Ozzie Guillen, L (7, PH) OBP: 0.271, SLG: 0.294 Mike Remlinger, L (8, 1) OBP: 0.321, SLG: 0.320 Keith Lockhart, L (8, PH) OBP: 0.321, SLG: 0.320 John Rocker, R (9, 1) OBP: 0.321, SLG: 0.320		1-0 G3		0-0 G1-3		0-1 SH FC1-6	0-2 L4		

Inning Stats	R: 3 E: 0 K: 2 S: 13	H: 4 LOB: 1 BB: 0 P: 18	R: 0 E: 0 K: 1 S: 10	H: 0 LOB: 0 BB: 0 P: 12	R: 0 E: 0 K: 1 S: 9	H: 1 LOB: 2 BB: 1 P: 19	R: 0 E: 0 K: 1 S: 8	H: 0 LOB: 0 BB: 0 P: 10	R: 0 E: 0 K: 1 S: 9	H: 0 LOB: 0 BB: 0 P: 16	R: 1 E: 0 K: 0 S: 7	H: 1 LOB: 0 BB: 0 P: 10	R: 2 E: 2 K: 0 S: 8	H: 1 LOB: 1 BB: 0 P: 13	R: 0 E: 0 K: 1 S: 10	H: 1 LOB: 2 BB: 1 P: 15
--------------	-------------------------------	----------------------------------	-------------------------------	----------------------------------	------------------------------	----------------------------------	------------------------------	----------------------------------	------------------------------	----------------------------------	------------------------------	----------------------------------	------------------------------	----------------------------------	-------------------------------	----------------------------------

PITCHER	IP	WLS	BF	H	R	ER	SO	BB	IBB	HBP	BLK	WP	HR	S	P	ERA	WHIP
Shane Reynolds, R (1, 1) ERA: 3.57	7.0	L	31	7	6	4	6	1	0	0	0	0	3	64	98	5.14	1.143
Jay Powell, R (8, 1) ERA: 3.61	1.0		5	1	0	0	1	1	0	0	0	0	0	10	15	0.00	2.000

AB	R	H	RBI	BB	SO	LOB
4	2	1	0	0	1	2
4	1	2	4	0	1	0
3	1	1	1	1	0	1
4	0	1	0	0	1	1
4	1	2	1	0	0	2
0	0	0	0	0	0	0
4	0	0	0	0	3	3
3	0	0	0	1	0	1
3	1	0	0	0	1	0
1	0	1	0	0	0	0
2	0	0	0	0	0	0
0	0	0	0	0	0	0
0	0	0	0	0	0	0
1	0	0	0	0	0	2
0	0	0	0	0	0	0

WP	PA
0	36

AB	33
R	6
H	8
RBI	6
BB	2
SO	7
LOB	12



Houston Astros @ Atlanta Braves
Turner Field, Atlanta, GA
Tue Aug 10 1999, 7:40 PM EDT
Att: 38,303 - Cloudy - 87 F

livebaseballscores.com

Houston Astros @ Atlanta Braves

Turner Field, Atlanta, GA

Wed Aug 11 1999, 7:40 PM EDT
Att. 39,578 - Unknown - 75 F

livebaseballscorecards.com



WP: 0 PA: 41
PB: 1
SB: 2
CS: 2

AB 32
R 5
H 11
RBI 5
BB 5
SO 5
LOB 16

AB R H RBI BB SO LOB

4	1	2	1	0	1	1
4	2	0	0	1	1	3
4	1	2	3	0	0	0
3	0	2	1	1	1	0
2	0	0	0	2	0	1
3	0	1	0	0	0	2
1	0	0	0	0	0	2
3	0	2	0	0	1	0
1	0	0	0	0	0	0
0	0	0	0	0	0	0
3	1	1	0	1	0	3
2	0	0	0	0	1	3
1	0	1	0	0	0	0
0	0	0	0	0	0	0
1	0	0	0	0	0	1
0	0	0	0	0	0	0

Batter	1	2	3	4	5	6	7	8	9
Craig Biggio, R (1, 4) OBP: 0.397, SLG: 0.480	0-0 G4-3 5 SF8 2B		0-1 FC4-6 1B		2-2 G6-3	1-0 SF8		0-3 K	
Bill Spiers, L (1, 5) OBP: 0.359, SLG: 0.389	0-0 G4-3		1-2 FC4-6 5 HR		4-2 5 1B SF7 BB	0-2 F7		2-3 K	
5 Jeff Bagwell, R (1, 3) OBP: 0.448, SLG: 0.633	3-2 SF8		0-0 HR		0-0 1B		0-0 F8	1-0 F8	
Carl Everett, S (1, 8) OBP: 0.389, SLG: 0.540	2-2 CS 1B		0-0 G6-3 1B		2-1 SF7		4-0 CS BB	1-3 K	
Derek Bell, R (1, 9) OBP: 0.314, SLG: 0.359	1-2 CS	0-0 G5-3	0-2 G6-3		4-1 BB		4-2 BB		
Daryle Ward, L (1, 7) OBP: 0.317, SLG: 0.464		1-0 FC5-4 1B		0-0 G4-3	0-1 L3		3-2 F9		
Matt Mieske, R (7, PH) OBP: 0.387, SLG: 0.612									
Paul Bako, L (1, 2) OBP: 0.360, SLG: 0.407		0-0 FC5-4 1B		0-0 G6-3 2B		1-3 K		1-2 F9	
Glen Barker, S (8, PH) OBP: 0.378, SLG: 0.375									
Randy Knorr, R (8, 2) OBP: 0.214, SLG: 0.222		1-2 FC5-4 1B		0-0 G6-3 2B					
Ricky Gutierrez, R (1, 6) OBP: 0.348, SLG: 0.385		1-1 FC5-4		0-0 G6-3		0-1 1B SF8 1B		4-1 BB	
Jose Lima, R (1, 1) OBP: 0.145, SLG: 0.113		1-0 G1		0-3 K		0-1 1B		0-0 F9	
Russ Johnson, R (6, PH) OBP: 0.361, SLG: 0.456									
Brian Williams, R (6, 1) OBP: 0.500, SLG: 0.500									
Tim Bogar, R (8, PH) OBP: 0.338, SLG: 0.360									
Billy Wagner, L (8, 1) OBP: 0.338, SLG: 0.360									

Inning Stats	R: 1	H: 2	E: 0	LOB: 0	K: 0	BB: 0	S: 12	P: 17
	R: 0	H: 2	E: 0	LOB: 2	K: 0	BB: 0	S: 6	P: 9
	R: 2	H: 3	E: 0	LOB: 0	K: 0	BB: 0	S: 10	P: 11
	R: 0	H: 1	E: 0	LOB: 1	K: 1	BB: 0	S: 6	P: 6
	R: 1	H: 1	E: 0	LOB: 2	K: 0	BB: 2	S: 11	P: 23
	R: 1	H: 2	E: 0	LOB: 1	K: 1	BB: 0	S: 11	P: 13
	R: 0	H: 0	E: 0	LOB: 1	K: 0	BB: 2	S: 6	P: 17
	R: 0	H: 0	E: 0	LOB: 0	K: 1	BB: 0	S: 7	P: 11
	1B: 8	SF: 3	2B: 2	SAC: 0	3B: 0	DP: 1	HR: 1	HBP: 0

PITCHER	IP	WLS	BF	H	R	ER	SO	BB	IBB	HBP	BLK	WP	HR	S	P	ERA	WHIP
Greg Maddux, R (1, 1) ERA: 3.57	5.1	W	27	11	5	5	2	2	0	0	0	0	1	52	74	8.44	2.438
Russ Springer, R (6, 1) ERA: 4.06	0.2	H	2	0	0	0	0	0	0	0	0	0	0	4	5	0.00	0.000
Mike Remlinger, L (7, 1) ERA: 2.57	0.1	H	3	0	0	0	0	2	0	0	0	0	0	3	11	0.00	6.000
30 Kevin McGlinchy, R (7, 1) ERA: 3.23	0.2	H	1	0	0	0	0	0	0	0	0	0	0	3	6	0.00	0.000
Terry Mulholland, L (8, 1) ERA: 5.19	1.0	H	4	0	0	0	1	1	0	0	0	0	0	11	16	0.00	1.000

PITCHER	IP	WLS	BF	H	R	ER	SO	BB	IBB	HBP	BLK	WP	HR	S	P	ERA	WHIP
John Rocker, L (9, 1) ERA: 2.22	1.0	S	3	0	0	0	2	0	0	0	0	0	0	7	11	0.00	0.000

Batter	1	2	3	4	5	6	7	8	9
Gerald Williams, R (1, 7) OBP: 0.337, SLG: 0.479	0-1 F8	1-1 G4-3		3-3 K		1-2 G5-3		1-2 S 10 PB 2B	
Bret Boone, R (1, 4) OBP: 0.312, SLG: 0.422	0-0 10 G3 1B	2-1 2B		0-2 G6-3		0-1 F7		4-2 10 PB BB	
10 Chipper Jones, S (1, 5) OBP: 0.435, SLG: 0.616	1-0 G3	2-1 HR			1-1 2B		1-3 K	1-3 K	
Brian Jordan, R (1, 9) OBP: 0.354, SLG: 0.496	1-2 BB 1B	1-0 1B			0-2 P4		4-1 FC6-4 BB		
Ryan Klesko, L (1, 3) OBP: 0.386, SLG: 0.578	4-0 BB	1-1 F8			0-0 E 2B		0-0 F7		
Terry Mulholland, R (8, 1) OBP: 0.118, SLG: 0.091	1-2 BB				0-2 F7		0-0 FC6-4		
Walt Weiss, S (9, 6) OBP: 0.314, SLG: 0.305							1 SAFE X		
Andruw Jones, R (1, 8) OBP: 0.346, SLG: 0.484	0-1 P2		0-0 B1-3						
José Hernández, R (1, 6) OBP: 0.359, SLG: 0.452		1-0 HR	1-3 K		1-1 E5		4-2 S G5-3 2B BB		
John Rocker, R (9, 1)					2-3				
Eddie Pérez, R (1, 2) OBP: 0.300, SLG: 0.333		0-1 G4-3 SH3-4 HR 1B	1-1 L6		0-3 K		1-2 G5-3		
Greg Maddux, R (1, 1) OBP: 0.294, SLG: 0.400		1-0 SH3-4		0-2 G6-3		2-1 L5		1-0 P2	
Russ Springer, R (6, 1) OBP: 0.270, SLG: 0.292									
Ozzie Guillen, L (6, PH) OBP: 0.270, SLG: 0.292									
Mike Remlinger, L (7, 1) OBP: 0.355, SLG: 0.431									
30 Kevin McGlinchy, R (7, 1)									
Brian Hunter, R (8, 3) OBP: 0.355, SLG: 0.431									

AB	R	H	RBI	BB	SO	LOB
5	1	1	1	0	1	1
4	2	2	2	1	0	0
5	2	2	1	0	2	2
3	0	2	1	1	0	1
3	0	1	1	1	0	2
0	0	0	0	0	0	0
0	0	0	0	0	0	0
4	0	0	0	0	0	4
3	2	1	1	1	1	1
0	0	0	0	0	0	0
4	1	1	0	0	1	3
1	0	0	0	0	0	0
0	0	0	0	0	0	0
1	0	0	0	0	0	0
0	0	0	0	0	0	0
0	0	0	0	0	0	0
1	0	0	0	0	0	1

BOTTOM	
AB	34
R	8
H	10
RBI	7
BB	4
SO	5
LOB	15
WP: 0	PA: 39
PB: 1	
SB: 2	
CS: 0	

Houston Astros @ Atlanta Braves
 Turner Field, Atlanta, GA
 Wed Aug 11 1999, 7:40 PM EDT
 Att: 39,578 - Unknown - 75 F

livebaseballscorecards.com



Inning Stats																	
R	H	E	K	S	P	R	H	E	K	S	P	R	H	E	K	S	P
1	2	0	9	15	26	4	5	0	13	22	0	0	0	0	11	14	0
2	2	0	1	15	26	4	5	0	13	22	0	0	0	11	14	0	0
3	0	0	1	8	0	0	0	0	6	0	0	1	0	0	0	0	0
4	0	0	1	14	0	0	0	0	11	14	0	0	0	0	0	0	0
5	2	0	1	17	2	1	2	0	15	17	0	0	0	10	13	0	0
6	0	0	0	13	0	0	0	0	10	13	0	0	0	6	11	0	0
7	0	0	1	11	0	0	0	0	6	11	0	0	0	18	30	0	0
8	1	1	2	30	1	1	2	0	18	30	0	0	0	9	0	0	0
9	0	0	0	0	0	0	0	0	0	0	0	0	0	0	0	0	0

PITCHER																
IP	WLS	BF	H	R	ER	SO	BB	IBB	HBP	BLK	WP	HR	S	P	ERA	WHIP
5.0	L	26	9	6	6	3	1	0	0	0	0	3	54	76	10.80	2.000
2.0		7	0	0	0	1	1	0	0	0	0	0	16	24	0.00	0.500
1.0		6	1	2	1	1	2	0	0	0	0	0	18	30	9.00	3.000

PITCHER																
IP	WLS	BF	H	R	ER	SO	BB	IBB	HBP	BLK	WP	HR	S	P	ERA	WHIP
5.0	L	26	9	6	6	3	1	0	0	0	0	3	54	76	10.80	2.000
2.0		7	0	0	0	1	1	0	0	0	0	0	16	24	0.00	0.500
1.0		6	1	2	1	1	2	0	0	0	0	0	18	30	9.00	3.000

PITCHER																
IP	WLS	BF	H	R	ER	SO	BB	IBB	HBP	BLK	WP	HR	S	P	ERA	WHIP
5.0	L	26	9	6	6	3	1	0	0	0	0	3	54	76	10.80	2.000
2.0		7	0	0	0	1	1	0	0	0	0	0	16	24	0.00	0.500
1.0		6	1	2	1	1	2	0	0	0	0	0	18	30	9.00	3.000

Batter	1	2	3	4	5	6	7	8	9	AB R H RBI BB SO LOB	TOP	
Al Martin, L (1, 7) OBP: 0.345, SLG: 0.530	1-0 L6		3-2 G6-3		3-2 G3-1			0-1 G4-3 S 1B	2-1 1-2 2-H 1B	5 0 2 1 0 0 0		
Abraham Nunez, S (1, 6) OBP: 0.306, SLG: 0.246	4-1 S BB		4-2 BB		0-2 G4-3			3-2 F9	0-0 L6-4 2-3	3 0 0 0 2 0 3		
Brian Giles, L (1, 8) OBP: 0.394, SLG: 0.557 Brad Clontz, R (8, 1)	2-3 K 1-2		2-0 P3		1-0 G5-4-3 1B			3-2 G4-3		4 0 1 0 0 1 3 0 0 0 0 0 0 0		
Kevin Young, R (1, 3) OBP: 0.395, SLG: 0.527	2-0 HBP		2-3 K		3-2 G5-4-3 1-2f			4-0 BB BB		2 0 0 0 1 1 2		
Dale Sveum, S (1, 5) OBP: 0.259, SLG: 0.360 Scott Sauerbeck, R (6, 1) Adrian Brown, S (8, PH) OBP: 0.357, SLG: 0.336	3-3 K		1-3 K		0-1 F9			4-1 BB 1-2 BB		3 0 0 0 0 2 2 0 0 0 0 0 0 0 0 0 0 0 1 0 0		
Warren Morris, L (1, 4) OBP: 0.379, SLG: 0.452		4-2 BB		2-1 F7			0-0 G4-6-3 1B	1-3 K		3 0 1 0 1 1 3		
Brant Brown, L (1, 9) OBP: 0.292, SLG: 0.431		1-3 K		1-0 1B			2-2 G4-6-3 1-2f		1-2 BB 1B HBP	3 1 1 0 0 1 2		
Joe Oliver, R (1, 2) OBP: 0.333, SLG: 0.343		3-2 F8		0-0 G5-3			2-2 2B		0-3 K	4 0 1 0 0 1 3		
Kris Benson, R (1, 1) OBP: 0.170, SLG: 0.178 John Wehner, R (6, 5) OBP: 0.306, SLG: 0.394		1-3 K		2-1 G6-3			1-0 G6-3		4-1 L6-4 1B 1-2 BB	2 0 0 0 0 1 1 1 0 0 0 1 0 1		
Inning Stats	R: 0 E: 0 K: 2 S: 9 H: 0 LOB: 2 BB: 1 P: 21	R: 0 E: 0 K: 2 S: 14 H: 0 LOB: 1 BB: 1 P: 23	R: 0 E: 0 K: 1 S: 13 H: 0 LOB: 1 BB: 1 P: 24	R: 0 E: 0 K: 1 S: 7 H: 1 LOB: 1 BB: 0 P: 11	R: 0 E: 0 K: 0 S: 8 H: 0 LOB: 0 BB: 0 P: 13	R: 0 E: 0 K: 0 S: 6 H: 1 LOB: 0 BB: 0 P: 10	R: 0 E: 0 K: 0 S: 8 H: 2 LOB: 1 BB: 0 P: 13	R: 0 E: 0 K: 1 S: 13 H: 1 LOB: 3 BB: 2 P: 28	R: 1 E: 0 K: 1 S: 9 H: 1 LOB: 1 BB: 1 P: 16	1B: 5 2B: 2 3B: 0 HR: 0 SF: 0 SAC: 0 DP: 3 HBP: 2	WP: 0 PB: 0 SB: 2 CS: 0 PA: 38	
PITCHER	IP WLS BF H R ER SO BB IBB HBP BLK WP HR S P ERA WHIP											
Chris Holt, R (1, 1) ERA: 4.11	7.2 W 31 5 0 0 6 4 0 1 0 0 0 0 74 134 0.00 1.174											
Brian Williams, R (8, 1) ERA: 4.13	0.1 2 0 0 0 1 1 0 0 0 0 0 0 4 9 0.00 3.000											
Sean Bergman, R (9, 1) ERA: 5.27	1.0 5 1 1 1 1 1 0 1 0 0 0 0 9 16 9.00 2.000											

Pittsburgh Pirates @ Houston Astros
Astrodome, Houston, TX
Sat Aug 14 1999, 8:05 PM EDT
Att. 44,868 - Dome - 72 F

livebaseballscorecards.com

AB	30
R	1
H	6
RBI	1
BB	6
SO	8
LOB	20



Batter	1	2	3	4	5	6	7	8	9
Craig Biggio, R OBP: 0.397, SLG: 0.476 (1, 4)	4-0 1B 5 2B BB	1-1 SAFE F7			1-0 SH1-3		1-1 G4-3	0-1 F7	
Bill Spiers, L OBP: 0.363, SLG: 0.389 (1, 5)	1-2 5 2B G5-3 1B		4-1 BB BB BB		4-1 5 E HR BB		2-1 G3		
5 Jeff Bagwell, R OBP: 0.446, SLG: 0.625 (1, 3)	1-2 1-3 3-H 2B		1-3 K		2-1 E5 1-2 HR		1-3 K		
Carl Everett, S OBP: 0.389, SLG: 0.565 (1, 8)	2-1 G5-3 3-H		2-0 P8		0-0 1-H 2-H HR		0-0 1B E 2B		
Derek Bell, R OBP: 0.314, SLG: 0.358 (1, 9)	1-3 K		1-3 K		0-3 K		4-2 E BB		
Daryle Ward, L OBP: 0.297, SLG: 0.433 (1, 7)	2-0 G1-3		1-3 K		2-2 P6		3-2 F7		
Glen Barker, S OBP: 0.370, SLG: 0.366 (6, 7)									
Paul Bako, L OBP: 0.364, SLG: 0.405 (1, 2)		0-0 1B			1-0 G3		0-3 K	0-0 E2 1-3 2-H 1B	
Tim Bogar, R OBP: 0.333, SLG: 0.353 (1, 6)		0-1 F9			3-3 K		1-2 F8	0-3 K	
Chris Holt, R OBP: 0.105, SLG: 0.056 (1, 1)		1-3 K			0-0 E6 SH1-3 5 E		0-1 G6-3	4-2 BB	
Brian Williams, R OBP: 0.500, SLG: 0.500 (8, 1)									
17 Lance Berkman, S OBP: 0.304, SLG: 0.405 (8, PH)									
Sean Bergman, R OBP: 0.107, SLG: 0.321 (9, 1)									

Inning Stats	R: 2	H: 2	E: 0	K: 1	S: 12	H: 2	LOB: 1	BB: 1	P: 23	R: 0	H: 1	E: 0	K: 1	S: 8	H: 0	LOB: 1	BB: 0	P: 10	R: 0	H: 0	E: 0	K: 2	S: 8	H: 0	LOB: 0	BB: 0	P: 15	R: 0	H: 0	E: 0	K: 2	S: 10	R: 4	H: 1	E: 2	K: 1	S: 13	R: 0	H: 0	E: 0	K: 1	S: 8	R: 0	H: 0	E: 0	K: 1	S: 7	R: 1	H: 2	E: 1	K: 1	S: 16	H: 2	LOB: 3	BB: 2	P: 27
--------------	------	------	------	------	-------	------	--------	-------	-------	------	------	------	------	------	------	--------	-------	-------	------	------	------	------	------	------	--------	-------	-------	------	------	------	------	-------	------	------	------	------	-------	------	------	------	------	------	------	------	------	------	------	------	------	------	------	-------	------	--------	-------	-------

PITCHER	IP	WLS	BF	H	R	ER	SO	BB	IBB	HBP	BLK	WP	HR	S	P	ERA	WHIP
Kris Benson, R ERA: 4.34 (1, 1)	5.0	L	24	4	6	2	7	3	0	0	0	0	1	51	85	3.60	1.400
Scott Sauerbeck, L ERA: 2.51 (6, 1)	2.0		6	0	0	0	2	0	0	0	0	0	0	15	20	0.00	0.000
Brad Clontz, R ERA: 2.52 (8, 1)	1.0		7	2	1	1	1	2	0	0	0	0	0	16	27	9.00	4.000

BOTTOM

Pittsburgh Pirates @ Houston Astros
Astrodome, Houston, TX

Sat Aug 14 1999, 8:05 PM EDT
Att. 44,868 - Dome - 72 F

AB	R	H	RBI	BB	SO	LOB
3	1	0	0	1	0	4
2	2	1	0	2	0	0
4	1	1	2	0	2	2
4	2	2	4	0	0	2
3	0	0	0	1	3	2
3	0	0	0	0	1	1
1	0	0	0	0	0	2
4	0	2	0	0	1	0
4	0	0	0	0	2	3
3	1	0	0	0	1	1
0	0	0	0	0	0	0
0	0	0	0	1	0	0
0	0	0	0	0	0	0

AB	31
R	7
H	6
RBI	6
BB	5
SO	10
LOB	17

livebaseballscores.com



WP: 0	PA: 37
PB: 0	SB: 0
CS: 0	

Batter	1	2	3	4	5	6	7	8	9	AB R H RBI BB SO LOB
Glen Barker, S (1, 9) OBP: 0.400, SLG: 0.386 Matt Mieske, R (9, PH) OBP: 0.381, SLG: 0.600	4-0 BB		3-1 F7		0-1 1B			0-1 SH 1B	2-3 K	3 0 2 0 1 0 0 1 0 0 0 0 1 2
Bill Spiers, L (1, 5) OBP: 0.363, SLG: 0.386	2-3 K 1-2		4-2 FC6-4 BB		0-1 L8			0-0 SH 1-2		2 0 0 0 1 1 3
5 Jeff Bagwell, R (1, 3) OBP: 0.444, SLG: 0.624	1-1 2B		0-0 FC6-4 1-2f				0-0 F7	0-1 P3		4 0 1 0 0 0 3
Carl Everett, S (1, 8) OBP: 0.388, SLG: 0.560	4-0 IBB			1-2 G5-3			0-1 F7	1-3 K		3 0 0 0 1 1 2
Daryle Ward, L (1, 7) OBP: 0.294, SLG: 0.422 Derek Bell, R (9, 9) OBP: 0.314, SLG: 0.358	0-2 G1-3			0-2 G3			0-1 1B	0-1 G3-1		4 0 1 0 0 0 4 0 0 0 0 0 0 0
Russ Johnson, R (1, 4) OBP: 0.355, SLG: 0.445				1-2 G6-3			0-0 P9		0-1 FC4-6 1B	4 0 1 0 0 0 1
Tony Eusebio, R (1, 2) OBP: 0.340, SLG: 0.319 Paul Bako, L (9, PR) OBP: 0.364, SLG: 0.405					0-2 F7				1-1 FC4-6 1B 1-2f	4 0 0 0 0 0 1 0 0 0 0 0 0 0
Ricky Gutierrez, R (1, 6) OBP: 0.345, SLG: 0.376					2-1 G6-3				0-0 1B	4 0 1 0 0 0 0
Shane Reynolds, R (1, 1) OBP: 0.216, SLG: 0.229 Craig Biggio, R (9, PH) OBP: 0.396, SLG: 0.475					0-0 1B				0-3 K	3 0 1 0 0 2 0 1 0 0 0 0 1 2

Inning Stats	R: 0 E: 0 K: 1 S: 8	H: 1 LOB: 2 BB: 2 P: 19	R: 0 E: 0 K: 0 S: 4	H: 0 LOB: 0 BB: 0 P: 6	R: 0 E: 0 K: 1 S: 8	H: 0 LOB: 1 BB: 1 P: 15	R: 0 E: 0 K: 0 S: 9	H: 0 LOB: 0 BB: 0 P: 11	R: 0 E: 0 K: 0 S: 10	H: 2 LOB: 2 BB: 0 P: 12	R: 0 E: 0 K: 0 S: 6	H: 1 LOB: 1 BB: 0 P: 6	R: 0 E: 0 K: 1 S: 7	H: 0 LOB: 0 BB: 0 P: 12	R: 0 E: 1 K: 1 S: 10	H: 1 LOB: 2 BB: 0 P: 11	R: 0 E: 0 K: 2 S: 12	H: 2 LOB: 2 BB: 0 P: 15	1B: 6 2B: 1 3B: 0 HR: 0	SF: 0 SAC: 1 DP: 0 HBP: 0	WP: 0 PB: 0 SB: 0 CS: 0	PA: 37	
PITCHER	IP	WLS	BF	H	R	ER	SO	BB	IBB	HBP	BLK	WP	HR	S	P	ERA	WHIP						
Todd Ritchie, R (1, 1) ERA: 3.5	8.0	W	33	6	0	0	4	2	1	0	0	0	0	64	94	0.00	1.000						
Mike Williams, R (9, 1) ERA: 2.31	1.0	S	4	1	0	0	2	0	0	0	0	0	0	10	13	0.00	1.000						

BOTTOM

Pittsburgh Pirates @ Houston Astros
Astrodome, Houston, TX

Sun Aug 15 1999, 2:35 PM EDT
Att: 36,231 - Dome - 72 F

livebaseballscorecards.com

AB	33
R	0
H	7
RBI	0
BB	3
SO	6
LOB	18



Batter	1	2	3	4	5	6	7	8	9	AB R H RBI BB SO LOB	TOP	
Ronnie Belliard, R (1, 4) OBP: 0.382, SLG: 0.406	1-2 1B G4-3	1-3 K			0-1 1B 1B		3-1 F9-3		0-2 1B DI	5 2 3 2 0 1 2		
Rich Becker, L (1, 9) OBP: 0.395, SLG: 0.424 Alex Ochoa, R (9, PH) OBP: 0.414, SLG: 0.524	3-1 1B G4-3		3-3 K		3-2 1B 1B		2-1 P4		1-3 K	4 0 2 0 0 1 0 1 0 0 0 0 1 1		
Mark Loretta, R (1, 5) OBP: 0.360, SLG: 0.400	2-1 1B G4-3		1-2 F8		1-0 P6			1-3 K		4 0 0 0 0 1 3		
Dave Nilsson, L (1, 2) OBP: 0.395, SLG: 0.559	2-1 1B L9		1-1 F8		0-1 1B			1-3 K		4 0 1 1 0 1 0		
Geoff Jenkins, L (1, 7) OBP: 0.367, SLG: 0.572					0-0 1B E5			0-0 G3		4 0 1 0 0 2 2		
Marquis Grissom, R (1, 8) OBP: 0.317, SLG: 0.386					0-0 F9		3-2 F9		3-1 G4-3	4 0 0 0 0 1 1		
Sean Berry, R (1, 3) OBP: 0.288, SLG: 0.312 David Weathers, R (6, 1) OBP: 0.286, SLG: 0.167 Rocky Coppinger, R (8, 1) OBP: 0.500, SLG: 0.500 Jeff Cirillo, R (9, PH) OBP: 0.396, SLG: 0.436					3-0 P3		1-1 G4-3		2-3 K	3 1 1 0 0 0 1 0 0 0 0 0 0 0 0 0 0 0 0 0 0 1 0 0 0 0 1 0		
Jose Valentin, S (1, 6) OBP: 0.366, SLG: 0.418					3-3 K		2-0 L8		1-0 1B WP	3 2 1 0 1 1 1		
21 Cal Eldred, R (1, 1) OBP: 0.188, SLG: 0.200 Brian Banks, S (6, 3) OBP: 0.319, SLG: 0.354					0-3 K			0-0 1B F9-3	4-2 1B DI	2 0 1 2 0 1 0 1 1 1 0 1 0 0		
Inning Stats	R: 1 H: 2 E: 0 LOB: 0 K: 0 BB: 0 S: 9 P: 17	R: 2 H: 2 E: 0 LOB: 1 K: 3 BB: 1 S: 18 P: 28	R: 0 H: 0 E: 0 LOB: 0 K: 1 BB: 0 S: 10 P: 15	R: 0 H: 1 E: 1 LOB: 1 K: 1 BB: 0 S: 6 P: 12	R: 1 H: 3 E: 0 LOB: 2 K: 2 BB: 0 S: 14 P: 19	R: 0 H: 0 E: 0 LOB: 0 K: 0 BB: 0 S: 6 P: 12	R: 0 H: 1 E: 0 LOB: 0 K: 0 BB: 0 S: 5 P: 10	R: 0 H: 0 E: 0 LOB: 0 K: 2 BB: 0 S: 7 P: 9	R: 2 H: 2 E: 0 LOB: 1 K: 2 BB: 1 S: 15 P: 26	1B: 10 SF: 0 2B: 2 SAC: 0 3B: 0 DP: 2 HR: 0 HBP: 0	WP: 1 PA: 38 PB: 0 SB: 0 CS: 0	
PITCHER	IP WLS BF H R ER SO BB IBB HBP BLK WP HR S P ERA WHIP											
Scott Elarton, R (1, 1) ERA: 3.32	6.0 W 26 8 4 4 7 1 0 0 0 0 0 0 63 103 6.00 1.500											
Doug Henry, R (7, 1) ERA: 5.25	1.0 H 3 1 0 0 0 0 0 0 0 0 0 0 5 10 0.00 1.000											
Jay Powell, R (8, 1) ERA: 3.7	1.2 H 8 2 2 2 3 1 0 0 0 0 1 0 19 31 10.80 1.800											
Billy Wagner, L (9, 1) ERA: 2.14	0.1 S 1 0 0 0 0 1 0 0 0 0 0 0 3 4 0.00 0.000											

Milwaukee Brewers @ Houston Astros
Astrodome, Houston, TX
Tue Aug 17 1999, 8:05 PM EDT
Att. 20,558 - Dome - 72 F

livebaseballscorecards.com

AB 36
R 6
H 11
RBI 5
BB 2
SO 11
LOB 11



Batter	1	2	3	4	5	6	7	8	9
Craig Biggio, R OBP: 0.399, SLG: 0.482 (1, 4)	4-2 WP 5 G3 2B BB	0-0 FC5-4 1-2f		2-2 FC4-6 1-2f		F 1 SAFE 4-2 SF8 SH2-4 1-2 BB		2-0 1-H HR	
Glen Barker, S OBP: 0.400, SLG: 0.362 (1, 8)	1 SAFE 0-1 G3 1-2		4-2 BB 5 S 1B BB	0-3 K		1-0 SH2-4 1-2 2-3		4-2 CS BB	
5 Jeff Bagwell, R OBP: 0.450, SLG: 0.629 (1, 3)	1-1 G6-3 2-H 2B		1 SAFE 2-1 BB 1B 1B BB	4-1 BB		4-2 BB		1-0 F9	
Carl Everett, S OBP: 0.387, SLG: 0.557 (1, 9)	0-1 G6-3 2-3		4-2 1B 17 SF7 BB	0-3 K		1-1 SF8 2-3 3-H		2-0 1-2 2B	
Ken Caminiti, S OBP: 0.365, SLG: 0.362 (1, 5)	0-0 G5-3		2-2 1-3 2-H 3-H FC4-6 1B		0-0 G6-3	0-0 P5		0-0 P5	
17 Lance Berkman, S OBP: 0.300, SLG: 0.400 (1, 7)		1-2 S 1B 1B	2-2 SF7 3-H		0-2 P6		1-1 F9		
Tony Eusebio, R OBP: 0.339, SLG: 0.315 (1, 2)		1 SAFE 1-3 K 1-2	1 SAFE 0-1 F9		4-1 BB		2-1 G4-3		
Ricky Gutierrez, R OBP: 0.331, SLG: 0.359 (1, 6)		1-3 K	2-1 FC4-6 1-2f		2-3 K		1-3 K		
Jay Powell, R (8, 1)									
Billy Wagner, L (9, 1)									
Scott Elarton, R OBP: 0.188, SLG: 0.188 (1, 1)		0-1 FC5-4 1B		0-0 E6 FC4-6		0-1 SH2-4 SF8 1B		1-0 HR 1B	
Russ Johnson, R OBP: 0.360, SLG: 0.450 (6, PH)									
Doug Henry, R (7, 1)									
Tim Bogar, R OBP: 0.335, SLG: 0.355 (8, 6)									

Inning Stats	R: 1 E: 0 K: 0 S: 9	H: 1 LOB: 1 BB: 1 P: 14	R: 1 E: 0 K: 2 S: 12	H: 2 LOB: 1 BB: 0 P: 15	R: 3 E: 0 K: 0 S: 23	H: 2 LOB: 1 BB: 2 P: 39	R: 0 E: 2 K: 2 S: 13	H: 0 LOB: 2 BB: 1 P: 19	R: 0 E: 0 K: 1 S: 9	H: 0 LOB: 1 BB: 1 P: 15	R: 1 E: 0 K: 0 S: 10	H: 1 LOB: 2 BB: 2 P: 20	R: 0 E: 0 K: 1 S: 8	H: 0 LOB: 0 BB: 0 P: 12	R: 2 E: 0 K: 0 S: 7	H: 3 LOB: 1 BB: 1 P: 17
--------------	------------------------------	----------------------------------	-------------------------------	----------------------------------	-------------------------------	----------------------------------	-------------------------------	----------------------------------	------------------------------	----------------------------------	-------------------------------	----------------------------------	------------------------------	----------------------------------	------------------------------	----------------------------------

PITCHER	IP	WLS	BF	H	R	ER	SO	BB	IBB	HBP	BLK	WP	HR	S	P	ERA	WHIP
21 Cal Eldred, R ERA: 8.36 (1, 1)	5.0	L	26	5	5	5	5	5	0	0	0	1	0	66	102	9.00	2.000
David Weathers, R ERA: 4.25 (6, 1)	2.0		9	1	1	1	1	2	0	0	0	0	0	18	32	4.50	1.500
Rocky Coppinger, R ERA: 6.45 (8, 1)	1.0		6	3	2	2	0	1	0	0	0	0	1	7	17	18.00	4.000


BOTTOM

AB	R	H	RBI	BB	SO	LOB
3	2	1	2	2	0	2
2	1	0	0	2	1	2
3	1	2	1	2	0	1
3	1	1	1	1	1	3
5	0	1	2	0	0	4
3	1	1	1	0	0	0
3	0	0	0	1	1	2
4	0	0	0	0	3	3
0	0	0	0	0	0	0
0	0	0	0	0	0	0
2	0	1	1	0	0	0
1	1	1	0	0	0	0
0	0	0	0	0	0	0
1	1	1	0	0	0	0

AB 30
R 8
H 9
RBI 8
BB 8
SO 6
LOB 17

WP: 1 **PA: 41**
PB: 0
SB: 3
CS: 1

Milwaukee Brewers @ Houston Astros
Astrodome, Houston, TX
Tue Aug 17 1999, 8:05 PM EDT
Att. 20,558 - Dome - 72 F



PITCHER	IP	WLS	BF	H	R	ER	SO	BB	IBB	HBP	BLK	WP	HR	S	P	ERA	WHIP
---------	----	-----	----	---	---	----	----	----	-----	-----	-----	----	----	---	---	-----	------

Batter	1	2	3	4	5	6	7	8	9	AB R H RBI BB SO LOB	TOP																	
Ronnie Belliard, R (1, 4) OBP: 0.382, SLG: 0.406	2-1 BB BB SF9 1B	2-3 K			1-3 K		X 0-0 L4		C 0-1 S 1B	5 1 2 0 0 2 0																		
Mark Loretta, R (1, 3) OBP: 0.359, SLG: 0.396	4-1 BB 1-2 1B BB	2-1 G1-3			3-2 G6-3		2-2 F8		0-3 K 1-2	4 1 0 0 1 1 1																		
Jeff Cirillo, R (1, 5) OBP: 0.393, SLG: 0.432	0-3 K		1-2 G5-3		3-3 K			C 0-1 F8		4 0 0 0 0 2 2																		
Dave Nilsson, L (1, 2) OBP: 0.393, SLG: 0.554	4-2 B 1-2 2-3 1B 1B BB		1-3 K		X 0-0 L8			F 1-1 B X G6-3		3 0 0 0 1 1 0																		
Alex Ochoa, R (1, 9) OBP: 0.412, SLG: 0.526	2-2 SF9		1-2 G5-3		F 3-2 B C B F X F8		X 0-0 1B 2B			3 1 1 1 0 0 0																		
Marquis Grissom, R (1, 8) OBP: 0.321, SLG: 0.394	3-H 2-2 1-2 2-H 1B 1B			S 0-1 X G1-3		B 3-2 C B S X 1B 3B		B 1-0 X 2-H 1B		4 1 3 2 0 0 0																		
Lou Collier, R (1, 7) OBP: 0.318, SLG: 0.385	X 0-0			B 3-2 C B S X G6-3		B 1-0 X 1B		C 1-3 B S K		3 0 2 1 0 0 0																		
Geoff Jenkins, L (8, PH) OBP: 0.366, SLG: 0.570										1 0 0 0 0 1 1																		
Bob Wickman, R (8, 1)	1-2 2-3 1B									0 0 0 0 0 0 0																		
Jose Valentin, S (1, 6) OBP: 0.364, SLG: 0.411	1-3 K			B 4-1 C B S BB		B 1-3 C S SAFE K		B 1-3 S K		3 0 0 0 1 3 4																		
Hideo Nomo, R (1, 1) OBP: 0.256, SLG: 0.333		X 0-0 G6-3		S 1-3 C B S K						3 0 0 0 0 2 1																		
Eric Plunk, R (8, 1)										0 0 0 0 0 0 0																		
Brian Banks, S (8, 7) OBP: 0.317, SLG: 0.352										1 0 0 0 0 1 0																		
Inning Stats	R: 2 E: 0 K: 2 S: 22	H: 3 LOB: 3 BB: 2 P: 37	R: 0 E: 0 K: 1 S: 6	H: 0 LOB: 0 BB: 0 P: 10	R: 0 E: 0 K: 1 S: 9	H: 0 LOB: 0 BB: 0 P: 12	R: 0 E: 0 K: 1 S: 10	H: 0 LOB: 1 BB: 1 P: 18	R: 0 E: 0 K: 2 S: 12	H: 0 LOB: 0 BB: 0 P: 19	R: 1 E: 0 K: 1 S: 12	H: 2 LOB: 1 BB: 0 P: 20	R: 0 E: 0 K: 1 S: 8	H: 0 LOB: 0 BB: 0 P: 13	R: 1 E: 0 K: 1 S: 9	H: 2 LOB: 1 BB: 0 P: 12	R: 0 E: 0 K: 3 S: 11	H: 1 LOB: 1 BB: 0 P: 12	1B: 6 2B: 1 3B: 1 HR: 0	SF: 1 SAC: 0 DP: 0 HBP: 0	WP: 0 PB: 0 SB: 1 CS: 0	PA: 38						
PITCHER	IP WLS BF H R ER SO BB IBB HBP BLK WP HR S P ERA WHIP																											
Mike Hampton, L (1, 1) ERA: 3.03	7.0		29	5	3	3	9	3	0	0	0	0	0	0	79	129	3.86	1.143										
Brian Williams, R (8, 1) ERA: 4.22	1.0	W	5	2	1	1	1	0	0	0	0	0	0	0	9	12	9.00	2.000										
Billy Wagner, L (9, 1) ERA: 2.1	1.0	S	4	1	0	0	3	0	0	0	0	0	0	0	11	12	0.00	1.000										

Milwaukee Brewers @ Houston Astros
Astrodome, Houston, TX
Wed Aug 18 1999, 8:05 PM EDT
Att. 23,540 - Dome - 72 F

AB	34
R	4
H	8
RBI	4
BB	3
SO	13
LOB	9



Batter	1	2	3	4	5	6	7	8	9	AB	R	H	RBI	BB	SO	LOB
Craig Biggio, R OBP: 0.398, SLG: 0.480 (1, 4)	2-2 F8		0-0 G6-3		0-1 F9			1 SAFE 0-1 5 WP 2B 1B		4	1	1	0	0	0	1
Glen Barker, S OBP: 0.379, SLG: 0.340 (1, 8) Ken Caminiti, S OBP: 0.369, SLG: 0.362 (8, PH) Tim Bogar, R OBP: 0.335, SLG: 0.355 (9, 6)	2-1 L7		0-0 B1-3			2-2 G5-3		4-2 5 WP 2B BB		3	0	0	0	0	0	0
5 Jeff Bagwell, R OBP: 0.446, SLG: 0.624 (1, 3)	3-1 F8		0-0 F7			0-0 F8		2-3 K		4	0	0	0	0	1	2
Carl Everett, S OBP: 0.388, SLG: 0.558 (1, 9) (9, 8)		4-2 2B BB		0-0 G5-3		2-0 F7		1-1 17 S 1B 2B		3	2	1	2	1	0	0
17 Lance Berkman, S OBP: 0.315, SLG: 0.396 (1, 7)		1 SAFE 0-0 P4		0-0 F7			0-0 FC3-6 1B	4-1 1B BB		3	1	1	0	1	0	1
Bill Spiers, L OBP: 0.366, SLG: 0.399 (1, 5) (9, 9)		0-1 1-H 2B		2-1 F8			1-2 FC3-6 1B	1-3 H		4	0	1	1	0	1	3
Paul Bako, L OBP: 0.361, SLG: 0.400 (1, 2)		0-3 K			1-2 G3		1 SAFE 1-2 L3 1B	2-0 1B 1B		4	0	2	1	0	1	1
Ricky Gutierrez, R OBP: 0.341, SLG: 0.365 (1, 6) Billy Wagner, L (9, 1)		4-2 BB			1-0 1B		0-1 L3	1-1 1B		3	0	2	1	1	0	2
Mike Hampton, R OBP: 0.333, SLG: 0.431 (1, 1) Brian Williams, R OBP: 0.500, SLG: 0.500 (8, 1) Russ Johnson, R OBP: 0.364, SLG: 0.455 (8, PH) (9, 5)		3-3 K			0-0 F8			0-0 BB 5 WP 1B		0	0	0	0	0	0	0
0-0 K										1	1	1	0	0	0	0

Inning Stats	R: 0	H: 0	E: 0	K: 0	S: 9	R: 1	H: 1	E: 0	K: 2	S: 15	R: 0	H: 0	E: 0	K: 0	S: 3	R: 0	H: 0	E: 0	K: 0	S: 4	R: 0	H: 1	E: 0	K: 0	S: 7	R: 0	H: 0	E: 0	K: 0	S: 5	R: 0	H: 2	E: 0	K: 0	S: 12	R: 5	H: 5	E: 0	K: 2	S: 19
	LOB: 0	BB: 0	LOB: 2	BB: 2	P: 16	LOB: 0	BB: 2	LOB: 0	BB: 0	P: 3	LOB: 0	BB: 0	LOB: 1	BB: 0	P: 9	LOB: 0	BB: 0	LOB: 1	BB: 0	P: 14	LOB: 2	BB: 2	LOB: 2	BB: 2	LOB: 0	BB: 2	LOB: 0	BB: 0	LOB: 0	BB: 0	LOB: 0	BB: 0	LOB: 0	SF: 0	SAC: 0	DP: 1	HBP: 0			

PITCHER	IP	WLS	BF	H	R	ER	SO	BB	IBB	HBP	BLK	WP	HR	S	P	ERA	WHIP
Hideo Nomo, R ERA: 4.46 (1, 1)	7.0		29	6	4	4	2	3	0	0	0	0	0	60	92	5.14	1.286
Eric Plunk, R ERA: 4.31 (8, 1)	0.1	L	3	1	0	0	1	1	0	0	0	1	0	6	13	0.00	6.000
Bob Wickman, R ERA: 3.07 (8, 1)	0.2		3	2	2	2	1	0	0	0	0	0	0	8	12	27.00	3.000

BOTTOM

Milwaukee Brewers @ Houston Astros
Astrodome, Houston, TX

Wed Aug 18 1999, 8:05 PM EDT
Att. 23,540 - Dome - 72 F

AB	31
R	6
H	9
RBI	5
BB	4
SO	4
LOB	13



1B	2B	3B	HR	SF	SAC	DP	HBP	WP	PB	SB	CS	PA
7	3	0	0	0	0	1	0	1	0	1	0	35

Batter	1	2	3	4	5	6	7	8	9	AB R H RBI BB SO LOB	TOP														
Ronnie Belliard, R (1, 4) OBP: 0.387, SLG: 0.407	2-2 CS 1B	0-0 1-2 2-3 3-H 1B	0-0 G4-3			4-0 G1-6-3 BB		4-2 G4-3 BB	2-2 F9	4 0 2 1 2 0 3															
Mark Loretta, R (1, 6) OBP: 0.355, SLG: 0.391	0-3 K	0-3 K			1-1 F7	0-0 G1-6-3		2-1 G4-3		5 0 0 0 0 2 8															
Jeff Cirillo, R (1, 5) OBP: 0.393, SLG: 0.433	0-1 1-2 1B	2-3 K			0-3 K		0-1 G4-3	4-0 FC6-4 BB		2 0 1 0 0 1 3															
Jose Valentin, S (2, 6) OBP: 0.363, SLG: 0.407										2 0 0 0 1 1 0															
Geoff Jenkins, L (1, 7) OBP: 0.366, SLG: 0.569	2-3 K		1-0 G4-3 FC 2B		0-2 L9		4-2 FC5-4 BB	0-2 FC6-4		4 1 1 0 1 1 4															
Alex Ochoa, R (1, 9) OBP: 0.411, SLG: 0.523		2-1 1B 1B 1B	0-2 G4-3		1-1 F9		0-2 FC5-4 1B		2-1 FC1-6 1B	5 1 2 0 0 0 2															
Marquis Grissom, R (1, 8) OBP: 0.324, SLG: 0.397		3-1 1B 1B 1B	1-1 FC 1B 2B		2-1 CS 1B		0-0 1-2 1B		1-1 FC1-6 1B	5 3 3 1 0 0 1															
Kevin Barker, L (1, 3) OBP: 0.400, SLG: 0.400		1-2 F8	0-0 2B SF8 1B		1-1 F9		2-3 K		0-0 1B 1B	5 1 2 1 0 1 5															
Brian Banks, S (1, 2) OBP: 0.333, SLG: 0.376		1-0 1B 1B	1-2 SF8 2B			0-0 SH2-4 1B		0-1 G4-3 S 1B	2-3 K	4 0 4 1 0 0 0															
Charlie Greene, R (8, 2) OBP: 0.182, SLG: 0.100										1 0 0 0 0 1 1															
Scott Karl, L (1, 1) OBP: 0.204, SLG: 0.348		3-1 1B	2-0 SF8			1-0 SH2-4		0-3 K	1-0 1B	1 0 1 2 0 0 0															
Rocky Coppinger, R (7, 1) OBP: 0.333, SLG: 0.333										1 0 0 0 0 1 1															
Sean Berry, R (9, PH) OBP: 0.291, SLG: 0.315										1 0 1 0 0 0 0															
Bob Wickman, R (9, 1)		1-2 2-3 3-H 1B	2-3 3-H							0 0 0 0 0 0 0															
Inning Stats	R: 0 E: 0 K: 2 S: 11	H: 2 LOB: 1 BB: 0 P: 15	R: 2 E: 0 K: 2 S: 19	H: 5 LOB: 3 BB: 0 P: 31	R: 3 E: 0 K: 0 S: 12	H: 3 LOB: 1 BB: 0 P: 17	R: 0 E: 0 K: 1 S: 9	H: 0 LOB: 0 BB: 0 P: 10	R: 0 E: 0 K: 0 S: 6	H: 1 LOB: 0 BB: 0 P: 10	R: 0 E: 0 K: 0 S: 3	H: 1 LOB: 1 BB: 1 P: 8	R: 0 E: 0 K: 1 S: 12	H: 1 LOB: 2 BB: 1 P: 18	R: 0 E: 0 K: 1 S: 12	H: 1 LOB: 3 BB: 2 P: 22	R: 1 E: 1 K: 1 S: 14	H: 3 LOB: 2 BB: 0 P: 22	1B: 15 2B: 2 3B: 0 HR: 0	SF: 1 SAC: 1 DP: 1 HBP: 0	WP: 0 PB: 0 SB: 1 CS: 2	PA: 46			
PITCHER	IP	WLS	BF	H	R	ER	SO	BB	IBB	HBP	BLK	WP	HR	S	P	ERA	WHIP								
Chris Holt, R (1, 1) ERA: 4.24	7.0		34	13	5	5	6	2	0	0	0	0	0	72	109	6.43	2.143								
Trevor Miller, L (8, 1) ERA: 5.97	1.0		6	1	0	0	1	2	0	0	0	0	0	12	22	0.00	3.000								
Jay Powell, R (9, 1) ERA: 3.79	1.0	L	6	3	1	1	1	0	0	0	0	0	0	14	22	9.00	3.000								

Milwaukee Brewers @ Houston Astros
Astrodome, Houston, TX
Thu Aug 19 1999, 1:35 PM EDT
Att. 22,934 - Dome - 72 F

livebaseballscorecards.com

AB	40
R	6
H	17
RBI	6
BB	4
SO	8
LOB	28



Batter	1	2	3	4	5	6	7	8	9	AB R H RBI BB SO LOB	TOP																
Bill Spiers, L (1, 5) OBP: 0.365, SLG: 0.408	0-1 F9			2-0 HR		2-2 G4-3		1-2 P5		4 1 1 1 0 0 0																	
Glen Barker, S (1, 8) OBP: 0.361, SLG: 0.365	0-3 K			0-0 F9			2-2 HR		2-2 F7	4 1 1 1 0 1 0																	
5 Jeff Bagwell, R (1, 3) OBP: 0.451, SLG: 0.625	0-0 F9			1-2 G1-3			0-1 HR		2-2 HR	4 2 2 1 0 0 0																	
Carl Everett, S (1, 9) OBP: 0.390, SLG: 0.568		0-0 G4-3		2-2 17 PO 1B			0-0 1-H HR		3-3 K	4 1 2 2 0 1 0																	
17 Lance Berkman, S (1, 7) OBP: 0.318, SLG: 0.351		3-2 CS 1B		1-1 PO 1-2	1-3 K		0-0 F7		0-0 F8	4 0 1 0 0 1 0																	
Russ Johnson, R (1, 4) OBP: 0.366, SLG: 0.448		2-0 F7			3-1 CS 1B		1-2 G5-3			3 0 1 0 0 0 1																	
Tony Eusebio, R (1, 2) OBP: 0.339, SLG: 0.326		2-0 CS 1-2	1-0 F9		0-2 F8		0-0 G4-3			3 0 0 0 0 0 1																	
Ricky Gutierrez, R (1, 6) OBP: 0.339, SLG: 0.358			0-0 F8		1-1 CS 1-2	1-1 F7		1-0 F9		3 0 0 0 0 0 0																	
Jose Lima, R (1, 1) OBP: 0.131, SLG: 0.102			2-0 F9			2-1 P3		2-1 F9		3 0 0 0 0 0 0																	
Doug Henry, R (8, 1)										0 0 0 0 0 0 0																	
Billy Wagner, L (9, 1)										0 0 0 0 0 0 0																	
Inning Stats	R: 0 E: 0 K: 1 S: 6	H: 0 LOB: 0 BB: 0 P: 6	R: 0 E: 0 K: 0 S: 5	H: 1 LOB: 0 BB: 0 P: 12	R: 0 E: 0 K: 0 S: 3	H: 0 LOB: 0 BB: 0 P: 6	R: 1 E: 0 K: 0 S: 10	H: 2 LOB: 0 BB: 0 P: 16	R: 0 E: 0 K: 1 S: 10	H: 1 LOB: 0 BB: 0 P: 14	R: 0 E: 0 K: 0 S: 8	H: 0 LOB: 0 BB: 0 P: 13	R: 3 E: 0 K: 0 S: 11	H: 3 LOB: 0 BB: 0 P: 14	R: 0 E: 0 K: 0 S: 6	H: 0 LOB: 0 BB: 0 P: 10	R: 1 E: 0 K: 1 S: 14	H: 1 LOB: 0 BB: 0 P: 21	1B: 4 2B: 0 3B: 0 HR: 4	SF: 0 SAC: 0 DP: 0 HBP: 0	WP: 0 PB: 0 SB: 0 CS: 2	PA: 35					
PITCHER	IP WLS BF H R ER SO BB IBB HBP BLK WP HR S P ERA WHIP																										
Dennis Springer, R (1, 1) ERA: 4.42	8.0		28	7	4	4	2	0	0	0	0	0	3	59	91	4.50	0.875										
Brian Edmondson, R (9, 1) ERA: 5.22	1.0	L	4	1	1	1	1	0	0	0	0	0	1	14	21	9.00	1.000										

Houston Astros @ Florida Marlins
Pro Player Stadium, Miami, FL

Sat Aug 21 1999, 7:05 PM EDT
Att. 25,947 - Unknown - 85 F

livebaseballscorecards.com

AB	32
R	5
H	8
RBI	5
BB	0
SO	3
LOB	2



BOTTOM

Houston Astros @ New York Mets
Shea Stadium, Flushing, NY
Mon Aug 23 1999, 7:40 PM EDT
Att: 39,292 - Unknown - 84 F

livebaseballscores.com

AB 33
R 3
H 8
RBI 3
BB 2
SO 5
LOB 10



WP: 0 PA: 36
PB: 0
SB: 0
CS: 0

AB R H RBI BB SO LOB

4 0 0 0 0 0 0

4 1 1 1 0 0 0

3 0 1 0 1 0 0

4 0 1 0 0 0 1

4 1 2 0 0 1 2

4 1 2 0 0 1 3

3 0 0 1 0 1 2

3 0 0 0 1 0 1

2 0 0 0 0 2 1

1 0 0 0 0 0 0

0 0 0 0 0 0 0

0 0 0 0 0 0 0

1 0 1 1 0 0 0

1B: 5 SF: 1
2B: 2 SAC: 0
3B: 0 DP: 0
HR: 1 HBP: 0

1B: 5 SF: 1
2B: 2 SAC: 0
3B: 0 DP: 0
HR: 1 HBP: 0

1B: 5 SF: 1
2B: 2 SAC: 0
3B: 0 DP: 0
HR: 1 HBP: 0

1B: 5 SF: 1
2B: 2 SAC: 0
3B: 0 DP: 0
HR: 1 HBP: 0

1B: 5 SF: 1
2B: 2 SAC: 0
3B: 0 DP: 0
HR: 1 HBP: 0

1B: 5 SF: 1
2B: 2 SAC: 0
3B: 0 DP: 0
HR: 1 HBP: 0

Batter	1	2	3	4	5	6	7	8	9
Rickey Henderson, R (1, 7) OBP: 0.453, SLG: 0.507	2-1 F8		0-1 F9		2-0 F7		2-0 F8		
Edgardo Alfonzo, R (1, 4) OBP: 0.378, SLG: 0.508	0-1 HR		0-2 F8		1-1 L8			1-1 F9	
John Olerud, L (1, 3) OBP: 0.442, SLG: 0.476	4-1 31 1B BB		0-1 1B		0-2 F9			3-1 G5-3	
31 Mike Piazza, R (1, 2) OBP: 0.370, SLG: 0.595	1-0 1-2 1B		1-0 P3			0-0 F8		1-2 F7	
Robin Ventura, L (1, 5) OBP: 0.378, SLG: 0.562	0-1 F7			3-1 2B SF9 1B		2-2 1B			2-3 K
Darryl Hamilton, L (1, 8) OBP: 0.387, SLG: 0.417	1-0 G3			0-2 SF9 FC1-2 2B		2-3 K			1-1 F7 1B 2B
Roger Cedeno, S (1, 9) OBP: 0.393, SLG: 0.409		1-3 K		1-1 SF9		0-2 G3			0-1 F7
Rey Ordonez, R (1, 6) OBP: 0.318, SLG: 0.319		0-2 F8		1-0 FC1-2			0-1 G6-3		4-0 1B IBB
Al Leiter, L (1, 1) OBP: 0.133, SLG: 0.140		0-3 K		3-H 3-3 K			0-1 G6-3		1-0 1B
Benny Agbayani, R (7, PH) OBP: 0.362, SLG: 0.515									1-2 3-H 1B
Turk Wendell, L (8, 1)									
Armando Benitez, R (9, 1)									
Matt Franco, L (9, PH) OBP: 0.370, SLG: 0.397									

Inning Stats	R: 1	H: 2	E: 0	K: 0	S: 9	H: 2	LOB: 2	BB: 1	P: 17	R: 0	H: 0	E: 0	K: 2	S: 10	H: 0	LOB: 0	BB: 0	P: 11	R: 0	H: 1	E: 0	K: 0	S: 9	H: 1	LOB: 1	BB: 0	P: 10	R: 1	H: 2	E: 0	K: 1	S: 12	H: 0	LOB: 0	BB: 0	P: 10	R: 0	H: 1	E: 0	K: 1	S: 12	H: 0	LOB: 1	BB: 0	P: 16	R: 0	H: 0	E: 0	K: 0	S: 5	H: 0	LOB: 0	BB: 0	P: 7	R: 0	H: 0	E: 0	K: 0	S: 8	H: 0	LOB: 0	BB: 0	P: 13	R: 1	H: 2	E: 0	K: 1	S: 10	H: 2	LOB: 2	BB: 1	P: 18	1B: 5	SF: 1	2B: 2	SAC: 0	3B: 0	DP: 0	HR: 1	HBP: 0	WP: 0	PA: 36
--------------	------	------	------	------	------	------	--------	-------	-------	------	------	------	------	-------	------	--------	-------	-------	------	------	------	------	------	------	--------	-------	-------	------	------	------	------	-------	------	--------	-------	-------	------	------	------	------	-------	------	--------	-------	-------	------	------	------	------	------	------	--------	-------	------	------	------	------	------	------	------	--------	-------	-------	------	------	------	------	-------	------	--------	-------	-------	-------	-------	-------	--------	-------	-------	-------	--------	-------	--------

PITCHER	IP	WLS	BF	H	R	ER	SO	BB	IBB	HBP	BLK	WP	HR	S	P	ERA	WHIP
Scott Elarton, R (1, 1) ERA: 3.23	8.0		31	6	2	2	4	1	0	0	0	0	1	72	104	2.25	0.875
Jay Powell, R (9, 1) ERA: 3.84	0.2	L	5	2	1	1	1	0	1	0	0	0	0	10	18	13.50	3.000

PITCHER	IP	WLS	BF	H	R	ER	SO	BB	IBB	HBP	BLK	WP	HR	S	P	ERA	WHIP
Scott Elarton, R (1, 1) ERA: 3.23	8.0		31	6	2	2	4	1	0	0	0	0	1	72	104	2.25	0.875
Jay Powell, R (9, 1) ERA: 3.84	0.2	L	5	2	1	1	1	0	1	0	0	0	0	10	18	13.50	3.000

Batter	1	2	3	4	5	6	7	8	9	10
Rickey Henderson, R OBP: 0.450, SLG: 0.502 Armando Benitez, R (9, 1) Shawon Dunston, R OBP: 0.332, SLG: 0.444 (10, 7)	2-0 F9			4-2 G5-4-3 BB		3-2 F9		1-3 K		
Edgardo Alfonzo, R OBP: 0.379, SLG: 0.506 (1, 4)	1-0 P4			1-2 G5-4-3 1-2f		4-2 G4-3 BB		4-1 BB		
John Olerud, L OBP: 0.441, SLG: 0.474 (1, 3)	2-2 G1-3			1-2 31 FC5-4 1B		0-1 G4-3 1-2f		2-3 K		
31 Mike Piazza, R OBP: 0.369, SLG: 0.599 (1, 2)				1-1 FC5-4 1-2f		1-1 HR		1-2 F8		
Robin Ventura, L OBP: 0.375, SLG: 0.557 (1, 5)						2-3 K		1-2 G1-3		
Benny Agbayani, R OBP: 0.356, SLG: 0.506 (9, 7) Dennis Cook, L (10, 1) Chuck McElroy, L (10, 1)						0-0 G6-3		2-0 F9		
Darryl Hamilton, L OBP: 0.388, SLG: 0.418 (1, 8)						2-0 1B		2-2 S 1B		
Rey Ordonez, R OBP: 0.315, SLG: 0.316 (1, 6)						2-1 G5-3		3-2 G6-3 1-2		
Masato Yoshii, R OBP: 0.205, SLG: 0.205 Turk Wendell, L (8, 1) Roger Cedeno, S OBP: 0.391, SLG: 0.407 (9, 9)						0-0 BB 1B		0-0 G4-3		

AB	R	H	RBI	BB	SO	LOB
3	0	0	0	1	1	1
0	0	0	0	0	0	0
0	0	0	0	0	0	0

2	0	0	0	2	0	1
---	---	---	---	---	---	---

4	0	1	0	0	1	3
---	---	---	---	---	---	---

4	1	1	1	0	1	1
---	---	---	---	---	---	---

4	0	0	0	0	1	0
---	---	---	---	---	---	---

4	0	0	0	0	2	0
---	---	---	---	---	---	---

0	0	0	0	0	0	0
---	---	---	---	---	---	---

0	0	0	0	0	0	0
---	---	---	---	---	---	---

4	0	2	0	0	0	0
---	---	---	---	---	---	---

4	0	0	0	0	0	2
---	---	---	---	---	---	---

2	0	1	0	0	0	0
---	---	---	---	---	---	---

0	0	0	0	0	0	0
---	---	---	---	---	---	---

2	0	0	0	0	1	0
---	---	---	---	---	---	---

1B:	4	SF:	0
2B:	0	SAC:	2
3B:	0	DP:	2
HR:	1	HBP:	0

BOTTOM

Houston Astros @ New York Mets
Shea Stadium, Flushing, NY
Tue Aug 24 1999, 7:40 PM EDT
Att. 35,673 - Unknown - 77 F

livebaseballscorecards.com

AB	33
R	1
H	5
RBI	1
BB	3
SO	7
LOB	8



Inning Stats	R: 0	H: 0	E: 0	K: 0	S: 5	R: 0	H: 0	E: 0	K: 2	S: 10	R: 0	H: 0	E: 0	K: 0	S: 9	R: 0	H: 1	E: 0	K: 0	S: 10	R: 0	H: 1	E: 0	K: 1	S: 9	R: 0	H: 1	E: 0	K: 0	S: 16	R: 1	H: 2	E: 0	K: 0	S: 15	R: 0	H: 0	E: 0	K: 2	S: 8	R: 0	H: 0	E: 0	K: 1	S: 14	R: 0	H: 0	E: 0	K: 1	S: 5	1B: 4	SF: 0	2B: 0	3B: 0	HR: 1	WP: 0	PA: 36
--------------	------	------	------	------	------	------	------	------	------	-------	------	------	------	------	------	------	------	------	------	-------	------	------	------	------	------	------	------	------	------	-------	------	------	------	------	-------	------	------	------	------	------	------	------	------	------	-------	------	------	------	------	------	-------	-------	-------	-------	-------	-------	--------

PITCHER	IP	WLS	BF	H	R	ER	SO	BB	IBB	HBP	BLK	WP	HR	S	P	ERA	WHIP
Mike Hampton, L ERA: 2.95 (1, 1)	8.0		30	5	1	1	5	3	0	0	0	0	1	75	125	1.12	1.000
Billy Wagner, L ERA: 1.96 (9, 1)	2.0	W	6	0	0	0	2	0	0	0	0	0	0	19	23	0.00	0.000

Batter	1	2	3	4	5	6	7	8	9	AB R H RBI BB SO LOB	TOP									
Craig Biggio, R (1, 7) OBP: 0.390, SLG: 0.469	2-1 G4-3			0-0 G6-3		1-2 G5-3		0-0 G5-3		4 0 1 0 0 0 2										
Ricky Gutierrez, R (1, 6) OBP: 0.328, SLG: 0.345	2-1 G6-3			1-0 G6-3		1-0 G6-3		0-0 G6-3		4 0 0 0 0 0 1										
5 Jeff Bagwell, R (1, 3) OBP: 0.450, SLG: 0.627	3-1 G1-3			1-1 P3			0-3 K		0-1 2B	4 0 1 0 0 1 0										
Carl Everett, S (1, 8) OBP: 0.394, SLG: 0.580		2-1 G4-3			1-2 BB 1B		0-0 G3-1		4-0 BB	3 0 1 0 1 0 0										
Ken Caminiti, S (1, 5) OBP: 0.357, SLG: 0.375		1-0 G5-3			4-1 1 SAFE 1 SAFE 1 SAFE BB BB		2-1 1B		3-2 P4	3 0 1 0 1 0 2										
Matt Mieske, R (1, 9) OBP: 0.365, SLG: 0.593		3-3 K			1-3 K		3-2 G4-3		2-3 K	3 0 0 0 0 2 3										
Brian Williams, R (7, 1) OBP: 0.500, SLG: 0.500										0 0 0 0 0 0 0										
Tim Bogar, R (9, PH) OBP: 0.329, SLG: 0.346										1 0 0 0 0 1 2										
Tony Eusebio, R (1, 2) OBP: 0.343, SLG: 0.336				2-1 FC5-4 1B		1-2 G6-4-3		0-0 G5-3 1B		3 0 2 0 0 0 2										
Russ Johnson, R (1, 4) OBP: 0.362, SLG: 0.442				0-0 FC5-4 G3		1-0 G6-3		2-1 1B		3 0 1 0 0 0 1										
Shane Reynolds, R (1, 1) OBP: 0.193, SLG: 0.204				1-0 G3		1-3 K		2-3 K		2 0 0 0 0 1 1										
17 Lance Berkman, S (7, 9) OBP: 0.289, SLG: 0.313				1-2						1 0 0 0 0 1 2										
Inning Stats	R: 0 E: 0 K: 0 S: 6	H: 0 LOB: 0 BB: 0 P: 13	R: 0 E: 0 K: 1 S: 6	H: 0 LOB: 0 BB: 0 P: 12	R: 0 E: 0 K: 0 S: 4	H: 1 LOB: 0 BB: 0 P: 7	R: 0 E: 0 K: 0 S: 4	H: 0 LOB: 0 BB: 0 P: 6	R: 0 E: 0 K: 1 S: 10	H: 1 LOB: 1 BB: 1 P: 17	R: 0 E: 0 K: 1 S: 9	H: 1 LOB: 1 BB: 0 P: 13	R: 0 E: 0 K: 1 S: 9	H: 2 LOB: 1 BB: 0 P: 13	R: 0 E: 0 K: 1 S: 9	H: 1 LOB: 2 BB: 1 P: 18	1B: 5 2B: 2 3B: 0 HR: 0	SF: 0 SAC: 0 DP: 2 HBP: 0	WP: 0 PB: 0 SB: 0 CS: 0	PA: 33
PITCHER	IP WLS BF H R ER SO BB IBB HBP BLK WP HR S P ERA WHIP																			
Kenny Rogers, L (1, 1) ERA: 4.22	8.1 W 31 7 0 0 5 2 0 0 0 0 0 0 60 102 0.00 1.080																			
Dennis Cook, L (9, 1) ERA: 3.4	0.2 S 2 0 0 0 1 0 0 0 0 0 0 0 6 11 0.00 0.000																			

Houston Astros @ New York Mets
Shea Stadium, Flushing, NY
 Wed Aug 25 1999, 7:40 PM EDT
 Att. 44,640 - Unknown - 76 F

AB	31
R	0
H	7
RBI	0
BB	2
SO	6
LOB	16



BOTTOM

Houston Astros @ New York Mets
 Shea Stadium, Flushing, NY
 Wed Aug 25 1999, 7:40 PM EDT
 Att: 44,640 - Unknown - 76 F

livebaseballscores.com

AB	33
R	4
H	12
RBI	3
BB	0
SO	6
LOB	13



WP: 0	PA: 34
PB: 0	
SB: 0	
CS: 1	

AB	R	H	RBI	BB	SO	LOB
4	1	2	0	0	0	0
4	0	0	0	0	1	2
4	0	2	0	0	1	1
4	1	1	0	0	1	3
4	1	2	2	0	0	0
4	1	3	1	0	1	0
3	0	1	0	0	0	1
3	0	1	0	0	0	2
3	0	0	0	0	2	4
0	0	0	0	0	0	0
1B: 10	SF: 0	WP: 0	PA: 34			
2B: 2	SAC: 1	PB: 0				
3B: 0	DP: 1	SB: 0				
HR: 0	HBP: 0	CS: 1				

Batter	1	2	3	4	5	6	7	8	9
Rickey Henderson, R (1, 7) OBP: 0.451, SLG: 0.502	0-0 F9			0-0 F7		1-0 1B	3-2 1B		
Edgardo Alfonzo, R (1, 4) OBP: 0.376, SLG: 0.502	1-3 K			1-0 G6-3		1-0 F8	1-0 F9		
John Olerud, L (1, 3) OBP: 0.441, SLG: 0.474	0-3 K			1-0 1B		1-1 F7	1-1 1B		
31 Mike Piazza, R (1, 2) OBP: 0.368, SLG: 0.598				2-3 K		0-0 1B	1-1 G6-4-3		
Robin Ventura, L (1, 5) OBP: 0.376, SLG: 0.557						1-1 SH1-3 1B	2-1 G3-1		
Darryl Hamilton, L (1, 8) OBP: 0.392, SLG: 0.421						1-0 SH1-3 1B	1-2 CS 1B		
Roger Cedeno, S (1, 9) OBP: 0.390, SLG: 0.406						0-0 SH1-3	2-2 G1-3		
Rey Ordonez, R (1, 6) OBP: 0.315, SLG: 0.318						1-2 P4			
Kenny Rogers, L (1, 1) OBP: 0.235, SLG: 0.188						2-3 K			
Dennis Cook, L (9, 1)									

Inning	R	H	E	K	S	H	LOB	BB	P
1	0	0	0	2	8	0	0	0	17
2	0	0	0	1	13	0	0	0	9
3	0	0	0	1	7	0	0	0	9
4	0	1	0	1	7	1	0	0	11
5	0	2	0	1	13	2	0	0	20
6	4	6	1	0	13	2	0	0	19
7	0	2	0	0	10	1	0	0	16
8	0	1	0	0	8	0	0	0	13
9	0	0	0	0	0	0	0	0	0

PITCHER	IP	WLS	BF	H	R	ER	SO	BB	IBB	HBP	BLK	WP	HR	S	P	ERA	WHIP
Shane Reynolds, R (1, 1) ERA: 3.54	6.1	L	30	11	4	4	6	0	0	0	0	0	0	68	97	5.68	1.737
Brian Williams, R (7, 1) ERA: 4.01	1.2		4	1	0	0	0	0	0	0	0	0	0	10	16	0.00	0.600

Batter	1	2	3	4	5	6	7	8	9	AB R H RBI BB SO LOB	TOP												
Luis Castillo, S OBP: 0.370, SLG: 0.359 (1, 4)	1-3 K		3-2 S 1B		3-1 S 3B 1B	3-2 G3			1-2 G4-3	5 2 2 0 0 1 1	Florida Marlins @ Houston Astros Astrodome, Houston, TX Fri Aug 27 1999, 5:05 PM EDT Dome - 72 F												
Alex Gonzalez, R OBP: 0.308, SLG: 0.424 (1, 6)	0-1 G4-3		2-2 1B 1B 1-H		1-3 K			0-3 K	5 0 1 1 0 3 1														
Bruce Aven, R OBP: 0.369, SLG: 0.479 (1, 7)	3-2 2B		0-0 1B 1-2		2-1 F7 1-2			0-1 P2	4 0 2 0 0 0 1														
Kevin Millar, R OBP: 0.387, SLG: 0.463 (1, 3)	2-2 F8		1-3 K		1-2 3B 2-H			2-3 K	4 0 1 1 0 2 3														
Preston Wilson, R OBP: 0.346, SLG: 0.525 (1, 8)		0-1 G6-3	0-1 F9		4-1 BB			4-1 FC5-4 BB	2 0 0 0 2 0 2														
Mark Kotsay, L OBP: 0.298, SLG: 0.388 (1, 9)		1-1 G4-3		1-1 G3-1	0-1 G3			1-1 FC5-4 G4-3 1-2f	4 0 0 0 0 0 3														
Mike Lowell, R OBP: 0.321, SLG: 0.382 (1, 5)		1-1 FC5-4 1B		0-3 K		1-3 K		2-2 G4-3	4 0 1 0 0 2 1														
Mike Redmond, R OBP: 0.370, SLG: 0.335 (1, 2)		1-2 FC5-4		1-0 1B		1-1 1B		0-1 G3	3 0 2 0 0 0 1														
Todd Dunwoody, L OBP: 0.283, SLG: 0.344 (8, PH)		1-2 1-2f		0-3 K		1-3 K		1-2 G4-3	1 0 0 0 0 0 1														
Ramon Castro, R (8, 2)									0 0 0 0 0 0 0														
Dennis Springer, R OBP: 0.150, SLG: 0.179 (1, 1)			1-1 P4		0-3 K				3 0 0 0 0 2 2														
Danny Bautista, R OBP: 0.292, SLG: 0.410 (9, PH)									1 0 0 0 0 0 0														
Inning Stats	R: 0 E: 0 K: 1 S: 14	H: 1 LOB: 1 BB: 0 P: 20	R: 0 E: 0 K: 0 S: 9	H: 1 LOB: 1 BB: 0 P: 12	R: 1 E: 0 K: 1 S: 15	H: 3 LOB: 2 BB: 0 P: 22	R: 0 E: 0 K: 2 S: 9	H: 1 LOB: 1 BB: 0 P: 11	R: 1 E: 0 K: 1 S: 13	H: 2 LOB: 2 BB: 1 P: 24	R: 0 E: 0 K: 2 S: 11	H: 1 LOB: 1 BB: 0 P: 17	R: 0 E: 0 K: 2 S: 10	H: 0 LOB: 0 BB: 0 P: 13	R: 0 E: 1 K: 0 S: 8	H: 0 LOB: 1 BB: 1 P: 15	R: 0 E: 0 K: 1 S: 13	H: 0 LOB: 0 BB: 0 P: 15	1B: 7 2B: 1 3B: 1 HR: 0	SF: 0 SAC: 0 DP: 0 HBP: 0	WP: 0 PB: 0 SB: 3 CS: 0	PA: 38	
PITCHER	IP WLS BF H R ER SO BB IBB HBP BLK WP HR S P ERA WHIP												IP WLS BF H R ER SO BB IBB HBP BLK WP HR S P ERA WHIP										
Jose Lima, R ERA: 3.48 (1, 1)	7.0 W 31 9 2 2 9 1 0 0 0 0 0 0 81 119 2.57 1.429																						
Jay Powell, R ERA: 3.77 (8, 1)	1.0 H 4 0 0 0 0 1 0 0 0 0 0 0 8 15 0.00 1.000																						
Billy Wagner, L ERA: 1.93 (9, 1)	1.0 S 3 0 0 0 1 0 0 0 0 0 0 0 13 15 0.00 0.000																						

livebaseballscorecards.com

AB	36
R	2
H	9
RBI	2
BB	2
SO	10
LOB	16




Batter	1	2	3	4	5	6	7	8	9	AB	R	H	RBI	BB	SO	LOB
Craig Biggio, R OBP: 0.391, SLG: 0.469 (1, 7)	1-1 CS 1B		0-0 G5-3		3-2 5 S 1B		3-1 B1			4	0	2	0	0	0	0
Russ Johnson, R OBP: 0.353, SLG: 0.429 (1, 4)	3-3 1-2		2-0 G5-3		1-2 F9		2-1 G5-3			4	0	0	0	0	1	2
5 Jeff Bagwell, R OBP: 0.449, SLG: 0.624 (1, 3)	1-0 P3			2-2 2B 17 1B	3-3 K		2-2 G4-3			4	1	1	0	0	1	1
Carl Everett, S OBP: 0.395, SLG: 0.580 (1, 8)		4-1 S BB		3-0 17 1B 2B	3-2 G3-1			1-0 F8		3	1	1	0	1	0	1
Ken Caminiti, S OBP: 0.349, SLG: 0.366 (1, 5)		2-2 P4		0-0 P5		0-1 G4-3		2-2 G3		4	0	0	0	0	0	3
17 Lance Berkman, S OBP: 0.325, SLG: 0.324 (1, 9)		4-2 BB		0-2 WP S 1B		4-1 1B BB		4-1 1B BB		1	1	1	2	3	0	0
Paul Bako, L OBP: 0.353, SLG: 0.384 (1, 2)		1-0 F7		2-3 K		1-2 F8		1-1 FC4-6 1B		4	0	1	0	0	1	4
Ricky Gutierrez, R OBP: 0.332, SLG: 0.348 (1, 6)		0-0 F8		1-1 2-H 1B		3-1 1B		1-0 FC4-6		4	0	2	1	0	0	4
Billy Wagner, L (9, 1)										0	0	0	0	0	0	0
Jose Lima, R OBP: 0.125, SLG: 0.097 (1, 1)			0-1 G5-3		0-1 L6					3	0	0	0	0	1	3
Jay Powell, R (8, 1)										0	0	0	0	0	0	0
Tim Bogar, R OBP: 0.329, SLG: 0.346 (9, 6)										0	0	0	0	0	0	0

Inning Stats	R: 0	H: 1	E: 0	LOB: 0	K: 1	S: 6	P: 11	R: 0	H: 0	E: 0	LOB: 2	K: 0	BB: 2	S: 8	P: 19	R: 0	H: 0	E: 0	LOB: 0	K: 0	BB: 0	S: 4	P: 6	R: 3	H: 4	E: 0	LOB: 1	K: 1	BB: 0	S: 15	P: 23	R: 0	H: 1	E: 0	LOB: 1	K: 1	BB: 0	S: 12	P: 22	R: 0	H: 1	E: 0	LOB: 2	K: 1	BB: 1	S: 13	P: 22	R: 0	H: 0	E: 0	LOB: 0	K: 0	BB: 0	S: 7	P: 14	R: 0	H: 1	E: 0	LOB: 2	K: 0	BB: 1	S: 8	P: 17
--------------	------	------	------	--------	------	------	-------	------	------	------	--------	------	-------	------	-------	------	------	------	--------	------	-------	------	------	------	------	------	--------	------	-------	-------	-------	------	------	------	--------	------	-------	-------	-------	------	------	------	--------	------	-------	-------	-------	------	------	------	--------	------	-------	------	-------	------	------	------	--------	------	-------	------	-------

PITCHER	IP	WLS	BF	H	R	ER	SO	BB	IBB	HBP	BLK	WP	HR	S	P	ERA	WHIP
Dennis Springer, R ERA: 4.37 (1, 1)	8.0	L	35	8	3	3	4	4	0	0	0	1	0	73	134	3.38	1.500

Florida Marlins @ Houston Astros
Astrodome, Houston, TX
Fri Aug 27 1999, 5:05 PM EDT
Dome - 72 F

AB	31
R	3
H	8
RBI	3
BB	4
SO	4
LOB	18



WP: 1	PA: 35
PB: 0	
SB: 3	
CS: 1	

PITCHER	IP	WLS	BF	H	R	ER	SO	BB	IBB	HBP	BLK	WP	HR	S	P	ERA	WHIP
---------	----	-----	----	---	---	----	----	----	-----	-----	-----	----	----	---	---	-----	------

Batter	1	2	3	4	5	6	7	8	9	AB R H RBI BB SO LOB	TOP		
Luis Castillo, S (1, 4) OBP: 0.369, SLG: 0.358	0-0 G6-3		0-2 G6-3		2-3 K			2-0 E 1B		4 1 1 0 0 1 0	Florida Marlins @ Houston Astros Astrodome, Houston, TX Fri Aug 27 1999, 8:05 PM EDT Att: 39,885 - Dome - 72 F		
Dave Berg, R (1, 6) OBP: 0.369, SLG: 0.396	0-0 G6-3		0-0 1B		1-1 G5-3		1 SAFE 1-H 1B		4 0 2 1 0 0 0				
Bruce Aven, R (1, 7) OBP: 0.365, SLG: 0.473	0-0 G6-3		3-2 F8		2-2 G5-3		1-3 K		4 0 0 0 0 1 2				
Todd Dunwoody, L (1, 8) OBP: 0.277, SLG: 0.335		2-1 G4-3	2-2 G4-3		0-1 L8		0-3 K		4 0 0 0 0 1 2				
Danny Bautista, R (1, 9) OBP: 0.291, SLG: 0.407		0-1 1B 2B 1B		2-1 G6-3		2-3 K	1-2 G6-3		4 1 1 0 0 1 1				
Mark Kotsay, L (1, 3) OBP: 0.302, SLG: 0.397		0-0 2B 1-2 1B		0-1 FC1-2 3B		1-0 1B		2-1 F8	4 1 3 0 0 0 0				
Ramon Castro, R (1, 2) OBP: 0.750, SLG: 1.000		2-2 1-3 2-H 1B 2B		4-0 FC1-2 BB		0-0 G4-6-3 1B		1-1 F7	3 0 2 1 1 0 0				
Chris Clapinski, S (1, 5) OBP: 0.365, SLG: 0.364		1-0 2-H 3-H 1B		0-1 FC1-2		2-2 G4-6-3		2-1 3B	4 0 2 1 0 0 3				
Ryan Dempster, R (1, 1) OBP: 0.081, SLG: 0.083 Antonio Alfonseca, R (9, 1)		0-3 K		2-3 K		1-3 K		2-3 K	4 0 0 0 0 4 4 0 0 0 0 0 0 0				
Inning Stats	R: 0 E: 0 K: 0 S: 3 H: 0 LOB: 0 BB: 0 P: 3	R: 2 E: 0 K: 1 S: 16 H: 4 LOB: 1 BB: 0 P: 21	R: 0 E: 0 K: 1 S: 10 H: 1 LOB: 1 BB: 0 P: 15	R: 0 E: 0 K: 1 S: 9 H: 1 LOB: 2 BB: 1 P: 17	R: 0 E: 0 K: 1 S: 8 H: 0 LOB: 0 BB: 0 P: 13	R: 0 E: 0 K: 1 S: 6 H: 1 LOB: 1 BB: 0 P: 9	R: 0 E: 0 K: 1 S: 7 H: 1 LOB: 0 BB: 0 P: 10	R: 1 E: 1 K: 2 S: 13 H: 2 LOB: 1 BB: 0 P: 18	R: 0 E: 0 K: 1 S: 9 H: 1 LOB: 1 BB: 0 P: 16	1B: 8 2B: 1 3B: 2 HR: 0 SF: 0 SAC: 0 DP: 1 HBP: 0	WP: 0 PB: 0 SB: 0 CS: 0 PA: 36		
PITCHER	IP WLS BF H R ER SO BB IBB HBP BLK WP HR S P ERA WHIP											PITCHER	IP WLS BF H R ER SO BB IBB HBP BLK WP HR S P ERA WHIP
Chris Holt, R (1, 1) ERA: 4.15	7.0 L 27 8 2 2 5 1 0 0 0 0 0 0 59 88 2.57 1.286												
Doug Henry, R (8, 1) ERA: 4.88	2.0 9 3 1 0 3 0 0 0 0 0 0 0 22 34 0.00 1.500												

livebaseballscorecards.com

AB	35
R	3
H	11
RBI	3
BB	1
SO	8
LOB	12




Batter	1	2	3	4	5	6	7	8	9	AB R H RBI BB SO LOB	TOP											
Luis Castillo, S OBP: 0.375, SLG: 0.365 (1, 4)	2-1 E S E 1B	1-2 1B			2-2 1B SF9 2B		3-1 CS 1B		4-1 SH5-4 S WP BB	4 3 4 0 1 0 0												
Dave Berg, R OBP: 0.371, SLG: 0.398 (1, 6)	2-2 F8	0-3 K			0-2 1B		2-1 BB 1B		1-1 SH5-4 BB	4 0 2 0 0 1 2												
Bruce Aven, R OBP: 0.365, SLG: 0.470 Antonio Alfonseca, R (1, 7) (9, 1)	4-2 BB E 1B BB	0-1 F7			2-0 SF9		4-2 BB 1B		2-3 K	2 1 0 1 2 1 1 0 0 0 0 0 0 0												
Kevin Millar, R OBP: 0.381, SLG: 0.455 (1, 3)	2-2 E3 BB 1B				2-1 L5		2-3 K		0-0 G4-3	5 1 0 1 0 2 4												
Preston Wilson, R OBP: 0.347, SLG: 0.523 (1, 8)	4-1 1B BB				0-0 CS 1B		0-3 K			3 0 1 0 1 1 3												
Todd Dunwoody, L OBP: 0.276, SLG: 0.333 (1, 9) (9, 7)	0-3 K				3-0 G4-3		0-3 K			4 0 1 0 0 2 4												
Mike Lowell, R OBP: 0.324, SLG: 0.389 (1, 5)	0-0 1B				1-1 G5-3		1-1 2B		1-3 K	4 0 2 2 0 1 1												
Ramon Castro, R OBP: 0.375, SLG: 0.429 (1, 2)	1-1 F7				1-3 K		0-0 F9		2-1 F8	4 0 0 0 0 1 4												
A.J. Burnett, R OBP: 0.250, SLG: 0.250 Mark Kotsay, L OBP: 0.302, SLG: 0.396 Braden Looper, R (6, 1) Armando Almanza, L (7, 1) Danny Bautista, R OBP: 0.291, SLG: 0.407 (9, 9)		0-3 K			1-3 K		0-0 F8			2 0 0 0 0 2 0 1 0 0 0 0 0 1 0 0 0 0 0 0 0 1 0 0 0 0 1 1 0 0 0 0 0 0 0												
Inning Stats	R: 3 E: 1 K: 1 S: 18	H: 2 LOB: 2 BB: 2 P: 33	R: 0 E: 0 K: 2 S: 12	H: 1 LOB: 1 BB: 0 P: 13	R: 0 E: 0 K: 0 S: 4	H: 1 LOB: 0 BB: 0 P: 9	R: 0 E: 0 K: 2 S: 8	H: 0 LOB: 0 BB: 0 P: 11	R: 1 E: 0 K: 2 S: 16	H: 2 LOB: 1 BB: 0 P: 21	R: 0 E: 0 K: 1 S: 7	H: 1 LOB: 1 BB: 0 P: 8	R: 0 E: 0 K: 1 S: 12	H: 2 LOB: 2 BB: 1 P: 25	R: 0 E: 0 K: 2 S: 10	H: 1 LOB: 1 BB: 0 P: 14	R: 1 E: 0 K: 1 S: 7	H: 0 LOB: 0 BB: 1 P: 14	1B: 8 2B: 2 3B: 0 HR: 0	SF: 1 SAC: 1 DP: 0 HBP: 0	WP: 2 PB: 0 SB: 2 CS: 2	PA: 40
PITCHER	IP WLS BF H R ER SO BB IBB HBP BLK WP HR S P ERA WHIP																					
Scott Elarton, R ERA: 3.12 Brian Williams, R ERA: 3.86 Jay Powell, R ERA: 3.86	(1, 1) 6.0 (7, 1) 2.0 (9, 1) 1.0	L 9 4	27 3 4	7 3 0	4 0 1	1 0 1	8 3 1	2 1 1	0 0 0	0 0 0	0 1 1	0 0 0	65 22 7	95 39 14	1.50 0.00 9.00	1.500 2.000 1.000						

Florida Marlins @ Houston Astros
Astrodome, Houston, TX
Sat Aug 28 1999, 8:05 PM EDT
Att. 42,968 - Dome - 72 F

livebaseballscorecards.com

AB	34
R	5
H	10
RBI	4
BB	4
SO	12
LOB	21



Batter	1	2	3	4	5	6	7	8	9	AB	R	H	RBI	BB	SO	LOB
Craig Biggio, R OBP: 0.390, SLG: 0.464 (1, 4) (8, 7)	0-2 E1 5 BB G4-6-3	1-2 CS 1-2	2-2 G4-3		1-0 2B G3 1B		4-1 1B BB	0-2 FC6-4 1-2f		4	2	1	0	1	0	1
Bill Spiers, L OBP: 0.369, SLG: 0.412 (1, 7) (1, 8)	4-0 G4-6-3 5 BB 1-2 BB		2-2 G5-3		2-1 G3 1-3 2B		1-2 5 BB 1-3 1B		1-1 F9	4	0	2	0	1	0	0
5 Jeff Bagwell, R OBP: 0.450, SLG: 0.619 (1, 3)	4-1 G4-6-3 1-2 2-3 BB		4-1 BB		1-3 K		4-1 1-2 BB		3-2 G5-3	2	0	0	0	3	1	2
Carl Everett, S OBP: 0.394, SLG: 0.579 (1, 8) Daryle Ward, L OBP: 0.259, SLG: 0.364 (1, 7) Russ Johnson, R OBP: 0.355, SLG: 0.430 (7, PH) (8, 4)	2-0 G4-6-3 1-2f 2-3 3-H		0-3 K		0-2 G3 2-3 3-H		1-3 K		0-2 1B	0	0	0	0	0	0	0
Ken Caminiti, S OBP: 0.359, SLG: 0.368 (1, 5)	4-2 BB				2-1 1B 1B		4-1 BB		2-2 P4	3	0	1	0	2	0	4
Matt Mieske, R OBP: 0.359, SLG: 0.577 (1, 9)	2-0 F7				2-3 K		1-0 G1-3		1-0 F7	4	0	0	0	0	1	8
Paul Bako, L OBP: 0.353, SLG: 0.383 (1, 2) Ryan Thompson, R (8, PH) Jay Powell, R (9, 1)			2-2 L8		0-0 1-2 1B		1-1 G3-1		2-2 F7	3	0	1	0	0	0	0
Ricky Gutierrez, R OBP: 0.335, SLG: 0.348 (1, 6)			4-2 CS BB		2-3 K		3-3 K		0-1 FC6-4 1B	3	0	1	0	1	2	2
Scott Elarton, R OBP: 0.150, SLG: 0.150 (1, 1) 17 Lance Berkman, S OBP: 0.317, SLG: 0.314 (6, PH) Brian Williams, R OBP: 0.500, SLG: 0.500 (7, 1) Tony Eusebio, R OBP: 0.348, SLG: 0.339 (8, PH) (9, 2)			2-3 K		2-2 G3		1-0 G1-3		0-3 K	2	0	0	0	0	1	3

Inning Stats	R: 1	H: 0	E: 1	LOB: 2	K: 0	P: 11	R: 0	H: 0	E: 0	LOB: 0	K: 1	P: 10	R: 0	H: 2	E: 0	LOB: 2	K: 2	P: 12	R: 1	H: 2	E: 0	LOB: 2	K: 1	P: 11	R: 0	H: 0	E: 0	LOB: 0	K: 1	P: 6	R: 0	H: 1	E: 0	LOB: 3	K: 1	P: 12	R: 0	H: 1	E: 0	LOB: 1	K: 1	P: 14	R: 0	H: 1	E: 0	LOB: 1	K: 0	P: 18	1B: 6	SF: 0	2B: 1	SAC: 0	3B: 0	DP: 1	HR: 0	HBP: 0	WP: 0	PA: 42
--------------	------	------	------	--------	------	-------	------	------	------	--------	------	-------	------	------	------	--------	------	-------	------	------	------	--------	------	-------	------	------	------	--------	------	------	------	------	------	--------	------	-------	------	------	------	--------	------	-------	------	------	------	--------	------	-------	-------	-------	-------	--------	-------	-------	-------	--------	-------	--------

PITCHER	IP	WLS	BF	H	R	ER	SO	BB	IBB	HBP	BLK	WP	HR	S	P	ERA	WHIP
A.J. Burnett, R ERA: 1.69 (1, 1)	5.0	W	24	4	2	1	5	6	0	0	0	0	0	55	105	1.80	2.000
Braden Looper, R ERA: 3.65 (6, 1)	1.0	H	6	1	0	0	1	2	0	0	0	0	0	11	25	0.00	3.000
Armando Almanza, L ERA: 1.84 (7, 1)	2.0	H	7	1	0	0	2	0	0	0	0	0	0	19	25	0.00	0.500
Antonio Alfonseca, R ERA: 3.41 (9, 1)	1.0	S	4	1	0	0	0	0	0	0	0	0	0	12	18	0.00	1.000

BOTTOM

Florida Marlins @ Houston Astros
Astrodome, Houston, TX
Sat Aug 28 1999, 8:05 PM EDT
Att: 42,968 - Dome - 72 F

livebaseballscorecards.com

AB	33
R	2
H	7
RBI	1
BB	8
SO	8
LOB	28



Batter	1	2	3	4	5	6	7	8	9	AB R H RBI BB SO LOB	TOP											
Luis Castillo, S (1, 4) OBP: 0.379, SLG: 0.370	0-2 FC6-4 1B	4-0 G6-4-3 BB		1-0 G3			3-1 1-3 2-H 2B	4-2 1-2 2-3 3-H BB		3 1 2 2 2 0 1												
Alex Gonzalez, R (1, 6) OBP: 0.306, SLG: 0.421	1-0 FC6-4 1B	0-1 G6-4-3			1-0 F9		3-3 1-X	0-0 F7		5 0 1 0 0 1 8												
Bruce Aven, R (1, 7) OBP: 0.366, SLG: 0.468	0-0 FC6-4 1-2f 3-H WP			0-0 G6-4-3 1B		2-1 F8	2-3 2		4-2 1B BB	4 0 1 1 1 1 3												
Kevin Millar, R (1, 3) OBP: 0.378, SLG: 0.449	1-2 G1-3 1-2		1-1 G6-4-3 1-2f		4-0 2-4 BB		2-0 F9		0-3 1	4 0 0 0 1 1 5												
Preston Wilson, R (1, 8) OBP: 0.348, SLG: 0.519	4-2 FC4-6 BB		0-3 K		1-1 2-4 1-2	1-3 K		4-2 1B BB BB	1-3 2	3 1 0 0 2 3 1												
Danny Bautista, R (1, 9) OBP: 0.289, SLG: 0.401	1-0 FC4-6 1-2f			1-1 G4-3		1-0 P4		1-3 K	2-1 1-3 1B	5 0 1 0 0 1 3												
Mike Lowell, R (1, 5) OBP: 0.329, SLG: 0.388		4-1 SH5-4 1B BB		4-1 2B E BB		0-1 G3		3-1 BB 1B 1B	0-1 F9	3 1 1 0 2 0 2												
Mike Redmond, R (1, 2) OBP: 0.382, SLG: 0.350		0-1 SH5-4 1-2 1B		0-0 E9 1-H 2B			4-0 1B 2B BB	1-2 BB 1B		3 1 3 0 1 0 0												
Alex Fernandez, R (1, 1) OBP: 0.225, SLG: 0.400		0-0 SH5-4		2-3 K			1-2 2B 1B	1-3 K		1 0 0 0 0 1 1 1 0 1 0 0 0 0 0 0 0 0 0 0 0 0 0 0 0 0 0 0 1 0 0 0 0 1 3 0 0 0 0 0 0 0												
Dave Berg, R (7, PH) OBP: 0.374, SLG: 0.401																						
Rafael Medina, R (7, 1)																						
Vic Darenbourg, L (7, 1)																						
Todd Dunwoody, L (8, PH) OBP: 0.275, SLG: 0.331																						
Brian Edmondson, R (8, 1) OBP: 0.364, SLG: 0.545		1-2 2-3																				
Inning Stats	R: 1 E: 0 K: 0 S: 11	H: 2 LOB: 2 BB: 1 P: 18	R: 0 E: 0 K: 0 S: 6	H: 1 LOB: 2 BB: 2 P: 14	R: 0 E: 0 K: 1 S: 6	H: 1 LOB: 0 BB: 0 P: 7	R: 1 E: 1 K: 1 S: 8	H: 1 LOB: 1 BB: 1 P: 16	R: 0 E: 0 K: 0 S: 4	H: 0 LOB: 1 BB: 1 P: 12	R: 0 E: 0 K: 1 S: 6	H: 0 LOB: 0 BB: 0 P: 8	R: 1 E: 0 K: 2 S: 13	H: 2 LOB: 2 BB: 1 P: 28	R: 1 E: 0 K: 2 S: 19	H: 2 LOB: 3 BB: 2 P: 33	R: 0 E: 0 K: 2 S: 13	H: 1 LOB: 2 BB: 1 P: 20	1B: 8 2B: 2 3B: 0 HR: 0	SF: 0 SAC: 1 DP: 2 HBP: 0	WP: 1 PB: 0 SB: 0 CS: 0	PA: 43
PITCHER	IP WLS BF H R ER SO BB IBB HBP BLK WP HR S P ERA WHIP																					
Mike Hampton, L (1, 1) ERA: 2.97	7.1 W 35 8 4 3 6 7 0 0 0 1 0 63 120 3.68 2.045																					
Jay Powell, R (8, 1) ERA: 3.82	0.2 4 1 0 0 1 1 0 0 0 0 0 10 16 0.00 3.000																					
Doug Henry, R (9, 1) ERA: 4.71	1.0 5 1 0 0 2 1 0 0 0 0 0 13 20 0.00 2.000																					

Florida Marlins @ Houston Astros
Astrodome, Houston, TX
Sun Aug 29 1999, 2:35 PM EDT
Att. 33,666 - Dome - 72 F

livebaseballscorecards.com

AB 33
R 4
H 10
RBI 3
BB 9
SO 9
LOB 27



Batter	1	2	3	4	5	6	7	8	9	AB R H RBI BB SO LOB	TOP		
Rickey Henderson, R OBP: 0.453, SLG: 0.503 Benny Agbayani, R OBP: 0.358, SLG: 0.506	2-3 	3-1 		2-2 	3-2 		3-2 		2-1 	4 2 2 1 0 1 2 2 1 1 0 0 0 0			
Edgardo Alfonzo, R OBP: 0.382, SLG: 0.528	0-1 	0-1 		1-2 		1-1 		2-0 	1-0 	6 6 6 5 0 0 0			
John Olerud, L OBP: 0.441, SLG: 0.468	4-1 	2-1 		3-1 		4-0 		4-1 	4-2 	2 2 1 2 4 0 0			
31 Mike Piazza, R OBP: 0.368, SLG: 0.598 Jeff Tam, R Shawon Dunston, R OBP: 0.336, SLG: 0.449	4-2 	0-0 		3-1 		2-2 		0-2 	0-0 	3 2 1 2 1 0 1 0 0 0 0 0 0 0 2 0 2 3 0 0 0			
Robin Ventura, L OBP: 0.374, SLG: 0.549 Matt Franco, L OBP: 0.357, SLG: 0.380	0-0 	1-2 			2-1 	0-1 		1-1 	2-3 	3 1 1 0 0 0 2 3 0 0 0 0 1 5			
Darryl Hamilton, L OBP: 0.394, SLG: 0.428 Billy Taylor, R Pat Mahomes, R OBP: 0.313, SLG: 0.500 Chuck McElroy, L		1-2 	3-2 		1-0 	1-1 		0-0 	2-3 	5 1 4 3 0 0 0 0 0 0 0 0 0 0 1 0 0 0 0 1 2 0 0 0 0 0 0 0			
Roger Cedeno, S OBP: 0.392, SLG: 0.408		0-0 	3-3 		0-3 	0-1 		0-1 		5 1 1 0 0 2 4			
Rey Ordonez, R OBP: 0.318, SLG: 0.320 Luis Lopez, S OBP: 0.308, SLG: 0.307		1-3 	1-0 		0-0 		0-0 		0-1 	3 0 1 1 0 1 1 2 0 0 0 0 0 0			
Masato Yoshii, R OBP: 0.195, SLG: 0.195 Todd Pratt, R OBP: 0.359, SLG: 0.378		0-0 		1-3 	0-0 		2-0 		3-2 	2 0 0 0 0 1 2 2 1 1 0 0 0 0			
Inning Stats	R: 1 H: 1 E: 0 LOB: 1 K: 1 BB: 2 S: 9 P: 19	R: 6 H: 6 E: 0 LOB: 0 K: 1 BB: 0 S: 19 P: 27	R: 0 H: 0 E: 0 LOB: 0 K: 1 BB: 0 S: 8 P: 15	R: 2 H: 2 E: 0 LOB: 0 K: 1 BB: 0 S: 14 P: 24	R: 1 H: 3 E: 0 LOB: 2 K: 1 BB: 0 S: 12 P: 18	R: 2 H: 2 E: 0 LOB: 1 K: 0 BB: 1 S: 12 P: 20	R: 0 H: 0 E: 0 LOB: 0 K: 0 BB: 0 S: 5 P: 10	R: 2 H: 3 E: 0 LOB: 1 K: 0 BB: 1 S: 10 P: 17	R: 3 H: 4 E: 0 LOB: 2 K: 2 BB: 1 S: 17 P: 31	1B: 14 SF: 0 2B: 2 SAC: 1 3B: 0 DP: 2 HR: 5 HBP: 0	WP: 0 PA: 51 PB: 0 SB: 1 CS: 0		
PITCHER	IP WLS BF H R ER SO BB IBB HBP BLK WP HR S P ERA WHIP											PITCHER	IP WLS BF H R ER SO BB IBB HBP BLK WP HR S P ERA WHIP
Shane Reynolds, R ERA: 3.8	(1, 1) 3.0 L 17 7 7 7 3 2 0 0 0 0 0 3 36 61 21.00 3.000												
Brian Williams, R ERA: 4.2	(4, 1) 2.0 11 5 3 3 2 0 0 0 0 0 1 26 42 13.50 2.500												
Sean Bergman, R ERA: 5.36	(6, 1) 3.0 15 5 4 4 0 2 0 0 0 0 1 27 47 12.00 2.333												
Trever Miller, L ERA: 6.05	(9, 1) 1.0 8 4 3 3 2 1 0 0 0 0 0 0 17 31 27.00 5.000												

New York Mets @ Houston Astros
Astrodome, Houston, TX
Mon Aug 30 1999, 8:05 PM EDT
Att. 28,032 - Dome - 72 F

livebaseballscorecards.com

AB	45
R	17
H	21
RBI	17
BB	5
SO	7
LOB	19



Batter	1	2	3	4	5	6	7	8	9	AB	R	H	RBI	BB	SO	LOB
Craig Biggio, R OBP: 0.392, SLG: 0.473 Ricky Gutierrez, R OBP: 0.344, SLG: 0.348 (1, 4) (6, PH) (7, 6)	1-1 G5-3 ①		3-2 F9 ③			1-2 G5-3 ①		0-1 1B		2	0	0	0	0	0	1
Bill Spiers, L OBP: 0.365, SLG: 0.407 (1, 8) (7, 7)	0-0 F9 ②			3-3 K ①		1-3 K ②		3-2 G4-3 ③		4	0	0	0	0	2	1
5 Jeff Bagwell, R OBP: 0.452, SLG: 0.616 Ryan Thompson, R (1, 3) (6, PH) (7, 8)	3-2 G6-3 ③			2-2 BB 1B		1-3 K ③			2-3 K ①	2	0	1	0	0	0	0
Ken Caminiti, S OBP: 0.353, SLG: 0.374 (1, 5)		3-3 K ①		4-1 BB		3-2 G4-3 ①			0-0 P4 ②	3	0	0	0	1	1	0
Daryle Ward, L OBP: 0.273, SLG: 0.417 (1, 7) (7, 3)		1-0 F8 ②		3-2 P2 ②		3-2 F7 ②			1-2 2B	4	0	1	0	0	0	2
17 Lance Berkman, S OBP: 0.311, SLG: 0.385 (1, 9)		1-3 K ③		2-2 G4-3 ③		0-0 HR			0-2 F8 ③	4	1	1	1	0	1	3
Paul Bako, L OBP: 0.352, SLG: 0.383 (1, 2)			3-1 1B		0-3 K ①		0-0 L6 ③			3	0	1	0	0	1	0
Tim Bogar, R OBP: 0.325, SLG: 0.339 (1, 6) (7, 4)			1-1 L4 ①		1-0 G6-3 ②			3-1 F9 ①		3	0	0	0	0	0	1
Shane Reynolds, R OBP: 0.193, SLG: 0.204 Russ Johnson, R OBP: 0.353, SLG: 0.426 Brian Williams, R OBP: 0.500, SLG: 0.500 Matt Nieves, R OBP: 0.359, SLG: 0.573 Sean Bergman, R OBP: 0.107, SLG: 0.321 Tony Eusebio, R OBP: 0.353, SLG: 0.352 Trevor Miller, R (1, 1) (3, PH) (4, 1) (5, PH) (6, 1) (8, PH) (9, 1)			1-3 K ②		1-3 K ③			0-3 K ②		0	0	0	0	0	0	0

BOTTOM

New York Mets @ Houston Astros
Astrodome, Houston, TX
Mon Aug 30 1999, 8:05 PM EDT
Att. 28,032 - Dome - 72 F

AB	32
R	1
H	5
RBI	1
BB	1
SO	10
LOB	9



Inning Stats	R: 0	H: 0	E: 0	LOB: 0	K: 0	BB: 0	S: 6	P: 10	R: 0	H: 0	E: 0	LOB: 0	K: 2	BB: 0	S: 7	P: 12	R: 0	H: 1	E: 0	LOB: 1	K: 1	BB: 0	S: 13	P: 21	R: 0	H: 1	E: 0	LOB: 2	K: 1	BB: 1	S: 16	P: 30	R: 0	H: 0	E: 0	LOB: 0	K: 2	BB: 0	S: 7	P: 9	R: 1	H: 1	E: 0	LOB: 0	K: 0	BB: 0	S: 8	P: 14	R: 0	H: 1	E: 0	LOB: 1	K: 1	BB: 0	S: 10	P: 16	R: 0	H: 1	E: 0	LOB: 1	K: 1	BB: 0	S: 13	P: 16	1B: 3	SF: 0	2B: 1	SAC: 0	3B: 0	DP: 0	HR: 1	HBP: 0	WP: 0	PA: 33	PB: 0	SB: 0	CS: 0
PITCHER	IP	WLS	BF	H	R	ER	SO	BB	IBB	HBP	BLK	WP	HR	S	P	ERA	WHIP																																																												
Masato Yoshii, R ERA: 4.94 (1, 1)	6.0		21	2	0	0	8	1	0	0	0	0	0	60	96	0.00	0.500																																																												
Jeff Tam, R ERA: 6.75 (7, 1)	1.0		4	1	1	1	0	0	0	0	0	0	1	8	14	9.00	1.000																																																												
Billy Taylor, R ERA: 5.4 (8, 1)	1.0		4	1	0	0	1	0	0	0	0	0	0	10	16	0.00	1.000																																																												
Chuck McElroy, L ERA: 5.61 (9, 1)	1.0		4	1	0	0	1	0	0	0	0	0	0	13	16	0.00	1.000																																																												

Batter	1	2	3	4	5	6	7	8	9	AB R H RBI BB SO LOB	TOP											
Rickey Henderson, R OBP: 0.451, SLG: 0.503 (1, 7)	0-3 K		0-0 G6-3			0-2 BB 2B		1-2 G5-3		4 0 1 0 0 1 0												
Edgardo Alfonzo, R OBP: 0.383, SLG: 0.527 (1, 4)	1-1 L4			0-1 FC4-6 1B		4-1 BB 2-3 BB		2-2 E5 HR		3 1 1 0 1 0 0												
John Olerud, L OBP: 0.443, SLG: 0.476 (1, 3)	3-2 1B			2-1 FC4-6 1-2f		4-2 31 G5-3 BB		0-0 2-H HR		3 1 2 2 1 0 1												
31 Mike Piazza, R OBP: 0.365, SLG: 0.592 (1, 2)	2-2 F9			0-0 F8		0-0 G5-3 1-2f		2-2 F7		4 0 0 0 0 0 4												
Robin Ventura, L OBP: 0.373, SLG: 0.548 (1, 5)				2-2 P6			2-1 P7		0-1 P5	4 0 1 0 0 0 1												
Darryl Hamilton, L OBP: 0.392, SLG: 0.426 (1, 8)				1-0 F8-5 2-3		0-0 FC6-4 1B		3-2 G4-3		4 0 1 0 0 0 1												
Roger Cedeno, S OBP: 0.391, SLG: 0.406 (1, 9)				3-2 L4		1-3 K		0-0 FC4 1B		4 0 1 0 0 2 1												
Rey Ordonez, R OBP: 0.316, SLG: 0.317 (1, 6)				1-2 G6-3		1-0 FC6-4 1-2f		1-2 FC4		3 0 0 0 0 0 2												
Kenny Rogers, L OBP: 0.211, SLG: 0.167 (1, 1)				1-3 K		0-3 K		1-1 F8		2 0 0 0 0 2 1												
Matt Franco, L OBP: 0.354, SLG: 0.377 (8, PH)										1 0 0 0 0 0 0												
Turk Wendell, L (8, 1)										0 0 0 0 0 0 0												
Inning Stats	R: 0 E: 0 K: 1 S: 11	H: 1 LOB: 1 BB: 0 P: 17	R: 0 E: 0 K: 0 S: 6	H: 1 LOB: 0 BB: 0 P: 11	R: 0 E: 0 K: 1 S: 8	H: 0 LOB: 0 BB: 0 P: 10	R: 0 E: 0 K: 2 S: 9	H: 1 LOB: 1 BB: 0 P: 13	R: 0 E: 0 K: 2 S: 8	H: 1 LOB: 1 BB: 0 P: 10	R: 0 E: 0 K: 0 S: 7	H: 1 LOB: 1 BB: 2 P: 15	R: 0 E: 0 K: 0 S: 10	H: 1 LOB: 1 BB: 0 P: 16	R: 2 E: 1 K: 0 S: 12	H: 1 LOB: 0 BB: 0 P: 18	R: 0 E: 0 K: 1 S: 8	H: 0 LOB: 0 BB: 0 P: 10	1B: 4 2B: 3 3B: 0 HR: 1	SF: 0 SAC: 0 DP: 2 HBP: 0	WP: 0 PB: 0 SB: 0 CS: 0	PA: 34
PITCHER	IP WLS BF H R ER SO BB IBB HBP BLK WP HR S P ERA WHIP																					
Jose Lima, R ERA: 3.35 (1, 1)	8.0 W 31 7 2 0 4 2 0 0 0 0 0 1 71 110 0.00 1.125																					
Billy Wagner, L ERA: 1.9 (9, 1)	1.0 3 0 0 0 1 0 0 0 0 0 0 0 8 10 0.00 0.000																					

New York Mets @ Houston Astros
Astrodome, Houston, TX
Tue Aug 31 1999, 8:05 PM EDT
Att. 24,982 - Dome - 72 F

livebaseballscorecards.com

AB 32
R 2
H 7
RBI 2
BB 2
SO 5
LOB 11



Batter	1	2	3	4	5	6	7	8	9
Craig Biggio, R OBP: 0.391, SLG: 0.470 (1, 4) (8, 7) (9, 4)	0-2 G5-3 ①		1-1 G5-3 ③			1-1 G4-6-3 ③ 1-2f		4-2 HR BB	
Matt Mieske, R OBP: 0.353, SLG: 0.570 (1, 9)	1-3 K ②			1-0 G5-3 ①			0-2 L6 ①	1-1 HR 2B	
5 Jeff Bagwell, R OBP: 0.454, SLG: 0.616 (1, 3)	3-2 F9 ③			3-2 G3-6-1 1B			4-0 SH1-3 BB	4-0 HR IBB	
Ken Caminiti, S OBP: 0.355, SLG: 0.393 (1, 5)			3-0 G5-3 ①	0-1 G3-6-1 ② ③ 1-2f			1-1 E7 SH1-3 2B 1B	1-1 HR 1-H 2-H 3-H	
Daryle Ward, L OBP: 0.267, SLG: 0.407 Russ Johnson, R OBP: 0.350, SLG: 0.423 (7, PH) (8, 4)		1-3 K ②			2-3 K ①		2-1 SH1-3 ②	1-2 P3 ②	
Billy Wagner, L (9, 1)							1-2 3-H 2B		
Ryan Thompson, R OBP: 0.154, SLG: 0.167 (1, 8)		1-3 K ③			1-2 G5-3 ②		2-0 2B ③	2-2 F8 ③	
Tony Eusebio, R OBP: 0.356, SLG: 0.358 (1, 2)			0-2 G6-3 2B		2-1 L6 ③		4-0 IBB		
Ricky Gutierrez, R OBP: 0.344, SLG: 0.348 (1, 6)			3-2 G6-3 ① 2-3			0-0 FC3-6 1B	2-3 K ③		
Jose Lima, R OBP: 0.121, SLG: 0.094 Bill Spiers, L OBP: 0.364, SLG: 0.406 (8, PH) (9, 7)			0-3 K ②			0-1 FC3-6 G4-6-3 1-2f		0-0 F7 ①	

AB	R	H	RBI	BB	SO	LOB
3	1	0	0	1	0	2
4	1	1	0	0	1	0
2	2	1	0	2	0	0
4	2	2	4	0	0	1
2	0	0	0	0	2	0
1	0	0	1	0	0	0
0	0	0	0	0	0	0
4	0	1	1	0	1	0
2	0	1	0	1	0	0
3	0	1	0	0	1	3
2	0	0	0	0	1	2
1	0	0	0	0	0	0


BOTTOM

New York Mets @ Houston Astros
Astrodome, Houston, TX

Tue Aug 31 1999, 8:05 PM EDT
Att. 24,982 - Dome - 72 F

livebaseballscorecards.com

AB	28
R	6
H	7
RBI	6
BB	4
SO	6
LOB	8



Inning Stats	R: 0	H: 0	E: 0	K: 1	S: 9	LOB: 0	BB: 0	P: 13
Kenny Rogers, L ERA: 4.15 (1, 1)	IP: 7.0	WLS: 0	BF: 26	H: 5	R: 2	ER: 2	SO: 6	BB: 1
Turk Wendell, R ERA: 2.97 (8, 1)	IP: 1.0	WLS: L	BF: 7	H: 2	R: 4	ER: 4	SO: 0	BB: 1

WP	HR	S	P	ERA	WHIP
0	1	14	27	36.00	3.000

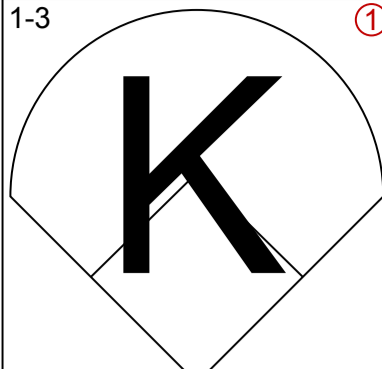
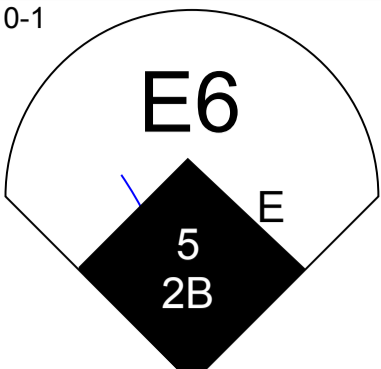
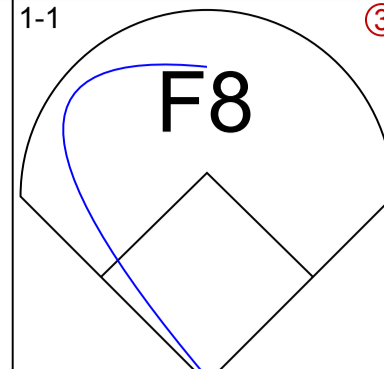
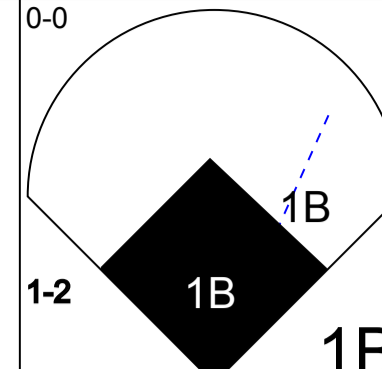
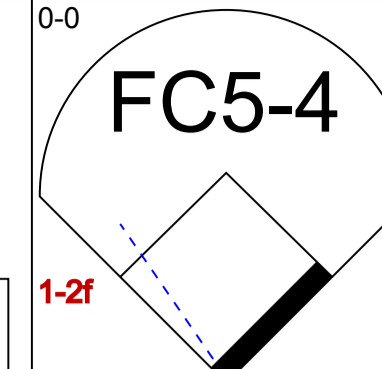
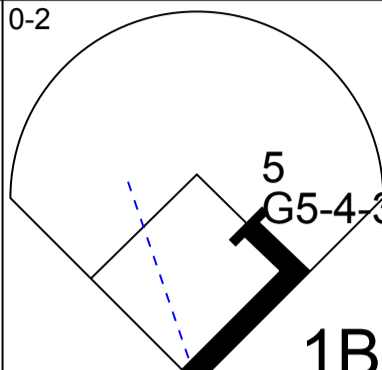
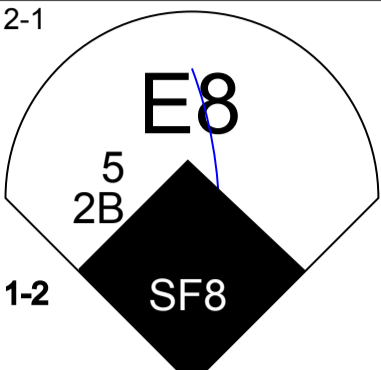
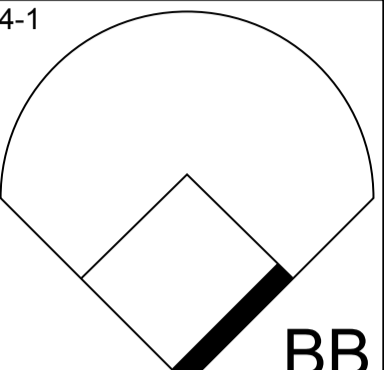
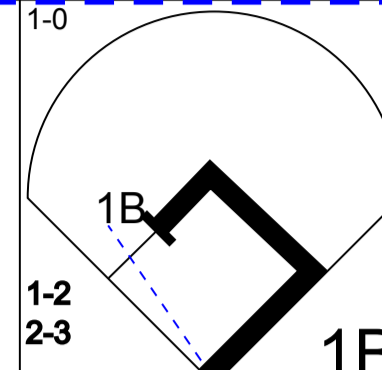
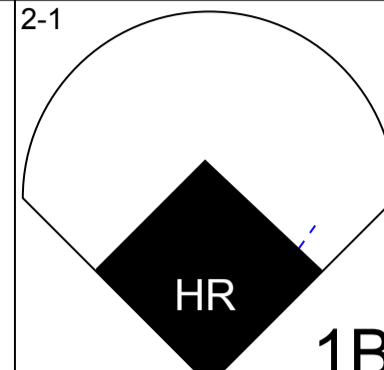
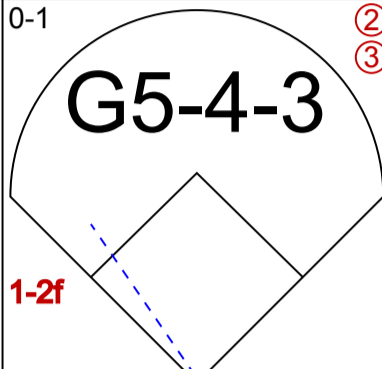
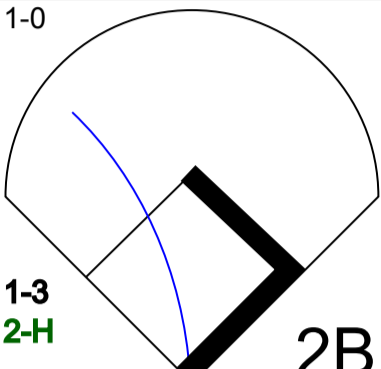
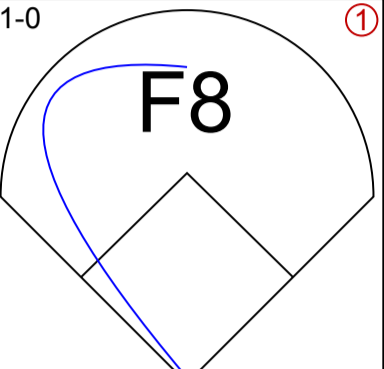
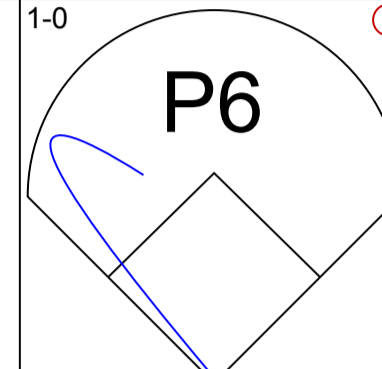
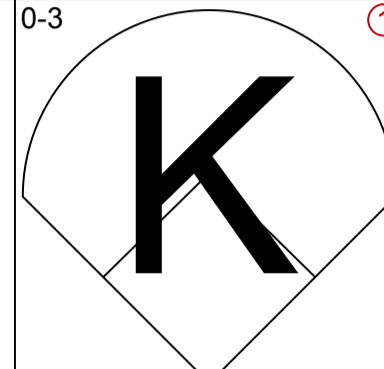
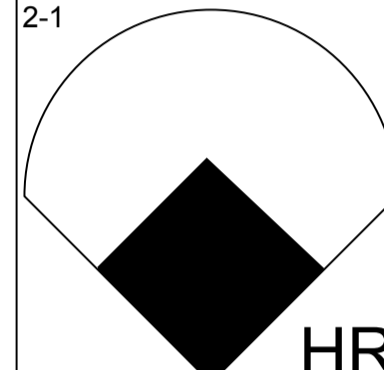
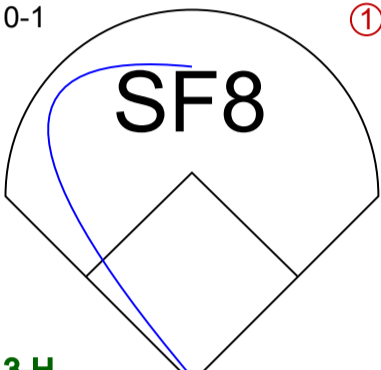
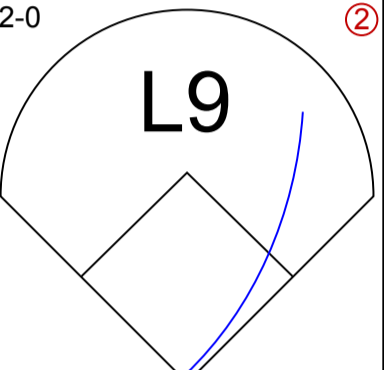
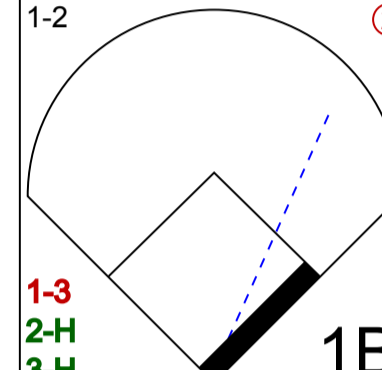
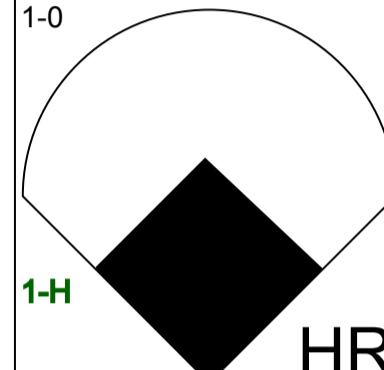
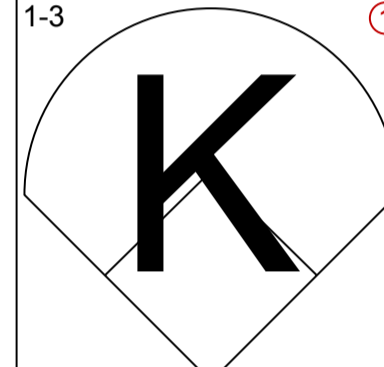
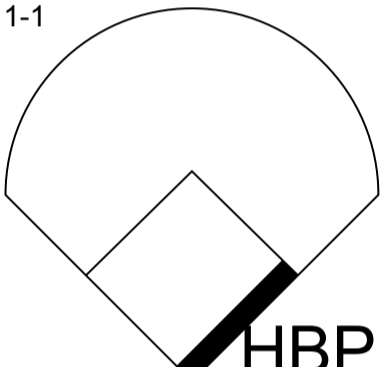
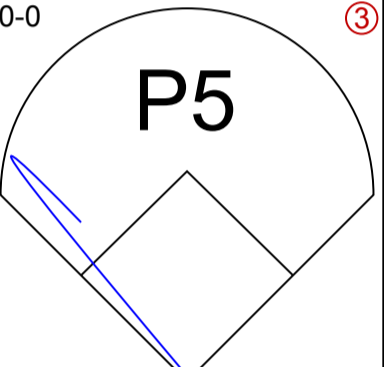
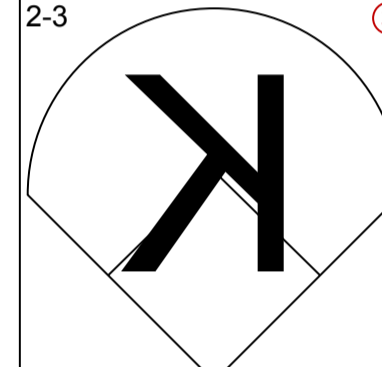
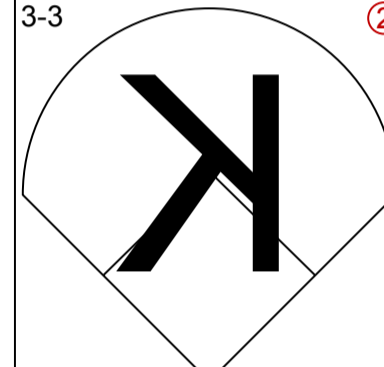
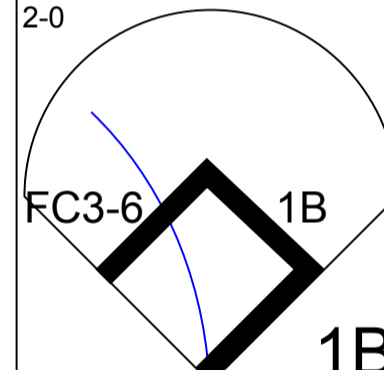
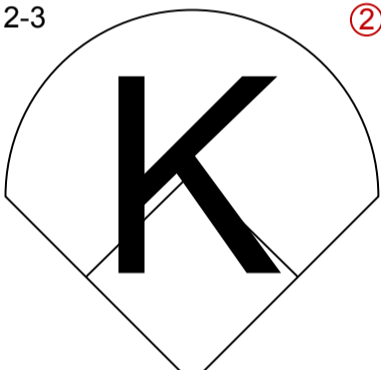
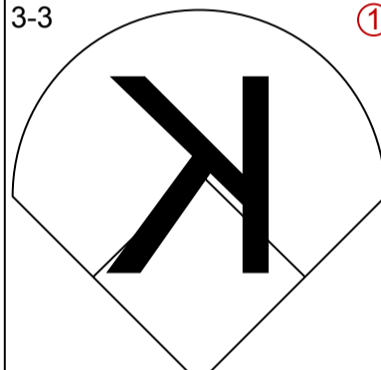
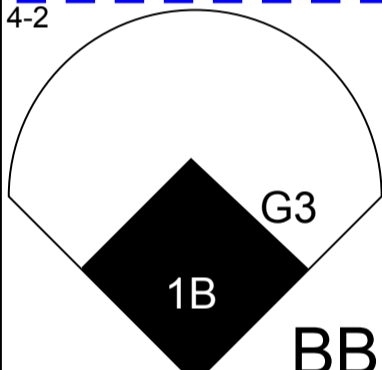
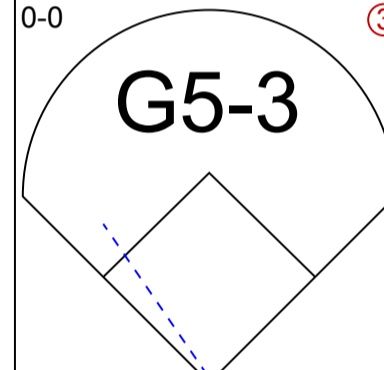
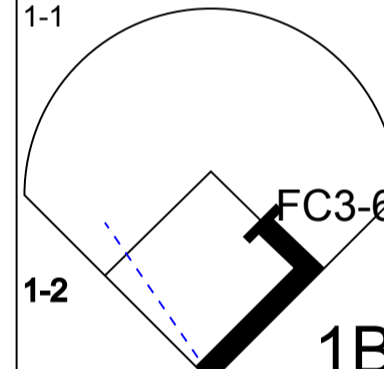
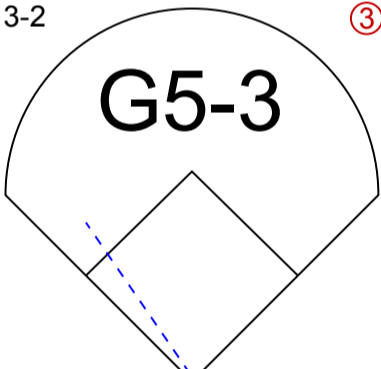
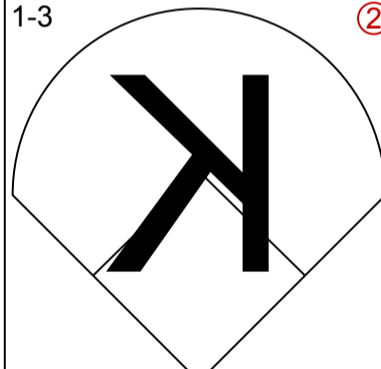
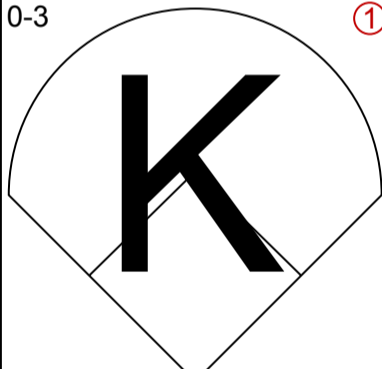
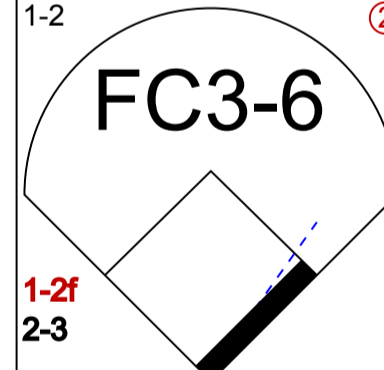
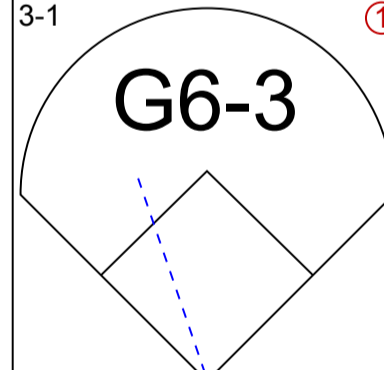
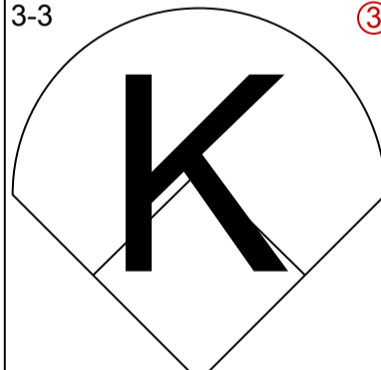
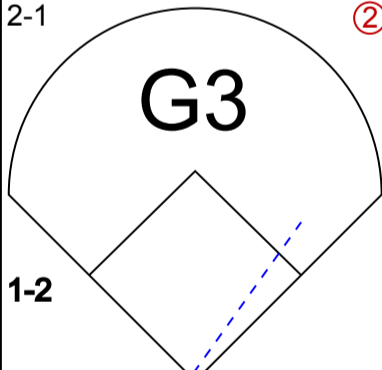
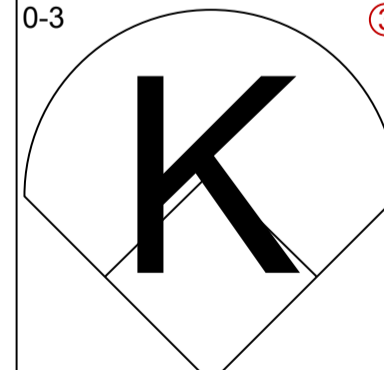
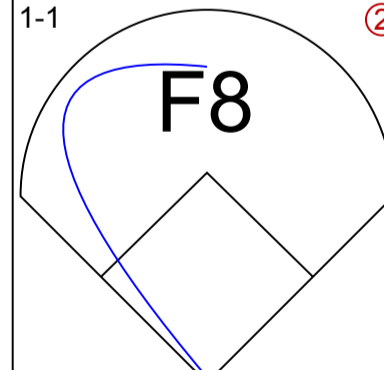
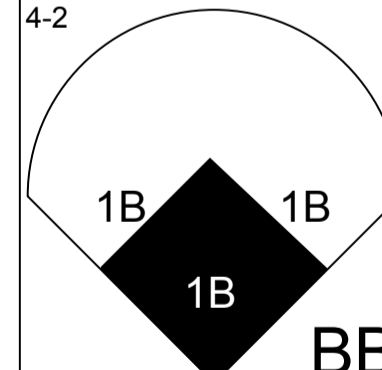
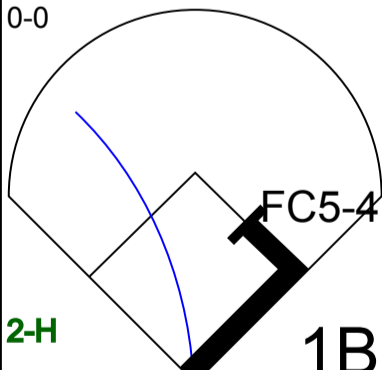
Batter	1	2	3	4	5	6	7	8	9	AB	R	H	RBI	BB	SO	LOB	TOP						
Rickey Henderson, R OBP: 0.449, SLG: 0.497 Dennis Cook, L Armando Benitez, R	1-3 K	1-3 K		1-1 G6-3	4-2 BB		1-0 F8	4-1 FC6-4 BB		4	0	0	0	2	2	3							
Edgardo Alfonzo, R OBP: 0.381, SLG: 0.523	4-2 G4-6-3 BB	1-3 K		2-3 K	3-2 P4		2-1 F9	0-0 SF9		4	0	0	1	1	2	6							
John Olerud, L OBP: 0.445, SLG: 0.482	1-2 G4-6-3 1-2f		1-2 31 1B FC4-6 1B		4-1 31 2B 1B BB	1-0 31 1B 2B	2-2 2B	0-2 FC6-4 1-2f		5	3	3	0	1	0	3							
31 Mike Piazza, R OBP: 0.371, SLG: 0.599		1-0 HR 2B	1-0 FC4-6 1B		1-1 1B 2B	2-2 2B 1B	4-0 BB		3-1 F9	5	2	4	0	1	0	0							
Robin Ventura, L OBP: 0.375, SLG: 0.556		1-0 HR	2-3 K		0-1 1B 1B	1-2 1-3 2B	1-1 G4-3		0-0 G3	6	2	3	4	0	1	4							
Darryl Hamilton, L OBP: 0.391, SLG: 0.424 Shawon Dunston, R OBP: 0.339, SLG: 0.459		3-2 F7	2-2 FC4-6 E 1-2f 3-H		2-2 SH3-4 1B 1-2 3-H 1B	0-2 L4		2-1 1B 3B	2-2 G2-3	2	0	0	1	0	0	1							
Roger Cedeno, S OBP: 0.393, SLG: 0.408		1-0 1B 1B 1B	0-2 E6		3-1 SH3-4 1B 1-2 2-H 1B	3-3 K		1-2 2B SF9 1B 3-H		5	1	3	2	0	1	3							
Rey Ordonez, R OBP: 0.317, SLG: 0.317		0-0 1B 1-2 1B	1-0 L8		0-0 L9	4-0 IBB		0-0 F7		4	0	1	0	1	0	5							
Octavio Dotel, R OBP: 0.240, SLG: 0.136 Pat Mahomes, R OBP: 0.313, SLG: 0.500 Matt Franco, L OBP: 0.354, SLG: 0.377 Benny Agbayani, R OBP: 0.360, SLG: 0.513 Melvin Mora, R OBP: 0.214, SLG: 0.083		0-0 1B		2-3 K	1-1 SH3-4	1-3 K		0-1 SF9 2B		3	0	1	0	0	2	3							
Inning Stats	R: 0 E: 0 K: 1 S: 9	H: 0 LOB: 0 BB: 1 P: 15	R: 2 E: 0 K: 2 S: 14	H: 5 LOB: 3 BB: 0 P: 22	R: 1 E: 1 K: 1 S: 14	H: 2 LOB: 2 BB: 0 P: 21	R: 0 E: 0 K: 2 S: 9	H: 0 LOB: 0 BB: 0 P: 14	R: 3 E: 0 K: 0 S: 20	H: 4 LOB: 3 BB: 2 P: 38	R: 1 E: 0 K: 2 S: 17	H: 3 LOB: 3 BB: 1 P: 29	R: 0 E: 0 K: 0 S: 8	H: 1 LOB: 2 BB: 1 P: 18	R: 2 E: 0 K: 0 S: 15	H: 3 LOB: 2 BB: 1 P: 22	R: 0 E: 0 K: 0 S: 6	H: 0 LOB: 0 BB: 0 P: 11	1B: 10 2B: 6 3B: 1 HR: 1	SF: 1 SAC: 1 DP: 1 HBP: 0	WP: 0 PA: 51		
PITCHER	IP WLS BF H R ER SO BB IBB HBP BLK WP HR S P ERA WHIP	IP WLS BF H R ER SO BB IBB HBP BLK WP HR S P ERA WHIP	IP WLS BF H R ER SO BB IBB HBP BLK WP HR S P ERA WHIP	IP WLS BF H R ER SO BB IBB HBP BLK WP HR S P ERA WHIP	IP WLS BF H R ER SO BB IBB HBP BLK WP HR S P ERA WHIP	IP WLS BF H R ER SO BB IBB HBP BLK WP HR S P ERA WHIP	IP WLS BF H R ER SO BB IBB HBP BLK WP HR S P ERA WHIP	IP WLS BF H R ER SO BB IBB HBP BLK WP HR S P ERA WHIP	IP WLS BF H R ER SO BB IBB HBP BLK WP HR S P ERA WHIP	IP WLS BF H R ER SO BB IBB HBP BLK WP HR S P ERA WHIP	IP WLS BF H R ER SO BB IBB HBP BLK WP HR S P ERA WHIP	IP WLS BF H R ER SO BB IBB HBP BLK WP HR S P ERA WHIP	IP WLS BF H R ER SO BB IBB HBP BLK WP HR S P ERA WHIP	IP WLS BF H R ER SO BB IBB HBP BLK WP HR S P ERA WHIP	IP WLS BF H R ER SO BB IBB HBP BLK WP HR S P ERA WHIP	IP WLS BF H R ER SO BB IBB HBP BLK WP HR S P ERA WHIP	IP WLS BF H R ER SO BB IBB HBP BLK WP HR S P ERA WHIP	IP WLS BF H R ER SO BB IBB HBP BLK WP HR S P ERA WHIP	IP WLS BF H R ER SO BB IBB HBP BLK WP HR S P ERA WHIP	IP WLS BF H R ER SO BB IBB HBP BLK WP HR S P ERA WHIP	IP WLS BF H R ER SO BB IBB HBP BLK WP HR S P ERA WHIP	IP WLS BF H R ER SO BB IBB HBP BLK WP HR S P ERA WHIP	
Chris Holt, R ERA: 4.42	(1, 1) 4.0 L 24 10 6 6 6 2 0 0 0 0 1 54 87 13.50 3.000	(5, 1) 1.0 8 4 1 1 0 1 0 0 0 0 0 0 20 35 9.00 5.000	(6, 1) 2.0 9 1 0 0 2 1 1 0 0 0 0 0 17 35 0.00 1.000	(8, 1) 0.1 3 2 2 2 0 0 0 0 0 0 0 0 6 9 54.00 6.000	(8, 1) 0.2 4 1 0 0 0 1 0 0 0 0 0 0 9 13 0.00 3.000	Jay Powell, R ERA: 3.75 (9, 1) 1.0 3 0 0 0 0 0 0 0 0 0 0 0 6 11 0.00 0.000																	

New York Mets @ Houston Astros
Astrodome, Houston, TX
Wed Sep 01 1999, 8:05 PM EDT
Att. 24,112 - Dome - 72 F

livebaseballscorecards.com

AB 43
R 9
H 18
RBI 9
BB 6
SO 8
LOB 30



Batter	1	2	3	4	5	6	7	8	9	AB R H RBI BB SO LOB	TOP										
Craig Biggio, R (1, 4) OBP: 0.388, SLG: 0.465	1-3 		0-1 E6 5 2B 	1-1 F8 			0-0 1B 1B 	0-0 FC5-4 1-2f 		5 2 1 0 0 1 1											
Stan Javier, S (1, 8) OBP: 0.343, SLG: 0.360	0-2 5 G5-4-3 1B 		2-1 E8 5 2B SF8 		4-1 BB 		1-0 1B 1B 2-3 	2-1 HR 1B 		4 2 3 0 1 0 1											
5 Jeff Bagwell, R (1, 3) OBP: 0.454, SLG: 0.620	0-1 G5-4-3 1-2f 		1-0 2B 1-3 2-H 		1-0 F8 		1-0 P6 	0-3 K 		5 0 1 1 0 1 6											
Ken Caminiti, S (1, 5) OBP: 0.368, SLG: 0.450		2-1 HR 	0-1 SF8 3-H 		2-0 L9 		1-2 1B 1-3 2-H 3-H 	1-0 HR 1-H 		4 2 3 6 0 0 1											
Derek Bell, R (1, 9) OBP: 0.311, SLG: 0.351		1-3 K 	1-1 HBP 		0-0 P5 		2-3 K 	3-3 K 		4 0 0 0 0 3 2											
Bill Spiers, L (1, 7) OBP: 0.363, SLG: 0.402		2-0 FC3-6 1B 1B 	2-3 K 			3-3 K 		4-2 G3 1B BB 	0-0 G5-3 	4 1 1 0 1 2 2											
Tony Eusebio, R (1, 2) OBP: 0.355, SLG: 0.356		1-1 FC3-6 1B 1-2 	3-2 G5-3 			1-3 K 		0-3 K 		4 0 1 0 0 2 3											
Tim Bogar, R (1, 6) OBP: 0.319, SLG: 0.331		1-2 FC3-6 1-2f 2-3 		3-1 G6-3 		3-3 K 		2-1 G3 1-2 		4 0 0 0 0 1 3											
Mike Hampton, R (1, 1) OBP: 0.328, SLG: 0.417		0-3 K 		1-1 F8 			4-2 1B 1B BB 	0-0 FC5-4 2-H 1B 		2 1 0 0 1 1 2											
Daryle Ward, L (8, PH) OBP: 0.275, SLG: 0.414										1 0 1 1 0 0 0											
Jay Powell, R (8, 1)										0 0 0 0 0 0 0											
Jose Cabrera, R (9, 1)										0 0 0 0 0 0 0											
Inning Stats	R: 0 E: 0 K: 1 S: 8	H: 1 LOB: 0 BB: 0 P: 9	R: 1 E: 0 K: 2 S: 14	H: 3 LOB: 2 BB: 0 P: 21	R: 2 E: 2 K: 1 S: 15	H: 1 LOB: 2 BB: 0 P: 24	R: 0 E: 0 K: 0 S: 6	H: 0 LOB: 0 BB: 0 P: 11	R: 0 E: 0 K: 3 S: 14	H: 0 LOB: 1 BB: 1 P: 11	R: 2 E: 0 K: 1 S: 11	H: 3 LOB: 1 BB: 1 P: 20	R: 1 E: 0 K: 1 S: 11	H: 1 LOB: 1 BB: 1 P: 17	R: 2 E: 0 K: 2 S: 14	H: 2 LOB: 0 BB: 0 P: 20	1B: 8 2B: 1 3B: 0 HR: 2	SF: 1 SAC: 0 DP: 1 HBP: 1	WP: 0 PB: 0 SB: 0 CS: 0	PA: 42	
PITCHER	IP	WLS	BF	H	R	ER	SO	BB	IBB	HBP	BLK	WP	HR	S	P	ERA	WHIP				
Dan Smith, R (1, 1) ERA: 5.68	6.0	L	28	6	5	3	7	2	0	1	0	0	1	64	104	4.50	1.333				
Anthony Telford, R (7, 1) ERA: 3.35	1.0		4	2	0	0	1	0	0	0	0	0	0	8	13	0.00	2.000				
Scott Strickland, R (8, 1) ERA: 19.64	2.0		10	3	3	3	3	1	0	0	0	0	1	25	37	13.50	2.000				

Houston Astros @ Montreal Expos
Olympic Stadium, Montreal, QB
Fri Sep 03 1999, 7:05 PM EDT
Att. 8,417 - Dome - 72 F

livebaseballscorecards.com

AB 37
R 8
H 11
RBI 8
BB 3
SO 11
LOB 21



BOTTOM

Houston Astros @ Montreal Expos
 Olympic Stadium, Montreal, QB
 Fri Sep 03 1999, 7:05 PM EDT
 Att. 8,417 - Dome - 72 F

livebaseballscorecards.com

AB	33
R	1
H	7
RBI	1
BB	4
SO	7
LOB	17



WP: 0	PA: 37
PB: 0	
SB: 0	
CS: 0	

AB	R	H	RBI	BB	SO	LOB
5	0	2	0	0	1	0
4	0	0	0	0	1	2
0	0	0	0	0	0	0
4	0	1	0	0	0	1
0	0	0	0	0	0	0
4	1	1	1	0	0	2
2	0	2	0	2	0	0
4	0	1	0	0	1	4
2	0	0	0	2	1	2
3	0	0	0	0	0	6
1	0	0	0	0	0	0
2	0	0	0	0	2	0
0	0	0	0	0	0	0
2	0	0	0	0	1	0

Batter	1	2	3	4	5	6	7	8	9
Rondell White, R OBP: 0.362, SLG: 0.519 (1, 7)	0-0 FC5-4 1B		3-1 1B		1-3 K		3-1 F8		2-1 G5-3
Manny Martinez, R OBP: 0.286, SLG: 0.344 Scott Strickland, R (8, 1)	1-0 FC5-4 1-2f		0-0 F8		2-3 K		2-2 G4-3		
Michael Barrett, R OBP: 0.348, SLG: 0.439 Ryan McGuire, L OBP: 0.351, SLG: 0.362 (1, 5) (9, 3)	1-1 P5			3-2 L7		1-2 G6-3 2B		0-0 P3	
Vladimir Guerrero, R OBP: 0.367, SLG: 0.587 (1, 9)	1-1 G4-3			0-0 HR		3-2 G6-3 2-3		1-2 P6	
Chris Widger, R OBP: 0.342, SLG: 0.484 (1, 2)		3-1 G6-4-3 1B		2-0 BB 1B 1B		4-0 BB BB		4-1 E BB	
Jose Vidro, S OBP: 0.361, SLG: 0.511 (1, 4)		0-1 G6-4-3 1-2f		1-2 BB 1B		1-3 K		2-0 E5 1-2	
Shane Andrews, R OBP: 0.288, SLG: 0.330 (1, 3) (9, 5)		2-2 G5-3		4-2 G5-4-3 BB		4-0 BB		2-3 K	
Geoff Blum, S OBP: 0.353, SLG: 0.583 James Mouton, R OBP: 0.362, SLG: 0.375 (1, 6) (8, 8)			2-0 F7	3-2 G5-4-3 1-2f		1-0 F9		0-1 G3	
Dan Smith, R OBP: 0.167, SLG: 0.091 Anthony Telford, R (7, 1) Mike Mordecai, R OBP: 0.318, SLG: 0.377 (7, 6)			2-3 K		3-3 K		2-2 F8		1-3 K

Inning	R	H	E	K	S	H	LOB	BB	P
1	0	1	0	6	9	1	0	0	9
2	0	1	0	7	12	1	0	0	12
3	0	1	1	7	14	1	0	0	14
4	1	3	0	22	35	3	2	0	35
5	0	0	0	9	15	0	0	0	15
6	0	1	0	10	24	1	3	2	24
7	0	0	0	8	15	0	0	0	15
8	0	0	1	10	19	0	2	1	19
9	0	0	0	7	10	0	0	0	10

PITCHER	IP	WLS	BF	H	R	ER	SO	BB	IBB	HBP	BLK	WP	HR	S	P	ERA	WHIP
Mike Hampton, L ERA: 2.92 (1, 1)	7.0		29	7	1	1	5	3	0	0	0	0	1	69	124	1.29	1.429
Jay Powell, R ERA: 3.69 (8, 1)	1.0		5	0	0	0	1	1	0	0	0	0	0	10	19	0.00	1.000
Jose Cabrera, R ERA: 3.06 (9, 1)	1.0		3	0	0	0	1	0	0	0	0	0	0	7	10	0.00	0.000

Batter	1	2	3	4	5	6	7	8	9	10	AB R H RBI BB SO LOB	TOP												
Craig Biggio, R OBP: 0.386, SLG: 0.461 (1, 4) C X	0-1 G5-3		0-3 K			2-3 K		2-1 SH1-4		0-3 K	4 0 0 0 0 3 0	Houston Astros @ Montreal Expos Olympic Stadium, Montreal, QB Sat Sep 04 1999, 7:05 PM EDT Att. 8,471 - Dome - 72 F												
Stan Javier, S OBP: 0.344, SLG: 0.357 (1, 8) F B B B B	4-1 BB		3-1 G3-1			4-2 5 G4-6-3 BB		2-1 E4 5 SF9		0-0 G4-3	3 1 0 0 2 0 0													
5 Jeff Bagwell, R OBP: 0.451, SLG: 0.619 (1, 3) B B B B B 1 SAFE	2-3 K		2-3 K			2-2 G4-6-3 1-2f		3-2 SF9		0-0 S WP 2B	4 1 1 1 0 2 2													
Ken Caminiti, S OBP: 0.366, SLG: 0.451 Jay Powell, R Billy Wagner, L Russ Johnson, R OBP: 0.352, SLG: 0.420 (1, 5) 1 SAFE (8, 1) F B B B B X (8, 1) (9, 5)	1-1 F7			1-0 G1-3			0-0 2B	1-2 L4		4-0 2-H HR BB	4 0 1 0 0 0 1 0 0 0 0 0 0 0 0 0 0 0 0 0 0 0 1 0 0 1 0 0													
Derek Bell, R OBP: 0.310, SLG: 0.356 (1, 9)		0-0 G1-3		0-0 P5			3-1 E6		0-3 K	0-0 1-H HR	5 1 1 2 0 1 1													
Matt Mieske, R OBP: 0.345, SLG: 0.552 (1, 7) C B B B B F S		1-3 K		2-3 K			1-3 K		0-0 BB 1B	0-3 K	5 0 1 0 0 4 2													
Tony Eusebio, R OBP: 0.357, SLG: 0.356 (1, 2) X		0-0 1B 1B				3-2 L9		2-1 F9		4-2 1 SAFE 1-2 BB	3 0 1 0 1 0 2													
Ricky Gutierrez, R OBP: 0.339, SLG: 0.342 (1, 6) X		0-0 1B				0-0 G5-3		0-0 F9		0-1 F8	4 0 1 0 0 0 4													
Shane Reynolds, R OBP: 0.183, SLG: 0.193 Bill Spiers, L OBP: 0.362, SLG: 0.401 Jose Cabrera, R (1, 1) (8, 5) (9, 1) X		0-0 P4				0-2 G5-3		2-2 E5 SH1-4 E		0-0 P5	3 1 0 0 0 0 2 1 0 0 0 0 0 2 0 0 0 0 0 0 0													
Inning Stats	R: 0 E: 0 K: 1 S: 8	H: 0 LOB: 1 BB: 1 P: 15	R: 0 E: 0 K: 1 S: 8	H: 2 LOB: 2 BB: 0 P: 9	R: 0 E: 0 K: 2 S: 8	H: 0 LOB: 0 BB: 0 P: 13	R: 0 E: 0 K: 1 S: 5	H: 0 LOB: 0 BB: 0 P: 8	R: 0 E: 0 K: 0 S: 8	H: 0 LOB: 0 BB: 0 P: 11	R: 0 E: 0 K: 1 S: 9		H: 0 LOB: 0 BB: 1 P: 17	R: 0 E: 1 K: 1 S: 9	H: 1 LOB: 2 BB: 0 P: 15	R: 2 E: 2 K: 0 S: 15	H: 0 LOB: 0 BB: 0 P: 25	R: 0 E: 0 K: 1 S: 10	H: 1 LOB: 2 BB: 1 P: 14	R: 3 E: 0 K: 2 S: 9	H: 2 LOB: 0 BB: 1 P: 13	1B: 3 2B: 2 3B: 0 HR: 1	SF: 1 SAC: 1 DP: 1 HBP: 0	WP: 1 PB: 0 SB: 1 CS: 0
PITCHER Javier Vazquez, R ERA: 5.28 Ugueth Urbina, R ERA: 3.88	IP 8.0	WLS L	BF 31	H 3	R 2	ER 0	SO 7	BB 2	IBB 0	HBP 0	BLK 0	WP 0	HR 0	S 70	P 113	ERA 0.00	WHIP 0.625							
	2.0		11	3	3	3	3	2	0	0	0	1	1	19	27	13.50	2.500							

livebaseballscores.com

AB	36
R	5
H	6
RBI	3
BB	4
SO	10
LOB	16



Batter	1	2	3	4	5	6	7	8	9	AB R H RBI BB SO LOB	TOP																	
Craig Biggio, R OBP: 0.388, SLG: 0.462 (1, 4)	2-2 F8		1-2 F8		4-2 BB		0-2 5 BB 1B BB		0-0 5 2B 1B	4 2 2 1 1 0 1																		
Stan Javier, S OBP: 0.342, SLG: 0.354 (1, 8) (7, 7)	0-2 G3-1		0-2 G1		2-2 CS	0-1 F7	0-0 BB 5 BB 1B		0-0 F9	5 0 1 0 0 0 2																		
5 Jeff Bagwell, R OBP: 0.454, SLG: 0.621 (1, 3)	4-2 BB			2-0 F7		3-2 1B BB E 1B	SAFE BB BB BB	4-1 BB	SAFE 1-3 1B 2B	3 2 2 0 2 0 0																		
Daryle Ward, L OBP: 0.274, SLG: 0.440 Ryan Thompson, R OBP: 0.214, SLG: 0.231 (1, 7) (7, 8)	SAFE 1-1 F8			1-1 HR		SAFE 0-1 F9	SAFE 0-3 K		SAFE 2-0 G6-4-3 1B	4 1 1 1 0 1 5 1 0 1 2 0 0 0																		
Derek Bell, R OBP: 0.311, SLG: 0.354 (1, 9)		2-3 K		2-2 G5-3		4-2 E BB 1B	SAFE 4-1 FC6 BB		SAFE 0-0 G6-4-3	3 0 0 1 2 1 1																		
Bill Spiers, L OBP: 0.385, SLG: 0.403 Ken Caminiti, S OBP: 0.364, SLG: 0.449 Doug Henry, R Billy Wagner, L (1, 5) (7, PH) (7, 1) (9, 1)		1-1 CS 1B		3-2 F8		SAFE 2-2 E3 1B	SAFE 2-1 FC6			3 0 2 0 0 0 0 1 0 0 0 0 0 3 0 0 0 0 0 0 0 0 0 0 0 0 0 0																		
Paul Bako, L OBP: 0.341, SLG: 0.368 Tony Eusebio, R OBP: 0.355, SLG: 0.354 (1, 2) (8, PH) (8, 2)		SAFE 3-3 K			1-2 F9	SAFE 0-1 P5		1-3 K		3 0 0 0 0 1 3 1 0 0 0 0 1 0	AB 34 R 6 H 12 RBI 5 BB 5 SO 4 LOB 15																	
Ricky Gutierrez, R OBP: 0.342, SLG: 0.345 (1, 6)			0-1 G6-3		0-0 SH1-4 CS 1B		1-2 SH2-4 1B	1-1 L1-3		4 1 2 0 0 0 0																		
Scott Elarton, R OBP: 0.190, SLG: 0.190 Russ Johnson, R OBP: 0.350, SLG: 0.417 (1, 1) (7, PH) (7, 5)			0-0 1B		0-0 SH1-4		0-0 SH2-4	0-1 G4-3		1 0 1 0 0 0 0 1 0 0 0 0 0 0																		
Inning Stats	R: 0 E: 0 K: 0 S: 13	H: 0 LOB: 1 BB: 1 P: 20	R: 0 E: 0 K: 2 S: 8	H: 1 LOB: 1 BB: 0 P: 14	R: 0 E: 0 K: 0 S: 9	H: 1 LOB: 1 BB: 0 P: 10	R: 1 E: 0 K: 0 S: 9	H: 1 LOB: 0 BB: 0 P: 17	R: 0 E: 0 K: 0 S: 9	H: 1 LOB: 1 BB: 1 P: 16	R: 1 E: 1 K: 0 S: 16	H: 2 LOB: 2 BB: 1 P: 25	R: 2 E: 0 K: 1 S: 18	H: 3 LOB: 3 BB: 2 P: 29	R: 0 E: 0 K: 1 S: 7	H: 0 LOB: 0 BB: 0 P: 9	R: 2 E: 0 K: 0 S: 6	H: 3 LOB: 0 BB: 0 P: 8	1B: 10 2B: 2 3B: 0 HR: 1	SF: 0 SAC: 2 DP: 2 HBP: 0	WP: 0 PB: 0 SB: 1 CS: 2	PA: 42						
PITCHER	IP WLS BF H R ER SO BB IBB HBP BLK WP HR S P ERA WHIP																											
Jeremy Powell, R ERA: 3.34 (1, 1)	6.0		25	6	2	1	2	3	0	0	0	0	0	1	64	102	1.50	1.500										
Anthony Telford, R ERA: 3.54 (7, 1)	0.2	L	7	3	2	2	1	2	0	0	0	0	0	0	16	25	27.00	7.500										
Steve Kline, L ERA: 3.5 (7, 1)	1.2		7	2	2	2	1	0	0	0	0	0	0	0	13	17	10.80	1.200										
Guillermo Mota, R ERA: 3.3 (9, 1)	0.2		2	1	0	0	0	0	0	0	0	0	0	0	2	4	0.00	1.500										

Houston Astros @ Montreal Expos
Olympic Stadium, Montreal, QB
Sun Sep 05 1999, 1:35 PM EDT
Att. 8,302 - Dome - 72 F

livebaseballscorecards.com



Batter	1	2	3	4	5	6	7	8	9	AB R H RBI BB SO LOB	TOP		
Craig Biggio, R (1, 4) OBP: 0.385, SLG: 0.458	0-3 K		2-1 F8		2 SAFE 0-1 G6-3	1-1 G6-3			2-3 K	5 0 0 0 0 2 1			
Stan Javier, S (1, 8) OBP: 0.340, SLG: 0.350	4-1 5 BB BB		2-3 K		3-1 G6-3	3-2 F8			3-2 P5	4 0 0 0 1 1 1			
5 Jeff Bagwell, R (1, 3) OBP: 0.454, SLG: 0.620	4-2 1-2 BB			0-1 2B		3-2 P5	2-3 K		2-2 G6-3	4 0 1 0 1 1 0			
Ken Caminiti, S (1, 5) OBP: 0.371, SLG: 0.460	1-1 F8			H 1-0 HBP		2-1 1B 3B	4-0 S BB			2 1 1 0 1 0 2			
Derek Bell, R (1, 9) OBP: 0.310, SLG: 0.353	2-3 K			1-2 P4		0-0 2B 1B	3-3 K			4 1 1 1 0 2 5			
Matt Mieske, R (1, 7) Jay Powell, R (8, 1) Billy Wagner, L (9, 1)		0-0 G6-3		0-2 F9		3-2 1B 2B	3-3 K			4 1 1 0 0 1 3 0 0 0 0 0 0 0 0 0 0 0 0 0 0			
Tony Eusebio, R (1, 2) OBP: 0.354, SLG: 0.353		2-2 G4-3		3-3 K		0-0 HR 1B		1-3 K		4 1 1 2 0 2 2			
Ricky Gutierrez, R (1, 6) OBP: 0.345, SLG: 0.342		1-0 F9			4-0 SH3-4 BB	4-1 HR BB		2-3 K		2 1 0 0 2 1 0			
Jose Lima, R (1, 1) Russ Johnson, R (6, PH) Brian Williams, R (6, 1) Jose Cabrera, R (7, 1) Bill Spiers, L (7, 7) OBP: 0.364, SLG: 0.402			0-0 G6-3		0-0 SH3-4	1-1 HR		0-1 P4		1 0 0 0 0 0 0 1 1 1 3 0 0 0 0 0 0 0 0 0 0 0 0 0 0 0 0 0 1 0 0 0 0 0 0			
Inning Stats	R: 0 H: 0 E: 0 LOB: 2 K: 2 BB: 2 S: 13 P: 24	R: 0 H: 0 E: 0 LOB: 0 K: 0 BB: 0 S: 9 P: 12	R: 0 H: 0 E: 0 LOB: 0 K: 1 BB: 0 S: 6 P: 10	R: 0 H: 1 E: 0 LOB: 2 K: 1 BB: 0 S: 11 P: 16	R: 0 H: 0 E: 0 LOB: 1 K: 0 BB: 1 S: 5 P: 12	R: 6 H: 5 E: 0 LOB: 0 K: 0 BB: 1 S: 19 P: 36	R: 0 H: 0 E: 0 LOB: 1 K: 3 BB: 1 S: 9 P: 21	R: 0 H: 0 E: 0 LOB: 0 K: 2 BB: 0 S: 8 P: 11	R: 0 H: 0 E: 0 LOB: 0 K: 1 BB: 0 S: 11 P: 18	1B: 2 SF: 0 2B: 2 SAC: 1 3B: 1 DP: 0 HR: 1 HBP: 1	WP: 0 PA: 39 PB: 0 SB: 1 CS: 0		
PITCHER	IP WLS BF H R ER SO BB IBB HBP BLK WP HR S P ERA WHIP											PITCHER	IP WLS BF H R ER SO BB IBB HBP BLK WP HR S P ERA WHIP
Randy Wolf, L (1, 1) ERA: 5.31	6.0 L 29 6 6 6 4 4 0 1 0 0 1 63 110 9.00 1.667												
Amaury Telemaco, R (7, 1) ERA: 5.6	1.0 4 0 0 0 3 1 0 0 0 0 0 9 21 0.00 1.000												
Steve Montgomery, R (8, 1) ERA: 3.2	2.0 6 0 0 0 3 0 0 0 0 0 0 19 29 0.00 0.000												

Houston Astros @ Philadelphia Phillies
Veterans Stadium, Philadelphia, PA
Mon Sep 06 1999, 7:05 PM EDT
Att. 12,223 - Cloudy - 78 F

livebaseballscorecards.com

AB	32
R	6
H	6
RBI	6
BB	5
SO	10
LOB	14



Batter	1	2	3	4	5	6	7	8	9	AB	R	H	RBI	BB	SO	LOB
Doug Glanville, R OBP: 0.377, SLG: 0.448 (1, 8)	0-2 G6-3	1-1 G4-3		3-2 E5 1-3 2-H		1-3 K		0-0 2B		5	0	1	0	0	1	4
Ron Gant, R OBP: 0.361, SLG: 0.432 (1, 7)	2-3 K		1-3 K	0-1 F8		3-2 P9		3-2 P3		5	0	0	0	0	2	4
Bobby Abreu, L OBP: 0.447, SLG: 0.576 (1, 9)	4-1 23 1B BB		1-1 HR		0-1 F7	2-3 K		3-2 F9		4	1	1	1	1	1	2
23 Kevin Jordan, R OBP: 0.356, SLG: 0.435 (1, 5)	1-1 FC6 1-2 1B		1-0 G4-3		2-2 P5		3-1 BB FC4-6 HBP		1-2 F8	4	1	1	0	0	0	0
Rico Brogna, L OBP: 0.342, SLG: 0.474 (1, 3)	0-2 FC6 1-2f		0-0 G3		1-0 2B		0-0 FC4-6 BB 1-2 1B		3-3 K	5	1	2	0	0	1	2
Mike Lieberthal, R OBP: 0.374, SLG: 0.579 (1, 2)		1-2 G5-3		3-2 L4		0-0 2B		4-1 FC4-6 1-2 2-3 BB	3-3 K	4	0	1	1	1	1	0
Marlon Anderson, L OBP: 0.290, SLG: 0.364 (1, 4)		2-2 1B 3B		0-2 FC5-4 1B		1-0 F9		0-3 K		4	1	2	0	0	1	4
Alex Arias, R OBP: 0.370, SLG: 0.397 (1, 6)		0-2 SH3 1B		3-1 FC5-4 1B E		2-2 2B 1B		0-1 FC4-6		4	1	2	2	0	0	3
Randy Wolf, L OBP: 0.308, SLG: 0.292 (1, 1)		0-2 SH3		0-1 E 1B		0-0 2B		0-3 K		1	0	1	0	0	0	0
Rob Ducey, L OBP: 0.406, SLG: 0.500 (6, PH)										1	0	1	0	0	0	0
Amaury Telemaco, R (7, 1)										0	0	0	0	0	0	0
Torey Lovullo, S OBP: 0.222, SLG: 0.500 (7, PH)										1	0	0	0	0	1	2
Steve Montgomery, R OBP: 1.000, SLG: 1.000 (8, 1)										0	0	0	0	0	0	0

Inning Stats	R: 0	H: 1	E: 0	K: 1	S: 13	H: 1	LOB: 2	BB: 1	P: 20	R: 1	H: 2	E: 0	K: 0	S: 15	H: 2	LOB: 1	BB: 0	P: 19	R: 1	H: 1	E: 0	K: 1	S: 8	H: 1	LOB: 0	BB: 0	P: 11	R: 1	H: 2	E: 1	K: 0	S: 17	H: 2	LOB: 2	BB: 0	P: 26	R: 1	H: 2	E: 0	K: 0	S: 8	H: 2	LOB: 1	BB: 0	P: 12	R: 0	H: 2	E: 0	K: 2	S: 16	H: 2	LOB: 2	BB: 0	P: 24	R: 1	H: 1	E: 0	K: 2	S: 12	H: 1	LOB: 2	BB: 1	P: 19	R: 0	H: 1	E: 0	K: 0	S: 9	H: 1	LOB: 0	BB: 0	P: 15	R: 0	H: 0	E: 0	K: 2	S: 16	H: 0	LOB: 0	BB: 0	P: 23	1B: 6	SF: 0	2B: 4	SAC: 1	3B: 1	DP: 0	HR: 1	HBP: 1	WP: 0	PA: 42
--------------	------	------	------	------	-------	------	--------	-------	-------	------	------	------	------	-------	------	--------	-------	-------	------	------	------	------	------	------	--------	-------	-------	------	------	------	------	-------	------	--------	-------	-------	------	------	------	------	------	------	--------	-------	-------	------	------	------	------	-------	------	--------	-------	-------	------	------	------	------	-------	------	--------	-------	-------	------	------	------	------	------	------	--------	-------	-------	------	------	------	------	-------	------	--------	-------	-------	-------	-------	-------	--------	-------	-------	-------	--------	-------	--------

PITCHER	IP	WLS	BF	H	R	ER	SO	BB	IBB	HBP	BLK	WP	HR	S	P	ERA	WHIP
Jose Lima, R ERA: 3.4 (1, 1)	5.0	W	25	8	4	3	2	1	0	0	0	0	0	61	88	5.40	1.800
Brian Williams, R ERA: 4.37 (6, 1)	1.0	H	8	3	1	1	2	1	0	1	0	0	0	19	34	9.00	4.000
Jose Cabrera, R ERA: 2.61 (7, 1)	1.0	H	3	0	0	0	2	0	0	0	0	0	0	9	9	0.00	0.000
Jay Powell, R ERA: 3.92 (8, 1)	1.0	H	3	1	0	0	0	0	0	0	0	0	0	9	15	0.00	1.000
Billy Wagner, L ERA: 1.81 (9, 1)	1.0	S	3	0	0	0	2	0	0	0	0	0	0	16	23	0.00	0.000

BOTTOM

Houston Astros @ Philadelphia Phillies
Veterans Stadium, Philadelphia, PA

Mon Sep 06 1999, 7:05 PM EDT
Att: 12,223 - Cloudy - 78 F

AB	38
R	5
H	12
RBI	4
BB	2
SO	8
LOB	21



PITCHER	IP	WLS	BF	H	R	ER	SO	BB	IBB	HBP	BLK	WP	HR	S	P	ERA	WHIP
Jose Lima, R ERA: 3.4 (1, 1)	5.0	W	25	8	4	3	2	1	0	0	0	0	0	61	88	5.40	1.800
Brian Williams, R ERA: 4.37 (6, 1)	1.0	H	8	3	1	1	2	1	0	1	0	0	0	19	34	9.00	4.000
Jose Cabrera, R ERA: 2.61 (7, 1)	1.0	H	3	0	0	0	2	0	0	0	0	0	0	9	9	0.00	0.000
Jay Powell, R ERA: 3.92 (8, 1)	1.0	H	3	1	0	0	0	0	0	0	0	0	0	9	15	0.00	1.000
Billy Wagner, L ERA: 1.81 (9, 1)	1.0	S	3	0	0	0	2	0	0	0	0	0	0	16	23	0.00	0.000

Houston Astros @ Philadelphia Phillies
Veterans Stadium, Philadelphia, PA

Tue Sep 07 1999, 7:05 PM EDT
 Att. 12,934 - Overcast - 78 F

AB	37
R	8
H	12
RBI	7
BB	11
SO	6
LOB	28



WP:	1	PA:	50
PB:	0		
SB:	3		
CS:	0		

Batter	1	2	3	4	5	6	7	8	9	AB R H RBI BB SO LOB
Craig Biggio, R (1, 4) OBP: 0.387, SLG: 0.457	1-2 FC6-4 1B		0-2 G1-3		4-2 S E BB	4-1 5 SF9 1B BB	4-0 IBB		0-0 FC5-4 1B E	3 2 1 0 3 0 1
Stan Javier, S (1, 8) OBP: 0.338, SLG: 0.347	2-2 FC6-4 G4-3 5 S		0-0 F7		3-2 G3-1	1-1 BB 1B	3-3 K	1-1 E 5 WP 1B	3 0 0 0 0 0 1 1 0 1 1 0 0 0 2 1 1 0 0 1 3	
Bill Spiers, L (6, PH) OBP: 0.366, SLG: 0.404										
Matt Mieske, R (7, PH) OBP: 0.345, SLG: 0.550	1-2f									
5 Jeff Bagwell, R (1, 3) OBP: 0.451, SLG: 0.615	4-0 G4-3 1-2 BB			2-1 L7	2-3 K	1-0 SF9	1-0 P4		3-3 K 1-2	4 0 0 1 1 2 5
Ken Caminiti, S (1, 5) OBP: 0.374, SLG: 0.458	2-2 G4-3			2-1 G3-1	3-1 BB 1B	4-2 BB BB		0-3 K	1-1 E2 1B	5 0 2 2 1 1 2 0 0 0 0 0 0 0
Doug Henry, R (9, 1)	1-2 2-3									
Derek Bell, R (1, 9) OBP: 0.312, SLG: 0.356	1-0 G4-3			0-1 S 1B 2B	4-2 BB 1-2	2-2 P4		2-1 FC6-4 BB 1B	1-3 K	5 1 2 0 1 1 6
Daryle Ward, L (1, 7) OBP: 0.276, SLG: 0.430		1-1 L3		4-0 BB 1B BB	0-0 F7		2-0 HR	4-2 FC6-4 BB 1-2		2 1 0 0 1 0 2 1 1 1 1 1 0 0
Ryan Thompson, R (7, PH) OBP: 0.313, SLG: 0.500										
Tony Eusebio, R (1, 2) OBP: 0.358, SLG: 0.355		1-0 F9		4-0 1B 1-2 2-3 BB		0-1 FC3-5 1B 1B	0-2 SH3-4 BB 1B	1-0 FC6-4 FC5-4 1-2f 2-3		4 0 2 0 1 0 2
Ricky Gutierrez, R (1, 6) OBP: 0.351, SLG: 0.345		2-2 G1-3		3-2 1-3 2-H 3-H 1B		2-2 BB FC3-5 1B 1B	4-2 SH3-4 BB 1-2	1-2 FC5-4 1-2f		4 1 2 2 1 0 2
Chris Holt, R (1, 1) OBP: 0.114, SLG: 0.071			0-3 K	0-0 G5-3		0-0 FC3-5 1B 5 SF9 2-3f	1-0 SH3-4		4-0 FC5-4 BB	2 0 0 0 0 0 1 2 1 1 0 0 0 0 0 2 0 0 0 0 0 0 0 0 0 0 0 0 0 0 0 0
Carlos Hernandez, R (8, PH) OBP: 0.111, SLG: 0.111										
Trevor Miller, R (6, 1)										
Jay Powell, R (7, 1)										
Russ Johnson, R (9, PH) OBP: 0.358, SLG: 0.443										

Inning Stats	R: 0	H: 1	R: 0	H: 0	R: 0	H: 0	R: 2	H: 2	R: 1	H: 1	R: 2	H: 3	R: 1	H: 2	R: 0	H: 1	R: 2	H: 2		
	E: 0	LOB: 2	E: 0	LOB: 0	E: 0	LOB: 0	E: 0	LOB: 2	E: 0	LOB: 2	E: 0	LOB: 3	E: 0	LOB: 3	E: 0	LOB: 2	E: 1	LOB: 1	E: 1	LOB: 1
	K: 0	BB: 1	K: 0	BB: 0	K: 1	BB: 0	K: 0	BB: 2	K: 1	BB: 2	K: 0	BB: 2	K: 1	BB: 2	K: 1	BB: 1	K: 2	BB: 1	K: 2	BB: 1
	S: 12	P: 22	S: 6	P: 10	S: 7	P: 7	S: 10	P: 25	S: 15	P: 31	S: 15	P: 29	S: 12	P: 27	S: 12	P: 20	S: 11	P: 21	S: 11	P: 21

PITCHER	IP	WLS	BF	H	R	ER	SO	BB	IBB	HBP	BLK	WP	HR	S	P	ERA	WHIP
Mike Grace, R (1, 1) ERA: 6.75	5.0		24	4	3	3	2	5	0	0	0	0	0	50	95	5.40	1.800
Steve Schrenk, R (6, 1) ERA: 3.29	0.1	H	4	2	2	2	0	1	0	0	0	0	0	7	13	54.00	9.000
Scott Aldred, L (6, 1) ERA: 4.01	0.2	B	4	1	0	0	0	1	0	0	0	0	0	8	16	0.00	3.000
Amaury Telemaco, R (7, 1) ERA: 5.76	0.1		5	2	1	1	0	1	1	0	0	0	1	8	19	27.00	9.000
Billy Brewer, L (7, 1) ERA: 5.87	0.2		2	0	0	0	1	0	0	0	0	0	0	4	8	0.00	0.000

PITCHER	IP	WLS	BF	H	R	ER	SO	BB	IBB	HBP	BLK	WP	HR	S	P	ERA	WHIP
Steve Montgomery, R (8, 1) ERA: 3.14	1.0		5	1	0	0	1	1	0	0	0	0	0	12	20	0.00	2.000
Wayne Gomes, R (9, 1) ERA: 4.48	1.0	L	6	2	2	2	2	1	0	0	0	1	0	11	21	18.00	3.000

Batter	1	2	3	4	5	6	7	8	9	AB	R	H	RBI	BB	SO	LOB
Doug Glanville, R OBP: 0.377, SLG: 0.447 (1, 8)	G6-3 1-0		HR 1B 1-2		G5-3 1-2		1B 23 BB 1B 1-1		P5 1-2	5	2	2	0	0	0	0
Rob Ducey, L OBP: 0.405, SLG: 0.503 Kevin Sefcik, R OBP: 0.354, SLG: 0.381 (7, PH) (8, 7)	G3-1 1-2		K 1-3		2B 1-1		23 BB BB 1B 1-3		G6-3 0-1	3	1	1	0	0	1	2
Bobby Abreu, L OBP: 0.449, SLG: 0.585 (1, 9)	G5-3 2-1		HR 1-1 2-1		2B 2-1		23 BB BB 1-2			3	1	2	4	1	0	0
23 Kevin Jordan, R OBP: 0.358, SLG: 0.434 (1, 5)			G6-3 1-2		G5-3 2-2		BB 1-2 2-3 3-H BB 2-3			3	0	1	1	1	0	1
Rico Brogna, L OBP: 0.340, SLG: 0.470 (1, 3)		F7 0-0		G6-3 1-1		G1-3 3-1		K 2-3		4	0	0	0	0	1	4
Mike Lieberthal, R OBP: 0.371, SLG: 0.574 (1, 2)		G5-4-3 0-0		G4-3 2-2		P4 3-2		P3 2-1		4	0	0	0	0	0	1
Marlon Anderson, L OBP: 0.293, SLG: 0.366 Billy Brewer, L Steve Montgomery, R OBP: 1.000, SLG: 1.000 Torey Lovullo, S OBP: 0.200, SLG: 0.444 Wayne Gomes, R (7, 1) (8, 1) (8, PH) (9, 1)			WP 1B 2-1		1B 0-0		G1-3 2-2		F7 0-0	3	1	2	0	0	0	0
Alex Arias, R OBP: 0.369, SLG: 0.395 (1, 6)			HR 1B 1-1		P4 0-1		L6 1-1		P3 0-1	4	1	1	1	0	0	1
Mike Grace, R Domingo Cedeno, S OBP: 0.259, SLG: 0.324 Steve Schrenk, R Scott Aldred, L Amaury Telemaco, R 15 David Doster, R OBP: 0.305, SLG: 0.337 (1, 1) (5, PH) (6, 1) (6, 1) (7, 1) (7, 4)			K 0-3		K 2-3		F9 0-1		K 0-3	1	0	0	0	0	1	1

Inning Stats	R: 0	H: 0	E: 0	K: 8	S: 8	H: 0	LOB: 0	BB: 0	P: 12	R: 0	H: 1	E: 0	K: 0	S: 5	R: 4	H: 4	E: 0	K: 2	S: 15	R: 0	H: 1	E: 0	K: 0	S: 8	R: 1	H: 2	E: 0	K: 1	S: 16	R: 0	H: 0	E: 0	K: 0	S: 8	R: 1	H: 2	E: 0	K: 1	S: 15	R: 0	H: 0	E: 0	K: 0	S: 5	R: 0	H: 0	E: 0	K: 0	S: 7	R: 0	H: 0	E: 0	K: 1	S: 8	1B: 7	2B: 2	3B: 0	HR: 1	SF: 0	SAC: 0	DP: 1	HBP: 0
--------------	------	------	------	------	------	------	--------	-------	-------	------	------	------	------	------	------	------	------	------	-------	------	------	------	------	------	------	------	------	------	-------	------	------	------	------	------	------	------	------	------	-------	------	------	------	------	------	------	------	------	------	------	------	------	------	------	------	-------	-------	-------	-------	-------	--------	-------	--------

PITCHER	IP	WLS	BF	H	R	ER	SO	BB	IBB	HBP	BLK	WP	HR	S	P	ERA	WHIP
Chris Holt, R ERA: 4.57 (1, 1)	5.0		22	8	5	5	3	0	0	0	0	1	1	52	75	9.00	1.600
Trevor Miller, L ERA: 5.93 (6, 1)	1.2		8	2	1	1	0	1	0	0	0	0	0	16	31	5.40	1.800
Jay Powell, R ERA: 3.84 (7, 1)	1.1	W	5	0	0	0	1	1	0	0	0	0	0	12	20	0.00	0.750
Doug Henry, R ERA: 4.78 (9, 1)	1.0	S	3	0	0	0	1	0	0	0	0	0	0	8	9	0.00	0.000

BOTTOM

Houston Astros @ Philadelphia Phillies
Veterans Stadium, Philadelphia, PA


Tue Sep 07 1999, 7:05 PM EDT
Att: 12,934 - Overcast - 78 F

AB	R	H	RBI	BB	SO	LOB
36	6	10	6	2	5	10

WP: 1 PA: 38
PB: 0
SB: 0
CS: 0



PITCHER	IP	WLS	BF	H	R	ER	SO	BB	IBB	HBP	BLK	WP	HR	S	P	ERA	WHIP
---------	----	-----	----	---	---	----	----	----	-----	-----	-----	----	----	---	---	-----	------

Batter	1	2	3	4	5	6	7	8	9	AB R H RBI BB SO LOB	TOP											
Craig Biggio, R (1, 4) OBP: 0.386, SLG: 0.462 Russ Johnson, R (7, PH) OBP: 0.356, SLG: 0.440	1-2 P3		0-1 HR		2-2 L9	1-2 SF8	3-2 FC6-4			3 1 1 2 0 0 2 1 0 0 0 0 0 1												
Bill Spiers, L (1, 8) OBP: 0.366, SLG: 0.404 Wade Miller, R (8, 1)	1-1 F7		1-2 F9			3-1 P4		3-2 G6-3 1B		5 1 2 1 0 0 0 0 0 0 0 0 0 0												
5 Jeff Bagwell, R (1, 3) OBP: 0.451, SLG: 0.620 Matt Mieske, R (6, 7)	0-2 G5-3				3-0 G6-3	NP HR HBP		1-2 G3		3 2 1 3 0 0 0 1 0 0 0 0 0 1												
Ken Caminiti, S (1, 5) OBP: 0.377, SLG: 0.454 Glen Barker, S (6, 8)		3-2 F7		0-1 F9		SAFE SAFE HR BB		0-1 G6-3		2 1 0 0 2 0 0 1 0 0 0 0 0 1												
Daryle Ward, L (1, 7) OBP: 0.291, SLG: 0.458		0-1 G3-1		0-1 F9		SAFE SAFE HR BB		4-0 BB		3 1 1 3 2 0 0												
17 Lance Berkman, S (1, 9) OBP: 0.316, SLG: 0.378		0-0 1B			0-1 G6-3	2B 1B BB		0-3 K		4 1 1 0 1 1 4												
Paul Bako, L (1, 2) OBP: 0.342, SLG: 0.374		1-2 G3			1-3 K	2-2 1B SF8 2B	0-0 G5-3		0-1 G5-4-3 1B	5 1 2 0 0 1 1	AB 37 R 10 H 12 RBI 10 BB 6 SO 2 LOB 12											
Tim Bogar, R (1, 6) OBP: 0.324, SLG: 0.334 Ricky Gutierrez, R (7, 6)			3-2 G4-3		3-2 1B 1B	4-0 1B IBB	0-2 FC6-4 1B		1-1 G5-4-3 1-2f	3 1 2 0 1 0 0 1 0 0 0 0 0 1												
Mike Hampton, R (1, 1) OBP: 0.338, SLG: 0.422 Carlos Hernandez, R (8, 4)			1-2 G5-3		1-2 1B	1-1 1B 5 HR 1B	2-1 FC6-4		2-1 F9	4 1 2 1 0 0 1 1 0 0 0 0 0 0												
Inning Stats	R: 0 E: 0 K: 0 S: 8	H: 0 LOB: 0 BB: 0 P: 10	R: 0 E: 0 K: 0 S: 11	H: 1 LOB: 1 BB: 0 P: 15	R: 1 E: 0 K: 0 S: 11	H: 1 LOB: 0 BB: 0 P: 16	R: 0 E: 0 K: 0 S: 5	H: 0 LOB: 0 BB: 0 P: 8	R: 0 E: 0 K: 1 S: 20	H: 2 LOB: 2 BB: 0 P: 27	R: 9 E: 0 K: 0 S: 27	H: 5 LOB: 2 BB: 5 P: 61	R: 0 E: 0 K: 0 S: 9	H: 1 LOB: 1 BB: 0 P: 14	R: 0 E: 0 K: 1 S: 11	H: 1 LOB: 2 BB: 1 P: 19	R: 0 E: 0 K: 0 S: 6	H: 1 LOB: 0 BB: 0 P: 9	1B: 8 2B: 1 3B: 0 HR: 3	SF: 1 SAC: 0 DP: 1 HBP: 1	WP: 1 PB: 0 SB: 0 CS: 0	PA: 45
PITCHER	IP WLS BF H R ER SO BB IBB HBP BLK WP HR S P ERA WHIP																					
Curt Schilling, R (1, 1) ERA: 3.54	5.1 L 23 5 4 4 1 1 0 1 0 1 0 1 2 64 96 6.75 1.125																					
Billy Brewer, L (6, 1) ERA: 8.62	0.1 6 3 3 3 0 1 1 0 0 0 0 0 0 11 24 81.00 12.000																					
Carlton Loewer, R (6, 1) ERA: 5.33	1.1 8 2 3 3 0 2 0 0 0 0 0 1 16 31 20.25 3.000																					
Cliff Politte, R (8, 1) ERA: 11.0	1.0 5 1 0 0 1 1 0 0 0 0 0 0 11 19 0.00 2.000																					
Chad Ogea, R (9, 1) ERA: 5.67	1.0 3 1 0 0 0 0 0 0 0 0 0 0 6 9 0.00 1.000																					

Houston Astros @ Philadelphia Phillies
Veterans Stadium, Philadelphia, PA
Wed Sep 08 1999, 7:05 PM EDT
Att. 14,050 - Overcast - 81 F

livebaseballscorecards.com

Batter	1	2	3	4	5	6	7	8	9	AB R H RBI BB SO LOB	TOP													
Craig Biggio, R (1, 4) OBP: 0.391, SLG: 0.464	3-0 HBP		1-2 F9 1B		4-1 S BB		1-1 1B		1-1 G5-4-3 1B	3 0 3 0 1 0 0														
Bill Spiers, L (1, 8) OBP: 0.361, SLG: 0.398	2-2 L4		1-0 F8		0-1 F8		2-3 K		0-0 G5-4-3 1-2f	5 0 0 0 0 1 5														
5 Jeff Bagwell, R (1, 3) OBP: 0.451, SLG: 0.617	2-3 K		4-2 1 SAFE 1-2 BB		1-3 K			3-2 HR 1B	1-3 K	4 1 1 0 1 3 2														
Ken Caminiti, S (1, 5) OBP: 0.374, SLG: 0.464	3-0 G4-3		0-1 F9		1-3 K			3-2 HR 1-H		4 1 1 2 0 1 3														
Daryle Ward, L (1, 7) OBP: 0.302, SLG: 0.495		0-1 BB 1B	3-2 G4-3		0-0 HR			2-0 G4-3		3 1 2 1 0 0 2														
Glen Barker, S (6, 8) OBP: 0.351, SLG: 0.354										1 0 0 0 0 0 0														
Derek Bell, R (1, 9) OBP: 0.312, SLG: 0.357		2-3 K		3-2 F7		3-2 F8		1-0 2B		4 0 1 0 0 1 1														
Tony Eusebio, R (1, 2) OBP: 0.357, SLG: 0.353		1 SAFE F9	1-0 F9	1-0 G6-4-3 1B		2-2 G4-3		3-2 P3		4 0 1 0 0 0 2														
Ricky Gutierrez, R (1, 6) OBP: 0.352, SLG: 0.340		4-2 1-2 BB		2-2 G6-4-3 1-2f			0-1 G6-3	4-0 IBB		2 0 0 0 2 0 1														
Shane Reynolds, R (1, 1) OBP: 0.172, SLG: 0.180		0-3 K			1-0 G6-3		0-3 K	2-3 K		4 0 0 0 0 3 4														
Billy Wagner, L (8, 1)										0 0 0 0 0 0 0														
Inning Stats	R: 0 E: 0 K: 1 S: 7	H: 0 LOB: 1 BB: 0 P: 17	R: 0 E: 0 K: 2 S: 11	H: 1 LOB: 2 BB: 1 P: 18	R: 0 E: 1 K: 0 S: 11	H: 1 LOB: 0 BB: 0 P: 16	R: 0 E: 0 K: 1 S: 7	H: 0 LOB: 1 BB: 1 P: 13	R: 1 E: 0 K: 1 S: 11	H: 1 LOB: 0 BB: 0 P: 17	R: 0 E: 0 K: 2 S: 11	H: 1 LOB: 1 BB: 0 P: 14	R: 2 E: 0 K: 1 S: 16	H: 3 LOB: 2 BB: 1 P: 34	R: 0 E: 0 K: 1 S: 6	H: 1 LOB: 0 BB: 0 P: 8	1B: 6 2B: 1 3B: 0 HR: 2	SF: 0 SAC: 0 DP: 2 HBP: 1	WP: 0 PB: 0 SB: 1 CS: 0	PA: 39				
PITCHER	IP WLS BF H R ER SO BB IBB HBP BLK WP HR S P ERA WHIP																							
Paul Byrd, R (1, 1) ERA: 4.07	7.0		5 1 1 7 3 0 1 0		0 1 68 115 1.29 1.143																			
Steve Montgomery, R (8, 1) ERA: 3.42	1.0	L	7 3 2 1 0 1 0 0		1 16 34 18.00 3.000																			
Joe Grahe, R (9, 1) ERA: 2.66	1.0		3 1 0 1 0 0 1 0		0 0 6 8 0.00 1.000																			

Houston Astros @ Philadelphia Phillies
Veterans Stadium, Philadelphia, PA
Thu Sep 09 1999, 7:05 PM EDT
Att. 11,133 - Cloudy - 84 F

livebaseballscorecards.com

AB	34
R	3
H	9
RBI	3
BB	4
SO	9
LOB	20



Batter	1	2	3	4	5	6	7	8	9	10	11	12	13	AB R H RBI BB SO LOB																
Craig Biggio, R OBP: 0.392, SLG: 0.466 (1, 4)	G5-3		P3			1B		G3-1 2B		L4		IBB		5 0 2 1 1 0 0																
Derek Bell, R OBP: 0.309, SLG: 0.352 (1, 9)	K		G6-3			F8		G3-1		G6-3		K		6 0 0 0 0 2 4																
5 Jeff Bagwell, R OBP: 0.448, SLG: 0.611 (1, 3)	G6-3				K	K		K		G6-3			HR 1B	6 1 1 0 0 3 2																
Carl Everett, S OBP: 0.393, SLG: 0.591 (1, 8) (10, 7) (12, 8)		HR			K	K		K			G4-3		HR	6 2 2 3 0 3 1																
Ken Caminiti, S OBP: 0.372, SLG: 0.458 (1, 5)		L8			G4-3			K		S 1B WP BB	G5-3			3 0 0 0 1 1 0																
Glen Barker, S OBP: 0.351, SLG: 0.354 (9, PR) (10, 8)										WP S 1B				0 1 0 0 0 0 0																
Ryan Thompson, R OBP: 0.294, SLG: 0.467 (11, PH) (12, 7)											P6			1 0 0 0 0 0 0																
Daryle Ward, L OBP: 0.318, SLG: 0.505 (1, 7)						G4-6-3 1B		G4-3						4 0 3 0 0 0 0																
Carlos Hernandez, R OBP: 0.100, SLG: 0.100 (9, PR)										WP S 1B				0 1 0 0 0 0 0																
Russ Johnson, R OBP: 0.354, SLG: 0.437 (10, 5)														1 0 0 0 0 0 0																
Paul Bako, L OBP: 0.339, SLG: 0.367 (1, 2)		F8			G4-6-3			K		1B BB				4 0 0 0 1 1 2																
Ricky Gutierrez, R OBP: 0.361, SLG: 0.360 (1, 6)										1-3 2-H				5 1 4 1 0 0 1																
Southampton, R (1, 1)																														
Lance Berkman, S (1, 1)																														
Trevor Miller, R (1, 1)																														
Brian Williams, R (1, 1)																														
Sam Rice, R (1, 1)																														
Jay Power, R (1, 1)																														
Matt Mieske, R (1, 1)																														
Doug Henry, R (1, 1)																														
Jose Cabrera, SS (1, 1)																														
Tony Eusebio, R (1, 1)																														
Billy Wagner, L (1, 1)																														
Inning Stats	R: 0 E: 0 K: 1 S: 8	H: 0 LOB: 0 BB: 0 P: 11	R: 1 E: 0 K: 0 S: 9	H: 2 LOB: 1 BB: 0 P: 14	R: 0 E: 0 K: 0 S: 6	H: 0 LOB: 0 BB: 0 P: 9	R: 0 E: 0 K: 2 S: 10	H: 0 LOB: 0 BB: 0 P: 17	R: 0 E: 0 K: 1 S: 9	H: 2 LOB: 1 BB: 0 P: 13	R: 0 E: 0 K: 2 S: 12	H: 1 LOB: 1 BB: 0 P: 14	R: 0 E: 0 K: 1 S: 11	H: 0 LOB: 0 BB: 0 P: 15	R: 1 E: 0 K: 1 S: 11	H: 2 LOB: 1 BB: 0 P: 16	R: 2 E: 0 K: 1 S: 14	H: 2 LOB: 2 BB: 2 P: 27	R: 0 E: 0 K: 0 S: 3	H: 0 LOB: 0 BB: 0 P: 3	R: 0 E: 0 K: 0 S: 3	H: 0 LOB: 0 BB: 0 P: 3	R: 0 E: 0 K: 1 S: 6	H: 1 LOB: 2 BB: 1 P: 10	R: 2 E: 0 K: 0 S: 2	H: 2 LOB: 0 BB: 0 P: 2	1B: 8 2B: 1 3B: 1 HR: 2	SF: 0 SAC: 0 DP: 2 HBP: 0	WP: 1 PB: 0 SB: 3 CS: 0	PA: 49

BOTTOM	
AB R H RBI BB SO LOB	5 0 2 1 1 0 0
	6 0 0 0 0 2 4
	6 1 1 0 0 3 2
	6 2 2 3 0 3 1
	3 0 0 0 1 1 0
	0 1 0 0 0 0 0
	1 0 0 0 0 0 0
	4 0 3 0 0 0 0
	0 1 0 0 0 0 0
	1 0 0 0 0 0 0
	4 0 0 0 1 1 2
	5 1 4 1 0 0 1
	1 0 0 0 0 0 0
	0 0 0 0 0 0 0
	1 0 0 0 0 0 0
	0 0 0 0 0 0 0
	1 0 0 0 0 0 0
	0 0 0 0 0 0 0
	1 0 0 0 0 0 0
	0 0 0 0 0 0 0
	1 0 0 0 0 0 0
	0 0 0 0 0 0 0
	1 0 0 0 0 0 0
	0 0 0 0 0 0 0

AB	R	H	RBI	BB	SO	LOB
46	6	12	5	3	11	15



Chicago Cubs @ Houston Astros
Astrodome, Houston, TX
Fri Sep 10 1999, 8:05 PM EDT
Att: 48,879 - Dome - 72 F

livebaseballscorecards.com

Batter	1	2	3	4	5	6	7	8	9	AB R H RBI BB SO LOB	TOP	
Bo Porter, R (1, 8) <small>OBP: 0.222, SLG: 0.125</small> Roosevelt Brown, L (8, PH) <small>OBP: 0.250, SLG: 0.267</small> 33 Brian McNichol, L (8, 1) Scott Sanders, R (8, 1) <small>OBP: 0.294, SLG: 0.412</small>	2-3 K		1-3 K		0-3 K			1-0 BB 1B		3 0 0 0 0 3 1 1 0 1 0 0 0 0 0 0 0 0 0 0 0 0 0 0 0 0 0 0	Chicago Cubs @ Houston Astros Astrodome, Houston, TX Sat Sep 11 1999, 8:05 PM EDT Att: 52,010 - Dome - 72 F	
Chad Meyers, R (1, 4) <small>OBP: 0.267, SLG: 0.278</small> Mickey Morandini, L (8, PH) <small>OBP: 0.320, SLG: 0.338</small>	2-3 K			2-2 G6-3		3-0 F8		0-1 BB 1B		3 0 0 0 0 1 0 1 0 1 0 0 0 0		
Mark Grace, L (1, 3) <small>OBP: 0.390, SLG: 0.476</small>	1-3 K			1-0 E FC4-6 1B		0-3 K		1-0 SF8		3 1 1 1 0 2 0		
Sammy Sosa, R (1, 9) <small>OBP: 0.371, SLG: 0.667</small>		1-1 E6 G6-3		0-1 E9 FC4-6 1B		1-0 P3		3-H 2-3 K		4 0 1 0 0 1 2		
Henry Rodriguez, L (1, 7) <small>OBP: 0.386, SLG: 0.547</small>		0-0 F7		0-0 FC4-6 1-2f 3-H		0-0 G4-3 SF8 2B		4-0 1-2 2-3 BB		3 1 1 1 1 0 2		
Cole Liniak, R (1, 5) <small>OBP: 0.292, SLG: 0.348</small> Glenallen Hill, R (8, PH) <small>OBP: 0.356, SLG: 0.571</small> Gary Gaetti, R (8, 5) <small>OBP: 0.262, SLG: 0.341</small>		2-2 G6-3		0-0 G4-3		0-1 G4-3		0-0 L4		3 0 0 0 0 0 3 1 0 0 0 0 0 3 0 0 0 0 0 0 0		
Jose Nieves, R (1, 6) <small>OBP: 0.274, SLG: 0.307</small>		1-1 G5-3			1-0 G4-3		0-0 SF8		0-1 F9			3 0 0 1 0 0 1
José Molina, R (1, 2) <small>OBP: 0.333, SLG: 0.375</small> Jeff Blauser, R (9, PH) <small>OBP: 0.352, SLG: 0.420</small>			0-2 G5-3		1-1 G5-3		0-3 K		2-3 K			3 0 0 0 0 1 0 1 0 0 0 0 1 0
Micah Bowie, L (1, 1) <small>OBP: 0.300, SLG: 0.222</small> Rodney Myers, R (5, 1) <small>OBP: 0.429, SLG: 0.571</small> Lance Johnson, L (8, PH) <small>OBP: 0.319, SLG: 0.343</small>			0-2 G6-3		1-0 1B			3-2 1B SF8 1B		2 0 1 0 0 0 0 0 0 0 0 0 0 0 2 1 1 0 0 0 0		
Inning Stats	R: 0 H: 0 E: 0 LOB: 0 K: 3 BB: 0 S: 11 P: 16	R: 0 H: 0 E: 1 LOB: 1 K: 0 BB: 0 S: 12 P: 16	R: 0 H: 0 E: 0 LOB: 0 K: 1 BB: 0 S: 10 P: 11	R: 1 H: 2 E: 1 LOB: 1 K: 0 BB: 0 S: 10 P: 13	R: 0 H: 1 E: 0 LOB: 1 K: 1 BB: 0 S: 7 P: 10	R: 0 H: 0 E: 0 LOB: 0 K: 1 BB: 0 S: 6 P: 10	R: 1 H: 1 E: 0 LOB: 0 K: 1 BB: 0 S: 7 P: 7	R: 1 H: 3 E: 0 LOB: 3 K: 1 BB: 1 S: 13 P: 24	R: 0 H: 0 E: 0 LOB: 0 K: 1 BB: 0 S: 7 P: 9	1B: 6 SF: 2 2B: 1 SAC: 0 3B: 0 DP: 0 HR: 0 HBP: 0		WP: 0 PA: 36 PB: 0 SB: 0 CS: 0
PITCHER	IP WLS BF H R ER SO BB IBB HBP BLK WP HR S P ERA WHIP											IP WLS BF H R ER SO BB IBB HBP BLK WP HR S P ERA WHIP
Jose Lima, R (1, 1) <small>ERA: 3.36</small>	7.1 W 30 7 3 2 7 0 0 0 0 0 0 0 0 71 96 2.46 0.955											
Jay Powell, R (8, 1) <small>ERA: 3.74</small>	0.2 H 3 0 0 0 1 1 0 0 0 0 0 0 0 5 11 0.00 1.500											
Billy Wagner, L (9, 1) <small>ERA: 1.72</small>	1.0 S 3 0 0 0 1 0 0 0 0 0 0 0 0 7 9 0.00 0.000											

livebaseballscorecards.com



Chicago Cubs @ Houston Astros
Astrodome, Houston, TX

Sat Sep 11 1999, 8:05 PM EDT
Att: 52,010 - Dome - 72 F

livebaseballscorecards.com

AB	28
R	5
H	7
RBI	5
BB	8
SO	7
LOB	18



1B:	6	SF:	0	WP:	1	PA:	38
2B:	1	SAC:	0	PB:	0		
3B:	0	DP:	2	SB:	0		
HR:	1	HBP:	1	CS:	2		

PITCHER	IP	WLS	BF	H	R	ER	SO	BB	IBB	HBP	BLK	WP	HR	S	P	ERA	WHIP
Micah Bowie, L ERA: 11.89	4.2	L	24	6	5	5	5	4	0	1	1	1	1	56	99	9.64	2.143
Rodney Myers, R ERA: 4.55	2.1		8	0	0	0	2	2	0	0	0	0	0	16	37	0.00	0.857
33 Brian McNichol, L ERA: 11.57	0.2		4	1	0	0	0	2	0	0	0	0	0	6	17	0.00	4.500
Scott Sanders, R ERA: 5.79	0.1		1	0	0	0	0	0	0	0	0	0	0	1	1	0.00	0.000

Batter	1	2	3	4	5	6	7	8	9	AB	R	H	RBI	BB	SO	LOB
Craig Biggio, R OBP: 0.391, SLG: 0.462 (1, 4)	G6-3		WP 1B BB	F7		FC6-4 1-2f		FC6-4 1-2f		4	1	0	0	1	0	3
Ricky Gutierrez, R OBP: 0.363, SLG: 0.363 (1, 6)	K		CS 5 BB 1B 1-H		BB 1B	CS 1-2	G3			4	1	2	1	0	1	0
5 Jeff Bagwell, R OBP: 0.447, SLG: 0.608 (1, 3)	F7		1B BB		F8		G6-3			3	1	0	0	1	0	1
Carl Everett, S OBP: 0.394, SLG: 0.588 (1, 8) (9, 9)		BB 1B HBP	K		F8		E BB			2	1	0	0	1	1	3
Ken Caminiti, S OBP: 0.378, SLG: 0.458 (1, 5)		1B BB	BLK 1B		1B BB		K			2	0	1	1	2	1	1
Ryan Thompson, R OBP: 0.300, SLG: 0.444 17 Lance Berkman, S OBP: 0.320, SLG: 0.381 (5, PR) (6, 9) (9, 7)	K		K		1B		G6-4-3 1B			3	0	1	1	0	2	3
Matt Mieske, R OBP: 0.331, SLG: 0.527 Paul Bako, L OBP: 0.339, SLG: 0.367 (1, 7) (9, 2)	P6		F7		K		G6-4-3 1-2f			4	0	0	0	0	1	5
Tony Eusebio, R OBP: 0.361, SLG: 0.367 Glen Barker, S OBP: 0.351, SLG: 0.354 (8, PR) (9, 8)		1B		HR		G6-3		BB BB		3	1	2	2	1	0	0
Jose Lima, R OBP: 0.129, SLG: 0.090 Jay Powell, R Russ Johnson, R OBP: 0.358, SLG: 0.437 Billy Wagner, L (8, PH) (9, 1)	K		G4-3		FC6-4 BB		FC6-4 BB			2	0	0	0	1	1	2
Inning Stats	R: 0 E: 0 K: 1 S: 9	H: 0 LOB: 0 BB: 0 P: 13	R: 1 E: 0 K: 2 S: 11	H: 1 LOB: 2 BB: 1 P: 20	R: 2 E: 0 K: 2 S: 17	H: 2 LOB: 1 BB: 2 P: 35	R: 1 E: 0 K: 0 S: 7	H: 1 LOB: 0 BB: 0 P: 10	R: 1 E: 0 K: 1 S: 15	H: 2 LOB: 2 BB: 1 P: 26	R: 0 E: 0 K: 0 S: 4	H: 0 LOB: 0 BB: 1 P: 11	R: 0 E: 1 K: 1 S: 9	H: 0 LOB: 1 BB: 1 P: 21	R: 0 E: 0 K: 0 S: 7	H: 1 LOB: 2 BB: 2 P: 18

Batter	1	2	3	4	5	6	7	8	9
Craig Biggio, R OBP: 0.391, SLG: 0.462 (1, 4)	G6-3		WP 1B BB	F7		FC6-4 1-2f		FC6-4 1-2f	
Ricky Gutierrez, R OBP: 0.363, SLG: 0.363 (1, 6)	K		CS 5 BB 1B 1-H		BB 1B	CS 1-2	G3		
5 Jeff Bagwell, R OBP: 0.447, SLG: 0.608 (1, 3)	F7		1B BB		F8		G6-3		
Carl Everett, S OBP: 0.394, SLG: 0.588 (1, 8) (9, 9)		BB 1B HBP	K		F8		E BB		
Ken Caminiti, S OBP: 0.378, SLG: 0.458 (1, 5)		1B BB	BLK 1B		1B BB		K		
Ryan Thompson, R OBP: 0.300, SLG: 0.444 17 Lance Berkman, S OBP: 0.320, SLG: 0.381 (5, PR) (6, 9) (9, 7)	K		K		1B		G6-4-3 1B		
Matt Mieske, R OBP: 0.331, SLG: 0.527 Paul Bako, L OBP: 0.339, SLG: 0.367 (1, 7) (9, 2)	P6		F7		K		G6-4-3 1-2f		
Tony Eusebio, R OBP: 0.361, SLG: 0.367 Glen Barker, S OBP: 0.351, SLG: 0.354 (8, PR) (9, 8)		1B		HR		G6-3		BB BB	
Jose Lima, R OBP: 0.129, SLG: 0.090 Jay Powell, R Russ Johnson, R OBP: 0.358, SLG: 0.437 Billy Wagner, L (8, PH) (9, 1)	K		G4-3		FC6-4 BB		FC6-4 BB		

Batter	1	2	3	4	5	6	7	8	9
Craig Biggio, R OBP: 0.391, SLG: 0.462 (1, 4)	G6-3		WP 1B BB	F7		FC6-4 1-2f		FC6-4 1-2f	
Ricky Gutierrez, R OBP: 0.363, SLG: 0.363 (1, 6)	K		CS 5 BB 1B 1-H		BB 1B	CS 1-2	G3		
5 Jeff Bagwell, R OBP: 0.447, SLG: 0.608 (1, 3)	F7		1B BB		F8		G6-3		
Carl Everett, S OBP: 0.394, SLG: 0.588 (1, 8) (9, 9)		BB 1B HBP	K		F8		E BB		
Ken Caminiti, S OBP: 0.378, SLG: 0.458 (1, 5)		1B BB	BLK 1B		1B BB		K		
Ryan Thompson, R OBP: 0.300, SLG: 0.444 17 Lance Berkman, S OBP: 0.320, SLG: 0.381 (5, PR) (6, 9) (9, 7)	K		K		1B		G6-4-3 1B		
Matt Mieske, R OBP: 0.331, SLG: 0.527 Paul Bako, L OBP: 0.339, SLG: 0.367 (1, 7) (9, 2)	P6		F7		K		G6-4-3 1-2f		
Tony Eusebio, R OBP: 0.361, SLG: 0.367 Glen Barker, S OBP: 0.351, SLG: 0.354 (8, PR) (9, 8)		1B		HR		G6-3		BB BB	
Jose Lima, R OBP: 0.129, SLG: 0.090 Jay Powell, R Russ Johnson, R OBP: 0.358, SLG: 0.437 Billy Wagner, L (8, PH) (9, 1)	K		G4-3		FC6-4 BB		FC6-4 BB		

Batter	1	2	3	4	5	6	7	8	9	AB R H RBI BB SO LOB	TOP		
Roosevelt Brown, L (1, 8) OBP: 0.238, SLG: 0.211	4-1 BB BB		0-0 L5		0-2 F8		0-0 P5		1-0 FC6-4	4 0 0 0 1 0 3			
Mickey Morandini, L (1, 4) Mark Guthrie, R (7, 1) Terry Adams, R (8, 1)	4-0 BB BB 1-2 BB		2-0 L4		2-1 G6-3		2-2 F9			3 0 0 0 1 0 1 0 0 0 0 0 0 0 0 0 0 0 0 0 0			
Sammy Sosa, R (1, 9) OBP: 0.372, SLG: 0.665	2-0 P6			3-2 G6-3		1-1 2B 1B		0-1 L3 1B		4 0 2 0 0 0 2			
Mark Grace, L (1, 3) OBP: 0.391, SLG: 0.478	2-3 K			0-1 BB 1B SF7 1B		0-0 1-3 2B		3-2 L3 1-2		4 1 2 0 0 1 3			
Henry Rodriguez, L (1, 7) OBP: 0.385, SLG: 0.544	1-3 K			0-0 BB 1-2 1B		1-3 K		1-0 G4-3		4 0 1 0 0 2 4			
Shane Andrews, R (1, 5) OBP: 0.289, SLG: 0.325		2-3 K		4-1 BB 1-2 2-3 BB		3-3 K		2-1 1B HBP		2 0 0 0 1 2 2			
Jeff Reed, L (1, 2) OBP: 0.377, SLG: 0.373		0-3 K		2-0 SF7		1-1 G5-3		0-0 FC6-4 1-2 1B		3 0 1 1 0 1 2			
Jose Nieves, R (1, 6) OBP: 0.273, SLG: 0.300		1-1 F7		0-2 G6-3		4-0 WP BB		1-0 P3		3 0 0 0 1 0 4			
Steve Trachsel, R (1, 1) OBP: 0.105, SLG: 0.107 Jeff Blauser, R (7, PH) OBP: 0.349, SLG: 0.416 (7, 4)		2-3 K		0-1 G4-3		0-1 F7		3-1 F8		2 0 0 0 0 1 0 2 0 0 0 0 0 3			
Inning Stats	R: 0 E: 0 K: 2 S: 9 H: 0 LOB: 2 BB: 2 P: 22	R: 0 E: 0 K: 2 S: 8 H: 0 LOB: 0 BB: 0 P: 11	R: 0 E: 0 K: 1 S: 5 H: 0 LOB: 0 BB: 0 P: 9	R: 1 E: 0 K: 0 S: 14 H: 2 LOB: 2 BB: 1 P: 23	R: 0 E: 0 K: 0 S: 8 H: 0 LOB: 0 BB: 0 P: 10	R: 0 E: 0 K: 2 S: 11 H: 2 LOB: 2 BB: 0 P: 17	R: 0 E: 0 K: 0 S: 6 H: 0 LOB: 1 BB: 1 P: 12	R: 0 E: 0 K: 0 S: 6 H: 1 LOB: 0 BB: 0 P: 10	R: 0 E: 0 K: 0 S: 6 H: 1 LOB: 2 BB: 0 P: 13	1B: 5 2B: 2 3B: 0 HR: 0 SF: 1 SAC: 0 DP: 1 HBP: 1	WP: 1 PB: 0 SB: 0 CS: 0 PA: 37		
PITCHER	IP WLS BF H R ER SO BB IBB HBP BLK WP HR S P ERA WHIP											PITCHER	IP WLS BF H R ER SO BB IBB HBP BLK WP HR S P ERA WHIP
Chris Holt, R (1, 1) ERA: 4.45	6.0 W 26 4 1 1 7 4 0 0 0 0 0 0 55 96 1.50 1.333												
Jose Cabrera, R (7, 1) ERA: 2.38	1.0 H 3 0 0 0 0 0 0 0 0 0 1 0 6 8 0.00 0.000												
Jay Powell, R (8, 1) ERA: 3.69	1.0 H 3 1 0 0 0 0 0 0 0 0 0 0 6 10 0.00 1.000												
Doug Henry, R (9, 1) ERA: 4.37	1.0 5 1 0 0 0 0 0 0 0 1 0 0 0 6 13 0.00 1.000												

Chicago Cubs @ Houston Astros
Astrodome, Houston, TX
Sun Sep 12 1999, 2:35 PM EDT
Att. 51,877 - Dome - 72 F

livebaseballscorecards.com

AB	31
R	1
H	6
RBI	1
BB	4
SO	7
LOB	24



Batter	1	2	3	4	5	6	7	8	9	AB R H RBI BB SO LOB	TOP											
Doug Glanville, R (1, 8) OBP: 0.375, SLG: 0.439	0-3 K		2-1 F7			4-1 2B G6-3 BB		1-1 G4-3		3 1 0 0 1 1 0	Philadelphia Phillies @ Houston Astros Astrodome, Houston, TX Mon Sep 13 1999, 8:05 PM EDT Att. 44,399 - Dome - 72 F											
Ron Gant, R (1, 7) OBP: 0.361, SLG: 0.435 Steve Montgomery, R (8, 1) OBP: 1.000, SLG: 1.000	0-2 23 1B 2B		1-3 K			0-1 G6-3 1-3 2B		3-3 K		4 1 2 0 0 2 0 0 0 0 0 0 0 0												
Bobby Abreu, L (1, 9) OBP: 0.445, SLG: 0.570	2-3 K			4-0 23 FC6-4 BB		1-2 G6-3		4-0 BB		2 0 0 1 2 1 2												
23 Kevin Jordan, R (1, 5) OBP: 0.353, SLG: 0.420	2-0 2-H 1B			0-2 FC6-4 SAFE 1-2f		0-0 P3		0-1 F7		4 0 1 1 0 0 3												
Rico Brogna, L (1, 3) OBP: 0.336, SLG: 0.460	2-2 P8			1-1 F9		0-0 G5-3		0-1 G4-3		4 0 0 0 0 0 3												
Torey Lovullo, S (1, 4) OBP: 0.292, SLG: 0.522		1-3 K		0-0 F9			2-2 1B 1B		1-3 K			4 0 1 0 0 2 1										
Alex Arias, R (1, 6) OBP: 0.364, SLG: 0.384		1-2 G6-4-3 1B			3-3 K		0-1 G6-4-3 1-2 1B		0-1 G5-3			4 0 2 0 0 1 0										
Tom Prince, R (1, 2) OBP: 0.286, SLG: 0.167		2-1 G6-4-3 1-2f			4-1 G6-4-3 BB		1-3 K			2 0 0 0 1 1 3												
Joe Grahe, R (1, 1) OBP: 0.333, SLG: 0.200 Cliff Politte, R (4, 1) Wendell Magee, R (5, PH) Chad Ogea, R (5, 1) Kevin Setcik, R (7, PH) Steve Schrenk, R (7, 1) Rob Ducey, L (8, 7) OBP: 0.392, SLG: 0.483			3-2 G4-3		2-1 G6-4-3 1-2f		2-1 G6-4-3 1-2f			1 0 0 0 0 0 0 0 0 0 0 0 0 0 0 0 1 0 0 0 0 0 0 1 0 0 0 0 0 0 0 0 1 0 0 0 0 0 0 2 0 0 0 0 0 0 0 0 0 0 0 0 0 0 0 0												
Inning Stats	R: 1 E: 0 K: 2 S: 17	H: 2 LOB: 1 BB: 0 P: 23	R: 0 E: 0 K: 1 S: 9	H: 1 LOB: 0 BB: 0 P: 13	R: 0 E: 0 K: 1 S: 8	H: 0 LOB: 0 BB: 0 P: 14	R: 0 E: 0 K: 0 S: 8	H: 0 LOB: 1 BB: 1 P: 13	R: 0 E: 0 K: 1 S: 7	H: 0 LOB: 0 BB: 1 P: 16	R: 1 E: 0 K: 0 S: 8	H: 1 LOB: 1 BB: 1 P: 13	R: 0 E: 0 K: 1 S: 10	H: 2 LOB: 1 BB: 0 P: 15	R: 0 E: 0 K: 1 S: 7	H: 0 LOB: 1 BB: 1 P: 15	R: 0 E: 0 K: 1 S: 7	H: 0 LOB: 0 BB: 0 P: 8	1B: 4 2B: 2 3B: 0 HR: 0	SF: 0 SAC: 0 DP: 3 HBP: 0	WP: 0 PB: 0 SB: 0 CS: 0	PA: 34
PITCHER	IP WLS BF H R ER SO BB IBB HBP BLK WP HR S P ERA WHIP																					
Mike Hampton, L (1, 1) ERA: 2.81	7.0 W 27 6 2 2 6 3 0 0 0 0 0 0 67 107 2.57 1.286																					
Doug Henry, R (8, 1) ERA: 4.25	1.0 4 0 0 0 1 1 0 0 0 0 0 0 7 15 0.00 1.000																					
Trever Miller, L (9, 1) ERA: 5.48	1.0 3 0 0 0 1 0 0 0 0 0 0 0 7 8 0.00 0.000																					

livebaseballscorecards.com

AB	30
R	2
H	6
RBI	2
BB	4
SO	8
LOB	15



Batter	1	2	3	4	5	6	7	8	9	AB R H RBI BB SO LOB	TOP											
Doug Glanville, R (1, 8) OBP: 0.374, SLG: 0.441 Kevin Sefcik, R (8, 8) OBP: 0.353, SLG: 0.372	0-1 F8		1-3 K			1-0 1B 3B		0-0 G6-3		4 1 1 0 0 1 0 0 0 0 0 0 0 0												
Ron Gant, R (1, 7) OBP: 0.362, SLG: 0.436 Wayne Gomes, R (8, 1)	0-1 G6-3 1B			1-2 F7		2-0 G6-4-3 1B 1B		0-0 F8		4 1 2 1 0 0 0 0 0 0 0 0 0 0												
Bobby Abreu, L (1, 9) OBP: 0.446, SLG: 0.573 Bobby Estalella, R (6, 2)	1-1 G6-3			1-2 3B		4-2 G6-4-3 BB		3-2 G6-3		2 0 1 0 1 0 1 1 0 0 0 0 0 0												
Mike Lieberthal, R (1, 2) OBP: 0.363, SLG: 0.557 Amaury Telemaco, R (6, 1) Rob Ducey, L (8, 7) OBP: 0.394, SLG: 0.486	1-2 F8			0-1 G5-3		1-2 G6-4-3		1-0 1B 1B		3 0 0 0 0 0 4 0 0 0 0 0 0 0 1 0 1 0 0 0 0												
Rico Brogna, L (1, 3) OBP: 0.334, SLG: 0.459 Carlton Loewer, R (4, 1) Wendell Magee, R (6, PH) OBP: 0.667, SLG: 0.667		1-1 F9		0-0 G5-3		2-2 1B		0-0 G6-4-3 1B		2 0 0 0 0 0 1 0 0 0 0 0 0 0 2 0 2 1 0 0 0												
23 Kevin Jordan, R (1, 5) OBP: 0.349, SLG: 0.414		2-2 G4-3			2-2 F9	1-0 F8		2-0 F7		4 0 0 0 0 0 3												
Marlon Anderson, L (1, 4) OBP: 0.287, SLG: 0.358		2-3 K			0-0 1B		0-2 G4-3	0-0 G6-4-3		4 0 1 0 0 1 2												
Desi Relaford, S (1, 6) OBP: 0.344, SLG: 0.343			0-1 G4-3		0-3 K		1-2 G3-1			3 0 0 0 0 1 1												
Paul Byrd, R (1, 1) OBP: 0.211, SLG: 0.135 Billy Brewer, L (4, 1) Torey Lovullo, S (4, 3) OBP: 0.269, SLG: 0.480			3-1 G4-3		0-3 K		1-0 F8			1 0 0 0 0 0 0 0 0 0 0 0 0 0 2 0 0 0 0 1 1												
Inning Stats	R: 0 E: 0 K: 0 S: 9	H: 1 LOB: 1 BB: 0 P: 11	R: 0 E: 0 K: 1 S: 10	H: 0 LOB: 0 BB: 0 P: 15	R: 0 E: 0 K: 1 S: 8	H: 0 LOB: 0 BB: 0 P: 12	R: 0 E: 0 K: 0 S: 11	H: 1 LOB: 1 BB: 0 P: 13	R: 0 E: 0 K: 2 S: 12	H: 1 LOB: 1 BB: 0 P: 14	R: 2 E: 0 K: 0 S: 13	H: 3 LOB: 1 BB: 1 P: 24	R: 0 E: 0 K: 0 S: 7	H: 0 LOB: 0 BB: 0 P: 9	R: 0 E: 0 K: 0 S: 6	H: 0 LOB: 0 BB: 0 P: 9	R: 0 E: 0 K: 0 S: 4	H: 2 LOB: 1 BB: 0 P: 7	1B: 6 2B: 0 3B: 2 HR: 0	SF: 0 SAC: 0 DP: 2 HBP: 0	WP: 0 PB: 0 SB: 0 CS: 0	PA: 34
PITCHER	IP WLS BF H R ER SO BB IBB HBP BLK WP HR S P ERA WHIP																					
Shane Reynolds, R (1, 1) ERA: 3.55	7.0 W 27 6 2 2 4 1 0 0 0 0 0 0 70 98 2.57 1.000																					
Brian Williams, R (8, 1) ERA: 4.25	1.0 3 0 0 0 0 0 0 0 0 0 0 0 6 9 0.00 0.000																					
Wade Miller, R (9, 1) ERA: 13.5	1.0 4 2 0 0 0 0 0 0 0 0 0 0 4 7 0.00 2.000																					

Philadelphia Phillies @ Houston Astros
Astrodome, Houston, TX
Tue Sep 14 1999, 8:05 PM EDT
Att. 25,164 - Dome - 72 F

livebaseballscorecards.com

AB	33
R	2
H	8
RBI	2
BB	1
SO	4
LOB	13



Batter	1	2	3	4	5	6	7	8	9	AB	R	H	RBI	BB	SO	LOB
Craig Biggio, R (1, 4) OBP: 0.391, SLG: 0.466 Carlos Hernandez, R (5, PH) OBP: 0.154, SLG: 0.154	0-2 F9	2-2 F7		0-1 5 BB FC5-4 1B	0-2 G1-3		1-2 17 BB 2B 1B			3	1	1	1	0	0	0
Bill Spiers, L (1, 9) OBP: 0.369, SLG: 0.401	1-2 HBP 5 HBP 1B	2-1 F8		2-3 3-H 2-0 FC5-4 5 BB 2B 1B	4-1 BB		4-2 17 2B 1-2 BB			3	1	2	1	2	0	0
5 Jeff Bagwell, R (1, 3) OBP: 0.450, SLG: 0.603 17 Lance Berkman, S (5, PH) OBP: 0.317, SLG: 0.386	1-0 HBP 1-2 HBP		4-2 2B BB	4-2 FC5-4 1-2 2-3 BB	2-0 F7		1-0 1-3 2-H 3-H 2B			0	1	0	0	2	0	0
Carl Everett, S (1, 8) OBP: 0.400, SLG: 0.592 Glen Barker, S (6, PH) OBP: 0.359, SLG: 0.353	1-0 G4-6-3 1-2 2-3 HBP		0-0 G1 1-H 2B	0-1 FC5-4 2B 1B		1-0 G1-3	2-3 K			2	1	1	2	0	0	2
Ken Caminiti, S (1, 5) OBP: 0.380, SLG: 0.464 Russ Johnson, R (6, PH) OBP: 0.355, SLG: 0.438	1-0 G4-6-3 1-2f		0-2 G1	3-2 1-3 3-H 1B 2B		0-2 P3	1-1 P4			3	1	1	1	0	0	4
Daryle Ward, L (1, 7) OBP: 0.311, SLG: 0.491		1-3 K	0-1 P5	1-1 G5-4-3 2-H 3-H 1B		1-2 FC4-6 1B	1-2 F7			5	0	2	2	0	1	1
Tony Eusebio, R (1, 2) OBP: 0.363, SLG: 0.370 Brian Williams, R (8, 1) OBP: 0.333, SLG: 0.333 Wade Miller, R (9, 1)		0-1 2B 2B	1-0 F7	2-2 G5-4-3 1-2f		2-2 FC4-6 1-2f	2-2 G5-3			4	1	1	0	0	0	3
Ricky Gutierrez, R (1, 6) OBP: 0.376, SLG: 0.381		0-1 HR 2B		2-2 E 1B 1B	4-2 G1-3 BB		3-2 1B 17 2B 2B	0-1 FC5-4 1B		4	3	4	1	1	0	0
Shane Reynolds, R (1, 1) OBP: 0.194, SLG: 0.250 Randy Knorr, R (7, PH) OBP: 0.194, SLG: 0.200		2-1 HR		0-1 E1 1B 1B	1-2 F8		0-3 K	1-2 FC5-4		3	2	2	2	0	0	1

Inning Stats	R: 0	H: 1	E: 0	LOB: 2	K: 0	BB: 0	S: 7	R: 3	H: 3	E: 0	LOB: 0	K: 1	BB: 0	S: 14	R: 1	H: 1	E: 0	LOB: 1	K: 0	BB: 1	S: 10	R: 6	H: 6	E: 1	LOB: 0	K: 0	BB: 1	S: 23	R: 0	H: 0	E: 0	LOB: 2	K: 0	BB: 0	S: 10	R: 2	H: 3	E: 0	LOB: 2	K: 2	BB: 1	S: 24	R: 0	H: 1	E: 0	LOB: 1	K: 0	BB: 0	S: 10	R: 2	H: 3	E: 0	LOB: 2	K: 2	BB: 1	S: 36	R: 0	H: 1	E: 0	LOB: 1	K: 0	BB: 0	S: 12	R: 0	H: 1	E: 0	LOB: 1	K: 0	BB: 0	S: 16
1B: 9	SF: 0	2B: 6	SAC: 0	3B: 0	DP: 2	HR: 1	HBP: 2	WP: 0	PA: 45	1B: 9	SF: 0	2B: 6	SAC: 0	3B: 0	DP: 2	HR: 1	HBP: 2	WP: 0	PA: 45	1B: 9	SF: 0	2B: 6	SAC: 0	3B: 0	DP: 2	HR: 1	HBP: 2	WP: 0	PA: 45	1B: 9	SF: 0	2B: 6	SAC: 0	3B: 0	DP: 2	HR: 1	HBP: 2	WP: 0	PA: 45	1B: 9	SF: 0	2B: 6	SAC: 0	3B: 0	DP: 2	HR: 1	HBP: 2	WP: 0	PA: 45																					

PITCHER	IP	WLS	BF	H	R	ER	SO	BB	IBB	HBP	BLK	WP	HR	S	P	ERA	WHIP
Paul Byrd, R (1, 1) ERA: 4.34	3.0	L	19	8	7	7	1	1	0	0	0	0	0	38	56	21.00	3.000
Billy Brewer, L (4, 1) ERA: 9.53	0.1		5	3	3	3	0	1	0	0	0	0	0	13	23	81.00	12.000
Carlton Loewer, R (4, 1) ERA: 5.2	1.2		6	0	0	0	0	2	0	0	0	0	0	16	29	0.00	1.200
Amaury Telemaco, R (6, 1) ERA: 5.77	2.0		11	4	2	2	2	1	0	0	0	0	0	34	50	9.00	2.500
Wayne Gomes, R (8, 1) ERA: 4.34	1.0		4	1	0	0	0	0	0	0	0	0	0	12	16	0.00	1.000

BOTTOM

Philadelphia Phillies @ Houston Astros
Astrodome, Houston, TX
Tue Sep 14 1999, 8:05 PM EDT
Att. 25,164 - Dome - 72 F

livebaseballscorecards.com

AB	38
R	12
H	16
RBI	12
BB	5
SO	3
LOB	20



Batter	1	2	3	4	5	6	7	8	9	10	AB R H RBI BB SO LOB	TOP																				
Doug Glanville, R (1, 8) OBP: 0.379, SLG: 0.452	2-3 K		0-1 HR	0-0 1B		0-0 2B		0-1 1B 1B		0-0 2B 1B	6 3 5 2 0 1 0																					
Ron Gant, R (1, 7) Wayne Gomes, R (8, 1) Wendell Magee, R (10, PH) Cliff Politte, R (10, 1) Billy Brewer, L (10, 1)	1-0 G6-3		1-3 K	0-3 K		0-2 F7		2-2 E4 1B		0-0 F9	5 0 0 0 0 2 3 0 0 0 0 0 0 0 1 0 0 0 0 0 1 0 0 0 0 0 0 0 0 0 0 0 0 0 0																					
Bobby Abreu, L (1, 9) OBP: 0.447, SLG: 0.571	1-2 F7		4-2 23 BB S BB	1-3 K			0-1 S 1B	2-3 K		4-0 2B 1B BB	4 2 1 0 2 2 3																					
Mike Lieberthal, R (1, 2) OBP: 0.365, SLG: 0.557		4-0 1B 23 1B BB	2-0 F8		1-2 L9		0-2 F9	0-0 1-2 1B		0-0 1B 2B	5 1 2 2 1 0 2																					
Rico Brogna, L (1, 3) OBP: 0.336, SLG: 0.458		2-2 FC4-6 1B	4-0 BB 23 BB	1-2 BB	0-0 F7		2-1 F7	3-3 K		0-0 BB 1B	5 0 2 1 1 1 3																					
23 Kevin Jordan, R (1, 5) OBP: 0.351, SLG: 0.412		1-1 FC4-6 1B	4-2 BB BB	1-2 HBP	2-2 HBP		3-1 P4		1-0 P4	0-3 K	4 0 1 1 1 1 3																					
Marlon Anderson, L (1, 4) Kevin Sefcik, R (8, 7) OBP: 0.287, SLG: 0.355 OBP: 0.359, SLG: 0.375		0-3 K	4-2 BB BB	0-3 K				0-0 G4-3	1-2 S 1B	4-0 1-2 BB	3 0 0 1 1 2 3 1 0 1 0 1 0 0	AB 45 R 8 H 14 RBI 8 BB 7 SO 14 LOB 30																				
Desi Relaford, S (1, 6) OBP: 0.338, SLG: 0.343		1-1 FC4-6	2-1 G1-3		2-3 K			2-2 3B 2B	1-1 P3	0-0 F8	6 1 1 0 0 1 9																					
Robert Person, R (1, 1) Scott Aldred, L (7, 1) Steve Montgomery, R (7, 1) Alex Arias, R (8, PH) 15 David Doster, R (8, 4) OBP: 0.108, SLG: 0.083 OBP: 1.000, SLG: 1.000 OBP: 0.366, SLG: 0.392 OBP: 0.297, SLG: 0.337		1-3 K		0-3 K				1-0 1B 3B	2-3 K2-3		3 0 0 0 0 3 2 0 0 0 0 0 0 0 0 0 0 0 0 0 0 1 1 1 1 0 0 0 1 0 0 0 0 1 1																					
Inning Stats	R: 0 E: 0 K: 1 S: 7	H: 0 LOB: 0 BB: 0 P: 11	R: 1 E: 0 K: 2 S: 14	H: 2 LOB: 2 BB: 1 P: 23	R: 2 E: 0 K: 1 S: 16	H: 1 LOB: 3 BB: 4 P: 37	R: 0 E: 0 K: 3 S: 11	H: 1 LOB: 1 BB: 0 P: 12	R: 0 E: 0 K: 1 S: 12	H: 0 LOB: 1 BB: 0 P: 15	R: 0 E: 0 K: 2 S: 11	H: 1 LOB: 1 BB: 0 P: 14	R: 0 E: 0 K: 0 S: 9	H: 1 LOB: 1 BB: 0 P: 14	R: 3 E: 1 K: 2 S: 18	H: 4 LOB: 2 BB: 0 P: 28	R: 0 E: 0 K: 1 S: 11	H: 1 LOB: 1 BB: 0 P: 16	R: 2 E: 0 K: 1 S: 8	H: 3 LOB: 3 BB: 2 P: 16	1B: 9 2B: 3 3B: 1 HR: 1	SF: 0 SAC: 0 DP: 0 HBP: 1	WP: 0 PB: 0 SB: 4 CS: 0	PA: 53								
PITCHER	IP WLS BF 29	H R ER 3	R 3	ER 3	SO 10	BB 5	IBB 0	HBP 1	BLK 0	WP 0	HR 1	S 71	P 112	ERA 4.50	WHIP 1.667	PITCHER	IP WLS BF 5	H R ER 2	R 2	ER 2	SO 0	BB 1	IBB 0	HBP 0	BLK 0	WP 0	HR 0	S 4	P 8	ERA 54.00	WHIP 12.000	
Scott Elarton, R (1, 1) ERA: 3.21	6.0															Doug Henry, R (10, 1) ERA: 4.71	0.1															
Jose Cabrera, R (7, 1) ERA: 2.28	1.0	H	4	1	0	0	0	0	0	0	0	0	0	0	0	Brian Williams, R (10, 1) ERA: 4.2	0.2															
Jay Powell, R (8, 1) ERA: 3.91	0.2	B	7	4	3	2	1	0	0	0	0	0	0	0	0																	
Trevor Miller, L (8, 1) ERA: 5.44	0.1		1	0	0	0	0	1	0	0	0	0	0	0	0																	
Billy Wagner, L (9, 1) ERA: 1.7	1.0		4	1	0	0	1	0	0	0	0	0	0	0	0																	

Philadelphia Phillies @ Houston Astros
Astrodome, Houston, TX
Wed Sep 15 1999, 8:05 PM EDT
Att. 31,186 - Dome - 72 F

livebaseballscores.com



Batter	1	2	3	4	5	6	7	8	9	AB R H RBI BB SO LOB	TOP											
Craig Biggio, R (1, 4) OBP: 0.391, SLG: 0.463	1-3 K	1-0 2-H 1B		1-2 G6-3		2-2 FC6-4 5 BLK 1-2f 5 HR		2-1 F9		5 1 1 1 0 1 1												
Bill Spiers, L (1, 9) OBP: 0.372, SLG: 0.407	1-2 5 2B HBP 1B	3-1 G4-3		2-2 3B		2-3 K		4-2 G3 5 BB BB		4 1 2 0 1 1 2												
5 Jeff Bagwell, R (1, 3) OBP: 0.454, SLG: 0.612	0-1 HBP SF8-4 2B		1-2 F7 BB 1B HBP	1-3 K		2-0 HR		4-2 G3 BB		3 3 2 2 1 1 1												
Carl Everett, S (1, 8) OBP: 0.401, SLG: 0.596	4-1 SF8-4 HBP BB		4-1 1B 1-2 BB		2-0 HR	0-3 K		1-3 K		3 1 1 1 2 2 2												
Ken Caminiti, S (1, 5) OBP: 0.381, SLG: 0.487	1-2 SF8-4 HBP		3-2 F7		0-0 HR		2-3 K	2-0 G3		4 1 1 2 0 1 4												
Daryle Ward, L (1, 7) OBP: 0.308, SLG: 0.475	2-2 SF8-4		1-2 SAFE X 1-3 3-H 1B		1-3 K		2-3 K	2-2 G3-1		4 0 1 2 0 2 2												
Tony Eusebio, R (1, 2) OBP: 0.360, SLG: 0.365		X 0-0 F9	2-3 SAFE K		1-3 K		3-3 K			4 0 0 0 0 3 2												
Ricky Gutierrez, R (1, 6) OBP: 0.375, SLG: 0.373		C BB BB BB X 4-1 SH1-4 1B BB	X 0-0 L5		0-3 K			1-2 G1-3		3 1 0 0 1 1 2												
Jose Lima, R (1, 1) OBP: 0.127, SLG: 0.088		X 0-0 SH1-4	S X 0-1 G4-3			4-2 FC6-4 BB		2-3 K		1 0 0 0 0 0 0												
Brian Williams, R (4, 1) OBP: 0.333, SLG: 0.333										0 0 0 0 0 0 0												
Stan Javier, S (6, PH) OBP: 0.330, SLG: 0.347										0 0 0 0 1 0 0												
Trevor Miller, R (6, 1)										0 0 0 0 0 0 0												
Russ Johnson, R (8, PH) OBP: 0.351, SLG: 0.432										1 0 0 0 0 1 0												
Jay Powell, R (8, 1)										0 0 0 0 0 0 0												
Inning Stats	R: 2 E: 0 K: 1 S: 14	H: 2 LOB: 1 BB: 1 P: 23	R: 1 E: 0 K: 0 S: 6	H: 1 LOB: 1 BB: 1 P: 14	R: 1 E: 0 K: 1 S: 19	H: 1 LOB: 2 BB: 1 P: 30	R: 0 E: 0 K: 1 S: 11	H: 1 LOB: 1 BB: 0 P: 15	R: 2 E: 0 K: 3 S: 11	H: 2 LOB: 0 BB: 0 P: 15	R: 0 E: 0 K: 2 S: 14	H: 1 LOB: 0 BB: 1 P: 24	R: 0 E: 0 K: 3 S: 9	H: 0 LOB: 0 BB: 0 P: 16	R: 0 E: 0 K: 1 S: 9	H: 0 LOB: 0 BB: 0 P: 14	R: 0 E: 0 K: 1 S: 12	H: 0 LOB: 2 BB: 2 P: 25	1B: 3 2B: 2 3B: 1 HR: 3	SF: 1 SAC: 1 DP: 1 HBP: 2	WP: 0 PB: 0 SB: 0 CS: 0	PA: 42
PITCHER	IP WLS BF H R ER SO BB IBB HBP BLK WP HR S P ERA WHIP																					
Garrett Stephenson, R (1, 1) ERA: 3.78	5.0 W 26 7 6 6 6 3 0 2 0 0 2 61 97 10.80 2.000																					
Manny Aybar, R (6, 1) ERA: 4.91	1.0 5 1 2 2 2 1 0 0 1 0 1 14 24 18.00 2.000																					
Heathcliff Slocumb, R (7, 1) ERA: 4.33	2.0 H 6 0 0 0 4 0 0 0 0 0 0 18 30 0.00 0.000																					
Rick Croushore, R (9, 1) ERA: 3.84	0.0 2 0 0 0 0 2 0 0 0 0 0 4 12 ∞ ∞																					
Mike Mohler, L (9, 1) ERA: 4.36	0.1 H 1 0 0 0 1 0 0 0 0 0 0 3 4 0.00 0.000																					
PITCHER	IP WLS BF H R ER SO BB IBB HBP BLK WP HR S P ERA WHIP																					
Ricky Bottalico, R (9, 1) ERA: 4.42	0.2 S 2 0 0 0 0 0 0 0 0 0 0 0 5 9 0.00 0.000																					

Houston Astros @ St. Louis Cardinals
 Busch Stadium, St. Louis, MO
 Fri Sep 17 1999, 7:10 PM CDT
 Att. 37,027 - Cloudy - 76 F

AB	32
R	8
H	8
RBI	8
BB	6
SO	13
LOB	16



WP: 0	PA: 42
PB: 0	
SB: 0	
CS: 0	

1B: 3	SF: 1
2B: 2	SAC: 1
3B: 1	DP: 1
HR: 3	HBP: 2

livebaseballscorecards.com

Batter	1	2	3	4	5	6	7	8	9
Edgar Renteria, R OBP: 0.334, SLG: 0.400 (1, 6)	1-3 K		1-0 G5-3	4-2 1B HR BB	1-2 L6		2-1 F9	3-1 FC4-6	
Willie McGee, S OBP: 0.311, SLG: 0.295 (1, 7) (9, 9)	0-0 G1-3		0-2 FC6-4 1B	0-0 HR 1B	0-1 1B		0-0 G6-3		
Mark McGwire, R OBP: 0.419, SLG: 0.673 (1, 3)	0-3 K		1-0 FC6-4	1-0 HR	0-1 F8		3-1 1B		
Thomas Howard, S OBP: 0.354, SLG: 0.401 (1, 9) Joe McEwing, R OBP: 0.333, SLG: 0.404 (9, 7)						4-0 F8 1B HBP BB	2-1 FC5-4 1B		
Fernando Tatis, R OBP: 0.398, SLG: 0.531 (1, 5) Placido Polanco, R OBP: 0.324, SLG: 0.352 (7, 5)		0-3 K				3-3 K	0-0 FC5-4		
J.D. Drew, L OBP: 0.340, SLG: 0.425 (1, 8)		0-1 P6				3-1 1B HBP	3-1 3B		
Adam Kennedy, L OBP: 0.325, SLG: 0.500 (1, 4)		1-1 G3				1-0 F8	0-1 G1-3		
Eli Marrero, R OBP: 0.237, SLG: 0.298 (1, 2)			1-2 G6-3	1-1 F7	0-1 L6	2-2 FC6-4 1B	0-3 K		
Garrett Stephenson, R OBP: 0.288, SLG: 0.388 (1, 5) David Howard, S OBP: 0.288, SLG: 0.388 (1, 5) Manny Aybar, R OBP: 0.288, SLG: 0.388 (1, 5) Eduardo Perez, R OBP: 0.288, SLG: 0.388 (1, 5) Heathcliff Simmons, R OBP: 0.288, SLG: 0.388 (1, 5) Marcus Jensen, S OBP: 0.288, SLG: 0.388 (1, 5) Rick Croushore, R OBP: 0.288, SLG: 0.388 (1, 5) Mike Mohler, R OBP: 0.288, SLG: 0.388 (1, 5) Ricky Bottalico, L OBP: 0.288, SLG: 0.388 (1, 5)			0-0 1B	0-2 1B HR BB	1-2 HR	2-1 FC6-4	4-2 FC4-6 BB		

Inning Stats	R: 0	H: 0	E: 0	K: 2	S: 8	H: 0	LOB: 0	BB: 0	P: 9	R: 0	H: 1	E: 0	K: 1	S: 13	R: 0	H: 2	E: 0	K: 0	S: 10	R: 9	H: 9	E: 1	K: 0	S: 29	R: 1	H: 2	E: 0	K: 0	S: 13	R: 0	H: 2	E: 0	K: 0	S: 8	R: 0	H: 1	E: 0	K: 1	S: 12	R: 0	H: 1	E: 0	K: 1	S: 12	
	0	0	0	2	8	1	0	0	9	0	1	0	1	13	0	2	0	0	10	9	9	1	0	29	1	2	0	0	13	0	2	0	8	0	1	0	12	0	1	0	12	0	1	0	12

PITCHER	IP	WLS	BF	H	R	ER	SO	BB	IBB	HBP	BLK	WP	HR	S	P	ERA	WHIP
Jose Lima, R ERA: 3.67 (1, 1)	3.2	L	23	11	9	9	3	1	0	0	0	0	3	56	77	22.09	3.273
Brian Williams, R ERA: 4.26 (4, 1)	1.1		7	3	1	1	0	0	0	0	0	0	1	17	24	6.75	2.250
Trever Miller, L ERA: 5.4 (6, 1)	2.0		11	3	1	1	1	1	0	1	0	0	0	19	41	4.50	2.000
Jay Powell, R ERA: 3.86 (8, 1)	1.0		5	1	0	0	1	1	0	0	0	0	0	12	22	0.00	2.000


BOTTOM

Houston Astros @ St. Louis Cardinals
Busch Stadium, St. Louis, MO

Fri Sep 17 1999, 7:10 PM CDT
Att: 37,027 - Cloudy - 76 F

AB	R	H	RBI	BB	SO	LOB
5	1	0	0	1	1	3
5	1	3	1	0	0	0
5	1	2	4	0	1	3
4	3	4	1	1	0	0
0	0	0	0	0	0	0
4	2	2	1	0	2	2
1	0	0	0	0	0	2
3	0	2	1	0	0	1
5	1	1	1	0	0	5
5	0	1	1	0	1	2
2	1	2	0	0	0	0
1	1	1	1	0	0	0
0	0	0	0	0	0	0
1	0	0	0	0	0	2
0	0	0	0	0	0	0
0	0	0	0	1	0	0
0	0	0	0	0	0	0
0	0	0	0	0	0	0
0	0	0	0	0	0	0
0	0	0	0	0	0	0
0	0	0	0	0	0	0

1B: 12	SF: 1	WP: 0	PA: 46
2B: 1	SAC: 0	PB: 0	
3B: 1	DP: 0	SB: 0	
HR: 4	HBP: 1	CS: 0	



PITCHER	IP	WLS	BF	H	R	ER	SO	BB	IBB	HBP	BLK	WP	HR	S	P	ERA	WHIP
Jose Lima, R ERA: 3.67 (1, 1)	3.2	L	23	11	9	9	3	1	0	0	0	0	3	56	77	22.09	3.273
Brian Williams, R ERA: 4.26 (4, 1)	1.1		7	3	1	1	0	0	0	0	0	0	1	17	24	6.75	2.250
Trever Miller, L ERA: 5.4 (6, 1)	2.0		11	3	1	1	1	1	0	1	0	0	0	19	41	4.50	2.000
Jay Powell, R ERA: 3.86 (8, 1)	1.0		5	1	0	0	1	1	0	0	0	0	0	12	22	0.00	2.000

Batter	1	2	3	4	5	6	7	8	9
Edgar Renteria, R (1, 6) Willie McGee, S (8, PH) Alan Benes, R (9, 1)	F8	1B		BB		G4-6-3		L3	
Placido Polanco, R (1, 4) OBP: 0.329, SLG: 0.357 (9, 5)	G5-4-3	1B		1B	F8	G4-6-3		FC6-4	
Mark McGwire, R (1, 3) Manny Aybar, R (7, 1) Lance Painter, L (7, 1) Juan Acevedo, R (7, 1) Ray Lankford, L (7, PH) Mike Mohler, R (8, 1) Adam Kennedy, L (9, 4)	G5-4-3	F9		1B	BB		G4-3		
Fernando Tatis, R (1, 5) OBP: 0.399, SLG: 0.529 (8, 5) Luis Ordaz, R (7, PR) (8, 5) (9, 6)		HR	G3-1	1B	HBP		HR		
Eduardo Perez, R (1, 7) OBP: 0.500, SLG: 0.571 (7, 1) Thomas Howard, S (4, PH) (5, 9)		HR	F9	1B	BB	E4		HR	
J.D. Drew, L (1, 8) OBP: 0.343, SLG: 0.433		HR	F9	1B	BB		G1-4-3		
Alberto Castillo, R (1, 2) OBP: 0.338, SLG: 0.360		1B		1B			K		
Joe McEwing, R (1, 9) OBP: 0.332, SLG: 0.402 (5, 7)		L6				BB		G5-3	
Darren Oliver, R (1, 1) OBP: 0.310, SLG: 0.338 (6, PH) David Howard, S (7, 3)		1B				F7		FC6-4	

Inning Stats	R: 0	H: 1	E: 0	LOB: 0	K: 0	P: 13	R: 3	H: 5	E: 0	LOB: 3	K: 0	P: 30	R: 0	H: 0	E: 1	LOB: 3	K: 2	P: 25	R: 0	H: 1	E: 0	LOB: 1	K: 0	P: 13	R: 2	H: 1	E: 0	LOB: 1	K: 1	P: 28	R: 0	H: 0	E: 0	LOB: 1	K: 0	P: 17
	S: 8	BB: 0	S: 16	BB: 2	S: 8	BB: 14	S: 19	BB: 3	S: 29	BB: 51	S: 13	BB: 2	S: 17	BB: 1	S: 10	BB: 1	HR: 2	BB: 1	S: 5	BB: 1	S: 5	BB: 1	S: 10	BB: 1	S: 17	BB: 1	S: 10	BB: 1	HR: 2	BB: 1	S: 10	BB: 1	HR: 2	BB: 1	S: 10	BB: 1

AB	R	H	RBI	BB	SO	LOB
3	1	1	0	2	0	2
1	0	0	0	0	0	1
0	0	0	0	0	0	0
6	1	3	1	0	0	3
3	1	1	1	1	0	4
0	0	0	0	0	0	0
0	0	0	0	0	0	0
0	0	0	0	0	0	0
1	0	0	0	0	0	0
0	0	0	0	0	0	0
0	0	0	0	0	0	0
2	2	0	0	2	1	1
0	1	0	0	0	0	0
1	1	0	0	1	0	0
3	2	2	3	0	0	1
3	2	1	4	2	0	1
4	1	2	1	1	2	4
5	1	1	0	0	1	5
2	0	2	2	0	0	0
1	0	0	0	1	0	1

Houston Astros @ St. Louis Cardinals
 Busch Stadium, St. Louis, MO
 Sat Sep 18 1999, 12:15 PM CDT
 Att: 45,536 - Unknown - 78 F

livebaseballscorecards.com

AB	35
R	13
H	13
RBI	12
BB	10
SO	4
LOB	23



1B:	10	SF:	0
2B:	1	SAC:	1
3B:	0	DP:	2
HR:	2	HBP:	1

WP:	1	PA:	47
PB:	0		
SB:	0		
CS:	0		

PITCHER	IP	WLS	BF	H	R	ER	SO	BB	IBB	HBP	BLK	WP	HR	S	P	ERA	WHIP
Mike Hampton, L (1, 1) ERA: 3.06	3.1	L	21	8	8	7	0	4	0	0	0	1	1	40	76	18.90	3.600
Brian Williams, R (4, 1) ERA: 4.67	0.1		6	3	3	3	1	1	0	1	0	0	0	19	29	81.00	12.000
Wade Miller, R (4, 1) ERA: 9.72	2.1		11	1	0	0	2	3	0	0	0	0	0	20	41	0.00	1.714
Doug Henry, R (7, 1) ERA: 4.93	2.0		9	1	2	2	1	2	0	0	0	0	1	27	45	9.00	1.500

Batter	1	2	3	4	5	6	7	8	9	AB R H RBI BB SO LOB	TOP																
Craig Biggio, R OBP: 0.394, SLG: 0.471 (1, 4)	0-2 P4		0-0 HR		1-1 E 1B		1-0 SH5-4 5 HR 2B		2-1 F8	5 2 3 1 0 0 0																	
Stan Javier, S OBP: 0.338, SLG: 0.345 (1, 9) (7, 7)	2-0 F8		1-1 G3		2-2 E3		0-0 SH5-4		0-0 WP 5 1B	4 0 1 1 0 0 1																	
5 Jeff Bagwell, R OBP: 0.454, SLG: 0.613 (1, 3)	1-0 F8			4-2 1B BB	1-0 F7		2-2 HR		0-0 WP 1B	4 1 2 2 1 0 2																	
Carl Everett, S OBP: 0.401, SLG: 0.592 (1, 8) (7, 9)		1-0 G4-3		1-1 CS 1B	1-3 K		3-2 P4		0-3 K	5 0 1 0 0 2 4																	
Ken Caminiti, S OBP: 0.390, SLG: 0.485 Jose Cabrera, R Tony Eusebio, R OBP: 0.363, SLG: 0.366 (1, 5) (8, 1) (8, 2)		3-3 K		4-1 CS BB		3-2 BB 1B HBP	3-1 F8		4-1 BB	2 0 0 0 1 1 0 0 0 0 0 0 0 0 0 0 0 0 1 0 0																	
Bill Spiers, L OBP: 0.375, SLG: 0.407 (1, 7) (7, 5)		3-2 1B		4-2 BB	1-2 F7		2-2 SH3 1B		2-2 G3-1	4 0 2 0 1 0 4																	
Paul Bako, L OBP: 0.331, SLG: 0.356 Billy Wagner, L (1, 2) (8, 1)		2-3 K		0-0 G1-3	0-0 BB 1B		0-1 SH3			3 0 1 0 0 1 3 0 0 0 0 0 0 0																	
Ricky Gutierrez, R OBP: 0.377, SLG: 0.368 (1, 6)			1-1 G6-3		0-0 E4 1B SH3-4 E		4-2 G5-4-3 BB		1-3 K	3 1 0 0 1 1 1																	
Chris Holt, R OBP: 0.125, SLG: 0.067 Trever Miller, R Glen Barker, S OBP: 0.358, SLG: 0.343 (1, 1) (7, 1) (7, 8)			1-3 K		0-0 SH3-4		2-2 G5-4-3		0-2 P5	2 0 0 0 0 1 3 0 0 0 0 0 0 0 1 0 0 0 0 0 1																	
Inning Stats	R: 0 E: 0 K: 0 S: 5	H: 0 LOB: 0 BB: 0 P: 8	R: 0 E: 0 K: 2 S: 12	H: 1 LOB: 1 BB: 0 P: 21	R: 1 E: 0 K: 1 S: 10	H: 1 LOB: 0 BB: 0 P: 13	R: 0 E: 0 K: 0 S: 9	H: 1 LOB: 2 BB: 3 P: 22	R: 1 E: 2 K: 1 S: 11	H: 1 LOB: 2 BB: 1 P: 16	R: 0 E: 0 K: 0 S: 11	H: 1 LOB: 2 BB: 1 P: 21	R: 2 E: 0 K: 0 S: 11	H: 2 LOB: 0 BB: 0 P: 20	R: 0 E: 0 K: 1 S: 12	H: 1 LOB: 1 BB: 0 P: 15	R: 0 E: 0 K: 1 S: 13	H: 2 LOB: 3 BB: 1 P: 21	1B: 7 2B: 1 3B: 0 HR: 2	SF: 0 SAC: 3 DP: 1 HBP: 1	WP: 1 PB: 0 SB: 0 CS: 2	PA: 42					
PITCHER	IP	WLS	BF	H	R	ER	SO	BB	IBB	HBP	BLK	WP	HR	S	P	ERA	WHIP										
Jose Jimenez, R ERA: 5.8 (1, 1)	6.0		27	5	2	1	4	4	0	1	0	0	1	58	101	1.50	1.500										
Rick Croushore, R ERA: 4.04 (7, 1)	1.0	L	5	2	2	2	0	0	0	0	0	0	1	11	20	18.00	2.000										
Rick Ankiel, L ERA: 3.72 (8, 1)	1.0		4	1	0	0	1	0	0	0	0	0	0	12	15	0.00	1.000										
Heathcliff Slocumb, R ERA: 4.25 (9, 1)	1.0		6	2	0	0	1	1	0	0	0	1	0	13	21	0.00	3.000										

Houston Astros @ St. Louis Cardinals
 Busch Stadium, St. Louis, MO
 Sun Sep 19 1999, 1:10 PM CDT
 Att. 41,233 - Overcast - 73 F

AB	33
R	4
H	10
RBI	4
BB	5
SO	6
LOB	19



WP: 1	PA: 42
-------	--------

BOTTOM

Houston Astros @ St. Louis Cardinals
Busch Stadium, St. Louis, MO
Sun Sep 19 1999, 1:10 PM CDT
Att. 41,233 - Overcast - 73 F

livebaseballscorecards.com

AB 33
R 3
H 7
RBI 3
BB 5
SO 10
LOB 19



WP: 0 PA: 38
PB: 0
SB: 0
CS: 0

AB R H RBI BB SO LOB

5 0 0 0 0 2 2

5 1 1 0 0 1 2

3 2 2 3 1 1 0

0 0 0 0 0 0 0

0 0 0 0 0 0 0

0 0 0 0 1 0 0

4 0 1 0 0 2 1

2 0 1 0 1 0 0

0 0 0 0 0 0 0

0 0 0 0 0 0 0

0 0 0 0 1 0 0

3 0 0 0 1 0 3

2 0 1 0 1 0 1

1 0 0 0 0 1 3

2 0 0 0 0 0 2

2 0 1 0 0 0 3

2 0 0 0 0 1 0

2 0 0 0 0 2 2

1B: 4 SF: 0
2B: 1 SAC: 0
3B: 0 DP: 1
HR: 2 HBP: 0

Table with 10 columns (Batter, 1-9) and 15 rows of player data. Each cell contains a batting order diagram (diamond with letters) and a scorecard entry (e.g., P4, K, F7, FC5-4, L6, G4-3, G3, K, HR, BB, BB, BB, BB, BB, BB, G4-3, BB, BB, G4-3, BB, G4-3, BB, G4-1, BB, F7, F8, FC5-4, 1B, FC5-4, 1B, K, L4).

Inning Stats table with columns for R, H, E, K, S, LOB, BB, P, ER, IBB, HBP, BLK, WP, HR, S, P, ERA, WHIP.

PITCHER table with columns for IP, WLS, BF, H, R, ER, SO, BB, IBB, HBP, BLK, WP, HR, S, P, ERA, WHIP.

Batter	1	2	3	4	5	6	7	8	9	AB R H RBI BB SO LOB	TOP																											
Craig Biggio, R (1, 4) OBP: 0.394, SLG: 0.468	4-0 5 1B G4-3 BB	4-2 5 1B BB	0-0 F9		1-1 L7			0-0 G1-3		3 2 0 0 2 0 5																												
Bill Spiers, L (1, 6) OBP: 0.373, SLG: 0.402	1-1 G4-3	4-2 5 1B BB		2-2 E6 5 1B G6-4-3		1-3 K		0-1 F9		4 0 0 1 1 1 1																												
5 Jeff Bagwell, R (1, 3) OBP: 0.455, SLG: 0.612	0-0 G3 1B 2-H	0-0 1B 1-3 2-H 3-H		0-0 G6-4-3 1-2f		1-2 P6		4-0 BB		4 0 2 3 1 0 1																												
Carl Everett, S (1, 8) OBP: 0.399, SLG: 0.587	2-0 G3 1-2	2-2 F8		1-0 F8		1-2 1B		3-3 K 1-2		5 0 1 0 0 1 4																												
Ken Caminiti, S (1, 5) OBP: 0.387, SLG: 0.483	0-3 K		2-1 F8		0-0 1B 2B		3-1 G5-3		2-0 P2	5 1 1 0 0 1 2																												
Daryle Ward, L (1, 7) OBP: 0.314, SLG: 0.468		2-1 SH1-4 1B BB 1B	1-2 WP 1B		4-2 1B BB		1-3 K		1-1 G4-3	4 1 2 0 1 1 0																												
Tony Eusebio, R (1, 2) OBP: 0.360, SLG: 0.363		3-0 P4	2-0 F9		0-0 1B 1-2 2-H		2-3 K2-3		1-2 G5-3	5 0 1 1 0 1 2																												
Stan Javier, S (1, 9) OBP: 0.342, SLG: 0.348		1-1 BB 5 1B SH1-4 1B	1-0 WP 1B		0-0 F8		4-2 BB			3 1 2 0 1 0 2																												
Shane Reynolds, R (1, 1) OBP: 0.191, SLG: 0.246		0-1 SH1-4	1-3 K		1-0 F8		1-3 K			1 0 0 0 0 1 2																												
Trever Miller, R (3, 1) OBP: 0.349, SLG: 0.428										0 0 0 0 0 0 0																												
Russ Johnson, R (5, PH) OBP: 0.333, SLG: 0.333										1 0 0 0 0 0 2																												
Brian Williams, R (5, 1) OBP: 0.329, SLG: 0.524										0 0 0 0 0 0 0																												
Matt Mieske, R (7, PH) OBP: 0.329, SLG: 0.524										1 0 0 0 0 1 1																												
Jay Powell, R (7, 1)										0 0 0 0 0 0 0																												
Inning Stats	R: 1 E: 0 K: 1 S: 7	H: 1 LOB: 1 BB: 1 P: 14	R: 3 E: 0 K: 0 S: 16	H: 3 LOB: 2 BB: 2 P: 32	R: 0 E: 0 K: 1 S: 12	H: 2 LOB: 3 BB: 0 P: 19	R: 0 E: 1 K: 0 S: 5	H: 0 LOB: 0 BB: 0 P: 8	R: 1 E: 0 K: 0 S: 10	H: 2 LOB: 2 BB: 1 P: 16	R: 0 E: 0 K: 1 S: 11	H: 1 LOB: 1 BB: 0 P: 17	R: 0 E: 0 K: 3 S: 13	H: 0 LOB: 1 BB: 1 P: 21	R: 0 E: 0 K: 1 S: 7	H: 0 LOB: 1 BB: 1 P: 14	R: 0 E: 0 K: 0 S: 6	H: 0 LOB: 0 BB: 0 P: 10	1B: 8 2B: 1 3B: 0 HR: 0	SF: 0 SAC: 1 DP: 1 HBP: 0	WP: 1 PB: 0 SB: 1 CS: 0	PA: 43																
PITCHER	IP WLS BF H R ER SO BB IBB HBP BLK WP HR S P ERA WHIP																					PITCHER	IP WLS BF H R ER SO BB IBB HBP BLK WP HR S P ERA WHIP															
67 Francisco Cordova, R (1, 1) ERA: 4.63	3.0		19	6	4	4	2	3	0	0	0	1	0	35	65	12.00	3.000																					
Pete Schourek, L (4, 1) ERA: 5.42	3.2	W	16	3	1	1	3	2	0	0	0	0	0	36	58	2.46	1.364																					
Mike Garcia, R (7, 1) ERA: 3.86	0.1	H	1	0	0	0	1	0	0	0	0	0	0	3	4	0.00	0.000																					
Marc Wilkins, R (8, 1) ERA: 4.24	1.0	H	4	0	0	0	1	1	0	0	0	0	0	7	14	0.00	1.000																					
Scott Sauerbeck, L (9, 1) ERA: 1.99	1.0		3	0	0	0	0	0	0	0	0	0	0	6	10	0.00	0.000																					

Houston Astros @ Pittsburgh Pirates
Three Rivers Stadium, Pittsburgh, PA

Mon Sep 20 1999, 7:05 PM EDT
Att. 10,256 - Overcast - 65 F

livebaseballscorecards.com

AB	36
R	5
H	9
RBI	5
BB	6
SO	7
LOB	22



Batter	1	2	3	4	5	6	7	8	9
Al Martin, L OBP: 0.347, SLG: 0.524 (1, 7)	4-0 S 1B BB	0-0	4-2 1B BB		1-3 K			1-3 K	
Mike Benjamin, R OBP: 0.288, SLG: 0.365 (1, 6)	2-3 K 1-2	2-2 F9	0-0 1B 1B 3-H		2-3 K			1-1 1B 2B	
Brian Giles, L OBP: 0.416, SLG: 0.614 (1, 8)	1-1 S 1B 2-H		HR 2B 1B			0-1 G4-3		4-0 1B IBB	
Kevin Young, R OBP: 0.395, SLG: 0.527 (1, 3)	4-2 L9 1B 1-2 BB		HR BB F8			1-3 K		0-2 E 1B 1-2 2-H 3-H	
Brant Brown, L OBP: 0.300, SLG: 0.471 (1, 9)	0-1		1-2 HR 1-H 2-H		0-3 K			2-2 CS 1B	
Adrian Brown, S OBP: 0.356, SLG: 0.351 (9, 9)	1-2 2-H 1B							2-3 K	
Aramis Ramirez, R OBP: 0.421, SLG: 0.400 (1, 5)	0-0 L9 2-3		1-2 F8		2-1 L5			3-2 E3 1B 1-3 2-H	
Abraham Nunez, S OBP: 0.293, SLG: 0.239 (1, 4)	0-0 P6		0-0 E 1B		0-0 1B			0-1 G4-3	
Marc Wilkins, R (8, 1)									
Dale Sveum, S OBP: 0.277, SLG: 0.475 (8, PH)									
Scott Sauerbeck, R (9, 1)									
Keith Osik, R OBP: 0.252, SLG: 0.264 (1, 2)			2-3 K 1-H 1B		0-0 E4 1B			2-3 K	
67 Francisco Cordova, R OBP: 0.213, SLG: 0.178 (1, 1)									
Pete Schourek, L (4, 1)									
Mike Garcia, R (7, 1)									
Warren Morris, L OBP: 0.368, SLG: 0.433 (8, 4)								3-2 2B 1B 1B	

Inning Stats	R: 2	H: 2	E: 0	K: 1	S: 16	LOB: 2	BB: 2	P: 27	R: 0	H: 1	E: 0	K: 1	S: 11	LOB: 1	BB: 0	P: 17	R: 6	H: 5	E: 1	K: 1	S: 24	LOB: 2	BB: 2	P: 39	R: 0	H: 1	E: 0	K: 1	S: 8	LOB: 0	BB: 0	P: 12	R: 0	H: 1	E: 0	K: 1	S: 11	LOB: 0	BB: 0	P: 16	R: 0	H: 0	E: 0	K: 2	S: 11	LOB: 0	BB: 0	P: 14	R: 3	H: 4	E: 1	K: 2	S: 22	LOB: 2	BB: 1	P: 36
--------------	------	------	------	------	-------	--------	-------	-------	------	------	------	------	-------	--------	-------	-------	------	------	------	------	-------	--------	-------	-------	------	------	------	------	------	--------	-------	-------	------	------	------	------	-------	--------	-------	-------	------	------	------	------	-------	--------	-------	-------	------	------	------	------	-------	--------	-------	-------

PITCHER	IP	WLS	BF	H	R	ER	SO	BB	IBB	HBP	BLK	WP	HR	S	P	ERA	WHIP
Shane Reynolds, R ERA: 3.71 (1, 1)	2.2	L	20	7	8	5	3	4	0	0	0	0	0	46	74	16.88	4.125
Trevor Miller, L ERA: 5.14 (3, 1)	1.1		6	2	0	0	1	0	0	0	0	0	0	13	20	0.00	1.500
Brian Williams, R ERA: 4.52 (5, 1)	2.0		6	1	0	0	3	0	0	0	0	0	0	20	28	0.00	0.500
Jay Powell, R ERA: 4.13 (7, 1)	2.0		11	4	3	3	4	0	1	0	0	0	0	33	50	13.50	2.000

AB	R	H	RBI	BB	SO	LOB
3	2	1	0	2	2	1
5	1	2	1	0	2	2
4	3	3	2	1	0	0
3	1	1	2	2	1	2
5	1	3	4	0	2	2
0	0	0	0	0	0	0
5	0	1	1	0	1	2
4	1	2	0	0	0	2
0	0	0	0	0	0	0
1	0	0	0	0	0	2
0	0	0	0	0	0	0
0	0	0	0	0	0	0
1	1	1	0	0	0	0

WP	PA	1B	2B	3B	HR	SF	SAC	DP	HBP
0	44	11	2	0	1	0	0	0	0
0		5	1	0	0	0	0	0	0
0		11	2	0	0	0	0	0	0
0		10	1	0	0	0	0	0	0
0		5	2	0	0	0	0	0	0
0		11	1	0	0	0	0	0	0
0		15	1	0	0	0	0	0	0

Houston Astros @ Pittsburgh Pirates
Three Rivers Stadium, Pittsburgh, PA
 Mon Sep 20 1999, 7:05 PM EDT
 Att: 10,256 - Overcast - 65 F

livebaseballscorecards.com

AB	38
R	11
H	14
RBI	10
BB	5
SO	11
LOB	15



Batter	1	2	3	4	5	6	7	8	9	AB R H RBI BB SO LOB	TOP									
Craig Biggio, R (1, 4) OBP: 0.393, SLG: 0.467	0-3 K		1-2 G3-1			1-0 F8		1-2 1B		4 1 1 0 0 1 0										
Bill Spiers, L (1, 9) OBP: 0.369, SLG: 0.398	0-0 G4-3		2-2 G3			3-1 L8		2-3 K		4 0 0 0 0 1 1										
5 Jeff Bagwell, R (1, 3) OBP: 0.454, SLG: 0.609	1-1 G6-3				0-0 F9		3-2 G4-3	1-2 1B		4 1 1 0 0 0 0										
Carl Everett, S (1, 8) OBP: 0.398, SLG: 0.583		1-0 P6			0-2 F9		4-1 1B	1-3 1B		3 1 0 0 1 1 2										
Ken Caminiti, S (1, 5) OBP: 0.388, SLG: 0.482		3-3 K			0-0 G3-1		0-0 1B	4-2 1B		3 1 1 0 1 1 0										
Billy Wagner, L (8, 1)							1-3 2B	1-2 BB		0 0 0 0 0 0 0										
Doug Henry, R (9, 1)										0 0 0 0 0 0 0										
Daryle Ward, L (1, 7) OBP: 0.321, SLG: 0.473		0-0 FC5			1-1 F9		1-0 1B	0-2 1B		3 0 2 1 0 0 0										
Glen Barker, S (7, PR) OBP: 0.366, SLG: 0.352							1-3 2B	1-3 1B		1 1 1 2 0 0 0										
Paul Bako, L (1, 2) OBP: 0.335, SLG: 0.365		0-0 1B			2-2 G4-3		1-0 E			3 1 2 2 0 0 0										
Tony Eusebio, R (9, PH) OBP: 0.359, SLG: 0.361		1-2 1B					1-1 G5-3			1 0 0 0 0 0 0										
Ricky Gutierrez, R (1, 6) OBP: 0.371, SLG: 0.362		1-1 FC5			0-3 K		0-2 G5-3			4 0 0 0 0 2 3										
Scott Elarton, R (1, 1) OBP: 0.192, SLG: 0.192					0-0 F9		1-2 K			3 0 0 0 0 2 1										
Jose Cabrera, R (7, 1)										0 0 0 0 0 0 0										
Stan Javier, S (8, 7) OBP: 0.341, SLG: 0.347							0-3 K			1 0 0 0 0 1 0										
Inning Stats	R: 0 E: 0 K: 1 S: 7	H: 0 LOB: 0 BB: 0 P: 8	R: 0 E: 0 K: 1 S: 8	H: 2 LOB: 2 BB: 0 P: 13	R: 0 E: 0 K: 0 S: 7	H: 0 LOB: 0 BB: 0 P: 10	R: 0 E: 0 K: 0 S: 7	H: 0 LOB: 0 BB: 0 P: 7	R: 0 E: 0 K: 1 S: 8	H: 0 LOB: 0 BB: 0 P: 11	R: 4 E: 1 K: 1 S: 13	H: 3 LOB: 1 BB: 1 P: 22	R: 2 E: 0 K: 2 S: 20	H: 3 LOB: 2 BB: 1 P: 29	R: 0 E: 0 K: 2 S: 9	H: 0 LOB: 0 BB: 0 P: 13	1B: 7 2B: 1 3B: 0 HR: 0	SF: 0 SAC: 0 DP: 0 HBP: 0	WP: 0 PB: 0 SB: 0 CS: 0	PA: 36
PITCHER	IP WLS BF H R ER SO BB IBB HBP BLK WP HR S P ERA WHIP																			
Kris Benson, R (1, 1) ERA: 4.19	7.0 L 27 5 4 3 5 1 0 0 0 0 0 0 56 82 3.86 0.857																			
Mike Williams, R (8, 1) ERA: 4.37	1.0 6 3 2 2 2 1 0 0 0 0 0 0 20 29 18.00 4.000																			
Jeff Wallace, L (9, 1) ERA: 4.0	1.0 3 0 0 0 0 2 0 0 0 0 0 0 9 13 0.00 0.000																			

Houston Astros @ Pittsburgh Pirates
Three Rivers Stadium, Pittsburgh, PA

Tue Sep 21 1999, 7:05 PM EDT
Att. 12,745 - Overcast - 61 F

livebaseballscorecards.com

AB	34
R	6
H	8
RBI	5
BB	2
SO	9
LOB	7



Batter	1	2	3	4	5	6	7	8	9	AB R H RBI BB SO LOB	TOP
Craig Biggio, R OBP: 0.391, SLG: 0.464 (1, 4) X	0-0 F7 ①		2-2 G1-3 ③		2-3 K ③			0-0 L8 ①		4 0 0 0 0 1 1	
Stan Javier, S OBP: 0.342, SLG: 0.351 (1, 9) B X	1-0 F7 ②			3-2 5 1B 2B		0-1 1B FC3-2-3-2 1B		1-2 L9 ②		4 1 2 0 0 0 0	
5 Jeff Bagwell, R OBP: 0.454, SLG: 0.609 (1, 3) C B B C B X	3-2 1B			1-0 F7 SF8 1B 2-H		0-3 K		0-3 K ③		4 1 2 1 0 2 1	
Carl Everett, S OBP: 0.397, SLG: 0.580 (1, 8) S F S	0-3 K ③			0-0 F7 ①		1-1 1B FC3-2-3-2 1B		1-2 P2 ①		4 0 1 0 0 1 2	
Ken Caminiti, S OBP: 0.386, SLG: 0.478 (1, 5) B B B X		3-1 G4-3 ①		0-0 SF8 ②		4-2 BB		3-3 K ②		2 0 0 1 1 1 0	
Daryle Ward, L OBP: 0.313, SLG: 0.459 (1, 7) B C C C		1-3 K ②		1-0 G6-3 ③		0-0 FC3-2-3-2 ② ③		0-2 P3 ③		4 0 0 0 0 1 3	
Paul Bako, L OBP: 0.335, SLG: 0.362 (1, 2) X		0-0 F8 ③			4-1 BB		0-3 K ①			2 0 0 0 1 1 0	
Ricky Gutierrez, R OBP: 0.371, SLG: 0.362 (1, 6) B C C X			1-2 G5-3 ①		0-2 K ①		0-0 G2-6-4 1B			3 0 1 0 0 1 1	
Jose Lima, R OBP: 0.122, SLG: 0.085 (1, 1) C C			0-3 K ②		0-3 K ②		0-0 G2-6-4 ② ③			3 0 0 0 0 2 2	
Chris Holt, R OBP: 0.125, SLG: 0.067 (8, 1) C C							1-2f			0 0 0 0 0 0 0	
Inning Stats	R: 0 H: 1 E: 0 LOB: 1 K: 1 BB: 0 S: 8 P: 12	R: 0 H: 0 E: 0 LOB: 0 K: 1 BB: 0 S: 6 P: 10	R: 0 H: 0 E: 0 LOB: 0 K: 1 BB: 0 S: 11 P: 14	R: 2 H: 2 E: 0 LOB: 0 K: 0 BB: 0 S: 7 P: 12	R: 0 H: 0 E: 0 LOB: 1 K: 3 BB: 1 S: 10 P: 16	R: 0 H: 2 E: 0 LOB: 1 K: 1 BB: 1 S: 14 P: 19	R: 0 H: 1 E: 0 LOB: 0 K: 1 BB: 0 S: 5 P: 5	R: 0 H: 0 E: 0 LOB: 0 K: 1 BB: 0 S: 7 P: 8	R: 0 H: 0 E: 0 LOB: 0 K: 1 BB: 0 S: 9 P: 13	1B: 5 SF: 1 2B: 2 SAC: 0 3B: 0 DP: 2 HR: 0 HBP: 0	WP: 0 PA: 33 PB: 0 SB: 0 CS: 0
PITCHER Todd Ritchie, R ERA: 3.45 (1, 1)	IP WLS BF H R ER SO BB IBB HBP BLK WP HR S P ERA WHIP										
	9.0 W 33 6 2 2 10 2 0 0 0 0 0 0 77 109 2.00 0.889										

Houston Astros @ Pittsburgh Pirates
Three Rivers Stadium, Pittsburgh, PA

Wed Sep 22 1999, 7:05 PM EDT
Att. 16,647 - Unknown - 56 F

livebaseballscorecards.com

AB	30
R	2
H	6
RBI	2
BB	2
SO	10
LOB	10



Batter	1	2	3	4	5	6	7	8	9
Al Martin, L OBP: 0.347, SLG: 0.523 (1, 7)	3-3 K		3-2 SF9 3B		1-3 K		0-0 L4		
Abraham Nunez, S OBP: 0.296, SLG: 0.237 (1, 6)	4-1 G3-1 BB		0-0 B1-3			4-0 S 1B BB		0-0 G6-3	
Brant Brown, L OBP: 0.295, SLG: 0.472 (1, 9)	2-0 G3-1		3-2 SF9			3-3 SAFE K		3-1 F9	
Kevin Young, R OBP: 0.394, SLG: 0.523 (1, 3)	2-3 K		0-3 K			3-2 G3 1B		0-1 G5-3	
Adrian Brown, S OBP: 0.355, SLG: 0.350 (1, 8)		0-0 2B 1B		0-2 G6-3		1-2 G3			
Warren Morris, L OBP: 0.364, SLG: 0.430 (1, 4)		0-0 1-H 2B		1-1 P5		3-3 K			
Aramis Ramirez, R OBP: 0.385, SLG: 0.409 (1, 5)		1-3 K		1-3 K			2-2 G6-3		
Joe Oliver, R OBP: 0.260, SLG: 0.292 (1, 2)		1-1 P4			2-1 F7		2-1 G6-3		
Todd Ritchie, R OBP: 0.173, SLG: 0.176 (1, 1)		2-3 K			1-3 K		1-2 1B		

Inning Stats	R: 0	H: 0	E: 0	K: 2	S: 10	LOB: 1	BB: 1	P: 21
	R: 1	H: 2	E: 0	K: 2	S: 10	LOB: 1	BB: 0	P: 14
	R: 1	H: 1	E: 0	K: 1	S: 10	LOB: 0	BB: 0	P: 16
	R: 0	H: 0	E: 0	K: 1	S: 8	LOB: 0	BB: 0	P: 10
	R: 0	H: 0	E: 0	K: 2	S: 10	LOB: 0	BB: 0	P: 14
	R: 1	H: 1	E: 0	K: 2	S: 13	LOB: 1	BB: 1	P: 27
	R: 0	H: 1	E: 0	K: 0	S: 9	LOB: 1	BB: 0	P: 14
	R: 0	H: 0	E: 0	K: 0	S: 5	LOB: 0	BB: 0	P: 8

PITCHER	IP	WLS	BF	H	R	ER	SO	BB	IBB	HBP	BLK	WP	HR	S	P	ERA	WHIP
Jose Lima, R ERA: 3.67 (1, 1)	7.0	L	28	5	3	3	10	2	0	0	0	0	0	70	116	3.86	1.000
Chris Holt, R ERA: 4.43 (8, 1)	1.0		3	0	0	0	0	0	0	0	0	0	0	5	8	0.00	0.000

AB R H RBI BB SO LOB

4	1	1	0	0	2	1
2	1	0	0	2	0	1
3	0	0	1	0	1	2
4	0	1	1	0	2	1
3	1	1	0	0	0	1
3	0	1	1	0	1	1
3	0	0	0	0	2	1
3	0	0	0	0	0	1
3	0	1	0	0	2	1

AB	28
R	3
H	5
RBI	3
BB	2
SO	10
LOB	10



WP	PA	ERA	WHIP
0	31		
0			
1			
0			

Houston Astros @ Pittsburgh Pirates
 Three Rivers Stadium, Pittsburgh, PA
 Wed Sep 22 1999, 7:05 PM EDT
 Att: 16,647 - Unknown - 56 F

livebaseballscorecards.com

Batter	1	2	3	4	5	6	7	8	9	AB R H RBI BB SO LOB	TOP										
Craig Biggio, R (1, 4) OBP: 0.389, SLG: 0.459	0-2 G4-3		0-0 G5-3		0-0 FC5-4 1B		2-2 SF8		1-0 G6-3	4 0 1 2 0 0 0											
Stan Javier, S (1, 9) OBP: 0.345, SLG: 0.356	0-1 5 1B		3-2 3-H 5 1B		0-1 FC5-4 5 1B 1-2f		2-2 G5-4-3 1-2f			4 0 2 0 0 0 2											
5 Jeff Bagwell, R (1, 3) OBP: 0.457, SLG: 0.607	1-1 G6-4-3 1-2 1B		4-2 1-2 BB		1-2 G6-4-3 1-2 1B			1-0 F8		3 0 2 0 1 0 0											
Carl Everett, S (1, 8) OBP: 0.396, SLG: 0.580	0-1 G6-4-3 1-2f		2-3 K		1-1 G6-4-3 1-2f			4-2 WP BB		3 0 0 0 1 1 6											
Ken Caminiti, S (1, 5) OBP: 0.385, SLG: 0.480		0-0 F7		2-1 F7		3-1 P3		4-0 FC6-4 1-2 BB		3 0 0 0 1 0 0											
Matt Mieske, R (1, 7) OBP: 0.329, SLG: 0.520		1-0 L7		1-0 F8		2-2 G1-4-3 1B		1-1 P4		3 0 1 0 0 0 0											
Daryle Ward, L (8, PH) OBP: 0.304, SLG: 0.445										1 0 0 0 0 0 2											
Ryan Thompson, R (8, 7) OBP: 0.273, SLG: 0.400										0 0 0 0 0 0 0											
Tony Eusebio, R (1, 2) OBP: 0.360, SLG: 0.365		3-2 G5-3		2-0 2B		1-2 G1-4-3 1-2f		0-2 FC6-4 1-2f		4 0 1 0 0 0 3											
Tim Bogar, R (1, 6) OBP: 0.328, SLG: 0.343			1-0 SH1-4 G5-3 2B		4-0 IBB		1-1 1B SF8 2B		2-2 L7	2 2 2 0 1 0 0											
Bill Spiers, L (9, PH) OBP: 0.366, SLG: 0.394										1 0 0 0 0 0 0											
Shane Reynolds, R (1, 1) OBP: 0.168, SLG: 0.242			0-1 SH1-4		2-2 K		2-1 G5-4-3 1B		3-3 K	1 0 0 0 0 1 2											
Russ Johnson, R (7, PH) OBP: 0.350, SLG: 0.429										1 0 1 0 0 0 0											
Doug Henry, R (7, 1) OBP: 0.350, SLG: 0.429										0 0 0 0 0 0 0											
Trever Miller, R (7, 1) OBP: 0.350, SLG: 0.429										0 0 0 0 0 0 0											
Jose Cabrera, R (7, 1) OBP: 0.350, SLG: 0.429										0 0 0 0 0 0 0											
17 Lance Berkman, S (9, PH) OBP: 0.321, SLG: 0.387			2-3							1 0 0 0 0 1 0											
Inning Stats	R: 0 E: 0 K: 0 S: 9	H: 2 LOB: 1 BB: 0 P: 10	R: 0 E: 0 K: 0 S: 5	H: 0 LOB: 0 BB: 0 P: 9	R: 1 E: 0 K: 1 S: 14	H: 2 LOB: 2 BB: 1 P: 24	R: 0 E: 0 K: 1 S: 8	H: 1 LOB: 2 BB: 1 P: 19	R: 0 E: 0 K: 0 S: 8	H: 1 LOB: 0 BB: 0 P: 14	R: 1 E: 0 K: 0 S: 10	H: 2 LOB: 0 BB: 0 P: 17	R: 0 E: 0 K: 0 S: 8	H: 0 LOB: 2 BB: 2 P: 18	R: 0 E: 0 K: 1 S: 9	H: 0 LOB: 0 BB: 0 P: 15	1B: 7 2B: 3 3B: 0 HR: 0	SF: 1 SAC: 1 DP: 4 HBP: 0	WP: 1 PB: 0 SB: 1 CS: 0	PA: 37	
SCOTT KARL, L (1, 1) ERA: 4.74	IP: 7.0 WLS: W BF: 29 H: 10 R: 2 ER: 2 SO: 2 BB: 1 IBB: 1 HBP: 0 BLK: 0 WP: 0 HR: 0 S: 62 P: 103 ERA: 2.57 WHIP: 1.571																				
Rocky Coppinger, R (8, 1) ERA: 5.69	IP: 1.0 WLS: H BF: 5 H: 0 R: 0 ER: 0 SO: 0 BB: 2 IBB: 0 HBP: 0 BLK: 0 WP: 1 HR: 0 S: 8 P: 18 ERA: 0.00 WHIP: 2.000																				
Bob Wickman, R (9, 1) ERA: 3.44	IP: 1.0 WLS: S BF: 3 H: 0 R: 0 ER: 0 SO: 1 BB: 0 IBB: 0 HBP: 0 BLK: 0 WP: 0 HR: 0 S: 9 P: 15 ERA: 0.00 WHIP: 0.000																				

Houston Astros @ Milwaukee Brewers
Milwaukee County Stadium, Milwaukee, WI

Sat Sep 25 1999, 8:05 PM EDT
Att. 24,093 - Cloudy - 66 F

livebaseballscorecards.com

AB	31
R	2
H	10
RBI	2
BB	4
SO	3
LOB	15



Batter	1	2	3	4	5	6	7	8	9
Marquis Grissom, R OBP: 0.321, SLG: 0.409 (1, 8)	4-2 G4-3 BB		0-0 L4		1-0 P2		1-0 P6		
Mark Loretta, R OBP: 0.352, SLG: 0.388 (1, 6)	2-2 G4-3 1-2f		2-2 G6-3		0-1 1B 2-H		1-1 HBP FC3-2 1B		
Jeff Cirillo, R OBP: 0.403, SLG: 0.457 (1, 5)	1-0 1B		2-1 G4-3		1-0 1B 1-2		4-2 FC3-2 1-2 HBP BB		
Jeremy Burnitz, L OBP: 0.403, SLG: 0.575 (1, 9)	1-1 1-3 1B			1-1 1B	3-3 K		3-2 1-2 2-3 HBP FC3-2		
Geoff Jenkins, L OBP: 0.374, SLG: 0.568 (1, 7)	2-3 K			0-0 F8		0-0 BB E 1B	0-2 FC3-2 1-2 2-3 3-H		
Ronnie Belliard, R OBP: 0.374, SLG: 0.415 (1, 4)		1-0 G4-3 2B		1-2 K		4-2 G4-3 1-2 BB E	2-2 G5-3		
Kevin Barker, L OBP: 0.327, SLG: 0.402 (1, 3)		1-0 G4-3		3-2 L9		1-2 F8 1-2 2-H		1-3 K	
Brian Banks, S OBP: 0.321, SLG: 0.370 Charlie Greene, R OBP: 0.244, SLG: 0.200 (1, 2) (9, 2)		1-0 G4-3			2-2 SH1-4 1B	2-0 G4-3		0-0 F8	
Scott Karl, L OBP: 0.222, SLG: 0.322 Rocky Copping, R OBP: 0.333, SLG: 0.333 Jose Valentin, S OBP: 0.340, SLG: 0.393 Bob Wickman, R (1, 1) (8, 1) (8, PH) (9, 1)		2-2 G4-3			2-2 SH1-4	2-0 F7		2-3 K	

Inning Stats	R: 0 E: 0 K: 1 S: 15	H: 2 LOB: 2 BB: 1 P: 25	R: 1 E: 0 K: 0 S: 6	H: 1 LOB: 0 BB: 0 P: 11	R: 0 E: 0 K: 0 S: 8	H: 0 LOB: 0 BB: 0 P: 12	R: 0 E: 0 K: 1 S: 9	H: 1 LOB: 1 BB: 0 P: 14	R: 1 E: 0 K: 1 S: 13	H: 3 LOB: 2 BB: 0 P: 22	R: 1 E: 1 K: 0 S: 11	H: 1 LOB: 1 BB: 1 P: 20	R: 0 E: 0 K: 0 S: 17	H: 1 LOB: 3 BB: 1 P: 28	R: 0 E: 0 K: 2 S: 7	H: 0 LOB: 0 BB: 0 P: 10
--------------	-------------------------------	----------------------------------	------------------------------	----------------------------------	------------------------------	----------------------------------	------------------------------	----------------------------------	-------------------------------	----------------------------------	-------------------------------	----------------------------------	-------------------------------	----------------------------------	------------------------------	----------------------------------

PITCHER	IP	WLS	BF	H	R	ER	SO	BB	IBB	HBP	BLK	WP	HR	S	P	ERA	WHIP
Shane Reynolds, R ERA: 3.73 (1, 1)	6.0	L	27	8	3	3	3	2	0	0	0	0	0	62	104	4.50	1.667
Doug Henry, R ERA: 4.76 (7, 1)	0.1		3	1	0	0	0	1	0	0	0	0	0	7	13	0.00	6.000
Trever Miller, L ERA: 5.07 (7, 1)	0.1		2	0	0	0	0	0	0	1	0	0	0	7	10	0.00	0.000
Jose Cabrera, R ERA: 2.39 (7, 1)	1.1		4	0	0	0	2	0	0	0	0	0	0	10	15	0.00	0.000

BOTTOM

Houston Astros @ Milwaukee Brewers
Milwaukee County Stadium, Milwaukee, WI

Sat Sep 25 1999, 8:05 PM EDT
Att. 24,093 - Cloudy - 66 F

AB	31
R	3
H	9
RBI	2
BB	3
SO	5
LOB	19

livebaseballscorecards.com



1B:	8	SF:	0	WP:	0	PA:	36
2B:	1	SAC:	1	PB:	0		
3B:	0	DP:	1	SB:	0		
HR:	0	HBP:	1	CS:	0		

Batter	1	2	3	4	5	6	7	8	9	AB R H RBI BB SO LOB	TOP											
Craig Biggio, R OBP: 0.389, SLG: 0.458 (1, 4)	2-1 G4-6-3 1B		2-3 K		4-0 S BB		0-1 G4-3		1-0 G3	4 0 1 0 1 1 1												
Bill Spiers, L OBP: 0.364, SLG: 0.391 (1, 7)	2-0 G4-6-3 1-2f		1-0 2-H 1B		1-3 K		0-1 G3		0-0 G6-3	5 0 1 1 0 1 2												
5 Jeff Bagwell, R OBP: 0.456, SLG: 0.604 (1, 3)	4-2 S BB		1-0 F7		0-1 P4			2-0 G6-3	4-1 DI BB	3 0 0 0 2 0 1												
Carl Everett, S OBP: 0.396, SLG: 0.577 (1, 8)	0-3 K			0-0 G4-3		2-3 K		3-2 BB 1B BB	4-1 BB BB	4 1 1 0 1 2 1												
Ken Caminiti, S OBP: 0.385, SLG: 0.479 (1, 5)		2-1 G4-3		1-0 L9		0-0 1B 1B		0-0 BB BB 1B	2-3 K	5 1 2 0 0 1 2												
Stan Javier, S OBP: 0.348, SLG: 0.359 (1, 9)		2-1 G4-3		1-1 1B		2-1 1B 1B		4-2 BB BB		3 0 2 0 1 0 0												
Paul Bako, L OBP: 0.332, SLG: 0.358 Brian Williams, R OBP: 0.333, SLG: 0.333 Russ Johnson, R OBP: 0.394, SLG: 0.432 Wade Miller, R (6, PH) Daryle Ward, L OBP: 0.302, SLG: 0.442 Billy Wagner, L (8, PH)		0-2 G4-3		1-3 K		3-2 1-3 3-H 1B		2-0 L9		2 0 0 0 0 1 1 0 0 0 0 0 0 0 1 0 1 1 0 0 0 0 0 0 0 0 0 0 1 0 0 0 0 0 3 0 0 0 0 0 0 0												
Ricky Gutierrez, R OBP: 0.371, SLG: 0.357 (1, 6)			2-1 SH3-4 1B		2-1 G6-3		2-2 G5-3		4-2 1-2 2-3 3-H BB	3 1 1 1 1 0 2												
Scott Elarton, R OBP: 0.192, SLG: 0.192 Chris Holt, R OBP: 0.125, SLG: 0.067 Tony Eusebio, R OBP: 0.357, SLG: 0.362 (4, 2)			0-0 SH3-4		0-2 G6-3		2-3 K		1-1 L9	0 0 0 0 0 0 0 0 0 0 0 0 0 0 3 0 0 0 0 1 3												
Inning Stats	R: 0 E: 0 K: 1 S: 9	H: 1 LOB: 1 BB: 1 P: 17	R: 0 E: 0 K: 0 S: 7	H: 0 LOB: 0 BB: 0 P: 11	R: 1 E: 0 K: 1 S: 8	H: 2 LOB: 1 BB: 0 P: 14	R: 0 E: 0 K: 1 S: 7	H: 1 LOB: 1 BB: 0 P: 10	R: 0 E: 0 K: 1 S: 8	H: 0 LOB: 1 BB: 1 P: 15	R: 1 E: 0 K: 1 S: 16	H: 3 LOB: 2 BB: 0 P: 25	R: 0 E: 0 K: 1 S: 7	H: 0 LOB: 0 BB: 0 P: 9	R: 1 E: 0 K: 0 S: 12	H: 2 LOB: 3 BB: 2 P: 28	R: 0 E: 0 K: 1 S: 7	H: 0 LOB: 2 BB: 2 P: 18	1B: 9 2B: 0 3B: 0 HR: 0	SF: 0 SAC: 1 DP: 1 HBP: 0	WP: 0 PB: 0 SB: 2 CS: 0	PA: 41
PITCHER	IP WLS BF H R ER SO BB IBB HBP BLK WP HR S P ERA WHIP																					
41 Kyle Peterson, R ERA: 4.48 (1, 1)	6.0 W 26 7 2 2 5 2 0 0 0 0 0 0 55 92 3.00 1.500																					
21 Cal Eldred, R ERA: 7.52 (7, 1)	2.0 10 2 1 1 1 2 0 0 0 0 0 0 19 37 4.50 2.000																					
Carl Dale, R ERA: 20.25 (9, 1)	1.0 5 0 0 0 0 1 2 0 0 0 0 0 7 18 0.00 2.000																					

Houston Astros @ Milwaukee Brewers
Milwaukee County Stadium, Milwaukee, WI

Sun Sep 26 1999, 8:05 PM EDT
Att. 27,748 - Sunny - 82 F

livebaseballscorecards.com

AB 34
R 3
H 9
RBI 3
BB 6
SO 7
LOB 16



Batter	1	2	3	4	5	6	7	8	9
Marquis Grissom, R (1, 8) <small>OBP: 0.324, SLG: 0.420</small>	2-1 	1-1 		1-1 	3-2 		2-2 	1-2 	
Mark Loretta, R (1, 6) 21 Cal Eldred, R (7, 1) Carl Dale, R (9, 1)	1-1 	0-3 		0-0 	0-0 		2-1 		
Jeff Cirillo, R (1, 5) Eddie Zosky, R (8, 5)	3-2 		3-2 	4-1 	0-3 		2-2 		
Jeremy Burnitz, L (1, 9) Alex Ochoa, R (7, PH) <small>OBP: 0.406, SLG: 0.461</small>		0-1 	2-3 	0-0 		3-3 	2-1 		
Geoff Jenkins, L (1, 7) Lou Collier, R (8, PH) <small>OBP: 0.321, SLG: 0.349</small>		2-2 	1-1 	0-0 		0-3 		0-0 	
Ronnie Belliard, R (1, 4) <small>OBP: 0.378, SLG: 0.423</small>		0-0 	0-1 	4-1 		2-2 		3-1 	
Kevin Barker, L (1, 3) <small>OBP: 0.330, SLG: 0.396</small>		1-1 	4-1 	0-1 		1-0 		2-1 	
Brian Banks, S (1, 2) <small>OBP: 0.323, SLG: 0.368</small>		1-1 	3-2 		2-3 		4-2 	0-3 	
41 Kyle Peterson, R (1, 1) Jose Valentin, S (7, 6)		1-3 		4-0 	0-0 		1-2 	4-2 	

Inning Stats	R: 0	H: 0	E: 0	K: 0	S: 7	H: 0	LOB: 0	BB: 0	P: 13	R: 4	H: 5	E: 0	K: 2	S: 22	H: 2	LOB: 2	BB: 1	P: 31	R: 3	H: 2	E: 0	K: 0	S: 9	R: 1	H: 2	E: 0	K: 2	S: 16	H: 1	LOB: 1	BB: 0	P: 21	R: 0	H: 1	E: 0	K: 1	S: 11	R: 2	H: 2	E: 0	K: 0	S: 17	R: 0	H: 2	E: 0	K: 1	S: 15	H: 2	LOB: 3	BB: 1	P: 25
--------------	------	------	------	------	------	------	--------	-------	-------	------	------	------	------	-------	------	--------	-------	-------	------	------	------	------	------	------	------	------	------	-------	------	--------	-------	-------	------	------	------	------	-------	------	------	------	------	-------	------	------	------	------	-------	------	--------	-------	-------

AB	R	H	RBI	BB	SO	LOB	
6	3	4	5	0	0	3	
3	0	1	0	0	1	1	
1	0	0	0	0	0	1	
0	0	0	0	0	0	0	
4	2	2	2	1	1	1	
0	0	0	0	0	0	0	
4	1	1	1	0	2	2	
1	0	0	0	0	0	1	
4	1	2	2	0	1	0	
1	0	1	0	0	0	0	
4	1	3	1	1	0	1	
4	0	1	0	1	0	5	
4	2	1	0	1	2	4	
2	1	0	0	1	1	3	
1	0	0	0	1	0	1	
1B: 7	SF: 0	2B: 6	SAC: 1	3B: 1	DP: 0	HR: 2	HRB: 0

WP	HR	S	P	ERA	WHIP
1	0	46			
1	0	0			
1	0	0			
1	0	0			
1	0	0			
1	0	0			
1	0	0			

PITCHER	IP	WLS	BF	H	R	ER	SO	BB	IBB	HBP	BLK	WP	HR	S	P	ERA	WHIP
Scott Elarton, R (1, 1) <small>ERA: 3.48</small>	2.2	L	16	7	5	5	3	1	0	0	0	0	1	43	65	16.88	3.000
Chris Holt, R (3, 1) <small>ERA: 4.72</small>	0.2		5	1	3	3	0	2	0	0	0	0	0	8	20	40.50	4.500
Brian Williams, R (4, 1) <small>ERA: 4.55</small>	1.2		9	3	1	1	2	1	0	0	0	0	1	21	30	5.40	2.400
Wade Miller, R (6, 1) <small>ERA: 9.58</small>	2.0		10	3	2	2	2	1	0	0	0	0	0	28	47	9.00	2.000
Billy Wagner, L (8, 1) <small>ERA: 1.62</small>	1.0		6	2	0	0	1	1	0	0	0	1	0	15	25	0.00	3.000

BOTTOM

Houston Astros @ Milwaukee Brewers
 Milwaukee County Stadium, Milwaukee, WI

livebaseballscores.com

AB	39
R	11
H	16
RBI	11
BB	6
SO	8
LOB	23



Sun Sep 26 1999, 8:05 PM EDT
 Att: 27,748 - Sunny - 82 F

Batter	1	2	3	4	5	6	7	8	9	AB R H RBI BB SO LOB	TOP											
Mike Cameron, R (1, 8) OBP: 0.353, SLG: 0.464	0-1 F9	1-3 K		3-3 K			0-0 G1-3			4 0 0 0 0 2 1												
Barry Larkin, R (1, 6) OBP: 0.392, SLG: 0.427	2-1 P4		1-1 1B 1B	2-1 F8			1-1 F9			4 1 1 0 0 0 0												
Sean Casey, L (1, 3) OBP: 0.404, SLG: 0.546	1-0 HR		0-0 L8		0-3 K		1-3 K			4 1 1 1 0 2 1												
Greg Vaughn, R (1, 7) OBP: 0.347, SLG: 0.532	3-3 K		0-0 BB 1B 1B		0-3 K		3-3 K			4 0 1 0 0 3 0												
Dmitri Young, S (1, 9) OBP: 0.357, SLG: 0.510		0-0 1B E 1B	0-1 P5		0-1 F7		1-2 F8			4 1 1 0 0 0 2												
Michael Tucker, L (8, 9) OBP: 0.337, SLG: 0.417										0 0 0 0 0 0 0												
Eddie Taubensee, L (1, 2) OBP: 0.358, SLG: 0.531		1-0 E9 1B 1B	0-1 BB 1B		0-0 G4-3		3-3 K			4 1 2 1 0 1 0												
Aaron Boone, R (1, 5) OBP: 0.332, SLG: 0.451		2-3 K	4-2 BB 1B		2-2 F7		1-2 L9			3 0 0 0 1 1 1												
Pokey Reese, R (1, 4) OBP: 0.323, SLG: 0.415		1-1 SH1-4 1B	3-1 BB BB		1-0 G1-3		0-2 F9			4 0 2 1 0 0 3												
Pete Harnisch, S (1, 1) OBP: 0.154, SLG: 0.250		0-0 SH1-4		1-3 K		1-3 K		3-3 K		2 0 0 0 0 2 1												
Mark Sweeney, L (9, PH) OBP: 0.455, SLG: 0.690										1 0 0 0 0 1 0												
Scott Williamson, R (9, 1)										0 0 0 0 0 0 0												
Inning Stats	R: 1 E: 0 K: 1 S: 8	H: 1 LOB: 0 BB: 0 P: 14	R: 2 E: 1 K: 2 S: 11	H: 3 LOB: 1 BB: 0 P: 16	R: 1 E: 0 K: 0 S: 13	H: 3 LOB: 3 BB: 1 P: 21	R: 0 E: 0 K: 2 S: 9	H: 0 LOB: 0 BB: 0 P: 15	R: 0 E: 0 K: 2 S: 8	H: 0 LOB: 0 BB: 0 P: 8	R: 0 E: 0 K: 1 S: 9	H: 1 LOB: 1 BB: 0 P: 13	R: 0 E: 0 K: 1 S: 6	H: 0 LOB: 0 BB: 0 P: 8	R: 0 E: 0 K: 2 S: 11	H: 0 LOB: 0 BB: 0 P: 18	R: 0 E: 0 K: 1 S: 10	H: 0 LOB: 0 BB: 0 P: 14	1B: 5 2B: 2 3B: 0 HR: 1	SF: 0 SAC: 1 DP: 0 HBP: 0	WP: 0 PB: 0 SB: 0 CS: 0	PA: 36
PITCHER	IP WLS BF H R ER SO BB IBB HBP BLK WP HR S P ERA WHIP																					
Jose Lima, R (1, 1) ERA: 3.7	6.0 L 27 8 4 3 8 1 0 0 0 0 0 1 58 87 4.50 1.500																					
Jose Cabrera, R (7, 1) ERA: 2.22	2.0 6 0 0 0 3 0 0 0 0 0 0 0 17 26 0.00 0.000																					
Doug Henry, R (9, 1) ERA: 4.65	1.0 3 0 0 0 1 0 0 0 0 0 0 0 10 14 0.00 0.000																					

Cincinnati Reds @ Houston Astros
Astrodome, Houston, TX
Tue Sep 28 1999, 8:05 PM EDT
Att. 54,037 - Dome - 72 F

livebaseballscorecards.com

AB	34
R	4
H	8
RBI	3
BB	1
SO	12
LOB	9



Batter	1	2	3	4	5	6	7	8	9	AB R H RBI BB SO LOB	TOP									
Mike Cameron, R (1, 8) OBP: 0.353, SLG: 0.463	1-1 G5-3		1-0 SH1-3 1B		0-3 K		1-3 K			4 0 1 0 0 2 0	Cincinnati Reds @ Houston Astros Astrodome, Houston, TX Wed Sep 29 1999, 8:05 PM EDT Att. 52,242 - Dome - 72 F									
Barry Larkin, R (1, 6) OBP: 0.391, SLG: 0.425	1-1 G6-3		1-0 SH1-3 1-2		3-1 F9		2-0 F8			3 0 0 0 0 0 0										
Sean Casey, L (1, 3) OBP: 0.405, SLG: 0.548	3-1 E 2B		1-3 K		0-1 1B 1B		0-1 F7			4 1 2 0 0 1 1										
Greg Vaughn, R (1, 7) OBP: 0.346, SLG: 0.529	3-1 E6 FC6-4		4-2 BB		1-3 K		2-1 L4			3 0 0 0 1 1 2										
Jeffrey Hammonds, R (1, 9) OBP: 0.349, SLG: 0.531	0-0 FC6-4 1-2f		1-2 G5-3		0-0 1B 1-2 1B		0-1 WP 1B			4 0 2 0 0 0 4										
Aaron Boone, R (1, 5) OBP: 0.330, SLG: 0.448		1-3 K		3-2 G6-3		2-3 K		2-3 K		3 0 0 0 0 2 2										
Scott Sullivan, R (6, 1)										0 0 0 0 0 0 0										
Dmitri Young, S (8, PH) OBP: 0.356, SLG: 0.508										1 0 0 0 0 1 1										
Stan Belinda, R (8, 1) OBP: 0.250, SLG: 0.250										0 0 0 0 0 0 0										
Pokey Reese, R (1, 4) OBP: 0.324, SLG: 0.417		1-0 2B		2-1 P3		0-0 1-3 2-H 1B		3-3 K		4 0 2 1 0 1 0										
Jason LaRue, R (1, 2) OBP: 0.311, SLG: 0.389		1-3 K		0-0 G5-3		1-0 F9		4-0 L1-3 BB		3 0 0 0 1 1 3										
Steve Parris, R (1, 1) OBP: 0.158, SLG: 0.158		1-0 G5-3		1-1 G6-3		1-0 F9		2-2 L1-3		2 0 0 0 0 0 1										
Dennys Reyes, R (6, 1)										0 0 0 0 0 0 0										
Mark Lewis, R (6, 5) OBP: 0.288, SLG: 0.464								1-2		2 0 0 0 0 0 1										
Inning Stats	R: 0 E: 1 K: 0 S: 9	H: 1 LOB: 2 BB: 0 P: 17	R: 0 E: 0 K: 2 S: 9	H: 1 LOB: 1 BB: 0 P: 13	R: 0 E: 0 K: 1 S: 13	H: 0 LOB: 0 BB: 1 P: 21	R: 0 E: 0 K: 1 S: 7	H: 0 LOB: 0 BB: 0 P: 11	R: 1 E: 0 K: 2 S: 12	H: 3 LOB: 2 BB: 0 P: 16	R: 0 E: 0 K: 1 S: 5	H: 0 LOB: 0 BB: 0 P: 9	R: 0 E: 0 K: 1 S: 9	H: 1 LOB: 1 BB: 0 P: 13	R: 0 E: 0 K: 1 S: 10	H: 0 LOB: 0 BB: 1 P: 19	1B: 5 2B: 3 3B: 0 HR: 0	SF: 0 SAC: 1 DP: 1 HBP: 0	WP: 1 PB: 0 SB: 0 CS: 0	PA: 36
PITCHER	IP WLS BF H R ER SO BB IBB HBP BLK WP HR S P ERA WHIP																			
Mike Hampton, L (1, 1) ERA: 2.95	8.0 W 33 7 1 1 8 1 0 0 0 1 0 71 112 1.12 1.000																			
Billy Wagner, L (9, 1) ERA: 1.6	1.0 S 3 0 0 0 1 1 0 0 0 0 0 10 19 0.00 1.000																			

livebaseballscorecards.com

AB	33
R	1
H	7
RBI	1
BB	2
SO	9
LOB	15



Batter	1	2	3	4	5	6	7	8	9	AB R H RBI BB SO LOB	TOP											
Eric Young Sr., R OBP: 0.374, SLG: 0.359 (1, 4)	3-2 F8		1-0 E 1B	0-1 F7		2-2 G5-3			3-2 G5-3 1-2	5 1 1 0 0 0 1												
Mark Grudzielanek, R OBP: 0.377, SLG: 0.436 (1, 6)	1-2 G6-3		1-2 E8 1B	1-1 G3-1			0-0 G6-4-3 1B			4 1 2 0 0 0 0												
Gary Sheffield, R OBP: 0.407, SLG: 0.523 Jeff Shaw, R (1, 7) (9, 1)	0-2 HR		0-0 1B FC6 1B	0-2 E5			1-1 G6-4-3 1-2f			4 2 2 3 0 0 1 0 0 0 0 0 0 0												
Eric Karros, R OBP: 0.363, SLG: 0.554 (1, 3)	0-0 2B 1B		2-0 FC6 1B	0-1 F7			1-2 P3			4 0 2 0 0 0 1												
Raul Mondesi, R OBP: 0.334, SLG: 0.486 (1, 9)	0-1 1-3 2B		1-0 FC6 22 F9 1B 1-2f 3-H		0-2 L7			1-2 L4		4 1 1 1 0 0 1												
22 Devon White, S OBP: 0.336, SLG: 0.407 (1, 8)	0-1 L3		1-1 F9		2-2 G4-3			0-2 P6		4 0 0 0 0 0 3												
Todd Hundley, S OBP: 0.297, SLG: 0.440 (1, 2)			4-0 1B BB		2-3 K			3-1 G6-3		3 0 0 0 1 1 0												
Adrian Beltré, R OBP: 0.354, SLG: 0.430 (1, 5)			0-1 1B			1-2 G4-3			2-2 G6-3	4 0 1 1 0 0 0												
Eric Gagne, R OBP: 0.200, SLG: 0.200 Alan Mills, R (7, 1) Todd Hollandsworth, L OBP: 0.336, SLG: 0.444 (9, PH) (9, 7)			1-3 K			0-0 P4			4-0 CS BB	3 0 0 0 0 1 2 0 0 0 0 0 0 0 0 0 0 0 1 0 0												
Inning Stats	R: 1 E: 0 K: 0 S: 15	H: 3 LOB: 2 BB: 0 P: 19	R: 0 E: 0 K: 0 S: 4	H: 0 LOB: 0 BB: 0 P: 8	R: 4 E: 1 K: 1 S: 14	H: 5 LOB: 2 BB: 1 P: 25	R: 0 E: 1 K: 0 S: 9	H: 0 LOB: 1 BB: 0 P: 10	R: 0 E: 0 K: 1 S: 10	H: 0 LOB: 0 BB: 0 P: 14	R: 0 E: 0 K: 0 S: 7	H: 0 LOB: 0 BB: 0 P: 10	R: 0 E: 0 K: 0 S: 8	H: 1 LOB: 0 BB: 0 P: 10	R: 0 E: 0 K: 0 S: 8	H: 0 LOB: 0 BB: 0 P: 12	R: 0 E: 0 K: 0 S: 7	H: 0 LOB: 0 BB: 1 P: 16	1B: 7 2B: 1 3B: 0 HR: 1	SF: 0 SAC: 0 DP: 1 HBP: 0	WP: 0 PB: 0 SB: 1 CS: 1	PA: 37
PITCHER	IP WLS BF H R ER SO BB IBB HBP BLK WP HR S P ERA WHIP																					
Shane Reynolds, R ERA: 3.85 (1, 1)	5.0 L 25 8 5 5 2 1 0 0 0 0 0 1 52 76 9.00 1.800																					
Chris Holt, R ERA: 4.66 (6, 1)	2.0 6 1 0 0 0 0 0 0 0 0 0 0 15 20 0.00 0.500																					
Brian Williams, R ERA: 4.41 (8, 1)	2.0 6 0 0 0 0 0 1 0 0 0 0 0 15 28 0.00 0.500																					

Los Angeles Dodgers @ Houston Astros
 Astrodome, Houston, TX
 Fri Oct 01 1999, 8:05 PM EDT
 Att: 50,791 - Dome - 72 F

livebaseballscorecards.com

AB	35
R	5
H	9
RBI	5
BB	2
SO	2
LOB	9



Batter	1	2	3	4	5	6	7	8	9	AB R H RBI BB SO LOB
Craig Biggio, R OBP: 0.386, SLG: 0.453 (1, 4)	4-2 5 BB BB	0-2 F9			0-3 K		2-1 L6		0-3 K	4 0 0 0 1 2 3
Stan Javier, S OBP: 0.345, SLG: 0.360 (1, 9)	2-3 K		1-1 G5-3		0-0 G3-1		0-0 3B		1-0 B5-3	5 0 1 0 0 1 2
5 Jeff Bagwell, R OBP: 0.454, SLG: 0.595 (1, 3)	4-2 1-2 BB		4-0 1B BB		3-1 G6-3		3-2 F9			2 0 0 0 2 0 2
Carl Everett, S OBP: 0.397, SLG: 0.576 (1, 8)	0-1 P5		1-0 1B		1-3 K			4-1 2B BB		3 1 1 0 1 1 2
Ken Caminiti, S OBP: 0.378, SLG: 0.468 (1, 5)	3-3 K		3-3 K		3-2 F8 1B			1-3 K		4 0 1 0 0 3 4
Daryle Ward, L OBP: 0.301, SLG: 0.455 (1, 7)		2-2 P2		0-2 G4-3		1-2 FC5-4 1B		0-0 F8		4 0 1 0 0 0 1
Tony Eusebio, R OBP: 0.358, SLG: 0.364 (1, 2)		2-1 SH3-4 BB 1B		4-1 G5-4-3 BB		3-1 F8		0-2 1-H 2B		3 0 2 1 1 0 2
Ricky Gutierrez, R OBP: 0.362, SLG: 0.345 (1, 6)		4-0 SH3-4 BB		1-2 G5-4-3		2-2 FC5-4		3-2 F9		3 0 0 0 1 0 4
Shane Reynolds, R OBP: 0.168, SLG: 0.242 (5, PH)		1-0 SH3-4			3-1 G3-1			1-2 F8		0 0 0 0 0 0 0
Russ Johnson, R OBP: 0.358, SLG: 0.442 (6, 1)										1 0 1 0 0 0 0
Chris Holt, R OBP: 0.125, SLG: 0.067 (7, PH)										0 0 0 0 0 0 0
Derek Bell, R OBP: 0.308, SLG: 0.350 (8, 1)										1 0 0 0 0 0 0
Brian Williams, R OBP: 0.233, SLG: 0.333 (9, PH)										0 0 0 0 0 0 0
Bill Spiers, L OBP: 0.362, SLG: 0.389 (9, PH)										1 0 0 0 0 0 0

Inning Stats	R: 0 E: 0 K: 2 S: 13	H: 0 LOB: 2 BB: 2 P: 26	R: 0 E: 0 K: 0 S: 9	H: 1 LOB: 2 BB: 1 P: 18	R: 0 E: 0 K: 1 S: 6	H: 1 LOB: 1 BB: 1 P: 15	R: 0 E: 0 K: 0 S: 7	H: 0 LOB: 0 BB: 1 P: 12	R: 0 E: 0 K: 1 S: 8	H: 1 LOB: 1 BB: 0 P: 14	R: 0 E: 0 K: 1 S: 14	H: 2 LOB: 2 BB: 0 P: 24	R: 0 E: 0 K: 0 S: 8	H: 1 LOB: 1 BB: 0 P: 14	R: 1 E: 0 K: 1 S: 13	H: 1 LOB: 1 BB: 1 P: 21	R: 0 E: 0 K: 1 S: 8	H: 0 LOB: 0 BB: 0 P: 10	1B: 4 2B: 2 3B: 1 HR: 0	SF: 0 SAC: 1 DP: 1 HBP: 0	WP: 0 PB: 0 SB: 0 CS: 0	PA: 38
--------------	-------------------------------	----------------------------------	------------------------------	----------------------------------	------------------------------	----------------------------------	------------------------------	----------------------------------	------------------------------	----------------------------------	-------------------------------	----------------------------------	------------------------------	----------------------------------	-------------------------------	----------------------------------	------------------------------	----------------------------------	----------------------------------	------------------------------------	----------------------------------	--------

PITCHER	IP	WLS	BF	H	R	ER	SO	BB	IBB	HBP	BLK	WP	HR	S	P	ERA	WHIP
Eric Gagne, R ERA: 2.1 (1, 1)	6.0		26	5	0	0	5	5	0	0	0	0	0	57	109	0.00	1.667
Alan Mills, R ERA: 3.79 (7, 1)	2.0		9	2	1	1	1	1	0	0	0	0	0	21	35	4.50	1.500
Jeff Shaw, R ERA: 2.78 (9, 1)	1.0		3	0	0	0	1	0	0	0	0	0	0	8	10	0.00	0.000

BOTTOM

Los Angeles Dodgers @ Houston Astros
Astrodome, Houston, TX
Fri Oct 01 1999, 8:05 PM EDT
Att: 50,791 - Dome - 72 F

livebaseballscorecards.com

AB	31
R	1
H	7
RBI	1
BB	6
SO	7
LOB	20



Batter	1	2	3	4	5	6	7	8	9	AB R H RBI BB SO LOB	TOP											
Eric Young Sr. R (1, 4) OBP: 0.373, SLG: 0.358	0-2 CS 1B		0-2 G6-3			3-1 G6-3		1-0 F8		4 0 1 0 0 0 0												
Mark Grudzielanek, R (1, 6) OBP: 0.376, SLG: 0.437	2-1 F8 SAFE			0-0 G5-3		0-1 1B 2B		1-0 G6-3		4 0 1 0 0 0 1												
Todd Hollandsworth, L (1, 7) OBP: 0.345, SLG: 0.448	4-0 1-2 BB			1-2 G4-3 1B		4-2 FC5 1B BB		0-2 1B 1B		2 0 2 0 2 0 0												
Eric Karros, R (1, 3) OBP: 0.364, SLG: 0.554	1-3 K			0-1 G4-3		0-1 1B 2-3 1B		0-0 FC5-4 1B		4 0 2 0 0 1 2												
Raul Mondesi, R (1, 9) OBP: 0.332, SLG: 0.483		1-1 L9		1-2 F7		2-0 FC5 2-3f		1-2 FC5-4		4 0 0 0 0 0 6												
22 Devon White, S (1, 8) OBP: 0.337, SLG: 0.410		2-3 K			3-2 2B		0-2 F7		0-0 G4-3 1B	4 0 2 0 0 1 0												
Todd Hundley, S (1, 2) OBP: 0.295, SLG: 0.436 Trenidad Hubbard, R (9, PH) OBP: 0.391, SLG: 0.402		3-3 K			1-3 K		0-3 K		0-3 K	3 0 0 0 0 3 0 1 0 0 0 0 1 1												
Adrián Beltré, R (1, 5) OBP: 0.353, SLG: 0.429			0-3 K		1-1 G4-3		0-0 1B		0-2 G4-3	4 0 1 0 0 1 1												
Chan Ho Park, R (1, 1) OBP: 0.175, SLG: 0.186 Mike Maddux, L (8, 1) Jose Vizcaino, S (9, PH) OBP: 0.302, SLG: 0.294			0-3 K2-3			1-1 G5-3		0-3 K		1-3 K	3 0 0 0 0 2 1 0 0 0 0 0 0 0 1 0 0 0 0 1 1											
Inning Stats	R: 0 E: 0 K: 1 S: 9	H: 1 LOB: 1 BB: 1 P: 16	R: 0 E: 0 K: 2 S: 10	H: 0 LOB: 0 BB: 0 P: 16	R: 0 E: 0 K: 2 S: 11	H: 0 LOB: 0 BB: 0 P: 11	R: 0 E: 0 K: 0 S: 9	H: 1 LOB: 1 BB: 0 P: 11	R: 0 E: 0 K: 1 S: 8	H: 1 LOB: 0 BB: 0 P: 13	R: 0 E: 0 K: 2 S: 12	H: 2 LOB: 3 BB: 1 P: 22	R: 0 E: 0 K: 2 S: 11	H: 1 LOB: 1 BB: 0 P: 11	R: 0 E: 0 K: 2 S: 10	H: 2 LOB: 2 BB: 0 P: 13	R: 0 E: 0 K: 2 S: 11	H: 1 LOB: 1 BB: 0 P: 12	1B: 7 2B: 2 3B: 0 HR: 0	SF: 0 SAC: 0 DP: 0 HBP: 0	WP: 0 PB: 0 SB: 0 CS: 1	PA: 36
PITCHER	IP WLS BF H R ER SO BB IBB HBP BLK WP HR S P ERA WHIP																					
Jose Lima, R (1, 1) ERA: 3.58	7.2 W 30 7 0 0 8 2 0 0 0 0 0 0 76 108 0.00 1.174																					
Billy Wagner, L (8, 1) ERA: 1.57	1.1 S 6 2 0 0 2 0 0 0 0 0 0 0 15 17 0.00 1.500																					

Los Angeles Dodgers @ Houston Astros
Astrodome, Houston, TX
Sat Oct 02 1999, 8:05 PM EDT
Att. 52,062 - Dome - 72 F

livebaseballscorecards.com

AB 34
R 0
H 9
RBI 0
BB 2
SO 10
LOB 13



Batter	1	2	3	4	5	6	7	8	9	AB R H RBI BB SO LOB
Craig Biggio, R OBP: 0.385, SLG: 0.456 (1, 4) C F B X	1-2 F9 ①		0-1 G3 ③			0-0 HR		2-1 G6-3 ①		4 1 1 1 0 0 0
Stan Javier, S OBP: 0.346, SLG: 0.364 (1, 9) (7, 7) (9, 9) B X	1-0 5 CS 1B			0-1 G4-3 ①		0-0 F8		1-0 BB 1B 2B		4 1 2 0 0 0 0
5 Jeff Bagwell, R OBP: 0.453, SLG: 0.592 (1, 3) B X	1-0 F8 ② ③ 1-2			0-0 F7		4-2 S BB		1-2 F7 ②		3 0 0 0 1 0 2
Carl Everett, S OBP: 0.398, SLG: 0.574 (1, 8) (7, 9) (9, 8) B T C B S S		4-2 CS BB		3-2 G6-3 ③		0-1 L4 ②		4-0 BB 1B IBB		2 1 0 0 2 0 1
Ken Caminiti, S OBP: 0.380, SLG: 0.465 (1, 5) B 1 SAFE		3-3 K ① ② 1-2			2-2 F7 ①	1 SAFE 1 BB SAFE F S F B B		4-1 1B BB		2 0 0 0 2 1 1
Daryle Ward, L OBP: 0.308, SLG: 0.466 (1, 7) Glen Barker, S OBP: 0.381, SLG: 0.352 (7, 8) Bill Spiers, L OBP: 0.364, SLG: 0.390 (8, PH) (9, 7) X		0-0 2B			1-1 E 1B	0-0 G1-3 ③		1-1 1B		3 0 2 0 0 0 2 0 0 0 0 0 0 0 1 0 1 2 0 0 0
Tony Eusebio, R OBP: 0.354, SLG: 0.359 (1, 2) S T C B X		0-3 K ③			2-1 E5 1-3		0-0 F9 ①	1-2 F8 ③		4 0 0 0 0 1 4
Ricky Gutierrez, R OBP: 0.359, SLG: 0.341 (1, 6) X			0-0 L4 ①		2-3 K ②		1-2 G6-3 ②			3 0 0 0 0 1 2
Jose Lima, R OBP: 0.115, SLG: 0.080 (1, 1) Billy Wagner, L (8, 1) F S B S			1-3 K ②		3-3 K ③		0-0 L7 ③			3 0 0 0 0 2 2 0 0 0 0 0 0 0

Inning Stats	R: 0 E: 0 K: 0 S: 5	H: 1 LOB: 0 BB: 0 P: 8	R: 0 E: 0 K: 2 S: 11	H: 1 LOB: 1 BB: 1 P: 18	R: 0 E: 0 K: 1 S: 6	H: 0 LOB: 0 BB: 0 P: 7	R: 0 E: 0 K: 0 S: 6	H: 0 LOB: 0 BB: 0 P: 9	R: 0 E: 1 K: 2 S: 14	H: 1 LOB: 2 BB: 0 P: 24	R: 1 E: 0 K: 0 S: 10	H: 1 LOB: 2 BB: 2 P: 18	R: 0 E: 0 K: 0 S: 5	H: 0 LOB: 0 BB: 0 P: 6	R: 2 E: 0 K: 0 S: 12	H: 2 LOB: 2 BB: 2 P: 26
--------------	------------------------------	---------------------------------	-------------------------------	----------------------------------	------------------------------	---------------------------------	------------------------------	---------------------------------	-------------------------------	----------------------------------	-------------------------------	----------------------------------	------------------------------	---------------------------------	-------------------------------	----------------------------------

PITCHER	IP	WLS	BF	H	R	ER	SO	BB	IBB	HBP	BLK	WP	HR	S	P	ERA	WHIP
Chan Ho Park, R ERA: 5.23 (1, 1)	7.0	L	27	4	1	1	5	3	0	0	0	0	1	57	90	1.29	1.000
Mike Maddux, R ERA: 3.84 (8, 1)	1.0		7	2	2	2	0	1	1	0	0	0	0	12	26	18.00	3.000

Los Angeles Dodgers @ Houston Astros
Astrodome, Houston, TX
Sat Oct 02 1999, 8:05 PM EDT
Att: 52,062 - Dome - 72 F

AB	29
R	3
H	6
RBI	3
BB	5
SO	5
LOB	14



1B: 3	SF: 0	WP: 0	PA: 34
2B: 3	SAC: 0	PB: 0	
3B: 0	DP: 1	SB: 1	
HR: 1	HBP: 0	CS: 2	

Batter	1	2	3	4	5	6	7	8	9	AB R H RBI BB SO LOB	TOP											
Craig Biggio, R (1, 4) OBP: 0.200, SLG: 0.200	0-0 F9		0-3 K		0-0 G6-3	0-0 1B			0-3 K	5 0 1 0 0 2 1												
Bill Spiers, L (1, 9) OBP: 0.500, SLG: 0.500	0-0 G3		0-0		0-0			0-3 K	0-0	4 0 2 0 0 1 0												
Stan Javier, S (9, PH) OBP: 1.000, SLG: 1.000			S 1B		5 1B			1-3 HR	5 IBB	1 1 1 0 0 0 0												
5 Jeff Bagwell, R (1, 3) OBP: 0.400, SLG: 0.250	0-3 K		0-0 F8		0-0			0-0 F8	4-0	4 1 1 0 1 1 1												
					1-3			1-2 HR	IBB													
Carl Everett, S (1, 8) OBP: 0.400, SLG: 0.333		0-0 BB 1B	0-3 K		4-0	G4-6-3 IBB		0-0 L9	0-0 SF8	3 1 1 1 1 1 1												
			1-2						3-H													
Ken Caminiti, S (1, 5) OBP: 0.800, SLG: 1.500		4-0 BB 1B CS BB		0-0 G4-3	0-0 G4-6-3			0-0 SH1-4	0-0 HR	4 1 3 3 1 0 3												
		1-2		1-2f				1-H 2-H														
Daryle Ward, L (1, 7) OBP: 0.333, SLG: 1.333		0-3 K		0-0 G4-3				0-0 SH1-4	0-0 G1-3	3 1 1 1 0 1 3												
Glen Barker, S (6, 8)				1-2				1-2		1 0 0 0 0 0 0												
Tony Eusebio, R (1, 2) OBP: 0.500, SLG: 0.500		0-0 BB 1B		0-0 G4-3	0-0	G6-4-3 1B		0-0 F8		4 0 2 1 0 0 2												
		1-2 2-H		2-3																		
Ricky Gutierrez, R (1, 6)		4-0 BB 1B		4-0		G6-4-3 IBB		0-3 K		2 0 0 0 2 1 2												
		1-2 2-3																				
Shane Reynolds, R (1, 1) OBP: 0.333, SLG: 0.333		0-0 G6-3		0-0 G1-3		1B			4-0 BB 1B SF8 BB	3 0 1 0 0 0 5												
Trever Miller, R (7, 1)										0 0 0 0 0 0 0												
Doug Henry, R (7, 1)										0 0 0 0 0 0 0												
Matt Mieske, R (9, PH)										0 1 0 0 1 0 0												
Billy Wagner, L (9, 1)		3-H								0 0 0 0 0 0 0												
Inning Stats	R: 0 E: 0 K: 1 S: 5	H: 0 LOB: 0 BB: 0 P: 5	R: 1 E: 0 K: 1 S: 6	H: 2 LOB: 2 BB: 2 P: 14	R: 0 E: 0 K: 2 S: 8	H: 1 LOB: 1 BB: 0 P: 8	R: 0 E: 0 K: 0 S: 4	H: 1 LOB: 2 BB: 1 P: 8	R: 0 E: 0 K: 0 S: 4	H: 2 LOB: 2 BB: 1 P: 8	R: 1 E: 0 K: 0 S: 5	H: 4 LOB: 2 BB: 0 P: 5	R: 0 E: 0 K: 1 S: 5	H: 0 LOB: 0 BB: 0 P: 5	R: 0 E: 0 K: 1 S: 6	H: 1 LOB: 1 BB: 0 P: 6	R: 4 E: 0 K: 1 S: 7	H: 2 LOB: 0 BB: 2 P: 15	1B: 11 2B: 0 3B: 0 HR: 2	SF: 1 SAC: 1 DP: 2 HBP: 0	WP: 0 PB: 0 SB: 1 CS: 1	PA: 42
PITCHER	IP WLS BF H R ER SO BB IBB HBP BLK WP HR S P ERA WHIP																					
Greg Maddux, R (1, 1) ERA: 2.57	7.0 L 31 10 2 2 5 2 2 0 0 0 1 37 53 2.57 1.714																					
Mike Remlinger, L (8, 1) ERA: 18.0	2.0 11 3 4 4 2 1 1 0 0 0 1 13 21 18.00 2.000																					

Houston Astros @ Atlanta Braves

Turner Field, Atlanta, GA

Tue Oct 05 1999, 4:00 PM EDT

Att. 39,119 - Sunny - 71 F

livebaseballscorecards.com

AB	34
R	6
H	13
RBI	6
BB	6
SO	7
LOB	18



Batter	1	2	3	4	5	6	7	8	9	AB	R	H	RBI	BB	SO	LOB
Gerald Williams, R OBP: 0.500, SLG: 0.500 (1, 7)	0-0 G6-4-3 1B		0-0 G6-3		0-0 10 BB 2-H 1B		0-0 G6-3			4	0	2	1	0	0	1
Bret Boone, R OBP: 0.250, SLG: 0.250 (1, 4)	0-0 G6-4-3 1-2f			0-0 G3	0-0 10 BB 1-2 1B		0-0 G5-3			4	0	1	0	0	0	1
10 Chipper Jones, S (1, 5)	0-0 F7			4-0 1B BB	4-0 1-2 2-3 BB			0-0 G4-3		2	0	0	0	2	0	0
Ryan Klesko, L (1, 3)		0-0 G4-3		0-0 F7	0-3 K			0-0 F2		4	0	0	0	0	1	4
Brian Jordan, R OBP: 0.500, SLG: 0.500 (1, 9)		0-0 G4-3		0-0 1-3 1B		0-0 G4-3 1B		0-0 F9		4	0	2	0	0	0	0
Andruw Jones, R (1, 8)		0-0 G5-3		0-0 P4		0-0 F7			0-0 G6-3	4	0	0	0	0	0	3
Eddie Pérez, R OBP: 0.250, SLG: 0.250 (1, 2)			0-0 FC6-4 1B		0-0 G5-3	0-0 G4-3 1-2		0-0 F9		4	0	1	0	0	0	1
José Hernández, R OBP: 0.250, SLG: 0.250 (1, 6)			0-0 FC6-4 SH3-4 1-2f		0-0 S 1B	0-0 L7		0-3 K		4	1	1	0	0	1	2
Greg Maddux, R (1, 1)			0-0 SH3-4		0-0 G6-3		0-0 G4-3			1	0	0	0	0	0	1
Keith Lockhart, L (7, PH)										0	0	0	0	0	0	0
Howard Battle, R (7, PH)										1	0	0	0	0	0	0
Mike Remlinger, L (8, 1)										0	0	0	0	0	0	0

Inning Stats	R: 0	H: 1	E: 0	K: 0	S: 3	LOB: 0	BB: 0	P: 3	R: 0	H: 0	E: 0	K: 0	S: 3	LOB: 0	BB: 0	P: 3	R: 0	H: 1	E: 0	K: 0	S: 4	LOB: 2	BB: 1	P: 8	R: 1	H: 3	E: 0	K: 1	S: 8	LOB: 3	BB: 1	P: 12	R: 0	H: 1	E: 0	K: 0	S: 4	LOB: 1	BB: 0	P: 4	R: 0	H: 0	E: 0	K: 0	S: 3	LOB: 0	BB: 0	P: 3	R: 0	H: 0	E: 0	K: 0	S: 3	LOB: 0	BB: 0	P: 3	R: 0	H: 0	E: 0	K: 1	S: 5	LOB: 0	BB: 0	P: 5	1B: 7	2B: 0	3B: 0	HR: 0	SF: 0	SAC: 1	DP: 1	HBP: 0	WP: 0	PB: 0	SB: 1	CS: 0	PA: 35
--------------	------	------	------	------	------	--------	-------	------	------	------	------	------	------	--------	-------	------	------	------	------	------	------	--------	-------	------	------	------	------	------	------	--------	-------	-------	------	------	------	------	------	--------	-------	------	------	------	------	------	------	--------	-------	------	------	------	------	------	------	--------	-------	------	------	------	------	------	------	--------	-------	------	-------	-------	-------	-------	-------	--------	-------	--------	-------	-------	-------	-------	--------

PITCHER	IP	WLS	BF	H	R	ER	SO	BB	IBB	HBP	BLK	WP	HR	S	P	ERA	WHIP
Shane Reynolds, R (1, 1) ERA: 1.5	6.0	W	26	7	1	1	1	2	0	0	0	0	0	26	34	1.50	1.500
Trevor Miller, L (7, 1) ERA:	0.1	H	1	0	0	0	0	0	0	0	0	0	0	1	1	0.00	0.000
Doug Henry, R (7, 1) ERA:	1.2	H	5	0	0	0	0	0	0	0	0	0	0	5	5	0.00	0.000
Billy Wagner, L (9, 1) ERA:	1.0		3	0	0	0	1	0	0	0	0	0	0	5	5	0.00	0.000


BOTTOM

Houston Astros @ Atlanta Braves
Turner Field, Atlanta, GA

Tue Oct 05 1999, 4:00 PM EDT
Att. 39,119 - Sunny - 71 F

livebaseballscorecards.com

AB	32
R	1
H	7
RBI	1
BB	2
SO	2
LOB	13



Batter	1	2	3	4	5	6	7	8	9	AB R H RBI BB SO LOB	TOP									
Craig Biggio, R (1, 4) OBP: 0.111, SLG: 0.111	0-0 F4		0-0 G1-3			0-0 G5-3			0-0 G3-1	4 0 0 0 0 0 0	Houston Astros @ Atlanta Braves Turner Field, Atlanta, GA Wed Oct 06 1999, 4:00 PM EDT Att. 41,913 - Cloudy - 70 F									
Stan Javier, S (1, 9) OBP: 0.200, SLG: 0.200	0-0 F7			0-0 L7			0-0 B1-3		0-0 L4	4 0 0 0 0 0 0										
5 Jeff Bagwell, R (1, 3) OBP: 0.250, SLG: 0.143	0-0 F7			0-3 K			0-0 E5			3 0 0 0 0 1 0										
Carl Everett, S (1, 8) OBP: 0.250, SLG: 0.167		0-3 K		0-3 K			0-0 FC4-6			3 0 0 0 0 2 1										
Ken Caminiti, S (1, 5) OBP: 0.625, SLG: 1.429					0-0 G1-3		0-0 G4-3			3 1 1 1 0 0 1										
Daryle Ward, L (1, 7) OBP: 0.167, SLG: 0.667		0-0 P6			0-0 G6-3			0-3 K		3 0 0 0 0 1 0										
Tony Eusebio, R (1, 2) OBP: 0.286, SLG: 0.286		0-0 G6-3			0-3 K			0-0 P9		3 0 0 0 0 1 0										
Ricky Gutierrez, R (1, 6)			0-0 G1-3			0-3 K		0-3 K		3 0 0 0 0 2 0										
Jose Lima, R (1, 1)			0-3 K			0-0 F9			0-0 G4-3	2 0 0 0 0 1 0										
Scott Elarton, R (7, 1)										0 0 0 0 0 0 0										
Jay Powell, R (8, 1)										0 0 0 0 0 0 0										
Bill Spiers, L (9, PH) OBP: 0.400, SLG: 0.400										1 0 0 0 0 0 0										
Inning Stats	R: 0 E: 0 K: 0 S: 3	H: 0 LOB: 0 BB: 0 P: 3	R: 1 E: 0 K: 1 S: 6	H: 1 LOB: 0 BB: 0 P: 6	R: 0 E: 0 K: 1 S: 5	H: 0 LOB: 0 BB: 0 P: 5	R: 0 E: 0 K: 2 S: 7	H: 0 LOB: 0 BB: 0 P: 7	R: 0 E: 0 K: 1 S: 5	H: 0 LOB: 0 BB: 0 P: 5	R: 0 E: 1 K: 0 S: 4	H: 0 LOB: 1 BB: 0 P: 4	R: 0 E: 0 K: 2 S: 7	H: 0 LOB: 0 BB: 0 P: 7	R: 0 E: 0 K: 0 S: 3	H: 0 LOB: 0 BB: 0 P: 3	1B: 0 2B: 0 3B: 0 HR: 1	SF: 0 SAC: 0 DP: 0 HBP: 0	WP: 0 PB: 0 SB: 0 CS: 0	PA: 29
PITCHER Kevin Millwood, R (1, 1) ERA: 1.0	IP: 9.0 WLS: W BF: 29 H: 1 R: 1 ER: 1 SO: 8 BB: 0 IBB: 0 HBP: 0 BLK: 0 WP: 0 HR: 1 S: 45 P: 45 ERA: 1.00 WHIP: 0.111																			

livebaseballscorecards.com

AB	29
R	1
H	1
RBI	1
BB	0
SO	8
LOB	2



Batter	1	2	3	4	5	6	7	8	9	10	11	12
Craig Biggio, R OBP: 0.200, SLG: 0.143	0-0 G4-3 1B	0-3 K			0-0 L4		4-0 1B 2-3 BB		0-0 F9		0-0 L4	
Derek Bell, R Bill Spiers, L Doug Henry, R Tim Bogar, R Jay Powell, R	0-0 G4-3	0-0 G4-3			0-0 5 BB 1B		0-0 5 IBB 1B		0-0 G6-3		4-0 BB	
5 Jeff Bagwell, R OBP: 0.429, SLG: 0.111	1-0 BB 1B HBP		0-3 K		4-0 G4-6-3 1B		4-0 1-2 IBB			4-0 1B FC3-2 BB		0-0 F9
Ken Caminiti, S	0-0 BB BB 1B		0-0 G4-6-3 1B		0-0 G4-6-3 1-2f		0-3 K			0-0 FC3-2 1B FC6-2 1B		0-0 F5
Matt Mieske, R Jose Cabrera, R Stan Javier, S	0-0 F8		0-0 G4-6-3 1-2f			0-0 G5-3	0-0 P8			0-0 FC6-2 FC3-2 1B		0-0 L4
Carl Everett, S	4-0 BB 1-2 2-3 BB			0-0 1B		0-3 K		0-3 K		0-0 FC3-2 FC6-2		0-3 K
Tony Eusebio, R	4-0 1-2 2-3 3-H BB			0-3 K		0-0 F9		0-0 G4-3		0-0 FC6-2		
Ricky Gutierrez, R	0-0 L9			0-3 K			0-0 G6-3	0-0 G4-3		0-3 K		
Mike Hampton, R Russ Johnson, R Glen Barker, S		0-3 K		0-0 G6-3			0-0 S 1B 2B		0-3 K		0-3 K	

AB	R	H	RBI	BB	SO	LOB
5	1	1	0	1	1	0
3	0	1	0	0	0	1
2	0	1	1	0	0	0
0	0	0	0	0	0	0
0	0	0	0	1	0	0
0	0	0	0	0	0	0
2	1	0	0	3	1	1
6	0	3	1	0	1	5
4	0	0	0	0	0	6
0	0	0	0	0	0	0
2	0	1	0	0	0	0
5	0	1	0	1	3	3
4	0	0	1	1	1	4
5	0	0	0	0	2	7
2	0	0	0	0	1	1
1	0	1	0	0	0	0
2	1	0	0	0	2	0

Atlanta Braves @ Houston Astros
Astrodome, Houston, TX
Fri Oct 08 1999, 4:00 PM EDT
Att: 48,625 - Dome - 72 F

AB	43
R	3
H	9
RBI	3
BB	7
SO	12
LOB	28



Inning Stats	R	H	E	K	S	P
1	2	2	0	5	14	
2	0	0	2	7		
3	0	1	1	5		
4	0	1	2	8		
5	0	1	0	7		
6	0	0	1	5		
7	1	2	0	15		
8	0	0	1	5		
9	0	0	1	5		
10	0	2	0	11		
11	0	0	1	9		
12	0	0	0	5		

PITCHER	IP	WLS	BF	H	R	ER	SO	BB	IBB	HBP	BLK	WP	HR	S	P	ERA	WHIP
Tom Glavine, L ERA: 3.0	6.0		25	5	2	2	6	3	0	1	0	0	0	33	46	3.00	1.333
Terry Mulholland, L ERA: 27.0	0.1	H	2	1	1	1	0	0	0	0	0	0	0	2	2	27.00	3.000
Greg Maddux, R ERA: 2.57	0.0		1	0	0	0	0	1	0	0	0	0	0	0	4	∞	∞
Mike Remlinger, L ERA: 9.82	1.2	B	7	1	0	0	2	0	1	0	0	0	0	10	14	0.00	0.600
Russ Springer, R ERA:	1.0		6	2	0	0	1	1	0	0	0	0	0	7	11	0.00	3.000

PITCHER	IP	WLS	BF	H	R	ER	SO	BB	IBB	HBP	BLK	WP	HR	S	P	ERA	WHIP
John Rocker, L ERA:	2.0	W	7	0	0	0	2	1	0	0	0	0	0	10	14	0.00	0.500
Kevin Millwood, R ERA: 0.9	1.0	S	3	0	0	0	1	0	0	0	0	0	0	5	5	0.00	0.000

WP:	0	PA:	51
PB:	0		
SB:	1		
CS:	0		

Batter	1	2	3	4	5	6	7	8	9	AB R H RBI BB SO LOB	TOP		
Gerald Williams, R (1, 7) OBP: 0.389, SLG: 0.444	0-0 F9 10 SF8 2B		0-0 SH1-4		0-0 F7	0-0 FC1-6 1B		0-0 P5		4 1 2 2 0 0 1	Atlanta Braves @ Houston Astros Astrodome, Houston, TX Sat Oct 09 1999, 1:00 PM EDT Att. 48,553 - Dome - 72 F		
Bret Boone, R (1, 4) John Rocker, R (8, 1) OBP: 0.474, SLG: 0.526	0-0 F9		0-0 S 1B		0-0 1B	0-0 FC1-6 10 1B		0-0 10 WP 1B		5 0 3 1 0 0 2 0 0 0 0 0 0 0			
10 Chipper Jones, S (1, 5) OBP: 0.421, SLG: 0.231	0-0 SF8		0-0 P6		0-0 G4-3	0-0 1B		0-3 K		4 0 1 1 0 1 4			
Brian Jordan, R (1, 9) OBP: 0.474, SLG: 0.706	0-0 CS 1B		0-3 K			1B		0-0 G6-3		5 1 2 0 0 2 3			
Ryan Klesko, L (1, 3) Brian Hunter, R (6, 3) OBP: 0.385, SLG: 0.333	0-0 CS 1-2	4-0 1B BB		0-3 K		0-0 E 1B	4-0 BB	0-3 K		2 1 1 0 1 1 0 1 0 0 0 1 1 0			
Andruw Jones, R (1, 8) OBP: 0.263, SLG: 0.278		0-3 K		0-0 G6-3		0-0 E7 1B	0-0 P4	0-0 P4		5 1 1 1 0 1 2			
Eddie Pérez, R (1, 2) OBP: 0.235, SLG: 0.250		0-0 G4-6-3 1B		0-3 K		0-0 29 SH5-4 1B	0-3 K			4 1 2 2 0 2 1			
José Hernández, R (1, 6) Walt Weiss, S (5, 6) OBP: 0.167, SLG: 0.091		0-0 G4-6-3			0-0 G6-3	0-0 29 SH5-4 1B	0-3 K			2 0 0 0 0 0 2 2 1 1 0 0 1 1			
29 John Smoltz, R (1, 1) Terry Mulholland, R (8, 1) 30 Kevin McGlinchy, R (8, 1) Keith Lockhart, L (8, 4) OBP: 0.667, SLG: 1.000			0-0 SH1-4 1B		0-0 1B	0-0 SH5-4		0-3 K		3 1 2 0 0 1 0			
Inning Stats	R: 1 H: 2 E: 0 LOB: 0 K: 0 BB: 0 S: 4 P: 4	R: 0 H: 1 E: 0 LOB: 1 K: 1 BB: 1 S: 5 P: 9	R: 1 H: 2 E: 0 LOB: 1 K: 1 BB: 0 S: 7 P: 7	R: 0 H: 0 E: 0 LOB: 0 K: 2 BB: 0 S: 7 P: 7	R: 0 H: 2 E: 0 LOB: 2 K: 0 BB: 0 S: 5 P: 5	R: 5 H: 7 E: 1 LOB: 2 K: 1 BB: 0 S: 12 P: 12	R: 0 H: 0 E: 0 LOB: 1 K: 2 BB: 1 S: 7 P: 11	R: 0 H: 1 E: 0 LOB: 1 K: 2 BB: 0 S: 8 P: 8	R: 0 H: 0 E: 0 LOB: 0 K: 1 BB: 0 S: 5 P: 5	1B: 13 SF: 1 2B: 2 SAC: 2 3B: 0 DP: 1 HR: 0 HBP: 0	WP: 1 PA: 43 PB: 0 SB: 1 CS: 1		
PITCHER	IP WLS BF H R ER SO BB IBB HBP BLK WP HR S P ERA WHIP											PITCHER	IP WLS BF H R ER SO BB IBB HBP BLK WP HR S P ERA WHIP
Shane Reynolds, R (1, 1) ERA: 4.09	5.0 L 23 9 4 4 4 1 0 0 0 0 0 0 30 34 7.20 2.000												
Chris Holt, R (6, 1) ERA:	0.0 3 3 1 1 0 0 0 0 0 0 0 0 3 3 ∞ ∞												
Scott Elarton, R (6, 1) ERA: 3.86	2.0 9 2 2 2 3 1 0 0 0 0 0 0 14 18 9.00 1.500												
Trever Miller, L (8, 1) ERA:	1.0 4 1 0 0 2 0 0 0 0 0 1 0 8 8 0.00 1.000												
Jay Powell, R (9, 1) ERA: 6.0	1.0 3 0 0 0 1 0 0 0 0 0 0 0 5 5 0.00 0.000												

livebaseballscorecards.com

AB	37
R	7
H	15
RBI	7
BB	2
SO	10
LOB	16



