

Houston Astros - 2001

Batter	1	2	3	4	5	6	7	8	9	AB	R	H	RBI	BB	SO	LOB	TOP					
2 Jack Wilson, R OBP: 0.267, SLG: 0.467 (1, 6)	3-1 P4		0-2 F9	2-2 F7		1-2 FC6-4		0-3 K		5	0	0	0	0	1	4						
Derek Bell, R OBP: 0.156, SLG: 0.158 (8, 9)	1-1 G6-3		0-0 P6		0-0 G4-3		1-0 G1-3	3-2 F8		5	0	0	0	0	0	2						
18 Jason Kendall, R OBP: 0.364, SLG: 0.389 (1, 2)	0-2 G6-3		3-2 K	1B		1-2 HR		G6-3	1-2 P4	5	1	2	1	0	0	0						
Brian Giles, L OBP: 0.318, SLG: 0.444 (1, 7)		0-1 F6	4-2 K	1B	1-2 BB		1-1 G6-3	1B	0-0 BB	3	0	2	0	2	0	0						
Kevin Young, R OBP: 0.278, SLG: 0.412 (1, 3)	2-2 1B		1-3 K		0-1 G6-3		0-3 K		1-2 L5	5	0	1	0	0	2	5						
John Vander Wal, L OBP: 0.385, SLG: 0.273 Scott Sauerbeck, R (8, 1)	2-3 K			4-2 G3		0-0 1B		0-1 1B	4-2 BB	3	3	2	0	1	1	1						
John Wehner, R (9, PH)				HR		1B		1B	1-2 BB	0	0	0	0	0	0	0						
Mike Williams, R (9, 1)				BB		1B		1B	1-2 BB	0	0	0	0	1	0	0						
Enrique Wilson, S OBP: 0.214, SLG: 0.214 (1, 5)	0-1 BB		0-0 G3		0-0 G3		3-2 1B	0-0 F7	1-1 G6-3	5	0	2	0	0	0	4						
Pat Meares, R OBP: 0.583, SLG: 0.900 (1, 4)	4-1 BB		1-3 1B		0-1 HR		3-2 FC6-4	2-2 2B		3	1	3	3	1	0	0						
Bronson Arroyo, R (1, 1)	1-3 K		1-3 K		0-0 G1-3		1-3 1B	1-1 K		2	0	0	0	0	1	3						
Adrian Brown, S OBP: 0.250, SLG: 0.333 Marc Wilkins, R (6, PH)					G1-3		0-1 F9		1-3 2B	1	0	0	0	0	0	2						
Emil Brown, R OBP: 0.250, SLG: 0.500 (8, 8)									1-3 2B	0	0	0	0	0	0	0						
Emil Brown, R OBP: 0.250, SLG: 0.500 (8, 8)									1-3 2B	1	0	1	1	0	0	0						
Inning Stats	R: 0 E: 0 K: 0 S: 7	H: 0 LOB: 0 BB: 0 P: 11	R: 0 E: 0 K: 2 S: 16	H: 2 LOB: 3 BB: 1 P: 25	R: 0 E: 0 K: 1 S: 14	H: 1 LOB: 2 BB: 1 P: 22	R: 2 E: 0 K: 0 S: 9	H: 1 LOB: 0 BB: 1 P: 15	R: 1 E: 0 K: 0 S: 9	H: 2 LOB: 0 BB: 0 P: 11	R: 1 E: 0 K: 0 S: 13	H: 3 LOB: 1 BB: 0 P: 20	R: 0 E: 0 K: 1 S: 7	H: 0 LOB: 1 BB: 1 P: 12	R: 1 E: 0 K: 1 S: 15	H: 3 LOB: 2 BB: 0 P: 21	R: 0 E: 0 K: 0 S: 15	H: 1 LOB: 2 BB: 1 P: 22	1B: 10 2B: 1 3B: 0 HR: 2	SF: 0 SAC: 0 DP: 1 HBP: 0	WP: 0 PB: 0 SB: 1 CS: 1	PA: 43
PITCHER	IP	WLS	BF	H	R	ER	SO	BB	IBB	HBP	BLK	WP	HR	S	P	ERA	WHIP					
Kent Bottenfield, R ERA: 7.2	5.0	L	26	9	4	4	3	3	0	0	0	0	2	63	98	7.20	2.400					
Nelson Cruz, R ERA: 7.2	1.0		2	0	0	0	0	0	0	0	0	0	0	5	6	0.00	0.000					
Jay Powell, R ERA: 5.4	2.0		10	3	1	1	2	1	0	0	0	0	0	22	33	4.50	2.000					
Wayne Franklin, L ERA: 5.4	1.0		5	1	0	0	0	1	0	0	0	0	0	15	22	0.00	2.000					

Pittsburgh Pirates @ Houston Astros
Enron Field, Houston, TX
Sat Apr 07 2001, 2:35 PM EDT
Att: 30,046 - Cloudy - 80 F

AB	38
R	5
H	13
RBI	5
BB	5
SO	5
LOB	21



Batter	1	2	3	4	5	6	7	8	9	AB	R	H	RBI	BB	SO	LOB	BOTTOM					
Julio Lugo, R OBP: 0.438, SLG: 0.357 Orlando Merced, S OBP: 0.333, SLG: 0.333 (1, 6)	4-2 CS		3-2 2B	1B	0-2 WP		0-0 SH1-3		2-3 K	2	1	2	1	1	0	0						
Craig Biggio, R OBP: 0.500, SLG: 0.818 (1, 4)	2-1 BB		1-0 1B	2H	4-2 1B		3-3 K		0-0 F8	3	1	1	0	1	1	1						
5 Jeff Bagwell, R OBP: 0.250, SLG: 0.150 (1, 3)	2-3 K		4-0 1B		2-2 P6		3-2 G6-3			3	0	0	0	1	1	3						
17 Lance Berkman, S OBP: 0.391, SLG: 0.400 (1, 7)	0-1 G4-3		1-0 1B		0-0 E6		4-2 G5-4-3			3	0	1	2	1	0	1						
Richard Hidalgo, R OBP: 0.455, SLG: 1.059 (1, 8)		1-3 K	3-2 1B		0-0 L4		0-0 G5-4-3			3	0	0	0	0	1	2						
Danyle Ward, L OBP: 0.450, SLG: 0.800 (1, 9)	0-2 G6-4-3		1-0 G1-3		0-1 G3		1-3 K			4	0	1	0	0	1	4						
Brad Ausmus, R OBP: 0.200, SLG: 0.111 (1, 2)	0-2 G6-4-3		0-2 G6-4-3		4-2 1B		3-2 F8		0-1 F9	3	1	0	0	1	0	2						
Chris Truby, R OBP: 0.400, SLG: 0.813 (1, 5)			3-3 K		1-2 P4		1-1 G4-3		1-3 K	4	0	0	0	0	2	1						
Kent Bottenfield, R ERA: 5.4	5.0	W	25	5	3	3	5	3	1	2	0	0	0	0	0	0						
Bill Spiers, L OBP: 0.250, SLG: 0.500 Jay Powell, R ERA: 5.4	2.0	H	7	1	0	0	1	1	0	0	0	0	0	0	0	0						
Wayne Franklin, L ERA: 5.4	1.0	H	3	0	0	0	2	0	0	0	0	0	0	0	0	0						
Jose Vizcaino, S OBP: 0.571, SLG: 0.500 (9, PH)	1.0	S	3	0	0	0	2	0	0	0	0	0	0	0	0	0						
Inning Stats	R: 0 E: 0 K: 1 S: 8	H: 0 LOB: 1 BB: 1 P: 16	R: 0 E: 0 K: 1 S: 9	H: 1 LOB: 0 BB: 0 P: 10	R: 2 E: 0 K: 2 S: 14	H: 3 LOB: 3 BB: 1 P: 30	R: 1 E: 0 K: 1 S: 19	H: 1 LOB: 2 BB: 2 P: 31	R: 0 E: 1 K: 0 S: 7	H: 0 LOB: 1 BB: 0 P: 10	R: 0 E: 0 K: 1 S: 7	H: 1 LOB: 0 BB: 0 P: 12	R: 0 E: 0 K: 2 S: 8	H: 0 LOB: 0 BB: 0 P: 10	R: 0 E: 0 K: 2 S: 8	H: 0 LOB: 0 BB: 0 P: 10	R: 0 E: 0 K: 2 S: 7	H: 0 LOB: 0 BB: 0 P: 10	1B: 5 2B: 1 3B: 0 HR: 0	SF: 0 SAC: 1 DP: 2 HBP: 2	WP: 1 PB: 0 SB: 2 CS: 1	PA: 38
PITCHER	IP	WLS	BF	H	R	ER	SO	BB	IBB	HBP	BLK	WP	HR	S	P	ERA	WHIP					
Bronson Arroyo, R ERA: 5.4	5.0		25	5	3	3	5	3	1	2	0	0	0	57	97	5.40	1.600					
Marc Wilkins, R ERA: 5.4	2.0		7	1	0	0	1	1	0	0	0	0	0	14	26	0.00	1.000					
Scott Sauerbeck, L ERA: 5.4	1.0		3	0	0	0	2	0	0	0	0	0	0	8	10	0.00	0.000					
Mike Williams, R ERA: 5.4	1.0		3	0	0	0	2	0	0	0	0	0	0	7	10	0.00	0.000					

Pittsburgh Pirates @ Houston Astros
Enron Field, Houston, TX
Sat Apr 07 2001, 2:35 PM EDT
Att: 30,046 - Cloudy - 80 F

AB	30
R	3
H	6
RBI	3
BB	5
SO	10
LOB	15



Batter	1	2	3	4	5	6	7	8	9	AB	R	H	RBI	BB	SO	LOB	TOP										
Adrian Brown, S OBP: 0.280, SLG: 0.348 (1, 8)	L7		G4-3 1B	P6		CS 1B		FC6-4		5	1	2	0	0	0	1											
Derek Bell, R OBP: 0.167, SLG: 0.130 (1, 9)	G6-3		G4-3	F8		CS 1B			G6-3	4	0	0	0	1	0	1											
John Vander Wal, L OBP: 0.444, SLG: 0.333 (1, 3)	2B BB		1B HR		K				G5-3	4	2	2	1	1	1	0											
Brian Giles, L OBP: 0.346, SLG: 0.500 (9, PH)	HR		HR		G4-3				K	4	2	2	1	0	0	2											
Emil Brown, R OBP: 0.200, SLG: 0.400 (9, 7)	HR		HR		G4-3				K	1	0	0	0	0	1	0											
Aramis Ramirez, R OBP: 0.316, SLG: 0.778 (1, 5)	HR		HR							3	3	3	6	1	0	0											
Enrique Wilson, S OBP: 0.167, SLG: 0.167 (1, 6)	G6-3		K		G4-3			F9		4	0	0	0	0	1	2											
Pat Meares, R OBP: 0.500, SLG: 0.714 (1, 4)		F3				E6 1B		L7		4	1	1	0	0	0	0											
Keith Osik, R (1, 2)		K		F9		G6-3		G4-3		4	0	0	0	0	1	2											
Joe Beimel, L (1, 1)					P6					2	0	0	0	0	1	0											
Abraham Nunez, S OBP: 0.667, SLG: 0.833 (6, PH)										1	0	1	1	0	0	0											
Billy Taylor, R (6, 1)										0	0	0	0	0	0	0											
John Wehner, R OBP: 1.000, SLG: 1.000 (8, PH)										1	0	1	0	0	0	0											
Jose Silva, R (8, 1)										0	0	0	0	0	0	0											
Inning Stats	R: 3 E: 0 K: 0 S: 13	H: 2 LOB: 0 BB: 1 P: 21	R: 0 E: 0 K: 2 S: 10	H: 0 LOB: 0 BB: 0 P: 17	R: 4 E: 0 K: 1 S: 18	H: 5 LOB: 1 BB: 0 P: 24	R: 0 E: 0 K: 0 S: 7	H: 0 LOB: 0 BB: 0 P: 11	R: 1 E: 0 K: 1 S: 8	H: 1 LOB: 0 BB: 0 P: 13	R: 1 E: 2 K: 0 S: 13	H: 2 LOB: 0 BB: 2 P: 22	R: 0 E: 0 K: 0 S: 10	H: 1 LOB: 2 BB: 2 P: 20	R: 0 E: 0 K: 0 S: 11	H: 1 LOB: 1 BB: 0 P: 17	R: 0 E: 0 K: 1 S: 8	H: 0 LOB: 0 BB: 0 P: 11	1B: 8 2B: 1 3B: 0 HR: 3	SF: 0 SAC: 0 DP: 1 HBP: 0	WP: 0 PB: 0 SB: 1 CS: 1	PA: 41					
PITCHER	IP	WLS	BF	H	R	ER	SO	BB	IBB	HBP	BLK	WP	HR	S	P	ERA	WHIP										
Scott Elarton, R ERA: 9.0 (1, 1)	3.0	L	17	7	7	7	3	1	0	0	0	0	2	41	62	21.00	2.667										
Scott Linebrink, R ERA: (4, 1)	1.0		3	0	0	0	0	0	0	0	0	0	0	7	11	0.00	0.000										
Nelson Cruz, R ERA: 1.5 (5, 1)	2.0		10	4	2	1	1	1	0	0	0	0	1	23	41	4.50	2.500										
Wayne Franklin, L ERA: 2.45 (7, 1)	2.0		7	1	0	0	0	1	0	0	0	0	0	19	31	0.00	1.000										
Billy Wagner, L ERA: (9, 1)	1.0		3	0	0	0	1	0	0	0	0	0	0	8	11	0.00	0.000										

Pittsburgh Pirates @ Houston Astros
Enron Field, Houston, TX
Sun Apr 08 2001, 2:35 PM EDT
Att: 30,174 - Sunny - 81 F

AB 37
R 9
H 12
RBI 9
BB 3
SO 5
LOB 8



Batter	1	2	3	4	5	6	7	8	9	AB	R	H	RBI	BB	SO	LOB	BOTTOM										
Julio Lugo, R OBP: 0.450, SLG: 0.556 (1, 6)	F8		FC3-6 1B		E5 G6-4-3		HR			4	1	2	1	0	0	0											
Craig Biggio, R OBP: 0.517, SLG: 0.692 (1, 4)	F7		FC3-6 1B		G6-4-3		K			4	0	0	0	0	1	3											
5 Jeff Bagwell, R OBP: 0.321, SLG: 0.348 (1, 3)	HR						K			3	1	2	2	1	1	0											
Richard Hidalgo, R OBP: 0.385, SLG: 0.857 (7, 8)	K		P6		F9			P3		4	0	0	0	0	1	3											
17 Lance Berkman, S OBP: 0.407, SLG: 0.417 (1, 7)					G5-3			K		4	0	2	0	0	1	0											
Chris Truby, R OBP: 0.333, SLG: 0.650 (1, 5)					G5-3		P6	F8		4	0	0	0	0	1	2											
Tony Eusebio, R (1, 2)							K			3	0	0	0	1	2	2											
Glen Barker, S OBP: 0.333, SLG: 0.333 (1, 8)										3	0	1	0	0	0	1											
Billy Wagner, L ERA: 4.5 (9, 1)										0	0	0	0	0	0	0											
Bill Spiers, L OBP: 0.500, SLG: 0.333 (9, PH)										1	0	0	0	0	0	0											
Scott Elarton, R ERA: 3.6 (1, 1)	5.0	W	22	5	2	2	3	3	0	0	0	0	0	0	0	0											
Jose Vizcaino, S OBP: 0.625, SLG: 0.800 (4, 1)										0	0	0	0	0	0	0											
Charlie Hayes, R (4, PH)										1	0	0	0	0	1	2											
Nelson Cruz, R (5, 1)										0	0	0	0	0	0	0											
Wayne Franklin, L (7, 1)										0	0	0	0	0	0	0											
Oriando Merced, S OBP: 0.200, SLG: 0.200 (7, 9)										2	0	0	0	0	0	0											
Inning Stats	R: 1 E: 0 K: 1 S: 8	H: 1 LOB: 0 BB: 0 P: 12	R: 0 E: 0 K: 1 S: 10	H: 1 LOB: 0 BB: 0 P: 15	R: 1 E: 0 K: 0 S: 9	H: 2 LOB: 2 BB: 1 P: 18	R: 0 E: 0 K: 1 S: 11	H: 1 LOB: 2 BB: 1 P: 19	R: 0 E: 1 K: 0 S: 10	H: 0 LOB: 1 BB: 1 P: 20	R: 0 E: 0 K: 1 S: 13	H: 1 LOB: 1 BB: 0 P: 19	R: 1 E: 0 K: 2 S: 11	H: 1 LOB: 0 BB: 0 P: 19	R: 0 E: 0 K: 1 S: 8	H: 0 LOB: 0 BB: 0 P: 15	R: 0 E: 0 K: 1 S: 8	H: 0 LOB: 0 BB: 0 P: 13	R: 0 E: 0 K: 1 S: 8	H: 0 LOB: 0 BB: 0 P: 13	1B: 5 2B: 0 3B: 0 HR: 2	SF: 0 SAC: 0 DP: 1 HBP: 0	WP: 0 PB: 0 SB: 0 CS: 1	PA: 37			
PITCHER	IP	WLS	BF	H	R	ER	SO	BB	IBB	HBP	BLK	WP	HR	S	P	ERA	WHIP										
Joe Beimel, L ERA: 3.6 (1, 1)	5.0		22	5	2	2	3	3	0	0	0	0	1	24	38	4.50	1.600										
Billy Taylor, R ERA: 4.5 (6, 1)	2.0		8	2	1	1	3	0	0	0	0	0	1	24	38	4.50	1.000										
Jose Silva, R ERA: 6.23 (8, 1)	2.0		6	0	0	0	2	0	0	0	0	0	0	16	28	0.00	0.000										

Pittsburgh Pirates @ Houston Astros
Enron Field, Houston, TX
Sun Apr 08 2001, 2:35 PM EDT
Att: 30,174 - Sunny - 81 F


AB 33
R 3
H 7
RBI 3
BB 3
SO 8
LOB 13



Batter	1	2	3	4	5	6	7	8	9	AB	R	H	RBI	BB	SO	LOB	TOP							
Julio Lugo, R OBP: 0.360, SLG: 0.435 (1, 6)	F8		F9			F8		F8	K	5	0	0	0	0	1	2								
Craig Biggio, R OBP: 0.465, SLG: 0.633 (1, 4)	K			F8		5 BB 1B		G6-3		4	0	1	0	0	1	0								
5 Jeff Bagwell, R OBP: 0.375, SLG: 0.333 (1, 3)	F9			17 G4-3 17 S BB					BB	1	0	0	0	3	0	0								
17 Lance Berkman, S OBP: 0.355, SLG: 0.357 (1, 7)		F7		G4-3		P4		G6-3		4	0	0	0	0	4									
Richard Hidalgo, R OBP: 0.400, SLG: 0.792 (9, 9)		K							SH1-4 1B HR 1B	3	1	1	0	1	2	2								
Danyle Ward, L OBP: 0.417, SLG: 0.708 (9, PR)										4	0	1	0	0	1	2								
Glen Barker, S OBP: 0.333, SLG: 0.333 (9, 8)	K2-3			F5					SH1-4 HR 1B	0	1	0	0	0	0	0								
Brad Ausmus, R OBP: 0.217, SLG: 0.143 (1, 2)			F9		L6				SH1-4	3	0	1	0	0	0	0								
Chris Truby, R OBP: 0.357, SLG: 0.750 (1, 5)					F8				1B	4	1	2	3	0	1	1								
Jose Lima, R OBP: 0.333, SLG: 0.333 (1, 1)										4	0	0	0	0	2	3								
Billy Wagner, L OBP: 0.333, SLG: 0.333 (9, 1)			F8		K				K	0	0	0	0	0	0	0								
Inning Stats	R: 0 H: 0 E: 0 K: 1 S: 13	H: 0 LOB: 0 BB: 0 P: 20	R: 0 H: 0 E: 0 K: 2 S: 8	H: 0 LOB: 0 BB: 0 P: 11	R: 0 H: 1 E: 0 K: 0 S: 13	H: 1 LOB: 1 BB: 0 P: 18	R: 0 H: 0 E: 0 K: 0 S: 14	H: 0 LOB: 2 BB: 2 P: 27	R: 0 H: 0 E: 0 K: 1 S: 7	H: 0 LOB: 0 BB: 0 P: 9	R: 0 H: 1 E: 0 K: 1 S: 11	H: 1 LOB: 1 BB: 1 P: 19	R: 0 H: 1 E: 0 K: 1 S: 7	H: 1 LOB: 1 BB: 0 P: 11	R: 0 H: 0 E: 0 K: 0 S: 8	H: 0 LOB: 1 BB: 1 P: 15	R: 3 H: 3 E: 0 K: 2 S: 15	H: 3 LOB: 1 BB: 0 P: 23	1B: 5 2B: 0 3B: 0 HR: 1	SF: 0 SAC: 1 DP: 0 HBP: 0	WP: 0 PB: 0 SB: 2 CS: 0	PA: 37		
PITCHER	IP	WLS	BF	H	R	ER	SO	BB	IBB	HBP	BLK	WP	HR	S	P	ERA	WHIP							
Paul Rigdon, R ERA: 3.46 (1, 1)	7.0		27	3	0	0	6	3	0	0	0	0	0	73	115	0.00	0.857							
David Weathers, R ERA: 1.00 (8, 1)	1.0		4	0	0	0	0	1	0	0	0	0	0	8	15	0.00	1.000							
Curt Leskanic, R ERA: 10.13 (9, 1)	1.0	L	6	3	3	3	2	0	0	0	0	0	1	15	23	27.00	3.000							

Houston Astros @ Milwaukee Brewers
Miller Park, Milwaukee, WI
Tue Apr 10 2001, 7:05 PM CDT
Att: 23,577 - Dome - 72 F


AB 32
R 3
H 6
RBI 3
BB 4
SO 8
LOB 14



Batter	1	2	3	4	5	6	7	8	9	AB	R	H	RBI	BB	SO	LOB	BOTTOM							
Tony Fernandez, S OBP: 0.333, SLG: 0.273 (1, 5)	K		G3							4	0	2	0	0	1	0								
Ronnie Belliard, R OBP: 0.378, SLG: 0.355 (1, 4)				G3		1B				4	0	1	0	0	1	1								
Geoff Jenkins, L OBP: 0.250, SLG: 0.367 (1, 7)										4	0	0	0	0	2	2								
Richie Sexson, R OBP: 0.371, SLG: 0.533 (1, 3)										4	0	0	0	0	1	2								
Jeremy Burnitz, L OBP: 0.485, SLG: 0.741 (1, 9)										3	0	1	0	0	1	1								
Jeffrey Hammonds, R OBP: 0.333, SLG: 0.400 (1, 8)										3	0	0	0	0	1	2								
José Hernández, R OBP: 0.419, SLG: 0.536 (1, 6)										3	0	2	0	0	0	0								
Henry Blanco, R OBP: 0.304, SLG: 0.263 (1, 2)										3	0	0	0	0	3									
Paul Rigdon, R OBP: 0.371, SLG: 0.533 (1, 1)										2	0	0	0	0	0	0								
David Weathers, R OBP: 0.371, SLG: 0.533 (8, 1)										0	0	0	0	0	0	0								
Devon White, S OBP: 0.400, SLG: 0.250 (8, PH)										1	0	0	0	0	1	0								
Curt Leskanic, R ERA: 10.13 (9, 1)										0	0	0	0	0	0	0								
Inning Stats	R: 0 H: 1 E: 0 K: 1 S: 9	H: 2 LOB: 1 BB: 0 P: 15	R: 0 H: 2 E: 1 K: 0 S: 12	H: 2 LOB: 1 BB: 0 P: 17	R: 0 H: 0 E: 0 K: 0 S: 7	H: 0 LOB: 0 BB: 0 P: 12	R: 0 H: 0 E: 1 K: 1 S: 10	H: 0 LOB: 1 BB: 0 P: 13	R: 0 H: 1 E: 0 K: 0 S: 10	H: 1 LOB: 0 BB: 0 P: 12	R: 0 H: 1 E: 0 K: 0 S: 6	H: 1 LOB: 0 BB: 0 P: 8	R: 0 H: 0 E: 0 K: 2 S: 7	H: 0 LOB: 0 BB: 0 P: 10	R: 0 H: 0 E: 0 K: 1 S: 10	H: 0 LOB: 0 BB: 0 P: 14	R: 0 H: 1 E: 0 K: 3 S: 10	H: 1 LOB: 1 BB: 0 P: 12	1B: 6 2B: 0 3B: 0 HR: 0	SF: 0 SAC: 0 DP: 2 HBP: 0	WP: 0 PB: 0 SB: 0 CS: 0	PA: 31		
PITCHER	IP	WLS	BF	H	R	ER	SO	BB	IBB	HBP	BLK	WP	HR	S	P	ERA	WHIP							
Jose Lima, R ERA: 2.92 (1, 1)	8.0		28	6	0	0	5	0	0	0	0	0	0	9	11	0.00	0.750							
Billy Wagner, L ERA: 10.13 (9, 1)	1.0	S	3	0	0	0	3	0	0	0	0	0	0	9	11	0.00	0.000							

Houston Astros @ Milwaukee Brewers
Miller Park, Milwaukee, WI
Tue Apr 10 2001, 7:05 PM CDT
Att: 23,577 - Dome - 72 F


AB 31
R 0
H 6
RBI 0
BB 0
SO 8
LOB 11



Batter	1	2	3	4	5	6	7	8	9	AB	R	H	RBI	BB	SO	LOB	TOP								
Jose Vizcaino, S OBP: 0.462, SLG: 0.364 (1, 6)	G3		1-2 1B		1-0 F8		0-2 G5-3	0-0 G4-3		5	0	1	0	0	0	0									
Craig Biggio, R OBP: 0.447, SLG: 0.571 (1, 4)	G1-4-3		2-1 F9			1-0 F7	0-2 5 HR 1B	3-2 F3		5	1	1	0	0	0	2									
5 Jeff Bagwell, R OBP: 0.405, SLG: 0.464 (1, 3)	G4-3			4-0 17 G4-3 BB		1-2 17 2B 1B	3-1 HR		0-1 F8	4	2	2	2	1	0	0									
17 Lance Berkman, S OBP: 0.417, SLG: 0.545 (1, 7)		0-0 HR		2-2 G4-3		2-1 1B 1B	0-1 1B 1B		1-2 BB 2B 1B	5	3	4	2	0	0	1									
Richard Hidalgo, R OBP: 0.400, SLG: 0.724 (9, 9)	K	2-3 K		1-0 P4		1-0 FC5-4 1B	0-0 HBP 1B		0-0 F2	5	0	2	0	0	1	2									
Danyle Ward, L OBP: 0.483, SLG: 0.692 (9, PR)	K	2-3 K		4-0 IBB		2-1 FC5-4 1B	1-1 HBP 1B		4-1 2B BB	2	0	1	1	2	1	0									
Glen Barker, S OBP: 0.333, SLG: 0.333 (9, 8)	K					1-2 FC5-4 1B	1-2 HBP		1-2 2B BB	0	1	0	0	0	0	0									
Brad Ausmus, R OBP: 0.214, SLG: 0.192 (1, 2)	K			2-3 K		0-1 FC5-4 IBB	0-0 P6		0-0 2B	5	0	1	2	0	2	7									
Chris Truby, R OBP: 0.364, SLG: 0.679 (1, 5)			0-1 F9 1B 1B		0-2 F9	4-1 IBB	0-0 F9		1-1 G1-3	4	0	1	0	1	0	5									
Wade Miller, R (1, 1)			2-3 K		1-1 G4-3	1-3 K			2-1 F8	4	0	0	0	0	2	4									
Inning Stats	R: 0 E: 0 K: 0 S: 10	H: 0 LOB: 0 BB: 0 P: 14	R: 1 E: 0 K: 3 S: 10	H: 1 LOB: 0 BB: 0 P: 15	R: 0 E: 0 K: 1 S: 8	H: 2 LOB: 2 BB: 0 P: 12	R: 0 E: 0 K: 1 S: 8	H: 0 LOB: 0 BB: 2 P: 21	R: 0 E: 0 K: 0 S: 6	H: 0 LOB: 0 BB: 0 P: 8	R: 2 E: 0 K: 1 S: 16	H: 4 LOB: 3 BB: 1 P: 28	R: 2 E: 0 K: 0 S: 14	H: 4 LOB: 3 BB: 0 P: 18	R: 0 E: 0 K: 0 S: 6	H: 0 LOB: 0 BB: 0 P: 11	R: 2 E: 0 K: 0 S: 10	H: 2 LOB: 2 BB: 1 P: 16	1B: 9 2B: 2 3B: 0 HR: 2	SF: 0 SAC: 0 DP: 0 HBP: 1	WP: 0 PB: 0 SB: 0 CS: 0	PA: 44			
PITCHER	IP	WLS	BF	H	R	ER	SO	BB	IBB	HBP	BLK	WP	HR	S	P	ERA	WHIP								
15 Ben Sheets, R ERA: 6.0 (1, 1)	6.0	L	27	7	3	3	6	1	2	0	0	0	1	58	98	4.50	1.333								
Mike DeJean, R ERA: 7.71 (7, 1)	1.0		8	4	2	2	0	0	0	1	0	0	1	14	18	18.00	4.000								
Mark Leiter, R ERA: 13.5 (8, 1)	1.0		3	0	0	0	0	0	0	0	0	0	0	6	11	0.00	0.000								
Will Cunnane, R ERA: 4.5 (9, 1)	1.0		6	2	2	2	0	1	0	0	0	0	0	10	16	18.00	3.000								

Houston Astros @ Milwaukee Brewers
Miller Park, Milwaukee, WI
Wed Apr 11 2001, 7:05 PM CDT
Att: 26,021 - Dome - 72 F


AB 39
R 7
H 13
RBI 7
BB 4
SO 6
LOB 21



Batter	1	2	3	4	5	6	7	8	9	AB	R	H	RBI	BB	SO	LOB	BOTTOM								
Tony Fernandez, S OBP: 0.321, SLG: 0.269 (1, 5)	G1-3		0-1 G6-3			0-3 K			1-1 G4-6-3 1B	4	0	1	0	0	1	0									
Ronnie Belliard, R OBP: 0.341, SLG: 0.314 (1, 4)	K			1-2 G6-3		1-2 G6-3			0-1 G4-6-3 1B	4	0	0	0	0	1	1									
Geoff Jenkins, L OBP: 0.225, SLG: 0.324 (1, 7)	K			0-3 K		2-3 K			2-2 F9	4	0	0	0	0	3	0									
Richie Sexson, R OBP: 0.342, SLG: 0.485 (1, 3)		0-0 G5-3		2-3 K			1-3 K			3	0	0	0	0	2	0									
Jeremy Burnitz, L OBP: 0.444, SLG: 0.667 (1, 9)		3-1 G4-3			0-0 F9		0-3 K			3	0	0	0	0	1	0									
Jeffrey Hammonds, R OBP: 0.361, SLG: 0.406 (1, 8)		2-0 1B			0-1 G4-3			4-1 FC6-4 BB		2	0	1	0	1	0	0									
José Hernández, R OBP: 0.412, SLG: 0.613 (1, 6)		1-3 K2-3			3-0 HR			1-3 K		3	1	1	1	0	2	2									
Raul Casanova, S OBP: 0.231, SLG: 0.182 (1, 2)			2-2 L5		0-0 G6-3			2-1 P4		3	0	0	0	0	0	1									
15 Ben Sheets, R Devon White, S Mike DeJean, R Mark Leiter, R Luis Lopez, S Will Cunnane, R (1, 1) (6, PR) (7, 1) (8, 1) (8, PR) (9, 1)			0-3 K			1-3 K		0-0 FC6-4		1	0	0	0	0	1	0									
Inning Stats	R: 0 E: 0 K: 2 S: 8	H: 0 LOB: 0 BB: 0 P: 9	R: 0 E: 0 K: 1 S: 9	H: 1 LOB: 1 BB: 0 P: 14	R: 0 E: 0 K: 1 S: 8	H: 0 LOB: 0 BB: 0 P: 10	R: 0 E: 0 K: 2 S: 11	H: 0 LOB: 0 BB: 0 P: 14	R: 1 E: 0 K: 0 S: 5	H: 1 LOB: 0 BB: 0 P: 8	R: 0 E: 0 K: 2 S: 12	H: 0 LOB: 0 BB: 0 P: 14	R: 0 E: 0 K: 3 S: 9	H: 0 LOB: 0 BB: 0 P: 12	R: 0 E: 0 K: 1 S: 8	H: 0 LOB: 1 BB: 1 P: 15	R: 0 E: 0 K: 0 S: 8	H: 1 LOB: 0 BB: 0 P: 11	1B: 2 2B: 0 3B: 0 HR: 1	SF: 0 SAC: 0 DP: 1 HBP: 0	WP: 0 PB: 0 SB: 0 CS: 0	PA: 30			
PITCHER	IP	WLS	BF	H	R	ER	SO	BB	IBB	HBP	BLK	WP	HR	S	P	ERA	WHIP								
Wade Miller, R ERA: 1.62 (1, 1)	9.0	W	30	3	1	1	12	1	0	0	0	0	1	78	107	1.00	0.444								

Houston Astros @ Milwaukee Brewers
Miller Park, Milwaukee, WI
Wed Apr 11 2001, 7:05 PM CDT
Att: 26,021 - Dome - 72 F

AB 29
R 1
H 3
RBI 1
BB 1
SO 12
LOB 5



Batter	1	2	3	4	5	6	7	8	9	AB	R	H	RBI	BB	SO	LOB	TOP					
Julio Lugo, R OBP: 0.345, SLG: 0.519 (1, 6)	G6-3		F9				G6-3			4	1	1	1	0	0	1	Houston Astros @ Milwaukee Brewers Miller Park, Milwaukee, WI Thu Apr 12 2001, 1:05 PM CDT Att: 23,599 - Dome - 72 F					
Craig Biggio, R OBP: 0.405, SLG: 0.513 (1, 4)	G6-3		L6				G5-3			4	0	0	0	0	0	1						
Jay Powell, R (7, 1)	G6-3									0	0	0	0	0	0	0						
Orlando Merced, S OBP: 0.200, SLG: 0.200 (8, 9)										0	0	0	0	0	0	0						
5 Jeff Bagwell, R OBP: 0.463, SLG: 0.625 Glen Barker, S OBP: 0.333, SLG: 0.333 (1, 3)	17 BB 2B									4	3	4	1	0	0	0						
17 Lance Berkman, S OBP: 0.450, SLG: 0.529 (1, 7)	2B BB									0	0	0	0	0	0	0						
Richard Hidalgo, R OBP: 0.385, SLG: 0.697 Michael Jackson, R (8, 1)										1	0	0	0	3	1	0						
Darvle Ward, L OBP: 0.489, SLG: 0.655 Charlie Hayes, R (8, 3)										4	0	1	1	0	1	4						
Tony Eusebio, R (1, 2)										0	0	0	0	0	0	0						
Chris Truby, R OBP: 0.324, SLG: 0.594 (1, 5)										3	0	1	1	0	0	2						
Octavio Dotel, R (1, 1)										1	0	0	0	0	0	0						
Nelson Cruz, R (5, 1)										4	0	0	0	0	3	0						
Wayne Franklin, L (6, 1)										2	0	0	0	0	2	0						
Jose Vizcaino, S OBP: 0.467, SLG: 0.333 (7, 4)										0	0	0	0	0	0	0						
Jose Vizcaino, S OBP: 0.467, SLG: 0.333 (7, 4)										1	0	0	0	1	0	0						
Inning Stats	R: 1 E: 0 K: 0 S: 13	H: 2 LOB: 2 BB: 1 P: 22	R: 0 E: 0 K: 2 S: 7	H: 0 LOB: 0 BB: 0 P: 9	R: 0 E: 0 K: 1 S: 7	H: 0 LOB: 0 BB: 0 P: 9	R: 0 E: 0 K: 1 S: 12	H: 1 LOB: 2 BB: 1 P: 21	R: 1 E: 0 K: 1 S: 9	H: 1 LOB: 1 BB: 0 P: 15	R: 1 E: 0 K: 1 S: 14	H: 2 LOB: 1 BB: 1 P: 24	R: 0 E: 0 K: 1 S: 9	H: 0 LOB: 0 BB: 1 P: 17	R: 1 E: 0 K: 1 S: 12	H: 1 LOB: 0 BB: 0 P: 16	R: 0 E: 0 K: 1 S: 6	H: 0 LOB: 0 BB: 0 P: 8	1B: 4 2B: 1 3B: 0 HR: 2	SF: 0 SAC: 0 DP: 1 HBP: 0	WP: 0 PB: 0 SB: 0 CS: 0	PA: 36
PITCHER	IP WLS BF H R ER SO BB IBB HBP BLK WP HR S P ERA WHIP																					
Jeff D'Amico, R ERA: 4.38 (1, 1)	6.0 W 25 6 3 3 6 3 0 0 0 0 0 1 62 100 4.50 1.500																					
Will Cunnane, R ERA: 3.8 (7, 1)	1.0 4 0 0 0 1 1 0 0 0 0 0 0 9 17 0.00 1.000																					
Ray King, L ERA: 7.71 (8, 1)	1.0 4 1 1 1 1 0 0 0 0 0 0 1 12 16 9.00 1.000																					
Mark Leiter, R ERA: 9.0 (9, 1)	1.0 3 0 0 0 1 0 0 0 0 0 0 0 6 8 0.00 0.000																					

AB	32
R	4
H	7
RBI	4
BB	4
SO	9
LOB	11



Batter	1	2	3	4	5	6	7	8	9	AB	R	H	RBI	BB	SO	LOB	BOTTOM	
Devon White, S OBP: 0.455, SLG: 0.400 (1, 8)	1B		1B	K			G6-3			5	1	3	0	0	1	1	Houston Astros @ Milwaukee Brewers Miller Park, Milwaukee, WI Thu Apr 12 2001, 1:05 PM CDT Att: 23,599 - Dome - 72 F	
Luis Lopez, S OBP: 0.500, SLG: 1.000 (1, 4)	F7		1B				L9			4	2	2	2	1	0	1		
Geoff Jenkins, L OBP: 0.273, SLG: 0.368 James Mouton, R OBP: 0.500, SLG: 1.000 (1, 7)	BB 1B		K							4	2	3	0	0	1	2		
Richie Sexson, R OBP: 0.349, SLG: 0.444 (1, 3)	G5-4-3 BB		K				G6-3			1	0	1	0	0	0	0		
Jeromy Burnitz, L OBP: 0.439, SLG: 0.606 (1, 9)	G5-4-3									3	1	0	0	2	1	4		
Tyler Houston, L OBP: 0.290, SLG: 0.400 (1, 5)			K				G4-3			5	2	2	2	0	2	3		
José Hernández, R OBP: 0.410, SLG: 0.750 (1, 6)			K				F8			5	2	2	7	0	2	0		
Henry Blanco, R OBP: 0.296, SLG: 0.227 (1, 2)	F7									3	0	0	0	1	0	0		
Jeff D'Amico, R OBP: 0.200, SLG: 0.600 Angel Echevarria, R (6, PH)			K							3	0	1	0	0	1	0		
Will Cunnane, R (7, 1)										0	0	0	0	0	0	0		
Ray King, L (8, 1)										0	0	0	0	0	0	0		
Mark Leiter, R (9, 1)										0	0	0	0	0	0	0		
Inning Stats	R: 0 E: 0 K: 0 S: 10	H: 2 LOB: 1 BB: 1 P: 17	R: 0 E: 0 K: 2 S: 8	H: 0 LOB: 0 BB: 0 P: 12	R: 0 E: 0 K: 3 S: 11	H: 2 LOB: 0 BB: 0 P: 15	R: 2 E: 0 K: 2 S: 16	H: 2 LOB: 1 BB: 1 P: 25	R: 5 E: 0 K: 1 S: 15	H: 5 LOB: 1 BB: 3 P: 32	R: 0 E: 0 K: 0 S: 6	H: 1 LOB: 1 BB: 0 P: 10	R: 0 E: 0 K: 0 S: 7	H: 0 LOB: 0 BB: 0 P: 8	1B: 8 2B: 1 3B: 1 HR: 4	SF: 0 SAC: 0 DP: 1 HBP: 0	WP: 0 PB: 0 SB: 1 CS: 0	PA: 43
PITCHER	IP WLS BF H R ER SO BB IBB HBP BLK WP HR S P ERA WHIP																	
Octavio Dotel, R ERA: 4.91 (1, 1)	4.0 L 23 7 6 6 7 5 0 0 0 0 0 0 2 16 26 27.00 3.000																	
Nelson Cruz, R ERA: 5.14 (5, 1)	1.0 6 3 3 3 1 0 0 0 0 0 0 2 16 26 27.00 3.000																	
Wayne Franklin, L ERA: 7.71 (6, 1)	1.0 7 3 3 3 1 1 0 0 0 0 0 1 13 24 27.00 4.000																	
Jay Powell, R ERA: 4.5 (7, 1)	1.0 4 1 0 0 0 0 0 0 0 0 0 0 6 10 0.00 1.000																	
Michael Jackson, R ERA: (8, 1)	1.0 3 0 0 0 0 0 0 0 0 0 0 0 7 8 0.00 0.000																	

AB	37
R	12
H	14
RBI	12
BB	6
SO	9
LOB	16



Batter	1	2	3	4	5	6	7	8	9	AB	R	H	RBI	BB	SO	LOB	TOP			
Julio Lugo, R OBP: 0.353, SLG: 0.563 (1, 6)	0-0 1B 3B		2-2 G3		0-0 G6-4-3		0-0 HR 1B		1-2 G6-3	5	2	2	0	0	0	1				
Craig Biggio, R OBP: 0.447, SLG: 0.695 (1, 4)	0-0 FC6-4 1B		1-1 G6-3		4-1 BB		0-1 HR		1-2 5 WP 1B	4	1	3	3	1	0	0				
5 Jeff Bagwell, R OBP: 0.478, SLG: 0.629 (1, 3)	1-1 F5		4-2 FC6-4 17 1B BB		0-0 F7		1-0 2B		4-2 BB	3	0	1	0	2	0	2				
17 Lance Berkman, S OBP: 0.444, SLG: 0.500 (1, 7)	0-0 F8		2-2 FC6-4 1B			4-2 BB	0-3 K		0-3 K	4	0	1	0	1	2	4				
Richard Hidalgo, R OBP: 0.349, SLG: 0.622 (1, 8) (8, 9)	1-0 FC6-4		2-2 FC6-4			0-0 L8		0-1 G5-3		4	0	0	0	0	0	4				
Orlando Merced, S OBP: 0.222, SLG: 0.556 (1, 9)		1-2		0-3 K		0-1 F8		2-2 G4-3		4	1	1	1	0	1	1				
Glen Barker, S OBP: 0.333, SLG: 0.333 (8, 8)						0-0 F9		2-1 2B		4	0	1	0	0	2	1				
Brad Ausmus, R OBP: 0.219, SLG: 0.233 (1, 2)		2-3 K		1-3 K2-3						4	0	1	0	0	2	1				
Chris Truby, R OBP: 0.293, SLG: 0.528 (1, 5)		3-3 K		0-3 K				0-0 G5-3	1-0 G4-3	4	0	0	0	0	2	1				
Kent Bottenfield, R OBP: 0.200, SLG: 0.200 (1, 1)		1-2 G1-3			1-2 G6-4-3 1B			2-1 F9		3	0	1	0	0	0	0				
Michael Jackson, R (8, 1)										0	0	0	0	0	0	0				
Daryle Ward, L OBP: 0.453, SLG: 0.633 (9, PH)										1	0	0	0	0	0	0				
Billy Wagner, L (9, 1)										0	0	0	0	0	0	0				
Inning Stats	R: 1 E: 0 K: 0 S: 6	H: 2 LOB: 1 BB: 0 P: 8	R: 1 E: 0 K: 2 S: 15	H: 1 LOB: 0 BB: 0 P: 22	R: 0 E: 0 K: 0 S: 14	H: 1 LOB: 2 BB: 1 P: 25	R: 0 E: 0 K: 3 S: 11	H: 0 LOB: 0 BB: 0 P: 12	R: 0 E: 0 K: 0 S: 6	H: 0 LOB: 1 BB: 1 P: 10	R: 2 E: 0 K: 1 S: 10	H: 3 LOB: 1 BB: 0 P: 13	R: 0 E: 0 K: 0 S: 8	H: 1 LOB: 1 BB: 0 P: 10	R: 0 E: 0 K: 1 S: 13	H: 1 LOB: 2 BB: 1 P: 19	1B: 5 2B: 2 3B: 1 HR: 2	SF: 0 SAC: 0 DP: 1 HBP: 0	WP: 1 PB: 0 SB: 0 CS: 0	PA: 40
PITCHER	IP	WLS	BF	H	R	ER	SO	BB	IBB	HBP	BLK	WP	HR	S	P	ERA	WHIP			
Darryl Kile, R ERA: 7.0	7.0	L	31	8	4	4	6	3	0	0	0	0	2	68	101	5.14	1.571			
Mike James, R ERA: 7.2	2.0		9	2	0	0	1	1	0	0	0	1	0	21	32	0.00	1.500			

Houston Astros @ St. Louis Cardinals
Busch Stadium, St. Louis, MO
Fri Apr 13 2001, 7:10 PM CDT
Att: 42,153 - Sunny - 72 F

AB 36
R 4
H 10
RBI 4
BB 4
SO 7
LOB 14



Batter	1	2	3	4	5	6	7	8	9	AB	R	H	RBI	BB	SO	LOB	BOTTOM					
Fernando Vina, L OBP: 0.340, SLG: 0.372 (1, 4)	2-1 F7		2-2 G1-6-3		0-0 G4-3			0-1 15 1B K	2-3 K	5	0	1	0	0	1	2						
Edgar Renteria, R OBP: 0.244, SLG: 0.359 (1, 6)	2-2 F7		3-2 G6-3		1-0 G5-3			1-0 L4		4	0	0	0	0	0	1						
15 Jim Edmonds, L OBP: 0.526, SLG: 1.111 (1, 8)	1-1 G3		2-2 HR			0-0 F2		0-1 1B		4	1	2	1	0	0	0						
Mark McGwire, R OBP: 0.167, SLG: 0.250 (1, 3)		3-1 E3 5 1B K		0-3 K		1-1 F9		0-0 F8		3	0	0	0	0	1	0						
Craig Paquette, R OBP: 0.316, SLG: 0.500 (7, 3)										1	0	0	0	0	0	2						
Ray Lankford, L OBP: 0.533, SLG: 1.120 (1, 7)		2-0 F6		3-2 5 1B G6-4-3 2B		0-0 1B		2-0 F8		4	1	2	0	0	0	3						
5 Albert Pujols, R OBP: 0.436, SLG: 0.722 (1, 5)		0-0 HBP 1B		1-0 G6-4-3 1B		1-1 F8			2-2 1B	4	0	3	0	0	0	1						
J.D. Drew, L ERA: 4.5 (1, 9)		2-3 K		1-0 G6-4-3			3-1 L8		1-2 L4	3	0	0	0	0	1	3						
Placido Polanco, R OBP: 0.500, SLG: 0.464 (9, PH)				1-2 3-H K			0-3 K			1	0	0	0	0	0	1						
Mike Matheny, R OBP: 0.351, SLG: 0.529 (1, 2)		1-2 HBP					2-2 P4		1-0 1B	3	0	1	0	0	1	0						
Eli Marrero, R OBP: 0.462, SLG: 0.769 (9, PR)		1-2 HBP							1-2 1B	0	0	0	0	0	0	0						
Darryl Kile, R (1, 1)		2-3 K					0-0 F8		1-3 K	2	0	0	0	0	1	3						
Larry Sutton, L (7, PH)							2-2 P6			1	0	0	0	0	0	0						
Mike James, R (8, 1)										0	0	0	0	0	0	0						
Bobby Bonilla, S OBP: 0.250, SLG: 0.286 (9, PH)										1	0	0	0	0	1	2						
Inning Stats	R: 0 E: 0 K: 0 S: 7	H: 0 LOB: 0 BB: 0 P: 12	R: 0 E: 1 K: 2 S: 12	H: 1 LOB: 3 BB: 0 P: 22	R: 1 E: 0 K: 1 S: 13	H: 1 LOB: 0 BB: 0 P: 20	R: 1 E: 0 K: 1 S: 8	H: 2 LOB: 0 BB: 0 P: 13	R: 0 E: 0 K: 0 S: 5	H: 0 LOB: 0 BB: 0 P: 8	R: 0 E: 0 K: 0 S: 6	H: 1 LOB: 1 BB: 0 P: 8	R: 0 E: 0 K: 0 S: 6	H: 0 LOB: 0 BB: 0 P: 11	R: 0 E: 0 K: 0 S: 7	H: 2 LOB: 2 BB: 0 P: 10	R: 0 E: 0 K: 2 S: 14	H: 2 LOB: 2 BB: 0 P: 21	1B: 7 2B: 1 3B: 0 HR: 1	SF: 0 SAC: 0 DP: 1 HBP: 1	WP: 0 PB: 0 SB: 0 CS: 0	PA: 37
PITCHER	IP	WLS	BF	H	R	ER	SO	BB	IBB	HBP	BLK	WP	HR	S	P	ERA	WHIP					
Kent Bottenfield, R ERA: 4.5	7.0		27	5	2	2	4	0	0	1	0	0	0	7	10	0.00	2.000					
Michael Jackson, R ERA:	1.0	H	5	2	0	0	0	0	0	0	0	0	0	7	10	0.00	2.000					
Billy Wagner, L ERA:	1.0	S	5	2	0	0	2	0	0	0	0	0	0	14	21	0.00	2.000					

Houston Astros @ St. Louis Cardinals
Busch Stadium, St. Louis, MO
Fri Apr 13 2001, 7:10 PM CDT
Att: 42,153 - Sunny - 72 F

AB 36
R 2
H 9
RBI 1
BB 0
SO 6
LOB 18



Batter	1	2	3	4	5	6	7	8	9	AB	R	H	RBI	BB	SO	LOB	TOP								
Julio Lugo, R OBP: 0.325, SLG: 0.486 (1, 6)	1-3 K	0-2 FC5-2 5 FC5		1-3 K		4-1 CS BB	2-2 F9		2-2 FC6-4 1-2f	5	0	0	0	1	2	8									
Craig Biggio, R OBP: 0.442, SLG: 0.565 (1, 4)	4-1 5 2B BB	0-1 F9		4-0 BB		1-3 SAFE K2-3 1-2		0-2 G1-3		3	0	0	0	2	1	4									
5 Jeff Bagwell, R OBP: 0.490, SLG: 0.632 (1, 3)	1-2 BB	1-0 FC5		1-2 G6-3			4-1 17 BB HBP BB	4-1 17 2B BB		3	2	1	0	2	0	5									
Richard Hidalgo, R OBP: 0.333, SLG: 0.561 (1, 9)	0-3 K		2-3 K		2-2 F7		2-0 BB 17 BB FC6-2 HBP	1-2 F9		4	0	0	0	0	2	3									
17 Lance Berkman, S OBP: 0.460, SLG: 0.524 (1, 7)	1-3 K		1-2 F8		1-0 HR 1B		4-2 FC6-2 BB 1-2 2-3 SF8 BB	0-0 2B		4	2	2	1	1	1	2									
Chris Truby, R OBP: 0.346, SLG: 0.692 (1, 5)		4-1 WP BB HBP BB	2-2 HR		2-0 HR		4-1 HBP FC6-2 BB 1-2 2-3 3-H	2-2 F5		3	3	2	4	2	0	1									
Brad Ausmus, R OBP: 0.216, SLG: 0.206 (1, 2)		4-0 HBP WP FC5-2 BB	0-0 F9		2-1 F8		1-0 FC6-2 HBP 1-2 2-3 3-H	1-1 P3		4	0	0	0	1	0	3									
Glen Barker, S OBP: 0.375, SLG: 0.333 (1, 8)		4-1 FC5-2 HBP BB 1-2 2-3 3-H		1-2 SH1-4 PB 1B		0-3 K	0-2 SF8	2-3 K		3	0	1	1	1	2	0									
Scott Elarton, R (1, 1)		2-0 FC5 FC5-2 HBP		2-0 SH1-4		0-3 K	1-2 HBP	0-0 1B		1	0	0	1	0	1	0									
Wayne Franklin, L (8, 1)										0	0	0	0	0	0	0									
Charlie Hayes, R OBP: 0.400, SLG: 0.250 (9, PH)										1	0	1	0	0	0	0									
Billy Wagner, L (9, 1)										0	0	0	0	0	0	0									
Inning Stats	R: 0 E: 0 K: 3 S: 15	H: 1 LOB: 2 BB: 1 P: 22	R: 1 E: 0 K: 0 S: 8	H: 0 LOB: 3 BB: 3 P: 23	R: 1 E: 0 K: 1 S: 10	H: 1 LOB: 0 BB: 0 P: 15	R: 0 E: 0 K: 1 S: 11	H: 1 LOB: 2 BB: 1 P: 20	R: 2 E: 0 K: 1 S: 12	H: 2 LOB: 0 BB: 0 P: 19	R: 0 E: 0 K: 2 S: 7	H: 0 LOB: 0 BB: 1 P: 12	R: 2 E: 0 K: 0 S: 14	H: 0 LOB: 3 BB: 3 P: 32	R: 1 E: 0 K: 0 S: 12	H: 1 LOB: 1 BB: 1 P: 19	R: 0 E: 0 K: 1 S: 11	H: 1 LOB: 1 BB: 0 P: 16	1B: 3 2B: 2 3B: 0 HR: 2	SF: 1 SAC: 1 DP: 0 HBP: 3	WP: 1 PB: 1 SB: 0 CS: 1	PA: 46			
PITCHER	IP	WLS	BF	H	R	ER	SO	BB	IBB	HBP	BLK	WP	HR	S	P	ERA	WHIP								
Rick Ankiel, L ERA: 5.4	(1, 1)	5.0	L	26	5	4	6	5	0	1	0	1	2	56	99	7.20	2.000								
Gene Stechschulte, R ERA: 2.08	(6, 1)	1.0		3	0	0	2	1	0	0	0	0	0	7	12	0.00	1.000								
Chad Hutchinson, R ERA: 15.43	(7, 1)	0.0		4	0	2	2	0	0	1	0	0	0	4	18	∞	∞								
Mike Timlin, R ERA: 2.84	(7, 1)	2.0		9	1	1	1	0	1	0	0	0	0	22	33	4.50	1.000								
Mike Matthews, L ERA:	(9, 1)	1.0		4	1	0	0	0	0	0	0	0	0	11	16	0.00	1.000								

Houston Astros @ St. Louis Cardinals
 Busch Stadium, St. Louis, MO
 Sat Apr 14 2001, 1:10 PM CDT
 Att: 39,235 - Cloudy - 73 F

AB 31
 R 7
 H 7
 RBI 7
 BB 10
 SO 9
 LOB 26



Batter	1	2	3	4	5	6	7	8	9	AB	R	H	RBI	BB	SO	LOB	BOTTOM								
Fernando Vina, L OBP: 0.333, SLG: 0.362 (1, 4)	1-2 G1-4-3 1B		2-2 G3-1			1-0 F8		1-2 F9		4	0	1	0	0	0	0									
Placido Polanco, R OBP: 0.444, SLG: 0.406 (1, 6)	1-0 G1-4-3 1-2f		1-0 G1-3			1-2 G6-3			0-1 F9	4	0	0	0	0	0	1									
15 Jim Edmonds, L OBP: 0.478, SLG: 1.091 (1, 8)	2-0 HR			1-3 K			1-2 G3		3-2 G4-3	4	1	1	1	0	1	0									
Bobby Bonilla, S OBP: 0.250, SLG: 0.545 (1, 3)	1-1 HR			2-3 K			0-1 G3		0-3 K	4	1	1	1	0	2	0									
Ray Lankford, L OBP: 0.485, SLG: 1.000 (1, 7)	3-2 F9			2-3 K			3-3 K			3	0	0	0	0	2	0									
5 Albert Pujols, R OBP: 0.452, SLG: 0.789 (1, 5)		4-1 G4-6-3 BB			2-3 K			2-1 HR		2	1	1	1	1	1	0									
J.D. Drew, L OBP: 0.265, SLG: 0.500 (1, 9)		0-2 F7			3-3 K			3-1 HR		3	1	1	1	0	1	1									
Mike Matheny, R OBP: 0.325, SLG: 0.486 (1, 2)		2-2 G4-6-3 1-2f			1-1 G6-3			0-1 F9		3	0	0	0	0	0	1									
Rick Ankiel, L (1, 1)										1	0	0	0	0	0	0									
Gene Stechschulte, R (6, PH)										0	0	0	0	0	0	0									
Craig Paquette, R OBP: 0.305, SLG: 0.474										0	0	0	0	0	0	0									
Chad Hutchinson, R (7, 1)										0	0	0	0	0	0	0									
Mike Timlin, R (7, 1)										0	0	0	0	0	0	0									
Mark McGwire, R OBP: 0.195, SLG: 0.225										1	0	0	0	0	0	0									
Mike Matthews, L (9, 1)										0	0	0	0	0	0	0									
Inning Stats	R: 2 E: 0 K: 0 S: 12	H: 3 LOB: 0 BB: 0 P: 20	R: 0 E: 0 K: 0 S: 9	H: 0 LOB: 0 BB: 1 P: 15	R: 0 E: 0 K: 0 S: 6	H: 0 LOB: 0 BB: 0 P: 9	R: 0 E: 0 K: 3 S: 10	H: 0 LOB: 0 BB: 0 P: 15	R: 0 E: 0 K: 2 S: 9	H: 0 LOB: 0 BB: 0 P: 15	R: 0 E: 0 K: 0 S: 7	H: 0 LOB: 0 BB: 0 P: 9	R: 0 E: 0 K: 1 S: 9	H: 0 LOB: 0 BB: 0 P: 13	R: 2 E: 0 K: 0 S: 12	H: 2 LOB: 0 BB: 0 P: 21	R: 0 E: 0 K: 1 S: 8	H: 0 LOB: 0 BB: 0 P: 11	1B: 1 2B: 0 3B: 0 HR: 4	SF: 0 SAC: 0 DP: 2 HBP: 0	WP: 0 PB: 0 SB: 0 CS: 0	PA: 31			
PITCHER	IP	WLS	BF	H	R	ER	SO	BB	IBB	HBP	BLK	WP	HR	S	P	ERA	WHIP								
Scott Elarton, R ERA: 6.75	(1, 1)	7.0	W	24	4	3	3	6	1	0	0	0	0	0	64	3.86	0.714								
Wayne Franklin, L ERA: 7.94	(8, 1)	1.0		4	1	1	1	0	0	0	0	0	1	10	17	9.00	1.000								
Billy Wagner, L ERA:	(9, 1)	1.0	S	3	0	0	0	1	0	0	0	0	0	8	11	0.00	0.000								

Houston Astros @ St. Louis Cardinals
 Busch Stadium, St. Louis, MO
 Sat Apr 14 2001, 1:10 PM CDT
 Att: 39,235 - Cloudy - 73 F

AB 30
 R 4
 H 5
 RBI 4
 BB 1
 SO 7
 LOB 3



Batter	1	2	3	4	5	6	7	8	9	AB	R	H	RBI	BB	SO	LOB	TOP			
Jose Vizcaino, S OBP: 0.400, SLG: 0.294 (1, 6)	F5		F9		F9			E3		5	0	1	2	0	0	1				
Craig Biggio, R OBP: 0.439, SLG: 0.540 (1, 4)	5 HR		G5-3		K				5 FC5-2	4	1	1	0	1	1	2				
5 Jeff Bagwell, R OBP: 0.500, SLG: 0.698 (1, 3)	1 HR		G5-3					FC5-2	5	1	3	2	0	0	0	1				
17 Lance Berkman, S OBP: 0.473, SLG: 0.596 (1, 7)										5	1	3	1	0	1	2				
Richard Hidalgo, R OBP: 0.302, SLG: 0.500 (1, 8)	P4									5	0	0	0	0	2	4				
Orlando Merced, S OBP: 0.154, SLG: 0.385 Julio Lugo, R OBP: 0.317, SLG: 0.474 (9, PH)	F7		G4-3							4	0	0	0	0	1	2				
Brad Ausmus, R OBP: 0.244, SLG: 0.216 (1, 2)										3	1	1	0	1	0	0				
Chris Truby, R OBP: 0.360, SLG: 0.659 (1, 5)	F9									2	1	0	0	2	1	0				
Jose Lima, R Daryle Ward, L Jay Powell, R Charlie Hayes, R Glen Barker, S Nelson Cruz, R (8, PH) (8, PH) (8, PH) (8, PH) (8, PH) (8, PH)	K		G1-3							2	0	0	0	0	1	2				
Inning Stats	R: 2 E: 0 K: 0 S: 14	H: 3 LOB: 1 BB: 0 P: 18	R: 0 E: 0 K: 1 S: 9	H: 0 LOB: 0 BB: 0 P: 15	R: 0 E: 0 K: 0 S: 6	H: 0 LOB: 0 BB: 0 P: 9	R: 1 E: 0 K: 1 S: 15	H: 2 LOB: 2 BB: 1 P: 26	R: 0 E: 0 K: 2 S: 16	H: 1 LOB: 1 BB: 0 P: 22	R: 0 E: 0 K: 2 S: 16	H: 1 LOB: 1 BB: 0 P: 17	R: 0 E: 1 K: 1 S: 10	H: 0 LOB: 2 BB: 1 P: 16	R: 0 E: 1 K: 1 S: 9	H: 1 LOB: 2 BB: 1 P: 16	1B: 7 2B: 0 3B: 0 HR: 2	SF: 0 SAC: 0 DP: 0 HBP: 0	WP: 1 PB: 0 SB: 1 CS: 0	PA: 42
PITCHER	IP: 5.2 WLS: 0 BF: 26 ERA: 10.67	WLS: B BF: 2 ERA: 6.75	H: 1 R: 0 ER: 0 SO: 0 BB: 0 HBP: 0 BLK: 0	H: 0 R: 0 ER: 0 SO: 0 BB: 0 HBP: 0 BLK: 0	H: 0 R: 0 ER: 0 SO: 0 BB: 0 HBP: 0 BLK: 0	H: 0 R: 0 ER: 0 SO: 0 BB: 0 HBP: 0 BLK: 0	H: 2 R: 2 ER: 1 SO: 7 BB: 1 HBP: 0 BLK: 0	H: 1 R: 0 ER: 0 SO: 5 BB: 0 HBP: 0 BLK: 0	H: 1 R: 0 ER: 0 SO: 3 BB: 0 HBP: 0 BLK: 0	H: 0 R: 0 ER: 0 SO: 1 BB: 0 HBP: 0 BLK: 0	IP: 0.2 WLS: S BF: 3 ERA: 3.52	WLS: S BF: 3 ERA: 3.52	H: 1 R: 0 ER: 0 SO: 1 BB: 0 HBP: 0 BLK: 0	H: 0 R: 0 ER: 0 SO: 1 BB: 0 HBP: 0 BLK: 0	H: 1 R: 0 ER: 0 SO: 5 BB: 0 HBP: 0 BLK: 0	H: 1 R: 0 ER: 0 SO: 5 BB: 0 HBP: 0 BLK: 0	1B: 0 2B: 0 3B: 0 HR: 0	SF: 0 SAC: 0 DP: 0 HBP: 0	WP: 0 PB: 0 SB: 0 CS: 0	PA: 5

Houston Astros @ St. Louis Cardinals
Busch Stadium, St. Louis, MO
Sun Apr 15 2001, 3:10 PM CDT
Att: 27,993 - Cloudy - 67 F

AB	36
R	5
H	9
RBI	5
BB	6
SO	8
LOB	16



Batter	1	2	3	4	5	6	7	8	9	AB	R	H	RBI	BB	SO	LOB	BOTTOM			
Fernando Vina, L OBP: 0.321, SLG: 0.346 (1, 4)	G1-3		F7		F9			K		5	0	1	0	0	1	1				
Edgar Renteria, R OBP: 0.281, SLG: 0.386 (1, 6)	K		F7							5	0	2	1	0	1	1				
15 Jim Edmonds, L OBP: 0.444, SLG: 0.962 (1, 8)	K									4	0	1	0	0	2	1				
Mark McGwire, R OBP: 0.174, SLG: 0.238 Craig Paquette, R OBP: 0.300, SLG: 0.474 (7, PR) (8, 3)	G5-3		K							4	0	1	0	0	1	1				
Ray Lankford, L OBP: 0.432, SLG: 0.875 (1, 7)	F7									4	0	0	0	0	0	1				
5 Albert Pujols, R OBP: 0.476, SLG: 0.786 (1, 5)	BB									4	2	3	0	0	0	0				
J.D. Drew, L OBP: 0.342, SLG: 0.613 (1, 9)	1B									1	2	1	1	3	0	0				
Eli Marrero, R OBP: 0.471, SLG: 0.706 (1, 2)	S									4	1	2	1	0	1	3				
Andy Benes, R Mike Matthews, L Mike James, R Larry Sutton, L Gene Stechschulte, R Bobby Bonilla, S Dave Veres, R Steve Kline, S (1, 1) (8, PH) (8, PH) (8, PH) (8, PH) (8, PH) (8, PH) (8, PH)	K									2	1	1	3	0	1	2				
Inning Stats	R: 0 E: 0 K: 2 S: 9	H: 0 LOB: 0 BB: 0 P: 14	R: 1 E: 0 K: 1 S: 10	H: 2 LOB: 2 BB: 1 P: 19	R: 0 E: 0 K: 1 S: 12	H: 1 LOB: 1 BB: 0 P: 15	R: 4 E: 1 K: 0 S: 16	H: 4 LOB: 1 BB: 1 P: 29	R: 0 E: 0 K: 0 S: 7	H: 0 LOB: 0 BB: 0 P: 11	R: 1 E: 0 K: 0 S: 8	H: 2 LOB: 1 BB: 0 P: 11	R: 0 E: 0 K: 2 S: 14	H: 2 LOB: 3 BB: 1 P: 26	R: 0 E: 0 K: 1 S: 13	H: 1 LOB: 0 BB: 0 P: 22	1B: 9 2B: 2 3B: 0 HR: 1	SF: 0 SAC: 0 DP: 0 HBP: 0	WP: 0 PB: 0 SB: 1 CS: 1	PA: 39
PITCHER	IP: 5.0 WLS: L BF: 24 ERA: 4.67	WLS: L BF: 11 ERA: 4.5	H: 4 R: 1 ER: 1 SO: 2 BB: 1 HBP: 0 BLK: 0	H: 5 R: 1 ER: 1 SO: 2 BB: 1 HBP: 0 BLK: 0	H: 5 R: 1 ER: 1 SO: 2 BB: 1 HBP: 0 BLK: 0	H: 4 R: 1 ER: 1 SO: 2 BB: 1 HBP: 0 BLK: 0	H: 0 R: 0 ER: 0 SO: 5 BB: 0 HBP: 0 BLK: 0	H: 0 R: 0 ER: 0 SO: 22 BB: 1 HBP: 0 BLK: 0	H: 0 R: 0 ER: 0 SO: 37 BB: 1 HBP: 0 BLK: 0	H: 0 R: 0 ER: 0 SO: 13 BB: 0 HBP: 0 BLK: 0	IP: 2.0 WLS: L BF: 11 ERA: 4.5	WLS: L BF: 11 ERA: 4.5	H: 1 R: 0 ER: 0 SO: 1 BB: 0 HBP: 0 BLK: 0	H: 0 R: 0 ER: 0 SO: 1 BB: 0 HBP: 0 BLK: 0	H: 0 R: 0 ER: 0 SO: 13 BB: 0 HBP: 0 BLK: 0	H: 0 R: 0 ER: 0 SO: 22 BB: 0 HBP: 0 BLK: 0	1B: 0 2B: 0 3B: 0 HR: 0	SF: 0 SAC: 0 DP: 0 HBP: 0	WP: 0 PB: 0 SB: 0 CS: 0	PA: 39

Houston Astros @ St. Louis Cardinals
Busch Stadium, St. Louis, MO
Sun Apr 15 2001, 3:10 PM CDT
Att: 27,993 - Cloudy - 67 F

AB	35
R	6
H	12
RBI	6
BB	3
SO	7
LOB	10



Batter	1	2	3	4	5	6	7	8	9	AB	R	H	RBI	BB	SO	LOB	TOP					
Julio Lugo, R (1, 6) OBP: 0.326, SLG: 0.488										5	0	2	0	0	0	3						
Craig Biggio, R (1, 4) OBP: 0.443, SLG: 0.528										3	0	1	0	1	1	0						
5 Jeff Bagwell, R (1, 3) OBP: 0.467, SLG: 0.638										4	0	0	0	0	0	4						
Richard Hidalgo, R (1, 8) OBP: 0.298, SLG: 0.480										4	0	1	0	0	1	4						
Daryle Ward, L (1, 9) OBP: 0.432, SLG: 0.576										3	0	0	0	0	0	4						
Moises Alou, R (8, PH)										1	0	0	0	0	0	2						
Glen Barker, S (8, 8)										0	0	0	0	0	0	0						
17 Lance Berkman, S (1, 7) OBP: 0.441, SLG: 0.549										4	0	0	0	0	2	1						
Brad Ausmus, R (1, 2) OBP: 0.289, SLG: 0.250										3	0	2	0	1	0	0						
Chris Truby, R (1, 5) OBP: 0.370, SLG: 0.667										4	0	2	0	0	0	2						
Wade Miller, R (1, 1)										1	0	0	0	0	1	1						
Jose Vizcaino, S (7, PH)										1	0	0	0	0	0	0						
Scott Linebrink, R (7, 1)										0	0	0	0	0	0	0						
Wayne Franklin, L (8, 1)										0	0	0	0	0	0	0						
Orlando Merced, S (9, PH)										1	0	0	0	0	1	1						
Inning Stats	R: 0 E: 0 K: 1 S: 9	H: 2 LOB: 2 BB: 0 P: 16	R: 0 E: 0 K: 2 S: 10	H: 1 LOB: 1 BB: 0 P: 17	R: 0 E: 0 K: 0 S: 11	H: 1 LOB: 2 BB: 1 P: 22	R: 0 E: 0 K: 0 S: 6	H: 1 LOB: 0 BB: 0 P: 12	R: 0 E: 0 K: 1 S: 5	H: 0 LOB: 0 BB: 0 P: 8	R: 0 E: 0 K: 0 S: 9	H: 1 LOB: 1 BB: 0 P: 14	R: 0 E: 0 K: 0 S: 5	H: 0 LOB: 0 BB: 0 P: 8	R: 0 E: 1 K: 1 S: 10	H: 1 LOB: 1 BB: 0 P: 15	R: 0 E: 0 K: 1 S: 11	H: 1 LOB: 1 BB: 0 P: 15	1B: 6 2B: 2 3B: 0 HR: 0	SF: 0 SAC: 1 DP: 1 HBP: 0	WP: 0 PB: 0 SB: 1 CS: 0	PA: 37
PITCHER	IP	WLS	BF	H	R	ER	SO	BB	IBB	HBP	BLK	WP	HR	S	P	ERA	WHIP					
Jimmy Anderson, L (1, 1) ERA: 4.15	7.0	W	31	7	0	0	4	2	0	0	0	0	0	60	104	0.00	1.286					
Scott Sauerbeck, L (8, 1) ERA: 4.29	1.0	H	2	0	0	0	1	0	0	0	0	0	0	5	8	0.00	0.000					
Mike Williams, R (9, 1) ERA: 1.5	1.0	S	4	1	0	0	1	0	0	0	0	0	0	11	15	0.00	1.000					

Houston Astros @ Pittsburgh Pirates
PNC Park, Pittsburgh, PA
Mon Apr 16 2001, 7:05 PM EDT
Att: 20,128 - Overcast - 45 F

AB 34
R 0
H 8
RBI 0
BB 2
SO 6
LOB 22





Batter	1	2	3	4	5	6	7	8	9	AB	R	H	RBI	BB	SO	LOB	BOTTOM				
18 Jason Kendall, R (1, 2) OBP: 0.373, SLG: 0.372										3	1	1	0	1	0	0					
Emil Brown, R (1, 8) OBP: 0.333, SLG: 0.385										2	1	1	0	2	1	0					
John Vander Wal, L (1, 3) OBP: 0.357, SLG: 0.432										4	0	0	0	0	1	4					
Brian Giles, L (1, 7) OBP: 0.333, SLG: 0.500										3	0	1	0	1	0	0					
Aramis Ramirez, R (1, 5) OBP: 0.319, SLG: 0.568										4	0	1	2	0	2	1					
Derek Bell, R (1, 9) OBP: 0.167, SLG: 0.130										2	0	0	0	1	0	2					
Pat Meares, R (1, 4) OBP: 0.375, SLG: 0.467										3	0	1	0	0	1	1					
2 Jack Wilson, R (1, 6) OBP: 0.226, SLG: 0.323										3	1	0	0	0	2	3					
Jimmy Anderson, L (1, 1)										3	0	0	0	0	0	1					
Scott Sauerbeck, R (8, 1)										0	0	0	0	0	0	0					
Mike Williams, R (9, 1)										0	0	0	0	0	0	0					
Inning Stats	R: 0 E: 0 K: 0 S: 5	H: 0 LOB: 0 BB: 1 P: 10	R: 0 E: 1 K: 2 S: 14	H: 0 LOB: 2 BB: 1 P: 23	R: 0 E: 0 K: 0 S: 13	H: 0 LOB: 1 BB: 1 P: 25	R: 0 E: 0 K: 1 S: 10	H: 0 LOB: 0 BB: 0 P: 15	R: 0 E: 0 K: 1 S: 7	H: 1 LOB: 0 BB: 0 P: 12	R: 2 E: 0 K: 0 S: 9	H: 2 LOB: 1 BB: 2 P: 25	R: 1 E: 1 K: 1 S: 13	H: 1 LOB: 0 BB: 0 P: 21	R: 0 E: 0 K: 2 S: 9	H: 1 LOB: 1 BB: 0 P: 16	1B: 5 2B: 1 3B: 0 HR: 0	SF: 0 SAC: 0 DP: 3 HBP: 0	WP: 0 PB: 0 SB: 1 CS: 3	PA: 33	
PITCHER	IP	WLS	BF	H	R	ER	SO	BB	IBB	HBP	BLK	WP	HR	S	P	ERA	WHIP				
Wade Miller, R (1, 1) ERA: 1.99	6.0	L	24	3	2	2	4	4	1	0	0	0	0	58	110	3.00	1.167				
Scott Linebrink, R (7, 1) ERA: 6.75	1.0		4	1	1	0	1	0	0	0	0	0	0	13	21	0.00	1.000				
Wayne Franklin, L (8, 1) ERA: 6.75	1.0		4	1	0	0	2	0	0	0	0	0	0	9	16	0.00	1.000				

Houston Astros @ Pittsburgh Pirates
PNC Park, Pittsburgh, PA
Mon Apr 16 2001, 7:05 PM EDT
Att: 20,128 - Overcast - 45 F

AB 27
R 3
H 5
RBI 2
BB 5
SO 7
LOB 12



Batter	1	2	3	4	5	6	7	8	9	AB R H RBI BB SO LOB	TOP																								
											<p>Houston Astros @ Pittsburgh Pirates PNC Park, Pittsburgh, PA Tue Apr 17 2001, 7:05 PM EDT</p> <p>livebaseballscorecards.com</p> <p>AB 0 R 0 H 0 RBI 0 BB 0 SO 0 LOB 0</p>  <p>1B: 0 SF: 0 WP: 0 PA: 0 2B: 0 SAC: 0 PB: 0 3B: 0 DP: 0 SB: 0 HR: 0 HBP: 0 CS: 0</p>																								
Inning Stats																																			
PITCHER	IP	WLS	BF	H	R	ER	SO	BB	IBB	HBP	BLK	WP	HR	S	P	ERA	WHIP	PITCHER	IP	WLS	BF	H	R	ER	SO	BB	IBB	HBP	BLK	WP	HR	S	P	ERA	WHIP

Batter	1	2	3	4	5	6	7	8	9	AB R H RBI BB SO LOB	BOTTOM																								
											<p>Houston Astros @ Pittsburgh Pirates PNC Park, Pittsburgh, PA Tue Apr 17 2001, 7:05 PM EDT</p> <p>livebaseballscorecards.com</p> <p>AB 0 R 0 H 0 RBI 0 BB 0 SO 0 LOB 0</p>  <p>1B: 0 SF: 0 WP: 0 PA: 0 2B: 0 SAC: 0 PB: 0 3B: 0 DP: 0 SB: 0 HR: 0 HBP: 0 CS: 0</p>																								
Inning Stats																																			
PITCHER	IP	WLS	BF	H	R	ER	SO	BB	IBB	HBP	BLK	WP	HR	S	P	ERA	WHIP	PITCHER	IP	WLS	BF	H	R	ER	SO	BB	IBB	HBP	BLK	WP	HR	S	P	ERA	WHIP

Batter	1	2	3	4	5	6	7	8	9	AB	R	H	RBI	BB	SO	LOB	TOP										
Julio Lugo, R OBP: 0.340, SLG: 0.478 (1, 6)										3	0	1	0	1	0	0											
Craig Biggio, R OBP: 0.431, SLG: 0.500 (1, 4)										3	0	0	0	0	0	1											
5 Jeff Bagwell, R OBP: 0.438, SLG: 0.600 (1, 3)										3	0	0	1	0	0	0											
17 Lance Berkman, S OBP: 0.429, SLG: 0.582 (1, 7)										4	1	1	1	0	1	2											
Richard Hidalgo, R OBP: 0.311, SLG: 0.556 (1, 8)										4	2	2	1	0	1	0											
Darby Ward, L OBP: 0.390, SLG: 0.514 (1, 9)										4	0	0	0	0	2	1											
Brad Ausmus, R OBP: 0.265, SLG: 0.227 (1, 2)										4	0	0	0	0	0	1											
Chris Truby, R OBP: 0.368, SLG: 0.646 (1, 5)										3	0	1	1	0	0	0											
Shane Reynolds, R Wayne Franklin, L Kent Bottenfield, R Orlando Merced, S Michael Jackson, R										2	0	0	0	0	1	1											
Inning Stats	R: 0 E: 0 K: 0 S: 7	H: 1 LOB: 0 BB: 0 P: 9	R: 2 E: 0 K: 0 S: 12	H: 3 LOB: 1 BB: 0 P: 19	R: 0 E: 0 K: 0 S: 6	H: 0 LOB: 0 BB: 0 P: 11	R: 1 E: 0 K: 1 S: 8	H: 1 LOB: 3 BB: 0 P: 13	R: 0 E: 0 K: 1 S: 4	H: 0 LOB: 0 BB: 0 P: 5	R: 0 E: 0 K: 1 S: 5	H: 0 LOB: 0 BB: 0 P: 7	R: 1 E: 0 K: 0 S: 8	H: 1 LOB: 2 BB: 1 P: 16	R: 0 E: 0 K: 2 S: 8	H: 0 LOB: 0 BB: 0 P: 12	1B: 3 2B: 2 3B: 0 HR: 2	SF: 1 SAC: 0 DP: 1 HBP: 1	WP: 0 PB: 0 SB: 0 CS: 0	PA: 34							
PITCHER	IP	WLS	BF	H	R	ER	SO	BB	IBB	HBP	BLK	WP	HR	S	P	ERA	WHIP										
Omar Olivares, R	4.0		16	5	3	3	1	0	0	0	0	0	2	33	52	6.75	1.250										
Bronson Arroyo, R	2.0	W	6	0	0	0	1	0	0	0	0	0	0	11	16	0.00	0.000										
Josias Manzanillo, R	1.2		8	1	1	1	1	1	0	1	0	0	0	12	21	5.40	1.200										
Scott Sauerbeck, L	0.1	H	1	0	0	0	0	0	0	0	0	0	0	1	2	0.00	0.000										
Jose Silva, R	1.0		3	0	0	0	2	0	0	0	0	0	0	8	12	0.00	0.000										

Houston Astros @ Pittsburgh Pirates
PNC Park, Pittsburgh, PA
Wed Apr 18 2001, 7:05 PM EDT
Att: 20,339 - Cloudy - 45 F

AB	31
R	4
H	6
RBI	4
BB	1
SO	5
LOB	6



Batter	1	2	3	4	5	6	7	8	9	AB	R	H	RBI	BB	SO	LOB	BOTTOM										
18 Jason Kendall, R OBP: 0.375, SLG: 0.362 (1, 2)										4	1	1	0	1	0	1											
Emil Brown, R OBP: 0.300, SLG: 0.333 (1, 8)										5	1	1	2	0	1	2											
John Vander Wal, L Josias Manzanillo, R Scott Sauerbeck, R Jose Silva, R										4	2	4	2	0	0	0											
Brian Giles, L OBP: 0.328, SLG: 0.500 (1, 7)										4	1	1	1	0	2	3											
Aramis Ramirez, R OBP: 0.333, SLG: 0.625 (1, 5)										4	1	2	3	0	0	1											
Kevin Young, R OBP: 0.282, SLG: 0.389 (1, 3)										4	1	1	0	0	3	1											
Pat Meares, R OBP: 0.361, SLG: 0.471 (1, 4)										4	1	1	0	0	0	1											
2 Jack Wilson, R OBP: 0.235, SLG: 0.303 (1, 6)										2	0	0	0	1	2	0											
Omar Olivares, R Enrique Wilson, S Bronson Arroyo, R Abraham Nunez, S Derek Bell, R										1	0	0	0	0	0	0											
Inning Stats	R: 1 E: 0 K: 1 S: 13	H: 1 LOB: 0 BB: 0 P: 18	R: 0 E: 0 K: 1 S: 10	H: 0 LOB: 0 BB: 0 P: 13	R: 0 E: 0 K: 1 S: 7	H: 0 LOB: 0 BB: 0 P: 7	R: 2 E: 0 K: 1 S: 12	H: 4 LOB: 3 BB: 1 P: 20	R: 1 E: 0 K: 2 S: 18	H: 2 LOB: 1 BB: 0 P: 18	R: 3 E: 1 K: 2 S: 18	H: 3 LOB: 2 BB: 1 P: 31	R: 1 E: 0 K: 2 S: 16	H: 1 LOB: 0 BB: 0 P: 22	R: 0 E: 0 K: 1 S: 7	H: 1 LOB: 0 BB: 0 P: 10	1B: 7 2B: 3 3B: 0 HR: 2	SF: 0 SAC: 1 DP: 0 HBP: 0	WP: 0 PB: 0 SB: 0 CS: 1	PA: 38							
PITCHER	IP	WLS	BF	H	R	ER	SO	BB	IBB	HBP	BLK	WP	HR	S	P	ERA	WHIP										
Shane Reynolds, R	5.2	L	29	9	7	4	5	1	1	0	0	0	0	5	6	0.00	3.000										
Wayne Franklin, L	0.1		2	1	0	0	1	0	0	0	0	0	0	5	6	0.00	3.000										
Kent Bottenfield, R	1.0		4	1	1	1	2	0	0	0	0	0	1	16	22	9.00	1.000										
Michael Jackson, R	1.0		3	1	0	0	1	0	0	0	0	0	0	7	10	0.00	1.000										

Houston Astros @ Pittsburgh Pirates
PNC Park, Pittsburgh, PA
Wed Apr 18 2001, 7:05 PM EDT
Att: 20,339 - Cloudy - 45 F

AB	35
R	8
H	12
RBI	8
BB	2
SO	9
LOB	14



Batter	1	2	3	4	5	6	7	8	9	AB	R	H	RBI	BB	SO	LOB	TOP			
Fernando Vina, L (1.4) OBP: 0.333, SLG: 0.333	0-1 G1-3 5 1B		0-1 B1-3			2-2 5 BB 1B		0-0 G5-3		4	1	2	0	0	0	0				
J.D. Drew, L (1.9) OBP: 0.320, SLG: 0.488	1-2 G3		1-2 G1-3			4-0 5 BB 1B		2-3 K		3	0	0	0	1	1	1				
15 Jim Edmonds, L (1.8) OBP: 0.366, SLG: 0.692	2-2 G1-3			0-0 G4-3		1-2 F7			2-1 G6-3	4	0	0	0	0	0	3				
5 Albert Pujols, R (1.5) OBP: 0.452, SLG: 0.661	2-2 1B			2-2 HBP		4-1 G4-6-3 BB			0-2 G5-3	2	0	1	1	1	0	0				
Bobby Bonilla, S (1.3) OBP: 0.240, SLG: 0.542	3-H 2-3 K			1-3 K		1-2 2-3 G4-6-3 BB			0-0 G6-3	4	0	0	0	0	2	5				
Ray Lankford, L (1.7) OBP: 0.413, SLG: 0.744				1-3 K						3	0	0	0	0	3	1				
Edgar Renteria, R (1.6) OBP: 0.255, SLG: 0.333						2-0 G6-3		0-0 G4-3		3	0	0	0	0	1	0				
Mike Matheny, R (1.2) OBP: 0.321, SLG: 0.426						2-1 P6		2-3 K		3	0	0	0	0	1	0				
Rick Ankiel, L (1.1) Mike James, R (4.1) Kerry Robinson, L (5. PH) Andy Benes, R (5.1) Larry Sutton, L (8. PH) Jason Karnuth, R (8.1)				0-0 F8		0-1 G5-3		2-2 F8		1	0	0	0	0	0	0				
Inning Stats	R: 1 E: 0 K: 1 S: 15	H: 2 LOB: 1 BB: 0 P: 22	R: 0 E: 0 K: 2 S: 8	H: 0 LOB: 0 BB: 0 P: 12	R: 0 E: 0 K: 0 S: 6	H: 0 LOB: 1 BB: 0 P: 7	R: 0 E: 0 K: 2 S: 9	H: 0 LOB: 2 BB: 0 P: 13	R: 0 E: 0 K: 0 S: 5	H: 1 LOB: 2 BB: 2 P: 9	R: 0 E: 0 K: 2 S: 10	H: 0 LOB: 0 BB: 0 P: 11	R: 0 E: 0 K: 1 S: 7	H: 0 LOB: 0 BB: 0 P: 11	R: 0 E: 0 K: 0 S: 6	H: 0 LOB: 0 BB: 0 P: 8	1B: 3 2B: 0 3B: 0 HR: 0	SF: 0 SAC: 0 DP: 1 HBP: 1	WP: 0 PA: 32 PB: 0 SB: 0 CS: 0	
PITCHER	IP WLS BF H R ER SO BB IBB HBP BLK WP HR S P ERA WHIP	IP WLS BF H R ER SO BB IBB HBP BLK WP HR S P ERA WHIP	IP WLS BF H R ER SO BB IBB HBP BLK WP HR S P ERA WHIP	IP WLS BF H R ER SO BB IBB HBP BLK WP HR S P ERA WHIP	IP WLS BF H R ER SO BB IBB HBP BLK WP HR S P ERA WHIP	IP WLS BF H R ER SO BB IBB HBP BLK WP HR S P ERA WHIP	IP WLS BF H R ER SO BB IBB HBP BLK WP HR S P ERA WHIP	IP WLS BF H R ER SO BB IBB HBP BLK WP HR S P ERA WHIP	IP WLS BF H R ER SO BB IBB HBP BLK WP HR S P ERA WHIP	IP WLS BF H R ER SO BB IBB HBP BLK WP HR S P ERA WHIP	IP WLS BF H R ER SO BB IBB HBP BLK WP HR S P ERA WHIP	IP WLS BF H R ER SO BB IBB HBP BLK WP HR S P ERA WHIP	IP WLS BF H R ER SO BB IBB HBP BLK WP HR S P ERA WHIP	IP WLS BF H R ER SO BB IBB HBP BLK WP HR S P ERA WHIP	IP WLS BF H R ER SO BB IBB HBP BLK WP HR S P ERA WHIP	IP WLS BF H R ER SO BB IBB HBP BLK WP HR S P ERA WHIP	IP WLS BF H R ER SO BB IBB HBP BLK WP HR S P ERA WHIP	IP WLS BF H R ER SO BB IBB HBP BLK WP HR S P ERA WHIP	IP WLS BF H R ER SO BB IBB HBP BLK WP HR S P ERA WHIP	
Scott Elarton, R (1.1) ERA: 5.09	7.0 W 26 3 1 1 7																			
Jay Powell, R (8.1) ERA: 4.0	1.0 3 0 0 0 1																			
Billy Wagner, L (9.1) ERA:	1.0 3 0 0 0 0																			

St. Louis Cardinals @ Houston Astros
Enron Field, Houston, TX
Fri Apr 20 2001, 8:05 PM EDT
Att: 39,152 - Sunny - 76 F

AB 29
R 1
H 3
RBI 1
BB 2
SO 8
LOB 10



Batter	1	2	3	4	5	6	7	8	9	AB	R	H	RBI	BB	SO	LOB	BOTTOM			
Julio Lugo, R (1.6) OBP: 0.364, SLG: 0.540	4-1 5 S BB			1-2 5 1B HBP 1B			2-1 F8			4	2	2	1	1	0	3				
Craig Biggio, R (1.4) OBP: 0.443, SLG: 0.483	1-1 F9		4-2 5 2B E BB	2-2 5 1B HBP 1B	2-1 2B HBP		1-2 G6-3			2	2	0	0	1	0	1				
5 Jeff Bagwell, R (1.3) OBP: 0.335, SLG: 0.600	1-2 F7		0-0 E SF8 2B	0-1 1B 17 HR 1B	2-3 K			2-2 L5		5	2	2	0	0	1	2				
Richard Hidalgo, R (1.8) OBP: 0.303, SLG: 0.542	0-3 K		2-0 E5 17 HBP SF7 2B	2-2 F8	2-1 2B			3-1 F2		5	1	1	0	0	1	5				
Moises Alou, R (1.9) OBP: 0.400, SLG: 0.750 Jay Powell, R (8.1) Orlando Merced, S (8. PH) Billy Wagner, L (9.1)			0-1 BB 2B	0-0 SF8	0-0 17 HR 1B	1-1 G4-3		2-1 HR		3	1	2	3	0	0	2				
17 Lance Berkman, S (1.7) OBP: 0.441, SLG: 0.621	2-3 K		2-0 3-H HBP 1B	1-2 HBP HR		1-0 F9		4-2 2B BB		3	1	1	3	1	1	1				
Brad Ausmus, R (1.2) OBP: 0.296, SLG: 0.255	4-2 BB BB		4-1 HBP BB	4-1 G4-3		2-1 F8		0-2 2B		3	0	1	0	2	0	0				
Chris Truby, R (1.5) OBP: 0.339, SLG: 0.596	0-0 P6		0-0 SF7	1-2 G6-3		3-3 K		1-3 K		4	0	0	1	0	2	4				
Scott Elarton, R (1.1) Glen Barker, S (7. PH) ERA: 7.56	4-0 BB		3-H 3-2 G5-3		2-3 K			0-2 G5-3		2	0	0	0	1	1	2				
Inning Stats	R: 0 E: 0 K: 1 S: 10	H: 0 LOB: 1 BB: 1 P: 16	R: 0 E: 0 K: 1 S: 11	H: 1 LOB: 3 BB: 2 P: 22	R: 3 E: 1 K: 0 S: 11	H: 1 LOB: 2 BB: 2 P: 26	R: 5 E: 0 K: 0 S: 22	H: 4 LOB: 0 BB: 0 P: 28	R: 1 E: 0 K: 2 S: 16	H: 2 LOB: 2 BB: 0 P: 26	R: 0 E: 0 K: 1 S: 7	H: 0 LOB: 0 BB: 0 P: 13	R: 0 E: 0 K: 0 S: 8	H: 0 LOB: 0 BB: 0 P: 11	R: 1 E: 0 K: 1 S: 15	H: 2 LOB: 2 BB: 1 P: 27	1B: 3 2B: 4 3B: 0 HR: 3	SF: 2 SAC: 0 DP: 0 HBP: 3	WP: 0 PA: 44 PB: 0 SB: 1 CS: 0	
PITCHER	IP WLS BF H R ER SO BB IBB HBP BLK WP HR S P ERA WHIP	IP WLS BF H R ER SO BB IBB HBP BLK WP HR S P ERA WHIP	IP WLS BF H R ER SO BB IBB HBP BLK WP HR S P ERA WHIP	IP WLS BF H R ER SO BB IBB HBP BLK WP HR S P ERA WHIP	IP WLS BF H R ER SO BB IBB HBP BLK WP HR S P ERA WHIP	IP WLS BF H R ER SO BB IBB HBP BLK WP HR S P ERA WHIP	IP WLS BF H R ER SO BB IBB HBP BLK WP HR S P ERA WHIP	IP WLS BF H R ER SO BB IBB HBP BLK WP HR S P ERA WHIP	IP WLS BF H R ER SO BB IBB HBP BLK WP HR S P ERA WHIP	IP WLS BF H R ER SO BB IBB HBP BLK WP HR S P ERA WHIP	IP WLS BF H R ER SO BB IBB HBP BLK WP HR S P ERA WHIP	IP WLS BF H R ER SO BB IBB HBP BLK WP HR S P ERA WHIP	IP WLS BF H R ER SO BB IBB HBP BLK WP HR S P ERA WHIP	IP WLS BF H R ER SO BB IBB HBP BLK WP HR S P ERA WHIP	IP WLS BF H R ER SO BB IBB HBP BLK WP HR S P ERA WHIP	IP WLS BF H R ER SO BB IBB HBP BLK WP HR S P ERA WHIP	IP WLS BF H R ER SO BB IBB HBP BLK WP HR S P ERA WHIP	IP WLS BF H R ER SO BB IBB HBP BLK WP HR S P ERA WHIP	IP WLS BF H R ER SO BB IBB HBP BLK WP HR S P ERA WHIP	
Rick Ankiel, L (1.1) ERA: 6.23	3.0 L 20 3 5 3 2																			
Mike James, R (4.1) ERA: 7.56	1.0 6 3 3 3 0																			
Andy Benes, R (5.1) ERA: 9.35	3.0 12 2 1 1 3																			
Jason Karnuth, R (8.1) ERA: 9.0	1.0 6 2 1 1 1																			

St. Louis Cardinals @ Houston Astros
Enron Field, Houston, TX
Fri Apr 20 2001, 8:05 PM EDT
Att: 39,152 - Sunny - 76 F

AB 33
R 10
H 10
RBI 9
BB 6
SO 6
LOB 20



Batter	1	2	3	4	5	6	7	8	9	AB R H RBI BB SO LOB	TOP										
Fernando Vina, L OBP: 0.338, SLG: 0.328 (1, 4)	3-2 HR HBP	2-2 15 BB 1B		0-2 G6-3	3-2 FC8-4			0-0 F7		4 2 1 0 0 0 1	St. Louis Cardinals @ Houston Astros Enron Field, Houston, TX Sat Apr 21 2001, 2:35 PM EDT Att: 40,981 - Cloudy - 80 F										
J.D. Drew, L OBP: 0.364, SLG: 0.636 (1, 9)	2-1 HR	4-2 15 BB 1B		3-2 HR		0-3 K		4-1 15 BB G3-1	3 2 2 3 2 1 0												
15 Jim Edmonds, L OBP: 0.348, SLG: 0.636 (1, 8)	2-3 K	0-1 1B		0-1 G4-3		1-1 F7		0-1 G3-1	5 0 1 1 0 1 1												
5 Albert Pujols, R OBP: 0.433, SLG: 0.617 (1, 5)	4-2 3B BB	2-1 P4		0-2 G6-3		1-3 K		2-3 K	4 1 0 0 1 2 3												
Ray Lankford, L OBP: 0.431, SLG: 0.767 (1, 7)	0-2 1-H 2B 3B	1-3 K			1-0 HR 1B		1-3 K	4-2 BB	4 2 2 1 1 2 2												
Craig Paquette, R OBP: 0.290, SLG: 0.517 (1, 3)	1-0 2B		0-0 G5-3		1-2 HR		2-0 G5-3	2-3 K	5 1 2 3 0 1 2												
Eli Marrero, R OBP: 0.308, SLG: 0.480 (1, 2)	0-3 K		0-0 P4		2-2 E6 2B G6-3		0-1 L5		4 1 0 0 0 1 1												
Placido Polanco, R OBP: 0.408, SLG: 0.372 (1, 6)	2-3 K		4-2 BB		1-0 FC8-4 2B		1-3 K		3 0 1 0 1 2 1												
Matt Morris, R (8, PH) Kerry Robinson, L (8, 1) Gene Stechschulte, R OBP: 1.000, SLG: 4.000 (8, 1) Mike Timlin, R (9, 1)		0-3 K	0-0 F8		0-0 G6-3		0-0 F8		3 0 0 1 0 1 2 1 0												
Inning Stats	R: 4 H: 3 E: 0 K: 3 S: 21	L: 25 LOB: 1 BB: 1 P: 35	R: 1 H: 2 E: 0 K: 2 S: 20	L: 2 LOB: 2 BB: 1 P: 29	R: 0 H: 0 E: 0 K: 0 S: 5	L: 0 LOB: 1 BB: 1 P: 9	R: 1 H: 1 E: 0 K: 0 S: 12	L: 1 LOB: 0 BB: 0 P: 15	R: 3 H: 3 E: 1 K: 0 S: 12	L: 3 LOB: 0 BB: 0 P: 20		R: 0 H: 0 E: 0 K: 2 S: 8	L: 0 LOB: 0 BB: 0 P: 10	R: 0 H: 0 E: 0 K: 1 S: 6	L: 0 LOB: 0 BB: 0 P: 9	R: 0 H: 0 E: 0 K: 1 S: 5	L: 0 LOB: 2 BB: 2 P: 6	R: 0 H: 0 E: 0 K: 2 S: 13	L: 0 LOB: 2 BB: 2 P: 25	1B: 3 2B: 3 3B: 1 HR: 3	SF: 0 SAC: 0 DP: 1 HBP: 1
PITCHER	IP WLS BF H R ER SO BB IBB HBP BLK WP HR S P ERA WHIP																				
Jose Lima, R ERA: 7.17 Nelson Cruz, R ERA: 4.0 Kent Bottenfield, R ERA: 3.94 Michael Jackson, R ERA:	4.0 L 25 8 9 8 5 3 0 1 0 0 3 65 99 18.00 2.750																				

Batter	1	2	3	4	5	6	7	8	9	AB R H RBI BB SO LOB	BOTTOM									
Jose Vizcaino, S OBP: 0.360, SLG: 0.238 (1, 6)	2-2 G6-3	1-1 G5-3			2-2 G3			4-0 1B BB		3 0 0 0 1 0 0	St. Louis Cardinals @ Houston Astros Enron Field, Houston, TX Sat Apr 21 2001, 2:35 PM EDT Att: 40,981 - Cloudy - 80 F									
Craig Biggio, R OBP: 0.446, SLG: 0.475 (1, 4)	4-2 17 BB 5 1B BB	0-1 P6			1-0 G6-3			2-2 5 BB G5-4-3 1B	3 1 1 0 1 0 0											
5 Jeff Bagwell, R OBP: 0.425, SLG: 0.576 (1, 3)	1-1 1B 1B		3-2 G5-3			3-3 K		1-0 G5-4-3 1-2	4 1 1 0 0 1 2											
17 Lance Berkman, S OBP: 0.417, SLG: 0.581 (1, 7)	2-1 F8		0-1 G1-3			1-3 K		3-3 K	4 0 0 0 0 2 2											
Moises Alou, R OBP: 0.444, SLG: 0.625 Glen Barker, S OBP: 0.333, SLG: 0.286 (9, PR)	1-1 1B 1B		0-0 F9			2-2 L5		0-1 1B 1B	4 0 2 1 0 0 0 0 0 0 0 0 0 0											
Richard Hidalgo, R OBP: 0.329, SLG: 0.556 (1, 8)	1-0 1B 1B			1-3 K		0-0 G4-6-3 1B		1-0 1B 1B	4 0 3 1 0 1 0											
Brad Ausmus, R OBP: 0.293, SLG: 0.255 (1, 2)	1-2 1B			1-2 G6-3		2-1 G4-6-3 1-2		1-3 K	4 0 1 0 0 1 3											
Chris Truby, R OBP: 0.318, SLG: 0.554 (1, 5)	1-2 G5-3			2-0 G6-3		1-3 K		1-2 F7	4 0 0 0 0 1 5											
Jose Lima, R Nelson Cruz, R Charlie Hayes, R Kent Bottenfield, R Orlando Merced, S Michael Jackson, R		0-1 G3			2-3 K			2-2 G3	1 0 0 0 0 0 0 0 0 0 0 0 0 0 1 0 0 0 0 1 0 0 0 0 0 0 0 0 1 0 0 0 0 0 0 0 0 0 0 0 0 0											
Inning Stats	R: 2 H: 4 E: 0 K: 0 S: 20	L: 4 LOB: 3 BB: 1 P: 33	R: 0 H: 0 E: 0 K: 0 S: 6	L: 0 LOB: 0 BB: 0 P: 7	R: 0 H: 0 E: 0 K: 1 S: 7	L: 0 LOB: 0 BB: 0 P: 11	R: 0 H: 0 E: 0 K: 1 S: 7	L: 0 LOB: 0 BB: 0 P: 12	R: 0 H: 1 E: 0 K: 2 S: 11	L: 0 LOB: 0 BB: 0 P: 17		R: 0 H: 1 E: 0 K: 0 S: 6	L: 1 LOB: 1 BB: 1 P: 9	R: 0 H: 1 E: 0 K: 0 S: 7	L: 1 LOB: 1 BB: 1 P: 16	R: 0 H: 2 E: 0 K: 2 S: 12	L: 2 LOB: 2 BB: 0 P: 18	1B: 8 2B: 0 3B: 0 HR: 0	SF: 0 SAC: 0 DP: 2 HBP: 0	WP: 0 PA: 35 PB: 0 SB: 0 CS: 0
PITCHER	IP WLS BF H R ER SO BB IBB HBP BLK WP HR S P ERA WHIP																			
Matt Morris, R ERA: 4.15 Gene Stechschulte, R ERA: 1.08 Mike Timlin, R ERA: 2.16	7.0 W 26 5 2 2 5 1 0 0 0 0 0 0 7 16 0.00 2.000																			

Batter	1	2	3	4	5	6	7	8	9	AB	R	H	RBI	BB	SO	LOB	TOP					
Rafael Furcal, S OBP: 0.290, SLG: 0.344	P6		HR		FC3-6		10 BB	10 HR		4	3	3	1	1	0	0	Atlanta Braves @ Houston Astros Enron Field, Houston, TX Wed Apr 25 2001, 8:05 PM EDT Att: 31,223 - Sunny - 77 F					
Andruw Jones, R OBP: 0.379, SLG: 0.506	F7		HR		K		F8	SF8		4	1	1	3	0	1	2						
10 Chipper Jones, S OBP: 0.430, SLG: 0.592	G3		G1-3		FC3-6		1B	HR		2	2	1	3	3	0	0						
B.J. Surhoff, L OBP: 0.282, SLG: 0.265 Jose Cabrera, R OBP: 0.379, SLG: 0.506 Jason Marquis, L OBP: 0.379, SLG: 0.506		K	G1-3		FC3-6		FC4-6	P6		5	0	1	1	0	1	3						
Brian Jordan, R OBP: 0.247, SLG: 0.342	P4		2B		L7		L4			5	0	2	1	0	0	4						
Javy Lopez, R OBP: 0.312, SLG: 0.371		1B	P3				FC6-4			5	1	2	0	0	0	4						
Rico Brogna, L OBP: 0.377, SLG: 0.393 Wes Helms, R OBP: 0.214, SLG: 0.593	F7				K		FC4-6	K		4	0	0	0	0	2	2						
Quilvio Veras, S OBP: 0.235, SLG: 0.167			SH3-4		P6		F8	BB		4	2	1	0	1	1	1						
Kevin Millwood, R OBP: 0.394, SLG: 0.393			SH3-4		K		F9	BB		2	0	0	0	0	1	1						
Mike Remlinger, L OBP: 0.394, SLG: 0.393								10 HR		1	1	0	0	1	0	0						
Inning Stats	R: 0 E: 0 K: 0 S: 6	H: 0 LOB: 0 BB: 0 P: 9	R: 0 E: 0 K: 1 S: 8	H: 1 LOB: 1 BB: 0 P: 11	R: 4 E: 0 K: 0 S: 14	H: 4 LOB: 1 BB: 1 P: 26	R: 0 E: 0 K: 2 S: 9	H: 0 LOB: 0 BB: 0 P: 13	R: 0 E: 0 K: 1 S: 10	H: 1 LOB: 2 BB: 1 P: 19	R: 1 E: 0 K: 0 S: 12	H: 2 LOB: 2 BB: 1 P: 17	R: 4 E: 0 K: 1 S: 17	H: 1 LOB: 3 BB: 3 P: 36	R: 2 E: 0 K: 1 S: 14	H: 2 LOB: 0 BB: 0 P: 24	1B: 8 2B: 1 3B: 0 HR: 3	SF: 1 SAC: 1 DP: 0 HBP: 0	WP: 1 PB: 0 SB: 2 CS: 0	PA: 45		
PITCHER	IP WLS BF H R ER SO	IP WLS BF H R ER SO	IP WLS BF H R ER SO	IP WLS BF H R ER SO	IP WLS BF H R ER SO	IP WLS BF H R ER SO	IP WLS BF H R ER SO	IP WLS BF H R ER SO	IP WLS BF H R ER SO	IP WLS BF H R ER SO	IP WLS BF H R ER SO	IP WLS BF H R ER SO	IP WLS BF H R ER SO	IP WLS BF H R ER SO	IP WLS BF H R ER SO	IP WLS BF H R ER SO	ERA WHIP	ERA WHIP				
Scott Elarton, R ERA: 5.28	6.0	27	7	4	4	4	2	0	0	0	0	0	0	0	0	0	1	1	56	92	6.00	1.500
Jay Powell, R ERA: 5.25	1.0	6	2	1	1	0	1	0	0	0	0	0	0	0	0	0	0	0	12	17	9.00	3.000
Michael Jackson, R ERA: 5.14	0.2	6	1	4	4	1	3	0	0	0	0	0	0	0	0	0	0	0	13	29	54.00	6.000
Nelson Cruz, R ERA: 3.48	0.1	1	0	0	0	0	0	0	0	0	0	0	0	0	0	0	0	0	4	7	0.00	0.000
Billy Wagner, L ERA: 2.0	1.0	5	2	2	2	1	0	0	0	0	0	0	0	0	0	0	0	1	14	24	18.00	2.000

Batter	1	2	3	4	5	6	7	8	9	AB	R	H	RBI	BB	SO	LOB	BOTTOM					
Julio Lugo, R OBP: 0.370, SLG: 0.530	K		1B		F8			K		4	0	1	0	0	2	0	Atlanta Braves @ Houston Astros Enron Field, Houston, TX Wed Apr 25 2001, 8:05 PM EDT Att: 31,223 - Sunny - 77 F					
Craig Biggio, R OBP: 0.435, SLG: 0.440	1B		P4		G5-3		17 FC4	2B		4	0	2	0	0	0	1						
5 Jeff Bagwell, R OBP: 0.429, SLG: 0.622	K				K		HR	17 FC4		3	1	1	1	1	2	1						
17 Lance Berkman, S OBP: 0.449, SLG: 0.595	K2-3		G6-3		G6-3		F7	FC4		4	0	0	0	0	1	3						
Moises Alou, R OBP: 0.481, SLG: 0.800		L6-3	1B		HR		G6-3			4	1	2	0	0	0	0						
Richard Hidalgo, R OBP: 0.352, SLG: 0.595	F9		HR		HR		F8	1B		3	1	1	2	1	0	1						
Brad Ausmus, R OBP: 0.254, SLG: 0.219	L6-3		F9		F9		K	L6		4	0	0	0	0	1	2						
Chris Truby, R OBP: 0.342, SLG: 0.582			K		F3		F9			4	0	1	0	0	1	0						
Scott Elarton, R ERA: 4.15 Jay Powell, R ERA: 1.39 Michael Jackson, R ERA: 1.39 Nelson Cruz, R ERA: 1.39 Orlando Merced, S ERA: 1.39 Billy Wagner, L ERA: 1.39 Danyele Ward, L ERA: 1.39			F8		K			K		2	0	0	0	0	1	0						
Inning Stats	R: 0 E: 0 K: 3 S: 11	H: 1 LOB: 1 BB: 0 P: 14	R: 0 E: 0 K: 0 S: 3	H: 1 LOB: 0 BB: 0 P: 5	R: 0 E: 0 K: 1 S: 8	H: 1 LOB: 1 BB: 0 P: 13	R: 2 E: 0 K: 1 S: 11	H: 2 LOB: 0 BB: 0 P: 19	R: 0 E: 0 K: 1 S: 7	H: 0 LOB: 0 BB: 0 P: 10	R: 1 E: 0 K: 0 S: 8	H: 1 LOB: 0 BB: 0 P: 11	R: 0 E: 0 K: 1 S: 12	H: 0 LOB: 0 BB: 0 P: 13	R: 0 E: 0 K: 2 S: 10	H: 1 LOB: 2 BB: 1 P: 17		R: 0 E: 0 K: 0 S: 7	H: 1 LOB: 2 BB: 1 P: 19	1B: 4 2B: 3 3B: 0 HR: 2	SF: 0 SAC: 0 DP: 1 HBP: 0	WP: 0 PB: 0 SB: 0 CS: 0
PITCHER	IP WLS BF H R ER SO	IP WLS BF H R ER SO	IP WLS BF H R ER SO	IP WLS BF H R ER SO	IP WLS BF H R ER SO	IP WLS BF H R ER SO	IP WLS BF H R ER SO	IP WLS BF H R ER SO	IP WLS BF H R ER SO	IP WLS BF H R ER SO	IP WLS BF H R ER SO	IP WLS BF H R ER SO	IP WLS BF H R ER SO	IP WLS BF H R ER SO	IP WLS BF H R ER SO	IP WLS BF H R ER SO	ERA WHIP	ERA WHIP				
Kevin Millwood, R ERA: 4.15	6.1	24	6	3	3	6	6	3	3	6	2	52	76	4.26	0.947							
Mike Remlinger, L ERA: 1.39	0.2	2	0	0	0	1	0	0	0	0	0	8	9	0.00	0.000							
Jose Cabrera, R ERA: 1.39	1.0	5	1	0	0	2	1	0	0	0	0	10	17	0.00	2.000							
Jason Marquis, R ERA: 2.25	1.0	5	1	0	0	0	1	0	0	0	0	7	19	0.00	2.000							



Batter	1	2	3	4	5	6	7	8	9	AB	R	H	RBI	BB	SO	LOB	TOP										
Luis Castillo, S OBP: 0.336, SLG: 0.312 Dave Berg, R OBP: 0.091, SLG: 0.364	G4-3				F7				K	4	1	1	0	1	0	3											
Eric Owens, R OBP: 0.336, SLG: 0.392	G4-6-3 1B		2B 1B	2B 1B	G2-3		P4		L9	6	2	3	0	0	0	2											
Cliff Floyd, L OBP: 0.412, SLG: 0.563 Lyle Mouton, R OBP: 0.390, SLG: 0.800	G4-6-3		1B 2B	1B 2B		G3				4	2	2	2	1	0	1											
Preston Wilson, R OBP: 0.383, SLG: 0.563		HR 1B	F9			HR		K		5	2	3	3	0	1	3											
Mike Lowell, R OBP: 0.354, SLG: 0.547		HR 1B	HR 1B	K		L7			2B	5	2	3	3	0	1	1											
Charles Johnson, R OBP: 0.390, SLG: 0.800	F9		HR	K		HR		K		5	2	2	3	0	2	2											
Kevin Millar, R OBP: 0.320, SLG: 0.417 Braden Looper, R OBP: 0.354, SLG: 0.547 Vic Darenbourg, L OBP: 0.250, SLG: 0.250	G5-3 2B		1B	G5-3				G6-3		5	0	3	0	0	0	2	AB R H RBI BB SO LOB										
Alex Gonzalez, R OBP: 0.409, SLG: 0.453	G5-3		F8		K	F7		F8		5	0	0	0	0	1	4											
Matt Clement, R OBP: 0.111, SLG: 0.111 Ricky Bones, R OBP: 0.500, SLG: 0.500 Ryan McGuire, L OBP: 0.250, SLG: 0.250	K						K	F7		2	0	1	0	0	1	1											
Inning Stats	R: 0 E: 0 K: 0 S: 5	H: 1 LOB: 0 BB: 0 P: 7	R: 2 E: 0 K: 1 S: 15	H: 3 LOB: 1 BB: 0 P: 22	R: 5 E: 0 K: 0 S: 26	H: 7 LOB: 2 BB: 0 P: 36	R: 2 E: 0 K: 2 S: 17	H: 3 LOB: 1 BB: 0 P: 19	R: 0 E: 0 K: 1 S: 9	H: 1 LOB: 1 BB: 0 P: 14	R: 2 E: 0 K: 0 S: 14	H: 3 LOB: 2 BB: 2 P: 18	R: 0 E: 0 K: 2 S: 9	H: 0 LOB: 2 BB: 2 P: 19	R: 0 E: 0 K: 1 S: 14	H: 1 LOB: 1 BB: 0 P: 20	R: 0 E: 0 K: 1 S: 5	H: 0 LOB: 0 BB: 0 P: 8	1B: 11 2B: 4 3B: 0 HR: 4	SF: 0 SAC: 0 DP: 1 HBP: 0	WP: 0 PB: 0 SB: 0 CS: 0	PA: 47					
PITCHER	IP	WLS	BF	H	R	ER	SO	BB	IBB	HBP	BLK	WP	HR	S	P	ERA	WHIP										
Shane Reynolds, R ERA: 10.54	2.1	L	16	10	7	7	1	0	0	0	0	0	2	39	56	27.00	4.286										
Jose Lima, R ERA: 8.42	2.2		13	5	2	2	3	0	0	0	0	0	0	33	42	6.75	1.875										
Wayne Franklin, L ERA: 6.94	2.0		11	3	2	2	2	2	0	0	0	0	2	23	37	9.00	2.500										
Nelson Cruz, R ERA: 2.63	1.0		4	1	0	0	1	0	0	0	0	0	0	14	20	0.00	1.000										
Octavio Dotel, R ERA: 5.82	1.0		3	0	0	0	1	0	0	0	0	0	0	5	8	0.00	0.000										

Florida Marlins @ Houston Astros
Enron Field, Houston, TX
Sun Apr 29 2001, 2:35 PM EDT
Att: 31,376 - Cloudy - 83 F

AB 45
R 11
H 19
RBI 11
BB 2
SO 8
LOB 19



Batter	1	2	3	4	5	6	7	8	9	AB	R	H	RBI	BB	SO	LOB	BOTTOM										
Jose Vizcaino, S OBP: 0.344, SLG: 0.357	17 BB 2B	G6-3		5 1B		E6		L7	G5-3	6	2	2	0	0	0	3											
Craig Biggio, R OBP: 0.419, SLG: 0.400 Julio Lugo, R OBP: 0.353, SLG: 0.526	BB 17 BB HBP		5 BB	17 BB 5 1B BB		G6-4-3			G5-3	1	1	0	0	1	0	1											
5 Jeff Bagwell, R OBP: 0.438, SLG: 0.583 Octavio Dotel, R ERA: 5.82	K			BB 17 BB 1B						3	0	2	1	2	1	2											
17 Lance Berkman, S OBP: 0.437, SLG: 0.576	BB 1-2 2-3	F8		G1-2-3 BB 1B		G3-1			BB	3	0	0	0	2	1	6											
Moises Alou, R OBP: 0.500, SLG: 0.750 Nelson Cruz, R OBP: 0.409, SLG: 0.525			G4-3	G1-2-3 BB			P4		1B 1B	2	0	0	2	2	0	0											
Daryle Ward, L OBP: 0.409, SLG: 0.525	FC4-6 BB			1-2 2-3 3-H					1B 1B	1	1	1	0	0	0	0											
Richard Hidalgo, R OBP: 0.373, SLG: 0.615	K		K	G1-2-3			K		1B 1B	5	1	1	0	0	3	6											
Tony Eusebio, R OBP: 0.333, SLG: 0.529	FC4-6					G5-3			G5-3 1B 1B	5	0	3	1	0	0	3	AB R H RBI BB SO LOB										
Chris Truby, R OBP: 0.326, SLG: 0.550			P4			G4-3			P4	5	0	1	0	0	0	4											
Shane Reynolds, R OBP: 0.354, SLG: 0.547 Jose Lima, R ERA: 8.42 Glen Barker, S OBP: 0.273, SLG: 0.222 Wayne Franklin, L OBP: 0.250, SLG: 0.250		SH3-4		G6-3		G6-3			G1-3	0	0	0	0	0	0	0											
Orlando Merced, S OBP: 0.273, SLG: 0.524									G5-3 1B	2	0	0	1	0	0	0											
Inning Stats	R: 1 E: 0 K: 2 S: 15	H: 1 LOB: 3 BB: 2 P: 29	R: 0 E: 0 K: 1 S: 7	H: 1 LOB: 1 BB: 0 P: 9	R: 0 E: 0 K: 1 S: 11	H: 2 LOB: 2 BB: 3 P: 27	R: 0 E: 0 K: 0 S: 4	H: 0 LOB: 0 BB: 0 P: 8	R: 0 E: 1 K: 0 S: 9	H: 1 LOB: 1 BB: 0 P: 14	R: 0 E: 0 K: 1 S: 8	H: 1 LOB: 1 BB: 0 P: 9	R: 0 E: 0 K: 1 S: 13	H: 1 LOB: 2 BB: 1 P: 24	R: 2 E: 0 K: 0 S: 16	H: 4 LOB: 2 BB: 0 P: 20	1B: 10 2B: 1 3B: 1 HR: 0	SF: 0 SAC: 1 DP: 2 HBP: 2	WP: 0 PB: 0 SB: 0 CS: 0	PA: 47							
PITCHER	IP	WLS	BF	H	R	ER	SO	BB	IBB	HBP	BLK	WP	HR	S	P	ERA	WHIP										
Matt Clement, R ERA: 4.73	3.1		23	5	3	3	3	6	0	0	0	0	0	22	33	0.00	0.545										
Ricky Bones, R ERA: 3.97	3.2	W	12	2	0	0	1	0	0	0	0	0	0	22	33	0.00	0.545										
Braden Looper, R ERA: 3.86	1.0		5	1	0	0	1	1	0	0	0	0	0	13	24	0.00	2.000										
Vic Darenbourg, L ERA: 6.75	1.0		7	4	2	2	0	0	0	0	0	0	0	16	20	18.00	4.000										

Florida Marlins @ Houston Astros
Enron Field, Houston, TX
Sun Apr 29 2001, 2:35 PM EDT
Att: 31,376 - Cloudy - 83 F

AB 37
R 5
H 12
RBI 5
BB 7
SO 5
LOB 27



Batter	1	2	3	4	5	6	7	8	9	AB	R	H	RBI	BB	SO	LOB	TOP				
Craig Biggio, R OBP: 0.418, SLG: 0.411 (1, 4)	G6-3		1B		2B		F8		F9	5	0	2	0	0	0	0					
Brad Ausmus, R OBP: 0.250, SLG: 0.234 (1, 2)	K		K		K			L4		4	0	0	0	0	3	2					
5 Jeff Bagwell, R OBP: 0.431, SLG: 0.580 (1, 3)	K		K		G5-3			1B	2B	4	1	1	0	0	2	2					
17 Lance Berkman, S OBP: 0.449, SLG: 0.609 (1, 7)		HR		1B	BB		F8	1B	BB	2	1	1	1	2	0	0					
Moises Alou, R OBP: 0.523, SLG: 0.775 (1, 9)	F8			1B			2B		1B	4	0	3	1	0	0	0					
Chris Truby, R OBP: 0.313, SLG: 0.524 (1, 5)	P5		K		G5-3			F9		4	0	0	0	0	1	5					
Jose Vizcaino, S OBP: 0.343, SLG: 0.355 (6, 1)				P6			F8		F8	3	0	1	0	0	0	3	AB 35				
Kent Bottenfield, R OBP: 0.333, SLG: 0.333 (6, PH)										0	0	0	0	0	0	0	R 2				
Darvie Ward, L OBP: 0.400, SLG: 0.512 (8, PH)										1	0	0	0	0	0	2	H 8				
Jay Powell, R (8, 1)										0	0	0	0	0	0	0	RBI 2				
Glen Barker, S OBP: 0.214, SLG: 0.167 (1, 8)				G6-3						3	0	0	0	0	1	3	BB 2				
Orlando Merced, S OBP: 0.200, SLG: 0.500 (9, PH)							B3		K	1	0	0	0	0	1	0	SO 8				
Scott Elarton, R (1, 1)				G3-1			F9		G6-3	2	0	0	0	0	0	0	LOB 17				
Julio Lugo, R OBP: 0.345, SLG: 0.513 (6, 6)										2	0	0	0	0	0	0					
Inning Stats	R: 0 E: 0 K: 2 S: 8	H: 0 LOB: 0 BB: 0 P: 13	R: 1 E: 0 K: 1 S: 9	H: 2 LOB: 1 BB: 0 P: 14	R: 0 E: 0 K: 2 S: 12	H: 1 LOB: 1 BB: 0 P: 18	R: 0 E: 0 K: 1 S: 11	H: 1 LOB: 1 BB: 1 P: 18	R: 0 E: 0 K: 0 S: 10	H: 1 LOB: 0 BB: 0 P: 12	R: 0 E: 0 K: 0 S: 6	H: 0 LOB: 0 BB: 0 P: 11	R: 1 E: 0 K: 0 S: 12	H: 2 LOB: 2 BB: 1 P: 20	R: 0 E: 0 K: 1 S: 10	H: 0 LOB: 0 BB: 0 P: 17	1B: 4 2B: 3 3B: 0 HR: 1	SF: 0 SAC: 0 DP: 0 HBP: 0	WP: 0 PB: 0 SB: 1 CS: 0	PA: 37	
PITCHER	IP	WLS	BF	H	R	ER	SO	BB	IBB	HBP	BLK	WP	HR	S	P	ERA	WHIP				
Steve Trachsel, R ERA: 8.28 (1, 1)	6.0	W	25	6	1	1	7	1	0	0	0	0	1	57	91	1.50	1.167				
Rick White, R ERA: 3.39 (7, 1)	2.0		9	2	1	1	0	1	0	0	0	0	0	18	31	4.50	1.500				
Turk Wendell, R ERA: 2.08 (9, 1)	1.0		3	0	0	0	1	0	0	0	0	0	0	10	17	0.00	0.000				

Houston Astros @ New York Mets
Shea Stadium, Flushing, NY
Mon Apr 30 2001, 7:10 PM EDT
Att: 19,083 - Sunny - 77 F

AB	35
R	2
H	8
RBI	2
BB	2
SO	8
LOB	17



Batter	1	2	3	4	5	6	7	8	9	AB	R	H	RBI	BB	SO	LOB	BOTTOM					
Benny Agbayani, R OBP: 0.449, SLG: 0.487 (1, 7)	G5-3	K		E		1B	K			3	1	0	0	2	2	2						
Timo Perez, L OBP: 0.313, SLG: 0.387 (1, 9)	E1		F7	E4		1B		31	1B	4	2	2	1	1	0	0						
Edgardo Alfonzo, R OBP: 0.292, SLG: 0.461 (1, 4)	F9		G6-3	L9		1B		31	1B	5	1	2	1	0	0	3						
31 Mike Piazza, R OBP: 0.430, SLG: 0.671 (1, 2)	1B		BB	1B		P6		31	HR	4	2	3	3	1	0	0						
Robin Ventura, L OBP: 0.416, SLG: 0.452 (1, 5)	K		FC5-4	1B		F9		BB		3	0	0	0	2	2	5						
Turk Wendell, L (9, 1)			1B	BB						0	0	0	0	0	0	0						
Todd Zeile, R OBP: 0.330, SLG: 0.368 (1, 3)		SH1-4	1B	BB		P4		F8		4	0	1	2	1	0	3						
Jay Payton, R OBP: 0.277, SLG: 0.352 (1, 8)		SH1-4	1B	1B		1B		2B	HR	5	2	3	1	0	0	4						
Rey Ordenez, R OBP: 0.302, SLG: 0.338 (1, 6)	P1		G6-3			G1-3		K		4	0	0	0	0	1	3						
Steve Trachsel, R OBP: 0.143, SLG: 0.143 (1, 1)										1	0	0	0	0	0	0	AB 35					
Lenny Harris, L OBP: 0.200, SLG: 0.207 (6, PH)										1	0	0	0	0	0	1	R 8					
Rick White, R (7, 1)										1	0	0	0	0	0	0	H 11					
Joe McEwing, R OBP: 0.389, SLG: 0.531 (9, 5)										0	0	0	0	0	0	0	RBI 8					
Inning Stats	R: 0 E: 1 K: 1 S: 15	H: 1 LOB: 2 BB: 0 P: 24	R: 0 E: 0 K: 1 S: 14	H: 1 LOB: 2 BB: 1 P: 21	R: 1 E: 0 K: 0 S: 11	H: 2 LOB: 2 BB: 1 P: 18	R: 0 E: 1 K: 0 S: 14	H: 1 LOB: 2 BB: 1 P: 18	R: 0 E: 0 K: 0 S: 7	H: 0 LOB: 0 BB: 0 P: 11	R: 5 E: 0 K: 0 S: 23	H: 4 LOB: 1 BB: 2 P: 44	R: 1 E: 0 K: 2 S: 12	H: 1 LOB: 0 BB: 0 P: 18	R: 1 E: 0 K: 1 S: 15	H: 1 LOB: 2 BB: 2 P: 26	1B: 8 2B: 1 3B: 0 HR: 2	SF: 0 SAC: 1 DP: 0 HBP: 0	WP: 0 PB: 0 SB: 0 CS: 0	PA: 43		
PITCHER	IP	WLS	BF	H	R	ER	SO	BB	IBB	HBP	BLK	WP	HR	S	P	ERA	WHIP					
Scott Elarton, R ERA: 5.71 (1, 1)	5.2	L	30	8	5	5	2	4	0	0	0	0	0	0	0	2	13.50	2.250				
Kent Bottenfield, R ERA: 4.35 (6, 1)	1.1		7	2	2	2	2	1	0	0	0	0	0	18	32	7.94	2.118					
Jay Powell, R ERA: 5.65 (8, 1)	1.0		6	1	1	1	1	2	0	0	0	0	0	15	26	9.00	3.000					

Houston Astros @ New York Mets
Shea Stadium, Flushing, NY
Mon Apr 30 2001, 7:10 PM EDT
Att: 19,083 - Sunny - 77 F

AB	35
R	8
H	11
RBI	8
BB	7
SO	5
LOB	21



Batter	1	2	3	4	5	6	7	8	9	AB	R	H	RBI	BB	SO	LOB	TOP								
Julio Lugo, R OBP: 0.337, SLG: 0.488	F9		K			S 1B BB	F9	F7		4	1	0	0	1	1	2									
Craig Biggio, R OBP: 0.417, SLG: 0.411	L7					17 BB 5 1B 1B	G5-3		P5	5	1	2	1	0	0	0									
5 Jeff Bagwell, R OBP: 0.447, SLG: 0.615			P4			17 BB 1B				3	2	2	1	2	0	2									
17 Lance Berkman, S OBP: 0.455, SLG: 0.611	P4					1B S FC5-2 BB	F3		HR	3	0	1	0	2	0	2									
Moises Alou, R OBP: 0.490, SLG: 0.711	F9					1B S BB	F8		G4-3	5	0	1	2	0	1	3									
Danyle Ward, L OBP: 0.380, SLG: 0.478	G4-3					1-2 2-H 3-H 1B	F7		K	5	0	1	0	0	1	4									
Chris Truby, R OBP: 0.300, SLG: 0.500	K					2-3 1B				4	0	0	0	0	3	4									
Brad Ausmus, R OBP: 0.261, SLG: 0.284			G5-3			1-3 3-H 1B				4	1	2	1	0	1	2									
Octavio Dotel, R OBP: 0.143, SLG: 0.143 Jose Vizcaino, S OBP: 0.333, SLG: 0.344 Nelson Cruz, R OBP: 0.333, SLG: 0.344 Jay Powell, R OBP: 0.333, SLG: 0.344 Wayne Franklin, L OBP: 0.333, SLG: 0.344 Tony Eusebio, R OBP: 0.333, SLG: 0.344 Michael Jackson, R OBP: 0.333, SLG: 0.344			1B			2-2 1B	L4		F9	2	0	1	0	0	0	0									
Inning Stats	R: 0 E: 0 K: 0 S: 7	H: 0 LOB: 1 BB: 1 P: 15	R: 0 E: 0 K: 1 S: 6	H: 0 LOB: 0 BB: 0 P: 9	R: 0 E: 0 K: 1 S: 16	H: 2 LOB: 2 BB: 0 P: 24	R: 0 E: 0 K: 2 S: 18	H: 1 LOB: 2 BB: 1 P: 32	R: 3 E: 0 K: 1 S: 21	H: 3 LOB: 2 BB: 2 P: 35	R: 1 E: 0 K: 0 S: 10	H: 1 LOB: 0 BB: 0 P: 17	R: 0 E: 0 K: 0 S: 7	H: 0 LOB: 1 BB: 1 P: 11	R: 0 E: 0 K: 1 S: 7	H: 1 LOB: 1 BB: 0 P: 11	R: 1 E: 0 K: 1 S: 11	H: 2 LOB: 1 BB: 0 P: 14	1B: 7 2B: 1 3B: 0 HR: 2	SF: 0 SAC: 0 DP: 0 HBP: 0	WP: 0 PB: 0 SB: 3 CS: 0	PA: 42			
PITCHER	IP	WLS	BF	H	R	ER	SO	BB	IBB	HBP	BLK	WP	HR	S	P	ERA	WHIP								
Dicky Gonzalez, R ERA: 6.23	4.1		21	5	3	3	4	3	0	0	0	0	0	57	97	6.23	1.846								
Tom Martin, L ERA: 2.57	2.2	W	12	2	1	1	1	2	0	0	0	0	1	28	46	3.38	1.500								
John Franco, L ERA: 4.66	1.0	H	4	1	0	0	1	0	0	0	0	0	0	7	11	0.00	1.000								
Armando Benitez, R ERA: 1.38	1.0	S	5	2	1	1	1	0	0	0	0	0	1	11	14	9.00	2.000								

Houston Astros @ New York Mets
Shea Stadium, Flushing, NY
Tue May 01 2001, 7:10 PM EDT
Att: 25,619 - Sunny - 82 F

AB	37
R	5
H	10
RBI	5
BB	5
SO	7
LOB	20



Batter	1	2	3	4	5	6	7	8	9	AB	R	H	RBI	BB	SO	LOB	BOTTOM								
Benny Agbayani, R OBP: 0.444, SLG: 0.465	F9		F9				2B HR BB	FC3-6 1B		4	1	1	0	1	1	2									
Joe McEwing, R OBP: 0.389, SLG: 0.531										0	0	0	0	0	0	0									
Timo Perez, L OBP: 0.324, SLG: 0.417			F8				G6-3	FC3-6 FC6-4		5	1	2	1	0	0	1									
Edgardo Alfonzo, R OBP: 0.297, SLG: 0.462							L7	FC6-4 3B 1B		4	1	1	0	1	1	3									
31 Mike Piazza, R OBP: 0.439, SLG: 0.695	F2						G6-3			3	2	1	2	2	0	2									
Robin Ventura, L OBP: 0.402, SLG: 0.478	K						G1-6-3	G3-1		5	1	1	4	0	2	4									
Todd Zeile, R OBP: 0.317, SLG: 0.352							F2			4	0	0	0	0	0	0									
Jay Payton, R OBP: 0.296, SLG: 0.366	F9						G4-3	F9		2	0	1	0	2	0	0									
Rey Ordonez, R OBP: 0.322, SLG: 0.369							SH3-4 1B BB			4	0	3	0	0	0	1									
Dicky Gonzalez, R ERA: 5.32 Tom Martin, L ERA: 2.57 Lenny Harris, L OBP: 0.296, SLG: 0.366 Tsuyoshi Shinjo, R OBP: 0.296, SLG: 0.366 John Franco, L OBP: 0.333, SLG: 0.344 Armando Benitez, R ERA: 1.38			G5-3				SH3-4 1B			1	0	0	0	0	0	1									
Inning Stats	R: 0 E: 0 K: 1 S: 17	H: 1 LOB: 2 BB: 1 P: 25	R: 0 E: 0 K: 0 S: 5	H: 1 LOB: 1 BB: 0 P: 7	R: 2 E: 0 K: 1 S: 10	H: 2 LOB: 0 BB: 0 P: 14	R: 0 E: 0 K: 1 S: 13	H: 1 LOB: 1 BB: 1 P: 21	R: 0 E: 0 K: 0 S: 7	H: 0 LOB: 0 BB: 0 P: 11	R: 0 E: 0 K: 0 S: 13	H: 1 LOB: 1 BB: 0 P: 20	R: 5 E: 0 K: 2 S: 22	H: 4 LOB: 2 BB: 3 P: 39	R: 0 E: 0 K: 0 S: 9	H: 1 LOB: 2 BB: 1 P: 16	1B: 4 2B: 4 3B: 1 HR: 2	SF: 0 SAC: 1 DP: 0 HBP: 0	WP: 0 PB: 0 SB: 0 CS: 0	PA: 41					
PITCHER	IP	WLS	BF	H	R	ER	SO	BB	IBB	HBP	BLK	WP	HR	S	P	ERA	WHIP								
Octavio Dotel, R ERA: 5.32	5.0		22	5	2	2	3	2	0	0	0	0	0	52	78	3.60	1.400								
Nelson Cruz, R ERA: 4.6	1.1	L	9	3	4	4	1	1	1	0	1	0	0	22	38	27.00	3.000								
Jay Powell, R ERA: 6.14	0.1	B	4	2	1	1	0	1	0	0	0	0	1	10	18	27.00	9.000								
Wayne Franklin, L ERA: 6.75	0.1		1	0	0	0	1	0	0	0	0	0	0	3	3	0.00	0.000								
Michael Jackson, R ERA: 4.91	1.0		5	1	0	0	0	1	0	0	0	0	0	9	16	0.00	2.000								

Houston Astros @ New York Mets
Shea Stadium, Flushing, NY
Tue May 01 2001, 7:10 PM EDT
Att: 25,619 - Sunny - 82 F

AB	34
R	7
H	11
RBI	7
BB	6
SO	5
LOB	16



Batter	1	2	3	4	5	6	7	8	9	AB	R	H	RBI	BB	SO	LOB	TOP				
Julio Lugo, R OBP: 0.336, SLG: 0.490 (1, 6)										5	1	1	1	0	2	2					
Craig Biggio, R OBP: 0.408, SLG: 0.426 (1, 4)										4	0	0	0	1	2	3					
5 Jeff Bagwell, R OBP: 0.438, SLG: 0.594 (1, 3)										3	1	0	0	1	1	2					
17 Lance Berkman, S OBP: 0.444, SLG: 0.612 (8, 7)										3	0	1	2	1	1	0					
Moises Alou, R OBP: 0.476, SLG: 0.732 (1, 9)										3	0	0	0	1	0	1					
Danyle Ward, L OBP: 0.397, SLG: 0.554 Glen Barker, S OBP: 0.267, SLG: 0.167 (8, 8)										2	0	0	0	2	0	0					
Chris Truby, R OBP: 0.289, SLG: 0.465 (1, 5)										4	0	0	0	0	3	5					
Tony Eusebio, R OBP: 0.348, SLG: 0.476 (1, 2)										3	1	1	0	0	1	0					
Shane Reynolds, R Michael Jackson, R Orlando Merced, S Billy Wagner, L (1, 1)										2	1	0	0	0	1	1					
Inning Stats	R: 0 E: 0 K: 1 S: 7	H: 0 LOB: 0 BB: 0 P: 10	R: 0 E: 0 K: 1 S: 5	H: 0 LOB: 0 BB: 0 P: 6	R: 4 E: 1 K: 3 S: 18	H: 2 LOB: 3 BB: 3 P: 35	R: 0 E: 0 K: 1 S: 8	H: 1 LOB: 2 BB: 1 P: 15	R: 0 E: 1 K: 0 S: 6	H: 0 LOB: 1 BB: 2 P: 15	R: 0 E: 0 K: 1 S: 6	H: 0 LOB: 0 BB: 0 P: 8	R: 0 E: 0 K: 1 S: 9	H: 0 LOB: 0 BB: 0 P: 11	R: 0 E: 0 K: 2 S: 10	H: 0 LOB: 1 BB: 1 P: 19	1B: 3 2B: 0 3B: 0 HR: 0	SF: 0 SAC: 1 DP: 0 HBP: 1	WP: 0 PB: 1 SB: 1 CS: 0	PA: 38	
PITCHER	IP WLS BF H R ER SO BB IBB HBP BLK WP HR S P ERA WHIP	IP WLS BF H R ER SO BB IBB HBP BLK WP HR S P ERA WHIP	IP WLS BF H R ER SO BB IBB HBP BLK WP HR S P ERA WHIP	IP WLS BF H R ER SO BB IBB HBP BLK WP HR S P ERA WHIP	IP WLS BF H R ER SO BB IBB HBP BLK WP HR S P ERA WHIP	IP WLS BF H R ER SO BB IBB HBP BLK WP HR S P ERA WHIP	IP WLS BF H R ER SO BB IBB HBP BLK WP HR S P ERA WHIP	IP WLS BF H R ER SO BB IBB HBP BLK WP HR S P ERA WHIP	IP WLS BF H R ER SO BB IBB HBP BLK WP HR S P ERA WHIP	IP WLS BF H R ER SO BB IBB HBP BLK WP HR S P ERA WHIP	IP WLS BF H R ER SO BB IBB HBP BLK WP HR S P ERA WHIP	IP WLS BF H R ER SO BB IBB HBP BLK WP HR S P ERA WHIP	IP WLS BF H R ER SO BB IBB HBP BLK WP HR S P ERA WHIP	IP WLS BF H R ER SO BB IBB HBP BLK WP HR S P ERA WHIP	IP WLS BF H R ER SO BB IBB HBP BLK WP HR S P ERA WHIP	IP WLS BF H R ER SO BB IBB HBP BLK WP HR S P ERA WHIP	IP WLS BF H R ER SO BB IBB HBP BLK WP HR S P ERA WHIP	IP WLS BF H R ER SO BB IBB HBP BLK WP HR S P ERA WHIP	IP WLS BF H R ER SO BB IBB HBP BLK WP HR S P ERA WHIP	IP WLS BF H R ER SO BB IBB HBP BLK WP HR S P ERA WHIP	IP WLS BF H R ER SO BB IBB HBP BLK WP HR S P ERA WHIP

Houston Astros @ Montreal Expos
Olympic Stadium, Montreal, QB
Sat May 05 2001, 7:05 PM EDT
Att: 20,541 - Dome - 72 F

AB 29
R 4
H 3
RBI 3
BB 7
SO 11
LOB 14



Batter	1	2	3	4	5	6	7	8	9	AB	R	H	RBI	BB	SO	LOB	BOTTOM					
Curtis Pride, L OBP: 0.500, SLG: 0.500 (1, 7)										4	1	2	0	0	1	0						
Orlando Cabrera, R OBP: 0.328, SLG: 0.421 (1, 6)										4	0	1	0	0	1	1						
Lee Stevens, L Ugueth Urbina, R (1, 3)										4	0	1	0	0	2	0						
Vladimir Guerrero, R OBP: 0.364, SLG: 0.480 (1, 9)										4	1	1	0	0	0	1						
Jose Vidro, S OBP: 0.374, SLG: 0.512 (1, 4)										4	0	2	1	0	0	1						
Fernando Tatis, R OBP: 0.352, SLG: 0.378 (1, 5)										4	0	1	0	0	1	2						
Milton Bradley, S OBP: 0.272, SLG: 0.256 (1, 8)										2	0	0	0	1	1	1						
Michael Barrett, R OBP: 0.234, SLG: 0.230 (1, 2)										2	1	0	0	1	0	3						
Britt Reames, R Fernando Segura, S Masato Yoshii, R Andy Tracy, L Scott Strickland, R Geoff Blum, S (1, 1) (5, PH) (8, 1) (7, PH) (8, 1) (9, 3)										0	0	0	0	0	0	0						
Inning Stats	R: 1 E: 0 K: 1 S: 6	H: 2 LOB: 0 BB: 0 P: 9	R: 0 E: 0 K: 0 S: 5	H: 0 LOB: 0 BB: 0 P: 7	R: 1 E: 0 K: 1 S: 7	H: 1 LOB: 1 BB: 1 P: 14	R: 1 E: 0 K: 1 S: 15	H: 2 LOB: 2 BB: 1 P: 23	R: 0 E: 0 K: 2 S: 8	H: 0 LOB: 0 BB: 0 P: 13	R: 0 E: 0 K: 0 S: 4	H: 1 LOB: 1 BB: 0 P: 6	R: 0 E: 0 K: 0 S: 9	H: 1 LOB: 1 BB: 0 P: 12	R: 0 E: 0 K: 2 S: 7	H: 0 LOB: 0 BB: 0 P: 12	R: 0 E: 0 K: 2 S: 14	H: 1 LOB: 1 BB: 0 P: 21	1B: 5 2B: 3 3B: 0 HR: 0	SF: 0 SAC: 2 DP: 1 HBP: 0	WP: 1 PB: 0 SB: 0 CS: 1	PA: 34
PITCHER	IP WLS BF H R ER SO BB IBB HBP BLK WP HR S P ERA WHIP	IP WLS BF H R ER SO BB IBB HBP BLK WP HR S P ERA WHIP	IP WLS BF H R ER SO BB IBB HBP BLK WP HR S P ERA WHIP	IP WLS BF H R ER SO BB IBB HBP BLK WP HR S P ERA WHIP	IP WLS BF H R ER SO BB IBB HBP BLK WP HR S P ERA WHIP	IP WLS BF H R ER SO BB IBB HBP BLK WP HR S P ERA WHIP	IP WLS BF H R ER SO BB IBB HBP BLK WP HR S P ERA WHIP	IP WLS BF H R ER SO BB IBB HBP BLK WP HR S P ERA WHIP	IP WLS BF H R ER SO BB IBB HBP BLK WP HR S P ERA WHIP	IP WLS BF H R ER SO BB IBB HBP BLK WP HR S P ERA WHIP	IP WLS BF H R ER SO BB IBB HBP BLK WP HR S P ERA WHIP	IP WLS BF H R ER SO BB IBB HBP BLK WP HR S P ERA WHIP	IP WLS BF H R ER SO BB IBB HBP BLK WP HR S P ERA WHIP	IP WLS BF H R ER SO BB IBB HBP BLK WP HR S P ERA WHIP	IP WLS BF H R ER SO BB IBB HBP BLK WP HR S P ERA WHIP	IP WLS BF H R ER SO BB IBB HBP BLK WP HR S P ERA WHIP	IP WLS BF H R ER SO BB IBB HBP BLK WP HR S P ERA WHIP	IP WLS BF H R ER SO BB IBB HBP BLK WP HR S P ERA WHIP	IP WLS BF H R ER SO BB IBB HBP BLK WP HR S P ERA WHIP	IP WLS BF H R ER SO BB IBB HBP BLK WP HR S P ERA WHIP	IP WLS BF H R ER SO BB IBB HBP BLK WP HR S P ERA WHIP	

Houston Astros @ Montreal Expos
Olympic Stadium, Montreal, QB
Sat May 05 2001, 7:05 PM EDT
Att: 20,541 - Dome - 72 F

AB 30
R 3
H 8
RBI 1
BB 2
SO 7
LOB 10



Batter	1	2	3	4	5	6	7	8	9	AB	R	H	RBI	BB	SO	LOB	TOP							
Julio Lugo, R OBP: 0.366, SLG: 0.534										5	3	5	0	0	0	0								
Jose Vizcaino, S OBP: 0.310, SLG: 0.316										5	2	1	1	0	1	4								
5 Jeff Bagwell, R OBP: 0.451, SLG: 0.632										5	2	4	5	0	0	0								
Richard Hidalgo, R OBP: 0.374, SLG: 0.632										4	2	1	3	1	0	2								
Moises Alou, R OBP: 0.471, SLG: 0.770										5	2	2	2	0	0	0								
Michael Jackson, R 44 Roy Oswalt, R										0	0	0	0	0	0	0								
17 Lance Berkman, S OBP: 0.458, SLG: 0.636										4	1	3	1	1	0	0								
Tony Eusebio, R OBP: 0.286, SLG: 0.385										5	0	0	0	0	0	4								
Chris Truby, R OBP: 0.286, SLG: 0.453										5	0	1	0	0	1	2								
Scott Elarton, R OBP: 0.267, SLG: 0.083										3	1	1	1	0	0	0								
Octavio Dotel, R OBP: 0.143, SLG: 0.143										0	0	0	0	0	0	0								
Keith Ginter, R Glen Barker, S OBP: 0.250, SLG: 0.154										1	0	0	0	0	0	1								
Inning Stats	R: 3 E: 0 K: 0 S: 12	H: 4 LOB: 1 BB: 1 P: 22	R: 0 E: 0 K: 0 S: 9	H: 1 LOB: 0 BB: 0 P: 14	R: 0 E: 0 K: 0 S: 4	H: 0 LOB: 0 BB: 0 P: 7	R: 0 E: 0 K: 0 S: 10	H: 1 LOB: 2 BB: 1 P: 18	R: 0 E: 0 K: 0 S: 7	H: 2 LOB: 2 BB: 0 P: 13	R: 6 E: 1 K: 2 S: 22	H: 5 LOB: 0 BB: 0 P: 30	R: 0 E: 0 K: 0 S: 6	H: 1 LOB: 1 BB: 0 P: 10	R: 4 E: 0 K: 0 S: 15	H: 4 LOB: 0 BB: 0 P: 25	R: 0 E: 0 K: 1 S: 5	H: 0 LOB: 0 BB: 0 P: 10	1B: 11 2B: 3 3B: 1 HR: 3	SF: 0 SAC: 0 DP: 0 HBP: 0	WP: 0 PB: 0 SB: 1 CS: 1	PA: 46		
PITCHER	IP WLS BF H R ER SO BB IBB HBP BLK WP HR S P ERA WHIP	IP WLS BF H R ER SO BB IBB HBP BLK WP HR S P ERA WHIP	IP WLS BF H R ER SO BB IBB HBP BLK WP HR S P ERA WHIP	IP WLS BF H R ER SO BB IBB HBP BLK WP HR S P ERA WHIP	IP WLS BF H R ER SO BB IBB HBP BLK WP HR S P ERA WHIP	IP WLS BF H R ER SO BB IBB HBP BLK WP HR S P ERA WHIP	IP WLS BF H R ER SO BB IBB HBP BLK WP HR S P ERA WHIP	IP WLS BF H R ER SO BB IBB HBP BLK WP HR S P ERA WHIP	IP WLS BF H R ER SO BB IBB HBP BLK WP HR S P ERA WHIP	IP WLS BF H R ER SO BB IBB HBP BLK WP HR S P ERA WHIP	IP WLS BF H R ER SO BB IBB HBP BLK WP HR S P ERA WHIP	IP WLS BF H R ER SO BB IBB HBP BLK WP HR S P ERA WHIP	IP WLS BF H R ER SO BB IBB HBP BLK WP HR S P ERA WHIP	IP WLS BF H R ER SO BB IBB HBP BLK WP HR S P ERA WHIP	IP WLS BF H R ER SO BB IBB HBP BLK WP HR S P ERA WHIP	IP WLS BF H R ER SO BB IBB HBP BLK WP HR S P ERA WHIP	IP WLS BF H R ER SO BB IBB HBP BLK WP HR S P ERA WHIP	IP WLS BF H R ER SO BB IBB HBP BLK WP HR S P ERA WHIP	IP WLS BF H R ER SO BB IBB HBP BLK WP HR S P ERA WHIP	IP WLS BF H R ER SO BB IBB HBP BLK WP HR S P ERA WHIP	IP WLS BF H R ER SO BB IBB HBP BLK WP HR S P ERA WHIP	IP WLS BF H R ER SO BB IBB HBP BLK WP HR S P ERA WHIP	IP WLS BF H R ER SO BB IBB HBP BLK WP HR S P ERA WHIP	IP WLS BF H R ER SO BB IBB HBP BLK WP HR S P ERA WHIP
Chris Peters, L ERA: 5.06	5.0	22	8	3	3	0	2	0	0	0	0	0	0	1	42	74	5.40	2.000						
Anthony Telford, R ERA: 5.4	1.0	9	5	6	2	2	0	0	0	0	0	0	0	1	22	30	18.00	5.000						
Scott Stewart, L ERA: 5.68	1.1	8	4	3	3	0	0	0	0	0	0	0	0	0	15	25	20.25	3.000						
Guillermo Mota, R ERA: 1.93	0.2	3	1	1	1	0	0	0	0	0	1	6	10	13.50	1.500									
Graeme Lloyd, L ERA: 1.29	1.0	3	0	0	0	1	0	0	0	0	0	5	10	0.00	0.000									
Batter	1	2	3	4	5	6	7	8	9	AB	R	H	RBI	BB	SO	LOB	BOTTOM							
Curtis Pride, L OBP: 0.333, SLG: 0.444										5	0	1	2	0	2	2								
Mike Mordecai, R OBP: 0.286, SLG: 0.167										4	0	0	0	1	0	3								
Graeme Lloyd, L										0	0	0	0	0	0	0								
Andy Tracy, L OBP: 0.294, SLG: 0.600										4	0	1	0	0	1	3								
Scott Stewart, R										0	0	0	0	0	0	0								
Guillermo Mota, R OBP: 0.500, SLG: 0.500										0	0	0	0	0	0	0								
Orlando Cabrera, R OBP: 0.325, SLG: 0.417										1	0	0	0	0	0	0								
Vladimir Guerrero, R OBP: 0.366, SLG: 0.477										5	0	2	0	0	2	1								
Jose Vidro, S OBP: 0.382, SLG: 0.512										4	2	2	0	1	0	1								
Geoff Blum, S OBP: 0.281, SLG: 0.268										5	2	4	1	0	0	1								
Milton Bradley, S OBP: 0.289, SLG: 0.276										5	2	3	2	0	0	1								
Randy Knorr, R OBP: 0.348, SLG: 0.714										4	1	2	1	0	0	3								
Chris Peters, L OBP: 0.100, SLG: 0.100										2	0	0	0	0	1	2								
Anthony Telford, R										0	0	0	0	0	0	0								
Fernando Seguinol, S OBP: 0.185, SLG: 0.167										2	0	1	1	0	0	0								
Inning Stats	R: 0 E: 0 K: 1 S: 17	H: 2 LOB: 2 BB: 0 P: 22	R: 3 E: 0 K: 1 S: 15	H: 4 LOB: 1 BB: 0 P: 18	R: 0 E: 0 K: 0 S: 10	H: 1 LOB: 1 BB: 0 P: 15	R: 0 E: 0 K: 0 S: 7	H: 0 LOB: 0 BB: 0 P: 11	R: 0 E: 0 K: 1 S: 8	H: 0 LOB: 1 BB: 1 P: 13	R: 3 E: 0 K: 1 S: 13	H: 4 LOB: 2 BB: 1 P: 31	R: 0 E: 0 K: 1 S: 15	H: 3 LOB: 2 BB: 0 P: 22	R: 0 E: 0 K: 0 S: 3	H: 0 LOB: 0 BB: 0 P: 4	R: 1 E: 0 K: 1 S: 13	H: 2 LOB: 1 BB: 0 P: 21	1B: 14 2B: 2 3B: 0 HR: 0	SF: 0 SAC: 0 DP: 1 HBP: 0	WP: 1 PB: 0 SB: 0 CS: 0	PA: 43		
PITCHER	IP WLS BF H R ER SO BB IBB HBP BLK WP HR S P ERA WHIP	IP WLS BF H R ER SO BB IBB HBP BLK WP HR S P ERA WHIP	IP WLS BF H R ER SO BB IBB HBP BLK WP HR S P ERA WHIP	IP WLS BF H R ER SO BB IBB HBP BLK WP HR S P ERA WHIP	IP WLS BF H R ER SO BB IBB HBP BLK WP HR S P ERA WHIP	IP WLS BF H R ER SO BB IBB HBP BLK WP HR S P ERA WHIP	IP WLS BF H R ER SO BB IBB HBP BLK WP HR S P ERA WHIP	IP WLS BF H R ER SO BB IBB HBP BLK WP HR S P ERA WHIP	IP WLS BF H R ER SO BB IBB HBP BLK WP HR S P ERA WHIP	IP WLS BF H R ER SO BB IBB HBP BLK WP HR S P ERA WHIP	IP WLS BF H R ER SO BB IBB HBP BLK WP HR S P ERA WHIP	IP WLS BF H R ER SO BB IBB HBP BLK WP HR S P ERA WHIP	IP WLS BF H R ER SO BB IBB HBP BLK WP HR S P ERA WHIP	IP WLS BF H R ER SO BB IBB HBP BLK WP HR S P ERA WHIP	IP WLS BF H R ER SO BB IBB HBP BLK WP HR S P ERA WHIP	IP WLS BF H R ER SO BB IBB HBP BLK WP HR S P ERA WHIP	IP WLS BF H R ER SO BB IBB HBP BLK WP HR S P ERA WHIP	IP WLS BF H R ER SO BB IBB HBP BLK WP HR S P ERA WHIP	IP WLS BF H R ER SO BB IBB HBP BLK WP HR S P ERA WHIP	IP WLS BF H R ER SO BB IBB HBP BLK WP HR S P ERA WHIP	IP WLS BF H R ER SO BB IBB HBP BLK WP HR S P ERA WHIP	IP WLS BF H R ER SO BB IBB HBP BLK WP HR S P ERA WHIP	IP WLS BF H R ER SO BB IBB HBP BLK WP HR S P ERA WHIP	IP WLS BF H R ER SO BB IBB HBP BLK WP HR S P ERA WHIP
Scott Elarton, R ERA: 6.35	5.0	26	9	6	3	0	2	0	0	0	0	0	0	0	60	90	10.80	2.200						
Octavio Dotel, R ERA: 4.68	2.0	10	5	0	0	2	0	0	0	0	0	25	42	0.00	2.500									
Michael Jackson, R ERA: 3.86	1.0	3	0	0	0	0	0	0	0	0	0	3	4	0.00	0.000									
44 Roy Oswalt, R ERA: 9.0	1.0	5	2	1	1	1	0	0	0	0	0	13	21	9.00	2.000									

Houston Astros @ Montreal Expos
Olympic Stadium, Montreal, QB
Sun May 06 2001, 1:35 PM EDT
Att: 6,041 - Dome - 72 F

AB 43
R 13
H 18
RBI 13
BB 2
SO 3
LOB 12



Houston Astros @ Montreal Expos
Olympic Stadium, Montreal, QB
Sun May 06 2001, 1:35 PM EDT
Att: 6,041 - Dome - 72 F

AB 41
R 7
H 16
RBI 7
BB 2
SO 6
LOB 17



Batter	1	2	3	4	5	6	7	8	9	AB	R	H	RBI	BB	SO	LOB	TOP								
Doug Glanville, R (1, 8) OBP: 0.274, SLG: 0.398	0-1 1B 1B		0-1 G6-3		1-2 G1-6-3			0-0 SH1-3		3	1	1	0	0	0	1	Philadelphia Phillies @ Houston Astros Enron Field, Houston, TX Tue May 08 2001, 8:05 PM EDT Att: 31,278 - Sunny - 82 F								
11 Jimmy Rollins, S (1, 6) OBP: 0.304, SLG: 0.341	3-2 F7		2-2 G4-3			2-2 1B		1-0 1B		4	0	2	1	0	0	1									
Bobby Abreu, L (1, 9) OBP: 0.333, SLG: 0.466	3-2 G5-3 2-H 1B			1-3 K		3-3 K		0-0 G4-3		4	0	1	1	0	2	2									
Scott Rolen, R (1, 5) OBP: 0.321, SLG: 0.371	4-2 G5-3 1-2 BB			2-3 K		0-0 F8		0-0 G5-3		3	0	0	0	1	1	0									
Mike Lieberthal, R (1, 2) OBP: 0.317, SLG: 0.357	1-2 G5-3			0-0 G5-3			3-3 K		1-1 G6-3	4	0	0	0	0	1	2									
Pat Burrell, R (1, 7) OBP: 0.333, SLG: 0.389		1-3 K			0-3 K		2-2 F9		0-1 G5-3	4	0	0	0	0	2	0									
Marlon Anderson, L (1, 4) OBP: 0.333, SLG: 0.449		0-1 F3			0-1 23 1B 3B		2-2 F7			3	1	1	0	0	0	0									
23 Kevin Jordan, R (1, 3) OBP: 0.429, SLG: 0.577		1-3 K			0-0 SH3-4 1B			0-2 G6-3		3	0	1	1	0	1	0									
Amaury Telemaco, R (1, 1) OBP: 0.200, SLG: 0.111			2-3 K					4-0 SH1-3 1B BB		1	0	0	0	0	1	0									
Rob Ducey, L (8, PH) OBP: 0.444, SLG: 0.400										0	1	0	0	1	0	0									
Ricky Bottalico, L (8, 1)										0	0	0	0	0	0	0									
Jose Mesa, R (9, 1)										0	0	0	0	0	0	0									
Inning Stats	R: 1 E: 0 K: 0 S: 18	H: 2 LOB: 1 BB: 1 P: 29	R: 0 E: 0 K: 2 S: 8	H: 0 LOB: 0 BB: 0 P: 10	R: 0 E: 0 K: 1 S: 8	H: 0 LOB: 0 BB: 0 P: 12	R: 0 E: 0 K: 2 S: 8	H: 0 LOB: 0 BB: 0 P: 11	R: 1 E: 0 K: 1 S: 10	H: 2 LOB: 1 BB: 0 P: 11	R: 0 E: 0 K: 1 S: 10	H: 1 LOB: 0 BB: 0 P: 15	R: 0 E: 0 K: 1 S: 9	H: 0 LOB: 0 BB: 0 P: 16	R: 1 E: 0 K: 0 S: 6	H: 1 LOB: 1 BB: 1 P: 11	R: 0 E: 0 K: 0 S: 5	H: 0 LOB: 0 BB: 0 P: 6	1B: 5 2B: 1 3B: 1 HR: 0	SF: 0 SAC: 2 DP: 2 HBP: 0	WP: 0 PB: 0 SB: 1 CS: 1	PA: 33			
PITCHER	IP	WLS	BF	H	R	ER	SO	BB	IBB	HBP	BLK	WP	HR	S	P	ERA	WHIP	PITCHER							
Jose Lima, R (1, 1) ERA: 7.04	7.0		25	5	2	2	8	1	0	0	0	0	0	71	104	2.57	0.857								
Michael Jackson, R (8, 1) ERA: 4.2	1.0	L	5	1	1	1	0	1	0	0	0	0	0	6	11	9.00	2.000								
Billy Wagner, L (9, 1) ERA: 3.6	1.0		3	0	0	0	0	0	0	0	0	0	0	5	6	0.00	0.000								


AB	29
R	3
H	6
RBI	3
BB	2
SO	8
LOB	6




Batter	1	2	3	4	5	6	7	8	9	AB	R	H	RBI	BB	SO	LOB	BOTTOM								
Jose Vizcaino, S (1, 6) OBP: 0.298, SLG: 0.302	3-1 L9		2-2 G4-3			0-1 G4-3		0-1 G6-4-3 1B		4	0	1	0	0	0	0	Philadelphia Phillies @ Houston Astros Enron Field, Houston, TX Tue May 08 2001, 8:05 PM EDT Att: 31,278 - Sunny - 82 F								
Craig Biggio, R (1, 4) OBP: 0.399, SLG: 0.417	3-1 G5-3		0-0 F9			1-3 K		3-2 G6-4-3		4	0	0	0	0	1	1									
5 Jeff Bagwell, R (1, 3) OBP: 0.440, SLG: 0.598	4-0 BB		0-2 G4-3			0-0 G6-3			4-2 BB	2	0	0	0	2	0	0									
17 Lance Berkman, S (1, 8) OBP: 0.446, SLG: 0.602	1-0 G6-3			2-3 K			0-0 G4-3		0-3 K	4	0	0	0	0	2	2									
Moises Alou, R (1, 9) OBP: 0.434, SLG: 0.696		0-3 K		1-1 P6		0-1 HR 1B		1-3 K		4	1	1	0	0	2	1									
Richard Hidalgo, R (1, 7) OBP: 0.386, SLG: 0.650		1-2 F8 BB 1B		0-1 G6-3		0-0 G6-3		1-H HR		4	1	2	2	0	0	1									
Charlie Hayes, R (1, 5) OBP: 0.286, SLG: 0.091		4-0 BB			0-0 F7		0-1 F7			2	0	0	0	1	0	0									
Brad Ausmus, R (1, 2) OBP: 0.243, SLG: 0.271		1-1 F8			2-3 K		3-2 F3			3	0	0	0	0	1	2									
Jose Lima, R (1, 1)		1-0 L6			1-1 F8			1-0 F5		2	0	0	0	0	0	2									
Michael Jackson, R (8, 1)										0	0	0	0	0	0	0									
Orlando Merced, S (8, PH) OBP: 0.296, SLG: 0.458										1	0	0	0	0	0	0									
Billy Wagner, L (9, 1)										0	0	0	0	0	0	0									
Inning Stats	R: 0 E: 0 K: 0 S: 5	H: 0 LOB: 1 BB: 1 P: 16	R: 0 E: 0 K: 1 S: 10	H: 1 LOB: 2 BB: 1 P: 17	R: 0 E: 0 K: 0 S: 7	H: 0 LOB: 0 BB: 0 P: 9	R: 0 E: 0 K: 1 S: 9	H: 0 LOB: 0 BB: 0 P: 12	R: 0 E: 0 K: 1 S: 6	H: 0 LOB: 0 BB: 0 P: 7	R: 2 E: 0 K: 0 S: 9	H: 2 LOB: 0 BB: 0 P: 12	R: 0 E: 0 K: 0 S: 6	H: 1 LOB: 0 BB: 0 P: 10	R: 0 E: 0 K: 2 S: 10	H: 0 LOB: 1 BB: 1 P: 16	1B: 3 2B: 0 3B: 0 HR: 1	SF: 0 SAC: 0 DP: 1 HBP: 0	WP: 0 PB: 0 SB: 0 CS: 0	PA: 33					
PITCHER	IP	WLS	BF	H	R	ER	SO	BB	IBB	HBP	BLK	WP	HR	S	P	ERA	WHIP	PITCHER							
Amaury Telemaco, R (1, 1) ERA: 3.18	7.0		26	3	2	2	4	2	0	0	0	0	0	52	82	2.57	0.714								
Ricky Bottalico, R (8, 1) ERA: 1.53	1.0	H	3	1	0	0	0	0	0	0	0	0	0	6	10	0.00	1.000								
Jose Mesa, R (9, 1) ERA: 4.4	1.0	S	4	0	0	0	2	1	0	0	0	0	0	10	16	0.00	1.000								

AB	30
R	2
H	4
RBI	2
BB	3
SO	6
LOB	9



Batter	1	2	3	4	5	6	7	8	9	AB R H RBI BB SO LOB	TOP																								
												<p>Houston Astros @ Cincinnati Reds</p> <p>Cinergy Field, Cincinnati, OH</p> <p>Fri May 11 2001, 7:05 PM EDT</p> <p>livebaseballscorecards.com</p> <p>AB 0</p> <p>R 0</p> <p>H 0</p> <p>RBI 0</p> <p>BB 0</p> <p>SO 0</p> <p>LOB 0</p> 																							
Inning Stats											1B: 0 SF: 0 WP: 0 PA: 0 2B: 0 SAC: 0 PB: 0 3B: 0 DP: 0 SB: 0 HR: 0 HBP: 0 CS: 0																								
PITCHER	IP	WLS	BF	H	R	ER	SO	BB	IBB	HBP	BLK	WP	HR	S	P	ERA	WHIP	PITCHER	IP	WLS	BF	H	R	ER	SO	BB	IBB	HBP	BLK	WP	HR	S	P	ERA	WHIP

Batter	1	2	3	4	5	6	7	8	9	AB R H RBI BB SO LOB	BOTTOM																								
												<p>Houston Astros @ Cincinnati Reds</p> <p>Cinergy Field, Cincinnati, OH</p> <p>Fri May 11 2001, 7:05 PM EDT</p> <p>livebaseballscorecards.com</p> <p>AB 0</p> <p>R 0</p> <p>H 0</p> <p>RBI 0</p> <p>BB 0</p> <p>SO 0</p> <p>LOB 0</p> 																							
Inning Stats											1B: 0 SF: 0 WP: 0 PA: 0 2B: 0 SAC: 0 PB: 0 3B: 0 DP: 0 SB: 0 HR: 0 HBP: 0 CS: 0																								
PITCHER	IP	WLS	BF	H	R	ER	SO	BB	IBB	HBP	BLK	WP	HR	S	P	ERA	WHIP	PITCHER	IP	WLS	BF	H	R	ER	SO	BB	IBB	HBP	BLK	WP	HR	S	P	ERA	WHIP

Batter	1	2	3	4	5	6	7	8	9	AB	R	H	RBI	BB	SO	LOB	TOP									
Julio Lugo, R OBP: 0.360, SLG: 0.504 (1, 6)	2-2 CS 1B		3-3 K			0-3 K		0-0 G4-3		4	0	1	0	0	2	0	Houston Astros @ Cincinnati Reds Cinergy Field, Cincinnati, OH Sat May 12 2001, 7:05 PM EDT Cloudy - 66 F									
Craig Biggio, R OBP: 0.401, SLG: 0.447 (1, 4)	3-2 P6 1-2			3-1 HR		1-0 17 2B		2-1 F2		4	2	2	1	0	0	1										
5 Jeff Bagwell, R OBP: 0.333, SLG: 0.597 (1, 3)	3-1 F8			0-1 P3		2-0 G5-3			1-3 K	4	0	0	0	0	1	1										
17 Lance Berkman, S OBP: 0.459, SLG: 0.630 (9, 9)		0-2 F8		4-1 CS BB		2-2 1B 2B			0-0 1B 1B	3	0	2	1	1	0	0										
Moises Alou, R OBP: 0.459, SLG: 0.711 (9, PR)		1-1 F9		1-1 F9		0-2 1B			0-1 G4-3 1B	4	0	2	0	0	0	1										
Glen Barker, S OBP: 0.250, SLG: 0.154 (9, 8)										0	0	0	0	0	0	0										
Richard Hidalgo, R OBP: 0.374, SLG: 0.611 (1, 7)		4-0 FC6-4 BB		0-0 CS	1-0 F3		1-1 G1-3		0-1 G4-3	3	0	0	0	1	0	2										
Tony Eusebio, R OBP: 0.290, SLG: 0.379 (1, 2)		0-0 FC6-4 1-2			1-0 FC5-4 1B		0-3 K			3	0	1	0	0	1	1										
Chris Truby, R OBP: 0.270, SLG: 0.425 (1, 5)			2-1 F9		0-1 FC5-4 1-2		2-3 K			3	0	0	0	0	1	1										
Shane Reynolds, R (8, PH)			2-1 L4		0-1 P4			0-1 G3		2	0	0	0	0	0	1										
Orlando Merced, S OBP: 0.286, SLG: 0.440 (8, 1)										1	0	0	0	0	0	0										
Michael Jackson, R (8, 1)										0	0	0	0	0	0	0										
Billy Wagner, L (9, 1)										0	0	0	0	0	0	0										
Inning Stats	R: 0 E: 0 K: 0 S: 9	H: 1 LOB: 0 BB: 0 P: 17	R: 0 E: 0 K: 0 S: 6	H: 0 LOB: 1 BB: 1 P: 11	R: 0 E: 0 K: 1 S: 7	H: 0 LOB: 0 BB: 0 P: 14	R: 1 E: 0 K: 0 S: 7	H: 1 LOB: 0 BB: 1 P: 15	R: 0 E: 0 K: 0 S: 6	H: 1 LOB: 1 BB: 0 P: 8	R: 1 E: 0 K: 1 S: 12	H: 3 LOB: 2 BB: 0 P: 17	R: 0 E: 0 K: 2 S: 8	H: 0 LOB: 0 BB: 0 P: 11	R: 0 E: 0 K: 0 S: 5	H: 0 LOB: 0 BB: 0 P: 7	R: 0 E: 0 K: 1 S: 8	H: 2 LOB: 2 BB: 0 P: 9	1B: 5 2B: 2 3B: 0 HR: 1	SF: 0 SAC: 0 DP: 1 HBP: 0	WP: 0 PB: 0 SB: 0 CS: 2	PA: 34				
PITCHER	IP	WLS	BF	H	R	ER	SO	BB	IBB	HBP	BLK	WP	HR	S	P	ERA	WHIP									
Rob Bell, R ERA: 3.79	(1, 1)	8.0	L	29	6	2	2	4	2	0	0	0	0	1	60	100	2.25	1.000								
Scott Sullivan, R ERA: 5.4	(9, 1)	1.0		4	2	0	0	1	0	0	0	0	0	0	8	9	0.00	2.000								

AB	31
R	2
H	8
RBI	2
BB	2
SO	5
LOB	8



Batter	1	2	3	4	5	6	7	8	9	AB	R	H	RBI	BB	SO	LOB	BOTTOM									
Barry Larkin, R OBP: 0.427, SLG: 0.437 (1, 6)	3-1 2B				2-2 L8			3-1 F8		4	1	1	0	0	0	2	Houston Astros @ Cincinnati Reds Cinergy Field, Cincinnati, OH Sat May 12 2001, 7:05 PM EDT Cloudy - 66 F									
Deion Sanders, L OBP: 0.250, SLG: 0.355 (9, 1)	3-2 1B		1-2 F9		0-1 G3			1-1 P6		4	0	1	1	0	0	1										
Scott Sullivan, R (9, 1)										0	0	0	0	0	0	0										
Dmitri Young, S OBP: 0.341, SLG: 0.448 (1, 7)	1-0 1B		1-1 G6-3			1-1 F7			1-3 K	4	0	1	0	0	1	0										
Sean Casey, L OBP: 0.394, SLG: 0.563 (1, 3)	1-0 FC5-4 BB		1-0 G3-1			0-0 G4-3			2-3 K	4	0	1	0	0	1	0										
Alex Ochoa, R OBP: 0.366, SLG: 0.444 (1, 9)	4-1 FC5-4 BB			2-2 CS 1B		1-0 G6-3			2-3 K	3	0	1	0	1	1	0										
Aaron Boone, R OBP: 0.333, SLG: 0.468 (1, 5)	1-1 FC5-4 1-2 2-3			2-3 K			3-1 F9			3	0	0	0	0	1	3										
Pokey Reese, R OBP: 0.295, SLG: 0.336 (1, 4)			0-3 K		0-3 K			0-0 G6-3		3	0	0	0	0	2	0										
Kelly Stinnett, R OBP: 0.351, SLG: 0.323 (1, 2)		0-2 G6-3			0-0 SH1-4 1B			1-2 F8		3	0	1	0	0	0	0										
Rob Bell, R OBP: 0.333, SLG: 0.333 (8, PH)		2-2			2-1 SH1-4 1B			0-1 G4-3		1	0	1	0	0	0	0										
Michael Tucker, L OBP: 0.340, SLG: 0.436 (9, 8)										1	0	0	0	0	0	0										
Inning Stats	R: 1 E: 0 K: 0 S: 11	H: 4 LOB: 2 BB: 1 P: 24	R: 0 E: 0 K: 1 S: 16	H: 1 LOB: 1 BB: 0 P: 21	R: 0 E: 0 K: 2 S: 9	H: 1 LOB: 0 BB: 0 P: 13	R: 0 E: 0 K: 0 S: 10	H: 1 LOB: 1 BB: 0 P: 14	R: 0 E: 0 K: 0 S: 4	H: 0 LOB: 0 BB: 0 P: 6	R: 0 E: 0 K: 0 S: 6	H: 0 LOB: 0 BB: 0 P: 10	R: 0 E: 0 K: 0 S: 6	H: 0 LOB: 0 BB: 0 P: 10	R: 0 E: 0 K: 3 S: 11	H: 0 LOB: 0 BB: 0 P: 16	1B: 5 2B: 3 3B: 0 HR: 0	SF: 0 SAC: 1 DP: 1 HBP: 0	WP: 0 PB: 0 SB: 0 CS: 1	PA: 32						
PITCHER	IP	WLS	BF	H	R	ER	SO	BB	IBB	HBP	BLK	WP	HR	S	P	ERA	WHIP									
Shane Reynolds, R ERA: 6.51	(1, 1)	7.0	W	26	7	1	1	3	1	0	0	0	0	0	62	97	1.29	1.143								
Michael Jackson, R ERA: 3.94	(8, 1)	1.0	H	3	0	0	0	0	0	0	0	0	0	6	10	0.00	0.000									
Billy Wagner, L ERA: 3.71	(9, 1)	1.0	S	3	0	0	0	3	0	0	0	0	0	11	16	0.00	0.000									



Batter	1	2	3	4	5	6	7	8	9	AB	R	H	RBI	BB	SO	LOB	TOP										
Julio Lugo, R OBP: 0.349, SLG: 0.487	G6-3		G6-3			G3-1		K		4	0	0	0	0	1	1	Houston Astros @ Cincinnati Reds Cinergy Field, Cincinnati, OH Sat May 12 2001, 8:05 PM EDT Att: 33,175 - Cloudy - 64 F										
Craig Biggio, R OBP: 0.397, SLG: 0.437	5 CS BB			K		G6-3		P5		3	0	0	0	1	1	0											
5 Jeff Bagwell, R OBP: 0.429, SLG: 0.582	K			G6-3		FC6-4 BB		G5-3		3	0	0	0	1	1	1											
Daryle Ward, L OBP: 0.397, SLG: 0.557		G4-3		BB 1B		FC6-4		1B 17 HR 2B		4	1	2	0	0	0	1											
Moises Alou, R OBP: 0.472, SLG: 0.722	F8			BB		1B G4-6-3 2B		17 DI 17 HR 1B		3	2	2	0	1	0	0											
Richard Hidalgo, R OBP: 0.370, SLG: 0.598	G5-3			F2		1B G4-6-3 2B		F7		4	0	1	0	0	0	4											
Charlie Hayes, R OBP: 0.259, SLG: 0.118			G6-3		F9		G4-6-3	HR		3	0	0	0	0	0	1											
Jay Powell, R							1-2 3-H 3-1	1-1 3-H 2-1		0	0	0	0	0	0	0											
17 Lance Berkman, S (9, PH) OBP: 0.463, SLG: 0.658				SH3-4 BB		G4-3		G5-3		3	0	0	0	1	0	0											
Octavio Dotel, R OBP: 0.143, SLG: 0.143					G5-3					1	0	0	0	0	0	0											
Brad Ausmus, R OBP: 0.243, SLG: 0.272										1	0	0	0	0	0	0											
Scott Elarton, R OBP: 0.250, SLG: 0.077										1	0	0	0	0	0	0											
Jose Vizcaino, S OBP: 0.306, SLG: 0.311										1	0	0	0	0	1	0											
Inning Stats	R: 0 E: 0 K: 1 S: 8	H: 0 LOB: 1 BB: 1 P: 17	R: 0 E: 0 K: 0 S: 8	H: 0 LOB: 0 BB: 0 P: 13	R: 0 E: 0 K: 0 S: 7	H: 0 LOB: 1 BB: 1 P: 15	R: 0 E: 0 K: 1 S: 7	H: 1 LOB: 2 BB: 1 P: 13	R: 0 E: 0 K: 0 S: 6	H: 0 LOB: 0 BB: 0 P: 7	R: 0 E: 0 K: 0 S: 10	H: 0 LOB: 1 BB: 1 P: 18	R: 1 E: 0 K: 0 S: 8	H: 2 LOB: 0 BB: 0 P: 13	R: 0 E: 0 K: 2 S: 7	H: 0 LOB: 0 BB: 0 P: 10	R: 3 E: 0 K: 0 S: 9	H: 3 LOB: 0 BB: 0 P: 12	1B: 3 2B: 3 3B: 0 HR: 1	SF: 0 SAC: 1 DP: 2 HBP: 0	WP: 0 PB: 0 SB: 0 CS: 1	PA: 35					
PITCHER	IP	WLS	BF	H	R	ER	SO	BB	IBB	HBP	BLK	WP	HR	S	P	ERA	WHIP										
Oswaldo Fernandez, R ERA: 3.68	(1, 1)	7.0		26	3	1	1	2	4	0	0	0	0	54	96	1.29	1.000										
Mark Wohlers, R ERA: 4.5	(8, 1)	1.0	H	3	0	0	2	0	0	0	0	0	0	7	10	0.00	0.000										
Danny Graves, R ERA: 9.32	(9, 1)	1.0	W	6	3	3	0	0	0	0	0	0	1	9	12	27.00	3.000										

Batter	1	2	3	4	5	6	7	8	9	AB	R	H	RBI	BB	SO	LOB	BOTTOM										
Donnie Sadler, R OBP: 0.200, SLG: 0.250	K		1-2 S 1B		SH2-3		F7		F7	4	0	1	0	0	1	0	Houston Astros @ Cincinnati Reds Cinergy Field, Cincinnati, OH Sat May 12 2001, 8:05 PM EDT Att: 33,175 - Cloudy - 64 F										
Michael Tucker, L OBP: 0.343, SLG: 0.429	F8		L9		FC4-6 1B BB		S 1B		K	4	1	1	0	1	1	1											
Dmitri Young, S OBP: 0.345, SLG: 0.445	L9		F7		FC4-6 1B		1B BB		BB 1B	3	0	1	0	1	0	1											
Ruben Rivera, R OBP: 0.348, SLG: 0.422					1-2 2-3		1-2 2-3		BB 1B	1	1	1	0	0	0	0											
Sean Casey, L OBP: 0.402, SLG: 0.560		HR 1B	K		FC4-6		1-2 2-H		1B BB	4	1	2	2	1	1	3											
Alex Ochoa, R OBP: 0.367, SLG: 0.465		1-H HR		G6-3		P5		K		5	1	2	3	0	1	4											
Aaron Boone, R OBP: 0.331, SLG: 0.469		G6-3		F8		F9 FC9-2 2B		K		4	0	1	0	0	1	0											
Jason LaRue, R OBP: 0.406, SLG: 0.500		G5-3 BB		1B PO 1B		F9		E5		3	0	1	0	1	0	1											
Juan Castro, R OBP: 0.265, SLG: 0.255		G5-3		1-2 1B		FC9-2		K		4	0	1	0	0	1	3											
Oswaldo Fernandez, R OBP: 0.167, SLG: 0.091		G3		PO		1B SH2-3 FC4-6 1B		F2		2	1	1	0	0	0	1											
Deion Sanders, L OBP: 0.252, SLG: 0.344								G5-3		1	0	0	0	0	0	0											
Mark Wohlers, R ERA: 5.71										0	0	0	0	0	0	0											
D.T. Cromer, L OBP: 0.250, SLG: 0.375										1	0	0	0	0	0	1											
Danny Graves, R ERA: 4.73										0	0	0	0	0	0	0											
Inning Stats	R: 0 E: 0 K: 1 S: 8	H: 0 LOB: 0 BB: 0 P: 8	R: 2 E: 0 K: 0 S: 15	H: 2 LOB: 1 BB: 1 P: 26	R: 0 E: 0 K: 1 S: 16	H: 1 LOB: 0 BB: 0 P: 23	R: 0 E: 0 K: 0 S: 12	H: 2 LOB: 1 BB: 0 P: 16	R: 1 E: 0 K: 0 S: 8	H: 2 LOB: 2 BB: 1 P: 14	R: 0 E: 0 K: 0 S: 5	H: 1 LOB: 0 BB: 0 P: 7	R: 1 E: 0 K: 1 S: 12	H: 2 LOB: 1 BB: 1 P: 23	R: 0 E: 1 K: 2 S: 14	H: 0 LOB: 1 BB: 0 P: 18	R: 1 E: 0 K: 1 S: 13	H: 2 LOB: 2 BB: 1 P: 20	1B: 10 2B: 2 3B: 0 HR: 1	SF: 0 SAC: 1 DP: 1 HBP: 0	WP: 0 PB: 0 SB: 2 CS: 0	PA: 42					
PITCHER	IP	WLS	BF	H	R	ER	SO	BB	IBB	HBP	BLK	WP	HR	S	P	ERA	WHIP										
Scott Elarton, R ERA: 6.22	(1, 1)	6.2		31	10	4	4	2	3	0	0	0	0	72	110	5.40	1.950										
Jay Powell, R ERA: 5.71	(7, 1)	1.1		5	0	0	0	3	0	0	0	0	0	18	25	0.00	0.000										
Octavio Dotel, R ERA: 4.73	(9, 1)	0.2	L	5	2	1	1	1	1	0	0	0	0	13	20	13.50	4.500										

AB 30
R 4
H 6
RBI 3
BB 4
SO 4
LOB 8



AB 36
R 5
H 12
RBI 5
BB 4
SO 6
LOB 15



Batter	1	2	3	4	5	6	7	8	9	AB	R	H	RBI	BB	SO	LOB	TOP					
Julio Lugo, R OBP: 0.343, SLG: 0.500										5	1	1	1	0	1	2	Houston Astros @ Cincinnati Reds Cinergy Field, Cincinnati, OH Sun May 13 2001, 8:05 PM EDT Att: 19,096 - Sunny - 69 F					
Craig Biggio, R OBP: 0.391, SLG: 0.427										5	0	1	0	0	1	1						
5 Jeff Bagwell, R OBP: 0.434, SLG: 0.576										3	1	1	0	2	2	0						
17 Lance Berkman, S OBP: 0.474, SLG: 0.656										2	1	1	0	3	0	2						
Moises Alou, R OBP: 0.468, SLG: 0.699										4	1	1	1	1	0	2						
Richard Hidalgo, R OBP: 0.371, SLG: 0.586										4	0	1	0	1	1	3						
Glen Barker, S OBP: 0.250, SLG: 0.154										0	0	0	0	0	0	0						
Chris Truby, R OBP: 0.290, SLG: 0.448										3	0	2	2	2	0	3						
Brad Ausmus, R OBP: 0.241, SLG: 0.262										4	0	0	0	1	0	7						
Kent Bottenfield, R OBP: 0.222, SLG: 0.222										2	0	0	0	0	2	3						
Nelson Cruz, R OBP: 0.300, SLG: 0.304										0	0	0	0	0	0	0						
Jose Vizcaino, S OBP: 0.250, SLG: 0.154										0	0	0	0	0	0	0						
Michael Jackson, R										0	0	0	0	0	0	0						
Billy Wagner, L										0	0	0	0	0	0	0						
Inning Stats	R: 4 E: 0 K: 1 S: 17	H: 5 LOB: 2 BB: 1 P: 32	R: 0 E: 0 K: 2 S: 11	H: 0 LOB: 0 BB: 0 P: 16	R: 0 E: 0 K: 0 S: 7	H: 0 LOB: 0 BB: 1 P: 14	R: 0 E: 0 K: 1 S: 10	H: 1 LOB: 1 BB: 0 P: 16	R: 0 E: 0 K: 0 S: 14	H: 0 LOB: 3 BB: 3 P: 29	R: 0 E: 0 K: 1 S: 12	H: 1 LOB: 2 BB: 2 P: 23	R: 0 E: 0 K: 1 S: 11	H: 1 LOB: 2 BB: 1 P: 16	R: 0 E: 0 K: 1 S: 8	H: 0 LOB: 1 BB: 1 P: 13	1B: 5 2B: 2 3B: 0 HR: 1	SF: 0 SAC: 1 DP: 1 HBP: 0	WP: 1 PB: 0 SB: 0 CS: 0	PA: 44		
PITCHER	IP WLS BF H R ER SO BB IBB HBP BLK WP HR S P ERA WHIP																					
Jim Brower, R ERA: 6.11	0.1 L 7 5 4 4 0 1 0 0 0 0 0 1 12 24 108.00 18.000																					
Scott Sullivan, R ERA: 4.71	2.2 8 0 0 0 3 1 0 0 0 0 0 0 23 38 0.00 0.375																					
John Riedling, R ERA: 2.91	3.0 14 1 0 0 1 4 0 0 0 0 1 0 30 56 0.00 1.667																					
Dennys Reyes, L ERA: 2.29	1.0 6 1 0 0 1 2 0 0 0 0 0 0 12 23 0.00 3.000																					
Mark Wohlers, R ERA: 3.94	2.0 9 1 0 0 2 2 0 0 0 0 0 0 19 29 0.00 1.500																					
Batter	1	2	3	4	5	6	7	8	9	AB	R	H	RBI	BB	SO	LOB	BOTTOM					
Donnie Sadler, R OBP: 0.265, SLG: 0.354										4	2	4	0	0	0	0	Houston Astros @ Cincinnati Reds Cinergy Field, Cincinnati, OH Sun May 13 2001, 8:05 PM EDT Att: 19,096 - Sunny - 69 F					
Michael Tucker, L OBP: 0.348, SLG: 0.436										3	1	1	0	1	0	2						
Dmitri Young, S OBP: 0.343, SLG: 0.443										3	0	1	2	0	0	3						
Sean Casey, L OBP: 0.397, SLG: 0.550										4	0	1	0	0	1	1						
Alex Ochoa, R OBP: 0.357, SLG: 0.451										4	0	0	0	0	0	2						
Aaron Boone, R OBP: 0.336, SLG: 0.462										2	0	0	0	2	0	0						
Pokey Reese, R OBP: 0.288, SLG: 0.328										3	0	0	0	0	0	3						
Dennys Reyes, R										0	0	0	0	0	0	0						
Mark Wohlers, R										0	0	0	0	0	0	0						
Juan Castro, R OBP: 0.265, SLG: 0.255										0	0	0	0	0	0	0						
Jason LaRue, R OBP: 0.384, SLG: 0.467										4	0	0	0	0	1	2						
Jim Brower, R OBP: 0.273, SLG: 0.364										0	0	0	0	0	0	0						
Scott Sullivan, R										0	0	0	0	0	0	0						
D.T. Cromer, L OBP: 0.222, SLG: 0.333										1	0	0	0	0	0	0						
John Riedling, R										1	0	0	0	0	1	0						
Barry Larkin, R OBP: 0.421, SLG: 0.429										2	0	0	0	0	1	1						
Inning Stats	R: 1 E: 0 K: 1 S: 12	H: 1 LOB: 0 BB: 0 P: 19	R: 0 E: 1 K: 1 S: 9	H: 0 LOB: 1 BB: 0 P: 16	R: 1 E: 0 K: 0 S: 12	H: 2 LOB: 1 BB: 0 P: 16	R: 0 E: 0 K: 0 S: 4	H: 0 LOB: 0 BB: 0 P: 6	R: 0 E: 0 K: 1 S: 9	H: 0 LOB: 0 BB: 0 P: 11	R: 1 E: 1 K: 0 S: 16	H: 2 LOB: 3 BB: 2 P: 28	R: 0 E: 0 K: 0 S: 6	H: 1 LOB: 0 BB: 0 P: 14	R: 0 E: 0 K: 0 S: 7	H: 1 LOB: 1 BB: 0 P: 11	R: 0 E: 0 K: 1 S: 7	H: 0 LOB: 1 BB: 1 P: 16	1B: 4 2B: 4 3B: 0 HR: 0	SF: 1 SAC: 1 DP: 1 HBP: 0	WP: 0 PB: 0 SB: 0 CS: 1	PA: 37
PITCHER	IP WLS BF H R ER SO BB IBB HBP BLK WP HR S P ERA WHIP																					
Kent Bottenfield, R ERA: 4.88	1.1 H 5 1 0 0 0 1 0 0 0 0 0 0 12 25 0.00 1.500																					
Nelson Cruz, R ERA: 3.54	1.0 H 4 1 0 0 0 0 0 0 0 0 0 0 7 11 0.00 1.000																					
Michael Jackson, R ERA: 3.71	1.0 S 4 0 0 0 1 1 0 0 0 0 0 0 7 16 0.00 1.000																					
Billy Wagner, L ERA: 3.5																						

Batter	1	2	3	4	5	6	7	8	9	AB	R	H	RBI	BB	SO	LOB	TOP					
Julio Lugo, R OBP: 0.338, SLG: 0.512 (1, 6)	1-0 HR		1-2 G1-3	0-0 F9			2-2 G6-3	1-2 G6-3		5	1	1	1	0	0	3						
Craig Biggio, R OBP: 0.398, SLG: 0.425 (1, 4)	4-1 BB		1-1 1B		1-1 F2		4-1 BB	2-1 G3-1		3	1	1	0	2	0	1						
5 Jeff Bagwell, R OBP: 0.427, SLG: 0.562 (1, 3)	1-3 K		0-0 G5-3		1-0 G6-3		0-1 BB	1-2 BB	1-3 K	5	1	1	0	0	2	2						
17 Lance Berkman, S OBP: 0.484, SLG: 0.653 (9, 7)	4-1 BB			4-2 BB	0-0 1B		4-1 BB	1-2 BB	1-0 F8	2	2	1	0	3	0	0						
Moises Alou, R OBP: 0.465, SLG: 0.705 (1, 9)	0-1 FC6-4-5			2-1 BB	1-1 F9		0-0 BB	0-1 BB	0-1 F7	5	1	2	3	0	0	3						
Danyle Ward, L OBP: 0.375, SLG: 0.523 (9, 8)		1-2 G4-3		1-1 G1-3		1-3 K		0-2 G5-3		4	0	0	0	0	1	3						
Glen Barker, S OBP: 0.250, SLG: 0.154 (9, 8)								2-3 G5-3		0	0	0	0	0	0	0						
Chris Truby, R OBP: 0.289, SLG: 0.450 (1, 5)		1-3 K		2-1 BB		1-2 P5		3-2 G6-3		4	0	1	2	0	1	1						
Brad Ausmus, R OBP: 0.258, SLG: 0.279 (1, 2)		1-2 G6-3		1-2 1B		2-2 FC6		0-1 BB		4	0	3	0	0	0	0						
Wade Miller, R OBP: 0.100, SLG: 0.105 (1, 1)				2-3 1B		0-1 FC6		0-1 BB		2	0	0	0	0	1	2						
Orlando Merced, S OBP: 0.276, SLG: 0.423 (6, PH)			0-0 G5-3	1-3 K		0-1 FC6		1-2 SH4-3		1	0	0	0	0	0	1						
44 Roy Oswalt, R OBP: 0.250, SLG: 0.448 (6, 1)						1-2 K		1-2 SH4-3		0	0	0	0	0	0	0						
Billy Wagner, L OBP: 0.250, SLG: 0.448 (9, 1)								1-2 SH4-3		0	0	0	0	0	0	0						
Inning Stats	R: 1 E: 0 K: 1 S: 8	H: 1 LOB: 1 BB: 2 P: 18	R: 0 E: 0 K: 1 S: 9	H: 0 LOB: 0 BB: 0 P: 12	R: 0 E: 0 K: 0 S: 7	H: 1 LOB: 1 BB: 0 P: 9	R: 2 E: 0 K: 1 S: 15	H: 3 LOB: 2 BB: 1 P: 26	R: 0 E: 0 K: 1 S: 14	H: 1 LOB: 1 BB: 0 P: 18	R: 3 E: 0 K: 0 S: 16	H: 2 LOB: 1 BB: 2 P: 29	R: 0 E: 0 K: 1 S: 9	H: 1 LOB: 1 BB: 0 P: 12	R: 0 E: 0 K: 1 S: 6	H: 0 LOB: 0 BB: 0 P: 8	1B: 6 2B: 3 3B: 0 HR: 1	SF: 0 SAC: 1 DP: 1 HBP: 0	WP: 0 PB: 0 SB: 0 CS: 0	PA: 41		
PITCHER	IP WLS BF H R ER SO BB IBB HBP BLK WP HR S P ERA WHIP	IP WLS BF H R ER SO BB IBB HBP BLK WP HR S P ERA WHIP	IP WLS BF H R ER SO BB IBB HBP BLK WP HR S P ERA WHIP	IP WLS BF H R ER SO BB IBB HBP BLK WP HR S P ERA WHIP	IP WLS BF H R ER SO BB IBB HBP BLK WP HR S P ERA WHIP	IP WLS BF H R ER SO BB IBB HBP BLK WP HR S P ERA WHIP	IP WLS BF H R ER SO BB IBB HBP BLK WP HR S P ERA WHIP	IP WLS BF H R ER SO BB IBB HBP BLK WP HR S P ERA WHIP	IP WLS BF H R ER SO BB IBB HBP BLK WP HR S P ERA WHIP	IP WLS BF H R ER SO BB IBB HBP BLK WP HR S P ERA WHIP	IP WLS BF H R ER SO BB IBB HBP BLK WP HR S P ERA WHIP	IP WLS BF H R ER SO BB IBB HBP BLK WP HR S P ERA WHIP	IP WLS BF H R ER SO BB IBB HBP BLK WP HR S P ERA WHIP	IP WLS BF H R ER SO BB IBB HBP BLK WP HR S P ERA WHIP	IP WLS BF H R ER SO BB IBB HBP BLK WP HR S P ERA WHIP	IP WLS BF H R ER SO BB IBB HBP BLK WP HR S P ERA WHIP	IP WLS BF H R ER SO BB IBB HBP BLK WP HR S P ERA WHIP	IP WLS BF H R ER SO BB IBB HBP BLK WP HR S P ERA WHIP	IP WLS BF H R ER SO BB IBB HBP BLK WP HR S P ERA WHIP	IP WLS BF H R ER SO BB IBB HBP BLK WP HR S P ERA WHIP	IP WLS BF H R ER SO BB IBB HBP BLK WP HR S P ERA WHIP	IP WLS BF H R ER SO BB IBB HBP BLK WP HR S P ERA WHIP

Houston Astros @ Cincinnati Reds
Cinergy Field, Cincinnati, OH
Mon May 14 2001, 7:05 PM EDT
Att: 18,683 - Cloudy - 71 F

AB	35
R	6
H	10
RBI	6
BB	5
SO	5
LOB	16



Batter	1	2	3	4	5	6	7	8	9	AB	R	H	RBI	BB	SO	LOB	BOTTOM					
Barry Larkin, R OBP: 0.408, SLG: 0.413 (1, 6)	2-3 K		0-0 F9		0-1 G1-3		2-3 K		3-2 WP	4	0	0	0	0	2	3						
Pokey Reese, R OBP: 0.294, SLG: 0.342 (7, 4)									2B	1	0	1	0	0	0	0						
Michael Tucker, L OBP: 0.336, SLG: 0.419 (1, 9)	1-2 G1-3		1-2 G5-3		0-0 F8		2-3 K		1-3 K	4	0	0	0	0	1	0						
Alex Ochoa, R OBP: 0.354, SLG: 0.448 (9, PH)									2-3	1	0	0	0	0	1	1						
Dmitri Young, S OBP: 0.347, SLG: 0.452 (1, 7)	0-0 G4-3		1-0 G4-3		1-2 HBP		2-2 F8			4	0	2	0	0	0	0						
Sean Casey, L OBP: 0.393, SLG: 0.548 (1, 3)		0-1 BB	1-2 G4-3		1-3 K		0-1 G6-3			4	1	1	0	0	1	2						
Aaron Boone, R OBP: 0.342, SLG: 0.463 (1, 5)		0-0 BB	3-3 K		3-2 HBP					2	1	1	0	0	1	1						
Juan Castro, R OBP: 0.260, SLG: 0.250 (6, 5)		2-3 BB	1-2 K		1-2 HBP					1	0	0	0	0	0	0						
Ruben Rivera, R OBP: 0.356, SLG: 0.471 (1, 8)		1-2 BB	1-3 HR		0-1 L4					4	1	2	2	0	0	2						
Donnie Sadler, R OBP: 0.264, SLG: 0.346 (1, 4)		0-2 G6-4-3		2-1 G4-3		0-2 G3-1				4	0	1	0	0	0	1						
Kelly Stinnett, R OBP: 0.346, SLG: 0.333 (1, 2)		3-2 BB	1-2 G6-3		1-2 G6-3		0-0 G3-1		0-3 K	4	1	1	0	0	1	1						
Chris Reitsma, R OBP: 0.313, SLG: 0.214 (1, 1)			1-1 BB		4-2 BB		2-3 K		0-0 F8	2	0	1	1	1	1	1						
Deion Sanders, L OBP: 0.235, SLG: 0.333 (9, PH)										1	0	0	0	0	0	0						
Inning Stats	R: 0 E: 0 K: 1 S: 7	H: 0 LOB: 0 BB: 0 P: 10	R: 3 E: 0 K: 0 S: 17	H: 5 LOB: 1 BB: 0 P: 22	R: 0 E: 0 K: 1 S: 12	H: 1 LOB: 1 BB: 0 P: 18	R: 1 E: 0 K: 0 S: 12	H: 1 LOB: 1 BB: 1 P: 21	R: 0 E: 0 K: 2 S: 13	H: 1 LOB: 0 BB: 0 P: 17	R: 0 E: 0 K: 1 S: 11	H: 0 LOB: 0 BB: 0 P: 15	R: 0 E: 0 K: 0 S: 6	H: 0 LOB: 0 BB: 0 P: 8	R: 0 E: 0 K: 2 S: 13	H: 1 LOB: 1 BB: 0 P: 17	1B: 5 2B: 4 3B: 0 HR: 1	SF: 0 SAC: 0 DP: 1 HBP: 1	WP: 1 PB: 0 SB: 0 CS: 0	PA: 38		
PITCHER	IP WLS BF H R ER SO BB IBB HBP BLK WP HR S P ERA WHIP	IP WLS BF H R ER SO BB IBB HBP BLK WP HR S P ERA WHIP	IP WLS BF H R ER SO BB IBB HBP BLK WP HR S P ERA WHIP	IP WLS BF H R ER SO BB IBB HBP BLK WP HR S P ERA WHIP	IP WLS BF H R ER SO BB IBB HBP BLK WP HR S P ERA WHIP	IP WLS BF H R ER SO BB IBB HBP BLK WP HR S P ERA WHIP	IP WLS BF H R ER SO BB IBB HBP BLK WP HR S P ERA WHIP	IP WLS BF H R ER SO BB IBB HBP BLK WP HR S P ERA WHIP	IP WLS BF H R ER SO BB IBB HBP BLK WP HR S P ERA WHIP	IP WLS BF H R ER SO BB IBB HBP BLK WP HR S P ERA WHIP	IP WLS BF H R ER SO BB IBB HBP BLK WP HR S P ERA WHIP	IP WLS BF H R ER SO BB IBB HBP BLK WP HR S P ERA WHIP	IP WLS BF H R ER SO BB IBB HBP BLK WP HR S P ERA WHIP	IP WLS BF H R ER SO BB IBB HBP BLK WP HR S P ERA WHIP	IP WLS BF H R ER SO BB IBB HBP BLK WP HR S P ERA WHIP	IP WLS BF H R ER SO BB IBB HBP BLK WP HR S P ERA WHIP	IP WLS BF H R ER SO BB IBB HBP BLK WP HR S P ERA WHIP	IP WLS BF H R ER SO BB IBB HBP BLK WP HR S P ERA WHIP	IP WLS BF H R ER SO BB IBB HBP BLK WP HR S P ERA WHIP	IP WLS BF H R ER SO BB IBB HBP BLK WP HR S P ERA WHIP	IP WLS BF H R ER SO BB IBB HBP BLK WP HR S P ERA WHIP	IP WLS BF H R ER SO BB IBB HBP BLK WP HR S P ERA WHIP

Houston Astros @ Cincinnati Reds
Cinergy Field, Cincinnati, OH
Mon May 14 2001, 7:05 PM EDT
Att: 18,683 - Cloudy - 71 F

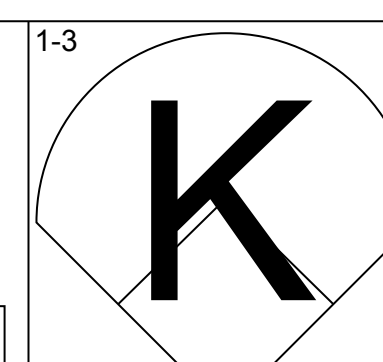
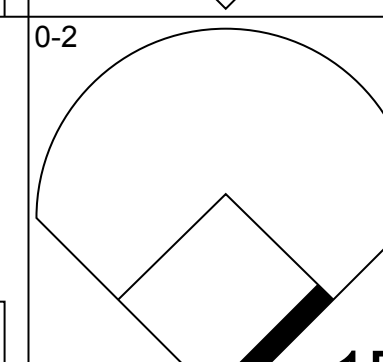
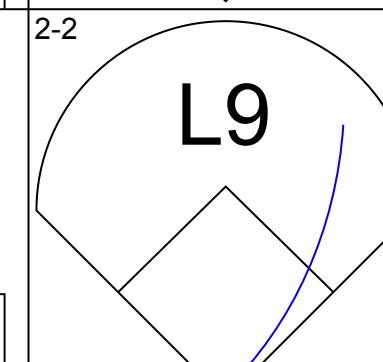
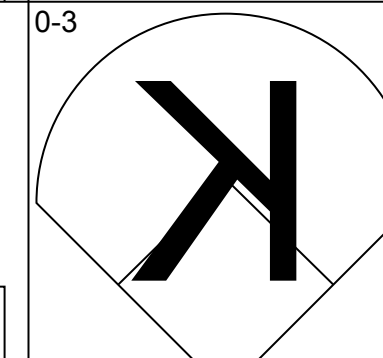



AB	36
R	4
H	10
RBI	3
BB	1
SO	8
LOB	12



Batter	1	2	3	4	5	6	7	8	9	AB	R	H	RBI	BB	SO	LOB	TOP								
Julio Lugo, R OBP: 0.349, SLG: 0.514 (1, 6)	G5-3			1B 5 1B		G6-3 2B		SH5-4		2	1	1	0	1	0	0	Houston Astros @ Chicago Cubs Wrigley Field, Chicago, IL Wed May 16 2001, 7:05 PM CDT Att: 31,206 - Sunny - 74 F								
Craig Biggio, R OBP: 0.407, SLG: 0.438 (1, 4)	K			5 1B G6-3		G6-3		1B		4	1	2	1	0	1	1									
5 Jeff Bagwell, R OBP: 0.420, SLG: 0.557 (1, 3)	G4-3			G6-3 1B		K		F2		4	0	1	1	0	1	2									
Richard Hidalgo, R OBP: 0.359, SLG: 0.571 (9, 7)		F7		G6-3 1-2 3-H			K	K		4	0	0	0	0	2	2									
Moises Alou, R OBP: 0.463, SLG: 0.677 (1, 9)	G5-3			L6				1B HR	1B SF8	4	2	2	0	0	0	0									
Orlando Merced, S OBP: 0.294, SLG: 0.516 (9, PR) Glen Barker, S OBP: 0.235, SLG: 0.143 (9, 8)	G4-3				G4-3			HR	1B CS	4	1	2	2	0	0	0									
Vinny Castilla, R OBP: 0.262, SLG: 0.396 (1, 5)			G6-3		G6-3		G5-3		SF8	3	0	0	1	0	0	0									
Tony Eusebio, R OBP: 0.306, SLG: 0.455 (1, 2)			G1		G5-3		F9		BB	3	0	0	0	1	0	0									
Shane Reynolds, R (1, 1) Jose Vizcaino, S (8, PH) Jay Powell, R (8, 1) Daryle Ward, L (9, PH) Nelson Cruz, R (9, 1)			K			G5-3		SH5-4 1B	K	2	0	0	0	0	1	0									
Inning Stats	R: 0 E: 0 K: 1 S: 6	H: 0 LOB: 0 BB: 0 P: 8	R: 0 E: 0 K: 0 S: 4	H: 0 LOB: 0 BB: 0 P: 6	R: 0 E: 0 K: 1 S: 8	H: 0 LOB: 0 BB: 1 P: 12	R: 2 E: 0 K: 0 S: 9	H: 2 LOB: 0 BB: 0 P: 16	R: 0 E: 0 K: 0 S: 3	H: 0 LOB: 0 BB: 0 P: 5	R: 0 E: 0 K: 1 S: 10	H: 1 LOB: 1 BB: 0 P: 12	R: 2 E: 0 K: 1 S: 10	H: 2 LOB: 0 BB: 0 P: 15	R: 1 E: 0 K: 1 S: 9	H: 2 LOB: 1 BB: 0 P: 14		R: 1 E: 0 K: 1 S: 9	H: 2 LOB: 1 BB: 1 P: 18	1B: 7 2B: 1 3B: 0 HR: 1	SF: 1 SAC: 1 DP: 1 HBP: 0	WP: 0 PB: 0 SB: 0 CS: 1	PA: 36		
PITCHER	IP	WLS	BF	H	R	ER	SO	BB	IBB	HBP	BLK	WP	HR	S	P	ERA	WHIP								
Julian Tavarez, R ERA: 2.92 (1, 1)	8.0	L	31	7	5	5	5	1	0	0	0	0	1	59	88	5.62	1.000								
Courtney Duncan, R ERA: 2.79 (9, 1)	1.0		5	2	1	1	1	1	0	0	0	0	0	9	18	9.00	3.000								

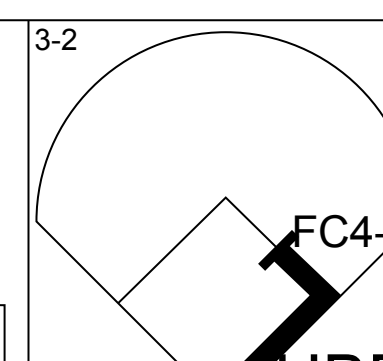
Batter	1	2	3	4	5	6	7	8	9	AB	R	H	RBI	BB	SO	LOB	BOTTOM								
Eric Young Sr., R OBP: 0.320, SLG: 0.413 (1, 4)	G5-3		G6-3					G4-3		4	0	1	0	0	0	0	Houston Astros @ Chicago Cubs Wrigley Field, Chicago, IL Wed May 16 2001, 7:05 PM CDT Att: 31,206 - Sunny - 74 F								
Ricky Gutierrez, R OBP: 0.295, SLG: 0.381 (1, 6)	G6-3			E6 HR	G1-3			G4-3		4	1	0	0	0	2										
Sammy Sosa, R OBP: 0.422, SLG: 0.621 (1, 9)	2B			HR		K2-3			K	4	1	2	2	0	2	0									
Ron Coomer, R OBP: 0.295, SLG: 0.429 (1, 5)	G6-3			F8		G5-3			1B	4	0	1	0	0	0	1									
Rondell White, R OBP: 0.333, SLG: 0.437 (1, 7)		G6-3		G4-3		F7			K	4	0	0	0	0	1	1									
15 Julio Zuleta, R OBP: 0.314, SLG: 0.468 (1, 3)	K			1B BB		G5-3			K	3	0	0	0	1	2	1									
Todd Dunwoody, L OBP: 0.333, SLG: 0.333 (1, 8)	G4-3			1B		K				3	0	1	0	0	1	0									
Joe Girardi, R OBP: 0.298, SLG: 0.288 (1, 2)			G6-3			G6-3				3	0	1	0	0	0	0									
Julian Tavarez, L OBP: 0.250, SLG: 0.182 (1, 1) Miguel Cairo, R (8, PH) Courtney Duncan, L (9, 1)			K		SH1-4 1B			K		1	0	0	0	0	1	0									
Inning Stats	R: 0 E: 0 K: 0 S: 11	H: 1 LOB: 1 BB: 0 P: 15	R: 0 E: 0 K: 1 S: 6	H: 0 LOB: 0 BB: 0 P: 11	R: 0 E: 0 K: 1 S: 8	H: 0 LOB: 0 BB: 0 P: 11	R: 2 E: 1 K: 0 S: 10	H: 2 LOB: 2 BB: 1 P: 20	R: 0 E: 0 K: 0 S: 5	H: 2 LOB: 1 BB: 0 P: 8	R: 0 E: 0 K: 1 S: 12	H: 0 LOB: 0 BB: 0 P: 16	R: 0 E: 0 K: 1 S: 8	H: 0 LOB: 0 BB: 0 P: 9	R: 0 E: 0 K: 1 S: 8	H: 0 LOB: 0 BB: 0 P: 11		R: 0 E: 0 K: 3 S: 11	H: 1 LOB: 1 BB: 0 P: 16	1B: 4 2B: 1 3B: 0 HR: 1	SF: 0 SAC: 1 DP: 0 HBP: 0	WP: 0 PB: 0 SB: 0 CS: 1	PA: 33		
PITCHER	IP	WLS	BF	H	R	ER	SO	BB	IBB	HBP	BLK	WP	HR	S	P	ERA	WHIP								
Shane Reynolds, R ERA: 5.45 (1, 1)	7.0		26	5	2	1	4	1	0	0	0	0	0	60	90	1.29	0.857								
Jay Powell, R ERA: 4.57 (8, 1)	1.0	H	3	0	0	0	1	0	0	0	0	0	0	8	11	0.00	0.000								
Nelson Cruz, R ERA: 3.22 (9, 1)	1.0		4	1	0	0	3	0	0	0	0	0	0	11	16	0.00	1.000								



Batter	1	2	3	4	5	6	7	8	9	AB	R	H	RBI	BB	SO	LOB	TOP					
Julio Lugo, R OBP: 0.340, SLG: 0.500 (1, 6)			SH5-3 1-2		G4-3		F8		G4-3	4	0	0	0	0	1	0	Houston Astros @ Chicago Cubs Wrigley Field, Chicago, IL Thu May 17 2001, 1:20 PM CDT Att: 36,014 - Sunny - 70 F					
Craig Biggio, R OBP: 0.401, SLG: 0.430 (1, 4)			K		L7		K		F4	5	0	1	0	0	2	1						
5 Jeff Bagwell, R OBP: 0.421, SLG: 0.559 (1, 3)			G5-3				E 2B		HR	3	2	1	0	0	0	2						
Richard Hidalgo, R OBP: 0.370, SLG: 0.597 (8, 7)					1B BB		E8 1B		HR	3	2	2	3	1	1	1						
Moisés Alou, R OBP: 0.464, SLG: 0.670 (1, 9)		L3			1-2 1B		2H 1B		P8	4	0	2	1	0	0	0						
Danyle Ward, L OBP: 0.372, SLG: 0.514 Glen Barker, S OBP: 0.235, SLG: 0.143 (8, 8)					L7		F7			4	0	1	0	0	0	3						
Vinny Castilla, R OBP: 0.252, SLG: 0.381 (1, 5)							G5-3			0	0	0	0	0	3	4						
Brad Ausmus, R OBP: 0.260, SLG: 0.282 Tony Eusebio, R OBP: 0.316, SLG: 0.441 (4, 2)										2	0	0	0	0	2	3						
Scott Elarton, R OBP: 0.263, SLG: 0.125 44 Roy Oswalt, R (6, 1)										1	0	0	0	0	0	0						
Jose Vizcaino, S OBP: 0.302, SLG: 0.306 Billy Wagner, L (9, 1)			SH5-3 1B				P4		B2-3	3	0	1	0	0	1	2						
Inning Stats	R: 0 E: 0 K: 2 S: 13	H: 1 LOB: 1 BB: 0 P: 16	R: 0 E: 0 K: 2 S: 12	H: 1 LOB: 1 BB: 0 P: 13	R: 0 E: 0 K: 1 S: 8	H: 1 LOB: 2 BB: 1 P: 14	R: 0 E: 0 K: 2 S: 16	H: 1 LOB: 0 BB: 1 P: 29	R: 2 E: 1 K: 1 S: 10	H: 3 LOB: 2 BB: 1 P: 20	R: 2 E: 0 K: 1 S: 11	H: 1 LOB: 0 BB: 0 P: 14	R: 0 E: 0 K: 2 S: 8	H: 0 LOB: 0 BB: 0 P: 10	R: 0 E: 0 K: 0 S: 5	H: 0 LOB: 0 BB: 0 P: 9	1B: 5 2B: 2 3B: 0 HR: 1	SF: 0 SAC: 1 DP: 0 HBP: 1	WP: 0 PB: 0 SB: 0 CS: 0	PA: 38		
PITCHER	IP WLS BF H R ER SO BB IBB HBP BLK WP HR S P ERA WHIP	IP WLS BF H R ER SO BB IBB HBP BLK WP HR S P ERA WHIP	IP WLS BF H R ER SO BB IBB HBP BLK WP HR S P ERA WHIP	IP WLS BF H R ER SO BB IBB HBP BLK WP HR S P ERA WHIP	IP WLS BF H R ER SO BB IBB HBP BLK WP HR S P ERA WHIP	IP WLS BF H R ER SO BB IBB HBP BLK WP HR S P ERA WHIP	IP WLS BF H R ER SO BB IBB HBP BLK WP HR S P ERA WHIP	IP WLS BF H R ER SO BB IBB HBP BLK WP HR S P ERA WHIP	IP WLS BF H R ER SO BB IBB HBP BLK WP HR S P ERA WHIP	IP WLS BF H R ER SO BB IBB HBP BLK WP HR S P ERA WHIP	IP WLS BF H R ER SO BB IBB HBP BLK WP HR S P ERA WHIP	IP WLS BF H R ER SO BB IBB HBP BLK WP HR S P ERA WHIP	IP WLS BF H R ER SO BB IBB HBP BLK WP HR S P ERA WHIP	IP WLS BF H R ER SO BB IBB HBP BLK WP HR S P ERA WHIP	IP WLS BF H R ER SO BB IBB HBP BLK WP HR S P ERA WHIP	IP WLS BF H R ER SO BB IBB HBP BLK WP HR S P ERA WHIP	IP WLS BF H R ER SO BB IBB HBP BLK WP HR S P ERA WHIP	IP WLS BF H R ER SO BB IBB HBP BLK WP HR S P ERA WHIP	IP WLS BF H R ER SO BB IBB HBP BLK WP HR S P ERA WHIP	IP WLS BF H R ER SO BB IBB HBP BLK WP HR S P ERA WHIP	IP WLS BF H R ER SO BB IBB HBP BLK WP HR S P ERA WHIP	IP WLS BF H R ER SO BB IBB HBP BLK WP HR S P ERA WHIP

AB	34
R	4
H	8
RBI	4
BB	2
SO	11
LOB	16



Batter	1	2	3	4	5	6	7	8	9	AB	R	H	RBI	BB	SO	LOB	BOTTOM						
Eric Young Sr., R OBP: 0.328, SLG: 0.421 (1, 4)		FC6-4 1-2			1B			FC6 1-2		4	0	2	0	0	0	2	Houston Astros @ Chicago Cubs Wrigley Field, Chicago, IL Thu May 17 2001, 1:20 PM CDT Att: 36,014 - Sunny - 70 F						
Rondell White, R OBP: 0.336, SLG: 0.432 (1, 7)	FC4-6 BB 1-2		1B 1B		F8				K	4	1	1	0	1	1	2							
Sammy Sosa, R OBP: 0.427, SLG: 0.618 (1, 9)			1B 1B							4	0	2	0	1	2	2							
Todd Hundley, S OBP: 0.278, SLG: 0.365 Ricky Gutierrez, R OBP: 0.295, SLG: 0.378 (9, PH)			1B 1B							4	0	0	0	0	2	5							
Ron Coomer, R OBP: 0.306, SLG: 0.413 (1, 5)			1B		P4		G4-3		E4	1	0	0	0	0	0	0							
Matt Stairs, L OBP: 0.347, SLG: 0.395 (1, 3)			1B		L8				F3	4	0	1	1	1	1	2							
Todd Dunwoody, L OBP: 0.143, SLG: 0.143 Jeff Fassero, L (9, 1)										4	0	0	0	0	1	2							
Augie Ojeda, S OBP: 0.260, SLG: 0.342 (1, 6)										0	0	0	0	0	0	0							
Jason Bere, R OBP: 0.250, SLG: 0.313 Miguel Cairo, R (6, PH)										4	1	1	1	0	1	0							
Kyle Farnsworth, R (7, 1) Gary Matthews, S (8, PH)										2	0	1	0	0	1	0							
Inning Stats	R: 0 E: 1 K: 1 S: 13	H: 0 LOB: 3 BB: 2 P: 27	R: 0 E: 0 K: 1 S: 12	H: 1 LOB: 1 BB: 0 P: 17	R: 1 E: 0 K: 1 S: 16	H: 3 LOB: 2 BB: 0 P: 22	R: 0 E: 0 K: 2 S: 10	H: 1 LOB: 1 BB: 0 P: 15	R: 0 E: 0 K: 1 S: 11	H: 1 LOB: 1 BB: 0 P: 16	R: 1 E: 0 K: 1 S: 14	H: 2 LOB: 1 BB: 1 P: 25	R: 0 E: 0 K: 1 S: 12	H: 0 LOB: 0 BB: 0 P: 16	R: 0 E: 0 K: 0 S: 6	H: 1 LOB: 1 BB: 0 P: 8	R: 0 E: 1 K: 2 S: 14	H: 0 LOB: 1 BB: 0 P: 21	1B: 7 2B: 1 3B: 0 HR: 1	SF: 0 SAC: 0 DP: 0 HBP: 1	WP: 0 PB: 0 SB: 0 CS: 0	PA: 41	
PITCHER	IP WLS BF H R ER SO BB IBB HBP BLK WP HR S P ERA WHIP	IP WLS BF H R ER SO BB IBB HBP BLK WP HR S P ERA WHIP	IP WLS BF H R ER SO BB IBB HBP BLK WP HR S P ERA WHIP	IP WLS BF H R ER SO BB IBB HBP BLK WP HR S P ERA WHIP	IP WLS BF H R ER SO BB IBB HBP BLK WP HR S P ERA WHIP	IP WLS BF H R ER SO BB IBB HBP BLK WP HR S P ERA WHIP	IP WLS BF H R ER SO BB IBB HBP BLK WP HR S P ERA WHIP	IP WLS BF H R ER SO BB IBB HBP BLK WP HR S P ERA WHIP	IP WLS BF H R ER SO BB IBB HBP BLK WP HR S P ERA WHIP	IP WLS BF H R ER SO BB IBB HBP BLK WP HR S P ERA WHIP	IP WLS BF H R ER SO BB IBB HBP BLK WP HR S P ERA WHIP	IP WLS BF H R ER SO BB IBB HBP BLK WP HR S P ERA WHIP	IP WLS BF H R ER SO BB IBB HBP BLK WP HR S P ERA WHIP	IP WLS BF H R ER SO BB IBB HBP BLK WP HR S P ERA WHIP	IP WLS BF H R ER SO BB IBB HBP BLK WP HR S P ERA WHIP	IP WLS BF H R ER SO BB IBB HBP BLK WP HR S P ERA WHIP	IP WLS BF H R ER SO BB IBB HBP BLK WP HR S P ERA WHIP	IP WLS BF H R ER SO BB IBB HBP BLK WP HR S P ERA WHIP	IP WLS BF H R ER SO BB IBB HBP BLK WP HR S P ERA WHIP	IP WLS BF H R ER SO BB IBB HBP BLK WP HR S P ERA WHIP	IP WLS BF H R ER SO BB IBB HBP BLK WP HR S P ERA WHIP	IP WLS BF H R ER SO BB IBB HBP BLK WP HR S P ERA WHIP	IP WLS BF H R ER SO BB IBB HBP BLK WP HR S P ERA WHIP



Batter	1	2	3	4	5	6	7	8	9	AB	R	H	RBI	BB	SO	LOB	TOP										
Donnie Sadler, R OBP: 0.258, SLG: 0.328 (1, 6)	G6-3			G2-3	2B 1B		CS 1B			4	1	2	0	0	0	0	Cincinnati Reds @ Houston Astros Enron Field, Houston, TX Fri May 18 2001, 8:05 PM EDT Att: 36,223 - Sunny - 83 F										
Dmitri Young, S OBP: 0.394, SLG: 0.547 (1, 7) (8, 3)	G4-3			FC4-6 1B	1B 2B		CS 1-2	CS 1B		4	1	3	1	0	0	0											
Sean Casey, L OBP: 0.319, SLG: 0.396 (1, 3) (8, 7)	F7			FC4-6 1B HR	1B			F5		4	1	1	1	0	0	2											
Alex Ochoa, R OBP: 0.348, SLG: 0.429 (1, 9)		L9		1-2 HR 1B	F7			K 1-2		4	1	1	0	0	1	2											
Ruben Rivera, R OBP: 0.321, SLG: 0.430 (1, 8)		K		E6 HR				G1-3	SH1-4 1B 2B	4	2	1	0	0	1	2											
Jason LaRue, R OBP: 0.380, SLG: 0.545 (1, 2)		F8		1-2 2-3 HR				F8	SH1-4	3	1	1	4	0	0	0											
Brandon Larson, R OBP: 0.111, SLG: 0.111 (1, 5)				F9				P6	G5-4-3 1B	4	0	1	1	0	1	0											
Juan Castro, R OBP: 0.222, SLG: 0.213 (1, 4)				K				P3	G5-4-3 1-2	4	0	0	0	0	2	1											
Oswaldo Fernandez, R OBP: 0.133, SLG: 0.071 (7, 1) Scott Sullivan, R OBP: 0.236, SLG: 0.500 (7, 1) John Riedling, R OBP: 0.319, SLG: 0.396 (8, 1) Danny Graves, R OBP: 0.258, SLG: 0.328 (1, 6)		G3						K		3	0	0	0	0	2	0	REDS										
Inning Stats	R: 0 E: 0 K: 0 S: 5	H: 0 LOB: 0 BB: 0 P: 7	R: 0 E: 0 K: 1 S: 5	H: 0 LOB: 0 BB: 0 P: 7	R: 0 E: 0 K: 2 S: 10	H: 0 LOB: 0 BB: 0 P: 14	R: 4 E: 1 K: 0 S: 13	H: 3 LOB: 0 BB: 0 P: 15	R: 2 E: 0 K: 2 S: 16	H: 3 LOB: 1 BB: 0 P: 22	R: 0 E: 0 K: 0 S: 7	H: 0 LOB: 0 BB: 0 P: 13	R: 0 E: 0 K: 1 S: 9	H: 1 LOB: 0 BB: 0 P: 13	R: 0 E: 0 K: 1 S: 9	H: 1 LOB: 0 BB: 0 P: 11		R: 1 E: 0 K: 0 S: 9	H: 2 LOB: 0 BB: 0 P: 12	1B: 7 2B: 2 3B: 0 HR: 1	SF: 0 SAC: 1 DP: 1 HBP: 0	WP: 0 PB: 0 SB: 0 CS: 2	PA: 36				
PITCHER	IP	WLS	BF	H	R	ER	SO	BB	IBB	HBP	BLK	WP	HR	S	P	ERA	WHIP										
Kent Bottenfield, R ERA: 4.71 (1, 1)	5.0	L	22	6	6	2	5	0	0	0	0	0	1	49	65	3.60	1.200										
Octavio Dotel, R ERA: 4.7 (8, 1)	2.0		6	1	0	0	1	0	0	0	0	0	0	16	26	0.00	0.500										
Nelson Cruz, R ERA: 3.33 (8, 1)	2.0		7	3	1	1	1	0	0	0	0	0	0	18	23	4.50	1.500										

Batter	1	2	3	4	5	6	7	8	9	AB	R	H	RBI	BB	SO	LOB	BOTTOM										
Julio Lugo, R OBP: 0.342, SLG: 0.500 (1, 6)	G6-3		G6-3		FC5-4 1-2 2-3		2B BB			4	1	1	0	1	0	2	Cincinnati Reds @ Houston Astros Enron Field, Houston, TX Fri May 18 2001, 8:05 PM EDT Att: 36,223 - Sunny - 83 F										
Craig Biggio, R OBP: 0.396, SLG: 0.429 (1, 4)	G6-3		F7			K	17 FC6 1-2 2B		F9	5	0	1	1	0	1	1											
5 Jeff Bagwell, R OBP: 0.315, SLG: 0.544 (1, 3)	G6-3			G4-3		K	17 FC6 BB		G5-3	4	0	0	0	1	1	1											
17 Lance Berkman, S OBP: 0.467, SLG: 0.624 (8, 1) Nelson Cruz, R OBP: 0.319, SLG: 0.396 (8, 1)		G4-3		K		G4-3	FC6 1-2 2-3		FC6	4	0	0	0	0	1	2											
Moises Alou, R OBP: 0.448, SLG: 0.644 (1, 9)		F8		F8		G4-3	G5-3	K		4	0	0	0	0	1	0											
Richard Hidalgo, R OBP: 0.387, SLG: 0.600 (1, 7) (8, 8)		FC6-4 1B BB		FC5-4 1B		1B HR BB	FC6-4 BB			1	1	1	0	3	0	0											
Vinny Castilla, R OBP: 0.252, SLG: 0.376 (1, 5)		FC6-4 1B		L6		F8	K			4	0	1	0	0	1	3											
Brad Ausmus, R OBP: 0.267, SLG: 0.289 (1, 2)		FC6-4 1-2 2-3		FC5-4 1B		HR 1B	FC6-4 1-2			4	1	2	0	0	0	3											
Kent Bottenfield, R OBP: 0.200, SLG: 0.200 (1, 1) Orlando Merced, S OBP: 0.236, SLG: 0.500 (8, PH) Octavio Dotel, R OBP: 0.143, SLG: 0.143 (6, 1) Darvle Ward, L OBP: 0.375, SLG: 0.556 (8, 7)			G6-3			K	1-2 3H HR		G4-3	1	0	0	0	0	0	0											
Inning Stats	R: 0 E: 0 K: 0 S: 8	H: 0 LOB: 0 BB: 0 P: 13	R: 0 E: 0 K: 0 S: 12	H: 1 LOB: 2 BB: 1 P: 20	R: 0 E: 0 K: 1 S: 6	H: 0 LOB: 0 BB: 0 P: 13	R: 0 E: 0 K: 1 S: 10	H: 0 LOB: 0 BB: 0 P: 16	R: 0 E: 0 K: 2 S: 15	H: 0 LOB: 0 BB: 0 P: 20	R: 4 E: 0 K: 0 S: 16	H: 3 LOB: 3 BB: 3 P: 35	R: 0 E: 0 K: 2 S: 8	H: 0 LOB: 1 BB: 1 P: 15	R: 0 E: 0 K: 0 S: 12	H: 1 LOB: 1 BB: 0 P: 16	1B: 4 2B: 2 3B: 0 HR: 1	SF: 0 SAC: 0 DP: 0 HBP: 0	WP: 0 PB: 0 SB: 0 CS: 0	PA: 39							
PITCHER	IP	WLS	BF	H	R	ER	SO	BB	IBB	HBP	BLK	WP	HR	S	P	ERA	WHIP										
Oswaldo Fernandez, R ERA: 5.44 (7, 1)	6.2	W	27	5	3	3	4	2	0	0	0	0	0	70	116	4.05	1.050										
Scott Sullivan, R ERA: 4.5 (7, 1)	0.0		3	1	1	1	0	2	0	0	0	0	0	6	15	-	-										
John Riedling, R ERA: 2.88 (7, 1)	1.1	H	5	0	0	0	2	1	0	0	0	0	0	9	17	0.00	0.750										
Danny Graves, R ERA: 3.15 (8, 1)	1.0	S	4	1	0	0	0	0	0	0	0	0	0	12	16	0.00	1.000										

Batter	1	2	3	4	5	6	7	8	9	AB	R	H	RBI	BB	SO	LOB	TOP			
Donnie Sadler, R (1, 6) OBP: 0.273, SLG: 0.317 Juan Castro, R (7, 6) OBP: 0.222, SLG: 0.213	G3-1		G1-3 BB				G5-3			2	0	0	0	2	0	0	Cincinnati Reds @ Houston Astros Enron Field, Houston, TX Sat May 19 2001, 8:05 PM EDT Att: 41,131 - Cloudy - 83 F			
Dmitri Young, S (1, 7) OBP: 0.345, SLG: 0.443 Michael Tucker, L (7, 7) OBP: 0.325, SLG: 0.429	G6-3		G1-3				G4-3		HR	3	0	0	0	0	0	2				
Sean Casey, L (1, 3) OBP: 0.396, SLG: 0.545									1B	4	0	2	0	0	1	1				
Alex Ochoa, R (1, 9) OBP: 0.346, SLG: 0.424	G6-3								1B	4	0	1	0	0	0	1				
Ruben Rivera, R (1, 8) OBP: 0.330, SLG: 0.434									1B	4	0	2	0	0	1	2				
Pokey Reese, R (1, 4) OBP: 0.324, SLG: 0.368									1B	3	1	1	1	1	1	2				
Bill Selby, L (1, 5) Brandon Larson, R (9, PH) OBP: 0.100, SLG: 0.100									HR	3	0	0	0	0	1	2				
Kelly Stinnett, R (1, 2) OBP: 0.352, SLG: 0.423									HR	4	1	1	1	0	2	1				
Chris Reitsma, R (1, 1) OBP: 0.278, SLG: 0.188 Deion Sanders, L (7, PH) OBP: 0.244, SLG: 0.289 Scott Winchester, R (7, 1) Jason LaRue, R (9, PH) OBP: 0.375, SLG: 0.537									HR	2	0	0	0	0	1	0				
									G5-3	1	0	0	0	0	0	0				
Inning Stats	R: 0 E: 0 K: 0 S: 8	H: 1 LOB: 1 BB: 0 P: 11	R: 0 E: 0 K: 1 S: 7	H: 1 LOB: 1 BB: 1 P: 14	R: 0 E: 0 K: 2 S: 8	H: 0 LOB: 1 BB: 1 P: 14	R: 0 E: 0 K: 1 S: 10	H: 1 LOB: 1 BB: 0 P: 14	R: 0 E: 0 K: 0 S: 10	H: 0 LOB: 0 BB: 0 P: 9	R: 2 E: 0 K: 1 S: 14	H: 2 LOB: 0 BB: 0 P: 16	R: 1 E: 0 K: 1 S: 10	H: 3 LOB: 1 BB: 0 P: 13	R: 0 E: 0 K: 2 S: 8	H: 0 LOB: 0 BB: 0 P: 10	1B: 5 2B: 0 3B: 0 HR: 3	SF: 0 SAC: 0 DP: 1 HBP: 0	WP: 0 PB: 0 SB: 0 CS: 1	PA: 36
PITCHER	IP WLS BF H R ER SO BB IBB HBP BLK WP HR S P ERA WHIP																			
Wade Miller, R (1, 1) ERA: 2.97	7.0 W 28 5 2 2 6 3 0 0 0 0 0 2 63 95 2.57 1.143																			
Michael Jackson, L (8, 1) ERA: 3.5	1.0 H 5 3 1 1 1 0 0 0 0 0 0 1 10 13 9.00 3.000																			
Billy Wagner, L (9, 1) ERA: 3.1	1.0 S 3 0 0 0 2 0 0 0 0 0 0 0 8 10 0.00 0.000																			

Batter	1	2	3	4	5	6	7	8	9	AB	R	H	RBI	BB	SO	LOB	BOTTOM			
Julio Lugo, R (1, 6) OBP: 0.333, SLG: 0.493	F8		SF8							2	0	0	2	0	0	1	Cincinnati Reds @ Houston Astros Enron Field, Houston, TX Sat May 19 2001, 8:05 PM EDT Att: 41,131 - Cloudy - 83 F			
Craig Biggio, R (1, 4) OBP: 0.392, SLG: 0.424	F9		G6-3							4	0	1	0	0	0	1				
5 Jeff Bagwell, R (1, 3) OBP: 0.412, SLG: 0.556	F5									4	1	1	1	0	0	1				
17 Lance Berkman, S (1, 8) OBP: 0.474, SLG: 0.650 Glen Barker, S (9, PR) OBP: 0.235, SLG: 0.143										4	1	3	1	0	0	0				
Moises Alou, R (1, 9) OBP: 0.450, SLG: 0.639										0	1	0	0	0	0	0				
Richard Hidalgo, R (1, 7) OBP: 0.377, SLG: 0.586										4	0	2	0	0	1	1				
Vinny Castilla, R (1, 5) OBP: 0.252, SLG: 0.372										3	0	0	1	0	1	2				
Brad Ausmus, R (1, 2) OBP: 0.276, SLG: 0.306										4	1	1	0	0	1	2				
Wade Miller, R (1, 1) OBP: 0.100, SLG: 0.105 Orlando Merced, S (7, PH) OBP: 0.278, SLG: 0.485 Michael Jackson, R (8, 1) Billy Wagner, L (9, 1)										0	0	0	0	0	0	0				
										1	1	0	0	0	0	0				
										0	0	0	0	0	0	0				
										0	0	0	0	0	0	0				
Inning Stats	R: 0 E: 0 K: 0 S: 9	H: 0 LOB: 0 BB: 0 P: 12	R: 0 E: 0 K: 2 S: 10	H: 1 LOB: 1 BB: 0 P: 13	R: 1 E: 0 K: 0 S: 5	H: 1 LOB: 0 BB: 0 P: 8	R: 0 E: 0 K: 0 S: 8	H: 1 LOB: 1 BB: 0 P: 11	R: 1 E: 0 K: 0 S: 11	H: 2 LOB: 1 BB: 0 P: 17	R: 2 E: 0 K: 1 S: 9	H: 2 LOB: 0 BB: 0 P: 13	R: 1 E: 0 K: 0 S: 12	H: 1 LOB: 1 BB: 0 P: 15	R: 1 E: 0 K: 0 S: 6	H: 2 LOB: 1 BB: 0 P: 9	1B: 7 2B: 2 3B: 0 HR: 2	SF: 3 SAC: 2 DP: 1 HBP: 0	WP: 1 PB: 0 SB: 1 CS: 0	PA: 34
PITCHER	IP WLS BF H R ER SO BB IBB HBP BLK WP HR S P ERA WHIP																			
Chris Reitsma, R (1, 1) ERA: 4.37	6.0 L 25 7 4 4 3 0 0 0 0 0 0 0 2 52 74 6.00 1.167																			
Scott Winchester, R (7, 1) ERA: 4.82	2.0 9 3 2 1 0 0 0 0 0 0 0 0 18 24 4.50 1.500																			

Batter	1	2	3	4	5	6	7	8	9	AB	R	H	RBI	BB	SO	LOB	TOP										
Pokey Reese, R OBP: 0.314, SLG: 0.372										4	1	2	1	1	0	1	Cincinnati Reds @ Houston Astros Enron Field, Houston, TX Sun May 20 2001, 2:35 PM EDT Att: 36,296 - Dome - 72 F										
Michael Tucker, L OBP: 0.328, SLG: 0.448										4	1	1	1	1	1	3											
Sean Casey, L OBP: 0.396, SLG: 0.561										5	1	2	3	0	1	2											
Alex Ochoa, R OBP: 0.341, SLG: 0.417										5	0	1	0	0	1	4											
Ruben Rivera, R OBP: 0.323, SLG: 0.414										4	0	0	0	0	3	4											
Jason LaRue, R OBP: 0.381, SLG: 0.535										4	1	2	0	0	1	0											
Brandon Larson, R OBP: 0.143, SLG: 0.077										3	1	0	0	1	0	2											
Juan Castro, R OBP: 0.224, SLG: 0.215										4	1	1	1	0	1	2											
Elmer Dessens, R OBP: 0.222, SLG: 0.125										3	0	1	0	0	2	4											
Scott Sullivan, R OBP: 0.224, SLG: 0.125										1	0	0	0	0	1	0											
Danny Graves, R OBP: 0.224, SLG: 0.125										0	0	0	0	0	0	0											
Inning Stats	R: 1 E: 1 K: 2 S: 10	H: 1 LOB: 1 BB: 0 P: 18	R: 0 E: 0 K: 0 S: 8	H: 0 LOB: 0 BB: 0 P: 11	R: 2 E: 0 K: 1 S: 13	H: 4 LOB: 1 BB: 0 P: 21	R: 3 E: 0 K: 1 S: 13	H: 4 LOB: 2 BB: 1 P: 26	R: 0 E: 0 K: 2 S: 8	H: 0 LOB: 2 BB: 0 P: 17	R: 0 E: 0 K: 1 S: 8	H: 0 LOB: 0 BB: 0 P: 9	R: 0 E: 0 K: 1 S: 7	H: 0 LOB: 0 BB: 0 P: 8	R: 0 E: 0 K: 1 S: 9	H: 0 LOB: 0 BB: 0 P: 10	1B: 8 2B: 0 3B: 0 HR: 2	SF: 0 SAC: 0 DP: 1 HBP: 1	WP: 1 PB: 0 SB: 2 CS: 0	PA: 41							
PITCHER	IP	WLS	BF	H	R	ER	SO	BB	IBB	HBP	BLK	WP	HR	S	P	ERA	WHIP										
Jose Lima, R ERA: 7.14	3.1	L	19	8	6	5	4	1	0	0	0	0	2	40	68	13.50	2.700										
44 Roy Oswalt, R ERA: 0.93	1.2		8	2	0	0	2	0	0	1	0	0	0	17	25	0.00	1.200										
Octavio Dotel, R ERA: 4.41	2.0		8	0	0	0	3	2	0	0	0	1	0	16	30	0.00	1.000										
Jay Powell, R ERA: 4.64	1.0		3	0	0	0	1	0	0	0	0	0	0	7	8	0.00	0.000										
Nelson Cruz, R ERA: 3.2	1.0		3	0	0	0	1	0	0	0	0	0	0	9	10	0.00	0.000										

Batter	1	2	3	4	5	6	7	8	9	AB	R	H	RBI	BB	SO	LOB	BOTTOM										
Julio Lugo, R OBP: 0.331, SLG: 0.487										4	1	1	0	0	3	0	Cincinnati Reds @ Houston Astros Enron Field, Houston, TX Sun May 20 2001, 2:35 PM EDT Att: 36,296 - Dome - 72 F										
5 Jeff Bagwell, R OBP: 0.415, SLG: 0.566										1	0	1	0	0	0	0											
Jose Vizcaino, S OBP: 0.310, SLG: 0.315										5	0	2	0	0	0	1											
17 Lance Berkman, S OBP: 0.483, SLG: 0.662										5	1	4	2	0	0	1											
Richard Hidalgo, R OBP: 0.365, SLG: 0.565										5	0	0	0	0	1	7											
Moises Alou, R OBP: 0.452, SLG: 0.661										4	1	2	2	0	0	2											
Darley Ward, L OBP: 0.369, SLG: 0.579										4	1	1	1	0	1	1											
Charlie Hayes, R OBP: 0.240, SLG: 0.100										3	0	0	0	1	1	1											
Brad Ausmus, R OBP: 0.268, SLG: 0.297										4	0	0	0	0	1	1											
Jose Lima, R ERA: 7.14										1	0	0	0	0	1	0											
44 Roy Oswalt, R ERA: 0.93										0	0	0	0	0	0	0											
Orlando Merced, S ERA: 0.500										1	1	1	0	0	0	0											
Octavio Dotel, R ERA: 4.41										0	0	0	0	0	0	0											
Glen Barker, S ERA: 0.133										1	0	0	0	0	0	0											
Jay Powell, R ERA: 4.64										0	0	0	0	0	0	0											
Vinny Castilla, R ERA: 0.368										1	0	0	0	0	0	0											
Nelson Cruz, R ERA: 3.2										0	0	0	0	0	0	0											
Inning Stats	R: 0 E: 0 K: 1 S: 11	H: 1 LOB: 1 BB: 0 P: 16	R: 0 E: 0 K: 1 S: 13	H: 0 LOB: 1 BB: 1 P: 23	R: 0 E: 0 K: 2 S: 8	H: 0 LOB: 0 BB: 0 P: 12	R: 1 E: 0 K: 0 S: 11	H: 2 LOB: 1 BB: 0 P: 18	R: 2 E: 0 K: 0 S: 18	H: 4 LOB: 2 BB: 0 P: 24	R: 0 E: 0 K: 1 S: 8	H: 0 LOB: 0 BB: 0 P: 10	R: 0 E: 0 K: 3 S: 17	H: 2 LOB: 2 BB: 0 P: 27	R: 2 E: 0 K: 1 S: 13	H: 2 LOB: 1 BB: 0 P: 21	R: 0 E: 0 K: 0 S: 8	H: 1 LOB: 1 BB: 0 P: 10	1B: 8 2B: 2 3B: 0 HR: 2	SF: 0 SAC: 0 DP: 0 HBP: 0	WP: 0 PB: 2 SB: 0 CS: 1	PA: 40					
PITCHER	IP	WLS	BF	H	R	ER	SO	BB	IBB	HBP	BLK	WP	HR	S	P	ERA	WHIP										
Elmer Dessens, R ERA: 4.94	5.0	W	23	4	2	2	4	0	0	0	0	0	2	30	47	9.00	2.000										
Scott Sullivan, R ERA: 4.85	2.0	H	10	4	2	2	4	0	0	0	0	0	2	30	47	9.00	2.000										
Danny Graves, R ERA: 2.86	2.0	S	7	1	0	0	1	0	0	0	0	0	0	16	21	0.00	0.500										

Batter	1	2	3	4	5	6	7	8	9	AB	R	H	RBI	BB	SO	LOB	TOP				
Rickey Henderson, R OBP: 0.417, SLG: 0.505	0-0 1B HR	2-3 K			1-0 G5-3		4-2 1B HR BB		3-3 K	4	2	1	0	1	2	1					
Mark Kotsay, L OBP: 0.356, SLG: 0.404	2-1 1B HR		0-0 G4-3		2-1 L5		0-2 1B HR			4	2	2	0	0	0	0					
Ryan Klesko, L OBP: 0.416, SLG: 0.570	3-2 1B HR		0-0			4-1 1B BB	0-0 1B HR			3	3	3	6	1	0	0					
Phil Nevin, R OBP: 0.400, SLG: 0.638	3-2 G6-3		2-3 K			0-1 1B BB	0-3 K			4	0	1	0	0	2	1					
Ben Davis, S OBP: 0.430, SLG: 0.442	0-1 G3		2-3 K			1-2 F7		1-0 F7		4	0	0	0	0	1	3					
Bubba Trammell, R OBP: 0.377, SLG: 0.545	2-1 G5-3			2-2 P3		0-2 G1-6-3 1B		0-1 G6-3		4	0	1	1	0	0	0					
Adam Riggs, R OBP: 0.320, SLG: 0.304		0-2 G5-3 1B		0-2 G6-3		1-1 G1-6-3		1-3 K		4	0	1	0	0	1	2					
Trevor Hoffman, R (8, 1)										0	0	0	0	0	0	0					
Chris Gomez, R OBP: 0.246, SLG: 0.184	(1, 6) (8, 4)	1-0 G5-3		0-1 L9		2-0 K2 1B		3-3 K		4	0	1	0	0	1	1					
Adam Eaton, R OBP: 0.227, SLG: 0.200	(1, 1)		0-3 K		1-3 K			1-3 K		3	0	0	0	0	3	2					
Kevin Walker, L (7, 1)										0	0	0	0	0	0	0					
Tom Davey, R (7, 1)										0	0	0	0	0	0	0					
Donaldo Mendez, R OBP: 0.215, SLG: 0.202	(8, 6)									1	0	0	0	0	1	0					
Inning Stats	R: 3 E: 0 K: 0 S: 13	H: 3 LOB: 0 BB: 0 P: 23	R: 0 E: 0 K: 2 S: 11	H: 1 LOB: 1 BB: 0 P: 14	R: 0 E: 0 K: 2 S: 8	H: 1 LOB: 0 BB: 0 P: 12	R: 0 E: 0 K: 0 S: 8	H: 0 LOB: 0 BB: 0 P: 10	R: 0 E: 0 K: 1 S: 6	H: 2 LOB: 1 BB: 1 P: 17	R: 3 E: 0 K: 1 S: 15	H: 3 LOB: 0 BB: 1 P: 21	R: 0 E: 0 K: 1 S: 6	H: 0 LOB: 0 BB: 0 P: 8	R: 0 E: 0 K: 3 S: 11	H: 0 LOB: 0 BB: 0 P: 18	1B: 7 2B: 1 3B: 1 HR: 2	SF: 0 SAC: 0 DP: 2 HBP: 0	WP: 0 PB: 0 SB: 0 CS: 0	PA: 37	
PITCHER	IP WLS BF H R ER SO BB IBB HBP BLK WP HR S P ERA WHIP	IP WLS BF H R ER SO BB IBB HBP BLK WP HR S P ERA WHIP	IP WLS BF H R ER SO BB IBB HBP BLK WP HR S P ERA WHIP	IP WLS BF H R ER SO BB IBB HBP BLK WP HR S P ERA WHIP	IP WLS BF H R ER SO BB IBB HBP BLK WP HR S P ERA WHIP	IP WLS BF H R ER SO BB IBB HBP BLK WP HR S P ERA WHIP	IP WLS BF H R ER SO BB IBB HBP BLK WP HR S P ERA WHIP	IP WLS BF H R ER SO BB IBB HBP BLK WP HR S P ERA WHIP	IP WLS BF H R ER SO BB IBB HBP BLK WP HR S P ERA WHIP	IP WLS BF H R ER SO BB IBB HBP BLK WP HR S P ERA WHIP	IP WLS BF H R ER SO BB IBB HBP BLK WP HR S P ERA WHIP	IP WLS BF H R ER SO BB IBB HBP BLK WP HR S P ERA WHIP	IP WLS BF H R ER SO BB IBB HBP BLK WP HR S P ERA WHIP	IP WLS BF H R ER SO BB IBB HBP BLK WP HR S P ERA WHIP	IP WLS BF H R ER SO BB IBB HBP BLK WP HR S P ERA WHIP	IP WLS BF H R ER SO BB IBB HBP BLK WP HR S P ERA WHIP	IP WLS BF H R ER SO BB IBB HBP BLK WP HR S P ERA WHIP	IP WLS BF H R ER SO BB IBB HBP BLK WP HR S P ERA WHIP	IP WLS BF H R ER SO BB IBB HBP BLK WP HR S P ERA WHIP	IP WLS BF H R ER SO BB IBB HBP BLK WP HR S P ERA WHIP	IP WLS BF H R ER SO BB IBB HBP BLK WP HR S P ERA WHIP

San Diego Padres @ Houston Astros
Enron Field, Houston, TX
Mon May 21 2001, 8:05 PM EDT
Att: 28,119 - Cloudy - 84 F

AB 35
R 7
H 10
RBI 7
BB 2
SO 11
LOB 10



Batter	1	2	3	4	5	6	7	8	9	AB	R	H	RBI	BB	SO	LOB	BOTTOM				
Julio Lugo, R OBP: 0.327, SLG: 0.478	1-0 F8		2-2 F8	2-0 P6			0-1 F9		2-2 5 BB 1B	5	0	1	0	0	0	2					
Craig Biggio, R OBP: 0.398, SLG: 0.426	2-1 5 G1-4-3 1B		4-2 5 HR BB		0-0 17 1B		0-1 E1 17 3B		0-1 B1	4	2	2	0	1	0	1					
5 Jeff Bagwell, R OBP: 0.415, SLG: 0.577	2-2 G1-4-3 1-2		1-2 1H 2H 3H HR		2-3 K		3-3 K		4-2 17 G6-4-3 BB	4	1	1	4	1	2	3					
17 Lance Berkman, S OBP: 0.486, SLG: 0.680		3-3 K	0-0 1B 2B		0-2 1B		3-2 1H 3B		0-0 G6-4-3 1-2	5	1	3	1	0	1	2					
Moises Alou, R OBP: 0.445, SLG: 0.647	(1, 9)	2-1 F8	2-1 E 1B		1-0 F8		2-1 F8			4	0	1	1	0	0	3					
Richard Hidalgo, R OBP: 0.356, SLG: 0.549	(1, 7)	0-3 K	0-1 E6		0-1 L8			2-3 K		4	0	0	0	0	2	3					
Vinny Castilla, R OBP: 0.250, SLG: 0.364	(1, 5)					1-1 G5-3		2-1 F8		4	1	1	0	0	1	2					
Tony Eusebio, R OBP: 0.333, SLG: 0.447	(1, 2)		2-1 5 HR BB		2-3 K			0-0 1B		4	1	2	0	0	2	0					
Brad Ausmus, R OBP: 0.298, SLG: 0.297	(8, PR) (9, 2)		1-2 K							0	0	0	0	0	0	0					
Shane Reynolds, R (1, 1)			0-3 K		1-3 K		0-3 K			3	0	0	0	0	3	2					
Jay Powell, R (7, 1)										0	0	0	0	0	0	0					
Daryle Ward, L OBP: 0.365, SLG: 0.571	(8, PH)									1	0	0	0	0	1	1					
Octavio Dotel, R OBP: 0.143, SLG: 0.143	(9, 1)									0	0	0	0	0	0	0					
Inning Stats	R: 0 E: 0 K: 0 S: 6	H: 1 LOB: 0 BB: 0 P: 11	R: 0 E: 0 K: 2 S: 9	H: 0 LOB: 0 BB: 0 P: 14	R: 5 E: 1 K: 2 S: 25	H: 5 LOB: 2 BB: 1 P: 38	R: 0 E: 0 K: 2 S: 7	H: 0 LOB: 0 BB: 0 P: 12	R: 0 E: 0 K: 2 S: 9	H: 0 LOB: 0 BB: 0 P: 12	R: 1 E: 1 K: 1 S: 14	H: 1 LOB: 1 BB: 0 P: 22	R: 0 E: 0 K: 2 S: 9	H: 1 LOB: 1 BB: 0 P: 13	R: 0 E: 0 K: 0 S: 8	H: 1 LOB: 1 BB: 1 P: 14	1B: 8 2B: 1 3B: 1 HR: 1	SF: 0 SAC: 0 DP: 2 HBP: 0	WP: 0 PB: 0 SB: 0 CS: 0	PA: 40	
PITCHER	IP WLS BF H R ER SO BB IBB HBP BLK WP HR S P ERA WHIP	IP WLS BF H R ER SO BB IBB HBP BLK WP HR S P ERA WHIP	IP WLS BF H R ER SO BB IBB HBP BLK WP HR S P ERA WHIP	IP WLS BF H R ER SO BB IBB HBP BLK WP HR S P ERA WHIP	IP WLS BF H R ER SO BB IBB HBP BLK WP HR S P ERA WHIP	IP WLS BF H R ER SO BB IBB HBP BLK WP HR S P ERA WHIP	IP WLS BF H R ER SO BB IBB HBP BLK WP HR S P ERA WHIP	IP WLS BF H R ER SO BB IBB HBP BLK WP HR S P ERA WHIP	IP WLS BF H R ER SO BB IBB HBP BLK WP HR S P ERA WHIP	IP WLS BF H R ER SO BB IBB HBP BLK WP HR S P ERA WHIP	IP WLS BF H R ER SO BB IBB HBP BLK WP HR S P ERA WHIP	IP WLS BF H R ER SO BB IBB HBP BLK WP HR S P ERA WHIP	IP WLS BF H R ER SO BB IBB HBP BLK WP HR S P ERA WHIP	IP WLS BF H R ER SO BB IBB HBP BLK WP HR S P ERA WHIP	IP WLS BF H R ER SO BB IBB HBP BLK WP HR S P ERA WHIP	IP WLS BF H R ER SO BB IBB HBP BLK WP HR S P ERA WHIP	IP WLS BF H R ER SO BB IBB HBP BLK WP HR S P ERA WHIP	IP WLS BF H R ER SO BB IBB HBP BLK WP HR S P ERA WHIP	IP WLS BF H R ER SO BB IBB HBP BLK WP HR S P ERA WHIP	IP WLS BF H R ER SO BB IBB HBP BLK WP HR S P ERA WHIP	IP WLS BF H R ER SO BB IBB HBP BLK WP HR S P ERA WHIP

San Diego Padres @ Houston Astros
Enron Field, Houston, TX
Mon May 21 2001, 8:05 PM EDT
Att: 28,119 - Cloudy - 84 F

AB 38
R 6
H 11
RBI 6
BB 2
SO 12
LOB 19



Batter	1	2	3	4	5	6	7	8	9	AB	R	H	RBI	BB	SO	LOB	TOP				
Rickey Henderson, R OBP: 0.417, SLG: 0.495	4-2 CS BB	1-2 FC6-4 1B			1-0 F8		2-3 K		1-3 K	4	0	1	1	1	2	1					
Mark Kotsay, L OBP: 0.355, SLG: 0.407	1-0 L9	0-0 FC6-4 1-2f			4-2 HR BB		0-0 G6-3		0-2 2B	4	1	1	0	1	0	4					
Ryan Klesko, L OBP: 0.426, SLG: 0.610	1-3 K 1-2		2-2 HR		0-0 HR			4-0 BB 1B BB	4-0 IBB	3	2	2	3	2	1	1					
Phil Nevin, R OBP: 0.400, SLG: 0.629		1-2 BB FC4-6 1B	0-3 K		1-3 K			1-1 BB 1B	0-2 G6-3	5	1	2	0	0	2	2					
Ben Davis, S OBP: 0.425, SLG: 0.431		4-0 FC4-6 1B BB	1-3 K		2-2 F7			1-0 F8		3	1	0	0	1	1	2					
Bubba Trammell, R OBP: 0.380, SLG: 0.537		4-1 FC4-6 1B BB	0-0 F7		1-1 F8			4-2 FC4-6 1B BB		2	0	0	0	2	0	0					
Adam Riggs, R Jay Witasick, R	1-1 FC4-6 1B		1-3 K		1-0 G4-3			1-3 K		4	1	0	1	0	2	5	AB 33				
Chris Gomez, R OBP: 0.246, SLG: 0.189	0-2 1B 1B		0-0 F8		2-1 F7			1-0 FC4-6 1-2f		4	0	1	1	0	0	3	R 6				
Woody Williams, R Donaldto Mendez, R	2-0 F9		1-3 K		0-0 G6-3 1B			1-0 G6-3		3	0	1	0	0	1	2	H 8				
										1	0	0	0	0	0	0	RBI 6				
																	BB 7				
																	SO 9				
																	LOB 20				
Inning Stats	R: 0 E: 0 K: 1 S: 6	H: 0 LOB: 0 BB: 1 P: 12	R: 3 E: 0 K: 0 S: 16	H: 3 LOB: 2 BB: 2 P: 29	R: 1 E: 0 K: 2 S: 11	H: 1 LOB: 0 BB: 0 P: 14	R: 0 E: 0 K: 2 S: 8	H: 0 LOB: 0 BB: 0 P: 10	R: 2 E: 0 K: 1 S: 11	H: 1 LOB: 0 BB: 1 P: 19	R: 0 E: 0 K: 1 S: 5	H: 1 LOB: 0 BB: 0 P: 7	R: 0 E: 0 K: 1 S: 9	H: 1 LOB: 3 BB: 2 P: 21	R: 0 E: 0 K: 1 S: 10	H: 1 LOB: 2 BB: 1 P: 16	1B: 5 2B: 1 3B: 0 HR: 2	SF: 0 SAC: 0 DP: 1 HBP: 0	WP: 0 PB: 0 SB: 0 CS: 1	PA: 40	
PITCHER	IP WLS BF H R ER SO BB IBB HBP BLK WP HR S P ERA WHIP	IP WLS BF H R ER SO BB IBB HBP BLK WP HR S P ERA WHIP	IP WLS BF H R ER SO BB IBB HBP BLK WP HR S P ERA WHIP	IP WLS BF H R ER SO BB IBB HBP BLK WP HR S P ERA WHIP	IP WLS BF H R ER SO BB IBB HBP BLK WP HR S P ERA WHIP	IP WLS BF H R ER SO BB IBB HBP BLK WP HR S P ERA WHIP	IP WLS BF H R ER SO BB IBB HBP BLK WP HR S P ERA WHIP	IP WLS BF H R ER SO BB IBB HBP BLK WP HR S P ERA WHIP	IP WLS BF H R ER SO BB IBB HBP BLK WP HR S P ERA WHIP	IP WLS BF H R ER SO BB IBB HBP BLK WP HR S P ERA WHIP	IP WLS BF H R ER SO BB IBB HBP BLK WP HR S P ERA WHIP	IP WLS BF H R ER SO BB IBB HBP BLK WP HR S P ERA WHIP	IP WLS BF H R ER SO BB IBB HBP BLK WP HR S P ERA WHIP	IP WLS BF H R ER SO BB IBB HBP BLK WP HR S P ERA WHIP	IP WLS BF H R ER SO BB IBB HBP BLK WP HR S P ERA WHIP	IP WLS BF H R ER SO BB IBB HBP BLK WP HR S P ERA WHIP	IP WLS BF H R ER SO BB IBB HBP BLK WP HR S P ERA WHIP	IP WLS BF H R ER SO BB IBB HBP BLK WP HR S P ERA WHIP	IP WLS BF H R ER SO BB IBB HBP BLK WP HR S P ERA WHIP	IP WLS BF H R ER SO BB IBB HBP BLK WP HR S P ERA WHIP	IP WLS BF H R ER SO BB IBB HBP BLK WP HR S P ERA WHIP

San Diego Padres @ Houston Astros
Enron Field, Houston, TX
Tue May 22 2001, 8:05 PM EDT
Att: 31,094 - Sunny - 84 F

AB 33
R 6
H 8
RBI 6
BB 7
SO 9
LOB 20



Batter	1	2	3	4	5	6	7	8	9	AB	R	H	RBI	BB	SO	LOB	BOTTOM				
Julio Lugo, R OBP: 0.320, SLG: 0.466	1-0 F9		3-3 K		0-3 K			1-2 G5-3		4	0	0	0	0	2	1					
Craig Biggio, R OBP: 0.390, SLG: 0.416	0-1 G4-3			0-1 F8		0-0 F7		1-0 F8		4	0	0	0	0	0	0					
5 Jeff Bagwell, R OBP: 0.411, SLG: 0.569	3-3 K		3-3 K		1-1 F9			3-2 17 BB 1B		4	0	1	0	0	2	0					
17 Lance Berkman, S OBP: 0.492, SLG: 0.700		1-3 K		1-2 1B		1-1 HR		4-1 1B BB		3	1	2	1	1	1	0					
Moises Alou, R OBP: 0.439, SLG: 0.633		2-2 E5		0-1 F8		0-0 1B		0-1 F9		4	0	1	0	0	0	3					
Richard Hidalgo, R OBP: 0.356, SLG: 0.548		2-2 E5		0-1 1B SF9		0-2 1B		1-3 K		4	1	2	0	0	1	1					
Vinny Castilla, R OBP: 0.242, SLG: 0.352		0-0 FC5-2-6		0-0 F2		0-2 G4-3		0-2 F9		4	0	0	0	0	0	3	AB 33				
Brad Ausmus, R OBP: 0.268, SLG: 0.295			0-0 F8		3-2 1B		1-2 G6-3		2-1 G6-3	4	0	1	0	0	0	0	R 2				
Scott Elarton, R Orlando Merced, S Neison Cruz, R			0-3 K		1-0 SF9		1-3 K			1	0	0	0	0	1	0	H 7				
Charlie Hayes, R 44 Roy Oswalt, R										0	0	0	0	0	0	0	RBI 2				
																	BB 1				
																	SO 8				
																	LOB 8				
Inning Stats	R: 0 E: 0 K: 1 S: 6	H: 0 LOB: 0 BB: 0 P: 10	R: 0 E: 2 K: 1 S: 10	H: 1 LOB: 1 BB: 0 P: 15	R: 0 E: 0 K: 2 S: 8	H: 0 LOB: 0 BB: 0 P: 11	R: 0 E: 0 K: 1 S: 11	H: 1 LOB: 1 BB: 0 P: 15	R: 1 E: 0 K: 0 S: 9	H: 2 LOB: 1 BB: 0 P: 11	R: 0 E: 0 K: 1 S: 12	H: 0 LOB: 0 BB: 0 P: 14	R: 0 E: 0 K: 0 S: 11	H: 1 LOB: 2 BB: 1 P: 20	R: 0 E: 0 K: 1 S: 11	H: 0 LOB: 0 BB: 0 P: 14	1B: 6 2B: 1 3B: 0 HR: 1	SF: 1 SAC: 0 DP: 1 HBP: 0	WP: 0 PB: 0 SB: 0 CS: 0	PA: 35	
PITCHER	IP WLS BF H R ER SO BB IBB HBP BLK WP HR S P ERA WHIP	IP WLS BF H R ER SO BB IBB HBP BLK WP HR S P ERA WHIP	IP WLS BF H R ER SO BB IBB HBP BLK WP HR S P ERA WHIP	IP WLS BF H R ER SO BB IBB HBP BLK WP HR S P ERA WHIP	IP WLS BF H R ER SO BB IBB HBP BLK WP HR S P ERA WHIP	IP WLS BF H R ER SO BB IBB HBP BLK WP HR S P ERA WHIP	IP WLS BF H R ER SO BB IBB HBP BLK WP HR S P ERA WHIP	IP WLS BF H R ER SO BB IBB HBP BLK WP HR S P ERA WHIP	IP WLS BF H R ER SO BB IBB HBP BLK WP HR S P ERA WHIP	IP WLS BF H R ER SO BB IBB HBP BLK WP HR S P ERA WHIP	IP WLS BF H R ER SO BB IBB HBP BLK WP HR S P ERA WHIP	IP WLS BF H R ER SO BB IBB HBP BLK WP HR S P ERA WHIP	IP WLS BF H R ER SO BB IBB HBP BLK WP HR S P ERA WHIP	IP WLS BF H R ER SO BB IBB HBP BLK WP HR S P ERA WHIP	IP WLS BF H R ER SO BB IBB HBP BLK WP HR S P ERA WHIP	IP WLS BF H R ER SO BB IBB HBP BLK WP HR S P ERA WHIP	IP WLS BF H R ER SO BB IBB HBP BLK WP HR S P ERA WHIP	IP WLS BF H R ER SO BB IBB HBP BLK WP HR S P ERA WHIP	IP WLS BF H R ER SO BB IBB HBP BLK WP HR S P ERA WHIP	IP WLS BF H R ER SO BB IBB HBP BLK WP HR S P ERA WHIP	IP WLS BF H R ER SO BB IBB HBP BLK WP HR S P ERA WHIP

San Diego Padres @ Houston Astros
Enron Field, Houston, TX
Tue May 22 2001, 8:05 PM EDT
Att: 31,094 - Sunny - 84 F

AB 33
R 2
H 7
RBI 2
BB 1
SO 8
LOB 8



Batter	1	2	3	4	5	6	7	8	9	AB	R	H	RBI	BB	SO	LOB	TOP															
Mike Colangelo, R (1, 7) OBP: 0.348, SLG: 0.513	F7		F2B BB	K			K		G6-3	4	1	0	0	1	2	3	San Diego Padres @ Houston Astros Enron Field, Houston, TX Wed May 23 2001, 4:05 PM EDT Att: 34,225 - Sunny - 82 F															
Mark Kotsay, L (1, 8) OBP: 0.375, SLG: 0.451	HR		E6 2B G6-3				2B 1B		1B	5	2	4	2	0	0	1																
Ryan Klesko, L (1, 3) OBP: 0.426, SLG: 0.616	G6-3		F8 2B 2B				1B 2B		K	5	1	2	2	0	1	2																
Phil Nevin, R (1, 5) OBP: 0.390, SLG: 0.612	K		G6-3				G5-3		K	4	0	0	1	0	1	5																
Bubba Trammell, R (1, 9) OBP: 0.377, SLG: 0.529			F8 1B				K		F9	4	0	1	0	0	1	1																
Wiki Gonzalez, R (1, 2) OBP: 0.310, SLG: 0.500			L7						F3	4	0	2	1	0	0	1																
Jay Witasick, R (8, 1)			2B				G3-6-1 1B			0	0	0	0	0	0	0																
Trevor Hoffman, R (9, 1)			2B							0	0	0	0	0	0	0																
Alex Arias, R (1, 4) OBP: 0.330, SLG: 0.333			K				G3-6-1		G6-3	4	0	0	0	0	1	3																
Donaldo Mendez, R (8, 6) OBP: 0.213, SLG: 0.200			G4-3				1-2			0	0	0	0	0	0	0																
Chris Gomez, R (1, 6) OBP: 0.246, SLG: 0.193			F9				G3-1			4	0	1	0	0	0	1																
Adam Riggs, R (9, PR) OBP: 0.276, SLG: 0.259									2B 1B	0	0	0	0	0	0	0																
Kevin Jarvis, L (1, 1) OBP: 0.273, SLG: 0.455										2	1	1	1	0	1	0																
Dave Magadan, L (7, PH) OBP: 0.390, SLG: 0.380									G6-3 1B	0	0	0	0	1	0	0																
Adam Eaton, R (7, PR) OBP: 0.227, SLG: 0.200										0	1	0	0	0	0	0																
Tom Davey, R (7, 1)			HR							0	0	0	0	0	0	0																
Ben Davis, S (8, 2) OBP: 0.429, SLG: 0.444							1B 2B BB			1	1	1	0	0	0	0																
Inning Stats	R: 1 E: 0 K: 1 S: 10	H: 1 LOB: 0 BB: 0 P: 16	R: 0 E: 0 K: 1 S: 14	H: 1 LOB: 1 BB: 0 P: 22	R: 4 E: 1 K: 0 S: 16	H: 3 LOB: 1 BB: 1 P: 27	R: 0 E: 0 K: 2 S: 7	H: 0 LOB: 0 BB: 0 P: 9	R: 0 E: 0 K: 1 S: 9	H: 1 LOB: 0 BB: 0 P: 15	R: 0 E: 0 K: 1 S: 8	H: 1 LOB: 0 BB: 0 P: 13	R: 1 E: 0 K: 1 S: 15	H: 2 LOB: 3 BB: 1 P: 22	R: 0 E: 0 K: 0 S: 11	H: 0 LOB: 0 BB: 0 P: 12	R: 1 E: 0 K: 1 S: 9	H: 3 LOB: 1 BB: 0 P: 14	1B: 6 2B: 4 3B: 0 HR: 2	SF: 0 SAC: 0 DP: 1 HBP: 0	WP: 0 PB: 0 SB: 0 CS: 1	PA: 39										
PITCHER	IP WLS BF H R ER SO BB IBB HBP BLK WP HR S P ERA WHIP																															
Kent Bottenfield, R (1, 1) ERA: 5.03	3.0	16	5	5	3	2	1	0	0	0	0	2	40	65	9.00	2.000																
Octavio Dotel, R (4, 1) ERA: 4.14	3.1	11	2	1	1	3	1	0	0	0	0	0	28	45	2.70	0.900																
Jay Powell, R (7, 1) ERA: 4.63	0.2	4	2	0	0	1	0	0	0	0	0	0	11	14	0.00	3.000																
Michael Jackson, R (8, 1) ERA: 3.43	1.0	3	0	0	0	0	0	0	0	0	0	0	11	12	0.00	0.000																
Billy Wagner, L (9, 1) ERA: 3.38	1.0	L 5	3	1	1	1	0	0	0	0	0	0	9	14	9.00	3.000																

AB 37
R 7
H 12
RBI 7
BB 2
SO 7
LOB 17



Batter	1	2	3	4	5	6	7	8	9	AB	R	H	RBI	BB	SO	LOB	BOTTOM															
Julio Lugo, R (1, 6) OBP: 0.317, SLG: 0.458	P4		F9				G6-3		F9	5	1	1	0	0	0	3	San Diego Padres @ Houston Astros Enron Field, Houston, TX Wed May 23 2001, 4:05 PM EDT Att: 34,225 - Sunny - 82 F															
Craig Biggio, R (1, 4) OBP: 0.395, SLG: 0.433	F8						G5-3		F9 17 BB 1B	5	1	3	1	0	0	0																
5 Jeff Bagwell, R (1, 3) OBP: 0.411, SLG: 0.579	HR						P4		F8	4	1	1	1	1	0	2																
17 Lance Berkman, S (1, 8) OBP: 0.495, SLG: 0.691							F9			2	2	0	0	3	1	2																
Glen Barker, S (9, PR) OBP: 0.222, SLG: 0.133	K						2B BB		1B BB	0	0	0	0	0	0	0																
Moises Alou, R (1, 9) OBP: 0.438, SLG: 0.632			F9				G6-3 1H 2H 2B		F9	5	1	2	2	0	0	2																
Richard Hidalgo, R (1, 7) OBP: 0.355, SLG: 0.536			G5-3				G6-3		K	5	0	1	1	0	1	3																
Vinny Castilla, R (1, 5) OBP: 0.258, SLG: 0.368							L7			3	0	2	1	1	0	1																
Brad Ausmus, R (1, 2) OBP: 0.260, SLG: 0.287			CS				G5-3		F9	4	0	0	0	0	0	3																
Kent Bottenfield, R (1, 1) ERA: 5.03										0	0	0	0	0	0	0																
Charlie Hays, R (3, PH) OBP: 0.222, SLG: 0.091										1	0	0	0	0	0	0																
Octavio Dotel, R (4, 1) ERA: 4.14										0	0	0	0	0	0	0																
Jay Powell, R (7, 1) ERA: 4.63										0	0	0	0	0	0	0																
Jose Vizcaino, S (7, PH) OBP: 0.326, SLG: 0.320										0	0	0	0	0	0	0																
Michael Jackson, R (8, 1) ERA: 3.43										0	0	0	0	0	0	0																
Danyele Ward, L (8, PH) OBP: 0.222, SLG: 0.571										0	0	0	0	1	0	0																
Billy Wagner, L (9, 1) ERA: 3.38										0	0	0	0	0	0	0																
Inning Stats	R: 1 E: 0 K: 1 S: 15	H: 1 LOB: 0 BB: 0 P: 20	R: 0 E: 0 K: 0 S: 9	H: 0 LOB: 0 BB: 1 P: 17	R: 0 E: 0 K: 0 S: 5	H: 0 LOB: 0 BB: 0 P: 10	R: 2 E: 0 K: 0 S: 10	H: 2 LOB: 1 BB: 1 P: 16	R: 1 E: 0 K: 0 S: 10	H: 2 LOB: 2 BB: 1 P: 16	R: 0 E: 0 K: 0 S: 11	H: 1 LOB: 0 BB: 0 P: 15	R: 0 E: 0 K: 0 S: 7	H: 0 LOB: 0 BB: 0 P: 11	R: 2 E: 0 K: 0 S: 20	H: 3 LOB: 3 BB: 2 P: 36	R: 0 E: 0 K: 1 S: 11	H: 1 LOB: 2 BB: 1 P: 19	1B: 5 2B: 4 3B: 0 HR: 1	SF: 0 SAC: 0 DP: 0 HBP: 0	WP: 1 PB: 0 SB: 0 CS: 1	PA: 43										
PITCHER	IP WLS BF H R ER SO BB IBB HBP BLK WP HR S P ERA WHIP																															
Kevin Jarvis, R (1, 1) ERA: 5.07	6.0	26	6	4	4	1	3	0	0	0	0	0	60	94	6.00	1.500																
Tom Davey, R (7, 1) ERA: 3.94	1.1	H 6	1	2	2	0	1	0	0	0	0	0	14	25	13.50	1.500																
Jay Witasick, R (8, 1) ERA: 1.33	0.2	W 5	2	0	0	0	0	1	0	0	1	0	13	22	0.00	3.000																
Trevor Hoffman, R (9, 1) ERA: 2.33	1.0	S 5	1	0	0	1	1	0	0	0	0	0	11	19	0.00	2.000																

AB 36
R 6
H 10
RBI 6
BB 6
SO 2
LOB 16



Batter	1	2	3	4	5	6	7	8	9	AB	R	H	RBI	BB	SO	LOB	TOP			
Julio Lugo, R OBP: 0.310, SLG: 0.447 (1, 6)										4	0	0	0	0	2	2	Houston Astros @ Los Angeles Dodgers Dodger Stadium, Los Angeles, CA Fri May 25 2001, 7:10 PM PDT Att: 30,141 - Sunny - 76 F			
Craig Biggio, R OBP: 0.397, SLG: 0.434 (1, 4)										4	0	2	1	0	2	0				
5 Jeff Bagwell, R OBP: 0.417, SLG: 0.583 (1, 3)										4	0	3	0	0	0	1				
17 Lance Berkman, S OBP: 0.485, SLG: 0.673 (1, 8)										4	0	0	0	0	2	4				
Moises Alou, R OBP: 0.433, SLG: 0.617 (1, 9)										3	0	0	0	1	0	1				
Richard Hidalgo, R OBP: 0.358, SLG: 0.532 (1, 7)										3	0	1	0	0	1	1				
Vinny Castilla, R OBP: 0.250, SLG: 0.357 (1, 5)										4	0	0	0	0	2	3				
Brad Ausmus, R OBP: 0.262, SLG: 0.288 (1, 2)										3	1	1	0	0	1	1				
Wade Miller, R OBP: 0.136, SLG: 0.100 (1, 1)										1	0	0	0	1	1	0				
Jose Vizcaino, S OBP: 0.300, SLG: 0.304 (8, PH)										1	0	0	0	0	0	1				
Jay Powell, R (8, 1)										0	0	0	0	0	0	0				
Inning Stats	R: 0 E: 0 K: 1 S: 6	H: 1 LOB: 1 BB: 0 P: 10	R: 0 E: 0 K: 2 S: 14	H: 0 LOB: 1 BB: 1 P: 24	R: 0 E: 0 K: 2 S: 7	H: 0 LOB: 0 BB: 1 P: 13	R: 0 E: 0 K: 1 S: 8	H: 1 LOB: 0 BB: 0 P: 11	R: 0 E: 0 K: 2 S: 10	H: 1 LOB: 1 BB: 0 P: 16	R: 0 E: 0 K: 0 S: 3	H: 0 LOB: 0 BB: 0 P: 5	R: 1 E: 0 K: 1 S: 14	H: 3 LOB: 2 BB: 0 P: 19	R: 0 E: 0 K: 0 S: 5	H: 1 LOB: 0 BB: 0 P: 6	1B: 7 2B: 0 3B: 0 HR: 0	SF: 0 SAC: 0 DP: 2 HBP: 1	WP: 0 PB: 0 SB: 0 CS: 0	PA: 34
PITCHER	IP WLS BF H R ER SO BB IBB HBP BLK WP HR S P ERA WHIP																			
Chan Ho Park, R ERA: 2.95 (1, 1)	7.2 W 29 5 1 1 10 2 0 0 1 0 0 64 101 1.17 0.913																			
Mike Fetters, R ERA: 3.68 (8, 1)	0.1 H 2 1 0 0 1 0 0 0 0 0 0 5 8 0.00 3.000																			
Jeff Shaw, R ERA: 3.09 (9, 1)	1.0 S 3 1 0 0 0 0 0 0 0 0 0 5 6 0.00 1.000																			

AB	31
R	1
H	7
RBI	1
BB	2
SO	11
LOB	14



Batter	1	2	3	4	5	6	7	8	9	AB	R	H	RBI	BB	SO	LOB	BOTTOM			
Paul Lo Duca, R OBP: 0.362, SLG: 0.630 (1, 3)										4	0	1	0	0	0	0	Houston Astros @ Los Angeles Dodgers Dodger Stadium, Los Angeles, CA Fri May 25 2001, 7:10 PM PDT Att: 30,141 - Sunny - 76 F			
Tom Goodwin, L OBP: 0.291, SLG: 0.357 (1, 8)										4	1	2	0	0	1	1				
Mark Grudzielanek, R OBP: 0.374, SLG: 0.494 (1, 4)										4	0	2	0	0	1	1				
Shawn Green, L OBP: 0.343, SLG: 0.511 (1, 9)										4	1	1	2	0	2	2				
Adrián Beltré, R OBP: 0.277, SLG: 0.349 (1, 5)										4	0	0	0	0	2	0				
Marquis Grissom, R OBP: 0.286, SLG: 0.581 (1, 7)										3	1	2	0	0	1	0				
Chad Kreuter, S OBP: 0.330, SLG: 0.325 (1, 2)										2	1	1	1	1	0	0				
Alex Cora, L OBP: 0.255, SLG: 0.323 (1, 6)										2	0	0	1	0	0	2				
Chan Ho Park, R OBP: 0.167, SLG: 0.250 (1, 1)										3	0	0	0	0	1	0				
Mike Fetters, R (8, 1)										0	0	0	0	0	0	0				
Jeff Shaw, R (9, 1)										0	0	0	0	0	0	0				
Inning Stats	R: 0 E: 0 K: 1 S: 11	H: 2 LOB: 1 BB: 0 P: 16	R: 2 E: 0 K: 0 S: 14	H: 2 LOB: 0 BB: 0 P: 22	R: 0 E: 0 K: 0 S: 8	H: 2 LOB: 1 BB: 0 P: 12	R: 0 E: 0 K: 2 S: 10	H: 0 LOB: 0 BB: 0 P: 14	R: 0 E: 0 K: 1 S: 7	H: 0 LOB: 0 BB: 0 P: 10	R: 2 E: 0 K: 1 S: 16	H: 3 LOB: 2 BB: 1 P: 24	R: 0 E: 0 K: 1 S: 10	H: 0 LOB: 0 BB: 0 P: 11	R: 0 E: 0 K: 2 S: 8	H: 0 LOB: 0 BB: 0 P: 12	1B: 6 2B: 2 3B: 0 HR: 1	SF: 1 SAC: 0 DP: 0 HBP: 0	WP: 1 PB: 0 SB: 0 CS: 2	PA: 32
PITCHER	IP WLS BF H R ER SO BB IBB HBP BLK WP HR S P ERA WHIP																			
Wade Miller, R ERA: 3.18 (1, 1)	7.0 L 29 9 4 4 6 1 1 0 0 0 0 76 109 5.14 1.429																			
Jay Powell, R ERA: 4.44 (8, 1)	1.0 3 0 0 0 2 0 0 0 0 0 0 8 12 0.00 0.000																			

AB	30
R	4
H	9
RBI	4
BB	1
SO	8
LOB	6



Batter	1	2	3	4	5	6	7	8	9	AB	R	H	RBI	BB	SO	LOB	TOP				
Jose Vizcaino, S (1, 6) OBP: 0.281, SLG: 0.283	G5-3		F7		K			F7		4	0	0	0	0	1	2					
Craig Biggio, R (1, 4) OBP: 0.394, SLG: 0.430	G6-3			17 F8 5 1B SF8		P6			F8	4	1	1	0	0	0	0					
5 Jeff Bagwell, R (1, 3) OBP: 0.414, SLG: 0.576	F8			2-0		G5-3			K	4	0	1	0	0	1	0					
17 Lance Berkman, S (1, 8) OBP: 0.480, SLG: 0.681		F5		3-1		F8			P6	4	1	1	1	0	0	2					
Moises Alou, R (1, 9) OBP: 0.428, SLG: 0.611	G5-3			2-1		SF8			F8	3	0	1	1	0	0	0					
Richard Hidalgo, R (1, 7) OBP: 0.356, SLG: 0.522	F8			3-H 3-3		K			G6-3	3	0	0	0	1	1	1					
Vinny Castilla, R (1, 5) OBP: 0.250, SLG: 0.353						F9			F7	4	0	1	0	0	0	2					
Tony Eusebio, R (1, 2) OBP: 0.333, SLG: 0.439			F8			F8			F8	3	0	1	0	0	0	1					
Shane Reynolds, R (1, 1) Orlando Merced, S (8, PH) Neison Cruz, R (8, 1)			F3			SH3-4			P4	1	0	0	0	0	0	1					
Inning Stats	R: 0 E: 0 K: 0 S: 8	H: 0 LOB: 0 BB: 0 P: 14	R: 0 E: 0 K: 0 S: 7	H: 0 LOB: 0 BB: 0 P: 8	R: 0 E: 0 K: 0 S: 9	H: 1 LOB: 1 BB: 0 P: 13	R: 1 E: 0 K: 1 S: 9	H: 2 LOB: 1 BB: 0 P: 20	R: 0 E: 0 K: 1 S: 7	H: 0 LOB: 0 BB: 0 P: 7	R: 0 E: 0 K: 0 S: 4	H: 0 LOB: 0 BB: 0 P: 5	R: 0 E: 0 K: 0 S: 5	H: 0 LOB: 0 BB: 0 P: 8	R: 1 E: 0 K: 1 S: 15	H: 2 LOB: 2 BB: 1 P: 25	1B: 5 2B: 0 3B: 0 HR: 1	SF: 1 SAC: 1 DP: 0 HBP: 0	WP: 0 PB: 0 SB: 0 CS: 0	PA: 34	
PITCHER	IP WLS BF H R ER SO BB IBB HBP BLK WP HR S P ERA WHIP	IP WLS BF H R ER SO BB IBB HBP BLK WP HR S P ERA WHIP	IP WLS BF H R ER SO BB IBB HBP BLK WP HR S P ERA WHIP	IP WLS BF H R ER SO BB IBB HBP BLK WP HR S P ERA WHIP	IP WLS BF H R ER SO BB IBB HBP BLK WP HR S P ERA WHIP	IP WLS BF H R ER SO BB IBB HBP BLK WP HR S P ERA WHIP	IP WLS BF H R ER SO BB IBB HBP BLK WP HR S P ERA WHIP	IP WLS BF H R ER SO BB IBB HBP BLK WP HR S P ERA WHIP	IP WLS BF H R ER SO BB IBB HBP BLK WP HR S P ERA WHIP	IP WLS BF H R ER SO BB IBB HBP BLK WP HR S P ERA WHIP	IP WLS BF H R ER SO BB IBB HBP BLK WP HR S P ERA WHIP	IP WLS BF H R ER SO BB IBB HBP BLK WP HR S P ERA WHIP	IP WLS BF H R ER SO BB IBB HBP BLK WP HR S P ERA WHIP	IP WLS BF H R ER SO BB IBB HBP BLK WP HR S P ERA WHIP	IP WLS BF H R ER SO BB IBB HBP BLK WP HR S P ERA WHIP	IP WLS BF H R ER SO BB IBB HBP BLK WP HR S P ERA WHIP	IP WLS BF H R ER SO BB IBB HBP BLK WP HR S P ERA WHIP	IP WLS BF H R ER SO BB IBB HBP BLK WP HR S P ERA WHIP	IP WLS BF H R ER SO BB IBB HBP BLK WP HR S P ERA WHIP	IP WLS BF H R ER SO BB IBB HBP BLK WP HR S P ERA WHIP	IP WLS BF H R ER SO BB IBB HBP BLK WP HR S P ERA WHIP

Houston Astros @ Los Angeles Dodgers
Dodger Stadium, Los Angeles, CA
Sat May 26 2001, 7:10 PM PDT
Att: 38,735 - Overcast - 64 F

AB	31
R	2
H	6
RBI	2
BB	1
SO	3
LOB	9



Batter	1	2	3	4	5	6	7	8	9	AB	R	H	RBI	BB	SO	LOB	BOTTOM				
Paul Lo Duca, R (1, 2) OBP: 0.397, SLG: 0.649	1B	2B		FC4-6		G6-3				3	0	2	0	2	0	0					
Tom Goodwin, L (1, 8) OBP: 0.281, SLG: 0.343	K	L4		FC4-6		F8			K	5	1	0	0	0	2	5					
Mark Grudzielanek, R (1, 4) OBP: 0.377, SLG: 0.494	1B		G1-3			G6-3				4	0	2	1	0	0	0					
Shawn Green, L (1, 9) OBP: 0.347, SLG: 0.511	1B		HR			P4				4	1	2	0	0	0	1					
Adrián Beltré, R (1, 5) OBP: 0.275, SLG: 0.404	L4		K			G5-3			HR	4	1	1	1	0	1	4					
Dave Hansen, L (1, 3) OBP: 0.385, SLG: 0.310	G4-3		HR			K			HR	2	2	0	0	2	1	3					
Marquis Grissom, R (1, 7) OBP: 0.294, SLG: 0.533		G1-3		HR		G5-3			HR	4	2	2	5	0	0	0					
Alex Cora, L (1, 6) OBP: 0.248, SLG: 0.313	G4-3		G4-3			G4-3			G1-3	4	0	0	0	0	0	0					
Luke Prokopec, L (1, 1) Gregg Olson, R (9, 1)	2B					G2-3			K	4	0	1	0	0	2	0					
Inning Stats	R: 0 E: 0 K: 1 S: 12	H: 3 LOB: 3 BB: 0 P: 14	R: 0 E: 0 K: 0 S: 11	H: 2 LOB: 2 BB: 0 P: 15	R: 3 E: 0 K: 1 S: 13	H: 2 LOB: 0 BB: 1 P: 20	R: 1 E: 0 K: 1 S: 9	H: 1 LOB: 1 BB: 1 P: 16	R: 0 E: 0 K: 1 S: 7	H: 0 LOB: 0 BB: 0 P: 11	R: 0 E: 0 K: 0 S: 8	H: 0 LOB: 0 BB: 0 P: 10	R: 0 E: 0 K: 0 S: 5	H: 0 LOB: 0 BB: 0 P: 8	R: 3 E: 0 K: 2 S: 14	H: 2 LOB: 1 BB: 2 P: 25	1B: 6 2B: 1 3B: 0 HR: 3	SF: 0 SAC: 0 DP: 0 HBP: 0	WP: 0 PB: 0 SB: 1 CS: 0	PA: 38	
PITCHER	IP WLS BF H R ER SO BB IBB HBP BLK WP HR S P ERA WHIP	IP WLS BF H R ER SO BB IBB HBP BLK WP HR S P ERA WHIP	IP WLS BF H R ER SO BB IBB HBP BLK WP HR S P ERA WHIP	IP WLS BF H R ER SO BB IBB HBP BLK WP HR S P ERA WHIP	IP WLS BF H R ER SO BB IBB HBP BLK WP HR S P ERA WHIP	IP WLS BF H R ER SO BB IBB HBP BLK WP HR S P ERA WHIP	IP WLS BF H R ER SO BB IBB HBP BLK WP HR S P ERA WHIP	IP WLS BF H R ER SO BB IBB HBP BLK WP HR S P ERA WHIP	IP WLS BF H R ER SO BB IBB HBP BLK WP HR S P ERA WHIP	IP WLS BF H R ER SO BB IBB HBP BLK WP HR S P ERA WHIP	IP WLS BF H R ER SO BB IBB HBP BLK WP HR S P ERA WHIP	IP WLS BF H R ER SO BB IBB HBP BLK WP HR S P ERA WHIP	IP WLS BF H R ER SO BB IBB HBP BLK WP HR S P ERA WHIP	IP WLS BF H R ER SO BB IBB HBP BLK WP HR S P ERA WHIP	IP WLS BF H R ER SO BB IBB HBP BLK WP HR S P ERA WHIP	IP WLS BF H R ER SO BB IBB HBP BLK WP HR S P ERA WHIP	IP WLS BF H R ER SO BB IBB HBP BLK WP HR S P ERA WHIP	IP WLS BF H R ER SO BB IBB HBP BLK WP HR S P ERA WHIP	IP WLS BF H R ER SO BB IBB HBP BLK WP HR S P ERA WHIP	IP WLS BF H R ER SO BB IBB HBP BLK WP HR S P ERA WHIP	IP WLS BF H R ER SO BB IBB HBP BLK WP HR S P ERA WHIP

Houston Astros @ Los Angeles Dodgers
Dodger Stadium, Los Angeles, CA
Sat May 26 2001, 7:10 PM PDT
Att: 38,735 - Overcast - 64 F

AB	34
R	7
H	10
RBI	7
BB	4
SO	6
LOB	13



Batter	1	2	3	4	5	6	7	8	9	10	11	12	AB	R	H	RBI	BB	SO	LOB	TOP								
17 Lance Berkman, S OBP: 0.491, SLG: 0.709	1-3 K		4-2 C6-3 BB		3-3 K			1-1 HR	1-2 G4-3			1-1 HR	5	2	2	4	1	2	2									
Craig Biggio, R OBP: 0.393, SLG: 0.421	4-2 5 BB BB		0-1 G6-3			1-1 F3		1-0 1B 5 BB HBP		1-2 G1-3		2-3 K	4	0	0	0	1	1	1									
5 Jeff Bagwell, R OBP: 0.412, SLG: 0.563	4-1 BB		3-2 F9			2-0 G5-3		4-2 1B BB		0-1 P6		0-1 G1-3	4	0	0	0	2	0	1									
Richard Hidalgo, R OBP: 0.346, SLG: 0.506	1-3 K			1-1 P3		0-1 F8		1-3 K		3-3 K			5	0	0	0	0	3	4									
Moises Alou, R OBP: 0.420, SLG: 0.596	2-3 K			1-3 K					0-0 F7			1-0 G4-3	5	0	1	0	0	2	2									
Vinny Castilla, R OBP: 0.238, SLG: 0.343		0-1 G4-3							1-0 F8				4	0	0	0	0	0	3									
Michael Jackson, R OBP: 0.299, SLG: 0.363									0-0 P3				0	0	0	0	0	0	0									
Billy Wagner, L OBP: 0.199, SLG: 0.267									1-2 2-3 1B				1	0	0	0	0	0	0									
Charlie Hayes, R OBP: 0.368, SLG: 0.564									0-1 F9				0	0	0	0	0	0	0									
44 Roy Oswalt, R OBP: 0.176, SLG: 0.125									2-3 K				5	0	1	0	0	2	0									
Octavio Dotel, R OBP: 0.176, SLG: 0.125									0-1 F9																			
Julio Lugo, R OBP: 0.307, SLG: 0.440	1-1 F9								0-0 SH1-3 1B																			
Brad Ausmus, R OBP: 0.258, SLG: 0.284	0-3 K								4-1 17 HR BB				2	0	0	0	0	2	1									
Orlando Merced, S OBP: 0.350, SLG: 0.496									0-2 1B				0	1	0	0	1	0	0									
Jose Vizcaino, S OBP: 0.303, SLG: 0.306									2-1 F2				2	1	2	0	0	0	0									
Scott Elarton, R OBP: 0.238, SLG: 0.111									1-3 K				1	0	0	0	0	0	0									
Daryle Ward, L OBP: 0.368, SLG: 0.564									1-2 G5-3				1	0	0	0	0	0	1									
Tony Eusebio, R OBP: 0.319, SLG: 0.419									1-2 K				2	0	0	0	0	1	2									
Inning Stats	R: 0 E: 0 K: 3 S: 15	H: 0 LOB: 2 BB: 2 P: 27	R: 0 E: 0 K: 1 S: 7	H: 0 LOB: 0 BB: 0 P: 8	R: 0 E: 0 K: 0 S: 8	H: 0 LOB: 1 BB: 1 P: 15	R: 0 E: 0 K: 1 S: 8	H: 0 LOB: 0 BB: 0 P: 10	R: 0 E: 0 K: 2 S: 8	H: 1 LOB: 1 BB: 0 P: 12	R: 0 E: 0 K: 0 S: 5	H: 0 LOB: 0 BB: 0 P: 8	R: 0 E: 0 K: 1 S: 5	H: 0 LOB: 0 BB: 0 P: 8	R: 2 E: 0 K: 1 S: 13	H: 2 LOB: 3 BB: 2 P: 27	R: 0 E: 0 K: 1 S: 14	H: 1 LOB: 1 BB: 0 P: 16	R: 0 E: 0 K: 1 S: 9	H: 0 LOB: 0 BB: 0 P: 13	R: 0 E: 0 K: 2 S: 7	H: 0 LOB: 0 BB: 0 P: 10	R: 2 E: 0 K: 1 S: 13	H: 2 LOB: 0 BB: 0 P: 18	1B: 4 2B: 0 3B: 0 HR: 2	SF: 0 SAC: 1 DP: 0 HBP: 1	WP: 0 PB: 0 SB: 0 CS: 0	PA: 48
PITCHER	IP	WLS	BF	H	R	ER	SO	BB	IBB	HBP	BLK	WP	HR	S	P	ERA	WHIP											
37 Darren Dreifort, R ERA: 4.29	1.1	8.0	33	3	2	2	9	5	0	1	0	0	0	14	16	0.00	1.000											
Jeff Shaw, R ERA: 2.96	0.1	1.0	4	1	0	0	1	0	0	0	0	0	0	1	1	0.00	1.000											
Matt Herges, R ERA: 3.49	1.0	2.0	6	0	0	0	3	0	0	0	0	0	0	16	23	0.00	0.000											
Mike Fetters, R ERA: 4.6	1.0	1.0	5	2	2	2	1	0	0	0	0	0	1	13	18	18.00	2.000											

Houston Astros @ Los Angeles Dodgers
Dodger Stadium, Los Angeles, CA

Sun May 27 2001, 1:10 PM PDT
Alt. 29,356 - Cloudy - 65 F

AB 41
R 4
H 6
RBI 4
BB 5
SO 14
LOB 17



Batter	1	2	3	4	5	6	7	8	9	10	11	12	AB	R	H	RBI	BB	SO	LOB	BOTTOM								
Paul Lo Duca, R OBP: 0.406, SLG: 0.635	3-2 F9	2-1 L7			1-2 FC3-6 1B		3-1 1B		1-1 1B		0-1 F7		6	0	3	0	0	0	4									
Tom Goodwin, L OBP: 0.273, SLG: 0.333	0-0 F9				1-1 FC3-6		1-1 P6		1-1 F9			0-1 G6-3	4	0	0	0	0	0	2									
Hiram Bocachica, R OBP: 0.286, SLG: 0.396					1-2 1B								2	0	0	0	0	0	3									
Mark Grudzielanek, R OBP: 0.370, SLG: 0.480	0-1 G6-3				1-0 F9				0-0 F8			4-2 DI 1B BB	5	1	0	0	1	1	1									
Shawn Green, L OBP: 0.346, SLG: 0.500		0-1 F8			1-0 G3				2-2 G1-3			4-2 1B BB	4	1	0	0	2	0	0									
Adrian Beltré, R OBP: 0.281, SLG: 0.385		4-1 BB 37 BB BB			0-2 G5-3				2-2 L5			1-2 1B BB	5	2	1	1	1	1	1									
Marquis Grissom, R OBP: 0.304, SLG: 0.626		2-2 37 BB BB			1-0 1B				3-1 F8			4-2 E 1B	6	0	3	1	0	1	1									
Angel Pena, R OBP: 0.208, SLG: 0.275		0-3 K			0-2 F7				0-0 1B G3-1 1B			4-2 G6-3 BB	4	1	2	1	0	1	3									
Luke Prokopyc, L OBP: 0.167, SLG: 0.222									1-0 HR				0	0	0	0	0	0	0									
Matt Herges, L OBP: 0.333, SLG: 0.333													0	0	0	0	0	0	0									
Jeff Reboulet, R OBP: 0.386, SLG: 0.404													0	0	0	0	0	0	0									
Mike Fetters, R ERA: 4.6													0	0	0	0	0	0	0									
Alex Cora, L OBP: 0.247, SLG: 0.304		4-2 37 BB BB			1-0 F7				1-2 F2			0-2 G6-3	4	0	0	0	1	0	3									
37 Darren Dreifort, R OBP: 0.220, SLG: 0.474									0-0 F5			4-2 BB	2	0	0	1	1	0	0									
Jeff Shaw, R ERA: 2.96													0	0	0	0	0	0	0									
Dave Hansen, L OBP: 0.407, SLG: 0.310		1-2 2-3 3-H BB											0	0	0	0	2	0	0									
Inning Stats	R: 0 E: 0 K: 0 S: 6	H: 0 LOB: 0 BB: 9	R: 1 E: 0 K: 1 S: 17	H: 1 LOB: 3 BB: 3 P: 33	R: 0 E: 0 K: 0 S: 10	H: 0 LOB: 0 BB: 0 P: 10	R: 0 E: 0 K: 0 S: 10	H: 1 LOB: 1 BB: 0 P: 11	R: 0 E: 0 K: 0 S: 9	H: 1 LOB: 1 BB: 0 P: 14	R: 0 E: 0 K: 0 S: 13	H: 0 LOB: 0 BB: 0 P: 20	R: 1 E: 0 K: 0 S: 15	H: 2 LOB: 1 BB: 0 P: 21	R: 0 E: 0 K: 0 S: 5	H: 0 LOB: 0 BB: 0 P: 8	R: 0 E: 0 K: 0 S: 10	H: 2 LOB: 3 BB: 1 P: 18	R: 0 E: 0 K: 3 S: 14	H: 0 LOB: 1 BB: 1 P: 22	R: 0 E: 0 K: 0 S: 10	H: 0 LOB: 1 BB: 2 P: 18	R: 3 E: 1 K: 0 S: 14	H: 2 LOB: 1 BB: 2 P: 23	1B: 8 2B: 0 3B: 0 HR: 1	SF: 0 SAC: 0 DP: 1 HBP: 0	WP: 0 PB: 0 SB: 0 CS: 0	PA: 51
PITCHER	IP	WLS	BF	H	R	ER	SO	BB	IBB	HBP	BLK	WP	HR	S	P	ERA	WHIP											
Scott Elarton, R ERA: 5.91	7.0	29	5	2	2	2	2	3	0	0	0	0	1	75	118	2.57	1.143											
Michael Jackson, R ERA: 3.18	1.2	8	2	0	0	0	0	0	1	0	0	0	0	13	23	0.00	1.200											
Billy Wagner, L ERA: 3.18	1.1	5	0	0	0	0	3	1	0	0	0	0	0	16	25	0.00	0.750											
44 Roy Oswalt, R ERA: 2.08	1.1	L	8	1	3	2	0	4	0	0	0	0	0	23	40	13.50	3.750											
Octavio Dotel, R ERA: 4.14	0.0	B	1	1	0	0	0	0	0	0	0	0	0	1	1	∞	∞											

Houston Astros @ Los Angeles Dodgers
Dodger Stadium, Los Angeles, CA

Sun May 27 2001, 1:10 PM PDT
Alt. 29,356 - Cloudy - 65 F

AB 42
R 5
H 9
RBI 4
BB 9
SO 5
LOB 18



Batter	1	2	3	4	5	6	7	8	9	AB	R	H	RBI	BB	SO	LOB	TOP								
Craig Biggio, R OBP: 0.388, SLG: 0.420 (1,4)	E6 5 CS		P4		P4			K		5	0	1	3	0	1	2	Houston Astros @ San Diego Padres Qualcomm Stadium, San Diego, CA Tue May 29 2001, 10:05 PM EDT Att: 16,560 - Overcast - 68 F								
Brad Ausmus, R OBP: 0.253, SLG: 0.278 (1,2)	K		K		F9					3	0	0	0	0	2	3									
Orlando Merced, S OBP: 0.317, SLG: 0.486 (8, PH)										0	0	0	0	1	0	0									
Tony Eusebio, R OBP: 0.313, SLG: 0.409 (8,2)										1	0	0	0	0	1	1									
5 Jeff Bagwell, R OBP: 0.409, SLG: 0.553 (1,3)	K									3	0	0	0	0	1	2									
17 Lance Berkman, S OBP: 0.476, SLG: 0.696 (1,8)										3	0	0	0	1	1	2									
Moises Alou, R OBP: 0.416, SLG: 0.586 (1,9)										4	0	1	0	0	0	1									
Richard Hidalgo, R OBP: 0.348, SLG: 0.506 (1,7)										4	1	2	0	0	1	1									
Vinny Castilla, R OBP: 0.243, SLG: 0.348 (1,5)										4	1	1	0	0	2	3									
Julio Lugo, R OBP: 0.311, SLG: 0.438 (1,6)										3	1	1	0	1	1	2									
Kent Bottenfield, R OBP: 0.167, SLG: 0.167 (1,1)										2	0	0	0	0	0	1									
Jose Vizcaino, S OBP: 0.259, SLG: 0.302 (7, PH)										1	0	0	0	0	0	0									
Jay Powell, R ERA: 1.24 (7,1)										0	0	0	0	0	0	0									
44 Roy Oswalt, R ERA: 3.27 (8,1)										0	0	0	0	0	0	0									
Darley Ward, L OBP: 0.375, SLG: 0.564 (9, PH)										0	1	0	0	1	0	0									
Inning Stats	R: 0 E: 1 K: 2 S: 9	H: 0 LOB: 1 BB: 0 P: 14	R: 0 E: 0 K: 1 S: 11	H: 1 LOB: 2 BB: 1 P: 18	R: 0 E: 0 K: 1 S: 10	H: 0 LOB: 0 BB: 0 P: 12	R: 0 E: 0 K: 0 S: 8	H: 0 LOB: 0 BB: 0 P: 14	R: 1 E: 1 K: 0 S: 12	H: 1 LOB: 2 BB: 1 P: 18	R: 0 E: 0 K: 1 S: 10	H: 1 LOB: 1 BB: 0 P: 16	R: 0 E: 0 K: 1 S: 5	H: 0 LOB: 0 BB: 0 P: 5	R: 0 E: 0 K: 2 S: 9	H: 0 LOB: 1 BB: 1 P: 16	R: 3 E: 0 K: 2 S: 14	H: 3 LOB: 1 BB: 1 P: 23	1B: 4 2B: 3 3B: 0 HR: 0	SF: 0 SAC: 0 DP: 1 HBP: 1	WP: 0 PB: 0 SB: 0 CS: 2	PA: 38			
PITCHER	IP	WLS	BF	H	R	ER	SO	BB	IBB	HBP	BLK	WP	HR	S	P	ERA	WHIP								
Kevin Jarvis, R ERA: 4.61 (1,1)	6.0	W	24	3	1	0	5	2	0	1	0	0	0	60	92	0.00	0.833								
Jay Witasick, R ERA: 1.24 (7,1)	2.0	H	7	0	0	0	3	1	0	0	0	0	0	14	21	0.00	0.500								
David Lee, R ERA: 3.27 (9,1)	0.2	S	4	2	2	2	1	0	0	0	0	0	0	9	11	27.00	3.000								
Trevor Hoffman, R ERA: 4.15 (9,1)	0.1	S	3	1	1	1	1	1	0	0	0	0	0	5	12	27.00	6.000								

AB	33
R	4
H	6
RBI	3
BB	4
SO	10
LOB	18



Batter	1	2	3	4	5	6	7	8	9	AB	R	H	RBI	BB	SO	LOB	BOTTOM								
Rickey Henderson, R OBP: 0.395, SLG: 0.439 (1,7)	G4-3		F8		K					4	0	0	0	0	2	1	Houston Astros @ San Diego Padres Qualcomm Stadium, San Diego, CA Tue May 29 2001, 10:05 PM EDT Att: 16,560 - Overcast - 68 F								
Mark Kotsay, L OBP: 0.355, SLG: 0.417 (1,8)	G1-3		F7							4	1	2	0	0	0	0									
Ryan Klesko, L OBP: 0.423, SLG: 0.607 (1,3)	P2									3	1	1	3	1	0	1									
Phil Nevin, R OBP: 0.391, SLG: 0.604 (1,5)										3	1	2	1	1	1	1									
Mike Darr, L OBP: 0.382, SLG: 0.354 (1,9)										4	0	0	0	0	2	4									
Ben Davis, S OBP: 0.420, SLG: 0.428 (1,2)										4	0	1	0	0	2	2									
Cesar Crespo, S OBP: 0.382, SLG: 0.607 (1,4)										2	0	0	0	2	1	1									
Donaldo Mendez, R OBP: 0.217, SLG: 0.224 (1,6)										3	1	1	0	0	0	3									
Jay Witasick, R ERA: 4.62 (7,1)										0	0	0	0	0	0	0									
Dave Magadan, L OBP: 0.391, SLG: 0.370 (8, PH)										1	0	0	0	0	0	1									
David Lee, R ERA: 3.27 (9,1)										0	0	0	0	0	0	0									
Trevor Hoffman, R ERA: 4.15 (9,1)										0	0	0	0	0	0	0									
Kevin Jarvis, L OBP: 0.292, SLG: 0.435 (1,1)										1	0	0	1	0	1	0									
Chris Gomez, R OBP: 0.283, SLG: 0.221 (7,6)										1	1	1	0	0	0	0									
Inning Stats	R: 0 E: 0 K: 0 S: 8	H: 0 LOB: 0 BB: 0 P: 13	R: 0 E: 0 K: 0 S: 11	H: 1 LOB: 2 BB: 1 P: 22	R: 0 E: 0 K: 1 S: 10	H: 0 LOB: 0 BB: 0 P: 14	R: 0 E: 0 K: 3 S: 18	H: 0 LOB: 1 BB: 1 P: 27	R: 1 E: 0 K: 1 S: 7	H: 1 LOB: 0 BB: 0 P: 8	R: 3 E: 0 K: 2 S: 20	H: 3 LOB: 1 BB: 1 P: 31	R: 1 E: 0 K: 1 S: 13	H: 2 LOB: 2 BB: 1 P: 26	R: 0 E: 0 K: 1 S: 8	H: 1 LOB: 0 BB: 0 P: 10		1B: 5 2B: 0 3B: 1 HR: 2	SF: 0 SAC: 1 DP: 1 HBP: 0	WP: 0 PB: 0 SB: 0 CS: 0	PA: 35				
PITCHER	IP	WLS	BF	H	R	ER	SO	BB	IBB	HBP	BLK	WP	HR	S	P	ERA	WHIP								
Kent Bottenfield, R ERA: 5.16 (1,1)	6.0	L	26	5	4	4	7	3	0	0	0	0	2	74	115	6.00	1.333								
Jay Powell, R ERA: 4.62 (7,1)	1.0		6	2	1	1	1	1	0	0	0	0	0	13	26	9.00	3.000								
44 Roy Oswalt, R ERA: 1.93 (8,1)	1.0		3	1	0	0	1	0	0	0	0	0	0	8	10	0.00	1.000								



Batter	1	2	3	4	5	6	7	8	9	AB	R	H	RBI	BB	SO	LOB	TOP							
Craig Biggio, R OBP: 0.384, SLG: 0.432										4	1	1	2	0	1	2								
Brad Ausmus, R OBP: 0.284, SLG: 0.289										5	2	3	0	0	0	1								
5 Jeff Bagwell, R OBP: 0.409, SLG: 0.549										5	1	2	1	0	0	2								
17 Lance Berkman, S OBP: 0.474, SLG: 0.686										4	0	1	1	1	0	2								
Moises Alou, R OBP: 0.409, SLG: 0.579										5	0	1	2	0	2	5								
Richard Hidalgo, R OBP: 0.345, SLG: 0.497										5	0	1	0	0	1	5								
Glen Barker, S OBP: 0.222, SLG: 0.133										0	0	0	0	0	0	0								
Charlie Hayes, R OBP: 0.219, SLG: 0.111										4	1	1	0	0	1	3								
Nelson Cruz, R OBP: 0.382, SLG: 0.570										0	0	0	0	0	0	0								
Michael Jackson, R OBP: 0.382, SLG: 0.570										1	0	1	1	0	0	0								
Daryle Ward, L OBP: 0.382, SLG: 0.570										0	0	0	0	0	0	0								
Billy Wagner, L OBP: 0.222, SLG: 0.133										0	0	0	0	0	0	0								
Julio Lugo, R OBP: 0.310, SLG: 0.434										4	1	1	0	0	1	3								
Wade Miller, R OBP: 0.240, SLG: 0.217										3	1	3	0	0	0	0								
Vinny Castilla, R OBP: 0.242, SLG: 0.345										1	0	0	0	0	0	0								
Inning Stats	R: 1 E: 0 K: 1 S: 16	H: 3 LOB: 2 BB: 0 P: 23	R: 5 E: 0 K: 1 S: 21	H: 8 LOB: 3 BB: 0 P: 28	R: 0 E: 0 K: 0 S: 8	H: 1 LOB: 1 BB: 0 P: 10	R: 0 E: 0 K: 0 S: 4	H: 0 LOB: 0 BB: 0 P: 7	R: 0 E: 0 K: 0 S: 13	H: 1 LOB: 1 BB: 0 P: 18	R: 0 E: 0 K: 0 S: 8	H: 0 LOB: 0 BB: 0 P: 11	R: 0 E: 0 K: 0 S: 7	H: 0 LOB: 0 BB: 0 P: 11	R: 0 E: 0 K: 0 S: 9	H: 0 LOB: 0 BB: 0 P: 11	R: 1 E: 1 K: 2 S: 17	H: 2 LOB: 2 BB: 1 P: 27	1B: 13 2B: 1 3B: 0 HR: 1	SF: 1 SAC: 0 DP: 0 HBP: 0	WP: 0 PB: 0 SB: 0 CS: 0	PA: 43		
PITCHER	IP	WLS	BF	H	R	ER	SO	BB	IBB	HBP	BLK	WP	HR	S	P	ERA	WHIP							
Bobby Jones, R ERA: 3.15	(1, 1)	7.0	L	34	13	6	4	0	0	0	0	0	1	77	108	7.71	1.857							
Tom Davey, R ERA: 3.32	(8, 1)	2.0		9	2	1	0	2	0	1	0	0	0	26	38	0.00	1.000							

Houston Astros @ San Diego Padres
Qualcomm Stadium, San Diego, CA
Wed May 30 2001, 10:05 PM EDT
Att: 19,098 - Sunny - 70 F

AB	41
R	7
H	15
RBI	7
BB	1
SO	6
LOB	23



Batter	1	2	3	4	5	6	7	8	9	AB	R	H	RBI	BB	SO	LOB	BOTTOM							
Cesar Crespo, S OBP: 0.500, SLG: 0.400										3	1	1	0	1	1	0								
Mike Colangelo, R OBP: 0.356, SLG: 0.500										1	0	0	0	0	1	3								
Mark Kotsay, L OBP: 0.353, SLG: 0.409										5	0	1	0	0	0	5								
Ryan Klesko, L OBP: 0.427, SLG: 0.621										4	2	2	2	1	0	4								
Phil Nevin, R OBP: 0.394, SLG: 0.625										4	1	2	2	0	0	0								
Ben Davis, S OBP: 0.410, SLG: 0.415										4	0	0	0	0	0	2								
Bubba Trammell, R OBP: 0.348, SLG: 0.475										4	0	0	0	0	1	2								
Mike Darr, L OBP: 0.398, SLG: 0.366										3	0	2	0	1	1	0								
Donaldo Mendez, R OBP: 0.214, SLG: 0.220										2	0	0	0	0	0	1								
Dave Magadan, L OBP: 0.385, SLG: 0.364										1	0	0	0	0	0	3								
Chris Gomez, R OBP: 0.273, SLG: 0.221										0	0	0	0	1	0	0								
Bobby Jones, R OBP: 0.087, SLG: 0.045										2	0	0	0	0	0	1								
Rickey Henderson, R OBP: 0.352, SLG: 0.435										1	0	0	0	0	1	0								
Tom Davey, R ERA: 3.04										0	0	0	0	0	0	0								
Wiki Gonzalez, R OBP: 0.338, SLG: 0.574										1	0	1	0	0	0	0								
Woody Williams, R OBP: 0.167, SLG: 0.214										0	0	0	0	0	0	0								
Inning Stats	R: 2 E: 0 K: 0 S: 13	H: 2 LOB: 0 BB: 0 P: 21	R: 0 E: 0 K: 0 S: 13	H: 1 LOB: 1 BB: 0 P: 19	R: 2 E: 0 K: 1 S: 17	H: 1 LOB: 0 BB: 1 P: 28	R: 0 E: 0 K: 1 S: 7	H: 0 LOB: 0 BB: 0 P: 12	R: 0 E: 0 K: 0 S: 6	H: 0 LOB: 0 BB: 1 P: 10	R: 0 E: 0 K: 1 S: 12	H: 2 LOB: 3 BB: 1 P: 21	R: 0 E: 0 K: 1 S: 11	H: 1 LOB: 1 BB: 0 P: 14	R: 0 E: 0 K: 0 S: 4	H: 0 LOB: 0 BB: 0 P: 5	R: 0 E: 0 K: 1 S: 12	H: 2 LOB: 3 BB: 1 P: 24	1B: 5 2B: 2 3B: 0 HR: 2	SF: 0 SAC: 0 DP: 1 HBP: 0	WP: 0 PB: 0 SB: 0 CS: 0	PA: 39		
PITCHER	IP	WLS	BF	H	R	ER	SO	BB	IBB	HBP	BLK	WP	HR	S	P	ERA	WHIP							
Wade Miller, R ERA: 3.4	(1, 1)	6.0	W	26	6	4	3	3	0	0	0	0	0	11	14	0.00	1.000							
Nelson Cruz, R ERA: 3.68	(7, 1)	1.0	H	4	1	0	0	1	0	0	0	0	0	4	5	0.00	0.000							
Michael Jackson, R ERA: 3.04	(8, 1)	1.0	H	3	0	0	0	0	0	0	0	0	0	4	5	0.00	0.000							
Billy Wagner, L ERA: 3.04	(9, 1)	1.0	S	6	2	0	0	1	1	0	0	0	0	12	24	0.00	3.000							

Houston Astros @ San Diego Padres
Qualcomm Stadium, San Diego, CA
Wed May 30 2001, 10:05 PM EDT
Att: 19,098 - Sunny - 70 F

AB	35
R	4
H	9
RBI	4
BB	4
SO	5
LOB	21



Batter	1	2	3	4	5	6	7	8	9	AB	R	H	RBI	BB	SO	LOB	TOP					
Julio Lugo, R OBP: 0.307, SLG: 0.428 (1, 6)										5	1	1	0	0	2	1						
Jose Vizcaino, S OBP: 0.305, SLG: 0.299 (1, 4)										4	2	1	0	1	0	0						
5 Jeff Bagwell, R OBP: 0.413, SLG: 0.545 (1, 3)										3	1	1	0	1	0	0						
17 Lance Berkman, S OBP: 0.477, SLG: 0.695 (7, 7)										5	2	3	3	0	0	3						
Moises Alou, R OBP: 0.402, SLG: 0.567 (1, 9)										5	1	1	1	0	1	4						
Danyle Ward, L OBP: 0.376, SLG: 0.566 Glen Barker, S OBP: 0.222, SLG: 0.133 (7, 8)										4	0	1	1	0	0	3						
Vinny Castilla, R OBP: 0.261, SLG: 0.377 (1, 5)										4	0	4	1	0	0	0						
Tony Eusebio, R OBP: 0.308, SLG: 0.383 (1, 2)										3	0	0	0	1	0	2						
Shane Reynolds, R OBP: 0.056, SLG: 0.222 Charlie Hayes, R OBP: 0.212, SLG: 0.107 Jay Powell, R (8, PH) Octavio Dotel, R OBP: 0.125, SLG: 0.125 (9, 1)										3	1	1	1	0	1	3						
Inning Stats	R: 4 E: 0 K: 1 S: 17	H: 3 LOB: 0 BB: 1 P: 32	R: 1 E: 0 K: 0 S: 9	H: 1 LOB: 0 BB: 0 P: 14	R: 0 E: 0 K: 0 S: 9	H: 1 LOB: 1 BB: 0 P: 15	R: 0 E: 0 K: 0 S: 7	H: 1 LOB: 0 BB: 0 P: 7	R: 0 E: 0 K: 1 S: 6	H: 0 LOB: 0 BB: 0 P: 7	R: 1 E: 0 K: 1 S: 13	H: 3 LOB: 2 BB: 1 P: 26	R: 2 E: 2 K: 0 S: 10	H: 3 LOB: 1 BB: 0 P: 15	R: 0 E: 0 K: 0 S: 8	H: 1 LOB: 1 BB: 1 P: 10	R: 0 E: 0 K: 1 S: 9	H: 0 LOB: 1 BB: 1 P: 13	1B: 7 2B: 5 3B: 0 HR: 1	SF: 0 SAC: 0 DP: 0 HBP: 1	WP: 1 PB: 0 SB: 0 CS: 2	PA: 42
PITCHER	IP	WLS	BF	H	R	ER	SO	BB	IBB	HBP	BLK	WP	HR	S	P	ERA	WHIP					
Wascar Serrano, R ERA: 4.32 (1, 1)	6.0	L	27	9	6	6	3	2	0	1	0	1	1	61	101	9.00	1.833					
Jose Nunez, L ERA: 10.5 (7, 1)	2.0		10	4	2	2	0	0	0	0	0	0	0	18	25	9.00	2.000					
Rudy Seanez, R ERA: (9, 1)	1.0		4	0	0	0	1	1	0	0	0	0	0	9	13	0.00	1.000					

Houston Astros @ San Diego Padres
Qualcomm Stadium, San Diego, CA
Thu May 31 2001, 5:05 PM EDT
Att: 18,021 - Sunny - 73 F

AB 37
R 8
H 13
RBI 7
BB 3
SO 4
LOB 17

Batter	1	2	3	4	5	6	7	8	9	AB	R	H	RBI	BB	SO	LOB	BOTTOM					
Rickey Henderson, R OBP: 0.382, SLG: 0.422 (1, 7)										4	0	0	0	0	1	0						
Mark Kotsay, L OBP: 0.357, SLG: 0.418 (1, 8)										4	2	2	0	0	0	0						
Ryan Klesko, L OBP: 0.429, SLG: 0.617 (1, 3)										3	0	1	0	1	0	2						
Phil Nevin, R OBP: 0.396, SLG: 0.620 (1, 5)										3	0	1	1	1	0	1						
Mike Darr, L OBP: 0.396, SLG: 0.365 Jose Nunez, L (7, 1) Dave Magadan, L OBP: 0.379, SLG: 0.357 (8, PH) Rudy Seanez, R (9, 1)										3	0	1	0	0	0	1						
Wiki Gonzalez, R OBP: 0.328, SLG: 0.556 Ben Davis, S OBP: 0.406, SLG: 0.410 (1, 2) (6, 2)										2	0	0	0	0	0	2						
Cesar Crespo, S OBP: 0.333, SLG: 0.222 (1, 4)										4	0	0	0	0	1	2						
Chris Gomez, R OBP: 0.272, SLG: 0.236 (1, 6)										4	1	1	0	0	1	1						
Wascar Serrano, R OBP: 0.143, SLG: 0.143 Bubba Trammell, R OBP: 0.350, SLG: 0.494 (1, 1) (7, 9)											2	0	0	0	1	0						
Inning Stats	R: 1 E: 0 K: 0 S: 14	H: 2 LOB: 1 BB: 0 P: 22	R: 0 E: 1 K: 0 S: 8	H: 0 LOB: 0 BB: 0 P: 9	R: 0 E: 0 K: 2 S: 7	H: 0 LOB: 0 BB: 0 P: 11	R: 0 E: 0 K: 0 S: 8	H: 2 LOB: 2 BB: 0 P: 10	R: 0 E: 0 K: 0 S: 7	H: 0 LOB: 0 BB: 0 P: 11	R: 1 E: 0 K: 0 S: 12	H: 1 LOB: 0 BB: 0 P: 21	R: 2 E: 0 K: 0 S: 12	H: 2 LOB: 0 BB: 0 P: 16	R: 0 E: 0 K: 1 S: 12	H: 0 LOB: 2 BB: 2 P: 26	R: 0 E: 0 K: 2 S: 9	H: 0 LOB: 0 BB: 0 P: 17	1B: 4 2B: 2 3B: 0 HR: 1	SF: 0 SAC: 0 DP: 1 HBP: 0	WP: 1 PB: 0 SB: 0 CS: 0	PA: 36
PITCHER	IP	WLS	BF	H	R	ER	SO	BB	IBB	HBP	BLK	WP	HR	S	P	ERA	WHIP					
Shane Reynolds, R ERA: 5.69 (1, 1)	7.0	W	28	7	4	4	2	0	0	0	0	0	0	68	100	5.14	1.000					
Jay Powell, R ERA: 4.44 (8, 1)	1.0		5	0	0	0	1	2	0	0	0	0	0	12	26	0.00	2.000					
Octavio Dotel, R ERA: 4.03 (9, 1)	1.0		3	0	0	0	2	0	0	0	0	0	0	9	17	0.00	0.000					

Houston Astros @ San Diego Padres
Qualcomm Stadium, San Diego, CA
Thu May 31 2001, 5:05 PM EDT
Att: 18,021 - Sunny - 73 F

AB 34
R 4
H 7
RBI 3
BB 2
SO 5
LOB 13

Batter	1	2	3	4	5	6	7	8	9	AB	R	H	RBI	BB	SO	LOB	TOP					
Paul Lo Duca, R OBP: 0.396, SLG: 0.607	G6-3		L9			G4-3			P4	4	0	0	0	0	0	0						
Tom Goodwin, L OBP: 0.288, SLG: 0.318 Tim Bogar, R (9, PH)	L9			G3		F8			L8	3	0	0	0	0	0	0						
Mark Grudzielanek, R OBP: 0.364, SLG: 0.484	G6-3			F8			G4-6-3 1B		K	4	0	1	0	0	1	0						
Shawn Green, L OBP: 0.361, SLG: 0.525		K		G3-1			K			3	0	0	0	0	2	1						
Marquis Grissom, R OBP: 0.294, SLG: 0.567	F9				K		G4-6-3 1-2			3	0	0	0	0	1	1						
Dave Hansen, L OBP: 0.406, SLG: 0.385		1B			F8				1B 1B	3	0	2	0	0	0	0						
Adrian Beltré, R OBP: 0.260, SLG: 0.389		F8			HR				K	3	1	1	1	0	1	2						
Alex Cora, L OBP: 0.259, SLG: 0.331			G3-1		G3-1				G5-4-3 1B	3	0	1	0	0	0	0						
37 Darren Dreifort, R OBP: 0.227, SLG: 0.429 Jeff Reboulet, R OBP: 0.367, SLG: 0.385 Terry Adams, R (8, PH)			K			K			G5-4-3 1-2	2	0	0	0	0	2	0						
Inning Stats	R: 0 E: 0 K: 0 S: 11	H: 0 LOB: 0 BB: 0 P: 13	R: 0 E: 0 K: 1 S: 11	H: 1 LOB: 1 BB: 0 P: 14	R: 0 E: 0 K: 1 S: 6	H: 0 LOB: 0 BB: 0 P: 12	R: 0 E: 0 K: 0 S: 6	H: 0 LOB: 0 BB: 0 P: 10	R: 1 E: 0 K: 1 S: 10	H: 1 LOB: 0 BB: 0 P: 13	R: 0 E: 0 K: 1 S: 8	H: 0 LOB: 0 BB: 0 P: 11	R: 0 E: 0 K: 1 S: 8	H: 1 LOB: 0 BB: 0 P: 10	R: 0 E: 0 K: 1 S: 10	H: 2 LOB: 1 BB: 0 P: 12	R: 0 E: 0 K: 1 S: 8	H: 0 LOB: 0 BB: 0 P: 9	1B: 4 2B: 0 3B: 0 HR: 1	SF: 0 SAC: 0 DP: 2 HBP: 0	WP: 0 PB: 0 SB: 0 CS: 0	PA: 30
PITCHER	IP	WLS	BF	H	R	ER	SO	BB	IBB	HBP	BLK	WP	HR	S	P	ERA	WHIP					
44 Roy Oswalt, R ERA: 1.8	6.0	W	20	2	1	1	4	0	0	0	0	0	1	52	73	1.50	0.333					
Jay Powell, R ERA: 4.29	1.0	H	3	1	0	0	1	0	0	0	0	0	0	8	10	0.00	1.000					
Michael Jackson, R ERA: 2.92	1.0	H	4	2	0	0	1	0	0	0	0	0	0	10	12	0.00	2.000					
Billy Wagner, L ERA: 2.92	1.0	S	3	0	0	0	1	0	0	0	0	0	0	8	9	0.00	0.000					

Los Angeles Dodgers @ Houston Astros
Enron Field, Houston, TX
Sat Jun 02 2001, 4:05 PM EDT
Att: 38,621 - Dome - 72 F

AB 30
R 1
H 5
RBI 1
BB 0
SO 7
LOB 6

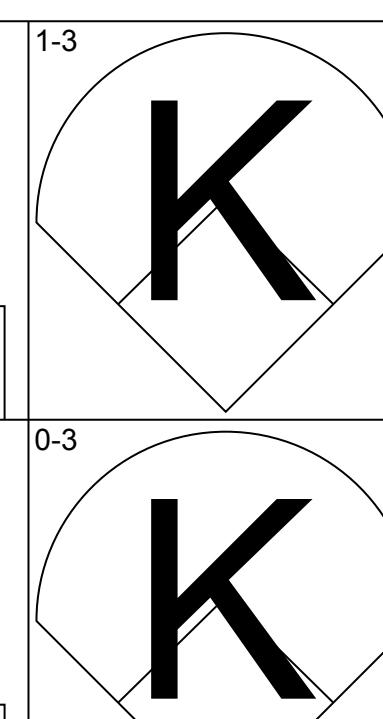
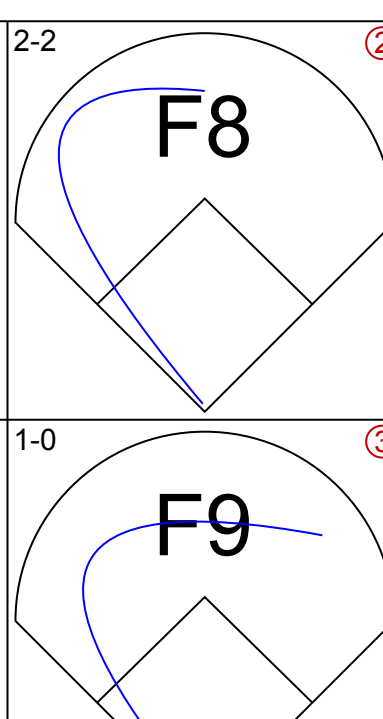
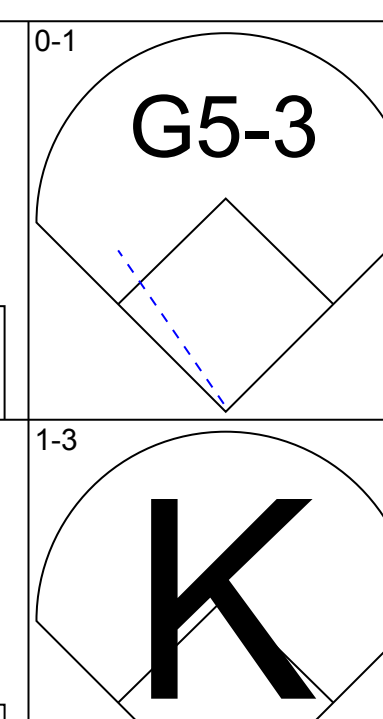
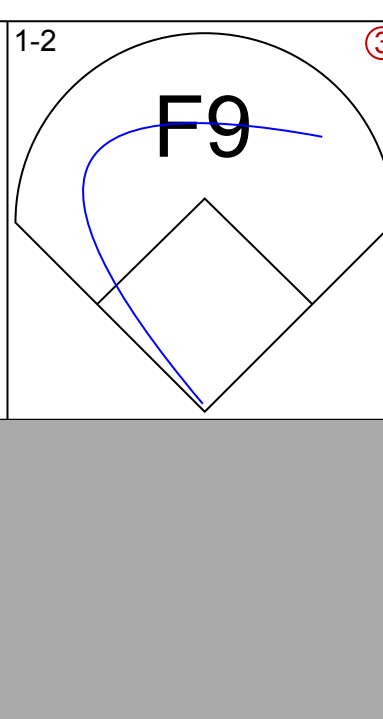
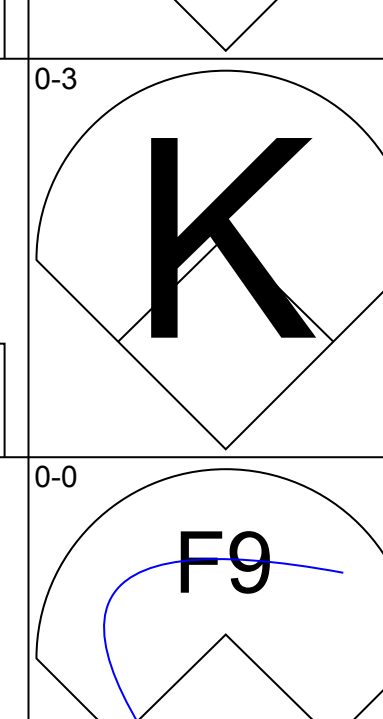
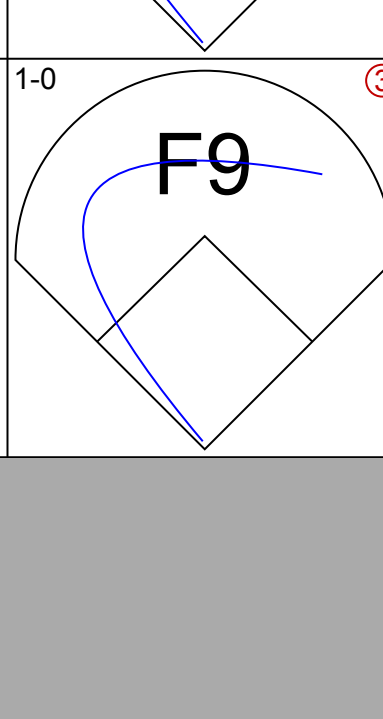
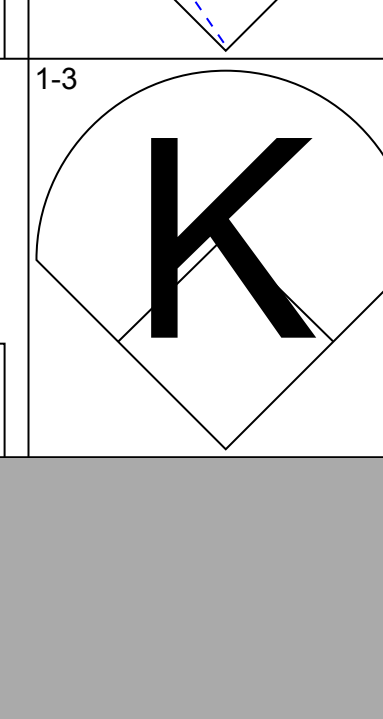
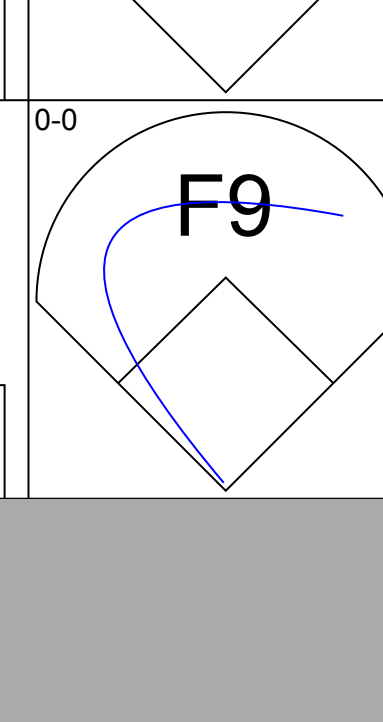
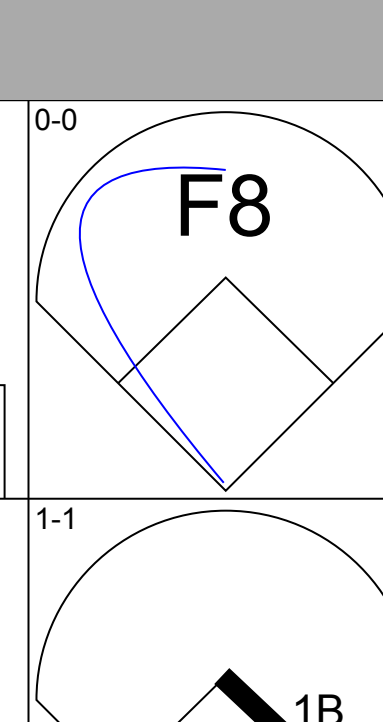
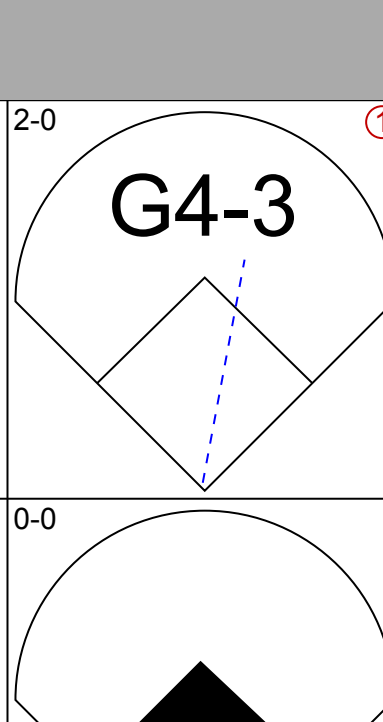
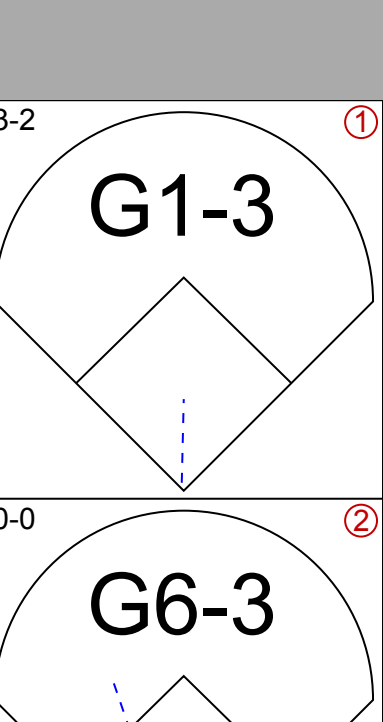
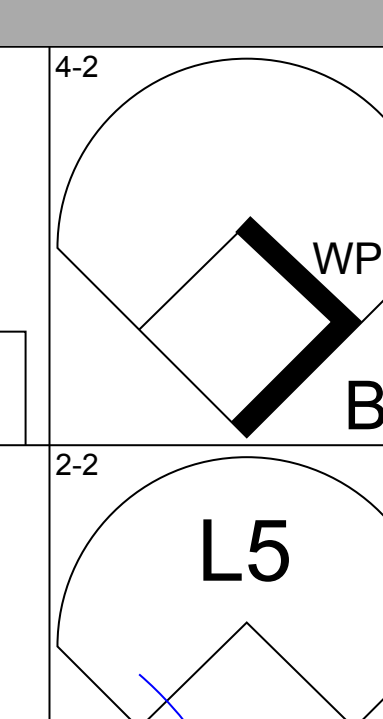
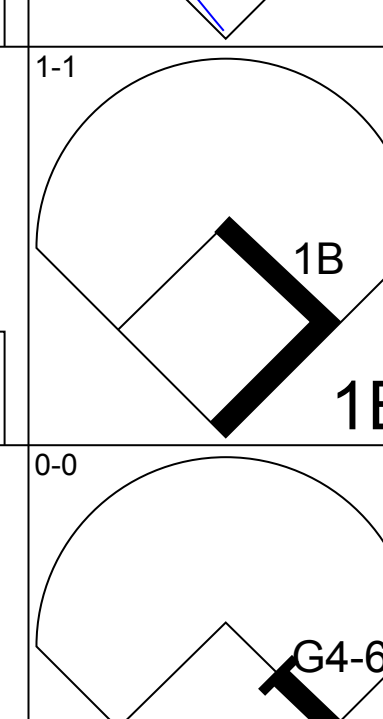
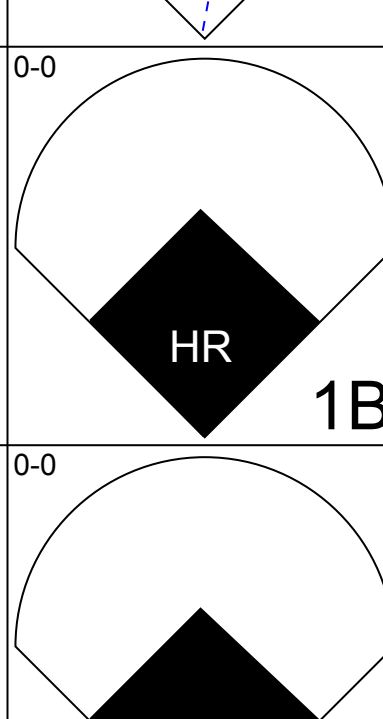
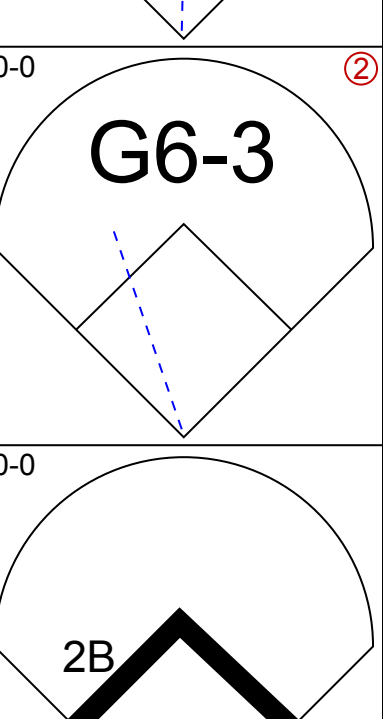
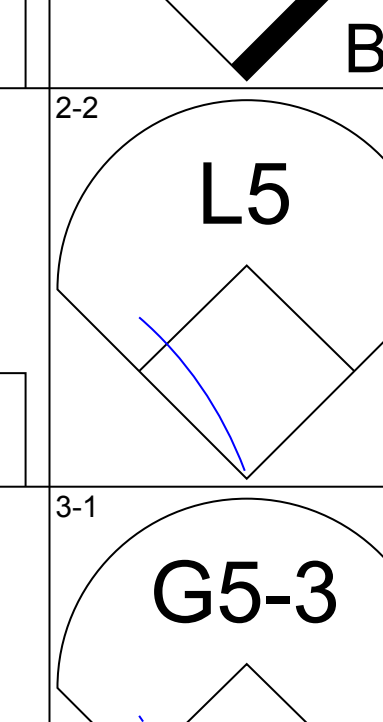
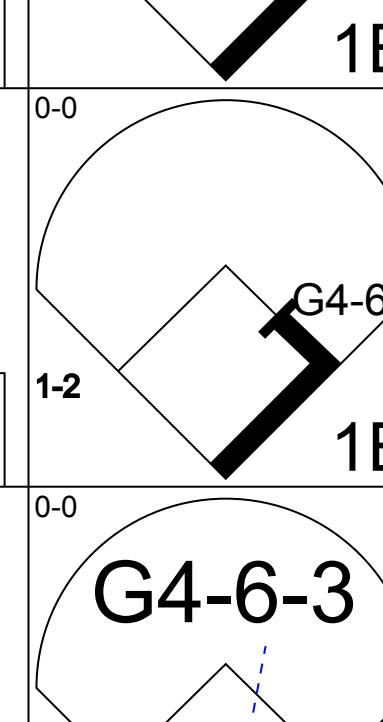
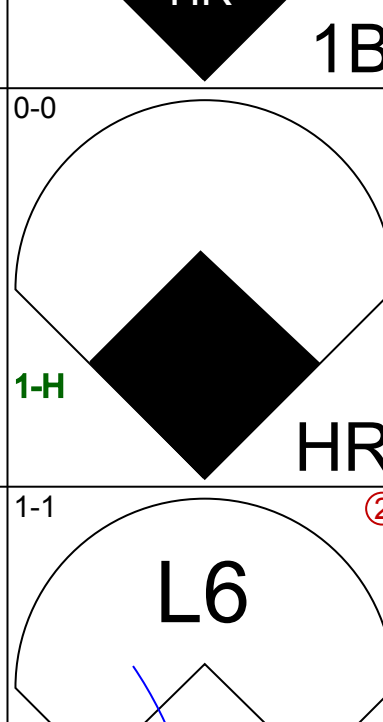
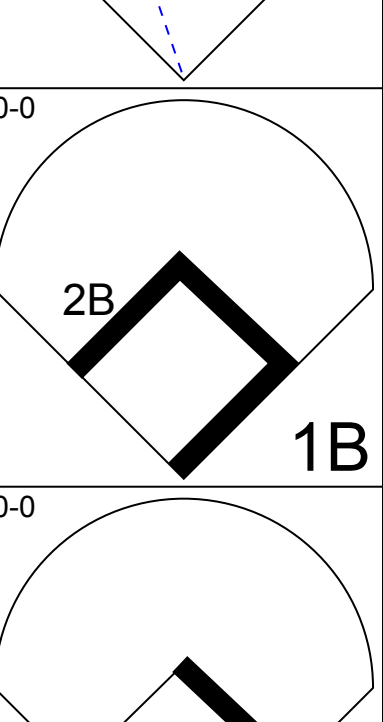
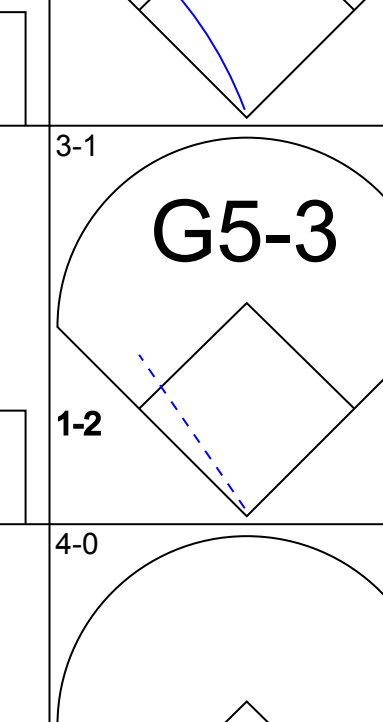
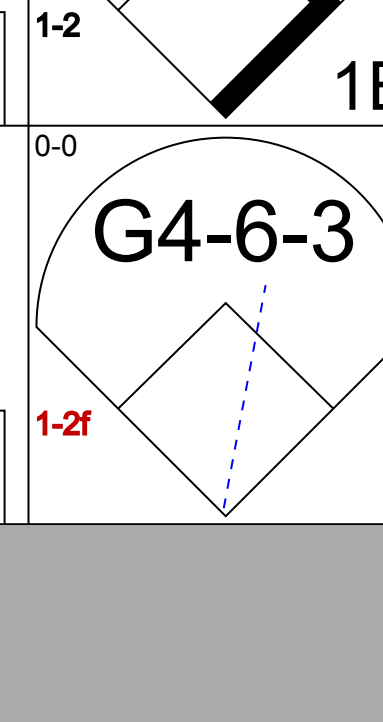
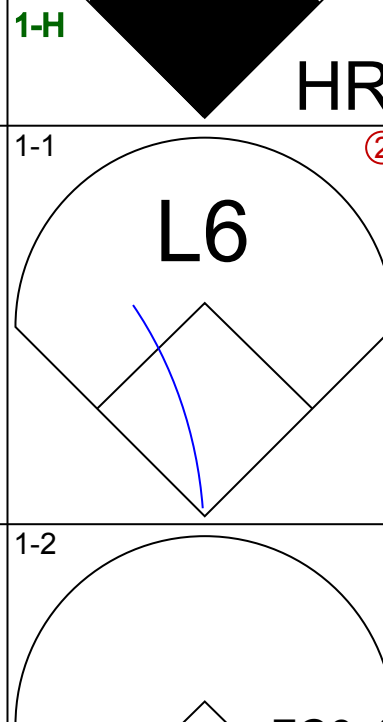
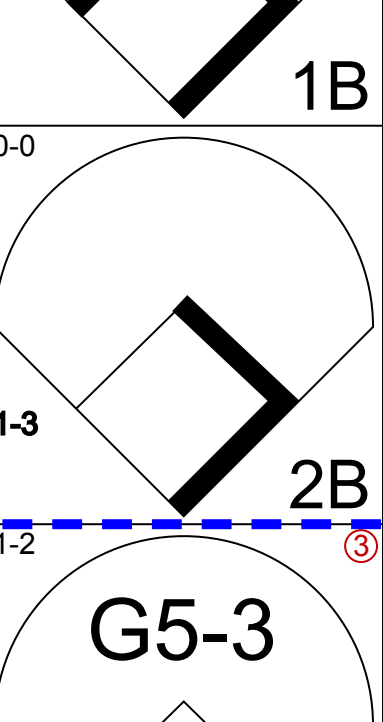
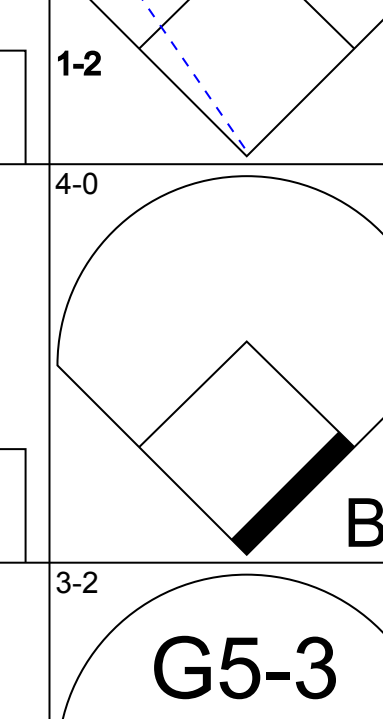
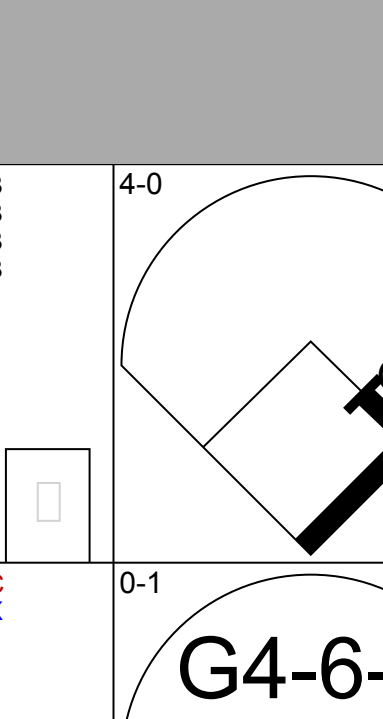
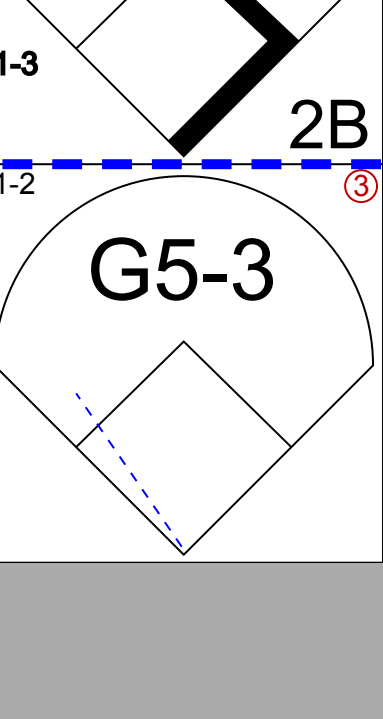
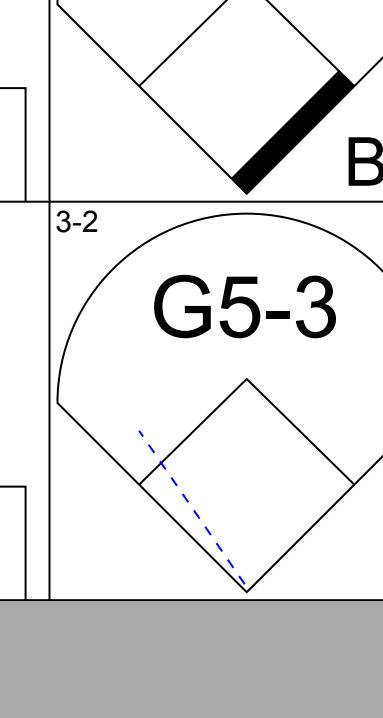
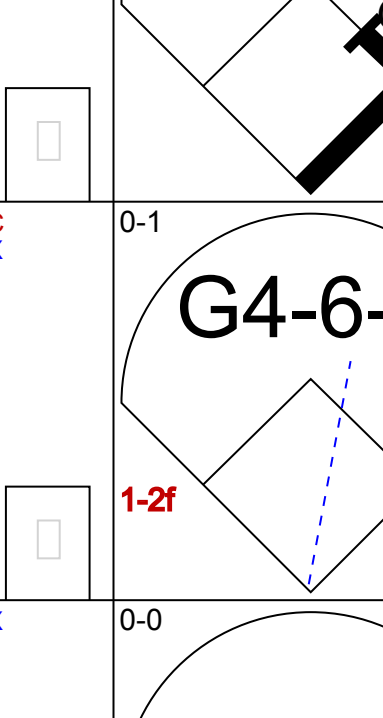
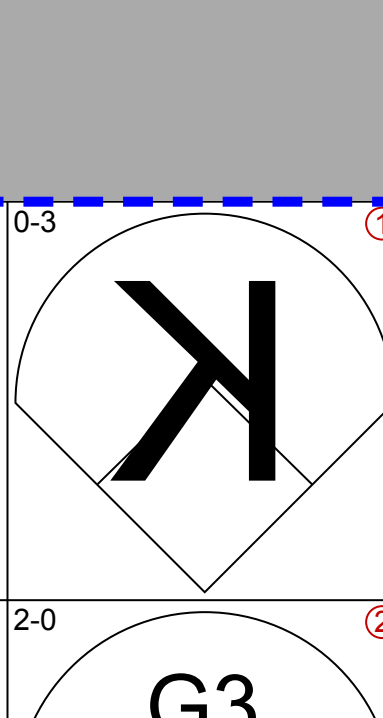


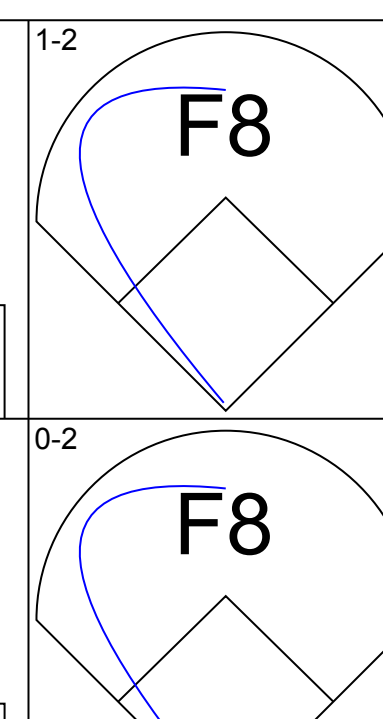
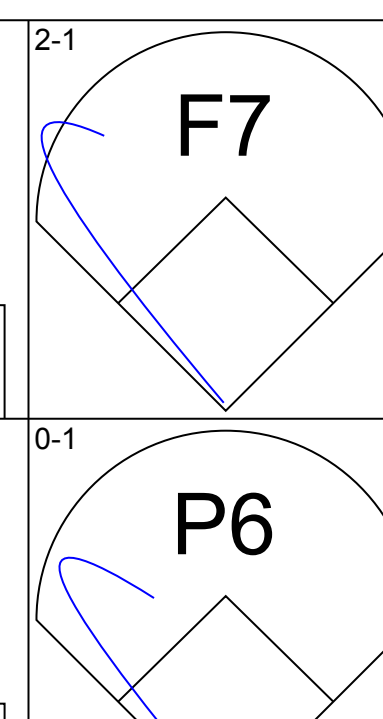
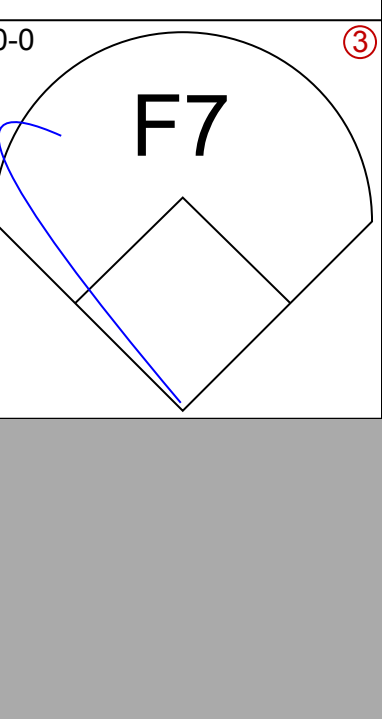
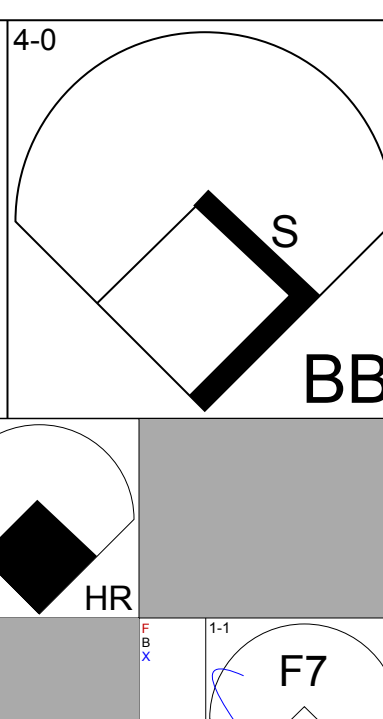
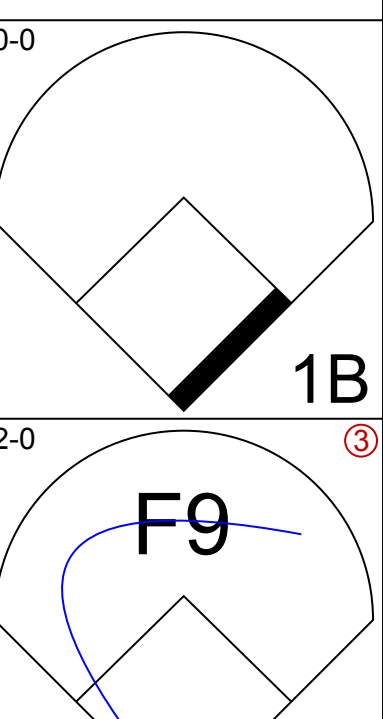
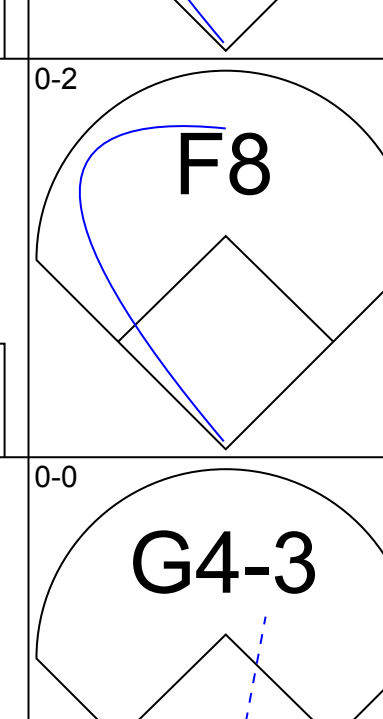
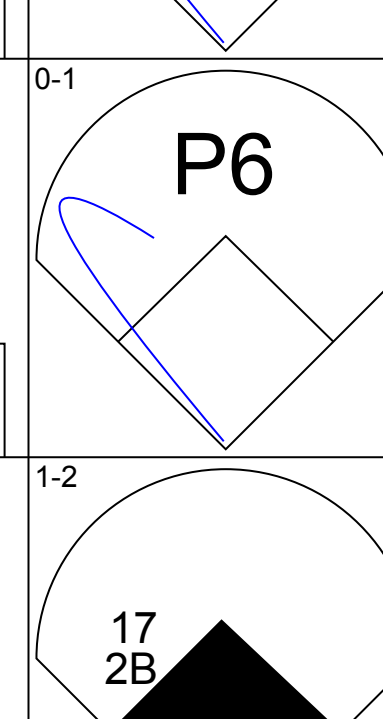
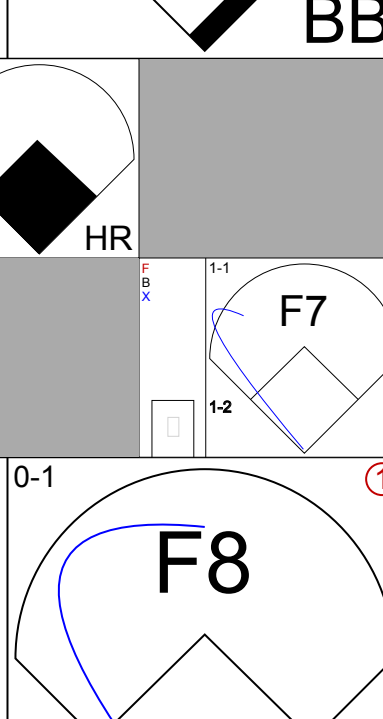
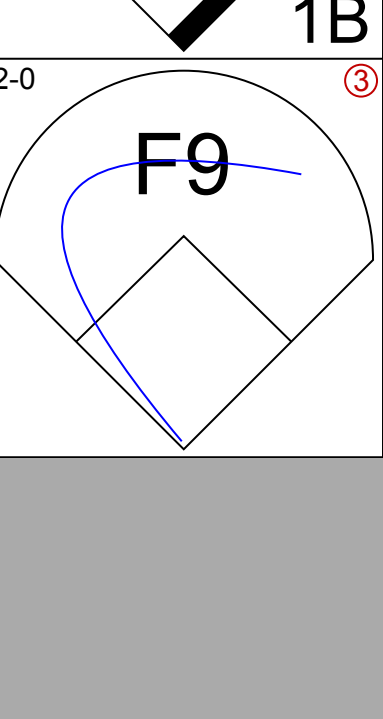
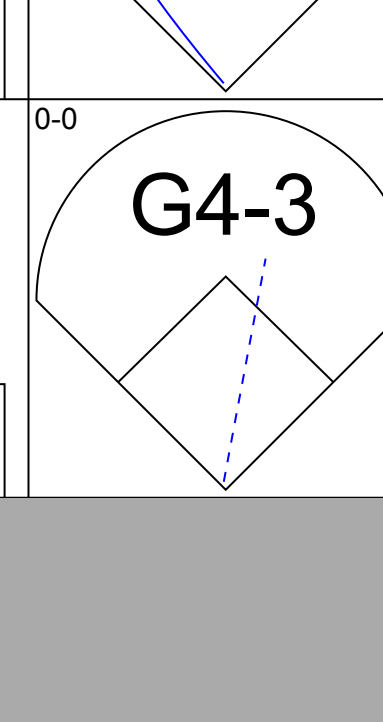
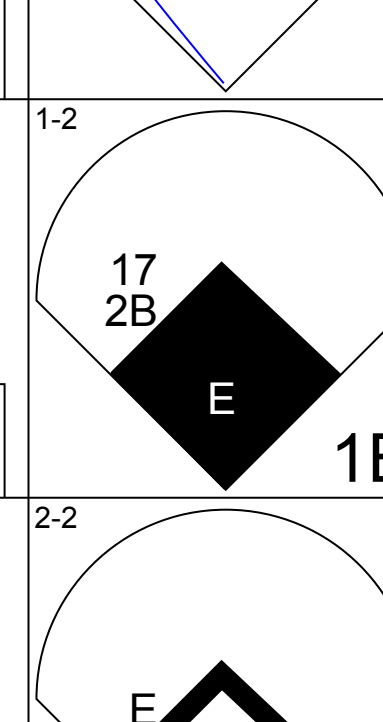
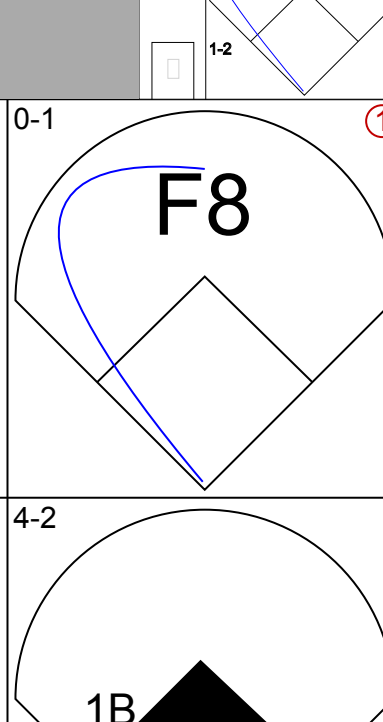

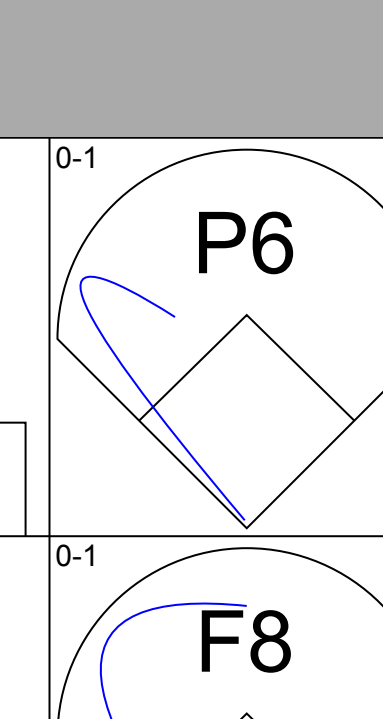
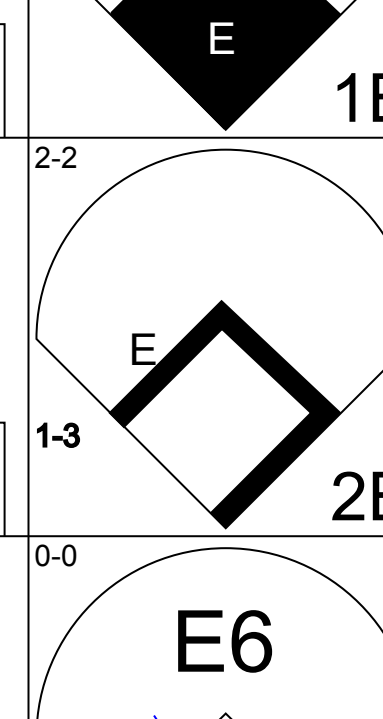
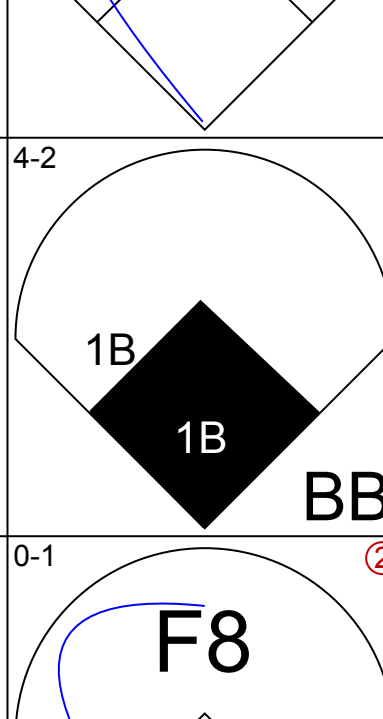

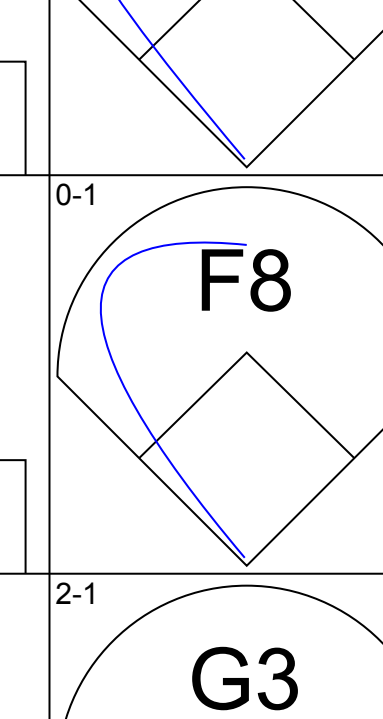
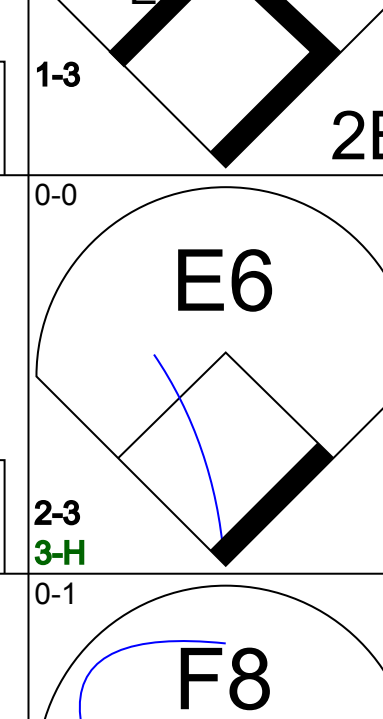
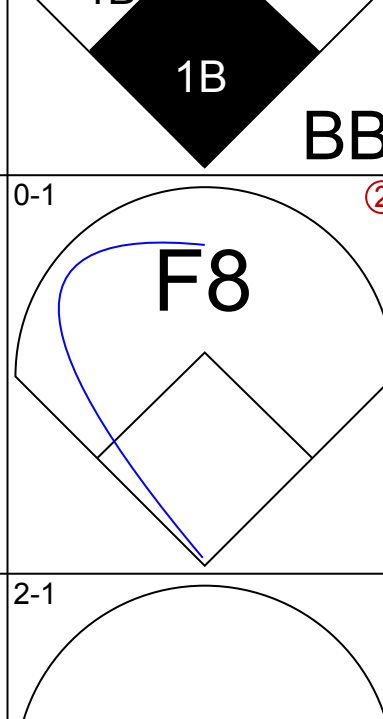

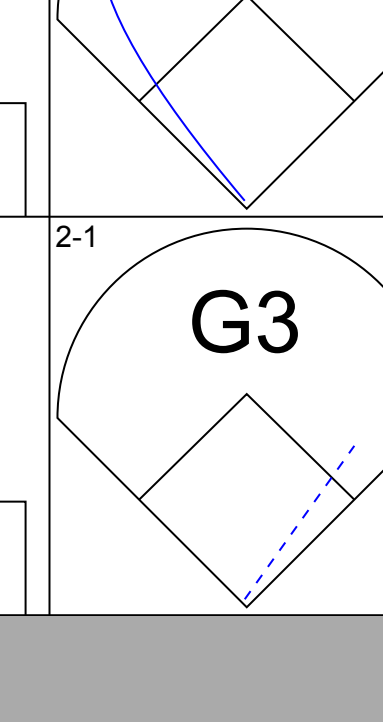
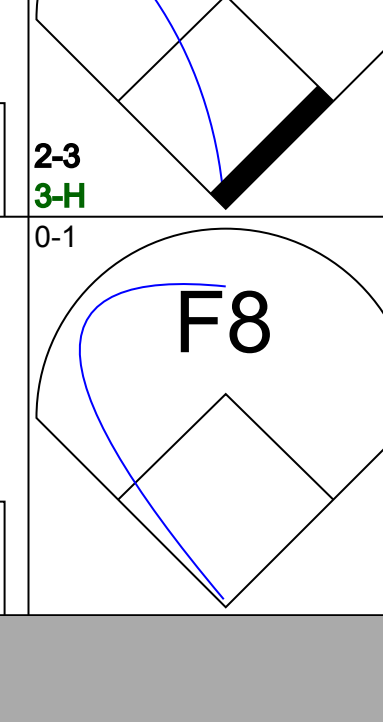
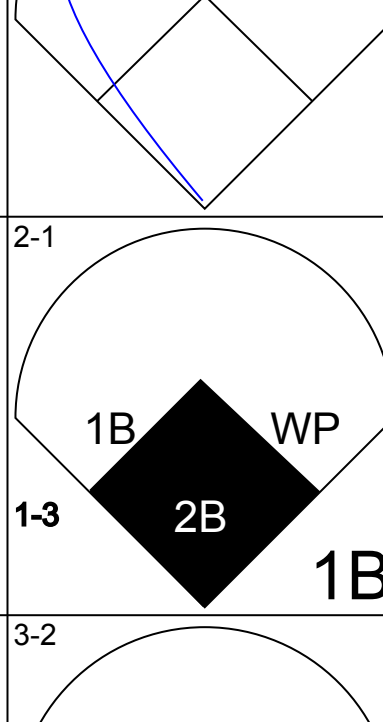

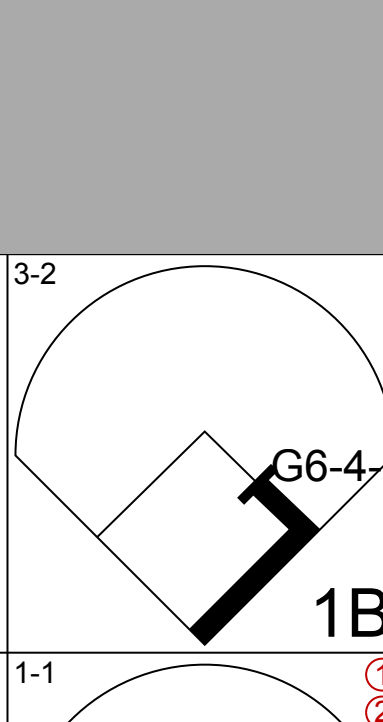
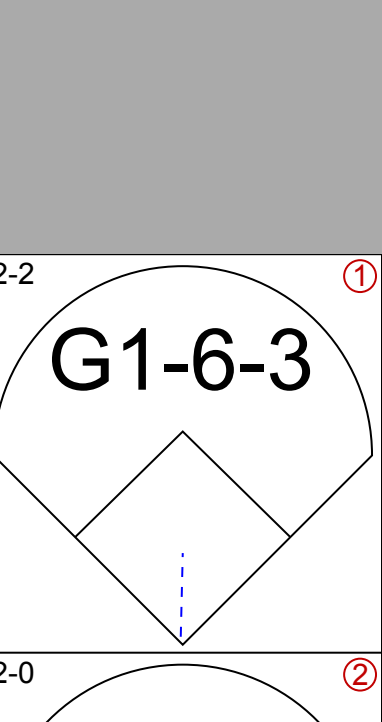
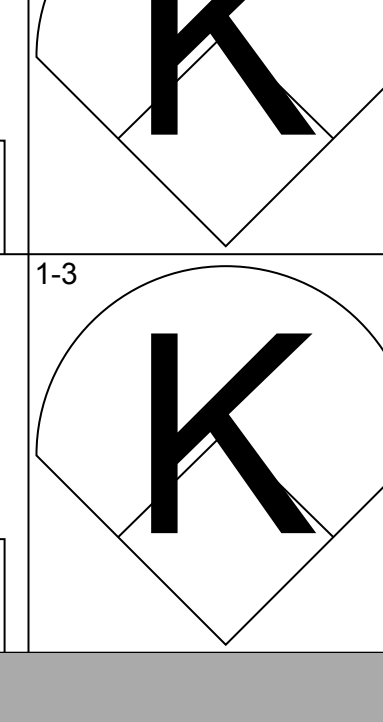
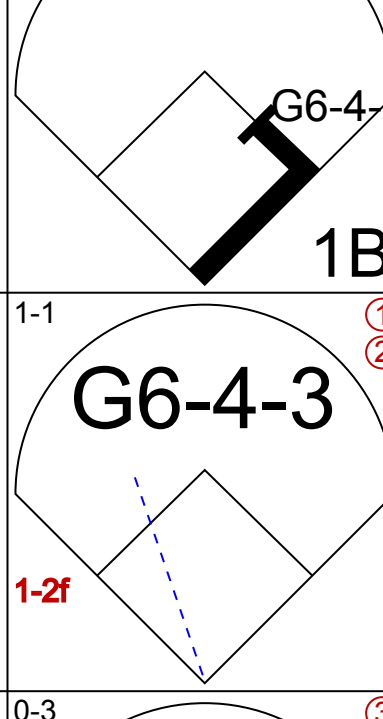
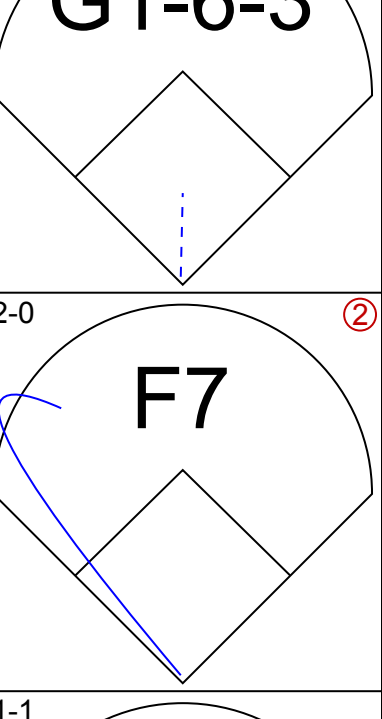
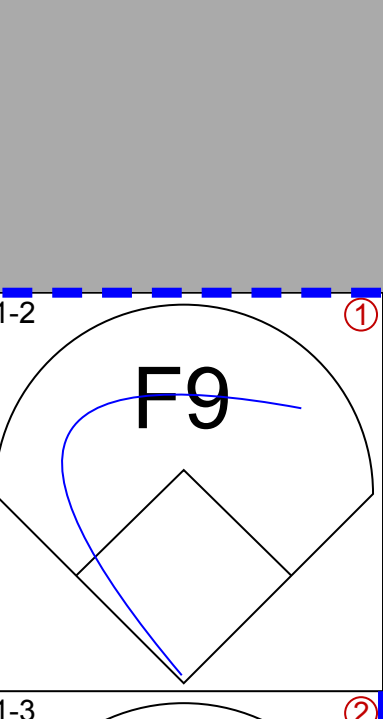
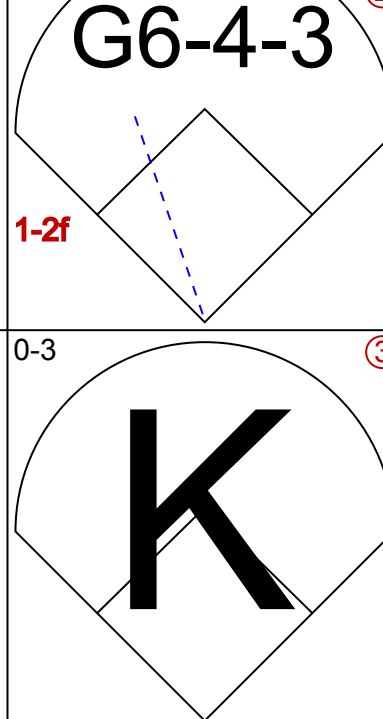
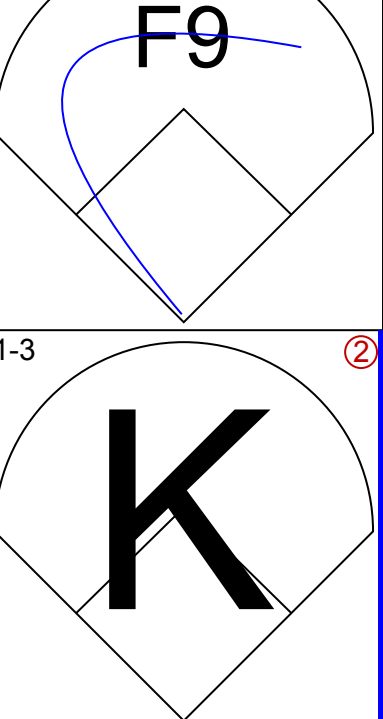
Batter	1	2	3	4	5	6	7	8	9	AB	R	H	RBI	BB	SO	LOB	BOTTOM					
Craig Biggio, R OBP: 0.395, SLG: 0.442	E5 F8 G6-3 1B						K			3	1	2	1	1	1	0						
Julio Lugo, R OBP: 0.299, SLG: 0.413	F8		K		P4			K		4	0	0	0	0	2	4						
5 Jeff Bagwell, R OBP: 0.410, SLG: 0.538	G6-3		K			F9		G6-3		4	0	0	1	0	1	1						
17 Lance Berkman, S OBP: 0.472, SLG: 0.676				G1-3				G4-3		3	0	1	0	1	0	0						
Richard Hidalgo, R OBP: 0.361, SLG: 0.522	CS			F7						2	0	1	0	1	0	0						
Danyle Ward, L OBP: 0.385, SLG: 0.547 Glen Barker, S OBP: 0.222, SLG: 0.133			K		K2-3		K			3	0	0	0	0	3	2						
Vinny Castilla, R OBP: 0.269, SLG: 0.399		P3			G5-3		K			3	0	0	0	0	1	2						
Brad Ausmus, R OBP: 0.277, SLG: 0.314					G4-3			G6-3 1B		3	1	2	0	0	0	0						
44 Roy Oswalt, R OBP: 1.000, SLG: 2.000 Jay Powell, R			SH1-4 1B					G6-3 1B		1	0	1	0	0	0	0						
Jose Vizcaino, S OBP: 0.301, SLG: 0.294 Michael Jackson, R Billy Wagner, L					WP 2B			G6-3 1-2		1	0	0	0	0	0	0						
Inning Stats	R: 1 E: 1 K: 0 S: 12	H: 1 LOB: 1 BB: 1 P: 23	R: 0 E: 0 K: 1 S: 9	H: 1 LOB: 0 BB: 0 P: 10	R: 1 E: 0 K: 2 S: 13	H: 2 LOB: 1 BB: 0 P: 19	R: 0 E: 0 K: 1 S: 9	H: 0 LOB: 0 BB: 0 P: 16	R: 0 E: 0 K: 0 S: 9	H: 1 LOB: 2 BB: 1 P: 17	R: 0 E: 0 K: 2 S: 12	H: 1 LOB: 0 BB: 1 P: 19	R: 0 E: 0 K: 1 S: 9	H: 0 LOB: 0 BB: 0 P: 18	R: 0 E: 0 K: 1 S: 5	H: 0 LOB: 0 BB: 0 P: 9	1B: 6 2B: 1 3B: 0 HR: 0	SF: 0 SAC: 1 DP: 1 HBP: 0	WP: 1 PB: 0 SB: 2 CS: 1	PA: 32		
PITCHER	IP	WLS	BF	H	R	ER	SO	BB	IBB	HBP	BLK	WP	HR	S	P	ERA	WHIP					
37 Darren Dreifort, R ERA: 3.99	7.0	L	28	7	2	1	7	3	0	0	0	0	0	73	122	1.29	1.429					
Terry Adams, R ERA: 5.1	1.0		3	0	0	0	1	0	0	0	0	0	0	5	9	0.00	0.000					

Los Angeles Dodgers @ Houston Astros
Enron Field, Houston, TX
Sat Jun 02 2001, 4:05 PM EDT
Att: 38,621 - Dome - 72 F

AB 27
R 2
H 7
RBI 2
BB 3
SO 8
LOB 10



Batter	1	2	3	4	5	6	7	8	9	AB	R	H	RBI	BB	SO	LOB	TOP			
Craig Biggio, R (1,4) OBP: 0.391, SLG: 0.459										5	1	1	2	0	1	0	Houston Astros @ Colorado Rockies Coors Field, Denver, CO Tue Jun 05 2001, 7:05 PM MDT Att: 37,116 - Cloudy - 66 F			
Brad Ausmus, R (1,2) OBP: 0.271, SLG: 0.306										4	0	0	0	0	2	0				
5 Jeff Bagwell, R (1,3) OBP: 0.399, SLG: 0.525										4	0	0	0	0	0	0				
17 Lance Berkman, S (1,7) OBP: 0.475, SLG: 0.665										3	1	2	0	1	0	0				
Moises Alou, R (1,9) OBP: 0.404, SLG: 0.577										4	1	3	2	0	0	1				
Richard Hidalgo, R (1,8) OBP: 0.360, SLG: 0.514										4	0	1	0	0	0	3				
Vinny Castilla, R (1,5) OBP: 0.284, SLG: 0.438										2	0	1	0	2	0	2				
Julio Lugo, R (1,6) OBP: 0.300, SLG: 0.415										4	0	0	0	0	1	4				
Wade Miller, R (1,1) OBP: 0.259, SLG: 0.280										2	1	1	0	0	0	0				
Charlie Hayes, R (7, PH) OBP: 0.206, SLG: 0.103										1	0	0	0	0	1	0				
Joe Slusarski, R (7,1) OBP: 0.206, SLG: 0.103										0	0	0	0	0	0	0				
Jose Lima, R (8,1) OBP: 0.318, SLG: 0.459										0	0	0	0	0	0	0				
Orlando Merced, S (9, PH) OBP: 0.318, SLG: 0.459										1	0	0	0	0	0	0				
Inning Stats	R: 0 E: 0 K: 2 S: 7	H: 0 LOB: 0 BB: 0 P: 8	R: 0 E: 0 K: 0 S: 11	H: 0 LOB: 2 BB: 2 P: 27	R: 0 E: 0 K: 0 S: 8	H: 0 LOB: 0 BB: 0 P: 11	R: 0 E: 0 K: 0 S: 5	H: 2 LOB: 1 BB: 0 P: 6	R: 2 E: 0 K: 0 S: 10	H: 3 LOB: 1 BB: 0 P: 15	R: 0 E: 0 K: 2 S: 10	H: 0 LOB: 0 BB: 0 P: 11	R: 0 E: 0 K: 0 S: 9	H: 2 LOB: 2 BB: 0 P: 13	R: 0 E: 0 K: 1 S: 8	H: 0 LOB: 0 BB: 0 P: 11	1B: 5 2B: 2 3B: 0 HR: 2	SF: 0 SAC: 0 DP: 2 HBP: 0	WP: 1 PB: 0 SB: 0 CS: 0	PA: 37
PITCHER	IP	WLS	BF	H	R	ER	SO	BB	IBB	HBP	BLK	WP	HR	S	P	ERA	WHIP			
Mike Hampton, L (1,1) ERA: 2.86	7.2	W	33	9	4	4	4	3	0	0	0	1	2	62	98	4.70	1.565			
Juan Acevedo, R (8,1) ERA: 3.52	0.1		1	0	0	0	0	0	0	0	0	0	0	3	4	0.00	0.000			
Jose Jimenez, R (9,1) ERA: 4.98	1.0		3	0	0	0	1	0	0	0	0	0	0	8	11	0.00	0.000			

Batter	1	2	3	4	5	6	7	8	9	AB	R	H	RBI	BB	SO	LOB	BOTTOM			
Juan Pierre, L (1,8) OBP: 0.386, SLG: 0.374										4	0	1	0	1	0	0	Houston Astros @ Colorado Rockies Coors Field, Denver, CO Tue Jun 05 2001, 7:05 PM MDT Att: 37,116 - Cloudy - 66 F			
Neftali Perez, S (1,6) OBP: 0.353, SLG: 0.508										5	1	1	1	0	0	2				
Larry Walker, L (1,9) OBP: 0.451, SLG: 0.718										4	2	2	0	0	0	0				
17 Todd Helton, L (1,3) OBP: 0.461, SLG: 0.699										3	1	2	1	1	0	0				
Jeff Cirillo, R (1,5) OBP: 0.347, SLG: 0.526										4	0	0	0	0	0	3				
Todd Walker, L (1,4) OBP: 0.389, SLG: 0.533										4	1	1	0	0	1	3				
Jacob Cruz, L (1,7) OBP: 0.295, SLG: 0.392										4	1	2	1	0	1	1				
Brent Mayne, L (1,2) OBP: 0.380, SLG: 0.375										4	1	1	2	0	0	1				
Mike Hampton, R (1,1) OBP: 0.278, SLG: 0.611										3	2	2	3	0	1	0				
Juan Acevedo, R (8,1) OBP: 0.278, SLG: 0.611										0	0	0	0	0	0	0				
Brooks Kieschnick, L (8, PH) OBP: 0.590, SLG: 1.055										1	0	0	0	0	1	0				
Jose Jimenez, R (9,1) OBP: 0.590, SLG: 1.055										0	0	0	0	0	0	0				
Inning Stats	R: 0 E: 0 K: 0 S: 7	H: 0 LOB: 0 BB: 0 P: 8	R: 0 E: 0 K: 0 S: 6	H: 0 LOB: 0 BB: 0 P: 8	R: 0 E: 0 K: 1 S: 12	H: 1 LOB: 0 BB: 0 P: 16	R: 1 E: 1 K: 0 S: 13	H: 2 LOB: 2 BB: 0 P: 18	R: 1 E: 0 K: 0 S: 7	H: 1 LOB: 0 BB: 0 P: 12	R: 6 E: 0 K: 0 S: 19	H: 5 LOB: 1 BB: 2 P: 38	R: 1 E: 0 K: 2 S: 11	H: 2 LOB: 1 BB: 0 P: 15	R: 0 E: 0 K: 1 S: 9	H: 1 LOB: 1 BB: 0 P: 13	1B: 6 2B: 3 3B: 0 HR: 3	SF: 0 SAC: 0 DP: 1 HBP: 0	WP: 1 PB: 0 SB: 1 CS: 0	PA: 38
PITCHER	IP	WLS	BF	H	R	ER	SO	BB	IBB	HBP	BLK	WP	HR	S	P	ERA	WHIP			
Wade Miller, R (1,1) ERA: 3.92	6.0	L	29	9	8	7	1	2	0	0	0	0	0	64	100	10.50	1.833			
Joe Slusarski, R (7,1) ERA: 9.0	1.0		5	2	1	1	2	0	0	0	0	0	0	11	15	9.00	2.000			
Jose Lima, R (8,1) ERA: 6.99	1.0		4	1	0	0	1	0	0	0	0	0	0	9	13	0.00	1.000			

Batter	1	2	3	4	5	6	7	8	9	AB	R	H	RBI	BB	SO	LOB	TOP											
Craig Biggio, R OBP: 0.394, SLG: 0.458 (1, 4)	F7		L3				E7 17 G4-3 1B	WP G3 1B	G1-3	5	1	2	1	0	0	2												
Julio Lugo, R OBP: 0.305, SLG: 0.423 Orlando Merced, S OBP: 0.311, SLG: 0.447 (8, 7)	2B		5 2B 1B			SH5-3 HBP	G6-3	G3		3	1	2	1	0	0	1												
5 Jeff Bagwell, R OBP: 0.407, SLG: 0.531 (1, 3)	1B		1B				17 G4-3 BB	F9		3	0	2	1	2	0	0												
17 Lance Berkman, S OBP: 0.465, SLG: 0.648 Jay Powell, R (8, 1)	K		P4			L8	G4-3	K		5	0	0	0	0	2	7												
Moises Alou, R OBP: 0.393, SLG: 0.560 (1, 9)	F9		G5-3			F7	G1-3		G5-3	5	0	0	0	0	0	7												
Richard Hidalgo, R OBP: 0.366, SLG: 0.529 (1, 8)							G6-3		E6 1B	4	2	2	1	1	0	0												
Vinny Castilla, R OBP: 0.287, SLG: 0.436 (8, 6)			G5-4-3			G6-4-3	K		1B	5	1	2	0	0	1	2												
Brad Ausmus, R OBP: 0.282, SLG: 0.309 Darby Ward, L OBP: 0.337, SLG: 0.534 (9, PH)							K		1B	2	1	1	0	2	1	0												
Scott Elarton, R OBP: 0.235, SLG: 0.091 Joe Mauer, R OBP: 0.350, SLG: 0.304 Octavio Dotel, R OBP: 0.259, SLG: 0.194 (8, 9)			L1			F8	E G6-3 BB	1B WP 2B	1B	2	0	0	0	0	0	2												
Inning Stats	R: 1 E: 0 K: 1 S: 11	H: 2 LOB: 1 BB: 0 P: 14	R: 0 E: 0 K: 0 S: 6	H: 0 LOB: 1 BB: 2 P: 15	R: 0 E: 0 K: 0 S: 12	H: 2 LOB: 1 BB: 0 P: 14	R: 0 E: 0 K: 0 S: 7	H: 2 LOB: 1 BB: 0 P: 13	R: 0 E: 0 K: 2 S: 10	H: 0 LOB: 2 BB: 0 P: 19	R: 1 E: 1 K: 0 S: 21	H: 1 LOB: 2 BB: 2 P: 34	R: 5 E: 0 K: 1 S: 18	H: 4 LOB: 0 BB: 0 P: 35	R: 1 E: 1 K: 0 S: 9	H: 2 LOB: 2 BB: 0 P: 10	1B: 9 2B: 3 3B: 0 HR: 1	SF: 0 SAC: 1 DP: 2 HBP: 1	WP: 2 PB: 0 SB: 0 CS: 0	PA: 46								
PITCHER	IP	WLS	BF	H	R	ER	SO	BB	IBB	HBP	BLK	WP	HR	S	P	ERA	WHIP											
Brian Bohanon, L ERA: 7.4	6.0	W	27	6	2	2	3	4	0	1	0	0	0	58	93	3.00	1.667											
Kane Davis, R ERA: 3.54	1.0		5	1	0	0	0	1	0	0	0	0	0	17	26	0.00	2.000											
Gabe White, L ERA: 7.61	0.0		4	3	4	4	0	1	0	0	0	0	1	5	11	∞	∞											
Justin Speier, R ERA: 7.86	1.0	S	4	1	1	1	1	0	0	0	0	1	0	13	24	9.00	1.000											
Jose Jimenez, R ERA: 4.79	1.0		6	2	1	0	0	0	0	0	0	0	0	9	10	0.00	2.000											
Batter	1	2	3	4	5	6	7	8	9	AB	R	H	RBI	BB	SO	LOB	BOTTOM											
Juan Pierre, L OBP: 0.382, SLG: 0.375 (1, 8)	F7		K				WP G4-3 2B	G6-3		5	1	1	0	0	1	1												
Neftali Feliz, S OBP: 0.354, SLG: 0.505 (1, 6)	G6-3		1B			G4-3	G5-3	FC4-6 1B		5	0	2	1	0	0	1												
Larry Walker, L OBP: 0.455, SLG: 0.715 (1, 9)	1B		F8			17 2B 1B	CS 17 1B	FC4-6 1B		5	1	3	0	0	0	2												
17 Todd Helton, L OBP: 0.462, SLG: 0.700 (1, 3)	P6					F7	1B	2B 1B		4	2	2	1	0	0	1												
Jeff Cirillo, R OBP: 0.356, SLG: 0.538 (1, 5)			G5-3			L5-3 1B	2H 1B	1B 2B		4	1	3	1	0	0	0												
Todd Walker, L OBP: 0.386, SLG: 0.528 (1, 4)			G3-1			L5-3	K	1B		4	0	1	2	0	1	2												
Ron Gant, R OBP: 0.313, SLG: 0.440 Gabe White, L (8, 1)			K				HR 1B	F8 FC4 2B		4	2	2	0	0	2	1												
Justin Speier, R Jose Jimenez, R (9, 1)								K		0	0	0	0	0	0	0												
Ben Petrick, R OBP: 0.318, SLG: 0.505 (1, 2)							HR	F8 P6		4	2	2	3	0	0	2												
Brian Bohanon, L OBP: 0.154, SLG: 0.154 Kane Davis, R (7, 1)			K			G3-1	FC4 G3	G4-3		3	0	0	1	0	1	0												
Jacob Cruz, L OBP: 0.292, SLG: 0.388 (8, 7)										1	0	0	0	0	0	0												
Inning Stats	R: 0 E: 0 K: 0 S: 10	H: 1 LOB: 1 BB: 0 P: 12	R: 0 E: 0 K: 1 S: 7	H: 0 LOB: 0 BB: 0 P: 13	R: 1 E: 0 K: 2 S: 12	H: 2 LOB: 1 BB: 0 P: 15	R: 0 E: 0 K: 0 S: 7	H: 1 LOB: 0 BB: 0 P: 11	R: 5 E: 0 K: 1 S: 26	H: 6 LOB: 1 BB: 0 P: 36	R: 2 E: 0 K: 1 S: 16	H: 4 LOB: 1 BB: 0 P: 26	R: 0 E: 0 K: 0 S: 7	H: 1 LOB: 1 BB: 0 P: 10	1B: 10 2B: 5 3B: 0 HR: 2	SF: 0 SAC: 0 DP: 1 HBP: 0	WP: 1 PB: 0 SB: 0 CS: 1	PA: 39										
PITCHER	IP	WLS	BF	H	R	ER	SO	BB	IBB	HBP	BLK	WP	HR	S	P	ERA	WHIP											
Scott Elarton, R ERA: 6.48	4.2	L	22	9	6	6	3	0	0	0	0	0	1	2	55	76	11.57	1.929										
Joe Slusarski, R ERA: 8.64	1.1		7	2	1	1	1	0	0	0	0	0	0	19	31	6.75	1.500											
Octavio Dotel, R ERA: 4.22	1.0		6	4	2	2	1	0	0	0	0	0	0	16	26	18.00	4.000											
Jay Powell, R ERA: 4.03	1.0		4	1	0	0	0	0	0	0	0	0	0	7	10	0.00	1.000											

Houston Astros @ Colorado Rockies
Coors Field, Denver, CO
Wed Jun 06 2001, 7:05 PM MDT
Att: 36,138 - Sunny - 76 F

AB 38
R 8
H 13
RBI 7
BB 6
SO 4
LOB 23



Houston Astros @ Colorado Rockies
Coors Field, Denver, CO
Wed Jun 06 2001, 7:05 PM MDT
Att: 36,138 - Sunny - 76 F

AB 39
R 9
H 16
RBI 9
BB 0
SO 5
LOB 10



Batter	1	2	3	4	5	6	7	8	9	AB	R	H	RBI	BB	SO	LOB	TOP			
Craig Biggio, R OBP: 0.395, SLG: 0.456 (1, 4)										3	1	1	0	0	0	0				
Julio Lugo, R OBP: 0.304, SLG: 0.420 (1, 6)										4	0	1	0	0	1	2				
5 Jeff Bagwell, R OBP: 0.412, SLG: 0.545 (1, 3)										2	1	1	2	2	1	0				
17 Lance Berkman, S OBP: 0.462, SLG: 0.640 (1, 7)										4	0	1	0	0	3	4				
Daryle Ward, L OBP: 0.343, SLG: 0.511 Glen Barker, S OBP: 0.222, SLG: 0.133 (1, 9) (8, 8)										4	0	0	0	0	4	5				
Richard Hidalgo, R OBP: 0.356, SLG: 0.518 (1, 8) (8, 9)										4	0	0	0	0	2	1				
Vinny Castilla, R OBP: 0.281, SLG: 0.426 (1, 5)										4	0	0	0	0	1	0				
Tony Eusebio, R OBP: 0.283, SLG: 0.345 (1, 2)										4	0	1	0	0	0	0				
Shane Reynolds, R OBP: 0.048, SLG: 0.190 Jay Powell, R (8, 1) Michael Jackson, R (9, 1)										3	0	0	0	0	2	1				
Inning Stats	R: 2 H: 2 E: 0 K: 1 S: 14	H: 2 LOB: 1 BB: 0 P: 26	R: 0 H: 0 E: 0 K: 1 S: 9	H: 0 LOB: 0 BB: 0 P: 15	R: 0 H: 1 E: 0 K: 2 S: 11	H: 1 LOB: 2 BB: 1 P: 17	R: 0 H: 1 E: 0 K: 2 S: 10	H: 1 LOB: 1 BB: 0 P: 13	R: 0 H: 1 E: 0 K: 2 S: 14	H: 1 LOB: 2 BB: 1 P: 23	R: 0 H: 0 E: 0 K: 2 S: 9	H: 0 LOB: 0 BB: 0 P: 10	R: 0 H: 0 E: 0 K: 3 S: 11	H: 0 LOB: 0 BB: 0 P: 16	R: 0 H: 0 E: 0 K: 1 S: 10	H: 0 LOB: 0 BB: 0 P: 15	1B: 4 2B: 0 3B: 0 HR: 1	SF: 0 SAC: 0 DP: 0 HBP: 1	WP: 0 PB: 0 SB: 0 CS: 0	PA: 35
PITCHER	IP	WLS	BF	H	R	ER	SO	BB	IBB	HBP	BLK	WP	HR	S	P	ERA	WHIP			
Shawn Chacon, R ERA: 5.52 Jose Jimenez, R ERA: 4.56	(1, 1) 8.0	L 32	5 2	2 2	13	2	0	0	0	0	0	0	1	83	125	2.25	0.875			

Houston Astros @ Colorado Rockies
Coors Field, Denver, CO
Thu Jun 07 2001, 7:05 PM MDT
Att: 35,359 - Cloudy - 69 F

AB 32
R 2
H 5
RBI 2
BB 2
SO 14
LOB 13



Batter	1	2	3	4	5	6	7	8	9	AB	R	H	RBI	BB	SO	LOB	BOTTOM				
Juan Pierre, L OBP: 0.384, SLG: 0.374 (1, 8)										3	0	1	0	1	0	0					
Neftali Perez, S OBP: 0.357, SLG: 0.505 (1, 6)										4	0	2	0	0	0	0					
Larry Walker, L OBP: 0.455, SLG: 0.709 (1, 9)										3	0	1	0	1	0	3					
17 Todd Helton, L OBP: 0.455, SLG: 0.687 (1, 3)										4	0	0	0	0	0	3					
Jeff Cirillo, R OBP: 0.354, SLG: 0.531 (1, 5)										4	0	1	0	0	0	0					
Todd Walker, L OBP: 0.379, SLG: 0.517 (1, 4)										4	0	0	0	0	1	1					
Jacob Cruz, L OBP: 0.283, SLG: 0.373 Jose Jimenez, R (9, 1) Greg Norton, S OBP: 0.298, SLG: 0.429 (9, PH)										3	0	0	0	0	2	1					
Brent Mayne, L OBP: 0.379, SLG: 0.382 (1, 2)										3	0	1	0	0	0	0					
Shawn Chacon, R Brooks Kieschnick, L OBP: 0.371, SLG: 1.211 (1, 1) (8, PH) (9, 7)										2	0	0	0	0	1	1					
Inning Stats	R: 0 H: 0 E: 0 K: 0 S: 10	H: 0 LOB: 0 BB: 1 P: 20	R: 0 H: 0 E: 0 K: 0 S: 6	H: 0 LOB: 0 BB: 0 P: 10	R: 0 H: 0 E: 0 K: 1 S: 7	H: 0 LOB: 0 BB: 0 P: 11	R: 0 H: 0 E: 0 K: 0 S: 7	H: 0 LOB: 0 BB: 0 P: 13	R: 0 H: 3 E: 0 K: 0 S: 12	H: 3 LOB: 2 BB: 0 P: 13	R: 0 H: 1 E: 0 K: 2 S: 14	H: 1 LOB: 1 BB: 0 P: 21	R: 1 H: 3 E: 0 K: 0 S: 14	H: 3 LOB: 3 BB: 0 P: 16	R: 0 H: 0 E: 0 K: 0 S: 5	H: 0 LOB: 0 BB: 0 P: 12	1B: 5 2B: 1 3B: 0 HR: 1	SF: 0 SAC: 0 DP: 1 HBP: 0	WP: 0 PB: 0 SB: 1 CS: 1	PA: 35	
PITCHER	IP	WLS	BF	H	R	ER	SO	BB	IBB	HBP	BLK	WP	HR	S	P	ERA	WHIP				
Shane Reynolds, R ERA: 5.14 Jay Powell, R ERA: 3.99 Michael Jackson, R ERA: 3.04	(1, 1) 7.2	H 30	1 1	1 1	4	7	1	1	4	0	0	0	0	2	75	112	1.17	1.174			

Houston Astros @ Colorado Rockies
Coors Field, Denver, CO
Thu Jun 07 2001, 7:05 PM MDT
Att: 35,359 - Cloudy - 69 F

AB 32
R 1
H 7
RBI 1
BB 2
SO 4
LOB 9



Batter	1	2	3	4	5	6	7	8	9	AB	R	H	RBI	BB	SO	LOB	TOP					
Craig Biggio, R (1,4) OBP: 0.391, SLG: 0.462	1-3 K		1-0 HR		1-0 G4-3		3-2 1B		4-0 FC4-6 BB	3	1	1	1	0	1	0	Houston Astros @ Texas Rangers The Ballpark at Arlington, Arlington, TX Sat Jun 09 2001, 8:35 PM EDT Att: 49,603 - Sunny - 87 F					
Julio Lugo, R (6,6) OBP: 0.309, SLG: 0.421										1	0	1	0	1	0	0						
Jose Vizcaino, S (1,6) OBP: 0.329, SLG: 0.308	0-0 F7		1-0 F8		0-0 5 1B 17 SF8		0-0 F7		4-1 FC4-6 BB	4	1	1	0	1	0	1						
5 Jeff Bagwell, R (1,3) OBP: 0.404, SLG: 0.530	0-2 G5-3		1-3 K		1-1 FC5-4 BB		1-0 F8		0-1 FC4-6 BB	3	0	1	0	0	1	0						
Orlando Merced, S (6,5) OBP: 0.313, SLG: 0.439					1-3 1B				1-2 BB	2	0	0	0	0	0	3						
17 Lance Berkman, S (1,7) OBP: 0.459, SLG: 0.633		3-2 BB	4-2 1B		2-2 SF8		2-0 P6		0-0 F9	3	0	1	1	1	0	3						
Moises Alou, R (1,10) OBP: 0.415, SLG: 0.602		1-0 BB	2-1 1B		3-H 4-1 FC5-4 BB			1-0 HR	4-2 BB	3	1	3	1	2	0	0						
Richard Hidalgo, R (1,8) OBP: 0.387, SLG: 0.522		2-0 F3	2-2 P3		2-2 FC5-4			0-0 WP	3-2 L6	4	0	1	0	0	0	6						
Glen Barker, S (8, FR) OBP: 0.227, SLG: 0.111					1-2 2-3 FC5-4			0-0 SF9		1	1	0	0	0	0	3						
Daryle Ward, L (1,9) OBP: 0.340, SLG: 0.500		4-1 BB		1-3 K		1-2 G4-3		3-2 SF9		2	0	0	1	1	1	0						
Vinny Castilla, R (1,5) OBP: 0.274, SLG: 0.409		2-3 K		1-2 G6-3		0-1 F8		3-3 K		3	0	0	0	0	1	3						
Charlie Hayes, R (6, 3) OBP: 0.245, SLG: 0.188										1	0	0	0	0	1	1						
Brad Ausmus, R (1,2) OBP: 0.273, SLG: 0.294		2-3 K		2-3 K		0-3 K		1-0 F7		4	0	0	0	0	3	4						
Inning Stats	R: 0 E: 0 K: 1 S: 7	H: 0 LOB: 0 BB: 0 P: 8	R: 0 E: 0 K: 2 S: 13	H: 2 LOB: 3 BB: 1 P: 27	R: 1 E: 0 K: 1 S: 15	H: 2 LOB: 2 BB: 1 P: 26	R: 0 E: 0 K: 2 S: 9	H: 0 LOB: 0 BB: 0 P: 13	R: 1 E: 0 K: 0 S: 11	H: 2 LOB: 2 BB: 1 P: 21	R: 0 E: 0 K: 1 S: 9	H: 0 LOB: 0 BB: 0 P: 10	R: 0 E: 0 K: 0 S: 6	H: 1 LOB: 1 BB: 0 P: 12	R: 2 E: 0 K: 1 S: 10	H: 2 LOB: 1 BB: 0 P: 18	R: 0 E: 0 K: 0 S: 9	H: 0 LOB: 3 BB: 3 P: 24	1B: 6 2B: 1 3B: 0 HR: 2	SF: 2 SAC: 0 DP: 0 HBP: 0	WP: 1 PB: 0 SB: 0 CS: 0	PA: 42
PITCHER	IP	WLS	BF	H	R	ER	SO	BB	IBB	HBP	BLK	WP	HR	S	P	ERA	WHIP					
Rick Helling, R (1, 1) ERA: 5.8	7.0	W	31	7	2	2	7	3	0	0	0	0	1	10	117	2.57	1.429					
J.D. Smart, R (8, 1) ERA: 5.59	1.0		5	2	2	2	1	0	0	0	0	1	1	10	18	18.00	2.000					
Juan Moreno, L (9, 1) ERA: 2.7	1.0		6	0	0	0	0	3	0	0	0	0	0	9	24	0.00	3.000					

AB	34
R	4
H	9
RBI	4
BB	6
SO	8
LOB	24



Batter	1	2	3	4	5	6	7	8	9	AB	R	H	RBI	BB	SO	LOB	BOTTOM					
29 Rusty Greer, L (1,7) OBP: 0.342, SLG: 0.454	0-0 2B		4-2 HR		1-1 G3		3-2 G4-3			4	2	1	0	1	0	1	Houston Astros @ Texas Rangers The Ballpark at Arlington, Arlington, TX Sat Jun 09 2001, 8:35 PM EDT Att: 49,603 - Sunny - 87 F					
Cliff Brumbaugh, R (9,7)		1-2 F7								0	0	0	0	0	0	0						
Ivan Rodriguez, R (1,2) OBP: 0.326, SLG: 0.533	2-2 F7	3-1 HR	1-1 HR		1-1 P4		1-1 G6-3			5	2	2	5	0	0	1						
Doug Mirabeli, R (8,2) OBP: 0.254, SLG: 0.265										0	0	0	0	0	0	0						
Alex Rodriguez, R (1,6) OBP: 0.427, SLG: 0.661	0-0 2B	4-0 FC6-4 BB	0-0 G5-3		2-1 FC1-6 BB			2-2 G6-3		3	2	2	1	1	0	0						
Scott Sheldon, R (6, PH) OBP: 0.303, SLG: 0.406										1	0	0	0	0	0	0						
Rafael Palmeiro, L (1,3) OBP: 0.363, SLG: 0.516	1-1 HR	4-2 FC6-4 BB		2-1 P6		4-1 FC1-6 BB		0-0 HR		3	2	2	1	2	0	0						
Gabe Kapler, R (1,8) OBP: 0.379, SLG: 0.541	3-2 HR	0-1 FC6-4		3-1 F8		0-2 FC1-6 BB		1-0 G6-3		5	2	1	2	0	0	5						
Ken Caminiti, S (1,5) OBP: 0.317, SLG: 0.442	2-2 G4-3		2-0 F8		0-1 F9		4-1 1B	1-2 BB		4	1	1	2	1	0	0						
Frank Catalanotto, L (1,9) OBP: 0.370, SLG: 0.521	1-3 K		3-2 10 G6-3 1B		3-2 G4-6-3 1B		1-1 1B	1-2 HR		5	2	4	2	0	1	0						
Ruben Sierra, S (1,10) OBP: 0.375, SLG: 0.644		1-0 10 SF9	1-0 10 G6-3 1B		3-1 G4-6-3 1B		0-2 P3	3-2 HR		5	3	3	2	0	0	3						
10 Michael Young, R (1,4) OBP: 0.167, SLG: 0.182		2-1 SF9	0-1 G6-3		2-2 1B		0-0 F9	0-0 F9		4	0	1	1	0	0	2						
Inning Stats	R: 4 E: 0 K: 1 S: 17	H: 4 LOB: 0 BB: 0 P: 26	R: 2 E: 0 K: 0 S: 13	H: 2 LOB: 2 BB: 2 P: 28	R: 4 E: 0 K: 0 S: 12	H: 3 LOB: 0 BB: 1 P: 23	R: 0 E: 0 K: 0 S: 6	H: 0 LOB: 0 BB: 0 P: 11	R: 0 E: 0 K: 0 S: 12	H: 2 LOB: 1 BB: 0 P: 21	R: 2 E: 0 K: 0 S: 14	H: 2 LOB: 2 BB: 2 P: 26	R: 0 E: 0 K: 0 S: 6	H: 0 LOB: 0 BB: 0 P: 10	R: 4 E: 0 K: 0 S: 18	H: 4 LOB: 0 BB: 0 P: 26	R: 0 E: 0 K: 0 S: 9	H: 0 LOB: 3 BB: 3 P: 24	1B: 8 2B: 3 3B: 1 HR: 5	SF: 1 SAC: 0 DP: 1 HBP: 0	WP: 0 PB: 0 SB: 0 CS: 0	PA: 45
PITCHER	IP	WLS	BF	H	R	ER	SO	BB	IBB	HBP	BLK	WP	HR	S	P	ERA	WHIP					
Kent Bollenfield, R (1, 1) ERA: 6.4	1.2	L	13	6	6	6	1	2	0	0	0	0	1	32	57	10.80	1.800					
Jose Lima, R (2, 1) ERA: 7.24	3.1		15	5	4	4	0	1	0	0	0	0	2	38	62	18.00	2.667					
Joe Slusarski, R (6, 1) ERA: 11.12	3.0		17	6	6	6	0	2	0	0	0	0	2	38	62	18.00	2.667					



Batter	1	2	3	4	5	6	7	8	9	AB	R	H	RBI	BB	SO	LOB	TOP								
Craig Biggio, R OBP: 0.389, SLG: 0.459 (1, 4)										4	0	1	0	0	3	2	Houston Astros @ Texas Rangers The Ballpark at Arlington, Arlington, TX Sun Jun 10 2001, 8:05 PM EDT Att: 41,936 - Cloudy - 90 F								
Julio Lugo, R OBP: 0.306, SLG: 0.417 (1, 6)										4	0	1	0	0	1	1									
5 Jeff Bagwell, R OBP: 0.401, SLG: 0.523 (1, 3)										3	1	0	0	1	0	1									
17 Lance Berkman, S OBP: 0.456, SLG: 0.630 (1, 7)										4	1	1	0	0	1	1									
Moises Alou, R OBP: 0.406, SLG: 0.589 (1, 10)										4	0	0	0	0	1	2									
Richard Hidalgo, R OBP: 0.369, SLG: 0.522 (1, 9)										2	2	1	1	1	0	0									
Vinny Castilla, R OBP: 0.275, SLG: 0.408 (9, PH)										3	0	1	0	0	1	1									
Orlando Merced, S OBP: 0.327, SLG: 0.524 (9, 5)										1	1	1	3	0	0	0									
Jose Vizcaino, S OBP: 0.329, SLG: 0.308 (9, 5)										0	0	0	0	0	0	0									
Tony Eusebio, R OBP: 0.281, SLG: 0.390 (1, 2)										4	1	1	2	0	2	1									
Glen Barker, S OBP: 0.280, SLG: 0.105 (1, 8)										1	0	0	0	1	0	0									
Inning Stats	R: 0 E: 0 K: 1 S: 8	H: 1 LOB: 0 BB: 0 P: 12	R: 1 E: 0 K: 0 S: 9	H: 2 LOB: 1 BB: 0 P: 13	R: 0 E: 0 K: 1 S: 8	H: 0 LOB: 0 BB: 1 P: 14	R: 0 E: 0 K: 0 S: 6	H: 0 LOB: 0 BB: 0 P: 8	R: 2 E: 0 K: 1 S: 12	H: 3 LOB: 1 BB: 0 P: 17	R: 0 E: 0 K: 0 S: 6	H: 0 LOB: 0 BB: 0 P: 11	R: 0 E: 0 K: 2 S: 13	H: 0 LOB: 0 BB: 0 P: 19	R: 0 E: 0 K: 1 S: 6	H: 0 LOB: 0 BB: 0 P: 12	R: 3 E: 0 K: 3 S: 21	H: 1 LOB: 0 BB: 2 P: 39	1B: 4 2B: 1 3B: 0 HR: 2	SF: 1 SAC: 0 DP: 1 HBP: 1	WP: 0 PB: 0 SB: 1 CS: 2	PA: 35			
PITCHER	IP	WLS	BF	H	R	ER	SO	BB	IBB	HBP	BLK	WP	HR	S	P	ERA	WHIP								
Doug Davis, L ERA: 5.96 (1, 1)	8.0		29	6	3	3	6	1	0	1	0	0	1	68	106	3.38	0.875								
59 Jeff Zimmerman, R ERA: 3.82 (9, 1)	1.0	L	6	1	3	3	3	2	0	0	0	0	1	21	39	27.00	3.000								

livebaseballscores.com



AB 30
R 6
H 7
RBI 6
BB 3
SO 9
LOB 9

Batter	1	2	3	4	5	6	7	8	9	AB	R	H	RBI	BB	SO	LOB	BOTTOM								
29 Rusty Greer, L OBP: 0.339, SLG: 0.447 (1, 7)										4	0	0	0	1	2	1	Houston Astros @ Texas Rangers The Ballpark at Arlington, Arlington, TX Sun Jun 10 2001, 8:05 PM EDT Att: 41,936 - Cloudy - 90 F								
Ivan Rodriguez, R OBP: 0.330, SLG: 0.546 (1, 2)										5	1	2	1	0	0	2									
Alex Rodriguez, R OBP: 0.427, SLG: 0.655 (1, 6)										5	1	2	0	0	1	1									
Rafael Palmeiro, L OBP: 0.365, SLG: 0.514 (1, 10)										3	1	1	0	1	0	3									
Gabe Kapler, R OBP: 0.393, SLG: 0.550 (1, 8)										3	2	3	0	1	0	0									
Ken Caminiti, S OBP: 0.311, SLG: 0.432 (1, 5)										4	0	0	0	0	0	8									
Ruben Sierra, S OBP: 0.365, SLG: 0.633 (1, 9)										4	0	1	3	0	1	4									
Bo Porter, R OBP: 0.289, SLG: 0.333 (9, 9)										0	0	0	0	0	0	0									
Andres Galarraga, R OBP: 0.305, SLG: 0.401 (1, 3)										4	0	1	1	0	1	3									
Frank Catalanotto, L OBP: 0.366, SLG: 0.508 (1, 4)										3	0	0	0	1	2	2									
Inning Stats	R: 0 E: 0 K: 0 S: 9	H: 1 LOB: 1 BB: 1 P: 16	R: 0 E: 0 K: 1 S: 5	H: 1 LOB: 0 BB: 0 P: 11	R: 0 E: 0 K: 1 S: 9	H: 0 LOB: 1 BB: 1 P: 15	R: 2 E: 0 K: 0 S: 17	H: 2 LOB: 2 BB: 2 P: 31	R: 0 E: 0 K: 0 S: 10	H: 1 LOB: 0 BB: 0 P: 13	R: 0 E: 0 K: 2 S: 8	H: 2 LOB: 2 BB: 0 P: 14	R: 0 E: 0 K: 1 S: 17	H: 0 LOB: 0 BB: 0 P: 10	R: 2 E: 1 K: 1 S: 13	H: 2 LOB: 1 BB: 0 P: 27	R: 1 E: 0 K: 2 S: 13	H: 1 LOB: 0 BB: 0 P: 15	1B: 8 2B: 2 3B: 0 HR: 1	SF: 0 SAC: 0 DP: 3 HBP: 0	WP: 0 PB: 0 SB: 0 CS: 0	PA: 39			
PITCHER	IP	WLS	BF	H	R	ER	SO	BB	IBB	HBP	BLK	WP	HR	S	P	ERA	WHIP								
Wade Miller, R ERA: 3.81 (1, 1)	7.0		30	7	3	3	4	4	0	0	0	0	0	73	117	3.86	1.571								
Jay Powell, R ERA: 3.9 (8, 1)	1.0	W	5	2	1	0	1	0	0	0	0	0	0	12	20	0.00	2.000								
Michael Jackson, R ERA: 3.21 (9, 1)	1.0	S	4	1	1	1	2	0	0	0	0	0	1	13	15	9.00	1.000								

livebaseballscores.com



AB 35
R 5
H 10
RBI 5
BB 4
SO 7
LOB 24

Batter	1	2	3	4	5	6	7	8	9	AB	R	H	RBI	BB	SO	LOB	TOP					
Craig Biggio, R OBP: 0.387, SLG: 0.455 (1, 4)	F8		1B			G2-3		F7		4	0	1	0	0	0	0						
Jose Vizcaino, S OBP: 0.325, SLG: 0.305 (1, 6)	5 2B 1B		F7			G6-3			G3	4	0	1	0	0	0	1						
5 Jeff Bagwell, R OBP: 0.403, SLG: 0.527 (1, 3)	1-3 2B		G5-3						G6-3	4	0	2	0	0	0	1						
17 Lance Berkman, S OBP: 0.449, SLG: 0.619 (1, 7)	F9					F8			F7	4	0	0	0	0	1	3						
Moises Alou, R OBP: 0.400, SLG: 0.579 (1, 9)	K					F8			G6-3	3	0	0	0	0	1	2						
Richard Hidalgo, R OBP: 0.384, SLG: 0.515 (1, 8)		L8				K			K	3	0	0	0	0	2	0						
Daryle Ward, L OBP: 0.330, SLG: 0.485 (1, 10)		L9				P6			G4-3	3	0	0	0	0	0	0						
Vinny Castilla, R OBP: 0.271, SLG: 0.401 (1, 5)		K				F9			F9	3	0	0	0	0	1	0						
Brad Ausmus, R OBP: 0.269, SLG: 0.289 (1, 2)			K			G6-3			K	3	0	0	0	0	2	0						
Inning Stats	R: 0 E: 0 K: 1 S: 9	H: 2 LOB: 2 BB: 0 P: 11	R: 0 E: 0 K: 1 S: 7	H: 0 LOB: 0 BB: 0 P: 9	R: 0 E: 0 K: 1 S: 10	H: 1 LOB: 1 BB: 0 P: 14	R: 0 E: 0 K: 2 S: 9	H: 0 LOB: 0 BB: 0 P: 13	R: 0 E: 0 K: 0 S: 5	H: 0 LOB: 0 BB: 0 P: 6	R: 0 E: 0 K: 0 S: 10	H: 1 LOB: 1 BB: 0 P: 15	R: 0 E: 0 K: 1 S: 7	H: 0 LOB: 0 BB: 0 P: 7	R: 0 E: 0 K: 1 S: 7	H: 0 LOB: 0 BB: 0 P: 10	R: 0 E: 0 K: 0 S: 4	H: 0 LOB: 0 BB: 0 P: 5	1B: 3 2B: 1 3B: 0 HR: 0	SF: 0 SAC: 0 DP: 0 HBP: 0	WP: 0 PB: 0 SB: 0 CS: 0	PA: 31
PITCHER Brad Radke, R ERA: 3.28 (1, 1)	IP: 9.0 WLS: W BF: 31 H: 4 R: 0 ER: 0 SO: 7 BB: 0 IBB: 0 HBP: 0 BLK: 0 WP: 0 HR: 0 S: 68 P: 90 ERA: 0.00 WHIP: 0.444																					

Houston Astros @ Minnesota Twins
Hubert H. Humphrey Metrodome, Minneapolis, MN

AB 31
R 0
H 4
RBI 0
BB 0
SO 7
LOB 7



WP: 0
PB: 0
SB: 0
CS: 0

Tue Jun 12 2001, 8:05 PM EDT
Att: 12,280 - Dome - 72 F

Batter	1	2	3	4	5	6	7	8	9	AB	R	H	RBI	BB	SO	LOB	BOTTOM			
Quinton McCracken, S OBP: 0.357, SLG: 0.417 (1, 10)	K		SH5-4	K			F9			3	0	0	0	0	2	1				
Cristian Guzman, S OBP: 0.344, SLG: 0.508 (1, 6)	K		1B			HR	FC3-6 BB			3	1	2	2	1	1	0				
Matt Lawton, L OBP: 0.405, SLG: 0.413 (1, 9)	F7		1B			K	FC3-6 HBP HR			4	1	1	1	0	1	1				
Corey Koskie, L OBP: 0.337, SLG: 0.394 (1, 5)			1B			K	HR			2	1	0	0	1	2	0				
Denny Hocking, S OBP: 0.336, SLG: 0.351 (8, 5)			BB			K	HR HBP			0	0	0	0	0	0	0				
Doug Mientkiewicz, L OBP: 0.390, SLG: 0.528 (1, 3)	G3-1		K			FC6-4 BB	HR			3	1	1	3	1	1	3				
Torii Hunter, R OBP: 0.305, SLG: 0.500 (1, 8)			K			FC6-4	G5-3			4	1	1	1	0	1	4				
Jacque Jones, L OBP: 0.321, SLG: 0.359 (1, 7)	G4-3					G6-3				3	0	0	0	1	0	0				
Luis Rivas, R OBP: 0.269, SLG: 0.330 (1, 4)			SH5-4 1B 1B			G6-3	L3			4	1	1	0	0	0	1				
A.J. Pierzynski, L OBP: 0.290, SLG: 0.371 (1, 2)			1B SH5-4 1B			F5	G4-3			4	1	2	0	0	0	0				
Inning Stats	R: 0 E: 0 K: 2 S: 11	H: 0 LOB: 0 BB: 0 P: 16	R: 1 E: 0 K: 1 S: 9	H: 1 LOB: 0 BB: 0 P: 12	R: 2 E: 0 K: 2 S: 24	H: 4 LOB: 3 BB: 1 P: 36	R: 0 E: 0 K: 1 S: 9	H: 1 LOB: 1 BB: 0 P: 15	R: 1 E: 0 K: 2 S: 12	H: 1 LOB: 1 BB: 1 P: 21	R: 0 E: 0 K: 0 S: 4	H: 0 LOB: 0 BB: 1 P: 10	R: 3 E: 0 K: 0 S: 10	H: 1 LOB: 0 BB: 0 P: 19	R: 0 E: 0 K: 0 S: 7	H: 0 LOB: 0 BB: 0 P: 8	1B: 5 2B: 1 3B: 0 HR: 3	SF: 0 SAC: 1 DP: 1 HBP: 1	WP: 0 PB: 0 SB: 0 CS: 0	PA: 36
PITCHER Scott Elarton, R ERA: 6.53 (1, 1)	IP: 6.1 WLS: L BF: 29 H: 7 R: 5 ER: 5 SO: 8 BB: 4 IBB: 0 HBP: 0 BLK: 0 WP: 0 HR: 2 S: 72 P: 117 ERA: 7.11 WHIP: 1.737																			
Neelson Cruz, R ERA: 4.75 (7, 1)	0.2 4 1 2 2 0 0 0 0 0 0 1 7 12 27.00 1.500																			
Joe Slusarski, R ERA: 10.22 (8, 1)	1.0 3 0 0 0 0 0 0 0 0 0 0 7 8 0.00 0.000																			

Houston Astros @ Minnesota Twins
Hubert H. Humphrey Metrodome, Minneapolis, MN

AB 30
R 7
H 8
RBI 7
BB 4
SO 8
LOB 10



WP: 0
PB: 0
SB: 0
CS: 0

Tue Jun 12 2001, 8:05 PM EDT
Att: 12,280 - Dome - 72 F

Batter	1	2	3	4	5	6	7	8	9	AB	R	H	RBI	BB	SO	LOB	TOP					
Craig Biggio, R OBP: 0.385, SLG: 0.451 (1, 4)	P6		SH5-4 1B		F9			F8		4	0	1	0	0	0	1						
Julio Lugo, R OBP: 0.305, SLG: 0.414 (1, 7)	E5		SH5-4			G6-3		F9		2	0	0	0	0	0	0						
17 Lance Berkman, S OBP: 0.447, SLG: 0.616 (8, PH)										1	0	0	0	0	0	1						
5 Jeff Bagwell, R OBP: 0.401, SLG: 0.535 (1, 3)	G5-3		L4			K				4	1	1	1	0	1	3						
Richard Hidalgo, R OBP: 0.358, SLG: 0.505 (1, 8)	F7		F3			K				4	0	0	0	0	1	3						
Moises Alou, R OBP: 0.397, SLG: 0.578 (1, 9)					G5-3			P4		4	0	1	0	0	0	0						
Charlie Hayes, R OBP: 0.244, SLG: 0.194 (1, 10)					F3			F2		4	0	1	0	0	0	1						
Vinny Castilla, R OBP: 0.267, SLG: 0.395 (1, 5)						G6-3 1B				3	0	0	0	0	0	2						
Jose Vizcaino, S OBP: 0.315, SLG: 0.294 (1, 6)										3	0	0	0	0	0	1						
Tony Eusebio, R OBP: 0.299, SLG: 0.419 (1, 2)						L6				3	0	2	0	0	1	0						
Inning Stats	R: 0 E: 1 K: 0 S: 8	H: 0 LOB: 1 BB: 0 P: 14	R: 0 E: 0 K: 0 S: 9	H: 1 LOB: 1 BB: 0 P: 13	R: 0 E: 0 K: 0 S: 12	H: 2 LOB: 2 BB: 0 P: 13	R: 0 E: 0 K: 0 S: 7	H: 1 LOB: 0 BB: 0 P: 10	R: 0 E: 0 K: 1 S: 9	H: 0 LOB: 0 BB: 0 P: 11	R: 0 E: 0 K: 0 S: 12	H: 0 LOB: 0 BB: 0 P: 16	R: 0 E: 0 K: 0 S: 11	H: 0 LOB: 0 BB: 0 P: 16	R: 0 E: 0 K: 0 S: 8	H: 1 LOB: 0 BB: 0 P: 12	R: 1 E: 0 K: 0 S: 9	H: 1 LOB: 0 BB: 0 P: 11	1B: 3 2B: 2 3B: 0 HR: 1	SF: 0 SAC: 1 DP: 1 HBP: 0	WP: 0 PB: 0 SB: 0 CS: 0	PA: 33
PITCHER Eric Milton, L ERA: 3.63 (1, 1)	IP: 9.0 WLS: W BF: 33 H: 6 R: 1 ER: 1 SO: 3 BB: 0 IBB: 0 HBP: 0 BLK: 0 WP: 0 HR: 1 S: 85 P: 116 ERA: 1.00 WHIP: 0.667															PITCHER						

Houston Astros @ Minnesota Twins
Hubert H. Humphrey Metrodome, Minneapolis, MN
Wed Jun 13 2001, 8:05 PM EDT
Att: 13,545 - Dome - 72 F

AB 32
R 1
H 6
RBI 1
BB 0
SO 3
LOB 12



Batter	1	2	3	4	5	6	7	8	9	AB	R	H	RBI	BB	SO	LOB	BOTTOM					
Quinton McCracken, S OBP: 0.375, SLG: 0.429 (1, 10)	K		P5			SH1-3 2B 1B				4	1	2	0	0	1	1						
Cristian Guzman, S OBP: 0.344, SLG: 0.506 (1, 6)					B5-3 1B	SH1-3		K		3	0	1	0	0	1	1						
Matt Lawton, L OBP: 0.402, SLG: 0.410 (1, 9)					G6-4-3 1B	G4-3		FC1-5-2 2B		4	1	1	0	0	0	3						
Corey Koskie, L OBP: 0.336, SLG: 0.395 (1, 5)					G6-3	P4		FC6 1B		4	0	1	2	0	0	2						
Doug Mientkiewicz, L OBP: 0.389, SLG: 0.523 (1, 3)					G6-4-3 BB	G3-1		G6-3		2	0	0	0	1	0	1						
Torii Hunter, R OBP: 0.300, SLG: 0.492 (1, 8)					G6-4-3	G6-3		L5		3	0	0	0	0	0	1						
Jacque Jones, L OBP: 0.317, SLG: 0.353 (1, 7)					G4-3	G3		F9		3	0	0	0	0	0	0						
Luis Rivas, R OBP: 0.274, SLG: 0.345 (1, 4)								G5-3		3	1	2	0	0	0	0						
A.J. Pierzynski, L OBP: 0.291, SLG: 0.371 (1, 2)						SH1-3 1B		G3-1		3	0	1	1	0	1	1						
Inning Stats	R: 0 E: 0 K: 1 S: 10	H: 1 LOB: 0 BB: 0 P: 13	R: 0 E: 0 K: 0 S: 5	H: 0 LOB: 1 BB: 1 P: 12	R: 0 E: 0 K: 1 S: 10	H: 1 LOB: 1 BB: 0 P: 11	R: 0 E: 0 K: 0 S: 4	H: 0 LOB: 0 BB: 0 P: 6	R: 0 E: 0 K: 0 S: 6	H: 0 LOB: 0 BB: 0 P: 8	R: 3 E: 0 K: 0 S: 16	H: 4 LOB: 1 BB: 0 P: 18	R: 0 E: 0 K: 0 S: 6	H: 0 LOB: 0 BB: 0 P: 9	R: 0 E: 0 K: 1 S: 15	H: 2 LOB: 2 BB: 0 P: 18	R: 0 E: 0 K: 0 S: 9	H: 0 LOB: 0 BB: 0 P: 11	1B: 6 2B: 1 3B: 1 HR: 0	SF: 0 SAC: 1 DP: 2 HBP: 0	WP: 0 PB: 0 SB: 1 CS: 0	PA: 31
PITCHER Shane Reynolds, R ERA: 4.94 (1, 1)	IP: 8.0 WLS: L BF: 31 H: 8 R: 3 ER: 3 SO: 3 BB: 1 IBB: 0 HBP: 0 BLK: 0 WP: 0 HR: 0 S: 72 P: 95 ERA: 3.38 WHIP: 1.125															PITCHER						


Houston Astros @ Minnesota Twins
Hubert H. Humphrey Metrodome, Minneapolis, MN
Wed Jun 13 2001, 8:05 PM EDT
Att: 13,545 - Dome - 72 F


AB 29
R 3
H 8
RBI 3
BB 1
SO 3
LOB 10



Batter	1	2	3	4	5	6	7	8	9	AB	R	H	RBI	BB	SO	LOB	TOP										
Craig Biggio, R OBP: 0.385, SLG: 0.452 (1, 4)	G6-3		G6-4-3			SH1-3 FC5-2 2B	4-1 17 HR BB		K	4	1	1	0	1	1	1	Houston Astros @ Minnesota Twins Hubert H. Humphrey Metrodome, Minneapolis, MN Thu Jun 14 2001, 8:05 PM EDT Att: 15,601 - Dome - 72 F livebaseballscorecards.com										
Jose Vizcaino, S OBP: 0.323, SLG: 0.303 (1, 6)	L6			G1		SH1-3	0-0 17 HR 1B		17 1B 5 BB 1B	4	1	2	0	0	0	0											
5 Jeff Bagwell, R OBP: 0.301, SLG: 0.534 (1, 3)				F8		FC5-2 17 HR	3-3 K		17 1B BB	4	1	1	0	1	1	4											
17 Lance Berkman, S OBP: 0.454, SLG: 0.647 (8, 7)	G3			CS 1B		HR	0-0 HR		G6-4-3 1B	5	2	4	6	0	0	1											
Moises Alou, R OBP: 0.397, SLG: 0.578 (1, 9)		FC5-4 1B		CS 1B	F7	0-0 1B 2B	0-0 K		G6-4-3	5	1	2	0	0	1	3											
Daryle Ward, L OBP: 0.327, SLG: 0.475 (1, 10)	FC5-4 G6-3				K	FC5-4 1B		G6-3		4	0	1	1	0	1	1											
Vinny Castilla, R OBP: 0.271, SLG: 0.413 (1, 5)	G6-3			HR	FC5-4	FC5-4 1B		FC3-6 1B		4	1	2	1	0	0	2											
Orlando Merced, S OBP: 0.358, SLG: 0.565 Glen Barker, S OBP: 0.260, SLG: 0.105 (8, 8)			G6-4-3 1B		2B	1B SH5-3 1B	FC3-6			4	1	3	0	0	0	1											
Brad Ausmus, R OBP: 0.265, SLG: 0.284 (1, 2)			F9		G6-3	SH5-3	K			0	0	0	0	0	0	0											
Inning Stats	R: 0 E: 0 K: 0 S: 6	H: 1 LOB: 1 BB: 0 P: 9	R: 0 E: 0 K: 0 S: 5	H: 1 LOB: 0 BB: 0 P: 6	R: 0 E: 0 K: 0 S: 4	H: 1 LOB: 0 BB: 0 P: 4	R: 0 E: 0 K: 0 S: 9	H: 1 LOB: 0 BB: 0 P: 11	R: 1 E: 0 K: 1 S: 9	H: 2 LOB: 1 BB: 0 P: 14	R: 3 E: 0 K: 0 S: 15	H: 4 LOB: 1 BB: 0 P: 23	R: 4 E: 0 K: 2 S: 14	H: 3 LOB: 0 BB: 1 P: 25	R: 0 E: 0 K: 1 S: 8	H: 1 LOB: 1 BB: 0 P: 10		R: 0 E: 0 K: 1 S: 10	H: 2 LOB: 2 BB: 1 P: 19	1B: 9 2B: 4 3B: 0 HR: 3	SF: 0 SAC: 2 DP: 3 HBP: 0	WP: 0 PB: 0 SB: 0 CS: 1	PA: 42				
PITCHER	IP	WLS	BF	H	R	ER	SO	BB	IBB	HBP	BLK	WP	HR	S	P	ERA	WHIP										
Joe Mays, R ERA: 3.07 (1, 1)	6.0	L	25	10	4	4	1	0	0	0	0	0	2	48	67	6.00	1.667										
Hector Carrasco, R ERA: 4.24 (7, 1)	1.0		7	3	4	4	2	1	0	0	0	0	1	14	25	36.00	4.000										
Jack Cressend, R ERA: 4.11 (8, 1)	1.0		4	1	0	0	1	0	0	0	0	0	0	8	10	0.00	1.000										
Juan Rincon, R ERA: 11.57 (9, 1)	1.0		5	2	0	0	1	1	0	0	0	0	0	10	19	0.00	3.000										

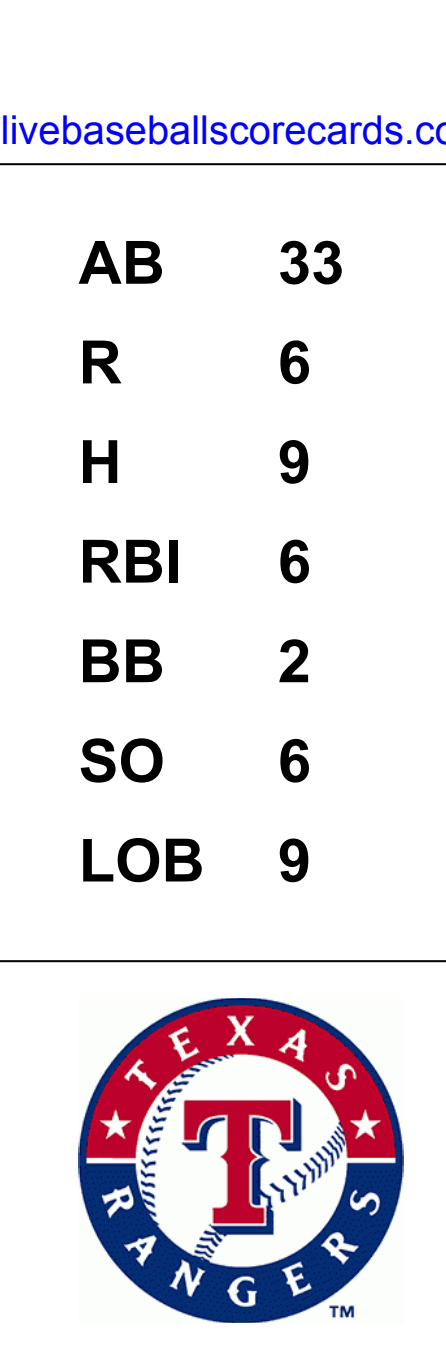
Batter	1	2	3	4	5	6	7	8	9	AB	R	H	RBI	BB	SO	LOB	BOTTOM										
Quinton McCracken, S OBP: 0.333, SLG: 0.375 (1, 10)	K		L8		F7		FC6			4	0	0	0	0	1	4	Houston Astros @ Minnesota Twins Hubert H. Humphrey Metrodome, Minneapolis, MN Thu Jun 14 2001, 8:05 PM EDT Att: 15,601 - Dome - 72 F livebaseballscorecards.com										
Cristian Guzman, S OBP: 0.342, SLG: 0.502 (1, 6)	K			K		1B SF8 1B	F7			4	1	1	0	0	2	2											
Matt Lawton, L OBP: 0.400, SLG: 0.407 (1, 9)	G4-3			G6-3		CS 1B		G3		4	0	1	0	0	0	0											
Corey Koskie, L OBP: 0.331, SLG: 0.390 (1, 5)		G4-3		G4-3		SF8		F7		3	0	0	1	0	0	0											
Doug Mientkiewicz, L OBP: 0.391, SLG: 0.527 (1, 3)	L6			1B SF9-6 2B		FC6-4 1B		K		4	1	2	0	0	1	0											
Torii Hunter, R OBP: 0.300, SLG: 0.485 (1, 8)	K			SF9-6 1B HBP		FC6-4		K		3	1	0	0	0	2	1											
Jacque Jones, L OBP: 0.315, SLG: 0.351 (1, 7)			G6-3		SF9-6 1B		F8		L6	4	0	1	0	0	0	0											
Luis Rivas, R OBP: 0.274, SLG: 0.344 (1, 4)		G4-3		SF9-6 1B		FC6 1B		G5-3		3	0	1	1	0	0	0											
A.J. Pierzynski, L OBP: 0.305, SLG: 0.384 (1, 2)					1B		FC6 1B			3	0	3	1	0	0	0											
Inning Stats	R: 0 E: 0 K: 2 S: 10	H: 0 LOB: 0 BB: 0 P: 13	R: 0 E: 0 K: 1 S: 7	H: 0 LOB: 0 BB: 0 P: 10	R: 0 E: 0 K: 0 S: 8	H: 1 LOB: 1 BB: 0 P: 10	R: 0 E: 0 K: 1 S: 9	H: 0 LOB: 0 BB: 0 P: 14	R: 2 E: 0 K: 0 S: 12	H: 3 LOB: 1 BB: 0 P: 18	R: 1 E: 0 K: 0 S: 11	H: 3 LOB: 1 BB: 0 P: 18	R: 0 E: 0 K: 0 S: 12	H: 2 LOB: 2 BB: 0 P: 18	R: 0 E: 0 K: 1 S: 6	H: 0 LOB: 0 BB: 0 P: 11		R: 0 E: 0 K: 1 S: 7	H: 0 LOB: 0 BB: 0 P: 10	1B: 8 2B: 2 3B: 0 HR: 0	SF: 2 SAC: 0 DP: 1 HBP: 1	WP: 0 PB: 0 SB: 0 CS: 1	PA: 35				
PITCHER	IP	WLS	BF	H	R	ER	SO	BB	IBB	HBP	BLK	WP	HR	S	P	ERA	WHIP										
44 Roy Oswalt, R ERA: 3.19 (1, 1)	6.0	W	24	7	3	3	4	0	0	0	0	0	0	12	18	0.00	2.000										
Jay Powell, R ERA: 3.78 (7, 1)	1.0		5	2	0	0	0	0	0	0	0	0	0	12	18	0.00	2.000										
Octavio Dotel, R ERA: 3.91 (8, 1)	1.2		5	0	0	0	2	0	0	0	0	0	0	12	19	0.00	0.000										
Michael Jackson, R ERA: 3.18 (9, 1)	0.1		1	0	0	0	0	0	0	0	0	0	0	1	2	0.00	0.000										

Batter	1	2	3	4	5	6	7	8	9	AB	R	H	RBI	BB	SO	LOB	TOP																
Frank Catalanotto, L (1.7) OBP: 0.374, SLG: 0.521	G5-3		G6-3				F9			4	0	1	1	0	0	1	<p>Texas Rangers @ Houston Astros Enron Field, Houston, TX Sat Jun 16 2001, 4:05 PM EDT Att: 43,245 - Dome - 72 F</p> <p>livebaseballscores.com</p> <p>AB 32 R 1 H 6 RBI 1 BB 1 SO 7 LOB 10</p> 																
Ivan Rodriguez, R (1.2) OBP: 0.318, SLG: 0.537 Marcus Jensen, S (7.2) OBP: 0.200, SLG: 0.200	S 1B 1B		K				G4-3		K	3	0	1	0	0	1	1																	
Alex Rodriguez, R (1.6) OBP: 0.414, SLG: 0.617	S 1B 1B						G6-3		F9	4	0	1	0	0	0	0																	
Rafael Palmeiro, L (1.3) OBP: 0.367, SLG: 0.541	K		G6-3				FC4-6 BB		K	3	0	0	0	1	2	2																	
Ruben Sierra, S (1.9) OBP: 0.342, SLG: 0.652	G4-3						E1		FC4-6 WP	4	0	0	0	0	1	3																	
Gabe Kapler, R (1.8) OBP: 0.378, SLG: 0.518							K		F9	4	0	0	0	0	1	2																	
Ken Caminiti, S (1.5) OBP: 0.318, SLG: 0.432 Tim Crabtree, R (7.1) Ricky Ledee, L (9, PH) OBP: 0.300, SLG: 0.125	G3						F8			3	0	1	0	0	0	0																	
10 Michael Young, R (1.4) OBP: 0.262, SLG: 0.309										3	1	2	0	0	0	0																	
Doug Davis, R (1.1) Scott Sheldon, R (7, PH) OBP: 0.308, SLG: 0.378										1	0	0	0	0	0	0																	
										1	0	0	0	0	1	1																	
Inning Stats	R: 0 E: 0 K: 1 S: 13	H: 2 LOB: 2 BB: 0 P: 20	R: 0 E: 0 K: 0 S: 7	H: 0 LOB: 0 BB: 0 P: 11	R: 0 E: 0 K: 1 S: 9	H: 0 LOB: 0 BB: 0 P: 14	R: 0 E: 1 K: 1 S: 8	H: 0 LOB: 1 BB: 0 P: 12	R: 1 E: 0 K: 0 S: 15	H: 2 LOB: 1 BB: 1 P: 25	R: 0 E: 0 K: 0 S: 7	H: 0 LOB: 1 BB: 1 P: 14	R: 0 E: 0 K: 1 S: 12	H: 2 LOB: 0 BB: 0 P: 14	R: 0 E: 0 K: 1 S: 8	H: 0 LOB: 0 BB: 0 P: 12	1B: 5 2B: 1 3B: 0 HR: 0	SF: 0 SAC: 1 DP: 0 HBP: 0	WP: 1 PB: 0 SB: 2 CS: 0	PA: 34													
PITCHER	IP WLS BF H R ER SO BB IBB HBP BLK WP HR S P ERA WHIP																																
Tony McKnight, R (1.1) ERA: 1.5	6.0	24	4	1	1	3	1	0	0	0	0	1	0	59	96	1.50	0.833																
Joe Slusarski, R (7.1) ERA: 9.0	1.0	4	2	0	0	1	0	0	0	0	0	0	0	12	14	0.00	2.000																
Nelson Cruz, R (8.1) ERA: 4.46	1.0	W	3	0	0	2	0	0	0	0	0	0	0	8	12	0.00	0.000																
Michael Jackson, R (9.1) ERA: 3.07	1.0	S	3	0	0	1	0	0	0	0	0	0	0	9	12	0.00	0.000																

Batter	1	2	3	4	5	6	7	8	9	AB	R	H	RBI	BB	SO	LOB	BOTTOM																
Craig Biggio, R (1.4) OBP: 0.387, SLG: 0.456	L6									4	1	2	0	0	0	1	<p>Texas Rangers @ Houston Astros Enron Field, Houston, TX Sat Jun 16 2001, 4:05 PM EDT Att: 43,245 - Dome - 72 F</p> <p>livebaseballscores.com</p> <p>AB 29 R 2 H 8 RBI 2 BB 4 SO 5 LOB 17</p> 																
Julio Lugo, R (1.6) OBP: 0.304, SLG: 0.411 Nelson Cruz, R (8.1) OBP: 0.500, SLG: 0.500 Michael Jackson, R (9.1)	G5-3									4	0	1	0	0	0	1																	
5 Jeff Bagwell, R (1.3) OBP: 0.402, SLG: 0.540	K									4	1	2	1	0	1	0																	
17 Lance Berkman, S (1.7) OBP: 0.443, SLG: 0.626										4	0	0	0	0	1	3																	
Moises Alou, R (1.9) OBP: 0.404, SLG: 0.608										3	0	1	0	1	1	2																	
Richard Hidalgo, R (1.8) OBP: 0.353, SLG: 0.493										3	0	1	1	0	1	2																	
Vinny Castilla, R (1.5) OBP: 0.271, SLG: 0.490										3	0	0	0	1	0	3																	
Brad Ausmus, R (1.2) OBP: 0.271, SLG: 0.292										2	0	1	0	1	1	1																	
Tony McKnight, L (1.1) Joe Slusarski, R (7.1) Jose Vizcaino, S (7, PH) OBP: 0.337, SLG: 0.344										2	0	0	0	0	0	4																	
										0	0	0	0	0	0	0																	
										0	0	0	0	1	0	0																	
Inning Stats	R: 0 E: 0 K: 1 S: 7	H: 0 LOB: 0 BB: 0 P: 12	R: 0 E: 0 K: 0 S: 8	H: 2 LOB: 3 BB: 1 P: 17	R: 1 E: 0 K: 1 S: 17	H: 3 LOB: 2 BB: 0 P: 25	R: 0 E: 0 K: 0 S: 4	H: 2 LOB: 2 BB: 0 P: 6	R: 0 E: 0 K: 2 S: 9	H: 0 LOB: 1 BB: 1 P: 15	R: 0 E: 0 K: 0 S: 5	H: 0 LOB: 0 BB: 1 P: 10	R: 1 E: 0 K: 0 S: 8	H: 1 LOB: 1 BB: 1 P: 16	1B: 6 2B: 2 3B: 0 HR: 0	SF: 1 SAC: 0 DP: 1 HBP: 0	WP: 0 PB: 0 SB: 0 CS: 0	PA: 34															
PITCHER	IP WLS BF H R ER SO BB IBB HBP BLK WP HR S P ERA WHIP																																
Doug Davis, L (1.1) ERA: 5.52	6.0	26	7	1	1	1	0	1	1	0	0	0	0	55	90	4.50	1.500																
Tim Crabtree, R (7.1) ERA: 6.1	2.0	L	8	1	1	1	0	1	1	0	0	0	0	13	26	4.50	1.000																

Batter	1	2	3	4	5	6	7	8	9	AB	R	H	RBI	BB	SO	LOB	TOP			
Frank Catalanotto, L (1,4) OBP: 0.375, SLG: 0.514	F7	FC5-4							FC5-2	4	1	1	0	1	0	2	<p>Texas Rangers @ Houston Astros</p> <p>Enron Field, Houston, TX</p> <p>Sun Jun 17 2001, 2:35 PM EDT</p> <p>Att: 43,277 - Dome - 72 F</p>			
Ivan Rodriguez, R (1,2) OBP: 0.320, SLG: 0.533	BB 1B SF8		G5-3		HR 1B		G6-4-3		K	5	2	2	1	0	1	2				
Alex Rodriguez, R (1,6) OBP: 0.418, SLG: 0.631	BB 1B		G6-3		HR 1B					4	1	3	3	0	0	0				
Rafael Palmeiro, L (1,3) OBP: 0.366, SLG: 0.535	BB		G4-3		K			G3-6-1		3	0	0	0	1	1	1				
Ruben Sierra, S (1,9) Mark Petkovsek, R (8,1) 59 Jeff Zimmerman, R (9,1)	SF8				K		G3		E6	3	0	0	1	0	1	0				
Gabe Kapler, R (1,8) OBP: 0.372, SLG: 0.506	G3				G4-3			G5-3		4	0	0	0	0	0	3				
Mike Lamb, L (1,5) OBP: 0.250, SLG: 0.250		G6-3			G5-3			G6-3		4	1	1	0	0	0	0				
Ricky Ledee, L (1,7) OBP: 0.286, SLG: 0.167		K					1B SH1-4		K	4	1	1	0	0	2	1				
Darren Oliver, R (1,1) Pat Mahomes, R (7,1) Bo Porter, R (8,9) OBP: 0.326, SLG: 0.390					SH1-4				SF8	2	0	1	0	0	1	0				
							K			0	0	0	0	0	0	0				
										0	0	0	1	0	0	0				
Inning Stats	R: 1 E: 0 K: 0 S: 14	H: 2 LOB: 2 BB: 1 P: 26	R: 0 E: 0 K: 1 S: 13	H: 1 LOB: 1 BB: 0 P: 18	R: 0 E: 0 K: 0 S: 7	H: 0 LOB: 0 BB: 0 P: 10	R: 0 E: 0 K: 1 S: 11	H: 0 LOB: 0 BB: 0 P: 16	R: 4 E: 0 K: 1 S: 20	H: 4 LOB: 0 BB: 0 P: 28	R: 0 E: 0 K: 1 S: 10	H: 0 LOB: 0 BB: 0 P: 15	R: 0 E: 0 K: 1 S: 9	H: 1 LOB: 1 BB: 0 P: 14	R: 1 E: 1 K: 1 S: 13	H: 1 LOB: 1 BB: 0 P: 17	1B: 8 2B: 0 3B: 0 HR: 1	SF: 2 SAC: 1 DP: 2 HBP: 0	WP: 0 PB: 0 SB: 0 CS: 0	PA: 38
PITCHER	IP WLS BF H R ER SO BB IBB HBP BLK WP HR S P ERA WHIP																			
Scott Elarton, R (1,1) ERA: 6.52	7.0 L 29 7 5 5 5 2 0 0 0 0 0 1 82 124 6.43 1.286																			
Jay Powell, R (8,1) ERA: 3.93	1.0 6 2 1 0 0 0 0 0 0 0 0 0 14 19 0.00 2.000																			
Joe Slusarski, R (9,1) ERA: 8.4	1.0 3 0 0 0 1 0 0 0 0 0 0 0 8 12 0.00 0.000																			

Batter	1	2	3	4	5	6	7	8	9	AB	R	H	RBI	BB	SO	LOB	BOTTOM			
Craig Biggio, R (1,4) OBP: 0.388, SLG: 0.480	HR		HR		P6		F7			4	2	2	2	0	0	1	<p>Texas Rangers @ Houston Astros</p> <p>Enron Field, Houston, TX</p> <p>Sun Jun 17 2001, 2:35 PM EDT</p> <p>Att: 43,277 - Dome - 72 F</p>			
Julio Lugo, R (1,6) OBP: 0.303, SLG: 0.408	F9		K		5 WP 1B				K	4	0	1	0	0	2	0				
5 Jeff Bagwell, R (1,3) OBP: 0.400, SLG: 0.533	K		17 1B		K				L5	3	0	0	0	1	2	1				
17 Lance Berkman, S (1,7) OBP: 0.447, SLG: 0.627	BB		FC5-4				G6-3		K	3	0	2	0	1	1	0				
Moises Alou, R (1,9) OBP: 0.396, SLG: 0.596	G1-3		FC5-4		G6-3				G4-3	4	0	0	0	0	0	4				
Richard Hidalgo, R (1,8) OBP: 0.348, SLG: 0.484		P6			F9		K		P4	4	0	0	0	0	1	0				
Vinny Castilla, R (1,5) OBP: 0.287, SLG: 0.394 Jose Vizcaino, S (9, PH) OBP: 0.333, SLG: 0.340		K			F8				K	3	0	0	0	0	1	0				
Brad Ausmus, R (1,2) OBP: 0.267, SLG: 0.287	G5-3				G6-3				F9	3	0	0	0	0	0	0				
Scott Elarton, R (1,1) ERA: 5.96 Charlie Hayes, R (7, PH) OBP: 0.279, SLG: 0.216 Jay Powell, R (8,1) Joe Slusarski, R (9,1)			P4		F8				BB	2	0	0	0	0	0	0				
										0	0	0	0	1	0	0				
										0	0	0	0	0	0	0				
										0	0	0	0	0	0	0				
Inning Stats	R: 1 E: 0 K: 1 S: 12	H: 1 LOB: 1 BB: 1 P: 22	R: 0 E: 0 K: 1 S: 6	H: 0 LOB: 0 BB: 0 P: 9	R: 1 E: 0 K: 1 S: 13	H: 2 LOB: 2 BB: 1 P: 20	R: 0 E: 0 K: 0 S: 7	H: 0 LOB: 0 BB: 0 P: 8	R: 0 E: 0 K: 1 S: 16	H: 1 LOB: 1 BB: 0 P: 23	R: 0 E: 0 K: 1 S: 7	H: 1 LOB: 0 BB: 0 P: 9	R: 0 E: 0 K: 2 S: 12	H: 0 LOB: 0 BB: 0 P: 19	R: 0 E: 0 K: 1 S: 7	H: 0 LOB: 0 BB: 0 P: 9	1B: 3 2B: 0 3B: 0 HR: 2	SF: 0 SAC: 0 DP: 1 HBP: 0	WP: 1 PB: 0 SB: 0 CS: 0	PA: 34
PITCHER	IP WLS BF H R ER SO BB IBB HBP BLK WP HR S P ERA WHIP																			
Darren Oliver, L (1,1) ERA: 5.96	6.2 W 27 5 2 2 2 3 0 0 0 0 0 2 68 102 2.70 1.200																			
Pat Mahomes, R (7,1) ERA: 7.3	0.1 H 1 0 0 0 0 0 0 0 0 0 0 2 4 0.00 0.000																			
Mark Petkovsek, R (8,1) ERA: 6.17	1.0 H 3 0 0 0 2 0 0 0 0 0 0 12 19 0.00 0.000																			
59 Jeff Zimmerman, R (9,1) ERA: 3.58	1.0 3 0 0 0 1 0 0 0 0 0 0 7 9 0.00 0.000																			



Batter	1	2	3	4	5	6	7	8	9	AB	R	H	RBI	BB	SO	LOB	TOP										
Juan Pierre, L OBP: 0.367, SLG: 0.372 Greg Norton, S OBP: 0.294, SLG: 0.426	G6-3		G4-3			G5-3	1B		K	4	0	1	1	0	0	0											
Neftali Perez, S OBP: 0.361, SLG: 0.524	1B			F9		K	K			4	0	1	0	0	2	3											
Larry Walker, L OBP: 0.443, SLG: 0.668	K			K		F7		G3		4	0	0	0	0	2	1											
17 Todd Helton, L OBP: 0.462, SLG: 0.740	F7			HR			G1-3 E BB	1B 2B		3	3	2	1	1	0	1											
Jeff Cirillo, R OBP: 0.374, SLG: 0.518		K					E6 G1-3 1B	1B 2H		4	1	2	1	0	1	1											
Todd Walker, L OBP: 0.348, SLG: 0.462	K			1B			G1-3	F9		4	0	0	0	0	2	4											
Ron Gant, R OBP: 0.337, SLG: 0.497	G6-3						1B G1-3 BB	P4		3	0	0	0	1	1	1											
Ben Petrick, R OBP: 0.328, SLG: 0.522			G5-3		G6-3		G1-3		F7	4	0	0	1	0	0	2											
Shawn Chacon, R Brooks Kieschnick, L Kane Davis, R Mike Myers, L Juan Acevedo, R Terry Shumpert, R	K		K			P4	1B BB	K		2	0	0	0	0	1	0											
Inning Stats	R: 0 E: 0 K: 1 S: 8	H: 1 LOB: 1 BB: 0 P: 14	R: 0 E: 0 K: 2 S: 7	H: 0 LOB: 0 BB: 0 P: 8	R: 0 E: 0 K: 1 S: 7	H: 0 LOB: 0 BB: 0 P: 9	R: 1 E: 0 K: 2 S: 14	H: 2 LOB: 1 BB: 0 P: 21	R: 0 E: 0 K: 1 S: 5	H: 0 LOB: 0 BB: 0 P: 8	R: 0 E: 0 K: 1 S: 8	H: 0 LOB: 0 BB: 0 P: 10	R: 2 E: 1 K: 1 S: 13	H: 1 LOB: 3 BB: 3 P: 31	R: 1 E: 0 K: 0 S: 16	H: 2 LOB: 1 BB: 0 P: 24	R: 0 E: 0 K: 2 S: 9	H: 0 LOB: 0 BB: 0 P: 15	1B: 4 2B: 1 3B: 0 HR: 1	SF: 0 SAC: 0 DP: 0 HBP: 0	WP: 0 PB: 0 SB: 1 CS: 0	PA: 37					
PITCHER	IP	WLS	BF	H	R	ER	SO	BB	IBB	HBP	BLK	WP	HR	S	P	ERA	WHIP										
44 Roy Oswalt, R ERA: 2.87	6.2	W	26	3	3	1	8	2	0	0	0	0	1	56	87	1.35	0.750										
Jay Powell, R ERA: 3.53	0.0		2	1	0	0	0	1	0	0	0	0	0	2	8	∞	∞										
Nelson Cruz, R ERA: 4.42	0.1	H	1	0	0	0	1	0	0	0	0	0	0	4	6	0.00	0.000										
Michael Jackson, R ERA: 3.26	1.0	H	5	2	1	1	0	0	0	0	0	0	0	16	24	9.00	2.000										
Billy Wagner, L ERA: 2.77	1.0	S	3	0	0	0	2	0	0	0	0	0	0	9	15	0.00	0.000										

Colorado Rockies @ Houston Astros
Enron Field, Houston, TX
Tue Jun 19 2001, 8:05 PM EDT
Att: 30,020 - Dome - 72 F

AB 34
R 4
H 6
RBI 4
BB 3
SO 11
LOB 13



Batter	1	2	3	4	5	6	7	8	9	AB	R	H	RBI	BB	SO	LOB	BOTTOM										
Craig Biggio, R OBP: 0.385, SLG: 0.475	G6-3		17 1B HBP	FC5-4		F8		FC5		4	1	0	1	0	0	2											
Jose Vizcaino, S OBP: 0.327, SLG: 0.333	17 S 1B		F8	K		G4-3		G6-3		5	0	1	0	0	1	3											
5 Jeff Bagwell, R OBP: 0.408, SLG: 0.550	K		FC5-4 17 1B PB BB		17 2B		F9			3	2	1	0	1	1	1											
17 Lance Berkman, S OBP: 0.451, SLG: 0.635	K		FC5-4 1B		2B		F5			4	0	2	2	0	1	1											
Moises Alou, R OBP: 0.394, SLG: 0.597		HR	FC5-4 2B PB		2B		P6			4	2	2	1	0	0	3											
Richard Hidalgo, R OBP: 0.347, SLG: 0.480	K		1H 2B		IBB		K			3	0	1	1	1	2	1											
Vinny Castilla, R OBP: 0.270, SLG: 0.399	F9		L3		P5			G5-3 FC5 2B		4	1	1	0	0	0	3											
Brad Ausmus, R OBP: 0.266, SLG: 0.286	1B				F8		F8		G5-3	4	0	1	0	0	0	3											
44 Roy Oswalt, R Jay Powell, R Nelson Cruz, R Michael Jackson, R Daryle Ward, L Charlie Hayes, R Billy Wagner, L	K2-3		FC5-4 BB			G4-3		E IBB		2	0	0	0	1	1	1											
Inning Stats	R: 0 E: 0 K: 2 S: 10	H: 1 LOB: 1 BB: 0 P: 14	R: 1 E: 0 K: 2 S: 12	H: 2 LOB: 0 BB: 0 P: 18	R: 3 E: 0 K: 0 S: 10	H: 2 LOB: 1 BB: 1 P: 20	R: 0 E: 0 K: 1 S: 9	H: 0 LOB: 1 BB: 1 P: 16	R: 1 E: 0 K: 0 S: 8	H: 2 LOB: 2 BB: 1 P: 19	R: 0 E: 0 K: 0 S: 4	H: 0 LOB: 0 BB: 0 P: 6	R: 0 E: 0 K: 1 S: 11	H: 1 LOB: 1 BB: 0 P: 17	R: 1 E: 1 K: 0 S: 7	H: 1 LOB: 1 BB: 1 P: 16	1B: 4 2B: 4 3B: 0 HR: 1	SF: 0 SAC: 0 DP: 0 HBP: 1	WP: 0 PB: 1 SB: 1 CS: 0	PA: 38							
PITCHER	IP	WLS	BF	H	R	ER	SO	BB	IBB	HBP	BLK	WP	HR	S	P	ERA	WHIP										
Shawn Chacon, R ERA: 5.06	6.0	L	29	7	5	5	5	2	1	1	0	0	1	53	93	7.50	1.500										
Kane Davis, R ERA: 3.79	1.1		6	2	1	1	1	0	0	0	0	0	0	15	24	6.75	1.500										
Mike Myers, L ERA: 2.2	0.0		1	0	0	0	0	0	1	0	0	0	0	4	∞	∞											
Juan Acevedo, R ERA: 3.14	0.2		2	0	0	0	0	0	0	0	0	0	0	3	5	0.00	0.000										

Colorado Rockies @ Houston Astros
Enron Field, Houston, TX
Tue Jun 19 2001, 8:05 PM EDT
Att: 30,020 - Dome - 72 F

AB 33
R 6
H 9
RBI 5
BB 4
SO 6
LOB 18



Batter	1	2	3	4	5	6	7	8	9	10	11	AB	R	H	RBI	BB	SO	LOB	TOP					
Alex Ochoa, R OBP: 0.351, SLG: 0.444 (1, 9)	G5-3	SF8		G6-3		G6-3			G5-3		1B	5	1	1	1	0	0	0						
Bary Larkin, R OBP: 0.367, SLG: 0.369 Juan Castro, R OBP: 0.228, SLG: 0.242 (11, 6)	FC3-6	G1-3		F8		F7			K		1B	4	0	0	0	2	1	1						
Ken Griffey Jr., L OBP: 0.384, SLG: 0.410 Ruben Rivera, R OBP: 0.315, SLG: 0.394 (11, PR)	FC3-6		E3		G3-1		F7		P6		1B	6	0	2	1	0	0	0						
Sean Casey, L OBP: 0.389, SLG: 0.520 (1, 3)	FC3-6		F8				K			G6-3	1B	6	1	2	2	0	1	3						
Aaron Boone, R OBP: 0.343, SLG: 0.444 (1, 5)			FC6-4							P4	P3	6	0	1	0	0	2	6						
Michael Tucker, L OBP: 0.329, SLG: 0.438 (1, 7)			FC6								K	4	2	2	2	1	1	4						
Jason LaRue, R OBP: 0.323, SLG: 0.432 (1, 2)						G3		G1-3		G5-3		5	2	2	0	0	1	3						
Pokey Reese, R OBP: 0.304, SLG: 0.367 (1, 4)			SF8		G3		G6-3		K		P3	5	0	1	0	0	1	3						
89 Lance Davis, R OBP: 0.319, SLG: 0.422 Dwight Gooden, R OBP: 0.319, SLG: 0.422 Bobby Abreu, R OBP: 0.319, SLG: 0.422 Derek Jeter, R OBP: 0.319, SLG: 0.422 39 Justin Atchley, L OBP: 0.319, SLG: 0.422 (1, 1)			K				F8		G4-3		BB	1	1	0	0	0	0	0						
Inning Stats	R: 0 E: 0 K: 1 S: 14	H: 1 LOB: 2 BB: 1 P: 21	R: 2 E: 0 K: 1 S: 12	H: 3 LOB: 1 BB: 0 P: 21	R: 0 E: 1 K: 0 S: 7	H: 0 LOB: 1 BB: 0 P: 12	R: 2 E: 0 K: 0 S: 11	H: 2 LOB: 0 BB: 0 P: 18	R: 1 E: 0 K: 0 S: 11	H: 2 LOB: 2 BB: 0 P: 22	R: 0 E: 0 K: 2 S: 9	H: 0 LOB: 0 BB: 0 P: 17	R: 1 E: 0 K: 1 S: 13	H: 1 LOB: 0 BB: 0 P: 17	R: 0 E: 0 K: 1 S: 9	H: 0 LOB: 0 BB: 0 P: 15	R: 0 E: 0 K: 1 S: 8	H: 0 LOB: 1 BB: 1 P: 15	R: 2 E: 0 K: 1 S: 17	H: 4 LOB: 3 BB: 1 P: 31	1B: 8 2B: 1 3B: 0 HR: 4	SF: 1 SAC: 0 DP: 0 HBP: 1	WP: 0 PB: 0 SB: 1 CS: 0	PA: 51
PITCHER	IP WLS BF H R ER SO BB IBB HBP BLK WP HR S P ERA WHIP	4.91 2.0 6 0 0 0 2 0 0 0 0 0 0 15 26 0.00 1.800	PITCHER	IP WLS BF H R ER SO BB IBB HBP BLK WP HR S P ERA WHIP	9.0 1.0 8 4 2 2 1 1 0 0 0 0 0 13 17 9.00 1.000																			

Cincinnati Reds @ Houston Astros
 Enron Field, Houston, TX
 Thu Jun 21 2001, 8:05 PM EDT
 Att: 32,121 - Sunny - 82 F

AB	46
R	8
H	13
RBI	8
BB	3
SO	8
LOB	22



Batter	1	2	3	4	5	6	7	8	9	10	11	AB	R	H	RBI	BB	SO	LOB	BOTTOM			
Craig Biggio, R OBP: 0.388, SLG: 0.481 (1, 4)				G5-3		G4-3				K		5	1	2	1	1	1	1				
Julio Lugo, R OBP: 0.410, SLG: 0.400 Joe Slusarski, R (11, 1)				G5-3				17		F8		4	1	0	0	1	0	4				
5 Jeff Bagwell, R OBP: 0.404, SLG: 0.550 (1, 3)								K			K	6	1	2	2	0	4	2				
17 Lance Berkman, S OBP: 0.455, SLG: 0.661 (1, 7)				G5-3						FC6		6	3	4	2	0	0	1				
Moises Alou, R OBP: 0.398, SLG: 0.605 (1, 9)				F9		F9		G2-3		K		5	0	0	0	1	1	5				
Richard Hidalgo, R OBP: 0.353, SLG: 0.489 (1, 8)				L4				G2-3		F9		5	1	1	1	1	0	4				
Vinny Castilla, R OBP: 0.272, SLG: 0.406 (1, 5)								K		G6-3	F8	5	0	2	1	0	1	4				
Brad Ausmus, R OBP: 0.265, SLG: 0.289 (1, 2)				P4		G1-3				F8	F8	5	0	1	0	0	0	5				
Tony McKnight, L OBP: 0.325, SLG: 0.333 Michael Beckwith, R OBP: 0.319, SLG: 0.482 Dante Ward, L OBP: 0.319, SLG: 0.482 Billy Wagner, L OBP: 0.319, SLG: 0.482 Jay Powell, R OBP: 0.319, SLG: 0.482 Jose Vizcaino, S OBP: 0.319, SLG: 0.482 (11, 6)				F8				K		F7		2	0	0	0	0	0	0				
Inning Stats	R: 4 E: 0 K: 0 S: 19	H: 4 LOB: 1 BB: 1 P: 29	R: 0 E: 0 K: 1 S: 11	H: 1 LOB: 1 BB: 0 P: 15	R: 1 E: 0 K: 0 S: 7	H: 2 LOB: 1 BB: 0 P: 11	R: 0 E: 0 K: 1 S: 8	H: 0 LOB: 0 BB: 0 P: 12	R: 1 E: 0 K: 2 S: 14	H: 1 LOB: 2 BB: 1 P: 25	R: 0 E: 0 K: 1 S: 10	H: 1 LOB: 2 BB: 1 P: 21	R: 0 E: 1 K: 1 S: 12	H: 1 LOB: 3 BB: 1 P: 24	R: 0 E: 0 K: 1 S: 9	H: 1 LOB: 0 BB: 0 P: 12	R: 1 E: 0 K: 1 S: 8	H: 1 LOB: 0 BB: 0 P: 11	1B: 5 2B: 3 3B: 0 HR: 5	SF: 0 SAC: 0 DP: 1 HBP: 1	WP: 1 PB: 0 SB: 0 CS: 0	PA: 51
PITCHER	IP WLS BF H R ER SO BB IBB HBP BLK WP HR S P ERA WHIP	8.22 2.1 9 1 1 1 3 1 0 0 0 0 0 24 40 3.86 0.857	PITCHER	IP WLS BF H R ER SO BB IBB HBP BLK WP HR S P ERA WHIP	7.71 3.1 14 3 1 1 3 0 1 0 0 0 1 31 52 2.70 0.900																	

Cincinnati Reds @ Houston Astros
 Enron Field, Houston, TX
 Thu Jun 21 2001, 8:05 PM EDT
 Att: 32,121 - Sunny - 82 F

AB	46
R	7
H	13
RBI	7
BB	4
SO	9
LOB	27



Batter	1	2	3	4	5	6	7	8	9	AB	R	H	RBI	BB	SO	LOB	TOP
Alex Ochoa, R OBP: 0.343, SLG: 0.434 Hector Mercado, L (7, 1)										4	0	0	0	0	0	1	
Barry Larkin, R OBP: 0.373, SLG: 0.360										4	0	0	0	0	0	1	
Ken Griffey Jr., L OBP: 0.358, SLG: 0.447										4	1	1	0	0	2	0	
Sean Casey, L OBP: 0.387, SLG: 0.514										4	0	1	0	0	0	0	
Dmitri Young, S OBP: 0.328, SLG: 0.418										3	0	1	1	0	0	0	
Aaron Boone, R OBP: 0.337, SLG: 0.439										4	0	1	0	0	2	2	
Jason LaRue, R OBP: 0.314, SLG: 0.422										4	0	0	0	0	1	2	
Pokey Reese, R OBP: 0.302, SLG: 0.373										3	1	1	0	0	1	0	
Brian Reith, R OBP: 0.200, SLG: 0.200 Ruben Rivera, R (7, PH) (7, 9)										2	0	1	1	0	0	0	
										1	1	1	1	0	0	0	
Inning Stats	R: 0 E: 0 K: 2 S: 8	H: 0 LOB: 0 BB: 0 P: 12	R: 0 E: 0 K: 1 S: 7	H: 1 LOB: 1 BB: 0 P: 13	R: 1 E: 0 K: 1 S: 10	H: 2 LOB: 1 BB: 0 P: 13	R: 0 E: 0 K: 1 S: 10	H: 1 LOB: 1 BB: 0 P: 11	R: 1 E: 0 K: 1 S: 11	H: 1 LOB: 0 BB: 0 P: 13	R: 0 E: 0 K: 0 S: 6	H: 0 LOB: 0 BB: 0 P: 7	R: 0 E: 0 K: 1 S: 8	H: 0 LOB: 0 BB: 0 P: 8	1B: 5 2B: 0 3B: 1 HR: 1	SF: 1 SAC: 0 DP: 0 HBP: 0	WP: 0 PA: 34 PB: 0 SB: 0 CS: 0
PITCHER Shane Reynolds, R ERA: 4.66	IP: 9.0 WLS: W BF: 34 H: 7 R: 3 ER: 3 SO: 8 BB: 0 IBB: 0 HBP: 0 BLK: 0 WP: 0 HR: 1 S: 80 P: 104 ERA: 3.00 WHIP: 0.778																

Cincinnati Reds @ Houston Astros
Enron Field, Houston, TX
Sat Jun 23 2001, 8:05 PM EDT
Att: 40,314 - Dome - 72 F

AB	33
R	3
H	7
RBI	3
BB	0
SO	8
LOB	6

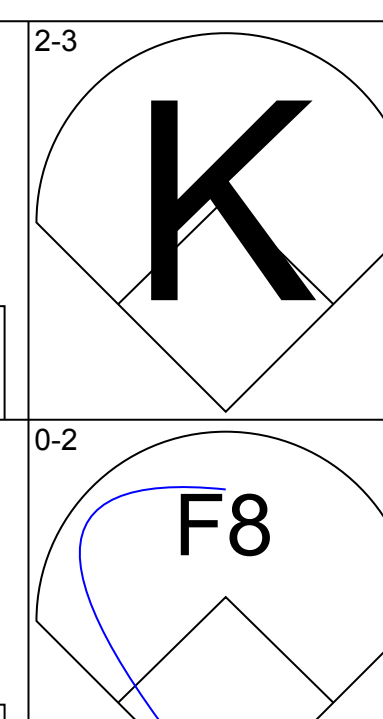
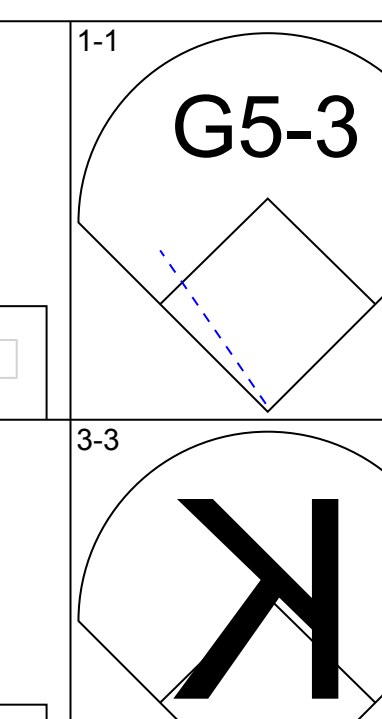
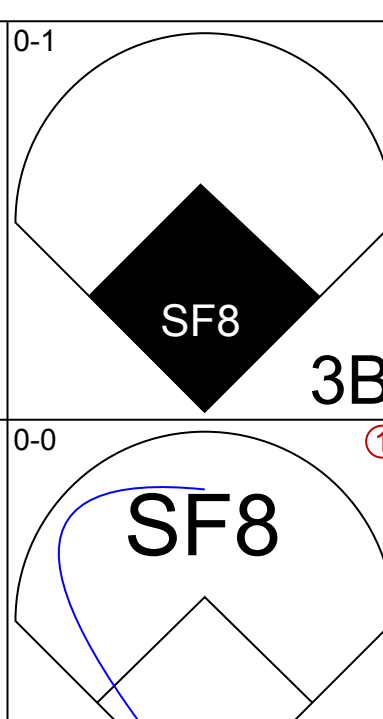

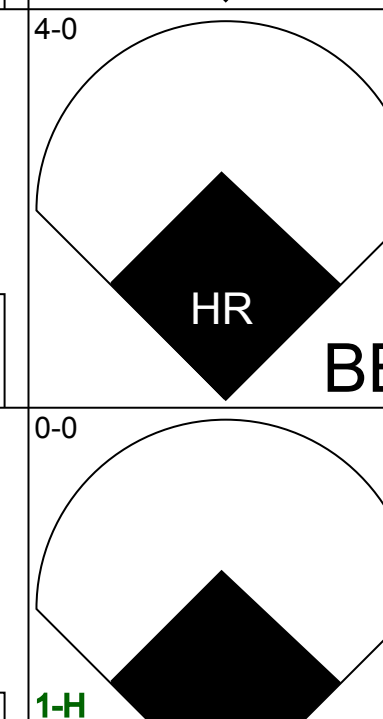

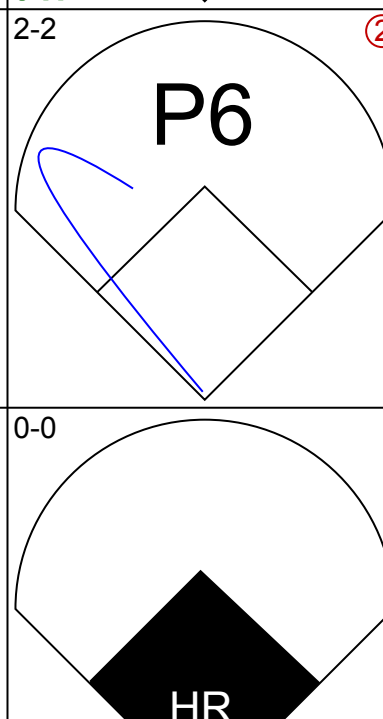
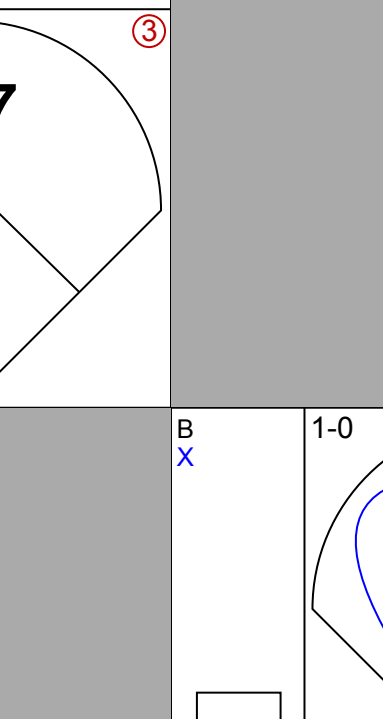
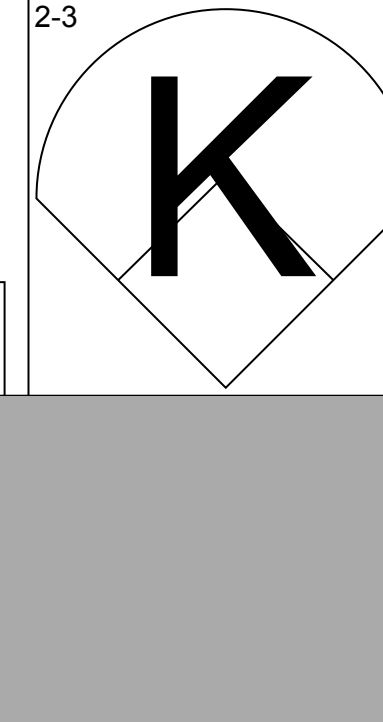

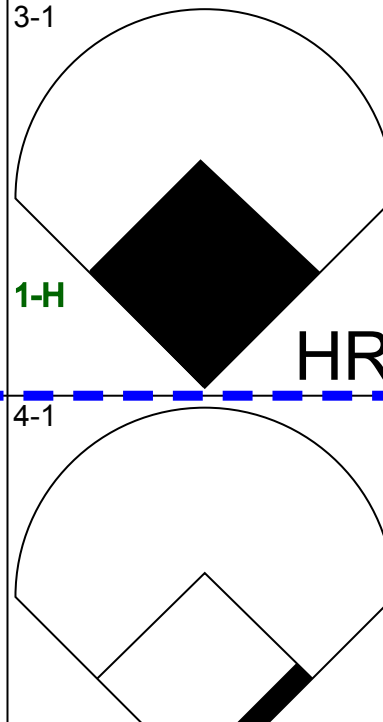
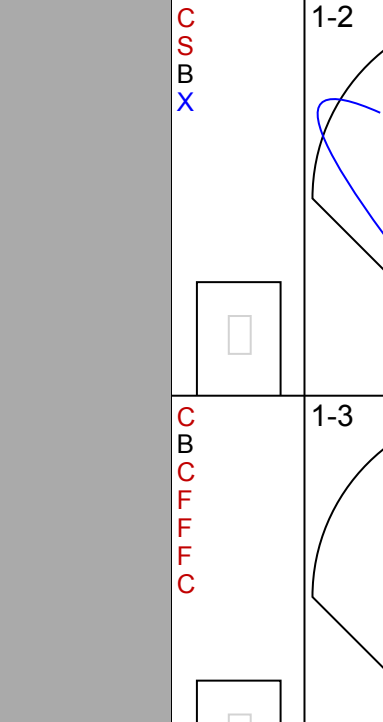


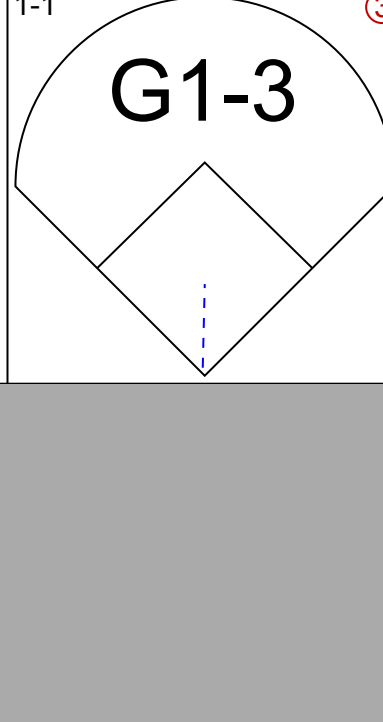
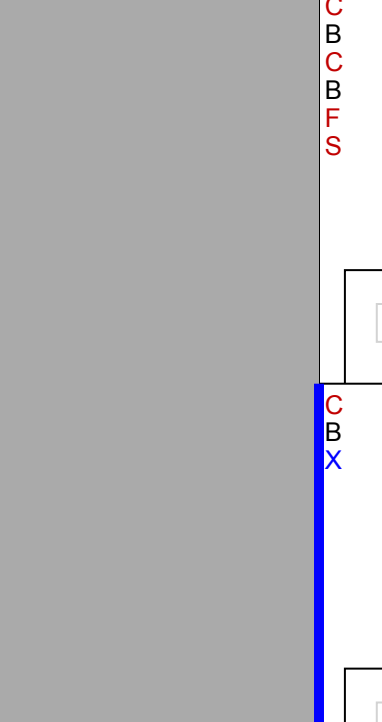

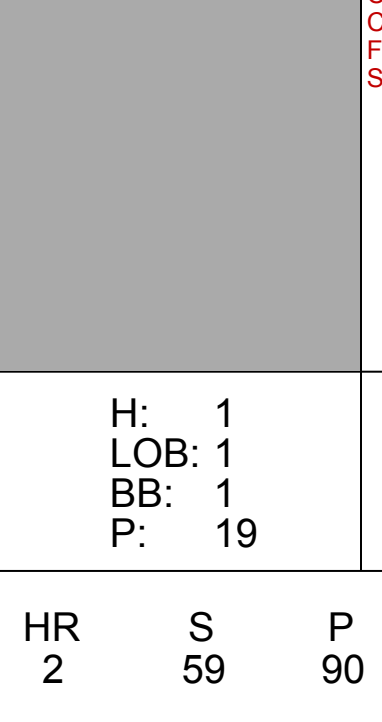
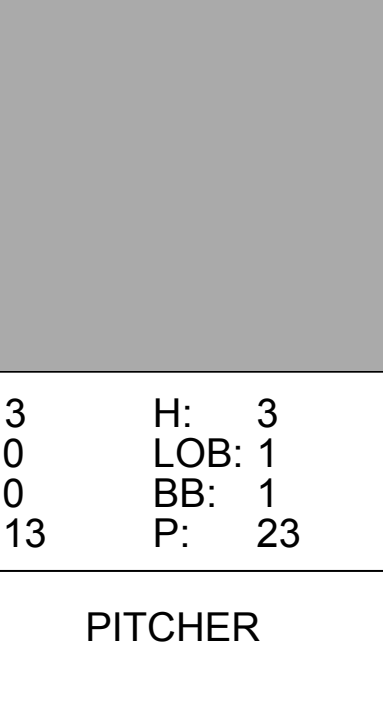
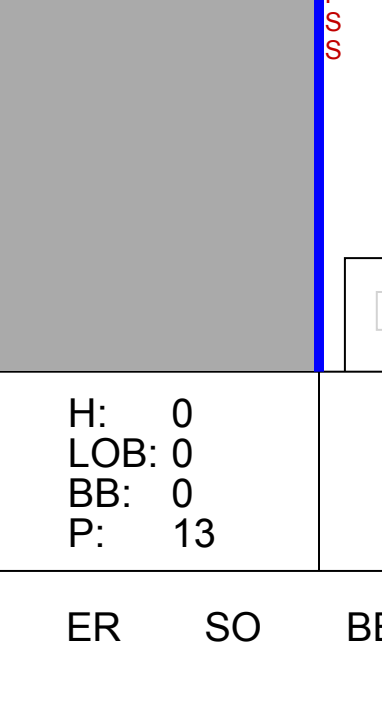
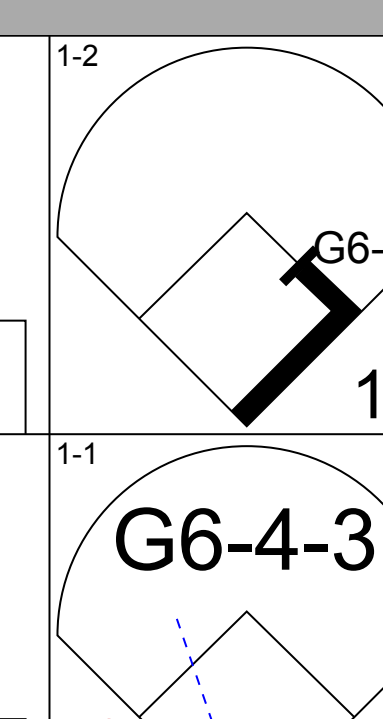

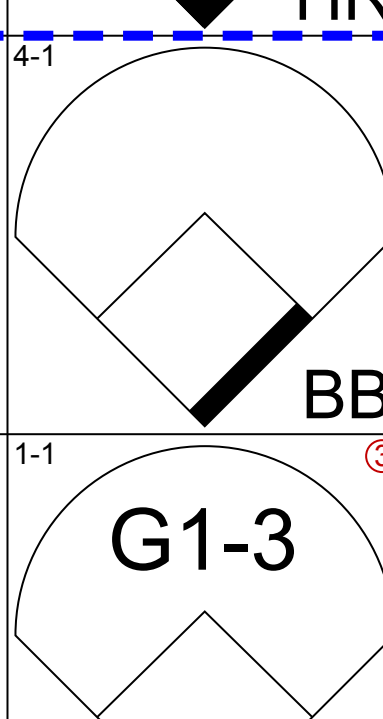
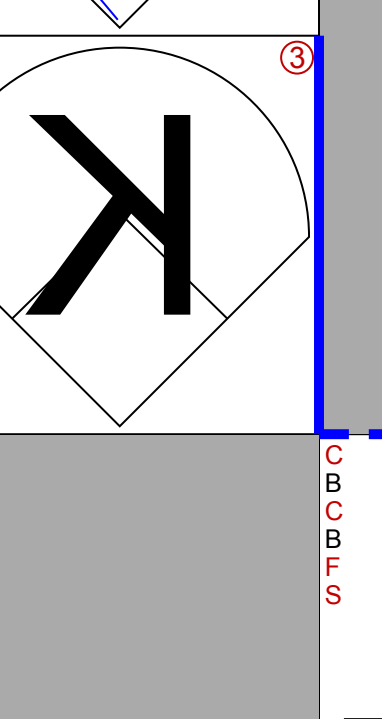
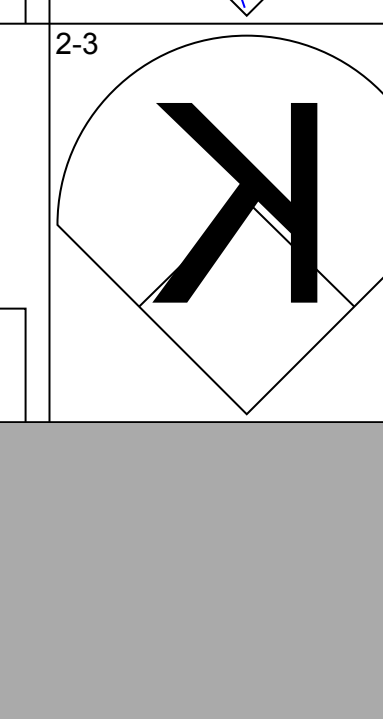
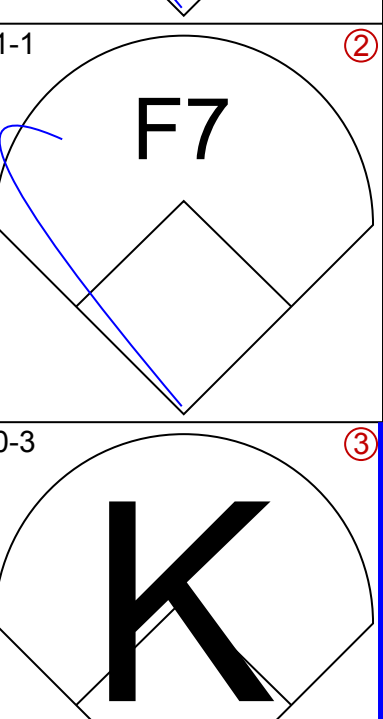

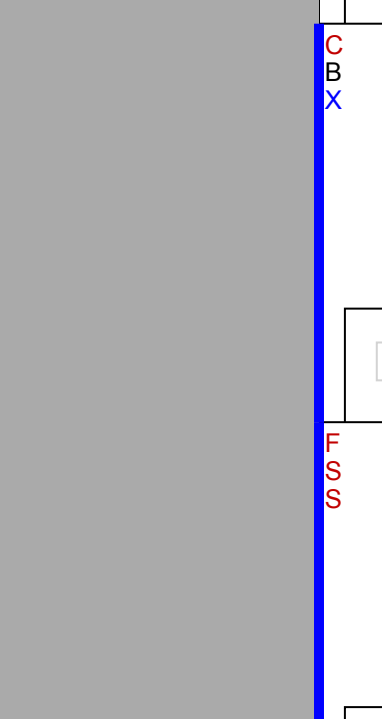
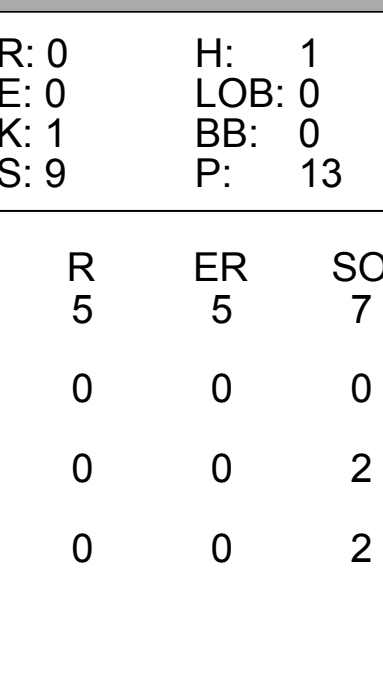
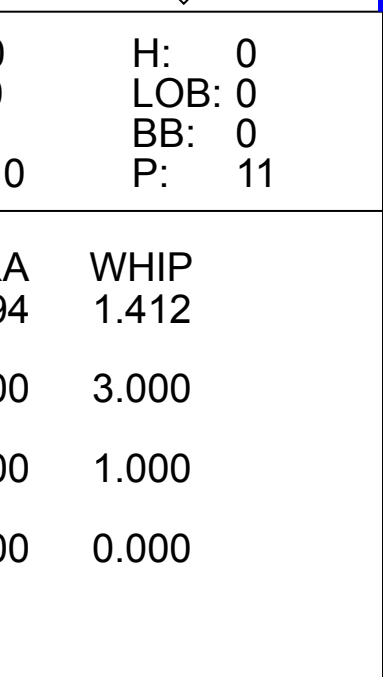
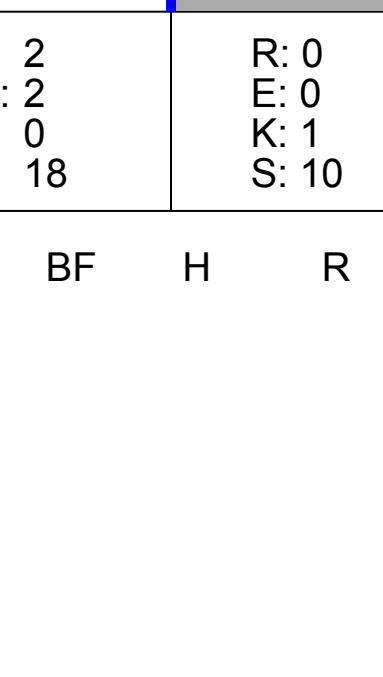
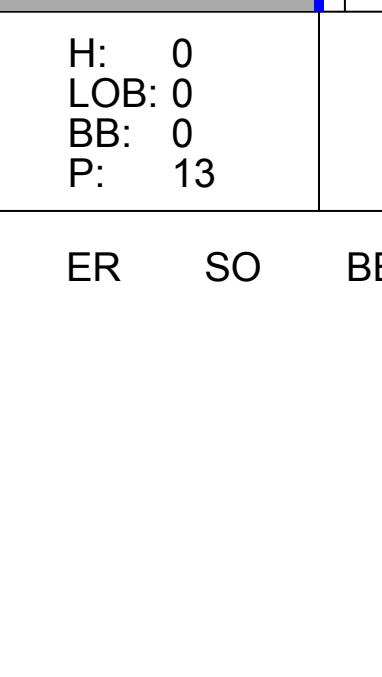
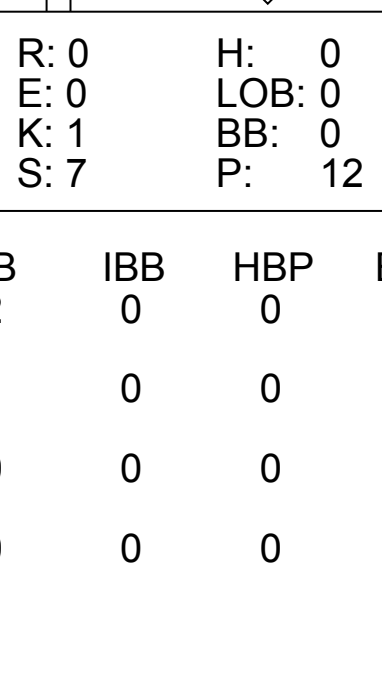
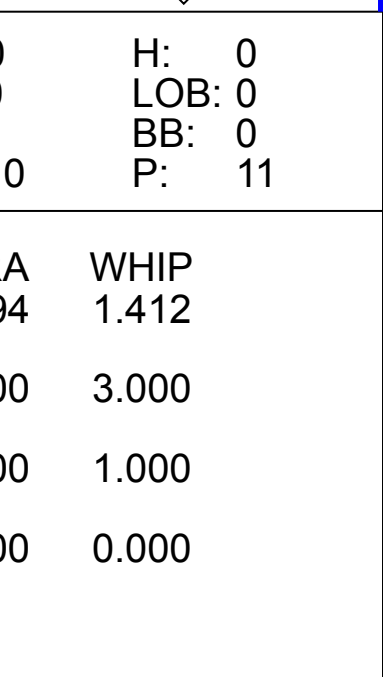
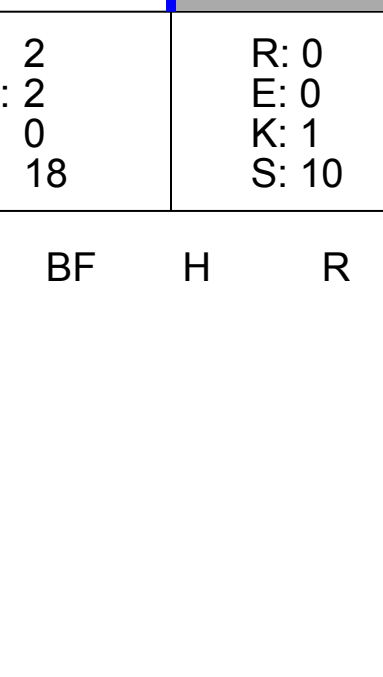
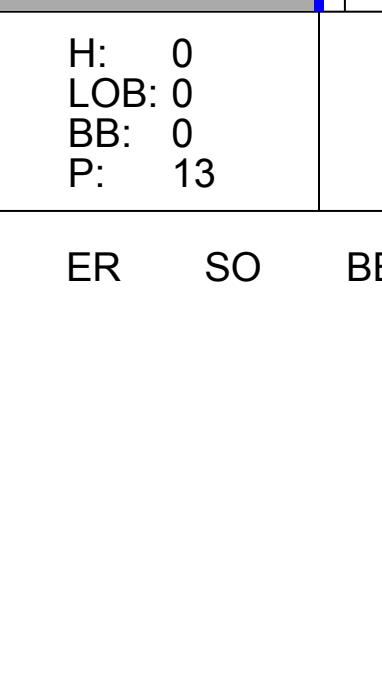


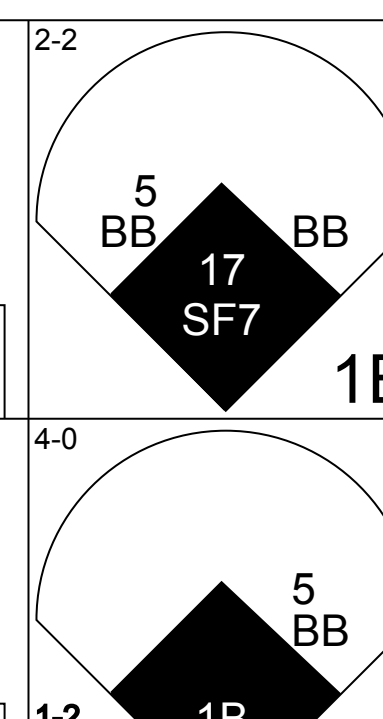
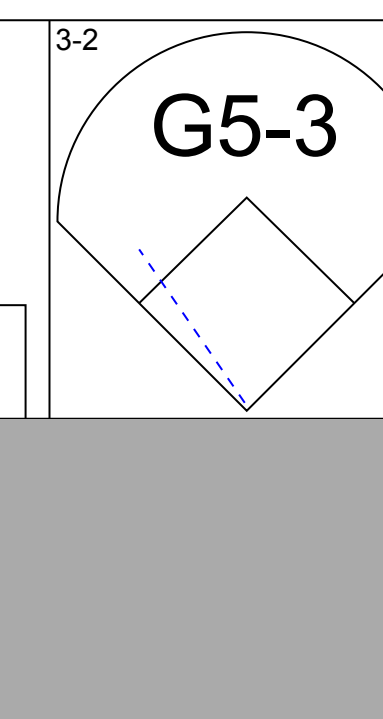
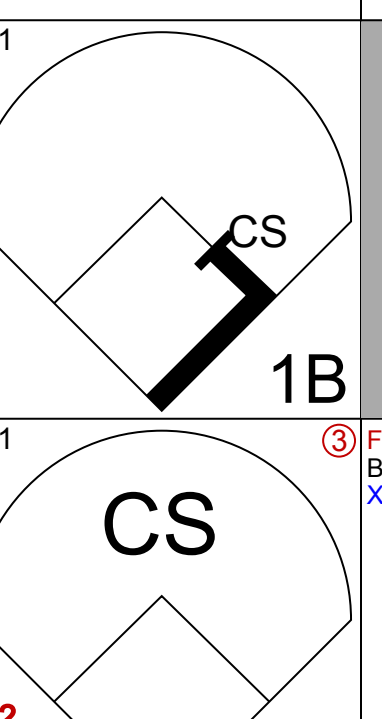
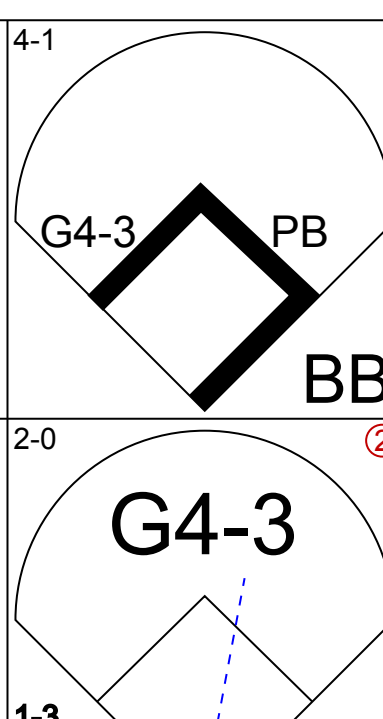
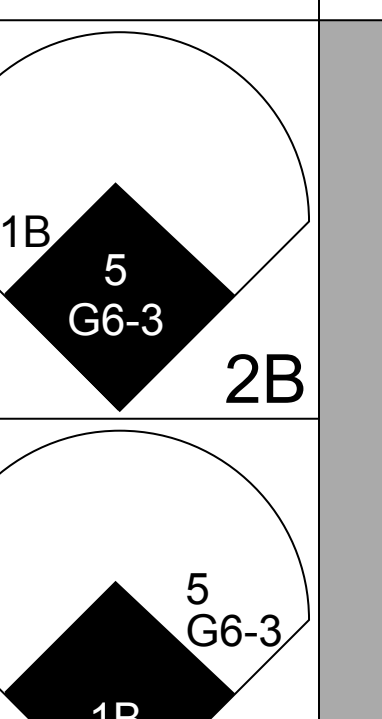
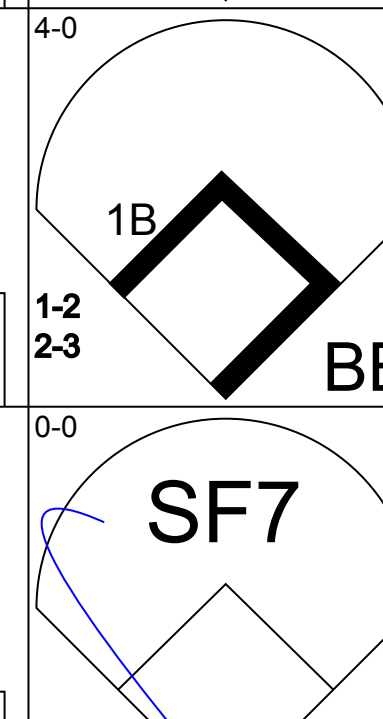
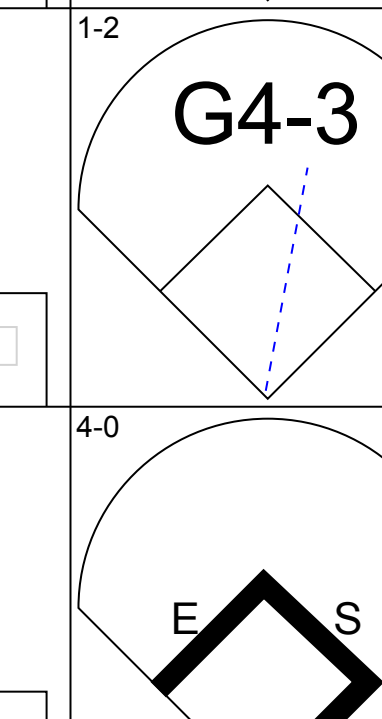

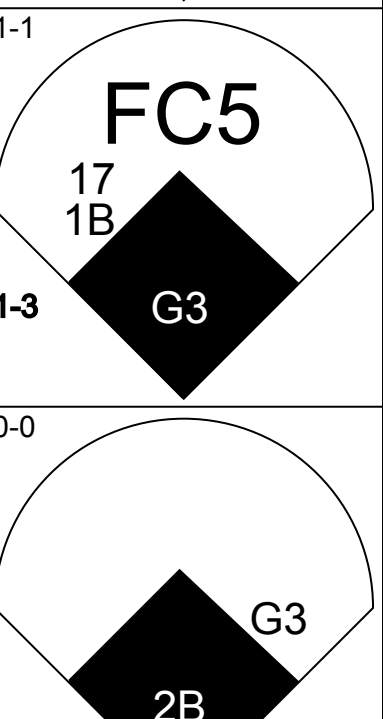
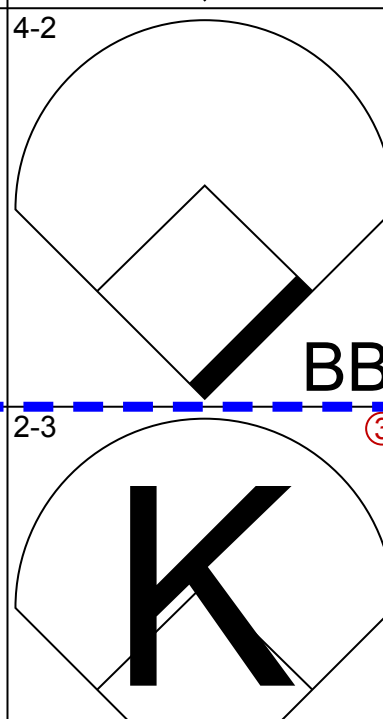
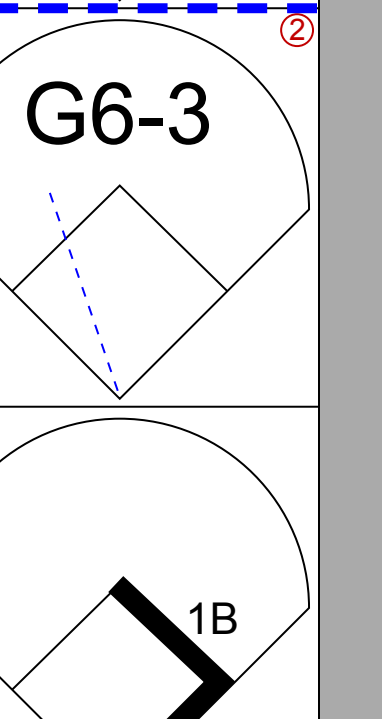
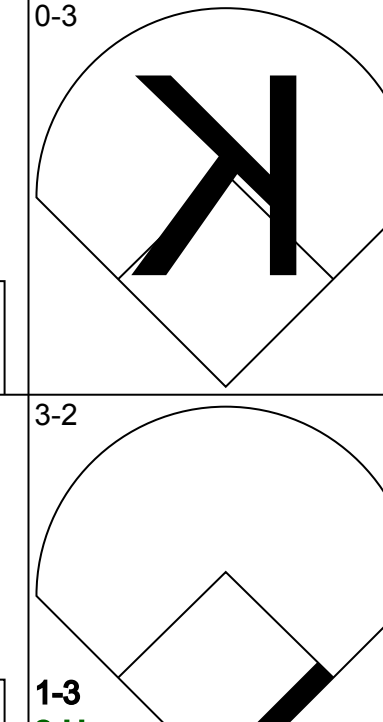
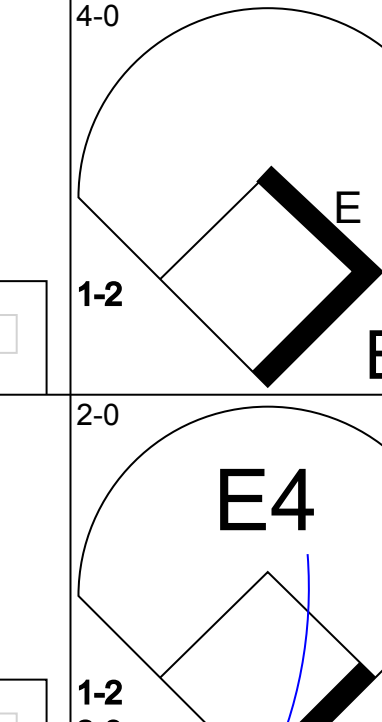
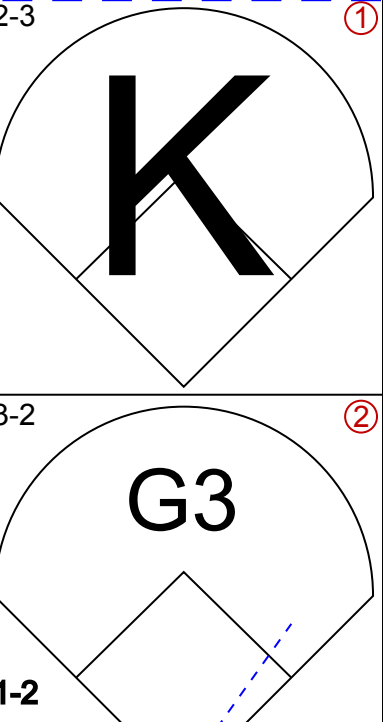

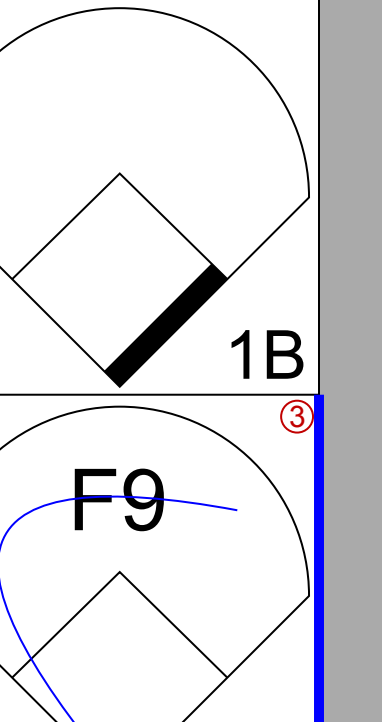
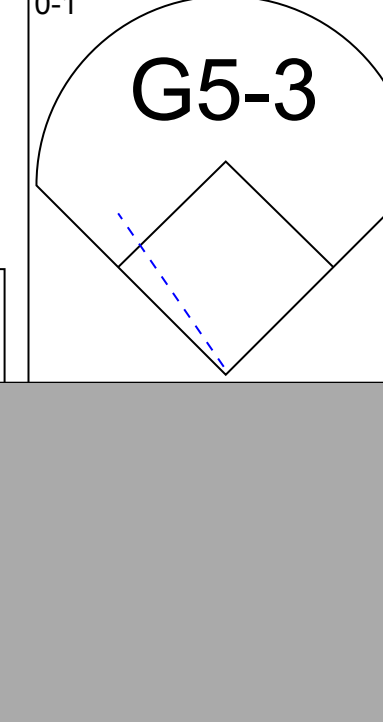
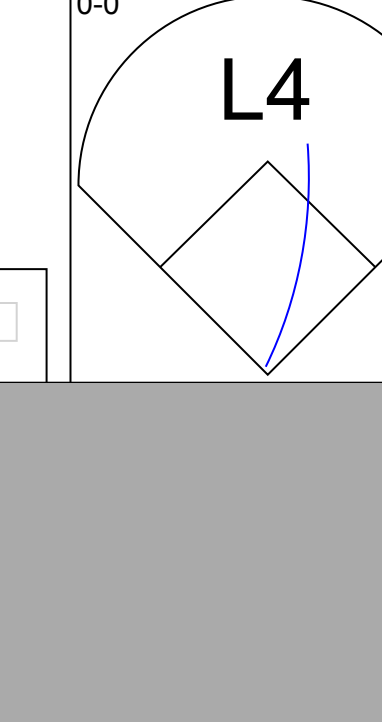
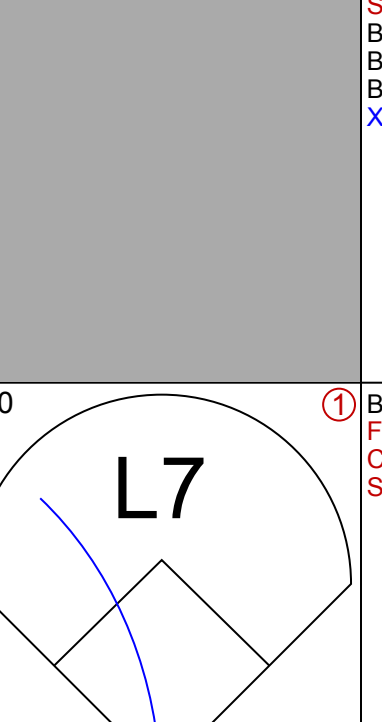
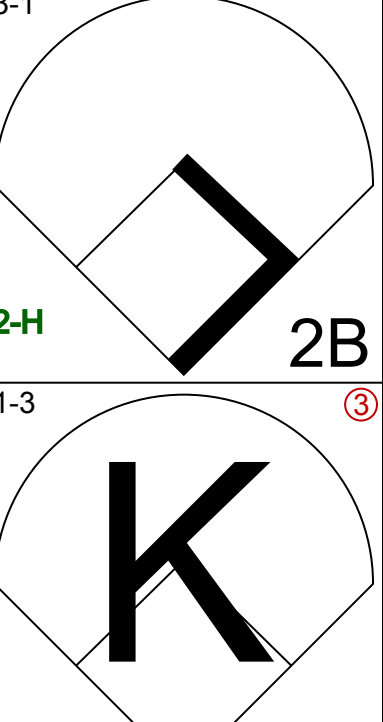



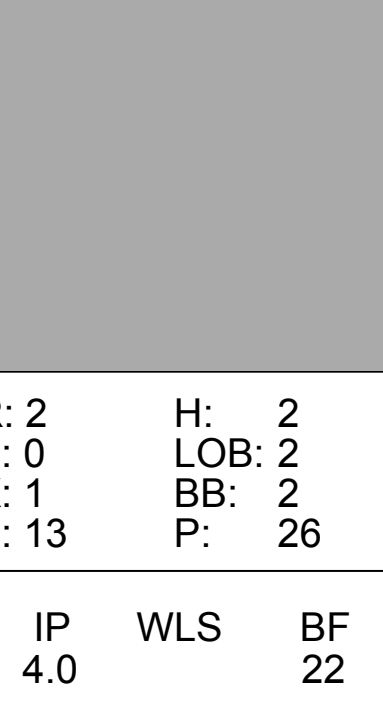
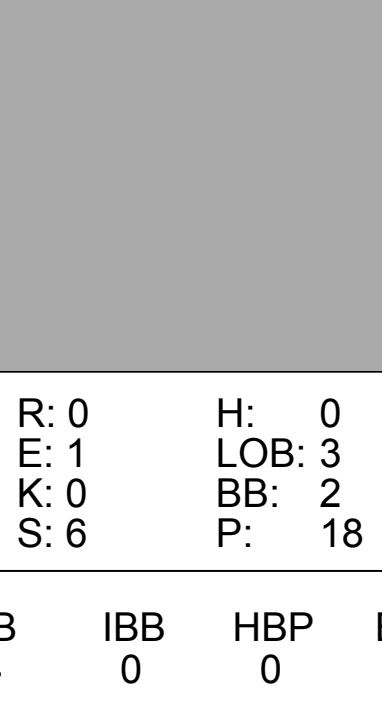
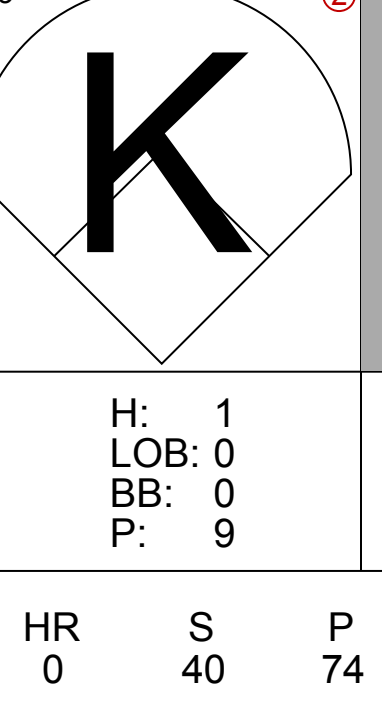
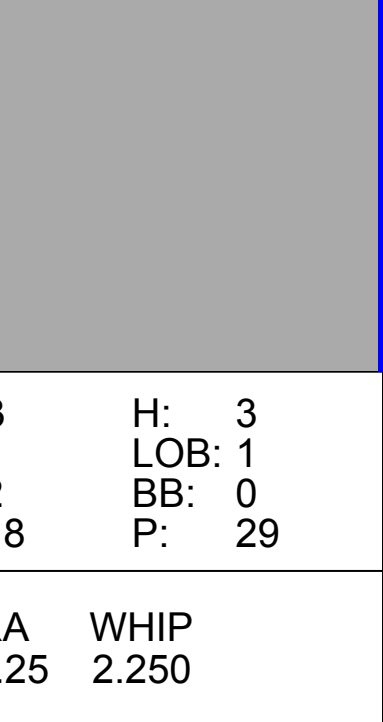
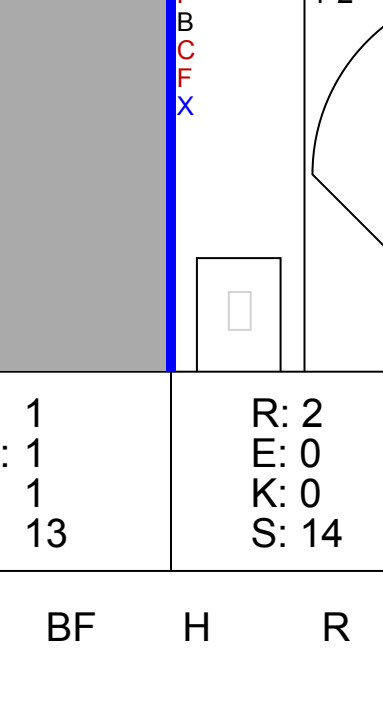
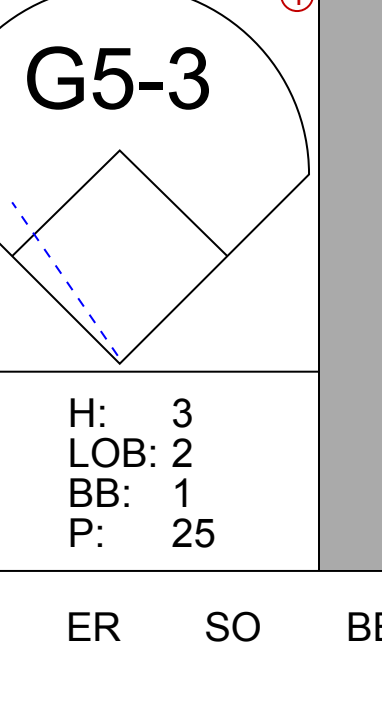
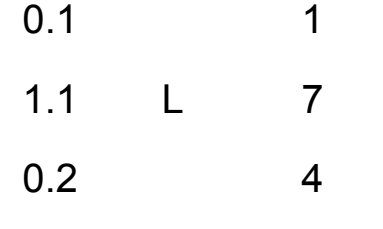

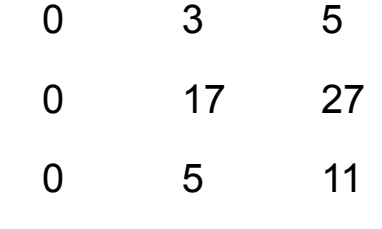


Batter	1	2	3	4	5	6	7	8	9	AB	R	H	RBI	BB	SO	LOB	BOTTOM		
Craig Biggio, R OBP: 0.391, SLG: 0.495										4	2	2	0	1	1	0			
Julio Lugo, R OBP: 0.316, SLG: 0.409										4	1	3	1	0	1	0			
5 Jeff Bagwell, R OBP: 0.401, SLG: 0.552										5	2	2	3	0	0	2			
17 Lance Berkman, S OBP: 0.457, SLG: 0.663										3	0	1	2	1	0	0			
Moises Alou, R OBP: 0.398, SLG: 0.614										4	2	2	1	0	0	2			
Danyle Ward, L OBP: 0.323, SLG: 0.477										4	0	0	0	0	1	2			
Charlie Hayes, R OBP: 0.327, SLG: 0.273										3	1	2	1	1	1	0			
Brad Ausmus, R OBP: 0.264, SLG: 0.281										2	1	0	0	2	0	1			
Shane Reynolds, R OBP: 0.037, SLG: 0.148										3	0	0	0	0	1	3			
Inning Stats	R: 1 E: 0 K: 0 S: 9	H: 2 LOB: 0 BB: 0 P: 14	R: 1 E: 0 K: 1 S: 10	H: 2 LOB: 1 BB: 0 P: 13	R: 2 E: 0 K: 0 S: 10	H: 3 LOB: 1 BB: 0 P: 15	R: 4 E: 0 K: 0 S: 14	H: 1 LOB: 1 BB: 4 P: 34	R: 0 E: 0 K: 1 S: 7	H: 0 LOB: 0 BB: 0 P: 11	R: 0 E: 0 K: 1 S: 7	H: 1 LOB: 1 BB: 0 P: 10	R: 1 E: 0 K: 1 S: 16	H: 2 LOB: 2 BB: 1 P: 32	R: 0 E: 0 K: 1 S: 8	H: 1 LOB: 0 BB: 0 P: 13	1B: 5 2B: 5 3B: 0 HR: 2	SF: 1 SAC: 1 DP: 1 HBP: 0	WP: 0 PA: 39 PB: 1 SB: 0 CS: 0
PITCHER Brian Reith, R ERA: 6.89 Hector Mercado, L ERA: 3.06	IP: 6.0 WLS: L BF: 30 H: 9 R: 8 ER: 8 SO: 3 BB: 4 IBB: 0 HBP: 0 BLK: 0 WP: 0 HR: 1 S: 57 P: 97 ERA: 12.00 WHIP: 2.167																		

Cincinnati Reds @ Houston Astros
Enron Field, Houston, TX
Sat Jun 23 2001, 8:05 PM EDT
Att: 40,314 - Dome - 72 F

AB	32
R	9
H	12
RBI	8
BB	5
SO	5
LOB	10



Batter	1	2	3	4	5	6	7	8	9	AB	R	H	RBI	BB	SO	LOB	TOP					
Alex Ochoa, R OBP: 0.345, SLG: 0.442 (1, 9)										4	1	2	0	0	1	0	Cincinnati Reds @ Houston Astros Enron Field, Houston, TX Sun Jun 24 2001, 2:35 PM EDT Att: 34,118 - Dome - 72 F					
Michael Tucker, L OBP: 0.326, SLG: 0.432 (1, 7)										3	0	0	1	0	1	2						
Ken Griffey Jr., L OBP: 0.368, SLG: 0.429 (1, 8)										2	1	0	0	2	0	2						
Sean Casey, L OBP: 0.389, SLG: 0.525 (1, 3)										4	2	2	2	0	1	1						
Aaron Boone, R OBP: 0.340, SLG: 0.463 (1, 5)										4	1	2	2	0	1	0						
Kelly Stinnett, R OBP: 0.338, SLG: 0.412 Mark Wohlers, R (8, 1)										3	0	1	0	1	2	1						
Pokey Reese, R OBP: 0.297, SLG: 0.366 (1, 4)										4	0	0	0	0	1	2						
Juan Castro, R OBP: 0.229, SLG: 0.242 Bary Larkin, R OBP: 0.371, SLG: 0.358 (9, PH)										3	0	1	0	0	1	0						
Jose Acevedo, R OBP: 0.333, SLG: 0.333 Jim Brower, R OBP: 0.300, SLG: 0.400 39 Justin Atchley, L OBP: 0.325, SLG: 0.414 Ruben Rivera, R OBP: 0.318, SLG: 0.414 Chris Nichting, R OBP: 0.312, SLG: 0.419 (1, 1)										2	0	0	0	0	1	0						
Inning Stats	R: 2 E: 0 K: 2 S: 12	H: 1 LOB: 0 BB: 1 P: 20	R: 0 E: 0 K: 1 S: 9	H: 1 LOB: 0 BB: 0 P: 13	R: 0 E: 0 K: 1 S: 7	H: 0 LOB: 0 BB: 0 P: 12	R: 0 E: 0 K: 2 S: 11	H: 1 LOB: 1 BB: 1 P: 19	R: 0 E: 0 K: 1 S: 10	H: 0 LOB: 0 BB: 0 P: 11	R: 3 E: 0 K: 0 S: 13	H: 3 LOB: 1 BB: 1 P: 23	R: 0 E: 0 K: 1 S: 12	H: 2 LOB: 2 BB: 0 P: 18	R: 0 E: 0 K: 1 S: 10	H: 0 LOB: 0 BB: 0 P: 13		R: 0 E: 0 K: 2 S: 9	H: 0 LOB: 0 BB: 0 P: 12	1B: 4 2B: 2 3B: 1 HR: 2	SF: 1 SAC: 0 DP: 2 HBP: 0	WP: 0 PB: 0 SB: 0 CS: 0
PITCHER	IP WLS BF H R ER SO BB IBB HBP BLK WP HR S P ERA WHIP																					
Tim Redding, R ERA: 7.94 (1, 1)	5.2	23	6	5	5	7	2	0	0	0	0	0	0	2	59	90	7.94	1.412				
Nelson Cruz, R ERA: 4.15 (6, 1)	0.1	2	0	0	0	0	1	0	0	0	0	0	0	0	3	8	0.00	3.000				
Octavio Dotel, R ERA: 3.64 (7, 1)	2.0	W	8	2	0	2	0	0	0	0	0	0	0	22	31	0.00	1.000					
Billy Wagner, L ERA: 3.1 (9, 1)	1.0	S	3	0	0	2	0	0	0	0	0	0	0	9	12	0.00	0.000					

Batter	1	2	3	4	5	6	7	8	9	AB	R	H	RBI	BB	SO	LOB	BOTTOM							
Julio Lugo, R OBP: 0.327, SLG: 0.419 (1, 6)										4	2	3	0	1	0	0	Cincinnati Reds @ Houston Astros Enron Field, Houston, TX Sun Jun 24 2001, 2:35 PM EDT Att: 34,118 - Dome - 72 F							
Jose Vizcaino, S OBP: 0.333, SLG: 0.333 (1, 4)										4	3	2	0	1	0	1								
5 Jeff Bagwell, R OBP: 0.401, SLG: 0.546 (1, 3)										3	1	0	1	2	0	2								
17 Lance Berkman, S OBP: 0.459, SLG: 0.662 (1, 8)										2	1	1	2	2	1	2								
Moises Alou, R OBP: 0.398, SLG: 0.608 (1, 9)										4	0	1	1	1	2	4								
Daryle Ward, L OBP: 0.326, SLG: 0.483 Billy Wagner, L (9, 1)										5	0	2	2	0	0	5								
Vinny Castilla, R OBP: 0.272, SLG: 0.402 (1, 5)										3	0	1	1	1	0	5								
Brad Ausmus, R OBP: 0.259, SLG: 0.275 (1, 2)										4	0	0	0	0	2	3								
Tim Redding, R ERA: 12.38 Nelson Cruz, R ERA: 3.95 39 Justin Atchley, L ERA: 7.94 Chris Nichting, R ERA: 1.83 Mark Wohlers, R ERA: 4.02 (1, 1)	4.0	22	5	5	4	4	0	0	0	0	0	0	0	21	42	0.00		1.800	2	0	0	0	2	0
Jim Brower, R ERA: 3.95 (5, 1)	1.2	8	1	0	0	3	2	0	0	0	0	0	0	3	5	0.00		0.000	0	0	0	0	0	0
Chris Nichting, R ERA: 1.83 (7, 1)	1.1	L	7	3	2	2	1	0	0	0	0	0	0	17	27	13.50	3.000	1	0	0	0	0	0	
Mark Wohlers, R ERA: 4.02 (8, 1)	0.2	4	1	0	0	0	0	1	0	0	0	0	0	5	11	0.00	1.500	0	0	0	0	0	0	
Inning Stats	R: 2 E: 0 K: 1 S: 13	H: 2 LOB: 2 BB: 2 P: 26	R: 0 E: 0 K: 2 S: 9	H: 0 LOB: 0 BB: 0 P: 14	R: 0 E: 1 K: 0 S: 6	H: 0 LOB: 3 BB: 2 P: 18	R: 0 E: 0 K: 1 S: 7	H: 1 LOB: 0 BB: 0 P: 9	R: 3 E: 0 K: 2 S: 18	H: 3 LOB: 1 BB: 0 P: 29	R: 0 E: 0 K: 2 S: 11	H: 0 LOB: 2 BB: 2 P: 25	R: 0 E: 0 K: 0 S: 8	H: 1 LOB: 1 BB: 1 P: 13	R: 2 E: 0 K: 0 S: 14	H: 3 LOB: 2 BB: 1 P: 25	R: 0 E: 0 K: 2 S: 9	H: 0 LOB: 0 BB: 0 P: 12	1B: 7 2B: 3 3B: 0 HR: 0	SF: 1 SAC: 0 DP: 1 HBP: 0	WP: 0 PB: 1 SB: 1 CS: 1	PA: 43		
PITCHER	IP WLS BF H R ER SO BB IBB HBP BLK WP HR S P ERA WHIP																							
Jose Acevedo, R ERA: 12.38 (1, 1)	4.0	22	5	5	4	4	0	0	0	0	0	0	0	21	42	0.00	1.800							
Jim Brower, R ERA: 3.95 (5, 1)	1.2	8	1	0	0	3	2	0	0	0	0	0	0	3	5	0.00	0.000							
39 Justin Atchley, L ERA: 7.94 (6, 1)	0.1	1	0	0	0	1	0	0	0	0	0	0	0	3	5	0.00	0.000							
Chris Nichting, R ERA: 1.83 (7, 1)	1.1	L	7	3	2	2	1	0	0	0	0	0	0	17	27	13.50	3.000							
Mark Wohlers, R ERA: 4.02 (8, 1)	0.2	4	1	0	0	0	0	1	0	0	0	0	0	5	11	0.00	1.500							

Batter	1	2	3	4	5	6	7	8	9	AB	R	H	RBI	BB	SO	LOB	TOP								
Craig Biggio, R OBP: 0.393, SLG: 0.493 (1, 4)										4	0	2	0	0	1	0									
Julio Lugo, R OBP: 0.325, SLG: 0.412 (1, 6) (7, 7)										4	1	0	0	0	1	5									
5 Jeff Bagwell, R OBP: 0.401, SLG: 0.542 (1, 3)										4	1	1	0	1	0	2									
17 Lance Berkman, S OBP: 0.461, SLG: 0.674 (1, 8)										4	2	2	3	0	0	2									
Moises Alou, R OBP: 0.395, SLG: 0.614 (1, 9)										4	1	1	1	0	0	3									
Danyle Ward, L OBP: 0.323, SLG: 0.483 Jose Vizcaino, S OBP: 0.333, SLG: 0.333 (7, 6) (7, 6)										4	0	1	0	0	2	2									
Vinny Castilla, R OBP: 0.275, SLG: 0.404 (1, 5)										4	1	2	1	0	0	1									
Brad Ausmus, R OBP: 0.268, SLG: 0.286 (1, 2)										3	0	2	1	1	0	0									
Wade Miller, R OBP: 0.212, SLG: 0.226 Charlie Hayes, R OBP: 0.315, SLG: 0.261 Jay Powell, R (8, 1) Michael Jackson, R (8, 1)										2	0	0	0	0	0	3									
Inning Stats	R: 0 E: 0 K: 1 S: 10	H: 1 LOB: 1 BB: 0 P: 18	R: 0 E: 0 K: 0 S: 6	H: 0 LOB: 0 BB: 0 P: 13	R: 0 E: 0 K: 0 S: 10	H: 0 LOB: 1 BB: 1 P: 17	R: 0 E: 0 K: 1 S: 13	H: 0 LOB: 1 BB: 1 P: 20	R: 1 E: 0 K: 0 S: 8	H: 3 LOB: 1 BB: 0 P: 10	R: 2 E: 0 K: 1 S: 11	H: 4 LOB: 1 BB: 0 P: 19	R: 3 E: 0 K: 0 S: 13	H: 3 LOB: 1 BB: 0 P: 22	R: 0 E: 0 K: 1 S: 8	H: 0 LOB: 0 BB: 0 P: 14	R: 0 E: 1 K: 0 S: 7	H: 0 LOB: 0 BB: 0 P: 9	1B: 6 2B: 3 3B: 0 HR: 2	SF: 0 SAC: 1 DP: 3 HBP: 3	WP: 0 PB: 0 SB: 1 CS: 1	PA: 40			
PITCHER	IP	WLS	BF	H	R	ER	SO	BB	IBB	HBP	BLK	WP	HR	S	P	ERA	WHIP								
Miguel Batista, R ERA: 3.27 (1, 1)	5.2	L	25	7	3	3	3	2	0	2	0	0	0	55	92	4.76	1.588								
Erik Sabel, R ERA: 3.21 (6, 1)	1.0		7	3	3	3	0	0	0	1	0	0	2	12	20	27.00	3.000								
Greg Swindell, L ERA: 4.1 (7, 1)	0.1		2	1	0	0	0	0	0	0	0	0	0	4	7	0.00	3.000								
Mike Mohler, L ERA: 1.59 (8, 1)	2.0		6	0	0	0	1	0	0	0	0	0	0	15	23	0.00	0.000								

Houston Astros @ Arizona Diamondbacks
Bank One Ballpark, Phoenix, AZ
Mon Jun 25 2001, 10:05 PM EDT
Att: 27,230 - Dome - 72 F

AB 34
R 6
H 11
RBI 6
BB 2
SO 4
LOB 18



Batter	1	2	3	4	5	6	7	8	9	AB	R	H	RBI	BB	SO	LOB	BOTTOM								
Craig Counsell, L OBP: 0.361, SLG: 0.350 (1, 4)										2	0	1	0	3	0	0									
Jay Bell, R OBP: 0.381, SLG: 0.467 (1, 5)										5	0	1	0	0	0	5									
Luis Gonzalez, L OBP: 0.453, SLG: 0.768 (1, 7)										3	0	1	0	2	0	1									
Mark Grace, L OBP: 0.431, SLG: 0.539 (1, 3)										4	0	1	0	1	0	3									
Reggie Sanders, R OBP: 0.322, SLG: 0.550 (1, 9)										4	0	1	0	0	1	5									
Steve Finley, L OBP: 0.312, SLG: 0.350 (1, 8)										4	0	0	0	0	0	6									
Chad Moeller, R OBP: 0.344, SLG: 0.345 (1, 2)										3	0	1	0	1	1	0									
Tony Womack, L OBP: 0.268, SLG: 0.305 (1, 6)										4	0	0	0	0	1	6									
Miguel Batista, R Erik Sabel, R Greg Swindell, L David Dellucci, L Mike Mohler, R Junior Spivey, R										2	0	0	0	0	0	2									
Inning Stats	R: 0 E: 0 K: 0 S: 12	H: 1 LOB: 1 BB: 0 P: 18	R: 0 E: 0 K: 0 S: 7	H: 2 LOB: 2 BB: 0 P: 13	R: 0 E: 0 K: 0 S: 9	H: 0 LOB: 0 BB: 1 P: 18	R: 0 E: 0 K: 0 S: 5	H: 0 LOB: 0 BB: 0 P: 9	R: 0 E: 0 K: 2 S: 10	H: 0 LOB: 0 BB: 0 P: 11	R: 0 E: 0 K: 1 S: 15	H: 2 LOB: 3 BB: 1 P: 24	R: 0 E: 1 K: 1 S: 14	H: 0 LOB: 2 BB: 1 P: 26	R: 0 E: 0 K: 0 S: 14	H: 1 LOB: 3 BB: 2 P: 28	R: 0 E: 0 K: 1 S: 12	H: 0 LOB: 2 BB: 2 P: 22	1B: 6 2B: 0 3B: 0 HR: 0	SF: 0 SAC: 0 DP: 0 HBP: 0	WP: 0 PB: 0 SB: 0 CS: 1	PA: 40			
PITCHER	IP	WLS	BF	H	R	ER	SO	BB	IBB	HBP	BLK	WP	HR	S	P	ERA	WHIP								
Wade Miller, R ERA: 3.9 (1, 1)	7.0	W	29	5	0	0	4	3	0	0	0	0	0	72	119	0.00	1.143								
Jay Powell, R ERA: 3.72 (8, 1)	0.2		5	1	0	0	0	2	0	0	0	0	0	12	25	0.00	4.500								
Michael Jackson, R ERA: 3.31 (8, 1)	1.1		6	0	0	0	1	2	0	0	0	0	0	14	25	0.00	1.500								

Houston Astros @ Arizona Diamondbacks
Bank One Ballpark, Phoenix, AZ
Mon Jun 25 2001, 10:05 PM EDT
Att: 27,230 - Dome - 72 F


AB 33
R 0
H 6
RBI 0
BB 7
SO 5
LOB 29



Batter	1	2	3	4	5	6	7	8	9	AB	R	H	RBI	BB	SO	LOB	TOP								
Craig Biggio, R OBP: 0.390, SLG: 0.498 (1, 4)	F9	G6-3		HR		P6			G5-3	5	1	1	1	0	0	1									
Julio Lugo, R OBP: 0.326, SLG: 0.412 (1, 6)	K		FC6-4 1B	F8			K		5 1B	5	1	2	0	0	2	0									
5 Jeff Bagwell, R OBP: 0.404, SLG: 0.541 (1, 3)			FC6-4 17 S HR				G5-3		F9 17 1B	4	2	2	0	1	0	1									
17 Lance Berkman, S OBP: 0.460, SLG: 0.680 (8, 7)	F7		P4				F9		1-2 2H	5	1	2	3	0	0	2									
Moises Alou, R OBP: 0.399, SLG: 0.631 (1, 9)		HR					G6-3		F9	5	3	3	2	0	0	2									
Danyle Ward, L OBP: 0.321, SLG: 0.500 Richard Hidalgo, R OBP: 0.352, SLG: 0.487 (8, 8)		HR	G4-3				K		F8	4	1	1	2	0	1	1									
Vinny Castilla, R OBP: 0.283, SLG: 0.423 (1, 5)		G1-3 1B		HR			K			4	1	3	2	0	1	0									
Brad Ausmus, R OBP: 0.263, SLG: 0.280 (1, 2)		G1-3		F8			F8		F9	4	0	0	0	0	0	2									
Dave Micki, R Nelson Cruz, R OBP: 0.250, SLG: 0.250 Octavio Dotel, R OBP: 0.111, SLG: 0.111 Billy Wagner, L (9, 1)		K		G4-3			K		K	2	0	0	0	0	1	1									
Inning Stats	R: 0 E: 0 K: 1 S: 9	H: 0 LOB: 1 BB: 1 P: 17	R: 2 E: 0 K: 1 S: 17	H: 3 LOB: 1 BB: 0 P: 18	R: 2 E: 0 K: 0 S: 14	H: 2 LOB: 0 BB: 0 P: 24	R: 2 E: 0 K: 0 S: 7	H: 2 LOB: 0 BB: 0 P: 14	R: 2 E: 0 K: 2 S: 14	H: 2 LOB: 0 BB: 0 P: 20	R: 0 E: 0 K: 1 S: 7	H: 0 LOB: 0 BB: 0 P: 12	R: 0 E: 0 K: 1 S: 8	H: 0 LOB: 0 BB: 0 P: 13	R: 1 E: 0 K: 0 S: 13	H: 2 LOB: 1 BB: 0 P: 16	R: 1 E: 0 K: 0 S: 14	H: 3 LOB: 2 BB: 0 P: 21	1B: 8 2B: 1 3B: 0 HR: 5	SF: 0 SAC: 0 DP: 0 HBP: 0	WP: 0 PB: 0 SB: 1 CS: 1	PA: 42			
PITCHER	IP	WLS	BF	H	R	ER	SO	BB	IBB	HBP	BLK	WP	HR	S	P	ERA	WHIP								
Nick Bierbrodt, L ERA: 9.0 (1, 1)	4.0	L	20	7	6	6	2	1	0	0	0	0	4	47	73	13.50	2.000								
Erik Sabel, R ERA: 3.5 (5, 1)	2.0		8	2	2	2	3	0	0	0	0	0	1	21	32	9.00	1.000								
Byung-Hyun Kim, R ERA: 3.4 (7, 1)	2.0		8	2	1	1	2	0	0	0	0	0	0	21	29	4.50	1.000								
Bret Prinz, R ERA: 1.29 (9, 1)	1.0		6	3	1	1	0	0	0	0	0	0	0	14	21	9.00	3.000								

Houston Astros @ Arizona Diamondbacks
Bank One Ballpark, Phoenix, AZ
Tue Jun 26 2001, 10:05 PM EDT
Att: 30,566 - Dome - 72 F

AB 41
R 10
H 14
RBI 10
BB 1
SO 7
LOB 13



Batter	1	2	3	4	5	6	7	8	9	AB	R	H	RBI	BB	SO	LOB	BOTTOM								
Craig Counsell, L OBP: 0.367, SLG: 0.353 (1, 5)	G6-3		BB 1B			1B 2B			G3	4	1	2	1	1	0	0									
Junior Spivey, R OBP: 0.417, SLG: 0.563 Byung-Hyun Kim, R (7, 1)			K			F9			K	3	0	1	0	0	1	3									
Reggie Sanders, R OBP: 0.321, SLG: 0.548 Bret Prinz, R (9, 1)						HBP				1	0	0	0	0	1	0									
Luis Gonzalez, L OBP: 0.455, SLG: 0.765 (1, 7)						L8			K	4	1	2	0	1	1	2									
Mark Grace, L OBP: 0.430, SLG: 0.543 (1, 3)	F7		SF9			L9			FC3-6 1B	4	1	2	2	0	0	4									
David Dellucci, L OBP: 0.377, SLG: 0.573 (1, 9)	K		G4-3			G3			FC3-6 1B	5	0	1	1	0	2	5									
Steve Finley, L OBP: 0.310, SLG: 0.347 (1, 8)						HR			FC3-6 1B	5	1	1	1	0	2	2									
Damian Miller, R OBP: 0.318, SLG: 0.372 (1, 2)			P5			HR			K	5	1	1	2	0	2	2									
Tony Womack, L OBP: 0.271, SLG: 0.312 (1, 6)			G1-3			G4-3				4	1	2	0	0	0	0									
Nick Bierbrodt, L OBP: 0.833, SLG: 1.000 Danny Bautista, R OBP: 0.330, SLG: 0.391 Erik Sabel, R (6, 1)									K	1	1	1	0	0	0	0									
Greg Colbrunn, R OBP: 0.300, SLG: 0.400 Jay Bell, R OBP: 0.380, SLG: 0.466 (7, 5)										1	0	0	0	0	0	0									
Inning Stats	R: 0 E: 0 K: 1 S: 13	H: 2 LOB: 2 BB: 0 P: 18	R: 0 E: 0 K: 1 S: 7	H: 0 LOB: 0 BB: 0 P: 10	R: 1 E: 0 K: 1 S: 9	H: 2 LOB: 2 BB: 1 P: 18	R: 0 E: 0 K: 0 S: 9	H: 2 LOB: 2 BB: 0 P: 14	R: 5 E: 0 K: 0 S: 17	H: 4 LOB: 0 BB: 1 P: 27	R: 0 E: 0 K: 0 S: 14	H: 1 LOB: 2 BB: 0 P: 20	R: 0 E: 0 K: 3 S: 12	H: 0 LOB: 0 BB: 0 P: 15	R: 1 E: 0 K: 2 S: 10	H: 1 LOB: 0 BB: 0 P: 15	R: 0 E: 0 K: 2 S: 17	H: 2 LOB: 2 BB: 0 P: 25	1B: 10 2B: 3 3B: 0 HR: 1	SF: 1 SAC: 0 DP: 0 HBP: 1	WP: 0 PB: 0 SB: 1 CS: 0	PA: 43			
PITCHER	IP	WLS	BF	H	R	ER	SO	BB	IBB	HBP	BLK	WP	HR	S	P	ERA	WHIP								
Dave Micki, R ERA: 7.56 (1, 1)	4.2		25	10	6	6	3	2	0	0	0	0	0	54	86	11.57	2.571								
Nelson Cruz, R ERA: 4.02 (5, 1)	1.1		6	1	0	0	0	0	0	1	0	0	0	15	21	0.00	0.750								
Octavio Dotel, R ERA: 3.51 (7, 1)	2.0	W	7	1	1	0	5	0	0	0	0	0	0	22	30	0.00	0.500								
Billy Wagner, L ERA: 3.0 (9, 1)	1.0	S	5	2	0	0	2	0	0	0	0	0	0	17	25	0.00	2.000								

Houston Astros @ Arizona Diamondbacks
Bank One Ballpark, Phoenix, AZ
Tue Jun 26 2001, 10:05 PM EDT
Att: 30,566 - Dome - 72 F

AB 39
R 7
H 14
RBI 7
BB 2
SO 10
LOB 19



Batter	1	2	3	4	5	6	7	8	9	AB	R	H	RBI	BB	SO	LOB	TOP			
Craig Biggio, R (1, 4) OBP: 0.386, SLG: 0.491	F2		G5-3					F8		4	0	0	0	0	1	0	Houston Astros @ Arizona Diamondbacks Bank One Ballpark, Phoenix, AZ Wed Jun 27 2001, 10:05 PM EDT Att: 28,802 - Dome - 72 F			
Julio Lugo, R (1, 6) OBP: 0.322, SLG: 0.405	G6-3		K					G4-3		4	0	0	0	0	1	0				
5 Jeff Bagwell, R (1, 3) OBP: 0.402, SLG: 0.548	P4		HR					K		4	1	1	1	0	1	0				
17 Lance Berkman, S (1, 8) OBP: 0.461, SLG: 0.692		HR	K						G4-3	4	2	2	1	0	1	0				
Moises Alou, R (1, 9) OBP: 0.404, SLG: 0.657		HR								4	2	3	3	0	0	0				
Daryle Ward, L (1, 7) OBP: 0.312, SLG: 0.484		K2-3								4	0	0	0	0	1	1				
Charlie Hayes, R (1, 5) OBP: 0.293, SLG: 0.240		K								4	0	0	0	0	4	0				
Tony Eusebio, R (1, 2) OBP: 0.361, SLG: 0.520										2	0	1	0	1	0	0				
Scott Elarton, R (1, 1) OBP: 0.161, SLG: 0.071 (7, PH)										2	0	0	0	0	0	2				
Jose Vizcaino, S (7, PH) OBP: 0.331, SLG: 0.330										1	0	0	0	0	1	0				
Nelson Cruz, R (7, 1) OBP: 0.250, SLG: 0.250										0	0	0	0	0	0	0				
Inning Stats	R: 0 E: 0 K: 0 S: 5	H: 0 LOB: 0 BB: 0 P: 7	R: 2 E: 0 K: 2 S: 17	H: 3 LOB: 1 BB: 0 P: 25	R: 1 E: 0 K: 2 S: 11	H: 1 LOB: 0 BB: 0 P: 19	R: 0 E: 0 K: 1 S: 7	H: 0 LOB: 0 BB: 0 P: 10	R: 0 E: 0 K: 2 S: 8	H: 0 LOB: 0 BB: 0 P: 14	R: 1 E: 0 K: 0 S: 13	H: 2 LOB: 1 BB: 0 P: 15	R: 0 E: 0 K: 1 S: 6	H: 0 LOB: 0 BB: 0 P: 8	R: 1 E: 0 K: 1 S: 8	H: 1 LOB: 0 BB: 0 P: 12	1B: 2 2B: 1 3B: 0 HR: 4	SF: 0 SAC: 0 DP: 1 HBP: 0	WP: 0 PB: 0 SB: 0 CS: 0	PA: 34
PITCHER Curt Schilling, R (1, 1) ERA: 2.99	IP: 9.0 WLS: W BF: 34 H: 7 R: 5 ER: 5 SO: 10 BB: 1 IBB: 0 HBP: 0 BLK: 0 WP: 0 HR: 4 S: 82 P: 116 ERA: 5.00 WHIP: 0.889																			

AB	33
R	5
H	7
RBI	5
BB	1
SO	10
LOB	3



Batter	1	2	3	4	5	6	7	8	9	AB	R	H	RBI	BB	SO	LOB	BOTTOM			
Craig Counsell, L (1, 4) OBP: 0.369, SLG: 0.358	G3									3	2	1	0	1	0	0	Houston Astros @ Arizona Diamondbacks Bank One Ballpark, Phoenix, AZ Wed Jun 27 2001, 10:05 PM EDT Att: 28,802 - Dome - 72 F			
Jay Bell, R (1, 5) OBP: 0.381, SLG: 0.477										4	1	2	4	0	0	1				
Luis Gonzalez, L (1, 7) OBP: 0.450, SLG: 0.757										3	0	0	1	0	0	1				
Mark Grace, L (1, 3) OBP: 0.424, SLG: 0.533										4	0	0	0	0	0	1				
Reggie Sanders, R (1, 9) OBP: 0.324, SLG: 0.545										3	1	1	0	1	0	0				
David Dellucci, L (1, 8) OBP: 0.373, SLG: 0.589										4	1	1	1	0	0	2				
Damian Miller, R (1, 2) OBP: 0.322, SLG: 0.372										3	1	1	1	1	1	1				
Tony Womack, L (1, 6) OBP: 0.275, SLG: 0.316										3	1	2	0	0	0	0				
Curt Schilling, R (1, 1) OBP: 0.093, SLG: 0.116										3	0	0	0	0	0	4				
Inning Stats	R: 0 E: 0 K: 0 S: 11	H: 1 LOB: 1 BB: 0 P: 18	R: 5 E: 0 K: 0 S: 14	H: 3 LOB: 0 BB: 2 P: 26	R: 0 E: 0 K: 0 S: 7	H: 0 LOB: 0 BB: 0 P: 9	R: 0 E: 0 K: 0 S: 5	H: 0 LOB: 0 BB: 0 P: 7	R: 1 E: 0 K: 0 S: 4	H: 1 LOB: 0 BB: 0 P: 6	R: 1 E: 0 K: 0 S: 10	H: 2 LOB: 1 BB: 1 P: 18	R: 0 E: 0 K: 1 S: 10	H: 0 LOB: 0 BB: 0 P: 10	R: 0 E: 0 K: 1 S: 10	H: 1 LOB: 1 BB: 0 P: 15	1B: 5 2B: 2 3B: 0 HR: 2	SF: 1 SAC: 0 DP: 1 HBP: 0	WP: 0 PB: 0 SB: 1 CS: 0	PA: 34
PITCHER Scott Elarton, R (1, 1) ERA: 6.77	IP: 6.0 WLS: L BF: 27 H: 7 R: 7 ER: 7 SO: 7 BB: 3 IBB: 0 HBP: 0 BLK: 0 WP: 0 HR: 2 S: 51 P: 84 ERA: 10.50 WHIP: 1.667																			
Nelson Cruz, R (7, 1) ERA: 3.83	IP: 2.0 WLS: 7 BF: 7 H: 1 R: 0 ER: 0 SO: 1 BB: 0 IBB: 0 HBP: 0 BLK: 0 WP: 0 HR: 0 S: 16 P: 25 ERA: 0.00 WHIP: 0.500																			

AB	30
R	7
H	8
RBI	7
BB	3
SO	1
LOB	10



Batter	1	2	3	4	5	6	7	8	9	AB	R	H	RBI	BB	SO	LOB	TOP											
Craig Biggio, R OBP: 0.387, SLG: 0.488 (1, 4)	3-1 HBP		0-1 F9			0-1 G6-3		4-0 BB		2	0	0	0	1	0	1	Houston Astros @ Milwaukee Brewers Miller Park, Milwaukee, WI Fri Jun 29 2001, 7:05 PM CDT Att: 40,069 - Sunny - 90 F											
Jose Vizcaino, S OBP: 0.326, SLG: 0.328 (7, 5)	3-2 F8		0-0 FC6 1-2f			2-1 1B		0-1 F8		4	0	1	0	0	0	3												
5 Jeff Bagwell, R OBP: 0.398, SLG: 0.540 (1, 3)	3-1 L5			2-3 K		1-2 F7		3-1 F7		4	0	0	0	0	1	3												
17 Lance Berkman, S OBP: 0.461, SLG: 0.700 (1, 7)	3-2 G4-3			2-2 G6-3			1-0 HR		2-1 G6-4-3 1B	4	1	2	1	0	0	1												
Moises Alou, R OBP: 0.402, SLG: 0.651 (1, 9)		2-2 G6-3		2-0 G5-3			0-0 FC5-4 1B		1-2 G6-4-3 1B	4	0	1	0	0	0	1												
Richard Hidalgo, R OBP: 0.350, SLG: 0.488 (1, 8)		3-1 F8			2-3 K		0-0 FC5-4 1B		2-1 2B	4	0	1	0	0	1	1												
Vinny Castilla, R OBP: 0.280, SLG: 0.417 Octavio Dotel, R OBP: 0.111, SLG: 0.111 Tim Redding, R (8, 1)		2-3 K2-3			0-1 F7		0-0 F7		2-2 F8	3	0	0	0	0	1	1												
Daryle Ward, L OBP: 0.310, SLG: 0.481 (9, PH)					1-2 P4		1-1 F8			0	0	0	0	0	0	0												
Tony Eusebio, R OBP: 0.349, SLG: 0.500 (1, 2)			2-3 K							3	0	0	0	0	1	1												
Shane Reynolds, R OBP: 0.089, SLG: 0.172 Ron Villone, L (7, 1)			2-2 FC6 1B			0-0 G3		2-2 F7		2	0	1	0	0	0	0												
Julio Lugo, R OBP: 0.320, SLG: 0.404 (7, 6)										1	0	0	0	0	0	0												
Inning Stats	R: 0 E: 0 K: 0 S: 10	H: 0 LOB: 1 BB: 0 P: 22	R: 0 E: 0 K: 1 S: 9	H: 0 LOB: 0 BB: 0 P: 16	R: 0 E: 0 K: 1 S: 9	H: 1 LOB: 1 BB: 0 P: 13	R: 0 E: 0 K: 1 S: 7	H: 0 LOB: 0 BB: 0 P: 13	R: 0 E: 0 K: 1 S: 8	H: 0 LOB: 1 BB: 0 P: 11	R: 1 E: 0 K: 0 S: 6	H: 2 LOB: 1 BB: 0 P: 8	R: 0 E: 0 K: 0 S: 7	H: 0 LOB: 1 BB: 1 P: 16	R: 0 E: 0 K: 0 S: 11	H: 2 LOB: 1 BB: 0 P: 18	1B: 4 2B: 1 3B: 0 HR: 1	SF: 0 SAC: 0 DP: 1 HBP: 1	WP: 0 PB: 0 SB: 0 CS: 0	PA: 34								
PITCHER	IP	WLS	BF	H	R	ER	SO	BB	IBB	HBP	BLK	WP	HR	S	P	ERA	WHIP											
15 Ben Sheets, R ERA: 3.35	(1, 1)	7.0	W	26	4	1	1	4	0	0	1	0	0	1	57	94	1.29	0.571										
David Weathers, R ERA: 1.9	(8, 1)	1.0		4	0	0	0	0	1	0	0	0	0	0	7	16	0.00	1.000										
Will Cunnane, R ERA: 6.69	(9, 1)	1.0		4	2	0	0	0	0	0	0	0	0	0	11	18	0.00	2.000										

AB	32
R	1
H	6
RBI	1
BB	1
SO	4
LOB	13



Batter	1	2	3	4	5	6	7	8	9	AB	R	H	RBI	BB	SO	LOB	BOTTOM											
James Mouton, R OBP: 0.310, SLG: 0.345 (1, 8)	1-1 G5-3	2-2 G1-3			2-2 1B		2-1 HBP BB 1B	2-3 K		5	1	2	0	0	1	1	Houston Astros @ Milwaukee Brewers Miller Park, Milwaukee, WI Fri Jun 29 2001, 7:05 PM CDT Att: 40,069 - Sunny - 90 F											
Mark Loretta, R OBP: 0.338, SLG: 0.311 (1, 4)	3-1 G4-3 3B 2B		1-2 G1-3		0-0 1B		2-0 BB HBP 1B	1-0 1B		4	2	3	0	0	0	0												
Geoff Jenkins, L OBP: 0.369, SLG: 0.599 Angel Echevarria, R OBP: 0.288, SLG: 0.479 (8, 7)	1-1 G4-3		1-2 G4-3		2-1 G3-6-3 1B		0-1 F2	1-3 K		4	0	0	0	0	0	5												
Jerome Burnitz, L OBP: 0.381, SLG: 0.554 (1, 9)	3-1 1B 3B		4-2 BB		0-0 F9		2-0 BB 1B HBP		1-2 2-3 3-H	2	2	1	1	1	0	0												
Richie Sexson, R OBP: 0.325, SLG: 0.502 (1, 3)	3-2 1B		0-1 F9				2-1 HR	1-2 2-3 3-H	4-2 BB	3	1	2	3	1	0	1												
Tyler Houston, L OBP: 0.373, SLG: 0.543 (1, 5)	2-3 K			3-2 F7		4-1 HBP BB	1-2 2-3 3-H	1-2 DI 1B		3	0	1	2	1	1	1												
José Hernández, R OBP: 0.312, SLG: 0.479 (1, 6)		2-2 G6-3		1-1 G6-3		2-3 K	2-3 K		2-3 K	4	0	0	0	0	2	3												
Raul Casanova, S OBP: 0.318, SLG: 0.474 (1, 2)		4-0 SH3-4 BB		1-2 G3		2-2 HBP	3-3 K		1-2 K	2	0	0	0	1	1	2												
15 Ben Sheets, R OBP: 0.143, SLG: 0.040 David Weathers, R (8, 1)		0-0 SH3-4			2-3 K		0-3 K		2-3 K	2	0	0	0	0	2	2												
Luis Lopez, S OBP: 0.236, SLG: 0.279 Will Cunnane, R (9, 1)			1-2							0	0	0	0	0	0	0												
Inning Stats	R: 2 E: 0 K: 1 S: 14	H: 3 LOB: 1 BB: 0 P: 27	R: 0 E: 0 K: 0 S: 8	H: 0 LOB: 1 BB: 1 P: 16	R: 0 E: 0 K: 0 S: 14	H: 0 LOB: 0 BB: 1 P: 20	R: 0 E: 0 K: 0 S: 10	H: 0 LOB: 0 BB: 0 P: 15	R: 0 E: 0 K: 1 S: 10	H: 2 LOB: 1 BB: 0 P: 16	R: 1 E: 0 K: 2 S: 13	H: 1 LOB: 2 BB: 1 P: 23	R: 3 E: 0 K: 2 S: 19	H: 2 LOB: 2 BB: 1 P: 35	R: 0 E: 0 K: 3 S: 12	H: 1 LOB: 1 BB: 0 P: 18	1B: 6 2B: 1 3B: 1 HR: 1	SF: 0 SAC: 1 DP: 1 HBP: 3	WP: 0 PB: 0 SB: 1 CS: 0	PA: 39								
PITCHER	IP	WLS	BF	H	R	ER	SO	BB	IBB	HBP	BLK	WP	HR	S	P	ERA	WHIP											
Shane Reynolds, R ERA: 4.65	(1, 1)	6.0	L	27	6	3	3	4	0	0	1	0	0	1	69	117	4.50	1.500										
Ron Villone, L ERA: 6.69	(7, 1)	0.1		4	1	3	3	0	0	0	2	0	0	0	4	10	81.00	3.000										
Octavio Dotel, R ERA: 3.47	(7, 1)	0.2		4	1	0	0	2	1	0	0	0	0	0	15	25	0.00	3.000										
Tim Redding, R ERA: 6.75	(8, 1)	1.0		4	1	0	0	3	0	0	0	0	0	0	12	18	0.00	1.000										

AB	31
R	6
H	9
RBI	6
BB	4
SO	9
LOB	16




Batter	1	2	3	4	5	6	7	8	9	AB	R	H	RBI	BB	SO	LOB	TOP								
Craig Biggio, R (1, 4) OBP: 0.393, SLG: 0.500 Jose Vizcaino, S (8, 4) OBP: 0.328, SLG: 0.328										3	1	2	1	0	1	1	Houston Astros @ Milwaukee Brewers Miller Park, Milwaukee, WI Sat Jun 30 2001, 6:05 PM CDT Att: 42,529 - Sunny - 90 F								
Julio Lugo, R (1, 6) OBP: 0.316, SLG: 0.399										3	0	0	1	1	0	2									
5 Jeff Bagwell, R (1, 3) OBP: 0.392, SLG: 0.531										5	0	0	0	0	0	4									
17 Lance Berkman, S (1, 7) OBP: 0.457, SLG: 0.691										5	1	1	0	0	1	5									
Moises Alou, R (1, 9) OBP: 0.406, SLG: 0.648										4	1	2	0	1	0	0									
Richard Hidalgo, R (1, 8) OBP: 0.351, SLG: 0.504										4	2	2	2	0	2	2									
Vinny Castilla, R (1, 5) OBP: 0.286, SLG: 0.430										5	1	3	1	0	0	1									
Brad Ausmus, R (1, 2) OBP: 0.262, SLG: 0.275										4	1	0	1	1	0	3									
44 Roy Oswalt, R (1, 1) OBP: 0.571, SLG: 0.667 Mendy López, R (7, PH) OBP: 1.000, SLG: 1.000 Nelson Cruz, R (7, PH) OBP: 0.250, SLG: 0.250 Scott Servais, R (9, PH)										3	0	2	1	0	0	1									
Michael Jackson, R (9, 1)										1	0	1	0	0	0	0									
Inning Stats	R: 1 E: 1 K: 1 S: 13	H: 2 LOB: 2 BB: 0 P: 18	R: 1 E: 0 K: 0 S: 16	H: 2 LOB: 3 BB: 1 P: 28	R: 1 E: 0 K: 0 S: 7	H: 1 LOB: 1 BB: 1 P: 13	R: 0 E: 0 K: 0 S: 11	H: 1 LOB: 1 BB: 0 P: 15	R: 3 E: 0 K: 0 S: 10	H: 3 LOB: 1 BB: 1 P: 19	R: 1 E: 0 K: 0 S: 9	H: 2 LOB: 1 BB: 0 P: 11	R: 0 E: 0 K: 1 S: 8	H: 1 LOB: 1 BB: 0 P: 10	R: 0 E: 0 K: 1 S: 8	H: 0 LOB: 0 BB: 0 P: 11	R: 0 E: 0 K: 1 S: 10	H: 1 LOB: 1 BB: 0 P: 15	1B: 8 2B: 4 3B: 0 HR: 2	SF: 2 SAC: 0 DP: 1 HBP: 2	WP: 0 PB: 0 SB: 0 CS: 0	PA: 45			
PITCHER	IP	WLS	BF	H	R	ER	SO	BB	IBB	HBP	BLK	WP	HR	S	P	ERA	WHIP								
Allen Levrault, R (1, 1) ERA: 5.33	4.0	L	25	8	6	6	1	3	0	1	0	0	2	51	84	13.50	2.750								
47 Mike Buddie, R (5, 1) ERA:	1.0		4	1	0	0	0	0	0	1	0	0	0	6	9	0.00	1.000								
Will Cunnane, R (6, 1) ERA: 6.39	3.0		12	3	1	1	2	0	0	0	0	0	0	25	32	3.00	1.000								
Ray King, L (9, 1) ERA: 3.72	1.0		4	1	0	0	1	0	0	0	0	0	0	10	15	0.00	1.000								

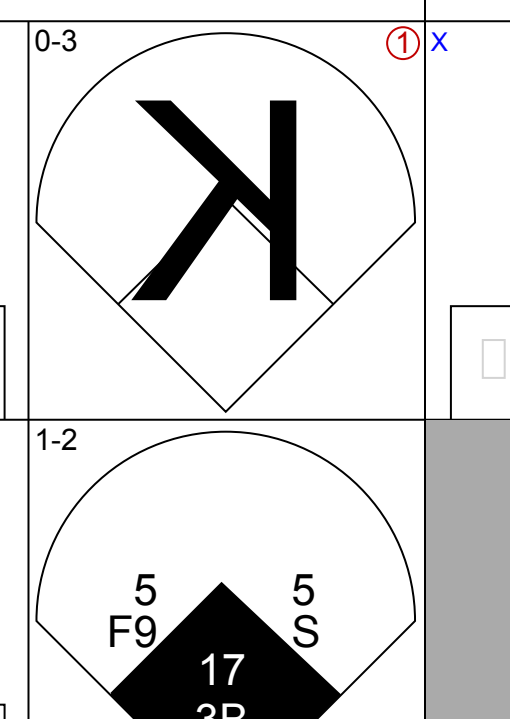
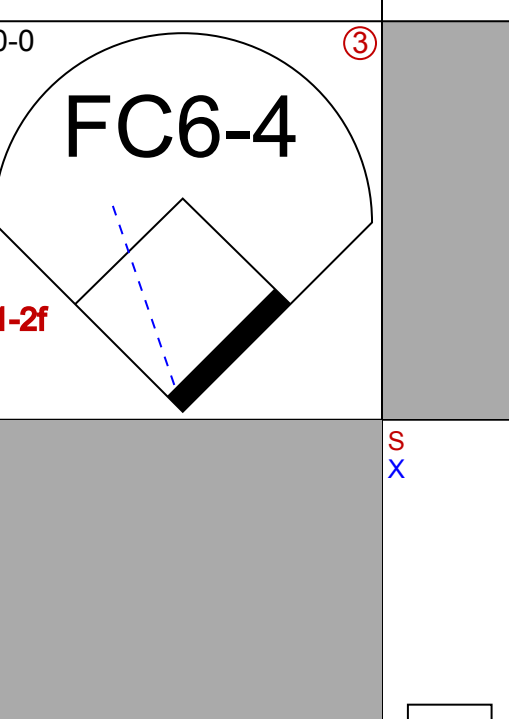
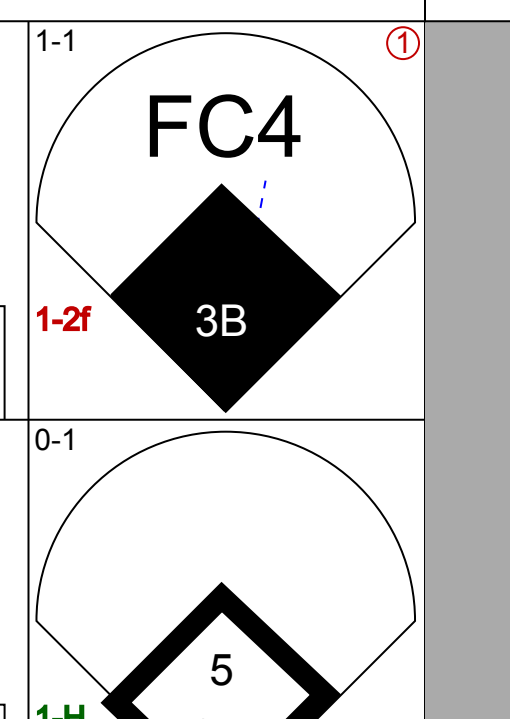
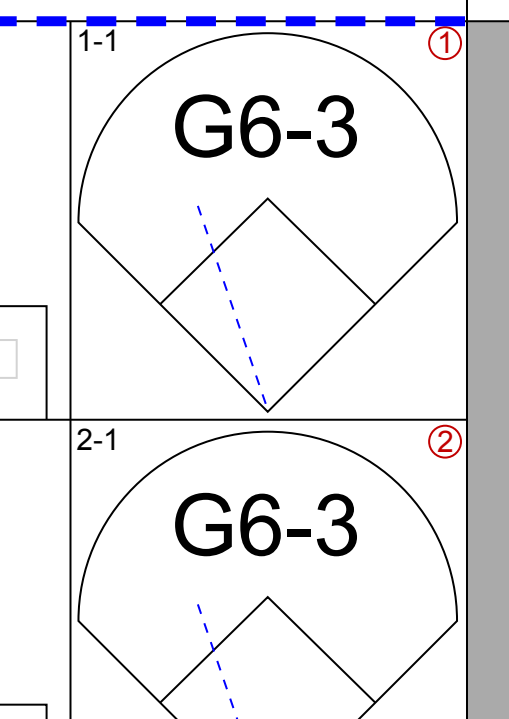
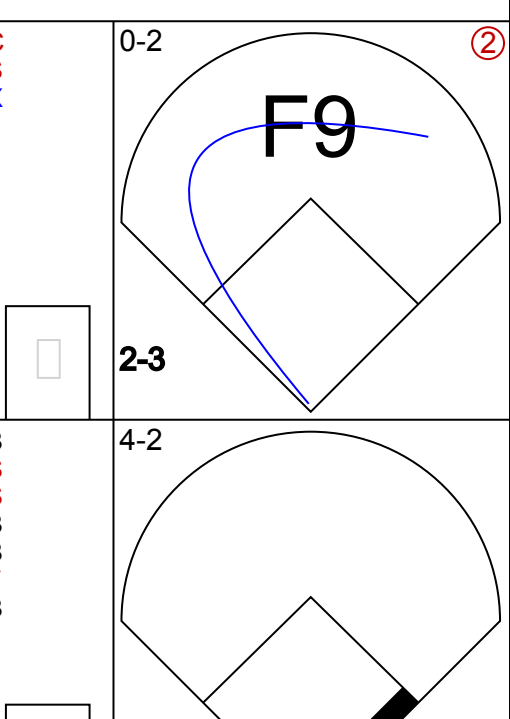
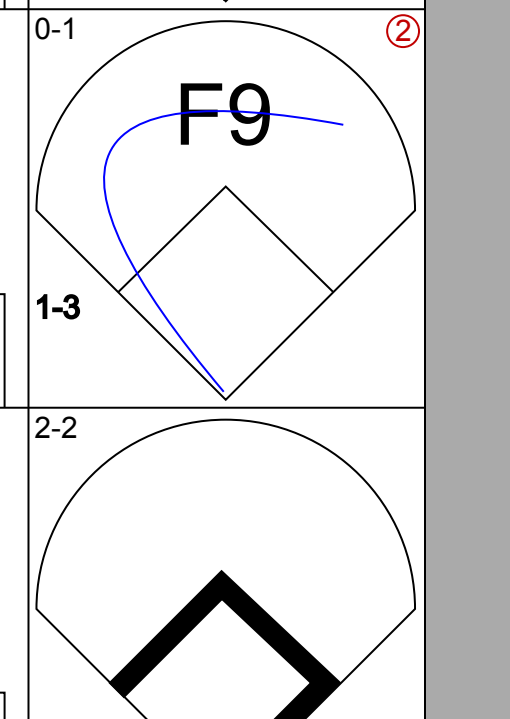
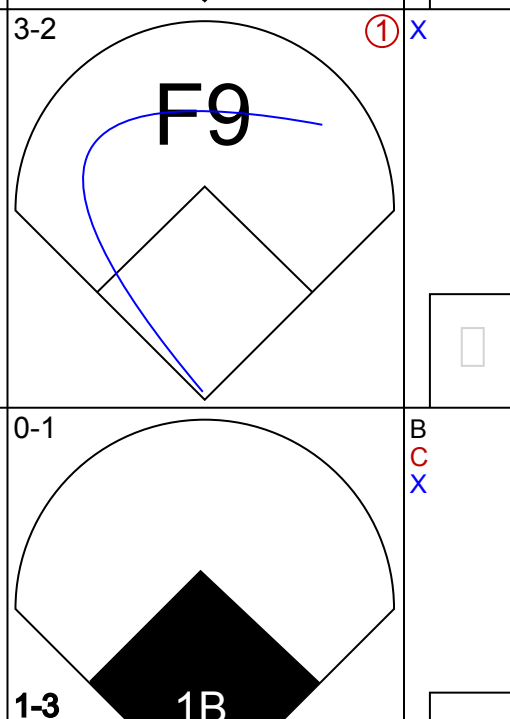
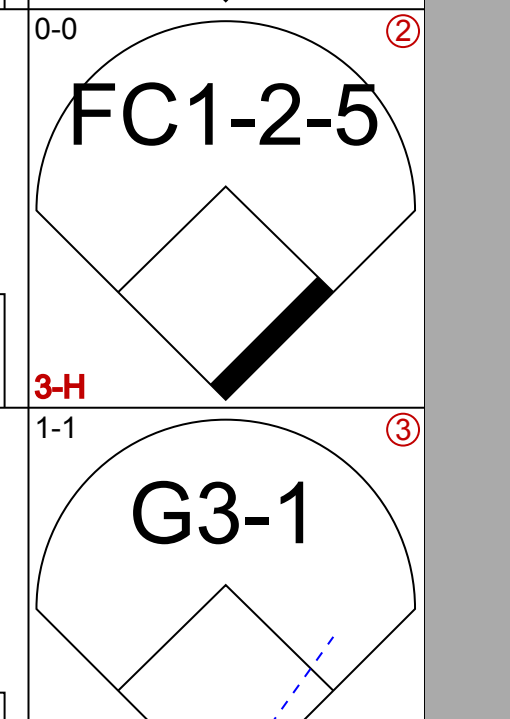
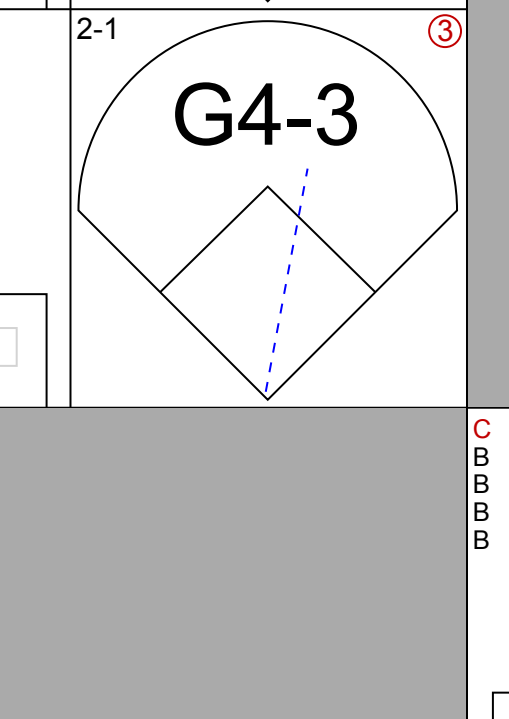
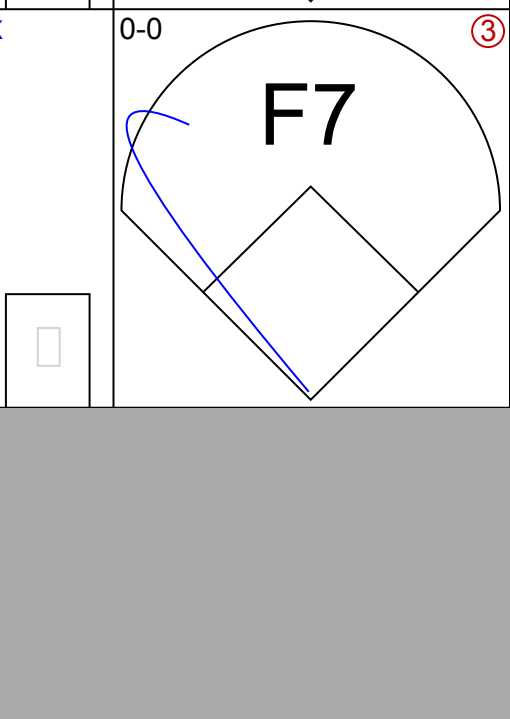
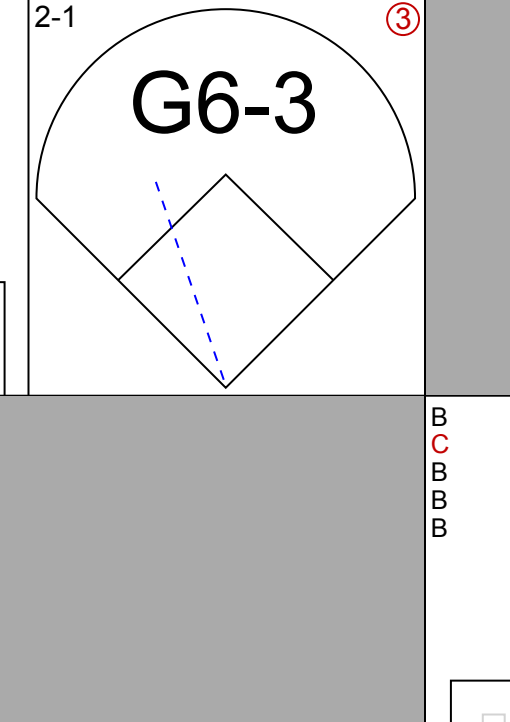
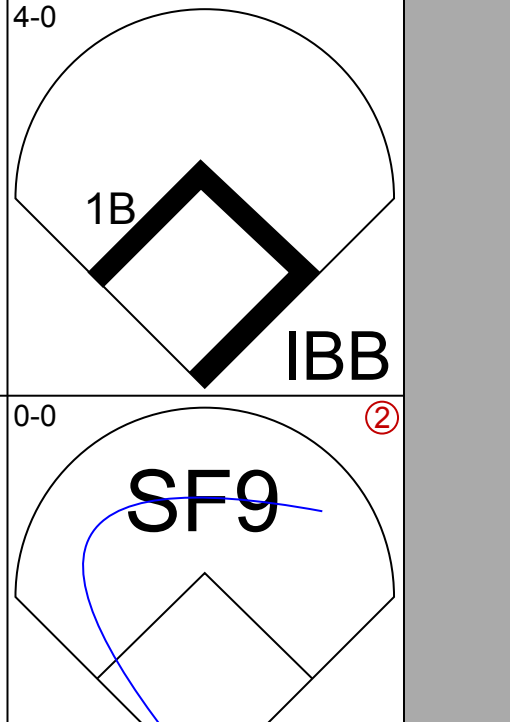
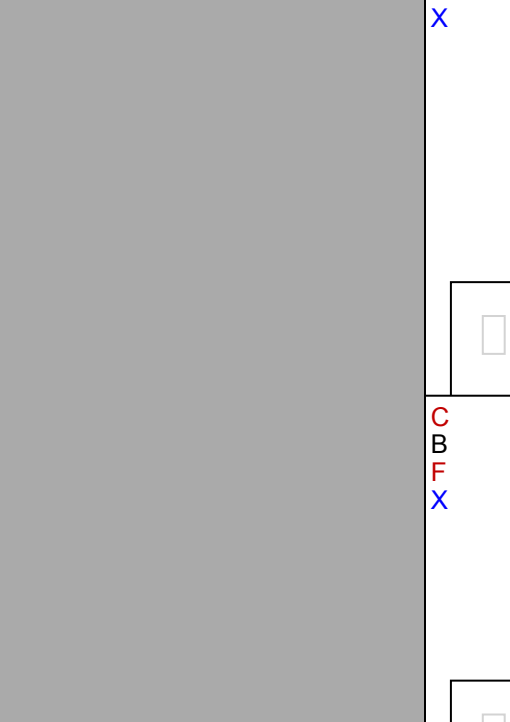
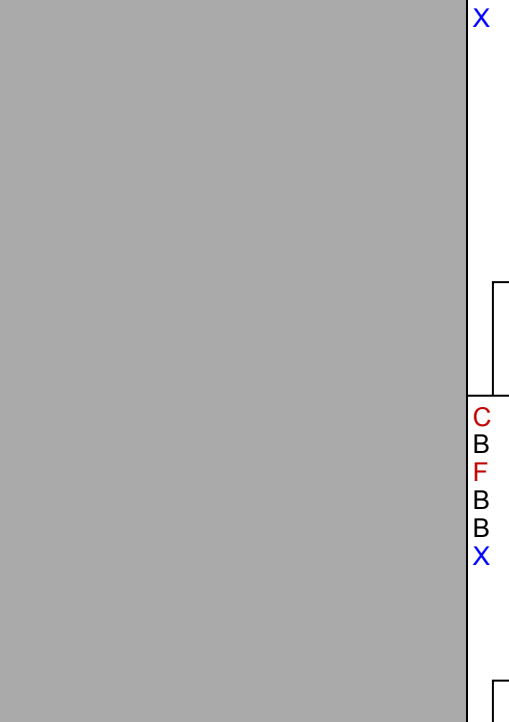

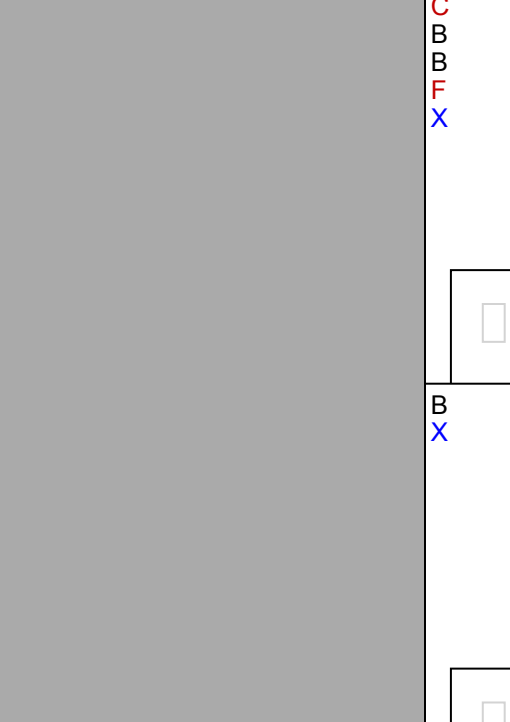
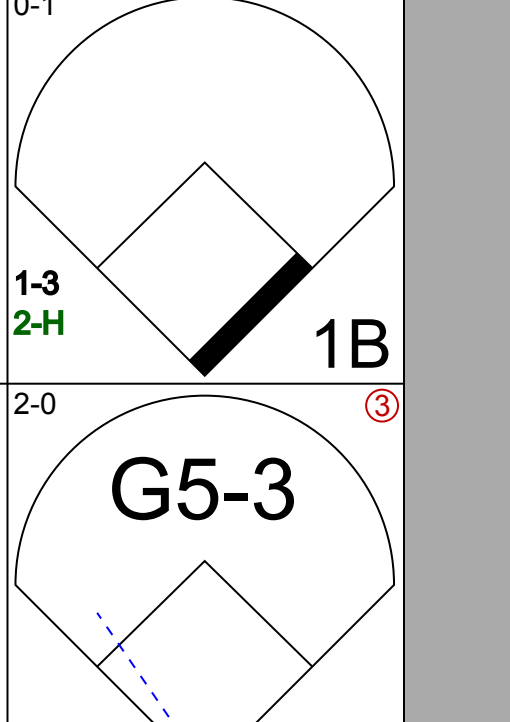
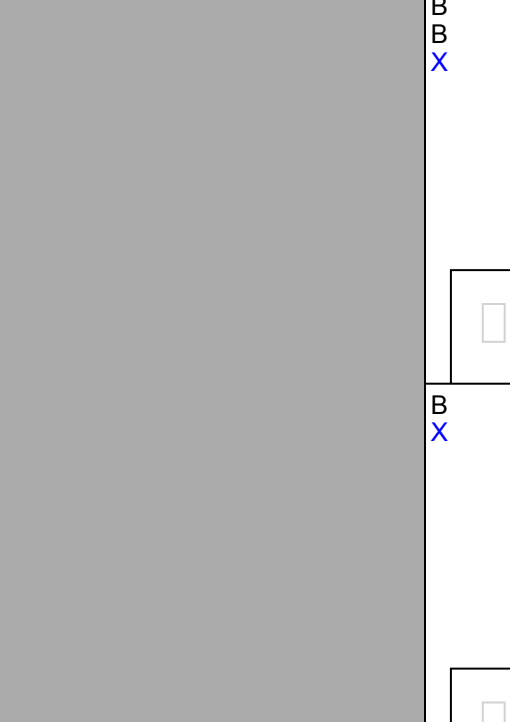
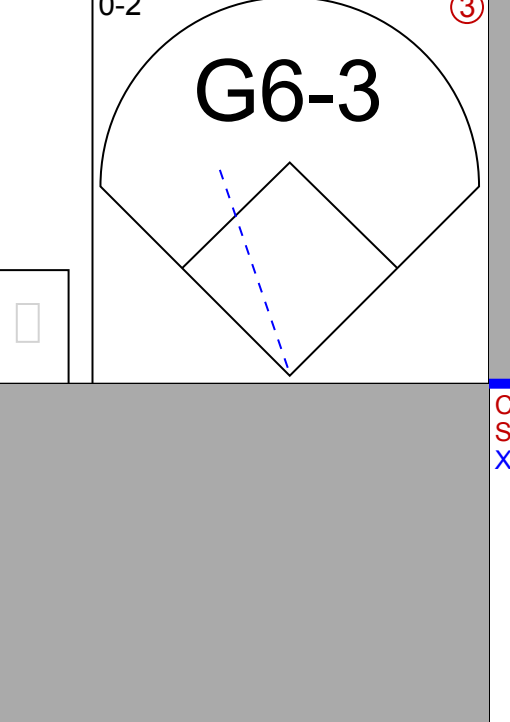

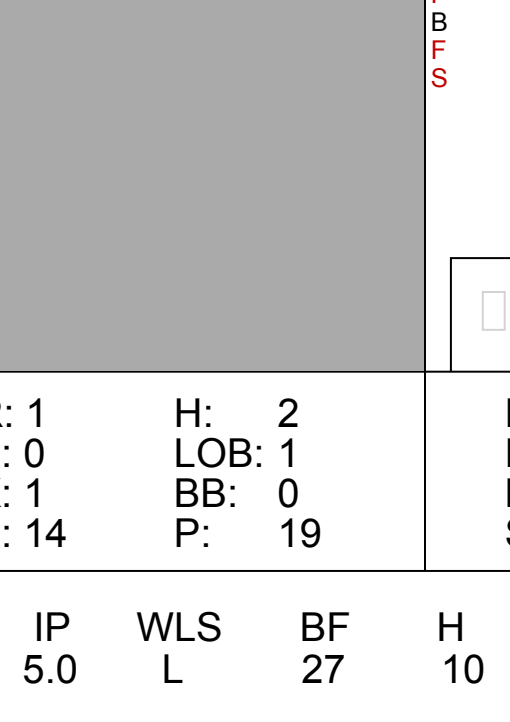
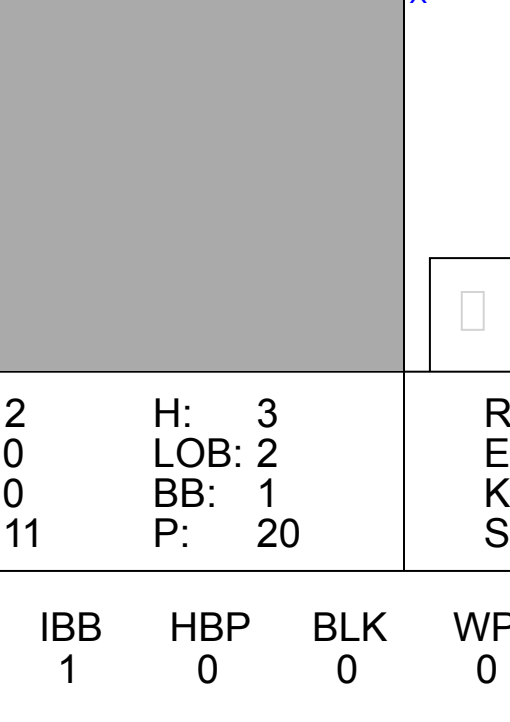
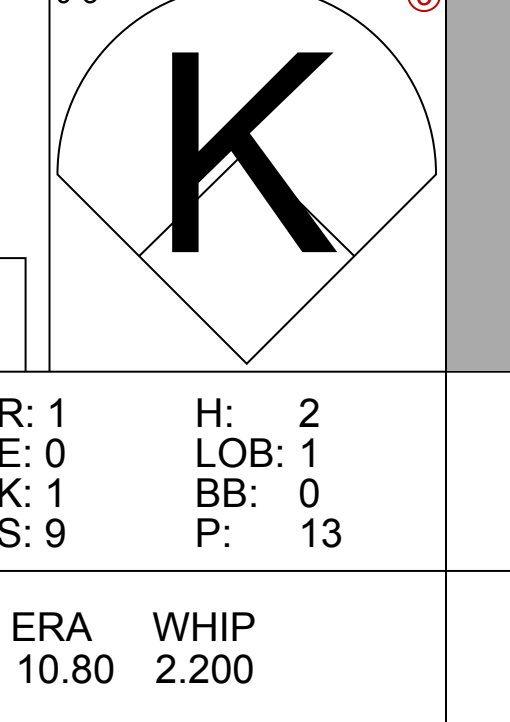
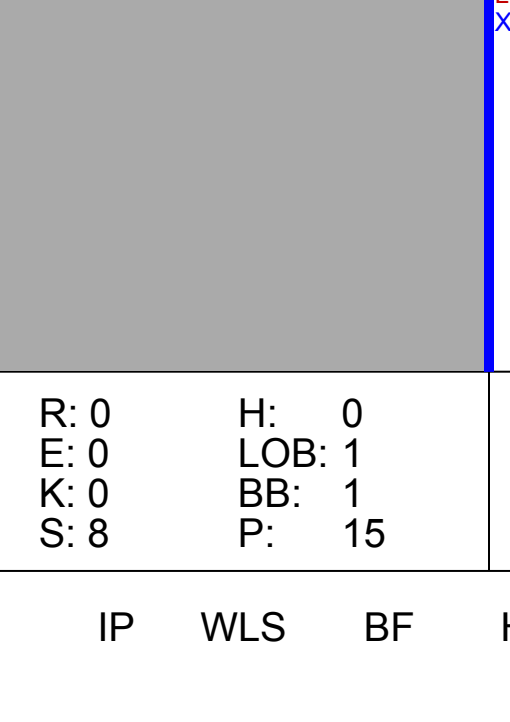
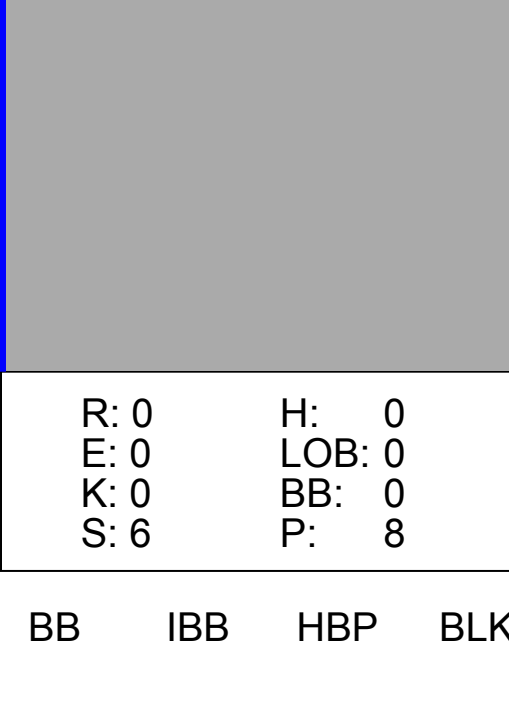
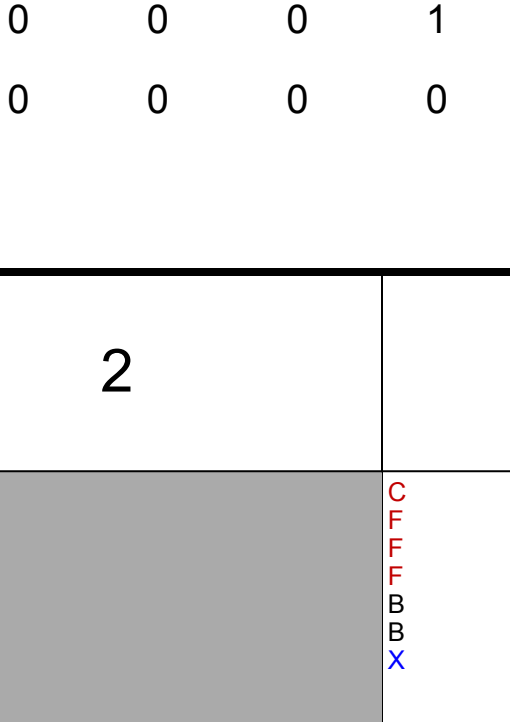
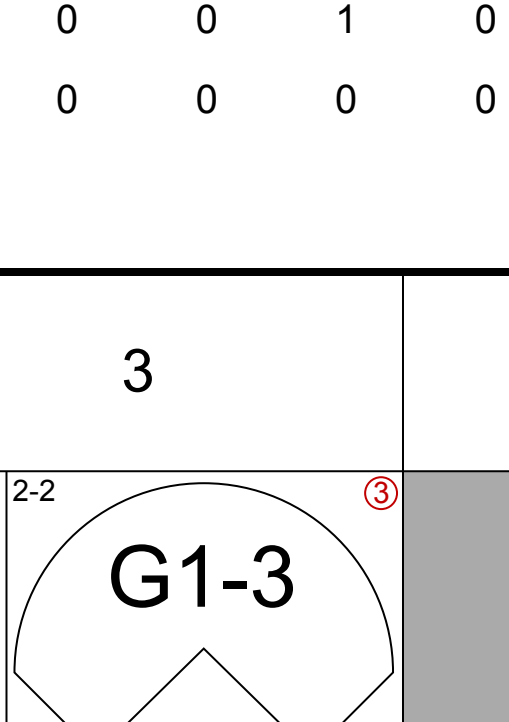
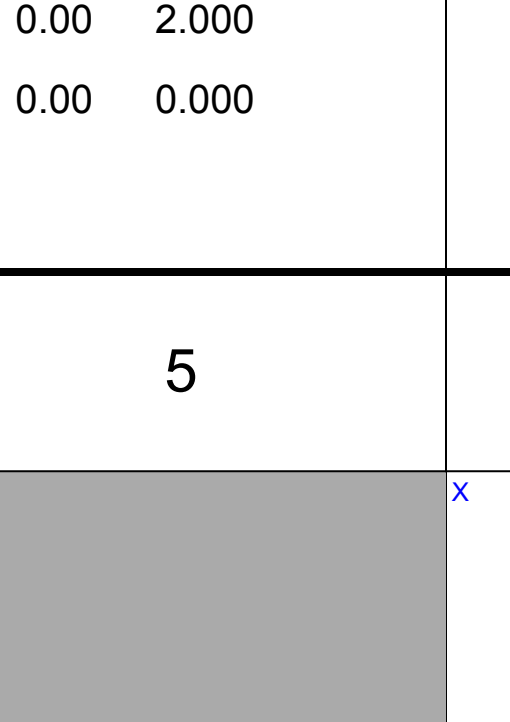
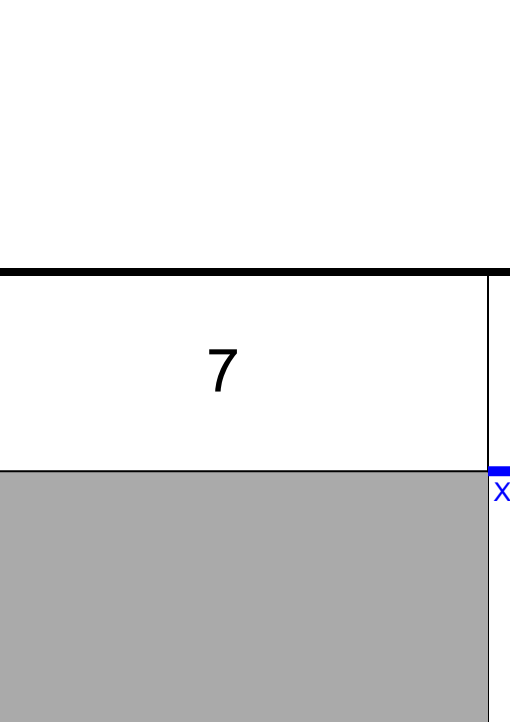
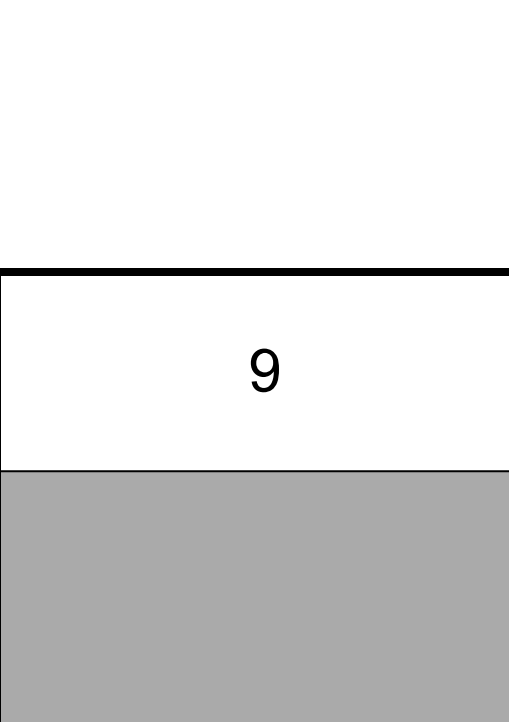

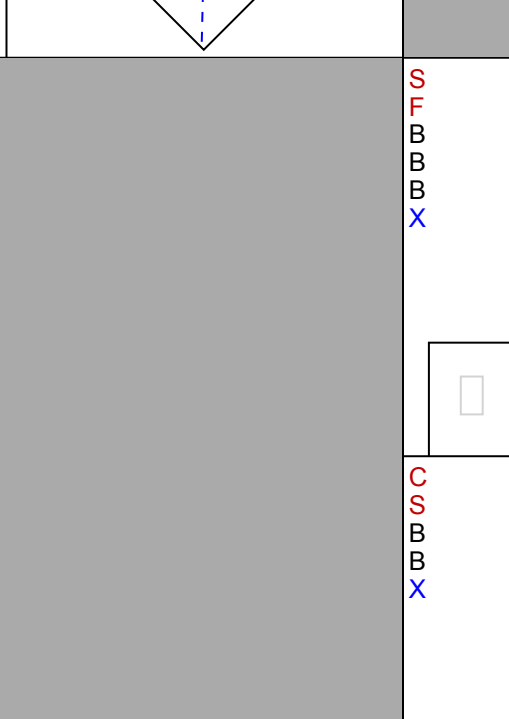
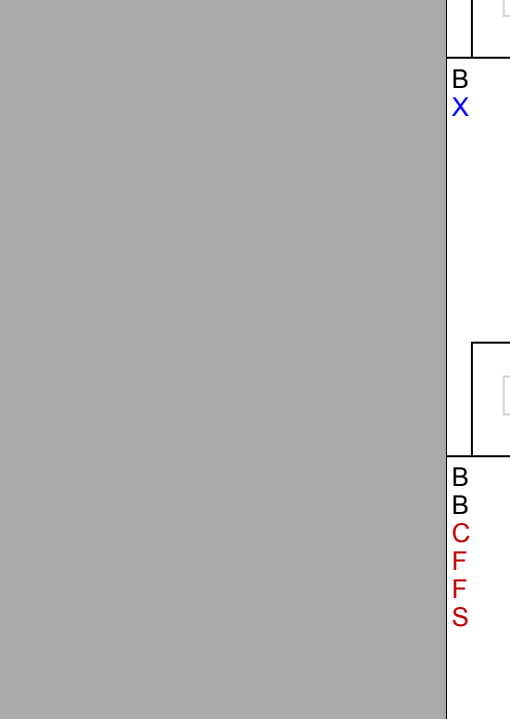

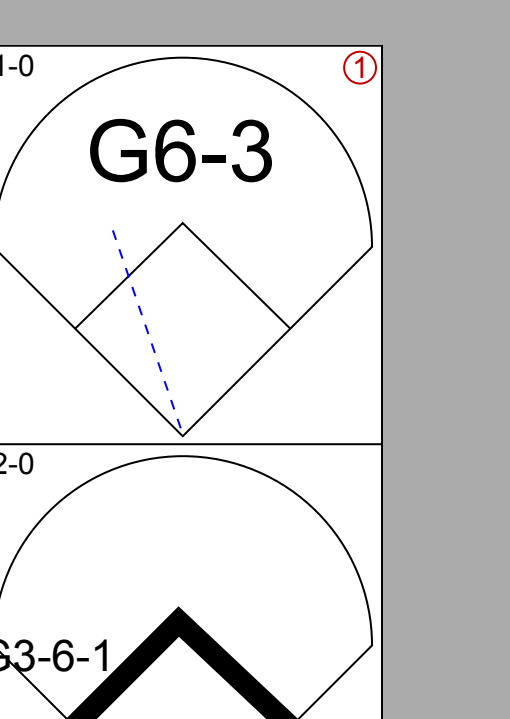

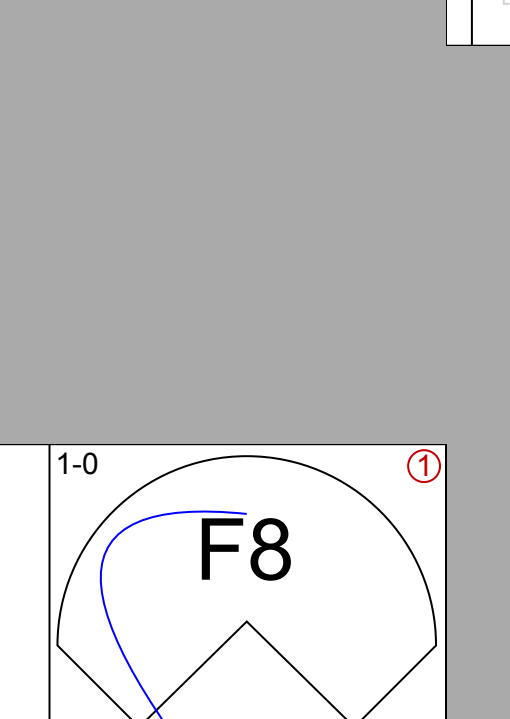
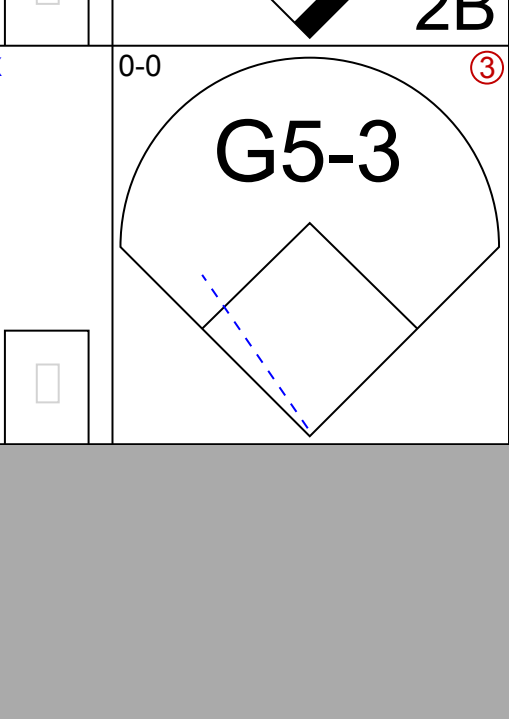
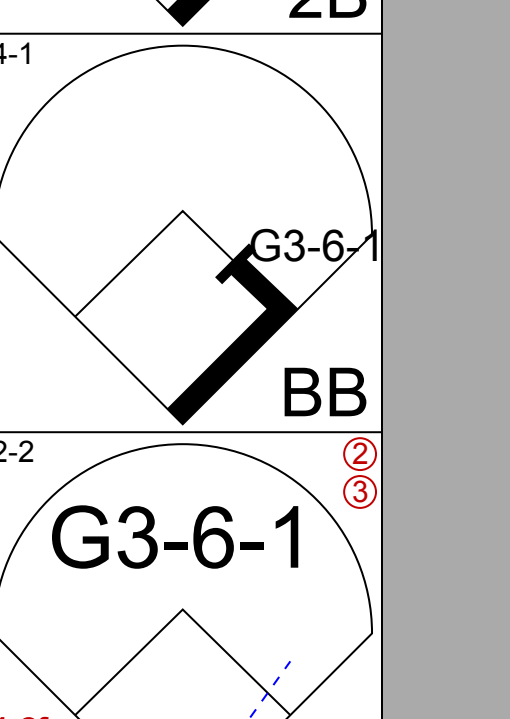


AB	38
R	7
H	13
RBI	7
BB	3
SO	4
LOB	20

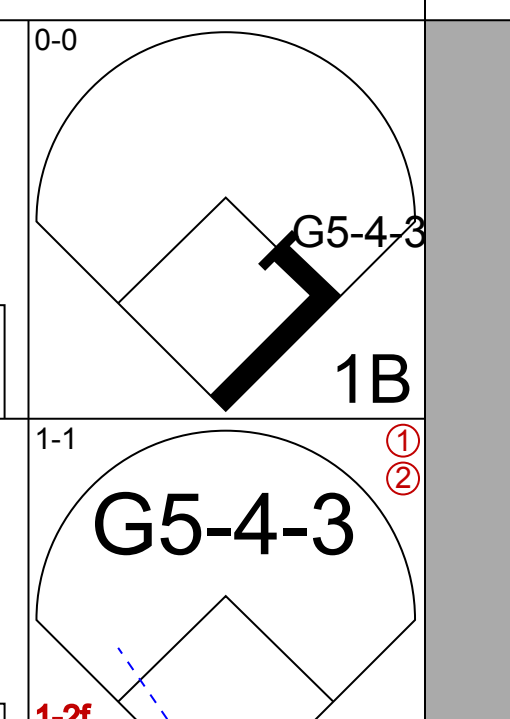
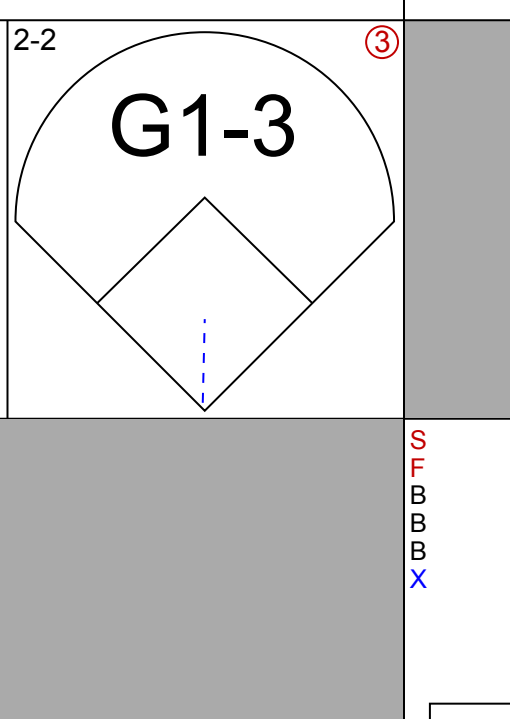
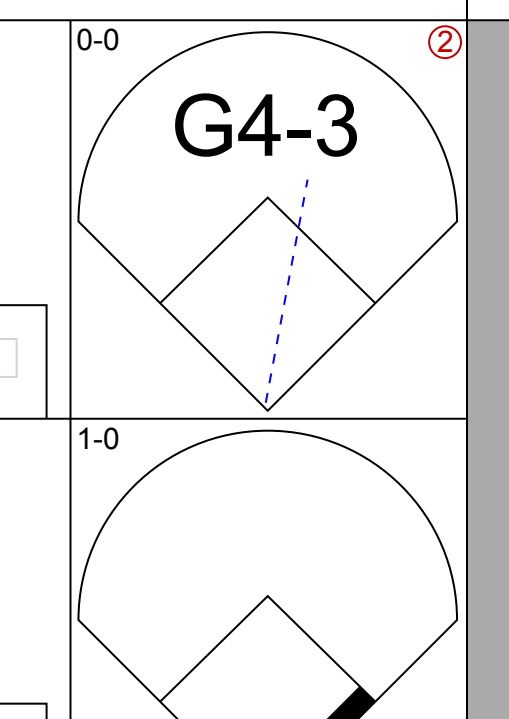
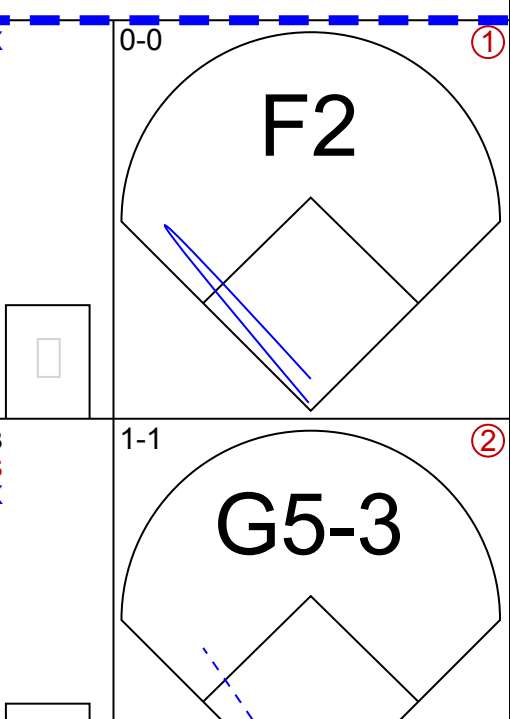
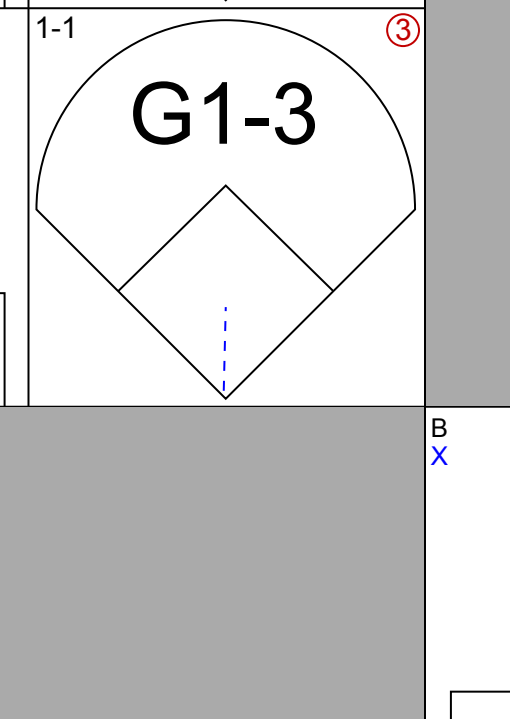
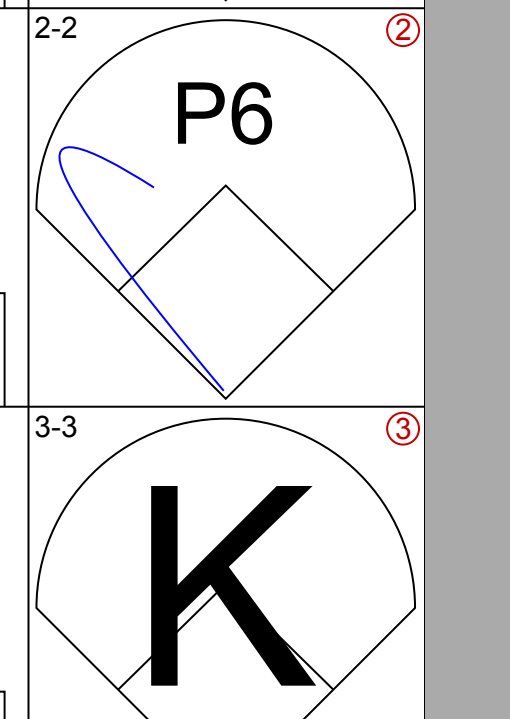
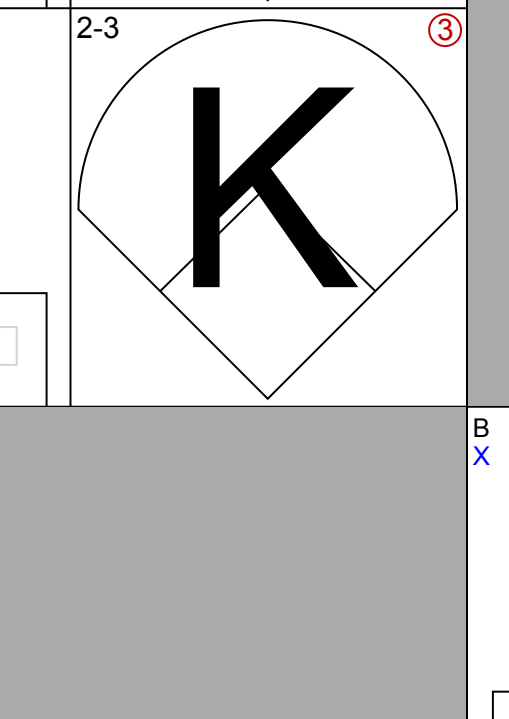
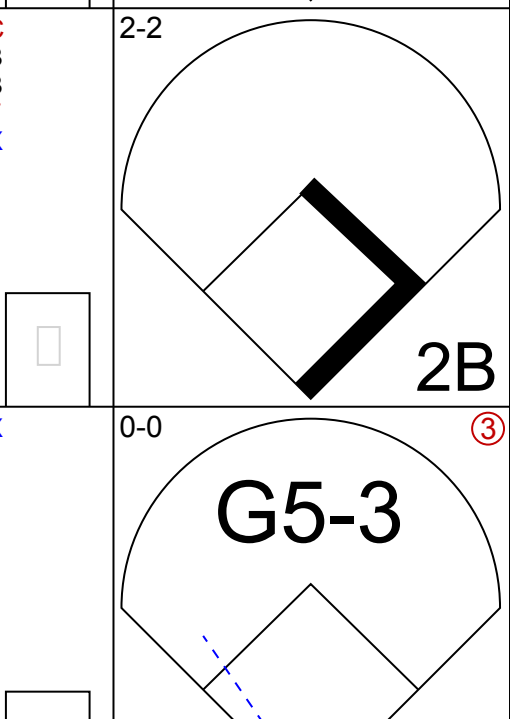
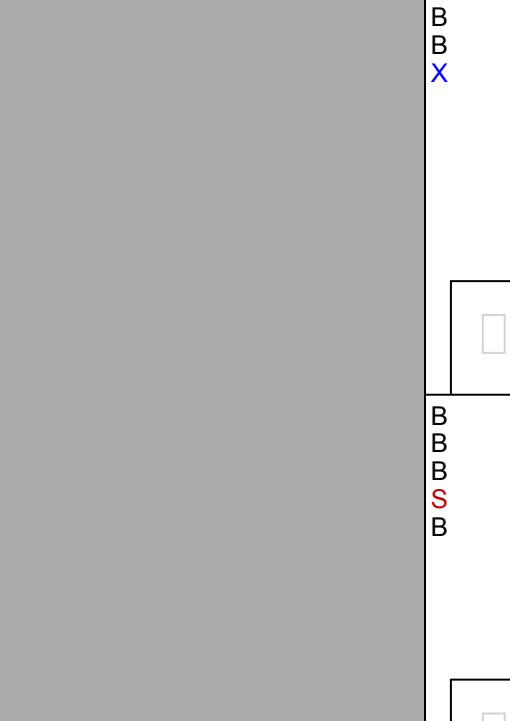

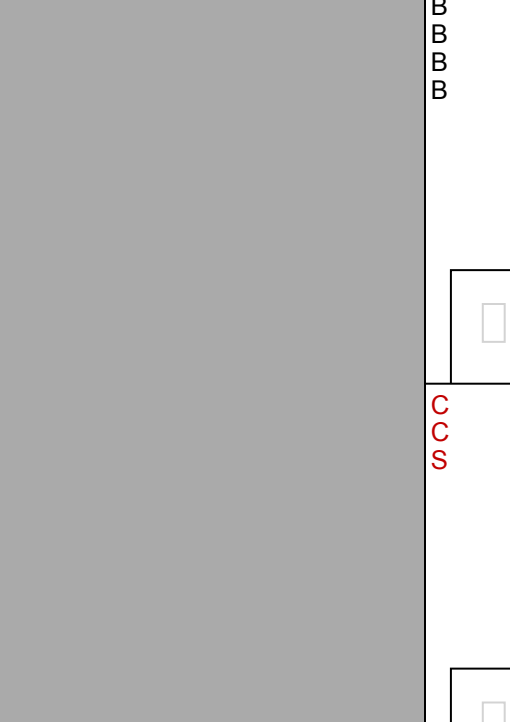
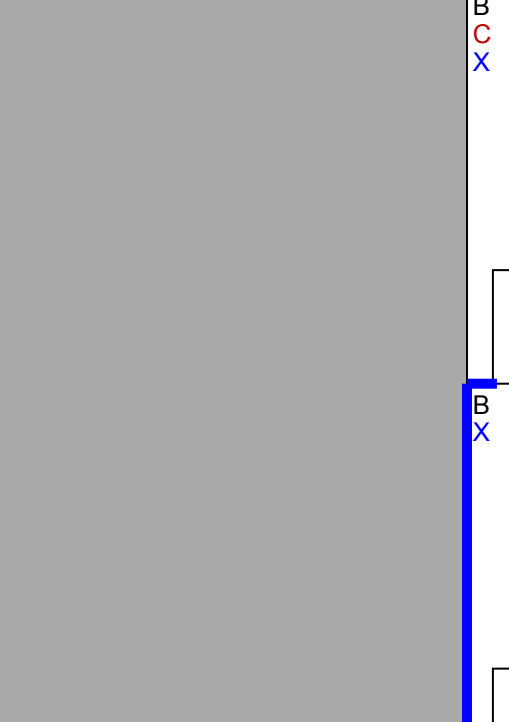

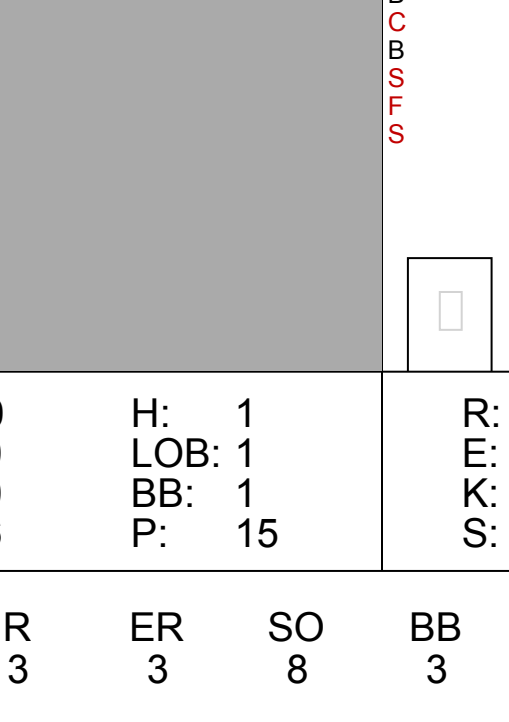

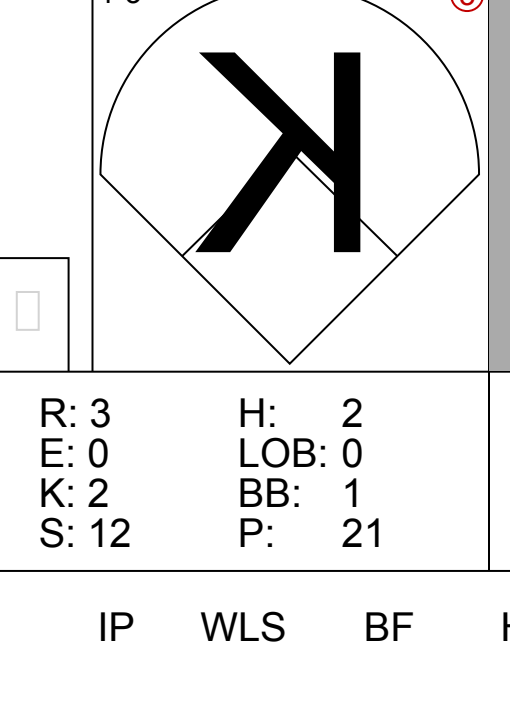
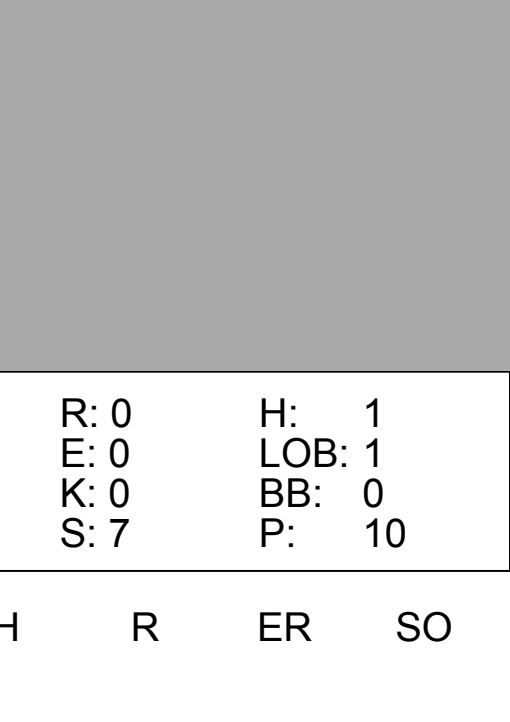

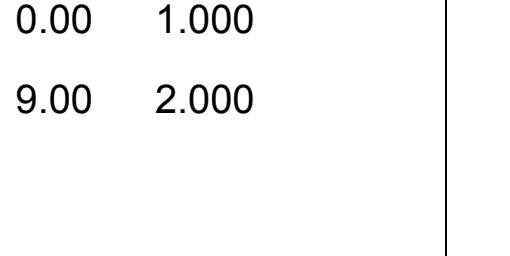




Batter	1	2	3	4	5	6	7	8	9	AB	R	H	RBI	BB	SO	LOB	BOTTOM								
James Mouton, R (1, 8) OBP: 0.306, SLG: 0.339										4	0	1	1	0	1	1	Houston Astros @ Milwaukee Brewers Miller Park, Milwaukee, WI Sat Jun 30 2001, 6:05 PM CDT Att: 42,529 - Sunny - 90 F								
Mark Loretta, R (1, 4) OBP: 0.336, SLG: 0.309										4	0	1	0	0	0	2									
Jeromy Burnitz, L (1, 9) OBP: 0.377, SLG: 0.545										4	0	0	0	0	2	4									
Richie Sexson, R (1, 3) OBP: 0.324, SLG: 0.502										4	1	1	0	0	1	2									
Tyler Houston, L (1, 5) OBP: 0.370, SLG: 0.536										4	0	1	0	0	1	1									
Angel Echevarria, R (1, 7) OBP: 0.364, SLG: 0.538										4	1	2	2	0	2	1									
José Hernández, R (1, 6) OBP: 0.308, SLG: 0.472										4	0	0	0	0	3	2									
Henry Blanco, R (1, 2) OBP: 0.276, SLG: 0.325										4	2	2	1	0	1	3									
Allen Levrault, R (1, 1) ERA: 5.33 47 Mike Buddie, R (5, PH) ERA: 6.39 Luis Lopez, S (5, PH) OBP: 0.275, SLG: 0.275 Will Cunnane, R (6, PH) OBP: 0.250, SLG: 0.250 Raul Casanova, S (9, PH) OBP: 0.322, SLG: 0.479 Ray King, L (9, PH) OBP: 0.347, SLG: 0.382										1	0	0	0	0	0	0									
Ronnie Bellard, R (9, PH)										0	0	0	0	0	0	0									
Inning Stats	R: 0 E: 0 K: 1 S: 9	H: 2 LOB: 1 BB: 0 P: 15	R: 0 E: 1 K: 1 S: 16	H: 1 LOB: 0 BB: 0 P: 20	R: 0 E: 0 K: 1 S: 9	H: 0 LOB: 0 BB: 0 P: 12	R: 0 E: 0 K: 3 S: 9	H: 0 LOB: 0 BB: 0 P: 16	R: 0 E: 0 K: 2 S: 17	H: 1 LOB: 1 BB: 0 P: 25	R: 0 E: 0 K: 0 S: 10	H: 0 LOB: 0 BB: 0 P: 15	R: 0 E: 0 K: 1 S: 10	H: 0 LOB: 0 BB: 0 P: 13	R: 1 E: 1 K: 1 S: 12	H: 2 LOB: 2 BB: 0 P: 21	R: 3 E: 0 K: 1 S: 10	H: 3 LOB: 0 BB: 0 P: 17	1B: 6 2B: 1 3B: 0 HR: 2	SF: 0 SAC: 0 DP: 2 HBP: 0	WP: 0 PB: 0 SB: 0 CS: 0	PA: 36			
PITCHER	IP	WLS	BF	H	R	ER	SO	BB	IBB	HBP	BLK	WP	HR	S	P	ERA	WHIP								
44 Roy Oswalt, R (1, 1) ERA: 2.47	6.0	W	21	4	0	0	8	0	0	0	0	0	0	70	103	0.00	0.667								
Nelson Cruz, R (7, 1) ERA: 3.69	2.0		9	2	1	1	2	0	0	0	0	0	0	22	34	4.50	1.000								
Michael Jackson, R (9, 1) ERA: 4.01	1.0		6	3	3	3	1	0	0	0	0	0	2	10	17	27.00	3.000								

AB	36
R	4
H	9
RBI	4
BB	0
SO	11
LOB	17



Batter	1	2	3	4	5	6	7	8	9	AB	R	H	RBI	BB	SO	LOB	TOP					
Craig Biggio, R OBP: 0.390, SLG: 0.492										5	1	0	0	0	1	3	Houston Astros @ Milwaukee Brewers Miller Park, Milwaukee, WI Mon Jul 02 2001, 7:05 PM CDT Att: 33,182 - Cloudy - 59 F					
Julio Lugo, R OBP: 0.327, SLG: 0.412										4	2	3	1	1	0	0						
5 Jeff Bagwell, R OBP: 0.384, SLG: 0.517										5	0	0	0	0	0	5						
17 Lance Berkman, S OBP: 0.461, SLG: 0.696										4	1	2	1	1	0	1						
Moises Alou, R OBP: 0.406, SLG: 0.645										4	1	1	0	1	0	2						
Richard Hidalgo, R OBP: 0.353, SLG: 0.496										3	1	1	2	1	0	1						
Vinny Castilla, R OBP: 0.296, SLG: 0.434										4	0	2	2	0	0	2						
Brad Ausmus, R OBP: 0.269, SLG: 0.280										4	0	1	0	0	0	4						
Tim Redding, R OBP: 0.200, SLG: 0.200										3	0	1	0	0	2	2						
Nelson Cruz, R OBP: 0.250, SLG: 0.250										0	0	0	0	0	0	0						
Jose Vizcaino, S OBP: 0.331, SLG: 0.325										0	0	0	0	0	0	0						
Michael Jackson, R OBP: 0.331, SLG: 0.325										0	0	0	0	0	0	0						
Billy Wagner, L OBP: 0.221, SLG: 0.260										0	0	0	0	0	0	0						
Inning Stats	R: 1 E: 0 K: 1 S: 14	H: 2 LOB: 1 BB: 0 P: 19	R: 1 E: 0 K: 1 S: 9	H: 1 LOB: 1 BB: 1 P: 17	R: 2 E: 0 K: 0 S: 11	H: 3 LOB: 2 BB: 1 P: 20	R: 1 E: 0 K: 0 S: 8	H: 2 LOB: 1 BB: 0 P: 10	R: 1 E: 0 K: 1 S: 9	H: 2 LOB: 1 BB: 0 P: 13	R: 0 E: 0 K: 0 S: 6	H: 0 LOB: 0 BB: 0 P: 11	R: 0 E: 0 K: 0 S: 8	H: 0 LOB: 1 BB: 1 P: 15	R: 0 E: 0 K: 0 S: 12	H: 1 LOB: 2 BB: 1 P: 16	R: 0 E: 0 K: 0 S: 6	H: 0 LOB: 0 BB: 0 P: 8	1B: 7 2B: 2 3B: 2 HR: 0	SF: 1 SAC: 1 DP: 0 HBP: 0	WP: 0 PB: 0 SB: 2 CS: 0	PA: 42
PITCHER	IP	WLS	BF	H	R	ER	SO	BB	IBB	HBP	BLK	WP	HR	S	P	ERA	WHIP					
Jimmy Haynes, R ERA: 4.83	5.0	L	27	10	6	6	3	1	1	0	0	0	0	51	79	10.80	2.200					
Will Cunnane, R ERA: 6.08	2.0		7	0	0	0	0	1	0	0	0	0	0	14	26	0.00	0.500					
Chad Fox, R ERA: 1.71	1.0		5	1	0	0	0	1	0	0	0	0	0	12	16	0.00	2.000					
Ray King, L ERA: 3.6	1.0		3	0	0	0	0	0	0	0	0	0	0	6	8	0.00	0.000					

Batter	1	2	3	4	5	6	7	8	9	AB	R	H	RBI	BB	SO	LOB	BOTTOM				
Alex Sanchez, L OBP: 0.250, SLG: 0.231										4	0	1	0	0	0	0	Houston Astros @ Milwaukee Brewers Miller Park, Milwaukee, WI Mon Jul 02 2001, 7:05 PM CDT Att: 33,182 - Cloudy - 59 F				
James Mouton, R OBP: 0.333, SLG: 0.355										0	0	0	0	0	0	0					
Angel Echevarria, R OBP: 0.297, SLG: 0.500										4	0	1	0	0	0	1					
Devon White, S OBP: 0.356, SLG: 0.514										4	0	1	0	0	1	1					
Richie Sexson, R OBP: 0.322, SLG: 0.493										4	1	1	0	0	1	1					
Tyler Houston, L OBP: 0.370, SLG: 0.533										3	1	1	0	1	1	0					
José Hernández, R OBP: 0.309, SLG: 0.473										3	1	1	0	1	2	2					
Raul Casanova, S OBP: 0.336, SLG: 0.508										3	1	2	4	1	0	2					
Ronnie Belliard, R OBP: 0.343, SLG: 0.386										2	0	0	0	0	2	1					
Will Cunnane, R OBP: 0.295, SLG: 0.250										0	0	0	0	0	0	0					
Robert Perez, R OBP: 0.295, SLG: 0.250										1	0	0	0	0	0	0					
Chad Fox, R OBP: 0.331, SLG: 0.325										0	0	0	0	0	0	0					
Ray King, L OBP: 0.331, SLG: 0.325										0	0	0	0	0	0	0					
Mark Loretta, R OBP: 0.331, SLG: 0.325										1	0	0	0	0	0	1					
Jimmy Haynes, R OBP: 0.212, SLG: 0.194										1	0	0	0	0	1	0					
Luis Lopez, S OBP: 0.221, SLG: 0.260										3	0	0	0	0	2	1					
Inning Stats	R: 0 E: 0 K: 0 S: 5	H: 1 LOB: 0 BB: 0 P: 7	R: 0 E: 0 K: 0 S: 6	H: 1 LOB: 1 BB: 1 P: 15	R: 0 E: 0 K: 2 S: 12	H: 0 LOB: 0 BB: 0 P: 18	R: 0 E: 0 K: 1 S: 10	H: 0 LOB: 0 BB: 0 P: 18	R: 0 E: 0 K: 2 S: 9	H: 0 LOB: 1 BB: 1 P: 14	R: 3 E: 0 K: 2 S: 12	H: 2 LOB: 0 BB: 1 P: 21	R: 0 E: 0 K: 0 S: 7	H: 1 LOB: 1 BB: 0 P: 10	R: 1 E: 0 K: 1 S: 10	H: 2 LOB: 1 BB: 0 P: 15	1B: 4 2B: 3 3B: 0 HR: 1	SF: 0 SAC: 0 DP: 2 HBP: 0	WP: 0 PB: 0 SB: 0 CS: 0	PA: 36	
PITCHER	IP	WLS	BF	H	R	ER	SO	BB	IBB	HBP	BLK	WP	HR	S	P	ERA	WHIP				
Tim Redding, R ERA: 5.54	6.1	W	25	5	3	3	3	0	0	0	0	0	0	56	100	4.26	1.263				
Nelson Cruz, R ERA: 3.6	0.2		2	0	0	0	1	0	0	0	0	0	0	5	7	0.00	0.000				
Michael Jackson, R ERA: 3.89	1.0	H	4	1	0	0	0	0	0	0	0	0	0	7	10	0.00	1.000				
Billy Wagner, L ERA: 3.19	1.0	S	5	2	1	1	1	0	0	0	0	0	0	10	15	9.00	2.000				

Batter	1	2	3	4	5	6	7	8	9	AB	R	H	RBI	BB	SO	LOB	TOP								
Craig Counsell, L (1, 4) OBP: 0.373, SLG: 0.373										4	0	0	0	0	2	4	Arizona Diamondbacks @ Houston Astros Enron Field, Houston, TX Wed Jul 04 2001, 4:05 PM EDT Att: 41,216 - Dome - 72 F								
Jay Bell, R (1, 5) OBP: 0.379, SLG: 0.456										4	0	0	0	0	0	0									
Luis Gonzalez, L (1, 7) OBP: 0.448, SLG: 0.760										3	1	1	1	1	1	0									
Danny Bautista, R (1, 9) OBP: 0.333, SLG: 0.381										4	0	0	0	0	0	1									
Byung-Hyun Kim, R (8, 1)										0	0	0	0	0	0	0									
Mark Grace, L (1, 3) OBP: 0.419, SLG: 0.519										3	0	0	0	1	0	0									
Damian Miller, R (1, 2) OBP: 0.332, SLG: 0.385										3	2	1	0	1	0	1									
Steve Finley, L (1, 8) OBP: 0.304, SLG: 0.338										4	0	1	0	0	1	2									
Tony Womack, L (1, 6) OBP: 0.278, SLG: 0.313										4	0	2	0	0	1	2									
Randy Johnson, R (1, 1) OBP: 0.146, SLG: 0.103										2	0	1	1	0	0	0									
David Dellucci, L (7, PH) OBP: 0.387, SLG: 0.593										1	0	1	1	0	0	0									
Erik Sabel, R (7, 1)										0	0	0	0	0	0	0									
Jason Conti, L (8, 9)										1	0	0	0	0	1	2									
Inning Stats	R: 1 H: 1 E: 0 K: 1 S: 14	H: 1 LOB: 0 BB: 0 P: 15	R: 0 H: 0 E: 0 K: 0 S: 8	H: 0 LOB: 0 BB: 0 P: 14	R: 0 H: 0 E: 0 K: 1 S: 7	H: 0 LOB: 0 BB: 0 P: 9	R: 0 H: 0 E: 0 K: 0 S: 10	H: 0 LOB: 0 BB: 1 P: 15	R: 1 H: 2 E: 0 K: 0 S: 14	H: 2 LOB: 2 BB: 1 P: 19	R: 0 H: 0 E: 0 K: 0 S: 6	H: 0 LOB: 0 BB: 0 P: 9	R: 1 H: 3 E: 0 K: 1 S: 16	H: 3 LOB: 2 BB: 0 P: 21	R: 0 H: 0 E: 0 K: 1 S: 7	H: 0 LOB: 0 BB: 0 P: 11	R: 0 H: 1 E: 0 K: 2 S: 14	H: 1 LOB: 2 BB: 1 P: 20	1B: 6 2B: 0 3B: 0 HR: 1	SF: 0 SAC: 0 DP: 1 HBP: 0	WP: 0 PB: 0 SB: 0 CS: 0	PA: 36			
PITCHER	IP	WLS	BF	H	R	ER	SO	BB	IBB	HBP	BLK	WP	HR	S	P	ERA	WHIP								
Shane Reynolds, R (1, 1) ERA: 4.59	7.0	L	28	6	3	3	3	2	0	0	0	0	1	75	102	3.86	1.143								
Octavio Dotel, R (8, 1) ERA: 3.25	2.0		8	1	0	0	3	1	0	0	0	0	0	21	31	0.00	1.000								

Batter	1	2	3	4	5	6	7	8	9	AB	R	H	RBI	BB	SO	LOB	BOTTOM								
Craig Biggio, R (1, 4) OBP: 0.386, SLG: 0.484										4	0	0	0	0	1	0	Arizona Diamondbacks @ Houston Astros Enron Field, Houston, TX Wed Jul 04 2001, 4:05 PM EDT Att: 41,216 - Dome - 72 F								
Julio Lugo, R (1, 6) OBP: 0.333, SLG: 0.442										4	1	1	1	0	2	0									
5 Jeff Bagwell, R (1, 3) OBP: 0.380, SLG: 0.508										4	0	0	0	0	3	0									
17 Lance Berkman, S (1, 7) OBP: 0.461, SLG: 0.693										3	1	1	0	1	2	0									
Moises Alou, R (1, 9) OBP: 0.414, SLG: 0.643										3	0	2	1	0	1	1									
Richard Hidalgo, R (1, 8) OBP: 0.355, SLG: 0.488										2	0	0	0	2	2	1									
Vinny Castilla, R (1, 5) OBP: 0.294, SLG: 0.430										4	0	0	0	0	3	5									
Tony Eusebio, R (1, 2) OBP: 0.333, SLG: 0.476										4	0	0	0	0	2	2									
Shane Reynolds, R (1, 1) OBP: 0.085, SLG: 0.161										2	0	0	0	0	2	2									
Jose Vizcaino, S (7, PH) OBP: 0.326, SLG: 0.320										1	0	0	0	0	0	0									
Octavio Dotel, R (8, 1) OBP: 0.111, SLG: 0.111										0	0	0	0	0	0	0									
Inning Stats	R: 1 H: 1 E: 0 K: 2 S: 12	H: 1 LOB: 0 BB: 0 P: 17	R: 0 H: 1 E: 0 K: 3 S: 13	H: 1 LOB: 2 BB: 1 P: 23	R: 0 H: 0 E: 0 K: 3 S: 10	H: 0 LOB: 0 BB: 0 P: 15	R: 0 H: 0 E: 0 K: 3 S: 11	H: 0 LOB: 1 BB: 0 P: 16	R: 0 H: 0 E: 0 K: 2 S: 7	H: 0 LOB: 0 BB: 0 P: 10	R: 1 H: 2 E: 0 K: 0 S: 10	H: 2 LOB: 2 BB: 1 P: 22	R: 0 H: 0 E: 0 K: 0 S: 8	H: 0 LOB: 0 BB: 0 P: 14	R: 0 H: 0 E: 0 K: 3 S: 14	H: 0 LOB: 1 BB: 1 P: 22	R: 0 H: 0 E: 0 K: 2 S: 10	H: 0 LOB: 0 BB: 0 P: 13	1B: 2 2B: 1 3B: 0 HR: 1	SF: 0 SAC: 0 DP: 0 HBP: 1	WP: 1 PB: 0 SB: 0 CS: 0	PA: 35			
PITCHER	IP	WLS	BF	H	R	ER	SO	BB	IBB	HBP	BLK	WP	HR	S	P	ERA	WHIP								
Randy Johnson, L (1, 1) ERA: 2.71	6.0	W	25	4	2	2	13	2	0	1	0	0	0	63	103	3.00	1.000								
Erik Sabel, R (7, 1) ERA: 3.45	1.0	H	3	0	0	0	0	0	0	0	0	0	0	8	14	0.00	0.000								
Byung-Hyun Kim, R (8, 1) ERA: 3.2	2.0	S	7	0	0	0	5	1	0	0	0	0	0	24	35	0.00	0.500								



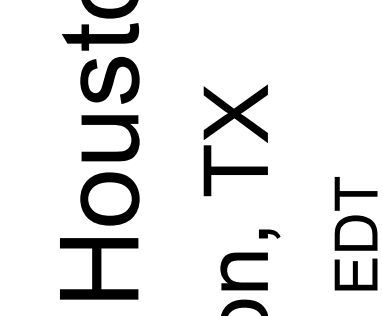
Batter	1	2	3	4	5	6	7	8	9	AB	R	H	RBI	BB	SO	LOB	TOP					
Craig Counsell, L OBP: 0.371, SLG: 0.370 (1, 5)	G6-3		K		L1			BB 1B		4	0	1	0	0	1	1	Arizona Diamondbacks @ Houston Astros Enron Field, Houston, TX Thu Jul 05 2001, 8:05 PM EDT Att: 35,112 - Dome - 72 F					
Junior Salvey, R OBP: 0.383, SLG: 0.476 (1, 4)	K		K			F8		BB BB		3	0	0	0	1	2	0						
Luis Gonzalez, L OBP: 0.446, SLG: 0.759 (1, 7)	L1				L9			SF7		3	0	1	1	0	0	0						
Mark Grace, L OBP: 0.420, SLG: 0.519 (1, 3)		2B 1B			G4-3 1B			F8		4	0	2	0	0	1	3						
David Dellucci, L OBP: 0.375, SLG: 0.573 (1, 9)	P6				G4-3			L9		4	0	0	0	0	0	5						
Damian Miller, R OBP: 0.330, SLG: 0.387 (1, 2)		2B			G6-3			F8		4	0	1	0	0	0	1						
Steve Finley, L OBP: 0.300, SLG: 0.333 (1, 8)	K				L8			G6-3		4	0	0	0	0	1	2						
Tony Womack, L OBP: 0.277, SLG: 0.313 (1, 6)	K				S 1B			G4-3		4	0	1	0	0	1	2						
Robert Ellis, R OBP: 0.193, SLG: 0.160 (5, PH) Danny Bautista, R OBP: 0.336, SLG: 0.378 (5, 1) Greg Swindell, L (5, 1) Mike Mohler, R (7, 1) Jason Conti, L OBP: 0.269, SLG: 0.333 (8, PH) Bret Prinz, R (8, 1)			K		K			BB 1B SF7 1B		1	0	0	0	0	1	0						
Inning Stats	R: 0 E: 0 K: 1 S: 12	H: 0 LOB: 0 BB: 0 P: 14	R: 0 E: 0 K: 2 S: 12	H: 2 LOB: 2 BB: 0 P: 17	R: 0 E: 0 K: 3 S: 11	H: 0 LOB: 0 BB: 0 P: 16	R: 0 E: 0 K: 0 S: 11	H: 1 LOB: 1 BB: 0 P: 14	R: 0 E: 0 K: 1 S: 10	H: 1 LOB: 1 BB: 0 P: 16	R: 0 E: 0 K: 0 S: 9	H: 0 LOB: 0 BB: 0 P: 14	R: 0 E: 0 K: 0 S: 4	H: 0 LOB: 0 BB: 0 P: 6	R: 1 E: 0 K: 0 S: 13	H: 2 LOB: 2 BB: 1 P: 19		R: 0 E: 0 K: 0 S: 7	H: 0 LOB: 0 BB: 0 P: 11	1B: 5 2B: 2 3B: 0 HR: 0	SF: 1 SAC: 0 DP: 0 HBP: 0	WP: 0 PB: 0 SB: 1 CS: 1
PITCHER	IP	WLS	BF	H	R	ER	SO	BB	IBB	HBP	BLK	WP	HR	S	P	ERA	WHIP					
44 Roy Oswalt, R ERA: 2.26 Michael Jackson, R ERA: 3.69	(1, 1)	8.0	W	32	7	1	1	8	1	0	0	0	0	82	116	1.12	1.000					
(9, 1)	1.0	3	0	0	0	0	0	0	0	0	0	0	0	7	11	0.00	0.000					

Batter	1	2	3	4	5	6	7	8	9	AB	R	H	RBI	BB	SO	LOB	BOTTOM				
Craig Biggio, R OBP: 0.388, SLG: 0.492 (1, 4)	5 WP 5 1B HBP				P4			G5-4-3		3	2	1	1	0	0	1	Arizona Diamondbacks @ Houston Astros Enron Field, Houston, TX Thu Jul 05 2001, 8:05 PM EDT Att: 35,112 - Dome - 72 F				
Julio Lugo, R OBP: 0.325, SLG: 0.436 (1, 6)	G1-3				G6-3			G6-3		4	0	0	0	0	0	1					
5 Jeff Bagwell, R OBP: 0.379, SLG: 0.505 (1, 3)	2H 17 HR 1B				L8			G5-3		4	1	1	1	0	1	0					
17 Lance Berkman, S OBP: 0.459, SLG: 0.697 (1, 7)	1H HR				K			K		4	1	1	2	0	3	0					
Moises Alou, R OBP: 0.413, SLG: 0.640 (1, 9)	G5-3				K			1B		3	0	1	0	0	1	0					
Richard Hidalgo, R OBP: 0.352, SLG: 0.483 (1, 8)	P5				K			K		3	0	0	0	0	2	1					
Vinny Castilla, R OBP: 0.295, SLG: 0.440 (1, 5)					F8			K		3	1	1	1	0	1	1					
Brad Ausmus, R OBP: 0.265, SLG: 0.272 (1, 2)		L7			E5			G5-4-3 BB		2	0	0	0	1	0	0					
44 Roy Oswalt, R OBP: 0.400, SLG: 0.444 Michael Jackson, R (9, 1)	G6-3				G6-3			B3		3	0	0	0	0	0	2					
Inning Stats	R: 3 E: 0 K: 0 S: 15	H: 2 LOB: 0 BB: 0 P: 21	R: 2 E: 0 K: 0 S: 13	H: 2 LOB: 0 BB: 0 P: 22	R: 0 E: 0 K: 2 S: 7	H: 0 LOB: 0 BB: 0 P: 7	R: 0 E: 1 K: 1 S: 8	H: 0 LOB: 1 BB: 0 P: 10	R: 0 E: 0 K: 0 S: 4	H: 0 LOB: 0 BB: 0 P: 8	R: 0 E: 0 K: 3 S: 12	H: 1 LOB: 1 BB: 0 P: 17	R: 0 E: 0 K: 0 S: 6	H: 0 LOB: 0 BB: 1 P: 10	R: 0 E: 0 K: 2 S: 9	H: 0 LOB: 0 BB: 0 P: 11		1B: 2 2B: 0 3B: 0 HR: 3	SF: 0 SAC: 0 DP: 1 HBP: 1	WP: 1 PB: 0 SB: 0 CS: 0	PA: 31
PITCHER	IP	WLS	BF	H	R	ER	SO	BB	IBB	HBP	BLK	WP	HR	S	P	ERA	WHIP				
Robert Ellis, R ERA: 5.13 Greg Swindell, L ERA: 4.13 Mike Mohler, L ERA: 2.35 Bret Prinz, R ERA: 1.13	(1, 1)	4.0	L	18	4	5	3	0	0	1	0	0	0	16	25	0.00	0.500				
(5, 1)	2.0	7	1	0	0	3	0	0	0	0	0	0	0	6	10	0.00	1.000				
(7, 1)	1.0	3	0	0	0	0	1	0	0	0	0	0	0	9	11	0.00	0.000				
(8, 1)	1.0	3	0	0	0	2	0	0	0	0	0	0	0	9	11	0.00	0.000				

AB 33
R 1
H 7
RBI 1
BB 1
SO 8
LOB 15



AB 29
R 5
H 5
RBI 5
BB 1
SO 8
LOB 6



Batter	1	2	3	4	5	6	7	8	9	AB	R	H	RBI	BB	SO	LOB	TOP								
Craig Biggio, R OBP: 0.385, SLG: 0.488 (1, 4)	E6 FC1-6		K		G6-4-3	G4-3			G4-3	5	1	1	0	0	1	2	Houston Astros @ Kansas City Royals Kauffman Stadium, Kansas City, MO Fri Jul 06 2001, 7:05 PM CDT Att: 23,905 - Sunny - 94 F livebaseballscorecards.com								
Julio Lugo, R OBP: 0.330, SLG: 0.435 (1, 6)	FC1-6		K			17 FC4-6 5 S 1B			FC5 5 PB 17 1B	5	2	2	0	0	1	2									
5 Jeff Bagwell, R OBP: 0.376, SLG: 0.498 (1, 3)	L9		K			17 FC4-6 BB 1B			G4-3	4	0	0	1	1	2	3									
17 Lance Berkman, S OBP: 0.460, SLG: 0.704 (1, 7)	HBP				HR	FC4-6 1B BB				4	2	2	2	0	1	3									
Moises Alou, R OBP: 0.409, SLG: 0.632 (1, 9)	F8				G6-3	BB 1B 2B			G6-3	5	1	1	1	0	0	4									
Richard Hidalgo, R OBP: 0.354, SLG: 0.483 (1, 8)					K	BB 2B 1B			K	4	1	2	0	0	2	0									
Daryle Ward, L OBP: 0.311, SLG: 0.478 (1, 10)	G1-3				G3-1	2B SF8 BB			G4-1	3	1	0	1	1	0	1									
Vinny Castilla, R OBP: 0.298, SLG: 0.445 (1, 5)	K					1-3 2-3 3-H			K	4	0	2	2	0	2	1									
Brad Ausmus, R OBP: 0.261, SLG: 0.269 (1, 2)	G5-3				FC6-4	SF8			G5-3	3	0	0	1	0	0	2									
Inning Stats	R: 0 E: 2 K: 0 S: 7	H: 0 LOB: 2 BB: 0 P: 15	R: 0 E: 0 K: 1 S: 8	H: 1 LOB: 1 BB: 0 P: 11	R: 0 E: 0 K: 3 S: 9	H: 0 LOB: 0 BB: 0 P: 11	R: 1 E: 0 K: 1 S: 8	H: 1 LOB: 0 BB: 0 P: 9	R: 0 E: 0 K: 0 S: 5	H: 1 LOB: 0 BB: 0 P: 7	R: 5 E: 0 K: 0 S: 18	H: 4 LOB: 1 BB: 2 P: 32	R: 0 E: 0 K: 2 S: 11	H: 1 LOB: 0 BB: 0 P: 16	R: 0 E: 0 K: 2 S: 13	H: 0 LOB: 0 BB: 0 P: 19	R: 2 E: 1 K: 0 S: 17	H: 2 LOB: 1 BB: 0 P: 27	1B: 8 2B: 1 3B: 0 HR: 1	SF: 1 SAC: 0 DP: 1 HBP: 1	WP: 1 PB: 1 SB: 1 CS: 0	PA: 41			
PITCHER	IP	WLS	BF	H	R	ER	SO	BB	IBB	HBP	BLK	WP	HR	S	P	ERA	WHIP								
Dan Reichert, R ERA: 5.21 (1, 1)	5.1	L	26	7	6	6	5	2	0	1	0	0	1	48	75	10.12	1.688								
Jeff Austin, R ERA: 1.42 (6, 1)	1.2		6	1	0	0	2	0	0	0	0	1	0	18	26	0.00	0.600								
Jason Grimsley, R ERA: 2.27 (8, 1)	1.0		3	0	0	0	2	0	0	0	0	0	0	13	19	0.00	0.000								
Roberto Hernandez, R ERA: 4.21 (9, 1)	1.0		6	2	2	0	0	0	0	0	0	0	0	17	27	0.00	2.000								

Batter	1	2	3	4	5	6	7	8	9	AB	R	H	RBI	BB	SO	LOB	BOTTOM								
Luis Altea, S OBP: 0.331, SLG: 0.366 (1, 4)	CS				FC4-6	K			FC3-6 29 DI	5	0	2	2	0	1	4	Houston Astros @ Kansas City Royals Kauffman Stadium, Kansas City, MO Fri Jul 06 2001, 7:05 PM CDT Att: 23,905 - Sunny - 94 F livebaseballscorecards.com								
Rey Sanchez, R OBP: 0.314, SLG: 0.351 (1, 6)	K					WP			P6	5	0	1	0	0	1	4									
29 Mike Sweeney, R OBP: 0.396, SLG: 0.633 (1, 3)	F7				G6-3	L5			G6-3	5	0	0	0	0	0	2									
Joe Randa, R OBP: 0.313, SLG: 0.385 (1, 5)					G5-3	F9			G6-3	4	0	1	0	0	0	1									
Jermaine Dye, R OBP: 0.339, SLG: 0.420 (1, 9)					F7	F9			G1-3	3	1	0	0	1	0	2									
Raul Ibanez, L OBP: 0.333, SLG: 0.393 (1, 10)					F2	G3-1			G6-3	4	0	1	0	0	0	1									
Carlos Beltrán, S OBP: 0.309, SLG: 0.428 (1, 8)					G1-3	K				4	1	2	1	0	1	0									
Mark Quinn, R OBP: 0.308, SLG: 0.524 (1, 7)					L1	L1			K	4	1	1	0	0	1	3									
Brent Mayne, L OBP: 0.385, SLG: 0.398 (1, 2)					FC4-6				FC3-6	3	0	3	0	1	0	0									
Inning Stats	R: 0 E: 0 K: 1 S: 8	H: 1 LOB: 0 BB: 0 P: 14	R: 3 E: 0 K: 0 S: 13	H: 3 LOB: 2 BB: 2 P: 26	R: 0 E: 0 K: 0 S: 10	H: 1 LOB: 1 BB: 0 P: 15	R: 0 E: 0 K: 0 S: 7	H: 1 LOB: 1 BB: 0 P: 10	R: 0 E: 0 K: 2 S: 12	H: 2 LOB: 2 BB: 0 P: 20	R: 0 E: 0 K: 0 S: 6	H: 0 LOB: 0 BB: 0 P: 10	R: 0 E: 0 K: 1 S: 14	H: 1 LOB: 1 BB: 0 P: 20	R: 0 E: 0 K: 0 S: 8	H: 1 LOB: 1 BB: 0 P: 12	1B: 10 2B: 2 3B: 0 HR: 0	SF: 0 SAC: 0 DP: 1 HBP: 0	WP: 2 PB: 0 SB: 0 CS: 1	PA: 39					
PITCHER	IP	WLS	BF	H	R	ER	SO	BB	IBB	HBP	BLK	WP	HR	S	P	ERA	WHIP								
Wade Miller, R ERA: 3.79 (1, 1)	5.2	W	27	9	3	3	2	2	0	0	0	0	0	54	90	4.76	1.941								
Ron Villone, L ERA: 6.57 (6, 1)	1.1	H	4	0	0	0	1	0	0	0	0	0	0	9	16	0.00	0.000								
Nelson Cruz, R ERA: 3.64 (8, 1)	2.0	S	8	2	0	0	1	0	0	0	0	0	0	22	32	0.00	1.000								

Batter	1	2	3	4	5	6	7	8	9	AB	R	H	RBI	BB	SO	LOB	TOP																					
Craig Biggio, R OBP: 0.388, SLG: 0.491 (1, 4)										4	2	2	0	1	0	1	Houston Astros @ Kansas City Royals Kauffman Stadium, Kansas City, MO Sat Jul 07 2001, 7:05 PM CDT Att: 22,020 - Sunny - 94 F																					
Jose Vizcaino, S OBP: 0.326, SLG: 0.317 (1, 6)										4	1	1	0	1	1	5																						
5 Jeff Bagwell, R OBP: 0.379, SLG: 0.515 (1, 3)										5	2	3	7	0	0	2																						
17 Lance Berkman, S OBP: 0.465, SLG: 0.718 (1, 7), (8, 9)										5	2	4	2	0	0	1																						
Moises Alou, R OBP: 0.406, SLG: 0.624 (1, 10)										5	0	1	0	0	0	3																						
Richard Hidalgo, R OBP: 0.348, SLG: 0.474 (1, 8)											5	0	0	0	0	1		4																				
Daryle Ward, L OBP: 0.316, SLG: 0.478 Julio Lugo, R OBP: 0.330, SLG: 0.435 (1, 9), (8, 7)										4	0	2	0	0	1	1																						
Vinny Castilla, R OBP: 0.304, SLG: 0.450 (1, 5)										4	1	3	0	0	0	1																						
Tony Eusebio, R OBP: 0.340, SLG: 0.477 (1, 2)										4	2	2	0	0	0	2																						
Inning Stats	R: 4 E: 0 K: 1 S: 24	H: 6 LOB: 1 BB: 0 P: 34	R: 4 E: 0 K: 0 S: 11	H: 4 LOB: 0 BB: 0 P: 16	R: 0 E: 0 K: 0 S: 11	H: 2 LOB: 1 BB: 0 P: 18	R: 0 E: 1 K: 0 S: 11	H: 0 LOB: 1 BB: 0 P: 17	R: 0 E: 0 K: 0 S: 7	H: 1 LOB: 0 BB: 0 P: 11	R: 0 E: 0 K: 0 S: 13	H: 0 LOB: 1 BB: 1 P: 23	R: 0 E: 0 K: 0 S: 9	H: 1 LOB: 0 BB: 0 P: 15	R: 2 E: 0 K: 2 S: 16	H: 3 LOB: 2 BB: 1 P: 25	R: 0 E: 0 K: 0 S: 9	H: 1 LOB: 0 BB: 0 P: 14	1B: 12 2B: 4 3B: 0 HR: 2	SF: 0 SAC: 0 DP: 3 HBP: 0	WP: 0 PB: 1 SB: 0 CS: 1	PA: 42																
PITCHER	IP	WLS	BF	H	R	ER	SO	BB	IBB	HBP	BLK	WP	HR	S	P	ERA	WHIP	PITCHER				IP	WLS	BF	H	R	ER	SO	BB	IBB	HBP	BLK	WP	HR	S	P	ERA	WHIP
Paul Byrd, R ERA: 5.54 (1, 1)	1.0	L	10	8	6	6	1	0	0	0	0	0	1	27	38	54.00	8.000																					
Doug Henry, R ERA: 6.07 (2, 1)	4.2		19	5	2	2	0	1	0	0	0	0	1	45	74	3.86	1.286																					
Cory Bailey, R ERA: 4.11 (6, 1)	2.0		9	3	2	2	2	1	0	0	0	0	0	25	39	9.00	2.000																					
Jason Grimsley, R ERA: 2.25 (8, 1)	0.1		1	1	0	0	0	0	0	0	0	0	0	5	8	0.00	3.000																					
55 Tony Cogan, L ERA: 5.69 (9, 1)	1.0		3	1	0	0	0	0	0	0	0	0	0	9	14	0.00	1.000																					

Batter	1	2	3	4	5	6	7	8	9	AB	R	H	RBI	BB	SO	LOB	BOTTOM																					
Luis Altea, S OBP: 0.328, SLG: 0.363 (1, 4)										5	0	1	1	0	0	1	Houston Astros @ Kansas City Royals Kauffman Stadium, Kansas City, MO Sat Jul 07 2001, 7:05 PM CDT Att: 22,020 - Sunny - 94 F																					
Rey Sanchez, R OBP: 0.309, SLG: 0.345 (1, 6)										5	0	0	0	0	0	4																						
29 Mike Sweeney, R OBP: 0.394, SLG: 0.626 (1, 3)										5	1	1	0	0	1	3																						
Mark Quinn, R OBP: 0.320, SLG: 0.541 (1, 7)											5	3	4	1	0	0																						
Joe Randa, R OBP: 0.314, SLG: 0.381 Donnie Sadler, R OBP: 0.279, SLG: 0.274 (1, 5), (9, PR)											3	1	0	1	2	0																						
Jermaine Dye, R OBP: 0.340, SLG: 0.429 (1, 9)											5	1	2	3	0	1																						
Carlos Beltrán, S OBP: 0.307, SLG: 0.425 (1, 8)											5	1	1	1	0	2																						
Raul Ibanez, L OBP: 0.350, SLG: 0.429 (1, 10)										2	1	1	1	2	0	2																						
Brent Mayne, L OBP: 0.378, SLG: 0.390 (1, 2)										4	0	0	0	0	0	3																						
Inning Stats	R: 3 E: 0 K: 0 S: 16	H: 4 LOB: 2 BB: 1 P: 26	R: 0 E: 1 K: 0 S: 15	H: 0 LOB: 1 BB: 0 P: 23	R: 1 E: 1 K: 1 S: 8	H: 1 LOB: 0 BB: 0 P: 11	R: 0 E: 0 K: 0 S: 10	H: 1 LOB: 2 BB: 1 P: 17	R: 3 E: 0 K: 0 S: 15	H: 3 LOB: 0 BB: 0 P: 19	R: 0 E: 0 K: 0 S: 7	H: 0 LOB: 0 BB: 0 P: 14	R: 0 E: 0 K: 1 S: 8	H: 0 LOB: 0 BB: 0 P: 14	R: 1 E: 0 K: 1 S: 15	H: 0 LOB: 1 BB: 1 P: 19	R: 0 E: 0 K: 1 S: 9	H: 1 LOB: 2 BB: 1 P: 15	1B: 6 2B: 2 3B: 0 HR: 2	SF: 0 SAC: 0 DP: 0 HBP: 0	WP: 3 PB: 0 SB: 0 CS: 0	PA: 43																
PITCHER	IP	WLS	BF	H	R	ER	SO	BB	IBB	HBP	BLK	WP	HR	S	P	ERA	WHIP	PITCHER				IP	WLS	BF	H	R	ER	SO	BB	IBB	HBP	BLK	WP	HR	S	P	ERA	WHIP
Tim Redding, R ERA: 7.27 (1, 1)	4.1		24	8	6	6	1	2	0	0	0	0	1	59	90	12.46	2.308																					
Dave Milicki, R ERA: 7.39 (5, 1)	1.2		6	1	1	1	0	0	0	0	0	0	1	12	20	5.40	0.600																					
Octavio Dotel, R ERA: 3.32 (7, 1)	1.1	H	6	0	1	1	2	1	0	0	0	1	0	19	29	6.75	0.750																					
Michael Jackson, R ERA: 3.62 (8, 1)	0.2	W	2	0	0	0	0	0	0	0	0	0	0	4	4	0.00	0.000																					
Billy Wagner, L ERA: 3.0 (9, 1)	1.0	S	5	1	0	0	1	1	0	0	0	1	0	9	15	0.00	2.000																					

AB	40
R	10
H	18
RBI	9
BB	2
SO	3
LOB	20



AB	39
R	8
H	10
RBI	8
BB	4
SO	4
LOB	18



Batter	1	2	3	4	5	6	7	8	9	AB	R	H	RBI	BB	SO	LOB	TOP											
Craig Biggio, R OBP: 0.390, SLG: 0.488 (1, 10)										4	2	1	0	0	0	3												
Julio Lugo, R OBP: 0.336, SLG: 0.436 (1, 6) (8, 7)										2	3	1	1	2	0	1												
5 Jeff Bagwell, R OBP: 0.392, SLG: 0.523 Darvle Ward, L OBP: 0.314, SLG: 0.475 (8, 3)										3	2	1	3	2	2	2												
17 Lance Berkman, S OBP: 0.466, SLG: 0.714 (8, 9)										6	2	3	2	0	2	3												
Moises Alou, R OBP: 0.406, SLG: 0.620 Jose Vizcaino, S OBP: 0.326, SLG: 0.315 (8, 6)										5	0	2	2	0	0	2												
Richard Hidalgo, R OBP: 0.349, SLG: 0.471 (1, 8)										4	0	1	0	1	1	4												
Vinny Castilla, R OBP: 0.302, SLG: 0.445 (1, 5)										5	1	1	1	0	1	3												
Mendy López, R OBP: 0.667, SLG: 1.200 (1, 4)										4	3	2	3	1	2	0												
Scott Servais, R OBP: 0.500, SLG: 0.500 (1, 2)										5	0	3	0	0	0	1												
Inning Stats	R: 2 E: 1 K: 1 S: 12	H: 0 LOB: 1 BB: 1 P: 27	R: 0 E: 0 K: 1 S: 5	H: 0 LOB: 0 BB: 0 P: 8	R: 3 E: 0 K: 1 S: 16	H: 4 LOB: 0 BB: 0 P: 26	R: 1 E: 0 K: 1 S: 17	H: 2 LOB: 2 BB: 0 P: 29	R: 0 E: 0 K: 0 S: 9	H: 1 LOB: 1 BB: 0 P: 12	R: 4 E: 0 K: 1 S: 17	H: 2 LOB: 2 BB: 4 P: 39	R: 0 E: 0 K: 1 S: 8	H: 1 LOB: 1 BB: 0 P: 11	R: 4 E: 1 K: 2 S: 19	H: 4 LOB: 1 BB: 0 P: 27	R: 0 E: 0 K: 0 S: 5	H: 1 LOB: 1 BB: 1 P: 10	1B: 13 2B: 0 3B: 0 HR: 2	SF: 1 SAC: 0 DP: 2 HBP: 3	WP: 2 PB: 1 SB: 1 CS: 0	PA: 50						
PITCHER	IP	WLS	BF	H	R	ER	SO	BB	IBB	HBP	BLK	WP	HR	S	P	ERA	WHIP											
Chad Durbin, R ERA: 5.38 Blake Stein, R ERA: 5.79 Jeff Austin, R ERA: 1.17 51 Kris Wilson, R ERA: 4.53 Dan Reichert, R ERA: 5.16	(1, 1)	3.2	L	20	6	6	5	3	1	0	3	0	1	1	46	83	12.27	1.909										
	(4, 1)	2.0		11	2	4	4	1	3	0	0	0	0	0	19	40	18.00	2.500										
	(6, 1)	1.1		7	2	0	0	2	1	0	0	0	1	0	19	29	0.00	2.250										
	(8, 1)	1.0		8	4	4	0	2	0	0	0	0	0	1	19	27	0.00	4.000										
	(9, 1)	1.0		4	1	0	0	0	1	0	0	0	0	0	5	10	0.00	2.000										

Houston Astros @ Kansas City Royals
Kauffman Stadium, Kansas City, MO
Sun Jul 08 2001, 1:05 PM CDT
Att: 14,951 - Cloudy - 91 F

AB 40
R 14
H 15
RBI 12
BB 6
SO 8
LOB 21



Batter	1	2	3	4	5	6	7	8	9	AB	R	H	RBI	BB	SO	LOB	BOTTOM											
Donnie Sadler, R OBP: 0.279, SLG: 0.274 Rey Sanchez, R OBP: 0.310, SLG: 0.344 Dave McCarty, R OBP: 0.314, SLG: 0.379 (6, 7)										0	0	0	0	0	0	0												
Brent Mayne, L OBP: 0.377, SLG: 0.404 A.J. Hinch, R OBP: 0.229, SLG: 0.336 (7, 2)										3	1	1	1	0	1	1												
29 Mike Sweeney, R OBP: 0.391, SLG: 0.620 (1, 3)										5	0	1	0	0	0	4												
Mark Quinn, R OBP: 0.319, SLG: 0.550 (1, 10)										4	1	1	1	0	2	1												
Joe Randa, R OBP: 0.311, SLG: 0.377 (6, 4)										4	0	0	0	0	2	1												
Jermaine Dye, R OBP: 0.345, SLG: 0.430 (1, 9)										2	1	1	0	2	0	0												
Carlos Beltrán, S OBP: 0.310, SLG: 0.427 (1, 8)										3	0	1	0	1	0	3												
Raul Ibanez, L OBP: 0.346, SLG: 0.421 (6, 5)										4	0	1	0	0	0	1												
Luis Ordez, R OBP: 0.327, SLG: 0.340 (1, 4) (6, 6)										4	1	1	0	0	1	3												
Inning Stats	R: 0 E: 0 K: 0 S: 9	H: 0 LOB: 0 BB: 0 P: 16	R: 1 E: 0 K: 0 S: 10	H: 2 LOB: 1 BB: 0 P: 14	R: 0 E: 0 K: 2 S: 10	H: 0 LOB: 0 BB: 0 P: 14	R: 0 E: 0 K: 1 S: 14	H: 1 LOB: 2 BB: 1 P: 23	R: 0 E: 0 K: 1 S: 6	H: 0 LOB: 0 BB: 0 P: 11	R: 1 E: 0 K: 2 S: 10	H: 1 LOB: 0 BB: 0 P: 16	R: 1 E: 0 K: 1 S: 18	H: 2 LOB: 3 BB: 2 P: 34	R: 0 E: 0 K: 1 S: 11	H: 0 LOB: 1 BB: 1 P: 20	R: 2 E: 0 K: 0 S: 8	H: 2 LOB: 0 BB: 0 P: 16	1B: 4 2B: 1 3B: 0 HR: 3	SF: 0 SAC: 0 DP: 1 HBP: 1	WP: 0 PB: 0 SB: 0 CS: 0	PA: 39						
PITCHER	IP	WLS	BF	H	R	ER	SO	BB	IBB	HBP	BLK	WP	HR	S	P	ERA	WHIP											
Scott Elarton, R ERA: 6.92 Ron Villone, L ERA: 6.13 Nelson Cruz, R ERA: 3.94 Octavio Dotel, R ERA: 3.22 Dave Mlicki, R ERA: 7.5	(1, 1)	0.0		1	0	0	0	0	0	0	0	0	0	1	47	73	1.80	0.800										
	(6, 1)	1.0		7	3	2	2	2	1	0	0	0	0	1	15	27	18.00	4.000										
	(7, 1)	2.0		8	0	0	0	2	2	0	0	0	0	0	24	43	0.00	1.000										
	(9, 1)	1.0		5	2	2	2	0	0	0	0	0	1	8	16	18.00	2.000											

Houston Astros @ Kansas City Royals
Kauffman Stadium, Kansas City, MO
Sun Jul 08 2001, 1:05 PM CDT
Att: 14,951 - Cloudy - 91 F


AB 34
R 5
H 8
RBI 5
BB 4
SO 8
LOB 17



Batter	1	2	3	4	5	6	7	8	9	AB	R	H	RBI	BB	SO	LOB	TOP				
Damian Jackson, R OBP: 0.342, SLG: 0.383 (1,4)	F9		F9	1B 2B		G6-3		G5-3		5	1	1	1	0	0	1					
Mark Kotsay, L OBP: 0.376, SLG: 0.442 (1,8)	1B		2B	1B		K			F8	5	2	3	2	0	1	0					
Ryan Klesko, L OBP: 0.406, SLG: 0.557 (1,3)	P6		2B	1B		G3-1			G4-3	5	0	2	2	0	0	1					
Phil Nevin, R OBP: 0.397, SLG: 0.588 (1,5)	L6		G3	1B			F8		F8	4	0	0	0	1	0	2					
Mike Darr, L OBP: 0.393, SLG: 0.342 (1,9)					P6					4	0	2	0	0	0	2					
Bubba Trammell, R OBP: 0.329, SLG: 0.462 (1,7)	L5			2B						4	1	2	0	0	0	1					
Ben Davis, S OBP: 0.392, SLG: 0.411 (1,2)				1B						3	1	1	0	1	1	3	AB 38				
Tom Davey, R (7, 1)	G5-4-3			2B						0	0	0	0	0	0	0	R 7				
Trevor Hoffman, R (9, 1)	1-2			2B						0	0	0	0	0	0	0	H 14				
D'Angelo Jimenez, S OBP: 0.365, SLG: 0.489 (1,6)			G1-3	2B			2-4-2	F8		4	1	2	2	0	0	0	RBI 7				
Bobby Jones, R OBP: 0.162, SLG: 0.194 (1, 1)				2B						3	1	1	0	0	2	3	BB 2				
David Lee, R (6, 1)										0	0	0	0	0	0	0	SO 4				
Wiki Gonzalez, R OBP: 0.321, SLG: 0.562 (7, 2)			3B	2B				G6-3		1	0	0	0	0	0	0	LOB 13				
Inning Stats	R: 0 E: 0 K: 0 S: 12	H: 1 LOB: 1 BB: 0 P: 14	R: 0 E: 0 K: 0 S: 4	H: 1 LOB: 0 BB: 0 P: 6	R: 2 E: 0 K: 0 S: 13	H: 3 LOB: 1 BB: 0 P: 16	R: 5 E: 0 K: 1 S: 22	H: 6 LOB: 2 BB: 1 P: 34	R: 0 E: 0 K: 1 S: 8	H: 0 LOB: 0 BB: 0 P: 13	R: 0 E: 0 K: 1 S: 14	H: 2 LOB: 2 BB: 0 P: 23	R: 0 E: 0 K: 0 S: 5	H: 0 LOB: 0 BB: 0 P: 9	R: 0 E: 0 K: 0 S: 3	H: 0 LOB: 0 BB: 0 P: 5	1B: 8 2B: 5 3B: 1 HR: 0	SF: 0 SAC: 0 DP: 1 HBP: 0	WP: 1 PB: 0 SB: 1 CS: 1	PA: 40	
PITCHER	IP	WLS	BF	H	R	ER	SO	BB	IBB	HBP	BLK	WP	HR	S	P	ERA	WHIP				
Shane Reynolds, R ERA: 5.0 (1, 1)	4.1	L	26	12	7	7	1	2	0	0	0	0	0	58	84	14.54	3.231				
Dave Milicki, R ERA: 7.39 (5, 1)	1.2		4	0	0	0	2	0	0	0	0	0	0	12	18	0.00	0.000				
Ron Villone, L ERA: 5.81 (7, 1)	3.0		11	2	0	0	1	0	0	0	0	1	0	22	37	0.00	0.667				

San Diego Padres @ Houston Astros
Enron Field, Houston, TX
Thu Jul 12 2001, 8:05 PM EDT
Att: 31,597 - Dome - 72 F


AB	38
R	7
H	14
RBI	7
BB	2
SO	4
LOB	13



Batter	1	2	3	4	5	6	7	8	9	AB	R	H	RBI	BB	SO	LOB	BOTTOM				
Craig Biggio, R OBP: 0.391, SLG: 0.491 (1,4)	G1-3		F8	2B		F7				4	0	2	0	0	0	1					
Julio Lugo, R OBP: 0.335, SLG: 0.433 (1,6)	K		F8							4	1	1	0	0	2	2					
5 Jeff Bagwell, R OBP: 0.383, SLG: 0.535 (1,3)	HR		K							4	1	2	2	0	1	2					
17 Lance Berkman, S OBP: 0.463, SLG: 0.710 (1,7)	K			G5-3		SF8				2	0	0	1	1	1	0					
Moises Alou, R OBP: 0.404, SLG: 0.615 (1,9)		G5-3		G5-3		P3				4	0	1	0	0	0	1					
Richard Hidalgo, R OBP: 0.346, SLG: 0.471 (1,8)		F8		G5-3						4	0	1	0	0	1	2					
Vinny Castilla, R OBP: 0.298, SLG: 0.439 (1,5)		K		G5-3						4	0	0	0	0	1	3	AB 34				
Tony Eusebio, R OBP: 0.337, SLG: 0.500 (1,2)				G5-3						4	1	1	1	0	1	3	R 4				
Shane Reynolds, R OBP: 0.063, SLG: 0.156 (1, 1)				HR						1	0	0	0	0	1	0	H 9				
Dave Milicki, R OBP: 0.250, SLG: 0.250 (5, 1)				K						1	1	1	0	0	0	0	RBI 4				
Orlando Merced, S OBP: 0.351, SLG: 0.560 (6, PH)										1	0	0	0	0	1	1	BB 1				
Ron Villone, L (7, 1)										0	0	0	0	0	0	0	SO 10				
Danyle Ward, L OBP: 0.312, SLG: 0.471 (9, PH)					5 2B					1	0	0	0	0	1	0	LOB 15				
Inning Stats	R: 1 E: 0 K: 2 S: 15	H: 1 LOB: 0 BB: 0 P: 24	R: 0 E: 0 K: 1 S: 10	H: 0 LOB: 0 BB: 0 P: 13	R: 1 E: 0 K: 2 S: 11	H: 2 LOB: 1 BB: 0 P: 15	R: 0 E: 0 K: 0 S: 17	H: 1 LOB: 2 BB: 1 P: 26	R: 2 E: 0 K: 0 S: 12	H: 3 LOB: 1 BB: 0 P: 19	R: 0 E: 0 K: 1 S: 9	H: 1 LOB: 0 BB: 0 P: 12	R: 0 E: 0 K: 1 S: 7	H: 0 LOB: 0 BB: 0 P: 10	R: 0 E: 0 K: 2 S: 8	H: 0 LOB: 0 BB: 0 P: 12	1B: 4 2B: 3 3B: 0 HR: 2	SF: 1 SAC: 0 DP: 1 HBP: 0	WP: 0 PB: 0 SB: 0 CS: 0	PA: 36	
PITCHER	IP	WLS	BF	H	R	ER	SO	BB	IBB	HBP	BLK	WP	HR	S	P	ERA	WHIP				
Bobby Jones, R ERA: 4.15 (1, 1)	5.0	W	23	7	4	4	5	1	0	0	0	0	0	65	97	7.20	1.600				
David Lee, R ERA: 2.7 (6, 1)	1.1	H	6	2	0	0	2	0	0	0	0	0	0	15	22	0.00	1.500				
Tom Davey, R ERA: 3.57 (7, 1)	1.2	H	4	0	0	0	1	0	0	0	0	0	0	9	12	0.00	0.000				
Trevor Hoffman, R ERA: 4.18 (9, 1)	1.0	S	3	0	0	0	2	0	0	0	0	0	0	8	12	0.00	0.000				

San Diego Padres @ Houston Astros
Enron Field, Houston, TX
Thu Jul 12 2001, 8:05 PM EDT
Att: 31,597 - Dome - 72 F

AB	34
R	4
H	9
RBI	4
BB	1
SO	10
LOB	15



Batter	1	2	3	4	5	6	7	8	9	AB	R	H	RBI	BB	SO	LOB	TOP								
Damian Jackson, R OBP: 0.338, SLG: 0.388 (1, 4)										4	2	1	4	1	2	1	San Diego Padres @ Houston Astros Enron Field, Houston, TX Sat Jul 14 2001, 8:05 PM EDT Att: 41,042 - Dome - 72 F								
Mark Kotsay, L OBP: 0.375, SLG: 0.450 (1, 8)										5	1	2	2	0	2	1									
Ryan Klesko, L OBP: 0.408, SLG: 0.557 (1, 3)										5	0	1	0	0	1	1									
Phil Nevin, R OBP: 0.394, SLG: 0.599 (1, 5)										5	1	1	1	0	1	2									
Mike Darr, L OBP: 0.385, SLG: 0.332 (1, 9)										4	0	0	0	0	1	0									
Bubba Trammell, R OBP: 0.330, SLG: 0.458 Emil Brown, R OBP: 0.298, SLG: 0.323 (1, 7)										3	1	1	0	1	1	0									
Ben Davis, S OBP: 0.390, SLG: 0.406 (1, 2)										3	1	0	0	1	1	1									
D'Angelo Jimenez, S OBP: 0.350, SLG: 0.453 (1, 6)										4	1	1	1	0	1	0									
Kevin Jarvis, L OBP: 0.390, SLG: 0.444 David Lee, R Rudy Seanez, R Dave Magadan, L Tom Davey, R Trevor Hoffman, R (1, 1)										1	1	0	0	0	2	1		0							
Inning Stats	R: 0 E: 0 K: 0 S: 6	H: 1 LOB: 1 BB: 0 P: 7	R: 0 E: 0 K: 0 S: 6	H: 0 LOB: 0 BB: 0 P: 9	R: 0 E: 0 K: 3 S: 14	H: 0 LOB: 1 BB: 1 P: 21	R: 1 E: 0 K: 0 S: 10	H: 1 LOB: 1 BB: 1 P: 20	R: 2 E: 0 K: 2 S: 12	H: 1 LOB: 0 BB: 1 P: 20	R: 5 E: 0 K: 0 S: 19	H: 3 LOB: 0 BB: 2 P: 35	R: 0 E: 0 K: 1 S: 7	H: 0 LOB: 0 BB: 0 P: 12	R: 0 E: 1 K: 2 S: 11	H: 0 LOB: 1 BB: 0 P: 14		R: 0 E: 0 K: 3 S: 14	H: 1 LOB: 1 BB: 0 P: 18	1B: 4 2B: 0 3B: 0 HR: 3	SF: 0 SAC: 0 DP: 0 HBP: 0	WP: 0 PB: 0 SB: 0 CS: 0	PA: 40		
PITCHER	IP WLS BF H R ER SO BB IBB HBP BLK WP HR S P ERA WHIP																								
Wade Miller, R ERA: 4.18 Nelson Cruz, R ERA: 3.95 Octavio Dotel, R ERA: 3.12	(1, 1) (7, 1) (8, 1)	6.0 1.0 2.0	L 3 8	29 0 1	6 0 0	8 0 0	8 1 0	5 1 0	5 0 5	5 0 0	0 0 0	0 0 0	0 0 0	0 0 25	3 7 32	112 0.00 0.00	12.00 0.000 0.500								

AB	35
R	8
H	7
RBI	8
BB	5
SO	11
LOB	7



Batter	1	2	3	4	5	6	7	8	9	AB	R	H	RBI	BB	SO	LOB	BOTTOM							
Craig Biggio, R OBP: 0.389, SLG: 0.491 (1, 4)										5	2	1	1	0	1	3	San Diego Padres @ Houston Astros Enron Field, Houston, TX Sat Jul 14 2001, 8:05 PM EDT Att: 41,042 - Dome - 72 F							
Julio Lugo, R OBP: 0.337, SLG: 0.439 (1, 6)										5	0	3	2	0	0	1								
5 Jeff Bagwell, R OBP: 0.382, SLG: 0.547 (1, 3)										5	0	0	0	0	0	4								
17 Lance Berkman, S OBP: 0.457, SLG: 0.706 (1, 7)										5	1	1	2	0	1	0								
Moises Alou, R OBP: 0.406, SLG: 0.609 (1, 9)										2	0	1	0	2	0	0								
Richard Hidalgo, R OBP: 0.356, SLG: 0.472 (1, 8)										2	1	1	0	2	1	1								
Vinny Castilla, R OBP: 0.303, SLG: 0.462 Octavio Dotel, R OBP: 0.111, SLG: 0.111 (1, 5)										3	1	0	0	1	1	5								
Brad Ausmus, R OBP: 0.263, SLG: 0.288 Orlando Merced, S OBP: 0.356, SLG: 0.558 Nelson Cruz, R OBP: 0.250, SLG: 0.250 Jose Vizcaino, S OBP: 0.321, SLG: 0.310 (1, 2)										2	0	0	0	0	1	2								
Wade Miller, R OBP: 0.243, SLG: 0.257 Tony Eusebio, R OBP: 0.340, SLG: 0.495 (1, 1)										2	1	2	0	0	0	0								
Inning Stats	R: 0 E: 0 K: 0 S: 7	H: 0 LOB: 0 BB: 0 P: 15	R: 0 E: 0 K: 2 S: 10	H: 1 LOB: 2 BB: 1 P: 18	R: 3 E: 0 K: 0 S: 17	H: 5 LOB: 2 BB: 1 P: 29	R: 0 E: 0 K: 0 S: 6	H: 1 LOB: 1 BB: 0 P: 8	R: 0 E: 0 K: 1 S: 5	H: 0 LOB: 0 BB: 0 P: 10	R: 3 E: 0 K: 1 S: 18	H: 1 LOB: 1 BB: 3 P: 33	R: 0 E: 0 K: 1 S: 9	H: 0 LOB: 0 BB: 1 P: 15	R: 0 E: 0 K: 1 S: 12	H: 0 LOB: 0 BB: 0 P: 17		R: 0 E: 0 K: 1 S: 7	H: 1 LOB: 0 BB: 0 P: 9	1B: 7 2B: 1 3B: 0 HR: 1	SF: 0 SAC: 0 DP: 2 HBP: 0	WP: 0 PB: 0 SB: 1 CS: 0	PA: 40	
PITCHER	IP WLS BF H R ER SO BB IBB HBP BLK WP HR S P ERA WHIP																							
Kevin Jarvis, R ERA: 5.16 David Lee, R ERA: 2.98 Rudy Seanez, R ERA: 2.7 Tom Davey, R ERA: 3.47 Trevor Hoffman, R ERA: 4.05	(1, 1) (6, 1) (7, 1) (8, 1) (9, 1)	5.0 1.0 1.0 1.0 1.0	W 5 H H S	25 1 4 3 3	7 1 0 0 1	5 1 0 0 0	2 1 0 0 1	2 1 0 0 1	2 1 0 0 0	4 1 0 0 0	0 0 9 0 7	0 0 15 17 9	9.00 9.00 0.00 0.00 0.00	2.200 2.000 1.000 0.000 1.000										

AB	34
R	6
H	9
RBI	5
BB	6
SO	6
LOB	18



Batter	1	2	3	4	5	6	7	8	9	AB	R	H	RBI	BB	SO	LOB	TOP			
Omar Vizquel, S (1,6) OBP: 0.340, SLG: 0.327 Marty Cordova, R (9, PH) OBP: 0.369, SLG: 0.523										4	1	1	0	0	0	1				
Ellis Burks, R (1,7) OBP: 0.369, SLG: 0.590										4	0	0	0	0	2	1				
Roberto Alomar, S (1,4) OBP: 0.428, SLG: 0.537										3	1	0	0	1	1	2				
Juan Gonzalez, R (1,9) OBP: 0.399, SLG: 0.659										4	1	3	1	0	0	0				
Jim Thome, L (1,3) OBP: 0.415, SLG: 0.634										3	0	1	1	1	1	2				
Einar Diaz, R (1,2) OBP: 0.395, SLG: 0.425										4	0	0	0	0	1	4				
Kenny Lofton, L (1,8) OBP: 0.302, SLG: 0.337										3	0	0	1	1	1	1				
Russell Branyan, L (1,5) OBP: 0.315, SLG: 0.486										3	0	1	0	1	2	1				
37 Jake Westbrook, R (1,1) Danys Baez, R (5,1) Wil Cordero, R (6, PH) OBP: 0.375, SLG: 0.423 Steve Woodard, L (6,1) Jolbert Cabrera, R (9, PH) OBP: 0.335, SLG: 0.352										1	0	0	0	0	1	0				
Inning Stats	R: 1 E: 0 K: 0 S: 13	H: 2 LOB: 2 BB: 1 P: 26	R: 0 E: 0 K: 0 S: 8	H: 1 LOB: 1 BB: 0 P: 11	R: 0 E: 0 K: 1 S: 9	H: 0 LOB: 1 BB: 1 P: 15	R: 0 E: 0 K: 1 S: 7	H: 0 LOB: 1 BB: 1 P: 14	R: 0 E: 0 K: 2 S: 8	H: 2 LOB: 2 BB: 2 P: 12	R: 0 E: 0 K: 1 S: 11	H: 1 LOB: 2 BB: 0 P: 15	R: 0 E: 0 K: 2 S: 8	H: 0 LOB: 0 BB: 0 P: 10	R: 0 E: 0 K: 1 S: 7	H: 0 LOB: 0 BB: 0 P: 11	1B: 5 2B: 0 3B: 1 HR: 0	SF: 0 SAC: 1 DP: 0 HBP: 1	WP: 0 PB: 0 SB: 1 CS: 0	PA: 38
PITCHER	IP WLS BF H R ER SO BB IBB HBP BLK WP HR S P ERA WHIP	IP WLS BF H R ER SO BB IBB HBP BLK WP HR S P ERA WHIP																		
Tim Redding, R (1,1) ERA: 6.85	5.0 W 23 5 3 3 4 3 0 0 0 0 0 0 51 91 5.40 1.600																			
Nelson Cruz, R (6,1) ERA: 3.79	1.0 H 4 0 0 0 2 0 1 0 0 0 0 0 11 17 0.00 0.000																			
Octavio Dotel, R (7,1) ERA: 3.07	1.0 H 5 1 0 0 1 0 0 1 0 0 0 0 11 15 0.00 1.000																			
Michael Jackson, R (8,1) ERA: 3.66	1.0 H 3 0 0 0 2 0 0 0 0 0 0 0 8 10 0.00 0.000																			
Billy Wagner, L (9,1) ERA: 2.53	1.0 S 3 0 0 0 1 0 0 0 0 0 0 0 7 11 0.00 0.000																			

Cleveland Indians @ Houston Astros
Enron Field, Houston, TX
Sun Jul 15 2001, 2:35 PM EDT
Att: 39,127 - Dome - 72 F

AB	32
R	3
H	6
RBI	3
BB	4
SO	10
LOB	14



Batter	1	2	3	4	5	6	7	8	9	AB	R	H	RBI	BB	SO	LOB	BOTTOM			
Craig Biggio, R (1,4) OBP: 0.395, SLG: 0.496										3	1	2	0	1	1	0				
Julio Lugo, R (1,6) OBP: 0.335, SLG: 0.433										4	1	0	0	1	1	4				
5 Jeff Bagwell, R (1,3) OBP: 0.383, SLG: 0.545										3	1	1	0	1	1	3				
Daryle Ward, L (1,7) OBP: 0.314, SLG: 0.469 Billy Wagner, L (9,1)										4	1	2	1	0	0	1				
Moises Alou, R (1,9) OBP: 0.407, SLG: 0.619										2	1	1	2	1	0	1				
Richard Hidalgo, R (1,8) OBP: 0.355, SLG: 0.467										3	0	0	0	0	1	2				
Vinny Castilla, R (1,5) OBP: 0.305, SLG: 0.461										3	0	1	1	1	1	1				
Brad Ausmus, R (1,2) OBP: 0.266, SLG: 0.291										4	0	2	1	0	1	1				
Tim Redding, R (1,1) OBP: 0.142, SLG: 0.143 Nelson Cruz, R (6,1) OBP: 0.207, SLG: 0.250 Jose Vizcaino, S (6, PH) OBP: 0.316, SLG: 0.308 Octavio Dotel, R (7,1) Michael Jackson, R (8,1) 17 Lance Berkman, S (9, PH) OBP: 0.455, SLG: 0.704										2	0	0	0	0	2	2				
Inning Stats	R: 0 E: 0 K: 1 S: 11	H: 1 LOB: 0 BB: 0 P: 17	R: 1 E: 0 K: 2 S: 14	H: 2 LOB: 1 BB: 1 P: 25	R: 0 E: 0 K: 1 S: 12	H: 1 LOB: 1 BB: 0 P: 16	R: 0 E: 0 K: 2 S: 8	H: 0 LOB: 1 BB: 1 P: 16	R: 3 E: 0 K: 1 S: 13	H: 2 LOB: 2 BB: 2 P: 32	R: 0 E: 0 K: 2 S: 12	H: 2 LOB: 2 BB: 0 P: 15	R: 1 E: 0 K: 0 S: 9	H: 1 LOB: 0 BB: 0 P: 13	R: 0 E: 0 K: 0 S: 6	H: 0 LOB: 1 BB: 1 P: 12	1B: 7 2B: 1 3B: 0 HR: 1	SF: 1 SAC: 0 DP: 0 HBP: 2	WP: 2 PB: 0 SB: 0 CS: 1	PA: 39
PITCHER	IP WLS BF H R ER SO BB IBB HBP BLK WP HR S P ERA WHIP	IP WLS BF H R ER SO BB IBB HBP BLK WP HR S P ERA WHIP																		
37 Jake Westbrook, R (1,1) ERA: 3.6	4.1 L 22 5 4 4 4 3 1 1 0 0 0 0 4 54 95 8.31 1.846																			
Danys Baez, R (5,1) ERA: 3.82	0.2 3 1 0 0 0 0 0 0 1 0 0 0 4 11 0.00 1.500																			
Steve Woodard, R (6,1) ERA: 3.82	3.0 13 3 1 1 2 1 0 0 0 0 0 1 27 40 3.00 1.333																			

Cleveland Indians @ Houston Astros
Enron Field, Houston, TX
Sun Jul 15 2001, 2:35 PM EDT
Att: 39,127 - Dome - 72 F

AB	30
R	5
H	9
RBI	5
BB	5
SO	9
LOB	16



Batter	1	2	3	4	5	6	7	8	9	AB	R	H	RBI	BB	SO	LOB	TOP															
Kenny Lofton, L (1, 8) OBP: 0.304, SLG: 0.351										4	1	2	2	0	1	0	Cleveland Indians @ Houston Astros Enron Field, Houston, TX Mon Jul 16 2001, 8:05 PM EDT Att: 30,834 - Dome - 72 F															
Marty Cordova, R (9, PH) OBP: 0.367, SLG: 0.520										1	0	0	0	0	1	1																
Omar Vizquel, S (1, 6) OBP: 0.341, SLG: 0.324										3	1	0	0	2	2	2																
Roberto Alomar, S (1, 4) OBP: 0.430, SLG: 0.555										4	3	2	3	1	1	1																
Juan Gonzalez, R (1, 9) OBP: 0.399, SLG: 0.653										3	1	0	0	2	0	1																
Jim Thome, L (1, 3) OBP: 0.415, SLG: 0.629										4	0	1	2	1	1	0																
Wil Cordero, R (1, 7) OBP: 0.372, SLG: 0.418										4	0	1	0	0	2	2																
Jolbert Cabrera, R (8, 7) OBP: 0.333, SLG: 0.349										1	0	0	0	0	1	2																
Travis Fryman, R (1, 5) OBP: 0.360, SLG: 0.308										4	0	2	1	0	1	1																
Einar Diaz, R (1, 2) OBP: 0.355, SLG: 0.420										3	0	0	0	0	0	3																
Dave Burba, R (8, 1) OBP: 0.320, SLG: 0.286										0	0	0	0	0	0	0																
Charles Nagy, L (1, 1) OBP: 0.287, SLG: 1.000										1	1	1	0	0	0	0																
Russell Brantley, R (6, PH) OBP: 0.314, SLG: 0.484										1	0	0	0	0	0	0																
Danys Baez, R (6, 1) OBP: 0.314, SLG: 0.484										0	0	0	0	0	0	0																
Rich Rodriguez, L (6, 1) OBP: 0.314, SLG: 0.484										0	0	0	0	0	0	0																
Paul Shuey, R (7, 1) OBP: 0.314, SLG: 0.484										0	0	0	0	0	0	0																
John Rocker, R (8, 1) OBP: 0.314, SLG: 0.484										0	0	0	0	0	0	0																
Tim Laker, R (8, 2) OBP: 0.320, SLG: 0.286										1	1	1	0	0	0	0																
Inning Stats	R: 0 E: 0 K: 0 S: 8	H: 0 LOB: 1 BB: 1 P: 15	R: 0 E: 0 K: 0 S: 9	H: 1 LOB: 1 BB: 0 P: 12	R: 3 E: 0 K: 2 S: 17	H: 3 LOB: 0 BB: 0 P: 24	R: 0 E: 1 K: 0 S: 8	H: 1 LOB: 2 BB: 3 P: 13	R: 3 E: 0 K: 2 S: 17	H: 2 LOB: 2 BB: 3 P: 34	R: 0 E: 0 K: 0 S: 4	H: 0 LOB: 0 BB: 0 P: 10	R: 0 E: 0 K: 0 S: 9	H: 0 LOB: 0 BB: 0 P: 11	R: 0 E: 0 K: 2 S: 8	H: 0 LOB: 2 BB: 2 P: 12	R: 2 E: 0 K: 3 S: 20	H: 2 LOB: 2 BB: 2 P: 30	1B: 7 2B: 0 3B: 0 HR: 3	SF: 0 SAC: 2 DP: 1 HBP: 0	WP: 1 PB: 0 SB: 1 CS: 0	PA: 42										
PITCHER	IP WLS BF H R ER SO BB IBB HBP BLK WP HR S P ERA WHIP																															
Scott Elarton, R (1, 1) ERA: 7.14	4.1	24	6	6	6	4	4	0	0	0	0	1	2	52	88	12.46	2.308															
Dave Mlicki, R (5, 1) ERA: 7.16	2.2	9	2	0	0	1	0	0	0	0	0	0	0	20	31	0.00	0.750															
Ron Villone, L (8, 1) ERA: 5.71	1.0	W	3	0	0	2	0	0	0	0	0	0	0	8	12	0.00	0.000															
Billy Wagner, L (9, 1) ERA: 3.25	1.0	7	2	2	2	3	2	0	0	0	0	0	1	20	30	18.00	4.000															

AB	34
R	8
H	10
RBI	8
BB	6
SO	10
LOB	13



Batter	1	2	3	4	5	6	7	8	9	AB	R	H	RBI	BB	SO	LOB	BOTTOM			
Craig Biggio, R (1, 4) OBP: 0.396, SLG: 0.497										5	1	2	1	1	0	3	Cleveland Indians @ Houston Astros Enron Field, Houston, TX Mon Jul 16 2001, 8:05 PM EDT Att: 30,834 - Dome - 72 F			
Julio Lugo, R (1, 6) OBP: 0.335, SLG: 0.429										5	2	1	0	1	1	5				
5 Jeff Bagwell, R (1, 3) OBP: 0.383, SLG: 0.555										5	1	2	2	0	1	1				
17 Lance Berkman, S (1, 7) OBP: 0.455, SLG: 0.705										4	1	2	2	0	1	0				
Moises Alou, R (1, 9) OBP: 0.413, SLG: 0.618										2	1	1	0	3	0	0				
Richard Hidalgo, R (1, 8) OBP: 0.356, SLG: 0.467										4	2	2	0	1	0	3				
Vinny Castilla, R (1, 5) OBP: 0.307, SLG: 0.467										5	2	2	4	0	0	6				
Tony Eusebio, R (1, 2) OBP: 0.362, SLG: 0.500										3	0	2	1	2	1	1				
Scott Elarton, R (1, 1) ERA: 6.38	5.0	27	9	4	4	2	3	1	0	0	0	0	0	1	3	1				
Dave Mlicki, R (5, 1) ERA: 0.82	0.2	H	3	1	1	1	0	0	0	0	0	0	0	0	0	0				
Rich Rodriguez, L (6, 1) ERA: 3.86	0.1	H	1	0	0	0	0	0	0	0	0	0	0	0	0	0				
Paul Shuey, R (7, 1) ERA: 2.27	1.1	H	8	0	1	1	3	0	0	0	0	0	0	0	0	0				
John Rocker, L (8, 1) ERA: 4.2	0.1	L	7	5	4	4	0	1	0	0	0	0	0	0	0	0				
Inning Stats	R: 0 E: 0 K: 0 S: 7	H: 2 LOB: 3 BB: 1 P: 11	R: 0 E: 0 K: 1 S: 8	H: 2 LOB: 3 BB: 1 P: 13	R: 1 E: 0 K: 0 S: 19	H: 2 LOB: 3 BB: 2 P: 32	R: 0 E: 0 K: 0 S: 10	H: 1 LOB: 1 BB: 1 P: 20	R: 3 E: 0 K: 1 S: 17	H: 4 LOB: 1 BB: 0 P: 26	R: 1 E: 0 K: 0 S: 10	H: 1 LOB: 0 BB: 0 P: 15	R: 0 E: 1 K: 0 S: 12	H: 0 LOB: 3 BB: 2 P: 24	R: 5 E: 0 K: 2 S: 22	H: 5 LOB: 2 BB: 2 P: 38	1B: 9 2B: 5 3B: 0 HR: 1	SF: 1 SAC: 1 DP: 1 HBP: 0	WP: 1 PB: 0 SB: 1 CS: 0	PA: 47
PITCHER	IP WLS BF H R ER SO BB IBB HBP BLK WP HR S P ERA WHIP																			
Dave Burba, R (8, 1) ERA: 6.2	0.1	1	0	0	0	0	0	0	0	0	0	0	0	0	0	0	0			


AB	37
R	10
H	15
RBI	10
BB	8
SO	5
LOB	26



Batter	1	2	3	4	5	6	7	8	9	AB	R	H	RBI	BB	SO	LOB	TOP								
Kenny Lofton, L OBP: 0.302, SLG: 0.358 (1, 8)	2-1 G6-3	0-0 G3		2-3 K		0-1 HR	2-3 K		0-1 F9	6	1	1	1	0	2	1									
Jolbert Cabrera, R OBP: 0.335, SLG: 0.371 (1, 6)	2-2 1B SF9 2B		1-1 G3	0-0 G5-3		1-0 2B 3B	0-3 K			5	2	2	0	0	1	0									
Roberto Alomar, S OBP: 0.432, SLG: 0.557 (1, 4)	0-0 SF9 2B 1B		2-1 F7	4-1 BB		0-0 BB HBP 2B	1-0 F7			4	2	2	1	1	0	0									
Juan Gonzalez, R OBP: 0.401, SLG: 0.655 Russell Branyan, L OBP: 0.316, SLG: 0.484 (6, PR) (6, 7)	0-2 SF9		0-1 2B	1-3 K		3-H 3-2 HBP BB 1B HBP	4-2 PB BB			2	1	1	1	0	1	1									
Jim Thome, L OBP: 0.421, SLG: 0.633 (1, 3)	2-2 1B		3-2 1B 2B		4-0 FC6-4 BB	4-1 HBP 1B BB	0-3 K			3	2	2	2	2	1	1									
Marty Cordova, R OBP: 0.388, SLG: 0.515 (1, 7) (6, 9)	0-1 F2		1-1 2B 1B		0-0 FC6-4 G1-3	2-2 F8 1B HBP	0-1 F7			4	1	1	2	0	0	3									
Travis Fryman, R OBP: 0.362, SLG: 0.320 (1, 5)		0-0 G5-3	1-2 1B 2B		0-1 G1-3	1-0 1B	2-3 K			5	0	2	2	0	1	2									
Einar Diaz, R OBP: 0.352, SLG: 0.415 (1, 2)		1-0 P3	1-2 1B		0-0 G6-3	0-2 F8		0-0 P4		5	0	1	1	0	0	3									
Bartolo Colon, R OBP: 0.143, SLG: 0.143 Steve Woodard, L (6, 1) Bob Wickman, R (9, 1)		1-1 1B	0-0 P6			K		1-2 L1		4	0	1	0	0	2	4									
Inning Stats	R: 2 E: 0 K: 0 S: 15	H: 3 LOB: 1 BB: 0 P: 21	R: 0 E: 0 K: 0 S: 5	H: 1 LOB: 1 BB: 0 P: 7	R: 3 E: 0 K: 0 S: 19	H: 5 LOB: 2 BB: 0 P: 28	R: 0 E: 0 K: 2 S: 9	H: 0 LOB: 1 BB: 1 P: 16	R: 0 E: 0 K: 0 S: 4	H: 0 LOB: 1 BB: 1 P: 8	R: 5 E: 0 K: 2 S: 22	H: 4 LOB: 2 BB: 1 P: 33	R: 0 E: 0 K: 2 S: 10	H: 0 LOB: 0 BB: 0 P: 13	R: 0 E: 0 K: 2 S: 10	H: 0 LOB: 1 BB: 1 P: 16	R: 0 E: 0 K: 0 S: 7	H: 0 LOB: 0 BB: 0 P: 8	1B: 6 2B: 5 3B: 1 HR: 1	SF: 1 SAC: 0 DP: 0 HBP: 2	WP: 0 PB: 1 SB: 1 CS: 0	PA: 46			
PITCHER	IP	WLS	BF	H	R	ER	SO	BB	IBB	HBP	BLK	WP	HR	S	P	ERA	WHIP								
Shane Reynolds, R ERA: 5.42 Jim Mann, R ERA: 10.8 Nelson Cruz, R ERA: 3.63	(1, 1) (6, 1) (8, 1)	5.1 1.2 2.0	L 9 7	30 1 0	12 2 0	8 2 0	8 3 2	3 1 1	0 0 0	0 2 0	0 0 0	0 0 0	1 0 0	59 25 17	88 38 24	13.50 10.80 0.00	2.625 1.200 0.500								

Cleveland Indians @ Houston Astros
Enron Field, Houston, TX
Tue Jul 17 2001, 8:05 PM EDT
Att: 32,284 - Dome - 72 F


AB 39
R 10
H 13
RBI 10
BB 4
SO 8
LOB 15



Batter	1	2	3	4	5	6	7	8	9	AB	R	H	RBI	BB	SO	LOB	BOTTOM								
Craig Biggio, R OBP: 0.396, SLG: 0.496 Mendy López, R OBP: 0.600, SLG: 0.875 (1, 4) (7, 4)	2-1 F9		0-0 G5-3			1-0 2B 1B		2-0 F8	2-3 K	3	1	1	1	0	0	1									
Julio Lugo, R OBP: 0.334, SLG: 0.430 (1, 6)	1-1 G4-3			0-0 G6-3		0-0 17 G4-3 1B 2B		1-1 G6-3		4	1	1	1	0	0	0									
5 Jeff Bagwell, R OBP: 0.382, SLG: 0.551 (1, 3)	1-3 K			2-3 K		1-2 P5		3-2 1B		4	0	1	0	0	2	1									
17 Lance Berkman, S OBP: 0.450, SLG: 0.696 (1, 8)		3-3 K		2-2 G2-3		3-1 G4-3		2-3 K		4	0	0	0	0	2	2									
Moises Alou, R OBP: 0.414, SLG: 0.620 (1, 9)		3-3 K			0-0 F8	1-0 1B		0-2 1B 2B		4	1	2	1	0	1	0									
Danyle Ward, L OBP: 0.317, SLG: 0.473 (1, 7)		1-2 L8			1-2 2B	1-2 F8		0-0 G3 1B		4	0	2	0	0	0	1									
Vinny Castilla, R OBP: 0.306, SLG: 0.464 (1, 5)			1-1 G6-3		0-0 F8		1-3 K		0-0 G3 1B	4	0	1	1	0	1	1									
Tony Eusebio, R OBP: 0.364, SLG: 0.495 Jim Mann, R Jose Vizcaino, S OBP: 0.317, SLG: 0.305 Nelson Cruz, R OBP: 0.250, SLG: 0.250 Orlando Merced, S OBP: 0.350, SLG: 0.547 (7, PH) (8, 1) (9, PH)	(1, 2) (6, 1)	4-1 SH1-4 BB			2-0 F8		1-0 P6		1-2 3-H G3	1	0	0	0	1	0	1									
Shane Reynolds, R OBP: 0.063, SLG: 0.156 Scott Servais, R OBP: 0.444, SLG: 0.444 (1, 1) (6, 2)	(1, 1) (6, 2)	0-0 SH1-4			1-1 G6-3		1-1 L6		2-2 G5-3	0	0	0	0	0	0	0									
Inning Stats	R: 0 E: 0 K: 1 S: 7	H: 0 LOB: 0 BB: 0 P: 11	R: 0 E: 0 K: 2 S: 16	H: 0 LOB: 0 BB: 0 P: 23	R: 0 E: 0 K: 0 S: 5	H: 0 LOB: 1 BB: 1 P: 10	R: 0 E: 0 K: 1 S: 8	H: 0 LOB: 0 BB: 0 P: 12	R: 0 E: 0 K: 0 S: 6	H: 1 LOB: 1 BB: 0 P: 9	R: 3 E: 1 K: 0 S: 13	H: 4 LOB: 1 BB: 0 P: 21	R: 0 E: 0 K: 1 S: 9	H: 0 LOB: 0 BB: 0 P: 9	R: 0 E: 0 K: 1 S: 9	H: 1 LOB: 1 BB: 0 P: 17	R: 1 E: 0 K: 1 S: 15	H: 3 LOB: 2 BB: 0 P: 20	1B: 6 2B: 3 3B: 0 HR: 0	SF: 0 SAC: 1 DP: 0 HBP: 0	WP: 0 PB: 0 SB: 0 CS: 0	PA: 37			
PITCHER	IP	WLS	BF	H	R	ER	SO	BB	IBB	HBP	BLK	WP	HR	S	P	ERA	WHIP								
Bartolo Colon, R ERA: 4.36 Steve Woodard, R ERA: 4.42 Bob Wickman, R ERA: 2.56	(1, 1) (6, 1) (9, 1)	5.0 3.1 0.2	W 18 2	17 8 0	0 4 0	0 4 0	0 2 1	0 0 0	0 0 0	0 0 0	0 0 0	0 0 0	0 0 0	37 37 6	57 10 10	0.00 10.80 0.00	0.400 2.400 0.000								

Cleveland Indians @ Houston Astros
Enron Field, Houston, TX
Tue Jul 17 2001, 8:05 PM EDT
Att: 32,284 - Dome - 72 F

AB 35
R 4
H 9
RBI 4
BB 1
SO 7
LOB 13



Batter	1	2	3	4	5	6	7	8	9	AB	R	H	RBI	BB	SO	LOB	TOP							
Fernando Vina, L OBP: 0.366, SLG: 0.432 (1, 4)	F7		G3-1			G3 HR 2B		SH1-3 1B		4	1	2	0	0	0	0								
Placido Polanco, R OBP: 0.370, SLG: 0.403 (1, 5)	HR			15 F8-4 BB		G3		SH1-3		2	1	1	1	1	0	1								
15 Jim Edmonds, L OBP: 0.392, SLG: 0.504 (1, 8)	K			F8-4		HR BB		F7		3	1	0	0	1	1	2								
Mark McGwire, R OBP: 0.328, SLG: 0.469 (1, 3)	G6-3			K		HR		FC5-4 BB		3	1	1	3	1	1	0								
5 Albert Pujols, R OBP: 0.394, SLG: 0.596 (1, 9)		G5-3			B1			FC5-4 BB		3	0	0	0	1	0	2								
Craig Paquette, R OBP: 0.285, SLG: 0.420 (1, 7)		G6-4-3 1B			G3	G5-3			G3-1	4	0	1	0	0	0	1								
Edgar Renteria, R OBP: 0.291, SLG: 0.341 (1, 6)		G6-4-3 1-2			BB		P4		G5-3	3	0	0	0	1	0	1	AB 29							
Eli Marrero, R OBP: 0.298, SLG: 0.435 (1, 2)			K		G4-3		L7		F9	4	0	0	0	0	1	1	R 4							
Matt Morris, R OBP: 0.140, SLG: 0.143 Mike Timlin, R (9, 1)			P4			F8	F2			3	0	0	0	0	0	0	H 5							
										0	0	0	0	0	0	0	RBI 4							
																	BB 5							
																	SO 3							
																	LOB 8							
Inning Stats	R: 1 E: 0 K: 1 S: 9	H: 1 LOB: 0 BB: 0 P: 11	R: 0 E: 0 K: 0 S: 7	H: 1 LOB: 0 BB: 0 P: 8	R: 0 E: 0 K: 1 S: 14	H: 0 LOB: 0 BB: 0 P: 19	R: 0 E: 0 K: 1 S: 7	H: 0 LOB: 0 BB: 1 P: 17	R: 0 E: 0 K: 0 S: 5	H: 0 LOB: 1 BB: 2 P: 12	R: 3 E: 0 K: 0 S: 13	H: 2 LOB: 1 BB: 2 P: 25	R: 0 E: 0 K: 0 S: 8	H: 0 LOB: 0 BB: 0 P: 9	R: 0 E: 0 K: 0 S: 5	H: 1 LOB: 2 BB: 0 P: 9	R: 0 E: 0 K: 0 S: 8	H: 0 LOB: 0 BB: 0 P: 11	1B: 2 2B: 2 3B: 0 HR: 2	SF: 0 SAC: 1 DP: 2 HBP: 0	WP: 0 PB: 0 SB: 0 CS: 0	PA: 35		
PITCHER	IP WLS BF H R ER SO BB IBB HBP BLK WP HR S P ERA WHIP	IP WLS BF H R ER SO BB IBB HBP BLK WP HR S P ERA WHIP	IP WLS BF H R ER SO BB IBB HBP BLK WP HR S P ERA WHIP	IP WLS BF H R ER SO BB IBB HBP BLK WP HR S P ERA WHIP	IP WLS BF H R ER SO BB IBB HBP BLK WP HR S P ERA WHIP	IP WLS BF H R ER SO BB IBB HBP BLK WP HR S P ERA WHIP	IP WLS BF H R ER SO BB IBB HBP BLK WP HR S P ERA WHIP	IP WLS BF H R ER SO BB IBB HBP BLK WP HR S P ERA WHIP	IP WLS BF H R ER SO BB IBB HBP BLK WP HR S P ERA WHIP	IP WLS BF H R ER SO BB IBB HBP BLK WP HR S P ERA WHIP	IP WLS BF H R ER SO BB IBB HBP BLK WP HR S P ERA WHIP	IP WLS BF H R ER SO BB IBB HBP BLK WP HR S P ERA WHIP	IP WLS BF H R ER SO BB IBB HBP BLK WP HR S P ERA WHIP	IP WLS BF H R ER SO BB IBB HBP BLK WP HR S P ERA WHIP	IP WLS BF H R ER SO BB IBB HBP BLK WP HR S P ERA WHIP	IP WLS BF H R ER SO BB IBB HBP BLK WP HR S P ERA WHIP	IP WLS BF H R ER SO BB IBB HBP BLK WP HR S P ERA WHIP	IP WLS BF H R ER SO BB IBB HBP BLK WP HR S P ERA WHIP	IP WLS BF H R ER SO BB IBB HBP BLK WP HR S P ERA WHIP	IP WLS BF H R ER SO BB IBB HBP BLK WP HR S P ERA WHIP	IP WLS BF H R ER SO BB IBB HBP BLK WP HR S P ERA WHIP	IP WLS BF H R ER SO BB IBB HBP BLK WP HR S P ERA WHIP	IP WLS BF H R ER SO BB IBB HBP BLK WP HR S P ERA WHIP	IP WLS BF H R ER SO BB IBB HBP BLK WP HR S P ERA WHIP

St. Louis Cardinals @ Houston Astros
Enron Field, Houston, TX
Thu Jul 19 2001, 4:05 PM EDT
Att: 38,523 - Dome - 72 F

AB	29
R	4
H	5
RBI	4
BB	5
SO	3
LOB	8



Batter	1	2	3	4	5	6	7	8	9	AB	R	H	RBI	BB	SO	LOB	BOTTOM							
Julio Lugo, R OBP: 0.334, SLG: 0.424 (1, 6)	G4-3		17 1B 5 G6-3 1B		L9			G6-3		4	0	1	0	0	0	0								
Jose Vizcaino, S OBP: 0.322, SLG: 0.306 (1, 4)	5 BB 17 1B BB		F8					F8		3	1	1	0	1	0	1								
5 Jeff Bagwell, R OBP: 0.387, SLG: 0.567 (1, 3)	17 1B 1-2 BB		G6-3		K			K		3	0	0	0	1	2	2								
17 Lance Berkman, S OBP: 0.454, SLG: 0.696 (1, 7)	1-3 2H 1B		2-1 S 1B						K	4	0	2	1	0	2	0								
Moises Alou, R OBP: 0.418, SLG: 0.631 (1, 9)	K		3-3 K			G5-3			BB	3	0	0	0	1	2	4								
Richard Hidalgo, R OBP: 0.356, SLG: 0.468 (1, 8)	F7		G4-3 1B			F9		F7		4	0	1	0	0	0	3								
Vinny Castilla, R OBP: 0.304, SLG: 0.459 (1, 5)		G5-3		K			G6-3		F8	4	0	0	0	0	1	2	AB 31							
Brad Ausmus, R OBP: 0.267, SLG: 0.303 Tony Eusebio, R OBP: 0.361, SLG: 0.490 (7, PH) (8, 2)		K		G4-3			K			2	0	0	0	0	1	1	R 1							
										1	0	0	0	0	1	0	H 5							
																	RBI 1							
																	BB 3							
																	SO 10							
																	LOB 13							
Inning Stats	R: 1 E: 0 K: 1 S: 12	H: 1 LOB: 2 BB: 2 P: 26	R: 0 E: 0 K: 2 S: 8	H: 0 LOB: 0 BB: 0 P: 10	R: 0 E: 0 K: 1 S: 15	H: 2 LOB: 2 BB: 0 P: 27	R: 0 E: 0 K: 1 S: 8	H: 1 LOB: 0 BB: 0 P: 10	R: 0 E: 0 K: 1 S: 7	H: 1 LOB: 1 BB: 0 P: 12	R: 0 E: 0 K: 1 S: 9	H: 0 LOB: 0 BB: 0 P: 13	R: 0 E: 0 K: 1 S: 6	H: 0 LOB: 0 BB: 0 P: 8	R: 0 E: 0 K: 1 S: 9	H: 0 LOB: 1 BB: 1 P: 16	R: 0 E: 0 K: 1 S: 9	H: 0 LOB: 0 BB: 1 P: 16	1B: 5 2B: 0 3B: 0 HR: 0	SF: 0 SAC: 0 DP: 1 HBP: 0	WP: 0 PB: 0 SB: 1 CS: 0	PA: 34		
PITCHER	IP WLS BF H R ER SO BB IBB HBP BLK WP HR S P ERA WHIP	IP WLS BF H R ER SO BB IBB HBP BLK WP HR S P ERA WHIP	IP WLS BF H R ER SO BB IBB HBP BLK WP HR S P ERA WHIP	IP WLS BF H R ER SO BB IBB HBP BLK WP HR S P ERA WHIP	IP WLS BF H R ER SO BB IBB HBP BLK WP HR S P ERA WHIP	IP WLS BF H R ER SO BB IBB HBP BLK WP HR S P ERA WHIP	IP WLS BF H R ER SO BB IBB HBP BLK WP HR S P ERA WHIP	IP WLS BF H R ER SO BB IBB HBP BLK WP HR S P ERA WHIP	IP WLS BF H R ER SO BB IBB HBP BLK WP HR S P ERA WHIP	IP WLS BF H R ER SO BB IBB HBP BLK WP HR S P ERA WHIP	IP WLS BF H R ER SO BB IBB HBP BLK WP HR S P ERA WHIP	IP WLS BF H R ER SO BB IBB HBP BLK WP HR S P ERA WHIP	IP WLS BF H R ER SO BB IBB HBP BLK WP HR S P ERA WHIP	IP WLS BF H R ER SO BB IBB HBP BLK WP HR S P ERA WHIP	IP WLS BF H R ER SO BB IBB HBP BLK WP HR S P ERA WHIP	IP WLS BF H R ER SO BB IBB HBP BLK WP HR S P ERA WHIP	IP WLS BF H R ER SO BB IBB HBP BLK WP HR S P ERA WHIP	IP WLS BF H R ER SO BB IBB HBP BLK WP HR S P ERA WHIP	IP WLS BF H R ER SO BB IBB HBP BLK WP HR S P ERA WHIP	IP WLS BF H R ER SO BB IBB HBP BLK WP HR S P ERA WHIP	IP WLS BF H R ER SO BB IBB HBP BLK WP HR S P ERA WHIP	IP WLS BF H R ER SO BB IBB HBP BLK WP HR S P ERA WHIP	IP WLS BF H R ER SO BB IBB HBP BLK WP HR S P ERA WHIP	IP WLS BF H R ER SO BB IBB HBP BLK WP HR S P ERA WHIP

St. Louis Cardinals @ Houston Astros
Enron Field, Houston, TX
Thu Jul 19 2001, 4:05 PM EDT
Att: 38,523 - Dome - 72 F

AB	31
R	1
H	5
RBI	1
BB	3
SO	10
LOB	13



Batter	1	2	3	4	5	6	7	8	9	AB	R	H	RBI	BB	SO	LOB	TOP										
Eric Young Sr., R OBP: 0.333, SLG: 0.409	1-3 K	4-0 BB			3-2 CS S 1B		0-2 G3		0-1 F8	4	0	1	0	1	1	1											
Delino DeShields, L OBP: 0.323, SLG: 0.319	4-2 FC6-4 BB	1-2 G3			3-2 S 2B 1B		3-3 K			3	1	1	0	1	1	3											
Sammy Sosa, R OBP: 0.421, SLG: 0.668	1-0 FC6-4		0-0 F7		1-2 1-H 2B		1-3 K			4	0	1	1	0	1	1											
Matt Stairs, L OBP: 0.365, SLG: 0.442	2-2 F8		1-2 F9		4-1 BB			2-1 P5		3	0	0	0	1	0	1											
Ron Coomer, R OBP: 0.321, SLG: 0.394		2-2 HR	2-3 K		2-3 K			0-3 K		4	1	1	1	0	3	2											
Ricky Gutierrez, R OBP: 0.341, SLG: 0.422		2-0 1B FC3-2 2B		0-0 G6-3		0-1 G5-3			0-0 G4-3	4	0	1	0	0	0	0											
Corey Patterson, L Gary Matthews, S OBP: 0.335, SLG: 0.384		2-3 K		2-2 F8		0-2 G4-6-3 BB 1B			4-1 G4-3 BB	3	0	1	0	0	1	1	AB 32										
Joe Girardi, R OBP: 0.278, SLG: 0.278		1-0 FC3-2 1B		0-0 G5-3		4-0 G4-6-3 BB			1-2 G4-3	3	0	1	0	1	0	1	R 2										
Jon Lieber, L Miguel Cairo, R Todd Van Poppel, R Felix Heredia, L Mike Fyhrie, R Robert Machado, R OBP: 0.320, SLG: 0.444		2-1 FC3-2 BB		1-2 F7		2-1 G4-6-3			0-1 G5-3	2	0	0	0	0	0	2	H 7										
Inning Stats	R: 0 E: 0 K: 1 S: 17	H: 0 LOB: 1 BB: 1 P: 25	R: 1 E: 0 K: 1 S: 18	H: 3 LOB: 3 BB: 1 P: 32	R: 0 E: 0 K: 1 S: 7	H: 0 LOB: 0 BB: 0 P: 10	R: 0 E: 0 K: 0 S: 5	H: 0 LOB: 0 BB: 0 P: 7	R: 1 E: 0 K: 1 S: 19	H: 3 LOB: 2 BB: 1 P: 33	R: 0 E: 0 K: 2 S: 10	H: 0 LOB: 0 BB: 0 P: 14	R: 0 E: 0 K: 1 S: 6	H: 0 LOB: 0 BB: 0 P: 8	R: 0 E: 0 K: 0 S: 9	H: 0 LOB: 1 BB: 1 P: 14	1B: 4 2B: 2 3B: 0 HR: 1	SF: 0 SAC: 0 DP: 1 HBP: 0	WP: 0 PB: 0 SB: 2 CS: 1	PA: 37							
PITCHER	IP	WLS	BF	H	R	ER	SO	BB	IBB	HBP	BLK	WP	HR	S	P	ERA	WHIP										
Tim Redding, R ERA: 6.26	5.0	W	23	6	2	2	4	3	0	0	0	0	1	66	107	3.60	1.800										
Ron Villone, L ERA: 5.84	1.0	H	4	1	0	0	0	1	0	0	0	0	0	9	15	0.00	2.000										
Octavio Dotel, R ERA: 2.89	2.0	H	6	0	0	0	3	0	0	0	0	0	0	16	22	0.00	0.000										
Billy Wagner, L ERA: 3.16	1.0	S	4	0	0	0	0	1	0	0	0	0	0	9	14	0.00	1.000										

Chicago Cubs @ Houston Astros
Enron Field, Houston, TX
Fri Jul 20 2001, 8:05 PM EDT
Att: 43,163 - Dome - 72 F

AB 32
R 2
H 7
RBI 2
BB 5
SO 7
LOB 15



Batter	1	2	3	4	5	6	7	8	9	AB	R	H	RBI	BB	SO	LOB	BOTTOM										
Craig Biggio, R OBP: 0.398, SLG: 0.504	0-1 G3		1-1 F8		1-1 G4-3 5 PB 2B		0-0 L8			4	1	1	0	0	0	0											
Julio Lugo, R OBP: 0.336, SLG: 0.425	2-1 1B			0-0 B3	0-2 G4-3		0-1 1B			4	0	2	0	0	0	1											
5 Jeff Bagwell, R OBP: 0.388, SLG: 0.566	0-3 K			3-2 1B	3-2 1B		3-2 P3			4	0	2	0	0	1	2											
17 Lance Berkman, S OBP: 0.452, SLG: 0.693	1-1 G6-3			1-1 F8	1-1 P4			1-0 F9 2B		4	0	1	0	0	0	3											
Moises Alou, R OBP: 0.413, SLG: 0.623		2-3 K		0-2 P5	1-1 G5-3			3-3 K		4	0	0	0	0	2	3											
Richard Hidalgo, R OBP: 0.380, SLG: 0.468		0-2 G6-4-3 1B			1-1 SH HR 1B		2-3 K		2-1 F9	4	1	2	0	0	1	1											
Vinny Castilla, R OBP: 0.303, SLG: 0.457		1-0 G6-4-3			1-2 SH HR 1B		2-2 G5-3		2-0 G6-3	4	1	1	0	0	0	2	AB 33										
Brad Ausmus, R OBP: 0.265, SLG: 0.301			1-0 F7		1-1 SH HR		2-3 K			2	1	0	0	0	1	0	R 5										
Tim Redding, R ERA: 3.46	5.0	L	23	8	5	4	3	0	0	0	0	0	0	22	32	0.00	0.500	H 10									
Todd Van Poppel, R ERA: 2.69	2.0	7	1	0	0	0	3	0	0	0	0	0	0	1	2	∞	∞	RBI 4									
Felix Heredia, L ERA: 4.76	0.0	1	1	0	0	0	0	0	0	0	0	0	0	1	2	∞	∞	BB 0									
Octavio Dotel, R ERA: 2.89	1.0	3	0	0	0	0	1	0	0	0	0	0	0	7	14	0.00	0.000	SO 7									
Mike Fyhrie, R ERA: 4.76	1.0	3	0	0	0	0	1	0	0	0	0	0	0	7	14	0.00	0.000	LOB 12									
Inning Stats	R: 0 E: 0 K: 1 S: 9	H: 1 LOB: 1 BB: 0 P: 12	R: 0 E: 0 K: 1 S: 7	H: 1 LOB: 0 BB: 0 P: 10	R: 0 E: 0 K: 1 S: 6	H: 0 LOB: 0 BB: 0 P: 10	R: 0 E: 0 K: 0 S: 10	H: 1 LOB: 1 BB: 0 P: 14	R: 0 E: 0 K: 2 S: 12	H: 0 LOB: 0 BB: 0 P: 18	R: 0 E: 0 K: 1 S: 10	H: 1 LOB: 1 BB: 0 P: 14	R: 0 E: 0 K: 1 S: 8	H: 1 LOB: 1 BB: 0 P: 16	1B: 7 2B: 2 3B: 0 HR: 1	SF: 0 SAC: 1 DP: 1 HBP: 0	WP: 0 PB: 1 SB: 0 CS: 0	PA: 34									
PITCHER	IP	WLS	BF	H	R	ER	SO	BB	IBB	HBP	BLK	WP	HR	S	P	ERA	WHIP										
Tim Redding, R ERA: 3.46	5.0	L	23	8	5	4	3	0	0	0	0	0	0	22	32	0.00	0.500										
Todd Van Poppel, R ERA: 2.69	2.0	7	1	0	0	0	3	0	0	0	0	0	0	1	2	∞	∞										
Felix Heredia, L ERA: 4.76	0.0	1	1	0	0	0	0	0	0	0	0	0	0	1	2	∞	∞										
Octavio Dotel, R ERA: 2.89	1.0	3	0	0	0	0	1	0	0	0	0	0	0	7	14	0.00	0.000										
Mike Fyhrie, R ERA: 4.76	1.0	3	0	0	0	0	1	0	0	0	0	0	0	7	14	0.00	0.000										

Chicago Cubs @ Houston Astros
Enron Field, Houston, TX
Fri Jul 20 2001, 8:05 PM EDT
Att: 43,163 - Dome - 72 F

AB 33
R 5
H 10
RBI 4
BB 0
SO 7
LOB 12



Batter	1	2	3	4	5	6	7	8	9	AB	R	H	RBI	BB	SO	LOB	TOP										
Eric Young Sr., R OBP: 0.333, SLG: 0.407	P4	BB		F9		G6-4-3 1B		G4-3		4	0	1	1	1	0	2											
Delino DeShields, L OBP: 0.334, SLG: 0.318 Gary Matthews, S OBP: 0.335, SLG: 0.384	G3	G1-2-3		BB		F9		S IBB 1B		4	0	1	1	1	0	4											
Sammy Sosa, R OBP: 0.423, SLG: 0.684	HR			HR		G6-4-3		DI IBB		4	2	2	2	1	0	3											
Matt Stairs, L OBP: 0.367, SLG: 0.448 Kyle Farnsworth, R Tom Gordon, R	E 1B			G4-3		1B 2B		K		4	1	2	0	0	1	0											
Michael Tucker, L OBP: 0.309, SLG: 0.390	E6			2B		G6-4-3 1B		P6		5	0	2	0	0	1	1											
Ricky Gutierrez, R OBP: 0.339, SLG: 0.419	G5-3			2B		1-2 3-H 1B		K		5	0	1	1	0	1	3											
Ron Coomer, R OBP: 0.322, SLG: 0.399				K		G6-4-3 1-2 2-3 1B		FC3-6 1B		5	0	2	0	0	1	3											
Robert Machado, R OBP: 0.333, SLG: 0.429				G3-1		DI IBB		FC3-6 1B G4-3		2	1	0	0	2	0	1											
Kevin Tapani, R OBP: 0.200, SLG: 0.172 Miguel Cairo, R OBP: 0.375, SLG: 0.365	FC2-5 BB			BB		F8		G4-3 1B		3	0	1	0	0	0	4											
Inning Stats	R: 1 E: 1 K: 0 S: 13	H: 2 LOB: 2 BB: 0 P: 19	R: 0 E: 0 K: 0 S: 5	H: 1 LOB: 2 BB: 2 P: 16	R: 1 E: 0 K: 1 S: 9	H: 2 LOB: 1 BB: 0 P: 15	R: 0 E: 0 K: 0 S: 10	H: 1 LOB: 2 BB: 1 P: 18	R: 1 E: 0 K: 0 S: 9	H: 3 LOB: 2 BB: 1 P: 19	R: 0 E: 0 K: 0 S: 7	H: 1 LOB: 0 BB: 0 P: 11	R: 0 E: 0 K: 2 S: 9	H: 0 LOB: 0 BB: 0 P: 15	R: 2 E: 0 K: 1 S: 12	H: 3 LOB: 2 BB: 1 P: 21	R: 0 E: 0 K: 1 S: 10	H: 0 LOB: 0 BB: 0 P: 14	1B: 8 2B: 3 3B: 0 HR: 2	SF: 0 SAC: 0 DP: 3 HBP: 0	WP: 0 PB: 0 SB: 1 CS: 0	PA: 43					
PITCHER	IP	WLS	BF	H	R	ER	SO	BB	IBB	HBP	BLK	WP	HR	S	P	ERA	WHIP										
Dave Milcki, R ERA: 7.07	5.0		27	9	3	3	1	3	1	0	0	0	2	46	87	5.40	2.400										
Jim Mann, R ERA: 8.75	1.0		3	1	0	0	0	0	0	0	0	0	0	7	11	0.00	1.000										
Ron Villone, L ERA: 5.94	2.0	L	10	3	2	2	3	0	1	0	0	0	0	21	36	9.00	1.500										
Michael Jackson, R ERA: 3.48	1.0		3	0	0	0	1	0	0	0	0	0	0	10	14	0.00	0.000										

Chicago Cubs @ Houston Astros
Enron Field, Houston, TX
Sat Jul 21 2001, 8:05 PM EDT
Att: 43,208 - Dome - 72 F

AB	38
R	5
H	13
RBI	5
BB	5
SO	5
LOB	23



Batter	1	2	3	4	5	6	7	8	9	AB	R	H	RBI	BB	SO	LOB	BOTTOM										
Craig Biggio, R OBP: 0.394, SLG: 0.499	K		FC6-5			L7		G6-3		4	0	0	0	0	1	1											
Julio Lugo, R OBP: 0.341, SLG: 0.425	17 CS 1B		K			5 HR BB		5 G6-4-3 BB		2	1	1	0	2	1	1											
5 Jeff Bagwell, R OBP: 0.387, SLG: 0.571	F9					HR		G6-4-3		4	1	1	2	0	1	2											
17 Lance Berkman, S OBP: 0.452, SLG: 0.703	CS					K		1B 2B		4	2	2	1	0	2	0											
Moises Alou, R OBP: 0.411, SLG: 0.619						K		1B		4	0	1	1	0	2	0											
Richard Hidalgo, R OBP: 0.356, SLG: 0.466						G6-4-3 1B		L8		4	0	1	0	0	2	1											
Vinny Castilla, R OBP: 0.300, SLG: 0.452						G6-4-3		F9		3	0	0	0	0	1	1											
Brad Ausmus, R OBP: 0.267, SLG: 0.302 Jim Mann, R Ron Villone, L Jose Vizcaino, S OBP: 0.320, SLG: 0.304 Michael Jackson, R						G1-3		F7		2	0	1	0	0	0	0											
Dave Milcki, R OBP: 0.200, SLG: 0.200 Scott Servais, R OBP: 0.400, SLG: 0.400 Orlando Merced, S OBP: 0.348, SLG: 0.589 Tony Eusebio, R OBP: 0.361, SLG: 0.490						SH3-4		F8		0	0	0	0	0	0	0											
Inning Stats	R: 0 E: 0 K: 1 S: 12	H: 1 LOB: 0 BB: 0 P: 16	R: 1 E: 0 K: 2 S: 13	H: 1 LOB: 0 BB: 0 P: 19	R: 0 E: 0 K: 1 S: 8	H: 1 LOB: 1 BB: 0 P: 13	R: 0 E: 0 K: 3 S: 9	H: 0 LOB: 0 BB: 0 P: 15	R: 0 E: 0 K: 0 S: 5	H: 1 LOB: 0 BB: 0 P: 6	R: 2 E: 0 K: 2 S: 14	H: 1 LOB: 0 BB: 1 P: 24	R: 0 E: 0 K: 2 S: 11	H: 0 LOB: 0 BB: 0 P: 14	R: 0 E: 0 K: 0 S: 7	H: 0 LOB: 0 BB: 0 P: 10	R: 1 E: 0 K: 0 S: 12	H: 2 LOB: 1 BB: 1 P: 22	1B: 4 2B: 1 3B: 0 HR: 2	SF: 0 SAC: 1 DP: 2 HBP: 0	WP: 0 PB: 0 SB: 0 CS: 1	PA: 34					
PITCHER	IP	WLS	BF	H	R	ER	SO	BB	IBB	HBP	BLK	WP	HR	S	P	ERA	WHIP										
Kevin Tapani, R ERA: 4.35	6.0		22	5	3	3	9	1	0	0	0	0	2	61	93	4.50	1.000										
Kyle Farnsworth, R ERA: 3.06	2.0	W	6	0	0	0	2	0	0	0	0	0	0	18	24	0.00	0.000										
Tom Gordon, R ERA: 2.67	1.0	S	5	2	1	1	0	1	0	0	0	0	0	12	22	9.00	3.000										

Chicago Cubs @ Houston Astros
Enron Field, Houston, TX
Sat Jul 21 2001, 8:05 PM EDT
Att: 43,208 - Dome - 72 F

AB	30
R	4
H	7
RBI	4
BB	2
SO	11
LOB	6



Batter	1	2	3	4	5	6	7	8	9	AB	R	H	RBI	BB	SO	LOB	TOP			
Eric Young Sr. R OBP: 0.335, SLG: 0.408 (1, 4)										4	0	2	0	0	0	0	Chicago Cubs @ Houston Astros Enron Field, Houston, TX Sun Jul 22 2001, 2:35 PM EDT Att: 43,011 - Dome - 72 F			
Delino DeShields L OBP: 0.323, SLG: 0.317 Todd Van Poppel R OBP: 0.250, SLG: 0.250 (1, 7) (8, 1)										4	0	1	0	0	0	2				
Sammy Sosa R OBP: 0.422, SLG: 0.682 (1, 9)										4	0	1	0	0	1	4				
Matt Stairs L OBP: 0.367, SLG: 0.444 Miguel Cairo R OBP: 0.372, SLG: 0.362 (1, 3) (9, PH)										2	0	0	0	0	0	2				
Michael Tucker L OBP: 0.306, SLG: 0.385 (1, 8)										3	0	0	0	0	1	4				
Gary Matthews S OBP: 0.333, SLG: 0.382 (9, PH)										1	0	0	0	0	1	0				
Ricky Gutierrez R OBP: 0.338, SLG: 0.417 (1, 6)										4	0	1	0	0	0	3				
Ron Coomer R OBP: 0.317, SLG: 0.392 (1, 5)										4	0	0	0	0	0	1				
Robert Machado R OBP: 0.316, SLG: 0.404 (1, 2)										3	0	0	0	0	0	0				
Jason Bere R OBP: 0.243, SLG: 0.297 Corey Patterson L OBP: 0.256, SLG: 0.366 (1, 1) (8, PH) (8, 8)										2	0	0	0	0	2	0				
Inning Stats	R: 0 H: 1 E: 1 K: 1 S: 17	H: 1 LOB: 3 BB: 0 P: 24	R: 0 H: 0 E: 0 K: 1 S: 8	H: 0 LOB: 0 BB: 0 P: 14	R: 0 H: 1 E: 0 K: 0 S: 9	H: 1 LOB: 1 BB: 0 P: 11	R: 0 H: 0 E: 0 K: 0 S: 12	H: 0 LOB: 0 BB: 0 P: 15	R: 0 H: 1 E: 0 K: 1 S: 7	H: 0 LOB: 1 BB: 0 P: 14	R: 0 H: 0 E: 0 K: 0 S: 10	H: 0 LOB: 0 BB: 0 P: 10	R: 0 H: 1 E: 0 K: 2 S: 12	H: 1 LOB: 1 BB: 0 P: 16	R: 0 H: 1 E: 0 K: 2 S: 10	H: 1 LOB: 1 BB: 0 P: 12	1B: 4 2B: 1 3B: 0 HR: 0	SF: 0 SAC: 0 DP: 0 HBP: 1	WP: 0 PB: 0 SB: 1 CS: 0	PA: 34
PITCHER	IP WLS BF H R ER SO BB IBB HBP BLK WP HR S P ERA WHIP																			
Shane Reynolds R ERA: 5.09 (1, 1)	7.0 W 26 3 0 0 3 0 0 0 1 0 0 0 70 96 0.00 0.429																			
Octavio Dotel R ERA: 2.95 (8, 1)	1.0 H 4 1 0 0 2 0 0 0 0 0 0 0 12 16 0.00 1.000																			
Billy Wagner L ERA: 3.08 (9, 1)	1.0 S 4 1 0 0 2 0 0 0 0 0 0 0 10 12 0.00 1.000																			

Batter	1	2	3	4	5	6	7	8	9	AB	R	H	RBI	BB	SO	LOB	BOTTOM			
Craig Biggio R OBP: 0.391, SLG: 0.493 (1, 4)										4	0	0	0	0	2	0	Chicago Cubs @ Houston Astros Enron Field, Houston, TX Sun Jul 22 2001, 2:35 PM EDT Att: 43,011 - Dome - 72 F			
Julio Lugo R OBP: 0.337, SLG: 0.420 (1, 6)										4	0	0	0	0	2	0				
5 Jeff Bagwell R OBP: 0.389, SLG: 0.582 (1, 3)										3	1	2	1	0	0	0				
17 Lance Berkman S OBP: 0.452, SLG: 0.699 (1, 7)										3	1	1	0	0	0	0				
Moises Alou R OBP: 0.411, SLG: 0.619 (1, 9)										3	1	1	0	0	1	3				
Richard Hidalgo R OBP: 0.356, SLG: 0.461 (1, 8)										3	0	0	1	0	1	1				
Vinny Castilla R OBP: 0.298, SLG: 0.448 (1, 5)										3	0	0	0	0	2	0				
Tony Eusebio R OBP: 0.351, SLG: 0.475 (1, 2)										3	0	0	0	0	3	0				
Shane Reynolds R OBP: 0.059, SLG: 0.147 (1, 1)										2	0	0	0	0	1	0				
Octavio Dotel R OBP: 0.091, SLG: 0.091 (8, 1)										0	0	0	0	0	0	0				
Orlando Merced S OBP: 0.344, SLG: 0.579 (9, PH)										1	0	0	0	0	1	0				
Billy Wagner L (9, 1)										0	0	0	0	0	0	0				
Inning Stats	R: 0 H: 2 E: 0 K: 3 S: 14	H: 0 LOB: 2 BB: 0 P: 20	R: 0 H: 0 E: 0 K: 3 S: 9	H: 0 LOB: 0 BB: 0 P: 13	R: 0 H: 0 E: 1 K: 1 S: 7	H: 0 LOB: 0 BB: 0 P: 7	R: 2 H: 1 E: 1 K: 0 S: 9	H: 1 LOB: 0 BB: 0 P: 12	R: 0 H: 0 E: 0 K: 3 S: 11	H: 0 LOB: 0 BB: 0 P: 17	R: 0 H: 0 E: 0 K: 0 S: 8	H: 0 LOB: 0 BB: 0 P: 12	R: 1 H: 1 E: 0 K: 2 S: 12	H: 1 LOB: 0 BB: 0 P: 19	R: 0 H: 0 E: 0 K: 1 S: 8	H: 0 LOB: 0 BB: 0 P: 13	1B: 1 2B: 2 3B: 0 HR: 1	SF: 0 SAC: 0 DP: 0 HBP: 0	WP: 2 PB: 0 SB: 1 CS: 0	PA: 29
PITCHER	IP WLS BF H R ER SO BB IBB HBP BLK WP HR S P ERA WHIP																			
Jason Bere R ERA: 4.0 (1, 1)	7.0 L 26 4 3 2 12 0 0 0 0 0 0 0 70 100 2.57 0.571																			
Todd Van Poppel R ERA: 2.6 (8, 1)	1.0 3 0 0 0 1 0 0 0 0 0 0 0 8 13 0.00 0.000																			

AB	33
R	0
H	5
RBI	0
BB	0
SO	7
LOB	16



AB	29
R	3
H	4
RBI	2
BB	0
SO	13
LOB	4



Batter	1	2	3	4	5	6	7	8	9	AB	R	H	RBI	BB	SO	LOB	TOP										
Eric Young Sr. R OBP: 0.333, SLG: 0.405 (1, 4)	F9	G6-3			G5-3		P5	1B									5 0 1 0 0 0 1										
Delino DeShields L OBP: 0.336, SLG: 0.329 Gary Matthews S OBP: 0.332, SLG: 0.381 (1, 7) (7, 8)	1B			K					F7								4 2 2 1 0 2 0 1 0 0 0 0 0 0										
Sammy Sosa R OBP: 0.419, SLG: 0.677 (1, 9)	K			F8					K								5 0 1 1 0 2 1										
Matt Stairs L OBP: 0.371, SLG: 0.443 (1, 3)	2B			F8													3 0 1 1 2 0 0										
Ricky Gutierrez R OBP: 0.339, SLG: 0.420 (1, 6)	1B																5 1 2 0 0 2 3										
Corey Patterson L OBP: 0.255, SLG: 0.422 (1, 8) (7, 7)	F7																4 1 1 2 0 1 4										
Miguel Cairo R OBP: 0.371, SLG: 0.389 Kyle Farnsworth R (6, 1) Michael Tucker L OBP: 0.305, SLG: 0.383 Jeff Fassero L (8, 1)		HR		E6					G1-3								3 1 1 1 0 0 0 0 0 0 0 0 0 0 1 0 0 0 0 0 0 0 0 0 0 0 0 0										
Joe Girardi R OBP: 0.272, SLG: 0.270 (1, 2)				E5					G4-3								4 0 0 0 0 1 1										
34 Kerry Wood R OBP: 0.231, SLG: 0.237 Augie Ojeda S OBP: 0.250, SLG: 0.259 (1, 1) (6, 5)																	2 0 0 0 0 1 2 1 1 1 0 1 0 0										
Inning Stats	R: 1 E: 0 K: 1 S: 15	H: 3 LOB: 2 BB: 0 P: 21	R: 1 E: 0 K: 1 S: 7	H: 1 LOB: 0 BB: 0 P: 9	R: 0 E: 0 K: 1 S: 7	H: 0 LOB: 0 BB: 0 P: 8	R: 0 E: 2 K: 1 S: 10	H: 0 LOB: 0 BB: 0 P: 13	R: 0 E: 0 K: 1 S: 9	H: 0 LOB: 0 BB: 0 P: 11	R: 2 E: 0 K: 0 S: 11	H: 2 LOB: 0 BB: 0 P: 18	R: 2 E: 1 K: 2 S: 19	H: 3 LOB: 2 BB: 1 P: 30	R: 0 E: 0 K: 0 S: 11	H: 1 LOB: 2 BB: 1 P: 19	R: 0 E: 0 K: 2 S: 14	H: 0 LOB: 1 BB: 1 P: 22	1B: 5 2B: 2 3B: 1 HR: 2	SF: 0 SAC: 0 DP: 0 HBP: 0	WP: 0 PB: 0 SB: 0 CS: 0	PA: 41					
PITCHER	IP	WLS	BF	H	R	ER	SO	BB	IBB	HBP	BLK	WP	HR	S	P	ERA	WHIP										
44 Roy Oswalt R ERA: 3.39 Nelson Cruz R ERA: 3.53 Jim Mann R ERA: 3.86	(1, 1) (7, 1) (8, 1)	6.0 1.0 2.0	L 7 8	26 3 1	6 2 0	4 2 0	4 2 2	5 2 0	0 1 2	0 0 0	0 0 0	0 0 0	2 19 25	59 30 41	80 30 41	6.00 18.00 0.00	1.000 3.000 1.500										

Chicago Cubs @ Houston Astros
Enron Field, Houston, TX
Mon Jul 23 2001, 8:05 PM EDT
Att: 42,958 - Dome - 72 F

AB	38
R	6
H	10
RBI	6
BB	3
SO	9
LOB	12



Batter	1	2	3	4	5	6	7	8	9	AB	R	H	RBI	BB	SO	LOB	BOTTOM										
Craig Biggio R OBP: 0.391, SLG: 0.495 (1, 4)	G6-3			K					L5								5 0 2 1 0 1 1										
Jose Vizcaino S OBP: 0.318, SLG: 0.302 Nelson Cruz R OBP: 0.250, SLG: 0.250 Jim Mann R (8, 1) Mendy López R OBP: 0.545, SLG: 0.778 (9, PH)	G4-3	G3		5B					G4-3								4 0 1 0 0 0 3 0 0 0 0 0 0 0 0 0 0 0 0 0 0 1 0 0 0 0 0 0										
5 Jeff Bagwell R OBP: 0.389, SLG: 0.580 (1, 3)	1B								F3								5 0 2 1 0 0 1										
17 Lance Berkman S OBP: 0.452, SLG: 0.700 (1, 7)																	4 0 2 0 0 1 2										
Moises Alou R OBP: 0.406, SLG: 0.612 (1, 9)	K																4 0 0 0 0 1 3										
Richard Hidalgo R OBP: 0.357, SLG: 0.458 (1, 8)																	2 1 0 0 2 2 0										
Vinny Castilla R OBP: 0.300, SLG: 0.448 (1, 5)																	4 0 2 0 0 1 2										
Brad Ausmus R OBP: 0.263, SLG: 0.298 (1, 2)																	4 0 0 0 0 1 3										
44 Roy Oswalt R ERA: 3.6 Kyle Farnsworth R ERA: 2.96 Jeff Fassero L ERA: 2.09	(1, 1) (6, 1) (8, 1)	5.2 1.1 2.0	W H 6	29 4 0	10 0 0	2 0 0	5 0 3	0 2 0	0 0 0	0 0 0	0 0 0	0 0 0	0 12 14	16 14 20	3.18 0.00 0.00	2.118 0.000 0.000											
Inning Stats	R: 0 E: 0 K: 1 S: 13	H: 2 LOB: 2 BB: 0 P: 20	R: 1 E: 0 K: 1 S: 14	H: 2 LOB: 2 BB: 1 P: 24	R: 0 E: 0 K: 0 S: 13	H: 1 LOB: 2 BB: 1 P: 24	R: 1 E: 0 K: 1 S: 12	H: 3 LOB: 2 BB: 0 P: 16	R: 0 E: 0 K: 1 S: 10	H: 1 LOB: 1 BB: 0 P: 11	R: 0 E: 0 K: 2 S: 9	H: 0 LOB: 0 BB: 0 P: 11	R: 0 E: 0 K: 3 S: 9	H: 0 LOB: 0 BB: 0 P: 13	R: 0 E: 0 K: 0 S: 5	H: 0 LOB: 0 BB: 0 P: 7	1B: 8 2B: 2 3B: 0 HR: 0	SF: 0 SAC: 0 DP: 0 HBP: 0	WP: 0 PB: 0 SB: 0 CS: 0	PA: 39							
PITCHER	IP	WLS	BF	H	R	ER	SO	BB	IBB	HBP	BLK	WP	HR	S	P	ERA	WHIP										

Chicago Cubs @ Houston Astros
Enron Field, Houston, TX
Mon Jul 23 2001, 8:05 PM EDT
Att: 42,958 - Dome - 72 F

AB	37
R	2
H	10
RBI	2
BB	2
SO	10
LOB	17



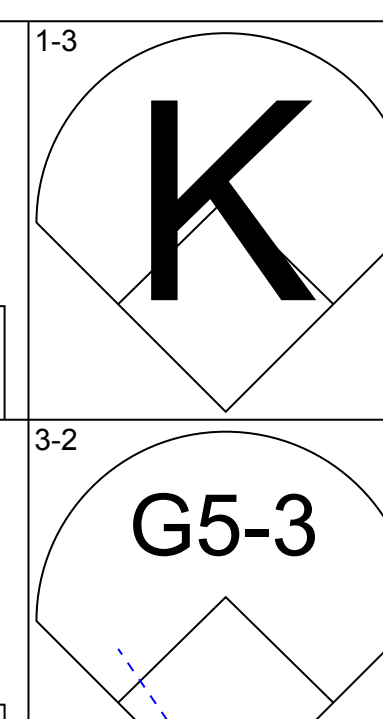
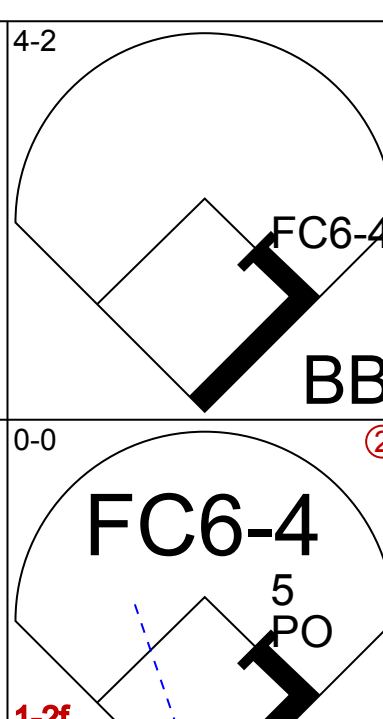
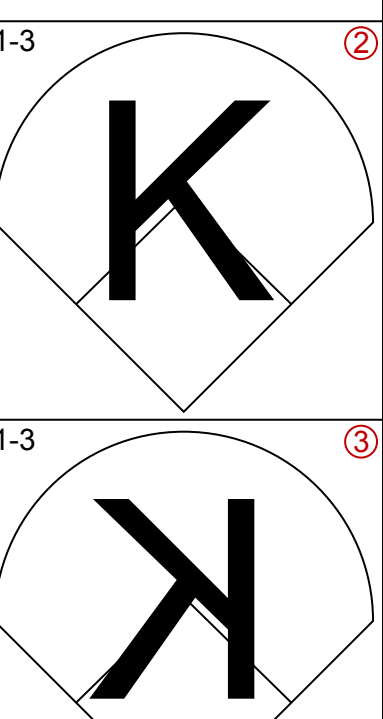
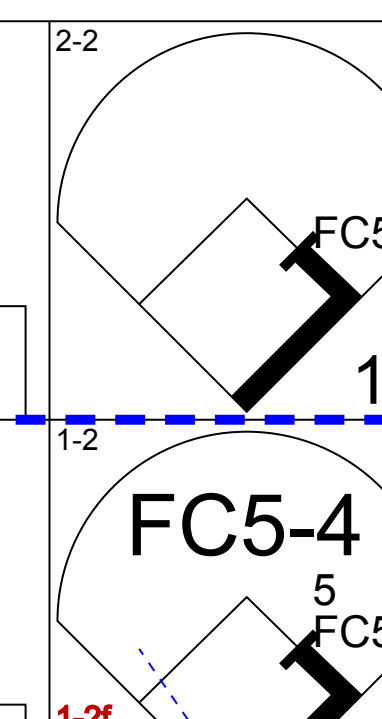
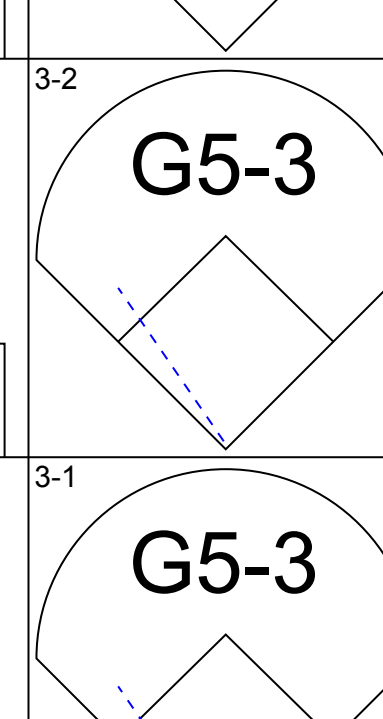
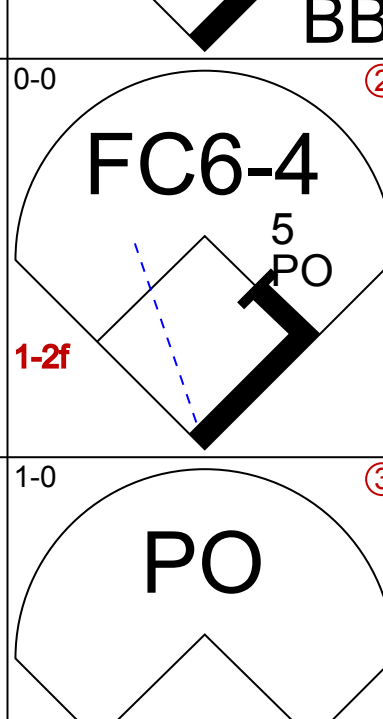

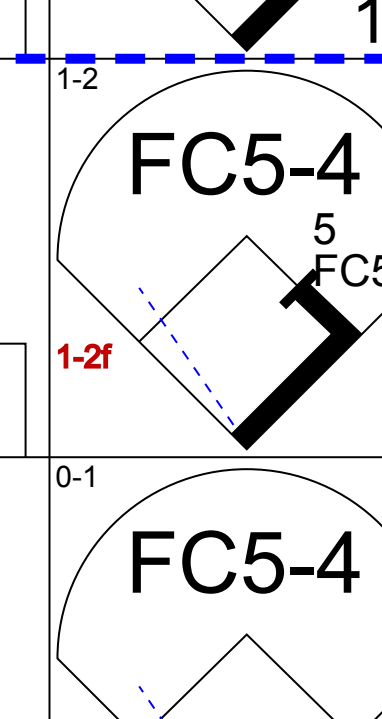
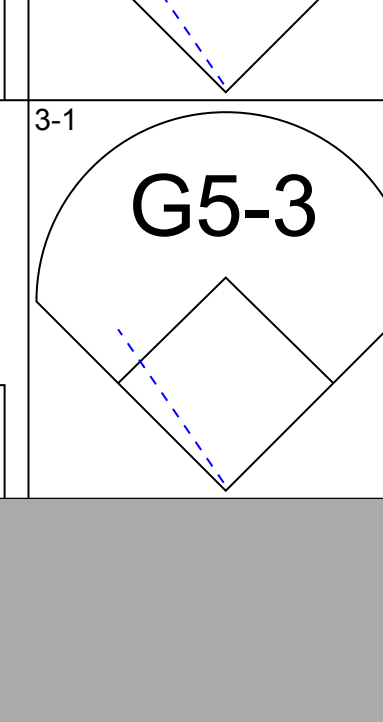
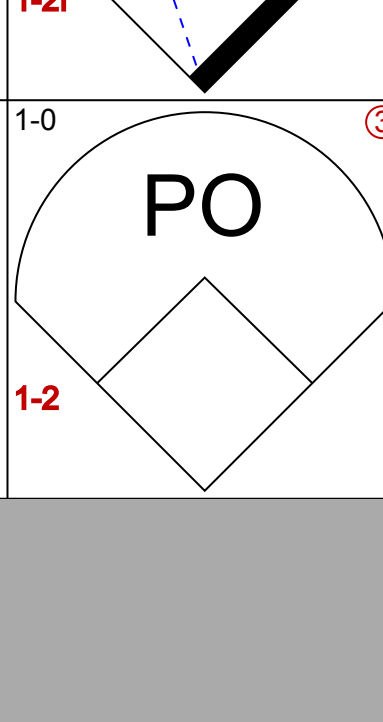
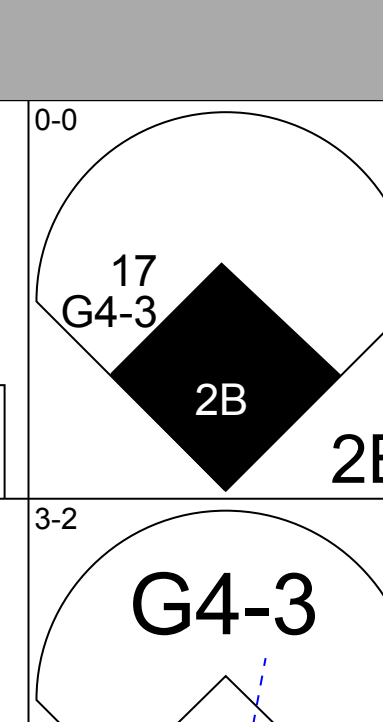
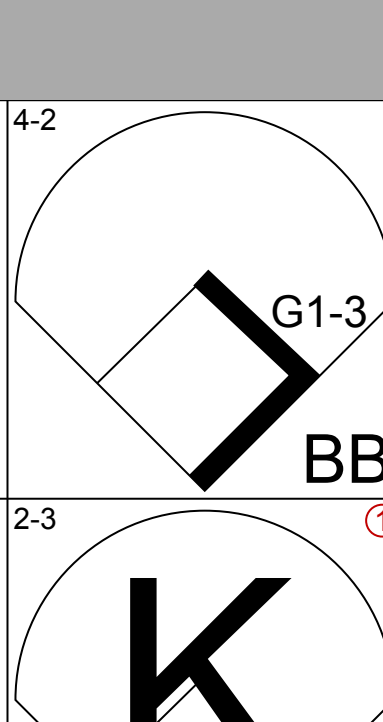
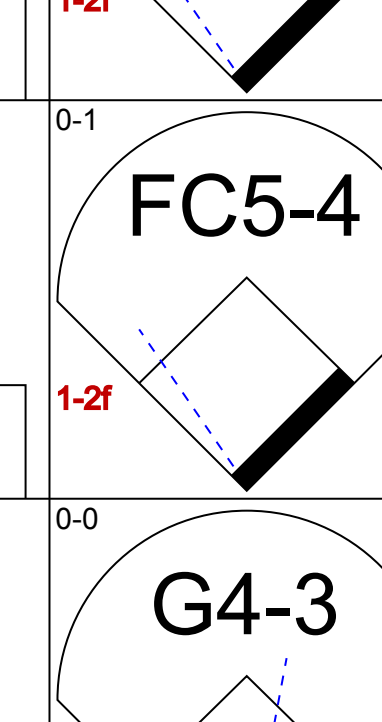
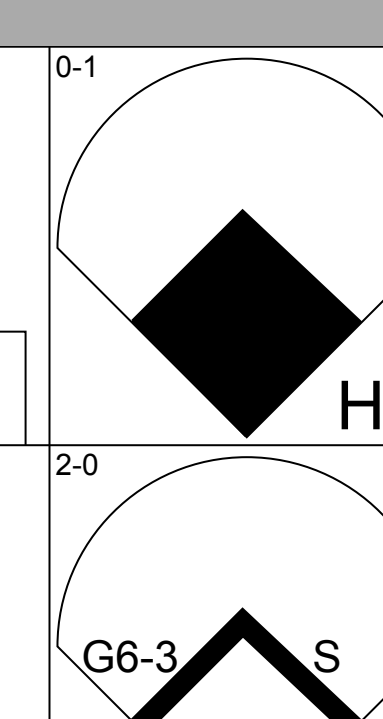
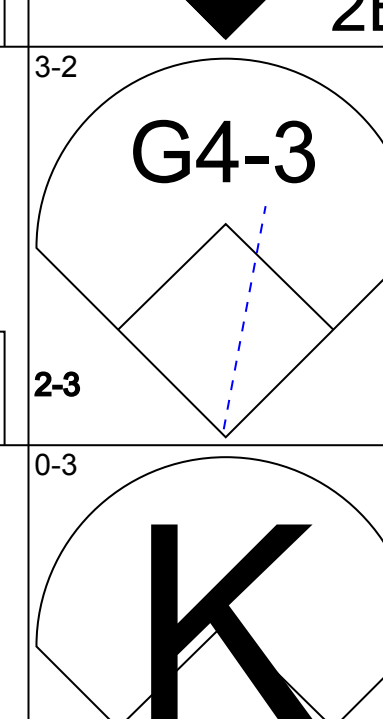
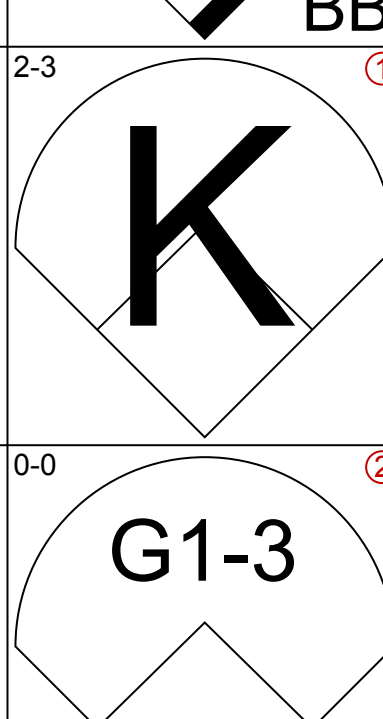
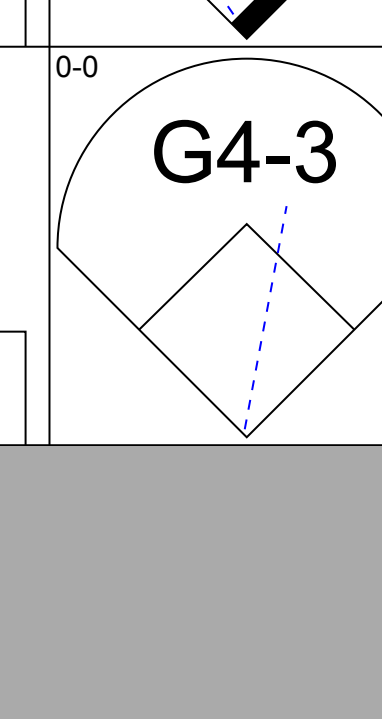
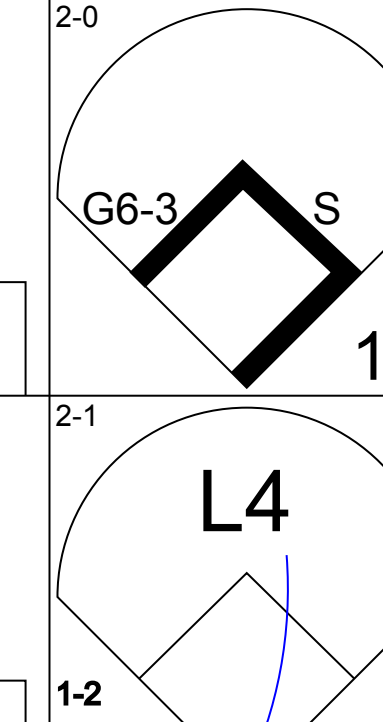
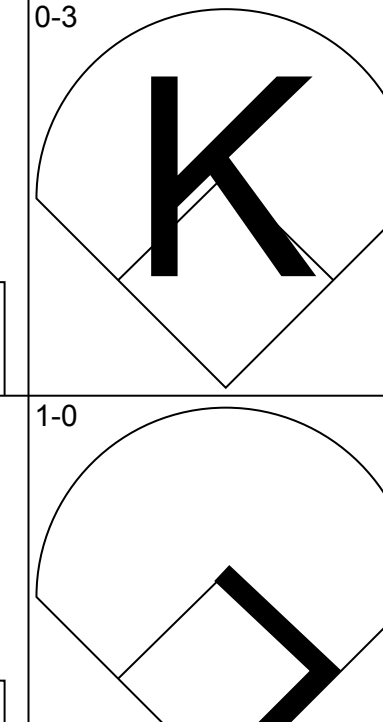
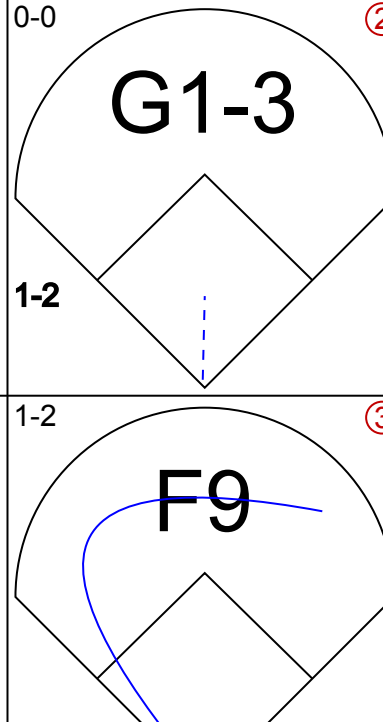
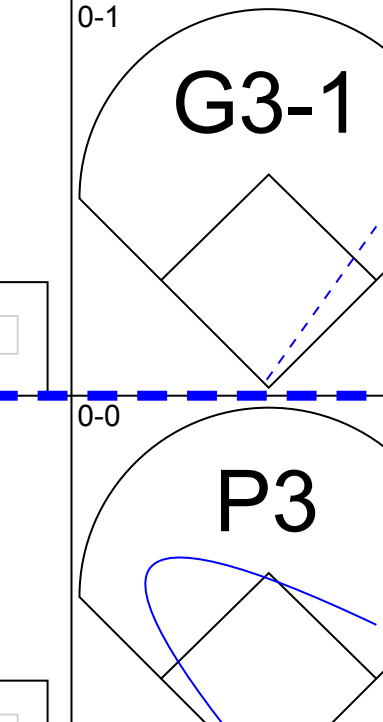

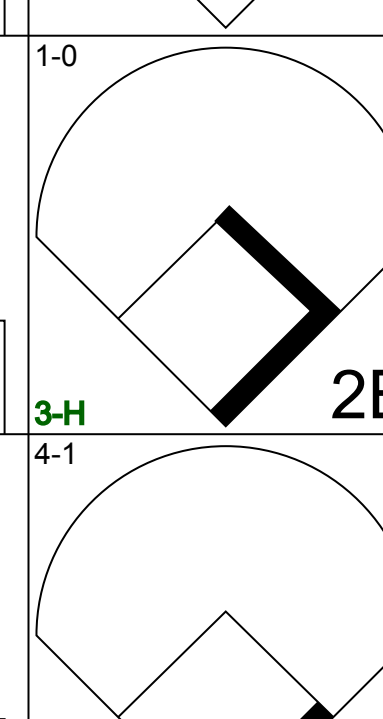
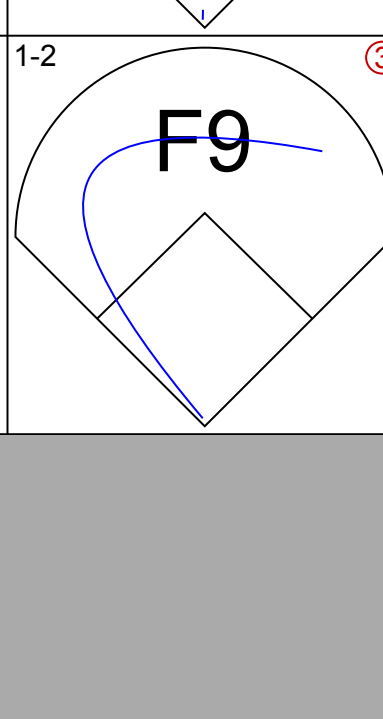
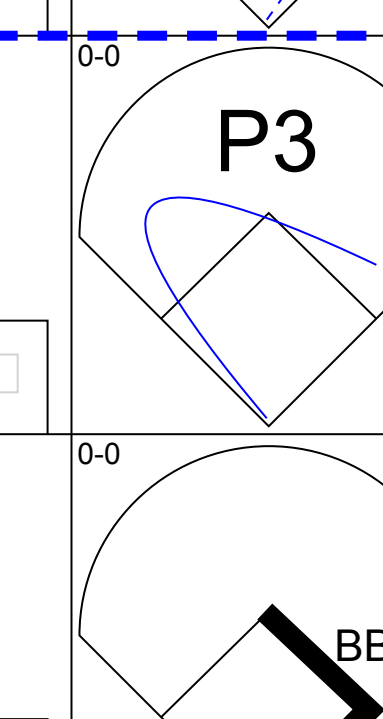

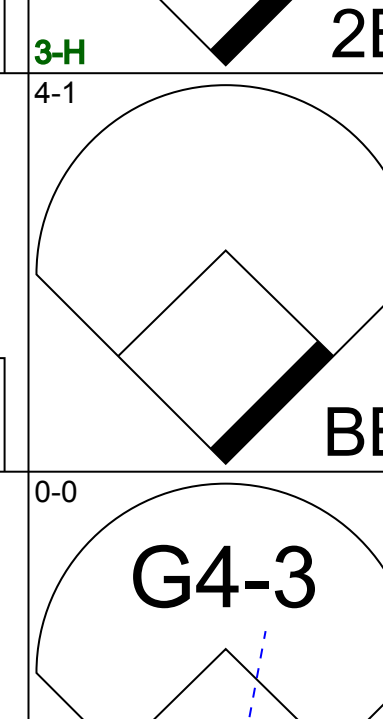
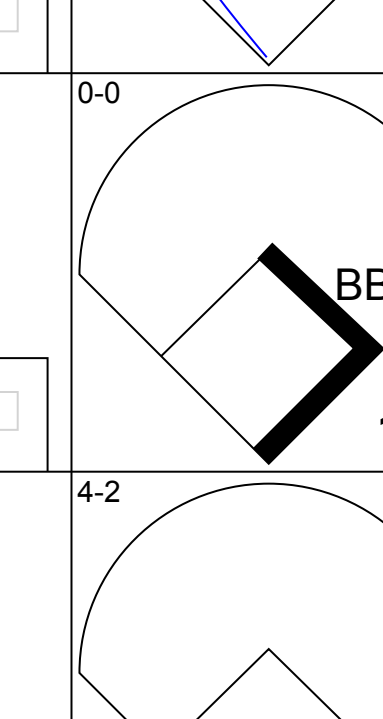

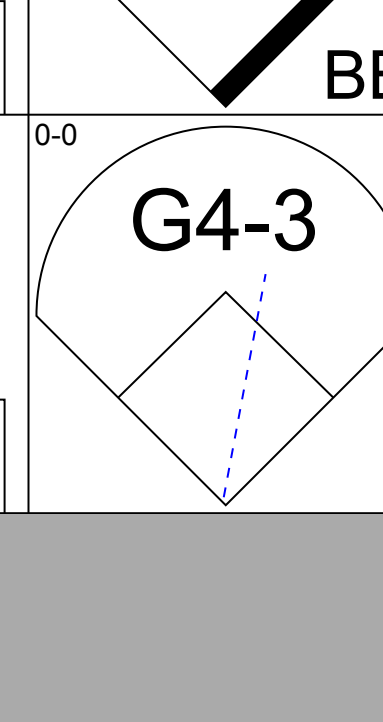

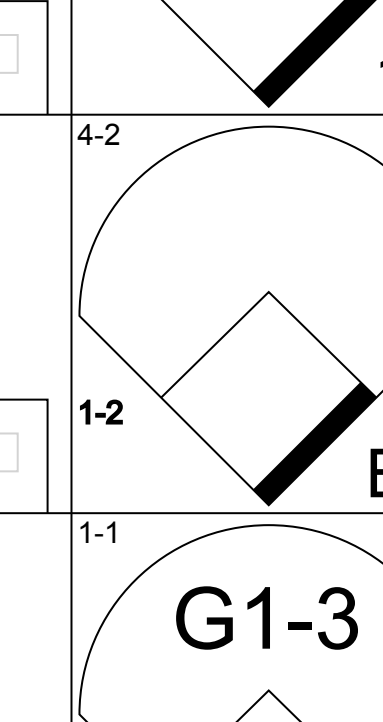
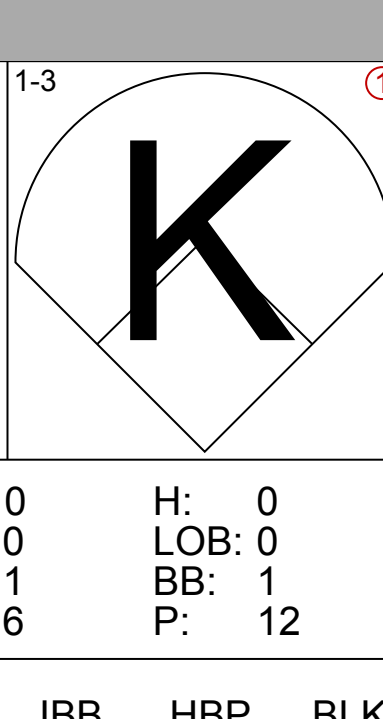
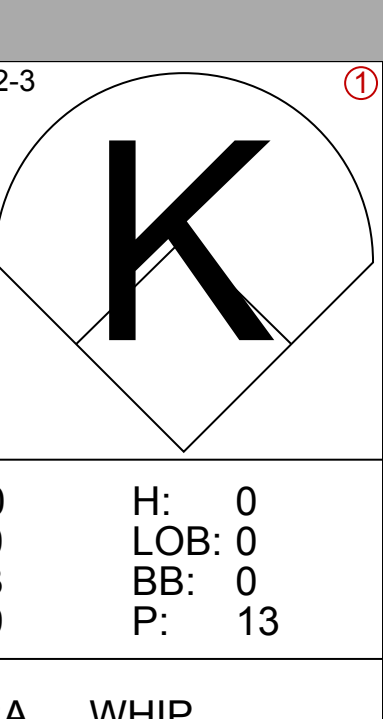
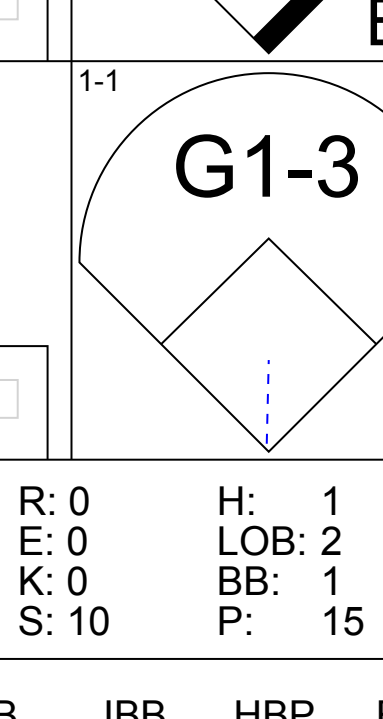
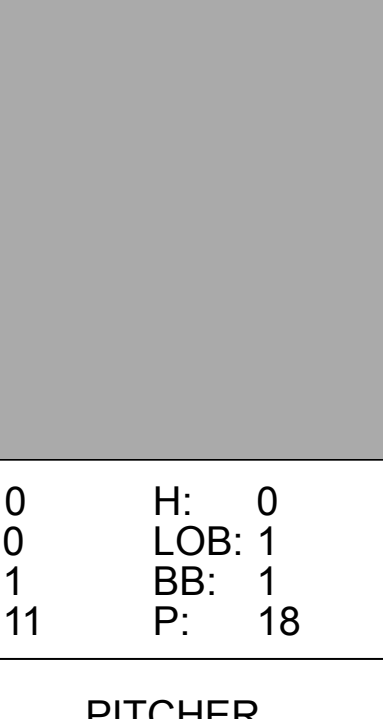
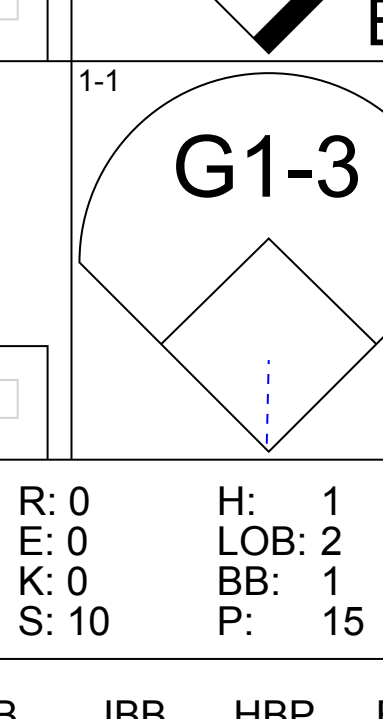
Batter	1	2	3	4	5	6	7	8	9	AB	R	H	RBI	BB	SO	LOB	TOP			
Craig Biggio, R (1,4) OBP: 0.390, SLG: 0.492	G5-3		FC1-6 1B		K			G5-3		4	0	1	1	0	1	0	Houston Astros @ St. Louis Cardinals Busch Stadium, St. Louis, MO Tue Jul 24 2001, 7:10 PM CDT Att: 37,307 - Cloudy - 83 F			
Julio Lugo, R (1,6) OBP: 0.332, SLG: 0.412	F9		FC1-6			L6		G3		4	0	0	0	0	0	2				
5 Jeff Bagwell, R (1,3) OBP: 0.386, SLG: 0.575	K		SF9			K		L7		3	0	0	1	0	2	0				
17 Lance Berkman, S (1,8) OBP: 0.452, SLG: 0.697		1B HBP	P4			1B			K	3	0	1	0	0	1	1				
Moises Alou, R (1,9) OBP: 0.407, SLG: 0.613		1B			G3 L6-5 2B	G1-3		F8		4	0	2	0	0	0	1				
Orlando Merced, S (1,7) OBP: 0.343, SLG: 0.567		1B			G3			P6		3	0	1	0	0	1	1				
Richard Hidalgo, R (9, PH) OBP: 0.356, SLG: 0.457	G5-4-3 1B				G3		K			1	0	0	0	0	0	0				
Vinny Castilla, R (1,5) OBP: 0.300, SLG: 0.447	G5-4-3				L6-5		G5-3 1B			3	0	1	0	0	0	3				
Brad Ausmus, R (1,2) OBP: 0.264, SLG: 0.298					K2-3 1B		G5-3			3	1	1	0	0	1	1				
Wade Miller, R (1,1) OBP: 0.214, SLG: 0.225					E1		G6-3			3	1	0	0	0	0	2				
Billy Wagner, L (9,1)			FC1-6 5 SF9 1B		G6-3		G6-3			0	0	0	0	0	0	0				
Inning Stats	R: 0 E: 0 K: 1 S: 10	H: 0 LOB: 0 BB: 0 P: 16	R: 0 E: 0 K: 0 S: 9	H: 2 LOB: 1 BB: 0 P: 16	R: 2 E: 1 K: 0 S: 9	H: 2 LOB: 1 BB: 0 P: 11	R: 0 E: 0 K: 0 S: 6	H: 1 LOB: 0 BB: 0 P: 7	R: 0 E: 0 K: 2 S: 7	H: 0 LOB: 0 BB: 0 P: 9	R: 0 E: 0 K: 1 S: 13	H: 1 LOB: 1 BB: 0 P: 17	R: 0 E: 0 K: 1 S: 9	H: 1 LOB: 1 BB: 0 P: 13	R: 0 E: 0 K: 1 S: 7	H: 0 LOB: 0 BB: 0 P: 12	1B: 6 2B: 2 3B: 0 HR: 0	SF: 1 SAC: 0 DP: 2 HBP: 1	WP: 0 PB: 0 SB: 0 CS: 0	PA: 33
PITCHER	IP	WLS	BF	H	R	ER	SO	BB	IBB	HBP	BLK	WP	HR	S	P	ERA	WHIP			
Matt Morris, R (1,1) ERA: 2.87	8.0	L	30	7	2	0	5	0	0	1	0	0	0	71	102	0.00	0.875			
Steve Kline, L (9,1) ERA: 2.14	1.0	S	3	0	0	0	1	0	0	0	0	0	0	7	12	0.00	0.000			

AB	31
R	2
H	7
RBI	2
BB	0
SO	6
LOB	11



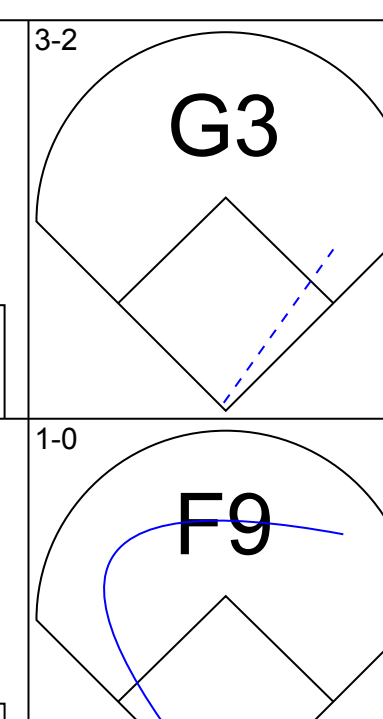
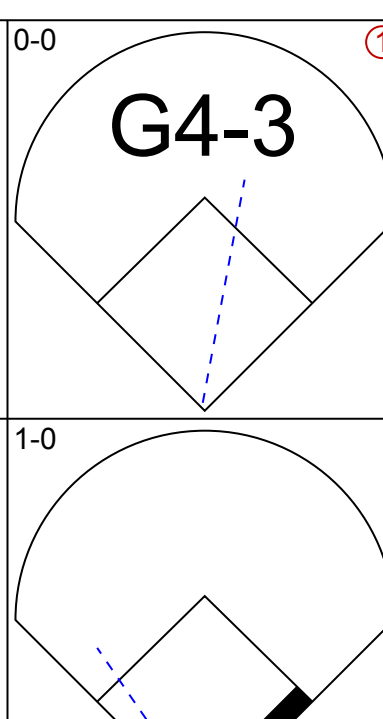
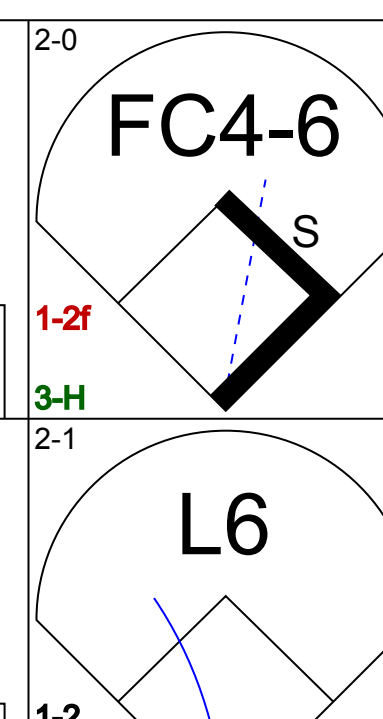
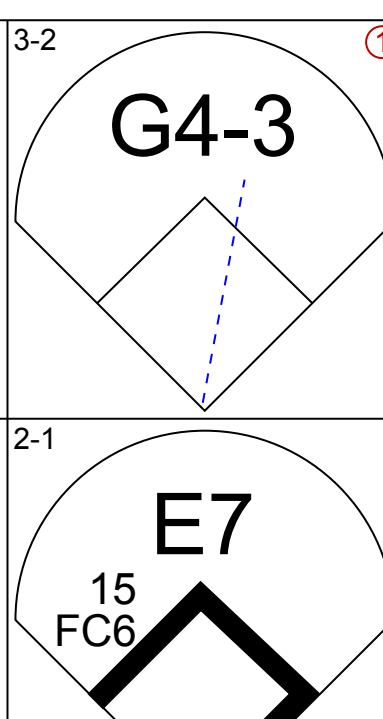
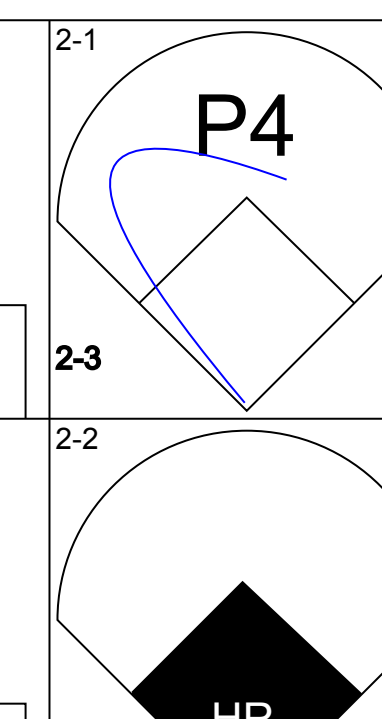
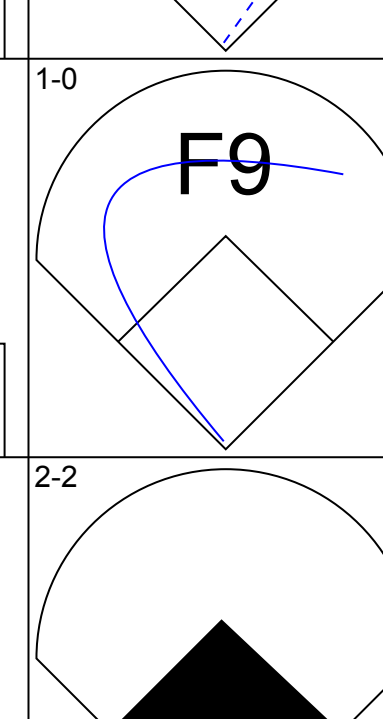
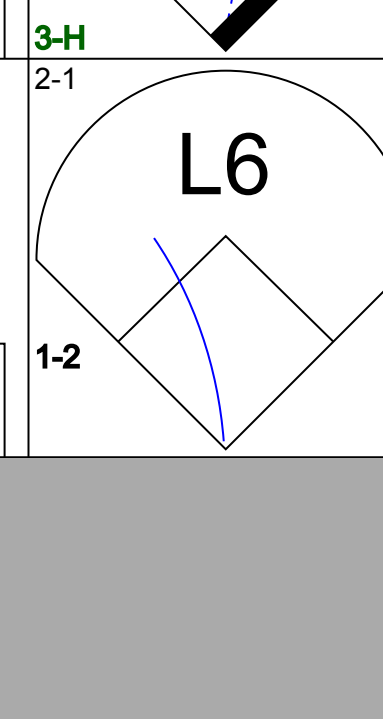
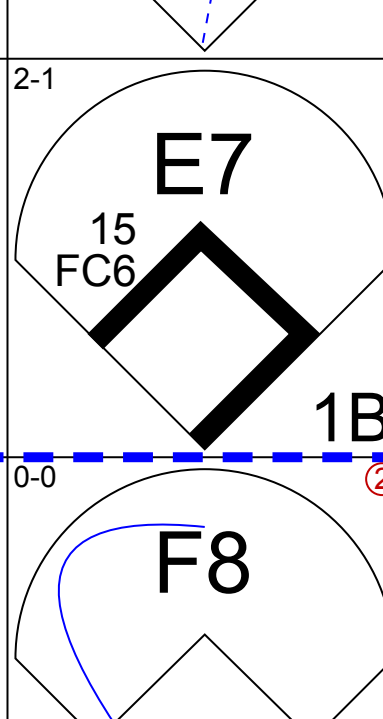
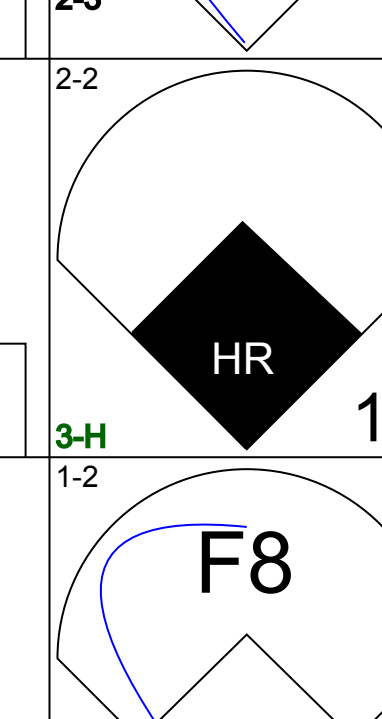
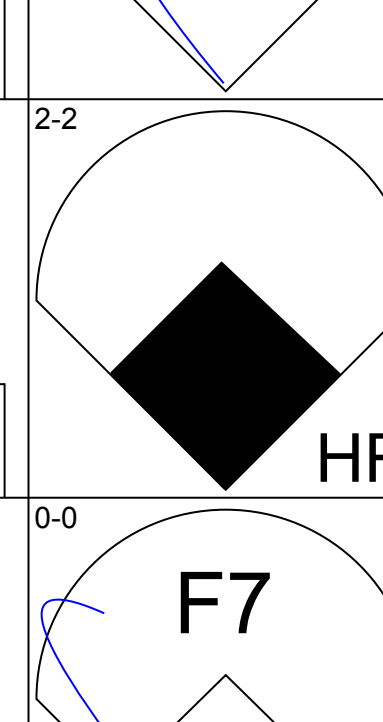
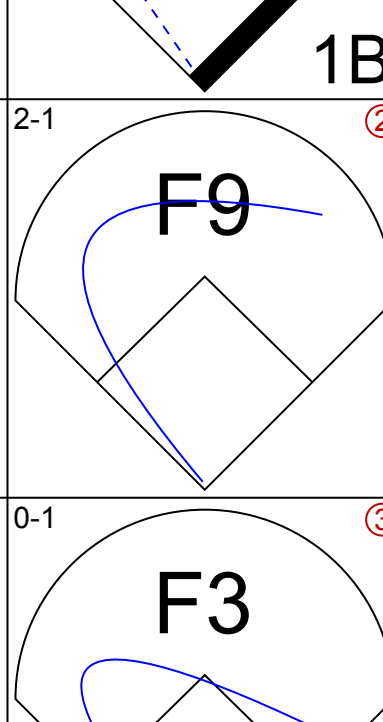
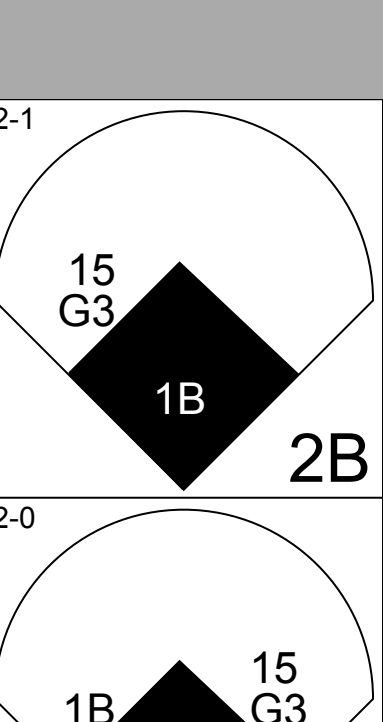
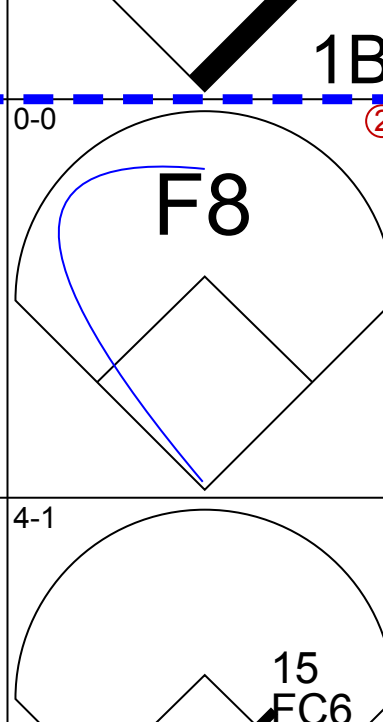
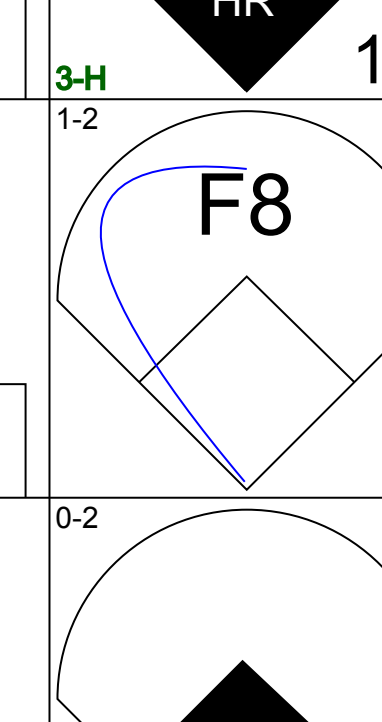
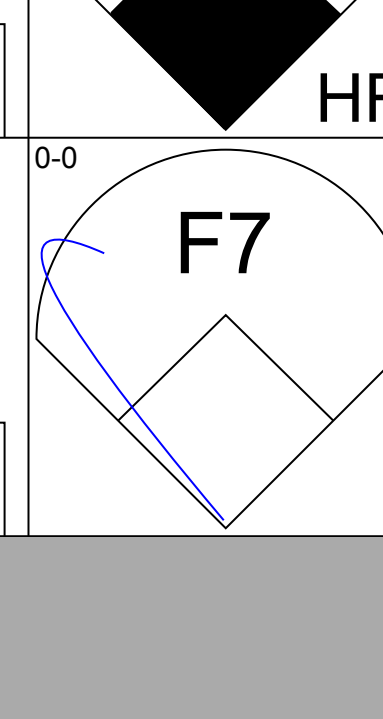
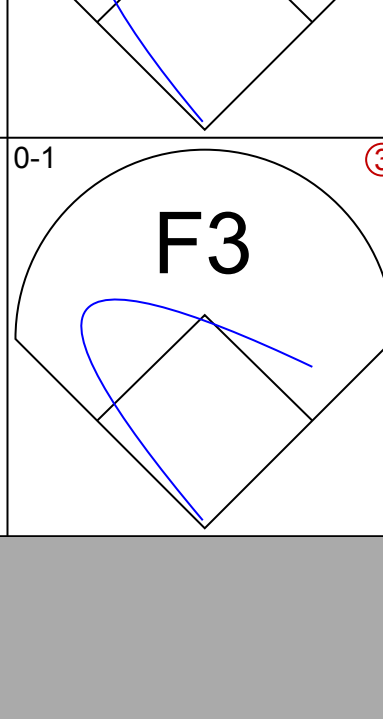
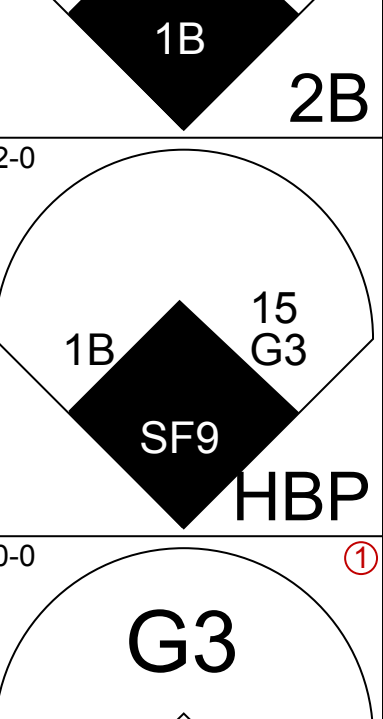
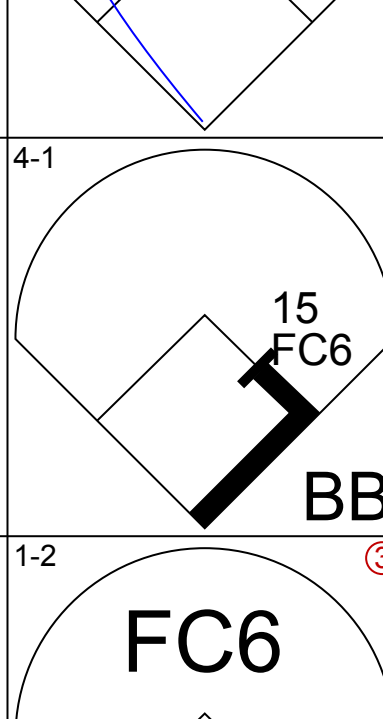
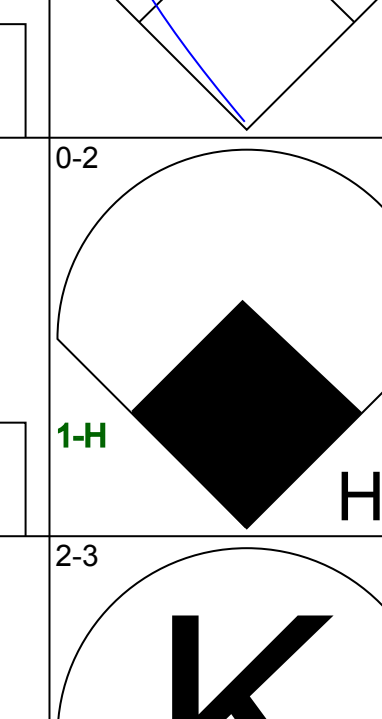
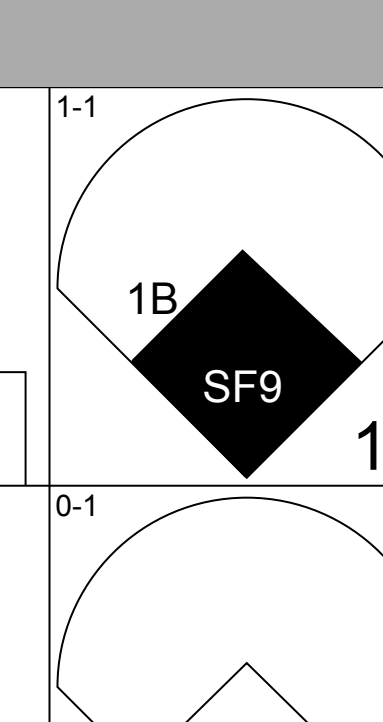
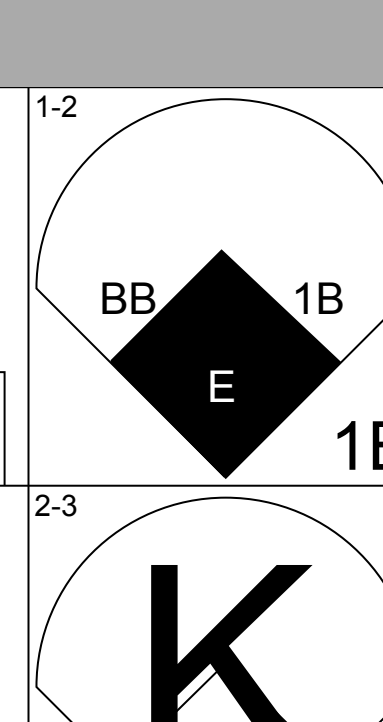
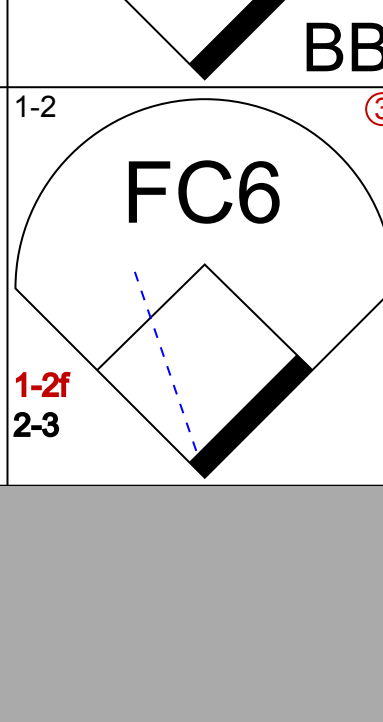
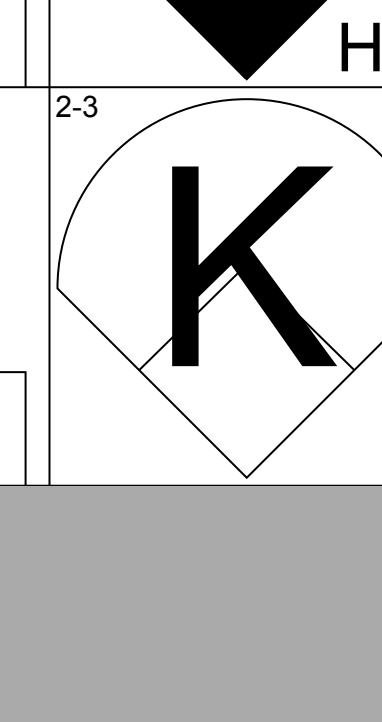
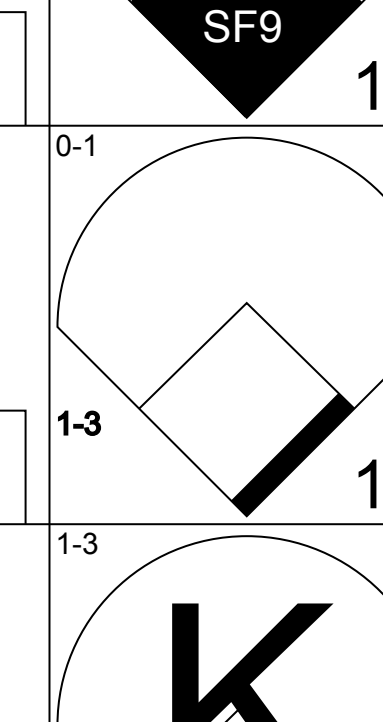
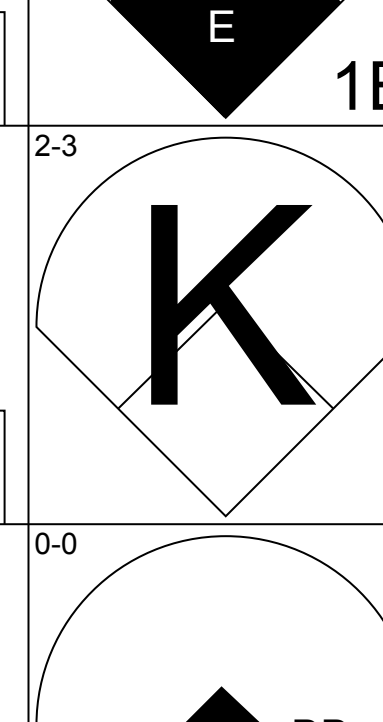


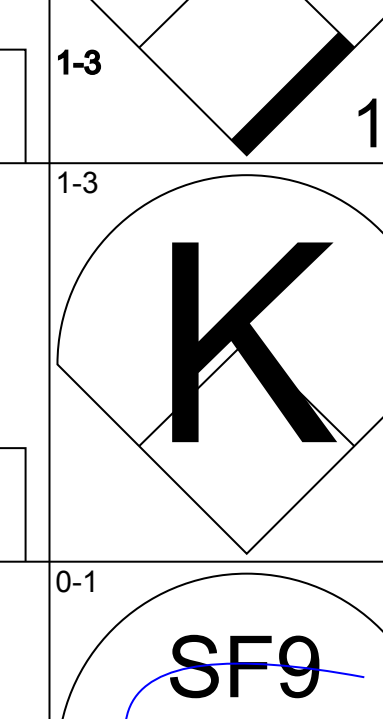
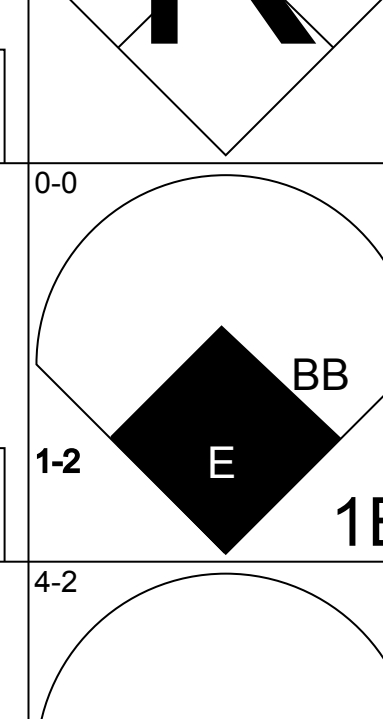


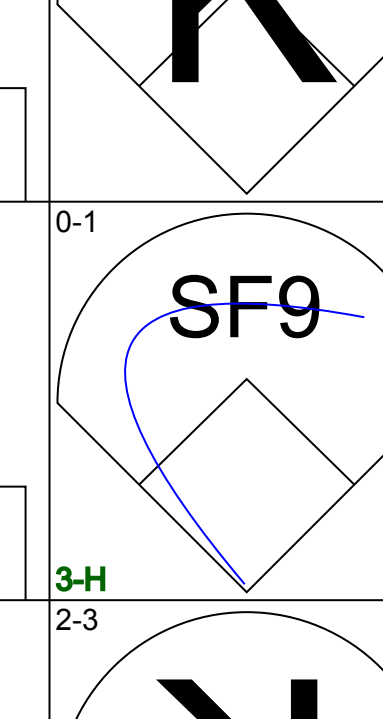
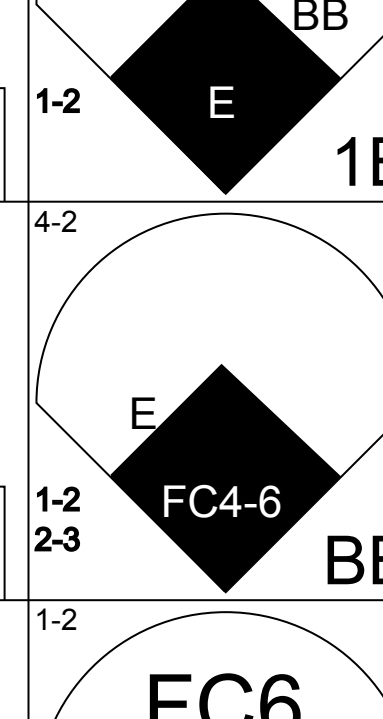


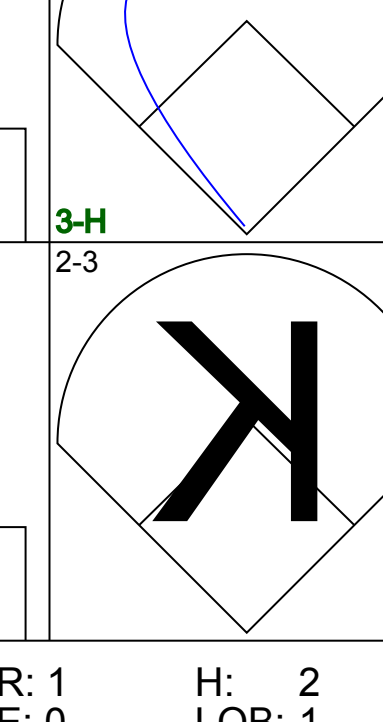
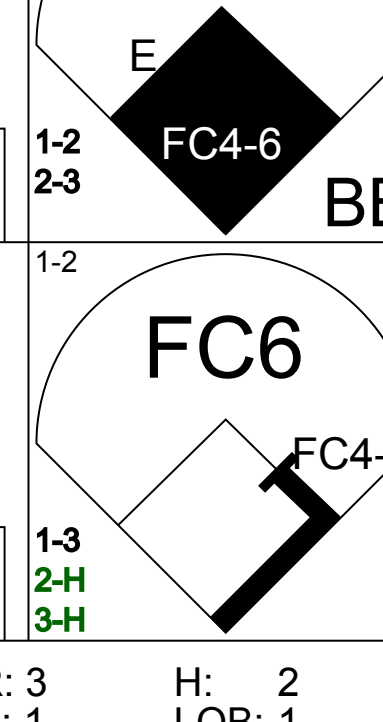

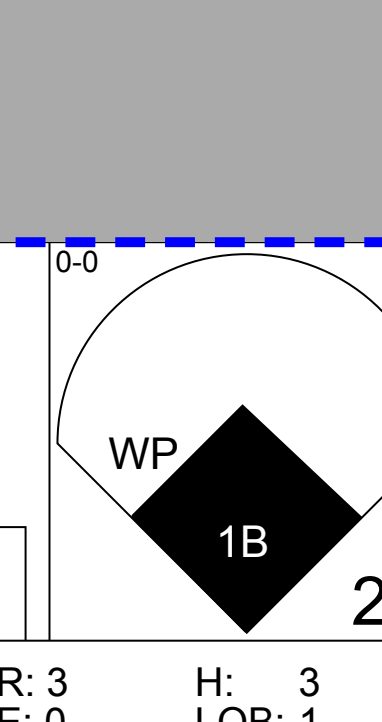
Batter	1	2	3	4	5	6	7	8	9	AB	R	H	RBI	BB	SO	LOB	BOTTOM					
Fernando Vina, L (1,4) OBP: 0.360, SLG: 0.422	G4-3		F9			F7		K		4	0	0	0	0	1	0	Houston Astros @ St. Louis Cardinals Busch Stadium, St. Louis, MO Tue Jul 24 2001, 7:10 PM CDT Att: 37,307 - Cloudy - 83 F					
Placido Polanco, R (1,5) OBP: 0.394, SLG: 0.397	G4-3				G5-3			K2-3		4	0	1	0	0	1	0						
15 Jim Edmonds, L (1,8) OBP: 0.384, SLG: 0.485	G4-3				K			F7		4	0	0	0	0	1	1						
Mark McGwire, R (1,3) OBP: 0.319, SLG: 0.459		G6-3			HR			K		4	1	1	1	0	1	1						
5 Albert Pujols, R (1,9) OBP: 0.397, SLG: 0.587		BB			BB			K		1	0	0	0	2	1	0						
Ray Lankford, L (1,7) OBP: 0.351, SLG: 0.506		P6			F9			K		3	0	0	0	0	1	2						
Edgar Renteria, R (1,6) OBP: 0.287, SLG: 0.329		F9						G1-3		3	0	0	0	0	1	1						
Eli Marrero, R (1,2) OBP: 0.288, SLG: 0.429			G5-3			G6-3		G6-3		3	0	0	0	0	0	0						
Matt Morris, R (1,1) ERA: 4.06			G6-3			K		F8		2	0	0	0	0	1	0						
Craig Paquette, R (8, PH) OBP: 0.289, SLG: 0.441										1	0	0	0	0	0	0						
Steve Kline, S (9,1) ERA: 3.0										0	0	0	0	0	0	0						
Inning Stats	R: 0 E: 0 K: 0 S: 6	H: 0 LOB: 0 BB: 1 P: 9	R: 0 E: 0 K: 0 S: 12	H: 0 LOB: 1 BB: 1 P: 21	R: 0 E: 0 K: 0 S: 7	H: 0 LOB: 0 BB: 0 P: 9	R: 1 E: 0 K: 1 S: 8	H: 1 LOB: 1 BB: 1 P: 15	R: 0 E: 0 K: 2 S: 7	H: 0 LOB: 0 BB: 0 P: 10	R: 0 E: 0 K: 1 S: 7	H: 1 LOB: 1 BB: 0 P: 11	R: 0 E: 0 K: 2 S: 8	H: 0 LOB: 0 BB: 0 P: 10	R: 0 E: 0 K: 1 S: 8	H: 0 LOB: 0 BB: 0 P: 16	R: 0 E: 0 K: 1 S: 7	H: 0 LOB: 0 BB: 0 P: 8	1B: 0 2B: 1 3B: 0 HR: 1	SF: 0 SAC: 0 DP: 0 HBP: 0	WP: 0 PB: 0 SB: 0 CS: 0	PA: 31
PITCHER	IP	WLS	BF	H	R	ER	SO	BB	IBB	HBP	BLK	WP	HR	S	P	ERA	WHIP					
Wade Miller, R (1,1) ERA: 4.06	8.0	W	28	2	1	1	7	2	0	0	0	0	0	63	101	1.12	0.500					
Billy Wagner, L (9,1) ERA: 3.0	1.0	S	3	0	0	0	1	0	0	0	0	0	0	7	8	0.00	0.000					



Batter	1	2	3	4	5	6	7	8	9	AB	R	H	RBI	BB	SO	LOB	TOP					
Craig Biggio, R OBP: 0.391, SLG: 0.491 (1, 4)										3	0	1	0	1	2	0	Houston Astros @ St. Louis Cardinals Busch Stadium, St. Louis, MO Wed Jul 25 2001, 12:40 PM CDT Att: 36,685 - Cloudy - 89 F					
Julio Lugo, R OBP: 0.326, SLG: 0.408 (1, 6)										4	0	0	0	0	1	2						
5 Jeff Bagwell, R OBP: 0.387, SLG: 0.576 (1, 3)										3	1	1	0	1	0	1						
17 Lance Berkman, S OBP: 0.451, SLG: 0.700 (1, 7)										4	1	1	1	0	1	3						
Orlando Merced, S OBP: 0.338, SLG: 0.547 (1, 9)										4	0	1	0	0	1	2						
Richard Hidalgo, R OBP: 0.355, SLG: 0.457 (1, 8)										4	0	1	1	0	0	2						
Tony Eusebio, R OBP: 0.357, SLG: 0.471 (1, 2)										3	0	1	0	1	1	1						
Mendy López, R OBP: 0.467, SLG: 0.583 (1, 5)										3	0	0	0	1	1	3						
Tim Redding, R OBP: 0.192, SLG: 0.100 (5, 1)										2	0	0	0	0	0	2						
Scott Servais, R OBP: 0.346, SLG: 0.364 (7, PH)										0	0	0	0	0	0	0						
Jose Vizcaino, S OBP: 0.196, SLG: 0.300 (9, PH)									1	0	0	0	0	0	2							
Inning Stats	R: 0 E: 0 K: 1 S: 9	H: 0 LOB: 0 BB: 0 P: 16	R: 1 E: 0 K: 0 S: 8	H: 2 LOB: 1 BB: 0 P: 16	R: 0 E: 0 K: 1 S: 6	H: 0 LOB: 0 BB: 1 P: 12	R: 1 E: 0 K: 1 S: 12	H: 2 LOB: 2 BB: 1 P: 20	R: 0 E: 0 K: 3 S: 9	H: 0 LOB: 0 BB: 0 P: 13	R: 0 E: 0 K: 2 S: 11	H: 0 LOB: 0 BB: 0 P: 18	R: 0 E: 0 K: 2 S: 8	H: 0 LOB: 0 BB: 0 P: 12	R: 0 E: 0 K: 0 S: 10	H: 1 LOB: 1 BB: 0 P: 13	R: 0 E: 0 K: 0 S: 10	H: 1 LOB: 2 BB: 1 P: 15	1B: 3 2B: 2 3B: 0 HR: 1	SF: 0 SAC: 0 DP: 0 HBP: 0	WP: 0 PB: 0 SB: 1 CS: 0	PA: 37
PITCHER	IP	WLS	BF	H	R	ER	SO	BB	IBB	HBP	BLK	WP	HR	S	P	ERA	WHIP					
Dustin Hermanson, R ERA: 4.74 (1, 1)	7.0	W	27	4	2	2	9	3	0	0	0	0	1	63	107	2.57	1.000					
Mike Timlin, R ERA: 3.44 (8, 1)	1.0		4	1	0	0	0	0	0	0	0	0	0	10	13	0.00	1.000					
Dave Veres, R ERA: 3.27 (9, 1)	1.0		5	1	0	0	0	1	0	0	0	0	0	10	15	0.00	2.000					

AB	32
R	2
H	6
RBI	2
BB	4
SO	9
LOB	16



Batter	1	2	3	4	5	6	7	8	9	AB	R	H	RBI	BB	SO	LOB	BOTTOM				
Fernando Vina, L OBP: 0.356, SLG: 0.416 (1, 4)										5	0	0	1	0	0	2	Houston Astros @ St. Louis Cardinals Busch Stadium, St. Louis, MO Wed Jul 25 2001, 12:40 PM CDT Att: 36,685 - Cloudy - 89 F				
Placido Polanco, R OBP: 0.368, SLG: 0.400 (1, 6)										5	1	3	1	0	0	1					
5 Albert Pujols, R OBP: 0.397, SLG: 0.596 (1, 9)										5	2	2	1	0	0	4					
Mark McGwire, R OBP: 0.327, SLG: 0.475 (1, 3)										3	2	1	2	1	0	1					
15 Jim Edmonds, L OBP: 0.384, SLG: 0.483 (1, 8)										5	2	2	0	0	1	5					
Craig Paquette, R OBP: 0.283, SLG: 0.442 (1, 5)										4	0	2	1	0	2	1					
Ray Lankford, L OBP: 0.350, SLG: 0.504 (1, 7)										3	1	1	1	0	2	2					
Mike Matheny, R OBP: 0.320, SLG: 0.309 (1, 2)										2	1	1	1	1	0	0					
Dustin Hermanson, R OBP: 0.150, SLG: 0.132 (1, 1)										3	0	0	0	0	2	4					
Bobby Bonilla, S OBP: 0.333, SLG: 0.398 (8, PH)										0	0	0	0	0	0	0					
Kerry Robinson, L OBP: 0.327, SLG: 0.356 (8, PR)										1	0	0	0	0	0	0					
Dave Veres, R ERA: 6.26 (9, 1)										0	0	0	0	0	0	0					
Inning Stats	R: 1 E: 0 K: 0 S: 9	H: 1 LOB: 0 BB: 0 P: 15	R: 1 E: 0 K: 2 S: 12	H: 2 LOB: 0 BB: 0 P: 16	R: 0 E: 0 K: 0 S: 6	H: 1 LOB: 1 BB: 0 P: 9	R: 3 E: 1 K: 1 S: 17	H: 2 LOB: 1 BB: 1 P: 29	R: 2 E: 0 K: 1 S: 10	H: 3 LOB: 2 BB: 0 P: 15	R: 0 E: 0 K: 0 S: 10	H: 1 LOB: 1 BB: 1 P: 20	R: 0 E: 0 K: 2 S: 10	H: 0 LOB: 0 BB: 0 P: 14	R: 3 E: 0 K: 1 S: 16	H: 3 LOB: 1 BB: 0 P: 23	1B: 9 2B: 2 3B: 0 HR: 2	SF: 2 SAC: 0 DP: 0 HBP: 1	WP: 1 PB: 0 SB: 1 CS: 0	PA: 41	
PITCHER	IP	WLS	BF	H	R	ER	SO	BB	IBB	HBP	BLK	WP	HR	S	P	ERA	WHIP				
Tim Redding, R ERA: 6.34 (1, 1)	5.1	L	29	10	7	4	4	1	0	1	0	0	0	5	10	0.00	1.500				
Jim Mann, R ERA: 3.38 (6, 1)	0.2		3	0	0	0	0	1	0	0	0	0	0	5	10	0.00	1.500				
Nelson Cruz, R ERA: 3.76 (7, 1)	1.0		3	0	0	0	2	0	0	0	0	0	0	10	14	0.00	0.000				
Ron Villone, L ERA: 6.26 (8, 1)	1.0		6	3	3	3	1	0	0	0	0	1	1	16	23	27.00	3.000				



Batter	1	2	3	4	5	6	7	8	9	AB	R	H	RBI	BB	SO	LOB	TOP			
Craig Biggio, R (1,4) OBP: 0.391, SLG: 0.490	P4			SH1-3 5 1B BB		G1-3		2H 1B		3	1	1	1	1	0	0				
Jose Vizcaino, S (1,6) OBP: 0.310, SLG: 0.294	F9			SH1-3		G6-3			L8	3	0	0	0	0	0	0				
5 Jeff Bagwell, R (1,3) OBP: 0.385, SLG: 0.573	G5-3			2H 1B			K		K	4	0	1	1	0	2	0				
17 Lance Berkman, S (1,7) OBP: 0.449, SLG: 0.695		2-2 K2 1B		K			K		K	4	0	1	0	0	3	1				
Moises Alou, R (1,9) OBP: 0.407, SLG: 0.620	K2	1-2		F7			HR			3	1	1	1	0	1	2				
Richard Hidalgo, R (1,8) OBP: 0.355, SLG: 0.456	K				0-0 CS 1B		L8			3	0	1	0	0	1	0				
Vinny Castilla, R (1,5) OBP: 0.301, SLG: 0.444								2-1 SH5-4 1B HBP		2	0	0	0	0	1	1				
Brad Ausmus, R (1,2) OBP: 0.262, SLG: 0.296								0-0 SH5-4		2	0	0	0	0	0	1				
Dave Milicki, R (1,1) OBP: 0.143, SLG: 0.143								1-2		2	0	0	0	0	2	0				
Orlando Merced, S (8, PH) OBP: 0.347, SLG: 0.554								2H 1B 1B		1	1	1	0	0	0	0				
Michael Jackson, R (8,1) OBP: 0.355, SLG: 0.456										0	0	0	0	0	0	0				
Billy Wagner, L (9,1) OBP: 0.355, SLG: 0.456										0	0	0	0	0	0	0				
Inning Stats	R: 0 H: 0 E: 0 K: 0 S: 8	H: 0 LOB: 0 BB: 0 P: 10	R: 0 H: 1 E: 0 K: 2 S: 10	LOB: 0 BB: 0 P: 16	R: 0 H: 0 E: 0 K: 1 S: 10	LOB: 0 BB: 0 P: 13	R: 1 H: 1 E: 0 K: 1 S: 11	LOB: 1 BB: 0 P: 19	R: 0 H: 0 E: 0 K: 1 S: 5	LOB: 0 BB: 0 P: 8	R: 1 H: 1 E: 0 K: 2 S: 8	LOB: 0 BB: 0 P: 11	R: 1 H: 2 E: 0 K: 0 S: 6	LOB: 1 BB: 0 P: 9	R: 0 H: 0 E: 0 K: 2 S: 7	LOB: 0 BB: 0 P: 11	1B: 5 2B: 1 3B: 0 HR: 1	SF: 0 SAC: 2 DP: 1 HBP: 1	WP: 0 PB: 0 SB: 0 CS: 1	PA: 31
PITCHER	IP	WLS	BF	H	R	ER	SO	BB	IBB	HBP	BLK	WP	HR	S	P	ERA	WHIP			
Jason Schmidt, R (1,1) ERA: 4.61	8.0	L	28	6	3	3	8	1	0	1	0	0	1	65	97	3.38	0.875			
Josias Manzanillo, R (9,1) ERA: 3.48	1.0		3	0	0	0	2	0	0	0	0	0	0	7	11	0.00	0.000			

Houston Astros @ Pittsburgh Pirates
PNC Park, Pittsburgh, PA
Thu Jul 26 2001, 7:05 PM EDT
Att: 30,245 - Cloudy - 74 F

AB	27
R	3
H	6
RBI	3
BB	1
SO	10
LOB	5



Batter	1	2	3	4	5	6	7	8	9	AB	R	H	RBI	BB	SO	LOB	BOTTOM					
Abraham Nunez, S (1,6) OBP: 0.336, SLG: 0.340	F7	4-0 BB		G4-3			P2			3	0	0	0	1	0	1						
Tike Redman, L (1,8) OBP: 0.276, SLG: 0.327	18 CS 2B	F8		G1-3			18 G1-3 1B			4	0	2	0	0	0	3						
18 Jason Kendall, R (1,2) OBP: 0.318, SLG: 0.337	2-1 1B		G6-3		L6		G1-3			4	0	1	0	0	0	1						
Brian Giles, L (1,7) OBP: 0.392, SLG: 0.610	F8		P4		P4		F9-3-5 BB			3	0	0	0	1	0	1						
Aramis Ramirez, R (1,5) OBP: 0.343, SLG: 0.508		1-2 2B 2B	K		G5-3		F9-3-5			4	1	1	0	0	1	2						
John Vander Wal, L (1,9) OBP: 0.371, SLG: 0.485		K		F8		G3				3	0	0	0	0	1	1						
Craig Wilson, R (9, PH) OBP: 0.397, SLG: 0.695										1	0	0	0	0	1	0						
Kevin Young, R (1,3) OBP: 0.294, SLG: 0.388		E3 2B		WP E HBP		F8				3	1	0	0	0	0	1						
Pat Meares, R (1,4) OBP: 0.262, SLG: 0.330		F8		F8			F7			4	0	1	1	0	0	0						
Jason Schmidt, R (1,1) OBP: 0.174, SLG: 0.304		1-3 2H 2B								3	0	1	0	0	1	2						
Josias Manzanillo, R (9,1) OBP: 0.355, SLG: 0.456							P4			0	0	0	0	0	0	0						
Inning Stats	R: 0 H: 2 E: 0 K: 0 S: 7	H: 2 LOB: 3 BB: 1 P: 13	R: 1 H: 2 E: 1 K: 2 S: 16	LOB: 3 BB: 1 P: 26	R: 0 H: 0 E: 0 K: 1 S: 7	LOB: 0 BB: 0 P: 12	R: 1 H: 1 E: 1 K: 0 S: 12	LOB: 1 BB: 0 P: 19	R: 0 H: 0 E: 0 K: 0 S: 9	LOB: 0 BB: 0 P: 10	R: 0 H: 0 E: 0 K: 0 S: 8	LOB: 0 BB: 0 P: 11	R: 0 H: 0 E: 0 K: 0 S: 5	LOB: 0 BB: 0 P: 6	R: 0 H: 1 E: 0 K: 0 S: 8	LOB: 1 BB: 1 P: 14	R: 0 H: 0 E: 0 K: 1 S: 8	LOB: 0 BB: 0 P: 12	1B: 3 2B: 4 3B: 0 HR: 0	SF: 0 SAC: 0 DP: 1 HBP: 1	WP: 1 PB: 0 SB: 0 CS: 1	PA: 35
PITCHER	IP	WLS	BF	H	R	ER	SO	BB	IBB	HBP	BLK	WP	HR	S	P	ERA	WHIP					
Dave Milicki, R (1,1) ERA: 6.77	7.0	W	28	5	2	2	3	1	0	1	0	0	0	64	97	2.57	0.857					
Michael Jackson, R (8,1) ERA: 3.5	1.0	H	4	1	0	0	0	1	0	0	0	0	0	8	14	0.00	2.000					
Billy Wagner, L (9,1) ERA: 2.93	1.0	S	3	0	0	0	1	0	0	0	0	0	0	8	12	0.00	0.000					

Houston Astros @ Pittsburgh Pirates
PNC Park, Pittsburgh, PA
Thu Jul 26 2001, 7:05 PM EDT
Att: 30,245 - Cloudy - 74 F

AB	32
R	2
H	6
RBI	1
BB	2
SO	4
LOB	12



Batter	1	2	3	4	5	6	7	8	9	AB	R	H	RBI	BB	SO	LOB	TOP								
Craig Biggio, R (1, 4) OBP: 0.392, SLG: 0.487	G5-3		K				K										4 0 1 1 1 2 0								
Julio Lugo, R (1, 6) OBP: 0.330, SLG: 0.409																	4 0 2 0 0 1 0								
Daryle Ward, L (9, PH) OBP: 0.321, SLG: 0.473			K				G5-3										0 0 0 0 1 0 0								
5 Jeff Bagwell, R (1, 3) OBP: 0.383, SLG: 0.567	G6-3																4 0 0 0 1 1 6								
17 Lance Berkman, S (1, 7) OBP: 0.446, SLG: 0.688	G6-3																4 0 0 0 1 1 5								
Moises Alou, R (1, 9) OBP: 0.408, SLG: 0.618																	4 0 2 0 0 1 0								
Richard Hidalgo, R (1, 8) OBP: 0.356, SLG: 0.458																	3 0 1 0 0 0 2								
Vinny Castilla, R (1, 5) OBP: 0.303, SLG: 0.453																	3 1 1 1 1 0 4								
Tony Eusebio, R (1, 2) OBP: 0.361, SLG: 0.481																	4 1 2 0 0 0 2								
Brad Ausmus, R (9, PR) OBP: 0.292, SLG: 0.296																	0 0 0 0 0 0 0								
Shane Reynolds, R (1, 1) OBP: 0.057, SLG: 0.143																	1 0 0 0 0 0 0								
Jose Vizcaino, S (7, PH) OBP: 0.309, SLG: 0.292																	1 0 0 0 0 1 0								
Nelson Cruz, R (7, 1) OBP: 0.250, SLG: 0.250																	0 0 0 0 0 0 0								
Octavio Dotel, R (8, 1) OBP: 0.091, SLG: 0.091																	0 0 0 0 0 0 0								
Orlando Merced, S (9, PH) OBP: 0.342, SLG: 0.545																	1 0 0 0 0 0 1								
Inning Stats	R: 0 E: 0 K: 0 S: 9	H: 1 LOB: 1 BB: 0 P: 14	R: 1 E: 0 K: 0 S: 6	H: 1 LOB: 0 BB: 0 P: 11	R: 0 E: 0 K: 2 S: 9	H: 0 LOB: 0 BB: 0 P: 14	R: 0 E: 0 K: 0 S: 9	H: 1 LOB: 2 BB: 1 P: 20	R: 1 E: 0 K: 1 S: 11	H: 3 LOB: 1 BB: 0 P: 17	R: 0 E: 0 K: 1 S: 10	H: 1 LOB: 2 BB: 1 P: 22	R: 0 E: 0 K: 2 S: 8	H: 0 LOB: 0 BB: 0 P: 9	R: 0 E: 0 K: 0 S: 11	H: 1 LOB: 2 BB: 1 P: 22	R: 0 E: 0 K: 2 S: 13	H: 1 LOB: 3 BB: 2 P: 24	1B: 6 2B: 2 3B: 0 HR: 1	SF: 0 SAC: 1 DP: 2 HBP: 1	WP: 1 PB: 0 SB: 0 CS: 0	PA: 40			
PITCHER	IP	WLS	BF	H	R	ER	SO	BB	IBB	HBP	BLK	WP	HR	S	P	ERA	WHIP								
Joe Beimel, L (1, 1) ERA: 4.94	6.0	W	26	7	2	2	3	2	0	0	0	0	1	54	98	3.00	1.500								
Mike Lincoln, R (7, 1) ERA: 1.89	2.0	H	8	1	0	0	2	1	0	1	0	0	0	19	31	0.00	1.000								
Mike Williams, R (9, 1) ERA: 3.76	1.0	S	6	1	0	0	2	2	0	0	0	1	0	13	24	0.00	3.000								

Houston Astros @ Pittsburgh Pirates
PNC Park, Pittsburgh, PA
Fri Jul 27 2001, 7:05 PM EDT
Att: 38,463 - Sunny - 76 F

AB 33
R 2
H 9
RBI 2
BB 5
SO 7
LOB 20



Batter	1	2	3	4	5	6	7	8	9	AB	R	H	RBI	BB	SO	LOB	BOTTOM								
Tike Redman, L (1, 8) OBP: 0.286, SLG: 0.333																	5 1 2 0 0 2 4								
2 Jack Wilson, R (1, 6) OBP: 0.276, SLG: 0.332																	3 0 0 0 0 0 2								
18 Jason Kendall, R (1, 2) OBP: 0.320, SLG: 0.338																	4 0 2 1 0 0 1								
Brian Giles, L (1, 7) OBP: 0.393, SLG: 0.608																	3 0 1 1 0 0 4								
Aramis Ramirez, R (1, 5) OBP: 0.345, SLG: 0.516																	4 1 2 1 0 0 1								
John Vander Wal, L (1, 9) OBP: 0.396, SLG: 0.479																	4 0 0 0 0 2 1								
Adam Hyzdu, R (9, 9) OBP: 0.226, SLG: 0.633																	0 0 0 0 0 0 0								
Warren Morris, L (1, 4) OBP: 0.214, SLG: 0.192																	3 0 1 0 0 0 1								
Kevin Young, R (7, 3) OBP: 0.293, SLG: 0.387																	1 0 0 0 0 0 0								
John Wehner, R (1, 3) OBP: 0.328, SLG: 0.216																	3 0 1 0 0 1 1								
Mike Lincoln, R (7, 1) OBP: 0.333, SLG: 0.333																	0 0 0 0 0 0 0								
Craig Wilson, R (8, PH) OBP: 0.406, SLG: 0.695																	0 0 0 0 0 0 0								
Mike Williams, R (9, 1)																	0 0 0 0 0 0 0								
Joe Beimel, L (1, 1) OBP: 0.333, SLG: 0.333																	2 1 1 0 0 1 0								
Abraham Nunez, S (6, PH) OBP: 0.338, SLG: 0.338																	1 0 0 0 1 0 2								
Inning Stats	R: 1 E: 0 K: 0 S: 10	H: 2 LOB: 1 BB: 0 P: 13	R: 0 E: 0 K: 1 S: 7	H: 0 LOB: 0 BB: 0 P: 10	R: 1 E: 0 K: 0 S: 14	H: 3 LOB: 2 BB: 0 P: 21	R: 0 E: 0 K: 1 S: 8	H: 1 LOB: 1 BB: 0 P: 9	R: 0 E: 0 K: 2 S: 11	H: 1 LOB: 2 BB: 0 P: 19	R: 1 E: 0 K: 0 S: 14	H: 3 LOB: 2 BB: 0 P: 15	R: 0 E: 0 K: 0 S: 9	H: 0 LOB: 1 BB: 0 P: 15	R: 0 E: 0 K: 2 S: 13	H: 0 LOB: 2 BB: 1 P: 22	1B: 9 2B: 0 3B: 0 HR: 1	SF: 0 SAC: 1 DP: 0 HBP: 2	WP: 0 PB: 0 SB: 0 CS: 0	PA: 37					
PITCHER	IP	WLS	BF	H	R	ER	SO	BB	IBB	HBP	BLK	WP	HR	S	P	ERA	WHIP								
Shane Reynolds, R (1, 1) ERA: 5.06	6.0	L	28	10	3	3	4	0	0	0	0	0	0	64	87	4.50	1.667								
Nelson Cruz, R (7, 1) ERA: 3.7	1.0		4	0	0	0	0	0	0	1	0	0	0	9	15	0.00	0.000								
Octavio Dotel, R (8, 1) ERA: 2.81	1.0		5	0	0	0	2	1	0	1	0	0	0	13	22	0.00	1.000								

Houston Astros @ Pittsburgh Pirates
PNC Park, Pittsburgh, PA
Fri Jul 27 2001, 7:05 PM EDT
Att: 38,463 - Sunny - 76 F

AB 33
R 3
H 10
RBI 3
BB 1
SO 6
LOB 17



Batter	1	2	3	4	5	6	7	8	9	AB	R	H	RBI	BB	SO	LOB	TOP					
Craig Biggio, R OBP: 0.394, SLG: 0.489 (1, 4)	G5-3																					
Julio Lugo, R OBP: 0.326, SLG: 0.410 (1, 6)	F8																					
17 Lance Berkman, S OBP: 0.443, SLG: 0.682 (1, 8) (8, 7)	G1-3																					
Vinny Castilla, R OBP: 0.307, SLG: 0.483 (1, 5)																						
Moises Alou, R OBP: 0.405, SLG: 0.611 (1, 9)																						
Danyle Ward, L OBP: 0.325, SLG: 0.471 Richard Hidalgo, R OBP: 0.355, SLG: 0.457 (8, 8)																						
Tony Eusebio, R OBP: 0.366, SLG: 0.477 (1, 2)																						
Orlando Merced, S OBP: 0.351, SLG: 0.536 Michael Jackson, R (8, 1) Billy Wagner, L (9, 1)																						
44 Roy Oswalt, R OBP: 0.300, SLG: 0.316 Ron Villone, L (7, 1) 5 Jeff Bagwell, R OBP: 0.385, SLG: 0.568 (8, 3) (8, 3)																						
Inning Stats	R: 0 E: 0 K: 0 S: 5	H: 0 LOB: 0 BB: 0 P: 8	R: 1 E: 0 K: 1 S: 6	H: 1 LOB: 0 BB: 0 P: 10	R: 0 E: 0 K: 1 S: 13	H: 2 LOB: 2 BB: 0 P: 20	R: 0 E: 0 K: 0 S: 8	H: 1 LOB: 3 BB: 2 P: 20	R: 3 E: 0 K: 0 S: 8	H: 3 LOB: 0 BB: 0 P: 12	R: 0 E: 0 K: 2 S: 10	H: 0 LOB: 0 BB: 0 P: 12	R: 0 E: 0 K: 0 S: 4	H: 0 LOB: 0 BB: 0 P: 7	R: 2 E: 0 K: 0 S: 9	H: 2 LOB: 2 BB: 1 P: 20	R: 2 E: 0 K: 1 S: 14	H: 3 LOB: 2 BB: 1 P: 20	1B: 8 2B: 1 3B: 0 HR: 3	SF: 0 SAC: 1 DP: 0 HBP: 0	WP: 1 PB: 0 SB: 0 CS: 1	PA: 43
PITCHER	IP	WLS	BF	H	R	ER	SO	BB	IBB	HBP	BLK	WP	HR	S	P	ERA	WHIP					
Bronson Arroyo, R ERA: 6.11 Omar Olivares, R ERA: 7.07	7.0		30	7	4	4	4	1	1	0	0	1	2	54	89	5.14	1.143					
	2.0	W	12	5	4	4	1	2	0	0	0	0	1	23	40	18.00	3.500					

Houston Astros @ Pittsburgh Pirates
PNC Park, Pittsburgh, PA
Sat Jul 28 2001, 1:05 PM EDT
Att: 32,977 - Sunny - 78 F

AB	37
R	8
H	12
RBI	8
BB	4
SO	5
LOB	13



Batter	1	2	3	4	5	6	7	8	9	AB	R	H	RBI	BB	SO	LOB	BOTTOM					
Tike Redman, L OBP: 0.294, SLG: 0.328 (1, 8)	P6																					
2 Jack Wilson, R OBP: 0.274, SLG: 0.328 (1, 6)	K																					
18 Jason Kendall, R OBP: 0.318, SLG: 0.335 (1, 2)	G6-3																					
Brian Giles, L OBP: 0.395, SLG: 0.618 (1, 7)																						
Aramis Ramirez, R OBP: 0.344, SLG: 0.513 (1, 5)																						
John Vander Wal, L OBP: 0.365, SLG: 0.479 (1, 9)																						
Kevin Young, R OBP: 0.296, SLG: 0.393 (1, 3)																						
Pat Meares, R OBP: 0.267, SLG: 0.348 (1, 4)																						
Bronson Arroyo, R (1, 1) Warren Morris, L OBP: 0.214, SLG: 0.192 (7, PH) Craig Wilson, R OBP: 0.400, SLG: 0.683 (7, PH) Omar Olivares, R OBP: 0.240, SLG: 0.440 (8, 1) Adam Hyzdu, R OBP: 0.250, SLG: 0.645 (9, PH)																						
Inning Stats	R: 0 E: 0 K: 1 S: 12	H: 0 LOB: 0 BB: 0 P: 19	R: 1 E: 0 K: 2 S: 13	H: 2 LOB: 1 BB: 0 P: 17	R: 0 E: 0 K: 1 S: 7	H: 0 LOB: 0 BB: 0 P: 7	R: 0 E: 0 K: 0 S: 5	H: 1 LOB: 1 BB: 0 P: 7	R: 0 E: 0 K: 2 S: 7	H: 0 LOB: 0 BB: 0 P: 9	R: 0 E: 0 K: 0 S: 9	H: 1 LOB: 1 BB: 0 P: 16	R: 1 E: 0 K: 1 S: 11	H: 3 LOB: 2 BB: 0 P: 15	R: 0 E: 0 K: 0 S: 7	H: 0 LOB: 0 BB: 0 P: 13	R: 7 E: 0 K: 0 S: 11	H: 5 LOB: 0 BB: 1 P: 20	1B: 7 2B: 3 3B: 0 HR: 2	SF: 1 SAC: 0 DP: 0 HBP: 1	WP: 0 PB: 0 SB: 0 CS: 0	PA: 40
PITCHER	IP	WLS	BF	H	R	ER	SO	BB	IBB	HBP	BLK	WP	HR	S	P	ERA	WHIP					
44 Roy Oswalt, R ERA: 3.35 Ron Villone, L ERA: 6.2 Michael Jackson, R ERA: 4.3 Billy Wagner, L ERA: 3.38	6.1		26	7	2	2	6	0	0	0	0	0	0	60	86	2.84	1.105					
	0.2	H	2	0	0	0	1	0	0	0	0	0	0	4	4	0.00	0.000					
	1.2		10	4	5	5	0	1	0	0	0	0	1	16	28	27.00	3.000					
	0.0	L	2	1	2	2	0	0	0	1	0	0	1	2	5	∞	∞					

Houston Astros @ Pittsburgh Pirates
PNC Park, Pittsburgh, PA
Sat Jul 28 2001, 1:05 PM EDT
Att: 32,977 - Sunny - 78 F

AB	37
R	9
H	12
RBI	9
BB	1
SO	7
LOB	12



Batter	1	2	3	4	5	6	7	8	9	AB	R	H	RBI	BB	SO	LOB	TOP			
Craig Biggio, R (1,4) OBP: 0.394, SLG: 0.486 Ron Villone, L (8,1) Octavio Dotel, R (8,1) OBP: 0.091, SLG: 0.091	G5-3		1B 5 2B	2B 5 2B HBP	K			G6-3		4	2	1	0	0	1	0				
Julio Lugo, R (1,6) OBP: 0.330, SLG: 0.412	G5-3		5 2B 17 SF	5 2B		L1		G1-3		5	2	2	0	0	0	0				
5 Jeff Bagwell, R (1,3) OBP: 0.389, SLG: 0.575	G6-3		17 SF 1B	17 2B					1B 17 1B BB	4	3	3	3	1	0	0				
17 Lance Berkman, S (1,7) OBP: 0.443, SLG: 0.682		G3-1	SF E			K			BB 1B 1B	4	2	2	2	0	1	1				
Moises Alou, R (1,9) OBP: 0.410, SLG: 0.613 Orlando Merced, S (9, PR) OBP: 0.351, SLG: 0.536		2B 1B	E2			G6-3			BB 1B 1B	4	1	3	1	1	0	1				
Richard Hidalgo, R (1,8) OBP: 0.356, SLG: 0.460		1B 2B	G6-3	P6				G4-6-3 1B	1B BB	4	1	2	2	1	0	3				
Vinny Castilla, R (1,5) OBP: 0.309, SLG: 0.480		G5-3		G6-4-3 IBB				G4-6-3 1B	1B BB	4	1	1	1	1	0	4				
Brad Ausmus, R (1,2) OBP: 0.264, SLG: 0.295			F8		L4			K	1B BB	4	0	1	2	1	1	2				
Tony McKnight, L (1,1) Jose Vizcaino, S (8, PH) OBP: 0.304, SLG: 0.288	G6-3		G4-3		P6			F5	G4-3	3	0	0	0	0	0	4				
Inning Stats	R: 0 E: 0 K: 0 S: 6	H: 0 LOB: 0 BB: 0 P: 12	R: 1 E: 0 K: 0 S: 10	H: 2 LOB: 2 BB: 1 P: 20	R: 4 E: 2 K: 0 S: 14	H: 4 LOB: 1 BB: 1 P: 27	R: 3 E: 0 K: 0 S: 10	H: 3 LOB: 1 BB: 0 P: 20	R: 0 E: 0 K: 1 S: 9	H: 1 LOB: 1 BB: 0 P: 13	R: 0 E: 0 K: 1 S: 6	H: 1 LOB: 0 BB: 0 P: 11	R: 0 E: 0 K: 0 S: 8	H: 0 LOB: 0 BB: 0 P: 9	R: 4 E: 0 K: 0 S: 19	H: 4 LOB: 1 BB: 2 P: 35	1B: 10 2B: 5 3B: 0 HR: 0	SF: 1 SAC: 0 DP: 2 HBP: 1	WP: 0 PB: 0 SB: 0 CS: 0	PA: 45
PITCHER	IP	WLS	BF	H	R	ER	SO	BB	IBB	HBP	BLK	WP	HR	S	P	ERA	WHIP			
Jimmy Anderson, L (1,1) ERA: 4.85	3.0	L	21	8	8	7	0	0	2	1	0	0	0	33	66	21.00	2.667			
Marc Wilkins, R (4,1) ERA: 5.72	1.0		4	1	0	0	0	1	0	0	0	0	0	7	13	0.00	2.000			
Damaso Marte, L (5,1) ERA: 4.35	3.0		10	2	0	0	3	0	0	0	0	0	0	22	35	0.00	0.667			
Mike Lincoln, R (8,1) ERA: 1.59	1.0		3	0	0	0	0	0	0	0	0	0	0	8	9	0.00	0.000			
Scott Sauerbeck, L (9,1) ERA: 6.75	0.0		4	2	4	4	0	2	0	0	0	0	0	11	25	∞	∞			
PITCHER	IP	WLS	BF	H	R	ER	SO	BB	IBB	HBP	BLK	WP	HR	S	P	ERA	WHIP			
Josias Manzanillo, R (9,1) ERA: 3.58	1.0		3	2	0	0	0	0	0	0	0	0	0	8	10	0.00	2.000			

Houston Astros @ Pittsburgh Pirates
PNC Park, Pittsburgh, PA
Sat Jul 28 2001, 7:05 PM EDT
Att: 38,295 - Overcast - 75 F

AB 38
R 12
H 15
RBI 11
BB 5
SO 3
LOB 16



Batter	1	2	3	4	5	6	7	8	9	AB	R	H	RBI	BB	SO	LOB	BOTTOM			
Tike Redman, L (1,8) OBP: 0.288, SLG: 0.319	F8	G5-3		F9				18 G1-6-3 1B	G4-3	5	0	1	0	0	0	4				
Abraham Nunez, S (1,6) OBP: 0.332, SLG: 0.344	1B 18 1B		L7		18 F8 2B			K	F7	5	0	2	0	0	1	1				
18 Jason Kendall, R (1,2) OBP: 0.318, SLG: 0.334 Mike Lincoln, R (8,1) OBP: 0.333, SLG: 0.333 Scott Sauerbeck, R (9,1) Josias Manzanillo, R (9,1) Kevin Young, R (9, PH) OBP: 0.295, SLG: 0.392			G5-3		F8			G1-6-3	F7	4	0	1	0	0	0	2				
Brian Giles, L (1,7) OBP: 0.396, SLG: 0.616			K		P6			1B HBP G3-1 1B		3	1	1	0	1	1	1				
John Vander Wal, L (1,9) OBP: 0.361, SLG: 0.473	G4-6-3			F8	L7			K	K	4	0	0	0	0	1	5				
Craig Wilson, R (1,3) OBP: 0.392, SLG: 0.651			F9		K			K	G3-1 1B HBP	3	0	0	0	0	2	0				
Warren Morris, L (1,4) OBP: 0.313, SLG: 0.379		FC3-5 1B HBP		1B 1B				K	G3-1 1B	3	2	3	1	0	0	0				
Keith Osik, R (1,5) OBP: 0.298, SLG: 0.292		FC3-5 1B		1B 1B				K	G3-1	4	0	2	1	0	1	2				
Jimmy Anderson, L (1,1) OBP: 0.162, SLG: 0.118 Marc Wilkins, R (4,1) Pat Meares, R (4, PH) OBP: 0.270, SLG: 0.351 Damaso Marte, L (5,1) Adam Hyzdu, R (8,3) OBP: 0.242, SLG: 0.625		FC3-5		1B 1B				G4-3	G5-3	1	0	0	0	0	0	2				
Inning Stats	R: 0 E: 0 K: 0 S: 10	H: 2 LOB: 2 BB: 1 P: 18	R: 0 E: 0 K: 0 S: 8	H: 1 LOB: 0 BB: 0 P: 10	R: 0 E: 0 K: 1 S: 8	H: 0 LOB: 0 BB: 0 P: 13	R: 1 E: 0 K: 1 S: 14	H: 3 LOB: 2 BB: 0 P: 23	R: 0 E: 0 K: 2 S: 8	H: 1 LOB: 1 BB: 0 P: 10	R: 0 E: 0 K: 1 S: 6	H: 1 LOB: 0 BB: 0 P: 8	R: 1 E: 0 K: 1 S: 13	H: 2 LOB: 2 BB: 0 P: 20	R: 0 E: 0 K: 0 S: 7	H: 0 LOB: 0 BB: 0 P: 14	1B: 9 2B: 1 3B: 0 HR: 1	SF: 0 SAC: 0 DP: 2 HBP: 2	WP: 0 PB: 0 SB: 0 CS: 0	PA: 39
PITCHER	IP	WLS	BF	H	R	ER	SO	BB	IBB	HBP	BLK	WP	HR	S	P	ERA	WHIP			
Tony McKnight, R (1,1) ERA: 4.0	7.0	W	30	9	2	2	5	1	0	1	0	0	0	9	15	27.00	6.000			
Ron Villone, L (8,1) ERA: 6.3	0.1		4	2	1	1	1	0	0	1	0	0	0	9	15	27.00	6.000			
Octavio Dotel, R (8,1) ERA: 2.75	1.2		5	0	0	0	0	0	0	0	0	0	0	11	19	0.00	0.000			

Houston Astros @ Pittsburgh Pirates
PNC Park, Pittsburgh, PA
Sat Jul 28 2001, 7:05 PM EDT
Att: 38,295 - Overcast - 75 F

AB 36
R 3
H 11
RBI 3
BB 1
SO 6
LOB 19



Batter	1	2	3	4	5	6	7	8	9	AB	R	H	RBI	BB	SO	LOB	TOP										
Craig Biggio, R OBP: 0.395, SLG: 0.489 (1, 4)	G6-3		E7 E 2B					K		4	1	2	0	0	1	0	Houston Astros @ Pittsburgh Pirates PNC Park, Pittsburgh, PA Sun Jul 29 2001, 1:35 PM EDT Att: 37,166 - Overcast - 74 F										
Julio Lugo, R OBP: 0.327, SLG: 0.408 (1, 6)	L7		E8 5 1B 5 S				F8	G4-3		4	0	0	0	0	0	1											
5 Jeff Bagwell, R OBP: 0.390, SLG: 0.574 (1, 3)	P4						F8			4	0	2	0	0	0	0											
17 Lance Berkman, S OBP: 0.439, SLG: 0.675 (1, 7)		P6	F8				G4-3			4	0	0	0	0	0	3											
Moises Alou, R OBP: 0.408, SLG: 0.609 (1, 9)		K					K			4	0	1	0	0	2	1											
Richard Hidalgo, R OBP: 0.358, SLG: 0.458 (1, 8)										4	0	1	0	0	1	2											
Vinny Castilla, R OBP: 0.306, SLG: 0.476 (1, 5)		K								3	0	0	0	0	2	2											
Brad Ausmus, R OBP: 0.261, SLG: 0.292 (1, 2)			F9				F8			3	0	0	0	0	0	0											
Wade Miller, R OBP: 0.205, SLG: 0.214 (8, PH)			G5-3				K			2	0	0	0	0	1	0											
Jose Vizcaino, S OBP: 0.302, SLG: 0.286 (8, 1)								G3		1	0	0	0	0	0	0											
Ron Villone, L (8, 1)										0	0	0	0	0	0	0											
Inning Stats	R: 0 E: 0 K: 0 S: 7	H: 0 LOB: 0 BB: 0 P: 11	R: 0 E: 0 K: 2 S: 10	H: 1 LOB: 1 BB: 0 P: 16	R: 1 E: 2 K: 0 S: 11	H: 2 LOB: 2 BB: 0 P: 19	R: 0 E: 0 K: 0 S: 5	H: 1 LOB: 0 BB: 0 P: 6	R: 0 E: 0 K: 1 S: 9	H: 0 LOB: 1 BB: 0 P: 17	R: 0 E: 0 K: 1 S: 6	H: 0 LOB: 0 BB: 0 P: 7	R: 0 E: 0 K: 1 S: 13	H: 0 LOB: 0 BB: 0 P: 18	R: 0 E: 0 K: 1 S: 6	H: 1 LOB: 1 BB: 0 P: 7	1B: 5 2B: 1 3B: 0 HR: 0	SF: 0 SAC: 0 DP: 1 HBP: 0	WP: 0 PB: 0 SB: 1 CS: 0	PA: 33							
PITCHER	IP	WLS	BF	H	R	ER	SO	BB	IBB	HBP	BLK	WP	HR	S	P	ERA	WHIP										
Todd Ritchie, R ERA: 4.05 Mike Williams, R ERA: 3.67	(1, 1)	8.0	W	30	6	1	0	6	0	0	0	0	0	68	102	0.00	0.750										
(9, 1)	1.0	S	3	0	0	0	1	0	0	0	0	0	0	5	6	0.00	0.000										

AB	33
R	1
H	6
RBI	0
BB	0
SO	7
LOB	9



Batter	1	2	3	4	5	6	7	8	9	AB	R	H	RBI	BB	SO	LOB	BOTTOM										
Tike Redman, L OBP: 0.286, SLG: 0.315 (1, 8)	G4-3		F7							4	0	1	0	0	0	1	Houston Astros @ Pittsburgh Pirates PNC Park, Pittsburgh, PA Sun Jul 29 2001, 1:35 PM EDT Att: 37,166 - Overcast - 74 F										
2 Jack Wilson, R OBP: 0.279, SLG: 0.332 (1, 6)										4	1	2	0	0	1	1											
Brian Giles, L OBP: 0.400, SLG: 0.616 (1, 7)	P4									2	2	1	0	2	0	1											
Kevin Young, R OBP: 0.301, SLG: 0.408 (1, 3)	F9									3	1	2	3	0	0	1											
Warren Morris, L OBP: 0.278, SLG: 0.344 Abraham Nunez, S OBP: 0.339, SLG: 0.344 (9, 5)										3	0	0	1	0	1	2											
Adam Hyzdu, R OBP: 0.216, SLG: 0.556 (1, 9)										4	0	0	0	0	0	3											
Pat Meares, R OBP: 0.265, SLG: 0.345 (1, 4)										4	0	0	0	0	1	1											
Keith Osik, R OBP: 0.299, SLG: 0.293 (1, 2)										3	0	1	0	0	0	0											
Todd Ritchie, R OBP: 0.214, SLG: 0.225 Mike Williams, R (9, 1)										2	0	0	0	0	2	0											
(9, 1)										0	0	0	0	0	0	0											
Inning Stats	R: 0 E: 0 K: 0 S: 10	H: 1 LOB: 1 BB: 0 P: 18	R: 0 E: 0 K: 1 S: 9	H: 0 LOB: 0 BB: 0 P: 14	R: 0 E: 0 K: 1 S: 7	H: 0 LOB: 0 BB: 0 P: 9	R: 0 E: 0 K: 0 S: 7	H: 0 LOB: 2 BB: 1 P: 14	R: 0 E: 0 K: 1 S: 9	H: 1 LOB: 1 BB: 0 P: 10	R: 2 E: 0 K: 0 S: 13	H: 2 LOB: 1 BB: 1 P: 20	R: 0 E: 0 K: 2 S: 9	H: 1 LOB: 0 BB: 0 P: 15	R: 2 E: 0 K: 0 S: 8	H: 2 LOB: 0 BB: 0 P: 12	1B: 5 2B: 1 3B: 0 HR: 1	SF: 1 SAC: 1 DP: 0 HBP: 1	WP: 1 PB: 0 SB: 1 CS: 0	PA: 34							
PITCHER	IP	WLS	BF	H	R	ER	SO	BB	IBB	HBP	BLK	WP	HR	S	P	ERA	WHIP										
Wade Miller, R ERA: 3.99 Ron Villone, L ERA: 6.45	(1, 1)	7.0	L	29	5	2	2	5	2	0	0	0	1	8	12	2.57	1.000										
(8, 1)	1.0		5	2	2	2	0	0	0	0	0	0	1	8	12	18.00	2.000										



Batter	1	2	3	4	5	6	7	8	9	10	AB	R	H	RBI	BB	SO	LOB					
Joe McEwing, R OBP: 0.369, SLG: 0.462 (1, 7)	1-3 K	0-3 K		1-1 G1-3 1B		2-2 CS	0-3 K		2-2 L3		5	0	1	0	0	3	4					
Matt Lawton, L OBP: 0.396, SLG: 0.437 (1, 9)	1-0 31 WP 1B	4-2 31 FC5-4 BB		0-2 G1-3			0-3 K			2-1 G4-3	4	0	1	0	1	1	1					
31 Mike Piazza, R OBP: 0.376, SLG: 0.574 (1, 2)	3-2 1B	1-2 FC5-4		1-2 G6-3			1-3 K			4-0 IBB	3	0	0	0	1	1	4					
Robin Ventura, L OBP: 0.371, SLG: 0.447 (1, 5)	3-2 F8			4-1 WP SF9 BB		1-1 G3			2-3 K	0-1 F7	4	1	0	0	1	1	3					
Tsuyoshi Shinjo, R OBP: 0.320, SLG: 0.427 (1, 8)	0-1 G3-1			0-1 F7		1-2 G3-1			3-2 F8	2-3 K	5	0	0	0	0	1	4					
Todd Zeile, R OBP: 0.353, SLG: 0.372 (1, 3)				4-2 1B FC4-6 HBP		2-1 F8			3-3 K		2	1	0	0	1	1	0					
Edgardo Alfonzo, R OBP: 0.313, SLG: 0.397 (1, 4)				1-1 FC4-6 1B		2-0 SF9			1-2 SH1-4		3	0	2	1	0	0	0					
Rey Ordonez, R OBP: 0.287, SLG: 0.320 (1, 6)				0-0 FC4-6 1B		1-2 G1-3			0-1 SH1-4		3	0	2	0	0	0	1					
Glendon Rusch, L OBP: 0.108, SLG: 0.083 (7, 1)				2-1 FC4-6 BB		2-3 K			4-2 L3 BB		3	0	0	1	0	1	3					
Rick White, R (7, 1)						0-0 G6-3					0	0	0	0	0	0	0					
Jay Payton, R OBP: 0.285, SLG: 0.357 (9, PH)											0	0	0	0	1	0	0					
Jerrold Riggan, R (9, 1)											0	0	0	0	0	0	0					
Inning Stats	R: 0 E: 0 K: 1 S: 16	H: 1 LOB: 2 BB: 0 P: 24	R: 1 E: 0 K: 1 S: 15	H: 2 LOB: 3 BB: 1 P: 25	R: 1 E: 0 K: 0 S: 9	H: 0 LOB: 1 BB: 2 P: 20	R: 0 E: 0 K: 1 S: 11	H: 1 LOB: 0 BB: 0 P: 15	R: 0 E: 0 K: 0 S: 7	H: 0 LOB: 0 BB: 0 P: 11	R: 0 E: 0 K: 3 S: 12	H: 0 LOB: 0 BB: 0 P: 13	R: 0 E: 0 K: 2 S: 9	H: 0 LOB: 0 BB: 0 P: 17	R: 0 E: 0 K: 0 S: 10	H: 1 LOB: 1 BB: 1 P: 17	R: 0 E: 0 K: 1 S: 8	H: 0 LOB: 1 BB: 1 P: 16	1B: 5 2B: 2 3B: 0 HR: 0	SF: 1 SAC: 1 DP: 1 HBP: 2	WP: 2 PB: 0 SB: 1 CS: 1	PA: 42
PITCHER	IP	WLS	BF	H	R	ER	SO	BB	IBB	HBP	BLK	WP	HR	S	P	ERA	WHIP					
Dave Micki, R ERA: 6.57 (1, 1)	6.0		27	5	2	2	3	3	0	0	0	2	0	64	105	3.00	1.333					
Octavio Dotel, R ERA: 2.71 (7, 1)	1.0		3	0	0	0	3	0	0	0	0	0	0	12	13	0.00	0.000					
Michael Jackson, R ERA: 4.2 (8, 1)	1.0		3	0	0	0	2	0	0	0	0	0	0	9	17	0.00	0.000					
Billy Wagner, L ERA: 3.29 (9, 1)	1.0		4	1	0	0	0	1	0	0	0	0	0	10	17	0.00	2.000					
Nelson Cruz, R ERA: 3.63 (10, 1)	1.0	W	4	0	0	0	1	0	1	0	0	0	0	8	16	0.00	0.000					

New York Mets @ Houston Astros
 Enron Field, Houston, TX
 Tue Jul 31 2001, 8:05 PM EDT
 Att. 33,006 - Dome - 72 F


AB 32
 R 2
 H 6
 RBI 2
 BB 5
 SO 9
 LOB 20



Batter	1	2	3	4	5	6	7	8	9	10	AB	R	H	RBI	BB	SO	LOB					
Craig Biggio, R OBP: 0.393, SLG: 0.493 (1, 4)	1-2 F8		2-2 F8			2-1 F8		0-2 G4-3		0-1 HR	5	1	1	1	0	0	0					
Julio Lugo, R OBP: 0.323, SLG: 0.403 (1, 6)	0-2 G5-3		0-0 F2			2-3 K		0-0 F8			4	0	0	0	0	1	0					
5 Jeff Bagwell, R OBP: 0.369, SLG: 0.571 (1, 3)	3-2 F8			0-2 F7		2-3 K		2-1 17 1B			4	0	1	0	0	1	0					
17 Lance Berkman, S OBP: 0.439, SLG: 0.673 (1, 7)		3-2 F9		0-1 G4-3		0-0 HBP FC6-2 1B		2-0 1B		1-2 1B	4	0	2	0	0	0	0					
Moises Alou, R OBP: 0.412, SLG: 0.610 (1, 9)		3-2 HR 1B		1-0 1B		0-0 FC6-2 HBP 1B		1-1 L5			4	1	3	0	0	0	2					
Richard Hidalgo, R OBP: 0.359, SLG: 0.465 (1, 8)		1-1 HR		0-3 K		2-2 FC6-2 HBP		0-6 F7			3	1	1	2	0	1	1					
Vinny Castilla, R OBP: 0.303, SLG: 0.470 (1, 5)		0-1 G6-3			1-0 G5-3		1-1 FC6-2		0-1 G5-3		4	0	0	0	0	0	3					
Brad Ausmus, R OBP: 0.290, SLG: 0.289 (7, PH)		1-0 F8		0-1 G4-3		0-3 K		3-2 G4-3			2	0	0	0	0	0	0					
Orlando Hernandez, S OBP: 0.346, SLG: 0.329 (7, PH)											1	0	0	0	0	1	3					
Michael Jackson, R (8, 1)											0	0	0	0	0	0	0					
Billy Wagner, L (8, 1)											0	0	0	0	0	0	0					
Tony Eusebio, R OBP: 0.203, SLG: 0.473 (9, PH)											1	0	0	0	0	0	0					
Nelson Cruz, R OBP: 0.285, SLG: 0.250 (10, 1)											0	0	0	0	0	0	0					
Dave Micki, R OBP: 0.111, SLG: 0.111 (1, 1)				1-0 F9		2-2 F3		3-3 K		2-3 K	2	0	0	0	0	0	0					
Octavio Dotel, R OBP: 0.091, SLG: 0.091 (7, 1)											0	0	0	0	0	0	0					
Daryle Ward, L OBP: 0.324, SLG: 0.468 (7, PH)											1	0	0	0	0	1	3					
Scott Servais, R OBP: 0.333, SLG: 0.333 (8, 2)											1	0	0	0	0	1	0					
Inning Stats	R: 0 E: 0 K: 0 S: 11	H: 0 LOB: 0 BB: 0 P: 15	R: 2 E: 0 K: 0 S: 17	H: 2 LOB: 0 BB: 0 P: 25	R: 0 E: 0 K: 0 S: 6	H: 0 LOB: 0 BB: 0 P: 9	R: 0 E: 0 K: 1 S: 9	H: 1 LOB: 1 BB: 0 P: 10	R: 0 E: 0 K: 0 S: 6	H: 0 LOB: 0 BB: 0 P: 9	R: 0 E: 0 K: 2 S: 16	H: 2 LOB: 3 BB: 0 P: 22	R: 0 E: 0 K: 0 S: 9	H: 2 LOB: 2 BB: 0 P: 14	R: 0 E: 0 K: 0 S: 8	H: 0 LOB: 0 BB: 0 P: 11	R: 1 E: 0 K: 1 S: 6	H: 1 LOB: 0 BB: 0 P: 8	1B: 6 2B: 0 3B: 0 HR: 2	SF: 0 SAC: 0 DP: 0 HBP: 1	WP: 0 PB: 0 SB: 0 CS: 0	PA: 37
PITCHER	IP	WLS	BF	H	R	ER	SO	BB	IBB	HBP	BLK	WP	HR	S	P	ERA	WHIP					
Glendon Rusch, L ERA: 4.6 (1, 1)	6.0		24	5	2	2	3	0	0	0	0	0	1	64	91	3.00	0.833					
Rick White, R ERA: 3.65 (7, 1)	2.0		8	2	0	0	2	0	0	0	0	0	0	18	27	0.00	1.000					
Jerrold Riggan, R ERA: 4.26 (9, 1)	1.1	L	5	1	1	1	1	0	0	0	0	0	1	14	19	6.75	0.750					

New York Mets @ Houston Astros
 Enron Field, Houston, TX
 Tue Jul 31 2001, 8:05 PM EDT
 Att. 33,006 - Dome - 72 F

AB 36
 R 3
 H 8
 RBI 3
 BB 0
 SO 6
 LOB 12



Batter	1	2	3	4	5	6	7	8	9	10	AB	R	H	RBI	BB	SO	LOB	TOP				
Matt Lawton, L OBP: 0.399, SLG: 0.438 (1, 9)											4	1	2	1	1	1	0	New York Mets @ Houston Astros Enron Field, Houston, TX Wed Aug 01 2001, 8:05 PM EDT Alt. 33,124 - Dome - 72 F				
Eduardo Alfonso, R OBP: 0.314, SLG: 0.406 (1, 4)											4	1	1	3	1	0	1					
Robin Ventura, L OBP: 0.374, SLG: 0.446 (1, 5)											3	1	1	0	2	0	0					
31 Mike Piazza, R OBP: 0.351, SLG: 0.568 Vance Wilson, R OBP: 0.421, SLG: 0.500 (10, 2)											5	2	1	0	0	1	2					
Todd Zeile, R OBP: 0.356, SLG: 0.376 (1, 3)											5	1	3	2	0	2	0					
Benny Abayanti, R OBP: 0.351, SLG: 0.394 Rick White, R (9, 1)											4	0	2	1	0	2	1					
Mark Johnson, L OBP: 0.321, SLG: 0.366 Donne Wall, R (10, 1)											4	0	0	0	0	0	0					
Jay Payton, R OBP: 0.279, SLG: 0.349 (1, 8)											5	0	0	0	0	3	3					
Rey Ordonez, R OBP: 0.285, SLG: 0.317 Lenny Harris, L OBP: 0.270, SLG: 0.262 Joe McEwing, R OBP: 0.389, SLG: 0.462 (10, 6)											3	0	0	0	0	1	0					
Bruce Chen, L OBP: 0.100, SLG: 0.100 Grant Roberts, R (7, 1)											2	0	0	0	0	1	0					
Desi Relaford, S OBP: 0.368, SLG: 0.445 John Franco, L (8, 1)											1	0	0	0	0	0	0					
Tsuyoshi Shinjo, R OBP: 0.323, SLG: 0.429 (9, 7)											1	1	1	0	0	0	0					
Inning Stats	R: 0 E: 0 K: 0 S: 9	H: 1 LOB: 0 BB: 0 P: 16	R: 0 E: 0 K: 2 S: 14	H: 1 LOB: 1 BB: 0 P: 20	R: 0 E: 0 K: 2 S: 9	H: 0 LOB: 0 BB: 0 P: 13	R: 2 E: 1 K: 0 S: 19	H: 2 LOB: 1 BB: 1 P: 33	R: 0 E: 0 K: 0 S: 7	H: 0 LOB: 2 BB: 0 P: 19	R: 0 E: 0 K: 1 S: 6	H: 0 LOB: 0 BB: 0 P: 12	R: 0 E: 0 K: 1 S: 7	H: 0 LOB: 0 BB: 0 P: 13	R: 0 E: 0 K: 2 S: 10	H: 1 LOB: 1 BB: 0 P: 16	R: 6 E: 0 K: 3 S: 32	H: 7 LOB: 1 BB: 0 P: 44	1B: 9 2B: 2 3B: 0 HR: 1	SF: 0 SAC: 0 DP: 1 HBP: 0	WP: 1 PB: 0 SB: 0 CS: 0	PA: 43
PITCHER	IP WLS BF H R ER SO BB IBB HBP BLK WP HR S P ERA WHIP	4.2 2.1 7 0 0 0 2 1 0 0 0 0 0 0 14 23 0.00 0.429	5.1 2.1 7 0 0 0 1 0 0 0 0 0 0 0 8 13 0.00 0.000	8.1 1.0 4 1 0 0 2 0 0 0 0 0 0 0 10 16 0.00 1.000	10.1 0.1 L 7 6 6 6 1 0 0 0 0 0 1 22 30 162.00 18.000	PITCHER	IP WLS BF H R ER SO BB IBB HBP BLK WP HR S P ERA WHIP	10.1 0.2 3 1 0 0 2 0 0 0 0 0 0 0 0 14 14 0.00 1.500	Octavio Dotel, R ERA: 2.69	0.2 3 1 0 0 2 0 0 0 0 0 0 0 0 14 14 0.00 1.500												

New York Mets @ Houston Astros
Enron Field, Houston, TX
Wed Aug 01 2001, 8:05 PM EDT
Alt. 33,124 - Dome - 72 F

AB	39
R	8
H	12
RBI	7
BB	4
SO	12
LOB	8



Batter	1	2	3	4	5	6	7	8	9	10	AB	R	H	RBI	BB	SO	LOB	BOTTOM				
Craig Biggio, R OBP: 0.393, SLG: 0.490 (1, 4)											4	0	1	0	1	1	0	New York Mets @ Houston Astros Enron Field, Houston, TX Wed Aug 01 2001, 8:05 PM EDT Alt. 33,124 - Dome - 72 F				
Julio Lugo, R OBP: 0.324, SLG: 0.403 (1, 6)											5	1	2	0	0	1	3					
5 Jeff Bagwell, R OBP: 0.391, SLG: 0.568 (1, 3)											2	1	0	0	3	1	3					
17 Lance Berkman, S OBP: 0.438, SLG: 0.668 (1, 7)											3	0	0	0	1	0	3					
Moises Alou, R OBP: 0.408, SLG: 0.605 (1, 9)											3	0	0	1	0	0	0					
Richard Hidalgo, R OBP: 0.358, SLG: 0.461 (1, 8)											3	0	0	1	1	0	1					
Vinny Castilla, R OBP: 0.299, SLG: 0.464 (1, 5)											4	0	0	0	0	1	3					
Brad Ausmus, R OBP: 0.258, SLG: 0.287 Orlando Merced, S OBP: 0.342, SLG: 0.521 Scott Servais, R OBP: 0.385, SLG: 0.385 (8, 2)											2	0	0	0	0	0	0					
Tim Lincecum, R OBP: 0.267, SLG: 0.091 Ron Villone, L ERA: 4.87 Mike Williams, R ERA: 3.59 Jose Vizcaino, S ERA: 3.57 Billy Wagner, L ERA: 3.21 Michael Jackson, R ERA: 5.39 (10, 1)											1	0	0	0	0	1	0					
Inning Stats	R: 0 E: 0 K: 0 S: 8	H: 1 LOB: 1 BB: 0 P: 10	R: 0 E: 0 K: 0 S: 8	H: 0 LOB: 1 BB: 1 P: 13	R: 0 E: 0 K: 2 S: 9	H: 0 LOB: 0 BB: 0 P: 11	R: 0 E: 0 K: 1 S: 11	H: 0 LOB: 0 BB: 1 P: 18	R: 0 E: 0 K: 0 S: 6	H: 0 LOB: 0 BB: 0 P: 12	R: 2 E: 1 K: 1 S: 11	H: 1 LOB: 2 BB: 2 P: 22	R: 0 E: 0 K: 1 S: 8	H: 0 LOB: 2 BB: 2 P: 19	R: 0 E: 0 K: 0 S: 9	H: 0 LOB: 0 BB: 0 P: 13	R: 0 E: 0 K: 1 S: 10		H: 2 LOB: 2 BB: 0 P: 15	1B: 4 2B: 0 3B: 0 HR: 0	SF: 1 SAC: 0 DP: 1 HBP: 0	WP: 0 PB: 0 SB: 0 CS: 1
PITCHER	IP WLS BF H R ER SO BB IBB HBP BLK WP HR S P ERA WHIP	6.0 4 2 2 2 3 4 0 0 0 0 0 0 0 52 87 3.00 1.000	7.1 B 4 0 0 0 1 0 0 0 0 0 0 0 7 9 0.00 0.000	8.1 1.0 5 0 0 0 1 2 0 0 0 0 0 0 8 19 0.00 2.000	9.1 1.0 W 3 0 0 0 0 0 0 0 0 0 0 9 13 0.00 0.000	10.1 1.0 5 2 0 0 1 0 0 0 0 0 0 0 10 15 0.00 2.000	PITCHER	IP WLS BF H R ER SO BB IBB HBP BLK WP HR S P ERA WHIP	10.1 0.2 3 1 0 0 2 0 0 0 0 0 0 0 14 14 0.00 1.500	0.2 3 1 0 0 2 0 0 0 0 0 0 0 0 14 14 0.00 1.500												

New York Mets @ Houston Astros
Enron Field, Houston, TX
Wed Aug 01 2001, 8:05 PM EDT
Alt. 33,124 - Dome - 72 F

AB	32
R	2
H	4
RBI	2
BB	6
SO	6
LOB	16



Batter	1	2	3	4	5	6	7	8	9	AB	R	H	RBI	BB	SO	LOB	TOP					
Peter Bergeron, L (1, 8) OBP: 0.311, SLG: 0.313										4	1	2	0	0	0	1						
Orlando Cabrera, R (1, 6) OBP: 0.305, SLG: 0.392										4	0	0	0	0	0	2						
Vladimir Guerrero, R (1, 9) OBP: 0.397, SLG: 0.623										4	0	2	1	0	0	1						
Jose Vidro, S (1, 4) OBP: 0.393, SLG: 0.535										4	0	0	0	0	0	4						
Lee Stevens, L (1, 3) OBP: 0.330, SLG: 0.448										4	1	1	1	0	1	3						
Mark Smith, R (1, 7) OBP: 0.326, SLG: 0.405										4	0	0	0	0	2	3						
Michael Barrett, R (1, 2) OBP: 0.287, SLG: 0.364										4	0	1	0	0	1	0						
Mike Mordecai, R (1, 5) OBP: 0.297, SLG: 0.344										4	0	0	0	0	0	1						
Tony Armas, R (1, 1) OBP: 0.194, SLG: 0.222										1	0	1	0	0	0	0						
Henry Mateo, S (5, PH) OBP: 0.375, SLG: 0.500										1	0	0	0	0	0	0						
Masato Yoshii, R (5, 1) OBP: 0.197, SLG: 0.091										0	0	0	0	0	0	0						
Fernando Seguinol, S (7, PH) OBP: 0.191, SLG: 0.186										1	0	0	0	0	1	0						
Joey Eischen, L (7, 1) OBP: 0.191, SLG: 0.186										0	0	0	0	0	0	0						
Inning Stats	R: 1 E: 1 K: 1 S: 11	H: 2 LOB: 2 BB: 0 P: 18	R: 0 E: 0 K: 0 S: 8	H: 1 LOB: 1 BB: 0 P: 12	R: 0 E: 0 K: 0 S: 6	H: 0 LOB: 0 BB: 0 P: 8	R: 0 E: 0 K: 1 S: 8	H: 1 LOB: 1 BB: 0 P: 11	R: 0 E: 0 K: 0 S: 6	H: 0 LOB: 0 BB: 0 P: 7	R: 0 E: 0 K: 1 S: 9	H: 1 LOB: 1 BB: 0 P: 12	R: 0 E: 0 K: 2 S: 10	H: 0 LOB: 0 BB: 0 P: 13	R: 0 E: 0 K: 0 S: 7	H: 1 LOB: 1 BB: 0 P: 8	R: 1 E: 0 K: 0 S: 6	H: 1 LOB: 0 BB: 0 P: 7	1B: 5 2B: 1 3B: 0 HR: 1	SF: 0 SAC: 0 DP: 0 HBP: 0	WP: 0 PB: 0 SB: 0 CS: 0	PA: 35
PITCHER Shane Reynolds, R (1, 1) ERA: 4.78	IP: 9.0 WLS: W BF: 35 H: 7 R: 2 ER: 1 SO: 5 BB: 0 IBB: 0 HBP: 0 BLK: 0 WP: 0 HR: 1 S: 71 P: 96 ERA: 1.00 WHIP: 0.778															PITCHER						

Montreal Expos @ Houston Astros
Enron Field, Houston, TX
Fri Aug 03 2001, 8:05 PM EDT
Att: 31,134 - Dome - 72 F

AB 35
R 2
H 7
RBI 2
BB 0
SO 5
LOB 15



Batter	1	2	3	4	5	6	7	8	9	AB	R	H	RBI	BB	SO	LOB	BOTTOM			
Craig Biggio, R (1, 4) OBP: 0.392, SLG: 0.487										4	1	0	0	0	1	1				
Jose Vizcaino, S (1, 6) OBP: 0.305, SLG: 0.307										4	1	3	1	0	0	0				
5 Jeff Bagwell, R (1, 3) OBP: 0.392, SLG: 0.564										4	0	2	1	0	2	2				
17 Lance Berkman, S (1, 8) (8, 7) OBP: 0.438, SLG: 0.667										4	1	1	0	0	0	1				
Moises Alou, R (1, 9) OBP: 0.408, SLG: 0.600										4	1	2	1	0	1	0				
Danyle Ward, L (1, 7) OBP: 0.331, SLG: 0.472										3	1	3	0	0	0	0				
Richard Hidalgo, R (8, 8) OBP: 0.359, SLG: 0.460										1	0	0	0	0	0	0				
Vinny Castilla, R (1, 5) OBP: 0.299, SLG: 0.461										4	0	1	0	0	1	3				
Brad Ausmus, R (1, 2) OBP: 0.255, SLG: 0.295										4	1	1	3	0	0	3				
Shane Reynolds, R (1, 1) OBP: 0.079, SLG: 0.135										2	0	0	0	1	2	0				
Inning Stats	R: 0 E: 0 K: 1 S: 10	H: 1 LOB: 1 BB: 0 P: 12	R: 0 E: 0 K: 0 S: 9	H: 3 LOB: 2 BB: 0 P: 15	R: 0 E: 0 K: 2 S: 10	H: 1 LOB: 1 BB: 0 P: 15	R: 5 E: 0 K: 1 S: 21	H: 5 LOB: 1 BB: 1 P: 37	R: 0 E: 0 K: 1 S: 9	H: 1 LOB: 1 BB: 0 P: 15	R: 0 E: 0 K: 1 S: 7	H: 0 LOB: 0 BB: 0 P: 10	R: 1 E: 1 K: 1 S: 11	H: 2 LOB: 0 BB: 0 P: 17	R: 0 E: 0 K: 0 S: 5	H: 0 LOB: 0 BB: 0 P: 7	1B: 9 2B: 1 3B: 2 HR: 1	SF: 0 SAC: 0 DP: 2 HBP: 0	WP: 2 PB: 0 SB: 0 CS: 0	PA: 35
PITCHER Tony Armas, R (1, 1) ERA: 4.03	IP: 4.0 WLS: L BF: 21 H: 10 R: 5 ER: 5 SO: 4 BB: 1 IBB: 0 HBP: 0 BLK: 0 WP: 1 HR: 1 S: 50 P: 79 ERA: 11.25 WHIP: 2.750															PITCHER				
Masato Yoshii, R (5, 1) ERA: 4.17	2.0 7 1 0 0 2 0 0 0 0 1 0 16 25 0.00 0.500																			
Joey Eischen, L (7, 1) ERA: 6.48	2.0 7 2 1 0 1 0 0 0 0 0 0 16 24 0.00 1.000																			

Montreal Expos @ Houston Astros
Enron Field, Houston, TX
Fri Aug 03 2001, 8:05 PM EDT
Att: 31,134 - Dome - 72 F

AB 34
R 6
H 13
RBI 6
BB 1
SO 7
LOB 10



Batter	1	2	3	4	5	6	7	8	9	AB	R	H	RBI	BB	SO	LOB	TOP										
Peter Bergeron, L (1, 8) OBP: 0.306, SLG: 0.307	F9			K		L6			G6-3	4	0	0	0	0	1	1											
Jose Vidro, S (1, 4) Mike Mordecai, R (4, FR) OBP: 0.305, SLG: 0.359	L5			G6-3 HBP			G6-4-3 1B			1	0	0	0	0	0	0											
Vladimir Guerrero, R (1, 9) OBP: 0.393, SLG: 0.617	G6-3			G6-3			G6-4-3 1-2		G6-3	4	0	0	0	0	0	3											
Lee Stevens, L (1, 3) OBP: 0.328, SLG: 0.445		K		K			L3			3	0	0	0	0	2	2											
Orlando Cabrera, R (1, 6) OBP: 0.303, SLG: 0.389	P6					F7			F7	3	0	0	0	0	0	0											
Geoff Blum, S (1, 5) OBP: 0.332, SLG: 0.361	K					G6-3			F8	3	0	0	0	0	1	0											
Randy Knorr, R (1, 2) OBP: 0.298, SLG: 0.373						F7			G4-3	3	0	0	0	0	1	0											
Brad Wilkerson, L (1, 7) OBP: 0.316, SLG: 0.396						G3-1				3	1	1	0	0	1	0											
Tomo Ohka, S (1, 1) Britt Reames, R (7, 1) Graeme Lloyd, L (8, 1) Mark Smith, R (9, FH) OBP: 0.323, SLG: 0.402						G5-3			G3	2	0	0	0	0	1	0											
Inning Stats	R: 0 H: 0 E: 0 K: 0 S: 6	H: 0 LOB: 0 BB: 0 P: 6	R: 0 H: 0 E: 0 K: 2 S: 9	H: 0 LOB: 0 BB: 0 P: 12	R: 0 H: 0 E: 0 K: 0 S: 8	H: 0 LOB: 0 BB: 0 P: 9	R: 0 H: 0 E: 0 K: 2 S: 13	H: 0 LOB: 2 BB: 0 P: 19	R: 0 H: 0 E: 0 K: 1 S: 10	H: 0 LOB: 0 BB: 0 P: 14	R: 0 H: 1 E: 0 K: 0 S: 4	H: 0 LOB: 0 BB: 0 P: 5	R: 0 H: 0 E: 0 K: 0 S: 9	H: 0 LOB: 0 BB: 0 P: 14	R: 1 H: 2 E: 0 K: 0 S: 14	H: 2 LOB: 1 BB: 0 P: 17	1B: 2 2B: 1 3B: 0 HR: 0	SF: 0 SAC: 0 DP: 1 HBP: 1	WP: 0 PB: 0 SB: 0 CS: 0	PA: 30							
PITCHER	IP	WLS	BF	H	R	ER	SO	BB	IBB	HBP	BLK	WP	HR	S	P	ERA	WHIP										
44 Roy Oswalt, R (1, 1) ERA: 3.09	9.0	W	30	3	1	1	7	0	0	1	0	0	0	80	105	1.00	0.333										

Montreal Expos @ Houston Astros
Enron Field, Houston, TX
Sat Aug 04 2001, 8:05 PM EDT
Att: 38,769 - Dome - 72 F

AB	29
R	1
H	3
RBI	1
BB	0
SO	7
LOB	7



Batter	1	2	3	4	5	6	7	8	9	AB	R	H	RBI	BB	SO	LOB	BOTTOM										
Craig Biggio, R (1, 4) OBP: 0.389, SLG: 0.482	L8			F8		G6-3		F7		4	0	0	0	0	0	1											
Julio Lugo, R (1, 6) OBP: 0.320, SLG: 0.397	G6-3			F9			5 1B 2B	K		4	1	1	0	0	1	0											
5 Jeff Bagwell, R (1, 3) OBP: 0.391, SLG: 0.561	P4			L7			2B WP 1B	K		4	1	1	0	0	1	0											
17 Lance Berkman, S (1, 7) OBP: 0.437, SLG: 0.667		G4-3				CS 2B		P6		3	0	1	0	0	0	2											
Moises Alou, R (1, 9) OBP: 0.408, SLG: 0.601		F8			G5-3		WP 2B			3	1	1	1	0	0	1											
Richard Hidalgo, R (1, 8) OBP: 0.356, SLG: 0.456		G6-3			G5-3		1-3 3-H 2B	F7		3	0	0	0	0	0	2											
Vinny Castilla, R (1, 5) OBP: 0.299, SLG: 0.458					G4-3			K		2	1	0	0	0	1	0											
Brad Ausmus, R (1, 2) OBP: 0.259, SLG: 0.306					B1-3				2B HBP	3	0	2	2	0	0	0											
44 Roy Oswalt, R (1, 1) OBP: 0.261, SLG: 0.273					K			G5-3	G4-3	3	0	0	0	0	1	2											
Inning Stats	R: 0 H: 0 E: 0 K: 0 S: 8	H: 0 LOB: 0 BB: 0 P: 9	R: 0 H: 0 E: 0 K: 0 S: 6	H: 0 LOB: 0 BB: 0 P: 7	R: 0 H: 0 E: 0 K: 1 S: 5	H: 0 LOB: 0 BB: 0 P: 7	R: 0 H: 0 E: 0 K: 0 S: 7	H: 0 LOB: 0 BB: 0 P: 12	R: 0 H: 1 E: 0 K: 1 S: 8	H: 1 LOB: 1 BB: 0 P: 9	R: 4 H: 4 E: 0 K: 0 S: 16	H: 4 LOB: 1 BB: 0 P: 27	R: 0 H: 0 E: 0 K: 2 S: 10	H: 0 LOB: 0 BB: 0 P: 16	1B: 2 2B: 4 3B: 0 HR: 0	SF: 0 SAC: 0 DP: 0 HBP: 1	WP: 1 PB: 0 SB: 0 CS: 1	PA: 30									
PITCHER	IP	WLS	BF	H	R	ER	SO	BB	IBB	HBP	BLK	WP	HR	S	P	ERA	WHIP										
Tomo Ohka, R (1, 1) ERA: 5.98	6.1	L	23	5	3	3	2	0	0	0	0	0	0	52	70	4.26	0.789										
Britt Reames, R (7, 1) ERA: 6.0	0.2		4	1	1	1	0	0	0	1	0	0	0	6	13	13.50	1.500										
Graeme Lloyd, L (8, 1) ERA: 3.66	1.0		3	0	0	0	2	0	0	0	0	0	0	10	16	0.00	0.000										

Montreal Expos @ Houston Astros
Enron Field, Houston, TX
Sat Aug 04 2001, 8:05 PM EDT
Att: 38,769 - Dome - 72 F


AB	29
R	4
H	6
RBI	3
BB	0
SO	4
LOB	8



Batter	1	2	3	4	5	6	7	8	9	AB	R	H	RBI	BB	SO	LOB	TOP										
Peter Bergeron, L OBP: 0.305, SLG: 0.319	B3-1		HR		G3			FC1-6		4	1	1	1	0	0	2	Montreal Expos @ Houston Astros Enron Field, Houston, TX Sun Aug 05 2001, 2:35 PM EDT Att: 36,240 - Dome - 72 F										
Mike Mordcaei, R OBP: 0.310, SLG: 0.363	F9		1B				1B	FC5-4		4	0	2	0	0	0	1											
Vladimir Guerrero, R OBP: 0.392, SLG: 0.614	CS		L1-3				F7	K		4	0	1	0	0	1	3											
Lee Stevens, L OBP: 0.327, SLG: 0.441	CS	1B			K		K		P4	3	0	0	0	1	2	1											
Orlando Cabrera, R OBP: 0.301, SLG: 0.385		K			K		F7		F9	4	0	0	0	0	2	2											
Geoff Blum, S OBP: 0.331, SLG: 0.360		G4-6-3			G6-3			F8	P4	4	0	1	0	0	0	0											
Michael Barrett, R OBP: 0.285, SLG: 0.361		G4-6-3			L5			G1-6-3		3	0	0	0	0	0	2											
Brad Wilkerson, L OBP: 0.317, SLG: 0.392			F7					F9		3	0	1	0	0	0	0											
Scott Strickland, R OBP: 0.317, SLG: 0.392										0	0	0	0	0	0	0											
Graeme Lloyd, L OBP: 0.317, SLG: 0.392										0	0	0	0	0	0	0											
Bobby Munoz, R OBP: 0.317, SLG: 0.392			L9							2	0	0	0	0	1	1											
Mike Thurman, R OBP: 0.317, SLG: 0.392										0	0	0	0	0	0	0											
Scott Stewart, R OBP: 0.317, SLG: 0.392										0	0	0	0	0	0	0											
Fernando Seguinol, S OBP: 0.208, SLG: 0.205								FC1-6		1	0	1	0	0	0	0											
Inning Stats	R: 0 E: 0 K: 0 S: 5	H: 1 LOB: 0 BB: 0 P: 6	R: 0 E: 0 K: 1 S: 13	H: 1 LOB: 1 BB: 1 P: 19	R: 1 E: 0 K: 0 S: 12	H: 2 LOB: 1 BB: 0 P: 20	R: 0 E: 0 K: 2 S: 11	H: 0 LOB: 0 BB: 0 P: 15	R: 0 E: 0 K: 1 S: 13	H: 1 LOB: 1 BB: 0 P: 20	R: 0 E: 0 K: 1 S: 11	H: 1 LOB: 1 BB: 0 P: 14	R: 0 E: 0 K: 0 S: 5	H: 0 LOB: 0 BB: 0 P: 8	R: 0 E: 0 K: 1 S: 13	H: 1 LOB: 1 BB: 0 P: 17	R: 0 E: 0 K: 0 S: 6	H: 0 LOB: 0 BB: 0 P: 8	1B: 6 2B: 0 3B: 0 HR: 1	SF: 0 SAC: 0 DP: 1 HBP: 0	WP: 0 PB: 0 SB: 0 CS: 1	PA: 34					
PITCHER	IP	WLS	BF	H	R	ER	SO	BB	IBB	HBP	BLK	WP	HR	S	P	ERA	WHIP										
Wade Miller, R ERA: 3.98	0.1		1	0	0	0	0	0	0	0	0	0	0	1	1	0.00	0.000										
Ron Villone, L ERA: 5.99	4.2	W	18	5	1	1	4	1	0	0	0	0	1	53	79	1.93	1.286										
Nelson Cruz, R ERA: 3.47	1.0	H	4	1	0	0	1	0	0	0	0	0	0	11	14	0.00	1.000										
Octavio Dotel, R ERA: 2.85	1.0	H	3	0	0	0	0	0	0	0	0	0	0	5	8	0.00	0.000										
Michael Jackson, R ERA: 5.24	1.0	H	4	1	0	0	1	0	0	0	0	0	0	13	17	0.00	1.000										

Batter	1	2	3	4	5	6	7	8	9	AB	R	H	RBI	BB	SO	LOB	BOTTOM										
Julio Lugo, R OBP: 0.324, SLG: 0.400	G1-6-3		E9		1B			FC5-4		5	0	3	0	0	0	1	Montreal Expos @ Houston Astros Enron Field, Houston, TX Sun Aug 05 2001, 2:35 PM EDT Att: 36,240 - Dome - 72 F										
Jose Vizcaino, S OBP: 0.314, SLG: 0.312	G1-6-3		L7		1B					4	0	2	0	0	0	2											
5 Jeff Bagwell, R OBP: 0.390, SLG: 0.557	F8				G3			G5-4-3		3	0	0	0	1	0	2											
17 Lance Berkman, S OBP: 0.438, SLG: 0.667		F9-3			1B			G4-3		3	1	1	0	0	0	2											
Moises Alou, R OBP: 0.409, SLG: 0.608		K							F8	4	1	2	2	0	1	3											
Richard Hidalgo, R OBP: 0.355, SLG: 0.453		F9-3			1B				K	4	0	1	0	0	2	3											
Vinny Castilla, R OBP: 0.304, SLG: 0.469			G6-3		1B					3	1	2	1	1	0	0											
Brad Ausmus, R OBP: 0.262, SLG: 0.310			SH3-4		P6				FC6-5	3	1	1	0	0	0	3											
Wade Miller, R ERA: 3.98																											
Ron Villone, L ERA: 5.99																											
Nelson Cruz, R ERA: 3.47																											
Octavio Dotel, R ERA: 2.85																											
Michael Jackson, R ERA: 5.24																											
Inning Stats	R: 0 E: 0 K: 0 S: 12	H: 1 LOB: 0 BB: 0 P: 17	R: 0 E: 0 K: 1 S: 4	H: 0 LOB: 0 BB: 0 P: 7	R: 1 E: 1 K: 0 S: 7	H: 0 LOB: 1 BB: 0 P: 15	R: 1 E: 0 K: 0 S: 13	H: 4 LOB: 2 BB: 0 P: 19	R: 0 E: 0 K: 1 S: 5	H: 2 LOB: 1 BB: 0 P: 9	R: 2 E: 0 K: 1 S: 19	H: 4 LOB: 2 BB: 1 P: 27	R: 0 E: 0 K: 1 S: 10	H: 1 LOB: 2 BB: 1 P: 22	R: 0 E: 0 K: 1 S: 14	H: 0 LOB: 1 BB: 1 P: 22	R: 0 E: 0 K: 0 S: 1	H: 0 LOB: 1 BB: 1 P: 22	1B: 8 2B: 3 3B: 0 HR: 2	SF: 0 SAC: 1 DP: 3 HBP: 2	WP: 1 PB: 0 SB: 1 CS: 0	PA: 37					
PITCHER	IP	WLS	BF	H	R	ER	SO	BB	IBB	HBP	BLK	WP	HR	S	P	ERA	WHIP										
Bobby Munoz, R ERA: 3.07	5.2	L	27	10	4	3	2	1	0	2	0	0	0	5	10	0.00	9.000										
Mike Thurman, R ERA: 5.96	0.1		3	2	0	0	0	1	0	0	0	0	0	2	4	0.00	0.000										
Scott Stewart, L ERA: 4.45	1.0		1	0	0	0	0	0	0	0	0	0	0	2	4	0.00	0.000										
Scott Strickland, R ERA: 3.54	1.0		4	0	0	0	1	1	0	0	0	1	0	14	26	0.00	1.000										
Graeme Lloyd, L ERA: 3.61	0.2		2	0	0	0	1	0	0	0	0	0	0	5	7	0.00	0.000										

AB 32
R 1
H 7
RBI 1
BB 1
SO 6
LOB 12



AB 31
R 4
H 12
RBI 3
BB 3
SO 4
LOB 17



Batter	1	2	3	4	5	6	7	8	9	AB	R	H	RBI	BB	SO	LOB	TOP								
Craig Biggio, R OBP: 0.389, SLG: 0.481 (1, 4)										5	1	2	1	0	0	0	Houston Astros @ Atlanta Braves Turner Field, Atlanta, GA Tue Aug 07 2001, 7:35 PM EDT Att: 35,648 - Cloudy - 80 F								
Julio Lugo, R OBP: 0.323, SLG: 0.398 (1, 6)										4	0	1	0	0	2	2									
Daryle Ward, L OBP: 0.333, SLG: 0.469 (9, PH)										1	0	0	0	0	0	0									
5 Jeff Bagwell, R OBP: 0.387, SLG: 0.552 (1, 3)										4	0	0	0	0	0	3									
17 Lance Berkman, S OBP: 0.438, SLG: 0.664 (1, 7)										3	1	1	0	1	1	0									
Moises Alou, R OBP: 0.410, SLG: 0.606 (1, 9)										4	1	2	0	0	0	1									
Richard Hidalgo, R OBP: 0.356, SLG: 0.457 (1, 8)										4	1	3	1	0	0	0									
Vinny Castilla, R OBP: 0.303, SLG: 0.469 (1, 5)										4	1	1	2	0	0	3									
Brad Ausmus, R OBP: 0.262, SLG: 0.309 (1, 2)										4	0	1	0	0	0	2									
Dave Micki, R OBP: 0.100, SLG: 0.100 (1, 1)										1	0	0	0	0	1	2									
Mendy López, R OBP: 0.369, SLG: 0.467 (6, PH)										1	0	0	0	0	0	0									
Nelson Cruz, R OBP: 0.250, SLG: 0.250 (6, 1)										0	0	0	0	0	0	0									
Octavio Dotel, R OBP: 0.091, SLG: 0.091 (8, 1)										0	0	0	0	0	0	0									
Orlando Merced, S OBP: 0.341, SLG: 0.527 (9, PH)										1	0	0	0	0	1	0									
Inning Stats	R: 1 E: 1 K: 1 S: 10	H: 2 LOB: 0 BB: 0 P: 14	R: 0 E: 0 K: 1 S: 13	H: 2 LOB: 2 BB: 0 P: 19	R: 0 E: 0 K: 0 S: 5	H: 0 LOB: 0 BB: 0 P: 8	R: 4 E: 0 K: 1 S: 16	H: 6 LOB: 2 BB: 0 P: 23	R: 0 E: 0 K: 0 S: 8	H: 1 LOB: 1 BB: 0 P: 11	R: 0 E: 0 K: 0 S: 6	H: 0 LOB: 0 BB: 0 P: 8	R: 0 E: 0 K: 1 S: 14	H: 0 LOB: 1 BB: 1 P: 19	R: 0 E: 0 K: 0 S: 5	H: 0 LOB: 0 BB: 0 P: 7		R: 0 E: 0 K: 1 S: 6	H: 0 LOB: 0 BB: 0 P: 9	1B: 10 2B: 1 3B: 0 HR: 0	SF: 0 SAC: 1 DP: 1 HBP: 0	WP: 0 PB: 0 SB: 0 CS: 0	PA: 38		
PITCHER	IP	WLS	BF	H	R	ER	SO	BB	IBB	HBP	BLK	WP	HR	S	P	ERA		WHIP							
Greg Maddux, R ERA: 2.88 (1, 1)	6.0	W	28	11	5	4	3	0	0	0	0	0	0	58	83	6.00	1.833								
Steve Reed, R ERA: 3.6 (7, 1)	1.0	H	4	0	0	0	1	1	0	0	0	0	0	14	19	0.00	1.000								
29 John Smoltz, R ERA: 4.46 (8, 1)	1.0	H	3	0	0	0	0	0	0	0	0	0	0	5	7	0.00	0.000								
Steve Karsay, R ERA: 1.54 (9, 1)	1.0	S	3	0	0	0	1	0	0	0	0	0	0	6	9	0.00	0.000								

Batter	1	2	3	4	5	6	7	8	9	AB	R	H	RBI	BB	SO	LOB	BOTTOM								
Marcus Giles, R OBP: 0.333, SLG: 0.438 (1, 4)										4	1	1	3	0	0	5	Houston Astros @ Atlanta Braves Turner Field, Atlanta, GA Tue Aug 07 2001, 7:35 PM EDT Att: 35,648 - Cloudy - 80 F								
B.J. Surhoff, L OBP: 0.318, SLG: 0.395 (1, 7)										4	1	1	0	0	0	0									
10 Chipper Jones, S OBP: 0.416, SLG: 0.614 (1, 5)										3	0	1	0	1	0	1									
Brian Jordan, R OBP: 0.326, SLG: 0.491 (1, 9)										4	2	2	2	0	0	2									
Ken Caminiti, S OBP: 0.336, SLG: 0.461 (1, 3)										3	0	0	0	1	1	1									
Wes Helms, R OBP: 0.289, SLG: 0.423 (8, 3)										0	0	0	0	0	0	0									
Andruw Jones, R OBP: 0.316, SLG: 0.463 (1, 8)										2	0	0	0	1	1	0									
Rey Sanchez, R OBP: 0.318, SLG: 0.361 (1, 6)										3	1	1	1	0	0	1									
Paul Bako, L OBP: 0.275, SLG: 0.352 (1, 2)										3	1	0	0	1	0	3									
Greg Maddux, R OBP: 0.216, SLG: 0.167 (1, 1)										0	0	0	0	1	0	0									
Dave Martinez, L OBP: 0.366, SLG: 0.422 (6, PH)										1	0	0	0	0	1	2									
Steve Reed, R ERA: 3.79 (7, 1)										0	0	0	0	0	0	0									
29 John Smoltz, R ERA: 4.46 (8, 1)										0	0	0	0	0	0	0									
Steve Karsay, R ERA: 1.54 (9, 1)										0	0	0	0	0	0	0									
Inning Stats	R: 0 E: 0 K: 0 S: 6	H: 0 LOB: 0 BB: 0 P: 13	R: 1 E: 0 K: 0 S: 11	H: 1 LOB: 3 BB: 2 P: 26	R: 2 E: 0 K: 1 S: 13	H: 2 LOB: 0 BB: 0 P: 21	R: 0 E: 0 K: 0 S: 4	H: 1 LOB: 1 BB: 0 P: 6	R: 0 E: 0 K: 0 S: 8	H: 0 LOB: 1 BB: 1 P: 17	R: 3 E: 0 K: 1 S: 15	H: 1 LOB: 0 BB: 2 P: 28	R: 0 E: 0 K: 1 S: 9	H: 1 LOB: 0 BB: 0 P: 13	R: 0 E: 0 K: 0 S: 7	H: 0 LOB: 0 BB: 0 P: 9		1B: 4 2B: 0 3B: 0 HR: 2	SF: 1 SAC: 0 DP: 2 HBP: 2	WP: 0 PB: 0 SB: 0 CS: 0	PA: 35				
PITCHER	IP	WLS	BF	H	R	ER	SO	BB	IBB	HBP	BLK	WP	HR	S	P	ERA		WHIP							
Dave Micki, R ERA: 6.52 (1, 1)	5.0	L	23	4	3	3	1	3	0	2	0	0	1	24	41	13.50	2.000								
Nelson Cruz, R ERA: 3.79 (6, 1)	2.0	L	9	2	3	3	2	2	0	0	0	0	0	7	9	0.00	0.000								
Octavio Dotel, R ERA: 2.62 (8, 1)	1.0		3	0	0	0	0	0	0	0	0	0	0	7	9	0.00	0.000								



Batter	1	2	3	4	5	6	7	8	9	10	11	12	AB	R	H	RBI	BB	SO	LOB	TOP				
Craig Biggio, R OBP: 0.366, SLG: 0.477 (1.4)	P3		L1		K			FC5-4		G5-3		SF7	6	0	1	0	0	1	1					
Julio Lugo, R OBP: 0.319, SLG: 0.393 (1.6)	K		F7			F8		P4		K		SF7	5	0	0	1	0	2	1					
5 Jeff Bagwell, R OBP: 0.384, SLG: 0.545 (1.3)	BB		G6-3			G6-3		G6-3		G6-3		K	5	0	0	0	1	1	3					
17 Lance Berkman, S OBP: 0.434, SLG: 0.656 (1.7)	F7		G6-3			G6-3		G5-3		E4			5	0	0	0	0	0	1					
Moises Alou, R OBP: 0.412, SLG: 0.614 (1.9)			G6-3			1B		F8		F8			2	1	2	0	0	0	0					
Darby Ward, R OBP: 0.336, SLG: 0.470 (4.9)			2B			2B		1B					2	0	1	0	1	0	0					
Richard Hidalgo, R OBP: 0.359, SLG: 0.456 (1.8)			G6-3			F8		G6-4-3		FC6-4		F3	5	0	2	0	0	0	4					
Vinny Castilla, R OBP: 0.302, SLG: 0.485 (1.5)			FC5-4			G5-3		K		FC6-4		K	5	0	1	1	0	2	4					
Brad Ausmus, R OBP: 0.261, SLG: 0.307 (1.2)			FC5-4			F8		G6-4-3		L4		1B	5	1	1	0	0	0	3					
Shane Reynolds, R OBP: 0.333, SLG: 0.442 (1.1)			F9			F8		FC5-4		K		SF7	2	0	0	0	0	0	1					
Ron Villone, L OBP: 0.329, SLG: 0.492 (8.1)												1B	0	0	0	0	0	0	0					
Mike Williams, R OBP: 0.336, SLG: 0.516 (8.1)												1B	0	0	0	0	0	0	0					
Orlando Merced, S OBP: 0.333, SLG: 0.442 (10. PH)												1B	0	0	0	0	0	0	0					
Michael Jackson, R OBP: 0.336, SLG: 0.477 (10. PH)												1B	0	0	0	0	0	0	0					
Tony Esposito, R OBP: 0.336, SLG: 0.477 (12. PH)												1B	0	0	0	0	0	0	0					
Billy Wagner, L ERA: 3.07 (12.1)												1B	0	0	0	0	0	0	0					
Inning Stats	R: 0 E: 0 K: 1 S: 6	H: 0 LOB: 1 BB: 1 P: 12	R: 1 E: 0 K: 0 S: 11	H: 2 LOB: 1 BB: 0 P: 16	R: 0 E: 0 K: 1 S: 4	H: 0 LOB: 0 BB: 0 P: 10	R: 0 E: 0 K: 1 S: 9	H: 1 LOB: 1 BB: 0 P: 14	R: 0 E: 0 K: 1 S: 7	H: 0 LOB: 0 BB: 0 P: 9	R: 0 E: 0 K: 1 S: 6	H: 0 LOB: 0 BB: 0 P: 11	R: 0 E: 0 K: 0 S: 9	H: 1 LOB: 1 BB: 0 P: 12	R: 0 E: 0 K: 0 S: 7	H: 1 LOB: 1 BB: 0 P: 10	R: 0 E: 1 K: 1 S: 12	H: 0 LOB: 2 BB: 1 P: 21	R: 1 E: 0 K: 2 S: 13	H: 3 LOB: 2 BB: 0 P: 21	1B: 8 2B: 2 3B: 0 HR: 0	SF: 1 SAC: 0 DP: 1 HBP: 0	WP: 0 PB: 0 SB: 0 CS: 0	PA: 48
PITCHER	IP	WLS	BF	H	R	ER	SO	BB	IBB	HBP	BLK	WP	HR	S	P	ERA	WHIP							
Tom Glavine, L ERA: 3.77 (1.1)	9.0		34	7	1	1	3	0	0	0	0	0	0	6	11	0.00	0.000							
Steve Karsay, R ERA: 1.52 (10.1)	1.0		3	0	0	0	1	0	0	0	0	0	0	6	11	0.00	0.000							
Jose Cabrera, R ERA: 2.17 (11.1)	2.0	L	11	3	1	1	3	0	1	0	0	0	0	25	42	4.50	1.500							

Houston Astros @ Atlanta Braves
Turner Field, Atlanta, GA
Wed Aug 08 2001, 7:05 PM EDT
Alt. 31,201 - Cloudy - 87 F

AB 45
R 2
H 10
RBI 2
BB 2
SO 7
LOB 18



Batter	1	2	3	4	5	6	7	8	9	10	11	12	AB	R	H	RBI	BB	SO	LOB	BOTTOM						
Marcus Giles, R OBP: 0.333, SLG: 0.442 (1.4)	L8-3		F9		F9			G4-3		F8		G6-4-3	6	0	2	0	0	0	2							
B.J. Surhoff, L OBP: 0.314, SLG: 0.390 (1.7)	L8-3		F8			F8		G4-3		F7			5	0	0	0	0	0	3							
10 Chipper Jones, S OBP: 0.420, SLG: 0.616 (1.5)	FC5-4				1B	1B		F8		F8		CS	5	1	4	0	0	0	1							
Brian Jordan, R OBP: 0.329, SLG: 0.492 (1.9)	FC5-4				1B	1B		F9				1B	5	0	3	0	0	0	2							
Bernard Gilkey, R OBP: 0.360, SLG: 0.461 (12.9)	FC5-4				G6-4-3	1B						1B	0	0	0	0	0	0	0							
Ken Caminiti, S OBP: 0.333, SLG: 0.456 (1.3)			F8			1B		1B		G5-3		K	5	0	1	1	0	2	3							
Andrew Jones, R OBP: 0.317, SLG: 0.461 (1.8)			F8			G6-4-3		1B		G6-3		BB	4	0	1	0	1	0	4							
Javy Lopez, R OBP: 0.301, SLG: 0.391 (1.2)			G5-3			G6-4-3		G6-3		G6-3		G6-3	5	0	0	0	0	0	4							
Paul Bako, L OBP: 0.275, SLG: 0.352 (12.2)			G5-3			G5-3		G6-3		G6-3		G6-3	0	0	0	0	0	0	0							
Rey Sanchez, R OBP: 0.316, SLG: 0.359 (1.6)						G6-3		G6-3		F8		G6-3	5	0	1	0	0	0	1							
Tom Glavine, L OBP: 0.231, SLG: 0.200 (1.1)						1B		G1-3				BB	3	0	0	0	0	2	1							
Steve Karsay, R ERA: 1.52 (10.1)										F7			0	0	0	0	0	0	0							
Keith Lockhart, L OBP: 0.324, SLG: 0.361 (10. PH)			K									G6-4-3	1	0	0	0	0	0	0							
Jose Cabrera, R ERA: 5.03 (11.1)												BB	0	0	0	0	0	0	0							
Wes Helms, R OBP: 0.282, SLG: 0.423 (12. PH)													0	0	0	0	1	0	0							
Inning Stats	R: 0 E: 0 K: 0 S: 7	H: 2 LOB: 1 BB: 0 P: 9	R: 0 E: 0 K: 0 S: 5	H: 0 LOB: 0 BB: 0 P: 7	R: 0 E: 0 K: 1 S: 10	H: 1 LOB: 1 BB: 0 P: 10	R: 0 E: 0 K: 1 S: 6	H: 3 LOB: 1 BB: 0 P: 8	R: 0 E: 0 K: 1 S: 9	H: 0 LOB: 0 BB: 0 P: 9	R: 0 E: 0 K: 1 S: 13	H: 2 LOB: 2 BB: 0 P: 18	R: 0 E: 0 K: 0 S: 7	H: 0 LOB: 0 BB: 0 P: 12	R: 0 E: 0 K: 0 S: 8	H: 0 LOB: 1 BB: 1 P: 15	R: 0 E: 0 K: 0 S: 8	H: 0 LOB: 1 BB: 0 P: 11	R: 0 E: 0 K: 1 S: 15	H: 3 LOB: 2 BB: 0 P: 26	R: 0 E: 0 K: 0 S: 7	H: 0 LOB: 1 BB: 1 P: 12	1B: 11 2B: 2 3B: 0 HR: 0	SF: 0 SAC: 0 DP: 3 HBP: 0	WP: 0 PB: 0 SB: 0 CS: 1	PA: 46
PITCHER	IP	WLS	BF	H	R	ER	SO	BB	IBB	HBP	BLK	WP	HR	S	P	ERA	WHIP									
Shane Reynolds, R ERA: 4.66 (1.1)	5.1		22	8	1	1	2	0	0	0	0	0	0	39	50	1.69	1.500									
Ron Villone, L ERA: 5.85 (6.1)	1.2		5	0	0	0	1	0	0	0	0	0	0	14	23	0.00	0.000									
Mike Williams, R ERA: 3.35 (8.1)	2.0		8	1	0	0	0	1	0	0	0	0	0	17	26	0.00	1.000									
Michael Jackson, R ERA: 5.03 (10.1)	2.0	W	8	3	0	0	1	0	0	0	0	0	0	23	37	0.00	1.500									
Billy Wagner, L ERA: 3.07 (12.1)	1.0	S	3	0	0	0	0	1	0	0	0	0	0	7	12	0.00	1.000									

Houston Astros @ Atlanta Braves
Turner Field, Atlanta, GA
Wed Aug 08 2001, 7:05 PM EDT
Alt. 31,201 - Cloudy - 87 F

AB 44
R 1
H 12
RBI 1
BB 2
SO 4
LOB 21



Batter	1	2	3	4	5	6	7	8	9	AB	R	H	RBI	BB	SO	LOB	TOP					
Craig Biggio, R OBP: 0.388, SLG: 0.477 (1, 4)										4	1	2	0	1	1	1	Houston Astros @ Atlanta Braves Turner Field, Atlanta, GA Thu Aug 09 2001, 7:35 PM EDT Att: 30,499 - Sunny - 84 F					
Jose Vizcaino, S OBP: 0.325, SLG: 0.325 (1, 6)										5	2	3	1	0	0	1						
5 Jeff Bagwell, R OBP: 0.386, SLG: 0.547 (1, 3)										4	1	2	0	1	0	2						
17 Lance Berkman, S OBP: 0.433, SLG: 0.653 (1, 7)										2	0	0	2	2	1	1						
Richard Hidalgo, R OBP: 0.355, SLG: 0.451 (1, 8)										4	0	0	1	0	1	4						
Orlando Merced, S OBP: 0.330, SLG: 0.500 (1, 9)										5	0	1	1	0	1	4						
Vinny Castilla, R OBP: 0.298, SLG: 0.459 (1, 5)										5	0	0	0	0	1	4						
Brad Ausmus, R OBP: 0.267, SLG: 0.323 (1, 2)										4	2	3	0	0	1	0						
44 Roy Oswalt, R OBP: 0.231, SLG: 0.240 (1, 1)										3	0	0	0	0	1	2						
Nelson Cruz, R OBP: 0.250, SLG: 0.250 (6, PH)										0	0	0	0	0	0	0						
Daryle Ward, L OBP: 0.342, SLG: 0.473 (6, PH)										1	0	1	1	0	0	0						
Octavio Dotel, R OBP: 0.091, SLG: 0.091 (8, 1)										0	0	0	0	0	0	0						
Inning Stats	R: 2 E: 0 K: 0 S: 15	H: 2 LOB: 2 BB: 2 P: 26	R: 0 E: 0 K: 1 S: 12	H: 1 LOB: 1 BB: 0 P: 15	R: 0 E: 0 K: 1 S: 10	H: 1 LOB: 1 BB: 0 P: 15	R: 0 E: 0 K: 1 S: 10	H: 1 LOB: 1 BB: 0 P: 16	R: 1 E: 1 K: 0 S: 6	H: 2 LOB: 2 BB: 0 P: 10	R: 1 E: 0 K: 0 S: 11	H: 2 LOB: 2 BB: 1 P: 19	R: 0 E: 0 K: 2 S: 10	H: 0 LOB: 0 BB: 0 P: 16	R: 1 E: 0 K: 2 S: 15	H: 2 LOB: 0 BB: 0 P: 18	R: 1 E: 1 K: 0 S: 12	H: 1 LOB: 2 BB: 1 P: 18	1B: 8 2B: 4 3B: 0 HR: 0	SF: 2 SAC: 0 DP: 0 HBP: 0	WP: 1 PB: 0 SB: 1 CS: 0	PA: 43
PITCHER	IP	WLS	BF	H	R	ER	SO	BB	IBB	HBP	BLK	WP	HR	S	P	ERA	WHIP					
John Burkett, R ERA: 2.97 (1, 1)	5.2		29	9	4	4	3	3	0	0	0	0	0	61	96	6.35	2.118					
Steve Reed, R ERA: 3.57 (6, 1)	0.1		1	0	0	0	0	0	0	0	0	0	0	3	5	0.00	0.000					
29 John Smoltz, R ERA: 4.33 (7, 1)	1.0	H	3	0	0	0	2	0	0	0	0	0	0	10	16	0.00	0.000					
Kerry Ligtenberg, R ERA: 3.86 (8, 1)	2.0	L	10	3	2	1	2	0	1	0	0	1	0	27	36	4.50	1.500					

Houston Astros @ Atlanta Braves
Turner Field, Atlanta, GA
Thu Aug 09 2001, 7:35 PM EDT
Att: 30,499 - Sunny - 84 F

AB	37
R	6
H	12
RBI	6
BB	4
SO	7
LOB	19



Batter	1	2	3	4	5	6	7	8	9	AB	R	H	RBI	BB	SO	LOB	BOTTOM					
Marcus Giles, R OBP: 0.327, SLG: 0.422 (1, 4)										4	0	0	0	1	1	0	Houston Astros @ Atlanta Braves Turner Field, Atlanta, GA Thu Aug 09 2001, 7:35 PM EDT Att: 30,499 - Sunny - 84 F					
B.J. Surhoff, L OBP: 0.314, SLG: 0.389 (1, 7)										3	0	1	0	0	0	0						
Bernard Gilkey, R OBP: 0.352, SLG: 0.449 (7, 7)										2	0	0	0	0	1	1						
10 Chipper Jones, S OBP: 0.421, SLG: 0.615 (1, 5)										4	0	2	0	0	1	1						
Brian Jordan, R OBP: 0.331, SLG: 0.491 (1, 9)										3	1	1	0	1	1	2						
Ken Caminiti, S OBP: 0.336, SLG: 0.468 (8, PR)										4	1	2	1	0	0	2						
Wes Helms, R OBP: 0.292, SLG: 0.423 (9, 3)										0	0	0	0	0	0	0						
Andruw Jones, R OBP: 0.319, SLG: 0.464 (1, 8)										4	2	2	1	0	0	1						
Javy Lopez, R OBP: 0.303, SLG: 0.401 (1, 2)										4	1	2	3	0	2	1						
Rey Sanchez, R OBP: 0.318, SLG: 0.361 (1, 6)										1	0	1	0	0	0	0						
Mark DeRosa, R OBP: 0.388, SLG: 0.408 (3, 6)										3	0	0	0	0	0	2						
John Burkett, R OBP: 0.151, SLG: 0.115 (6, 1)										2	0	0	0	0	0	1						
Steve Reed, R ERA: 3.09 (6, PH)										0	0	0	0	0	0	0						
Keith Lockhart, L OBP: 0.245, SLG: 0.308 (7, 1)										1	0	0	0	0	0	1						
29 John Smoltz, R (8, 1)										0	0	0	0	0	0	0						
Kerry Ligtenberg, R (9, PH)										0	0	0	0	0	0	0						
Dave Martinez, L OBP: 0.306, SLG: 0.420 (9, PH)										1	0	0	0	0	0	0						
Inning Stats	R: 0 E: 0 K: 1 S: 8	H: 1 LOB: 1 BB: 0 P: 13	R: 3 E: 1 K: 0 S: 13	H: 4 LOB: 0 BB: 0 P: 19	R: 0 E: 0 K: 0 S: 9	H: 0 LOB: 0 BB: 1 P: 17	R: 0 E: 0 K: 1 S: 6	H: 0 LOB: 0 BB: 0 P: 10	R: 0 E: 0 K: 1 S: 11	H: 1 LOB: 1 BB: 0 P: 14	R: 2 E: 0 K: 0 S: 13	H: 3 LOB: 1 BB: 0 P: 22	R: 0 E: 0 K: 0 S: 9	H: 1 LOB: 1 BB: 1 P: 15	R: 0 E: 0 K: 1 S: 11	H: 1 LOB: 1 BB: 0 P: 13	R: 0 E: 0 K: 2 S: 10	H: 0 LOB: 0 BB: 0 P: 13	1B: 8 2B: 1 3B: 0 HR: 2	SF: 0 SAC: 0 DP: 2 HBP: 0	WP: 0 PB: 0 SB: 0 CS: 0	PA: 38
PITCHER	IP	WLS	BF	H	R	ER	SO	BB	IBB	HBP	BLK	WP	HR	S	P	ERA	WHIP					
44 Roy Oswalt, R ERA: 3.41 (1, 1)	5.1		25	9	5	5	3	1	0	0	0	0	0	14	23	0.00	1.200					
Nelson Cruz, R ERA: 3.69 (6, 1)	1.2		6	1	0	0	0	1	0	0	0	0	0	14	23	0.00	1.200					
Octavio Dotel, R ERA: 2.56 (8, 1)	2.0	W	7	1	0	0	3	0	0	0	0	0	0	21	26	0.00	0.500					

Houston Astros @ Atlanta Braves
Turner Field, Atlanta, GA
Thu Aug 09 2001, 7:35 PM EDT
Att: 30,499 - Sunny - 84 F

AB	36
R	5
H	11
RBI	5
BB	2
SO	6
LOB	12



Batter	1	2	3	4	5	6	7	8	9	AB	R	H	RBI	BB	SO	LOB	TOP									
Craig Biggio, R OBP: 0.392, SLG: 0.481 (1, 4)										5	0	4	1	0	1	1										
Jose Vizcaino, S OBP: 0.317, SLG: 0.315 (1, 6)										5	0	0	0	0	1	6										
5 Jeff Bagwell, R OBP: 0.386, SLG: 0.553 (1, 3)										5	1	2	1	0	1	3										
17 Lance Berkman, S OBP: 0.433, SLG: 0.649 (1, 7)										4	1	1	0	1	2	0										
Richard Hidalgo, R OBP: 0.351, SLG: 0.445 (1, 8)										5	0	0	0	0	1	3										
Orlando Merced, S OBP: 0.355, SLG: 0.518 (1, 9)										3	2	2	1	1	0	0										
Vinny Castilla, R OBP: 0.305, SLG: 0.474 (1, 5)										5	2	4	3	0	1	1										
Brad Ausmus, R OBP: 0.269, SLG: 0.329 (1, 2)										4	1	1	1	1	0	4										
Pedro Astacio, R OBP: 0.106, SLG: 0.106 Michael Jackson, R (8, 1)										4	0	1	0	0	3	5										
										1	0	0	0	0	0	1										
Inning Stats	R: 1 E: 0 K: 0 S: 10	H: 2 LOB: 0 BB: 0 P: 17	R: 3 E: 1 K: 1 S: 17	H: 3 LOB: 1 BB: 1 P: 27	R: 3 E: 0 K: 0 S: 14	H: 3 LOB: 0 BB: 0 P: 24	R: 0 E: 0 K: 2 S: 9	H: 1 LOB: 1 BB: 0 P: 14	R: 0 E: 0 K: 2 S: 12	H: 1 LOB: 1 BB: 0 P: 17	R: 0 E: 0 K: 2 S: 13	H: 1 LOB: 3 BB: 1 P: 19	R: 0 E: 1 K: 2 S: 17	H: 1 LOB: 3 BB: 0 P: 25	R: 0 E: 0 K: 1 S: 10	H: 2 LOB: 2 BB: 1 P: 18	R: 0 E: 0 K: 0 S: 6	H: 1 LOB: 1 BB: 0 P: 11	1B: 10 2B: 3 3B: 1 HR: 2	SF: 0 SAC: 0 DP: 2 HBP: 1	WP: 0 PB: 1 SB: 1 CS: 0	PA: 45				
PITCHER	IP	WLS	BF	H	R	ER	SO	BB	IBB	HBP	BLK	WP	HR	S	P	ERA	WHIP									
A.J. Burnett, R ERA: 4.0 Juan Acevedo, R ERA: 5.25 Ricky Bones, R ERA: 2.96 Braden Loooper, R ERA: 4.53	(1, 1)	3.0	L	17	8	7	7	1	1	0	0	0	0	2	41	68	21.00	3.000								
	(4, 1)	3.0		13	3	0	0	6	1	0	0	0	0	0	34	50	0.00	1.333								
	(7, 1)	2.0		3	0	0	3	1	0	1	0	0	0	0	27	43	0.00	2.000								
	(9, 1)	1.0		4	1	0	0	0	0	0	0	0	0	6	11	0.00	1.000									

Houston Astros @ Florida Marlins
Pro Player Stadium, Miami, FL
Fri Aug 10 2001, 7:05 PM EDT
Att: 13,360 - Cloudy - 86 F

AB	41
R	7
H	15
RBI	7
BB	3
SO	10
LOB	24



Batter	1	2	3	4	5	6	7	8	9	AB	R	H	RBI	BB	SO	LOB	BOTTOM									
Luis Castillo, S OBP: 0.359, SLG: 0.354 (1, 4)										4	0	1	0	0	0	1										
John Mabry, L OBP: 0.305, SLG: 0.405 Ricky Bones, R OBP: 0.333, SLG: 0.500 Andy Fox, L OBP: 0.200, SLG: 0.077 Braden Loooper, R (9, 1)										3	1	1	1	0	1	0										
Cliff Floyd, L OBP: 0.410, SLG: 0.647 (1, 7)										4	0	1	0	0	0	1										
Mike Lowell, R OBP: 0.351, SLG: 0.468 (1, 5)										4	1	1	0	0	0	1										
Kevin Millar, R OBP: 0.362, SLG: 0.521 (1, 3)										4	0	0	0	0	0	2										
Preston Wilson, R OBP: 0.320, SLG: 0.433 (1, 8)										4	0	1	0	0	0	1										
Charles Johnson, R OBP: 0.349, SLG: 0.523 (1, 2)										2	0	0	1	1	0	1										
Alex Gonzalez, R OBP: 0.316, SLG: 0.391 (1, 6)										3	0	0	0	0	0	2										
A.J. Burnett, R OBP: 0.171, SLG: 0.152 Dave Berg, R OBP: 0.273, SLG: 0.381 Juan Acevedo, R 1B Jeff Abbott, R OBP: 0.290, SLG: 0.333 (7, 9)										0	0	0	0	0	0	0										
										1	0	0	0	0	0	1										
										0	0	0	0	0	0	0										
										2	0	0	0	0	1	0										
Inning Stats	R: 0 E: 0 K: 0 S: 7	H: 0 LOB: 0 BB: 0 P: 9	R: 0 E: 0 K: 0 S: 7	H: 0 LOB: 0 BB: 0 P: 10	R: 0 E: 0 K: 0 S: 6	H: 0 LOB: 1 BB: 1 P: 11	R: 0 E: 0 K: 1 S: 9	H: 1 LOB: 0 BB: 0 P: 12	R: 0 E: 0 K: 0 S: 7	H: 0 LOB: 0 BB: 0 P: 10	R: 1 E: 0 K: 1 S: 8	H: 1 LOB: 1 BB: 0 P: 13	R: 1 E: 0 K: 0 S: 11	H: 2 LOB: 1 BB: 0 P: 16	R: 0 E: 0 K: 0 S: 5	H: 1 LOB: 1 BB: 0 P: 8	R: 0 E: 1 K: 0 S: 12	H: 0 LOB: 1 BB: 0 P: 15	1B: 1 2B: 3 3B: 0 HR: 1	SF: 1 SAC: 0 DP: 0 HBP: 0	WP: 0 PB: 0 SB: 0 CS: 0	PA: 34				
PITCHER	IP	WLS	BF	H	R	ER	SO	BB	IBB	HBP	BLK	WP	HR	S	P	ERA	WHIP									
Pedro Astacio, R ERA: 5.26 Michael Jackson, R ERA: 4.86	(1, 1)	7.1	W	28	5	2	2	2	1	0	0	0	0	1	58	85	2.46	0.818								
	(8, 1)	1.2		6	0	0	0	0	0	0	0	0	0	14	19	0.00	0.000									

Houston Astros @ Florida Marlins
Pro Player Stadium, Miami, FL
Fri Aug 10 2001, 7:05 PM EDT
Att: 13,360 - Cloudy - 86 F

AB	32
R	2
H	5
RBI	2
BB	1
SO	2
LOB	11



Batter	1	2	3	4	5	6	7	8	9	AB	R	H	RBI	BB	SO	LOB	TOP					
Craig Biggio, R OBP: 0.390, SLG: 0.484 (1, 4)										5	1	1	1	0	0	1	Houston Astros @ Florida Marlins Pro Player Stadium, Miami, FL Sat Aug 11 2001, 7:05 PM EDT Att: 20,134 - Cloudy - 87 F					
Julio Lugo, R OBP: 0.319, SLG: 0.392 (1, 6)										4	1	1	0	1	1	0						
5 Jeff Bagwell, R OBP: 0.388, SLG: 0.558 (1, 3)										3	2	1	1	2	2	0						
17 Lance Berkman, S OBP: 0.436, SLG: 0.656 (1, 7)										2	1	1	1	2	1	0						
Orlando Merced, S OBP: 0.361, SLG: 0.512 (1, 9)										3	0	1	2	1	0	3						
Richard Hidalgo, R OBP: 0.347, SLG: 0.440 (1, 8)										4	0	0	0	0	0	3						
Vinny Castilla, R OBP: 0.304, SLG: 0.470 (1, 5)										3	0	0	0	1	0	0						
Scott Servais, R OBP: 0.471, SLG: 0.400 (1, 2)										2	0	1	0	2	1	0						
Brian Powell, R (1, 1)										1	0	0	0	0	1	1						
Daryle Ward, L OBP: 0.347, SLG: 0.470 (4, PH)										1	0	0	0	0	0	3						
Ron Villone, L (4, 1)										1	0	0	0	0	0	0						
Mike Williams, R (7, 1)										0	0	0	0	0	0	0						
Tony Eusebio, R OBP: 0.306, SLG: 0.473 (8, PH)										1	0	0	0	0	0	1						
Nelson Cruz, R OBP: 0.290, SLG: 0.290 (8, 1)										0	0	0	0	0	0	0						
Inning Stats	R: 1 E: 0 K: 3 S: 10	H: 1 LOB: 0 BB: 0 P: 13	R: 0 E: 0 K: 0 S: 7	H: 0 LOB: 0 BB: 0 P: 10	R: 0 E: 0 K: 1 S: 8	H: 1 LOB: 0 BB: 0 P: 13	R: 2 E: 0 K: 0 S: 9	H: 2 LOB: 3 BB: 3 P: 25	R: 2 E: 0 K: 0 S: 13	H: 1 LOB: 1 BB: 3 P: 26	R: 0 E: 0 K: 1 S: 8	H: 0 LOB: 0 BB: 0 P: 12	R: 0 E: 0 K: 0 S: 8	H: 1 LOB: 2 BB: 2 P: 19	R: 0 E: 0 K: 0 S: 11	H: 0 LOB: 1 BB: 1 P: 20	R: 0 E: 0 K: 1 S: 7	H: 0 LOB: 0 BB: 0 P: 10	1B: 3 2B: 0 3B: 0 HR: 3	SF: 0 SAC: 0 DP: 3 HBP: 0	WP: 0 PB: 0 SB: 0 CS: 0	PA: 39
PITCHER	IP	WLS	BF	H	R	ER	SO	BB	IBB	HBP	BLK	WP	HR	S	P	ERA	WHIP					
Ryan Dempster, R ERA: 4.1 (1, 1)	6.0	W	27	5	5	5	5	6	0	0	0	0	3	55	99	7.50	1.833					
Vladimir Nunez, R ERA: 2.5 (7, 1)	2.0		9	1	0	0	0	3	0	0	0	0	0	19	39	0.00	2.000					
Braden Loooper, R ERA: 4.44 (9, 1)	1.0		3	0	0	0	1	0	0	0	0	0	0	7	10	0.00	0.000					

AB	30
R	5
H	6
RBI	5
BB	9
SO	6
LOB	12



Batter	1	2	3	4	5	6	7	8	9	AB	R	H	RBI	BB	SO	LOB	BOTTOM				
Luis Castillo, S OBP: 0.358, SLG: 0.357 (1, 4)										5	1	1	3	1	0	3	Houston Astros @ Florida Marlins Pro Player Stadium, Miami, FL Sat Aug 11 2001, 7:05 PM EDT Att: 20,134 - Cloudy - 87 F				
Derrek Lee, R OBP: 0.324, SLG: 0.466 (1, 3)										5	2	3	0	1	1	0					
Cliff Floyd, L OBP: 0.409, SLG: 0.645 (1, 7)										6	2	2	0	0	1	7					
Braden Loooper, R (9, 1)										0	0	0	0	0	0	0					
Mike Lowell, R OBP: 0.358, SLG: 0.483 (1, 5)										3	3	3	3	2	0	0					
Kevin Millar, R OBP: 0.370, SLG: 0.533 (1, 9)										3	1	3	3	1	0	0					
Vladimir Nunez, R (7, 1)										0	0	0	0	0	0	0					
John Mabry, L OBP: 0.311, SLG: 0.419 (8, PH)										1	1	1	1	0	0	0					
Preston Wilson, R OBP: 0.318, SLG: 0.439 (1, 8)										5	1	1	3	0	2	6					
Charles Johnson, R OBP: 0.353, SLG: 0.525 (1, 2)										5	1	3	0	0	1	0					
Alex Gonzalez, R OBP: 0.314, SLG: 0.389 (1, 6)										5	0	1	0	0	2	3					
Ryan Dempster, R OBP: 0.082, SLG: 0.083 (1, 1)										3	0	0	0	0	1	1					
18 Jeff Abbott, R OBP: 0.303, SLG: 0.323 (9, 7)										1	1	0	0	0	1	2					
Inning Stats	R: 1 E: 0 K: 1 S: 14	H: 2 LOB: 2 BB: 1 P: 26	R: 0 E: 0 K: 0 S: 8	H: 0 LOB: 0 BB: 0 P: 11	R: 5 E: 0 K: 2 S: 20	H: 3 LOB: 0 BB: 2 P: 32	R: 3 E: 0 K: 2 S: 15	H: 4 LOB: 1 BB: 0 P: 22	R: 0 E: 0 K: 2 S: 11	H: 1 LOB: 2 BB: 1 P: 19	R: 0 E: 0 K: 1 S: 13	H: 3 LOB: 3 BB: 0 P: 23	R: 4 E: 0 K: 1 S: 24	H: 4 LOB: 2 BB: 1 P: 38	1B: 9 2B: 6 3B: 1 HR: 2	SF: 0 SAC: 0 DP: 0 HBP: 1	WP: 0 PB: 0 SB: 0 CS: 0	PA: 48			
PITCHER	IP	WLS	BF	H	R	ER	SO	BB	IBB	HBP	BLK	WP	HR	S	P	ERA	WHIP				
Brian Powell, R ERA: 18.0 (1, 1)	3.0	L	17	8	6	6	3	3	0	0	0	0	1	42	69	18.00	2.667				
Ron Villone, L ERA: 5.92 (4, 1)	3.2		20	8	3	3	5	1	0	0	0	0	1	42	65	7.36	2.455				
Mike Williams, R ERA: 3.33 (7, 1)	0.1		2	1	0	0	0	0	0	0	0	0	0	4	7	0.00	3.000				
Nelson Cruz, R ERA: 4.2 (8, 1)	1.0		9	4	4	4	1	1	0	1	0	0	0	24	38	36.00	5.000				



Batter	1	2	3	4	5	6	7	8	9	AB	R	H	RBI	BB	SO	LOB	TOP					
Delino DeShields, L OBP: 0.321, SLG: 0.321 Aguie Ojeda, S OBP: 0.255, SLG: 0.260	(1,4) K		(2) G1-3		(1,0) 2B BB		(1) G4-3	(3) K		4	1	1	0	0	1	1						
Ricky Gutierrez, R OBP: 0.347, SLG: 0.415	(1,6) 2B		(3) G4-3		(0,2) BB		(2) K		(1) F9	5	0	2	0	0	1	1						
Sammy Sosa, R OBP: 0.424, SLG: 0.704	(1,9) K			(1) K	(2) K		(0,1) HR		(2) G5-3	5	1	1	1	0	3	3						
Fred McGriff, L OBP: 0.390, SLG: 0.519	(1,3) K			(1,4) 1B BB	(4,0) BB		(3) K		(3) G4-3	3	0	0	0	2	2	1						
Matt Stairs, L OBP: 0.362, SLG: 0.443		(1) F8		(0,0) 1B	(4,1) BB			(0,2) E5 1B		3	1	1	1	1	0	0						
Michael Tucker, L OBP: 0.311, SLG: 0.402	(1,8) K			(2,2) 1B	(1,2) BB			(1) F7		4	0	1	0	0	1	4						
Todd Hundley, S Jeff Fassero, L Tom Gordon, R	(1,2) G3			(1,2) 1B	(2,3) G3		(1) L6	(2) K		4	0	0	0	0	2	4	AB 35					
Bill Mueller, S OBP: 0.400, SLG: 0.489			(1,2) E1 SH2-4	(0,0) F7	(2,0) G1-4-3			(4,0) 1B IBB		3	0	0	0	1	0	3	R 3					
Julian Tavarez, L OBP: 0.184, SLG: 0.139 David Weathers, R Kyle Farnsworth, R Robert Machado, R OBP: 0.280, SLG: 0.375	(1,1) SH2-4		(1) SH2-4		(1,1) G3-1		(3) K	(1,2) 1B		2	0	0	0	0	1	0	H 7					
Inning Stats	R: 0 E: 0 K: 3 S: 11	H: 1 LOB: 1 BB: 0 P: 16	R: 0 E: 0 K: 1 S: 8	H: 0 LOB: 0 BB: 0 P: 12	R: 0 E: 1 K: 0 S: 7	H: 0 LOB: 1 BB: 0 P: 11	R: 0 E: 0 K: 2 S: 13	H: 2 LOB: 3 BB: 1 P: 21	R: 1 E: 0 K: 1 S: 12	H: 2 LOB: 0 BB: 0 P: 23	R: 0 E: 0 K: 1 S: 5	H: 0 LOB: 0 BB: 0 P: 8	R: 1 E: 0 K: 2 S: 11	H: 1 LOB: 0 BB: 0 P: 14	R: 1 E: 2 K: 2 S: 23	H: 1 LOB: 2 BB: 1 P: 32	R: 0 E: 0 K: 0 S: 8	H: 0 LOB: 0 BB: 0 P: 11	1B: 4 2B: 2 3B: 0 HR: 1	SF: 0 SAC: 1 DP: 0 HBP: 0	WP: 0 PB: 0 SB: 0 CS: 0	PA: 40
PITCHER	IP	WLS	BF	H	R	ER	SO	BB	IBB	HBP	BLK	WP	HR	S	P	ERA	WHIP					
44 Roy Oswalt, R ERA: 3.29	(1,1) 6.0		27	5	1	1	8	2	1	0	0	0	0	56	91	1.50	1.167					
Ron Villone, L ERA: 5.95	(7,1) 1.0	L	4	1	1	1	2	0	0	0	0	0	1	11	14	9.00	1.000					
Octavio Dotel, R ERA: 2.46	(8,1) 1.0		6	1	1	0	2	0	1	0	0	0	0	23	32	0.00	1.000					
Nelson Cruz, R ERA: 4.13	(9,1) 1.0		3	0	0	0	0	0	0	0	0	0	0	8	11	0.00	0.000					

Chicago Cubs @ Houston Astros
Enron Field, Houston, TX
Tue Aug 14 2001, 8:05 PM EDT
Att: 40,055 - Dome - 72 F

AB	35
R	3
H	7
RBI	3
BB	4
SO	12
LOB	19



Batter	1	2	3	4	5	6	7	8	9	AB	R	H	RBI	BB	SO	LOB	BOTTOM					
Craig Biggio, R OBP: 0.391, SLG: 0.496	(1,4) HR				(2) P6		(2) F8		(3) K	5	1	2	1	0	1	1						
Julio Lugo, R OBP: 0.326, SLG: 0.398 Octavio Dotel, R OBP: 0.091, SLG: 0.091 Nelson Cruz, R OBP: 0.250, SLG: 0.250	(1,6) 1B 5 1B BB		(3) K		(3) G4-3		(4,2) 5 BB			2	0	0	0	2	1	1						
5 Jeff Bagwell, R OBP: 0.394, SLG: 0.564	(1,3) 1B		(1) F9		(1,1) F9		(4,2) BB 17 G1-3 BB		(3) F7	3	0	1	0	1	0	1						
17 Lance Berkman, S OBP: 0.434, SLG: 0.656	(1,8) K		(2) L6		(2) G1-3		(1,2) G6-3		(1) G6-3	4	0	0	0	0	1	3						
Moises Alou, R OBP: 0.409, SLG: 0.604	(1,9) K		(3) G6-3		(4,0) BB IBB		(2) G6-3		(2) G6-3	3	0	0	0	1	1	2						
Orlando Merced, S OBP: 0.360, SLG: 0.506 Richard Hidalgo, R OBP: 0.346, SLG: 0.438	(1,7) 1B		(1) G6-3		(2,2) G6-3		(2) F8		(3) F3	3	0	1	0	0	0	2						
Vinny Castilla, R OBP: 0.307, SLG: 0.480	(1,5) F9			(2) G5-3	(4,1) BB		(1,2) BB		(1) L4	3	0	0	0	1	0	3	AB 32					
Brad Ausmus, R OBP: 0.271, SLG: 0.336		(1) F9		(3) F9	(3,2) F8		(3) F8		(1,0) 1B	4	0	1	0	0	0	3	R 1					
44 Roy Oswalt, R OBP: 0.214, SLG: 0.222 Ron Villone, L Jose Vizcaino, S OBP: 0.316, SLG: 0.326	(1,1) G6-3				(0,2) G3		(1) K2-3		(2) K	2	0	0	0	0	0	0	H 5					
Inning Stats	R: 1 E: 0 K: 2 S: 14	H: 3 LOB: 3 BB: 1 P: 29	R: 0 E: 0 K: 1 S: 12	H: 1 LOB: 1 BB: 0 P: 22	R: 0 E: 0 K: 0 S: 4	H: 0 LOB: 0 BB: 0 P: 6	R: 0 E: 0 K: 0 S: 6	H: 0 LOB: 0 BB: 0 P: 11	R: 0 E: 0 K: 0 S: 7	H: 0 LOB: 0 BB: 0 P: 10	R: 0 E: 0 K: 0 S: 11	H: 0 LOB: 3 BB: 3 P: 31	R: 0 E: 0 K: 1 S: 9	H: 0 LOB: 1 BB: 1 P: 16	R: 0 E: 0 K: 0 S: 7	H: 0 LOB: 0 BB: 0 P: 8	R: 0 E: 0 K: 2 S: 10	H: 1 LOB: 1 BB: 0 P: 15	1B: 4 2B: 0 3B: 0 HR: 1	SF: 0 SAC: 0 DP: 0 HBP: 0	WP: 0 PB: 0 SB: 1 CS: 0	PA: 37
PITCHER	IP	WLS	BF	H	R	ER	SO	BB	IBB	HBP	BLK	WP	HR	S	P	ERA	WHIP					
Julian Tavarez, R ERA: 3.77	(1,1) 5.1		23	4	1	0	0	2	1	0	0	0	0	7	16	0.00	1.500					
David Weathers, R ERA: 2.66	(6,1) 0.2	W	3	0	0	0	0	1	0	0	0	0	0	7	16	0.00	1.500					
Kyle Farnsworth, R ERA: 2.59	(7,1) 1.0	H	4	0	0	0	1	1	0	0	0	0	0	9	16	0.00	1.000					
Jeff Fassero, L ERA: 3.27	(8,1) 1.0	H	3	0	0	0	0	0	0	0	0	0	0	7	8	0.00	0.000					
Tom Gordon, R ERA: 3.32	(9,1) 1.0	S	4	1	0	0	2	0	0	0	0	0	0	10	15	0.00	1.000					

Chicago Cubs @ Houston Astros
Enron Field, Houston, TX
Tue Aug 14 2001, 8:05 PM EDT
Att: 40,055 - Dome - 72 F

AB	32
R	1
H	5
RBI	1
BB	5
SO	6
LOB	17



Batter	1	2	3	4	5	6	7	8	9	AB R H RBI BB SO LOB	TOP									
Eric Young Sr. R OBP: 0.330, SLG: 0.396 (1, 4)	G6-3		G3-1	1B			G5-4-3 1B		E6	5 0 2 0 0 0 1	Chicago Cubs @ Houston Astros Enron Field, Houston, TX Wed Aug 15 2001, 7:05 PM EDT Att: 41,469 - Dome - 72 F									
Ricky Gutierrez R OBP: 0.345, SLG: 0.410 (1, 6)	2B HBP		G6-3	F7			G5-4-3 1-2		G5-3	4 1 0 0 0 0 4										
Sammy Sosa R OBP: 0.425, SLG: 0.704 (1, 9)	1-H 2B		1B		F8			K		4 0 2 1 0 1 0										
Fred McGriff L OBP: 0.389, SLG: 0.516 (1, 3)	K		P5	1B	F7			G6-4-3 1B		4 0 1 0 0 1 2										
Ron Coomer R OBP: 0.325, SLG: 0.409 Bill Mueller S OBP: 0.400, SLG: 0.489 (8, 5)	K			1B G4-3 BB	K			G6-4-3 1-2		3 1 0 0 1 2 2 0 0 0 0 0 0 0										
Matt Stairs L OBP: 0.367, SLG: 0.446 Corey Patterson L OBP: 0.250, SLG: 0.400 (9, 7)		CS 1B	1B	G4-3 1B		G1-3			FC4-6 BB	3 1 2 0 1 0 0 0 0 0 0 0 0 0										
Michael Tucker L OBP: 0.308, SLG: 0.397 (1, 8)	K		G4-3	1B	K			FC4-6 HR		4 1 0 1 0 2 3										
Joe Girardi R OBP: 0.307, SLG: 0.351 (1, 2)	CS 1B		1-2 3-H 1-0	1B	L3			1-H HR		4 1 3 3 0 0 0										
Jon Lieber L OBP: 0.190, SLG: 0.196 (1, 1)	G1-3		1-2 2-3	1B	1B		K	G6-3		4 0 1 0 0 1 3										
Inning Stats	R: 1 E: 0 K: 2 S: 13	H: 1 LOB: 1 BB: 0 P: 22	R: 0 E: 0 K: 1 S: 10	H: 2 LOB: 1 BB: 0 P: 15	R: 0 E: 0 K: 0 S: 8	H: 1 LOB: 1 BB: 0 P: 13	R: 2 E: 0 K: 0 S: 15	H: 4 LOB: 2 BB: 1 P: 29	R: 0 E: 0 K: 1 S: 9	H: 0 LOB: 0 BB: 0 P: 14		R: 0 E: 0 K: 1 S: 6	H: 1 LOB: 0 BB: 0 P: 11	R: 0 E: 0 K: 1 S: 7	H: 1 LOB: 0 BB: 0 P: 13	R: 2 E: 1 K: 0 S: 9	H: 1 LOB: 1 BB: 1 P: 14	1B: 9 2B: 1 3B: 0 HR: 1	SF: 0 SAC: 0 DP: 2 HBP: 1	WP: 0 PB: 0 SB: 0 CS: 2
PITCHER	IP WLS BF H R ER SO BB IBB HBP BLK WP HR S P ERA WHIP											PITCHER	IP WLS BF H R ER SO BB IBB HBP BLK WP HR S P ERA WHIP							
Pedro Astacio R ERA: 5.2 Michael Jackson R ERA: 4.7 Ron Villone L ERA: 6.11	(1, 1)	7.0 L 29 9 3 3 6 1 0 1 0 0 0 69 114 3.86 1.429											(8, 1)	1.0 3 1 0 0 1 0 0 0 0 0 0 7 13 0.00 1.000	(9, 1)	1.0 6 1 2 2 0 1 0 0 0 0 1 9 14 18.00 2.000				

AB	35
R	5
H	11
RBI	5
BB	2
SO	7
LOB	15



Batter	1	2	3	4	5	6	7	8	9	AB R H RBI BB SO LOB	BOTTOM											
Craig Biggio R OBP: 0.390, SLG: 0.496 (1, 4)	K		2B			K			G6-3	4 0 1 0 0 2 0	Chicago Cubs @ Houston Astros Enron Field, Houston, TX Wed Aug 15 2001, 7:05 PM EDT Att: 41,469 - Dome - 72 F											
Julio Lugo R OBP: 0.324, SLG: 0.395 Tony Eusebio R OBP: 0.351, SLG: 0.453 Daryle Ward L OBP: 0.335, SLG: 0.491 (9, PH)	F9		G4-3			G6-3			G4-3	3 0 0 0 0 0 1 0 0 0 0 0 0 0 1 0 0 0 0 0 0												
5 Jeff Bagwell R OBP: 0.393, SLG: 0.562 (1, 3)	F2		1B			K			G6-3	4 0 1 0 0 1 0												
17 Lance Berkman S OBP: 0.434, SLG: 0.661 (1, 7)		HR	F7			G3				3 1 1 1 0 0 1												
Moises Alou R OBP: 0.406, SLG: 0.599 (1, 9)	G6-3		P4			L6				3 0 0 0 0 0 1												
Richard Hidalgo R OBP: 0.343, SLG: 0.434 (1, 8)	G6-3		FC1-4-6			F9				3 0 0 0 0 0 1												
Vinny Castilla R OBP: 0.304, SLG: 0.477 (1, 5)	G6-3					K			L4	3 0 0 0 0 1 0												
Brad Ausmus R OBP: 0.269, SLG: 0.333 Orlando Merced S OBP: 0.356, SLG: 0.500 Ron Villone L (9, 1)	F9		F9			G6-3			F7	2 0 0 0 0 0 0 1 0 0 0 0 0 0 0 0 0 0 0 0 0												
Pedro Astacio R OBP: 0.102, SLG: 0.102 Michael Jackson R (8, 1) Jose Vizcaino S OBP: 0.314, SLG: 0.324 (9, 6)	F9		F9			G5-3			G4-3	2 0 0 0 0 0 0 0 0 0 0 0 0 0 1 0 0 0 0 0 0												
Inning Stats	R: 0 E: 0 K: 1 S: 7	H: 0 LOB: 0 BB: 0 P: 11	R: 1 E: 0 K: 0 S: 5	H: 1 LOB: 0 BB: 0 P: 9	R: 0 E: 0 K: 0 S: 8	H: 1 LOB: 1 BB: 0 P: 10	R: 0 E: 0 K: 0 S: 7	H: 1 LOB: 1 BB: 0 P: 10	R: 0 E: 0 K: 1 S: 7	H: 0 LOB: 0 BB: 0 P: 8		R: 0 E: 0 K: 2 S: 11	H: 0 LOB: 0 BB: 0 P: 16	R: 0 E: 0 K: 0 S: 6	H: 0 LOB: 0 BB: 0 P: 10	R: 0 E: 0 K: 0 S: 5	H: 0 LOB: 0 BB: 0 P: 6	R: 0 E: 0 K: 0 S: 7	H: 0 LOB: 0 BB: 0 P: 12	1B: 1 2B: 1 3B: 0 HR: 1	SF: 0 SAC: 0 DP: 0 HBP: 0	WP: 0 PB: 0 SB: 0 CS: 0
PITCHER	IP WLS BF H R ER SO BB IBB HBP BLK WP HR S P ERA WHIP											PITCHER	IP WLS BF H R ER SO BB IBB HBP BLK WP HR S P ERA WHIP									
Jon Lieber R ERA: 3.29 (1, 1)	9.0 W 30 3 1 1 4 0 0 0 0 0 0 1 63 92 1.00 0.333											(1, 1)	9.0 W 30 3 1 1 4 0 0 0 0 0 0 1 63 92 1.00 0.333									

AB	30
R	1
H	3
RBI	1
BB	0
SO	4
LOB	4



Batter	1	2	3	4	5	6	7	8	9	AB	R	H	RBI	BB	SO	LOB	TOP								
Tike Redman, L OBP: 0.244, SLG: 0.295 (1, 9)										4	0	1	0	0	0	2									
2 Jack Wilson, R OBP: 0.292, SLG: 0.333 (1, 6)										4	1	1	1	0	1	1									
Aramis Ramirez, R OBP: 0.353, SLG: 0.537 (1, 5)										4	0	1	0	0	0	0									
Brian Giles, L OBP: 0.400, SLG: 0.620 (1, 7)										4	0	1	0	0	2	1									
18 Jason Kendall, R OBP: 0.331, SLG: 0.371 (1, 2)										4	1	3	1	0	0	1									
Gary Matthews, S OBP: 0.320, SLG: 0.376 (1, 8)										4	1	1	1	0	2	1									
Kevin Young, R OBP: 0.306, SLG: 0.407 (1, 3)										4	0	1	0	0	0	0									
Pat Meares, R OBP: 0.260, SLG: 0.321 (9, PH)										3	0	1	0	0	1	1									
Craig Wilson, R OBP: 0.347, SLG: 0.554 (9, PH)										1	0	0	0	0	0	0									
Joe Beimel, L OBP: 0.292, SLG: 0.261 (5, 1)										1	0	0	0	1	1	1									
Omar Olivares, R OBP: 0.231, SLG: 0.423 (5, 1)										1	0	0	0	0	0	0									
Inning Stats	R: 0 E: 0 K: 0 S: 8	H: 1 LOB: 0 BB: 0 P: 12	R: 2 E: 0 K: 1 S: 15	H: 3 LOB: 2 BB: 1 P: 25	R: 0 E: 0 K: 1 S: 11	H: 1 LOB: 1 BB: 0 P: 19	R: 0 E: 0 K: 3 S: 11	H: 1 LOB: 1 BB: 0 P: 15	R: 0 E: 0 K: 0 S: 5	H: 0 LOB: 0 BB: 0 P: 9	R: 0 E: 0 K: 1 S: 9	H: 1 LOB: 0 BB: 0 P: 15	R: 0 E: 0 K: 0 S: 5	H: 0 LOB: 0 BB: 0 P: 6	R: 1 E: 0 K: 0 S: 18	H: 3 LOB: 2 BB: 0 P: 28	R: 0 E: 0 K: 1 S: 6	H: 0 LOB: 0 BB: 0 P: 9	1B: 6 2B: 1 3B: 0 HR: 3	SF: 0 SAC: 0 DP: 1 HBP: 0	WP: 0 PB: 0 SB: 1 CS: 1	PA: 35			
PITCHER	IP	WLS	BF	H	R	ER	SO	BB	IBB	HBP	BLK	WP	HR	S	P	ERA	WHIP								
Wade Miller, R ERA: 3.91 (1, 1)	7.0	W	27	7	2	2	6	1	0	0	0	0	2	64	101	2.57	1.143								
Mike Williams, R ERA: 3.49 (8, 1)	1.0	H	5	3	1	1	0	0	0	0	0	0	1	18	28	9.00	3.000								
Billy Wagner, L ERA: 2.93 (9, 1)	1.0	S	3	0	0	0	1	0	0	0	0	0	0	6	9	0.00	0.000								

Pittsburgh Pirates @ Houston Astros
Enron Field, Houston, TX
Thu Aug 16 2001, 8:05 PM EDT
Att: 26,518 - Dome - 72 F

AB 34
R 3
H 10
RBI 3
BB 1
SO 7
LOB 8



Batter	1	2	3	4	5	6	7	8	9	AB	R	H	RBI	BB	SO	LOB	BOTTOM								
Craig Biggio, R OBP: 0.390, SLG: 0.494 (1, 4)										4	0	1	0	1	0	1									
Julio Lugo, R OBP: 0.322, SLG: 0.392 (1, 6)										5	1	1	0	0	1	3									
5 Jeff Bagwell, R OBP: 0.395, SLG: 0.566 (1, 3)										4	3	2	0	1	0	3									
17 Lance Berkman, S OBP: 0.436, SLG: 0.663 (8, 1)										3	0	2	1	1	0	2									
Mike Williams, R (8, 1)										0	0	0	0	0	0	0									
Billy Wagner, L (9, 1)										0	0	0	0	0	0	0									
Moises Alou, R OBP: 0.410, SLG: 0.600 (1, 9)										3	0	2	2	1	0	1									
Richard Hidalgo, R OBP: 0.347, SLG: 0.434 (1, 8)										2	0	1	1	1	0	0									
Vinny Castilla, R OBP: 0.301, SLG: 0.472 (1, 5)										4	0	0	0	0	0	8									
Brad Ausmus, R OBP: 0.266, SLG: 0.329 (1, 2)										4	0	0	0	0	0	4									
Wade Miller, R OBP: 0.213, SLG: 0.222 (1, 1)										3	0	1	0	0	0	1									
Orlando Merced, S OBP: 0.353, SLG: 0.495 (8, 7)										1	0	0	0	0	0	0									
Inning Stats	R: 1 E: 0 K: 1 S: 18	H: 2 LOB: 3 BB: 2 P: 35	R: 0 E: 0 K: 0 S: 9	H: 2 LOB: 0 BB: 0 P: 11	R: 0 E: 0 K: 0 S: 8	H: 0 LOB: 1 BB: 0 P: 14	R: 0 E: 1 K: 0 S: 7	H: 0 LOB: 1 BB: 0 P: 10	R: 2 E: 0 K: 0 S: 10	H: 3 LOB: 2 BB: 1 P: 18	R: 0 E: 0 K: 0 S: 6	H: 0 LOB: 0 BB: 0 P: 11	R: 1 E: 0 K: 0 S: 10	H: 3 LOB: 2 BB: 0 P: 16	R: 0 E: 0 K: 0 S: 6	H: 0 LOB: 1 BB: 1 P: 12	1B: 7 2B: 3 3B: 0 HR: 0	SF: 0 SAC: 0 DP: 2 HBP: 1	WP: 0 PB: 0 SB: 0 CS: 0	PA: 39					
PITCHER	IP	WLS	BF	H	R	ER	SO	BB	IBB	HBP	BLK	WP	HR	S	P	ERA	WHIP								
Joe Beimel, L ERA: 4.71 (1, 1)	4.1	L	24	7	3	3	1	4	0	0	0	0	0	50	85	6.23	2.538								
Omar Olivares, R ERA: 6.56 (5, 1)	3.2		15	3	1	1	0	1	0	1	0	0	0	24	42	2.46	1.091								

Pittsburgh Pirates @ Houston Astros
Enron Field, Houston, TX
Thu Aug 16 2001, 8:05 PM EDT
Att: 26,518 - Dome - 72 F

AB 33
R 4
H 10
RBI 4
BB 5
SO 1
LOB 23



Batter	1	2	3	4	5	6	7	8	9	AB	R	H	RBI	BB	SO	LOB	TOP								
Abraham Nunez, S (1,4) OBP: 0.333, SLG: 0.345	L5		F8			F7		L6		4	0	0	0	0	0	0									
2 Jack Wilson, R (1,6) OBP: 0.256, SLG: 0.328	P4			F2		G1-3		F9		4	0	0	0	0	0	0									
Aramis Ramirez, R (1,5) OBP: 0.350, SLG: 0.533	F8			G4-3		F8		K		4	0	0	0	0	1	0									
Brian Giles, L (1,7) OBP: 0.399, SLG: 0.623		G4-3		G3			HR		G4-3	4	1	1	1	0	0	0									
18 Jason Kendall, R (1,2) OBP: 0.334, SLG: 0.383	F8				HR		1B FC5-2 2B		HR	4	2	3	1	0	0	0									
Gary Matthews, S (1,8) OBP: 0.328, SLG: 0.393		FC5-4 BB			1B		FC5-2 1B		HR	3	1	3	2	1	0	0									
Kevin Young, R (1,3) OBP: 0.303, SLG: 0.402	FC5-4 1-2			G6-4-3		G6-4-3		K		4	0	0	0	0	1	4									
Tike Redman, L (1,9) OBP: 0.246, SLG: 0.296			G4-3		E8 1B		F8		K	3	1	1	0	0	0	2									
Adam Hyzdu, R (9,PH) OBP: 0.237, SLG: 0.500										1	0	0	0	0	1	0									
Tony McKnight, L (1,1)			G6-3		G6-3		K			2	0	0	0	0	0	0									
Craig Wilson, R (7,PH) OBP: 0.343, SLG: 0.548										1	0	0	0	0	1	2									
Bronson Arroyo, R (7,1)										0	0	0	0	0	0	0									
Inning Stats	R: 0 E: 0 K: 0 S: 6	H: 0 LOB: 0 BB: 0 P: 8	R: 0 E: 0 K: 0 S: 7	H: 0 LOB: 1 BB: 1 P: 14	R: 0 E: 0 K: 0 S: 6	H: 0 LOB: 0 BB: 0 P: 10	R: 0 E: 0 K: 0 S: 7	H: 0 LOB: 0 BB: 0 P: 14	R: 2 E: 1 K: 0 S: 9	H: 3 LOB: 0 BB: 0 P: 13	R: 0 E: 0 K: 0 S: 9	H: 0 LOB: 2 BB: 0 P: 13	R: 1 E: 0 K: 1 S: 16	H: 3 LOB: 2 BB: 0 P: 27	R: 0 E: 0 K: 1 S: 8	H: 0 LOB: 0 BB: 0 P: 13	R: 2 E: 0 K: 2 S: 16	H: 2 LOB: 0 BB: 0 P: 22	1B: 4 2B: 1 3B: 0 HR: 3	SF: 0 SAC: 0 DP: 1 HBP: 0	WP: 0 PB: 0 SB: 0 CS: 0	PA: 35			
PITCHER	IP	WLS	BF	H	R	ER	SO	BB	IBB	HBP	BLK	WP	HR	S	P	ERA	WHIP								
Dave Milicki, R (1,1) ERA: 6.38	6.0	W	23	5	3	2	0	1	0	0	0	0	2	50	82	3.00	1.000								
Nelson Cruz, R (7,1) ERA: 4.07	1.0	H	4	1	0	0	1	0	0	0	0	0	0	10	17	0.00	1.000								
Michael Jackson, R (8,1) ERA: 4.61	1.0	H	3	0	0	0	1	0	0	0	0	0	0	8	13	0.00	0.000								
Billy Wagner, L (9,1) ERA: 3.26	1.0	S	5	2	2	2	2	0	0	0	0	0	1	16	22	18.00	2.000								

Pittsburgh Pirates @ Houston Astros
Enron Field, Houston, TX
Fri Aug 17 2001, 8:05 PM EDT
Att: 37,363 - Dome - 72 F

AB	34
R	5
H	8
RBI	4
BB	1
SO	4
LOB	8



Batter	1	2	3	4	5	6	7	8	9	AB	R	H	RBI	BB	SO	LOB	BOTTOM								
Craig Biggio, R (1,4) OBP: 0.390, SLG: 0.494	1B 2B		K		G5-3	FC6-4 BB		F9		4	1	1	1	1	1	0									
Julio Lugo, R (1,6) OBP: 0.322, SLG: 0.390	G1-3		K		5 3B BB	SF8				2	1	0	1	1	1	1									
5 Jeff Bagwell, R (1,3) OBP: 0.396, SLG: 0.571	K		WP 2B		1-H 3B	FC6-4				4	0	2	1	0	1	3									
Daryle Ward, L (1,7) OBP: 0.338, SLG: 0.492			P6		G4-3		1B 1B			4	0	2	1	0	0	2									
Billy Wagner, L (9,1)	2H 1B									0	0	0	0	0	0	0									
Moises Alou, R (1,9) OBP: 0.410, SLG: 0.607	P6			G5-3		HR	FC1-4 1B			4	1	2	1	0	0	1									
Richard Hidalgo, R (1,8) OBP: 0.351, SLG: 0.448						F9	FC1-4 1B			4	1	3	1	0	0	0									
Vinny Castilla, R (1,5) OBP: 0.301, SLG: 0.470		K		G2-3		E 1B BB 1B	FC1-4			4	1	1	0	0	1	3									
Brad Ausmus, R (1,2) OBP: 0.266, SLG: 0.328	P4			G6-3		BB E SF8 1B	2-1			4	1	1	0	0	1	1									
Dave Milicki, R (1,1) OBP: 0.063, SLG: 0.063					G5-3			G4-3		3	0	0	0	0	0	3									
Nelson Cruz, R (7,1) OBP: 0.250, SLG: 0.250										0	0	0	0	0	0	0									
Michael Jackson, R (8,1) ERA: 4.61										0	0	0	0	0	0	0									
Orlando Merced, S (8,PH) OBP: 0.350, SLG: 0.489										1	0	0	0	0	0	0									
Glen Barker, S (9,8) OBP: 0.280, SLG: 0.105										0	0	0	0	0	0	0									
Inning Stats	R: 1 E: 0 K: 1 S: 15	H: 2 LOB: 1 BB: 0 P: 20	R: 0 E: 0 K: 1 S: 7	H: 1 LOB: 1 BB: 0 P: 9	R: 0 E: 0 K: 2 S: 11	H: 1 LOB: 1 BB: 0 P: 20	R: 1 E: 0 K: 0 S: 8	H: 1 LOB: 0 BB: 0 P: 11	R: 1 E: 0 K: 0 S: 7	H: 1 LOB: 1 BB: 1 P: 14	R: 3 E: 1 K: 0 S: 8	H: 3 LOB: 2 BB: 1 P: 15	R: 0 E: 0 K: 0 S: 7	H: 3 LOB: 2 BB: 0 P: 14	R: 0 E: 0 K: 1 S: 11	H: 0 LOB: 0 BB: 0 P: 15	1B: 6 2B: 3 3B: 1 HR: 2	SF: 1 SAC: 0 DP: 0 HBP: 0	WP: 1 PB: 0 SB: 0 CS: 0	PA: 37					
PITCHER	IP	WLS	BF	H	R	ER	SO	BB	IBB	HBP	BLK	WP	HR	S	P	ERA	WHIP								
Tony McKnight, R (1,1) ERA: 4.03	6.0	L	30	6	4	4	4	2	0	0	0	0	2	56	89	6.00	1.833								
Bronson Arroyo, R (7,1) ERA: 5.9	2.0		8	3	0	0	1	0	0	0	0	0	0	18	29	0.00	1.500								

Pittsburgh Pirates @ Houston Astros
Enron Field, Houston, TX
Fri Aug 17 2001, 8:05 PM EDT
Att: 37,363 - Dome - 72 F

AB	34
R	6
H	12
RBI	6
BB	2
SO	5
LOB	14



Batter	1	2	3	4	5	6	7	8	9	AB	R	H	RBI	BB	SO	LOB	TOP										
Abraham Nunez, S (1,4) OBP: 0.329, SLG: 0.340										4	0	0	0	0	3	0											
Mendy López, R (1,6) OBP: 0.308, SLG: 0.348										4	0	0	0	0	2	0											
Aramis Ramirez, R (1,5) OBP: 0.347, SLG: 0.528										4	0	0	0	0	3	0											
Brian Giles, L (1,7) OBP: 0.398, SLG: 0.620										4	0	1	0	0	1	0											
1B Jason Kendall, R (1,9) OBP: 0.332, SLG: 0.380										3	0	0	0	0	0	1											
Gary Matthews, S (1,8) OBP: 0.328, SLG: 0.390										2	0	0	0	1	0	1											
Craig Wilson, R (1,3) OBP: 0.343, SLG: 0.540										3	0	1	0	0	1	2											
Keith Osik, R (1,2) OBP: 0.302, SLG: 0.298										3	0	0	0	0	0	2											
Jimmy Anderson, L (1,1) OBP: 0.136, SLG: 0.098										2	0	0	0	0	0	0											
Rob Mackowiak, L (8, PH) OBP: 0.358, SLG: 0.459										1	0	0	0	0	1	0											
Josias Manzanillo, R (8,1)										0	0	0	0	0	0	0											
Inning Stats	R: 0 H: 0 E: 0 K: 2 S: 10	H: 0 LOB: 0 BB: 0 P: 17	R: 0 H: 1 E: 1 K: 0 S: 13	LOB: 2 BB: 0 P: 18	R: 0 H: 0 E: 0 K: 1 S: 7	LOB: 0 BB: 0 P: 12	R: 0 H: 0 E: 0 K: 2 S: 13	LOB: 2 BB: 1 P: 26	R: 0 H: 0 E: 0 K: 1 S: 7	LOB: 0 BB: 0 P: 11	R: 0 H: 0 E: 0 K: 0 S: 5	LOB: 0 BB: 0 P: 7	R: 0 H: 0 E: 0 K: 1 S: 10	LOB: 0 BB: 0 P: 13	R: 0 H: 0 E: 0 K: 3 S: 9	LOB: 0 BB: 0 P: 14	1B: 2 2B: 0 3B: 0 HR: 0	SF: 0 SAC: 0 DP: 0 HBP: 0	WP: 1 PB: 0 SB: 0 CS: 0	PA: 31							
PITCHER	IP	WLS	BF	H	R	ER	SO	BB	IBB	HBP	BLK	WP	HR	S	P	ERA	WHIP										
Carlos Hernández, L (1,1) ERA: 2.41	7.0	W	25	2	0	0	7	1	0	0	0	1	0	62	102	0.00	0.429										
Octavio Dotel, R (8,1)	2.0	S	6	0	0	0	4	0	0	0	0	0	0	19	27	0.00	0.000										

Pittsburgh Pirates @ Houston Astros
Enron Field, Houston, TX
Sat Aug 18 2001, 1:15 PM EDT
Att: 41,955 - Dome - 72 F

AB	30
R	0
H	2
RBI	0
BB	1
SO	11
LOB	6

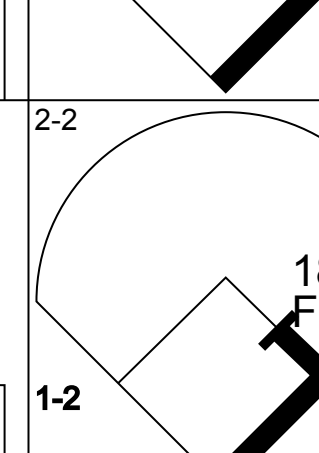
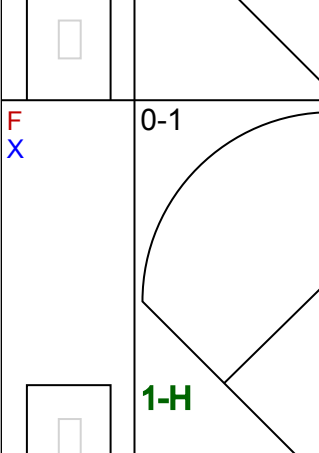


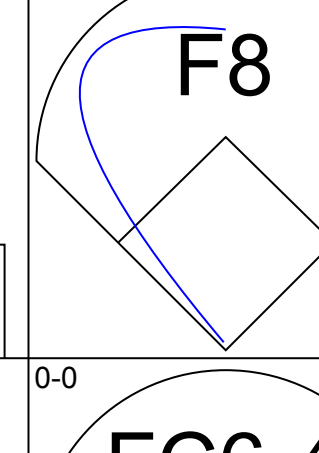
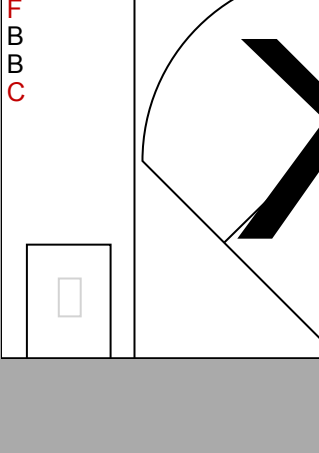
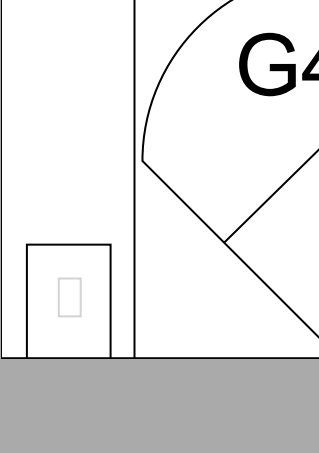

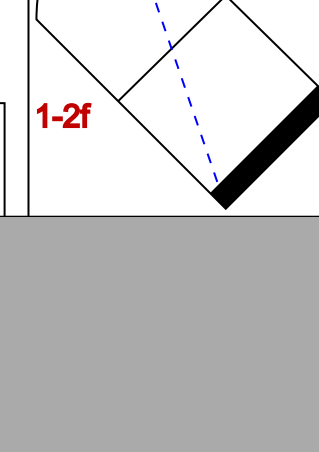
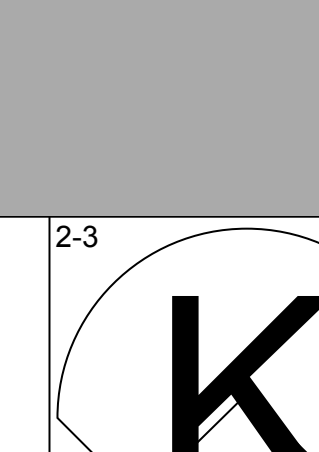

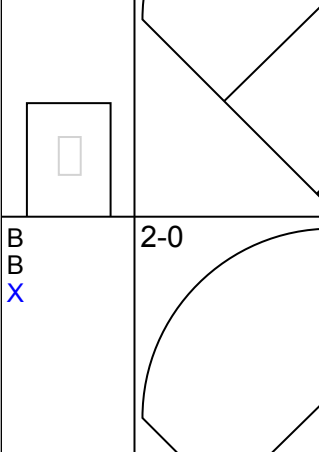



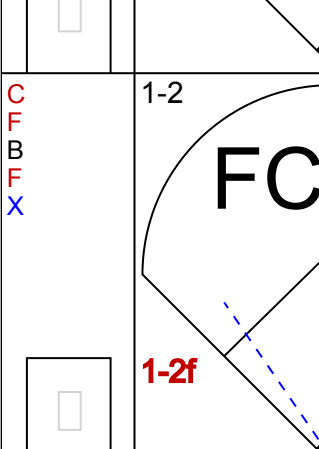


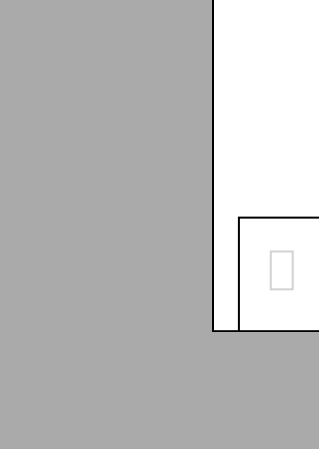

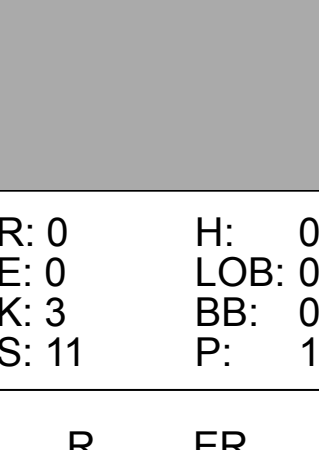
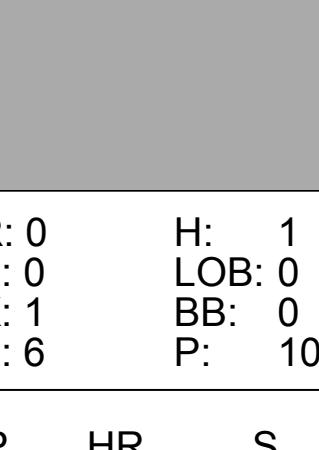
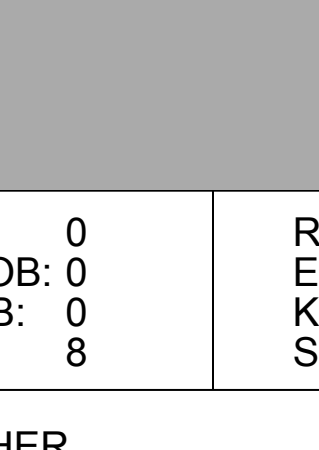
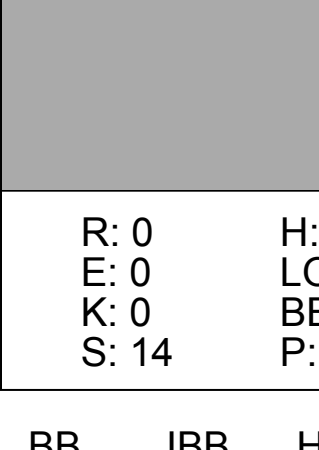




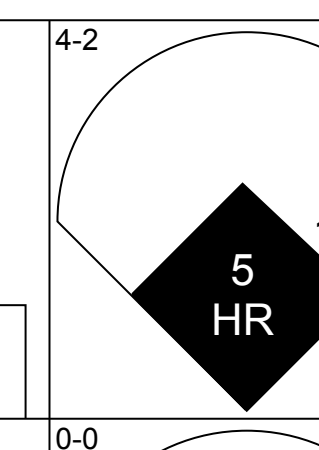
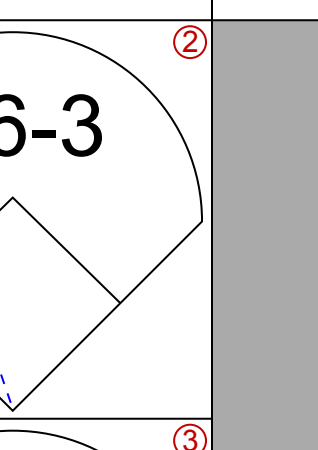


Batter	1	2	3	4	5	6	7	8	9	AB	R	H	RBI	BB	SO	LOB	BOTTOM										
Craig Biggio, R (1,4) OBP: 0.391, SLG: 0.495										3	2	1	0	0	1	2											
Julio Lugo, R (1,6) OBP: 0.319, SLG: 0.386										4	0	0	0	0	0	4											
5 Jeff Bagwell, R (1,3) OBP: 0.398, SLG: 0.571										2	1	1	0	2	0	0											
Richard Hidalgo, R (1,8) OBP: 0.352, SLG: 0.451										4	0	2	1	0	0	2											
Moises Alou, R (1,9) OBP: 0.413, SLG: 0.606										2	0	1	1	2	0	0											
Danyle Ward, L (1,7) OBP: 0.333, SLG: 0.484										3	0	0	0	0	1	7											
Glen Barker, S (8,8)										1	0	0	0	0	0	0											
Vinny Castilla, R (1,5) OBP: 0.300, SLG: 0.466										3	0	0	0	1	1	0											
Tony Eusebio, R (1,2) OBP: 0.348, SLG: 0.446										4	0	1	0	0	0	1											
Carlos Hernández, S (1,1) ERA: 5.51										2	0	0	0	0	1	0											
Octavio Dotel, R (8,1) ERA: 3.67										0	0	0	0	0	0	0											
Inning Stats	R: 2 H: 2 E: 0 K: 1 S: 18	H: 2 LOB: 1 BB: 1 P: 28	R: 0 H: 0 E: 0 K: 1 S: 7	LOB: 0 BB: 0 P: 12	R: 0 H: 1 E: 0 K: 1 S: 15	LOB: 3 BB: 2 P: 31	R: 0 H: 0 E: 0 K: 0 S: 7	LOB: 0 BB: 1 P: 12	R: 1 H: 2 E: 0 K: 0 S: 11	LOB: 2 BB: 1 P: 19	R: 0 H: 1 E: 1 K: 1 S: 8	LOB: 0 BB: 0 P: 9	R: 0 H: 0 E: 0 K: 0 S: 4	LOB: 0 BB: 0 P: 5	R: 0 H: 0 E: 0 K: 0 S: 8	LOB: 0 BB: 0 P: 9	1B: 4 2B: 2 3B: 0 HR: 0	SF: 0 SAC: 1 DP: 2 HBP: 1	WP: 0 PB: 0 SB: 2 CS: 0	PA: 35							
PITCHER	IP	WLS	BF	H	R	ER	SO	BB	IBB	HBP	BLK	WP	HR	S	P	ERA	WHIP										
Jimmy Anderson, L (1,1) ERA: 5.51	7.0	L	32	6	3	3	4	2	3	1	0	0	0	70	116	3.86	1.143										
Josias Manzanillo, R (8,1)	1.0		3	0	0	0	0	0	0	0	0	0	0	8	9	0.00	0.000										

Pittsburgh Pirates @ Houston Astros
Enron Field, Houston, TX
Sat Aug 18 2001, 1:15 PM EDT
Att: 41,955 - Dome - 72 F

AB	28
R	3
H	6
RBI	2
BB	5
SO	4
LOB	16

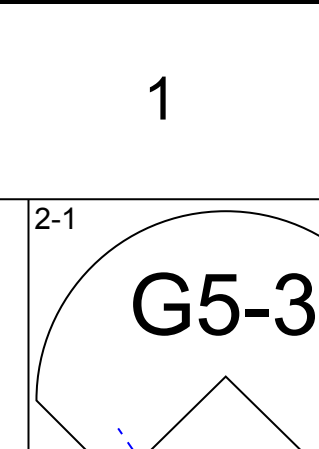
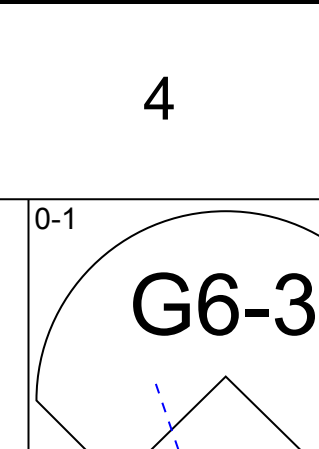
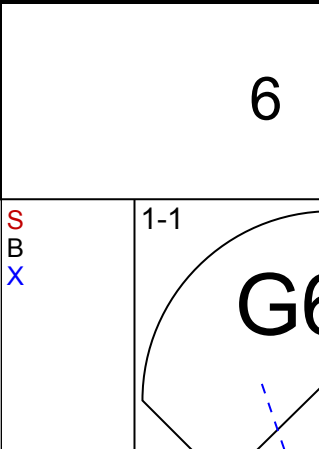
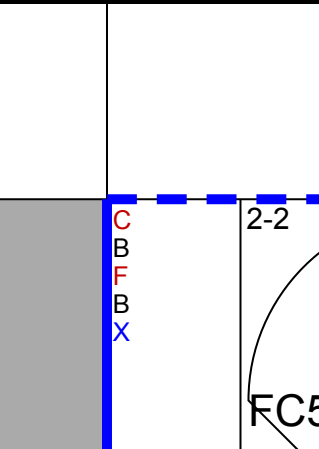
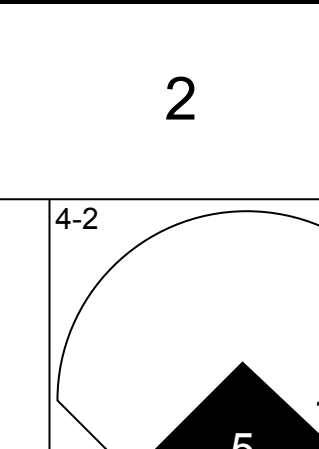
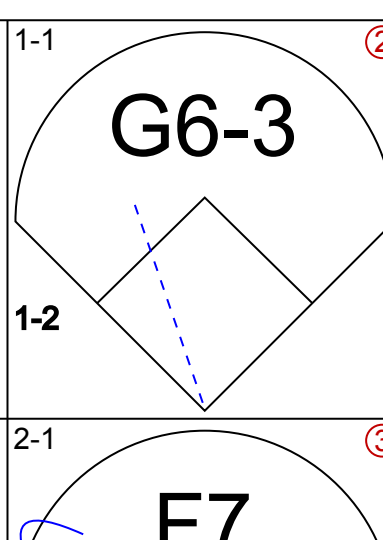
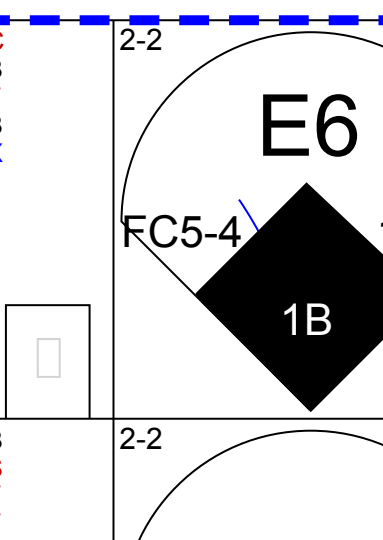
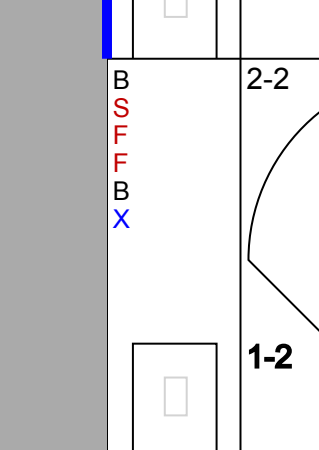
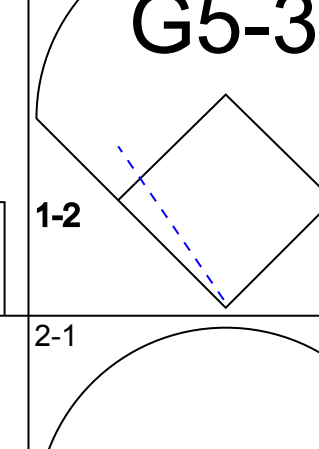
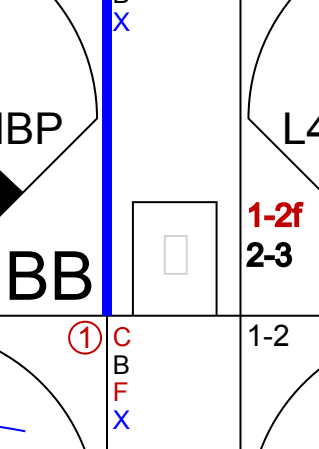
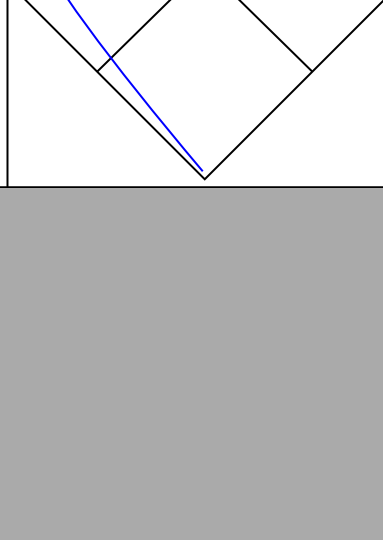
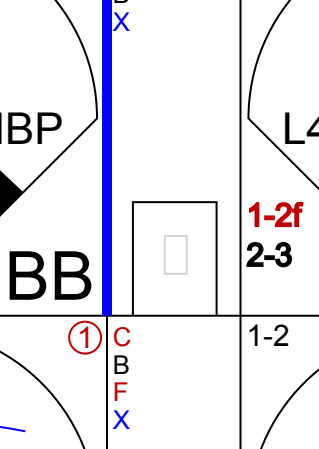
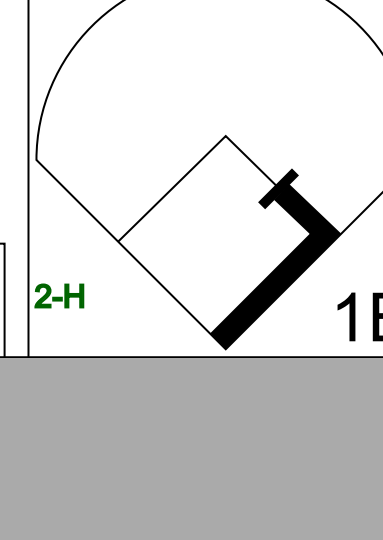
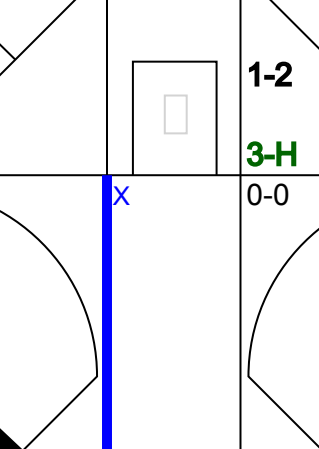
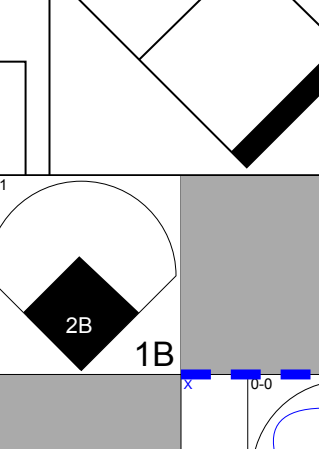
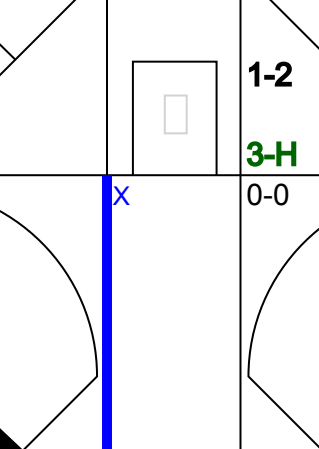

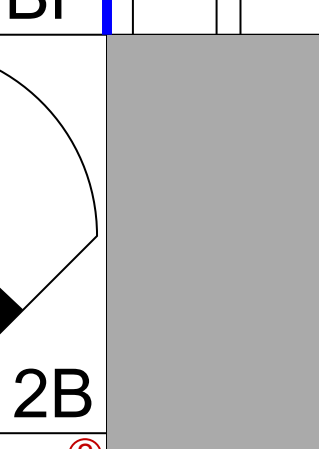
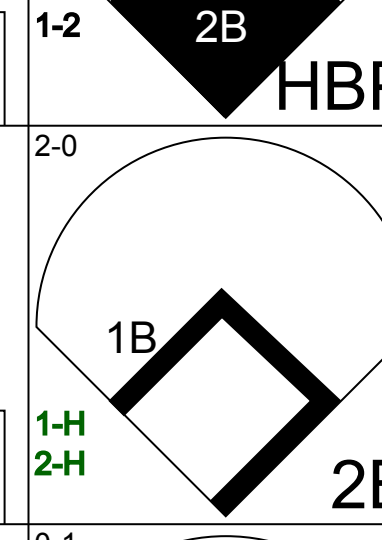


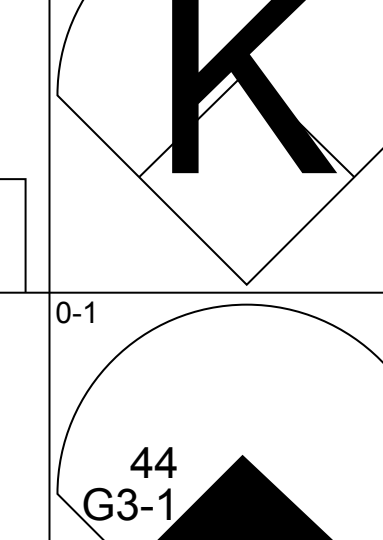
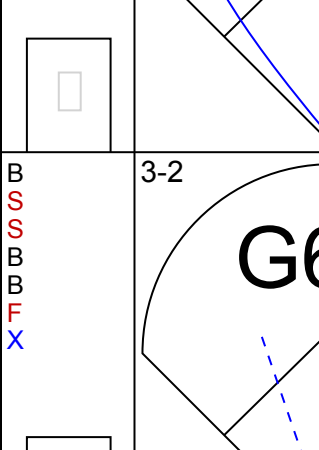
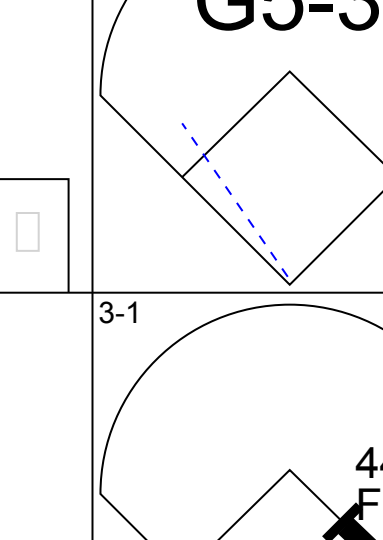

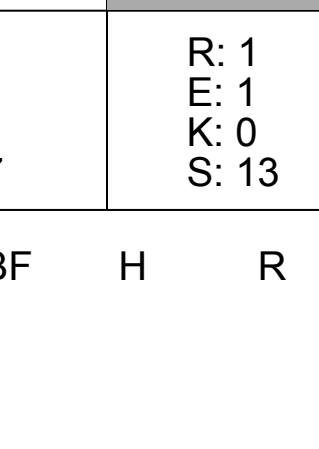


Batter	1	2	3	4	5	6	7	8	9	AB	R	H	RBI	BB	SO	LOB	TOP					
Abraham Nunez, S (1.4) OBP: 0.324, SLG: 0.335																	4 1 0 0 0 1 0					
2 Jack Wilson, R (1.6) OBP: 0.256, SLG: 0.327																	4 0 1 0 0 2 1					
Aramis Ramirez, R (1.5) OBP: 0.348, SLG: 0.530																	4 0 2 1 0 0 0					
Brian Giles, L (1.7) OBP: 0.395, SLG: 0.614																	4 0 0 0 0 1 3					
1B Jason Kendall, R (1.2) OBP: 0.333, SLG: 0.381																	4 0 2 0 0 0 2					
Gary Matthews, S (1.8) OBP: 0.330, SLG: 0.399																	4 1 2 0 0 1 1					
Kevin Young, R (1.3) OBP: 0.300, SLG: 0.397																	4 0 0 1 0 2 2					
Rob Mackowiak, L (1.9) OBP: 0.359, SLG: 0.447																	3 0 0 0 0 2 0					
Mike Fetters, R (7.1) Scott Sauerbeck, R (8.1)																	0 0 0 0 0 0 0					
Todd Ritchie, R (1.1) OBP: 0.224, SLG: 0.217																	0 0 0 0 0 0 0					
Omar Olivares, R (2.1) OBP: 0.222, SLG: 0.407																	1 0 0 0 0 1 0					
Keith Osik, R (5. PH) OBP: 0.299, SLG: 0.295																	1 0 0 0 0 0 0					
Bronson Arroyo, R (5.1) Adam Hyzdu, R (7.9) OBP: 0.233, SLG: 0.492																	0 0 0 0 0 0 0					
Inning Stats	R: 0 E: 0 K: 1 S: 13	H: 2 LOB: 2 BB: 0 P: 22	R: 0 E: 0 K: 3 S: 11	H: 0 LOB: 0 BB: 0 P: 13	R: 1 E: 1 K: 3 S: 13	H: 1 LOB: 1 BB: 0 P: 17	R: 0 E: 0 K: 1 S: 6	H: 1 LOB: 0 BB: 0 P: 10	R: 0 E: 0 K: 1 S: 7	H: 0 LOB: 0 BB: 0 P: 11	R: 0 E: 0 K: 1 S: 6	H: 0 LOB: 0 BB: 0 P: 8	R: 1 E: 0 K: 0 S: 9	H: 1 LOB: 0 BB: 0 P: 10	R: 0 E: 0 K: 0 S: 6	H: 0 LOB: 2 BB: 0 P: 7	R: 0 E: 0 K: 0 S: 14	H: 2 LOB: 2 BB: 0 P: 21	1B: 5 2B: 1 3B: 1 HR: 0	SF: 0 SAC: 0 DP: 1 HBP: 0	WP: 0 PB: 0 SB: 0 CS: 0	PA: 34
PITCHER	IP WLS BF H R ER SO BB IBB HBP BLK WP HR S P ERA WHIP																					
44 Roy Oswalt, R (1.1) ERA: 3.13	8.0 W 29 5 2 1 10 0 0 0 0 0 0 71 98 1.12 0.625																					
Ron Villone, L (9.1) ERA: 6.04	1.0 5 2 0 0 0 0 0 0 0 0 0 14 21 0.00 2.000																					

Pittsburgh Pirates @ Houston Astros
Enron Field, Houston, TX
Sun Aug 19 2001, 2:35 PM EDT
Att: 35,915 - Dome - 72 F

AB 34
R 2
H 7
RBI 2
BB 0
SO 10
LOB 9



Batter	1	2	3	4	5	6	7	8	9	AB	R	H	RBI	BB	SO	LOB	BOTTOM			
Craig Biggio, R (1.4) OBP: 0.390, SLG: 0.492																	3 1 0 0 1 0 1			
Julio Lugo, R (8.6) OBP: 0.318, SLG: 0.386																	1 1 0 0 0 0 0			
Jose Vizcaino, S (1.6) OBP: 0.321, SLG: 0.328																	4 2 2 1 0 0 1			
5 Jeff Bagwell, R (1.3) OBP: 0.599, SLG: 0.576																	3 2 1 3 1 0 1			
Chris Truby, R (8.3) OBP: 0.287, SLG: 0.446																	1 0 0 0 0 0 2			
Orlando Merced, S (1.7) OBP: 0.361, SLG: 0.490																	4 0 2 2 1 0 1			
Moises Alou, R (1.9) OBP: 0.414, SLG: 0.604																	3 1 1 0 0 0 1			
Glen Barker, S (7. PR) OBP: 0.259, SLG: 0.095																	1 1 0 0 0 0 2			
Richard Hidalgo, R (1.8) OBP: 0.356, SLG: 0.468																	4 2 3 4 0 0 0			
Vinny Castilla, R (1.5) OBP: 0.300, SLG: 0.471																	4 1 1 1 0 1 3			
Brad Ausmus, R (1.2) OBP: 0.269, SLG: 0.333																	4 1 2 1 0 0 0			
44 Roy Oswalt, R (1.1) OBP: 0.219, SLG: 0.226																	4 0 1 0 0 0 3			
Ron Villone, L (9.1) ERA: 5.55																	0 0 0 0 0 0 0			
Inning Stats	R: 1 E: 0 K: 0 S: 7	H: 1 LOB: 1 BB: 0 P: 16	R: 6 E: 0 K: 1 S: 22	H: 5 LOB: 1 BB: 2 P: 39	R: 1 E: 0 K: 0 S: 12	H: 1 LOB: 0 BB: 0 P: 18	R: 0 E: 0 K: 0 S: 6	H: 0 LOB: 0 BB: 0 P: 9	R: 1 E: 0 K: 0 S: 6	H: 1 LOB: 1 BB: 0 P: 8	R: 0 E: 0 K: 0 S: 10	H: 0 LOB: 1 BB: 0 P: 15	R: 2 E: 0 K: 0 S: 12	H: 2 LOB: 2 BB: 1 P: 27	R: 1 E: 1 K: 0 S: 13	H: 2 LOB: 1 BB: 0 P: 20	1B: 7 2B: 4 3B: 0 HR: 3	SF: 0 SAC: 0 DP: 1 HBP: 2	WP: 0 PB: 0 SB: 0 CS: 0	PA: 41
PITCHER	IP WLS BF H R ER SO BB IBB HBP BLK WP HR S P ERA WHIP																			
Todd Ritchie, R (1.1) ERA: 4.44	2.1 L 8 1 1 1 0 0 0 0 0 0 1 19 28 3.86 0.429																			
Omar Olivares, R (2.1) ERA: 6.5	2.1 8 1 1 1 0 0 0 0 0 0 1 16 23 4.50 1.000																			
Bronson Arroyo, R (5.1) ERA: 5.85	2.0 8 2 1 1 0 0 0 0 0 0 1 16 23 4.50 1.000																			
Mike Fetters, R (7.1) ERA: 5.86	1.0 7 2 2 2 0 1 0 1 0 0 0 12 27 18.00 3.000																			
Scott Sauerbeck, L (8.1) ERA: 5.55	1.0 5 2 1 0 0 0 0 0 0 0 0 13 20 0.00 2.000																			

Pittsburgh Pirates @ Houston Astros
Enron Field, Houston, TX
Sun Aug 19 2001, 2:35 PM EDT
Att: 35,915 - Dome - 72 F

AB 36
R 12
H 13
RBI 12
BB 3
SO 1
LOB 15



Batter	1	2	3	4	5	6	7	8	9	AB	R	H	RBI	BB	SO	LOB	TOP					
Craig Biggio, R (1,4) OBP: 0.392, SLG: 0.494	G4-3		BB		1B		5 1B	K		4	2	2	0	1	1	0	Houston Astros @ Philadelphia Phillies Veterans Stadium, Philadelphia, PA Tue Aug 21 2001, 7:05 PM EDT Att: 20,647 - Cloudy - 81 F					
Jose Vizcaino, S (1,6) OBP: 0.323, SLG: 0.330	G4-3		G4-3		5 2H G4-3		5 1B	G3-1		5	1	2	1	0	0	1						
5 Jeff Bagwell, R (1,3) OBP: 0.397, SLG: 0.572	G5-3			G6-3	G4-3			F3		5	1	1	1	0	0	1						
17 Lance Berkman, S (1,7) OBP: 0.436, SLG: 0.661		G3		FC5-4 BB	K		1B	G5-3		4	1	1	2	1	1	1						
Moises Alou, R (1,9) OBP: 0.410, SLG: 0.597 Glen Barker, S (9,8) OBP: 0.259, SLG: 0.095	G5-3			FC5-4 2B	L7		G6-3	G5-3		5	1	0	0	0	0	3						
Richard Hidalgo, R (1,8) OBP: 0.358, SLG: 0.466		FC6-4 HBP		2B			F8	G5-3		3	1	1	0	1	0	0						
Vinny Castilla, R (1,5) OBP: 0.302, SLG: 0.474	FC6-4						G6-3	G5-3		4	1	2	2	0	0	1						
Brad Ausmus, R (1,2) OBP: 0.271, SLG: 0.340			G6-3				G5-3			3	0	1	2	1	0	0						
Pedro Astacio, R (1,1) OBP: 0.094, SLG: 0.094 Nelson Cruz, R (8,1) OBP: 0.250, SLG: 0.250 Billy Wagner, L (9,1)			K		G4-3					4	0	0	0	0	1	4						
Inning Stats	R: 0 E: 0 K: 0 S: 4	H: 0 LOB: 0 BB: 0 P: 6	R: 0 E: 0 K: 0 S: 9	H: 0 LOB: 1 BB: 0 P: 14	R: 0 E: 0 K: 1 S: 10	H: 0 LOB: 1 BB: 1 P: 19	R: 1 E: 0 K: 0 S: 13	H: 1 LOB: 3 BB: 3 P: 28	R: 1 E: 0 K: 1 S: 12	H: 2 LOB: 1 BB: 0 P: 15	R: 0 E: 0 K: 0 S: 5	H: 0 LOB: 0 BB: 0 P: 5	R: 6 E: 0 K: 0 S: 15	H: 7 LOB: 1 BB: 0 P: 24	R: 0 E: 0 K: 1 S: 11	H: 0 LOB: 0 BB: 0 P: 15		R: 0 E: 0 K: 0 S: 6	H: 0 LOB: 0 BB: 0 P: 8	1B: 6 2B: 3 3B: 1 HR: 0	SF: 0 SAC: 0 DP: 0 HBP: 1	WP: 0 PB: 0 SB: 1 CS: 0
PITCHER	IP	WLS	BF	H	R	ER	SO	BB	IBB	HBP	BLK	WP	HR	S	P	ERA	WHIP					
Nelson Figueroa, R (1,1) ERA: 3.88	6.1	L	31	7	6	6	2	3	1	1	0	0	0	60	97	8.53	1.579					
Jose Santiago, R (7,1) ERA: 5.04	0.2	5	3	2	2	0	0	0	0	0	0	0	0	8	14	27.00	4.500					
Cliff Politte, R (8,1) ERA: 3.0	1.0	3	0	0	0	1	0	0	0	0	0	0	0	11	15	0.00	0.000					
Eddie Oropesa, L (9,1) ERA: 5.4	1.0	3	0	0	0	0	0	0	0	0	0	0	0	6	8	0.00	0.000					

AB	37
R	8
H	10
RBI	8
BB	4
SO	3
LOB	11



Batter	1	2	3	4	5	6	7	8	9	AB	R	H	RBI	BB	SO	LOB	BOTTOM					
11 Jimmy Rollins, S (1,6) OBP: 0.322, SLG: 0.422	P4		F7			FC1-6 1B				4	0	2	0	0	0	0	Houston Astros @ Philadelphia Phillies Veterans Stadium, Philadelphia, PA Tue Aug 21 2001, 7:05 PM EDT Att: 20,647 - Cloudy - 81 F					
Marlon Anderson, L (1,4) OBP: 0.341, SLG: 0.439	K		CS 1B			FC1-6 1B FC6-4		K		4	1	1	0	0	2	2						
Scott Rolen, R (1,5) OBP: 0.376, SLG: 0.483			K			FC6-4 1B		F7		3	0	1	0	1	1	2						
Bobby Abreu, L (1,9) OBP: 0.397, SLG: 0.544	G4-3			L7-4 S 1B		FC6-4 CS				4	0	2	1	0	0	2						
Travis Lee, L (1,3) OBP: 0.345, SLG: 0.448		G6-3 2B BB		G1-3		CS				3	1	1	0	1	1	2						
Pat Burrell, R (1,7) OBP: 0.346, SLG: 0.456		K		L7-4			P3			4	0	0	0	0	2	4						
Doug Glanville, R (1,8) OBP: 0.287, SLG: 0.386		G6-3					L7			4	0	0	0	0	2	3						
Johnny Estrada, S (1,2) OBP: 0.289, SLG: 0.377					G6-3		G4-3			3	0	1	1	0	0	1						
Nelson Figueroa, R (1,1) OBP: 0.318, SLG: 0.333 Jose Santiago, R (7,1) ERA: 4.01 Cliff Politte, R (8,1) ERA: 3.0 Brian Hunter, R (8,PH) OBP: 0.362, SLG: 0.390 Eddie Oropesa, L (9,1) ERA: 3.19								F7		2	0	0	0	0	2	1						
Inning Stats	R: 0 E: 0 K: 1 S: 8	H: 0 LOB: 1 BB: 1 P: 14	R: 1 E: 0 K: 2 S: 13	H: 1 LOB: 1 BB: 1 P: 22	R: 0 E: 0 K: 1 S: 8	H: 1 LOB: 0 BB: 0 P: 12	R: 0 E: 0 K: 0 S: 7	H: 1 LOB: 0 BB: 0 P: 12	R: 0 E: 0 K: 2 S: 10	H: 0 LOB: 0 BB: 0 P: 13	R: 1 E: 0 K: 0 S: 10	H: 2 LOB: 0 BB: 0 P: 17	R: 0 E: 0 K: 0 S: 8	H: 1 LOB: 1 BB: 0 P: 12	R: 0 E: 0 K: 1 S: 15	H: 1 LOB: 1 BB: 0 P: 21		R: 0 E: 0 K: 3 S: 12	H: 1 LOB: 1 BB: 0 P: 20	1B: 6 2B: 4 3B: 0 HR: 0	SF: 0 SAC: 0 DP: 2 HBP: 0	WP: 0 PB: 0 SB: 1 CS: 2
PITCHER	IP	WLS	BF	H	R	ER	SO	BB	IBB	HBP	BLK	WP	HR	S	P	ERA	WHIP					
Pedro Astacio, R (1,1) ERA: 5.09	7.0	W	26	6	2	2	6	2	0	0	0	0	0	64	102	2.57	1.143					
Nelson Cruz, R (8,1) ERA: 4.01	1.0	4	1	0	0	1	0	0	0	0	0	0	0	15	21	0.00	1.000					
Billy Wagner, L (9,1) ERA: 3.19	1.0	4	1	0	0	3	0	0	0	0	0	0	0	12	20	0.00	1.000					

AB	32
R	2
H	8
RBI	2
BB	2
SO	10
LOB	17



Batter	1	2	3	4	5	6	7	8	9	AB	R	H	RBI	BB	SO	LOB	TOP					
Craig Biggio, R OBP: 0.391, SLG: 0.491 (1, 4)	F9		F9		G5-3			BB		3	0	0	0	1	0	1	Houston Astros @ Philadelphia Phillies Veterans Stadium, Philadelphia, PA Wed Aug 22 2001, 7:05 PM EDT Att: 21,288 - Cloudy - 86 F					
Jose Vizcaino, S OBP: 0.322, SLG: 0.325 (1, 6)	G3			BB		K		G4-3		3	1	0	0	1	1							
5 Jeff Bagwell, R OBP: 0.394, SLG: 0.567 (1, 3)	K			BB		K			G4-3	4	0	0	0	0	3	1						
17 Lance Berkman, S OBP: 0.436, SLG: 0.661 (1, 7)		BB							F7	3	0	1	1	1	0	0						
Moises Alou, R OBP: 0.408, SLG: 0.593 Glen Barker, S OBP: 0.259, SLG: 0.095 (9, PR)	G5-4-3			BB		K				4	0	1	0	0	1	2						
Richard Hidalgo, R OBP: 0.357, SLG: 0.463 (1, 8)									BB	0	0	0	0	0	0	0						
Vinny Castilla, R OBP: 0.300, SLG: 0.471 (1, 5)			F9		G5-3					3	0	0	0	0	2							
Brad Ausmus, R OBP: 0.272, SLG: 0.339 (1, 2)				SH1-4		F9			K2-3	3	0	1	0	0	1	0						
Wade Miller, R OBP: 0.208, SLG: 0.217 Michael Jackson, R OBP: 0.358, SLG: 0.485 Orlando Merced, S OBP: 0.358, SLG: 0.485 Mike Williams, R OBP: 0.358, SLG: 0.485 (8, 1)			SH1-4			G6-3		F9		1	0	0	0	0	0	0						
Inning Stats	R: 0 E: 0 K: 1 S: 7	H: 0 LOB: 0 BB: 0 P: 7	R: 0 E: 0 K: 1 S: 7	H: 0 LOB: 0 BB: 1 P: 12	R: 0 E: 0 K: 0 S: 6	H: 1 LOB: 1 BB: 0 P: 7	R: 1 E: 0 K: 2 S: 16	H: 1 LOB: 2 BB: 2 P: 32	R: 0 E: 0 K: 0 S: 8	H: 0 LOB: 0 BB: 0 P: 11	R: 0 E: 0 K: 0 S: 5	H: 0 LOB: 0 BB: 0 P: 8	R: 0 E: 0 K: 1 S: 7	H: 0 LOB: 1 BB: 1 P: 12	R: 0 E: 0 K: 0 S: 8	H: 1 LOB: 1 BB: 0 P: 12		1B: 2 2B: 1 3B: 0 HR: 0	SF: 0 SAC: 1 DP: 1 HBP: 0	WP: 0 PB: 0 SB: 0 CS: 0	PA: 33	
PITCHER	IP	WLS	BF	H	R	ER	SO	BB	IBB	HBP	BLK	WP	HR	S	P	ERA		WHIP				
Robert Person, R ERA: 4.58 Jose Mesa, R ERA: 2.18	(1, 1)	8.0	W	29	2	1	7	4	0	0	0	0	0	67	108	1.12		0.750				
PITCHER	IP	WLS	BF	H	R	ER	SO	BB	IBB	HBP	BLK	WP	HR	S	P	ERA	WHIP					

AB	28
R	1
H	3
RBI	1
BB	4
SO	7
LOB	8



Batter	1	2	3	4	5	6	7	8	9	AB	R	H	RBI	BB	SO	LOB	BOTTOM					
11 Jimmy Rollins, S OBP: 0.321, SLG: 0.421 (1, 6)	L3		L6		F9			SH5-4		4	0	1	0	0	0	3	Houston Astros @ Philadelphia Phillies Veterans Stadium, Philadelphia, PA Wed Aug 22 2001, 7:05 PM EDT Att: 21,288 - Cloudy - 86 F					
Marlon Anderson, L OBP: 0.341, SLG: 0.439 (1, 4)	K		K		BB		SH5-4			3	0	1	0	0	2	3						
Scott Rolen, R OBP: 0.375, SLG: 0.481 (1, 5)	F8				F8			F9		4	0	1	2	0	0	2						
Bobby Abreu, L OBP: 0.397, SLG: 0.542 (1, 9)		F7	G3-1							2	0	0	0	2	0	2						
Travis Lee, L OBP: 0.343, SLG: 0.444 (1, 3)		G4-3			K		K	F8		4	0	0	0	0	2	4						
Doug Glanville, R OBP: 0.285, SLG: 0.384 Felipe Crespo, S OBP: 0.268, SLG: 0.395 (5, 7)		K			F7			F7		2	0	0	0	0	1	0						
Brian Hunter, R OBP: 0.375, SLG: 0.408 (5, 8)			SH	BB	S		FC5-4	G6-3		3	1	2	0	1	0	1						
Todd Pratt, R OBP: 0.369, SLG: 0.377 (1, 2)			SH	BB	SH	BB	FC5-4	F9		3	1	1	0	1	0	2						
Robert Person, R OBP: 0.173, SLG: 0.220 23 Kevin Jordan, R OBP: 0.343, SLG: 0.319 Jose Mesa, R OBP: 0.343, SLG: 0.319 (9, 1)			SH	BB	SH	BB	G5-3	G3-1		2	0	0	0	0	1	3						
Inning Stats	R: 0 E: 0 K: 1 S: 6	H: 0 LOB: 0 BB: 0 P: 10	R: 0 E: 0 K: 1 S: 7	H: 0 LOB: 0 BB: 0 P: 11	R: 2 E: 1 K: 1 S: 17	H: 2 LOB: 2 BB: 1 P: 27	R: 0 E: 0 K: 2 S: 17	H: 1 LOB: 2 BB: 1 P: 28	R: 0 E: 0 K: 1 S: 11	H: 1 LOB: 2 BB: 1 P: 20	R: 0 E: 0 K: 0 S: 12	H: 1 LOB: 1 BB: 0 P: 15	R: 0 E: 0 K: 0 S: 8	H: 1 LOB: 2 BB: 1 P: 14	R: 0 E: 0 K: 0 S: 5	H: 1 LOB: 1 BB: 0 P: 9		1B: 5 2B: 1 3B: 1 HR: 0	SF: 0 SAC: 2 DP: 0 HBP: 0	WP: 0 PB: 0 SB: 1 CS: 0	PA: 36	
PITCHER	IP	WLS	BF	H	R	ER	SO	BB	IBB	HBP	BLK	WP	HR	S	P	ERA		WHIP				
Wade Miller, R ERA: 3.77 Michael Jackson, R ERA: 4.53 Mike Williams, R ERA: 3.42	(1, 1)	6.0	L	27	5	2	0	0	0	0	0	0	0	8	14	0.00		1.000				
PITCHER	IP	WLS	BF	H	R	ER	SO	BB	IBB	HBP	BLK	WP	HR	S	P	ERA	WHIP					

AB	30
R	2
H	7
RBI	2
BB	4
SO	6
LOB	21



Batter	1	2	3	4	5	6	7	8	9	10	11	AB	R	H	RBI	BB	SO	LOB	TOP					
Craig Biggio, R OBP: 0.391, SLG: 0.492	1-1 SH1-3 5 G5-3 2B		0-0 G6-3			2-2 G6-3			1-3 K		2-2 1B 1H 1B	5	1	2	1	0	1	0						
Jose Vizcaino, S OBP: 0.321, SLG: 0.323	0-1 SH1-3			2-3 K		0-1 F9			2-2 G5-3		0-1 1B	4	0	1	0	0	1	0						
5 Jeff Bagwell, R OBP: 0.393, SLG: 0.563	2-1 G5-3			3-3 K		4-1 L4-3 BB			3-1 G1-3		1-2 G5-3	4	0	0	1	1	1	2						
17 Lance Berkman, S OBP: 0.435, SLG: 0.658	3-3 K			1-1 P5		2-2 P6			2-1 FC5-4 1B		2-0 FC5-4 CS	4	0	1	0	0	1	1						
Moises Alou, R OBP: 0.405, SLG: 0.588	0-2 G6-3			1-1 F7		0-1 L4-3			1-2 FC5-4 CS		0-0 F9	4	0	0	0	0	0	2						
Glen Barker, S OBP: 0.259, SLG: 0.095	0-1 G6-3			4-2 BB		3-3 K			0-1 F8		0-0 F9	3	0	0	0	1	1	1						
Richard Hidalgo, R OBP: 0.357, SLG: 0.459	0-1 G6-3			0-2 F7		1-0 G3 1B			1-2 CS		0-0 F9	4	0	1	0	0	0	1						
Vinny Castilla, R OBP: 0.299, SLG: 0.468	2-1 F9			2-3 K		1-0 G3			2-0 G4-3		2-1 S 1B	4	0	0	0	0	1	2						
Tony Eusebio, R OBP: 0.338, SLG: 0.432	3-2 G6-3			2-2 G5-3		2-3 K			2-3 K			2	0	0	0	0	1	0						
Brad Ausmus, R OBP: 0.272, SLG: 0.339	0-3 K											0	0	0	0	0	0	0						
Carlos Hernández, S OBP: 0.299, SLG: 0.468	0-1 F9											2	0	0	0	0	1	0						
Inning Stats	R: 1 E: 0 K: 1 S: 9	H: 1 LOB: 0 BB: 0 P: 15	R: 0 E: 0 K: 0 S: 7	H: 0 LOB: 0 BB: 0 P: 9	R: 0 E: 0 K: 1 S: 7	H: 0 LOB: 0 BB: 0 P: 10	R: 0 E: 0 K: 2 S: 9	H: 0 LOB: 0 BB: 0 P: 15	R: 0 E: 0 K: 1 S: 12	H: 0 LOB: 1 BB: 1 P: 19	R: 0 E: 0 K: 2 S: 8	H: 0 LOB: 0 BB: 0 P: 12	R: 0 E: 0 K: 2 S: 6	H: 1 LOB: 1 BB: 1 P: 12	R: 0 E: 0 K: 1 S: 10	H: 0 LOB: 0 BB: 0 P: 16	R: 0 E: 0 K: 0 S: 7	H: 1 LOB: 1 BB: 0 P: 11	R: 1 E: 0 K: 0 S: 12	H: 3 LOB: 2 BB: 0 P: 19	1B: 5 2B: 2 3B: 0 HR: 0	SF: 0 SAC: 1 DP: 1 HBP: 0	WP: 0 PB: 0 SB: 1 CS: 1	PA: 40
PITCHER	IP WLS BF H R ER SO BB IBB HBP BLK WP HR S P ERA WHIP	IP WLS BF H R ER SO BB IBB HBP BLK WP HR S P ERA WHIP																			IP WLS BF H R ER SO BB IBB HBP BLK WP HR S P ERA WHIP			
Brandon Duckworth, R ERA: 2.77	7.0	23	1	1	1	5	2	0	0	0	0	0	0	0	0	9	16	0.00	1.000					
Ricky Bottalico, R ERA: 3.98	1.0	4	1	0	0	2	0	0	0	0	0	0	0	0	0	10	16	0.00	0.000					
Jose Mesa, R ERA: 2.14	1.0	3	0	0	0	1	0	0	0	0	0	0	0	0	0	2	4	=	=					
Dennis Cook, L ERA: 4.19	0.0	1	1	0	0	0	0	0	0	0	0	0	0	0	2	4	=	=						
Jose Santiago, R ERA: 5.00	2.0	L	8	3	1	1	0	0	0	0	0	0	0	0	17	26	4.50	1.500						

Houston Astros @ Philadelphia Phillies
Veterans Stadium, Philadelphia, PA
Thu Aug 23 2001, 7:05 PM EDT
Att: 16,062 - Cloudy - 82 F

livebaseballscorecards.com
AB 36
R 2
H 6
RBI 2
BB 2
SO 8
LOB 10



Batter	1	2	3	4	5	6	7	8	9	10	11	AB	R	H	RBI	BB	SO	LOB	BOTTOM					
11 Jimmy Rollins, S OBP: 0.318, SLG: 0.417	1-3 K		0-0 F8		1-3 K		0-0 G1-3		0-0 SH5-4		2-2 F9	5	0	0	0	0	2	5						
Marlon Anderson, L OBP: 0.340, SLG: 0.440	1-1 F7		0-0 G1-6-3		2-2 2B		0-3 K		0-0 G3		2-1 HBP 1B	6	0	2	0	0	1	4						
Scott Rolen, R OBP: 0.373, SLG: 0.476	1-3 K		3-2 G4-3		1-3 K		1-6 F7		1-1 L8		2-1 HBP	5	0	0	0	0	2	2						
Bobby Abreu, L OBP: 0.397, SLG: 0.542	2-1 F5		1-3 K		4-2 BB		0-1 1B 3B		0-2 F8		1-3 K	5	1	1	1	0	1	2	2					
Brian Hunter, R OBP: 0.384, SLG: 0.411	2-2 BB 1B		0-0 G4-3		1-3 K		4-1 1B BB		0-2 1B 1B		0-2 1B	4	0	2	0	1	1	2						
Doug Glavine, R OBP: 0.288, SLG: 0.386	2-0 F8		1-2 1B 1B		2-1 F8		0-1 S 1B		1-2 1B		1-2 1B	5	0	3	1	0	0	3						
Felipe Crespo, S OBP: 0.275, SLG: 0.400	4-2 BB		0-0 F8		0-1 WP 2B		1-2 K		0-3 P5		1-1 F8	4	0	1	0	1	1	5						
Todd Pratt, R OBP: 0.356, SLG: 0.361	1-3 K		1-2 1B 1B		0-1 F2		3-3 K		0-0 G6-3		2-1 F8	5	0	0	0	0	2	8						
Brandon Duckworth, R ERA: 2.77	6.0	24	5	0	0	7	2	0	0	0	0	0	0	0	1	0	0	0						
Octavio Dotel, R ERA: 2.38	1.0	H	5	1	0	0	2	0	0	0	0	0	0	0	10	17	0.00	2.000						
Mike Williams, R ERA: 3.53	1.0	B	6	2	1	1	1	0	0	0	0	0	0	0	10	15	9.00	3.000						
Michael Jackson, R ERA: 4.37	2.0	W	9	2	0	0	0	0	0	0	0	0	0	0	19	27	0.00	1.500						
Billy Wagner, L ERA: 3.12	1.0	S	5	1	0	0	1	0	0	0	0	0	0	0	14	23	0.00	1.000						
Inning Stats	R: 0 E: 0 K: 2 S: 8	H: 0 LOB: 0 BB: 0 P: 11	R: 0 E: 0 K: 1 S: 11	H: 1 LOB: 2 BB: 1 P: 22	R: 0 E: 0 K: 0 S: 4	H: 1 LOB: 1 BB: 0 P: 6	R: 0 E: 0 K: 1 S: 9	H: 0 LOB: 0 BB: 0 P: 13	R: 0 E: 0 K: 1 S: 14	H: 2 LOB: 2 BB: 0 P: 15	R: 0 E: 0 K: 2 S: 10	H: 1 LOB: 2 BB: 1 P: 17	R: 1 E: 0 K: 1 S: 10	H: 2 LOB: 2 BB: 1 P: 15	R: 0 E: 0 K: 0 S: 6	H: 0 LOB: 0 BB: 1 P: 11	R: 0 E: 0 K: 0 S: 13	H: 2 LOB: 2 BB: 0 P: 16	R: 0 E: 0 K: 1 S: 14	H: 1 LOB: 2 BB: 0 P: 23	1B: 8 2B: 2 3B: 1 HR: 0	SF: 0 SAC: 1 DP: 1 HBP: 1	WP: 1 PB: 0 SB: 1 CS: 0	PA: 49
PITCHER	IP WLS BF H R ER SO BB IBB HBP BLK WP HR S P ERA WHIP	IP WLS BF H R ER SO BB IBB HBP BLK WP HR S P ERA WHIP																			IP WLS BF H R ER SO BB IBB HBP BLK WP HR S P ERA WHIP			
Carlos Hernández, L ERA: 5.00	6.0	24	5	0	0	7	2	0	0	0	0	0	0	0	1	0	0	0						
Octavio Dotel, R ERA: 2.38	1.0	H	5	1	0	0	2	0	0	0	0	0	0	0	10	17	0.00	2.000						
Mike Williams, R ERA: 3.53	1.0	B	6	2	1	1	1	0	0	0	0	0	0	0	10	15	9.00	3.000						
Michael Jackson, R ERA: 4.37	2.0	W	9	2	0	0	0	0	0	0	0	0	0	0	19	27	0.00	1.500						
Billy Wagner, L ERA: 3.12	1.0	S	5	1	0	0	1	0	0	0	0	0	0	0	14	23	0.00	1.000						

Houston Astros @ Philadelphia Phillies
Veterans Stadium, Philadelphia, PA
Thu Aug 23 2001, 7:05 PM EDT
Att: 16,062 - Cloudy - 82 F

livebaseballscorecards.com
AB 42
R 1
H 11
RBI 1
BB 5
SO 11
LOB 31



Batter	1	2	3	4	5	6	7	8	9	AB	R	H	RBI	BB	SO	LOB	TOP								
Craig Biggio, R OBP: 0.391, SLG: 0.490	1-1 17 BB SH2-3 PB 1B		4-0 FC5-4 BB	0-1 G4-3		1-0 G3-1		0-3 K		4	1	1	0	1	1	3									
Jose Vizcaino, S OBP: 0.324, SLG: 0.332	0-0 SH2-3		1-0 FC5-4 5 BB		0-0 17 G3 5 E 1B		0-0 17 BLK G6-3 2B	0-1 G4-3		4	1	2	0	0	0	2									
5 Jeff Bagwell, R OBP: 0.394, SLG: 0.561	4-0 PB 17 BB G4-3 IBB		4-2 17 G6-3 BB		0-0 E5 17 G3		0-0 E5 17 BLK G6-3 2B		2-0 G5-3 1B	3	2	1	0	2	0	2									
17 Lance Berkman, S OBP: 0.435, SLG: 0.654	4-1 G4-3 PB 1-2 2-3 BB		0-2 G6-3		0-0 G3		4-2 G6-3 BB		1-2 F8	3	0	0	0	2	0	5									
Moises Alou, R OBP: 0.403, SLG: 0.582	2-1 G4-3		1-0 F8		4-0 IBB		0-0 G6-3		0-1 G5-3	4	0	0	1	1	0	4									
Glen Barker, S OBP: 0.259, SLG: 0.095	1-3 2-H 3-H F8		1-0 F9 WP 44 1B HBP		0-1 P3		1-1 1-2 2-3 3-H 2B		1-3 K	4	1	1	1	0	1	5									
Richard Hidalgo, R OBP: 0.357, SLG: 0.460	1-1 F8		3-2 F9		1-1 G6-3		3-2 F9			4	0	0	0	0	0	5									
Chris Truby, R OBP: 0.279, SLG: 0.432		1-2 G5-3		4-0 G4-3		1-0 G4-3		0-0 1B		3	0	1	0	1	0	0									
Brad Ausmus, R OBP: 0.275, SLG: 0.339		0-1 G4-3		44 1B IBB		1-0 G4-3		1-1 B5		4	0	1	1	0	0	1									
44 Roy Oswalt, R OBP: 0.222, SLG: 0.229		1-2 G6-3		1-2 1B		2-0 G4-3				0	0	0	0	0	0	0									
Octavio Dotel, R OBP: 0.091, SLG: 0.091																									
Inning Stats	R: 2 E: 0 K: 0 S: 8	H: 1 LOB: 1 BB: 2 P: 20	R: 0 E: 0 K: 0 S: 8	H: 0 LOB: 0 BB: 0 P: 10	R: 0 E: 0 K: 0 S: 6	H: 0 LOB: 1 BB: 2 P: 15	R: 1 E: 0 K: 0 S: 8	H: 1 LOB: 2 BB: 1 P: 17	R: 0 E: 0 K: 0 S: 7	H: 1 LOB: 3 BB: 1 P: 12	R: 0 E: 0 K: 0 S: 3	H: 0 LOB: 0 BB: 0 P: 7	R: 2 E: 1 K: 0 S: 10	H: 2 LOB: 1 BB: 1 P: 18	R: 0 E: 0 K: 1 S: 8	H: 1 LOB: 1 BB: 0 P: 9	R: 0 E: 0 K: 1 S: 10	H: 1 LOB: 1 BB: 0 P: 14	1B: 5 2B: 2 3B: 0 HR: 0	SF: 0 SAC: 1 DP: 2 HBP: 1	WP: 1 PB: 1 SB: 0 CS: 0	PA: 42			
PITCHER	IP	WLS	BF	H	R	ER	SO	BB	IBB	HBP	BLK	WP	HR	S	P	ERA	WHIP								
Jimmy Anderson, L ERA: 5.45	(1, 1)	5.0	L	25	3	3	2	0	3	3	1	0	0	37	74	3.60	1.200								
Omar Olivares, R ERA: 6.35	(6, 1)	2.0		9	2	2	0	0	1	0	0	1	0	13	25	0.00	1.500								
Marc Wilkins, R ERA: 7.53	(8, 1)	2.0		8	2	0	0	2	0	0	0	0	0	18	23	0.00	1.000								

Houston Astros @ Pittsburgh Pirates
PNC Park, Pittsburgh, PA
Fri Aug 24 2001, 7:05 PM EDT
Att: 37,324 - Sunny - 81 F

AB 33
R 5
H 7
RBI 3
BB 7
SO 2
LOB 27



Batter	1	2	3	4	5	6	7	8	9	AB	R	H	RBI	BB	SO	LOB	BOTTOM								
Gary Matthews, S OBP: 0.328, SLG: 0.395	3-1 2 SH1-4 2B		2-3 K		1-0 G3-1			2-1 F7		4	0	1	0	0	1	1									
2 Jack Wilson, R OBP: 0.254, SLG: 0.319	0-1 SH1-4		0-0 F8			3-2 18 1B		0-1 F7		3	0	1	0	0	0	0									
Brian Giles, L OBP: 0.388, SLG: 0.605	2-3 K		1-3 K			2-3 K		0-3 K		4	0	0	0	0	4	2									
Aramis Ramirez, R OBP: 0.345, SLG: 0.525	1-2 F2		0-0 G4-3		0-2 F2				0-2 HR	4	1	1	1	0	0	2									
18 Jason Kendall, R OBP: 0.338, SLG: 0.381		0-1 FC6-4 1B		1-1 HBP		1-0 1B		1-3 1B		4-1 1B WP BB	2	0	2	0	1	0	0								
Kevin Young, R OBP: 0.300, SLG: 0.401		1-3 K		1-2 P4		0-0 F2			3-2 P6	4	0	0	0	0	1	5									
Rob Mackowiak, L OBP: 0.362, SLG: 0.444		0-0 F7			0-0 1B		3-1 F7		1-0 1B	4	0	2	0	0	0	1									
Abraham Nunez, S OBP: 0.320, SLG: 0.330		0-0 FC6-4			0-3 K		1-3 K		0-3 K	4	0	0	0	0	3	4									
Jimmy Anderson, L OBP: 0.131, SLG: 0.055	(1, 1)		0-2 F7		2-3 K		0-0 F9		1-0 F9	1	0	0	0	0	0	0									
Adam Hyndryk, R OBP: 0.230, SLG: 0.483	(5, PH)									1	0	0	0	0	0	1									
Omar Olivares, R OBP: 0.255, SLG: 0.407	(6, 1)									0	0	0	0	0	0	0									
Keith Oslawski, R OBP: 0.265, SLG: 0.309	(7, PH)									0	0	0	0	0	0	0									
Marc Wilkins, R OBP: 0.346, SLG: 0.527	(8, PH)									0	0	0	0	0	0	2									
Inning Stats	R: 0 E: 0 K: 1 S: 11	H: 1 LOB: 1 BB: 0 P: 17	R: 0 E: 0 K: 1 S: 8	H: 1 LOB: 0 BB: 0 P: 9	R: 0 E: 0 K: 1 S: 8	H: 0 LOB: 0 BB: 0 P: 10	R: 0 E: 0 K: 1 S: 8	H: 0 LOB: 1 BB: 0 P: 11	R: 0 E: 0 K: 2 S: 16	H: 1 LOB: 1 BB: 0 P: 11	R: 0 E: 0 K: 1 S: 6	H: 2 LOB: 2 BB: 0 P: 22	R: 0 E: 0 K: 1 S: 7	H: 0 LOB: 0 BB: 0 P: 10	R: 0 E: 0 K: 1 S: 7	H: 0 LOB: 0 BB: 0 P: 9	R: 1 E: 0 K: 0 S: 14	H: 2 LOB: 2 BB: 1 P: 23	1B: 5 2B: 1 3B: 0 HR: 1	SF: 0 SAC: 1 DP: 0 HBP: 1	WP: 1 PB: 0 SB: 0 CS: 0	PA: 36			
PITCHER	IP	WLS	BF	H	R	ER	SO	BB	IBB	HBP	BLK	WP	HR	S	P	ERA	WHIP								
44 Roy Oswalt, R ERA: 2.98	(1, 1)	8.0	W	32	6	1	1	9	1	0	1	0	0	76	107	1.12	0.875								
Octavio Dotel, R ERA: 2.35	(9, 1)	1.0		4	1	0	0	1	0	0	0	1	0	10	15	0.00	1.000								

Houston Astros @ Pittsburgh Pirates
PNC Park, Pittsburgh, PA
Fri Aug 24 2001, 7:05 PM EDT
Att: 37,324 - Sunny - 81 F

AB 33
R 1
H 7
RBI 1
BB 1
SO 10
LOB 18



Batter	1	2	3	4	5	6	7	8	9	AB	R	H	RBI	BB	SO	LOB	TOP								
Craig Biggio, R OBP: 0.386, SLG: 0.482 (1, 4)										5	0	0	0	0	1	1									
Julio Lugo, R OBP: 0.320, SLG: 0.385 (1, 6)										4	1	0	0	0	1	0									
Octavio Dotel, R OBP: 0.091, SLG: 0.091 (7, 1)										0	0	0	0	0	0	0									
Mike Williams, R (8, 1)										0	0	0	0	0	0	0									
Billy Wagner, L (9, 1)										0	0	0	0	0	0	0									
5 Jeff Bagwell, R OBP: 0.396, SLG: 0.558 (1, 3)										2	0	1	1	2	0	0									
17 Lance Berkman, S OBP: 0.430, SLG: 0.647 (1, 7)										4	1	1	0	0	0	2									
Moises Alou, R OBP: 0.406, SLG: 0.582 (8, PR)										2	0	1	0	2	0	1									
Glen Barker, S OBP: 0.259, SLG: 0.095 (8, 8)										0	0	0	0	0	0	0									
Richard Hidalgo, R OBP: 0.356, SLG: 0.461 (1, 8)										4	0	1	1	0	0	1									
Vinny Castilla, R OBP: 0.303, SLG: 0.476 (1, 5)										2	1	1	0	2	0	1									
Tony Eusebio, R OBP: 0.333, SLG: 0.425 (6, PH)										2	0	0	0	0	0	1									
Orlando Merced, S OBP: 0.357, SLG: 0.476 (6, 2)										1	0	0	0	0	3										
Brad Ausmus, R OBP: 0.276, SLG: 0.340 (6, 2)										1	0	0	0	0	1	1									
Ron Villone, L (1, 1)										2	0	0	0	0	0	1									
Michael Jackson, R (6, 1)										0	0	0	0	0	0	0									
Jose Vizcaino, S OBP: 0.321, SLG: 0.333 (7, 6)										2	0	1	1	0	1	0									
Inning Stats	R: 1 H: 1 E: 1 K: 1 S: 17	H: 1 LOB: 1 BB: 0 P: 24	R: 0 H: 0 E: 0 K: 0 S: 10	H: 0 LOB: 1 BB: 1 P: 16	R: 0 H: 0 E: 0 K: 1 S: 6	H: 0 LOB: 1 BB: 1 P: 13	R: 0 H: 1 E: 0 K: 0 S: 11	H: 1 LOB: 0 BB: 0 P: 14	R: 0 H: 0 E: 0 K: 0 S: 5	H: 0 LOB: 0 BB: 0 P: 7	R: 1 H: 2 E: 0 K: 0 S: 16	H: 2 LOB: 3 BB: 3 P: 35	R: 0 H: 0 E: 0 K: 1 S: 8	H: 0 LOB: 0 BB: 0 P: 11	R: 0 H: 0 E: 0 K: 0 S: 7	H: 0 LOB: 1 BB: 1 P: 15	R: 1 H: 2 E: 0 K: 1 S: 11	H: 2 LOB: 1 BB: 0 P: 17	1B: 3 2B: 4 3B: 0 HR: 0	SF: 0 SAC: 0 DP: 1 HBP: 0	WP: 0 PB: 0 SB: 0 CS: 2	PA: 38			
PITCHER	IP	WLS	BF	H	R	ER	SO	BB	IBB	HBP	BLK	WP	HR	S	P	ERA	WHIP								
Dave Williams, L ERA: 4.18 (1, 1)	5.2	L	25	4	2	1	2	3	2	0	0	0	0	61	105	1.59	1.235								
Omar Olivares, R ERA: 6.2 (6, 1)	2.1		7	0	0	0	1	1	0	0	0	0	0	19	30	0.00	0.429								
Marc Wilkins, R ERA: 7.63 (9, 1)	1.0		5	2	1	1	1	0	0	0	0	0	0	11	17	9.00	2.000								

Houston Astros @ Pittsburgh Pirates
PNC Park, Pittsburgh, PA
Sun Aug 26 2001, 1:35 PM EDT
Att: 34,850 - Overcast - 84 F

AB 31
R 3
H 6
RBI 3
BB 6
SO 4
LOB 12



Batter	1	2	3	4	5	6	7	8	9	AB	R	H	RBI	BB	SO	LOB	BOTTOM								
Gary Matthews, S OBP: 0.331, SLG: 0.391 (1, 8)										4	0	1	0	0	3	0									
2 Jack Wilson, R OBP: 0.250, SLG: 0.317 (1, 6)										4	0	1	0	0	1	1									
Brian Giles, L OBP: 0.392, SLG: 0.612 (1, 7)										3	0	1	0	1	1	1									
Aramis Ramirez, R OBP: 0.346, SLG: 0.527 (1, 5)										3	1	1	0	1	0	3									
18 Jason Kendall, R OBP: 0.338, SLG: 0.381 (8, 2)										4	0	1	0	0	0	2									
Kevin Young, R OBP: 0.301, SLG: 0.403 (1, 3)										4	0	1	0	0	2	1									
Keith Osik, R OBP: 0.297, SLG: 0.303 (7, PH)										2	0	0	0	0	2										
Abraham Nunez, S OBP: 0.321, SLG: 0.331 (8, 4)										2	0	1	0	0	0	0									
Pat Meares, R OBP: 0.251, SLG: 0.309 (7, PH)										2	0	0	0	0	1	2									
Rob Mackowiak, L OBP: 0.350, SLG: 0.426 (8, 9)										1	0	0	0	0	1	0									
Adam Hyzdu, R OBP: 0.226, SLG: 0.475 (9, PH)										1	0	0	0	0	0	1									
Dave Williams, L OBP: 0.130, SLG: 0.174 (1, 1)										2	0	0	0	0	2	0									
Omar Olivares, R OBP: 0.222, SLG: 0.407 (6, 1)										0	0	0	0	0	0	0									
Craig Wilson, R OBP: 0.343, SLG: 0.522 (8, PH)										1	0	0	0	0	0	0									
Marc Wilkins, R (9, 1)										0	0	0	0	0	0	0									
Inning Stats	R: 0 H: 0 E: 0 K: 3 S: 9	H: 2 LOB: 2 BB: 0 P: 13	R: 0 H: 2 E: 0 K: 0 S: 13	H: 2 LOB: 0 BB: 0 P: 21	R: 0 H: 1 E: 0 K: 2 S: 8	H: 1 LOB: 1 BB: 0 P: 12	R: 1 H: 1 E: 0 K: 0 S: 8	H: 1 LOB: 0 BB: 1 P: 15	R: 0 H: 0 E: 0 K: 3 S: 10	H: 0 LOB: 0 BB: 0 P: 12	R: 0 H: 1 E: 0 K: 0 S: 8	H: 1 LOB: 1 BB: 0 P: 9	R: 0 H: 0 E: 0 K: 2 S: 8	H: 0 LOB: 0 BB: 0 P: 12	R: 0 H: 1 E: 0 K: 0 S: 11	H: 1 LOB: 2 BB: 1 P: 22	R: 0 H: 1 E: 0 K: 1 S: 9	H: 1 LOB: 1 BB: 0 P: 14	1B: 6 2B: 1 3B: 0 HR: 0	SF: 0 SAC: 0 DP: 1 HBP: 0	WP: 0 PB: 0 SB: 0 CS: 0	PA: 35			
PITCHER	IP	WLS	BF	H	R	ER	SO	BB	IBB	HBP	BLK	WP	HR	S	P	ERA	WHIP								
Ron Villone, L ERA: 5.77 (1, 1)	5.1	W	21	5	1	1	0	0	0	0	0	0	0	4	5	0.00	0.000								
Michael Jackson, R ERA: 4.31 (6, 1)	0.2	H	2	0	0	0	0	0	0	0	0	0	0	4	5	0.00	0.000								
Octavio Dotel, R ERA: 2.31 (7, 1)	1.2	H	7	1	0	0	2	1	0	0	0	0	0	17	30	0.00	1.200								
Mike Williams, R ERA: 3.44 (8, 1)	0.1	H	1	0	0	0	0	0	0	0	0	0	0	2	4	0.00	0.000								
Billy Wagner, L ERA: 3.06 (9, 1)	1.0	S	4	1	0	0	1	0	0	0	0	0	0	9	14	0.00	1.000								

Houston Astros @ Pittsburgh Pirates
PNC Park, Pittsburgh, PA
Sun Aug 26 2001, 1:35 PM EDT
Att: 34,850 - Overcast - 84 F

AB 33
R 1
H 7
RBI 0
BB 2
SO 11
LOB 13



Batter	1	2	3	4	5	6	7	8	9	AB	R	H	RBI	BB	SO	LOB	TOP					
Todd Walker, L (1.4) OBP: 0.357, SLG: 0.474										4	1	1	1	0	0	1	Cincinnati Reds @ Houston Astros Enron Field, Houston, TX Tue Aug 28 2001, 8:05 PM EDT Att: 31,796 - Dome - 72 F					
Adam Dunn, L (1.7) OBP: 0.386, SLG: 0.586										3	0	0	0	1	2	1						
Ken Griffey Jr., L (1.8) OBP: 0.379, SLG: 0.577										4	0	1	1	0	1	2						
Sean Casey, L (1.3) OBP: 0.384, SLG: 0.492										4	0	1	0	0	2	1						
Dmitri Young, S (1.5) OBP: 0.351, SLG: 0.492										4	2	3	2	0	1	0						
Robin Jennings, L (1.9) OBP: 0.284, SLG: 0.375										3	0	0	0	0	0	2						
Brady Clark, R (9, PH) OBP: 0.381, SLG: 0.495										1	0	0	0	0	0	0						
Juan Castro, R (1.6) OBP: 0.252, SLG: 0.304										0	0	0	0	0	0	0						
Jim Brower, R (6.1) OBP: 0.333, SLG: 0.375										0	0	0	0	0	0	0						
Scott Sullivan, R (8.1) OBP: 0.327, SLG: 0.420										0	0	0	0	0	0	0						
Ruben Rivera, R (9, PH) OBP: 0.327, SLG: 0.420										0	0	0	0	0	0	0						
Jason LaRue, R (1.2) OBP: 0.302, SLG: 0.419										4	0	1	0	0	1	1						
59 Lance Davis, R (1.1) OBP: 0.160, SLG: 0.200										1	0	0	0	0	1	0						
Pokey Reese, R (6.6) OBP: 0.297, SLG: 0.356										2	0	0	0	0	0	1						
Inning Stats	R: 1 E: 0 K: 2 S: 16	H: 3 LOB: 2 BB: 0 P: 20	R: 1 E: 0 K: 0 S: 10	H: 2 LOB: 2 BB: 1 P: 20	R: 1 E: 0 K: 1 S: 11	H: 1 LOB: 0 BB: 0 P: 15	R: 0 E: 0 K: 1 S: 9	H: 0 LOB: 0 BB: 0 P: 11	R: 0 E: 0 K: 0 S: 6	H: 1 LOB: 1 BB: 0 P: 9	R: 1 E: 0 K: 1 S: 10	H: 1 LOB: 0 BB: 0 P: 15	R: 0 E: 0 K: 1 S: 10	H: 0 LOB: 0 BB: 0 P: 15	R: 0 E: 0 K: 2 S: 10	H: 0 LOB: 0 BB: 0 P: 12		R: 0 E: 0 K: 0 S: 7	H: 0 LOB: 1 BB: 0 P: 11	1B: 5 2B: 1 3B: 0 HR: 2	SF: 0 SAC: 1 DP: 0 HBP: 1	WP: 0 PB: 0 SB: 0 CS: 0
PITCHER	IP WLS BF H R ER SO BB IBB HBP BLK WP HR S P ERA WHIP																					
Wade Miller, R (1.1) ERA: 3.83	7.0 W 29 8 4 4 6 1 0 0 0 0 2 72 105 5.14 1.286																					
Octavio Dotel, R (8.1) ERA: 2.29	1.0 H 3 0 0 0 2 0 0 0 0 0 0 10 12 0.00 0.000																					
Billy Wagner, L (9.1) ERA: 3.0	1.0 S 4 0 0 0 0 0 0 0 1 0 0 7 11 0.00 0.000																					

AB	33
R	4
H	8
RBI	4
BB	1
SO	8
LOB	9



Batter	1	2	3	4	5	6	7	8	9	AB	R	H	RBI	BB	SO	LOB	BOTTOM						
Craig Biggio, R (1.4) OBP: 0.385, SLG: 0.478										4	0	0	1	0	0	1	Cincinnati Reds @ Houston Astros Enron Field, Houston, TX Tue Aug 28 2001, 8:05 PM EDT Att: 31,796 - Dome - 72 F						
Julio Lugo, R (1.6) OBP: 0.319, SLG: 0.382										3	0	0	1	1	0	1							
5 Jeff Bagwell, R (1.3) OBP: 0.398, SLG: 0.564										2	1	1	2	2	1	0							
17 Lance Berkman, S (1.7) OBP: 0.431, SLG: 0.645										3	1	1	0	1	1	4							
Moises Alou, R (1.9) OBP: 0.408, SLG: 0.583										4	1	3	0	0	1	0							
Octavio Dotel, R (8.1) OBP: 0.091, SLG: 0.091										0	0	0	0	0	0	0							
Billy Wagner, L (9.1) ERA: 3.0										0	0	0	0	0	0	0							
Richard Hidalgo, R (1.8) OBP: 0.356, SLG: 0.456										4	0	0	1	0	1	4							
Vinny Castilla, R (1.5) OBP: 0.302, SLG: 0.474										4	1	1	0	0	0	3							
Brad Ausmus, R (1.2) OBP: 0.276, SLG: 0.339										4	1	1	1	0	0	0							
Wade Miller, R (1.1) OBP: 0.235, SLG: 0.245										3	1	2	0	0	0	0							
Glen Barker, S (8.8) OBP: 0.250, SLG: 0.091										1	0	0	0	0	0	0							
Inning Stats	R: 0 E: 0 K: 1 S: 10	H: 0 LOB: 1 BB: 1 P: 20	R: 4 E: 1 K: 1 S: 16	H: 4 LOB: 2 BB: 2 P: 33	R: 0 E: 0 K: 1 S: 9	H: 0 LOB: 0 BB: 0 P: 11	R: 0 E: 0 K: 0 S: 6	H: 1 LOB: 1 BB: 0 P: 7	R: 0 E: 0 K: 1 S: 11	H: 2 LOB: 2 BB: 0 P: 12	R: 0 E: 0 K: 0 S: 5	H: 0 LOB: 0 BB: 0 P: 7	R: 2 E: 0 K: 0 S: 15	H: 2 LOB: 1 BB: 1 P: 25	R: 0 E: 0 K: 0 S: 8	H: 0 LOB: 0 BB: 0 P: 12		R: 0 E: 0 K: 0 S: 8	H: 0 LOB: 0 BB: 0 P: 12	1B: 8 2B: 0 3B: 0 HR: 1	SF: 0 SAC: 0 DP: 1 HBP: 1	WP: 0 PB: 0 SB: 0 CS: 0	PA: 37
PITCHER	IP WLS BF H R ER SO BB IBB HBP BLK WP HR S P ERA WHIP																						
59 Lance Davis, L (1.1) ERA: 4.78	5.0 L 25 7 4 4 4 3 0 0 0 0 0 52 83 7.20 2.000																						
Jim Brower, R (6.1) ERA: 3.48	2.0 L 9 2 2 2 0 1 0 0 0 0 0 1 20 32 9.00 1.500																						
Scott Sullivan, R (8.1) ERA: 3.54	1.0 3 0 0 0 0 0 0 0 0 0 0 8 12 0.00 0.000																						

AB	32
R	6
H	9
RBI	6
BB	4
SO	4
LOB	13



Batter	1	2	3	4	5	6	7	8	9	AB	R	H	RBI	BB	SO	LOB	TOP								
Pokey Reese, R OBP: 0.293, SLG: 0.352 (1, 4)										5	0	0	0	0	2	1	Cincinnati Reds @ Houston Astros Enron Field, Houston, TX Wed Aug 29 2001, 8:05 PM EDT Att: 31,594 - Dome - 72 F								
Adam Dunn, L OBP: 0.380, SLG: 0.593 (1, 7)										5	1	1	2	0	1	0									
Ken Griffey Jr., L OBP: 0.380, SLG: 0.574 (1, 8)										3	0	1	0	1	0	0									
Sean Casey, L OBP: 0.383, SLG: 0.492 (1, 3)										4	0	1	0	0	0	2									
Dmitri Young, S OBP: 0.353, SLG: 0.490 (1, 5)										2	0	0	0	2	2	1									
Ruben Rivera, R OBP: 0.325, SLG: 0.414 (1, 9)										3	0	0	0	1	1	2									
Juan Castro, R OBP: 0.268, SLG: 0.307 (6, PH)										1	0	1	0	1	0	0									
Todd Walker, L OBP: 0.360, SLG: 0.475 (6, PH)										1	0	1	0	1	0	0									
Jason LaRue, R OBP: 0.301, SLG: 0.417 (1, 2)										4	1	1	0	0	1	5									
Elmer Dessens, R OBP: 0.184, SLG: 0.130 (1, 1)										1	0	0	0	0	0	0									
D.T. Cromer, L OBP: 0.287, SLG: 0.538 (6, PH)										1	0	0	0	0	0	2									
Scott Sullivan, R (6, 1)										0	0	0	0	0	0	0									
John Riedling, R (8, 1)										0	0	0	0	0	0	0									
Wilton Guerrero, S OBP: 0.338, SLG: 0.375 (9, PH)										1	0	0	0	0	1	0									
Inning Stats	R: 0 E: 0 K: 1 S: 5	H: 0 LOB: 0 BB: 0 P: 8	R: 0 E: 0 K: 0 S: 11	H: 0 LOB: 2 BB: 2 P: 24	R: 0 E: 0 K: 0 S: 6	H: 2 LOB: 2 BB: 1 P: 8	R: 0 E: 0 K: 1 S: 17	H: 2 LOB: 2 BB: 1 P: 28	R: 2 E: 0 K: 1 S: 8	H: 2 LOB: 1 BB: 1 P: 17	R: 0 E: 0 K: 2 S: 14	H: 1 LOB: 2 BB: 1 P: 26	R: 0 E: 0 K: 0 S: 10	H: 1 LOB: 1 BB: 0 P: 12	R: 0 E: 0 K: 1 S: 10	H: 0 LOB: 1 BB: 1 P: 14	R: 0 E: 0 K: 1 S: 7	H: 0 LOB: 0 BB: 0 P: 13	1B: 4 2B: 1 3B: 0 HR: 1	SF: 0 SAC: 1 DP: 0 HBP: 0	WP: 1 PB: 0 SB: 0 CS: 0	PA: 38			
PITCHER	IP	WLS	BF	H	R	ER	SO	BB	IBB	HBP	BLK	WP	HR	S	P	ERA	WHIP								
Carlos Hernández, L ERA: 1.02	4.2		21	4	2	2	3	4	0	0	0	1	1	46	84	3.86	1.714								
Nelson Cruz, R ERA: 3.95	1.1	W	6	1	0	0	2	1	0	0	0	0	0	15	27	0.00	1.500								
Michael Jackson, R ERA: 4.17	2.0		8	1	0	0	1	1	0	0	0	0	0	20	26	0.00	1.000								
Mike Williams, R ERA: 3.38	1.0		3	0	0	0	2	0	0	0	0	0	0	7	13	0.00	0.000								

Batter	1	2	3	4	5	6	7	8	9	AB	R	H	RBI	BB	SO	LOB	BOTTOM								
Craig Biggio, R OBP: 0.389, SLG: 0.479 (1, 4)										1	1	1	0	3	0	0	Cincinnati Reds @ Houston Astros Enron Field, Houston, TX Wed Aug 29 2001, 8:05 PM EDT Att: 31,594 - Dome - 72 F								
Julio Lugo, R OBP: 0.319, SLG: 0.381 (1, 6)										4	1	1	0	0	1	4									
5 Jeff Bagwell, R OBP: 0.399, SLG: 0.566 (1, 3)										4	1	2	2	0	1	1									
17 Lance Berkman, S OBP: 0.429, SLG: 0.641 (1, 7)										4	0	1	0	0	0	1									
Moises Alou, R OBP: 0.407, SLG: 0.588 (9, 1)										3	1	1	2	0	0	0									
Richard Hidalgo, R OBP: 0.356, SLG: 0.457 (9, 9)										4	1	2	0	0	0	1									
Vinny Castilla, R OBP: 0.304, SLG: 0.477 (1, 5)										4	1	2	1	0	1	2									
Tony Eusebio, R OBP: 0.331, SLG: 0.420 (1, 2)										4	0	1	1	0	0	1									
Carlos Hernández, S OBP: 0.200, SLG: 0.200 (5, 1)										1	0	1	0	0	0	0									
Nelson Cruz, R OBP: 0.200, SLG: 0.200 (6, PH)										1	0	0	0	0	0	1									
Darvle Ward, L OBP: 0.337, SLG: 0.476 (7, 1)										0	0	0	0	0	0	0									
Michael Jackson, R (9, 8)										0	0	0	0	0	0	0									
Glen Barker, S OBP: 0.250, SLG: 0.091 (9, 8)										0	0	0	0	0	0	0									
Inning Stats	R: 0 E: 0 K: 1 S: 5	H: 0 LOB: 1 BB: 1 P: 12	R: 1 E: 0 K: 1 S: 11	H: 2 LOB: 1 BB: 0 P: 18	R: 0 E: 0 K: 0 S: 6	H: 2 LOB: 1 BB: 0 P: 11	R: 1 E: 0 K: 0 S: 9	H: 2 LOB: 1 BB: 0 P: 16	R: 2 E: 0 K: 1 S: 12	H: 3 LOB: 1 BB: 0 P: 20	R: 2 E: 0 K: 0 S: 7	H: 0 LOB: 1 BB: 1 P: 13	R: 0 E: 0 K: 0 S: 6	H: 1 LOB: 1 BB: 0 P: 12	1B: 9 2B: 4 3B: 0 HR: 1	SF: 1 SAC: 0 DP: 3 HBP: 0	WP: 0 PB: 1 SB: 0 CS: 1	PA: 35							
PITCHER	IP	WLS	BF	H	R	ER	SO	BB	IBB	HBP	BLK	WP	HR	S	P	ERA	WHIP								
Elmer Dessens, R ERA: 4.56	5.0	L	21	8	4	4	3	2	0	0	0	0	0	43	77	7.20	2.000								
Scott Sullivan, R ERA: 3.97	2.0		10	3	2	2	1	1	0	0	0	0	0	19	30	9.00	2.000								
John Riedling, R ERA: 2.41	1.0		4	1	0	0	0	0	0	0	0	0	0	6	12	0.00	1.000								



Batter	1	2	3	4	5	6	7	8	9	AB	R	H	RBI	BB	SO	LOB	TOP					
Pokey Reese, R OBP: 0.290, SLG: 0.348	F8		K			G6-3			K	4	0	0	0	0	2	0	Cincinnati Reds @ Houston Astros Enron Field, Houston, TX Thu Aug 30 2001, 4:05 PM EDT Att: 34,220 - Dome - 72 F					
Dmitri Young, S OBP: 0.354, SLG: 0.489	G6-3			G3-6-3 HBP			K			3	0	1	0	0	1	0						
Ken Griffey Jr., L OBP: 0.375, SLG: 0.565	L6			G3-6-3 1-2			K		G4-3	4	0	0	0	0	1	2						
Sean Casey, L OBP: 0.380, SLG: 0.489		F8		K						3	0	0	0	0	1	0						
Adam Dunn, L OBP: 0.385, SLG: 0.615				K					G3 1B	3	1	2	1	0	1	0						
Robin Jennings, L OBP: 0.271, SLG: 0.358	P4			G3-1					G3	3	0	0	0	0	0	1						
Todd Walker, L OBP: 0.357, SLG: 0.472	F7			F8					K	3	0	0	0	0	1	1						
Kelly Stinnett, R OBP: 0.329, SLG: 0.454			F7						G4-1	2	0	0	0	0	1	0						
D.T. Cromer, L OBP: 0.251, SLG: 0.525						K				1	0	0	0	0	0	1						
Jason LaRue, R OBP: 0.301, SLG: 0.417										0	0	0	0	0	0	0						
Dennys Reyes, R OBP: 0.125, SLG: 0.125			K			G6-3			F7	2	0	0	0	0	1	0						
Danny Graves, R OBP: 0.250, SLG: 1.000										0	0	0	0	0	0	0						
Jose Rijo, R										0	0	0	0	0	0	0						
Wilton Guerrero, S OBP: 0.333, SLG: 0.370										1	0	0	0	0	0	0						
Inning Stats	R: 0 E: 0 K: 0 S: 4	H: 0 LOB: 0 BB: 0 P: 6	R: 1 E: 0 K: 0 S: 11	H: 1 LOB: 0 BB: 0 P: 15	R: 0 E: 0 K: 2 S: 10	H: 0 LOB: 0 BB: 0 P: 12	R: 0 E: 0 K: 1 S: 10	H: 0 LOB: 0 BB: 0 P: 12	R: 0 E: 0 K: 1 S: 5	H: 0 LOB: 0 BB: 0 P: 8	R: 0 E: 0 K: 1 S: 12	H: 0 LOB: 0 BB: 0 P: 13	R: 0 E: 0 K: 2 S: 11	H: 0 LOB: 0 BB: 0 P: 14	R: 0 E: 0 K: 1 S: 12	H: 1 LOB: 1 BB: 0 P: 17	R: 0 E: 0 K: 1 S: 9	H: 1 LOB: 1 BB: 0 P: 13	1B: 2 2B: 0 3B: 0 HR: 1	SF: 0 SAC: 0 DP: 1 HBP: 1	WP: 0 PB: 0 SB: 0 CS: 0	PA: 30
PITCHER 44 Roy Oswalt, R ERA: 2.83	IP: 9.0 WLS: W BF: 30 H: 3 R: 1 ER: 1 SO: 9 BB: 0 IBB: 0 HBP: 1 BLK: 0 WP: 0 HR: 1 S: 84 P: 110 ERA: 1.00 WHIP: 0.333											PITCHER	IP: 9.0 WLS: W BF: 30 H: 3 R: 1 ER: 1 SO: 9 BB: 0 IBB: 0 HBP: 1 BLK: 0 WP: 0 HR: 1 S: 84 P: 110 ERA: 1.00 WHIP: 0.333									

Cincinnati Reds @ Houston Astros
 Enron Field, Houston, TX
 Thu Aug 30 2001, 4:05 PM EDT
 Att: 34,220 - Dome - 72 F

AB 29
 R 1
 H 3
 RBI 1
 BB 0
 SO 9
 LOB 5

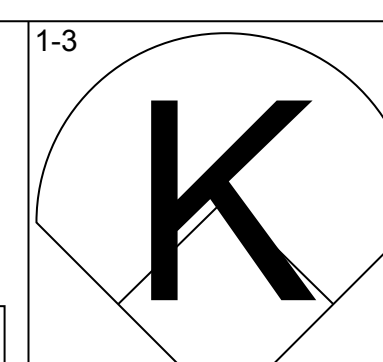
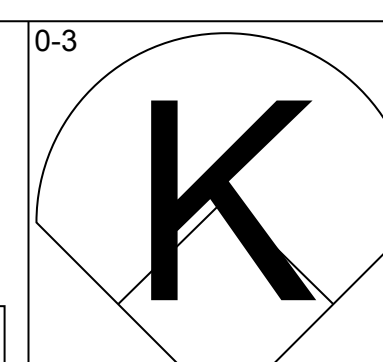
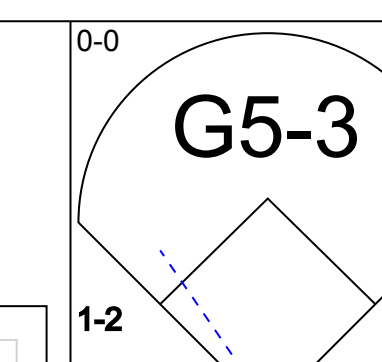
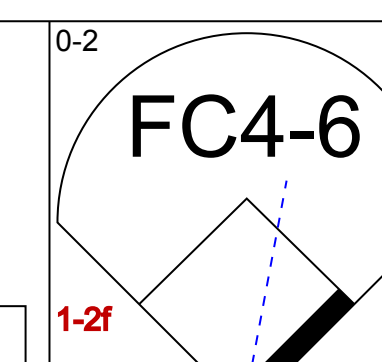
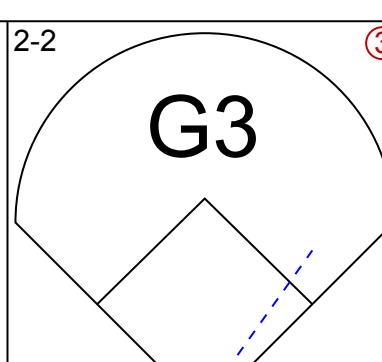
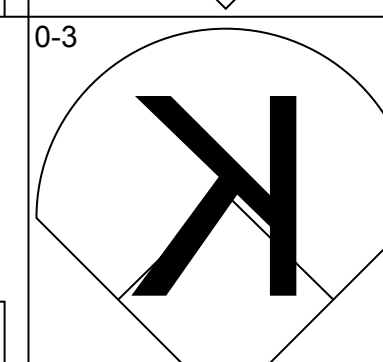
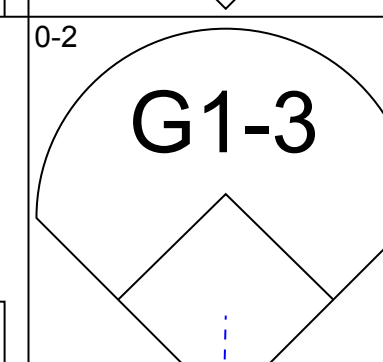
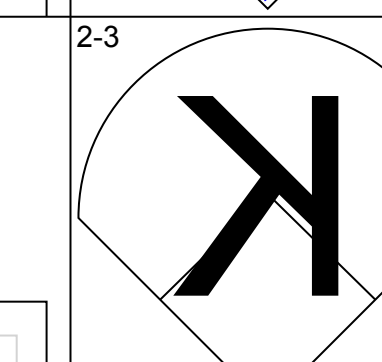
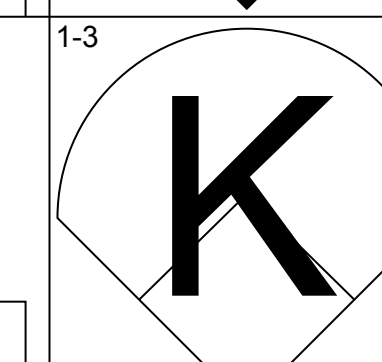
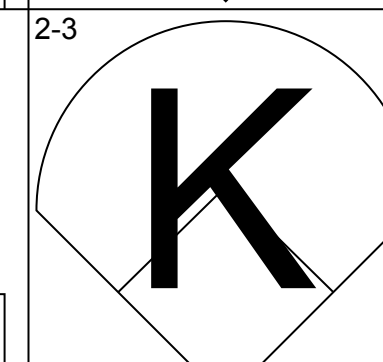
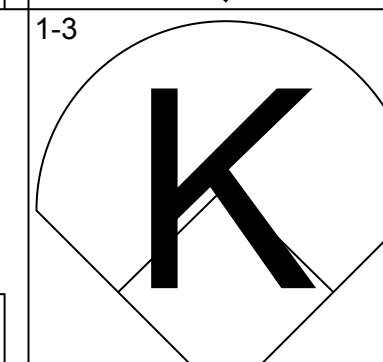
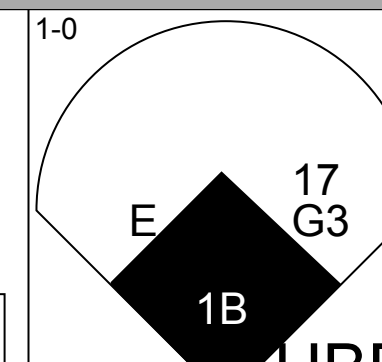
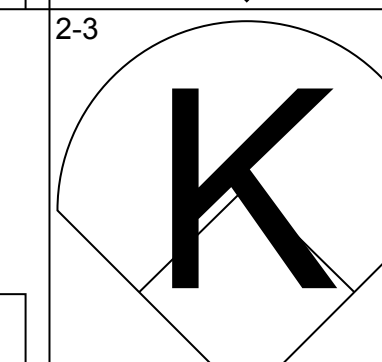
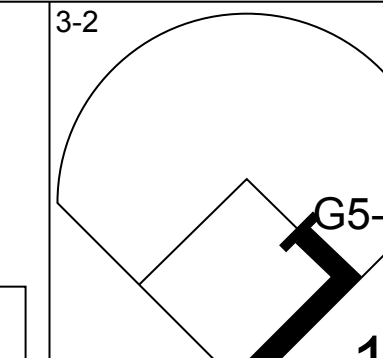
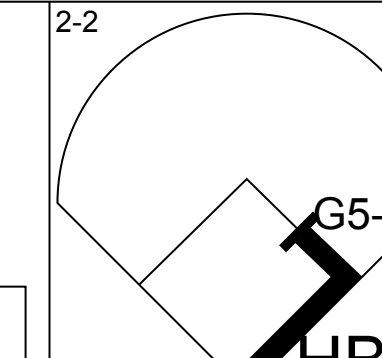
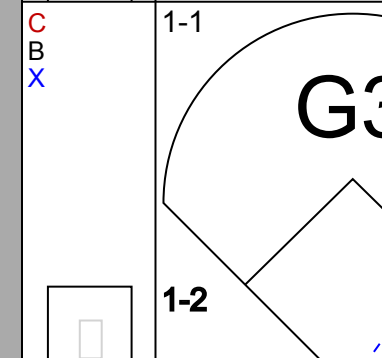
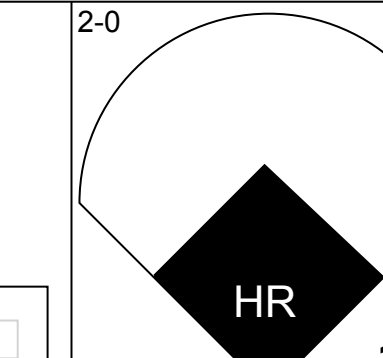
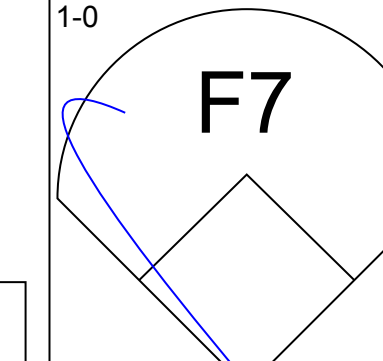
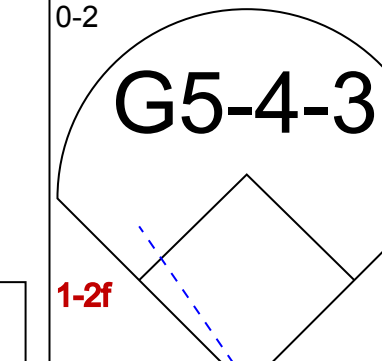
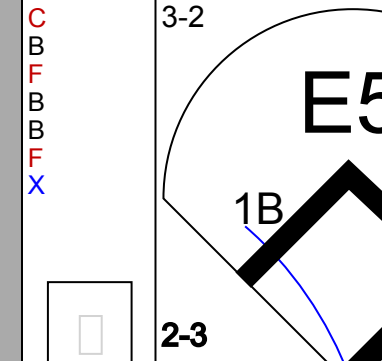
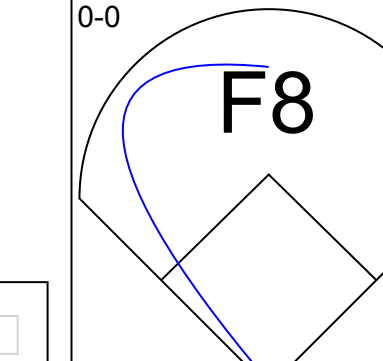
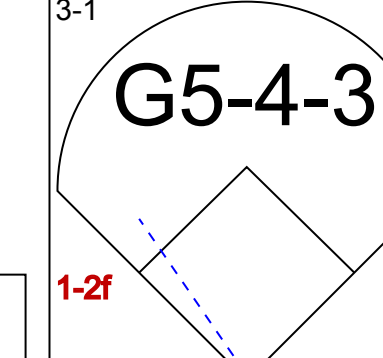
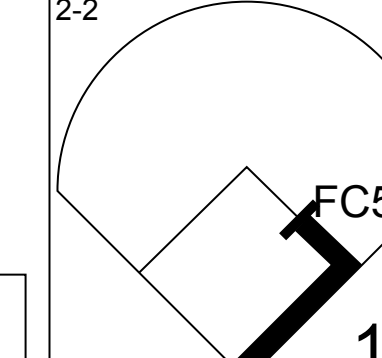
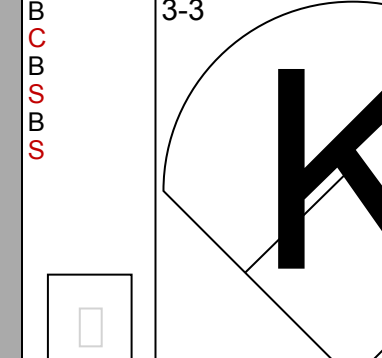
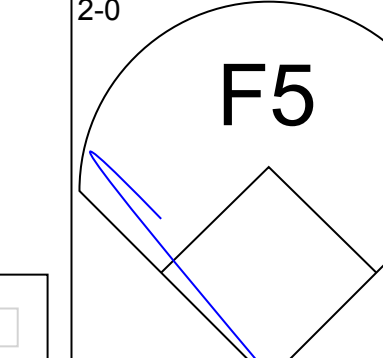
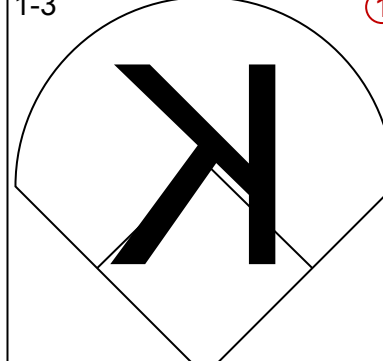
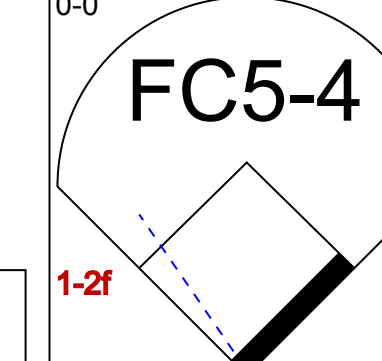
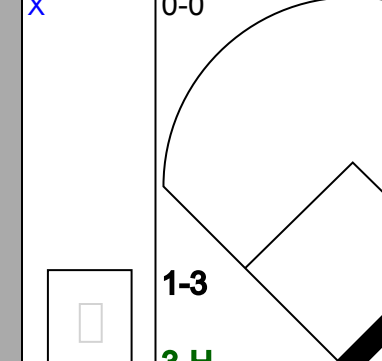
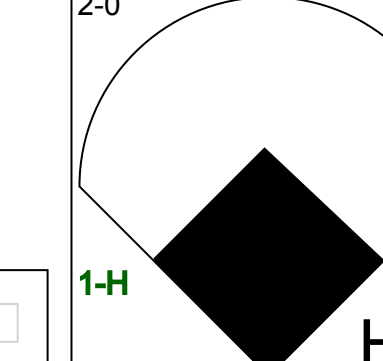
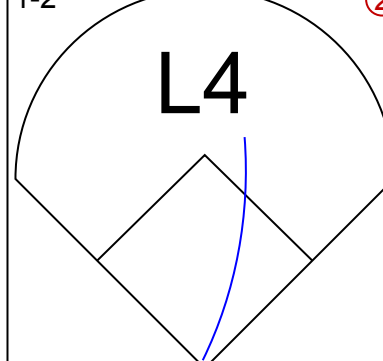
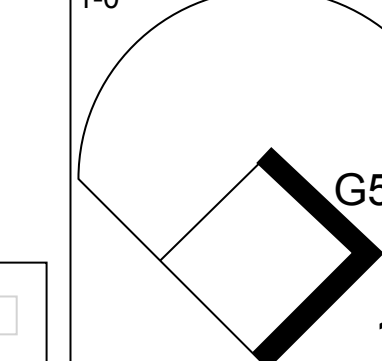
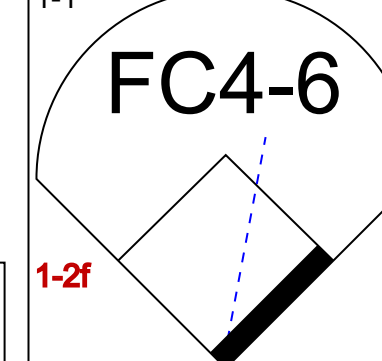
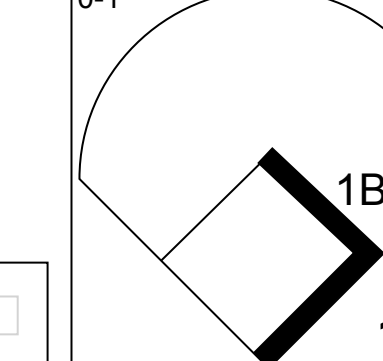

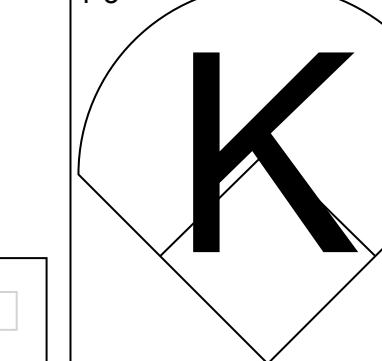
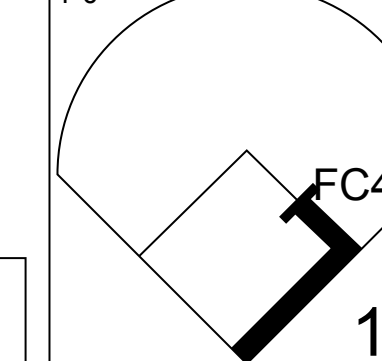
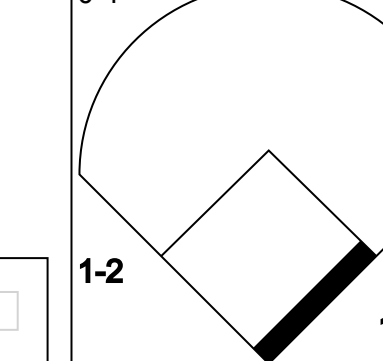


Batter	1	2	3	4	5	6	7	8	9	AB	R	H	RBI	BB	SO	LOB	BOTTOM			
Craig Biggio, R OBP: 0.389, SLG: 0.477	P4				F9		P4			3	0	0	0	2	0	1	Cincinnati Reds @ Houston Astros Enron Field, Houston, TX Thu Aug 30 2001, 4:05 PM EDT Att: 34,220 - Dome - 72 F			
Julio Lugo, R OBP: 0.319, SLG: 0.386	E9			BB	G6-3					5	1	2	0	0	2	4				
28 Adam Everett, R	G6-3 2B		K							0	0	0	0	0	0	0				
5 Jeff Bagwell, R OBP: 0.397, SLG: 0.563	G6-3			S WP E 1B	F8		SF8		P6	4	1	1	2	0	0	3				
17 Lance Berkman, S OBP: 0.428, SLG: 0.637	P6			K		G4-3				3	0	0	0	1	1	1				
Moises Alou, R OBP: 0.408, SLG: 0.586		G6-3		BB E SF8 BB		G4-1		F8		2	2	0	0	2	0	2				
Glen Barker, S OBP: 0.250, SLG: 0.091										0	0	0	0	0	0	0				
Richard Hidalgo, R OBP: 0.356, SLG: 0.462	G6-3			E5 BB						4	1	2	2	0	0	1				
Vinny Castilla, R OBP: 0.304, SLG: 0.473			K			K2-3				3	0	0	0	1	2	2				
Brad Ausmus, R OBP: 0.276, SLG: 0.339					SF8					3	0	1	1	0	1	1				
44 Roy Oswalt, R OBP: 0.225, SLG: 0.231			G6-3		F9					4	1	1	0	0	1	4				
Inning Stats	R: 1 E: 1 K: 0 S: 4	H: 1 LOB: 0 BB: 0 P: 10	R: 0 E: 0 K: 1 S: 5	H: 0 LOB: 0 BB: 0 P: 10	R: 0 E: 0 K: 2 S: 9	H: 0 LOB: 1 BB: 1 P: 17	R: 2 E: 1 K: 1 S: 20	H: 1 LOB: 2 BB: 2 P: 37	R: 0 E: 0 K: 0 S: 7	H: 0 LOB: 0 BB: 0 P: 13	R: 1 E: 0 K: 1 S: 8	H: 1 LOB: 1 BB: 1 P: 13	R: 1 E: 0 K: 0 S: 17	H: 2 LOB: 2 BB: 1 P: 29	R: 1 E: 1 K: 2 S: 14	H: 2 LOB: 3 BB: 1 P: 23	1B: 4 2B: 2 3B: 1 HR: 0	SF: 2 SAC: 0 DP: 0 HBP: 0	WP: 2 PB: 0 SB: 2 CS: 0	PA: 39
PITCHER Dennys Reyes, L ERA: 4.95	IP: 5.1 WLS: L BF: 24 H: 3 R: 4 ER: 2 SO: 4 BB: 4 IBB: 0 HBP: 0 BLK: 0 WP: 1 HR: 0 S: 49 P: 95 ERA: 3.38 WHIP: 1.312											PITCHER	IP: 5.1 WLS: L BF: 24 H: 3 R: 4 ER: 2 SO: 4 BB: 4 IBB: 0 HBP: 0 BLK: 0 WP: 1 HR: 0 S: 49 P: 95 ERA: 3.38 WHIP: 1.312							
Danny Graves, R ERA: 4.16	IP: 1.2 WLS: 0 BF: 8 H: 2 R: 1 ER: 1 SO: 1 BB: 0 IBB: 0 HBP: 0 BLK: 0 WP: 0 HR: 0 S: 21 P: 34 ERA: 5.40 WHIP: 1.200											PITCHER	IP: 1.2 WLS: 0 BF: 8 H: 2 R: 1 ER: 1 SO: 1 BB: 0 IBB: 0 HBP: 0 BLK: 0 WP: 0 HR: 0 S: 21 P: 34 ERA: 5.40 WHIP: 1.200							
Jose Rijo, R ERA: 3.0	IP: 1.0 WLS: 0 BF: 7 H: 2 R: 1 ER: 0 SO: 2 BB: 0 IBB: 0 HBP: 0 BLK: 0 WP: 0 HR: 0 S: 14 P: 23 ERA: 0.00 WHIP: 2.000											PITCHER	IP: 1.0 WLS: 0 BF: 7 H: 2 R: 1 ER: 0 SO: 2 BB: 0 IBB: 0 HBP: 0 BLK: 0 WP: 0 HR: 0 S: 14 P: 23 ERA: 0.00 WHIP: 2.000							

Cincinnati Reds @ Houston Astros
 Enron Field, Houston, TX
 Thu Aug 30 2001, 4:05 PM EDT
 Att: 34,220 - Dome - 72 F

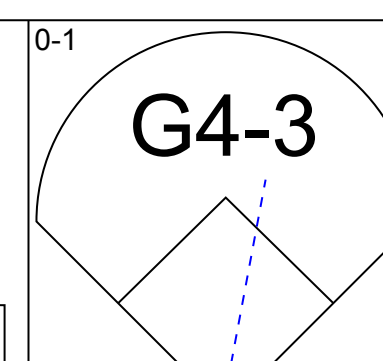
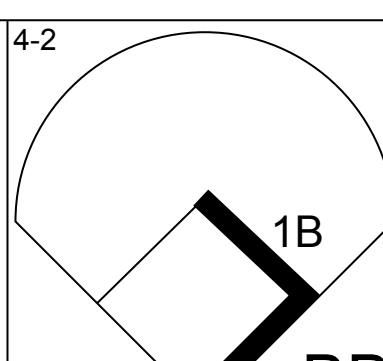
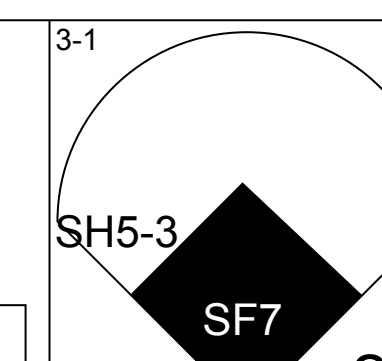
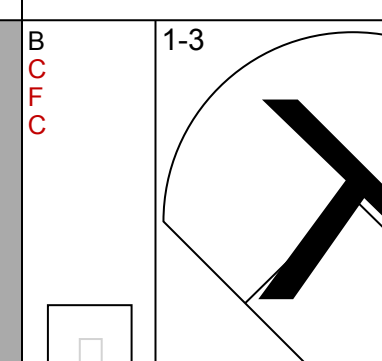
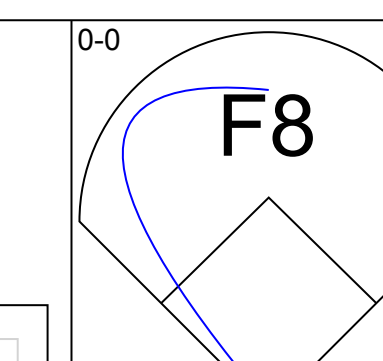
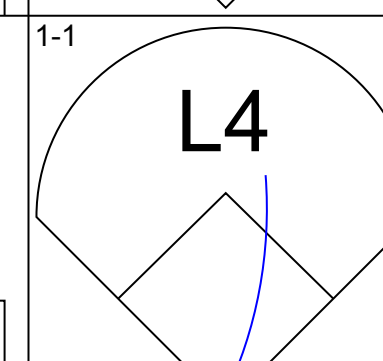
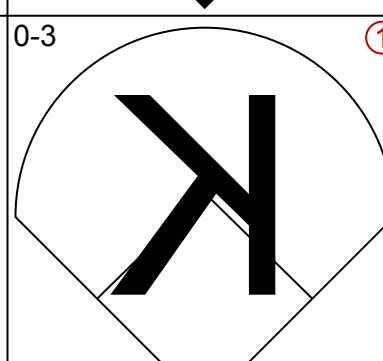
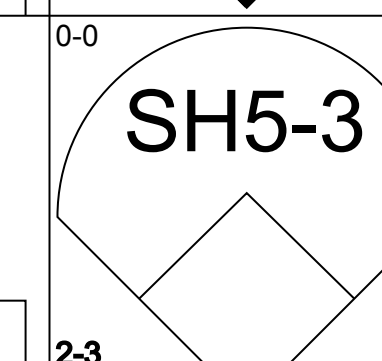
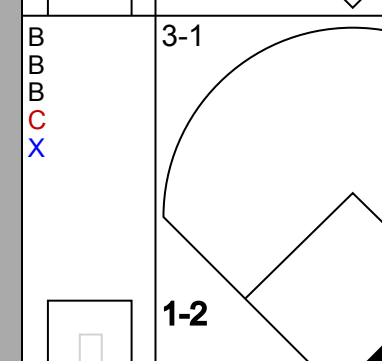
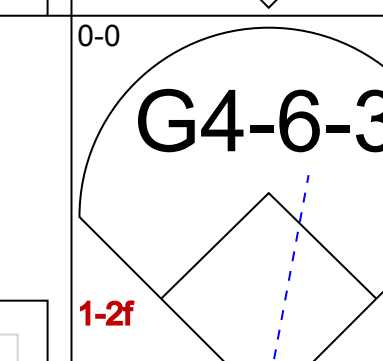
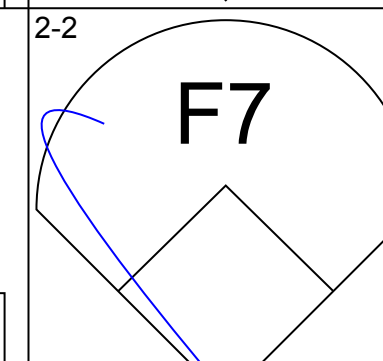
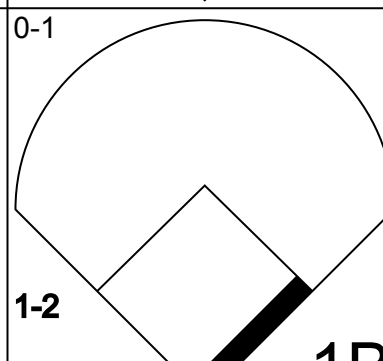
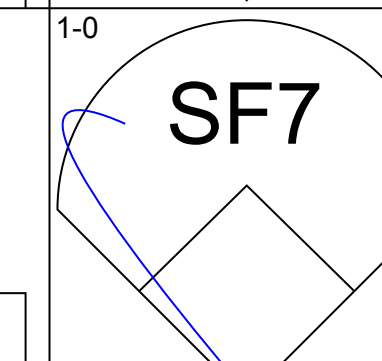
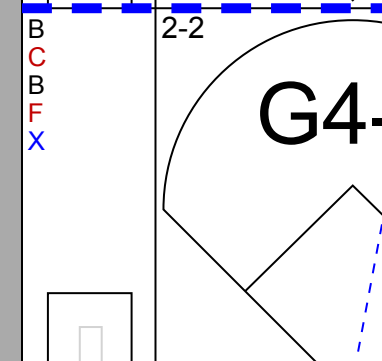
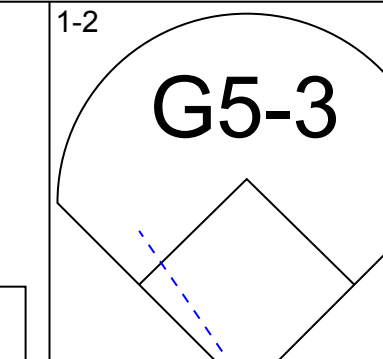
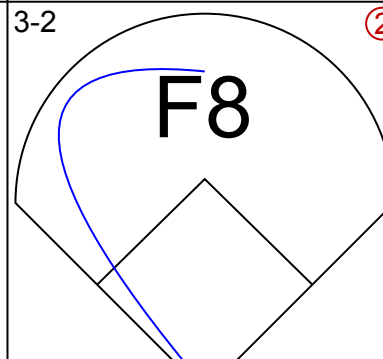
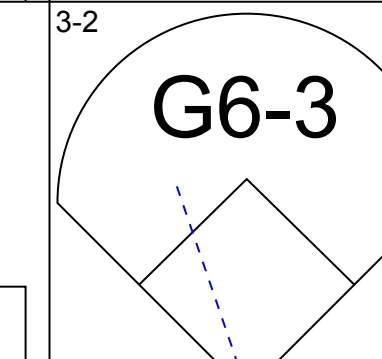
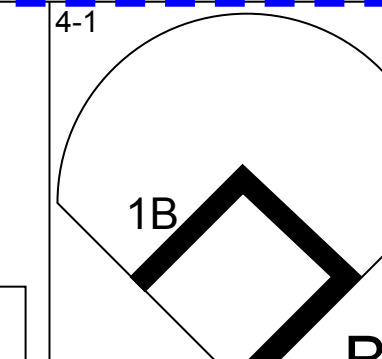
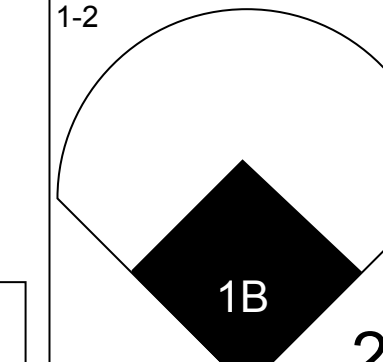
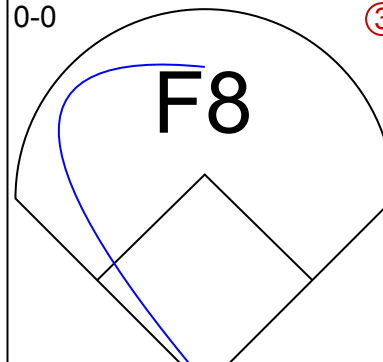
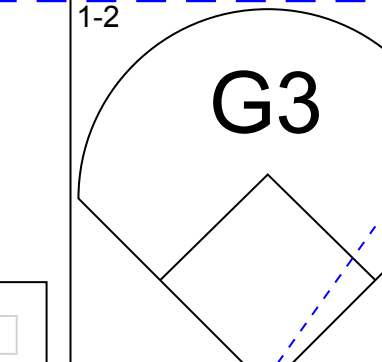
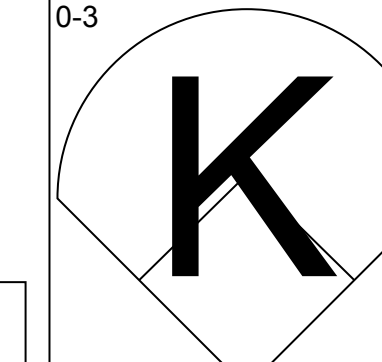
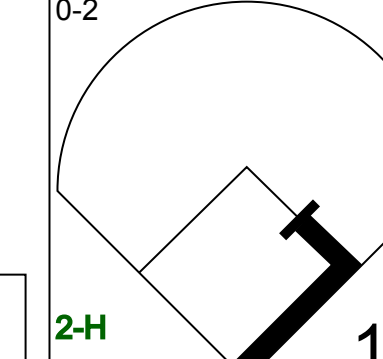
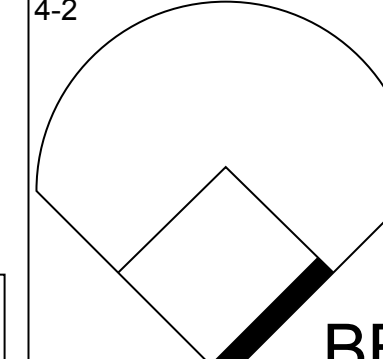
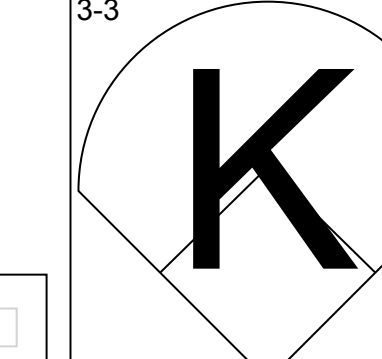
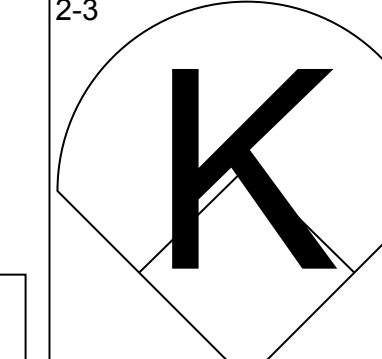
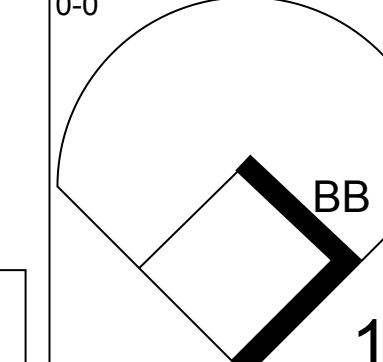
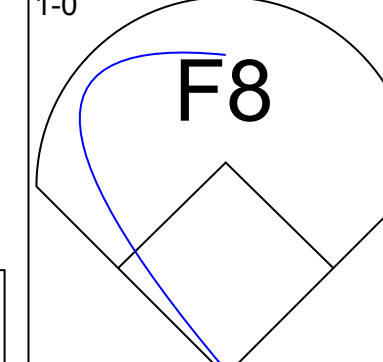
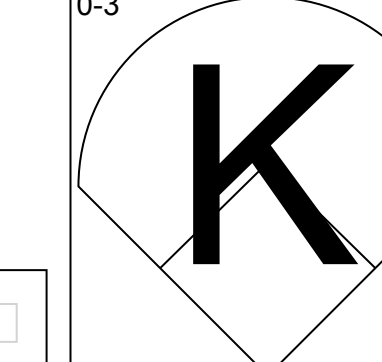
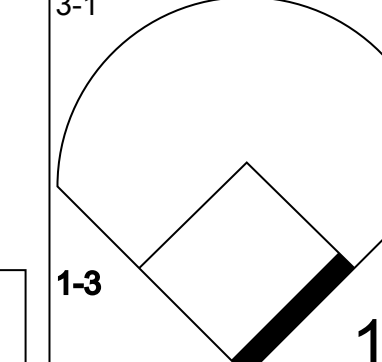
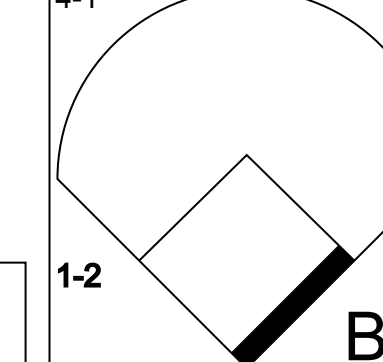
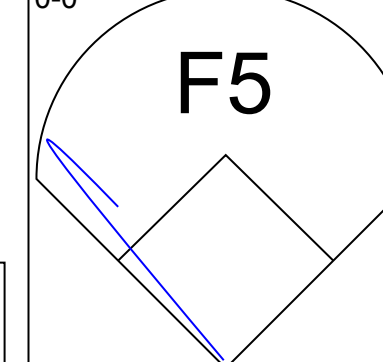
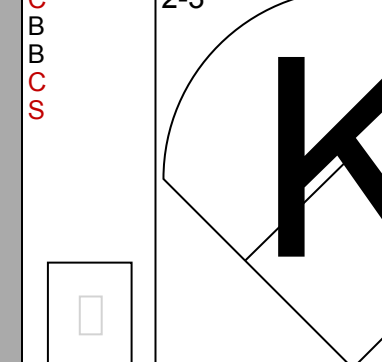
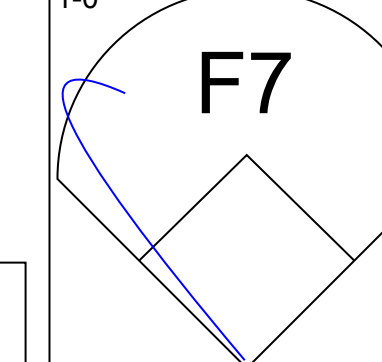
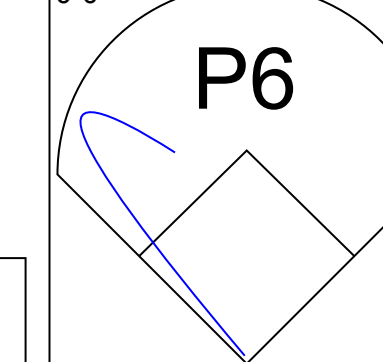
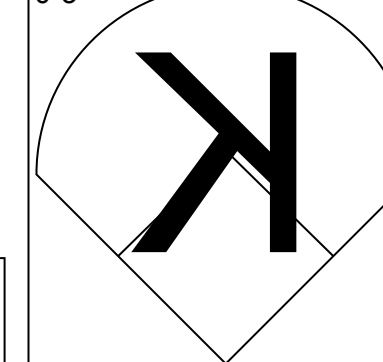
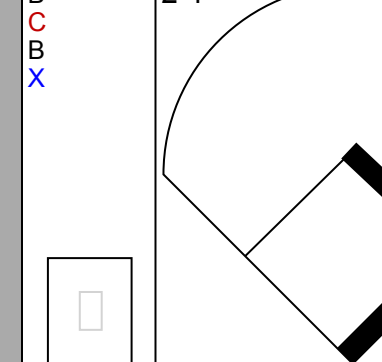
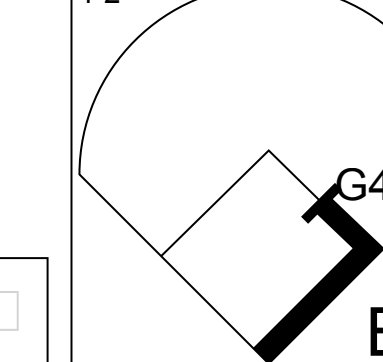
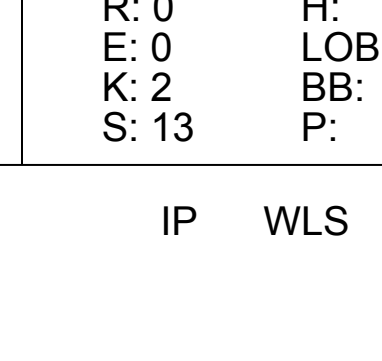
AB 31
 R 6
 H 7
 RBI 5
 BB 6
 SO 7
 LOB 19



Batter	1	2	3	4	5	6	7	8	9	AB	R	H	RBI	BB	SO	LOB	TOP			
Craig Biggio, R OBP: 0.386, SLG: 0.472 (1, 4)										5	0	0	0	0	2	4	Houston Astros @ Milwaukee Brewers Miller Park, Milwaukee, WI Fri Aug 31 2001, 7:05 PM CDT Att: 26,486 - Cloudy - 64 F			
Julio Lugo, R OBP: 0.317, SLG: 0.383 (1, 6) Nabeel Cruz, R OBP: 0.200, SLG: 0.200 (7, 1) Ron Villone, L OBP: 0.353, SLG: 0.471 (8, 7) Mike Williams, R OBP: 0.353, SLG: 0.471 (8, 1) Billy Wagner, L OBP: 0.353, SLG: 0.471 (8, 1)										3	0	0	0	0	2	1				
5 Jeff Bagwell, R OBP: 0.396, SLG: 0.560 (1, 3)										3	1	0	0	0	3	1				
17 Lance Berkman, S OBP: 0.430, SLG: 0.637 (1, 7) Glen Barker, S OBP: 0.250, SLG: 0.091 (9, PR)										3	0	2	0	0	0	1				
Moises Alou, R OBP: 0.405, SLG: 0.580 (1, 9)										4	0	0	0	0	0	4				
Richard Hidalgo, R OBP: 0.356, SLG: 0.460 (1, 8)										4	0	1	0	0	1	4				
Vinny Castilla, R OBP: 0.305, SLG: 0.480 (1, 5)										4	1	2	3	0	1	1				
Brad Ausmus, R OBP: 0.276, SLG: 0.341 (1, 2)										4	0	2	0	0	0	2				
Dave Micki, R OBP: 0.056, SLG: 0.056 (1, 1) Jose Vizcaino, S OBP: 0.326, SLG: 0.338 (6, PH)										1	0	0	0	0	1	0				
Inning Stats	R: 0 E: 0 K: 3 S: 9	H: 0 LOB: 0 BB: 0 P: 12	R: 0 E: 0 K: 0 S: 6	H: 1 LOB: 0 BB: 0 P: 13	R: 0 E: 0 K: 2 S: 9	H: 0 LOB: 0 BB: 0 P: 12	R: 0 E: 0 K: 2 S: 9	H: 1 LOB: 1 BB: 0 P: 13	R: 0 E: 0 K: 2 S: 8	H: 1 LOB: 1 BB: 0 P: 12	R: 1 E: 1 K: 1 S: 12	H: 1 LOB: 2 BB: 0 P: 21	R: 0 E: 0 K: 2 S: 10	H: 1 LOB: 1 BB: 0 P: 14	R: 2 E: 0 K: 0 S: 11	H: 4 LOB: 2 BB: 0 P: 19		1B: 8 2B: 0 3B: 0 HR: 1	SF: 0 SAC: 0 DP: 2 HBP: 2	WP: 0 PB: 0 SB: 0 CS: 0
PITCHER	IP	WLS	BF	H	R	ER	SO	BB	IBB	HBP	BLK	WP	HR	S	P	ERA	WHIP			
Jamey Wright, R ERA: 4.15 (1, 1)	8.2	L	35	8	3	2	12	0	0	2	0	0	0	5	7	2.08	0.923			
Curt Leskanic, R ERA: 3.79 (9, 1)	0.1		2	1	0	0	0	0	0	0	0	0	0	5	7	0.00	3.000			

AB	35
R	3
H	9
RBI	3
BB	0
SO	12
LOB	20



Batter	1	2	3	4	5	6	7	8	9	AB	R	H	RBI	BB	SO	LOB	BOTTOM					
Devon White, S OBP: 0.354, SLG: 0.486 (1, 8)										4	1	1	0	1	1	2	Houston Astros @ Milwaukee Brewers Miller Park, Milwaukee, WI Fri Aug 31 2001, 7:05 PM CDT Att: 26,486 - Cloudy - 64 F					
Mark Loretta, R OBP: 0.348, SLG: 0.364 (1, 4)										4	0	1	0	0	1	2						
Jeremy Burnitz, L OBP: 0.350, SLG: 0.509 (1, 9)										3	0	1	1	0	0	2						
Richie Sexson, R OBP: 0.330, SLG: 0.514 (1, 3)										3	0	0	0	1	0	2						
Geoff Jenkins, L OBP: 0.339, SLG: 0.469 (1, 7)										4	1	1	0	0	1	3						
José Hernández, R OBP: 0.299, SLG: 0.442 (1, 6)										3	0	1	1	1	2	1						
Luis Lopez, S OBP: 0.317, SLG: 0.356 (1, 5)										4	0	2	0	0	1	1						
Henry Blanco, R OBP: 0.288, SLG: 0.321 (1, 2)										3	0	0	0	1	1	3						
Jamey Wright, R OBP: 0.250, SLG: 0.228 (1, 1) Curt Leskanic, R ERA: 3.79 (9, 1)										3	0	1	0	0	1	3						
Lou Collier, R OBP: 0.406, SLG: 0.462 (9, PH)										0	0	0	0	0	0	0						
Inning Stats	R: 0 E: 0 K: 0 S: 8	H: 0 LOB: 0 BB: 0 P: 11	R: 1 E: 0 K: 0 S: 12	H: 3 LOB: 2 BB: 1 P: 18	R: 0 E: 0 K: 1 S: 13	H: 1 LOB: 1 BB: 1 P: 20	R: 0 E: 0 K: 1 S: 8	H: 0 LOB: 1 BB: 1 P: 13	R: 1 E: 0 K: 0 S: 7	H: 1 LOB: 0 BB: 0 P: 14	R: 0 E: 0 K: 2 S: 9	H: 0 LOB: 0 BB: 0 P: 13	R: 0 E: 0 K: 2 S: 13	H: 2 LOB: 2 BB: 0 P: 23	R: 0 E: 0 K: 2 S: 11	H: 1 LOB: 2 BB: 1 P: 21	R: 0 E: 0 K: 0 S: 5	H: 0 LOB: 0 BB: 1 P: 9	1B: 6 2B: 2 3B: 0 HR: 0	SF: 1 SAC: 1 DP: 1 HBP: 0	WP: 0 PB: 0 SB: 0 CS: 0	PA: 38
PITCHER	IP	WLS	BF	H	R	ER	SO	BB	IBB	HBP	BLK	WP	HR	S	P	ERA	WHIP					
Dave Micki, R ERA: 6.31 (1, 1)	5.0		22	5	2	2	2	3	0	0	0	0	0	19	31	3.60	1.600					
Neelson Cruz, R ERA: 3.69 (6, 1)	1.2		7	2	0	0	4	0	0	0	0	0	0	3	5	0.00	1.200					
Ron Villone, L ERA: 5.75 (7, 1)	0.1		1	0	0	0	0	0	0	0	0	0	0	3	5	0.00	0.000					
Mike Williams, R ERA: 3.31 (8, 1)	1.0	W	5	1	0	0	2	1	0	0	0	0	0	11	21	0.00	2.000					
Billy Wagner, L ERA: 2.94 (9, 1)	1.0	S	3	0	0	0	0	1	0	0	0	0	0	5	9	0.00	1.000					

AB	31
R	2
H	8
RBI	2
BB	5
SO	8
LOB	19



Batter	1	2	3	4	5	6	7	8	9	AB	R	H	RBI	BB	SO	LOB	TOP			
Craig Biggio, R OBP: 0.385, SLG: 0.470 (1, 4)										4	0	1	0	0	1	0	Houston Astros @ Milwaukee Brewers Miller Park, Milwaukee, WI Sat Sep 01 2001, 6:05 PM CDT Att: 28,818 - Cloudy - 64 F			
Julio Lugo, R OBP: 0.319, SLG: 0.386 (1, 6)										4	1	2	0	0	0	1				
5 Jeff Bagwell, R OBP: 0.300, SLG: 0.567 (1, 3)										1	1	1	2	3	0	0				
17 Lance Berkman, S OBP: 0.429, SLG: 0.636 (1, 7)										4	1	1	0	0	1	3				
Moises Alou, R OBP: 0.403, SLG: 0.576 (1, 9)										3	0	0	0	1	0	3				
Glen Barker, S OBP: 0.250, SLG: 0.091 (9, PR)										0	0	0	0	0	0	0				
Richard Hidalgo, R OBP: 0.357, SLG: 0.459 (1, 8)										3	0	1	1	0	0	1				
Vinny Castilla, R OBP: 0.305, SLG: 0.477 (1, 5)										3	0	0	0	1	0	1				
Tony Eusebio, R OBP: 0.324, SLG: 0.410 (1, 2)										3	0	0	0	0	1	1				
Orlando Merced, S OBP: 0.325, SLG: 0.473 (9, PH)										1	0	0	0	0	0	1				
Brad Ausmus, R OBP: 0.278, SLG: 0.341 (9, 2)										0	0	0	0	0	0	0				
Shane Reynolds, R OBP: 0.089, SLG: 0.136 (1, 1)										2	0	0	0	0	2	0				
Darvle Ward, L OBP: 0.091, SLG: 0.091 (7, PH)										1	0	0	0	0	1	1				
Octavio Dotel, R OBP: 0.091, SLG: 0.091 (7, 1)										0	0	0	0	0	0	0				
Michael Jackson, R OBP: 0.091, SLG: 0.091 (9, 1)										0	0	0	0	0	0	0				
Inning Stats	R: 2 E: 1 K: 0 S: 13	H: 2 LOB: 0 BB: 0 P: 19	R: 0 E: 0 K: 0 S: 5	H: 0 LOB: 0 BB: 0 P: 9	R: 0 E: 0 K: 1 S: 10	H: 1 LOB: 1 BB: 1 P: 18	R: 1 E: 0 K: 0 S: 13	H: 1 LOB: 0 BB: 0 P: 20	R: 0 E: 0 K: 2 S: 11	H: 0 LOB: 0 BB: 0 P: 17	R: 0 E: 0 K: 1 S: 6	H: 1 LOB: 1 BB: 0 P: 11	R: 0 E: 0 K: 2 S: 15	H: 0 LOB: 1 BB: 2 P: 22	R: 0 E: 0 K: 0 S: 7	H: 0 LOB: 1 BB: 2 P: 17	1B: 3 2B: 2 3B: 0 HR: 1	SF: 1 SAC: 0 DP: 1 HBP: 0	WP: 0 PB: 0 SB: 0 CS: 2	PA: 35
PITCHER	IP WLS BF H R ER SO BB IBB HBP BLK WP HR S P ERA WHIP																			
Rocky Coppinger, R ERA: 8.53 (1, 1)	5.0 21 5 3 3 3 2 0 0 0 0 1 54 89 5.40 1.400																			
Mike DeJean, R ERA: 2.7 (6, 1)	2.0 6 1 0 0 1 0 0 0 0 0 0 9 14 0.00 0.500																			
Chad Fox, R ERA: 1.84 (8, 1)	2.0 W 8 0 0 0 2 3 0 0 0 0 0 22 39 0.00 1.500																			

Batter	1	2	3	4	5	6	7	8	9	AB	R	H	RBI	BB	SO	LOB	BOTTOM			
Devon White, S OBP: 0.350, SLG: 0.479 (1, 8)										4	0	0	0	0	1	1	Houston Astros @ Milwaukee Brewers Miller Park, Milwaukee, WI Sat Sep 01 2001, 6:05 PM CDT Att: 28,818 - Cloudy - 64 F			
Mark Loretta, R OBP: 0.348, SLG: 0.363 (1, 4)										4	0	1	1	0	1	0				
Jeremy Burnitz, L OBP: 0.349, SLG: 0.506 (1, 9)										4	1	1	0	0	2	1				
Richie Sexson, R OBP: 0.333, SLG: 0.527 (1, 3)										3	2	2	3	1	0	0				
Geoff Jenkins, L OBP: 0.339, SLG: 0.471 (1, 7)										3	0	1	0	0	2	1				
Tyler Houston, L OBP: 0.343, SLG: 0.482 (1, 5)										3	0	0	0	0	1	2				
José Hernández, R OBP: 0.297, SLG: 0.439 (1, 6)										3	0	0	0	0	2	1				
Kevin Brown, R OBP: 0.211, SLG: 0.684 (1, 2)										3	1	1	0	0	1	0				
Rocky Coppinger, R ERA: 4.55 (1, 1)										1	0	0	0	0	0	0				
Mike DeJean, R ERA: 2.7 (6, 1)										0	0	0	0	0	0	0				
Mark Sweeney, L OBP: 0.355, SLG: 0.463 (7, PH)										1	0	0	0	0	1	0				
Chad Fox, R ERA: 1.84 (8, 1)										0	0	0	0	0	0	0				
Inning Stats	R: 0 E: 0 K: 1 S: 7	H: 0 LOB: 0 BB: 0 P: 8	R: 0 E: 0 K: 2 S: 11	H: 0 LOB: 1 BB: 1 P: 21	R: 1 E: 0 K: 1 S: 10	H: 2 LOB: 1 BB: 0 P: 18	R: 0 E: 0 K: 2 S: 7	H: 0 LOB: 0 BB: 0 P: 10	R: 0 E: 0 K: 0 S: 14	H: 3 LOB: 1 BB: 0 P: 18	R: 0 E: 0 K: 3 S: 9	H: 0 LOB: 0 BB: 0 P: 11	R: 0 E: 0 K: 2 S: 9	H: 0 LOB: 0 BB: 0 P: 14	R: 1 E: 0 K: 0 S: 1	H: 1 LOB: 0 BB: 0 P: 2	1B: 3 2B: 1 3B: 0 HR: 2	SF: 0 SAC: 1 DP: 0 HBP: 0	WP: 0 PB: 0 SB: 0 CS: 0	PA: 31
PITCHER	IP WLS BF H R ER SO BB IBB HBP BLK WP HR S P ERA WHIP																			
Shane Reynolds, R ERA: 4.55 (1, 1)	6.0 24 5 3 3 6 1 0 0 0 0 1 56 84 4.50 1.000																			
Octavio Dotel, R ERA: 2.23 (7, 1)	2.0 6 0 0 0 5 0 0 0 0 0 0 18 25 0.00 0.000																			
Michael Jackson, R ERA: 4.32 (9, 1)	0.0 L 1 1 1 1 0 0 0 0 0 0 0 1 1 2 ∞ ∞																			

Batter	1	2	3	4	5	6	7	8	9	AB	R	H	RBI	BB	SO	LOB	TOP	
Jose Vizcaino, S OBP: 0.324, SLG: 0.341	P6		SH3 5 1B 2B		K2-3			F8		4	1	1	0	0	1	0	Houston Astros @ Milwaukee Brewers Miller Park, Milwaukee, WI Sun Sep 02 2001, 1:05 PM CDT Att: 38,140 - Sunny - 70 F	
Julio Lugo, R OBP: 0.317, SLG: 0.384	K		SH3				F9	P4	3	0	0	0	0	1	0			
5 Jeff Bagwell, R OBP: 0.401, SLG: 0.565			2-3				G4-3	K	3	0	1	1	1	1	0			
17 Lance Berkman, S OBP: 0.428, SLG: 0.632	F8		3-H 2-1 1B				K		3	0	0	0	1	1	2			
Moises Alou, R OBP: 0.404, SLG: 0.576					F7			1B 1B	4	0	2	0	0	1	0			
Richard Hidalgo, R OBP: 0.354, SLG: 0.455					K			F8	4	0	0	0	0	2	3			
Vinny Castilla, R OBP: 0.304, SLG: 0.475					K			L9	4	0	1	0	0	1	3			
Brad Ausmus, R OBP: 0.281, SLG: 0.344								F8 FC6-4 1B	3	0	2	0	0	0	0			
Wade Miller, R OBP: 0.222, SLG: 0.231 Billy Wagner, L					F8			FC6-4 1B	3	0	0	0	0	1	4			
					F8			FC6-4	0	0	0	0	0	0	0			
Inning Stats	R: 0 H: 0 E: 0 K: 1 S: 9	H: 0 LOB: 1 BB: 1 P: 16	R: 0 H: 2 E: 0 K: 2 S: 16	LOB: 2 BB: 0 P: 23	R: 1 H: 2 E: 0 K: 0 S: 5	H: 2 LOB: 1 BB: 0 P: 9	R: 0 H: 0 E: 0 K: 2 S: 10	H: 0 LOB: 0 BB: 0 P: 17	R: 0 H: 0 E: 0 K: 1 S: 9	H: 0 LOB: 0 BB: 0 P: 12	R: 0 H: 2 E: 0 K: 0 S: 11	H: 2 LOB: 2 BB: 0 P: 16	R: 0 H: 0 E: 0 K: 1 S: 7	H: 1 LOB: 1 BB: 1 P: 12	1B: 6 2B: 1 3B: 0 HR: 0	SF: 0 SAC: 1 DP: 1 HBP: 0	WP: 0 PA: 34 PB: 0 SB: 0 CS: 0	
PITCHER	IP	WLS	BF	H	R	ER	SO	BB	IBB	HBP	BLK	WP	HR	S	P	ERA	WHIP	
Mac Suzuki, R ERA: 5.29	7.0	L	27	6	1	1	7	1	0	0	0	0	0	70	108	1.29	1.000	
47 Mike Buddie, R ERA: 3.45	1.0		3	0	0	0	1	0	0	0	0	0	0	7	12	0.00	0.000	
Curt Leskanic, R ERA: 3.73	1.0		4	1	0	0	1	1	0	0	0	0	0	6	12	0.00	2.000	

AB	31
R	1
H	7
RBI	1
BB	2
SO	9
LOB	12



Batter	1	2	3	4	5	6	7	8	9	AB	R	H	RBI	BB	SO	LOB	BOTTOM	
Lou Collier, R OBP: 0.397, SLG: 0.446	L5		CS 1B			G5-3		F9		4	0	1	0	0	0	0	Houston Astros @ Milwaukee Brewers Miller Park, Milwaukee, WI Sun Sep 02 2001, 1:05 PM CDT Att: 38,140 - Sunny - 70 F	
Mark Loretta, R OBP: 0.348, SLG: 0.367	E 2B		CS		P4	L8			4	0	2	0	0	0	0			
Jeromy Burnitz, L OBP: 0.349, SLG: 0.504	K		1-2		K	FC6-4 1B		K	4	0	1	0	0	3	2			
Richie Sexson, R OBP: 0.332, SLG: 0.524	G6-3					FC6-4			3	0	0	0	1	1	2			
Geoff Jenkins, L OBP: 0.338, SLG: 0.475					K			L5	4	0	1	0	0	2	1			
Tyler Houston, L OBP: 0.339, SLG: 0.476 Devon White, S OBP: 0.349, SLG: 0.478					G4-3			K	3	0	0	0	0	2	1			
José Hernández, R OBP: 0.295, SLG: 0.436					F9			K	1	0	0	0	0	1	0			
Henry Blanco, R OBP: 0.288, SLG: 0.325					K2-3			FC5-2 3B	3	0	1	0	0	1	1			
Mac Suzuki, R 47 Mike Buddie, R Mark Sweeney, L Curt Leskanic, R					G6-3			G5-3	2	0	0	0	0	1	1			
								F7	0	0	0	0	0	0	0			
									1	0	0	0	0	0	0			
									0	0	0	0	0	0	0			
Inning Stats	R: 0 H: 1 E: 1 K: 1 S: 8	H: 0 LOB: 0 BB: 0 P: 11	R: 0 H: 0 E: 0 K: 1 S: 8	H: 0 LOB: 0 BB: 0 P: 12	R: 0 H: 1 E: 0 K: 1 S: 8	H: 1 LOB: 0 BB: 0 P: 13	R: 0 H: 0 E: 0 K: 2 S: 11	H: 0 LOB: 1 BB: 1 P: 19	R: 0 H: 1 E: 0 K: 3 S: 10	H: 1 LOB: 1 BB: 0 P: 16	R: 0 H: 1 E: 0 K: 1 S: 10	H: 1 LOB: 1 BB: 0 P: 11	R: 0 H: 1 E: 0 K: 1 S: 10	H: 0 LOB: 0 BB: 0 P: 11	1B: 3 2B: 2 3B: 1 HR: 0	SF: 0 SAC: 0 DP: 0 HBP: 0	WP: 0 PA: 34 PB: 0 SB: 0 CS: 1	
PITCHER	IP	WLS	BF	H	R	ER	SO	BB	IBB	HBP	BLK	WP	HR	S	P	ERA	WHIP	
Wade Miller, R ERA: 3.65 Billy Wagner, L ERA: 2.69	8.0	W	30	6	0	0	10	1	0	0	0	0	0	71	110	0.00	0.875	
	1.0	S	3	0	0	0	2	0	0	0	0	0	0	8	11	0.00	0.000	

AB	32
R	0
H	6
RBI	0
BB	1
SO	12
LOB	9




Batter	1	2	3	4	5	6	7	8	9	AB	R	H	RBI	BB	SO	LOB	TOP				
Craig Biggio, R OBP: 0.384, SLG: 0.468 (1, 4)	G1-3		BB		G3		F9			3	0	0	0	1	0	0	Houston Astros @ Cincinnati Reds Cinergy Field, Cincinnati, OH Mon Sep 03 2001, 1:15 PM EDT Att: 18,612 - Cloudy - 72 F				
Jose Vizcaino, S OBP: 0.323, SLG: 0.340 Octavio Dotel, R OBP: 0.091, SLG: 0.091 Mike Williams, R (8, 1)	K		P6		1B		K			4	0	1	0	0	2	1					
5 Jeff Bagwell, R OBP: 0.402, SLG: 0.570 (1, 3)	BB			HR	L6			G4-3		3	1	1	1	1	0	1					
17 Lance Berkman, S OBP: 0.427, SLG: 0.628 (1, 7)	G5-3			1B	K			L9		3	1	0	0	1	1	2					
Moises Alou, R OBP: 0.405, SLG: 0.573 (1, 9)		G5-4-3		L4				F8		2	0	0	0	2	0	1					
Richard Hidalgo, R OBP: 0.354, SLG: 0.454 Orlando Merced, S OBP: 0.347, SLG: 0.462 (9, PH)	G5-4-3			1B	P4				K	3	0	1	0	0	0	2					
Vinny Castilla, R OBP: 0.304, SLG: 0.473 (1, 5)	F7			1B	P6			G5-3		4	0	1	1	0	0	1					
Brad Ausmus, R OBP: 0.279, SLG: 0.341 Darvle Ward, L OBP: 0.320, SLG: 0.473 2B Adam Everett, R (9, PR)			K	K	L7				BB	3	0	0	0	0	2	3					
Ron Villone, L (1, 1)			K	FC6-4			P3		F2	2	0	0	0	0	1	2					
Nelson Cruz, R OBP: 0.200, SLG: 0.200 Julio Lugo, R OBP: 0.316, SLG: 0.382 (7, PH)				1-2						2	0	0	0	0	0	1					
Inning Stats	R: 0 E: 0 K: 1 S: 16	H: 0 LOB: 1 BB: 1 P: 25	R: 0 E: 0 K: 0 S: 7	H: 0 LOB: 0 BB: 1 P: 14	R: 0 E: 0 K: 2 S: 12	H: 3 LOB: 2 BB: 1 P: 21	R: 2 E: 0 K: 1 S: 17	H: 3 LOB: 2 BB: 1 P: 28	R: 0 E: 1 K: 1 S: 11	H: 1 LOB: 1 BB: 0 P: 15	R: 0 E: 0 K: 1 S: 15	H: 0 LOB: 0 BB: 0 P: 23	R: 0 E: 0 K: 0 S: 8	H: 0 LOB: 0 BB: 0 P: 12	R: 0 E: 0 K: 1 S: 7	H: 0 LOB: 1 BB: 1 P: 15	1B: 3 2B: 0 3B: 0 HR: 1	SF: 0 SAC: 0 DP: 1 HBP: 0	WP: 0 PB: 0 SB: 0 CS: 0	PA: 36	
PITCHER	IP	WLS	BF	H	R	ER	SO	BB	IBB	HBP	BLK	WP	HR	S	P	ERA	WHIP				
Elmer Dessens, R ERA: 4.51 (1, 1)	6.0		26	4	2	2	5	5	0	0	0	0	1	71	116	3.00	1.500				
Scott Sullivan, R ERA: 3.53 (7, 1)	2.0	W	6	0	0	0	1	0	0	0	0	0	0	23	35	0.00	0.000				
Danny Graves, R ERA: 3.99 (9, 1)	1.0	S	4	0	0	0	1	1	0	0	0	0	0	7	15	0.00	1.000				

AB 30
R 2
H 4
RBI 2
BB 6
SO 7
LOB 14




Batter	1	2	3	4	5	6	7	8	9	AB	R	H	RBI	BB	SO	LOB	BOTTOM				
Wilton Guerrero, S OBP: 0.337, SLG: 0.363 (1, 5)	E		BB		K		F8			4	1	2	0	1	1	0	Houston Astros @ Cincinnati Reds Cinergy Field, Cincinnati, OH Mon Sep 03 2001, 1:15 PM EDT Att: 18,612 - Cloudy - 72 F				
Brady Clark, R OBP: 0.383, SLG: 0.475 (1, 7)	F8		BB		K		1B			2	0	0	0	3	1	1					
Ken Griffey Jr., L OBP: 0.382, SLG: 0.567 (1, 8)	F2		BB		FC5-4		BB			4	0	2	0	1	1	3					
Dmitri Young, S OBP: 0.354, SLG: 0.486 (1, 3)	E6		G6-4-3		FC5-4		K			4	0	0	0	0	1	6					
Ruben Rivera, R OBP: 0.331, SLG: 0.442 Sean Casey, L OBP: 0.383, SLG: 0.488 (7, PH)	CS		K			FC5-4		BB		2	1	1	1	1	1	1					
Todd Walker, L OBP: 0.355, SLG: 0.477 (1, 4)		P6			G4-3		FC5-4		F8	4	0	0	0	0	0	4					
Pokey Reese, R OBP: 0.295, SLG: 0.359 (1, 6)		G6-3		FC6-4		S		BB		3	1	3	0	1	0	0					
Jason LaRue, R OBP: 0.305, SLG: 0.413 (1, 2)		G6-3		FC6-4		BB		B5		3	0	0	0	1	0	3					
Elmer Dessens, R OBP: 0.176, SLG: 0.125 Kelly Starnett, R OBP: 0.333, SLG: 0.460 Adam Dunn, R OBP: 0.376, SLG: 0.585 Scott Sullivan, R (7, 1) Calvin Pickering, L OBP: 0.500, SLG: 0.500 Danny Graves, R OBP: 0.350, SLG: 1.000 (9, 1)		G4-3		K		L6				2	0	0	0	0	1	2					
Inning Stats	R: 0 E: 1 K: 0 S: 13	H: 2 LOB: 1 BB: 0 P: 16	R: 1 E: 0 K: 0 S: 11	H: 2 LOB: 1 BB: 0 P: 16	R: 1 E: 0 K: 1 S: 12	H: 1 LOB: 1 BB: 2 P: 24	R: 0 E: 0 K: 1 S: 8	H: 0 LOB: 1 BB: 1 P: 14	R: 0 E: 0 K: 2 S: 9	H: 1 LOB: 1 BB: 0 P: 13	R: 0 E: 0 K: 0 S: 14	H: 1 LOB: 2 BB: 2 P: 27	R: 0 E: 0 K: 1 S: 19	H: 1 LOB: 3 BB: 2 P: 30	R: 1 E: 1 K: 1 S: 9	H: 3 LOB: 2 BB: 1 P: 15		1B: 7 2B: 1 3B: 0 HR: 1	SF: 0 SAC: 0 DP: 1 HBP: 0	WP: 0 PB: 0 SB: 2 CS: 1	PA: 40
PITCHER	IP	WLS	BF	H	R	ER	SO	BB	IBB	HBP	BLK	WP	HR	S	P	ERA	WHIP				
Ron Villone, L ERA: 5.59 (1, 1)	5.2		26	5	2	2	4	6	0	0	0	0	0	65	117	3.18	1.941				
Nelson Cruz, R ERA: 3.64 (6, 1)	0.1	L	1	0	0	0	0	0	0	0	0	0	0	2	3	0.00	0.000				
Octavio Dotel, R ERA: 2.29 (7, 1)	1.2		10	4	1	1	1	2	0	0	0	0	0	24	36	5.40	3.600				
Mike Williams, R ERA: 3.29 (8, 1)	0.1		2	0	0	0	1	1	0	0	0	0	0	4	9	0.00	3.000				

AB 30
R 3
H 9
RBI 2
BB 9
SO 6
LOB 22




Batter	1	2	3	4	5	6	7	8	9	AB	R	H	RBI	BB	SO	LOB	TOP										
Craig Biggio, R OBP: 0.380, SLG: 0.462 (1,4)	L7		E5 17 1B	FC4 1B		G6-3		K	FC5	6	1	0	2	0	1	4	Houston Astros @ Cincinnati Reds Cinergy Field, Cincinnati, OH Tue Sep 04 2001, 7:05 PM EDT Att: 16,255 - Sunny - 82 F										
Julio Lugo, R OBP: 0.322, SLG: 0.384 (1,6)	G6-4-3 BB		17 1B	1B		5 2B 17 1B BB		17 1B BB	K	3	1	2	0	3	1	2											
5 Jeff Bagwell, R OBP: 0.400, SLG: 0.568 (1,3)	G6-4-3		K	P6		17 1B		K		5	0	1	0	0	2	7											
17 Lance Berkman, S OBP: 0.430, SLG: 0.629 (1,7)		G5-4-3 BB	FC4 1B		G5-3	FC5-4 1B		FC5-4 1B		4	0	3	3	1	0	0											
Moises Alou, R OBP: 0.401, SLG: 0.567 (1,9)	G5-4-3		FC4		G6-3	FC5-4		FC5-4		5	0	0	0	0	0	7											
Richard Hidalgo, R OBP: 0.354, SLG: 0.455 (1,8)	F9			1B PB 2B	1B		G5-3		K	5	1	2	0	0	1	0											
Vinny Castilla, R OBP: 0.309, SLG: 0.477 (1,5)			44 E 44 SH 1B	F8 44 1B 1B	FC6-4 1B		FC5-4 1B		E6 1B FC5	5	3	4	0	0	0	0											
Brad Ausmus, R OBP: 0.278, SLG: 0.339 (1,2)			F7	F8	FC6-4		FC5-4		FC5 BB 1B	5	0	1	0	0	0	5											
44 Roy Oswalt, R OBP: 0.233, SLG: 0.238 (1,1)			SH 1B 17 1B	FC4 1B			G4-3		FC5 BB	3	1	1	1	0	1	1											
Michael Jackson, R OBP: 0.282, SLG: 0.429 (9, PH)										0	0	0	0	0	0	0											
Chris Truby, R OBP: 0.282, SLG: 0.429 (9, PH)										0	0	0	0	1	0	0											
Mike Williams, R OBP: 0.282, SLG: 0.429 (9, PH)										0	0	0	0	0	0	0											
Inning Stats	R: 0 E: 0 K: 0 S: 4	H: 0 LOB: 0 BB: 1 P: 8	R: 0 E: 0 K: 0 S: 4	H: 0 LOB: 0 BB: 1 P: 11	R: 3 E: 2 K: 1 S: 21	H: 3 LOB: 2 BB: 0 P: 32	R: 2 E: 0 K: 0 S: 17	H: 4 LOB: 2 BB: 0 P: 26	R: 0 E: 0 K: 0 S: 10	H: 2 LOB: 2 BB: 0 P: 16	R: 1 E: 0 K: 1 S: 15	H: 2 LOB: 2 BB: 1 P: 23	R: 0 E: 0 K: 0 S: 7	H: 1 LOB: 1 BB: 0 P: 12	R: 0 E: 0 K: 2 S: 12	H: 1 LOB: 2 BB: 1 P: 23	R: 1 E: 1 K: 2 S: 13	H: 1 LOB: 2 BB: 1 P: 21	1B: 12 2B: 2 3B: 0 HR: 0	SF: 0 SAC: 1 DP: 2 HBP: 0	WP: 0 PB: 1 SB: 0 CS: 0	PA: 47					
PITCHER	IP	WLS	BF	H	R	ER	SO	BB	IBB	HBP	BLK	WP	HR	S	P	ERA	WHIP										
Dennys Reyes, L ERA: 5.15 (1,1)	3.2	L	20	7	5	3	1	2	0	0	0	0	0	45	76	7.36	2.455										
51 Scott MacRae, R ERA: 2.74 (4,1)	1.1		6	2	0	0	0	0	0	0	0	0	0	11	17	0.00	1.500										
Chris Piersoll, R ERA: 3.0 (6,1)	2.0		10	3	1	1	1	1	0	0	0	0	0	22	35	4.50	2.000										
Hector Mercado, L ERA: 3.74 (8,1)	1.1		9	2	1	0	3	2	0	0	0	0	0	21	39	0.00	3.000										
Jim Brower, R ERA: 3.8 (9,1)	0.2		2	0	0	0	1	0	0	0	0	0	0	4	5	0.00	0.000										
Todd Walker, L OBP: 0.357, SLG: 0.477 (1,4)	K																	4	0	2	0	0	1	1	Houston Astros @ Cincinnati Reds Cinergy Field, Cincinnati, OH Tue Sep 04 2001, 7:05 PM EDT Att: 16,255 - Sunny - 82 F		
Adam Dunn, L OBP: 0.370, SLG: 0.571 (1,7)	K																	4	0	0	0	0	2	4			
Ken Griffey Jr., L OBP: 0.384, SLG: 0.569 (1,8)	G5-3																	4	0	2	1	0	1	0			
Sean Casey, L OBP: 0.380, SLG: 0.484 (1,3)		K																4	0	0	0	0	1	2			
Dmitri Young, S OBP: 0.351, SLG: 0.482 (1,5)	F8																	4	0	0	0	0	2	0			
Robin Jennings, L OBP: 0.285, SLG: 0.400 (1,9)	G3																	4	0	0	0	0	0	0			
Pokey Reese, R OBP: 0.295, SLG: 0.359 (1,6)																		3	0	1	0	0	0	0			
Hector Mercado, L OBP: 0.333, SLG: 0.375 (8,1)																		0	0	0	0	0	0	0			
Jim Brower, R OBP: 0.333, SLG: 0.375 (9, PH)																		0	0	0	0	0	0	0			
Brady Clark, R OBP: 0.380, SLG: 0.471 (9, PH)																		1	0	0	0	0	0	0			
Corky Miller, R OBP: 0.380, SLG: 0.471 (1,2)																		3	0	0	0	0	0	2			
Dennys Reyes, R OBP: 0.222, SLG: 0.222 (1,1)																		1	0	1	0	0	0	0			
51 Scott MacRae, R ERA: 2.68 (4,1)																		0	0	0	0	0	0	0			
Calvin Pickering, L OBP: 0.333, SLG: 0.333 (5, PH)																		1	0	0	0	0	1	1			
Chris Piersoll, R OBP: 0.380, SLG: 0.471 (6,1)																		0	0	0	0	0	0	0			
Wilton Guerrero, S OBP: 0.345, SLG: 0.383 (8,6)																		1	1	1	0	0	0	0			
Inning Stats	R: 0 E: 0 K: 2 S: 10	H: 0 LOB: 0 BB: 0 P: 16	R: 0 E: 0 K: 1 S: 11	H: 0 LOB: 0 BB: 0 P: 15	R: 0 E: 0 K: 1 S: 15	H: 2 LOB: 2 BB: 0 P: 18	R: 0 E: 0 K: 2 S: 9	H: 0 LOB: 0 BB: 0 P: 11	R: 0 E: 0 K: 1 S: 6	H: 0 LOB: 1 BB: 0 P: 8	R: 0 E: 0 K: 0 S: 12	H: 2 LOB: 1 BB: 0 P: 17	R: 0 E: 0 K: 1 S: 15	H: 1 LOB: 1 BB: 0 P: 21	R: 1 E: 0 K: 0 S: 10	H: 2 LOB: 1 BB: 0 P: 18	R: 0 E: 1 K: 0 S: 15	H: 0 LOB: 1 BB: 0 P: 18	1B: 5 2B: 2 3B: 0 HR: 0	SF: 0 SAC: 0 DP: 1 HBP: 1	WP: 0 PB: 0 SB: 0 CS: 0	PA: 35					
PITCHER	IP	WLS	BF	H	R	ER	SO	BB	IBB	HBP	BLK	WP	HR	S	P	ERA	WHIP										
44 Roy Oswalt, R ERA: 2.68 (1,1)	7.0	W	26	5	0	0	8	0	0	1	0	0	0	10	18	9.00	2.000										
Michael Jackson, R ERA: 4.4 (8,1)	1.0		5	2	1	1	0	0	0	0	0	0	0	15	18	0.00	0.000										
Mike Williams, R ERA: 3.23 (9,1)	1.0		4	0	0	0	0	0	0	0	0	0	0	15	18	0.00	0.000										

livebaseballscores.com



livebaseballscores.com



Batter	1	2	3	4	5	6	7	8	9	AB	R	H	RBI	BB	SO	LOB	TOP										
Craig Biggio, R (1,4) OBP: 0.378, SLG: 0.460 Chris Truby, R (8,PH) OBP: 0.287, SLG: 0.441 Nelson Cruz, R (8,1) OBP: 0.200, SLG: 0.200	F9	K		SF8-5-4		F8		2B		3	0	1	0	1	1		Houston Astros @ Cincinnati Reds Cinergy Field, Cincinnati, OH Wed Sep 05 2001, 7:05 PM EDT Att: 16,001 - Sunny - 80 F										
Jose Vizcaino, S (1,6) OBP: 0.325, SLG: 0.350	P6		F7		F9 17 FC1-5-2	2B		K		5	1	2	0	0	1												
Orlando Merced, S (1,9) OBP: 0.341, SLG: 0.450	K		K		F9				G3	5	0	1	1	0	2	1											
17 Lance Berkman, S (1,7) OBP: 0.428, SLG: 0.624		1B HR	P6		FC1-5-2	2B		G1-6-3	P6	4	2	0	0	1	0	2											
Daryle Ward, L (1,3) OBP: 0.335, SLG: 0.484	K			2B	2B	2B		P4		4	2	2	1	1	1	1											
Richard Hidalgo, R (1,8) OBP: 0.357, SLG: 0.455	HR		2B	1B	2B	2B		G3	P4	3	3	1	0	2	0	1											
Vinny Castilla, R (1,5) OBP: 0.313, SLG: 0.490		HR	1B	2B	1B	2B		F2		4	2	3	6	0	0	0											
Brad Ausmus, R (1,2) OBP: 0.280, SLG: 0.341	G5-3		SH1-4	1B	1B			P4		4	0	2	1	0	0	0											
Dave Milicki, R (1,1) OBP: 0.100, SLG: 0.100 2B Adam Everett, R (8,PH)			SH1-4					F6		2	0	1	0	0	0	0											
		1B								1	0	0	0	0	0	0											
Inning Stats	R: 0 E: 0 K: 1 S: 8	H: 0 LOB: 0 BB: 0 P: 13	R: 3 E: 0 K: 2 S: 22	H: 3 LOB: 1 BB: 1 P: 31	R: 0 E: 0 K: 1 S: 5	H: 0 LOB: 0 BB: 0 P: 8	R: 3 E: 0 K: 0 S: 12	H: 3 LOB: 0 BB: 1 P: 17	R: 3 E: 0 K: 0 S: 15	H: 4 LOB: 2 BB: 1 P: 23	R: 1 E: 0 K: 0 S: 13	H: 2 LOB: 1 BB: 0 P: 23	R: 0 E: 0 K: 0 S: 5	H: 0 LOB: 0 BB: 0 P: 7	R: 0 E: 0 K: 1 S: 13	H: 1 LOB: 1 BB: 0 P: 18	R: 0 E: 0 K: 0 S: 5	H: 0 LOB: 1 BB: 1 P: 13	1B: 5 2B: 8 3B: 0 HR: 1	SF: 1 SAC: 1 DP: 1 HBP: 0	WP: 0 PB: 0 SB: 0 CS: 0	PA: 42					
PITCHER	IP	WLS	BF	H	R	ER	SO	BB	IBB	HBP	BLK	WP	HR	S	P	ERA	WHIP										
Chris Reitsma, R (1,1) ERA: 5.03	4.2	L	23	8	8	8	4	2	0	0	0	0	1	54	79	15.43	2.143										
Jim Brower, R (5,1) ERA: 3.91	1.1		8	4	2	2	0	1	0	0	0	0	0	21	36	13.50	3.750										
Jose Rijo, R (7,1) ERA: 2.45	3.0		11	1	0	0	1	1	0	0	0	0	0	23	38	0.00	0.667										

AB	36
R	10
H	13
RBI	10
BB	4
SO	5
LOB	7



Batter	1	2	3	4	5	6	7	8	9	AB	R	H	RBI	BB	SO	LOB	BOTTOM										
Pokey Reese, R (1,6) OBP: 0.292, SLG: 0.354	F7		F8	G6-3			F8		F9	5	0	0	0	0	0	0	Houston Astros @ Cincinnati Reds Cinergy Field, Cincinnati, OH Wed Sep 05 2001, 7:05 PM EDT Att: 16,001 - Sunny - 80 F										
Robin Jennings, L (1,9) OBP: 0.281, SLG: 0.400	1B		G3		P6		K		P5	5	0	1	0	0	1	0											
Adam Dunn, L (1,7) OBP: 0.372, SLG: 0.572	K		1B	2B	HBP	1B	2B		K	3	2	1	0	0	2	1											
Sean Casey, L (1,3) OBP: 0.383, SLG: 0.487		2H	1B		2B	1B		F7		4	1	3	1	0	0	0											
Aaron Boone, R (1,5) OBP: 0.354, SLG: 0.500		G6-3		2B		K		1B	1B	4	0	2	2	0	1	1											
Todd Walker, L (1,4) OBP: 0.358, SLG: 0.476	F9		BB		K		K		1B	3	0	1	0	1	1	1											
Ruben Rivera, R (1,8) OBP: 0.333, SLG: 0.447			K			K		1B	1B	4	0	2	0	0	2	2											
Jason LaRue, R (1,2) OBP: 0.302, SLG: 0.407	E6		K		K		F2		G6-3	4	0	0	0	0	1	4											
Chris Reitsma, R (1,1) OBP: 0.160, SLG: 0.128 Jim Brower, R (5,1) OBP: 0.333, SLG: 0.375 Calvin Pickering, L (6,PH) OBP: 0.250, SLG: 0.250 Jose Rijo, R (7,1) OBP: 0.377, SLG: 0.466	FC6-4		L3			K		G5-3		2	0	0	0	0	0	2											
										0	0	0	0	0	0	0											
										1	0	0	0	0	0	0											
										1	0	0	0	0	0	0											
										1	0	0	0	0	0	0											
Inning Stats	R: 0 E: 1 K: 0 S: 9	H: 2 LOB: 2 BB: 0 P: 16	R: 0 E: 1 K: 0 S: 10	H: 1 LOB: 2 BB: 0 P: 14	R: 2 E: 0 K: 1 S: 14	H: 2 LOB: 2 BB: 1 P: 24	R: 0 E: 0 K: 1 S: 7	H: 0 LOB: 0 BB: 0 P: 11	R: 1 E: 0 K: 2 S: 10	H: 2 LOB: 1 BB: 0 P: 12	R: 0 E: 0 K: 2 S: 9	H: 0 LOB: 0 BB: 0 P: 12	R: 0 E: 0 K: 0 S: 7	H: 0 LOB: 0 BB: 0 P: 9	R: 0 E: 0 K: 0 S: 7	H: 3 LOB: 2 BB: 0 P: 9	R: 0 E: 0 K: 0 S: 8	H: 0 LOB: 0 BB: 0 P: 12	1B: 6 2B: 4 3B: 0 HR: 0	SF: 0 SAC: 0 DP: 1 HBP: 1	WP: 0 PB: 0 SB: 0 CS: 0	PA: 38					
PITCHER	IP	WLS	BF	H	R	ER	SO	BB	IBB	HBP	BLK	WP	HR	S	P	ERA	WHIP										
Dave Milicki, R (1,1) ERA: 6.19	7.0	W	30	7	3	3	9	1	0	1	0	0	0	66	98	3.86	1.143										
Nelson Cruz, R (8,1) ERA: 3.74	2.0		8	3	0	0	0	0	0	0	0	0	0	15	21	0.00	1.500										



Batter	1	2	3	4	5	6	7	8	9	10	AB	R	H	RBI	BB	SO	LOB	TOP
Lou Collier, R OBP: 0.405, SLG: 0.522 Curt Leskanic, R (10, 1)	2-2 HR	1-0 1B			0-3 K			1-3 K		2-0 1B 2B	5	2	3	1	0	2	0	
Mark Loretta, R OBP: 0.349, SLG: 0.359 (1, 4)	2-1 1B G6-3 HBP	1-0 G6-3			2-2 F9			4-0 FC6-4 BB		1-2 2H 1B	3	1	1	1	1	0	1	
Geoff Jenkins, L OBP: 0.340, SLG: 0.477 (1, 7)	0-0 G6-3 1B				0-0 L7			1-2 1B		2-3 K	5	1	2	0	0	2	2	
Richie Sexson, R OBP: 0.334, SLG: 0.518 (1, 3)	0-2 G6-3				1-0 G5-3			1-3 K		1-0 FC6-4	4	0	0	1	0	1	3	
Jeremy Burnitz, L OBP: 0.343, SLG: 0.491 (1, 9)	3H P6				1-3 K			1-0 F8		1-3 K	4	0	0	0	0	2	2	
José Hernández, R OBP: 0.289, SLG: 0.445 (1, 6)	1-2 2H 2B				1-1 G5-3			3-3 K		3-3 K	4	0	1	1	0	2	1	
Luis Lopez, S OBP: 0.325, SLG: 0.364 (1, 5)	0-1 G4-3				0-0 G6-3			0-1 G6-3 1B		1-3 K	4	0	1	0	0	1	1	
Kevin Brown, R OBP: 0.185, SLG: 0.630 (1, 2)					0-3 K			2-2 G6-3		1-3 K	4	0	0	0	0	3	1	
Rocky Coppins, R Mark Leiter, R Ray King, L Mike DeJean, R Chad Fox, R Devon White, S OBP: 0.344, SLG: 0.467 (10, 9)					0-0 G3-1			1-3 K		3-2 G5-3	2	0	0	0	0	0	1	
Inning Stats	R: 3 E: 0 K: 0 S: 16	H: 3 LOB: 1 BB: 0 P: 21	R: 0 E: 0 K: 2 S: 8	H: 1 LOB: 1 BB: 0 P: 13	R: 0 E: 0 K: 1 S: 5	H: 0 LOB: 0 BB: 0 P: 7	R: 0 E: 0 K: 1 S: 6	H: 1 LOB: 1 BB: 0 P: 16	R: 0 E: 0 K: 2 S: 7	H: 0 LOB: 1 BB: 1 P: 16	R: 0 E: 0 K: 3 S: 9	H: 0 LOB: 0 BB: 0 P: 14	R: 1 E: 0 K: 2 S: 13	H: 2 LOB: 1 BB: 0 P: 22	1B: 5 2B: 2 3B: 0 HR: 1	SF: 0 SAC: 0 DP: 1 HBP: 1	WP: 0 PB: 0 SB: 1 CS: 0	PA: 39
PITCHER	IP 7.0	WLS 27	H 6	R 3	ER 3	SO 8	BB 0	IBB 0	HBP 1	BLK 0	WP 0	HR 1	S 60	P 84	ERA 3.86	WHIP 0.857		
Shane Reynolds, R ERA: 4.52	(1, 1)																	
Octavio Dotel, R ERA: 2.24	(8, 1)	2.0	7	0	0	0	5	1	0	0	0	0	16	30	0.00	0.500		
Billy Wagner, L ERA: 3.0	(10, 1)	1.0	L	5	2	1	1	2	0	0	0	0	13	22	9.00	2.000		

Milwaukee Brewers @ Houston Astros
Enron Field, Houston, TX
Thu Sep 06 2001, 8:05 PM EDT
Att. 31,895 - Dome - 72 F

AB 37
R 4
H 8
RBI 4
BB 1
SO 15
LOB 11



Batter	1	2	3	4	5	6	7	8	9	10	AB	R	H	RBI	BB	SO	LOB	BOTTOM		
Craig Biggio, R OBP: 0.380, SLG: 0.464 (1, 4)	1-2 G6-3							0-1 SH3-4 1B		4-0 S BB	4	2	2	0	1	1	1			
Julio Lugo, R OBP: 0.323, SLG: 0.387 (1, 6)	3-3 K				1-2 17 F8 1B 2B			0-0 SH3-4		0-3 K	4	1	2	1	0	2	1			
5 Jeff Bagwell, R OBP: 0.398, SLG: 0.566 (1, 3)	2-1 2B				2-0 F8 L5			2-0 G5-3		0-2 F3	5	0	1	0	0	0	4			
17 Lance Berkman, S OBP: 0.429, SLG: 0.622 (1, 7)	4-1 BB				0-0 F8 L5			0-0 2H 1B		2-1 G6-3	3	0	1	1	2	0	1			
Moises Alou, R OBP: 0.399, SLG: 0.563 (1, 9)	3-2 L4				1-0 L8 1B			1-0 F9		1-1 F9	5	0	1	1	0	0	5			
Richard Hidalgo, R OBP: 0.353, SLG: 0.449 (1, 8)					0-0 F9 1B			0-1 P6		2-2 P4	5	0	0	0	0	2	3			
Vinny Castilla, R OBP: 0.310, SLG: 0.486 (1, 5)					0-0 G5-3			0-1 P4		1-3 K	4	0	0	0	0	1	0			
Tony Eusebio, R OBP: 0.329, SLG: 0.404 (1, 2)					4-1 WP SH3-4 BB			0-0 F9		3-2 G4-3	2	0	0	0	2	0	0			
Shane Reynolds, R OBP: 0.085, SLG: 0.130 Octavio Dotel, R OBP: 0.091, SLG: 0.091 Orlando Merced, S OBP: 0.339, SLG: 0.446 Billy Wagner, L (10, 1)					0-0 SH3-4 1B			2-3 K		2-2 F7	2	0	0	0	0	2	1			
Inning Stats	R: 0 E: 0 K: 1 S: 15	H: 1 LOB: 2 BB: 1 P: 28	R: 0 E: 0 K: 2 S: 12	H: 0 LOB: 1 BB: 1 P: 19	R: 1 E: 0 K: 1 S: 10	H: 2 LOB: 2 BB: 1 P: 24	R: 0 E: 0 K: 1 S: 9	H: 0 LOB: 1 BB: 1 P: 16	R: 1 E: 0 K: 0 S: 7	H: 2 LOB: 1 BB: 0 P: 9	R: 0 E: 0 K: 1 S: 8	H: 0 LOB: 0 BB: 0 P: 12	R: 0 E: 0 K: 0 S: 9	H: 0 LOB: 1 BB: 1 P: 15	R: 0 E: 0 K: 0 S: 8	H: 0 LOB: 0 BB: 0 P: 13	1B: 4 2B: 2 3B: 1 HR: 0	SF: 0 SAC: 2 DP: 0 HBP: 0	WP: 2 PB: 0 SB: 1 CS: 0	PA: 42
PITCHER	IP 5.0	WLS 24	H 5	R 2	ER 2	SO 5	BB 4	IBB 0	HBP 0	BLK 0	WP 2	HR 0	S 53	P 97	ERA 3.60	WHIP 1.800				
Rocky Coppins, R ERA: 7.13	(1, 1)																			
Mark Leiter, R ERA: 3.63	(6, 1)	1.2	H	6	1	1	1	0	0	0	0	0	11	15	5.40	0.600				
Ray King, L ERA: 3.94	(7, 1)	0.0	B	1	1	0	0	0	0	0	0	0	1	1	∞	∞				
Mike DeJean, R ERA: 2.7	(7, 1)	1.1	4	0	0	0	1	0	0	0	0	0	9	14	0.00	0.000				
Chad Fox, R ERA: 1.94	(9, 1)	1.0	W	4	0	0	0	1	0	0	0	0	9	15	0.00	1.000				

Milwaukee Brewers @ Houston Astros
Enron Field, Houston, TX
Thu Sep 06 2001, 8:05 PM EDT
Att. 31,895 - Dome - 72 F

AB 35
R 3
H 7
RBI 3
BB 5
SO 8
LOB 16



Batter	1	2	3	4	5	6	7	8	9	AB	R	H	RBI	BB	SO	LOB	TOP			
Devon White, S OBP: 0.348, SLG: 0.469	G4-3		1B		K					5	0	3	1	0	1	0	Milwaukee Brewers @ Houston Astros Enron Field, Houston, TX Fri Sep 07 2001, 8:05 PM EDT Att: 35,527 - Dome - 72 F			
Mark Loretta, R OBP: 0.347, SLG: 0.356	K		G5-3					F9	L4	5	0	1	0	0	1	6				
Geoff Jenkins, L OBP: 0.339, SLG: 0.483	HR		K					F7		4	1	1	1	0	2	4				
Richie Sexson, R OBP: 0.333, SLG: 0.516	K				G6-3					4	1	1	0	0	1	0				
Jeremy Burnitz, L OBP: 0.346, SLG: 0.494										3	1	2	0	1	1	0				
José Hernández, R OBP: 0.297, SLG: 0.441	F9				F8				G5-3	4	0	0	0	0	1	4				
Luis Lopez, S OBP: 0.328, SLG: 0.367					G4-3					4	0	2	1	0	0	1				
Henry Blanco, R OBP: 0.280, SLG: 0.311										2	0	0	0	0	2	2				
Alex Sanchez, L OBP: 0.241, SLG: 0.294										1	0	0	0	0	0	0				
Kevin Brown, R OBP: 0.179, SLG: 0.607										1	0	0	0	0	1	2				
Mac Suzuki, R 47 Mike Buddie, R Brandon Kolb, R Mark Sweeney, L Gus Gandarillas, R Lou Collier, R										2	0	0	0	0	0	1	0			
Inning Stats	R: 1 E: 0 K: 2 S: 14	H: 1 LOB: 0 BB: 0 P: 20	R: 0 E: 0 K: 1 S: 7	H: 2 LOB: 1 BB: 0 P: 15	R: 0 E: 0 K: 2 S: 10	H: 1 LOB: 1 BB: 0 P: 17	R: 0 E: 0 K: 0 S: 11	H: 0 LOB: 1 BB: 1 P: 16	R: 0 E: 0 K: 2 S: 9	H: 1 LOB: 0 BB: 0 P: 15	R: 0 E: 0 K: 2 S: 11	H: 0 LOB: 0 BB: 0 P: 14	R: 0 E: 0 K: 0 S: 10	H: 2 LOB: 2 BB: 0 P: 19	R: 2 E: 0 K: 1 S: 15	H: 4 LOB: 3 BB: 0 P: 22	1B: 9 2B: 2 3B: 0 HR: 1	SF: 0 SAC: 0 DP: 1 HBP: 1	WP: 0 PB: 0 SB: 1 CS: 1	PA: 38
PITCHER	IP WLS BF H R ER SO BB IBB HBP BLK WP HR S P ERA WHIP																			
Wade Miller, R ERA: 3.54	8.0 W 30 7 1 1 10 1 0 0 0 0 1 81 129 1.12 1.000																			
Mike Williams, R ERA: 3.54	0.1 4 3 2 2 0 0 0 0 0 0 0 10 15 54.00 9.000																			
Billy Wagner, L ERA: 2.96	0.2 S 4 1 0 0 1 0 0 0 1 0 0 0 5 7 0.00 1.500																			

Batter	1	2	3	4	5	6	7	8	9	AB	R	H	RBI	BB	SO	LOB	BOTTOM			
Craig Biggio, R OBP: 0.380, SLG: 0.462	F9		BB							4	2	1	0	1	0	2	Milwaukee Brewers @ Houston Astros Enron Field, Houston, TX Fri Sep 07 2001, 8:05 PM EDT Att: 35,527 - Dome - 72 F			
Julio Lugo, R OBP: 0.325, SLG: 0.385	K		BB							2	2	0	0	2	1	1				
5 Jeff Bagwell, R OBP: 0.399, SLG: 0.564	BB									2	1	0	0	2	1	3				
17 Lance Berkman, S OBP: 0.433, SLG: 0.626	BB									2	0	2	2	2	0	0				
Moises Alou, R OBP: 0.398, SLG: 0.559	F9									3	0	0	1	1	1	4				
Richard Hidalgo, R OBP: 0.353, SLG: 0.446										3	0	0	0	1	1	3				
Vinny Castilla, R OBP: 0.310, SLG: 0.483										3	0	0	0	1	1	1				
Brad Ausmus, R OBP: 0.280, SLG: 0.340										4	0	1	0	0	0	1				
Wade Miller, R OBP: 0.211, SLG: 0.218										3	0	0	0	0	1	2				
Darvle Ward, L OBP: 0.339, SLG: 0.487										1	0	1	0	0	0	0				
28 Adam Everett, R Mike Williams, R Billy Wagner, L										0	0	0	0	0	0	0				
Inning Stats	R: 0 E: 0 K: 1 S: 13	H: 0 LOB: 0 BB: 2 P: 27	R: 0 E: 0 K: 2 S: 9	H: 0 LOB: 0 BB: 0 P: 14	R: 2 E: 0 K: 2 S: 13	H: 2 LOB: 1 BB: 1 P: 23	R: 0 E: 0 K: 1 S: 8	H: 1 LOB: 1 BB: 1 P: 15	R: 2 E: 0 K: 0 S: 6	H: 0 LOB: 1 BB: 4 P: 24	R: 0 E: 0 K: 0 S: 8	H: 0 LOB: 1 BB: 1 P: 18	R: 1 E: 0 K: 0 S: 6	H: 1 LOB: 1 BB: 1 P: 14	R: 0 E: 0 K: 0 S: 8	H: 1 LOB: 2 BB: 0 P: 13	1B: 4 2B: 1 3B: 0 HR: 0	SF: 0 SAC: 0 DP: 1 HBP: 0	WP: 2 PB: 0 SB: 2 CS: 1	PA: 37
PITCHER	IP WLS BF H R ER SO BB IBB HBP BLK WP HR S P ERA WHIP																			
Mac Suzuki, R ERA: 5.32	4.1 L 23 3 4 3 0 1 0 0 0 0 0 0 11 23 0.00 0.600																			
47 Mike Buddie, R ERA: 3.09	1.2 5 0 0 0 0 1 0 0 0 0 0 0 6 14 9.00 2.000																			
Brandon Kolb, R ERA: 11.74	1.0 5 1 1 1 0 1 0 0 0 0 0 0 8 13 0.00 1.000																			
Gus Gandarillas, R ERA: 3.6	1.0 4 1 0 0 0 0 0 0 0 0 0 0 8 13 0.00 1.000																			




Batter	1	2	3	4	5	6	7	8	9	AB	R	H	RBI	BB	SO	LOB	TOP					
Lou Collier, R OBP: 0.389, SLG: 0.494 (1, 8)	F8		K			G6-3		K		4	0	0	0	0	2	0	Milwaukee Brewers @ Houston Astros Enron Field, Houston, TX Sun Sep 09 2001, 2:35 PM EDT Att: 35,091 - Dome - 72 F					
Mark Loretta, R OBP: 0.347, SLG: 0.354 (1, 4)	G6-3		F8			1B		G6-3		4	0	1	0	0	0	0						
Geoff Jenkins, L OBP: 0.339, SLG: 0.479 (1, 7)	K			K		1B		1B		4	0	2	0	0	2	0						
Richie Sexson, R OBP: 0.333, SLG: 0.523 (1, 3)		K		F2		F3		F8		4	0	0	0	0	1	3						
Jeremy Burnitz, L OBP: 0.346, SLG: 0.488 (1, 9)		G4-3 1B BB		K		F9		F8		3	0	0	0	1	1	2						
José Hernández, R OBP: 0.299, SLG: 0.442 (1, 6)		G4-3 1B		K				E3 1B		4	0	1	0	0	1	0						
Luis Lopez, S OBP: 0.332, SLG: 0.370 (1, 5)		G4-3				FC4-6 1B		F8		4	0	2	0	0	0	3						
Kevin Brown, R OBP: 0.222, SLG: 0.529 James Mouton, R OBP: 0.317, SLG: 0.363 (9, PH)		K				F8		1B		3	0	0	0	0	2	4						
Jeff D'Amico, R Alex Sánchez, L Mark Leiter, R Mark Swisher, L Allen Levrault, R Brandon Kolb, R Devon White, S (1, 1) (5, PH) (5, 1) (7, PH) (7, 1) (8, 1) (9, PH)			K			FC4-6		K		1	0	0	0	0	1	0						
Inning Stats	R: 0 E: 0 K: 1 S: 9	H: 0 LOB: 0 BB: 0 P: 9	R: 0 E: 0 K: 2 S: 13	H: 1 LOB: 2 BB: 1 P: 18	R: 0 E: 0 K: 2 S: 10	H: 0 LOB: 0 BB: 0 P: 14	R: 0 E: 0 K: 1 S: 11	H: 0 LOB: 0 BB: 0 P: 15	R: 0 E: 0 K: 1 S: 10	H: 1 LOB: 1 BB: 0 P: 11	R: 0 E: 0 K: 0 S: 15	H: 2 LOB: 2 BB: 0 P: 19	R: 0 E: 0 K: 2 S: 10	H: 1 LOB: 0 BB: 0 P: 13	R: 0 E: 0 K: 1 S: 10	H: 1 LOB: 1 BB: 0 P: 13		R: 0 E: 1 K: 1 S: 10	H: 1 LOB: 2 BB: 0 P: 13	1B: 7 2B: 0 3B: 0 HR: 0	SF: 0 SAC: 0 DP: 0 HBP: 0	WP: 0 PB: 0 SB: 0 CS: 0
PITCHER 44 Roy Oswalt, R ERA: 2.5 (1, 1)	IP: 9.0 WLS: W BF: 36 H: 7 R: 0 ER: 0 SO: 12 BB: 1 IBB: 0 HBP: 0 BLK: 0 WP: 0 HR: 0 S: 98 P: 125 ERA: 0.00 WHIP: 0.889															PITCHER						


Batter	1	2	3	4	5	6	7	8	9	AB	R	H	RBI	BB	SO	LOB	BOTTOM					
Jose Vizcaino, S OBP: 0.325, SLG: 0.350 (1, 4)	G3			F8 WP 5 HR 1B	L9		L3			4	1	1	0	0	0	0	Milwaukee Brewers @ Houston Astros Enron Field, Houston, TX Sun Sep 09 2001, 2:35 PM EDT Att: 35,091 - Dome - 72 F					
Julio Lugo, R OBP: 0.324, SLG: 0.383 28 Adam Everett, R (9, 6)	F9			F8	WP 1B		G6-3			4	0	1	0	0	0	1						
5 Jeff Bagwell, R OBP: 0.397, SLG: 0.564 (1, 3)	F9			HR	F8		F8			4	1	1	2	0	0	1						
Orlando Merced, S OBP: 0.341, SLG: 0.462 (1, 7)		G6-3		HR 2B	K		K			4	1	1	0	0	2	1						
Moises Alou, R OBP: 0.397, SLG: 0.560 Glen Barker, S OBP: 0.250, SLG: 0.091 (9, 8)		G5-3		HR		G5-3		G5-3		4	1	1	2	0	0	0						
Richard Hidalgo, R OBP: 0.352, SLG: 0.451 (9, 9)		F7		P5		P4		HR		4	1	1	1	0	0	0						
Vinny Castilla, R OBP: 0.315, SLG: 0.497 (1, 5)			F7			HR 1B		2B 3B		4	2	3	0	0	0	0						
Brad Ausmus, R OBP: 0.283, SLG: 0.350 (1, 2)			K			HR 1B		2B		3	1	2	3	1	1	0						
44 Roy Oswalt, R OBP: 0.213, SLG: 0.217 (1, 1)			K		K		G1-3		G6-3	4	0	0	0	0	2	3						
Inning Stats	R: 0 E: 0 K: 0 S: 7	H: 0 LOB: 0 BB: 0 P: 12	R: 0 E: 0 K: 0 S: 10	H: 0 LOB: 0 BB: 0 P: 13	R: 0 E: 0 K: 2 S: 8	H: 0 LOB: 0 BB: 0 P: 14	R: 4 E: 0 K: 1 S: 20	H: 5 LOB: 2 BB: 1 P: 37	R: 0 E: 0 K: 0 S: 12	H: 1 LOB: 1 BB: 0 P: 17	R: 2 E: 0 K: 0 S: 8	H: 2 LOB: 0 BB: 0 P: 11	R: 0 E: 0 K: 0 S: 7	H: 0 LOB: 0 BB: 0 P: 12	R: 2 E: 0 K: 1 S: 16	H: 3 LOB: 1 BB: 0 P: 24		R: 2 E: 0 K: 1 S: 16	H: 3 LOB: 1 BB: 0 P: 24	1B: 3 2B: 3 3B: 1 HR: 4	SF: 0 SAC: 0 DP: 0 HBP: 0	WP: 3 PB: 0 SB: 0 CS: 0
PITCHER Jeff D'Amico, R ERA: 6.23 Mark Leiter, R ERA: 4.07 Allen Levrault, R ERA: 5.71 Brandon Kolb, R ERA: 12.46 (1, 1) (5, 1) (7, 1) (8, 1)	IP: 4.0 WLS: L BF: 18 H: 5 R: 4 ER: 4 SO: 4 BB: 0 IBB: 0 HBP: 0 BLK: 0 WP: 1 HR: 2 S: 45 P: 76 ERA: 9.00 WHIP: 1.250															PITCHER						





Batter	1	2	3	4	5	6	7	8	9	AB R H RBI BB SO LOB	TOP																								
												San Francisco Giants @ Houston Astros Enron Field, Houston, TX Tue Sep 11 2001, 8:05 PM EDT livebaseballscorecards.com																							
Inning Stats											AB 0 R 0 H 0 RBI 0 BB 0 SO 0 LOB 0																								
PITCHER	IP	WLS	BF	H	R	ER	SO	BB	IBB	HBP	BLK	WP	HR	S	P	ERA	WHIP	PITCHER	IP	WLS	BF	H	R	ER	SO	BB	IBB	HBP	BLK	WP	HR	S	P	ERA	WHIP


Batter	1	2	3	4	5	6	7	8	9	AB R H RBI BB SO LOB	BOTTOM																								
												San Francisco Giants @ Houston Astros Enron Field, Houston, TX Tue Sep 11 2001, 8:05 PM EDT livebaseballscorecards.com																							
Inning Stats											AB 0 R 0 H 0 RBI 0 BB 0 SO 0 LOB 0																								
PITCHER	IP	WLS	BF	H	R	ER	SO	BB	IBB	HBP	BLK	WP	HR	S	P	ERA	WHIP	PITCHER	IP	WLS	BF	H	R	ER	SO	BB	IBB	HBP	BLK	WP	HR	S	P	ERA	WHIP


Batter	1	2	3	4	5	6	7	8	9	AB R H RBI BB SO LOB	TOP																																		
											San Francisco Giants @ Houston Astros Enron Field, Houston, TX Wed Sep 12 2001, 8:05 PM EDT livebaseballscorecards.com																																		
																				AB 0 R 0 H 0 RBI 0 BB 0 SO 0 LOB 0																									
																																													
Inning Stats																				1B: 0 SF: 0 WP: 0 PA: 0 2B: 0 SAC: 0 FB: 0 3B: 0 DP: 0 SB: 0 HR: 0 HBP: 0 CS: 0																									
PITCHER										IP		WLS	BF	H	R	ER	SO	BB	IBB	HBP	BLK	WP	HR	S	P	ERA	WHIP	PITCHER	IP	WLS	BF	H	R	ER	SO	BB	IBB	HBP	BLK	WP	HR	S	P	ERA	WHIP


Batter	1	2	3	4	5	6	7	8	9	AB R H RBI BB SO LOB	BOTTOM																																		
											San Francisco Giants @ Houston Astros Enron Field, Houston, TX Wed Sep 12 2001, 8:05 PM EDT livebaseballscorecards.com																																		
																				AB 0 R 0 H 0 RBI 0 BB 0 SO 0 LOB 0																									
																																													
Inning Stats																				1B: 0 SF: 0 WP: 0 PA: 0 2B: 0 SAC: 0 FB: 0 3B: 0 DP: 0 SB: 0 HR: 0 HBP: 0 CS: 0																									
PITCHER										IP		WLS	BF	H	R	ER	SO	BB	IBB	HBP	BLK	WP	HR	S	P	ERA	WHIP	PITCHER	IP	WLS	BF	H	R	ER	SO	BB	IBB	HBP	BLK	WP	HR	S	P	ERA	WHIP


Batter	1	2	3	4	5	6	7	8	9	AB R H RBI BB SO LOB	TOP																								
												San Francisco Giants @ Houston Astros Enron Field, Houston, TX Thu Sep 13 2001, 8:05 PM EDT livebaseballscorecards.com																							
											AB		0																						
											R		0																						
											H		0																						
											RBI		0																						
											BB		0																						
											SO		0																						
											LOB		0																						
																																			
Inning Stats											1B: 0		SF: 0	WP: 0	PA: 0																				
	2B: 0	SAC: 0	FB: 0																																
	3B: 0	DP: 0	SB: 0																																
	HR: 0	HBP: 0	CS: 0																																
PITCHER	IP	WLS	BF	H	R	ER	SO	BB	IBB	HBP	BLK	WP	HR	S	P	ERA	WHIP	PITCHER	IP	WLS	BF	H	R	ER	SO	BB	IBB	HBP	BLK	WP	HR	S	P	ERA	WHIP


Batter	1	2	3	4	5	6	7	8	9	AB R H RBI BB SO LOB	BOTTOM																								
												San Francisco Giants @ Houston Astros Enron Field, Houston, TX Thu Sep 13 2001, 8:05 PM EDT livebaseballscorecards.com																							
											AB		0																						
											R		0																						
											H		0																						
											RBI		0																						
											BB		0																						
											SO		0																						
											LOB		0																						
																																			
Inning Stats											1B: 0		SF: 0	WP: 0	PA: 0																				
	2B: 0	SAC: 0	FB: 0																																
	3B: 0	DP: 0	SB: 0																																
	HR: 0	HBP: 0	CS: 0																																
PITCHER	IP	WLS	BF	H	R	ER	SO	BB	IBB	HBP	BLK	WP	HR	S	P	ERA	WHIP	PITCHER	IP	WLS	BF	H	R	ER	SO	BB	IBB	HBP	BLK	WP	HR	S	P	ERA	WHIP


Batter	1	2	3	4	5	6	7	8	9	AB R H RBI BB SO LOB	TOP																								
											<p>Houston Astros @ St. Louis Cardinals Busch Stadium, St. Louis, MO Fri Sep 14 2001, 7:10 PM CDT</p> <p>livebaseballscorecards.com</p> <p>AB 0 R 0 H 0 RBI 0 BB 0 SO 0 LOB 0</p> 																								
Inning Stats										1B: 0 SF: 0 WP: 0 PA: 0 2B: 0 SAC: 0 PB: 0 3B: 0 DP: 0 SB: 0 HR: 0 HBP: 0 CS: 0																									
PITCHER	IP	WLS	BF	H	R	ER	SO	BB	IBB	HBP	BLK	WP	HR	S	P	ERA	WHIP	PITCHER	IP	WLS	BF	H	R	ER	SO	BB	IBB	HBP	BLK	WP	HR	S	P	ERA	WHIP

Batter	1	2	3	4	5	6	7	8	9	AB R H RBI BB SO LOB	BOTTOM																								
											<p>Houston Astros @ St. Louis Cardinals Busch Stadium, St. Louis, MO Fri Sep 14 2001, 7:10 PM CDT</p> <p>livebaseballscorecards.com</p> <p>AB 0 R 0 H 0 RBI 0 BB 0 SO 0 LOB 0</p> 																								
Inning Stats										1B: 0 SF: 0 WP: 0 PA: 0 2B: 0 SAC: 0 PB: 0 3B: 0 DP: 0 SB: 0 HR: 0 HBP: 0 CS: 0																									
PITCHER	IP	WLS	BF	H	R	ER	SO	BB	IBB	HBP	BLK	WP	HR	S	P	ERA	WHIP	PITCHER	IP	WLS	BF	H	R	ER	SO	BB	IBB	HBP	BLK	WP	HR	S	P	ERA	WHIP

Batter	1	2	3	4	5	6	7	8	9	AB R H RBI BB SO LOB	TOP																								
											Houston Astros @ St. Louis Cardinals Busch Stadium, St. Louis, MO Sat Sep 15 2001, 3:05 PM CDT livebaseballscorecards.com																								
												AB	0																						
												R	0																						
												H	0																						
												RBI	0																						
												BB	0																						
												SO	0																						
												LOB	0																						
																																			
Inning Stats		1B: 0	SF: 0	WP: 0	PA: 0																														
		2B: 0	SAC: 0	FB: 0																															
		3B: 0	DP: 0	SB: 0																															
		HR: 0	HBP: 0	CS: 0																															
PITCHER	IP	WLS	BF	H	R	ER	SO	BB	IBB	HBP	BLK	WP	HR	S	P	ERA	WHIP	PITCHER	IP	WLS	BF	H	R	ER	SO	BB	IBB	HBP	BLK	WP	HR	S	P	ERA	WHIP

Batter	1	2	3	4	5	6	7	8	9	AB R H RBI BB SO LOB	BOTTOM																								
											Houston Astros @ St. Louis Cardinals Busch Stadium, St. Louis, MO Sat Sep 15 2001, 3:05 PM CDT livebaseballscorecards.com																								
												AB	0																						
												R	0																						
												H	0																						
												RBI	0																						
												BB	0																						
												SO	0																						
												LOB	0																						
																																			
Inning Stats		1B: 0	SF: 0	WP: 0	PA: 0																														
		2B: 0	SAC: 0	FB: 0																															
		3B: 0	DP: 0	SB: 0																															
		HR: 0	HBP: 0	CS: 0																															
PITCHER	IP	WLS	BF	H	R	ER	SO	BB	IBB	HBP	BLK	WP	HR	S	P	ERA	WHIP	PITCHER	IP	WLS	BF	H	R	ER	SO	BB	IBB	HBP	BLK	WP	HR	S	P	ERA	WHIP

Batter	1	2	3	4	5	6	7	8	9	AB R H RBI BB SO LOB	TOP																								
											Houston Astros @ St. Louis Cardinals Busch Stadium, St. Louis, MO Sun Sep 16 2001, 1:10 PM CDT livebaseballscorecards.com																								
												AB	0																						
												R	0																						
												H	0																						
												RBI	0																						
												BB	0																						
												SO	0																						
												LOB	0																						
																																			
Inning Stats		1B: 0	SF: 0	WP: 0	PA: 0																														
		2B: 0	SAC: 0	FB: 0																															
		3B: 0	DP: 0	SB: 0																															
		HR: 0	HBP: 0	CS: 0																															
PITCHER	IP	WLS	BF	H	R	ER	SO	BB	IBB	HBP	BLK	WP	HR	S	P	ERA	WHIP	PITCHER	IP	WLS	BF	H	R	ER	SO	BB	IBB	HBP	BLK	WP	HR	S	P	ERA	WHIP

Batter	1	2	3	4	5	6	7	8	9	AB R H RBI BB SO LOB	BOTTOM																								
											Houston Astros @ St. Louis Cardinals Busch Stadium, St. Louis, MO Sun Sep 16 2001, 1:10 PM CDT livebaseballscorecards.com																								
												AB	0																						
												R	0																						
												H	0																						
												RBI	0																						
												BB	0																						
												SO	0																						
												LOB	0																						
																																			
Inning Stats		1B: 0	SF: 0	WP: 0	PA: 0																														
		2B: 0	SAC: 0	FB: 0																															
		3B: 0	DP: 0	SB: 0																															
		HR: 0	HBP: 0	CS: 0																															
PITCHER	IP	WLS	BF	H	R	ER	SO	BB	IBB	HBP	BLK	WP	HR	S	P	ERA	WHIP	PITCHER	IP	WLS	BF	H	R	ER	SO	BB	IBB	HBP	BLK	WP	HR	S	P	ERA	WHIP

Batter	1	2	3	4	5	6	7	8	9	AB	R	H	RBI	BB	SO	LOB	TOP										
Craig Biggio, R OBP: 0.374, SLG: 0.455 (1, 4)	L7		G5-3			P4		F8		4	0	0	0	0	0	1											
Julio Lugo, R OBP: 0.326, SLG: 0.382 Orlando Merced, S OBP: 0.346, SLG: 0.466 28 Adam Everett, R (9, 6)	BB				P4		WP 1B		5 3B	1	1	0	0	2	0	0											
5 Jeff Bagwell, R OBP: 0.396, SLG: 0.566 (1, 3)	K				P4		K		SF8	4	1	1	1	0	2	2											
17 Lance Berkman, S OBP: 0.429, SLG: 0.620 (1, 7)	F3				G4-3		F5		K	4	0	0	0	0	1	4											
Moises Alou, R OBP: 0.396, SLG: 0.559 Glen Barker, S OBP: 0.250, SLG: 0.091 (9, 8)	K				G1-3		WP 1B		SF8	3	0	1	1	0	1	0											
Richard Hidalgo, R OBP: 0.351, SLG: 0.450 (9, 9)	G4-3				G6-4-3 1B		G6-3		K	4	0	1	0	0	1	2											
Vinny Castilla, R OBP: 0.315, SLG: 0.496 (1, 5)	G6-3				G6-4-3 1-2				G5-3 SH3-4 1B	3	0	1	0	0	0	1											
Brad Ausmus, R OBP: 0.281, SLG: 0.349 (1, 2)					F9		K		SH3-4	2	0	0	0	0	1	0											
44 Roy Oswalt, R ERA: 3.44 Chris Taylor, R ERA: 3.44 Tim Lincecum, R ERA: 3.44 Jose Valdes, R ERA: 3.44 Nelson Cruz, R ERA: 3.44 Michael Jackson, R ERA: 3.44 Darby Shaw, R ERA: 3.44 Mike Williams, R ERA: 3.44 Mike Wagner, L ERA: 3.44					K		F8		G5-3	0	0	0	0	0	0	0											
Inning Stats	R: 0 H: 0 E: 0 K: 1 S: 17	H: 0 LOB: 1 BB: 1 P: 25	R: 0 H: 0 E: 0 K: 1 S: 7	H: 0 LOB: 0 BB: 0 P: 9	R: 0 H: 0 E: 0 K: 1 S: 7	H: 0 LOB: 0 BB: 0 P: 12	R: 0 H: 0 E: 0 K: 0 S: 5	H: 0 LOB: 0 BB: 0 P: 10	R: 0 H: 1 E: 0 K: 1 S: 4	H: 0 LOB: 0 BB: 0 P: 7	R: 0 H: 0 E: 0 K: 1 S: 6	H: 0 LOB: 0 BB: 0 P: 7	R: 1 H: 1 E: 0 K: 1 S: 10	H: 1 LOB: 1 BB: 1 P: 18	R: 0 H: 1 E: 0 K: 0 S: 7	H: 1 LOB: 1 BB: 0 P: 11	R: 2 H: 2 E: 0 K: 2 S: 15	H: 2 LOB: 1 BB: 0 P: 24	1B: 4 2B: 0 3B: 1 HR: 0	SF: 1 SAC: 1 DP: 1 HBP: 0	WP: 2 PB: 0 SB: 0 CS: 0	PA: 33					
PITCHER	IP	WLS	BF	H	R	ER	SO	BB	IBB	HBP	BLK	WP	HR	S	P	ERA	WHIP										
Russ Ortiz, R ERA: 3.44 Jason Christiansen, L ERA: 3.51 Felix Rodriguez, R ERA: 1.7 Robb Nen, R ERA: 3.25	(1, 1)	7.1	26	3	1	1	5	2	0	0	0	2	0	58	91	1.23	0.682										
	(8, 1)	0.1	H	1	0	0	0	0	0	0	0	0	0	2	2	0.00	0.000										
	(8, 1)	0.1	H	1	0	0	0	0	0	0	0	0	0	3	6	0.00	0.000										
	(9, 1)	1.0	L	5	2	2	2	0	0	0	0	0	0	15	24	18.00	2.000										

Houston Astros @ San Francisco Giants
PacBell Park, San Francisco, CA
Tue Sep 18 2001, 10:15 PM EDT
Att: 40,901 - Sunny - 59 F

AB 29
R 3
H 5
RBI 2
BB 2
SO 7
LOB 11



Batter	1	2	3	4	5	6	7	8	9	AB	R	H	RBI	BB	SO	LOB	BOTTOM										
Marvin Benard, L OBP: 0.310, SLG: 0.405 (9, 9)	K				G6-3				K	4	0	0	0	0	2	4											
Damon Minor, L OBP: 0.250, SLG: 0.216 (9, PH)	K					G1-3				1	0	0	0	0	1	0											
Rich Aurilia, R OBP: 0.375, SLG: 0.580 (1, 6)	K				BB					3	0	1	0	1	1	0											
Barry Bonds, L OBP: 0.497, SLG: 0.833 (1, 7)	FC6-4 BB				P4					3	0	0	0	1	1	2											
Jeff Kent, R OBP: 0.364, SLG: 0.498 (1, 4)	FC6-4 1-2				F9					4	0	0	0	0	0	3											
Andres Galarraga, R OBP: 0.318, SLG: 0.465 J.T. Snow, L OBP: 0.370, SLG: 0.390 (8, PH)					K					3	1	1	1	0	2	1											
John Vander Wal, L OBP: 0.350, SLG: 0.452 Robb Nen, R (9, 1)	G4-3				F5					4	1	1	0	0	1	0											
Benito Santiago, R OBP: 0.308, SLG: 0.372 (1, 2)	2B 1B				BB					3	0	2	0	1	0	0											
Ramon Martinez, R OBP: 0.313, SLG: 0.337 (1, 5)	1B				F7					3	0	1	0	0	0	1											
Russ Ortiz, R OBP: 0.246, SLG: 0.288 Jason Christiansen, R ERA: 5.15 Felix Rodriguez, R ERA: 3.76 Calvin Murray, R OBP: 0.323, SLG: 0.358 Shawon Dunston, R OBP: 0.304, SLG: 0.304 (9, PH)	P3				G1-6-3					2	0	0	1	0	0	3											
Inning Stats	R: 0 H: 0 E: 0 K: 2 S: 12	H: 3 LOB: 2 BB: 0 P: 19	R: 1 H: 3 E: 0 K: 1 S: 14	H: 3 LOB: 0 BB: 0 P: 21	R: 0 H: 0 E: 0 K: 1 S: 7	H: 0 LOB: 1 BB: 1 P: 17	R: 0 H: 0 E: 0 K: 0 S: 6	H: 0 LOB: 1 BB: 1 P: 12	R: 0 H: 2 E: 0 K: 1 S: 13	H: 2 LOB: 2 BB: 0 P: 21	R: 0 H: 0 E: 0 K: 1 S: 7	H: 0 LOB: 0 BB: 0 P: 10	R: 0 H: 0 E: 0 K: 1 S: 8	H: 0 LOB: 0 BB: 0 P: 12	R: 0 H: 0 E: 0 K: 2 S: 11	H: 0 LOB: 0 BB: 0 P: 15	1B: 4 2B: 1 3B: 0 HR: 1	SF: 1 SAC: 0 DP: 0 HBP: 1	WP: 0 PB: 0 SB: 0 CS: 0	PA: 37							
PITCHER	IP	WLS	BF	H	R	ER	SO	BB	IBB	HBP	BLK	WP	HR	S	P	ERA	WHIP										
44 Roy Oswalt, R ERA: 2.53 Tim Lincecum, R ERA: 5.15 Nelson Cruz, R ERA: 3.76 Michael Jackson, R ERA: 4.4 Mike Williams, R ERA: 3.47	(1, 1)	2.0	10	3	1	1	3	1	0	0	0	0	0	21	45	0.00	1.000										
	(3, 1)	3.0	12	1	0	0	1	2	0	0	0	0	0	13	21	9.00	2.000										
	(6, 1)	1.0	6	2	1	1	1	0	0	0	0	0	0	7	10	0.00	0.000										
	(7, 1)	1.0	3	0	0	0	1	0	0	0	0	0	0	8	12	0.00	0.000										
	(8, 1)	1.0	W	3	0	0	0	0	0	0	0	0	0	8	12	0.00	0.000										

Houston Astros @ San Francisco Giants
PacBell Park, San Francisco, CA
Tue Sep 18 2001, 10:15 PM EDT
Att: 40,901 - Sunny - 59 F


AB 32
R 2
H 6
RBI 2
BB 3
SO 9
LOB 14



Batter	1	2	3	4	5	6	7	8	9	AB	R	H	RBI	BB	SO	LOB	TOP										
Craig Biggio, R (1,4) OBP: 0.375, SLG: 0.457 28 Adam Everett, R (9,PH) (9,6)	0-1 1B 5 2B 2B	2-1 G6-3		1-1 2H 1B		0-3 K			1-3 K	4	1	2	0	0	1	1											
Julio Lugo, R (1,6) OBP: 0.330, SLG: 0.385 (9,4)	0-0 5 2B 17 1B 2-3	1-3 K			3-2 17 2B SF9 1B	2-2 K 1B			4-2 17 HBP HR BB	4	3	3	1	1	1	0											
5 Jeff Bagwell, R (1,3) OBP: 0.397, SLG: 0.573 Darvle Ward, L (9,PH) OBP: 0.329, SLG: 0.472 (9,3)	1-0 17 1B SF9 2B				3-2 F8	K		0-0 HR	1-3 K	4	2	2	2	0	1	1											
17 Lance Berkman, S (1,7) OBP: 0.432, SLG: 0.623 (9,7)	1-1 S 1B 1B				1-3 K	SF9 2B		0-0 CS 1B	1-1 HR HBP	4	2	3	1	0	1	0											
Moises Alou, R (1,9) OBP: 0.398, SLG: 0.565 Octavio Dotel, R (9,1) OBP: 0.091, SLG: 0.091 (9,1)	3-2 F5				0-0 1B			0-0 P5	1-1 HR	4	1	2	3	1	0	3											
Vinny Castilla, R (1,5) OBP: 0.314, SLG: 0.494 (9,5)	1-0 SF9				2-3 K			3-3 K	4-1 HR BB	2	0	0	2	1	2	2											
Richard Hidalgo, R (1,8) OBP: 0.350, SLG: 0.448 Glen Barker, S (8,8) OBP: 0.241, SLG: 0.087 (8,8)	1-1 1H 1B				2-3 K			0-1 P3	1-2 F8	4	0	1	1	0	1	2											
Brad Ausmus, R (1,2) OBP: 0.283, SLG: 0.351 Scott Servais, R (9,2) OBP: 0.471, SLG: 0.400 (9,2)	0-1 F9				1-1 1B 2B			4-0 S 1B BB	2-2 G6-3	3	1	1	0	1	0	1											
Dave Milcki, R (1,1) OBP: 0.087, SLG: 0.087 Chris Truby, R (8,PH) OBP: 0.283, SLG: 0.434 Michael Jackson, R (8,1) OBP: 0.091, SLG: 0.091 Orlando Merced, S (9,9) OBP: 0.346, SLG: 0.466 (9,9)		1-3 K			1-2 G1-3			0-1 G6-3		3	0	0	0	0	2	2											
Inning Stats	R: 4 E: 0 K: 0 S: 15	H: 5 LOB: 1 BB: 0 P: 22	R: 0 E: 0 K: 2 S: 9	H: 0 LOB: 0 BB: 0 P: 13	R: 0 E: 0 K: 2 S: 11	H: 1 LOB: 1 BB: 0 P: 17	R: 0 E: 0 K: 1 S: 10	H: 2 LOB: 2 BB: 1 P: 15	R: 1 E: 0 K: 1 S: 12	H: 2 LOB: 2 BB: 1 P: 24	R: 1 E: 0 K: 1 S: 9	H: 2 LOB: 1 BB: 0 P: 9	R: 0 E: 0 K: 0 S: 8	H: 0 LOB: 0 BB: 0 P: 12	R: 3 E: 0 K: 2 S: 17	H: 1 LOB: 1 BB: 2 P: 30	1B: 8 2B: 5 3B: 0 HR: 2	SF: 2 SAC: 0 DP: 1 HBP: 1	WP: 0 PB: 0 SB: 2 CS: 1	PA: 43							
PITCHER	IP	WLS	BF	H	R	ER	SO	BB	IBB	HBP	BLK	WP	HR	S	P	ERA	WHIP										
Livan Hernandez, R (1,1) ERA: 5.28	5.0	L	25	10	5	5	6	0	1	0	0	0	0	15	25	9.00	2.000										
Ryan Jensen, R (6,1) ERA: 4.25	2.0		8	3	2	2	3	1	0	0	0	0	1	15	25	9.00	2.000										
41 Chad Zerbe, L (8,1) ERA: 4.03	1.0		3	0	0	0	0	0	0	0	0	0	0	8	12	0.00	0.000										
Kurt Ainsworth, R (9,1) ERA: 13.5	1.0		7	1	3	3	2	2	0	1	0	0	1	17	30	27.00	3.000										

Houston Astros @ San Francisco Giants
PacBell Park, San Francisco, CA
Wed Sep 19 2001, 10:15 PM EDT
Att: 40,322 - Cloudy - 55 F


AB 36
R 10
H 14
RBI 10
BB 4
SO 11
LOB 14



Batter	1	2	3	4	5	6	7	8	9	AB	R	H	RBI	BB	SO	LOB	BOTTOM										
Marvin Benard, L (1,8) OBP: 0.308, SLG: 0.402 (9,7)	0-3 K			1-2 P4		1-1 G4-3		0-0 1B	3-2 FC1-6	5	0	1	0	0	1	1											
Rich Aurilia, R (1,6) OBP: 0.373, SLG: 0.577 Cody Ransom, R (8,6) (8,6)	0-0 G4-3			3-1 F5		3-2 G5-3		2-3 K	2-3 K	3	0	0	0	0	0	0											
Barry Bonds, L (1,7) OBP: 0.497, SLG: 0.829 Pedro Feliz, R (9,5) OBP: 0.266, SLG: 0.380 (9,5)	0-0 F8			4-2 1B BB		1-0 BB 1B		0-0 F5		3	0	1	0	1	0	1											
Jeff Kent, R (1,4) OBP: 0.365, SLG: 0.497 Kurt Ainsworth, R (9,1) (9,1)		3-1 F7		3-2 1B		4-0 1B		1-3 K		3	0	1	0	1	1	1											
J.T. Snow, L (1,3) OBP: 0.376, SLG: 0.385 (9,3)		1-1 G1-3		0-0 F7		0-3 K			4-2 E 3B BB	3	1	0	0	1	1	4											
Shawon Dunston, R (1,9) OBP: 0.299, SLG: 0.515 41 Chad Zerbe, L (8,1) OBP: 0.222, SLG: 0.222 Calvin Murray, R (9,8) OBP: 0.322, SLG: 0.357 (9,8)		1-2 P6				0-0 F7		2-1 P4	0-0 E1 3B	3	0	0	0	0	0	0											
Benito Santiago, R (1,2) OBP: 0.306, SLG: 0.370 Edwards Guzman, L (7,2) OBP: 0.262, SLG: 0.379 (7,2)				1-2 G6-3		0-0 E6 WP		0-1 G6-3	1-3 K	2	0	0	0	0	0	0											
Ramon Martinez, R (1,5) OBP: 0.315, SLG: 0.348 (9,4)				3-2 L5		0-0 F3		1-2 2B	0-0 1B 3B	4	1	2	2	0	0	1											
Livan Hernandez, R (1,1) OBP: 0.307, SLG: 0.387 Eric Davis, R (5,PH) OBP: 0.273, SLG: 0.370 Ryan Jensen, R (6,1) OBP: 0.231, SLG: 0.167 Jalal Leach, L (7,PH) OBP: 0.250, SLG: 0.250 (8,9)				1-3 K		2-2 L6		0-1 F7	1-0 FC1-6 1B	1	0	0	0	0	1	0											
Inning Stats	R: 0 E: 1 K: 1 S: 5	H: 0 LOB: 0 BB: 0 P: 5	R: 0 E: 0 K: 0 S: 7	H: 0 LOB: 0 BB: 0 P: 12	R: 0 E: 0 K: 1 S: 10	H: 0 LOB: 0 BB: 0 P: 15	R: 0 E: 0 K: 0 S: 13	H: 1 LOB: 2 BB: 1 P: 24	R: 0 E: 0 K: 1 S: 6	H: 0 LOB: 1 BB: 0 P: 8	R: 0 E: 0 K: 1 S: 11	H: 1 LOB: 2 BB: 1 P: 20	R: 0 E: 0 K: 2 S: 9	H: 1 LOB: 1 BB: 0 P: 12	R: 3 E: 2 K: 2 S: 20	H: 2 LOB: 1 BB: 1 P: 31	1B: 4 2B: 1 3B: 1 HR: 0	SF: 0 SAC: 0 DP: 0 HBP: 0	WP: 1 PB: 0 SB: 0 CS: 0	PA: 38							
PITCHER	IP	WLS	BF	H	R	ER	SO	BB	IBB	HBP	BLK	WP	HR	S	P	ERA	WHIP										
Dave Milcki, R (1,1) ERA: 5.91	7.0	W	27	3	0	0	3	2	0	0	0	0	0	61	96	0.00	0.714										
Michael Jackson, R (8,1) ERA: 4.33	1.0		4	1	0	0	2	0	0	0	0	0	0	9	12	0.00	1.000										
Octavio Dotel, R (9,1) ERA: 2.4	1.0		7	2	3	2	2	1	0	0	0	0	0	20	31	18.00	3.000										

Houston Astros @ San Francisco Giants
PacBell Park, San Francisco, CA
Wed Sep 19 2001, 10:15 PM EDT
Att: 40,322 - Cloudy - 55 F

AB 35
R 3
H 6
RBI 3
BB 3
SO 7
LOB 15



Batter	1	2	3	4	5	6	7	8	9	AB	R	H	RBI	BB	SO	LOB	TOP					
Eric Young Sr. R OBP: 0.332, SLG: 0.399 (1, 4)	1-1 1B		0-0 SH5-4		2-0 G5-3		0-3 K		3-2 F2	4	0	1	0	0	1	1						
Ricky Gutierrez R OBP: 0.348, SLG: 0.403 (1, 6)	0-0 F9		0-1 G6-3		1-1 G5-3		1-3 K			4	0	0	1	0	1	3						
Sammy Sosa R OBP: 0.429, SLG: 0.709 (1, 9)	2-3 K		3-H 2-2 G4-3		1-1 F9			2-3 K		4	0	0	0	0	2	2						
Fred McGriff L OBP: 0.385, SLG: 0.534 (1, 3)	1-0 G3			0-0 HR		1-1 F9		0-3 K		4	1	1	1	0	1	1						
Rondell White R OBP: 0.372, SLG: 0.535 (1, 7)		2-3 K		2-2 G6-3		1-1 G5-3		4-2 PB BB		3	0	0	0	1	1	0						
Todd Hundley S OBP: 0.282, SLG: 0.380 (1, 2)	2-2 F8			0-0 HR		0-0 HR		4-0 1-2 BB		3	2	2	2	1	0	0						
Michael Tucker L OBP: 0.324, SLG: 0.419 (1, 8)	1-2 G3			3-1 G3 1B		0-0 G4-3		0-1 F8		4	0	1	0	0	0	2						
Bill Mueller S OBP: 0.384, SLG: 0.441 (1, 5)			0-0 SH5-4 G6-3 1B	2-1 G3			0-3 K		1-2 G5-3	4	1	1	0	0	1	1						
Kevin Tapani R OBP: 0.365, SLG: 0.390 (5, 1)			0-0 SH5-4 1B	1-2 G6-3			4-2 S BB		0-3 K	2	0	1	0	0	0	1						
Todd Van Poppel R OBP: 0.289, SLG: 0.296 (5, 1)				0-0 G6-3						0	0	0	0	0	0	0						
Delino DeShazo L OBP: 0.339, SLG: 0.344 (7, PH)										0	0	0	0	0	1	0						
David Weathers R OBP: 0.299, SLG: 0.299 (7, 1)										0	0	0	0	0	0	0						
Courtney Duncan L OBP: 0.279, SLG: 0.427 (8, 1)										0	0	0	0	0	0	0						
3B Carlos Zambrano S OBP: 0.335, SLG: 0.482 (8, 1)										0	0	0	0	0	0	0						
Chad Meyers R OBP: 0.268, SLG: 0.125 (9, PH)										1	0	0	0	0	1	0						
Inning Stats	R: 0 E: 0 K: 1 S: 8	H: 1 LOB: 1 BB: 0 P: 12	R: 0 E: 0 K: 1 S: 9	H: 0 LOB: 0 BB: 0 P: 14	R: 1 E: 0 K: 0 S: 8	H: 2 LOB: 1 BB: 0 P: 10	R: 2 E: 0 K: 0 S: 11	H: 3 LOB: 1 BB: 0 P: 18	R: 0 E: 0 K: 0 S: 5	H: 0 LOB: 0 BB: 0 P: 9	R: 1 E: 0 K: 0 S: 6	H: 1 LOB: 0 BB: 0 P: 8	R: 0 E: 0 K: 3 S: 15	H: 0 LOB: 1 BB: 1 P: 20	R: 0 E: 0 K: 2 S: 10	H: 0 LOB: 2 BB: 2 P: 20	R: 0 E: 0 K: 1 S: 12	H: 0 LOB: 0 BB: 0 P: 16	1B: 4 2B: 0 3B: 0 HR: 3	SF: 0 SAC: 1 DP: 0 HBP: 0	WP: 0 PB: 1 SB: 1 CS: 0	PA: 37
PITCHER	IP	WLS	BF	H	R	ER	SO	BB	IBB	HBP	BLK	WP	HR	S	P	ERA	WHIP					
Shane Reynolds R ERA: 4.55 (1, 1)	5.0	W	21	6	3	3	2	0	0	0	0	0	2	41	63	5.40	1.200					
Michael Jackson R ERA: 4.41 (6, 1)	1.0	H	4	1	1	1	0	0	0	0	0	0	1	6	8	9.00	1.000					
Octavio Dotel R ERA: 2.33 (7, 1)	2.0	H	9	0	0	0	5	3	0	0	0	0	0	25	40	0.00	1.500					
Billy Wagner L ERA: 2.81 (9, 1)	1.0		3	0	0	0	1	0	0	0	0	0	0	12	16	0.00	0.000					

Chicago Cubs @ Houston Astros
Enron Field, Houston, TX
Sat Sep 22 2001, 8:05 PM EDT
Att: 43,167 - Dome - 72 F

AB 33
R 4
H 7
RBI 4
BB 3
SO 8
LOB 11



Batter	1	2	3	4	5	6	7	8	9	AB	R	H	RBI	BB	SO	LOB	BOTTOM				
Craig Biggio R OBP: 0.372, SLG: 0.450 (1, 4)	1-1 G4-3		1-3 K		2-0 FC5 2B 5 2B		4-0 FC6-4 BB	1-2 5 F9 WP 1B		4	1	1	1	1	1	0					
Julio Lugo R OBP: 0.332, SLG: 0.386 (1, 6)	2-0 F8			1-2 G1-6-3	0-0 5 2B		0-1 FC6-4 17 BB 5 1B	4-2 1-2 BB		4	1	1	0	1	0	1					
5 Jeff Bagwell R OBP: 0.401, SLG: 0.577 (1, 3)	2-2 2B			3-3 K	2-2 17 F8 2B		0-1 17 BB	2-2 F9		5	0	3	2	0	1	2					
17 Lance Berkman S OBP: 0.438, SLG: 0.632 (1, 7)	1-3 K			3-2 P3	2-3 F8		4-2 1-2 2-3 BB	0-0 G3		4	0	0	0	1	1	5					
Moises Alou R OBP: 0.394, SLG: 0.555 (1, 9)		1-0 G5-3			BB 1B K		2-3 K			4	1	1	0	0	2	4					
Billy Wagner L (9, 1)										0	0	0	0	0	0	0					
Vinny Castilla R OBP: 0.310, SLG: 0.485 (1, 5)		3-3 K2-3			0-0 BB 1B		0-3 K	2-0 G4-3		4	1	1	0	0	2	3					
Richard Hidalgo R OBP: 0.349, SLG: 0.444 (1, 8)			1-3 K		4-0 BB 1B		3-3 K		1-2 F8	3	1	0	0	1	2	0					
Tony Eusebio R OBP: 0.331, SLG: 0.396 (1, 2)				2-0 F4		3-3 K	4-0 BB	4-2 E 2B BB		2	0	0	0	2	1	3					
Glen Barker S OBP: 0.241, SLG: 0.087 (8, PR)										0	1	0	0	0	0	0					
Shane Reynolds R OBP: 0.463, SLG: 0.528 (5, PH)										1	0	0	0	0	1	0					
Orlando Merced S OBP: 0.341, SLG: 0.427 (5, PH)										1	1	1	3	0	0	0					
Michael Jackson R OBP: 0.299, SLG: 0.299 (6, PH)										0	0	0	0	0	0	0					
Chris Truby R OBP: 0.279, SLG: 0.427 (6, PH)										0	0	0	0	0	1	1					
Octavio Dotel R OBP: 0.299, SLG: 0.299 (7, 1)										0	0	0	0	0	0	0					
Darvise Ward L OBP: 0.335, SLG: 0.482 (8, PH)										1	0	1	1	0	0	0					
Brad Ausmus R OBP: 0.268, SLG: 0.349 (9, 2)										0	1	0	0	0	0	0					
Inning Stats	R: 0 E: 0 K: 1 S: 9	H: 1 LOB: 1 BB: 0 P: 15	R: 0 E: 0 K: 2 S: 7	H: 0 LOB: 0 BB: 0 P: 12	R: 0 E: 0 K: 2 S: 7	H: 0 LOB: 0 BB: 0 P: 11	R: 0 E: 0 K: 1 S: 9	H: 0 LOB: 0 BB: 0 P: 16	R: 6 E: 0 K: 2 S: 20	H: 5 LOB: 1 BB: 1 P: 38	R: 0 E: 0 K: 3 S: 11	H: 0 LOB: 1 BB: 1 P: 21	R: 0 E: 0 K: 1 S: 12	H: 1 LOB: 3 BB: 2 P: 24	R: 2 E: 1 K: 0 S: 19	H: 2 LOB: 3 BB: 2 P: 31	1B: 4 2B: 4 3B: 1 HR: 0	SF: 0 SAC: 0 DP: 0 HBP: 0	WP: 1 PB: 0 SB: 0 CS: 0	PA: 40	
PITCHER	IP	WLS	BF	H	R	ER	SO	BB	IBB	HBP	BLK	WP	HR	S	P	ERA	WHIP				
Kevin Tapani R ERA: 4.32 (1, 1)	4.1	L	20	5	6	6	7	1	0	0	0	0	0	22	39	0.00	1.385				
Todd Van Poppel R ERA: 2.75 (5, 1)	1.2		7	1	0	0	4	1	0	0	0	0	0	41	74	0.00	1.200				
David Weathers R ERA: 2.43 (7, 1)	1.0		6	1	0	0	1	2	0	0	0	0	0	12	24	0.00	3.000				
Courtney Duncan R ERA: 4.32 (8, 1)	0.1		5	2	2	2	0	2	0	0	0	1	0	15	25	54.00	12.000				
3B Carlos Zambrano R ERA: 9.95 (8, 1)	0.2		2	0	0	0	0	0	0	0	0	0	0	4	6	0.00	0.000				

Chicago Cubs @ Houston Astros
Enron Field, Houston, TX
Sat Sep 22 2001, 8:05 PM EDT
Att: 43,167 - Dome - 72 F

AB 34
R 8
H 9
RBI 7
BB 6
SO 12
LOB 19



Batter	1	2	3	4	5	6	7	8	9	AB	R	H	RBI	BB	SO	LOB	TOP										
Eric Young Sr. R OBP: 0.330, SLG: 0.396 (1, 4)	F3		F8		F3		G4-3-6-4-5			4	0	0	0	0	0	2	Chicago Cubs @ Houston Astros Enron Field, Houston, TX Sun Sep 23 2001, 2:35 PM EDT Att: 43,057 - Dome - 72 F livebaseballscorecards.com										
Ricky Gutierrez R OBP: 0.348, SLG: 0.402 (1, 6)	HR		K2-3		L9		G1-3			4	1	1	0	0	1	1											
Sammy Sosa R OBP: 0.431, SLG: 0.726 (1, 9)	HR				HR		HR			4	3	3	4	0	0	0											
Fred McGriff L OBP: 0.386, SLG: 0.539 (1, 3)	L6				G3		HR			3	1	1	1	1	0	0											
Chad Meyers R OBP: 0.394, SLG: 0.125 (8, PR)										0	0	0	0	0	0	0											
Matt Stairs L OBP: 0.395, SLG: 0.448 (8, 3)								BB		0	0	0	0	0	0	0											
Rondell White R OBP: 0.368, SLG: 0.528 (1, 7)	P4				K		K			4	0	0	0	0	3	1											
Todd Hundley S OBP: 0.276, SLG: 0.374 (8, 1)					F2		L3			3	0	0	0	0	0	0											
Julian Tavarez L OBP: 0.167, SLG: 0.125 (7, 1)										0	0	0	0	0	0	0											
Ron Mahay L OBP: 0.167, SLG: 0.125 (7, 1)										0	0	0	0	0	0	0											
David Weathers R OBP: 0.296, SLG: 0.415 (8, PH)										0	0	0	0	0	0	0											
Roosevelt Brown L OBP: 0.296, SLG: 0.415 (8, PH)										1	0	0	0	0	0	1											
Kyle Farnsworth R OBP: 0.296, SLG: 0.415 (8, 1)										0	0	0	0	0	0	0											
Michael Tucker L OBP: 0.327, SLG: 0.422 (1, 8)										2	1	1	0	1	1	0											
Robert Machado R OBP: 0.263, SLG: 0.333 (8, PH)						2B				1	0	0	0	0	1	0											
Augie Ojeda S OBP: 0.243, SLG: 0.278 (1, 5)										4	0	1	1	0	0	1											
Jon Lieber L OBP: 0.181, SLG: 0.186 (1, 1)										1	0	0	0	0	1	0											
Joe Girardi R OBP: 0.313, SLG: 0.344 (6, 2)										2	0	1	0	0	1	0											
Inning Stats	R: 2 E: 0 K: 0 S: 17	H: 2 LOB: 0 BB: 0 P: 29	R: 0 E: 0 K: 1 S: 8	H: 0 LOB: 0 BB: 0 P: 11	R: 0 E: 0 K: 2 S: 14	H: 0 LOB: 0 BB: 0 P: 17	R: 1 E: 0 K: 1 S: 8	H: 1 LOB: 0 BB: 0 P: 12	R: 1 E: 0 K: 0 S: 10	H: 1 LOB: 1 BB: 1 P: 17	R: 2 E: 0 K: 1 S: 14	H: 3 LOB: 1 BB: 0 P: 25	R: 0 E: 0 K: 0 S: 4	H: 1 LOB: 0 BB: 1 P: 7	R: 0 E: 0 K: 1 S: 8	H: 0 LOB: 1 BB: 1 P: 16	R: 0 E: 0 K: 2 S: 8	H: 0 LOB: 0 BB: 0 P: 11	1B: 2 2B: 2 3B: 0 HR: 4	SF: 0 SAC: 1 DP: 1 HBP: 0	WP: 0 PB: 0 SB: 0 CS: 0	PA: 36					
PITCHER	IP	WLS	BF	H	R	ER	SO	BB	IBB	HBP	BLK	WP	HR	S	P	ERA	WHIP										
Tim Redding R ERA: 5.73 (1, 1)	5.0		22	6	6	6	4	1	0	0	0	0	4	60	93	10.80	1.400										
Ricky Stone R ERA (6, 1)	1.0		4	1	0	0	1	0	0	0	0	0	0	11	18	0.00	1.000										
Mike Williams R ERA: 3.36 (7, 1)	1.0	W	3	1	0	0	0	0	0	0	0	0	0	4	7	0.00	1.000										
Michael Jackson R ERA: 4.34 (8, 1)	1.0	H	4	0	0	0	1	1	0	0	0	0	0	8	16	0.00	1.000										
Billy Wagner L ERA: 2.76 (9, 1)	1.0	S	3	0	0	0	2	0	0	0	0	0	0	8	11	0.00	0.000										
Batter	1	2	3	4	5	6	7	8	9	AB	R	H	RBI	BB	SO	LOB	BOTTOM										
Craig Biggio R OBP: 0.373, SLG: 0.450 (1, 4)	BB	G5-3				FC5-4				4	0	2	1	1	0	2	Chicago Cubs @ Houston Astros Enron Field, Houston, TX Sun Sep 23 2001, 2:35 PM EDT Att: 43,057 - Dome - 72 F livebaseballscorecards.com										
Julio Lugo R OBP: 0.331, SLG: 0.383 (1, 6)	F9		F3		K			L8		4	1	0	0	1	2												
5 Jeff Bagwell R OBP: 0.401, SLG: 0.578 (1, 3)	K				K					4	2	2	1	0	2	1											
17 Lance Berkman S OBP: 0.440, SLG: 0.640 (1, 7)										3	1	2	2	1	0	1											
Moises Alou R OBP: 0.395, SLG: 0.561 (1, 9)	F8		G5-3							4	1	2	2	0	0	2											
Vinny Castilla R OBP: 0.309, SLG: 0.483 (1, 5)										4	1	1	0	0	1	2											
Richard Hidalgo R OBP: 0.350, SLG: 0.446 (1, 8)										3	0	1	0	1	0	0											
Brad Ausmus R OBP: 0.285, SLG: 0.349 (1, 2)										3	1	1	0	1	0	3											
Tim Redding R OBP: 0.237, SLG: 0.231 (8, 1)										1	0	1	1	0	0	0											
Ricky Stone R ERA: 4.57 (6, PH)										0	0	0	0	0	0	0											
Jose Vizcaino S ERA: 2.38 (7, 1)										1	0	0	0	0	0	1											
Mike Williams R ERA: 2.38 (7, 1)										0	0	0	0	0	0	0											
Michael Jackson R ERA: 2.52 (8, PH)										0	0	0	0	0	0	0											
Orlando Merced S OBP: 0.238, SLG: 0.469 (8, PH)										1	0	0	0	0	0	0											
Billy Wagner L ERA: 2.82 (9, 1)										0	0	0	0	0	0	0											
Inning Stats	R: 0 E: 0 K: 1 S: 12	H: 1 LOB: 2 BB: 1 P: 20	R: 1 E: 0 K: 0 S: 10	H: 2 LOB: 1 BB: 1 P: 16	R: 2 E: 0 K: 0 S: 10	H: 2 LOB: 0 BB: 0 P: 15	R: 1 E: 0 K: 0 S: 6	H: 2 LOB: 1 BB: 0 P: 7	R: 0 E: 0 K: 2 S: 13	H: 1 LOB: 2 BB: 1 P: 21	R: 0 E: 0 K: 1 S: 8	H: 0 LOB: 1 BB: 1 P: 17	R: 3 E: 0 K: 1 S: 16	H: 3 LOB: 1 BB: 1 P: 23	R: 0 E: 0 K: 0 S: 6	H: 1 LOB: 0 BB: 0 P: 10	R: 0 E: 0 K: 0 S: 6	H: 0 LOB: 0 BB: 0 P: 10	1B: 7 2B: 3 3B: 0 HR: 2	SF: 0 SAC: 1 DP: 1 HBP: 0	WP: 0 PB: 1 SB: 0 CS: 1	PA: 38					
PITCHER	IP	WLS	BF	H	R	ER	SO	BB	IBB	HBP	BLK	WP	HR	S	P	ERA	WHIP										
Jon Lieber R ERA: 3.78 (1, 1)	5.0		24	8	4	4	3	3	0	0	0	0	0	13	26	18.00	3.000										
Julian Tavarez R ERA: 4.57 (6, 1)	1.0	H	6	1	2	2	1	2	0	0	0	0	0	4	6	0.00	0.000										
Ron Mahay L ERA: 2.38 (7, 1)	0.1	H	1	0	0	0	0	0	0	0	0	0	0	4	6	0.00	0.000										
David Weathers R ERA: 2.52 (7, 1)	0.2	L	4	2	1	1	1	0	0	0	0	0	1	7	8	13.50	3.000										
Kyle Farnsworth R ERA: 2.82 (8, 1)	1.0		3	1	0	0	0	0	0	0	0	0	0	6	10	0.00	1.000										

Batter	1	2	3	4	5	6	7	8	9	AB	R	H	RBI	BB	SO	LOB	TOP					
Fernando Vina, L OBP: 0.357, SLG: 0.412	F5		P5			HR	G3-1			4	1	1	1	0	0	2						
Placido Polanco, R OBP: 0.348, SLG: 0.396	F9		FC4				G6-3	F9		4	0	0	0	0	0	1						
J.D. Drew, L OBP: 0.410, SLG: 0.611	5 WP BB			F7			G3	G3-1		3	0	0	0	1	0	0						
5 Albert Pujols, R OBP: 0.407, SLG: 0.620	F8			F8		15 HR BB		F7		3	1	0	0	1	0	1						
15 Jim Edmonds, L OBP: 0.391, SLG: 0.538		G3-1		K					2B BB	3	1	1	2	1	1	0						
Craig Paquette, R OBP: 0.318, SLG: 0.469		P4			F2		G5-3			4	0	1	0	0	0	0						
Edgar Renteria, R OBP: 0.323, SLG: 0.388 Bobby Bonilla, S OBP: 0.307, SLG: 0.347			L5						K	3	0	1	0	0	1	0	AB 33					
Mike Matheny, R OBP: 0.274, SLG: 0.299 Kerry Robinson, L OBP: 0.330, SLG: 0.331 Keith McDonald, R				G5-3					K	1	0	0	0	0	1	2	R 3					
Mike Matheny, R OBP: 0.274, SLG: 0.299 Kerry Robinson, L OBP: 0.330, SLG: 0.331 Keith McDonald, R									K	2	0	0	0	0	1	1	H 6					
Mike Matheny, R OBP: 0.274, SLG: 0.299 Kerry Robinson, L OBP: 0.330, SLG: 0.331 Keith McDonald, R									K	1	0	0	0	0	0	0	RBI 3					
Mike Matheny, R OBP: 0.274, SLG: 0.299 Kerry Robinson, L OBP: 0.330, SLG: 0.331 Keith McDonald, R									K	1	0	0	0	0	1	2	BB 3					
Mike Matheny, R OBP: 0.274, SLG: 0.299 Kerry Robinson, L OBP: 0.330, SLG: 0.331 Keith McDonald, R									F7	2	0	1	0	0	1	1	SO 6					
Mike Matheny, R OBP: 0.274, SLG: 0.299 Kerry Robinson, L OBP: 0.330, SLG: 0.331 Keith McDonald, R										1	0	0	0	0	0	0	LOB 12					
Matt Morris, R OBP: 0.171, SLG: 0.176 Mike Timlin, R OBP: 0.192, SLG: 0.250 Dave Veres, R OBP: 0.192, SLG: 0.250 28 Bill Ortega, R OBP: 0.192, SLG: 0.250 Mike Mathews, L OBP: 0.192, SLG: 0.250 Alan Barnes, R OBP: 0.192, SLG: 0.250 Miguel Cairo, R OBP: 0.192, SLG: 0.250										2	0	1	0	0	1	1						
Inning Stats	R: 0 E: 0 K: 0 S: 9	H: 0 LOB: 1 BB: 1 P: 16	R: 0 E: 0 K: 0 S: 4	H: 0 LOB: 0 BB: 0 P: 7	R: 0 E: 0 K: 0 S: 8	H: 1 LOB: 1 BB: 0 P: 11	R: 0 E: 0 K: 1 S: 8	H: 0 LOB: 0 BB: 0 P: 11	R: 0 E: 0 K: 2 S: 10	H: 1 LOB: 1 BB: 0 P: 15	R: 3 E: 0 K: 0 S: 9	H: 2 LOB: 0 BB: 1 P: 18	R: 0 E: 0 K: 1 S: 15	H: 1 LOB: 1 BB: 0 P: 22	R: 0 E: 0 K: 0 S: 13	H: 0 LOB: 0 BB: 1 P: 18	R: 0 E: 0 K: 2 S: 11	H: 1 LOB: 2 BB: 1 P: 16	1B: 3 2B: 1 3B: 0 HR: 2	SF: 0 SAC: 0 DP: 0 HBP: 0	WP: 1 PB: 0 SB: 1 CS: 0	PA: 36
PITCHER	IP	WLS	BF	H	R	ER	SO	BB	IBB	HBP	BLK	WP	HR	S	P	ERA	WHIP					
Dave Milicki, R ERA: 5.82	7.0	W	28	5	3	3	4	2	0	0	0	1	2	63	100	3.86	1.000					
Nelson Cruz, R ERA: 4.12	2.0		8	1	0	0	2	1	0	0	0	0	0	24	34	0.00	1.000					

St. Louis Cardinals @ Houston Astros
Enron Field, Houston, TX
Mon Sep 24 2001, 8:05 PM EDT
Att: 36,766 - Cloudy - 68 F

AB 33
R 3
H 6
RBI 3
BB 3
SO 6
LOB 12



Batter	1	2	3	4	5	6	7	8	9	AB	R	H	RBI	BB	SO	LOB	BOTTOM				
Craig Biggio, R OBP: 0.375, SLG: 0.452	G6-4-3 BB		G4-3 1-3 2-H 2B			17 1B BB	K2-3	F8		4	1	2	1	1	1	0					
Jose Vizcaino, S OBP: 0.316, SLG: 0.340	G6-4-3 1-2		G4-3			17 1B 2B BB	G4-3			3	1	0	1	1	0	2					
5 Jeff Bagwell, R OBP: 0.399, SLG: 0.574	K		G6-3			K	G4-3			4	0	0	0	0	2	4					
17 Lance Berkman, S OBP: 0.440, SLG: 0.639		K2-4 1B		K		2B 1B	F9			4	1	2	2	0	1	0					
Moises Alou, R OBP: 0.396, SLG: 0.561 Glen Barker, S OBP: 0.241, SLG: 0.087		K		G5-3		1B 2B				3	1	1	2	1	1	1					
Vinny Castilla, R OBP: 0.311, SLG: 0.483		K2-4 1-2		K		1B BLK 1B				4	1	2	1	0	2	1					
Richard Hidalgo, R OBP: 0.353, SLG: 0.455			FC1-5 1B			HR				4	1	3	1	0	0	2	AB 32				
Brad Ausmus, R OBP: 0.289, SLG: 0.351										3	2	2	0	1	0	0	R 9				
Dave Milicki, R OBP: 0.080, SLG: 0.080 Nelson Cruz, R OBP: 0.167, SLG: 0.167			FC1-5 2B							2	1	0	0	0	0	4	H 12				
Dave Milicki, R OBP: 0.080, SLG: 0.080 Nelson Cruz, R OBP: 0.167, SLG: 0.167			FC1-5 2B							1	0	0	0	0	0	0	RBI 8				
Dave Milicki, R OBP: 0.080, SLG: 0.080 Nelson Cruz, R OBP: 0.167, SLG: 0.167										3	2	2	0	1	0	0	BB 4				
Dave Milicki, R OBP: 0.080, SLG: 0.080 Nelson Cruz, R OBP: 0.167, SLG: 0.167										2	1	0	0	0	0	4	SO 7				
Dave Milicki, R OBP: 0.080, SLG: 0.080 Nelson Cruz, R OBP: 0.167, SLG: 0.167										1	0	0	0	0	0	0	LOB 14				
Inning Stats	R: 0 E: 0 K: 1 S: 7	H: 0 LOB: 0 BB: 1 P: 13	R: 0 E: 0 K: 2 S: 12	H: 1 LOB: 1 BB: 0 P: 19	R: 2 E: 0 K: 0 S: 11	H: 3 LOB: 1 BB: 0 P: 15	R: 0 E: 0 K: 2 S: 10	H: 0 LOB: 0 BB: 0 P: 11	R: 7 E: 0 K: 1 S: 27	H: 7 LOB: 2 BB: 2 P: 42	R: 0 E: 0 K: 1 S: 9	H: 0 LOB: 0 BB: 0 P: 12	R: 0 E: 0 K: 0 S: 6	H: 1 LOB: 1 BB: 1 P: 14	R: 0 E: 0 K: 0 S: 6	H: 0 LOB: 0 BB: 0 P: 7	1B: 9 2B: 3 3B: 0 HR: 1	SF: 0 SAC: 1 DP: 3 HBP: 0	WP: 0 PB: 0 SB: 0 CS: 0	PA: 37	
PITCHER	IP	WLS	BF	H	R	ER	SO	BB	IBB	HBP	BLK	WP	HR	S	P	ERA	WHIP				
Matt Morris, R ERA: 3.38	4.2	L	23	9	8	8	6	2	0	0	0	0	0	11	18	27.00	9.000				
Mike Timlin, R ERA: 4.24	0.1		4	2	1	1	0	1	0	0	1	0	0	11	18	27.00	9.000				
Dave Veres, R ERA: 3.67	1.0		3	0	0	0	1	0	0	0	0	0	0	9	12	0.00	0.000				
Mike Mathews, L ERA: 3.32	1.0		4	1	0	0	0	1	0	0	0	0	0	6	14	0.00	2.000				
Alan Barnes, R ERA: 7.98	1.0		3	0	0	0	0	0	0	0	0	0	0	6	7	0.00	0.000				

St. Louis Cardinals @ Houston Astros
Enron Field, Houston, TX
Mon Sep 24 2001, 8:05 PM EDT
Att: 36,766 - Cloudy - 68 F

AB 32
R 9
H 12
RBI 8
BB 4
SO 7
LOB 14



Batter	1	2	3	4	5	6	7	8	9	AB R H RBI BB SO LOB	TOP													
Miguel Cairo, R OBP: 0.355, SLG: 0.380 J.D. Drew, L OBP: 0.409, SLG: 0.606 (7, PH) (7.9)	1-2 E9 15 BB		2-2 L7		1-2 FC5-4 1B		0-0 SF9 3H		2-2 F9 2-3	3 0 1 0 0 0 0 1 0 0 1 0 0 1	St. Louis Cardinals @ Houston Astros Enron Field, Houston, TX Wed Sep 26 2001, 8:05 PM EDT Att: 44,203 - Sunny - 76 F													
Placido Polanco, R OBP: 0.345, SLG: 0.390 (1.5) (7.4)	2-2 F8		1-0 G4-3		1-2 FC5-4 HR 1-2		0-0 F8		0-1 G4-3	5 1 0 0 0 0 3														
Mark McGwire, R OBP: 0.314, SLG: 0.495 (1.3)	2-3 K		1-3 K		0-0 HR 1-H				1-0 HR	4 2 2 3 0 2 1														
5 Albert Pujols, R OBP: 0.403, SLG: 0.612 T.J. Mathews, R Steve Kline, S OBP: 0.500, SLG: 0.500 (1.7) (8.1) (9.1)	4-1 15 BB BB				1-3 K 1-3				0-3 K 1	3 0 0 0 1 3 0 0 0 0 0 0 0 0 0 0 0 0 0 0 0														
15 Jim Edmonds, L OBP: 0.396, SLG: 0.542 (1.8)	4-2 1-2 2-3 BB				2-1 1B 2B				4-2 BB	2 1 2 0 2 0 0														
Craig Paquette, R OBP: 0.319, SLG: 0.465 (1.9) (7.5)	0-0 F8				1-1 1B 2H				2-1 G5-4-3 1B 1-2	4 0 1 1 0 0 5														
Edgar Renteria, R OBP: 0.320, SLG: 0.385 (1.6)			2-3 K 1		1-3 K 2				1-2 F8 3	4 0 0 0 0 3 2														
Mike Matheny, R OBP: 0.277, SLG: 0.304 (1.2)			0-1 G4-3 2		1-0 F7 3				0-0 E7 SH1-4 SF9 1B	4 1 2 0 0 0 1														
Darryl Kile, R OBP: 0.181, SLG: 0.209 23 Luis Saturria, R OBP: 0.333, SLG: 0.667 Bobby Bonilla, S OBP: 0.305, SLG: 0.345 Kerry Robinson, L OBP: 0.328, SLG: 0.330 (1.1) (8.7) (9, PH) (9.7)			0-1 G4-3 3		1-3 K 1				2-1 SH1-4 2-3	2 0 0 0 0 1 0 0 0 0 0 0 0 0 1 0 0 0 0 1 1 0 0 0 0 0 0 0														
Inning Stats	R: 0 E: 1 K: 1 S: 13	H: 0 LOB: 3 BB: 2 P: 26	R: 0 E: 0 K: 1 S: 7	H: 0 LOB: 0 BB: 0 P: 9	R: 0 E: 0 K: 1 S: 8	H: 0 LOB: 0 BB: 0 P: 12	R: 1 E: 0 K: 2 S: 11	H: 2 LOB: 1 BB: 0 P: 17	R: 2 E: 0 K: 2 S: 16	H: 2 LOB: 0 BB: 0 P: 20		R: 0 E: 0 K: 1 S: 12	H: 1 LOB: 0 BB: 0 P: 19	R: 1 E: 1 K: 0 S: 5	H: 1 LOB: 0 BB: 0 P: 7	R: 1 E: 0 K: 1 S: 13	H: 1 LOB: 1 BB: 0 P: 19	R: 0 E: 0 K: 1 S: 11	H: 1 LOB: 1 BB: 0 P: 15	1B: 4 2B: 2 3B: 0 HR: 2	SF: 1 SAC: 1 DP: 1 HBP: 0	WP: 0 PB: 0 SB: 0 CS: 0	PA: 38	
PITCHER	IP WLS BF H R ER SO BB IBB HBP BLK WP HR S P ERA WHIP											PITCHER	IP WLS BF H R ER SO BB IBB HBP BLK WP HR S P ERA WHIP											
Ron Villone, L ERA: 5.85 Nelson Cruz, R ERA: 4.02 Octavio Dotel, R ERA: 2.4 Scott Linebrink, R ERA:	(1.1) (6.1) (8.1) (9.1)	5.0 2.0 1.0 1.0	L 7 5 4	22 2 1 0	4 1 1 1	3 0 1 0	7 0 1 1	2 0 0 0	0 0 0 0	0 0 0 0	0 0 0 0	0 0 1 11	55 17 13 15	84 26 19 15	5.40 0.00 9.00 0.00	1.200 1.000 2.000 1.000								

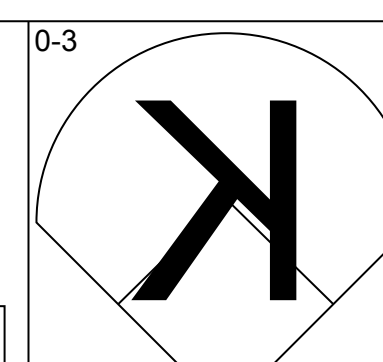
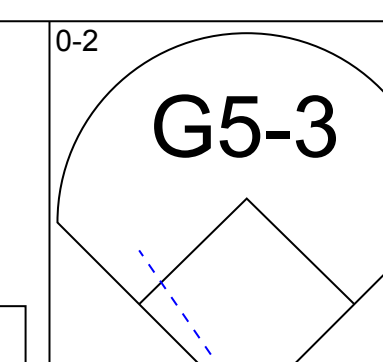
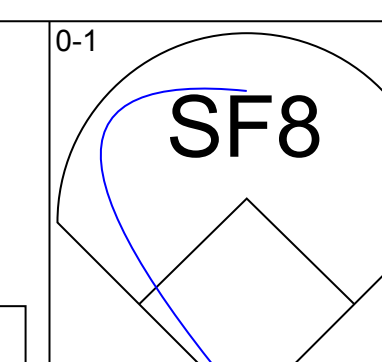
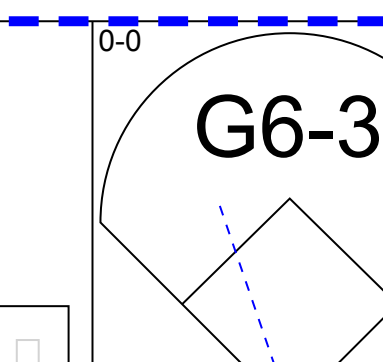
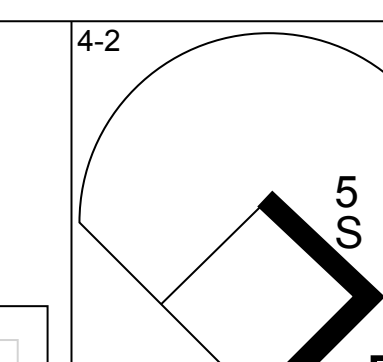
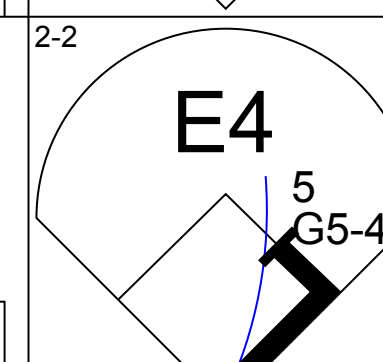
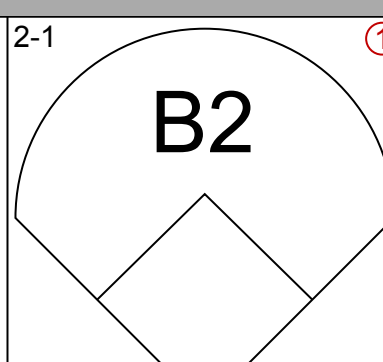
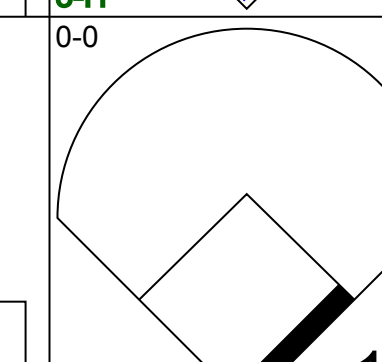
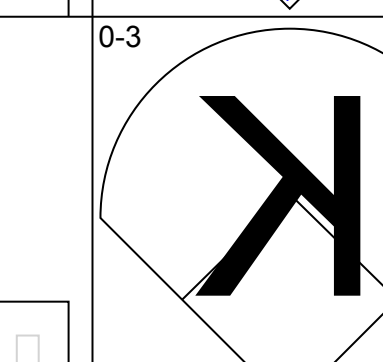
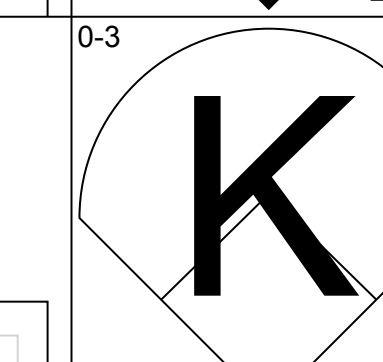
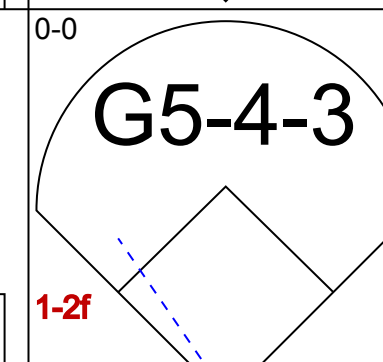
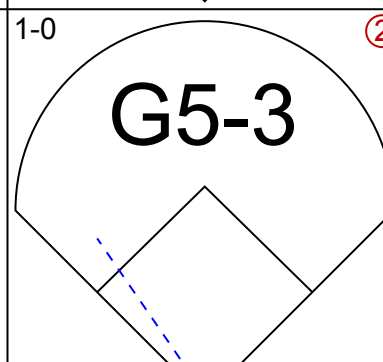
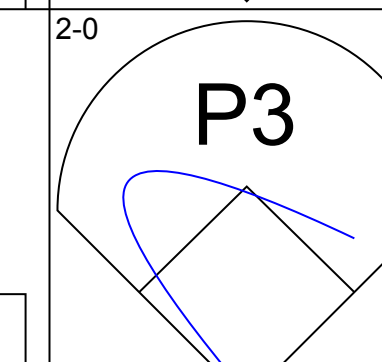
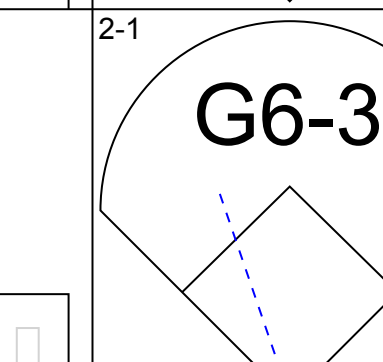
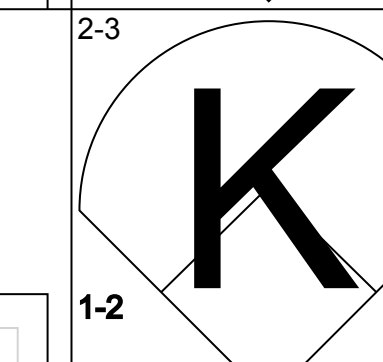
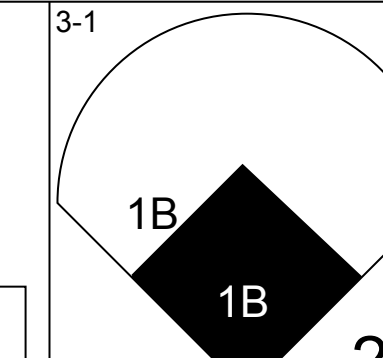
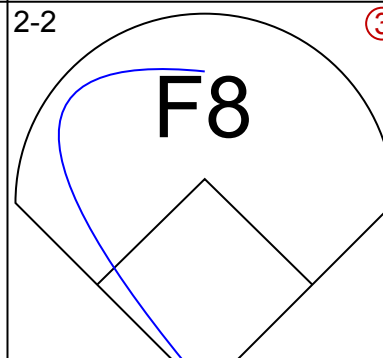
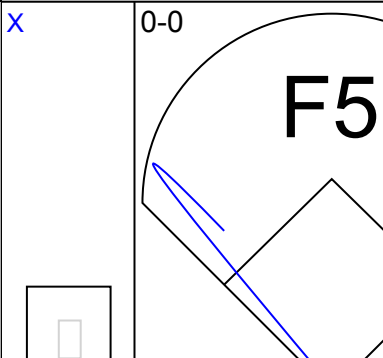
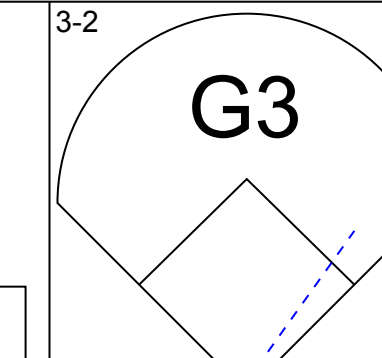
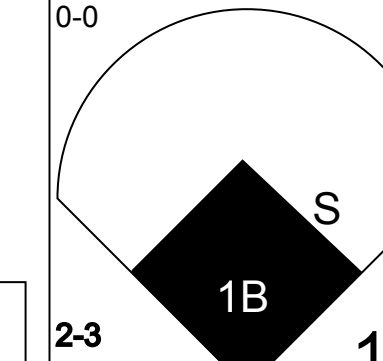
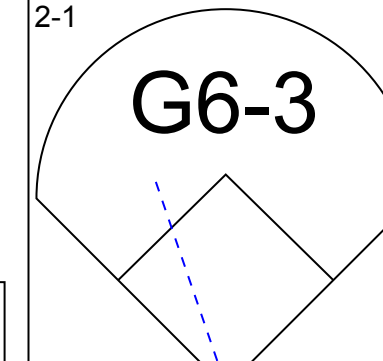
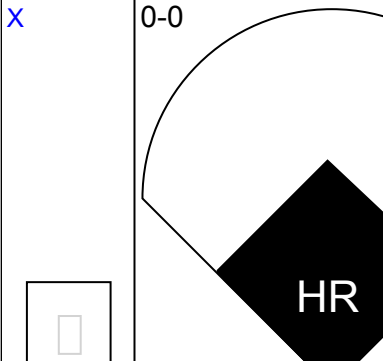
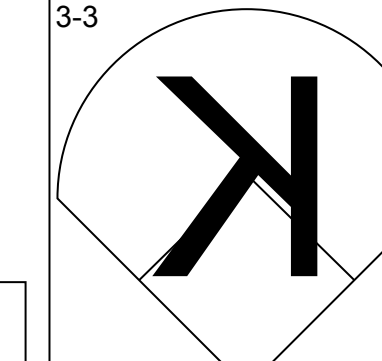
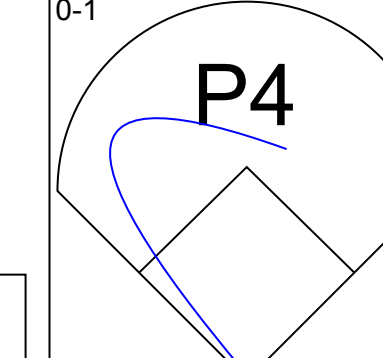
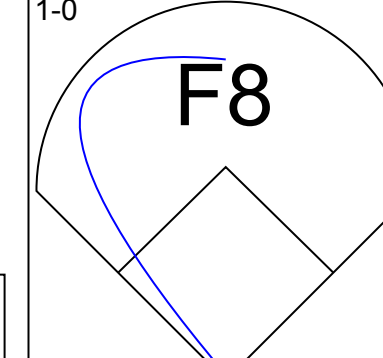
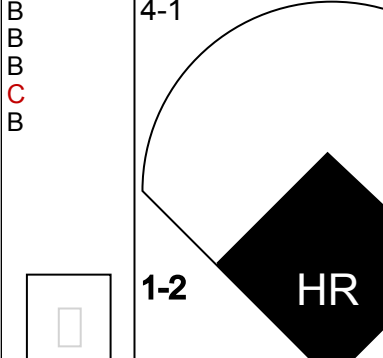
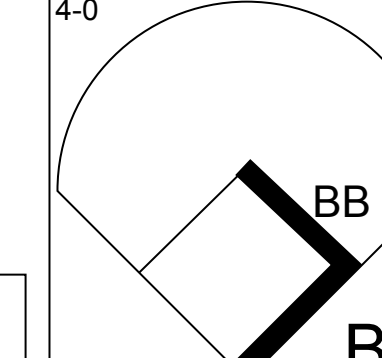
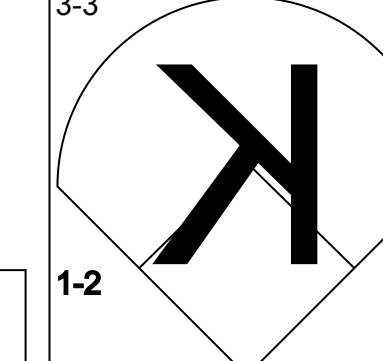
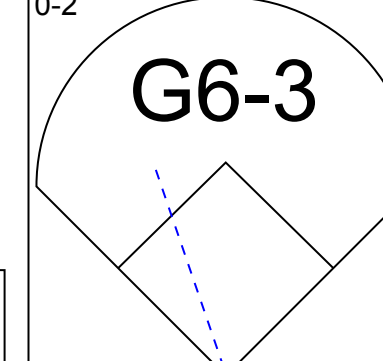
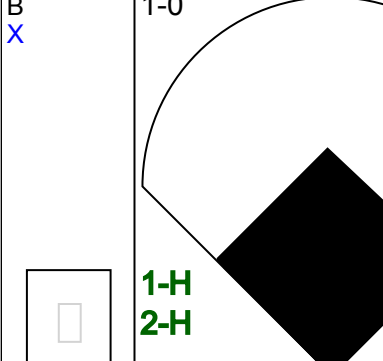
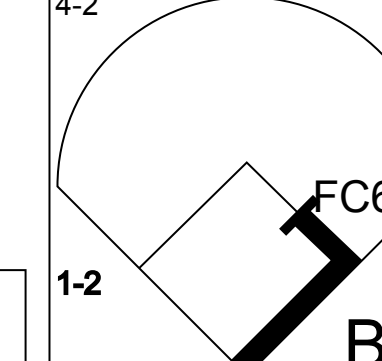
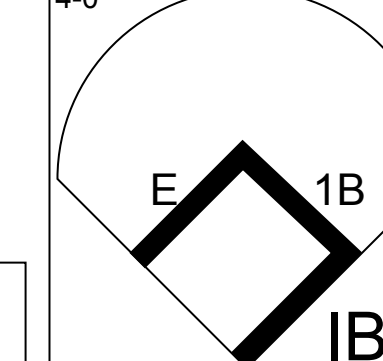
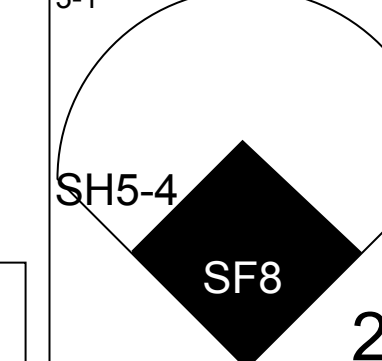


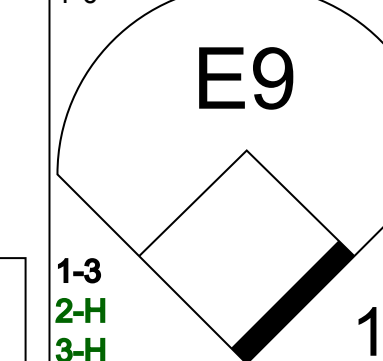
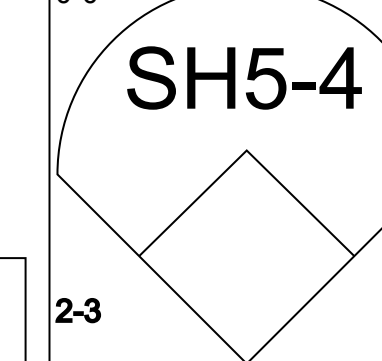

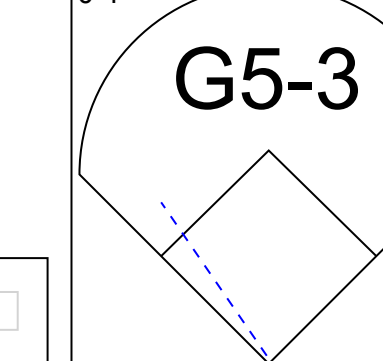
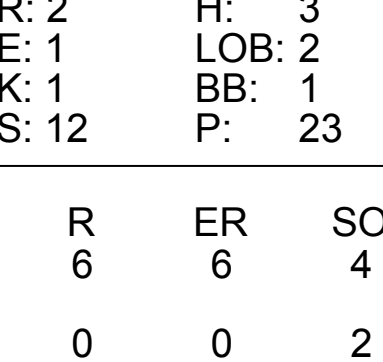
AB 33
R 5
H 8
RBI 5
BB 3
SO 10
LOB 14

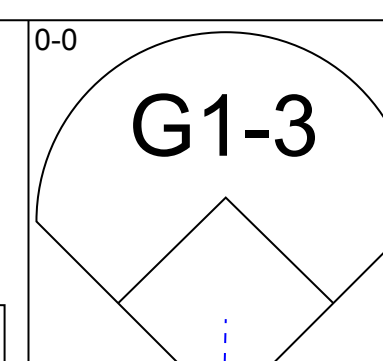
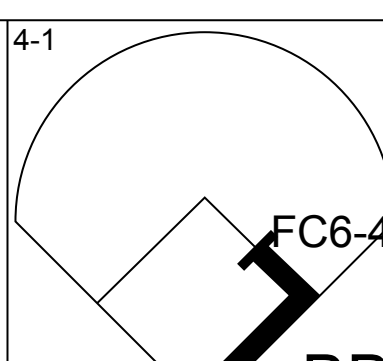
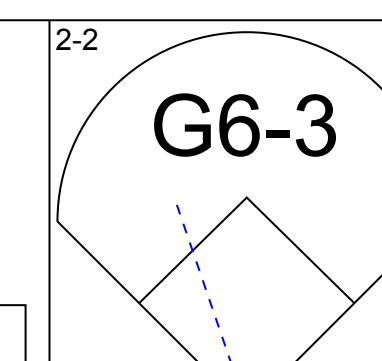
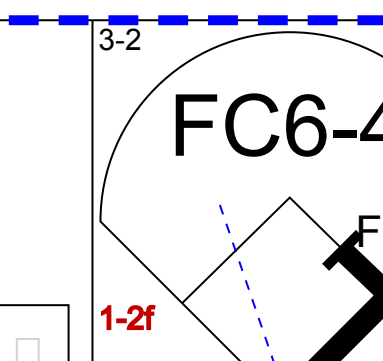

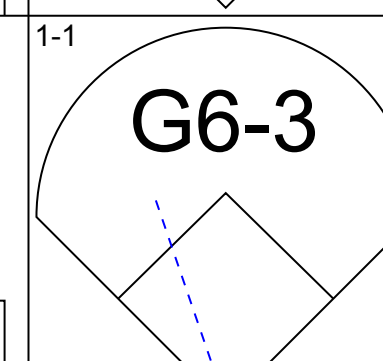
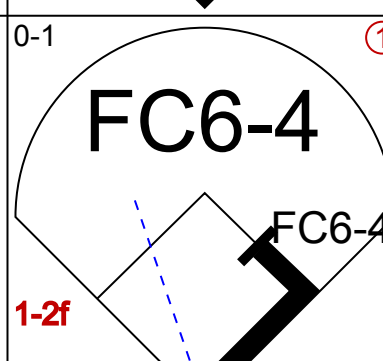
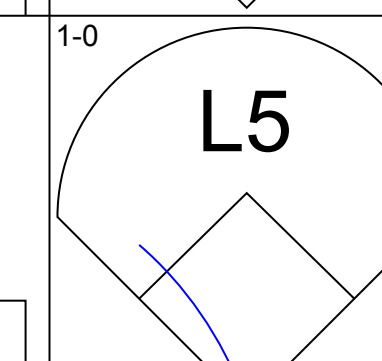
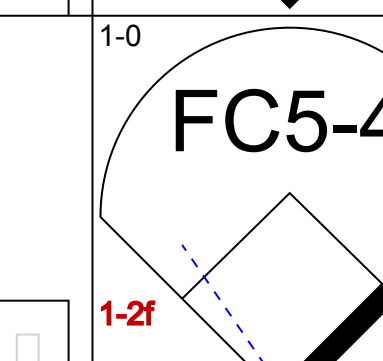
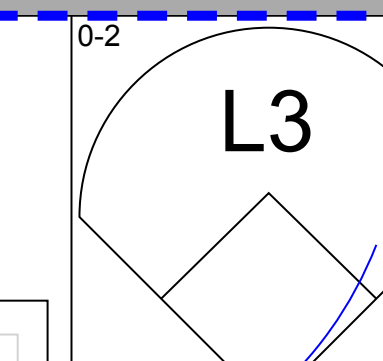

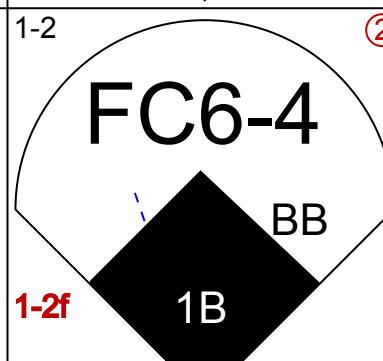
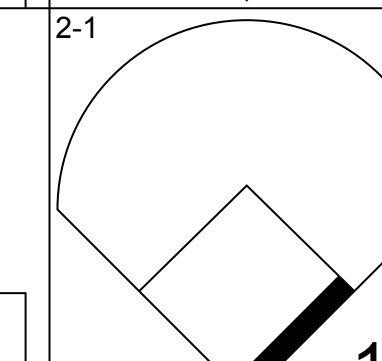
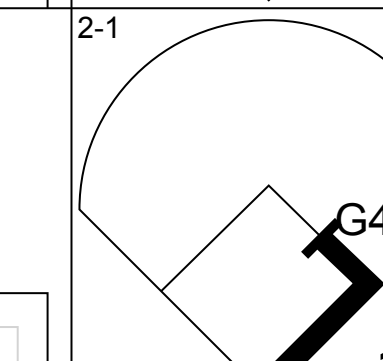

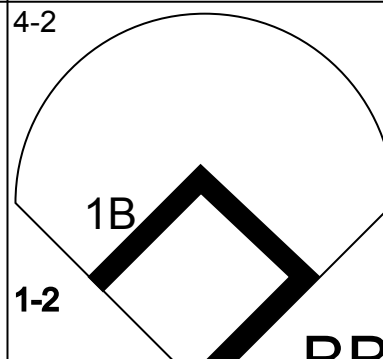
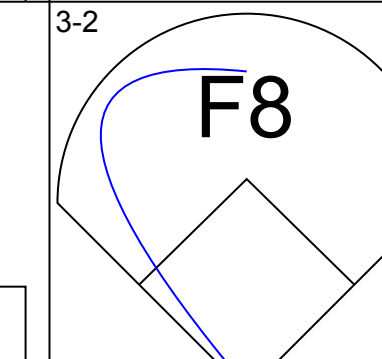
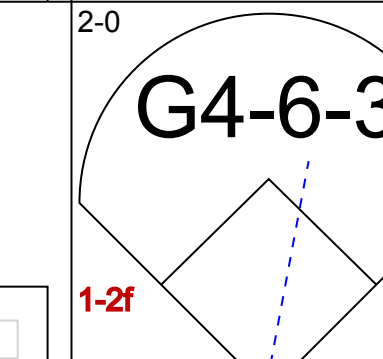
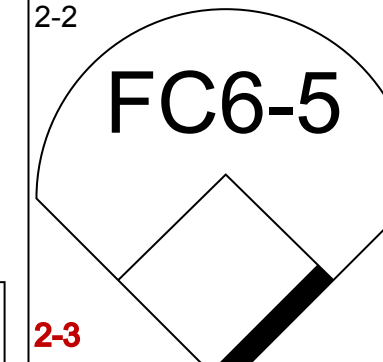
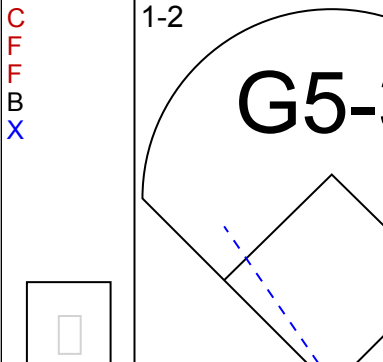
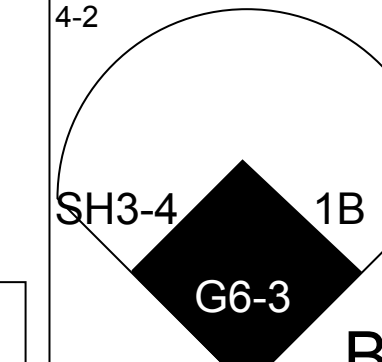
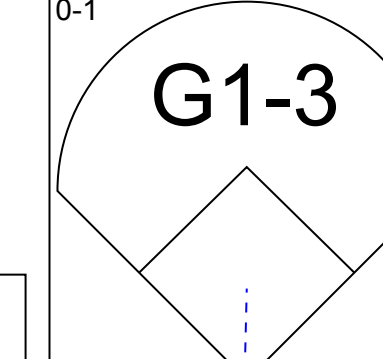
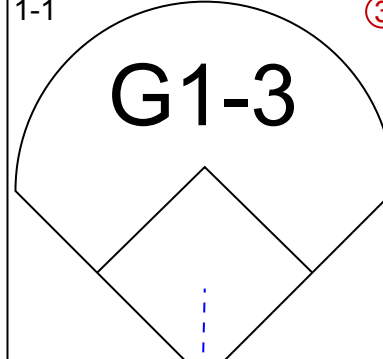

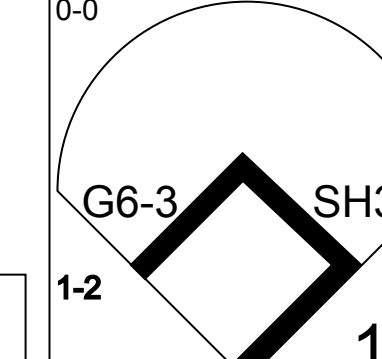
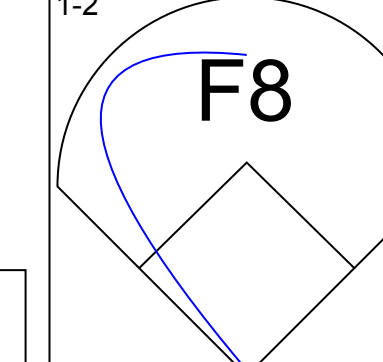
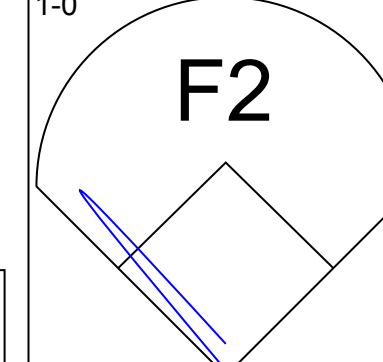
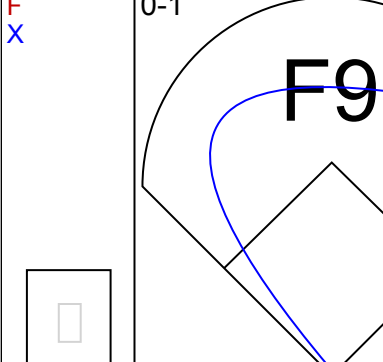
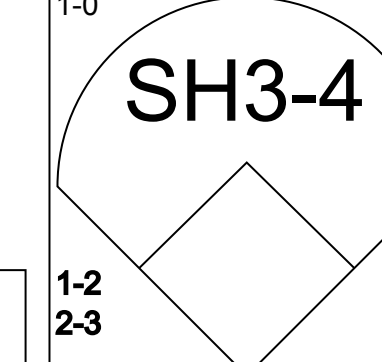
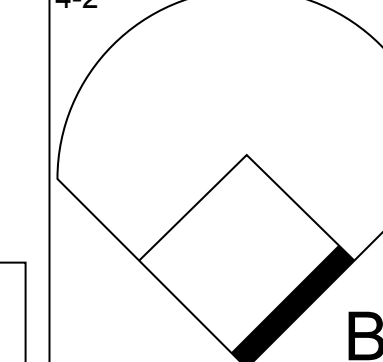
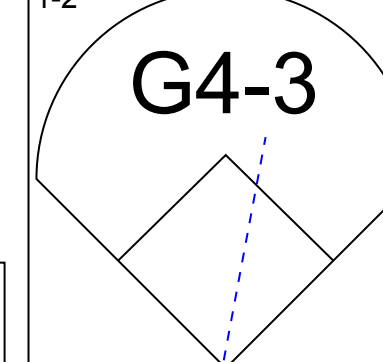
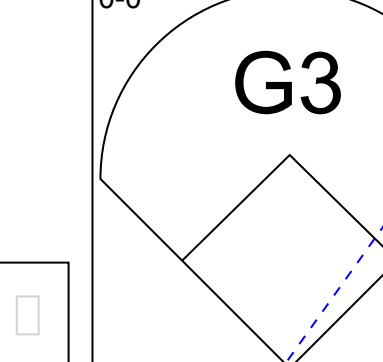

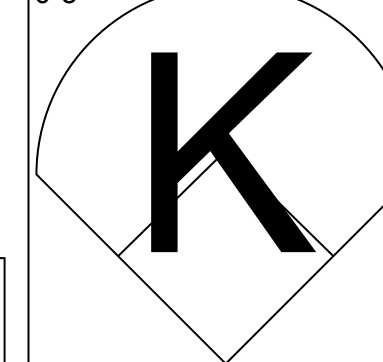
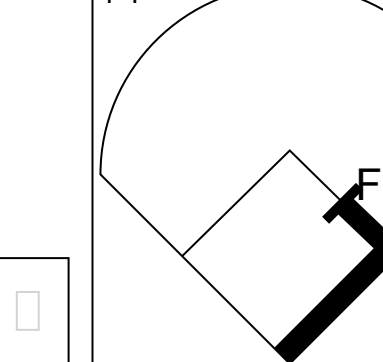


Batter	1	2	3	4	5	6	7	8	9	AB R H RBI BB SO LOB	BOTTOM												
Craig Biggio, R OBP: 0.374, SLG: 0.450 (1.4)	1-2 G6-3		3-3 K		4-1 1-2 BB			1-2 F8		3 0 0 0 1 1 0	St. Louis Cardinals @ Houston Astros Enron Field, Houston, TX Wed Sep 26 2001, 8:05 PM EDT Att: 44,203 - Sunny - 76 F												
Julio Lugo, R OBP: 0.332, SLG: 0.384 (1.6)	0-1				3-2 5 BB 1B			2-3 K		4 0 2 0 0 2 2													
5 Jeff Bagwell, R OBP: 0.400, SLG: 0.577 (1.3)	0-0 L9				4-1 1-2 BB				0-1 HR	3 1 2 1 1 0 1													
17 Lance Berkman, S OBP: 0.436, SLG: 0.631 (1.7)	1-3 K2-3				1-3 K 1				3-2 P6	4 0 0 0 0 3 4													
Richard Hidalgo, R OBP: 0.350, SLG: 0.449 (1.8)			2-0 F7		2-3 K 2				3-1 G6-3	4 0 0 0 0 1 3													
Orlando Merced, S OBP: 0.331, SLG: 0.457 Chris Truby, R OBP: 0.277, SLG: 0.424 (1.9) (9, PH)			0-1 F8		1-1 F7 3				1-2 F3	3 0 0 0 0 1 2 1 0 0 0 0 0 0													
Vinny Castilla, R OBP: 0.312, SLG: 0.481 (1.5)	0-0 G4-3				1-0 BB 1B					3 0 1 0 0 0 0													
Brad Ausmus, R OBP: 0.285, SLG: 0.346 (1.2)			2-2 G5-3		2-2 F8 1					3 0 0 0 0 1 1													
Ron Villone, L ERA: 2.96 T.J. Mathews, R Steve Kline, L ERA: 1.54 (1.1) (5, PH) (8.1) (9.1)			0-3 K		1-3 K 2				0-0 G1-3	1 0 0 0 0 1 0 1 0 0 0 0 0 1 0 0 0 0 0 0 0 0 0 0 0 0 0 0 1 0 0 0 0 0 0 0 0 0 0 0 0 0													
Inning Stats	R: 0 E: 0 K: 1 S: 9	H: 1 LOB: 1 BB: 0 P: 11	R: 0 E: 0 K: 0 S: 4	H: 0 LOB: 0 BB: 0 P: 6	R: 0 E: 0 K: 2 S: 9	H: 0 LOB: 0 BB: 0 P: 14	R: 0 E: 0 K: 2 S: 13	H: 1 LOB: 2 BB: 1 P: 24	R: 0 E: 0 K: 2 S: 13	H: 1 LOB: 2 BB: 1 P: 22		R: 0 E: 0 K: 1 S: 6	H: 1 LOB: 0 BB: 0 P: 11	R: 0 E: 0 K: 2 S: 9	H: 0 LOB: 0 BB: 0 P: 14	R: 0 E: 0 K: 1 S: 9	H: 0 LOB: 0 BB: 0 P: 12	R: 1 E: 0 K: 0 S: 11	H: 1 LOB: 0 BB: 0 P: 18	1B: 4 2B: 0 3B: 0 HR: 1	SF: 0 SAC: 0 DP: 1 HBP: 0	WP: 0 PB: 0 SB: 0 CS: 0	PA: 33
PITCHER	IP WLS BF H R ER SO BB IBB HBP BLK WP HR S P ERA WHIP											PITCHER	IP WLS BF H R ER SO BB IBB HBP BLK WP HR S P ERA WHIP										
Darryl Kile, R T.J. Mathews, R Steve Kline, L	(1.1) (8.1) (9.1)	7.0 1.0 1.0	W 4 3	26 1 0	4 1 0	0 1 0	0 1 0	0 0 0	0 0 0	0 0 0	0 0 0	0 1 9	102 14 16	0.00 9.00 0.00	0.857 1.000 0.000								

AB 31
R 1
H 5
RBI 1
BB 2
SO 11
LOB 14



Batter	1	2	3	4	5	6	7	8	9	AB	R	H	RBI	BB	SO	LOB	TOP								
Craig Biggio, R OBP: 0.372, SLG: 0.448 (1, 4)										3	0	0	1	1	1	2	Houston Astros @ Chicago Cubs Wrigley Field, Chicago, IL Thu Sep 27 2001, 7:05 PM CDT Att: 38,154 - Sunny - 57 F								
Julio Lugo, R OBP: 0.331, SLG: 0.382 (1, 6)										5	0	1	0	0	2	1									
5 Jeff Bagwell, R OBP: 0.397, SLG: 0.571 (1, 3)										5	0	0	0	0	1	3									
17 Lance Berkman, S OBP: 0.435, SLG: 0.630 (1, 7)										4	1	1	0	0	0	0									
Richard Hidalgo, R OBP: 0.351, SLG: 0.449 (1, 8)										4	2	2	0	0	1	0									
Orlando Merced, S OBP: 0.336, SLG: 0.450 Glen Barker, S OBP: 0.233, SLG: 0.083 (8, PR)										2	1	0	0	2	0	2									
Vinny Castilla, R OBP: 0.314, SLG: 0.486 (1, 5)										3	1	1	3	1	1	2									
Tony Eusebio, R OBP: 0.335, SLG: 0.401 Octavio Dotel, R OBP: 0.091, SLG: 0.091 Billy Wagner, L (8, PR)										3	1	1	0	1	1	2									
Shane Reynolds, R OBP: 0.100, SLG: 0.143 Michael Jackson, R (7, 1)										2	0	1	2	0	1	0									
Brad Ausmus, R OBP: 0.284, SLG: 0.345 (8, 2)										1	0	0	0	0	0	0									
Inning Stats	R: 0 E: 1 K: 1 S: 7	H: 0 LOB: 0 BB: 0 P: 9	R: 2 E: 1 K: 1 S: 12	H: 3 LOB: 2 BB: 1 P: 23	R: 0 E: 0 K: 0 S: 6	H: 0 LOB: 0 BB: 0 P: 11	R: 0 E: 0 K: 0 S: 7	H: 0 LOB: 0 BB: 0 P: 10	R: 1 E: 0 K: 0 S: 7	H: 2 LOB: 1 BB: 0 P: 12	R: 3 E: 0 K: 2 S: 11	H: 2 LOB: 0 BB: 1 P: 19	R: 0 E: 0 K: 1 S: 6	H: 0 LOB: 0 BB: 0 P: 8	R: 0 E: 0 K: 1 S: 11	H: 0 LOB: 2 BB: 2 P: 27	R: 0 E: 0 K: 2 S: 10	H: 0 LOB: 1 BB: 1 P: 16	1B: 4 2B: 2 3B: 0 HR: 1	SF: 1 SAC: 1 DP: 1 HBP: 0	WP: 0 PB: 0 SB: 2 CS: 0	PA: 39			
PITCHER	IP	WLS	BF	H	R	ER	SO	BB	IBB	HBP	BLK	WP	HR	S	P	ERA	WHIP								
Kevin Tapani, R ERA: 4.49 (1, 1)	6.0	L	27	7	6	6	4	1	1	0	0	0	1	50	84	9.00	1.333								
Todd Van Poppel, R ERA: 2.55 (7, 1)	2.0		8	0	0	0	2	2	0	0	0	0	0	17	35	0.00	1.000								
Kyle Farnsworth, R ERA: 2.75 (9, 1)	1.0		4	0	0	0	2	1	0	0	0	0	0	10	16	0.00	1.000								

Batter	1	2	3	4	5	6	7	8	9	AB	R	H	RBI	BB	SO	LOB	BOTTOM								
Eric Young Sr., R OBP: 0.328, SLG: 0.391 (1, 4)										4	0	0	0	1	1	3	Houston Astros @ Chicago Cubs Wrigley Field, Chicago, IL Thu Sep 27 2001, 7:05 PM CDT Att: 38,154 - Sunny - 57 F								
Ricky Gutierrez, R OBP: 0.348, SLG: 0.407 (1, 6)										5	0	0	0	0	2										
Sammy Sosa, R OBP: 0.436, SLG: 0.726 (1, 9)										5	3	4	1	0	0	1									
Fred McGriff, L OBP: 0.388, SLG: 0.541 (1, 3)										4	1	2	2	1	0	2									
Rondell White, R OBP: 0.371, SLG: 0.524 Chad Meyers, R OBP: 0.385, SLG: 0.200 Bill Mueller, S OBP: 0.390, SLG: 0.441 (8, PR)										3	0	1	1	1	0	1									
Michael Tucker, L OBP: 0.323, SLG: 0.417 (1, 8)										4	0	1	0	0	0	2									
Todd Hundley, S OBP: 0.271, SLG: 0.362 Todd Van Poppel, R OBP: 0.286, SLG: 0.286 Delino DeShields, L OBP: 0.335, SLG: 0.339 Robert Machado, R OBP: 0.261, SLG: 0.331 (8, PH)										3	0	0	0	0	0	0									
Augie Ojeda, S OBP: 0.254, SLG: 0.282 Roosevelt Brown, L OBP: 0.297, SLG: 0.426 (8, PH)										2	0	0	0	1	0	0									
Kevin Tapani, R OBP: 0.255, SLG: 0.240 Joe Girardi, R OBP: 0.308, SLG: 0.335 Matt Stairs, L OBP: 0.358, SLG: 0.461 Kyle Farnsworth, R (9, 1)										2	0	0	0	0	1	1									
Inning Stats	R: 1 E: 0 K: 0 S: 9	H: 2 LOB: 1 BB: 0 P: 15	R: 0 E: 0 K: 0 S: 10	H: 0 LOB: 1 BB: 1 P: 15	R: 1 E: 0 K: 0 S: 14	H: 1 LOB: 2 BB: 2 P: 24	R: 0 E: 0 K: 1 S: 9	H: 0 LOB: 0 BB: 0 P: 11	R: 0 E: 0 K: 0 S: 7	H: 0 LOB: 1 BB: 0 P: 8	R: 0 E: 0 K: 0 S: 7	H: 0 LOB: 1 BB: 1 P: 15	R: 3 E: 0 K: 1 S: 12	H: 3 LOB: 2 BB: 2 P: 28	R: 0 E: 0 K: 0 S: 6	H: 1 LOB: 0 BB: 0 P: 10		1B: 5 2B: 1 3B: 0 HR: 2	SF: 0 SAC: 1 DP: 1 HBP: 0	WP: 0 PB: 0 SB: 0 CS: 0	PA: 40				
PITCHER	IP	WLS	BF	H	R	ER	SO	BB	IBB	HBP	BLK	WP	HR	S	P	ERA	WHIP								
Shane Reynolds, R ERA: 4.48 (1, 1)	6.1	W	27	4	2	2	1	4	0	0	0	0	1	9	20	40.50	4.500								
Michael Jackson, R ERA: 4.69 (7, 1)	0.2		5	2	3	3	0	1	0	0	0	0	0	4	11	0.00	3.000								
Mike Williams, R ERA: 3.26 (8, 1)	0.2	H	4	1	0	0	0	1	0	0	0	0	0	4	6	0.00	0.000								
Octavio Dotel, R ERA: 2.39 (8, 1)	0.1	H	1	0	0	0	1	0	0	0	0	0	0	4	10	0.00	0.000								
Billy Wagner, L ERA: 2.72 (9, 1)	1.0	S	3	1	0	0	0	0	0	0	0	0	0	6	10	0.00	1.000								

AB	32
R	6
H	7
RBI	6
BB	5
SO	8
LOB	12



WP	0
PB	0
SB	0
CS	0

Batter	1	2	3	4	5	6	7	8	9	AB	R	H	RBI	BB	SO	LOB	TOP					
Craig Biggio, R OBP: 0.372, SLG: 0.447 (1, 4)	G6-3		G4-3			FC6-4 1B		F9		4	0	1	0	0	0	1						
Julio Lugo, R OBP: 0.326, SLG: 0.379 (1, 6) (7, 9)	F8		K			FC6-4 1-2		K		4	0	0	0	0	2	2						
5 Jeff Bagwell, R OBP: 0.395, SLG: 0.567 (1, 3)	F9		K			K		L9		4	0	0	0	0	2	2						
17 Lance Berkman, S OBP: 0.434, SLG: 0.629 (1, 7)		2B		L4		K		G6-3		4	1	1	0	0	1	1						
Richard Hidalgo, R OBP: 0.352, SLG: 0.452 (1, 8)		L9 2H	2B	G3-6-1 1B			F8	K		4	0	2	1	0	1	0						
Orlando Merced, S OBP: 0.336, SLG: 0.443 (1, 9) Ricky Stone, R (7, 1) Chris Truby, R OBP: 0.282, SLG: 0.451 (9, PH)			BB	G3-6-1 1-2			K		HR	2	0	0	0	1	1	1						
Vinny Castilla, R OBP: 0.313, SLG: 0.484 (1, 5)	L8				F8		FC5-4 1B	F8		4	0	1	0	0	0	2						
Brad Ausmus, R OBP: 0.282, SLG: 0.343 (1, 2)	L9				L8		FC5-4 1-2			3	0	0	0	0	0	3						
44 Roy Oswalt, R OBP: 0.208, SLG: 0.213 (1, 1) Tim Redding, R OBP: 0.214, SLG: 0.214 (4, 1) Jose Vizcaino, S OBP: 0.318, SLG: 0.339 (7, 6)	K				K			BB		1	0	0	0	0	1	2						
Inning Stats	R: 0 E: 0 K: 0 S: 5	H: 0 LOB: 0 BB: 0 P: 8	R: 1 E: 0 K: 1 S: 11	H: 2 LOB: 2 BB: 1 P: 16	R: 0 E: 0 K: 2 S: 10	H: 0 LOB: 0 BB: 0 P: 12	R: 0 E: 0 K: 0 S: 8	H: 1 LOB: 0 BB: 0 P: 10	R: 0 E: 0 K: 1 S: 5	H: 0 LOB: 0 BB: 0 P: 5	R: 0 E: 0 K: 2 S: 14	H: 1 LOB: 1 BB: 0 P: 20	R: 0 E: 0 K: 1 S: 11	H: 1 LOB: 1 BB: 0 P: 16	R: 0 E: 0 K: 1 S: 12	H: 0 LOB: 1 BB: 1 P: 21	R: 1 E: 0 K: 1 S: 10	H: 1 LOB: 0 BB: 0 P: 16	1B: 3 2B: 2 3B: 0 HR: 1	SF: 0 SAC: 0 DP: 1 HBP: 0	WP: 0 PB: 0 SB: 0 CS: 0	PA: 34
PITCHER	IP	WLS	BF	H	R	ER	SO	BB	IBB	HBP	BLK	WP	HR	S	P	ERA	WHIP					
Jon Lieber, R ERA: 3.7 (1, 1)	7.0	W	26	5	1	1	7	1	0	0	0	0	0	64	87	1.29	0.857					
Kyle Farnsworth, R ERA: 2.71 (8, 1)	1.0		4	0	0	0	1	1	0	0	0	0	0	12	21	0.00	1.000					
Jeff Fassero, L ERA: 3.57 (9, 1)	1.0		4	1	1	1	1	0	0	0	0	0	1	10	16	9.00	1.000					

Houston Astros @ Chicago Cubs
Wrigley Field, Chicago, IL
Fri Sep 28 2001, 2:20 PM CDT
Att: 36,573 - Overcast - 55 F

AB	32
R	2
H	6
RBI	2
BB	2
SO	9
LOB	14



Batter	1	2	3	4	5	6	7	8	9	AB	R	H	RBI	BB	SO	LOB	BOTTOM					
Eric Young Sr., R OBP: 0.327, SLG: 0.388 (1, 4)	L8	G6-4-3		G4-6-3 HBP		K		G4-3		4	0	0	0	0	1	3						
Michael Tucker, L OBP: 0.323, SLG: 0.415 (1, 8) (7, 7)	1B FC6-4		G6-3	G4-6-3		L6				4	1	1	0	0	0	2						
Sammy Sosa, R OBP: 0.438, SLG: 0.728 (1, 9)	FC6-4 2B	1B	1B	2B	K	G4-3 BB	1B			4	3	3	0	0	1	0						
Fred McGriff, L OBP: 0.389, SLG: 0.540 (1, 3)	FC6-4 1B		G5-3		F7		E BB			3	0	1	0	1	0	1						
Matt Stairs, L OBP: 0.358, SLG: 0.459 (1, 7) Corey Patterson, L OBP: 0.250, SLG: 0.345 (7, 8)	FC6-4 2B		1B	1B	K		G4-3			3	1	1	2	0	1	2						
Ricky Gutierrez, R OBP: 0.351, SLG: 0.412 (1, 6) Augie Ojeda, S OBP: 0.257, SLG: 0.280 (4, 6)			1B	1B		1B S		G4-3		2	0	2	1	0	0	0						
Bill Mueller, S OBP: 0.392, SLG: 0.442 (1, 5)	G4-3		1B			1B BB				4	0	2	1	0	0	2						
Joe Girardi, R OBP: 0.316, SLG: 0.342 (1, 2)			G6-4-3 1B		L8					4	0	3	1	0	0	0						
Jon Lieber, L OBP: 0.187, SLG: 0.192 (1, 1) Kyle Farnsworth, R (8, 1) Roosevelt Brown, L OBP: 0.293, SLG: 0.420 (6, PH) Jeff Fassero, L (9, 1)			K			FC3-5-4		F8		3	0	1	0	0	1	3						
Inning Stats	R: 2 E: 0 K: 0 S: 17	H: 4 LOB: 2 BB: 0 P: 27	R: 0 E: 0 K: 1 S: 7	H: 1 LOB: 0 BB: 0 P: 9	R: 2 E: 0 K: 0 S: 14	H: 4 LOB: 1 BB: 0 P: 21	R: 0 E: 0 K: 0 S: 4	H: 1 LOB: 1 BB: 0 P: 7	R: 0 E: 0 K: 2 S: 8	H: 0 LOB: 0 BB: 0 P: 14	R: 1 E: 0 K: 1 S: 11	H: 2 LOB: 1 BB: 1 P: 19	R: 1 E: 1 K: 0 S: 12	H: 1 LOB: 1 BB: 1 P: 24	R: 0 E: 0 K: 0 S: 8	H: 1 LOB: 1 BB: 0 P: 14	R: 0 E: 0 K: 1 S: 10	H: 1 LOB: 0 BB: 0 P: 16	1B: 12 2B: 2 3B: 0 HR: 0	SF: 0 SAC: 0 DP: 3 HBP: 1	WP: 0 PB: 0 SB: 1 CS: 0	PA: 37
PITCHER	IP	WLS	BF	H	R	ER	SO	BB	IBB	HBP	BLK	WP	HR	S	P	ERA	WHIP					
44 Roy Oswalt, R ERA: 2.73 (1, 1)	3.0	L	16	9	4	4	4	0	0	0	0	0	0	23	40	3.00	1.333					
Tim Redding, R ERA: 5.57 (4, 1)	3.0		12	3	1	1	3	1	0	1	0	0	0	20	38	0.00	1.500					
Ricky Stone, R ERA: (7, 1)	2.0		9	2	1	0	0	1	0	0	0	0	0	20	38	0.00	1.500					

Houston Astros @ Chicago Cubs
Wrigley Field, Chicago, IL
Fri Sep 28 2001, 2:20 PM CDT
Att: 36,573 - Overcast - 55 F

AB	34
R	6
H	14
RBI	5
BB	2
SO	4
LOB	16




Batter	1	2	3	4	5	6	7	8	9	AB	R	H	RBI	BB	SO	LOB	TOP										
Craig Biggio, R (1, 4) OBP: 0.373, SLG: 0.445	G5-3		E6 1B BB		G5-3 WP 1B HBP		WP BB		K	2	1	0	0	2	1	0											
Julio Lugo, R (1, 6) Scott Linebrink, R Dante Ward, L Ricky Stone, R Ron Villone, L Chris Truby, R	G3		E6 1B		WP 1B		K		K	3	0	1	1	0	0	1											
5 Jeff Bagwell, R (1, 3) OBP: 0.395, SLG: 0.566	K				G5-3					3	0	1	1	1	1	1											
17 Lance Berkman, S (1, 7) OBP: 0.431, SLG: 0.624		F3	G3		F2					4	0	0	0	0	1	6											
Richard Hidalgo, R (1, 8) OBP: 0.353, SLG: 0.453				P4			K			3	0	1	0	1	1	0											
Orlando Merced, S (1, 9) OBP: 0.333, SLG: 0.433				F8			S BB		F8	3	0	0	0	1	1	2											
Vinny Castilla, R (1, 5) OBP: 0.311, SLG: 0.480				F9			P6		L8	4	0	0	0	0	1	3											
Brad Ausmus, R (1, 2) OBP: 0.282, SLG: 0.344				L7			G4-3 1B 2B		P4	4	1	1	0	0	0	2											
Dave Micki, R (1, 1) OBP: 0.077, SLG: 0.077 Jose Vizcaino, S (5, PH) OBP: 0.314, SLG: 0.335				K			G4-3		G6-3	1	0	0	0	0	1	0											
Inning Stats	R: 0 E: 0 K: 1 S: 12	H: 0 LOB: 0 BB: 0 P: 20	R: 0 E: 0 K: 1 S: 7	H: 0 LOB: 1 BB: 1 P: 14	R: 0 E: 1 K: 1 S: 11	H: 1 LOB: 3 BB: 1 P: 20	R: 0 E: 0 K: 1 S: 7	H: 0 LOB: 0 BB: 0 P: 13	R: 2 E: 0 K: 0 S: 15	H: 2 LOB: 1 BB: 0 P: 29	R: 0 E: 0 K: 1 S: 12	H: 0 LOB: 1 BB: 1 P: 20	R: 0 E: 0 K: 3 S: 17	H: 0 LOB: 2 BB: 2 P: 29	R: 0 E: 0 K: 0 S: 9	H: 1 LOB: 1 BB: 0 P: 19	R: 0 E: 0 K: 2 S: 15	H: 0 LOB: 0 BB: 0 P: 23	1B: 2 2B: 2 3B: 0 HR: 0	SF: 0 SAC: 0 DP: 0 HBP: 1	WP: 2 PB: 0 SB: 1 CS: 0	PA: 38					
PITCHER	IP	WLS	BF	H	R	ER	SO	BB	IBB	HBP	BLK	WP	HR	S	P	ERA	WHIP										
34 Kerry Wood, R (1, 1) ERA: 3.48	6.0	W	26	3	2	2	5	3	0	1	0	1	0	64	116	3.00	1.000										
Todd Van Poppel, R (7, 1) ERA: 2.54	0.1		2	0	0	0	1	1	0	0	0	0	0	10	15	0.00	3.000										
Ron Mahay, L (7, 1) ERA: 2.2	0.2		3	0	0	0	2	1	0	0	0	1	0	7	14	0.00	1.500										
David Weathers, R (8, 1) ERA: 2.46	1.0		4	1	0	0	0	0	0	0	0	0	0	9	19	0.00	1.000										
Jeff Fassero, L (9, 1) ERA: 3.52	1.0		3	0	0	0	2	0	0	0	0	0	0	15	23	0.00	0.000										

Houston Astros @ Chicago Cubs
Wrigley Field, Chicago, IL
Sat Sep 29 2001, 12:25 PM CDT
Att: 37,641 - Sunny - 63 F

livebaseballscorecards.com

AB 32
R 2
H 4
RBI 2
BB 5
SO 10
LOB 17




Batter	1	2	3	4	5	6	7	8	9	AB	R	H	RBI	BB	SO	LOB	BOTTOM										
Delino DeShields, L (1, 4) OBP: 0.337, SLG: 0.337	SH3-4 HR BB								F8	2	1	0	0	2	1	2											
Ricky Gutierrez, R (1, 6) OBP: 0.351, SLG: 0.412	SH3-4				SF8				K	2	0	1	2	0	1	1											
Sammy Sosa, R (1, 9) OBP: 0.435, SLG: 0.723	P6				G3				K	4	0	0	0	0	1	4											
Fred McGriff, L (1, 3) OBP: 0.388, SLG: 0.544				F8					G4-3	4	1	1	2	0	1	0											
Rondell White, R (1, 7) OBP: 0.372, SLG: 0.532 Corey Patterson, L (8, 8) OBP: 0.250, SLG: 0.345				K					G5-3	3	1	1	1	0	1	0											
Todd Hundley, S (1, 2) OBP: 0.271, SLG: 0.373 Jeff Fassero, L (9, 1)									K	4	1	1	1	0	3	1											
Michael Tucker, L (1, 8) OBP: 0.324, SLG: 0.416									K	0	0	0	0	0	0	0											
Augie Ojeda, S (1, 5) OBP: 0.270, SLG: 0.284									F7	4	1	2	0	0	1	1											
34 Kerry Wood, R (1, 1) Chad Meyers, R Todd Van Poppel, R Ron Mahay, L David Weathers, R Matt Stairs, L Joe Girardi, R									F5	2	1	1	0	2	0	0											
34 Kerry Wood, R (1, 1) Chad Meyers, R Todd Van Poppel, R Ron Mahay, L David Weathers, R Matt Stairs, L Joe Girardi, R									G6-3	0	0	0	0	0	0	0											
Inning Stats	R: 4 E: 0 K: 1 S: 10	H: 3 LOB: 1 BB: 1 P: 18	R: 1 E: 0 K: 1 S: 12	H: 1 LOB: 1 BB: 1 P: 20	R: 0 E: 0 K: 2 S: 7	H: 0 LOB: 0 BB: 0 P: 11	R: 1 E: 0 K: 0 S: 7	H: 1 LOB: 2 BB: 2 P: 16	R: 0 E: 0 K: 2 S: 11	H: 0 LOB: 1 BB: 1 P: 20	R: 0 E: 0 K: 1 S: 8	H: 0 LOB: 0 BB: 0 P: 12	R: 0 E: 0 K: 1 S: 8	H: 0 LOB: 0 BB: 0 P: 14	R: 0 E: 0 K: 1 S: 9	H: 2 LOB: 1 BB: 0 P: 16	1B: 4 2B: 0 3B: 0 HR: 3	SF: 1 SAC: 3 DP: 1 HBP: 2	WP: 0 PB: 0 SB: 1 CS: 0	PA: 36							
PITCHER	IP	WLS	BF	H	R	ER	SO	BB	IBB	HBP	BLK	WP	HR	S	P	ERA	WHIP										
Dave Micki, R (1, 1) ERA: 6.01	4.0	L	21	5	6	6	4	4	0	2	0	0	0	19	32	0.00	0.000										
Scott Linebrink, R (5, 1) ERA:	2.0		8	0	0	0	3	0	0	0	0	0	0	16	29	0.00	1.500										
Ricky Stone, R (7, 1) ERA:	1.1		6	2	0	0	2	0	0	0	0	0	0	1	1	0.00	0.000										
Ron Villone, L (8, 1) ERA: 5.82	0.2		1	0	0	0	0	0	0	0	0	0	0	1	1	0.00	0.000										

Houston Astros @ Chicago Cubs
Wrigley Field, Chicago, IL
Sat Sep 29 2001, 12:25 PM CDT
Att: 37,641 - Sunny - 63 F

livebaseballscorecards.com

AB 26
R 6
H 7
RBI 6
BB 4
SO 9
LOB 11



Batter	1	2	3	4	5	6	7	8	9	AB	R	H	RBI	BB	SO	LOB	TOP							
Craig Biggio, R OBP: 0.374, SLG: 0.444										4	2	1	0	1	1	1	Houston Astros @ Chicago Cubs Wrigley Field, Chicago, IL Sun Sep 30 2001, 1:20 PM CDT Att: 38,438 - Sunny - 68 F							
Jose Vizcaino, S OBP: 0.325, SLG: 0.347										3	0	3	1	1	0	0								
5 Jeff Bagwell, R OBP: 0.395, SLG: 0.564										2	0	0	1	2	1	3								
17 Lance Berkman, S OBP: 0.428, SLG: 0.618										5	0	0	1	0	2	7								
Richard Hidalgo, R OBP: 0.356, SLG: 0.452										3	0	1	0	1	0	1								
Vinny Castilla, R OBP: 0.312, SLG: 0.482										5	2	2	0	0	0	6								
Daryle Ward, L OBP: 0.330, SLG: 0.471										4	1	2	1	0	1	1								
Glen Barker, S OBP: 0.233, SLG: 0.083										0	1	0	0	0	0	0								
Julio Lugo, R OBP: 0.328, SLG: 0.378										1	0	0	0	0	0	0								
Brad Ausmus, R OBP: 0.281, SLG: 0.341										4	0	0	0	1	1	3								
Wade Miller, R OBP: 0.197, SLG: 0.200										3	0	0	0	0	1	3								
Inning Stats	R: 0 E: 0 K: 2 S: 11	H: 1 LOB: 3 BB: 2 P: 24	R: 0 E: 0 K: 0 S: 6	H: 0 LOB: 0 BB: 0 P: 8	R: 1 E: 1 K: 0 S: 10	H: 0 LOB: 1 BB: 1 P: 19	R: 2 E: 0 K: 1 S: 12	H: 4 LOB: 3 BB: 1 P: 22	R: 0 E: 0 K: 1 S: 7	H: 1 LOB: 2 BB: 1 P: 16	R: 1 E: 0 K: 0 S: 7	H: 0 LOB: 0 BB: 1 P: 17	R: 2 E: 0 K: 1 S: 13	H: 3 LOB: 1 BB: 0 P: 19	R: 0 E: 0 K: 2 S: 11	H: 1 LOB: 2 BB: 0 P: 20	R: 0 E: 0 K: 1 S: 8	H: 0 LOB: 0 BB: 0 P: 14	1B: 8 2B: 2 3B: 0 HR: 0	SF: 1 SAC: 1 DP: 0 HBP: 1	WP: 1 PB: 0 SB: 3 CS: 0	PA: 45		
PITCHER	IP	WLS	BF	H	R	ER	SO	BB	IBB	HBP	BLK	WP	HR	S	P	ERA	WHIP					ERA	WHIP	
Jason Bere, R ERA: 4.4	(1, 1)	5.1	29	6	4	3	4	5	1	0	0	0	0	0	49	99	5.06	2.062					0.00	0.000
Julian Tavarez, R ERA: 4.82	(6, 1)	1.2	8	3	2	2	1	0	0	0	0	0	0	0	17	26	10.80	1.800						
Todd Van Poppel, R ERA: 2.63	(8, 1)	0.1	2	1	0	0	1	0	0	0	0	0	0	5	9	0.00	3.000							
Ron Mahay, L ERA: 2.16	(8, 1)	0.1	1	0	0	0	1	0	0	0	0	0	0	3	4	0.00	0.000							
Scott Chiasson, R ERA: 3.89	(8, 1)	0.1	W	2	0	0	0	0	0	1	0	1	0	3	7	0.00	0.000							
Eric Young Sr., R OBP: 0.331, SLG: 0.391										3	1	2	0	2	0	1	Houston Astros @ Chicago Cubs Wrigley Field, Chicago, IL Sun Sep 30 2001, 1:20 PM CDT Att: 38,438 - Sunny - 68 F							
Ricky Gutierrez, R OBP: 0.350, SLG: 0.410										2	1	0	1	1	1	3								
Sammy Sosa, R OBP: 0.432, SLG: 0.718										4	1	0	1	0	2	4								
Fred McGriff, L OBP: 0.387, SLG: 0.542										2	0	0	1	1	1	1								
Rondell White, R OBP: 0.377, SLG: 0.543										3	1	2	3	1	0	0								
Michael Tucker, L OBP: 0.324, SLG: 0.416										0	0	0	0	0	0	0								
Todd Hundley, S OBP: 0.272, SLG: 0.373										3	0	1	0	0	1	0								
Chad Meyers, R OBP: 0.429, SLG: 0.200										0	0	0	0	0	0	0								
Joe Girardi, R OBP: 0.313, SLG: 0.339										1	0	0	0	0	1	2								
Corey Patterson, L OBP: 0.242, SLG: 0.333										4	0	0	0	0	2	2								
Augie Ojeda, S OBP: 0.273, SLG: 0.281										1	0	0	0	1	0	0								
Delino DeShields, L OBP: 0.340, SLG: 0.337										0	2	0	0	2	0	0								
Inning Stats	R: 3 E: 1 K: 1 S: 12	H: 2 LOB: 0 BB: 0 P: 19	R: 0 E: 0 K: 2 S: 9	H: 0 LOB: 0 BB: 0 P: 13	R: 0 E: 0 K: 1 S: 7	H: 1 LOB: 1 BB: 0 P: 12	R: 0 E: 0 K: 1 S: 6	H: 0 LOB: 0 BB: 0 P: 11	R: 0 E: 0 K: 0 S: 10	H: 0 LOB: 1 BB: 2 P: 19	R: 0 E: 0 K: 3 S: 17	H: 1 LOB: 2 BB: 1 P: 28	R: 3 E: 0 K: 1 S: 14	H: 2 LOB: 3 BB: 3 P: 32	R: 1 E: 0 K: 0 S: 11	H: 0 LOB: 3 BB: 3 P: 25	1B: 3 2B: 2 3B: 0 HR: 1	SF: 3 SAC: 2 DP: 1 HBP: 0	WP: 1 PB: 0 SB: 1 CS: 0	PA: 39				
PITCHER	IP	WLS	BF	H	R	ER	SO	BB	IBB	HBP	BLK	WP	HR	S	P	ERA	WHIP					ERA	WHIP	
Wade Miller, R ERA: 3.45	(1, 1)	6.0	25	4	3	0	8	3	0	0	0	0	0	6	102	0.00	1.167							
Octavio Dotel, R ERA: 2.65	(7, 1)	0.1	4	1	3	3	0	2	0	0	0	0	0	6	16	81.00	9.000							
Michael Jackson, R ERA: 4.64	(7, 1)	0.2	B	4	1	0	0	1	1	0	0	1	0	8	16	0.00	1.500							
Ron Villone, L ERA: 5.88	(8, 1)	0.1	L	2	0	1	1	1	0	0	0	0	0	5	11	27.00	3.000							
Mike Williams, R ERA: 3.23	(8, 1)	0.2	4	0	0	0	0	2	0	0	0	0	0	6	14	0.00	3.000							

Batter	1	2	3	4	5	6	7	8	9	AB	R	H	RBI	BB	SO	LOB	TOP										
Calvin Murray, R OBP: 0.321, SLG: 0.360	G6-3		G6-3						K	5	0	2	1	0	1	0											
Rich Aurilia, R OBP: 0.373, SLG: 0.578	G5-3 HBP 1B			G5-3 2B	B2-3				K	5	1	2	0	0	2	3											
Barry Bonds, L OBP: 0.508, SLG: 0.845				G4-3 G5-3 BB					G3-1	2	1	1	0	2	0	0											
Jeff Kent, R OBP: 0.368, SLG: 0.506	G5-3 2-3f			G5-3						4	0	1	1	0	0	7											
John Vander Wal, L OBP: 0.359, SLG: 0.443				G4-3					G6-3	4	0	0	1	0	2	2											
Felix Rodriguez, R				G3					K	0	0	0	0	0	0	0											
Robb Nen, R									K	0	0	0	0	0	0	0											
J.T. Snow, L OBP: 0.371, SLG: 0.379									K	4	0	0	0	0	3	2											
Ramon Martinez, R OBP: 0.323, SLG: 0.354										4	2	2	1	0	0	1											
Benito Santiago, R OBP: 0.300, SLG: 0.367				G5-3						4	0	2	0	0	1	1											
Kirk Rueter, L OBP: 0.242, SLG: 0.179										1	0	0	0	0	1	0											
Tim Worrell, R										0	0	0	0	0	0	0											
Marvin Benard, L OBP: 0.312, SLG: 0.420										1	0	0	0	0	1	1											
Inning Stats	R: 0 E: 0 K: 0 S: 8	H: 1 LOB: 1 BB: 0 P: 12	R: 0 E: 0 K: 2 S: 10	H: 0 LOB: 0 BB: 0 P: 15	R: 0 E: 0 K: 1 S: 8	H: 0 LOB: 0 BB: 0 P: 12	R: 1 E: 0 K: 0 S: 6	H: 1 LOB: 1 BB: 1 P: 11	R: 1 E: 0 K: 2 S: 11	H: 2 LOB: 1 BB: 0 P: 16	R: 0 E: 0 K: 1 S: 12	H: 2 LOB: 3 BB: 1 P: 18	R: 1 E: 0 K: 2 S: 17	H: 2 LOB: 1 BB: 0 P: 22	R: 0 E: 0 K: 2 S: 8	H: 0 LOB: 0 BB: 0 P: 11	1B: 7 2B: 2 3B: 0 HR: 1	SF: 0 SAC: 2 DP: 1 HBP: 1	WP: 0 PB: 0 SB: 0 CS: 0	PA: 39							
PITCHER	IP	WLS	BF	H	R	ER	SO	BB	IBB	HBP	BLK	WP	HR	S	P	ERA	WHIP										
Shane Reynolds, R ERA: 4.47	6.2	L	30	8	3	3	7	1	1	1	0	0	0	64	96	4.05	1.350										
Nelson Cruz, R ERA: 4.0	0.1		1	0	0	0	0	0	0	0	0	0	0	2	3	0.00	0.000										
Octavio Dotel, R ERA: 2.71	1.0		5	2	1	1	2	0	0	0	0	0	0	1	17	2.00	2.000										
Billy Wagner, L ERA: 2.67	1.0		3	0	0	0	2	0	0	0	0	0	0	8	11	0.00	0.000										

San Francisco Giants @ Houston Astros
Enron Field, Houston, TX
Tue Oct 02 2001, 8:05 PM EDT
Att: 43,548 - Sunny - 79 F

AB	34
R	4
H	10
RBI	4
BB	2
SO	11
LOB	17



Batter	1	2	3	4	5	6	7	8	9	AB	R	H	RBI	BB	SO	LOB	BOTTOM										
Craig Biggio, R OBP: 0.374, SLG: 0.446	K									4	0	2	1	0	1	0											
Jose Vizcaino, S OBP: 0.323, SLG: 0.345										4	0	1	0	0	0	2											
Billy Wagner, L										0	0	0	0	0	0	0											
5 Jeff Bagwell, R OBP: 0.393, SLG: 0.560	G1-4-3 1-2f									4	0	0	0	0	0	1											
17 Lance Berkman, S OBP: 0.430, SLG: 0.623										4	0	3	0	0	0	0											
Moises Alou, R OBP: 0.396, SLG: 0.560										4	0	1	0	0	0	3											
Vinny Castilla, R OBP: 0.309, SLG: 0.478										4	0	0	0	0	0	4											
Richard Hidalgo, R OBP: 0.355, SLG: 0.451										2	0	0	0	1	1	1											
Tony Eusebio, R OBP: 0.335, SLG: 0.400										3	1	1	0	0	0	1											
Shane Reynolds, R OBP: 0.088, SLG: 0.140										1	0	0	0	0	1	0											
Nelson Cruz, R OBP: 0.167, SLG: 0.167										0	0	0	0	0	0	0											
Octavio Dotel, R OBP: 0.091, SLG: 0.091										0	0	0	0	0	0	0											
Orlando Merced, S OBP: 0.329, SLG: 0.426										1	0	0	0	0	0	0											
Julio Lugo, R OBP: 0.326, SLG: 0.378										0	0	0	0	0	0	0											
Inning Stats	R: 0 E: 0 K: 1 S: 11	H: 1 LOB: 0 BB: 0 P: 15	R: 0 E: 0 K: 0 S: 4	H: 1 LOB: 0 BB: 0 P: 7	R: 1 E: 0 K: 0 S: 11	H: 2 LOB: 1 BB: 0 P: 20	R: 0 E: 0 K: 0 S: 9	H: 1 LOB: 1 BB: 0 P: 19	R: 0 E: 0 K: 1 S: 7	H: 0 LOB: 0 BB: 1 P: 13	R: 0 E: 0 K: 0 S: 6	H: 0 LOB: 0 BB: 0 P: 11	R: 0 E: 0 K: 1 S: 9	H: 1 LOB: 1 BB: 0 P: 16	R: 0 E: 0 K: 0 S: 9	H: 1 LOB: 1 BB: 0 P: 15	R: 0 E: 0 K: 0 S: 6	H: 1 LOB: 1 BB: 0 P: 7	1B: 5 2B: 3 3B: 0 HR: 0	SF: 0 SAC: 1 DP: 2 HBP: 0	WP: 0 PB: 0 SB: 0 CS: 1	PA: 33					
PITCHER	IP	WLS	BF	H	R	ER	SO	BB	IBB	HBP	BLK	WP	HR	S	P	ERA	WHIP										
Kirk Rueter, L ERA: 4.52	6.1	W	23	6	1	1	2	1	0	0	0	0	0	51	91	1.42	1.105										
Tim Worrell, R ERA: 3.4	0.2	H	2	0	0	0	1	0	0	0	0	0	0	6	10	0.00	0.000										
Felix Rodriguez, R ERA: 1.64	1.0	H	4	1	0	0	0	0	0	0	0	0	0	9	15	0.00	1.000										
Robb Nen, R ERA: 3.08	1.0	S	4	1	0	0	0	0	0	0	0	0	0	6	7	0.00	1.000										

San Francisco Giants @ Houston Astros
Enron Field, Houston, TX
Tue Oct 02 2001, 8:05 PM EDT
Att: 43,548 - Sunny - 79 F

AB	31
R	1
H	8
RBI	1
BB	1
SO	3
LOB	12



Batter	1	2	3	4	5	6	7	8	9	AB	R	H	RBI	BB	SO	LOB	TOP					
Marvin Benard, L (1, 8) <small>OBP: 0.317, SLG: 0.434</small>										4	2	2	3	0	1	0	San Francisco Giants @ Houston Astros Enron Field, Houston, TX Thu Oct 04 2001, 7:05 PM EDT Att: 43,734 - Dome - 72 F					
Rich Aurilia, R (1, 6) <small>OBP: 0.371, SLG: 0.575</small>										5	1	2	1	0	0	0						
Barry Bonds, L (1, 7) <small>OBP: 0.512, SLG: 0.848</small> LeJon Powell, R (9, 7) <small>OBP: 0.333, SLG: 0.333</small>										2	2	1	1	3	0	0						
Jeff Kent, R (1, 4) <small>OBP: 0.369, SLG: 0.511</small>										5	2	1	3	0	0	4						
Andres Galarraga, R (1, 3) <small>OBP: 0.325, SLG: 0.461</small>										3	0	2	0	1	1	0						
Shawn Dunston, R (1, 9) <small>OBP: 0.298, SLG: 0.516</small> Brian Boehringer, S (7, 1)										4	0	1	2	0	1	2						
Benito Santiago, R (1, 2) <small>OBP: 0.298, SLG: 0.372</small> Edwards Guzman, L (9, 2) <small>OBP: 0.284, SLG: 0.391</small>										5	0	0	0	0	0	4						
Ramon Martinez, R (1, 5) <small>OBP: 0.323, SLG: 0.353</small> Pedro Feliz, R (6, PH) <small>OBP: 0.297, SLG: 0.378</small>										1	1	0	0	0	1	0						
Russ Ortiz, R (1, 1) <small>OBP: 0.247, SLG: 0.284</small> Calvin Murray, R (7, 8) <small>OBP: 0.319, SLG: 0.357</small>										2	1	1	0	0	1	0						
Inning Stats	R: 2 E: 0 K: 2 S: 11	H: 1 LOB: 1 BB: 1 P: 19	R: 0 E: 0 K: 2 S: 9	H: 0 LOB: 0 BB: 0 P: 12	R: 0 E: 0 K: 0 S: 9	H: 0 LOB: 0 BB: 0 P: 14	R: 0 E: 0 K: 0 S: 7	H: 1 LOB: 1 BB: 0 P: 10	R: 4 E: 0 K: 0 S: 15	H: 3 LOB: 2 BB: 2 P: 29	R: 2 E: 0 K: 0 S: 12	H: 3 LOB: 1 BB: 1 P: 22	R: 0 E: 0 K: 1 S: 11	H: 0 LOB: 0 BB: 0 P: 14	R: 1 E: 0 K: 0 S: 14	H: 1 LOB: 0 BB: 0 P: 22		R: 1 E: 0 K: 1 S: 9	H: 2 LOB: 1 BB: 0 P: 15	1B: 4 2B: 4 3B: 0 HR: 3	SF: 1 SAC: 1 DP: 1 HBP: 2	WP: 0 PB: 0 SB: 0 CS: 0
PITCHER	IP WLS BF H R ER SO BB IBB HBP BLK WP HR S P ERA WHIP																					
Dave Mlicki, R (1, 1) <small>ERA: 6.17</small> Ron Villone, L (5, 1) <small>ERA: 5.81</small> Ricky Stone, R (5, 1) <small>ERA: 2.25</small> Scott Linebrink, R (7, 1) <small>ERA: 2.61</small> Wilfredo Rodriguez, L (9, 1) <small>ERA: 15.9</small>	4.1 L 21 4 6 6 4 2 0 0 0 0 1 42 67 12.46 1.385	0.1 3 1 0 0 0 1 0 0 0 0 0 7 15 0.00 6.000	1.1 7 3 2 2 0 0 1 0 0 0 0 1 14 24 13.50 2.250	2.0 7 1 1 1 1 0 0 0 0 0 0 0 25 36 4.50 0.500	1.0 5 2 1 1 1 1 0 0 0 0 0 1 9 15 9.00 2.000																	
Batter	1	2	3	4	5	6	7	8	9	AB	R	H	RBI	BB	SO	LOB	BOTTOM					
Craig Biggio, R (1, 4) <small>OBP: 0.377, SLG: 0.450</small>										3	0	2	0	2	0	1	San Francisco Giants @ Houston Astros Enron Field, Houston, TX Thu Oct 04 2001, 7:05 PM EDT Att: 43,734 - Dome - 72 F					
Julio Lugo, R (1, 6) <small>OBP: 0.334, SLG: 0.373</small> Scott Linebrink, R (7, 1) <small>ERA: 5.81</small> Richard Hidalgo, R (6, PH) <small>OBP: 0.355, SLG: 0.450</small> Wilfredo Rodriguez, L (9, 1)										3	0	0	0	0	0	4						
5 Jeff Bagwell, R (1, 3) <small>OBP: 0.397, SLG: 0.566</small>										4	1	2	1	1	2	2						
17 Lance Berkman, S (1, 8) <small>OBP: 0.428, SLG: 0.616</small>										4	0	0	0	1	1	5						
Moises Alou, R (1, 9) <small>OBP: 0.398, SLG: 0.561</small>										3	0	1	0	2	0	2						
Vinny Castilla, R (1, 5) <small>OBP: 0.306, SLG: 0.472</small>										4	0	0	1	0	1	5						
Daryle Ward, L (1, 7) <small>OBP: 0.323, SLG: 0.460</small>										4	0	0	0	0	1	2						
Brad Ausmus, R (1, 2) <small>OBP: 0.282, SLG: 0.341</small> Ricky Stone, R (5, 1) <small>ERA: 2.25</small> Jose Vizcaino, S (6, PH) <small>OBP: 0.320, SLG: 0.341</small>										2	0	0	0	0	1	1						
Dave Mlicki, R (1, 1) <small>OBP: 0.111, SLG: 0.111</small> Ron Villone, L (5, 1) <small>OBP: 0.050, SLG: 0.100</small> Tony Eusebio, R (5, 2) <small>OBP: 0.339, SLG: 0.403</small>										1	0	1	0	0	0	0						
Inning Stats	R: 0 E: 0 K: 1 S: 9	H: 1 LOB: 2 BB: 1 P: 19	R: 0 E: 0 K: 2 S: 9	H: 0 LOB: 0 BB: 0 P: 13	R: 0 E: 0 K: 1 S: 12	H: 2 LOB: 2 BB: 0 P: 21	R: 0 E: 0 K: 1 S: 11	H: 0 LOB: 1 BB: 1 P: 18	R: 1 E: 0 K: 0 S: 8	H: 2 LOB: 3 BB: 2 P: 19	R: 0 E: 0 K: 0 S: 8	H: 1 LOB: 1 BB: 1 P: 15	R: 1 E: 0 K: 0 S: 7	H: 2 LOB: 1 BB: 0 P: 7	R: 0 E: 0 K: 1 S: 10	H: 0 LOB: 1 BB: 1 P: 19		R: 0 E: 0 K: 1 S: 8	H: 0 LOB: 0 BB: 0 P: 12	1B: 6 2B: 2 3B: 0 HR: 0	SF: 0 SAC: 1 DP: 0 HBP: 0	WP: 1 PB: 0 SB: 0 CS: 0
PITCHER	IP WLS BF H R ER SO BB IBB HBP BLK WP HR S P ERA WHIP																					
Russ Ortiz, R (1, 1) <small>ERA: 3.29</small> Brian Boehringer, R (7, 1) <small>ERA: 3.65</small>	6.0 W 29 6 1 1 2 1 0 0 0 0 0 0 25 38 3.00 1.000																					

Batter	1	2	3	4	5	6	7	8	9	AB	R	H	RBI	BB	SO	LOB	TOP										
Craig Biggio, R OBP: 0.380, SLG: 0.450 (1, 4)	0-2 SH3-1 1B		1-1 P6		4-2 BB		4-2 BB		4-1 5 F9 17 SH1-4 2B BB	2	1	1	0	3	0	0	Houston Astros @ St. Louis Cardinals Busch Stadium, St. Louis, MO Fri Oct 05 2001, 7:10 PM CDT Att: 39,323 - Cloudy - 51 F										
Julio Lugo, R OBP: 0.324, SLG: 0.372 (1, 6)	0-0 SH3-1 1-2		3-2 1B		2-3 K		0-0 P1-6 2-3f		0-0 SH1-4 1-2	3	0	1	0	0	1	3											
5 Jeff Bagwell, R OBP: 0.396, SLG: 0.563 (1, 3)	3-3 K		0-0 F9		3-2 17 2B 1B		3-2 G4-3		0-0 F9 2-3	5	0	1	0	0	1	4											
17 Lance Berkman, S OBP: 0.429, SLG: 0.625 (1, 7)	1-3 K		2-3 K		1-0 2B		1-3 2B		2-0 HR 3-H 2B	5	1	3	2	0	2	2											
Moises Alou, R OBP: 0.398, SLG: 0.558 Glen Barker, S OBP: 0.233, SLG: 0.083 (9, PR) (9, 8)		0-0 L7		0-1 P5		1-3 K		4-1 1B BB	4-1 BB	3	0	0	0	2	1	2											
Richard Hidalgo, R OBP: 0.354, SLG: 0.450 (1, 8) (9, 9)		2-1 2B		1-2 F4		3-2 P6		1-0 F2	0-0 P4	5	0	1	0	0	0	5											
Vinny Castilla, R OBP: 0.308, SLG: 0.470 (1, 5)		4-2 BB		1-2 F9		4-0 IBB		0-0 F9		2	0	0	0	2	0	1											
Brad Ausmus, R OBP: 0.282, SLG: 0.340 (1, 2)		0-1 F8		0-0 F7		1-2 L4		0-0 1B		4	0	1	0	0	0	5											
Wade Miller, R OBP: 0.191, SLG: 0.197 (7, PH) Jose Vizcaino, S OBP: 0.327, SLG: 0.344 (7, 1) Mike Williams, R OBP: 0.250, SLG: 0.250 (8, PH) Tony Eusebio, R OBP: 0.250, SLG: 0.250 (8, 1) Michael Jackson, R OBP: 0.250, SLG: 0.250 (8, 1) Billy Wagner, L OBP: 0.250, SLG: 0.250 (9, 1)		2-2 F9		2-3 K		0-0 P1-6 BB 1B		0-2 G1-3		2	0	0	0	0	1	2											
Inning Stats	R: 0 E: 0 K: 2 S: 12	H: 1 LOB: 1 BB: 0 P: 16	R: 0 E: 0 K: 0 S: 11	H: 1 LOB: 2 BB: 1 P: 19	R: 0 E: 0 K: 1 S: 12	H: 1 LOB: 1 BB: 0 P: 18	R: 0 E: 0 K: 0 S: 8	H: 0 LOB: 0 BB: 0 P: 10	R: 0 E: 0 K: 2 S: 9	H: 2 LOB: 3 BB: 1 P: 29	R: 0 E: 0 K: 0 S: 9	H: 1 LOB: 1 BB: 1 P: 16	R: 1 E: 0 K: 0 S: 8	H: 2 LOB: 2 BB: 2 P: 15	R: 1 E: 0 K: 0 S: 7	H: 1 LOB: 2 BB: 2 P: 15		1B: 5 2B: 4 3B: 0 HR: 1	SF: 0 SAC: 2 DP: 1 HBP: 0	WP: 0 PA: 42 PB: 0 SB: 0 CS: 0							
PITCHER	IP	WLS	BF	H	R	ER	SO	BB	IBB	HBP	BLK	WP	HR	S	P	ERA	WHIP										
Woody Williams, R ERA: 4.05 Jeff Tabaka, L ERA: 7.36 Luther Hackman, R ERA: 4.41 Gene Stechschulte, R ERA: 3.62	7.0		30	6	0	0	6	3	1	0	0	0	0	77	125	0.00	1.286										

AB	33
R	2
H	9
RBI	2
BB	7
SO	6
LOB	26



Batter	1	2	3	4	5	6	7	8	9	AB	R	H	RBI	BB	SO	LOB	BOTTOM										
Fernando Vina, L OBP: 0.355, SLG: 0.413 (1, 4)	0-1 F9		1-0 G4-3		3-2 F8 1-2		1-0 FC3-2 1-2 3-H		2-2 G4-6-3 1B 1-2 2-3	5	0	1	0	0	0	3	Houston Astros @ St. Louis Cardinals Busch Stadium, St. Louis, MO Fri Oct 05 2001, 7:10 PM CDT Att: 39,323 - Cloudy - 51 F										
Placido Polanco, R OBP: 0.341, SLG: 0.382 (1, 5)	1-2 FC4-6 1B		4-1 BB		0-1 2-H 1B		0-2 L4		2-1 G4-6-3 1-2f	4	0	2	1	1	0	5											
J.D. Drew, L OBP: 0.418, SLG: 0.615 (1, 9)	1-0 FC4-6 1-2f		2-0 P5		0-3 K		2-3 K			4	0	0	0	0	2	3											
5 Albert Pujols, R OBP: 0.405, SLG: 0.616 (1, 7)	4-2 BB		2-3 K		3-2 G6-3		3-2 L3			3	0	0	0	1	1	1											
15 Jim Edmonds, L OBP: 0.407, SLG: 0.556 (1, 8)	0-1 G1-6-3				2-3 K		3-1 G1-3		4-2 BB	3	0	0	0	1	1	2											
Mark McWire, R OBP: 0.317, SLG: 0.493 Gene Stechschulte, R OBP: 0.750, SLG: 1.667 (9, 1)		2-3 K		3-3 K		2-3 K		1-3 K		4	0	0	0	0	4	1											
Edgar Renteria, R OBP: 0.318, SLG: 0.377 (1, 6)		2-1 F7		0-2 G1-3		4-1 G4-3 FC3-2 BB		4-1 1B SH3-4 BB	2	0	0	0	2	0	0	0											
Eli Marrero, R OBP: 0.315, SLG: 0.443 (1, 2)		4-2 BB		1-2 L7		0-2 G4-3		0-0 SH3-4	2	0	0	0	1	0	1	1											
Woody Williams, R OBP: 0.227, SLG: 0.256 (7, PH) Bobby Bonilla, S OBP: 0.311, SLG: 0.340 (7, PH) 23 Luis Salas, R OBP: 0.226, SLG: 0.400 (8, 1) Jeff Tabaka, R OBP: 0.250, SLG: 0.250 (8, 1) Luther Hackman, R OBP: 0.250, SLG: 0.250 (8, 1) Craig Paquette, R OBP: 0.250, SLG: 0.250 (8, 1) Kerry Robinson, R OBP: 0.250, SLG: 0.250 (9, PH)		0-3 K		1-2 WP 1B 1B		4-0 FC3-2 BB		3-0 1B HBP	2	1	1	0	0	1	1												
Inning Stats	R: 0 E: 1 K: 0 S: 12	H: 1 LOB: 2 BB: 1 P: 18	R: 0 E: 0 K: 2 S: 10	H: 0 LOB: 1 BB: 1 P: 18	R: 0 E: 0 K: 1 S: 8	H: 0 LOB: 0 BB: 1 P: 17	R: 0 E: 0 K: 2 S: 11	H: 0 LOB: 0 BB: 0 P: 16	R: 1 E: 0 K: 1 S: 16	H: 2 LOB: 1 BB: 0 P: 21	R: 0 E: 0 K: 1 S: 10	H: 0 LOB: 2 BB: 2 P: 17	R: 0 E: 0 K: 2 S: 12	H: 0 LOB: 1 BB: 1 P: 22	R: 0 E: 0 K: 0 S: 7	H: 1 LOB: 2 BB: 1 P: 18		1B: 4 2B: 0 3B: 0 HR: 0	SF: 0 SAC: 1 DP: 1 HBP: 1	WP: 1 PA: 38 PB: 0 SB: 1 CS: 0							
PITCHER	IP	WLS	BF	H	R	ER	SO	BB	IBB	HBP	BLK	WP	HR	S	P	ERA	WHIP										
Wade Miller, R ERA: 3.4 Mike Williams, R ERA: 3.57 Michael Jackson, R ERA: 4.74 Billy Wagner, L ERA: 2.63	6.0		24	3	1	1	7	3	0	0	0	0	0	8	17	0.00	2.000										

AB	29
R	1
H	4
RBI	1
BB	7
SO	9
LOB	17



Batter	1	2	3	4	5	6	7	8	9	AB	R	H	RBI	BB	SO	LOB	TOP									
Craig Biggio, R OBP: 0.382, SLG: 0.455 (1, 4)										5	1	1	1	0	1	1	Houston Astros @ St. Louis Cardinals Busch Stadium, St. Louis, MO Sun Oct 07 2001, 1:10 PM CDT Att: 47,518 - Sunny - 68 F									
Julio Lugo, R OBP: 0.326, SLG: 0.372 (1, 6)										5	2	3	1	0	0	1										
5 Jeff Bagwell, R OBP: 0.397, SLG: 0.568 (1, 3)										4	3	2	2	1	2	1										
17 Lance Berkman, S OBP: 0.430, SLG: 0.620 (1, 7)										3	1	1	1	1	1	0										
Moises Alou, R OBP: 0.396, SLG: 0.554 (9, PR)									5	0	1	2	0	0	2											
Glen Barker, S OBP: 0.233, SLG: 0.083 (9, PR)									0	0	0	0	0	0	0											
Vinny Castilla, R OBP: 0.308, SLG: 0.467 (1, 5)									5	0	1	0	0	0	4											
Richard Hidalgo, R OBP: 0.356, SLG: 0.455 (9, 9)									4	1	3	2	0	0	1											
Tony Eusebio, R OBP: 0.339, SLG: 0.403 (1, 2)									3	1	1	0	1	1	1											
Shane Reynolds, R OBP: 0.084, SLG: 0.135 (1, 1)									2	0	0	0	0	0	1											
Michael Jackson, R (8, 1)									0	0	0	0	0	0	0											
Chris Truby, R OBP: 0.276, SLG: 0.441 (9, PH)									1	0	0	0	0	1	0											
Billy Wagner, L (9, 1)									0	0	0	0	0	0	0											
Inning Stats	R: 0 E: 0 K: 2 S: 9	H: 0 LOB: 0 BB: 0 P: 10	R: 2 E: 0 K: 1 S: 9	H: 1 LOB: 0 BB: 1 P: 13	R: 0 E: 0 K: 1 S: 10	H: 1 LOB: 1 BB: 0 P: 12	R: 0 E: 0 K: 1 S: 7	H: 1 LOB: 1 BB: 0 P: 14	R: 0 E: 0 K: 0 S: 7	H: 1 LOB: 1 BB: 0 P: 11	R: 1 E: 0 K: 0 S: 10	H: 2 LOB: 0 BB: 0 P: 15	R: 4 E: 0 K: 0 S: 12	H: 4 LOB: 0 BB: 1 P: 23	R: 0 E: 0 K: 0 S: 11	H: 1 LOB: 1 BB: 0 P: 13	R: 2 E: 0 K: 1 S: 13	H: 2 LOB: 2 BB: 1 P: 23	1B: 8 2B: 3 3B: 0 HR: 2	SF: 0 SAC: 1 DP: 1 HBP: 1	WP: 0 PB: 1 SB: 0 CS: 1	PA: 42				
PITCHER	IP	WLS	BF	H	R	ER	SO	BB	IBB	HBP	BLK	WP	HR	S	P	ERA	WHIP									
Darryl Kile, R ERA: 3.05	(1, 1)	6.2	L	30	10	7	5	2	0	0	0	0	0	2	62	9.45	1.800									
Mike Matthews, L ERA: 3.24	(7, 1)	0.1		1	0	0	0	0	0	0	0	0	0	0	2	5	0.00	0.000								
Luther Hackman, R ERA: 4.29	(8, 1)	1.0		4	1	0	0	0	0	0	0	0	0	11	13	0.00	1.000									
Steve Kline, L ERA: 1.8	(9, 1)	0.2		2	0	0	0	0	0	0	0	0	0	5	7	0.00	0.000									
Gene Stechschulte, R ERA: 3.86	(9, 1)	0.1		5	2	2	0	1	0	1	0	0	0	8	16	54.00	9.000									

Batter	1	2	3	4	5	6	7	8	9	AB	R	H	RBI	BB	SO	LOB	BOTTOM								
Fernando Vina, L OBP: 0.357, SLG: 0.418 (1, 4)										4	0	1	0	0	0	1	Houston Astros @ St. Louis Cardinals Busch Stadium, St. Louis, MO Sun Oct 07 2001, 1:10 PM CDT Att: 47,518 - Sunny - 68 F								
Placido Polanco, R OBP: 0.342, SLG: 0.383 (1, 5)										4	0	1	0	0	0	1									
J.D. Drew, L OBP: 0.414, SLG: 0.613 (1, 9)										4	1	1	1	0	0	1									
5 Albert Pujols, R OBP: 0.403, SLG: 0.610 (1, 3)										4	0	1	0	0	0	1									
15 Jim Edmonds, L OBP: 0.314, SLG: 0.564 (9, PH)										3	0	3	0	0	0	0									
Mark McGwire, R OBP: 0.316, SLG: 0.492 (9, PH)										1	0	0	0	0	0	0									
Craig Paquette, R OBP: 0.326, SLG: 0.465 (1, 7)										4	1	1	0	0	0	4									
Edgar Renteria, R OBP: 0.314, SLG: 0.371 (9, PH)										3	0	0	0	0	0	1									
Bobby Bonilla, S OBP: 0.308, SLG: 0.339 (7, PH)										1	0	0	0	0	1	1									
Mike Matheny, R OBP: 0.295, SLG: 0.304 (7, PH)										2	0	0	0	0	0	0									
Kerry Robinson, L OBP: 0.249, SLG: 0.244 (8, 1)										1	0	0	0	0	0	0									
Luther Hackman, R OBP: 0.295, SLG: 0.304 (8, 1)										0	0	0	0	0	0	0									
Steve Kline, S OBP: 0.295, SLG: 0.304 (8, 1)										0	0	0	0	0	0	0									
Gene Stechschulte, R OBP: 0.295, SLG: 0.304 (8, 1)										0	0	0	0	0	0	0									
Miguel Cairo, R OBP: 0.295, SLG: 0.304 (8, 1)										1	0	1	0	0	0	0									
Darryl Kile, R OBP: 0.184, SLG: 0.225 (7, 1)										2	0	1	0	0	0	0									
Mike Matthews, L OBP: 0.118, SLG: 0.294 (7, PH)										0	0	0	0	0	0	0									
Eli Marrero, R OBP: 0.312, SLG: 0.438 (8, 2)										2	0	0	0	0	0	1									
Inning Stats	R: 1 E: 0 K: 0 S: 11	H: 1 LOB: 0 BB: 0 P: 17	R: 0 E: 0 K: 0 S: 7	H: 1 LOB: 0 BB: 0 P: 8	R: 0 E: 0 K: 0 S: 7	H: 1 LOB: 1 BB: 0 P: 12	R: 0 E: 0 K: 0 S: 12	H: 1 LOB: 1 BB: 0 P: 18	R: 0 E: 0 K: 0 S: 7	H: 1 LOB: 1 BB: 0 P: 12	R: 0 E: 0 K: 1 S: 10	H: 2 LOB: 2 BB: 0 P: 13	R: 0 E: 0 K: 1 S: 11	H: 0 LOB: 0 BB: 0 P: 9	R: 0 E: 0 K: 0 S: 11	H: 1 LOB: 1 BB: 0 P: 16	R: 1 E: 0 K: 1 S: 10	H: 2 LOB: 1 BB: 0 P: 14	1B: 6 2B: 3 3B: 0 HR: 1	SF: 0 SAC: 0 DP: 1 HBP: 0	WP: 0 PB: 0 SB: 1 CS: 0	PA: 36			
PITCHER	IP	WLS	BF	H	R	ER	SO	BB	IBB	HBP	BLK	WP	HR	S	P	ERA	WHIP								
Shane Reynolds, R ERA: 4.34	(1, 1)	7.1	W	29	8	1	1	1	1	1	1	0	0	66	9	1.23	1.091								
Michael Jackson, R ERA: 4.7	(8, 1)	0.2		2	0	0	0	0	0	0	0	0	0	6	10	0.00	0.000								
Billy Wagner, L ERA: 2.73	(9, 1)	1.0		5	2	1	1	1	0	0	0	0	0	10	14	9.00	2.000								

Batter	1	2	3	4	5	6	7	8	9	AB	R	H	RBI	BB	SO	LOB	TOP										
Marcus Giles, R OBP: 0.500, SLG: 0.500 29 John Smoltz, R (8, 1)	1-1 10 1B SF7		3-3 K					0-1 L7	2-1 10 HR E 2H	0-0 G6-3	4	2	2	1	0	1	0										
Julio Franco, R OBP: 0.400, SLG: 0.400	0-1 L9			1-0 10 CS 1B				1-2 1B	1-0 E6 10 HR 1-2	0-3 K	5	1	2	0	0	1	4										
10 Chipper Jones, S OBP: 0.500, SLG: 1.250	0-0 CS 1B		3-3 K	1-2 HR				0-0 G4-3	0-0 HR 1-H 2-H		4	1	2	3	0	1	2										
Brian Jordan, R OBP: 0.250, SLG: 1.333	2-2 SF7		1-2 HR					0-3 K	1-3 K		3	1	1	2	0	2	0										
B.J. Surhoff, L OBP: 0.250, SLG: 0.250	3-2 CS	0-2 P5		1-1 F8				1-2 1B	2-1 G6-3		4	0	1	0	0	0	0										
Andruw Jones, R OBP: 0.500, SLG: 1.250		1-3 K			1-3 K			2-1 G6-4-3 1B	2-1 HR		4	1	2	1	0	2	0										
Rey Sanchez, R Dave Martinez, L Mark DeRosa, R OBP: 1.000, SLG: 1.000		0-0 F8			1-1 G6-3			2-1 G6-4-3 1-2	1-1 2B 1B		2	0	0	0	0	0	0										
Paul Bako, L Keith Lockhart, L OBP: 0.500, SLG: 1.000			1-2 L6		0-1 P6			1-2 1B 2B	1-0 L4		2	0	0	0	0	0	0										
Greg Maddux, R Rudy Seanez, R Ken Caminiti, S Steve Torrealba, R OBP: 1.000, SLG: 2.000			1-3 K			2-2 P4		2-3 K	1-0 2B		2	0	0	0	0	1	0										
Inning Stats	R: 1 E: 0 K: 0 S: 10	H: 2 LOB: 0 BB: 0 P: 16	R: 0 E: 0 K: 1 S: 7	H: 0 LOB: 0 BB: 0 P: 8	R: 0 E: 0 K: 2 S: 9	H: 0 LOB: 0 BB: 0 P: 14	R: 1 E: 0 K: 1 S: 10	H: 2 LOB: 0 BB: 0 P: 16	R: 0 E: 0 K: 0 S: 9	H: 1 LOB: 1 BB: 0 P: 12	R: 0 E: 0 K: 1 S: 12	H: 2 LOB: 1 BB: 0 P: 17	R: 4 E: 1 K: 2 S: 17	H: 3 LOB: 2 BB: 0 P: 26	R: 1 E: 0 K: 1 S: 10	H: 3 LOB: 0 BB: 0 P: 15	1B: 8 2B: 3 3B: 0 HR: 3	SF: 1 SAC: 0 DP: 2 HBP: 0	WP: 0 PB: 0 SB: 0 CS: 2	PA: 39							
PITCHER	IP	WLS	BF	H	R	ER	SO	BB	IBB	HBP	BLK	WP	HR	S	P	ERA	WHIP										
Wade Miller, R ERA: 2.57	7.0		25	7	2	2	6	0	0	0	0	0	1	64	92	2.57	1.000										
Michael Jackson, R ERA: 54.0	0.1	L	4	2	3	3	1	0	0	0	0	0	0	10	16	81.00	6.000										
Billy Wagner, L ERA: 13.5	0.2		3	1	1	0	1	0	0	0	0	0	1	7	10	0.00	1.500										
Mike Williams, R ERA: 9.0	1.0		6	3	1	1	1	0	0	0	0	0	1	10	15	9.00	3.000										

Atlanta Braves @ Houston Astros
Enron Field, Houston, TX
Tue Oct 09 2001, 1:05 PM EDT
Att: 35,553 - Cloudy - 80 F

AB 37
R 7
H 13
RBI 7
BB 0
SO 9
LOB 12



Batter	1	2	3	4	5	6	7	8	9	AB	R	H	RBI	BB	SO	LOB	BOTTOM										
Craig Biggio, R OBP: 0.250, SLG: 0.250	1-0 G6-3		1-2 G6-4-3 1B		1-1 L8			0-0 F7		4	0	1	0	0	0	1											
Julio Lugo, R Jose Vizcaino, S (8, PH)	1-3 K		0-0 G6-4-3 1-2			0-1 E6 FC4-6 5 1B G6-3		1-3 K		3	1	0	0	0	1	1											
5 Jeff Bagwell, R OBP: 0.500, SLG: 0.333	4-2 BB			0-1 G5-3		0-0 FC4-6 17 1B		0-2 F7		3	0	1	0	1	0	0											
17 Lance Berkman, S OBP: 0.250, SLG: 0.250	2-3 K			0-3 K		0-0 FC4-6 G6-3 1-2 2-3		0-0 1B		4	0	1	0	0	2	3											
Moises Alou, R		3-2 L8		2-3 K		0-1 G6-3		0-0 G4-3		4	0	0	1	0	1	2											
Vinny Castilla, R OBP: 0.500, SLG: 1.250		0-2 BB 1B			1-1 F9		0-3 K		0-0 HR	4	1	2	1	0	1	1											
Richard Hidalgo, R		4-2 G6-4-3 BB			4-2 HR BB		4-2 FC6-4 BB		0-0 F8	1	1	0	0	3	0	0											
Brad Ausmus, R OBP: 0.250, SLG: 1.000		2-2 G6-4-3 1-2			1-0 HR		1-2 FC6-4 1-2		1-0 L9	4	1	1	2	0	0	3											
Wade Miller, R Orlando Merced, S Michael Jackson, R Billy Wagner, L Mike Williams, R Daryle Ward, L (8, PH)			0-0 F2		0-2 F7		1-0 F2		2-2 F7	2	0	0	0	0	0	0											
Inning Stats	R: 0 E: 0 K: 2 S: 10	H: 0 LOB: 1 BB: 1 P: 18	R: 0 E: 0 K: 0 S: 14	H: 1 LOB: 1 BB: 1 P: 23	R: 0 E: 0 K: 0 S: 7	H: 1 LOB: 0 BB: 0 P: 8	R: 0 E: 0 K: 2 S: 9	H: 0 LOB: 0 BB: 0 P: 11	R: 2 E: 1 K: 1 S: 10	H: 1 LOB: 1 BB: 0 P: 9	R: 0 E: 0 K: 0 S: 10	H: 0 LOB: 1 BB: 1 P: 16	R: 0 E: 0 K: 1 S: 9	H: 1 LOB: 1 BB: 0 P: 10	R: 1 E: 0 K: 0 S: 6	H: 1 LOB: 0 BB: 0 P: 9	1B: 4 2B: 0 3B: 0 HR: 2	SF: 0 SAC: 0 DP: 2 HBP: 0	WP: 0 PB: 0 SB: 0 CS: 0	PA: 36							
PITCHER	IP	WLS	BF	H	R	ER	SO	BB	IBB	HBP	BLK	WP	HR	S	P	ERA	WHIP										
Greg Maddux, R ERA: 3.0	6.0		24	4	3	2	5	3	0	0	0	0	1	59	86	3.00	1.167										
Rudy Seanez, R ERA: 4.5	1.0	W	4	0	0	0	0	1	0	0	0	0	0	10	16	0.00	1.000										
29 John Smoltz, R ERA: 4.5	2.0	S	8	2	1	1	1	0	0	0	0	0	1	15	19	4.50	1.000										

Atlanta Braves @ Houston Astros
Enron Field, Houston, TX
Tue Oct 09 2001, 1:05 PM EDT
Att: 35,553 - Cloudy - 80 F

AB 32
R 4
H 6
RBI 4
BB 4
SO 6
LOB 12



Batter	1	2	3	4	5	6	7	8	9	AB	R	H	RBI	BB	SO	LOB	TOP					
Marcus Giles, R OBP: 0.375, SLG: 0.500 (1, 4)										4	0	1	0	0	1	1	Atlanta Braves @ Houston Astros Enron Field, Houston, TX Wed Oct 10 2001, 1:05 PM EDT Att: 35,704 - Cloudy - 80 F					
Julio Franco, R OBP: 0.222, SLG: 0.222 (1, 3)										4	0	0	0	0	0	1						
10 Chipper Jones, S OBP: 0.500, SLG: 0.833 (1, 5)										2	0	0	0	2	0	0						
Brian Jordan, R OBP: 0.125, SLG: 0.571 (1, 9)										4	0	0	0	0	2	4						
B.J. Surhoff, L OBP: 0.500, SLG: 0.571 (1, 7)										3	1	2	0	0	0	0						
Andruw Jones, R OBP: 0.625, SLG: 1.000 (1, 8)										4	0	3	0	0	1	1						
Rey Sanchez, R (1, 6)										4	0	0	0	0	1	5						
Paul Bako, L (1, 2)										3	0	0	0	1	0	3						
Tom Glavine, L OBP: 0.333, SLG: 0.333 29 John Smoltz, R (9, 1)										3	0	1	0	0	0	1						
										0	0	0	0	0	0	0						
Inning Stats	R: 0 E: 1 K: 0 S: 9	H: 0 LOB: 1 BB: 1 P: 18	R: 1 E: 1 K: 0 S: 5	H: 2 LOB: 0 BB: 0 P: 8	R: 0 E: 0 K: 0 S: 10	H: 1 LOB: 0 BB: 0 P: 15	R: 0 E: 0 K: 0 S: 10	H: 0 LOB: 0 BB: 0 P: 15	R: 0 E: 0 K: 1 S: 7	H: 1 LOB: 1 BB: 1 P: 16	R: 0 E: 0 K: 1 S: 8	H: 0 LOB: 2 BB: 0 P: 10	R: 0 E: 0 K: 1 S: 10	H: 2 LOB: 2 BB: 0 P: 13	R: 0 E: 0 K: 2 S: 10	H: 1 LOB: 1 BB: 0 P: 20	R: 0 E: 0 K: 2 S: 12	H: 0 LOB: 1 BB: 0 P: 17	1B: 5 2B: 5 3B: 0 HR: 0	SF: 0 SAC: 0 DP: 4 HBP: 1	WP: 1 PB: 0 SB: 1 CS: 0	PA: 35
PITCHER	IP WLS BF H R ER SO BB IBB HBP BLK WP HR S P ERA WHIP																					
Dave Milcki, R ERA: (1, 1)	5.0 L 18 4 1 0 0 2 0 0 0 0 0 0 41 72 0.00 1.200																					
Octavio Dotel, R ERA: (6, 1)	2.0 8 2 0 0 2 0 0 0 0 0 0 0 18 23 0.00 1.000																					
Michael Jackson, R ERA: 27.0 (8, 1)	0.1 2 1 0 0 0 0 0 0 0 0 0 0 4 8 0.00 3.000																					
Nelson Cruz, R ERA: (8, 1)	0.2 3 0 0 0 1 0 1 0 0 0 0 0 6 12 0.00 0.000																					
Billy Wagner, L ERA: 5.4 (9, 1)	1.0 4 0 0 0 2 0 0 1 0 1 0 0 12 17 0.00 0.000																					

Batter	1	2	3	4	5	6	7	8	9	AB	R	H	RBI	BB	SO	LOB	BOTTOM					
Craig Biggio, R OBP: 0.125, SLG: 0.125 (1, 4)										4	0	0	0	0	0	3	Atlanta Braves @ Houston Astros Enron Field, Houston, TX Wed Oct 10 2001, 1:05 PM EDT Att: 35,704 - Cloudy - 80 F					
Julio Lugo, R (1, 6)										4	0	0	0	0	1	1						
5 Jeff Bagwell, R OBP: 0.750, SLG: 0.600 (1, 3)										2	0	2	0	2	0	0						
17 Lance Berkman, S OBP: 0.125, SLG: 0.125 (1, 7)										4	0	0	0	0	1	3						
Moises Alou, R OBP: 0.125, SLG: 0.125 (1, 9)										4	0	1	0	0	0	1						
Richard Hidalgo, R OBP: 0.571, SLG: 0.250 (1, 8)										3	0	1	0	0	0	1						
Vinny Castilla, R OBP: 0.429, SLG: 0.857 (1, 5)										3	0	1	0	0	0	2						
Brad Ausmus, R OBP: 0.286, SLG: 0.714 (1, 2)										3	0	1	0	0	0	0						
Dave Milcki, R Chris Truby, R Octavio Dotel, R Michael Jackson, R Nelson Cruz, R Jose Vizcaino, S Billy Wagner, L (1, 1) (5, PH) (8, 1) (8, 1) (8, PH) (9, 1)										1	0	0	0	0	0	0						
										1	0	0	0	0	0	0						
Inning Stats	R: 0 E: 0 K: 0 S: 4	H: 0 LOB: 0 BB: 1 P: 10	R: 0 E: 0 K: 0 S: 9	H: 1 LOB: 0 BB: 0 P: 13	R: 0 E: 0 K: 0 S: 7	H: 0 LOB: 0 BB: 0 P: 8	R: 0 E: 0 K: 2 S: 10	H: 0 LOB: 1 BB: 1 P: 17	R: 0 E: 0 K: 1 S: 10	H: 2 LOB: 2 BB: 0 P: 16	R: 0 E: 0 K: 0 S: 6	H: 1 LOB: 0 BB: 0 P: 9	R: 0 E: 0 K: 0 S: 6	H: 1 LOB: 0 BB: 0 P: 8	R: 0 E: 0 K: 0 S: 10	H: 1 LOB: 1 BB: 0 P: 16	R: 0 E: 0 K: 0 S: 8	H: 1 LOB: 0 BB: 0 P: 11	1B: 7 2B: 0 3B: 0 HR: 0	SF: 0 SAC: 0 DP: 3 HBP: 0	WP: 0 PB: 0 SB: 0 CS: 1	PA: 33
PITCHER	IP WLS BF H R ER SO BB IBB HBP BLK WP HR S P ERA WHIP																					
Tom Glavine, L ERA: (1, 1)	8.0 W 29 6 0 0 0 2 0 0 0 0 0 0 62 97 0.00 1.000																					
29 John Smoltz, R ERA: 3.0 (9, 1)	1.0 S 3 1 0 0 0 0 0 0 0 0 0 0 8 11 0.00 1.000																					



Batter	1	2	3	4	5	6	7	8	9	AB	R	H	RBI	BB	SO	LOB	TOP											
Craig Biggio, R OBP: 0.167, SLG: 0.167 (1, 4)										4	0	1	0	0	1	0	Houston Astros @ Atlanta Braves Turner Field, Atlanta, GA Fri Oct 12 2001, 4:05 PM EDT Att: 39,923 - Overcast - 77 F											
Jose Vizcaino, S OBP: 0.167, SLG: 0.167 (1, 6)										4	0	0	0	0	0	1												
5 Jeff Bagwell, R OBP: 0.867, SLG: 0.429 (1, 3)										2	0	0	0	2	1	0												
17 Lance Berkman, S OBP: 0.167, SLG: 0.167 (1, 7)										4	0	1	0	0	1	2												
Moises Alou, R OBP: 0.167, SLG: 0.250 (1, 9)										4	0	1	0	0	0	4												
Vinny Castilla, R OBP: 0.273, SLG: 0.545 (1, 5)										4	0	0	0	0	2	1												
Richard Hidalgo, R OBP: 0.364, SLG: 0.125 (1, 8)										4	0	0	0	0	2	0												
Tony Eusebio, R OBP: 0.667, SLG: 1.000 (9, PH)										3	1	2	0	0	0	0												
Brad Ausmus, R OBP: 0.250, SLG: 0.625 (9, PH)										1	0	0	0	0	0	0												
Shane Reynolds, R (5, PH)										1	0	0	0	0	0	1												
Julio Lugo, R (5, PH)										1	0	0	0	0	0	0												
Nelson Cruz, R (5, PH)										0	0	0	0	0	0	0												
Darley Ward, L OBP: 0.500, SLG: 2.000 (7, PH)										1	1	1	2	0	0	0												
Octavio Dotel, R (7, PH)										0	0	0	0	0	0	0												
Ron Villone, L (8, PH)										0	0	0	0	0	0	0												
Inning Stats	R: 0 E: 0 K: 1 S: 11	H: 1 LOB: 2 BB: 1 P: 19	R: 0 E: 0 K: 0 S: 5	H: 1 LOB: 1 BB: 0 P: 8	R: 0 E: 0 K: 0 S: 7	H: 1 LOB: 2 BB: 1 P: 15	R: 0 E: 0 K: 1 S: 5	H: 0 LOB: 0 BB: 0 P: 8	R: 0 E: 0 K: 0 S: 5	H: 0 LOB: 0 BB: 0 P: 9	R: 0 E: 0 K: 2 S: 10	H: 1 LOB: 1 BB: 0 P: 17	R: 2 E: 0 K: 0 S: 11	H: 2 LOB: 0 BB: 0 P: 19	R: 0 E: 0 K: 1 S: 10	H: 0 LOB: 0 BB: 0 P: 13	R: 0 E: 0 K: 2 S: 7	H: 0 LOB: 0 BB: 0 P: 8	1B: 3 2B: 2 3B: 0 HR: 1	SF: 0 SAC: 0 DP: 0 HBP: 0	WP: 0 PB: 0 SB: 0 CS: 0	PA: 35						
PITCHER	IP	WLS	BF	H	R	ER	SO	BB	IBB	HBP	BLK	WP	HR	S	P	ERA	WHIP											
John Burkett, R ERA: 2.84	6.1	W	27	6	2	2	4	2	0	0	0	0	0	1	51	90	2.84	1.263										
Steve Reed, R ERA:	0.1	H	1	0	0	0	0	0	0	0	0	0	0	1	1	0.00	0.000											
Mike Remlinger, L ERA:	0.1	H	1	0	0	0	0	0	0	0	0	0	0	2	4	0.00	0.000											
Steve Karsay, R ERA:	1.0	H	3	0	0	0	1	0	0	0	0	0	0	10	13	0.00	0.000											
29 John Smoltz, R ERA: 2.25	1.0		3	0	0	0	2	0	0	0	0	0	0	7	8	0.00	0.000											

Batter	1	2	3	4	5	6	7	8	9	AB	R	H	RBI	BB	SO	LOB	BOTTOM										
Marcus Giles, R OBP: 0.250, SLG: 0.333 (1, 4)										4	0	0	0	0	1	1	Houston Astros @ Atlanta Braves Turner Field, Atlanta, GA Fri Oct 12 2001, 4:05 PM EDT Att: 39,923 - Overcast - 77 F										
Julio Franco, R OBP: 0.308, SLG: 0.538 (1, 3)										4	2	2	1	0	0	0											
10 Chipper Jones, S OBP: 0.583, SLG: 1.111 (1, 5)										3	1	2	2	1	0	0											
Brian Jordan, R OBP: 0.167, SLG: 0.455 (1, 9)										4	0	1	0	0	1	2											
B.J. Surhoff, L OBP: 0.333, SLG: 0.364 (1, 7)										4	0	0	0	0	0	1											
Andruw Jones, R OBP: 0.500, SLG: 0.750 (1, 8)										4	1	1	0	0	0	0											
Rey Sanchez, R OBP: 0.222, SLG: 0.333 (1, 6)										3	1	2	0	0	1	0											
Paul Bako, L OBP: 0.375, SLG: 0.857 (1, 2)										2	1	2	3	0	0	0											
John Burkett, R (7, PH)										2	0	0	0	0	1	1											
Steve Reed, R (7, PH)										0	0	0	0	0	0	0											
Mike Remlinger, L (7, PH)										0	0	0	0	0	0	0											
Ken Caminiti, S (7, PH)										1	0	0	0	0	0	1											
Steve Karsay, R (8, PH)										0	0	0	0	0	0	0											
29 John Smoltz, R (8, PH)										0	0	0	0	0	0	0											
Inning Stats	R: 0 E: 0 K: 0 S: 8	H: 1 LOB: 1 BB: 0 P: 9	R: 2 E: 0 K: 0 S: 11	H: 2 LOB: 0 BB: 0 P: 14	R: 1 E: 0 K: 0 S: 12	H: 1 LOB: 0 BB: 1 P: 22	R: 1 E: 0 K: 1 S: 11	H: 2 LOB: 1 BB: 0 P: 15	R: 0 E: 0 K: 0 S: 4	H: 0 LOB: 0 BB: 0 P: 6	R: 0 E: 0 K: 0 S: 3	H: 1 LOB: 0 BB: 0 P: 4	R: 0 E: 0 K: 2 S: 9	H: 1 LOB: 1 BB: 0 P: 12	R: 2 E: 0 K: 1 S: 15	H: 2 LOB: 0 BB: 0 P: 20	1B: 5 2B: 2 3B: 0 HR: 3	SF: 0 SAC: 1 DP: 1 HBP: 0	WP: 0 PB: 0 SB: 0 CS: 1	PA: 34							
PITCHER	IP	WLS	BF	H	R	ER	SO	BB	IBB	HBP	BLK	WP	HR	S	P	ERA	WHIP										
Shane Reynolds, R ERA: 9.0	4.0	L	18	6	4	4	4	1	0	0	0	0	0	7	10	9.00	1.750										
Nelson Cruz, R ERA:	2.0		6	1	0	0	0	0	0	0	0	0	0	7	10	0.00	0.500										
Octavio Dotel, R ERA: 5.4	1.1		7	3	2	2	3	0	0	0	0	0	1	18	23	13.50	2.250										
Ron Villone, L ERA:	0.2		2	0	0	0	0	0	0	0	0	0	0	6	9	0.00	0.000										

