

Houston Astros - 2002

Batter	1	2	3	4	5	6	7	8	9	AB	R	H	RBI	BB	SO	LOB	TOP					
Eric Young Sr., R (1,4)										3	0	0	0	1	0	0						
Alex Sanchez, L (1,8) OBP: 0.500, SLG: 0.500										4	3	2	0	0	1	1						
Jeffrey Hammonds, R (1,9) Alex Ochoa, R (7,9) OBP: 1.000, SLG: 4.000										4	2	2	0	0	1	3						
Richie Sexson, R (1,3) OBP: 0.400, SLG: 1.000											5	2	2	2	0	3						
Geoff Jenkins, L (1,7) OBP: 0.200, SLG: 0.800											5	1	1	1	0	1	5					
Tyler Houston, L (1,5) OBP: 0.600, SLG: 0.750											4	0	2	2	1	0	0					
José Hernández, R (1,6) OBP: 0.400, SLG: 0.800											5	0	2	2	0	1	2					
Raul Casanova, S (1,2)											3	0	0	0	1	1	3					
15 Ben Sheets, R (1,1) Lenny Harris, L (7,PH) Jose Cabrera, R (7,1) Mike DeJean, R (9,1)											3	0	0	0	0	2	1					
Inning Stats	R: 3 E: 0 K: 0 S: 15	H: 2 LOB: 1 BB: 0 P: 26	R: 0 E: 0 K: 1 S: 6	H: 0 LOB: 0 BB: 0 P: 10	R: 2 E: 0 K: 1 S: 12	H: 3 LOB: 2 BB: 1 P: 18	R: 0 E: 0 K: 1 S: 9	H: 0 LOB: 1 BB: 1 P: 17	R: 2 E: 1 K: 1 S: 15	H: 3 LOB: 1 BB: 0 P: 24	R: 1 E: 1 K: 1 S: 12	H: 2 LOB: 1 BB: 0 P: 15	R: 0 E: 0 K: 0 S: 8	H: 1 LOB: 1 BB: 0 P: 14	R: 1 E: 0 K: 1 S: 7	H: 1 LOB: 0 BB: 0 P: 11	R: 0 E: 0 K: 1 S: 6	H: 0 LOB: 0 BB: 0 P: 8	1B: 6 2B: 2 3B: 1 HR: 3	SF: 0 SAC: 0 DP: 1 HBP: 2	WP: 1 PB: 0 SB: 1 CS: 0	PA: 43
PITCHER	IP WLS BF H R ER SO BB IBB HBP BLK WP HR S P ERA WHIP																					
Wade Miller, R (1,1) ERA: 15.75	4.0 L 23 7 7 7 3 1 1 2 0 1 2 46 78 15.75 2.000																					
Ricky Stone, R (5,1) ERA:	2.0 9 3 1 0 2 1 0 0 0 0 0 23 32 0.00 2.000																					
Scott Linebrink, R (7,1) ERA: 3.0	3.0 11 2 1 1 2 0 0 0 0 0 1 21 33 3.00 0.667																					

Milwaukee Brewers @ Houston Astros
Astros Field, Houston, TX
Tue Apr 02 2002, 5:05 PM EST
Att: 42,262 - Cloudy - 79 F

AB 38
R 9
H 12
RBI 8
BB 3
SO 7
LOB 19



Batter	1	2	3	4	5	6	7	8	9	AB	R	H	RBI	BB	SO	LOB	BOTTOM					
Craig Biggio, R (1,4) OBP: 0.200, SLG: 0.400											5	0	1	0	0	3	4					
Gregg Zaun, S (1,2) OBP: 0.400, SLG: 0.400											5	1	2	0	0	2						
5 Jeff Bagwell, R (1,3)											4	0	0	0	1	1						
17 Lance Berkman, S (1,8) OBP: 0.600, SLG: 1.200											5	1	3	2	0	1	0					
Richard Hidalgo, R (1,9) OBP: 0.400, SLG: 0.400											5	1	2	0	0	2	4					
Danyle Ward, L (1,7) OBP: 0.250, SLG: 0.250											4	0	1	0	0	2	3					
Morgan Ensberg, R (1,5)											3	0	0	0	0	2	1					
28 Adam Everett, R (1,6) OBP: 0.500, SLG: 0.500											4	0	2	1	0	0	1					
Wade Miller, R (1,1) Ricky Stone, R (5,1) Orlando Merced, S (6,PH) Scott Linebrink, R (7,1) Jose Vizcaino, S (9,PH)											2	0	1	0	0	1	3					
Inning Stats	R: 0 E: 1 K: 1 S: 7	H: 0 LOB: 0 BB: 0 P: 11	R: 1 E: 0 K: 3 S: 20	H: 3 LOB: 3 BB: 0 P: 31	R: 0 E: 0 K: 1 S: 9	H: 2 LOB: 0 BB: 0 P: 16	R: 0 E: 0 K: 0 S: 9	H: 2 LOB: 2 BB: 0 P: 12	R: 1 E: 1 K: 2 S: 12	H: 1 LOB: 1 BB: 0 P: 15	R: 0 E: 1 K: 2 S: 12	H: 1 LOB: 1 BB: 0 P: 20	R: 0 E: 0 K: 0 S: 8	H: 0 LOB: 0 BB: 0 P: 14	R: 0 E: 0 K: 2 S: 12	H: 1 LOB: 1 BB: 0 P: 19	R: 1 E: 0 K: 3 S: 12	H: 2 LOB: 2 BB: 1 P: 25	1B: 10 2B: 1 3B: 0 HR: 1	SF: 0 SAC: 0 DP: 0 HBP: 1	WP: 0 PB: 0 SB: 0 CS: 0	PA: 41
PITCHER	IP WLS BF H R ER SO BB IBB HBP BLK WP HR S P ERA WHIP																					
15 Ben Sheets, R (1,1) ERA: 3.0	6.0 W 28 8 2 2 8 1 0 0 0 0 1 69 105 3.00 1.500																					
Jose Cabrera, R (7,1) ERA:	2.0 7 1 0 0 2 0 0 0 0 0 0 20 33 0.00 0.500																					
Mike DeJean, R (9,1) ERA: 9.0	1.0 6 2 1 1 3 1 0 0 0 0 0 12 25 9.00 3.000																					

Milwaukee Brewers @ Houston Astros
Astros Field, Houston, TX
Tue Apr 02 2002, 5:05 PM EST
Att: 42,262 - Cloudy - 79 F

AB 39
R 3
H 12
RBI 3
BB 1
SO 13
LOB 20



Batter	1	2	3	4	5	6	7	8	9	AB	R	H	RBI	BB	SO	LOB	TOP								
Eric Young Sr., R OBP: 0.231, SLG: 0.100	F9		G1-3		F3		FC6-4			4	0	0	0	0	0	3	Milwaukee Brewers @ Houston Astros Astros Field, Houston, TX Thu Apr 04 2002, 4:05 PM EST Att: 21,528 - Cloudy - 70 F								
Ronnie Belliard, R OBP: 0.400, SLG: 0.660	G1-6-3			1B	2B	FC5-4	1B	G1-3		4	0	2	0	0	0	0									
Jeffrey Hammonds, R OBP: 0.250, SLG: 0.375	K			F8	FC5-4	G6-4-3		K		4	0	0	0	0	2	2									
Richie Sexson, R OBP: 0.231, SLG: 0.417		G5-3		G6-3		G6-4-3		K		4	0	0	0	0	1	2									
Geoff Jenkins, L OBP: 0.385, SLG: 0.583	G5-3			FC6-4	1B		HR	1B	1B	4	2	3	0	0	0	0									
Alex Ochoa, R OBP: 0.097, SLG: 1.667	F9			FC6-4			HR	1B	DI	4	1	2	2	0	0	2									
Mark Loretta, R			L8		G1-6-3		K		SF9	3	0	0	1	0	1	0									
Paul Bako, L OBP: 0.750, SLG: 1.000			SH3-4	BB		2B		F8		2	0	2	0	1	0	0									
José Hernández, R OBP: 0.300, SLG: 0.660						2B		FC6-4	1B	1	0	0	0	0	0	1									
Jamey Wright, R OBP: 1.000, SLG: 2.000			SH3-4				F8		F7	1	0	1	0	0	0	0									
Jose Cabrera, R										0	0	0	0	0	0	0									
Lenny Harris, L OBP: 0.333, SLG: 0.333										1	0	0	0	0	0	1									
47 Mike Buddie, R										0	0	0	0	0	0	0									
Raul Casanova, S OBP: 0.143, SLG: 0.143										1	0	0	0	0	0	1									
Inning Stats	R: 0 E: 0 K: 1 S: 8	H: 0 LOB: 0 BB: 0 P: 13	R: 0 E: 0 K: 0 S: 7	H: 0 LOB: 0 BB: 0 P: 10	R: 0 E: 0 K: 0 S: 9	H: 0 LOB: 1 BB: 1 P: 13	R: 0 E: 0 K: 0 S: 10	H: 2 LOB: 2 BB: 0 P: 12	R: 0 E: 0 K: 0 S: 11	H: 2 LOB: 1 BB: 0 P: 17	R: 0 E: 0 K: 0 S: 5	H: 1 LOB: 0 BB: 0 P: 9	R: 2 E: 0 K: 1 S: 12	H: 3 LOB: 1 BB: 0 P: 22	R: 0 E: 0 K: 2 S: 9	H: 0 LOB: 0 BB: 0 P: 9	R: 1 E: 0 K: 0 S: 10	H: 2 LOB: 1 BB: 0 P: 14	1B: 6 2B: 3 3B: 0 HR: 1	SF: 1 SAC: 1 DP: 1 HBP: 0	WP: 1 PB: 0 SB: 0 CS: 0	PA: 36			
PITCHER	IP	WLS	BF	H	R	ER	SO	BB	IBB	HBP	BLK	WP	HR	S	P	ERA	WHIP								
Shane Reynolds, R ERA: 3.0	(1, 1)	6.0	W	24	7	2	2	1	1	0	0	0	0	56	84	3.00	1.333								
Ricky Stone, R ERA:	(7, 1)	1.0		4	1	0	0	1	0	0	0	0	0	6	12	0.00	1.000								
Octavio Dotel, R ERA:	(8, 1)	1.0		3	0	0	0	2	0	0	0	0	0	9	9	0.00	0.000								
Billy Wagner, L ERA: 4.5	(9, 1)	1.0		5	2	1	1	0	0	0	0	0	1	10	14	9.00	2.000								

Batter	1	2	3	4	5	6	7	8	9	AB	R	H	RBI	BB	SO	LOB	BOTTOM								
Craig Biggio, R OBP: 0.250, SLG: 0.214	G6-3	E5		G6-4-3	F9					4	0	1	0	1	0	1	Milwaukee Brewers @ Houston Astros Astros Field, Houston, TX Thu Apr 04 2002, 4:05 PM EST Att: 21,528 - Cloudy - 70 F								
Gregg Zaun, S OBP: 0.400, SLG: 0.250	5B	5B		G6-4-3		G4-3	K			3	1	0	0	2	1	4									
5 Jeff Bagwell, R OBP: 0.867, SLG: 0.500	17B			17S		WP	17BB	1B		4	2	3	0	1	1	3									
17 Lance Berkman, S OBP: 0.533, SLG: 1.154	FC5	G4-3		HR		WP	1B	BB		4	2	2	3	1	0	3									
Richard Hidalgo, R OBP: 0.333, SLG: 0.400	K		L6	G5-3		1B		G5-3		5	0	1	2	0	1	2									
Danyle Ward, L OBP: 0.417, SLG: 0.727			L4		F2		P6			3	0	0	0	1	0	0									
Octavio Dotel, R										0	0	0	0	0	0	0									
Orlando Merced, S										1	0	0	0	0	0	0									
Billy Wagner, L										0	0	0	0	0	0	0									
Morgan Ensberg, R OBP: 0.500, SLG: 0.333	FC5			28BB		SH3-4	28BB	1B		3	1	2	0	1	0	3									
28 Adam Everett, R OBP: 0.625, SLG: 0.500		P4				SH3-4		1B		2	0	1	0	2	0	0									
Shane Reynolds, R										2	0	0	1	0	1	2									
Brian Hunter, R OBP: 0.500, SLG: 0.500		G1-3				SH3-4		BB		0	0	0	0	0	0	0									
Ricky Stone, R										0	0	0	0	0	0	0									
Inning Stats	R: 1 E: 0 K: 1 S: 10	H: 2 LOB: 3 BB: 2 P: 21	R: 0 E: 1 K: 0 S: 16	H: 0 LOB: 3 BB: 2 P: 29	R: 0 E: 0 K: 1 S: 9	H: 1 LOB: 2 BB: 1 P: 17	R: 2 E: 0 K: 0 S: 10	H: 3 LOB: 0 BB: 0 P: 19	R: 1 E: 0 K: 0 S: 10	H: 1 LOB: 1 BB: 1 P: 19	R: 2 E: 0 K: 0 S: 12	H: 2 LOB: 0 BB: 1 P: 22	R: 0 E: 0 K: 2 S: 13	H: 1 LOB: 3 BB: 2 P: 24	R: 0 E: 0 K: 0 S: 7	H: 0 LOB: 0 BB: 0 P: 12	1B: 9 2B: 0 3B: 0 HR: 1	SF: 0 SAC: 2 DP: 1 HBP: 0	WP: 1 PB: 2 SB: 2 CS: 0	PA: 42					
PITCHER	IP	WLS	BF	H	R	ER	SO	BB	IBB	HBP	BLK	WP	HR	S	P	ERA	WHIP								
Jamey Wright, R ERA: 6.23	(1, 1)	4.1	L	26	7	4	3	2	5	1	0	0	0	52	102	6.23	2.769								
Jose Cabrera, R ERA: 4.91	(5, 1)	1.2		7	2	2	2	0	1	0	0	0	1	15	25	10.80	1.800								
47 Mike Buddie, R ERA:	(7, 1)	2.0		9	1	0	0	2	1	1	0	0	0	20	36	0.00	1.000								

Batter	1	2	3	4	5	6	7	8	9	10	11	12	AB	R	H	RBI	BB	SO	LOB	TOP								
Fernando Vina, L OBP: 0.194, SLG: 0.258	F9		2-1 1B		P2			G4-3	K			P6	6	0	1	1	0	1	2									
Pacido Polanco, R OBP: 0.333, SLG: 0.345	K		0-2 F7			G6-3		PB 1B		F9		F8	6	1	1	0	0	1	2									
J.D. Drew, L OBP: 0.423, SLG: 0.478	G3-1				FC1-5 5 S 1B	K		1-H 1B		5 G6-4-3 1B		5 G4-6-3 1B	5	0	3	1	0	1	0									
5 Albert Pujols, R OBP: 0.379, SLG: 0.560		G6-3			FC1-5 15 HR 1B	15 BB 1B		G6-4-3		SAFE G4-6-3 1B			5	1	1	0	0	0	3									
15 Jim Edmonds, L OBP: 0.556, SLG: 0.773	F7				HR			BB		G6-3 SH1-4 1B		K	4	2	2	2	1	1	0									
Tino Martinez, L Kerby Robinson, L Miguel Cairo, R Steve Kline, S Mike Timlin, R Mike DiFelice, R Luther Hackman, R	K				G4-3			F8		SH1-4 1B		K	2	0	0	0	0	0	1									
Mike Matheny, R OBP: 0.250, SLG: 0.250					K	G4-3				G6-3		K	5	0	0	0	0	2	1									
Eli Marrero, R OBP: 0.750, SLG: 1.364					SH3-4 1B			G5-3		G5-3		2B IBB	E5 SH5-4	4	2	2	0	1	0									
Darryl Kile, R Gene Stechschulte, R Eduardo Perez, R Mike Matthews, L Dave Veres, R Edgar Renteria, R	SH3-4				F9-3 1B			F7		F7		SH5-4	1	0	0	0	0	0	1									
Inning Stats	R: 0 E: 0 K: 1 S: 7	H: 0 LOB: 0 BB: 9	R: 0 E: 0 K: 1 S: 8	H: 0 LOB: 0 BB: 11	R: 1 E: 0 K: 1 S: 12	H: 2 LOB: 1 BB: 18	R: 2 E: 0 K: 0 S: 10	H: 2 LOB: 0 BB: 16	R: 0 E: 0 K: 0 S: 6	H: 1 LOB: 0 BB: 6	R: 0 E: 0 K: 1 S: 11	H: 1 LOB: 2 BB: 19	R: 0 E: 0 K: 0 S: 7	H: 2 LOB: 0 BB: 10	R: 1 E: 0 K: 1 S: 10	H: 2 LOB: 1 BB: 19	R: 0 E: 0 K: 0 S: 9	H: 1 LOB: 0 BB: 13	R: 0 E: 0 K: 3 S: 9	H: 0 LOB: 0 BB: 0	R: 0 E: 1 K: 0 S: 7	H: 0 LOB: 1 BB: 12	1B: 9 2B: 2 3B: 0 HR: 1	SF: 0 SAC: 3 DP: 3 HBP: 0	WP: 0 PB: 1 SB: 5 CS: 0	PA: 47		
PITCHER	IP WLS BF H R ER SO BB IBB HBP BLK WP HR S P ERA WHIP	IP WLS BF H R ER SO BB IBB HBP BLK WP HR S P ERA WHIP	IP WLS BF H R ER SO BB IBB HBP BLK WP HR S P ERA WHIP	IP WLS BF H R ER SO BB IBB HBP BLK WP HR S P ERA WHIP	IP WLS BF H R ER SO BB IBB HBP BLK WP HR S P ERA WHIP	IP WLS BF H R ER SO BB IBB HBP BLK WP HR S P ERA WHIP	IP WLS BF H R ER SO BB IBB HBP BLK WP HR S P ERA WHIP	IP WLS BF H R ER SO BB IBB HBP BLK WP HR S P ERA WHIP	IP WLS BF H R ER SO BB IBB HBP BLK WP HR S P ERA WHIP	IP WLS BF H R ER SO BB IBB HBP BLK WP HR S P ERA WHIP	IP WLS BF H R ER SO BB IBB HBP BLK WP HR S P ERA WHIP	IP WLS BF H R ER SO BB IBB HBP BLK WP HR S P ERA WHIP	IP WLS BF H R ER SO BB IBB HBP BLK WP HR S P ERA WHIP	IP WLS BF H R ER SO BB IBB HBP BLK WP HR S P ERA WHIP	IP WLS BF H R ER SO BB IBB HBP BLK WP HR S P ERA WHIP	IP WLS BF H R ER SO BB IBB HBP BLK WP HR S P ERA WHIP	IP WLS BF H R ER SO BB IBB HBP BLK WP HR S P ERA WHIP	IP WLS BF H R ER SO BB IBB HBP BLK WP HR S P ERA WHIP	IP WLS BF H R ER SO BB IBB HBP BLK WP HR S P ERA WHIP	IP WLS BF H R ER SO BB IBB HBP BLK WP HR S P ERA WHIP	IP WLS BF H R ER SO BB IBB HBP BLK WP HR S P ERA WHIP	IP WLS BF H R ER SO BB IBB HBP BLK WP HR S P ERA WHIP	IP WLS BF H R ER SO BB IBB HBP BLK WP HR S P ERA WHIP	IP WLS BF H R ER SO BB IBB HBP BLK WP HR S P ERA WHIP	IP WLS BF H R ER SO BB IBB HBP BLK WP HR S P ERA WHIP	IP WLS BF H R ER SO BB IBB HBP BLK WP HR S P ERA WHIP	IP WLS BF H R ER SO BB IBB HBP BLK WP HR S P ERA WHIP	IP WLS BF H R ER SO BB IBB HBP BLK WP HR S P ERA WHIP

St. Louis Cardinals @ Houston Astros
Astros Field, Houston, TX
Sun Apr 07 2002, 2:35 PM EDT
Alt. 28,206 - Cloudy - 71 F

AB	42
R	6
H	11
RBI	5
BB	2
SO	8
LOB	11



Batter	1	2	3	4	5	6	7	8	9	10	11	12	AB	R	H	RBI	BB	SO	LOB	BOTTOM									
Jose Vizcaino, S OBP: 0.375, SLG: 0.625	F9		1-1 1B		L6			F8		G6-3		5 1B F8-2 1B	6	1	2	1	0	0	3										
Gregg Zaun, S OBP: 0.500, SLG: 0.462	K		2-2 1B							5 2B 1B BB		B3	5	1	3	2	1	1	1										
5 Jeff Bagwell, R OBP: 0.567, SLG: 0.455	K		0-0 F8							1-1 1B		17 IBB 1B	6	1	2	1	0	1	4										
17 Lance Berkman, S OBP: 0.487, SLG: 0.750		G4-3			G4-3			1B BB		G3 L5 HBP BB		1B IBB	2	0	0	0	4	0											
Richard Hidalgo, R OBP: 0.367, SLG: 0.333	F9					P6				1-2 G3 HBP		1-3 2-H 3-H 1B	4	0	1	2	0	0	4										
Darby Ward, L OBP: 0.348, SLG: 0.640	F8				F9			G6-4-3 1B		G3		G3	6	1	2	1	0	0	5										
Morgan Ensberg, R OBP: 0.368, SLG: 0.250																													
Billy Wagner, L																													
Orlando Merced, S OBP: 0.667, SLG: 0.667			2B F9									FC2-6 1B	4	1	1	0	0	0	5										
Ricky Stone, R																													
28 Adam Everett, R OBP: 0.353, SLG: 0.214	F9				F6							FC2-6 1B	3	0	0	0	0	0	1										
Brian Hunter, R OBP: 0.667, SLG: 0.667																													
Julio Lugo, R OBP: 0.429, SLG: 0.571																													
Wade Miller, R OBP: 0.600, SLG: 0.800																													
Octavio Dotel, R																													
Geoff Blum, S OBP: 0.333, SLG: 0.500																													
Inning Stats	R: 0 E: 0 K: 2 S: 10	H: 0 LOB: 0 BB: 14	R: 0 E: 0 K: 0 S: 8	H: 0 LOB: 0 BB: 12	R: 2 E: 0 K: 1 S: 14	H: 3 LOB: 1 BB: 22	R: 0 E: 0 K: 0 S: 7	H: 0 LOB: 1 BB: 11	R: 0 E: 0 K: 0 S: 12	H: 2 LOB: 2 BB: 22	R: 0 E: 0 K: 0 S: 5	H: 1 LOB: 1 BB: 15	R: 1 E: 0 K: 0 S: 10	H: 2 LOB: 1 BB: 18	R: 0 E: 0 K: 0 S: 8	H: 0 LOB: 1 BB: 16	R: 3 E: 0 K: 0 S: 12	H: 3 LOB: 2 BB: 24	R: 0 E: 0 K: 0 S: 4	H: 1 LOB: 0 BB: 5	R: 0 E: 0 K: 0 S: 11	H: 2 LOB: 2 BB: 22	R: 1 E: 0 K: 0 S: 2	H: 1 LOB: 0 BB: 2	1B: 10 2B: 6 3B: 0 HR: 1	SF: 0 SAC: 0 DP: 4 HBP: 2	WP: 0 PB: 0 SB: 1 CS: 0	PA: 51	
PITCHER	IP WLS BF H R ER SO BB IBB HBP BLK WP HR S P ERA WHIP	IP WLS BF H R ER SO BB IBB HBP BLK WP HR S P ERA WHIP	IP WLS BF H R ER SO BB IBB HBP BLK WP HR S P ERA WHIP	IP WLS BF H R ER SO BB IBB HBP BLK WP HR S P ERA WHIP	IP WLS BF H R ER SO BB IBB HBP BLK WP HR S P ERA WHIP	IP WLS BF H R ER SO BB IBB HBP BLK WP HR S P ERA WHIP	IP WLS BF H R ER SO BB IBB HBP BLK WP HR S P ERA WHIP	IP WLS BF H R ER SO BB IBB HBP BLK WP HR S P ERA WHIP	IP WLS BF H R ER SO BB IBB HBP BLK WP HR S P ERA WHIP	IP WLS BF H R ER SO BB IBB HBP BLK WP HR S P ERA WHIP	IP WLS BF H R ER SO BB IBB HBP BLK WP HR S P ERA WHIP	IP WLS BF H R ER SO BB IBB HBP BLK WP HR S P ERA WHIP	IP WLS BF H R ER SO BB IBB HBP BLK WP HR S P ERA WHIP	IP WLS BF H R ER SO BB IBB HBP BLK WP HR S P ERA WHIP	IP WLS BF H R ER SO BB IBB HBP BLK WP HR S P ERA WHIP	IP WLS BF H R ER SO BB IBB HBP BLK WP HR S P ERA WHIP	IP WLS BF H R ER SO BB IBB HBP BLK WP HR S P ERA WHIP	IP WLS BF H R ER SO BB IBB HBP BLK WP HR S P ERA WHIP	IP WLS BF H R ER SO BB IBB HBP BLK WP HR S P ERA WHIP	IP WLS BF H R ER SO BB IBB HBP BLK WP HR S P ERA WHIP	IP WLS BF H R ER SO BB IBB HBP BLK WP HR S P ERA WHIP	IP WLS BF H R ER SO BB IBB HBP BLK WP HR S P ERA WHIP	IP WLS BF H R ER SO BB IBB HBP BLK WP HR S P ERA WHIP	IP WLS BF H R ER SO BB IBB HBP BLK WP HR S P ERA WHIP	IP WLS BF H R ER SO BB IBB HBP BLK WP HR S P ERA WHIP	IP WLS BF H R ER SO BB IBB HBP BLK WP HR S P ERA WHIP	IP WLS BF H R ER SO BB IBB HBP BLK WP HR S P ERA WHIP	IP WLS BF H R ER SO BB IBB HBP BLK WP HR S P ERA WHIP	IP WLS BF H R ER SO BB IBB HBP BLK WP HR S P ERA WHIP

St. Louis Cardinals @ Houston Astros
Astros Field, Houston, TX
Sun Apr 07 2002, 2:35 PM EDT
Alt. 28,206 - Cloudy - 71 F

AB	44
R	7
H	15
RBI	7
BB	5
SO	3
LOB	27



Batter	1	2	3	4	5	6	7	8	9	AB	R	H	RBI	BB	SO	LOB	TOP										
Craig Biggio, R OBP: 0.367, SLG: 0.556 (1, 4) C	0-1 5 G6-4-3 1B		1-1 1B 3B	1-1 2H HR		4-0 BB IBB		1-2 G5-3 1H 2H 2B		4	2	4	4	1	0	0											
Brad Ausmus, R OBP: 0.316, SLG: 0.471 (1, 2) B	1-0 F8		1-0 17 HR 1B	0-0 G4-3		4-2 BB		0-2 G5-3 2-3		4	1	1	1	1	0	2											
5 Jeff Bagwell, R OBP: 0.486, SLG: 0.370 (1, 3) C	3-2 G6-4-3 1-2		3-2 L5	1-1 P4		1-2 G5-3		1-1 P5		5	0	0	0	0	0	6											
17 Lance Berkman, S OBP: 0.429, SLG: 0.759 (1, 7) C		2-2 F8	1-0 1H HR		0-2 G5-3		3-1 F7		0-2 G3		5	1	1	2	0	0											
Richard Hidalgo, R OBP: 0.371, SLG: 0.419 (1, 9) B		1-0 HR	4-1 1B BB		1-3 K		3-3 K		1-2 L8		4	1	1	1	1	2	0										
Jose Vizcaino, S OBP: 0.308, SLG: 0.462 (1, 6) X		0-0 G5-3	0-0 1-3 1B		1-0 G4-3		1-0 L3		1-0 G4-3		5	0	1	0	0	0											
Morgan Ensberg, R OBP: 0.435, SLG: 0.278 (1, 5) B		4-2 FC6-4 BB	3-2 F8			2-2 FC6-4 1B		4-0 E 2B BB		2	1	1	0	2	0	2											
Brian Hunter, R OBP: 0.429, SLG: 0.429 (1, 8) B		1-0 FC6-4 1-2		1-0 44 SH2-4 HR 1B		0-2 FC6-4 BB 44 WP		1-2 E6 2B		4	2	1	0	0	0	3											
44 Roy Oswalt, R (1, 1)			2-3 K	0-0 SH2-4		1-2 G1-3		3-3 K		3	0	0	0	0	2	3											
Nelson Cruz, R (8, 1)				1-2						0	0	0	0	0	0	0											
Octavio Dotel, R (8, 1)										0	0	0	0	0	0	0											
Inning Stats	R: 0 E: 0 K: 0 S: 6	H: 1 LOB: 0 BB: 0 P: 10	R: 1 E: 0 K: 0 S: 8	H: 1 LOB: 1 BB: 1 P: 16	R: 3 E: 0 K: 1 S: 19	H: 4 LOB: 2 BB: 1 P: 34	R: 2 E: 0 K: 0 S: 7	H: 2 LOB: 0 BB: 0 P: 10	R: 0 E: 0 K: 1 S: 14	H: 1 LOB: 3 BB: 2 P: 26	R: 0 E: 0 K: 1 S: 6	H: 0 LOB: 0 BB: 0 P: 13	R: 2 E: 1 K: 1 S: 14	H: 1 LOB: 1 BB: 1 P: 24	R: 0 E: 0 K: 0 S: 9	H: 0 LOB: 0 BB: 0 P: 11	1B: 5 2B: 1 3B: 1 HR: 3	SF: 0 SAC: 1 DP: 1 HBP: 0	WP: 1 PA: 42 PB: 0 SB: 0 CS: 0								
PITCHER	IP	WLS	BF	H	R	ER	SO	BB	IBB	HBP	BLK	WP	HR	S	P	ERA	WHIP										
Denny Neagle, L ERA: 5.4 (1, 1)	5.2	L	29	9	6	6	2	3	1	0	0	1	3	58	101	9.53	2.118										
Rick White, R ERA: 1.69 (6, 1)	1.1		4	0	0	0	1	0	0	0	0	0	0	9	17	0.00	0.000										
Mike James, R ERA: 6.75 (8, 1)	1.0		6	1	2	1	1	1	0	0	0	0	0	14	24	9.00	2.000										
Kent Mercker, L ERA: (9, 1)	1.0		3	0	0	0	0	0	0	0	0	0	0	9	11	0.00	0.000										

Houston Astros @ Colorado Rockies
Coors Field, Denver, CO
Mon Apr 08 2002, 1:05 PM MDT
Att: 50,392 - Cloudy - 51 F

AB	36
R	8
H	10
RBI	8
BB	5
SO	4
LOB	16



Batter	1	2	3	4	5	6	7	8	9	AB	R	H	RBI	BB	SO	LOB	BOTTOM										
Juan Pierre, L OBP: 0.207, SLG: 0.148 (1, 8) B	1-0 G6-3		3-2 FC6-5 2-3		0-0 P6		2-2 FC4-6 1-2		1-1 G4-3		5	0	0	0	0	5											
Juan Uribe, R OBP: 0.429, SLG: 0.560 (1, 6) F	2-1 F9		2-3 K 1-2			1-3 K		0-1 HR 1B	0-1 3B		5	1	2	0	0	2	1										
Larry Walker, L OBP: 0.400, SLG: 0.636 (1, 9) B	1-1 1B			0-3 K		0-1 G4-3		1-1 HR 1B	2-3 K		5	1	2	2	0	2	1										
17 Todd Helton, L OBP: 0.222, SLG: 0.125 (1, 3) B				1-1 L6		2-3 K		2-2 2B SF8 1B			4	1	1	0	0	2	1										
Todd Zeile, R OBP: 0.318, SLG: 0.619 (1, 5) B		1-2 G6-4-3 1B		1-1 L4			0-1 HR	3-2 F2			4	1	2	1	0	0	1										
Todd Hollandsworth, L OBP: 0.250, SLG: 0.389 (1, 7) B		3-1 G6-4-3 1-2			0-0 1B		1-2 F7	1-2 SF8 2B			4	0	2	0	0	0	1										
Jose Ortiz, R OBP: 0.211, SLG: 0.333 (1, 4) C			1-1 P4		2-0 P4		0-0 1B	3-2 SF8			3	0	1	1	0	0	1										
Gary Bennett, R OBP: 0.357, SLG: 0.333 (1, 2) B				1-1 FC6-5 SH1-4 1B		0-3 K		1-2 FC4-6 1B	1-0 P6		4	0	2	0	0	1	2										
Denny Neagle, L OBP: 0.267, SLG: 0.750 (1, 1)				0-0 SH1-4		1-0 1B		1-1 F5	3-2 P6		1	0	1	0	0	0	0										
Rick White, R (6, 1)											0	0	0	0	0	0	0										
Greg Norton, S (7, PH)											1	0	0	0	0	0	2										
Mike James, R (8, 1)											0	0	0	0	0	0	0										
Kent Mercker, L (9, 1)											0	0	0	0	0	0	0										
Terry Shumpert, R OBP: 0.000, SLG: 0.000 (9, PH)											1	0	0	0	0	0	0										
Inning Stats	R: 0 E: 0 K: 1 S: 8	H: 1 LOB: 1 BB: 0 P: 13	R: 0 E: 0 K: 0 S: 7	H: 1 LOB: 0 BB: 0 P: 12	R: 0 E: 0 K: 1 S: 10	H: 1 LOB: 1 BB: 0 P: 16	R: 0 E: 0 K: 1 S: 7	H: 0 LOB: 0 BB: 0 P: 9	R: 0 E: 0 K: 2 S: 9	H: 2 LOB: 2 BB: 0 P: 12	R: 1 E: 0 K: 0 S: 13	H: 3 LOB: 2 BB: 0 P: 17	R: 3 E: 0 K: 0 S: 22	H: 4 LOB: 1 BB: 0 P: 33	R: 0 E: 0 K: 1 S: 11	H: 1 LOB: 1 BB: 0 P: 17	1B: 9 2B: 1 3B: 1 HR: 2	SF: 1 SAC: 1 DP: 1 HBP: 0	WP: 0 PA: 39 PB: 0 SB: 1 CS: 0								
PITCHER	IP	WLS	BF	H	R	ER	SO	BB	IBB	HBP	BLK	WP	HR	S	P	ERA	WHIP										
44 Roy Oswalt, R ERA: 3.46 (1, 1)	7.0	W	30	10	3	3	6	0	0	0	0	0	2	67	96	3.86	1.429										
Nelson Cruz, R ERA: 12.0 (8, 1)	0.1		3	2	0	0	0	0	0	0	0	0	0	11	17	0.00	6.000										
Octavio Dotel, R ERA: (8, 1)	1.2		6	1	1	1	1	0	0	0	0	0	0	18	28	5.40	0.600										

Houston Astros @ Colorado Rockies
Coors Field, Denver, CO
Mon Apr 08 2002, 1:05 PM MDT
Att: 50,392 - Cloudy - 51 F

AB	37
R	4
H	13
RBI	4
BB	0
SO	7
LOB	15



Batter	1	2	3	4	5	6	7	8	9	AB	R	H	RBI	BB	SO	LOB	TOP								
Craig Biggio, R OBP: 0.314, SLG: 0.469	0-3 K		2-2 G3-1		0-0 G5-3	2-3 K			0-0 F7	5	0	0	0	0	2	1									
Brad Ausmus, R OBP: 0.348, SLG: 0.619	0-2 F9		0-0 HR		0-1 FC6-4 1B		2-0 G6-3			4	1	2	1	0	0	0									
5 Jeff Bagwell, R OBP: 0.436, SLG: 0.323	2-3 K		0-0 G5-3		0-1 FC6-4 1-2		2-3 K			4	0	0	0	0	2	1									
17 Lance Berkman, S OBP: 0.436, SLG: 0.719		0-1 2B 1B	2-1 G4-3			4-1 1B 2B BB		2-3 K		3	2	1	0	1	1	0									
Richard Hidalgo, R OBP: 0.333, SLG: 0.371	1-2 F8			2-2 P4		0-1 F9		0-2 F7		4	0	0	0	0	0	2									
Daryle Ward, L OBP: 0.367, SLG: 0.655	2-2 1-H 2B			1-3 K		0-0 2B 1-2 2B 1B		0-1 G1-3		4	1	2	1	0	1	0									
Geoff Blum, S OBP: 0.385, SLG: 0.667	2-3 K			0-0 2B		0-0 2B 1-3 2-H		1-1 G3-1		4	1	2	1	0	1	1									
T.J. Mathews, R (8, 1)										0	0	0	0	0	0	0									
28 Adam Everett, R OBP: 0.333, SLG: 0.176		4-2 BB		0-2 F9		0-3 K			1-1 G5-3	3	0	0	0	1	1	3									
Shane Reynolds, R OBP: 0.260, SLG: 0.400	0-3 K								1-2 G4-3	3	0	1	2	0	1	2									
Carlos Hernández, S OBP: 0.500, SLG: 0.500										0	0	0	0	0	0	0									
Ricky Stone, R (7, 1)										0	0	0	0	0	0	0									
Morgan Ensberg, R OBP: 0.417, SLG: 0.263						2-H 3-H 2B				1	0	0	0	0	0	0									
Inning Stats	R: 0 E: 0 K: 2 S: 14	H: 0 LOB: 0 BB: 0 P: 16	R: 1 E: 0 K: 2 S: 16	H: 2 LOB: 2 BB: 1 P: 25	R: 1 E: 0 K: 0 S: 9	H: 1 LOB: 1 BB: 0 P: 13	R: 0 E: 0 K: 1 S: 10	H: 1 LOB: 1 BB: 0 P: 13	R: 0 E: 0 K: 0 S: 8	H: 1 LOB: 1 BB: 0 P: 8	R: 3 E: 0 K: 2 S: 14	H: 3 LOB: 1 BB: 1 P: 21	R: 0 E: 0 K: 2 S: 8	H: 0 LOB: 0 BB: 0 P: 14	R: 0 E: 0 K: 0 S: 7	H: 0 LOB: 0 BB: 0 P: 8	R: 0 E: 0 K: 0 S: 7	H: 0 LOB: 0 BB: 0 P: 9	1B: 3 2B: 4 3B: 0 HR: 1	SF: 0 SAC: 0 DP: 0 HBP: 0	WP: 0 PB: 0 SB: 0 CS: 0	PA: 37			
PITCHER	IP	WLS	BF	H	R	ER	SO	BB	IBB	HBP	BLK	WP	HR	S	P	ERA	WHIP								
John Thomson, R ERA: 4.15	6.0	W	28	8	5	5	7	2	0	0	0	0	1	71	96	7.50	1.667								
Dennys Reyes, L ERA: 2.7	1.0	H	3	0	0	0	2	0	0	0	0	0	0	8	14	0.00	0.000								
Todd Jones, R ERA: 7.36	1.0		3	0	0	0	0	0	0	0	0	0	0	7	8	0.00	0.000								
Jose Jimenez, R ERA: 4.5	1.0		3	0	0	0	0	0	0	0	0	0	0	7	9	0.00	0.000								

Houston Astros @ Colorado Rockies
Coors Field, Denver, CO
Tue Apr 09 2002, 7:05 PM MDT
Att: 30,153 - Cloudy - 68 F

AB	35
R	5
H	8
RBI	5
BB	2
SO	9
LOB	10



Batter	1	2	3	4	5	6	7	8	9	AB	R	H	RBI	BB	SO	LOB	BOTTOM								
Juan Pierre, L OBP: 0.235, SLG: 0.188	1-2 F7		2-1 CS 1B		1-2 G4-3	1-3 K		0-0 FC5-4 1B		5	0	2	0	0	1	1									
Juan Uribe, R OBP: 0.424, SLG: 0.567	0-0 17 2B 2B		1-2 L5		0-1 G6-3		3-2 1B 17 2B 1B	1-1 FC5-4 S		5	2	2	0	0	0	2									
Larry Walker, L OBP: 0.400, SLG: 0.593	0-0 P5		3-1 BB 17 BB 1B		0-3 K		0-0 17 2B G6-4-3 1B	2-2 F2		5	1	2	0	0	1	2									
17 Todd Helton, L OBP: 0.323, SLG: 0.296	1-1 HR 2B		4-2 BB		1-2 BB		1-1 FC3-6 HR 1B	1-1 G6-4-3 HR 2B		3	3	3	2	1	0	0									
Todd Zeile, R OBP: 0.385, SLG: 0.739	3-2 2H HR		4-2 FC4-6 BB		3-1 F8		3-1 F8	4-0 G6-4-3 IBB		2	1	1	2	2	0	1									
Todd Hollandsworth, L OBP: 0.281, SLG: 0.381	0-0 G4-3		1-0 FC4-6		1-2 FC3-6 1B		1-2 FC3-6 1B	1-0 G6-4-3		3	0	1	0	0	0	3									
Greg Norton, S (7, PH)										0	0	0	0	0	0	2									
Todd Jones, L (8, 1)										0	0	0	0	0	0	0									
Jose Jimenez, R (9, 1)										0	0	0	0	0	0	0									
Jose Ortiz, R OBP: 0.217, SLG: 0.455		0-1 F8			0-0 G6-3		0-2 FC3-6 HR	0-0 HR		4	2	1	2	0	0	2									
Gary Bennett, R OBP: 0.333, SLG: 0.500	1-2 G1-3		1-2 F9		1-2 F9		1-0 1-H HR	3-H F9		4	1	1	3	0	0	0									
John Thomson, R (1, 1)		0-3 K			0-3 K		4-2 BB		0-1 L7	2	0	0	0	0	2	0									
Benny Agbavani, R OBP: 0.357, SLG: 0.538										0	0	0	0	1	0	0									
Dennys Reyes, R (7, 1)										0	0	0	0	0	0	0									
Mark Little, R OBP: 0.286, SLG: 0.333										1	0	0	0	0	0	0									
Inning Stats	R: 3 E: 0 K: 0 S: 12	H: 3 LOB: 0 BB: 0 P: 17	R: 0 E: 0 K: 1 S: 8	H: 0 LOB: 0 BB: 0 P: 9	R: 0 E: 0 K: 0 S: 14	H: 2 LOB: 3 BB: 2 P: 28	R: 0 E: 0 K: 1 S: 7	H: 0 LOB: 0 BB: 0 P: 8	R: 0 E: 0 K: 1 S: 9	H: 0 LOB: 0 BB: 0 P: 10	R: 3 E: 0 K: 1 S: 17	H: 3 LOB: 1 BB: 1 P: 28	R: 4 E: 0 K: 0 S: 10	H: 4 LOB: 0 BB: 1 P: 21	R: 0 E: 0 K: 0 S: 8	H: 1 LOB: 1 BB: 0 P: 11	1B: 7 2B: 3 3B: 0 HR: 3	SF: 0 SAC: 0 DP: 1 HBP: 0	WP: 0 PB: 0 SB: 1 CS: 1	PA: 39					
PITCHER	IP	WLS	BF	H	R	ER	SO	BB	IBB	HBP	BLK	WP	HR	S	P	ERA	WHIP								
Shane Reynolds, R ERA: 6.17	5.2	L	27	8	6	6	3	3	0	0	0	0	2	64	96	9.53	1.941								
Carlos Hernández, L ERA: 7.5	1.0		6	3	3	3	1	0	1	0	0	0	0	11	21	27.00	3.000								
Ricky Stone, R ERA: 1.42	0.1		2	1	1	1	0	0	0	0	0	0	1	2	4	27.00	3.000								
T.J. Mathews, R ERA: 1.42	1.0		4	1	0	0	0	0	0	0	0	0	0	8	11	0.00	1.000								

Houston Astros @ Colorado Rockies
Coors Field, Denver, CO
Tue Apr 09 2002, 7:05 PM MDT
Att: 30,153 - Cloudy - 68 F

AB	35
R	10
H	13
RBI	9
BB	4
SO	4
LOB	13



Batter	1	2	3	4	5	6	7	8	9	AB	R	H	RBI	BB	SO	LOB	TOP					
Craig Biggio, R (1,4) OBP: 0.308, SLG: 0.429	G1-3		G6-3 HBP			K	L9			3	0	0	0	0	1	2						
Brad Ausmus, R (1,2) OBP: 0.296, SLG: 0.520	G5-3		G6-3			G3-1		F4		4	0	0	0	0	0	1						
Daryle Ward, L (1,7) OBP: 0.392, SLG: 0.636										4	0	2	0	0	1	0						
Brian Hunter, R (8, PR) OBP: 0.429, SLG: 0.429	K									0	0	0	0	0	0	0						
17 Lance Berkman, S (1,8) OBP: 0.419, SLG: 0.694										4	0	1	0	0	1	2						
Richard Hidalgo, R (1,9) OBP: 0.349, SLG: 0.447										3	1	1	1	1	0	1						
Orlando Merced, S (1,3) OBP: 0.250, SLG: 0.250										4	0	0	0	0	2	2						
Morgan Ensberg, R (1,5) OBP: 0.393, SLG: 0.261										4	0	1	0	0	1	2						
28 Adam Everett, R (1,6) OBP: 0.375, SLG: 0.211										2	0	1	0	0	0	2						
Jose Vizcaino, S (9, PH) OBP: 0.357, SLG: 0.500										1	0	1	0	0	0	0						
Dave Micki, R (1,1) OBP: 0.357, SLG: 0.615										2	0	0	0	0	1	1						
Geoff Blum, S (7, PH) OBP: 0.357, SLG: 0.615										1	0	0	0	0	0	2						
Ricky Stone, R (7,1) OBP: 0.357, SLG: 0.615										0	0	0	0	0	0	0						
Octavio Dotel, R (8,1) OBP: 0.357, SLG: 0.615										0	0	0	0	0	0	0						
Gregg Zaun, S (9, PH) OBP: 0.471, SLG: 0.429										1	0	0	0	0	0	1						
Inning Stats	R: 0 E: 0 K: 1 S: 7	H: 0 LOB: 0 BB: 0 P: 8	R: 0 E: 0 K: 1 S: 9	H: 1 LOB: 2 BB: 1 P: 19	R: 0 E: 0 K: 1 S: 6	H: 0 LOB: 0 BB: 0 P: 10	R: 0 E: 0 K: 0 S: 5	H: 0 LOB: 0 BB: 0 P: 6	R: 0 E: 0 K: 1 S: 9	H: 1 LOB: 1 BB: 0 P: 10	R: 0 E: 0 K: 1 S: 10	H: 1 LOB: 1 BB: 0 P: 13	R: 1 E: 0 K: 0 S: 14	H: 2 LOB: 2 BB: 0 P: 23	R: 0 E: 0 K: 1 S: 10	H: 1 LOB: 1 BB: 0 P: 12	R: 0 E: 0 K: 1 S: 12	H: 1 LOB: 1 BB: 0 P: 14	1B: 5 2B: 1 3B: 0 HR: 1	SF: 0 SAC: 0 DP: 1 HBP: 2	WP: 0 PB: 0 SB: 0 CS: 0	PA: 36
PITCHER	IP	WLS	BF	H	R	ER	SO	BB	IBB	HBP	BLK	WP	HR	S	P	ERA	WHIP					
Shawn Chacon, R (1,1) ERA: 8.1	6.1	W	26	5	1	1	5	1	0	2	0	0	1	54	79	1.42	0.947					
Kent Mercker, L (7,1) ERA: 5.4	0.1	H	1	0	0	0	0	0	0	0	0	0	0	3	4	0.00	0.000					
Todd Jones, R (7,1) ERA: 5.4	1.1	H	5	1	0	0	1	0	0	0	0	0	0	13	18	0.00	0.750					
Jose Jimenez, R (9,1) ERA: 3.6	1.0	S	4	1	0	0	1	0	0	0	0	0	0	12	14	0.00	1.000					

Houston Astros @ Colorado Rockies
Coors Field, Denver, CO
Wed Apr 10 2002, 1:05 PM MDT
Att: 29,552 - Cloudy - 73 F

AB	33
R	1
H	7
RBI	1
BB	1
SO	7
LOB	16



Batter	1	2	3	4	5	6	7	8	9	AB	R	H	RBI	BB	SO	LOB	BOTTOM					
Juan Pierre, L (1,8) OBP: 0.237, SLG: 0.194	G4-3		G6-4-3				F5			4	0	1	0	0	0	1						
Juan Uribe, R (1,6) OBP: 0.405, SLG: 0.588			G6-3							4	1	1	0	0	1	1						
Larry Walker, L (1,9) OBP: 0.412, SLG: 0.677										4	1	2	2	0	0	0						
17 Todd Helton, L (1,3) OBP: 0.343, SLG: 0.300										3	1	1	0	1	0	0						
Todd Zeile, R (1,5) OBP: 0.400, SLG: 0.815										4	1	2	2	0	0	0						
Benny Agbayani, R (1,7) OBP: 0.412, SLG: 0.533										2	0	1	0	1	0	0						
Mark Little, R (6, PR) OBP: 0.250, SLG: 0.286										1	0	0	0	0	1	0						
Terry Shumpert, R (1,4) OBP: 0.188, SLG: 0.133										3	0	1	0	1	1	2						
Ben Petrick, R (1,2) OBP: 0.071, SLG: 0.154										3	0	0	0	0	3	4						
Shawn Chacon, R (1,1) OBP: 0.333, SLG: 0.333										2	0	1	0	0	0	0						
Kent Mercker, L (7,1) ERA: 4.91										0	0	0	0	0	0	0						
Todd Jones, L (7,1) ERA: 1.23										1	0	0	0	0	1	0						
Jose Jimenez, R (9,1) ERA: 2.7										0	0	0	0	0	0	0						
Inning Stats	R: 1 E: 0 K: 0 S: 9	H: 1 LOB: 0 BB: 0 P: 16	R: 0 E: 0 K: 1 S: 11	H: 1 LOB: 1 BB: 0 P: 15	R: 0 E: 0 K: 0 S: 3	H: 1 LOB: 0 BB: 0 P: 4	R: 1 E: 1 K: 0 S: 12	H: 3 LOB: 1 BB: 0 P: 17	R: 0 E: 0 K: 1 S: 8	H: 1 LOB: 1 BB: 0 P: 10	R: 0 E: 0 K: 1 S: 11	H: 1 LOB: 3 BB: 2 P: 23	R: 0 E: 0 K: 2 S: 11	H: 0 LOB: 0 BB: 0 P: 12	R: 2 E: 0 K: 2 S: 9	H: 2 LOB: 0 BB: 1 P: 15	1B: 7 2B: 0 3B: 1 HR: 2	SF: 0 SAC: 0 DP: 2 HBP: 0	WP: 0 PB: 0 SB: 0 CS: 2	PA: 34		
PITCHER	IP	WLS	BF	H	R	ER	SO	BB	IBB	HBP	BLK	WP	HR	S	P	ERA	WHIP					
Dave Micki, R (1,1) ERA: 4.91	6.0	L	26	8	2	2	3	2	0	0	0	0	1	54	85	3.00	1.667					
Ricky Stone, R (7,1) ERA: 1.23	1.0		3	0	0	0	2	0	0	0	0	0	0	11	12	0.00	0.000					
Octavio Dotel, R (8,1) ERA: 2.7	1.0		5	2	2	2	2	1	0	0	0	0	1	9	15	18.00	3.000					

Houston Astros @ Colorado Rockies
Coors Field, Denver, CO
Wed Apr 10 2002, 1:05 PM MDT
Att: 29,552 - Cloudy - 73 F

AB	31
R	4
H	10
RBI	4
BB	3
SO	7
LOB	8



Batter	1	2	3	4	5	6	7	8	9	AB	R	H	RBI	BB	SO	LOB	TOP										
Craig Biggio, R OBP: 0.341, SLG: 0.450	1-0 BB 1B		3-3 K	2-1 2H 1B			0-1 G6-3		2-1 G6-4-3 1B	5	0	3	1	0	1	0	Houston Astros @ St. Louis Cardinals Busch Stadium, St. Louis, MO Fri Apr 12 2002, 7:10 PM CDT Att: 34,120 - Cloudy - 64 F										
Brad Ausmus, R OBP: 0.344, SLG: 0.571	4-2 BB		4-2 5 BB 1B	0-1 G4-3			3-2 5 2B 3B		3-1 G6-4-3 1-2	3	2	1	0	2	0	2											
5 Jeff Bagwell, R OBP: 0.465, SLG: 0.382	1-0 P6		4-1 1B BB		0-1 G6-3 17 1B		0-2 2B			3	0	2	1	1	0	2											
17 Lance Berkman, S OBP: 0.404, SLG: 0.650	0-3 K		2-1 F7		2-2 G6-3 1B		3-H 2-1 P6			4	0	1	0	0	1	5											
Richard Hidalgo, R OBP: 0.340, SLG: 0.429	1-2 P4		1-1 1-2 2H 1B		2-0 G6-3		2-1 F7			4	0	1	1	0	0	5											
Darvle Ward, L OBP: 0.342, SLG: 0.568		2-3 K2-3	1-1 F8		0-0 F7		0-1 G3			4	0	0	0	0	1	3											
Morgan Ensberg, R OBP: 0.375, SLG: 0.231		4-2 28 G6-3 BB		2-2 G5-3		1-2 G6-3		0-0 F9		3	0	0	0	1	0	0											
28 Adam Everett, R OBP: 0.357, SLG: 0.217		3-2 G6-3		0-0 SH1-4 1B		2-1 P4		0-3 K		4	1	1	0	0	1	1											
Wade Miller, R OBP: 0.429, SLG: 0.571		1-3 K		0-1 SH1-4		1-0 F8			0-0 L1-3	2	0	0	0	0	1	1											
Inning Stats	R: 0 E: 0 K: 1 S: 10	H: 1 LOB: 2 BB: 1 P: 17	R: 0 E: 0 K: 2 S: 12	H: 0 LOB: 1 BB: 2 P: 22	R: 1 E: 0 K: 1 S: 16	H: 1 LOB: 2 BB: 2 P: 31	R: 1 E: 0 K: 0 S: 10	H: 2 LOB: 1 BB: 0 P: 14	R: 0 E: 0 K: 0 S: 7	H: 0 LOB: 1 BB: 0 P: 11	R: 0 E: 0 K: 0 S: 6	H: 0 LOB: 0 BB: 0 P: 10	R: 1 E: 0 K: 0 S: 12	H: 2 LOB: 1 BB: 0 P: 19	R: 0 E: 0 K: 1 S: 6	H: 0 LOB: 0 BB: 0 P: 6		R: 0 E: 0 K: 0 S: 5	H: 1 LOB: 0 BB: 0 P: 10	1B: 7 2B: 1 3B: 1 HR: 0	SF: 0 SAC: 1 DP: 2 HBP: 0	WP: 0 PB: 0 SB: 0 CS: 0	PA: 38				
PITCHER	IP	WLS	BF	H	R	ER	SO	BB	IBB	HBP	BLK	WP	HR	S	P	ERA	WHIP										
Matt Morris, R ERA: 1.42	6.0	W	27	6	2	2	4	4	0	0	0	0	0	61	105	3.00	1.667										
Dave Veres, R ERA: 0.96	1.0		5	2	1	1	0	0	0	0	0	0	0	12	19	9.00	2.000										
Steve Kline, L ERA: 3.68	2.0		6	1	0	0	1	0	0	0	0	0	0	11	16	0.00	0.500										

AB	33
R	3
H	9
RBI	3
BB	4
SO	5
LOB	19



Batter	1	2	3	4	5	6	7	8	9	AB	R	H	RBI	BB	SO	LOB	BOTTOM										
Fernando Vina, L OBP: 0.283, SLG: 0.286	4-0 G5-3 BB		1-1 S HR HBP		1-2 5 1B		0-0 CS 1B		0-1 G6-4-3 1-2	3	2	2	2	1	0	3	Houston Astros @ St. Louis Cardinals Busch Stadium, St. Louis, MO Fri Apr 12 2002, 7:10 PM CDT Att: 34,120 - Cloudy - 64 F										
Placido Polanco, R OBP: 0.333, SLG: 0.326	0-0 G5-3		1-3 K		3-2 G6-3		4-1 S BB		1-1 CS 1B	4	0	1	0	1	1	3											
J.D. Drew, L OBP: 0.413, SLG: 0.538	2-0 F9		0-0 HR		4-0 5 1B L1-5 IBB		4-2 BB		1-3 K	3	1	1	2	2	1	2											
5 Albert Pujols, R OBP: 0.396, SLG: 0.475	0-3 K		2-1 G6-3		2-2 1-3 2H 1B		0-0 G3-1		3-3 K	5	0	1	1	0	2	3											
15 Jim Edmonds, L OBP: 0.556, SLG: 0.788		1-3 K	3-2 HR		4-0 IBB		0-2 HR			3	2	2	2	1	1	0											
Tino Martinez, L OBP: 0.283, SLG: 0.156		0-1 1B	0-0 F7		2-2 L1-5		4-2 2B BB			3	0	1	0	1	0	3											
Mike DiFelice, R ERA: 9.0		0-2 E5		2-2 F9		2-2 SH3-4 1B		0-1 1B		3	0	1	0	0	0	1											
Edgar Renteria, R OBP: 0.424, SLG: 0.500		1-2 K				1-3 2B				0	1	0	0	0	0	0											
Mike Matheny, R OBP: 0.318, SLG: 0.524						SH3-4 1B		1-3 2B		1	0	1	0	0	0	0											
Eli Marrero, R OBP: 0.565, SLG: 0.909		2-0 F2		0-0 G1-3		0-1 SH3-4 1B		1-3 K		4	1	1	0	0	1	4											
Matt Morris, R ERA: 9.0		0-0 F8		1-3 K		1-0 SH3-4		4-0 G6-4-3 IBB		2	0	0	0	0	1	2											
Miguel Cairo, R OBP: 0.250, SLG: 0.364						1-2 2-3				0	0	0	0	0	0	0											
Dave Veres, R ERA: 3.68										0	0	0	0	0	0	0											
Kerry Robinson, L ERA: 1.08										0	0	0	0	1	0	0											
Steve Kline, S ERA: 5.4										0	0	0	0	0	0	0											
Inning Stats	R: 0 E: 0 K: 1 S: 6	H: 0 LOB: 1 BB: 1 P: 12	R: 0 E: 1 K: 1 S: 10	H: 1 LOB: 2 BB: 0 P: 13	R: 3 E: 0 K: 1 S: 12	H: 2 LOB: 0 BB: 0 P: 19	R: 0 E: 0 K: 1 S: 7	H: 0 LOB: 0 BB: 0 P: 10	R: 1 E: 0 K: 0 S: 14	H: 2 LOB: 2 BB: 2 P: 29	R: 2 E: 0 K: 0 S: 12	H: 3 LOB: 2 BB: 2 P: 22	R: 1 E: 0 K: 1 S: 12	H: 2 LOB: 2 BB: 2 P: 21	R: 0 E: 0 K: 2 S: 8	H: 1 LOB: 0 BB: 0 P: 13	1B: 7 2B: 2 3B: 0 HR: 3	SF: 0 SAC: 1 DP: 2 HBP: 1	WP: 0 PB: 0 SB: 3 CS: 2	PA: 40							
PITCHER	IP	WLS	BF	H	R	ER	SO	BB	IBB	HBP	BLK	WP	HR	S	P	ERA	WHIP										
Wade Miller, R ERA: 9.0	5.0	L	26	7	6	6	4	1	2	1	0	0	0	7	15	0.00	3.000										
Nelson Cruz, R ERA: 9.0	1.0		5	1	0	0	0	2	0	0	0	0	0	7	15	0.00	3.000										
Carlos Hernández, L ERA: 9.0	0.0		3	2	1	1	0	1	0	0	0	0	1	7	11	*	*										
Ricky Stone, R ERA: 1.08	1.0		3	0	0	0	1	0	1	0	0	0	0	5	10	0.00	0.000										
Billy Wagner, L ERA: 5.4	1.0		3	1	0	0	2	0	0	0	0	0	0	8	13	0.00	1.000										

AB	31
R	7
H	11
RBI	7
BB	7
SO	7
LOB	21



Batter	1	2	3	4	5	6	7	8	9	AB	R	H	RBI	BB	SO	LOB	TOP
Craig Biggio, R OBP: 0.340, SLG: 0.429	L8		HBP		G5-3			SH1-4		2	0	0	0	0	0	0	Houston Astros @ St. Louis Cardinals Busch Stadium, St. Louis, MO Sat Apr 13 2002, 1:10 PM CDT Att: 41,552 - Overcast - 59 F
Brad Ausmus, R OBP: 0.333, SLG: 0.531	17 BB 5 BB SF7 1B		K			G6-3		K		4	1	1	0	0	2	2	
5 Jeff Bagwell, R OBP: 0.389, SLG: 0.371	17 BB 1-2 BB		F8			4-2 CS BB		17 BB IBB		1	0	0	0	3	0	1	
17 Lance Berkman, S OBP: 0.412, SLG: 0.619	1-2 2-3 BB		F7			2-2 F8		4-2 IBB		2	0	0	0	2	0	2	
Richard Hidalgo, R OBP: 0.333, SLG: 0.409	SF7				1-3 K		1-1 CS	1-1 1B HBP		2	0	0	1	0	1	3	
Darby Ward, L OBP: 0.333, SLG: 0.537	3-H 3-1 G3				2-1 P5			1-2 G1-6-3 1B		4	0	1	0	0	1	2	
Morgan Ensberg, R OBP: 0.333, SLG: 0.214					2-2 F2			0-3 K		2	0	0	0	0	1	0	
Jose Vizcaino, S OBP: 0.313, SLG: 0.438								0-3 K		2	0	0	0	0	2	2	
28 Adam Everett, R OBP: 0.333, SLG: 0.200					1-2 L8			0-3 K		2	0	0	0	0	0	0	
Orlando Merced, S OBP: 0.222, SLG: 0.222								1-2 G1-6-3		1	0	0	0	0	0	2	
Octavio Dotel, R OBP: 0.313, SLG: 0.444								1-2 K		1	0	0	0	0	1	0	
Julio Lugo, R OBP: 0.333, SLG: 0.444								1-2 K		0	0	0	0	0	0	0	
Ricky Stone, R OBP: 0.333, SLG: 0.444								1-2 K		0	0	0	0	0	0	0	
44 Roy Oswalt, R OBP: 0.400, SLG: 0.615								4-1 17 BB SH1-4 BB		2	0	0	0	0	2	0	
Geoff Blum, S OBP: 0.400, SLG: 0.615										0	0	0	0	1	0	0	
Inning Stats	R: 1 H: 1 E: 0 K: 0 S: 10	WLS: 2 BF: 2 P: 25	H: 0 R: 0 ER: 0 SO: 0 BB: 0 IBB: 0 HBP: 0 BLK: 0	R: 0 H: 0 ER: 0 SO: 0 BB: 0 IBB: 0 HBP: 0 BLK: 0	R: 0 H: 0 ER: 0 SO: 0 BB: 0 IBB: 0 HBP: 0 BLK: 0	R: 0 H: 0 ER: 0 SO: 0 BB: 0 IBB: 0 HBP: 0 BLK: 0	R: 0 H: 0 ER: 0 SO: 0 BB: 0 IBB: 0 HBP: 0 BLK: 0	R: 0 H: 1 ER: 0 SO: 0 BB: 0 IBB: 0 HBP: 0 BLK: 0	R: 0 H: 0 ER: 0 SO: 0 BB: 0 IBB: 0 HBP: 0 BLK: 0	R: 0 H: 0 ER: 0 SO: 0 BB: 0 IBB: 0 HBP: 0 BLK: 0	R: 0 H: 0 ER: 0 SO: 0 BB: 0 IBB: 0 HBP: 0 BLK: 0	R: 0 H: 0 ER: 0 SO: 0 BB: 0 IBB: 0 HBP: 0 BLK: 0	R: 0 H: 0 ER: 0 SO: 0 BB: 0 IBB: 0 HBP: 0 BLK: 0	1B: 2 2B: 0 3B: 0 HR: 0	SF: 1 DP: 1 HBP: 2	WP: 0 PA: 36	
PITCHER	IP	WLS	BF	H	R	ER	SO	BB	IBB	HBP	BLK	WP	HR	S	P	ERA	WHIP
Darryl Kile, R ERA: 2.45	(1, 1)	6.0	22	1	1	1	5	3	0	1	0	0	0	51	94	1.50	0.667
Luther Hackman, R ERA: 3.38	(7, 1)	2.0	10	1	0	0	2	2	1	1	0	0	0	28	49	0.00	1.500
44 Jason Isringhausen, R ERA: 1.29	(9, 1)	1.0	W	3	0	0	3	0	0	0	0	0	0	9	9	0.00	0.000

Batter	1	2	3	4	5	6	7	8	9	AB	R	H	RBI	BB	SO	LOB	BOTTOM
Fernando Vina, L OBP: 0.314, SLG: 0.319	5 2B 1B	FC5-4			15 WP 1B	F7		1B		5	1	3	0	0	0	3	Houston Astros @ St. Louis Cardinals Busch Stadium, St. Louis, MO Sat Apr 13 2002, 1:10 PM CDT Att: 41,552 - Overcast - 59 F
Placido Polanco, R OBP: 0.340, SLG: 0.333	5 2B 1B				15 WP 1B			P3		5	0	2	0	0	1	1	
J.D. Drew, L OBP: 0.392, SLG: 0.500	K				P2			K		5	1	1	0	0	3	4	
5 Albert Pujols, R OBP: 0.415, SLG: 0.488	FC5 2H 2B				P4			15 BB BB		3	0	1	1	2	0	3	
15 Jim Edmonds, L OBP: 0.540, SLG: 0.722	K				K			BB		3	0	0	0	2	3	5	
Tino Martinez, L OBP: 0.302, SLG: 0.171	FC5				1-2 2-3 1B			F7		3	0	1	0	2	0	2	
Mike Matheny, R OBP: 0.280, SLG: 0.458					0-3 K			1-2 2-3 BB		3	0	0	0	1	1	1	
Kerry Robinson, L OBP: 0.231, SLG: 0.333					0-3 K			F8		1	0	0	0	0	0	3	
Edgar Renteria, R OBP: 0.412, SLG: 0.484					0-3 K			FC6-4		1	0	0	0	0	1	3	
Eli Marrero, R OBP: 0.536, SLG: 0.815					0-3 K			1-2 2-3 1B		5	0	2	1	0	1	2	
Darryl Kile, R ERA: 2.84	(1, 1)	6.0	28	1	1	1	10	1	0	0	0	0	0	0	0	0	
Miguel Cairo, R OBP: 0.197, SLG: 0.200	(6, PH)	2.0	10	1	0	0	2	3	0	0	0	0	0	0	0	0	
Luther Hackman, R ERA: 2.08	(7, 1)	2.0	10	1	0	0	2	3	0	0	0	0	0	0	0	0	
Eduardo Perez, R OBP: 0.182, SLG: 0.400	(8, PH)	0.2	L	6	2	1	1	1	1	0	0	0	0	0	0	0	
44 Jason Isringhausen, R ERA: 1.29	(9, 1)	1.0	W	3	0	0	3	0	0	0	0	0	0	0	0	0	
Inning Stats	R: 1 H: 3 E: 0 K: 2 S: 21	WLS: 28 BF: 0 P: 28	H: 0 R: 0 ER: 0 SO: 0 BB: 0 IBB: 0 HBP: 0 BLK: 0	R: 0 H: 0 ER: 0 SO: 0 BB: 0 IBB: 0 HBP: 0 BLK: 0	R: 0 H: 1 ER: 0 SO: 0 BB: 0 IBB: 0 HBP: 0 BLK: 0	R: 0 H: 2 ER: 0 SO: 0 BB: 0 IBB: 0 HBP: 0 BLK: 0	R: 0 H: 2 ER: 0 SO: 0 BB: 0 IBB: 0 HBP: 0 BLK: 0	R: 0 H: 0 ER: 0 SO: 0 BB: 0 IBB: 0 HBP: 0 BLK: 0	R: 0 H: 0 ER: 0 SO: 0 BB: 0 IBB: 0 HBP: 0 BLK: 0	R: 0 H: 0 ER: 0 SO: 0 BB: 0 IBB: 0 HBP: 0 BLK: 0	R: 0 H: 0 ER: 0 SO: 0 BB: 0 IBB: 0 HBP: 0 BLK: 0	R: 0 H: 0 ER: 0 SO: 0 BB: 0 IBB: 0 HBP: 0 BLK: 0	R: 0 H: 0 ER: 0 SO: 0 BB: 0 IBB: 0 HBP: 0 BLK: 0	1B: 10 2B: 1 3B: 0 HR: 0	SF: 0 DP: 0 HBP: 0	WP: 1 PA: 44	
PITCHER	IP	WLS	BF	H	R	ER	SO	BB	IBB	HBP	BLK	WP	HR	S	P	ERA	WHIP
44 Roy Oswalt, R ERA: 2.84	(1, 1)	6.0	28	1	1	1	10	1	0	0	0	0	0	0	0	1.50	1.500
Octavio Dotel, R ERA: 2.08	(7, 1)	2.0	10	1	0	0	2	3	0	0	0	0	0	25	40	0.00	2.000
Ricky Stone, R ERA: 2.0	(9, 1)	0.2	L	6	2	1	1	1	1	0	0	0	0	13	27	13.50	4.500

AB 25
R 1
H 2
RBI 1
BB 6
SO 10
LOB 14



AB 38
R 2
H 11
RBI 2
BB 6
SO 13
LOB 29



Batter	1	2	3	4	5	6	7	8	9	AB	R	H	RBI	BB	SO	LOB	TOP					
Craig Biggio, R OBP: 0.346, SLG: 0.413 (1, 4)										4	0	1	0	1	2	2	Houston Astros @ St. Louis Cardinals Busch Stadium, St. Louis, MO Sun Apr 14 2002, 1:10 PM CDT Att: 38,609 - Cloudy - 70 F					
Brad Ausmus, R OBP: 0.341, SLG: 0.500 (1, 2)										4	2	1	0	1	0	2						
5 Jeff Bagwell, R OBP: 0.319, SLG: 0.421 (1, 3)										3	1	2	0	2	0	0						
17 Lance Berkman, S OBP: 0.375, SLG: 0.553 (7, 7)										5	0	0	1	0	0	5						
Richard Hidalgo, R OBP: 0.339, SLG: 0.383 (1, 9)										3	1	0	0	2	1	2						
Danyle Ward, L OBP: 0.348, SLG: 0.545 Brian Hunter, R OBP: 0.375, SLG: 0.375 (7, PR) (7, 8)										3	0	2	1	0	0	2						
Geoff Blum, S OBP: 0.421, SLG: 0.588 T.J. Mathews, R Billy Wagner, L (9, 1)										4	1	2	1	0	0	3						
28 Adam Everett, R OBP: 0.324, SLG: 0.241 (1, 6)										4	0	1	1	0	0	2						
Shane Reynolds, R OBP: 0.143, SLG: 0.286 Nelson Cruz, R Jose Vizcaino, S OBP: 0.294, SLG: 0.412 (7, 5)										2	0	0	0	0	1	1						
Inning Stats	R: 1 H: 1 E: 0 K: 1 S: 14	H: 1 LOB: 1 BB: 1 P: 25	R: 0 H: 2 E: 0 K: 0 S: 8	H: 2 LOB: 2 BB: 1 P: 13	R: 1 H: 2 E: 0 K: 0 S: 8	H: 2 LOB: 2 BB: 1 P: 16	R: 0 H: 0 E: 0 K: 1 S: 8	H: 0 LOB: 1 BB: 1 P: 13	R: 3 H: 2 E: 1 K: 0 S: 16	H: 2 LOB: 1 BB: 2 P: 27	R: 0 H: 0 E: 0 K: 1 S: 6	H: 0 LOB: 0 BB: 0 P: 9	R: 0 H: 1 E: 0 K: 0 S: 8	H: 1 LOB: 1 BB: 0 P: 9	R: 0 H: 1 E: 0 K: 1 S: 9	H: 1 LOB: 1 BB: 1 P: 9		R: 0 H: 0 E: 0 K: 1 S: 10	H: 0 LOB: 1 BB: 1 P: 18	1B: 7 2B: 2 3B: 0 HR: 0	SF: 1 SAC: 1 DP: 0 HBP: 0	WP: 1 PB: 0 SB: 0 CS: 0
PITCHER	IP	WLS	BF	H	R	ER	SO	BB	IBB	HBP	BLK	WP	HR	S	P	ERA	WHIP					
Garrett Stephenson, R ERA: 6.92 Gene Stechschulte, R ERA: 5.19 Mike Timlin, R ERA: 0.93 44 Jason Istringhausen, R ERA: 1.13	3.0	L	16	5	2	2	1	2	0	0	0	1	0	30	54	6.00	2.333					
	2.0		11	2	3	2	1	3	0	0	0	0	0	24	40	9.00	2.500					
	3.0		11	2	0	0	1	0	0	0	0	0	0	23	27	0.00	0.667					
	1.0		4	0	0	0	1	1	0	0	0	0	0	10	18	0.00	1.000					

Batter	1	2	3	4	5	6	7	8	9	AB	R	H	RBI	BB	SO	LOB	BOTTOM				
Fernando Vina, L OBP: 0.304, SLG: 0.308 (1, 4)										5	0	1	1	0	0	2	Houston Astros @ St. Louis Cardinals Busch Stadium, St. Louis, MO Sun Apr 14 2002, 1:10 PM CDT Att: 38,609 - Cloudy - 70 F				
Edgar Renteria, R OBP: 0.385, SLG: 0.444 (1, 6)										5	1	1	0	0	1	4					
J.D. Drew, L OBP: 0.375, SLG: 0.469 (1, 9)										5	0	1	0	0	0	1					
5 Albert Pujols, R OBP: 0.414, SLG: 0.521 (1, 5)										5	1	2	1	0	0	3					
15 Jim Edmonds, L OBP: 0.527, SLG: 0.750 (1, 8)										4	1	1	2	1	1	4					
Tino Martinez, L OBP: 0.304, SLG: 0.162 Mike Timlin, R 44 Jason Istringhausen, R Placido Polanco, R OBP: 0.333, SLG: 0.327 (9, PH)										2	0	0	0	1	1	3					
Mike DiFelice, R OBP: 0.360, SLG: 0.609 Kerry Robinson, L OBP: 0.231, SLG: 0.333 (7, PR) (8, 7)										4	0	1	0	0	1	5					
Eli Marrero, R OBP: 0.594, SLG: 0.833 (8, 2)										3	1	3	0	1	0	0					
Garrett Stephenson, R Gene Stechschulte, R Eduardo Perez, R OBP: 0.231, SLG: 0.364 (6, 3)										1	0	0	0	0	1	1					
Inning Stats	R: 1 H: 1 E: 2 K: 1 S: 13	H: 1 LOB: 3 BB: 1 P: 25	R: 0 H: 1 E: 0 K: 2 S: 13	H: 1 LOB: 0 BB: 0 P: 17	R: 0 H: 1 E: 0 K: 0 S: 6	H: 1 LOB: 2 BB: 1 P: 14	R: 0 H: 1 E: 0 K: 1 S: 11	H: 1 LOB: 1 BB: 0 P: 14	R: 0 H: 2 E: 0 K: 0 S: 8	H: 2 LOB: 1 BB: 1 P: 15	R: 2 H: 3 E: 0 K: 0 S: 15	H: 3 LOB: 1 BB: 1 P: 28	R: 0 H: 0 E: 0 K: 0 S: 6	H: 0 LOB: 0 BB: 0 P: 6	R: 0 H: 0 E: 1 K: 1 S: 7	H: 0 LOB: 1 BB: 0 P: 8		1B: 7 2B: 2 3B: 0 HR: 1	SF: 0 SAC: 0 DP: 1 HBP: 0	WP: 1 PB: 0 SB: 3 CS: 1	PA: 43
PITCHER	IP	WLS	BF	H	R	ER	SO	BB	IBB	HBP	BLK	WP	HR	S	P	ERA	WHIP				
Shane Reynolds, R ERA: 4.76 Nelson Cruz, R ERA: 10.13 T.J. Mathews, R Billy Wagner, L ERA: 4.5	5.1	W	27	6	2	1	5	3	0	0	0	1	0	60	101	1.69	1.688				
	1.1	H	7	4	2	2	0	0	0	0	0	0	1	16	24	13.50	3.000				
	1.1	H	4	0	0	0	0	0	1	0	0	0	0	8	13	0.00	0.000				
	1.0	S	4	0	0	0	1	0	0	0	0	0	0	7	8	0.00	0.000				

AB	34
R	5
H	9
RBI	4
BB	6
SO	4
LOB	20




AB	38
R	4
H	10
RBI	4
BB	4
SO	6
LOB	25



Batter	1	2	3	4	5	6	7	8	9	AB	R	H	RBI	BB	SO	LOB	TOP										
Craig Biggio, R OBP: 0.391, SLG: 0.412 (1, 4)	1-2 5 BB 17 HR 1B	1-0 F8		0-2 G4-6-3 1B		0-3 K			1-3 K	5	1	2	0	0	2	0											
Gregg Zaun, S OBP: 0.409, SLG: 0.333 (1, 2)	2-2 L9	4-2 5 HR BB		2-0 G4-6-3 1-2		1-2 G5-3			1-3 K	4	1	0	0	1	1	2											
5 Jeff Bagwell, R OBP: 0.526, SLG: 0.524 (1, 3)	4-2 17 HR BB	0-0 1-H HR			0-0 F9			0-1 G5-3	0-0 2B	4	2	2	2	1	0	0											
17 Lance Berkman, S OBP: 0.393, SLG: 0.731 (8, 7)	1-2 2-H HR	3-2 HR			2-2 HR			0-1 G6-3	2-3 K	5	3	3	5	0	1	1											
Richard Hidalgo, R OBP: 0.333, SLG: 0.431 (1, 9)	0-0 HR	0-1 F7			0-2 G5-3			1-2 G6-3		4	1	1	1	0	0	0											
Danyle Ward, L OBP: 0.380, SLG: 0.563 Brian Hunter, R OBP: 0.375, SLG: 0.375 (8, PR)	3-2 F7		0-0 G3-1		1-2 2B			1-1 FC5-4 1B		4	0	2	0	0	0	0											
Geoff Blum, S OBP: 0.435, SLG: 0.550 (1, 5)	2-0 1B		1-3 K		4-1 BB			2-2 P3		3	0	1	0	1	1	1											
28 Adam Everett, R OBP: 0.289, SLG: 0.212 (1, 6)	2-0 P3		0-0 F2		0-1 G1-3			2-1 L5		4	0	0	0	0	0	4											
Dave Micki, R Scott Linebrink, R Ricky Stone, R (1, 1) (8, 1) (9, 1)		0-3 K		2-2 G5-3		3-2 L1		0-1 FC5-4 1-2		4	0	0	0	0	1	1											
Inning Stats	R: 4 E: 0 K: 0 S: 20	H: 4 LOB: 1 BB: 1 P: 35	R: 3 E: 0 K: 1 S: 14	H: 2 LOB: 0 BB: 1 P: 22	R: 0 E: 0 K: 1 S: 5	H: 0 LOB: 0 BB: 0 P: 6	R: 0 E: 0 K: 0 S: 7	H: 1 LOB: 0 BB: 0 P: 11	R: 1 E: 0 K: 0 S: 13	H: 2 LOB: 2 BB: 1 P: 20	R: 0 E: 0 K: 0 S: 12	H: 0 LOB: 0 BB: 0 P: 16	R: 0 E: 0 K: 0 S: 7	H: 0 LOB: 0 BB: 0 P: 8	R: 0 E: 0 K: 0 S: 9	H: 1 LOB: 1 BB: 0 P: 14	R: 0 E: 0 K: 3 S: 11	H: 1 LOB: 1 BB: 0 P: 15	1B: 4 2B: 2 3B: 0 HR: 5	SF: 0 SAC: 0 DP: 1 HBP: 0	WP: 0 PB: 0 SB: 0 CS: 0	PA: 40					
PITCHER	IP	WLS	BF	H	R	ER	SO	BB	IBB	HBP	BLK	WP	HR	S	P	ERA	WHIP										
Jose Acevedo, R ERA: 8.53 Jose Rijo, R ERA: 2.25 Jim Brower, R ERA: 4.0 Luis Pineda, R ERA: 4.26	(1, 1) (2, 1) (6, 1) (9, 1)	1.2 3.1 3.0 1.0	L 13 10 4	6 3 1 1	7 1 0 0	7 1 0 0	1 1 1 3	2 1 0 0	0 0 0 0	0 0 0 0	0 0 0 0	0 0 0 0	4 1 28 0	32 27 38 11	55 39 38 15	0.00 2.70 0.00 0.00	1.000 1.200 0.333 1.000										

Houston Astros @ Cincinnati Reds
Cinergy Field, Cincinnati, OH
Tue Apr 16 2002, 7:10 PM EDT
Att: 15,853 - Sunny - 83 F


AB 37
R 8
H 11
RBI 8
BB 3
SO 6
LOB 9



Batter	1	2	3	4	5	6	7	8	9	AB	R	H	RBI	BB	SO	LOB	BOTTOM										
Reggie Taylor, L OBP: 0.250, SLG: 0.348 (1, 7)	1-1 L9		0-1 F8			3-2 P6		0-0 G3		4	0	0	0	0	0	1											
Barry Larkin, R OBP: 0.285, SLG: 0.289 (1, 6)	1-1 G5-3		1-0 F9			0-3 K			2-1 E 1B 2B	4	1	1	0	0	1	0											
Juan Encarnacion, R OBP: 0.327, SLG: 0.577 (1, 8)	4-0 1B BB		1-0 F8			2-3 K			2-3 K	3	0	0	0	1	2	1											
Adam Dunn, L OBP: 0.360, SLG: 0.293 (1, 3)	0-0 1B		0-0 F9			2-3 K			2-0 2B 1B	4	1	2	0	0	1	0											
Aaron Boone, R OBP: 0.288, SLG: 0.356 (1, 5)	0-0 G4-3		1-3 K			0-0 F8			1-2 L6	4	0	0	0	0	1	4											
Todd Walker, L OBP: 0.315, SLG: 0.451 (1, 4)		1-0 P6			1-2 F9			2-1 F8	1-1 1-H 3-H 2B	4	0	1	2	0	0	0											
Ruben Mateo, R OBP: 0.444, SLG: 0.706 (1, 9)		2-3 K			1-1 HR			0-1 G5-4-3 1B	2-3 K	4	1	2	1	0	2	1											
Jason LaRue, R OBP: 0.341, SLG: 0.341 (1, 2)		1-1 G5-4-3 1-2			0-0 G4-3			1-2 G5-4-3 1-2		3	0	0	0	0	0	2											
Jose Acevedo, R Jose Rijo, R Gookinis Dawkins, R Jim Brower, R Wilton Guerrero, S Luis Pineda, R (1, 1) (2, 1) (5, PR) (8, 1) (9, 1)			2-3 K		1-2 G5-3			0-0 1B		0	0	0	0	0	0	0											
Inning Stats	R: 0 E: 0 K: 0 S: 6	H: 1 LOB: 2 BB: 1 P: 12	R: 0 E: 0 K: 1 S: 6	H: 0 LOB: 0 BB: 0 P: 10	R: 0 E: 0 K: 1 S: 6	H: 0 LOB: 0 BB: 0 P: 9	R: 0 E: 0 K: 1 S: 5	H: 0 LOB: 0 BB: 0 P: 7	R: 1 E: 0 K: 0 S: 9	H: 1 LOB: 0 BB: 0 P: 12	R: 0 E: 0 K: 2 S: 9	H: 0 LOB: 0 BB: 0 P: 14	R: 0 E: 0 K: 1 S: 7	H: 0 LOB: 0 BB: 0 P: 11	R: 0 E: 0 K: 0 S: 8	H: 2 LOB: 1 BB: 0 P: 9	R: 2 E: 1 K: 2 S: 14	H: 3 LOB: 1 BB: 0 P: 26	1B: 5 2B: 1 3B: 0 HR: 1	SF: 0 SAC: 0 DP: 2 HBP: 0	WP: 1 PB: 0 SB: 0 CS: 0	PA: 34					
PITCHER	IP	WLS	BF	H	R	ER	SO	BB	IBB	HBP	BLK	WP	HR	S	P	ERA	WHIP										
Dave Micki, R Scott Linebrink, R Ricky Stone, R (1, 1) (8, 1) (9, 1)	7.2 0.2 0.2	W 4 3	27 4 1	4 2 1	1 2 0	1 2 0	6 1 1	0 0 0	0 0 0	0 0 0	0 0 0	0 0 0	0 0 8	55 7 14	83 13 14	0.652 27.00 0.00	3.000 1.500										

Houston Astros @ Cincinnati Reds
Cinergy Field, Cincinnati, OH
Tue Apr 16 2002, 7:10 PM EDT
Att: 15,853 - Sunny - 83 F

AB 33
R 3
H 7
RBI 3
BB 1
SO 8
LOB 9



Batter	1	2	3	4	5	6	7	8	9	AB R H RBI BB SO LOB	TOP									
Craig Biggio, R OBP: 0.355, SLG: 0.389 (1, 4)	2-1 5 1B 17 SF9 HBP	4-2 1B BB			2-2 G5-3		1-3 K		1-3 K	3 1 0 0 1 2 1	Houston Astros @ Cincinnati Reds Cinergy Field, Cincinnati, OH Wed Apr 17 2002, 7:10 PM EDT Att: 14,527 - Cloudy - 75 F									
Brad Ausmus, R OBP: 0.348, SLG: 0.488 (1, 2)	2-0 F9	3-1 1B			2-3 K		2-0 5 BB 1B		1-3 K	5 1 2 0 0 2 1										
5 Jeff Bagwell, R OBP: 0.532, SLG: 0.543 (1, 3)	0-2 2B 1B	0-3 K			2-0 17 HR 2B		4-2 1B BB		3-2 G6-3	4 2 2 0 1 1 2										
17 Lance Berkman, S OBP: 0.385, SLG: 0.764 Brian Hunter, R OBP: 0.375, SLG: 0.375 (7, 8)	0-1 SF9		1-1 G4-3		0-0 2H HR		1-1 F3			3 1 1 3 0 0 3 0 0 0 0 0 0 0										
Richard Hidalgo, R OBP: 0.344, SLG: 0.426 (1, 9)	4-1 2B BB		0-1 L7		1-1 F2		3-2 1B			3 1 1 2 1 0 0										
Daryle Ward, L OBP: 0.352, SLG: 0.558 (1, 7)	2-1 1H 2H 2B		2-1 F9		1-0 F7		3-2 L8			4 0 1 2 0 0 2										
Geoff Blum, S OBP: 0.370, SLG: 0.458 (1, 5)	0-0 F5			2-0 G4-3		1-0 G3		0-1 P6		4 0 0 0 0 0 1										
Julio Lugo, R OBP: 0.265, SLG: 0.333 Ricky Stone, R T.J. Mathews, R Orlando Merced, S Octavio Dotel, R Brandon Puffer, R (8, 1)		0-2 G1-3		0-0 L7		0-3 K		2-2 F9		3 0 0 0 0 1 0 0 0 0 0 0 0 0 1 0										
Carlos Hernández, S OBP: 0.250, SLG: 0.250 28 Adam Everett, R OBP: 0.300, SLG: 0.229 (6, 6)		0-3 K		0-3 K			1-2 1B S 1B		2-3 K	2 0 0 0 0 2 0 2 1 1 0 0 1 0										
Inning Stats	R: 3 E: 0 K: 0 S: 11	H: 2 LOB: 1 BB: 1 P: 21	R: 0 E: 0 K: 0 S: 15	H: 1 LOB: 2 BB: 1 P: 22	R: 0 E: 0 K: 0 S: 6	H: 0 LOB: 0 BB: 0 P: 9	R: 2 E: 0 K: 1 S: 10	H: 2 LOB: 0 BB: 0 P: 17	R: 0 E: 0 K: 1 S: 5	H: 0 LOB: 0 BB: 0 P: 7		R: 2 E: 0 K: 1 S: 20	H: 3 LOB: 2 BB: 1 P: 35	R: 0 E: 0 K: 1 S: 8	H: 0 LOB: 0 BB: 0 P: 12	R: 0 E: 0 K: 2 S: 10	H: 0 LOB: 0 BB: 0 P: 15	1B: 5 2B: 2 3B: 0 HR: 1	SF: 1 SAC: 0 DP: 0 HBP: 1	WP: 0 PB: 0 SB: 1 CS: 0
PITCHER	IP WLS BF H R ER SO BB IBB HBP BLK WP HR S P ERA WHIP											IP WLS BF H R ER SO BB IBB HBP BLK WP HR S P ERA WHIP								
Jimmy Haynes, R ERA: 7.24	(1, 1) 5.0 L 23 5 5 5 4 2 0 1 0 0 0 1 47 76 9.00 1.400																			
Scott Williamson, R ERA: 11.25	(6, 1) 1.1 7 2 2 2 2 1 0 0 0 0 0 0 14 24 13.50 2.250																			
Gabe White, L ERA:	(7, 1) 0.2 3 1 0 0 0 0 0 0 0 0 0 0 11 18 0.00 1.500																			
Scott Sullivan, R ERA:	(8, 1) 2.0 6 0 0 0 0 3 0 0 0 0 0 0 0 18 27 0.00 0.000																			

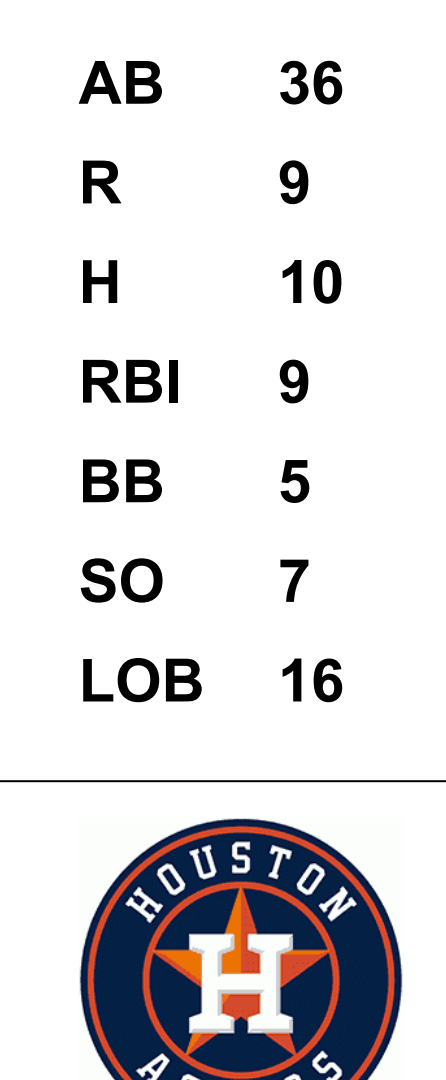
Batter	1	2	3	4	5	6	7	8	9	AB R H RBI BB SO LOB	BOTTOM											
Barry Larkin, R OBP: 0.241, SLG: 0.260 (1, 6)	1-1 F8		0-3 K		0-1 F8		0-1 G1-3		1-0 FC5-4	5 0 0 0 0 1 2	Houston Astros @ Cincinnati Reds Cinergy Field, Cincinnati, OH Wed Apr 17 2002, 7:10 PM EDT Att: 14,527 - Cloudy - 75 F											
Juan Encarnacion, R OBP: 0.317, SLG: 0.544 (1, 8)	2-2 L8		0-2 F9		0-0 1B		1-3 K		0-3 K	5 0 1 0 0 2 2												
Aaron Boone, R OBP: 0.304, SLG: 0.354 (1, 5)	4-0 BB BB			1-0 1B 1B	0-0 P4				1-0 F7	3 1 1 0 1 0 1												
Adam Dunn, L OBP: 0.389, SLG: 0.302 (1, 3)	4-2 BB			2-2 1B G6-3 1B		3-2 G4-3		4-2 F8 DI BB		2 1 1 0 2 0 0												
Ruben Mateo, R OBP: 0.409, SLG: 0.600 (1, 9)	2-3 K			0-0 F8		4-2 FC6-4 HBP BB		3-2 F8		3 0 0 0 1 1 5												
Austin Keams, R OBP: 0.500, SLG: 0.333 (1, 7)		3-1 G4-3		2-1 G6-3 1B		2-1 FC6-4 HBP		3-3 K		3 0 1 1 0 1 1												
Todd Walker, L OBP: 0.293, SLG: 0.418 (1, 4)	0-1 F7			3-1 G6-3		2-1 F8			3-3 K	4 0 0 1 0 1 3												
Jason LaRue, R OBP: 0.333, SLG: 0.318 (1, 2)		2-2 G5-3		3-1 G6-3		1-2 FC6-4			1-0 FC5-4 DI HBP	3 0 0 0 0 0 3												
Jimmy Haynes, R ERA: 6.35 Brady Clark, R OBP: 0.278, SLG: 0.329 Scott Williamson, R ERA: 1.8 Gabe White, L ERA: Reggie Taylor, L ERA: 1.86 Scott Sullivan, R ERA: Wilton Guerrero, S OBP: 0.271, SLG: 0.333 (8, 1)			2-3 K		2-2 G5-3		2-3 K		4-2 FC5-4 BB	1 0 0 0 0 1 0 1 0 1 0 0 0 0 1 0 0 0 0 0 0 0 0												
Inning Stats	R: 0 E: 0 K: 1 S: 17	H: 0 LOB: 2 BB: 2 P: 30	R: 0 E: 0 K: 0 S: 10	H: 0 LOB: 0 BB: 0 P: 15	R: 0 E: 0 K: 2 S: 10	H: 0 LOB: 0 BB: 0 P: 12	R: 2 E: 0 K: 0 S: 11	H: 3 LOB: 1 BB: 0 P: 17	R: 0 E: 0 K: 0 S: 7	H: 1 LOB: 1 BB: 0 P: 9		R: 0 E: 0 K: 0 S: 16	H: 0 LOB: 2 BB: 1 P: 28	R: 0 E: 0 K: 2 S: 9	H: 0 LOB: 0 BB: 0 P: 12	R: 0 E: 0 K: 1 S: 14	H: 0 LOB: 1 BB: 1 P: 25	R: 0 E: 0 K: 2 S: 14	H: 0 LOB: 2 BB: 1 P: 23	1B: 4 2B: 0 3B: 0 HR: 0	SF: 0 SAC: 0 DP: 0 HBP: 2	WP: 0 PB: 0 SB: 0 CS: 0
PITCHER	IP WLS BF H R ER SO BB IBB HBP BLK WP HR S P ERA WHIP											IP WLS BF H R ER SO BB IBB HBP BLK WP HR S P ERA WHIP										
Carlos Hernández, L ERA: 6.35	(1, 1) 5.1 W 22 4 2 2 3 2 0 0 0 0 0 0 9 90 3.38 1.125																					
Ricky Stone, R ERA: 1.8	(6, 1) 0.1 3 0 0 0 0 1 0 1 0 0 0 0 9 17 0.00 3.000																					
T.J. Mathews, R ERA:	(6, 1) 1.1 H 4 0 0 0 2 0 0 0 0 0 0 0 12 16 0.00 0.000																					
Octavio Dotel, R ERA: 1.86	(8, 1) 1.0 4 0 0 0 1 1 0 0 0 0 0 0 14 25 0.00 1.000																					
Brandon Puffer, R ERA:	(9, 1) 1.0 5 0 0 0 2 1 0 1 0 0 0 0 14 23 0.00 1.000																					

Batter	1	2	3	4	5	6	7	8	9	AB	R	H	RBI	BB	SO	LOB	TOP				
David Bell, R (1.5) OBP: 0.338, SLG: 0.397 Felix Rodriguez, R (8.1) Robb Nen, R (8.1)	F8			G4-3			G5-3	1B		4	2	2	0	2	0	2	San Francisco Giants @ Houston Astros Astros Field, Houston, TX Sat Apr 20 2002, 8:05 PM EDT Att: 35,969 - Cloudy - 83 F				
Rich Aurilia, R (1.6) OBP: 0.386, SLG: 0.537 Ramon Martinez, R (7.6)	K				G6-3		G5-3	1B		4	1	0	0	1	2	4					
Barry Bonds, L (1.7) OBP: 0.772, SLG: 1.146 Calvin Murray, R (7.7)	2B			1B	HBP		1B	P6		3	2	2	0	2	0	0					
Jeff Kent, R (1.4) OBP: 0.276, SLG: 0.423	G6-3			2B	HBP		1B	G4-3		6	2	3	2	0	0	3					
Reggie Sanders, R (1.9) OBP: 0.324, SLG: 0.351 Pedro Feliz, R (8.5)		K		1B	SF7		K			4	2	1	2	0	3	2					
J.T. Snow, L (1.3) OBP: 0.348, SLG: 0.333	G4-3			1B	HBP		F7			5	1	4	5	1	0	2					
Tsuyoshi Shinjo, R (1.8) OBP: 0.261, SLG: 0.306	G4-3			K	SF7			G6-3		5	0	2	1	0	1	1					
Benito Santiago, R (1.2) OBP: 0.295, SLG: 0.429	G4-3			L1-3	G1-3			F9		5	1	1	0	1	0	4					
Russ Ortiz, R (1.1) OBP: 0.538, SLG: 0.700 Tim Worrell, R (7.1) Marvin Benard, L (7.9) OBP: 0.316, SLG: 0.389	G6-3			BB			G1-2-3	1B		3	0	1	0	1	0	5					
Inning Stats	R: 0 E: 0 K: 1 S: 11	H: 1 LOB: 0 BB: 0 P: 18	R: 0 E: 0 K: 1 S: 14	H: 1 LOB: 2 BB: 1 P: 23	R: 5 E: 0 K: 2 S: 22	H: 4 LOB: 3 BB: 4 P: 41	R: 3 E: 0 K: 0 S: 20	H: 4 LOB: 2 BB: 0 P: 28	R: 0 E: 0 K: 1 S: 8	H: 2 LOB: 2 BB: 1 P: 15	R: 1 E: 0 K: 1 S: 13	H: 2 LOB: 2 BB: 1 P: 20	R: 2 E: 0 K: 0 S: 14	H: 3 LOB: 2 BB: 1 P: 24	R: 2 E: 0 K: 1 S: 13	H: 2 LOB: 0 BB: 0 P: 16		1B: 11 2B: 7 3B: 0 HR: 1	SF: 1 SAC: 0 DP: 1 HBP: 1	WP: 1 PA: 54 PB: 0 SB: 0 CS: 0	
PITCHER	IP	WLS	BF	H	R	ER	SO	BB	IBB	HBP	BLK	WP	HR	S	P	ERA	WHIP				
Tim Redding, R (1.1) ERA: 22.5	2.0	L	15	6	5	5	2	3	0	0	1	0	0	37	62	22.50	4.500				
Scott Linebrink, R (3.1) ERA: 10.5	0.2		3	0	0	0	1	1	0	0	0	0	0	5	10	0.00	1.500				
Brandon Puffer, R (3.1) ERA: 6.23	2.1		13	4	3	3	1	1	0	1	0	1	0	30	45	11.57	2.143				
T.J. Mathews, R (6.1) ERA: 0.96	2.0		11	4	1	1	2	0	2	0	0	0	0	21	35	4.50	2.000				
Ricky Stone, R (8.1) ERA: 3.09	1.0		7	3	2	2	0	1	0	0	0	0	0	14	24	18.00	4.000				

AB	44
R	13
H	19
RBI	12
BB	8
SO	7
LOB	25



Batter	1	2	3	4	5	6	7	8	9	AB	R	H	RBI	BB	SO	LOB	BOTTOM				
Craig Biggio, R (1.4) OBP: 0.355, SLG: 0.433	G6-3				FC6-4					5	2	3	3	0	0	1	San Francisco Giants @ Houston Astros Astros Field, Houston, TX Sat Apr 20 2002, 8:05 PM EDT Att: 35,969 - Cloudy - 83 F				
Brad Ausmus, R (1.2) OBP: 0.317, SLG: 0.418 Octavio Dotel, R (9.1)	G6-3			L5	G5-3		P6	1B		5	0	1	2	0	0	3					
5 Jeff Bagwell, R (1.3) OBP: 0.487, SLG: 0.518	HR			K			SF9	G5-3		4	1	1	2	0	1	1					
17 Lance Berkman, S (1.8) OBP: 0.373, SLG: 0.734	G3-1			K			G4-3			4	0	0	0	1	1	1					
Richard Hidalgo, R (1.9) OBP: 0.338, SLG: 0.500				K			F7			4	1	1	0	1	1	1					
Danyle Ward, L (1.7) OBP: 0.373, SLG: 0.563	K				2B		F2			4	1	1	0	1	2	2					
Morgan Ensberg, R (1.5) OBP: 0.333, SLG: 0.306					F7			P5		4	1	1	1	0	0	4					
28 Adam Everett, R (1.6) OBP: 0.318, SLG: 0.216 Geoff Blum, S (8.6) OBP: 0.333, SLG: 0.400	F9				F4			K		2	1	0	0	1	0	1					
Tim Redding, R (1.1) ERA: 3.12 Scott Linebrink, R (3.1) ERA: 10.5 Brandon Puffer, R (3.1) ERA: 6.23 T.J. Mathews, R (6.1) ERA: 0.96 Ricky Stone, R (8.1) ERA: 3.09 Group 22: 25.00				K			FC6-4			0	0	0	0	0	0	0					
Inning Stats	R: 1 E: 0 K: 0 S: 7	H: 1 LOB: 0 BB: 0 P: 13	R: 0 E: 0 K: 1 S: 9	H: 1 LOB: 0 BB: 0 P: 14	R: 1 E: 0 K: 2 S: 10	H: 1 LOB: 0 BB: 0 P: 17	R: 0 E: 0 K: 2 S: 14	H: 1 LOB: 1 BB: 0 P: 21	R: 0 E: 0 K: 0 S: 6	H: 0 LOB: 1 BB: 1 P: 18	R: 3 E: 0 K: 0 S: 14	H: 2 LOB: 1 BB: 2 P: 26	R: 4 E: 0 K: 1 S: 26	H: 3 LOB: 1 BB: 2 P: 46	R: 0 E: 0 K: 1 S: 5	H: 0 LOB: 0 BB: 0 P: 8		1B: 4 2B: 3 3B: 0 HR: 3	SF: 1 SAC: 0 DP: 0 HBP: 0	WP: 0 PA: 42 PB: 0 SB: 1 CS: 0	
PITCHER	IP	WLS	BF	H	R	ER	SO	BB	IBB	HBP	BLK	WP	HR	S	P	ERA	WHIP				
Russ Ortiz, R (1.1) ERA: 3.12	6.0	W	27	6	5	5	5	3	0	0	0	0	0	59	102	7.50	1.500				
Tim Worrell, R (7.1) ERA: 3.38	1.2		9	2	3	3	1	2	0	0	0	0	0	26	44	16.20	2.400				
Felix Rodriguez, R (8.1) ERA: 3.0	0.0		2	2	1	1	0	0	0	0	0	0	0	7	13	∞	∞				
Robb Nen, R (8.1) ERA: 2.45	1.1	S	4	0	0	0	1	0	0	0	0	0	0	7	10	0.00	0.000				



Batter	1	2	3	4	5	6	7	8	9	AB	R	H	RBI	BB	SO	LOB	TOP										
David Bell, R OBP: 0.333, SLG: 0.403										4	0	1	0	0	1	0											
Rich Aurilia, R OBP: 0.354, SLG: 0.489										4	0	0	0	0	0	1											
Barry Bonds, L OBP: 0.643, SLG: 1.068										3	0	0	0	0	1	0											
Jeff Kent, R OBP: 0.262, SLG: 0.400										3	0	0	0	0	1	0											
Reggie Sanders, R OBP: 0.310, SLG: 0.333										3	0	0	0	0	0	0											
J.T. Snow, L OBP: 0.347, SLG: 0.333										3	0	1	0	0	0	0											
Tsuyoshi Shinjo, R OBP: 0.250, SLG: 0.292										3	0	0	0	0	0	1											
Aaron Fultz, L (8, 1)										0	0	0	0	0	0	0											
Yorvit Torrealba, R OBP: 0.071, SLG: 0.071										3	0	0	0	0	0	0											
Ryan Jensen, R OBP: 0.400, SLG: 0.400										1	0	0	0	0	0	0											
Shawon Dunston, R OBP: 0.167, SLG: 0.417										1	0	0	0	0	0	0											
Jay Witasick, R (6, 1)										0	0	0	0	0	0	0											
Marvin Benard, L OBP: 0.300, SLG: 0.368										1	0	0	0	0	1	0											
Inning Stats	R: 0 E: 0 K: 1 S: 9	H: 0 LOB: 0 BB: 0 P: 12	R: 0 E: 0 K: 0 S: 8	H: 1 LOB: 1 BB: 0 P: 11	R: 0 E: 0 K: 0 S: 8	H: 0 LOB: 0 BB: 0 P: 10	R: 0 E: 0 K: 1 S: 8	H: 0 LOB: 0 BB: 0 P: 10	R: 0 E: 0 K: 0 S: 9	H: 0 LOB: 0 BB: 0 P: 14	R: 0 E: 0 K: 0 S: 8	H: 0 LOB: 0 BB: 0 P: 11	R: 0 E: 0 K: 1 S: 10	H: 0 LOB: 0 BB: 0 P: 16	R: 0 E: 0 K: 0 S: 5	H: 0 LOB: 0 BB: 0 P: 8	R: 0 E: 0 K: 1 S: 11	H: 1 LOB: 1 BB: 0 P: 14	1B: 1 2B: 1 3B: 0 HR: 0	SF: 0 SAC: 0 DP: 0 HBP: 0	WP: 0 PB: 0 SB: 0 CS: 0	PA: 29					
PITCHER	IP	WLS	BF	H	R	ER	SO	BB	IBB	HBP	BLK	WP	HR	S	P	ERA	WHIP										
Dave Milicki, R ERA: 2.36	(1, 1)	8.0	W	25	1	0	0	3	0	0	0	0	0	65	92	0.00	0.125										
Billy Wagner, L ERA: 6.14	(9, 1)	1.0		4	1	0	0	1	0	0	0	0	0	11	14	0.00	1.000										

San Francisco Giants @ Houston Astros
Astros Field, Houston, TX
Sun Apr 21 2002, 2:35 PM EDT
Att: 32,305 - Cloudy - 87 F

AB 29
R 0
H 2
RBI 0
BB 0
SO 4
LOB 2



Batter	1	2	3	4	5	6	7	8	9	AB	R	H	RBI	BB	SO	LOB	BOTTOM										
Jose Vizcaino, S OBP: 0.217, SLG: 0.304										5	0	0	0	0	1	6											
Gregg Zaun, S OBP: 0.444, SLG: 0.364										3	1	1	0	1	2	0											
5 Jeff Bagwell, R OBP: 0.488, SLG: 0.567										4	1	2	2	0	1	1											
17 Lance Berkman, S OBP: 0.367, SLG: 0.701										3	0	0	0	1	0	2											
Richard Hidalgo, R OBP: 0.358, SLG: 0.557										4	1	3	1	0	0	2											
Danyle Ward, L OBP: 0.380, SLG: 0.552										3	0	1	0	1	0	2											
Billy Wagner, L (9, 1)										0	0	0	0	0	0	0											
Morgan Ensberg, R OBP: 0.348, SLG: 0.350										4	0	2	0	0	0	4											
Julio Lugo, R OBP: 0.273, SLG: 0.318										4	0	1	1	0	1	4											
Dave Milicki, R OBP: 0.091, SLG: 0.091										3	1	1	0	0	0	3											
Orlando Merced, S OBP: 0.308, SLG: 0.333										0	0	0	0	0	0	0											
Brian Hunter, R OBP: 0.357, SLG: 0.571										1	0	0	0	0	0	2											
Inning Stats	R: 1 E: 0 K: 1 S: 11	H: 1 LOB: 0 BB: 0 P: 15	R: 0 E: 0 K: 0 S: 11	H: 1 LOB: 1 BB: 1 P: 19	R: 2 E: 0 K: 0 S: 10	H: 3 LOB: 2 BB: 1 P: 18	R: 0 E: 0 K: 1 S: 7	H: 1 LOB: 1 BB: 0 P: 11	R: 0 E: 0 K: 2 S: 9	H: 0 LOB: 0 BB: 0 P: 14	R: 1 E: 1 K: 0 S: 9	H: 2 LOB: 2 BB: 0 P: 10	R: 0 E: 0 K: 0 S: 6	H: 1 LOB: 1 BB: 1 P: 12	R: 0 E: 0 K: 1 S: 12	H: 2 LOB: 2 BB: 0 P: 16	R: 0 E: 0 K: 1 S: 12	H: 1 LOB: 1 BB: 0 P: 16	1B: 7 2B: 2 3B: 1 HR: 1	SF: 0 SAC: 0 DP: 2 HBP: 0	WP: 0 PB: 0 SB: 0 CS: 0	PA: 37					
PITCHER	IP	WLS	BF	H	R	ER	SO	BB	IBB	HBP	BLK	WP	HR	S	P	ERA	WHIP										
Ryan Jensen, R ERA: 1.4	(1, 1)	5.0	L	22	6	3	3	4	2	0	0	0	0	48	77	5.40	1.600										
Jay Witasick, R ERA: 1.23	(6, 1)	2.1		13	5	1	1	0	0	1	0	0	0	21	30	3.86	2.143										
Aaron Fultz, L ERA: 6.14	(8, 1)	0.2		2	0	0	0	1	0	0	0	0	0	6	8	0.00	0.000										

San Francisco Giants @ Houston Astros
Astros Field, Houston, TX
Sun Apr 21 2002, 2:35 PM EDT
Att: 32,305 - Cloudy - 87 F

AB 34
R 4
H 11
RBI 4
BB 3
SO 5
LOB 26



Batter	1	2	3	4	5	6	7	8	9	10	11	12	AB	R	H	RBI	BB	SO	LOB	TOP				
Craig Biggio, R OBP: 0.333, SLG: 0.403 (1.4)	F9		K			G5-3	K			G6-3			5	0	0	0	0	2	2					
Brad Ausmus, R OBP: 0.308, SLG: 0.417 (1.2)	F8		G4-3			K		K					5	0	1	0	0	2	0					
5 Jeff Bagwell, R OBP: 0.471, SLG: 0.531 (1.3)	17 WP BB				G6-3		G6-3	K		G5-3			4	0	0	0	1	1	1					
17 Lance Berkman, S OBP: 0.397, SLG: 0.662 (1.8)	K			K			E8 3B	BB			P6		4	1	0	0	1	2	1					
Richard Hidalgo, R OBP: 0.337, SLG: 0.520 (1.9)		K			K		G1-3				F8		5	0	0	0	0	3	2					
Dayle Ward, L OBP: 0.382, SLG: 0.549 (1.7)		2B				F5				G3			4	1	1	0	1	0	0					
Morgan Ensberg, R OBP: 0.353, SLG: 0.400 (1.5)		K				F2				F8			5	1	2	2	0	1	1					
Julio Lugo, R OBP: 0.259, SLG: 0.269 (1.6)	G5-3									G5-3			4	0	0	0	1	1	2					
Carlos Hernández, S OBP: 0.284, SLG: 0.319 (7.1)			K										3	0	1	0	0	2	0					
T.J. Mathews, R OBP: 0.315, SLG: 0.435 (8.1)													0	0	0	0	0	0	0					
Orlando Merced, S OBP: 0.315, SLG: 0.435 (10.1)													1	0	0	0	0	0	0					
Scott Linebrink, R OBP: 0.315, SLG: 0.435 (10.1)													0	0	0	0	0	0	0					
Ricky Stone, R OBP: 0.315, SLG: 0.435 (10.1)													0	0	0	0	0	0	0					
Cliff Blum, S OBP: 0.315, SLG: 0.435 (12.1)													0	0	0	0	0	0	0					
Brandon Puffer, R OBP: 0.315, SLG: 0.435 (12.1)													0	0	0	0	0	0	0					
Inning Stats	R: 0 E: 0 K: 1 S: 10	H: 0 LOB: 1 BB: 1 P: 17	R: 0 E: 0 K: 2 S: 16	H: 1 LOB: 1 BB: 0 P: 24	R: 0 E: 0 K: 2 S: 14	H: 0 LOB: 0 BB: 0 P: 19	R: 0 E: 0 K: 2 S: 10	H: 0 LOB: 0 BB: 0 P: 12	R: 0 E: 0 K: 1 S: 6	H: 0 LOB: 0 BB: 0 P: 8	R: 3 E: 1 K: 1 S: 16	H: 2 LOB: 2 BB: 2 P: 25	R: 0 E: 0 K: 3 S: 11	H: 0 LOB: 1 BB: 1 P: 19	R: 0 E: 0 K: 0 S: 7	H: 0 LOB: 0 BB: 0 P: 7	R: 0 E: 0 K: 1 S: 7	H: 1 LOB: 0 BB: 0 P: 8	R: 0 E: 0 K: 1 S: 7	H: 1 LOB: 0 BB: 0 P: 8	1B: 2 2B: 2 3B: 1 HR: 0	SF: 0 SAC: 0 DP: 1 HBP: 0	WP: 2 PB: 0 SB: 0 CS: 0	PA: 45
PITCHER	IP	WLS	BF	H	R	ER	SO	BB	IBB	HBP	BLK	WP	HR	S	P	ERA	WHIP							
Josh Beckett, R ERA: 2.55 (1.1)	7.0		28	3	3	0	11	2	1	0	0	0	0	82	120	0.00	0.714							
Braden Looper, R ERA: 3.75 (8.1)	1.0		4	0	0	0	3	1	0	0	0	0	0	11	19	0.00	1.000							
Michael Tejera, L ERA: 7.26 (9.1)	1.0		3	0	0	0	0	0	0	0	0	0	0	7	13	0.00	0.000							
Vladimir Nunez, R ERA: 2.57 (10.1)	3.0	W	10	2	0	0	1	0	0	0	0	0	0	20	23	0.00	0.667							

Houston Astros @ Florida Marlins
Pro Player Stadium, Miami, FL
Tue Apr 23 2002, 7:05 PM EDT
Att: 5,175 - Sunny - 84 F

AB 41
R 3
H 5
RBI 2
BB 4
SO 15
LOB 9



Batter	1	2	3	4	5	6	7	8	9	10	11	12	AB	R	H	RBI	BB	SO	LOB	BOTTOM						
Luis Castillo, S OBP: 0.333, SLG: 0.351 (1.4)	G3		K			1B	F8			F9 SH1-4			6	1	3	0	0	1	2							
Alex Gonzalez, R OBP: 0.315, SLG: 0.435 (1.6)	F8		P5			K		HR		SH1-4			5	1	2	2	0	1	1							
Preston Wilson, R OBP: 0.319, SLG: 0.402 (1.8)	K				G5-3			BB		BB			4	0	1	0	1	2	0							
Cliff Floyd, L OBP: 0.476, SLG: 0.661 (1.7)		K			G4-3		L7			F9			4	0	0	0	1	1	2							
Mike Lowell, R OBP: 0.409, SLG: 0.617 (1.5)	F8					K		G5-4-3		P3			5	1	1	0	0	1	4							
Derek Lee, R OBP: 0.384, SLG: 0.527 (1.3)		1B BB				P3		F8					4	1	2	0	1	0	1							
Kevin Millar, R OBP: 0.391, SLG: 0.369 (1.9)								1B					3	0	2	0	1	1	0							
Eric Owens, R OBP: 0.189, SLG: 0.270 (11.9)													1	0	0	0	0	0	1							
Mike Redmond, R OBP: 0.404, SLG: 0.325 (1.2)	FC6-4							1B					5	0	1	1	0	1	4							
Josh Beckett, R ERA: 2.55 (7.1)													2	0	0	0	0	2	1							
Tim Lincecum, S OBP: 0.315, SLG: 0.435 (8.1)													1	0	0	0	0	1	2							
Michael Tejera, L ERA: 7.26 (9.1)													0	0	0	0	0	0	0							
Marty Malloy, L ERA: 0.78 (10.1)													1	0	0	0	0	1	0							
Vladimir Nunez, R ERA: 2.57 (10.1)													0	0	0	0	0	0	0							
Andy Rick, S OBP: 0.315, SLG: 0.435 (12.1)													1	0	0	0	0	1	0							
Inning Stats	R: 0 E: 0 K: 1 S: 11	H: 0 LOB: 0 BB: 0 P: 12	R: 0 E: 0 K: 1 S: 14	H: 1 LOB: 2 BB: 1 P: 24	R: 0 E: 0 K: 2 S: 17	H: 0 LOB: 0 BB: 0 P: 8	R: 0 E: 0 K: 1 S: 6	H: 0 LOB: 0 BB: 0 P: 10	R: 0 E: 0 K: 1 S: 7	H: 1 LOB: 1 BB: 0 P: 11	R: 2 E: 1 K: 1 S: 21	H: 3 LOB: 2 BB: 1 P: 32	R: 1 E: 0 K: 0 S: 12	H: 2 LOB: 1 BB: 1 P: 21	R: 0 E: 0 K: 3 S: 10	H: 0 LOB: 0 BB: 0 P: 14	R: 0 E: 0 K: 0 S: 9	H: 1 LOB: 2 BB: 1 P: 15	R: 0 E: 0 K: 1 S: 4	H: 1 LOB: 0 BB: 0 P: 9	R: 1 E: 0 K: 1 S: 9	H: 2 LOB: 1 BB: 0 P: 16	1B: 8 2B: 3 3B: 1 HR: 1	SF: 0 SAC: 1 DP: 2 HBP: 0	WP: 0 PB: 0 SB: 0 CS: 1	PA: 47
PITCHER	IP	WLS	BF	H	R	ER	SO	BB	IBB	HBP	BLK	WP	HR	S	P	ERA	WHIP									
Carlos Hernández, L ERA: 0.99 (7.1)	6.1		24	5	2	2	8	1	0	0	0	0	0	62	87	2.84	0.947									
Octavio Dotel, R ERA: 4.5 (8.1)	0.2	B	6	3	1	1	1	1	0	0	0	0	1	21	31	13.50	6.000									
T.J. Mathews, R ERA: 0.78 (10.1)	2.0		6	0	0	0	3	1	0	0	0	0	0	16	28	0.00	0.500									
Scott Linebrink, R ERA: 0.5 (10.1)	0.0		1	1	0	0	0	0	0	0	0	0	0	3	4	∞	∞									
Ricky Stone, R ERA: 2.83 (10.1)	2.0		7	1	0	0	0	1	0	0	0	0	0	10	20	0.00	1.000									


Houston Astros @ Florida Marlins
Pro Player Stadium, Miami, FL
Tue Apr 23 2002, 7:05 PM EDT
Att: 5,175 - Sunny - 84 F

AB 42
R 4
H 12
RBI 3
BB 4
SO 13
LOB 18



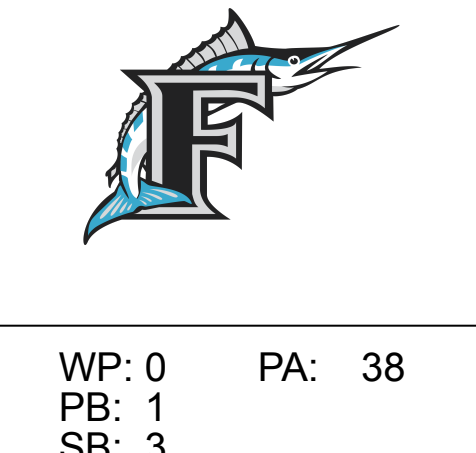
Batter	1	2	3	4	5	6	7	8	9	AB	R	H	RBI	BB	SO	LOB	TOP			
Craig Biggio, R (1,4) OBP: 0.349, SLG: 0.461	G1-3	17 1B		F8			HR	FC6-4 BB		4	2	2	1	1	0	0	Houston Astros @ Florida Marlins Pro Player Stadium, Miami, FL Wed Apr 24 2002, 7:05 PM EDT Att: 5,951 - Sunny - 84 F			
Brad Ausmus, R (1,2) OBP: 0.300, SLG: 0.415	17 HR	2B			F7		G6-3	FC6-4		5	1	1	0	0	1	3				
5 Jeff Bagwell, R (1,3) OBP: 0.478, SLG: 0.559	G6-3	17 1B			K		1B	2B	G6-3	4	1	2	0	1	1	1				
17 Lance Berkman, S (1,8) OBP: 0.360, SLG: 0.684	2H	HR		F8			F9		G5-3	5	1	2	3	0	0	2				
Richard Hidalgo, R (1,9) OBP: 0.352, SLG: 0.588	HR			P6		1B	3B	2H	1B	5	2	3	2	0	0	1				
Danyle Ward, L (1,7) OBP: 0.388, SLG: 0.560				P4			G3	1B		4	0	2	1	0	0	1				
Brian Hunter, R (8,8) OBP: 0.333, SLG: 0.533	2B						3H	2-3	K	1	0	0	0	0	1	1				
Geoff Blum, S (1,5) OBP: 0.316, SLG: 0.353				K			K		G4-3	3	0	0	0	1	2	1				
Jose Vizcaino, S (1,6) OBP: 0.185, SLG: 0.259	L1				P6		G3		G1-3	4	0	0	0	0	0	3				
44 Roy Oswalt, R (1,1)					L6		G4-3			3	0	0	0	0	1	1				
Orlando Merced, S (8,PH) OBP: 0.333, SLG: 0.308							K		BB	0	0	0	0	1	0	0				
Scott Linebrink, R (8,1)									BB	0	0	0	0	0	0	0				
Ricky Stone, R (8,1)									BB	0	0	0	0	0	0	0				
Billy Wagner, L (9,1)									BB	0	0	0	0	0	0	0				
Inning Stats	R: 3 E: 0 K: 0 S: 16	H: 4 LOB: 2 BB: 1 P: 27	R: 1 E: 0 K: 1 S: 10	H: 2 LOB: 2 BB: 1 P: 17	R: 0 E: 0 K: 1 S: 8	H: 0 LOB: 0 BB: 0 P: 12	R: 0 E: 0 K: 1 S: 7	H: 0 LOB: 0 BB: 0 P: 11	R: 0 E: 0 K: 2 S: 11	H: 2 LOB: 1 BB: 0 P: 17	R: 2 E: 0 K: 0 S: 13	H: 3 LOB: 1 BB: 0 P: 21	R: 0 E: 0 K: 1 S: 12	H: 0 LOB: 2 BB: 2 P: 21	R: 0 E: 0 K: 1 S: 8	H: 1 LOB: 1 BB: 0 P: 12	1B: 3 2B: 5 3B: 1 HR: 3	SF: 0 SAC: 0 DP: 0 HBP: 0	WP: 0 PB: 0 SB: 0 CS: 0	PA: 42
PITCHER	IP WLS BF H R ER SO BB IBB HBP BLK WP HR S P ERA WHIP																			
Ryan Dempster, R (1,1) ERA: 4.42	6.1 L 30 10 7 7 5 2 0 0 0 0 3 64 104 9.95 1.895																			
Vic Darenbourg, L (7,1) ERA: 2.84	0.2 3 1 0 0 0 0 0 0 0 0 0 8 13 0.00 1.500																			
Hansel Izquierdo, R (8,1) ERA:	2.0 9 1 0 0 1 2 0 0 0 0 0 0 20 33 0.00 1.500																			

AB	38
R	7
H	12
RBI	7
BB	4
SO	6
LOB	14



Batter	1	2	3	4	5	6	7	8	9	AB	R	H	RBI	BB	SO	LOB	BOTTOM					
Luis Castillo, S (1,4) OBP: 0.315, SLG: 0.329	B5-3		E3		K		F7		F9	5	0	0	0	0	1	2	Houston Astros @ Florida Marlins Pro Player Stadium, Miami, FL Wed Apr 24 2002, 7:05 PM EDT Att: 5,951 - Sunny - 84 F					
Alex Gonzalez, R (1,6) OBP: 0.308, SLG: 0.419	L7		K		F9		G1-6-3	1B	K	5	0	1	1	0	2	1						
Preston Wilson, R (1,8) OBP: 0.326, SLG: 0.400	S		1B		G5-3		G1-6-3	1B		3	0	1	0	1	0	2						
Cliff Floyd, L (1,7) OBP: 0.466, SLG: 0.636	K		G2-3				G3-1		2B	4	1	1	0	0	1	3						
Mike Lowell, R (1,5) OBP: 0.424, SLG: 0.631			FC5-4		FC4-6		F8		1B	3	1	2	1	1	0	0						
Derek Lee, R (1,3) OBP: 0.359, SLG: 0.513			K		FC4-6		K		G6-4-3	4	0	1	0	0	2	2						
Kevin Millar, R (1,9) OBP: 0.312, SLG: 0.388			K		1-2		2B		SF7	2	1	1	1	1	1	1						
Charles Johnson, R (1,2) OBP: 0.182, SLG: 0.200	FC5-4				K		2B		G6-4-3	4	1	1	1	0	1	4						
Ryan Dempster, R (1,1) ERA: 1.91			B5-3		K		2B		F9	2	0	0	0	0	1	2						
Vic Darenbourg, L (7,1) ERA: 13.5							2B			0	0	0	0	0	0	0						
Ramon Castro, R (7,PH) ERA: 2.45							1B			0	0	0	0	1	0	0						
Hansel Izquierdo, R (8,1) ERA: 5.4							2B			0	0	0	0	0	0	0						
Tim Raines, S (9,PH) ERA: 5.4							BB			1	0	0	0	0	0	0						
Inning Stats	R: 0 E: 0 K: 1 S: 11	H: 1 LOB: 1 BB: 0 P: 19	R: 0 E: 0 K: 2 S: 10	H: 0 LOB: 1 BB: 1 P: 16	R: 0 E: 0 K: 1 S: 10	H: 0 LOB: 2 BB: 1 P: 18	R: 0 E: 0 K: 2 S: 12	H: 1 LOB: 2 BB: 1 P: 18	R: 0 E: 0 K: 1 S: 5	H: 0 LOB: 0 BB: 0 P: 6	R: 0 E: 0 K: 1 S: 6	H: 0 LOB: 0 BB: 0 P: 7	R: 2 E: 0 K: 0 S: 10	H: 3 LOB: 1 BB: 1 P: 16	R: 2 E: 0 K: 0 S: 14	H: 3 LOB: 0 BB: 0 P: 27	R: 0 E: 0 K: 1 S: 7	H: 0 LOB: 0 BB: 0 P: 9	1B: 5 2B: 3 3B: 0 HR: 0	SF: 1 SAC: 0 DP: 2 HBP: 0	WP: 0 PB: 1 SB: 3 CS: 0	PA: 38
PITCHER	IP WLS BF H R ER SO BB IBB HBP BLK WP HR S P ERA WHIP																					
44 Roy Oswalt, R (1,1) ERA: 13.5	7.0 W 30 4 2 2 1 8 4 0 0 0 0 0 64 98 1.29 1.286																					
Scott Linebrink, R (8,1) ERA: 13.5	0.0 2 2 2 2 0 0 0 0 0 0 0 5 10 * * *																					
Ricky Stone, R (8,1) ERA: 2.45	1.0 S 3 0 0 0 0 0 0 0 0 0 0 9 17 0.00 1.000																					
Billy Wagner, L (9,1) ERA: 5.4	1.0 S 3 0 0 0 1 0 0 0 0 0 0 7 9 0.00 0.000																					

AB	33
R	4
H	8
RBI	4
BB	4
SO	9
LOB	17



Batter	1	2	3	4	5	6	7	8	9	AB	R	H	RBI	BB	SO	LOB	TOP											
Craig Biggio, R OBP: 0.358, SLG: 0.439 (1, 4)	F9		FC2-5 HBP BB		G5-4-3 1B			F7		3	0	1	0	1	0	0												
Brad Ausmus, R OBP: 0.304, SLG: 0.389 (1, 2)	F8		17 BB FC2-5 HBP		G5-4-3			F8		3	0	0	0	0	0	1												
5 Jeff Bagwell, R OBP: 0.475, SLG: 0.528 (1, 3)	FC6-4 BB		FC2-5 17 BB		G6-3			F9		3	0	0	0	1	0	2												
17 Lance Berkman, S OBP: 0.357, SLG: 0.643 (1, 8)	FC6-4		FC5-4 BB		F2			F7		3	0	0	0	1	0	1												
Richard Hidalgo, R OBP: 0.340, SLG: 0.545 (1, 9)		G6-4-3 1B	FC5-4		G3			G5-3		4	0	1	0	0	0	3												
Daryle Ward, L OBP: 0.379, SLG: 0.537 (1, 7)		G6-4-3 1B		G1-6-3				F9		3	0	1	0	0	0	0												
Morgan Ensberg, R OBP: 0.345, SLG: 0.373 (1, 5)		G6-4-3		L4				G5-3		3	0	0	0	0	0	2												
Julio Lugo, R OBP: 0.233, SLG: 0.241 Brandon Puffer, R (7, 1)		K		G1-3				F8		3	0	0	0	0	1	1												
Tim Redding, R Scott Linebrink, R (4, 1) Geoff Blum, S OBP: 0.308, SLG: 0.343 54 Brad Lidge, R (5, 1) Jose Vizcaino, S OBP: 0.185, SLG: 0.250 (7, 6)				F8				G3-1		1	0	0	0	0	0	0												
Inning Stats	R: 0 E: 0 K: 0 S: 5	H: 0 LOB: 1 BB: 1 P: 14	R: 0 E: 0 K: 1 S: 14	H: 2 LOB: 1 BB: 0 P: 26	R: 0 E: 0 K: 0 S: 12	H: 0 LOB: 3 BB: 2 P: 23	R: 0 E: 0 K: 0 S: 8	H: 0 LOB: 0 BB: 0 P: 14	R: 0 E: 0 K: 0 S: 6	H: 1 LOB: 0 BB: 0 P: 11	R: 0 E: 0 K: 0 S: 5	H: 0 LOB: 0 BB: 0 P: 8	R: 0 E: 0 K: 0 S: 4	H: 0 LOB: 0 BB: 0 P: 7	R: 0 E: 0 K: 0 S: 4	H: 0 LOB: 0 BB: 0 P: 7	R: 0 E: 0 K: 0 S: 4	H: 0 LOB: 0 BB: 0 P: 9	1B: 3 2B: 0 3B: 0 HR: 0	SF: 0 SAC: 0 DP: 2 HBP: 1	WP: 0 PB: 0 SB: 0 CS: 0	PA: 32						
PITCHER	IP	WLS	BF	H	R	ER	SO	BB	IBB	HBP	BLK	WP	HR	S	P	ERA	WHIP											
Tom Glavine, L ERA: 0.89 Darren Holmes, R ERA: 0.69 Tim Lincecum, R ERA: 3.55	(1, 1) (8, 1) (9, 1)	7.0	W	26	3	0	0	1	3	0	1	0	0	0	54	103	0.00	0.857										

Houston Astros @ Atlanta Braves
Turner Field, Atlanta, GA
Fri Apr 26 2002, 7:35 PM EDT
Att: 25,249 - Cloudy - 60 F

AB	28
R	0
H	3
RBI	0
BB	3
SO	1
LOB	10



Batter	1	2	3	4	5	6	7	8	9	AB	R	H	RBI	BB	SO	LOB	BOTTOM											
Rafael Furcal, S OBP: 0.298, SLG: 0.340 (1, 6)	K	10 1B		K		B1-3		10 2B		5	2	2	1	0	2	0												
Andruw Jones, R OBP: 0.372, SLG: 0.505 (1, 8)	K	10 1B		K		10 1B		10 2B		3	2	1	0	1	2	0												
10 Chipper Jones, S OBP: 0.426, SLG: 0.462 (1, 7)	BB	WP		G4-3		2B		1B		5	2	4	4	0	0	0												
B.J. Surhoff, L OBP: 0.375, SLG: 0.366 (1, 9)	BB	P6		1B		1B		2B		4	0	3	2	1	0	2												
Vinny Castilla, R OBP: 0.239, SLG: 0.393 (1, 5)	K			F9		K		G6-3		5	0	1	1	0	2	4												
Wes Helms, R OBP: 0.387, SLG: 0.677 (1, 3)		F9		HR		K		L4		5	1	1	1	0	1	3												
Marcus Giles, R OBP: 0.400, SLG: 0.434 (1, 4)		SH5-4 1B		CS		BB		G6-4-3 1B		4	1	3	0	1	1	2												
Henry Blanco, R OBP: 0.270, SLG: 0.219 (1, 2)		1B		CS		F9		G6-4-3		3	1	1	0	1	0	3												
Tom Glavine, L Darren Holmes, R Keith Lockhart, L OBP: 0.154, SLG: 0.231 Tim Lincecum, R ERA: 8.22	(1, 1) (8, 1) (8, PH) (9, 1)	3.0	L	18	7	4	4	4	3	0	0	0	0	0	0	0	12.00	3.333										
Inning Stats	R: 3 E: 0 K: 3 S: 13	H: 4 LOB: 2 BB: 1 P: 19	R: 3 E: 0 K: 0 S: 19	H: 4 LOB: 1 BB: 1 P: 31	R: 0 E: 0 K: 1 S: 14	H: 2 LOB: 1 BB: 1 P: 26	R: 0 E: 0 K: 2 S: 8	H: 0 LOB: 0 BB: 0 P: 11	R: 0 E: 0 K: 0 S: 9	H: 1 LOB: 2 BB: 1 P: 18	R: 2 E: 0 K: 0 S: 11	H: 2 LOB: 1 BB: 0 P: 19	R: 0 E: 0 K: 0 S: 5	H: 1 LOB: 0 BB: 0 P: 10	R: 3 E: 0 K: 1 S: 17	H: 5 LOB: 2 BB: 0 P: 29	1B: 11 2B: 3 3B: 1 HR: 1	SF: 0 SAC: 1 DP: 1 HBP: 1	WP: 1 PB: 0 SB: 1 CS: 2	PA: 43								
PITCHER	IP	WLS	BF	H	R	ER	SO	BB	IBB	HBP	BLK	WP	HR	S	P	ERA	WHIP											
Tim Lincecum, R ERA: 16.2 Scott Linebrink, R ERA: 11.97 54 Brad Lidge, R ERA: 9.0 Brandon Puffer, R ERA: 8.22	(1, 1) (4, 1) (5, 1) (7, 1)	3.0	L	18	7	4	4	4	3	0	0	0	0	0	0	12.00	3.333											

Houston Astros @ Atlanta Braves
Turner Field, Atlanta, GA
Fri Apr 26 2002, 7:35 PM EDT
Att: 25,249 - Cloudy - 60 F

AB	37
R	9
H	16
RBI	9
BB	4
SO	9
LOB	16



Batter	1	2	3	4	5	6	7	8	9	AB	R	H	RBI	BB	SO	LOB	TOP										
Craig Biggio, R OBP: 0.380, SLG: 0.465 (1, 4)										4	3	3	0	0	0	0	Houston Astros @ Atlanta Braves Turner Field, Atlanta, GA Sat Apr 27 2002, 7:05 PM EDT Att: 33,006 - Overcast - 68 F										
Gregg Zaun, S OBP: 0.438, SLG: 0.481 (1, 2)										5	0	2	4	0	0	2											
Jeff Bagwell, R OBP: 0.456, SLG: 0.500 (1, 3)										4	0	0	1	0	0	2											
17 Lance Berkman, S OBP: 0.363, SLG: 0.632 (1, 8) (8, 7)										3	0	1	0	1	0	0											
Richard Hidalgo, R OBP: 0.327, SLG: 0.522 (1, 9)										4	0	0	0	0	1	3											
Danyle Ward, L OBP: 0.385, SLG: 0.547 Brian Hunter, R OBP: 0.333, SLG: 0.533 (8, PR) (8, 8)										4	1	2	0	0	0	1											
Morgan Ensberg, R OBP: 0.339, SLG: 0.382 (1, 5)										4	1	1	0	0	0	2											
Julio Lugo, R OBP: 0.235, SLG: 0.219 (1, 6)										3	1	0	0	1	0	0											
Dave Micki, R OBP: 0.077, SLG: 0.077 Geoff Blum, S OBP: 0.325, SLG: 0.361 Octavio Dotel, R OBP: 0.294, SLG: 0.267 Billy Wagner, L OBP: 0.284, SLG: 0.267 (9, 1)										2	0	0	0	0	1	3											
Inning Stats	R: 1 E: 0 K: 0 S: 7	H: 1 LOB: 0 BB: 0 P: 10	R: 1 E: 1 K: 1 S: 10	H: 1 LOB: 1 BB: 0 P: 15	R: 0 E: 0 K: 0 S: 6	H: 0 LOB: 0 BB: 0 P: 8	R: 0 E: 0 K: 0 S: 6	H: 1 LOB: 0 BB: 0 P: 8	R: 3 E: 0 K: 1 S: 16	H: 3 LOB: 2 BB: 2 P: 36	R: 0 E: 0 K: 0 S: 11	H: 0 LOB: 0 BB: 0 P: 18	R: 0 E: 0 K: 0 S: 8	H: 1 LOB: 1 BB: 0 P: 13	R: 0 E: 0 K: 0 S: 11	H: 1 LOB: 1 BB: 0 P: 17		R: 1 E: 0 K: 1 S: 9	H: 2 LOB: 1 BB: 0 P: 14	1B: 5 2B: 4 3B: 1 HR: 0	SF: 0 SAC: 0 DP: 1 HBP: 1	WP: 0 PB: 0 SB: 0 CS: 0	PA: 38				
PITCHER	IP	WLS	BF	H	R	ER	SO	BB	IBB	HBP	BLK	WP	HR	S	P	ERA	WHIP										
Kevin Millwood, R ERA: 4.5 (1, 1)	6.0	L	26	6	5	4	2	1	1	0	0	0	0	56	95	6.00	1.167										
Kevin Grysinski, R ERA: 1.29 (7, 1)	1.0		4	1	0	0	0	0	0	1	0	0	0	8	13	0.00	1.000										
Mike Remlinger, L ERA: 0.73 (8, 1)	1.0		4	1	0	0	0	0	0	0	0	0	0	11	17	0.00	1.000										
Darren Holmes, R ERA: 1.29 (9, 1)	1.0		4	2	1	1	1	0	0	0	0	0	0	9	14	9.00	2.000										

Batter	1	2	3	4	5	6	7	8	9	AB	R	H	RBI	BB	SO	LOB	BOTTOM											
Rafael Furcal, S OBP: 0.306, SLG: 0.347 (1, 6)										4	1	2	0	0	0	0	Houston Astros @ Atlanta Braves Turner Field, Atlanta, GA Sat Apr 27 2002, 7:05 PM EDT Att: 33,006 - Overcast - 68 F											
Andruw Jones, R OBP: 0.359, SLG: 0.485 (1, 8)										4	0	0	0	0	0	2												
10 Chipper Jones, S OBP: 0.429, SLG: 0.458 (1, 7)										3	1	1	0	1	1	0												
B.J. Surhoff, L OBP: 0.369, SLG: 0.360 (1, 9)										4	1	1	1	0	0	1												
Vinny Castilla, R OBP: 0.240, SLG: 0.385 (1, 5)										2	0	0	1	1	1	2												
Wes Helms, R OBP: 0.400, SLG: 0.676 (1, 3)										3	0	1	0	0	2	1												
Marcus Giles, R OBP: 0.383, SLG: 0.418 (1, 4)										3	0	0	1	0	1	2												
Henry Blanco, R OBP: 0.244, SLG: 0.194 (1, 2)										4	0	0	0	0	1	2												
Kevin Millwood, R ERA: 4.5 (1, 1)	6.0	W	27	6	5	4	2	1	1	0	0	0	0	56	95	6.00		1.167										
Kevin Grysinski, R ERA: 1.29 (7, 1)	1.0		4	1	0	0	0	0	0	1	0	0	0	8	13	0.00		1.000										
Mike Remlinger, L ERA: 0.73 (8, 1)	1.0		4	1	0	0	0	0	0	0	0	0	0	11	17	0.00	1.000											
Darren Holmes, R ERA: 1.29 (9, 1)	1.0		4	2	1	1	1	0	0	0	0	0	0	9	14	9.00	2.000											
Inning Stats	R: 0 E: 0 K: 0 S: 8	H: 0 LOB: 0 BB: 0 P: 14	R: 0 E: 0 K: 1 S: 7	H: 0 LOB: 1 BB: 1 P: 13	R: 0 E: 0 K: 1 S: 10	H: 1 LOB: 0 BB: 0 P: 11	R: 2 E: 1 K: 0 S: 8	H: 1 LOB: 1 BB: 1 P: 15	R: 1 E: 0 K: 1 S: 11	H: 3 LOB: 2 BB: 0 P: 12	R: 0 E: 0 K: 1 S: 7	H: 0 LOB: 1 BB: 0 P: 13	R: 0 E: 0 K: 1 S: 7	H: 0 LOB: 0 BB: 0 P: 10	R: 0 E: 0 K: 2 S: 8	H: 0 LOB: 0 BB: 0 P: 10	R: 0 E: 0 K: 2 S: 10	H: 0 LOB: 0 BB: 0 P: 15	1B: 4 2B: 1 3B: 0 HR: 0	SF: 2 SAC: 0 DP: 0 HBP: 1	WP: 0 PB: 0 SB: 1 CS: 0	PA: 36						
PITCHER	IP	WLS	BF	H	R	ER	SO	BB	IBB	HBP	BLK	WP	HR	S	P	ERA	WHIP											
Dave Micki, R ERA: 2.2 (7, 1)	2.0	H	6	0	0	0	3	0	0	0	0	0	0	15	20	0.00	0.000											
Octavio Dotel, R ERA: 3.89 (9, 1)	1.0	S	3	0	0	0	2	0	0	0	0	0	0	10	15	0.00	0.000											



Batter	1	2	3	4	5	6	7	8	9	AB	R	H	RBI	BB	SO	LOB	TOP																					
Brad Ausmus, R OBP: 0.286, SLG: 0.364 (1, 2)	G5-3		G4-6-3			K	K	L3		5	0	0	0	0	2	5	Houston Astros @ Atlanta Braves Turner Field, Atlanta, GA Sun Apr 28 2002, 1:05 PM EDT Att: 31,018 - Cloudy - 75 F																					
Jose Vizcaino, S OBP: 0.216, SLG: 0.270 (1, 4)	F7			G4-3		BB	FC4-6			5	1	2	1	0	0	1																						
5 Jeff Bagwell, R OBP: 0.463, SLG: 0.519 (1, 3)				G5-3		BB	CS			3	1	1	0	2	0	1																						
17 Lance Berkman, S OBP: 0.374, SLG: 0.622 (8, 7)				K		BB				3	1	1	0	2	2	1																						
Daryle Ward, L OBP: 0.389, SLG: 0.556 Richard Hidalgo, R OBP: 0.324, SLG: 0.516 (8, 9)		F8			G4-3	K				4	1	2	1	0	1	3																						
Morgan Ensberg, R OBP: 0.343, SLG: 0.373 (1, 5)		F8			G4-3					4	1	1	2	1	0	3																						
Orlando Merced, S OBP: 0.400, SLG: 0.333 Brian Hunter, R OBP: 0.375, SLG: 0.563 (8, 8)			G6-3		SF8	F9				2	0	0	1	0	0	3																						
Julio Lugo, R OBP: 0.289, SLG: 0.278 (1, 6)			F8							4	1	3	1	0	0	0																						
Carlos Hernández, S OBP: 0.400, SLG: 0.333 Geoff Blum, S OBP: 0.317, SLG: 0.351 T.J. Mathews, R (8, 1)				G6-3						2	0	1	0	1	0	1																						
Inning Stats	R: 0 E: 0 K: 1 S: 13	H: 0 LOB: 1 BB: 1 P: 20	R: 0 E: 0 K: 0 S: 4	H: 0 LOB: 0 BB: 0 P: 7	R: 0 E: 0 K: 0 S: 9	H: 0 LOB: 0 BB: 1 P: 19	R: 0 E: 0 K: 1 S: 6	H: 0 LOB: 0 BB: 0 P: 9	R: 1 E: 0 K: 2 S: 8	H: 2 LOB: 1 BB: 0 P: 14	R: 1 E: 0 K: 2 S: 16	H: 1 LOB: 3 BB: 3 P: 34	R: 1 E: 0 K: 1 S: 11	H: 2 LOB: 0 BB: 0 P: 13	R: 4 E: 0 K: 1 S: 18	H: 5 LOB: 1 BB: 1 P: 30		R: 0 E: 0 K: 1 S: 11	H: 2 LOB: 2 BB: 0 P: 15	1B: 10 2B: 2 3B: 1 HR: 0	SF: 1 SAC: 0 DP: 2 HBP: 0	WP: 0 PB: 0 SB: 1 CS: 1	PA: 43															
PITCHER	IP	WLS	BF	H	R	ER	SO	BB	IBB	HBP	BLK	WP	HR	S	P	ERA	WHIP	PITCHER		IP	WLS	BF	H	R	ER	SO	BB	IBB	HBP	BLK	WP	HR	S	P	ERA	WHIP		
Abie Lopez, R ERA: 3.97	5.1	L	21	3	2	2	3	3	0	0	0	0	0	48	84	3.38	1.125	Kerry Ligtenberg, R ERA: 3.86		1.0		5	2	0	0	1	0	0	0	0	0	0	0	11	15	0.00	2.000	
Chris Hammond, L ERA: 2.87	0.1		2	0	0	0	1	1	0	0	0	0	0	5	11	0.00	3.000																					
Tim Spooneybarger, R ERA: 3.86	1.1		6	2	1	1	1	1	0	0	0	0	0	14	21	6.75	2.250																					
Mike Remlinger, L ERA: 3.65	0.0		4	3	4	4	0	1	0	0	0	0	0	9	15	=	=																					
Kevin Gryboski, R ERA: 1.15	1.0		4	2	0	0	1	0	0	0	0	0	0	9	15	0.00	2.000																					

Batter	1	2	3	4	5	6	7	8	9	AB	R	H	RBI	BB	SO	LOB	BOTTOM																					
Rafael Furcal, S OBP: 0.313, SLG: 0.373 (1, 6)			G6-3			K				4	0	2	0	0	1	0	Houston Astros @ Atlanta Braves Turner Field, Atlanta, GA Sun Apr 28 2002, 1:05 PM EDT Att: 31,018 - Cloudy - 75 F																					
Marcus Giles, R OBP: 0.378, SLG: 0.402 Kerry Ligtenberg, R (9, 1)			G5-3							3	0	0	0	1	0	2																						
10 Chipper Jones, S OBP: 0.426, SLG: 0.465 Ryan Langerhans, L (8, 7)			P4			L7				3	0	1	0	0	0	2																						
Vinny Castilla, R OBP: 0.240, SLG: 0.379 (1, 5)			F9			G5-4-3				4	0	1	0	0	0	2																						
Andruw Jones, R OBP: 0.364, SLG: 0.524 (1, 8)						K				4	1	2	1	0	1	0																						
Wes Helms, R OBP: 0.359, SLG: 0.605 (1, 3)			K			K				4	0	0	0	0	2	1																						
Mark DeRosa, R OBP: 0.417, SLG: 0.409 (1, 9)			E5			G4-3				3	0	0	0	0	0	1																						
Henry Blanco, R OBP: 0.227, SLG: 0.179 (1, 2)			P2			G6-3				3	0	0	0	0	0	2																						
Abie Lopez, R OBP: 0.333, SLG: 0.333 Chris Hammond, L Tim Spooneybarger, R Mike Remlinger, L Kevin Gryboski, R Keith Lockhart, L OBP: 0.143, SLG: 0.214 (8, 4)			K			K				2	0	0	0	0	0	2																						
Inning Stats	R: 0 E: 0 K: 0 S: 11	H: 1 LOB: 1 BB: 0 P: 13	R: 0 E: 1 K: 2 S: 10	H: 1 LOB: 2 BB: 0 P: 16	R: 0 E: 0 K: 0 S: 7	H: 2 LOB: 2 BB: 0 P: 11	R: 0 E: 0 K: 2 S: 8	H: 0 LOB: 0 BB: 0 P: 13	R: 0 E: 0 K: 0 S: 4	H: 0 LOB: 0 BB: 1 P: 11	R: 0 E: 0 K: 0 S: 5	H: 0 LOB: 0 BB: 0 P: 6	R: 0 E: 0 K: 0 S: 12	H: 1 LOB: 1 BB: 0 P: 20	R: 1 E: 0 K: 0 S: 5	H: 1 LOB: 0 BB: 0 P: 6		1B: 1 2B: 4 3B: 0 HR: 1	SF: 0 SAC: 0 DP: 1 HBP: 0	WP: 0 PB: 0 SB: 0 CS: 0	PA: 33																	
PITCHER	IP	WLS	BF	H	R	ER	SO	BB	IBB	HBP	BLK	WP	HR	S	P	ERA	WHIP	PITCHER		IP	WLS	BF	H	R	ER	SO	BB	IBB	HBP	BLK	WP	HR	S	P	ERA	WHIP		
Carlos Hernández, L ERA: 3.65	7.0	W	25	4	0	0	6	1	0	0	0	0	0	53	81	0.00	0.714	Kerry Ligtenberg, R ERA: 3.86		1.0		5	2	0	0	1	0	0	0	0	0	11	15	0.00	2.000			
T.J. Mathews, R ERA: 1.35	2.0		8	2	1	1	0	0	0	0	0	0	1	17	26	4.50	1.000																					



Batter	1	2	3	4	5	6	7	8	9	AB	R	H	RBI	BB	SO	LOB	TOP					
Peter Bergeron, L (1, 8) OBP: 0.328, SLG: 0.257			G4-3		G1-3		K		B5-3	5	0	0	0	0	2	2						
Jose Vidro, S (1, 4) OBP: 0.387, SLG: 0.486	G6-3		G5-3			G1-3	HR		F8	4	1	0	0	0	0	0						
Vladimir Guerrero, R (1, 9) OBP: 0.477, SLG: 0.738	G1-3			HR		P2	HR			4	2	2	4	0	0	0						
Lee Stevens, L (1, 3) OBP: 0.411, SLG: 0.511		K		K		1B	F8			3	0	0	0	1	2	0						
Fernando Tatis, R (1, 9) Britt Richards, R (7, 1) Andres Castro, R (6, PH) Scott Stewart, L (8, 1) 52 T.J. Tucker, R (8, 1) Matt Herges, L (9, 1)		1B	G5-3			1B		K		3	0	2	0	0	0	0						
Orlando Cabrera, R (1, 6) OBP: 0.339, SLG: 0.366		1B	G6-3		G1-3			F7		4	0	1	0	0	0	2						
Michael Barrett, R (1, 2) OBP: 0.434, SLG: 0.644		F8				F8	1B	1B		4	1	3	0	0	0	2						
Brad Wilkerson, L (1, 7) OBP: 0.398, SLG: 0.369		K				F8	HR	F9		4	1	1	0	0	1	4						
Tony Armas, R (1, 1) Henry Rodriguez, L (7, PH) Chris Truby, R (7, 5) OBP: 0.306, SLG: 0.413			G1-3				SF8	K		2	0	0	0	0	1	1						
Inning Stats	R: 0 E: 0 K: 1 S: 7	H: 0 LOB: 0 BB: 0 P: 7	R: 0 E: 0 K: 2 S: 12	H: 2 LOB: 2 BB: 0 P: 17	R: 0 E: 0 K: 0 S: 7	H: 0 LOB: 0 BB: 0 P: 10	R: 1 E: 0 K: 1 S: 10	H: 1 LOB: 0 BB: 0 P: 14	R: 0 E: 0 K: 1 S: 13	H: 1 LOB: 1 BB: 0 P: 16	R: 0 E: 0 K: 0 S: 11	H: 1 LOB: 2 BB: 1 P: 17	R: 4 E: 0 K: 1 S: 13	H: 3 LOB: 0 BB: 0 P: 21	R: 0 E: 0 K: 1 S: 11	H: 1 LOB: 1 BB: 0 P: 12	R: 0 E: 0 K: 1 S: 6	H: 0 LOB: 0 BB: 0 P: 8	1B: 7 2B: 0 3B: 0 HR: 2	SF: 1 SAC: 0 DP: 0 HBP: 1	WP: 0 PB: 0 SB: 0 CS: 0	PA: 38
PITCHER	IP	WLS	BF	H	R	ER	SO	BB	IBB	HBP	BLK	WP	HR	S	P	ERA	WHIP					
Shane Reynolds, R (1, 1) ERA: 4.5	6.0		26	7	3	3	5	1	0	0	0	0	1	62	83	4.50	1.333					
Octavio Dotel, R (7, 1) ERA: 4.5	2.0	L	9	2	2	2	2	0	0	1	0	0	1	22	31	9.00	1.000					
Billy Wagner, L (9, 1) ERA: 4.35	1.0		3	0	0	0	1	0	0	0	0	0	0	6	8	0.00	0.000					

Montreal Expos @ Houston Astros
Astros Field, Houston, TX
Wed May 01 2002, 8:05 PM EDT
Att: 25,535 - Dome - 72 F

AB	35
R	5
H	9
RBI	5
BB	1
SO	8
LOB	11



Batter	1	2	3	4	5	6	7	8	9	AB	R	H	RBI	BB	SO	LOB	BOTTOM					
Craig Biggio, R (1, 4) OBP: 0.358, SLG: 0.426	G6-3		K			E5	1B		F8	4	1	0	0	0	1	2						
Orlando Merced, S (1, 9) OBP: 0.280, SLG: 0.238	G3-1		G6-3			HR	BB	1B		3	1	1	1	1	0	1						
5 Jeff Bagwell, R (1, 3) OBP: 0.431, SLG: 0.471	F8			F8		K	K			4	0	0	0	0	2	4						
17 Lance Berkman, S (1, 8) OBP: 0.374, SLG: 0.633		G4-6-3		G3-1		HR		K		4	1	3	3	0	1	0						
Daryle Ward, L (1, 7) OBP: 0.369, SLG: 0.520		G4-6-3		G3-1		G4-3		K		4	0	0	0	0	1	2						
Geoff Blum, S (1, 5) OBP: 0.318, SLG: 0.350 Billy Wagner, L (9, 1)		1B		K2-3		G1-3		P3		3	0	1	0	0	1	1						
Brad Ausmus, R (1, 2) OBP: 0.297, SLG: 0.373 Gregg Zaun, S (9, PH)		G5-3			K		G5-4-3	BB	G3	2	1	0	0	1	1	1						
Jose Vizcaino, S (1, 6) OBP: 0.244, SLG: 0.293			WP		P6		1B		P6	4	0	2	0	0	0	0						
Shane Reynolds, R (1, 1) OBP: 0.091, SLG: 0.182 Morgan Ensberg, R (7, 5) Octavio Dotel, R (7, 1) Brian Hunter, R (8, PH) OBP: 0.353, SLG: 0.529			SH3-4		K		G5-4-3			1	0	0	0	0	1	0						
Inning Stats	R: 0 E: 0 K: 0 S: 7	H: 2 LOB: 1 BB: 0 P: 12	R: 0 E: 0 K: 0 S: 20	H: 2 LOB: 1 BB: 0 P: 28	R: 0 E: 0 K: 1 S: 9	H: 1 LOB: 1 BB: 0 P: 14	R: 0 E: 0 K: 2 S: 10	H: 0 LOB: 0 BB: 0 P: 12	R: 3 E: 1 K: 1 S: 12	H: 1 LOB: 0 BB: 1 P: 26	R: 1 E: 1 K: 1 S: 11	H: 2 LOB: 2 BB: 1 P: 19	R: 0 E: 0 K: 2 S: 8	H: 0 LOB: 0 BB: 0 P: 11	R: 0 E: 0 K: 0 S: 8	H: 1 LOB: 1 BB: 0 P: 14	1B: 7 2B: 0 3B: 0 HR: 1	SF: 0 SAC: 1 DP: 2 HBP: 1	WP: 1 PB: 0 SB: 4 CS: 0	PA: 37		
PITCHER	IP	WLS	BF	H	R	ER	SO	BB	IBB	HBP	BLK	WP	HR	S	P	ERA	WHIP					
Tony Armas, R (1, 1) ERA: 3.55	1.0	H	6	2	1	1	1	1	0	1	0	0	0	11	19	9.00	3.000					
Britt Reames, R (7, 1) ERA: 8.08	0.2	H	2	0	0	0	2	0	0	0	0	0	0	7	10	0.00	0.000					
52 T.J. Tucker, R (8, 1) ERA: 1.84	0.1	H	1	0	0	0	0	0	0	0	0	0	0	1	1	0.00	0.000					
Matt Herges, R (9, 1) ERA: 3.5	1.0	S	4	1	0	0	0	0	0	0	0	0	0	8	14	0.00	1.000					

Montreal Expos @ Houston Astros
Astros Field, Houston, TX
Wed May 01 2002, 8:05 PM EDT
Att: 25,535 - Dome - 72 F

AB	33
R	4
H	8
RBI	4
BB	2
SO	8
LOB	13



Batter	1	2	3	4	5	6	7	8	9	AB	R	H	RBI	BB	SO	LOB	TOP										
Peter Bergeron, L (1, 8) OBP: 0.326, SLG: 0.257										4	0	1	0	0	3	0	Montreal Expos @ Houston Astros Astros Field, Houston, TX Thu May 02 2002, 4:05 PM EDT Att: 25,788 - Dome - 72 F										
Jose Vidro, S (1, 4) OBP: 0.374, SLG: 0.468										4	0	0	1	0	0	1											
Vladimir Guerrero, R (1, 9) Lou Collier, R (8, 9)										3	0	0	0	1	1	0											
Lee Stevens, L (1, 3) OBP: 0.397, SLG: 0.489										4	0	0	0	0	2	2											
Orlando Cabrera, R (1, 6) OBP: 0.345, SLG: 0.390										4	1	2	0	0	0	0											
Brian Schneider, L (1, 2) OBP: 0.388, SLG: 0.500										4	0	1	1	0	1	1											
Chris Truby, R (1, 5) OBP: 0.297, SLG: 0.400										3	0	0	0	0	1	2											
Brad Wilkerson, L (1, 7) OBP: 0.396, SLG: 0.360										2	1	0	0	1	1	1											
Carl Pavano, R (1, 1) OBP: 0.231, SLG: 0.308										1	0	0	0	0	0	0											
Britt Reames, R (6, 1) Henry Rodriguez, L (7, PH) Masato Yoshii, R (7, 1)										0	0	0	0	0	0	0											
Inning Stats	R: 0 E: 0 K: 1 S: 6	H: 0 LOB: 0 BB: 0 P: 9	R: 0 E: 0 K: 1 S: 14	H: 1 LOB: 1 BB: 0 P: 17	R: 1 E: 0 K: 1 S: 15	H: 1 LOB: 2 BB: 2 P: 27	R: 0 E: 0 K: 1 S: 10	H: 0 LOB: 0 BB: 0 P: 14	R: 0 E: 0 K: 1 S: 8	H: 0 LOB: 0 BB: 0 P: 13	R: 0 E: 0 K: 1 S: 6	H: 0 LOB: 0 BB: 0 P: 6	R: 1 E: 0 K: 1 S: 13	H: 2 LOB: 1 BB: 0 P: 17	R: 0 E: 0 K: 1 S: 5	H: 0 LOB: 0 BB: 0 P: 6	R: 0 E: 0 K: 1 S: 7	H: 0 LOB: 0 BB: 0 P: 12	1B: 2 2B: 2 3B: 0 HR: 0	SF: 0 SAC: 1 DP: 0 HBP: 0	WP: 0 PB: 0 SB: 2 CS: 0	PA: 33					
PITCHER	IP	WLS	BF	H	R	ER	SO	BB	IBB	HBP	BLK	WP	HR	S	P	ERA	WHIP										
Tim Redding, R (1, 1) ERA: 8.18	6.0	W	22	2	1	1	6	1	1	0	0	0	0	59	86	1.50	0.500										
T.J. Mathews, R (7, 1) ERA: 1.69	2.2		10	2	1	1	3	0	0	0	0	0	0	23	30	3.38	0.750										
Ricky Stone, R (9, 1) ERA: 2.12	0.1		1	0	0	0	0	0	0	0	0	0	0	2	5	0.00	0.000										

AB	30
R	2
H	4
RBI	2
BB	2
SO	9
LOB	8



Batter	1	2	3	4	5	6	7	8	9	AB	R	H	RBI	BB	SO	LOB	BOTTOM										
Craig Biggio, R (1, 4) OBP: 0.368, SLG: 0.475										5	3	3	3	0	0	2	Montreal Expos @ Houston Astros Astros Field, Houston, TX Thu May 02 2002, 4:05 PM EDT Att: 25,788 - Dome - 72 F										
Gregg Zaun, S (1, 2) OBP: 0.395, SLG: 0.455										5	1	1	2	0	0	1											
5 Jeff Bagwell, R (1, 3) OBP: 0.430, SLG: 0.511										5	1	2	2	0	2	1											
17 Lance Berkman, S (1, 8) OBP: 0.400, SLG: 0.653										3	0	3	1	1	0	0											
Daryle Ward, L (1, 7) OBP: 0.364, SLG: 0.510										4	0	1	0	0	2	4											
T.J. Mathews, R (7, 1)										1	0	0	0	0	0	1											
Ricky Stone, R (9, 1)										0	0	0	0	0	0	0											
Richard Hidalgo, R (1, 9) OBP: 0.319, SLG: 0.495										4	0	2	0	0	0	2											
Morgan Ensberg, R (1, 5) OBP: 0.355, SLG: 0.412										4	1	2	0	0	0	1											
Julio Lugo, R (1, 6) OBP: 0.311, SLG: 0.268										2	1	0	0	2	0	2											
Tim Redding, R (1, 1) Orlando Merced, S (6, PH) Brian Hunter, R (8, 8)										2	0	0	0	0	1	2											
Inning Stats	R: 1 E: 0 K: 1 S: 12	H: 2 LOB: 2 BB: 0 P: 23	R: 0 E: 0 K: 1 S: 9	H: 1 LOB: 0 BB: 0 P: 14	R: 0 E: 0 K: 1 S: 12	H: 2 LOB: 1 BB: 1 P: 22	R: 0 E: 0 K: 0 S: 5	H: 0 LOB: 1 BB: 1 P: 10	R: 0 E: 0 K: 1 S: 9	H: 1 LOB: 1 BB: 0 P: 12	R: 5 E: 0 K: 1 S: 19	H: 5 LOB: 1 BB: 1 P: 28	R: 0 E: 0 K: 0 S: 10	H: 1 LOB: 1 BB: 0 P: 17	R: 2 E: 0 K: 0 S: 14	H: 3 LOB: 0 BB: 0 P: 20	1B: 8 2B: 5 3B: 0 HR: 2	SF: 0 SAC: 0 DP: 1 HBP: 1	WP: 0 PB: 0 SB: 0 CS: 0	PA: 41							
PITCHER	IP	WLS	BF	H	R	ER	SO	BB	IBB	HBP	BLK	WP	HR	S	P	ERA	WHIP										
Carl Pavano, R (1, 1) ERA: 5.2	5.1	L	28	8	5	5	4	3	0	1	0	0	0	8	12	8.44	2.250										
Britt Reames, R (6, 1) ERA: 6.43	0.2		4	2	1	1	1	0	0	0	0	0	0	8	12	13.50	3.000										
Masato Yoshii, R (7, 1) ERA: 4.07	2.0		9	4	2	2	0	0	0	0	0	0	1	24	37	9.00	2.000										

AB	37
R	8
H	15
RBI	8
BB	3
SO	5
LOB	17



Batter	1	2	3	4	5	6	7	8	9	AB	R	H	RBI	BB	SO	LOB	TOP										
Roberto Alomar, S OBP: 0.323, SLG: 0.378 (1, 4)	F9		F8	1B	F7			F7	1B 2B	6	1	2	1	0	0	1											
Edgardo Alfonzo, R OBP: 0.420, SLG: 0.373 Joe McEwing, R OBP: 0.333, SLG: 0.575 (9, PH) (9, 5)	G6-3		31 1B	1B		F9			1B	4	1	2	0	1	0	0											
31 Mike Piazza, R OBP: 0.375, SLG: 0.587 Armando Benitez, R (9, 1)	G6-3		1B 2B	BB	P6		F9	G5-3	G6-3	5	1	0	0	1	0	4											
Mo Vaughn, L OBP: 0.364, SLG: 0.362 (1, 3)		K	K		F9	K			G3	5	0	0	0	0	3	2											
Jeremy Burnitz, L OBP: 0.355, SLG: 0.485 Vance Wilson, R OBP: 0.317, SLG: 0.462 (9, 2)	2B HBP		1-3 2-H 1B		HR 1B		F9		HR	4	3	3	2	0	0	0											
John Valentin, R OBP: 0.357, SLG: 0.480 (1, 6)	1-1 2B		0-2 1-H 2B		HR		K		HR BB	4	2	3	4	1	1	0											
Jay Payton, R OBP: 0.299, SLG: 0.398 (1, 8)	3-2 F8		1-0 P4		HR		E5 FC6-4		HR	5	2	2	3	0	0	3											
Roger Cedeno, S OBP: 0.278, SLG: 0.253 (1, 7)	4-0 IBB			B2-3	F8		FC6-4		2B 1B	4	1	1	0	1	0	1											
Pedro Astacio, R OBP: 0.125, SLG: 0.125 David Weathers, R OBP: 0.333, SLG: 0.333 Scott Strickland, R OBP: 0.328, SLG: 0.488 (1, 1) (7, 1) (8, PH) (8, 1) (9, PH) (9, 9)	1-3 K		1-0 G2-3				L6		F8	3	0	1	0	0	1	3											
Inning Stats	R: 0 E: 0 K: 0 S: 12	H: 0 LOB: 0 BB: 0 P: 15	R: 0 E: 0 K: 2 S: 13	H: 1 LOB: 3 BB: 1 P: 24	R: 3 E: 0 K: 1 S: 16	H: 3 LOB: 1 BB: 1 P: 23	R: 0 E: 0 K: 0 S: 9	H: 2 LOB: 2 BB: 0 P: 13	R: 3 E: 0 K: 0 S: 15	H: 4 LOB: 1 BB: 0 P: 26	R: 0 E: 0 K: 1 S: 8	H: 0 LOB: 0 BB: 0 P: 12	R: 0 E: 1 K: 1 S: 11	H: 0 LOB: 1 BB: 0 P: 15	R: 0 E: 0 K: 0 S: 7	H: 0 LOB: 1 BB: 1 P: 16	R: 5 E: 0 K: 0 S: 25	H: 5 LOB: 1 BB: 1 P: 43	1B: 8 2B: 3 3B: 0 HR: 4	SF: 0 SAC: 0 DP: 0 HBP: 1	WP: 0 PB: 0 SB: 1 CS: 0	PA: 48					
PITCHER	IP	WLS	BF	H	R	ER	SO	BB	IBB	HBP	BLK	WP	HR	S	P	ERA	WHIP										
Dave Milicki, R ERA: 3.38 (1, 1)	4.2	L	27	10	6	6	3	1	1	1	0	0	2	62	96	11.57	2.357										
Brandon Puffer, R ERA: 7.88 (5, 1)	0.1		1	0	0	0	0	0	0	0	0	0	0	3	5	0.00	0.000										
Scott Linebrink, R ERA: 9.0 (6, 1)	2.0		7	0	0	0	2	0	0	0	0	0	0	19	27	0.00	0.000										
Ricky Stone, R ERA: 3.44 (8, 1)	1.1		8	2	3	3	0	2	0	0	0	0	2	20	38	20.25	3.000										
54 Brad Lidge, R ERA: 13.5 (9, 1)	0.2		5	3	2	2	0	0	0	0	0	0	0	12	21	27.00	4.500										
Batter	1	2	3	4	5	6	7	8	9	AB	R	H	RBI	BB	SO	LOB	BOTTOM										
Craig Biggio, R OBP: 0.353, SLG: 0.452 (1, 4)	K		G6-4-3		F9		G1-3		K	5	0	0	0	0	2	7											
Gregg Zaun, S OBP: 0.372, SLG: 0.421 (1, 2)	G6-3		G3		F9			1B	G4-3	5	0	1	0	0	0	2											
5 Jeff Bagwell, R OBP: 0.432, SLG: 0.573 (1, 3)	HR			K		HR		P2		4	2	2	2	0	1	1											
17 Lance Berkman, S OBP: 0.395, SLG: 0.635 (1, 8)	BB			K		F7		K		3	0	0	0	1	2	1											
Daryle Ward, L OBP: 0.351, SLG: 0.491 (1, 7)	P6			L4		F9		L3		4	0	0	0	0	0	2											
Richard Hidalgo, R OBP: 0.316, SLG: 0.486 (1, 9)	F8				G5-3			1B 1B	P3	4	0	1	0	0	0	0											
Morgan Ensberg, R OBP: 0.363, SLG: 0.431 (1, 5)	K				E6			1B 1B	1B 2B	4	1	2	0	0	1	0											
Julio Lugo, R OBP: 0.306, SLG: 0.267 (1, 6)	K				F8			K	1B	4	0	1	0	0	2	3											
Dave Milicki, R ERA: 2.97 Brandon Puffer, R ERA: 2.08 Geoff Blum, S ERA: 0.78 Scott Linebrink, R ERA: 3.21 Orlando Merced, S OBP: 0.333, SLG: 0.333 Ricky Stone, R OBP: 0.328, SLG: 0.488 54 Brad Lidge, R ERA: 13.5 Brian Hunter, R OBP: 0.389, SLG: 0.556 (1, 1) (5, PH) (8, 1) (8, PH) (9, 1) (9, PH) (9, 9)	G6-4-3 1B				G6-4-3 1B			K	1B 1B	1	0	1	0	0	0	0											
Inning Stats	R: 1 E: 0 K: 1 S: 14	H: 1 LOB: 1 BB: 1 P: 27	R: 0 E: 0 K: 2 S: 12	H: 0 LOB: 0 BB: 0 P: 18	R: 0 E: 0 K: 0 S: 5	H: 1 LOB: 0 BB: 0 P: 7	R: 0 E: 0 K: 2 S: 10	H: 0 LOB: 0 BB: 0 P: 18	R: 0 E: 0 K: 0 S: 10	H: 0 LOB: 2 BB: 1 P: 18	R: 1 E: 0 K: 0 S: 8	H: 1 LOB: 0 BB: 0 P: 11	R: 0 E: 0 K: 2 S: 14	H: 2 LOB: 2 BB: 0 P: 23	R: 0 E: 0 K: 1 S: 8	H: 1 LOB: 1 BB: 0 P: 13	R: 1 E: 0 K: 1 S: 18	H: 3 LOB: 2 BB: 0 P: 23	1B: 6 2B: 1 3B: 0 HR: 2	SF: 0 SAC: 0 DP: 1 HBP: 0	WP: 0 PB: 0 SB: 0 CS: 0	PA: 38					
PITCHER	IP	WLS	BF	H	R	ER	SO	BB	IBB	HBP	BLK	WP	HR	S	P	ERA	WHIP										
Pedro Astacio, R ERA: 2.97 (1, 1)	6.0	W	23	3	2	2	5	2	0	0	0	0	2	59	99	3.00	0.833										
David Weathers, R ERA: 2.08 (7, 1)	1.0		5	2	0	0	2	0	0	0	0	0	0	14	23	0.00	2.000										
Scott Strickland, R ERA: 0.78 (8, 1)	1.0		4	1	0	0	1	0	0	0	0	0	0	8	13	0.00	1.000										
Armando Benitez, R ERA: 3.21 (9, 1)	1.0		6	3	1	1	1	0	0	0	0	0	0	18	23	9.00	3.000										

New York Mets @ Houston Astros
Astros Field, Houston, TX
Fri May 03 2002, 8:05 PM EDT
Att: 31,329 - Dome - 72 F

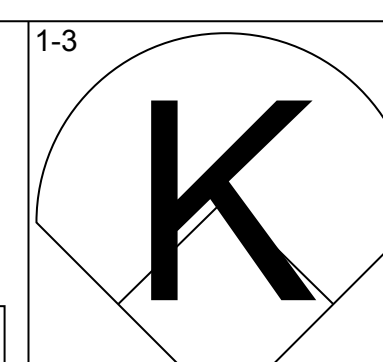
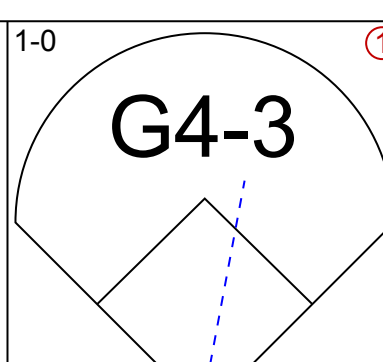
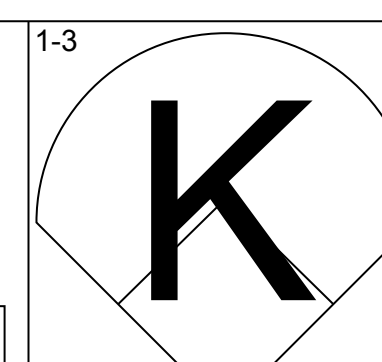
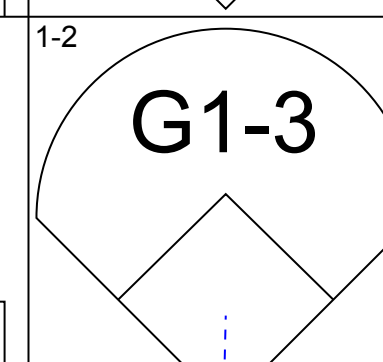
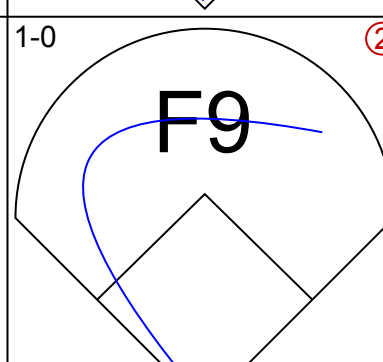
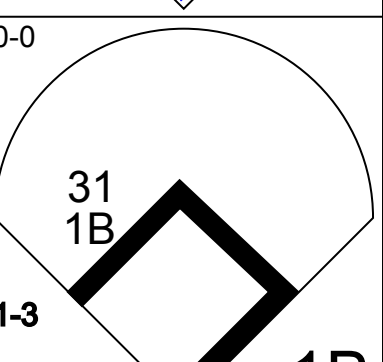
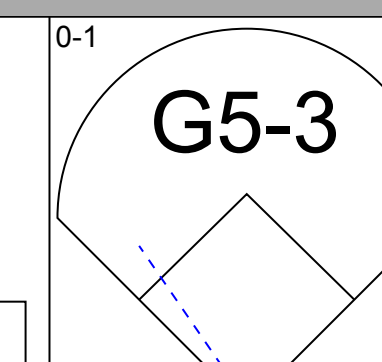
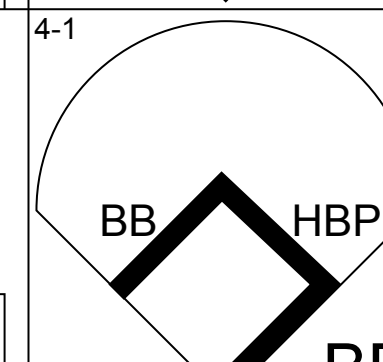
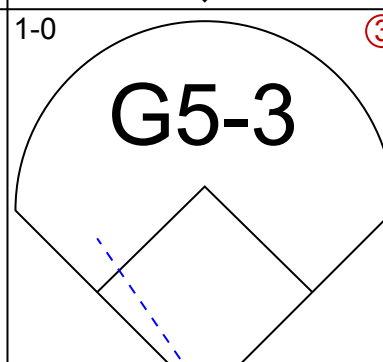
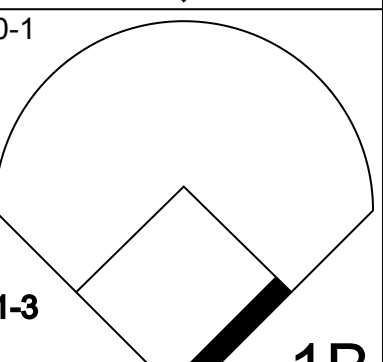
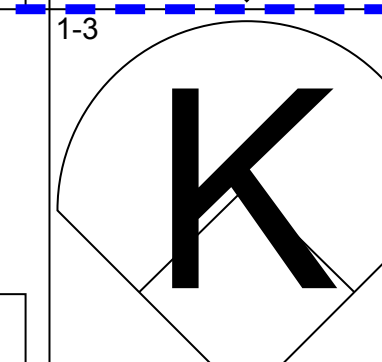
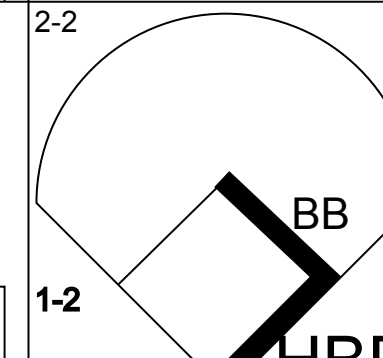
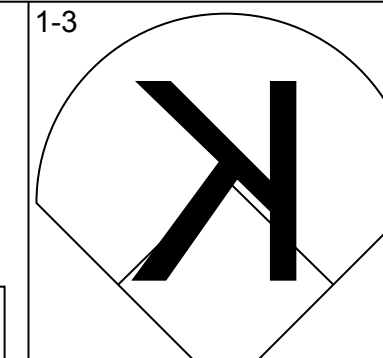
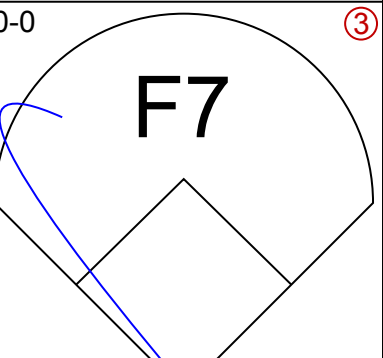
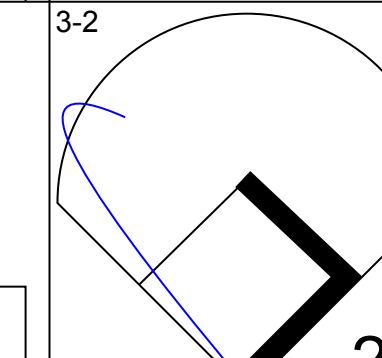
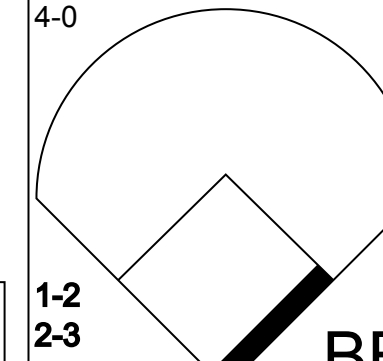
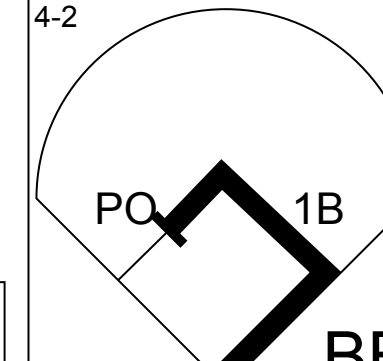
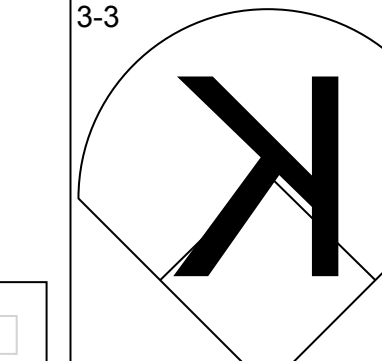
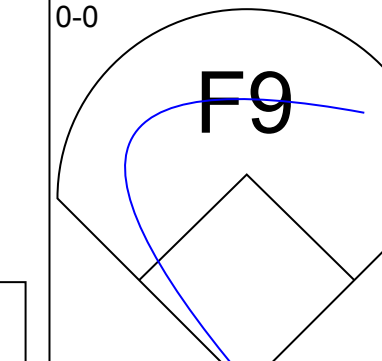
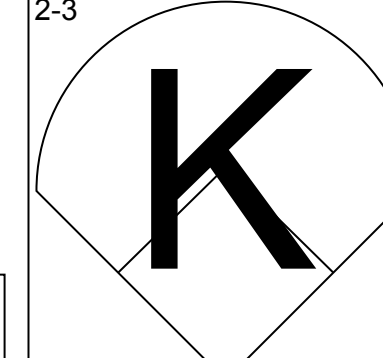
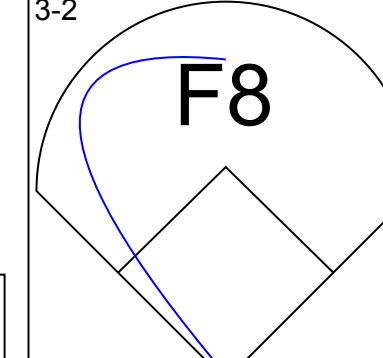
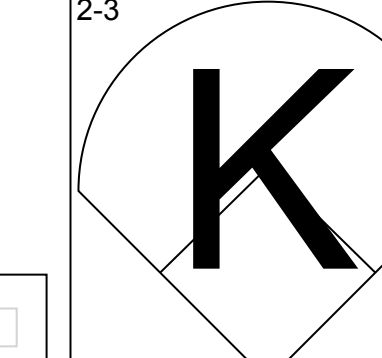
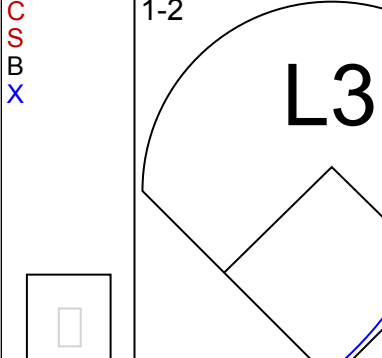
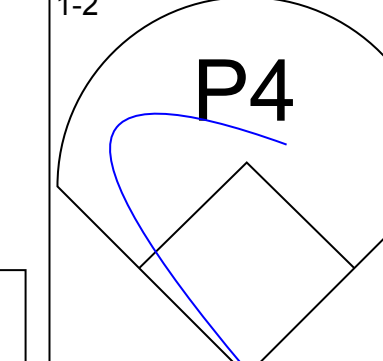
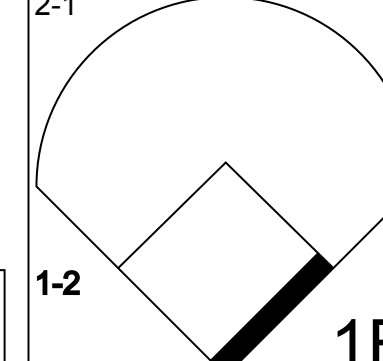
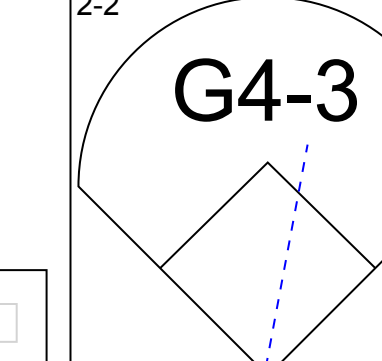
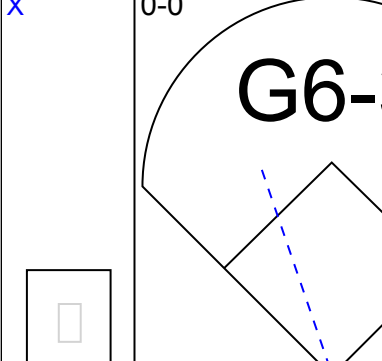
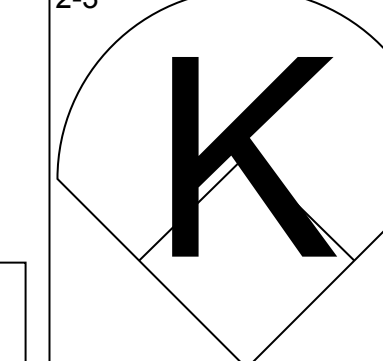
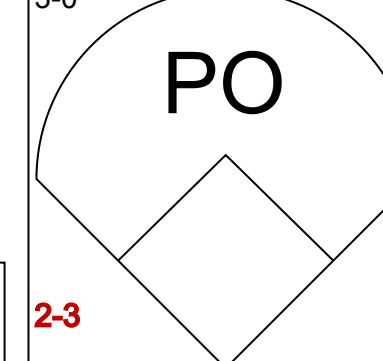
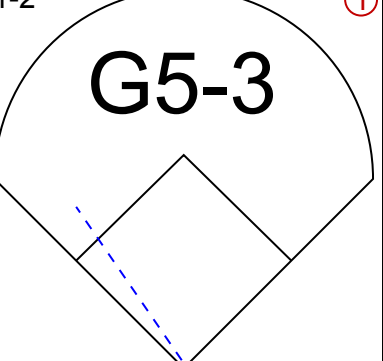
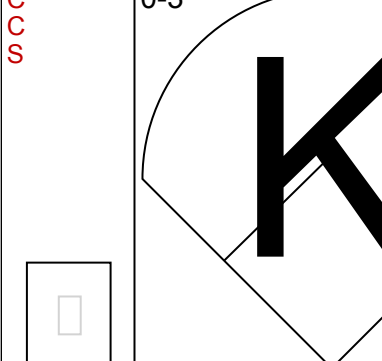
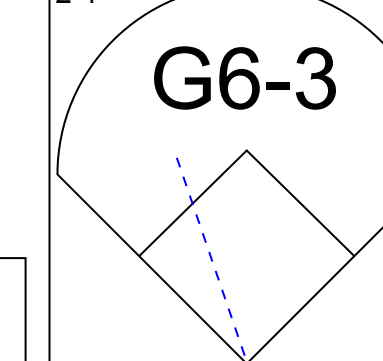
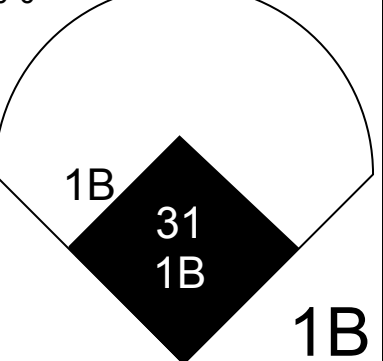
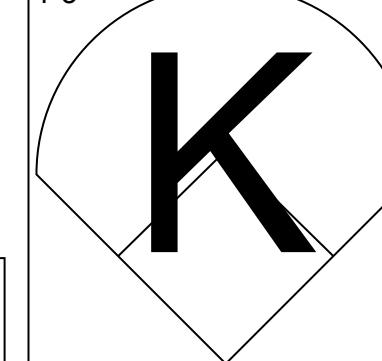
AB	43
R	11
H	15
RBI	11
BB	4
SO	5
LOB	15



New York Mets @ Houston Astros
Astros Field, Houston, TX
Fri May 03 2002, 8:05 PM EDT
Att: 31,329 - Dome - 72 F

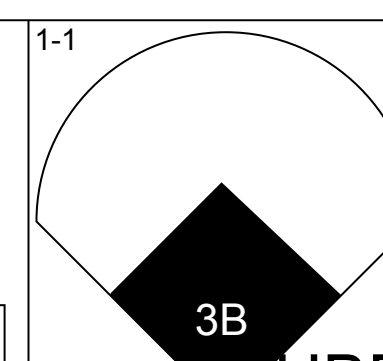
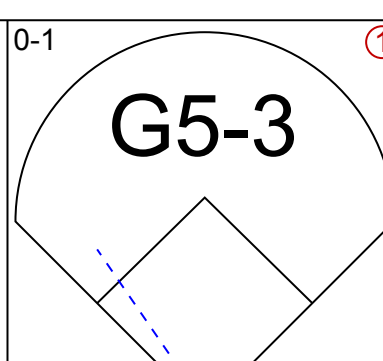
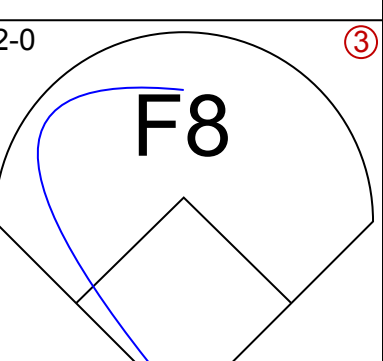
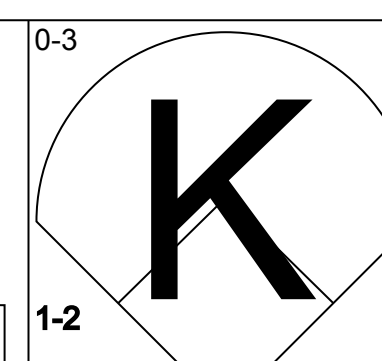
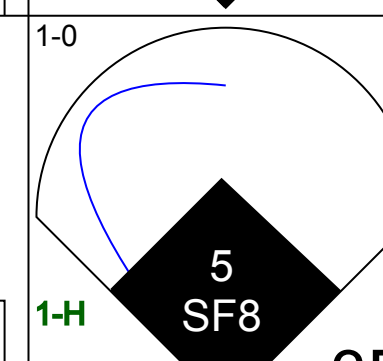
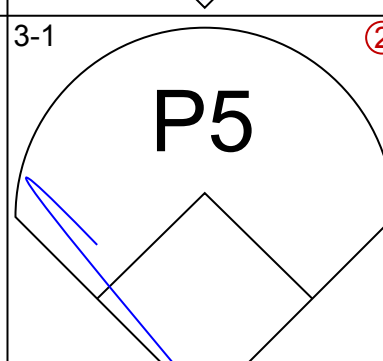
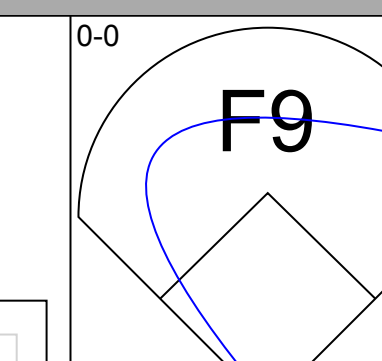
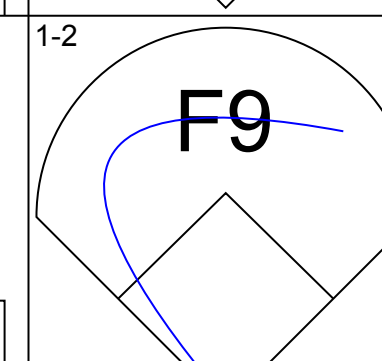
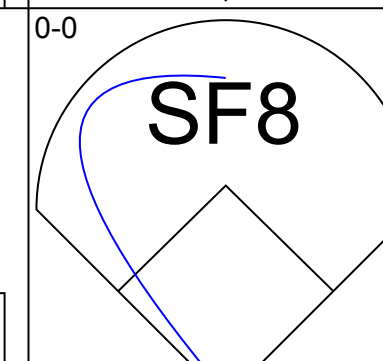
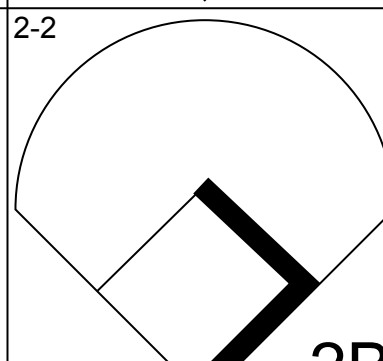
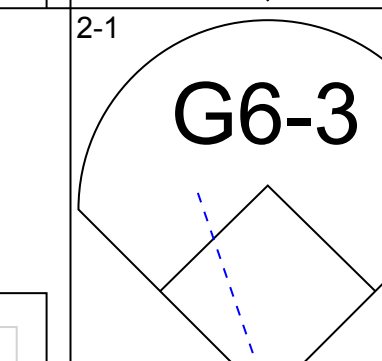
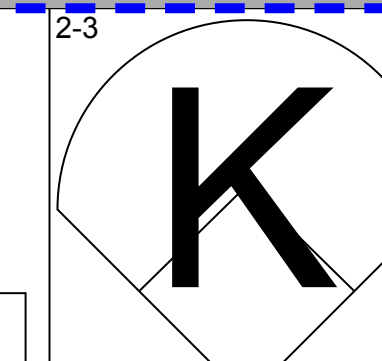
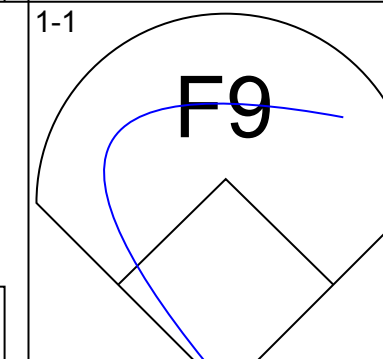
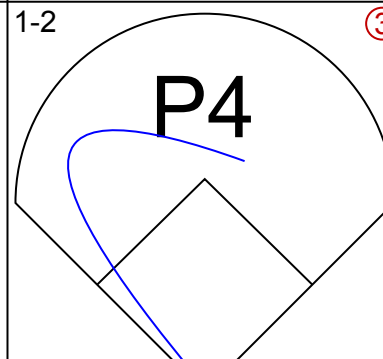
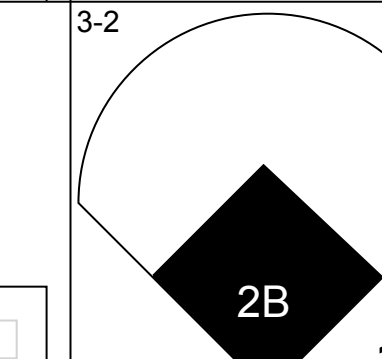
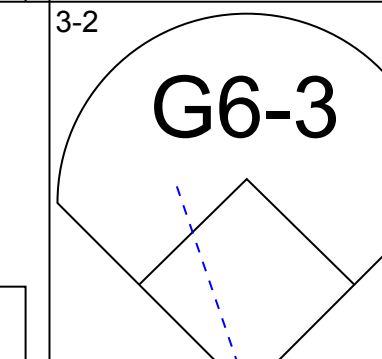
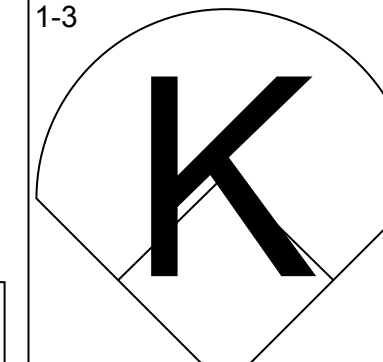
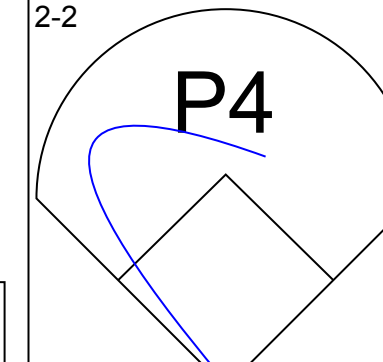
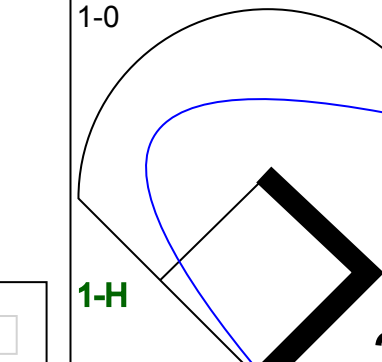
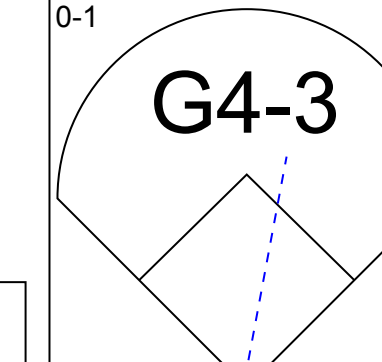
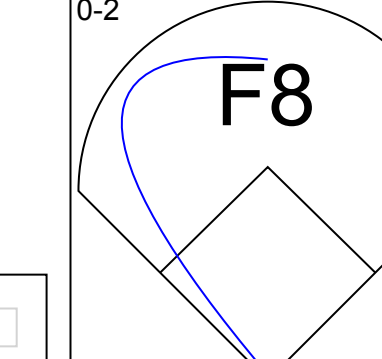
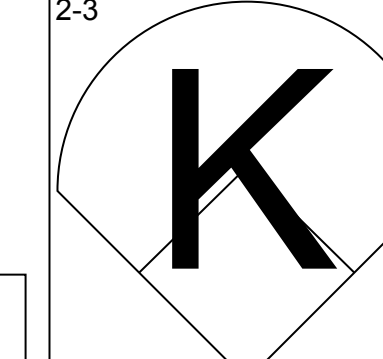
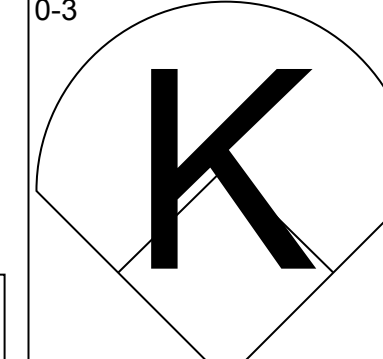
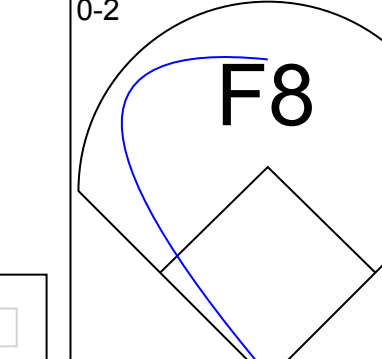
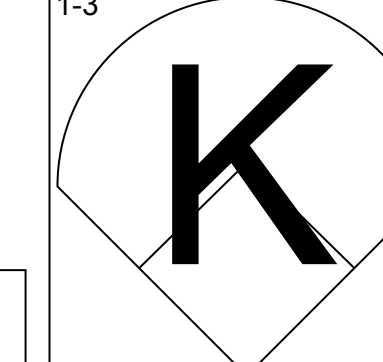
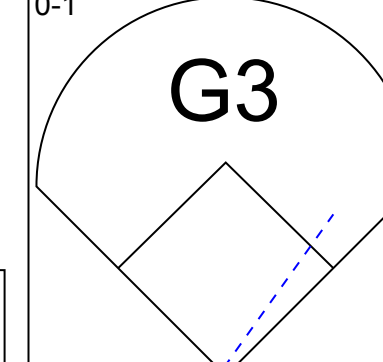
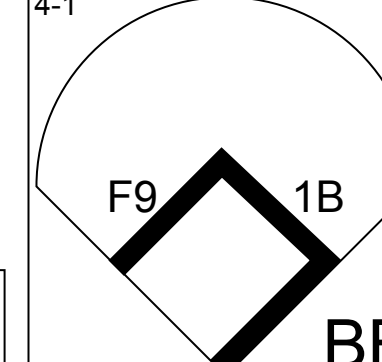
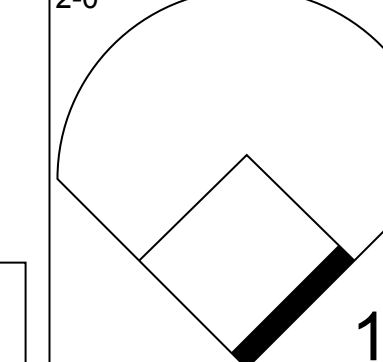
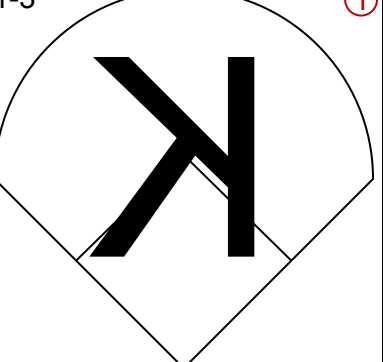
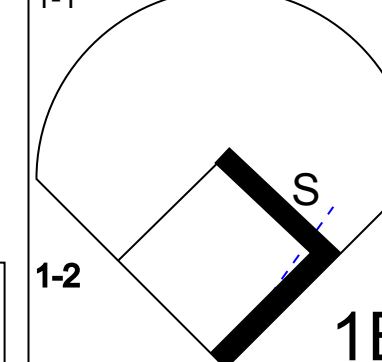
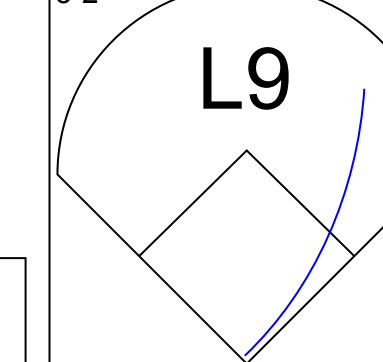
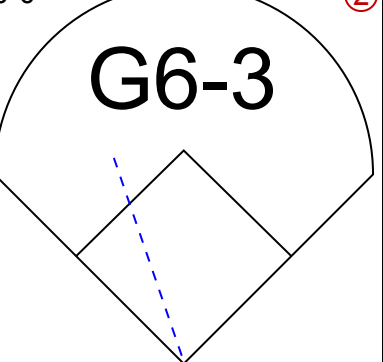
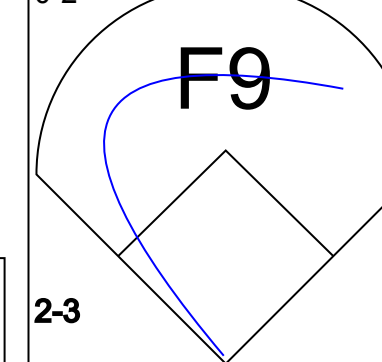
AB	36
R	3
H	9
RBI	3
BB	2
SO	9
LOB	18



Batter	1	2	3	4	5	6	7	8	9	AB	R	H	RBI	BB	SO	LOB	TOP
Roberto Alomar, S (1,4) OBP: 0.313, SLG: 0.366										4	0	0	0	0	2	1	New York Mets @ Houston Astros Astros Field, Houston, TX Sat May 04 2002, 8:05 PM EDT Att: 34,807 - Dome - 72 F
Eduardo Alfonzo, R (1,5) OBP: 0.415, SLG: 0.368										4	0	1	0	0	0	0	
31 Mike Piazza, R (1,2) OBP: 0.380, SLG: 0.577										3	0	1	1	1	1	0	
John Valentin, R (1,6) OBP: 0.367, SLG: 0.491										3	0	1	0	0	1	2	
Mo Vaughn, L (1,3) OBP: 0.371, SLG: 0.350										2	0	0	0	2	1	1	
Joe McEwing, R (1,9) OBP: 0.304, SLG: 0.523										4	0	0	0	0	2	4	
Jay Payton, R (1,8) OBP: 0.297, SLG: 0.391										4	0	1	0	0	0	0	
Roger Cedeno, S (1,7) OBP: 0.268, SLG: 0.243										4	0	0	0	0	2	0	
Jeff D'Amico, R (1,1) OBP: 0.071, SLG: 0.071 (7, PH)										2	1	1	0	0	0	0	
Mark Johnson, L (7, PH) OBP: 0.297, SLG: 0.375										1	0	0	0	0	1	0	
Kane Davis, R (7,1)										0	0	0	0	0	0	0	
Satoru Komiyama, R (8,1)										0	0	0	0	0	0	0	
Inning Stats	R: 0 H: 0 E: 0 K: 2 S: 15	H: 0 R: 0 ER: 0 LOB: 3 BB: 2 P: 29	R: 0 H: 0 E: 0 K: 1 S: 9	H: 0 R: 0 ER: 0 LOB: 0 BB: 0 P: 14	R: 0 H: 0 E: 0 K: 0 S: 3	H: 1 R: 0 ER: 0 LOB: 1 BB: 0 P: 6	R: 0 H: 1 E: 0 K: 1 S: 12	H: 3 R: 0 ER: 0 LOB: 2 BB: 0 P: 13	R: 0 H: 0 E: 0 K: 2 S: 10	H: 0 R: 0 ER: 0 LOB: 0 BB: 0 P: 17	R: 0 H: 0 E: 0 K: 12 S: 12	H: 0 R: 0 ER: 0 LOB: 1 BB: 0 P: 15	R: 0 H: 1 E: 0 K: 1 S: 11	H: 0 R: 0 ER: 0 LOB: 0 BB: 0 P: 8	1B: 4 2B: 1 3B: 0 HR: 0	SF: 0 SAC: 0 DP: 0 HBP: 1	WP: 0 PA: 36 PB: 0 SB: 0 CS: 0
PITCHER	IP WLS BF H R ER SO BB IBB HBP BLK WP HR S P ERA WHIP																
Carlos Hernández, L (1,1) ERA: 3.13	7.0 W 28 4 1 1 8 3 0 1 0 0 0 72 119 1.29 1.000																
Octavio Dotel, R (8,1) ERA: 4.24	1.0 H 4 1 0 0 1 0 0 0 0 0 0 0 11 15 0.00 1.000																
Billy Wagner, L (9,1) ERA: 3.97	1.0 S 3 0 0 0 1 0 0 0 0 0 0 0 7 8 0.00 0.000																

AB	31
R	1
H	5
RBI	1
BB	3
SO	10
LOB	8



Batter	1	2	3	4	5	6	7	8	9	AB	R	H	RBI	BB	SO	LOB	BOTTOM
Craig Biggio, R (1,4) OBP: 0.350, SLG: 0.439										3	1	0	0	0	1	2	New York Mets @ Houston Astros Astros Field, Houston, TX Sat May 04 2002, 8:05 PM EDT Att: 34,807 - Dome - 72 F
Brad Ausmus, R (1,2) OBP: 0.295, SLG: 0.391										4	1	1	1	0	0	2	
5 Jeff Bagwell, R (1,3) OBP: 0.426, SLG: 0.576										3	0	1	1	0	1	0	
17 Lance Berkman, S (1,8) OBP: 0.391, SLG: 0.620										4	1	1	0	0	0	1	
Daryle Ward, L (1,7) OBP: 0.348, SLG: 0.491										4	0	1	1	0	1	0	
Billy Wagner, L (9,1)										0	0	0	0	0	0	0	
Richard Hidalgo, R (1,9) OBP: 0.308, SLG: 0.472										3	0	0	0	0	2	1	
Morgan Ensberg, R (1,5) OBP: 0.361, SLG: 0.419										2	0	0	0	1	1	0	
Julio Lugo, R (1,6) OBP: 0.327, SLG: 0.292										3	0	2	0	0	1	0	
Carlos Hernández, S (1,1) OBP: 0.333, SLG: 0.273										2	0	0	0	0	0	1	
Orlando Merced, S (7, PH) OBP: 0.276, SLG: 0.240										1	0	0	0	0	0	2	
Octavio Dotel, R (8,1)										0	0	0	0	0	0	0	
Brian Hunter, R (9,8) OBP: 0.389, SLG: 0.556										0	0	0	0	0	0	0	
Inning Stats	R: 2 H: 1 E: 0 K: 1 S: 9	H: 1 R: 0 ER: 0 LOB: 0 BB: 0 P: 12	R: 0 H: 1 E: 0 K: 2 S: 15	H: 1 R: 0 ER: 0 LOB: 1 BB: 0 P: 23	R: 0 H: 1 E: 0 K: 0 S: 11	H: 0 R: 0 ER: 0 LOB: 0 BB: 0 P: 17	R: 0 H: 0 E: 0 K: 1 S: 9	H: 0 R: 0 ER: 0 LOB: 0 BB: 0 P: 11	R: 0 H: 2 E: 0 K: 0 S: 10	H: 1 R: 0 ER: 0 LOB: 1 BB: 0 P: 16	R: 0 H: 1 E: 0 K: 1 S: 13	H: 0 R: 0 ER: 0 LOB: 2 BB: 1 P: 19	R: 0 H: 0 E: 0 K: 1 S: 10	H: 0 R: 0 ER: 0 LOB: 0 BB: 0 P: 15	1B: 3 2B: 2 3B: 1 HR: 0	SF: 1 SAC: 0 DP: 0 HBP: 1	WP: 0 PA: 32 PB: 0 SB: 1 CS: 0
PITCHER	IP WLS BF H R ER SO BB IBB HBP BLK WP HR S P ERA WHIP																
Jeff D'Amico, R (1,1) ERA: 3.18	6.0 L 24 5 3 3 5 0 0 1 0 0 0 59 87 4.50 0.833																
Kane Davis, R (7,1) ERA: 4.91	1.0 5 1 0 0 1 1 0 0 0 0 0 0 13 19 0.00 2.000																
Satoru Komiyama, R (8,1) ERA: 3.86	1.0 3 0 0 0 1 0 0 0 0 0 0 0 10 15 0.00 0.000																


AB	29
R	3
H	6
RBI	3
BB	1
SO	7
LOB	9



Batter	1	2	3	4	5	6	7	8	9	AB	R	H	RBI	BB	SO	LOB	TOP										
Timo Perez, L OBP: 0.319, SLG: 0.468 (1, 7)										4	0	1	0	0	0	1											
John Valentin, R OBP: 0.359, SLG: 0.474 (1, 6)										4	0	1	0	0	1	2											
Mo Vaughn, L OBP: 0.365, SLG: 0.344 (1, 3)										4	0	1	0	0	0	1											
31 Mike Piazza, R OBP: 0.365, SLG: 0.549 (1, 2)										4	0	0	0	0	2	2											
Edgardo Alfonzo, R OBP: 0.409, SLG: 0.358 (1, 5)										3	0	0	0	1	0	0											
Jeremy Burnitz, L OBP: 0.352, SLG: 0.472 (1, 9)										3	0	0	0	1	0	3											
Jay Payton, R OBP: 0.295, SLG: 0.385 (1, 8)										4	1	1	0	0	1	1											
Joe McEwing, R OBP: 0.286, SLG: 0.489 (1, 4)										3	0	0	0	0	3	1											
Al Leiter, L OBP: 0.266, SLG: 0.677 (5, PH) Roy Oswalt, S OBP: 0.285, SLG: 0.242 Satoru Komiya, R OBP: 0.285, SLG: 0.242 Mark Johnson, L OBP: 0.285, SLG: 0.242 Grant Roberts, R OBP: 0.285, SLG: 0.242 Scott Strickland, R OBP: 0.285, SLG: 0.242										0	0	0	0	1	0	0											
Inning Stats	R: 0 E: 0 K: 1 S: 11	H: 2 LOB: 3 BB: 1 P: 18	R: 1 E: 1 K: 1 S: 11	H: 1 LOB: 1 BB: 1 P: 17	R: 0 E: 0 K: 0 S: 6	H: 0 LOB: 0 BB: 0 P: 6	R: 0 E: 0 K: 1 S: 7	H: 0 LOB: 0 BB: 0 P: 11	R: 0 E: 0 K: 0 S: 8	H: 0 LOB: 1 BB: 0 P: 13	R: 0 E: 0 K: 1 S: 13	H: 0 LOB: 0 BB: 0 P: 18	R: 0 E: 0 K: 1 S: 6	H: 0 LOB: 1 BB: 1 P: 8	R: 0 E: 0 K: 0 S: 7	H: 0 LOB: 1 BB: 1 P: 12	1B: 4 2B: 0 3B: 0 HR: 0	SF: 0 SAC: 0 DP: 0 HBP: 0	WP: 0 PB: 0 SB: 1 CS: 0	PA: 34							
PITCHER	IP	WLS	BF	H	R	ER	SO	BB	IBB	HBP	BLK	WP	HR	S	P	ERA	WHIP										
44 Roy Oswalt, R ERA: 2.3	(1, 1)	7.0	W	27	4	1	0	7	2	0	0	0	0	64	94	0.00	0.857										
Nelson Cruz, R ERA: 11.37	(8, 1)	1.0		3	0	0	0	1	0	0	0	0	0	6	8	0.00	0.000										
Brandon Puffer, R ERA: 7.0	(9, 1)	1.0		4	0	0	0	0	1	0	0	0	0	7	12	0.00	1.000										

New York Mets @ Houston Astros
Astros Field, Houston, TX
Sun May 05 2002, 2:35 PM EDT
Att: 36,083 - Dome - 72 F


AB 31
R 1
H 4
RBI 0
BB 3
SO 8
LOB 11



Batter	1	2	3	4	5	6	7	8	9	AB	R	H	RBI	BB	SO	LOB	BOTTOM										
Brian Hunter, R OBP: 0.348, SLG: 0.478 (1, 8)										5	1	1	0	0	1	3											
Jose Vizcaino, S OBP: 0.235, SLG: 0.283 (1, 4)										5	2	1	0	0	0	2											
5 Jeff Bagwell, R OBP: 0.425, SLG: 0.567 (1, 3)										5	2	2	2	0	2	1											
17 Lance Berkman, S OBP: 0.398, SLG: 0.681 (1, 7)										5	2	3	5	0	0	1											
Richard Hidalgo, R OBP: 0.312, SLG: 0.464 (1, 9)										4	1	1	0	1	0	1											
Brad Ausmus, R OBP: 0.300, SLG: 0.396 (1, 2)										4	1	1	0	0	0	1											
Morgan Ensberg, R OBP: 0.364, SLG: 0.410 (1, 5)										4	1	1	2	1	1	0											
Julio Lugo, R OBP: 0.357, SLG: 0.314 (1, 6)										3	1	2	0	1	0	0											
44 Roy Oswalt, R OBP: 0.222, SLG: 0.188 Geoff Blum, S OBP: 0.348, SLG: 0.366 Nelson Cruz, R OBP: 0.285, SLG: 0.242 Brandon Puffer, R OBP: 0.285, SLG: 0.242										3	1	2	3	0	0	3											
Inning Stats	R: 1 E: 1 K: 2 S: 12	H: 1 LOB: 1 BB: 0 P: 19	R: 0 E: 0 K: 0 S: 3	H: 0 LOB: 0 BB: 0 P: 4	R: 4 E: 0 K: 0 S: 14	H: 4 LOB: 3 BB: 2 P: 29	R: 0 E: 0 K: 1 S: 9	H: 0 LOB: 0 BB: 0 P: 16	R: 3 E: 0 K: 0 S: 20	H: 3 LOB: 1 BB: 1 P: 29	R: 1 E: 0 K: 0 S: 9	H: 2 LOB: 1 BB: 0 P: 14	R: 0 E: 0 K: 1 S: 9	H: 2 LOB: 1 BB: 0 P: 14	R: 3 E: 0 K: 0 S: 17	H: 3 LOB: 0 BB: 0 P: 21	1B: 10 2B: 3 3B: 0 HR: 2	SF: 0 SAC: 0 DP: 1 HBP: 1	WP: 0 PB: 0 SB: 1 CS: 0	PA: 43							
PITCHER	IP	WLS	BF	H	R	ER	SO	BB	IBB	HBP	BLK	WP	HR	S	P	ERA	WHIP										
Al Leiter, L ERA: 1.67	(1, 1)	4.0	L	21	5	4	3	1	0	0	0	0	1	29	43	18.00	3.000										
Satoru Komiya, R ERA: 6.35	(5, 1)	2.0		12	5	4	4	0	1	0	0	0	0	9	14	0.00	2.000										
Grant Roberts, R ERA: 0.56	(7, 1)	1.0		4	2	0	0	1	0	0	0	0	0	9	14	0.00	2.000										
Scott Strickland, R ERA: 2.92	(8, 1)	1.0		6	3	3	3	0	0	0	0	0	1	17	21	27.00	3.000										

New York Mets @ Houston Astros
Astros Field, Houston, TX
Sun May 05 2002, 2:35 PM EDT
Att: 36,083 - Dome - 72 F

AB 39
R 12
H 15
RBI 12
BB 3
SO 4
LOB 12



Batter	1	2	3	4	5	6	7	8	9	AB	R	H	RBI	BB	SO	LOB	TOP					
Craig Biggio, R OBP: 0.336, SLG: 0.420 (1, 4)	G6-3	F9		F3		G5-3		FC5-4		5	0	0	0	0	0	3	Houston Astros @ Philadelphia Phillies Veterans Stadium, Philadelphia, PA Tue May 07 2002, 7:05 PM EDT Att: 12,321 - Cloudy - 78 F					
Brad Ausmus, R OBP: 0.295, SLG: 0.379 (1, 2)	1B 17 G5-4-3 BB	F9		E1 WP 1B			E6 17 F9 BB		P4	4	2	0	0	1	0	1						
Orlando Merced, S OBP: 0.353, SLG: 0.286 (1, 3)	E 17 G5-4-3 1B		17 2B						K	3	1	2	1	2	1	0						
17 Lance Berkman, S OBP: 0.391, SLG: 0.669 (1, 8)	G5-4-3		G3 1H	G3			F9		P6	5	0	1	2	0	0	4						
Daryle Ward, L OBP: 0.345, SLG: 0.478 (1, 7)	E BB		G3				K			3	0	0	0	1	1	3						
Richard Hidalgo, R OBP: 0.302, SLG: 0.448 (1, 9)	E5 1-2 2-3		K				K		L9	4	0	0	0	0	2	5						
Geoff Blum, S OBP: 0.340, SLG: 0.341 (1, 5)	K		K2-3				F6		FC5-4 BB	3	0	0	0	1	2	4						
Julio Lugo, R OBP: 0.367, SLG: 0.333 (1, 6)		SH3-4 BB		SH2-4 E 2B			K		P4	3	1	1	0	1	1	1						
Shane Reynolds, R OBP: 0.083, SLG: 0.167 Hipolito Pichardo, R ERA: 2.13 Ricky Stone, R ERA: 5.06 Gregg Zaun, S OBP: 0.364, SLG: 0.410 Brandon Puffer, R ERA: 3.75		SH3-4		SH2-4			K		L8	1	0	0	0	0	1	0						
Inning Stats	R: 1 E: 1 K: 1 S: 14	H: 1 LOB: 3 BB: 2 P: 29	R: 0 E: 0 K: 0 S: 10	H: 0 LOB: 1 BB: 1 P: 19	R: 1 E: 0 K: 2 S: 15	H: 1 LOB: 1 BB: 0 P: 24	R: 2 E: 1 K: 0 S: 8	H: 2 LOB: 1 BB: 0 P: 13	R: 0 E: 0 K: 1 S: 5	H: 0 LOB: 0 BB: 0 P: 7	R: 0 E: 0 K: 2 S: 10	H: 0 LOB: 0 BB: 0 P: 12	R: 0 E: 1 K: 1 S: 10	H: 0 LOB: 2 BB: 1 P: 20	R: 0 E: 0 K: 0 S: 9	H: 0 LOB: 1 BB: 1 P: 17		R: 0 E: 0 K: 1 S: 6	H: 0 LOB: 0 BB: 0 P: 10	1B: 2 2B: 2 3B: 0 HR: 0	SF: 0 SAC: 2 DP: 0 HBP: 0	WP: 1 PB: 0 SB: 0 CS: 0
PITCHER	IP	WLS	BF	H	R	ER	SO	BB	IBB	HBP	BLK	WP	HR	S	P	ERA	WHIP					
Terry Adams, R ERA: 4.05	4.0		22	4	4	2	3	4	0	0	0	1	0	47	85	4.50	2.000					
Cliff Politte, R ERA: 2.13	2.0		7	0	0	0	3	0	0	0	0	0	0	17	22	0.00	0.000					
Hector Mercado, L ERA: 5.06	0.2		3	0	0	0	1	1	0	0	0	0	0	4	11	0.00	1.500					
Carlos Silva, R ERA: 2.29	0.1	W	1	0	0	0	0	0	0	0	0	0	0	4	6	0.00	0.000					
Ricky Bottalico, R ERA: 3.75	1.0	H	4	0	0	0	0	1	0	0	0	0	0	9	17	0.00	1.000					
Jose Mesa, R ERA: 2.35	1.0	S	3	0	0	0	1	0	0	0	0	0	0	6	10	0.00	0.000					

Batter	1	2	3	4	5	6	7	8	9	AB	R	H	RBI	BB	SO	LOB	BOTTOM				
11 Jimmy Rollins, S OBP: 0.381, SLG: 0.515 (1, 6)	G6-3	SF7 3B		G4-3			G4-3			5	1	2	1	0	0	2	Houston Astros @ Philadelphia Phillies Veterans Stadium, Philadelphia, PA Tue May 07 2002, 7:05 PM EDT Att: 12,321 - Cloudy - 78 F				
Doug Glanville, R OBP: 0.312, SLG: 0.295 (1, 8)	1B BB	SF7		F7			S S 1B		F9	4	2	2	1	0	0	1					
Bobby Abreu, L OBP: 0.417, SLG: 0.413 (1, 9)	1B BB	G6-3		G5-4-3 BB			S 1B BB			1	1	0	0	4	0	0					
Scott Rolen, R OBP: 0.360, SLG: 0.504 (1, 5)	1-2 2H 1B		G4-3		G5-4-3		BB 1B IBB		F8	4	0	1	1	1	0	3					
Travis Lee, L OBP: 0.349, SLG: 0.376 (1, 3)	F8		K				BB 1B			4	0	1	2	0	2	2					
Mike Lieberthal, R OBP: 0.312, SLG: 0.386 (1, 2)	F7		L1				1B F7			4	0	1	0	0	0	4					
Pat Burrell, R OBP: 0.362, SLG: 0.509 (1, 7)		HR		G6-3			K BB			3	1	1	1	1	1	1					
Marlon Anderson, L OBP: 0.353, SLG: 0.495 Carlos Silva, R ERA: 81.0 Ricky Ledee, L OBP: 0.184, SLG: 0.147 Ricky Bottalico, L ERA: 3.35 Jose Mesa, R ERA: 6.3				G4-3			L7 G4-3			3	1	1	0	0	0	1					
Terry Adams, R ERA: 4.7 John Mabry, L OBP: 0.294, SLG: 0.267 Cliff Politte, R ERA: 5.1 Hector Mercado, L ERA: 3.25 Tomas Perez, S OBP: 0.348, SLG: 0.545				K			11 G4-3 WP 2B		K	1	0	1	0	0	0	0					
Inning Stats	R: 1 E: 0 K: 0 S: 11	H: 2 LOB: 2 BB: 1 P: 18	R: 3 E: 0 K: 1 S: 14	H: 3 LOB: 0 BB: 0 P: 21	R: 0 E: 0 K: 1 S: 10	H: 0 LOB: 0 BB: 0 P: 13	R: 0 E: 0 K: 0 S: 14	H: 1 LOB: 1 BB: 0 P: 20	R: 0 E: 0 K: 2 S: 10	H: 1 LOB: 1 BB: 0 P: 15	R: 3 E: 0 K: 0 S: 19	H: 3 LOB: 3 BB: 3 P: 37	R: 0 E: 0 K: 1 S: 13	H: 1 LOB: 2 BB: 1 P: 23	R: 0 E: 0 K: 1 S: 6	H: 0 LOB: 0 BB: 0 P: 10		1B: 6 2B: 2 3B: 2 HR: 1	SF: 1 SAC: 0 DP: 1 HBP: 0	WP: 1 PB: 0 SB: 3 CS: 0	PA: 40
PITCHER	IP	WLS	BF	H	R	ER	SO	BB	IBB	HBP	BLK	WP	HR	S	P	ERA	WHIP				
Shane Reynolds, R ERA: 4.7	6.0		26	7	4	4	4	2	0	0	0	0	0	65	100	6.00	1.500				
Hipolito Pichardo, R ERA: 81.0	0.1	L	6	3	3	3	0	1	1	0	0	1	0	11	24	81.00	12.000				
Ricky Stone, R ERA: 3.35	0.2		3	0	0	0	0	1	0	0	0	0	0	8	13	0.00	1.500				
Brandon Puffer, R ERA: 6.3	1.0		5	1	0	0	1	0	0	0	0	0	0	13	23	0.00	1.000				

Batter	1	2	3	4	5	6	7	8	9	AB	R	H	RBI	BB	SO	LOB	TOP										
Craig Biggio, R OBP: 0.326, SLG: 0.405 (1, 4)	F3	F7			K		K			4	0	0	0	0	2	4	Houston Astros @ Philadelphia Phillies Veterans Stadium, Philadelphia, PA Wed May 08 2002, 7:05 PM EDT Att: 13,216 - Overcast - 72 F										
Gregg Zaun, S OBP: 0.333, SLG: 0.372 (1, 2)	G1-3		K		K			G3		4	0	0	0	0	2	0											
5 Jeff Bagwell, R OBP: 0.420, SLG: 0.565 (1, 3)	K		G5-3					F8		4	0	1	0	0	1	0											
17 Lance Berkman, S OBP: 0.387, SLG: 0.653 Brian Hunter, R OBP: 0.346, SLG: 0.478 (8, 8)		2B 1B BB	K		K			K		3	1	0	0	1	3	1											
Orlando Merced, S OBP: 0.368, SLG: 0.375 Geoff Blum, S OBP: 0.340, SLG: 0.341 (9, PR) (9, 7)		1B 2B			K			G3		4	0	2	0	0	1	1											
Richard Hidalgo, R OBP: 0.308, SLG: 0.450 (1, 9)		2B			K			E9 FC1-5 2H		4	1	2	1	0	1	2											
Morgan Ensberg, R OBP: 0.370, SLG: 0.407 (1, 5)		1B BB			K			FC1-5 FC4-6		3	0	1	0	1	1	1											
Julio Lugo, R OBP: 0.375, SLG: 0.345 (1, 6)		1B			K			FC4-6 FC1-4		4	0	2	2	0	1	2											
Tim Redding, R Daryle Ward, L Scott Linebrink, R Octavio Dotel, R Jose Vizcaino, S Nelson Cruz, R (1, 1) (7, PH) (7, 1) (8, 1) (9, PH) (9, 1)		1B			K			FC1-4		2	0	0	0	0	2	3											
Inning Stats	R: 0 E: 0 K: 1 S: 10	H: 0 LOB: 0 BB: 0 P: 16	R: 1 E: 0 K: 2 S: 19	H: 2 LOB: 3 BB: 2 P: 35	R: 0 E: 0 K: 2 S: 9	H: 0 LOB: 0 BB: 0 P: 12	R: 0 E: 0 K: 2 S: 9	H: 0 LOB: 0 BB: 0 P: 13	R: 0 E: 0 K: 3 S: 10	H: 1 LOB: 1 BB: 0 P: 25	R: 1 E: 0 K: 1 S: 8	H: 3 LOB: 1 BB: 0 P: 11	R: 0 E: 0 K: 1 S: 12	H: 0 LOB: 0 BB: 0 P: 17	R: 1 E: 1 K: 0 S: 12	H: 2 LOB: 2 BB: 0 P: 15		1B: 5 2B: 3 3B: 0 HR: 0	SF: 0 SAC: 0 DP: 0 HBP: 0	WP: 0 PB: 0 SB: 1 CS: 0	PA: 36						
PITCHER	IP	WLS	BF	H	R	ER	SO	BB	IBB	HBP	BLK	WP	HR	S	P	ERA	WHIP										
Brandon Duckworth, R ERA: 4.74 Carlos Silva, R ERA: 2.25 Rheal Cormier, L ERA: 0.49 Ricky Bottalico, R ERA: 3.46 Jose Mesa, R ERA: 2.75 (1, 1) (7, 1) (7, 1) (8, 1) (9, 1)	6.0		25	5	2	2	12	2	0	0	0	0	0	75	116	3.00	1.167										

Batter	1	2	3	4	5	6	7	8	9	AB	R	H	RBI	BB	SO	LOB	BOTTOM										
11 Jimmy Rollins, S OBP: 0.377, SLG: 0.507 (1, 6)	F9 HR	K			K		L7			4	1	1	0	0	2	1	Houston Astros @ Philadelphia Phillies Veterans Stadium, Philadelphia, PA Wed May 08 2002, 7:05 PM EDT Att: 13,216 - Overcast - 72 F										
Doug Glavinville, R OBP: 0.310, SLG: 0.287 (1, 8)	F3		F8		E BB		F3		3	0	0	0	1	0	1												
Bobby Abreu, L OBP: 0.419, SLG: 0.421 (1, 9)	F9		G5-3 BB		G1-3			2B	3	0	1	0	1	0	2												
Scott Rolen, R OBP: 0.364, SLG: 0.525 (1, 5)	HR		G5-3				P6		3	1	1	2	1	0	2												
Travis Lee, L OBP: 0.338, SLG: 0.363 (1, 3)	G4-3		K				K		4	0	0	0	0	3	3												
Mike Lieberthal, R OBP: 0.310, SLG: 0.375 (1, 2)		G6-3			G6-3		F3		3	1	0	0	1	0	1												
Pat Burrell, R OBP: 0.351, SLG: 0.491 (1, 7)		G4-3			K		F9		4	0	0	0	0	2	2												
Marlon Anderson, L OBP: 0.350, SLG: 0.482 (1, 4)		2B 11 WP BB			K			L8	3	1	0	0	1	1	1												
Brandon Duckworth, R ERA: 4.74 Carlos Silva, R ERA: 2.25 Rheal Cormier, L ERA: 0.49 John Mabry, L ERA: 2.75 Ricky Bottalico, L ERA: 3.46 Jose Mesa, R ERA: 2.75 (1, 1) (7, 1) (7, 1) (8, 1) (9, 1)		11 WP 2B			L9		L9		2	0	1	0	0	0	0												
Inning Stats	R: 2 E: 0 K: 0 S: 15	H: 2 LOB: 1 BB: 1 P: 21	R: 1 E: 0 K: 1 S: 17	H: 1 LOB: 1 BB: 1 P: 27	R: 0 E: 0 K: 1 S: 10	H: 0 LOB: 0 BB: 1 P: 17	R: 0 E: 0 K: 2 S: 12	H: 0 LOB: 0 BB: 0 P: 15	R: 0 E: 1 K: 1 S: 9	H: 0 LOB: 1 BB: 1 P: 17	R: 0 E: 0 K: 1 S: 12	H: 0 LOB: 0 BB: 0 P: 21	R: 0 E: 0 K: 1 S: 8	H: 1 LOB: 1 BB: 0 P: 12	R: 2 E: 0 K: 1 S: 9	H: 1 LOB: 0 BB: 1 P: 17		1B: 1 2B: 2 3B: 0 HR: 2	SF: 0 SAC: 0 DP: 0 HBP: 0	WP: 1 PB: 0 SB: 1 CS: 0	PA: 36						
PITCHER	IP	WLS	BF	H	R	ER	SO	BB	IBB	HBP	BLK	WP	HR	S	P	ERA	WHIP										
Tim Redding, R ERA: 6.88 Scott Linebrink, R ERA: 8.1 Octavio Dotel, R ERA: 4.0 Nelson Cruz, R ERA: 12.86 (1, 1) (7, 1) (7, 1) (8, 1) (9, 1)	6.0		25	3	3	3	6	4	0	0	0	0	0	11	17	0.00	0.000										

AB	34
R	3
H	8
RBI	3
BB	2
SO	14
LOB	17



AB	31
R	5
H	5
RBI	4
BB	5
SO	8
LOB	13



Batter	1	2	3	4	5	6	7	8	9	AB	R	H	RBI	BB	SO	LOB	TOP										
Craig Biggio, R OBP: 0.324, SLG: 0.400 (1,4)	F3			F7			F9		E6 1B	4	0	1	0	0	0	0	Houston Astros @ Philadelphia Phillies Veterans Stadium, Philadelphia, PA Thu May 09 2002, 7:05 PM EDT Att: 12,476 - Overcast - 60 F										
Gregg Zaun, S OBP: 0.308, SLG: 0.340 (1,2)	G6-3			G1-3			K		K	4	0	0	0	0	2	1											
5 Jeff Bagwell, R OBP: 0.415, SLG: 0.580 (1,3)	L9			K			HR		E6 17 G4-6-3	4	1	1	1	0	1	1											
17 Lance Berkman, S OBP: 0.377, SLG: 0.632 (1,8)		G5-3			L4		L3		G4-6-3	4	0	0	0	0	0	2											
Richard Hidalgo, R OBP: 0.309, SLG: 0.447 (1,9)		G4-3			G6-4-3 1B				G5-3	3	0	1	0	0	0	0											
Daryle Ward, L OBP: 0.341, SLG: 0.470 (1,7)		F5			G6-4-3 1-2				1B 1B	3	0	1	0	0	0	1											
Morgan Ensberg, R OBP: 0.358, SLG: 0.393 (1,5)				G4-3		P4			K	3	0	0	0	0	1	1											
Julio Lugo, R OBP: 0.373, SLG: 0.344 (1,6)				G4-3		F9			1B	3	0	1	0	0	0	0											
Dave Micki, R OBP: 0.125, SLG: 0.125 (1,1)				K		K			K	2	0	0	0	0	2	0											
Ricky Stone, R (7,1)										0	0	0	0	0	0	0											
Scott Linebrink, R (7,1)										0	0	0	0	0	0	0											
Brian Hunter, R OBP: 0.333, SLG: 0.458 (8,PH)										1	0	0	0	0	1	2											
Billy Wagner, L (8,1)										0	0	0	0	0	0	0											
Inning Stats	R: 0 E: 0 K: 0 S: 9	H: 0 LOB: 0 BB: 0 P: 11	R: 0 E: 0 K: 0 S: 8	H: 0 LOB: 0 BB: 0 P: 11	R: 0 E: 0 K: 1 S: 9	H: 0 LOB: 0 BB: 0 P: 13	R: 0 E: 0 K: 1 S: 7	H: 0 LOB: 0 BB: 0 P: 10	R: 0 E: 0 K: 0 S: 4	H: 1 LOB: 0 BB: 0 P: 6	R: 0 E: 0 K: 1 S: 8	H: 0 LOB: 0 BB: 0 P: 9	R: 1 E: 0 K: 0 S: 10	H: 1 LOB: 0 BB: 0 P: 17	R: 0 E: 0 K: 2 S: 11	H: 2 LOB: 2 BB: 0 P: 16	R: 0 E: 1 K: 1 S: 12	H: 1 LOB: 1 BB: 0 P: 16	1B: 4 2B: 0 3B: 0 HR: 1	SF: 0 SAC: 0 DP: 2 HBP: 0	WP: 0 PB: 0 SB: 0 CS: 0	PA: 31					
PITCHER	IP	WLS	BF	H	R	ER	SO	BB	IBB	HBP	BLK	WP	HR	S	P	ERA	WHIP										
Randy Wolf, L ERA: 5.88 (1,1)	7.0	W	22	2	1	1	4	0	0	0	0	0	1	55	77	1.29	0.286										
Rheal Cormier, L ERA: 7.52 (8,1)	1.0	H	5	2	0	0	2	0	0	0	0	0	0	11	16	0.00	2.000										
Jose Mesa, R ERA: 2.6 (9,1)	1.0	S	4	1	0	0	1	0	0	0	0	0	0	12	16	0.00	1.000										

AB	31
R	1
H	5
RBI	1
BB	0
SO	7
LOB	8



Batter	1	2	3	4	5	6	7	8	9	AB	R	H	RBI	BB	SO	LOB	BOTTOM										
11 Jimmy Rollins, S OBP: 0.381, SLG: 0.511 (1,6)	K		G4-3 1-3 2B		F9				IBB	3	0	1	0	1	1	0	Houston Astros @ Philadelphia Phillies Veterans Stadium, Philadelphia, PA Thu May 09 2002, 7:05 PM EDT Att: 12,476 - Overcast - 60 F										
Doug Glanville, R OBP: 0.308, SLG: 0.294 (1,8)	1B 2B		K		K				F9	4	0	1	0	0	2	4											
Bobby Abreu, L OBP: 0.414, SLG: 0.414 (1,9)	2-3 1B		G4-3			G5-3			F7	4	0	1	1	0	0	3											
Scott Rolen, R OBP: 0.354, SLG: 0.508 (1,5)	L6		G6-3			G1-3			F9	4	0	0	0	0	0	3											
Travis Lee, L OBP: 0.336, SLG: 0.359 (1,3)	L9					L4			K	4	0	1	0	0	1	2											
Mike Lieberthal, R OBP: 0.308, SLG: 0.364 (1,2)		K		F7					L4	3	1	0	0	1	1	1											
Ricky Ledee, L OBP: 0.214, SLG: 0.263 (1,7)		K		FC4-6 1-2					SH5-4 2B 1B	3	1	1	0	0	1	1											
Marlon Anderson, L OBP: 0.344, SLG: 0.474 (1,4)		G6-3							SH5-4	2	0	0	0	0	0	1											
Randy Wolf, L OBP: 0.154, SLG: 0.167 (1,1)									F9	1	1	0	0	1	1	0											
Tomas Perez, S OBP: 0.375, SLG: 0.609 (7,PH)										1	0	1	2	0	0	0											
Rheal Cormier, L (8,1)										0	0	0	0	0	0	0											
Jose Mesa, R (9,1)										0	0	0	0	0	0	0											
Inning Stats	R: 0 E: 0 K: 1 S: 12	H: 2 LOB: 2 BB: 0 P: 16	R: 0 E: 0 K: 2 S: 8	H: 0 LOB: 0 BB: 0 P: 12	R: 1 E: 0 K: 1 S: 11	H: 1 LOB: 1 BB: 1 P: 19	R: 0 E: 0 K: 0 S: 6	H: 1 LOB: 0 BB: 0 P: 8	R: 0 E: 0 K: 2 S: 7	H: 0 LOB: 0 BB: 0 P: 9	R: 0 E: 0 K: 0 S: 11	H: 0 LOB: 0 BB: 0 P: 17	R: 2 E: 0 K: 0 S: 10	H: 2 LOB: 2 BB: 2 P: 22	R: 0 E: 0 K: 1 S: 11	H: 0 LOB: 0 BB: 0 P: 17	1B: 3 2B: 3 3B: 0 HR: 0	SF: 0 SAC: 1 DP: 0 HBP: 0	WP: 0 PB: 0 SB: 0 CS: 0	PA: 33							
PITCHER	IP	WLS	BF	H	R	ER	SO	BB	IBB	HBP	BLK	WP	HR	S	P	ERA	WHIP										
Dave Micki, R ERA: 3.5 (1,1)	6.1	L	28	6	3	3	6	2	1	0	0	0	0	60	95	4.26	1.263										
Ricky Stone, R ERA: 3.25 (7,1)	0.1		1	0	0	0	0	0	0	0	0	0	0	3	6	0.00	0.000										
Scott Linebrink, R ERA: 7.84 (7,1)	0.1		1	0	0	0	0	0	0	0	0	0	0	2	2	0.00	0.000										
Billy Wagner, L ERA: 3.65 (8,1)	1.0		3	0	0	0	1	0	0	0	0	0	0	11	17	0.00	0.000										

AB	29
R	3
H	6
RBI	3
BB	3
SO	7
LOB	15



Batter	1	2	3	4	5	6	7	8	9	AB	R	H	RBI	BB	SO	LOB	TOP				
Brian Hunter, R (1, 8) OBP: 0.286, SLG: 0.393	F9		G6-3		L8			K		4	0	0	0	0	1	1					
Craig Biggio, R (1, 4) OBP: 0.321, SLG: 0.390	L8		BB			K		P4		3	0	0	0	1	1	0					
5 Jeff Bagwell, R (1, 3) OBP: 0.411, SLG: 0.565	BB		G6-3			G5-3		K		3	0	0	0	1	1	2					
17 Lance Berkman, S (1, 7) OBP: 0.373, SLG: 0.620	G1-3				G5-3				G5-3	4	0	1	0	0	0	1					
Richard Hidalgo, R (1, 9) OBP: 0.307, SLG: 0.437		P6		G5-4-3			G6-3			3	0	0	0	1	0	1					
Morgan Ensberg, R (1, 5) OBP: 0.384, SLG: 0.443		G5-3							K	4	1	2	1	0	1	1					
Brad Ausmus, R (1, 2) OBP: 0.287, SLG: 0.367		G4-3							L9	3	0	0	0	0	0	1					
Orlando Merced, S (9, PH) OBP: 0.359, SLG: 0.364										1	0	0	0	0	0	1					
Julio Lugo, R (1, 6) OBP: 0.386, SLG: 0.349			SH5-4							2	0	1	0	1	1	0					
Carlos Hernández, S (1, 1) OBP: 0.308, SLG: 0.250										1	0	0	0	0	0	0					
16 Jason Lane, R (7, PH) OBP: 0.359, SLG: 0.364			SH5-4							1	0	0	0	0	0	1					
Brandon Puffer, R (7, 1) OBP: 0.359, SLG: 0.364										0	0	0	0	0	0	0					
Nelson Cruz, R (7, 1) OBP: 0.359, SLG: 0.364										0	0	0	0	0	0	0					
Inning Stats	R: 0 E: 0 K: 0 S: 8	H: 0 LOB: 1 BB: 1 P: 15	R: 0 E: 0 K: 0 S: 8	H: 0 LOB: 0 BB: 0 P: 13	R: 0 E: 0 K: 0 S: 11	H: 1 LOB: 2 BB: 1 P: 18	R: 0 E: 0 K: 0 S: 10	H: 2 LOB: 1 BB: 0 P: 15	R: 0 E: 0 K: 1 S: 10	H: 0 LOB: 0 BB: 0 P: 15	R: 1 E: 0 K: 0 S: 7	H: 1 LOB: 1 BB: 1 P: 12	R: 0 E: 0 K: 2 S: 7	H: 0 LOB: 0 BB: 0 P: 8	R: 0 E: 0 K: 1 S: 9	H: 0 LOB: 1 BB: 1 P: 17	1B: 2 2B: 1 3B: 0 HR: 1	SF: 0 SAC: 1 DP: 1 HBP: 0	WP: 0 PB: 0 SB: 2 CS: 0	PA: 34	
PITCHER	IP WLS BF H R ER SO BB IBB HBP BLK WP HR S P ERA WHIP	IP WLS BF H R ER SO BB IBB HBP BLK WP HR S P ERA WHIP	IP WLS BF H R ER SO BB IBB HBP BLK WP HR S P ERA WHIP	IP WLS BF H R ER SO BB IBB HBP BLK WP HR S P ERA WHIP	IP WLS BF H R ER SO BB IBB HBP BLK WP HR S P ERA WHIP	IP WLS BF H R ER SO BB IBB HBP BLK WP HR S P ERA WHIP	IP WLS BF H R ER SO BB IBB HBP BLK WP HR S P ERA WHIP	IP WLS BF H R ER SO BB IBB HBP BLK WP HR S P ERA WHIP	IP WLS BF H R ER SO BB IBB HBP BLK WP HR S P ERA WHIP	IP WLS BF H R ER SO BB IBB HBP BLK WP HR S P ERA WHIP	IP WLS BF H R ER SO BB IBB HBP BLK WP HR S P ERA WHIP	IP WLS BF H R ER SO BB IBB HBP BLK WP HR S P ERA WHIP	IP WLS BF H R ER SO BB IBB HBP BLK WP HR S P ERA WHIP	IP WLS BF H R ER SO BB IBB HBP BLK WP HR S P ERA WHIP	IP WLS BF H R ER SO BB IBB HBP BLK WP HR S P ERA WHIP	IP WLS BF H R ER SO BB IBB HBP BLK WP HR S P ERA WHIP	IP WLS BF H R ER SO BB IBB HBP BLK WP HR S P ERA WHIP	IP WLS BF H R ER SO BB IBB HBP BLK WP HR S P ERA WHIP	IP WLS BF H R ER SO BB IBB HBP BLK WP HR S P ERA WHIP	IP WLS BF H R ER SO BB IBB HBP BLK WP HR S P ERA WHIP	IP WLS BF H R ER SO BB IBB HBP BLK WP HR S P ERA WHIP

Houston Astros @ Pittsburgh Pirates
PNC Park, Pittsburgh, PA
Fri May 10 2002, 7:05 PM EDT
Att: 19,197 - Sunny - 58 F

AB	29
R	1
H	4
RBI	1
BB	4
SO	5
LOB	9



Batter	1	2	3	4	5	6	7	8	9	AB	R	H	RBI	BB	SO	LOB	BOTTOM				
Adrian Brown, S (1, 8) OBP: 0.306, SLG: 0.312	G5-3		G6-3							4	0	2	1	0	0	0					
Pokey Reese, R (1, 4) OBP: 0.303, SLG: 0.311	F9		L4							4	0	0	0	0	0	2					
Brian Giles, L (1, 7) OBP: 0.384, SLG: 0.531	F7									3	1	0	0	1	0	0					
Craig Wilson, R (1, 9) OBP: 0.333, SLG: 0.381										3	1	1	0	0	0	1					
Brian Boehringer, S (8, PH) OBP: 0.333, SLG: 0.323										1	0	0	0	0	0	0					
Mike Fetters, R (9, 1) ERA: 1.46										0	0	0	0	0	0	0					
Kevin Young, R (1, 3) OBP: 0.300, SLG: 0.353										3	1	2	2	1	0	0					
18 Jason Kendall, R (1, 2) OBP: 0.380, SLG: 0.357										3	1	2	1	1	0	1					
Keith Osik, R (1, 5) OBP: 0.212, SLG: 0.258										3	0	0	0	0	0	4					
2 Jack Wilson, R (1, 6) OBP: 0.255, SLG: 0.242										3	0	0	0	0	0	1					
Jimmy Anderson, L (1, 1) ERA: 3.35										2	0	0	0	0	1	0					
Rob Mackowiak, L (7, PH) OBP: 0.286, SLG: 0.444										1	1	1	1	0	0	0					
Inning Stats	R: 0 E: 0 K: 0 S: 6	H: 0 LOB: 0 BB: 0 P: 11	R: 2 E: 0 K: 0 S: 8	H: 2 LOB: 0 BB: 1 P: 16	R: 0 E: 0 K: 0 S: 8	H: 0 LOB: 0 BB: 0 P: 12	R: 1 E: 0 K: 0 S: 12	H: 1 LOB: 1 BB: 1 P: 22	R: 0 E: 0 K: 1 S: 9	H: 1 LOB: 1 BB: 0 P: 13	R: 0 E: 0 K: 0 S: 9	H: 0 LOB: 0 BB: 0 P: 13	R: 2 E: 0 K: 0 S: 16	H: 3 LOB: 1 BB: 0 P: 23	R: 0 E: 0 K: 0 S: 8	H: 1 LOB: 2 BB: 1 P: 15	1B: 5 2B: 2 3B: 0 HR: 1	SF: 0 SAC: 1 DP: 1 HBP: 0	WP: 0 PB: 0 SB: 1 CS: 0	PA: 34	
PITCHER	IP WLS BF H R ER SO BB IBB HBP BLK WP HR S P ERA WHIP	IP WLS BF H R ER SO BB IBB HBP BLK WP HR S P ERA WHIP	IP WLS BF H R ER SO BB IBB HBP BLK WP HR S P ERA WHIP	IP WLS BF H R ER SO BB IBB HBP BLK WP HR S P ERA WHIP	IP WLS BF H R ER SO BB IBB HBP BLK WP HR S P ERA WHIP	IP WLS BF H R ER SO BB IBB HBP BLK WP HR S P ERA WHIP	IP WLS BF H R ER SO BB IBB HBP BLK WP HR S P ERA WHIP	IP WLS BF H R ER SO BB IBB HBP BLK WP HR S P ERA WHIP	IP WLS BF H R ER SO BB IBB HBP BLK WP HR S P ERA WHIP	IP WLS BF H R ER SO BB IBB HBP BLK WP HR S P ERA WHIP	IP WLS BF H R ER SO BB IBB HBP BLK WP HR S P ERA WHIP	IP WLS BF H R ER SO BB IBB HBP BLK WP HR S P ERA WHIP	IP WLS BF H R ER SO BB IBB HBP BLK WP HR S P ERA WHIP	IP WLS BF H R ER SO BB IBB HBP BLK WP HR S P ERA WHIP	IP WLS BF H R ER SO BB IBB HBP BLK WP HR S P ERA WHIP	IP WLS BF H R ER SO BB IBB HBP BLK WP HR S P ERA WHIP	IP WLS BF H R ER SO BB IBB HBP BLK WP HR S P ERA WHIP	IP WLS BF H R ER SO BB IBB HBP BLK WP HR S P ERA WHIP	IP WLS BF H R ER SO BB IBB HBP BLK WP HR S P ERA WHIP	IP WLS BF H R ER SO BB IBB HBP BLK WP HR S P ERA WHIP	IP WLS BF H R ER SO BB IBB HBP BLK WP HR S P ERA WHIP

Houston Astros @ Pittsburgh Pirates
PNC Park, Pittsburgh, PA
Fri May 10 2002, 7:05 PM EDT
Att: 19,197 - Sunny - 58 F

AB	30
R	5
H	8
RBI	5
BB	3
SO	1
LOB	9



Batter	1	2	3	4	5	6	7	8	9	AB	R	H	RBI	BB	SO	LOB	TOP									
Craig Biggio, R OBP: 0.319, SLG: 0.381 (1, 4)	G6-3		F8			1B 5 G6-4-3 HBP		F9		3	1	0	0	0	0	0										
Jose Vizcaino, S OBP: 0.255, SLG: 0.294 (1, 6)	K			G1-3		1B 5 G6-4-3		1B	17 FC4 1B	4	0	2	0	0	1	0										
5 Jeff Bagwell, R OBP: 0.300, SLG: 0.546 (1, 3)	K			F8		G6-4-3		F9		4	0	0	0	0	1	2										
17 Lance Berkman, S OBP: 0.370, SLG: 0.632 (1, 8)		G4-3				F7		FC4 WP		4	1	1	1	0	0	1										
Daryle Ward, L OBP: 0.339, SLG: 0.463 (1, 7)		1B						G4-3		4	0	1	0	0	2	1										
Morgan Ensberg, R OBP: 0.353, SLG: 0.429 (1, 5)		K				G5-3		K		3	0	0	0	0	2	1										
16 Jason Lane, R (1, 9)		G1-4-3				F9		G5-3		3	0	0	0	0	0	1										
Brad Ausmus, R OBP: 0.288, SLG: 0.366 (1, 2)				G5-3		1B		K		3	0	1	0	0	1	0										
44 Roy Oswalt, R OBP: 0.200, SLG: 0.167 Orlando Merced, S OBP: 0.350, SLG: 0.353 Ricky Stone, R (8, 1)				F8		F8		F8		2	0	0	0	0	0	1										
Inning Stats	R: 0 E: 0 K: 2 S: 8	H: 0 LOB: 0 BB: 0 P: 12	R: 0 E: 0 K: 1 S: 9	H: 1 LOB: 1 BB: 0 P: 15	R: 0 E: 0 K: 0 S: 10	H: 0 LOB: 0 BB: 0 P: 11	R: 1 E: 0 K: 1 S: 12	H: 1 LOB: 0 BB: 0 P: 19	R: 0 E: 0 K: 0 S: 12	H: 1 LOB: 1 BB: 0 P: 16	R: 1 E: 0 K: 0 S: 9	H: 1 LOB: 0 BB: 0 P: 16	R: 0 E: 0 K: 2 S: 7	H: 0 LOB: 0 BB: 0 P: 12	R: 0 E: 0 K: 1 S: 6	H: 0 LOB: 0 BB: 0 P: 6	R: 0 E: 0 K: 0 S: 11	H: 1 LOB: 1 BB: 0 P: 20	1B: 4 2B: 0 3B: 0 HR: 1	SF: 0 SAC: 0 DP: 1 HBP: 1	WP: 1 PB: 0 SB: 0 CS: 0	PA: 32				
PITCHER	IP	WLS	BF	H	R	ER	SO	BB	IBB	HBP	BLK	WP	HR	S	P	ERA	WHIP									
Josh Fogg, R ERA: 2.47 Brian Boehringer, R ERA: 1.83 Mike Williams, R ERA: 0.64	(1, 1)	7.0	W	25	4	2	2	6	0	0	1	0	0	1	67	101	2.57	0.571								
	(8, 1)	1.0	H	3	0	0	0	1	0	0	0	0	0	6	6	0.00	0.000									
	(9, 1)	1.0	S	4	1	0	0	0	0	0	0	1	0	11	20	0.00	1.000									

Houston Astros @ Pittsburgh Pirates
PNC Park, Pittsburgh, PA
Sat May 11 2002, 7:05 PM EDT
Att: 35,834 - Overcast - 61 F

AB	31
R	2
H	5
RBI	1
BB	0
SO	7
LOB	7



Batter	1	2	3	4	5	6	7	8	9	AB	R	H	RBI	BB	SO	LOB	BOTTOM								
Adrian Brown, S OBP: 0.297, SLG: 0.301 (1, 8)	G6-3		G1-3		G3		P6			4	0	0	0	0	0	0									
Pokey Reese, R OBP: 0.288, SLG: 0.292 (1, 4)	F9		F9			F8		G4-3		4	0	0	0	0	0	0									
Brian Giles, L OBP: 0.379, SLG: 0.515 (1, 7)	F9		F9			1B BB		G4-3		3	1	0	0	1	0	0									
Armando Rios, L OBP: 0.340, SLG: 0.323 Chad Hermansen, R (8, PR) (9, 9)		F7		G4-3		1B 1B		S BB		3	0	1	0	1	0	0									
Kevin Young, R OBP: 0.317, SLG: 0.356 (1, 3)		18 G6-3 2B BB		K		1B 1B		BB		2	1	1	1	2	1	0									
18 Jason Kendall, R OBP: 0.397, SLG: 0.353 (1, 2)		G6-3				G6-4-3		G6-3		4	0	1	0	0	0	5									
Rob Mackowiak, L OBP: 0.268, SLG: 0.452 (1, 5)		2 2B		F8				E5 SH1-4 SF9		3	2	1	1	0	0	1									
2 Jack Wilson, R OBP: 0.260, SLG: 0.258 (1, 6)		2B		G6-3				SH1-4		2	0	1	1	0	0	0									
Josh Fogg, R OBP: 0.077, SLG: 0.077 Aramis Ramirez, R OBP: 0.377, SLG: 0.690 Brian Boehringer, S Mike Williams, R (9, 1)	(1, 1)	G6-3				K		SF9		2	0	0	0	0	1	1									
	(7, PH)									0	0	0	1	0	0	0									
	(8, 1)									0	0	0	0	0	0	0									
	(9, 1)									0	0	0	0	0	0	0									
Inning Stats	R: 0 E: 0 K: 0 S: 4	H: 0 LOB: 0 BB: 0 P: 4	R: 2 E: 0 K: 0 S: 14	H: 2 LOB: 1 BB: 1 P: 23	R: 0 E: 0 K: 0 S: 6	H: 0 LOB: 0 BB: 0 P: 8	R: 0 E: 0 K: 1 S: 8	H: 1 LOB: 1 BB: 0 P: 11	R: 0 E: 0 K: 1 S: 13	H: 0 LOB: 0 BB: 0 P: 14	R: 1 E: 0 K: 0 S: 11	H: 2 LOB: 1 BB: 1 P: 18	R: 1 E: 1 K: 0 S: 8	H: 0 LOB: 0 BB: 0 P: 11	R: 0 E: 0 K: 0 S: 10	H: 0 LOB: 2 BB: 2 P: 24	1B: 3 2B: 2 3B: 0 HR: 0	SF: 1 SAC: 1 DP: 1 HBP: 0	WP: 0 PB: 0 SB: 1 CS: 0	PA: 33					
PITCHER	IP	WLS	BF	H	R	ER	SO	BB	IBB	HBP	BLK	WP	HR	S	P	ERA	WHIP								
44 Roy Oswalt, R ERA: 2.5 Ricky Stone, R ERA: 3.1	(1, 1)	7.0	L	28	5	4	3	2	0	0	0	0	0	64	89	3.86	1.000								
	(8, 1)	1.0		5	0	0	0	2	0	0	0	0	0	10	24	0.00	2.000								

Houston Astros @ Pittsburgh Pirates
PNC Park, Pittsburgh, PA
Sat May 11 2002, 7:05 PM EDT
Att: 35,834 - Overcast - 61 F

AB	27
R	4
H	5
RBI	4
BB	4
SO	2
LOB	7



Batter	1	2	3	4	5	6	7	8	9	AB	R	H	RBI	BB	SO	LOB	TOP					
Brian Hunter, R (1,8) OBP: 0.273, SLG: 0.364	B1-3	L7-2			G6-3		1B 17 BB		L8	5	1	1	0	0	0	3	Houston Astros @ Pittsburgh Pirates PNC Park, Pittsburgh, PA Sun May 12 2002, 1:35 PM EDT Att: 20,202 - Overcast - 72 F					
Jose Vizcaino, S (1,4) OBP: 0.268, SLG: 0.304	K		F9		F8		1B 17 BB 5 BB		1B 5 BB	5	1	2	0	0	1	0						
5 Jeff Bagwell, R (1,3) OBP: 0.319, SLG: 0.587	FC4-6 BB		HR			G5-2-3 BB	1B 17 BB		1B 17 G6-4-3 BB	2	2	2	1	3	0	0						
17 Lance Berkman, S (1,7) OBP: 0.371, SLG: 0.618	FC4-6		F8			IBB G5-2-3 BB	BB E		G6-4-3	3	0	0	1	2	0	3						
Richard Hidalgo, R (1,9) OBP: 0.319, SLG: 0.445		1B 2B				BB G5-2-3 SAFE	BB 1-3 2-H 3-H			2	1	1	0	2	1	0						
Morgan Ensberg, R (1,5) OBP: 0.348, SLG: 0.421		BB 1B L7-2			G5-3		G5-2-3		G6-3	4	0	1	1	0	0	5						
Octavio Dotel, R (7,1)										0	0	0	0	0	0	0						
Billy Wagner, L (9,1)										0	0	0	0	0	0	0						
Brad Ausmus, R (1,2) OBP: 0.287, SLG: 0.362		BB 1B			K				F7	4	0	1	0	0	2	2						
Julio Lugo, R (1,6) OBP: 0.378, SLG: 0.333		BB			K		P3		K	3	0	0	0	1	2	0						
Shane Reynolds, R (1,1) OBP: 0.071, SLG: 0.143							G3		K	2	0	0	0	0	2	3						
Daryle Ward, L (7,PH) OBP: 0.336, SLG: 0.459										1	0	0	0	0	0	0						
Geoff Blum, S (7,5) OBP: 0.333, SLG: 0.333										1	0	0	0	0	1	0						
Inning Stats	R: 0 E: 0 K: 1 S: 11	H: 0 LOB: 1 BB: 1 P: 18	R: 1 E: 0 K: 1 S: 12	H: 3 LOB: 2 BB: 1 P: 17	R: 1 E: 0 K: 1 S: 12	H: 1 LOB: 0 BB: 0 P: 17	R: 0 E: 0 K: 2 S: 11	H: 0 LOB: 0 BB: 0 P: 16	R: 0 E: 0 K: 1 S: 10	H: 0 LOB: 2 BB: 0 P: 12	R: 0 E: 0 K: 1 S: 8	H: 1 LOB: 2 BB: 2 P: 22	R: 3 E: 1 K: 0 S: 24	H: 2 LOB: 2 BB: 3 P: 39	R: 0 E: 0 K: 2 S: 12	H: 0 LOB: 0 BB: 0 P: 19	R: 0 E: 0 K: 0 S: 6	H: 1 LOB: 1 BB: 1 P: 12	1B: 5 2B: 3 3B: 0 HR: 1	SF: 0 SAC: 0 DP: 3 HBP: 0	WP: 0 PB: 0 SB: 0 CS: 0	PA: 40
PITCHER	IP WLS BF H R ER SO BB IBB HBP BLK WP HR S P ERA WHIP																					
Dave Williams, L (1,1) ERA: 5.46	3.0 L 14 4 2 2 3 2 0 0 0 0 0 1 35 52 6.00 2.000																					
Mike Lincoln, R (4,1) ERA: 0.54	2.0 6 0 0 0 3 0 0 0 0 0 0 0 21 28 0.00 0.000																					
Sean Lowe, R (6,1) ERA: 7.92	1.2 10 3 3 2 1 2 1 0 0 0 0 0 26 47 10.80 3.000																					
Joe Beimel, L (7,1) ERA: 2.25	0.0 1 0 0 0 0 1 0 0 0 0 0 0 2 6 ∞ ∞																					
Mike Fetters, R (7,1) ERA: 1.32	1.1 5 0 0 0 2 1 0 0 0 0 0 0 16 27 0.00 0.750																					
PITCHER	IP WLS BF H R ER SO BB IBB HBP BLK WP HR S P ERA WHIP																					
Scott Sauerbeck, L (9,1) ERA: 2.4	1.0 4 1 0 0 0 1 0 0 0 0 0 0 6 12 0.00 2.000																					

AB	32
R	5
H	8
RBI	3
BB	8
SO	9
LOB	16



Batter	1	2	3	4	5	6	7	8	9	AB	R	H	RBI	BB	SO	LOB	BOTTOM					
Chad Hermansen, R (1,8) OBP: 0.600, SLG: 0.333	F8 S 1B		P4		S BB		K		BB	3	0	1	0	2	1	2	Houston Astros @ Pittsburgh Pirates PNC Park, Pittsburgh, PA Sun May 12 2002, 1:35 PM EDT Att: 20,202 - Overcast - 72 F					
Pokey Reese, R (1,4) OBP: 0.297, SLG: 0.271	K		G5-3		G5-3				P3	5	0	0	0	1	5							
Brian Giles, L (1,7) OBP: 0.375, SLG: 0.500	F8			G4-3 BB		G3-1			P6	3	0	0	0	1	0	1						
Armando Rios, L (1,9) OBP: 0.336, SLG: 0.330	G3			G4-3		L9			2B	4	0	1	0	0	2							
Craig Wilson, R (1,3) OBP: 0.333, SLG: 0.359									F8	3	0	1	0	0	1	1						
Scott Sauerbeck, R (9,1)										0	0	0	0	0	0	0						
18 Jason Kendall, R (1,2) OBP: 0.361, SLG: 0.346	FC1-4 FC5-4			F9					BB WP BB	2	0	0	0	2	0	2						
Rob Mackowiak, L (1,5) OBP: 0.277, SLG: 0.448		L9							BB BB	3	0	1	0	1	0	1						
2 Jack Wilson, R (1,6) OBP: 0.250, SLG: 0.247		FC5-4			E5 G1-3 S				K	4	1	0	0	2	5							
Dave Williams, L (1,1) OBP: 0.182, SLG: 0.455										1	0	0	0	0	0	0						
Mike Lincoln, R (4,1) OBP: 0.296, SLG: 0.298										0	0	0	0	0	0	0						
Adrian Brown, S (5,PH) OBP: 0.191, SLG: 0.197										1	0	0	0	0	0	1						
Sean Lowe, R (6,1) ERA: 7.92										0	0	0	0	0	0	0						
Joe Beimel, L (7,1) ERA: 2.25										0	0	0	0	0	0	0						
Mike Fetters, R (7,1) ERA: 1.32										0	0	0	0	0	0	0						
Kevin Young, R (7,3) OBP: 0.317, SLG: 0.348										2	0	0	0	0	2	4						
Aramis Ramirez, R (8,PH) OBP: 0.390, SLG: 0.280										1	0	0	0	0	0	1						
Inning Stats	R: 0 E: 0 K: 1 S: 10	H: 1 LOB: 1 BB: 0 P: 17	R: 0 E: 0 K: 0 S: 9	H: 1 LOB: 1 BB: 0 P: 14	R: 0 E: 0 K: 0 S: 8	H: 0 LOB: 0 BB: 0 P: 11	R: 0 E: 0 K: 1 S: 11	H: 0 LOB: 1 BB: 1 P: 18	R: 1 E: 1 K: 0 S: 13	H: 0 LOB: 1 BB: 1 P: 21	R: 0 E: 0 K: 0 S: 7	H: 0 LOB: 0 BB: 0 P: 13	R: 0 E: 0 K: 3 S: 14	H: 1 LOB: 2 BB: 1 P: 20	R: 0 E: 0 K: 0 S: 7	H: 1 LOB: 1 BB: 0 P: 12	R: 0 E: 0 K: 2 S: 21	H: 0 LOB: 3 BB: 3 P: 39	1B: 3 2B: 1 3B: 0 HR: 0	SF: 0 SAC: 0 DP: 0 HBP: 0	WP: 1 PB: 0 SB: 3 CS: 0	PA: 38
PITCHER	IP WLS BF H R ER SO BB IBB HBP BLK WP HR S P ERA WHIP																					
Shane Reynolds, R (1,1) ERA: 4.14	6.0 W 23 2 1 0 2 2 0 0 0 0 0 0 21 32 0.00 0.667																					
Octavio Dotel, R (7,1) ERA: 3.6	2.0 9 2 0 0 3 1 0 0 0 0 0 0 21 32 0.00 1.500																					
Billy Wagner, L (9,1) ERA: 3.38	1.0 6 0 0 0 2 3 0 0 0 1 0 0 21 39 0.00 3.000																					

AB	32
R	1
H	4
RBI	0
BB	6
SO	7
LOB	25



Batter	1	2	3	4	5	6	7	8	9	AB	R	H	RBI	BB	SO	LOB	TOP				
11 Jimmy Rollins, S OBP: 0.370, SLG: 0.484	F5		G4-3		K			F7		4	0	0	0	0	1	0	Philadelphia Phillies @ Houston Astros Astros Field, Houston, TX Mon May 13 2002, 8:05 PM EDT Att: 27,324 - Sunny - 75 F				
Doug Glanville, R OBP: 0.318, SLG: 0.341	4-1		G2-3		F2			1B		3	0	1	0	1	0	0					
Bobby Abreu, L OBP: 0.401, SLG: 0.420	3-2		F7		1B			G5-3		4	0	2	0	0	0	2					
Scott Rolen, R OBP: 0.341, SLG: 0.472 Carlos Silva, R OBP: 0.341, SLG: 0.343 Hector Mercado, L OBP: 0.404, SLG: 0.808 Jason Michaels, R OBP: 0.404, SLG: 0.808	2-1		F9		G4-3			G5-4-3		3	0	0	0	0	0	2					
Travis Lee, L OBP: 0.346, SLG: 0.394					F7			P6		4	1	1	0	0	0	1					
Mike Lieberthal, R OBP: 0.318, SLG: 0.402					P3			F8		4	1	2	2	0	0	0					
Pat Burrell, R OBP: 0.360, SLG: 0.515					1B			K		3	0	1	1	0	1	0					
Marlon Anderson, L OBP: 0.341, SLG: 0.452					F8			P6		3	0	0	0	1	0	1					
Brandon Duckworth, R OBP: 0.214, SLG: 0.231 John Mabry, R OBP: 0.265, SLG: 0.235 Cliff Polette, R OBP: 0.265, SLG: 0.235 Jose Santiago, R OBP: 0.265, SLG: 0.235 Tomas Perez, S OBP: 0.279, SLG: 0.679					L6			F5		1	0	0	0	0	0	2					
Inning Stats	R: 0 E: 0 K: 0 S: 8	H: 0 LOB: 0 BB: 1 P: 19	R: 1 E: 0 K: 0 S: 12	H: 2 LOB: 2 BB: 1 P: 16	R: 0 E: 0 K: 0 S: 8	H: 1 LOB: 1 BB: 0 P: 12	R: 0 E: 0 K: 0 S: 16	H: 1 LOB: 1 BB: 0 P: 23	R: 0 E: 0 K: 1 S: 7	H: 0 LOB: 0 BB: 0 P: 11	R: 0 E: 0 K: 1 S: 5	H: 0 LOB: 0 BB: 0 P: 8	R: 0 E: 0 K: 0 S: 8	H: 1 LOB: 1 BB: 0 P: 11	R: 2 E: 0 K: 0 S: 8	H: 2 LOB: 0 BB: 0 P: 13		1B: 6 2B: 1 3B: 0 HR: 1	SF: 1 SAC: 0 DP: 1 HBP: 0	WP: 0 PB: 0 SB: 0 CS: 0	PA: 36
PITCHER	IP	WLS	BF	H	R	ER	SO	BB	IBB	HBP	BLK	WP	HR	S	P	ERA	WHIP				
Tim Redding, R ERA: 5.25	7.0	W	26	5	1	1	2	1	1	0	0	0	0	64	99	1.29	0.857				
Scott Linebrink, R ERA: 7.15	1.0		4	1	0	0	0	0	0	0	0	0	0	8	11	0.00	1.000				
Nelson Cruz, R ERA: 12.54	1.0		5	2	2	2	0	0	0	0	0	0	1	8	13	18.00	2.000				

Batter	1	2	3	4	5	6	7	8	9	AB	R	H	RBI	BB	SO	LOB	BOTTOM				
Craig Biggio, R OBP: 0.313, SLG: 0.366	G6-3		G6-3		E2		FC6-4	G3		5	0	0	1	1	0	3	Philadelphia Phillies @ Houston Astros Astros Field, Houston, TX Mon May 13 2002, 8:05 PM EDT Att: 27,324 - Sunny - 75 F				
Gregg Zaun, S OBP: 0.310, SLG: 0.358	F9		G4-3		K					6	2	2	1	0	1	4					
5 Jeff Bagwell, R OBP: 0.422, SLG: 0.587 Nelson Cruz, R OBP: 0.422, SLG: 0.587	4-0									5	2	2	0	1	1	0					
17 Lance Berkman, S OBP: 0.380, SLG: 0.629										4	2	3	0	0	0	1					
16 Jason Lane, R OBP: 0.380, SLG: 0.629										1	1	0	0	1	0	1					
Daryle Ward, L OBP: 0.341, SLG: 0.460 Brian Hunter, R OBP: 0.294, SLG: 0.382										4	2	2	1	0	0	2					
Richard Hidalgo, R OBP: 0.329, SLG: 0.466										1	1	1	1	0	0	0					
Geoff Blum, S OBP: 0.375, SLG: 0.429										4	3	3	5	1	0	0					
Julio Lugo, R OBP: 0.380, SLG: 0.366										5	0	2	2	0	2	5					
Tim Redding, R OBP: 0.125, SLG: 0.125 Orlando Merced, S OBP: 0.341, SLG: 0.343 Scott Linebrink, R OBP: 0.341, SLG: 0.343 Jose Vizcaino, S OBP: 0.281, SLG: 0.316										3	0	1	2	0	1	2					
Inning Stats	R: 0 E: 0 K: 0 S: 7	H: 0 LOB: 1 BB: 1 P: 17	R: 2 E: 0 K: 1 S: 16	H: 3 LOB: 0 BB: 0 P: 23	R: 0 E: 0 K: 1 S: 9	H: 0 LOB: 0 BB: 0 P: 14	R: 3 E: 1 K: 1 S: 16	H: 3 LOB: 2 BB: 1 P: 27	R: 4 E: 0 K: 2 S: 20	H: 5 LOB: 2 BB: 1 P: 31	R: 0 E: 0 K: 0 S: 7	H: 1 LOB: 1 BB: 0 P: 14	R: 0 E: 0 K: 1 S: 8	H: 1 LOB: 1 BB: 0 P: 11	R: 8 E: 1 K: 1 S: 27	H: 7 LOB: 1 BB: 1 P: 43	1B: 11 2B: 8 3B: 1 HR: 0	SF: 0 SAC: 0 DP: 0 HBP: 0	WP: 0 PB: 0 SB: 0 CS: 1	PA: 49	
PITCHER	IP	WLS	BF	H	R	ER	SO	BB	IBB	HBP	BLK	WP	HR	S	P	ERA	WHIP				
Brandon Duckworth, R ERA: 5.14 Cliff Polette, R ERA: 4.4 Jose Santiago, R ERA: 4.8 Carlos Silva, R ERA: 2.05 Hector Mercado, L ERA: 15.0	4.0	L	20	6	5	4	3	2	0	0	0	0	0	8	8	-	2.000				
Tomas Perez, R ERA: 8.1	0.1		2	0	0	0	0	0	0	0	0	0	0	8	11	9.00	0.000				
Hector Mercado, L ERA: 15.0	0.2		10	7	8	7	1	1	0	0	0	0	0	24	37	94.50	12.000				



Batter	1	2	3	4	5	6	7	8	9	AB	R	H	RBI	BB	SO	LOB	TOP										
11 Jimmy Rollins, S OBP: 0.365, SLG: 0.494	F9		G4-3				F9		L8	5	1	1	1	0	0	1	Philadelphia Phillies @ Houston Astros Astros Field, Houston, TX Tue May 14 2002, 8:05 PM EDT Att: 26,536 - Cloudy - 75 F										
Doug Glanville, R OBP: 0.307, SLG: 0.328	G4-3		P4				K		K	5	0	0	0	0	2	1											
Scott Rolen, R OBP: 0.345, SLG: 0.476	F9									3	0	1	0	1	0	1											
Bobby Abreu, L OBP: 0.411, SLG: 0.426										3	0	2	0	1	0	1											
Mike Lieberthal, R OBP: 0.316, SLG: 0.392										3	0	0	0	1	0	4											
Travis Lee, L OBP: 0.350, SLG: 0.393										3	0	1	0	1	1	3											
Pat Burrell, R OBP: 0.357, SLG: 0.504										3	0	0	0	1	1	7											
Marlon Anderson, L OBP: 0.333, SLG: 0.442										3	0	0	0	0	1	5											
Tomas Perez, S OBP: 0.397, SLG: 0.655										1	0	0	0	0	0	2											
Randy Wolf, L OBP: 0.188, SLG: 0.143										2	0	0	0	1	1	0											
Ricky Bottalico, L OBP: 0.397, SLG: 0.778										0	0	0	0	0	0	0											
Jason Michaels, R										1	0	0	0	0	1	0											
Inning Stats	R: 0 E: 0 K: 0 S: 7	H: 0 LOB: 0 BB: 0 P: 11	R: 0 E: 0 K: 1 S: 11	H: 0 LOB: 2 BB: 2 P: 23	R: 0 E: 0 K: 0 S: 9	H: 0 LOB: 0 BB: 0 P: 11	R: 0 E: 0 K: 0 S: 11	H: 2 LOB: 2 BB: 0 P: 16	R: 1 E: 0 K: 1 S: 8	H: 1 LOB: 0 BB: 0 P: 11	R: 0 E: 0 K: 1 S: 10	H: 1 LOB: 1 BB: 2 P: 26	R: 0 E: 0 K: 1 S: 10	H: 0 LOB: 1 BB: 1 P: 13	R: 0 E: 0 K: 1 S: 10	H: 1 LOB: 2 BB: 2 P: 19	R: 0 E: 0 K: 2 S: 9	H: 0 LOB: 0 BB: 0 P: 11	1B: 3 2B: 1 3B: 0 HR: 1	SF: 0 SAC: 0 DP: 0 HBP: 0	WP: 0 PB: 0 SB: 1 CS: 0	PA: 38					
PITCHER	IP	WLS	BF	H	R	ER	SO	BB	IBB	HBP	BLK	WP	HR	S	P	ERA	WHIP										
Dave Milicki, R ERA: 3.26	6.0		26	4	1	1	3	3	1	0	0	0	0	7	13	1.50	1.167										
Octavio Dotel, R ERA: 3.43	1.0	W	4	0	0	0	1	1	0	0	0	0	0	7	13	0.00	1.000										
Scott Linebrink, R ERA: 6.75	0.2	H	4	1	0	0	1	0	1	0	0	0	0	7	14	0.00	1.500										
Billy Wagner, L ERA: 3.07	1.1	S	4	0	0	0	2	0	0	0	0	0	0	12	16	0.00	0.000										

Batter	1	2	3	4	5	6	7	8	9	AB	R	H	RBI	BB	SO	LOB	BOTTOM										
Brian Hunter, R OBP: 0.289, SLG: 0.368	F8						G4-3		G5-3	4	0	1	0	0	0	3	Philadelphia Phillies @ Houston Astros Astros Field, Houston, TX Tue May 14 2002, 8:05 PM EDT Att: 26,536 - Cloudy - 75 F										
Craig Biggio, R OBP: 0.312, SLG: 0.370	L7									4	1	1	0	0	0	1											
5 Jeff Bagwell, R OBP: 0.412, SLG: 0.569	K									4	0	0	0	0	2	2											
17 Lance Berkman, S OBP: 0.377, SLG: 0.615										3	1	0	0	1	0	0											
Richard Hidalgo, R OBP: 0.346, SLG: 0.496										2	3	2	1	1	0	0											
Morgan Ensberg, R OBP: 0.355, SLG: 0.439										3	0	1	3	0	0	1											
Gregg Zaun, S OBP: 0.311, SLG: 0.357										3	0	1	0	0	0	1											
Julio Lugo, R OBP: 0.386, SLG: 0.356										2	0	0	0	2	1	1											
Dave Milicki, R OBP: 0.167, SLG: 0.222										2	0	1	0	0	0	0											
Octavio Dotel, R ERA: 3.43										0	0	0	0	0	0	0											
Geoff Blum, S OBP: 0.368, SLG: 0.420										1	0	0	1	0	0	2											
Scott Linebrink, R ERA: 6.75										0	0	0	0	0	0	0											
Billy Wagner, L ERA: 3.07										1	0	0	0	0	1	2											
Inning Stats	R: 0 E: 0 K: 1 S: 11	H: 0 LOB: 0 BB: 0 P: 18	R: 1 E: 0 K: 0 S: 9	H: 2 LOB: 1 BB: 0 P: 15	R: 0 E: 0 K: 1 S: 7	H: 1 LOB: 1 BB: 0 P: 12	R: 0 E: 0 K: 0 S: 11	H: 0 LOB: 0 BB: 1 P: 18	R: 0 E: 0 K: 1 S: 13	H: 1 LOB: 0 BB: 0 P: 21	R: 0 E: 0 K: 0 S: 4	H: 0 LOB: 0 BB: 0 P: 5	R: 0 E: 0 K: 0 S: 7	H: 1 LOB: 2 BB: 1 P: 16	R: 3 E: 0 K: 1 S: 11	H: 2 LOB: 2 BB: 2 P: 26	R: 0 E: 0 K: 1 S: 9	H: 0 LOB: 0 BB: 0 P: 11	1B: 3 2B: 2 3B: 1 HR: 1	SF: 0 SAC: 1 DP: 1 HBP: 2	WP: 0 PB: 0 SB: 0 CS: 0	PA: 36					
PITCHER	IP	WLS	BF	H	R	ER	SO	BB	IBB	HBP	BLK	WP	HR	S	P	ERA	WHIP										
Randy Wolf, L ERA: 5.31	7.0	L	28	5	2	2	3	1	1	1	0	0	0	11	26	27.00	2.000										
Ricky Bottalico, R ERA: 4.5	1.0		8	2	3	3	1	0	2	1	0	0	0	11	26	27.00	2.000										

Batter	1	2	3	4	5	6	7	8	9	AB	R	H	RBI	BB	SO	LOB	TOP										
11 Jimmy Rollins, S OBP: 0.363, SLG: 0.488	F7		F9 BLK 1B		F9			K		4	1	1	0	0	1	0	Philadelphia Phillies @ Houston Astros Astros Field, Houston, TX Wed May 15 2002, 8:05 PM EDT Att: 27,707 - Cloudy - 80 F										
Jason Michaels, R OBP: 0.304, SLG: 0.677	E6		F9		P3			K		4	0	0	0	0	1	1											
Scott Rolen, R OBP: 0.355, SLG: 0.486	G4-6-3 BB		FC4 1B		G3					3	0	2	1	1	0	0											
Bobby Abreu, L OBP: 0.400, SLG: 0.412	G4-6-3		FC4 1B							4	0	0	0	0	0	4											
Mike Lieberthal, R OBP: 0.307, SLG: 0.379		G4-3	K							4	0	0	0	0	1	1											
Travis Lee, L OBP: 0.342, SLG: 0.381		G5-3			G1					4	0	0	0	0	0	0											
Pat Burrell, R OBP: 0.361, SLG: 0.533										4	1	2	1	0	1	0											
Tomas Perez, S OBP: 0.364, SLG: 0.613					F9					2	0	0	0	1	0	0											
Vicente Padilla, R OBP: 0.091, SLG: 0.091										2	0	0	0	0	2	2											
John Mabry, L OBP: 0.250, SLG: 0.222										1	0	0	0	0	1	0											
Carlos Silva, R Rheal Cormier, L Jose Santiago, R										0	0	0	0	0	0	0											
Inning Stats	R: 0 E: 1 K: 0 S: 12	H: 0 LOB: 1 BB: 1 P: 18	R: 0 E: 0 K: 1 S: 9	H: 1 LOB: 2 BB: 1 P: 19	R: 1 E: 0 K: 1 S: 14	H: 2 LOB: 1 BB: 0 P: 21	R: 1 E: 0 K: 1 S: 8	H: 1 LOB: 0 BB: 0 P: 11	R: 0 E: 0 K: 0 S: 3	H: 0 LOB: 0 BB: 0 P: 5	R: 0 E: 0 K: 0 S: 7	H: 0 LOB: 0 BB: 0 P: 13	R: 0 E: 0 K: 2 S: 13	H: 0 LOB: 0 BB: 0 P: 19	R: 0 E: 0 K: 2 S: 11	H: 1 LOB: 1 BB: 0 P: 13	R: 0 E: 0 K: 0 S: 4	H: 0 LOB: 0 BB: 0 P: 6	1B: 2 2B: 2 3B: 0 HR: 1	SF: 0 SAC: 0 DP: 1 HBP: 0	WP: 0 PB: 0 SB: 0 CS: 0	PA: 34					
PITCHER	IP	WLS	BF	H	R	ER	SO	BB	IBB	HBP	BLK	WP	HR	S	P	ERA	WHIP										
Carlos Hernández, L ERA: 3.22	7.0	W	27	4	2	2	5	1	1	0	1	0	1	66	106	2.57	0.714										
Octavio Dotel, R ERA: 3.27	1.0	H	4	1	0	0	2	0	0	0	0	0	0	11	13	0.00	1.000										
Billy Wagner, L ERA: 2.87	1.0		3	0	0	0	0	0	0	0	0	0	0	4	6	0.00	0.000										

Batter	1	2	3	4	5	6	7	8	9	AB	R	H	RBI	BB	SO	LOB	BOTTOM										
Julio Lugo, R OBP: 0.391, SLG: 0.355	2B 17 2B	F7								3	2	1	0	1	1	0	Philadelphia Phillies @ Houston Astros Astros Field, Houston, TX Wed May 15 2002, 8:05 PM EDT Att: 27,707 - Cloudy - 80 F										
Craig Biggio, R OBP: 0.323, SLG: 0.403	1B		G5-3							4	1	3	1	0	0	0											
5 Jeff Bagwell, R OBP: 0.308, SLG: 0.560	2B									4	1	1	0	0	1	4											
17 Lance Berkman, S OBP: 0.386, SLG: 0.623	K									3	1	2	2	1	0	1											
Daryle Ward, L OBP: 0.346, SLG: 0.462	1B									4	0	2	1	0	2	3											
Octavio Dotel, R Billy Wagner, L	2B									0	0	0	0	0	0	0											
Richard Hidalgo, R OBP: 0.350, SLG: 0.518	1B									0	0	0	0	0	0	0											
Morgan Ensberg, R OBP: 0.351, SLG: 0.426										4	1	2	2	0	0	2											
Brad Ausmus, R OBP: 0.286, SLG: 0.358										3	0	0	0	0	1	2											
Carlos Hernández, S Brian Hunter, R										1	0	0	0	0	0	0											
Inning Stats	R: 3 E: 0 K: 1 S: 15	H: 5 LOB: 1 BB: 0 P: 20	R: 0 E: 0 K: 1 S: 6	H: 0 LOB: 0 BB: 0 P: 7	R: 1 E: 1 K: 0 S: 7	H: 3 LOB: 1 BB: 0 P: 11	R: 0 E: 0 K: 0 S: 6	H: 0 LOB: 0 BB: 0 P: 7	R: 1 E: 0 K: 1 S: 14	H: 1 LOB: 1 BB: 1 P: 23	R: 0 E: 0 K: 0 S: 6	H: 1 LOB: 1 BB: 0 P: 9	R: 0 E: 0 K: 2 S: 10	H: 1 LOB: 2 BB: 1 P: 20	R: 1 E: 0 K: 2 S: 14	H: 1 LOB: 0 BB: 0 P: 20	1B: 7 2B: 4 3B: 0 HR: 1	SF: 0 SAC: 0 DP: 3 HBP: 1	WP: 0 PB: 0 SB: 0 CS: 0	PA: 36							
PITCHER	IP	WLS	BF	H	R	ER	SO	BB	IBB	HBP	BLK	WP	HR	S	P	ERA	WHIP										
Vicente Padilla, R ERA: 2.9	6.0	L	27	10	5	5	3	1	0	1	0	0	0	54	77	7.50	1.833										
Carlos Silva, R ERA: 1.99	0.2		4	1	0	0	1	0	1	0	0	0	0	7	14	0.00	1.500										
Rheal Cormier, L ERA: 7.07	0.1		1	0	0	0	1	0	0	0	0	0	0	3	6	0.00	0.000										
Jose Santiago, R ERA: 6.62	1.0		4	1	1	1	2	0	0	0	0	0	1	14	20	9.00	1.000										

Batter	1	2	3	4	5	6	7	8	9	AB	R	H	RBI	BB	SO	LOB	TOP								
Chad Hermansen, R (1, 8) OBP: 0.429, SLG: 0.556	4-2 CS SH5-4 BB		3-2 1B		0-1 FC6-4		0-3 K			3	0	1	1	1	1	3									
Pokey Reese, R (1, 4) OBP: 0.279, SLG: 0.288	0-0 SH5-4		2-3 K			0-1 G3 1B		0-3 K		3	0	1	0	0	2	1									
Brian Giles, L (1, 7) OBP: 0.363, SLG: 0.496	1-3 K			1-2 G3-1		2-0 G3 1-2		1-3 K		4	0	0	0	0	2	2									
Aramis Ramirez, R (1, 5) OBP: 0.338, SLG: 0.406	1-2 CS	0-3 K		0-3 K		0-0 F9		0-3 K		4	0	0	0	0	3	1									
Armando Rios, L (1, 9) OBP: 0.325, SLG: 0.321 Craig Wilson, R (9, PH) OBP: 0.325, SLG: 0.338		1-3 K		1-1 2B		2-2 G3			2-2 18 1B	3	0	1	0	0	1	1									
18 Jason Kendall, R (1, 2) OBP: 0.346, SLG: 0.333	1-2 G1-3			0-1 P4			1-2 G5-3		0-0 G4-6-3 1B	4	0	1	0	0	0	1									
Kevin Young, R (1, 3) OBP: 0.308, SLG: 0.343			1-0 G1-3 1B 2B		0-0 G5-3		2-2 1B 1B		1-0 F9	4	1	2	0	0	0	2									
Mike Benjamin, R (1, 6) OBP: 0.217, SLG: 0.209			2-3 K		0-3 K		0-0 1B		0-1 G4-6-3	4	0	1	0	0	2	3									
Josh Fogg, R (1, 1) OBP: 0.133, SLG: 0.133 Rob Mackowiak, L (7, PH) OBP: 0.252, SLG: 0.422 Brian Boehringer, S (7, 1) Scott Sauerbeck, R (8, 1) Mike Fetters, R (8, 1)			0-0 G1-3		1-0 FC6-4 1B		0-1 F8			2	0	1	0	0	0	1									
Inning Stats	R: 0 E: 0 K: 1 S: 11	H: 0 LOB: 0 BB: 1 P: 17	R: 0 E: 0 K: 2 S: 9	H: 0 LOB: 0 BB: 0 P: 11	R: 1 E: 0 K: 2 S: 13	H: 2 LOB: 1 BB: 0 P: 20	R: 0 E: 0 K: 1 S: 10	H: 1 LOB: 1 BB: 0 P: 12	R: 0 E: 0 K: 1 S: 8	H: 1 LOB: 1 BB: 0 P: 9	R: 0 E: 0 K: 1 S: 7	H: 1 LOB: 2 BB: 0 P: 11	R: 0 E: 0 K: 1 S: 14	H: 2 LOB: 2 BB: 0 P: 17	R: 0 E: 0 K: 3 S: 11	H: 0 LOB: 0 BB: 0 P: 12	R: 0 E: 0 K: 0 S: 8	H: 2 LOB: 1 BB: 0 P: 11	1B: 7 2B: 2 3B: 0 HR: 0	SF: 0 SAC: 1 DP: 1 HBP: 0	WP: 0 PB: 0 SB: 0 CS: 1	PA: 36			
PITCHER	IP	WLS	BF	H	R	ER	SO	BB	IBB	HBP	BLK	WP	HR	S	P	ERA	WHIP								
44 Roy Oswalt, R (1, 1) ERA: 2.32	8.0	W	31	7	1	1	11	1	0	0	0	0	0	83	109	1.12	1.000								
Billy Wagner, L (9, 1) ERA: 2.7	1.0	S	4	2	0	0	0	0	0	0	0	0	0	8	11	0.00	2.000								

Pittsburgh Pirates @ Houston Astros
Astros Field, Houston, TX
Thu May 16 2002, 8:05 PM EDT
Att: 26,277 - Cloudy - 82 F

AB	33
R	1
H	9
RBI	1
BB	1
SO	11
LOB	17



Batter	1	2	3	4	5	6	7	8	9	AB	R	H	RBI	BB	SO	LOB	BOTTOM								
Jose Vizcaino, S (1, 6) OBP: 0.295, SLG: 0.317	1-2 F7		1-3 K			4-1 CS BB		0-2 S 1B		3	0	1	2	1	1	0									
Craig Biggio, R (1, 4) OBP: 0.315, SLG: 0.392	0-2 F9		1-1 G5-3			2-2 G6-3		2-3 K		4	0	0	0	0	1	2									
5 Jeff Bagwell, R (1, 3) OBP: 0.407, SLG: 0.555	2-1 F9			1-3 K		1-0 17 CS 1B				3	0	1	0	0	1	0									
17 Lance Berkman, S (1, 8) OBP: 0.385, SLG: 0.638		0-2 HR		2-3 K		3-0 F9		1-2 F8		3	1	1	1	0	1	1									
Daryle Ward, L (1, 7) OBP: 0.345, SLG: 0.459 Brian Hunter, R (9, 8) OBP: 0.282, SLG: 0.359		0-2 1B		2-2 L6		3-1 F8				3	0	1	0	0	0	0									
Richard Hidalgo, R (1, 9) OBP: 0.350, SLG: 0.514		3-2 F7		1-1 L8			1-2 G5-3 SH2-4 1B			3	1	1	0	0	0	1									
Geoff Blum, S (1, 5) OBP: 0.356, SLG: 0.404		0-0 F8		3-1 G3-4-1			0-0 SH2-4			2	0	0	0	0	0	1									
Brad Ausmus, R (1, 2) OBP: 0.281, SLG: 0.351 Orlando Merced, S (8, PH) OBP: 0.357, SLG: 0.343 Billy Wagner, L (9, 1)		0-0 P6		2-0 F8			4-0 G5-3 1B IBB			2	0	0	0	0	0	1									
44 Roy Oswalt, R (1, 1) OBP: 0.182, SLG: 0.150 Gregg Zaun, S (8, PH) ERA: 1.29			1-2 G6-3			0-3 K		2-2 G5-3		2	0	0	0	0	1	0									
Inning Stats	R: 0 E: 0 K: 0 S: 10	H: 0 LOB: 0 BB: 0 P: 13	R: 1 E: 0 K: 0 S: 13	H: 2 LOB: 1 BB: 0 P: 16	R: 0 E: 0 K: 1 S: 8	H: 0 LOB: 0 BB: 0 P: 11	R: 0 E: 0 K: 2 S: 10	H: 0 LOB: 0 BB: 0 P: 15	R: 0 E: 0 K: 0 S: 5	H: 0 LOB: 0 BB: 0 P: 11	R: 0 E: 0 K: 1 S: 8	H: 0 LOB: 1 BB: 1 P: 14	R: 0 E: 0 K: 0 S: 4	H: 1 LOB: 0 BB: 0 P: 11	R: 2 E: 0 K: 1 S: 14	H: 2 LOB: 1 BB: 1 P: 23	1B: 4 2B: 0 3B: 0 HR: 1	SF: 0 SAC: 1 DP: 0 HBP: 0	WP: 0 PB: 0 SB: 1 CS: 2	PA: 29					
PITCHER	IP	WLS	BF	H	R	ER	SO	BB	IBB	HBP	BLK	WP	HR	S	P	ERA	WHIP								
Josh Fogg, R (1, 1) ERA: 2.36	1.1	L	6	2	2	2	0	0	1	0	0	0	0	8	20	13.50	1.500								
Brian Boehringer, R (7, 1) ERA: 2.57	1.1		6	2	2	2	0	0	1	0	0	0	0	8	20	13.50	1.500								
Scott Sauerbeck, L (8, 1) ERA: 2.12	0.1		2	1	0	0	0	0	0	0	0	0	0	7	9	0.00	3.000								
Mike Fetters, R (8, 1) ERA: 1.29	0.1		1	0	0	0	1	0	0	0	0	0	0	3	5	0.00	0.000								

Pittsburgh Pirates @ Houston Astros
Astros Field, Houston, TX
Thu May 16 2002, 8:05 PM EDT
Att: 26,277 - Cloudy - 82 F

AB	26
R	3
H	5
RBI	3
BB	2
SO	5
LOB	8



Batter	1	2	3	4	5	6	7	8	9	AB	R	H	RBI	BB	SO	LOB	TOP								
Julio Lugo, R OBP: 0.371, SLG: 0.333 (1, 6)	F9		F8		FC4-6 2B			K		4	1	0	0	0	1	1	Houston Astros @ St. Louis Cardinals Busch Stadium, St. Louis, MO Tue May 21 2002, 7:10 PM CDT Att: 33,442 - Sunny - 64 F								
Craig Biggio, R OBP: 0.335, SLG: 0.405 (1, 4)	1B 17 BB		2B		2B			G3		4	0	3	1	0	0	0									
5 Jeff Bagwell, R OBP: 0.395, SLG: 0.542 (1, 3)	F8		F9				K	1B 17 BB		4	0	1	0	0	1	2									
17 Lance Berkman, S OBP: 0.393, SLG: 0.609 (1, 8)	BB			K			F8	BB		2	0	0	0	2	1	0									
Daryle Ward, L OBP: 0.331, SLG: 0.441 (1, 7)	G4-3		1B				K	BB		4	0	1	0	0	2	4									
Richard Hidalgo, R OBP: 0.341, SLG: 0.481 (1, 9)		P4		F6			F9			4	0	0	0	0	0	1									
Geoff Blum, S OBP: 0.338, SLG: 0.368 (1, 5)		L8		F9			F9			4	0	0	0	0	0	1									
Brad Ausmus, R OBP: 0.285, SLG: 0.345 (1, 2)			F2		FC1-6 1B		BB			3	0	1	0	1	0	0									
Carlos Hernández, S OBP: 0.222, SLG: 0.176 (1, 1)					FC1-6					2	0	0	0	0	1	1									
Orlando Merced, S OBP: 0.356, SLG: 0.368 (7, PH)					FC4-6		G4-3			1	0	0	0	0	0	1									
Ricky Stone, R (7, 1)										0	0	0	0	0	0	0									
Pedro Borbon, R (7, 1)										0	0	0	0	0	0	0									
Brandon Puffer, R (8, 1)										0	0	0	0	0	0	0									
Inning Stats	R: 0 E: 0 K: 0 S: 9	H: 1 LOB: 2 BB: 1 P: 17	R: 0 E: 0 K: 0 S: 5	H: 0 LOB: 0 BB: 0 P: 8	R: 0 E: 0 K: 1 S: 9	H: 1 LOB: 1 BB: 0 P: 13	R: 0 E: 0 K: 1 S: 9	H: 1 LOB: 1 BB: 0 P: 14	R: 1 E: 0 K: 0 S: 5	H: 2 LOB: 1 BB: 0 P: 7	R: 0 E: 0 K: 2 S: 10	H: 0 LOB: 0 BB: 0 P: 15	R: 0 E: 0 K: 0 S: 10	H: 0 LOB: 1 BB: 1 P: 19	R: 0 E: 0 K: 2 S: 11	H: 1 LOB: 2 BB: 1 P: 22	R: 0 E: 0 K: 0 S: 4	H: 0 LOB: 0 BB: 0 P: 6	1B: 4 2B: 2 3B: 0 HR: 0	SF: 0 SAC: 0 DP: 0 HBP: 0	WP: 0 PB: 0 SB: 0 CS: 0	PA: 35			
PITCHER	IP	WLS	BF	H	R	ER	SO	BB	IBB	HBP	BLK	WP	HR	S	P	ERA	WHIP								
Jason Simontacchi, R ERA: 2.37 (1, 1)	7.0	W	27	5	1	1	4	2	0	0	0	0	0	57	93	1.29	1.000								
Gene Stechschulte, R ERA: 3.05 (8, 1)	0.2	H	3	1	0	0	1	0	0	0	0	0	0	7	11	0.00	1.500								
Mike Matthews, L ERA: 2.3 (8, 1)	0.1	H	2	0	0	0	1	1	0	0	0	0	0	4	11	0.00	3.000								
44 Jason Isringhausen, R ERA: 1.07 (9, 1)	1.0	S	3	0	0	0	0	0	0	0	0	0	0	4	6	0.00	0.000								

Batter	1	2	3	4	5	6	7	8	9	AB	R	H	RBI	BB	SO	LOB	BOTTOM								
Fernando Vina, L OBP: 0.360, SLG: 0.399 (1, 4)	G1-3			2B 1B			K			4	1	2	1	0	1	0	Houston Astros @ St. Louis Cardinals Busch Stadium, St. Louis, MO Tue May 21 2002, 7:10 PM CDT Att: 33,442 - Sunny - 64 F								
Placido Polanco, R OBP: 0.286, SLG: 0.319 (1, 6)	F8			1B 1H			G4-3			4	0	1	1	0	1	2									
5 Albert Pujols, R OBP: 0.399, SLG: 0.503 (1, 3)	G5-3			2B F3			G4-3			4	0	1	0	0	0	3									
15 Jim Edmonds, L OBP: 0.468, SLG: 0.632 (1, 8)		K		BB			F7			3	0	0	0	1	2	1									
Eduardo Perez, R OBP: 0.182, SLG: 0.359 (1, 9)		G4-3		P4			G4-3			3	0	0	0	0	0	2									
J.D. Drew, L OBP: 0.348, SLG: 0.455 (7, 9)								F9		1	0	0	0	0	0	0									
Miguel Cairo, R OBP: 0.283, SLG: 0.405 (1, 5)		F8		F7			2B 1B			4	1	1	0	0	0	2									
Mike Matheny, R OBP: 0.320, SLG: 0.419 (1, 2)			G5-3				FC3-5 HBP			3	0	1	1	0	0	0									
Eli Marrero, R OBP: 0.347, SLG: 0.396 (1, 7)			G5-3				FC3-5 1B			1	1	0	0	2	0	0									
Jason Simontacchi, R ERA: 3.38 (1, 1)							FC3-5 HBP			3	0	0	0	0	1	4									
Gene Stechschulte, R ERA: 2.66 (8, 1)							FC3-5 1B			0	0	0	0	0	0	0									
Mike Matthews, L ERA: 4.91 (8, 1)							FC3-5 1B			0	0	0	0	0	0	0									
44 Jason Isringhausen, R ERA: 5.54 (9, 1)							FC3-5 1B			0	0	0	0	0	0	0									
Inning Stats	R: 0 E: 0 K: 0 S: 5	H: 0 LOB: 0 BB: 0 P: 10	R: 0 E: 0 K: 1 S: 8	H: 0 LOB: 0 BB: 0 P: 12	R: 0 E: 0 K: 1 S: 7	H: 0 LOB: 0 BB: 0 P: 9	R: 1 E: 0 K: 0 S: 12	H: 2 LOB: 2 BB: 1 P: 22	R: 1 E: 0 K: 0 S: 10	H: 1 LOB: 2 BB: 1 P: 19	R: 0 E: 0 K: 0 S: 9	H: 2 LOB: 2 BB: 1 P: 18	R: 0 E: 0 K: 2 S: 13	H: 1 LOB: 1 BB: 0 P: 19	R: 0 E: 0 K: 0 S: 6	H: 0 LOB: 0 BB: 0 P: 8	1B: 4 2B: 2 3B: 0 HR: 0	SF: 0 SAC: 0 DP: 0 HBP: 1	WP: 0 PB: 0 SB: 0 CS: 0	PA: 34					
PITCHER	IP	WLS	BF	H	R	ER	SO	BB	IBB	HBP	BLK	WP	HR	S	P	ERA	WHIP								
Carlos Hernández, L ERA: 3.38 (7, 1)	6.0	L	27	5	3	3	3	2	1	1	0	0	0	51	90	4.50	1.167								
Ricky Stone, R ERA: 2.66 (7, 1)	0.2		3	1	0	0	1	0	0	0	0	0	0	10	14	0.00	1.500								
Pedro Borbon, L ERA: 4.91 (7, 1)	0.2		2	0	0	0	1	0	0	0	0	0	0	5	7	0.00	0.000								
Brandon Puffer, R ERA: 5.54 (8, 1)	0.2		2	0	0	0	0	0	0	0	0	0	0	4	6	0.00	0.000								



Batter	1	2	3	4	5	6	7	8	9	AB	R	H	RBI	BB	SO	LOB	TOP										
Corey Patterson, L OBP: 0.357, SLG: 0.410 (1, 8)	4-0 2B BB		1-3 K			0-0 G4-3		0-1 P5	4-0 BB	3	1	0	0	2	1	0	Chicago Cubs @ Houston Astros Astros Field, Houston, TX Sat May 25 2002, 8:05 PM EDT Att: 36,384 - Cloudy - 83 F										
Bobby Hill, S OBP: 0.245, SLG: 0.320 (1, 4)	0-1 F5		2-2 G4-3			2-3 K		1-0 HR	2-1 G4-3	5	1	1	0	0	1	3											
Sammy Sosa, R OBP: 0.451, SLG: 0.718 (1, 9)	0-2 2B		2-3 K			2-2 G6-3		1-0 HR		4	2	2	2	0	1	0											
Fred McGriff, L OBP: 0.351, SLG: 0.452 (1, 3)	2-2 2B			4-2 BB			2-1 HR	2-2 F9		3	1	3	3	1	0	0											
Moises Alou, R OBP: 0.254, SLG: 0.282 (1, 7)	1-0 G5-3			0-1 G5-4-3			2-2 1B	2-0 F9		4	0	1	0	0	0	3											
Bill Mueller, S OBP: 0.254, SLG: 0.286 (1, 5)	2-1 G4-3			0-0 G4-3			0-0 1B	2-3 K		4	0	1	0	0	1	2											
Alex Gonzalez, R OBP: 0.315, SLG: 0.414 (1, 6)		1-2 G6-3			1-0 G5-3		1-0 F2		0-3 K	4	0	0	0	0	1	2	AB 34 R 5 H 8 RBI 5 BB 4 SO 6 LOB 14										
Joe Girardi, R OBP: 0.279, SLG: 0.289 (1, 2)		1-0 L4			2-2 G5-3		1-3 K		0-2 G4-3	4	0	0	0	0	1	2											
34 Kerry Wood, R OBP: 0.211, SLG: 0.167 (1, 1)		1-1 G6-3			1-0 G6-3		3-2 F7		4-2 BB	3	0	0	0	1	0	2											
Inning Stats	R: 2 H: 2 E: 0 K: 0 S: 11	H: 2 LOB: 1 BB: 1 P: 20	R: 0 H: 0 E: 0 K: 0 S: 6	H: 0 LOB: 0 BB: 0 P: 9	R: 0 H: 0 E: 0 K: 2 S: 9	H: 0 LOB: 0 BB: 1 P: 14	R: 0 H: 0 E: 0 K: 0 S: 5	H: 0 LOB: 0 BB: 0 P: 9	R: 0 H: 0 E: 0 K: 1 S: 11	H: 3 LOB: 2 BB: 0 P: 15	R: 1 H: 3 E: 0 K: 1 S: 14	H: 3 LOB: 1 BB: 2 P: 23	R: 2 H: 3 E: 0 K: 1 S: 15	H: 3 LOB: 2 BB: 2 P: 21	1B: 3 2B: 3 3B: 0 HR: 2	SF: 0 SAC: 0 DP: 1 HBP: 0		WP: 0 PA: 38 PB: 0 SB: 0 CS: 0									
PITCHER	IP	WLS	BF	H	R	ER	SO	BB	IBB	HBP	BLK	WP	HR	S	P	ERA	WHIP										
Dave Milicki, R ERA: 3.9 (1, 1)	2.0	L	9	2	2	2	0	1	0	0	0	0	0	17	29	9.00	1.500										
Nelson Cruz, R ERA: 8.73 (3, 1)	4.0		12	0	0	0	3	1	0	0	0	0	0	30	47	0.00	0.250										
Brandon Puffer, R ERA: 5.79 (7, 1)	1.0		6	3	1	1	1	0	0	0	0	0	1	14	23	9.00	3.000										
Pedro Borbon, L ERA: 6.48 (8, 1)	1.0		6	3	2	2	1	0	0	0	0	0	1	15	23	18.00	3.000										
Ricky Stone, R ERA: 2.89 (9, 1)	1.0		5	0	0	0	1	2	0	0	0	0	0	11	21	0.00	2.000										
Batter	1	2	3	4	5	6	7	8	9	AB	R	H	RBI	BB	SO	LOB	BOTTOM										
Julio Lugo, R OBP: 0.384, SLG: 0.384 (1, 6)	2-1 17 G3 2B		2-3 K			0-2 G4-6-3 1B		1-3 K		4	0	2	0	0	2	1	Chicago Cubs @ Houston Astros Astros Field, Houston, TX Sat May 25 2002, 8:05 PM EDT Att: 36,384 - Cloudy - 83 F										
Craig Biggio, R OBP: 0.335, SLG: 0.413 (1, 4)	0-2 G6-3		1-0 P4			1-1 G4-6-3			1-1 DI 1B HBP	3	1	0	0	0	0	2											
17 Lance Berkman, S OBP: 0.398, SLG: 0.580 (1, 8)	1-2 G3			2-1 G1-3		0-1 F7			0-0 F7	4	0	0	0	0	0	2											
5 Jeff Bagwell, R OBP: 0.390, SLG: 0.521 (1, 3)	4-2 HBP			2-0 HBP			0-1 P3		1-1 L5	2	0	0	0	0	0	1											
Daryle Ward, L OBP: 0.341, SLG: 0.447 (1, 7)	0-0 P6			0-0 F7			0-0 P6		2-0 DI 1B	4	0	1	1	0	0	3											
Gregg Zaun, S OBP: 0.316, SLG: 0.356 (1, 2)		3-2 G3			2-1 F8			0-1 F7		4	0	0	0	0	0	2											
Morgan Ensberg, R OBP: 0.346, SLG: 0.407 (1, 5)		2-1 F8			0-1 G3			0-0 P6		3	0	0	0	0	0	0											
Geoff Blum, S OBP: 0.325, SLG: 0.328 (1, 9)		0-1 F7			1-1 F2			2-2 F7		3	0	0	0	0	0	0											
Dave Milicki, R OBP: 0.211, SLG: 0.283 (1, 1)					0-0 P4			0-0 1B		0	0	0	0	0	0	0											
Nelson Cruz, R (3, 1)										2	0	0	0	0	1	0											
Brandon Puffer, R (7, 1)										0	0	0	0	0	0	0											
Pedro Borbon, R (8, 1)										0	0	0	0	0	0	0											
Orlando Merced, S OBP: 0.362, SLG: 0.375 (8, PH)										1	0	1	0	0	0	0											
Ricky Stone, R (9, 1)										0	0	0	0	0	0	0											
Inning Stats	R: 0 H: 1 E: 0 K: 0 S: 11	H: 0 LOB: 0 BB: 0 P: 18	R: 0 H: 0 E: 0 K: 0 S: 10	H: 0 LOB: 0 BB: 0 P: 15	R: 0 H: 0 E: 0 K: 2 S: 7	H: 0 LOB: 0 BB: 0 P: 11	R: 0 H: 0 E: 0 K: 0 S: 5	H: 0 LOB: 0 BB: 0 P: 11	R: 0 H: 1 E: 0 K: 0 S: 7	H: 0 LOB: 0 BB: 0 P: 8	R: 0 H: 0 E: 0 K: 0 S: 5	H: 0 LOB: 0 BB: 0 P: 5	R: 0 H: 1 E: 0 K: 1 S: 8	H: 1 LOB: 1 BB: 0 P: 11	R: 1 H: 1 E: 0 K: 0 S: 7	H: 1 LOB: 1 BB: 0 P: 13	1B: 3 2B: 1 3B: 0 HR: 0	SF: 0 SAC: 0 DP: 1 HBP: 3	WP: 0 PA: 33 PB: 0 SB: 0 CS: 0								
PITCHER	IP	WLS	BF	H	R	ER	SO	BB	IBB	HBP	BLK	WP	HR	S	P	ERA	WHIP										
34 Kerry Wood, R ERA: 2.83 (1, 1)	9.0	W	33	4	1	1	3	0	0	3	0	0	0	65	98	1.00	0.444										

Batter	1	2	3	4	5	6	7	8	9	AB	R	H	RBI	BB	SO	LOB	TOP			
Fernando Vina, L (1,4) OBP: 0.355, SLG: 0.404	0-1 G5-3 1B		1-2 L4		0-0 G3		0-1 P6		4-2 S BB	4	0	1	0	1	0	1				
Placido Polanco, R (1,5) OBP: 0.265, SLG: 0.329	1-2 G5-3			2-2 1B 15 SF8 1B		0-0 2B		1-0 5 1B 15 SF8 1B	2-1 F2	5	2	3	0	0	0	2				
5 Albert Pujols, R (1,7) OBP: 0.393, SLG: 0.508	1-1 F9			0-0 F2		1-2 F7		1-2 HR 1B		4	1	1	0	0	0	3				
15 Jim Edmonds, L (1,8) OBP: 0.457, SLG: 0.644	0-1 G1-3			1-2 FC5 1B 1-2 1B		4-0 IBB		3-2 SF8 1B		2	0	1	1	1	0	1				
Tino Martinez, L (1,3)		0-1 P4		0-1 FC5 1B 1-2 2-3 1B		0-0 F9		3-1 3-H 1B 1-H HR		4	1	2	2	0	0	2				
Edgar Renteria, R (1,6) OBP: 0.333, SLG: 0.401	3-2 G4-3			1-1 SF8		0-2 F8		1-2 G1-3		3	0	0	1	0	0	2				
Eli Marrero, R (1,9) OBP: 0.347, SLG: 0.398	0-3 K			3-H 3-1 FC5 1-2 2-3f				0-3 K		4	0	1	0	0	2	2				
Mike Matheny, R (1,2) OBP: 0.321, SLG: 0.406			0-0 P4		2-3 K		1-2 SH1-4 1B		0-3 K	3	0	0	0	0	2	0				
Darryl Kile, R (1,1) Miguel Cairo, R (7,PH) Gene Stechschulte, R (7,1) Dave Veres, R (8,1) J.D. Drew, L (9,PH) 44 Jason Istringhausen, R (9,1)			1-3 K		3-3 K		1-0 P6		2-2 F8	2	0	0	0	0	0	2				
Inning Stats	R: 0 E: 0 K: 0 S: 9	H: 1 LOB: 1 BB: 0 P: 11	R: 0 E: 0 K: 1 S: 10	H: 0 LOB: 0 BB: 0 P: 13	R: 0 E: 0 K: 1 S: 9	H: 0 LOB: 0 BB: 0 P: 11	R: 1 E: 0 K: 0 S: 14	H: 3 LOB: 2 BB: 0 P: 21	R: 0 E: 0 K: 0 S: 8	H: 1 LOB: 2 BB: 1 P: 13	R: 0 E: 0 K: 0 S: 10	H: 1 LOB: 1 BB: 0 P: 12	R: 3 E: 0 K: 1 S: 17	H: 3 LOB: 0 BB: 0 P: 26	R: 0 E: 0 K: 1 S: 12	H: 0 LOB: 1 BB: 1 P: 19	1B: 7 2B: 1 3B: 0 HR: 1	SF: 2 SAC: 1 DP: 0 HBP: 0	WP: 0 PB: 0 SB: 1 CS: 0	PA: 38
PITCHER	IP WLS BF H R ER SO BB IBB HBP BLK WP HR S P ERA WHIP																			
44 Roy Oswalt, R (1,1) ERA: 2.48	7.1 L 32 9 4 4 4 0 0 1 0 0 0 0 0 1 78 112 4.91 1.227																			
Ricky Stone, R (8,1) ERA: 2.7	0.2 2 0 0 0 1 0 0 0 0 0 0 0 0 7 8 0.00 0.000																			
Octavio Dotel, R (9,1) ERA: 3.3	1.0 4 0 0 0 1 1 0 0 0 0 0 0 0 12 19 0.00 1.000																			

St. Louis Cardinals @ Houston Astros
Astros Field, Houston, TX
Mon May 27 2002, 4:05 PM EDT
Att: 30,543 - Dome - 72 F

AB	33
R	4
H	9
RBI	4
BB	2
SO	6
LOB	14



Batter	1	2	3	4	5	6	7	8	9	AB	R	H	RBI	BB	SO	LOB	BOTTOM					
Julio Lugo, R (1,6) OBP: 0.385, SLG: 0.385	3-2 17 K2-3-2 1B		0-2 1B		0-2 FC1-6-4 G1-4-3			3-2 G6-3	0-1 G3	5	0	2	0	0	0	4						
Craig Biggio, R (1,4) OBP: 0.343, SLG: 0.417	3-2 F7		0-2 1B		1-2 G1-4-3			4-2 17 HR BB	0-1 G5-3	4	1	1	0	1	0	6						
17 Lance Berkman, S (1,8) OBP: 0.395, SLG: 0.599	1-3 K2-3-2		0-3 K2-3				1-2 HR	3-2 1-H HR		4	2	2	3	0	2	3						
5 Jeff Bagwell, R (1,3) OBP: 0.393, SLG: 0.517		0-3 K		0-0 1B 2B			4-1 G1-4-3 BB	4-2 BB		2	0	1	0	2	1	0						
Darryl Kile, L (1,7) OBP: 0.343, SLG: 0.446		2-3 K		1-2 F5			2-1 F9	2-2 F9		4	0	0	0	0	1	3						
Richard Hidalgo, R (1,9) OBP: 0.332, SLG: 0.454		0-0 2B		1-0 G5-4-3 1B			2-2 G1-4-3	1-3 K2-3		4	0	2	0	0	1	2						
Morgan Ensberg, R (1,5) OBP: 0.336, SLG: 0.387		1-1 G6-3		2-1 G5-4-3						3	0	0	0	0	0	3						
Jose Vizcaino, S (9,PH) OBP: 0.312, SLG: 0.382				1-2f						1	0	1	0	0	0	0						
Brad Ausmus, R (1,2) OBP: 0.303, SLG: 0.348			2-2 F8		2-2 FC1-6-4 44 HBP 1B					3	0	1	0	0	0	0						
Gregg Zaun, S (9,PH) OBP: 0.316, SLG: 0.356										0	0	0	0	0	0	0						
44 Roy Oswalt, R (1,1) OBP: 0.179, SLG: 0.120			0-1 G6-3		1-0 HBP					2	0	0	0	0	1	0						
Ricky Stone, R (8,1)										0	0	0	0	0	0	0						
Octavio Dotel, R (9,1)										0	0	0	0	0	0	0						
Orlando Merced, S (9,PH) OBP: 0.375, SLG: 0.375										0	0	0	0	1	0	0						
Brian Hunter, R (9,PH) OBP: 0.271, SLG: 0.340										0	0	0	0	0	0	0						
Inning Stats	R: 0 E: 0 K: 1 S: 11	H: 1 LOB: 1 BB: 0 P: 18	R: 0 E: 0 K: 2 S: 10	H: 1 LOB: 1 BB: 0 P: 13	R: 0 E: 0 K: 1 S: 14	H: 2 LOB: 2 BB: 0 P: 16	R: 0 E: 0 K: 0 S: 7	H: 2 LOB: 1 BB: 0 P: 11	R: 0 E: 0 K: 0 S: 9	H: 1 LOB: 1 BB: 0 P: 13	R: 1 E: 0 K: 0 S: 9	H: 1 LOB: 0 BB: 1 P: 18	R: 0 E: 0 K: 1 S: 7	H: 0 LOB: 0 BB: 0 P: 12	R: 2 E: 0 K: 1 S: 17	H: 1 LOB: 1 BB: 2 P: 34	R: 0 E: 0 K: 0 S: 8	H: 1 LOB: 3 BB: 1 P: 12	1B: 6 2B: 3 3B: 0 HR: 2	SF: 0 SAC: 1 DP: 4 HBP: 1	WP: 0 PB: 0 SB: 0 CS: 0	PA: 38
PITCHER	IP WLS BF H R ER SO BB IBB HBP BLK WP HR S P ERA WHIP																					
Darryl Kile, R (1,1) ERA: 3.75	6.0 24 1 1 4 1 0 1 0 0 0 0 0 1 60 89 1.50 1.500																					
Gene Stechschulte, R (7,1) ERA: 3.52	1.1 W 6 1 2 2 1 1 0 0 0 0 0 1 16 31 13.50 1.500																					
Dave Veres, R (8,1) ERA: 0.01	0.2 H 3 0 0 0 1 1 0 0 0 0 0 0 8 15 0.00 1.500																					
44 Jason Istringhausen, R (9,1) ERA: 0.95	1.0 S 5 1 0 0 0 1 0 0 0 0 0 0 8 12 0.00 2.000																					

St. Louis Cardinals @ Houston Astros
Astros Field, Houston, TX
Mon May 27 2002, 4:05 PM EDT
Att: 30,543 - Dome - 72 F

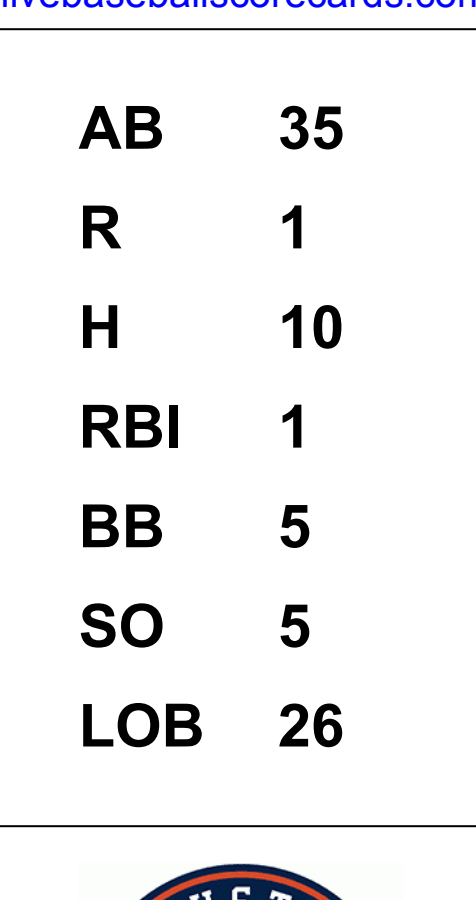
AB	32
R	3
H	10
RBI	3
BB	4
SO	6
LOB	21



Batter	1	2	3	4	5	6	7	8	9	AB	R	H	RBI	BB	SO	LOB	TOP					
Fernando Vina, L OBP: 0.353, SLG: 0.401 (1, 4)	1-1 F7	0-0 L4			2-1 G6-4-3 1B			0-3 K		4	0	1	0	0	1	0	St. Louis Cardinals @ Houston Astros Astros Field, Houston, TX Tue May 28 2002, 8:05 PM EDT Att: 25,376 - Cloudy - 72 F					
Edgar Renteria, R OBP: 0.337, SLG: 0.400 (1, 6)	1-1 5 HR	3-3 K			1-0 G6-4-3 1-2			4-2 5 FC5-4 BB		3	1	1	0	1	1	1						
5 Albert Pujols, R OBP: 0.390, SLG: 0.519 (1, 7) (6, 3)	1-2 HR		0-3 K			3-3 K		1-0 FC5-4 1-2		4	1	1	2	0	2	1						
15 Jim Edmonds, L OBP: 0.453, SLG: 0.640 (1, 8)	2-2 HR		3-2 G4-3			1-3 K		0-3 K		4	1	1	0	0	2	0						
Tino Martinez, L OBP: 0.348, SLG: 0.373 Mike Timlin, R (6, 1) Kerry Robinson, L OBP: 0.334, SLG: 0.361 (9, PH) 44 Jason Isringhausen, R (9, 1)	3-3 K		0-1 G4-3			1-1 G4-3		0-3 K		3	0	0	0	0	1	1						
Eli Marrero, R OBP: 0.352, SLG: 0.429 (1, 9) (6, 7)	1-1 HR			3-2 F7			1-3 K		3-2 1B	4	1	2	2	0	1	0						
Placido Polanco, R OBP: 0.284, SLG: 0.323 (1, 5)	4-1 BB			1-0 G6-3			0-1 F8		1-1 G4-3	3	0	0	0	1	0	1						
Mike Matheny, R OBP: 0.313, SLG: 0.394 (1, 2)	0-3 K			2-2 G4-3			1-1 F8			3	0	0	0	0	1	1						
Matt Morris, R OBP: 0.133, SLG: 0.138 J.D. Drew, L OBP: 0.351, SLG: 0.454 (6, 9)		0-2 G4-3			0-1 G5-3			2-1 F9		2	0	0	0	0	0	0						
										1	0	0	0	0	0	0						
Inning Stats	R: 4 E: 0 K: 2 S: 22	H: 4 LOB: 1 BB: 1 P: 35	R: 0 E: 0 K: 1 S: 7	H: 0 LOB: 0 BB: 0 P: 10	R: 0 E: 0 K: 1 S: 11	H: 0 LOB: 0 BB: 0 P: 14	R: 0 E: 0 K: 0 S: 7	H: 0 LOB: 0 BB: 0 P: 13	R: 0 E: 0 K: 2 S: 9	H: 0 LOB: 0 BB: 0 P: 14	R: 0 E: 0 K: 1 S: 8	H: 0 LOB: 0 BB: 0 P: 10	R: 0 E: 0 K: 1 S: 8	H: 0 LOB: 1 BB: 1 P: 15	R: 0 E: 0 K: 2 S: 15	H: 1 LOB: 1 BB: 0 P: 18	1B: 3 2B: 1 3B: 0 HR: 2	SF: 0 SAC: 0 DP: 1 HBP: 0	WP: 0 PB: 0 SB: 1 CS: 0	PA: 34		
PITCHER	IP WLS BF H R ER SO BB IBB HBP BLK WP HR S P ERA WHIP	5.0 L 20 5 4 4 4 1 0 0 0 0 2 52 80 7.20 1.200	1.0 3 0 0 0 2 0 0 0 0 0 0 9 14 0.00 0.000	2.0 7 0 0 0 2 1 0 0 0 0 0 16 25 0.00 0.500	1.0 4 1 0 0 2 0 0 0 0 0 0 15 18 0.00 1.000																	

Batter	1	2	3	4	5	6	7	8	9	AB	R	H	RBI	BB	SO	LOB	BOTTOM					
Julio Lugo, R OBP: 0.378, SLG: 0.372 (1, 6)	2-2 G5-3	4-2 BB		1-0 G5-3		2-2 G6-3		1-2 G6-3		4	0	0	0	1	0	0	St. Louis Cardinals @ Houston Astros Astros Field, Houston, TX Tue May 28 2002, 8:05 PM EDT Att: 25,376 - Cloudy - 72 F					
Craig Biggio, R OBP: 0.345, SLG: 0.422 (1, 4)	0-0 5 2B	0-1 F8		1-3 K		0-1 17 G4-3 2B		0-2 G3		5	1	2	0	0	1	2						
17 Lance Berkman, S OBP: 0.391, SLG: 0.586 (1, 8)	4-2 5 2B	0-1 G1-3		3-2 G6-3		0-0 G4-3		0-0 G6-3		4	0	0	0	1	0	3						
5 Jeff Bagwell, R OBP: 0.397, SLG: 0.525 (1, 3)	1-1 2B		2-2 G1-3 1B		0-0 BB 1B	2-2 F9		0-0 P4		5	0	3	1	0	0	1						
Daryle Ward, L OBP: 0.344, SLG: 0.445 (1, 7)	0-0 P6		2-0 G1-3 1B		0-3 K		1-0 1B F8 1B		2-1 F8	5	0	2	0	0	1	3						
Richard Hidalgo, R OBP: 0.330, SLG: 0.446 (1, 9)	4-0 BB		0-3 K		1-3 K		2-2 F8			3	0	0	0	1	2	4						
Morgan Ensberg, R OBP: 0.336, SLG: 0.386 Jose Vizcaino, S OBP: 0.321, SLG: 0.390 (7, PH) (8, 5)	2-3 K		3-2 G1-3		0-0 FC5 BB 1B		0-2 G6-3 1B			3	0	1	0	0	1	5						
Brad Ausmus, R OBP: 0.315, SLG: 0.351 (1, 2)		0-0 F8 SH3-4 1B		4-0 IBB		4-2 FC5 BB		2-0 G6-3		2	0	1	0	2	0	2						
Shane Reynolds, R OBP: 0.260, SLG: 0.250 Orlando Merced, S OBP: 0.287, SLG: 0.306 (5, PH) (6, 1) Pedro Borbon, R (6, 1) Nelson Cruz, R (7, 1) Geoff Blum, S OBP: 0.225, SLG: 0.230 Brandon Puffer, R (9, 1)	0-0 SH3-4		0-0 G5-3		1-1 FC5		0-0 G4-3			1	0	0	0	0	0	3						
										1	0	0	0	0	0	3						
										0	0	0	0	0	0	0						
										0	0	0	0	0	0	0						
										0	0	0	0	0	0	0						
										1	0	0	0	0	0	0						
Inning Stats	R: 1 E: 0 K: 1 S: 15	H: 2 LOB: 3 BB: 2 P: 28	R: 0 E: 0 K: 0 S: 8	H: 1 LOB: 2 BB: 1 P: 12	R: 0 E: 0 K: 1 S: 11	H: 2 LOB: 3 BB: 1 P: 22	R: 0 E: 0 K: 1 S: 10	H: 0 LOB: 0 BB: 0 P: 15	R: 0 E: 0 K: 2 S: 12	H: 2 LOB: 3 BB: 1 P: 18	R: 0 E: 0 K: 0 S: 9	H: 1 LOB: 1 BB: 0 P: 13	R: 0 E: 0 K: 0 S: 10	H: 2 LOB: 1 BB: 0 P: 15	R: 0 E: 0 K: 0 S: 8	H: 0 LOB: 0 BB: 0 P: 9	R: 0 E: 0 K: 0 S: 4	H: 0 LOB: 0 BB: 0 P: 6	1B: 8 2B: 2 3B: 0 HR: 0	SF: 0 SAC: 1 DP: 1 HBP: 0	WP: 0 PB: 0 SB: 1 CS: 0	PA: 41
PITCHER	IP WLS BF H R ER SO BB IBB HBP BLK WP HR S P ERA WHIP	5.0 H 11 3 0 0 0 4 1 0 0 0 0 27 37 0.00 1.000	3.0 3 0 0 0 0 0 0 0 0 0 0 0 4 6 0.00 0.000	1.0 S 3 0 0 0 0 0 0 0 0 0 0 4 6 0.00 0.000																		

AB	32
R	4
H	6
RBI	4
BB	2
SO	10
LOB	5



Batter	1	2	3	4	5	6	7	8	9	AB	R	H	RBI	BB	SO	LOB	TOP		
Fernando Vina, L (1.4) OBP: 0.356, SLG: 0.400 Edgar Renteria, R (9, PH) OBP: 0.335, SLG: 0.398	0-0 FC5-6 1B		1-0 G4-3		4-0 15 G6-3 BB		0-1 B1-3		3-2 F9	3	0	1	0	1	0	0			
J.D. Drew, L (1.9) OBP: 0.354, SLG: 0.449 Mike Matheny, R (9, PH) OBP: 0.310, SLG: 0.394	1-0 FC5-6 5 G6-4-3			4-0 15 BB 5 1B WP BB	4-2 15 G6-3 BB		2-3 K		2-1 SF9	2	1	0	0	2	1	1			
5 Albert Pujols, R (1.5) OBP: 0.390, SLG: 0.515	2-2 G6-4-3			2-1 15 BB WP G3 1B	2-3 1B		1-2 F7		0-1 15 D1 1B	5	1	2	0	0	1	3			
15 Jim Edmonds, L (1.8) OBP: 0.461, SLG: 0.639		4-1 BB		4-1 G3 WP SF9 BB	1-0 G6-3		1-1 BB 1B		4-2 BB 1B	2	1	1	0	3	0	2			
Tino Martinez, L (1.3) OBP: 0.340, SLG: 0.363	0-0 F9		1-0 G3		0-1 G3-1		2-1 F2		0-3 K	5	0	0	1	0	1	7			
Eli Marrero, R (1.7) OBP: 0.341, SLG: 0.417 (8.2)	3-2 F9		1-2 SF9		1-2 F7		0-2 F8			3	0	0	1	0	0	2			
Piacleo Polanco, R (1.6) OBP: 0.289, SLG: 0.323	2-3 K		0-2 G5-3		0-2 P6		0-1 F9		1-0 WP SF9 2B	1	0	0	0	0	1	0			
Mike DiFelice, R (1.2) OBP: 0.286, SLG: 0.373 Dave Veres, R (8.1) OBP: 0.500, SLG: 0.500			0-2 G5-3		1-2 1B		1-1 P6		1-0 HR	4	0	1	0	0	0	2			
Garrett Stephenson, R (1.1) Mike Crudale, R (3.1) Eduardo Perez, R (4, PH) Luther Hackman, R (4.1) Kerry Robinson, L (7, PH) Mike Mathews, L (7.1) Miguel Cairo, R (8.7) OBP: 0.304, SLG: 0.302			0-3 K		1-3 K		1-0 HR			1	0	0	0	0	1	0			
Inning Stats	R: 0 E: 0 K: 0 S: 5	H: 1 LOB: 0 BB: 0 P: 8	R: 0 E: 0 K: 1 S: 9	H: 0 LOB: 1 BB: 1 P: 18	R: 0 E: 0 K: 1 S: 7	H: 0 LOB: 0 BB: 0 P: 8	R: 3 E: 0 K: 1 S: 15	H: 3 LOB: 2 BB: 2 P: 28	R: 0 E: 0 K: 0 S: 10	H: 0 LOB: 2 BB: 2 P: 20	R: 1 E: 0 K: 1 S: 9	H: 1 LOB: 0 BB: 0 P: 13	R: 0 E: 0 K: 0 S: 10	H: 1 LOB: 2 BB: 1 P: 17	R: 1 E: 0 K: 1 S: 16	H: 2 LOB: 2 BB: 1 P: 26	1B: 6 2B: 1 3B: 0 HR: 1	SF: 2 SAC: 0 DP: 1 HBP: 0	WP: 2 PA: 41 PB: 0 SB: 0 CS: 0
PITCHER	IP WLS BF H R ER SO BB IBB HBP BLK WP HR S P ERA WHIP	IP WLS BF H R ER SO BB IBB HBP BLK WP HR S P ERA WHIP	IP WLS BF H R ER SO BB IBB HBP BLK WP HR S P ERA WHIP	IP WLS BF H R ER SO BB IBB HBP BLK WP HR S P ERA WHIP	IP WLS BF H R ER SO BB IBB HBP BLK WP HR S P ERA WHIP	IP WLS BF H R ER SO BB IBB HBP BLK WP HR S P ERA WHIP	IP WLS BF H R ER SO BB IBB HBP BLK WP HR S P ERA WHIP	IP WLS BF H R ER SO BB IBB HBP BLK WP HR S P ERA WHIP	IP WLS BF H R ER SO BB IBB HBP BLK WP HR S P ERA WHIP	IP WLS BF H R ER SO BB IBB HBP BLK WP HR S P ERA WHIP	IP WLS BF H R ER SO BB IBB HBP BLK WP HR S P ERA WHIP	IP WLS BF H R ER SO BB IBB HBP BLK WP HR S P ERA WHIP	IP WLS BF H R ER SO BB IBB HBP BLK WP HR S P ERA WHIP	IP WLS BF H R ER SO BB IBB HBP BLK WP HR S P ERA WHIP	IP WLS BF H R ER SO BB IBB HBP BLK WP HR S P ERA WHIP	IP WLS BF H R ER SO BB IBB HBP BLK WP HR S P ERA WHIP	IP WLS BF H R ER SO BB IBB HBP BLK WP HR S P ERA WHIP	IP WLS BF H R ER SO BB IBB HBP BLK WP HR S P ERA WHIP	IP WLS BF H R ER SO BB IBB HBP BLK WP HR S P ERA WHIP

St. Louis Cardinals @ Houston Astros
Astros Field, Houston, TX
Wed May 29, 2002, 7:05 PM EDT
Att: 27,182 - Cloudy - 80 F

AB 32
R 5
H 8
RBI 4
BB 7
SO 6
LOB 21



Batter	1	2	3	4	5	6	7	8	9	AB	R	H	RBI	BB	SO	LOB	BOTTOM		
Julio Lugo, R (1.6) OBP: 0.379, SLG: 0.397	1-1 F7		0-0 G1-3	0-2 CS 1B		0-1 FC6-4 1-2F		0-1 1H 2H HR		5	1	2	3	0	0	1			
Craig Biggio, R (1.4) OBP: 0.346, SLG: 0.418	1-1 G5-3		4-0 5 BB 17 1B 2B	1-1 17 S 1E 1B		0-1 FC6-4 1-2F		3-3 K		4	2	1	0	1	1	1			
17 Lance Berkman, S (1.8) OBP: 0.387, SLG: 0.576 (8.9)	2-3 K		0-0 5 BB 2B 1B	3-2 E4 5 BB 2 G6-4-3 1B		1-0 L4		0-0 G3		5	1	1	0	0	1	0			
5 Jeff Bagwell, R (1.3) OBP: 0.404, SLG: 0.530		4-2 1B BB	4-2 2B BB	1-2 2-3 1B		1-1 2B				2	2	1	0	2	0	1			
Daryle Ward, L (1.7) OBP: 0.348, SLG: 0.458 Brian Hunter, R (8.8) OBP: 0.271, SLG: 0.340		2-3 K	0-0 1B 2B	1-2 L4-6 2B		3-1 F5				4	1	2	3	0	1	2			
Geoff Blum, S (1.9) OBP: 0.333, SLG: 0.338 (8.7)	3-1 1B		0-2 1B 2B	1-0 L4-6		0-1 P4				4	1	2	0	0	0	2			
Jose Vizcaino, S (1.5) OBP: 0.329, SLG: 0.395	2-2 1B		1-1 CS 1B	1-2 G4-3		1-2 F8				4	0	2	2	0	0	0			
Brad Ausmus, R (1.2) OBP: 0.327, SLG: 0.358	2-2 P3		2-2 3H 1B	3-2 FC6-4 1B		0-1 FC6-4 1B		4-2 BB HR BB		3	1	2	1	1	0	2			
Wade Miller, R (1.1) Tim Redding, R (5.1) Pedro Borbon, R (7.1) Octavio Dotel, R (8.1) Orlando Merced, S (8, PH) Billy Wagner, L (9.1) OBP: 0.333, SLG: 0.444 OBP: 0.192, SLG: 0.154 OBP: 0.382, SLG: 0.340 OBP: 0.241 OBP: 0.382, SLG: 0.340	1-2 G1-3		0-0 F9		2-3 K		4-0 HR BB		1-2 HR BB	2	0	0	0	0	0	3			
Inning Stats	R: 0 E: 0 K: 1 S: 7	H: 0 LOB: 0 BB: 0 P: 11	R: 1 E: 0 K: 1 S: 16	H: 2 LOB: 2 BB: 1 P: 30	R: 5 E: 0 K: 0 S: 16	H: 5 LOB: 1 BB: 2 P: 28	R: 1 E: 1 K: 0 S: 13	H: 2 LOB: 0 BB: 0 P: 18	R: 0 E: 0 K: 0 S: 8	H: 1 LOB: 0 BB: 0 P: 11	R: 0 E: 0 K: 1 S: 10	H: 1 LOB: 1 BB: 0 P: 12	R: 0 E: 0 K: 0 S: 7	H: 1 LOB: 1 BB: 0 P: 12	R: 3 E: 0 K: 1 S: 10	H: 1 LOB: 2 BB: 2 P: 21	1B: 9 2B: 4 3B: 0 HR: 1	SF: 0 SAC: 0 DP: 2 HBP: 0	WP: 0 PA: 39 PB: 0 SB: 1 CS: 2
PITCHER	IP WLS BF H R ER SO BB IBB HBP BLK WP HR S P ERA WHIP	IP WLS BF H R ER SO BB IBB HBP BLK WP HR S P ERA WHIP	IP WLS BF H R ER SO BB IBB HBP BLK WP HR S P ERA WHIP	IP WLS BF H R ER SO BB IBB HBP BLK WP HR S P ERA WHIP	IP WLS BF H R ER SO BB IBB HBP BLK WP HR S P ERA WHIP	IP WLS BF H R ER SO BB IBB HBP BLK WP HR S P ERA WHIP	IP WLS BF H R ER SO BB IBB HBP BLK WP HR S P ERA WHIP	IP WLS BF H R ER SO BB IBB HBP BLK WP HR S P ERA WHIP	IP WLS BF H R ER SO BB IBB HBP BLK WP HR S P ERA WHIP	IP WLS BF H R ER SO BB IBB HBP BLK WP HR S P ERA WHIP	IP WLS BF H R ER SO BB IBB HBP BLK WP HR S P ERA WHIP	IP WLS BF H R ER SO BB IBB HBP BLK WP HR S P ERA WHIP	IP WLS BF H R ER SO BB IBB HBP BLK WP HR S P ERA WHIP	IP WLS BF H R ER SO BB IBB HBP BLK WP HR S P ERA WHIP	IP WLS BF H R ER SO BB IBB HBP BLK WP HR S P ERA WHIP	IP WLS BF H R ER SO BB IBB HBP BLK WP HR S P ERA WHIP	IP WLS BF H R ER SO BB IBB HBP BLK WP HR S P ERA WHIP	IP WLS BF H R ER SO BB IBB HBP BLK WP HR S P ERA WHIP	IP WLS BF H R ER SO BB IBB HBP BLK WP HR S P ERA WHIP

St. Louis Cardinals @ Houston Astros
Astros Field, Houston, TX
Wed May 29, 2002, 7:05 PM EDT
Att: 27,182 - Cloudy - 80 F

AB 34
R 10
H 13
RBI 9
BB 5
SO 4
LOB 13



Batter	1	2	3	4	5	6	7	8	9	AB	R	H	RBI	BB	SO	LOB	TOP				
Julio Lugo, R (1, 6) OBP: 0.368, SLG: 0.385	1-1 P4		1-2 F8			1-3 K		1-3 K		4	0	0	0	0	2	0					
Craig Biggio, R (1, 4) OBP: 0.340, SLG: 0.410	0-1 G6-3			0-1 F7		2-2 G5-3		0-1 P4		4	0	0	0	0	0	0					
17 Lance Berkman, S (1, 8) (9, 7) OBP: 0.385, SLG: 0.567	3-1 L9			1-2 L8			1-2 F7		4-2 CS 5 1B BB	3	0	0	0	1	0	0					
5 Jeff Bagwell, R (1, 3) OBP: 0.409, SLG: 0.532		3-2 G4-3 1B		2-3 K			4-2 HR BB		0-2 CS 1B	3	2	2	0	1	1	0					
Daryle Ward, L (1, 7) OBP: 0.340, SLG: 0.448	1-2 G4-3				0-1 P5		1-3 K		3-3 K	4	0	0	0	0	2	4					
Brian Hunter, R (9, 8) OBP: 0.271, SLG: 0.340	1-2 G4-3							1-2 2-3 K		0	0	0	0	0	0	0					
Richard Hidalgo, R (1, 9) OBP: 0.343, SLG: 0.492	1-1 1B				3-2 1B		0-1 HR		1-0 HR	4	2	4	4	0	0	0					
Gregg Zaun, S (1, 2) OBP: 0.325, SLG: 0.355	1-1 F7				2-0 F2		0-1 1B		4-0 S BB	3	0	1	0	1	0	2					
Geoff Blum, S (1, 5) OBP: 0.318, SLG: 0.321			0-1 F8		1-2 F8		0-0 G3		1-3 K	4	0	0	0	0	1	3					
Carlos Hernández, S (1, 1) OBP: 0.227, SLG: 0.190			0-3 K2-3			0-0 G1-3			0-0 L8	2	0	0	0	0	1	0					
Jose Vizcaino, S (8, PH) OBP: 0.325, SLG: 0.390										1	0	0	0	0	0	0					
Octavio Dotel, R (8, 1)										0	0	0	0	0	0	0					
Billy Wagner, L (9, 1)										0	0	0	0	0	0	0					
Inning Stats	R: 0 E: 0 K: 0 S: 6	H: 0 LOB: 0 BB: 0 P: 10	R: 0 E: 0 K: 0 S: 10	H: 2 LOB: 1 BB: 0 P: 16	R: 0 E: 0 K: 1 S: 8	H: 0 LOB: 0 BB: 0 P: 9	R: 0 E: 0 K: 1 S: 9	H: 0 LOB: 0 BB: 0 P: 12	R: 0 E: 0 K: 0 S: 10	H: 1 LOB: 1 BB: 0 P: 16	R: 0 E: 0 K: 1 S: 8	H: 0 LOB: 0 BB: 0 P: 11	R: 2 E: 0 K: 1 S: 13	H: 2 LOB: 1 BB: 1 P: 19	R: 0 E: 0 K: 1 S: 6	H: 0 LOB: 0 BB: 0 P: 7	R: 2 E: 0 K: 2 S: 12	H: 2 LOB: 1 BB: 2 P: 25	1B: 5 2B: 1 3B: 0 HR: 2	SF: 0 SAC: 0 DP: 2 HBP: 0	WP: 0 PA: 35 PB: 0 SB: 1 CS: 2
PITCHER	IP	WLS	BF	H	R	ER	SO	BB	IBB	HBP	BLK	WP	HR	S	P	ERA	WHIP				
Jason Bere, R (1, 1) ERA: 5.61	7.0	L	26	5	2	2	4	1	0	0	0	0	1	64	93	2.57	0.857				
Juan Cruz, R (8, 1) ERA: 3.91	2.0		9	2	2	2	3	2	0	0	0	0	1	18	32	9.00	2.000				

Houston Astros @ Chicago Cubs
Wrigley Field, Chicago, IL
Fri May 31 2002, 2:20 PM CDT
Att: 38,169 - Overcast - 76 F

AB	32
R	4
H	7
RBI	4
BB	3
SO	7
LOB	9



Batter	1	2	3	4	5	6	7	8	9	AB	R	H	RBI	BB	SO	LOB	BOTTOM				
Darren Lewis, R (1, 8) OBP: 0.310, SLG: 0.352	0-1 L8 BB 1B		2-2 F9		3-2 G3		2-0 P4			4	0	1	0	0	0	0					
Bobby Hill, S (9, 4) OBP: 0.306, SLG: 0.359	2-3 K		1-1 G4-3		1-0 G6-3			2-3 K		3	0	0	0	0	1	1					
Chris Stynes, R (1, 4) OBP: 0.309, SLG: 0.369	4-0 BB		4-2 BB BB		3-2 L9			1-0 HR		2	1	1	1	2	0	0					
Corey Patterson, L (8, PH) OBP: 0.346, SLG: 0.411	2-0 L8		4-2 BB		1-2 BB		0-1 2B		2-2 P5	3	0	1	0	1	0	2					
Sammy Sosa, R (1, 9) OBP: 0.457, SLG: 0.697	2-3 L8		1-2 BB			0-1 G5-3		1-3 K		3	0	0	0	1	1	3					
Fred McGriff, L (1, 3) OBP: 0.349, SLG: 0.440	0-0 L7		4-2 BB		1-0 F7				1-2 G1-3	3	0	0	0	1	1	4					
Moises Alou, R (1, 7) OBP: 0.255, SLG: 0.272		4-2 G5-4-3 BB	0-3 K		1-3 K		2-3 K		2-3 K	4	0	0	0	0	3	2					
Todd Hundley, S (1, 2) OBP: 0.208, SLG: 0.234		0-0 G5-4-3	1-2 BB		1-3 K		1-2 F8		2-2 F8	4	0	1	0	0	1	0					
Alex Gonzalez, R (1, 6) OBP: 0.296, SLG: 0.490		0-1 BLK 2B	2-3 K		1-1 G1-3		1-3 K			2	0	0	0	0	1	1					
Bill Mueller, S (1, 5) OBP: 0.262, SLG: 0.315			1-2 BB							4	0	1	0	0	1	0					
Jason Bere, R (1, 1) OBP: 0.167, SLG: 0.278										2	0	0	0	0	1	1					
Mark Bellhorn, S (7, PH) OBP: 0.360, SLG: 0.446										1	0	0	0	0	1	0					
Juan Cruz, R (8, 1) OBP: 0.154, SLG: 0.154										0	0	0	0	0	0	0					
Inning Stats	R: 0 E: 0 K: 1 S: 7	H: 1 LOB: 2 BB: 1 P: 15	R: 0 E: 0 K: 1 S: 9	H: 1 LOB: 1 BB: 1 P: 15	R: 0 E: 0 K: 1 S: 15	H: 0 LOB: 3 BB: 3 P: 30	R: 0 E: 0 K: 2 S: 8	H: 0 LOB: 0 BB: 0 P: 11	R: 0 E: 0 K: 0 S: 8	H: 0 LOB: 0 BB: 0 P: 15	R: 0 E: 0 K: 1 S: 8	H: 1 LOB: 1 BB: 0 P: 11	R: 0 E: 0 K: 1 S: 8	H: 0 LOB: 0 BB: 0 P: 12	R: 1 E: 0 K: 2 S: 15	H: 1 LOB: 0 BB: 0 P: 21	R: 0 E: 0 K: 1 S: 11	H: 0 LOB: 0 BB: 0 P: 16	1B: 1 2B: 2 3B: 0 HR: 1	SF: 0 SAC: 0 DP: 1 HBP: 0	WP: 0 PA: 35 PB: 0 SB: 0 CS: 0
PITCHER	IP	WLS	BF	H	R	ER	SO	BB	IBB	HBP	BLK	WP	HR	S	P	ERA	WHIP				
Carlos Hernández, L (1, 1) ERA: 3.38	7.0	W	28	3	0	0	7	5	0	0	1	0	0	63	109	0.00	1.143				
Octavio Dotel, R (8, 1) ERA: 3.41	1.0	H	4	1	1	1	2	0	0	0	0	0	1	15	21	9.00	1.000				
Billy Wagner, L (9, 1) ERA: 3.08	1.0	S	3	0	0	0	1	0	0	0	0	0	0	11	16	0.00	0.000				

Houston Astros @ Chicago Cubs
Wrigley Field, Chicago, IL
Fri May 31 2002, 2:20 PM CDT
Att: 38,169 - Overcast - 76 F

AB	30
R	1
H	4
RBI	1
BB	5
SO	10
LOB	13



Batter	1	2	3	4	5	6	7	8	9	AB	R	H	RBI	BB	SO	LOB	TOP					
Julio Lugo, R OBP: 0.358, SLG: 0.373 (1, 6)										4	0	0	0	0	3	3	Houston Astros @ Chicago Cubs Wrigley Field, Chicago, IL Sun Jun 02 2002, 1:20 PM CDT Att: 37,643 - Overcast - 62 F					
Jose Vizcaino, S OBP: 0.315, SLG: 0.367 (1, 4)										4	0	1	0	0	0	0						
17 Lance Berkman, S OBP: 0.391, SLG: 0.584 (1, 8)										4	0	2	1	0	0	0						
5 Jeff Bagwell, R OBP: 0.402, SLG: 0.513 (1, 3)										3	0	0	0	1	0	2						
Daryle Ward, L OBP: 0.340, SLG: 0.444 (9, PR)										3	0	0	0	1	1	2						
Richard Hidalgo, R OBP: 0.352, SLG: 0.519 (1, 9)										3	1	1	0	0	1	0						
Geoff Blum, S OBP: 0.330, SLG: 0.353 (1, 5)										3	0	1	0	1	0	2						
Brad Ausmus, R OBP: 0.335, SLG: 0.357 (1, 2)										3	1	0	0	0	0	5						
Shane Reynolds, R OBP: 0.448, SLG: 0.955 (5, PH)										1	0	0	0	0	1	0						
Orlando Merced, S OBP: 0.392, SLG: 0.381 (5, PH)										1	0	1	1	0	0	0						
Nelson Cruz, R OBP: 0.327, SLG: 0.351 (5, PH)										0	0	0	0	0	0	0						
Pedro Borbon, R OBP: 0.321, SLG: 0.351 (7, PH)										0	0	0	0	0	0	0						
Gregg Zaun, S OBP: 0.321, SLG: 0.351 (8, PH)										1	0	0	0	0	0	1						
Ricky Stone, R OBP: 0.321, SLG: 0.351 (8, PH)										0	0	0	0	0	0	0						
Inning Stats	R: 0 E: 0 K: 1 S: 10	H: 1 LOB: 2 BB: 1 P: 18	R: 0 E: 0 K: 1 S: 8	H: 1 LOB: 0 BB: 1 P: 13	R: 0 E: 0 K: 2 S: 10	H: 0 LOB: 0 BB: 0 P: 14	R: 0 E: 0 K: 0 S: 7	H: 0 LOB: 0 BB: 0 P: 11	R: 1 E: 0 K: 0 S: 12	H: 2 LOB: 1 BB: 1 P: 19	R: 0 E: 0 K: 1 S: 9	H: 0 LOB: 0 BB: 0 P: 16	R: 0 E: 0 K: 1 S: 8	H: 0 LOB: 0 BB: 0 P: 10	R: 1 E: 0 K: 1 S: 13	H: 2 LOB: 2 BB: 0 P: 20	R: 0 E: 0 K: 0 S: 9	H: 0 LOB: 2 BB: 1 P: 19	1B: 4 2B: 2 3B: 0 HR: 0	SF: 0 SAC: 0 DP: 3 HBP: 2	WP: 0 PB: 0 SB: 0 CS: 0	PA: 35
PITCHER	IP WLS BF H R ER SO BB IBB HBP BLK WP HR S P ERA WHIP																					
Matt Clement, R ERA: 3.18 (1, 1)	7.2 W 29 5 2 2 6 2 0 1 0 0 0 73 113 2.35 0.913																					
Antonio Alfonseca, R ERA: 2.16 (8, 1)	1.1 S 6 1 0 0 0 1 0 1 0 0 0 13 27 0.00 1.500																					

AB	30
R	2
H	6
RBI	2
BB	3
SO	6
LOB	15



Batter	1	2	3	4	5	6	7	8	9	AB	R	H	RBI	BB	SO	LOB	BOTTOM			
Corey Patterson, L OBP: 0.341, SLG: 0.402 (1, 8)										4	0	1	0	0	1	0	Houston Astros @ Chicago Cubs Wrigley Field, Chicago, IL Sun Jun 02 2002, 1:20 PM CDT Att: 37,643 - Overcast - 62 F			
Mark Bellhorn, S OBP: 0.371, SLG: 0.474 (1, 6)										3	2	1	1	1	1	1				
Alex Gonzalez, R OBP: 0.288, SLG: 0.389 (8, 6)										0	0	0	0	0	0	0				
Sammy Sosa, R OBP: 0.452, SLG: 0.679 (1, 9)										3	0	1	0	1	0	1				
Fred McGriff, L OBP: 0.345, SLG: 0.432 (1, 3)										4	1	1	1	0	1	2				
Moises Alou, R OBP: 0.262, SLG: 0.295 (1, 7)										3	1	1	1	1	1	0				
Bill Mueller, S OBP: 0.258, SLG: 0.321 (1, 5)										3	0	1	0	1	0	0				
Todd Hundley, S OBP: 0.228, SLG: 0.240 (1, 2)										3	0	1	0	1	1	3				
Bobby Hill, S OBP: 0.325, SLG: 0.348 (1, 4)										2	0	0	0	1	1	2				
Matt Clement, R OBP: 0.231, SLG: 0.136 (1, 1)										3	0	0	0	0	2	5				
Antonio Alfonseca, R OBP: 0.697, SLG: 0.697 (8, 1)										0	0	0	0	0	0	0				
Inning Stats	R: 0 E: 0 K: 0 S: 5	H: 1 LOB: 0 BB: 0 P: 9	R: 1 E: 0 K: 1 S: 15	H: 1 LOB: 2 BB: 2 P: 27	R: 1 E: 0 K: 0 S: 11	H: 1 LOB: 1 BB: 0 P: 22	R: 1 E: 0 K: 0 S: 11	H: 2 LOB: 1 BB: 0 P: 17	R: 1 E: 0 K: 1 S: 11	H: 1 LOB: 0 BB: 0 P: 19	R: 0 E: 0 K: 2 S: 10	H: 1 LOB: 2 BB: 1 P: 20	R: 0 E: 0 K: 2 S: 11	H: 0 LOB: 1 BB: 1 P: 20	R: 0 E: 0 K: 2 S: 8	H: 0 LOB: 1 BB: 1 P: 13	1B: 4 2B: 0 3B: 1 HR: 2	SF: 0 SAC: 0 DP: 1 HBP: 1	WP: 0 PB: 0 SB: 2 CS: 2	PA: 36
PITCHER	IP WLS BF H R ER SO BB IBB HBP BLK WP HR S P ERA WHIP																			
Shane Reynolds, R ERA: 4.48 (1, 1)	4.0 L 18 5 3 3 3 1 0 1 0 0 0 1 21 39 4.50 1.000																			
Nelson Cruz, R ERA: 7.27 (5, 1)	2.0 9 2 1 1 3 0 1 0 0 0 0 1 21 39 4.50 1.000																			
Pedro Borbon, L ERA: 5.4 (7, 1)	1.0 4 0 0 0 2 1 0 0 0 0 0 0 11 20 0.00 1.000																			
Ricky Stone, R ERA: 2.6 (8, 1)	1.0 4 0 0 0 2 1 0 0 0 0 0 0 8 13 0.00 1.000																			

AB	28
R	4
H	7
RBI	3
BB	6
SO	8
LOB	14



Batter	1	2	3	4	5	6	7	8	9	AB	R	H	RBI	BB	SO	LOB	TOP								
Julio Lugo, R OBP: 0.349, SLG: 0.362 (1, 6)			G6-3			K		F8		4	0	0	0	0	2	1									
Craig Biggio, R OBP: 0.339, SLG: 0.403 (1, 4)	F7			K		G5-3		FC6-4 1B		4	0	1	0	0	1	0									
17 Lance Berkman, S OBP: 0.390, SLG: 0.585 Jim Mann, R (6, 1)				F5		K		FC6-4 1B		3	0	1	0	0	1	0									
Orlando Merced, S OBP: 0.385, SLG: 0.372 (9, FH)	2B									0	0	0	0	0	0	0									
5 Jeff Bagwell, R OBP: 0.398, SLG: 0.505 Keith Ginter, R (7, 5)	G5-3			G6-3						1	1	0	0	0	0	1									
Daryle Ward, L OBP: 0.338, SLG: 0.440 (1, 7)		G6-3				F8				3	0	0	0	0	0	1									
Richard Hidalgo, R OBP: 0.355, SLG: 0.518 (1, 9)		F5								0	1	1	1	0	0	0									
Gregg Zaun, S OBP: 0.307, SLG: 0.333 (1, 2)										4	1	2	1	0	1	0									
Geoff Blum, S OBP: 0.327, SLG: 0.360 (7, 3)										4	1	2	1	0	1	0									
Tim Redding, R OBP: 0.143, SLG: 0.143 Jose Vizcaino, S OBP: 0.312, SLG: 0.363 Brandon Puffer, R (5, 1)										4	0	1	1	0	0	1									
Brian Hunter, R OBP: 0.286, SLG: 0.396 (6, 8)										1	0	0	0	0	1	0									
Inning Stats	R: 0 E: 0 K: 1 S: 10	H: 1 LOB: 1 BB: 0 P: 15	R: 0 E: 0 K: 1 S: 8	H: 0 LOB: 0 BB: 0 P: 9	R: 0 E: 0 K: 1 S: 9	H: 0 LOB: 0 BB: 0 P: 10	R: 0 E: 0 K: 1 S: 6	H: 0 LOB: 0 BB: 0 P: 10	R: 1 E: 0 K: 1 S: 14	H: 2 LOB: 1 BB: 0 P: 23	R: 0 E: 0 K: 1 S: 13	H: 0 LOB: 0 BB: 0 P: 17	R: 0 E: 0 K: 1 S: 7	H: 0 LOB: 0 BB: 0 P: 11	R: 0 E: 0 K: 0 S: 12	H: 1 LOB: 1 BB: 0 P: 19	R: 3 E: 1 K: 0 S: 13	H: 3 LOB: 1 BB: 1 P: 27	1B: 4 2B: 2 3B: 1 HR: 0	SF: 0 SAC: 0 DP: 0 HBP: 0	WP: 0 PB: 0 SB: 0 CS: 0	PA: 35			
PITCHER	IP	WLS	BF	H	R	ER	SO	BB	IBB	HBP	BLK	WP	HR	S	P	ERA	WHIP								
Curt Schilling, R ERA: 2.81 (1, 1)	7.0	W	24	3	1	1	8	0	0	0	0	0	0	67	95	1.29	0.429								
Greg Swindell, L ERA: 5.4 (8, 1)	1.0		4	1	0	0	0	0	0	0	0	0	0	12	19	0.00	1.000								
Eddie Oropesa, L ERA: 7.48 (9, 1)	0.1		5	3	3	2	0	1	0	0	0	0	0	10	22	54.00	12.000								
Mike Myers, L ERA: 3.18 (9, 1)	0.2		2	0	0	0	0	0	0	0	0	0	0	3	5	0.00	0.000								

Houston Astros @ Arizona Diamondbacks
Bank One Ballpark, Phoenix, AZ
Mon Jun 03 2002, 10:05 PM EDT
Att: 31,447 - Sunny - 96 F

AB	34
R	4
H	7
RBI	4
BB	1
SO	8
LOB	7



Batter	1	2	3	4	5	6	7	8	9	AB	R	H	RBI	BB	SO	LOB	BOTTOM								
Craig Counsell, L OBP: 0.367, SLG: 0.385 (8, 6)	WP SF9 2B		F5					F9		4	3	2	0	1	0	0									
Junior Spivey, R OBP: 0.423, SLG: 0.561 (1, 4)	SF9 2H		E5 HR					F7-4-3 BB		2	3	1	3	2	0	0									
Luis Gonzalez, L OBP: 0.411, SLG: 0.520 David Dellucci, L OBP: 0.359, SLG: 0.515 (7, 7)	G4-3		L4					F7-4-3 1-2		3	0	0	1	0	1	3									
Erubiel Durazo, L OBP: 0.372, SLG: 0.800 (1, 3)	G5-3									2	2	1	2	2	0	0									
Jose Guillen, R OBP: 0.261, SLG: 0.322 (1, 9)			G5-3							4	0	2	2	0	0	1									
Steve Finley, L OBP: 0.347, SLG: 0.467 (1, 8)	G4-3 1-2									4	0	0	0	0	2	3									
Damian Miller, R OBP: 0.370, SLG: 0.517 (1, 2)										3	1	2	1	0	0	0									
Tony Womack, L OBP: 0.321, SLG: 0.346 Greg Swindell, L (8, 1)										3	1	2	1	1	0	1									
Eddie Oropesa, L (9, 1)										0	0	0	0	0	0	0									
Mike Myers, L (9, 1)										0	0	0	0	0	0	0									
Curt Schilling, R OBP: 0.289, SLG: 0.289 Chris Donnels, L OBP: 0.313, SLG: 0.439 (7, PH) (8, 5)	G4-3									2	0	0	0	0	0	2									
Inning Stats	R: 1 E: 0 K: 0 S: 11	H: 1 LOB: 0 BB: 0 P: 19	R: 1 E: 0 K: 0 S: 16	H: 3 LOB: 1 BB: 0 P: 26	R: 2 E: 1 K: 0 S: 9	H: 1 LOB: 0 BB: 0 P: 13	R: 0 E: 0 K: 1 S: 9	H: 1 LOB: 1 BB: 0 P: 14	R: 3 E: 0 K: 1 S: 18	H: 3 LOB: 2 BB: 2 P: 31	R: 3 E: 0 K: 0 S: 16	H: 1 LOB: 1 BB: 3 P: 31	R: 0 E: 0 K: 1 S: 7	H: 0 LOB: 1 BB: 0 P: 11	R: 0 E: 0 K: 0 S: 3	H: 0 LOB: 0 BB: 1 P: 8	1B: 6 2B: 3 3B: 1 HR: 1	SF: 2 SAC: 1 DP: 1 HBP: 1	WP: 1 PB: 0 SB: 0 CS: 1	PA: 39					
PITCHER	IP	WLS	BF	H	R	ER	SO	BB	IBB	HBP	BLK	WP	HR	S	P	ERA	WHIP								
Tim Redding, R ERA: 4.09 (1, 1)	4.0	L	18	6	4	2	1	0	0	0	0	0	0	45	72	4.50	1.500								
Brandon Puffer, R ERA: 8.1 (5, 1)	1.2		13	4	6	6	1	5	0	0	0	0	0	32	60	32.40	5.400								
Jim Mann, R ERA: (6, 1)	2.1		8	0	0	0	1	1	0	1	0	0	0	12	21	0.00	0.429								

Houston Astros @ Arizona Diamondbacks
Bank One Ballpark, Phoenix, AZ
Mon Jun 03 2002, 10:05 PM EDT
Att: 31,447 - Sunny - 96 F

AB	29
R	10
H	10
RBI	10
BB	6
SO	3
LOB	12



Batter	1	2	3	4	5	6	7	8	9	10	11	12	13	AB	R	H	RBI	BB	SO	LOB	TOP			
Brian Hunter, R OBP: 0.303, SLG: 0.423 Daryle Ward, L OBP: 0.337, SLG: 0.440	K		G6-3 2B		K			G5-3 1B			G5-3		K	4	1	2	1	0	2	0	0			
Julio Lugo, R OBP: 0.340, SLG: 0.372 Orlando Merced, S OBP: 0.369, SLG: 0.378	G4-3		G6-3 2H		K			K			2B		1B	5	0	1	1	0	2	1	1			
Craig Biggio, R OBP: 0.326, SLG: 0.391	K		L8					F8			F3		F8	6	0	1	1	0	1	1				
5 Jeff Bagwell, R OBP: 0.394, SLG: 0.498		K			G5-3			K			G6-3 BB		G3	4	0	0	0	1	2	1				
Richard Hidalgo, R OBP: 0.361, SLG: 0.535		HR			1B CS			L6			G6-3		G6-3	5	1	2	1	0	0	3				
Jose Vizcaino, S OBP: 0.306 Billy Wagner, L OBP: 0.361 Pedro Borbon, R OBP: 0.340 Ricky Stone, R OBP: 0.378 Nelson Cruz, R OBP: 0.329 Gregg Zaun, S OBP: 0.329 Jim Mann, R OBP: 0.329		K			1B			G5-3			L7			4	0	1	0	0	1	1				
Geoff Blum, S OBP: 0.321, SLG: 0.354 Octavio Dotel, R OBP: 0.311, SLG: 0.354 Keith Ginter, R OBP: 0.311, SLG: 0.354		P2			K			K			L4		G5-3	3	0	0	0	0	2	2				
Brad Ausmus, R OBP: 0.339, SLG: 0.364			G6-3		CS			F9			L9		G6-3	5	0	0	0	0	0	0				
Carlos Hernández, S OBP: 0.250, SLG: 0.217 17 Lance Berkman, S OBP: 0.382, SLG: 0.562			2B 1B		K			G4-3			G6-3		L8	2	1	1	0	0	1	0				
Inning Stats	R: 0 E: 0 K: 2 S: 10	H: 0 LOB: 0 BB: 0 P: 11	R: 1 E: 0 K: 2 S: 10	H: 1 LOB: 0 BB: 0 P: 15	R: 2 E: 0 K: 0 S: 17	H: 2 LOB: 0 BB: 0 P: 27	R: 0 E: 0 K: 1 S: 12	H: 2 LOB: 1 BB: 0 P: 19	R: 0 E: 0 K: 2 S: 10	H: 0 LOB: 0 BB: 0 P: 18	R: 0 E: 0 K: 1 S: 8	H: 0 LOB: 0 BB: 0 P: 15	R: 0 E: 0 K: 0 S: 7	H: 0 LOB: 0 BB: 0 P: 11	R: 0 E: 0 K: 0 S: 6	H: 0 LOB: 0 BB: 0 P: 10	R: 0 E: 0 K: 1 S: 14	H: 1 LOB: 1 BB: 0 P: 21	1B: 5 2B: 3 3B: 0 HR: 1	SF: 0 SAC: 0 DP: 0 HBP: 0	WIP: 0 PB: 0 SB: 3 CS: 1	PA: 49		
PITCHER	IP WLS BF H ER SO ERA WHIP	IP WLS BF H ER SO ERA WHIP	IP WLS BF H ER SO ERA WHIP	IP WLS BF H ER SO ERA WHIP	IP WLS BF H ER SO ERA WHIP	IP WLS BF H ER SO ERA WHIP	IP WLS BF H ER SO ERA WHIP	IP WLS BF H ER SO ERA WHIP	IP WLS BF H ER SO ERA WHIP	IP WLS BF H ER SO ERA WHIP	IP WLS BF H ER SO ERA WHIP	IP WLS BF H ER SO ERA WHIP	IP WLS BF H ER SO ERA WHIP	IP WLS BF H ER SO ERA WHIP	IP WLS BF H ER SO ERA WHIP	IP WLS BF H ER SO ERA WHIP	IP WLS BF H ER SO ERA WHIP	IP WLS BF H ER SO ERA WHIP	IP WLS BF H ER SO ERA WHIP	IP WLS BF H ER SO ERA WHIP	IP WLS BF H ER SO ERA WHIP	IP WLS BF H ER SO ERA WHIP		
Randy Johnson, L ERA: 2.56	8.0	29	6	3	3	11	0	0	0	0	0	0	0	0	0	0	0	0	0	0	0	0	0	0
Byung-Hyun Kim, R ERA: 1.53	2.0	7	0	0	0	0	1	0	0	0	0	0	0	0	0	0	0	0	0	0	0	0	0	0
Mike Myers, L ERA: 3.12	0.1	1	0	0	0	0	0	0	0	0	0	0	0	0	0	0	0	0	0	0	0	0	0	0
Bret Prinz, R ERA: 10.38	0.2	4	2	1	1	0	0	0	0	0	0	0	0	0	0	0	0	0	0	0	0	0	0	0
Mike Koplove, R ERA:	1.0	3	0	0	0	0	0	0	0	0	0	0	0	0	0	0	0	0	0	0	0	0	0	0

Houston Astros @ Arizona Diamondbacks
Bank One Ballpark, Phoenix, AZ
Wed Jun 05 2002, 10:05 PM EDT
Att: 35,498 - Sunny - 101 F

AB 47
R 4
H 9
RBI 4
BB 1
SO 12
LOB 9



Batter	1	2	3	4	5	6	7	8	9	10	11	12	13	AB	R	H	RBI	BB	SO	LOB	BOTTOM							
Craig Counsell, L OBP: 0.303, SLG: 0.374	1B 1B		P4		G4-3			P5				P6		5	1	1	0	2	0	0								
Quinton McCracken, S OBP: 0.360, SLG: 0.516	K		S 1B		G1-5-3 BB			F9			L7		P6	6	0	2	0	1	1	6								
Junior Spivey, R OBP: 0.427, SLG: 0.564	1B 1B		K		G1-5-3 BB			F7			L4		G5-3	5	0	1	0	2	1	4								
Greg Colburn, R OBP: 0.375, SLG: 0.531 Erubiel Durazo, L OBP: 0.412, SLG: 0.756	G6-3 1B		G4-3		G1-5-3 BB			WP 1B			F9-2 BB		G4-3 1B SF8	3	0	1	1	0	0	3								
Jose Guillen, R OBP: 0.277, SLG: 0.362 Rod Barajas, R OBP: 0.221, SLG: 0.197	G6-3							K			F9-2 BB		SF8 G4-3 1B	3	1	1	1	1	1	3								
Steve Finley, L OBP: 0.361, SLG: 0.494		G4-3			G4-3			K			K		G4-3	5	1	1	1	2	1	7								
Damian Miller, R OBP: 0.366, SLG: 0.510 Luis Gonzalez, L OBP: 0.416, SLG: 0.514	G1 2B		G6-3		G6-3			FC4-6 BB			K		BB 1B DI 1B	2	0	1	0	1	0	0								
Tony Womack, L OBP: 0.316, SLG: 0.341	G1		G6-3		G6-3			FC4-6 SH1-4			K		B5 SF8	5	0	0	1	0	1	3								
Billy Johnson, R ERA: 3.49 Octavio Dotel, R ERA: 2.97 Billy Wagner, L ERA: 2.84 Pedro Borbon, L ERA: 5.4 Ricky Stone, R ERA: 2.51			K		K			SH1-4			L3		G6-3	2	0	0	0	0	0	0								
Inning Stats	R: 1 E: 0 K: 1 S: 9	H: 3 LOB: 1 BB: 0 P: 14	R: 0 E: 0 K: 1 S: 10	H: 1 LOB: 0 BB: 0 P: 16	R: 0 E: 0 K: 1 S: 13	H: 1 LOB: 1 BB: 0 P: 19	R: 2 E: 0 K: 1 S: 10	H: 2 LOB: 0 BB: 0 P: 17	R: 0 E: 0 K: 0 S: 11	H: 0 LOB: 3 BB: 3 P: 26	R: 0 E: 0 K: 0 S: 9	H: 0 LOB: 2 BB: 1 P: 25	R: 0 E: 0 K: 1 S: 6	H: 0 LOB: 0 BB: 0 P: 10	R: 0 E: 0 K: 1 S: 9	H: 1 LOB: 2 BB: 2 P: 24	R: 0 E: 0 K: 0 S: 9	H: 1 LOB: 3 BB: 2 P: 21	R: 1 E: 0 K: 0 S: 15	H: 2 LOB: 2 BB: 1 P: 24	R: 0 E: 0 K: 0 S: 6	H: 0 LOB: 0 BB: 0 P: 12	R: 1 E: 0 K: 0 S: 5	H: 1 LOB: 2 BB: 2 P: 14	1B: 10 2B: 2 3B: 0 HR: 2	SF: 1 SAC: 2 DP: 2 HBP: 0	WIP: 1 PB: 0 SB: 2 CS: 0	PA: 61
PITCHER	IP WLS BF H ER SO ERA WHIP	IP WLS BF H ER SO ERA WHIP	IP WLS BF H ER SO ERA WHIP	IP WLS BF H ER SO ERA WHIP	IP WLS BF H ER SO ERA WHIP	IP WLS BF H ER SO ERA WHIP	IP WLS BF H ER SO ERA WHIP	IP WLS BF H ER SO ERA WHIP	IP WLS BF H ER SO ERA WHIP	IP WLS BF H ER SO ERA WHIP	IP WLS BF H ER SO ERA WHIP	IP WLS BF H ER SO ERA WHIP	IP WLS BF H ER SO ERA WHIP	IP WLS BF H ER SO ERA WHIP	IP WLS BF H ER SO ERA WHIP	IP WLS BF H ER SO ERA WHIP	IP WLS BF H ER SO ERA WHIP	IP WLS BF H ER SO ERA WHIP	IP WLS BF H ER SO ERA WHIP	IP WLS BF H ER SO ERA WHIP	IP WLS BF H ER SO ERA WHIP	IP WLS BF H ER SO ERA WHIP	IP WLS BF H ER SO ERA WHIP	IP WLS BF H ER SO ERA WHIP				
Carlos Hernández, L ERA: 3.49	6.0	29	7	3	3	4	4	1	0	0	0	0	0	0	0	0	0	0	0	0	0	0	0	0	0			
Octavio Dotel, R ERA: 2.97	2.0	8	1	0	0	3	0	1	0	0	0	0	0	0	0	0	0	0	0	0	0	0	0	0	0			
Billy Wagner, L ERA: 2.84	1.0	5	1	0	0	0	1	1	0	0	0	0	0	0	0	0	0	0	0	0	0	0	0	0	0			
Pedro Borbon, L ERA: 5.4	0.2	5	1	0	0	0	2	0	0	0	0	0	0	0	0	0	0	0	0	0	0	0	0	0	0			
Ricky Stone, R ERA: 2.51	0.1	1	0	0	0	0	0	0	0	0	0	0	0	0	0	0	0	0	0	0	0	0	0	0	0			

Houston Astros @ Arizona Diamondbacks
Bank One Ballpark, Phoenix, AZ
Wed Jun 05 2002, 10:05 PM EDT
Att: 35,498 - Sunny - 101 F

AB 45
R 5
H 13
RBI 5
BB 13
SO 8
LOB 34



Batter	1	2	3	4	5	6	7	8	9	AB	R	H	RBI	BB	SO	LOB	TOP				
Jose Vizcaino, S (1,3) OBP: 0.314, SLG: 0.374	F8		SF8			G6-3		17 1B		3	1	1	1	0	0	0	Houston Astros @ Oakland Athletics Network Associates Coliseum, Oakland, CA Fri Jun 07 2002, 10:05 PM EDT Att: 17,453 - Cloudy - 63 F				
Craig Biggio, R (1,4) OBP: 0.331, SLG: 0.388	K		G4-3			5 CS 17 1B BB		17 1B HBP		2	0	0	0	1	1						
17 Lance Berkman, S (1,8) OBP: 0.384, SLG: 0.581	K					1-2 1B		BB 1B		4	0	2	1	0	1	0					
5 Jeff Bagwell, R (1,10) OBP: 0.388, SLG: 0.488		F9				1-2 1B		1-3 2-H 1B		4	0	0	0	0	3	4					
Richard Hidalgo, R (1,9) OBP: 0.368, SLG: 0.544		G3-6-1 BB				1-1 G6-3		4-2 FC5-4 BB		2	1	1	0	2	0	0					
Darby Ward, L (1,7) OBP: 0.330, SLG: 0.431		G3-6-1 1-2f				0-0 G4-3		2-2 FC5-4		4	0	0	1	0	0	4					
Brad Ausmus, R (1,2) OBP: 0.337, SLG: 0.361						1-0 L8		0-0 G3 3B		4	1	1	0	0	2	0					
Keith Ginter, R (1,5) OBP: 0.571, SLG: 0.500 Gregg Zaun, S (9,PH) OBP: 0.300, SLG: 0.325			28 SH3-4 SF8 1B			3-2 2B		1-3 K		2	0	1	0	1	1	0					
2B Adam Everett, R (1,6) OBP: 0.304, SLG: 0.205 Orlando Merced, S (9,PH) OBP: 0.382, SLG: 0.370			1-2 2-3 SH3-4			2-3 K		0-3 K		2	0	0	0	0	2	1					
Inning Stats	R: 0 E: 0 K: 2 S: 9	H: 0 LOB: 0 BB: 0 P: 10	R: 0 E: 0 K: 0 S: 9	H: 0 LOB: 0 BB: 1 P: 17	R: 1 E: 0 K: 0 S: 8	H: 1 LOB: 1 BB: 1 P: 12	R: 0 E: 0 K: 1 S: 6	H: 0 LOB: 0 BB: 0 P: 10	R: 0 E: 0 K: 1 S: 10	H: 1 LOB: 1 BB: 0 P: 15	R: 0 E: 0 K: 2 S: 9	H: 1 LOB: 2 BB: 0 P: 19	R: 1 E: 0 K: 2 S: 17	H: 2 LOB: 3 BB: 1 P: 29	R: 0 E: 0 K: 3 S: 10	H: 0 LOB: 0 BB: 0 P: 11	1B: 3 2B: 3 3B: 1 HR: 0	SF: 1 SAC: 1 DP: 2 HBP: 1	WP: 0 PB: 0 SB: 0 CS: 1	PA: 36	
PITCHER	IP WLS BF H R ER SO	IP WLS BF H R ER SO	IP WLS BF H R ER SO	IP WLS BF H R ER SO	IP WLS BF H R ER SO	IP WLS BF H R ER SO	IP WLS BF H R ER SO	IP WLS BF H R ER SO	IP WLS BF H R ER SO	IP WLS BF H R ER SO	IP WLS BF H R ER SO	IP WLS BF H R ER SO	IP WLS BF H R ER SO	IP WLS BF H R ER SO	IP WLS BF H R ER SO	IP WLS BF H R ER SO	ERA WHIP	ERA WHIP			
Mark Mulder, L (1,1) ERA: 5.44	7.1	W	28	5	3	3	8	3	0	0	0	0	0	0	0	0	0	3.68	1.091		
Chad Bradford, R (8,1) ERA: 2.15	0.0		1	0	0	0	0	0	0	1	0	0	0	0	0	0	1	∞	∞		
Mike Venafro, L (8,1) ERA: 2.49	0.0		1	1	0	0	0	0	0	0	0	0	0	0	3	5	∞	∞			
Billy Koch, R (8,1) ERA: 4.41	1.2	S	6	0	0	0	4	1	0	0	0	0	0	0	18	28	0.00	0.600			

Batter	1	2	3	4	5	6	7	8	9	AB	R	H	RBI	BB	SO	LOB	BOTTOM			
Randy Velarde, R (1,4) OBP: 0.330, SLG: 0.349 Mark Ellis, R (8,FR) OBP: 0.250, SLG: 0.250	BB 1B					SF9				1	1	1	1	2	0	0	Houston Astros @ Oakland Athletics Network Associates Coliseum, Oakland, CA Fri Jun 07 2002, 10:05 PM EDT Att: 17,453 - Cloudy - 63 F			
Scott Hatteberg, L (1,3) OBP: 0.397, SLG: 0.468 John Mabry, L (9,3) OBP: 0.289, SLG: 0.444	BB 1B	1B				3-H 0-0 1-H 2B		HBP K		3	0	1	1	2	1	3				
Miguel Tejada, R (1,6) OBP: 0.331, SLG: 0.472	K					1-H G4-6-3 BB		G5-3		4	0	0	0	0	1	7				
David Justice, L (1,10) OBP: 0.395, SLG: 0.464	BB 1B					1-1 F5		P3		4	0	1	1	0	0	2				
Jermaine Dye, R (1,9) OBP: 0.342, SLG: 0.365	K					0-3 K		E6 2B FC5-6-3		4	0	0	0	0	3	2				
3 Eric Chavez, L (1,5) OBP: 0.346, SLG: 0.562						2-2 P4		2-0 2B		3	0	1	0	1	0	0				
Adam Platt, R (1,7) OBP: 0.424, SLG: 0.636	FC5-4 BB					0-0 G5-3		0-0 FC5-2-6-3		4	1	1	0	0	0	5				
Terrence Long, L (1,8) OBP: 0.276, SLG: 0.390						1-2 1B		L9		4	2	2	2	0	1	1				
Ramon Hernandez, R (1,2) OBP: 0.236, SLG: 0.298						3-2 F9		3-2 F3		4	1	2	0	0	0	0				
Inning Stats	R: 1 E: 0 K: 2 S: 17	H: 1 LOB: 3 BB: 3 P: 32	R: 1 E: 0 K: 0 S: 14	H: 3 LOB: 2 BB: 0 P: 19	R: 0 E: 0 K: 1 S: 11	H: 0 LOB: 0 BB: 0 P: 14	R: 1 E: 0 K: 0 S: 14	H: 1 LOB: 1 BB: 2 P: 28	R: 0 E: 0 K: 1 S: 9	H: 0 LOB: 0 BB: 0 P: 12	R: 2 E: 0 K: 0 S: 11	H: 3 LOB: 1 BB: 0 P: 15	R: 0 E: 1 K: 0 S: 7	H: 1 LOB: 1 BB: 0 P: 13	R: 0 E: 0 K: 2 S: 10	H: 0 LOB: 1 BB: 0 P: 16	1B: 5 2B: 3 3B: 0 HR: 2	SF: 1 SAC: 0 DP: 2 HBP: 1	WP: 0 PB: 0 SB: 0 CS: 0	PA: 38
PITCHER	IP WLS BF H R ER SO	IP WLS BF H R ER SO	IP WLS BF H R ER SO	IP WLS BF H R ER SO	IP WLS BF H R ER SO	IP WLS BF H R ER SO	IP WLS BF H R ER SO	IP WLS BF H R ER SO	IP WLS BF H R ER SO	IP WLS BF H R ER SO	IP WLS BF H R ER SO	IP WLS BF H R ER SO	IP WLS BF H R ER SO	IP WLS BF H R ER SO	IP WLS BF H R ER SO	IP WLS BF H R ER SO	ERA WHIP	ERA WHIP		
44 Roy Oswalt, R (1,1) ERA: 2.81	5.2	L	29	8	5	4	4	5	0	0	0	0	0	0	0	0	6.35	2.294		
Nelson Cruz, R (6,1) ERA: 6.66	1.1		5	1	0	0	0	0	0	0	0	0	0	0	8	14	0.00	0.750		
Octavio Dotel, R (8,1) ERA: 2.89	1.0		4	0	0	0	2	0	0	0	0	0	0	10	16	0.00	0.000			

AB	29
R	3
H	6
RBI	3
BB	4
SO	12
LOB	10



AB	31
R	5
H	9
RBI	5
BB	5
SO	6
LOB	20



Batter	1	2	3	4	5	6	7	8	9	AB	R	H	RBI	BB	SO	LOB	TOP										
Jose Vizcaino, S (1, 6) OBP: 0.318, SLG: 0.369	F8		17 BB 1B		G3		1-2 BB		K	4	0	1	0	1	1	0											
Craig Biggio, R (1, 4) OBP: 0.328, SLG: 0.380	17 G5-3 BB		F8		F9		F2		K	4	0	0	0	1	1	4											
17 Lance Berkman, S (1, 8) OBP: 0.385, SLG: 0.575	G5-3			1-2 2-3 BB		5 1B BB	G4-3			2	0	0	0	2	0	3											
5 Jeff Bagwell, R (1, 10) OBP: 0.385, SLG: 0.484		1-3 K	1-3 K			2-2 1B		2-2 P6		4	0	1	0	0	2	3											
Orlando Merced, S (1, 3) OBP: 0.407, SLG: 0.460		0-0 1B		2-2 1B		2-1 F7		1-1 HR		4	1	3	1	0	0	2											
Richard Hidalgo, R (1, 9) OBP: 0.366, SLG: 0.536	F8		F8		F8	1-2 F9		4-1 G3 BB		3	0	0	0	1	0	4											
Daryle Ward, L (1, 7) OBP: 0.324, SLG: 0.423	P6		L6		L6	2-1 G3		3-2 G3		4	0	0	0	0	0	5											
Gregg Zaun, S (1, 2) OBP: 0.287, SLG: 0.310			F5		FC4-6			3-2 P4		4	0	0	0	0	0	2											
Geoff Blum, S (1, 5) OBP: 0.327, SLG: 0.360			17 BB 1B		G3			0-1 BB		4	0	2	0	0	0	0											
Inning Stats	R: 0 E: 0 K: 0 S: 5	H: 0 LOB: 0 BB: 1 P: 9	R: 0 E: 0 K: 1 S: 10	H: 1 LOB: 1 BB: 0 P: 12	R: 0 E: 0 K: 1 S: 14	H: 2 LOB: 3 BB: 1 P: 27	R: 0 E: 0 K: 0 S: 9	H: 1 LOB: 0 BB: 0 P: 15	R: 0 E: 0 K: 0 S: 7	H: 0 LOB: 0 BB: 0 P: 11	R: 0 E: 0 K: 0 S: 11	H: 1 LOB: 2 BB: 1 P: 22	R: 0 E: 0 K: 0 S: 17	H: 1 LOB: 2 BB: 1 P: 27	R: 1 E: 0 K: 0 S: 14	H: 1 LOB: 1 BB: 1 P: 24	R: 0 E: 0 K: 2 S: 10	H: 0 LOB: 0 BB: 0 P: 15	1B: 6 2B: 0 3B: 0 HR: 1	SF: 0 SAC: 0 DP: 1 HBP: 0	WP: 0 PB: 0 SB: 0 CS: 0	PA: 38					
PITCHER	IP	WLS	BF	H	R	ER	SO	BB	IBB	HBP	BLK	WP	HR	S	P	ERA	WHIP										
Aaron Harang, R (1, 1) ERA: 0.93	6.1	W	28	6	0	0	2	4	0	0	0	0	0	68	115	0.00	1.579										
Chad Bradford, R (7, 1) ERA: 2.12	0.1		1	0	0	0	0	0	0	0	0	0	0	3	4	0.00	0.000										
Mike Venafro, L (7, 1) ERA: 2.7	1.2		7	1	1	0	0	1	0	0	0	0	1	19	32	5.40	1.200										
Jim Mecir, R (9, 1) ERA: 3.66	0.2		2	0	0	0	2	0	0	0	0	0	0	7	11	0.00	0.000										

Houston Astros @ Oakland Athletics
Network Associates Coliseum, Oakland, CA
Sat Jun 08 2002, 4:05 PM EDT
Att: 27,115 - Sunny - 73 F

AB 33
R 1
H 7
RBI 1
BB 5
SO 4
LOB 23



Batter	1	2	3	4	5	6	7	8	9	AB	R	H	RBI	BB	SO	LOB	BOTTOM										
Mark Ellis, R (1, 4) OBP: 0.250, SLG: 0.250	K		F8	1-2 3H 1B			K			4	0	1	1	0	2	2											
Scott Hatteberg, L (1, 3) OBP: 0.382, SLG: 0.461	K					G2-3		4-0 BB		3	0	0	0	0	2	2											
Olmedo Saenz, R (7, PH) OBP: 0.405, SLG: 0.507								1-2 BB		0	0	0	0	1	0	0											
Miguel Tejada, R (1, 6) OBP: 0.330, SLG: 0.480	G5-3			1-2 HR	2-3 K		0-0 L8		0-0 L8	4	1	1	1	0	1	2											
3 Eric Chavez, L (1, 5) OBP: 0.345, SLG: 0.556		3-3 K		0-0 1B 1B	0-0 L8		2-1 P5			4	1	1	0	0	1	2											
Jermaine Dye, R (1, 10) OBP: 0.345, SLG: 0.369		0-1 G6-4-3 1B		2-1 BB 1B 1B	0-3 K			3-3 K		4	1	2	0	0	2	0											
John Mabry, L (1, 9) OBP: 0.292, SLG: 0.400	G6-4-3			0-2 F8		0-0 G4-3		1-1 G2-3		4	0	0	0	0	0	3											
Adam Platt, R (1, 7) OBP: 0.414, SLG: 0.610			1-3 K	0-1 BB 1B		3-3 K		0-0 G6-3		4	1	1	1	0	2	0											
Terrence Long, L (1, 8) OBP: 0.277, SLG: 0.387			2-3 K	4-1 1B 1B BB		2-3 K				2	1	0	0	1	2	0											
Ramon Hernandez, R (1, 2) OBP: 0.250, SLG: 0.307			4-2 BB	1-1 1B			3-2 BB			2	0	2	2	1	0	0											
Inning Stats	R: 0 E: 0 K: 2 S: 8	H: 0 LOB: 0 BB: 0 P: 13	R: 0 E: 0 K: 1 S: 7	H: 1 LOB: 0 BB: 0 P: 11	R: 0 E: 0 K: 2 S: 12	H: 0 LOB: 1 BB: 1 P: 19	R: 5 E: 0 K: 1 S: 26	H: 6 LOB: 2 BB: 1 P: 37	R: 0 E: 0 K: 2 S: 7	H: 0 LOB: 0 BB: 0 P: 9	R: 0 E: 0 K: 2 S: 8	H: 0 LOB: 0 BB: 0 P: 13	R: 0 E: 0 K: 1 S: 9	H: 1 LOB: 2 BB: 1 P: 20	R: 0 E: 0 K: 1 S: 7	H: 0 LOB: 0 BB: 0 P: 11	R: 0 E: 0 K: 1 S: 7	H: 0 LOB: 0 BB: 0 P: 11	1B: 7 2B: 0 3B: 0 HR: 1	SF: 0 SAC: 0 DP: 1 HBP: 0	WP: 0 PB: 0 SB: 0 CS: 0	PA: 34					
PITCHER	IP	WLS	BF	H	R	ER	SO	BB	IBB	HBP	BLK	WP	HR	S	P	ERA	WHIP										
Shane Reynolds, R (1, 1) ERA: 4.86	3.2	L	19	7	5	5	6	2	0	0	0	0	0	22	35	0.00	0.375										
Ricky Stone, R (4, 1) ERA: 2.3	2.2		9	1	0	0	5	0	0	0	0	0	0	22	35	0.00	0.375										
Pedro Borbon, L (7, 1) ERA: 5.24	0.2		3	0	0	0	0	1	0	0	0	0	0	3	9	0.00	1.500										
Jim Mann, R (8, 1) ERA: 1.93	1.0		3	0	0	0	1	0	0	0	0	0	0	7	11	0.00	0.000										

Houston Astros @ Oakland Athletics
Network Associates Coliseum, Oakland, CA
Sat Jun 08 2002, 4:05 PM EDT
Att: 27,115 - Sunny - 73 F

AB 31
R 5
H 8
RBI 5
BB 3
SO 12
LOB 11



Batter	1	2	3	4	5	6	7	8	9	AB	R	H	RBI	BB	SO	LOB	TOP					
Jose Vizcaino, S OBP: 0.313, SLG: 0.361										5	0	1	0	0	2	6						
Craig Biggio, R OBP: 0.329, SLG: 0.378										4	1	1	1	1	0	2						
17 Lance Berkman, S OBP: 0.390, SLG: 0.578										4	2	2	0	1	1	4						
5 Jeff Bagwell, R OBP: 0.386, SLG: 0.482										5	1	2	1	0	1	2						
Orlando Merced, S OBP: 0.391, SLG: 0.436										5	1	1	1	0	1	2						
Richard Hidalgo, R OBP: 0.371, SLG: 0.536										4	1	2	2	0	2	0						
Daryle Ward, L OBP: 0.286, SLG: 0.417										3	0	0	0	0	0	3						
Brian Hunter, R OBP: 0.296, SLG: 0.415										1	0	0	0	0	0	2						
Gregg Zaun, S OBP: 0.286, SLG: 0.300										3	0	0	0	1	1	3						
28 Adam Everett, R OBP: 0.304, SLG: 0.295										0	0	0	0	0	0	0						
Brad Ausmus, R OBP: 0.337, SLG: 0.361										0	0	0	0	0	0	0						
Geoff Blum, S OBP: 0.342, SLG: 0.369										3	0	2	1	1	0	0						
Inning Stats	R: 0 E: 0 K: 1 S: 8	H: 1 LOB: 1 BB: 0 P: 12	R: 0 E: 0 K: 2 S: 11	H: 0 LOB: 0 BB: 0 P: 15	R: 0 E: 0 K: 1 S: 7	H: 1 LOB: 1 BB: 0 P: 9	R: 1 E: 0 K: 0 S: 16	H: 2 LOB: 2 BB: 0 P: 27	R: 0 E: 0 K: 1 S: 6	H: 0 LOB: 0 BB: 0 P: 10	R: 0 E: 0 K: 1 S: 10	H: 1 LOB: 0 BB: 0 P: 13	R: 0 E: 0 K: 0 S: 14	H: 2 LOB: 2 BB: 0 P: 20	R: 5 E: 0 K: 1 S: 18	H: 4 LOB: 3 BB: 4 P: 41	R: 0 E: 0 K: 1 S: 9	H: 0 LOB: 0 BB: 0 P: 13	1B: 10 2B: 1 3B: 0 HR: 0	SF: 0 SAC: 0 DP: 1 HBP: 1	WP: 0 PB: 0 CS: 0	PA: 42
PITCHER	IP	WLS	BF	H	R	ER	SO	BB	IBB	HBP	BLK	WP	HR	S	P	ERA	WHIP					
Tim Hudson, R ERA: 4.04	(1, 1)	7.0	28	7	1	1	6	0	0	1	0	0	0	0	11	22	∞	∞				
Jim Mecir, R ERA: 5.06	(8, 1)	0.0	5	4	5	5	0	1	0	0	0	0	0	1	2	∞	∞					
Mike Magnante, L ERA: 7.23	(8, 1)	0.1	H	3	0	0	0	2	0	0	0	0	0	1	9	0.00	6.000					
Billy Koch, R ERA: 4.19	(8, 1)	1.2	W	6	0	0	2	1	0	0	0	0	0	15	23	0.00	0.600					

Houston Astros @ Oakland Athletics
Network Associates Coliseum, Oakland, CA
Sun Jun 09 2002, 4:05 PM EDT
Att: 35,065 - Sunny - 78 F

AB	37
R	6
H	11
RBI	6
BB	4
SO	8
LOB	24



Batter	1	2	3	4	5	6	7	8	9	AB	R	H	RBI	BB	SO	LOB	BOTTOM					
Mark Ellis, R OBP: 0.308, SLG: 0.182										3	1	0	0	2	0	2						
Scott Hatteberg, L OBP: 0.383, SLG: 0.454										3	1	0	1	2	0	3						
Eric Byrnes, R OBP: 0.324, SLG: 0.500										5	1	2	4	0	2	1						
Miguel Tejada, R OBP: 0.331, SLG: 0.494										2	1	1	0	3	0	1						
David Justice, L OBP: 0.412, SLG: 0.465										2	1	1	0	3	0	1						
Randy Velarde, R OBP: 0.330, SLG: 0.349										0	0	0	0	0	0	0						
3 Eric Chavez, L OBP: 0.346, SLG: 0.550										4	0	1	0	1	2	4						
Adam Piatt, R OBP: 0.400, SLG: 0.571										4	0	0	0	1	2	4						
Terrence Long, L OBP: 0.283, SLG: 0.389										4	1	2	0	1	0	1						
John Mabry, L OBP: 0.277, SLG: 0.400										5	1	2	0	0	2	6						
Ramon Hernandez, R OBP: 0.260, SLG: 0.318										4	1	2	2	1	1	5						
Inning Stats	R: 0 E: 0 K: 1 S: 9	H: 0 LOB: 1 BB: 1 P: 17	R: 0 E: 0 K: 3 S: 11	H: 1 LOB: 2 BB: 1 P: 22	R: 0 E: 0 K: 0 S: 6	H: 0 LOB: 0 BB: 0 P: 8	R: 6 E: 0 K: 2 S: 22	H: 4 LOB: 2 BB: 4 P: 45	R: 0 E: 0 K: 0 S: 13	H: 1 LOB: 2 BB: 1 P: 21	R: 0 E: 0 K: 2 S: 8	H: 0 LOB: 1 BB: 1 P: 15	R: 0 E: 0 K: 0 S: 10	H: 1 LOB: 3 BB: 2 P: 23	R: 1 E: 0 K: 1 S: 23	H: 3 LOB: 3 BB: 1 P: 31	R: 0 E: 0 K: 1 S: 9	H: 0 LOB: 0 BB: 0 P: 13	1B: 7 2B: 2 3B: 0 HR: 1	SF: 0 SAC: 0 DP: 0 HBP: 0	WP: 0 PB: 0 CS: 0	PA: 45
PITCHER	IP	WLS	BF	H	R	ER	SO	BB	IBB	HBP	BLK	WP	HR	S	P	ERA	WHIP					
Tim Redding, R ERA: 4.91	(1, 1)	3.2	20	4	6	6	6	5	0	0	0	0	0	35	65	0.00	2.333					
Neelson Cruz, R ERA: 5.96	(4, 1)	3.0	16	3	0	0	2	4	0	0	0	0	0	2	7	0.00	3.000					
Jim Mann, R ERA: 1.8	(7, 1)	0.1	2	0	0	0	0	1	0	0	0	0	0	2	7	0.00	3.000					
Octavio Dotel, R ERA: 3.05	(8, 1)	1.0	L	7	3	1	1	1	0	0	0	0	1	23	31	9.00	4.000					

Houston Astros @ Oakland Athletics
Network Associates Coliseum, Oakland, CA
Sun Jun 09 2002, 4:05 PM EDT
Att: 35,065 - Sunny - 78 F

AB	34
R	7
H	10
RBI	7
BB	11
SO	9
LOB	27



Batter	1	2	3	4	5	6	7	8	9	AB	R	H	RBI	BB	SO	LOB	TOP				
Corey Patterson, L (1, 8) OBP: 0.339, SLG: 0.421	B5-3		2B		HR			F7		4	1	2	2	0	0	0	Chicago Cubs @ Houston Astros Astros Field, Houston, TX Mon Jun 10 2002, 8:05 PM EDT Att: 30,035 - Dome - 72 F				
Bill Mueller, S (1, 5) OBP: 0.260, SLG: 0.309	G3		F8		F9			F7		4	0	0	0	0	0	1					
Sammy Sosa, R (1, 9) OBP: 0.440, SLG: 0.673	2B							K		4	0	2	0	0	2	0					
Fred McGriff, L (1, 3) OBP: 0.340, SLG: 0.468	F7							K		4	0	0	0	0	1	2					
Moises Alou, R (1, 7) OBP: 0.269, SLG: 0.300		G6-3		E1				G6-4-3		4	0	2	0	0	0	1					
Todd Hundley, S (1, 2) OBP: 0.244, SLG: 0.319		P6								3	0	0	0	1	0	1					
Darren Lewis, R (9, PH) OBP: 0.310, SLG: 0.352				P5						0	0	0	0	0	0	0					
Alex Gonzalez, R (1, 6) OBP: 0.283, SLG: 0.371										4	1	1	0	0	2	2					
Bobby Hill, S (1, 4) OBP: 0.294, SLG: 0.284										3	0	1	0	0	2	1					
Mark Bellhorn, S (9, PH) OBP: 0.356, SLG: 0.455										1	0	0	0	0	1	2					
34 Kerry Wood, R (1, 1) OBP: 0.214, SLG: 0.185										2	0	0	0	0	2	1					
Roosevelt Brown, L (7, PH) OBP: 0.250, SLG: 0.289										1	0	0	0	0	1	1					
Juan Cruz, R (7, 1) OBP: 0.154, SLG: 0.154										0	0	0	0	0	0	0					
Inning Stats	R: 0 E: 0 K: 0 S: 13	H: 1 LOB: 1 BB: 0 P: 20	R: 0 E: 0 K: 0 S: 4	H: 0 LOB: 0 BB: 0 P: 6	R: 0 E: 0 K: 2 S: 10	H: 1 LOB: 1 BB: 0 P: 14	R: 0 E: 1 K: 1 S: 7	H: 1 LOB: 1 BB: 0 P: 11	R: 2 E: 0 K: 2 S: 16	H: 2 LOB: 0 BB: 0 P: 20	R: 0 E: 0 K: 1 S: 9	H: 1 LOB: 1 BB: 0 P: 16	R: 0 E: 0 K: 1 S: 5	H: 0 LOB: 0 BB: 0 P: 7	R: 0 E: 0 K: 2 S: 13	H: 1 LOB: 2 BB: 1 P: 25	1B: 5 2B: 2 3B: 0 HR: 1	SF: 0 SAC: 0 DP: 1 HBP: 0	WP: 0 PB: 0 SB: 1 CS: 0	PA: 35	
PITCHER	IP	WLS	BF	H	R	ER	SO	BB	IBB	HBP	BLK	WP	HR	S	P	ERA	WHIP				
Wade Miller, R (1, 1) ERA: 6.75	7.0	W	27	7	2	2	8	0	0	0	0	0	1	66	98	2.57	1.000				
Octavio Dotel, R (8, 1) ERA: 2.97	1.0	H	3	0	0	0	1	0	0	0	0	0	0	5	7	0.00	0.000				
Billy Wagner, L (9, 1) ERA: 2.73	1.0	S	5	1	0	0	2	1	0	0	0	0	0	13	25	0.00	2.000				

AB	34
R	2
H	8
RBI	2
BB	1
SO	11
LOB	12



Batter	1	2	3	4	5	6	7	8	9	AB	R	H	RBI	BB	SO	LOB	BOTTOM				
Craig Biggio, R (1, 4) OBP: 0.328, SLG: 0.380	2B		K2-3		F7			K		4	1	1	0	0	2	2	Chicago Cubs @ Houston Astros Astros Field, Houston, TX Mon Jun 10 2002, 8:05 PM EDT Att: 30,035 - Dome - 72 F				
Geoff Blum, S (1, 5) OBP: 0.347, SLG: 0.377	2B		17 2B					G3		3	1	1	1	1	0	0					
17 Lance Berkman, S (1, 8) OBP: 0.391, SLG: 0.595	K		5 BLK					K		4	2	2	2	0	2	1					
5 Jeff Bagwell, R (1, 3) OBP: 0.387, SLG: 0.480	P6		1H					F9		3	0	1	0	0	0	1					
Daryle Ward, L (1, 7) OBP: 0.318, SLG: 0.416										3	0	1	1	0	0	1					
Billy Wagner, L (9, 1) ERA: 2.73	G4-3		SF9					F8		0	0	0	0	0	0	0					
Richard Hidalgo, R (1, 9) OBP: 0.385, SLG: 0.526		F3		G5-3				K		4	0	0	0	0	1	3					
Brad Ausmus, R (1, 2) OBP: 0.341, SLG: 0.365								F9		4	0	2	0	0	0	0					
28 Adam Everett, R (1, 6) OBP: 0.306, SLG: 0.214										3	0	1	0	0	1	2					
Wade Miller, R (1, 1) ERA: 6.75										2	0	0	0	0	2	2					
Octavio Dotel, R (8, 1) ERA: 2.97										0	0	0	0	0	0	0					
Brian Hunter, R (9, 8) OBP: 0.296, SLG: 0.415										0	0	0	0	0	0	0					
Inning Stats	R: 1 E: 0 K: 1 S: 13	H: 2 LOB: 1 BB: 0 P: 19	R: 0 E: 0 K: 1 S: 11	H: 1 LOB: 1 BB: 0 P: 17	R: 2 E: 0 K: 1 S: 9	H: 1 LOB: 1 BB: 1 P: 23	R: 0 E: 0 K: 1 S: 9	H: 1 LOB: 1 BB: 0 P: 11	R: 1 E: 0 K: 0 S: 11	H: 3 LOB: 1 BB: 0 P: 18	R: 0 E: 0 K: 2 S: 9	H: 1 LOB: 1 BB: 0 P: 14	R: 0 E: 0 K: 1 S: 6	H: 0 LOB: 0 BB: 0 P: 11	R: 0 E: 0 K: 1 S: 6	H: 0 LOB: 0 BB: 0 P: 11	1B: 5 2B: 3 3B: 0 HR: 1	SF: 1 SAC: 1 DP: 1 HBP: 1	WP: 0 PB: 0 SB: 1 CS: 0	PA: 34	
PITCHER	IP	WLS	BF	H	R	ER	SO	BB	IBB	HBP	BLK	WP	HR	S	P	ERA	WHIP				
34 Kerry Wood, R (1, 1) ERA: 3.33	6.0	L	28	9	4	4	6	1	0	1	1	1	1	62	102	6.00	1.667				
Juan Cruz, R (7, 1) ERA: 3.69	2.0		6	0	0	0	2	0	0	0	0	0	0	15	25	0.00	0.000				

AB	30
R	4
H	9
RBI	4
BB	1
SO	8
LOB	12



Batter	1	2	3	4	5	6	7	8	9	AB	R	H	RBI	BB	SO	LOB	TOP					
Darren Lewis, R OBP: 0.317, SLG: 0.345 (1, 8)										4	0	1	0	0	1	0	Chicago Cubs @ Houston Astros Astros Field, Houston, TX Tue Jun 11 2002, 8:05 PM EDT Att: 30,060 - Dome - 72 F					
Chris Stynes, R OBP: 0.330, SLG: 0.375 Bill Mueller, S OBP: 0.258, SLG: 0.309 (6, 5)										3	1	1	0	1	1	1						
Sammy Sosa, R OBP: 0.439, SLG: 0.680 (1, 9)										5	1	2	1	0	1	2						
Fred McGriff, L OBP: 0.345, SLG: 0.466 (1, 3)										3	1	1	0	2	0	2						
Moises Alou, R OBP: 0.274, SLG: 0.307 Antonio Alfonseca, R OBP: 0.667, SLG: 0.667 (9, 1)										3	1	1	0	1	0	1						
Alex Gonzalez, R OBP: 0.286, SLG: 0.380 (1, 6)										4	1	1	0	1	3	2						
Todd Hundley, S OBP: 0.268, SLG: 0.342 Bobby Hill, S OBP: 0.294, SLG: 0.284 Joe Girardi, R OBP: 0.273, SLG: 0.295 (8, 2)										4	0	3	3	0	1	2						
Mark Bellhorn, S OBP: 0.365, SLG: 0.491 (1, 4)										4	2	2	2	1	2	3						
Jason Bere, R OBP: 0.136, SLG: 0.227 Joe Borowski, R OBP: 0.500, SLG: 0.500 Jeff Fassero, L OBP: 0.596, SLG: 0.621 Corey Patterson, L OBP: 0.273, SLG: 0.295 Kyle Farnsworth, R OBP: 0.273, SLG: 0.295 Roosevelt Brown, L OBP: 0.273, SLG: 0.295 (7, 1)										3	0	0	0	0	1	4						
Inning Stats	R: 0 E: 0 K: 1 S: 9	H: 1 LOB: 0 BB: 0 P: 15	R: 0 E: 0 K: 2 S: 18	H: 2 LOB: 3 BB: 1 P: 29	R: 1 E: 0 K: 0 S: 10	H: 1 LOB: 1 BB: 1 P: 19	R: 1 E: 0 K: 1 S: 10	H: 2 LOB: 0 BB: 0 P: 16	R: 3 E: 0 K: 3 S: 20	H: 2 LOB: 2 BB: 3 P: 39	R: 0 E: 0 K: 1 S: 10	H: 0 LOB: 1 BB: 1 P: 18	R: 0 E: 0 K: 1 S: 6	H: 0 LOB: 0 BB: 0 P: 9	R: 2 E: 0 K: 0 S: 16	H: 3 LOB: 2 BB: 0 P: 27		R: 2 E: 0 K: 1 S: 15	H: 2 LOB: 0 BB: 0 P: 20	1B: 7 2B: 4 3B: 1 HR: 2	SF: 1 SAC: 0 DP: 1 HBP: 1	WP: 1 PB: 0 SB: 0 CS: 1
PITCHER	IP	WLS	BF	H	R	ER	SO	BB	IBB	HBP	BLK	WP	HR	S	P	ERA	WHIP					
Carlos Hernández, L ERA: 3.87 Ricky Stone, R ERA: 2.14 Pedro Borbon, L ERA: 5.79 Jim Mann, R ERA: 4.5	4.2		24	7	5	5	6	4	1	0	0	1	1	60	108	9.64	2.357					

Chicago Cubs @ Houston Astros
Astros Field, Houston, TX
Tue Jun 11 2002, 8:05 PM EDT
Att: 30,060 - Dome - 72 F

AB	37
R	9
H	13
RBI	8
BB	6
SO	10
LOB	19



Batter	1	2	3	4	5	6	7	8	9	AB	R	H	RBI	BB	SO	LOB	BOTTOM					
Jose Vizcaino, S OBP: 0.325, SLG: 0.360 (1, 5)										3	1	1	0	2	1	1	Chicago Cubs @ Houston Astros Astros Field, Houston, TX Tue Jun 11 2002, 8:05 PM EDT Att: 30,060 - Dome - 72 F					
Craig Biggio, R OBP: 0.329, SLG: 0.385 (1, 4)										5	0	2	2	0	3	1						
17 Lance Berkman, S OBP: 0.395, SLG: 0.593 (8, 7)										4	0	2	0	1	0	2						
5 Jeff Bagwell, R OBP: 0.384, SLG: 0.489 (1, 3)										4	1	1	2	0	3	3						
Daryle Ward, L OBP: 0.317, SLG: 0.410 Pedro Borbon, R OBP: 0.571, SLG: 0.500 (8, 1)										3	1	0	0	1	0	3						
Keith Ginter, R OBP: 0.571, SLG: 0.500 (8, 5)										4	0	1	0	0	0	1						
Richard Hidalgo, R OBP: 0.383, SLG: 0.521 (1, 9)										4	1	1	0	0	1	1						
Brad Ausmus, R OBP: 0.339, SLG: 0.368 (1, 2)										2	0	0	0	1	1	2						
Carlos Hernández, S OBP: 0.280, SLG: 0.250 Ricky Stone, R OBP: 0.344, SLG: 0.374 Geoff Blum, S OBP: 0.291, SLG: 0.407 Brian Hunter, R OBP: 0.291, SLG: 0.407 (8, 8)										1	1	1	1	0	0	0						
Inning Stats	R: 0 E: 0 K: 2 S: 8	H: 0 LOB: 0 BB: 0 P: 11	R: 4 E: 0 K: 0 S: 11	H: 4 LOB: 2 BB: 2 P: 27	R: 0 E: 0 K: 2 S: 11	H: 1 LOB: 1 BB: 0 P: 15	R: 0 E: 0 K: 0 S: 6	H: 0 LOB: 0 BB: 1 P: 10	R: 0 E: 0 K: 2 S: 9	H: 1 LOB: 1 BB: 0 P: 12	R: 0 E: 0 K: 1 S: 7	H: 0 LOB: 0 BB: 0 P: 9	R: 1 E: 0 K: 0 S: 20	H: 3 LOB: 2 BB: 0 P: 27	R: 0 E: 0 K: 1 S: 11	H: 0 LOB: 2 BB: 0 P: 16		R: 0 E: 0 K: 2 S: 13	H: 0 LOB: 2 BB: 2 P: 26	1B: 6 2B: 3 3B: 0 HR: 1	SF: 1 SAC: 1 DP: 1 HBP: 0	WP: 0 PB: 0 SB: 1 CS: 0
PITCHER	IP	WLS	BF	H	R	ER	SO	BB	IBB	HBP	BLK	WP	HR	S	P	ERA	WHIP					
Jason Bere, R ERA: 5.23 Joe Borowski, R ERA: 3.5 Jeff Fassero, L ERA: 5.96 Kyle Farnsworth, R ERA: 2.48	6.0		26	4	4	4	7	3	0	0	0	0	0	10	12	27.00	6.000					

Chicago Cubs @ Houston Astros
Astros Field, Houston, TX
Tue Jun 11 2002, 8:05 PM EDT
Att: 30,060 - Dome - 72 F

AB	33
R	5
H	9
RBI	5
BB	5
SO	10
LOB	14



Batter	1	2	3	4	5	6	7	8	9	AB	R	H	RBI	BB	SO	LOB	TOP					
Ryan Ludwick, R (1, 8) OBP: 0.385, SLG: 0.472										4	0	1	0	0	2	0	Texas Rangers @ Houston Astros Astros Field, Houston, TX Sat Jun 15 2002, 4:05 PM EDT Att: 41,149 - Dome - 72 F livebaseballscorecards.com					
Ivan Rodriguez, R (1, 2) OBP: 0.309, SLG: 0.347										4	0	0	0	0	1	1						
Alex Rodriguez, R (1, 6) OBP: 0.395, SLG: 0.595										3	0	0	0	1	1	0						
Juan Gonzalez, R (1, 9) OBP: 0.364, SLG: 0.484										3	0	1	0	0	1	1						
Rafael Palmeiro, L (1, 3) OBP: 0.364, SLG: 0.512										3	0	1	0	0	0	1						
Herbert Perry, R (1, 5) OBP: 0.341, SLG: 0.506										3	0	0	0	0	0	2						
Kevin Mench, R (1, 7) OBP: 0.329, SLG: 0.375										3	0	0	0	0	1	1						
10 Michael Young, R (1, 4) OBP: 0.314, SLG: 0.430										3	0	0	0	0	3	1						
Ismael Valdez, R (1, 1) Hideki Irabu, R (5, 1) Gabe Kapler, R (6, PH) Todd Van Poppel, R (6, 1) Mike Lamb, L (8, PH) Juan Alvarez, L (8, 1)										1	0	0	0	0	1	0						
Inning Stats	R: 0 E: 0 K: 1 S: 7	H: 0 LOB: 0 BB: 0 P: 12	R: 0 E: 0 K: 0 S: 12	H: 0 LOB: 0 BB: 0 P: 18	R: 0 E: 0 K: 2 S: 10	H: 0 LOB: 0 BB: 0 P: 14	R: 0 E: 0 K: 1 S: 15	H: 1 LOB: 1 BB: 1 P: 24	R: 0 E: 0 K: 1 S: 10	H: 1 LOB: 1 BB: 0 P: 17	R: 0 E: 0 K: 2 S: 9	H: 0 LOB: 0 BB: 0 P: 13	R: 0 E: 0 K: 0 S: 6	H: 1 LOB: 1 BB: 0 P: 9	R: 0 E: 0 K: 3 S: 11	H: 0 LOB: 0 BB: 0 P: 16		R: 0 E: 0 K: 2 S: 9	H: 0 LOB: 0 BB: 0 P: 13	1B: 2 2B: 1 3B: 0 HR: 0	SF: 0 SAC: 0 DP: 0 HBP: 0	WP: 0 PB: 0 SB: 0 CS: 1
PITCHER	IP WLS BF H R ER SO BB IBB HBP BLK WP HR S P ERA WHIP																					
Wade Miller, R (1, 1) ERA: 5.54	7.0 W 24 3 0 0 7 1 0 0 0 0 0 0 69 107 0.00 0.571																					
Octavio Dotel, R (8, 1) ERA: 2.83	1.0 3 0 0 0 3 0 0 0 0 0 0 0 11 16 0.00 0.000																					
Billy Wagner, L (9, 1) ERA: 2.54	1.0 3 0 0 0 2 0 0 0 0 0 0 0 9 13 0.00 0.000																					

Batter	1	2	3	4	5	6	7	8	9	AB	R	H	RBI	BB	SO	LOB	BOTTOM			
Jose Vizcaino, S (1, 6) OBP: 0.341, SLG: 0.364										4	0	1	0	0	0	0	Texas Rangers @ Houston Astros Astros Field, Houston, TX Sat Jun 15 2002, 4:05 PM EDT Att: 41,149 - Dome - 72 F livebaseballscorecards.com			
Craig Biggio, R (1, 4) OBP: 0.338, SLG: 0.408										4	1	2	1	0	0	0				
17 Lance Berkman, S (1, 8) OBP: 0.393, SLG: 0.579										3	1	1	1	1	0	2				
5 Jeff Bagwell, R (1, 3) OBP: 0.384, SLG: 0.502										4	1	1	0	0	1	3				
Orlando Merced, S (1, 7) OBP: 0.406, SLG: 0.450										3	0	2	1	0	0	2				
Brian Hunter, R (8, PH) OBP: 0.295, SLG: 0.407										1	0	0	0	0	0	0				
Richard Hidalgo, R (1, 9) OBP: 0.360, SLG: 0.511										3	0	0	0	1	0	2				
Geoff Blum, S (1, 5) OBP: 0.348, SLG: 0.391										3	0	1	1	0	1	2				
Brad Ausmus, R (1, 2) OBP: 0.342, SLG: 0.371										4	0	2	0	0	0	2				
Wade Miller, R (1, 1) OBP: 0.267, SLG: 0.333										3	1	1	0	0	0	1				
Octavio Dotel, R (8, 1) Billy Wagner, L (9, 1)										0	0	0	0	0	0	0				
Inning Stats	R: 1 E: 0 K: 0 S: 9	H: 1 LOB: 0 BB: 0 P: 11	R: 0 E: 0 K: 0 S: 6	H: 1 LOB: 1 BB: 1 P: 10	R: 0 E: 0 K: 0 S: 5	H: 0 LOB: 0 BB: 0 P: 8	R: 2 E: 0 K: 0 S: 11	H: 2 LOB: 1 BB: 1 P: 20	R: 1 E: 0 K: 1 S: 17	H: 3 LOB: 2 BB: 0 P: 29	R: 0 E: 0 K: 1 S: 8	H: 1 LOB: 1 BB: 0 P: 12	R: 0 E: 0 K: 0 S: 9	H: 1 LOB: 1 BB: 0 P: 13	R: 0 E: 0 K: 0 S: 11	H: 2 LOB: 2 BB: 0 P: 17	1B: 8 2B: 2 3B: 0 HR: 1	SF: 1 SAC: 0 DP: 1 HBP: 0	WP: 0 PB: 0 SB: 1 CS: 0	PA: 35
PITCHER	IP WLS BF H R ER SO BB IBB HBP BLK WP HR S P ERA WHIP																			
Ismael Valdez, R (1, 1) ERA: 3.83	4.0 L 20 7 4 4 0 2 0 0 0 0 0 0 10 18 0.00 0.000																			
Hideki Irabu, R (5, 1) ERA: 6.31	1.0 3 0 0 0 1 0 0 0 0 0 0 0 10 18 0.00 0.000																			
Todd Van Poppel, R (6, 1) ERA: 4.7	2.0 8 2 0 0 1 0 0 0 0 0 0 0 17 25 0.00 1.000																			
Juan Alvarez, L (8, 1) ERA: 1.29	1.0 4 2 0 0 0 0 0 0 0 0 0 0 11 17 0.00 2.000																			

Texas Rangers @ Houston Astros
 Astros Field, Houston, TX
 Sat Jun 15 2002, 4:05 PM EDT
 Att: 41,149 - Dome - 72 F

AB 29
R 0
H 3
RBI 0
BB 1
SO 12
LOB 7



Texas Rangers @ Houston Astros
 Astros Field, Houston, TX
 Sat Jun 15 2002, 4:05 PM EDT
 Att: 41,149 - Dome - 72 F

AB 32
R 4
H 11
RBI 4
BB 2
SO 2
LOB 14



Batter	1	2	3	4	5	6	7	8	9	AB	R	H	RBI	BB	SO	LOB	TOP			
Ryan Ludwick, R OBP: 0.364, SLG: 0.425	F9	K		K		G1-3			FC4-6 BB	4	0	0	0	1	2	3				
10 Michael Young, R Alex Rodriguez, R OBP: 0.317, SLG: 0.431 OBP: 0.394, SLG: 0.593	1B HR			G4-3			L4		FC4-6 1B HBP	4	1	2	0	0	0	1				
Ivan Rodriguez, R OBP: 0.314, SLG: 0.342					F7		F8		1B HBP	4	1	1	0	0	0	1				
Juan Gonzalez, R OBP: 0.366, SLG: 0.477					F3		K		1B	4	0	1	0	1	1	2				
Herbert Perry, R OBP: 0.348, SLG: 0.524					F3				1B	4	1	2	4	1	1	2				
Todd Greene, R OBP: 0.250, SLG: 0.320	K				F8		F7		1B	4	0	0	0	0	1	3				
Gabe Kapler, R John Rocker, R OBP: 0.287, SLG: 0.331 OBP: 0.275, SLG: 0.304									L5	4	0	1	0	0	1	0				
Jason Romano, R OBP: 0.275, SLG: 0.304									K	4	1	1	0	0	1	1				
Kenny Rogers, L Rafael Palmeiro, L Anthony Telford, R Hideki Irabu, R Francisco Cordero, R Kevin Mench, R OBP: 0.338, SLG: 0.433										1	0	1	1	1	0	0				
Inning Stats	R: 3 E: 0 K: 1 S: 21	H: 3 LOB: 0 BB: 0 P: 30	R: 0 E: 0 K: 1 S: 9	H: 0 LOB: 1 BB: 1 P: 17	R: 0 E: 0 K: 0 S: 8	H: 1 LOB: 2 BB: 1 P: 14	R: 1 E: 1 K: 2 S: 20	H: 2 LOB: 1 BB: 0 P: 27	R: 0 E: 0 K: 1 S: 11	H: 0 LOB: 1 BB: 1 P: 20	R: 0 E: 0 K: 0 S: 11	H: 0 LOB: 0 BB: 0 P: 12	R: 0 E: 0 K: 1 S: 7	H: 0 LOB: 2 BB: 0 P: 9	R: 2 E: 0 K: 1 S: 14	H: 3 LOB: 2 BB: 1 P: 21	1B: 7 2B: 1 3B: 0 HR: 2	SF: 0 SAC: 0 DP: 0 HBP: 1	WP: 0 PB: 0 SB: 1 CS: 0	PA: 41
PITCHER	IP WLS BF H R ER SO BB IBB HBP BLK WP HR S P ERA WHIP																			
Carlos Hernandez, L ERA: 3.97	5.0 24 6 4 3 5 3 0 0 0 0 1 69 108 5.40 1.800																			
Ricky Stone, R ERA: 2.04	1.0 4 1 0 0 0 0 0 0 0 0 0 0 11 13 0.00 1.000																			
Octavio Dotel, R ERA: 2.7	2.0 H 6 0 0 0 0 0 0 0 0 0 0 15 21 0.00 0.000																			
Billy Wagner, L ERA: 3.07	1.0 W 7 3 2 2 1 1 0 1 0 0 1 14 21 18.00 4.000																			

Texas Rangers @ Houston Astros
Astros Field, Houston, TX
Sun Jun 16 2002, 2:35 PM EDT
Att: 41,733 - Dome - 72 F

AB 36
R 6
H 10
RBI 6
BB 4
SO 7
LOB 15



Batter	1	2	3	4	5	6	7	8	9	AB	R	H	RBI	BB	SO	LOB	BOTTOM			
Brian Hunter, R OBP: 0.299, SLG: 0.400	F7	G6-3		17 1B		K	F9		1B	6	1	2	0	0	1	1				
Craig Biggio, R OBP: 0.345, SLG: 0.407	BB 17 1B	E5		17 1B		5 HBP 17 BB			1B	3	1	1	1	3	1	0				
17 Lance Berkman, S OBP: 0.397, SLG: 0.577				5 G6-4-3 1B		SF8 5 HBP			1B	4	0	2	1	1	0	1				
5 Jeff Bagwell, R OBP: 0.384, SLG: 0.496	F9			G6-4-3		SF8 HBP			2B BB	3	0	0	1	1	0	4				
Richard Hidalgo, R OBP: 0.361, SLG: 0.513				G5-3		SF8			2B	3	0	1	1	1	0	0				
Jose Valentin, S Ricky Stone, R Orlando Merced, S Octavio Dotel, R Keith Ginter, R Billy Wagner, L OBP: 0.241, SLG: 0.363 OBP: 0.244, SLG: 0.450 OBP: 0.266, SLG: 0.400	L5			FC6-4 1B		IBB			P1	3	0	1	0	0	0	3				
Brad Ausmus, R OBP: 0.344, SLG: 0.365				FC6-4		FC5-4 BB			F9	3	1	0	0	2	1	4				
Julio Lugo, R OBP: 0.343, SLG: 0.401				HR		FC5-4			F9	4	2	2	3	1	0	1				
Carlos Hernandez, S Geoff Blum, S OBP: 0.259, SLG: 0.231 OBP: 0.356, SLG: 0.398	G6-3			G5-3		17 BB 5 HBP			1B 1B	2	0	0	0	0	0	0				
Inning Stats	R: 0 E: 0 K: 0 S: 11	H: 1 LOB: 3 BB: 2 P: 25	R: 2 E: 1 K: 0 S: 10	H: 1 LOB: 1 BB: 1 P: 21	R: 0 E: 0 K: 0 S: 6	H: 1 LOB: 1 BB: 0 P: 8	R: 2 E: 0 K: 0 S: 9	H: 3 LOB: 1 BB: 1 P: 20	R: 0 E: 0 K: 0 S: 7	H: 0 LOB: 1 BB: 1 P: 15	R: 2 E: 1 K: 2 S: 17	H: 1 LOB: 3 BB: 3 P: 39	R: 0 E: 0 K: 1 S: 9	H: 1 LOB: 2 BB: 1 P: 17	R: 1 E: 0 K: 0 S: 15	H: 3 LOB: 2 BB: 0 P: 21	1B: 8 2B: 1 3B: 0 HR: 2	SF: 1 SAC: 0 DP: 2 HBP: 1	WP: 0 PB: 0 SB: 0 CS: 0	PA: 47
PITCHER	IP WLS BF H R ER SO BB IBB HBP BLK WP HR S P ERA WHIP																			
Kenny Rogers, L ERA: 3.48	5.0 26 6 4 4 0 5 0 0 0 0 0 2 43 89 7.20 2.200																			
Anthony Telford, R ERA: 4.97	0.1 5 1 2 2 1 2 0 1 0 0 0 0 10 22 54.00 9.000																			
Hideki Irabu, R ERA: 6.15	0.2 3 0 0 0 0 0 1 0 0 0 0 0 7 17 0.00 0.000																			
Francisco Cordero, R ERA: 3.78	1.0 3 0 0 0 0 1 0 0 0 0 0 0 5 12 0.00 1.000																			
John Rocker, L ERA: 6.38	1.2 L 10 4 1 1 1 1 0 0 0 0 0 0 24 38 5.40 3.000																			

Texas Rangers @ Houston Astros
Astros Field, Houston, TX
Sun Jun 16 2002, 2:35 PM EDT
Att: 41,733 - Dome - 72 F

AB 35
R 7
H 11
RBI 7
BB 10
SO 3
LOB 17



Batter	1	2	3	4	5	6	7	8	9	AB	R	H	RBI	BB	SO	LOB	TOP										
Geoff Blum, S OBP: 0.345, SLG: 0.385	1-2 P6		1-2 G4-3			0-0 P4		3-3 K		4	0	0	0	0	1	0	Houston Astros @ Milwaukee Brewers Miller Park, Milwaukee, WI Mon Jun 17 2002, 7:05 PM CDT Att: 25,947 - Cloudy - 65 F										
Craig Biggio, R OBP: 0.348, SLG: 0.409	0-1 1B			2-1 F9		1-0 1B		2-3 K		4	0	2	0	0	1	0											
17 Lance Berkman, S OBP: 0.395, SLG: 0.584	1-3 K			3-1 IHR		1-3 K		0-1 L4		4	1	1	1	0	2	2											
5 Jeff Bagwell, R OBP: 0.379, SLG: 0.488	0-0 F8			3-2 F8		1-2 F7			0-3 K	4	0	0	0	0	1	2											
Daryle Ward, L OBP: 0.314, SLG: 0.400		2-2 L7-6-3 1B		2-1 L7			1-3 K2-3		1-1 G4-3	4	0	1	0	0	1	0											
Richard Hidalgo, R OBP: 0.367, SLG: 0.525		2-0 L7-6-3 1-2			2-1 HR		4-1 BB		4-0 BB	2	1	1	1	2	0	1											
Brad Ausmus, R OBP: 0.338, SLG: 0.358 Jose Vizcaino, S OBP: 0.338, SLG: 0.360	0-2 G5-3				0-1 G6-3		2-3 K		2-1 F7	3	0	0	0	0	1	1											
Julio Lugo, R OBP: 0.343, SLG: 0.396			1-3 K		1-1 G5-3		4-2 BB			2	0	0	0	1	1	0											
44 Roy Oswalt, R OBP: 0.171, SLG: 0.125 Orlando Merced, S OBP: 0.408, SLG: 0.443 Ricky Stone, R Pedro Borbon, R Scott Linebrink, R			3-2 G3		2-2 G5-3		1-3 K			2	0	0	0	0	0	0											
Inning Stats	R: 0 E: 0 K: 1 S: 9	H: 1 LOB: 1 BB: 0 P: 11	R: 0 E: 0 K: 0 S: 8	H: 1 LOB: 0 BB: 0 P: 12	R: 0 E: 0 K: 1 S: 9	H: 0 LOB: 0 BB: 0 P: 14	R: 1 E: 0 K: 0 S: 9	H: 1 LOB: 0 BB: 0 P: 19	R: 1 E: 0 K: 0 S: 11	H: 1 LOB: 1 BB: 0 P: 16	R: 0 E: 0 K: 1 S: 8	H: 0 LOB: 1 BB: 0 P: 11	R: 0 E: 0 K: 3 S: 13	H: 0 LOB: 2 BB: 2 P: 25	R: 0 E: 0 K: 2 S: 10	H: 0 LOB: 0 BB: 0 P: 15		R: 0 E: 0 K: 1 S: 7	H: 0 LOB: 1 BB: 1 P: 14	1B: 3 2B: 1 3B: 0 HR: 2	SF: 0 SAC: 0 DP: 1 HBP: 0	WP: 0 PB: 0 SB: 1 CS: 0	PA: 34				
PITCHER	IP	WLS	BF	H	R	ER	SO	BB	IBB	HBP	BLK	WP	HR	S	P	ERA	WHIP										
Jose Cabrera, R ERA: 4.53	6.0	W	22	5	2	2	3	0	0	0	0	0	1	54	83	3.00	0.833										
Luis Vizcaino, R ERA: 3.4	1.0	H	5	0	0	0	3	2	0	0	0	0	0	13	25	0.00	2.000										
Ray King, L ERA: 4.07	1.0	H	3	0	0	0	2	0	0	0	0	0	0	10	15	0.00	0.000										
Mike DeJean, R ERA: 3.32	1.0	S	4	0	0	0	1	1	0	0	0	0	0	7	14	0.00	1.000										

Batter	1	2	3	4	5	6	7	8	9	AB	R	H	RBI	BB	SO	LOB	BOTTOM										
Alex Sanchez, L OBP: 0.367, SLG: 0.360	4-1 CS BB		0-1 F8		2-2 F9		1-1 G5-4-3			1	0	0	0	1	0	0	Houston Astros @ Milwaukee Brewers Miller Park, Milwaukee, WI Mon Jun 17 2002, 7:05 PM CDT Att: 25,947 - Cloudy - 65 F										
Alex Ochoa, R OBP: 0.338, SLG: 0.398							1-2			2	0	0	0	0	0	1											
Eric Young Sr., R OBP: 0.313, SLG: 0.300	3-2 L9		0-2 G1-3		3-2 G5-4-3 1B		3-3 K			4	0	1	0	0	1	1											
Jeffrey Hammonds, R OBP: 0.372, SLG: 0.465	0-0 1B		2-2 F9		1-0 G5-4-3			4-1 FC7-5 1B BB		3	0	1	0	1	0	1											
Richie Sexson, R OBP: 0.349, SLG: 0.553	2-3 K			4-2 FC3-6 BB		0-0 FC5-4 2B		0-1 FC7-5 1B		3	1	2	0	1	1	1											
Geoff Jenkins, L OBP: 0.320, SLG: 0.444 Matt Stairs, L OBP: 0.263, SLG: 0.294		0-0 SF8 1B		2-2 FC3-6 1B HR		1-3 K		1-0 P5		1	0	1	0	0	0	0											
Tyler Houston, L OBP: 0.374, SLG: 0.497		0-0 E9 1B		0-0 HR 1B		1-1 FC5-4 1B		1-1 FC7-5		4	1	3	0	0	0	2											
José Hernández, R OBP: 0.361, SLG: 0.502		1-3 K		1-2 HR		1-2 FC5-4 FC6-4		2-0 L5		4	1	1	4	0	1	5											
Robert Machado, R OBP: 0.316, SLG: 0.389		2-2 SF8		0-3 HR		0-3 FC6-4				2	0	0	1	0	1	1											
Jose Cabrera, R Luis Vizcaino, R Lenny Harris, L OBP: 0.283, SLG: 0.362 Ray King, L Mike DeJean, R		3-H K		0-3 K		0-1 G5-4-3 1B				2	0	0	0	0	2	2											
Inning Stats	R: 0 E: 0 K: 1 S: 9	H: 1 LOB: 1 BB: 1 P: 18	R: 1 E: 1 K: 2 S: 13	H: 2 LOB: 2 BB: 0 P: 17	R: 0 E: 0 K: 0 S: 8	H: 0 LOB: 0 BB: 0 P: 10	R: 3 E: 0 K: 2 S: 15	H: 2 LOB: 1 BB: 1 P: 22	R: 0 E: 0 K: 0 S: 8	H: 1 LOB: 0 BB: 0 P: 14	R: 1 E: 0 K: 1 S: 14	H: 2 LOB: 1 BB: 0 P: 18	R: 0 E: 0 K: 1 S: 8	H: 1 LOB: 2 BB: 1 P: 15	R: 0 E: 0 K: 0 S: 7	H: 1 LOB: 2 BB: 1 P: 15	1B: 8 2B: 1 3B: 0 HR: 1	SF: 1 SAC: 0 DP: 2 HBP: 0	WP: 0 PB: 0 SB: 0 CS: 1	PA: 34							
PITCHER	IP	WLS	BF	H	R	ER	SO	BB	IBB	HBP	BLK	WP	HR	S	P	ERA	WHIP										
44 Roy Oswalt, R ERA: 3.24	6.0	L	26	8	5	5	6	2	0	0	0	0	1	67	99	7.50	1.667										
Ricky Stone, R ERA: 1.98	1.0		5	2	0	0	1	1	0	0	0	0	0	11	19	0.00	3.000										
Pedro Borbon, L ERA: 5.63	0.2		2	0	0	0	0	0	0	0	0	0	0	3	5	0.00	0.000										
Scott Linebrink, R ERA: 5.93	0.1		1	0	0	0	0	0	0	0	0	0	0	1	3	0.00	0.000										


AB	31
R	2
H	5
RBI	2
BB	3
SO	9
LOB	9



Batter	1	2	3	4	5	6	7	8	9	AB	R	H	RBI	BB	SO	LOB	TOP					
Jose Vizcaino, S (1.6) OBP: 0.336, SLG: 0.357	L1		FC4-6 1B		F8		G1			4	0	1	0	0	0	0	Houston Astros @ Milwaukee Brewers Miller Park, Milwaukee, WI Tue Jun 18 2002, 7:05 PM CDT Att: 17,195 - Sunny - 69 F					
Craig Biggio, R (1.4) OBP: 0.346, SLG: 0.406	1B		FC4-6 1B 1-2f		F3		G3-1			4	0	1	0	0	0	1						
17 Lance Berkman, S (1.8) OBP: 0.399, SLG: 0.587	1B		BB					K		2	1	1	0	2	1	0						
5 Jeff Bagwell, R (1.3) OBP: 0.377, SLG: 0.484	K		K							4	0	1	0	0	2	5						
Orlando Merced, S (1.9) OBP: 0.400, SLG: 0.431	1B		BB		F7			K		4	0	1	1	0	1	3						
Darvle Ward, L (1.7) OBP: 0.317, SLG: 0.399	F7				G4-3					3	0	1	0	1	0	3						
Brad Ausmus, R (1.2) OBP: 0.332, SLG: 0.350										4	0	0	0	0	1	3						
Geoff Blum, S (1.5) OBP: 0.343, SLG: 0.389					P4					4	0	1	0	0	0	0						
Kirk Saarloos, R (1.1)										2	0	0	0	0	1	0						
Nelson Cruz, R (5.1)										0	0	0	0	0	0	0						
Alan Zinter, S (7. PH)										1	0	0	0	0	0	0						
Brandon Puffer, R (7.1)										0	0	0	0	0	0	0						
Gregg Zaun, S (9. PH)										1	0	0	0	0	1	1						
Inning Stats	R: 0 E: 0 K: 1 S: 13	H: 2 LOB: 3 BB: 1 P: 21	R: 0 E: 0 K: 0 S: 3	H: 0 LOB: 0 BB: 0 P: 5	R: 0 E: 0 K: 1 S: 9	H: 1 LOB: 2 BB: 1 P: 17	R: 0 E: 0 K: 1 S: 10	H: 0 LOB: 0 BB: 0 P: 13	R: 0 E: 0 K: 1 S: 7	H: 0 LOB: 0 BB: 0 P: 12	R: 1 E: 1 K: 0 S: 5	H: 1 LOB: 1 BB: 1 P: 11	R: 0 E: 0 K: 0 S: 5	H: 0 LOB: 0 BB: 0 P: 8	R: 0 E: 0 K: 2 S: 11	H: 1 LOB: 1 BB: 0 P: 14	R: 0 E: 0 K: 1 S: 12	H: 2 LOB: 1 BB: 0 P: 16	1B: 5 2B: 2 3B: 0 HR: 0	SF: 0 SAC: 0 DP: 2 HBP: 0	WP: 0 PB: 0 SB: 0 CS: 0	PA: 36
PITCHER 15 Ben Sheets, R (1.1) ERA: 4.0	IP: 9.0 WLS: W BF: 36 H: 7 R: 1 ER: 1 SO: 7 BB: 3 IBB: 0 HBP: 0 BLK: 0 WP: 0 HR: 0 S: 75 P: 117 ERA: 1.00 WHIP: 1.111															PITCHER	IP: 9.0 WLS: W BF: 36 H: 7 R: 1 ER: 1 SO: 7 BB: 3 IBB: 0 HBP: 0 BLK: 0 WP: 0 HR: 0 S: 75 P: 117 ERA: 1.00 WHIP: 1.111					

Batter	1	2	3	4	5	6	7	8	9	AB	R	H	RBI	BB	SO	LOB	BOTTOM			
Eric Young Sr., R (1.4) OBP: 0.311, SLG: 0.296	K		G6-3							3	0	0	0	1	1	2	Houston Astros @ Milwaukee Brewers Miller Park, Milwaukee, WI Tue Jun 18 2002, 7:05 PM CDT Att: 17,195 - Sunny - 69 F			
Tyler Houston, L (1.5) OBP: 0.371, SLG: 0.512	G4-3									3	1	1	2	0	0	1				
Jeffrey Hammonds, R (1.8) OBP: 0.367, SLG: 0.457	G3-1									4	1	0	0	0	2	2				
Richie Sexson, R (1.3) OBP: 0.358, SLG: 0.556										2	1	2	1	2	0	0				
Ryan Thompson, R (1.7) OBP: 0.250, SLG: 0.750										4	0	1	2	0	1	3				
José Hernández, R (1.6) OBP: 0.355, SLG: 0.494										4	0	0	0	0	1	3				
Alex Ochoa, R (1.9) OBP: 0.343, SLG: 0.397										3	1	1	0	1	0	0				
Robert Machado, R (1.2) OBP: 0.313, SLG: 0.395										4	2	1	0	0	0	1				
15 Ben Sheets, R (1.1) OBP: 0.167, SLG: 0.200										3	1	2	2	0	0	0				
Inning Stats	R: 0 E: 0 K: 1 S: 8	H: 0 LOB: 0 BB: 0 P: 11	R: 0 E: 0 K: 1 S: 6	H: 0 LOB: 0 BB: 1 P: 12	R: 0 E: 0 K: 0 S: 7	H: 0 LOB: 1 BB: 1 P: 12	R: 1 E: 0 K: 2 S: 14	H: 2 LOB: 1 BB: 0 P: 17	R: 5 E: 0 K: 0 S: 18	H: 5 LOB: 1 BB: 1 P: 27	R: 1 E: 1 K: 0 S: 7	H: 1 LOB: 1 BB: 0 P: 11	R: 0 E: 0 K: 1 S: 7	H: 0 LOB: 1 BB: 1 P: 13	R: 0 E: 0 K: 0 S: 5	H: 0 LOB: 0 BB: 0 P: 5		1B: 5 2B: 1 3B: 1 HR: 1	SF: 1 SAC: 1 DP: 1 HBP: 0	WP: 0 PB: 0 SB: 0 CS: 0
PITCHER Kirk Saarloos, R (1.1) ERA: 11.57	IP: 4.2 WLS: L BF: 22 H: 6 R: 6 ER: 6 SO: 4 BB: 3 IBB: 0 HBP: 0 BLK: 0 WP: 0 HR: 1 S: 50 P: 76 ERA: 11.57 WHIP: 1.929															PITCHER Nelson Cruz, R (5.1) ERA: 5.09	IP: 1.1 WLS: 7 BF: 2 H: 2 R: 1 ER: 0 SO: 0 BB: 0 IBB: 0 HBP: 0 BLK: 0 WP: 0 HR: 0 S: 10 P: 14 ERA: 0.00 WHIP: 1.500			
PITCHER Nelson Cruz, R (5.1) ERA: 5.09	IP: 1.1 WLS: 7 BF: 2 H: 2 R: 1 ER: 0 SO: 0 BB: 0 IBB: 0 HBP: 0 BLK: 0 WP: 0 HR: 0 S: 10 P: 14 ERA: 0.00 WHIP: 1.500															PITCHER Brandon Puffer, R (7.1) ERA: 6.53	IP: 2.0 WLS: 7 BF: 0 H: 0 R: 0 ER: 0 SO: 1 BB: 1 IBB: 0 HBP: 0 BLK: 0 WP: 0 HR: 0 S: 12 P: 18 ERA: 0.00 WHIP: 0.500			

AB	33
R	1
H	7
RBI	1
BB	3
SO	7
LOB	16



AB	30
R	7
H	8
RBI	7
BB	4
SO	5
LOB	12



Batter	1	2	3	4	5	6	7	8	9	AB	R	H	RBI	BB	SO	LOB	TOP										
Brian Hunter, R OBP: 0.292, SLG: 0.400 (1, 8)	G1-3	F8			FC3-6 2B		F8		K	5	0	1	0	0	1	2											
Craig Biggio, R OBP: 0.348, SLG: 0.406 (1, 4)	5 BB BB		FC4-6 1B		FC3-6 2-3		G4-3			3	0	1	0	1	0	1											
Orlando Merced, S Geoff Blum, S OBP: 0.347, SLG: 0.389 (6, PH) (8, 7)	K		FC4-6 5 BB 1-2		F9			G6-4-3 5 HBP BB		3	0	0	0	0	1	2											
5 Jeff Bagwell, R OBP: 0.386, SLG: 0.486 (1, 3)						FC6-4 BB 1B		G6-4-3 HBP		1	0	1	0	2	0	0											
Richard Hidalgo, R OBP: 0.365, SLG: 0.519 (1, 9)	K		F7			FC6-4 BB 1B		G6-4-3		3	0	0	0	1	1	6											
Jose Vizcaino, S OBP: 0.333, SLG: 0.353 (1, 5)		FC5-4 1B	G5-3			FC6-4 1-2 2-3		E6		4	0	1	0	0	0	4											
Gregg Zaun, S OBP: 0.279, SLG: 0.284 (1, 2)		FC5-4 1B 1-2		G5-3		F2		F8		4	0	0	0	0	0	4											
Julio Lugo, R OBP: 0.341, SLG: 0.393 (1, 6)			F8						G4-3	4	0	1	0	0	1	2											
Tim Redding, R Brad Ausmus, R Ricky Stone, R Pedro Borbon, R Scott Linebrink, R Brandon Puffer, R Alan Zinter, S (1, 1) (7, PH) (7, 1) (7, 1) (8, 1) (9, PH)		F2					F9		K	2	0	0	0	0	1	2											
Inning Stats	R: 0 E: 0 K: 2 S: 15	H: 0 LOB: 2 BB: 2 P: 31	R: 0 E: 0 K: 0 S: 12	H: 2 LOB: 2 BB: 0 P: 17	R: 0 E: 0 K: 0 S: 12	H: 1 LOB: 2 BB: 1 P: 23	R: 0 E: 0 K: 1 S: 6	H: 0 LOB: 0 BB: 0 P: 9	R: 0 E: 0 K: 0 S: 11	H: 1 LOB: 2 BB: 0 P: 14	R: 0 E: 0 K: 0 S: 12	H: 1 LOB: 2 BB: 1 P: 21	R: 0 E: 0 K: 0 S: 9	H: 0 LOB: 0 BB: 0 P: 12	R: 1 E: 1 K: 0 S: 7	H: 0 LOB: 1 BB: 1 P: 16	R: 0 E: 0 K: 2 S: 10	H: 0 LOB: 0 BB: 0 P: 16	1B: 4 2B: 2 3B: 0 HR: 0	SF: 0 SAC: 0 DP: 2 HBP: 1	WP: 0 PB: 0 SB: 0 CS: 0	PA: 37					
PITCHER	IP	WLS	BF	H	R	ER	SO	BB	IBB	HBP	BLK	WP	HR	S	P	ERA	WHIP										
Glendon Rusch, L ERA: 5.04 (1, 1)	6.0	W	26	5	0	0	4	4	0	0	0	0	0	68	115	0.00	1.500										
Valerio De Los Santos, L ERA: 2.93 (7, 1)	1.0	H	4	0	1	0	0	1	0	0	0	0	0	10	17	0.00	1.000										
Luis Vizcaino, R ERA: 3.24 (8, 1)	2.0		7	0	0	0	2	0	0	1	0	0	0	16	27	0.00	0.000										

Houston Astros @ Milwaukee Brewers
Miller Park, Milwaukee, WI
Wed Jun 19 2002, 7:05 PM CDT
Att: 24,128 - Cloudy - 75 F


AB 31
R 1
H 5
RBI 0
BB 5
SO 6
LOB 23



Batter	1	2	3	4	5	6	7	8	9	AB	R	H	RBI	BB	SO	LOB	BOTTOM										
Eric Young Sr., R OBP: 0.313, SLG: 0.321 (1, 4)	HR		G6-3		G1-3			E6 FC5 1B		5	1	2	2	0	0	3											
Tyler Houston, L OBP: 0.372, SLG: 0.506 (1, 5)	F8		G5-3				F7 2H 3B	FC5 1B		4	0	1	1	1	0	1											
Jeffrey Hammonds, R OBP: 0.359, SLG: 0.446 (1, 8)	G5-3			F8	F9		F7	FC5		5	0	0	0	0	0	6											
Richie Sexson, R OBP: 0.356, SLG: 0.563 (1, 3)	K			K				F9		4	1	1	1	0	2	0											
Ryan Thompson, R OBP: 0.250, SLG: 0.625 (1, 7)			K	F9			G4-3	1B 2B		4	1	1	0	0	1	0											
José Hernández, R OBP: 0.397, SLG: 0.506 (1, 6)		G6-3			HR		G6-3	1B 2B 1B		4	2	2	2	0	0	0											
Alex Ochoa, R OBP: 0.354, SLG: 0.403 (1, 9)							G5-3	2B 1B		3	1	2	0	1	0	0											
Robert Machado, R OBP: 0.333, SLG: 0.430 (1, 2)								SH3-4 3B BB	E 1B 2B	3	2	2	2	1	1	1											
Glendon Rusch, L OBP: 0.258, SLG: 0.355 Valerio De Los Santos, L Luis Vizcaino, R (1, 1) (7, 1) (8, 1)				K				SH3-4 1-2	K	2	0	0	0	0	2	2											
Inning Stats	R: 1 E: 0 K: 1 S: 10	H: 1 LOB: 0 BB: 0 P: 15	R: 0 E: 0 K: 2 S: 10	H: 1 LOB: 0 BB: 0 P: 16	R: 0 E: 0 K: 1 S: 10	H: 0 LOB: 0 BB: 0 P: 13	R: 0 E: 0 K: 1 S: 8	H: 0 LOB: 0 BB: 0 P: 11	R: 1 E: 0 K: 0 S: 8	H: 2 LOB: 3 BB: 2 P: 28	R: 1 E: 0 K: 0 S: 6	H: 1 LOB: 1 BB: 1 P: 15	R: 4 E: 1 K: 1 S: 17	H: 5 LOB: 2 BB: 0 P: 23	R: 0 E: 0 K: 3 HR: 3	SF: 0 SAC: 1 DP: 0 HBP: 0	WP: 0 PB: 0 SB: 0 CS: 0	PA: 39									
PITCHER	IP	WLS	BF	H	R	ER	SO	BB	IBB	HBP	BLK	WP	HR	S	P	ERA	WHIP										
Tim Redding, R ERA: 5.27 (7, 1)	0.1		3	1	1	1	0	1	0	0	0	0	0	4	11	27.00	6.000										
Ricky Stone, R ERA: 2.21 (7, 1)	0.1		1	0	0	0	0	0	0	0	0	0	0	1	2	0.00	0.000										
Pedro Borbon, L ERA: 5.55 (7, 1)	0.2		6	4	4	3	0	0	0	0	0	0	0	11	17	40.50	6.000										
Scott Linebrink, R ERA: 7.53 Brandon Puffer, R ERA: 6.33 (8, 1)	0.2		4	1	0	0	1	0	0	0	0	0	0	7	8	0.00	1.500										

Houston Astros @ Milwaukee Brewers
Miller Park, Milwaukee, WI
Wed Jun 19 2002, 7:05 PM CDT
Att: 24,128 - Cloudy - 75 F

AB 35
R 8
H 11
RBI 8
BB 3
SO 7
LOB 14

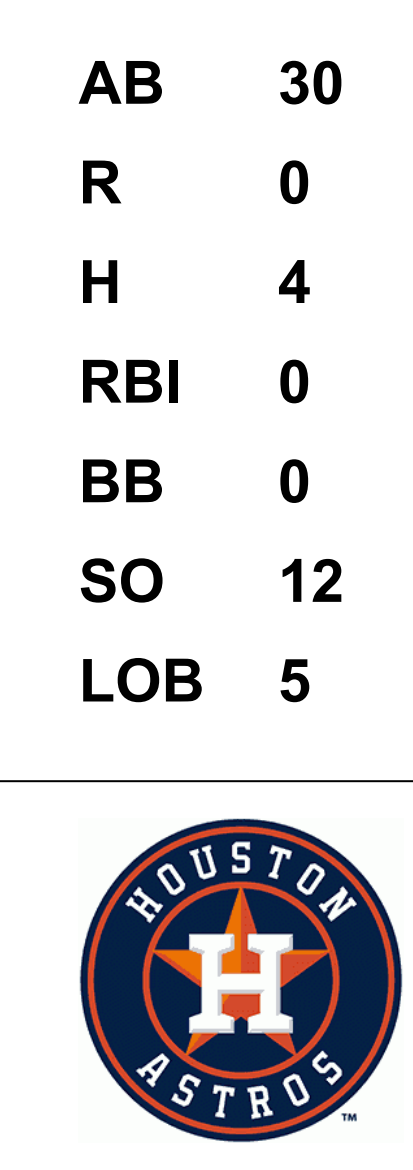


Batter	1	2	3	4	5	6	7	8	9	AB	R	H	RBI	BB	SO	LOB	TOP			
51 Ichiro Suzuki, L (1,9) OBP: 0.438, SLG: 0.472	F8	HBP HR 1B		G1-3		1B		FC3-6 2B		5	1	3	0	0	0	0	Seattle Mariners @ Houston Astros Astros Field, Houston, TX Fri Jun 21 2002, 8:05 PM EDT Att: 32,048 - Dome - 72 F			
Jeff Cirillo, R (1,5) John Halama, L (8,1)	FC4-6 1B	BB HR HBP				G1-3		FC3-6 BB		2	1	1	0	1	0	1				
Bret Boone, R (1,4) OBP: 0.301, SLG: 0.380	FC4-6 2B BB	HR BB		L5			S 1B	FC3-6		4	3	1	0	1	0	4				
Ruben Sierra, S (1,7) Charles Gipson, R (7,7) OBP: 0.363, SLG: 0.504 OBP: 0.394, SLG: 0.500	BB 2B	HR		G4-3		HR 1B		K		4	2	3	5	0	0	1				
John Olerud, L (1,3) OBP: 0.411, SLG: 0.508	BB BB	G4-3			F8		F7		G3-1	4	0	0	0	1	0	1				
Mike Cameron, R (1,8) OBP: 0.329, SLG: 0.422	BB 1-2 2-3 3-H		G6-3		K		K		WP 1B	4	0	1	1	1	2	1				
Dan Wilson, R (1,2) OBP: 0.346, SLG: 0.419	K				K		HR		K	5	1	2	2	0	3	4				
Desi Relaford, S (1,6) OBP: 0.370, SLG: 0.343			G6-3	P4		K	K		G1-3	5	0	0	0	0	2	2				
Jamie Moyer, L (1,1) 23 Luis Ugueto, S (8,PH) OBP: 0.200, SLG: 0.200 OBP: 0.250, SLG: 0.100	K		G6-3		G5-3			K		3	0	0	0	0	1	1				
										1	0	0	0	0	1	0				
Inning Stats	R: 1 E: 0 K: 1 S: 15	H: 2 LOB: 3 BB: 2 P: 27	R: 4 E: 0 K: 1 S: 14	H: 2 LOB: 0 BB: 1 P: 25	R: 0 E: 0 K: 0 S: 8	H: 1 LOB: 1 BB: 0 P: 10	R: 0 E: 0 K: 0 S: 8	H: 0 LOB: 0 BB: 0 P: 11	R: 0 E: 0 K: 1 S: 12	H: 1 LOB: 1 BB: 0 P: 14	R: 3 E: 0 K: 2 S: 13	H: 3 LOB: 0 BB: 0 P: 20	R: 0 E: 0 K: 1 S: 14	H: 1 LOB: 2 BB: 1 P: 26	R: 0 E: 0 K: 1 S: 9	H: 1 LOB: 1 BB: 0 P: 11	1B: 7 2B: 2 3B: 0 HR: 2	SF: 0 SAC: 0 DP: 0 HBP: 2	WP: 1 PB: 0 SB: 1 CS: 0	PA: 44
PITCHER	IP WLS BF H R ER SO BB IBB HBP BLK WP HR S P ERA WHIP																			
Carlos Hernández, L (1,1) ERA: 4.43	2.0 L 14 4 5 5 2 3 0 1 0 0 1 29 52 22.50 3.500																			
Nelson Cruz, R (3,1) ERA: 4.4	4.0 15 2 0 0 3 0 0 1 0 0 0 36 47 0.00 0.500																			
Scott Linebrink, R (7,1) ERA: 8.62	1.1 9 4 3 3 3 1 0 0 0 0 1 22 37 20.25 3.750																			
Brandon Puffer, R (8,1) ERA: 6.14	0.2 2 0 0 0 1 0 0 0 0 0 0 5 9 0.00 0.000																			
Billy Wagner, L (9,1) ERA: 2.97	1.0 4 1 0 0 1 0 0 0 0 1 0 9 11 0.00 1.000																			

AB	38
R	8
H	11
RBI	8
BB	4
SO	10
LOB	17



Batter	1	2	3	4	5	6	7	8	9	AB	R	H	RBI	BB	SO	LOB	BOTTOM					
Brian Hunter, R (1,8) OBP: 0.303, SLG: 0.405	G4-3		F8			1B			G6-4-3 1B	4	0	2	0	0	0	0	Seattle Mariners @ Houston Astros Astros Field, Houston, TX Fri Jun 21 2002, 8:05 PM EDT Att: 32,048 - Dome - 72 F					
Craig Biggio, R (1,4) OBP: 0.344, SLG: 0.399	G5-3			K		F9		G6-4-3 1-2	4	0	0	0	0	1	2							
17 Lance Berkman, S (1,7) OBP: 0.391, SLG: 0.582	P6			K			K		F9	4	0	0	0	0	2	0						
5 Jeff Bagwell, R (1,3) OBP: 0.382, SLG: 0.479		K		G1-3			1B			3	0	1	0	0	1	0						
Richard Hidalgo, R (1,9) OBP: 0.359, SLG: 0.506		K			F9		K			3	0	0	0	0	2	1						
Brad Ausmus, R (1,2) OBP: 0.338, SLG: 0.357		1B			K		F7			3	0	1	0	0	1	1						
Geoff Blum, S (1,5) OBP: 0.338, SLG: 0.376		P4			K			F8		3	0	0	0	0	1	1						
Julio Lugo, R (1,6) OBP: 0.337, SLG: 0.388			G4-3			K		G5-3		3	0	0	0	0	1	0						
Carlos Hernández, S (1,1) Nelson Cruz, R (3,1) Alan Zinter, S (6,PH) Scott Linebrink, R (7,1) Brandon Puffer, R (8,1) Gregg Zaun, S (9,PH) Billy Wagner, L (9,1)				K		K		K		0	0	0	0	0	0	0						
Inning Stats	R: 0 E: 0 K: 0 S: 7	H: 0 LOB: 0 BB: 0 P: 15	R: 0 E: 0 K: 2 S: 10	H: 1 LOB: 0 BB: 0 P: 18	R: 0 E: 0 K: 1 S: 7	H: 0 LOB: 0 BB: 0 P: 8	R: 0 E: 0 K: 2 S: 9	H: 0 LOB: 0 BB: 0 P: 15	R: 0 E: 0 K: 2 S: 10	H: 0 LOB: 0 BB: 0 P: 19	R: 0 E: 0 K: 2 S: 11	H: 1 LOB: 1 BB: 0 P: 16	R: 0 E: 0 K: 2 S: 11	H: 1 LOB: 1 BB: 0 P: 17	R: 0 E: 0 K: 1 S: 10	H: 0 LOB: 0 BB: 0 P: 12	R: 0 E: 0 K: 0 S: 4	H: 1 LOB: 0 BB: 0 P: 4	1B: 4 2B: 0 3B: 0 HR: 0	SF: 0 SAC: 0 DP: 1 HBP: 0	WP: 0 PB: 0 SB: 0 CS: 0	PA: 30
PITCHER	IP WLS BF H R ER SO BB IBB HBP BLK WP HR S P ERA WHIP																					
Jamie Moyer, L (1,1) ERA: 3.47	7.0 W 24 3 0 0 11 0 0 0 0 0 0 65 108 0.00 0.429																					
John Halama, L (8,1) ERA: 2.45	2.0 6 1 0 0 1 0 0 0 0 0 0 14 16 0.00 0.500																					



Batter	1	2	3	4	5	6	7	8	9	AB	R	H	RBI	BB	SO	LOB	TOP				
Quinton McCracken, S OBP: 0.420, SLG: 0.598	G4-3		1B 2B		K		K			4	0	1	0	0	2	1	Arizona Diamondbacks @ Houston Astros Astros Field, Houston, TX Tue Jun 25 2002, 8:05 PM EDT Att: 31,076 - Dome - 72 F				
Craig Counsell, L OBP: 0.346, SLG: 0.356	1B		F7-5-4 1B		3B			HBP 1B G6-4-3 BB		3	1	3	1	1	0	0					
Luis Gonzalez, L OBP: 0.405, SLG: 0.537	K		F7-5-4 1-2		K			G6-4-3 HBP 1B		4	0	1	0	0	2	4					
Erubiel Durazo, L OBP: 0.374, SLG: 0.551 Duaner Sanchez, R (8, 1)	G4-3			F7		K		1-2 HBP G6-4-3		3	0	0	0	0	1	1					
Damian Miller, R OBP: 0.362, SLG: 0.518 Mark Grace, L (8, PH) Jose Guillen, R OBP: 0.266, SLG: 0.353 Rod Barajas, R OBP: 0.232, SLG: 0.233		P5		HR		2B		G6-4-3		3	1	2	1	0	0	0					
Steve Finley, L OBP: 0.373, SLG: 0.498		1B		L8		P5		F2		0	0	0	0	0	0	0					
Tony Womack, L OBP: 0.302, SLG: 0.320		P4		G6-3		K				4	0	1	0	0	0	2					
Alex Cintron, S OBP: 0.378, SLG: 0.450		F9			G6-3		G6-3		G5-3	4	0	0	0	0	0	1					
Curt Schilling, R OBP: 0.273, SLG: 0.256 Mike Koplove, R (8, 1) Mike Myers, L (8, 1) Greg Colbrunn, R OBP: 0.364, SLG: 0.506 Byung-Hyun Kim, R OBP: 1.000, SLG: 1.000			K				F3		F8	2	1	0	0	1	1	0					
Inning Stats	R: 0 E: 0 K: 1 S: 11	H: 1 LOB: 1 BB: 0 P: 19	R: 0 E: 0 K: 0 S: 10	H: 1 LOB: 1 BB: 0 P: 17	R: 0 E: 0 K: 1 S: 10	H: 2 LOB: 1 BB: 0 P: 17	R: 1 E: 0 K: 0 S: 17	H: 1 LOB: 0 BB: 0 P: 21	R: 1 E: 0 K: 2 S: 15	H: 1 LOB: 1 BB: 1 P: 24	R: 0 E: 0 K: 1 S: 13	H: 0 LOB: 0 BB: 0 P: 10	R: 1 E: 0 K: 0 S: 10	H: 1 LOB: 1 BB: 1 P: 15	R: 0 E: 0 K: 0 S: 7	H: 0 LOB: 0 BB: 0 P: 10		1B: 4 2B: 3 3B: 1 HR: 1	SF: 0 SAC: 0 DP: 2 HBP: 1	WP: 0 PB: 0 SB: 1 CS: 1	PA: 36
PITCHER	IP	WLS	BF	H	R	ER	SO	BB	IBB	HBP	BLK	WP	HR	S	P	ERA	WHIP				
Tim Redding, R ERA: 5.14	(1, 1)	5.0	21	6	2	2	4	1	0	0	0	0	1	63	98	3.60	1.400				
Pedro Borbon, L ERA: 5.93	(6, 1)	1.0	4	1	0	0	2	0	0	0	0	0	0	13	21	0.00	1.000				
Octavio Dotel, R ERA: 2.85	(7, 1)	1.0	6	1	1	1	1	1	0	1	0	0	0	14	21	9.00	2.000				
Billy Wagner, L ERA: 2.62	(8, 1)	2.0	5	0	0	0	0	0	0	0	0	0	0	11	14	0.00	0.000				

Batter	1	2	3	4	5	6	7	8	9	AB	R	H	RBI	BB	SO	LOB	BOTTOM				
Julio Lugo, R OBP: 0.330, SLG: 0.378	G1-3	G5-3			1B		F9	K		4	0	1	0	0	0	1	Arizona Diamondbacks @ Houston Astros Astros Field, Houston, TX Tue Jun 25 2002, 8:05 PM EDT Att: 31,076 - Dome - 72 F				
Craig Biggio, R OBP: 0.339, SLG: 0.390	F7		G5-3		F9			G5-3		4	0	0	0	0	0	1					
17 Lance Berkman, S OBP: 0.396, SLG: 0.576			G3		K			5 HR BB		2	1	0	0	2	1	1					
5 Jeff Bagwell, R OBP: 0.378, SLG: 0.481	K		L8			K		HR		4	1	1	2	0	2	1					
Daryle Ward, L OBP: 0.313, SLG: 0.403 Octavio Dotel, R (7, 1) Billy Wagner, L (8, 1) Jose Vizcaino, S OBP: 0.354, SLG: 0.367		HR			F7		K	S HR 1B		3	1	1	1	0	1	0					
Richard Hidalgo, R OBP: 0.350, SLG: 0.488		HR 1B			K		F7	F9		4	1	1	0	0	1	1					
Geoff Blum, S OBP: 0.348, SLG: 0.418		K			2B			HR		4	1	3	2	0	1	1					
Gregg Zaun, S OBP: 0.300, SLG: 0.321		HR			K			HBP BB		3	1	1	2	1	1	2					
Tim Redding, R OBP: 0.111, SLG: 0.111 Alan Zinter, S (5, PH) Pedro Borbon, R (6, 1) Brian Hunter, R OBP: 0.308, SLG: 0.400					K		K		HBP	1	0	0	0	0	1	0					
Inning Stats	R: 0 E: 0 K: 1 S: 13	H: 0 LOB: 1 BB: 1 P: 17	R: 3 E: 0 K: 2 S: 18	H: 3 LOB: 0 BB: 0 P: 23	R: 0 E: 0 K: 0 S: 7	H: 0 LOB: 0 BB: 0 P: 9	R: 0 E: 0 K: 2 S: 9	H: 1 LOB: 1 BB: 0 P: 12	R: 0 E: 0 K: 2 S: 15	H: 1 LOB: 1 BB: 0 P: 22	R: 0 E: 0 K: 1 S: 8	H: 0 LOB: 0 BB: 0 P: 16	R: 0 E: 0 K: 1 S: 8	H: 1 LOB: 1 BB: 0 P: 12	R: 4 E: 0 K: 1 S: 28	H: 3 LOB: 2 BB: 2 P: 45		1B: 4 2B: 1 3B: 0 HR: 4	SF: 0 SAC: 0 DP: 0 HBP: 1	WP: 0 PB: 0 SB: 2 CS: 0	PA: 37
PITCHER	IP	WLS	BF	H	R	ER	SO	BB	IBB	HBP	BLK	WP	HR	S	P	ERA	WHIP				
Curt Schilling, R ERA: 3.31	(1, 1)	7.0	28	6	3	3	10	1	0	0	0	0	2	81	111	3.86	1.000				
Mike Koplove, R ERA: 1.0	(8, 1)	0.1	1	0	0	0	0	0	0	0	0	0	0	3	3	0.00	0.000				
Mike Myers, L ERA: 4.26	(8, 1)	0.0	L	1	0	0	0	1	0	0	0	0	0	5	9	∞	∞				
Byung-Hyun Kim, R ERA: 1.81	(8, 1)	0.1	6	3	4	4	0	1	0	1	0	0	2	17	29	108.00	12.000				
Duaner Sanchez, R ERA: 4.91	(8, 1)	0.1	1	0	0	0	1	0	0	0	0	0	0	3	4	0.00	0.000				

Batter	1	2	3	4	5	6	7	8	9	AB	R	H	RBI	BB	SO	LOB	TOP										
Craig Counsell, L (1.5) OBP: 0.350, SLG: 0.353	G3		1B SF 1B BB	G3		1-2 BB		FC4-6 1B 2B IBB		2	2	0	0	3	0	0	Arizona Diamondbacks @ Houston Astros Astros Field, Houston, TX Wed Jun 26 2002, 8:05 PM EDT Att: 31,447 - Dome - 72 F livebaseballscorecards.com										
Junior Spivey, R (1.4) OBP: 0.425, SLG: 0.567	G6-3		1B SF 1B 1B	K		F8		FC4-6 1B		5	1	2	1	0	1	2											
Luis Gonzalez, L (1.7) OBP: 0.402, SLG: 0.531	G4-3		1B SF 1B 1B	E7		P5		FC4-6 2B		5	1	1	1	0	0	4											
Mark Grace, L (1.3)		PB 1B 2B	SF 1B 1B G4-6-3	L1			G4-3			4	2	2	2	0	0	1											
Damian Miller, R (1.2) OBP: 0.359, SLG: 0.510			1B SF 1B 1B				F9			5	0	1	1	0	3	3											
Steve Finley, L (1.8) OBP: 0.374, SLG: 0.496			1B SF8 1B			G3-4-1				5	1	2	2	0	1	0											
David Dellucci, L (1.9) OBP: 0.328, SLG: 0.420			1B SF8 1B			F8				5	1	2	0	0	0	2											
Tony Womack, L (1.6) OBP: 0.307, SLG: 0.328		SF8						2B 1B		3	1	2	1	1	1	0											
Randy Johnson, R (1.1) OBP: 0.091, SLG: 0.116								1B FC4-6 2B		4	0	1	0	0	3	5											
Chris Donnels, L (9. PH) OBP: 0.311, SLG: 0.453										1	0	0	0	0	1	1											
Todd Stottlemire, L (9.1)										0	0	0	0	0	0	0											
Inning Stats	R: 0 E: 0 K: 0 S: 7	H: 0 LOB: 0 BB: 0 P: 11	R: 2 E: 0 K: 2 S: 20	H: 3 LOB: 1 BB: 0 P: 29	R: 4 E: 1 K: 1 S: 18	H: 4 LOB: 2 BB: 2 P: 33	R: 0 E: 1 K: 1 S: 10	H: 0 LOB: 1 BB: 0 P: 13	R: 0 E: 0 K: 1 S: 13	H: 1 LOB: 2 BB: 1 P: 25	R: 0 E: 0 K: 0 S: 6	H: 0 LOB: 0 BB: 0 P: 10	R: 3 E: 0 K: 2 S: 17	H: 4 LOB: 2 BB: 1 P: 26	R: 0 E: 0 K: 2 S: 14	H: 1 LOB: 1 BB: 0 P: 17	1B: 10 2B: 3 3B: 0 HR: 0	SF: 2 SAC: 0 DP: 1 HBP: 0	WP: 0 PB: 1 SB: 0 CS: 0	PA: 45							
PITCHER	IP	WLS	BF	H	R	ER	SO	BB	IBB	HBP	BLK	WP	HR	S	P	ERA	WHIP										
Wade Miller, R (1.1) ERA: 5.58	5.0	L	25	7	6	5	5	1	1	0	0	0	0	62	99	9.00	1.600										
Scott Linebrink, R (6.1) ERA: 8.24	2.0		10	3	2	2	1	1	0	0	0	0	0	23	42	9.00	2.000										
Brandon Puffer, R (8.1) ERA: 5.54	2.0		10	3	1	1	4	0	1	0	0	0	0	27	36	4.50	1.500										

Batter	1	2	3	4	5	6	7	8	9	AB	R	H	RBI	BB	SO	LOB	BOTTOM										
Brian Hunter, R (1.8) OBP: 0.317, SLG: 0.430	L6									4	1	2	0	0	1	1	Arizona Diamondbacks @ Houston Astros Astros Field, Houston, TX Wed Jun 26 2002, 8:05 PM EDT Att: 31,447 - Dome - 72 F livebaseballscorecards.com										
Craig Biggio, R (1.4) OBP: 0.334, SLG: 0.384	P6									4	0	0	0	0	1	3											
17 Lance Berkman, S (1.7) OBP: 0.397, SLG: 0.577										3	0	1	1	1	2	2											
5 Jeff Bagwell, R (1.3) OBP: 0.373, SLG: 0.474	CS	G6-3								4	0	0	0	0	0	1											
Richard Hidalgo, R (1.9) OBP: 0.352, SLG: 0.487										3	0	1	0	1	1	1											
Jose Vizcaino, S (1.5) OBP: 0.348, SLG: 0.360										3	0	0	0	0	1	2											
Brad Ausmus, R (1.2) OBP: 0.341, SLG: 0.356										1	0	0	0	1	0	1											
Scott Linebrink, R (6.1)										0	0	0	0	0	0	0											
Brandon Puffer, R (8.1)										0	0	0	0	0	0	0											
Geoff Blum, S (8.5) OBP: 0.345, SLG: 0.415										1	0	0	0	0	1	0											
Julio Lugo, R (1.6) OBP: 0.325, SLG: 0.372										3	0	0	0	0	1	1											
Wade Miller, R (1.1) ERA: 2.38										0	0	0	0	0	0	0											
Gregg Zaun, S (6.2) OBP: 0.303, SLG: 0.324										2	0	1	0	0	0	0											
Inning Stats	R: 0 E: 0 K: 0 S: 6	H: 0 LOB: 0 BB: 1 P: 13	R: 0 E: 0 K: 2 S: 10	H: 0 LOB: 0 BB: 0 P: 14	R: 0 E: 0 K: 2 S: 11	H: 0 LOB: 1 BB: 1 P: 18	R: 0 E: 0 K: 1 S: 8	H: 0 LOB: 0 BB: 0 P: 12	R: 0 E: 0 K: 0 S: 7	H: 0 LOB: 0 BB: 1 P: 14	R: 0 E: 0 K: 2 S: 15	H: 2 LOB: 2 BB: 0 P: 16	R: 0 E: 0 K: 1 S: 8	H: 0 LOB: 0 BB: 0 P: 12	R: 1 E: 0 K: 0 S: 7	H: 2 LOB: 1 BB: 0 P: 14	1B: 2 2B: 3 3B: 0 HR: 0	SF: 0 SAC: 1 DP: 2 HBP: 0	WP: 0 PB: 0 SB: 0 CS: 1	PA: 33							
PITCHER	IP	WLS	BF	H	R	ER	SO	BB	IBB	HBP	BLK	WP	HR	S	P	ERA	WHIP										
Randy Johnson, L (1.1) ERA: 7.52	8.0	W	27	3	0	0	8	3	0	0	0	0	0	69	105	0.00	0.750										
Todd Stottlemire, R (9.1)	1.0		5	2	1	1	0	0	0	0	0	0	0	7	14	9.00	2.000										



Batter	1	2	3	4	5	6	7	8	9	AB	R	H	RBI	BB	SO	LOB	TOP								
Craig Counsell, L (1, 5) OBP: 0.354, SLG: 0.361	G3								G4-3	5	0	3	4	0	0	0	Arizona Diamondbacks @ Houston Astros Astros Field, Houston, TX Thu Jun 27 2002, 4:05 PM EDT Att: 29,320 - Dome - 72 F								
Junior Spivey, R (1, 4) OBP: 0.425, SLG: 0.563	1B	G4-3		G6-3		G4-3			1B	5	0	2	0	0	0	4									
Luis Gonzalez, L (1, 7) OBP: 0.405, SLG: 0.530	1B			G3-1		G4-6-3		G6-4-3	K	4	0	2	0	1	1	1									
Mark Grace, L (1, 3) OBP: 0.371, SLG: 0.448	F9			L6		G4-6-3		G6-4-3	1B	4	0	0	0	1	0	4									
Damian Miller, R (1, 2) OBP: 0.355, SLG: 0.500	F5			K		FC6-4		K	K	4	0	0	0	1	3	4									
David Dellucci, L (1, 9) OBP: 0.323, SLG: 0.407										4	1	1	0	0	1	1									
Steve Finley, L (8, 8) OBP: 0.374, SLG: 0.496						FC6-4			G1-3	0	0	0	0	0	0	0									
Quinton McCracken, S (1, 8) OBP: 0.415, SLG: 0.596									G5-3	4	1	1	0	0	1	1									
Tony Womack, L (1, 6) OBP: 0.309, SLG: 0.330									E5	4	2	2	0	0	0	1									
Rick Helling, R (1, 1) OBP: 0.214, SLG: 0.043									K	0	0	0	0	1	0	0									
Erubiel Durazo, L (8, PH) OBP: 0.370, SLG: 0.544										1	0	0	0	0	1	1									
Mike Koplove, R (8, 1) OBP: 0.374, SLG: 0.496										0	0	0	0	0	0	0									
Mike Myers, L (8, 1) OBP: 0.374, SLG: 0.496										0	0	0	0	0	0	0									
Byung-Hyun Kim, R (9, 1) OBP: 1.000, SLG: 1.000										0	0	0	0	0	0	0									
Inning Stats	R: 0 E: 0 K: 1 S: 10	H: 2 LOB: 2 BB: 0 P: 12	R: 2 E: 0 K: 1 S: 17	H: 3 LOB: 1 BB: 0 P: 24	R: 0 E: 0 K: 1 S: 8	H: 0 LOB: 0 BB: 0 P: 16	R: 1 E: 0 K: 0 S: 15	H: 2 LOB: 2 BB: 1 P: 26	R: 0 E: 0 K: 0 S: 11	H: 0 LOB: 1 BB: 2 P: 21	R: 1 E: 0 K: 1 S: 11	H: 2 LOB: 1 BB: 0 P: 15	R: 0 E: 0 K: 1 S: 5	H: 1 LOB: 0 BB: 0 P: 8	R: 0 E: 1 K: 1 S: 16	H: 0 LOB: 1 BB: 0 P: 21	R: 0 E: 0 K: 2 S: 12	H: 1 LOB: 2 BB: 1 P: 22	1B: 10 2B: 1 3B: 0 HR: 0	SF: 0 SAC: 2 DP: 2 HBP: 0	WP: 0 PB: 0 SB: 2 CS: 0	PA: 41			
PITCHER	IP	WLS	BF	H	R	ER	SO	BB	IBB	HBP	BLK	WP	HR	S	P	ERA	WHIP								
Nelson Cruz, R (1, 1) ERA: 4.72	3.2		19	7	3	3	2	1	0	0	0	0	0	48	75	7.36	2.182								
Pete Munro, R (4, 1) ERA: 4.5	2.0		8	1	1	1	1	2	0	0	0	0	0	18	32	4.50	1.500								
Pedro Borbon, L (6, 1) ERA: 5.65	1.1		5	2	0	0	1	0	0	0	0	0	0	11	15	0.00	1.500								
Octavio Dotel, R (8, 1) ERA: 2.74	2.0	W	9	1	0	0	3	0	1	0	0	0	0	28	43	0.00	0.500								

Batter	1	2	3	4	5	6	7	8	9	AB	R	H	RBI	BB	SO	LOB	BOTTOM								
Julio Lugo, R (1, 6) OBP: 0.325, SLG: 0.371	L3								G5-3	3	0	1	0	0	0	0	Arizona Diamondbacks @ Houston Astros Astros Field, Houston, TX Thu Jun 27 2002, 4:05 PM EDT Att: 29,320 - Dome - 72 F								
Jose Vizcaino, S (9, PH) OBP: 0.346, SLG: 0.358										1	0	0	0	0	0	0									
Craig Biggio, R (1, 4) OBP: 0.333, SLG: 0.380	P4			G6-4-3		F8			F8	3	1	0	0	1	0	1									
17 Lance Berkman, S (1, 8) OBP: 0.398, SLG: 0.585	F9								G4-3	3	2	1	1	0	0	0									
5 Jeff Bagwell, R (1, 3) OBP: 0.372, SLG: 0.471										4	1	1	0	0	0	0									
Daryle Ward, L (1, 7) OBP: 0.308, SLG: 0.397										4	0	0	0	0	2	3									
Richard Hidalgo, R (1, 9) OBP: 0.349, SLG: 0.481										3	1	0	0	0	1	0									
Octavio Dotel, R (8, 1) ERA: 5.65										0	0	0	0	0	0	0									
Gregg Zaun, S (9, PH) OBP: 0.309, SLG: 0.357										1	1	1	4	0	0	0									
Geoff Blum, S (1, 5) OBP: 0.339, SLG: 0.407										3	0	0	0	0	2	1									
Brad Ausmus, R (1, 2) OBP: 0.341, SLG: 0.371										3	1	1	2	0	1	0									
Nelson Cruz, R (1, 1) ERA: 4.35										1	0	0	0	0	1	0									
Pete Munro, R (4, 1) ERA: 4.5										1	0	0	0	0	0	0									
Pedro Borbon, R (6, 1) ERA: 5.65										0	0	0	0	0	0	0									
Orlando Merced, S (8, 9) OBP: 0.339, SLG: 0.407										0	0	0	0	0	0	0									
Brian Hunter, R (8, PH) OBP: 0.313, SLG: 0.425										1	0	0	0	0	0	0									
Inning Stats	R: 0 E: 0 K: 0 S: 10	H: 0 LOB: 0 BB: 0 P: 17	R: 0 E: 0 K: 2 S: 9	H: 0 LOB: 0 BB: 0 P: 14	R: 0 E: 0 K: 3 S: 9	H: 0 LOB: 0 BB: 0 P: 12	R: 1 E: 0 K: 0 S: 10	H: 2 LOB: 0 BB: 0 P: 17	R: 2 E: 0 K: 1 S: 11	H: 1 LOB: 0 BB: 0 P: 15	R: 0 E: 0 K: 0 S: 6	H: 0 LOB: 0 BB: 0 P: 10	R: 0 E: 0 K: 0 S: 6	H: 0 LOB: 0 BB: 0 P: 12	R: 0 E: 0 K: 0 S: 13	H: 0 LOB: 0 BB: 0 P: 20	R: 4 E: 0 K: 1 S: 12	H: 2 LOB: 0 BB: 1 P: 23	1B: 2 2B: 0 3B: 0 HR: 3	SF: 0 SAC: 0 DP: 1 HBP: 1	WP: 0 PB: 0 SB: 0 CS: 0	PA: 33			
PITCHER	IP	WLS	BF	H	R	ER	SO	BB	IBB	HBP	BLK	WP	HR	S	P	ERA	WHIP								
Rick Helling, R (1, 1) ERA: 4.35	7.0		24	3	3	1	6	0	0	0	0	0	0	61	97	1.29	0.429								
Mike Koplove, R (8, 1) ERA: 0.93	0.2	H	2	0	0	0	0	0	0	0	0	0	0	8	12	0.00	0.000								
Mike Myers, L (8, 1) ERA: 4.19	0.1	H	1	0	0	0	0	0	0	0	0	0	0	5	8	0.00	0.000								
Byung-Hyun Kim, R (9, 1) ERA: 2.58	0.2	L	6	2	4	4	1	1	0	1	0	0	1	12	23	54.00	4.500								



Batter	1	2	3	4	5	6	7	8	9	AB	R	H	RBI	BB	SO	LOB	TOP				
Jose Vizcaino, S OBP: 0.341, SLG: 0.353	F8		K		G6-3	F8		F7		5	0	1	1	0	1	1					
Craig Biggio, R OBP: 0.331, SLG: 0.376	E5				G6-3	F8			F9	5	0	1	0	0	0	1					
17 Lance Berkman, S OBP: 0.398, SLG: 0.592	F9		K				L6			5	1	2	1	0	1	2					
5 Jeff Bagwell, R OBP: 0.369, SLG: 0.464	G6-3				FC6-4		K		K	4	0	0	0	1	2	2					
Daryle Ward, L OBP: 0.307, SLG: 0.392		G4-3				F9				3	0	0	0	1	1	2					
Brian Hunter, R OBP: 0.310, SLG: 0.420			K					P4		1	0	0	0	0	0	0					
Richard Hidalgo, R OBP: 0.351, SLG: 0.483				G6-3		G3	G1-3			3	2	1	0	1	0	1					
Orlando Merced, S OBP: 0.404, SLG: 0.538					G4-3	G3		G3		3	2	2	2	1	0	0					
Geoff Blum, S OBP: 0.331, SLG: 0.396	L4				G4-3	G3		K		4	0	0	0	0	1	3					
Brad Ausmus, R OBP: 0.344, SLG: 0.376	F9				G6-3					3	1	1	2	1	0	1					
Inning Stats	R: 0 E: 1 K: 0 S: 7	H: 0 LOB: 1 BB: 0 P: 11	R: 2 E: 0 K: 0 S: 12	H: 2 LOB: 0 BB: 0 P: 20	R: 0 E: 0 K: 3 S: 14	H: 1 LOB: 2 BB: 1 P: 24	R: 0 E: 0 K: 0 S: 4	H: 0 LOB: 1 BB: 1 P: 9	R: 0 E: 0 K: 0 S: 7	H: 1 LOB: 1 BB: 0 P: 11	R: 3 E: 0 K: 0 S: 13	H: 3 LOB: 1 BB: 1 P: 23	R: 0 E: 0 K: 1 S: 9	H: 0 LOB: 1 BB: 1 P: 18	R: 1 E: 0 K: 1 S: 12	H: 1 LOB: 0 BB: 0 P: 19	1B: 4 2B: 2 3B: 0 HR: 2	SF: 0 SAC: 0 DP: 0 HBP: 0	WP: 0 PB: 0 SB: 1 CS: 0	PA: 41	
PITCHER	IP	WLS	BF	H	R	ER	SO	BB	IBB	HBP	BLK	WP	HR	S	P	ERA	WHIP				
Chan Ho Park, R ERA: 8.12	7.2	L	36	7	5	5	5	5	0	0	0	0	1	69	122	5.87	1.565				
Todd Van Poppel, R ERA: 4.5	1.1		5	1	1	1	1	0	0	0	0	0	1	16	25	6.75	0.750				

Houston Astros @ Texas Rangers
The Ballpark at Arlington, Arlington, TX
Fri Jun 28 2002, 8:05 PM EDT
Att: 36,471 - Cloudy - 75 F

AB 36
R 6
H 8
RBI 6
BB 5
SO 6
LOB 13



Batter	1	2	3	4	5	6	7	8	9	AB	R	H	RBI	BB	SO	LOB	BOTTOM					
Frank Catalanotto, L OBP: 0.359, SLG: 0.454	P6		G4-3				K			4	0	1	1	0	1	1						
Ivan Rodriguez, R OBP: 0.312, SLG: 0.409	K				G6-4-3					4	2	2	0	0	1	1						
Alex Rodriguez, R OBP: 0.401, SLG: 0.598	G5-3					G6-3				4	1	1	2	0	1	1						
Juan Gonzalez, R OBP: 0.348, SLG: 0.444		FC5-4								3	0	2	1	1	1	0						
Rafael Palmeiro, L OBP: 0.363, SLG: 0.512						F7				4	0	0	0	0	2	3						
Herbert Perry, R OBP: 0.395, SLG: 0.489										4	0	1	0	0	0	1						
Kevin Mench, R OBP: 0.407, SLG: 0.619		FC5-4								4	1	2	1	0	1	2						
Ryan Ludwick, R OBP: 0.310, SLG: 0.364										4	1	1	0	0	1	1						
Todd Greene, R OBP: 0.242, SLG: 0.381										1	0	0	0	0	1	0						
10 Michael Young, R OBP: 0.315, SLG: 0.411			F8							4	1	1	0	0	1	1						
Inning Stats	R: 0 E: 0 K: 1 S: 9	H: 0 LOB: 0 BB: 0 P: 12	R: 0 E: 0 K: 2 S: 16	H: 2 LOB: 2 BB: 0 P: 23	R: 2 E: 0 K: 1 S: 8	H: 2 LOB: 0 BB: 0 P: 14	R: 0 E: 0 K: 2 S: 10	H: 0 LOB: 0 BB: 0 P: 15	R: 1 E: 0 K: 0 S: 6	H: 2 LOB: 0 BB: 0 P: 10	R: 0 E: 0 K: 0 S: 12	H: 0 LOB: 1 BB: 1 P: 18	R: 0 E: 0 K: 3 S: 12	H: 1 LOB: 1 BB: 0 P: 19	R: 1 E: 0 K: 1 S: 9	H: 2 LOB: 0 BB: 0 P: 13	R: 1 E: 0 K: 1 S: 13	H: 1 LOB: 0 BB: 0 P: 19	1B: 5 2B: 2 3B: 1 HR: 2	SF: 0 SAC: 0 DP: 2 HBP: 0	WP: 0 PB: 0 SB: 1 CS: 0	PA: 36
PITCHER	IP	WLS	BF	H	R	ER	SO	BB	IBB	HBP	BLK	WP	HR	S	P	ERA	WHIP					
44 Roy Oswalt, R ERA: 3.24	7.0	W	28	7	3	3	9	1	0	0	0	0	0	8	12	27.00	6.000					
Ricky Stone, R ERA: 2.2	0.1	H	3	2	1	1	1	0	0	0	0	0	0	1	14	5.40	0.600					
Billy Wagner, L ERA: 2.75	1.2	S	5	1	1	1	1	0	0	0	0	0	1	14	20	5.40	0.600					

Houston Astros @ Texas Rangers
The Ballpark at Arlington, Arlington, TX
Fri Jun 28 2002, 8:05 PM EDT
Att: 36,471 - Cloudy - 75 F

AB 35
R 5
H 10
RBI 5
BB 1
SO 11
LOB 13



Batter	1	2	3	4	5	6	7	8	9	AB	R	H	RBI	BB	SO	LOB	TOP						
Julio Lugo, R OBP: 0.327, SLG: 0.377 (1, 6)										5	2	2	0	0	2	3							
Craig Biggio, R OBP: 0.339, SLG: 0.379 (1, 4)										3	2	2	1	1	0	0							
17 Lance Berkman, S OBP: 0.401, SLG: 0.601 (7, 7)										4	1	2	3	1	0	0							
5 Jeff Bagwell, R OBP: 0.367, SLG: 0.459 (1, 3)										3	0	0	1	1	1	2							
Daryle Ward, L OBP: 0.309, SLG: 0.390 (1, 10)										4	0	1	0	1	1	3							
Richard Hidalgo, R OBP: 0.355, SLG: 0.483 (1, 9)										4	1	2	1	1	0	1							
Orlando Merced, S OBP: 0.391, SLG: 0.519 (7, 7)										3	0	0	0	0	0	2							
Brian Hunter, R OBP: 0.314, SLG: 0.422 (7, 8)										2	0	1	0	0	0	0							
Geoff Blum, S OBP: 0.345, SLG: 0.424 (1, 5)										4	1	3	2	1	0	2							
Gregg Zaun, S OBP: 0.302, SLG: 0.348 (1, 2)										3	0	0	0	0	0	3							
Brad Ausmus, R OBP: 0.345, SLG: 0.377 (7, 2)										2	1	1	0	0	0	1							
Inning Stats	R: 0 E: 0 K: 1 S: 13	H: 2 LOB: 2 BB: 0 P: 22	R: 0 E: 0 K: 1 S: 7	H: 0 LOB: 2 BB: 2 P: 20	R: 0 E: 0 K: 1 S: 7	H: 0 LOB: 1 BB: 1 P: 11	R: 0 E: 0 K: 0 S: 9	H: 1 LOB: 1 BB: 1 P: 16	R: 1 E: 0 K: 0 S: 7	H: 2 LOB: 0 BB: 0 P: 10	R: 2 E: 1 K: 0 S: 11	H: 2 LOB: 0 BB: 0 P: 16	R: 3 E: 0 K: 1 S: 19	H: 4 LOB: 2 BB: 1 P: 38	R: 2 E: 0 K: 0 S: 9	H: 2 LOB: 2 BB: 2 P: 19	R: 0 E: 0 K: 0 S: 8	H: 1 LOB: 1 BB: 0 P: 14	1B: 11 2B: 1 3B: 0 HR: 2	SF: 1 SAC: 1 DP: 0 HBP: 1	WP: 0 PB: 0 SB: 0 CS: 0	PA: 46	
PITCHER	IP	WLS	BF	H	R	ER	SO	BB	IBB	HBP	BLK	WP	HR	S	P	ERA	WHIP					ERA	WHIP
Dave Burba, R ERA: 5.06 (1, 1)	6.0		27	7	3	3	3	3	0	0	0	0	1	54	95	4.50	1.667						
Jay Powell, R ERA: 8.75 (7, 1)	0.2	L	6	3	3	3	1	1	0	0	0	0	1	14	29	40.50	6.000						
Juan Alvarez, L ERA: 2.38 (7, 1)	0.1		2	1	0	0	1	0	0	0	0	0	0	5	9	0.00	3.000						
Anthony Telford, R ERA: 5.49 (8, 1)	1.0		7	2	2	2	0	1	1	1	0	0	0	9	19	18.00	3.000						
Colby Lewis, R ERA: 6.49 (9, 1)	1.0		4	1	0	0	0	0	0	0	0	0	0	8	14	0.00	1.000						

Houston Astros @ Texas Rangers
The Ballpark at Arlington, Arlington, TX
Sat Jun 29 2002, 8:05 PM EDT
Att: 44,708 - Cloudy - 75 F

AB	37
R	8
H	14
RBI	8
BB	6
SO	4
LOB	17



Batter	1	2	3	4	5	6	7	8	9	AB	R	H	RBI	BB	SO	LOB	BOTTOM						
Frank Catalanotto, L OBP: 0.371, SLG: 0.462 (1, 3)										2	2	1	2	2	0	0							
Herbert Perry, R OBP: 0.354, SLG: 0.487 (9, PH)										4	0	2	0	1	1	1							
Ivan Rodriguez, R OBP: 0.322, SLG: 0.412 (1, 2)										4	1	1	0	1	2	3							
Alex Rodriguez, R OBP: 0.401, SLG: 0.593 (1, 6)										4	1	1	0	1	2	3							
Juan Gonzalez, R OBP: 0.349, SLG: 0.443 (1, 9)										5	0	2	1	0	1	3							
Rafael Palmeiro, L OBP: 0.368, SLG: 0.523 (1, 10)										2	1	1	1	2	1	2							
Kevin Mench, R OBP: 0.394, SLG: 0.602 (1, 7)										3	0	0	1	0	1	1							
Mike Lamb, L OBP: 0.343, SLG: 0.416 (1, 5)										4	0	1	0	0	1	2							
Ryan Ludwick, R OBP: 0.295, SLG: 0.346 (1, 8)										4	0	0	0	0	0	1							
10 Michael Young, R OBP: 0.314, SLG: 0.409 (1, 4)										4	1	1	0	0	0	1							
Inning Stats	R: 2 E: 0 K: 0 S: 15	H: 1 LOB: 2 BB: 3 P: 35	R: 2 E: 0 K: 2 S: 16	H: 3 LOB: 1 BB: 0 P: 18	R: 1 E: 0 K: 1 S: 10	H: 1 LOB: 0 BB: 0 P: 13	R: 0 E: 0 K: 1 S: 9	H: 0 LOB: 0 BB: 0 P: 16	R: 0 E: 0 K: 0 S: 10	H: 0 LOB: 0 BB: 0 P: 15	R: 0 E: 0 K: 0 S: 8	H: 0 LOB: 0 BB: 0 P: 12	R: 0 E: 0 K: 1 S: 10	H: 2 LOB: 2 BB: 1 P: 16	R: 0 E: 0 K: 1 S: 14	H: 1 LOB: 1 BB: 0 P: 17	R: 0 E: 0 K: 1 S: 13	H: 0 LOB: 1 BB: 1 P: 22	1B: 7 2B: 0 3B: 0 HR: 2	SF: 1 SAC: 0 DP: 1 HBP: 0	WP: 0 PB: 0 SB: 1 CS: 1	PA: 40	
PITCHER	IP	WLS	BF	H	R	ER	SO	BB	IBB	HBP	BLK	WP	HR	S	P	ERA	WHIP					ERA	WHIP
Kirk Saarloos, R ERA: 17.65 (1, 1)	2.0		14	5	5	5	2	2	0	0	0	0	0	34	56	22.50	3.500						
Brandon Puffer, R ERA: 4.5 (3, 1)	4.0	W	13	1	0	0	2	1	0	0	0	0	0	34	53	0.00	0.500						
Ricky Stone, R ERA: 2.16 (7, 1)	0.2	H	4	2	0	0	0	1	0	0	0	0	0	6	11	0.00	4.500						
Pedro Borbon, L ERA: 5.59 (7, 1)	0.1	H	1	0	0	0	1	0	0	0	0	0	0	4	5	0.00	0.000						
Octavio Dotel, R ERA: 2.68 (8, 1)	1.0	H	4	1	0	0	1	0	0	0	0	0	0	14	17	0.00	1.000						

Houston Astros @ Texas Rangers
The Ballpark at Arlington, Arlington, TX
Sat Jun 29 2002, 8:05 PM EDT
Att: 44,708 - Cloudy - 75 F

AB	33
R	5
H	9
RBI	5
BB	6
SO	7
LOB	14



Batter	1	2	3	4	5	6	7	8	9	AB	R	H	RBI	BB	SO	LOB	TOP
Julio Lugo, R OBP: 0.324, SLG: 0.369 (1, 6)	G6-3		G6-4-3		G6-3		5 BB 1B BB		G6-3	4	1	0	0	1	0	4	Houston Astros @ Cincinnati Reds Cinergy Field, Cincinnati, OH Mon Jul 01 2002, 7:10 PM EDT Att: 32,233 - Sunny - 92 F
Craig Biggio, R OBP: 0.339, SLG: 0.383 (1, 4)	17 1B		F8		G6-3		5 BB 1B		G5-3	5	1	2	0	0	0	0	
17 Lance Berkman, S OBP: 0.401, SLG: 0.601 (1, 8) (7, 9)	5 FC4-6			P6		5 2B	K		B1-3	5	1	2	1	0	1	2	
5 Jeff Bagwell, R OBP: 0.371, SLG: 0.465 (1, 3)	FC4-6			G3-6-1		2H	BB			3	0	2	1	1	0	1	
Daryle Ward, L OBP: 0.305, SLG: 0.385 (1, 7) Brian Hunter, R OBP: 0.322, SLG: 0.422 (7, PH) (7, 8)	F8			G3-6-1						3	0	0	0	0	1	3	
Richard Hidalgo, R OBP: 0.354, SLG: 0.478 Ricky Stone, R (7, 1) Pedro Borbon, R (7, 1) Tim Redding, R OBP: 0.111, SLG: 0.111 (8, 1)		P3		BB 1B BB		G3	K			3	0	0	0	1	1	4	
Jose Vizcaino, S OBP: 0.345, SLG: 0.352 (1, 5)		G4-6-3		F9			G5-3	F8		3	1	1	0	1	0	1	
Brad Ausmus, R OBP: 0.344, SLG: 0.374 (1, 2)	G4-6-3			G0-0		BB	G5-3	F9		4	0	1	0	0	0	2	
Carlos Hernández, S OBP: 0.289, SLG: 0.321 Nelson Cruz, R OBP: 0.306, SLG: 0.519 Orlando Merced, S OBP: 0.197, SLG: 0.067 Jim Mann, R OBP: 0.203, SLG: 0.421 (1, 1) (2, 1) (5, PH) (5, 1) (7, PH) (7, 7)			E9		G6-4-3		G6-3	K		0	0	0	0	0	0	0	
										1B: 5	SF: 0	2B: 3	SAC: 0	3B: 0	DP: 4	HBP: 0	
Inning Stats	R: 1 E: 0 K: 0 S: 16	H: 2 LOB: 1 BB: 0 P: 24	R: 0 E: 0 K: 0 S: 6	H: 1 LOB: 0 BB: 0 P: 13	R: 0 E: 1 K: 0 S: 11	H: 0 LOB: 0 BB: 0 P: 16	R: 0 E: 0 K: 0 S: 8	H: 1 LOB: 2 BB: 2 P: 11	R: 0 E: 0 K: 1 S: 13	H: 2 LOB: 1 BB: 0 P: 21	R: 3 E: 0 K: 2 S: 22	H: 2 LOB: 3 BB: 4 P: 42	R: 0 E: 0 K: 1 S: 10	H: 0 LOB: 0 BB: 0 P: 17	R: 0 E: 0 K: 0 S: 6	H: 0 LOB: 0 BB: 0 P: 9	WP: 0 PA: 39 PB: 0 SB: 0 CS: 0
PITCHER	IP WLS BF H R ER SO BB IBB HBP BLK WP HR S P ERA WHIP	IP WLS BF H R ER SO BB IBB HBP BLK WP HR S P ERA WHIP	IP WLS BF H R ER SO BB IBB HBP BLK WP HR S P ERA WHIP	IP WLS BF H R ER SO BB IBB HBP BLK WP HR S P ERA WHIP	IP WLS BF H R ER SO BB IBB HBP BLK WP HR S P ERA WHIP	IP WLS BF H R ER SO BB IBB HBP BLK WP HR S P ERA WHIP	IP WLS BF H R ER SO BB IBB HBP BLK WP HR S P ERA WHIP	IP WLS BF H R ER SO BB IBB HBP BLK WP HR S P ERA WHIP	IP WLS BF H R ER SO BB IBB HBP BLK WP HR S P ERA WHIP	IP WLS BF H R ER SO BB IBB HBP BLK WP HR S P ERA WHIP	IP WLS BF H R ER SO BB IBB HBP BLK WP HR S P ERA WHIP	IP WLS BF H R ER SO BB IBB HBP BLK WP HR S P ERA WHIP	IP WLS BF H R ER SO BB IBB HBP BLK WP HR S P ERA WHIP	IP WLS BF H R ER SO BB IBB HBP BLK WP HR S P ERA WHIP	IP WLS BF H R ER SO BB IBB HBP BLK WP HR S P ERA WHIP	IP WLS BF H R ER SO BB IBB HBP BLK WP HR S P ERA WHIP	IP WLS BF H R ER SO BB IBB HBP BLK WP HR S P ERA WHIP

AB	33
R	5
H	9
RBI	5
BB	6
SO	4
LOB	17



Batter	1	2	3	4	5	6	7	8	9	AB	R	H	RBI	BB	SO	LOB	BOTTOM
Barry Larkin, R OBP: 0.280, SLG: 0.343 (1, 6)	2B	HBP	F8		F9			F8		4	2	1	0	1	0	2	Houston Astros @ Cincinnati Reds Cinergy Field, Cincinnati, OH Mon Jul 01 2002, 7:10 PM EDT Att: 32,233 - Sunny - 92 F
Aaron Boone, R OBP: 0.299, SLG: 0.383 (1, 5)	2B	1B				P3		L9		4	1	2	2	0	0	0	
Adam Dunn, L OBP: 0.445, SLG: 0.538 Danny Graves, R ERA: 2.64 (9, 1)	L6	P6				F9		K		4	0	1	1	1	1	3	
Juan Encarnacion, R OBP: 0.326, SLG: 0.468 Scott Williamson, R OBP: 0.306, SLG: 0.429 Bruce Chen, L OBP: 0.307, SLG: 0.429 Scott Sullivan, R OBP: 0.307, SLG: 0.429 Luke Hudson, R OBP: 0.296, SLG: 0.504 (1, 8) (7, 1) (7, 1) (7, 1) (8, 1) (8, 7)	G6-3	FC4-6		P4		F7				4	0	1	2	0	0	3	
Sean Casey, L OBP: 0.368, SLG: 0.407 (1, 3)	L6	FC4-6		F8			G6-3			4	0	0	0	0	0	5	
Austin Keams, R OBP: 0.387, SLG: 0.456 (1, 9)		G1-4-3		G6-3		P3		1B		2	1	0	0	2	0	2	
Jason LaRue, R OBP: 0.313, SLG: 0.307 (1, 2)		1B		K		P4		K		3	1	0	0	1	2	1	
Juan Castro, R OBP: 0.174, SLG: 0.100 Todd Walker, L OBP: 0.331, SLG: 0.380 (7, PH) (8, 4)	G1-4-3					K		K		2	1	0	0	1	1	2	
Jimmy Haynes, R OBP: 0.226, SLG: 0.290 Reggie Taylor, L OBP: 0.289, SLG: 0.408 (1, 1) (7, 8)	HBP	BB						K		3	1	3	2	0	0	0	
										1	0	0	0	0	1	2	
Inning Stats	R: 2 E: 0 K: 0 S: 11	H: 3 LOB: 0 BB: 0 P: 19	R: 4 E: 0 K: 0 S: 20	H: 2 LOB: 3 BB: 3 P: 38	R: 1 E: 0 K: 1 S: 14	H: 1 LOB: 1 BB: 1 P: 23	R: 0 E: 0 K: 0 S: 10	H: 1 LOB: 2 BB: 1 P: 16	R: 0 E: 0 K: 1 S: 8	H: 0 LOB: 0 BB: 0 P: 8	R: 0 E: 0 K: 2 S: 12	H: 1 LOB: 2 BB: 1 P: 21	R: 0 E: 0 K: 1 S: 7	H: 0 LOB: 0 BB: 0 P: 9	R: 0 E: 0 K: 0 S: 6	H: 0 LOB: 0 BB: 0 P: 9	WP: 0 PA: 39 PB: 0 SB: 0 CS: 0
PITCHER	IP WLS BF H R ER SO BB IBB HBP BLK WP HR S P ERA WHIP	IP WLS BF H R ER SO BB IBB HBP BLK WP HR S P ERA WHIP	IP WLS BF H R ER SO BB IBB HBP BLK WP HR S P ERA WHIP	IP WLS BF H R ER SO BB IBB HBP BLK WP HR S P ERA WHIP	IP WLS BF H R ER SO BB IBB HBP BLK WP HR S P ERA WHIP	IP WLS BF H R ER SO BB IBB HBP BLK WP HR S P ERA WHIP	IP WLS BF H R ER SO BB IBB HBP BLK WP HR S P ERA WHIP	IP WLS BF H R ER SO BB IBB HBP BLK WP HR S P ERA WHIP	IP WLS BF H R ER SO BB IBB HBP BLK WP HR S P ERA WHIP	IP WLS BF H R ER SO BB IBB HBP BLK WP HR S P ERA WHIP	IP WLS BF H R ER SO BB IBB HBP BLK WP HR S P ERA WHIP	IP WLS BF H R ER SO BB IBB HBP BLK WP HR S P ERA WHIP	IP WLS BF H R ER SO BB IBB HBP BLK WP HR S P ERA WHIP	IP WLS BF H R ER SO BB IBB HBP BLK WP HR S P ERA WHIP	IP WLS BF H R ER SO BB IBB HBP BLK WP HR S P ERA WHIP	IP WLS BF H R ER SO BB IBB HBP BLK WP HR S P ERA WHIP	

AB	32
R	7
H	9
RBI	7
BB	6
SO	5
LOB	20



Batter	1	2	3	4	5	6	7	8	9	10	AB	R	H	RBI	BB	SO	LOB	TOP						
Jose Vizcaino, S OBP: 0.347, SLG: 0.360 (1, 6) (8, 9)	3-2 17 HR 1B		1-1 17 HR 2B	3-1 F7			1-3 K		1-2 G6-3		5	2	2	0	0	1	2							
Craig Biggio, R OBP: 0.343, SLG: 0.394 (1, 4)	2-1 F7		2-2 17 HR 1B		2-1 G5-4-3 2B		0-0 G6-3			0-0 SF7 2B	5	2	3	0	0	0	1							
17 Lance Berkman, S OBP: 0.407, SLG: 0.622 (1, 8)	0-0 HR		1-0 HR		4-0 G5-4-3 BB		3-3 K			4-0 BB IBB	3	2	2	5	2	1	0							
5 Jeff Bagwell, R OBP: 0.369, SLG: 0.460 (1, 3)	3-2 G6-3		2-2 E6		3-2 G5-4-3		1-0 1B			1-0 F9	5	0	1	0	0	0	4							
Orlando Merced, S OBP: 0.365, SLG: 0.500 Richard Hidalgo, R OBP: 0.354, SLG: 0.476 (8, PH) (8, 9)	1-3 K		2-0 F7		3-1 F9		1-3 K			4-2 BB	3	0	0	0	0	1	2							
Geoff Blum, S OBP: 0.335, SLG: 0.411 Octavio Dotel, R OBP: 0.299, SLG: 0.348 Gregg Zaun, S OBP: 0.299, SLG: 0.348 Billy Wagner, L (10, 1)		2-2 P4	2-0 G4-3			3-3 K		2-2 L9		0-0 SF7	4	0	0	0	0	1	2							
Daryle Ward, L OBP: 0.307, SLG: 0.383 (1, 7)		2-0 1B		1-2 G3 G4-3 HBP		2-1 F8			0-0 G3-1	3+H G3	4	0	1	0	0	0	2							
Brad Ausmus, R OBP: 0.338, SLG: 0.367 (1, 2)		3-3 K		1-0 G4-3		1-2 G5-3			0-2 F9		4	0	0	0	0	1	1							
Wade Miller, R OBP: 0.211, SLG: 0.263 Pedro Borbon, R (6, 1)			2-1 G5-3		1-0 G3		1-1 F8		0-1 1B		2	0	0	0	0	0	1							
Brian Hunter, R OBP: 0.318, SLG: 0.417 Ricky Stone, R (7, 1) Julio Lugo, R OBP: 0.327, SLG: 0.372 (8, 6)											0	0	0	0	0	0	0							
Inning Stats	R: 2 E: 0 K: 1 S: 16	H: 2 LOB: 0 BB: 0 P: 25	R: 0 E: 0 K: 1 S: 8	H: 1 LOB: 0 BB: 0 P: 15	R: 3 E: 1 K: 0 S: 13	H: 3 LOB: 1 BB: 0 P: 25	R: 0 E: 0 K: 0 S: 6	H: 0 LOB: 1 BB: 0 P: 12	R: 0 E: 0 K: 0 S: 7	H: 1 LOB: 1 BB: 1 P: 19	R: 0 E: 0 K: 1 S: 9	H: 0 LOB: 0 BB: 0 P: 15	R: 0 E: 0 K: 2 S: 13	H: 1 LOB: 1 BB: 0 P: 20	R: 0 E: 0 K: 0 S: 10	H: 1 LOB: 0 BB: 0 P: 11	R: 1 E: 0 K: 0 S: 8	H: 1 LOB: 2 BB: 2 P: 18	1B: 5 2B: 3 3B: 0 HR: 2	SF: 1 SAC: 0 DP: 1 HBP: 1	WP: 0 PA: 43 PB: 0 SB: 1 CS: 0			
PITCHER	IP WLS BF H R ER SO ERA WHIP	IP WLS BF H R ER SO ERA WHIP	IP WLS BF H R ER SO ERA WHIP	IP WLS BF H R ER SO ERA WHIP	IP WLS BF H R ER SO ERA WHIP	IP WLS BF H R ER SO ERA WHIP	IP WLS BF H R ER SO ERA WHIP	IP WLS BF H R ER SO ERA WHIP	IP WLS BF H R ER SO ERA WHIP	IP WLS BF H R ER SO ERA WHIP	IP WLS BF H R ER SO ERA WHIP	IP WLS BF H R ER SO ERA WHIP	IP WLS BF H R ER SO ERA WHIP	IP WLS BF H R ER SO ERA WHIP	IP WLS BF H R ER SO ERA WHIP	IP WLS BF H R ER SO ERA WHIP	IP WLS BF H R ER SO ERA WHIP	IP WLS BF H R ER SO ERA WHIP	IP WLS BF H R ER SO ERA WHIP	IP WLS BF H R ER SO ERA WHIP	IP WLS BF H R ER SO ERA WHIP			
Joey Hamilton, R ERA: 4.98 Bruce Chen, L ERA: 6.44 Gabe White, L ERA: 2.51 Danny Graves, R ERA: 2.72	(1, 1) 4.0 2.0 2.0 2.0	(5, 1) 7 7 7 10	(7, 1) 1 1 1 2	(9, 1) 0 0 0 1	(1, 1) 6 5 5 2	(5, 1) 1 0 0 1	(7, 1) 0 0 3 0	(9, 1) 0 1 0 0	(1, 1) 0 0 0 0	(5, 1) 0 0 0 0	(7, 1) 0 0 0 0	(9, 1) 0 0 0 0	(1, 1) 0 0 0 0	(5, 1) 0 0 0 0	(7, 1) 0 0 0 0	(9, 1) 0 0 0 0	(1, 1) 0 0 0 0	(5, 1) 0 0 0 0	(7, 1) 0 0 0 0	(9, 1) 0 0 0 0	(1, 1) 0 0 0 0	(5, 1) 0 0 0 0	(7, 1) 0 0 0 0	(9, 1) 0 0 0 0

Houston Astros @ Cincinnati Reds
Cinergy Field, Cincinnati, OH
Tue Jul 02 2002, 7:10 PM EDT
Att. 19,562 - Sunny - 95 F

AB	38
R	6
H	10
RBI	6
BB	3
SO	6
LOB	16

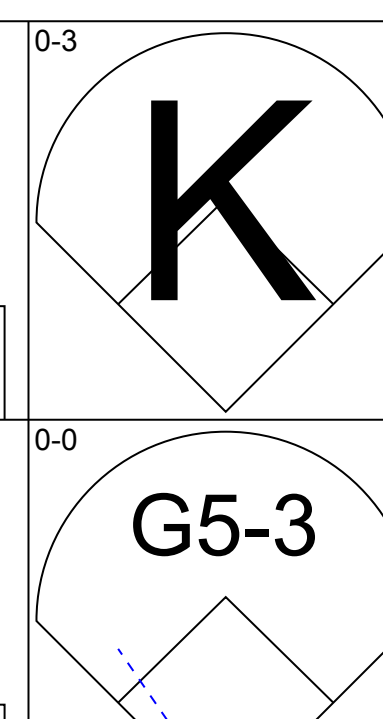
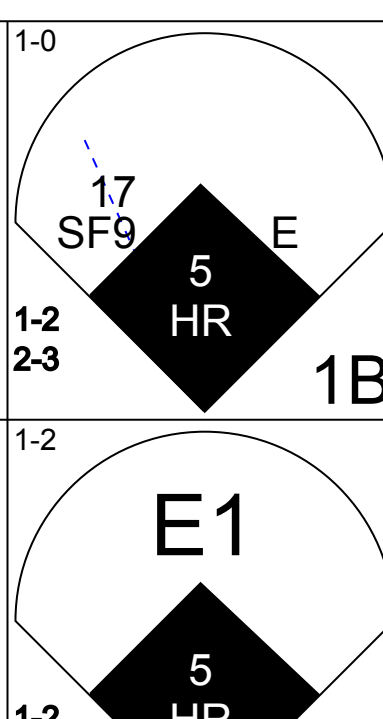
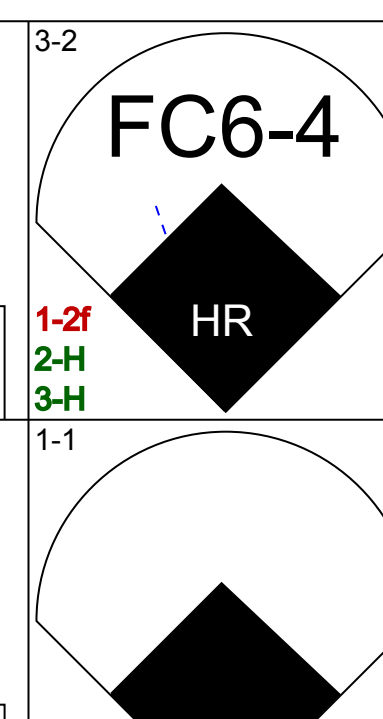
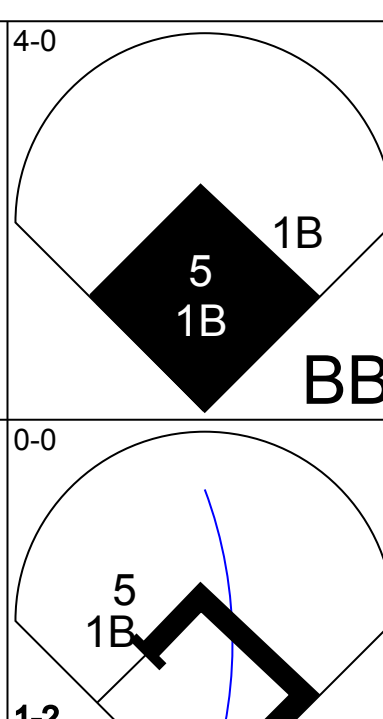
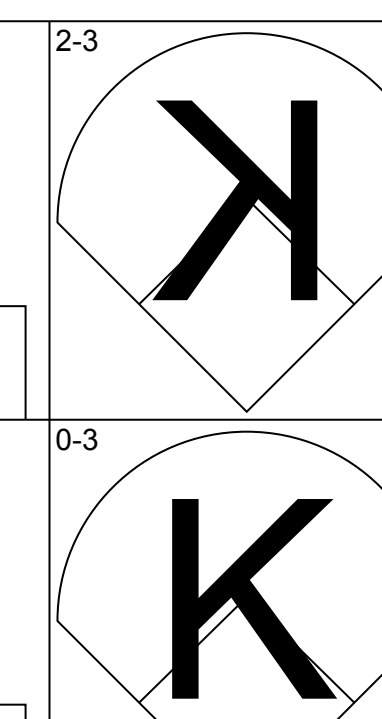
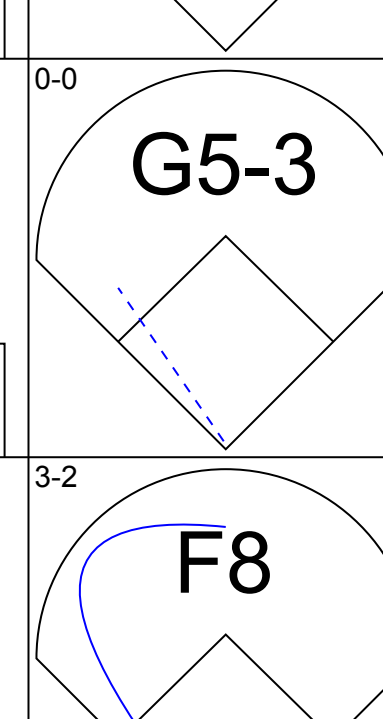
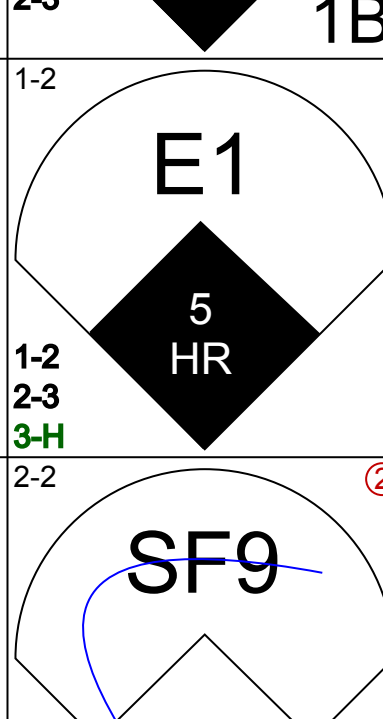
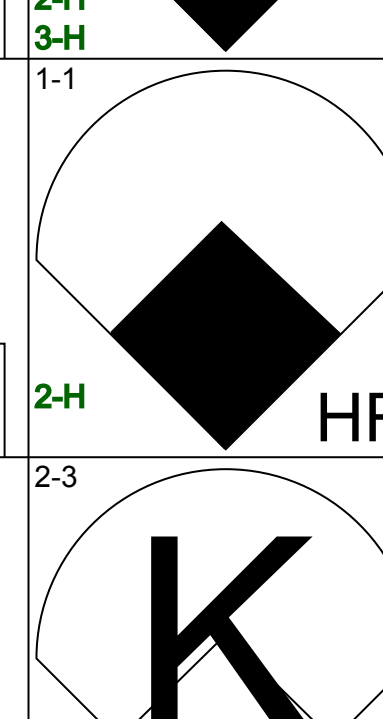
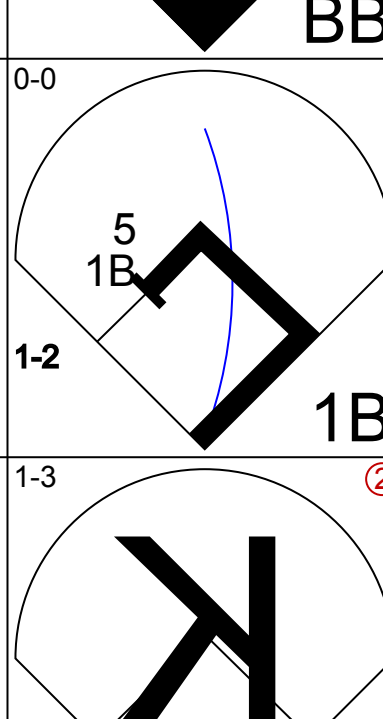
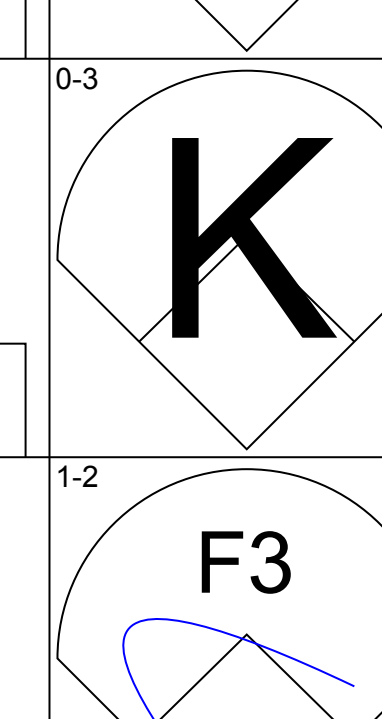
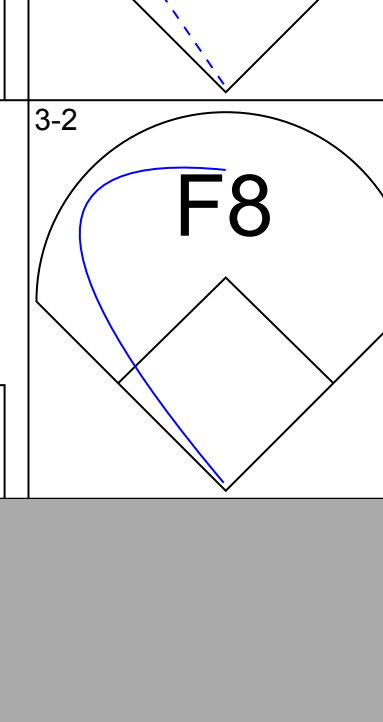
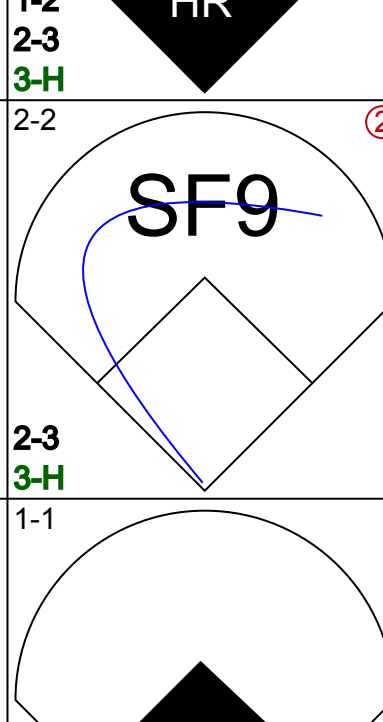
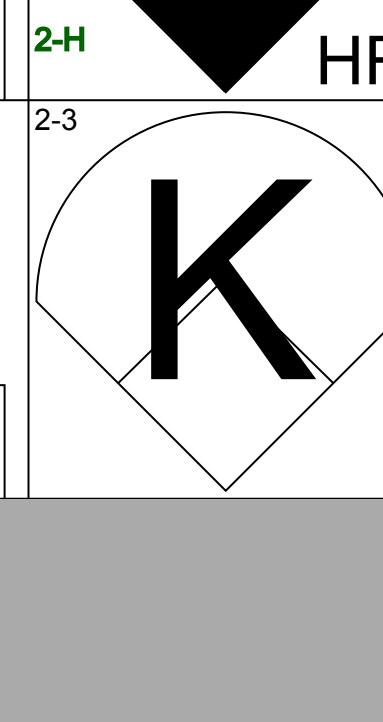
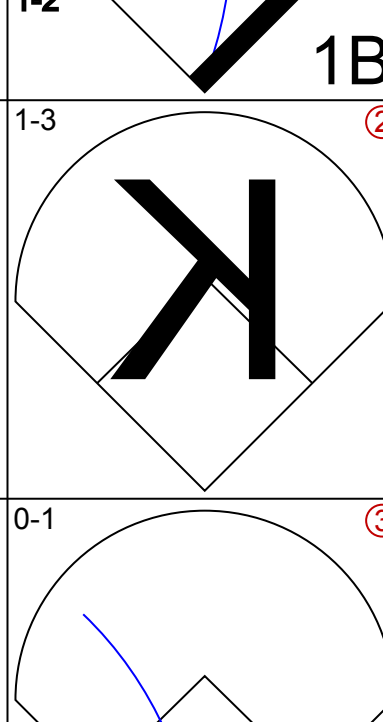
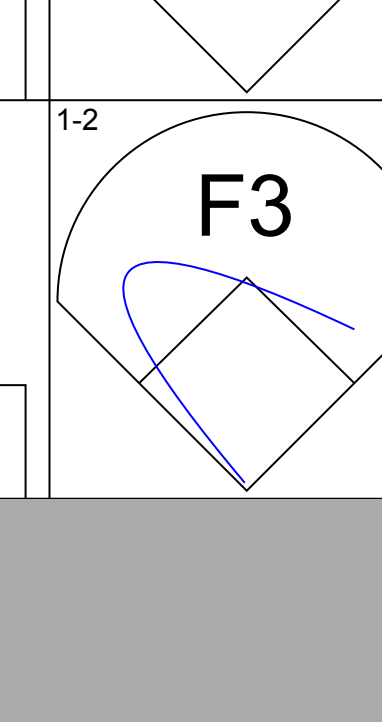
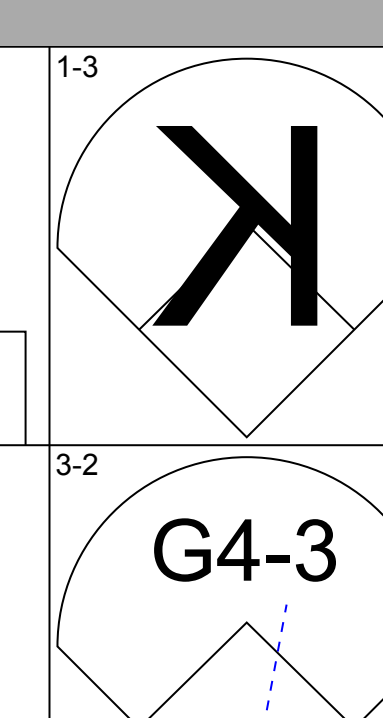
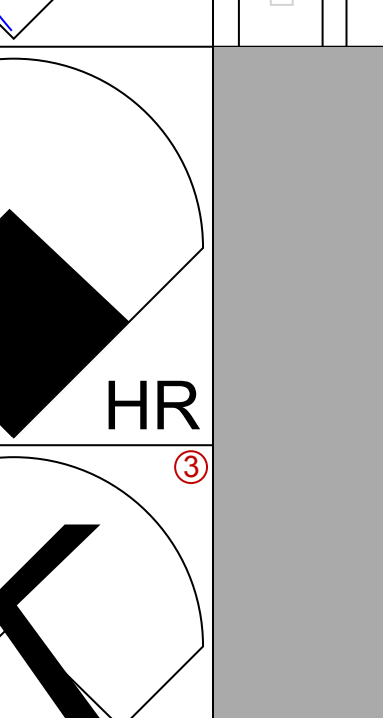
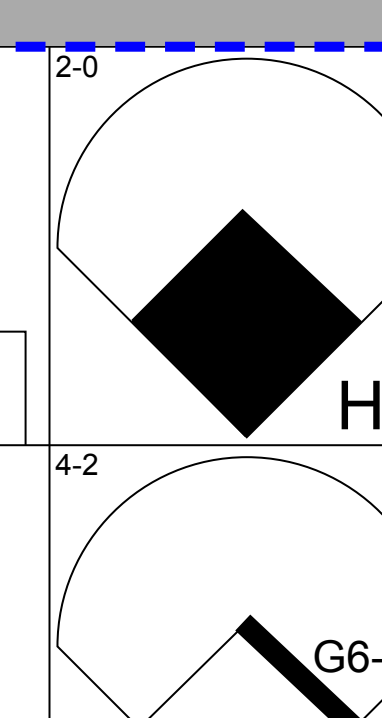
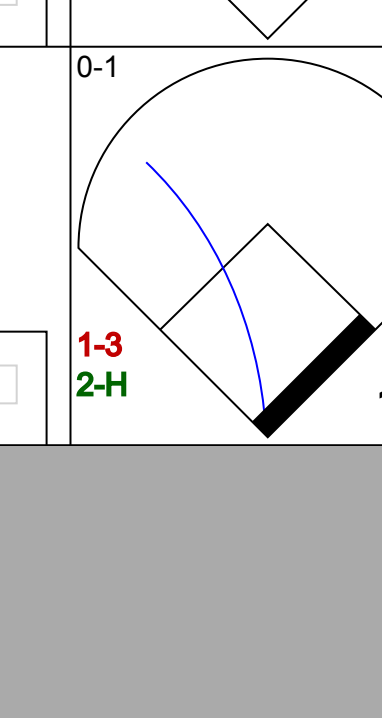
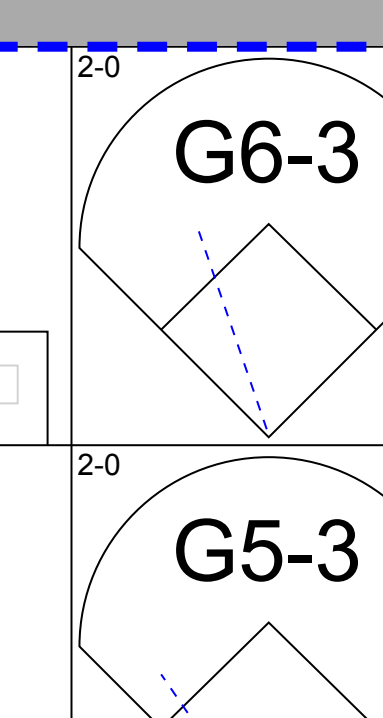

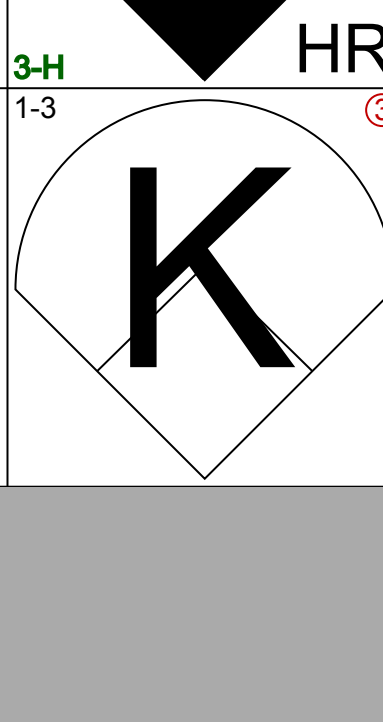
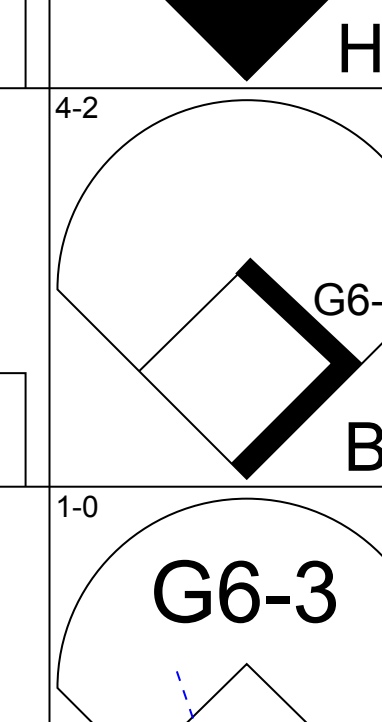
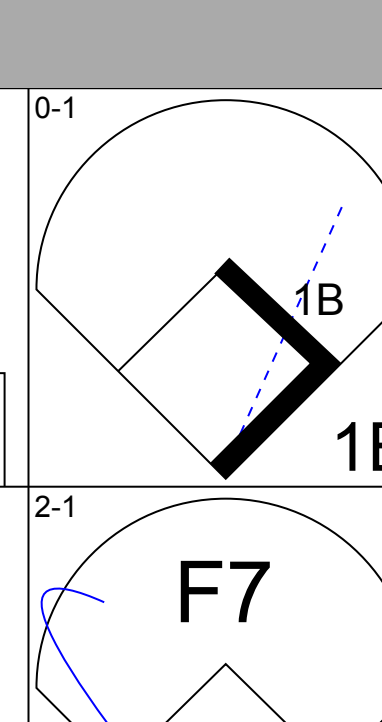
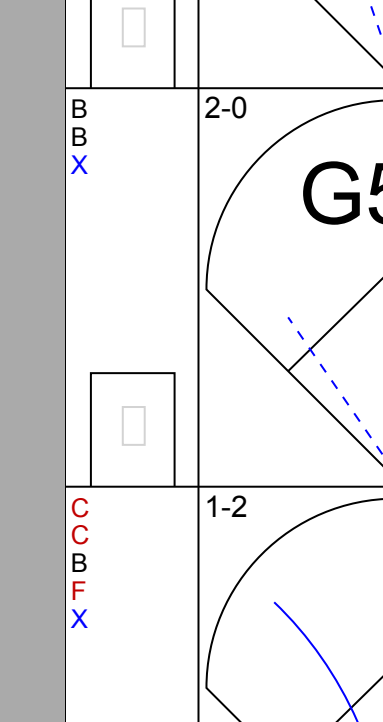

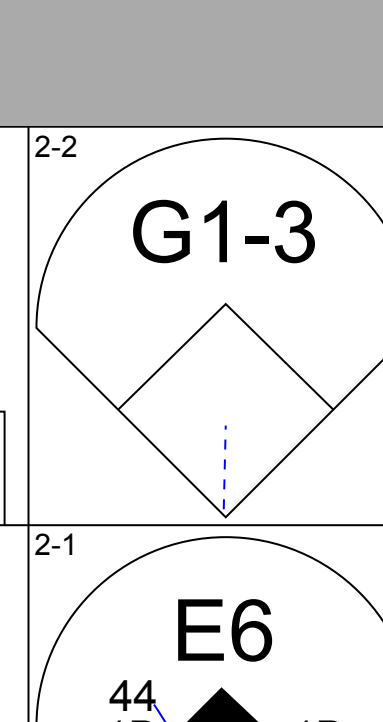
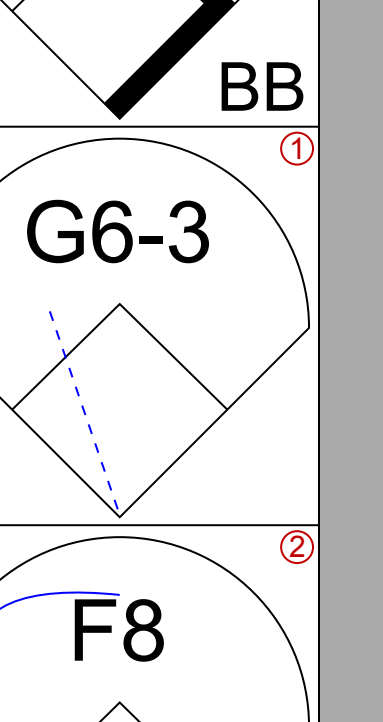
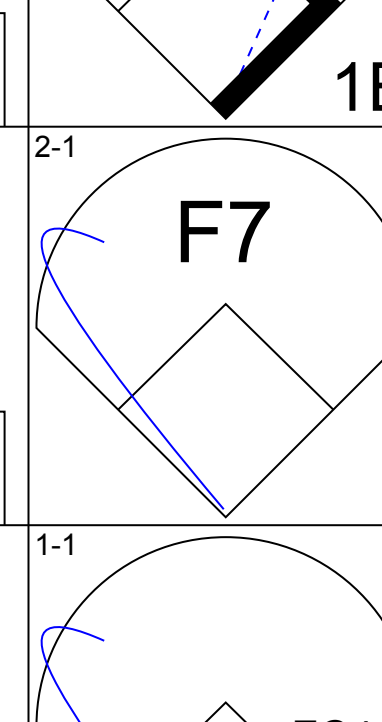
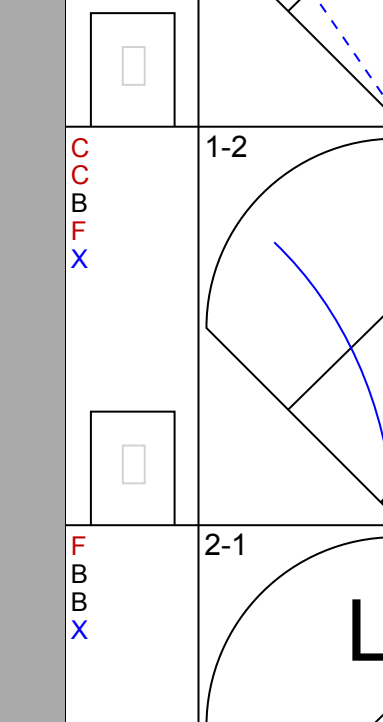
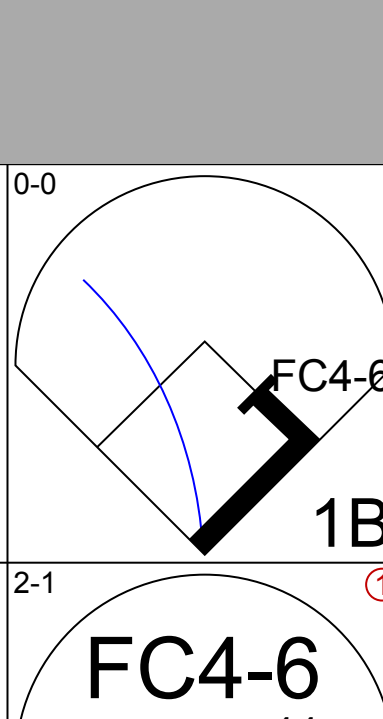
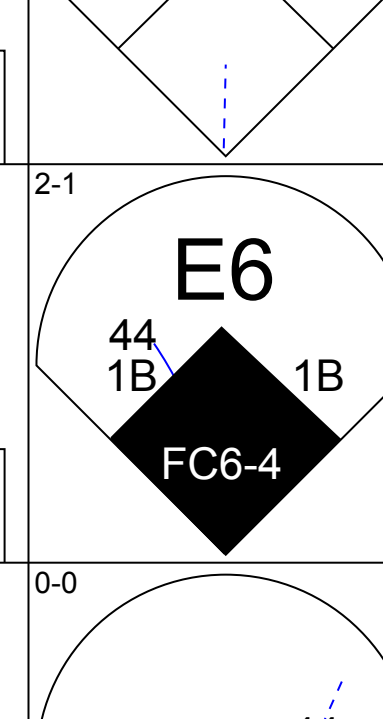
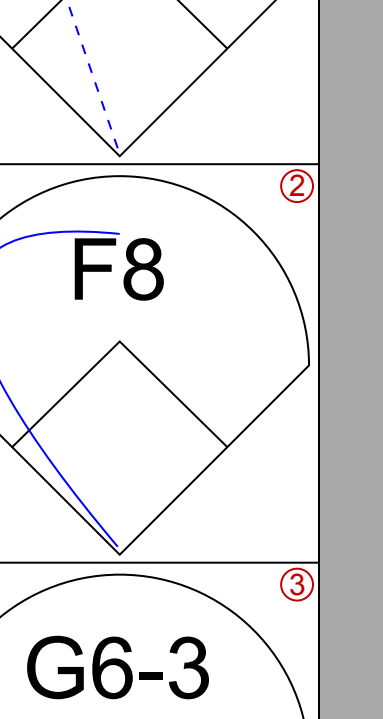
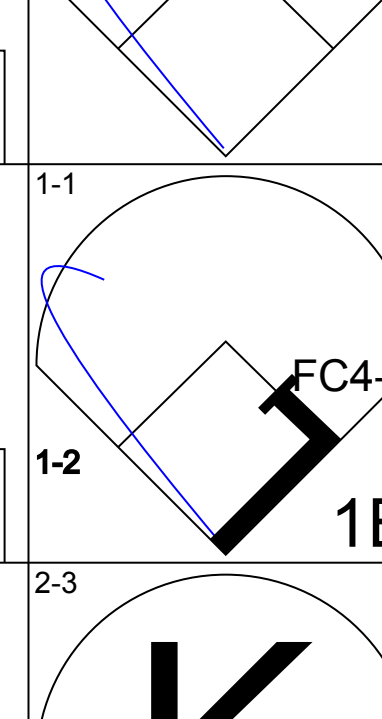
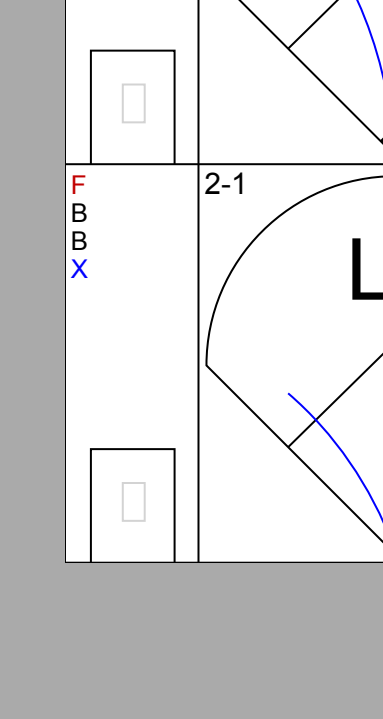
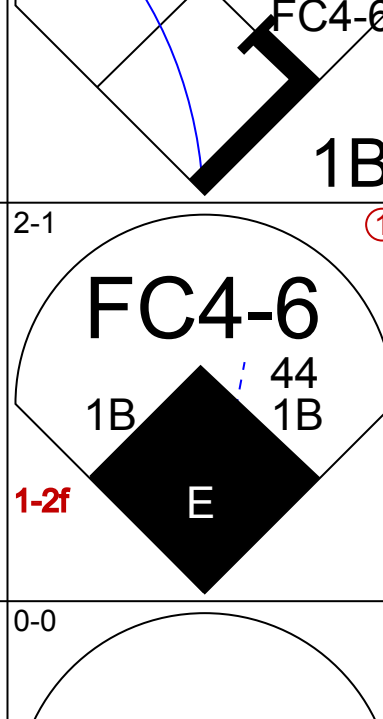
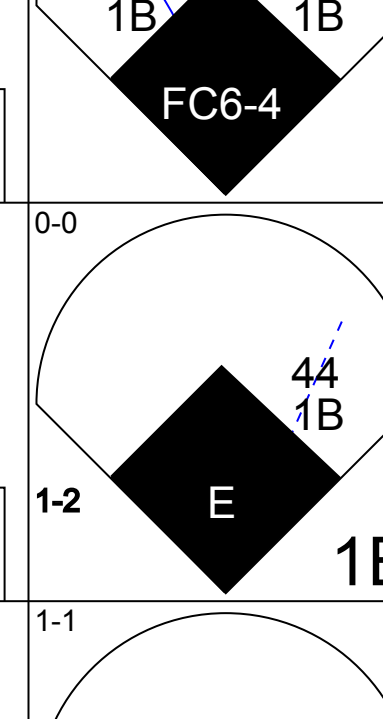
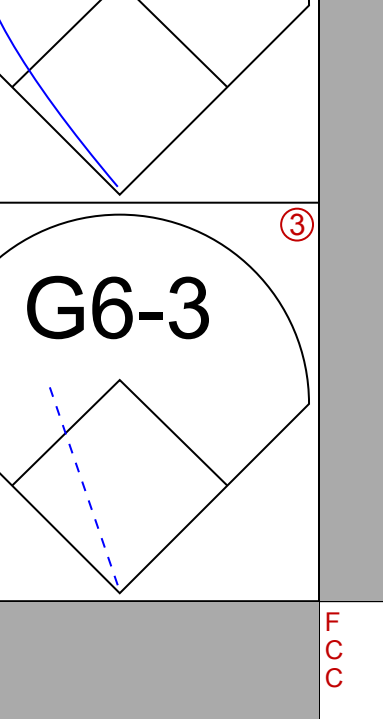
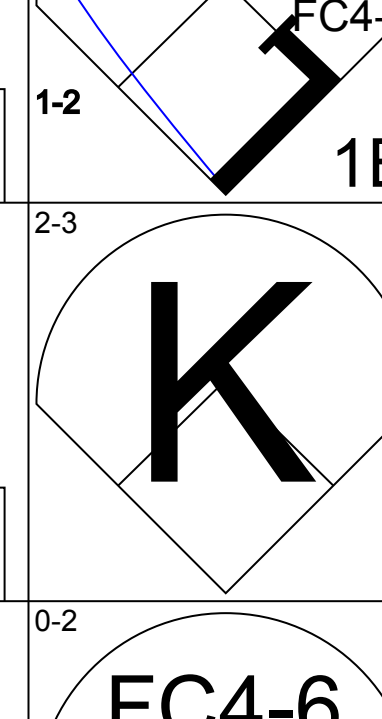
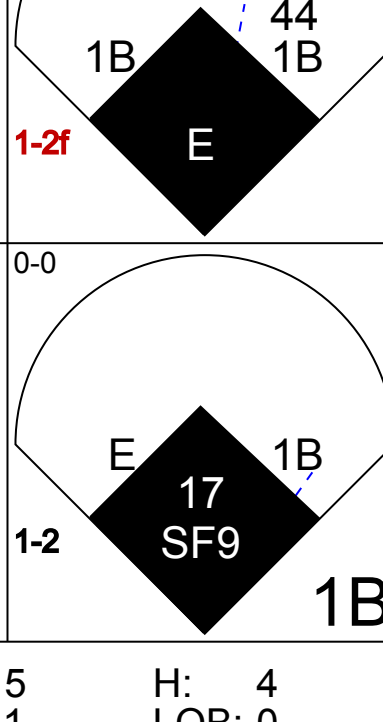
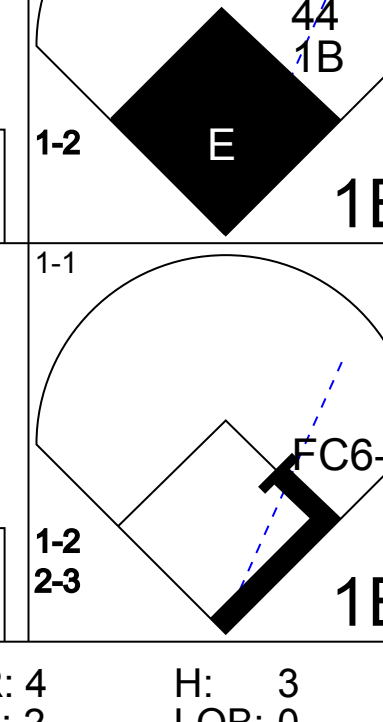
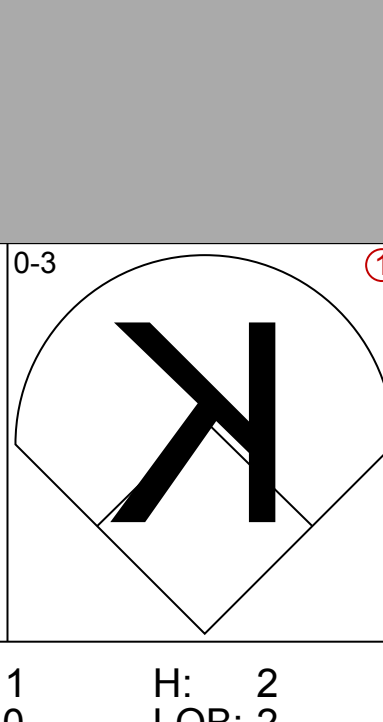
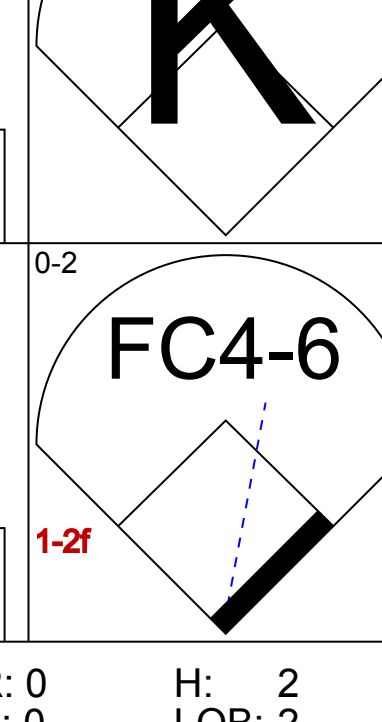


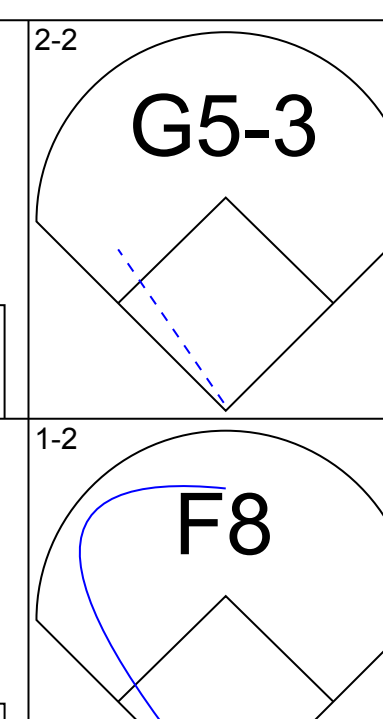
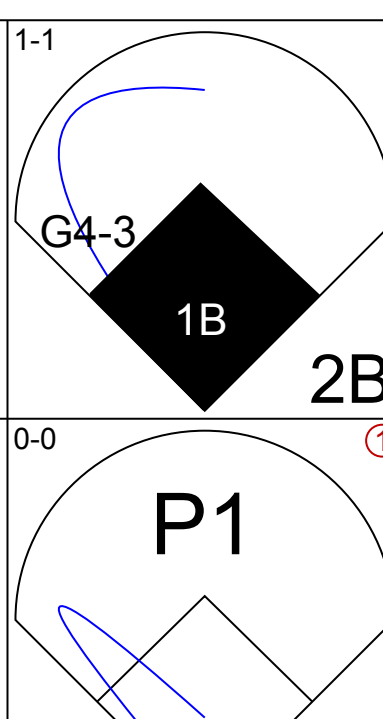
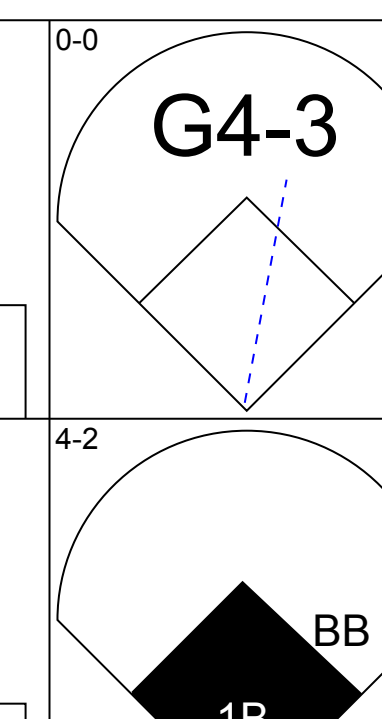
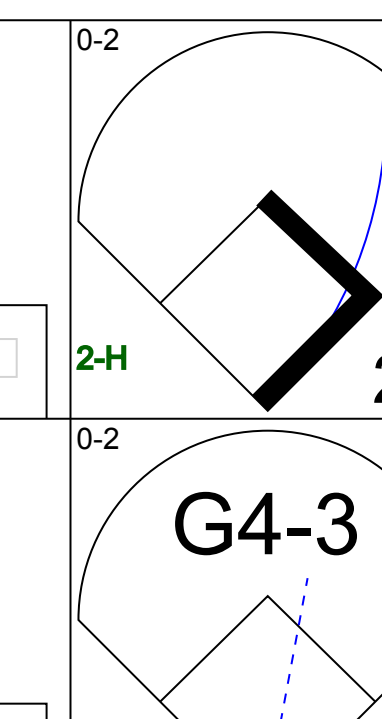
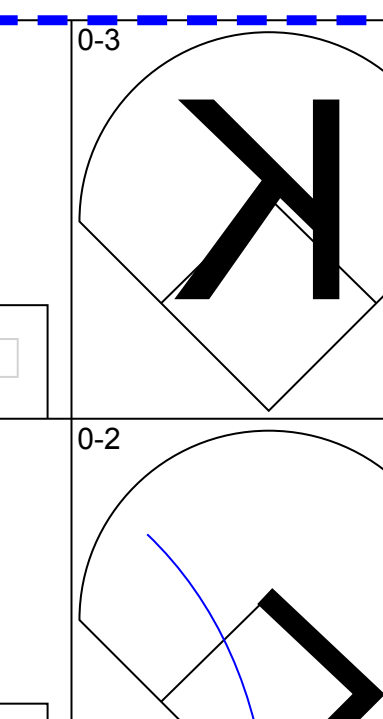
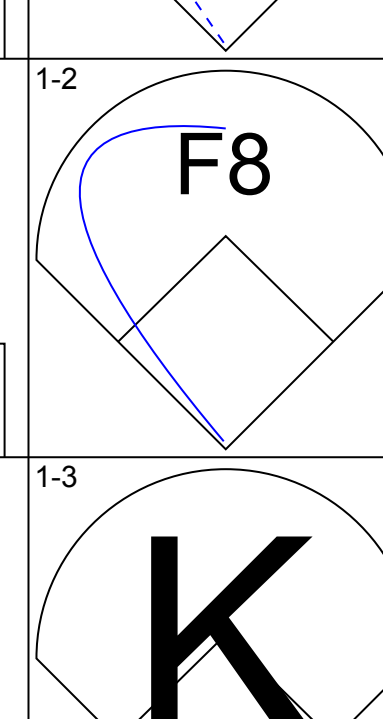
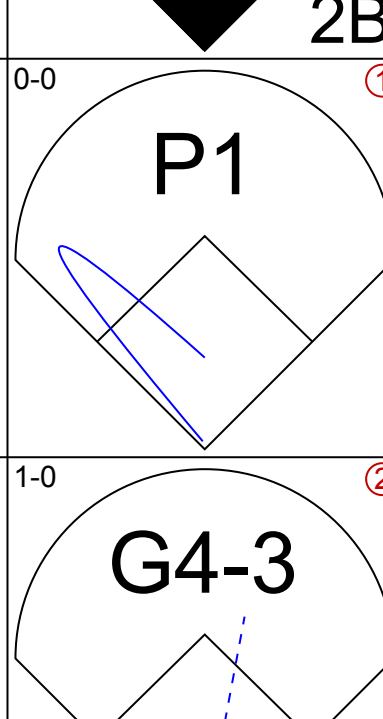
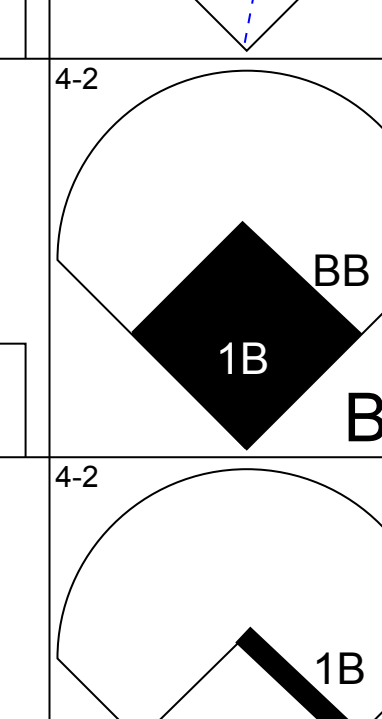
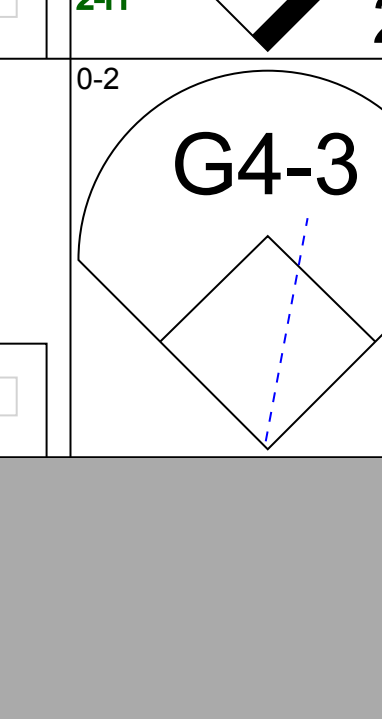
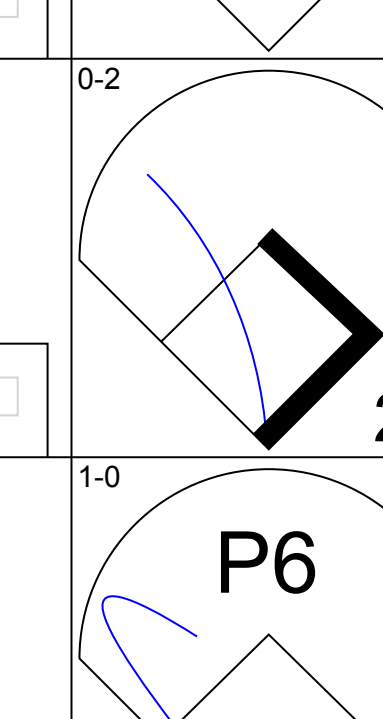
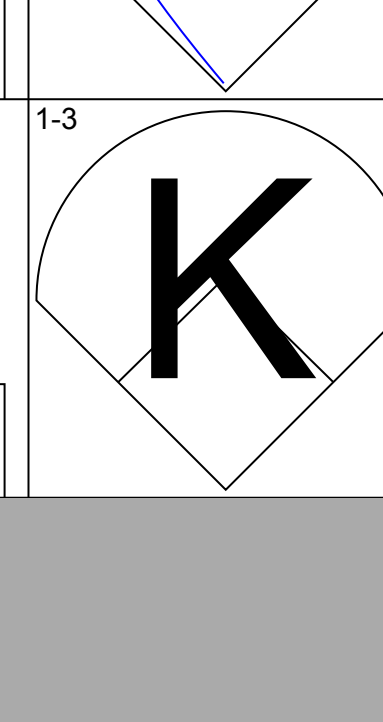
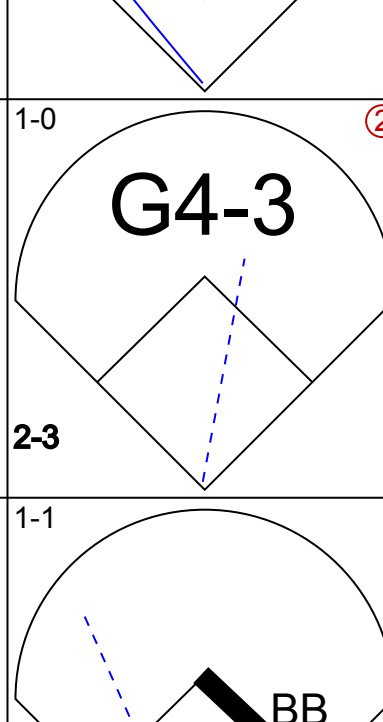
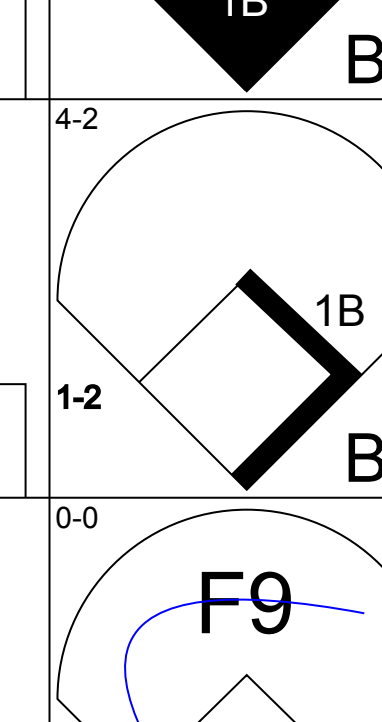

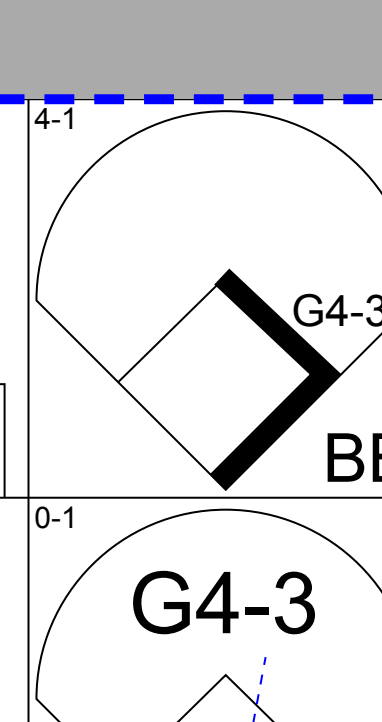
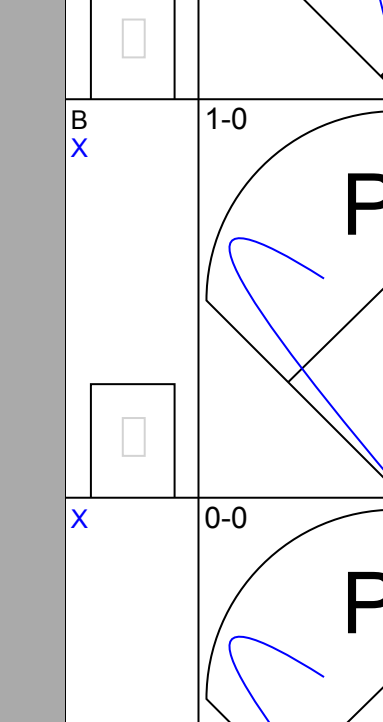
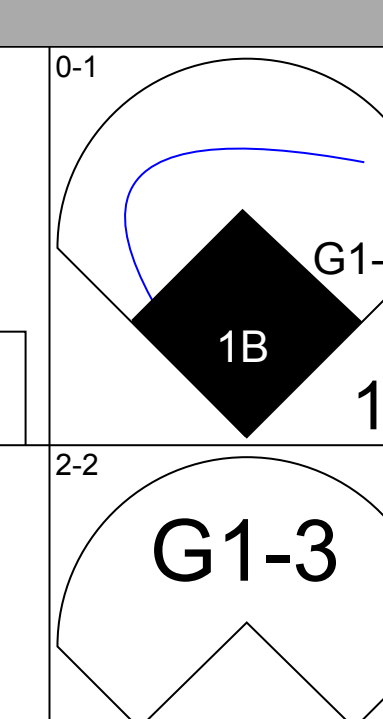
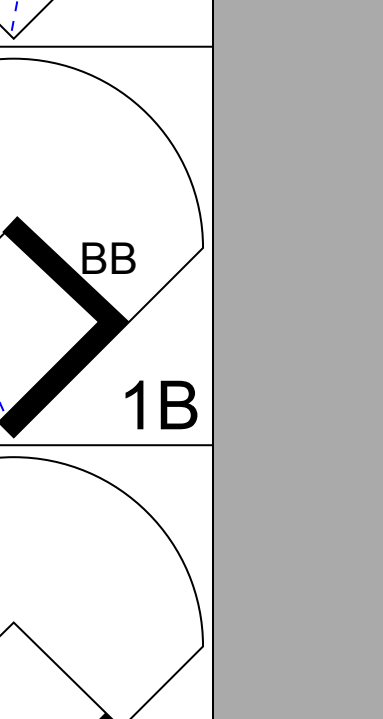
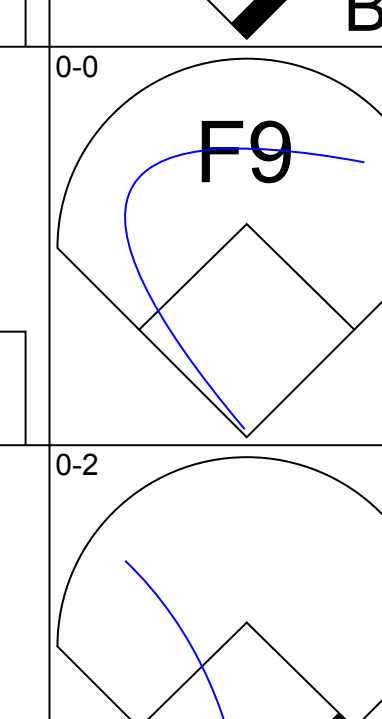
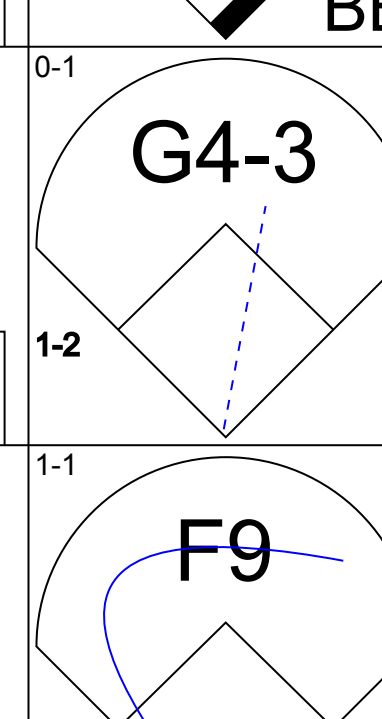
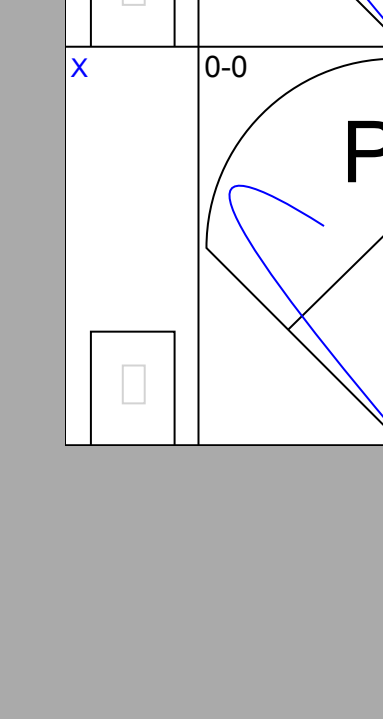

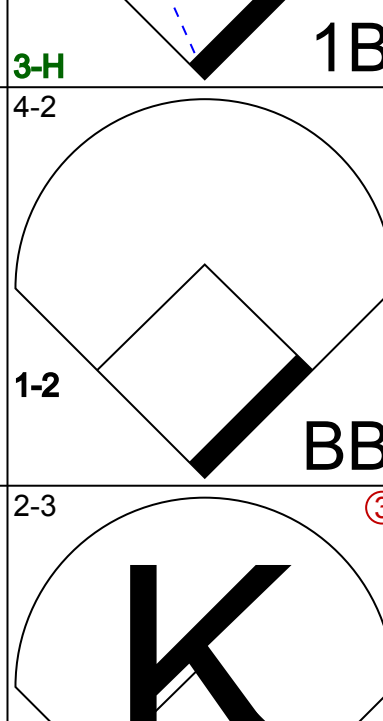
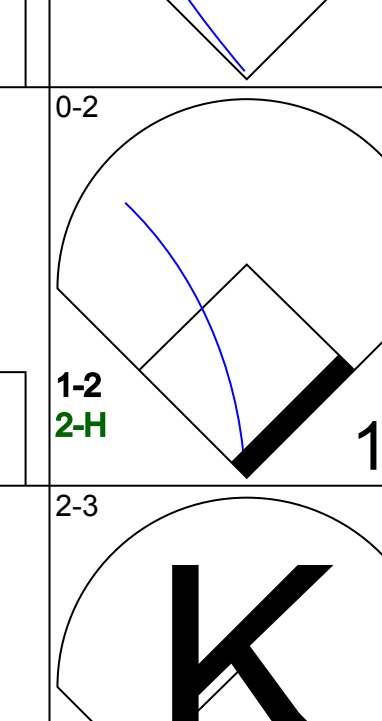
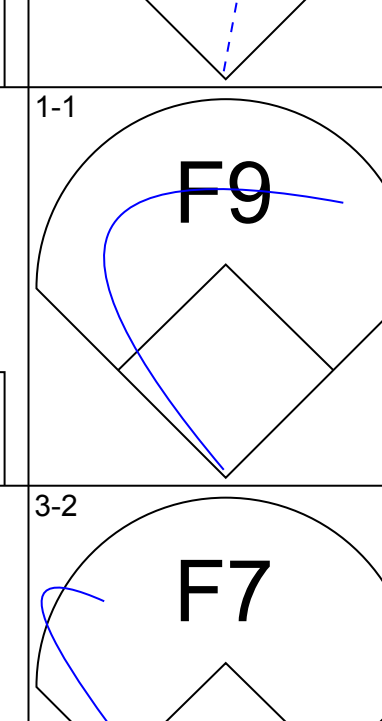

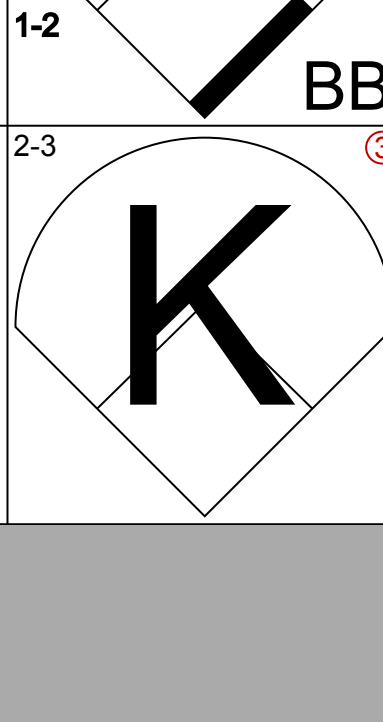
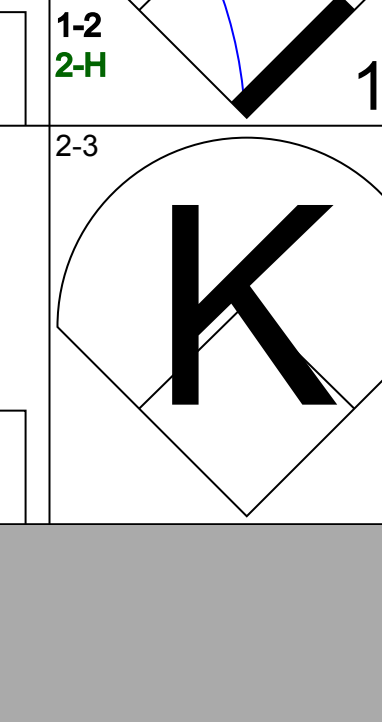
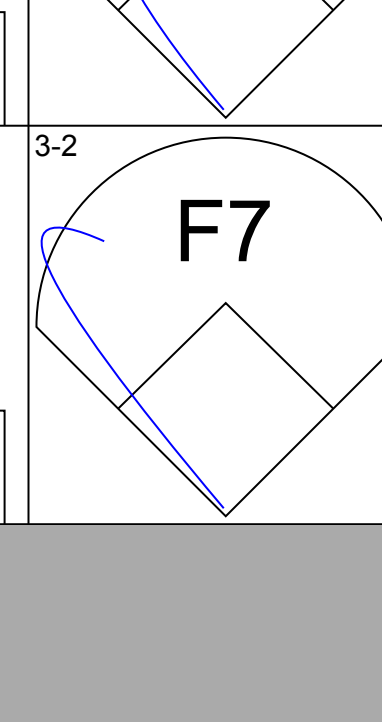



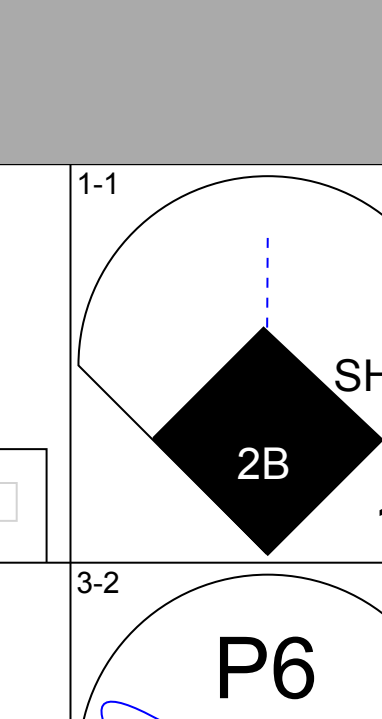
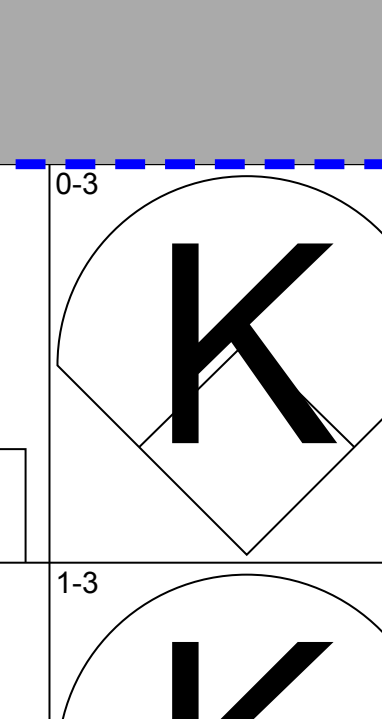



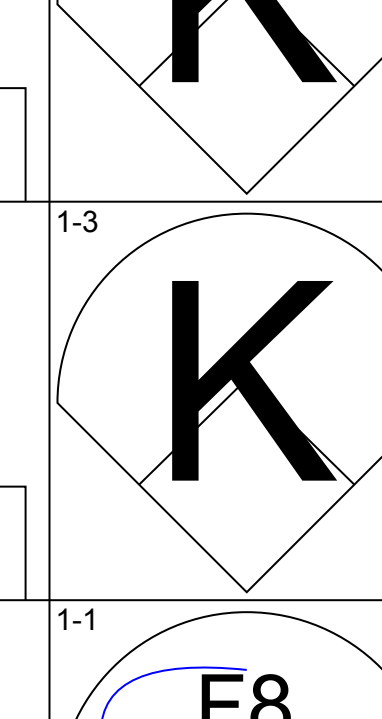



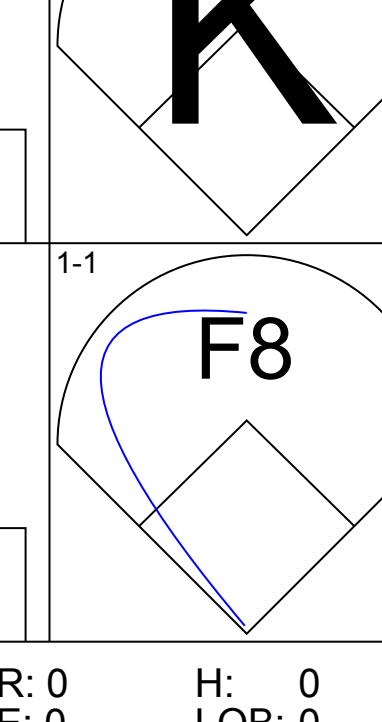
Batter	1	2	3	4	5	6	7	8	9	10	AB	R	H	RBI	BB	SO	LOB	BOTTOM						
Todd Walker, L OBP: 0.332, SLG: 0.380 (1, 4)	0-0 G5-4-3 1B		3-2 F7	0-2 G6-3		2-2 S 1B		0-1 G4-3			5	0	2	0	0	0	1							
Aaron Boone, R OBP: 0.303, SLG: 0.385 (1, 5)	1-1 G5-4-3		1-0 F2		0-2 G6-4-3 BB 1B	4-0 1B	1-2 IBB		0-1 FC1-6 1B		4	0	2	0	1	0	1							
Adam Dunn, L OBP: 0.447, SLG: 0.546 (1, 7)	4-2 BB		1-1 HR		4-1 G6-4-3 BB	2-2 G3-1			2-2 FC1-6 1B		3	1	1	1	2	0	3							
Juan Encarnacion, R OBP: 0.323, SLG: 0.452 (1, 8)	1-1 G1-3		0-0 1B		0-1 G6-4-3	1-3 K2-3			1-3 K		5	0	1	0	0	2	4							
Sean Casey, L OBP: 0.362, SLG: 0.399 (1, 3)		1-0 G4-3	2-2 G1		0-0 G4-3	1-0 G3			0-0 L6		5	0	0	0	0	0	3							
Austin Kearns, R OBP: 0.396, SLG: 0.475 (1, 9)		1-2 1B 2B		0-0 1B 1B		2-1 2B 2B	1-1 1B		1-2 L9		5	2	4	0	0	0	0							
Barry Larkin, R OBP: 0.286, SLG: 0.352 (1, 6)		2-1 G5-3		1-0 2B 1B		2-1 SH1-4 2B	2-1 F9		1-1 G6-4-3 1B		5	2	3	1	0	0	2							
Jason LaRue, R OBP: 0.317, SLG: 0.317 (1, 2)		2-2 1B		0-0 2B		1-0 SH1-4		2-3 K		0-1 G6-4-3	4	0	2	2	0	1	1							
Joey Hamilton, R Russell Brantley, L Bruce Chen, L Wilson Guerrero, S Gabe White, L Reggie Taylor, L Danny Graves, R (1, 1) (4, PH) (5, 1) (8, PH) (7, 1) (8, PH) (9, 1)	1-1 K	0-3 K		0-3 K		0-0 SH1-4		1-3 K			1	0	0	0	0	1	1							
Inning Stats	R: 0 E: 0 K: 0 S: 7	H: 1 LOB: 1 BB: 1 P: 13	R: 1 E: 0 K: 1 S: 12	H: 2 LOB: 1 BB: 0 P: 18	R: 1 E: 0 K: 0 S: 10	H: 2 LOB: 1 BB: 0 P: 17	R: 0 E: 0 K: 0 S: 7	H: 1 LOB: 1 BB: 1 P: 11	R: 2 E: 0 K: 1 S: 12	H: 3 LOB: 2 BB: 1 P: 25	R: 0 E: 0 K: 1 S: 8	H: 1 LOB: 1 BB: 0 P: 13	R: 0 E: 0 K: 2 S: 10	H: 0 LOB: 0 BB: 0 P: 13	R: 0 E: 0 K: 1 S: 12	H: 1 LOB: 1 BB: 0 P: 15	R: 0 E: 0 K: 0 S: 7	H: 1 LOB: 0 BB: 0 P: 9	1B: 10 2B: 4 3B: 0 HR: 1	SF: 0 SAC: 2 DP: 3 HBP: 0	WP: 0 PA: 44 PB: 0 SB: 1 CS: 0			
PITCHER	IP WLS BF H R ER SO ERA WHIP	IP WLS BF H R ER SO ERA WHIP	IP WLS BF H R ER SO ERA WHIP	IP WLS BF H R ER SO ERA WHIP	IP WLS BF H R ER SO ERA WHIP	IP WLS BF H R ER SO ERA WHIP	IP WLS BF H R ER SO ERA WHIP	IP WLS BF H R ER SO ERA WHIP	IP WLS BF H R ER SO ERA WHIP	IP WLS BF H R ER SO ERA WHIP	IP WLS BF H R ER SO ERA WHIP	IP WLS BF H R ER SO ERA WHIP	IP WLS BF H R ER SO ERA WHIP	IP WLS BF H R ER SO ERA WHIP	IP WLS BF H R ER SO ERA WHIP	IP WLS BF H R ER SO ERA WHIP	IP WLS BF H R ER SO ERA WHIP	IP WLS BF H R ER SO ERA WHIP	IP WLS BF H R ER SO ERA WHIP	IP WLS BF H R ER SO ERA WHIP				
Wade Miller, R ERA: 5.86 Pedro Borbon, L ERA: 5.4 Ricky Stone, R ERA: 2.08 Octavio Dotel, R ERA: 2.58 Billy Wagner, L ERA: 2.61	(1, 1) 5.1 0.2 1.0 2.0 1.0	(6, 1) 4 4 4 7	(7, 1) 1 1 1 1	(8, 1) 0 0 0 0	(1, 1) 11 5 5 2	(6, 1) 0 0 0 0	(7, 1) 0 0 8 13	(8, 1) 0 0 22 28	(10, 1) 0 0 7 9	(1, 1) 0 0 0 0	(6, 1) 0 0 0 0	(7, 1) 0 0 0 0	(8, 1) 0 0 0 0	(10, 1) 0 0 0 0	(1, 1) 0 0 0 0	(6, 1) 0 0 0 0	(7, 1) 0 0 0 0	(8, 1) 0 0 0 0	(10, 1) 0 0 0 0	(1, 1) 0 0 0 0	(6, 1) 0 0 0 0	(7, 1) 0 0 0 0	(8, 1) 0 0 0 0	(10, 1) 0 0 0 0

Houston Astros @ Cincinnati Reds
Cinergy Field, Cincinnati, OH
Tue Jul 02 2002, 7:10 PM EDT
Att. 19,562 - Sunny - 95 F

AB	39
R	5
H	15
RBI	5
BB	3
SO	6
LOB	17



Batter	1	2	3	4	5	6	7	8	9	AB	R	H	RBI	BB	SO	LOB	TOP		
Julio Lugo, R OBP: 0.329, SLG: 0.370 (1,6)										4	3	1	1	1	2	1	Houston Astros @ Cincinnati Reds Cinergy Field, Cincinnati, OH Wed Jul 03 2002, 7:10 PM EDT Att: 19,488 - Cloudy - 94 F		
Craig Biggio, R OBP: 0.344, SLG: 0.404 (1,4)										5	2	2	2	0	1	2			
17 Lance Berkman, S OBP: 0.401, SLG: 0.614 (1,8)										4	0	0	1	0	2	2			
5 Jeff Bagwell, R OBP: 0.372, SLG: 0.483 (1,3)										5	2	3	5	0	1	0			
Daryle Ward, L OBP: 0.309, SLG: 0.381 (1,7)										4	0	1	0	1	1	0			
Richard Hidalgo, R OBP: 0.352, SLG: 0.471 (1,9)										5	0	1	0	0	1	2			
Geoff Blum, S OBP: 0.337, SLG: 0.411 (1,5)										5	1	2	0	0	0	2			
Brad Ausmus, R OBP: 0.336, SLG: 0.365 (1,2)										4	2	1	0	0	1	4			
44 Roy Oswalt, R OBP: 0.195, SLG: 0.158 (7, PH)										3	1	2	0	0	1	0			
Alan Zinter, S OBP: 0.143, SLG: 0.571 (7, PH)										1	0	0	0	0	0	2			
Brandon Puffer, R OBP: 0.167, SLG: 0.276 (7, 1)										0	0	0	0	0	0	0			
Scott Linebrink, R OBP: 0.167, SLG: 0.276 (8, 1)										0	0	0	0	0	0	0			
Jim Mann, R OBP: 0.167, SLG: 0.276 (9, 1)										0	0	0	0	0	0	0			
Inning Stats	R: 0 E: 0 K: 1 S: 7	H: 0 LOB: 0 BB: 0 P: 10	R: 0 E: 0 K: 2 S: 10	H: 0 LOB: 0 BB: 0 P: 16	R: 5 E: 1 K: 1 S: 16	H: 4 LOB: 0 BB: 0 P: 24	R: 4 E: 2 K: 1 S: 17	H: 3 LOB: 0 BB: 0 P: 28	R: 1 E: 0 K: 2 S: 9	H: 1 LOB: 1 BB: 1 P: 18	R: 1 E: 0 K: 2 S: 12	H: 2 LOB: 2 BB: 0 P: 17	R: 0 E: 0 K: 2 S: 10	H: 0 LOB: 0 BB: 0 P: 13	R: 0 E: 0 K: 0 S: 8	H: 1 LOB: 1 BB: 0 P: 15	1B: 10 2B: 0 3B: 0 HR: 3	SF: 1 SAC: 0 DP: 0 HBP: 0	WP: 0 PA: 43 PB: 0 SB: 0 CS: 0
PITCHER	IP WLS BF H R ER SO BB IBB HBP BLK WP HR S P ERA WHIP																		
Chris Reitsma, R ERA: 3.45 (1, 1)	4.0 L 21 7 9 0 5 0 0 0 0 0 2 50 78 0.00 1.750																		
Luke Hudson, R ERA: 3.8 (5, 1)	4.0 18 5 2 2 5 2 0 0 0 0 1 39 62 4.50 1.750																		
John Riedling, R ERA: 2.13 (9, 1)	1.0 4 1 0 0 0 0 0 0 0 0 0 8 15 0.00 1.000																		

Batter	1	2	3	4	5	6	7	8	9	AB	R	H	RBI	BB	SO	LOB	BOTTOM				
Todd Walker, L OBP: 0.333, SLG: 0.387 (1,4)										5	1	2	1	0	1	0	Houston Astros @ Cincinnati Reds Cinergy Field, Cincinnati, OH Wed Jul 03 2002, 7:10 PM EDT Att: 19,488 - Cloudy - 94 F				
Aaron Boone, R OBP: 0.303, SLG: 0.381 (1, 5)										3	1	0	0	1	0	3					
Wilton Guerrero, S OBP: 0.293, SLG: 0.276 (7, 6)										1	0	1	0	0	0	0					
Adam Dunn, L OBP: 0.447, SLG: 0.540 (1, 3)										3	0	0	0	2	1	2					
Juan Encarnacion, R OBP: 0.324, SLG: 0.481 (1, 8)										5	1	2	1	0	0	4					
Austin Kearns, R OBP: 0.397, SLG: 0.473 (1, 9)										3	0	1	1	1	0	2					
Russell Branyan, L OBP: 0.280, SLG: 0.396 (1, 7)										3	0	0	0	0	2	5					
Barry Larkin, R OBP: 0.289, SLG: 0.355 (1, 6)										3	0	2	1	0	1	0					
Reggie Taylor, L OBP: 0.284, SLG: 0.400 (6, PR) (7, 7)										1	1	0	0	0	1	0					
Corky Miller, R OBP: 0.324, SLG: 0.449 (1, 2)										4	0	1	0	0	1	1					
Chris Reitsma, R OBP: 0.091, SLG: 0.048 (1, 1)										1	0	0	0	0	0	3					
Juan Castro, R OBP: 0.167, SLG: 0.095 (4, PH)										1	0	0	0	0	1	0					
Luke Hudson, R ERA: 4.65 (5, 1)										0	0	0	0	0	0	0					
Sean Casey, L OBP: 0.361, SLG: 0.398 (8, PH)										0	0	0	0	0	0	0					
John Riedling, R ERA: 3.6 (9, 1)										0	0	0	0	0	0	0					
Inning Stats	R: 0 E: 0 K: 1 S: 10	H: 0 LOB: 0 BB: 0 P: 14	R: 1 E: 0 K: 0 S: 13	H: 3 LOB: 2 BB: 0 P: 17	R: 1 E: 0 K: 1 S: 11	H: 2 LOB: 2 BB: 1 P: 20	R: 0 E: 0 K: 2 S: 12	H: 0 LOB: 0 BB: 0 P: 16	R: 1 E: 0 K: 1 S: 14	H: 1 LOB: 2 BB: 2 P: 24	R: 1 E: 0 K: 0 S: 16	H: 2 LOB: 2 BB: 0 P: 20	R: 0 E: 0 K: 0 S: 9	H: 0 LOB: 1 BB: 1 P: 17	R: 0 E: 0 K: 2 S: 10	H: 0 LOB: 0 BB: 0 P: 12	R: 0 E: 0 K: 1 S: 9	H: 1 LOB: 1 BB: 0 P: 10	1B: 6 2B: 3 3B: 0 HR: 0	SF: 0 SAC: 1 DP: 1 HBP: 1	WP: 0 PA: 40 PB: 0 SB: 0 CS: 0
PITCHER	IP WLS BF H R ER SO BB IBB HBP BLK WP HR S P ERA WHIP																				
44 Roy Oswalt, R ERA: 3.38 (1, 1)	6.0 W 29 8 4 4 4 3 0 0 0 0 0 76 111 6.00 1.833																				
Brandon Puffer, R ERA: 4.65 (7, 1)	1.0 4 0 0 0 0 1 0 0 0 0 0 9 17 0.00 1.000																				
Scott Linebrink, R ERA: 7.84 (8, 1)	1.0 3 0 0 0 2 0 0 0 0 0 0 10 12 0.00 0.000																				
Jim Mann, R ERA: 3.6 (9, 1)	1.0 4 1 0 0 1 0 0 0 0 0 0 9 10 0.00 1.000																				

Batter	1	2	3	4	5	6	7	8	9	AB	R	H	RBI	BB	SO	LOB	TOP										
Brian Hunter, R OBP: 0.323, SLG: 0.427	G1-3		2B 17 2B		E5 17 2B	2B		G4-3		5	3	2	1	0	0	0	Houston Astros @ Pittsburgh Pirates PNC Park, Pittsburgh, PA Thu Jul 04 2002, 4:05 PM EDT Att: 25,962 - Overcast - 83 F										
Jose Vizcaino, S OBP: 0.350, SLG: 0.375	K		2B		SH2-3	2B		G6-3		4	2	2	2	0	1	0											
17 Lance Berkman, S OBP: 0.404, SLG: 0.619	G5-3		2B		BB	IBB		F9		4	1	2	3	1	0	0											
5 Jeff Bagwell, R OBP: 0.375, SLG: 0.485	G6-3		1B		BB	IBB		K		3	0	1	1	2	1	0											
Richard Hidalgo, R OBP: 0.350, SLG: 0.467	G5-3		1B		L3	2B		K		5	0	1	1	0	1	4											
Brad Ausmus, R OBP: 0.335, SLG: 0.360	G6-3		G6-3		BB			F5		3	0	0	0	1	0	2											
Julio Lugo, R OBP: 0.327, SLG: 0.368			1B		K	K		G5-3		4	1	1	0	0	2	3											
Geoff Blum, S OBP: 0.340, SLG: 0.419			2B		G6-3			L5		4	1	2	0	0	0	0											
Pete Munro, R Pedro Borbon, R Ricky Stone, R Alan Zinter, S Octavio Dotel, R Billy Wagner, L	G3		G3		G6-3			F7		2	0	0	0	0	0	2											
Inning Stats	R: 0 E: 0 K: 1 S: 9	H: 0 LOB: 0 BB: 0 P: 12	R: 0 E: 0 K: 0 S: 8	H: 0 LOB: 0 BB: 0 P: 13	R: 5 E: 0 K: 0 S: 16	H: 6 LOB: 1 BB: 1 P: 30	R: 0 E: 0 K: 1 S: 5	H: 0 LOB: 0 BB: 0 P: 7	R: 1 E: 1 K: 1 S: 14	H: 1 LOB: 3 BB: 2 P: 28	R: 2 E: 0 K: 1 S: 15	H: 4 LOB: 2 BB: 1 P: 26	R: 0 E: 0 K: 0 S: 6	H: 0 LOB: 0 BB: 0 P: 13	R: 0 E: 0 K: 0 S: 7	H: 0 LOB: 0 BB: 0 P: 15		R: 0 E: 0 K: 2 S: 8	H: 0 LOB: 0 BB: 0 P: 10	1B: 4 2B: 7 3B: 0 HR: 0	SF: 0 SAC: 1 DP: 1 HBP: 0	WP: 0 PB: 0 SB: 0 CS: 0	PA: 41				
PITCHER	IP	WLS	BF	H	R	ER	SO	BB	IBB	HBP	BLK	WP	HR	S	P	ERA	WHIP										
Joe Beimel, L ERA: 3.27	4.2	L	23	7	6	5	2	0	2	0	0	0	0	45	76	9.64	1.500										
Mike Lincoln, R ERA: 2.43	1.1		9	4	2	2	2	1	1	0	0	0	0	22	40	13.50	3.750										
Ron Villone, L ERA: 6.21	2.0		6	0	0	0	2	0	0	0	0	0	0	13	28	0.00	0.000										
Scott Sauerbeck, L ERA: 2.45	1.0		3	0	0	0	2	0	0	0	0	0	0	8	10	0.00	0.000										

AB	36
R	8
H	11
RBI	8
BB	4
SO	6
LOB	12



Batter	1	2	3	4	5	6	7	8	9	AB	R	H	RBI	BB	SO	LOB	BOTTOM										
18 Jason Kendall, R OBP: 0.342, SLG: 0.356	G4-3		F9		2B	K		F8		5	0	1	0	0	1	3	Houston Astros @ Pittsburgh Pirates PNC Park, Pittsburgh, PA Thu Jul 04 2002, 4:05 PM EDT Att: 25,962 - Overcast - 83 F										
2 Jack Wilson, R OBP: 0.317, SLG: 0.330	K		HR		1B			K		5	1	2	0	0	2	1											
Brian Giles, L OBP: 0.426, SLG: 0.628	K		HR		F9			G3-1		5	2	2	4	0	1	2											
Aramis Ramirez, R OBP: 0.261, SLG: 0.329	G3-1		G6-3		K			F9		5	0	1	0	0	1	2											
Rob Mackowiak, L OBP: 0.325, SLG: 0.483	2B		K		1B	FC6-4		P6		4	2	2	0	0	1	1											
Kevin Young, R OBP: 0.320, SLG: 0.430	2B		F8		FC6-4	1B		K		3	0	1	1	1	1	0											
Adam Hyzdu, R OBP: 0.375, SLG: 0.750	1B		G1-3		G1-3	FC6-4		F9		4	0	2	0	0	0	0											
Abraham Nunez, S Mike Lincoln, R Craig Wilson, R Ron Villone, L Chad Hermansen, R Scott Sauerbeck, R	1B		G4-3		G4-3	K		F7		2	0	1	0	0	0	0											
Joe Beimel, L Mike Benjamin, R	G4-3		G6-3		G6-3	FC6-4		HR		1	0	0	0	0	0	2											
Inning Stats	R: 0 E: 0 K: 2 S: 8	H: 4 LOB: 2 BB: 0 P: 13	R: 1 E: 0 K: 0 S: 14	H: 4 LOB: 2 BB: 0 P: 20	R: 2 E: 0 K: 1 S: 12	H: 2 LOB: 0 BB: 0 P: 16	R: 0 E: 0 K: 0 S: 9	H: 0 LOB: 0 BB: 0 P: 14	R: 0 E: 0 K: 2 S: 14	H: 2 LOB: 2 BB: 1 P: 21	R: 0 E: 0 K: 0 S: 7	H: 1 LOB: 1 BB: 0 P: 12	R: 0 E: 0 K: 1 S: 6	H: 0 LOB: 0 BB: 0 P: 9	R: 2 E: 0 K: 1 S: 15	H: 1 LOB: 0 BB: 1 P: 22		1B: 7 2B: 3 3B: 0 HR: 2	SF: 0 SAC: 0 DP: 0 HBP: 0	WP: 0 PB: 0 SB: 0 CS: 0	PA: 40						
PITCHER	IP	WLS	BF	H	R	ER	SO	BB	IBB	HBP	BLK	WP	HR	S	P	ERA	WHIP										
Pete Munro, R ERA: 5.68	4.1		20	8	3	3	3	0	0	0	0	0	0	5	6	13.50	1.846										
Pedro Borbon, L ERA: 5.59	0.2	W	3	1	1	1	1	0	0	0	0	0	0	5	6	13.50	1.500										
Ricky Stone, R ERA: 1.99	2.0		9	2	0	0	2	1	0	0	0	0	0	20	32	0.00	1.500										
Octavio Dotel, R ERA: 2.53	1.0		3	0	0	0	1	0	0	0	0	0	0	6	9	0.00	0.000										
Billy Wagner, L ERA: 3.0	1.0		5	1	2	2	1	1	0	0	0	0	1	15	22	18.00	2.000										

AB	38
R	6
H	12
RBI	6
BB	2
SO	8
LOB	16



Batter	1	2	3	4	5	6	7	8	9	AB	R	H	RBI	BB	SO	LOB	TOP					
Jose Vizcaino, S OBP: 0.341, SLG: 0.364	G6-3		K		B2		G5-3		G6-3	5	0	0	0	0	1	3	Houston Astros @ Pittsburgh Pirates PNC Park, Pittsburgh, PA Fri Jul 05 2002, 7:05 PM EDT Att: 24,556 - Sunny - 83 F					
Craig Biggio, R OBP: 0.343, SLG: 0.402	K		E5 17 HR			17 BB 1B	K			4	1	1	0	0	2	0						
17 Lance Berkman, S OBP: 0.408, SLG: 0.628	K		HR		FC6-4 BB			5 G6-4-3 BB		2	1	1	2	2	1	0						
5 Jeff Bagwell, R OBP: 0.376, SLG: 0.485		1B	1B		F9			G6-4-3		4	0	2	0	0	0	3						
Orlando Merced, S OBP: 0.380, SLG: 0.483	F5		FC6-4 BB		FC6-4			F8		3	0	0	0	1	0	3						
Richard Hidalgo, R OBP: 0.345, SLG: 0.460	K		FC6-4		G5-3			F8		4	0	0	0	0	1	3						
Geoff Blum, S OBP: 0.338, SLG: 0.415	K			F8	G4-3			FC5-4 BB 1B		4	0	1	0	0	1	1						
Gregg Zaun, S OBP: 0.300, SLG: 0.347 Brandon Puffer, R Pedro Borbon, R Jim Mann, R Danyele Ward, L Brian Hunter, R			SH2-4 E 1B	G4-3	G4-3			4-2 FC5-4 BB		3	1	1	0	0	0	0						
Tim Redding, R OBP: 0.105, SLG: 0.105 Brad Ausmus, R OBP: 0.332, SLG: 0.356		SH2-4		K			F8	FC5-4		1	0	0	0	0	1	0						
								1-2 2-3		2	0	0	0	0	0	2						
Inning Stats	R: 0 E: 0 K: 2 S: 9	H: 0 LOB: 0 BB: 0 P: 12	R: 0 E: 0 K: 2 S: 10	H: 1 LOB: 1 BB: 0 P: 15	R: 3 E: 1 K: 1 S: 14	H: 3 LOB: 2 BB: 1 P: 25	R: 0 E: 0 K: 1 S: 7	H: 0 LOB: 0 BB: 0 P: 10	R: 0 E: 0 K: 0 S: 10	H: 1 LOB: 2 BB: 1 P: 14	R: 0 E: 0 K: 0 S: 7	H: 0 LOB: 0 BB: 0 P: 9	R: 0 E: 0 K: 0 S: 5	H: 0 LOB: 0 BB: 1 P: 12	R: 0 E: 0 K: 0 S: 11	H: 1 LOB: 2 BB: 1 P: 18	1B: 5 2B: 0 3B: 0 HR: 1	SF: 0 SAC: 1 DP: 1 HBP: 0	WP: 0 PB: 0 SB: 0 CS: 0	PA: 37		
PITCHER	IP WLS BF H R ER SO	IP WLS BF H R ER SO	IP WLS BF H R ER SO	IP WLS BF H R ER SO	IP WLS BF H R ER SO	IP WLS BF H R ER SO	IP WLS BF H R ER SO	IP WLS BF H R ER SO	IP WLS BF H R ER SO	IP WLS BF H R ER SO	IP WLS BF H R ER SO	IP WLS BF H R ER SO	IP WLS BF H R ER SO	IP WLS BF H R ER SO	IP WLS BF H R ER SO	IP WLS BF H R ER SO	ERA WHIP	ERA WHIP				
Kris Benson, R ERA: 5.5	6.0	26	5	3	0	6	2	0	0	0	0	0	0	0	0	0	0	1	57	90	0.00	1.167
Mike Fetters, R ERA: 3.26	1.0	W 3	0	0	0	1	0	0	0	0	0	0	0	0	0	0	0	0	7	9	0.00	0.000
Scott Sauerbeck, L ERA: 2.45	0.0	1	0	0	0	0	1	0	0	0	0	0	0	0	0	0	0	0	1	5	∞	∞
Brian Boehringer, R ERA: 2.62	1.0	H 2	0	0	0	0	0	0	0	0	0	0	0	0	0	0	0	0	4	7	0.00	0.000
Mike Williams, R ERA: 1.83	1.0	S 5	1	0	0	0	1	0	0	0	0	0	0	0	0	0	0	0	11	18	0.00	2.000

Batter	1	2	3	4	5	6	7	8	9	AB	R	H	RBI	BB	SO	LOB	BOTTOM						
18 Jason Kendall, R OBP: 0.346, SLG: 0.362	F9		2B BB		2B BB			F8		4	1	2	0	1	0	1	Houston Astros @ Pittsburgh Pirates PNC Park, Pittsburgh, PA Fri Jul 05 2002, 7:05 PM EDT Att: 24,556 - Sunny - 83 F						
2 Jack Wilson, R OBP: 0.323, SLG: 0.340	BB 1B		2B		BB BB 1B	G5-3				4	1	3	1	0	0	1							
Brian Giles, L OBP: 0.427, SLG: 0.623	BB		P6		BB BB 1B		K		2	0	0	0	0	2	1	2							
Aramis Ramirez, R OBP: 0.265, SLG: 0.342	K		F7		BB BB 1B		HR		3	1	1	2	1	1	4								
Rob Mackowiak, L OBP: 0.319, SLG: 0.474	F7		G3-1		K		K		4	0	0	0	0	0	2	7							
Kevin Young, R OBP: 0.315, SLG: 0.423		K		K	F9		K		4	0	0	0	0	0	3	3							
Craig Wilson, R OBP: 0.342, SLG: 0.421 Mike Williams, R		K		G6-4-3 1B	G6-4-3 1B		F7		4	0	2	1	0	1	0								
Mike Benjamin, R OBP: 0.200, SLG: 0.154		1B		G6-4-3		G5-3		HBP	3	0	1	0	0	0	0	1							
Kris Benson, R ERA: 2.26, SLG: 0.330 Abraham Nunez, S Mike Fetters, R Scott Sauerbeck, R Brian Boehringer, S Chad Hermansen, R		F9			18 2B 2 1B		F7		2	1	1	0	0	0	0	1							
								F9		1	0	0	0	0	0	0							
Inning Stats	R: 0 E: 0 K: 1 S: 9	H: 1 LOB: 1 BB: 1 P: 16	R: 0 E: 0 K: 2 S: 9	H: 1 LOB: 0 BB: 0 P: 16	R: 0 E: 0 K: 1 S: 7	H: 1 LOB: 0 BB: 0 P: 12	R: 0 E: 0 K: 0 S: 9	H: 1 LOB: 1 BB: 0 P: 13	R: 1 E: 0 K: 3 S: 14	H: 1 LOB: 0 BB: 0 P: 22	R: 0 E: 0 K: 0 S: 6	H: 0 LOB: 1 BB: 0 P: 14	R: 0 E: 0 K: 0 S: 6	H: 0 LOB: 0 BB: 0 P: 14	R: 0 E: 0 K: 0 S: 6	H: 0 LOB: 0 BB: 0 P: 14	1B: 7 2B: 2 3B: 0 HR: 1	SF: 0 SAC: 0 DP: 1 HBP: 1	WP: 0 PB: 0 SB: 0 CS: 0	PA: 37			
PITCHER	IP WLS BF H R ER SO	IP WLS BF H R ER SO	IP WLS BF H R ER SO	IP WLS BF H R ER SO	IP WLS BF H R ER SO	IP WLS BF H R ER SO	IP WLS BF H R ER SO	IP WLS BF H R ER SO	IP WLS BF H R ER SO	IP WLS BF H R ER SO	IP WLS BF H R ER SO	IP WLS BF H R ER SO	IP WLS BF H R ER SO	IP WLS BF H R ER SO	IP WLS BF H R ER SO	IP WLS BF H R ER SO	ERA WHIP	ERA WHIP					
Tim Redding, R ERA: 5.08	5.0	25	8	3	3	5	4	0	0	0	0	0	0	0	0	0	0	9	13	0.00	1.000		
Brandon Puffer, R ERA: 4.5	1.0	4	1	0	0	0	0	0	0	0	0	0	0	0	0	0	0	0	9	14	13.50	1.500	
Pedro Borbon, L ERA: 5.74	0.2	L 3	1	1	1	2	0	0	0	0	0	0	0	0	0	0	0	0	1	9	14	13.50	1.500
Jim Mann, R ERA: 3.18	1.1	5	0	0	0	1	0	0	0	0	0	0	0	0	0	0	0	0	11	22	0.00	0.000	

AB	32
R	3
H	6
RBI	2
BB	4
SO	7
LOB	15



Batter	1	2	3	4	5	6	7	8	9	AB R H RBI BB SO LOB	TOP											
Julio Lugo, R OBP: 0.329, SLG: 0.370 (1, 6)										4 1 1 1 1 2 1	Houston Astros @ Pittsburgh Pirates PNC Park, Pittsburgh, PA Sat Jul 06 2002, 7:05 PM EDT Att: 26,578 - Sunny - 82 F											
Craig Biggio, R OBP: 0.342, SLG: 0.403 (1, 4)										4 1 1 0 0 1 1												
17 Lance Berkman, S OBP: 0.410, SLG: 0.640 (1, 8)										4 3 2 1 1 0 1												
5 Jeff Bagwell, R OBP: 0.379, SLG: 0.495 (1, 3)										4 2 2 1 1 1 1												
Daryle Ward, L OBP: 0.313, SLG: 0.396 (1, 7)										5 2 2 4 0 1 2												
Richard Hidalgo, R OBP: 0.344, SLG: 0.457 (1, 9)										4 0 1 0 0 2 1												
Geoff Blum, S OBP: 0.332, SLG: 0.408 (1, 5)										3 0 0 1 0 0 0												
Brad Ausmus, R OBP: 0.339, SLG: 0.361 (1, 2)										3 1 2 0 1 1 0												
Nelson Cruz, R (1, 1)										3 0 0 0 0 1 3												
Brandon Puffer, R (7, 1)										1 0 0 0 0 1 1												
Scott Linebrink, R (8, 1)										0 0 0 0 0 0 0												
Inning Stats	R: 1 E: 1 K: 1 S: 8	H: 0 LOB: 0 BB: 1 P: 13	R: 0 E: 0 K: 0 S: 9	H: 0 LOB: 0 BB: 0 P: 12	R: 0 E: 1 K: 2 S: 10	H: 1 LOB: 1 BB: 0 P: 12	R: 3 E: 0 K: 0 S: 10	H: 4 LOB: 1 BB: 1 P: 19	R: 4 E: 0 K: 1 S: 10	H: 2 LOB: 0 BB: 2 P: 20	R: 0 E: 0 K: 3 S: 10	H: 0 LOB: 0 BB: 0 P: 16	R: 1 E: 1 K: 2 S: 13	H: 1 LOB: 1 BB: 0 P: 20	R: 1 E: 0 K: 1 S: 8	H: 2 LOB: 1 BB: 0 P: 14	R: 0 E: 0 K: 0 S: 8	H: 1 LOB: 1 BB: 0 P: 13	1B: 4 2B: 4 3B: 0 HR: 3	SF: 1 SAC: 1 DP: 1 HBP: 0	WP: 0 PB: 1 SB: 0 CS: 0	PA: 41
PITCHER	IP WLS BF H R ER SO BB IBB HBP BLK WP HR S P ERA WHIP	4.1 L 23 7 8 7 3 3 1 0 0 0 3 43 70 14.54 2.308	2.2 10 1 1 0 6 0 0 0 1 0 0 27 42 0.00 0.375	2.0 8 3 1 1 1 0 0 0 0 0 0 16 27 4.50 1.500																		
Kip Wells, R (1, 1) ERA: 3.41																						
Sean Lowe, R (5, 1) ERA: 5.54																						
Ron Villone, L (8, 1) ERA: 6.16																						

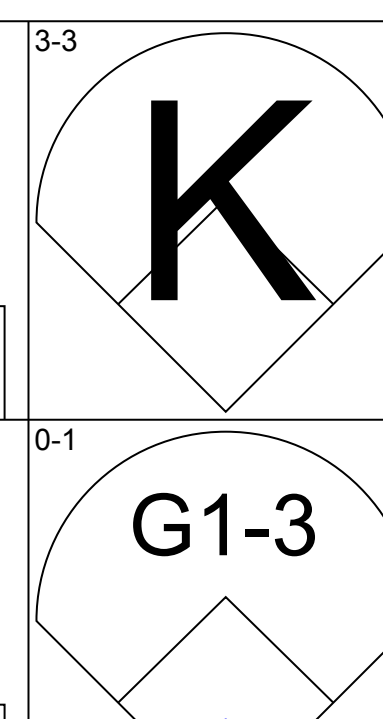
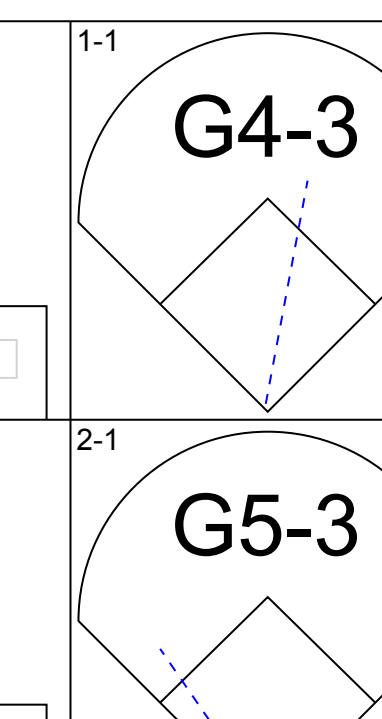
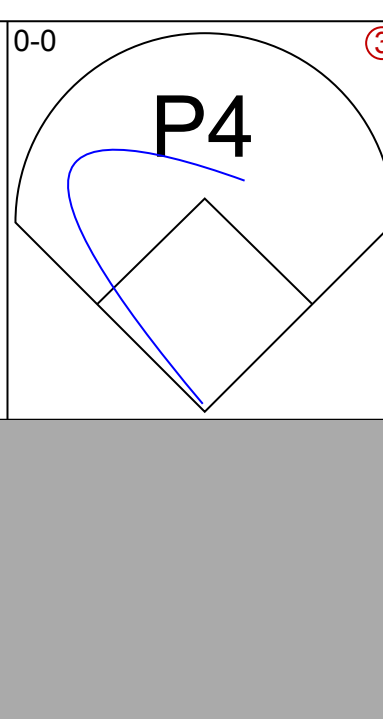
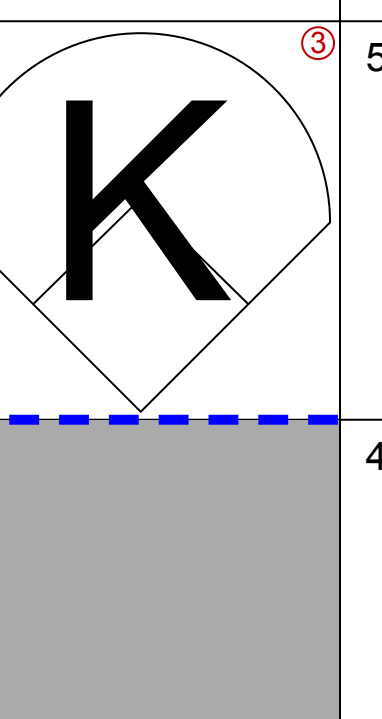
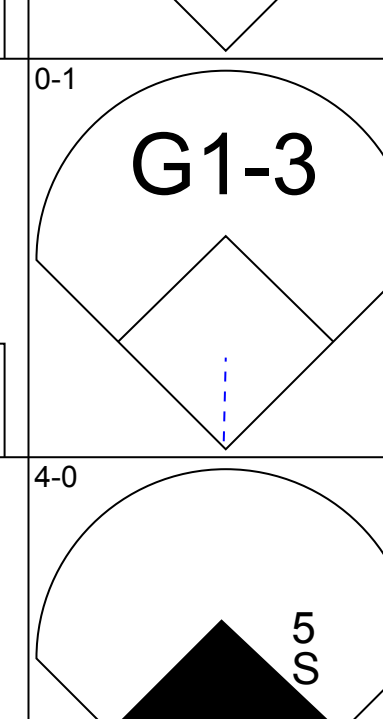
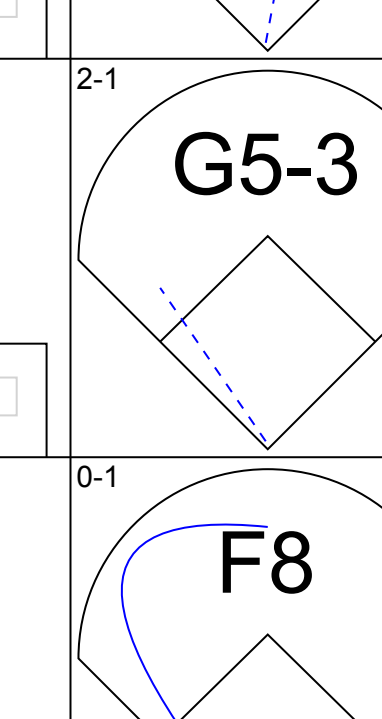
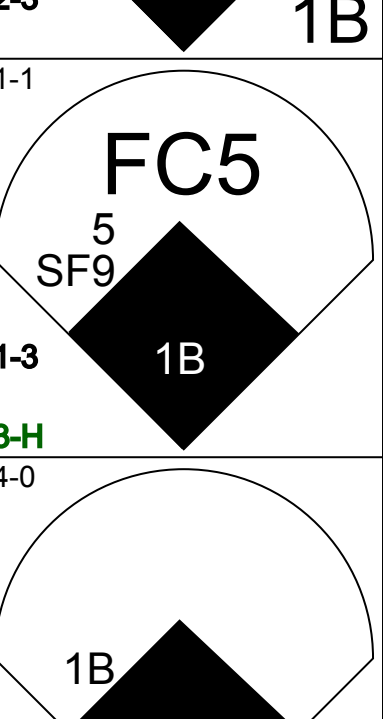
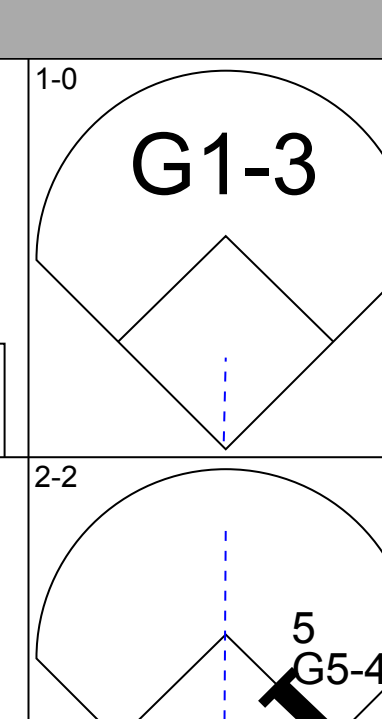
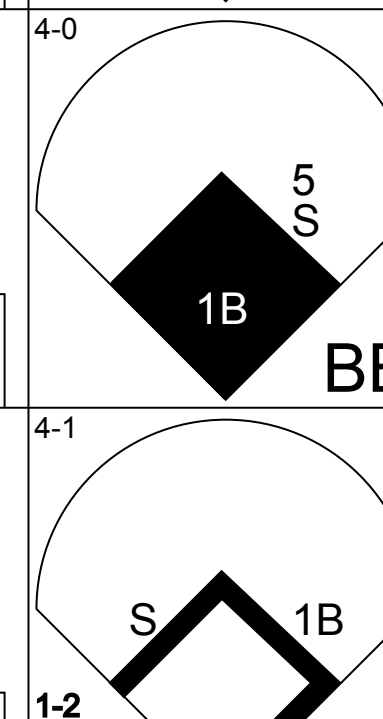
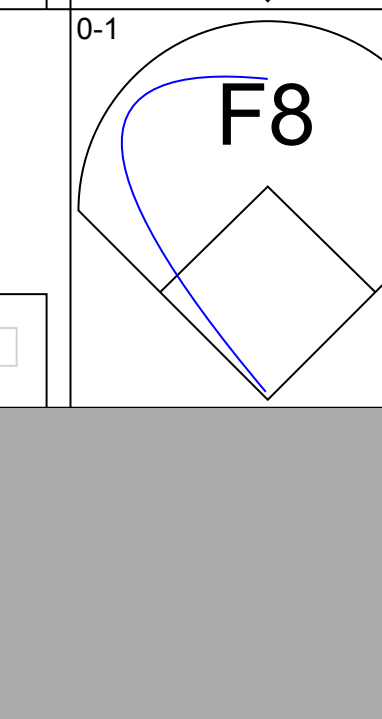
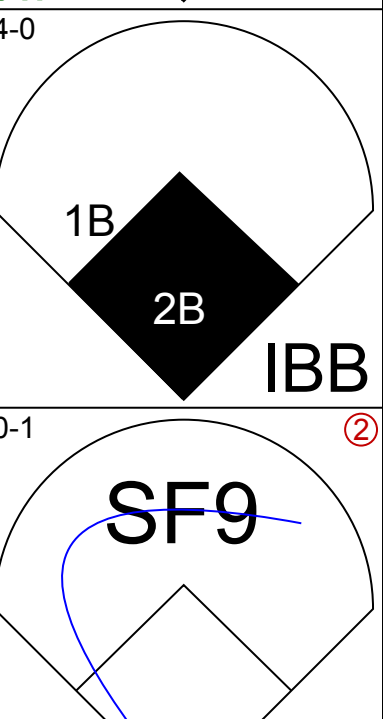
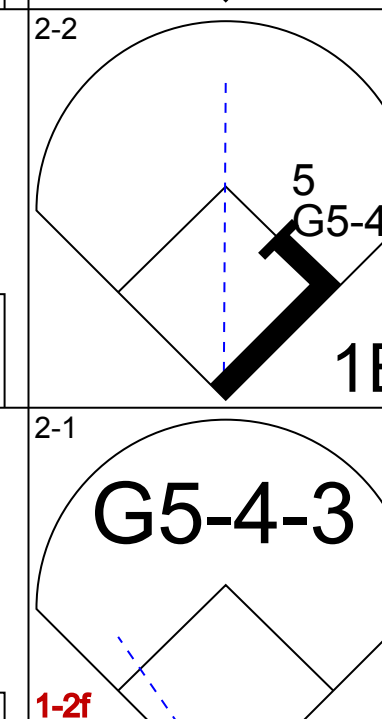
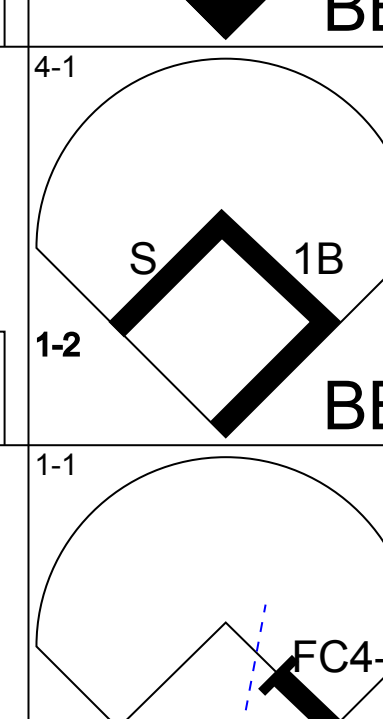
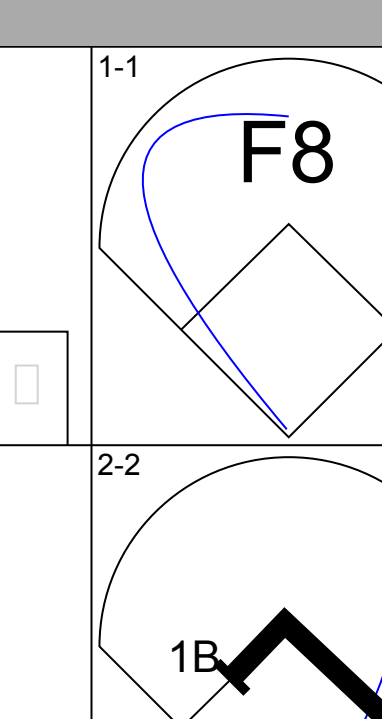
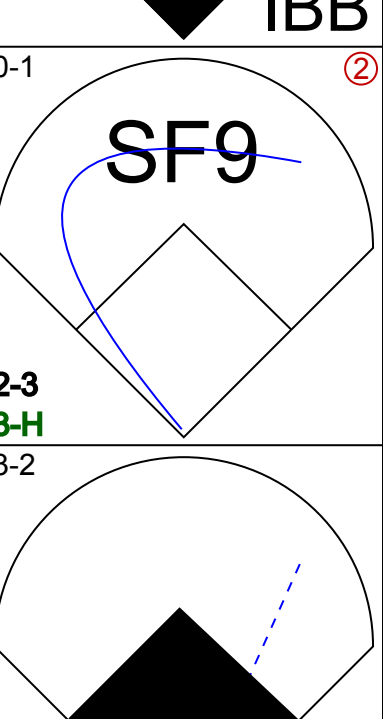
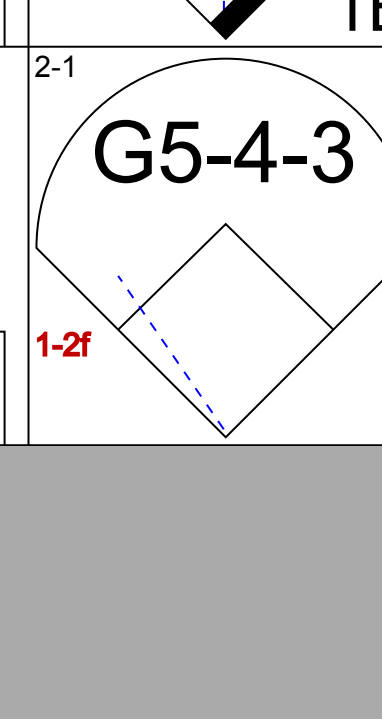
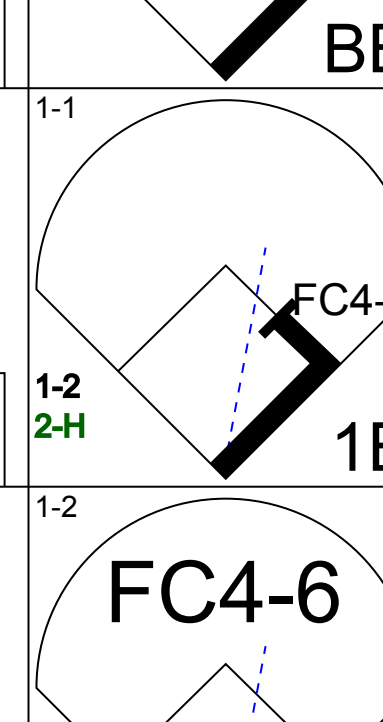
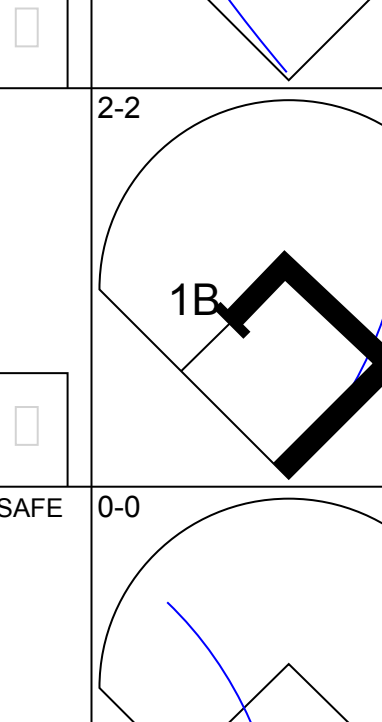
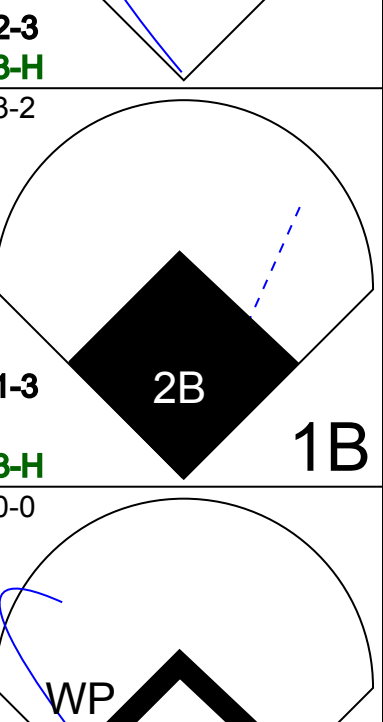
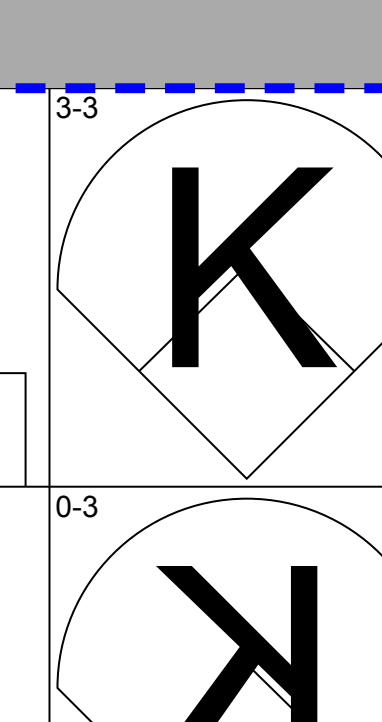
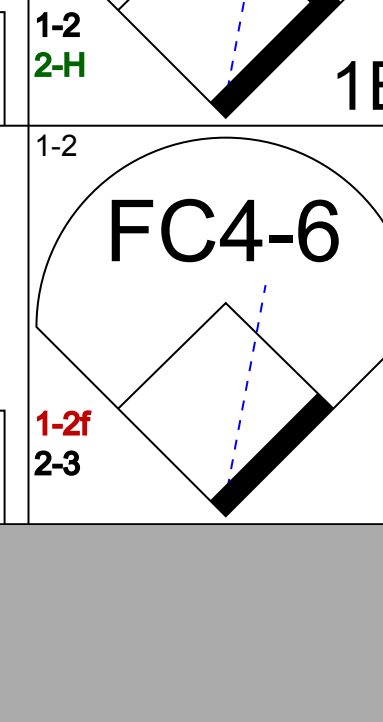
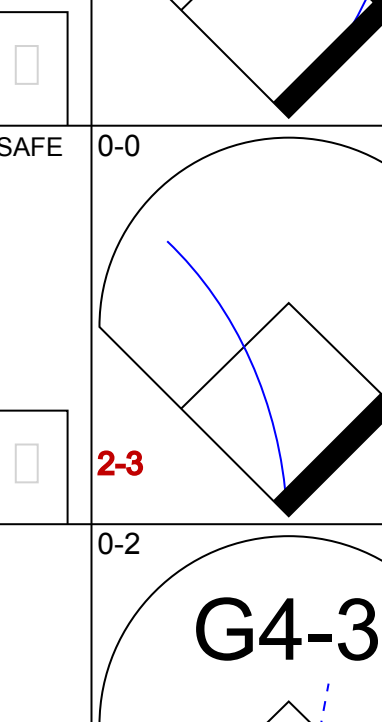
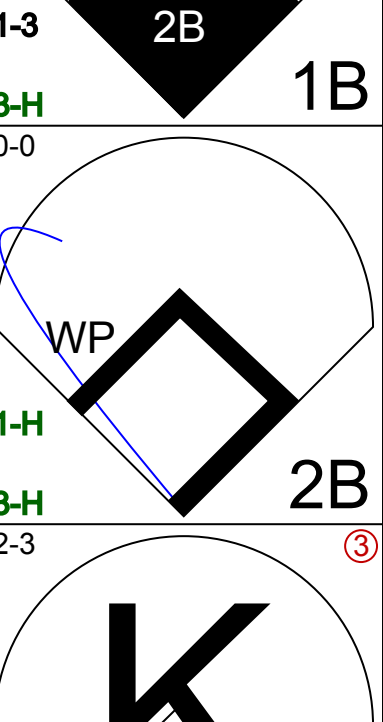
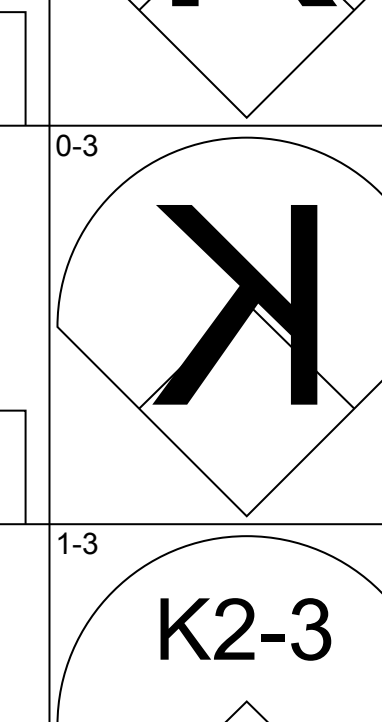
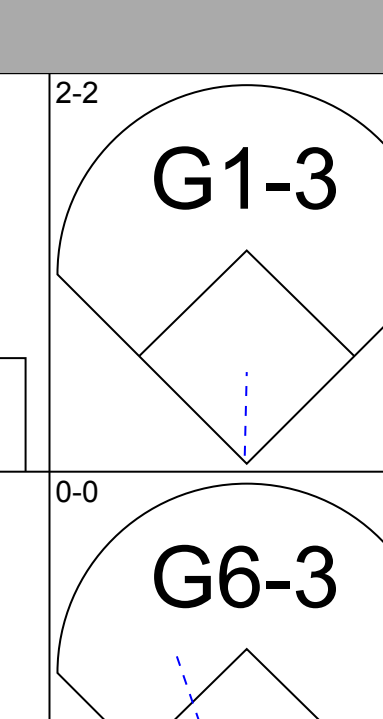
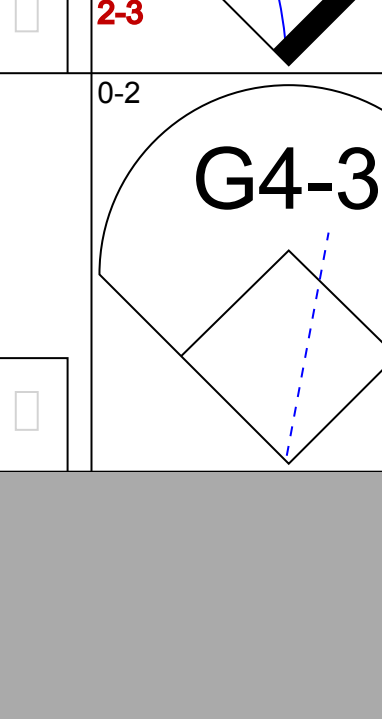
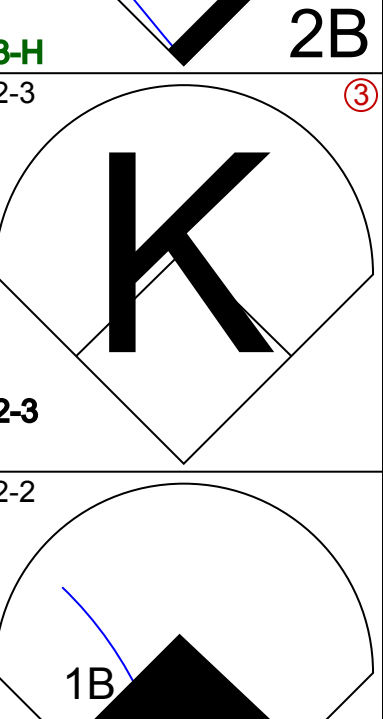
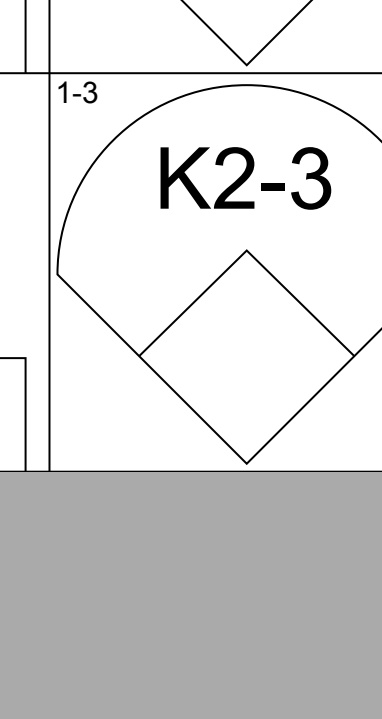
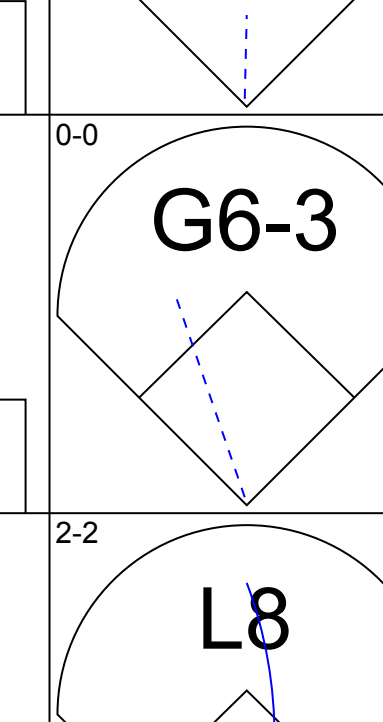
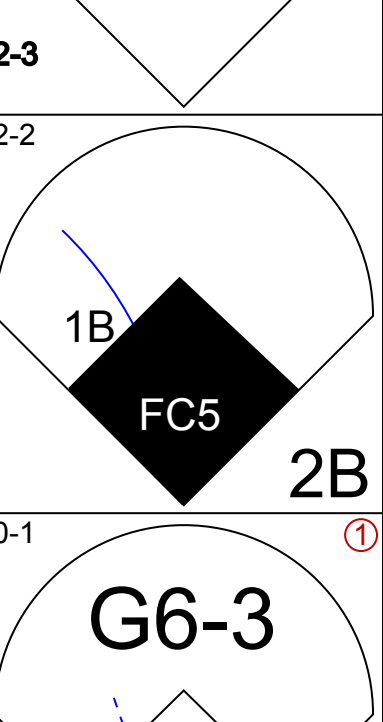
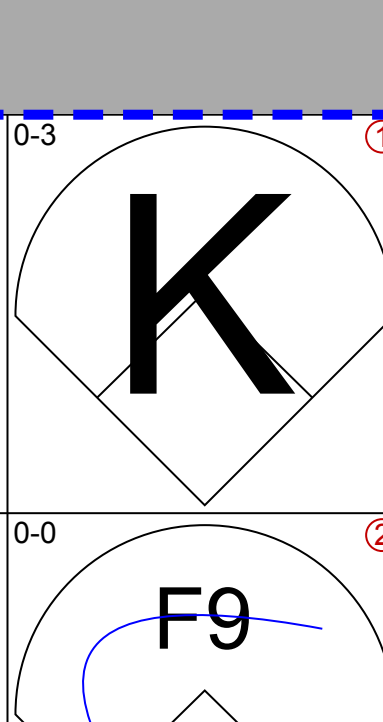
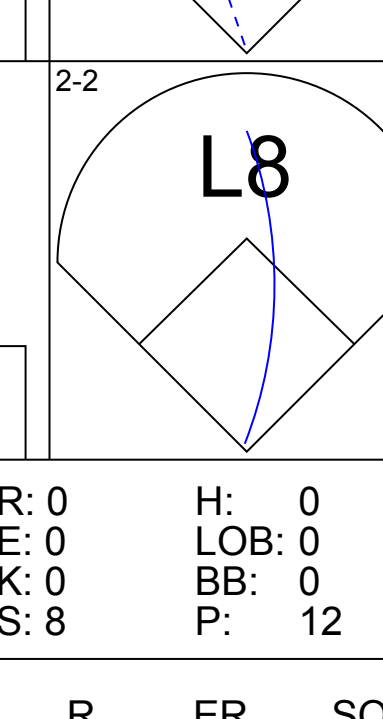
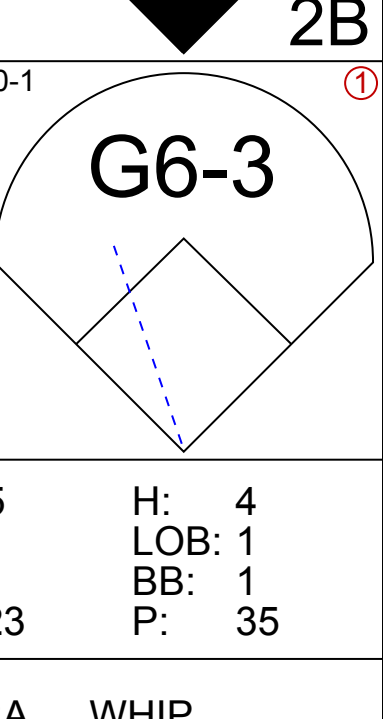
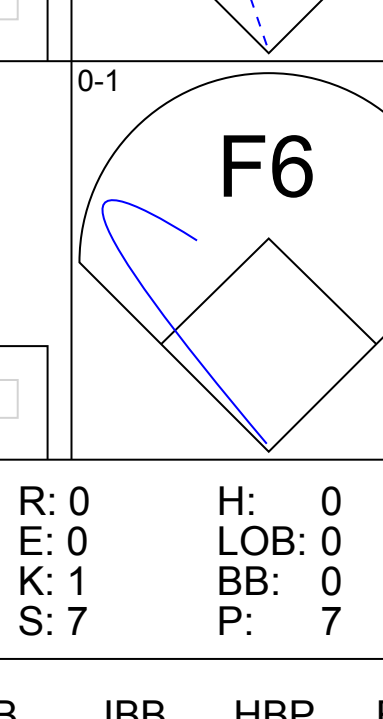
AB	35
R	10
H	11
RBI	8
BB	4
SO	10
LOB	11



Batter	1	2	3	4	5	6	7	8	9	AB R H RBI BB SO LOB	BOTTOM											
18 Jason Kendall, R OBP: 0.343, SLG: 0.358 (1, 2)										3 0 0 0 0 0 1	Houston Astros @ Pittsburgh Pirates PNC Park, Pittsburgh, PA Sat Jul 06 2002, 7:05 PM EDT Att: 26,578 - Sunny - 82 F											
Keith Osik, R (7, 2) OBP: 0.224, SLG: 0.274										2 0 0 0 0 1 2												
2 Jack Wilson, R OBP: 0.311, SLG: 0.343 (1, 6)										3 1 2 1 1 0 0												
Brian Giles, L (1, 7) OBP: 0.425, SLG: 0.616										3 0 0 0 1 0 3												
Chad Hermansen, R (6, PR) OBP: 0.270, SLG: 0.387 (9, 8)										0 0 0 0 1 0 0												
Aramis Ramirez, R (1, 5) OBP: 0.264, SLG: 0.339										5 0 1 0 0 0 6												
Rob Mackowiak, L (1, 8) OBP: 0.314, SLG: 0.468 (9, 7)										3 0 0 1 0 2 0												
Kevin Young, R (1, 3) OBP: 0.314, SLG: 0.420										4 0 1 0 0 1 2												
Craig Wilson, R (1, 9) OBP: 0.341, SLG: 0.423										4 0 1 0 0 3 1												
Abraham Nunez, S (1, 4) OBP: 0.294, SLG: 0.316										3 1 1 0 1 0 2												
Kip Wells, R (1, 1) OBP: 0.184, SLG: 0.263																						
Sean Lowe, R (5, 1) OBP: 0.083, SLG: 0.083																						
Adam Hyzdu, R (7, PH) OBP: 0.333, SLG: 0.667																						
Ron Villone, L (8, 1) OBP: 0.214, SLG: 0.357																						
Mike Benjamin, R (9, PH) OBP: 0.198, SLG: 0.152																						
Inning Stats	R: 0 E: 0 K: 0 S: 8	H: 0 LOB: 1 BB: 1 P: 13	R: 0 E: 0 K: 2 S: 12	H: 1 LOB: 1 BB: 0 P: 20	R: 0 E: 0 K: 0 S: 12	H: 1 LOB: 2 BB: 0 P: 16	R: 0 E: 0 K: 1 S: 9	H: 1 LOB: 1 BB: 0 P: 13	R: 0 E: 0 K: 1 S: 9	H: 0 LOB: 0 BB: 0 P: 14	R: 0 E: 0 K: 0 S: 9	H: 0 LOB: 0 BB: 0 P: 13	R: 0 E: 0 K: 2 S: 10	H: 0 LOB: 1 BB: 1 P: 18	R: 1 E: 0 K: 1 S: 22	H: 2 LOB: 2 BB: 1 P: 31	R: 1 E: 1 K: 2 S: 21	H: 2 LOB: 3 BB: 1 P: 31	1B: 6 2B: 1 3B: 0 HR: 0	SF: 1 SAC: 0 DP: 0 HBP: 1	WP: 0 PB: 0 SB: 0 CS: 0	PA: 40
PITCHER	IP WLS BF H R ER SO BB IBB HBP BLK WP HR S P ERA WHIP	6.0 W 23 3 0 0 4 1 0 1 0 0 0 59 89 0.00 0.667	1.1 8 2 1 1 2 2 0 0 0 0 0 20 34 6.75 3.000	1.2 9 2 1 0 3 1 0 0 0 0 0 33 46 0.00 1.800																		
Nelson Cruz, R (1, 1) ERA: 3.98																						
Brandon Puffer, R (7, 1) ERA: 4.59																						
Scott Linebrink, R (8, 1) ERA: 7.25																						

AB	34
R	2
H	7
RBI	2
BB	4
SO	9
LOB	19

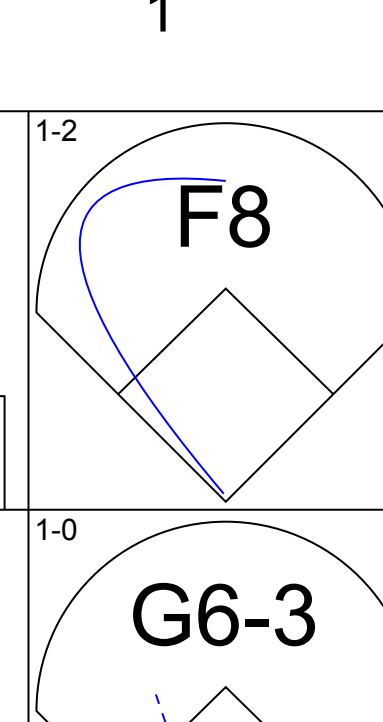
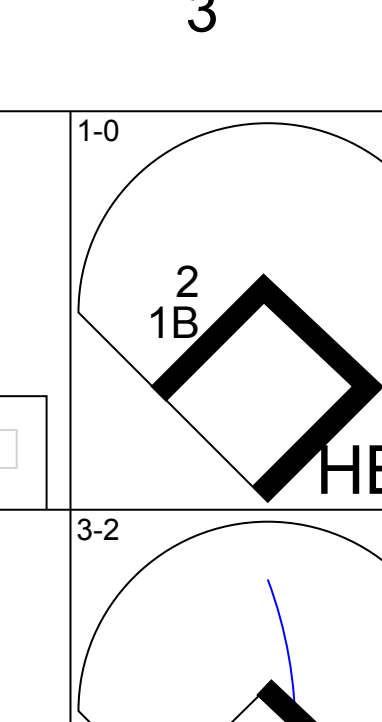
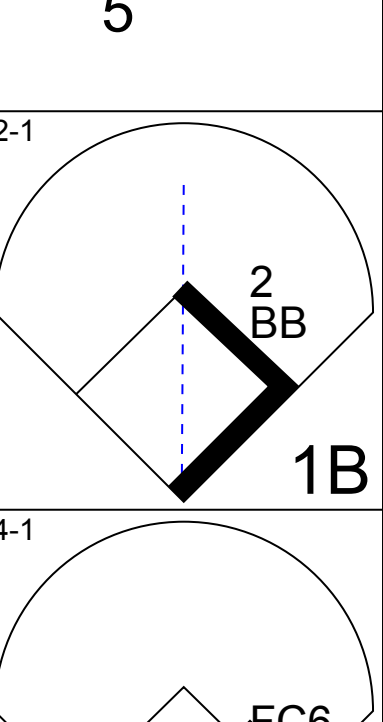
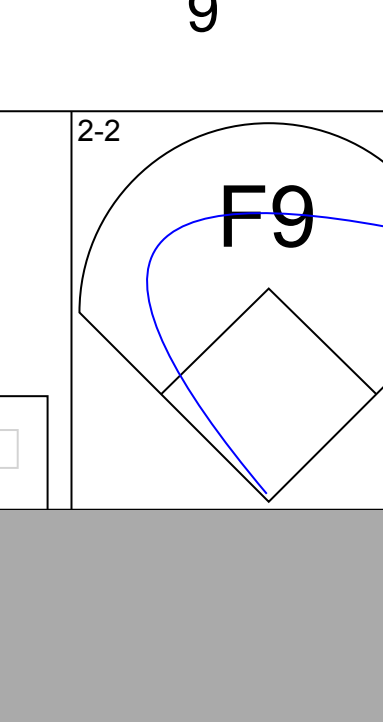
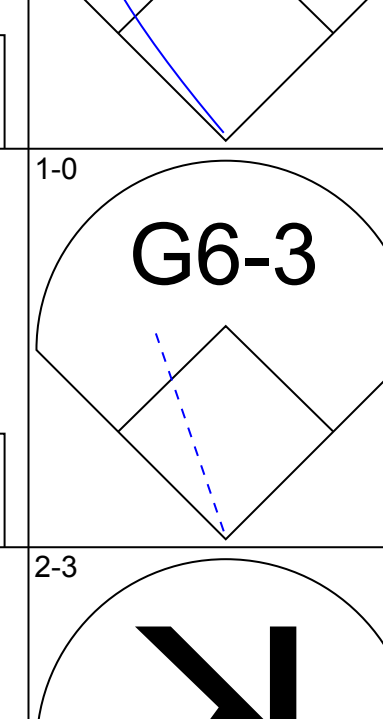
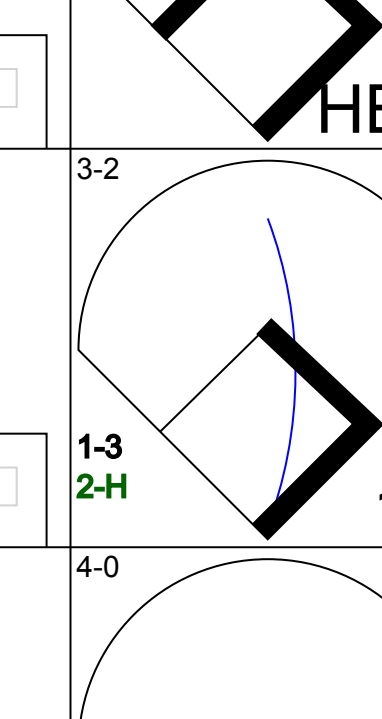
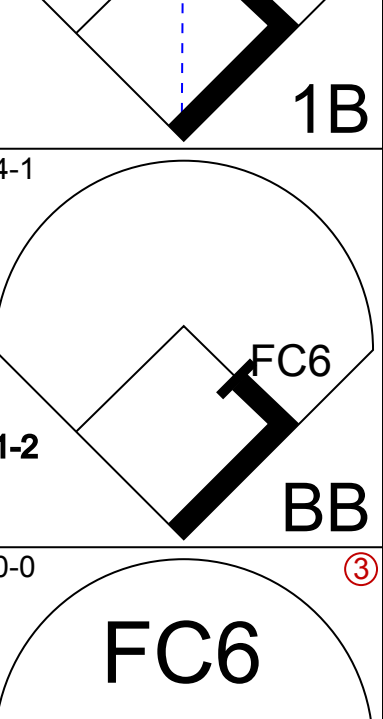
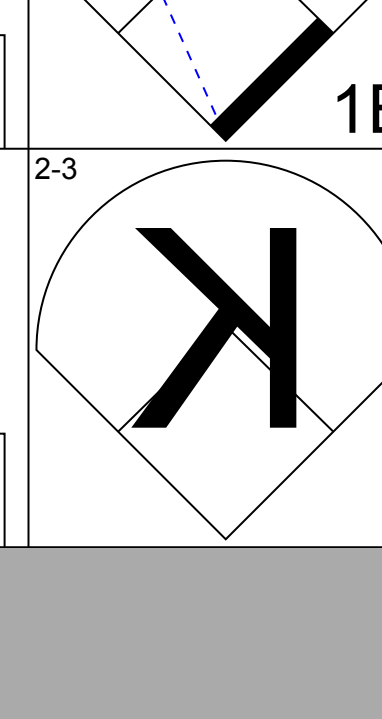
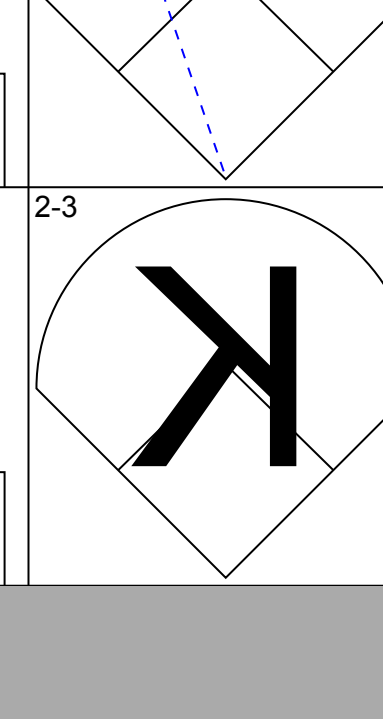
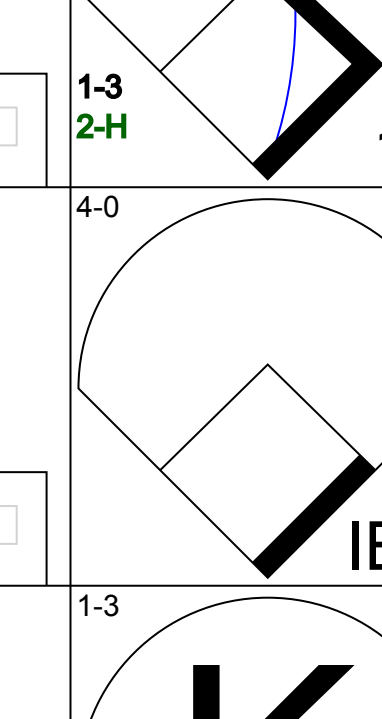
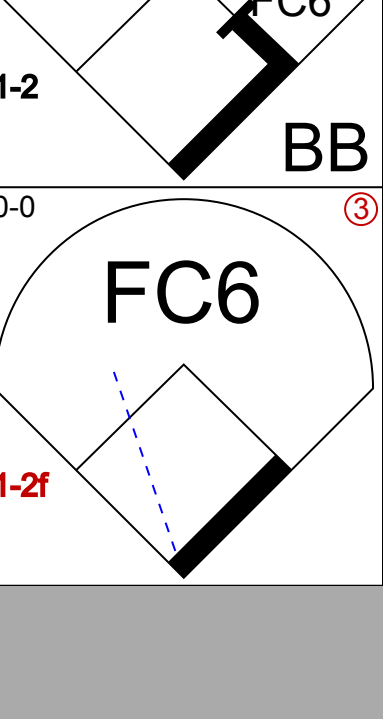
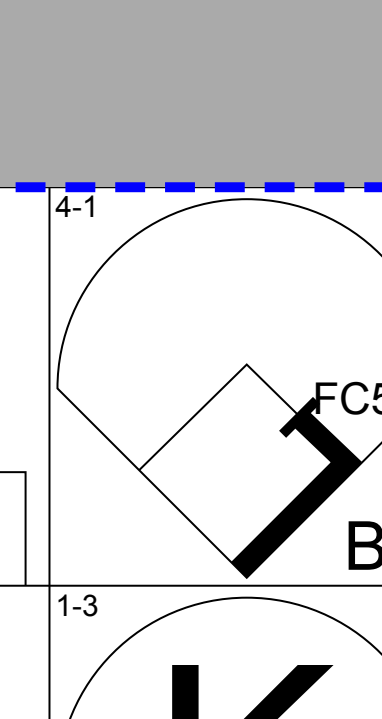
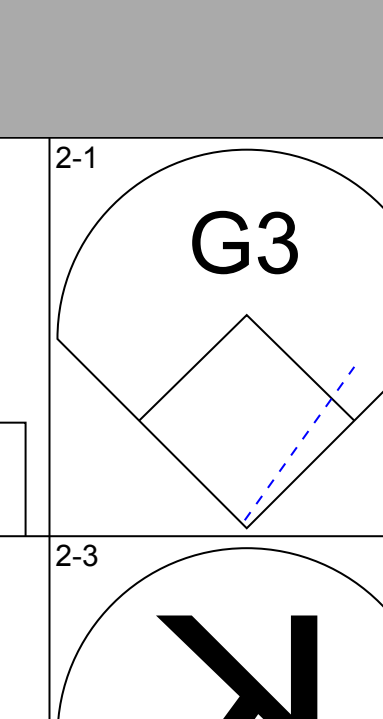
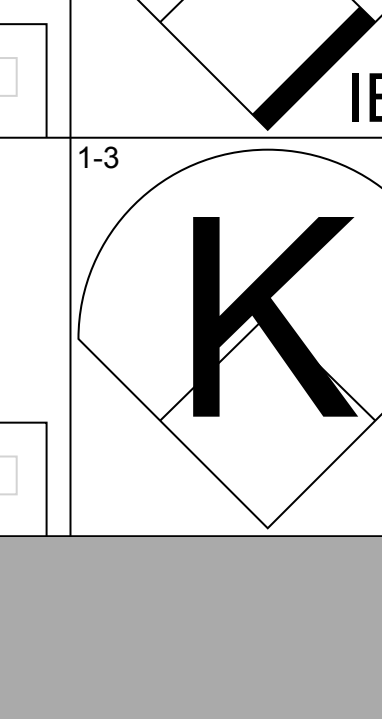
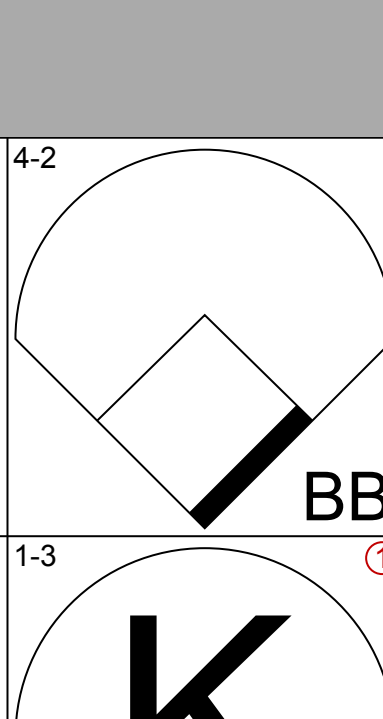
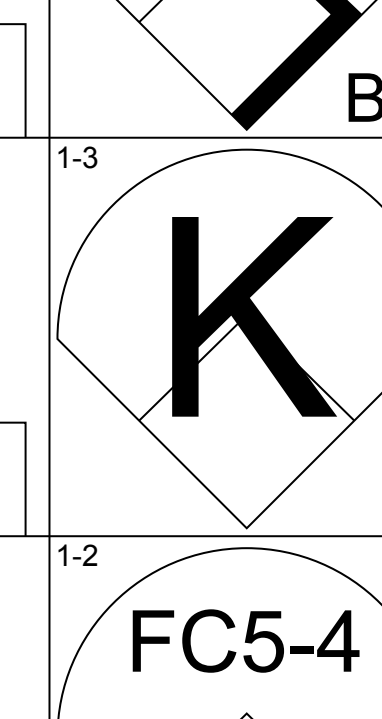
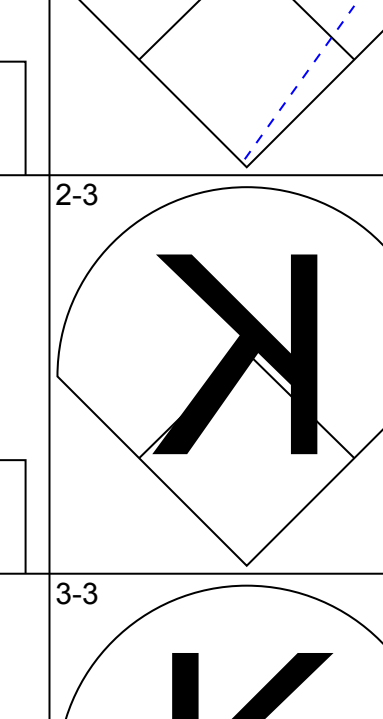
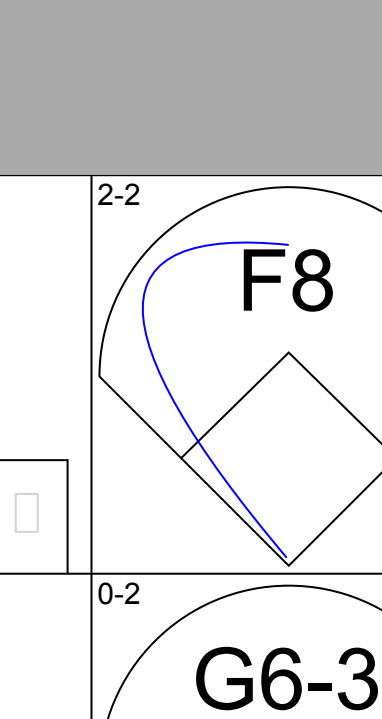
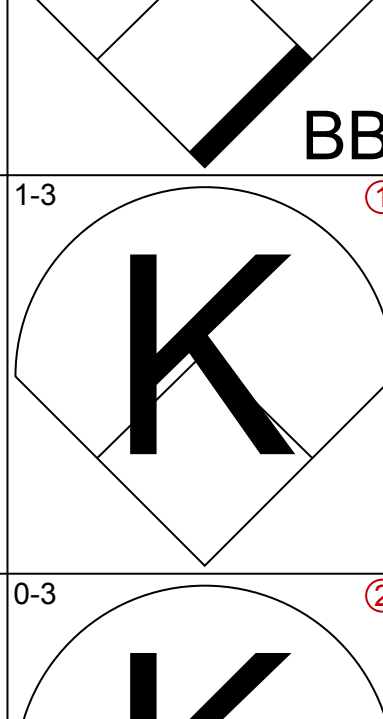
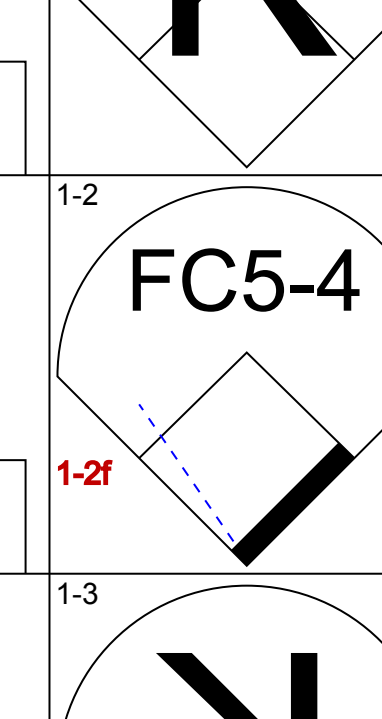
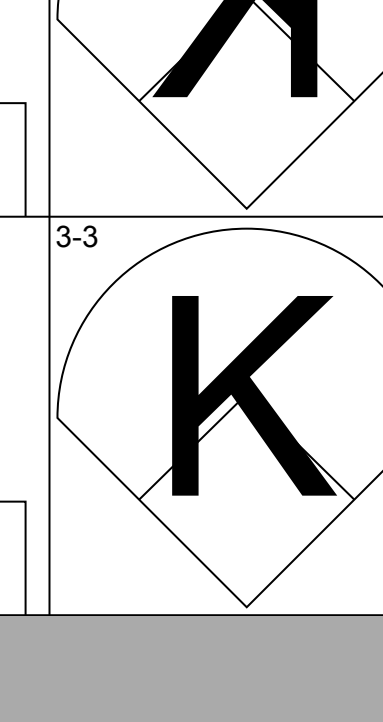
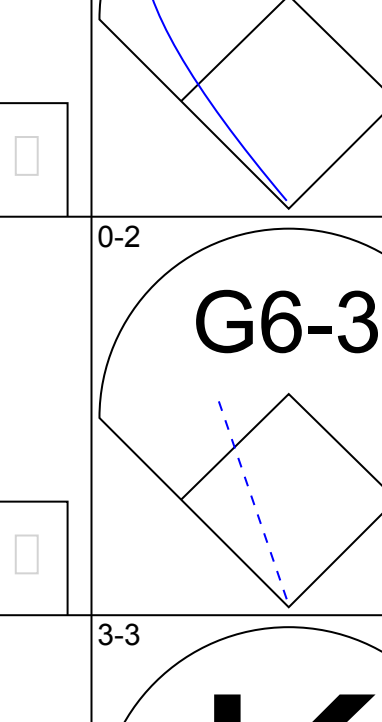
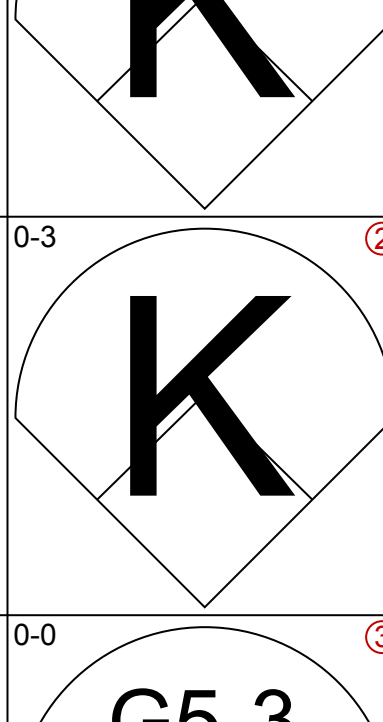
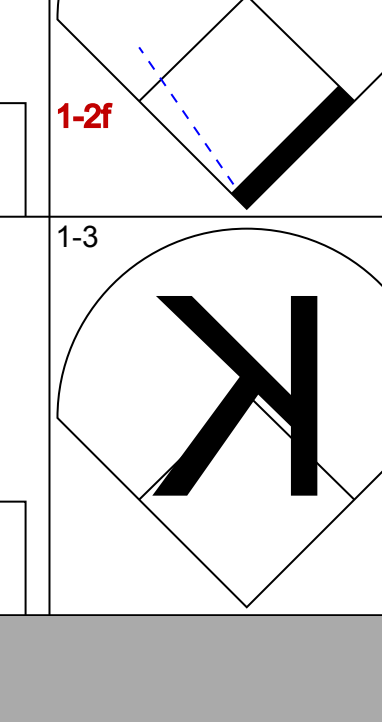
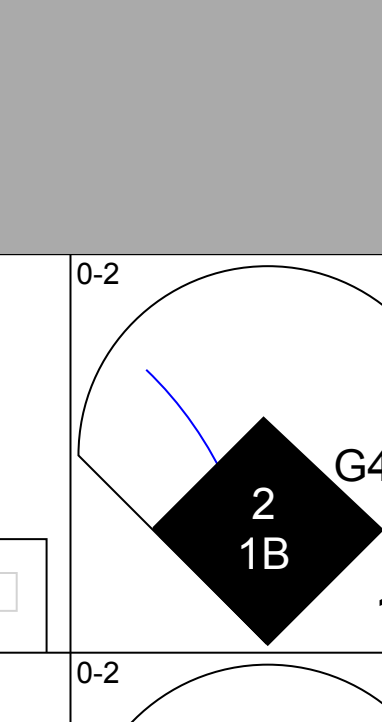
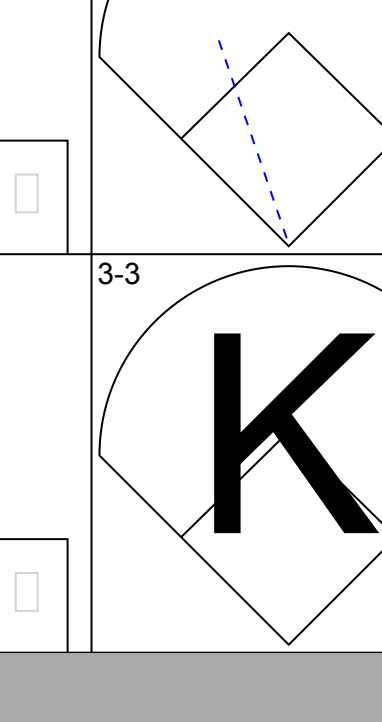
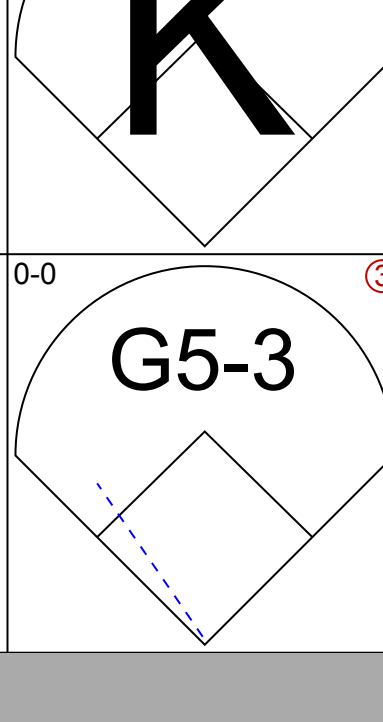
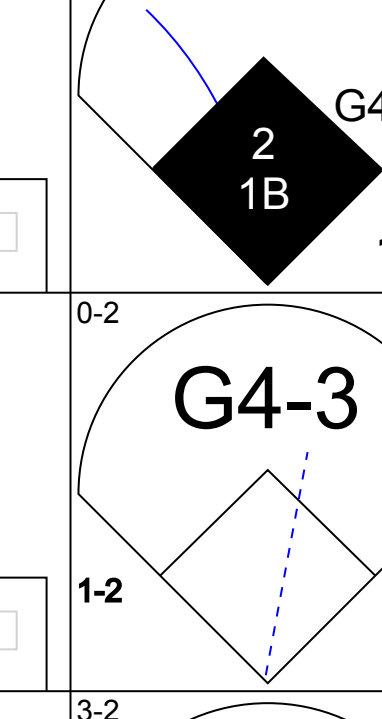
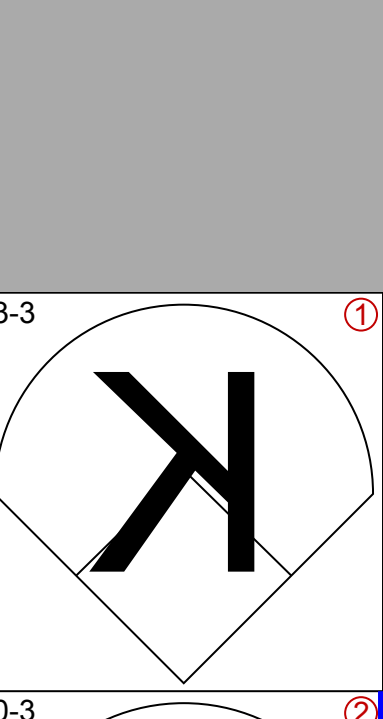
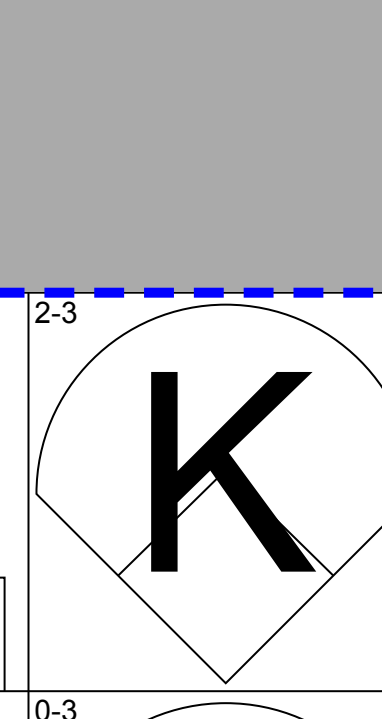
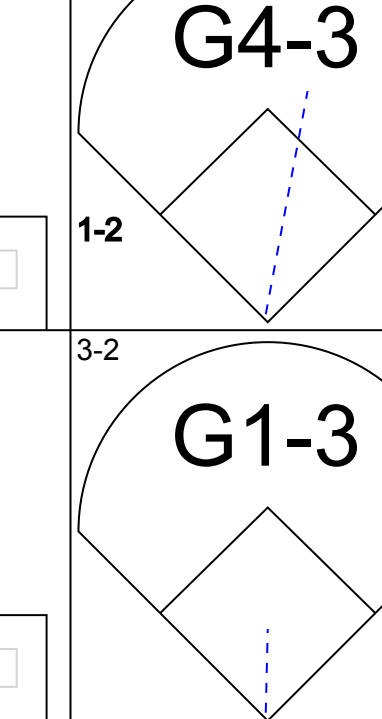
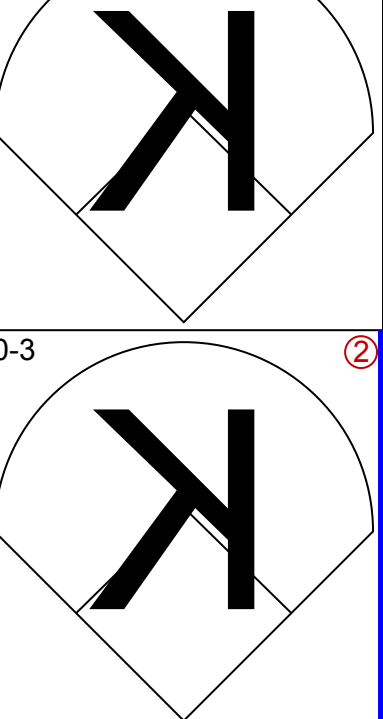
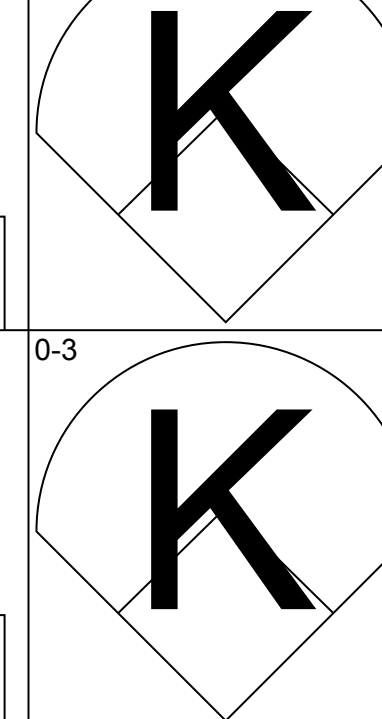


Batter	1	2	3	4	5	6	7	8	9	AB	R	H	RBI	BB	SO	LOB	TOP					
Brian Hunter, R OBP: 0.316, SLG: 0.415 (1, 8)										5	1	1	0	0	2	0						
Craig Biggio, R OBP: 0.338, SLG: 0.398 (1, 4)										4	1	0	1	0	0	1						
17 Lance Berkman, S OBP: 0.414, SLG: 0.639 (1, 7)										2	2	1	0	2	0	0						
5 Jeff Bagwell, R OBP: 0.378, SLG: 0.492 (1, 3)										2	0	0	1	1	0	1						
Orlando Merced, S OBP: 0.394, SLG: 0.505 (1, 9)										4	1	3	2	0	1	0						
Jose Vizcaino, S OBP: 0.344, SLG: 0.373 (1, 5)										4	0	2	2	0	1	2						
Julio Lugo, R OBP: 0.323, SLG: 0.363 (1, 6)										4	0	0	0	0	2	2						
Brad Ausmus, R OBP: 0.337, SLG: 0.363 (1, 2)										4	1	1	0	0	1	0						
Wade Miller, R OBP: 0.182, SLG: 0.227 (1, 1)										3	0	0	0	0	0	1						
44 Roy Oswalt, R OBP: 0.195, SLG: 0.158 Octavio Dotel, R Alan Zinter, S Billy Wagner, L										0	0	0	0	0	0	0						
Inning Stats	R: 1 E: 0 S: 12	H: 1 LOB: 2 BB: 2 P: 25	R: 0 E: 0 S: 8	H: 0 LOB: 0 BB: 0 P: 12	R: 0 E: 0 S: 6	H: 0 LOB: 0 BB: 0 P: 9	R: 0 E: 0 S: 11	H: 2 LOB: 1 BB: 0 P: 14	R: 5 E: 1 S: 23	H: 4 LOB: 1 BB: 1 P: 35	R: 0 E: 0 S: 5	H: 0 LOB: 0 BB: 0 P: 5	R: 0 E: 0 S: 6	H: 1 LOB: 0 BB: 0 P: 11	R: 0 E: 0 S: 11	H: 0 LOB: 0 BB: 0 P: 15	R: 0 E: 0 S: 7	H: 0 LOB: 0 BB: 0 P: 7	1B: 5 2B: 3 3B: 0 HR: 0	SF: 1 SAC: 0 DP: 1 HBP: 0	WP: 1 PB: 0 SB: 2 CS: 0	PA: 37
PITCHER	IP WLS BF H R ER SO BB IBB HBP BLK WP HR S P ERA WHIP	IP WLS BF H R ER SO BB IBB HBP BLK WP HR S P ERA WHIP	IP WLS BF H R ER SO BB IBB HBP BLK WP HR S P ERA WHIP	IP WLS BF H R ER SO BB IBB HBP BLK WP HR S P ERA WHIP	IP WLS BF H R ER SO BB IBB HBP BLK WP HR S P ERA WHIP	IP WLS BF H R ER SO BB IBB HBP BLK WP HR S P ERA WHIP	IP WLS BF H R ER SO BB IBB HBP BLK WP HR S P ERA WHIP	IP WLS BF H R ER SO BB IBB HBP BLK WP HR S P ERA WHIP	IP WLS BF H R ER SO BB IBB HBP BLK WP HR S P ERA WHIP	IP WLS BF H R ER SO BB IBB HBP BLK WP HR S P ERA WHIP	IP WLS BF H R ER SO BB IBB HBP BLK WP HR S P ERA WHIP	IP WLS BF H R ER SO BB IBB HBP BLK WP HR S P ERA WHIP	IP WLS BF H R ER SO BB IBB HBP BLK WP HR S P ERA WHIP	IP WLS BF H R ER SO BB IBB HBP BLK WP HR S P ERA WHIP	IP WLS BF H R ER SO BB IBB HBP BLK WP HR S P ERA WHIP	IP WLS BF H R ER SO BB IBB HBP BLK WP HR S P ERA WHIP	IP WLS BF H R ER SO BB IBB HBP BLK WP HR S P ERA WHIP	IP WLS BF H R ER SO BB IBB HBP BLK WP HR S P ERA WHIP	IP WLS BF H R ER SO BB IBB HBP BLK WP HR S P ERA WHIP			

Houston Astros @ Pittsburgh Pirates
PNC Park, Pittsburgh, PA
Sun Jul 07 2002, 1:35 PM EDT
Att: 23,348 - Sunny - 82 F

AB	33
R	6
H	8
RBI	6
BB	3
SO	7
LOB	7



Batter	1	2	3	4	5	6	7	8	9	AB	R	H	RBI	BB	SO	LOB	BOTTOM					
18 Jason Kendall, R OBP: 0.347, SLG: 0.360 (1, 2)										4	0	2	0	0	0	1						
2 Jack Wilson, R OBP: 0.333, SLG: 0.343 (1, 6)										3	0	1	1	1	1	1						
Brian Giles, L OBP: 0.426, SLG: 0.612 (1, 7)										2	0	0	0	2	1	2						
Adam Hyzdu, R OBP: 0.308, SLG: 0.500 (1, 8)										3	0	0	0	1	2	4						
Rob Mackowiak, L OBP: 0.309, SLG: 0.459 (1, 5)										4	0	0	0	0	2	2						
Kevin Young, R OBP: 0.305, SLG: 0.414 (1, 3)										4	0	0	0	0	3	2						
Craig Wilson, R OBP: 0.339, SLG: 0.420 (1, 9)										4	1	1	0	0	1	1						
Abraham Nunez, S OBP: 0.293, SLG: 0.310 (1, 4)										3	0	0	0	0	2	1						
Jimmy Anderson, L Chad Hermanson, R Bronson Arroyo, R Keith Oak, R Scott Sauerbeck, R Brian Boehringer, S Mike Benjamin, R										1	0	0	0	0	0	1						
Inning Stats	R: 0 E: 0 S: 9	H: 0 LOB: 0 BB: 0 P: 13	R: 0 E: 0 S: 9	H: 0 LOB: 0 BB: 0 P: 16	R: 1 E: 0 S: 17	H: 2 LOB: 3 BB: 1 P: 29	R: 0 E: 0 S: 12	H: 0 LOB: 0 BB: 0 P: 17	R: 0 E: 0 S: 10	H: 1 LOB: 2 BB: 1 P: 19	R: 0 E: 0 S: 12	H: 0 LOB: 1 BB: 1 P: 17	R: 0 E: 0 S: 13	H: 1 LOB: 0 BB: 0 P: 19	R: 0 E: 0 S: 12	H: 0 LOB: 1 BB: 1 P: 19	R: 0 E: 0 S: 12	H: 0 LOB: 0 BB: 0 P: 18	1B: 4 2B: 0 3B: 0 HR: 0	SF: 0 SAC: 0 DP: 0 HBP: 2	WP: 0 PB: 0 SB: 0 CS: 0	PA: 37
PITCHER	IP WLS BF H R ER SO BB IBB HBP BLK WP HR S P ERA WHIP	IP WLS BF H R ER SO BB IBB HBP BLK WP HR S P ERA WHIP	IP WLS BF H R ER SO BB IBB HBP BLK WP HR S P ERA WHIP	IP WLS BF H R ER SO BB IBB HBP BLK WP HR S P ERA WHIP	IP WLS BF H R ER SO BB IBB HBP BLK WP HR S P ERA WHIP	IP WLS BF H R ER SO BB IBB HBP BLK WP HR S P ERA WHIP	IP WLS BF H R ER SO BB IBB HBP BLK WP HR S P ERA WHIP	IP WLS BF H R ER SO BB IBB HBP BLK WP HR S P ERA WHIP	IP WLS BF H R ER SO BB IBB HBP BLK WP HR S P ERA WHIP	IP WLS BF H R ER SO BB IBB HBP BLK WP HR S P ERA WHIP	IP WLS BF H R ER SO BB IBB HBP BLK WP HR S P ERA WHIP	IP WLS BF H R ER SO BB IBB HBP BLK WP HR S P ERA WHIP	IP WLS BF H R ER SO BB IBB HBP BLK WP HR S P ERA WHIP	IP WLS BF H R ER SO BB IBB HBP BLK WP HR S P ERA WHIP	IP WLS BF H R ER SO BB IBB HBP BLK WP HR S P ERA WHIP	IP WLS BF H R ER SO BB IBB HBP BLK WP HR S P ERA WHIP	IP WLS BF H R ER SO BB IBB HBP BLK WP HR S P ERA WHIP	IP WLS BF H R ER SO BB IBB HBP BLK WP HR S P ERA WHIP	IP WLS BF H R ER SO BB IBB HBP BLK WP HR S P ERA WHIP			

Houston Astros @ Pittsburgh Pirates
PNC Park, Pittsburgh, PA
Sun Jul 07 2002, 1:35 PM EDT
Att: 23,348 - Sunny - 82 F

AB	31
R	1
H	4
RBI	1
BB	4
SO	14
LOB	16



Batter	1	2	3	4	5	6	7	8	9	AB	R	H	RBI	BB	SO	LOB	TOP										
Todd Walker, L (1,4) OBP: 0.345, SLG: 0.405	2-2 CS 1B		1-0 2B 2B		3-2 F7		2-0 1B 1B		0-2 WP 1B	5	1	4	0	0	0	0											
Aaron Boone, R (1,5) OBP: 0.316, SLG: 0.421	0-3 K		0-0 2B		2-2 HR		2-1 FC6-4 1B		2-3 K	5	1	3	3	0	2	2											
Adam Dunn, L (1,7) OBP: 0.445, SLG: 0.531	3-3 K		G3-1		2-3 K		1-3 K		1-2 K	4	0	0	0	0	3	4											
Austin Kearns, R (1,9) OBP: 0.377, SLG: 0.450		3-2 G4-3		3-1 F9	1-1 G5-3		0-1 FC6-4			4	0	0	0	0	2												
Sean Casey, L (1,3) OBP: 0.350, SLG: 0.382	1-2 G6-4-3 1B			2-0 FC1 1B		1-0 SH2-3 1B		0-1 G4-3		4	0	3	0	0	0	0											
Barry Larkin, R (1,6) OBP: 0.305, SLG: 0.383	2-2 G6-4-3			1-1 E 1B		0-0 SH2-3		1-3 K		3	0	1	0	0	1	1											
Reggie Taylor, L (1,8) OBP: 0.244, SLG: 0.368			3-3 K	0-1 FC1		0-2 F7		0-3 K		4	0	0	0	0	2	3											
Jason LaRue, R (1,2) OBP: 0.311, SLG: 0.317			1-0 P3	0-1 P4		2-2 G5-3			1-0 G6-3	4	0	0	0	0	0	4											
Ryan Dempster, R (1,1) OBP: 0.108, SLG: 0.114			4-2 2B 2B	0-3 K			1-2 G6-3		3-3 K	1	1	0	0	1	1	3											
Bruce Chen, L (4,1) OBP: 0.357, SLG: 0.429										0	0	0	0	0	0	0											
Raul Gonzalez, R (7,PH)										1	0	0	0	0	0	0											
Scott Williamson, R (7,1)										0	0	0	0	0	0	0											
Brandon Larson, R (9,PH)										1	0	0	0	0	1	0											
Inning Stats	R: 0 E: 0 K: 2 S: 9	H: 1 LOB: 1 BB: 0 P: 14	R: 0 E: 0 K: 0 S: 9	H: 1 LOB: 0 BB: 0 P: 15	R: 2 E: 0 K: 1 S: 11	H: 2 LOB: 1 BB: 1 P: 21	R: 0 E: 0 K: 1 S: 12	H: 2 LOB: 2 BB: 0 P: 18	R: 1 E: 0 K: 0 S: 10	H: 1 LOB: 0 BB: 0 P: 13	R: 0 E: 0 K: 1 S: 11	H: 2 LOB: 2 BB: 0 P: 17	R: 0 E: 0 K: 2 S: 8	H: 0 LOB: 0 BB: 0 P: 9	R: 0 E: 0 K: 2 S: 11	H: 1 LOB: 1 BB: 0 P: 17	1B: 8 2B: 3 3B: 0 HR: 1	SF: 0 SAC: 1 DP: 2 HBP: 0	WP: 1 PB: 0 SB: 0 CS: 1	PA: 38							
PITCHER	IP	WLS	BF	H	R	ER	SO	BB	IBB	HBP	BLK	WP	HR	S	P	ERA	WHIP										
Wade Miller, R (1,1) ERA: 5.43	5.0	W	23	8	3	3	5	1	0	0	0	0	1	54	90	5.40	1.800										
Ricky Stone, R (6,1) ERA: 1.33	0.1	H	6	2	0	0	0	0	0	0	0	0	0	15	22	0.00	1.500										
Pedro Borbon, L (7,1) ERA: 5.63	1.1	H	1	0	0	0	1	0	0	0	0	0	0	3	4	0.00	0.000										
Octavio Dotel, R (7,1) ERA: 2.4	1.1	H	4	0	0	0	2	0	0	0	0	0	0	10	11	0.00	0.000										
Billy Wagner, L (9,1) ERA: 2.79	1.0	S	4	1	0	0	2	0	0	0	0	1	0	11	17	0.00	1.000										

Cincinnati Reds @ Houston Astros
Astros Field, Houston, TX
Fri Jul 12 2002, 8:05 PM EDT
Att: 30,154 - Dome - 72 F

AB	36
R	3
H	11
RBI	3
BB	1
SO	10
LOB	19



Batter	1	2	3	4	5	6	7	8	9	AB	R	H	RBI	BB	SO	LOB	BOTTOM											
Julio Lugo, R (1,6) OBP: 0.324, SLG: 0.370	2-2 HR	4-2 BB		4-0 FC6-4 BB		1-2 G5-3		0-0 G5-3		3	1	1	1	2	0	0												
Jose Vizcaino, S (1,4) OBP: 0.335, SLG: 0.362	1-0 F7	0-0 F7		2-2 FC6-4 5 HBP 17 BB 1B		3-2 F9				4	1	0	0	0	0	3												
Octavio Dotel, R (7,1) ERA: 1.33										0	0	0	0	0	0	0												
Billy Wagner, L (9,1)										0	0	0	0	0	0	0												
17 Lance Berkman, S (1,8) OBP: 0.410, SLG: 0.628	2-2 G4-3 5 1B 2B	0-3 K		4-0 1B 5 HBP 1B		0-0 G6-3				3	1	1	0	1	1	2												
5 Jeff Bagwell, R (1,3) OBP: 0.383, SLG: 0.495	1-2 G4-3 2B 1B		4-2 HR BB	3-2 1B 1-2 2-3 HBP		1-0 F8				2	2	1	0	1	0	0												
Daryle Ward, L (1,7) OBP: 0.319, SLG: 0.413	0-0 G4-3		0-1 HR	1-1 1B		4-0 BLK BB				3	1	2	3	1	0	2												
Brian Hunter, R (7,PR) OBP: 0.316, SLG: 0.415										0	0	0	0	0	0	0												
Richard Hidalgo, R (1,9) OBP: 0.343, SLG: 0.458	0-0 2B		1-1 F8	3-2 G5-3		1-3 K		1-2 K		4	0	1	2	0	1	4												
Geoff Blum, S (1,5) OBP: 0.335, SLG: 0.418	2-2 F9		2-2 F8		2-2 F9		1-3 K			4	0	0	0	0	1	3												
Brad Ausmus, R (1,2) OBP: 0.328, SLG: 0.352		1-3 K	1-3 K		0-0 F3		1-0 G6-3			4	0	0	0	0	2	0												
Wade Miller, R (1,1) OBP: 0.200, SLG: 0.240		1-0 BB		2-3 K		0-2 G5-3				3	0	1	0	0	1	0												
Ricky Stone, R (6,1)										0	0	0	0	0	0	0												
Pedro Borbon, R (7,1)										0	0	0	0	0	0	0												
Craig Biggio, R (7,4) OBP: 0.337, SLG: 0.397										1	0	0	0	0	1	0												
Inning Stats	R: 3 E: 0 K: 0 S: 20	H: 4 LOB: 1 BB: 0 P: 28	R: 0 E: 0 K: 2 S: 11	H: 1 LOB: 2 BB: 1 P: 17	R: 2 E: 0 K: 1 S: 13	H: 1 LOB: 0 BB: 1 P: 21	R: 1 E: 0 K: 1 S: 15	H: 1 LOB: 3 BB: 2 P: 34	R: 0 E: 0 K: 0 S: 9	H: 0 LOB: 0 BB: 0 P: 11	R: 0 E: 0 K: 0 S: 8	H: 0 LOB: 0 BB: 0 P: 12	R: 0 E: 0 K: 2 S: 7	H: 0 LOB: 2 BB: 1 P: 14	R: 0 E: 0 K: 1 S: 5	H: 0 LOB: 0 BB: 0 P: 9	1B: 4 2B: 1 3B: 0 HR: 2	SF: 0 SAC: 0 DP: 0 HBP: 1	WP: 0 PB: 0 SB: 0 CS: 0	PA: 37								
PITCHER	IP	WLS	BF	H	R	ER	SO	BB	IBB	HBP	BLK	WP	HR	S	P	ERA	WHIP											
Ryan Dempster, R (1,1) ERA: 5.08	3.2	L	22	6	6	6	4	4	0	1	0	0	0	2	54	91	14.73	2.727										
Bruce Chen, L (4,1) ERA: 6.0	2.1		8	1	0	0	0	0	0	0	0	0	0	22	32	0.00	0.429											
Scott Williamson, R (7,1) ERA: 4.58	2.0		7	0	0	0	3	1	0	0	1	0	0	12	23	0.00	0.500											

Cincinnati Reds @ Houston Astros
Astros Field, Houston, TX
Fri Jul 12 2002, 8:05 PM EDT
Att: 30,154 - Dome - 72 F

AB	31
R	6
H	7
RBI	6
BB	5
SO	7
LOB	14



Batter	1	2	3	4	5	6	7	8	9	AB	R	H	RBI	BB	SO	LOB	TOP			
Todd Walker, L (1,4) OBP: 0.344, SLG: 0.403	1-1 G2-3 1B	3-2 G3		1-0 FC6			2-0 G4-3			4	0	1	1	0	0	3	<p>Cincinnati Reds @ Houston Astros</p> <p>Astros Field, Houston, TX</p> <p>Sat Jul 13 2002, 1:15 PM EDT</p> <p>Att: 38,431 - Dome - 72 F</p>			
Aaron Boone, R (1,6) OBP: 0.313, SLG: 0.416	0-0 F8	3-2 F9			1-2 G1-3		0-3 K			4	0	0	0	0	1	3				
Sean Casey, L (1,3) OBP: 0.349, SLG: 0.380	1-1 G2-3 1B		1-0 G6-3		1-0 G4-3			0-2 G4-3		4	0	1	0	0	0	0				
Austin Kearns, R (1,9) OBP: 0.371, SLG: 0.442	2-0 G2-3		1-0 G6-3		0-0 L6			2-2 F8		4	0	0	0	0	0	2				
Russell Branyan, L (1,7) OBP: 0.298, SLG: 0.395	3-2 F8		2-0 1B			0-0 F8		1-2 F9		4	0	1	0	0	0	2				
Brandon Larson, R (1,5) OBP: 0.200, SLG: 0.200		0-1 FC3-6 1B	0-0 P4		1-1 F9			0-0 F8		4	0	1	0	0	0	1				
Raul Gonzalez, R (1,8) OBP: 0.200, SLG: 0.200		2-2 FC3-6 SH BB G3		1-1 G6-3		1-0 S 1B		2-3 K		4	1	1	0	0	1	1				
Corky Miller, R (1,2) OBP: 0.316, SLG: 0.419	4-2 G3 SH BB		0-0 F8		3-3 K			0-3 K		2	0	0	0	1	1	1				
Adam Dunn, L (9, PH) OBP: 0.444, SLG: 0.529	1-2 BB				1-2 K					1	0	0	0	0	1	0				
Jimmy Haynes, R (1,1) OBP: 0.235, SLG: 0.294	0-0 SH			1-1 FC6 1B			1-0 F9			1	0	1	0	0	0	0				
Juan Castro, R (7, PH) OBP: 0.160, SLG: 0.091										1	0	0	0	0	0	0				
Scott Sullivan, R (7,1) OBP: 0.444, SLG: 0.529										0	0	0	0	0	0	0				
Danny Graves, R (8,1) OBP: 0.305, SLG: 0.383	1-2 2-3									0	0	0	0	0	0	0				
Barry Larkin, R (8,6) OBP: 0.305, SLG: 0.383										0	0	0	0	0	0	0				
Inning Stats	R: 0 E: 0 K: 0 S: 9	H: 2 LOB: 2 BB: 0 P: 16	R: 1 E: 1 K: 0 S: 14	H: 1 LOB: 2 BB: 1 P: 26	R: 0 E: 0 K: 0 S: 4	H: 1 LOB: 1 BB: 0 P: 8	R: 0 E: 0 K: 0 S: 6	H: 1 LOB: 0 BB: 0 P: 9	R: 0 E: 0 K: 1 S: 7	H: 1 LOB: 1 BB: 0 P: 12	R: 0 E: 0 K: 1 S: 5	H: 0 LOB: 0 BB: 0 P: 8	R: 0 E: 0 K: 0 S: 9	H: 0 LOB: 0 BB: 0 P: 12	R: 0 E: 0 K: 2 S: 7	H: 0 LOB: 0 BB: 0 P: 9	1B: 6 2B: 0 3B: 0 HR: 0	SF: 0 SAC: 1 DP: 0 HBP: 0	WP: 0 PB: 0 SB: 1 CS: 0	PA: 35
PITCHER	IP WLS BF H R ER SO BB IBB HBP BLK WP HR S P ERA WHIP	7.0 W 29 6 1 0 2 1 0 0 0 0 0 51 87 0.00 1.000	1.0 H 3 0 0 0 0 0 0 0 0 0 0 9 12 0.00 0.000	1.0 S 3 0 0 0 2 0 0 0 0 0 0 7 9 0.00 0.000	PITCHER															

AB	33
R	1
H	6
RBI	1
BB	1
SO	4
LOB	13



Batter	1	2	3	4	5	6	7	8	9	AB	R	H	RBI	BB	SO	LOB	BOTTOM			
Julio Lugo, R (1,6) OBP: 0.327, SLG: 0.372	0-0 B1-3		1-3 K		3-2 1B E		0-1 2B 1B			4	1	2	0	0	1	0	<p>Cincinnati Reds @ Houston Astros</p> <p>Astros Field, Houston, TX</p> <p>Sat Jul 13 2002, 1:15 PM EDT</p> <p>Att: 38,431 - Dome - 72 F</p>			
Craig Biggio, R (1,4) OBP: 0.342, SLG: 0.404	1-1 F9		2-1 1B E		0-0 1B E		0-0 2B 1B			4	0	3	1	0	0	0				
17 Lance Berkman, S (1,8) OBP: 0.414, SLG: 0.628	2-1 G4-3		0-1 1B		1-2 1B E		1-2 1B E			3	0	2	1	1	0	0				
5 Jeff Bagwell, R (1,3) OBP: 0.382, SLG: 0.491		4-1 BB 1B G1-2-3	2-3 K		1-3 K		2-2 F8			3	0	0	0	1	2	6				
Daryle Ward, L (1,7) OBP: 0.318, SLG: 0.409	3-2 F8		1-3 K		2-2 G2-3			4-2 1B FC4-2 BB		3	0	0	0	1	1	1				
Brian Hunter, R (8, PR) OBP: 0.316, SLG: 0.415										0	0	0	0	0	0	0				
Richard Hidalgo, R (1,9) OBP: 0.345, SLG: 0.458	0-1 BB 1B		0-1 F8		0-1 F8		0-1 F8		0-1 FC4-2 1B	4	0	2	0	0	0	0				
Geoff Blum, S (1,5) OBP: 0.333, SLG: 0.412	4-2 BB		2-1 F7		3-2 F7		3-2 F7		0-0 FC4-2	3	0	0	0	1	0	2				
Brad Ausmus, R (1,2) OBP: 0.327, SLG: 0.355	2-1 G1-2-3				2-3 K		3-2 1B 2B		0-0 F9	4	1	1	0	0	1	5				
Pete Munro, R (1,1) OBP: 0.389, SLG: 0.495			2-2 G3		1-3 K		3-3 1B 2B			2	0	0	0	0	1	0				
Orlando Merced, S (7, PH) OBP: 0.389, SLG: 0.495										1	0	0	0	0	1	1				
Pedro Borbon, R (8,1) OBP: 0.389, SLG: 0.495										0	0	0	0	0	0	0				
Octavio Dotel, R (9,1) OBP: 0.389, SLG: 0.495										0	0	0	0	0	0	0				
Inning Stats	R: 0 E: 0 K: 0 S: 5	H: 0 LOB: 0 BB: 0 P: 8	R: 0 E: 0 K: 0 S: 10	H: 1 LOB: 2 BB: 2 P: 23	R: 0 E: 0 K: 2 S: 16	H: 2 LOB: 2 BB: 0 P: 23	R: 0 E: 0 K: 1 S: 7	H: 0 LOB: 0 BB: 0 P: 10	R: 1 E: 1 K: 3 S: 20	H: 3 LOB: 2 BB: 0 P: 28	R: 0 E: 0 K: 0 S: 17	H: 0 LOB: 0 BB: 0 P: 22	R: 1 E: 0 K: 1 S: 14	H: 3 LOB: 2 BB: 1 P: 26	R: 0 E: 0 K: 0 S: 7	H: 1 LOB: 2 BB: 1 P: 11	1B: 8 2B: 3 3B: 0 HR: 0	SF: 0 SAC: 0 DP: 2 HBP: 0	WP: 0 PB: 0 SB: 0 CS: 0	PA: 35
PITCHER	IP WLS BF H R ER SO BB IBB HBP BLK WP HR S P ERA WHIP	6.0 L 25 4 1 1 1 1 1 0 0 0 0 19 35 9.00 5.000	1.0 L 8 4 1 1 1 1 1 0 0 0 0 2 2 0.00 0.000	1.0 2 0 0 0 0 0 0 0 0 0 0 0 2 2 0.00 0.000	PITCHER															

AB	31
R	2
H	10
RBI	2
BB	4
SO	7
LOB	15

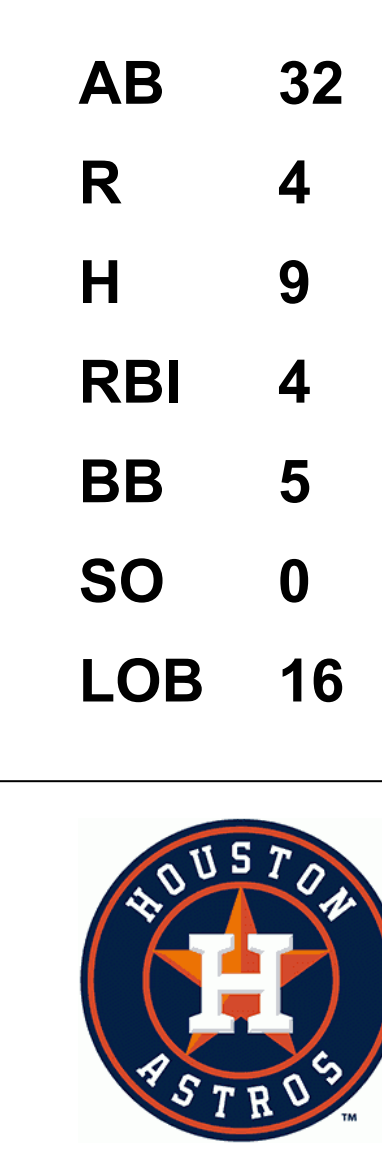


Batter	1	2	3	4	5	6	7	8	9	AB R H RBI BB SO LOB	TOP												
18 Jason Kendall, R OBP: 0.349, SLG: 0.364	4-2 WP SH1-4 BB		2-2 G6-3		1-2 G1-3		0-0 G5-3		0-3 K	4 0 0 0 1 1 0	Pittsburgh Pirates @ Houston Astros Astros Field, Houston, TX Mon Jul 15 2002, 8:05 PM EDT Att: 29,204 - Dome - 72 F												
2 Jack Wilson, R OBP: 0.333, SLG: 0.346	1-0 SH1-4		0-2 F7		4-2 2B 1B BB		4-1 HBP 1B BB	0-2 G4-3 HR 1B	2 3 1 0 2 0 0														
Brian Giles, L OBP: 0.436, SLG: 0.633	2-3 K		4-1 BB BB		1-1 1B 2B		3-0 1B HBP	1-2 G4-3	3 1 1 0 1 1 2														
Aramis Ramirez, R OBP: 0.263, SLG: 0.340 Mike Williams, R	2-2 L5		4-2 FC6 BB		0-1 P6		0-1 1B HBP	0-1 HR	4 1 2 3 1 0 3 0 0 0 0 0 0 0														
Rob Mackowiak, L OBP: 0.301, SLG: 0.440 Chad Hermansen, R OBP: 0.280, SLG: 0.394		1-3 K 2B	1-0 FC6		0-0 1B		1-3 K	1-3 K	4 0 1 2 0 2 4 1 0 0 0 0 1 0														
Kevin Young, R OBP: 0.315, SLG: 0.442		3-2 F8		3-2 FC6-4 1B		1-2 P4			4 0 1 0 0 0 4														
Craig Wilson, R OBP: 0.335, SLG: 0.412		0-3 K		1-2 FC6-4 FC4		1-3 K		1-3 K	4 0 0 0 0 3 2														
Pokey Reese, R OBP: 0.304, SLG: 0.309		0-0 1-3 2B		3-2 FC4		2-2 G1-3		1-3 K	4 0 1 0 0 1 1														
Kris Benson, R OBP: 0.214, SLG: 0.286 Abraham Nunez, S OBP: 0.296, SLG: 0.306 Ron Villone, L OBP: 0.274, SLG: 0.357 Adam Hyzinski, S OBP: 0.297, SLG: 0.398 Sean Lowe, R OBP: 0.297, SLG: 0.407 Mike Benjamin, R OBP: 0.191, SLG: 0.146		0-2 P4		3-2 G5-3		0-1 G6-3		0-3 K	2 0 0 0 0 0 0 3 1 0 0 0 0 0 0 0 0 0 0 0 0 0 0 0 1 0 0 0 0 0 1 0 0 0 0 0 0 0 0 0 0 0 0 0 0 0 0 0														
Inning Stats	R: 0 E: 0 K: 1 S: 10	H: 0 LOB: 1 BB: 1 P: 19	R: 0 E: 0 K: 2 S: 15	H: 1 LOB: 2 BB: 0 P: 19	R: 0 E: 0 K: 0 S: 10	H: 0 LOB: 1 BB: 2 P: 21	R: 0 E: 0 K: 0 S: 13	H: 1 LOB: 1 BB: 0 P: 23	R: 2 E: 0 K: 1 S: 15	H: 2 LOB: 1 BB: 1 P: 22		R: 0 E: 0 K: 1 S: 8	H: 0 LOB: 0 BB: 0 P: 11	R: 1 E: 0 K: 1 S: 8	H: 1 LOB: 2 BB: 1 P: 17	R: 0 E: 0 K: 3 S: 9	H: 0 LOB: 0 BB: 0 P: 11	R: 2 E: 0 K: 2 S: 15	H: 2 LOB: 0 BB: 0 P: 17	1B: 4 2B: 2 3B: 0 HR: 1	SF: 0 SAC: 1 DP: 0 HBP: 1	WP: 2 PB: 0 SB: 0 CS: 0	PA: 41
PITCHER	IP WLS BF H R ER SO BB IBB HBP BLK WP HR S P ERA WHIP											PITCHER	IP WLS BF H R ER SO BB IBB HBP BLK WP HR S P ERA WHIP										
Nelson Cruz, R ERA: 3.6	(1, 1) 2.0 9 1 0 0 3 1 0 0 0 0 2 0 25 38 0.00 1.000											Billy Wagner, L ERA: 3.14	(9, 1) 1.0 L 5 2 2 2 2 0 0 0 0 0 0 1 15 17 18.00 2.000										
Brandon Puffer, R ERA: 4.34	(3, 1) 2.1 11 1 1 1 0 3 0 0 0 0 0 0 30 56 3.86 1.714																						
Pedro Borbon, L ERA: 5.67	(5, 1) 0.1 3 2 1 1 0 0 0 0 0 0 0 0 5 6 27.00 6.000																						
Ricky Stone, R ERA: 2.05	(5, 1) 1.2 6 0 1 1 1 1 0 0 0 0 0 0 13 21 5.40 0.600																						
Octavio Dotel, R ERA: 2.29	(7, 1) 1.2 H 7 1 0 0 4 0 0 1 0 0 0 0 15 22 0.00 0.600																						

AB	34
R	5
H	7
RBI	5
BB	5
SO	10
LOB	19



Batter	1	2	3	4	5	6	7	8	9	AB R H RBI BB SO LOB	BOTTOM												
Julio Lugo, R OBP: 0.331, SLG: 0.394	1-1 3B 2B	0-0 G6-4-3		0-0 F8			0-2 L1		0-0 SH3-4	4 1 1 0 0 0 3	Pittsburgh Pirates @ Houston Astros Astros Field, Houston, TX Mon Jul 15 2002, 8:05 PM EDT Att: 29,204 - Dome - 72 F												
Craig Biggio, R OBP: 0.343, SLG: 0.412	0-1 2H SF8 3B		3-2 G3		1-2 F9		1-1 17 G3-6-3 HBP	1-0 G4-3	4 1 1 1 0 0 1														
17 Lance Berkman, S OBP: 0.410, SLG: 0.618	3-2 SF8		1-1 F9		2-2 1B		2-0 G3-6-3	4-0 IBB	3 0 1 1 1 0 1														
5 Jeff Bagwell, R OBP: 0.383, SLG: 0.484	1-1 L5		4-0 BB		1-1 F8		4-2 FC5 G4-3 BB	1-1 G1-6-3	3 0 0 0 2 0 3														
Daryle Ward, L OBP: 0.319, SLG: 0.406 Billy Wagner, L	2-2 P6		1-0 F9		0-1 G3		1-1 G4-3		4 0 0 0 0 0 3 0 0 0 0 0 0 0														
Orlando Merced, S OBP: 0.396, SLG: 0.500 Richard Hidalgo, R OBP: 0.339, SLG: 0.450		1-0 F7		3-2 HR 1B		0-0 F7		0-0 F7	2 1 1 0 0 0 0 2 0 0 0 0 0 1														
Geoff Blum, S OBP: 0.349, SLG: 0.445		0-0 1B 2B		0-1 HR		2-1 1B		4-0 FC5 IBB	3 1 3 2 1 0 0														
Brad Ausmus, R OBP: 0.326, SLG: 0.350		4-0 1B BB		0-0 G4-3		1-0 F9		1-0 FC5	3 0 0 0 1 0 3														
Nelson Cruz, R Alan Zinter, S Brandon Puffer, R Pedro Borbon, R Ricky Stone, R Octavio Dotel, R Barry Wesson, R Jose Vizcaino, S		0-1 G6-4-3 1B		3-2 G4-3		0-0 F9		1-1 G4-3 SH3-4 1B	0 0 0 0 0 0 0 0 1 0 1 0 0 0 0 0 1 0 0 0 0 0 0 0 0 0 0 0 0 0 0 0 1 0 0 0 0 0 0 1 0 0 0 0 0 0 0 0 0 0 0 0 0 0 0 0 1 0 1 0 0 0 0 0														
Inning Stats	R: 2 E: 0 K: 0 S: 12	H: 2 LOB: 0 BB: 0 P: 19	R: 0 E: 0 K: 0 S: 5	H: 2 LOB: 1 BB: 1 P: 10	R: 0 E: 0 K: 0 S: 6	H: 0 LOB: 0 BB: 1 P: 15	R: 2 E: 0 K: 0 S: 10	H: 2 LOB: 1 BB: 0 P: 16	R: 0 E: 0 K: 0 S: 10	H: 1 LOB: 1 BB: 0 P: 14		R: 0 E: 0 K: 0 S: 5	H: 1 LOB: 1 BB: 0 P: 8	R: 0 E: 0 K: 0 S: 5	H: 0 LOB: 0 BB: 0 P: 8	R: 0 E: 0 K: 0 S: 8	H: 0 LOB: 2 BB: 2 P: 18	R: 0 E: 0 K: 0 S: 6	H: 1 LOB: 2 BB: 1 P: 13	1B: 5 2B: 2 3B: 1 HR: 1	SF: 1 SAC: 1 DP: 2 HBP: 1	WP: 0 PB: 0 SB: 0 CS: 0	PA: 40
PITCHER	IP WLS BF H R ER SO BB IBB HBP BLK WP HR S P ERA WHIP											PITCHER	IP WLS BF H R ER SO BB IBB HBP BLK WP HR S P ERA WHIP										
Kris Benson, R ERA: 5.65	(1, 1) 5.0 23 7 1 0 4 2 0 0 1 0 0 0 43 74 0.00 0.500																						
Ron Villone, L ERA: 5.9	(6, 1) 2.0 7 1 0 0 0 0 0 0 0 0 0 0 10 16 0.00 0.500																						
Sean Lowe, R ERA: 5.08	(8, 1) 1.0 W 5 0 0 0 0 1 1 0 0 0 0 0 8 18 0.00 1.000																						
Mike Williams, R ERA: 1.69	(9, 1) 1.0 S 5 1 0 0 0 0 0 1 0 0 0 0 6 13 0.00 1.000																						



AB	32
R	4
H	9
RBI	4
BB	5
SO	0
LOB	16

Batter	1	2	3	4	5	6	7	8	9	AB	R	H	RBI	BB	SO	LOB	TOP								
Abraham Nunez, S (1.4) OBP: 0.298, SLG: 0.311	K2-3			2 3B	1B		K		2 1B	4	2	2	0	1	2	0									
2 Jack Wilson, R (1.6) OBP: 0.337, SLG: 0.357	F8			1-H	SF7	3B	1-2		HR	5	2	3	3	0	0	0									
Brian Giles, L (1.7) OBP: 0.433, SLG: 0.638	G3-1			3-H	SF7		1-1		HR	4	1	1	4	0	0	3									
Aramis Ramirez, R (1.5) OBP: 0.259, SLG: 0.335 Scott Sauerbeck, R (8.1) Brian Boehringer, S (8.1)		K		0-3			0-3		G6-3	4	0	0	0	0	3	0									
Rob Mackowiak, L (1.9) OBP: 0.300, SLG: 0.441		K		3-3			1-2		2B	4	0	1	0	0	1	0									
Kevin Young, R (1.3) OBP: 0.315, SLG: 0.439		G4-3		2-2			2-2		G5-3	4	0	1	0	0	1	1									
Chad Hermansen, R (1.8) OBP: 0.284, SLG: 0.402				1-2			3-2		F9	4	1	2	0	0	0	1									
Keith Osik, R (1.2) OBP: 0.205, SLG: 0.250				1-2			1-0		L5	4	0	0	0	0	1	3									
Josh Fogg, R (1.1) OBP: 0.152, SLG: 0.152 Mike Lincoln, R (6.1) Mike Benjamin, R (8.5) OBP: 0.200, SLG: 0.146				0-3			1-2		1B 2 1B	2	1	1	0	0	1	0									
Inning Stats	R: 0 E: 0 K: 1 S: 9	H: 0 LOB: 0 BB: 0 P: 13	R: 0 E: 0 K: 2 S: 12	H: 0 LOB: 0 BB: 0 P: 17	R: 0 E: 0 K: 1 S: 12	H: 1 LOB: 1 BB: 0 P: 14	R: 2 E: 0 K: 1 S: 19	H: 3 LOB: 1 BB: 0 P: 24	R: 4 E: 0 K: 0 S: 19	H: 4 LOB: 0 BB: 0 P: 27	R: 0 E: 0 K: 1 S: 8	H: 1 LOB: 1 BB: 0 P: 8	R: 0 E: 0 K: 2 S: 7	H: 0 LOB: 0 BB: 0 P: 7	R: 0 E: 0 K: 1 S: 8	H: 0 LOB: 0 BB: 0 P: 13	R: 1 E: 0 K: 1 S: 17	H: 2 LOB: 3 BB: 2 P: 30	1B: 7 2B: 3 3B: 1 HR: 1	SF: 1 SAC: 0 DP: 1 HBP: 0	WP: 0 PB: 0 SB: 0 CS: 0	PA: 39			
PITCHER	IP	WLS	BF	H	R	ER	SO	BB	IBB	HBP	BLK	WP	HR	S	P	ERA	WHIP								
44 Roy Oswalt, R (1.1) ERA: 3.6	7.0	L	29	9	6	6	8	0	0	0	0	0	1	86	110	7.71	1.286								
Pedro Borbon, L (8.1) ERA: 5.5	1.0		3	0	0	0	1	0	0	0	0	0	0	8	13	0.00	0.000								
Ricky Stone, R (9.1) ERA: 2.2	0.2		6	2	1	1	1	2	0	0	0	0	0	15	25	13.50	6.000								
Jim Mann, R (9.1) ERA: 3.95	0.1		1	0	0	0	0	0	0	0	0	0	0	2	5	0.00	0.000								

Pittsburgh Pirates @ Houston Astros
Astros Field, Houston, TX
Tue Jul 16 2002, 4:05 PM EDT
Att: 27,042 - Dome - 72 F

AB	36
R	7
H	11
RBI	7
BB	2
SO	10
LOB	8



Batter	1	2	3	4	5	6	7	8	9	AB	R	H	RBI	BB	SO	LOB	BOTTOM								
Julio Lugo, R (1.6) OBP: 0.329, SLG: 0.389 Gregg Zaun, S (9.1) OBP: 0.296, SLG: 0.341	K		F8	1-2		G6-3			F7	3	0	0	0	1	1	0									
Craig Biggio, R (1.4) OBP: 0.342, SLG: 0.408	G4-3		4-0	1-2		G6-3				3	0	0	0	1	1	2									
17 Lance Berkman, S (1.8) OBP: 0.410, SLG: 0.614	5 1B		3-1	F8					F7	2	0	0	0	2	0	1									
5 Jeff Bagwell, R (1.3) OBP: 0.384, SLG: 0.483	1-2		4-2	1-2					K	3	0	1	0	1	1	1									
Daryle Ward, L (1.7) OBP: 0.319, SLG: 0.415 Jose Vizcaino, S (8.1) OBP: 0.335, SLG: 0.358	P5		0-0	G3					HR	3	1	1	1	0	0	4									
Richard Hidalgo, R (1.9) OBP: 0.341, SLG: 0.463		G6-3		3-2		1B			HR	4	2	2	1	0	0	1									
Geoff Blum, S (1.5) OBP: 0.352, SLG: 0.446 Ricky Stone, R (9.1) Jim Mann, R (9.1)			1-1	1-1		1B			G1-3	4	0	2	1	0	0	0									
Brad Ausmus, R (1.2) OBP: 0.326, SLG: 0.350 Alan Zinter, S (9.1) OBP: 0.167, SLG: 0.417		G6-3		0-0					F9	3	0	1	0	0	0	1									
44 Roy Oswalt, R (1.1) OBP: 0.170, SLG: 0.136 Pedro Borbon, R (8.1) Orlando Merced, S (9.7) OBP: 0.393, SLG: 0.495		F8		0-0					G6-3	3	0	0	0	0	0	3									
Inning Stats	R: 0 E: 0 K: 1 S: 11	H: 1 LOB: 2 BB: 1 P: 22	R: 0 E: 0 K: 0 S: 11	H: 1 LOB: 1 BB: 0 P: 16	R: 0 E: 0 K: 0 S: 7	H: 0 LOB: 2 BB: 2 P: 19	R: 1 E: 0 K: 0 S: 12	H: 3 LOB: 2 BB: 1 P: 20	R: 2 E: 0 K: 1 S: 16	H: 2 LOB: 0 BB: 0 P: 24	R: 0 E: 0 K: 0 S: 4	H: 0 LOB: 0 BB: 0 P: 7	R: 0 E: 0 K: 1 S: 8	H: 0 LOB: 0 BB: 1 P: 16	R: 0 E: 0 K: 0 S: 6	H: 0 LOB: 0 BB: 1 P: 13	R: 0 E: 0 K: 2 S: 7	H: 0 LOB: 0 BB: 0 P: 9	1B: 4 2B: 2 3B: 0 HR: 2	SF: 0 SAC: 0 DP: 2 HBP: 0	WP: 0 PB: 0 SB: 0 CS: 0	PA: 37			
PITCHER	IP	WLS	BF	H	R	ER	SO	BB	IBB	HBP	BLK	WP	HR	S	P	ERA	WHIP								
Josh Fogg, R (1.1) ERA: 3.54	5.0		25	7	3	3	2	4	0	0	0	0	0	12	23	0.00	0.500								
Mike Lincoln, R (8.1) ERA: 2.15	2.0	H	6	0	0	0	1	1	0	0	0	0	0	1	5	*	*								
Scott Sauerbeck, L (8.1) ERA: 2.29	0.0		1	0	0	0	0	1	0	0	0	0	0	1	5	*	*								
Brian Boehringer, R (8.1) ERA: 2.29	2.0	S	5	0	0	0	2	0	0	0	0	0	0	12	17	0.00	0.000								

Pittsburgh Pirates @ Houston Astros
Astros Field, Houston, TX
Tue Jul 16 2002, 4:05 PM EDT
Att: 27,042 - Dome - 72 F

AB	31
R	3
H	7
RBI	3
BB	6
SO	5
LOB	13



Batter	1	2	3	4	5	6	7	8	9	AB	R	H	RBI	BB	SO	LOB	TOP			
Julio Lugo, R (1,6) OBP: 0.327, SLG: 0.389										5	1	1	0	0	1	1	Houston Astros @ Milwaukee Brewers Miller Park, Milwaukee, WI Wed Jul 17 2002, 7:05 PM CDT Att: 20,155 - Cloudy - 89 F			
Craig Biggio, R (1,4) OBP: 0.349, SLG: 0.413										3	2	2	2	2	0	0				
Orlando Merced, S (1,7) OBP: 0.393, SLG: 0.490										5	1	2	2	0	0	2				
5 Jeff Bagwell, R (1,3) OBP: 0.386, SLG: 0.491										3	1	1	3	1	0	2				
Richard Hidalgo, R (1,9) OBP: 0.346, SLG: 0.466										2	0	1	0	2	0	2				
Jose Vizcaino, S (1,5) OBP: 0.325, SLG: 0.351										4	0	0	0	0	0	4				
Barry Wesson, R (1,8) OBP: 0.250, SLG: 0.250										4	0	1	0	0	0	1				
Brad Ausmus, R (1,2) OBP: 0.321, SLG: 0.344										4	0	0	0	0	1	1				
Wade Miller, R (1,1) OBP: 0.250, SLG: 0.286										3	2	2	0	0	1	0				
Alan Zinter, S (8, PH) OBP: 0.154, SLG: 0.385										1	0	0	0	0	0	0				
T.J. Mathews, R (8, 1) Octavio Dotel, R (8, 1) Billy Wagner, L (9, 1)										0	0	0	0	0	0	0				
Inning Stats	R: 0 E: 0 K: 1 S: 9	H: 0 LOB: 1 BB: 1 P: 16	R: 0 E: 0 K: 0 S: 8	H: 0 LOB: 0 BB: 1 P: 13	R: 4 E: 0 K: 1 S: 17	H: 5 LOB: 1 BB: 0 P: 26	R: 0 E: 0 K: 1 S: 6	H: 0 LOB: 0 BB: 0 P: 11	R: 0 E: 0 K: 0 S: 3	H: 1 LOB: 0 BB: 0 P: 5	R: 3 E: 0 K: 0 S: 13	H: 4 LOB: 1 BB: 1 P: 20	R: 0 E: 0 K: 0 S: 12	H: 0 LOB: 0 BB: 0 P: 16	R: 0 E: 0 K: 0 S: 9	H: 0 LOB: 0 BB: 0 P: 15	1B: 6 2B: 3 3B: 0 HR: 1	SF: 0 SAC: 0 DP: 3 HBP: 0	WP: 0 PB: 0 SB: 0 CS: 0	PA: 39
PITCHER	IP WLS BF H R ER SO BB IBB HBP BLK WP HR S P ERA WHIP																			
Glendon Rusch, L (1, 1) ERA: 5.31	6.0 L 26 6 4 4 3 4 0 0 0 0 0 1 51 93 6.00 1.667																			
Nelson Figueroa, R (7, 1) ERA: 5.27	2.0 10 4 3 3 0 1 0 0 0 0 0 0 25 36 13.50 2.500																			
Mike DeJean, R (9, 1) ERA: 3.45	1.0 3 0 0 0 0 0 0 0 0 0 0 0 9 15 0.00 0.000																			

AB	34
R	7
H	10
RBI	7
BB	5
SO	3
LOB	13



Batter	1	2	3	4	5	6	7	8	9	AB	R	H	RBI	BB	SO	LOB	BOTTOM			
Alex Sanchez, L (1,8) OBP: 0.363, SLG: 0.347										4	0	1	0	0	0	0	Houston Astros @ Milwaukee Brewers Miller Park, Milwaukee, WI Wed Jul 17 2002, 7:05 PM CDT Att: 20,155 - Cloudy - 89 F			
Eric Young Sr., R (1,4) OBP: 0.314, SLG: 0.350										4	0	0	0	0	1	1				
Tyler Houston, L (1,5) OBP: 0.349, SLG: 0.470										3	0	0	0	1	1	1				
Richie Sexson, R (1,3) OBP: 0.350, SLG: 0.509										3	0	0	0	0	0	1				
Mark Loretta, R (8, 3) OBP: 0.349, SLG: 0.351										1	0	0	0	0	0	1				
Matt Stairs, L (1,9) OBP: 0.304, SLG: 0.485										2	0	1	0	1	1	0				
Ronnie Belliard, R (9, PH) OBP: 0.281, SLG: 0.303										0	0	0	0	1	0	0				
Alex Ochoa, R (1,7) OBP: 0.360, SLG: 0.365										3	0	0	0	1	0	4				
José Hernández, R (1,6) OBP: 0.365, SLG: 0.513										4	1	1	0	0	1	2				
Paul Bako, L (1,2) OBP: 0.342, SLG: 0.394										4	1	1	0	0	0	1				
Glendon Rusch, L (1, 1) ERA: 4.91	7.0 W 24 7 4 3 0 4 3 0 0 0 0 0 1 70 109 0.00 0.571																			
Lenny Harris, L (6, PH) OBP: 0.274, SLG: 0.321	0.0 4 4 3 3 0 0 0 0 0 0 0 1 6 6																			
Nelson Figueroa, R (7, 1) ERA: 3.38	1.0 3 0 0 0 0 0 0 0 0 0 0 0 7 10 0.00 0.000																			
Ryan Thompson, R (8, PH) ERA: 3.07	1.0 4 0 0 0 0 1 1 0 0 0 0 0 6 12 0.00 1.000																			
Inning Stats	R: 0 E: 0 K: 1 S: 12	H: 0 LOB: 0 BB: 0 P: 17	R: 0 E: 0 K: 1 S: 9	H: 0 LOB: 0 BB: 1 P: 15	R: 0 E: 0 K: 1 S: 8	H: 0 LOB: 0 BB: 0 P: 9	R: 0 E: 0 K: 1 S: 9	H: 0 LOB: 0 BB: 0 P: 12	R: 0 E: 0 K: 0 S: 10	H: 0 LOB: 0 BB: 0 P: 14	R: 0 E: 0 K: 0 S: 11	H: 0 LOB: 2 BB: 2 P: 24	R: 3 E: 0 K: 0 S: 13	H: 4 LOB: 1 BB: 0 P: 16	R: 0 E: 0 K: 1 S: 6	H: 0 LOB: 1 BB: 1 P: 12	1B: 3 2B: 1 3B: 0 HR: 1	SF: 0 SAC: 0 DP: 0 HBP: 0	WP: 0 PB: 0 SB: 0 CS: 1	PA: 36
PITCHER	IP WLS BF H R ER SO BB IBB HBP BLK WP HR S P ERA WHIP																			
Wade Miller, R (1, 1) ERA: 4.91	7.0 W 24 7 4 3 0 4 3 0 0 0 0 0 1 70 109 0.00 0.571																			
T.J. Mathews, R (8, 1) ERA: 3.38	0.0 4 4 3 3 0 0 0 0 0 0 0 0 6 6																			
Octavio Dotel, R (8, 1) ERA: 2.25	1.0 3 0 0 0 0 0 0 0 0 0 0 0 7 10 0.00 0.000																			
Billy Wagner, L (9, 1) ERA: 3.07	1.0 4 0 0 0 0 1 1 0 0 0 0 0 6 12 0.00 1.000																			

AB	31
R	3
H	5
RBI	3
BB	4
SO	5
LOB	11



Batter	1	2	3	4	5	6	7	8	9	AB	R	H	RBI	BB	SO	LOB	TOP										
Julio Lugo, R OBP: 0.322, SLG: 0.383 (1, 6)	G4-3		L9			F9			F9	4	0	0	0	0	0	0											
Craig Biggio, R OBP: 0.349, SLG: 0.414 (1, 4)	E4 FC5-4 17		K			K			K	4	0	1	0	0	2	0											
17 Lance Berkman, S OBP: 0.412, SLG: 0.613 (1, 8)	FC5-4 16					K			K	4	0	1	0	0	2	2											
5 Jeff Bagwell, R OBP: 0.385, SLG: 0.491 (1, 3)	1B					K			F9	4	0	1	0	0	1	1											
Daryle Ward, L OBP: 0.315, SLG: 0.407 (1, 7)	F7					G4-3			K	3	0	0	0	0	1	2											
Richard Hidalgo, R OBP: 0.339, SLG: 0.456 (1, 9)						F9			F9	3	0	0	0	0	0	0											
Geoff Blum, S OBP: 0.341, SLG: 0.431 (1, 5)						G4-3			F8	3	0	0	0	0	0	0											
Brad Ausmus, R OBP: 0.317, SLG: 0.336 (1, 2)						G6-3			L4	3	0	0	0	0	0	0											
Nelson Cruz, R OBP: 0.317, SLG: 0.336 (1, 1)										2	0	0	0	0	0	2											
Pedro Borbon, R OBP: 0.317, SLG: 0.336 (6, 1)										0	0	0	0	0	0	0											
Ricky Stone, R OBP: 0.317, SLG: 0.336 (8, PH)										0	0	0	0	0	0	0											
Tim Redding, R OBP: 0.317, SLG: 0.336 (8, 1)										0	0	0	0	0	0	0											
T.J. Mathews, R OBP: 0.317, SLG: 0.336 (8, 1)										0	0	0	0	0	0	0											
Inning Stats	R: 0 H: 1 E: 1 K: 0 S: 16	H: 1 LOB: 2 BB: 0 P: 23	R: 0 H: 0 E: 0 K: 0 S: 5	H: 0 LOB: 0 BB: 0 P: 10	R: 0 H: 0 E: 0 K: 2 S: 10	H: 0 LOB: 0 BB: 0 P: 16	R: 0 H: 0 E: 0 K: 2 S: 11	H: 0 LOB: 0 BB: 0 P: 17	R: 0 H: 0 E: 0 K: 0 S: 5	H: 0 LOB: 0 BB: 0 P: 10	R: 0 H: 1 E: 0 K: 2 S: 10	H: 1 LOB: 1 BB: 0 P: 14	R: 0 H: 0 E: 0 K: 1 S: 11	H: 0 LOB: 0 BB: 0 P: 15	R: 0 H: 0 E: 0 K: 1 S: 7	H: 0 LOB: 0 BB: 0 P: 8	R: 0 H: 1 E: 0 K: 1 S: 11	H: 1 LOB: 1 BB: 0 P: 16	1B: 2 2B: 1 3B: 0 HR: 0	SF: 0 SAC: 0 DP: 0 HBP: 0	WP: 0 PA: 31 PB: 0 SB: 0 CS: 0						
PITCHER	IP	WLS	BF	H	R	ER	SO	BB	IBB	HBP	BLK	WP	HR	S	P	ERA	WHIP										
22 Mark Prior, R ERA: 3.41	8.0	W	27	2	0	0	8	0	0	0	0	0	0	75	113	0.00	0.250										
Kyle Farnsworth, R ERA: 3.54	1.0		4	1	0	0	1	0	0	0	0	0	0	11	16	0.00	1.000										

Houston Astros @ Chicago Cubs
Wrigley Field, Chicago, IL
Fri Jul 19, 2002, 2:20 PM CDT
Att: 38,566 - Overcast - 78 F

AB	31
R	0
H	3
RBI	0
BB	0
SO	9
LOB	5



Batter	1	2	3	4	5	6	7	8	9	AB	R	H	RBI	BB	SO	LOB	BOTTOM										
Mark Bellhorn, S OBP: 0.391, SLG: 0.557 (1, 4)	FC3-6 BB		F9			K			G3	3	0	0	0	2	1	2											
Bill Mueller, S OBP: 0.329, SLG: 0.355 (1, 5)	FC3-6 WP		P5			G6-3			G5-3	4	0	0	0	0	0	2											
Sammy Sosa, R OBP: 0.418, SLG: 0.614 (1, 9)	F8		K						G1-3	3	1	0	0	1	1	1											
Fred McGriff, L OBP: 0.353, SLG: 0.485 (1, 3)	K					K			P5	3	0	0	0	1	2	2											
Moises Alou, R OBP: 0.304, SLG: 0.386 (1, 7)						K			FC3-2 BB	2	2	1	1	2	1	0											
Corey Patterson, L OBP: 0.311, SLG: 0.407 (1, 8)	B1-3								FC1 FC3-2	4	1	2	1	0	0	2											
Todd Hundley, S OBP: 0.269, SLG: 0.396 (1, 2)						G4-3			FC3-2 1B	3	1	0	0	1	0	6											
Alex Gonzalez, R OBP: 0.295, SLG: 0.422 (1, 6)						K			2B 1B	4	0	1	2	0	3	1											
22 Mark Prior, R OBP: 0.278, SLG: 0.471						K			1-2 2-3 3-H	3	0	0	0	0	1	1											
Roosevelt Brown, L OBP: 0.271, SLG: 0.308 (8, PH)						K			1-3 2-H	1	0	1	1	0	0	0											
Kyle Farnsworth, R ERA: 3.31									2B	0	0	0	0	0	0	0											
Inning Stats	R: 0 H: 0 E: 0 K: 1 S: 10	H: 0 LOB: 1 BB: 1 P: 18	R: 1 H: 1 E: 0 K: 1 S: 8	H: 1 LOB: 1 BB: 1 P: 15	R: 0 H: 0 E: 0 K: 1 S: 12	H: 0 LOB: 0 BB: 0 P: 15	R: 0 H: 1 E: 0 K: 2 S: 12	H: 1 LOB: 1 BB: 0 P: 20	R: 0 H: 0 E: 0 K: 3 S: 12	H: 0 LOB: 0 BB: 0 P: 19	R: 1 H: 1 E: 0 K: 0 S: 8	H: 1 LOB: 2 BB: 2 P: 20	R: 0 H: 0 E: 0 K: 1 S: 9	H: 0 LOB: 1 BB: 1 P: 14	R: 3 H: 2 E: 1 K: 0 S: 22	H: 2 LOB: 2 BB: 2 P: 36	1B: 3 2B: 1 3B: 0 HR: 1	SF: 0 SAC: 0 DP: 0 HBP: 0	WP: 1 PA: 37 PB: 0 SB: 0 CS: 0								
PITCHER	IP	WLS	BF	H	R	ER	SO	BB	IBB	HBP	BLK	WP	HR	S	P	ERA	WHIP										
Nelson Cruz, R ERA: 3.75	5.1	L	21	2	2	2	8	3	0	0	0	0	0	5	10	0.00	6.000										
Pedro Borbon, L ERA: 5.4	0.1		3	1	0	0	0	1	0	0	0	0	0	5	10	0.00	6.000										
Ricky Stone, R ERA: 2.15	1.1		5	0	0	0	1	1	0	0	0	0	0	10	17	0.00	0.750										
Tim Redding, R ERA: 5.43	0.2		6	1	3	0	0	2	0	0	0	0	0	16	27	0.00	4.500										
T.J. Mathews, R ERA: 3.31	0.1		2	1	0	0	0	0	0	0	0	0	0	6	9	0.00	3.000										

Houston Astros @ Chicago Cubs
Wrigley Field, Chicago, IL
Fri Jul 19, 2002, 2:20 PM CDT
Att: 38,566 - Overcast - 78 F

AB	30
R	5
H	5
RBI	5
BB	7
SO	9
LOB	17



Batter	1	2	3	4	5	6	7	8	9	AB	R	H	RBI	BB	SO	LOB	TOP											
Julio Lugo, R OBP: 0.321, SLG: 0.393 (1, 6)	G3			K				G6-3		4	1	1	1	0	1	1	Houston Astros @ Chicago Cubs Wrigley Field, Chicago, IL Sat Jul 20 2002, 12:05 PM CDT Att: 39,298 - Sunny - 78 F											
Jose Vizcaino, S OBP: 0.316, SLG: 0.337 (1, 4)	F7			G5-3				G4-3	K	4	0	0	0	0	1	0												
17 Lance Berkman, S OBP: 0.408, SLG: 0.606 (8, 7)	K			G4-3				L6	K	4	0	0	0	0	2	0												
5 Jeff Bagwell, R OBP: 0.386, SLG: 0.488 (1, 3)		K						G6-3		2	1	0	0	2	1	0												
Daryle Ward, L OBP: 0.316, SLG: 0.409 Octavio Dotel, R (8, 1)		K						P6		3	1	1	0	0	1	0												
Orlando Merced, S OBP: 0.383, SLG: 0.477 Billy Wagner, L (9, 1)									K	1	0	0	0	0	1	1												
Richard Hidalgo, R OBP: 0.336, SLG: 0.452 (1, 9)										3	0	0	0	0	3	2												
Geoff Blum, S OBP: 0.341, SLG: 0.429 (1, 5)								G6-3		3	0	1	2	0	0	0												
Gregg Zaun, S OBP: 0.297, SLG: 0.341 Barry Wesson, R OBP: 0.250, SLG: 0.250 (8, 8)								G4-3		3	0	1	0	0	1	1												
Kirk Saarloos, R (1, 1) Alan Zinter, S (6, PH) Pedro Borbon, R (6, 1) Ricky Stone, R (7, 1) Brad Ausmus, R OBP: 0.316, SLG: 0.335 (8, 2)										1	0	0	0	0	1	0												
Inning Stats	R: 0 E: 0 K: 1 S: 9	H: 0 LOB: 0 BB: 0 P: 15	R: 0 E: 0 K: 3 S: 12	H: 0 LOB: 0 BB: 0 P: 16	R: 0 E: 0 K: 2 S: 12	H: 0 LOB: 0 BB: 0 P: 15	R: 2 E: 0 K: 1 S: 7	H: 2 LOB: 0 BB: 1 P: 15	R: 1 E: 0 K: 1 S: 9	H: 1 LOB: 0 BB: 0 P: 14	R: 0 E: 0 K: 1 S: 8	H: 0 LOB: 0 BB: 0 P: 14	R: 0 E: 0 K: 0 S: 13	H: 1 LOB: 1 BB: 0 P: 19	R: 0 E: 0 K: 3 S: 11	H: 0 LOB: 1 BB: 1 P: 17		1B: 2 2B: 1 3B: 0 HR: 1	SF: 0 SAC: 0 DP: 1 HBP: 0	WP: 0 PB: 1 SB: 0 CS: 0	PA: 32							
PITCHER	IP	WLS	BF	H	R	ER	SO	BB	IBB	HBP	BLK	WP	HR	S	P	ERA		WHIP										
38 Carlos Zambrano, R ERA: 3.0 Jeff Fassero, L ERA: 6.1 Juan Cruz, R ERA: 4.5	7.0	L	24	3	3	3	10	1	0	0	0	0	1	63	99	3.86		0.571										
	0.1		2	1	0	0	0	0	0	0	0	0	0	6	7	0.00	3.000											
	1.2		6	0	0	0	3	1	0	0	0	0	0	18	29	0.00	0.600											

AB	30
R	3
H	4
RBI	3
BB	2
SO	13
LOB	6



Batter	1	2	3	4	5	6	7	8	9	AB	R	H	RBI	BB	SO	LOB	BOTTOM											
Mark Bellhorn, S OBP: 0.392, SLG: 0.561 (1, 4)	G6-3 1B 2B		L9		K					4	2	2	0	0	1	2	Houston Astros @ Chicago Cubs Wrigley Field, Chicago, IL Sat Jul 20 2002, 12:05 PM CDT Att: 39,298 - Sunny - 78 F											
Bill Mueller, S OBP: 0.332, SLG: 0.355 (1, 5)	G6-3		L6							3	0	1	0	1	0	1												
Sammy Sosa, R OBP: 0.416, SLG: 0.608 (1, 9)	F8 1B HBP		K		G1-3					3	0	0	0	0	2	5												
Fred McGriff, L OBP: 0.355, SLG: 0.485 (1, 3)	F8 1B									4	0	2	2	0	0	0												
Moises Alou, R OBP: 0.300, SLG: 0.380 (1, 7)	F8									4	0	0	0	0	1	4												
Corey Patterson, L OBP: 0.308, SLG: 0.402 (1, 8)	K									4	0	0	0	0	4	4												
Todd Hundley, S OBP: 0.270, SLG: 0.395 Chris Stynes, R OBP: 0.319, SLG: 0.361 (9, PH)										3	0	1	0	0	1	0												
Alex Gonzalez, R OBP: 0.292, SLG: 0.416 (1, 6)										4	0	0	0	0	1	1												
38 Carlos Zambrano, S Roosevelt Brown, L (7, PH) Jeff Fassero, L (8, 1) Juan Cruz, R OBP: 0.154, SLG: 0.154 Angel Echevarria, R OBP: 0.304, SLG: 0.364 (9, PH)										1	0	0	0	0	1	0												
Inning Stats	R: 1 E: 0 K: 1 S: 15	H: 2 LOB: 2 BB: 0 P: 24	R: 0 E: 0 K: 3 S: 10	H: 0 LOB: 0 BB: 0 P: 11	R: 0 E: 0 K: 1 S: 8	H: 0 LOB: 0 BB: 0 P: 13	R: 0 E: 0 K: 1 S: 9	H: 2 LOB: 3 BB: 0 P: 13	R: 0 E: 0 K: 1 S: 16	H: 0 LOB: 0 BB: 0 P: 24	R: 0 E: 0 K: 1 S: 10	H: 0 LOB: 0 BB: 0 P: 15	R: 0 E: 0 K: 1 S: 5	H: 0 LOB: 0 BB: 0 P: 8	R: 1 E: 0 K: 3 S: 22	H: 2 LOB: 2 BB: 1 P: 27		R: 0 E: 0 K: 2 S: 9	H: 0 LOB: 0 BB: 0 P: 10	1B: 5 2B: 1 3B: 0 HR: 0	SF: 0 SAC: 1 DP: 0 HBP: 1	WP: 0 PB: 0 SB: 0 CS: 0	PA: 36					
PITCHER	IP	WLS	BF	H	R	ER	SO	BB	IBB	HBP	BLK	WP	HR	S	P	ERA		WHIP										
Kirk Saarloos, R ERA: 11.85 Pedro Borbon, L ERA: 5.25 Ricky Stone, R ERA: 2.1 Octavio Dotel, R ERA: 2.32 Billy Wagner, L ERA: 2.93	5.0	W	21	4	1	1	7	0	0	1	0	0	0	10	15	0.00		0.800										
	1.0	H	3	0	0	0	1	0	0	0	0	0	0	5	8	0.00		0.000										
	1.0	H	3	0	0	0	1	0	0	0	0	0	0	5	8	0.00	0.000											
	1.0	H	6	2	1	1	3	1	0	0	0	0	0	22	27	9.00	3.000											
	1.0	S	3	0	0	0	2	0	0	0	0	0	0	9	10	0.00	0.000											

AB	33
R	2
H	6
RBI	2
BB	1
SO	14
LOB	17

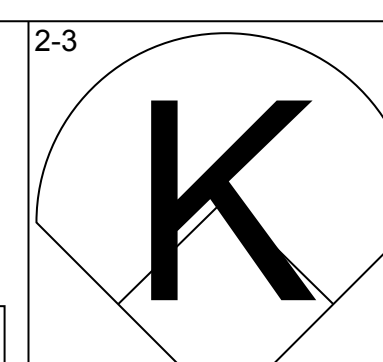
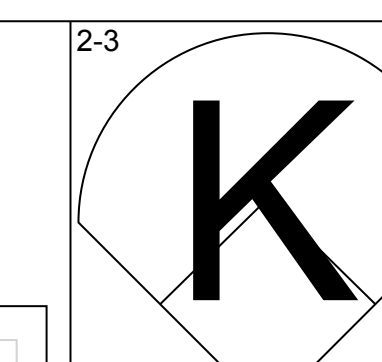
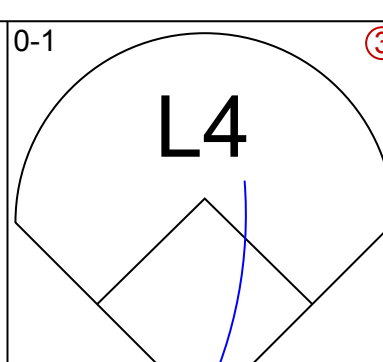
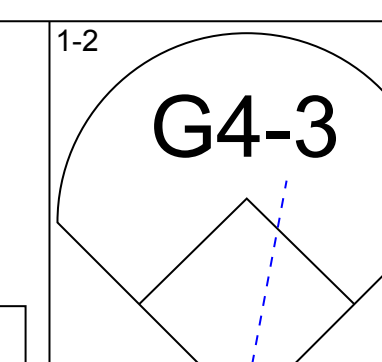
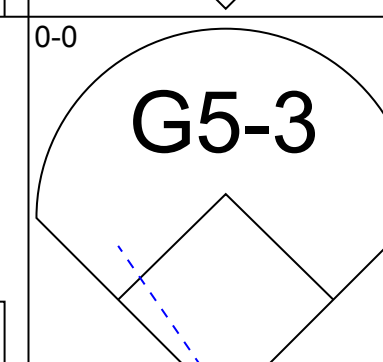
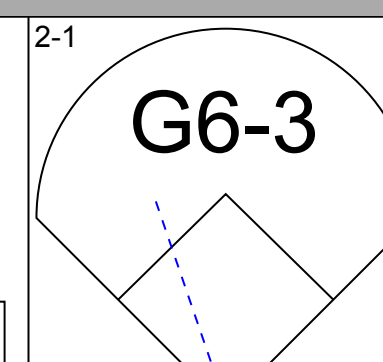
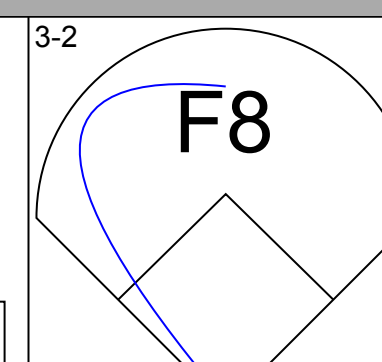
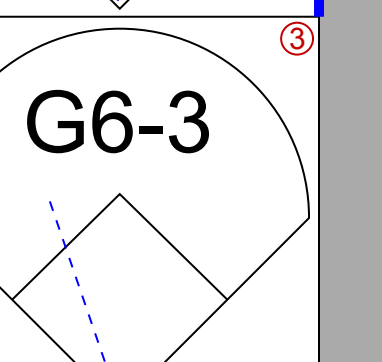
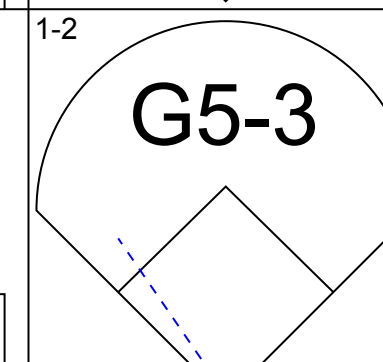
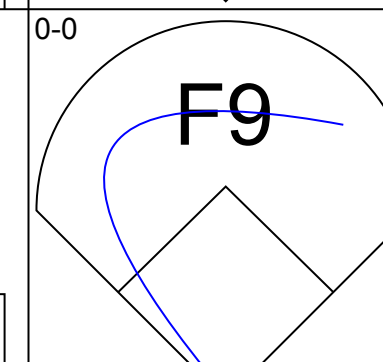
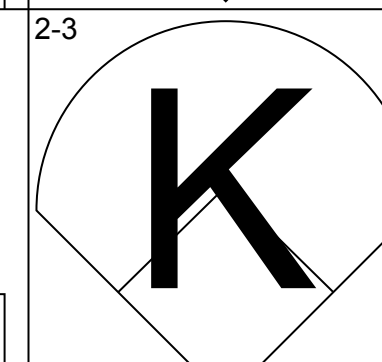
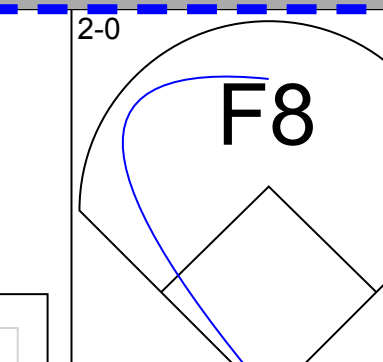
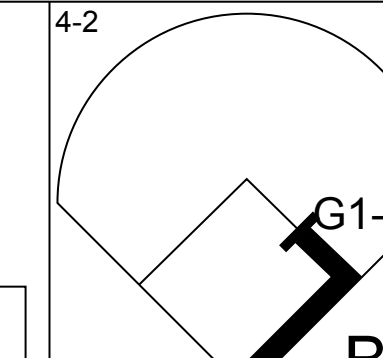
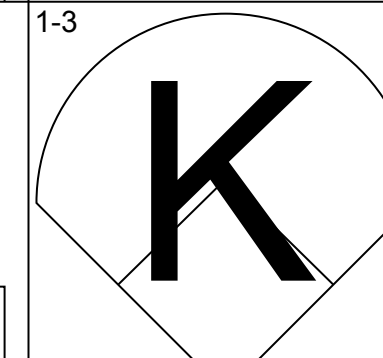
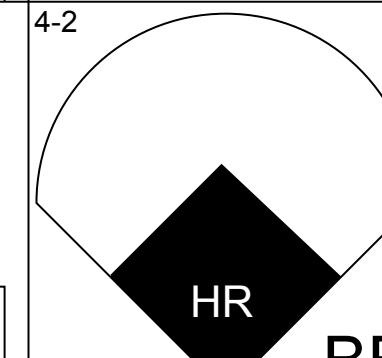
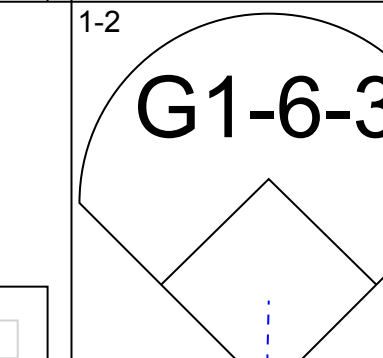
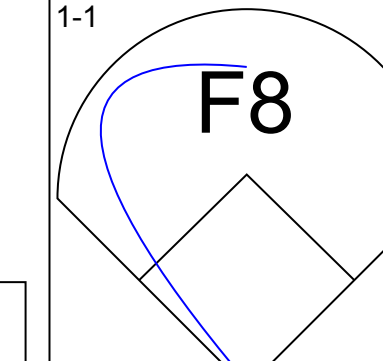
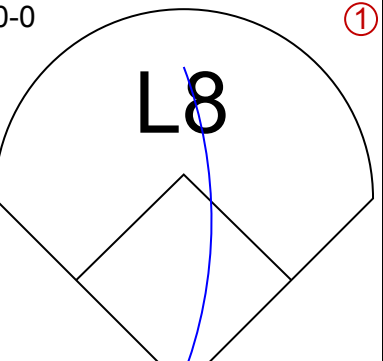
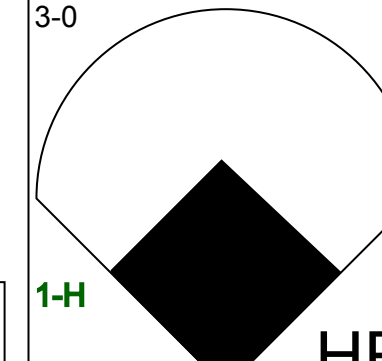
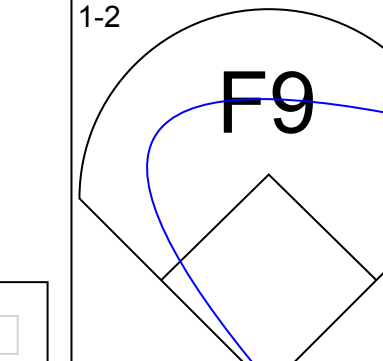
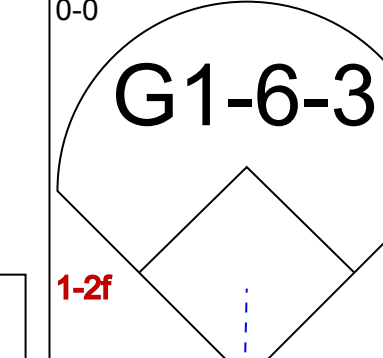
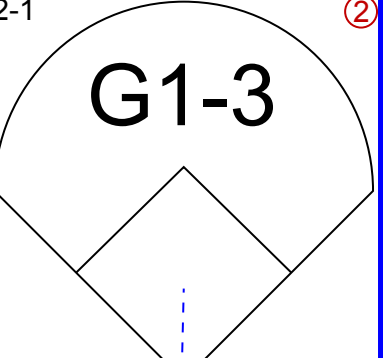
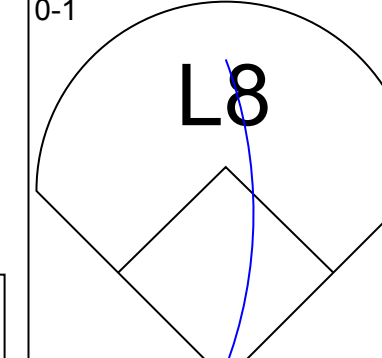
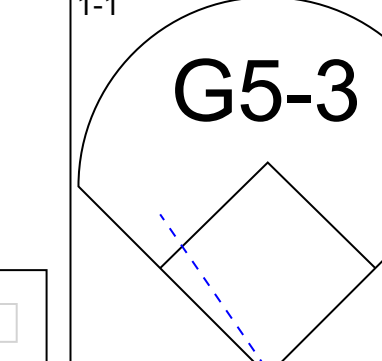
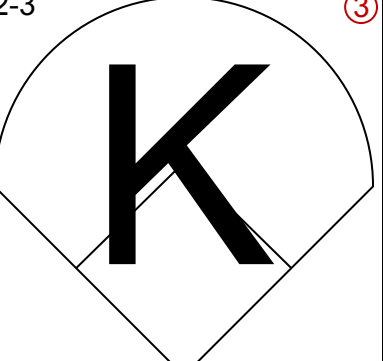
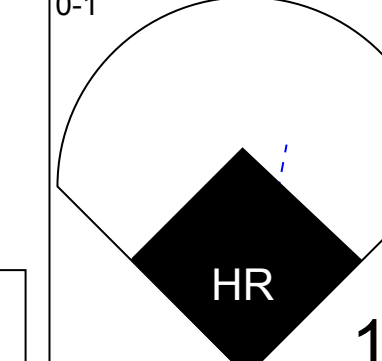
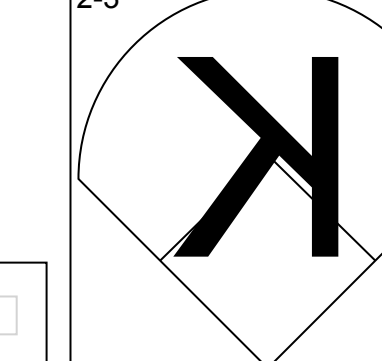
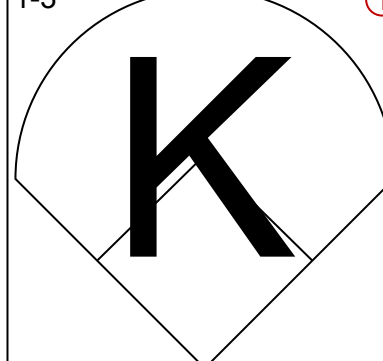
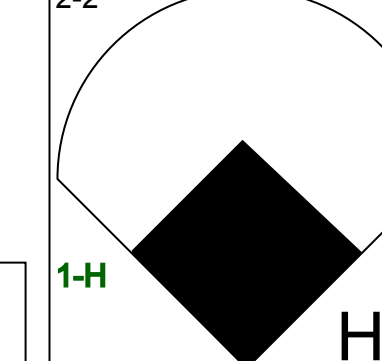
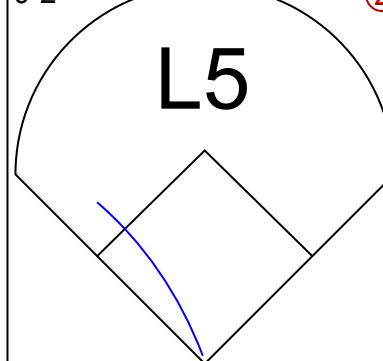
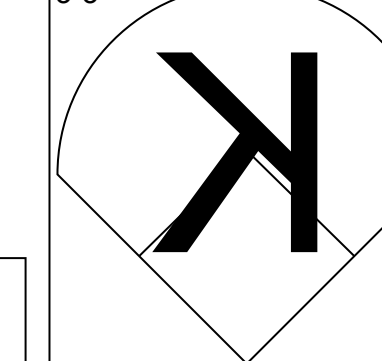


Batter	1	2	3	4	5	6	7	8	9	AB	R	H	RBI	BB	SO	LOB	TOP																
Julio Lugo, R (1, 6) OBP: 0.320, SLG: 0.390	2-1 F8		2-2 G6-3		0-0 1-2 1B		0-3 K			4	0	1	0	0	1	2	Houston Astros @ Chicago Cubs Wrigley Field, Chicago, IL Sun Jul 21 2002, 1:20 PM CDT Att: 37,541 - Sunny - 88 F																
Craig Biggio, R (1, 4) OBP: 0.348, SLG: 0.412	1-2 17 HR 1B		1-2 G6-3		2-2 L9		0-3 K			4	1	1	0	0	1	4																	
17 Lance Berkman, S (1, 8) OBP: 0.409, SLG: 0.613	0-1 1-H HR		2-1		3-1 G4-3			2-3 K		4	1	2	2	0	1	2																	
Daryle Ward, L (1, 7) OBP: 0.312, SLG: 0.404	1-3 K		2-2 F9			1-3 K		2-2 G4-3		4	0	0	0	0	2	1																	
Alan Zinter, S (1, 3) OBP: 0.167, SLG: 0.389	0-3 K			0-1 F7		1-3 K		0-1		3	0	0	0	0	2	0																	
Tim Redding, R (6, 1) OBP: 0.100, SLG: 0.100										0	0	0	0	0	0	0																	
Orlando Merced, S (6, PH) OBP: 0.388, SLG: 0.481										1	0	1	0	0	0	0																	
Brandon Puffer, R (8, 1)										0	0	0	0	0	0	0																	
Richard Hidalgo, R (1, 9) OBP: 0.332, SLG: 0.446		1-3 K		0-0 F8		0-1 F7		1-1 G4-3		4	0	0	0	0	1	1																	
Geoff Blum, S (1, 5) OBP: 0.339, SLG: 0.423		1-2 G5-3		1-2 L7			4-1 SH1-4 BB		0-0 G3-1	3	0	0	0	1	0	0																	
Brad Ausmus, R (1, 2) OBP: 0.318, SLG: 0.335		0-0 1B			1-2 L8		4-1 SH1-4 BB		0-1 F8	3	0	1	0	1	0	0																	
44 Roy Oswalt, R (1, 1) OBP: 0.184, SLG: 0.152		3-3 K			0-1 L9 1B		0-1 SH1-4		0-2 G6-3	2	0	1	0	0	1	1																	
Jose Vizcaino, S (6, 3) OBP: 0.315, SLG: 0.335							1-2 2-3			1	0	0	0	0	0	0																	
Inning Stats	R: 2 H: 2 E: 0 K: 2 S: 15	H: 2 R: 0 ER: 0 LOB: 0 BB: 0 P: 19	R: 0 H: 1 E: 0 K: 2 S: 15	H: 1 R: 0 ER: 0 LOB: 1 BB: 0 P: 20	R: 0 H: 1 E: 0 K: 0 S: 12	H: 1 R: 0 ER: 0 LOB: 0 BB: 0 P: 19	R: 0 H: 0 E: 0 K: 0 S: 6	H: 0 R: 0 ER: 0 LOB: 0 BB: 0 P: 7	R: 0 H: 2 E: 0 K: 0 S: 11	H: 2 R: 0 ER: 0 LOB: 2 BB: 0 P: 17	R: 0 H: 0 E: 0 K: 2 S: 8	H: 0 R: 0 ER: 0 LOB: 0 BB: 0 P: 10	R: 0 H: 0 E: 0 K: 2 S: 10	H: 0 R: 0 ER: 0 LOB: 2 BB: 2 P: 18	R: 0 H: 1 E: 0 K: 1 S: 12	H: 1 R: 0 ER: 0 LOB: 0 BB: 0 P: 17	R: 0 H: 0 E: 0 K: 0 S: 7	H: 0 R: 0 ER: 0 LOB: 0 BB: 0 P: 7	1B: 6 2B: 0 3B: 0 HR: 1	SF: 0 SAC: 1 DP: 0 HBP: 0	WP: 0 PA: 36 PB: 0 SB: 0 CS: 0												
PITCHER	IP WLS BF H R ER SO BB IBB HBP BLK WP HR S P ERA WHIP																																
Jon Lieber, R (1, 1) ERA: 3.38	5.0	21	6	2	2	4	0	0	0	0	0	0	1	59	82	3.60	1.200																
Jeff Fassero, L (6, 1) ERA: 5.95	1.0	W	3	0	0	0	2	0	0	0	0	0	0	8	10	0.00	0.000																
Tom Gordon, R (7, 1) ERA: 1.08	2.0	H	9	1	0	0	3	2	0	0	0	0	0	22	35	0.00	1.500																
Antonio Alfonseca, R (9, 1) ERA: 2.91	1.0	S	3	0	0	0	0	0	0	0	0	0	0	7	7	0.00	0.000																

Batter	1	2	3	4	5	6	7	8	9	AB	R	H	RBI	BB	SO	LOB	BOTTOM																
Mark Bellhorn, S (1, 4) OBP: 0.394, SLG: 0.574	2-3 K		0-1 1B		1-2 HR	2-3 K				4	1	2	1	0	2	2	Houston Astros @ Chicago Cubs Wrigley Field, Chicago, IL Sun Jul 21 2002, 1:20 PM CDT Att: 37,541 - Sunny - 88 F																
Bill Mueller, S (1, 5) OBP: 0.331, SLG: 0.353	3-3 K		0-0 1B		1-2 G5-3		1-0 G4-3			4	0	1	0	0	1	0																	
Sammy Sosa, R (1, 9) OBP: 0.412, SLG: 0.601	2-3 K		1-3 K		1-0 G5-3		3-3 K			4	0	0	0	0	3	2																	
Fred McGriff, L (1, 3) OBP: 0.356, SLG: 0.493		4-2 BB	3-3 K		2-2 HR		0-0 G1-3			3	1	1	1	1	1	2																	
Moises Alou, R (1, 7) OBP: 0.300, SLG: 0.376		4-2			0-3 K		1-2 F9		1-3 K	2	0	0	0	1	1	0																	
Angel Echevarria, R (8, PH) OBP: 0.304, SLG: 0.364		1-2 BB								1	0	0	0	0	1	0																	
Corey Patterson, L (1, 8) OBP: 0.307, SLG: 0.399		1-3 K		0-2 L6		4-1 FC1-6 WP BB		0-1 P4		3	0	0	0	1	1	2																	
Todd Hundley, S (1, 2) OBP: 0.271, SLG: 0.390		0-2 F8		4-2		2-2 FC1-6		3-3 K		2	0	0	0	1	0	3																	
Darren Lewis, R (6, PH) OBP: 0.333, SLG: 0.310										0	1	0	0	0	0	0																	
Delino DeShields, L (8, PH) OBP: 0.279, SLG: 0.317										0	0	0	0	0	1	0																	
Antonio Alfonseca, R (9, 1) OBP: 0.667, SLG: 0.667										0	0	0	0	0	0	0																	
Alex Gonzalez, R (1, 6) OBP: 0.295, SLG: 0.422		0-0 F7		0-0 BB		1-2 E		1-2 K		3	0	2	1	0	0	2																	
Jon Lieber, L (1, 1) OBP: 0.175, SLG: 0.154										2	0	0	0	0	1	2																	
Jeff Fassero, L (6, 1) ERA: 5.4										0	0	0	0	0	0	0																	
Roosevelt Brown, L (6, PH) OBP: 0.267, SLG: 0.303										1	0	0	0	0	1	2																	
Mike Mahoney, R (7, 2) OBP: 0.333, SLG: 0.333										0	0	0	0	0	0	0																	
Inning Stats	R: 0 H: 0 E: 0 K: 3 S: 12	H: 0 R: 0 ER: 0 LOB: 2 BB: 2 P: 20	R: 0 H: 2 E: 0 K: 3 S: 13	H: 2 R: 0 ER: 0 LOB: 2 BB: 0 P: 17	R: 0 H: 1 E: 0 K: 1 S: 12	H: 1 R: 0 ER: 0 LOB: 1 BB: 1 P: 19	R: 2 H: 2 E: 0 K: 0 S: 16	H: 2 R: 0 ER: 0 LOB: 0 BB: 0 P: 22	R: 1 H: 1 E: 1 K: 2 S: 14	H: 1 R: 0 ER: 0 LOB: 2 BB: 1 P: 26	R: 0 H: 0 E: 0 K: 1 S: 5	H: 0 R: 0 ER: 0 LOB: 0 BB: 0 P: 9	R: 0 H: 0 E: 0 K: 2 S: 8	H: 0 R: 0 ER: 0 LOB: 0 BB: 0 P: 12	R: 0 H: 0 E: 0 K: 0 S: 7	H: 0 R: 0 ER: 0 LOB: 0 BB: 0 P: 7	1B: 3 2B: 1 3B: 0 HR: 2	SF: 0 SAC: 0 DP: 0 HBP: 0	WP: 1 PA: 34 PB: 0 SB: 0 CS: 0														
PITCHER	IP WLS BF H R ER SO BB IBB HBP BLK WP HR S P ERA WHIP																																
44 Roy Oswalt, R (1, 1) ERA: 3.6	5.0	23	5	2	2	8	3	0	0	0	0	1	0	19	35	4.50	1.600																
Tim Redding, R (6, 1) ERA: 5.4	2.0	L	8	1	1	1	3	1	0	0	0	0	0	8	12	0.00	0.000																
Brandon Puffer, R (8, 1) ERA: 4.05	1.0		3	0	0	0	2	0	0	0	0	0	0	8	12	0.00	0.000																

AB	33
R	2
H	7
RBI	2
BB	2
SO	9
LOB	11

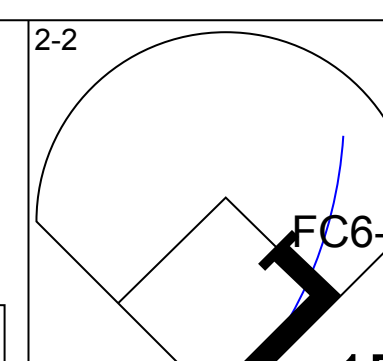
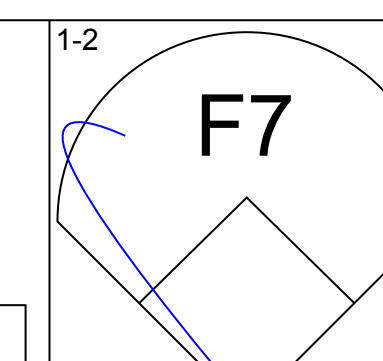
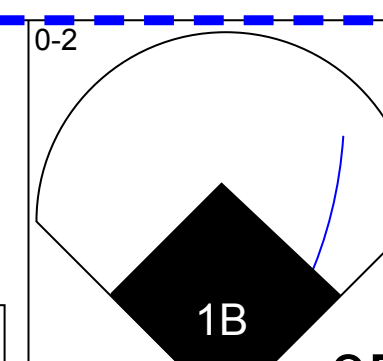
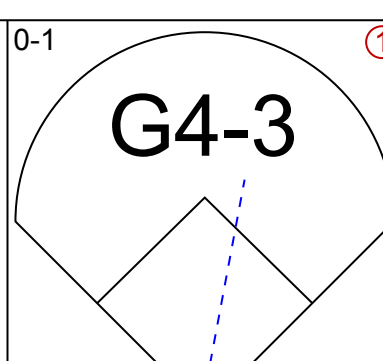
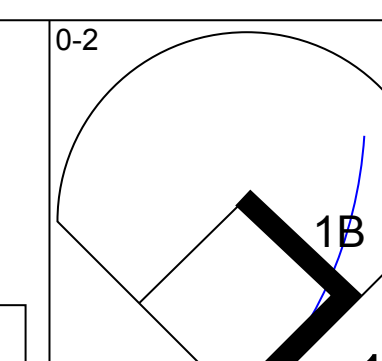
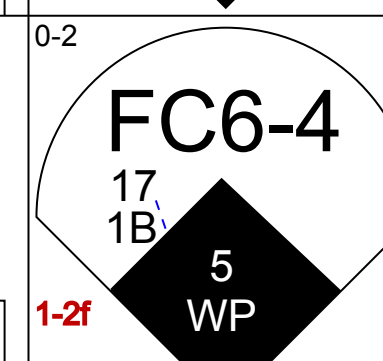
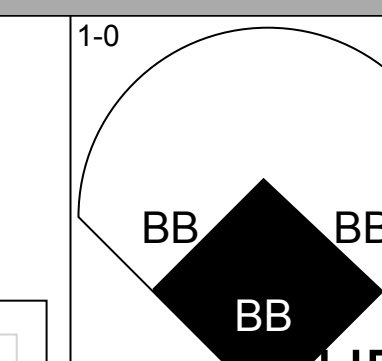
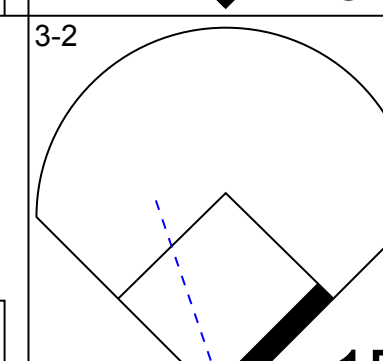
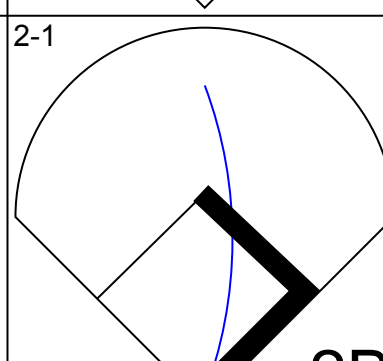
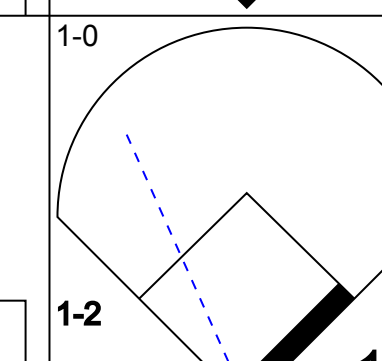
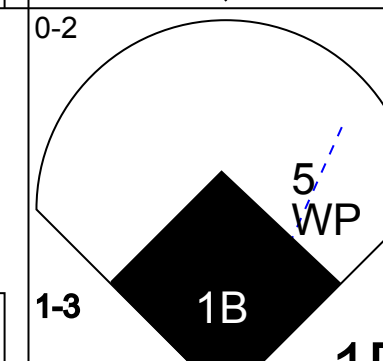
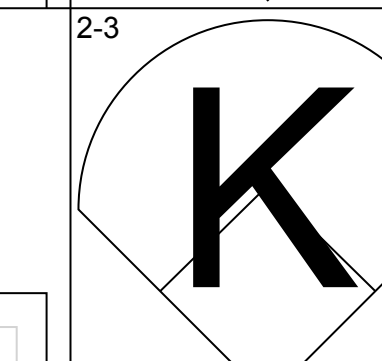
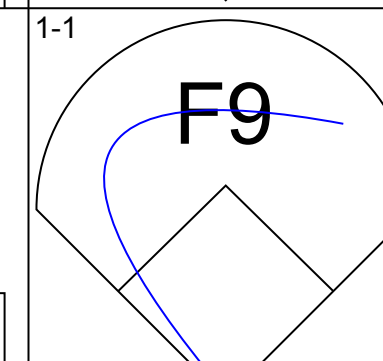
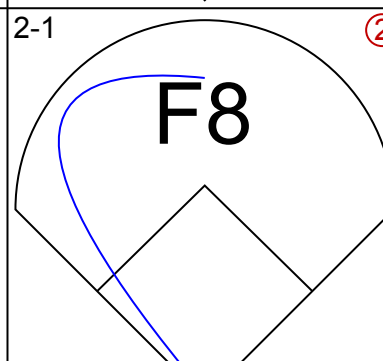
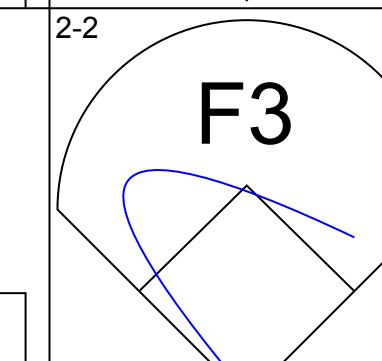
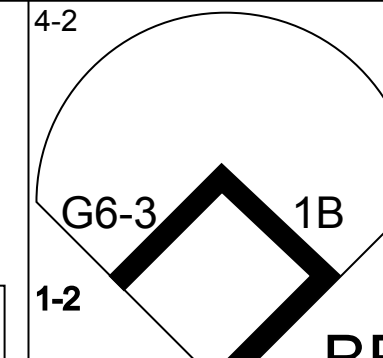
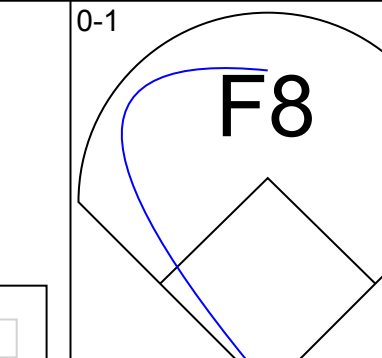
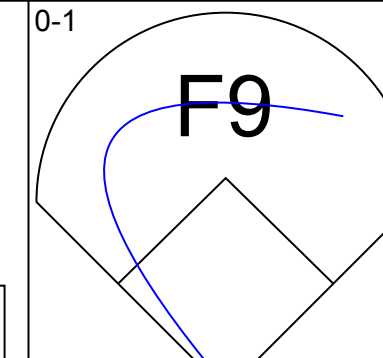
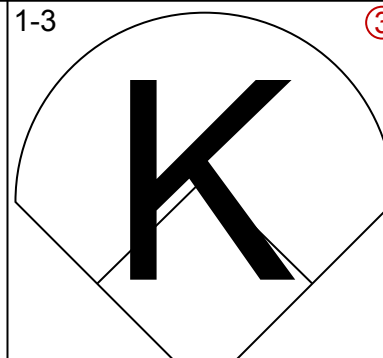
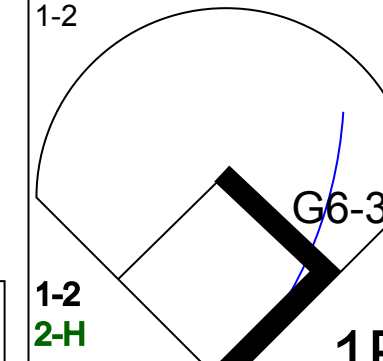
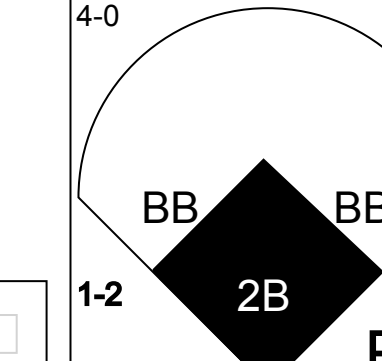
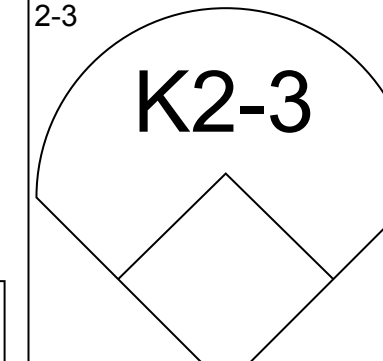
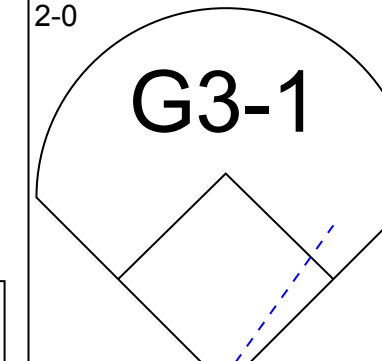
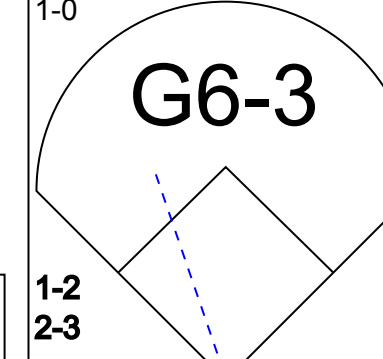
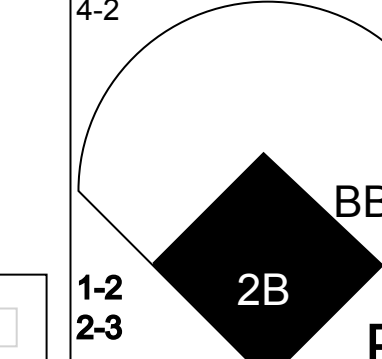
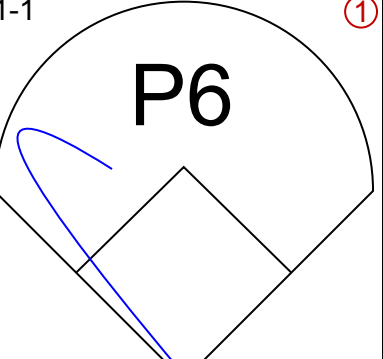
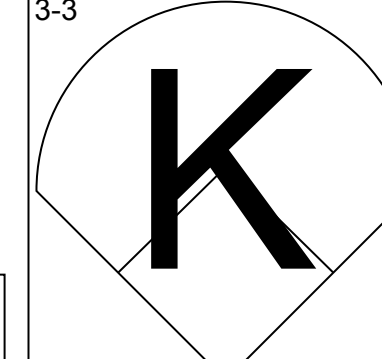
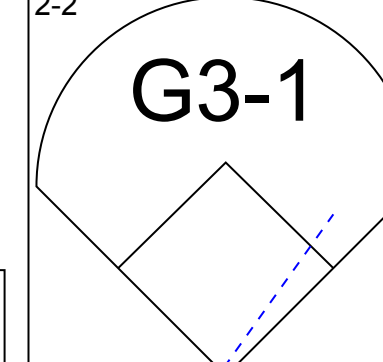
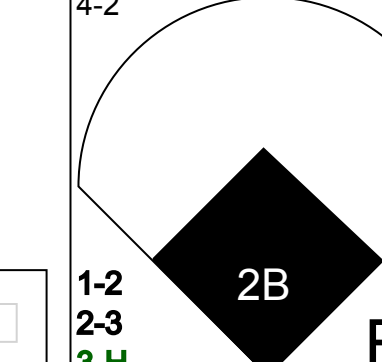
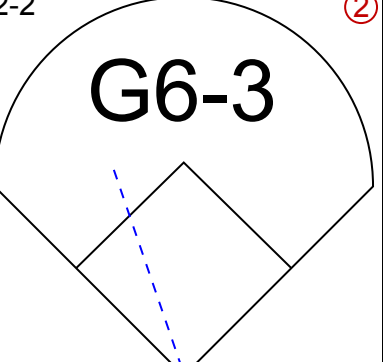
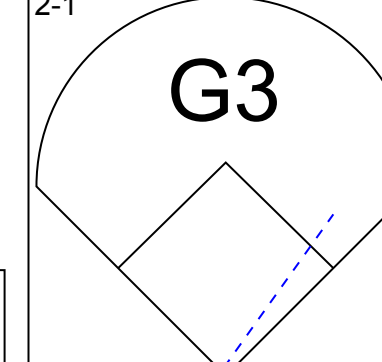
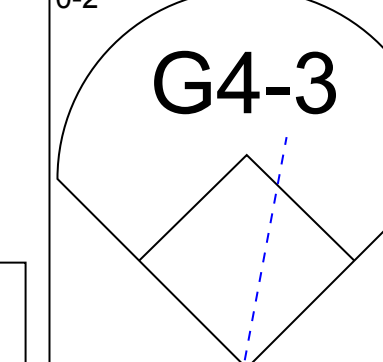
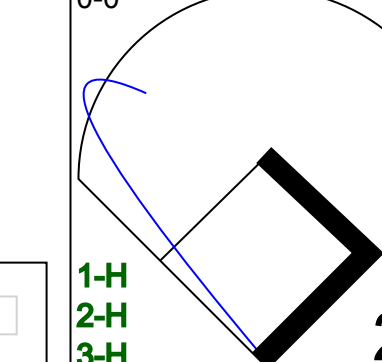
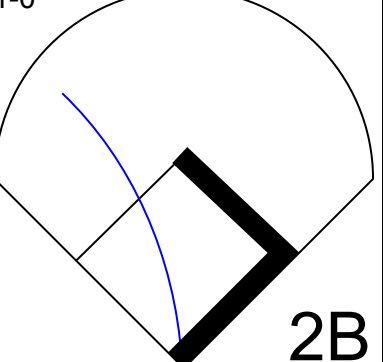
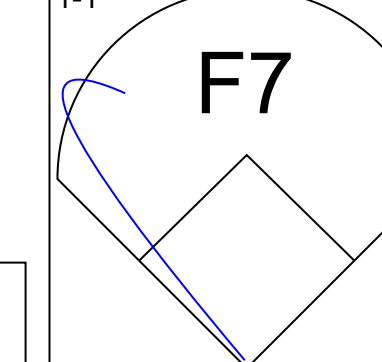
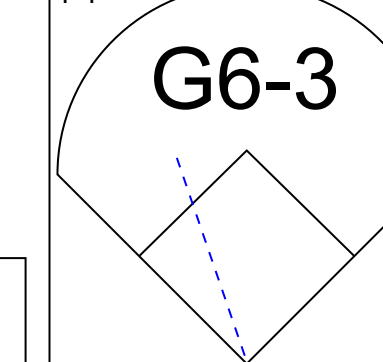
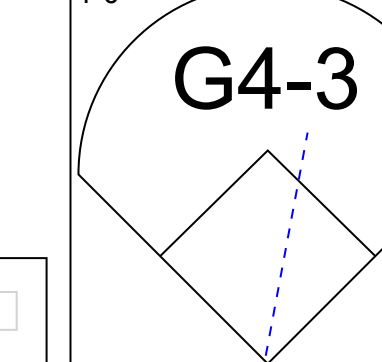
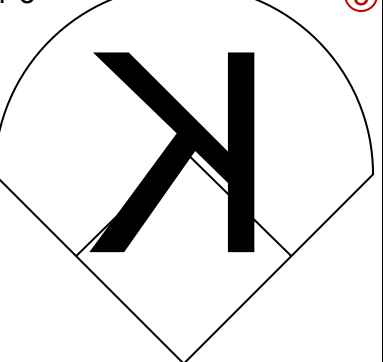
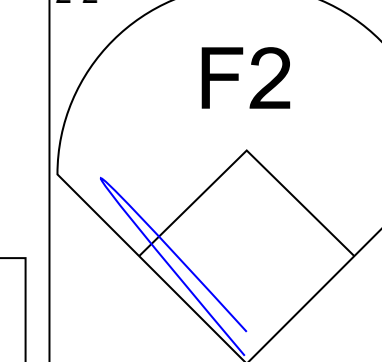


Batter	1	2	3	4	5	6	7	8	9	AB	R	H	RBI	BB	SO	LOB	TOP				
Alex Sanchez, L (1,7) OBP: 0.359, SLG: 0.343 Valerio De Los Santos, L (8,1)										4	0	0	0	0	2	1					
Eric Young Sr., R (1,4) OBP: 0.310, SLG: 0.347										4	0	0	0	0	0	0					
Jeffrey Hammonds, R (1,8) OBP: 0.337, SLG: 0.432										4	0	0	0	0	1	0					
Richie Sexson, R (1,3) OBP: 0.352, SLG: 0.517 Lenny Harris, L (7, PR) OBP: 0.294, SLG: 0.329										1	0	0	0	2	1	0					
Matt Stairs, L (1,9) OBP: 0.328, SLG: 0.508										4	1	1	2	0	0	1					
José Hernández, R (1,6) OBP: 0.382, SLG: 0.506 Ronnie Belliard, R (5,5) OBP: 0.277, SLG: 0.298										2	0	0	0	0	0	1					
Mark Loretta, R (1,5) OBP: 0.343, SLG: 0.344										3	1	1	0	0	1	0					
Robert Machado, R (1,2) OBP: 0.336, SLG: 0.445										3	1	1	2	0	2	0					
Jamey Wright, R (1,1) OBP: 0.238, SLG: 0.381 Nelson Figueroa, R (4,1) OBP: 0.231, SLG: 0.167 Ryan Thompson, R (6, PH) OBP: 0.293, SLG: 0.500										1	0	1	0	0	0	0					
Inning Stats	R: 0 E: 0 K: 1 S: 8	H: 0 LOB: 0 BB: 0 P: 11	R: 0 E: 0 K: 0 S: 6	H: 0 LOB: 0 BB: 1 P: 11	R: 0 E: 0 K: 2 S: 11	H: 1 LOB: 1 BB: 0 P: 18	R: 0 E: 0 K: 1 S: 6	H: 0 LOB: 0 BB: 0 P: 9	R: 0 E: 0 K: 1 S: 9	H: 0 LOB: 0 BB: 0 P: 13	R: 2 E: 0 K: 1 S: 12	H: 1 LOB: 1 BB: 1 P: 24	R: 2 E: 0 K: 1 S: 14	H: 2 LOB: 2 BB: 0 P: 22	R: 0 E: 0 K: 0 S: 8	H: 0 LOB: 0 BB: 0 P: 12	1B: 2 2B: 0 3B: 0 HR: 2	SF: 0 SAC: 0 DP: 1 HBP: 0	WP: 0 PB: 0 SB: 0 CS: 0	PA: 32	
PITCHER	IP	WLS	BF	H	R	ER	SO	BB	IBB	HBP	BLK	WP	HR	S	P	ERA	WHIP				
Pete Munro, R (1,1) ERA: 2.84	7.0	W	24	2	2	2	7	2	0	0	0	0	1	60	95	2.57	0.571				
Ricky Stone, R (8,1) ERA: 2.41	1.0		5	2	2	2	1	0	0	0	0	0	1	14	22	18.00	2.000				
Octavio Dotel, R (9,1) ERA: 2.25	1.0	S	3	0	0	0	0	0	0	0	0	0	0	8	12	0.00	0.000				

Milwaukee Brewers @ Houston Astros
Astros Field, Houston, TX
Tue Jul 23 2002, 8:05 PM EDT
Att: 25,750 - Dome - 72 F

AB	30
R	4
H	4
RBI	4
BB	2
SO	8
LOB	4



Batter	1	2	3	4	5	6	7	8	9	AB	R	H	RBI	BB	SO	LOB	BOTTOM				
Jose Vizcaino, S (1,6) OBP: 0.329, SLG: 0.355										5	1	3	0	0	0	0					
Craig Biggio, R (1,4) OBP: 0.352, SLG: 0.415										4	2	3	1	0	0	1					
17 Lance Berkman, S (1,8) OBP: 0.405, SLG: 0.606										5	1	1	0	0	1	5					
5 Jeff Bagwell, R (1,3) OBP: 0.389, SLG: 0.485										3	0	0	0	1	1	3					
Daryle Ward, L (1,7) OBP: 0.314, SLG: 0.403 Barry Wesson, R (8,8) OBP: 0.250, SLG: 0.250										3	1	1	1	1	1	1					
Richard Hidalgo, R (1,9) OBP: 0.331, SLG: 0.440										3	1	0	0	1	1	2					
Geoff Blum, S (1,5) OBP: 0.338, SLG: 0.417										3	1	0	1	1	0	2					
Brad Ausmus, R (1,2) OBP: 0.323, SLG: 0.359										4	0	2	3	0	0	0					
Pete Munro, R (1,1) Ricky Stone, R (8,1) Gregg Zaun, S (6, PH) OBP: 0.295, SLG: 0.339 Octavio Dotel, R (9,1)										3	0	0	0	0	1	2					
Inning Stats	R: 2 E: 0 K: 0 S: 21	H: 3 LOB: 2 BB: 1 P: 31	R: 0 E: 0 K: 0 S: 12	H: 0 LOB: 0 BB: 0 P: 14	R: 4 E: 0 K: 1 S: 11	H: 1 LOB: 1 BB: 3 P: 27	R: 1 E: 0 K: 1 S: 13	H: 2 LOB: 1 BB: 0 P: 19	R: 0 E: 0 K: 1 S: 12	H: 1 LOB: 1 BB: 0 P: 17	R: 0 E: 0 K: 1 S: 9	H: 1 LOB: 1 BB: 0 P: 14	R: 0 E: 0 K: 1 S: 6	H: 0 LOB: 0 BB: 0 P: 13	R: 0 E: 0 K: 0 S: 15	H: 2 LOB: 2 BB: 0 P: 21	1B: 6 2B: 3 3B: 1 HR: 0	SF: 0 SAC: 0 DP: 0 HBP: 1	WP: 1 PB: 0 SB: 0 CS: 0	PA: 39	
PITCHER	IP	WLS	BF	H	R	ER	SO	BB	IBB	HBP	BLK	WP	HR	S	P	ERA	WHIP				
Jamey Wright, R (1,1) ERA: 6.88	3.0	L	18	4	6	6	1	4	0	1	0	0	0	44	72	18.00	2.667				
Nelson Figueroa, R (4,1) ERA: 5.08	4.0		16	4	1	1	4	0	0	0	0	0	0	40	63	2.25	1.000				
Valerio De Los Santos, L (8,1) ERA: 2.37	1.0		5	2	0	0	0	0	0	0	0	0	0	15	21	0.00	2.000				

Milwaukee Brewers @ Houston Astros
Astros Field, Houston, TX
Tue Jul 23 2002, 8:05 PM EDT
Att: 25,750 - Dome - 72 F

AB	34
R	7
H	10
RBI	6
BB	4
SO	5
LOB	16



Batter	1	2	3	4	5	6	7	8	9	AB	R	H	RBI	BB	SO	LOB	TOP					
Alex Sanchez, L (1.8)	G1-3 HR 2B		SH1-3 2B 2B		B2-3	1-3 2-H 3-H 1B		S G6-3 1B		5	3	4	2	0	0	0	Milwaukee Brewers @ Houston Astros Astros Field, Houston, TX Wed Jul 24 2002, 8:05 PM EDT Att: 26,755 - Dome - 72 F					
Ronnie Belliard, R (1.4)	G1-3		SH1-3		G1-3		F9	G6-3		4	0	0	1	0	0	1						
Mark Loretta, R (1.5)	HR BB		E 2B		F8		1B 1B	BB 1B		4	3	3	1	1	0	0						
Richie Sexson, R (1.3)	HR		E8 1B		FC4-6 HBP 1B		1B 1B	BB 1B		4	3	4	4	1	0	0						
Matt Stairs, L (1.7)	G6-3		L9 1B		FC4-6 HBP		F8	L9		4	0	0	0	0	0	5						
José Hernández, R (1.6)	K		K		FC4-6 BB 1B		1B 1B	F7		5	2	1	1	0	2	3						
Alex Ochoa, R (1.9)			F9		K		S 1B	G5-3		5	0	1	2	0	2	2						
Paul Bako, L (1.2)			K		G4-3		G4-3	FC6-4 1B		4	1	1	0	1	1	1						
Ruben Quevedo, R (1.1)			F9		K		1B BB	FC6-4		2	0	0	0	0	0	0						
Lenny Harris, L (5. PH)										0	0	0	0	0	0	0						
Ryan Thompson, R (5. PH)										0	0	0	1	1	0	0						
Jose Cabrera, R (5.1)										0	0	0	0	0	0	0						
Ray King, L (5.1)										0	0	0	0	0	0	0						
Izzy Alcantara, R (5. PH)										0	0	0	0	0	0	0						
Mike DeJean, R (5.1)										0	0	0	0	0	0	0						
Luis Vizcaino, R (5.1)										0	0	0	0	0	0	0						
Inning Stats	R: 3 E: 0 K: 1 S: 13	H: 2 LOB: 0 BB: 1 P: 20	R: 0 E: 0 K: 1 S: 8	H: 0 LOB: 0 BB: 0 P: 13	R: 2 E: 1 K: 1 S: 15	H: 3 LOB: 1 BB: 0 P: 23	R: 0 E: 0 K: 2 S: 10	H: 0 LOB: 0 BB: 0 P: 13	R: 0 E: 0 K: 0 S: 7	H: 0 LOB: 0 BB: 0 P: 11	R: 3 E: 0 K: 1 S: 18	H: 2 LOB: 2 BB: 2 P: 35	R: 3 E: 0 K: 0 S: 13	H: 4 LOB: 1 BB: 0 P: 20	R: 1 E: 0 K: 1 S: 15	H: 2 LOB: 2 BB: 1 P: 25	R: 0 E: 0 K: 0 S: 7	H: 1 LOB: 1 BB: 0 P: 11	1B: 10 2B: 3 3B: 0 HR: 1	SF: 0 SAC: 1 DP: 0 HBP: 1	WP: 0 PB: 0 SB: 3 CS: 0	PA: 45
PITCHER	IP WLS BF H R ER SO BB IBB HBP BLK WP HR S P ERA WHIP																					
Nelson Cruz, R (1.1)	2.2 ERA: 4.42	14 L	5 1	5 3	5 3	2 4	1 1	0 0	0 1	0 0	0 0	0 0	0 0	33 51	16.88 9.00	2.250 0.667						
Brandon Puffer, R (3.1)	3.0 ERA: 4.4	12 B	1 1	3 0	3 0	4 4	1 0	0 0	0 0	0 0	0 0	0 5	12 20	0.00 27.00	6.000 4.000							
Pedro Borbon, L (6.1)	0.1 ERA: 5.2	2 B	1 4	0 3	0 3	0 0	1 0	0 0	0 0	0 0	0 0	0 13	0.00 27.00	6.000 4.000								
Ricky Stone, R (7.1)	1.0 ERA: 2.87	7 S	4 1	3 1	3 1	0 1	0 0	0 0	0 0	0 0	0 22	13 36	27.00 4.50	4.000 2.000								
T.J. Mathews, R (8.1)	2.0 ERA: 3.44	10 S	3 1	1 1	1 1	1 1	0 0	0 0	0 0	0 0	0 22	36 4.50	4.50 2.000									
PITCHER	IP WLS BF H R ER SO BB IBB HBP BLK WP HR S P ERA WHIP																					
Julio Lugo, R (1.6)	G5-4-3 1B		2-H 3-H 2B		F7		P4-3	17 1B FC5 1B		5	0	3	2	0	0	1	Milwaukee Brewers @ Houston Astros Astros Field, Houston, TX Wed Jul 24 2002, 8:05 PM EDT Att: 26,755 - Dome - 72 F					
Craig Biggio, R (1.4)	G5-4-3 1-2		F9		F8		G6-3	FC5 17 1B		5	0	0	1	0	0	4						
17 Lance Berkman, S (1.8)	1B		HR		5 BB HR 1B		K	1-2 2-3 3-H 1B		5	2	4	1	0	1	0						
5 Jeff Bagwell, R (1.3)	K		1B		HR BB		F8	P3		4	1	1	0	1	1	4						
Daryle Ward, L (1.7)			F9		1-H 2-H HR		G4-3	K		5	1	1	3	0	2	4						
Orlando Merced, S (1.9)			HR		P6		P4	F5		3	1	1	1	0	0	1						
Barry Wesson, R (8. PH)			HR		P6		G6-3	G1-3		1	0	0	0	0	0	0						
Geoff Blum, S (1.5)			SH5-4 2B BB		P6		L5	E7 1B 1B FC5		2	1	1	0	1	0	0						
Brad Ausmus, R (1.2)			SH5-4 2B BB		L5		P4-3 1B	FC5 1B		1	1	0	0	0	0	0						
Nelson Cruz, R (1.1)			SH5-4		K		F9	FC5 1B		0	0	0	0	0	0	0						
Brandon Puffer, R (3.1)										1	0	0	0	0	0	0						
Pedro Borbon, R (5.1)										0	0	0	0	0	0	0						
Alan Zinter, S (5. PH)										0	0	0	0	0	0	0						
Ricky Stone, R (7.1)										0	0	0	0	0	0	0						
T.J. Mathews, R (8.1)										0	0	0	0	0	0	0						
Jose Vizcaino, S (5. PH)										1	0	1	0	0	0	0						
Inning Stats	R: 0 E: 0 K: 1 S: 9	H: 2 LOB: 1 BB: 0 P: 14	R: 3 E: 0 K: 1 S: 13	H: 2 LOB: 2 BB: 2 P: 25	R: 1 E: 0 K: 0 S: 11	H: 2 LOB: 1 BB: 0 P: 19	R: 0 E: 0 K: 1 S: 7	H: 0 LOB: 0 BB: 0 P: 10	R: 3 E: 0 K: 0 S: 15	H: 2 LOB: 0 BB: 1 P: 28	R: 0 E: 0 K: 0 S: 5	H: 1 LOB: 0 BB: 0 P: 6	R: 0 E: 0 K: 1 S: 7	H: 0 LOB: 0 BB: 0 P: 9	R: 0 E: 0 K: 0 S: 7	H: 0 LOB: 0 BB: 0 P: 8	R: 1 E: 1 K: 1 S: 14	H: 3 LOB: 3 BB: 0 P: 25	1B: 8 2B: 2 3B: 0 HR: 3	SF: 0 SAC: 1 DP: 2 HBP: 0	WP: 0 PB: 0 SB: 0 CS: 0	PA: 41
PITCHER	IP WLS BF H R ER SO BB IBB HBP BLK WP HR S P ERA WHIP																					
Ruben Quevedo, R (1.1)	5.0 ERA: 5.22	25 H	7 0	7 0	3 1	0 0	0 0	0 0	0 0	0 0	0 0	0 12	15 15	0.00 0.500								
Jose Cabrera, R (6.1)	2.0 ERA: 5.11	6 H	1 0	0 0	1 0	0 0	0 0	0 0	0 0	0 0	0 7	8 8	0.00 0.000									
Ray King, L (8.1)	1.0 ERA: 3.23	3 S	0 3	0 1	0 0	0 0	0 0	0 0	0 0	0 0	0 7	14 14	0.00 9.000									
Mike DeJean, R (9.1)	0.1 ERA: 3.4	5 S	3 0	1 0	0 0	0 0	0 0	0 0	0 0	0 0	0 7	11 11	0.00 0.000									
Luis Vizcaino, R (9.1)	0.2 ERA: 2.78	2 S	0 0	0 0	1 1	0 0	0 0	0 0	0 0	0 7	11 11	0.00 0.000										

Batter	1	2	3	4	5	6	7	8	9	AB	R	H	RBI	BB	SO	LOB	TOP			
18 Jason Kendall, R (1, 2) OBP: 0.356, SLG: 0.364 Keith Osik, R (7, 2) OBP: 0.200, SLG: 0.240	1-2 FC3-6 1B		1-1 G4-6-3			0-1 G6-4-3 1B			0-2 G1-3	3	0	2	0	0	0	1				
2 Jack Wilson, R (1, 6) OBP: 0.326, SLG: 0.360	1-3 K			0-3 K		3-2 G6-4-3 1B			0-2 G5-3	4	0	0	0	0	2	3				
Brian Giles, L (1, 7) OBP: 0.430, SLG: 0.637 Josias Manzanillo, R (7, 1) Mike Benjamin, R (9, PH) OBP: 0.219, SLG: 0.182	2-1 FC3-6 1-2			2-1 G3-1			3-2 G3-4-1		1-1 1B	3	0	0	0	0	0	1				
Aramis Ramirez, R (1, 5) OBP: 0.263, SLG: 0.341	1-3 K			0-0 G6-3			2-1 G6-3		1-0 F8	4	0	0	0	0	1	2				
Rob Mackowiak, L (1, 9) OBP: 0.296, SLG: 0.433		0-1 G3			0-3 K			0-1 G3			3	0	0	0	0	1	0			
Kevin Young, R (1, 3) OBP: 0.324, SLG: 0.442 Craig Wilson, R (8, 3) OBP: 0.339, SLG: 0.400		0-1 F8			1-0 F5			1-2 F7			3	0	0	0	0	0				
Adam Hyzdu, R (1, 8) OBP: 0.423, SLG: 0.694		2-3 K			2-3 K			0-0 G5-3			3	0	0	0	0	2	0			
Pokey Reese, R (1, 4) OBP: 0.306, SLG: 0.326			1-2 G1-3			3-2 G1-3			0-0 1B		3	0	1	0	0	0				
Kris Benson, R (1, 1) OBP: 0.294, SLG: 0.353 Ron Villone, L (4, 1) OBP: 0.250, SLG: 0.375 Chad Hermansen, R (7, 8) OBP: 0.282, SLG: 0.396			1-1 18 G4-6-3 1B			0-0 18 1B			0-1 P3		1	0	1	0	0	0				
Inning Stats	R: 0 H: 1 E: 0 K: 2 S: 11	H: 1 LOB: 1 BB: 0 P: 16	R: 0 H: 0 E: 0 K: 1 S: 8	H: 0 LOB: 0 BB: 0 P: 10	R: 0 H: 1 E: 0 K: 0 S: 7	H: 1 LOB: 0 BB: 0 P: 10	R: 0 H: 0 E: 0 K: 1 S: 6	H: 0 LOB: 0 BB: 0 P: 8	R: 0 H: 0 E: 0 K: 2 S: 9	H: 2 LOB: 1 BB: 0 P: 15	R: 0 H: 0 E: 0 K: 0 S: 7	H: 0 LOB: 0 BB: 0 P: 12	R: 0 H: 1 E: 0 K: 0 S: 8	H: 1 LOB: 1 BB: 0 P: 9	R: 0 H: 1 E: 0 K: 0 S: 9	H: 1 LOB: 1 BB: 0 P: 11	1B: 6 2B: 0 3B: 0 HR: 0	SF: 0 SAC: 0 DP: 2 HBP: 0	WP: 0 PB: 0 SB: 0 CS: 0	PA: 31
PITCHER Kirk Saarloos, R (1, 1) ERA: 7.15	IP: 9.0 WLS: W BF: 31 H: 6 R: 0 ER: 0 SO: 6 BB: 0 IBB: 0 HBP: 0 BLK: 0 WP: 0 HR: 0 S: 73 P: 102 ERA: 0.00 WHIP: 0.667															PITCHER	IP: 9.0 WLS: W BF: 31 H: 6 R: 0 ER: 0 SO: 6 BB: 0 IBB: 0 HBP: 0 BLK: 0 WP: 0 HR: 0 S: 73 P: 102 ERA: 0.00 WHIP: 0.667			

Pittsburgh Pirates @ Houston Astros
Astros Field, Houston, TX
Thu Jul 25 2002, 4:05 PM EDT
Att: 26,027 - Dome - 72 F

AB	31
R	0
H	6
RBI	0
BB	0
SO	6
LOB	8



Batter	1	2	3	4	5	6	7	8	9	AB	R	H	RBI	BB	SO	LOB	BOTTOM	
Julio Lugo, R (1, 6) OBP: 0.329, SLG: 0.398	4-1 17 F8 5 HR 1B BB		1-0 G6-3		1-0 2B 5 1B 1B				1-3 K	3	2	1	1	1	1	1		
Craig Biggio, R (1, 4) OBP: 0.351, SLG: 0.416	2-2 5 WP 5 HR 1B		1-2 E 5 S 1B		0-1 5 1B 2B			3-3 K	4	2	3	0	0	1	0			
17 Lance Berkman, S (1, 8) OBP: 0.406, SLG: 0.610	1-1 F8		3-3 K		2-3 K			0-2 P4	4	0	0	0	0	2	5			
5 Jeff Bagwell, R (1, 3) OBP: 0.390, SLG: 0.491	2-2 HR		2-0 G6-3		1-0 BB 1B			2-0 F8	4	1	2	5	0	0	1			
Daryle Ward, L (1, 7) OBP: 0.315, SLG: 0.407	4-1 G1-6-3 BB		3-2 P6		1-2 BB			1-0 F8	2	0	0	0	0	2	0	1		
Orlando Merced, S (1, 9) OBP: 0.388, SLG: 0.500	2-2 G1-6-3		2-3 1B		1-2 BB			2-2 G1-6-3	4	1	1	0	0	0	3			
Geoff Blum, S (1, 5) OBP: 0.335, SLG: 0.408		1-2 F8		1-1 2B 1B		1-1 G4-3			3-1 F9	4	1	1	0	0	0			
Brad Ausmus, R (1, 2) OBP: 0.329, SLG: 0.363		4-1 SH2 BB		1-0 SH3-4 1B 2B		1-0 G6-3			0-0 P3	3	1	1	2	1	0	0		
Kirk Saarloos, R (1, 1) ERA: 9.0		0-1 SH2		0-0 SH3-4 1B 2B		0-2 G6-3			2-2 G3	2	0	0	0	0	0			
Inning Stats	R: 3 H: 2 E: 0 K: 0 S: 13	H: 2 LOB: 2 BB: 2 P: 28	R: 0 H: 0 E: 0 K: 0 S: 7	H: 0 LOB: 1 BB: 1 P: 13	R: 0 H: 1 E: 1 K: 1 S: 13	H: 1 LOB: 1 BB: 0 P: 22	R: 5 H: 6 E: 0 K: 1 S: 19	H: 6 LOB: 2 BB: 1 P: 31	R: 0 H: 0 E: 0 K: 2 S: 10	H: 0 LOB: 0 BB: 0 P: 14	R: 0 H: 0 E: 0 K: 0 S: 5	H: 0 LOB: 0 BB: 0 P: 10	R: 0 H: 0 E: 0 K: 0 S: 7	H: 0 LOB: 0 BB: 0 P: 12	1B: 6 2B: 2 3B: 0 HR: 1	SF: 0 SAC: 2 DP: 1 HBP: 0	WP: 1 PB: 0 SB: 1 CS: 0	PA: 36
PITCHER Kris Benson, R (1, 1) ERA: 6.14 Ron Villone, L (4, 1) ERA: 6.17 Josias Manzanillo, R (7, 1) ERA: 9.0	IP: 3.2 WLS: L BF: 22 H: 9 R: 8 ER: 8 SO: 8 BB: 2 IBB: 0 HBP: 0 BLK: 0 WP: 1 HR: 1 S: 49 P: 86 ERA: 19.64 WHIP: 3.273															PITCHER	IP: 3.2 WLS: L BF: 22 H: 9 R: 8 ER: 8 SO: 8 BB: 2 IBB: 0 HBP: 0 BLK: 0 WP: 1 HR: 1 S: 49 P: 86 ERA: 19.64 WHIP: 3.273	

Pittsburgh Pirates @ Houston Astros
Astros Field, Houston, TX
Thu Jul 25 2002, 4:05 PM EDT
Att: 26,027 - Dome - 72 F

AB	30
R	8
H	9
RBI	8
BB	4
SO	4
LOB	11



Batter	1	2	3	4	5	6	7	8	9	AB	R	H	RBI	BB	SO	LOB	TOP										
18 Jason Kendall, R OBP: 0.395, SLG: 0.363	0-1 G5-3		1-2 2B 1B		0-1 G3-1			1-1 F7		4	1	1	0	0	0	0											
Abraham Nunez, S OBP: 0.306, SLG: 0.333 Brian Boehringer, S OBP: 0.423, SLG: 0.694	3-2 F9		1-0 E 2B		0-1 G5-3			0-0 G5-4-3 1B		4	1	2	1	0	0	0											
Brian Giles, L OBP: 0.436, SLG: 0.634	4-2 FC6-4 BB		4-2 E BB		1-1 F9			1-1 G5-4-3 1-2		2	0	0	0	2	0	1											
Aramis Ramirez, R OBP: 0.263, SLG: 0.350	0-0 FC6-4 1-2		3-2 E4 1-3 2H			2-1 L9			1-2 HR	4	1	1	1	0	0	2											
Rob Mackowiak, L OBP: 0.293, SLG: 0.428 Craig Wilson, R OBP: 0.337, SLG: 0.398		0-0 F8	0-0 F7			0-0 P4			3-3 K	3	0	0	0	0	0	2											
Kevin Young, R OBP: 0.324, SLG: 0.440		2-0 P6		1-0 P6		3-2 F9			2-0 F9 1B	4	0	1	0	0	0	0											
Chad Hermansen, R OBP: 0.276, SLG: 0.387 Scott Sauerbeck, R	0-1 G4-3			1-1 G6-3			2-2 F8		3-1 F9 1-2	4	0	0	0	0	0	1											
Pokey Reese, R OBP: 0.306, SLG: 0.323			2-1 G1-3	4-1 BB			1-3 K			2	0	0	0	1	1	0											
Josh Fogg, R OBP: 0.184, SLG: 0.184 2 Jack Wilson, R OBP: 0.326, SLG: 0.360			2-3 K	1-3 K			2-2 G3-1			3	0	0	0	0	2	1											
Inning Stats	R: 0 E: 0 K: 0 S: 9	H: 0 LOB: 1 BB: 1 P: 16	R: 0 E: 0 K: 0 S: 4	H: 0 LOB: 0 BB: 0 P: 6	R: 2 E: 1 K: 1 S: 16	H: 2 LOB: 2 BB: 1 P: 29	R: 0 E: 0 K: 1 S: 8	H: 0 LOB: 1 BB: 1 P: 15	R: 0 E: 0 K: 0 S: 6	H: 0 LOB: 0 BB: 0 P: 7	R: 0 E: 0 K: 0 S: 6	H: 0 LOB: 0 BB: 0 P: 11	R: 0 E: 0 K: 1 S: 9	H: 0 LOB: 0 BB: 0 P: 14	R: 0 E: 0 K: 0 S: 5	H: 1 LOB: 0 BB: 0 P: 7	R: 1 E: 0 K: 1 S: 16	H: 2 LOB: 0 BB: 0 P: 25	1B: 3 2B: 1 3B: 0 HR: 1	SF: 0 SAC: 0 DP: 1 HBP: 0	WP: 0 PB: 0 SB: 0 CS: 0	PA: 34					
PITCHER	IP	WLS	BF	H	R	ER	SO	BB	IBB	HBP	BLK	WP	HR	S	P	ERA	WHIP										
Dave Milicki, R ERA: 3.67	6.0		24	2	2	1	2	3	0	0	0	0	0	49	84	1.50	0.833										
Pete Munro, R ERA: 2.73	1.0		3	0	0	0	1	0	0	0	0	0	0	9	14	0.00	0.000										
Octavio Dotel, R ERA: 2.22	1.0		3	1	0	0	0	0	0	0	0	0	0	5	7	0.00	1.000										
Billy Wagner, L ERA: 3.0	1.0	W	4	2	1	1	1	0	0	0	0	0	1	16	25	9.00	2.000										

Pittsburgh Pirates @ Houston Astros
Astros Field, Houston, TX
Fri Jul 26 2002, 8:05 PM EDT
Att: 32,115 - Dome - 72 F

AB 31
R 3
H 5
RBI 2
BB 3
SO 4
LOB 7



Batter	1	2	3	4	5	6	7	8	9	AB	R	H	RBI	BB	SO	LOB	BOTTOM										
Julio Lugo, R OBP: 0.327, SLG: 0.394	2-2 E5 G1-3		1-1 F7		0-0 G6-3		0-1 FC6-4 1-2		2-1 F9 2H 1B	5	0	1	1	0	0	2											
Craig Biggio, R OBP: 0.348, SLG: 0.412	1-0 G1-3 1-2		1-0 F7		0-3 K			0-2 F9		4	0	0	0	0	1	1											
17 Lance Berkman, S OBP: 0.405, SLG: 0.605	1-1 G1-3			0-0 F5		1-0 G4-3		4-2 HR BB		3	1	0	0	1	0	1											
5 Jeff Bagwell, R OBP: 0.391, SLG: 0.489	4-0 BB			4-0 BB 1B BB		3-1 L5		2-3 K		2	1	0	0	2	1	1											
Daryle Ward, L OBP: 0.317, SLG: 0.416 Billy Wagner, L	3-3 K			4-2 E 1B BB		1-1 F2		1-1 HR		3	1	1	2	1	1	2											
Orlando Merced, S OBP: 0.391, SLG: 0.508		0-0 F8-5-6-4 2B		1-0 F9		0-2 FC5-4 G6-3 1B		1-2 G3		4	0	2	0	0	0	2											
Geoff Blum, S OBP: 0.333, SLG: 0.405		0-0 F8-5-6-4 2-2		0-1 E2 1-3 2H 1B		1-0 G6-3 1-2		3-3 K		4	0	1	1	0	1	2											
Gregg Zaun, S OBP: 0.287, SLG: 0.328 Brad Ausmus, R OBP: 0.331, SLG: 0.363		0-3 K		2-2 F7		0-0 E6 FC5-4		4-2 G4-3 1B BB		3	0	0	0	0	1	3											
Dave Milicki, R OBP: 0.190, SLG: 0.238 Pete Munro, R			2-3 K		1-3 K		1-1 FC5-4		1-2 G4-3	2	0	0	0	0	2	0											
Jose Vizcaino, S OBP: 0.330, SLG: 0.357 Octavio Dotel, R							1-2 FC6-4		1-2	1	0	0	0	0	0	0											
Barry Wesson, R OBP: 0.200, SLG: 0.200							1-2 FC6-4		1-2	1	0	0	0	0	0	1											
Inning Stats	R: 0 E: 1 K: 1 S: 12	H: 0 LOB: 2 BB: 1 P: 23	R: 0 E: 0 K: 1 S: 5	H: 1 LOB: 0 BB: 0 P: 5	R: 0 E: 0 K: 1 S: 6	H: 0 LOB: 0 BB: 0 P: 10	R: 1 E: 1 K: 0 S: 9	H: 1 LOB: 2 BB: 2 P: 20	R: 0 E: 0 K: 2 S: 7	H: 0 LOB: 0 BB: 0 P: 8	R: 0 E: 0 K: 0 S: 5	H: 0 LOB: 0 BB: 0 P: 10	R: 0 E: 1 K: 0 S: 10	H: 1 LOB: 2 BB: 0 P: 11	R: 2 E: 0 K: 1 S: 13	H: 1 LOB: 0 BB: 1 P: 21	R: 1 E: 0 K: 1 S: 11	H: 1 LOB: 1 BB: 1 P: 21	1B: 3 2B: 2 3B: 0 HR: 1	SF: 0 SAC: 0 DP: 1 HBP: 0	WP: 0 PB: 0 SB: 0 CS: 0	PA: 37					
PITCHER	IP	WLS	BF	H	R	ER	SO	BB	IBB	HBP	BLK	WP	HR	S	P	ERA	WHIP										
Josh Fogg, R ERA: 3.71	7.0		28	3	1	1	5	3	0	0	0	0	0	54	87	1.29	0.857										
Brian Boehringer, R ERA: 3.71	1.0	B	5	1	2	2	1	1	0	0	0	0	1	13	21	18.00	2.000										
Scott Sauerbeck, L ERA: 2.52	0.2	L	4	1	1	1	1	1	0	0	0	0	0	11	21	13.50	3.000										

Pittsburgh Pirates @ Houston Astros
Astros Field, Houston, TX
Fri Jul 26 2002, 8:05 PM EDT
Att: 32,115 - Dome - 72 F

AB 32
R 4
H 5
RBI 4
BB 5
SO 7
LOB 17



Batter	1	2	3	4	5	6	7	8	9	AB	R	H	RBI	BB	SO	LOB	TOP					
18 Jason Kendall, R OBP: 0.354, SLG: 0.367	G1-3		L6					P3		4	0	1	0	0	0	2	Pittsburgh Pirates @ Houston Astros Astros Field, Houston, TX Sat Jul 27 2002, 8:05 PM EDT Att: 38,896 - Dome - 72 F					
2 Jack Wilson, R OBP: 0.322, SLG: 0.356	P6		F7					L8		4	0	0	0	0	1	3						
Brian Giles, L OBP: 0.432, SLG: 0.626	K				F7				K	4	0	0	0	0	2	1						
Aramis Ramirez, R OBP: 0.260, SLG: 0.345		K			G4-3			F7	K	4	0	0	0	0	2	0						
Rob Mackowiak, L OBP: 0.290, SLG: 0.423 Adam Hyzdu, R OBP: 0.415, SLG: 0.680		K			K			K	K	3	0	0	0	0	3	0						
Kevin Young, R OBP: 0.327, SLG: 0.445						P4				3	0	2	0	0	0	0						
Chad Hermansen, R OBP: 0.272, SLG: 0.381										3	0	0	0	0	2	2						
Pokey Reese, R OBP: 0.310, SLG: 0.325										2	0	1	0	1	0	0						
Jimmy Anderson, L OBP: 0.150, SLG: 0.128 Abraham Nunez, S OBP: 0.304, SLG: 0.331 Mike Lincoln, R OBP: 0.415, SLG: 0.680										1	0	0	0	0	1	0						
										1	0	0	0	0	0	1						
										0	0	0	0	0	0	0						
Inning Stats	R: 0 E: 0 K: 1 S: 7	H: 0 LOB: 0 BB: 0 P: 11	R: 0 E: 0 K: 3 S: 14	H: 1 LOB: 1 BB: 0 P: 18	R: 0 E: 0 K: 0 S: 13	H: 1 LOB: 1 BB: 0 P: 17	R: 0 E: 0 K: 1 S: 6	H: 0 LOB: 0 BB: 0 P: 8	R: 0 E: 0 K: 0 S: 8	H: 0 LOB: 0 BB: 0 P: 12	R: 0 E: 0 K: 2 S: 10	H: 1 LOB: 1 BB: 0 P: 13	R: 0 E: 0 K: 2 S: 10	H: 1 LOB: 1 BB: 0 P: 14	R: 0 E: 0 K: 0 S: 9	H: 0 LOB: 1 BB: 1 P: 15	R: 0 E: 0 K: 3 S: 12	H: 0 LOB: 0 BB: 0 P: 16	1B: 2 2B: 1 3B: 1 HR: 0	SF: 0 SAC: 1 DP: 0 HBP: 0	WP: 0 PB: 0 SB: 0 CS: 0	PA: 32
PITCHER	IP	WLS	BF	H	R	ER	SO	BB	IBB	HBP	BLK	WP	HR	S	P	ERA	WHIP					
44 Roy Oswalt, R ERA: 3.4	8.0	W	29	4	0	0	9	1	0	0	0	0	0	77	108	0.00	0.625					
Billy Wagner, L ERA: 2.94	1.0	S	3	0	0	0	3	0	0	0	0	0	0	12	16	0.00	0.000					

AB	30
R	0
H	4
RBI	0
BB	1
SO	12
LOB	9



Batter	1	2	3	4	5	6	7	8	9	AB	R	H	RBI	BB	SO	LOB	BOTTOM				
Julio Lugo, R OBP: 0.326, SLG: 0.393	SH1-3 FC6-2 1B		G5-3					F8		3	0	1	1	0	0	0	Pittsburgh Pirates @ Houston Astros Astros Field, Houston, TX Sat Jul 27 2002, 8:05 PM EDT Att: 38,896 - Dome - 72 F				
Craig Biggio, R OBP: 0.350, SLG: 0.416	SH1-3		G6-3							3	0	2	0	0	0	0					
17 Lance Berkman, S OBP: 0.405, SLG: 0.604	FC6-2 1B									4	0	2	0	0	0	2					
5 Jeff Bagwell, R OBP: 0.396, SLG: 0.501										3	1	3	1	1	0	0					
Orlando Merced, S OBP: 0.380, SLG: 0.492										4	0	0	0	0	1	6					
Jose Vizcaino, S OBP: 0.325, SLG: 0.355										4	1	1	0	0	0	2					
Brad Ausmus, R OBP: 0.333, SLG: 0.369										4	0	2	1	0	0	3					
Barry Wesson, R OBP: 0.214, SLG: 0.357										4	1	1	0	0	0	2					
44 Roy Oswalt, R ERA: 4.92 Billy Wagner, L ERA: 2.4										3	0	0	0	0	0	2					
										0	0	0	0	0	0	0					
Inning Stats	R: 0 E: 0 K: 1 S: 10	H: 2 LOB: 2 BB: 0 P: 21	R: 0 E: 0 K: 0 S: 5	H: 1 LOB: 0 BB: 0 P: 6	R: 0 E: 0 K: 0 S: 8	H: 0 LOB: 0 BB: 0 P: 13	R: 0 E: 1 K: 0 S: 12	H: 2 LOB: 2 BB: 0 P: 20	R: 1 E: 0 K: 0 S: 9	H: 2 LOB: 1 BB: 0 P: 17	R: 2 E: 0 K: 0 S: 9	H: 3 LOB: 1 BB: 0 P: 14	R: 0 E: 0 K: 0 S: 16	H: 2 LOB: 2 BB: 1 P: 25	R: 0 E: 0 K: 0 S: 4	H: 0 LOB: 0 BB: 0 P: 4	1B: 8 2B: 2 3B: 1 HR: 1	SF: 1 SAC: 1 DP: 2 HBP: 0	WP: 0 PB: 0 SB: 1 CS: 0	PA: 35	
PITCHER	IP	WLS	BF	H	R	ER	SO	BB	IBB	HBP	BLK	WP	HR	S	P	ERA	WHIP				
Jimmy Anderson, L ERA: 4.92	7.0	L	32	12	3	3	1	1	0	0	0	0	0	69	116	3.86	1.857				
Mike Lincoln, R ERA: 2.4	1.0		3	0	0	0	0	0	0	0	0	0	0	4	4	0.00	0.000				

AB	32
R	3
H	12
RBI	3
BB	1
SO	1
LOB	17



Batter	1	2	3	4	5	6	7	8	9	AB	R	H	RBI	BB	SO	LOB	TOP					
18 Jason Kendall, R OBP: 0.350, SLG: 0.362	F9	G6-3		F8			L6		G5-3	5	0	0	0	0	0	2						
2 Jack Wilson, R OBP: 0.326, SLG: 0.358	P6		HBP BB 1B		L3 BB				F9	4	0	2	0	1	0	1						
Brian Giles, L OBP: 0.433, SLG: 0.624	1B		HBP BB 1B		L3		F9			3	0	1	0	1	0	2						
Aramis Ramirez, R OBP: 0.260, SLG: 0.344	BB 1B		F3		G5-3				G6-3	4	0	1	0	0	0	2						
Kevin Young, R OBP: 0.326, SLG: 0.441	1B		P5				G4-3		G1-3	3	0	0	0	1	0	2						
Adam Hyzdu, R OBP: 0.439, SLG: 0.667	F8									1	0	0	0	2	0	3						
Craig Wilson, R Mike Williams, R		F7		K			F8		K	4	0	0	0	0	2	5						
Pokey Reese, R OBP: 0.313, SLG: 0.325		SH2-4 1B			G1		L4		18 G5-3 BB	3	0	1	0	1	0	1						
Kip Wells, R ABraham Nunez, S Ron Villone, L Mike Lincoln, R Rob Mackowiak, L		SH2-4		K			G3		K	1	0	0	0	0	1	0						
Inning Stats	R: 0 E: 0 K: 0 S: 12	H: 2 LOB: 3 BB: 1 P: 17	R: 0 E: 0 K: 0 S: 11	H: 1 LOB: 1 BB: 0 P: 16	R: 0 E: 0 K: 1 S: 14	H: 1 LOB: 3 BB: 1 P: 27	R: 0 E: 0 K: 0 S: 9	H: 0 LOB: 0 BB: 0 P: 12	R: 0 E: 0 K: 0 S: 5	H: 0 LOB: 0 BB: 1 P: 13	R: 0 E: 0 K: 0 S: 10	H: 0 LOB: 1 BB: 1 P: 15	R: 0 E: 0 K: 0 S: 10	H: 1 LOB: 1 BB: 0 P: 15	R: 0 E: 0 K: 1 S: 9	H: 0 LOB: 1 BB: 1 P: 16	R: 0 E: 0 K: 1 S: 8	H: 0 LOB: 1 BB: 1 P: 16	1B: 5 2B: 1 3B: 0 HR: 0	SF: 0 SAC: 1 DP: 1 HBP: 1	WP: 0 PB: 0 SB: 0 CS: 0	PA: 38
PITCHER	IP	WLS	BF	H	R	ER	SO	BB	IBB	HBP	BLK	WP	HR	S	P	ERA	WHIP					
Wade Miller, R ERA: 4.32	5.0	W	22	4	0	0	2	3	0	1	0	0	0	51	85	0.00	1.400					
Pete Munro, R ERA: 2.57	1.2	H	7	1	0	0	0	1	0	0	0	0	0	18	28	0.00	1.200					
Pedro Borbon, L ERA: 5.15	0.1	H	1	0	0	0	0	0	0	0	0	0	0	2	2	0.00	0.000					
Ricky Stone, R ERA: 2.82	1.0		4	0	0	0	1	1	0	0	0	0	0	9	16	0.00	1.000					
Octavio Dotel, R ERA: 2.19	1.0		4	0	0	0	1	1	0	0	0	0	0	8	16	0.00	1.000					

Pittsburgh Pirates @ Houston Astros
Astros Field, Houston, TX
Sun Jul 28 2002, 2:35 PM EDT
Att: 35,144 - Dome - 72 F

AB	30
R	0
H	5
RBI	0
BB	6
SO	4
LOB	19



Batter	1	2	3	4	5	6	7	8	9	AB	R	H	RBI	BB	SO	LOB	BOTTOM					
Jose Vizcaino, S OBP: 0.332, SLG: 0.357	PB 2B 1B		G6-3				F7			4	1	2	0	0	0	1						
Craig Biggio, R OBP: 0.349, SLG: 0.417	17 G4-3 5 WP 1-H 2B		K			P4			K	4	1	1	1	0	2	1						
17 Lance Berkman, S OBP: 0.406, SLG: 0.602	G4-3				5 G6-4-3 1B		K		5 BB BB	3	0	1	0	1	1	2						
5 Jeff Bagwell, R OBP: 0.395, SLG: 0.497	K				G6-4-3		F8			3	0	0	0	1	1	2						
Daryle Ward, L OBP: 0.314, SLG: 0.412	F7				G6-3					3	0	0	0	0	0	0						
Ricky Stone, R Gregg Zaun, S Octavio Dotel, R							G3		K	0	0	0	0	0	0	0						
Orlando Merced, S OBP: 0.369, SLG: 0.477		G4-3			G6-3		F8		F8	4	0	0	0	0	0	2						
Geoff Blum, S OBP: 0.333, SLG: 0.409		G4-3			G3-1				1B 2B	3	1	1	0	0	0	0						
Brad Ausmus, R OBP: 0.337, SLG: 0.376			K						1B 2B 1B	3	1	2	1	0	1	0						
Wade Miller, R Alan Griffin, S Pete Munro, R Pedro Borbon, R Barry Wesson, R			G6-3						2H 1B	1	0	0	0	0	0	0						
Inning Stats	R: 2 E: 0 K: 1 S: 13	H: 2 LOB: 0 BB: 0 P: 19	R: 0 E: 0 K: 1 S: 9	H: 0 LOB: 0 BB: 0 P: 14	R: 0 E: 0 K: 1 S: 7	H: 0 LOB: 0 BB: 0 P: 7	R: 0 E: 0 K: 0 S: 5	H: 1 LOB: 0 BB: 0 P: 5	R: 0 E: 0 K: 0 S: 10	H: 1 LOB: 1 BB: 0 P: 15	R: 2 E: 0 K: 0 S: 16	H: 3 LOB: 1 BB: 0 P: 25	R: 0 E: 0 K: 2 S: 8	H: 0 LOB: 2 BB: 2 P: 18	R: 0 E: 0 K: 1 S: 8	H: 0 LOB: 2 BB: 2 P: 18	1B: 5 2B: 3 3B: 0 HR: 0	SF: 0 SAC: 0 DP: 1 HBP: 0	WP: 1 PB: 1 SB: 0 CS: 0	PA: 33		
PITCHER	IP	WLS	BF	H	R	ER	SO	BB	IBB	HBP	BLK	WP	HR	S	P	ERA	WHIP					
Kip Wells, R ERA: 3.38	6.0	L	22	5	2	2	5	0	0	0	0	0	0	11	17	13.50	1.500					
Ron Villone, L ERA: 6.23	0.2		3	1	1	1	0	0	0	0	0	0	0	5	8	27.00	6.000					
Mike Lincoln, R ERA: 2.58	0.1		3	2	1	1	0	0	0	0	0	0	0	5	8	27.00	6.000					
Mike Williams, R ERA: 1.76	1.0		5	0	0	0	2	2	0	0	0	0	0	8	18	0.00	2.000					

Pittsburgh Pirates @ Houston Astros
Astros Field, Houston, TX
Sun Jul 28 2002, 2:35 PM EDT
Att: 35,144 - Dome - 72 F

AB	31
R	4
H	8
RBI	3
BB	2
SO	7
LOB	11



Batter	1	2	3	4	5	6	7	8	9	AB	R	H	RBI	BB	SO	LOB	TOP										
Julio Lugo, R OBP: 0.321, SLG: 0.391 (1, 6)	B2-3		G6-3			G5-3		F9		4	0	0	0	0	0	1											
Craig Biggio, R OBP: 0.348, SLG: 0.412 Geoff Blum, S OBP: 0.340, SLG: 0.435 (1, 4) (7, 5)	F7			G1-3		G6-3		F2		3	0	0	0	0	0	0											
17 Lance Berkman, S OBP: 0.409, SLG: 0.601 (1, 7)	F8				2B	G5-3		G6-3		4	0	1	0	0	0	0											
5 Jeff Bagwell, R OBP: 0.395, SLG: 0.493 Pedro Borbon, R (7, 1) Billy Wagner, L (8, 1) Orlando Merced, S OBP: 0.378, SLG: 0.478 (9, PH)		F9		G4-6-3		G6-3		FC5-4		2	0	0	0	1	0	0											
Richard Hidalgo, R OBP: 0.327, SLG: 0.435 (1, 9)	F7			G4-6-3		K		BB		4	0	0	0	0	1	3											
Jose Vizcaino, S OBP: 0.331, SLG: 0.360 (1, 5) (7, 4)	G4-3					P3		2B		3	0	1	0	0	0	0											
Gregg Zaun, S OBP: 0.277, SLG: 0.316 (1, 2)			G3			G1-3		G4-3		3	0	0	0	0	0	1											
Barry Wesson, R OBP: 0.263, SLG: 0.333 (1, 8)			G6-3					K		2	0	0	0	1	1	0											
Dave Micki, R OBP: 0.190, SLG: 0.238 Nelson Cruz, R (1, 1) Jim Mann, R (4, 1) Brandon Puffer, R (5, 1) Alan Zinter, S OBP: 0.136, SLG: 0.318 (7, 3)								K		0	0	0	0	0	0	0											
Inning Stats	R: 0 E: 0 K: 0 S: 7	H: 0 LOB: 0 BB: 0 P: 10	R: 0 E: 0 K: 0 S: 7	H: 0 LOB: 0 BB: 0 P: 12	R: 0 E: 0 K: 0 S: 9	H: 0 LOB: 1 BB: 1 P: 18	R: 0 E: 0 K: 1 S: 8	H: 1 LOB: 1 BB: 1 P: 13	R: 0 E: 0 K: 1 S: 10	H: 0 LOB: 0 BB: 0 P: 16	R: 0 E: 0 K: 1 S: 11	H: 1 LOB: 1 BB: 0 P: 17	R: 0 E: 0 K: 2 S: 9	H: 0 LOB: 1 BB: 1 P: 9	R: 0 E: 0 K: 0 S: 9	H: 0 LOB: 1 BB: 1 P: 17	1B: 0 2B: 2 3B: 0 HR: 0	SF: 0 SAC: 0 DP: 1 HBP: 0	WP: 0 PB: 0 SB: 0 CS: 0	PA: 32							
PITCHER	IP	WLS	BF	H	R	ER	SO	BB	IBB	HBP	BLK	WP	HR	S	P	ERA	WHIP										
Shawn Estes, L ERA: 4.48 Mike Bacsik, L ERA: 4.87	(1, 1) (8, 1)	7.0 W	25 25	2 2	0 0	0 0	2 2	3 1	0 0	0 0	0 0	0 0	0 0	63 18	108 26	0.00 0.00	0.714 0.500										

Houston Astros @ New York Mets
Shea Stadium, Flushing, NY
Wed Jul 31 2002, 7:10 PM EDT
Att: 39,423 - Sunny - 92 F

AB	28
R	0
H	2
RBI	0
BB	4
SO	4
LOB	6



Batter	1	2	3	4	5	6	7	8	9	AB	R	H	RBI	BB	SO	LOB	BOTTOM										
Roberto Alomar, S OBP: 0.343, SLG: 0.400 Mike Bacsik, L (8, 1)	K		L3		G3-1		L3			5	0	1	1	0	1	4											
Timo Perez, L OBP: 0.327, SLG: 0.450 (1, 8)			P6			WP		K		5	1	2	0	0	1	1											
31 Mike Piazza, R OBP: 0.387, SLG: 0.559 Vance Wilson, R OBP: 0.292, SLG: 0.387 (6, PH) (9, 2)	2B	1B	F8			P4		K		3	2	1	0	1	0	1											
Mo Vaughn, L OBP: 0.339, SLG: 0.443 Tony Tarasco, L OBP: 0.290, SLG: 0.500 (9, 3)	1B	2B	F8		G4-3	P6		G1-3		5	1	1	1	0	0	2											
Edgardo Alfonzo, R OBP: 0.408, SLG: 0.454 Marco Scutaro, R OBP: 0.400, SLG: 0.800 (8, 4)	HR	2B	F8			F9				4	2	2	1	0	0	1											
Jeromy Burnitz, L OBP: 0.313, SLG: 0.333 (1, 9)	HR	2B	K			G2-3		2B		3	2	2	3	0	1	0											
Roger Cedeno, S OBP: 0.305, SLG: 0.346 (1, 7)	2B	K			G6-4-3	G2-3				4	1	2	0	0	1	4											
Rey Ordenez, R OBP: 0.261, SLG: 0.317 Joe McEwing, R OBP: 0.224, SLG: 0.305 (6, PR) (6, 6)	3B	2B				G5-3				2	1	2	4	0	0	0											
Shawn Estes, R OBP: 0.094, SLG: 0.219 John Valentin, R OBP: 0.342, SLG: 0.390 (7, PH) (8, 5)	F3	F7			G6-4-3			BB		3	0	0	0	0	0	4											
Inning Stats	R: 7 E: 0 K: 1 S: 26	H: 7 LOB: 1 BB: 1 P: 36	R: 3 E: 0 K: 1 S: 16	H: 3 LOB: 1 BB: 0 P: 24	R: 0 E: 0 K: 0 S: 6	H: 0 LOB: 0 BB: 0 P: 10	R: 0 E: 0 K: 1 S: 6	H: 0 LOB: 0 BB: 0 P: 10	R: 0 E: 0 K: 0 S: 6	H: 1 LOB: 2 BB: 0 P: 12	R: 0 E: 0 K: 0 S: 10	H: 1 LOB: 1 BB: 1 P: 14	R: 0 E: 0 K: 0 S: 10	H: 1 LOB: 2 BB: 1 P: 18	R: 0 E: 0 K: 2 S: 9	H: 0 LOB: 0 BB: 0 P: 13	1B: 5 2B: 5 3B: 2 HR: 1	SF: 0 SAC: 0 DP: 1 HBP: 2	WP: 1 PB: 0 SB: 0 CS: 0	PA: 40							
PITCHER	IP	WLS	BF	H	R	ER	SO	BB	IBB	HBP	BLK	WP	HR	S	P	ERA	WHIP										
Dave Micki, R ERA: 4.65 Nelson Cruz, R ERA: 4.58 Jim Mann, R ERA: 3.68 Brandon Puffer, R ERA: 4.11 Pedro Borbon, L ERA: 5.02	(1, 1) (1, 1) (4, 1) (5, 1) (7, 1)	0.2 L	11 11	3 3	3 3	3 3	1 1	0 0	0 0	1 1	0 0	0 0	0 0	24 9	34 16	11.57 0.00	1.286 1.000										
Billy Wagner, L ERA: 2.88 (8, 1)	1.0	W	3	0	0	0	2	0	0	0	0	0	0	9	13	0.00	0.000										

Houston Astros @ New York Mets
Shea Stadium, Flushing, NY
Wed Jul 31 2002, 7:10 PM EDT
Att: 39,423 - Sunny - 92 F

AB	36
R	10
H	13
RBI	10
BB	2
SO	5
LOB	18



Batter	1	2	3	4	5	6	7	8	9	AB	R	H	RBI	BB	SO	LOB	TOP										
Julio Lugo, R OBP: 0.319, SLG: 0.388	G1-3					F8	G5-3		G4-3	5	0	1	0	0	0	1											
Craig Biggio, R OBP: 0.348, SLG: 0.420					F8	G4-3			G5-3	5	1	2	1	0	0	1											
17 Lance Berkman, S OBP: 0.408, SLG: 0.596	K				1B					3	0	0	0	1	2	1											
5 Jeff Bagwell, R OBP: 0.391, SLG: 0.488	G1-3				F7					4	0	0	0	0	1	2											
Daryle Ward, L OBP: 0.325, SLG: 0.420 Barry Wesson, R OBP: 0.263, SLG: 0.333									K	4	2	3	0	0	1	0											
Richard Hidalgo, R OBP: 0.326, SLG: 0.433									G4-3	4	0	1	0	0	1	3											
Geoff Blum, S OBP: 0.342, SLG: 0.436									K	4	0	2	0	0	1	0											
Brad Ausmus, R OBP: 0.342, SLG: 0.392									F8	3	0	1	2	0	1	0											
44 Roy Oswalt, R OBP: 0.164, SLG: 0.135 Octavio Dotel, R OBP: 0.383, SLG: 0.489 Orlando Merced, S OBP: 0.383, SLG: 0.489 Billy Wagner, L									G4-3	3	0	0	0	0	1	4											
										0	0	0	0	0	0	0											
										0	0	0	0	0	0	0											
Inning Stats	R: 0 E: 0 K: 1 S: 8	H: 1 LOB: 1 BB: 0 P: 11	R: 1 E: 0 K: 1 S: 13	H: 4 LOB: 2 BB: 0 P: 19	R: 0 E: 0 K: 0 S: 15	H: 1 LOB: 2 BB: 1 P: 22	R: 0 E: 0 K: 1 S: 9	H: 0 LOB: 0 BB: 0 P: 15	R: 0 E: 0 K: 0 S: 10	H: 0 LOB: 0 BB: 0 P: 15	R: 1 E: 0 K: 1 S: 15	H: 3 LOB: 2 BB: 0 P: 22	R: 1 E: 0 K: 2 S: 10	H: 1 LOB: 0 BB: 0 P: 17	R: 0 E: 0 K: 2 S: 8	H: 0 LOB: 0 BB: 0 P: 13	R: 0 E: 0 K: 0 S: 12	H: 1 LOB: 1 BB: 0 P: 19	1B: 9 2B: 1 3B: 0 HR: 1	SF: 1 SAC: 0 DP: 0 HBP: 0	WP: 0 PB: 1 SB: 0 CS: 0	PA: 38					
PITCHER	IP	WLS	BF	H	R	ER	SO	BB	IBB	HBP	BLK	WP	HR	S	P	ERA	WHIP										
Pedro Astacio, R ERA: 3.07	6.0	L	27	9	2	2	4	1	0	0	0	0	0	70	104	3.00	1.667										
David Weathers, R ERA: 2.56	1.0		4	1	1	1	2	0	0	0	0	0	1	10	17	9.00	1.000										
Mark Guthrie, L ERA: 1.02	1.0		3	0	0	0	2	0	0	0	0	0	0	8	13	0.00	0.000										
Steve Reed, R ERA: 1.93	1.0		4	1	0	0	0	0	0	0	0	0	0	12	19	0.00	1.000										

Houston Astros @ New York Mets
Shea Stadium, Flushing, NY
Thu Aug 01 2002, 7:10 PM EDT
Att: 29,865 - Sunny - 92 F

AB 36
R 3
H 11
RBI 3
BB 1
SO 8
LOB 12



Batter	1	2	3	4	5	6	7	8	9	AB	R	H	RBI	BB	SO	LOB	BOTTOM										
Roberto Alomar, S OBP: 0.341, SLG: 0.396	G5-3					P5			F8	4	0	0	0	0	0	0											
Timo Perez, L OBP: 0.333, SLG: 0.460									P5	3	0	2	0	1	0	0											
31 Mike Piazza, R OBP: 0.383, SLG: 0.552										4	0	0	0	0	0	3											
Mo Vaughn, L OBP: 0.335, SLG: 0.438										4	0	0	0	0	1	1											
Edgardo Alfonzo, R OBP: 0.409, SLG: 0.457										4	1	2	0	0	1	0											
Jeremy Burnitz, L OBP: 0.315, SLG: 0.335										4	0	2	0	0	1	1											
Roger Cedeno, S OBP: 0.305, SLG: 0.345										4	0	1	0	0	1	2											
Rey Ordenez, R OBP: 0.260, SLG: 0.315 Tony Tarasco, L OBP: 0.286, SLG: 0.492 Mark Guthrie, R OBP: 0.383, SLG: 0.489 Steve Reed, R ERA: 1.93										2	0	0	0	0	1	1											
										1	0	0	1	0	0	2											
										0	0	0	0	0	0	0											
										0	0	0	0	0	0	0											
										0	0	0	0	0	0	0											
Inning Stats	R: 0 E: 0 K: 0 S: 7	H: 1 LOB: 0 BB: 0 P: 12	R: 0 E: 0 K: 2 S: 8	H: 0 LOB: 0 BB: 0 P: 12	R: 0 E: 0 K: 1 S: 9	H: 0 LOB: 0 BB: 0 P: 11	R: 0 E: 0 K: 0 S: 5	H: 0 LOB: 0 BB: 1 P: 9	R: 0 E: 0 K: 0 S: 11	H: 1 LOB: 1 BB: 0 P: 13	R: 0 E: 0 K: 0 S: 15	H: 1 LOB: 1 BB: 0 P: 19	R: 1 E: 0 K: 1 S: 12	H: 3 LOB: 2 BB: 0 P: 17	R: 0 E: 0 K: 0 S: 5	H: 0 LOB: 0 BB: 0 P: 7	R: 0 E: 0 K: 2 S: 12	H: 1 LOB: 1 BB: 0 P: 18	1B: 4 2B: 3 3B: 0 HR: 0	SF: 0 SAC: 0 DP: 1 HBP: 0	WP: 0 PB: 0 SB: 0 CS: 0	PA: 34					
PITCHER	IP	WLS	BF	H	R	ER	SO	BB	IBB	HBP	BLK	WP	HR	S	P	ERA	WHIP										
44 Roy Oswalt, R ERA: 3.32	6.2	W	26	6	1	1	3	1	0	0	0	0	0	64	89	1.35	1.050										
Octavio Dotel, R ERA: 2.14	1.1	H	4	0	0	0	1	0	0	0	0	0	0	8	11	0.00	0.000										
Billy Wagner, L ERA: 2.82	1.0	S	4	1	0	0	2	0	0	0	0	0	0	12	18	0.00	1.000										

Houston Astros @ New York Mets
Shea Stadium, Flushing, NY
Thu Aug 01 2002, 7:10 PM EDT
Att: 29,865 - Sunny - 92 F

AB 33
R 1
H 7
RBI 1
BB 1
SO 6
LOB 12



Batter	1	2	3	4	5	6	7	8	9	AB	R	H	RBI	BB	SO	LOB	TOP		
Jose Vizcaino, S (1, 6) OBP: 0.325, SLG: 0.354	G5-3		G6-3		L7			G3-1		4	0	0	0	0	0	1			
Craig Biggio, R (1, 4) OBP: 0.347, SLG: 0.418	F8		F2			F7			5 1B	4	0	1	0	0	0	0			
17 Lance Berkman, S (1, 8) OBP: 0.404, SLG: 0.590	G3		K			K		K		4	0	0	0	0	3	1			
5 Jeff Bagwell, R (1, 3) OBP: 0.390, SLG: 0.485					G5-3			K		4	0	1	0	0	2	0			
Daryle Ward, L (1, 7) OBP: 0.325, SLG: 0.422 Richard Hidalgo, R (9, PH) OBP: 0.326, SLG: 0.431		1B FC5-4 2B		F8			L7		K	3	1	1	0	0	0	0			
Orlando Merced, S (1, 9) OBP: 0.382, SLG: 0.486 Julio Lugo, R (9, PH) OBP: 0.318, SLG: 0.387				G3			K		K	3	0	1	0	0	1	0			
Brad Ausmus, R (1, 2) OBP: 0.339, SLG: 0.388							K			3	0	0	1	0	1	1			
Geoff Blum, S (1, 5) OBP: 0.346, SLG: 0.435								K		1	0	0	0	2	1	0			
Pete Munro, R (1, 1) Gregg Zaun, S (8, PH) OBP: 0.275, SLG: 0.314 Pedro Borbon, R (8, 1) Ricky Stone, R (8, 1)								K		2	0	0	0	0	1	3			
										1	0	0	0	0	1	0			
										0	0	0	0	0	0	0			
										0	0	0	0	0	0	0			
Inning Stats	R: 0 H: 0 E: 0 K: 0 S: 7	H: 0 LOB: 0 BB: 0 P: 14	R: 1 H: 2 E: 0 K: 1 S: 12	H: 2 LOB: 2 BB: 1 P: 21	R: 0 H: 0 E: 0 K: 1 S: 7	H: 0 LOB: 0 BB: 0 P: 11	R: 0 H: 0 E: 0 K: 0 S: 6	H: 0 LOB: 1 BB: 1 P: 9	R: 0 H: 0 E: 0 K: 2 S: 7	H: 0 LOB: 0 BB: 0 P: 11	R: 0 H: 0 E: 0 K: 2 S: 10	H: 0 LOB: 2 BB: 0 P: 14	R: 0 H: 2 E: 0 K: 3 S: 12	H: 2 LOB: 2 BB: 0 P: 18	1B: 3 2B: 1 3B: 0 HR: 0	SF: 0 SAC: 0 DP: 0 HBP: 0	WP: 0 PB: 0 SB: 0 CS: 0	PA: 33	
PITCHER	IP	WLS	BF	H	R	ER	SO	BB	IBB	HBP	BLK	WP	HR	S	P	ERA	WHIP		
Britt Reames, R (1, 1) ERA: 5.79	7.0	W	25	2	1	1	7	2	0	0	0	0	0	55	91	1.29	0.571		
Matt Herges, R (8, 1) ERA: 3.56	1.0	H	4	1	0	0	2	0	0	0	0	0	0	12	16	0.00	1.000		
Scott Stewart, L (9, 1) ERA: 3.14	1.0	S	4	1	0	0	3	0	0	0	0	0	0	10	16	0.00	1.000		

Houston Astros @ Montreal Expos
Olympic Stadium, Montreal, QB
Fri Aug 02 2002, 7:05 PM EDT
Att. 7,691 - Dome - 72 F

AB	31
R	1
H	4
RBI	1
BB	2
SO	12
LOB	10



Batter	1	2	3	4	5	6	7	8	9	AB	R	H	RBI	BB	SO	LOB	BOTTOM		
Brad Wilkerson, L (1, 8) OBP: 0.366, SLG: 0.445	F8			1B 2B		G3-1 3B		E6 1B		4	2	2	1	0	0	0			
Jose Vidro, S (1, 4) OBP: 0.380, SLG: 0.474	G4-3			L5-3 1B		G3-1		1B IBB		4	0	2	1	0	0	0			
Vladimir Guerrero, R (1, 9) OBP: 0.495, SLG: 0.579	E5			L5-3 1-2		L5-3 1B		1B IBB		3	0	1	0	1	0	2			
Troy O'Leary, L (1, 7) OBP: 0.351, SLG: 0.408				L7		G1-3		G5-4-3 1B		4	0	2	1	0	0	2			
Fernando Tatis, R (1, 5) OBP: 0.322, SLG: 0.444				L8		G6-3		K		4	0	0	0	0	1	4			
Andres Galarraga, R (1, 3) OBP: 0.383, SLG: 0.448				G6-3		G6-3		G5-4-3		4	0	1	0	0	0	4			
Orlando Cabrera, R (1, 6) OBP: 0.312, SLG: 0.362				G5-3		F8		G4-3		3	0	0	0	0	0	1			
Michael Barrett, R (1, 2) OBP: 0.351, SLG: 0.427				G4-3		SH1-4 3B		IBB		1	1	0	0	2	0	0			
Britt Reames, R (1, 1) OBP: 0.200, SLG: 0.200 Jose Macias, S (7, PH) OBP: 0.296, SLG: 0.345 Matt Herges, L (8, 1) Scott Stewart, R (9, 1)				G6-3		SH1-4		K		1	0	0	0	0	0	0			
										1	0	0	0	0	0	0			
										0	0	0	0	0	0	0			
										0	0	0	0	0	0	0			
Inning Stats	R: 0 H: 0 E: 1 K: 0 S: 6	H: 1 LOB: 1 BB: 0 P: 6	R: 0 H: 1 E: 0 K: 0 S: 5	H: 1 LOB: 0 BB: 0 P: 8	R: 0 H: 0 E: 0 K: 0 S: 10	H: 0 LOB: 0 BB: 0 P: 13	R: 0 H: 2 E: 0 K: 0 S: 5	H: 2 LOB: 1 BB: 0 P: 8	R: 0 H: 2 E: 0 K: 1 S: 10	H: 2 LOB: 1 BB: 1 P: 21	R: 0 H: 1 E: 0 K: 1 S: 9	H: 1 LOB: 2 BB: 1 P: 16	R: 1 H: 2 E: 1 K: 1 S: 11	H: 2 LOB: 2 BB: 1 P: 23	1B: 5 2B: 3 3B: 1 HR: 0	SF: 0 SAC: 1 DP: 3 HBP: 0	WP: 0 PB: 0 SB: 0 CS: 0	PA: 33	
PITCHER	IP	WLS	BF	H	R	ER	SO	BB	IBB	HBP	BLK	WP	HR	S	P	ERA	WHIP		
Pete Munro, R (1, 1) ERA: 2.57	7.0	L	27	6	2	2	1	1	0	0	0	0	0	54	88	2.57	1.000		
Pedro Borbon, L (8, 1) ERA: 5.02	0.0		4	2	1	0	0	0	1	0	0	0	0	6	14	∞	∞		
Ricky Stone, R (8, 1) ERA: 2.77	1.0		2	0	0	0	1	0	0	0	0	0	0	5	9	0.00	0.000		

Houston Astros @ Montreal Expos
Olympic Stadium, Montreal, QB
Fri Aug 02 2002, 7:05 PM EDT
Att. 7,691 - Dome - 72 F

AB	29
R	3
H	8
RBI	3
BB	3
SO	2
LOB	15



Batter	1	2	3	4	5	6	7	8	9	AB	R	H	RBI	BB	SO	LOB	TOP		
Julio Lugo, R OBP: 0.314, SLG: 0.381 (1, 6)	G5-3		SH1-4		G1-5-3		L4		F8	4	0	0	0	0	0	0			
Craig Biggio, R OBP: 0.352, SLG: 0.429 (1, 4)	BB		5 HR		1B			HR	F9	4	2	3	1	1	0	0			
17 Lance Berkman, S OBP: 0.403, SLG: 0.585 (1, 8)	F9		K		F8			5 WP	BB	3	1	0	0	1	1	4			
5 Jeff Bagwell, R OBP: 0.393, SLG: 0.495 (1, 3)	1B		HR		FC6-4			K		3	1	2	3	1	1	1			
Daryle Ward, L OBP: 0.322, SLG: 0.419 (1, 7)	L6		F8		F9			K		3	0	0	0	0	0	3			
Jose Vizcaino, S OBP: 0.324, SLG: 0.352 (8, PH)										1	0	0	0	0	1	1			
Octavio Dotel, R (8, 1)										0	0	0	0	0	0	0			
Billy Wagner, L (9, 1)										0	0	0	0	0	0	0			
Richard Hidalgo, R OBP: 0.327, SLG: 0.431 (1, 9)		P3			CS		FC6-4	1B		3	0	1	0	1	0	1			
Geoff Blum, S OBP: 0.344, SLG: 0.432 (1, 5)		K			F8		FC4-6	1B		4	0	1	1	0	1	2			
Brad Ausmus, R OBP: 0.334, SLG: 0.383 (1, 2)		G6-3			G4-3			1B		4	0	0	0	0	0	2			
Wade Miller, R OBP: 0.229, SLG: 0.257 (1, 1)					F8			G5-3		3	1	1	0	0	0	0			
Barry Wesson, R OBP: 0.250, SLG: 0.316 (8, 7)			1B	5 HR	SH1-4			G6-3	K	1	0	0	0	0	1	0			
Inning Stats	R: 0 E: 0 K: 0 S: 9	H: 1 LOB: 2 BB: 1 P: 16	R: 0 E: 0 K: 1 S: 8	H: 0 LOB: 0 BB: 0 P: 11	R: 3 E: 0 K: 1 S: 14	H: 3 LOB: 0 BB: 0 P: 19	R: 0 E: 0 K: 0 S: 10	H: 1 LOB: 0 BB: 0 P: 13	R: 0 E: 0 K: 0 S: 7	H: 0 LOB: 1 BB: 1 P: 12	R: 0 E: 0 K: 0 S: 10	H: 0 LOB: 0 BB: 0 P: 14	R: 2 E: 0 K: 2 S: 13	H: 2 LOB: 2 BB: 2 P: 27	R: 0 E: 0 K: 1 S: 7	H: 0 LOB: 0 BB: 0 P: 13	1B: 6 2B: 0 3B: 0 HR: 2	SF: 0 SAC: 1 DP: 0 HBP: 0	WP: 1 PA: 38
PITCHER	IP	WLS	BF	H	R	ER	SO	BB	IBB	HBP	BLK	WP	HR	S	P	ERA	WHIP		
Bartolo Colon, R ERA: 2.67 (1, 1)	7.0		28	6	3	3	2	2	0	0	0	0	1	64	97	3.86	1.143		
52 T.J. Tucker, R ERA: 3.27 (8, 1)	0.1	L	3	1	2	2	1	1	0	0	0	1	1	6	12	54.00	6.000		
Joey Eischen, L ERA: 1.6 (8, 1)	0.1		3	1	0	0	1	0	1	0	0	0	0	4	10	0.00	3.000		
Dan Smith, R ERA: 2.49 (8, 1)	1.1		4	0	0	0	1	0	0	0	0	0	0	10	18	0.00	0.000		

Houston Astros @ Montreal Expos
Olympic Stadium, Montreal, QB
Sat Aug 03 2002, 7:05 PM EDT
Att: 12,157 - Dome - 72 F

AB 33
R 5
H 8
RBI 5
BB 4
SO 5
LOB 14



Batter	1	2	3	4	5	6	7	8	9	AB	R	H	RBI	BB	SO	LOB	BOTTOM				
Brad Wilkerson, L OBP: 0.368, SLG: 0.453 (1, 8)	K		K		HR		CS			3	1	1	3	1	2	0					
Jose Vidro, S OBP: 0.379, SLG: 0.472 (1, 4)	G6-3		F8		F7		CS		G6-3	4	0	1	0	0	0	0					
Vladimir Guerrero, R OBP: 0.494, SLG: 0.578 (1, 9)	HBP		G5-3		F9			G6-3		4	0	1	0	0	0	1					
Troy O'Leary, L OBP: 0.354, SLG: 0.403 (1, 7)	HBP				F8		G5-3		K	2	0	0	0	2	1	0					
Andres Galarraga, R OBP: 0.390, SLG: 0.440 (1, 3)	HBP		K		G5-3			K		3	0	0	0	0	2	1					
Orlando Cabrera, R OBP: 0.309, SLG: 0.358 (1, 6)	F3		P4		G5-3			L8		4	0	0	0	0	0	4					
Jose Macias, S OBP: 0.295, SLG: 0.341 (1, 5)		L1			1B		G3-1		G4-3	3	1	0	0	1	0	1					
Michael Barrett, R OBP: 0.351, SLG: 0.426 (1, 2)		G5-3			HR		K			3	1	1	0	0	1	0					
Bartolo Colon, R OBP: 0.167, SLG: 0.130 (1, 1)					1B					2	0	0	0	0	0	2					
Matt Cepicky, L (7, PH)					HR					1	0	0	0	0	1	0					
52 T.J. Tucker, R OBP: 0.750, SLG: 0.750 (8, 1)					B2					0	0	0	0	0	0	0					
Joey Eischen, L (8, 1)										0	0	0	0	0	0	0					
Dan Smith, R (8, 1)										0	0	0	0	0	0	0					
Inning Stats	R: 0 E: 0 K: 1 S: 14	H: 1 LOB: 3 BB: 1 P: 26	R: 0 E: 0 K: 0 S: 5	H: 0 LOB: 0 BB: 0 P: 7	R: 0 E: 0 K: 1 S: 8	H: 0 LOB: 0 BB: 0 P: 10	R: 0 E: 0 K: 1 S: 8	H: 0 LOB: 0 BB: 0 P: 11	R: 3 E: 0 K: 0 S: 11	H: 2 LOB: 0 BB: 1 P: 20	R: 0 E: 0 K: 0 S: 6	H: 0 LOB: 1 BB: 1 P: 12	R: 0 E: 0 K: 2 S: 13	H: 0 LOB: 0 BB: 1 P: 25	R: 0 E: 0 K: 1 S: 7	H: 1 LOB: 0 BB: 0 P: 11	R: 0 E: 0 K: 1 S: 9	H: 0 LOB: 0 BB: 0 P: 9	1B: 2 2B: 1 3B: 0 HR: 1	SF: 0 SAC: 0 DP: 1 HBP: 1	WP: 0 PA: 35
PITCHER	IP	WLS	BF	H	R	ER	SO	BB	IBB	HBP	BLK	WP	HR	S	P	ERA	WHIP				
Wade Miller, R ERA: 4.29 (1, 1)	7.0		28	6	3	3	5	4	0	1	0	0	1	65	111	3.86	1.000				
Octavio Dotel, R ERA: 2.11 (8, 1)	1.0	H	3	1	0	0	1	0	0	0	0	0	0	7	11	0.00	1.000				
Billy Wagner, L ERA: 2.77 (9, 1)	1.0	S	3	0	0	0	1	0	0	0	0	0	0	9	9	0.00	0.000				

Houston Astros @ Montreal Expos
Olympic Stadium, Montreal, QB
Sat Aug 03 2002, 7:05 PM EDT
Att: 12,157 - Dome - 72 F

AB 29
R 3
H 4
RBI 3
BB 4
SO 7
LOB 9



Batter	1	2	3	4	5	6	7	8	9	AB	R	H	RBI	BB	SO	LOB	TOP								
Luis Castillo, S OBP: 0.381, SLG: 0.389 (1, 4)										5	0	1	0	0	1	5									
Andy Fox, L OBP: 0.347, SLG: 0.340 (1, 6)										3	0	1	0	1	1	0									
Mike Mordecai, R OBP: 0.305, SLG: 0.295 (9, PH)										1	0	0	0	0	0	1									
Preston Wilson, R OBP: 0.338, SLG: 0.436 (1, 8)										4	0	1	0	0	2	3									
Mike Lowell, R OBP: 0.369, SLG: 0.493 (1, 5)										2	0	0	0	2	1	3									
Derrek Lee, R OBP: 0.357, SLG: 0.485 (1, 3)										4	0	0	0	0	2	4									
Kevin Millar, R OBP: 0.341, SLG: 0.469 (1, 7)										4	0	1	0	0	1	0									
Eric Owens, R OBP: 0.337, SLG: 0.368 (1, 9)										3	0	0	0	1	0	1									
Mike Redmond, R OBP: 0.403, SLG: 0.409 (1, 2)										4	0	3	0	0	0	2									
Josh Beckett, R OBP: 0.040, SLG: 0.080 (1, 1)										2	0	1	0	0	1	2									
Juan Encarnacion, R OBP: 0.317, SLG: 0.654 (6, PH)										1	0	0	0	0	0	2									
Carl Pavano, R OBP: 0.192, SLG: 0.231 (6, 1)										0	0	0	0	0	0	0									
Armando Almanza, L (8, 1)										0	0	0	0	0	0	0									
Ramon Castro, R OBP: 0.323, SLG: 0.451 (9, PH)										1	0	0	0	0	1	1									
Inning Stats	R: 0 E: 0 K: 2 S: 13	H: 1 LOB: 2 BB: 1 P: 25	R: 0 E: 0 K: 1 S: 12	H: 1 LOB: 2 BB: 1 P: 20	R: 0 E: 0 K: 0 S: 7	H: 1 LOB: 1 BB: 1 P: 12	R: 0 E: 0 K: 0 S: 10	H: 2 LOB: 2 BB: 0 P: 16	R: 0 E: 0 K: 2 S: 9	H: 0 LOB: 1 BB: 1 P: 17	R: 0 E: 1 K: 0 S: 7	H: 1 LOB: 1 BB: 0 P: 12	R: 0 E: 0 K: 1 S: 12	H: 1 LOB: 0 BB: 0 P: 20	R: 0 E: 0 K: 2 S: 9	H: 0 LOB: 0 BB: 0 P: 12	R: 0 E: 0 K: 2 S: 15	H: 1 LOB: 1 BB: 0 P: 18	1B: 6 2B: 2 3B: 0 HR: 0	SF: 0 SAC: 0 DP: 2 HBP: 0	WP: 0 PB: 0 SB: 3 CS: 0	PA: 38			
PITCHER	IP	WLS	BF	H	R	ER	SO	BB	IBB	HBP	BLK	WP	HR	S	P	ERA	WHIP								
Dave Milcki, R ERA: 4.3 (1, 1)	5.0	W	23	5	0	0	5	4	0	0	0	0	0	51	90	0.00	1.800								
Brandon Puffer, R ERA: 4.02 (6, 1)	1.0	H	4	1	0	0	0	0	0	0	0	0	0	7	12	0.00	1.000								
Pedro Borbon, L ERA: 4.89 (7, 1)	0.2	H	2	0	0	0	0	0	0	0	0	0	0	6	9	0.00	0.000								
Ricky Stone, R ERA: 3.16 (7, 1)	0.1	H	2	1	0	0	1	0	0	0	0	0	0	6	11	0.00	3.000								
Octavio Dotel, R ERA: 2.65 (8, 1)	1.0	H	3	0	0	0	2	0	0	0	0	0	0	9	12	0.00	0.000								

Florida Marlins @ Houston Astros
Astros Field, Houston, TX
Tue Aug 06 2002, 8:05 PM EDT
Att: 28,898 - Dome - 72 F

AB 34
R 0
H 8
RBI 0
BB 4
SO 10
LOB 24



Batter	1	2	3	4	5	6	7	8	9	AB	R	H	RBI	BB	SO	LOB	BOTTOM								
Julio Lugo, R OBP: 0.309, SLG: 0.377 (1, 6)										4	0	0	0	0	1	1									
Craig Biggio, R OBP: 0.351, SLG: 0.426 (1, 4)										3	1	0	0	1	2	0									
17 Lance Berkman, S OBP: 0.406, SLG: 0.584 (1, 8)										2	0	1	2	2	1	0									
5 Jeff Bagwell, R OBP: 0.394, SLG: 0.493 (1, 3)										3	0	1	0	1	0	2									
Daryle Ward, L OBP: 0.322, SLG: 0.416 (1, 7)										3	0	1	0	0	0	2									
Richard Hidalgo, R OBP: 0.327, SLG: 0.427 (8, 9)										1	0	0	0	0	1	2									
Orlando Merced, S OBP: 0.377, SLG: 0.483 (8, 7)										3	0	0	0	0	0	2									
16 Jason Lane, R (8, PH) (9, 7)										1	0	0	0	0	0	2									
Geoff Blum, S OBP: 0.356, SLG: 0.433 (1, 5)										2	0	1	0	2	0	2									
Gregg Zaun, S OBP: 0.270, SLG: 0.307 (1, 2)										3	0	0	0	0	1	4									
Brad Ausmus, R OBP: 0.330, SLG: 0.378 (8, 2)										0	0	0	0	0	0	0									
Dave Milcki, R OBP: 0.040, SLG: 0.080 (1, 1)										2	1	1	0	0	1	1									
Brandon Puffer, R (6, 1)										0	0	0	0	0	0	0									
Pedro Borbon, R (7, 1)										0	0	0	0	0	0	0									
Ricky Stone, R (7, 1)										0	0	0	0	0	0	0									
Jose Vizcaino, S OBP: 0.320, SLG: 0.398 (7, PH)										1	0	0	0	0	0	0									
Octavio Dotel, R (8, 1)										0	0	0	0	0	0	0									
Billy Wagner, L (9, 1)										0	0	0	0	0	0	0									
Inning Stats	R: 0 E: 0 K: 2 S: 8	H: 0 LOB: 0 BB: 0 P: 11	R: 0 E: 0 K: 0 S: 12	H: 0 LOB: 2 BB: 2 P: 23	R: 2 E: 0 K: 0 S: 13	H: 2 LOB: 1 BB: 1 P: 21	R: 0 E: 0 K: 2 S: 12	H: 1 LOB: 1 BB: 0 P: 17	R: 0 E: 0 K: 1 S: 5	H: 0 LOB: 1 BB: 1 P: 12	R: 0 E: 0 K: 0 S: 4	H: 1 LOB: 1 BB: 1 P: 13	R: 0 E: 0 K: 1 S: 9	H: 0 LOB: 0 BB: 0 P: 12	R: 0 E: 0 K: 1 S: 13	H: 1 LOB: 2 BB: 1 P: 20	R: 0 E: 0 K: 1 S: 13	H: 1 LOB: 2 BB: 1 P: 20	1B: 4 2B: 1 3B: 0 HR: 0	SF: 0 SAC: 0 DP: 0 HBP: 0	WP: 0 PB: 0 SB: 0 CS: 1	PA: 34			
PITCHER	IP	WLS	BF	H	R	ER	SO	BB	IBB	HBP	BLK	WP	HR	S	P	ERA	WHIP								
Josh Beckett, R ERA: 4.19 (1, 1)	5.0	L	22	3	2	2	5	4	0	0	0	0	0	50	84	0.00	1.400								
Carl Pavano, R ERA: 5.64 (6, 1)	2.0	7	1	0	0	1	1	1	0	0	0	0	0	13	25	0.00	1.000								
Armando Almanza, L ERA: 4.03 (8, 1)	1.0	5	1	0	0	1	1	1	0	0	0	0	0	13	20	0.00	2.000								

Florida Marlins @ Houston Astros
Astros Field, Houston, TX
Tue Aug 06 2002, 8:05 PM EDT
Att: 28,898 - Dome - 72 F

AB 28
R 2
H 5
RBI 2
BB 6
SO 7
LOB 18



Batter	1	2	3	4	5	6	7	8	9	10	11	12	13	AB	R	H	RBI	BB	SO	LOB	TOP			
Rafael Furcal, S OBP: 0.334, SLG: 0.392 (1, 6)														7	1	2	1	0	3	1				
Matt Franco, L OBP: 0.423, SLG: 0.504 Julio Franco, R OBP: 0.359, SLG: 0.404 (1, 3)														4	0	1	0	0	0	2				
Gary Sheffield, R OBP: 0.374, SLG: 0.496 (1, 9)														5	2	2	1	2	1	0				
10 Chipper Jones, S OBP: 0.423, SLG: 0.504 Darren Bragg, L OBP: 0.338, SLG: 0.368 (7, 7)														3	1	2	0	1	0	1				
Vinny Castilla, R OBP: 0.263, SLG: 0.352 (9, 5)														0	0	0	0	0	0	0				
Andruw Jones, R OBP: 0.367, SLG: 0.492 (1, 8)														6	0	2	1	1	2	4				
Wes Helms, R OBP: 0.290, SLG: 0.416 (9, 7)														6	0	2	1	0	3	8				
Mark DeRosa, R OBP: 0.361, SLG: 0.432 (1, 4)														4	0	1	1	0	1	7				
Henry Blanco, R OBP: 0.249, SLG: 0.331 (1, 2)														4	0	1	0	2	0	3				
Darwin Kuhn, R OBP: 0.249, SLG: 0.331 Kerry Liggett, R OBP: 0.249, SLG: 0.331 Alex Liddell, R OBP: 0.249, SLG: 0.331 Alvin Lopez, L OBP: 0.249, SLG: 0.331 Chris Hammond, L OBP: 0.249, SLG: 0.331 25 John Smoltz, R OBP: 0.249, SLG: 0.331														2	0	0	0	0	0	0				
Inning Stats	R: 0 E: 0 K: 1 S: 9	H: 0 LOB: 0 BB: 0 P: 10	R: 1 E: 0 K: 1 S: 10	H: 2 LOB: 2 BB: 1 P: 18	R: 1 E: 0 K: 0 S: 13	H: 2 LOB: 2 BB: 1 P: 21	R: 0 E: 0 K: 2 S: 9	H: 1 LOB: 1 BB: 0 P: 12	R: 0 E: 0 K: 0 S: 7	H: 2 LOB: 3 BB: 1 P: 19	R: 0 E: 0 K: 1 S: 11	H: 0 LOB: 0 BB: 0 P: 10	R: 0 E: 0 K: 3 S: 10	H: 1 LOB: 2 BB: 0 P: 20	R: 0 E: 0 K: 1 S: 10	H: 0 LOB: 0 BB: 0 P: 13	R: 1 E: 0 K: 2 S: 11	H: 1 LOB: 0 BB: 0 P: 16	1B: 7 2B: 7 3B: 0 HR: 2	SF: 2 SAC: 1 DP: 1 HBP: 1	W/P: 0 PB: 0 SB: 0 CS: 0	PA: 60		
PITCHER	IP WLS BF H ER SO ERA WHIP	IP WLS BF H ER SO ERA WHIP	IP WLS BF H ER SO ERA WHIP	IP WLS BF H ER SO ERA WHIP	IP WLS BF H ER SO ERA WHIP	IP WLS BF H ER SO ERA WHIP	IP WLS BF H ER SO ERA WHIP	IP WLS BF H ER SO ERA WHIP	IP WLS BF H ER SO ERA WHIP	IP WLS BF H ER SO ERA WHIP	IP WLS BF H ER SO ERA WHIP	IP WLS BF H ER SO ERA WHIP	IP WLS BF H ER SO ERA WHIP	IP WLS BF H ER SO ERA WHIP	IP WLS BF H ER SO ERA WHIP	IP WLS BF H ER SO ERA WHIP	IP WLS BF H ER SO ERA WHIP	IP WLS BF H ER SO ERA WHIP	IP WLS BF H ER SO ERA WHIP	IP WLS BF H ER SO ERA WHIP	IP WLS BF H ER SO ERA WHIP	IP WLS BF H ER SO ERA WHIP		
Wade Miller, R ERA: 4.2 Ricky Stone, R ERA: 3.02 Octavio Dotel, R ERA: 2.12 Billy Wagner, L ERA: 3.11 Jim Mann, R ERA: 3.06	6.1 0.2 1.0 1.0 2.0	2 H H B 8	2 0 3 3 0	2 0 0 3 0	6 0 0 3 1	101 0 0 0 0	2.84 0.00 0.00 27.00 0.00	2.211 0.000 0.000 4.000 0.500	Nelson Cruz, R ERA: 4.58 (12, 1)	2.0 L 7	1 1 1 1 5	0 0 0 0 0	1 1 1 1 10	21 29	4.50 0.500									

Atlanta Braves @ Houston Astros
Astros Field, Houston, TX
Fri Aug 09 2002, 8:05 PM EDT
Att. 41,416 - Dome - 72 F

AB 50
R 6
H 15
RBI 6
BB 6
SO 15
LOB 31



Batter	1	2	3	4	5	6	7	8	9	10	11	12	13	AB	R	H	RBI	BB	SO	LOB	BOTTOM	
Julio Lugo, R OBP: 0.313, SLG: 0.383 (1, 6)														6	1	4	2	1	0	0		
Craig Biggio, R OBP: 0.351, SLG: 0.429 (1, 4)														6	0	1	0	1	2	3		
Orlando Merced, S OBP: 0.370, SLG: 0.487 (13, 9)														7	1	3	0	0	1	3		
5 Jeff Bagwell, R OBP: 0.398, SLG: 0.500 (1, 3)														4	0	0	0	2	0	3		
Richard Hidalgo, R OBP: 0.324, SLG: 0.420 (13, 8)														5	1	0	0	1	0	4		
Jose Vizcaino, S OBP: 0.335, SLG: 0.369 (1, 5)														4	0	1	1	2	0	0		
16 Jason Lane, R OBP: 0.308, SLG: 0.333 Geoff Blum, S OBP: 0.359, SLG: 0.438 (12, 7)														5	1	2	1	0	0	2		
Brad Ausmus, R OBP: 0.331, SLG: 0.376 (1, 2)														5	1	2	0	1	0	3		
Wade Miller, R ERA: 4.2 Ricky Stone, R ERA: 3.02 Octavio Dotel, R ERA: 2.12 Billy Wagner, L ERA: 3.11 Jim Mann, R ERA: 3.06	5.2 0.1 1.0 1.0 2.0	28 0 3 0 6	10 0 0 0 0	5 0 0 0 0	5 0 0 0 0	95 2 7 0 22	7.94 0.000 0.000 0.000 0.000	2.294 0.000 0.000 0.000 0.000	Tim Lincecum, R ERA: 3.08 (11, 1)	2.0 W 10	1 0 0 0 3	0 0 0 0 0	21 41	0.00 1.000								
Damian Moss, L ERA: 3.28 Kerry Liggett, R ERA: 2.55 John Lott, L ERA: Albie Lopez, R ERA: 4.82 Chris Hammond, L ERA: 1.19	5.2 0.1 1.0 1.0 2.0	28 0 3 0 6	10 0 0 0 0	5 0 0 0 0	5 0 0 0 0	95 2 7 0 22	7.94 0.000 0.000 0.000 0.000	2.294 0.000 0.000 0.000 0.000	29 John Smoltz, R ERA: 3.88 (13, 1)	1.0 S 4	2 0 0 0 1	0 0 0 0 0	17 26	0.00 2.000								

Atlanta Braves @ Houston Astros
Astros Field, Houston, TX
Fri Aug 09 2002, 8:05 PM EDT
Att. 41,416 - Dome - 72 F

AB 48
R 5
H 13
RBI 5
BB 8
SO 6
LOB 25



Batter	1	2	3	4	5	6	7	8	9	AB	R	H	RBI	BB	SO	LOB	TOP					
Rafael Furcal, S OBP: 0.333, SLG: 0.390			G6-3		G5-3		G4-3			4	1	1	0	0	0	0	Atlanta Braves @ Houston Astros Astros Field, Houston, TX Sat Aug 10 2002, 4:05 PM EDT Att: 43,332 - Dome - 72 F					
Julio Franco, R OBP: 0.358, SLG: 0.401			G6-3			G6-3	K			4	0	1	0	0	1	0						
Gary Sheffield, R OBP: 0.376, SLG: 0.499			F8			1B		K		4	1	2	1	0	1	0						
Andruw Jones, R OBP: 0.370, SLG: 0.500	L5			HR		1B	2B			3	2	2	1	0	0	2						
Darren Bragg, L OBP: 0.338, SLG: 0.364	K			G3-1		1B	2B			4	1	1	1	0	1	3						
Vinny Castilla, R OBP: 0.281, SLG: 0.348	G5-3			F3		F9				4	0	0	0	0	0	5						
Keith Lockhart, L OBP: 0.278, SLG: 0.358				G4-3						3	0	1	2	0	1	0						
Mark DeRosa, R OBP: 0.358, SLG: 0.427									P3	1	0	0	0	0	0	0						
Henry Blanco, R OBP: 0.246, SLG: 0.327		G6-3			G1-3			F8		2	0	0	0	0	0	0						
Steve Torrealba, R OBP: 0.281, SLG: 0.348										2	0	0	0	0	0	1						
Jason Marquis, L OBP: 0.179, SLG: 0.286										1	0	0	0	0	1	0						
Albie Lopez, R OBP: 0.143, SLG: 0.143										1	0	0	0	0	1	0						
Darren Holmes, R OBP: 0.143, SLG: 0.143										0	0	0	0	0	0	0						
Matt Franco, L OBP: 0.143, SLG: 0.143										1	0	0	0	0	0	0						
Kerry Ligtenberg, R OBP: 0.143, SLG: 0.143										0	0	0	0	0	0	0						
10 Chipper Jones, S OBP: 0.222, SLG: 0.333										1	0	0	0	0	1	0						
Inning Stats	R: 1 E: 0 K: 1 S: 17	H: 3 LOB: 2 BB: 0 P: 26	R: 0 E: 0 K: 2 S: 9	H: 0 LOB: 0 BB: 0 P: 12	R: 0 E: 0 K: 0 S: 11	H: 0 LOB: 0 BB: 0 P: 17	R: 1 E: 0 K: 0 S: 9	H: 1 LOB: 0 BB: 0 P: 12	R: 0 E: 0 K: 1 S: 10	H: 0 LOB: 0 BB: 0 P: 15	R: 3 E: 0 K: 0 S: 11	H: 3 LOB: 1 BB: 0 P: 16	R: 0 E: 0 K: 1 S: 8	H: 1 LOB: 0 BB: 0 P: 13	R: 0 E: 0 K: 1 S: 12	H: 0 LOB: 0 BB: 0 P: 16	R: 0 E: 0 K: 1 S: 9	H: 0 LOB: 0 BB: 0 P: 13	1B: 5 2B: 2 3B: 0 HR: 1	SF: 0 SAC: 0 DP: 0 HBP: 1	WP: 0 PB: 0 SB: 0 CS: 0	PA: 36
PITCHER	IP WLS BF H R ER SO BB IBB HBP BLK WP HR S P ERA WHIP																					
Kirk Saarloos, R ERA: 6.08	(1, 1) 5.2 W 25 H 7 R 5 ER 5 SO 4 BB 0 IBB 0 HBP 1 BLK 0 WP 0 HR 1 S 66 P 96 ERA 7.94 WHIP 1.235																					
Brandon Puffer, R ERA: 3.86	(6, 1) 0.1 H 1 H 0 R 0 ER 0 SO 0 BB 0 IBB 0 HBP 0 BLK 0 WP 0 HR 0 S 1 P 2 ERA 0.00 WHIP 0.000																					
Pedro Borbon, L ERA: 4.76	(7, 1) 0.2 H 2 H 0 R 0 ER 0 SO 0 BB 0 IBB 0 HBP 0 BLK 0 WP 0 HR 0 S 5 P 8 ERA 0.00 WHIP 0.000																					
Ricky Stone, R ERA: 3.0	(7, 1) 0.1 H 1 H 0 R 0 ER 0 SO 1 BB 0 IBB 0 HBP 0 BLK 0 WP 0 HR 0 S 3 P 5 ERA 0.00 WHIP 0.000																					
Octavio Dotel, R ERA: 2.09	(8, 1) 1.0 H 4 H 1 R 0 ER 0 SO 1 BB 0 IBB 0 HBP 0 BLK 0 WP 0 HR 0 S 12 P 16 ERA 0.00 WHIP 1.000																					

AB 35
R 5
H 8
RBI 5
BB 0
SO 7
LOB 11



Batter	1	2	3	4	5	6	7	8	9	AB	R	H	RBI	BB	SO	LOB	BOTTOM			
Julio Lugo, R OBP: 0.314, SLG: 0.385		F8		17 2B	G4-3		K			4	2	1	0	1	1	0	Atlanta Braves @ Houston Astros Astros Field, Houston, TX Sat Aug 10 2002, 4:05 PM EDT Att: 43,332 - Dome - 72 F			
Jose Vizcaino, S OBP: 0.343, SLG: 0.382	G3		17 3B	17 2B				5 G5-3		5	2	4	0	0	0	1				
17 Lance Berkman, S OBP: 0.410, SLG: 0.589			5 1B	5 SF8	1B			1B		4	2	2	2	1	0	2				
5 Jeff Bagwell, R OBP: 0.396, SLG: 0.497	P4		2H	1B	2B					4	0	1	2	0	1	4				
Daryle Ward, L OBP: 0.322, SLG: 0.411			3H	1B						3	1	1	1	1	0	1				
Octavio Dotel, R OBP: 0.374, SLG: 0.487			G1-6-3	1B						0	0	0	0	0	0	0				
Orlando Merced, S OBP: 0.374, SLG: 0.487				1B						0	0	0	0	1	0	0				
Billy Wagner, L ERA: 3.05				1B						0	0	0	0	0	0	0				
Richard Hidalgo, R OBP: 0.323, SLG: 0.416				1B						4	0	0	0	1	0	6				
Geoff Blum, S OBP: 0.365, SLG: 0.455										4	1	3	2	0	1	0				
Brad Ausmus, R OBP: 0.333, SLG: 0.377										4	0	2	1	0	0	0				
Kirk Saarloos, R OBP: 0.133, SLG: 0.200										3	0	0	0	0	2	5				
Brandon Puffer, R ERA: 4.22										0	0	0	0	0	0	0				
Pedro Borbon, R ERA: 4.76										0	0	0	0	0	0	0				
Ricky Stone, R ERA: 3.0										1	0	0	0	0	1	0				
Alan Zinter, S OBP: 0.143, SLG: 0.143										0	0	0	0	0	0	0				
16 Jason Lane, R OBP: 0.200, SLG: 0.333										0	0	0	0	0	0	0				
Inning Stats	R: 1 E: 0 K: 0 S: 12	H: 2 LOB: 2 BB: 1 P: 23	R: 1 E: 0 K: 1 S: 9	H: 1 LOB: 0 BB: 0 P: 10	R: 2 E: 0 K: 1 S: 19	H: 5 LOB: 3 BB: 1 P: 33	R: 4 E: 1 K: 0 S: 19	H: 4 LOB: 2 BB: 2 P: 34	R: 0 E: 0 K: 1 S: 12	H: 0 LOB: 1 BB: 0 P: 15	R: 0 E: 0 K: 1 S: 8	H: 0 LOB: 0 BB: 0 P: 9	R: 0 E: 0 K: 2 S: 8	H: 0 LOB: 0 BB: 0 P: 10	R: 0 E: 0 K: 0 S: 11	H: 1 LOB: 2 BB: 1 P: 19	1B: 9 2B: 3 3B: 1 HR: 1	SF: 1 SAC: 0 DP: 1 HBP: 0	WP: 1 PB: 0 SB: 0 CS: 0	PA: 42
PITCHER	IP WLS BF H R ER SO BB IBB HBP BLK WP HR S P ERA WHIP																			
Jason Marquis, R ERA: 4.22	(1, 1) 3.0 L 19 H 5 R 3 ER 5 SO 2 BB 3 IBB 0 HBP 0 BLK 0 WP 0 HR 1 S 42 P 72 ERA 15.00 WHIP 3.667																			
Albie Lopez, R ERA: 5.26	(4, 1) 2.0 L 12 H 5 R 3 ER 3 SO 1 BB 0 IBB 0 HBP 0 BLK 0 WP 0 HR 0 S 29 P 43 ERA 13.50 WHIP 2.500																			
Darren Holmes, R ERA: 1.8	(6, 1) 1.0 L 3 H 0 R 0 ER 0 SO 1 BB 0 IBB 0 HBP 0 BLK 0 WP 0 HR 0 S 8 P 9 ERA 0.00 WHIP 0.000																			
Kerry Ligtenberg, R ERA: 2.45	(7, 1) 2.0 L 8 H 1 R 0 ER 0 SO 2 BB 0 IBB 0 HBP 0 BLK 0 WP 0 HR 0 S 19 P 29 ERA 0.00 WHIP 0.500																			

AB 36
R 8
H 14
RBI 8
BB 5
SO 6
LOB 19



Batter	1	2	3	4	5	6	7	8	9	AB	R	H	RBI	BB	SO	LOB	TOP										
Rafael Furcal, S OBP: 0.333, SLG: 0.398	(1, 6) K	(1, 3) F8	(1, 3) K	(1, 3) K		(1, 1) HR		(2, 0) G6-3		6	1	2	3	0	2	4											
Matt Franco, L OBP: 0.495, SLG: 0.573	(1, 3) K		(1, 3) HR		(1, 1) 10 BB	(3, 2) F7		(2, 1) P6		6	1	2	0	0	1	2											
Gary Sheffield, R OBP: 0.377, SLG: 0.505 Tim Spooneybarger, R	(9, 1) G5-3		(1, 1) HR	(1, 0) SF9	(1, 0) F7		(2, 2) 10 BB	(1, 2) G5-3		5	2	2	2	0	0	1											
10 Chipper Jones, S OBP: 0.429, SLG: 0.514		(3, 2) 1B	(2, 0) WP	(0, 0) E8	(4, 0)		(2, 0) 1B	(0, 1)		5	3	5	0	1	0	0											
Andruw Jones, R OBP: 0.371, SLG: 0.499 Darren Bragg, L OBP: 0.338, SLG: 0.374	(1, 8) K	(1, 2) G3-4-1	(1, 2) E6	(4, 0) FC3-5	(1, 2) BB		(1, 0) F7	(2, 0) 1B		2	3	1	0	1	0	0											
Vinny Castilla, R OBP: 0.282, SLG: 0.350	(1, 5) SF8	(1, 2) G4-3	(1, 2) G4-3	(2, 2) SF9	(0, 0) F7		(0, 2)	(0, 0)		4	0	2	2	0	0	3											
Keith Lockhart, L OBP: 0.280, SLG: 0.357	(1, 4) G3-4-1	(1, 2) FC3-5	(1, 1) FC3-5	(1, 3) CI		(2, 3) K	(2, 0) P4	(1, 3) K		6	1	2	1	0	2	6											
Henry Blanco, R OBP: 0.251, SLG: 0.327 Julio Franco, R OBP: 0.356, SLG: 0.399 Steve Torrealba, R	(7, 2) G3-4-1	(2, 1) FC3-5	(4, 2) CI		(1, 1) L3	(2, 2) G6-3				3	1	1	0	1	0	2											
Kevin Millwood, R OBP: 0.208, SLG: 0.333 John Foster, L	(6, 1) FC3-5	(0, 2) FC3-5	(1, 2) CI		(1, 0) HR			(1, 2) G6-3		3	1	2	3	0	0	2											
Marcus Giles, R OBP: 0.318, SLG: 0.386 Darren Holmes, R	(8, 1) FC3-5	(1, 2) 2B	(1, 2) CI							1	0	0	0	0	0	0											
Mark DeRosa, R OBP: 0.358, SLG: 0.427	(9, 9) 2B	(1, 2) 2B	(1, 2) 2B							0	0	0	0	0	0	0											
Inning Stats	R: 0 E: 0 K: 2 S: 11	H: 0 LOB: 0 BB: 0 P: 16	R: 3 E: 0 K: 0 S: 21	H: 4 LOB: 1 BB: 0 P: 32	R: 5 E: 1 K: 0 S: 23	H: 6 LOB: 2 BB: 0 P: 34	R: 2 E: 2 K: 1 S: 19	H: 2 LOB: 3 BB: 2 P: 35	R: 0 E: 0 K: 1 S: 12	H: 1 LOB: 2 BB: 1 P: 21	R: 0 E: 0 K: 1 S: 13	H: 2 LOB: 3 BB: 0 P: 22	R: 0 E: 0 K: 0 S: 6	H: 0 LOB: 0 BB: 0 P: 11	R: 1 E: 0 K: 1 S: 10	H: 3 LOB: 1 BB: 0 P: 14	1B: 14 2B: 4 3B: 0 HR: 2	SF: 2 SAC: 0 DP: 0 HBP: 1	WP: 1 PB: 0 SB: 0 CS: 0	PA: 52							
PITCHER	IP	WLS	BF	H	R	ER	SO	BB	IBB	HBP	BLK	WP	HR	S	P	ERA	WHIP										
Dave Milicki, R ERA: 4.93	(1, 1) 2.1	L	16	8	8	6	2	0	0	0	0	1	1	46	70	23.14	3.429										
Nelson Cruz, R ERA: 4.52	(3, 1) 2.2		17	5	2	1	2	2	1	0	0	0	0	40	68	3.38	2.625										
Jim Mann, R ERA: 3.66	(6, 1) 2.0		11	4	2	2	1	0	0	1	0	0	1	25	42	9.00	2.000										
Pedro Borbon, L ERA: 4.65	(8, 1) 1.0		3	0	0	0	0	0	0	0	0	0	0	6	11	0.00	0.000										
Brandon Puffer, R ERA: 3.99	(9, 1) 1.0		5	3	1	1	1	0	0	0	0	0	0	10	14	9.00	3.000										

Atlanta Braves @ Houston Astros
Astros Field, Houston, TX
Sun Aug 11 2002, 2:35 PM EDT
Att: 41,092 - Dome - 72 F

AB 45
R 13
H 20
RBI 12
BB 3
SO 6
LOB 27



Batter	1	2	3	4	5	6	7	8	9	AB	R	H	RBI	BB	SO	LOB	BOTTOM										
Julio Lugo, R OBP: 0.321, SLG: 0.389	(1, 6) 17 BB				(4, 0) 1B		(3, 1) FC6-4		(0, 0) FC3-6	4	1	3	0	1	0	1											
Craig Biggio, R OBP: 0.349, SLG: 0.426	(1, 4) F9	(2, 2) F7			(0, 0) 5 BB	(1, 2) G6-4-3	(3, 2) P3	(2, 2) FC3-6	(1, 2) FC4-6	5	0	1	0	0	0	4											
17 Lance Berkman, S OBP: 0.408, SLG: 0.584	(1, 8) 2B		(2, 3) K		(0, 3) K		(1, 3) K	(0, 0) FC4-6	(1, 2) WP	5	1	1	0	0	3	4											
5 Jeff Bagwell, R OBP: 0.395, SLG: 0.495 Jose Vizcaino, S OBP: 0.342, SLG: 0.380	(1, 3) K		(0, 1) K		(2, 1) G6-4-3		(0, 0) F7	(3, 3) K		4	0	1	0	0	1	4											
Daryle Ward, L OBP: 0.321, SLG: 0.412	(1, 7) 2B		(0, 3) K			(1, 3) K		(2, 1) E1		4	0	1	2	0	2	1											
Orlando Merced, S OBP: 0.382, SLG: 0.509	(1, 9) IBB		(1, 2) F8			(3, 2) HR		(1, 0) HBP	(1, 2) 1B	3	1	2	1	1	0	1											
Geoff Blum, S OBP: 0.363, SLG: 0.449	(1, 5) F9			(0, 2) G6-3		(4, 2) G6-3		(0, 3) K		3	0	0	0	1	1	4											
Gregg Zaun, S OBP: 0.266, SLG: 0.297 Brandon Puffer, R	(1, 2) K	(2, 3) K		(1, 0) G4-3		(0, 0) G6-3		(1, 0) HBP	(1, 2) 2B	3	0	0	0	0	1	1											
Dave Milicki, R ERA: 3.38 Nelson Cruz, R ERA: 2.25 Jim Mann, R ERA: 1.76 16 Jason Lane, R OBP: 0.327, SLG: 0.385 Pedro Borbon, R OBP: 0.354, SLG: 0.398 Alan Zinter, S OBP: 0.154, SLG: 0.308	(11, 1) G1-3		(1, 2) K		(2, 3) K		(0, 0) FC6-4		(3, 3) K	1	0	0	0	0	0	0											
Inning Stats	R: 2 E: 0 K: 1 S: 21	H: 3 LOB: 2 BB: 1 P: 31	R: 0 E: 0 K: 1 S: 20	H: 1 LOB: 1 BB: 0 P: 26	R: 0 E: 0 K: 2 S: 15	H: 1 LOB: 1 BB: 0 P: 18	R: 0 E: 0 K: 1 S: 7	H: 0 LOB: 0 BB: 0 P: 10	R: 0 E: 0 K: 1 S: 7	H: 1 LOB: 1 BB: 1 P: 13	R: 1 E: 0 K: 1 S: 11	H: 1 LOB: 0 BB: 1 P: 19	R: 0 E: 0 K: 1 S: 11	H: 1 LOB: 1 BB: 0 P: 18	R: 0 E: 1 K: 2 S: 10	H: 1 LOB: 3 BB: 0 P: 17	R: 0 E: 0 K: 1 S: 8	H: 1 LOB: 1 BB: 0 P: 13	1B: 8 2B: 1 3B: 0 HR: 1	SF: 0 SAC: 0 DP: 2 HBP: 1	WP: 2 PB: 0 SB: 0 CS: 0	PA: 40					
PITCHER	IP	WLS	BF	H	R	ER	SO	BB	IBB	HBP	BLK	WP	HR	S	P	ERA	WHIP										
Kevin Millwood, R ERA: 2.25	(1, 1) 5.0	W	22	6	2	2	6	1	1	0	0	0	0	70	98	3.60	1.400										
John Foster, L ERA: 2.25	(6, 1) 2.0		8	2	1	1	2	1	0	0	0	0	1	22	37	4.50	1.500										
Darren Holmes, R ERA: 1.76	(8, 1) 1.0		6	1	0	0	2	0	0	1	0	0	0	10	17	0.00	1.000										
Tim Spooneybarger, R ERA: 2.97	(9, 1) 1.0		4	1	0	0	1	0	0	0	0	1	0	8	13	0.00	1.000										

Atlanta Braves @ Houston Astros
Astros Field, Houston, TX
Sun Aug 11 2002, 2:35 PM EDT
Att: 41,092 - Dome - 72 F

AB 36
R 3
H 10
RBI 3
BB 3
SO 11
LOB 24



Batter	1	2	3	4	5	6	7	8	9	AB	R	H	RBI	BB	SO	LOB	TOP		
Jose Vizcaino, S (1, 6) OBP: 0.347, SLG: 0.388	G3		F5			L8			FC4-6 1B	5	0	2	1	0	0	0			
Craig Biggio, R (1, 4) OBP: 0.344, SLG: 0.417	K		K	K			L9		FC4-6 1-2	5	0	0	0	0	0	3			
17 Lance Berkman, S (1, 8) OBP: 0.406, SLG: 0.580	F7									3	1	1	0	1	1	0			
5 Jeff Bagwell, R (1, 3) OBP: 0.396, SLG: 0.505										4	2	2	1	0	1	1			
Daryle Ward, L (1, 7) OBP: 0.327, SLG: 0.427										3	0	0	0	1	1	2			
16 Jason Lane, R (8, 7) OBP: 0.333, SLG: 0.357										0	0	0	0	0	0	0			
Orlando Merced, S (1, 9) OBP: 0.376, SLG: 0.494										3	0	1	1	1	1	1			
Octavio Dotel, R (8, 1)										0	0	0	0	0	0	0			
Billy Wagner, L (9, 1)										0	0	0	0	0	0	0			
Geoff Blum, S (1, 5) OBP: 0.370, SLG: 0.450										2	1	0	0	2	0	2			
Brad Ausmus, R (1, 2) OBP: 0.334, SLG: 0.377										4	1	1	1	0	1	2			
Pete Munro, R (1, 1) OBP: 0.071, SLG: 0.071										2	0	1	1	0	0	0			
Alan Zinter, S (6, PH) OBP: 0.140, SLG: 0.296										1	0	0	0	0	1	0			
Brandon Puffer, R (6, 1)										0	0	0	0	0	0	0			
Ricky Stone, R (7, 1)										0	0	0	0	0	0	0			
Richard Hidalgo, R (8, 9) OBP: 0.321, SLG: 0.413										1	0	0	0	0	1	0			
Inning Stats	R: 0 E: 0 K: 1 S: 8	H: 0 LOB: 0 BB: 0 P: 15	R: 1 E: 0 K: 1 S: 12	H: 2 LOB: 1 BB: 1 P: 20	R: 0 E: 0 K: 1 S: 8	H: 0 LOB: 0 BB: 0 P: 12	R: 4 E: 0 K: 2 S: 18	H: 5 LOB: 2 BB: 1 P: 30	R: 0 E: 0 K: 2 S: 9	H: 0 LOB: 0 BB: 0 P: 13	R: 0 E: 0 K: 0 S: 5	H: 0 LOB: 0 BB: 1 P: 10	R: 0 E: 0 K: 0 S: 7	H: 0 LOB: 0 BB: 0 P: 10	R: 0 E: 0 K: 1 S: 8	H: 1 LOB: 1 BB: 0 P: 13	1B: 5 2B: 3 3B: 0 HR: 0	SF: 0 SAC: 0 DP: 2 HBP: 0	WP: 0 PA: 38 PB: 0 SB: 0 CS: 0
PITCHER	IP WLS BF H R ER SO BB IBB HBP BLK WP HR S P ERA WHIP																		
Matt Clement, R (1, 1) ERA: 3.7	5.0 L 25 7 5 5 7 3 1 0 0 0 0 0 54 97 9.00 2.000																		
Jeff Fassero, L (6, 1) ERA: 6.32	1.0 0 3 0 0 0 2 0 0 0 0 0 0 9 13 0.00 0.000																		
Joe Borowski, R (7, 1) ERA: 2.44	2.0 6 0 0 0 0 1 0 0 0 0 0 0 12 20 0.00 0.500																		
Antonio Alfonseca, R (9, 1) ERA: 4.22	1.0 4 1 0 0 0 1 0 0 0 0 0 0 8 13 0.00 1.000																		

Houston Astros @ Chicago Cubs
Wrigley Field, Chicago, IL
Tue Aug 13 2002, 1:20 PM CDT
Att: 29,641 - Overcast - 84 F

AB	33
R	5
H	8
RBI	5
BB	5
SO	10
LOB	11



Batter	1	2	3	4	5	6	7	8	9	AB	R	H	RBI	BB	SO	LOB	BOTTOM				
Mark Bellhorn, S (1, 4) OBP: 0.378, SLG: 0.528	K					L8			G5-3	5	0	1	0	0	1	0					
Bill Mueller, S (1, 5) OBP: 0.347, SLG: 0.391										4	0	2	0	0	0	1					
Sammy Sosa, R (1, 9) OBP: 0.419, SLG: 0.643										3	0	1	0	1	0	1					
Moises Alou, R (1, 7) OBP: 0.322, SLG: 0.410										4	1	1	0	0	0	2					
Corey Patterson, L (1, 8) OBP: 0.303, SLG: 0.420										4	1	2	0	0	0	0					
Angel Echevarria, R (1, 3) OBP: 0.284, SLG: 0.404										3	1	0	0	1	1	2					
Alex Gonzalez, R (1, 6) OBP: 0.301, SLG: 0.421										4	1	2	1	0	1	4					
Joe Girardi, R (1, 2) OBP: 0.288, SLG: 0.316										4	0	1	2	0	1	2					
Matt Clement, R (1, 1) OBP: 0.143, SLG: 0.111										1	0	0	0	0	1	0					
Roosevelt Brown, L (5, PH) OBP: 0.273, SLG: 0.314										1	0	0	0	0	0	0					
Jeff Fassero, L (6, 1) ERA: 4.24										0	0	0	0	0	0	0					
Fred McGriff, L (6, PH) OBP: 0.330, SLG: 0.511										1	0	0	0	0	0	1					
Joe Borowski, R (7, 1) OBP: 0.333, SLG: 0.333										0	0	0	0	0	0	0					
Antonio Alfonseca, R (9, 1) OBP: 0.267, SLG: 0.267										0	0	0	0	0	0	0					
Chris Stynes, R (9, PH) OBP: 0.137, SLG: 0.380										1	0	0	0	0	0	0					
Inning Stats	R: 0 E: 0 K: 1 S: 15	H: 1 LOB: 1 BB: 1 P: 24	R: 0 E: 0 K: 0 S: 10	H: 1 LOB: 1 BB: 0 P: 14	R: 0 E: 0 K: 1 S: 8	H: 1 LOB: 1 BB: 0 P: 12	R: 1 E: 0 K: 2 S: 11	H: 2 LOB: 1 BB: 0 P: 16	R: 0 E: 0 K: 0 S: 7	H: 2 LOB: 2 BB: 0 P: 10	R: 2 E: 0 K: 0 S: 15	H: 2 LOB: 1 BB: 1 P: 24	R: 0 E: 0 K: 1 S: 4	H: 0 LOB: 0 BB: 0 P: 7	R: 0 E: 0 K: 1 S: 7	H: 0 LOB: 0 BB: 0 P: 10	R: 1 E: 0 K: 0 S: 8	H: 1 LOB: 0 BB: 0 P: 16	1B: 6 2B: 3 3B: 0 HR: 1	SF: 0 SAC: 0 DP: 1 HBP: 0	WP: 1 PA: 37 PB: 0 SB: 0 CS: 0
PITCHER	IP WLS BF H R ER SO BB IBB HBP BLK WP HR S P ERA WHIP																				
Pete Munro, R (1, 1) ERA: 2.86	5.0 W 21 7 1 1 4 1 0 0 0 0 0 1 51 76 1.80 1.600																				
Brandon Puffer, R (6, 1) ERA: 4.24	1.0 6 2 2 2 0 1 0 0 0 0 0 0 15 24 18.00 3.000																				
Ricky Stone, R (7, 1) ERA: 3.08	1.0 H 3 0 0 0 0 0 0 0 0 0 0 0 4 7 0.00 0.000																				
Octavio Dotel, R (8, 1) ERA: 2.03	1.0 H 3 0 0 0 1 0 0 0 0 0 0 0 7 10 0.00 0.000																				
Billy Wagner, L (9, 1) ERA: 3.1	1.0 S 4 1 1 1 0 0 0 0 0 0 0 0 8 16 9.00 1.000																				

Houston Astros @ Chicago Cubs
Wrigley Field, Chicago, IL
Tue Aug 13 2002, 1:20 PM CDT
Att: 29,641 - Overcast - 84 F

AB	35
R	4
H	10
RBI	3
BB	2
SO	5
LOB	13



Batter	1	2	3	4	5	6	7	8	9	AB	R	H	RBI	BB	SO	LOB	TOP					
Orlando Merced, S (1, 7) OBP: 0.370, SLG: 0.483	F9	K			E6 5 HR		F8		FC6-4 1B	5	1	1	1	0	1	2						
Craig Biggio, R (1, 4) OBP: 0.344, SLG: 0.423	2B	K			F8		BB 5 BB 17 S		FC6-4 5 DI 1-2	4	0	1	0	1	1	4						
17 Lance Berkman, S (1, 8) OBP: 0.405, SLG: 0.572	HBP		K		K		IBB 5 BB		K	3	0	0	0	1	3	2						
5 Jeff Bagwell, R (1, 3) OBP: 0.399, SLG: 0.510	F5		K		K		BB		BB	3	1	1	2	2	1	2						
Geoff Blum, S (1, 5) OBP: 0.359, SLG: 0.435	K		K		K		BB		L7	5	0	0	0	0	4	7						
Richard Hidalgo, R (1, 9) OBP: 0.317, SLG: 0.412		1B 3B			K				K	4	1	1	0	0	2	0						
Brad Ausmus, R (1, 2) OBP: 0.332, SLG: 0.372		2B 1B			BB				K	3	0	1	1	1	1	0						
28 Adam Everett, R (1, 6) OBP: 0.309, SLG: 0.234		3-H 1B			BB				P6	3	0	1	0	0	1	1						
Jose Vizcaino, S (8, PH) OBP: 0.345, SLG: 0.385		2B			P4				K	1	0	0	0	0	0	0						
Kirk Saarloos, R (1, 1) OBP: 0.111, SLG: 0.167		K			K				K	3	0	0	0	0	3	3						
Brandon Puffer, R (8, 1)										0	0	0	0	0	0	0						
Jim Mann, R (8, 1)										0	0	0	0	0	0	0						
Alan Zinter, S (8, PH) OBP: 0.179, SLG: 0.357									1B 2B	1	1	1	0	0	0	0						
Inning Stats	R: 0 E: 0 K: 1 S: 11	H: 1 LOB: 2 BB: 0 P: 16	R: 1 E: 0 K: 3 S: 17	H: 3 LOB: 2 BB: 0 P: 23	R: 0 E: 0 K: 3 S: 10	H: 0 LOB: 1 BB: 0 P: 15	R: 0 E: 0 K: 2 S: 10	H: 0 LOB: 1 BB: 1 P: 17	R: 2 E: 1 K: 2 S: 14	H: 1 LOB: 0 BB: 0 P: 24	R: 0 E: 0 K: 1 S: 7	H: 0 LOB: 0 BB: 0 P: 10	R: 0 E: 0 K: 2 S: 10	H: 0 LOB: 3 BB: 3 P: 29	R: 0 E: 0 K: 2 S: 13	H: 0 LOB: 0 BB: 0 P: 18	R: 1 E: 0 K: 1 S: 12	H: 2 LOB: 2 BB: 1 P: 19	1B: 2 2B: 3 3B: 1 HR: 1	SF: 0 SAC: 0 DP: 0 HBP: 1	WP: 0 PB: 0 SB: 2 CS: 0	PA: 41
PITCHER	IP WLS BF H R ER SO BB IBB HBP BLK WP HR S P ERA WHIP																					
22 Mark Prior, R (1, 1) ERA: 3.15	6.0	26	5	3	1	12	1	0	1	0	0	0	1	69	105	1.50	1.000					
Kyle Farnsworth, R (7, 1) ERA: 6.47	0.2	5	0	0	0	1	2	1	0	0	0	0	0	7	23	0.00	3.000					
Jeff Fassero, L (7, 1) ERA: 6.27	0.1	W	1	0	0	1	0	0	0	0	0	0	0	3	6	0.00	0.000					
Joe Borowski, R (8, 1) ERA: 2.41	1.0	H	3	0	0	2	0	0	0	0	0	0	0	13	18	0.00	0.000					
Antonio Alfonseca, R (9, 1) ERA: 4.31	1.0	S	6	2	1	1	1	0	0	0	0	0	0	12	19	9.00	3.000					

Houston Astros @ Chicago Cubs
Wrigley Field, Chicago, IL
Thu Aug 15 2002, 1:20 PM CDT
Att: 37,836 - Sunny - 86 F

AB	35
R	4
H	7
RBI	4
BB	5
SO	17
LOB	21



Batter	1	2	3	4	5	6	7	8	9	AB	R	H	RBI	BB	SO	LOB	BOTTOM			
Mark Bellhorn, S (1, 4) OBP: 0.377, SLG: 0.530	HBP		G4-3		K		HR			3	1	1	1	0	1	0				
Bill Mueller, S (1, 5) OBP: 0.348, SLG: 0.387	G1-6-3		K		G4-3		G3			4	0	0	0	0	1	1				
Sammy Sosa, R (1, 9) OBP: 0.422, SLG: 0.649	1B		BB				HR		HR	3	2	2	1	1	1	0				
Fred McGriff, L (1, 3) OBP: 0.349, SLG: 0.513	1B		F9				HR		G3-1	4	1	2	1	0	0	1				
Moises Alou, R (1, 7) OBP: 0.326, SLG: 0.419	1B				HR		K		F7	4	1	2	2	0	1	0				
Roosevelt Brown, L (1, 8) OBP: 0.222, SLG: 0.329			G4-3		G4-3					3	0	0	0	0	1	2				
Kyle Farnsworth, R (7, 1) ERA: 6.47										0	0	0	0	0	0	0				
Jeff Fassero, L (7, 1) ERA: 6.27										0	0	0	0	0	0	0				
Joe Borowski, R (8, 1) ERA: 2.41										0	0	0	0	0	0	0				
Chad Hermanson, R (8, PH) OBP: 0.275, SLG: 0.372										1	0	1	0	0	0	0				
Antonio Alfonseca, R (9, 1) ERA: 4.31										0	0	0	0	0	0	0				
Alex Gonzalez, R (1, 6) OBP: 0.300, SLG: 0.417		G6-3			G5-3		K		1B	4	0	1	0	0	1	0				
Todd Hundley, S (1, 2) OBP: 0.267, SLG: 0.364		G3			F7		G3		K	3	0	0	0	0	0	0				
Joe Girardi, R (8, 2) OBP: 0.282, SLG: 0.309										1	0	0	0	0	1	2				
22 Mark Prior, R (1, 1) OBP: 0.226, SLG: 0.333		G4-3			K					2	0	0	0	0	1	0				
Corey Patterson, L (7, 8) OBP: 0.302, SLG: 0.425							HR			1	1	1	1	0	0	0				
Inning Stats	R: 1 E: 0 K: 0 S: 10	H: 3 LOB: 0 BB: 0 P: 15	R: 0 E: 0 K: 0 S: 6	H: 0 LOB: 0 BB: 0 P: 10	R: 0 E: 0 K: 1 S: 7	H: 0 LOB: 1 BB: 1 P: 14	R: 1 E: 0 K: 0 S: 6	H: 1 LOB: 0 BB: 0 P: 6	R: 0 E: 0 K: 2 S: 9	H: 0 LOB: 0 BB: 0 P: 13	R: 1 E: 0 K: 3 S: 14	H: 1 LOB: 0 BB: 0 P: 19	R: 2 E: 0 K: 1 S: 10	H: 2 LOB: 0 BB: 0 P: 12	R: 1 E: 0 K: 1 S: 17	H: 3 LOB: 2 BB: 0 P: 24	1B: 5 2B: 0 3B: 0 HR: 5	SF: 0 SAC: 0 DP: 1 HBP: 1	WP: 0 PB: 0 SB: 0 CS: 0	PA: 35
PITCHER	IP WLS BF H R ER SO BB IBB HBP BLK WP HR S P ERA WHIP																			
Kirk Saarloos, R (1, 1) ERA: 6.13	7.0	L	29	7	5	7	1	0	0	0	0	0	1	62	89	6.43	1.143			
Brandon Puffer, R (8, 1) ERA: 4.35	0.2		5	3	1	1	0	0	0	0	0	0	0	1	14	18	13.50	4.500		
Jim Mann, R (8, 1) ERA: 3.6	0.1		1	0	0	0	1	0	0	0	0	0	0	3	6	0.00	0.000			

Houston Astros @ Chicago Cubs
Wrigley Field, Chicago, IL
Thu Aug 15 2002, 1:20 PM CDT
Att: 37,836 - Sunny - 86 F

AB	33
R	6
H	10
RBI	6
BB	1
SO	8
LOB	6



Batter	1	2	3	4	5	6	7	8	9	AB	R	H	RBI	BB	SO	LOB	TOP											
Jose Vizcaino, S OBP: 0.342, SLG: 0.378	G6-3			F7		E3		F9	F8	5	0	0	0	0	0	1												
Craig Biggio, R OBP: 0.340, SLG: 0.418	G5-3			G3		L6		E7	L1	5	1	0	0	0	0	2												
17 Lance Berkman, S OBP: 0.406, SLG: 0.573	G5-3			L6	1B	L6		5 1B 2H	2B	4	1	2	1	0	0	1												
5 Jeff Bagwell, R OBP: 0.398, SLG: 0.507		G1-3		L9		K		1B	2B	4	0	1	0	0	1	2												
Daryle Ward, L OBP: 0.326, SLG: 0.423		K				L7				4	0	1	1	0	1	0												
Orlando Merced, S OBP: 0.367, SLG: 0.478		G1-3				E9	1B	F7	F5	4	1	1	0	0	0	2												
Geoff Blum, S OBP: 0.361, SLG: 0.436				G3-1		1B		HBP	K	4	0	2	1	0	1	2												
Gregg Zaun, S OBP: 0.272, SLG: 0.297				P4		P4				3	0	1	0	0	0	1												
Dave Milicki, R OBP: 0.126, SLG: 0.231				G4-3		K				2	0	0	0	0	1	1												
Brandon Puffer, R OBP: 0.192, SLG: 0.345										0	0	0	0	0	0	0												
Nelson Cruz, R OBP: 0.172, SLG: 0.345										0	0	0	0	0	0	0												
Alan Zinter, S OBP: 0.172, SLG: 0.345										1	0	0	0	0	1	2												
Jim Mann, R OBP: 0.172, SLG: 0.345										0	0	0	0	0	0	0												
Richard Hidalgo, R OBP: 0.172, SLG: 0.345										1	0	0	0	0	0	1												
Inning Stats	R: 0 E: 0 K: 0 S: 4	H: 0 LOB: 0 BB: 0 P: 5	R: 0 E: 0 K: 1 S: 8	H: 0 LOB: 0 BB: 0 P: 12	R: 0 E: 0 K: 0 S: 7	H: 0 LOB: 0 BB: 0 P: 10	R: 0 E: 0 K: 0 S: 9	H: 1 LOB: 1 BB: 0 P: 14	R: 1 E: 0 K: 1 S: 16	H: 2 LOB: 1 BB: 0 P: 21	R: 0 E: 1 K: 1 S: 12	H: 0 LOB: 1 BB: 0 P: 19	R: 0 E: 0 K: 1 S: 18	H: 1 LOB: 2 BB: 0 P: 24	R: 2 E: 1 K: 1 S: 18	H: 3 LOB: 2 BB: 0 P: 32	R: 0 E: 0 K: 0 S: 7	H: 1 LOB: 1 BB: 0 P: 9	1B: 7 2B: 1 3B: 0 HR: 0	SF: 0 SAC: 0 DP: 0 HBP: 1	WP: 0 PA: 38 PB: 0 SB: 0 CS: 0							
PITCHER	IP	WLS	BF	H	R	ER	SO	BB	IBB	HBP	BLK	WP	HR	S	P	ERA	WHIP											
Brian Moehler, R ERA: 3.83	(1, 1)	7.0	W	27	4	1	0	4	0	0	1	0	0	0	74	105	0.00	0.571										
Jose Rijo, R ERA: 4.56	(8, 1)	1.0		7	3	2	1	1	0	0	0	0	0	18	32	9.00	3.000											
Joey Hamilton, R ERA: 5.27	(9, 1)	1.0		4	1	0	0	0	0	0	0	0	0	7	9	0.00	1.000											

Houston Astros @ Cincinnati Reds
Cinergy Field, Cincinnati, OH
Fri Aug 16 2002, 7:10 PM EDT
Att: 22,691 - Cloudy - 86 F

AB	37
R	3
H	8
RBI	3
BB	0
SO	5
LOB	15



Batter	1	2	3	4	5	6	7	8	9	AB	R	H	RBI	BB	SO	LOB	BOTTOM											
Todd Walker, L OBP: 0.337, SLG: 0.415	F7	FC6-4		L8		G3				5	0	1	1	0	0	3												
Aaron Boone, R OBP: 0.323, SLG: 0.462	K					G4-3		F8		3	3	1	0	1	1	1												
Adam Dunn, L OBP: 0.441, SLG: 0.529	1B					G4-3			G3	4	1	2	1	1	1	1												
Austin Kearns, R OBP: 0.402, SLG: 0.467	1B					F7			K	5	1	3	2	0	1	2												
Sean Casey, L OBP: 0.345, SLG: 0.376						G4-3			F7	5	1	1	0	0	0	4												
Bary Larkin, R OBP: 0.309, SLG: 0.378										3	2	3	3	1	0	0												
Reggie Taylor, L OBP: 0.279, SLG: 0.465										4	1	2	2	0	2	2												
Kelly Stinnett, R OBP: 0.342, SLG: 0.375										2	0	0	0	2	1	1												
Brian Moehler, R ERA: 4.44										2	0	0	0	1	2	2												
Russell Branyan, L ERA: 4.44										1	0	0	0	0	1	1												
Jose Rijo, R OBP: 0.125, SLG: 0.125										0	0	0	0	0	0	0												
Joey Hamilton, R OBP: 0.222, SLG: 0.308										0	0	0	0	0	0	0												
Inning Stats	R: 0 E: 0 K: 1 S: 12	H: 2 LOB: 2 BB: 0 P: 19	R: 0 E: 0 K: 1 S: 8	H: 0 LOB: 3 BB: 3 P: 21	R: 3 E: 0 K: 2 S: 15	H: 3 LOB: 1 BB: 1 P: 27	R: 0 E: 0 K: 1 S: 7	H: 0 LOB: 0 BB: 0 P: 9	R: 3 E: 0 K: 1 S: 12	H: 3 LOB: 2 BB: 2 P: 23	R: 1 E: 0 K: 0 S: 18	H: 2 LOB: 1 BB: 0 P: 28	R: 2 E: 0 K: 2 S: 15	H: 3 LOB: 1 BB: 0 P: 22	R: 0 E: 0 K: 1 S: 7	H: 0 LOB: 0 BB: 0 P: 11	1B: 7 2B: 6 3B: 0 HR: 1	SF: 0 SAC: 0 DP: 2 HBP: 1	WP: 0 PA: 41 PB: 0 SB: 6 CS: 1									
PITCHER	IP	WLS	BF	H	R	ER	SO	BB	IBB	HBP	BLK	WP	HR	S	P	ERA	WHIP											
Dave Milicki, R ERA: 5.28	(1, 1)	4.0	L	21	6	5	5	5	4	1	0	0	0	10	16	9.00	3.000											
Brandon Puffer, R ERA: 4.44	(5, 1)	1.0		6	2	1	1	1	1	0	0	0	0	18	28	9.00	2.000											
Nelson Cruz, R ERA: 4.6	(6, 1)	1.0		5	2	1	1	0	0	0	1	0	0	0	22	33	9.00	1.500										
Jim Mann, R ERA: 4.09	(7, 1)	2.0		9	3	2	2	3	0	0	0	0	0	22	33	9.00	1.500											

Houston Astros @ Cincinnati Reds
Cinergy Field, Cincinnati, OH
Fri Aug 16 2002, 7:10 PM EDT
Att: 22,691 - Cloudy - 86 F

AB	34
R	9
H	13
RBI	9
BB	6
SO	9
LOB	17



Batter	1	2	3	4	5	6	7	8	9	AB	R	H	RBI	BB	SO	LOB	TOP										
Jose Vizcaino, S OBP: 0.353, SLG: 0.401 Billy Wagner, L (9, 1)	3-2 HR	2-2 1B			1-0 1B			1-2 1B	1-2 1B	5	2	5	2	0	0	0											
Craig Biggio, R OBP: 0.341, SLG: 0.418	1-2 P3	2-1 G5-3			0-2 G5-4-3			2-1 1B	0-1 1B	5	1	2	1	0	0	3											
17 Lance Berkman, S OBP: 0.408, SLG: 0.581	1-0 3B				2-1 G6-3			0-1 G4-6-3	3-1 2B	5	1	3	2	0	0	2											
5 Jeff Bagwell, R OBP: 0.398, SLG: 0.505	0-1 P5				1-2 F8			4-0 BB	0-2 1B	4	0	1	1	1	0	2											
Richard Hidalgo, R OBP: 0.319, SLG: 0.410 Orlando Merced, S (8, PH) OBP: 0.364, SLG: 0.472	4-1 16 FC5 BB				1-3 K			0-3 K	1-3 K	1	0	0	0	2	1	1											
Brad Ausmus, R OBP: 0.332, SLG: 0.369	4-1 16 FC5 BB				1-1 G6-3				0-6 F9	3	0	0	0	1	0	1											
16 Jason Lane, R OBP: 0.333, SLG: 0.353 Daryle Ward, L (9, PH) OBP: 0.328, SLG: 0.424	0-0 FC5				0-0 1B				2-2 1B	3	0	1	0	0	1	3											
28 Adam Everett, R OBP: 0.305, SLG: 0.235					2-1 F7				1-0 F9	4	0	1	0	0	0	2											
44 Roy Oswalt, R OBP: 0.141, SLG: 0.115 Geoff Blum, S (9, PH) OBP: 0.363, SLG: 0.438	1-2 2-3F				0-3 K				1-3 1B	1	1	1	0	0	0	0											
Inning Stats	R: 1 E: 0 K: 0 S: 15	H: 2 LOB: 3 BB: 2 P: 28	R: 0 E: 0 K: 1 S: 11	H: 2 LOB: 1 BB: 0 P: 16	R: 0 E: 0 K: 1 S: 9	H: 1 LOB: 0 BB: 0 P: 14	R: 0 E: 0 K: 0 S: 9	H: 1 LOB: 1 BB: 0 P: 12	R: 0 E: 0 K: 0 S: 6	H: 0 LOB: 0 BB: 0 P: 9	R: 0 E: 0 K: 1 S: 8	H: 0 LOB: 0 BB: 0 P: 12	R: 0 E: 0 K: 1 S: 11	H: 2 LOB: 2 BB: 1 P: 18	R: 5 E: 0 K: 1 S: 19	H: 6 LOB: 1 BB: 0 P: 27	1B: 12 2B: 1 3B: 1 HR: 1	SF: 0 SAC: 0 DP: 4 HBP: 0	WP: 0 PB: 0 SB: 0 CS: 1	PA: 41							
PITCHER	IP	WLS	BF	H	R	ER	SO	BB	IBB	HBP	BLK	WP	HR	S	P	ERA	WHIP										
Shawn Estes, L ERA: 4.35	7.2		30	9	1	1	3	3	0	0	0	0	1	69	112	1.17	1.565										
Scott Williamson, R ERA: 4.01	0.0		1	0	0	0	0	1	0	0	0	0	0	0	4	∞	∞										
Gabe White, L ERA: 3.0	0.1		1	0	0	0	1	0	0	0	0	0	0	4	4	0.00	0.000										
Joey Hamilton, R ERA: 5.61	0.2	L	6	4	4	4	0	0	0	0	0	0	0	11	15	54.00	6.000										
Danny Graves, R ERA: 3.72	0.1		3	2	1	1	1	0	0	0	0	0	0	8	12	27.00	6.000										

Houston Astros @ Cincinnati Reds
Cinergy Field, Cincinnati, OH
Sat Aug 17 2002, 7:10 PM EDT
Att: 25,967 - Sunny - 87 F

AB 37
R 6
H 15
RBI 6
BB 4
SO 5
LOB 19



Batter	1	2	3	4	5	6	7	8	9	AB	R	H	RBI	BB	SO	LOB	BOTTOM										
Todd Walker, L OBP: 0.337, SLG: 0.414	2-2 F8				2-1 P5			2-1 P4		4	0	1	0	0	0	3											
Aaron Boone, R OBP: 0.321, SLG: 0.458	1-2 F9				1-2 1B			1-2 2-3F		4	0	0	0	0	0	3											
Adam Dunn, L OBP: 0.440, SLG: 0.525	0-1 G6-3				2-2 G4-3			4-2 BB		3	0	0	0	1	0	1											
Austin Kearns, R OBP: 0.401, SLG: 0.464					3-2 F8			0-1 G4-6-3		4	1	1	0	0	1	1											
Sean Casey, L OBP: 0.344, SLG: 0.375					2-0 G4-3			2-1 F8		4	0	1	0	0	0	0											
Barry Larkin, R OBP: 0.307, SLG: 0.375					0-2 G6-3			0-0 G6-3		3	0	0	0	0	0	1											
Reggie Taylor, L OBP: 0.280, SLG: 0.463					0-0 G3-1			1-3 K		3	0	1	0	0	1	0											
Jason LaRue, R OBP: 0.311, SLG: 0.377					0-0 SH1-4			0-0 CS		3	0	2	0	0	1	1											
Shawn Estes, R ERA: 3.05 Scott Williamson, R ERA: 4.01 Gabe White, L ERA: 3.0 Ken Griffey Jr., L OBP: 0.386, SLG: 0.418 Ryan Dempster, R OBP: 0.312, SLG: 0.196 Joey Hamilton, R OBP: 0.322, SLG: 0.328 Danny Graves, R ERA: 3.72					0-2 P4			4-2 BB		1	0	0	0	0	0	0											
Inning Stats	R: 0 E: 0 K: 0 S: 8	H: 0 LOB: 0 BB: 0 P: 11	R: 1 E: 0 K: 1 S: 12	H: 3 LOB: 1 BB: 0 P: 17	R: 0 E: 0 K: 0 S: 16	H: 1 LOB: 0 BB: 0 P: 20	R: 0 E: 0 K: 0 S: 7	H: 0 LOB: 0 BB: 0 P: 12	R: 0 E: 0 K: 0 S: 5	H: 1 LOB: 1 BB: 0 P: 7	R: 0 E: 0 K: 0 S: 8	H: 0 LOB: 0 BB: 1 P: 14	R: 0 E: 0 K: 1 S: 7	H: 0 LOB: 0 BB: 0 P: 10	R: 0 E: 0 K: 0 S: 7	H: 1 LOB: 2 BB: 1 P: 14	R: 0 E: 0 K: 1 S: 6	H: 0 LOB: 0 BB: 0 P: 9	1B: 6 2B: 0 3B: 0 HR: 0	SF: 0 SAC: 1 DP: 2 HBP: 0	WP: 0 PB: 0 SB: 0 CS: 2	PA: 32					
PITCHER	IP	WLS	BF	H	R	ER	SO	BB	IBB	HBP	BLK	WP	HR	S	P	ERA	WHIP										
44 Roy Oswalt, R ERA: 3.11	8.0	W	29	6	1	1	2	0	0	0	0	0	0	70	105	1.12	1.000										
Billy Wagner, L ERA: 3.05	1.0		3	0	0	0	1	0	0	0	0	0	0	6	9	0.00	0.000										

Houston Astros @ Cincinnati Reds
Cinergy Field, Cincinnati, OH
Sat Aug 17 2002, 7:10 PM EDT
Att: 25,967 - Sunny - 87 F

AB 29
R 1
H 6
RBI 0
BB 2
SO 3
LOB 10



Batter	1	2	3	4	5	6	7	8	9	10	AB	R	H	RBI	BB	SO	LOB	TOP			
Jose Vizcaino, S OBP: 0.348, SLG: 0.395 (1, 4)	P5		K			F8		K			4	0	0	0	0	2	0				
Brad Ausmus, R OBP: 0.333, SLG: 0.369 (1, 2)						F8			L8		3	0	1	0	1	0	0				
17 Lance Berkman, S OBP: 0.405, SLG: 0.575 (1, 8)						F7			F7		4	0	0	0	0	1	2				
5 Jeff Bagwell, R OBP: 0.397, SLG: 0.509 (1, 3)						P3			K		4	1	1	1	0	1	2				
Daryle Ward, L OBP: 0.328, SLG: 0.422 (1, 7)																					
Craig Biggio, R OBP: 0.340, SLG: 0.417 (10, PH)																					
Ricky Stone, R (10, 1)																					
Richard Hidalgo, R OBP: 0.316, SLG: 0.406 (1, 9)																					
Geoff Blum, S OBP: 0.362, SLG: 0.436 (1, 5)																					
28 Adam Everett, R OBP: 0.290, SLG: 0.222 (1, 6)																					
Carlos Hernández, S OBP: 0.259, SLG: 0.222 (3, 1)																					
Pete Munro, R OBP: 0.287, SLG: 0.267 (7, 1)																					
Pedro Borbon, R OBP: 0.292, SLG: 0.240 (8, PH)																					
Orlando Merced, S OBP: 0.263, SLG: 0.240 (8, 1)																					
Octavio Dotel, R OBP: 0.233, SLG: 0.353 (10, 7)																					
16 Jason Lane, R OBP: 0.233, SLG: 0.353 (10, 7)																					
Inning Stats	R: 0 E: 0 K: 1 S: 9	H: 0 LOB: 1 BB: 1 P: 14	R: 0 E: 0 K: 1 S: 10	H: 0 LOB: 0 BB: 1 P: 19	R: 0 E: 0 K: 2 S: 11	H: 0 LOB: 0 BB: 0 P: 17	R: 0 E: 0 K: 2 S: 7	H: 1 LOB: 1 BB: 0 P: 15	R: 0 E: 0 K: 1 S: 8	H: 0 LOB: 0 BB: 0 P: 9	R: 1 E: 0 K: 1 S: 8	H: 1 LOB: 0 BB: 0 P: 15	R: 0 E: 0 K: 2 S: 7	H: 0 LOB: 0 BB: 0 P: 10	R: 0 E: 0 K: 1 S: 5	H: 0 LOB: 0 BB: 0 P: 8	R: 0 E: 0 K: 0 S: 8	H: 0 LOB: 0 BB: 0 P: 14	1B: 2 2B: 0 3B: 0 HR: 1	SF: 0 SAC: 0 DP: 1 HBP: 0	WP: 0 PA: 34 PB: 1 SB: 0 CS: 0
PITCHER	IP WLS BF H R ER SO BB IBB HBP BLK WP HR S P ERA WHIP	IP WLS BF H R ER SO BB IBB HBP BLK WP HR S P ERA WHIP	IP WLS BF H R ER SO BB IBB HBP BLK WP HR S P ERA WHIP	IP WLS BF H R ER SO BB IBB HBP BLK WP HR S P ERA WHIP	IP WLS BF H R ER SO BB IBB HBP BLK WP HR S P ERA WHIP	IP WLS BF H R ER SO BB IBB HBP BLK WP HR S P ERA WHIP	IP WLS BF H R ER SO BB IBB HBP BLK WP HR S P ERA WHIP	IP WLS BF H R ER SO BB IBB HBP BLK WP HR S P ERA WHIP	IP WLS BF H R ER SO BB IBB HBP BLK WP HR S P ERA WHIP	IP WLS BF H R ER SO BB IBB HBP BLK WP HR S P ERA WHIP	IP WLS BF H R ER SO BB IBB HBP BLK WP HR S P ERA WHIP	IP WLS BF H R ER SO BB IBB HBP BLK WP HR S P ERA WHIP	IP WLS BF H R ER SO BB IBB HBP BLK WP HR S P ERA WHIP	IP WLS BF H R ER SO BB IBB HBP BLK WP HR S P ERA WHIP	IP WLS BF H R ER SO BB IBB HBP BLK WP HR S P ERA WHIP	IP WLS BF H R ER SO BB IBB HBP BLK WP HR S P ERA WHIP	IP WLS BF H R ER SO BB IBB HBP BLK WP HR S P ERA WHIP	IP WLS BF H R ER SO BB IBB HBP BLK WP HR S P ERA WHIP	IP WLS BF H R ER SO BB IBB HBP BLK WP HR S P ERA WHIP	IP WLS BF H R ER SO BB IBB HBP BLK WP HR S P ERA WHIP	

Houston Astros @ Cincinnati Reds
Cinergy Field, Cincinnati, OH
Sun-Aug 18, 2002, 1:15 PM EDT
Att: 20,117 - Cloudy - 80 F

AB 32
R 1
H 3
RBI 1
BB 2
SO 10
LOB 8



Batter	1	2	3	4	5	6	7	8	9	10	AB	R	H	RBI	BB	SO	LOB	BOTTOM			
Barry Larkin, R OBP: 0.304, SLG: 0.372 (1, 6)	P4		K			F8			G5-3		4	0	0	0	1	0					
Aaron Boone, R OBP: 0.318, SLG: 0.454 (1, 5)	L3		K			G6-3			K		4	0	0	0	2	0					
Adam Dunn, L OBP: 0.437, SLG: 0.520 (1, 7)						F8			K		4	0	0	0	2	0					
Austin Kearns, R OBP: 0.399, SLG: 0.471 (1, 8)																					
Sean Casey, L OBP: 0.345, SLG: 0.384 (1, 3)																					
Ruben Mateo, R OBP: 0.314, SLG: 0.417 (1, 9)																					
Bruce Chen, L OBP: 0.333, SLG: 0.400 (4, 1)																					
Russell Branyan, L OBP: 0.323, SLG: 0.448 (7, PH)																					
Scott Williamson, R OBP: 0.323, SLG: 0.448 (8, 1)																					
Gabe White, L (10, 1)																					
Juan Castro, R OBP: 0.182, SLG: 0.157 (1, 4)																					
Jason LaRue, R OBP: 0.308, SLG: 0.373 (1, 2)																					
Jimmy Haynes, R OBP: 0.196, SLG: 0.222 (1, 1)																					
Reggie Taylor, L OBP: 0.275, SLG: 0.455 (3, PH)																					
Inning Stats	R: 0 E: 0 K: 1 S: 9	H: 0 LOB: 0 BB: 0 P: 14	R: 1 E: 0 K: 1 S: 13	H: 1 LOB: 1 BB: 1 P: 20	R: 0 E: 0 K: 2 S: 10	H: 0 LOB: 0 BB: 0 P: 14	R: 0 E: 0 K: 1 S: 8	H: 0 LOB: 1 BB: 1 P: 15	R: 0 E: 0 K: 0 S: 6	H: 1 LOB: 0 BB: 0 P: 15	R: 0 E: 0 K: 1 S: 6	H: 0 LOB: 0 BB: 0 P: 9	R: 0 E: 0 K: 0 S: 10	H: 1 LOB: 0 BB: 0 P: 15	R: 0 E: 0 K: 2 S: 10	H: 0 LOB: 0 BB: 0 P: 16	R: 1 E: 0 K: 1 S: 7	H: 1 LOB: 0 BB: 0 P: 10	1B: 2 2B: 0 3B: 0 HR: 2	SF: 0 SAC: 0 DP: 2 HBP: 0	WP: 0 PA: 32 PB: 0 SB: 0 CS: 0
PITCHER	IP WLS BF H R ER SO BB IBB HBP BLK WP HR S P ERA WHIP	IP WLS BF H R ER SO BB IBB HBP BLK WP HR S P ERA WHIP	IP WLS BF H R ER SO BB IBB HBP BLK WP HR S P ERA WHIP	IP WLS BF H R ER SO BB IBB HBP BLK WP HR S P ERA WHIP	IP WLS BF H R ER SO BB IBB HBP BLK WP HR S P ERA WHIP	IP WLS BF H R ER SO BB IBB HBP BLK WP HR S P ERA WHIP	IP WLS BF H R ER SO BB IBB HBP BLK WP HR S P ERA WHIP	IP WLS BF H R ER SO BB IBB HBP BLK WP HR S P ERA WHIP	IP WLS BF H R ER SO BB IBB HBP BLK WP HR S P ERA WHIP	IP WLS BF H R ER SO BB IBB HBP BLK WP HR S P ERA WHIP	IP WLS BF H R ER SO BB IBB HBP BLK WP HR S P ERA WHIP	IP WLS BF H R ER SO BB IBB HBP BLK WP HR S P ERA WHIP	IP WLS BF H R ER SO BB IBB HBP BLK WP HR S P ERA WHIP	IP WLS BF H R ER SO BB IBB HBP BLK WP HR S P ERA WHIP	IP WLS BF H R ER SO BB IBB HBP BLK WP HR S P ERA WHIP	IP WLS BF H R ER SO BB IBB HBP BLK WP HR S P ERA WHIP	IP WLS BF H R ER SO BB IBB HBP BLK WP HR S P ERA WHIP	IP WLS BF H R ER SO BB IBB HBP BLK WP HR S P ERA WHIP	IP WLS BF H R ER SO BB IBB HBP BLK WP HR S P ERA WHIP	IP WLS BF H R ER SO BB IBB HBP BLK WP HR S P ERA WHIP	

Houston Astros @ Cincinnati Reds
Cinergy Field, Cincinnati, OH
Sun-Aug 18, 2002, 1:15 PM EDT
Att: 20,117 - Cloudy - 80 F

AB 30
R 2
H 4
RBI 2
BB 2
SO 9
LOB 6



Batter	1	2	3	4	5	6	7	8	9	AB	R	H	RBI	BB	SO	LOB	TOP					
Brad Ausmus, R OBP: 0.334, SLG: 0.370 (1, 2)	F9		SF9		G4-6-3		G1-3		G1-3	4	0	2	2	0	0	0						
Craig Biggio, R OBP: 0.337, SLG: 0.413 (1, 4)	L5		F2		F8		G4-3			4	0	0	0	0	0	2						
17 Lance Berkman, S OBP: 0.403, SLG: 0.579 (1, 8)	G4-3		HR		G4-6-3				L6	4	1	1	2	0	0	1						
5 Jeff Bagwell, R OBP: 0.395, SLG: 0.514 (1, 3)		K	F8						HR	4	1	1	1	0	2	0						
Daryle Ward, L OBP: 0.327, SLG: 0.420 16 Jason Lane, R OBP: 0.333, SLG: 0.353 (8, 7)	F8			K					G6-3	4	0	1	0	0	1	0						
Richard Hidalgo, R OBP: 0.316, SLG: 0.412 (1, 9)	G5-3			HR					G6-3	4	1	1	1	0	0	1						
Geoff Blum, S OBP: 0.366, SLG: 0.436 (1, 5)			WP 1B							2	1	1	0	2	0	0						
28 Adam Everett, R OBP: 0.303, SLG: 0.228 (1, 6)			1B WP							3	2	1	0	1	1	3						
Wade Miller, R OBP: 0.205, SLG: 0.233 Ricky Stone, R Billy Wagner, L (8, 1) (9, 1)			1B HR						SH3-4	3	1	1	1	0	2	1						
Inning Stats	R: 0 E: 0 K: 0 S: 8	H: 0 LOB: 0 BB: 0 P: 11	R: 0 E: 0 K: 1 S: 7	H: 0 LOB: 0 BB: 0 P: 13	R: 4 E: 0 K: 0 S: 14	H: 3 LOB: 0 BB: 1 P: 27	R: 1 E: 0 K: 3 S: 12	H: 1 LOB: 1 BB: 0 P: 20	R: 0 E: 0 K: 1 S: 10	H: 1 LOB: 0 BB: 1 P: 20	R: 0 E: 0 K: 1 S: 9	H: 0 LOB: 0 BB: 0 P: 10	R: 1 E: 0 K: 0 S: 9	H: 1 LOB: 0 BB: 0 P: 15	R: 1 E: 0 K: 0 S: 7	H: 2 LOB: 1 BB: 0 P: 12	1B: 6 2B: 0 3B: 0 HR: 3	SF: 1 SAC: 1 DP: 1 HBP: 0	WP: 1 PB: 1 SB: 2 CS: 0	PA: 37		
PITCHER	IP	WLS	BF	H	R	ER	SO	BB	IBB	HBP	BLK	WP	HR	S	P	ERA	WHIP					
Jared Fernandez, R ERA: 4.27 John Riedling, R ERA: 2.55 Danny Graves, R ERA: 3.75 Jose Rijo, R ERA: 5.03	(1, 1)	5.0	L	21	5	5	5	4	2	0	0	0	1	2	47	80	9.00	1.400				
	(6, 1)	1.0		5	1	0	0	1	0	1	0	0	0	0	10	20	0.00	1.000				
	(7, 1)	2.0		7	1	1	1	1	0	0	0	0	0	1	18	25	4.50	0.500				
	(9, 1)	1.0		4	2	1	1	0	0	0	0	0	0	7	12	9.00	2.000					

Houston Astros @ Cincinnati Reds
Cinergy Field, Cincinnati, OH
Mon Aug 19 2002, 12:35 PM EDT
Att: 16,660 - Overcast - 77 F

AB	32
R	7
H	9
RBI	7
BB	3
SO	6
LOB	8



Batter	1	2	3	4	5	6	7	8	9	AB	R	H	RBI	BB	SO	LOB	BOTTOM					
Todd Walker, L OBP: 0.335, SLG: 0.414 (1, 4)	E8		K		P6		G3-1		K	5	1	1	0	0	2	3						
Aaron Boone, R OBP: 0.319, SLG: 0.458 (1, 5)	SF8		K							4	0	2	2	0	2	1						
Adam Dunn, L OBP: 0.432, SLG: 0.514 (1, 7)	G3			K						5	0	0	0	0	2	2						
Austin Kearns, R OBP: 0.400, SLG: 0.470 (7, 8)	K			G1-3						3	0	1	0	1	2	0						
Sean Casey, L OBP: 0.347, SLG: 0.381 (1, 3)			K	G1-3						3	1	0	0	1	1	1						
Barry Larkin, R OBP: 0.304, SLG: 0.370 (1, 6)	G4-3			G3-1						4	1	1	0	0	0	4						
Reggie Taylor, L OBP: 0.282, SLG: 0.467 Danny Graves, R Jose Rijo, R OBP: 0.322, SLG: 0.125 Ken Griffey Jr., L OBP: 0.384, SLG: 0.444 (8, PH) (9, PH)										2	0	1	0	1	1	3						
Kelly Stinnett, R OBP: 0.381, SLG: 0.382 (1, 2)	CS									2	1	1	0	2	1	1						
Jared Fernandez, R OBP: 0.273, SLG: 0.200 Russell Branyan, L OBP: 0.322, SLG: 0.446 John Riedling, R Ruben Mateo, R OBP: 0.302, SLG: 0.400 (7, 9)										0	0	0	0	0	0	0						
Inning Stats	R: 1 E: 1 K: 1 S: 8	H: 1 LOB: 0 BB: 0 P: 11	R: 0 E: 0 K: 1 S: 9	H: 0 LOB: 1 BB: 1 P: 16	R: 0 E: 0 K: 2 S: 11	H: 1 LOB: 1 BB: 0 P: 15	R: 0 E: 0 K: 1 S: 8	H: 1 LOB: 1 BB: 0 P: 12	R: 0 E: 0 K: 2 S: 13	H: 1 LOB: 1 BB: 0 P: 19	R: 0 E: 0 K: 1 S: 12	H: 1 LOB: 3 BB: 2 P: 25	R: 0 E: 0 K: 0 S: 6	H: 0 LOB: 0 BB: 1 P: 12	R: 0 E: 0 K: 2 S: 10	H: 0 LOB: 0 BB: 0 P: 16	R: 4 E: 1 K: 3 S: 21	H: 3 LOB: 1 BB: 1 P: 30	1B: 3 2B: 3 3B: 1 HR: 1	SF: 1 SAC: 1 DP: 1 HBP: 0	WP: 0 PB: 0 SB: 0 CS: 1	PA: 40
PITCHER	IP	WLS	BF	H	R	ER	SO	BB	IBB	HBP	BLK	WP	HR	S	P	ERA	WHIP					
Wade Miller, R ERA: 3.81 Ricky Stone, R ERA: 3.53 Billy Wagner, L ERA: 3.15	(1, 1)	7.0	W	28	5	1	0	8	4	0	0	0	0	0	67	110	0.00	1.286				
	(8, 1)	1.0		6	2	3	2	2	0	0	0	0	0	1	16	25	18.00	2.000				
	(9, 1)	1.0	S	5	1	1	1	3	1	0	0	0	0	0	15	21	9.00	2.000				

Houston Astros @ Cincinnati Reds
Cinergy Field, Cincinnati, OH
Mon Aug 19 2002, 12:35 PM EDT
Att: 16,660 - Overcast - 77 F

AB	32
R	5
H	8
RBI	5
BB	5
SO	13
LOB	18



Batter	1	2	3	4	5	6	7	8	9	AB	R	H	RBI	BB	SO	LOB	TOP										
Mark Bellhorn, S OBP: 0.384, SLG: 0.544	G3-1	F8						HR		5	2	3	2	1	0	1	Chicago Cubs @ Houston Astros Astros Field, Houston, TX Tue Aug 20 2002, 8:05 PM EDT Att: 32,663 - Dome - 72 F										
Bill Mueller, S OBP: 0.349, SLG: 0.386	1B BB		1B	G3-1	F9	F9		F7		5	2	1	0	1	0	3											
Sammy Sosa, R OBP: 0.419, SLG: 0.649	1B		E7	1B	1B	E6	K			4	3	2	0	1	1	2											
Chad Hermansen, R OBP: 0.281, SLG: 0.385	1B		1B	G5-4-3	1B	3B				1	0	1	0	0	0	0											
Fred McGriff, L OBP: 0.346, SLG: 0.505	K		1B	1B	1B	E9		K		6	2	3	2	0	2	4											
Moises Alou, R OBP: 0.326, SLG: 0.415	1B		G5-4-3	1B	1B	F9	FC5-4	F8		6	1	2	1	0	0	7											
Corey Patterson, L OBP: 0.301, SLG: 0.423	G4-3		1B	1B	1B	3B			G3-1	6	2	4	3	0	0	2											
Alex Gonzalez, R OBP: 0.306, SLG: 0.420		G6-3	1B	1B	1B	F7		K		6	1	3	2	0	1	2											
Todd Hundley, S OBP: 0.278, SLG: 0.391		1B	1B	K			HR	K		6	1	3	1	0	3	5											
38 Carlos Zambrano, S Will Cunnane, R Roosevelt Brown, L Jeff Fassero, L Kyle Farnsworth, R Joe Borowski, R Angel Echevarria, R Antonio Alfonseca, R	K	G6-3	G6-3	1B	2B		1B	K	F8	2	0	0	0	0	0	1		3									
Inning Stats	R: 1 E: 0 K: 1 S: 13	H: 2 LOB: 2 BB: 1 P: 21	R: 0 E: 0 K: 1 S: 6	H: 1 LOB: 1 BB: 0 P: 11	R: 3 E: 1 K: 0 S: 16	H: 6 LOB: 2 BB: 0 P: 20	R: 6 E: 0 K: 1 S: 16	H: 7 LOB: 1 BB: 1 P: 28	R: 2 E: 2 K: 0 S: 15	H: 1 LOB: 1 BB: 0 P: 24	R: 1 E: 0 K: 1 S: 14	H: 3 LOB: 3 BB: 1 P: 25	R: 0 E: 0 K: 3 S: 16	H: 1 LOB: 1 BB: 0 P: 19	R: 1 E: 0 K: 1 S: 16	H: 2 LOB: 1 BB: 0 P: 24	R: 0 E: 0 K: 1 S: 10	H: 1 LOB: 0 BB: 0 P: 15	1B: 18 2B: 3 3B: 1 HR: 2	SF: 0 SAC: 0 DP: 1 HBP: 0	WP: 0 PB: 0 SB: 3 CS: 0	PA: 54					
PITCHER	IP	WLS	BF	H	R	ER	SO	BB	IBB	HBP	BLK	WP	HR	S	P	ERA	WHIP										
Kirk Saarloos, R	2.2		16	8	4	4	2	1	0	0	0	0	0	30	47	13.50	3.375										
Brandon Puffer, R	1.0	L	10	6	6	6	1	1	0	0	0	0	0	17	25	54.00	7.000										
Nelson Cruz, R	2.1		15	6	3	1	1	1	0	0	0	0	1	33	57	3.86	3.000										
Dave Milicki, R	2.0		9	3	1	1	4	0	0	0	0	0	1	32	43	4.50	1.500										
Pedro Borbon, L	1.0		4	1	0	0	1	0	0	0	0	0	0	10	15	0.00	1.000										
Batter	1	2	3	4	5	6	7	8	9	AB	R	H	RBI	BB	SO	LOB	BOTTOM										
Jose Vizcaino, S OBP: 0.355, SLG: 0.408	E 5 FC5-4	G4-3	1B		G6-3					6	2	4	3	0	0	3	Chicago Cubs @ Houston Astros Astros Field, Houston, TX Tue Aug 20 2002, 8:05 PM EDT Att: 32,663 - Dome - 72 F										
Craig Biggio, R OBP: 0.341, SLG: 0.414	E8 FC5-4						F8		F2	4	2	2	0	1	0	2											
17 Lance Berkman, S OBP: 0.406, SLG: 0.588	1B						17 2B		17 2B	5	1	3	5	1	1	2											
5 Jeff Bagwell, R OBP: 0.395, SLG: 0.513	1B						17 2B	HBP		5	1	1	1	1	1	5											
Daryle Ward, L OBP: 0.327, SLG: 0.417	1B						17 2B		17 2B	5	0	1	0	1	0	5											
Orlando Merced, S OBP: 0.385, SLG: 0.464										2	1	0	0	2	1	3											
Dave Milicki, R OBP: 0.192, SLG: 0.231										0	0	0	0	0	0	0											
Gregg Zaun, S OBP: 0.276, SLG: 0.322										1	1	1	1	0	0	0											
Pedro Borbon, R										0	0	0	0	0	0	0											
Geoff Blum, S OBP: 0.367, SLG: 0.434										4	1	1	1	1	1	0											
Brad Ausmus, R OBP: 0.335, SLG: 0.371										5	1	2	1	0	2	2											
Kirk Saarloos, R OBP: 0.111, SLG: 0.167										0	0	0	0	0	0	0											
Brandon Puffer, R										0	0	0	0	0	0	0											
Nelson Cruz, R										0	0	0	0	0	0	0											
Brian Hunter, R OBP: 0.320, SLG: 0.438										2	2	1	0	0	0	0											
Inning Stats	R: 1 E: 1 K: 0 S: 10	H: 2 LOB: 1 BB: 1 P: 20	R: 0 E: 0 K: 1 S: 12	H: 0 LOB: 2 BB: 2 P: 24	R: 6 E: 0 K: 0 S: 19	H: 6 LOB: 2 BB: 2 P: 32	R: 0 E: 0 K: 1 S: 10	H: 0 LOB: 0 BB: 1 P: 16	R: 0 E: 0 K: 2 S: 12	H: 1 LOB: 2 BB: 1 P: 19	R: 3 E: 0 K: 1 S: 13	H: 3 LOB: 1 BB: 0 P: 17	R: 1 E: 0 K: 0 S: 11	H: 1 LOB: 0 BB: 0 P: 16	R: 1 E: 1 K: 0 S: 12	H: 2 LOB: 2 BB: 0 P: 16	1B: 10 2B: 2 3B: 2 HR: 2	SF: 0 SAC: 3 DP: 2 HBP: 1	WP: 0 PB: 0 SB: 0 CS: 0	PA: 50							
PITCHER	IP	WLS	BF	H	R	ER	SO	BB	IBB	HBP	BLK	WP	HR	S	P	ERA	WHIP										
38 Carlos Zambrano, R	2.2		19	7	7	7	1	5	0	0	0	0	0	3	4	0.00	3.000										
Will Cunnane, R	0.1	W	2	1	0	0	0	0	0	0	0	0	0	3	4	0.00	3.000										
Jeff Fassero, L	3.0		12	2	0	0	4	2	0	0	0	0	0	34	51	0.00	1.333										
Kyle Farnsworth, R	1.1		9	4	4	4	1	0	0	1	0	0	1	18	22	27.00	3.000										
Joe Borowski, R	0.2		2	0	0	0	0	0	0	0	0	0	0	6	11	0.00	0.000										

Batter	1	2	3	4	5	6	7	8	9	AB	R	H	RBI	BB	SO	LOB	TOP
Mark Bellhorn, S OBP: 0.379, SLG: 0.535	(1, 4) K		(1) F8				(2) K		(2) K	5	0	0	0	0	3	5	Chicago Cubs @ Houston Astros Astros Field, Houston, TX Wed Aug 21 2002, 8:05 PM EDT Att: 27,582 - Dome - 72 F
Chris Stynes, R OBP: 0.312, SLG: 0.371	(1, 5) G4-3		(2) K				(3) G3		(3) P4	5	0	0	0	0	1	5	
Sammy Sosa, R OBP: 0.417, SLG: 0.645	(1, 9) 1B BB		(3) K					(1) G5-3		(1) F5	3	0	0	0	1	1	
Fred McGriff, L OBP: 0.349, SLG: 0.506	(1, 3) 1B							(2) K			3	0	2	0	1	1	
Moises Alou, R OBP: 0.325, SLG: 0.413	(1, 7) L3							(2) P5			4	0	1	0	0	4	
Corey Patterson, L OBP: 0.298, SLG: 0.420								(3) K			4	0	0	0	0	2	
Alex Gonzalez, R OBP: 0.311, SLG: 0.422								(1) K			3	0	2	0	1	1	
Joe Girardi, R OBP: 0.281, SLG: 0.302								(2) BB			4	0	1	0	0	1	
22 Mark Prior, R OBP: 0.242, SLG: 0.323								(1) BB			1	0	0	0	1	1	
Will Cunnane, R OBP: 0.280, SLG: 0.322								(2) BB			0	0	0	0	0	0	
Roosevelt Brown, L OBP: 0.280, SLG: 0.322								(3) BB			1	0	1	0	0	0	
Tom Gordon, R OBP: 0.351, SLG: 0.386								(1) BB			0	0	0	0	0	0	
Bill Mueller, S OBP: 0.351, SLG: 0.386								(2) BB			0	0	0	0	1	0	
Inning Stats	R: 0 E: 0 K: 10 S: 10	H: 1 LOB: 2 BB: 1 P: 17	R: 0 E: 0 K: 1 S: 9	H: 0 LOB: 1 BB: 1 P: 17	R: 0 E: 0 K: 2 S: 8	H: 2 LOB: 2 BB: 0 P: 15	R: 0 E: 0 K: 2 S: 10	H: 1 LOB: 1 BB: 0 P: 13	R: 0 E: 0 K: 0 S: 8	H: 2 LOB: 2 BB: 0 P: 14	R: 0 E: 0 K: 1 S: 8	H: 0 LOB: 1 BB: 1 P: 13	R: 0 E: 0 K: 2 S: 11	H: 1 LOB: 2 BB: 1 P: 17	1B: 7 2B: 1 3B: 0 HR: 0	SF: 0 SAC: 0 DP: 2 HBP: 0	WP: 0 PA: 38 PB: 1 SB: 0 CS: 1
PITCHER	IP WLS BF H R ER SO BB IBB HBP BLK WP HR S P ERA WHIP																
Carlos Hernández, L ERA: 4.67	(1, 1) 6.0 W 24 4 0 0 8 3 0 0 0 0 0 0 56 96 0.00 1.167																
Ricky Stone, R ERA: 3.5	(7, 1) 0.2 4 2 0 0 0 0 0 0 0 0 0 0 7 11 0.00 3.000																
Octavio Dotel, R ERA: 1.92	(7, 1) 2.1 S 10 1 0 0 3 2 0 0 0 0 0 0 20 33 0.00 1.286																

Batter	1	2	3	4	5	6	7	8	9	AB	R	H	RBI	BB	SO	LOB	BOTTOM
Jose Vizcaino, S OBP: 0.355, SLG: 0.418	(1, 6) HR		(3) F7					(2) G3-1		5	1	2	1	0	0	2	Chicago Cubs @ Houston Astros Astros Field, Houston, TX Wed Aug 21 2002, 8:05 PM EDT Att: 27,582 - Dome - 72 F
Craig Biggio, R OBP: 0.342, SLG: 0.414	(1, 4) K		(3) F7				(3) F2		(3) K	5	1	2	0	0	2	2	
17 Lance Berkman, S OBP: 0.409, SLG: 0.588	(1, 8) 2B 1B									2	1	1	0	2	1	1	
5 Jeff Bagwell, R OBP: 0.396, SLG: 0.514	(1, 3) 1B 2B									3	1	1	0	0	1	2	
Daryle Ward, L OBP: 0.329, SLG: 0.421	(1, 7) 1B									4	0	2	2	0	1	3	
Octavio Dotel, R ERA: 1.92	(7, 1) 1B									0	0	0	0	0	0	0	
Richard Hidalgo, R OBP: 0.317, SLG: 0.413										4	0	2	1	0	0	0	
Geoff Blum, S OBP: 0.366, SLG: 0.434	(1, 5) K									4	0	1	0	0	1	2	
Gregg Zaun, S OBP: 0.275, SLG: 0.320	(1, 2) F8									4	0	1	0	0	0	3	
Carlos Hernández, S OBP: 0.258, SLG: 0.207	(1, 1) K									2	0	0	0	1	2	1	
Ricky Stone, R ERA: 3.35	(7, 1) K									0	0	0	0	0	0	0	
Orlando Merced, S OBP: 0.353, SLG: 0.462	(7, 7) K									1	0	0	0	0	1	0	
Brian Hunter, R OBP: 0.320, SLG: 0.438	(9, 8) K									0	0	0	0	0	0	0	
Inning Stats	R: 3 E: 0 K: 2 S: 19	H: 5 LOB: 2 BB: 0 P: 29	R: 0 E: 0 K: 1 S: 14	H: 1 LOB: 3 BB: 1 P: 25	R: 0 E: 0 K: 0 S: 14	H: 1 LOB: 2 BB: 1 P: 22	R: 1 E: 0 K: 1 S: 13	H: 3 LOB: 2 BB: 0 P: 16	R: 0 E: 0 K: 2 S: 9	H: 0 LOB: 0 BB: 1 P: 16	R: 0 E: 0 K: 0 S: 8	H: 0 LOB: 0 BB: 0 P: 13	R: 0 E: 0 K: 2 S: 10	H: 0 LOB: 0 BB: 0 P: 15	1B: 8 2B: 4 3B: 0 HR: 1	SF: 0 SAC: 0 DP: 1 HBP: 1	WP: 0 PA: 38 PB: 0 SB: 0 CS: 1
PITCHER	IP WLS BF H R ER SO BB IBB HBP BLK WP HR S P ERA WHIP																
22 Mark Prior, R ERA: 3.35	(1, 1) 4.2 L 28 12 4 4 0 2 1 0 0 0 0 0 68 105 7.71 3.000																
Will Cunnane, R ERA: 3.35	(5, 1) 1.1 4 0 0 0 2 1 0 0 0 0 0 12 22 0.00 0.750																
Tom Gordon, R ERA: 3.42	(7, 1) 2.0 6 0 0 0 2 0 0 0 0 0 0 18 28 0.00 0.000																

Batter	1	2	3	4	5	6	7	8	9	AB	R	H	RBI	BB	SO	LOB	TOP																									
Mark Bellhorn, S OBP: 0.375, SLG: 0.528										4	0	0	0	0	2	1	Chicago Cubs @ Houston Astros Astros Field, Houston, TX Thu Aug 22 2002, 8:05 PM EDT Att: 29,152 - Dome - 72 F																									
Bill Mueller, S OBP: 0.349, SLG: 0.384										4	0	1	0	0	0	1																										
Sammy Sosa, R OBP: 0.413, SLG: 0.641										3	0	0	0	0	1	1																										
Kyle Farnsworth, R										0	0	0	0	0	0	0																										
Antonio Alfonseca, R OBP: 0.667, SLG: 0.667										0	0	0	0	0	0	0																										
Chris Stynes, R OBP: 0.316, SLG: 0.382										1	0	1	0	0	0	0																										
Fred McGriff, L OBP: 0.351, SLG: 0.514										3	1	2	1	0	0	0																										
Roosevelt Brown, L OBP: 0.276, SLG: 0.320										1	0	0	0	0	0	1																										
Moises Alou, R OBP: 0.323, SLG: 0.410										3	0	0	0	0	1	1																										
Angel Echevarria, R OBP: 0.291, SLG: 0.392										1	0	0	0	0	1	1																										
Corey Patterson, L OBP: 0.300, SLG: 0.423										4	0	2	0	0	0	2																										
Alex Gonzalez, R OBP: 0.310, SLG: 0.418										3	0	0	0	1	0	4																										
Joe Girardi, R OBP: 0.282, SLG: 0.309										3	0	1	0	0	0	2																										
39 Steve Smyth, L OBP: 0.167, SLG: 0.167										0	0	0	0	0	0	0																										
Francis Beltran, R										1	0	0	0	0	1	1																										
Will Cunnane, R										1	0	0	0	0	0	1																										
Chad Hermansen, R OBP: 0.279, SLG: 0.383										1	0	0	0	0	1	0																										
Inning Stats	R: 0 E: 0 K: 1 S: 6	H: 1 LOB: 0 BB: 0 P: 9	R: 0 E: 1 K: 0 S: 10	H: 1 LOB: 1 BB: 0 P: 12	R: 0 E: 0 K: 2 S: 10	H: 1 LOB: 1 BB: 0 P: 12	R: 0 E: 0 K: 1 S: 8	H: 0 LOB: 0 BB: 0 P: 11	R: 0 E: 0 K: 0 S: 6	H: 0 LOB: 1 BB: 1 P: 14	R: 0 E: 0 K: 0 S: 7	H: 0 LOB: 0 BB: 0 P: 11	R: 1 E: 0 K: 1 S: 13	H: 2 LOB: 1 BB: 0 P: 18	R: 0 E: 0 K: 1 S: 8	H: 0 LOB: 0 BB: 0 P: 10	R: 0 E: 0 K: 1 S: 13	H: 2 LOB: 2 BB: 0 P: 18	1B: 3 2B: 3 3B: 0 HR: 1	SF: 0 SAC: 0 DP: 2 HBP: 0	WP: 0 PB: 0 SB: 0 CS: 0	PA: 34																				
PITCHER	IP	WLS	BF	H	R	ER	SO	BB	IBB	HBP	BLK	WP	HR	S	P	ERA	WHIP	PITCHER								IP	WLS	BF	H	R	ER	SO	BB	IBB	HBP	BLK	WP	HR	S	P	ERA	WHIP
44 Roy Oswalt, R ERA: 3.03	8.0	W	29	5	1	1	6	1	0	0	0	0	1	68	97	1.12	0.750																									
Nelson Cruz, R ERA: 4.5	1.0		5	2	0	0	1	0	0	0	0	0	0	13	18	0.00	2.000																									

Chicago Cubs @ Houston Astros
Astros Field, Houston, TX
Thu Aug 22 2002, 8:05 PM EDT
Att: 29,152 - Dome - 72 F

AB	33
R	1
H	7
RBI	1
BB	1
SO	7
LOB	16



Batter	1	2	3	4	5	6	7	8	9	AB	R	H	RBI	BB	SO	LOB	BOTTOM																										
Brian Hunter, R OBP: 0.324, SLG: 0.430										4	1	1	1	1	1	3	Chicago Cubs @ Houston Astros Astros Field, Houston, TX Thu Aug 22 2002, 8:05 PM EDT Att: 29,152 - Dome - 72 F																										
Craig Biggio, R OBP: 0.342, SLG: 0.414										5	1	2	1	0	0	0																											
17 Lance Berkman, S OBP: 0.409, SLG: 0.587										4	1	1	0	1	1	3																											
5 Jeff Bagwell, R OBP: 0.396, SLG: 0.518										4	2	2	1	0	2	1																											
Alan Zinter, S OBP: 0.167, SLG: 0.333										1	0	0	0	0	1	0																											
Richard Hidalgo, R OBP: 0.318, SLG: 0.412										1	1	0	0	1	0	1																											
Orlando Merced, S OBP: 0.367, SLG: 0.468										2	1	2	1	0	0	0																											
Jose Vizcaino, S OBP: 0.356, SLG: 0.417										3	1	1	1	1	0	1																											
Brad Ausmus, R OBP: 0.339, SLG: 0.382										3	1	2	3	1	1	2																											
28 Adam Everett, R OBP: 0.300, SLG: 0.230										4	0	1	0	0	3	5																											
44 Roy Oswalt, R OBP: 0.152, SLG: 0.127										2	0	1	1	0	1	0																											
Nelson Cruz, R										0	0	0	0	0	0	0																											
Inning Stats	R: 6 E: 0 K: 0 S: 24	H: 4 LOB: 1 BB: 3 P: 45	R: 0 E: 0 K: 1 S: 11	H: 1 LOB: 1 BB: 0 P: 16	R: 0 E: 0 K: 2 S: 13	H: 1 LOB: 2 BB: 1 P: 20	R: 0 E: 0 K: 1 S: 14	H: 0 LOB: 0 BB: 0 P: 20	R: 2 E: 0 K: 3 S: 19	H: 4 LOB: 3 BB: 1 P: 28	R: 1 E: 0 K: 1 S: 10	H: 2 LOB: 1 BB: 0 P: 13	R: 0 E: 0 K: 1 S: 12	H: 0 LOB: 0 BB: 0 P: 19	R: 0 E: 0 K: 1 S: 12	H: 1 LOB: 1 BB: 0 P: 16		1B: 10 2B: 1 3B: 1 HR: 1	SF: 2 SAC: 2 DP: 0 HBP: 0	WP: 1 PB: 0 SB: 0 CS: 0	PA: 42																						
PITCHER	IP	WLS	BF	H	R	ER	SO	BB	IBB	HBP	BLK	WP	HR	S	P	ERA	WHIP	PITCHER								IP	WLS	BF	H	R	ER	SO	BB	IBB	HBP	BLK	WP	HR	S	P	ERA	WHIP	
39 Steve Smyth, L ERA: 9.98	0.1	L	8	4	6	6	0	3	0	0	0	0	0	21	41	162.00	21.000																										
Francis Beltran, R ERA: 2.25	2.2		11	2	0	0	3	1	0	0	0	0	0	27	40	0.00	1.125																										
Will Cunnane, R ERA: 3.18	2.0		11	4	2	2	4	1	0	0	0	0	0	33	48	9.00	2.500																										
Kyle Farnsworth, R ERA: 6.75	2.0		8	2	1	1	2	0	0	0	0	0	0	22	32	4.50	1.500																										
Antonio Alfonseca, R ERA: 4.08	1.0		4	1	0	0	1	0	0	0	0	0	0	12	16	0.00	1.000																										

Chicago Cubs @ Houston Astros
Astros Field, Houston, TX
Thu Aug 22 2002, 8:05 PM EDT
Att: 29,152 - Dome - 72 F

AB	33
R	9
H	13
RBI	9
BB	5
SO	10
LOB	16



Batter	1	2	3	4	5	6	7	8	9	AB	R	H	RBI	BB	SO	LOB	TOP										
Todd Walker, L (1.4) OBP: 0.331, SLG: 0.411	L4		F9		FC6-5 2B		G4-3		K	5	1	0	1	0	1	2											
Aaron Boone, R (1.5) OBP: 0.317, SLG: 0.455	F9		G5-3				F8			4	1	1	1	0	0	0											
Ken Griffey Jr., L (1.7) OBP: 0.396, SLG: 0.489	HR				G4-3 2B				G4-3 1B	4	1	4	2	0	0	0											
Austin Kearns, R (1.9) OBP: 0.409, SLG: 0.494	1B				G6-3		G6-3		L6	4	0	1	0	0	0	3											
Sean Casey, L (1.3) OBP: 0.345, SLG: 0.375	G1-3				G4-3				G4-3	4	0	1	0	0	0	3											
Barry Larkin, R (1.6) OBP: 0.301, SLG: 0.368			G6-3		G3-1				K	4	0	0	0	0	2	3											
Reggie Taylor, L (1.8) OBP: 0.232, SLG: 0.467			G1-3						F9	3	1	1	0	0	0	1											
Scott Williamson, R (6.1) OBP: 0.222, SLG: 0.308										0	0	0	0	0	0	0											
Joey Hamilton, R (8.1) OBP: 0.304, SLG: 0.385										0	0	0	0	0	0	0											
Ruben Mateo, R (9. PH) OBP: 0.304, SLG: 0.385										1	0	0	0	0	0	0											
Jason LaRue, R (1.2) OBP: 0.307, SLG: 0.374			K						K	4	0	1	0	0	2	1											
Shawn Estes, R (1.1) OBP: 0.081, SLG: 0.189					L5					1	0	0	0	0	0	0											
Adam Dunn, L (6.9) OBP: 0.423, SLG: 0.498									DI 1B	2	0	1	0	0	0	0											
Inning Stats	R: 1 E: 0 K: 0 S: 18	H: 2 LOB: 1 BB: 0 P: 24	R: 0 E: 0 K: 1 S: 7	H: 0 LOB: 0 BB: 0 P: 9	R: 0 E: 0 K: 0 S: 12	H: 0 LOB: 0 BB: 0 P: 20	R: 0 E: 0 K: 0 S: 9	H: 1 LOB: 1 BB: 0 P: 15	R: 3 E: 0 K: 0 S: 13	H: 4 LOB: 1 BB: 0 P: 16	R: 0 E: 0 K: 1 S: 11	H: 1 LOB: 1 BB: 0 P: 18	R: 0 E: 0 K: 0 S: 7	H: 0 LOB: 0 BB: 0 P: 13	R: 0 E: 0 K: 1 S: 10	H: 1 LOB: 1 BB: 0 P: 16	R: 0 E: 0 K: 13 S: 22	H: 1 LOB: 1 BB: 0 P: 22	1B: 6 2B: 3 3B: 0 HR: 1	SF: 0 SAC: 1 DP: 0 HBP: 0	WP: 0 PB: 0 SB: 0 CS: 0	PA: 37					
PITCHER	IP	WLS	BF	H	R	ER	SO	BB	IBB	HBP	BLK	WP	HR	S	P	ERA	WHIP										
Pete Munro, R (1.1) ERA: 3.02	5.0	W	22	7	4	4	1	0	0	0	0	0	1	59	84	7.20	1.400										
Pedro Borbon, L (6.1) ERA: 4.74	0.2	H	3	1	0	0	1	0	0	0	0	0	0	9	13	0.00	1.500										
Tom Gordon, R (6.1) ERA: 3.24	1.1	H	4	0	0	0	0	0	0	0	0	0	0	9	18	0.00	0.000										
Octavio Dotel, R (8.1) ERA: 1.9	1.0	H	4	1	0	0	1	0	0	0	0	0	0	10	16	0.00	1.000										
Billy Wagner, L (9.1) ERA: 3.1	1.0	S	4	1	0	0	2	0	0	0	0	0	0	13	22	0.00	1.000										

Cincinnati Reds @ Houston Astros
Astros Field, Houston, TX
Fri Aug 23 2002, 8:05 PM EDT
Att: 37,469 - Dome - 72 F

AB 36
R 4
H 10
RBI 4
BB 0
SO 5
LOB 13

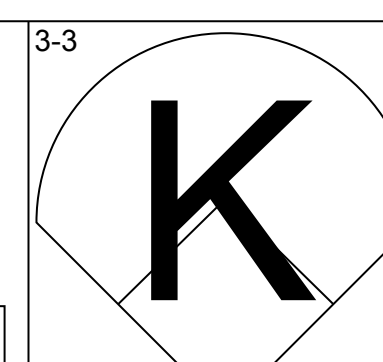
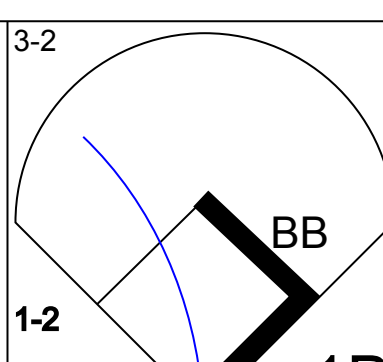
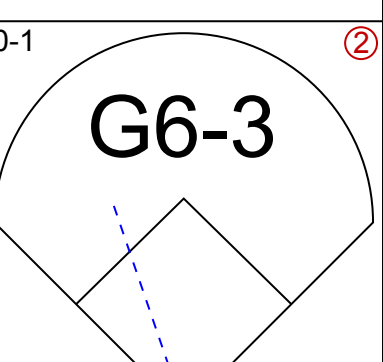
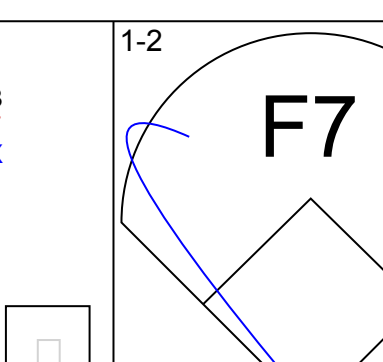
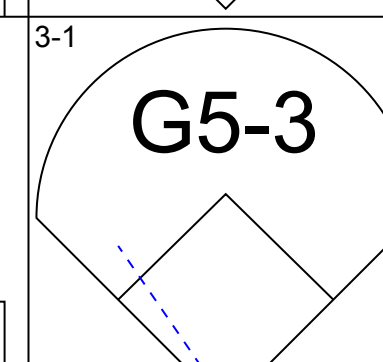
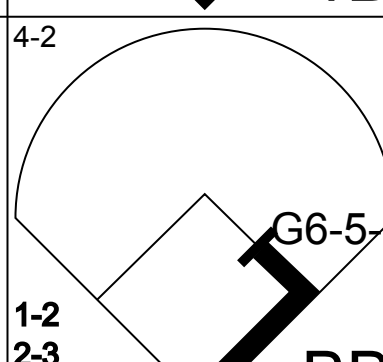
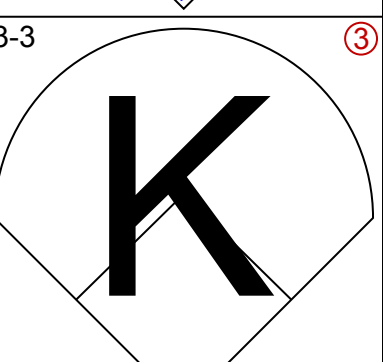
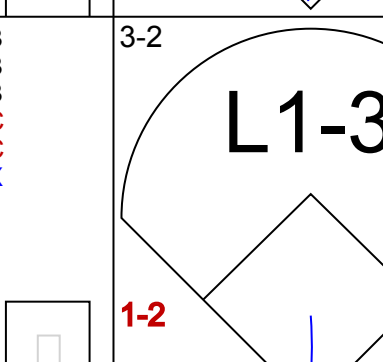
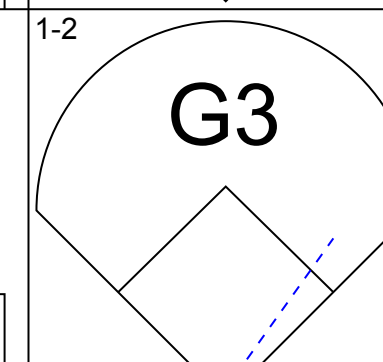
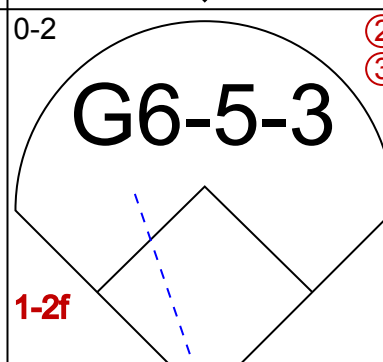


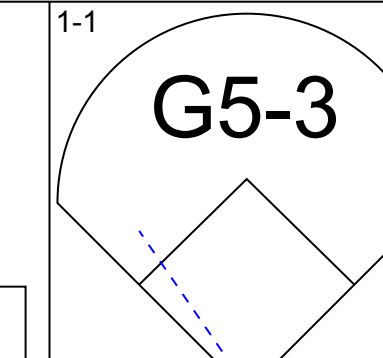
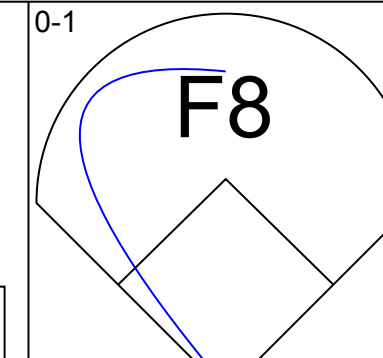
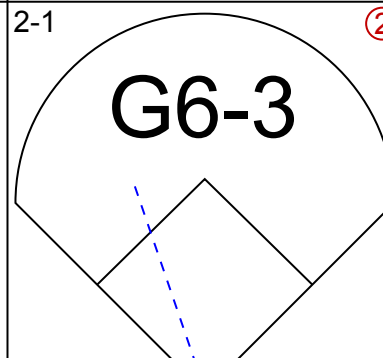








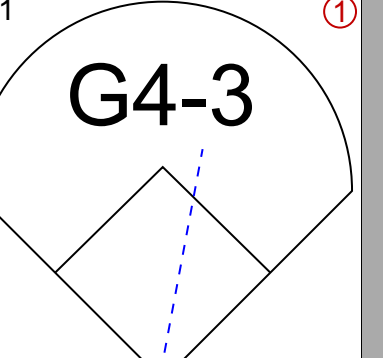


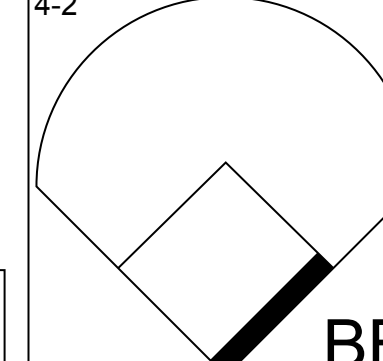
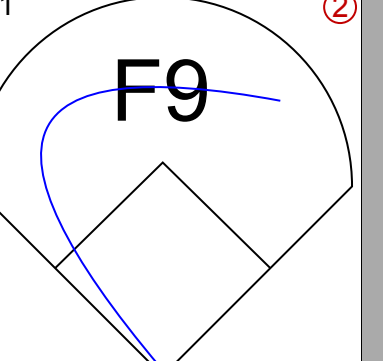
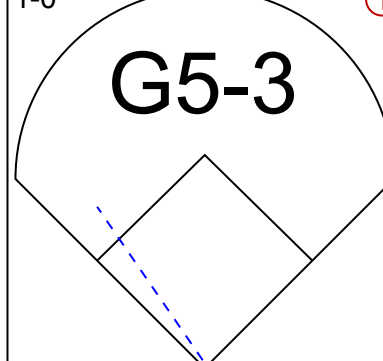
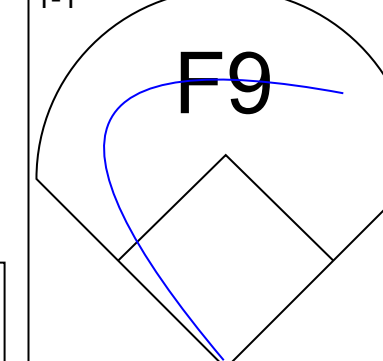

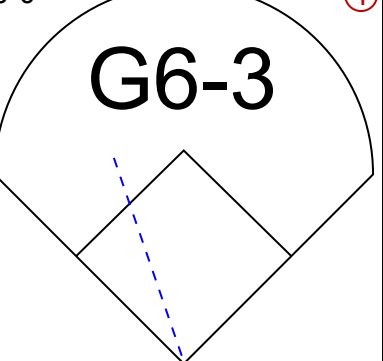
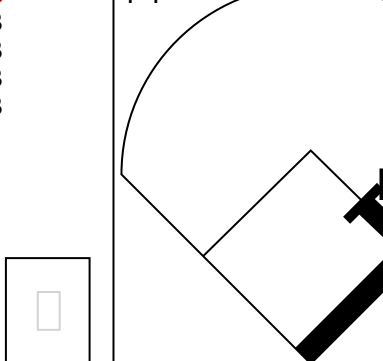


Batter	1	2	3	4	5	6	7	8	9	AB	R	H	RBI	BB	SO	LOB	BOTTOM										
Brian Hunter, R (1.8) OBP: 0.336, SLG: 0.442	FC5-4 BB	SF8 2B		FC1-6 1B				G6-3		4	0	2	2	1	0	1											
Craig Biggio, R (1.4) OBP: 0.341, SLG: 0.412	F9	SF8		FC4-6 1B			FC5-4 5B 1B	P4		4	0	1	1	0	0	2											
17 Lance Berkman, S (1.7) OBP: 0.407, SLG: 0.582	FC5-4 5 FC6-4			FC4-6			F9		K	4	0	0	0	1	1	4											
5 Jeff Bagwell, R (1.3) OBP: 0.397, SLG: 0.520	FC6-4						F8 2B			4	1	2	0	0	1	3											
Jose Vizcaino, S (1.5) OBP: 0.355, SLG: 0.413		28 BB 1B BB		F8			F9		F7	3	1	0	0	1	0	3											
Orlando Merced, S (1.9) OBP: 0.360, SLG: 0.458		K		G4-3			F8		K	4	0	0	0	0	2	2											
Brad Ausmus, R (1.2) OBP: 0.344, SLG: 0.389		28 BB 2B 1B		K			28 2B		WP 1B	4	2	3	1	0	1	0											
28 Adam Everett, R (1.6) OBP: 0.311, SLG: 0.250		28 BB 2B BB		K			K		K	3	1	1	1	1	2	1											
Pete Munro, R (1.1) OBP: 0.176, SLG: 0.125										1	1	1	1	1	0	0											
Gregg Zaun, S (5. PH) OBP: 0.274, SLG: 0.318										0	0	0	0	0	1	1											
Pedro Borbon, R (6.1) ERA: 4.58										0	0	0	0	0	0	0											
Tom Gordon, R (6.1) ERA: 3.24										0	0	0	0	0	0	0											
Darvyl Ward, L (7. PH) OBP: 0.320, SLG: 0.420										1	0	0	0	0	0	1											
Octavio Dotel, R (8.1) ERA: 1.9										0	0	0	0	0	0	0											
Billy Wagner, L (9.1) ERA: 3.1										0	0	0	0	0	0	0											
Inning Stats	R: 0 E: 0 K: 0 S: 10	H: 0 LOB: 1 BB: 1 P: 17	R: 4 E: 0 K: 2 S: 19	H: 2 LOB: 2 BB: 4 P: 42	R: 0 E: 0 K: 1 S: 7	H: 0 LOB: 0 BB: 0 P: 11	R: 0 E: 0 K: 1 S: 11	H: 2 LOB: 2 BB: 0 P: 18	R: 2 E: 0 K: 1 S: 13	H: 3 LOB: 1 BB: 0 P: 20	R: 0 E: 0 K: 0 S: 9	H: 2 LOB: 2 BB: 0 P: 13	R: 0 E: 0 K: 2 S: 14	H: 1 LOB: 1 BB: 0 P: 18	R: 0 E: 0 K: 1 S: 6	H: 0 LOB: 0 BB: 0 P: 9	R: 0 E: 0 K: 13 S: 22	H: 1 LOB: 1 BB: 0 P: 22	1B: 6 2B: 4 3B: 0 HR: 0	SF: 1 SAC: 0 DP: 0 HBP: 0	WP: 1 PB: 0 SB: 0 CS: 0	PA: 39					
PITCHER	IP	WLS	BF	H	R	ER	SO	BB	IBB	HBP	BLK	WP	HR	S	P	ERA	WHIP										
Shawn Estes, L (1.1) ERA: 4.58	5.0	L	27	7	4	6	5	0	0	0	0	0	0	60	108	10.80	2.400										
Scott Williamson, R (6.1) ERA: 3.62	2.0		9	3	0	0	2	0	0	0	0	1	0	23	31	0.00	1.500										
Joey Hamilton, R (8.1) ERA: 5.66	1.0		3	0	0	0	1	0	0	0	0	0	0	6	9	0.00	0.000										

Cincinnati Reds @ Houston Astros
Astros Field, Houston, TX
Fri Aug 23 2002, 8:05 PM EDT
Att: 37,469 - Dome - 72 F

AB 33
R 6
H 10
RBI 6
BB 5
SO 8
LOB 18

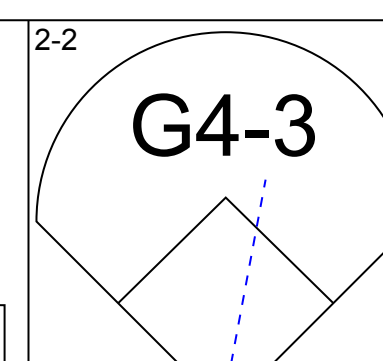
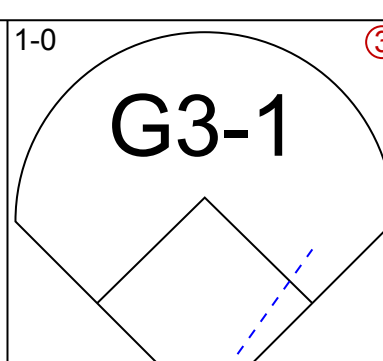
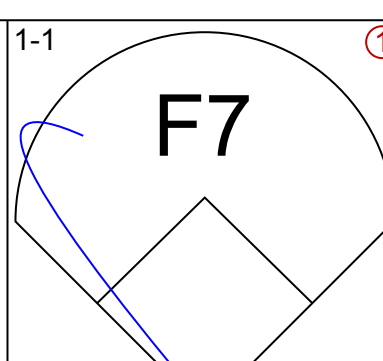
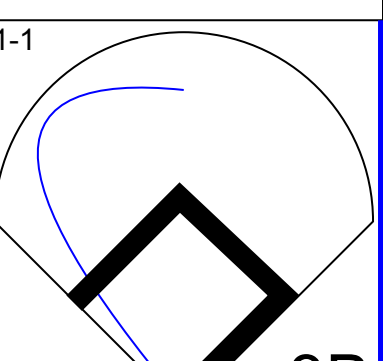
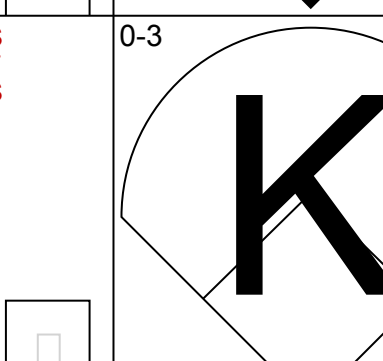
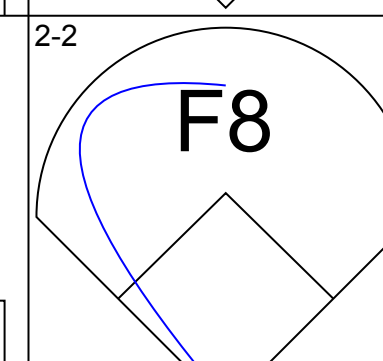
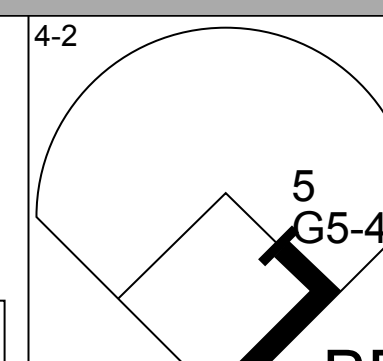
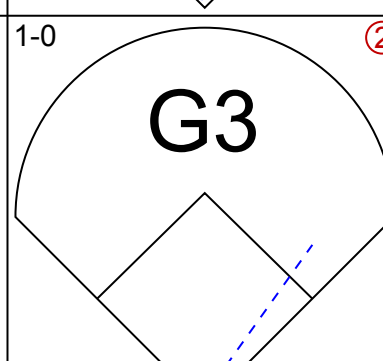
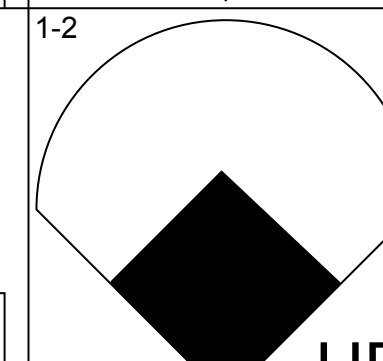
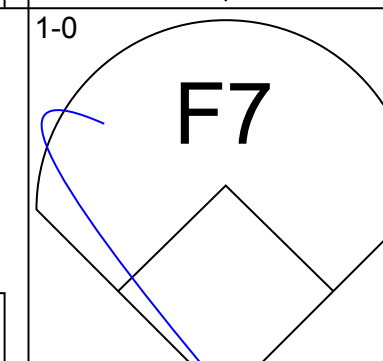
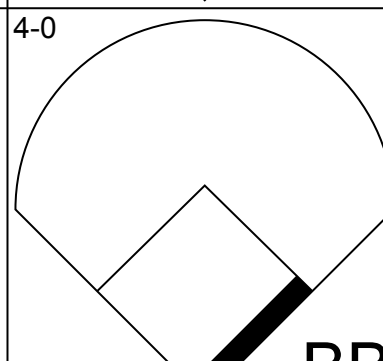
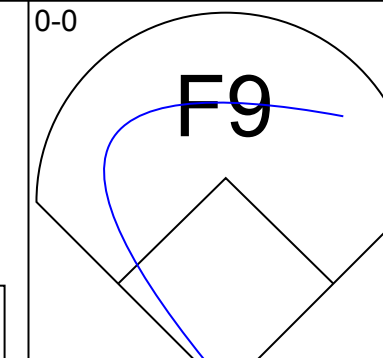
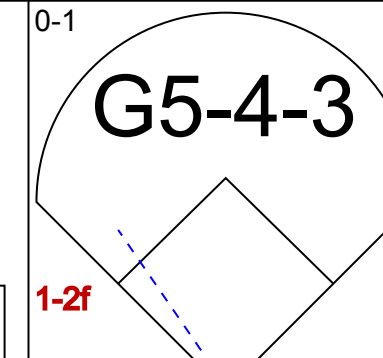
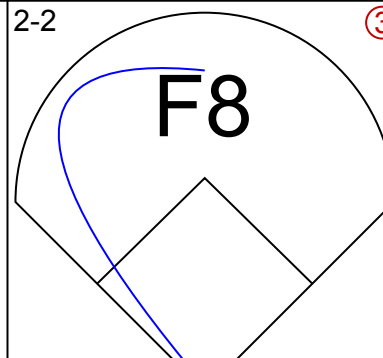
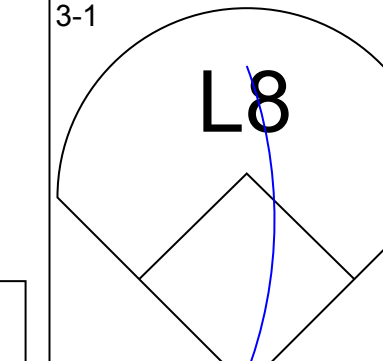
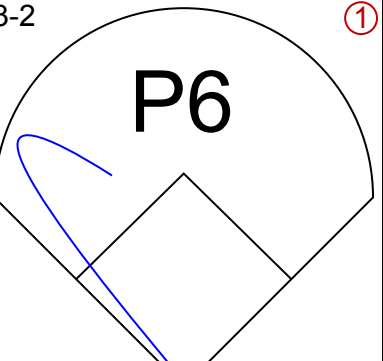
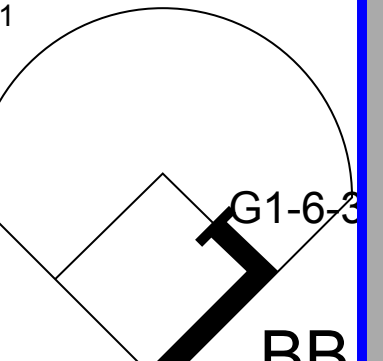
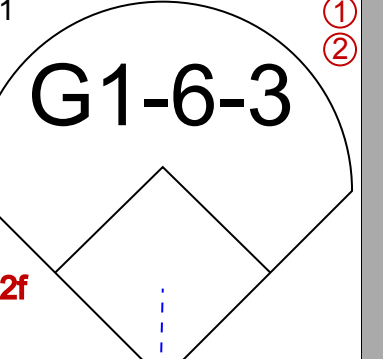

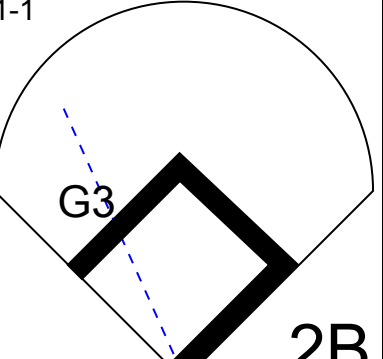
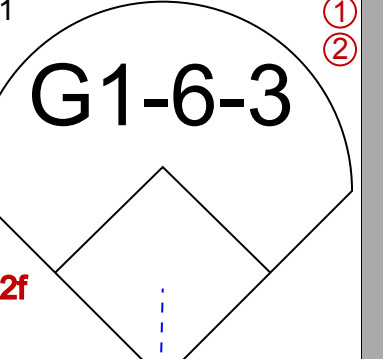
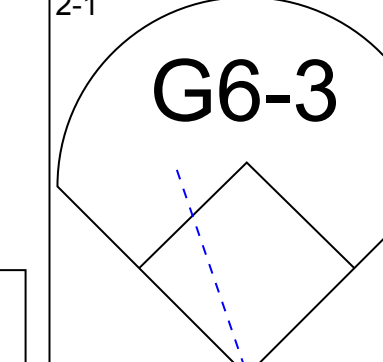
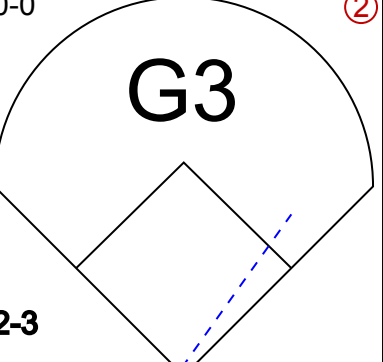

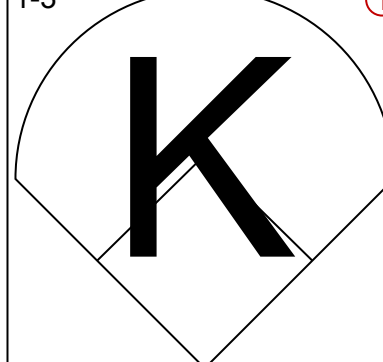
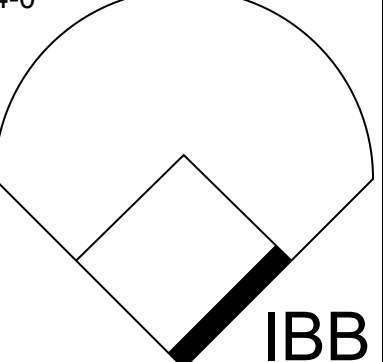
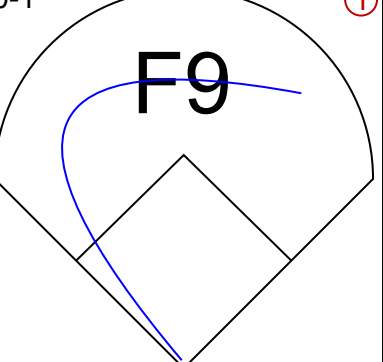
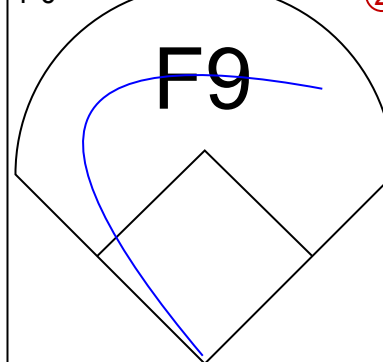
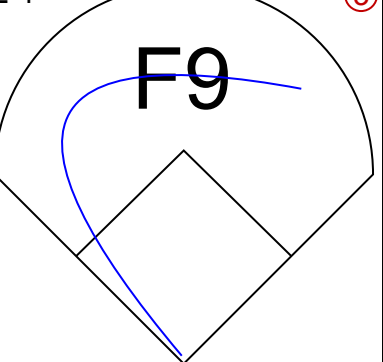
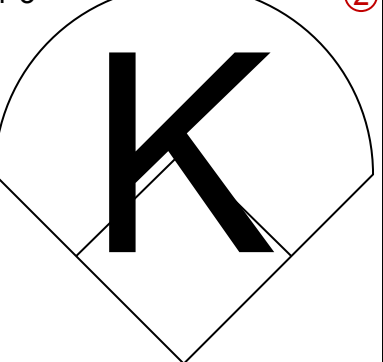


Batter	1	2	3	4	5	6	7	8	9	AB	R	H	RBI	BB	SO	LOB	TOP			
Todd Walker, L (1,4) OBP: 0.330, SLG: 0.407			 1B							4	0	1	0	0	1	1	<p>Cincinnati Reds @ Houston Astros Astros Field, Houston, TX Sun Aug 25 2002, 2:35 PM EDT Att: 33,018 - Dome - 72 F</p>			
Aaron Boone, R (1,5) OBP: 0.315, SLG: 0.449			 G6-5-3							3	0	0	0	1	1					
Ken Griffey Jr., L (1,8) OBP: 0.382, SLG: 0.466			 G6-5-3							4	0	0	0	0	1	3				
Austin Kearns, R (1,9) OBP: 0.407, SLG: 0.501										4	0	1	0	0	0	0				
Adam Dunn, L (1,7) OBP: 0.420, SLG: 0.499			 G4-3							4	0	1	0	0	3	1				
Sean Casey, L (1,3) OBP: 0.340, SLG: 0.369										4	0	1	0	0	1	2				
Barry Larkin, R (1,6) OBP: 0.298, SLG: 0.362										2	0	0	0	1	0	1				
Kelly Stinnett, R (1,2) OBP: 0.377, SLG: 0.333										3	0	0	0	0	1	2				
Ryan Dempster, R (1,1) OBP: 0.176, SLG: 0.204								 BB		2	0	1	0	0	0	0				
Russell Branyan, L (8, PH) OBP: 0.314, SLG: 0.434										0	0	0	0	0	0	0				
Ruben Mateo, R (8, PH) OBP: 0.316, SLG: 0.385										0	0	0	0	1	0	0				
Scott Williamson, R (8,1)										0	0	0	0	0	0	0				
Inning Stats	R: 0 E: 0 K: 1 S: 10	H: 0 LOB: 0 BB: 0 P: 17	R: 0 E: 0 K: 1 S: 12	H: 1 LOB: 1 BB: 0 P: 19	R: 0 E: 0 K: 0 S: 11	H: 2 LOB: 2 BB: 1 P: 19	R: 0 E: 0 K: 0 S: 13	H: 1 LOB: 2 BB: 1 P: 21	R: 0 E: 0 K: 1 S: 6	H: 0 LOB: 0 BB: 0 P: 10	R: 0 E: 0 K: 1 S: 7	H: 0 LOB: 0 BB: 0 P: 11	R: 0 E: 0 K: 0 S: 8	H: 0 LOB: 0 BB: 1 P: 16	R: 0 E: 0 K: 3 S: 15	H: 1 LOB: 1 BB: 0 P: 19	1B: 4 2B: 2 3B: 0 HR: 0	SF: 0 SAC: 0 DP: 2 HBP: 0	WP: 0 PB: 0 SB: 1 CS: 0	PA: 33
PITCHER	IP WLS BF H R ER SO	IP WLS BF H R ER SO	IP WLS BF H R ER SO	IP WLS BF H R ER SO	IP WLS BF H R ER SO	IP WLS BF H R ER SO	IP WLS BF H R ER SO	IP WLS BF H R ER SO	IP WLS BF H R ER SO	IP WLS BF H R ER SO	IP WLS BF H R ER SO	IP WLS BF H R ER SO	IP WLS BF H R ER SO	IP WLS BF H R ER SO	IP WLS BF H R ER SO	IP WLS BF H R ER SO	ERA WHIP	ERA WHIP	ERA WHIP	
Kirk Saarloos, R (1,1) ERA: 5.72	7.0	W	26	4	0	0	5	2	0	0	0	0	0	0	0	0	0.00	0.857		
Pedro Borbon, L (8,1) ERA: 4.53	2.0	S	7	1	0	0	3	1	0	0	0	0	0	0	0	0	0.00	1.000		

Cincinnati Reds @ Houston Astros
Astros Field, Houston, TX
Sun Aug 25 2002, 2:35 PM EDT
Att: 33,018 - Dome - 72 F

AB 30
R 0
H 5
RBI 0
BB 3
SO 8
LOB 11



Batter	1	2	3	4	5	6	7	8	9	AB	R	H	RBI	BB	SO	LOB	BOTTOM			
Orlando Merced, S (1,9) OBP: 0.361, SLG: 0.462										4	0	1	0	0	0	0	<p>Cincinnati Reds @ Houston Astros Astros Field, Houston, TX Sun Aug 25 2002, 2:35 PM EDT Att: 33,018 - Dome - 72 F</p>			
Brian Hunter, R (9,8) OBP: 0.339, SLG: 0.438										0	0	0	0	0	0	0				
Craig Biggio, R (1,4) OBP: 0.339, SLG: 0.407				 G5-4-3						3	0	0	0	1	1	1				
17 Lance Berkman, S (1,8) OBP: 0.410, SLG: 0.594										2	1	1	1	1	0	1				
5 Jeff Bagwell, R (1,3) OBP: 0.393, SLG: 0.513				 1-2						3	0	0	0	0	2					
Daryle Ward, L (1,7) OBP: 0.330, SLG: 0.419								 G1-6-3		2	0	0	0	1	0	0				
16 Jason Lane, R (7, PR) OBP: 0.316, SLG: 0.333										0	0	0	0	0	0	0				
Brad Ausmus, R (1,2) OBP: 0.344, SLG: 0.390						 2B		 1-2		3	0	1	0	0	1	1				
Geoff Blum, S (1,5) OBP: 0.363, SLG: 0.428					 2-3					3	0	0	0	0	1	2				
28 Adam Everett, R (1,6) OBP: 0.312, SLG: 0.242										2	0	0	0	1	1	0				
Kirk Saarloos, R (1,1) OBP: 0.100, SLG: 0.150										2	0	0	0	0	2					
Pedro Borbon, R (8,1)										1	0	0	0	0	1	0				
Inning Stats	R: 1 E: 0 K: 0 S: 13	H: 1 LOB: 0 BB: 0 P: 18	R: 0 E: 0 K: 1 S: 7	H: 0 LOB: 0 BB: 0 P: 13	R: 0 E: 0 K: 1 S: 5	H: 0 LOB: 0 BB: 0 P: 8	R: 0 E: 0 K: 0 S: 6	H: 0 LOB: 0 BB: 1 P: 11	R: 0 E: 0 K: 0 S: 9	H: 1 LOB: 2 BB: 1 P: 19	R: 0 E: 0 K: 0 S: 6	H: 0 LOB: 1 BB: 1 P: 14	R: 0 E: 0 K: 1 S: 7	H: 0 LOB: 1 BB: 1 P: 12	R: 0 E: 0 K: 2 S: 10	H: 1 LOB: 1 BB: 0 P: 12	1B: 0 2B: 1 3B: 1 HR: 1	SF: 0 SAC: 0 DP: 2 HBP: 0	WP: 0 PB: 0 SB: 0 CS: 0	PA: 29
PITCHER	IP WLS BF H R ER SO	IP WLS BF H R ER SO	IP WLS BF H R ER SO	IP WLS BF H R ER SO	IP WLS BF H R ER SO	IP WLS BF H R ER SO	IP WLS BF H R ER SO	IP WLS BF H R ER SO	IP WLS BF H R ER SO	IP WLS BF H R ER SO	IP WLS BF H R ER SO	IP WLS BF H R ER SO	IP WLS BF H R ER SO	IP WLS BF H R ER SO	IP WLS BF H R ER SO	IP WLS BF H R ER SO	ERA WHIP	ERA WHIP	ERA WHIP	
Ryan Dempster, R (1,1) ERA: 3.59	7.0	L	25	2	1	1	3	3	1	0	0	0	0	0	0	0	0.00	1.29		
Scott Williamson, R (8,1) ERA: 3.56	1.0		4	1	0	0	2	0	0	0	0	0	0	0	0	0	0.00	1.000		

Cincinnati Reds @ Houston Astros
Astros Field, Houston, TX
Sun Aug 25 2002, 2:35 PM EDT
Att: 33,018 - Dome - 72 F

AB 25
R 1
H 3
RBI 1
BB 4
SO 5
LOB 9



Batter	1	2	3	4	5	6	7	8	9	AB	R	H	RBI	BB	SO	LOB	TOP								
Mark Kotsay, L OBP: 0.364, SLG: 0.454 (1, 8)	 2-3	 0-2		 1-2		 0-0	 1-2	 3-2		4	1	2	1	0	1	0									
Julius Matos, R OBP: 0.351, SLG: 0.311 Brandon Villafrute, R (8, 1)	 4-0		 1-2	 1-2		 0-1	 0-0	 1-2		5	3	2	0	1	0	3									
Phil Nevin, R OBP: 0.345, SLG: 0.444 (1, 5)	 4-2		 0-0	 1-0		 2-2	 1-1		 2-1	5	2	4	2	1	0	0									
Ryan Klesko, L OBP: 0.386, SLG: 0.523 (1, 3)	 1-2		 0-0	 1-0		 1-0	 1-2		 0-1	5	1	3	6	1	0	2									
Ron Gant, R OBP: 0.350, SLG: 0.514 Jonathan Johnson, R (7, 1)	 4-2		 0-0	 0-2		 2-3	 2-2		 3-2	4	0	0	0	1	1	7									
Ramón Vázquez, L OBP: 0.350, SLG: 0.351 (8, 4)	 1-2									0	0	0	0	0	0	0									
Bubba Trammell, R OBP: 0.338, SLG: 0.416 Trenidad Hubbard, R OBP: 0.292, SLG: 0.285 (7, 7)	 2-3		 4-2	 1-2		 4-2				2	0	1	0	2	1	3									
Deivi Cruz, R OBP: 0.308, SLG: 0.390 (1, 6)	 3-3		 1-0	 1-2		 1-1	 1-2			4	1	2	1	0	2	5									
Wiki Gonzalez, R OBP: 0.370, SLG: 0.345 (1, 2)		 2-2	 0-3		 0-1		 0-1			5	1	1	1	0	1	4									
Mike Bynum, L Jeremy Fikac, R Gene Kingsale, S OBP: 0.378, SLG: 0.457 (7, 9)	 0-0		 2-3	 2-2		 1-0	 2-3			3	0	0	0	0	1	1									
Inning Stats	R: 1 E: 0 K: 3 S: 22	H: 1 LOB: 3 BB: 3 P: 42	R: 0 E: 0 K: 0 S: 9	H: 0 LOB: 2 BB: 1 P: 11	R: 2 E: 0 K: 1 S: 13	H: 3 LOB: 2 BB: 1 P: 19	R: 1 E: 0 K: 1 S: 15	H: 2 LOB: 2 BB: 1 P: 24	R: 0 E: 0 K: 0 S: 10	H: 1 LOB: 1 BB: 1 P: 17	R: 0 E: 0 K: 1 S: 10	H: 2 LOB: 2 BB: 0 P: 15	R: 7 E: 0 K: 1 S: 23	H: 7 LOB: 2 BB: 0 P: 34	R: 0 E: 0 K: 1 S: 12	H: 0 LOB: 1 BB: 0 P: 18	R: 0 E: 0 K: 0 S: 8	H: 0 LOB: 0 BB: 0 P: 13	1B: 13 2B: 3 3B: 0 HR: 1	SF: 2 SAC: 0 DP: 1 HBP: 2	WP: 0 PB: 0 SB: 1 CS: 0	PA: 50			
PITCHER	IP	WLS	BF	H	R	ER	SO	BB	IBB	HBP	BLK	WP	HR	S	P	ERA	WHIP								
Carlos Hernández, L ERA: 4.84 Ricky Stone, R ERA: 3.49 Dave Mlicki, R ERA: 5.68 Pedro Borbon, L ERA: 4.7 Nelson Cruz, R ERA: 4.58	(1, 1)	2.1	15	4	3	3	3	4	0	0	0	0	0	40	67	11.57	3.429								

San Diego Padres @ Houston Astros
Astros Field, Houston, TX
Tue Aug 27 2002, 8:05 PM EDT
Att: 21,771 - Dome - 72 F

AB 40
R 11
H 16
RBI 11
BB 6
SO 8
LOB 25



Batter	1	2	3	4	5	6	7	8	9	AB	R	H	RBI	BB	SO	LOB	BOTTOM								
Brian Hunter, R OBP: 0.345, SLG: 0.430 Nelson Cruz, R (7, 1)	 4-1	 3-3		 4-2		 0-3		 1-3		2	1	0	0	2	2	1									
Craig Biggio, R OBP: 0.340, SLG: 0.412 (1, 4)	 1-1	 4-1		 1-1		 0-0		 1-3		4	1	1	1	1	1	3									
17 Lance Berkman, S OBP: 0.410, SLG: 0.597 (7, 8)	 4-1	 0-2		 0-1		 1-0	 0-3		 0-0	4	2	1	1	1	0	2									
5 Jeff Bagwell, R OBP: 0.395, SLG: 0.523 (1, 3)	 1-0	 1-3	 2-3	 2-2		 0-3	 0-0		 0-0	5	2	3	2	0	2	0									
Jose Vizcaino, S OBP: 0.346, SLG: 0.401 (1, 5)	 0-2	 0-1	 0-1	 0-2		 2-3	 1-1		 1-1	5	0	1	1	0	1	1									
16 Jason Lane, R OBP: 0.318, SLG: 0.316 Dave Mlicki, R OBP: 0.192, SLG: 0.231 Pedro Borbon, R OBP: 0.332, SLG: 0.421 Daryle Ward, L OBP: 0.332, SLG: 0.421 (7, 7)	 0-1	 1-2	 0-0	 4-1		 2-2	 2-2		 1-2	1	0	0	1	1	0	0									
Gregg Zaun, S OBP: 0.272, SLG: 0.314 (1, 2)	 0-3		 1-0	 2-1		 1-1	 1-1		 0-1	4	0	1	0	0	1	3									
28 Adam Everett, R OBP: 0.309, SLG: 0.243 (1, 6)		 1-0		 2-1		 3-2		 0-1		4	0	1	0	0	0	1									
Carlos Hernández, S OBP: 0.258, SLG: 0.207 Ricky Stone, R Orlando Merced, S OBP: 0.357, SLG: 0.457 (6, 9)	 0-0	 1-2	 1-3	 1-2		 2-0	 2-2			0	0	0	0	0	0	0									
Inning Stats	R: 3 E: 0 K: 1 S: 13	H: 2 LOB: 1 BB: 2 P: 23	R: 0 E: 0 K: 1 S: 12	H: 1 LOB: 2 BB: 1 P: 20	R: 0 E: 0 K: 1 S: 6	H: 0 LOB: 0 BB: 0 P: 8	R: 0 E: 0 K: 1 S: 11	H: 1 LOB: 2 BB: 1 P: 20	R: 1 E: 0 K: 0 S: 11	H: 1 LOB: 1 BB: 1 P: 19	R: 0 E: 0 K: 1 S: 7	H: 0 LOB: 0 BB: 0 P: 12	R: 2 E: 0 K: 2 S: 14	H: 3 LOB: 1 BB: 0 P: 20	R: 0 E: 0 K: 1 S: 8	H: 0 LOB: 0 BB: 0 P: 11	R: 0 E: 0 K: 1 S: 7	H: 1 LOB: 1 BB: 0 P: 9	1B: 5 2B: 1 3B: 0 HR: 3	SF: 1 SAC: 1 DP: 0 HBP: 0	WP: 1 PB: 0 SB: 1 CS: 0	PA: 41			
PITCHER	IP	WLS	BF	H	R	ER	SO	BB	IBB	HBP	BLK	WP	HR	S	P	ERA	WHIP								
Mike Bynum, L ERA: 5.09 Jonathan Johnson, R ERA: 2.57 Brandon Villafrute, R ERA: 1.93	(1, 1)	5.0	25	5	4	4	4	5	0	0	0	0	0	7	12	0.00	0.000								

San Diego Padres @ Houston Astros
Astros Field, Houston, TX
Tue Aug 27 2002, 8:05 PM EDT
Att: 21,771 - Dome - 72 F

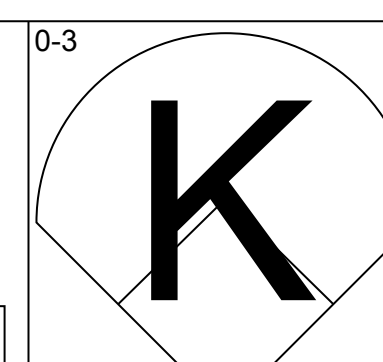
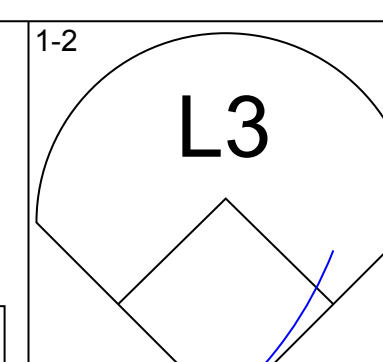
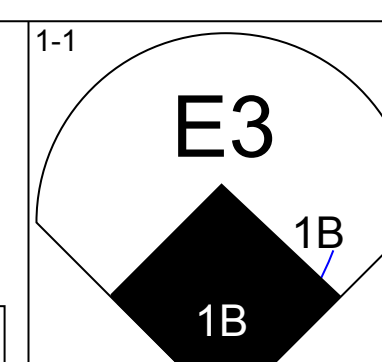
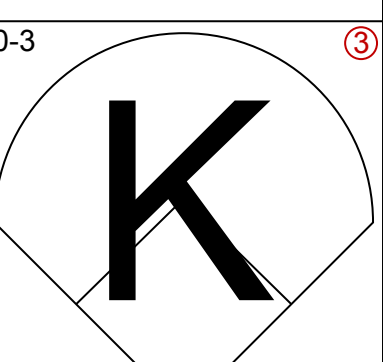
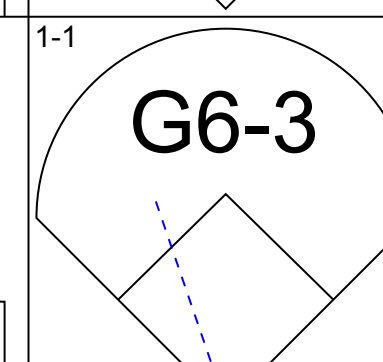
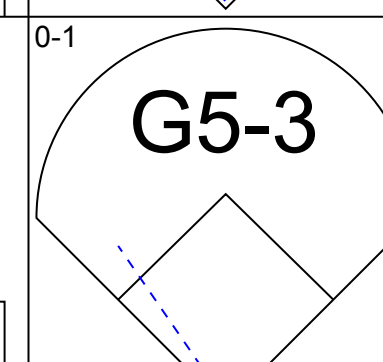
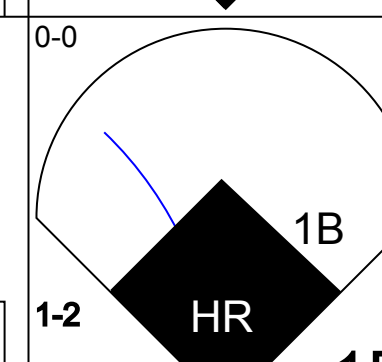
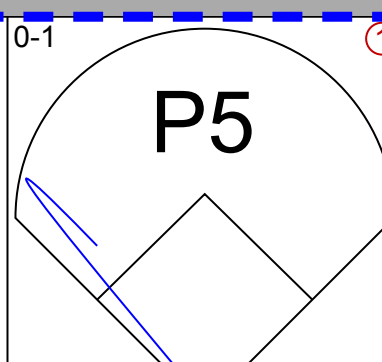
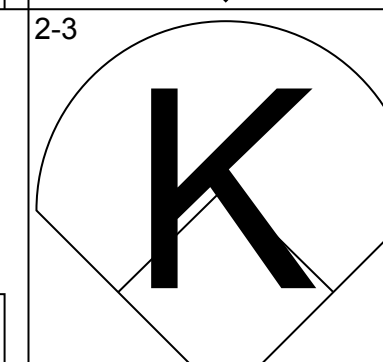
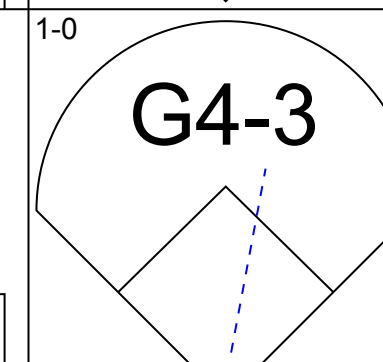
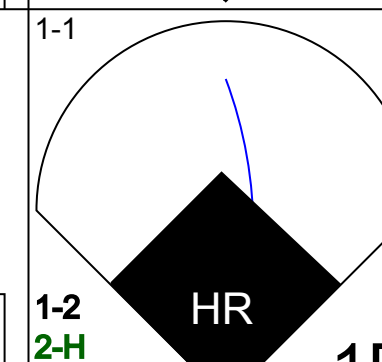
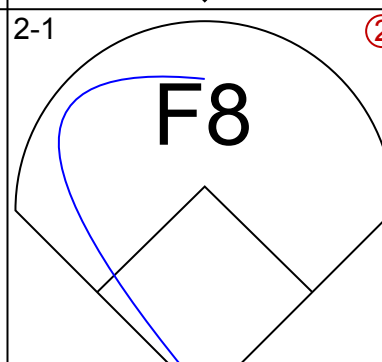
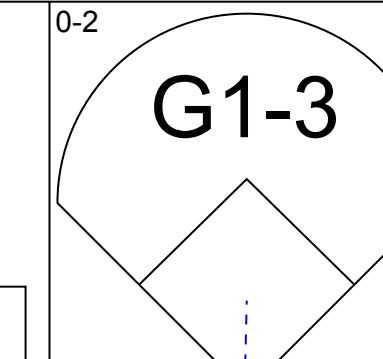
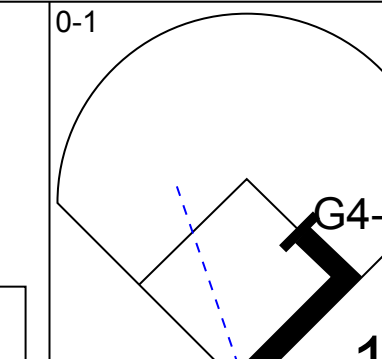
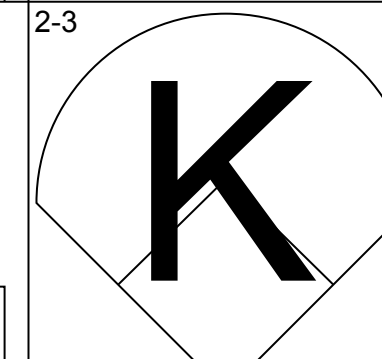
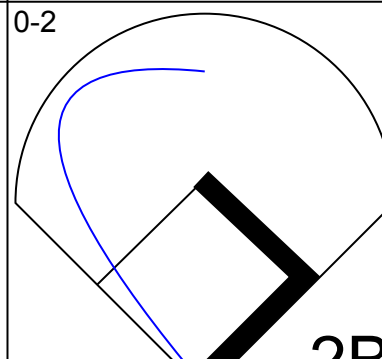
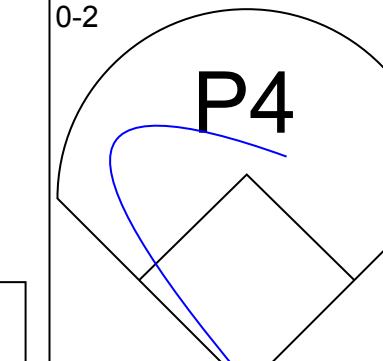
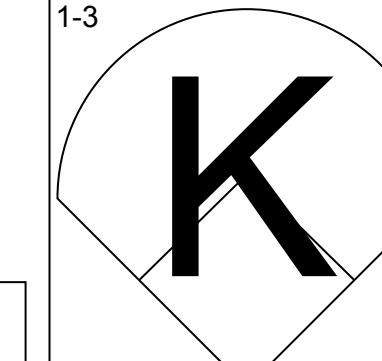
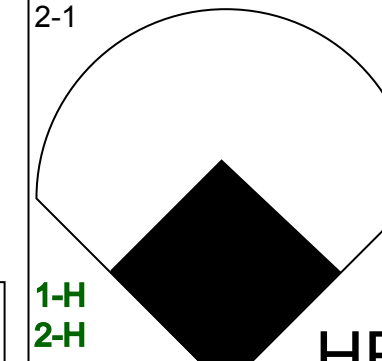
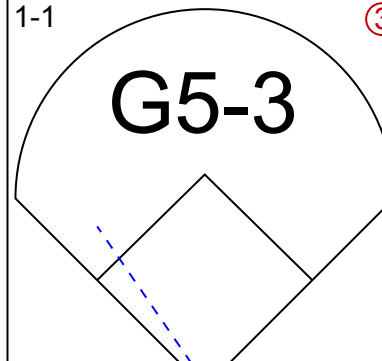
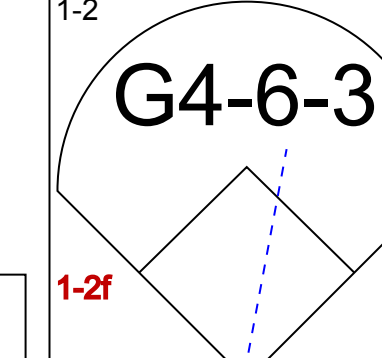
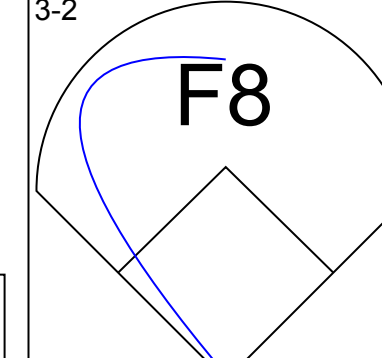
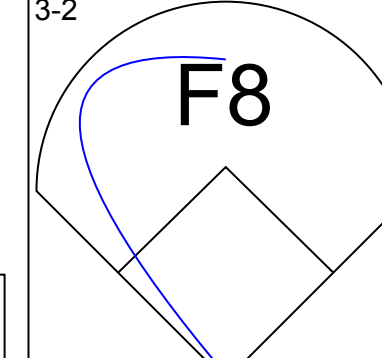
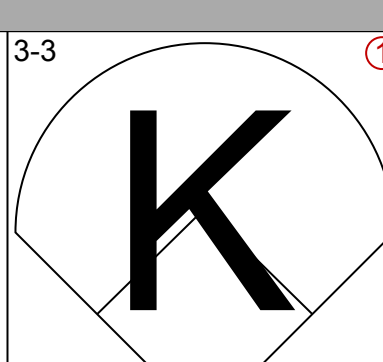
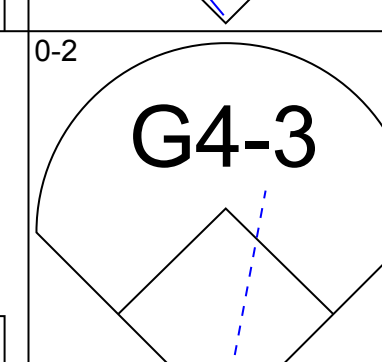
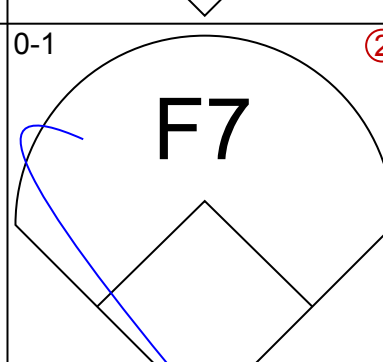
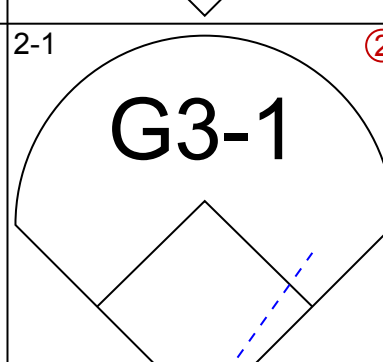
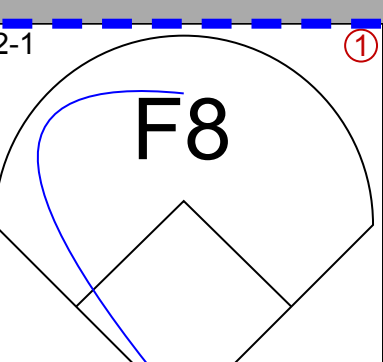
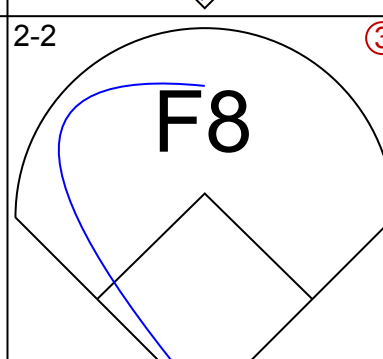
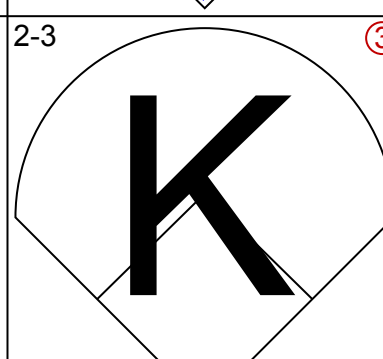
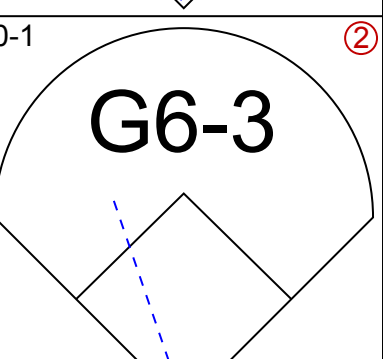
AB 34
R 6
H 9
RBI 6
BB 5
SO 9
LOB 12

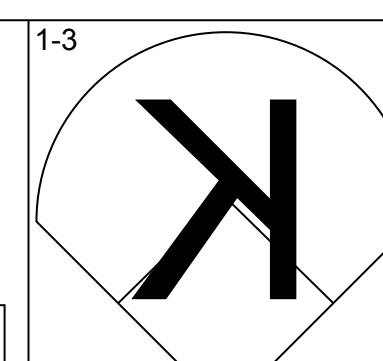
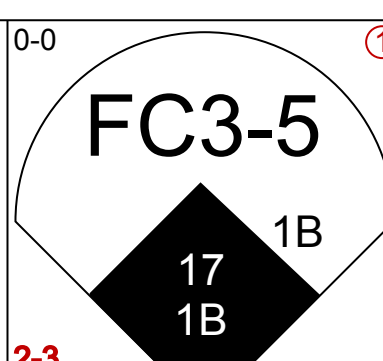
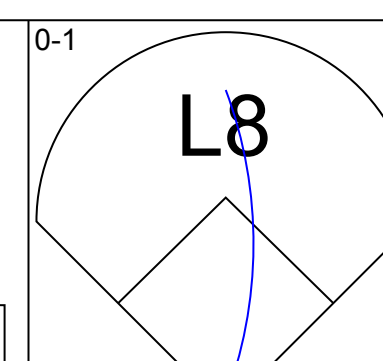
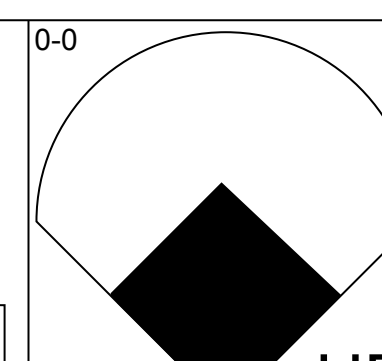
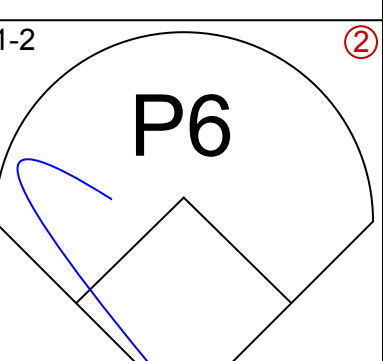
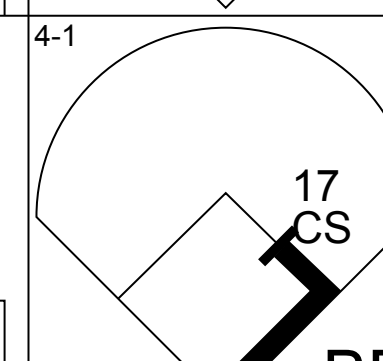
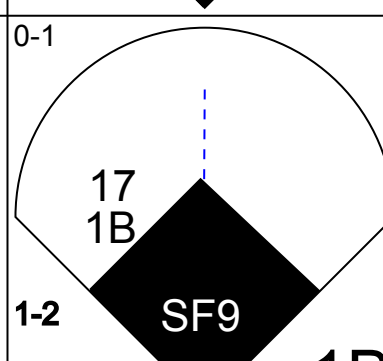
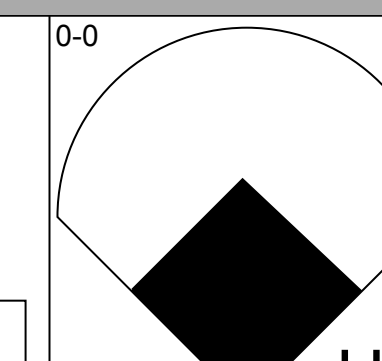
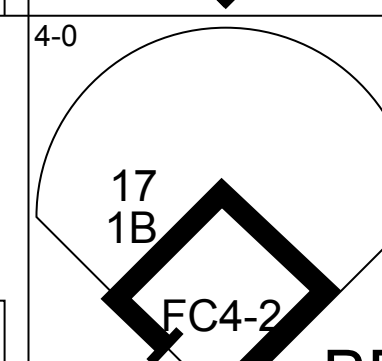
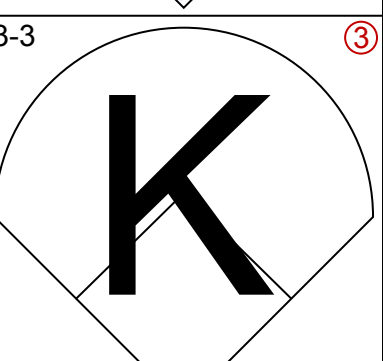
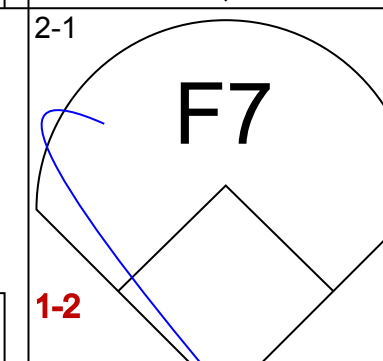
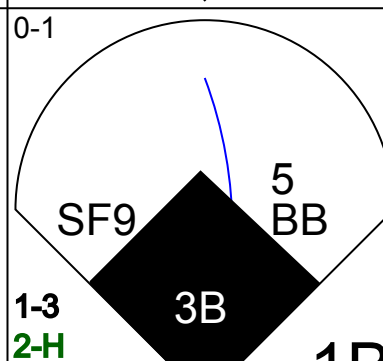
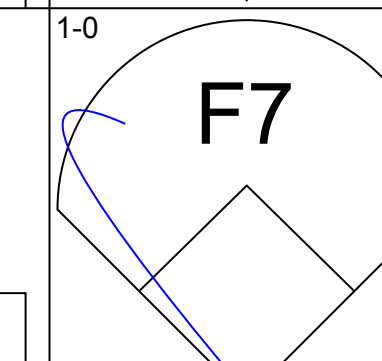
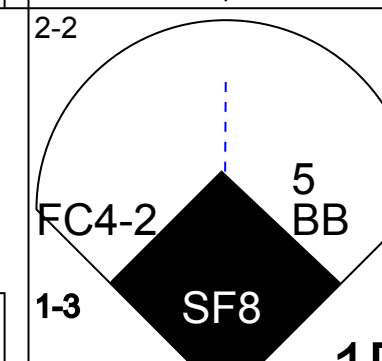
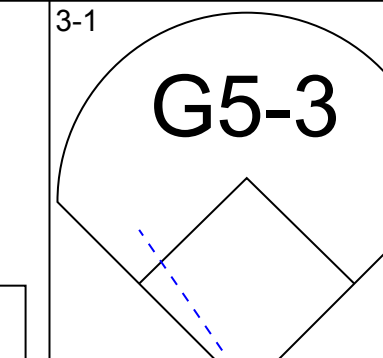
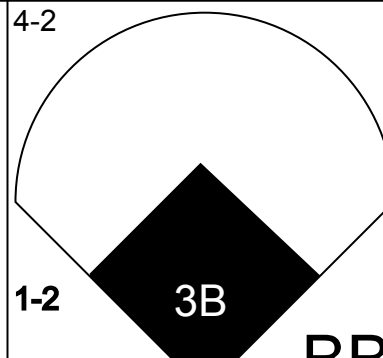
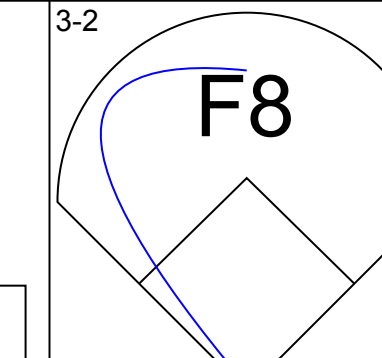
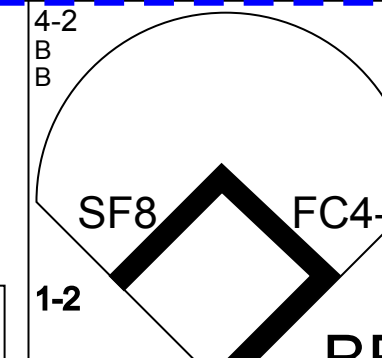
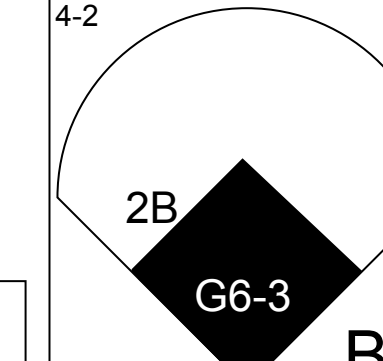
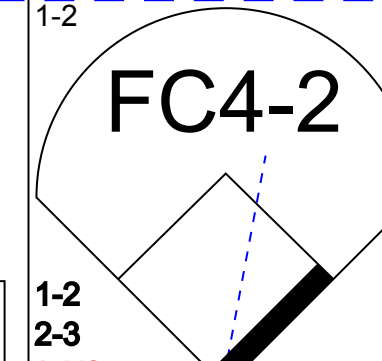
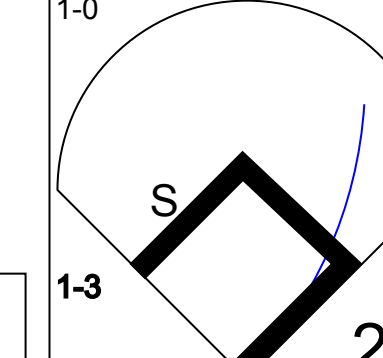
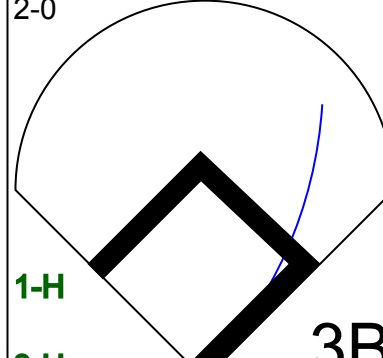
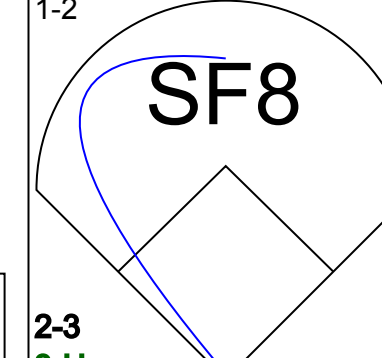
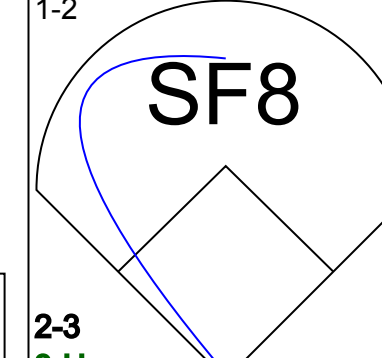
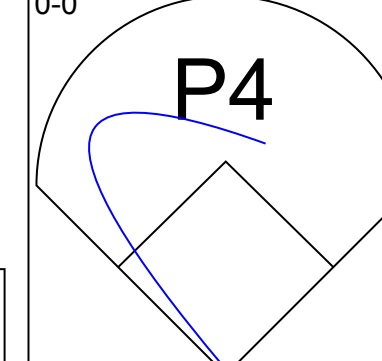
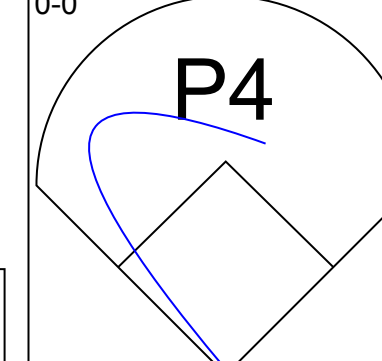




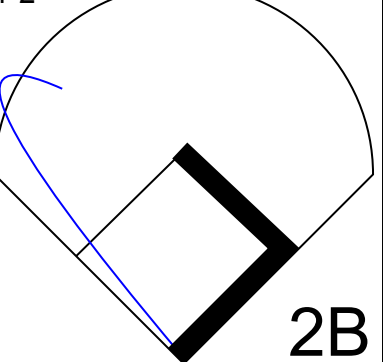
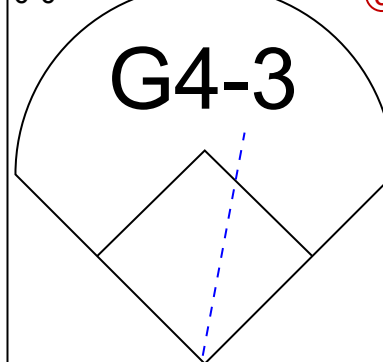
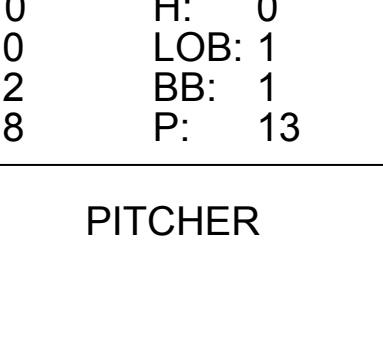

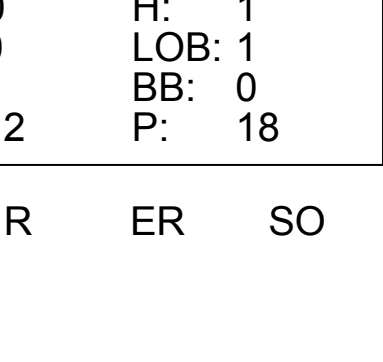


Batter	1	2	3	4	5	6	7	8	9	AB	R	H	RBI	BB	SO	LOB	TOP										
Ramón Vázquez, L OBP: 0.345, SLG: 0.349	G5-3		G6-3			F7		K		4	0	0	0	0	1	0	San Diego Padres @ Houston Astros Astros Field, Houston, TX Thu Aug 29 2002, 4:05 PM EDT Att: 22,485 - Dome - 72 F livebaseballscores.com										
Mark Kotsay, L OBP: 0.360, SLG: 0.453	F7		G1-4-3			K		F8		4	0	0	0	0	1	0											
Ryan Klesko, L OBP: 0.389, SLG: 0.522	E		1B			S		P4		3	0	2	0	1	0	0											
Phil Nevin, R OBP: 0.337, SLG: 0.433	E6		1B		F9			K		4	0	0	0	0	2	2											
Ron Gant, R OBP: 0.345, SLG: 0.506	G6-3		1B		K			P3		3	0	0	0	0	1	2											
Bubba Trammell, R OBP: 0.333, SLG: 0.409		K			K			F7		3	0	0	0	0	2	0											
Deivi Cruz, R OBP: 0.306, SLG: 0.389		P4			F9			G6-3		3	0	0	0	0	0	0											
Wiki Gonzalez, R OBP: 0.369, SLG: 0.352		1B	2B		K2-3			K		3	0	1	0	0	2	0											
Brian Lawrence, R OBP: 0.180, SLG: 0.143					F9			F9		2	0	1	0	0	0	0											
Mike Holtz, L (7, 1)										0	0	0	0	0	0	0											
Gene Kingsale, S OBP: 0.307, SLG: 0.444										1	0	0	0	0	0	0											
Dennis Tankersley, R OBP: 0.308, SLG: 0.615		2H	1B							0	0	0	0	0	0	0											
Inning Stats	R: 0 E: 1 K: 0 S: 14	H: 1 LOB: 2 BB: 0 P: 22	R: 0 E: 0 K: 1 S: 7	H: 2 LOB: 2 BB: 0 P: 9	R: 0 E: 0 K: 0 S: 11	H: 1 LOB: 1 BB: 0 P: 14	R: 0 E: 0 K: 2 S: 8	H: 0 LOB: 0 BB: 0 P: 12	R: 0 E: 0 K: 1 S: 7	H: 0 LOB: 1 BB: 1 P: 10	R: 0 E: 0 K: 2 S: 9	H: 0 LOB: 1 BB: 1 P: 17	R: 0 E: 0 K: 0 S: 8	H: 0 LOB: 0 BB: 0 P: 13	R: 0 E: 0 K: 2 S: 12	H: 0 LOB: 0 BB: 0 P: 15	R: 0 E: 0 K: 1 S: 6	H: 0 LOB: 0 BB: 0 P: 10	1B: 3 2B: 1 3B: 0 HR: 0	SF: 0 SAC: 0 DP: 0 HBP: 0	WP: 0 PB: 0 SB: 1 CS: 0	PA: 31					
PITCHER	IP	WLS	BF	H	R	ER	SO	BB	IBB	HBP	BLK	WP	HR	S	P	ERA	WHIP										
Pete Munro, R ERA: 2.76	5.0	W	18	4	0	0	4	0	0	0	0	0	0	47	67	0.00	0.800										
Pedro Borbon, L ERA: 4.53	0.2	H	3	0	0	0	1	1	0	0	0	0	0	6	12	0.00	1.500										
Tom Gordon, R ERA: 3.62	1.1	H	4	0	0	0	1	0	0	0	0	0	0	11	18	0.00	0.000										
Octavio Dotel, R ERA: 1.82	2.0	S	6	0	0	0	3	0	0	0	0	0	0	18	25	0.00	0.000										

Batter	1	2	3	4	5	6	7	8	9	AB	R	H	RBI	BB	SO	LOB	BOTTOM										
Jose Vizcaino, S OBP: 0.346, SLG: 0.404	G6-3		G6-4-3					K		4	0	2	1	0	1	0	San Diego Padres @ Houston Astros Astros Field, Houston, TX Thu Aug 29 2002, 4:05 PM EDT Att: 22,485 - Dome - 72 F livebaseballscores.com										
Craig Biggio, R OBP: 0.342, SLG: 0.413	G4-3		G6-4-3		G1-3			17 G5-4-3		3	0	0	0	1	0	2											
17 Lance Berkman, S OBP: 0.409, SLG: 0.599			1B		E4			G5-4-3		4	2	2	1	0	0	1											
5 Jeff Bagwell, R OBP: 0.393, SLG: 0.517		K			2B			HR		4	0	1	0	0	1	1											
Daryle Ward, L OBP: 0.330, SLG: 0.418		F2			2B			F7		4	0	1	0	0	1	2											
16 Jason Lane, R OBP: 0.318, SLG: 0.316					K			G4-3		0	1	0	0	0	0	0											
Orlando Merced, S OBP: 0.382, SLG: 0.461		P6			FC3-2			1B		4	1	3	1	0	0	0											
Brian Hunter, R OBP: 0.345, SLG: 0.430					1B			1B		0	0	0	0	0	0	0											
Brad Ausmus, R OBP: 0.347, SLG: 0.391		K			FC3-2			1B		4	0	1	0	0	2	4											
Geoff Blum, S OBP: 0.369, SLG: 0.434					SH1-4			F8		4	1	3	2	0	0	2											
Pete Munro, R OBP: 0.176, SLG: 0.125					1B					0	0	0	0	0	0	0											
Alan Zinter, S OBP: 0.156, SLG: 0.313					SH1-4					1	0	0	0	0	1	0											
Pedro Borbon, R ERA: 3.58										0	0	0	0	0	0	0											
Tom Gordon, R ERA: 3.62										1	0	0	0	0	3	0											
Octavio Dotel, R ERA: 1.82										1	0	0	0	0	2	0											
Inning Stats	R: 0 E: 0 K: 1 S: 13	H: 1 LOB: 1 BB: 0 P: 19	R: 0 E: 0 K: 1 S: 9	H: 0 LOB: 0 BB: 0 P: 12	R: 1 E: 0 K: 0 S: 10	H: 2 LOB: 0 BB: 0 P: 13	R: 1 E: 1 K: 1 S: 17	H: 2 LOB: 2 BB: 0 P: 25	R: 0 E: 0 K: 1 S: 9	H: 1 LOB: 0 BB: 0 P: 13	R: 1 E: 0 K: 0 S: 10	H: 4 LOB: 3 BB: 0 P: 14	R: 0 E: 0 K: 1 S: 8	H: 0 LOB: 0 BB: 1 P: 15	R: 2 E: 0 K: 1 S: 12	H: 3 LOB: 2 BB: 0 P: 20	R: 0 E: 0 K: 1 S: 6	H: 0 LOB: 0 BB: 0 P: 10	1B: 10 2B: 2 3B: 0 HR: 1	SF: 0 SAC: 1 DP: 2 HBP: 0	WP: 0 PB: 0 SB: 0 CS: 1	PA: 36					
PITCHER	IP	WLS	BF	H	R	ER	SO	BB	IBB	HBP	BLK	WP	HR	S	P	ERA	WHIP										
Brian Lawrence, R ERA: 3.58	6.1	L	29	10	3	2	5	1	0	0	0	0	0	74	108	2.84	1.737										
Mike Holtz, L ERA: 4.41	0.2		1	0	0	0	0	0	0	0	0	0	0	2	3	0.00	0.000										
Dennis Tankersley, R ERA: 6.19	1.0		6	3	2	2	1	0	0	0	0	0	0	12	20	18.00	3.000										



Batter	1	2	3	4	5	6	7	8	9	AB	R	H	RBI	BB	SO	LOB	TOP										
Dave Roberts, L (1.8) OBP: 0.360, SLG: 0.374										4	1	0	0	0	2	0	Los Angeles Dodgers @ Houston Astros Astros Field, Houston, TX Fri Aug 30 2002, 8:05 PM EDT Att: 30,046 - Dome - 72 F										
Marquis Grissom, R (1.7) OBP: 0.326, SLG: 0.513										4	1	1	0	0	0	0											
Shawn Green, L (1.9) OBP: 0.383, SLG: 0.577										4	1	1	1	0	1	0											
Paul Lo Duca, R (1.2) OBP: 0.327, SLG: 0.399										4	0	2	0	0	1	2											
Adrian Beltré, R (1.5) OBP: 0.310, SLG: 0.433										4	1	1	3	0	1	2											
Eric Karros, R (1.3) OBP: 0.330, SLG: 0.399										3	0	0	0	0	1	1											
Guillermo Mota, R (7.1)										0	0	0	0	0	0	0											
Mark Grudzielanek, R (1.4) OBP: 0.303, SLG: 0.371										3	0	0	0	0	2	0											
Alex Cora, L (1.6) OBP: 0.374, SLG: 0.448										3	0	0	0	0	0	0											
Andy Ashby, R (1.1) OBP: 0.170, SLG: 0.200										1	0	0	0	0	0	0											
Kevin Brown, R (4.1) OBP: 0.263, SLG: 0.474										1	0	0	0	0	1	0											
Paul Quantrill, L (7.1)										0	0	0	0	0	0	0											
Jesse Orosco, R (7.1)										0	0	0	0	0	0	0											
Dave Hansen, L (7.3) OBP: 0.345, SLG: 0.408										1	0	0	0	0	0	0											
Inning Stats	R: 0 E: 0 K: 2 S: 8	H: 0 LOB: 0 BB: 0 P: 11	R: 0 E: 0 K: 1 S: 10	H: 0 LOB: 0 BB: 0 P: 12	R: 0 E: 0 K: 1 S: 9	H: 0 LOB: 0 BB: 0 P: 14	R: 0 E: 0 K: 0 S: 6	H: 0 LOB: 0 BB: 0 P: 8	R: 0 E: 0 K: 1 S: 8	H: 1 LOB: 0 BB: 0 P: 10	R: 0 E: 0 K: 2 S: 8	H: 0 LOB: 0 BB: 0 P: 12	R: 4 E: 1 K: 1 S: 19	H: 3 LOB: 0 BB: 0 P: 28	R: 0 E: 0 K: 1 S: 8	H: 0 LOB: 1 BB: 0 P: 10	R: 0 E: 0 K: 0 S: 9	H: 1 LOB: 1 BB: 0 P: 12	1B: 3 2B: 1 3B: 0 HR: 1	SF: 0 SAC: 0 DP: 1 HBP: 0	WP: 0 PB: 0 SB: 0 CS: 0	PA: 32					
PITCHER	IP	WLS	BF	H	R	ER	SO	BB	IBB	HBP	BLK	WP	HR	S	P	ERA	WHIP										
Wade Miller, R (1.1) ERA: 3.84	6.1	W	23	4	4	3	8	0	0	0	0	0	1	62	86	4.26	0.632										
Ricky Stone, R (7.1) ERA: 3.46	0.2	H	2	0	0	0	0	0	0	0	0	0	0	6	9	0.00	0.000										
Tom Gordon, R (8.1) ERA: 3.49	1.0		3	0	0	0	1	0	0	0	0	0	0	8	10	0.00	0.000										
Billy Wagner, L (9.1) ERA: 2.91	1.0		4	1	0	0	0	0	0	0	0	0	0	9	12	0.00	1.000										

Batter	1	2	3	4	5	6	7	8	9	AB	R	H	RBI	BB	SO	LOB	BOTTOM											
Jose Vizcaino, S (1.6) OBP: 0.344, SLG: 0.410										5	2	1	1	0	1	2	Los Angeles Dodgers @ Houston Astros Astros Field, Houston, TX Fri Aug 30 2002, 8:05 PM EDT Att: 30,046 - Dome - 72 F											
Craig Biggio, R (1.4) OBP: 0.346, SLG: 0.420										3	2	2	1	2	1	1												
17 Lance Berkman, S (1.8) OBP: 0.410, SLG: 0.598										4	2	2	1	0	0	1												
5 Jeff Bagwell, R (1.3) OBP: 0.394, SLG: 0.515										2	1	0	0	2	0	0												
Daryle Ward, L (1.7) OBP: 0.330, SLG: 0.416										1	1	0	1	1	0	0												
Brian Hunter, R (7. PH) OBP: 0.342, SLG: 0.426										1	0	0	0	0	0	3												
Orlando Merced, S (1.9) OBP: 0.385, SLG: 0.478										3	0	2	3	0	1	0												
Tom Gordon, R (8.1)										0	0	0	0	0	0	0												
Billy Wagner, L (9.1)										0	0	0	0	0	0	0												
Brad Ausmus, R (1.2) OBP: 0.344, SLG: 0.386										4	0	0	1	0	1	4												
Geoff Blum, S (1.5) OBP: 0.368, SLG: 0.430										3	0	0	0	1	0	1												
Wade Miller, R (1.1) OBP: 0.208, SLG: 0.255										3	0	1	0	0	1	1												
Ricky Stone, R (7.1)										0	0	0	0	0	0	0												
16 Jason Lane, R (8.9) OBP: 0.348, SLG: 0.400										1	0	1	0	0	0	0												
Inning Stats	R: 0 E: 0 K: 1 S: 7	H: 0 LOB: 1 BB: 1 P: 13	R: 1 E: 0 K: 0 S: 10	H: 1 LOB: 1 BB: 1 P: 18	R: 4 E: 0 K: 0 S: 15	H: 4 LOB: 1 BB: 1 P: 23	R: 0 E: 0 K: 1 S: 9	H: 0 LOB: 0 BB: 0 P: 14	R: 1 E: 0 K: 0 S: 8	H: 1 LOB: 0 BB: 0 P: 14	R: 0 E: 0 K: 2 S: 8	H: 0 LOB: 1 BB: 1 P: 13	R: 2 E: 0 K: 0 S: 20	H: 2 LOB: 2 BB: 2 P: 32	R: 0 E: 0 K: 1 S: 12	H: 1 LOB: 1 BB: 0 P: 18	1B: 3 2B: 3 3B: 1 HR: 2	SF: 2 SAC: 0 DP: 0 HBP: 0	WP: 0 PB: 0 SB: 1 CS: 1	PA: 38								
PITCHER	IP	WLS	BF	H	R	ER	SO	BB	IBB	HBP	BLK	WP	HR	S	P	ERA	WHIP											
Andy Ashby, R (1.1) ERA: 3.65	3.0	L	16	5	5	5	1	3	0	0	0	0	0	2	29	51	9.00	1.667										
Kevin Brown, R (4.1) ERA: 4.53	3.0		14	3	3	3	3	2	0	0	0	0	2	29	51	9.00	1.667											
Paul Quantrill, R (7.1) ERA: 2.91	0.0		1	0	0	0	0	1	0	0	0	0	0	7	11	∞	∞											
Jesse Orosco, L (7.1) ERA: 3.0	0.2		2	0	0	0	0	0	0	0	0	0	0	8	10	0.00	0.000											
Guillermo Mota, R (7.1) ERA: 4.26	1.1		5	1	0	0	1	0	0	0	0	0	0	13	19	0.00	0.750											




Batter	1	2	3	4	5	6	7	8	9	AB	R	H	RBI	BB	SO	LOB	TOP										
Dave Roberts, L (1, 8) OBP: 0.357, SLG: 0.370	1-2 F9	2-3 K		3-2 G6-3			3-3 K			4	0	0	0	0	2	2											
Marquis Grissom, R (1, 7) OBP: 0.328, SLG: 0.511	0-1 S 1B		0-0 G6-3		4-0 G4-6-3 BB			0-2 G5-3		3	1	1	0	1	0	0											
Shawn Green, L (1, 9) OBP: 0.382, SLG: 0.574	1-1 F9		2-1 G6-4-3 1B		0-0 G4-6-3 1-2			3-1 P5		4	0	1	0	0	0	2											
Paul Lo Duca, R (1, 2) OBP: 0.326, SLG: 0.397	4-2 1B 2B BB		1-2 G6-4-3 1-2		1-1 G6-3			0-1 F9		3	1	0	0	1	0	1											
Adrián Beltré, R (1, 5) OBP: 0.311, SLG: 0.436	1-1 1-2 2B 1B			0-1 1B 2B			1-1 F8		1-1 F7	4	2	2	1	0	0	0											
Eric Karros, R (1, 3) OBP: 0.329, SLG: 0.400	0-1 1-1 2B		3-3 K				3-2 F8		1-3 K	4	0	1	2	0	2	1											
Mark Grudzielanek, R (1, 4) OBP: 0.301, SLG: 0.366 Cesar Izturis, S (9, 6) OBP: 0.251, SLG: 0.299	0-1 P5		2-3 K				1-0 G5-3		1-1 G5-3	4	0	0	0	0	1	2											
Alex Cora, L (1, 6) OBP: 0.373, SLG: 0.443		2-1 F7		4-0 1B IBB			0-2 F9			2	0	0	0	1	0	0											
Omar Daal, L (1, 1) OBP: 0.171, SLG: 0.265 Paul Shuey, R (7, 1) OBP: 0.500, SLG: 0.500 Jesse Orosco, R (8, 1) Paul Quantrill, L (9, 1)		0-3 K		0-0 1-3 2-H 1B			0-2 F7			3	0	1	1	0	1	0											
Inning Stats	R: 3 E: 0 K: 0 S: 17	H: 3 LOB: 1 BB: 1 P: 24	R: 0 E: 0 K: 2 S: 10	H: 0 LOB: 0 BB: 0 P: 14	R: 0 E: 0 K: 0 S: 6	H: 1 LOB: 0 BB: 0 P: 9	R: 1 E: 0 K: 2 S: 14	H: 2 LOB: 2 BB: 1 P: 26	R: 0 E: 0 K: 0 S: 3	H: 0 LOB: 0 BB: 0 P: 8	R: 0 E: 0 K: 1 S: 9	H: 0 LOB: 0 BB: 0 P: 12	R: 0 E: 0 K: 0 S: 7	H: 0 LOB: 0 BB: 0 P: 10	R: 0 E: 0 K: 1 S: 7	H: 0 LOB: 0 BB: 0 P: 10	1B: 4 2B: 2 3B: 0 HR: 0	SF: 0 SAC: 0 DP: 2 HBP: 0	WP: 0 PB: 0 SB: 1 CS: 0	PA: 34							
PITCHER	IP	WLS	BF	H	R	ER	SO	BB	IBB	HBP	BLK	WP	HR	S	P	ERA	WHIP										
Kirk Saarloos, R (1, 1) ERA: 5.74	6.0	L	25	6	4	4	4	2	1	0	0	0	0	56	92	6.00	1.333										
Dave Milicki, R (7, 1) ERA: 5.51	2.0		6	0	0	0	1	0	0	0	0	0	0	16	22	0.00	0.000										
Nelson Cruz, R (9, 1) ERA: 4.52	1.0		3	0	0	0	1	0	0	0	0	0	0	7	10	0.00	0.000										

Los Angeles Dodgers @ Houston Astros
Astros Field, Houston, TX
Sat Aug 31 2002, 8:05 PM EDT
Att: 29,652 - Dome - 72 F

livebaseballscores.com

AB 31
R 4
H 6
RBI 4
BB 3
SO 6
LOB 8



Batter	1	2	3	4	5	6	7	8	9	AB	R	H	RBI	BB	SO	LOB	BOTTOM										
Brian Hunter, R (1, 8) OBP: 0.333, SLG: 0.414 Daryle Ward, L (8, PH) OBP: 0.330, SLG: 0.415	2-1 G5-3		1-1 G6-3				3-3 K	2-1 F7		3	0	0	0	0	1	0											
Craig Biggio, R (1, 4) OBP: 0.346, SLG: 0.418	2-2 L6			0-0 F8			4-1 17 1B BB		2-3 K	3	0	0	0	1	1	0											
17 Lance Berkman, S (1, 7) OBP: 0.409, SLG: 0.595	2-0 G6-3			0-1 F9			2-1 1-3 1B		1-1 L9	4	0	1	0	0	0	0											
5 Jeff Bagwell, R (1, 3) OBP: 0.391, SLG: 0.511		3-3 K		3-2 G4-3			2-1 L1-3		3-1 F8	4	0	0	0	0	1	2											
Jose Vizcaino, S (1, 5) OBP: 0.347, SLG: 0.411		1-1 1B			0-1 G5-3		4-1 FC5-4 BB			2	0	1	0	1	0	0											
Brad Ausmus, R (1, 2) OBP: 0.341, SLG: 0.383		2-1 F8			2-1 F9		2-2 FC5-4 1-2			3	0	0	0	0	0	3											
16 Jason Lane, R (1, 9) OBP: 0.320, SLG: 0.364 Gregg Zaun, S (8, PH) OBP: 0.289, SLG: 0.311 Nelson Cruz, R (9, 1)		1-1 F8			3-3 K			1-1 G3		2	0	0	0	0	1	1											
28 Adam Everett, R (1, 6) OBP: 0.301, SLG: 0.236 Geoff Blum, S (8, PH) OBP: 0.369, SLG: 0.432			1-2 F8				3-2 F8		2-2 G1-3 1B	2	0	0	0	0	0	0											
Kirk Saarloos, R (1, 1) OBP: 0.095, SLG: 0.143 Alan Zinter, S (6, PH) OBP: 0.152, SLG: 0.303 Dave Milicki, R (7, 1) OBP: 0.192, SLG: 0.231 Orlando Merced, S (8, PH) OBP: 0.363, SLG: 0.476			1-2 F9				1-1 G5-3		0-2 G1-3	1	0	0	0	0	0	0											
Inning Stats	R: 0 E: 0 K: 0 S: 6	H: 0 LOB: 0 BB: 0 P: 12	R: 0 E: 0 K: 1 S: 11	H: 1 LOB: 0 BB: 0 P: 18	R: 0 E: 0 K: 0 S: 8	H: 0 LOB: 0 BB: 0 P: 11	R: 0 E: 0 K: 0 S: 6	H: 0 LOB: 0 BB: 0 P: 9	R: 0 E: 0 K: 1 S: 8	H: 0 LOB: 0 BB: 0 P: 13	R: 0 E: 0 K: 1 S: 10	H: 0 LOB: 0 BB: 0 P: 15	R: 0 E: 0 K: 0 S: 7	H: 1 LOB: 1 BB: 0 P: 13	R: 0 E: 0 K: 1 S: 10	H: 1 LOB: 0 BB: 0 P: 15	1B: 3 2B: 1 3B: 0 HR: 0	SF: 0 SAC: 0 DP: 1 HBP: 0	WP: 0 PB: 0 SB: 0 CS: 0	PA: 31							
PITCHER	IP	WLS	BF	H	R	ER	SO	BB	IBB	HBP	BLK	WP	HR	S	P	ERA	WHIP										
Omar Daal, L (1, 1) ERA: 3.45	6.2		23	2	0	0	3	2	0	0	0	0	0	53	96	0.00	0.600										
Paul Shuey, R (7, 1) ERA: 3.13	1.0	H	4	1	0	0	0	0	0	0	0	0	0	12	17	0.00	1.000										
Jesse Orosco, L (8, 1) ERA: 2.96	0.1		1	0	0	0	0	0	0	0	0	0	0	2	4	0.00	0.000										
Paul Quantrill, R (9, 1) ERA: 2.86	1.0		3	0	0	0	1	0	0	0	0	0	0	7	13	0.00	0.000										

Los Angeles Dodgers @ Houston Astros
Astros Field, Houston, TX
Sat Aug 31 2002, 8:05 PM EDT
Att: 29,652 - Dome - 72 F

livebaseballscores.com

AB 29
R 0
H 3
RBI 0
BB 2
SO 4
LOB 8



Batter	1	2	3	4	5	6	7	8	9	AB	R	H	RBI	BB	SO	LOB	TOP							
Jose Vizcaino, S OBP: 0.344, SLG: 0.406 (1, 6)	F8		FC4-6 1B		P6		P4		G1-3	5	0	1	0	0	0	0								
Mark Loretta, R OBP: 0.349, SLG: 0.356 (1, 4)	1B		FC4-6 17 BB		G5-3		17 2B		L9	5	0	2	0	0	0	1								
17 Lance Berkman, S OBP: 0.409, SLG: 0.594 (7, 7)	K		1-2				5 1B		G3-1	4	0	2	0	1	1	1								
5 Jeff Bagwell, R OBP: 0.394, SLG: 0.510 (1, 10)	K		F7				1B		G4-3 BB WP HBP	3	1	1	0	0	1	3								
Orlando Merced, S OBP: 0.364, SLG: 0.470 (7, 9)			G4-3		F7		1B		WP G4-3 BB	3	0	1	0	1	0	0								
Brad Ausmus, R OBP: 0.338, SLG: 0.379 (1, 2)	L3				G5-3		K		G4-3	4	0	0	0	0	1	5								
Geoff Blum, S OBP: 0.369, SLG: 0.438 (1, 5)	1B						G4-6-3		K	3	0	1	0	1	1	4								
16 Jason Lane, R OBP: 0.321, SLG: 0.360 (7, PH)									2-3 3-H	2	0	0	0	0	2	2								
Brian Hunter, R OBP: 0.336, SLG: 0.411 (7, 8)	K				K				4-0	1	0	0	0	1	1	0								
Alan Zinter, S OBP: 0.162, SLG: 0.378 (1, 3)			K				F8		K	4	1	1	1	0	2	2								
									HR															
Inning Stats	R: 0 E: 0 K: 2 S: 11	H: 1 LOB: 1 BB: 0 P: 14	R: 0 E: 0 K: 1 S: 15	H: 1 LOB: 1 BB: 0 P: 21	R: 0 E: 0 K: 1 S: 11	H: 1 LOB: 2 BB: 1 P: 18	R: 0 E: 0 K: 1 S: 9	H: 0 LOB: 1 BB: 1 P: 17	R: 0 E: 0 K: 0 S: 8	H: 0 LOB: 0 BB: 0 P: 13	R: 0 E: 0 K: 1 S: 14	H: 3 LOB: 2 BB: 0 P: 19	R: 1 E: 0 K: 1 S: 10	H: 3 LOB: 2 BB: 0 P: 15	R: 1 E: 0 K: 2 S: 9	H: 0 LOB: 2 BB: 2 P: 25	R: 0 E: 0 K: 0 S: 12	H: 0 LOB: 0 BB: 0 P: 16	1B: 7 2B: 1 3B: 0 HR: 1	SF: 0 SAC: 0 DP: 1 HBP: 1	WP: 1 PB: 0 SB: 0 CS: 0	PA: 39		
PITCHER	IP WLS BF H R ER SO BB IBB HBP BLK WP HR S P ERA WHIP	IP WLS BF H R ER SO BB IBB HBP BLK WP HR S P ERA WHIP	IP WLS BF H R ER SO BB IBB HBP BLK WP HR S P ERA WHIP	IP WLS BF H R ER SO BB IBB HBP BLK WP HR S P ERA WHIP	IP WLS BF H R ER SO BB IBB HBP BLK WP HR S P ERA WHIP	IP WLS BF H R ER SO BB IBB HBP BLK WP HR S P ERA WHIP	IP WLS BF H R ER SO BB IBB HBP BLK WP HR S P ERA WHIP	IP WLS BF H R ER SO BB IBB HBP BLK WP HR S P ERA WHIP	IP WLS BF H R ER SO BB IBB HBP BLK WP HR S P ERA WHIP	IP WLS BF H R ER SO BB IBB HBP BLK WP HR S P ERA WHIP	IP WLS BF H R ER SO BB IBB HBP BLK WP HR S P ERA WHIP	IP WLS BF H R ER SO BB IBB HBP BLK WP HR S P ERA WHIP	IP WLS BF H R ER SO BB IBB HBP BLK WP HR S P ERA WHIP	IP WLS BF H R ER SO BB IBB HBP BLK WP HR S P ERA WHIP	IP WLS BF H R ER SO BB IBB HBP BLK WP HR S P ERA WHIP	IP WLS BF H R ER SO BB IBB HBP BLK WP HR S P ERA WHIP	IP WLS BF H R ER SO BB IBB HBP BLK WP HR S P ERA WHIP	IP WLS BF H R ER SO BB IBB HBP BLK WP HR S P ERA WHIP	IP WLS BF H R ER SO BB IBB HBP BLK WP HR S P ERA WHIP	IP WLS BF H R ER SO BB IBB HBP BLK WP HR S P ERA WHIP	IP WLS BF H R ER SO BB IBB HBP BLK WP HR S P ERA WHIP	IP WLS BF H R ER SO BB IBB HBP BLK WP HR S P ERA WHIP	IP WLS BF H R ER SO BB IBB HBP BLK WP HR S P ERA WHIP	
Chan Ho Park, R ERA: 6.29	6.2	W	29	8	1	1	7	2	0	0	0	0	0	0	0	0	0	0	0	1	76	114	1.35	1.500
Rich Rodriguez, L ERA: 6.0	0.1	1	1	0	0	0	0	0	0	0	0	0	0	0	2	3	0.00	3.000						
Jay Powell, R ERA: 3.93	1.0	6	0	1	1	2	2	0	0	1	0	9	25	9.00	2.000									
Dan Kolb, R ERA: 3.98	1.0	3	0	0	0	0	0	0	0	0	12	16	0.00	0.000										

Houston Astros @ Texas Rangers
The Ballpark at Arlington, Arlington, TX
Mon Sep 02 2002, 3:05 PM EDT
Att: 24,468 - Cloudy - 92 F

AB 34
R 2
H 9
RBI 1
BB 4
SO 9
LOB 18



Batter	1	2	3	4	5	6	7	8	9	AB	R	H	RBI	BB	SO	LOB	BOTTOM						
Kevin Mench, R OBP: 0.344, SLG: 0.495 (1, 7)	G4-3		10 1B			K			G5-3	5	0	2	3	0	1	1							
10 Michael Young, R OBP: 0.315, SLG: 0.391 (1, 4)	K		FC6-4 1-3 2-H		G6-3		2B		2B	4	1	2	2	1	1	1							
Alex Rodriguez, R OBP: 0.403, SLG: 0.643 (1, 6)	G6-3		FC6-4 IBB			K			G6-3	4	0	1	1	1	1	1							
Rafael Palmeiro, L OBP: 0.395, SLG: 0.596 (1, 10)			L1-3 1B		P5		BB 1B BB		F5	3	0	1	0	2	0	2							
Herbert Perry, R OBP: 0.319, SLG: 0.452 (1, 3)	L1-3		FC6-4			BB				3	0	1	0	2	0	3							
Carl Everett, S OBP: 0.324, SLG: 0.429 (1, 9)			FC6-4 1B			1B			L6	4	1	2	0	1	0	4							
Todd Greene, R OBP: 0.243, SLG: 0.451 (1, 2)	FC6-4		1-2		F8		F7		F8	5	1	1	1	0	0	6							
Ruben Rivera, R OBP: 0.274, SLG: 0.337 (1, 8)			1B 1B			1B			L4	4	2	2	0	0	1	3							
Donnie Sadler, R OBP: 0.232, SLG: 0.234 (1, 5)			10 1B		K				F9	4	2	2	0	0	1	2							
			10 1B						S														
Inning Stats	R: 0 E: 0 K: 1 S: 8	H: 0 LOB: 0 BB: 0 P: 9	R: 0 E: 0 K: 0 S: 8	H: 2 LOB: 1 BB: 0 P: 12	R: 2 E: 0 K: 0 S: 15	H: 4 LOB: 2 BB: 1 P: 23	R: 2 E: 0 K: 1 S: 15	H: 3 LOB: 1 BB: 0 P: 22	R: 0 E: 0 K: 2 S: 17	H: 1 LOB: 3 BB: 2 P: 28	R: 1 E: 0 K: 1 S: 14	H: 1 LOB: 3 BB: 3 P: 33	R: 2 E: 0 K: 0 S: 13	H: 3 LOB: 1 BB: 0 P: 17	R: 0 E: 0 K: 0 S: 11	H: 0 LOB: 1 BB: 1 P: 19	1B: 10 2B: 4 3B: 0 HR: 1	SF: 0 SAC: 0 DP: 1 HBP: 0	WP: 0 PB: 0 SB: 1 CS: 0	PA: 43			
PITCHER	IP WLS BF H R ER SO BB IBB HBP BLK WP HR S P ERA WHIP	IP WLS BF H R ER SO BB IBB HBP BLK WP HR S P ERA WHIP	IP WLS BF H R ER SO BB IBB HBP BLK WP HR S P ERA WHIP	IP WLS BF H R ER SO BB IBB HBP BLK WP HR S P ERA WHIP	IP WLS BF H R ER SO BB IBB HBP BLK WP HR S P ERA WHIP	IP WLS BF H R ER SO BB IBB HBP BLK WP HR S P ERA WHIP	IP WLS BF H R ER SO BB IBB HBP BLK WP HR S P ERA WHIP	IP WLS BF H R ER SO BB IBB HBP BLK WP HR S P ERA WHIP	IP WLS BF H R ER SO BB IBB HBP BLK WP HR S P ERA WHIP	IP WLS BF H R ER SO BB IBB HBP BLK WP HR S P ERA WHIP	IP WLS BF H R ER SO BB IBB HBP BLK WP HR S P ERA WHIP	IP WLS BF H R ER SO BB IBB HBP BLK WP HR S P ERA WHIP	IP WLS BF H R ER SO BB IBB HBP BLK WP HR S P ERA WHIP	IP WLS BF H R ER SO BB IBB HBP BLK WP HR S P ERA WHIP	IP WLS BF H R ER SO BB IBB HBP BLK WP HR S P ERA WHIP	IP WLS BF H R ER SO BB IBB HBP BLK WP HR S P ERA WHIP	IP WLS BF H R ER SO BB IBB HBP BLK WP HR S P ERA WHIP	IP WLS BF H R ER SO BB IBB HBP BLK WP HR S P ERA WHIP	IP WLS BF H R ER SO BB IBB HBP BLK WP HR S P ERA WHIP	IP WLS BF H R ER SO BB IBB HBP BLK WP HR S P ERA WHIP	IP WLS BF H R ER SO BB IBB HBP BLK WP HR S P ERA WHIP	IP WLS BF H R ER SO BB IBB HBP BLK WP HR S P ERA WHIP	IP WLS BF H R ER SO BB IBB HBP BLK WP HR S P ERA WHIP
Jerome Robertson, L ERA: 6.75	2.2	L	13	6	2	2	1	0	0	0	0	17	24	13.50	2.250								
Ricky Stone, R ERA: 3.65	1.1	7	3	2	2	1	0	0	0	0	0	31	61	4.50	3.000								
54 Brad Lidge, R ERA: 0.64	2.0	13	2	1	1	3	4	1	0	0	0	1	13	17	18.00	3.000							
Brandon Puffer, R ERA: 5.6	1.0	6	3	2	2	0	0	0	0	0	1	13	17	18.00	3.000								
Nelson Cruz, R ERA: 4.46	1.0	4	0	0	0	0	1	0	0	0	0	11	19	0.00	1.000								

Houston Astros @ Texas Rangers
The Ballpark at Arlington, Arlington, TX
Mon Sep 02 2002, 3:05 PM EDT
Att: 24,468 - Cloudy - 92 F

AB 36
R 7
H 14
RBI 7
BB 7
SO 5
LOB 23



Batter	1	2	3	4	5	6	7	8	9	AB	R	H	RBI	BB	SO	LOB	TOP					
Mark Loretta, R (1, 6) OBP: 0.391, SLG: 0.362	1-1 G6-3		1-3 K			0-1 G4-6-3 1B		0-2 2B		4	0	2	0	0	1	0	Houston Astros @ San Diego Padres Qualcomm Stadium, San Diego, CA Wed Sep 04 2002, 10:05 PM EDT Att: 15,147 - Cloudy - 79 F					
Craig Biggio, R (1, 4) OBP: 0.343, SLG: 0.418	1-1 G5-3		0-3 K			0-1 G4-6-3 1-2		0-0 G1-3		4	0	0	0	0	1	2						
17 Lance Berkman, S (1, 7) OBP: 0.408, SLG: 0.588	0-0 F7			2-2 G4-3		0-0 1B		1-1 P5		4	0	1	0	0	0	0						
5 Jeff Bagwell, R (1, 3)		1-1 G4-1 2B		3-2 G5-3		1-0 L9		3-2 HR		4	1	2	1	0	0	1						
Orlando Merced, S (1, 9) OBP: 0.355, SLG: 0.456	1-1 P5		1-0 F8			2-3 K		2-1 G3-1		4	0	0	0	0	1	1						
Brad Ausmus, R (1, 2) OBP: 0.333, SLG: 0.373	0-2 G4-1		2-3 BB		0-3 K		0-0 G4-3		1-1 G6-3		4	0	0	0	0	1						
Geoff Blum, S (1, 5) OBP: 0.373, SLG: 0.449	4-2 BB		0-1 G3-1		0-1 K		1-3 K			2	0	0	0	1	1	0						
Brian Hunter, R (1, 8) OBP: 0.341, SLG: 0.402	1-3 K		0-1 1B		0-1 1B		1-2 F9			3	0	1	0	0	1	2						
Pete Munro, R (1, 1) Ricky Stone, R (6, 1) Pedro Borbon, R (7, 1) Brandon Puffer, R (7, 1) Jose Vizcaino, S (8, PH) Nelson Cruz, R (8, 1)	2-2 G6-3		1-0 F8			0-1 L9				2	0	0	0	0	0	1						
Inning Stats	R: 0 E: 0 K: 0 S: 5	H: 0 LOB: 0 BB: 0 P: 7	R: 0 E: 0 K: 1 S: 12	H: 1 LOB: 2 BB: 1 P: 19	R: 0 E: 0 K: 2 S: 9	H: 0 LOB: 0 BB: 0 P: 12	R: 0 E: 0 K: 0 S: 10	H: 0 LOB: 0 BB: 0 P: 16	R: 0 E: 0 K: 1 S: 8	H: 1 LOB: 1 BB: 0 P: 9	R: 0 E: 0 K: 0 S: 6	H: 2 LOB: 1 BB: 0 P: 7	R: 0 E: 0 K: 2 S: 8	H: 0 LOB: 3 BB: 0 P: 11	R: 0 E: 0 K: 0 S: 9	H: 1 LOB: 1 BB: 0 P: 10	R: 1 E: 0 K: 0 S: 9	H: 1 LOB: 0 BB: 0 P: 16	1B: 3 2B: 2 3B: 0 HR: 1	SF: 0 SAC: 0 DP: 1 HBP: 0	WP: 0 PB: 0 SB: 0 CS: 0	PA: 33
PITCHER Brett Tomko, R (1, 1) ERA: 4.03	IP: 9.0 WLS: W BF: 33 H: 6 R: 1 ER: 1 SO: 6 BB: 1 IBB: 0 HBP: 0 BLK: 0 WP: 0 HR: 1 S: 76 P: 107 ERA: 1.00 WHIP: 0.778															PITCHER	IP: WLS: BF: H: R: ER: SO: BB: IBB: HBP: BLK: WP: HR: S: P: ERA: WHIP:					

AB	32
R	1
H	6
RBI	1
BB	1
SO	6
LOB	8



Batter	1	2	3	4	5	6	7	8	9	AB	R	H	RBI	BB	SO	LOB	BOTTOM			
Ramón Vázquez, L (1, 4) OBP: 0.354, SLG: 0.360	0-1 G3-1		2-1 F8		2-0 1B		1-2 1B 2B	2-3 K2-3		5	1	2	0	0	1	1	Houston Astros @ San Diego Padres Qualcomm Stadium, San Diego, CA Wed Sep 04 2002, 10:05 PM EDT Att: 15,147 - Cloudy - 79 F			
Mark Kotsay, L (1, 8) OBP: 0.383, SLG: 0.459	2-1 G3-1		2-1 1B		2-0 F7		0-0 2B 1B			4	1	2	1	0	0	1				
Ryan Klesko, L (1, 3) OBP: 0.391, SLG: 0.532	1-2 G6-3		3-H K			0-1 FC1-5 2B	1-2 1B FC3-2 2B			4	0	2	1	0	1	1				
Ron Gant, R (1, 7) OBP: 0.345, SLG: 0.515		2-2 L8		2-2 HR		3-1 FC1-5 1B HBP	FC3-2 1B IBB			2	2	1	1	1	0	0				
Bubba Trammell, R (1, 9) Gene Kingsale, S (6, PR) OBP: 0.369, SLG: 0.431	0-0 F7		0-0 F9		0-1 FC1-5 1B	3-2 FC3-2 1B				3	0	0	0	0	0	2				
Sean Burroughs, L (1, 5) OBP: 0.274, SLG: 0.295	2-1 1B		2-1 G3		1-1 G3	1-2 2-3 3-H 1B	1-2 FC3-2 1B			4	0	2	1	0	0	3				
Deivi Cruz, R (1, 6) OBP: 0.303, SLG: 0.384	0-1 G6-3		2-1 F8		2-1 F8	1-0 P4	1-2 FC6-4 1B			4	0	0	0	0	0	6				
Wiki Gonzalez, R (1, 2) OBP: 0.358, SLG: 0.336			4-0 F8 SH1-4 1B BB		0-0 G6-3	0-1 F9		0-3 K		3	1	0	0	1	1	2				
Brett Tomko, R (1, 1) OBP: 0.197, SLG: 0.217			0-1 SH1-4		2-1 G6-3		0-3 K	2-1 P4		3	0	0	0	0	1	0				
Inning Stats	R: 0 E: 0 K: 0 S: 7	H: 0 LOB: 0 BB: 0 P: 10	R: 0 E: 0 K: 0 S: 8	H: 1 LOB: 1 BB: 0 P: 12	R: 1 E: 0 K: 1 S: 9	H: 1 LOB: 1 BB: 1 P: 18	R: 1 E: 0 K: 0 S: 9	H: 1 LOB: 0 BB: 0 P: 14	R: 0 E: 0 K: 0 S: 5	H: 1 LOB: 1 BB: 0 P: 11	R: 1 E: 0 K: 0 S: 9	H: 2 LOB: 2 BB: 0 P: 14	R: 2 E: 0 K: 1 S: 16	H: 4 LOB: 3 BB: 1 P: 25	R: 0 E: 0 K: 2 S: 8	H: 0 LOB: 0 BB: 0 P: 12	1B: 7 2B: 2 3B: 0 HR: 1	SF: 0 SAC: 1 DP: 0 HBP: 1	WP: 0 PB: 0 SB: 0 CS: 0	PA: 37
PITCHER Pete Munro, R (1, 1) ERA: 2.95 Ricky Stone, R (6, 1) ERA: 3.73 Pedro Borbon, L (7, 1) ERA: 4.79 Brandon Puffer, R (7, 1) ERA: 5.56 Nelson Cruz, R (8, 1) ERA: 4.4	IP: 1.0 WLS: L BF: 4 H: 1 R: 1 ER: 1 SO: 1 BB: 0 IBB: 0 HBP: 0 BLK: 0 WP: 0 HR: 0 S: 9 P: 11 ERA: 9.00 WHIP: 1.000															PITCHER	IP: WLS: BF: H: R: ER: SO: BB: IBB: HBP: BLK: WP: HR: S: P: ERA: WHIP:			



Batter	1	2	3	4	5	6	7	8	9	10	11	AB	R	H	RBI	BB	SO	LOB	TOP							
Jose Vizcaino, S OBP: 0.342, SLG: 0.402	K			SH1-3 1B		F2			L8		17 1B 5 1B SH	5	1	2	0	0	1	0								
Craig Biggio, R OBP: 0.343, SLG: 0.416	G1-3			SH1-3		F9			17 5 1B BB		SH 5 1B 17 1B SF8	2	1	0	0	1	0	0								
17 Lance Berkman, S OBP: 0.408, SLG: 0.586	K			K		K			5 1B 1-2		5 1B 3B	5	1	2	0	0	3	1								
5 Jeff Bagwell, R OBP: 0.397, SLG: 0.517		G6-3		K		K			1-2 2H 1B		3B 1B	5	1	2	1	0	1	1								
Orlando Merced, S OBP: 0.337, SLG: 0.461																										
Billy Wagner, L OBP: 0.300, SLG: 0.362																										
Mark Loretta, R OBP: 0.300, SLG: 0.362																										
Octavio Dotel, R OBP: 0.300, SLG: 0.362																										
Brad Ausmus, R OBP: 0.332, SLG: 0.369																										
Geoff Blum, S OBP: 0.371, SLG: 0.445																										
Brian Hunter, R OBP: 0.343, SLG: 0.418																										
Wade Miller, R OBP: 0.290, SLG: 0.245																										
Daryle Ward, L OBP: 0.328, SLG: 0.415																										
Tom Gordon, R OBP: 0.300, SLG: 0.333																										
16 Jason Lane, R OBP: 0.300, SLG: 0.333																										
Inning Stats	R: 0 E: 0 K: 2 S: 12	H: 0 LOB: 0 BB: 0 P: 17	R: 0 E: 0 K: 0 S: 6	H: 1 LOB: 0 BB: 0 P: 8	R: 0 E: 0 K: 1 S: 5	H: 0 LOB: 0 BB: 0 P: 8	R: 0 E: 0 K: 2 S: 9	H: 1 LOB: 1 BB: 0 P: 13	R: 0 E: 0 K: 2 S: 15	H: 2 LOB: 2 BB: 0 P: 19	R: 0 E: 0 K: 1 S: 6	H: 0 LOB: 0 BB: 0 P: 8	R: 0 E: 0 K: 1 S: 6	H: 0 LOB: 0 BB: 0 P: 10	R: 0 E: 0 K: 0 S: 6	H: 0 LOB: 0 BB: 0 P: 8	R: 0 E: 0 K: 0 S: 10	H: 2 LOB: 2 BB: 1 P: 17	R: 0 E: 0 K: 1 S: 8	H: 1 LOB: 1 BB: 0 P: 13	R: 5 E: 1 K: 1 S: 18	H: 4 LOB: 1 BB: 1 P: 31	1B: 9 2B: 1 3B: 1 HR: 0	SF: 1 SAC: 2 DP: 1 HBP: 0	WP: 0 PB: 0 SB: 0 CS: 0	PA: 45
PITCHER	IP WLS BF H R ER SO BB IBB HBP BLK WP HR S P ERA WHIP	44 Jake Peavy, R ERA: 4.4	7.0 1.1 6 1 0 0 0 1 0 0 0 0 0 12 20 0.00 1.500	Brandon Villaluerte, R ERA: 1.74	1.2 6 2 0 0 1 0 0 0 0 0 0 0 0 12 18 0.00 1.200	Trevor Hoffman, R ERA: 2.65	0.0 L 2 1 2 2 0 0 0 0 0 0 0 0 4 7 = =	Jonathan Johnson, R ERA: 3.38	0.0 1 1 0 0 0 0 0 0 0 0 0 0 0 3 6 = =	PITCHER	IP WLS BF H R ER SO BB IBB HBP BLK WP HR S P ERA WHIP	Doug Nickle, R ERA: 5.87	0.1 0 3 1 3 2 1 0 0 0 0 0 0 0 7 8 27.00 1.500	Mike Bynum, L ERA: 4.5	(11, 1) 0.2 3 1 3 2 1 0 0 0 0 0 0 0 0 7 8 27.00 1.500											

Houston Astros @ San Diego Padres
Qualcomm Stadium, San Diego, CA
Thu Sep 05 2002, 5:05 PM EDT
Att: 12,849 - Cloudy - 82 F

AB 40
R 5
H 11
RBI 5
BB 2
SO 11
LOB 15



Batter	1	2	3	4	5	6	7	8	9	10	11	AB	R	H	RBI	BB	SO	LOB	BOTTOM					
Ramón Vázquez, L OBP: 0.356, SLG: 0.365	BB 1B								G3			4	0	2	0	0	1	0						
Devlin Cruz, R OBP: 0.302, SLG: 0.383									2-3			1	0	0	0	0	0	2						
Mark Kotsay, L OBP: 0.369, SLG: 0.454	F9								G4-3			5	0	0	0	0	0	4						
Ryan Klesko, L OBP: 0.391, SLG: 0.529	G6-3 BB								G4-3															
Phil Nevin, R OBP: 0.337, SLG: 0.432	G6-3								1B															
Sean Burroughs, L OBP: 0.282, SLG: 0.303																								
Julius Matos, R OBP: 0.291, SLG: 0.299																								
Gene Kingsale, S OBP: 0.370, SLG: 0.427																								
29 Kory DelHaan, L OBP: 0.260, SLG: 0.200																								
Trevor Hoffman, R ERA: 2.65																								
Jonathan Johnson, R ERA: 3.38																								
Mike Holtz, L ERA: 4.54																								
Doug Nickle, R ERA: 5.87																								
Mike Bynum, L ERA: 4.5																								
Brian Burroughs, R OBP: 0.312, SLG: 0.436																								
Wiki Gonzalez, R OBP: 0.361, SLG: 0.336																								
Tom Lampkin, L OBP: 0.305, SLG: 0.353																								
44 Jake Peavy, R OBP: 0.282, SLG: 0.303																								
Bubba Trammell, R OBP: 0.334, SLG: 0.406																								
Brandon Villaluerte, R OBP: 0.302, SLG: 0.383																								
Cesar Crespo, S OBP: 0.200, SLG: 0.118																								
Inning Stats	R: 0 E: 0 K: 0 S: 13	H: 1 LOB: 1 BB: 1 P: 22	R: 0 E: 0 K: 1 S: 8	H: 1 LOB: 2 BB: 1 P: 14	R: 0 E: 0 K: 1 S: 8	H: 0 LOB: 0 BB: 0 P: 11	R: 0 E: 0 K: 2 S: 11	H: 2 LOB: 2 BB: 0 P: 13	R: 0 E: 0 K: 2 S: 10	H: 1 LOB: 3 BB: 1 P: 18	R: 0 E: 0 K: 1 S: 9	H: 1 LOB: 2 BB: 1 P: 19	R: 0 E: 0 K: 1 S: 8	H: 0 LOB: 0 BB: 0 P: 15	R: 0 E: 0 K: 0 S: 9	H: 1 LOB: 1 BB: 0 P: 14	R: 0 E: 1 K: 1 S: 12	H: 0 LOB: 1 BB: 0 P: 17	R: 0 E: 0 K: 2 S: 8	H: 0 LOB: 0 BB: 0 P: 9	1B: 6 2B: 1 3B: 0 HR: 0	SF: 0 SAC: 1 DP: 1 HBP: 0	WP: 1 PB: 0 SB: 0 CS: 0	PA: 45
PITCHER	IP WLS BF H R ER SO BB IBB HBP BLK WP HR S P ERA WHIP	Wade Miller, R ERA: 3.64	1.1 5 1 0 0 0 1 0 0 0 0 0 0 10 20 0.00 0.750	Tom Gordon, R ERA: 3.23	1.2 W 6 0 0 0 1 0 0 0 0 1 0 19 26 0.00 0.000	Billy Wagner, L ERA: 2.65	1.0 3 0 0 0 0 2 0 0 0 0 0 0 8 9 0.00 0.000	PITCHER	IP WLS BF H R ER SO BB IBB HBP BLK WP HR S P ERA WHIP	44 Jake Peavy, R ERA: 4.4	0.1 0 3 1 3 2 1 0 0 0 0 0 0 7 8 27.00 1.500	Mike Bynum, L ERA: 4.5	(11, 1) 0.2 3 1 3 2 1 0 0 0 0 0 0 0 7 8 27.00 1.500											

Houston Astros @ San Diego Padres
Qualcomm Stadium, San Diego, CA
Thu Sep 05 2002, 5:05 PM EDT
Att: 12,849 - Cloudy - 82 F

AB 39
R 0
H 7
RBI 0
BB 5
SO 11
LOB 26



Batter	1	2	3	4	5	6	7	8	9	AB	R	H	RBI	BB	SO	LOB	TOP			
Brian Hunter, R (1,8) OBP: 0.348, SLG: 0.437 Daryle Ward, L (9,PH) OBP: 0.330, SLG: 0.417 28 Adam Everett, R (9,PR) OBP: 0.301, SLG: 0.236	1-1 1B 1B 2B	1-0 2B	3-3 K				2-2 G1-3		2-2 1B	4	1	2	0	0	1	10				
Craig Biggio, R (1,4) OBP: 0.344, SLG: 0.415	1-0 G3 1B	1-1 F7			0-3 K		4-2 5 BB 17 FC5 BB		0-3 K	4	0	1	0	1	2	3				
17 Lance Berkman, S (1,7) OBP: 0.408, SLG: 0.590	0-0 G3 1B		1-2 HR		0-1 F7		0-0 FC5 5 BB		0-2 F8	5	1	2	2	0	0	2				
5 Jeff Bagwell, R (1,3) OBP: 0.399, SLG: 0.516	0-2 F9		4-1 BB		4-2 BB		4-2 G4-6-3 BB			1	0	0	0	3	0	2				
Orlando Merced, S (1,9) OBP: 0.355, SLG: 0.455 16 Jason Lane, R (8,9) OBP: 0.300, SLG: 0.333	2-1 G3		1-0 F5		4-1 BB		2-1 G4-6-3			3	0	0	0	1	0	6				
Brad Ausmus, R (1,2) OBP: 0.329, SLG: 0.365	2-2 P4		0-3 K		2-3 K				1-1 G3-1	4	0	0	0	0	2	5				
Geoff Blum, S (1,5)		4-1 2B BB	2-2 F9		0-3 K				1-1 G1-3	3	0	0	0	1	1	1				
Mark Loretta, R (1,6) OBP: 0.345, SLG: 0.356 Octavio Dotel, R (8,1)		1-3 K		2-1 F7		1-0 P3			3-2 G4-3	4	0	0	0	0	1	1				
Kirk Saarloos, R (1,1) OBP: 0.083, SLG: 0.125 Ricky Stone, R (6,1) Tom Gordon, R (7,1) Jose Vizcaino, S (8,6) OBP: 0.341, SLG: 0.401		0-0 F3		0-3 K		1-3 K			2-2 G4-3	3	0	0	0	0	2	1				
Inning Stats	R: 1 E: 0 K: 0 S: 13	H: 3 LOB: 2 BB: 0 P: 19	R: 0 E: 0 K: 1 S: 8	H: 1 LOB: 2 BB: 1 P: 15	R: 1 E: 0 K: 1 S: 13	H: 1 LOB: 1 BB: 1 P: 21	R: 0 E: 0 K: 2 S: 8	H: 0 LOB: 0 BB: 0 P: 13	R: 0 E: 0 K: 2 S: 12	H: 0 LOB: 2 BB: 2 P: 22	R: 0 E: 0 K: 0 S: 11	H: 0 LOB: 2 BB: 2 P: 23	R: 0 E: 0 K: 0 S: 8	H: 0 LOB: 0 BB: 0 P: 13	R: 0 E: 0 K: 1 S: 12	H: 1 LOB: 1 BB: 0 P: 16	1B: 3 2B: 2 3B: 0 HR: 1	SF: 0 SAC: 0 DP: 1 HBP: 0	WP: 0 PB: 0 SB: 1 CS: 0	PA: 39
PITCHER	IP WLS BF H R ER SO BB IBB HBP BLK WP HR S P ERA WHIP	7.0 3 32 5 2 2 8 6 0 0 0 0 0 1 72 122 2.57 1.571	1.0 W 3 0 0 0 0 0 0 0 0 0 0 0 8 13 0.00 0.000	1.0 S 4 1 0 0 1 0 0 0 0 0 0 0 12 16 0.00 1.000	PITCHER															

Houston Astros @ Los Angeles Dodgers
Dodger Stadium, Los Angeles, CA
Fri Sep 06 2002, 7:10 PM PDT
Att: 47,138 - Cloudy - 70 F

AB	33
R	2
H	6
RBI	2
BB	6
SO	9
LOB	21

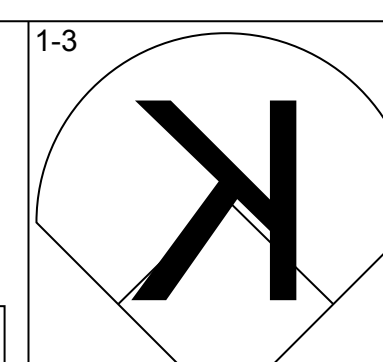
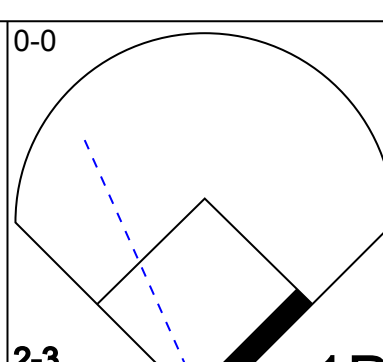



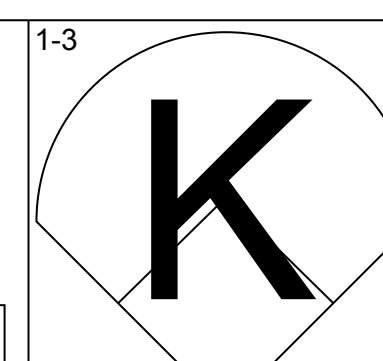
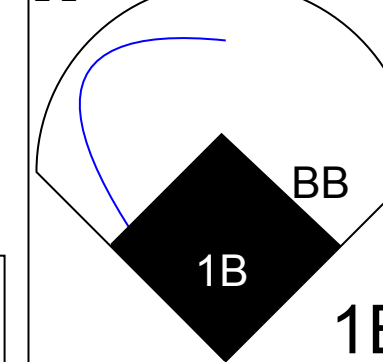
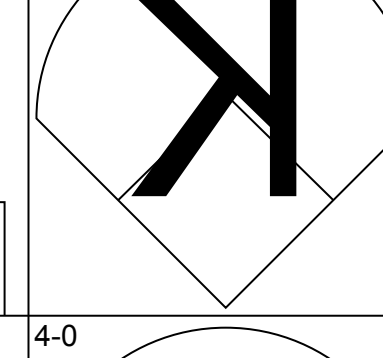
Batter	1	2	3	4	5	6	7	8	9	AB	R	H	RBI	BB	SO	LOB	BOTTOM			
Dave Roberts, L (1,8) OBP: 0.355, SLG: 0.368	3-2 G4-3		0-1 G1-3			2-1 F8 1B S	2-1 FC4-6			4	1	1	0	0	0	3				
Paul Lo Duca, R (1,2) OBP: 0.325, SLG: 0.398	2-1 F8		1-2 F8			1-2 F8 1B HBP	0-0 F9			3	0	0	0	0	0	3				
Adrián Beltré, R (1,5) OBP: 0.312, SLG: 0.446	3-2 P4			1-1 G4-3		2-1 F8		1-1 P6		4	0	0	0	0	0	2				
Shawn Green, L (1,9) OBP: 0.383, SLG: 0.582		2-2 G6-3		1-0 G3-1		4-0 1B IBB		4-2 1B SF7 BB		2	1	0	0	2	0	0				
Brian Jordan, R (1,7) OBP: 0.319, SLG: 0.441		0-0 L8		2-2 G6-3		0-2 1B		0-1 1B		4	0	2	1	0	0	0				
Eric Karros, R (1,3) OBP: 0.327, SLG: 0.394		2-1 G5-3			0-0 G6-3	0-2 L5		2-2 SF7		3	0	0	1	0	0	2				
Mark Grudzielanek, R (1,4) OBP: 0.303, SLG: 0.371 Cesar Izturis, S (9,6) OBP: 0.249, SLG: 0.298			0-2 1B 2B		1-2 G6-3 BB 1B		0-0 FC4-6 SH1-4 1B		3-3 K	4	1	3	0	0	1	1				
Alex Cora, L (1,6) OBP: 0.379, SLG: 0.442 (9,4)			2-2 G1-3 2H 1B		4-0 BB 1B		0-1 SH1-4			1	0	1	1	1	0	0				
Hideo Nomo, R (1,1) OBP: 0.103, SLG: 0.074 Dave Hansen, L (7,PH) OBP: 0.372, SLG: 0.411 Wilkin Ruan, R (7,PR) OBP: 0.697, SLG: 1.000 Paul Quantrill, L (8,1) Eric Gagne, R (9,1)			0-3 K		0-1 G6-3		4-0 FC4-6 IBB			2	0	0	0	0	1	3				
Inning Stats	R: 0 E: 0 K: 0 S: 8	H: 0 LOB: 0 BB: 0 P: 16	R: 0 E: 0 K: 0 S: 6	H: 0 LOB: 0 BB: 0 P: 10	R: 1 E: 0 K: 1 S: 16	H: 2 LOB: 1 BB: 0 P: 19	R: 0 E: 0 K: 0 S: 6	H: 0 LOB: 0 BB: 0 P: 10	R: 0 E: 0 K: 0 S: 7	H: 1 LOB: 1 BB: 1 P: 12	R: 1 E: 0 K: 0 S: 13	H: 2 LOB: 2 BB: 1 P: 22	R: 0 E: 0 K: 0 S: 6	H: 1 LOB: 2 BB: 1 P: 12	R: 1 E: 0 K: 1 S: 16	H: 1 LOB: 1 BB: 1 P: 26	1B: 6 2B: 1 3B: 0 HR: 0	SF: 1 SAC: 1 DP: 0 HBP: 1	WP: 0 PB: 0 SB: 1 CS: 0	PA: 34
PITCHER	IP WLS BF H R ER SO BB IBB HBP BLK WP HR S P ERA WHIP	5.1 B 22 4 2 2 1 4 2 2 1 0 0 7 7 0.00 1.500	0.2 B 2 1 0 0 0 0 0 0 0 0 0 0 6 12 0.00 1.000	1.0 L 5 1 1 1 1 1 0 0 0 0 0 16 26 9.00 2.000	PITCHER															

Houston Astros @ Los Angeles Dodgers
Dodger Stadium, Los Angeles, CA
Fri Sep 06 2002, 7:10 PM PDT
Att: 47,138 - Cloudy - 70 F

AB	27
R	3
H	7
RBI	3
BB	4
SO	2
LOB	14



Batter	1	2	3	4	5	6	7	8	9	AB	R	H	RBI	BB	SO	LOB	TOP										
Brian Hunter, R OBP: 0.343, SLG: 0.427 (1, 8)			G5-3		G6-3			P4		5	0	1	0	0	1	0	Houston Astros @ Los Angeles Dodgers Dodger Stadium, Los Angeles, CA Sat Sep 07 2002, 1:10 PM PDT Att: 30,626 - Sunny - 78 F										
Craig Biggio, R OBP: 0.341, SLG: 0.411 (1, 4)	F2		L9		G6-3	SF8		G6-3		4	0	0	1	0	0	0											
17 Lance Berkman, S OBP: 0.407, SLG: 0.586 (1, 7)	G1-6-3			F2	5 HR	F7		G6-3		5	1	1	0	0	0	1											
5 Jeff Bagwell, R OBP: 0.401, SLG: 0.524 (1, 3)		SH2-3 1B BB		1B	2B	HR		G5-3	F9	4	2	2	2	1	0	0											
Mark Loretta, R OBP: 0.353, SLG: 0.366 (1, 5)		SH2-3 1B		16 1B	1B	1B		1B	G4-3	5	2	4	1	0	0	0											
Jose Vizcaino, S OBP: 0.343, SLG: 0.402 (1, 6)	SH2-3		L8		1B	1B		1B	K2-3	4	0	2	0	0	1	1											
16 Jason Lane, R OBP: 0.294, SLG: 0.323 (1, 9)	L6		1B		K			F8		4	0	1	0	0	1	6											
Gregg Zaun, S OBP: 0.273, SLG: 0.314 (1, 2)	F3		1B		1B	SH5-4 SF8		1B		4	1	3	2	0	0	2											
Carlos Hernández, S OBP: 0.222, SLG: 0.176 Dave Micki, R OBP: 0.152, SLG: 0.231 (8, 1)			G6-3	G3		SH5-4	L7			3	0	0	0	0	0	4											
										0	0	0	0	0	0	0											
Inning Stats	R: 0 E: 0 K: 1 S: 7	H: 0 LOB: 0 BB: 0 P: 11	R: 0 E: 0 K: 0 S: 13	H: 1 LOB: 2 BB: 1 P: 21	R: 0 E: 0 K: 0 S: 8	H: 0 LOB: 0 BB: 0 P: 11	R: 2 E: 0 K: 0 S: 13	H: 4 LOB: 2 BB: 0 P: 16	R: 2 E: 0 K: 1 S: 12	H: 4 LOB: 1 BB: 0 P: 19	R: 1 E: 0 K: 0 S: 7	H: 2 LOB: 1 BB: 0 P: 8	R: 1 E: 0 K: 0 S: 13	H: 3 LOB: 2 BB: 0 P: 17	R: 0 E: 0 K: 0 S: 5	H: 0 LOB: 0 BB: 0 P: 8	R: 0 E: 0 K: 1 S: 7	H: 0 LOB: 0 BB: 0 P: 12	1B: 12 2B: 1 3B: 0 HR: 1	SF: 1 SAC: 2 DP: 0 HBP: 0	WP: 0 PB: 0 SB: 0 CS: 0	PA: 42					
PITCHER	IP	WLS	BF	H	R	ER	SO	BB	IBB	HBP	BLK	WP	HR	S	P	ERA	WHIP										
Omar Daal, L ERA: 3.59 (1, 1)	4.2	L	24	9	4	4	1	1	0	0	0	0	1	50	74	7.71	2.143										
Guillermo Mota, R ERA: 4.53 (5, 1)	0.1		1	0	0	0	1	0	0	0	0	0	0	3	4	0.00	0.000										
Giovanni Carrara, R ERA: 3.62 (6, 1)	2.0		11	5	2	2	0	0	0	0	0	0	0	20	25	9.00	2.500										
Kevin Brown, R ERA: 4.45 (8, 1)	1.0		3	0	0	0	0	0	0	0	0	0	0	5	8	0.00	0.000										
Kevin Beirne, R ERA: 2.38 (9, 1)	1.0		3	0	0	0	1	0	0	0	0	0	0	7	12	0.00	0.000										

Batter	1	2	3	4	5	6	7	8	9	AB	R	H	RBI	BB	SO	LOB	BOTTOM										
Marquis Grissom, R OBP: 0.317, SLG: 0.486 (1, 8)					G5-3		F8			3	0	0	0	1	1	2	Houston Astros @ Los Angeles Dodgers Dodger Stadium, Los Angeles, CA Sat Sep 07 2002, 1:10 PM PDT Att: 30,626 - Sunny - 78 F										
Paul Lo Duca, R OBP: 0.325, SLG: 0.397 (1, 2)		F7			G1-3		FC6-4			4	1	1	0	0	0	3											
Shawn Green, L OBP: 0.381, SLG: 0.577 (1, 9)			G3		G4-3			G3		4	0	0	0	0	1	2											
Adrián Beltré, R OBP: 0.311, SLG: 0.444 (1, 5)	BB 1B BB		L5		G1-3		G4-3			3	0	0	0	1	0	0											
Brian Jordan, R OBP: 0.319, SLG: 0.439 (1, 7)	BB 1B		L9		K		F8			4	0	1	1	0	1	0											
Eric Karros, R OBP: 0.329, SLG: 0.396 (1, 3)	BB		G1-3		G1-3		G6-3			3	0	1	0	1	0	0											
Mark Grudzielanek, R OBP: 0.303, SLG: 0.370 (1, 4)	P4		G6-3		K		G6-4-3 1B			4	0	1	0	0	1	4											
Cesar Izturis, S OBP: 0.249, SLG: 0.299 Tyler Houston, L OBP: 0.329, SLG: 0.438 (9, PH)		G5-3		G1-3		FC4-6 1B	G6-4-3 1B			3	0	1	0	0	0	0											
Omar Daal, L ERA: 3.59 (1, 1)	7.0	W	29	5	1	1	4	3	0	0	0	0	0	0	0	0											
Guillermo Mota, R ERA: 4.53 (5, PH)	0.1									1	0	0	0	0	0	0											
Jolbert Cabrera, R ERA: 3.62 (6, PH)	2.0									0	0	0	0	0	0	0											
Giovanni Carrara, R ERA: 3.62 (6, PH)	1.0									0	0	0	0	0	0	0											
Jeff Reboulet, R OBP: 0.302, SLG: 0.283 Kevin Brown, R OBP: 0.303, SLG: 0.474 Kevin Beirne, L (9, 1)	1.0									0	0	0	0	0	0	0											
Inning Stats	R: 1 E: 0 K: 2 S: 15	H: 2 LOB: 3 BB: 2 P: 26	R: 0 E: 0 K: 0 S: 11	H: 0 LOB: 1 BB: 1 P: 22	R: 0 E: 0 K: 0 S: 4	H: 0 LOB: 0 BB: 0 P: 7	R: 0 E: 0 K: 0 S: 5	H: 0 LOB: 0 BB: 0 P: 7	R: 0 E: 0 K: 0 S: 9	H: 1 LOB: 1 BB: 0 P: 15	R: 0 E: 0 K: 2 S: 10	H: 1 LOB: 1 BB: 0 P: 14	R: 0 E: 0 K: 0 S: 9	H: 1 LOB: 1 BB: 0 P: 13	R: 0 E: 0 K: 0 S: 3	H: 0 LOB: 0 BB: 0 P: 4	R: 0 E: 0 K: 0 S: 5	H: 1 LOB: 0 BB: 0 P: 6	1B: 4 2B: 2 3B: 0 HR: 0	SF: 0 SAC: 0 DP: 1 HBP: 0	WP: 0 PB: 0 SB: 0 CS: 0	PA: 35					
PITCHER	IP	WLS	BF	H	R	ER	SO	BB	IBB	HBP	BLK	WP	HR	S	P	ERA	WHIP										
Carlos Hernández, L ERA: 4.54 (1, 1)	7.0	W	29	5	1	1	4	3	0	0	0	0	0	8	10	0.00	0.500										
Dave Micki, R ERA: 5.44 (8, 1)	2.0		6	1	0	0	0	0	0	0	0	0	0	8	10	0.00	0.500										



Batter	1	2	3	4	5	6	7	8	9	AB	R	H	RBI	BB	SO	LOB	TOP					
Brian Hunter, R OBP: 0.351, SLG: 0.463	P6		HR			1B		P3		5	1	3	2	0	0	0	Houston Astros @ Los Angeles Dodgers Dodger Stadium, Los Angeles, CA Sun Sep 08 2002, 4:10 PM PDT Att: 42,934 - Sunny - 78 F					
Craig Biggio, R OBP: 0.341, SLG: 0.416	HR		K	K		G5-3			BB	4	2	1	1	1	2	2						
17 Lance Berkman, S OBP: 0.405, SLG: 0.588	P4		G4-3	G4-3		G4-3			HR	5	1	1	2	0	0	2						
5 Jeff Bagwell, R OBP: 0.401, SLG: 0.522	S		1B	BB		G4-3			G4-3	4	0	1	0	1	0	0						
Mark Loretta, R OBP: 0.358, SLG: 0.368	1B		1B			F8			G6-3	4	0	2	0	1	0	0						
Jose Vizcaino, S OBP: 0.341, SLG: 0.402	L3		F9			2B			G6-3	5	1	1	0	0	0	5						
Brad Ausmus, R OBP: 0.328, SLG: 0.366		P4		G6-3		2B				4	0	1	1	0	0	1						
16 Jason Lane, R OBP: 0.316, SLG: 0.303		L7		44 BB		2B			F7	2	1	0	0	2	0	0						
44 Roy Oswalt, R OBP: 0.158, SLG: 0.125			K			2B			G1-3	3	0	0	0	0	1	2						
Octavio Dotel, R ERA: 2.57										0	0	0	0	0	0	0						
Billy Wagner, L ERA: 3.49										0	0	0	0	0	0	0						
Inning Stats	R: 1 E: 0 K: 0 S: 18	H: 2 LOB: 2 BB: 1 P: 29	R: 0 E: 0 K: 1 S: 9	H: 0 LOB: 0 BB: 0 P: 13	R: 1 E: 0 K: 1 S: 13	H: 2 LOB: 2 BB: 1 P: 21	R: 1 E: 0 K: 1 S: 16	H: 1 LOB: 2 BB: 2 P: 33	R: 1 E: 0 K: 0 S: 12	H: 2 LOB: 0 BB: 1 P: 23	R: 0 E: 0 K: 0 S: 5	H: 1 LOB: 1 BB: 0 P: 6	R: 0 E: 0 K: 0 S: 13	H: 1 LOB: 1 BB: 0 P: 17	R: 0 E: 0 K: 0 S: 8	H: 0 LOB: 0 BB: 0 P: 12	R: 2 E: 0 K: 0 S: 12	H: 1 LOB: 0 BB: 1 P: 20	1B: 4 2B: 3 3B: 0 HR: 3	SF: 0 SAC: 0 DP: 0 HBP: 0	WP: 0 PB: 0 SB: 1 CS: 0	PA: 42
PITCHER	IP WLS BF H R ER SO BB IBB HBP BLK WP HR S P ERA WHIP																					
Kaz Ishii, L ERA: 4.27	3.1 L 19 5 3 3 2 4 0 0 0 0 2 50 87 8.10 2.700																					
Kevin Beirne, R ERA: 2.57	2.2 11 3 1 1 1 0 1 0 0 0 0 23 38 3.38 1.125																					
Guillermo Mota, R ERA: 4.34	2.0 7 1 0 0 0 0 0 0 0 0 0 21 29 0.00 0.500																					
Paul Shuey, R ERA: 3.49	1.0 5 1 2 2 0 1 0 0 0 0 1 12 20 18.00 2.000																					

Batter	1	2	3	4	5	6	7	8	9	AB	R	H	RBI	BB	SO	LOB	BOTTOM			
Dave Roberts, L OBP: 0.356, SLG: 0.367	G6-3			S		FC6-4		P4		3	0	1	0	1	0	3	Houston Astros @ Los Angeles Dodgers Dodger Stadium, Los Angeles, CA Sun Sep 08 2002, 4:10 PM PDT Att: 42,934 - Sunny - 78 F			
Alex Cora, L OBP: 0.377, SLG: 0.443	K			L8		FC6-4				4	0	1	2	0	1	2				
Adrián Beltré, R OBP: 0.309, SLG: 0.440	G3-1			K				F3		4	0	0	0	0	2	4				
Shawn Green, L OBP: 0.378, SLG: 0.573		K		G4-3						4	0	0	0	0	3	1				
Brian Jordan, R OBP: 0.316, SLG: 0.435		K			G5-3					4	0	0	0	0	3	0				
Tyler Houston, L OBP: 0.328, SLG: 0.437					G6-3					3	1	1	0	0	0	0				
Paul Lo Duca, R OBP: 0.324, SLG: 0.396								BB		1	0	0	0	0	1	0				
Mark Grudzielanek, R OBP: 0.303, SLG: 0.370			L9		F8			BB		3	1	1	0	0	0	0				
Chad Kreuter, S OBP: 0.346, SLG: 0.396										2	0	0	0	0	1	0				
Mike Kinkade, R OBP: 0.435, SLG: 0.610			P6					F2		1	0	0	0	0	0	2				
David Ross, R OBP: 0.444, SLG: 0.857										0	0	0	0	0	0	0				
Kaz Ishii, L OBP: 0.158, SLG: 0.125										1	0	0	0	0	1	0				
Kevin Beirne, L ERA: 2.57										0	0	0	0	0	0	0				
Joe Thurston, L ERA: 2.57										0	0	0	0	0	0	0				
Guillermo Mota, R ERA: 4.34										0	0	0	0	0	0	0				
Dave Hansen, L OBP: 0.377, SLG: 0.443										0	0	0	0	1	0	0				
Wilkin Ruiz, R OBP: 0.267, SLG: 0.300										0	0	0	0	0	0	0				
Paul Shuey, R ERA: 3.49										0	0	0	0	0	0	0				
Inning Stats	R: 0 E: 0 K: 1 S: 10	H: 0 LOB: 0 BB: 0 P: 13	R: 0 E: 0 K: 2 S: 9	H: 0 LOB: 0 BB: 0 P: 11	R: 0 E: 0 K: 1 S: 9	H: 0 LOB: 0 BB: 0 P: 12	R: 0 E: 0 K: 1 S: 12	H: 1 LOB: 1 BB: 0 P: 15	R: 0 E: 0 K: 0 S: 7	H: 0 LOB: 0 BB: 1 P: 13	R: 0 E: 0 K: 3 S: 12	H: 0 LOB: 0 BB: 0 P: 15	R: 2 E: 0 K: 0 S: 19	H: 3 LOB: 3 BB: 1 P: 29	R: 0 E: 0 K: 3 S: 12	H: 0 LOB: 0 BB: 0 P: 18	1B: 3 2B: 1 3B: 0 HR: 0	SF: 0 SAC: 0 DP: 0 HBP: 0	WP: 0 PB: 0 SB: 1 CS: 0	PA: 33
PITCHER	IP WLS BF H R ER SO BB IBB HBP BLK WP HR S P ERA WHIP																			
44 Roy Oswalt, R ERA: 2.84	7.0 W 25 3 2 2 9 1 0 0 0 0 0 72 96 2.57 0.571																			
Octavio Dotel, R ERA: 1.8	1.0 H 5 1 0 0 0 1 0 0 0 0 0 11 18 0.00 2.000																			
Billy Wagner, L ERA: 2.78	1.0 3 0 0 0 0 3 0 0 0 0 0 0 12 18 0.00 0.000																			




Batter	1	2	3	4	5	6	7	8	9	10	AB	R	H	RBI	BB	SO	LOB
Gabe Kapler, R OBP: 0.309, SLG: 0.370 (1, 7)	F3		G4-3	G1-3			K		G5-3		5	0	0	0	0	1	0
Jay Payton, R OBP: 0.358, SLG: 0.502 (1, 8)	CS BB		E6 2B WP		G4-3		1B		K		4	1	1	0	1	1	0
Larry Walker, L OBP: 0.426, SLG: 0.624 (1, 9)	K		G5-3 1B 2B		G4-3		K		1B		5	1	2	1	0	2	2
17 Todd Helton, L OBP: 0.425, SLG: 0.574 (1, 3)			G5-3 1B		G5-3 1B		HR		CS BB		3	3	2	1	2	1	1
Todd Zeile, R OBP: 0.350, SLG: 0.412 Jason Romano, R OBP: 0.277, SLG: 0.288 (8, PR) (8, 5)	G5-3		G5-3		G4-3		1B		K		4	0	1	0	0	0	3
Randy Flores, L (10, 1)	1-2		1-2 2-3				1B		1B		0	0	0	0	0	0	0
Jose Ortiz, R OBP: 0.323, SLG: 0.314 (1, 4)	G5-3		FC6-4 1B				K				4	0	2	2	0	1	2
Gary Bennett, R OBP: 0.305, SLG: 0.344 Greg Norton, S OBP: 0.252, SLG: 0.400 Sandy Alomar Jr., R OBP: 0.308, SLG: 0.431 (8, PH) (8, 2)	BB 1B		FC6-4 1B		G6-4-3 1B		K		K		3	0	1	1	0	0	2
Juan Uribe, R OBP: 0.275, SLG: 0.322 (1, 6)	1-2 BB				G5-3		F8		K		3	0	0	0	1	1	0
Mike Hampton, R OBP: 0.354, SLG: 0.516 Kent Mercker, L (7, PH) Ross Gload, L OBP: 0.304, SLG: 0.250 Justin Spier, R (7, 1) Todd Jones, L (8, 1) Terry Shumpert, R OBP: 0.282, SLG: 0.390 Jose Jimenez, R OBP: 0.288, SLG: 0.410 (10, 3)	F8				G6-3		F9		K		2	0	0	0	0	0	2

Inning Stats	R: 0	H: 0	E: 0	K: 1	S: 6	P: 13	R: 1	H: 2	E: 0	K: 0	S: 13	P: 21	R: 3	H: 2	E: 1	K: 0	S: 14	P: 28	R: 0	H: 0	E: 0	K: 0	S: 6	P: 8	R: 1	H: 1	E: 0	K: 0	S: 10	P: 18	R: 0	H: 1	E: 0	K: 2	S: 11	P: 13	R: 0	H: 1	E: 0	K: 2	S: 15	P: 23	R: 0	H: 0	E: 0	K: 2	S: 11	P: 14	R: 0	H: 1	E: 0	K: 3	S: 19	P: 25	1B: 7	SF: 0	2B: 2	SAC: 0	3B: 0	DP: 2	HR: 1	HBP: 0	WP: 1	PA: 41
PITCHER	IP	WLS	BF	H	R	ER	SO	BB	IBB	HBP	BLK	WP	HR	S	P	ERA	WHIP																																															
Pete Munro, R ERA: 2.97 (1, 1)	2.2		15	4	4	1	1	2	0	0	0	0	0	32	61	3.38	2.250																																															
Brandon Puffer, R ERA: 5.4 (3, 1)	1.2		5	0	0	0	0	0	0	0	0	0	0	11	14	0.00	0.000																																															
Pedro Borbon, L ERA: 4.94 (5, 1)	0.1		2	1	1	0	0	0	0	0	0	0	1	4	8	27.00	3.000																																															
Ricky Stone, R ERA: 3.63 (5, 1)	1.1		4	1	0	0	0	0	0	0	0	0	0	7	12	0.00	0.750																																															
Tom Gordon, R ERA: 2.94 (7, 1)	2.0		8	2	0	0	4	1	0	0	0	0	0	26	36	0.00	1.500																																															

Colorado Rockies @ Houston Astros
Astros Field, Houston, TX
Mon Sep 09 2002, 8:05 PM EDT
Alt. 28,330 - Dome - 72 F

livebaseballscores.com

AB	37
R	5
H	9
RBI	5
BB	4
SO	10
LOB	14




Batter	1	2	3	4	5	6	7	8	9	10	AB	R	H	RBI	BB	SO	LOB
Brian Hunter, R OBP: 0.340, SLG: 0.447 (1, 8)	L8		G5-4-3		G1-3		G5-3		G4-3		5	0	0	0	0	2	
Craig Biggio, R OBP: 0.342, SLG: 0.414 (1, 4)	F7		G6-3		17 G1-4-3 BB		K				3	1	0	0	2	1	0
17 Lance Berkman, S OBP: 0.405, SLG: 0.585 (1, 7)	5 1B BB				G6-3		G1-4-3		F8		4	0	1	0	1	0	1
5 Jeff Bagwell, R OBP: 0.402, SLG: 0.521 (1, 3)	2-0 BB				G1-4-3		1-2 BB		K		3	1	1	0	2	1	2
Mark Loretta, R OBP: 0.359, SLG: 0.366 (1, 6)	1-3 1B				16 HR BB		1-1 BB		K		4	1	1	1	1	1	4
16 Jason Lane, R OBP: 0.333, SLG: 0.405 (1, 9)			G6-4-3 1B		3-2 HR		1-1 HR		G5-3		4	1	2	3	0	0	0
Brad Ausmus, R OBP: 0.327, SLG: 0.365 (1, 2)			G6-4-3		1-0 G1-3		1-1 2B		G3		4	1	1	0	0	0	1
Geoff Blum, S OBP: 0.388, SLG: 0.447 (1, 5)	1-3 K				3-1 HR		2-2 P4		F8		4	1	1	1	0	1	1
Phil Marts, R Brandon Puffer, R Pedro Borbon, R Ricky Stone, R Richard Hidalgo, R Carlos Beltrán, R Tom Gordon, R 2B: Houston, L 4: Brad Lidge, R			G5-4-3 BB		2-3 K		3-1 2B		G6-3		0	0	0	0	0	0	0

Inning Stats	R: 0	H: 1	E: 0	K: 1	S: 9	P: 16	R: 0	H: 1	E: 0	K: 1	S: 9	P: 12	R: 0	H: 0	E: 0	K: 0	S: 9	P: 14	R: 4	H: 2	E: 0	K: 1	S: 15	P: 32	R: 0	H: 0	E: 0	K: 0	S: 6	P: 16	R: 1	H: 2	E: 0	K: 0	S: 9	P: 17	R: 0	H: 0	E: 0	K: 0	S: 10	P: 12	R: 0	H: 0	E: 0	K: 0	S: 9	P: 10	R: 1	H: 2	E: 0	K: 0	S: 6	P: 16	1B: 5	SF: 0	2B: 1	SAC: 0	3B: 0	DP: 2	HR: 2	HBP: 0	WP: 1	PA: 41
PITCHER	IP	WLS	BF	H	R	ER	SO	BB	IBB	HBP	BLK	WP	HR	S	P	ERA	WHIP																																															
Mike Hampton, L ERA: 6.15 (1, 1)	5.0		23	4	4	4	3	5	1	0	0	0	0	9	17	7.20	1.800																																															
Kent Mercker, L ERA: 4.86 (6, 1)	1.0	B	5	2	1	1	0	0	0	0	0	0	0	4	9	9.00	2.000																																															
Justin Spier, R ERA: 3.98 (7, 1)	1.0		3	0	0	0	2	0	0	0	0	0	0	10	12	0.00	0.000																																															
Todd Jones, R ERA: 4.07 (8, 1)	1.0		3	0	0	0	0	0	0	0	0	0	0	9	12	0.00	0.000																																															
Jose Jimenez, R ERA: 3.69 (9, 1)	1.0		3	0	0	0	0	0	0	0	0	0	0	9	10	0.00	0.000																																															

Colorado Rockies @ Houston Astros
Astros Field, Houston, TX
Mon Sep 09 2002, 8:05 PM EDT
Alt. 28,330 - Dome - 72 F

livebaseballscores.com

AB	34
R	6
H	8
RBI	6
BB	7
SO	5
LOB	11



Batter	1	2	3	4	5	6	7	8	9	AB	R	H	RBI	BB	SO	LOB	TOP						
Juan Pierre, L (1.8) OBP: 0.320, SLG: 0.325	0-2 1B		0-1 17 BB 2B		1-1 G4-3		3-2 2B		0-1 1B 2B	5	1	4	1	0	0	1	Colorado Rockies @ Houston Astros Astros Field, Houston, TX Tue Sep 10 2002, 8:05 PM EDT Att: 24,812 - Dome - 72 F livebaseballscores.com						
Jay Payton, R (1.7) OBP: 0.359, SLG: 0.501	1-3 K		2-0 17 BB 1B		3-2 FC4-6 1B		1-3 K		0-1 G6-3	5	0	2	1	0	2	3							
Larry Walker, L (1.9) Gabe Kapler, R (4.9) OBP: 0.622 OBP: 0.309, SLG: 0.369	1-3 K		2-3 1B		3-1 FC4-6 17 BB 1B		2-3 K		0-0 1B	2	0	0	0	0	2	2							
17 Todd Helton, L (1.3) OBP: 0.425, SLG: 0.571		0-0 F8	4-0 2-3 BB		3-2 1-3 1B		1-0 F8		0-0 P4	4	0	1	0	1	0	1							
Greg Norton, S (1.5) OBP: 0.300, SLG: 0.405		2-1 2B	3-2 G4-3		2-0 F9		4-1 G4-3 BB			3	0	1	0	1	0	5							
Sandy Alomar Jr, R (1.2) OBP: 0.303, SLG: 0.425	1-3 K			1-2 G1-3		0-1 G5-3		0-1 G4-3		4	0	0	0	0	1	2							
Brent Butler, R (1.6) OBP: 0.285, SLG: 0.405	3-3 K			0-2 F8		0-3 K		0-3 K		4	0	0	0	0	3	2							
Jose Ortiz, R (1.4) Victor Santos, R (6.1) Mark Corey, R (8.1) Ross Gload, L (9. PH) OBP: 0.276, SLG: 0.235			1-2 SH1-4 2B 1B	0-3 K		3-3 K		2-3 K		3	1	1	0	0	2	0							
Denny Neagle, L (1.1) Terry Shumpert, R (6.4) OBP: 0.273, SLG: 0.364 OBP: 0.305, SLG: 0.365			0-0 SH1-4		0-0 G4-3 1B 2B		2-2 P6		0-0 HR	1	1	1	0	0	0	0							
Inning Stats	R: 0 E: 0 K: 2 S: 11	H: 1 LOB: 0 BB: 0 P: 13	R: 0 E: 0 K: 2 S: 9	H: 1 LOB: 1 BB: 0 P: 15	R: 1 E: 0 K: 1 S: 13	H: 3 LOB: 3 BB: 1 P: 25	R: 0 E: 0 K: 1 S: 11	H: 0 LOB: 0 BB: 0 P: 12	R: 1 E: 0 K: 0 S: 15	H: 3 LOB: 2 BB: 0 P: 26	R: 0 E: 0 K: 2 S: 8	H: 0 LOB: 0 BB: 0 P: 11	R: 0 E: 0 K: 1 S: 14	H: 1 LOB: 1 BB: 0 P: 22	R: 0 E: 0 K: 1 S: 8	H: 0 LOB: 1 BB: 1 P: 13		R: 2 E: 0 K: 1 S: 10	H: 3 LOB: 1 BB: 0 P: 12	1B: 6 2B: 5 3B: 0 HR: 1	SF: 0 SAC: 1 DP: 0 HBP: 0	WP: 0 PA: 40 PB: 0 SB: 0 CS: 0	
PITCHER	IP WLS BF H R ER SO BB IBB HBP BLK WP HR S P ERA WHIP	IP WLS BF H R ER SO BB IBB HBP BLK WP HR S P ERA WHIP	IP WLS BF H R ER SO BB IBB HBP BLK WP HR S P ERA WHIP	IP WLS BF H R ER SO BB IBB HBP BLK WP HR S P ERA WHIP	IP WLS BF H R ER SO BB IBB HBP BLK WP HR S P ERA WHIP	IP WLS BF H R ER SO BB IBB HBP BLK WP HR S P ERA WHIP	IP WLS BF H R ER SO BB IBB HBP BLK WP HR S P ERA WHIP	IP WLS BF H R ER SO BB IBB HBP BLK WP HR S P ERA WHIP	IP WLS BF H R ER SO BB IBB HBP BLK WP HR S P ERA WHIP	IP WLS BF H R ER SO BB IBB HBP BLK WP HR S P ERA WHIP	IP WLS BF H R ER SO BB IBB HBP BLK WP HR S P ERA WHIP	IP WLS BF H R ER SO BB IBB HBP BLK WP HR S P ERA WHIP	IP WLS BF H R ER SO BB IBB HBP BLK WP HR S P ERA WHIP	IP WLS BF H R ER SO BB IBB HBP BLK WP HR S P ERA WHIP	IP WLS BF H R ER SO BB IBB HBP BLK WP HR S P ERA WHIP	IP WLS BF H R ER SO BB IBB HBP BLK WP HR S P ERA WHIP	IP WLS BF H R ER SO BB IBB HBP BLK WP HR S P ERA WHIP	IP WLS BF H R ER SO BB IBB HBP BLK WP HR S P ERA WHIP	IP WLS BF H R ER SO BB IBB HBP BLK WP HR S P ERA WHIP	IP WLS BF H R ER SO BB IBB HBP BLK WP HR S P ERA WHIP	IP WLS BF H R ER SO BB IBB HBP BLK WP HR S P ERA WHIP		
Wade Miller, R (1.1) ERA: 3.58	7.0	W	30	9	2	2	10	1	0	0	0	0	0	0	0	0	0	0	0	81	124	2.57	1.429
Pedro Borbon, L (8.1) ERA: 4.91	0.1	2	0	0	0	0	0	1	0	0	0	0	0	0	2	7	0.00	3.000					
Brandon Puffer, R (8.1) ERA: 5.34	0.2	2	0	0	0	1	0	0	0	0	0	0	0	6	6	0.00	0.000						
Nelson Cruz, R (9.1) ERA: 4.88	1.0	6	3	2	2	1	0	0	0	0	0	0	1	10	12	18.00	3.000						

Batter	1	2	3	4	5	6	7	8	9	AB	R	H	RBI	BB	SO	LOB	BOTTOM				
Brian Hunter, R (1.8) OBP: 0.348, SLG: 0.451	1-1 F7		1-0 G5-3		0-2 BB 2B	4-2 17 BB 1B		4-0 17 BB 1B		3	3	1	0	2	0	0	Colorado Rockies @ Houston Astros Astros Field, Houston, TX Tue Sep 10 2002, 8:05 PM EDT Att: 24,812 - Dome - 72 F livebaseballscores.com				
Craig Biggio, R (1.4) 28 Adam Everett, R (9.6) OBP: 0.342, SLG: 0.413 OBP: 0.301, SLG: 0.236	2-1 G5-3			1-0 F7	0-0 FC1	1-0 17 BB 1B		0-2 17 BB 1B		5	2	2	0	0	0	1					
17 Lance Berkman, S (1.7) OBP: 0.405, SLG: 0.591	1-1 L4			1-2 P6	2-3 K	1-1 1H 2H 2B		2-1 HR		5	1	2	5	0	1	1					
5 Jeff Bagwell, R (1.3) Alan Zinter, S (9.3) OBP: 0.404, SLG: 0.527 OBP: 0.162, SLG: 0.378		2-1 G5-3		2-1 1B 1B	4-0 BB 2B IBB	3-3 K		0-0 HR		4	3	2	1	1	1	1					
Mark Loretta, R (1.5) Geoff Blum, S (7.5) OBP: 0.365, SLG: 0.371 OBP: 0.366, SLG: 0.445		2-2 1B		2-2 1B 16 1B 1B	4-1 2B BB		2-3 K	0-2 P6		2	1	2	0	1	0	0					
Jose Vizcaino, S (1.6) OBP: 0.344, SLG: 0.407		1-0 F9		0-1 16 1B	2-1 1B 2B		1-2 16 1B	2-2 F8		5	1	3	3	0	0	1					
16 Jason Lane, R (1.9) OBP: 0.319, SLG: 0.381		2-0 P4		0-0 1B 1B	0-0 G4-3		3-2 E6	2-1 L8		5	0	1	1	0	0	4					
Brad Ausmus, R (1.2) OBP: 0.327, SLG: 0.364			1-0 G6-3		1-1 FC6-4 1B		0-2 G4-3			4	0	1	1	0	1	2					
Wade Miller, R (1.1) Gregg Zaun, S (7. PH) Pedro Borbon, R (8.1) Brandon Puffer, R (8.1) Nelson Cruz, R (9.1) OBP: 0.189, SLG: 0.231 OBP: 0.272, SLG: 0.312		1-3 K		0-0 K	1-3 FC6-4		0-1 F8			3	0	0	0	0	1	2					
Inning Stats	R: 0 E: 0 K: 0 S: 6	H: 0 LOB: 0 BB: 0 P: 10	R: 0 E: 0 K: 0 S: 8	H: 1 LOB: 1 BB: 0 P: 15	R: 0 E: 0 K: 1 S: 7	H: 0 LOB: 0 BB: 0 P: 10	R: 3 E: 0 K: 0 S: 16	H: 5 LOB: 2 BB: 0 P: 23	R: 2 E: 0 K: 1 S: 12	H: 2 LOB: 1 BB: 2 P: 24	R: 2 E: 0 K: 1 S: 13	H: 2 LOB: 1 BB: 1 P: 22	R: 0 E: 1 K: 3 S: 17	H: 1 LOB: 2 BB: 0 P: 25	R: 4 E: 0 K: 0 S: 16	H: 3 LOB: 0 BB: 1 P: 26		R: 9 E: 0 K: 0 S: 16	H: 9 LOB: 0 BB: 1 P: 26	1B: 9 2B: 3 3B: 0 HR: 2	SF: 0 SAC: 0 DP: 0 HBP: 0
PITCHER	IP WLS BF H R ER SO BB IBB HBP BLK WP HR S P ERA WHIP	IP WLS BF H R ER SO BB IBB HBP BLK WP HR S P ERA WHIP	IP WLS BF H R ER SO BB IBB HBP BLK WP HR S P ERA WHIP	IP WLS BF H R ER SO BB IBB HBP BLK WP HR S P ERA WHIP	IP WLS BF H R ER SO BB IBB HBP BLK WP HR S P ERA WHIP	IP WLS BF H R ER SO BB IBB HBP BLK WP HR S P ERA WHIP	IP WLS BF H R ER SO BB IBB HBP BLK WP HR S P ERA WHIP	IP WLS BF H R ER SO BB IBB HBP BLK WP HR S P ERA WHIP	IP WLS BF H R ER SO BB IBB HBP BLK WP HR S P ERA WHIP	IP WLS BF H R ER SO BB IBB HBP BLK WP HR S P ERA WHIP	IP WLS BF H R ER SO BB IBB HBP BLK WP HR S P ERA WHIP	IP WLS BF H R ER SO BB IBB HBP BLK WP HR S P ERA WHIP	IP WLS BF H R ER SO BB IBB HBP BLK WP HR S P ERA WHIP	IP WLS BF H R ER SO BB IBB HBP BLK WP HR S P ERA WHIP	IP WLS BF H R ER SO BB IBB HBP BLK WP HR S P ERA WHIP	IP WLS BF H R ER SO BB IBB HBP BLK WP HR S P ERA WHIP	IP WLS BF H R ER SO BB IBB HBP BLK WP HR S P ERA WHIP	IP WLS BF H R ER SO BB IBB HBP BLK WP HR S P ERA WHIP	IP WLS BF H R ER SO BB IBB HBP BLK WP HR S P ERA WHIP	IP WLS BF H R ER SO BB IBB HBP BLK WP HR S P ERA WHIP	IP WLS BF H R ER SO BB IBB HBP BLK WP HR S P ERA WHIP
Denny Neagle, L (1.1) ERA: 4.91	1.1	6	1	0	0	4	0	0	0	0	0	20	31	0.00	0.750						
Victor Santos, R (6.1) ERA: 8.57	1.0	7	3	4	4	0	1	0	0	0	2	16	26	36.00	4.000						

Batter	1	2	3	4	5	6	7	8	9	AB	R	H	RBI	BB	SO	LOB	TOP										
Juan Pierre, L (1, 8) OBP: 0.321, SLG: 0.325	G4-3			G5-3	FC6-4		17 HR		E S	5	1	2	1	0	0	1	Colorado Rockies @ Houston Astros Astros Field, Houston, TX Wed Sep 11, 2002, 8:05 PM EDT Att: 29,185 - Cloudy - 92 F										
Jason Romano, R (1, 4) OBP: 0.286, SLG: 0.286	G1-3			G5-3	17 1B		F8		G3	4	2	1	0	1	0	2											
17 Todd Helton, L (1, 3) OBP: 0.427, SLG: 0.578 Greg Norton, S (8, 3) OBP: 0.300, SLG: 0.405	G4-3			G5-3	1B		HR			3	2	2	2	1	0	0											
Jay Payton, R (1, 9) OBP: 0.360, SLG: 0.502 Gabe Kapler, R (3, 9) OBP: 0.309, SLG: 0.369	G1-6-3			G5-3	1B		L8			1	0	1	0	0	0	0											
Todd Zeile, R (1, 5) OBP: 0.349, SLG: 0.411 Brent Butler, R (8, 5) OBP: 0.285, SLG: 0.405	P3			G5-3	1B				G5-3	4	0	1	1	0	1	2											
Jack Cust, L (1, 7) OBP: 0.254, SLG: 0.240 Kent Mercker, L (8, 1) Todd Jones, L (8, 1) Jose Jimenez, R (9, 1)	G1-6-3			G5-3	1B		P6		G1-3	3	1	0	0	1	0	1											
Gary Bennett, R (1, 2) OBP: 0.305, SLG: 0.342				G5-3	1B		G6-3		F9	4	1	1	0	0	0	0											
Juan Uribe, R (1, 6) OBP: 0.274, SLG: 0.322				G6-3	1B		G4-3		K	4	1	1	1	0	1	0											
2B Aaron Cook, R (1, 1) OBP: 0.100, SLG: 0.100 Ross Gload, L (7, PH) OBP: 0.263, SLG: 0.222 Justin Speier, R (7, 1) Ben Petrick, R (8, 7) OBP: 0.210, SLG: 0.280	L1			L1	1B		K		K	2	0	1	1	0	0	0											
Inning Stats	R: 0 E: 0 K: 0 S: 5	H: 0 LOB: 0 BB: 0 P: 5	R: 0 E: 0 K: 0 S: 8	H: 1 LOB: 0 BB: 0 P: 9	R: 0 E: 0 K: 0 S: 5	H: 0 LOB: 0 BB: 0 P: 7	R: 1 E: 0 K: 0 S: 12	H: 2 LOB: 2 BB: 1 P: 19	R: 5 E: 0 K: 1 S: 19	H: 5 LOB: 1 BB: 2 P: 36	R: 0 E: 0 K: 0 S: 6	H: 0 LOB: 0 BB: 0 P: 7	R: 2 E: 0 K: 1 S: 15	H: 2 LOB: 0 BB: 0 P: 21	R: 0 E: 0 K: 0 S: 8	H: 0 LOB: 0 BB: 0 P: 13		R: 0 E: 0 K: 2 S: 11	H: 1 LOB: 1 BB: 0 P: 16	1B: 10 2B: 0 3B: 0 HR: 1	SF: 0 SAC: 0 DP: 1 HBP: 0	WP: 0 PB: 0 SB: 5 CS: 0	PA: 38				
PITCHER	IP	WLS	BF	H	R	ER	SO	BB	IBB	HBP	BLK	WP	HR	S	P	ERA	WHIP										
Kirk Saarloos, R (1, 1) ERA: 5.82	4.2	L	21	7	6	5	0	3	0	0	0	0	0	42	65	9.64	2.143										
Brandon Puffer, R (5, 1) ERA: 5.31	0.1		2	1	0	0	1	0	0	0	0	0	0	7	11	0.00	3.000										
Dave Mickl, R (6, 1) ERA: 5.38	1.0		3	0	0	0	0	0	0	0	0	0	0	6	7	0.00	0.000										
Pedro Borbon, L (7, 1) ERA: 5.18	1.0		5	2	2	2	1	0	0	0	0	0	1	15	21	18.00	2.000										
Nelson Cruz, R (8, 1) ERA: 4.52	1.0		3	0	0	0	0	0	0	0	0	0	0	8	13	0.00	0.000										
PITCHER	IP	WLS	BF	H	R	ER	SO	BB	IBB	HBP	BLK	WP	HR	S	P	ERA	WHIP										
Ricky Stone, R (9, 1) ERA: 3.99	0.2		2	0	0	0	2	0	0	0	0	0	0	6	9	0.00	0.000										
Jerome Robertson, L (9, 1) ERA: 6.0	0.1		2	1	0	0	0	0	0	0	0	0	0	5	7	0.00	3.000										

Colorado Rockies @ Houston Astros
Astros Field, Houston, TX
Wed Sep 11, 2002, 8:05 PM EDT
Att: 29,185 - Cloudy - 92 F

AB 35
R 8
H 11
RBI 7
BB 3
SO 4
LOB 8



Batter	1	2	3	4	5	6	7	8	9	AB	R	H	RBI	BB	SO	LOB	BOTTOM										
Brian Hunter, R (1, 8) OBP: 0.362, SLG: 0.480	K		G1-6-3							4	1	3	0	1	1	0	Colorado Rockies @ Houston Astros Astros Field, Houston, TX Wed Sep 11, 2002, 8:05 PM EDT Att: 29,185 - Cloudy - 92 F										
Craig Biggio, R (1, 4) OBP: 0.341, SLG: 0.411	G6-3		G1-6-3		G6-3		G4-3		17 1B	5	1	1	0	0	0	3											
17 Lance Berkman, S (1, 9) OBP: 0.409, SLG: 0.594	5 1B		PO		5 1B		5 HR		5 HR	4	2	4	1	1	0	0											
5 Jeff Bagwell, R (1, 3) OBP: 0.405, SLG: 0.539	FC5-4		1B		1B		HR		P3	5	2	3	5	0	0	2											
Daryle Ward, L (1, 7) OBP: 0.328, SLG: 0.414		G3	PO		P5		P1		K	4	0	1	0	0	1	0											
Jose Vizcaino, S (1, 5) OBP: 0.343, SLG: 0.406		G3			F8		F7		1B	4	0	1	0	0	0	1											
Brad Ausmus, R (1, 2) OBP: 0.324, SLG: 0.360		K			K2-3		G6-3		F9	4	0	0	0	0	2	2											
2B Adam Everett, R (1, 6) OBP: 0.291, SLG: 0.227 Orlando Merced, S (8, PH) OBP: 0.354, SLG: 0.453 Morgan Ensberg, R (9, 5) OBP: 0.336, SLG: 0.386		K2-3			G6-3		F3		K	3	0	0	0	0	1	1											
Kirk Saarloos, R (1, 1) Brandon Puffer, R (5, 1) Dave Mickl, R (6, 1) Pedro Borbon, L (7, 1) Nelson Cruz, R (8, 1) Ricky Stone, R (9, 1) Jerome Robertson, L (9, 1) Mark Lorenz, R (9, 1)	G6-3				G4-3		F9		F9	1	0	0	0	0	0	0											
Inning Stats	R: 0 E: 0 K: 1 S: 9	H: 1 LOB: 1 BB: 0 P: 14	R: 0 E: 0 K: 2 S: 9	H: 1 LOB: 0 BB: 0 P: 14	R: 1 E: 0 K: 0 S: 8	H: 2 LOB: 1 BB: 1 P: 14	R: 0 E: 0 K: 1 S: 7	H: 0 LOB: 0 BB: 0 P: 10	R: 0 E: 0 K: 0 S: 6	H: 1 LOB: 1 BB: 0 P: 7	R: 2 E: 0 K: 0 S: 12	H: 2 LOB: 0 BB: 0 P: 17	R: 0 E: 0 K: 0 S: 15	H: 0 LOB: 1 BB: 1 P: 24	R: 2 E: 0 K: 2 S: 20	H: 3 LOB: 1 BB: 0 P: 28		R: 1 E: 0 K: 0 S: 13	H: 3 LOB: 1 BB: 0 P: 17	1B: 8 2B: 3 3B: 0 HR: 2	SF: 0 SAC: 0 DP: 0 HBP: 0	WP: 0 PB: 0 SB: 0 CS: 0	PA: 41				
PITCHER	IP	WLS	BF	H	R	ER	SO	BB	IBB	HBP	BLK	WP	HR	S	P	ERA	WHIP										
2B Aaron Cook, R (1, 1) ERA: 3.98	6.0	W	25	7	3	3	4	1	0	0	0	0	0	15	24	0.00	1.000										
Justin Speier, R (7, 1) ERA: 3.91	1.0		4	0	0	0	0	1	0	0	0	0	0	11	17	54.00	6.000										
Kent Mercker, L (8, 1) ERA: 5.3	0.1		3	2	2	2	1	0	0	0	0	0	0	9	11	0.00	1.500										
Todd Jones, R (8, 1) ERA: 4.03	0.2	H	3	1	0	0	1	0	0	0	0	0	0	9	11	0.00	1.500										
Jose Jimenez, R (9, 1) ERA: 3.76	1.0	S	5	3	1	1	0	0	0	0	0	0	0	13	17	9.00	3.000										

Colorado Rockies @ Houston Astros
Astros Field, Houston, TX
Wed Sep 11, 2002, 8:05 PM EDT
Att: 29,185 - Cloudy - 92 F

AB 38
R 6
H 13
RBI 6
BB 2
SO 6
LOB 10



Batter	1	2	3	4	5	6	7	8	9	10	AB	R	H	RBI	BB	SO	LOB	TOP				
Fernando Vina, L OBP: 0.335, SLG: 0.333 (1.4)	0-1 2B		2-1 G6-3		2-3 K	0-1 G4-3		0-2 F7			5	0	1	0	0	1	2	St. Louis Cardinals @ Houston Astros Astros Field, Houston, TX Fri Sep 13 2002, 8:05 PM EDT Att. 33,672 - Dome - 72 F AB 38 R 3 H 11 RBI 3 BB 5 SO 9 LOB 27				
J.D. Drew, L OBP: 0.364, SLG: 0.431 (1.9)	1-3 K		1-0 F8		0-0 5 1B	4-2 G6-4-3 1B		0-0 G4-3			4	0	1	0	1	1	1					
15 Jim Edmonds, L OBP: 0.411, SLG: 0.551 (1.8)	4-2 BB			3-2 27 2B	1-3 K	1-3 K		0-0 5 1B	3-1 5 CS		4	1	3	0	1	1	1					
5 Albert Pujols, R OBP: 0.394, SLG: 0.565 (1.7)	1-2 F9			1-3 K	2-2 1B	1-1 G6-4-3		1-1 G6-4-3	0-1 CS	1-1 27 E 1B	5	0	2	0	0	1	5					
Eli Marrero, R OBP: 0.319, SLG: 0.427 (10. PR)											0	1	0	0	0	0	0					
27 Scott Rolen, R OBP: 0.358, SLG: 0.478 (1.5)	0-1 F9			0-1 1B	2-3 K	3-2 F8				0-1 F4	5	1	1	1	0	1	6					
Tino Martinez, L OBP: 0.343, SLG: 0.436 (1.3)		0-0 L7		1-2 1B		1-1 F2				4-0 1B	2	0	0	0	2	0	0					
Edgar Renteria, R OBP: 0.360, SLG: 0.438 (1.6)		1-3 K		1-0 HBP	1-3 2H 1B			0-0 SH1-4 BB		0-1 IBB	4	0	3	2	0	1	0					
Mike DiFelice, R OBP: 0.288, SLG: 0.356 (8. PH)		0-2 G5-3		0-0 P6		4-2 BB		1-1 P6		3-3 K	2	0	0	0	1	0	2					
Kerry Robinson, L OBP: 0.298, SLG: 0.358 (8.1)											1	0	0	0	0	0	1					
Rick White, R OBP: 0.296, SLG: 0.486 (10. PH)											0	0	0	0	0	0	0					
Eduardo Perez, R OBP: 0.301, SLG: 0.363 (8. PH)											1	0	0	0	0	1	2					
44 Jason Isringhausen, R (10.1)											0	0	0	0	0	0	0					
Jason Simontacchi, R OBP: 0.255, SLG: 0.222 (7.1)											3	0	0	0	0	1	4					
Jeff Fassero, L OBP: 0.333, SLG: 0.333 (8. PH)											0	0	0	0	0	0	0					
Miguel Cairo, R OBP: 0.301, SLG: 0.363 (8.2)											1	0	0	0	0	1	1					
Mike Matheny, R OBP: 0.304, SLG: 0.313 (8.2)											1	0	0	0	0	0	2					
Inning Stats	R: 0 E: 0 K: 1 S: 15	H: 1 LOB: 2 BB: 1 P: 21	R: 0 E: 0 K: 1 S: 8	H: 0 LOB: 0 BB: 0 P: 9	R: 0 E: 0 K: 0 S: 4	H: 0 LOB: 0 BB: 0 P: 7	R: 2 E: 0 K: 3 S: 16	H: 3 LOB: 2 BB: 0 P: 23	R: 0 E: 0 K: 3 S: 16	H: 2 LOB: 2 BB: 0 P: 23	R: 0 E: 0 K: 1 S: 12	H: 1 LOB: 1 BB: 1 P: 20	R: 0 E: 0 K: 1 S: 7	H: 0 LOB: 1 BB: 1 P: 14	R: 0 E: 0 K: 0 S: 7	H: 1 LOB: 0 BB: 0 P: 10	R: 1 E: 1 K: 1 S: 10	H: 2 LOB: 2 BB: 1 P: 18	1B: 8 2B: 3 3B: 0 HR: 0	SF: 0 SAC: 1 DP: 1 HBP: 1	WP: 0 PB: 0 SB: 1 CS: 1	PA: 46
PITCHER	IP 7.0	WLS 32	BF 8	H 2	R 2	ER 2	SO 7	BB 3	IBB 0	HBP 1	BLK 0	WP 0	HR 0	S 83	P 120	ERA 2.57	WHIP 1.571					
44 Roy Oswalt, R ERA: 2.83 (1.1)	1.0	4	0	0	0	1	1	0	0	0	0	0	0	7	14	0.00	1.000					
Octavio Dotel, R ERA: 1.76 (8.1)	1.0	3	1	0	0	0	0	0	0	0	0	0	0	7	10	0.00	1.000					
Billy Wagner, L ERA: 2.68 (9.1)	1.0	L	6	2	1	1	1	0	1	0	0	0	0	10	18	9.00	2.000					
Tom Gordon, R ERA: 3.03 (10.1)																						

Batter	1	2	3	4	5	6	7	8	9	10	AB	R	H	RBI	BB	SO	LOB	BOTTOM				
Brian Hunter, R OBP: 0.360, SLG: 0.468 (1.8)	3-2 17 1B 1B	0-1 G5-4-3		2-2 G5-3			0-0 17 G3 E 1B		3-2 G4-3		5	1	2	0	0	0	2	St. Louis Cardinals @ Houston Astros Astros Field, Houston, TX Fri Sep 13 2002, 8:05 PM EDT Att. 33,672 - Dome - 72 F AB 34 R 2 H 9 RBI 2 BB 5 SO 5 LOB 25				
Craig Biggio, R OBP: 0.344, SLG: 0.419 (1.4)	1-1 1B 17 1B HBP		1-0 G5-3		2-2 5 F9 FC9-2 2B		0-0 E4 17 G3		2-3 K		4	0	1	0	0	1	1					
17 Lance Berkman, S OBP: 0.410, SLG: 0.590 (1.9)	3-2 1B 1B		4-2 5 F9 BB		4-2 BB		3-0 G3		1-0 G4-6-3 1B		3	1	2	0	2	0	2					
5 Jeff Bagwell, R OBP: 0.404, SLG: 0.535 (1.3)	2-3 K		0-2 E8 1B		1-1 F9		4-0 IBB		0-0 F9		4	0	1	0	1	1	6					
Daryle Ward, L OBP: 0.328, SLG: 0.411 (1.7)	2-1 1B		4-0 IBB		0-0 FC9-2		1-2 G4-3		0-0 G4-6-3		4	0	1	1	1	0	6					
Mark Loretta, R OBP: 0.381, SLG: 0.389 (1.5)	1-2 P4		0-0 SF8-2-5		3-H		0-0 G3		1-3 K		3	0	0	1	0	1	3					
Jose Vizcaino, S OBP: 0.344, SLG: 0.416 (1.6)	0-0 G1-3						2-2 F7		1-0 CS 1B		4	0	1	0	0	0	3					
Brad Ausmus, R OBP: 0.323, SLG: 0.362 (1.2)		0-0 G5-3		1-1 2B		2-2 G6-3		1-1 G6-3			4	0	1	0	0	0	1					
44 Roy Oswalt, R ERA: 4.07 (7.1)	6.2	31	7	2	2	2	3	2	1	0	0	0	0	0	0	0	1		1			
Jeff Fassero, L ERA: 3.37 (8.1)	0.1	1	0	0	0	0	0	0	0	0	0	0	0	0	0	0	0		0			
Rick White, R ERA: 4.58 (8.1)	2.0	W	6	1	0	0	3	0	0	0	0	0	0	23	34	0.00	0.500					
44 Jason Isringhausen, R ERA: 2.35 (10.1)	1.0	S	3	1	0	0	0	0	0	0	0	0	0	3	4	0.00	1.000					
Inning Stats	R: 1 E: 0 K: 1 S: 17	H: 3 LOB: 3 BB: 0 P: 29	R: 0 E: 0 K: 0 S: 5	H: 0 LOB: 0 BB: 1 P: 9	R: 1 E: 1 K: 0 S: 7	H: 1 LOB: 1 BB: 2 P: 16	R: 0 E: 0 K: 1 S: 15	H: 1 LOB: 1 BB: 0 P: 24	R: 0 E: 0 K: 0 S: 8	H: 0 LOB: 0 BB: 0 P: 12	R: 0 E: 1 K: 0 S: 11	H: 1 LOB: 3 BB: 1 P: 21	R: 0 E: 0 K: 1 S: 8	H: 1 LOB: 0 BB: 0 P: 11	R: 0 E: 0 K: 2 S: 15	H: 0 LOB: 0 BB: 0 P: 23	R: 0 E: 0 K: 0 S: 3	H: 1 LOB: 0 BB: 0 P: 4	1B: 7 2B: 4 3B: 0 HR: 0	SF: 1 SAC: 0 DP: 4 HBP: 1	WP: 0 PB: 0 SB: 0 CS: 1	PA: 41
PITCHER	IP 6.2	WLS 31	BF 7	H 2	R 2	ER 2	SO 2	BB 3	IBB 2	HBP 1	BLK 0	WP 0	HR 0	S 68	P 122	ERA 2.70	WHIP 1.500					
Jason Simontacchi, R ERA: 4.07 (7.1)	0.1	1	0	0	0	0	0	0	0	0	0	0	0	3	4	0.00	0.000					
Rick White, R ERA: 4.58 (8.1)	2.0	W	6	1	0	0	3	0	0	0	0	0	0	23	34	0.00	0.500					
44 Jason Isringhausen, R ERA: 2.35 (10.1)	1.0	S	3	1	0	0	0	0	0	0	0	0	0	3	4	0.00	1.000					

St. Louis Cardinals @ Houston Astros
Astros Field, Houston, TX
Fri Sep 13 2002, 8:05 PM EDT
Att. 33,672 - Dome - 72 F



Batter	1	2	3	4	5	6	7	8	9	AB	R	H	RBI	BB	SO	LOB	TOP								
Fernando Vina, L (1,4) OBP: 0.333, SLG: 0.332	G6-3		G4-3			E5 15 2B SH5-3		SH1-3		3	1	0	0	0	0	1	St. Louis Cardinals @ Houston Astros Astros Field, Houston, TX Sat Sep 14 2002, 1:15 PM EDT Att: 39,333 - Dome - 72 F								
J.D. Drew, L (1,9) OBP: 0.361, SLG: 0.428	G4-3		G4-3			SH5-3		K		3	0	0	0	0	1	1									
15 Jim Edmonds, L (1,8) OBP: 0.409, SLG: 0.550	F7				F7				G4-3	4	0	1	1	0	0	0									
5 Albert Pujols, R (1,7) 44 Jason Istringhausen, R (9,1)									G6-3	4	0	1	0	0	1	1									
27 Scott Rolen, R (1,5) OBP: 0.356, SLG: 0.474									G6-3	0	0	0	0	0	0	0									
Tino Martinez, L (1,3) OBP: 0.343, SLG: 0.436									G6-3	4	0	0	0	0	0	1									
Edgar Renteria, R (1,6) OBP: 0.358, SLG: 0.436									G6-3	4	0	0	0	0	0	1									
Mike Matheny, R (1,2) OBP: 0.307, SLG: 0.317									G6-3	3	0	1	0	0	0	0									
Woody Williams, R (1,1) Kerry Robinson, L (8,PH) So Taguchi, R (8,PH) Steve Kline, S (8,1) Eli Marrero, R (9,7)									G6-3	3	0	0	0	0	0	1									
Inning Stats	R: 0 E: 0 K: 0 S: 9	H: 0 LOB: 0 BB: 0 P: 15	R: 0 E: 0 K: 0 S: 11	H: 2 LOB: 1 BB: 0 P: 18	R: 0 E: 0 K: 0 S: 8	H: 1 LOB: 1 BB: 0 P: 12	R: 0 E: 0 K: 1 S: 8	H: 0 LOB: 0 BB: 0 P: 12	R: 0 E: 0 K: 1 S: 6	H: 0 LOB: 0 BB: 0 P: 10	R: 1 E: 0 K: 1 S: 9	H: 1 LOB: 1 BB: 0 P: 10	R: 0 E: 0 K: 0 S: 9	H: 0 LOB: 0 BB: 0 P: 12	R: 1 E: 0 K: 1 S: 7	H: 1 LOB: 0 BB: 0 P: 9		R: 0 E: 0 K: 0 S: 8	H: 0 LOB: 0 BB: 0 P: 10	1B: 4 2B: 1 3B: 0 HR: 0	SF: 0 SAC: 4 DP: 1 HBP: 0	WP: 1 PB: 0 SB: 0 CS: 0	PA: 32		
PITCHER	IP	WLS	BF	H	R	ER	SO	BB	IBB	HBP	BLK	WP	HR	S	P	ERA	WHIP								
Pete Munro, R (1,1) ERA: 2.91	7.0	L	26	5	2	1	3	0	0	0	0	0	0	61	90	1.29	0.714								
Jerome Robertson, L (8,1) ERA: 3.6	1.0		3	0	0	0	1	0	0	0	0	1	0	6	8	0.00	0.000								
Pedro Borbon, L (9,1) ERA: 5.14	0.1		1	0	0	0	0	0	0	0	0	0	0	3	3	0.00	0.000								
Ricky Stone, R (9,1) ERA: 3.56	0.2		2	0	0	0	0	0	0	0	0	0	0	5	7	0.00	0.000								

AB 28
R 2
H 5
RBI 1
BB 0
SO 4
LOB 5



Batter	1	2	3	4	5	6	7	8	9	AB	R	H	RBI	BB	SO	LOB	BOTTOM								
Brian Hunter, R (1,8) OBP: 0.352, SLG: 0.456	G6-3		K					K		4	0	0	0	0	2	1	St. Louis Cardinals @ Houston Astros Astros Field, Houston, TX Sat Sep 14 2002, 1:15 PM EDT Att: 39,333 - Dome - 72 F								
Craig Biggio, R (1,4) OBP: 0.342, SLG: 0.416	F9		G1-3					G5-3		4	0	0	0	0	0	1									
17 Lance Berkman, S (1,9) OBP: 0.409, SLG: 0.587	G4-1									3	1	0	0	1	0	0									
5 Jeff Bagwell, R (1,3) OBP: 0.403, SLG: 0.532										4	0	1	0	0	1	1									
Daryle Ward, L (1,7) 28 Adam Everett, R (9,PR) OBP: 0.291, SLG: 0.227										4	0	2	0	0	0	1									
Mark Loretta, R (1,5) OBP: 0.383, SLG: 0.371										4	0	2	0	0	0	3									
Jose Vizcaino, S (1,6) OBP: 0.343, SLG: 0.414										4	0	1	0	0	0	4									
Brad Ausmus, R (1,2) OBP: 0.321, SLG: 0.359										3	0	0	0	0	0	1									
Orlando Merced, S (9,PH) OBP: 0.354, SLG: 0.449										0	0	0	0	1	0	0									
Morgan Ensberg, R (9,PR) OBP: 0.336, SLG: 0.386										0	0	0	0	0	0	0									
Pete Munro, R (1,1) ERA: 2.91 Jerome Robertson, L (8,1) 16 Jason Lane, R (9,PH) Pedro Borbon, L (9,1) Ricky Stone, R (9,1) Gregg Zaun, S (9,PH) OBP: 0.307, SLG: 0.311										2	0	1	0	0	1	0									
Inning Stats	R: 0 E: 0 K: 0 S: 6	H: 0 LOB: 0 BB: 0 P: 10	R: 0 E: 0 K: 0 S: 9	H: 1 LOB: 1 BB: 0 P: 13	R: 0 E: 0 K: 1 S: 12	H: 1 LOB: 1 BB: 0 P: 16	R: 0 E: 0 K: 0 S: 13	H: 2 LOB: 2 BB: 0 P: 21	R: 0 E: 0 K: 1 S: 6	H: 0 LOB: 0 BB: 0 P: 9	R: 0 E: 0 K: 0 S: 9	H: 0 LOB: 0 BB: 0 P: 13	R: 0 E: 0 K: 0 S: 9	H: 1 LOB: 1 BB: 0 P: 12	R: 0 E: 0 K: 1 S: 8	H: 0 LOB: 0 BB: 0 P: 10	R: 1 E: 1 K: 1 S: 21	H: 2 LOB: 3 BB: 2 P: 37	1B: 7 2B: 0 3B: 0 HR: 0	SF: 0 SAC: 0 DP: 0 HBP: 0	WP: 0 PB: 0 SB: 0 CS: 0	PA: 36			
PITCHER	IP	WLS	BF	H	R	ER	SO	BB	IBB	HBP	BLK	WP	HR	S	P	ERA	WHIP								
Woody Williams, R (1,1) ERA: 2.37	7.0		26	5	0	0	2	0	0	0	0	0	0	64	94	0.00	0.714								
Steve Kline, L (8,1) ERA: 3.88	1.0	H	3	0	0	0	1	0	0	0	0	0	0	8	10	0.00	0.000								
44 Jason Istringhausen, R (9,1) ERA: 2.45	1.0	S	7	2	1	1	1	1	1	0	0	0	0	21	37	9.00	3.000								

AB 34
R 1
H 7
RBI 0
BB 2
SO 4
LOB 15



Batter	1	2	3	4	5	6	7	8	9	AB	R	H	RBI	BB	SO	LOB	TOP
Fernando Vina, L (1,4) OBP: 0.332, SLG: 0.330 So Taguchi, R (9, PH) OBP: 0.333, SLG: 0.333	G6-3			F8		F8			F8	3	0	0	0	0	0	1	St. Louis Cardinals @ Houston Astros Astros Field, Houston, TX Sun Sep 15 2002, 2:35 PM EDT Att: 32,456 - Dome - 72 F livebaseballscores.com AB 29 R 0 H 3 RBI 0 BB 0 SO 9 LOB 6
Eli Marrero, R (1,9) OBP: 0.316, SLG: 0.422	K			K		FC9-2			F9	4	0	0	0	0	2	1	
15 Jim Edmonds, L (1,8) OBP: 0.410, SLG: 0.555 Garrett Stephenson, R (6, 1) J.D. Drew, L (7, PH) OBP: 0.361, SLG: 0.427 Jamey Wright, R (7, 1) OBP: 0.339, SLG: 0.222 Luther Hackman, R (8, 1) OBP: 0.116, SLG: 0.063	K									2	0	1	0	0	1	0	
5 Albert Pujols, R (1,7) OBP: 0.392, SLG: 0.560		F9		G1-3					L9	3	0	0	0	0	0	1	
27 Scott Rolen, R (1,5) OBP: 0.356, SLG: 0.473	F8								K	3	0	1	0	0	1	0	
Tino Martinez, L (1,3) OBP: 0.341, SLG: 0.433 Mike DiFelice, R (8, 2) OBP: 0.288, SLG: 0.356	P5								G3	3	0	0	0	0	1	1	
Mike Matheny, R (1,2) OBP: 0.305, SLG: 0.315 Ivan Cruz, L (8, PH) OBP: 0.333, SLG: 0.200				K		G4-3			K	2	0	0	0	0	1	1	
Wilson Delgado, S (1,6) OBP: 0.222, SLG: 0.667				F7		G4-3			F8	3	0	0	0	0	0	1	
Matt Morris, R (1,1) OBP: 0.171, SLG: 0.176 Gabe Molina, R (4, 1) Kerry Robinson, L (6, PH) OBP: 0.302, SLG: 0.365				K					G3-1	1	0	0	0	0	1	0	
						F8 FC9-2				2	0	1	0	0	0	0	
Inning Stats	R: 0 H: 0 E: 0 K: 2 S: 9	H: 0 R: 0 ER: 0 SO: 9 BB: 0 P: 9	H: 0 R: 0 ER: 0 SO: 9 BB: 0 P: 10	H: 0 R: 0 ER: 0 SO: 11 BB: 0 P: 12	H: 1 R: 0 ER: 0 SO: 11 BB: 0 P: 13	H: 1 R: 0 ER: 0 SO: 7 BB: 0 P: 9	H: 1 R: 0 ER: 0 SO: 6 BB: 0 P: 11	H: 0 R: 0 ER: 0 SO: 7 BB: 0 P: 12	H: 0 R: 0 ER: 0 SO: 8 BB: 0 P: 13	H: 0 R: 0 ER: 0 SO: 9 BB: 0 P: 12	1B: 1 2B: 2 3B: 1 HR: 0	SF: 0 SAC: 0 DP: 1 HBP: 0	WP: 0 PB: 0 SB: 0 CS: 0	PA: 29			
PITCHER Wade Miller, R (1,1) ERA: 3.37	IP: 9.0 WLS: W BF: 29 H: 3 R: 0 ER: 0 SO: 9 BB: 0 IBB: 0 HBP: 0 BLK: 0 WP: 0 HR: 0 S: 74 P: 101 ERA: 0.00 WHIP: 0.333											PITCHER IP: 9.0 WLS: W BF: 29 H: 3 R: 0 ER: 0 SO: 9 BB: 0 IBB: 0 HBP: 0 BLK: 0 WP: 0 HR: 0 S: 74 P: 101 ERA: 0.00 WHIP: 0.333					

Batter	1	2	3	4	5	6	7	8	9	AB	R	H	RBI	BB	SO	LOB	BOTTOM
Brian Hunter, R (1,8) OBP: 0.354, SLG: 0.455	G5-3			G1-3		G3				5	1	2	1	0	0	0	St. Louis Cardinals @ Houston Astros Astros Field, Houston, TX Sun Sep 15 2002, 2:35 PM EDT Att: 32,456 - Dome - 72 F livebaseballscores.com AB 39 R 8 H 16 RBI 8 BB 2 SO 6 LOB 18
Craig Biggio, R (1,4) OBP: 0.344, SLG: 0.420	17 2B			P4						5	2	3	0	0	1	3	
17 Lance Berkman, S (1,9) OBP: 0.412, SLG: 0.596	1H			E						5	2	4	4	0	0	1	
5 Jeff Bagwell, R (1,3) OBP: 0.405, SLG: 0.531	K			E						3	1	1	0	2	1	1	
Daryle Ward, L (1,7) OBP: 0.329, SLG: 0.413 16 Jason Lane, R (8, 9) OBP: 0.340, SLG: 0.426	F8			E7						4	1	1	2	0	1	2	
Mark Loretta, R (1,5) OBP: 0.388, SLG: 0.380 28 Adam Everett, R (8, 6) OBP: 0.291, SLG: 0.227				2B						4	0	3	1	0	0	0	
Jose Vizcaino, S (1,6) OBP: 0.339, SLG: 0.410				K						4	0	0	0	0	1	3	
Brad Ausmus, R (1,2) OBP: 0.322, SLG: 0.363				1B						4	1	2	0	0	0	2	
Wade Miller, R (1,1) OBP: 0.175, SLG: 0.214				FC3-5						4	0	0	0	0	1	4	
Inning Stats	R: 1 H: 2 E: 0 K: 1 S: 13	H: 3 R: 0 ER: 0 SO: 16 BB: 0 P: 23	H: 3 R: 0 ER: 0 SO: 17 BB: 0 P: 23	H: 3 R: 3 ER: 1 SO: 17 BB: 1 P: 26	H: 1 R: 0 ER: 0 SO: 15 BB: 1 P: 24	H: 1 R: 0 ER: 0 SO: 7 BB: 0 P: 11	H: 1 R: 0 ER: 0 SO: 9 BB: 0 P: 14	H: 0 R: 0 ER: 0 SO: 7 BB: 0 P: 10	H: 5 R: 3 ER: 1 SO: 17 BB: 0 P: 30	1B: 10 2B: 5 3B: 0 HR: 1	SF: 0 SAC: 0 DP: 1 HBP: 0	WP: 1 PB: 0 SB: 1 CS: 0	PA: 41				
PITCHER Matt Morris, R (1,1) ERA: 3.42 Gabe Molina, R (4, 1) ERA: 0.93 Garrett Stephenson, R (6, 1) ERA: 0.23 Jamey Wright, R (7, 1) ERA: 5.43 Luther Hackman, R (8, 1) ERA: 4.27	IP: 3.2 WLS: L BF: 22 H: 5 R: 5 ER: 5 SO: 3 BB: 2 IBB: 0 HBP: 0 BLK: 0 WP: 0 HR: 0 S: 15 P: 90 ERA: 12.27 WHIP: 3.000											PITCHER IP: 3.2 WLS: L BF: 22 H: 5 R: 5 ER: 5 SO: 3 BB: 2 IBB: 0 HBP: 0 BLK: 0 WP: 0 HR: 0 S: 15 P: 90 ERA: 12.27 WHIP: 3.000					

Batter	1	2	3	4	5	6	7	8	9	AB	R	H	RBI	BB	SO	LOB	TOP			
Jose Vizcaino, S (1, 6) OBP: 0.338, SLG: 0.408	2-1 G6-3		1-0 P6			2-3 K		0-0 HR		4	1	1	0	0	1	1	Houston Astros @ Milwaukee Brewers Miller Park, Milwaukee, WI Tue Sep 17 2002, 7:05 PM CDT Att: 15,412 - Cloudy - 71 F			
Craig Biggio, R (1, 4) OBP: 0.344, SLG: 0.424	3-3 K		0-0 G3			1-3 K		1-2 HR		4	1	1	2	0	2	1				
17 Lance Berkman, S (1, 8) OBP: 0.409, SLG: 0.592	3-1 G1-3				2-3 K			1-3 K		4	0	0	0	0	3	0				
5 Jeff Bagwell, R (1, 3) OBP: 0.406, SLG: 0.531		2-0 G1-3 1B			1-1 F8			1-0 F8		4	1	2	0	0	0	0				
Daryle Ward, L (1, 7) OBP: 0.328, SLG: 0.419		1-0 G1-3			0-0 HR			2-1 G6-3		4	1	1	1	0	0	2				
Orlando Merced, S (1, 9) OBP: 0.356, SLG: 0.450		3-1 L7			1-2 G3-1			0-0 1B		4	0	2	0	0	0	1				
28 Adam Everett, R (9, PR) OBP: 0.291, SLG: 0.227									0-2 FC5-4 1B	0	0	0	0	0	0	0				
Brad Ausmus, R (1, 2) OBP: 0.320, SLG: 0.360					2-2 G6-3			3-2 F3		4	0	0	1	0	0	3				
Brian Hunter, R (9, PR) OBP: 0.354, SLG: 0.455									2-2 FC5-4 1B	0	0	0	0	0	0	0				
Geoff Blum, S (1, 5) OBP: 0.368, SLG: 0.448					0-1 2B			1-2 F9		4	0	2	0	0	0	0				
Kirk Saarloos, R (1, 1) ERA: 5.88					2-2 B2			0-3 K		2	0	0	0	0	0	1				
Jerome Robertson, L (6, 1) ERA: 3.38								0-2 G3-1		0	0	0	0	0	0	0				
Brandon Puffer, R (6, 1) ERA: 1.15									2-2 K	0	0	0	0	0	0	0				
Gregg Zaun, S (8, PH) ERA: 1.74									1-3 3-H	1	0	0	0	0	0	0				
Octavio Dotel, R (8, 1) ERA: 1.74									2-2 1B	0	0	0	0	0	0	0				
Mark Loretta, R (9, PH) ERA: 1.74									2-2 1B	0	0	0	0	0	0	0				
Inning Stats	R: 0 E: 0 K: 1 S: 7	H: 0 LOB: 0 BB: 0 P: 15	R: 0 E: 0 K: 0 S: 6	H: 1 LOB: 1 BB: 0 P: 12	R: 0 E: 0 K: 0 S: 7	H: 1 LOB: 1 BB: 0 P: 10	R: 1 E: 0 K: 1 S: 9	H: 1 LOB: 0 BB: 0 P: 13	R: 0 E: 0 K: 3 S: 9	H: 0 LOB: 0 BB: 0 P: 12	R: 0 E: 0 K: 0 S: 9	H: 1 LOB: 1 BB: 0 P: 14	R: 2 E: 0 K: 1 S: 11	H: 2 LOB: 0 BB: 0 P: 13	R: 1 E: 0 K: 1 S: 21	H: 3 LOB: 2 BB: 0 P: 29	1B: 6 2B: 1 3B: 0 HR: 2	SF: 0 SAC: 0 DP: 0 HBP: 0	WP: 0 PA: 36 PB: 0 SB: 1 CS: 0	
PITCHER	IP	WLS	BF	H	R	ER	SO	BB	IBB	HBP	BLK	WP	HR	S	P	ERA	WHIP			
15 Ben Sheets, R (1, 1) ERA: 4.37	8.0	W	30	6	3	3	7	0	0	0	0	0	2	66	102	3.38	0.750			
Luis Vizcaino, R (9, 1) ERA: 2.49	1.0	S	6	3	1	1	1	0	0	0	0	0	0	21	29	9.00	3.000			

Batter	1	2	3	4	5	6	7	8	9	AB	R	H	RBI	BB	SO	LOB	BOTTOM			
Eric Young Sr., R (1, 4) OBP: 0.340, SLG: 0.369	0-2 2B					2-2 G4-3		2-1 G5-3		4	1	1	0	0	0	4	Houston Astros @ Milwaukee Brewers Miller Park, Milwaukee, WI Tue Sep 17 2002, 7:05 PM CDT Att: 15,412 - Cloudy - 71 F			
Keith Ginter, R (1, 5) OBP: 0.354, SLG: 0.325	2-1 2B		3-2 F2		1-1 G6-3		3-2 G6-3			4	0	1	1	0	0	0				
Jim Rushford, L (1, 9) OBP: 0.289, SLG: 0.343	0-0 G6-3		1-2 L7			2-2 BB SH 2B		2-1 F9		4	1	1	0	0	0	1				
Richie Sexson, R (1, 3) OBP: 0.367, SLG: 0.512	1-0 G6-3		2-2 F9			0-0 G6-3		1-2 E9 1B		4	0	1	0	0	0	2				
Matt Stairs, L (1, 7) OBP: 0.344, SLG: 0.477	1-0 F7				1-1 G4-3		4-0 BB SH IBB		4-0 IBB	2	1	0	0	2	0	1				
José Hernández, R (1, 6) OBP: 0.352, SLG: 0.476		3-2 G4-3			0-1 L9		4-1 SH SF8 BB		3-2 P4	3	1	0	0	1	0	2				
Ryan Thompson, R (1, 8) ERA: 5.88		1-0 2B 1B			3-2 1B		0-1 SH SF8		3-3 K	1	0	1	0	0	0	0				
Ryan Christenson, R (2, PR) OBP: 0.182, SLG: 0.226							1-3 2-H 3-H			2	1	1	1	0	1	0				
Jorge Fabregas, L (1, 2) OBP: 0.230, SLG: 0.286		3-1 1-H 2B			2-2 G3		2-3 3-H		1-1 F9	3	0	1	2	0	0	1				
15 Ben Sheets, R (1, 1) OBP: 0.132, SLG: 0.108		1-1 G1-3					1-3 K		0-1 F7	2	0	0	0	1	1	2				
Lenny Harris, L (8, PH) OBP: 0.357, SLG: 0.418										1	0	0	0	0	0	0				
Luis Vizcaino, R (9, 1) ERA: 1.74										0	0	0	0	0	0	0				
Inning Stats	R: 1 E: 0 K: 0 S: 8	H: 2 LOB: 1 BB: 0 P: 12	R: 1 E: 0 K: 0 S: 10	H: 2 LOB: 2 BB: 0 P: 20	R: 0 E: 0 K: 0 S: 11	H: 0 LOB: 0 BB: 0 P: 17	R: 0 E: 0 K: 0 S: 11	H: 1 LOB: 1 BB: 0 P: 17	R: 0 E: 0 K: 1 S: 8	H: 0 LOB: 0 BB: 0 P: 12	R: 3 E: 1 K: 0 S: 12	H: 1 LOB: 2 BB: 3 P: 29	R: 0 E: 1 K: 0 S: 12	H: 1 LOB: 2 BB: 1 P: 25	R: 0 E: 0 K: 1 S: 7	H: 0 LOB: 0 BB: 0 P: 11	1B: 3 2B: 4 3B: 0 HR: 0	SF: 1 SAC: 1 DP: 0 HBP: 0	WP: 0 PA: 36 PB: 0 SB: 0 CS: 0	
PITCHER	IP	WLS	BF	H	R	ER	SO	BB	IBB	HBP	BLK	WP	HR	S	P	ERA	WHIP			
Kirk Saarloos, R (1, 1) ERA: 3.38	0.1	L	2	0	0	0	0	1	0	0	0	0	0	3	8	0.00	3.000			
Brandon Puffer, R (6, 1) ERA: 1.15	1.1		6	1	0	0	0	0	1	0	0	0	0	14	29	0.00	0.750			
Octavio Dotel, R (8, 1) ERA: 1.74	1.0		3	0	0	0	1	0	0	0	0	0	0	7	11	0.00	0.000			

AB	36
R	4
H	9
RBI	4
BB	0
SO	8
LOB	11



Batter	1	2	3	4	5	6	7	8	9	AB	R	H	RBI	BB	SO	LOB	TOP				
Brian Hunter, R OBP: 0.346, SLG: 0.444 (1, 8)	G6-3	F8		FC6-4			G4-3			4	0	0	0	0	0	3	Houston Astros @ Milwaukee Brewers Miller Park, Milwaukee, WI Wed Sep 18 2002, 7:05 PM CDT Att: 16,349 - Dome - 72 F				
Craig Biggio, R OBP: 0.343, SLG: 0.423 (1, 4)	F8	F8			K			1B	4	0	1	0	0	1	2						
17 Lance Berkman, S OBP: 0.410, SLG: 0.590 (1, 7)				G6-3			G4-6-3	F8	2	0	0	0	2	0	1						
5 Jeff Bagwell, R OBP: 0.403, SLG: 0.527 (1, 3)				P4			G4-6-3	F7	4	0	0	0	0	1	3						
Mark Loretta, R OBP: 0.346, SLG: 0.376 Tom Gordon, R OBP: 0.343, SLG: 0.423 Orlando Merced, S OBP: 0.343, SLG: 0.423 Morgan Lutz, R OBP: 0.343, SLG: 0.423 Octavio Dotel, R OBP: 0.343, SLG: 0.423 Billy Wagner, L OBP: 0.343, SLG: 0.423 (1, 5)		F8		F9			G5-4-3	P3	2	0	0	0	1	0	0						
Jose Vizcaino, S OBP: 0.338, SLG: 0.406 (1, 6)				G6-3			G5-4-3	G6-3	4	1	1	0	0	0	1						
16 Jason Lane, R OBP: 0.368, SLG: 0.460 (1, 9)		1B					F9	1B	3	2	2	1	1	0	0						
Brad Ausmus, R OBP: 0.319, SLG: 0.357 (1, 2)				G5-3			G1-6-3	K	3	0	0	0	0	1	2						
54 Brad Lidge, R OBP: 1.000, SLG: 1.500 Ricky Stone, R (4, 1) Pedro Borbon, R (5, 1) Brandon Puffer, R (5, 1) Geoff Blum, S OBP: 0.366, SLG: 0.446 (6, 5)							G5-3	L8	2	0	2	2	0	0	0						
Inning Stats	R: 0 E: 0 K: 1 S: 12	H: 0 LOB: 1 BB: 1 P: 22	R: 2 E: 0 K: 0 S: 13	H: 3 LOB: 2 BB: 0 P: 23	R: 0 E: 0 K: 0 S: 5	H: 0 LOB: 0 BB: 0 P: 11	R: 1 E: 0 K: 0 S: 15	H: 1 LOB: 1 BB: 1 P: 24	R: 0 E: 0 K: 0 S: 8	H: 0 LOB: 0 BB: 1 P: 17	R: 0 E: 0 K: 0 S: 6	H: 0 LOB: 0 BB: 1 P: 11	R: 0 E: 1 K: 0 S: 13	H: 1 LOB: 1 BB: 0 P: 20	R: 0 E: 0 K: 1 S: 15	H: 1 LOB: 1 BB: 0 P: 23		1B: 4 2B: 2 3B: 0 HR: 0	SF: 0 SAC: 0 DP: 2 HBP: 1	WP: 0 PB: 0 SB: 1 CS: 0	PA: 36
PITCHER	IP	WLS	BF	H	R	ER	SO	BB	IBB	HBP	BLK	WP	HR	S	P	ERA	WHIP				
Glendon Rusch, L ERA: 4.62 Jose Cabrera, R ERA: 6.9 Ray King, L ERA: 2.92 Jayson Durocher, R ERA: 2.06 (1, 1) (8, 1) (8, 1) (9, 1)	7.0	L	28	4	3	3	2	4	0	1	0	0	0	64	117	3.86	1.143				

Batter	1	2	3	4	5	6	7	8	9	AB	R	H	RBI	BB	SO	LOB	BOTTOM					
Eric Young Sr., R OBP: 0.340, SLG: 0.368 (1, 4)	F9	K			BB		F9			4	0	1	0	0	1	3	Houston Astros @ Milwaukee Brewers Miller Park, Milwaukee, WI Wed Sep 18 2002, 7:05 PM CDT Att: 16,349 - Dome - 72 F					
Keith Ginter, R OBP: 0.404, SLG: 0.419 (1, 5)				G3-6-3	BB		2B		3	0	3	1	1	0	0							
Jim Rushford, L OBP: 0.286, SLG: 0.316 (1, 9)				G3-6-3	F2		F7		3	0	0	0	0	0	5							
Richie Sexson, R OBP: 0.365, SLG: 0.508 (1, 3)				K	F9		F7		4	0	0	0	0	2	5							
Matt Stairs, L OBP: 0.339, SLG: 0.469 (1, 7)				F9			G4-3	F7	4	0	0	0	0	1	2							
José Hernández, R OBP: 0.351, SLG: 0.473 (1, 6)				K	K		K	F9	3	0	0	0	1	2	0							
Robert Machado, R OBP: 0.323, SLG: 0.390 (1, 2)				G2			F8		4	0	0	0	0	0	1							
Ryan Christenson, R OBP: 0.189, SLG: 0.206 (1, 8)					K		K	P6	3	0	0	0	1	2	0							
Glendon Rusch, L ERA: 4.62 Lenny Harris, L OBP: 0.313, SLG: 0.349 Jeffrey Hammonds, R OBP: 0.341, SLG: 0.419 Jose Cabrera, R OBP: 0.341, SLG: 0.419 Ray King, L OBP: 0.341, SLG: 0.419 Jayson Durocher, R OBP: 0.341, SLG: 0.419 Ronnie Bellard, R OBP: 0.341, SLG: 0.419 (1, 1) (7, PH) (7, PH) (8, 1) (8, 1) (9, 1) (9, PH)					BB			F9	1	0	1	0	0	0	0							
Inning Stats	R: 0 E: 0 K: 2 S: 12	H: 1 LOB: 2 BB: 0 P: 18	R: 0 E: 0 K: 1 S: 9	H: 0 LOB: 2 BB: 2 P: 18	R: 0 E: 0 K: 1 S: 10	H: 1 LOB: 0 BB: 0 P: 13	R: 0 E: 0 K: 1 S: 9	H: 0 LOB: 0 BB: 0 P: 12	R: 0 E: 0 K: 1 S: 13	H: 2 LOB: 3 BB: 1 P: 21	R: 0 E: 0 K: 1 S: 8	H: 0 LOB: 0 BB: 0 P: 10	R: 1 E: 0 K: 1 S: 10	H: 2 LOB: 1 BB: 0 P: 12	R: 0 E: 0 K: 0 S: 9	H: 0 LOB: 0 BB: 0 P: 13		R: 0 E: 0 K: 0 S: 9	H: 0 LOB: 0 BB: 0 P: 13	1B: 3 2B: 3 3B: 0 HR: 0	SF: 0 SAC: 1 DP: 1 HBP: 1	WP: 0 PB: 0 SB: 0 CS: 0
PITCHER	IP	WLS	BF	H	R	ER	SO	BB	IBB	HBP	BLK	WP	HR	S	P	ERA	WHIP					
54 Brad Lidge, R ERA: 6.23 Ricky Stone, R ERA: 3.5 Pedro Borbon, L ERA: 5.11 Brandon Puffer, R ERA: 5.16 Tom Gordon, R ERA: 3.11 (1, 1) (4, 1) (5, 1) (5, 1) (6, 1)	3.0		13	2	0	0	4	2	0	1	0	0	0	31	49	0.00	1.333					
Octavio Dotel, R ERA: 1.72 Billy Wagner, L ERA: 2.63 (8, 1) (9, 1)	1.0	S	3	0	0	0	0	0	0	0	0	0	0	9	13	0.00	0.000					

Batter	1	2	3	4	5	6	7	8	9	AB	R	H	RBI	BB	SO	LOB	TOP					
Brian Hunter, R (1, 8) OBP: 0.346, SLG: 0.448 Daryle Ward, L (7, PH) OBP: 0.327, SLG: 0.417	F9		K		G1-3		F8	K		3	0	1	0	0	1	1						
Craig Biggio, R (1, 4) OBP: 0.340, SLG: 0.419	F9		K		K		FC6-4		G6-3	5	1	0	0	0	2	4						
17 Lance Berkman, S (1, 7) OBP: 0.413, SLG: 0.590	BB		BB		G1-3		1B		BB	3	0	2	2	2	0	1						
5 Jeff Bagwell, R (1, 3) OBP: 0.402, SLG: 0.524	G5-3		BB		L7		L9		FC4-6	5	0	1	1	0	0	4						
Mark Loretta, R (1, 5) OBP: 0.377, SLG: 0.387		L4-6	BB		BB		G5-4-3	BB	BB	3	1	3	0	2	0	0						
16 Jason Lane, R (1, 9) OBP: 0.381, SLG: 0.444 Orlando Merced, S (9, PH) OBP: 0.354, SLG: 0.448	K		FC6-4		K		G3	SH1-3	K	4	0	1	0	0	2	5						
Brad Ausmus, R (1, 2) OBP: 0.319, SLG: 0.355	BB				G5-4-3		SH1-3			2	0	0	0	1	0	1						
28 Adam Everett, R (1, 6) OBP: 0.292, SLG: 0.231 Morgan Ensberg, R (8, PH) OBP: 0.338, SLG: 0.383	L4-6				F9		FC6-4	BB	G3	3	1	1	0	0	0	2						
44 Roy Oswalt, R (1, 1) OBP: 0.175, SLG: 0.133 Jose Vizcaino, S (7, PH) OBP: 0.339, SLG: 0.404 Jerome Robertson, L (7, 1) Ricky Stone, R (7, 1) Gregg Zaun, S (8, PH) OBP: 0.362, SLG: 0.307 Brandon Puffer, R (8, 1)			BB		G1-3		FC6-4	BB	G3	2	1	1	0	0	0	0						
Inning Stats	R: 0 E: 0 K: 0 S: 6	H: 0 LOB: 1 BB: 1 P: 15	R: 0 E: 0 K: 1 S: 8	H: 1 LOB: 1 BB: 1 P: 15	R: 1 E: 0 K: 2 S: 15	H: 3 LOB: 3 BB: 1 P: 31	R: 0 E: 0 K: 0 S: 5	H: 0 LOB: 0 BB: 0 P: 7	R: 0 E: 0 K: 1 S: 10	H: 1 LOB: 0 BB: 1 P: 16	R: 0 E: 0 K: 1 S: 4	H: 0 LOB: 0 BB: 1 P: 11	R: 2 E: 0 K: 0 S: 14	H: 2 LOB: 1 BB: 1 P: 21	R: 1 E: 0 K: 1 S: 12	H: 2 LOB: 2 BB: 1 P: 19	R: 0 E: 0 K: 1 S: 12	H: 1 LOB: 2 BB: 1 P: 18	1B: 8 2B: 3 3B: 0 HR: 0	SF: 0 SAC: 1 DP: 2 HBP: 0	WP: 0 PB: 0 SB: 3 CS: 0	PA: 42
PITCHER	IP	WLS	BF	H	R	ER	SO	BB	IBB	HBP	BLK	WP	HR	S	P	ERA	WHIP					
Wayne Franklin, L (1, 1) ERA: 4.91	6.0	W	25	5	1	1	5	4	0	0	0	0	0	48	95	1.50	1.500					
Valerio De Los Santos, L (7, 1) ERA: 2.78	0.0		2	1	2	2	0	1	0	0	0	0	0	6	11	=	=					
Luis Vizcaino, R (7, 1) ERA: 2.44	1.0	H	4	1	0	0	0	0	0	0	0	0	0	8	10	0.00	1.000					
Ray King, L (8, 1) ERA: 3.02	1.0	H	6	2	1	1	1	1	0	0	0	0	0	12	19	9.00	3.000					
Mike DeJean, R (9, 1) ERA: 3.27	1.0	S	5	1	0	0	1	1	0	0	0	0	0	12	18	0.00	2.000					

Houston Astros @ Milwaukee Brewers
Miller Park, Milwaukee, WI
Thu Sep 19 2002, 1:05 PM CDT
Att: 14,768 - Dome - 72 F


AB	34
R	4
H	10
RBI	4
BB	7
SO	7
LOB	26



Batter	1	2	3	4	5	6	7	8	9	AB	R	H	RBI	BB	SO	LOB	BOTTOM				
Ronnie Belliard, R (1, 4) OBP: 0.270, SLG: 0.307	F9			CS	G5-3		L5			4	0	1	0	0	0	1					
Keith Ginter, R (1, 5) OBP: 0.411, SLG: 0.400	L7			BB	FC4-6		G6-3			2	1	0	0	2	0	0					
Jim Rushford, L (1, 9) OBP: 0.261, SLG: 0.286	K2-3			L7	FC4-6		F5			4	0	0	0	0	1	2					
Richie Sexson, R (1, 3) OBP: 0.364, SLG: 0.506	P4			E	K		G1-3			3	1	0	0	1	1	0					
Matt Stairs, L (1, 7) OBP: 0.339, SLG: 0.467	K			E	K		K			3	1	1	1	0	2	0					
2 Bill Hall, R (1, 6) OBP: 0.286, SLG: 0.692	L4			BB	F9					3	1	1	2	0	0	0					
Paul Bako, L (1, 2) OBP: 0.302, SLG: 0.338				F8	BB		SH			3	1	2	1	0	0	0					
Ryan Christenson, R (1, 8) OBP: 0.179, SLG: 0.194				K2-3	G4-3		SH			2	0	0	0	0	1	1					
Wayne Franklin, L (1, 1) ERA: 2.92 Jerome Robertson, L (7, 1) ERA: 3.18 Ricky Stone, R (7, 1) ERA: 3.46 Brandon Puffer, R (8, 1) ERA: 5.07				K	G6-3		SH3-4			2	0	0	0	0	1	0					
Inning Stats	R: 0 E: 0 K: 1 S: 5	H: 0 LOB: 0 BB: 0 P: 6	R: 0 E: 0 K: 1 S: 6	H: 0 LOB: 0 BB: 0 P: 9	R: 0 E: 0 K: 2 S: 7	H: 0 LOB: 0 BB: 0 P: 10	R: 4 E: 1 K: 0 S: 15	H: 4 LOB: 1 BB: 2 P: 28	R: 0 E: 0 K: 0 S: 9	H: 0 LOB: 0 BB: 1 P: 15	R: 0 E: 0 K: 2 S: 9	H: 0 LOB: 0 BB: 0 P: 12	R: 1 E: 1 K: 0 S: 5	H: 1 LOB: 0 BB: 0 P: 6	R: 0 E: 0 K: 0 S: 5	H: 0 LOB: 0 BB: 0 P: 10	1B: 3 2B: 3 3B: 0 HR: 0	SF: 0 SAC: 2 DP: 1 HBP: 0	WP: 0 PB: 0 SB: 0 CS: 1	PA: 31	
PITCHER	IP	WLS	BF	H	R	ER	SO	BB	IBB	HBP	BLK	WP	HR	S	P	ERA	WHIP				
44 Roy Oswalt, R (1, 1) ERA: 2.92	6.0	L	24	4	4	4	6	3	0	0	0	0	0	3	4	0.00	3.000				
Ricky Stone, R (7, 1) ERA: 3.18	0.1		3	1	1	0	0	0	0	0	0	0	0	3	4	0.00	3.000				
Ricky Stone, R (7, 1) ERA: 3.46	0.2		1	0	0	0	0	0	0	0	0	0	0	2	2	0.00	0.000				
Brandon Puffer, R (8, 1) ERA: 5.07	1.0		3	0	0	0	0	0	0	0	0	0	0	5	10	0.00	0.000				

Houston Astros @ Milwaukee Brewers
Miller Park, Milwaukee, WI
Thu Sep 19 2002, 1:05 PM CDT
Att: 14,768 - Dome - 72 F

AB	26
R	5
H	5
RBI	4
BB	3
SO	6
LOB	4



Batter	1	2	3	4	5	6	7	8	9	AB	R	H	RBI	BB	SO	LOB	TOP																
Brian Hunter, R OBP: 0.347, SLG: 0.463 (1, 8)	G5-3		FC6-4 1B		HR	F8		L5		5	1	2	3	0	0	2	Houston Astros @ St. Louis Cardinals Busch Stadium, St. Louis, MO Fri Sep 20 2002, 7:10 PM CDT Att: 34,990 - Cloudy - 69 F																
Craig Biggio, R OBP: 0.338, SLG: 0.416 (1, 4)	G6-3		FC6-4 1-2		K		K			4	0	0	0	0	2	1																	
17 Lance Berkman, S OBP: 0.412, SLG: 0.587 (1, 9)	G6-3			K	BB		G4-3			3	0	0	0	1	1	0																	
5 Jeff Bagwell, R OBP: 0.402, SLG: 0.523 (1, 3)		G5-3		FC4-6 1B	BB		F8			3	0	1	0	1	0	0																	
Daryle Ward, L OBP: 0.326, SLG: 0.415 (1, 7)	G4-3		FC4-6 1B		F8			G5-4-3 1B		4	0	1	0	0	0	3																	
Mark Loretta, R OBP: 0.378, SLG: 0.386 (1, 6)	F8			1B			G3-6-3 BB	G5-4-3 1-2		3	0	1	0	1	0	1																	
Geoff Blum, S OBP: 0.367, SLG: 0.443 (1, 5)			G4-6-3 1B	P6			G3-6-3 BB	L3-1		2	1	0	0	2	0	2																	
Brad Ausmus, R OBP: 0.321, SLG: 0.357 (1, 2)					HR		G3-6-3	F8		4	1	2	0	0	0	2																	
Pete Munro, R OBP: 0.182, SLG: 0.143 (5, PH)			G4-6-3							1	0	0	0	0	0	2																	
Alan Lirtz, S OBP: 0.154, SLG: 0.359 (5, PH)										1	0	0	0	0	1	1																	
Nelson Cruz, R OBP: 0.344, SLG: 0.444 (5, PH)										0	0	0	0	0	0	0																	
Orlando Merced, S OBP: 0.257, SLG: 0.171 (5, PH)										0	0	0	0	0	0	0																	
Carlos Hernandez, S OBP: 0.209, SLG: 0.171 (5, PH)										0	0	0	0	0	0	0																	
Jerome Robertson, L OBP: 0.209, SLG: 0.171 (5, PH)										0	0	0	0	0	0	0																	
Brandon Puffer, R OBP: 0.209, SLG: 0.171 (5, PH)										0	0	0	0	0	0	0																	
16 Jason Lane, R OBP: 0.209, SLG: 0.171 (5, PH)										1	0	0	0	0	0	1	0																
Inning Stats	R: 0 E: 0 K: 0 S: 7	H: 0 LOB: 0 BB: 0 P: 9	R: 0 E: 0 K: 0 S: 8	H: 0 LOB: 0 BB: 0 P: 13	R: 1 E: 0 K: 0 S: 11	H: 2 LOB: 1 BB: 1 P: 17	R: 0 E: 0 K: 1 S: 11	H: 2 LOB: 2 BB: 0 P: 18	R: 2 E: 0 K: 2 S: 19	H: 2 LOB: 2 BB: 2 P: 36	R: 0 E: 0 K: 1 S: 6	H: 0 LOB: 0 BB: 3 P: 21	R: 0 E: 0 K: 1 S: 8	H: 0 LOB: 0 BB: 0 P: 11	R: 0 E: 0 K: 0 S: 9	H: 1 LOB: 0 BB: 0 P: 13	R: 0 E: 0 K: 1 S: 9	H: 0 LOB: 0 BB: 0 P: 9	1B: 6 2B: 0 3B: 0 HR: 1	SF: 0 SAC: 0 DP: 3 HBP: 0	WP: 0 PA: 37 PB: 0 SB: 0 CS: 0												
PITCHER	IP WLS BF H R ER SO BB IBB HBP BLK WP HR S P ERA WHIP																																
Woody Williams, R ERA: 2.53 (5, 1)	4.2	21	6	3	3	3	2	0	0	0	0	0	1	54	86	5.79	1.714																
Gabe Molina, R ERA: 1.74 (5, 1)	0.1	2	0	0	0	0	1	0	0	0	0	0	0	2	7	0.00	3.000																
Dave Veres, R ERA: 3.62 (7, 1)	1.0	5	0	0	0	0	3	0	0	0	0	0	0	6	21	0.00	3.000																
Rick White, R ERA: 4.27 (8, 1)	1.0	W 3	0	0	0	1	0	0	0	0	0	0	0	8	11	0.00	0.000																
Steve Kline, L ERA: 3.64 (8, 1)	2.0	6	1	0	0	1	0	0	0	0	0	0	0	18	22	0.00	0.500																

AB	31
R	3
H	7
RBI	3
BB	6
SO	5
LOB	14



Batter	1	2	3	4	5	6	7	8	9	AB	R	H	RBI	BB	SO	LOB	BOTTOM																
Fernando Vina, L OBP: 0.333, SLG: 0.338 (1, 4)	1B	15 BB 5 BB 1B	G3-1		G6-3		G5-3			4	2	1	0	1	0	5	Houston Astros @ St. Louis Cardinals Busch Stadium, St. Louis, MO Fri Sep 20 2002, 7:10 PM CDT Att: 34,990 - Cloudy - 69 F																
Eli Marrero, R OBP: 0.328, SLG: 0.445 (1, 9)	15 G3-1 1B	15 BB 5 BB 1B		15 S 27 BB 1B		HR	5 FC5-4 IBB			4	4	4	2	1	0	0																	
15 Jim Edmonds, L OBP: 0.417, SLG: 0.564 (1, 8)	G3-1	5 BB 1B		K		HR	SF9			3	1	1	2	1	1	2																	
5 Albert Pujols, R OBP: 0.391, SLG: 0.559 (1, 7)	1B BB	1-2 2-3 3H	5 BB 1B	K		F9	FC5-4			4	0	1	2	1	1	3																	
27 Scott Rolen, R OBP: 0.361, SLG: 0.502 (1, 5)	K	L8		2H 1B		HR				5	1	2	2	0	2	4																	
Tino Martinez, L OBP: 0.339, SLG: 0.438 (1, 3)	1-2 2H 1B		F7	K		G4-3				5	0	1	1	0	1	1																	
Edgar Renteria, R OBP: 0.365, SLG: 0.444 (1, 6)	F8		1B FC1 1B		SH1-4 BB	K				3	0	1	0	1	1	2																	
Mike Matheny, R OBP: 0.311, SLG: 0.320 (1, 2)		G6-3		FC1 1B	SH1-4		1B 15 WP SF9 BB			3	1	2	0	1	0	0																	
Woody Williams, R ERA: 3.24 (5, PH)										2	0	0	0	0	1	2																	
Ivan Cruz, L OBP: 0.244, SLG: 0.170 (5, PH)										0	0	0	0	0	0	0																	
Dave Veres, R OBP: 0.344, SLG: 0.444 (5, PH)										1	0	0	0	0	1	1																	
Rick White, R OBP: 0.257, SLG: 0.171 (5, PH)										0	0	0	0	0	0	0																	
Miguel Cairo, R OBP: 0.209, SLG: 0.171 (5, PH)										1	0	1	0	0	0	0																	
Steve Kline, S OBP: 0.209, SLG: 0.171 (5, PH)										1	0	0	0	0	2	0																	
Inning Stats	R: 2 E: 0 K: 1 S: 14	H: 3 LOB: 2 BB: 1 P: 23	R: 2 E: 0 K: 1 S: 14	H: 2 LOB: 2 BB: 2 P: 31	R: 0 E: 0 K: 0 S: 13	H: 2 LOB: 1 BB: 0 P: 18	R: 1 E: 0 K: 3 S: 13	H: 2 LOB: 1 BB: 0 P: 17	R: 0 E: 0 K: 1 S: 7	H: 0 LOB: 1 BB: 1 P: 14	R: 3 E: 0 K: 1 S: 16	H: 3 LOB: 0 BB: 0 P: 26	R: 1 E: 0 K: 0 S: 17	H: 1 LOB: 2 BB: 2 P: 29	R: 0 E: 0 K: 1 S: 10	H: 1 LOB: 2 BB: 0 P: 15	1B: 10 2B: 0 3B: 1 HR: 3	SF: 1 SAC: 1 DP: 0 HBP: 1	WP: 1 PA: 45 PB: 0 SB: 1 CS: 0														
PITCHER	IP WLS BF H R ER SO BB IBB HBP BLK WP HR S P ERA WHIP																																
Pete Munro, R ERA: 3.24 (5, 1)	4.0	L 24	9	5	5	5	3	0	0	0	0	0	0	54	89	11.25	3.000																
Nelson Cruz, R ERA: 4.46 (5, 1)	1.0	4	0	0	0	1	1	0	0	0	0	0	0	7	14	0.00	1.000																
Jerome Robertson, L ERA: 7.26 (6, 1)	1.2	11	4	4	4	1	1	1	0	0	1	3	32	54	21.60	3.000																	
Brandon Puffer, R ERA: 4.96 (7, 1)	1.1	6	1	0	0	1	0	0	1	0	0	0	11	16	0.00	0.750																	



Batter	1	2	3	4	5	6	7	8	9	AB	R	H	RBI	BB	SO	LOB	TOP				
Brian Hunter, R OBP: 0.338, SLG: 0.451 (1, 8)	F9	K				G5-3	L7		P6	5	0	0	0	0	1	2					
Jose Vizcaino, S OBP: 0.340, SLG: 0.405 (1, 6)	17 2B		G4-3			17 HR		L9	F9	4	2	1	0	1	0	0					
17 Lance Berkman, S OBP: 0.413, SLG: 0.595 16 Jason Lane, R OBP: 0.375, SLG: 0.436 (6, 9)	5 1B		F7			HR			5 1B	3	2	2	3	0	0	0					
5 Jeff Bagwell, R OBP: 0.402, SLG: 0.522 (1, 3)	2B		K			L3		F9	5 1B	5	0	2	0	0	1	1					
Daryle Ward, L OBP: 0.323, SLG: 0.411 (1, 7)	SF7				G4-3		K	G6-3	L4	4	0	0	1	0	1	3					
Mark Loretta, R OBP: 0.377, SLG: 0.384 (1, 4)	G4-3				1B		E5 1B		F9	4	1	1	0	0	0	1					
Geoff Blum, S OBP: 0.366, SLG: 0.441 (1, 5)		G4-3			1B		F9		K	4	0	1	0	0	1	1					
Brad Ausmus, R OBP: 0.324, SLG: 0.360 (1, 2)					1B					4	1	3	0	0	0	2					
Wade Miller, R OBP: 0.180, SLG: 0.233 Tom Gordon, R (9, 1)		K			G5-3			F7		4	0	1	2	0	1	2					
										0	0	0	0	0	0	0					
Inning Stats	R: 2 E: 0 K: 0 S: 11	H: 3 LOB: 1 BB: 0 P: 17	R: 0 E: 0 K: 2 S: 9	H: 1 LOB: 1 BB: 0 P: 12	R: 0 E: 0 K: 1 S: 7	H: 0 LOB: 0 BB: 0 P: 11	R: 0 E: 0 K: 0 S: 12	H: 2 LOB: 1 BB: 0 P: 15	R: 2 E: 0 K: 1 S: 16	H: 2 LOB: 0 BB: 1 P: 20	R: 0 E: 0 K: 0 S: 12	H: 0 LOB: 1 BB: 1 P: 22	R: 0 E: 0 K: 1 S: 9	H: 1 LOB: 1 BB: 0 P: 12	R: 0 E: 0 K: 0 S: 7	H: 1 LOB: 2 BB: 1 P: 14	1B: 8 2B: 2 3B: 0 HR: 1	SF: 1 SAC: 0 DP: 1 HBP: 0	WP: 0 PB: 0 SB: 1 CS: 0	PA: 41	
PITCHER	IP WLS BF H R ER SO BB IBB HBP BLK WP HR S P ERA WHIP	IP WLS BF H R ER SO BB IBB HBP BLK WP HR S P ERA WHIP	IP WLS BF H R ER SO BB IBB HBP BLK WP HR S P ERA WHIP	IP WLS BF H R ER SO BB IBB HBP BLK WP HR S P ERA WHIP	IP WLS BF H R ER SO BB IBB HBP BLK WP HR S P ERA WHIP	IP WLS BF H R ER SO BB IBB HBP BLK WP HR S P ERA WHIP	IP WLS BF H R ER SO BB IBB HBP BLK WP HR S P ERA WHIP	IP WLS BF H R ER SO BB IBB HBP BLK WP HR S P ERA WHIP	IP WLS BF H R ER SO BB IBB HBP BLK WP HR S P ERA WHIP	IP WLS BF H R ER SO BB IBB HBP BLK WP HR S P ERA WHIP	IP WLS BF H R ER SO BB IBB HBP BLK WP HR S P ERA WHIP	IP WLS BF H R ER SO BB IBB HBP BLK WP HR S P ERA WHIP	IP WLS BF H R ER SO BB IBB HBP BLK WP HR S P ERA WHIP	IP WLS BF H R ER SO BB IBB HBP BLK WP HR S P ERA WHIP	IP WLS BF H R ER SO BB IBB HBP BLK WP HR S P ERA WHIP	IP WLS BF H R ER SO BB IBB HBP BLK WP HR S P ERA WHIP	IP WLS BF H R ER SO BB IBB HBP BLK WP HR S P ERA WHIP	IP WLS BF H R ER SO BB IBB HBP BLK WP HR S P ERA WHIP	IP WLS BF H R ER SO BB IBB HBP BLK WP HR S P ERA WHIP	IP WLS BF H R ER SO BB IBB HBP BLK WP HR S P ERA WHIP	IP WLS BF H R ER SO BB IBB HBP BLK WP HR S P ERA WHIP

Houston Astros @ St. Louis Cardinals
 Busch Stadium, St. Louis, MO
 Sat Sep 21 2002, 3:10 PM CDT
 Att: 40,365 - Sunny - 84 F

AB 37
 R 6
 H 11
 RBI 6
 BB 3
 SO 5
 LOB 12



Batter	1	2	3	4	5	6	7	8	9	AB	R	H	RBI	BB	SO	LOB	BOTTOM					
Kerry Robinson, L OBP: 0.303, SLG: 0.364 (1, 7)	G4-3		1B		G5-3					4	1	2	0	0	0	1						
Miguel Cairo, R OBP: 0.310, SLG: 0.368 (1, 4)	G6-3		1B					1B		4	0	2	2	0	0	1						
Eli Marrero, R OBP: 0.327, SLG: 0.451 (1, 8)	F6		F9			L3			HR	4	1	1	1	0	0	2						
5 Albert Pujols, R OBP: 0.391, SLG: 0.558 Garrett Stephenson, R OBP: 0.116, SLG: 0.063 Luther Hackman, R OBP: 0.417, SLG: 0.417 (9, PH)	27 G6-4-3				F9		F5		G1-3	3	0	1	0	0	0	0						
27 Scott Rolen, R OBP: 0.360, SLG: 0.500 Eduardo Perez, R OBP: 0.290, SLG: 0.466 (7, PH)	G6-4-3				F9				L6	2	0	0	0	0	0	1						
J.D. Drew, L OBP: 0.354, SLG: 0.418 (1, 9)	G4-3				G3-1				F3	4	0	0	0	0	1	0						
Mike Matheny, R OBP: 0.310, SLG: 0.318 Mike DiFelice, R OBP: 0.295, SLG: 0.354 (7, 2)			K			K				2	0	0	0	0	2	0						
Wilson Delgado, S OBP: 0.231, SLG: 0.615 (1, 6)										1	0	0	0	0	1	0						
Matt Morris, R OBP: 0.194, SLG: 0.203 Ivan Cruz, L OBP: 0.400, SLG: 0.667 (7, 3)										3	0	0	0	0	0	0						
										1	1	1	0	1	0	0						
										1	0	0	0	0	0	0						
Inning Stats	R: 0 E: 0 K: 0 S: 9	H: 0 LOB: 0 BB: 0 P: 12	R: 0 E: 0 K: 0 S: 6	H: 1 LOB: 0 BB: 0 P: 8	R: 2 E: 0 K: 1 S: 19	H: 3 LOB: 1 BB: 0 P: 28	R: 0 E: 0 K: 0 S: 5	H: 0 LOB: 0 BB: 0 P: 7	R: 0 E: 0 K: 1 S: 8	H: 0 LOB: 1 BB: 1 P: 16	R: 0 E: 0 K: 0 S: 6	H: 1 LOB: 0 BB: 0 P: 9	R: 0 E: 0 K: 3 S: 10	H: 0 LOB: 0 BB: 0 P: 14	R: 0 E: 0 K: 0 S: 8	H: 1 LOB: 1 BB: 0 P: 11	R: 1 E: 0 K: 0 S: 10	H: 1 LOB: 0 BB: 0 P: 14	1B: 5 2B: 2 3B: 0 HR: 1	SF: 0 SAC: 0 DP: 2 HBP: 0	WP: 0 PB: 0 SB: 0 CS: 0	PA: 33
PITCHER	IP WLS BF H R ER SO BB IBB HBP BLK WP HR S P ERA WHIP	IP WLS BF H R ER SO BB IBB HBP BLK WP HR S P ERA WHIP	IP WLS BF H R ER SO BB IBB HBP BLK WP HR S P ERA WHIP	IP WLS BF H R ER SO BB IBB HBP BLK WP HR S P ERA WHIP	IP WLS BF H R ER SO BB IBB HBP BLK WP HR S P ERA WHIP	IP WLS BF H R ER SO BB IBB HBP BLK WP HR S P ERA WHIP	IP WLS BF H R ER SO BB IBB HBP BLK WP HR S P ERA WHIP	IP WLS BF H R ER SO BB IBB HBP BLK WP HR S P ERA WHIP	IP WLS BF H R ER SO BB IBB HBP BLK WP HR S P ERA WHIP	IP WLS BF H R ER SO BB IBB HBP BLK WP HR S P ERA WHIP	IP WLS BF H R ER SO BB IBB HBP BLK WP HR S P ERA WHIP	IP WLS BF H R ER SO BB IBB HBP BLK WP HR S P ERA WHIP	IP WLS BF H R ER SO BB IBB HBP BLK WP HR S P ERA WHIP	IP WLS BF H R ER SO BB IBB HBP BLK WP HR S P ERA WHIP	IP WLS BF H R ER SO BB IBB HBP BLK WP HR S P ERA WHIP	IP WLS BF H R ER SO BB IBB HBP BLK WP HR S P ERA WHIP	IP WLS BF H R ER SO BB IBB HBP BLK WP HR S P ERA WHIP	IP WLS BF H R ER SO BB IBB HBP BLK WP HR S P ERA WHIP	IP WLS BF H R ER SO BB IBB HBP BLK WP HR S P ERA WHIP	IP WLS BF H R ER SO BB IBB HBP BLK WP HR S P ERA WHIP	IP WLS BF H R ER SO BB IBB HBP BLK WP HR S P ERA WHIP	IP WLS BF H R ER SO BB IBB HBP BLK WP HR S P ERA WHIP

Houston Astros @ St. Louis Cardinals
 Busch Stadium, St. Louis, MO
 Sat Sep 21 2002, 3:10 PM CDT
 Att: 40,365 - Sunny - 84 F

AB 32
 R 3
 H 7
 RBI 3
 BB 1
 SO 5
 LOB 5



Batter	1	2	3	4	5	6	7	8	9	AB	R	H	RBI	BB	SO	LOB	TOP				
Brian Hunter, R OBP: 0.337, SLG: 0.443 (1, 8)	G3		G4-3		L4			1B BB		3	0	0	0	1	0	0	Houston Astros @ St. Louis Cardinals Busch Stadium, St. Louis, MO Sun Sep 22 2002, 1:25 PM CDT Att: 38,706 - Sunny - 66 F				
Craig Biggio, R OBP: 0.336, SLG: 0.413 (1, 4)	E4 HR		F9		F8			K		4	1	0	0	0	1	2					
Mark Loretta, R OBP: 0.378, SLG: 0.396 (1, 5)	HR		G1-3		G4-3			1B		4	1	2	2	0	0	0					
5 Jeff Bagwell, R OBP: 0.403, SLG: 0.522 (1, 3)	16 CS 1B				F7			K		4	0	2	0	0	1	3					
Jose Vizcaino, S OBP: 0.337, SLG: 0.401 (1, 6)	F3				F8			G3		4	0	0	0	0	0	5					
16 Jason Lane, R OBP: 0.388, SLG: 0.475 (1, 9)	CS		F9		HR			F9		4	1	1	1	0	0	0					
Brad Ausmus, R OBP: 0.322, SLG: 0.357 (1, 2)			G6-3		G6-3			F8		4	0	0	0	0	1	0					
Geoff Blum, S OBP: 0.365, SLG: 0.439 (1, 7)			1B		G5-3			K		4	0	1	0	0	2	0					
Kirk Saarloos, R OBP: 0.285, SLG: 0.100 (6, 1)			F7		G5-3			1B 2B		2	0	0	0	0	0	1					
Pedro Borbon, R OBP: 0.301, SLG: 0.302 (8, 1)										0	0	0	0	0	0	0					
Ricky Stone, R ERA: 5.54 (6, 1)										0	0	0	0	0	0	0					
Nelson Cruz, R ERA: 4.52 (7, 1)										0	0	0	0	0	0	0					
Morgan Ensberg, R OBP: 0.320, SLG: 0.333 (8, PH)										1	0	1	0	0	0	0					
Billy Wagner, L ERA: 2.89 (8, 1)										0	0	0	0	0	0	0					
Inning Stats	R: 2 E: 1 K: 0 S: 17	H: 2 LOB: 0 BB: 0 P: 21	R: 0 E: 0 K: 0 S: 8	H: 1 LOB: 1 BB: 0 P: 12	R: 0 E: 0 K: 0 S: 7	H: 0 LOB: 0 BB: 0 P: 11	R: 1 E: 0 K: 0 S: 10	H: 1 LOB: 0 BB: 0 P: 14	R: 0 E: 0 K: 0 S: 10	H: 0 LOB: 0 BB: 0 P: 16	R: 0 E: 0 K: 0 S: 11	H: 1 LOB: 1 BB: 0 P: 17	R: 0 E: 0 K: 1 S: 17	H: 0 LOB: 0 BB: 0 P: 13	R: 0 E: 0 K: 2 S: 16	H: 2 LOB: 3 BB: 1 P: 23	R: 0 E: 0 K: 2 S: 7	H: 0 LOB: 0 BB: 0 P: 8	1B: 4 2B: 1 3B: 0 HR: 2	SF: 0 SAC: 0 DP: 0 HBP: 0	WP: 0 PA: 36 PB: 0 SB: 0 CS: 1
PITCHER	IP WLS BF H R ER SO BB IBB HBP BLK WP HR S P ERA WHIP																				
Chuck Finley, L ERA: 4.24 (1, 1)	7.0 W 26 5 3 2 1 0 0 0 0 0 2 70 104 2.57 0.714																				
Jeff Fassero, L ERA: 5.54 (8, 1)	0.1 3 1 0 0 1 1 0 0 0 0 0 8 13 0.00 6.000																				
Dave Veres, R ERA: 0.59 (8, 1)	0.2 H 3 1 0 0 1 0 0 0 0 0 0 8 10 0.00 1.500																				
44 Jason Isringhausen, R ERA: 2.42 (9, 1)	1.0 3 0 0 0 2 0 0 0 0 0 0 7 8 0.00 0.000																				

Batter	1	2	3	4	5	6	7	8	9	AB	R	H	RBI	BB	SO	LOB	BOTTOM		
Fernando Vina, L OBP: 0.334, SLG: 0.339 (1, 4)	CS 1B		F7		G4-3			15 1B 1B		4	1	2	0	0	0	0	Houston Astros @ St. Louis Cardinals Busch Stadium, St. Louis, MO Sun Sep 22 2002, 1:25 PM CDT Att: 38,706 - Sunny - 66 F		
Eli Marrero, R OBP: 0.326, SLG: 0.447 (1, 7)	15 1B 5 HR BB		F7		F8			K		3	1	0	0	1	1	1			
15 Jim Edmonds, L OBP: 0.421, SLG: 0.569 (1, 8)										3	2	3	1	1	0	0			
So Taguchi, R OBP: 0.417, SLG: 0.417 (7, PR) (8, 8)	5 HR 1B									0	0	0	0	0	0	0			
5 Albert Pujols, R OBP: 0.391, SLG: 0.564 (1, 5)	1B									4	2	2	3	0	1	2			
Tino Martinez, L OBP: 0.339, SLG: 0.444 (1, 3)										3	1	1	1	0	1	2			
Miguel Cairo, R OBP: 0.309, SLG: 0.366 (8, PH) (9, 3)	G4-3									1	0	0	0	0	0	0			
J.D. Drew, L OBP: 0.352, SLG: 0.416 (1, 9)										2	0	0	1	0	1	0			
Eduardo Perez, R OBP: 0.294, SLG: 0.466 (8, PH) (9, 9)	L9									0	0	0	0	1	0	0			
Mike Matheny, R OBP: 0.312, SLG: 0.320 (1, 2)			L9		F8					4	0	2	1	0	0	0			
Wilson Delgado, S OBP: 0.176, SLG: 0.471 (1, 6)										4	0	0	0	0	2	3			
Chuck Finley, L OBP: 0.301, SLG: 0.302 (7, PH) (8, 1)										2	0	0	0	0	1	0			
Kerry Robinson, R OBP: 0.201, SLG: 0.202 (8, 1)										1	0	0	0	0	0	0			
Jeff Fassero, L ERA: 5.4 (8, 1)										0	0	0	0	0	0	0			
Dave Veres, R ERA: 0.59 (8, 1)										0	0	0	0	0	0	0			
Mike DiFalco, R OBP: 0.291, SLG: 0.352 (8, PH)										1	0	0	0	0	1	2			
44 Jason Isringhausen, R ERA: 2.42 (9, 1)										0	0	0	0	0	0	0			
Inning Stats	R: 3 E: 0 K: 0 S: 12	H: 3 LOB: 0 BB: 1 P: 17	R: 0 E: 0 K: 2 S: 9	H: 0 LOB: 0 BB: 0 P: 15	R: 0 E: 0 K: 1 S: 11	H: 1 LOB: 1 BB: 0 P: 16	R: 1 E: 0 K: 1 S: 14	H: 1 LOB: 0 BB: 0 P: 23	R: 0 E: 0 K: 0 S: 4	H: 0 LOB: 0 BB: 0 P: 6	R: 2 E: 0 K: 1 S: 21	H: 2 LOB: 1 BB: 1 P: 28	R: 1 E: 0 K: 2 S: 17	H: 2 LOB: 1 BB: 0 P: 27	R: 0 E: 0 K: 2 S: 15	H: 1 LOB: 2 BB: 1 P: 24	1B: 6 2B: 2 3B: 0 HR: 2	SF: 1 SAC: 0 DP: 0 HBP: 0	WP: 0 PA: 36 PB: 0 SB: 1 CS: 1
PITCHER	IP WLS BF H R ER SO BB IBB HBP BLK WP HR S P ERA WHIP																		
Kirk Saarloos, R ERA: 5.96 (1, 1)	5.0 L 20 5 4 4 4 1 1 0 0 0 0 0 16 20 27.00 3.000																		
Pedro Borbon, L ERA: 5.4 (6, 1)	0.2 4 1 2 2 1 1 0 0 0 0 0 0 5 8 0.00 3.000																		
Ricky Stone, R ERA: 3.45 (6, 1)	0.1 2 1 0 0 0 0 0 0 0 0 0 0 5 8 0.00 3.000																		
Nelson Cruz, R ERA: 4.52 (7, 1)	1.0 5 2 1 1 2 0 0 0 0 0 0 0 17 27 9.00 2.000																		
Billy Wagner, L ERA: 2.89 (8, 1)	1.0 5 1 0 0 2 1 0 0 0 0 0 0 15 24 0.00 2.000																		

Batter	1	2	3	4	5	6	7	8	9	AB	R	H	RBI	BB	SO	LOB	TOP											
Ryan Christenson, R OBP: 0.176, SLG: 0.229	F9	FC1-5		G1-3		F2			K	5	0	0	0	0	1	2												
Ronnie Belliard, R OBP: 0.283, SLG: 0.297	2B	G5-4-3		G3-1		L9			K	5	1	1	0	0	1	2												
Keith Ginter, R OBP: 0.398, SLG: 0.424	HR			G6-4-3						3	2	2	1	2	0	0												
Richie Sexson, R OBP: 0.366, SLG: 0.508	HR			G6-4-3		2B			K	4	2	2	2	1	1	2												
Matt Stairs, L OBP: 0.352, SLG: 0.477	1B			G6-4-3		2B			F8	2	0	1	0	2	0	1												
José Hernández, R OBP: 0.356, SLG: 0.478	F9			G6-4-3		2B			G6-3	4	0	1	1	0	0	4												
Robert Machado, R OBP: 0.320, SLG: 0.385	1B			K		G5-3			K	4	0	1	0	0	2	3												
Jim Rushford, L OBP: 0.229, SLG: 0.219	P4			SH3		G3-1			P5	3	0	0	0	1	0	4												
Nick Neugebauer, R ERA: 4.156		FC1-5		SH3		G6-3			K	1	0	0	0	0	0	0												
Mike Matthews, L ERA: 4.0										0	0	0	0	0	0	0												
Valerio De Los Santos, L ERA: 3.16										0	0	0	0	0	0	0												
Jose Cabrera, R ERA: 6.79										0	0	0	0	0	0	0												
Lenny Harris, L ERA: 6.79										0	0	0	0	0	0	0												
Jayson Durocher, R ERA: 1.88										0	0	0	0	0	0	0												
Jorge Fábregas, L ERA: 1.88										0	0	0	0	0	0	0												
Ray King, L ERA: 3.08										0	0	0	0	0	0	0												
Inning Stats	R: 3 E: 0 K: 0 S: 18	H: 5 LOB: 2 BB: 0 P: 32	R: 0 E: 0 K: 0 S: 6	H: 1 LOB: 0 BB: 0 P: 9	R: 1 E: 0 K: 1 S: 6	H: 1 LOB: 1 BB: 2 P: 18	R: 0 E: 0 K: 0 S: 7	H: 0 LOB: 1 BB: 1 P: 13	R: 1 E: 0 K: 0 S: 13	H: 2 LOB: 2 BB: 1 P: 26	R: 0 E: 0 K: 0 S: 4	H: 0 LOB: 0 BB: 0 P: 4	R: 0 E: 0 K: 1 S: 11	H: 0 LOB: 1 BB: 1 P: 18	R: 0 E: 0 K: 2 S: 9	H: 0 LOB: 0 BB: 0 P: 12	R: 0 E: 0 K: 2 S: 12	H: 0 LOB: 1 BB: 1 P: 19	1B: 4 2B: 4 3B: 0 HR: 1	SF: 0 SAC: 1 DP: 2 HBP: 0	WP: 0 PB: 0 SB: 0 CS: 0	PA: 40						
PITCHER	IP WLS BF H R ER SO BB IBB HBP BLK WP HR S P ERA WHIP											IP WLS BF H R ER SO BB IBB HBP BLK WP HR S P ERA WHIP																
Pete Munro, R ERA: 3.62	2.0	14	7	4	4	0	2	0	0	0	0	0	0	1	26	53	18.00	4.500										
Brandon Puffer, R ERA: 4.58	2.0	6	0	0	0	1	1	0	0	0	0	0	0	0	11	19	0.00	0.500										
Nelson Cruz, R ERA: 4.58	1.0	6	2	1	1	0	1	0	0	0	0	0	0	0	13	26	9.00	3.000										
Tom Gordon, R ERA: 3.02	2.0	7	0	0	0	1	1	0	0	0	0	0	0	15	22	0.00	0.500											
Octavio Dotel, R ERA: 1.88	1.0	3	0	0	0	2	0	0	0	0	0	0	0	9	12	0.00	0.000											
PITCHER	IP WLS BF H R ER SO BB IBB HBP BLK WP HR S P ERA WHIP											IP WLS BF H R ER SO BB IBB HBP BLK WP HR S P ERA WHIP																
Billy Wagner, L ERA: 2.52	1.0	4	0	0	0	2	1	0	0	0	0	0	0	0	12	19	0.00	1.000										

Batter	1	2	3	4	5	6	7	8	9	AB	R	H	RBI	BB	SO	LOB	BOTTOM											
2B Adam Everett, R OBP: 0.289, SLG: 0.224	K		17 BB 5 G6-4-3	F9	K			SH1-4		3	1	0	0	1	2	1												
Jose Vizcaino, S OBP: 0.340, SLG: 0.398	F3		5 G6-4-3 17 BB	HR	BB		P4	17 G6-4-3	1B	3	1	1	1	2	0	0												
17 Lance Berkman, S OBP: 0.411, SLG: 0.588	G4-3		5 G6-4-3	BB	K		K2-3	G6-4-3		4	0	0	0	1	2	2												
5 Jeff Bagwell, R OBP: 0.403, SLG: 0.519		G6-3	G6-4-3		HR	BB	F8			3	1	0	0	1	0	2												
Daryle Ward, L OBP: 0.326, SLG: 0.426		K		HR						3	2	2	4	1	1	0												
16 Jason Lane, R OBP: 0.373, SLG: 0.500				HR	HR					0	0	0	0	0	0	0												
Orlando Merced, S OBP: 0.358, SLG: 0.445										3	0	1	0	1	2	1												
Octavio Dotel, R										0	0	0	0	0	0	0												
Billy Wagner, L										0	0	0	0	0	0	0												
Geoff Blum, S OBP: 0.368, SLG: 0.436										2	0	1	0	2	0	0												
Raul Chavez, R OBP: 0.500, SLG: 0.667										3	1	1	0	1	0	3												
Pete Munro, R ERA: 4.72										1	0	0	0	0	0	3												
Brandon Puffer, R ERA: 4.0										0	0	0	0	0	0	0												
Alan Zinter, S ERA: 3.16										0	0	0	0	0	0	0												
Nelson Cruz, R ERA: 6.79										0	0	0	0	0	0	0												
Morgan Ensberg, R ERA: 6.79										0	0	0	0	0	0	0												
Tom Gordon, R ERA: 3.02										0	0	0	0	0	0	0												
Brian Hunter, R ERA: 1.88										1	1	1	0	0	0	0												
Inning Stats	R: 0 E: 0 K: 1 S: 6	H: 0 LOB: 0 BB: 0 P: 9	R: 0 E: 0 K: 1 S: 13	H: 0 LOB: 3 BB: 3 P: 30	R: 3 E: 0 K: 0 S: 25	H: 2 LOB: 2 BB: 4 P: 44	R: 0 E: 0 K: 1 S: 10	H: 0 LOB: 1 BB: 1 P: 17	R: 3 E: 0 K: 2 S: 19	H: 3 LOB: 1 BB: 1 P: 32	R: 0 E: 0 K: 1 S: 6	H: 0 LOB: 0 BB: 0 P: 8	R: 0 E: 0 K: 1 S: 8	H: 1 LOB: 1 BB: 1 P: 15	R: 1 E: 0 K: 0 S: 10	H: 2 LOB: 0 BB: 0 P: 13	1B: 5 2B: 1 3B: 0 HR: 2	SF: 0 SAC: 1 DP: 2 HBP: 0	WP: 0 PB: 0 SB: 0 CS: 1	PA: 39								
PITCHER	IP WLS BF H R ER SO BB IBB HBP BLK WP HR S P ERA WHIP											IP WLS BF H R ER SO BB IBB HBP BLK WP HR S P ERA WHIP																
Nick Neugebauer, R ERA: 4.156	1.1	3	3	2	2	0	6	0	0	0	0	0	0	1	34	68	10.12	2.625										
Mike Matthews, L ERA: 4.0	1.1	7	1	0	0	1	2	0	0	0	0	0	0	20	32	0.00	2.250											
Valerio De Los Santos, L ERA: 3.16	0.2	5	2	3	3	1	1	0	0	0	0	0	1	12	21	40.50	4.500											
Jose Cabrera, R ERA: 6.79	0.1	2	1	0	0	1	0	0	0	0	0	0	0	7	11	0.00	3.000											
Jayson Durocher, R ERA: 1.88	2.0	7	1	0	0	2	1	0	0	0	0	0	0	14	23	0.00	1.000											

Milwaukee Brewers @ Houston Astros
Astros Field, Houston, TX
Wed Sep 25 2002, 8:05 PM EDT
Att: 27,602 - Cloudy - 82 F

AB 33
R 5
H 9
RBI 4
BB 6
SO 6
LOB 18



Milwaukee Brewers @ Houston Astros
Astros Field, Houston, TX
Wed Sep 25 2002, 8:05 PM EDT
Att: 27,602 - Cloudy - 82 F

AB 28
R 7
H 8
RBI 6
BB 10
SO 7
LOB 12



Batter	1	2	3	4	5	6	7	8	9	AB	R	H	RBI	BB	SO	LOB	TOP				
Jose Vizcaino, S (1, 6) OBP: 0.342, SLG: 0.399										4	0	2	0	0	0	1	Houston Astros @ San Francisco Giants PacBell Park, San Francisco, CA Fri Sep 27 2002, 10:35 PM EDT Att: 41,385 - Overcast - 62 F				
Craig Biggio, R (1, 4) OBP: 0.330, SLG: 0.404										3	0	0	0	0	1	3					
17 Lance Berkman, S (1, 8) OBP: 0.408, SLG: 0.584										4	0	0	0	0	3	1					
5 Jeff Bagwell, R (1, 3) OBP: 0.402, SLG: 0.516										3	0	0	0	1	2	1					
Daryle Ward, L (1, 7) OBP: 0.325, SLG: 0.424										4	0	1	0	0	0	1					
16 Jason Lane, R (9, PR) OBP: 0.373, SLG: 0.500										0	0	0	0	0	0	0					
Orlando Merced, S (1, 9) OBP: 0.353, SLG: 0.438										4	0	0	0	0	1	2					
Brad Ausmus, R (1, 2) OBP: 0.321, SLG: 0.353										2	0	0	0	1	1	0					
Geoff Blum, S (1, 5) OBP: 0.368, SLG: 0.443										3	1	1	1	0	1	1					
Wade Miller, R (1, 1) OBP: 0.175, SLG: 0.226										2	0	0	0	0	2	0					
Gregg Zaun, S (8, PH) OBP: 0.279, SLG: 0.322										1	0	1	0	0	0	0					
28 Adam Everett, R (8, PR) OBP: 0.289, SLG: 0.224										0	0	0	0	0	0	0					
Octavio Dotel, R (8, 1)										0	0	0	0	0	0	0					
Inning Stats	R: 0 E: 0 K: 2 S: 12	H: 1 LOB: 1 BB: 0 P: 16	R: 0 E: 0 K: 1 S: 10	H: 0 LOB: 1 BB: 1 P: 18	R: 0 E: 0 K: 1 S: 6	H: 1 LOB: 0 BB: 0 P: 7	R: 0 E: 0 K: 1 S: 9	H: 0 LOB: 0 BB: 0 P: 14	R: 0 E: 0 K: 1 S: 7	H: 0 LOB: 0 BB: 0 P: 11	R: 0 E: 0 K: 2 S: 9	H: 0 LOB: 1 BB: 1 P: 18	R: 1 E: 0 K: 0 S: 15	H: 2 LOB: 2 BB: 0 P: 19	R: 0 E: 0 K: 3 S: 11	H: 1 LOB: 1 BB: 0 P: 14	1B: 3 2B: 1 3B: 0 HR: 1	SF: 0 SAC: 1 DP: 1 HBP: 0	WP: 0 PB: 0 SB: 0 CS: 0	PA: 33	
PITCHER	IP	WLS	BF	H	R	ER	SO	BB	IBB	HBP	BLK	WP	HR	S	P	ERA	WHIP				
Jason Schmidt, R (1, 1) ERA: 3.45	7.1	W	27	4	1	1	8	2	0	0	0	0	1	73	109	1.23	0.818				
Tim Worrell, R (8, 1) ERA: 2.27	0.2	H	2	0	0	0	0	0	0	0	0	0	0	4	5	0.00	0.000				
Robb Nen, R (9, 1) ERA: 2.23	1.0	S	4	1	0	0	3	0	0	0	0	0	0	11	14	0.00	1.000				

AB 30
R 1
H 5
RBI 1
BB 2
SO 11
LOB 10



Batter	1	2	3	4	5	6	7	8	9	AB	R	H	RBI	BB	SO	LOB	BOTTOM				
Kenny Lofton, L (1, 8) OBP: 0.348, SLG: 0.412										4	0	1	1	0	1	3	Houston Astros @ San Francisco Giants PacBell Park, San Francisco, CA Fri Sep 27 2002, 10:35 PM EDT Att: 41,385 - Overcast - 62 F				
Rich Aurilia, R (1, 6) OBP: 0.306, SLG: 0.412										3	1	1	0	1	0	1					
Jeff Kent, R (1, 4) OBP: 0.368, SLG: 0.564									4	0	2	0	0	1	2						
Barry Bonds, L (1, 7) OBP: 0.582, SLG: 0.795									2	0	1	0	2	0	1						
Benito Santiago, R (1, 2) OBP: 0.316, SLG: 0.452									4	0	1	1	0	0	5						
J.T. Snow, L (1, 3) OBP: 0.344, SLG: 0.363									4	0	0	0	0	2	4						
Reggie Sanders, R (1, 9) OBP: 0.321, SLG: 0.453										3	0	0	0	1	1	0					
David Bell, R (1, 5) OBP: 0.330, SLG: 0.430										4	1	3	0	0	1	0					
Jason Schmidt, R (1, 1) OBP: 0.155, SLG: 0.161									2	0	0	0	0	1	3						
Tim Worrell, R (8, 1) ERA: 2.27										0	0	0	0	0	0	0					
Robb Nen, R (9, 1) OBP: 0.500, SLG: 0.500										0	0	0	0	0	0	0					
Inning Stats	R: 1 E: 0 K: 2 S: 13	H: 2 LOB: 2 BB: 1 P: 22	R: 0 E: 0 K: 1 S: 9	H: 1 LOB: 0 BB: 0 P: 11	R: 0 E: 0 K: 0 S: 7	H: 1 LOB: 1 BB: 1 P: 15	R: 0 E: 0 K: 2 S: 15	H: 1 LOB: 2 BB: 1 P: 23	R: 0 E: 0 K: 0 S: 8	H: 1 LOB: 0 BB: 0 P: 13	R: 1 E: 0 K: 0 S: 8	H: 2 LOB: 1 BB: 0 P: 16	R: 0 E: 0 K: 0 S: 9	H: 1 LOB: 0 BB: 0 P: 12	R: 0 E: 0 K: 2 S: 7	H: 0 LOB: 0 BB: 0 P: 10	1B: 6 2B: 3 3B: 1 HR: 0	SF: 0 SAC: 1 DP: 2 HBP: 0	WP: 1 PB: 0 SB: 0 CS: 0	PA: 35	
PITCHER	IP	WLS	BF	H	R	ER	SO	BB	IBB	HBP	BLK	WP	HR	S	P	ERA	WHIP				
Wade Miller, R (1, 1) ERA: 3.28	7.0	L	32	9	2	2	5	2	0	0	0	0	0	69	112	2.57	1.571				
Octavio Dotel, R (8, 1) ERA: 1.96	1.0		3	0	0	0	2	0	0	0	0	0	0	7	10	0.00	0.000				

AB 30
R 2
H 9
RBI 2
BB 4
SO 7
LOB 19



Batter	1	2	3	4	5	6	7	8	9	AB	R	H	RBI	BB	SO	LOB	TOP						
28 Adam Everett, R OBP: 0.297, SLG: 0.227	0-1 P6		1-1 G4-3 1B		0-1 F8			4-2 BB		3	0	1	0	1	0	2							
Jose Vizcaino, S OBP: 0.342, SLG: 0.397	3-2		0-1 G4-3			1-1 G6-3		1-1 G4-3		2	0	1	0	0	0	2							
Brandon Puffer, R										0	0	0	0	0	0	0							
Alan Zinter, S OBP: 0.136, SLG: 0.318			1-2							2	0	0	0	0	0	1							
17 Lance Berkman, S OBP: 0.405, SLG: 0.578	1-1 F7			3-1 G1-3		0-0 G5-3			1-3 K	2	0	0	0	0	0	0							
Brian Hunter, R OBP: 0.329, SLG: 0.423										2	0	0	0	0	1	0							
5 Jeff Bagwell, R OBP: 0.360, SLG: 0.518		1-1 F5		1-0 L9		1-3 K			1-0 L8	3	0	0	0	0	0	1	0						
Ricky Stone, R										0	0	0	0	0	0	0							
Jerome Robertson, L										0	0	0	0	0	0	0							
Octavio Dotel, R										0	0	0	0	0	0	0							
Nelson Cruz, R										0	0	0	0	0	0	0							
Gregg Zaun, S OBP: 0.275, SLG: 0.319										1	0	0	0	0	0	0							
Daryle Ward, L OBP: 0.324, SLG: 0.424		2-1		0-3 K				0-1 G4-3		4	0	1	0	0	1	0							
Brad Ausmus, R OBP: 0.322, SLG: 0.353		0-3 K			2-2 1B HBP			1-2 G6-3		1	0	0	0	0	1	1							
Raul Chavez, R OBP: 0.500, SLG: 0.500										1	0	0	0	0	0	0							
Geoff Blum, S OBP: 0.367, SLG: 0.440		1-2 F7			2-1 1-2 1B			0-0 F7		3	0	1	0	0	0	1							
16 Jason Lane, R OBP: 0.375, SLG: 0.536			0-1 2B 1B		2-1 P4			0-0 F9		3	0	1	0	0	0	2							
44 Roy Oswalt, R OBP: 0.183, SLG: 0.156					0-3 K			0-1 G6-3		0	0	0	0	0	0	0							
Morgan Ensberg, R OBP: 0.346, SLG: 0.394			1-2 SH3-4							2	0	0	0	0	1	2							
Inning Stats	R: 0 E: 0 K: 0 S: 7	H: 1 LOB: 0 BB: 0 P: 11	R: 0 E: 0 K: 1 S: 10	H: 1 LOB: 1 BB: 0 P: 14	R: 0 E: 0 K: 0 S: 7	H: 2 LOB: 1 BB: 0 P: 9	R: 0 E: 0 K: 1 S: 6	H: 0 LOB: 0 BB: 0 P: 10	R: 0 E: 0 K: 1 S: 11	H: 1 LOB: 2 BB: 0 P: 17	R: 0 E: 0 K: 1 S: 6	H: 0 LOB: 0 BB: 0 P: 8	R: 0 E: 0 K: 0 S: 6	H: 0 LOB: 0 BB: 0 P: 7	R: 0 E: 0 K: 0 S: 8	H: 0 LOB: 1 BB: 1 P: 13	R: 0 E: 0 K: 1 S: 5	H: 0 LOB: 0 BB: 0 P: 8	1B: 4 2B: 1 3B: 0 HR: 0	SF: 0 SAC: 1 DP: 1 HBP: 1	WP: 0 PB: 0 SB: 0 CS: 0	PA: 32	
PITCHER	IP	WLS	BF	H	R	ER	SO	BB	IBB	HBP	BLK	WP	HR	S	P	ERA	WHIP					ERA	WHIP
Ryan Jensen, R ERA: 4.51	5.0	W	19	5	0	0	3	0	0	1	0	0	0	41	61	0.00	1.000					0.00	0.000
41 Chad Zerbe, L ERA: 3.04	1.0		3	0	0	0	1	0	0	0	0	0	0	6	8	0.00	0.000					0.00	0.000
Jay Witasick, R ERA: 2.37	1.0		3	0	0	0	0	0	0	0	0	0	0	6	7	0.00	0.000					0.00	0.000
Kurt Ainsworth, R ERA: 2.1	1.0		4	0	0	0	0	1	0	0	0	0	0	8	13	0.00	1.000					0.00	0.000
Joe Nathan, R ERA:	0.2		2	0	0	0	1	0	0	0	0	0	0	4	6	0.00	0.000					0.00	0.000

Houston Astros @ San Francisco Giants
PacBell Park, San Francisco, CA
Sun Sep 29 2002, 4:05 PM EDT
Att: 40,944 - Sunny - 64 F

AB	29
R	0
H	5
RBI	0
BB	1
SO	5
LOB	11



Batter	1	2	3	4	5	6	7	8	9	AB	R	H	RBI	BB	SO	LOB	BOTTOM						
Tom Goodwin, L OBP: 0.321, SLG: 0.338	2-0 2B 3B			2-0 L9	4-1 1B BB		1-1 F7			4	1	2	1	1	0	0							
Ramon Martinez, R OBP: 0.335, SLG: 0.414	1-1 E 2B	0-1 F9		2-2 F8	1-2 FC4-6 1B		0-1 F8			5	1	2	2	0	0	2							
Shawon Dunston, R OBP: 0.350, SLG: 0.286	1-1 E7			1-0 2B	1-0 FC4-6			1-0 G3-1		3	0	2	0	0	0	2							
Tony Torcato, L OBP: 0.273, SLG: 0.364	2-H 1B	1-2 G4-3			1-2 1B					2	0	0	0	0	0	2							
Damon Minor, L OBP: 0.333, SLG: 0.445	0-3 K		2-3 K	4-0 FC5-4 IBB		4-0 FC6-4 BB		3-3 K		3	0	0	0	2	3	1							
Pedro Feliz, R OBP: 0.281, SLG: 0.336	3-2 F8		0-2 1B	3-1 FC5-4		2-3 K		3-2 G5-3		5	1	1	0	0	1	4							
Tsuyoshi Shinjo, R OBP: 0.294, SLG: 0.370	0-1 G6-3		0-0 G1-3	1-2 E5 1B	1-1 FC6-4 52 2B					4	2	1	1	0	0	2							
Yorvit Torrealba, R OBP: 0.350, SLG: 0.397		0-2 1B		1-0 G1-3	0-0 G6-3	1-1 1B				3	1	1	0	0	0	2							
52 Trey Lunsford, R OBP: 0.667, SLG: 1.000				1-2 1B	1-2 1B	1-H 2B				1	0	1	1	0	0	0							
Cody Ransom, R OBP: 0.750, SLG: 0.667		0-0 1B	4-1 FC5-4 IBB		2-1 G4-3 1B	2-3 K				3	1	2	1	1	1	1							
Ryan Jensen, R OBP: 0.123, SLG: 0.143		1-3 K		1-0 FC5-4		0-0 G4-3		0-0 G1-3		2	0	0	0	0	1	4							
Marvin Erian, L ERA: 3.01										1	0	0	0	0	0	1							
41 Chad Zerbe, L ERA: 4.43										0	0	0	0	0	0	0							
Jay Witasick, R										0	0	0	0	0	0	0							
Bill Mueller, S OBP: 0.360, SLG: 0.393										0	0	0	0	0	0	0							
Kurt Ainsworth, R OBP: 0.197, SLG: 0.333										0	0	0	0	0	0	0							
Joe Nathan, R										0	0	0	0	0	0	0							
Manny Aybar, R										0	0	0	0	0	0	0							
Inning Stats	R: 2 E: 1 K: 1 S: 14	H: 3 LOB: 1 BB: 0 P: 21	R: 1 E: 0 K: 1 S: 20	H: 3 LOB: 2 BB: 0 P: 24	R: 1 E: 0 K: 1 S: 10	H: 2 LOB: 2 BB: 1 P: 18	R: 0 E: 0 K: 0 S: 7	H: 1 LOB: 2 BB: 1 P: 19	R: 2 E: 1 K: 0 S: 14	H: 2 LOB: 2 BB: 1 P: 23	R: 1 E: 0 K: 2 S: 10	H: 1 LOB: 1 BB: 1 P: 20	R: 0 E: 0 K: 0 S: 5	H: 0 LOB: 0 BB: 0 P: 6	R: 0 E: 0 K: 1 S: 8	H: 0 LOB: 0 BB: 0 P: 15	1B: 6 2B: 4 3B: 2 HR: 0	SF: 0 SAC: 0 DP: 0 HBP: 0	WP: 0 PB: 0 SB: 0 CS: 0	PA: 41			
PITCHER	IP	WLS	BF	H	R	ER	SO	BB	IBB	HBP	BLK	WP	HR	S	P	ERA	WHIP					ERA	WHIP
44 Roy Oswalt, R ERA: 3.01	3.0	L	18	8	4	3	3	0	0	1	0	0	0	44	63	9.00	2.667					0.00	2.000
Brandon Puffer, R ERA: 4.43	2.0		12	3	2	0	0	1	1	0	0	0	0	21	42	0.00	2.000					0.00	2.000
Ricky Stone, R ERA: 0.61	1.0		5	1	1	1	2	1	0	0	0	0	0	10	20	9.00	2.000					0.00	2.000
Jerome Robertson, L ERA: 6.52	0.2		2	0	0	0	0	0	0	0	0	0	0	3	4	0.00	0.000					0.00	0.000
Octavio Dotel, R ERA: 1.88	0.1		1	0	0	0	0	0	0	0	0	0	0	2	2	0.00	0.000					0.00	0.000

Houston Astros @ San Francisco Giants
PacBell Park, San Francisco, CA
Sun Sep 29 2002, 4:05 PM EDT
Att: 40,944 - Sunny - 64 F

AB	37
R	7
H	12
RBI	6
BB	4
SO	6
LOB	21

