

Houston Astros - 2003







BOTTOM

Colorado Rockies @ Houston Astros  
Minute Maid Park, Houston, TX  
Wed Apr 02 2003, 7:05 PM CST  
Att. 21,082 - Cloudy - 67 F

livebaseballscorecards.com

AB 39  
R 8  
H 15  
RBI 7  
SO 6  
LOB 25



WP: 2 PA: 46  
PB: 0  
SB: 1  
CS: 0

AB R H RBI BB SO LOB

4 1 2 3 1 1 1

5 0 0 0 0 0 4

4 1 3 1 1 0 0

3 1 2 0 2 0 2

4 0 2 0 1 1 3

5 1 2 2 0 1 5

5 2 1 0 0 0 4

4 1 1 0 0 1 2

0 0 0 0 0 0 0

0 0 0 0 0 0 0

1 0 1 1 0 0 0

0 1 0 0 0 0 0

2 0 0 0 0 2 4

0 0 0 0 0 0 0

1 0 1 0 0 0 0

0 0 0 0 0 0 0

1 0 0 0 1 0 0

1B: 12 SF: 0

2B: 3 SAC: 0

3B: 0 DP: 1

HR: 0 HBP: 1

1B: 12 SF: 0

2B: 3 SAC: 0

3B: 0 DP: 1

HR: 0 HBP: 1

1B: 12 SF: 0

2B: 3 SAC: 0

3B: 0 DP: 1

HR: 0 HBP: 1

1B: 12 SF: 0

2B: 3 SAC: 0

3B: 0 DP: 1

HR: 0 HBP: 1

1B: 12 SF: 0

2B: 3 SAC: 0

3B: 0 DP: 1

HR: 0 HBP: 1

1B: 12 SF: 0

2B: 3 SAC: 0

3B: 0 DP: 1

HR: 0 HBP: 1

1B: 12 SF: 0

2B: 3 SAC: 0

3B: 0 DP: 1

HR: 0 HBP: 1

1B: 12 SF: 0

2B: 3 SAC: 0

3B: 0 DP: 1

HR: 0 HBP: 1

1B: 12 SF: 0

2B: 3 SAC: 0

3B: 0 DP: 1

HR: 0 HBP: 1

1B: 12 SF: 0

2B: 3 SAC: 0

3B: 0 DP: 1

HR: 0 HBP: 1

1B: 12 SF: 0

2B: 3 SAC: 0

3B: 0 DP: 1

HR: 0 HBP: 1

1B: 12 SF: 0

2B: 3 SAC: 0

3B: 0 DP: 1

HR: 0 HBP: 1

1B: 12 SF: 0

2B: 3 SAC: 0

3B: 0 DP: 1

HR: 0 HBP: 1

1B: 12 SF: 0

2B: 3 SAC: 0

3B: 0 DP: 1

HR: 0 HBP: 1

1B: 12 SF: 0

2B: 3 SAC: 0

3B: 0 DP: 1

HR: 0 HBP: 1

1B: 12 SF: 0

2B: 3 SAC: 0

3B: 0 DP: 1

HR: 0 HBP: 1

1B: 12 SF: 0

2B: 3 SAC: 0

3B: 0 DP: 1

HR: 0 HBP: 1

1B: 12 SF: 0

2B: 3 SAC: 0

3B: 0 DP: 1

HR: 0 HBP: 1

1B: 12 SF: 0

2B: 3 SAC: 0

3B: 0 DP: 1

HR: 0 HBP: 1

1B: 12 SF: 0

2B: 3 SAC: 0

3B: 0 DP: 1

HR: 0 HBP: 1

1B: 12 SF: 0

2B: 3 SAC: 0

3B: 0 DP: 1

HR: 0 HBP: 1

1B: 12 SF: 0

2B: 3 SAC: 0

3B: 0 DP: 1

HR: 0 HBP: 1

1B: 12 SF: 0

2B: 3 SAC: 0

3B: 0 DP: 1

HR: 0 HBP: 1

1B: 12 SF: 0

2B: 3 SAC: 0

3B: 0 DP: 1

HR: 0 HBP: 1

1B: 12 SF: 0

2B: 3 SAC: 0

3B: 0 DP: 1

HR: 0 HBP: 1

1B: 12 SF: 0

2B: 3 SAC: 0

3B: 0 DP: 1

HR: 0 HBP: 1

1B: 12 SF: 0

2B: 3 SAC: 0

3B: 0 DP: 1

HR: 0 HBP: 1

1B: 12 SF: 0

2B: 3 SAC: 0

3B: 0 DP: 1

HR: 0 HBP: 1

1B: 12 SF: 0

2B: 3 SAC: 0

3B: 0 DP: 1

HR: 0 HBP: 1

1B: 12 SF: 0

2B: 3 SAC: 0

3B: 0 DP: 1

HR: 0 HBP: 1

1B: 12 SF: 0

2B: 3 SAC: 0

3B: 0 DP: 1

HR: 0 HBP: 1

1B: 12 SF: 0

2B: 3 SAC: 0

3B: 0 DP: 1

HR: 0 HBP: 1

1B: 12 SF: 0

2B: 3 SAC: 0

3B: 0 DP: 1

HR: 0 HBP: 1

1B: 12 SF: 0

2B: 3 SAC: 0

3B: 0 DP: 1

HR: 0 HBP: 1

1B: 12 SF: 0

2B: 3 SAC: 0

3B: 0 DP: 1

HR: 0 HBP: 1

1B: 12 SF: 0

2B: 3 SAC: 0

3B: 0 DP: 1

HR: 0 HBP: 1

1B: 12 SF: 0

2B: 3 SAC: 0

3B: 0 DP: 1

HR: 0 HBP: 1

1B: 12 SF: 0

2B: 3 SAC: 0

3B: 0 DP: 1

HR: 0 HBP: 1

1B: 12 SF: 0

2B: 3 SAC: 0

3B: 0 DP: 1

HR: 0 HBP: 1

1B: 12 SF: 0

2B: 3 SAC: 0

3B: 0 DP: 1

HR: 0 HBP: 1

1B: 12 SF: 0

2B: 3 SAC: 0

3B: 0 DP: 1

HR: 0 HBP: 1

1B: 12 SF: 0

2B: 3 SAC: 0

3B: 0 DP: 1

HR: 0 HBP: 1

1B: 12 SF: 0

2B: 3 SAC: 0

3B: 0 DP: 1

HR: 0 HBP: 1

1B: 12 SF: 0

2B: 3 SAC: 0

3B: 0 DP: 1

HR: 0 HBP: 1

1B: 12 SF: 0

2B: 3 SAC: 0

3B: 0 DP: 1

HR: 0 HBP: 1

1B: 12 SF: 0

2B: 3 SAC: 0

3B: 0 DP: 1

HR: 0 HBP: 1

1B: 12 SF: 0

2B: 3 SAC: 0

3B: 0 DP: 1

HR: 0 HBP: 1

1B: 12 SF: 0

2B: 3 SAC: 0

3B: 0 DP: 1

HR: 0 HBP: 1

1B: 12 SF: 0

2B: 3 SAC: 0

3B: 0 DP: 1

HR: 0 HBP: 1

1B: 12 SF: 0

2B: 3 SAC: 0

3B: 0 DP: 1

HR: 0 HBP: 1

1B: 12 SF: 0

2B: 3 SAC: 0

3B: 0 DP: 1

HR: 0 HBP: 1

1B: 12 SF: 0

2B: 3 SAC: 0

3B: 0 DP: 1

HR: 0 HBP: 1

1B: 12 SF: 0

2B: 3 SAC: 0

3B: 0 DP: 1

HR: 0 HBP: 1

1B: 12 SF: 0

2B: 3 SAC: 0

3B: 0 DP: 1

HR: 0 HBP: 1

1B: 12 SF: 0

2B: 3 SAC: 0

3B: 0 DP: 1

HR: 0 HBP: 1

1B: 12 SF: 0

2B: 3 SAC: 0

3B: 0 DP: 1

HR: 0 HBP: 1

1B: 12 SF: 0

2B: 3 SAC: 0

3B: 0 DP: 1

HR: 0 HBP: 1

1B: 12 SF: 0

2B: 3 SAC: 0

3B: 0 DP: 1

HR: 0 HBP: 1

1B: 12 SF: 0

2B: 3 SAC: 0

3B: 0 DP: 1

HR: 0 HBP: 1

1B: 12 SF: 0

2B: 3 SAC: 0

3B: 0 DP: 1

HR: 0 HBP: 1

1B: 12 SF: 0

2B: 3 SAC: 0

3B: 0 DP: 1

HR: 0 HBP: 1

HR: 0 HBP: 1

HR: 0 HBP: 1

HR: 0 HBP: 1



Batter	1	2	3	4	5	6	7	8	9	AB R H RBI BB SO LOB
<b>Craig Biggio, R</b> OBP: 0.438, SLG: 0.538 (1, 8)	1-1 G5-3		0-2 HR			1-2 G4-3	0-1 FC6-4		2-1 1B HBP	4 1 1 1 0 0 2
<b>Geoff Blum, S</b> OBP: 0.333, SLG: 0.571 (1, 5)	2-3 K		2-2 G3-1			4-2 5 G5-4-3 BB		0-0 1B	1-0 1B	4 0 2 1 1 1 0
<b>5 Jeff Bagwell, R</b> OBP: 0.467, SLG: 0.846 (1, 3)	2-1 G5-3		3-2 G6-3			2-2 G5-4-3		1-1 F8	1-2 L5	5 0 0 0 0 0 5
<b>17 Lance Berkman, S</b> OBP: 0.357, SLG: 0.182 (1, 7)		1-1 P5		1-1 G3			2-3 K	0-0 P4		4 0 0 0 0 1 1
<b>Jeff Kent, R</b> OBP: 0.500, SLG: 0.769 (1, 4)		1-1 G5-3		1-1 L5			2-2 1B SF9 2B	0-0 F8		4 1 1 0 0 0 1
<b>Richard Hidalgo, R</b> OBP: 0.538, SLG: 0.545 (1, 9)		4-1 S 2B BB		2-2 F8			0-1 SF9 E 1B	4-2 G6-4-3 BB		2 2 1 0 2 0 0
<b>Gregg Zaun, S</b> OBP: 0.400, SLG: 1.000 (1, 2)		1-0 SAFE SAFE 1B 2B		1-2 G3			1-1 SF9	0-1 G6-4-3		3 0 1 2 0 0 1
<b>Julio Lugo, R</b> OBP: 0.250, SLG: 0.250 (1, 6)		0-1 G5-3		2-1 F7			1-2 E5 1B	1-1 1B 1B		4 1 1 0 0 0 1
<b>Jeriome Robertson, L</b> OBP: 0.000, SLG: 0.000 (1, 1)			0-1 G6-3				0-1 FC6-4 1B	1-2 1B HBP		1 0 0 0 0 0 0
<b>Bruce Chen, L</b> OBP: 0.000, SLG: 0.000 (5, 1)										1 0 0 0 0 0 0
<b>Morgan Ensberg, R</b> OBP: 0.000, SLG: 0.000 (7, PH)										0 0 0 0 0 0 0
<b>Jose Vizcaino, S</b> OBP: 0.000, SLG: 0.500 (7, PH)										1 0 1 0 0 0 0
<b>54 Brad Lidge, R</b> OBP: 0.000, SLG: 0.000 (8, 1)										0 0 0 0 0 0 0
<b>Orlando Merced, S</b> OBP: 0.000, SLG: 1.000 (9, PH)										1 0 1 0 0 0 0

Inning Stats	R: 0	H: 0	E: 0	K: 1	S: 7	R: 1	H: 1	E: 0	K: 0	S: 8	R: 1	H: 1	E: 0	K: 0	S: 13	R: 0	H: 0	E: 0	K: 0	S: 7	R: 0	H: 0	E: 0	K: 0	S: 8	R: 0	H: 0	E: 0	K: 1	S: 9	R: 2	H: 3	E: 1	K: 1	S: 17	R: 0	H: 1	E: 0	K: 0	S: 5	R: 1	H: 3	E: 0	K: 0	S: 15	1B: 6	SF: 1	2B: 2	SAC: 0	3B: 0	DP: 2	HR: 1	HBP: 1	WP: 0	PA: 39
--------------	------	------	------	------	------	------	------	------	------	------	------	------	------	------	-------	------	------	------	------	------	------	------	------	------	------	------	------	------	------	------	------	------	------	------	-------	------	------	------	------	------	------	------	------	------	-------	-------	-------	-------	--------	-------	-------	-------	--------	-------	--------

PITCHER	IP	WLS	BF	H	R	ER	SO	BB	IBB	HBP	BLK	WP	HR	S	P	ERA	WHIP
<b>Nelson Cruz, R</b> ERA: 3.6 (1, 1)	5.0		18	2	2	2	1	1	0	0	0	0	1	43	68	3.60	0.600
<b>40 Brian Fuentes, L</b> ERA: 5.4 (6, 1)	1.2		8	2	2	1	1	1	0	0	0	0	0	22	35	5.40	1.800
<b>Dan Miceli, R</b> ERA: 5.4 (7, 1)	1.1		6	2	0	0	0	0	0	0	0	0	0	9	10	0.00	1.500
<b>Steve Reed, R</b> ERA: 4.5 (9, 1)	1.0		7	3	1	1	0	1	0	1	0	0	0	15	25	9.00	4.000

**BOTTOM**

**Colorado Rockies @ Houston Astros**  
Minute Maid Park, Houston, TX

Thu Apr 03 2003, 1:05 PM CST  
Att. 21,171 - Overcast - 75 F

AB	34
R	5
H	9
RBI	4
BB	3
SO	2
LOB	11



Batter	1	2	3	4	5	6	7	8	9	10	11	12	AB	R	H	RBI	BB	SO	LOB	TOP		
Craig Biggio, R OBP: 0.409, SLG: 0.526 (1, 8)	E9 5 1B	G6-3			FC5-4 5 1B		K			G5-3		G4-3 2B	6	1	2	0	0	1	0			
Geoff Blum, S OBP: 0.263, SLG: 0.444 Octavio Dotel, R Jose Vizcaino, S OBP: 0.400, SLG: 0.250 (1, 5) (7, 1) (9, 6)	K2-3	F8			L8		G1-3			G6-3		G4-3	4	0	0	0	0	1	2			
5 Jeff Bagwell, R OBP: 0.400, SLG: 0.667 (1, 3)	F9 17 BB HR 2-H 1B				FC5-4 1-2f		G5-3			G6-3		G6-3	5	1	1	1	0	0	1			
17 Lance Berkman, S OBP: 0.368, SLG: 0.143 (1, 7)	G5-3 BB HR BB				G5-3		K			L7		L7	3	1	0	0	2	1	1			
Jeff Kent, R OBP: 0.421, SLG: 0.588 (1, 4)	F9 2-3				1B BB		K			G6-3		F9 SAFE	4	0	0	0	1	1	3			
Richard Hidalgo, R OBP: 0.500, SLG: 0.467 Ricky Stone, R 54 Brad Lidge, R (1, 9) (11, 1) (12, 1)	G5-3 HR BB				1B		F8			P4		L4	4	1	1	0	1	0	1			
Brad Ausmus, R OBP: 0.500, SLG: 1.083 (1, 2)	G5-3 HR				F9 1-H 2-H 3-H		F9			F9		L4	5	2	3	5	0	0	0			
Julio Lugo, R OBP: 0.188, SLG: 0.188 Billy Wagner, L Brian Hunter, R (1, 6) (9, 1) (11, 9)	G4-3				F9		F8			K		P2	4	0	0	0	0	1	1			
Brian Moehler, R Pete Munro, R Morgan Ensberg, R (1, 1) (5, 1) (7, PH) (7, 5)	G5-3				G5-3		K			G6-3		L8	2	0	0	0	0	0	0			
<b>Inning Stats</b>	R: 5 E: 1 K: 1 S: 23	H: 2 LOB: 0 BB: 2 P: 39	R: 0 E: 0 K: 0 S: 7	H: 0 LOB: 0 BB: 0 P: 11	R: 0 E: 0 K: 0 S: 9	H: 1 LOB: 1 BB: 1 P: 13	R: 0 E: 0 K: 0 S: 5	H: 0 LOB: 0 BB: 0 P: 7	R: 0 E: 0 K: 1 S: 10	H: 1 LOB: 1 BB: 0 P: 16	R: 0 E: 0 K: 2 S: 8	H: 0 LOB: 0 BB: 0 P: 13	R: 0 E: 0 K: 1 S: 6	H: 0 LOB: 0 BB: 0 P: 14	R: 0 E: 0 K: 0 S: 10	H: 0 LOB: 1 BB: 1 P: 17	R: 1 E: 0 K: 0 S: 10	H: 2 LOB: 1 BB: 0 P: 15	1B: 4 2B: 1 3B: 0 HR: 2	SF: 0 SAC: 0 DP: 0 HBP: 0	WP: 0 PB: 0 SB: 0 CS: 0	PA: 47
<b>PITCHER</b>	IP	WLS	BF	H	R	ER	SO	BB	IBB	HBP	BLK	WP	HR	S	P	ERA	WHIP					
Brett Tomko, R ERA: (1, 1)	6.0		26	5	5	0	3	3	0	0	0	0	1	65	103	0.00	1.333					
28 Lance Painter, L ERA: (7, 1)	1.0		3	0	0	0	2	0	0	0	0	0	0	8	13	0.00	0.000					
Kiko Calero, R ERA: (8, 1)	2.0		6	0	0	0	1	0	0	0	0	0	0	12	23	0.00	0.000					
Steve Kline, L ERA: (10, 1)	2.0		7	0	0	0	0	1	0	0	0	0	0	16	26	0.00	0.500					
Russ Springer, R ERA: 6.0 (12, 1)	1.0	L	5	2	1	1	0	0	0	0	0	0	1	10	15	9.00	2.000					

Houston Astros @ St. Louis Cardinals  
 Busch Stadium, St. Louis, MO  
 Fri Apr 04 2003, 7:10 PM CST  
 Att. 32,661 - Cloudy - 60 F

AB	43
R	6
H	7
RBI	6
BB	4
SO	6
LOB	10





Batter	1	2	3	4	5	6	7	8	9	10	11	12	AB	R	H	RBI	BB	SO	LOB	BOTTOM								
Fernando Vina, L OBP: 0.333, SLG: 0.389	3-2 FC4-6 1B	0-2 L3			1-0 G6-3 15 HR 2B	1-1 L4			0-0 G4-3			1-1 5 CS BB HBP	5	1	2	0	0	0	1									
Edgar Renteria, R OBP: 0.429, SLG: 0.632	0-0 FC4-6 15 2B		2-3 K		0-0 G6-3		3-1 F8		3-2 P4			2-1 F9	6	1	0	0	0	1	3									
15 Jim Edmonds, L OBP: 0.500, SLG: 1.300 Orlando Palmeiro, L OBP: 0.750, SLG: 1.000	3-2 1-H 2B		1-0 HR		0-0 3-H HR		1-1 2B		1-1 5 G6-4-3 1B			4-1 1-2 BB	4	2	4	4	0	0	0									
5 Albert Pujols, R OBP: 0.450, SLG: 0.824	2-2 P2		1-2 L4		0-0 3-H HR		4-0 27 G6-3 BB		1-1 G6-4-3			3-3 K	5	1	1	1	1	1	4									
27 Scott Rolen, R OBP: 0.579, SLG: 0.692	4-1 BB		3-3 K		4-1 1B BB		0-1 G6-3		2-1 CS 1B			2-1 CS 1B	3	0	1	0	2	1	2									
Tino Martinez, L OBP: 0.333, SLG: 0.588	1-0 F7			0-0 G6-3	3-1 FC6-4 1B			1-3 K		1-1 SAFE CS		1-0 G3	5	0	1	0	0	1	2									
Eli Marrero, R OBP: 0.200, SLG: 0.111		2-1 P3		2-1 SAFE G5-3	2-2 FC6-4			1-3 K			3-2 CS 1B		5	0	1	0	0	1	2									
Mike Matheny, R OBP: 0.471, SLG: 0.471		2-2 G6-3 1B		3-1 F8		1-0 G6-3		2-1 L5			1-1 SAFE 1B		5	0	2	0	0	0	0									
Brett Tomko, R Kerry Robinson, L 28 Lance Frazier, L Kiko Calero, R Miguel Cairo, R Steve Kline, S Eduardo Perez, R Russ Springer, R		1-2 SAFE G6-3		1-0 G1-4-3		0-0 G3			0-0 L1			0-0 F7	2	0	0	0	0	0	1									
<b>Inning Stats</b>	R: 1 E: 0 K: 0 S: 15	H: 2 LOB: 2 BB: 1 P: 28	R: 0 E: 0 K: 0 S: 11	H: 1 LOB: 1 BB: 0 P: 15	R: 1 E: 0 K: 2 S: 12	H: 1 LOB: 0 BB: 0 P: 19	R: 0 E: 0 K: 0 S: 5	H: 0 LOB: 0 BB: 0 P: 10	R: 3 E: 0 K: 0 S: 11	H: 4 LOB: 2 BB: 1 P: 22	R: 0 E: 0 K: 0 S: 4	H: 0 LOB: 0 BB: 0 P: 6	R: 0 E: 0 K: 0 S: 6	H: 1 LOB: 1 BB: 1 P: 14	R: 0 E: 0 K: 2 S: 8	H: 0 LOB: 0 BB: 0 P: 12	R: 0 E: 0 K: 0 S: 5	H: 0 LOB: 0 BB: 0 P: 8	R: 0 E: 0 K: 0 S: 7	H: 2 LOB: 0 BB: 0 P: 12	R: 0 E: 0 K: 0 S: 7	H: 2 LOB: 1 BB: 0 P: 12	R: 0 E: 0 K: 1 S: 7	H: 0 LOB: 2 BB: 1 P: 17	1B: 7 2B: 4 3B: 0 HR: 3	SF: 0 SAC: 0 DP: 3 HBP: 1	WP: 0 PB: 0 SB: 0 CS: 3	PA: 50
<b>PITCHER</b>	IP WLS BF H R ER SO BB IBB HBP BLK WP HR S P ERA WHIP	IP WLS BF H R ER SO BB IBB HBP BLK WP HR S P ERA WHIP													IP WLS BF H R ER SO BB IBB HBP BLK WP HR S P ERA WHIP													
Brian Moehler, R ERA: 9.64	(1, 1) 4.2	(5, 1) 1.1	(7, 1) 2.0	(9, 1) 2.0	(11, 1) 1.0	(12, 1) 1.0													(12, 1) 1.0									
Pete Munro, R ERA: 3.0																												
Octavio Dotel, R ERA:																												
Billy Wagner, L ERA:																												
Ricky Stone, R ERA:																												

Houston Astros @ St. Louis Cardinals  
 Busch Stadium, St. Louis, MO  
 Fri Apr 04 2003, 7:10 PM CST  
 Att. 32,661 - Cloudy - 60 F

AB	44
R	5
H	13
RBI	5
BB	4
SO	5
LOB	16



Batter	1	2	3	4	5	6	7	8	9	AB R H RBI BB SO LOB	TOP										
Craig Biggio, R (1, 8) OBP: 0.346, SLG: 0.435	1-3 K			1-1 G5-3		0-2 F9		0-2 G5-3		4 0 0 0 0 1 0											
Geoff Blum, S (1, 5) OBP: 0.273, SLG: 0.400 Brian Hunter, R (9, PH) Morgan Ensberg, R (9, 5)	4-2 BB			0-3 K		0-1 G3			0-1 P5	2 0 0 0 1 1 0 1 0 0 0 0 0 0 0 0 0 0 0 0 0											
5 Jeff Bagwell, R (1, 3) OBP: 0.417, SLG: 0.636	0-2 G6-4-3			1-3 K			0-0 FC3-6 17 1B		2-2 FC5-4 17 1B	4 0 2 0 0 1 1											
17 Lance Berkman, S (1, 7) OBP: 0.435, SLG: 0.235		1-1 CS 1B			3-2 G5-3 HBP		0-0 FC3-6 1B		0-1 FC5-4 1B	3 1 2 0 0 0 1											
Jeff Kent, R (1, 4) OBP: 0.391, SLG: 0.524		0-3 K			3-3 K		2-3 K		2-1 2B 1B	4 1 1 0 0 3 4											
Richard Hidalgo, R (1, 9) OBP: 0.455, SLG: 0.474		3-3 K			0-0 G5-3		0-0 FC3-6		1-1 1B 2B	4 0 1 1 0 1 4											
Brad Ausmus, R (1, 2) OBP: 0.500, SLG: 0.933					0-0 L7		1-0 L4		2-2 1B	3 0 1 1 1 0 2											
Julio Lugo, R (1, 6) OBP: 0.158, SLG: 0.158					1-2 G6-3		1-1 G4-3		3-3 K	3 0 0 0 0 1 2											
Tim Redding, R (1, 1) Orlando Merced, S (8, PH) Bruce Chen, L (8, 1) Pete Munro, R (8, 1) Billy Wagner, L (9, 1)					0-3 K2-3		2-3 K		1-2 G4-3	2 0 0 0 0 2 0 1 0											
<b>Inning Stats</b>	R: 0 E: 0 K: 1 S: 9	H: 0 LOB: 0 BB: 1 P: 14	R: 0 E: 0 K: 2 S: 9	H: 1 LOB: 1 BB: 0 P: 13	R: 0 E: 0 K: 1 S: 7	H: 0 LOB: 0 BB: 0 P: 8	R: 0 E: 0 K: 2 S: 9	H: 0 LOB: 0 BB: 0 P: 11	R: 0 E: 0 K: 1 S: 9	H: 0 LOB: 2 BB: 1 P: 20	R: 0 E: 0 K: 1 S: 8	H: 2 LOB: 2 BB: 0 P: 11	R: 0 E: 0 K: 1 S: 11	H: 0 LOB: 0 BB: 0 P: 15	R: 2 E: 0 K: 0 S: 14	H: 4 LOB: 2 BB: 0 P: 21	1B: 6 2B: 2 3B: 0 HR: 0	SF: 0 SAC: 0 DP: 2 HBP: 1	WP: 0 PB: 0 SB: 0 CS: 1	PA: 34	
<b>PITCHER</b>	IP WLS BF H R ER SO BB IBB HBP BLK WP HR S P ERA WHIP																				
Matt Morris, R (1, 1) ERA: 3.0	8.0	28	3	0	0	10	2	0	1	0	0	0	71	103	0.00	0.625					
Jeff Fassero, L (9, 1) ERA: 9.0	0.2	L	5	3	2	0	0	0	0	0	0	0	11	16	27.00	4.500					
Dustin Hermanson, R (9, 1) ERA:	0.1		1	1	0	0	0	0	0	0	0	0	3	5	0.00	3.000					

Houston Astros @ St. Louis Cardinals  
 Busch Stadium, St. Louis, MO  
 Sat Apr 05 2003, 1:10 PM CST  
 Att. 33,878 - Cloudy - 41 F

AB	31
R	2
H	7
RBI	2
BB	2
SO	10
LOB	14









Batter	1	2	3	4	5	6	7	8	9	AB R H RBI BB SO LOB	TOP																
Barry Larkin, R (1, 6) OBP: 0.286, SLG: 0.281	1-0 G5-4-3 1B		2-2 G4-3		1-1 E HBP		2-2 P4		0-1 FC6-4	4 1 1 0 0 0 2																	
Aaron Boone, R (1, 4) OBP: 0.250, SLG: 0.514	2-2 G5-4-3 1-2f		3-2 P2		0-2 E1 1B			2-1 G4-3		4 0 1 1 0 0 1																	
Adam Dunn, L (1, 7) OBP: 0.219, SLG: 0.448	2-3 K			2-3 K				0-3 K		4 0 0 0 0 4 1																	
Austin Kearns, R (1, 9) OBP: 0.438, SLG: 0.654		0-0 G5-3		2-2 F7				2-1 HBP		3 0 0 0 0 0 0																	
Sean Casey, L (1, 3) OBP: 0.313, SLG: 0.548		2-2 FC5-4 1B		2-1 1B				1-0 G3		4 0 3 0 0 0 1																	
Brandon Larson, R (1, 5) OBP: 0.200, SLG: 0.095		2-0 FC5-4 1B								3 0 0 0 0 0 1 2																	
Josias Manzanillo, R (6, 1)										0 0 0 0 0 0 0 0																	
Gabe White, L (7, 1)										0 0 0 0 0 0 0 0																	
John Riedling, R (7, 1)										0 0 0 0 0 0 0 0																	
Jose Guillen, R (9, PH)										0 0 0 0 0 1 0 0																	
Reggie Taylor, L (1, 8) OBP: 0.308, SLG: 0.462		1-1 SAFE		1-2 1B						3 0 1 0 0 2 1																	
Ruben Mateo, R (9, PH)										0 0 0 0 0 1 0 0																	
Jason LaRue, R (1, 2) OBP: 0.355, SLG: 0.423		1-0 G5-3								3 1 0 0 0 0 4																	
Jimmy Anderson, L (1, 1)																											
Felipe Lopez, S (6, 5) OBP: 0.214, SLG: 0.167				0-0 L7						1 1 0 0 1 0 0																	
										2 0 0 0 0 1 2																	
<b>Inning Stats</b>	R: 0 E: 0 K: 1 S: 7	H: 1 LOB: 0 BB: 0 P: 12	R: 0 E: 0 K: 0 S: 8	H: 2 LOB: 2 BB: 0 P: 14	R: 0 E: 0 K: 0 S: 7	H: 0 LOB: 0 BB: 0 P: 12	R: 0 E: 0 K: 1 S: 8	H: 1 LOB: 1 BB: 0 P: 14	R: 3 E: 1 K: 3 S: 17	H: 1 LOB: 1 BB: 1 P: 29	R: 0 E: 0 K: 1 S: 8	H: 1 LOB: 1 BB: 0 P: 10	R: 0 E: 0 K: 0 S: 8	H: 0 LOB: 0 BB: 0 P: 12	R: 0 E: 0 K: 1 S: 7	H: 0 LOB: 1 BB: 0 P: 12	R: 0 E: 0 K: 1 S: 11	H: 0 LOB: 2 BB: 2 P: 20	1B: 5 2B: 1 3B: 0 HR: 0	SF: 0 SAC: 0 DP: 1 HBP: 3	WP: 0 PB: 0 SB: 0 CS: 0	PA: 37					
<b>PITCHER</b>	IP WLS BF H R ER SO BB IBB HBP BLK WP HR S P ERA WHIP																										
Wade Miller, R (1, 1) ERA: 5.79	6.0		25	6	3	1	6	1	0	2	0	0	0	55	91	1.50	1.167										
54 Brad Lidge, R (7, 1) ERA:	2.0	W	7	0	0	0	1	0	0	1	0	0	0	15	24	0.00	0.000										
Billy Wagner, L (9, 1) ERA:	1.0	S	5	0	0	0	1	2	0	0	0	0	0	11	20	0.00	2.000										

Cincinnati Reds @ Houston Astros  
Minute Maid Park, Houston, TX  
Wed Apr 09 2003, 7:05 PM CDT  
Att. 20,794 - Dome - 72 F

AB	31
R	3
H	6
RBI	1
BB	3
SO	8
LOB	14



Batter	1	2	3	4	5	6	7	8	9
<b>Craig Biggio, R</b> OBP: 0.361, SLG: 0.424 (1, 8)	3-3 K		3-2 L6	0-0 1-2 1B			2-1 5 1B SF8 1B	1-1 G3	
<b>Jose Vizcaino, S</b> OBP: 0.300, SLG: 0.222 (1, 6)	2-1 G6-3		0-0 G4-3	1-1 G1-3			2-2 SAFE 5 4B 1-2 1B		
<b>5 Jeff Bagwell, R</b> OBP: 0.406, SLG: 0.552 (1, 3)	3-2 G6-3		1-1 L9		2-0 G6-3		0-1 1-2 2-3 1B		
<b>17 Lance Berkman, S</b> OBP: 0.419, SLG: 0.182 (1, 7)		1-0 G6-3		4-2 S E BB	4-1 G5-3 BB		2-3 K		
<b>Jeff Kent, R</b> OBP: 0.355, SLG: 0.464 (1, 4)		1-0 BB BB 1B		1-2 SAFE F9	2-1 SAFE G5-3		1-1 SF8		
<b>Richard Hidalgo, R</b> OBP: 0.433, SLG: 0.423 (1, 9)		1-1 F9		2-0 1-H E7 3B 1B	3-1 F8		3-H 0-3 K		
<b>Brad Ausmus, R</b> OBP: 0.423, SLG: 0.773 (1, 2)		4-1 SAFE BB BB 1-2 BB		0-0 2-H SF9 3B		2-0 G6-3		1-2 G4-3	
<b>Morgan Ensberg, R</b> (1, 5)		4-2 BB BB		1-1 SF9		0-2 G6-3		1-0 G4-3	
<b>Orlando Merced, S</b> OBP: 0.333, SLG: 0.500 (8, PH)		1-2 2-3 BB		3-H 0-0 F9		2-0 F7		4-1 BB	
<b>Billy Wagner, L</b> (9, 1)									
<b>Wade Miller, R</b> OBP: 0.250, SLG: 0.250 (1, 1)									
<b>Gregg Zaun, S</b> OBP: 0.333, SLG: 0.800 (6, PH)									
<b>54 Brad Lidge, R</b> (7, 1)									
<b>Geoff Blum, S</b> OBP: 0.296, SLG: 0.375 (8, PH)									
<b>Geoff Blum, S</b> (9, 5)									

AB	R	H	RBI	BB	SO	LOB
5	1	2	0	0	1	1
4	0	1	0	0	0	2
4	0	1	0	0	0	0
2	1	0	0	2	1	3
3	0	1	1	0	0	2
4	1	1	0	0	1	4
3	1	1	1	1	0	0
1	0	0	1	1	0	0
1	0	0	0	0	0	0
0	0	0	0	0	0	0
2	0	1	0	0	0	3
1	0	0	0	0	0	0
0	0	0	0	0	0	0
0	0	0	0	1	0	0

WP	PA
0	37

**Cincinnati Reds @ Houston Astros**  
Minute Maid Park, Houston, TX  
Wed Apr 09 2003, 7:05 PM CDT  
Att: 20,794 - Dome - 72 F

<b>AB</b>	<b>30</b>
<b>R</b>	<b>4</b>
<b>H</b>	<b>8</b>
<b>RBI</b>	<b>3</b>
<b>BB</b>	<b>5</b>
<b>SO</b>	<b>3</b>
<b>LOB</b>	<b>15</b>



Inning Stats															Inning Stats																														
R	H	E	K	S	H	LOB	BB	P	R	H	E	K	S	H	LOB	BB	P	R	H	E	K	S	H	LOB	BB	P																			
0	0	0	1	8	0	0	0	16	0	0	0	0	10	3	4	1	17	0	0	0	0	9	0	0	0	0	17	0	0	0	0	9	1	3	0	23	0	0	0	14	0	0	0	0	14

PITCHER															PITCHER																																																	
IP	WLS	BF	H	R	ER	SO	BB	IBB	HBP	BLK	WP	HR	S	P	ERA	WHIP	IP	WLS	BF	H	R	ER	SO	BB	IBB	HBP	BLK	WP	HR	S	P	ERA	WHIP																															
5.0		24	5	3	3	1	4	0	0	0	0	0	42	86	5.40	1.800	1.0	L	6	3	1	1	0	0	0	0	0	13	21	9.00	3.000	0.1		1	0	0	0	1	0	0	0	0	0	3	5	0.00	0.000	1.2		6	0	0	0	1	1	0	0	0	0	0	12	20	0.00	0.600

Batter	1	2	3	4	5	6	7	8	9	AB R H RBI BB SO LOB	TOP											
Barry Larkin, R (1, 6) OBP: 0.282, SLG: 0.333	2-2 P6			1-1 F8		0-0 G6-3			1-2 1B	4 1 1 0 0 0 0												
Aaron Boone, R (1, 4) OBP: 0.275, SLG: 0.486	4-2 G6-4-3 BB			4-1 BB 1B BB		0-1 F7			0-0 P3	2 1 0 0 2 0 1												
Austin Keams, R (1, 9) OBP: 0.444, SLG: 0.621	2-2 G6-4-3 1-2f			4-2 SAFE CS 1B 1-2 BB		3-3 K			1-1 1B 1B	3 0 1 1 1 1 1												
Sean Casey, L (1, 3) Wily Mo Peña, R (9, PR) OBP: 0.333, SLG: 0.543		2-3 K		0-1 CS 1B 1-2 2-H			0-1 F8		0-2 1B 1-2 1B	4 0 2 1 0 1 0 0 0 0 0 0 0 0												
Jose Guillen, R (1, 7) OBP: 0.333, SLG: 0.200		0-0 CS 1B		3-3 K2 1-2 2-3			2-0 F7		1-2 P3	4 0 1 0 0 1 4												
Ruben Mateo, R (1, 8)		1-0 F9		3-3 K			1-2 G5-3		0-3 K	4 0 0 0 0 2 5												
Brandon Larson, R (1, 5) OBP: 0.179, SLG: 0.083		2-2 CS 1-2	1-0 P4		0-0 F8			1-3 K		3 0 0 0 0 1 0												
Jason LaRue, R (1, 2) OBP: 0.324, SLG: 0.379			3-3 K		3-3 K			0-3 K		3 0 0 0 0 3 0												
Danny Graves, R (1, 1) Kent Mercker, L (6, 1) Scott Sullivan, R (7, 1) Reggie Taylor, L (8, PH) Josias Manzanillo, R (8, 1)			2-3 K		0-3 K			1-3 K		2 0 0 0 0 2 0 0 0 0 0 0 0 0 0 0 0 0 0 0 0 1 0 0 0 0 1 0 0 0 0 0 0 0 0												
<b>Inning Stats</b>	R: 0 E: 0 K: 0 S: 9	H: 0 LOB: 0 BB: 1 P: 17	R: 0 E: 0 K: 1 S: 7	H: 1 LOB: 0 BB: 0 P: 12	R: 0 E: 0 K: 2 S: 7	H: 0 LOB: 0 BB: 0 P: 13	R: 1 E: 0 K: 2 S: 14	H: 1 LOB: 2 BB: 2 P: 29	R: 0 E: 0 K: 2 S: 7	H: 0 LOB: 0 BB: 0 P: 10	R: 0 E: 0 K: 1 S: 8	H: 0 LOB: 0 BB: 0 P: 11	R: 0 E: 0 K: 0 S: 6	H: 0 LOB: 0 BB: 0 P: 9	R: 0 E: 0 K: 3 S: 10	H: 0 LOB: 0 BB: 0 P: 12	R: 1 E: 0 K: 1 S: 15	H: 3 LOB: 2 BB: 0 P: 18	1B: 4 2B: 0 3B: 1 HR: 0	SF: 0 SAC: 0 DP: 1 HBP: 0	WP: 0 PB: 0 SB: 0 CS: 3	PA: 34
<b>PITCHER</b>	IP WLS BF H R ER SO BB IBB HBP BLK WP HR S P ERA WHIP																					
Jerome Robertson, L (1, 1) ERA: 7.15	7.0 W 24 2 1 1 8 3 0 0 0 0 0 0 58 101 1.29 0.714																					
Octavio Dotel, R (8, 1) ERA: 1.8	1.0 H 3 0 0 0 3 0 0 0 0 0 0 0 10 12 0.00 0.000																					
Billy Wagner, L (9, 1) ERA: 1.29	1.0 S 6 3 1 1 1 0 0 0 0 0 0 0 15 18 9.00 3.000																					

Cincinnati Reds @ Houston Astros  
Minute Maid Park, Houston, TX  
Thu Apr 10 2003, 7:05 PM CDT  
Att. 20,842 - Cloudy - 72 F

livebaseballscorecards.com

AB 30  
R 2  
H 5  
RBI 2  
BB 3  
SO 12  
LOB 11









Batter	1	2	3	4	5	6	7	8	9	AB R H RBI BB SO LOB
<b>Craig Biggio, R</b> OBP: 0.311, SLG: 0.429 (1, 8)	0-2 G6-3		1-3 K		1-2 SAFE G5-4-3			1-3 K		4 0 0 0 0 2 1
<b>Geoff Blum, S</b> OBP: 0.306, SLG: 0.394 (1, 5)	3-1 2B		1-1 P5			1-1 G6-3		0-0 F8		4 0 1 0 0 0 0
<b>5 Jeff Bagwell, R</b> OBP: 0.390, SLG: 0.556 (1, 3)	4-0 BB		2-0 HR			0-0 G5-3		0-0 F9		3 1 1 1 1 0 0
<b>17 Lance Berkman, S</b> OBP: 0.359, SLG: 0.167 (1, 7)	2-3 K		3-2 F7			2-0 F8		0-0 HR 1B		4 1 1 0 0 1 2
<b>Jeff Kent, R</b> OBP: 0.333, SLG: 0.528 (1, 4)	1-1 F8			2-1 G4-3			2-0 F9	3-1 HR 1-H		4 1 1 2 0 0 2
<b>Richard Hidalgo, R</b> OBP: 0.405, SLG: 0.375 (1, 9)		2-1 G6-3		2-3 K		0-0 G6-3				3 0 0 0 0 1 0
<b>Brad Ausmus, R</b> OBP: 0.379, SLG: 0.680 (1, 2)		1-2 F9		1-2 G4-3		0-2 G5-3				3 0 0 0 0 0 0
<b>Julio Lugo, R</b> OBP: 0.276, SLG: 0.222 (1, 6)		3-1 1B			2-2 G5-4-3 1B		2-2 G5-3			3 0 2 0 0 0 0
<b>Brian Moehler, R</b> <b>Gregg Zaun, S</b> <b>Pete Muntro, R</b> <b>54 Brad Lidge, R</b> <b>Orlando Merced, S</b> <b>Octavio Dotel, R</b> (1, 1) (5, PH) (6, 1) (8, 1) (8, PH) (9, 1)		0-3 K			2-1 F9		1-1 G4-3			1 0 0 0 0 0 1 1 1 0 0 0 0 0 0 1 0 0 0 0 0 0 0 0 0 0 0 0 0 0 0 0 1 0 0 0 0 0 0 0 0 0 0 0 0 0 0 0

Inning Stats	R: 0	H: 1	E: 0	LOB: 2	K: 1	BB: 1	S: 12	P: 22	R: 0	H: 1	E: 0	LOB: 1	K: 1	BB: 0	S: 10	P: 16	R: 1	H: 1	E: 0	LOB: 0	K: 1	BB: 0	S: 11	P: 18	R: 0	H: 0	E: 0	LOB: 0	K: 1	BB: 0	S: 8	P: 13	R: 0	H: 1	E: 0	LOB: 0	K: 0	BB: 0	S: 10	P: 15	R: 0	H: 0	E: 0	LOB: 0	K: 0	BB: 0	S: 4	P: 7	R: 0	H: 0	E: 0	LOB: 0	K: 0	BB: 0	S: 5	P: 7	R: 0	H: 0	E: 0	LOB: 0	K: 1	BB: 0	S: 9	P: 13	R: 2	H: 2	E: 0	LOB: 0	K: 0	BB: 0	S: 5	P: 8	1B: 3	SF: 0	2B: 1	SAC: 0	3B: 0	DP: 1	HR: 2	HBP: 0	WP: 0	PA: 32
<b>PITCHER</b> <b>Matt Morris, R</b> ERA: 3.04 (1, 1)	IP	WLS	BF	H	R	ER	SO	BB	IBB	HBP	BLK	WP	HR	S	P	ERA	WHIP	IP	WLS	BF	H	R	ER	SO	BB	IBB	HBP	BLK	WP	HR	S	P	ERA	WHIP																																																


**BOTTOM**

**St. Louis Cardinals @ Houston Astros**  
Minute Maid Park, Houston, TX

Fri Apr 11 2003, 7:05 PM CDT  
Att: 25,185 - Cloudy - 75 F

livebaseballscorecards.com

<b>AB</b>	<b>31</b>
<b>R</b>	<b>3</b>
<b>H</b>	<b>6</b>
<b>RBI</b>	<b>3</b>
<b>BB</b>	<b>1</b>
<b>SO</b>	<b>5</b>
<b>LOB</b>	<b>7</b>



Batter	1	2	3	4	5	6	7	8	9	AB R H RBI BB SO LOB	TOP				
Orlando Palmeiro, L OBP: 0.480, SLG: 0.450 (1, 9)	4-1 BB 27 BB 5 1B		3-2 G4-3		1-2 K	1-1 G1-3		2-0 FC5-4 HBP		3 0 0 0 1 1 4					
Wilson Delgado, S OBP: 0.143, SLG: 0.143 (1, 4)	1-2 P6		1-2 G6-3		1-3 K		1-2 G4-6-3 15 BB 1B	1-2 FC5-4		5 0 1 0 0 1 5					
15 Jim Edmonds, L OBP: 0.594, SLG: 1.115 (1, 8)	3-2 F8		4-2 BB		2-2 1B		4-1 G4-6-3 5 BB		1-1 G5-3	3 0 1 1 2 0 1					
5 Albert Pujols, R OBP: 0.395, SLG: 0.541 (1, 7)	2-1 1B 27 BB		0-2 F9		2-3 K		0-2 G4-6-3	1-2 F9 27 BB 1B	1-2	5 1 2 0 0 1 5					
27 Scott Rolen, R OBP: 0.542, SLG: 0.647 (1, 5)	4-2 BB 1-2 2-3			0-2 L6		4-1 1B G4-6-3 BB	4-0 IBB		4-1 1B BB	1 1 0 0 4 0 0					
Tino Martinez, L OBP: 0.319, SLG: 0.395 (1, 3)	0-1 F9			2-0 F8		1-0 1B G4-6-3	1-3 K		0-1 F9	5 0 1 0 0 1 7					
Edgar Renteria, R OBP: 0.392, SLG: 0.478 (1, 6)				0-0 G5-3		1-1 G4-6-3			0-0 SH1-4 BB	4 0 1 1 1 1 1					
Mike Matheny, R OBP: 0.432, SLG: 0.548 (1, 2)				2-1 F7		1-1 15 1B 1B	2-2 1B		0-0 F7	5 1 2 0 0 0 3					
Woody Williams, R OBP: 0.400, SLG: 0.400 Russ Springer, R Jeff Fassero, L Dustin Hermanson, R				1-0 P3		2-0 15 1B 1B	0-0 1B		0-1 SH1-4	3 0 2 0					
<b>Inning Stats</b>	R: 0 H: 1 E: 0 LOB: 3 K: 0 BB: 2 S: 16 P: 30	R: 0 H: 0 E: 0 LOB: 0 K: 1 BB: 0 S: 6 P: 9	R: 0 H: 0 E: 0 LOB: 1 K: 0 BB: 1 S: 15 P: 23	R: 0 H: 0 E: 0 LOB: 0 K: 0 BB: 0 S: 6 P: 8	R: 1 H: 3 E: 0 LOB: 2 K: 3 BB: 0 S: 17 P: 26	R: 1 H: 3 E: 0 LOB: 2 K: 0 BB: 1 S: 11 P: 20	R: 0 H: 1 E: 0 LOB: 2 K: 1 BB: 2 S: 10 P: 20	R: 0 H: 0 E: 0 LOB: 2 K: 0 BB: 1 S: 7 P: 14	R: 1 H: 2 E: 0 LOB: 2 K: 0 BB: 1 S: 13 P: 19	1B: 10 SF: 0 2B: 0 SAC: 1 3B: 0 DP: 2 HR: 0 HBP: 1	WP: 0 PA: 44 PB: 0 SB: 0 CS: 0				
<b>PITCHER</b>	IP WLS BF H R ER SO BB IBB HBP BLK WP HR S P ERA WHIP														
Tim Redding, R ERA: 2.25 Ricky Stone, R ERA: Bruce Chen, L ERA: 6.35 54 Brad Lidge, R ERA: 1.13	(1, 1) 5.0 L 24 5 2 2 4 4 0 0 0 0 0 0 62 103 3.60 1.800	(6, 1) 1.0 4 2 0 0 0 0 0 0 0 0 0 0 9 13 0.00 2.000	(7, 1) 2.0 10 1 0 0 1 2 1 1 0 0 0 17 34 0.00 1.500	(9, 1) 1.0 6 2 1 1 0 1 0 0 0 0 0 13 19 9.00 3.000											

St. Louis Cardinals @ Houston Astros  
Minute Maid Park, Houston, TX  
Sat Apr 12 2003, 7:05 PM CDT  
Att. 33,509 - Sunny - 77 F

livebaseballscorecards.com

AB	34
R	3
H	10
RBI	2
BB	8
SO	5
LOB	26





Batter	1	2	3	4	5	6	7	8	9	AB R H RBI BB SO LOB	TOP
Orlando Palmeiro, L OBP: 0.500, SLG: 0.458 (1, 9) (7, 7)	2-2 F8		0-1 G4-3		4-0 27 2B BB		2-2 27 E 1B	1-2 1B		4 2 2 0 1 0 0	<b>St. Louis Cardinals @ Houston Astros</b> Minute Maid Park, Houston, TX Sun Apr 13 2003, 1:05 PM CDT Att. 30,078 - Sunny - 78 F
Eli Marrero, R OBP: 0.182, SLG: 0.100 (1, 2) (7, 9)	0-3 K		0-3 K		0-0 G5-3		0-0 27 E 2B 1B	1-1 P1		5 1 1 1 0 2 2	
27 Scott Rolen, R OBP: 0.509, SLG: 0.615 (1, 5) (1, 5)	0-0 G5-3		0-2 F8		1-2 2B		1-2 E6 2B HR	1-3 K		5 1 1 1 0 1 2	
5 Albert Pujols, R OBP: 0.404, SLG: 0.525 Cal Eldred, R (7, 1) Eduardo Perez, R OBP: 0.333, SLG: 0.308 Dustin Hermanson, R (9, 1) Jeff Fassero, L (9, 1)		1-2 1B G4-3 SF7 1B		4-0 HR BB	2-2 G6-3		1-3 K		1-1 G1-3	3 2 1 0 1 1 3 0 0 0 0 0 0 0 1 0	
Tino Martinez, L OBP: 0.308, SLG: 0.396 (1, 3)		0-1 G4-3		0-3 K		0-2 F8	2-1 HR 2B		0-0 G4-3	5 1 1 1 0 1 2	
Edgar Renteria, R OBP: 0.411, SLG: 0.600 (1, 6)		4-1 SF7 1B BB		0-0 1-H HR		1-3 K	1-1 2-H 3-H HR		2-2 G4-3	4 2 2 5 1 1 0	
Kerry Robinson, L OBP: 0.350, SLG: 0.316 (1, 8)		0-2 E 1B		1-0 G4-3		0-0 G4-3	3-2 F7			4 0 1 0 0 0 0	
Miguel Cairo, R OBP: 0.211, SLG: 0.444 (1, 4)		0-1 SF7		1-3 K			0-2 1B 1B	2-1 HR		3 2 2 2 0 1 0	
Jason Simontacchi, R OBP: 0.250, SLG: 0.250 Kiko Calero, R (5, 1) 15 Jim Edmonds, L OBP: 0.576, SLG: 1.074 Mike Matheny, R OBP: 0.422, SLG: 0.535 (7, 2)		0-3 K			0-0 G6-3		1-3 K	0-1 G1-3		2 0 0 0 0 1 2 0 0 0 0 0 0 0 1 0 0 0 0 1 1 1 0 0 0 0 0 0	
<b>Inning Stats</b>	R: 0 E: 0 K: 1 S: 7 H: 0 LOB: 0 BB: 0 P: 9	R: 1 E: 1 K: 1 S: 15 H: 2 LOB: 2 BB: 1 P: 20	R: 0 E: 0 K: 1 S: 8 H: 0 LOB: 0 BB: 0 P: 8	R: 2 E: 0 K: 2 S: 9 H: 1 LOB: 0 BB: 1 P: 15	R: 1 E: 0 K: 0 S: 8 H: 1 LOB: 1 BB: 1 P: 15	R: 0 E: 0 K: 1 S: 7 H: 0 LOB: 0 BB: 0 P: 8	R: 6 E: 1 K: 2 S: 24 H: 5 LOB: 0 BB: 0 P: 35	R: 1 E: 0 K: 1 S: 16 H: 2 LOB: 1 BB: 0 P: 21	R: 0 E: 0 K: 0 S: 8 H: 0 LOB: 0 BB: 0 P: 11	1B: 6 2B: 2 3B: 0 HR: 3 SF: 1 SAC: 0 DP: 0 HBP: 0	WP: 0 PB: 0 SB: 0 CS: 0 PA: 42
<b>PITCHER</b>	IP WLS BF H R ER SO BB IBB HBP BLK WP HR S P ERA WHIP	IP WLS BF H R ER SO BB IBB HBP BLK WP HR S P ERA WHIP									
44 Roy Oswalt, R ERA: 2.91 Pete Munro, R ERA: 2.35	(1, 1) (7, 1)	6.2 L 33 9 10 5 8 3 0 0 0 0 2 75 104 6.75 1.800									

livebaseballscorecards.com



BOTTOM

St. Louis Cardinals @ Houston Astros  
Minute Maid Park, Houston, TX  
Sun Apr 13 2003, 1:05 PM CDT  
Att: 30,078 - Sunny - 78 F

livebaseballscorecards.com

AB	36
R	8
H	10
RBI	8
BB	4
SO	6
LOB	8



WP:	0	PA:	40
PB:	0		
SB:	1		
CS:	0		

AB R H RBI BB SO LOB

5	2	2	1	0	1	0
4	1	1	0	1	0	1
3	3	2	3	2	0	1
5	2	3	2	0	0	1
4	0	1	2	0	1	1
4	0	1	0	0	1	1
3	0	0	0	1	0	1
4	0	0	0	0	1	2
3	0	0	0	0	1	0
0	0	0	0	0	0	0
1	0	0	0	0	1	0

Batter	1	2	3	4	5	6	7	8	9
<b>Craig Biggio, R</b> OBP: 0.296, SLG: 0.451 (1, 8) X	0-0 G6-3 1	0-3 K 3		0-2 HR 2		0-1 G6-3 3			3-2 5 HR 1B
<b>Geoff Blum, S</b> OBP: 0.333, SLG: 0.390 (1, 5) B B B B B	4-1 5 BB 17 1B BB		2-2 G4-3 1	0-0 F8 2			2-2 5 G5-4-3 1B		1-2 G4-3 2
<b>5 Jeff Bagwell, R</b> OBP: 0.460, SLG: 0.738 (1, 3) F B B B B	4-2 17 1B 2B BB		1-2 HR	4-1 BB			2-0 G5-4-3 1-2f 1B		3-2 HR
<b>17 Lance Berkman, S</b> OBP: 0.375, SLG: 0.308 (1, 7) B S X	1-1 2B 1B		0-1 HR	2-1 L9 3			2-1 1B		3-2 L9 3-H 0-0 3
<b>Jeff Kent, R</b> OBP: 0.340, SLG: 0.512 (1, 4) B X	1-0 2B 1-H 2-H		1-3 K 2		1-0 F9 1		0-1 L7 3		
<b>Richard Hidalgo, R</b> OBP: 0.364, SLG: 0.359 (1, 9) F S X	0-2 G5-3 2		2-2 2B		0-3 K 2			0-2 G5-3 1	
<b>Brad Ausmus, R</b> OBP: 0.324, SLG: 0.531 (1, 2) C B X	1-1 P3 3		4-2 BB		0-0 P4 3			1-1 F9 2	
<b>Jose Vizcaino, S</b> OBP: 0.200, SLG: 0.143 (1, 6) X		0-0 G4-3 1	0-0 F9 3			0-3 K 1		1-1 F7 3	
<b>44 Roy Oswalt, R</b> OBP: 0.250, SLG: 0.250 <b>Pete Munro, R</b> (7, 1) B C X		1-1 P4 2		1-3 K 1		1-2 P5 2			3-3 K 1
<b>Orlando Merced, S</b> OBP: 0.200, SLG: 0.300 (9, PH) B C C C C C C									

<b>Inning Stats</b>	R: 3 E: 0 K: 0 S: 12	H: 2 LOB: 1 BB: 2 P: 23	R: 0 E: 0 K: 1 S: 6	H: 0 LOB: 0 BB: 0 P: 7	R: 2 E: 0 K: 1 S: 18	H: 3 LOB: 2 BB: 1 P: 28	R: 1 E: 0 K: 1 S: 11	H: 1 LOB: 1 BB: 1 P: 18	R: 0 E: 0 K: 1 S: 5	H: 0 LOB: 0 BB: 0 P: 6	R: 0 E: 0 K: 1 S: 8	H: 0 LOB: 0 BB: 0 P: 9	R: 0 E: 0 K: 0 S: 9	H: 2 LOB: 1 BB: 0 P: 15	R: 0 E: 0 K: 0 S: 7	H: 0 LOB: 0 BB: 0 P: 9	R: 2 E: 0 K: 1 S: 15	H: 2 LOB: 0 BB: 0 P: 25	1B: 4 2B: 2 3B: 0 HR: 4	SF: 0 SAC: 0 DP: 1 HBP: 0	WP: 0 PB: 0 SB: 1 CS: 0	PA: 40
---------------------	-------------------------------	----------------------------------	------------------------------	---------------------------------	-------------------------------	----------------------------------	-------------------------------	----------------------------------	------------------------------	---------------------------------	------------------------------	---------------------------------	------------------------------	----------------------------------	------------------------------	---------------------------------	-------------------------------	----------------------------------	----------------------------------	------------------------------------	----------------------------------	--------

PITCHER	IP	WLS	BF	H	R	ER	SO	BB	IBB	HBP	BLK	WP	HR	S	P	ERA	WHIP
<b>Jason Simontacchi, R</b> ERA: 14.14 (1, 1)	4.0		22	6	6	6	3	4	0	0	0	0	3	47	76	13.50	2.500
<b>Kiko Calero, R</b> ERA: 4.26 (5, 1)	2.0	W	6	0	0	0	2	0	0	0	0	0	0	13	15	0.00	0.000
<b>Cal Eldred, R</b> ERA: 8.44 (7, 1)	2.0		7	2	0	0	0	0	0	0	0	0	0	16	24	0.00	1.000
<b>Dustin Hermanson, R</b> ERA: 5.4 (9, 1)	0.2		4	2	2	2	1	0	0	0	0	0	1	14	24	27.00	3.000
<b>Jeff Fassero, L</b> ERA: 9.0 (9, 1)	0.1		1	0	0	0	0	0	0	0	0	0	0	1	1	0.00	0.000





Batter	1	2	3	4	5	6	7	8	9	AB	R	H	RBI	BB	SO	LOB
Marquis Grissom, R OBP: 0.240, SLG: 0.313 (1, 8)	2-3 K		2-0 G6-3		3-3 K		3-1 WP S G3-2-3 1B			4	0	1	0	0	2	1
Edgardo Alfonzo, R OBP: 0.354, SLG: 0.270 (1, 5)	1-1 G6-3			0-1 G5-3		0-1 P3	4-1 G3-2-3 BB 1-3 BB			3	0	0	0	1	0	0
Rich Aurilia, R OBP: 0.339, SLG: 0.490 (1, 6)	1-2 G5-3			1-0 G6-3		2-1 BB BB 1B	4-1 G3-2-3 BB 1-2 BB			3	1	1	0	1	0	0
Barry Bonds, L OBP: 0.500, SLG: 0.744 (1, 7)		0-0 HR		1-1 1B 1B		4-0 BB BB 1-2 BB	3-1 G3-2-3 1-2 2-3 3-H			3	2	2	1	1	0	3
José Cruz Jr., S OBP: 0.468, SLG: 0.714 (1, 9)		3-3 K		2-2 FC5-4 1B		4-2 BB BB 1-2 FC4-6 2-3 BB	4-0 1B			2	1	1	0	2	1	0
Benito Santiago, R OBP: 0.415, SLG: 0.676 (1, 2)		1-3 K		0-0 FC5-4 1-2f		4-1 FC4-6 BB 1-2 2-3 3-H BB	0-0 F8			3	0	0	1	1	1	5
J.T. Snow, L OBP: 0.489, SLG: 0.579 (1, 3)		1-2 F7		2-2 G4-3		4-0 FC4-6 BB 1-2 2-3 3-H BB	0-0 G4-6-3 1B			3	0	1	1	1	0	0
Neifi Perez, S OBP: 0.050, SLG: 0.050 (1, 4)		1-2 G4-3		1-2 L1		0-2 FC4-6 1-2f 2-3 3-H	0-0 G4-6-3 1-2f			4	0	0	1	0	0	3
Damian Moss, R OBP: 0.333, SLG: 0.200 (1, 1)		3-3 K		4-2 BB		2-3 K	0-3 K			1	0	0	0	1	1	0
Marvin Benard, L OBP: 0.200, SLG: 0.400 (6, PH)										1	0	0	0	0	1	2
Jesse Foppert, R (7, 1)										0	0	0	0	0	0	0
Andres Galarraga, R OBP: 0.333, SLG: 0.273 (8, PH)										1	0	0	0	0	1	0
Tim Worrell, R (9, 1)										0	0	0	0	0	0	0

Inning Stats	R: 0	H: 0	E: 0	K: 1	S: 12	R: 1	H: 1	E: 0	K: 2	S: 16	R: 0	H: 0	E: 0	K: 1	S: 11	R: 0	H: 2	E: 0	K: 0	S: 9	R: 0	H: 0	E: 0	K: 1	S: 13	R: 3	H: 1	E: 0	K: 1	S: 14	R: 0	H: 1	E: 0	K: 0	S: 7	R: 0	H: 1	E: 0	K: 1	S: 5
	LOB: 0	BB: 0	LOB: 0	BB: 0		LOB: 0	BB: 0	LOB: 2	BB: 0		LOB: 1	BB: 1	LOB: 2	BB: 4		LOB: 3	BB: 3	LOB: 0	BB: 0		LOB: 0	BB: 0	LOB: 0	BB: 0		LOB: 2	BB: 2	LOB: 3	BB: 3	LOB: 0	BB: 0		LOB: 0	BB: 0		LOB: 0	BB: 0		LOB: 0	BB: 0

PITCHER	IP	WLS	BF	H	R	ER	SO	BB	IBB	HBP	BLK	WP	HR	S	P	ERA	WHIP
Wade Miller, R ERA: 6.14 (1, 1)	5.1	L	24	4	4	4	5	4	0	0	0	0	1	68	111	6.75	1.500
Ricky Stone, R ERA: (6, 1)	2.2		12	2	0	0	2	3	1	0	0	1	0	19	43	0.00	1.875

**BOTTOM**

**Houston Astros @ San Francisco Giants**  
PacBell Park, San Francisco, CA

Mon Apr 14 2003, 10:15 PM EDT  
Att: 35,919 - Cloudy - 55 F

AB	28
R	4
H	6
RBI	4
BB	8
SO	7
LOB	14

livebaseballscorecards.com



1B:	5	SF:	0	WP:	1	PA:	36
2B:	0	SAC:	0	PB:	0		
3B:	0	DP:	2	SB:	1		
HR:	1	HBP:	0	CS:	0		

Batter	1	2	3	4	5	6	7	8	9	AB R H RBI BB SO LOB	TOP											
<b>Craig Biggio, R</b> (1, 8) OBP: 0.266, SLG: 0.393	0-0 L5	2-3 K			2-2 17 2B		3-1 G5-3		1-1 G5-3	5 1 1 0 0 1 1												
<b>Geoff Blum, S</b> (1, 5) OBP: 0.346, SLG: 0.391	1-2 F8		1-3 K		2-3 K		4-1 5 2B		4-2 BB	3 0 0 0 2 2 1												
<b>5 Jeff Bagwell, R</b> (1, 3) OBP: 0.475, SLG: 0.740	1-1 2B		0-0 G4-3		3-3 K		1-0 1-3 2B		0-0 F8	5 0 2 0 0 1 2												
<b>17 Lance Berkman, S</b> (1, 7) OBP: 0.377, SLG: 0.326	4-2 BB		1-0 G3		2-1 1-H 2B		3-3 K		1-2 G4-3	4 0 1 1 1 1 3												
<b>Jeff Kent, R</b> (1, 4) OBP: 0.345, SLG: 0.469	2-2 P3			0-0 F8	0-0 F8			1-0 P4		4 0 0 0 0 0 3												
<b>Orlando Merced, S</b> (1, 9) <b>Brian Hunter, R</b> (8, PH) OBP: 0.286, SLG: 0.286		0-0 HR		1-1 L7		2-2 G6-3		1-2 WP 1B		3 1 1 1 0 0 0 1 0 1 0 0 0 0												
<b>Gregg Zaun, S</b> (1, 2) OBP: 0.375, SLG: 0.500		0-0 F8		2-2 F9		3-1 L9		1-2 WP 1B		4 0 1 0 0 0 0												
<b>Julio Lugo, R</b> (1, 6) OBP: 0.263, SLG: 0.229 <b>Pete Munro, R</b> (6, 1)		1-2 G6-3			0-1 HR	0-3 K		3-3 K		3 1 1 0 0 1 0 0 0 0 0 0 0 0 1 0 0 0 0 1 2 0 0 0 0 0 0 0												
<b>Richard Hidalgo, R</b> (8, PH) OBP: 0.347, SLG: 0.326 <b>Billy Wagner, L</b> (8, 1)					1-1 2-H HR			1-2 2-3 L7		1 0 1 0 0 0 0 1 1 1 2 0 0 0 0 0 0 0 0 0 0 2 0 0 0 0 0 2												
<b>Jerome Robertson, L</b> (1, 1) OBP: 0.200, SLG: 0.200 <b>Raul Chavez, R</b> (5, PH) OBP: 1.000, SLG: 4.000 <b>Bruce Chen, L</b> (5, 1) <b>Jose Vizcaino, S</b> (6, 6) OBP: 0.176, SLG: 0.125		0-0 1B					1-0 G3-1															
<b>Inning Stats</b>	R: 0 E: 0 K: 0 S: 13	H: 1 LOB: 2 BB: 1 P: 21	R: 1 E: 0 K: 1 S: 12	H: 2 LOB: 1 BB: 0 P: 15	R: 0 E: 0 K: 1 S: 5	H: 0 LOB: 0 BB: 0 P: 7	R: 0 E: 0 K: 0 S: 6	H: 0 LOB: 0 BB: 0 P: 9	R: 3 E: 0 K: 2 S: 17	H: 4 LOB: 1 BB: 0 P: 27	R: 0 E: 0 K: 1 S: 11	H: 0 LOB: 0 BB: 0 P: 16	R: 0 E: 0 K: 1 S: 8	H: 1 LOB: 2 BB: 1 P: 20	R: 0 E: 0 K: 1 S: 14	H: 2 LOB: 2 BB: 0 P: 21	R: 0 E: 0 K: 0 S: 9	H: 0 LOB: 1 BB: 1 P: 15	1B: 4 2B: 4 3B: 0 HR: 2	SF: 0 SAC: 0 DP: 0 HBP: 0	WP: 1 PB: 0 SB: 0 CS: 0	PA: 40
<b>PITCHER</b>	IP WLS BF H R ER SO BB IBB HBP BLK WP HR S P ERA WHIP																					
<b>Kurt Ainsworth, R</b> (1, 1) ERA: 3.79	5.0 W 23 7 4 4 4 1 0 0 0 0 2 53 79 7.20 1.600																					
<b>Joe Nathan, R</b> (6, 1) ERA:	1.2 H 7 1 0 0 1 1 0 0 0 0 0 0 16 30 0.00 1.200																					
<b>Scott Eyre, L</b> (7, 1) ERA: 2.84	0.2 H 4 2 0 0 1 0 0 0 0 0 0 0 11 17 0.00 3.000																					
<b>Felix Rodriguez, R</b> (8, 1) ERA: 3.86	1.2 S 6 0 0 0 1 1 0 0 0 0 1 0 15 25 0.00 0.600																					

Houston Astros @ San Francisco Giants  
PacBell Park, San Francisco, CA  
Tue Apr 15 2003, 10:15 PM EDT  
Att. 36,629 - Overcast - 57 F

livebaseballscorecards.com

AB	37
R	4
H	10
RBI	4
BB	3
SO	7
LOB	14



Batter	1	2	3	4	5	6	7	8	9	AB	R	H	RBI	BB	SO	LOB
<b>Marquis Grissom, R</b> OBP: 0.255, SLG: 0.358 (1, 8)	3-1 1B FC5-4 2B	0-2 G4-3 2B 2-H	1-0 G6-3		1-2 F9			2-3 K		5	2	2	1	0	1	4
<b>Edgardo Alfonzo, R</b> OBP: 0.340, SLG: 0.262 (1, 5)	2-2 FC5-4 1B 2-3	0-0 G4-3 2-3		2-2 F8		3-1 G6-3		2-2 E9 3-H		5	0	1	0	0	0	1
<b>Rich Aurilia, R</b> OBP: 0.328, SLG: 0.481 (1, 6)	2-3 K 1-2	0-1 E 2B 3-H		2-2 F9		1-3 K		1-2 F8		5	1	1	1	0	2	3
<b>Barry Bonds, L</b> OBP: 0.500, SLG: 0.707 (1, 7)	4-0 FC5-4 1B 1-2	4-0 E WP IBB		1-3 K		3-2 F8				2	1	0	0	2	1	0
<b>José Cruz Jr., S</b> OBP: 0.455, SLG: 0.698 <b>Felix Rodriguez, R</b> OBP: 1.000, SLG: 1.000 (1, 9) (8, 1)	0-0 FC5-4 BB 1-2f 2-3 3-H	1-1 E9 E 1-3 2-H		2-1 G4-3 1B 2B		0-0 G6-3				4	2	1	1	0	0	3
<b>Benito Santiago, R</b> OBP: 0.422, SLG: 0.650 (1, 2)	4-1 BB 1-2	1-2 G5-3 2-H 3-H		1-1 G4-3 2-3		1-0 G1-6-3 1B				3	0	1	0	1	0	1
<b>J.T. Snow, L</b> OBP: 0.471, SLG: 0.548 (1, 3)	0-3 K 1-2		0-0 G6-3		3-2 SH2-3 1B 3-H		0-1 G1-6-3 1-2f			4	0	1	1	0	1	4
<b>Neifi Perez, S</b> OBP: 0.174, SLG: 0.136 (1, 4)		4-2 BLK 2B BB	1-1 SH2-4 1B		0-1 SH2-3 1-2		1-2 E S E 1B			2	2	2	0	1	0	0
<b>Kurt Ainsworth, R</b> OBP: 0.167, SLG: 0.167 <b>Andres Calarraga, R</b> OBP: 0.383, SLG: 0.273 <b>Joe Nathan, R</b> <b>Scott Eyre, L</b> <b>Ruben Rivera, R</b> OBP: 0.143, SLG: 0.214 (1, 1) (5, PH) (6, 1) (7, 1) (8, 9)		1 SAFE 0-3 K 1-2	0-1 SH2-4 1-2		4-1 BB		0-3 K 1-3			1	0	0	0	0	1	1

Inning Stats	R: 1	H: 2	E: 0	K: 2	S: 13	L: 22	H: 2	ER: 3	SO: 4	BB: 2	IBB: 0	HBP: 0	BLK: 1	WP: 1	HR: 0	S: 46	P: 78	ERA: 6.75	WHIP: 1.750
	R: 5	H: 2	E: 1	K: 1	S: 18	L: 22	H: 2	ER: 0	SO: 2	BB: 2	IBB: 0	HBP: 0	BLK: 0	WP: 0	HR: 0	S: 13	P: 24	ERA: 9.00	WHIP: 3.000
	R: 0	H: 1	E: 0	K: 0	S: 6	L: 22	H: 1	ER: 1	SO: 0	BB: 0	IBB: 0	HBP: 0	BLK: 0	WP: 0	HR: 0	S: 17	P: 23	ERA: 0.00	WHIP: 0.500
	R: 0	H: 0	E: 0	K: 1	S: 9	L: 22	H: 0	ER: 0	SO: 0	BB: 0	IBB: 0	HBP: 0	BLK: 0	WP: 0	HR: 0	S: 16	P: 16	ERA: 0.00	WHIP: 1.000
	R: 0	H: 1	E: 0	K: 0	S: 4	L: 22	H: 1	ER: 0	SO: 5	BB: 0	IBB: 0	HBP: 0	BLK: 0	WP: 0	HR: 0	S: 17	P: 23	ERA: 0.00	WHIP: 1.000

PITCHER	IP	WLS	BF	H	R	ER	SO	BB	IBB	HBP	BLK	WP	HR	S	P	ERA	WHIP
<b>Jerome Robertson, L</b> ERA: 7.04 (1, 1)	4.0	L	22	5	6	3	4	2	2	0	1	1	0	46	78	6.75	1.750
<b>Bruce Chen, L</b> ERA: 6.75 (5, 1)	1.0		6	2	1	1	0	1	0	0	0	0	0	13	24	9.00	3.000
<b>Pete Munro, R</b> ERA: 1.86 (6, 1)	2.0		6	1	0	0	1	0	0	0	0	0	0	13	21	0.00	0.500
<b>Billy Wagner, L</b> ERA: 1.13 (8, 1)	1.0		5	1	1	0	2	0	0	0	0	0	0	17	23	0.00	1.000

**BOTTOM**

**Houston Astros @ San Francisco Giants**  
PacBell Park, San Francisco, CA

Tue Apr 15 2003, 10:15 PM EDT  
Att: 36,629 - Overcast - 57 F

<b>AB</b>	<b>32</b>
<b>R</b>	<b>8</b>
<b>H</b>	<b>9</b>
<b>RBI</b>	<b>4</b>
<b>BB</b>	<b>5</b>
<b>SO</b>	<b>7</b>
<b>LOB</b>	<b>18</b>

**GIANTS**

1B: 5	SF: 0	WP: 1	PA: 39
2B: 4	SAC: 2	PB: 0	
3B: 0	DP: 1	SB: 1	
HR: 0	HBP: 0	CS: 0	



Batter	1	2	3	4	5	6	7	8	9	AB	R	H	RBI	BB	SO	LOB
<b>Ray Durham, S</b> (1, 4) OBP: 0.389, SLG: 0.467 <b>Neifi Perez, S</b> (5, PH) OBP: 0.200, SLG: 0.167 (6, 4)	2-2 G1-3	2-2 K		0-0 SF8 3B	3-3 K			1-1 1B		3	1	1	0	0	1	1
<b>Edgardo Alfonzo, R</b> (1, 5) OBP: 0.328, SLG: 0.261 <b>41 Chad Zerbe, L</b> (9, 1)	2-1 FC5-4 1B	2-2 G4-3		1-0 SF8 3-H		0-1 G4-3		1-0 F8		4	0	1	1	0	0	2
<b>Rich Aurilia, R</b> (1, 6) OBP: 0.318, SLG: 0.458	0-1 FC5-4 1B		0-0 L7	1-3 K		1-2 FC5-4 1B		1-3 K		5	1	1	0	0	2	2
<b>José Cruz Jr., S</b> (1, 9) OBP: 0.451, SLG: 0.661	4-1 1B 2B BB		2-3 K	4-0 BB		1-3 K		2-1 F8		3	1	0	0	2	2	1
<b>Benito Santiago, R</b> (1, 2) OBP: 0.420, SLG: 0.622	3-2 2B 1B		1-1 2B 1B	0-1 L9		0-2 FC5-4		2-1 L8		5	2	2	1	0	0	2
<b>J.T. Snow, L</b> (1, 3) OBP: 0.464, SLG: 0.574	1-2 2B		0-1 1B 2B		0-3 K		2-2 P5		1-0 G6-3		5	0	2	3	0	1
<b>Marquis Grissom, R</b> (1, 8) OBP: 0.271, SLG: 0.386	0-0 F9		2-0 BB 1B		3-2 SH5-4 2B		2-2 G5-3			4	0	2	0	0	0	1
<b>Marvin Benard, L</b> (1, 7) OBP: 0.444, SLG: 0.429			1-2 SH1-4 1B	4-2 BB		4-0 SH5-4 BB		1-2 G4-3		2	0	1	0	2	0	0
<b>Kirk Rueter, L</b> (1, 1) OBP: 0.222, SLG: 0.222 <b>Jim Brower, R</b> (5, 1) OBP: 1.000, SLG: 1.000 <b>Scott Eyre, L</b> (7, 1) <b>Jesse Foppert, R</b> (8, 1) <b>Pedro Feliz, R</b> (8, PH) OBP: 0.308, SLG: 0.308 (9, 5)		1 SAFE SH1-4	0-0 SH1-4	0-1 G1-3		0-1 SH5-4		1-3 K		1	0	0	0	0	0	3

Inning Stats	R: 3	H: 3	LOB: 1	BB: 1	P: 27	R: 0	H: 1	LOB: 1	BB: 0	P: 15	R: 1	H: 3	LOB: 3	BB: 1	P: 23	R: 1	H: 1	LOB: 1	BB: 1	P: 13	R: 0	H: 1	LOB: 2	BB: 1	P: 21	R: 0	H: 1	LOB: 1	BB: 0	P: 14	R: 0	H: 0	LOB: 0	BB: 0	P: 17	R: 0	H: 1	LOB: 1	BB: 0	P: 13	R: 0	H: 0	LOB: 0	BB: 0	P: 10	1B: 7	SF: 1	2B: 3	SAC: 2	3B: 1	DP: 0	HR: 0	HBP: 0
--------------	------	------	--------	-------	-------	------	------	--------	-------	-------	------	------	--------	-------	-------	------	------	--------	-------	-------	------	------	--------	-------	-------	------	------	--------	-------	-------	------	------	--------	-------	-------	------	------	--------	-------	-------	------	------	--------	-------	-------	-------	-------	-------	--------	-------	-------	-------	--------

PITCHER	IP	WLS	BF	H	R	ER	SO	BB	IBB	HBP	BLK	WP	HR	S	P	ERA	WHIP
<b>Brian Moehler, R</b> (1, 1) ERA: 7.9	4.0		23	8	5	5	3	3	0	0	0	0	0	46	78	11.25	2.750
<b>54 Brad Lidge, R</b> (5, 1) ERA: 0.9	2.0	W	9	2	0	0	3	1	0	0	0	0	0	23	35	0.00	1.500
<b>Octavio Dotel, R</b> (7, 1) ERA: 1.13	2.0	H	7	1	0	0	2	0	0	0	0	0	0	21	30	0.00	0.500
<b>Billy Wagner, L</b> (9, 1) ERA: 1.0	1.0	S	3	0	0	0	0	0	0	0	0	0	0	5	10	0.00	0.000

**BOTTOM**

**Houston Astros @ San Francisco Giants**  
 PacBell Park, San Francisco, CA

Wed Apr 16 2003, 7:05 PM EDT  
 Att: 37,679 - Cloudy - 57 F

AB	35
R	5
H	11
RBI	5
BB	4
SO	8
LOB	14



Batter	1	2	3	4	5	6	7	8	9	AB R H RBI BB SO LOB	TOP		
Brian Hunter, R (1, 8) OBP: 0.273, SLG: 0.273	0-1 F9		2-3 K			2-2 1B		0-1 F8		4 0 1 0 0 1 1			
Geoff Blum, S (1, 5) OBP: 0.345, SLG: 0.385 Gregg Zaun, S (9, PH) OBP: 0.353, SLG: 0.467	1-1 G6-3		3-1 F8			1-1 L7		1-2 G6-3	3 0 0 0 0 0 2 1 0 0 0 0 0 0				
5 Jeff Bagwell, R (1, 3) OBP: 0.471, SLG: 0.759	1-3 K			2-2 G5-3		0-0 F9		1-1 HR	4 1 1 1 0 1 1				
Orlando Merced, S (1, 7) OBP: 0.316, SLG: 0.526		0-1 1B		0-3 K		2-1 1B		0-1 G4-3	4 0 2 0 0 1 0				
Richard Hidalgo, R (1, 9) OBP: 0.379, SLG: 0.440		2-1 F7		2-3 K		1-2 1B		1-2 HR	4 1 2 1 0 1 1				
Jose Vizcaino, S (1, 4) OBP: 0.130, SLG: 0.091 Jeff Kent, R (9, PH) OBP: 0.344, SLG: 0.463		2-3 K			1-0 L8	1-0 G3-6-3		2-1 F8	3 0 0 0 0 1 3 1 0 0 0 0 0 0				
Brad Ausmus, R (1, 2) OBP: 0.327, SLG: 0.452		2-2 F8			0-0 G4-3	3-3 K			3 0 0 0 0 1 2				
Julio Lugo, R (1, 6) OBP: 0.295, SLG: 0.250			4-2 BB		0-0 F9			1-1 G5-3	2 0 0 0 1 0 0				
Tim Redding, R (1, 1) Ricky Stone, R (4, 1) Morgan Ensberg, R (6, PH) Pete Munro, R (6, 1) Craig Biggio, R (8, PH) Bruce Chen, L (8, 1)			1-2 F8			3-2 P3		2-2 K	1 0 0 0 0 0 1 0 0 0 0 0 0 0 1 0 0 0 0 0 0 0 0 0 0 0 0 0 1 0 0 0 0 1 0 0 0 0 0 0 0 0				
<b>Inning Stats</b>	R: 0 H: 0 E: 0 LOB: 0 K: 1 BB: 0 S: 7 P: 9	R: 0 H: 1 E: 0 LOB: 1 K: 1 BB: 0 S: 10 P: 16	R: 0 H: 0 E: 0 LOB: 1 K: 1 BB: 1 S: 13 P: 22	R: 0 H: 0 E: 0 LOB: 0 K: 2 BB: 0 S: 10 P: 14	R: 0 H: 0 E: 0 LOB: 0 K: 0 BB: 0 S: 3 P: 4	R: 0 H: 1 E: 0 LOB: 1 K: 0 BB: 0 S: 9 P: 15	R: 0 H: 2 E: 0 LOB: 1 K: 1 BB: 0 S: 7 P: 13	R: 0 H: 0 E: 0 LOB: 0 K: 1 BB: 0 S: 7 P: 10	R: 2 H: 2 E: 0 LOB: 0 K: 0 BB: 0 S: 15 P: 20	1B: 4 SF: 0 2B: 0 SAC: 0 3B: 0 DP: 1 HR: 2 HBP: 0	WP: 0 PA: 33 PB: 0 SB: 2 CS: 0		
<b>PITCHER</b>	IP WLS BF H R ER SO BB IBB HBP BLK WP HR S P ERA WHIP											<b>PITCHER</b>	IP WLS BF H R ER SO BB IBB HBP BLK WP HR S P ERA WHIP
Matt Kinney, R (1, 1) ERA: 3.0	7.0 W 25 4 0 0 6 1 0 0 0 0 0 0 59 93 0.00 0.714												
Valerio De Los Santos, L (8, 1) ERA: 4.05	2.0 S 8 2 2 2 1 0 0 0 0 0 0 2 22 30 9.00 1.000												

Houston Astros @ Milwaukee Brewers  
Miller Park, Milwaukee, WI  
Thu Apr 17 2003, 7:05 PM CDT  
Att: 11,022 - Dome - 72 F

livebaseballscorecards.com

AB	32
R	2
H	6
RBI	2
BB	1
SO	7
LOB	11



Batter	1	2	3	4	5	6	7	8	9
Alex Sanchez, L OBP: 0.356, SLG: 0.478 (1, 8)	1-2 F7	3-3 K		1-1 L6-4 HBP 1-3 1B		0-0 F7		2-2 L6	
Eric Young Sr., R OBP: 0.362, SLG: 0.459 Keith Ginter, R OBP: 0.304, SLG: 0.200 (1, 4) (5, 4)	0-1 G1-3	1-0 1B		1-0 HBP		3-1 G4-3		4-2 BB	
Richie Sexson, R OBP: 0.417, SLG: 0.583 (1, 3)	0-2 HR	2-0 F9		2-2 L6-4 2-2		2-1 1B		0-2 G5-3	
Geoff Jenkins, L OBP: 0.395, SLG: 0.703 (1, 7)	0-0 HR		3-2 1B 2B		0-0 F8	1-3 K			
John Vander Wal, L OBP: 0.333, SLG: 0.444 Valerio De Los Santos, L (8, 1)	1-0 S 1B		3-3 K		2-2 BB FC1 1B		2-1 G6-3		
Wes Helms, R OBP: 0.286, SLG: 0.358 (1, 5)	2-2 F8 1-2		2-1 G5-3		3-2 FC1 BB 1-2		0-1 L3		
Eddie Pérez, R OBP: 0.350, SLG: 0.500 (1, 2)		1-1 FC1-5 1B 1B	3-2 2-H 1B		4-2 BB 1-2 2-3		0-1 F7		
Royce Clayton, R OBP: 0.453, SLG: 0.648 (1, 6)		0-1 FC1-5 1B 1B		4-0 1B S BB		0-2 K		2-1 G6-3	
Matt Kinney, R Scott Podsednik, L OBP: 0.273, SLG: 0.381 (1, 1) (8, 9)		1-1 FC1-5 1B 1-2 2-3f	1-1 SAFE SAFE SAFE SAFE SAFE SAFE SAFE SAFE	2-3 K	0-1 F8		2-2 HR		

Inning Stats	R: 2	H: 3	E: 0	K: 14	LOB: 1	BB: 0	P: 18	R: 1	H: 3	E: 0	K: 11	LOB: 2	BB: 0	P: 19	R: 0	H: 2	E: 0	K: 11	LOB: 2	BB: 0	P: 22	R: 0	H: 1	E: 0	K: 9	LOB: 2	BB: 1	P: 19	R: 0	H: 1	E: 0	K: 18	LOB: 3	BB: 1	P: 27	R: 0	H: 1	E: 0	K: 8	LOB: 1	BB: 0	P: 14	R: 0	H: 0	E: 0	K: 6	LOB: 0	BB: 0	P: 8	R: 1	H: 1	E: 0	K: 14	LOB: 1	BB: 1	P: 24
--------------	------	------	------	-------	--------	-------	-------	------	------	------	-------	--------	-------	-------	------	------	------	-------	--------	-------	-------	------	------	------	------	--------	-------	-------	------	------	------	-------	--------	-------	-------	------	------	------	------	--------	-------	-------	------	------	------	------	--------	-------	------	------	------	------	-------	--------	-------	-------

PITCHER	IP	WLS	BF	H	R	ER	SO	BB	IBB	HBP	BLK	WP	HR	S	P	ERA	WHIP
Tim Redding, R ERA: 3.52	3.1	L	18	8	3	3	3	1	0	0	0	0	2	39	68	8.10	2.700
Ricky Stone, R ERA:	1.2		9	2	0	0	1	1	0	1	0	0	0	24	37	0.00	1.800
Pete Munro, R ERA: 1.54	2.0		7	1	0	0	1	0	0	0	0	0	0	14	22	0.00	0.500
Bruce Chen, L ERA: 7.04	1.0		5	1	1	1	0	1	0	0	0	0	1	14	24	9.00	2.000

AB	R	H	RBI	BB	SO	LOB
5	0	1	0	0	1	2
2	0	1	1	0	0	0
1	0	0	0	1	0	0
5	1	2	1	0	0	6
4	1	2	1	0	1	1
4	0	2	0	0	1	1
0	0	0	0	0	0	0
4	0	0	0	0	0	3
3	0	2	0	1	0	0
3	1	1	0	1	1	3
3	0	0	0	0	1	6
1	1	1	1	0	0	0

WP	PA	1B	2B	3B	HR	SF	SAC	DP	HBP
0	39	8	2	0	3	0	0	1	1

**Houston Astros @ Milwaukee Brewers**  
 Miller Park, Milwaukee, WI  
 Thu Apr 17 2003, 7:05 PM CDT  
 Att. 11,022 - Dome - 72 F

AB	35
R	4
H	12
RBI	4
BB	3
SO	5
LOB	22



Batter	1	2	3	4	5	6	7	8	9	AB R H RBI BB SO LOB	TOP											
Craig Biggio, R OBP: 0.273, SLG: 0.459 (1, 8)	0-0 F9		1-1 G5-3	0-0 G5-3		1 SAFE 2-3 K		2-0 HR	0-2 1B	6 1 2 2 0 1 3												
Morgan Ensberg, R OBP: 0.263, SLG: 0.412 Scott Linebrink, R (9, 1)	2-1 5 BB 1B		1-3 K	2-1 5 WP 1B		2-0 G6-3		0-2 HR	3-2 F9	6 1 3 3 0 1 3 0 0 0 0 0 0 0												
5 Jeff Bagwell, R OBP: 0.466, SLG: 0.774 (1, 3)	4-1 1-2 BB							3-1 L9		4 1 1 1 1 0 1												
Jeff Kent, R OBP: 0.364, SLG: 0.466 (1, 4)	2-1 P3			1-0 BB 2B 1B	4-0 G4-6-3 1B BB		3-2 1B 2B 1B	0-3 K		4 2 2 0 1 1 2												
Richard Hidalgo, R OBP: 0.413, SLG: 0.463 (1, 9)	0-0 G1-3			4-2 2B 1B BB	2-2 G4-6-3 1B		2-0 2B 1B	2-0 S 1B		4 2 3 0 1 0 2												
Brad Ausmus, R OBP: 0.333, SLG: 0.468 (1, 2)		2-3 K		0-1 1B 2B 2B	2-0 G4-6-3		2-1 F9	3-2 BB 1B		5 2 2 2 0 1 4												
Brian Hunter, R OBP: 0.286, SLG: 0.286 Orlando Merced, S OBP: 0.333, SLG: 0.571 (7, PH) (7, 7)		1-3 K2-3		0-0 2B 1B 1B	1-0 G6-3		1-1 1B 2B	3-3 K		3 1 1 1 0 1 1 2 0 1 1 0 1 1												
Julio Lugo, R OBP: 0.327, SLG: 0.295 (1, 6)		2-3 K		2-2 1B 2B			3-3 K	4-1 1B BB		4 1 2 1 1 2 2												
44 Roy Oswalt, R OBP: 0.200, SLG: 0.200 Wade Miller, R OBP: 0.143, SLG: 0.143 Pete Munro, R (6, PH) 54 Brad Lidge, R Jose Vizcaino, S OBP: 0.156, SLG: 0.087 Octavio Dotel, R Geoff Blum, S OBP: 0.339, SLG: 0.377 (9, PH) (9, 5)			1-3 K	1-3 K		2-3 K		0-3 K	3-3 K	2 0 0 0 0 0 2 2 1 0 0 0 0 0 1 1 0 0 0 0 0 0 0 0 0 0 0 0 0 0 0 0 1 0 0 0 0 0 1 0 0 0 0 0 0 0 0 0 1 0 0 0 0 0 1 2												
Inning Stats	R: 0 E: 0 K: 0 S: 7	H: 1 LOB: 2 BB: 1 P: 15	R: 0 E: 0 K: 2 S: 10	H: 0 LOB: 0 BB: 0 P: 15	R: 0 E: 0 K: 2 S: 8	H: 0 LOB: 0 BB: 0 P: 11	R: 6 E: 0 K: 1 S: 25	H: 6 LOB: 1 BB: 1 P: 40	R: 0 E: 0 K: 0 S: 6	H: 1 LOB: 1 BB: 1 P: 15	R: 0 E: 0 K: 2 S: 12	H: 1 LOB: 1 BB: 0 P: 21	R: 1 E: 0 K: 1 S: 14	H: 3 LOB: 2 BB: 0 P: 28	R: 2 E: 0 K: 2 S: 12	H: 2 LOB: 0 BB: 0 P: 17	R: 2 E: 0 K: 2 S: 19	H: 3 LOB: 2 BB: 1 P: 37	1B: 11 2B: 3 3B: 0 HR: 3	SF: 0 SAC: 0 DP: 1 HBP: 0	WP: 1 PB: 0 SB: 2 CS: 0	PA: 47
PITCHER	IP WLS BF H R ER SO BB IBB HBP BLK WP HR S P ERA WHIP																					
Glendon Rusch, L ERA: 8.57 (1, 1)	4.0 L 21 7 6 6 6 2 0 0 0 0 1 1 50 81 13.50 2.250																					
Shane Nance, L ERA: 4.05 (5, 1)	1.1 6 2 0 0 1 1 0 0 0 0 0 0 13 27 0.00 2.250																					
Curt Leskanic, R ERA: 3.52 (6, 1)	1.2 8 3 1 1 2 0 0 0 0 0 0 0 19 37 5.40 1.800																					
Luis Vizcaino, R ERA: 19.5 (8, 1)	1.0 7 4 4 4 2 0 0 0 0 0 0 2 16 26 36.00 4.000																					
Matt Ford, L ERA: 1.23 (9, 1)	1.0 5 1 0 0 2 1 0 0 0 0 0 0 15 28 0.00 2.000																					

Houston Astros @ Milwaukee Brewers  
Miller Park, Milwaukee, WI  
Fri Apr 18 2003, 7:05 PM CDT  
Att: 14,867 - Dome - 72 F

livebaseballscorecards.com

AB	43
R	11
H	17
RBI	11
BB	4
SO	13
LOB	24





BOTTOM

Houston Astros @ Milwaukee Brewers  
Miller Park, Milwaukee, WI  
Fri Apr 18 2003, 7:05 PM CDT  
Att. 14,867 - Dome - 72 F

livebaseballscorecards.com

AB 38  
R 5  
H 11  
RBI 5  
BB 0  
SO 11  
LOB 23



WP: 0 PA: 40  
PB: 0  
SB: 2  
CS: 0

AB R H RBI BB SO LOB

5 1 3 1 0 1 0

4 1 2 0 0 0 1

5 0 0 0 0 2 6

5 2 2 3 0 2 2

4 0 3 0 0 0 2

3 0 0 0 0 3 2

3 0 0 0 0 0 4

0 0 0 0 0 0 0

1 0 0 0 0 1 0

1 0 0 0 0 0 2

0 0 0 0 0 0 0

2 0 0 0 0 0 1

4 1 1 1 0 2 2

1 0 0 0 0 1 0

1 0 0 0 0 0 2

0 0 0 0 0 0 0

2 0 0 0 0 0 1

1B: 7 SF: 0

2B: 3 SAC: 0

3B: 0 DP: 0

HR: 1 HBP: 2

1B: 7 SF: 0

2B: 3 SAC: 0

3B: 0 DP: 0

HR: 1 HBP: 2

1B: 7 SF: 0

2B: 3 SAC: 0

3B: 0 DP: 0

HR: 1 HBP: 2

1B: 7 SF: 0

2B: 3 SAC: 0

3B: 0 DP: 0

HR: 1 HBP: 2

1B: 7 SF: 0

2B: 3 SAC: 0

3B: 0 DP: 0

HR: 1 HBP: 2

1B: 7 SF: 0

2B: 3 SAC: 0

3B: 0 DP: 0

HR: 1 HBP: 2

1B: 7 SF: 0

2B: 3 SAC: 0

3B: 0 DP: 0

HR: 1 HBP: 2

1B: 7 SF: 0

2B: 3 SAC: 0

3B: 0 DP: 0

HR: 1 HBP: 2

1B: 7 SF: 0

2B: 3 SAC: 0

3B: 0 DP: 0

HR: 1 HBP: 2

1B: 7 SF: 0

2B: 3 SAC: 0

3B: 0 DP: 0

HR: 1 HBP: 2

1B: 7 SF: 0

2B: 3 SAC: 0

3B: 0 DP: 0

HR: 1 HBP: 2

1B: 7 SF: 0

2B: 3 SAC: 0

3B: 0 DP: 0

HR: 1 HBP: 2

1B: 7 SF: 0

2B: 3 SAC: 0

3B: 0 DP: 0

HR: 1 HBP: 2

1B: 7 SF: 0

2B: 3 SAC: 0

3B: 0 DP: 0

HR: 1 HBP: 2

1B: 7 SF: 0

2B: 3 SAC: 0

3B: 0 DP: 0

HR: 1 HBP: 2

1B: 7 SF: 0

2B: 3 SAC: 0

3B: 0 DP: 0

HR: 1 HBP: 2

1B: 7 SF: 0

2B: 3 SAC: 0

3B: 0 DP: 0

HR: 1 HBP: 2

1B: 7 SF: 0

2B: 3 SAC: 0

3B: 0 DP: 0

HR: 1 HBP: 2

1B: 7 SF: 0

2B: 3 SAC: 0

3B: 0 DP: 0

HR: 1 HBP: 2

1B: 7 SF: 0

2B: 3 SAC: 0

3B: 0 DP: 0

HR: 1 HBP: 2

1B: 7 SF: 0

2B: 3 SAC: 0

3B: 0 DP: 0

HR: 1 HBP: 2

1B: 7 SF: 0

2B: 3 SAC: 0

3B: 0 DP: 0

HR: 1 HBP: 2

1B: 7 SF: 0

2B: 3 SAC: 0

3B: 0 DP: 0

HR: 1 HBP: 2

1B: 7 SF: 0

2B: 3 SAC: 0

3B: 0 DP: 0

HR: 1 HBP: 2

1B: 7 SF: 0

2B: 3 SAC: 0

3B: 0 DP: 0

HR: 1 HBP: 2

1B: 7 SF: 0

2B: 3 SAC: 0

3B: 0 DP: 0

HR: 1 HBP: 2

1B: 7 SF: 0

2B: 3 SAC: 0

3B: 0 DP: 0

HR: 1 HBP: 2

1B: 7 SF: 0

2B: 3 SAC: 0

3B: 0 DP: 0

HR: 1 HBP: 2

1B: 7 SF: 0

2B: 3 SAC: 0

3B: 0 DP: 0

HR: 1 HBP: 2

1B: 7 SF: 0

2B: 3 SAC: 0

3B: 0 DP: 0

HR: 1 HBP: 2

1B: 7 SF: 0

2B: 3 SAC: 0

3B: 0 DP: 0

HR: 1 HBP: 2

1B: 7 SF: 0

2B: 3 SAC: 0

3B: 0 DP: 0

HR: 1 HBP: 2

1B: 7 SF: 0

2B: 3 SAC: 0

3B: 0 DP: 0

HR: 1 HBP: 2

1B: 7 SF: 0

2B: 3 SAC: 0

3B: 0 DP: 0

HR: 1 HBP: 2

1B: 7 SF: 0

2B: 3 SAC: 0

3B: 0 DP: 0

HR: 1 HBP: 2

1B: 7 SF: 0

2B: 3 SAC: 0

3B: 0 DP: 0

HR: 1 HBP: 2

1B: 7 SF: 0

2B: 3 SAC: 0

3B: 0 DP: 0

HR: 1 HBP: 2

1B: 7 SF: 0

2B: 3 SAC: 0

3B: 0 DP: 0

HR: 1 HBP: 2

1B: 7 SF: 0

2B: 3 SAC: 0

3B: 0 DP: 0

HR: 1 HBP: 2

1B: 7 SF: 0

2B: 3 SAC: 0

3B: 0 DP: 0

HR: 1 HBP: 2

1B: 7 SF: 0

2B: 3 SAC: 0

3B: 0 DP: 0

HR: 1 HBP: 2

1B: 7 SF: 0

2B: 3 SAC: 0

3B: 0 DP: 0

HR: 1 HBP: 2

1B: 7 SF: 0

2B: 3 SAC: 0

3B: 0 DP: 0

HR: 1 HBP: 2

1B: 7 SF: 0

2B: 3 SAC: 0

3B: 0 DP: 0

HR: 1 HBP: 2

1B: 7 SF: 0

2B: 3 SAC: 0

3B: 0 DP: 0

HR: 1 HBP: 2

1B: 7 SF: 0

2B: 3 SAC: 0

3B: 0 DP: 0

HR: 1 HBP: 2

1B: 7 SF: 0

2B: 3 SAC: 0

3B: 0 DP: 0

HR: 1 HBP: 2

1B: 7 SF: 0

2B: 3 SAC: 0

3B: 0 DP: 0

HR: 1 HBP: 2

1B: 7 SF: 0

2B: 3 SAC: 0

3B: 0 DP: 0

HR: 1 HBP: 2

1B: 7 SF: 0

2B: 3 SAC: 0

3B: 0 DP: 0

HR: 1 HBP: 2

1B: 7 SF: 0

2B: 3 SAC: 0

3B: 0 DP: 0

HR: 1 HBP: 2

1B: 7 SF: 0

2B: 3 SAC: 0

3B: 0 DP: 0

HR: 1 HBP: 2

1B: 7 SF: 0

2B: 3 SAC: 0

3B: 0 DP: 0

HR: 1 HBP: 2

1B: 7 SF: 0

2B: 3 SAC: 0

3B: 0 DP: 0

HR: 1 HBP: 2

1B: 7 SF: 0

2B: 3 SAC: 0

3B: 0 DP: 0

HR: 1 HBP: 2

1B: 7 SF: 0

2B: 3 SAC: 0

3B: 0 DP: 0

HR: 1 HBP: 2

1B: 7 SF: 0

2B: 3 SAC: 0

3B: 0 DP: 0

HR: 1 HBP: 2

1B: 7 SF: 0

2B: 3 SAC: 0

3B: 0 DP: 0

HR: 1 HBP: 2

1B: 7 SF: 0

2B: 3 SAC: 0

3B: 0 DP: 0

HR: 1 HBP: 2

1B: 7 SF: 0

2B: 3 SAC: 0

3B: 0 DP: 0

HR: 1 HBP: 2

1B: 7 SF: 0

2B: 3 SAC: 0

3B: 0 DP: 0

HR: 1 HBP: 2

1B: 7 SF: 0

2B: 3 SAC: 0

3B: 0 DP: 0

HR: 1 HBP: 2

Batter	1	2	3	4	5	6	7	8	9	10	11	12	13	14	AB R H RBI BB SO LOB	TOP															
<b>Craig Biggio, R</b> OBP: 0.274, SLG: 0.438 (1, 8)	1-0 2B 5 G5-3 HBP		0-1 L7		0-2 L6		0-3 K		1-1 G6-3			3-3 K		2-2 1B	6 1 1 0 0 2 1																
<b>Geoff Blum, S</b> OBP: 0.379, SLG: 0.433 (1, 5)	1-1 2B		0-0 5 BB 1B		3-2 5 FC6-4 1B		2-1 P3		0-0 G6-4-3 1B			1-1 1B		2-3 1B	7 0 5 0 0 1 2																
<b>5 Jeff Bagwell, R</b> OBP: 0.438, SLG: 0.706 (1, 3)	1-2 G5-3		4-2 FC6-4 BB 1B		2-2 FC6-4 1-2f				0-1 G6-3	1 SAFE 0-0 1B		1-0 F8		2-3 1B	6 0 0 1 1 1 5																
<b>Jeff Kent, R</b> OBP: 0.356, SLG: 0.462 (1, 4)	0-0 L8		0-0 FC6-4 1-2f				1-0 L7		3-0 1B 2B			0-0 G6-4-3 1-2f		2-0 E6 FC4-6 1-2	7 1 2 0 0 0 5																
<b>Orlando Merced, S</b> OBP: 0.379, SLG: 0.645 (8, PH) <b>Morgan Ensberg, R</b> OBP: 0.300, SLG: 0.444 (8, 1) <b>Octavio Dotel, R</b> OBP: 0.111, SLG: 0.000 (8, 1) <b>Billy Wagner, L</b> OBP: 0.111, SLG: 0.000 (11, PH) <b>Jose Vizcaino, S</b> OBP: 0.115, SLG: 0.080 (11, 6)	0-1 F7		4-2 S BB		4-1 BB				0-0 2H 1B			0-0 G6-3		2-2 FC4-6 1-2f	1 0 0 0 2 0 1 1 0 0 1 1 0 0 0 0 0 0 0 0 0 0 0 0 0 0 0 0 0 0 0 2 0 0 0 0 0 0 2																
<b>Richard Hidalgo, R</b> OBP: 0.391, SLG: 0.433 (1, 9)		2-0 F8		3-2 F9		2-0 F8		1-0 L7				0-1 L5		2-2 G4-3 BB 1B	6 0 1 0 0 0 3																
<b>Brad Ausmus, R</b> OBP: 0.333, SLG: 0.442 (1, 2)		0-0 G5-3		3-2 L8		0-0 B1-3		0-0 G5-3				2-1 1B		4-0 G4-3 1-2 BB	5 0 1 0 1 0 3																
<b>Julio Lugo, R</b> OBP: 0.315, SLG: 0.286 (1, 6) <b>54 Brad Lidge, R</b> OBP: 0.333, SLG: 0.438 (13, PH) <b>Gregg Zaun, S</b> OBP: 0.333, SLG: 0.438 (13, 1) <b>Scott Linebrink, R</b> OBP: 0.333, SLG: 0.438 (13, 1)		2-3 K		1-2 L8		0-0 L9		1-2 K				0-0 1B		0-1 G4-3 1-2f 2-3	5 0 1 0 0 2 1 0 0 0 0 0 0 0 1 0 0 0 0 0 2 0 0 0 0 0 0 0																
<b>Wade Miller, R</b> OBP: 0.200, SLG: 0.200 (1, 1) <b>Brian Hunter, R</b> OBP: 0.235, SLG: 0.235 (8, 7)		0-0 F9		1-0 G5-3		0-1 1B		0-3 K				0-3 K		3-2 G5-3	3 0 1 0 0 0 0 3 0 0 0 0 2 3																
<b>Inning Stats</b>	R: 1 E: 0 K: 0 S: 9	H: 1 LOB: 1 BB: 0 P: 12	R: 0 E: 0 K: 1 S: 5	H: 0 LOB: 0 BB: 0 P: 9	R: 0 E: 0 K: 1 S: 8	H: 1 LOB: 2 BB: 1 P: 12	R: 0 E: 0 K: 0 S: 12	H: 0 LOB: 1 BB: 1 P: 23	R: 0 E: 0 K: 0 S: 10	H: 1 LOB: 1 BB: 0 P: 16	R: 0 E: 0 K: 0 S: 4	H: 0 LOB: 1 BB: 1 P: 11	R: 0 E: 0 K: 1 S: 8	H: 1 LOB: 0 BB: 0 P: 10	R: 1 E: 0 K: 0 S: 6	H: 2 LOB: 1 BB: 0 P: 10	R: 0 E: 0 K: 2 S: 9	H: 0 LOB: 0 BB: 0 P: 11	R: 0 E: 0 K: 1 S: 9	H: 2 LOB: 2 BB: 0 P: 11	R: 0 E: 1 K: 1 S: 10	H: 1 LOB: 2 BB: 0 P: 18	R: 0 E: 0 K: 2 S: 8	H: 1 LOB: 1 BB: 1 P: 17	R: 0 E: 0 K: 2 S: 10	H: 2 LOB: 1 BB: 0 P: 18	1B: 11 2B: 2 3B: 0 HR: 0	SF: 0 SAC: 0 DP: 2 HBP: 1	WP: 0 PB: 0 SB: 1 CS: 0	PA: 58	
<b>PITCHER</b>	IP WLS BF H R ER SO BB IBB HBP BLK WP HR S P ERA WHIP																														
<b>Todd Ritchie, R</b> ERA: 4.63 (1, 1)	5.1 23 3 1 1 1 3 0 0 1 0 0 0 0 46 79 1.69 1.125																														
<b>Wayne Franklin, L</b> ERA: 8.35 (8, 1)	1.2 6 1 0 0 1 0 0 0 0 0 0 0 10 14 0.00 0.600																														
<b>Valerio De Los Santos, L</b> ERA: 4.15 (8, 1)	2.0 8 2 1 1 2 0 0 0 0 0 0 0 15 21 4.50 1.000																														
<b>Mike DeJean, R</b> ERA: 4.0 (10, 1)	3.0 13 4 0 0 2 0 0 0 0 0 0 0 22 32 0.00 1.333																														
<b>John Foster, L</b> ERA: 6.75 (13, 1)	2.0 W 8 3 0 0 2 1 0 0 0 0 0 0 18 35 0.00 2.000																														

**Houston Astros @ Milwaukee Brewers**  
Miller Park, Milwaukee, WI  
Sat Apr 19 2003, 1:05 PM CDT  
Att: 19,239 - Dome - 72 F

livebaseballscorecards.com

AB	53
R	2
H	13
RBI	2
BB	4
SO	8
LOB	28







Batter	1	2	3	4	5	6	7	8	9
<b>Scott Podsednik, L</b> (1, 9) <small>OBP: 0.417, SLG: 0.469</small>	0-2 	2-1 G4-3						4-1 	3-2 L7-3
<b>Eric Young Sr., R</b> (1, 4) <small>OBP: 0.382, SLG: 0.478</small>	2-0 		1-1 G5-3			1-3 	1-0 G4-3		
<b>Richie Sexson, R</b> (1, 3) <small>OBP: 0.368, SLG: 0.479</small>	4-1 		1-1 F7			1-0 F8	1-1 G5-3		
<b>Geoff Jenkins, L</b> (1, 7) <small>OBP: 0.415, SLG: 0.714</small>	4-0 		0-1 G4-3			0-1 	4-0 		
<b>Brady Clark, R</b> (1, 8) <small>OBP: 0.600, SLG: 0.571</small>	2-1 			1-2 		1-2 	4-2 		
<b>Keith Ginter, R</b> (1, 5) <small>OBP: 0.351, SLG: 0.250</small>	1-3 		1-0 			1-2 	0-0 		
<b>Eddie Pérez, R</b> (1, 2) <small>OBP: 0.313, SLG: 0.422</small>	0-0 		1-3 			0-0 	0-0 		
<b>Royce Clayton, R</b> (1, 6) <small>OBP: 0.416, SLG: 0.582</small>		0-0 			2-0 	3-3 		1-2 	
<b>15 Ben Sheets, R</b> (1, 1) <small>OBP: 0.187, SLG: 0.167</small> <b>John Vander Wal, L</b> (6, PH) <small>OBP: 0.371, SLG: 0.410</small> <b>Curt Leskovic, R</b> (7, 1) <small>OBP: 0.371, SLG: 0.410</small> <b>Luis Vizcaino, R</b> (8, 1) <small>OBP: 0.371, SLG: 0.410</small> <b>Enrique Cruz, R</b> (8, PH) <small>OBP: 0.371, SLG: 0.410</small> <b>Mike DeJean, R</b> (9, 1)		1-2 			0-0 	1-1 		1-2 	

AB	R	H	RBI	BB	SO	LOB
3	2	1	0	1	0	1
4	1	1	0	0	1	3
3	0	0	0	1	0	3
2	2	1	1	2	0	0
2	0	2	1	1	0	0
4	0	2	3	0	1	3
3	0	0	0	0	1	5
4	0	1	0	0	1	2
2	0	1	0	0	1	0
1	0	0	0	0	0	2
0	0	0	0	0	0	0
0	0	0	0	0	0	0
1	0	0	0	0	0	1
0	0	0	0	0	0	0

AB	R	H	RBI	BB	SO	LOB
29	5	9	5	5	5	20

Inning Stats		R: 2	H: 2	E: 0	K: 1	S: 11	R: 0	H: 0	E: 0	K: 1	S: 6	R: 0	H: 0	E: 0	K: 0	S: 6	R: 0	H: 1	E: 0	K: 1	S: 10	R: 0	H: 1	E: 1	K: 1	S: 7	R: 1	H: 3	E: 0	K: 1	S: 20	R: 2	H: 1	E: 0	K: 0	S: 11	R: 0	H: 1	E: 0	K: 0	S: 8
<b>PITCHER</b> <b>Jerome Robertson, L</b> (1, 1) <small>ERA: 6.53</small> <b>Pete Munro, R</b> (6, 1) <small>ERA: 3.14</small> <b>Ricky Stone, R</b> (8, 1) <small>ERA:</small>		IP	WLS	BF	H	R	ER	SO	BB	IBB	HBP	BLK	WP	HR	S	P	ERA	WHIP																							
		5.1		25	7	3	4	2	0	0	0	0	0	0	49	77	5.06	1.688																							
		1.2	L	9	1	2	1	2	1	0	0	0	0	0	22	40	10.80	1.800																							
		1.0		3	1	0	0	0	0	0	0	0	0	8	12	0.00	1.000																								
PITCHER		IP	WLS	BF	H	R	ER	SO	BB	IBB	HBP	BLK	WP	HR	S	P	ERA	WHIP																							

**Houston Astros @ Milwaukee Brewers**  
 Miller Park, Milwaukee, WI

Sun Apr 20 2003, 1:05 PM CDT  
 Att: 10,125 - Dome - 72 F

[livebaseballscorecards.com](http://livebaseballscorecards.com)

**AB** 29  
**R** 5  
**H** 9  
**RBI** 5  
**BB** 5  
**SO** 5  
**LOB** 20

Batter	1	2	3	4	5	6	7	8	9	AB R H RBI BB SO LOB	TOP										
<b>Craig Biggio, R</b> (1, 8) OBP: 0.309, SLG: 0.489	4-1 FC5-4 BB	4-1 BB		3-2 1B 5 2B		1-2 F7			0-1 F9	3 1 1 1 2 0 0											
<b>Geoff Blum, S</b> (1, 5) OBP: 0.360, SLG: 0.397	0-2 FC5-4 2B	4-1 BB		0-0 5 2B 1B		2-1 F8			3-2 F9	4 1 1 0 1 0 1											
<b>5 Jeff Bagwell, R</b> (1, 3) OBP: 0.427, SLG: 0.714	0-1 F9	2-3 BB		1-1 1-3 3-H 2B			1-0 G1-3		1-1 1B	5 0 2 1 0 1 4											
<b>Jeff Kent, R</b> (1, 4) OBP: 0.366, SLG: 0.479	2-1 1-H 2B		0-2 G5-3	2-2 G5-3			0-0 1B		2-2 P6	5 2 2 1 0 0 3											
<b>Orlando Merced, S</b> (1, 7) OBP: 0.375, SLG: 0.517	0-0 2B		2-2 G3-1	0-0 F7			1-0 G6-4-3 1B			4 0 2 2 0 0 2											
<b>54 Brad Lidge, R</b> (7, 1)										0 0 0 0 0 0 0											
<b>Scott Linebrink, R</b> (9, 1)										0 0 0 0 0 0 0											
<b>Billy Wagner, L</b> (9, 1)										0 0 0 0 0 0 0											
<b>Richard Hidalgo, R</b> (1, 9) OBP: 0.403, SLG: 0.537	2-2 P4		2-1 HR		3-3 K					4 1 1 1 0 1 2											
<b>Brad Ausmus, R</b> (1, 2) OBP: 0.333, SLG: 0.431		3-2 BB SH1-4 1B	1-1 CS 1B		0-0 G6-3				0-0 G1-3	4 0 2 0 0 0 0											
<b>Jose Vizcaino, S</b> (1, 6) OBP: 0.129, SLG: 0.100		1 SAFE 3-1 F8 1B	3-2 CS 1B	1-1 SH1-4 2B 1B	1-1 G1-3				3-1 P4	4 1 1 0 0 0 1											
<b>Tim Redding, R</b> (1, 1)		1 SAFE 1-2 SH1-4		2-2 SH1-4					0-1 L9	1 0 0 0 0 1 0											
<b>Brian Hunter, R</b> (7, 7) OBP: 0.222, SLG: 0.222		1 SAFE 1-2 SH1-4		1-2 SH1-4		1-3 K				1 0 0 0 0 0 0											
<b>Inning Stats</b>	R: 2 E: 0 K: 0 S: 12	H: 2 LOB: 1 BB: 1 P: 20	R: 0 E: 0 K: 1 S: 14	H: 1 LOB: 3 BB: 2 P: 31	R: 1 E: 0 K: 0 S: 12	H: 2 LOB: 0 BB: 0 P: 20	R: 2 E: 0 K: 0 S: 17	H: 4 LOB: 2 BB: 0 P: 26	R: 0 E: 0 K: 1 S: 7	H: 0 LOB: 0 BB: 0 P: 11	R: 0 E: 0 K: 1 S: 9	H: 0 LOB: 0 BB: 0 P: 13	R: 1 E: 0 K: 0 S: 4	H: 2 LOB: 0 BB: 0 P: 7	R: 0 E: 0 K: 0 S: 5	H: 0 LOB: 0 BB: 0 P: 8	R: 0 E: 0 K: 0 S: 11	H: 1 LOB: 1 BB: 0 P: 17	1B: 6 2B: 5 3B: 0 HR: 1	SF: 0 SAC: 2 DP: 1 HBP: 0	WP: 0 PA: 41 PB: 0 SB: 0 CS: 1
<b>PITCHER</b>	IP WLS BF H R ER SO BB IBB HBP BLK WP HR S P ERA WHIP																				
<b>David Cone, R</b> (1, 1) ERA: 6.75	2.0 L 12 3 2 2 1 3 0 0 0 0 0 0 26 51 9.00 3.000																				
<b>Jae Weong Seo, R</b> (3, 1) ERA: 4.03	5.0 21 8 4 4 2 0 0 0 0 0 0 1 49 77 7.20 1.600																				
<b>Graeme Lloyd, L</b> (8, 1) ERA: 2.84	1.0 3 0 0 0 0 0 0 0 0 0 0 0 5 8 0.00 0.000																				
<b>Scott Strickland, R</b> (9, 1) ERA: 2.19	1.0 4 1 0 0 0 0 0 0 0 0 0 0 11 17 0.00 1.000																				

**Houston Astros @ New York Mets**  
Shea Stadium, Flushing, NY  
Tue Apr 22 2003, 7:10 PM EDT  
Att. 31,733 - Cloudy - 56 F

[livebaseballscorecards.com](http://livebaseballscorecards.com)

<b>AB</b>	<b>35</b>
<b>R</b>	<b>6</b>
<b>H</b>	<b>12</b>
<b>RBI</b>	<b>6</b>
<b>BB</b>	<b>3</b>
<b>SO</b>	<b>3</b>
<b>LOB</b>	<b>13</b>



BOTTOM

Houston Astros @ New York Mets  
Shea Stadium, Flushing, NY  
Tue Apr 22 2003; 7:10 PM EDT  
Att: 31,733 - Cloudy - 56 F

livebaseballscorecards.com

AB	32
R	2
H	5
RBI	2
BB	3
SO	10
LOB	14



WP:	0	PA:	36
PB:	0		
SB:	0		
CS:	0		

AB R H RBI BB SO LOB

3	0	1	0	1	1	0
4	0	0	0	0	2	2
4	0	0	0	0	0	2
3	2	2	1	1	0	0
4	0	1	0	0	2	3
3	0	1	1	0	2	0
4	0	0	0	0	0	3
3	0	0	0	0	2	1
0	0	0	0	0	0	0
0	0	0	0	0	0	0
0	0	0	0	1	0	0
0	0	0	0	0	0	0
2	0	0	0	0	1	0
2	0	0	0	0	0	3

Batter	1	2	3	4	5	6	7	8	9
Roberto Alomar, S OBP: 0.388, SLG: 0.411 (1, 4)	2-1 2B		4-0 BB		2-1 G6-3			0-3 K	
Timo Perez, L OBP: 0.235, SLG: 0.281 (1, 7)	3-2 K		1-1 F7		1-2 G4-3			2-3 K2-3	
Mo Vaughn, L OBP: 0.303, SLG: 0.362 (1, 3)	1-1 L9		3-2 F7		2-2 G3			1-2 P6	
31 Mike Piazza, R OBP: 0.333, SLG: 0.463 (1, 2)	4-0 BB			2-2 2B	0-0 G5-3			1-1 HR	
Ty Wigginton, R OBP: 0.383, SLG: 0.433 (1, 5)	1-3 K			2-3 K	0-0 F8			3-2 G1-3 HBP 1B	
Jeremy Burnitz, L OBP: 0.364, SLG: 0.515 (1, 9)		1-3 K		2-0 2B		2-3 K		1-0 G1-3 HBP	
Rey Sanchez, R OBP: 0.169, SLG: 0.129 (1, 6)		1-0 F9		2-2 F7		0-1 F9		1-1 G1-3	
Roger Cedeno, S OBP: 0.227, SLG: 0.242 Graeme Lloyd, L OBP: 0.111, SLG: 0.111 Scott Strickland, R OBP: 0.474, SLG: 0.231 (1, 8) (8, 1) (9, 1) (9, PH)		3-3 K		1-2 G1-3		0-3 K		4-2 BB	
David Cone, L OBP: 0.250, SLG: 0.250 Jae Weong Seo, R OBP: 0.111, SLG: 0.111 Tsuyoshi Shinjo, R OBP: 0.167, SLG: 0.174 (1, 1) (3, 1) (8, 8)			0-0 G1-3		2-3 K		3-2 P4	1-0 L7	

Inning Stats	R: 0	H: 1	E: 0	K: 2	S: 11	LOB: 2	BB: 1	P: 22	R: 0	H: 0	E: 0	K: 2	S: 7	LOB: 0	BB: 0	P: 12	R: 0	H: 0	E: 0	K: 0	S: 6	LOB: 1	BB: 1	P: 14	R: 1	H: 2	E: 0	K: 1	S: 13	LOB: 1	BB: 0	P: 22	R: 0	H: 0	E: 0	K: 1	S: 10	LOB: 0	BB: 0	P: 15	R: 0	H: 0	E: 0	K: 2	S: 8	LOB: 0	BB: 0	P: 10	R: 0	H: 0	E: 0	K: 2	S: 9	LOB: 0	BB: 0	P: 14	R: 1	H: 2	E: 0	K: 0	S: 16	LOB: 3	BB: 1	P: 28	1B: 1	SF: 0	2B: 3	SAC: 0	3B: 0	DP: 0	HR: 1	HBP: 1	WP: 0	PA: 36
--------------	------	------	------	------	-------	--------	-------	-------	------	------	------	------	------	--------	-------	-------	------	------	------	------	------	--------	-------	-------	------	------	------	------	-------	--------	-------	-------	------	------	------	------	-------	--------	-------	-------	------	------	------	------	------	--------	-------	-------	------	------	------	------	------	--------	-------	-------	------	------	------	------	-------	--------	-------	-------	-------	-------	-------	--------	-------	-------	-------	--------	-------	--------

PITCHER	IP	WLS	BF	H	R	ER	SO	BB	IBB	HBP	BLK	WP	HR	S	P	ERA	WHIP
Tim Redding, R ERA: 2.95 (1, 1)	6.0		23	3	1	1	6	2	0	0	0	0	0	52	92	1.50	0.833
54 Brad Lidge, R ERA: 0.6 (7, 1)	2.0		6	0	0	0	4	0	0	0	0	0	0	17	24	0.00	0.000
Scott Linebrink, R ERA: 6.75 (9, 1)	0.1		3	2	1	1	0	0	0	0	0	0	1	11	16	27.00	6.000
Billy Wagner, L ERA: 1.54 (9, 1)	0.2		4	0	0	0	0	1	0	1	0	0	0	5	12	0.00	1.500

Batter	1	2	3	4	5	6	7	8	9	AB R H RBI BB SO LOB	TOP											
<b>Craig Biggio, R</b> (1, 8) OBP: 0.303, SLG: 0.473	1-2 G4-3		3-2 E5 G6-3		0-0 5 1B SH5-3	1-3 K			1-2 G6-3	5 1 1 0 0 1 3												
<b>Jose Vizcaino, S</b> (1, 6) OBP: 0.143, SLG: 0.091	1-1 G4-3		0-0 G6-3 1-2f		0-0 SH5-3			4-2 5 CS BB	3-3 K	3 0 0 0 1 1 2												
<b>5 Jeff Bagwell, R</b> (1, 3) OBP: 0.430, SLG: 0.700	4-2 BB		2-2 G4-3		2-2 2-H 3-H 1B			3-3 K 1-2		3 0 1 2 1 1 1												
<b>17 Lance Berkman, S</b> (1, 7) OBP: 0.355, SLG: 0.308	0-0 G4-3			3-1 1B 1B	1-3 K			2-3 K		4 0 1 0 0 2 2												
<b>Jeff Kent, R</b> (1, 4) OBP: 0.360, SLG: 0.481		1-1 2B		1 SAFE 3-3 K	1-0 F8			1-1 F9		4 0 1 0 0 1 2												
<b>Richard Hidalgo, R</b> (1, 9) OBP: 0.395, SLG: 0.514		1-2 K		0-1 P4		4-2 FC5-4 BB		2-0 G2-3		3 0 0 0 1 1 2												
<b>Brad Ausmus, R</b> (1, 2) OBP: 0.329, SLG: 0.419		1-3 K		1-0 1-2 1B	1-0 1-2 1B	3-2 FC5-4 FC4-6 1-2f		0-0 G4-3		4 0 1 0 0 1 2												
<b>Morgan Ensberg, R</b> (1, 5) OBP: 0.292, SLG: 0.381		4-0 IBB		0-0 F7		1-2 FC4-6 44 1B 1-2f			0-2 F7	2 0 0 0 1 0 3												
<b>Geoff Blum, S</b> (9, PH) OBP: 0.355, SLG: 0.391										1 0 0 0 0 0 0												
<b>44 Roy Oswalt, R</b> (1, 1) OBP: 0.308, SLG: 0.308		1-0 F9			2-1 SH5-3 5 1B 1B	2-2 1B			3-2 2B	3 1 2 0 0 0 2												
<b>Bruce Chen, L</b> (7, 1)										0 0 0 0 0 0 0												
<b>Octavio Dotel, R</b> (8, 1)										0 0 0 0 0 0 0												
<b>Orlando Merced, S</b> (9, PH) OBP: 0.394, SLG: 0.567										1 0 1 0 0 0 0												
<b>Inning Stats</b>	R: 0 E: 0 K: 0 S: 10	H: 0 LOB: 1 BB: 1 P: 16	R: 0 E: 0 K: 2 S: 10	H: 1 LOB: 2 BB: 1 P: 18	R: 0 E: 1 K: 0 S: 8	H: 0 LOB: 0 BB: 0 P: 13	R: 0 E: 0 K: 1 S: 10	H: 2 LOB: 2 BB: 0 P: 17	R: 2 E: 0 K: 1 S: 11	H: 3 LOB: 1 BB: 0 P: 17	R: 0 E: 0 K: 1 S: 17	H: 1 LOB: 2 BB: 1 P: 28	R: 0 E: 0 K: 2 S: 11	H: 0 LOB: 0 BB: 1 P: 20	R: 0 E: 0 K: 0 S: 4	H: 0 LOB: 0 BB: 0 P: 7	R: 0 E: 0 K: 1 S: 13	H: 1 LOB: 1 BB: 0 P: 20	1B: 6 2B: 3 3B: 0 HR: 0	SF: 0 SAC: 1 DP: 2 HBP: 0	WP: 0 PB: 0 SB: 0 CS: 1	PA: 38
<b>PITCHER</b>	IP WLS BF H R ER SO BB IBB HBP BLK WP HR S P ERA WHIP																					
<b>Al Leiter, L</b> (1, 1) ERA: 2.35	6.0 W 28 7 2 2 5 2 1 0 0 0 0 0 66 109 3.00 1.500																					
<b>David Weathers, R</b> (7, 1) ERA: 2.35	2.0 H 6 0 0 0 2 1 0 0 0 0 0 0 15 27 0.00 0.500																					
<b>Armando Benitez, R</b> (9, 1) ERA: 6.35	1.0 S 4 1 0 0 1 0 0 0 0 0 0 0 13 20 0.00 1.000																					

**Houston Astros @ New York Mets**  
**Shea Stadium, Flushing, NY**  
 Wed Apr 23 2003, 7:10 PM EDT  
 Att. 20,322 - Cloudy - 46 F

[livebaseballscorecards.com](http://livebaseballscorecards.com)

AB	33
R	2
H	8
RBI	2
BB	4
SO	8
LOB	19







Batter	1	2	3	4	5	6	7	8	9	AB R H RBI BB SO LOB	TOP													
<b>Craig Biggio, R</b> OBP: 0.311, SLG: 0.469 (1, 8)	3-2 1B 5 G6-4-3 HBP		1-0 F7-4 2-2			1-2 5 1B G3		0-1 F9		3 2 1 0 0 0 2														
<b>Geoff Blum, S</b> OBP: 0.350, SLG: 0.384 (1, 5)	0-1 5 G6-4-3 1B			1-2 G4-1		0-1 G3		3-2 F8		4 0 1 0 0 0 2														
<b>5 Jeff Bagwell, R</b> OBP: 0.423, SLG: 0.679 (1, 3)	0-0 G6-4-3 1-2f 3-H			2-3 K		3-1 2-H 1B			1-1 G6-3	4 0 1 1 0 1 1														
<b>17 Lance Berkman, S</b> OBP: 0.364, SLG: 0.364 (1, 7)	1-2 P5			4-0 BB		1-3 K			2-2 HR	3 1 1 1 1 1 1														
<b>Jeff Kent, R</b> OBP: 0.356, SLG: 0.506 (1, 4)			1-3 K		1-1 F8		0-2 G6-3		0-1 HR	4 1 1 1 0 1 1														
<b>Richard Hidalgo, R</b> OBP: 0.388, SLG: 0.500 (1, 9)			1-2 G5-3		3-2 FC5-4 1B		1-2 G6-3		1-3 K	4 0 1 0 0 1 0														
<b>Brad Ausmus, R</b> OBP: 0.324, SLG: 0.409 (1, 2)			3-3 K		0-1 FC5-4 G5-4-3 1-2f		1-1 G6-3		2-1 1B	4 0 1 0 0 1 1														
<b>Julio Lugo, R</b> OBP: 0.317, SLG: 0.278 <b>Orlando Merced, S</b> OBP: 0.382, SLG: 0.548 (9, PH)			1-2 E4 F7-4 SH2-4		0-0 G5-4-3 1-2f		2-1 1B		0-1 G3	3 0 1 0 0 0 1 1 0 0 0 0 0 1														
<b>Wade Miller, R</b> OBP: 0.200, SLG: 0.200 <b>Bruce Chen, L</b> <b>Pete Munro, R</b> <b>Jose Vizcaino, S</b> OBP: 0.139, SLG: 0.088 <b>Ricky Stone, R</b> <b>Gregg Zaun, S</b> OBP: 0.318, SLG: 0.368 <b>Billy Wagner, L</b>			0-1 SH2-4			2-1 L6		3-2 P6		0 1 0 0 0 0 0 0 0 0 0 0 0 0 0 1 0 0 0 0 0 1 0 0 0 0 0 0 0														
<b>Inning Stats</b>	R: 1 E: 0 K: 0 S: 9	H: 1 LOB: 0 BB: 0 P: 13	R: 0 E: 0 K: 2 S: 9	H: 0 LOB: 0 BB: 0 P: 14	R: 0 E: 1 K: 0 S: 6	H: 0 LOB: 0 BB: 0 P: 8	R: 0 E: 0 K: 1 S: 9	H: 0 LOB: 1 BB: 1 P: 17	R: 0 E: 0 K: 0 S: 7	H: 1 LOB: 0 BB: 0 P: 10	R: 1 E: 0 K: 1 S: 16	H: 2 LOB: 1 BB: 0 P: 23	R: 0 E: 0 K: 0 S: 8	H: 0 LOB: 0 BB: 0 P: 10	R: 0 E: 0 K: 0 S: 10	H: 1 LOB: 1 BB: 0 P: 18	R: 2 E: 0 K: 1 S: 14	H: 3 LOB: 1 BB: 0 P: 20	1B: 6 2B: 1 3B: 0 HR: 2	SF: 0 SAC: 1 DP: 3 HBP: 1	WP: 0 PB: 0 SB: 0 CS: 0	PA: 35		
<b>PITCHER</b>	IP WLS BF H R ER SO BB IBB HBP BLK WP HR S P ERA WHIP																							
<b>Pedro Astacio, R</b> ERA: 3.0 <b>Scott Strickland, R</b> ERA: 1.88 <b>Jaime Cerda, L</b> ERA: 4.82 <b>Armando Benitez, R</b> ERA: 6.17	(1, 1) 6.0 W 22 4 2 2 4 1 0 1 0 0 0 56 85 3.00 0.833	(7, 1) 2.0 7 1 0 0 0 0 0 0 0 0 0 18 28 0.00 0.500	(9, 1) 0.2 5 3 2 2 1 0 0 0 0 0 2 12 18 27.00 4.500	(9, 1) 0.1 S 1 0 0 0 0 0 0 0 0 0 0 2 2 0.00 0.000																				

Houston Astros @ New York Mets  
Shea Stadium, Flushing, NY  
Thu Apr 24 2003, 7:10 PM EDT  
Att. 31,656 - Cloudy - 61 F

livebaseballscorecards.com

AB	32
R	4
H	8
RBI	3
BB	1
SO	5
LOB	11



Batter	1	2	3	4	5	6	7	8	9
<b>Roberto Alomar, S</b> (1, 4) OBP: 0.400, SLG: 0.432	4-0 F9 1B G6-3 BB	2-1 WP 2-H 2B		4-0 SF8 BB 1-2 G5-3 BB	2-1 2-H 2B		1-1 G3-1		
<b>Jay Bell, R</b> (1, 5) OBP: 0.480, SLG: 0.250	2-2 G6-3 1-2 1B	2-2 WP HBP		4-2 G5-3 SF8 1-2 2-3 1B BB	2-2 K		3-3 K		
<b>Cliff Floyd, L</b> (1, 7) OBP: 0.320, SLG: 0.403 <b>Tsuyoshi Shinjo, R</b> (8, PH) OBP: 0.160, SLG: 0.167 (9, 8)	0-0 F9 2-3	3-1 F7 1-2 2-3		3-2 SF8 1-2 2-3 3-H	4-1 BB		2-2 P3		
<b>Mo Vaughn, L</b> (1, 3) OBP: 0.311, SLG: 0.344 <b>Tony Clark, S</b> (8, PH) OBP: 0.200, SLG: 0.650 (9, 3)	1-1 G6-3 1-2 3-H		1-2 P5	0-0 G5-3 2-3 3-H	1-3 K		1-3 K		
<b>Raul Gonzalez, R</b> (1, 9) OBP: 0.750, SLG: 1.167	4-1 BB		2-0 1B 1B	0-0 2B 1B 3-H		2-2 P4			
<b>Timo Perez, L</b> (1, 8) OBP: 0.286, SLG: 0.333 (9, 7)	1-1 F7		3-2 1B	0-0 1-H 2B		1-1 G3-1			
<b>Vance Wilson, R</b> (1, 2) OBP: 0.304, SLG: 0.429		0-1 WP SH1-4 2B 1B	3-3 K	0-3 K		0-3 K			
<b>Joe McEwing, R</b> (1, 6) OBP: 0.200, SLG: 0.200		0-0 P3	2-2 F9		3-2 G6-3 2B 1B		0-2 F7		
<b>Pedro Astacio, R</b> (1, 1) OBP: 0.500, SLG: 0.500 <b>Scott Strickland, R</b> (7, 1) <b>Jaime Cerda, L</b> (9, 1) <b>Armando Benitez, R</b> (9, 1)		1-1 SH1-4		3-2 BB BB SF8 1B	0-1 G6-3		1-0 G5-3		


Inning Stats	R: 1 E: 0 K: 0 S: 10	H: 1 LOB: 2 BB: 2 P: 21	R: 1 E: 0 K: 0 S: 11	H: 2 LOB: 2 BB: 0 P: 19	R: 0 E: 0 K: 1 S: 15	H: 2 LOB: 2 BB: 0 P: 26	R: 4 E: 0 K: 1 S: 15	H: 3 LOB: 1 BB: 2 P: 29	R: 1 E: 0 K: 2 S: 15	H: 2 LOB: 2 BB: 1 P: 27	R: 0 E: 0 K: 1 S: 8	H: 0 LOB: 0 BB: 0 P: 11	R: 0 E: 0 K: 0 S: 7	H: 0 LOB: 0 BB: 0 P: 9	R: 0 E: 0 K: 2 S: 10	H: 0 LOB: 0 BB: 0 P: 16
--------------	-------------------------------	----------------------------------	-------------------------------	----------------------------------	-------------------------------	----------------------------------	-------------------------------	----------------------------------	-------------------------------	----------------------------------	------------------------------	----------------------------------	------------------------------	---------------------------------	-------------------------------	----------------------------------

**AB R H RBI BB SO LOB**

3	2	2	2	2	0	0
3	1	1	0	1	2	1
2	0	0	1	1	0	4
1	0	0	0	0	0	0
4	0	0	2	0	1	4
1	0	0	0	0	1	0
3	1	2	1	1	0	0
4	0	2	1	0	0	2
4	1	1	0	0	3	3
4	1	1	0	0	0	3
2	1	1	0	0	0	1
1	0	0	0	0	0	0
0	0	0	0	0	0	0
0	0	0	0	0	0	0

**AB 32**  
**R 7**  
**H 10**  
**RBI 7**  
**BB 5**  
**SO 7**  
**LOB 18**

**WP: 2** **PA: 40**  
**PB: 0**  
**SB: 0**  
**CS: 0**



**Houston Astros @ New York Mets**  
Shea Stadium, Flushing, NY  
Thu Apr 24 2003, 7:10 PM EDT  
Att: 31,656 - Cloudy - 61 F

PITCHER	IP	WLS	BF	H	R	ER	SO	BB	IBB	HBP	BLK	WP	HR	S	P	ERA	WHIP
<b>Wade Miller, R</b> (1, 1) ERA: 5.47	3.0	L	20	6	5	5	1	4	0	1	0	2	0	42	83	15.00	3.333
<b>Bruce Chen, L</b> (4, 1) ERA: 6.75	0.2		4	2	1	1	0	0	0	0	0	0	0	6	9	13.50	3.000
<b>Pete Munro, R</b> (4, 1) ERA: 3.45	1.1		7	2	1	1	3	1	0	0	0	0	0	18	30	6.75	2.250
<b>Ricky Stone, R</b> (6, 1) ERA:	2.0		6	0	0	0	1	0	0	0	0	0	0	15	20	0.00	0.000
<b>Billy Wagner, L</b> (8, 1) ERA: 1.42	1.0		3	0	0	0	2	0	0	0	0	0	0	10	16	0.00	0.000

Batter	1	2	3	4	5	6	7	8	9	AB R H RBI BB SO LOB	TOP	
<b>Craig Biggio, R</b> OBP: 0.306, SLG: 0.450 (1, 8) C B B B B	4-1 5 1B BB	0-0 G6-3			3-2 G6-3		0-0 F7		0-1 E5 1-2 2-3 3-4	4 0 0 1 1 0 6		
<b>Geoff Blum, S</b> OBP: 0.329, SLG: 0.359 (1, 5) (8, 3) B X	1-0 F7		0-2 G6-3			1-1 G4-3		1-1 G1-3	1-1 P5	5 0 0 0 0 0 4		
<b>5 Jeff Bagwell, R</b> OBP: 0.416, SLG: 0.659 <b>Octavio Dotel, R</b> (8, 1) SAFE SAFE <b>Brian Hunter, R</b> (9, PH) SAFE SAFE	2-2 1-2 1B		2-3 K			0-0 G6-3		1-0 P3	1-1 L1	4 0 1 0 0 1 0 0 0 0 0 0 0 0 1 0 0 0 0 0 3		
<b>17 Lance Berkman, S</b> OBP: 0.357, SLG: 0.345 (1, 7) X	0-0 L7		3-1 L7			4-2 FC4-6 BB		0-0 G1-3		3 0 0 0 1 0 2		
<b>Jeff Kent, R</b> OBP: 0.344, SLG: 0.488 <b>Jose Vizcaino, S</b> OBP: 0.135, SLG: 0.086 (1, 4) (8, 4) B S S S	1-3 K			0-3 K		0-0 FC4-6 1-2f			1-2 G6-3	3 0 0 0 0 2 3 1 0 0 0 0 0 0		
<b>Richard Hidalgo, R</b> OBP: 0.393, SLG: 0.506 (1, 9) B X		1-0 F8		1-1 G6-3			1-1 1B 2B		4-2 1B BB 1B BB	3 1 1 0 1 0 0		
<b>Gregg Zaun, S</b> OBP: 0.346, SLG: 0.364 (1, 2) B X		1-0 SH1-3 BB 1B		1-2 G4-3			1-0 L8		4-1 1B 1B 1-2 E BB	3 1 1 0 1 0 1		
<b>Julio Lugo, R</b> OBP: 0.344, SLG: 0.298 (1, 6) B B B B B B B B		4-2 SH1-3 BB 1-2 BB			2-2 G1-3		0-1 1B		0-2 E 1B 1-2 2-3 1B	3 0 2 0 1 0 0		
<b>Jerome Robertson, L</b> OBP: 0.286, SLG: 0.286 <b>Brandon Puffer, R</b> (4, 1) SAFE <b>Orlando Merced, S</b> OBP: 0.371, SLG: 0.531 <b>Ricky Stone, R</b> (7, 1) <b>Morgan Ensberg, R</b> OBP: 0.320, SLG: 0.409 (8, 5) SAFE SAFE		1-1 SH1-3		3-3 K			0-0 F7		0-0 E 1B 1-2 2-3 3-4	0 0 0 0 0 0 0 1 0 0 0 0 1 0 1 0 0 0 0 0 2 0 0 0 0 0 0 0 1 0 1 1 0 0 0		
<b>Inning Stats</b>	R: 0 E: 0 K: 1 S: 10 H: 1 LOB: 2 BB: 1 P: 18	R: 0 E: 0 K: 0 S: 9 H: 1 LOB: 2 BB: 1 P: 16	R: 0 E: 0 K: 1 S: 8 H: 0 LOB: 0 BB: 0 P: 13	R: 0 E: 0 K: 1 S: 9 H: 0 LOB: 0 BB: 0 P: 11	R: 0 E: 0 K: 1 S: 9 H: 0 LOB: 0 BB: 0 P: 17	R: 0 E: 0 K: 0 S: 6 H: 0 LOB: 1 BB: 1 P: 11	R: 0 E: 0 K: 0 S: 7 H: 2 LOB: 2 BB: 0 P: 9	R: 0 E: 0 K: 0 S: 4 H: 0 LOB: 0 BB: 0 P: 6	R: 2 E: 1 K: 0 S: 19 H: 2 LOB: 3 BB: 2 P: 30	1B: 5 2B: 1 3B: 0 HR: 0 SF: 0 SAC: 1 DP: 0 HBP: 0	WP: 0 PB: 0 SB: 0 CS: 0 PA: 39	
<b>PITCHER</b>	IP WLS BF H R ER SO BB IBB HBP BLK WP HR S P ERA WHIP											
<b>Zach Day, R</b> ERA: 2.48 (1, 1)	8.1 W 37 6 2 2 4 5 0 0 0 0 0 0 77 125 2.16 1.320											
<b>Luis Ayala, R</b> ERA: 4.38 (9, 1)	0.2 2 0 0 0 0 0 0 0 0 0 0 0 4 6 0.00 0.000											

Houston Astros @ Montreal Expos  
Olympic Stadium, Montreal, QB  
Fri Apr 25 2003, 7:05 PM EDT  
Att. 6,863 - Dome - 72 F

livebaseballscorecards.com

AB	33
R	2
H	6
RBI	2
BB	5
SO	4
LOB	21



**BOTTOM**

**Houston Astros @ Montreal Expos**  
 Olympic Stadium, Montreal, QB

Fri Apr 25 2003, 7:05 PM EDT  
 Att. 6,863 - Dome - 72 F

[livebaseballscorecards.com](http://livebaseballscorecards.com)

<b>AB</b>	<b>38</b>
<b>R</b>	<b>10</b>
<b>H</b>	<b>14</b>
<b>RBI</b>	<b>9</b>
<b>BB</b>	<b>6</b>
<b>SO</b>	<b>7</b>
<b>LOB</b>	<b>21</b>



1B: 10	SF: 0	WP: 0	PA: 44
2B: 3	SAC: 0	PB: 0	
3B: 0	DP: 1	SB: 0	
HR: 1	HBP: 0	CS: 0	

AB	R	H	RBI	BB	SO	LOB
4	2	2	1	1	0	0
3	1	2	1	1	0	0
1	0	1	1	0	0	0
3	1	1	0	2	1	2
0	0	0	0	0	0	0
5	2	2	2	0	1	4
5	0	2	1	0	1	2
0	0	0	0	0	0	0
4	2	2	2	1	0	1
4	1	1	0	1	2	2
5	1	1	0	0	0	5
4	0	0	1	0	2	5
0	0	0	0	0	0	0

Batter	1	2	3	4	5	6	7	8	9
<b>Endy Chavez, L</b> (1, 8) OBP: 0.322, SLG: 0.412	4-0 2B BB	0-2 G6-3		2-1 1B BB G6-4-3		2-2 L9	1-1 1B		
<b>Jose Vidro, S</b> (1, 4) OBP: 0.417, SLG: 0.646	3-2 2B 1-H	0-0 L3		4-0 1B BB G6-4-3		1-2 2B	1-1 1B		
<b>Henry Mateo, S</b> (7, PH) OBP: 0.462, SLG: 0.417	(8, 4) SAFE			1-2 BB			1-2 1B		
<b>Vladimir Guerrero, R</b> (1, 9) OBP: 0.411, SLG: 0.514	4-1 2B BB	2-1 G6-3		0-0 1B BB G6-4-3		4-0 1B IBB FC6-4	2-3 K		
<b>Jose Macias, S</b> (8, 9) OBP: 0.381, SLG: 0.294				1-2 2-3 1B					
<b>Orlando Cabrera, R</b> (1, 6) OBP: 0.304, SLG: 0.417	1-2 1B 2B 1-H 2-H		3-1 HR 1B	0-1 G6-4-3		1-1 FC6-4		1-3 K	
<b>Fernando Tatis, R</b> (1, 5) OBP: 0.337, SLG: 0.397	0-0 1B 1B 2-H		0-2 L7	3-2 F8			2-3 K	1-1 1B G5-3	
<b>Jamey Carroll, R</b> (8, PR) OBP: 0.364, SLG: 0.500	(9, 5)								
<b>Wil Cordero, R</b> (1, 3) OBP: 0.304, SLG: 0.327	0-2 1B		2-1 HR		2-0 F7		4-2 1B 1B G4-3 BB	0-2 G5-3	
<b>Brad Wilkerson, L</b> (1, 7) OBP: 0.346, SLG: 0.420	2-3 K		0-1 E6		3-3 K		0-0 G4-3 1B 1B	4-2 BB	
<b>Michael Barrett, R</b> (1, 2) OBP: 0.125, SLG: 0.148	2-0 F3		1-1 F7		1-0 G1-3		0-0 1B G4-3 1B	3-2 G4-3	
<b>Zach Day, R</b> (1, 1) <b>Luis Ayala, R</b> (9, 1)	0-3 K		1-3 K			1-0 G1-3	2-2 G4-3		

Inning Stats	R: 4	H: 4	E: 0	K: 2	S: 21	LOB: 2	BB: 2	P: 37	R: 0	H: 0	E: 0	K: 0	S: 6	LOB: 0	BB: 0	P: 8	R: 2	H: 2	E: 1	K: 1	S: 16	LOB: 1	BB: 0	P: 23	R: 1	H: 2	E: 0	K: 0	S: 8	LOB: 1	BB: 1	P: 17	R: 0	H: 0	E: 0	K: 1	S: 6	LOB: 0	BB: 0	P: 12	R: 0	H: 1	E: 0	K: 2	S: 9	LOB: 2	BB: 1	P: 18	R: 3	H: 4	E: 0	K: 2	S: 19	LOB: 2	BB: 1	P: 31	R: 0	H: 1	E: 0	K: 1	S: 13	LOB: 2	BB: 1	P: 22
--------------	------	------	------	------	-------	--------	-------	-------	------	------	------	------	------	--------	-------	------	------	------	------	------	-------	--------	-------	-------	------	------	------	------	------	--------	-------	-------	------	------	------	------	------	--------	-------	-------	------	------	------	------	------	--------	-------	-------	------	------	------	------	-------	--------	-------	-------	------	------	------	------	-------	--------	-------	-------

PITCHER	IP	WLS	BF	H	R	ER	SO	BB	IBB	HBP	BLK	WP	HR	S	P	ERA	WHIP
<b>Jerome Robertson, L</b> (1, 1) ERA: 7.99	3.0	L	18	6	6	6	3	2	0	0	0	0	1	43	68	18.00	2.667
<b>Brandon Puffer, R</b> (4, 1) ERA: 3.0	3.0		13	3	1	1	1	1	1	0	0	0	0	23	47	3.00	1.333
<b>Ricky Stone, R</b> (7, 1) ERA: 2.08	1.0		8	4	3	3	2	1	0	0	0	0	0	19	31	27.00	5.000
<b>Octavio Dotel, R</b> (8, 1) ERA: 2.25	1.0		5	1	0	0	1	1	0	0	0	0	0	13	22	0.00	2.000

PITCHER	IP	WLS	BF	H	R	ER	SO	BB	IBB	HBP	BLK	WP	HR	S	P	ERA	WHIP
---------	----	-----	----	---	---	----	----	----	-----	-----	-----	----	----	---	---	-----	------



BOTTOM

Houston Astros @ Montreal Expos  
Olympic Stadium, Montreal, QB  
Sat Apr 26 2003, 1:05 PM EDT  
Att. 8,492 - Dome - 72 F

livebaseballscorecards.com

AB	30
R	3
H	5
RBI	3
BB	2
SO	6
LOB	8



WP	1	PA	34
PB	0		
SB	1		
CS	1		

AB R H RBI BB SO LOB

4	0	2	1	0	1	0
3	0	0	0	1	2	1
3	0	0	1	0	1	0
3	0	0	0	0	0	2
0	0	0	0	0	0	0
0	0	0	0	0	0	0
0	0	0	0	0	0	0
0	0	0	0	0	0	0
1	0	0	0	0	1	0
0	0	0	0	0	0	0
3	0	1	0	1	0	0
4	0	0	0	0	1	2
4	2	2	1	0	0	1
3	0	0	0	0	0	2
1	0	0	0	0	0	0
0	1	0	0	0	0	0
1	0	0	0	0	0	0

1B	3	SF	1
2B	1	SAC	0
3B	0	DP	1
HR	1	HBP	1

Batter	1	2	3	4	5	6	7	8	9	10
Endy Chavez, L (1, 8) OBP: 0.330, SLG: 0.427	L8			CS 1B		2B		K		
Jose Vidro, S (1, 4) OBP: 0.410, SLG: 0.624	K			G4-3		IBB		K		
Vladimir Guerrero, R (1, 9) OBP: 0.394, SLG: 0.493	L4			F8		SF8		K		
Jeff Liefer, L (1, 3) OBP: 0.231, SLG: 0.286		L3-1		L3-1		G3-1		K		
Dan Smith, R (7, 1)										
Scott Stewart, R (7, 1)										
Luis Ayala, R (7, 1)										
Joey Eischen, L (8, 1)										
Henry Mateo, S (9, PH)										
Rocky Biddle, R (10, 1)										
Orlando Cabrera, R (1, 6) OBP: 0.313, SLG: 0.414	G6-3			G6-4-3 1B		BB		L5		
Fernando Tatis, R (1, 5) OBP: 0.322, SLG: 0.378	G4-3			G6-4-3		K		G1-3		
Jose Macias, S (1, 7) OBP: 0.400, SLG: 0.476			P6			G4-3 2B WP 1B		F7		HR
Brian Schneider, L (1, 2) OBP: 0.333, SLG: 0.531			L3-1			G4-3		G3-1		
Claudio Vargas, R (1, 1)										
Ronald Calloway, L (6, PH) OBP: 0.405, SLG: 0.484			G4-3			2B SF8 HBP		F8		
Wil Cordero, R (7, 3) OBP: 0.298, SLG: 0.320										

Inning Stats	R: 0	H: 0	E: 0	K: 1	S: 9	R: 0	H: 0	E: 0	K: 0	S: 9	R: 0	H: 0	E: 0	K: 0	S: 9	R: 0	H: 1	E: 0	K: 0	S: 7	R: 0	H: 1	E: 0	K: 0	S: 5	R: 2	H: 2	E: 0	K: 0	S: 17	R: 0	H: 0	E: 0	K: 1	S: 8	R: 0	H: 0	E: 0	K: 2	S: 8	R: 0	H: 0	E: 0	K: 2	S: 8	R: 0	H: 1	E: 0	K: 0	S: 6	1B: 3	SF: 1	2B: 1	3B: 0	HR: 1
--------------	------	------	------	------	------	------	------	------	------	------	------	------	------	------	------	------	------	------	------	------	------	------	------	------	------	------	------	------	------	-------	------	------	------	------	------	------	------	------	------	------	------	------	------	------	------	------	------	------	------	------	-------	-------	-------	-------	-------

PITCHER	IP	WLS	BF	H	R	ER	SO	BB	IBB	HBP	BLK	WP	HR	S	P	ERA	WHIP
Scott Linebrink, R (1, 1) ERA: 3.38	5.1		17	3	1	1	1	0	0	0	0	1	0	49	77	1.69	0.562
54 Brad Lidge, R (6, 1) ERA: 1.15	0.2	B	5	1	1	1	0	0	1	1	0	0	0	7	16	13.50	1.500
Pete Munro, R (7, 1) ERA: 3.24	1.0		4	0	0	0	1	1	0	0	0	0	0	8	15	0.00	1.000
Billy Wagner, L (8, 1) ERA: 1.8	2.1	L	8	1	1	1	4	0	0	0	0	0	1	22	25	3.86	0.429

PITCHER	IP	WLS	BF	H	R	ER	SO	BB	IBB	HBP	BLK	WP	HR	S	P	ERA	WHIP
Scott Linebrink, R (1, 1) ERA: 3.38	5.1		17	3	1	1	1	0	0	0	0	1	0	49	77	1.69	0.562
54 Brad Lidge, R (6, 1) ERA: 1.15	0.2	B	5	1	1	1	0	0	1	1	0	0	0	7	16	13.50	1.500
Pete Munro, R (7, 1) ERA: 3.24	1.0		4	0	0	0	1	1	0	0	0	0	0	8	15	0.00	1.000
Billy Wagner, L (8, 1) ERA: 1.8	2.1	L	8	1	1	1	4	0	0	0	0	0	1	22	25	3.86	0.429





BOTTOM

Houston Astros @ Montreal Expos  
Olympic Stadium, Montreal, QB  
Sun Apr 27 2003, 1:05 PM EDT  
Att. 13,310 - Dome - 72 F

livebaseballscorecards.com

AB	32
R	3
H	7
RBI	3
BB	7
SO	10
LOB	19



WP	0	PA	40
PB	0		
SB	0		
CS	0		

AB R H RBI BB SO LOB

4	1	2	0	1	1	1
3	0	1	0	2	1	3
4	0	2	2	0	1	2
5	0	0	0	0	2	6
3	0	0	0	1	1	0
4	0	0	0	0	3	3
1	0	0	0	3	1	0
4	1	1	1	0	0	3
0	0	0	0	0	0	0
2	0	0	0	0	0	0
1	1	1	0	0	0	0
0	0	0	0	0	0	0
1	0	0	0	0	0	1
0	0	0	0	0	0	0

Batter	1	2	3	4	5	6	7	8	9
Endy Chavez, L OBP: 0.343, SLG: 0.441 (1, 8)	0-1 1B		1-1 1B SF9 2B		0-3 K		4-1 1B BB	1-2 F7	
Jose Vidro, S OBP: 0.419, SLG: 0.614 (1, 4)	0-3 K		0-0 2-3 1B		4-0 2B BB		1-1 F7		4-2 G5-4-3 BB
Vladimir Guerrero, R OBP: 0.394, SLG: 0.506 (1, 9)	0-3 K		1-0 SF9		1-1 1-3 2B		0-0 1-3 2-H 1B		0-0 G5-4-3 1-2f
Orlando Cabrera, R OBP: 0.297, SLG: 0.391 (1, 6)	0-0 G4-3		2-2 G1-3		0-1 P2		2-3 K		1-3 K
Wil Cordero, R OBP: 0.295, SLG: 0.302 (1, 3)		2-2 P4		0-0 P6		2-3 K	4-0 BB		
Fernando Tatis, R OBP: 0.308, SLG: 0.360 (1, 5)		3-3 K		2-2 G1-3		2-3 K	2-3 K		
Brad Wilkerson, L OBP: 0.366, SLG: 0.414 (1, 7)		4-2 FC4-6 BB		4-1 BB		3-3 K		4-2 BB	
Michael Barrett, R OBP: 0.133, SLG: 0.207 (1, 2)		0-1 FC4-6 1-2f		0-1 G2-3			0-0 HR	1-1 P4	
Tomo Ohka, S OBP: 0.375, SLG: 0.375 52 T.J. Tucker, R (3, PH) Henry Mateo, S OBP: 0.467, SLG: 0.429 Dan Smith, R (7, PH) Ronald Calloway, L OBP: 0.396, SLG: 0.469 Luis Ayala, R (8, PH) (9, 1)			0-0 G3-1		2-2 G5-3		3-2 BB 1B	0-1 P5	

Inning Stats	R: 0	H: 1	E: 0	K: 2	S: 10	LOB: 1	BB: 0	P: 10	R: 0	H: 0	E: 0	K: 1	S: 11	LOB: 1	BB: 1	P: 20	R: 1	H: 2	E: 0	K: 0	S: 8	LOB: 1	BB: 0	P: 12	R: 0	H: 0	E: 0	K: 0	S: 7	LOB: 0	BB: 1	P: 13	R: 0	H: 1	E: 0	K: 1	S: 12	LOB: 2	BB: 1	P: 19	R: 0	H: 0	E: 0	K: 3	S: 11	LOB: 0	BB: 0	P: 18	R: 2	H: 3	E: 0	K: 2	S: 14	LOB: 3	BB: 2	P: 30	R: 0	H: 0	E: 0	K: 0	S: 10	LOB: 1	BB: 1	P: 16	R: 0	H: 0	E: 0	K: 1	S: 6	LOB: 0	BB: 1	P: 11	1B: 4	SF: 1	2B: 2	SAC: 0	3B: 0	DP: 1	HR: 1	HBP: 0	WP: 0	PA: 40
--------------	------	------	------	------	-------	--------	-------	-------	------	------	------	------	-------	--------	-------	-------	------	------	------	------	------	--------	-------	-------	------	------	------	------	------	--------	-------	-------	------	------	------	------	-------	--------	-------	-------	------	------	------	------	-------	--------	-------	-------	------	------	------	------	-------	--------	-------	-------	------	------	------	------	-------	--------	-------	-------	------	------	------	------	------	--------	-------	-------	-------	-------	-------	--------	-------	-------	-------	--------	-------	--------

PITCHER	IP	WLS	BF	H	R	ER	SO	BB	IBB	HBP	BLK	WP	HR	S	P	ERA	WHIP
Tim Redding, R ERA: 3.29 (1, 1)	6.0	W	27	6	3	3	7	3	0	0	0	0	1	63	99	4.50	1.500
Bruce Chen, L ERA: 6.75 (7, 1)	0.0		1	0	0	0	0	1	0	0	0	0	0	1	5	∞	∞
54 Brad Lidge, R ERA: 1.02 (7, 1)	2.0	H	9	1	0	0	2	2	0	0	0	0	0	19	34	0.00	1.500
Octavio Dotel, R ERA: 2.08 (9, 1)	1.0	S	3	0	0	0	1	1	0	0	0	0	0	6	11	0.00	1.000

Batter	1	2	3	4	5	6	7	8	9	AB R H RBI BB SO LOB	TOP											
<b>Rafael Furcal, S</b> OBP: 0.375, SLG: 0.446 (1, 6)	3-2 1B 2B	0-1 G6-3			1-0 G1-3		4-1 BB			3 1 1 0 1 0 0												
<b>Marcus Giles, R</b> OBP: 0.427, SLG: 0.607 (1, 4)	1-2 1B 1-3 2B		1-0 G4-3			3-3 SAFE SAFE F7	1-1 F7			4 1 1 0 0 1 1												
<b>Gary Sheffield, R</b> OBP: 0.409, SLG: 0.581 (1, 9)	2-1 1B 2-H 3-H 1B		1-0 P3			4-2 10 1B BB		1-2 F7		3 1 1 2 1 0 0												
<b>10 Chipper Jones, S</b> OBP: 0.364, SLG: 0.448 (1, 7)	2-0 F8		0-0 F9			2-0 SAFE SAFE 1B 1-2 1B		1-1 G1-3		4 0 1 0 0 0 1												
<b>Andruw Jones, R</b> OBP: 0.364, SLG: 0.505 (1, 8)	0-3 K			3-1 G5-3		0-0 1-3 2-H 1B		2-1 P3		4 0 1 1 0 1 1												
<b>Robert Fick, L</b> OBP: 0.393, SLG: 0.479 (1, 3)	0-2 SAFE 1B		1-3 K			0-1 L9		4-2 G5-4-3 BB		3 0 1 0 0 1 2 0 0 0 0 1 0 0												
<b>Julio Franco, R</b> OBP: 0.460, SLG: 0.442 (8, 3)																						
<b>Vinny Castilla, R</b> OBP: 0.320, SLG: 0.409 (1, 5)	2-3 K		0-1 P4			0-0 F8		1-2 SAFE SAFE G5-4-3		4 0 0 0 0 1 5												
<b>Henry Blanco, R</b> OBP: 0.222, SLG: 0.231 (1, 2)		1-1 F7			0-2 G6-3		1-1 F8		1-3 K	4 0 0 0 0 1 0												
<b>Greg Maddux, R</b> OBP: 0.071, SLG: 0.143 (1, 1)			2-3 K			0-3 K		0-2 K		3 0 0 0 0 3 0												
<b>Roberto Hernandez, R</b> (8, 1)										0 0 0 0 0 0 0												
<b>29 John Smoltz, R</b> (9, 1)										0 0 0 0 0 0 0												
<b>Inning Stats</b>	R: 2 E: 0 K: 2 S: 22	H: 4 LOB: 2 BB: 0 P: 32	R: 0 E: 0 K: 1 S: 8	H: 0 LOB: 0 BB: 0 P: 11	R: 0 E: 0 K: 0 S: 3	H: 0 LOB: 0 BB: 0 P: 5	R: 0 E: 0 K: 1 S: 9	H: 0 LOB: 0 BB: 0 P: 13	R: 0 E: 0 K: 1 S: 7	H: 0 LOB: 0 BB: 0 P: 8	R: 1 E: 0 K: 1 S: 11	H: 2 LOB: 2 BB: 1 P: 20	R: 0 E: 0 K: 1 S: 9	H: 0 LOB: 1 BB: 1 P: 15	R: 0 E: 0 K: 0 S: 7	H: 0 LOB: 0 BB: 0 P: 11	R: 0 E: 0 K: 1 S: 11	H: 0 LOB: 0 BB: 1 P: 17	1B: 5 2B: 1 3B: 0 HR: 0	SF: 0 SAC: 0 DP: 1 HBP: 0	WP: 0 PB: 0 SB: 0 CS: 0	PA: 35
<b>PITCHER</b>	IP WLS BF H R ER SO BB IBB HBP BLK WP HR S P ERA WHIP																					
<b>44 Roy Oswalt, R</b> ERA: 3.86 (1, 1)	7.0 L 29 6 3 3 7 2 0 0 0 0 0 0 69 104 3.86 1.143																					
<b>Pete Munro, R</b> ERA: 3.06 (8, 1)	1.0 3 0 0 0 0 0 0 0 0 0 0 0 7 11 0.00 0.000																					
<b>Ricky Stone, R</b> ERA: 1.93 (9, 1)	1.0 3 0 0 0 1 1 0 0 0 0 0 0 11 17 0.00 1.000																					

Atlanta Braves @ Houston Astros  
Minute Maid Park, Houston, TX  
Tue Apr 29 2003, 7:05 PM CDT  
Att. 28,467 - Cloudy - 78 F

livebaseballscores.com

AB 32  
R 3  
H 6  
RBI 3  
BB 3  
SO 8  
LOB 10



Batter	1	2	3	4	5	6	7	8	9	AB R H RBI BB SO LOB
<b>Craig Biggio, R</b> OBP: 0.316, SLG: 0.439 (1, 8)	3-3 K		0-0 CS 1B			3-2 1B		4-2 BB		3 0 2 0 1 1 0
<b>Geoff Blum, S</b> OBP: 0.326, SLG: 0.345 (1, 5)	1-0 2B 1B		1-2 G4-1			0-1 F9		1-1 G4-3		4 1 1 0 0 0 3
<b>5 Jeff Bagwell, R</b> OBP: 0.400, SLG: 0.667 (1, 3)	2-3 K				1-1 G1-3		0-1 F8		1-2 F7	4 0 0 0 0 1 2
<b>Jeff Kent, R</b> OBP: 0.340, SLG: 0.515 (1, 4)	1-1 17 WP 1-H 2B				2-1 G5-3		2-2 G6-3		1-1 2B	4 0 2 1 0 0 1
<b>17 Lance Berkman, S</b> OBP: 0.354, SLG: 0.338 <b>Brian Hunter, R</b> OBP: 0.231, SLG: 0.280 (8, 7)	3-0 G3				0-1 G3				1-3 K	3 0 0 0 0 1 1 1 0 0 0 0 1 1
<b>Richard Hidalgo, R</b> OBP: 0.392, SLG: 0.534 (1, 9)			2-1 G5-3		1-1 2B		0-3 K		4-1 BB	3 0 1 0 1 1 0
<b>Brad Ausmus, R</b> OBP: 0.302, SLG: 0.372 (1, 2)			1-0 F8		0-2 F9		0-0 F7		2-3 K	4 0 0 0 0 1 3
<b>Julio Lugo, R</b> OBP: 0.338, SLG: 0.302 <b>Jose Vizcaino, S</b> OBP: 0.190, SLG: 0.154 (8, PH) (9, 6)			1-2 G5-3		2-1 G1-3			0-2 G6-3		2 0 0 0 0 0 1 1 0 0 0 0 0 0
<b>44 Roy Oswalt, R</b> OBP: 0.267, SLG: 0.267 <b>Pete Munro, R</b> OBP: 0.361, SLG: 0.515 <b>Ricky Stone, R</b> OBP: 0.231, SLG: 0.280 (8, 1) (8, PH) (9, 1)			0-0 G3		1-3 K			3-3 K		2 0 0 0 0 1 1 0 0 0 0 0 0 0 1 0 0 0 0 1 0 0 0 0 0 0 0 0

Inning Stats	R: 1	H: 2	E: 0	K: 2	S: 11	H: 2	LOB: 1	BB: 0	P: 21	R: 0	H: 0	E: 0	K: 0	S: 6	H: 0	LOB: 0	BB: 0	P: 10	R: 0	H: 1	E: 0	K: 0	S: 5	H: 0	LOB: 0	BB: 0	P: 6	R: 0	H: 0	E: 0	K: 0	S: 6	R: 0	H: 1	E: 0	K: 1	S: 12	H: 1	LOB: 1	BB: 0	P: 16	R: 0	H: 1	E: 0	K: 0	S: 10	H: 1	LOB: 1	BB: 0	P: 15	R: 0	H: 0	E: 0	K: 2	S: 8	H: 0	LOB: 0	BB: 0	P: 9	R: 0	H: 0	E: 0	K: 1	S: 10	H: 0	LOB: 1	BB: 1	P: 18	R: 0	H: 1	E: 0	K: 2	S: 13	H: 1	LOB: 2	BB: 1	P: 22	1B: 3	SF: 0	2B: 3	SAC: 0	3B: 0	DP: 0	HR: 0	HBP: 0
--------------	------	------	------	------	-------	------	--------	-------	-------	------	------	------	------	------	------	--------	-------	-------	------	------	------	------	------	------	--------	-------	------	------	------	------	------	------	------	------	------	------	-------	------	--------	-------	-------	------	------	------	------	-------	------	--------	-------	-------	------	------	------	------	------	------	--------	-------	------	------	------	------	------	-------	------	--------	-------	-------	------	------	------	------	-------	------	--------	-------	-------	-------	-------	-------	--------	-------	-------	-------	--------

PITCHER	IP	WLS	BF	H	R	ER	SO	BB	IBB	HBP	BLK	WP	HR	S	P	ERA	WHIP
<b>Greg Maddux, R</b> ERA: 5.13 (1, 1)	7.0	W	25	5	1	1	5	0	0	0	0	1	0	58	86	1.29	0.714
<b>Roberto Hernandez, R</b> ERA: 3.21 (8, 1)	1.0	H	4	0	0	0	1	1	0	0	0	0	0	10	18	0.00	1.000
<b>29 John Smoltz, R</b> ERA: (9, 1)	1.0	S	5	1	0	0	2	1	0	0	0	0	0	13	22	0.00	2.000


**BOTTOM**

**Atlanta Braves @ Houston Astros**  
Minute Maid Park, Houston, TX

Tue Apr 29 2003, 7:05 PM CDT  
Att: 28,467 - Cloudy - 78 F

AB	32
R	1
H	6
RBI	1
BB	2
SO	8
LOB	13

livebaseballscorecards.com



WP: 1	PA: 34
PB: 0	
SB: 0	
CS: 1	

Batter	1	2	3	4	5	6	7	8	9	AB R H RBI BB SO LOB	TOP		
Rafael Furcal, S (1, 6) OBP: 0.376, SLG: 0.440 Darren Bragg, L (8, 9) OBP: 0.222, SLG: 0.160	2-2 G6-3		1-1 F7	2-0 F7		4-0 1B 10 2B HBP IBB	0-2 FC6-4 1B		1-1 G4-3 HBP	4 1 1 0 1 0 2 0 0 0 0 0 0 0			
Marcus Giles, R (1, 4) OBP: 0.431, SLG: 0.618	3-2 1B 2B		1-2 G5-3		0-0 1B 2B	3-0 1B 10 2B HBP	1-2 FC6-4 1B		2-2 G4-3	5 2 2 1 0 0 3			
Gary Sheffield, R (1, 9) OBP: 0.435, SLG: 0.629 Darren Holmes, R (8, 1)	0-1 FC6-4 1B			4-1 10 2B BB	0-0 10 10 SF9 1B	0-2 10 2B 1B		0-1 HR	1-3 K	4 4 4 3 1 0 0 0 0 0 0 0 0 0 1 0 0 0 0 1 1 0 0 0 0 0 0 0			
Matt Franco, L (9, PH) OBP: 0.353, SLG: 0.406 Trey Hodges, R (9, 1)	2-3 1B			0-0 1B 2B	3-0 G4-3	0-2 1B 2B		0-0 BB 1B		5 1 3 4 0 1 3			
10 Chipper Jones, S (1, 7) OBP: 0.375, SLG: 0.478	0-3 K			1-H 1B 2B	1-3 G4-3	1-H 2-H 3-H 2B		0-0 1B					
Andruw Jones, R (1, 8) OBP: 0.357, SLG: 0.490	1-2 FC6-4			4-1 1B BB	1-1 SF9	1-3 K		0-3 K		3 0 0 1 1 2 4			
Robert Fick, L (1, 3) OBP: 0.383, SLG: 0.462 Julio Franco, R (6, 3) OBP: 0.471, SLG: 0.442		1-3 K		2-1 1B	1-2 F9	2-2 G1-3		4-2 BB		4 0 1 1 0 1 1 0 0 0 0 1 0 0			
Vinny Castilla, R (1, 5) OBP: 0.305, SLG: 0.388		0-0 F9		1-3 2-H 1B	1-2 F9	2-2 G1-3		1-2 BB		5 2 0 0 0 0 4			
Javy Lopez, R (1, 2) OBP: 0.282, SLG: 0.471		0-1 F8		0-0 FC5-4-2-5 1B	1-2 F9	2-2 G1-3		4-2 BB		4 1 1 0 1 2 2			
Mike Hampton, R (1, 1) OBP: 0.333, SLG: 0.200 Mark DeRosa, R (8, 6) OBP: 0.143, SLG: 0.143			0-0 G6-3	2-1 1B	1-2 2-H 1B	0-0 SH1-4	4-2 1B BB		1-2 G6-3	2 0 1 1 1 0 0 1 0 0 0 0 0 0			
<b>Inning Stats</b>	R: 0 H: 2 E: 0 LOB: 2 K: 1 BB: 0 S: 15 P: 21	R: 0 H: 0 E: 0 LOB: 0 K: 1 BB: 0 S: 6 P: 7	R: 0 H: 0 E: 0 LOB: 0 K: 0 BB: 0 S: 7 P: 9	R: 3 H: 4 E: 0 LOB: 2 K: 0 BB: 2 S: 12 P: 29	R: 2 H: 2 E: 0 LOB: 0 K: 0 BB: 0 S: 8 P: 13	R: 5 H: 2 E: 1 LOB: 1 K: 1 BB: 2 S: 20 P: 35	R: 0 H: 1 E: 0 LOB: 2 K: 1 BB: 1 S: 17 P: 26	R: 1 H: 2 E: 0 LOB: 2 K: 2 BB: 1 S: 15 P: 19	R: 0 H: 0 E: 0 LOB: 1 K: 1 BB: 0 S: 14 P: 19	1B: 8 SF: 1 2B: 5 SAC: 1 3B: 0 DP: 1 HR: 1 HBP: 2	WP: 0 PA: 48 PB: 0 SB: 1 CS: 0		
<b>PITCHER</b>	IP WLS BF H R ER SO BB IBB HBP BLK WP HR S P ERA WHIP											<b>PITCHER</b>	IP WLS BF H R ER SO BB IBB HBP BLK WP HR S P ERA WHIP
Wade Miller, R (1, 1) ERA: 6.07	5.0 L 24 8 5 5 2 2 0 0 0 0 0 0 48 79 9.00 2.000												
Brandon Puffer, R (6, 1) ERA: 9.0	2.0 14 3 5 4 2 2 1 1 0 0 0 0 37 61 18.00 2.500												
Bruce Chen, L (8, 1) ERA: 6.35	2.0 10 2 1 1 3 1 0 1 0 0 0 1 29 38 4.50 1.500												

Atlanta Braves @ Houston Astros  
Minute Maid Park, Houston, TX  
Wed Apr 30 2003, 7:05 PM CDT  
Att. 24,018 - Cloudy - 82 F

livebaseballscorecards.com

AB 38  
R 11  
H 13  
RBI 11  
BB 6  
SO 7  
LOB 20



Batter	1	2	3	4	5	6	7	8	9	AB	R	H	RBI	BB	SO	LOB
<b>Craig Biggio, R</b> OBP: 0.306, SLG: 0.423 (1, 8) C B B S X	2-2 F8 ①			0-0 F8 ①		1-2 G4-3 ①		0-1 P4 ②		4	0	0	0	0	0	0
<b>Morgan Ensberg, R</b> OBP: 0.306, SLG: 0.438 (1, 5) B F X	1-1 G1-3 ②			1-2 HR ②		0-0 F8 ②		3-3 K ③		4	1	1	1	0	1	0
<b>5 Jeff Bagwell, R</b> OBP: 0.390, SLG: 0.648 <b>Orlando Merced, S</b> OBP: 0.378, SLG: 0.559 (1, 3) B X (8, 3)	1-0 P5 ③			3-1 G4-3 ②		1-1 P4 ③				3	0	0	0	0	0	0
<b>Jeff Kent, R</b> OBP: 0.349, SLG: 0.520 <b>Geoff Blum, S</b> OBP: 0.323, SLG: 0.341 (1, 4) (8, 6)			0-1 G1-3 ①	2-0 CS 1B ②			0-1 2B 1B ①		2-0 G1-3 ①	3	0	2	0	0	0	0
<b>Richard Hidalgo, R</b> OBP: 0.377, SLG: 0.511 (1, 9)			1-0 G5-3 ②	2-2 P4 ③			0-2 F8 ①		0-2 G6-3 ②	4	0	0	0	0	0	3
<b>17 Lance Berkman, S</b> OBP: 0.337, SLG: 0.319 (1, 7)			2-1 G6-3 ③		0-0 G6-3 ①		2-0 F9 ②		2-0 P2 ③	4	0	0	0	0	0	2
<b>Brad Ausmus, R</b> OBP: 0.303, SLG: 0.383 (1, 2)			0-1 G6-3 ①		2-3 K ②		3-1 2B ③			3	0	1	0	0	1	0
<b>Julio Lugo, R</b> OBP: 0.338, SLG: 0.292 <b>Bruce Chen, L</b> (1, 6) (8, 1)			2-2 G1-3 ②		4-0 BB ③		0-0 G3-1 ③			2	0	0	0	1	0	2
<b>Wade Miller, R</b> OBP: 0.182, SLG: 0.182 <b>Brian Hunter, R</b> OBP: 0.222, SLG: 0.269 <b>Brandon Puffer, R</b> (1, 1) (5, PH) (6, 1)			2-1 F8 ③		0-3 K ③			1-1 G6-3 ①		1	0	0	0	0	0	0
<b>Jose Vizcaino, S</b> OBP: 0.186, SLG: 0.150 (8, 4)										1	0	0	0	0	1	1
										0	0	0	0	0	0	0
										1	0	0	0	0	0	0
										1	0	0	0	0	0	0

Inning Stats	R: 0	H: 0	E: 0	LOB: 0	K: 0	BB: 0	S: 6	P: 10
	R: 0	H: 0	E: 0	LOB: 0	K: 0	BB: 0	S: 5	P: 8
	R: 0	H: 0	E: 0	LOB: 0	K: 0	BB: 0	S: 8	P: 12
	R: 1	H: 2	E: 0	LOB: 1	K: 0	BB: 0	S: 10	P: 18
	R: 0	H: 0	E: 0	LOB: 1	K: 2	BB: 1	S: 9	P: 15
	R: 0	H: 0	E: 0	LOB: 0	K: 0	BB: 0	S: 6	P: 8
	R: 0	H: 2	E: 0	LOB: 2	K: 0	BB: 0	S: 9	P: 14
	R: 0	H: 0	E: 0	LOB: 0	K: 1	BB: 0	S: 7	P: 11
	R: 0	H: 1	E: 0	LOB: 1	K: 0	BB: 0	S: 7	P: 14


PITCHER	IP	WLS	BF	H	R	ER	SO	BB	IBB	HBP	BLK	WP	HR	S	P	ERA	WHIP
<b>Mike Hampton, L</b> ERA: 3.5 (1, 1)	7.0	W	26	4	1	1	2	1	0	0	0	0	1	53	85	1.29	0.714
<b>Darren Holmes, R</b> ERA: 5.19 (8, 1)	1.0		3	0	0	0	1	0	0	0	0	0	0	7	11	0.00	0.000
<b>Trey Hodges, R</b> ERA: 3.38 (9, 1)	1.0		4	1	0	0	0	0	0	0	0	0	0	7	14	0.00	1.000

**BOTTOM**

**Atlanta Braves @ Houston Astros**  
Minute Maid Park, Houston, TX

Wed Apr 30 2003, 7:05 PM CDT  
Att. 24,018 - Cloudy - 82 F

AB	32
R	1
H	5
RBI	1
BB	1
SO	3
LOB	9



WP	PA	33
WP: 0	PA: 33	
PB: 0		
SB: 0		
CS: 1		

Batter	1	2	3	4	5	6	7	8	9	AB R H RBI BB SO LOB	TOP															
Rafael Furcal, S OBP: 0.377, SLG: 0.446 (1, 6)	2-2 L1		3-1 2-H 1B		0-0 SH1-3 1B 2B		0-0 F9		1-2 G6-3	5 1 2 1 0 0 1																
Marcus Giles, R OBP: 0.415, SLG: 0.591 (1, 4)	2-1 G6-3		0-2 F9		0-0 SH1-3		3-2 F9		2-3 K	4 0 0 0 0 1 2																
Gary Sheffield, R OBP: 0.442, SLG: 0.667 (1, 9)	1-1 G5-3			1-2 S HR 2B	2-2 10 S 1B		2-2 HR		1-2 F9	5 2 3 2 0 0 1																
10 Chipper Jones, S OBP: 0.361, SLG: 0.458 (1, 7)		2-1 F9		2-3 1 SAFE K	3-3 2 K		1-0 F7			4 0 0 0 0 2 2																
Andruw Jones, R OBP: 0.353, SLG: 0.510 (1, 8)		0-1 G6-3		2-2 2-H HR	2-2 P5			3-3 K		4 1 1 2 0 1 1																
Julio Franco, R OBP: 0.455, SLG: 0.447 (1, 3)		1-1 L9		2-1 1B 2B		1-3 K		1-3 K		4 1 1 0 0 2 0																
Vinny Castilla, R OBP: 0.312, SLG: 0.392 (1, 5)			0-0 SH1-4 1B 1B	3-2 2-H 1B		0-3 K		0-3 K		4 1 2 1 0 2 0																
Javy Lopez, R OBP: 0.293, SLG: 0.465 (1, 2)			0-0 F8	0-0 L9		4-2 BB			1-1 HR 1B	3 0 1 0 1 0 2																
Darren Bragg, L OBP: 0.222, SLG: 0.160 (9, PR)										0 1 0 0 0 0 0																
Henry Blanco, R OBP: 0.222, SLG: 0.231 (9, 2)										0 0 0 0 0 0 0																
Shane Reynolds, R (1, 1)			1-2 SH1-4	2-2 G4-3		1-3 K			3-2 1-H HR	2 0 0 0 0 0 1 2																
Kevin Gryboski, R (6, 1)										0 0 0 0 0 0 0 0																
Ray King, L (6, 1)										0 0 0 0 0 0 0 0																
Darren Holmes, R (7, 1)										0 0 0 0 0 0 0 0																
Roberto Hernandez, R (7, 1)										0 0 0 0 0 0 0 0																
Mark DeRosa, R OBP: 0.172, SLG: 0.276 (9, PH)			1-2							1 1 1 2 0 0 0																
29 John Smoltz, R (9, 1)										0 0 0 0 0 0 0 0																
<b>Inning Stats</b>	R: 0 E: 0 K: 0 S: 8	H: 0 LOB: 0 BB: 0 P: 13	R: 0 E: 0 K: 0 S: 6	H: 0 LOB: 0 BB: 0 P: 9	R: 1 E: 0 K: 0 S: 12	H: 2 LOB: 1 BB: 0 P: 16	R: 3 E: 0 K: 1 S: 23	H: 4 LOB: 1 BB: 0 P: 35	R: 1 E: 0 K: 1 S: 13	H: 2 LOB: 1 BB: 0 P: 19	R: 0 E: 0 K: 3 S: 11	H: 0 LOB: 1 BB: 1 P: 17	R: 1 E: 0 K: 0 S: 10	H: 1 LOB: 0 BB: 0 P: 16	R: 0 E: 0 K: 3 S: 10	H: 0 LOB: 0 BB: 0 P: 14	R: 2 E: 0 K: 1 S: 17	H: 2 LOB: 1 BB: 0 P: 25	1B: 5 2B: 3 3B: 0 HR: 3	SF: 0 SAC: 2 DP: 0 HBP: 0	WP: 0 PB: 0 SB: 2 CS: 0	PA: 39				
<b>PITCHER</b>	IP WLS BF H R ER SO BB IBB HBP BLK WP HR S P ERA WHIP																									
Jerome Robertson, L ERA: 8.36 (1, 1)	4.1		20	7	5	5	1	0	0	0	0	1	51	75	10.38	1.615										
Pete Munro, R ERA: 2.79 (5, 1)	1.2		7	1	0	0	4	1	0	0	0	0	22	34	0.00	1.200										
Octavio Dotel, R ERA: 2.4 (7, 1)	2.0		7	1	1	1	3	0	0	0	0	1	20	30	4.50	0.500										
Billy Wagner, L ERA: 2.81 (9, 1)	1.0	L	5	2	2	2	1	0	0	0	0	1	17	25	18.00	2.000										

Atlanta Braves @ Houston Astros  
Minute Maid Park, Houston, TX  
Thu May 01 2003, 7:05 PM CDT  
Att. 24,673 - Cloudy - 83 F

livebaseballscorecards.com

AB	36
R	8
H	11
RBI	8
BB	1
SO	9
LOB	11



Batter	1	2	3	4	5	6	7	8	9	AB	R	H	RBI	BB	SO	LOB
<b>Craig Biggio, R</b> OBP: 0.294, SLG: 0.405 (1, 8)	G4-3	K			K	G4-3		E6		5	0	0	0	0	2	4
<b>Geoff Blum, S</b> OBP: 0.327, SLG: 0.356 (1, 5)	G3-1		G6-3 1B 2B		G3-1		G5-4-3 17 2B 1B	G4-3		5	2	2	0	0	0	1
<b>5 Jeff Bagwell, R</b> OBP: 0.398, SLG: 0.645 (1, 3)	2B 17 HR 1B		G6-3		G1-3		G5-4-3 1B		2-0 17 BB 1B	5	2	3	0	0	0	1
<b>Jeff Kent, R</b> OBP: 0.368, SLG: 0.548 (1, 4)	1-0 17 HR 2B		3-1 1B		3-2 17 1B 2B		G5-4-3		4-0 17 1B BB	4	2	3	1	1	0	2
<b>17 Lance Berkman, S</b> OBP: 0.363, SLG: 0.403 (1, 7)	3-2 HR		1-2 P5		1-0 1B		1-1 2B		0-1 G6-3 1B	5	1	4	6	0	0	1
<b>Richard Hidalgo, R</b> OBP: 0.369, SLG: 0.490 (1, 9)	K		1-3 K		0-0 E1 1B		4-0 IBB		1-2 P4	4	0	0	0	1	2	3
<b>Jose Vizcaino, S</b> OBP: 0.208, SLG: 0.159 (1, 6)			G4-3		4-2 G3-6-3 BB		G1-4-3		1-2 G6-3	4	0	1	0	1	0	4
<b>Gregg Zaun, S</b> OBP: 0.345, SLG: 0.360 (1, 2)			3-1 SH5-3 1B		1-2 G3-6-3		3-1 F9		0-3 K	3	0	1	0	0	0	3
<b>Brad Ausmus, R</b> OBP: 0.300, SLG: 0.378 (7, 2)					1-2 1-2f		1-2			1	0	0	0	0	1	0
<b>Jerome Robertson, L</b> OBP: 0.280, SLG: 0.250 (1, 1)			0-2 SH5-3		1-3 K		4-2 BB		0-0 G6-3	1	0	0	0	0	0	0
<b>Pete Murno, R</b> OBP: 0.324, SLG: 0.438 (5, 1)										0	0	0	0	0	0	0
<b>Morgan Ensberg, R</b> OBP: 0.324, SLG: 0.438 (6, PH)										0	0	0	0	1	0	0
<b>Octavio Dotel, R</b> OBP: 0.280, SLG: 0.543 (7, 1)										0	0	0	0	0	0	0
<b>Orlando Merced, S</b> OBP: 0.280, SLG: 0.543 (8, PH)										1	0	0	0	0	0	0
<b>Billy Wagner, L</b> OBP: 0.280, SLG: 0.543 (9, 1)										0	0	0	0	0	0	0

Inning Stats	R: 3	H: 3	E: 0	LOB: 0	K: 1	S: 14	R: 0	H: 1	E: 0	LOB: 1	K: 1	S: 13	R: 1	H: 2	E: 0	LOB: 1	K: 1	S: 11	R: 0	H: 0	E: 0	LOB: 0	K: 1	S: 12	R: 0	H: 0	E: 0	LOB: 0	K: 1	S: 8	R: 1	H: 3	E: 1	LOB: 3	K: 0	S: 19	R: 1	H: 3	E: 0	LOB: 2	K: 0	S: 9	R: 0	H: 0	E: 1	LOB: 1	K: 1	S: 9	R: 1	H: 2	E: 0	LOB: 1	K: 0	S: 10	1B: 9	SF: 0	2B: 4	SAC: 1	3B: 0	DP: 3	HR: 1	HBP: 0	WP: 1	PA: 43
--------------	------	------	------	--------	------	-------	------	------	------	--------	------	-------	------	------	------	--------	------	-------	------	------	------	--------	------	-------	------	------	------	--------	------	------	------	------	------	--------	------	-------	------	------	------	--------	------	------	------	------	------	--------	------	------	------	------	------	--------	------	-------	-------	-------	-------	--------	-------	-------	-------	--------	-------	--------

PITCHER	IP	WLS	BF	H	R	ER	SO	BB	IBB	HBP	BLK	WP	HR	S	P	ERA	WHIP
<b>Shane Reynolds, R</b> ERA: 6.43 (1, 1)	5.1		23	8	5	5	5	1	0	0	0	0	1	63	101	8.44	1.688
<b>Kevin Gryboski, R</b> ERA: 4.91 (6, 1)	0.0		1	0	0	0	0	0	0	0	0	0	0	1	1	∞	∞
<b>Ray King, L</b> ERA: 2.45 (6, 1)	0.2		4	1	0	0	0	1	0	0	0	1	0	13	22	0.00	3.000
<b>Darren Holmes, R</b> ERA: 6.23 (7, 1)	0.0		2	2	1	1	0	0	0	0	0	0	0	4	4	∞	∞
<b>Roberto Hernandez, R</b> ERA: 2.81 (7, 1)	2.0	W	8	1	0	0	1	0	1	0	0	0	0	14	25	0.00	0.500

**BOTTOM**

**Atlanta Braves @ Houston Astros**  
Minute Maid Park, Houston, TX  
Thu May 01 2003, 7:05 PM CDT  
Att. 24,673 - Cloudy - 83 F

livebaseballscorecards.com

<b>AB</b>	<b>38</b>
<b>R</b>	<b>7</b>
<b>H</b>	<b>14</b>
<b>RBI</b>	<b>7</b>
<b>BB</b>	<b>4</b>
<b>SO</b>	<b>6</b>
<b>LOB</b>	<b>19</b>







Batter	1	2	3	4	5	6	7	8	9	AB	R	H	RBI	BB	SO	LOB
<b>Craig Biggio, R</b> OBP: 0.300, SLG: 0.403 (1, 8)	3-2 F9		4-2 BB		0-0 1B	1-0 G6-3				3	0	1	1	1	0	2
<b>Geoff Blum, S</b> OBP: 0.324, SLG: 0.351 (1, 5)	0-1 F8		0-0 G4-3		0-0 1B		1-3 K2-3			4	0	1	1	0	1	2
<b>5 Jeff Bagwell, R</b> OBP: 0.386, SLG: 0.623 (1, 3)	0-0 F7			1-2 L6	0-0 F8		0-3 K			4	0	0	0	0	1	2
<b>Jeff Kent, R</b> OBP: 0.356, SLG: 0.528 (1, 4)		1-1 G5-3		1-1 G5-3	2-0 FC5		1-1 G6-3			4	0	0	0	0	0	2
<b>17 Lance Berkman, S</b> OBP: 0.347, SLG: 0.383 (1, 7)		3-2 G6-3		1-2 G3-1		2-3 K		0-0 F7		4	0	0	0	0	1	0
<b>Orlando Merced, S</b> OBP: 0.357, SLG: 0.513 (1, 9) <b>Billy Wagner, L</b> (9, 1)		2-1 G3-1			1-0 1B	2-2 F8		2-3 K		4	1	1	0	0	1	0
<b>Brad Ausmus, R</b> OBP: 0.298, SLG: 0.372 (1, 2)			0-3 K		1-0 1B	3-1 E5		2-0 G6-3		4	1	1	0	0	1	0
<b>28 Adam Everett, R</b> OBP: 0.667, SLG: 1.333 (1, 6)			3-1 3B		3-2 1B	2-2 1B				3	1	2	1	0	0	1
<b>Scott Linebrink, R</b> OBP: 0.375, SLG: 0.490 (5, PH) <b>Richard Hidalgo, R</b> OBP: 0.375, SLG: 0.490 (6, PH) <b>Ricky Stone, R</b> OBP: 0.224, SLG: 0.178 (6, PH) <b>Jose Vizcaino, S</b> OBP: 0.224, SLG: 0.178 (7, 1) <b>Bruce Chen, L</b> OBP: 0.224, SLG: 0.178 (7, 1) <b>Brandon Puffer, R</b> OBP: 0.224, SLG: 0.178 (8, 1) <b>54 Brad Lidge, R</b> OBP: 0.224, SLG: 0.178 (8, 1) <b>Brian Hunter, R</b> OBP: 0.222, SLG: 0.269 (9, 9)			2-3 K		4-2 1B	0-0 1B				1	0	0	0	0	1	1

**BOTTOM**

**Florida Marlins @ Houston Astros**  
Minute Maid Park, Houston, TX  
Fri May 02 2003, 7:05 PM CDT  
Att. 22,659 - Cloudy - 87 F

livebaseballscorecards.com

<b>AB</b>	<b>32</b>
<b>R</b>	<b>4</b>
<b>H</b>	<b>7</b>
<b>RBI</b>	<b>4</b>
<b>BB</b>	<b>2</b>
<b>SO</b>	<b>6</b>
<b>LOB</b>	<b>10</b>



Inning Stats	R: 0	H: 0	E: 0	LOB: 0	K: 0	BB: 0	S: 6	P: 9	R: 0	H: 0	E: 0	LOB: 0	K: 0	BB: 0	S: 10	P: 16	R: 0	H: 1	E: 0	LOB: 2	K: 2	BB: 1	S: 12	P: 21	R: 0	H: 0	E: 0	LOB: 0	K: 0	BB: 0	S: 8	P: 11	R: 3	H: 4	E: 0	LOB: 2	K: 0	BB: 1	S: 14	P: 25	R: 1	H: 2	E: 1	LOB: 2	K: 1	BB: 0	S: 13	P: 23	R: 0	H: 0	E: 0	LOB: 0	K: 2	BB: 0	S: 8	P: 10	R: 0	H: 0	E: 0	LOB: 0	K: 1	BB: 0	S: 5	P: 9	1B: 6	SF: 0	2B: 0	SAC: 0	3B: 1	DP: 0	HR: 0	HBP: 0	WP: 1	PA: 34	PB: 0	SB: 0	CS: 0
--------------	------	------	------	--------	------	-------	------	------	------	------	------	--------	------	-------	-------	-------	------	------	------	--------	------	-------	-------	-------	------	------	------	--------	------	-------	------	-------	------	------	------	--------	------	-------	-------	-------	------	------	------	--------	------	-------	-------	-------	------	------	------	--------	------	-------	------	-------	------	------	------	--------	------	-------	------	------	-------	-------	-------	--------	-------	-------	-------	--------	-------	--------	-------	-------	-------

PITCHER	IP	WLS	BF	H	R	ER	SO	BB	IBB	HBP	BLK	WP	HR	S	P	ERA	WHIP
<b>Brad Penny, R</b> ERA: 4.17 (1, 1)	6.0	L	28	7	4	3	3	2	0	0	0	1	0	63	105	4.50	1.500
<b>Tim Lincecum, R</b> ERA: 5.4 (7, 1)	2.0		6	0	0	0	3	0	0	0	0	0	0	13	19	0.00	0.000


Batter	1	2	3	4	5	6	7	8	9	AB R H RBI BB SO LOB	TOP	
Juan Pierre, L (1, 8) OBP: 0.322, SLG: 0.331	1-0 B2-3		3-2 G6-3 1B		4-2 BB		0-1 FC1-5 1B		1-1 F9	4 0 1 0 1 0 2		
Luis Castillo, S (1, 4) OBP: 0.356, SLG: 0.395	2-2 F8		3-2 G6-3		0-0 F7		0-2 1B			4 0 1 0 0 0 3		
Ivan Rodriguez, R (1, 2) OBP: 0.390, SLG: 0.442	0-0 G4-3		1-1 G6-3		1-1 P4		2-2 G1-4-6-3			4 0 0 0 0 0 6		
Mike Lowell, R (1, 5) OBP: 0.350, SLG: 0.551		0-0 G6-3		0-2 F8		1-2 G6-3 1B		0-0 G5-3		4 0 1 0 0 0 0		
Juan Encarnacion, R (1, 9) OBP: 0.307, SLG: 0.450		0-0 G1-3		1-3 K2-3		2-1 F8		0-0 1B		4 0 1 0 0 1 1		
Derrek Lee, R (1, 3) OBP: 0.364, SLG: 0.475		3-1 HR		2-0 HR		1-1 G6-3		1-1 G5-4-3 1B		4 2 3 2 0 0 1		
Alex Gonzalez, R (1, 6) OBP: 0.377, SLG: 0.642		3-2 2B		1-1 F7		1-0 G5-3		0-1 G5-4-3		4 0 1 0 0 0 3		
Todd Hollandsworth, L (1, 7) OBP: 0.327, SLG: 0.432		2-2 G1-3			0-0 G1-3		4-1 FC1-5 1B		0-3 K	3 0 0 0 1 1 1		
Justin Wayne, R (1, 1) Tommy Phelps, L (1, 1) Mike Mordecai, R (5, PH) Allen Levrault, R (5, 1) Andy Fox, L (7, PH) Toby Gotland, R (7, 1) Armando Almanza, L (8, 1) Mike Redmond, R (9, PH)			1-0 G5-3		4-2 BB		2-1 1B		1-2 F9	0 0 0 0 0 0 0 1 0 0 0 0 0 0 0 0 0 0 1 0 0 0 0 0 0 0 0 0 1 0 1 0 0 0 0 0 0 0 0 0 0 0 0 0 0 0 0 0 0 1 0 0 0 0 0 0		
<b>Inning Stats</b>	R: 0 H: 0 E: 0 LOB: 0 K: 0 BB: 0 S: 6 P: 9	R: 1 H: 2 E: 0 LOB: 1 K: 0 BB: 0 S: 11 P: 19	R: 0 H: 1 E: 0 LOB: 1 K: 0 BB: 0 S: 12 P: 20	R: 1 H: 1 E: 0 LOB: 0 K: 1 BB: 0 S: 12 P: 16	R: 0 H: 0 E: 0 LOB: 2 K: 0 BB: 2 S: 9 P: 18	R: 0 H: 1 E: 0 LOB: 1 K: 0 BB: 0 S: 10 P: 15	R: 0 H: 2 E: 0 LOB: 2 K: 0 BB: 1 S: 11 P: 19	R: 0 H: 2 E: 0 LOB: 1 K: 0 BB: 0 S: 6 P: 7	R: 0 H: 0 E: 0 LOB: 0 K: 1 BB: 0 S: 8 P: 10	1B: 6 SF: 0 2B: 1 SAC: 0 3B: 0 DP: 2 HR: 2 HBP: 0	WP: 0 PA: 37 PB: 0 SB: 0 CS: 0	
<b>PITCHER</b>	IP WLS BF H R ER SO BB IBB HBP BLK WP HR S P ERA WHIP											
Tim Redding, R (1, 1) ERA: 3.34	5.0 W 22 5 2 2 1 2 0 0 0 0 0 2 55 88 3.60 1.400											
Ricky Stone, R (6, 1) ERA: 1.69	1.0 H 3 0 0 0 0 0 0 0 0 0 0 0 5 9 0.00 0.000											
Pete Munro, R (7, 1) ERA: 2.53	2.0 H 9 4 0 0 0 1 0 0 0 0 0 0 17 26 0.00 2.500											
Octavio Dotel, R (9, 1) ERA: 2.25	1.0 S 3 0 0 0 0 1 0 0 0 0 0 0 8 10 0.00 0.000											

**Florida Marlins @ Houston Astros**  
Minute Maid Park, Houston, TX

Sat May 03 2003, 6:05 PM CDT  
Att. 28,188 - Overcast - 84 F

[livebaseballscorecards.com](http://livebaseballscorecards.com)

AB	34
R	2
H	9
RBI	2
BB	3
SO	2
LOB	17







Batter	1	2	3	4	5	6	7	8	9	AB	R	H	RBI	BB	SO	LOB
Brian Hunter, R OBP: 0.200, SLG: 0.241 Orlando Merced, S OBP: 0.349, SLG: 0.500 (1, 8) (7, PH) (8, 7)	F9			G6-3	K		FC6-4			3	0	0	0	0	1	1
Brad Ausmus, R OBP: 0.284, SLG: 0.351 (1, 2)	P6			K		F9		1B 1B		4	1	1	0	0	1	0
5 Jeff Bagwell, R OBP: 0.397, SLG: 0.608 (1, 3)	K			HR		G5-3		K		3	1	0	0	1	2	1
Richard Hidalgo, R OBP: 0.400, SLG: 0.525 (1, 9)		17 G4-6-3 1B		HR		BB		17 1B 17 E 1B		3	2	3	2	1	0	0
Morgan Ensberg, R OBP: 0.366, SLG: 0.457 (1, 5)	F9			17 E 17 S 1B		BB		17 E FC3-6 1B		3	1	2	1	1	0	1
17 Lance Berkman, S OBP: 0.350, SLG: 0.375 (1, 7) (8, 8)	G4-6-3			K		PO		E3		4	0	2	0	0	1	2
Jose Vizcaino, S OBP: 0.208, SLG: 0.163 (1, 4)					G5-3		SH1-4 1B	FC3-6 1B		3	0	0	1	0	1	1
28 Adam Everett, R OBP: 0.364, SLG: 0.600 (1, 6)	P3				G1-3		K	G4-3		4	0	0	0	0	1	2
44 Roy Oswalt, R OBP: 0.294, SLG: 0.294 Jeff Kent, R OBP: 0.371, SLG: 0.527 54 Brad Lidge, R Billy Wagner, L (1, 1) (7, PH) (8, 1) (9, 1)	G4-3						FC6-4 BB			2	0	1	0	0	0	0

Inning Stats	R: 0	H: 0	R: 0	H: 1	R: 0	H: 0	R: 2	H: 2	R: 0	H: 1	R: 0	H: 0	R: 0	H: 1	R: 3	H: 4
	E: 0	LOB: 0	E: 0	LOB: 0	E: 0	LOB: 0	E: 0	LOB: 1	E: 0	LOB: 1	E: 0	LOB: 1	E: 0	LOB: 2	E: 1	LOB: 1
	K: 1	BB: 0	K: 0	BB: 0	K: 2	BB: 1	K: 1	BB: 2	K: 1	BB: 1	K: 1	BB: 1	K: 1	BB: 1	K: 13	BB: 0
	S: 7	P: 8	S: 4	P: 9	S: 7	P: 10	S: 11	P: 21	S: 10	P: 13	S: 11	P: 21	S: 8	P: 13	S: 13	P: 18


PITCHER	IP	WLS	BF	H	R	ER	SO	BB	IBB	HBP	BLK	WP	HR	S	P	ERA	WHIP
Michael Tejera, L ERA: 5.04 Tim Spooneybarger, R ERA: 6.0 Braden Looper, R ERA: 2.29	(1, 1)	6.0	23	4	2	2	5	3	0	0	0	0	0	1	82	3.00	1.167
	(7, 1)	1.1	10	5	3	2	2	1	0	0	0	0	0	18	27	13.50	4.500
	(8, 1)	0.2	2	0	0	0	0	0	0	0	0	0	0	3	4	0.00	0.000

**BOTTOM**

**Florida Marlins @ Houston Astros**  
Minute Maid Park, Houston, TX

Sun May 04 2003, 1:05 PM CDT  
Att: 31,764 - Dome - 72 F

AB	30
R	5
H	9
RBI	4
BB	4
SO	7
LOB	10



WP	PA	3B	SF	SAC	DP	HBP
0	36	0	0	1	1	0

Batter	1	2	3	4	5	6	7	8	9	AB R H RBI BB SO LOB	TOP											
<b>Kenny Lofton, L</b> (1, 8) OBP: 0.289, SLG: 0.304	1-0 B1-3			1-2 F9		3-1 F7			1-0 G4-3	4 0 1 0 0 0 1	<b>Pittsburgh Pirates @ Houston Astros</b> Minute Maid Park, Houston, TX Mon May 05 2003, 7:05 PM CDT Att. 22,765 - Dome - 72 F											
<b>2 Jack Wilson, R</b> (1, 6) OBP: 0.295, SLG: 0.349	2-2 G3-1			0-2 G6-3			2-2 G4-3	2-1 G4-3	4 0 0 0 0 0 1													
<b>18 Jason Kendall, R</b> (1, 2) OBP: 0.395, SLG: 0.438 <b>Craig Wilson, R</b> (8, 2) OBP: 0.370, SLG: 0.405	1-2 G6-3			1-2 G6-3			4-2 1B BB	2-3 K	2 0 0 0 1 0 0 1 0 0 0 0 1 1													
<b>Randall Simon, L</b> (1, 3) OBP: 0.321, SLG: 0.413		0-1 G1-3			0-1 G3		0-0 G5-4-3 1B	2-2 G1-3	4 0 1 0 0 0 1													
<b>Aramis Ramirez, R</b> (1, 5) OBP: 0.292, SLG: 0.339		2-3 K			2-0 F7		1-1 G5-4-3		3 0 0 0 0 1 2													
<b>Matt Stairs, L</b> (1, 7) OBP: 0.277, SLG: 0.300		1-2 F8			3-3 K			0-0 HR	3 1 1 1 0 1 0													
<b>Reggie Sanders, R</b> (1, 9) OBP: 0.333, SLG: 0.462			1-2 G5-3			0-0 G4-3		1-0 F7	3 0 0 0 0 0 0													
<b>Pokey Reese, R</b> (1, 4) OBP: 0.263, SLG: 0.284			1-2 G6-3			0-2 SH3 1B		1-2 P4	3 0 1 0 0 0 0													
<b>Kris Benson, R</b> (1, 1) <b>Brian Meadows, R</b> (3, 1) <b>Rob Mackowiak, L</b> (8, PH) OBP: 0.250, SLG: 0.313 <b>Dennys Reyes, R</b> (8, 1)			2-3 K			0-0 SH3		1-3 K	1 0 0 0 0 1 0 0 0 0 0 0 0 0 1 0 0 0 0 1 0 0 0 0 0 0 0 0													
<b>Inning Stats</b>	R: 0 E: 0 K: 0 S: 7	H: 0 LOB: 0 BB: 0 P: 11	R: 0 E: 0 K: 1 S: 9	H: 0 LOB: 0 BB: 0 P: 12	R: 0 E: 0 K: 1 S: 9	H: 0 LOB: 0 BB: 0 P: 13	R: 0 E: 0 K: 0 S: 11	H: 0 LOB: 0 BB: 0 P: 13	R: 0 E: 0 K: 1 S: 7	H: 0 LOB: 0 BB: 0 P: 12		R: 0 E: 0 K: 0 S: 7	H: 1 LOB: 1 BB: 0 P: 10	R: 0 E: 0 K: 0 S: 8	H: 1 LOB: 1 BB: 1 P: 15	R: 1 E: 0 K: 1 S: 8	H: 1 LOB: 0 BB: 0 P: 11	R: 0 E: 0 K: 1 S: 9	H: 1 LOB: 1 BB: 0 P: 16	1B: 3 2B: 0 3B: 0 HR: 1	SF: 0 SAC: 1 DP: 1 HBP: 0	WP: 0 PB: 0 SB: 0 CS: 0
<b>PITCHER</b>	IP WLS BF H R ER SO BB IBB HBP BLK WP HR S P ERA WHIP												<b>PITCHER</b>	IP WLS BF H R ER SO BB IBB HBP BLK WP HR S P ERA WHIP								
<b>Wade Miller, R</b> (1, 1) ERA: 5.02	8.0 W 27 3 1 1 4 1 0 0 0 0 0 1 66 97 1.12 0.500																					
<b>Nate Bland, L</b> (9, 1) ERA:	0.0 1 1 0 0 0 0 0 0 0 0 0 0 1 2 ∞ ∞																					
<b>Ricky Stone, R</b> (9, 1) ERA: 1.59	1.0 3 0 0 0 0 1 0 0 0 0 0 0 8 14 0.00 0.000																					

livebaseballscorecards.com

<b>AB</b>	<b>29</b>
<b>R</b>	<b>1</b>
<b>H</b>	<b>4</b>
<b>RBI</b>	<b>1</b>
<b>BB</b>	<b>1</b>
<b>SO</b>	<b>5</b>
<b>LOB</b>	<b>6</b>



Batter	1	2	3	4	5	6	7	8	9
<b>Craig Biggio, R</b> OBP: 0.314, SLG: 0.426 (1, 8)	2-1 F9		1-2 SF8 5 HR 2B	0-2 G6-3		2-1 P4		0-2 2-H 1B	
<b>Geoff Blum, S</b> OBP: 0.321, SLG: 0.388 (1, 5)	1-0 HR		0-0 SF8	0-0 F9			3-2 G4-3	0-1 G5-3	
<b>5 Jeff Bagwell, R</b> OBP: 0.397, SLG: 0.624 (1, 3)	0-1 L5		2-0 HR		0-1 G5-3		0-1 BB 1B	3-3 K	
<b>Jeff Kent, R</b> OBP: 0.375, SLG: 0.522 (1, 4)	2-1 F8		2-1 17 1B 2B 1B		0-2 F9		4-2 1B BB		
<b>17 Lance Berkman, S</b> OBP: 0.355, SLG: 0.374 (1, 7)		0-0 G4-3	2-1 SAFE 2B 1B		4-0 FC5-4 BB		2-2 K		
<b>Richard Hidalgo, R</b> OBP: 0.411, SLG: 0.543 (1, 9)		3-2 S 1B	2-2 G3-1 1-H 2-H 2B		1-2 FC5-4 1-2f		2-2 1B		
<b>Brad Ausmus, R</b> OBP: 0.283, SLG: 0.347 (1, 2)		2-1 P4	1-1 G3-1		1-1 28 G6-3 1B		0-0 G4-3		
<b>28 Adam Everett, R</b> OBP: 0.333, SLG: 0.571 (1, 6)		0-0 G5-3	0-0 F8		1 SAFE G6-3		2-0 1B 2B		
<b>Wade Miller, R</b> OBP: 0.214, SLG: 0.214 (1, 1)			2-1 2B SF8 1B		1-2 F8		0-3 K		
<b>Brian Hunter, R</b> OBP: 0.194, SLG: 0.233 (8, PH)									
<b>Nate Bland, L</b> (9, 1)									
<b>Ricky Stone, R</b> (9, 1)									

Inning Stats	R: 1	H: 1	R: 0	H: 1	R: 5	H: 6	R: 0	H: 0	R: 0	H: 1	R: 1	H: 2	R: 1	H: 2
	E: 0	LOB: 0	E: 0	LOB: 1	E: 0	LOB: 1	E: 0	LOB: 0	E: 0	LOB: 1	E: 0	LOB: 2	E: 0	LOB: 1
	K: 0	BB: 0	K: 0	BB: 0	K: 0	BB: 0	K: 0	BB: 0	K: 1	BB: 1	K: 1	BB: 1	K: 2	BB: 0
	S: 7	P: 12	S: 7	P: 12	S: 17	P: 29	S: 9	P: 10	S: 7	P: 10	S: 19	P: 30	S: 12	P: 17

PITCHER	IP	WLS	BF	H	R	ER	SO	BB	IBB	HBP	BLK	WP	HR	S	P	ERA	WHIP
<b>Kris Benson, R</b> ERA: 4.01 (1, 1)	2.1	L	15	8	6	6	0	0	0	0	0	0	2	28	49	23.14	3.429
<b>Brian Meadows, R</b> ERA: 2.45 (3, 1)	4.2		19	3	1	1	1	2	0	0	0	0	0	47	68	1.93	1.071
<b>Dennys Reyes, L</b> ERA: 3.12 (8, 1)	1.0		5	2	1	1	2	0	0	0	0	0	0	12	17	9.00	2.000

**BOTTOM**


**Pittsburgh Pirates @ Houston Astros**  
Minute Maid Park, Houston, TX

Mon May 05 2003, 7:05 PM CDT  
Att. 22,765 - Dome - 72 F

AB	R	H	RBI	BB	SO	LOB
5	1	2	1	0	0	1
4	1	1	2	0	0	1
5	2	2	2	0	1	1
3	1	1	0	1	0	0
3	1	1	0	1	1	2
4	0	3	3	0	0	1
4	0	1	0	0	0	4
4	1	1	0	0	0	3
3	1	1	0	0	0	1
1	0	0	0	0	1	1
0	0	0	0	0	0	0
0	0	0	0	0	0	0

AB	36
R	8
H	13
RBI	8
BB	2
SO	3
LOB	15

WP: 0 PA: 39  
PB: 0  
SB: 1  
CS: 0



PITCHER	IP	WLS	BF	H	R	ER	SO	BB	IBB	HBP	BLK	WP	HR	S	P	ERA	WHIP
<b>Kris Benson, R</b> ERA: 4.01 (1, 1)	2.1	L	15	8	6	6	0	0	0	0	0	0	2	28	49	23.14	3.429
<b>Brian Meadows, R</b> ERA: 2.45 (3, 1)	4.2		19	3	1	1	1	2	0	0	0	0	0	47	68	1.93	1.071
<b>Dennys Reyes, L</b> ERA: 3.12 (8, 1)	1.0		5	2	1	1	2	0	0	0	0	0	0	12	17	9.00	2.000

Batter	1	2	3	4	5	6	7	8	9	AB R H RBI BB SO LOB	TOP																
<b>Kenny Lofton, L</b> (1, 8) OBP: 0.310, SLG: 0.353	4-2 18 S E BB	2-1 1B 2B		2-1 CS 1B		3-2 HR	3-2 F8			4 3 3 1 1 0 2																	
<b>Reggie Sanders, R</b> (1, 9) OBP: 0.336, SLG: 0.490	0-3 K	2-2 1B		0-1 CS 1-2	2-3 K	1-1 HR		1-3 K		5 1 2 3 0 3 1																	
<b>18 Jason Kendall, R</b> (1, 2) OBP: 0.403, SLG: 0.435	4-1 E BB	1-3 K			4-0 1B 2B BB	1-1 FC5-4 1B		2-1 G6-3		3 2 1 0 2 1 1																	
<b>Randall Simon, L</b> (1, 3) OBP: 0.330, SLG: 0.429 <b>Kevin Young, R</b> (8, PH) OBP: 0.255, SLG: 0.327 (8, 3)	0-1 E6 SF8 2B 1-H 2-H		0-0 E6 G4-3		1-0 2B 1B	0-1 F7		0-0 2B		4 2 2 2 0 0 1 1 0 1 0 0 0 0																	
<b>Aramis Ramirez, R</b> (1, 5) OBP: 0.289, SLG: 0.344	0-0 SF8		1-2 P5		1-1 2B	0-0 FC5-4		0-0 P2		4 0 1 3 0 0 3																	
<b>Matt Stairs, L</b> (1, 7) OBP: 0.275, SLG: 0.286 <b>Craig Wilson, R</b> (9, PH) OBP: 0.362, SLG: 0.395	2-3 K		1-2 G4-3		4-0 IBB		2-0 P3		3-2 G6-3	3 0 0 0 1 1 1 1 0 0 0 0 0 0																	
<b>Pokey Reese, R</b> (1, 4) OBP: 0.260, SLG: 0.272		1-2 F9	2-3 K		1-2 L7		4-2 S 2B BB		1-3 K	4 0 0 0 1 2 3																	
<b>2 Jack Wilson, R</b> (1, 6) OBP: 0.299, SLG: 0.351		1-1 2B 1B 1B		1-0 G6-3	1-1 F8		1 SAFE 1-2 S 1B		0-0 F8	5 1 2 0 0 0 2																	
<b>Kip Wells, R</b> (1, 1) OBP: 0.260, SLG: 0.500 <b>Adam Hyzdu, R</b> (7, PH) OBP: 0.238, SLG: 0.333 <b>Brian Boehringer, S</b> (7, 1) <b>Scott Sauerbeck, R</b> (8, 1) <b>Mike Williams, R</b> (8, 1) <b>Abraham Nunez, S</b> (8, 5) OBP: 0.279, SLG: 0.205		0-3 K	0-0 G1-3		0-0 G6-3	1-1 G6-3	0-3 K			3 0 0 0 0 0 1 1 1 0 0 0 0 0 1 2 0																	
<b>Inning Stats</b>	R: 3 E: 1 K: 2 S: 13	H: 1 LOB: 0 BB: 2 P: 23	R: 2 E: 0 K: 2 S: 16	H: 3 LOB: 1 BB: 0 P: 23	R: 0 E: 1 K: 1 S: 10	H: 0 LOB: 1 BB: 0 P: 14	R: 0 E: 0 K: 0 S: 5	H: 1 LOB: 0 BB: 0 P: 8	R: 2 E: 0 K: 1 S: 11	H: 2 LOB: 2 BB: 2 P: 25	R: 2 E: 0 K: 0 S: 12	H: 3 LOB: 1 BB: 0 P: 18	R: 0 E: 0 K: 1 S: 14	H: 1 LOB: 2 BB: 1 P: 24	R: 0 E: 0 K: 1 S: 8	H: 1 LOB: 1 BB: 0 P: 11	R: 0 E: 0 K: 1 S: 11	H: 0 LOB: 0 BB: 0 P: 15	1B: 6 2B: 4 3B: 0 HR: 2	SF: 1 SAC: 0 DP: 0 HBP: 0	WP: 0 PB: 0 SB: 3 CS: 1	PA: 45					
<b>PITCHER</b>	IP	WLS	BF	H	R	ER	SO	BB	IBB	HBP	BLK	WP	HR	S	P	ERA	WHIP										
<b>Kirk Saarloos, R</b> (1, 1) ERA: 18.0	2.0		12	4	5	4	4	2	0	0	0	0	0	29	46	18.00	3.000										
<b>Brandon Puffer, R</b> (3, 1) ERA: 6.14	2.0		7	1	0	0	1	0	0	0	0	0	0	15	22	0.00	0.500										
<b>Pete Munro, R</b> (5, 1) ERA: 3.86	2.0		13	5	4	4	1	1	1	0	0	0	2	23	43	18.00	3.000										
<b>Nate Bland, L</b> (7, 1) ERA:	2.0	W	9	2	0	0	2	1	0	0	0	0	0	22	35	0.00	1.500										
<b>Billy Wagner, L</b> (9, 1) ERA: 2.37	1.0	S	3	0	0	0	1	0	0	0	0	0	0	11	15	0.00	0.000										

**Pittsburgh Pirates @ Houston Astros**  
Minute Maid Park, Houston, TX  
Tue May 06 2003, 7:05 PM CDT  
Att. 27,023 - Cloudy - 81 F

[livebaseballscorecards.com](http://livebaseballscorecards.com)

<b>AB</b>	<b>38</b>
<b>R</b>	<b>9</b>
<b>H</b>	<b>12</b>
<b>RBI</b>	<b>9</b>
<b>BB</b>	<b>5</b>
<b>SO</b>	<b>9</b>
<b>LOB</b>	<b>17</b>







Batter	1	2	3	4	5	6	7	8	9	AB	R	H	RBI	BB	SO	LOB	TOP										
<b>Kenny Lofton, L</b> OBP: 0.321, SLG: 0.358 (1, 8)	1-1 FC6-4 1B		3-3 K	4-1 FC6-4 BB			1-0 BB 2B 1B	1-0 F7		4	1	2	0	1	1	0											
<b>Reggie Sanders, R</b> OBP: 0.330, SLG: 0.476 (1, 9)	2-0 F8		3-2 1B	2-2 K			2-3 K	0-0 F7		5	0	1	0	0	2	5											
<b>18 Jason Kendall, R</b> OBP: 0.403, SLG: 0.429 (1, 2)	0-2 FC6-4 BB 1-2f		2-2 HBP 1B	2-2 FC6-4 1-2f			4-0 BB 2B BB		0-1 G4-3	4	2	1	0	1	0	4											
<b>Brian Giles, L</b> OBP: 0.422, SLG: 0.303 (1, 7)	4-1 BB		1-1 HBP 1B		1-1 P6		4-2 2B BB	0-0 F8		2	1	0	0	2	0	0											
<b>Randall Simon, L</b> OBP: 0.333, SLG: 0.432 (1, 3)	3-2 P2		1-0 1B HBP	1-2 HBP	2-3 K		0-2 2B	0-2 G6-3		4	0	1	2	0	1	2											
<b>Aramis Ramirez, R</b> OBP: 0.295, SLG: 0.344 (1, 5)		0-1 G6-3	0-0 1B	1-3 2-H 3-H	2-3 K		4-0 IBB			3	0	1	2	1	1	0											
<b>Pokey Reese, R</b> OBP: 0.262, SLG: 0.274 (1, 4)		2-0 F8		0-1 1B		0-1 L7	1-3 K			3	0	1	0	0	0	0											
<b>Matt Stairs, L</b> OBP: 0.271, SLG: 0.281 (7, PH)				16 FC3-5 2 1B						1	0	0	0	0	1	3											
<b>Abraham Nunez, S</b> OBP: 0.279, SLG: 0.205 (7, 4)										0	0	0	0	0	0	0											
<b>2 Jack Wilson, R</b> OBP: 0.306, SLG: 0.365 (1, 6)		1-0 2B		1-2 BB FC3-5 1B		2-1 G4-3	1-3 K			4	0	2	0	0	1	3											
<b>Dennys Reyes, R</b> (7, 1)										0	0	0	0	0	0	0											
<b>Joe Beimel, L</b> (8, 1)										0	0	0	0	0	0	0											
<b>16 Salomon Torres, R</b> (1, 1)		2-1 L1-3		0-0 FC3-5 BB		0-3 K		0-2 G4-3		3	0	0	0	0	1	3											
<b>Julian Tavarez, L</b> (6, 1)										0	0	0	0	0	0	0											
<b>Rob Mackowiak, L</b> OBP: 0.245, SLG: 0.306 (7, 4)				1-2 2-3f						1	0	0	0	0	0	0											
<b>Inning Stats</b>	R: 0 E: 0 K: 0 S: 11	H: 1 LOB: 2 BB: 1 P: 21	R: 0 E: 0 K: 0 S: 6	H: 1 LOB: 1 BB: 0 P: 11	R: 2 E: 0 K: 1 S: 11	H: 3 LOB: 2 BB: 0 P: 21	R: 0 E: 0 K: 1 S: 16	H: 2 LOB: 3 BB: 1 P: 25	R: 0 E: 0 K: 1 S: 8	H: 0 LOB: 0 BB: 0 P: 13	R: 0 E: 0 K: 1 S: 7	H: 0 LOB: 0 BB: 0 P: 9	R: 2 E: 0 K: 3 S: 18	H: 2 LOB: 3 BB: 3 P: 35	R: 0 E: 0 K: 0 S: 8	H: 0 LOB: 0 BB: 0 P: 9	R: 0 E: 0 K: 0 S: 6	H: 0 LOB: 0 BB: 0 P: 6	1B: 7 2B: 2 3B: 0 HR: 0	SF: 0 SAC: 0 DP: 0 HBP: 2	WP: 0 PB: 0 SB: 0 CS: 0	PA: 41					
<b>PITCHER</b>	IP	WLS	BF	H	R	ER	SO	BB	IBB	HBP	BLK	WP	HR	S	P	ERA	WHIP										
<b>Scott Linebrink, R</b> ERA: 4.0 (1, 1)	5.0		24	7	2	2	4	2	0	2	0	0	0	52	91	3.60	1.800										
<b>Ricky Stone, R</b> ERA: 1.5 (6, 1)	1.0		3	0	0	0	1	0	0	0	0	0	0	7	9	0.00	0.000										
<b>54 Brad Lidge, R</b> ERA: 1.8 (7, 1)	0.1	B	6	2	2	2	1	2	1	0	0	0	0	12	27	54.00	12.000										
<b>Octavio Dotel, R</b> ERA: 2.04 (7, 1)	1.2	W	5	0	0	0	2	0	0	0	0	0	0	14	17	0.00	0.000										
<b>Brandon Puffer, R</b> ERA: 5.4 (9, 1)	1.0		3	0	0	0	0	0	0	0	0	0	0	6	6	0.00	0.000										

**Pittsburgh Pirates @ Houston Astros**  
Minute Maid Park, Houston, TX  
Wed May 07 2003, 7:05 PM CDT  
Att. 22,706 - Sunny - 86 F

[livebaseballscorecards.com](http://livebaseballscorecards.com)

<b>AB</b>	<b>34</b>
<b>R</b>	<b>4</b>
<b>H</b>	<b>9</b>
<b>RBI</b>	<b>4</b>
<b>BB</b>	<b>5</b>
<b>SO</b>	<b>8</b>
<b>LOB</b>	<b>20</b>







Batter	1	2	3	4	5	6	7	8	9	AB R H RBI BB SO LOB
<b>Craig Biggio, R</b> OBP: 0.318, SLG: 0.426 (1, 8)	0-1 G6-3		4-0 1B 5 1B BB		2-2 F7		3-0 5 S 2B			3 1 1 1 1 0 0
<b>Geoff Blum, S</b> OBP: 0.350, SLG: 0.420 (1, 5)	1-1 5 G5-4-3 1B		0-1 5 1B 1-3 3-H 1B			2-2 5 WP 2B	3-H 4-2 BB			3 1 3 1 1 0 0
<b>5 Jeff Bagwell, R</b> OBP: 0.400, SLG: 0.599 (1, 3)	2-2 G5-4-3 1-2f		2-2 1-2 3-H 1B			2-3 K 2-3	1-2 L5 2-3			4 0 1 1 0 1 4
<b>Jeff Kent, R</b> OBP: 0.387, SLG: 0.548 (1, 4)		0-0 F8	0-3 K			1-2 P4 2-3		2-2 17 1B 2B		4 1 1 0 0 1 3
<b>17 Lance Berkman, S</b> OBP: 0.367, SLG: 0.410 (1, 7)		3-2 P5		1-1 G1-3		4-0 WP IBB		0-0 28 2B 1B		3 1 1 0 1 0 0
<b>Richard Hidalgo, R</b> OBP: 0.400, SLG: 0.509 (1, 9)		1-2 E5 CS		1-0 G6-3		2-2 F7 1-2 3-H		1-1 F8		4 0 0 0 0 0 3
<b>Jose Vizcaino, S</b> OBP: 0.224, SLG: 0.204 (1, 6)		1-2 CS	2-2 G3 1B 2B	3-2 G4-3			1-1 G4-3 SH2-3 2B 1B	2-1 G4-3 1-H 2-H 2B		3 1 2 0 0 0 0 1 1 1 2 0 0 0
<b>28 Adam Everett, R</b> OBP: 0.304, SLG: 0.476 (7, PR) (8, 6)										
<b>Brad Ausmus, R</b> OBP: 0.265, SLG: 0.324 (1, 2)			3-2 G3 2-3		0-0 G6-3		0-0 SH2-3 1-2	0-2 G4-3 2-3		3 0 0 0 0 0 2
<b>Tim Redding, R</b> <b>Brian Hunter, R</b> <b>Ricky Stone, R</b> <b>Nate Stans, L</b> <b>Pete Munro, R</b> <b>Orlando Merced, S</b> <b>Octavio Dotel, R</b> <b>Morgan Ensberg, R</b> <b>Gley Wagner, L</b>			1-2 G4-3		2-1 G5-3		2-1 G4-3 2-3	2-2 P3		1 0 0 0 0 0 0 1 1 0 1 0 0 0 0 0 0 2 0 0 0 0 0 0 0 0 1 0 0 0 0 0 0 0 0 0 0 0 0 0 0 1 0 0 0 0 0 0 0 0

Inning Stats	R: 0 E: 0 K: 0 S: 7	H: 1 LOB: 0 BB: 0 P: 10	R: 0 E: 1 K: 0 S: 10	H: 0 LOB: 0 BB: 0 P: 15	R: 2 E: 0 K: 1 S: 19	H: 3 LOB: 2 BB: 1 P: 30	R: 0 E: 0 K: 0 S: 8	H: 0 LOB: 0 BB: 0 P: 13	R: 0 E: 0 K: 0 S: 6	H: 0 LOB: 0 BB: 0 P: 10	R: 1 E: 0 K: 1 S: 13	H: 1 LOB: 1 BB: 1 P: 24	R: 1 E: 0 K: 0 S: 13	H: 2 LOB: 2 BB: 1 P: 24	R: 2 E: 0 K: 0 S: 14	H: 3 LOB: 1 BB: 0 P: 21
	1B: 6 2B: 4 3B: 0 HR: 0	SF: 0 SAC: 1 DP: 1 HBP: 0	WP: 2 PB: 0 SB: 1 CS: 1	PA: 37												

PITCHER	IP	WLS	BF	H	R	ER	SO	BB	IBB	HBP	BLK	WP	HR	S	P	ERA	WHIP
<b>Jeff Suppan, R</b> ERA: 2.54 (1, 1)	6.2	L	28	7	4	4	2	1	1	0	0	2	0	69	114	5.40	1.200
<b>Joe Beimel, L</b> ERA: 2.4 (7, 1)	0.0		1	0	0	0	0	1	0	0	0	0	0	2	6	∞	∞
<b>Brian Boehringer, R</b> ERA: 10.38 (7, 1)	1.1		7	3	2	2	0	0	0	0	0	0	0	19	27	13.50	2.250

**BOTTOM**

**Pittsburgh Pirates @ Houston Astros**  
Minute Maid Park, Houston, TX  
Thu May 08 2003, 1:05 PM CDT  
Att. 28,836 - Dome - 72 F

livebaseballscores.com

<b>AB</b>	<b>32</b>
<b>R</b>	<b>6</b>
<b>H</b>	<b>10</b>
<b>RBI</b>	<b>5</b>
<b>BB</b>	<b>3</b>
<b>SO</b>	<b>2</b>
<b>LOB</b>	<b>16</b>



Batter	1	2	3	4	5	6	7	8	9	AB R H RBI BB SO LOB	TOP									
<b>Craig Biggio, R</b> (1, 8) OBP: 0.321, SLG: 0.421	0-2 G5-4-3 1B 5 BB	0-0 F9			1-3 K		1-1 FC5-2 FC6-4		4-1 BB	4 1 1 0 1 1 4										
<b>Geoff Blum, S</b> (1, 5) OBP: 0.341, SLG: 0.409 <b>Morgan Ensberg, R</b> (7, PH) OBP: 0.375, SLG: 0.512	0-3 K		0-0 L8			1-1 F9	0-1 FC6-4		0-3 K	3 0 0 0 0 1 1 2 0 0 0 0 1 5										
<b>5 Jeff Bagwell, R</b> (1, 3) OBP: 0.396, SLG: 0.586	4-1 G5-4-3 1B BB		0-1 G1-3			2-2 F7		2-2 P6		3 0 0 0 1 0 0										
<b>Jeff Kent, R</b> (1, 4) OBP: 0.377, SLG: 0.531	0-0 G5-4-3		2-3 K			0-1 F7		2-2 P4		4 0 0 0 0 1 2										
<b>17 Lance Berkman, S</b> (1, 7) OBP: 0.371, SLG: 0.402	4-1 1B BB				1-2 K		4-2 1B BB	2-3 K		2 0 0 0 2 2 0										
<b>Richard Hidalgo, R</b> (1, 9) OBP: 0.410, SLG: 0.517	0-2 1B		1-2 G6-3			1-1 1B 1B		1-1 G4-3 2B 1B		4 2 3 1 0 0 0										
<b>Brad Ausmus, R</b> (1, 2) OBP: 0.265, SLG: 0.321		0-2 L3			1-0 F9		2-2 1B HBP FC5-2 1B	0-1 G4-3		4 0 1 0 0 0 1										
<b>28 Adam Everett, R</b> (1, 6) OBP: 0.320, SLG: 0.478 <b>Orlando Merced, S</b> (7, PH) OBP: 0.375, SLG: 0.500 <b>Pete Munro, R</b> (7, 1) <b>Nate Bland, L</b> (7, 1) <b>Brandon Puffer, R</b> (7, 1) <b>Gregg Zaun, S</b> (9, PH) OBP: 0.382, SLG: 0.414		1-2 1B			3-3 K		1-1 FC5-2 1B HBP	3-2 2B		2 0 1 0 0 1 0 1 0 1 1 0 0 0										
<b>44 Roy Oswalt, R</b> (1, 1) OBP: 0.263, SLG: 0.263 <b>Jose Vizcaino, S</b> (7, PH) OBP: 0.233, SLG: 0.214		2-3 K			0-2 G6-3		0-1 FC5-2	1-3 K		2 0 0 0 0 1 1 2 0 1 1 0 1 1										
<b>Inning Stats</b>	R: 1 E: 0 K: 1 S: 12	H: 2 LOB: 2 BB: 2 P: 20	R: 0 E: 0 K: 1 S: 10	H: 1 LOB: 1 BB: 0 P: 13	R: 0 E: 0 K: 1 S: 7	H: 0 LOB: 0 BB: 0 P: 9	R: 0 E: 0 K: 1 S: 9	H: 0 LOB: 0 BB: 0 P: 12	R: 0 E: 0 K: 0 S: 7	H: 0 LOB: 0 BB: 0 P: 10	R: 1 E: 0 K: 0 S: 14	H: 3 LOB: 3 BB: 1 P: 23	R: 0 E: 0 K: 1 S: 10	H: 0 LOB: 0 BB: 0 P: 16	R: 1 E: 0 K: 2 S: 15	H: 2 LOB: 2 BB: 1 P: 24	1B: 7 2B: 1 3B: 0 HR: 0	SF: 0 SAC: 0 DP: 0 HBP: 1	WP: 0 PB: 0 SB: 0 CS: 0	PA: 38
<b>39 Brett Myers, R</b> (1, 1) ERA: 2.2	IP: 6.1 WLS: W BF: 25 H: 5 R: 2 ER: 2 SO: 6 BB: 3 IBB: 0 HBP: 0 BLK: 0 WP: 0 HR: 0 S: 61 P: 91 ERA: 2.84 WHIP: 1.263																			
<b>Terry Adams, R</b> (7, 1) ERA: 4.5	IP: 0.1 WLS: H BF: 3 H: 1 R: 0 ER: 0 SO: 0 BB: 0 IBB: 0 HBP: 1 BLK: 0 WP: 0 HR: 0 S: 5 P: 7 ERA: 0.00 WHIP: 3.000																			
<b>Rheal Cormier, L</b> (7, 1) ERA: 2.65	IP: 0.1 WLS: H BF: 1 H: 0 R: 0 ER: 0 SO: 0 BB: 0 IBB: 0 HBP: 0 BLK: 0 WP: 0 HR: 0 S: 2 P: 2 ERA: 0.00 WHIP: 0.000																			
<b>Turk Wendell, R</b> (8, 1) ERA:	IP: 1.0 WLS: H BF: 3 H: 0 R: 0 ER: 0 SO: 1 BB: 0 IBB: 0 HBP: 0 BLK: 0 WP: 0 HR: 0 S: 10 P: 16 ERA: 0.00 WHIP: 0.000																			
<b>Jose Mesa, R</b> (9, 1) ERA: 3.86	IP: 1.0 WLS: S BF: 6 H: 2 R: 1 ER: 1 SO: 2 BB: 1 IBB: 0 HBP: 0 BLK: 0 WP: 0 HR: 0 S: 15 P: 24 ERA: 9.00 WHIP: 3.000																			

Houston Astros @ Philadelphia Phillies  
Veterans Stadium, Philadelphia, PA

livebaseballscorecards.com

AB	33
R	3
H	8
RBI	3
BB	4
SO	9
LOB	15



Fri May 09 2003, 7:05 PM EDT  
Att. 20,109 - Overcast - 58 F



Batter	1	2	3	4	5	6	7	8	9	AB R H RBI BB SO LOB	TOP	
<b>Craig Biggio, R</b> OBP: 0.319, SLG: 0.423 (1, 8) B F B X	2-1  2B		0-0  G6-3			1-3  1-2		1-0  G5-3		4 0 1 0 0 1 3		
<b>Morgan Ensberg, R</b> OBP: 0.346, SLG: 0.467 (1, 5) C X	0-1  L5			3-2  G4-3		0-0  G6-3			2-1  G6-3	4 0 0 0 0 0 2		
<b>5 Jeff Bagwell, R</b> OBP: 0.387, SLG: 0.569 (1, 3) B C C S	1-3  K			0-2  F8			1-1  G5-3		0-1  F8	4 0 0 0 0 1 1		
<b>Jeff Kent, R</b> OBP: 0.373, SLG: 0.522 (1, 4) B X	1-0  G5-3			1-2  F9			2-3  K		1-0  1B	4 0 1 0 0 1 1		
<b>Richard Hidalgo, R</b> OBP: 0.406, SLG: 0.508 (1, 9) C X		0-1  G6-3			1-2  1B			2-2  G6-3	1-2  F8	4 0 1 0 0 0 1		
<b>17 Lance Berkman, S</b> OBP: 0.362, SLG: 0.390 (1, 7) B C T T B		1-3  K			0-0  P6			1-1  G5-3		3 0 0 0 0 1 0		
<b>Brad Ausmus, R</b> OBP: 0.258, SLG: 0.313 (1, 2) B C B B B		3-1  G1-3			0-2  G6-3			0-2  L9		3 0 0 0 0 0 0		
<b>28 Adam Everett, R</b> OBP: 0.357, SLG: 0.480 (1, 6) C C C S			0-3  K			3-1  1B		4-2  1B BB		2 0 1 0 1 1 0		
<b>Wade Miller, R</b> OBP: 0.214, SLG: 0.214 (1, 1) <b>Brandon Puffer, R</b> (1, 1) <b>Ricky Stone, R</b> (5, 1) <b>54 Brad Lidge, R</b> (7, 1) <b>Brian Hunter, R</b> OBP: 0.257, SLG: 0.273 (8, PH) <b>Octavio Dotel, R</b> (8, 1)			2-1  G4-3			1-3  K		1-0  1B		0 0 0 0 0 0 0 1 0 0 0 0 0 0 1 0 0 0 0 1 1 0 0 0 0 0 0 0 1 0 1 0 0 0 0 0 0 0 0 0 0 0		
<b>Inning Stats</b>	R: 0 H: 1 E: 0 LOB: 1 K: 1 BB: 0 S: 8 P: 12	R: 0 H: 0 E: 0 LOB: 0 K: 1 BB: 0 S: 8 P: 12	R: 0 H: 0 E: 0 LOB: 0 K: 1 BB: 0 S: 6 P: 8	R: 0 H: 0 E: 0 LOB: 0 K: 0 BB: 0 S: 11 P: 15	R: 0 H: 1 E: 0 LOB: 0 K: 0 BB: 0 S: 9 P: 10	R: 0 H: 1 E: 0 LOB: 1 K: 2 BB: 0 S: 9 P: 14	R: 0 H: 0 E: 0 LOB: 0 K: 1 BB: 0 S: 8 P: 13	R: 0 H: 1 E: 0 LOB: 2 K: 0 BB: 1 S: 10 P: 17	R: 0 H: 1 E: 0 LOB: 1 K: 0 BB: 0 S: 8 P: 12	1B: 4 SF: 0 2B: 1 SAC: 0 3B: 0 DP: 0 HR: 0 HBP: 0	WP: 0 PA: 32 PB: 0 SB: 1 CS: 0	
<b>PITCHER</b> <b>Randy Wolf, L</b> ERA: 2.92 (1, 1)	IP WLS BF H R ER SO BB IBB HBP BLK WP HR S P ERA WHIP	9.0 W 32 5 0 0 6 1 0 0 0 0 0 0 77 113 0.00 0.667										

Houston Astros @ Philadelphia Phillies  
Veterans Stadium, Philadelphia, PA  
Sat May 10 2003, 7:05 PM EDT  
Att. 20,726 - Overcast - 65 F

livebaseballscorecards.com

AB	31
R	0
H	5
RBI	0
BB	1
SO	6
LOB	9



Batter	1	2	3	4	5	6	7	8	9	AB	R	H	RBI	BB	SO	LOB	BOTTOM
--------	---	---	---	---	---	---	---	---	---	----	---	---	-----	----	----	-----	--------

<b>11 Jimmy Rollins, S</b> <small>OBP: 0.360, SLG: 0.426</small> <small>(1, 6)</small> 																																																																																																																																																																																																																																																																																																																																																																																																																																																																												
--	--	--	--	--	--	--	--	--	--	--	--	--	--	--	--	--	--	--	--	--	--	--	--	--	--	--	--	--	--	--	--	--	--	--	--	--	--	--	--	--	--	--	--	--	--	--	--	--	--	--	--	--	--	--	--	--	--	--	--	--	--	--	--	--	--	--	--	--	--	--	--	--	--	--	--	--	--	--	--	--	--	--	--	--	--	--	--	--	--	--	--	--	--	--	--	--	--	--	--	--	--	--	--	--	--	--	--	--	--	--	--	--	--	--	--	--	--	--	--	--	--	--	--	--	--	--	--	--	--	--	--	--	--	--	--	--	--	--	--	--	--	--	--	--	--	--	--	--	--	--	--	--	--	--	--	--	--	--	--	--	--	--	--	--	--	--	--	--	--	--	--	--	--	--	--	--	--	--	--	--	--	--	--	--	--	--	--	--	--	--	--	--	--	--	--	--	--	--	--	--	--	--	--	--	--	--	--	--	--	--	--	--	--	--	--	--	--	--	--	--	--	--	--	--	--	--	--	--	--	--	--	--	--	--	--	--	--	--	--	--	--	--	--	--	--	--	--	--	--	--	--	--	--	--	--	--	--	--	--	--	--	--	--	--	--	--	--	--	--	--	--	--	--	--	--	--	--	--	--	--	--	--	--	--	--	--	--	--	--	--	--	--	--	--	--	--	--	--	--	--	--	--	--	--	--	--	--	--	--	--	--	--	--	--	--	--	--	--	--	--	--	--	--	--	--	--	--	--	--	--	--	--	--	--	--	--	--	--	--	--	--	--	--	--	--	--	--	--	--	--	--	--	--	--	--	--	--	--	--	--	--	--	--	--	--	--	--	--	--	--	--	--	--	--	--	--	--	--	--	--	--	--	--	--	--	--	--	--	--	--	--	--	--	--	--	--	--	--	--	--	--	--	--	--	--	--	--	--	--	--	--	--	--	--	--	--	--	--	--	--	--	--	--	--	--	--	--	--	--	--	--	--	--	--	--	--	--	--	--	--	--	--	--	--	--	--	--	--	--	--	--	--	--	--	--	--	--	--	--	--

Batter	1	2	3	4	5	6	7	8	9	AB R H RBI BB SO LOB	TOP	
<b>Craig Biggio, R</b> OBP: 0.325, SLG: 0.429 (1, 8) X	0-0 1B SF9 2B	1-1 HBP	0-0 F8		0-0 1B		3-3 K		1-3 K	5 1 2 1 0 2 3		
<b>Geoff Blum, S</b> OBP: 0.341, SLG: 0.430 (1, 5) B X	2-0 F8	1-2 L9		2-0 HR	0-0 1B		0-1 F7		1-2 F8	6 1 2 1 0 0 5		
<b>Orlando Merced, S</b> OBP: 0.377, SLG: 0.479 (1, 3) X	0-0 17 2B 1B		4-2 BB E BB	1-1 G4-3	2-2 G4-3			1-1 G3-1		4 2 1 0 1 0 2		
<b>Jeff Kent, R</b> OBP: 0.368, SLG: 0.522 (1, 4) X	0-0 SF9		1 SAFE 0-0 L5	2-2 G5-3		0-1 P4		1-2 2B		4 0 1 1 0 0 1		
<b>17 Lance Berkman, S</b> OBP: 0.379, SLG: 0.435 (1, 7) B X	2-1 1-H 2B		1 SAFE 4-1 BB E BB	0-0 P6		1-0 HR		4-0 IBB		3 2 2 2 2 0 0		
<b>Richard Hidalgo, R</b> OBP: 0.405, SLG: 0.496 (1, 9) B X	1-0 F8		4-1 E 28 1B BB		4-2 28 FC6-4 SH1 BB	0-0 P4		1-2 P3		3 2 0 0 2 0 3		
<b>Gregg Zaun, S</b> OBP: 0.368, SLG: 0.394 (1, 2) B X		2-0 F9	3-2 E4 28 1B BB		1-1 1 SAFE 28 FC6-4 1B	1-3 K		1-2 G3-1		4 1 1 1 0 0 1 1 0 0 0 0 0 0 0 0 0 0 0 0 0 0 0 0 1 0 0 0 0 0 0 2 0 0 0 0 0 0 0 0 0 0 0 0 0 0 0 0		
<b>54 Brad Lidge, R</b> <b>Jose Vizcaino, S</b> OBP: 0.230, SLG: 0.211 (8, PH) <b>Octavio Dotel, R</b> <b>Billy Wagner, L</b> (9, 1)		1-2 SH3-4 1B	0-0 S 1B		2-2 FC6-4 SH1 S 1B		0-1 F9 2B		1-3 K	5 1 3 2 0 1 2		
<b>28 Adam Everett, R</b> OBP: 0.394, SLG: 0.533 (1, 6) C X		0-2 SH3-4	1-2 F7		2-2 SH1		1-1 F9		4-2 BB	1 0 0 1 0 0 1 0 0 0 0 0 0 0 1 0 0 0 1 0 1		
<b>Kirk Saarloos, R</b> <b>Pete Munro, R</b> <b>Brad Ausmus, R</b> OBP: 0.262, SLG: 0.310 (6, 2) L X		1-2	1-2		1-3 3-H		2-3					
<b>Inning Stats</b>	R: 2 E: 0 K: 0 S: 7 H: 3 LOB: 1 BB: 0 P: 12	R: 0 E: 0 K: 0 S: 13 H: 1 LOB: 2 BB: 0 P: 18	R: 4 E: 1 K: 0 S: 19 H: 1 LOB: 1 BB: 3 P: 35	R: 1 E: 0 K: 0 S: 8 H: 1 LOB: 0 BB: 0 P: 13	R: 2 E: 0 K: 1 S: 21 H: 3 LOB: 2 BB: 1 P: 31	R: 1 E: 0 K: 1 S: 8 H: 1 LOB: 0 BB: 0 P: 10	R: 0 E: 0 K: 1 S: 10 H: 1 LOB: 1 BB: 0 P: 14	R: 0 E: 0 K: 0 S: 15 H: 1 LOB: 2 BB: 1 P: 23	R: 0 E: 0 K: 2 S: 15 H: 0 LOB: 1 BB: 1 P: 22	1B: 6 2B: 4 3B: 0 HR: 2 SF: 1 SAC: 2 DP: 0 HBP: 1	WP: 0 PB: 0 SB: 2 CS: 0 PA: 47	
<b>PITCHER</b>	IP WLS BF H R ER SO BB IBB HBP BLK WP HR S P ERA WHIP											
<b>Vicente Padilla, R</b> ERA: 4.47 (1, 1)	3.0 L 19 5 6 4 0 3 0 0 1 0 0 0 39 65 12.00 2.667											
<b>Eric Junge, R</b> ERA: 3.52 (4, 1)	1.0 4 1 1 1 0 0 0 0 0 0 0 1 8 13 9.00 1.000											
<b>Carlos Silva, R</b> ERA: 3.33 (5, 1)	2.0 11 4 3 3 1 1 0 0 0 0 0 1 29 41 13.50 2.500											
<b>Terry Adams, R</b> ERA: 3.94 (7, 1)	2.0 9 2 0 0 1 0 1 0 0 0 0 0 25 37 0.00 1.000											
<b>Turk Wendell, R</b> ERA: (9, 1)	1.0 4 0 0 0 2 1 0 0 0 0 0 0 15 22 0.00 1.000											

Houston Astros @ Philadelphia Phillies  
Veterans Stadium, Philadelphia, PA  
Sun May 11 2003, 1:35 PM EDT  
Att. 29,054 - Cloudy - 71 F

livebaseballscorecards.com

AB	37
R	10
H	12
RBI	9
BB	6
SO	4
LOB	21



Batter	1	2	3	4	5	6	7	8	9	AB R H RBI BB SO LOB
11 Jimmy Rollins, S (1, 6) OBP: 0.350, SLG: 0.413	2-1 G6-3		1-2 G1-3		0-0 B2-3	0-0 P4			1-3 K	5 0 0 0 0 1 1
Tomas Perez, S (1, 4) OBP: 0.315, SLG: 0.346	0-1 G4-3			0-1 BB 1B 1B 1B	1-1 BB HR 1B		0-1 E1 WP		0-1 G4-3	5 2 2 0 0 0 0
Bobby Abreu, L (1, 9) OBP: 0.376, SLG: 0.413	3-3 K			2-1 1B BB 1-2 G3-1 1B	4-1 HR BB		2-2 F8		1-3 K	4 2 1 0 1 2 1
Jim Thome, L (1, 3) OBP: 0.376, SLG: 0.500		2-3 K		4-2 G3-1 1B 1-2 FC5-4 BB	3-1 HR		1-3 K			3 2 1 3 1 2 1
Pat Burrell, R (1, 7) OBP: 0.315, SLG: 0.423		3-3 K		0-1 FC5-4 G3-1 1-2 2-3 3-H 1B	1-2 HR		4-1			3 1 2 2 1 1 0
David Bell, R (1, 5) OBP: 0.282, SLG: 0.264		0-1 F9		0-0 G3-1	3-0 L7		2-0 F8			4 0 0 1 0 0 4
Todd Pratt, R (1, 2) OBP: 0.455, SLG: 0.462			0-1 F7	1-1 FC5-4 HBP	3-1 F8			3-1 F7		3 0 0 0 0 0 0
Marlon Byrd, R (1, 8) OBP: 0.271, SLG: 0.250			0-1	1-0 FC5-4		1-0 G6-3		1-3 K		4 0 1 1 0 1 2
Vicente Padilla, R Jason Michaels, R Eric Jungel, R Z Tyler Houston, L Carlos Sheehy, R Ricky Ledee, L Terry Adams, R Placido Polanco, R Turk Wendell, L			2-2 F7	1-0 G1-3		2-0 F8		3-3 K		0 0 0 0 0 0 0 1 0 0 0 0 0 0 0 0 0 0 0 0 0 1 0 0 0 0 0 0 0 0 0 0 0 0 0 1 0 0 0 0 0 0 0 0 0 0 0 0 0 1 0

**BOTTOM**

**Houston Astros @ Philadelphia Phillies**  
Veterans Stadium, Philadelphia, PA

Sun May 11 2003, 1:35 PM EDT  
Att. 29,054 - Cloudy - 71 F

livebaseballscores.com

<b>AB</b>	<b>35</b>
<b>R</b>	<b>7</b>
<b>H</b>	<b>7</b>
<b>RBI</b>	<b>7</b>
<b>BB</b>	<b>3</b>
<b>SO</b>	<b>8</b>
<b>LOB</b>	<b>12</b>



Inning Stats	R: 0	H: 0	R: 0	H: 0	R: 0	H: 1	R: 3	H: 3	R: 4	H: 3	R: 0	H: 0	R: 0	H: 0	R: 0	H: 0	R: 0	H: 0	R: 0	H: 0	1B: 4	SF: 0	WP: 1	PA: 39
	E: 0	LOB: 0	E: 0	LOB: 0	E: 0	LOB: 1	E: 0	LOB: 2	E: 0	LOB: 0	E: 1	LOB: 2	E: 0	LOB: 0	E: 0	LOB: 0	E: 0	LOB: 0	E: 0	LOB: 0	2B: 1	SAC: 0	PB: 0	
	K: 1	BB: 0	K: 2	BB: 0	K: 0	BB: 0	K: 0	BB: 1	K: 1	BB: 1	K: 1	BB: 1	K: 2	BB: 0	K: 2	BB: 0	K: 2	BB: 0	K: 2	BB: 11	3B: 0	DP: 0	SB: 0	
	S: 8	P: 13	S: 8	P: 13	S: 11	P: 14	S: 14	P: 23	S: 12	P: 27	S: 11	P: 20	S: 8	P: 15	S: 9	P: 11	S: 9	P: 11	S: 9	P: 11	HR: 2	HBP: 1	CS: 0	

PITCHER	IP	WLS	BF	H	R	ER	SO	BB	IBB	HBP	BLK	WP	HR	S	P	ERA	WHIP
Kirk Saarloos, R (1, 1) ERA: 15.63	4.1		23	7	7	7	3	2	0	1	0	0	2	50	81	14.54	2.077
Pete Munro, R (5, 1) ERA: 4.32	1.0	W	3	0	0	0	0	0	0	0	0	0	0	4	11	0.00	0.000
Nate Bland, L (6, 1) ERA:	1.1	H	5	0	0	0	1	0	0	0	0	0	0	11	16	0.00	0.000
54 Brad Lidge, R (7, 1) ERA: 1.69	0.1	H	2	0	0	0	0	1	0	0	0	1	0	2	8	0.00	3.000
Octavio Dotel, R (8, 1) ERA: 1.74	1.0	H	3	0	0	0	2	0	0	0	0	0	0	8	15	0.00	0.000

PITCHER	IP	WLS	BF	H	R	ER	SO	BB	IBB	HBP	BLK	WP	HR	S	P	ERA	WHIP
Billy Wagner, L (9, 1) ERA: 2.14	1.0		3	0	0	0	2	0	0	0	0	0	0	9	11	0.00	0.000

Batter	1	2	3	4	5	6	7	8	9	AB R H RBI BB SO LOB	TOP		
<b>Craig Biggio, R</b> OBP: 0.339, SLG: 0.443 (1, 8) H	1-1 G6-4-3 HBP		X 0-0 2B		B 2-3 F 2 F 3 S 3 K		B 2-2 F 1 F 2 C 2 X 2 FC6-4 1B		X 0-0 5 1B 17 WP 1B	4 1 3 0 0 1 0			
<b>Morgan Ensberg, R</b> OBP: 0.345, SLG: 0.521 <b>Geoff Blum, S</b> OBP: 0.336, SLG: 0.423 (7, PH) SAFE (7, 5)	2-1 G6-4-3 1-2f		S 0-3 C 1 C 2 S 3 K		F 1-1 B 1 X 1 HR		F 1-2 SAFE X 1 FC6-4 1-2f		F 0-1 SAFE X 1 F 9	3 1 1 1 0 1 2 2 0 0 0 0 0 2			
<b>5 Jeff Bagwell, R</b> OBP: 0.393, SLG: 0.570 (1, 3) C X	0-1 PB 1B		C 1-2 D 1 F 2 X 3 L4		X 0-0 B 1 F 1 S 1 1B		C 3-3 B 1 B 2 B 3 B 4 X 5 K		B 1-1 SAFE X 1 17 WP 17 1B 1B	5 1 3 0 0 1 2			
<b>Jeff Kent, R</b> OBP: 0.369, SLG: 0.535 (1, 4) F B B S X	3-2 F8 1-2		X 0-0 HR		B 3-0 F 3 S 3 X 3 F7		S 1-2 B 1 C 1 X 2 L9		B 4-0 17 WP 17 1B IBB	4 2 1 1 1 0 2			
<b>17 Lance Berkman, S</b> OBP: 0.394, SLG: 0.482 (1, 7)		B 1-0 X 1 HR		C 3-3 C 1 C 2 C 3 C 4 S 5 K		B 2-2 F 2 C 2 X 3 2B		B 4-2 F 1 C 1 X 2 G5-3 1B BB	B 3-1 D 1 D 2 D 3 X 4 G4-3 WP 1B 1-H 2-H 3-H	4 3 3 3 1 1 0			
<b>Richard Hidalgo, R</b> OBP: 0.405, SLG: 0.488 (1, 9)		B 2-2 F 9		C 1-1 H 1 28 L4 BB HBP		F 3-3 C 1 C 2 C 3 C 4 B 5 X 6 K		B 1-0 X 1 G5-3 1B E	C 1-1 X 1 G4-3	4 1 1 0 0 1 2			
<b>Brad Ausmus, R</b> OBP: 0.268, SLG: 0.302 (1, 2)		X 0-0 F9		B 4-2 F 1 C 1 F 1 SAFE B 1 SAFE B 1 1-2 BB		B 2-1 F 2 X 3 G6-3		C 1-1 C 2 B 3 B 4 X 5 G5-3	C 4-1 X 1 BB BB	3 0 0 0 2 0 3			
<b>28 Adam Everett, R</b> OBP: 0.361, SLG: 0.485 <b>Ricky Stone, R</b> (6, 1) <b>Orlando Merced, S</b> OBP: 0.377, SLG: 0.479 (8, PH) <b>Brian Hunter, R</b> OBP: 0.250, SLG: 0.285 (8, PH) <b>Octavio Dotel, R</b> (8, 1) <b>Gregg Zaun, S</b> OBP: 0.385, SLG: 0.394 (9, PH) <b>Nate Bland, L</b> (9, 1)		C 0-1 X 1 F7		B 1-2 C 1 C 2 C 3 C 4 S 5 L4		S 1-3 B 1 C 1 C 2 S 3 K		B 2-2 F 2 C 2 X 3 E6	B 4-2 X 1 BB BB BB	3 0 0 0 0 0 1 3 0 0 0 0 0 0 0 0 0 0 0 0 0 0 0 0 1 0 0 0 0 0 0 0 0 0 0 0 0 0 0 0 0 0 0 0 1 0 0 0 0 0 0 0 0 0 0 0			
<b>Scott Linebrink, R</b> (1, 1) <b>Jerome Robertson, L</b> OBP: 0.222, SLG: 0.222 (4, 1) <b>Jose Vizcaino, S</b> OBP: 0.219, SLG: 0.200 (6, 6)		F 1-3 C 1 S 1 K		B 1-3 C 1 S 1 K		C 0-1 F 1 B 1 X 2 F7		B 2-1 C 2 S 3 G6-3	B 2-3 C 3 S 3 K	1 0 0 0 0 1 0 1 0 0 0 0 1 0 3 0 0 0 0 1 3			
<b>Inning Stats</b>	R: 0 E: 0 K: 0 S: 8 H: 1 LOB: 1 BB: 0 P: 14	R: 1 E: 0 K: 2 S: 8 H: 1 LOB: 0 BB: 0 P: 11	R: 0 E: 0 K: 2 S: 10 H: 1 LOB: 1 BB: 0 P: 12	R: 1 E: 0 K: 1 S: 12 H: 1 LOB: 1 BB: 1 P: 21	R: 1 E: 0 K: 2 S: 10 H: 2 LOB: 1 BB: 0 P: 17	R: 0 E: 0 K: 2 S: 11 H: 1 LOB: 1 BB: 0 P: 19	R: 0 E: 0 K: 1 S: 13 H: 1 LOB: 1 BB: 0 P: 19	R: 2 E: 1 K: 0 S: 18 H: 1 LOB: 1 BB: 1 P: 29	R: 4 E: 0 K: 1 S: 18 H: 3 LOB: 2 BB: 3 P: 37	1B: 7 2B: 3 3B: 0 HR: 3 SF: 0 SAC: 0 DP: 2 HBP: 2	WP: 2 PB: 1 SB: 0 CS: 0 PA: 45		
<b>PITCHER</b>	IP WLS BF H R ER SO BB IBB HBP BLK WP HR S P ERA WHIP											<b>PITCHER</b>	IP WLS BF H R ER SO BB IBB HBP BLK WP HR S P ERA WHIP
<b>16 Salomon Torres, R</b> ERA: 3.63 (1, 1)	5.0 L 22 6 3 3 5 1 0 2 0 0 3 48 75 5.40 1.400											<b>Scott Sauerbeck, L</b> ERA: 4.91 (9, 1)	0.1 1 0 0 0 1 0 0 0 0 2 15 32 54.00 7.500
<b>Brian Meadows, R</b> ERA: 1.59 (6, 1)	2.0 8 2 0 0 3 0 0 0 0 0 0 24 38 0.00 1.000												
<b>Julian Tavarez, R</b> ERA: 7.53 (8, 1)	0.2 4 1 2 0 0 1 0 0 0 0 0 10 17 0.00 3.000												
<b>Joe Beimel, L</b> ERA: 2.12 (8, 1)	0.1 2 0 0 0 0 0 0 0 0 0 0 8 12 0.00 0.000												
<b>Dennys Reyes, L</b> ERA: 10.45 (9, 1)	0.2 8 3 4 4 0 2 1 0 0 2 0 15 32 54.00 7.500												

Houston Astros @ Pittsburgh Pirates  
PNC Park, Pittsburgh, PA  
Mon May 12 2003, 7:05 PM EDT  
Att: 9,095 - Cloudy - 47 F

livebaseballscorecards.com

AB	38
R	9
H	12
RBI	5
BB	5
SO	9
LOB	19



BOTTOM

Houston Astros @ Pittsburgh Pirates  
PNC Park, Pittsburgh, PA  
Mon May 12 2003, 7:05 PM EDT  
Att. 9,095 - Cloudy - 47 F

livebaseballscorecards.com

AB 35  
R 4  
H 12  
RBI 4  
BB 8  
SO 6  
LOB 32



WP: 2 PA: 45  
PB: 0  
SB: 0  
CS: 0

AB R H RBI BB SO LOB

4 0 1 0 1 1 3

5 1 2 0 0 0 4

2 0 1 0 3 0 2

4 0 1 1 0 1 6

3 0 1 1 1 0 4  
1 0 1 0 0 0 0

4 0 1 0 1 1 4

5 1 2 0 0 1 4

2 0 0 0 1 1 4  
0 0 0 0 0 0 0  
1 0 0 0 0 0 0  
0 0 0 0 0 0 0  
0 0 0 0 0 0 0  
0 0 0 0 0 0 0  
1 1 1 2 0 0 0

1 0 0 0 0 1 1  
2 1 1 0 1 0 0

1B: 9 SF: 1  
2B: 2 SAC: 1  
3B: 0 DP: 2  
HR: 1 HBP: 0

Batter	1	2	3	4	5	6	7	8	9
Kenny Lofton, L (1, 8) OBP: 0.329, SLG: 0.365	3-2 F7	2-1 L9		3-3 K		2-1 SF8 BB 1-2 1B		4-0 BB	
18 Jason Kendall, R (1, 2) OBP: 0.382, SLG: 0.403	1-1 F8		3-2 BB 2B		1-2 FC1-6 1B	0-2 P6		1-1 L5	
Brian Giles, L (1, 7) OBP: 0.431, SLG: 0.449	4-2 1B BB		4-0 BB BB		3-0 FC1-6 1B	4-1 BB		0-1 F8	
Aramis Ramirez, R (1, 5) OBP: 0.288, SLG: 0.324	0-2 1-2 1B		2-3 K		0-0 FC1-6 BB 1B 1-2f 2-3	0-1 SF8		0-1 P6	
Randall Simon, L (1, 3) OBP: 0.333, SLG: 0.438 Kevin Young, R (9, PH) OBP: 0.259, SLG: 0.327	3-2 F9		4-2 G6-4-3 BB		1-0 BB 1-2 3-H 1B	2-2 G4-3		1-1 G5-4-3 1B	
Reggie Sanders, R (1, 9) OBP: 0.313, SLG: 0.443		3-1 F9 2B	2-0 G6-4-3		4-0 BB 1-2 2-3		1-3 K	0-0 G5-4-3	
2 Jack Wilson, R (1, 6) OBP: 0.291, SLG: 0.348		3-2 F9		0-0 16 WP 1B	0-2 P3		1-3 K	2-1 HR 1B	
Pokey Reese, R (1, 4) OBP: 0.271, SLG: 0.262 Brian Meadows, R (6, 1) Matt Stairs, L (7, PH) OBP: 0.266, SLG: 0.264 Julian Tavarez, L (8, 1) Joe Beimel, L (8, 1) Dennis Reyes, R (9, 1) Scott Sauerbeck, R (9, 1) Craig Wilson, R (9, PH) OBP: 0.346, SLG: 0.442		4-0 16 SH3-4 BB		2-3 K	0-1 P4		2-1 P6	2-2 HR	
16 Salomon Torres, R (1, 1) Abraham Nunez, S (6, 4) OBP: 0.300, SLG: 0.222		3-2 SH3-4		3-3 K		4-2 BB 1B SF8 BB		1-2 BB 1B	1-0 G1-3

Inning Stats	R: 0	H: 1	E: 0	LOB: 2	K: 0	P: 26	R: 0	H: 1	E: 0	LOB: 2	K: 0	P: 25	R: 0	H: 1	E: 0	LOB: 1	K: 3	P: 18	R: 1	H: 3	E: 0	LOB: 3	K: 0	P: 21	R: 0	H: 0	E: 0	LOB: 0	K: 2	P: 14	R: 0	H: 1	E: 0	LOB: 2	K: 0	P: 15	R: 2	H: 3	E: 0	LOB: 0	K: 0	P: 15	1B: 9	SF: 1	2B: 2	SAC: 1	3B: 0	DP: 2	HR: 1	HBP: 0
--------------	------	------	------	--------	------	-------	------	------	------	--------	------	-------	------	------	------	--------	------	-------	------	------	------	--------	------	-------	------	------	------	--------	------	-------	------	------	------	--------	------	-------	------	------	------	--------	------	-------	-------	-------	-------	--------	-------	-------	-------	--------

PITCHER	IP	WLS	BF	H	R	ER	SO	BB	IBB	HBP	BLK	WP	HR	S	P	ERA	WHIP
Scott Linebrink, R (1, 1) ERA: 3.32	3.2		18	4	0	0	3	4	0	0	0	2	0	43	89	0.00	2.182
Jerome Robertson, L (4, 1) ERA: 8.49	1.2		12	4	2	2	1	3	0	0	0	0	0	25	47	10.80	4.200
Ricky Stone, R (6, 1) ERA: 1.19	1.2	W	5	0	0	0	2	0	0	0	0	0	0	15	21	0.00	0.000
Octavio Dotel, R (8, 1) ERA: 1.66	1.0	H	5	1	0	0	0	1	0	0	0	0	0	9	15	0.00	2.000
Nate Bland, L (9, 1) ERA: 3.38	1.0		5	3	2	2	0	0	0	0	0	0	1	9	15	18.00	3.000

Batter	1	2	3	4	5	6	7	8	9	AB R H RBI BB SO LOB	TOP																
<b>Craig Biggio, R</b> OBP: 0.330, SLG: 0.429 (1, 8) X	0-0 F9		1-0 G4-3		1-3 K		0-2 G6-3		2-1 F9	5 0 0 0 0 1 2																	
<b>Geoff Blum, S</b> OBP: 0.338, SLG: 0.422 (1, 5) C X	0-1 G4-3		1-3 K		0-0 FC5-4 1B		1-0 1B		1-2 G4-3	5 0 2 0 0 1 2																	
<b>5 Jeff Bagwell, R</b> OBP: 0.393, SLG: 0.562 (1, 3) C B C C	1-3 K			3-3 K	0-2 FC5-4 1-2f		0-0 1B		4-2 1B 2B BB	4 1 1 0 1 2 1																	
<b>Jeff Kent, R</b> OBP: 0.376, SLG: 0.541 (1, 4) C B S X		1-2 G6-3		0-0 F9 1B 2B		4-2 17 1B 2B BB		0-0 G5-4-3 1-2f	0-0 17 1B 2B 1B	4 3 2 0 1 0 2																	
<b>17 Lance Berkman, S</b> OBP: 0.408, SLG: 0.487 (1, 7) C B B F B X		3-2 F7		4-1 1B BB		3-1 2B 1B		2-2 G4-6-3 1B	4-0 2B IBB	3 2 2 0 2 0 0																	
<b>Orlando Merced, S</b> OBP: 0.357, SLG: 0.451 (1, 9) X		0-0 G4-3		1-2 F9		2-2 F9		0-3 K	2-2 2B	3 0 0 0 0 0 4 2 0 1 3 0 1 1																	
<b>Richard Hidalgo, R</b> OBP: 0.406, SLG: 0.496 (8, 9)				2-3					1-H 2-H 3-H 2B																		
<b>Jose Vizcaino, S</b> OBP: 0.246, SLG: 0.246 (1, 6) B X			1-0 SH2-4 1B	0-1 1B	0-1 1-2 3-H 1B	0-0 FC1-5-6 1-H 2-H 2B		0-0 G4-6-3	0-0 G5-3	5 0 3 3 0 0 2 0 0 0 0 0 0 0																	
<b>Billy Wagner, L</b> (9, 1)																											
<b>Brad Ausmus, R</b> OBP: 0.275, SLG: 0.303 (1, 2) C X			0-1 SH2-4 1B	0-1 F9	3-2 F9	0-1 FC1-5-6 2-3		4-1 BB		3 0 1 0 1 0 3																	
<b>Tim Redding, R</b> OBP: 0.167, SLG: 0.182 (1, 1) X			0-0 SH2-4			1-3 K		0-0 F7		2 0 0 0 0 2 1 0 0 0 0 0 0 0																	
<b>54 Brad Lidge, R</b> (7, 1)																											
<b>Gregg Zaun, S</b> OBP: 0.375, SLG: 0.382 (8, PH)																											
<b>Pete Munro, R</b> (8, 1)																											
<b>28 Adam Everett, R</b> OBP: 0.361, SLG: 0.485 (9, 6) X			1-2 2-3							0 0 0 0 0 0 0																	
<b>Inning Stats</b>	R: 0 E: 0 K: 1 S: 6	H: 0 LOB: 0 BB: 0 P: 7	R: 0 E: 0 K: 0 S: 8	H: 0 LOB: 0 BB: 0 P: 12	R: 0 E: 0 K: 1 S: 8	H: 2 LOB: 2 BB: 0 P: 11	R: 1 E: 0 K: 1 S: 15	H: 2 LOB: 2 BB: 1 P: 26	R: 0 E: 0 K: 2 S: 14	H: 1 LOB: 1 BB: 0 P: 16	R: 2 E: 0 K: 1 S: 13	H: 2 LOB: 1 BB: 1 P: 23	R: 0 E: 0 K: 0 S: 6	H: 2 LOB: 1 BB: 0 P: 7	R: 0 E: 0 K: 1 S: 12	H: 1 LOB: 2 BB: 1 P: 18	R: 3 E: 0 K: 0 S: 12	H: 2 LOB: 1 BB: 2 P: 25	1B: 9 2B: 3 3B: 0 HR: 0	SF: 0 SAC: 1 DP: 1 HBP: 0	WP: 0 PB: 0 SB: 0 CS: 0	PA: 43					
<b>PITCHER</b>	IP	WLS	BF	H	R	ER	SO	BB	IBB	HBP	BLK	WP	HR	S	P	ERA	WHIP										
<b>Jeff Suppan, R</b> ERA: 2.72 (1, 1)	7.0		31	9	3	3	6	2	0	0	0	0	0	70	102	3.86	1.571										
<b>Scott Sauerbeck, L</b> ERA: 4.91 (8, 1)	0.0		1	1	0	0	0	0	0	0	0	0	0	5	7	∞	∞										
<b>Brian Boehringer, R</b> ERA: 9.0 (8, 1)	1.0		4	0	0	0	1	1	0	0	0	0	0	7	11	0.00	1.000										
<b>Mike Williams, R</b> ERA: 6.91 (9, 1)	1.0	L	7	2	3	3	0	1	1	0	0	0	0	12	25	27.00	3.000										

Houston Astros @ Pittsburgh Pirates  
PNC Park, Pittsburgh, PA  
Tue May 13 2003, 7:05 PM EDT  
Att. 10,535 - Sunny - 59 F

AB	37
R	6
H	12
RBI	6
BB	5
SO	7
LOB	20



WP: 0	PA: 43
PB: 0	
SB: 0	
CS: 0	

1B: 9	SF: 0
2B: 3	SAC: 1
3B: 0	DP: 1
HR: 0	HBP: 0

BOTTOM

Houston Astros @ Pittsburgh Pirates  
PNC Park, Pittsburgh, PA  
Tue May 13 2003, 7:05 PM EDT  
Att. 10,535 - Sunny - 59 F

livebaseballscorecards.com

AB 32  
R 3  
H 8  
RBI 2  
BB 4  
SO 3  
LOB 14



WP: 0 PA: 38  
PB: 0  
SB: 2  
CS: 0

AB R H RBI BB SO LOB

5 1 2 1 0 0 0

5 0 1 0 0 1 2

3 0 1 1 1 0 0

3 0 0 0 1 0 1

4 0 1 0 0 0 4

3 0 1 0 0 0 1

0 0 0 0 0 0 0

1 1 0 0 2 1 1

3 0 0 0 0 0 2

1 0 0 0 0 0 2

0 0 0 0 0 0 0

0 0 0 0 0 0 0

0 0 0 0 0 0 0

1 0 0 0 0 1 0

1B: 8 SF: 0

2B: 0 SAC: 1

3B: 0 DP: 2

HR: 0 HBP: 1

1B: 8 SF: 0

2B: 0 SAC: 1

3B: 0 DP: 2

HR: 0 HBP: 1

1B: 8 SF: 0

2B: 0 SAC: 1

3B: 0 DP: 2

HR: 0 HBP: 1

1B: 8 SF: 0

2B: 0 SAC: 1

3B: 0 DP: 2

HR: 0 HBP: 1

1B: 8 SF: 0

2B: 0 SAC: 1

3B: 0 DP: 2

HR: 0 HBP: 1

1B: 8 SF: 0

2B: 0 SAC: 1

3B: 0 DP: 2

HR: 0 HBP: 1

1B: 8 SF: 0

2B: 0 SAC: 1

3B: 0 DP: 2

HR: 0 HBP: 1

1B: 8 SF: 0

2B: 0 SAC: 1

3B: 0 DP: 2

HR: 0 HBP: 1

1B: 8 SF: 0

2B: 0 SAC: 1

3B: 0 DP: 2

HR: 0 HBP: 1

1B: 8 SF: 0

2B: 0 SAC: 1

3B: 0 DP: 2

HR: 0 HBP: 1

1B: 8 SF: 0

2B: 0 SAC: 1

3B: 0 DP: 2

HR: 0 HBP: 1

1B: 8 SF: 0

2B: 0 SAC: 1

3B: 0 DP: 2

HR: 0 HBP: 1

1B: 8 SF: 0

2B: 0 SAC: 1

3B: 0 DP: 2

HR: 0 HBP: 1

1B: 8 SF: 0

2B: 0 SAC: 1

3B: 0 DP: 2

HR: 0 HBP: 1

1B: 8 SF: 0

2B: 0 SAC: 1

3B: 0 DP: 2

HR: 0 HBP: 1

1B: 8 SF: 0

2B: 0 SAC: 1

3B: 0 DP: 2

HR: 0 HBP: 1

1B: 8 SF: 0

2B: 0 SAC: 1

3B: 0 DP: 2

HR: 0 HBP: 1

1B: 8 SF: 0

2B: 0 SAC: 1

3B: 0 DP: 2

HR: 0 HBP: 1

1B: 8 SF: 0

2B: 0 SAC: 1

3B: 0 DP: 2

HR: 0 HBP: 1

1B: 8 SF: 0

2B: 0 SAC: 1

3B: 0 DP: 2

HR: 0 HBP: 1

1B: 8 SF: 0

2B: 0 SAC: 1

3B: 0 DP: 2

HR: 0 HBP: 1

1B: 8 SF: 0

2B: 0 SAC: 1

3B: 0 DP: 2

HR: 0 HBP: 1

1B: 8 SF: 0

2B: 0 SAC: 1

3B: 0 DP: 2

HR: 0 HBP: 1

1B: 8 SF: 0

2B: 0 SAC: 1

3B: 0 DP: 2

HR: 0 HBP: 1

1B: 8 SF: 0

2B: 0 SAC: 1

3B: 0 DP: 2

HR: 0 HBP: 1

1B: 8 SF: 0

2B: 0 SAC: 1

3B: 0 DP: 2

HR: 0 HBP: 1

1B: 8 SF: 0

2B: 0 SAC: 1

3B: 0 DP: 2

HR: 0 HBP: 1

1B: 8 SF: 0

2B: 0 SAC: 1

3B: 0 DP: 2

HR: 0 HBP: 1

1B: 8 SF: 0

2B: 0 SAC: 1

3B: 0 DP: 2

HR: 0 HBP: 1

1B: 8 SF: 0

2B: 0 SAC: 1

3B: 0 DP: 2

HR: 0 HBP: 1

1B: 8 SF: 0

2B: 0 SAC: 1

3B: 0 DP: 2

HR: 0 HBP: 1

1B: 8 SF: 0

2B: 0 SAC: 1

3B: 0 DP: 2

HR: 0 HBP: 1

1B: 8 SF: 0

2B: 0 SAC: 1

3B: 0 DP: 2

HR: 0 HBP: 1

1B: 8 SF: 0

2B: 0 SAC: 1

3B: 0 DP: 2

HR: 0 HBP: 1

1B: 8 SF: 0

2B: 0 SAC: 1

3B: 0 DP: 2

HR: 0 HBP: 1

1B: 8 SF: 0

2B: 0 SAC: 1

3B: 0 DP: 2

HR: 0 HBP: 1

1B: 8 SF: 0

2B: 0 SAC: 1

3B: 0 DP: 2

HR: 0 HBP: 1

1B: 8 SF: 0

2B: 0 SAC: 1

3B: 0 DP: 2

HR: 0 HBP: 1

1B: 8 SF: 0

2B: 0 SAC: 1

3B: 0 DP: 2

HR: 0 HBP: 1

1B: 8 SF: 0

2B: 0 SAC: 1

3B: 0 DP: 2

HR: 0 HBP: 1

1B: 8 SF: 0

2B: 0 SAC: 1

3B: 0 DP: 2

HR: 0 HBP: 1

1B: 8 SF: 0

2B: 0 SAC: 1

3B: 0 DP: 2

HR: 0 HBP: 1

1B: 8 SF: 0

2B: 0 SAC: 1

3B: 0 DP: 2

HR: 0 HBP: 1

1B: 8 SF: 0

2B: 0 SAC: 1

3B: 0 DP: 2

HR: 0 HBP: 1

1B: 8 SF: 0

2B: 0 SAC: 1

3B: 0 DP: 2

HR: 0 HBP: 1

1B: 8 SF: 0

2B: 0 SAC: 1

3B: 0 DP: 2

HR: 0 HBP: 1

1B: 8 SF: 0

2B: 0 SAC: 1

3B: 0 DP: 2

HR: 0 HBP: 1

1B: 8 SF: 0

2B: 0 SAC: 1

3B: 0 DP: 2

HR: 0 HBP: 1

1B: 8 SF: 0

2B: 0 SAC: 1

3B: 0 DP: 2

HR: 0 HBP: 1

1B: 8 SF: 0

2B: 0 SAC: 1

3B: 0 DP: 2

HR: 0 HBP: 1

1B: 8 SF: 0

2B: 0 SAC: 1

3B: 0 DP: 2

HR: 0 HBP: 1

1B: 8 SF: 0

2B: 0 SAC: 1

3B: 0 DP: 2

HR: 0 HBP: 1

1B: 8 SF: 0

2B: 0 SAC: 1

3B: 0 DP: 2

HR: 0 HBP: 1

1B: 8 SF: 0

2B: 0 SAC: 1

3B: 0 DP: 2

HR: 0 HBP: 1

1B: 8 SF: 0

2B: 0 SAC: 1

3B: 0 DP: 2

HR: 0 HBP: 1

1B: 8 SF: 0

2B: 0 SAC: 1

3B: 0 DP: 2

HR: 0 HBP: 1

1B: 8 SF: 0

2B: 0 SAC: 1

3B: 0 DP: 2

HR: 0 HBP: 1

1B: 8 SF: 0

2B: 0 SAC: 1

3B: 0 DP: 2

HR: 0 HBP: 1

1B: 8 SF: 0

2B: 0 SAC: 1

3B: 0 DP: 2

HR: 0 HBP: 1

1B: 8 SF: 0

2B: 0 SAC: 1

3B: 0 DP: 2

HR: 0 HBP: 1

1B: 8 SF: 0

2B: 0 SAC: 1

3B: 0 DP: 2

HR: 0 HBP: 1

1B: 8 SF: 0

2B: 0 SAC: 1

3B: 0 DP: 2

HR: 0 HBP: 1

1B: 8 SF: 0

2B: 0 SAC: 1

3B: 0 DP: 2

HR: 0 HBP: 1

Batter	1	2	3	4	5	6	7	8	9	AB R H RBI BB SO LOB	TOP											
<b>Craig Biggio, R</b> (1, 8) OBP: 0.326, SLG: 0.429	0-3 		1-1 		1-3 			1-2 	2-2 	5 0 1 0 0 2 0												
<b>Geoff Blum, S</b> (1, 5) OBP: 0.343, SLG: 0.420	4-0 		1-3 		0-1 			0-0 		3 0 1 0 1 1 3												
<b>5 Jeff Bagwell, R</b> (1, 3) OBP: 0.395, SLG: 0.564	0-0 		4-0 		2-3 			2-2 		3 1 1 0 1 1 2												
<b>Jeff Kent, R</b> (1, 4) OBP: 0.373, SLG: 0.553	2-3 		3-3 			1-3 		1-2 		4 1 1 2 0 3 4												
<b>17 Lance Berkman, S</b> (1, 7) OBP: 0.397, SLG: 0.471		2-2 	2-2 			2-2 		3-2 		4 0 0 0 0 0 3												
<b>Richard Hidalgo, R</b> (1, 9) OBP: 0.409, SLG: 0.493		4-2 		0-0 		2-2 		1-0 		3 0 1 0 1 0 0												
<b>Brad Ausmus, R</b> (1, 2) OBP: 0.278, SLG: 0.306		1-2 		2-1 			1-2 	0-0 		2 0 1 0 0 0 0												
<b>Jose Vizcaino, S</b> (7, PH) OBP: 0.239, SLG: 0.239		1-2 		0-3 			1-3 			2 0 0 0 0 0 2												
<b>28 Adam Everett, R</b> (1, 6) OBP: 0.342, SLG: 0.457		1-2 							0-0 	2 0 0 0 0 1 2												
<b>Gregg Zaun, S</b> (7, PH) OBP: 0.357, SLG: 0.361										2 0 0 0 0 1 0												
<b>Wade Miller, R</b> (1, 1) OBP: 0.250, SLG: 0.250			0-1 		2-3 		0-0 		3-2 	2 0 1 0 0 1 0												
<b>Pete Munro, R</b> (6, 1) OBP: 0.253, SLG: 0.257										0 0 0 0 0 0 0												
<b>Brian Hunter, R</b> (7, PH) OBP: 0.253, SLG: 0.257										1 0 0 0 0 0 0												
<b>Nate Bland, L</b> (7, 1)										0 0 0 0 0 0 0												
<b>54 Brad Lidge, R</b> (8, 1)										0 0 0 0 0 0 0												
<b>Orlando Merced, S</b> (9, PH) OBP: 0.351, SLG: 0.442										1 0 0 0 0 0 0												
<b>Inning Stats</b>	R: 0 E: 0 K: 2 S: 7	H: 0 LOB: 1 BB: 1 P: 13	R: 0 E: 0 K: 0 S: 11	H: 1 LOB: 1 BB: 1 P: 19	R: 0 E: 0 K: 2 S: 18	H: 2 LOB: 3 BB: 1 P: 29	R: 0 E: 0 K: 1 S: 7	H: 0 LOB: 0 BB: 0 P: 9	R: 0 E: 0 K: 3 S: 12	H: 1 LOB: 1 BB: 0 P: 17	R: 0 E: 0 K: 1 S: 9	H: 0 LOB: 0 BB: 0 P: 14	R: 0 E: 0 K: 1 S: 7	H: 0 LOB: 0 BB: 0 P: 9	R: 2 E: 2 K: 0 S: 19	H: 3 LOB: 2 BB: 0 P: 27	R: 0 E: 0 K: 0 S: 7	H: 0 LOB: 0 BB: 0 P: 12	1B: 4 2B: 2 3B: 0 HR: 1	SF: 0 SAC: 0 DP: 2 HBP: 0	WP: 0 PB: 0 SB: 0 CS: 0	PA: 37
<b>PITCHER</b>	IP WLS BF H R ER SO BB IBB HBP BLK WP HR S P ERA WHIP																					
<b>Jeff D'Amico, R</b> (1, 1) ERA: 3.47	7.0 W 27 4 0 0 10 2 1 0 0 0 0 0 71 110 0.00 0.857																					
<b>Brian Boehringer, R</b> (8, 1) ERA: 9.77	0.2 H 4 2 2 2 0 0 0 0 0 0 0 1 11 15 27.00 3.000																					
<b>Scott Sauerbeck, L</b> (8, 1) ERA: 4.91	0.0 1 0 0 0 0 0 0 0 0 0 0 0 6 9 ∞ ∞																					
<b>Julian Tavarez, R</b> (8, 1) ERA: 7.36	0.1 H 2 1 0 0 0 0 0 0 0 0 0 0 2 3 0.00 3.000																					
<b>Mike Williams, R</b> (9, 1) ERA: 6.46	1.0 S 3 0 0 0 0 0 0 0 0 0 0 0 7 12 0.00 0.000																					

Houston Astros @ Pittsburgh Pirates  
PNC Park, Pittsburgh, PA  
Wed May 14 2003, 7:05 PM EDT  
Att. 11,730 - Sunny - 67 F

livebaseballscorecards.com

AB	34
R	2
H	7
RBI	2
BB	3
SO	10
LOB	16





Batter	1	2	3	4	5	6	7	8	9
<b>Kenny Lofton, L</b> OBP: 0.344, SLG: 0.396 (1, 8)	4-1 BB 18 CS		2-2 1B 18 S		1-1 HR 1-H		0-1 SH1-3 1-2		
<b>18 Jason Kendall, R</b> OBP: 0.379, SLG: 0.390 (1, 2)	4-1 BB FC4 1-2		4-1 HBP 1-2		2-3 K 2		3-3 K 2		
<b>Brian Giles, L</b> OBP: 0.411, SLG: 0.411 (1, 7)	0-2 F9 2		0-0 G4-3 3		2-0 G3-1 3		2-3 K 3		
<b>Aramis Ramirez, R</b> OBP: 0.287, SLG: 0.315 (1, 5)	1-2 FC4 1-2f			2-3 K 1		1-1 1B 1		3-2 G6-3 1	
<b>Randall Simon, L</b> OBP: 0.336, SLG: 0.434 (1, 3)		1-0 G5-3 1		0-1 1B 1		2-0 1B 2 1B 1B		2-2 G3 2	
<b>Mike Williams, R</b> (9, 1)									
<b>Reggie Sanders, R</b> OBP: 0.308, SLG: 0.433 (1, 9)		2-3 K 2		2-3 K 2		0-0 1B 2 1B 1B		0-3 K 3	
<b>2 Jack Wilson, R</b> OBP: 0.286, SLG: 0.340 (1, 6)		1-2 G4-3 3		0-0 F8 3		1-2 1B 1-2 2-H G4-6-3 1B			
<b>Abraham Nunez, S</b> OBP: 0.304, SLG: 0.204 (1, 4)			3-2 F8 1		1-1 G6-3 1		0-0 G4-6-3 2 3		
<b>Jeff D'Amico, R</b> OBP: 0.250, SLG: 0.182 (1, 1)									
<b>Craig Wilson, R</b> OBP: 0.368, SLG: 0.435 (7, PH)			1-3 K 2		4-2 HR BB		1-0 SH1-3 HBP		
<b>Brian Boehringer, S</b> (8, 1)									
<b>Scott Sauerbeck, R</b> (8, 1)									
<b>Julian Tavarez, L</b> (8, 1)									
<b>Kevin Young, R</b> OBP: 0.289, SLG: 0.327 (9, 3)									

Inning Stats	R: 0 E: 0 K: 0 S: 8	H: 0 LOB: 1 BB: 2 P: 17	R: 0 E: 0 K: 1 S: 7	H: 0 LOB: 0 BB: 0 P: 11	R: 0 E: 0 K: 1 S: 12	H: 1 LOB: 2 BB: 0 P: 21	R: 0 E: 0 K: 2 S: 12	H: 1 LOB: 1 BB: 0 P: 16	R: 2 E: 0 K: 1 S: 10	H: 1 LOB: 0 BB: 1 P: 20	R: 1 E: 0 K: 0 S: 8	H: 4 LOB: 1 BB: 0 P: 12	R: 0 E: 0 K: 2 S: 9	H: 0 LOB: 1 BB: 0 P: 15	R: 0 E: 0 K: 1 S: 12	H: 0 LOB: 0 BB: 0 P: 17
--------------	------------------------------	----------------------------------	------------------------------	----------------------------------	-------------------------------	----------------------------------	-------------------------------	----------------------------------	-------------------------------	----------------------------------	------------------------------	----------------------------------	------------------------------	----------------------------------	-------------------------------	----------------------------------

PITCHER	IP	WLS	BF	H	R	ER	SO	BB	IBB	HBP	BLK	WP	HR	S	P	ERA	WHIP
<b>Wade Miller, R</b> ERA: 5.4 (1, 1)	5.1	L	25	7	3	3	5	3	0	0	0	0	1	56	96	5.06	1.875
<b>Pete Munro, R</b> ERA: 4.05 (6, 1)	0.2		1	0	0	0	0	0	0	0	0	0	0	1	1	0.00	0.000
<b>Nate Bland, L</b> ERA: 2.84 (7, 1)	1.0		4	0	0	0	2	0	0	1	0	0	0	9	15	0.00	0.000
<b>54 Brad Lidge, R</b> ERA: 1.54 (8, 1)	1.0		3	0	0	0	1	0	0	0	0	0	0	12	17	0.00	0.000

**BOTTOM**

**Houston Astros @ Pittsburgh Pirates**  
PNC Park, Pittsburgh, PA  
Wed May 14 2003, 7:05 PM EDT  
Att. 11,730 - Sunny - 67 F


AB	R	H	RBI	BB	SO	LOB
2	1	2	2	1	0	0
2	0	0	0	1	2	1
4	0	0	0	0	1	4
4	0	1	0	0	1	1
4	1	2	0	0	0	0
0	0	0	0	0	0	0
4	0	1	0	0	3	1
3	0	1	1	0	0	1
3	0	0	0	0	0	2
1	1	0	0	1	1	0
0	0	0	0	0	0	0
0	0	0	0	0	0	0
0	0	0	0	0	0	0
0	0	0	0	0	0	0
0	0	0	0	0	0	0

**AB 27**  
**R 3**  
**H 7**  
**RBI 3**  
**BB 3**  
**SO 8**  
**LOB 10**

**WP: 0** **PA: 33**  
**PB: 0**  
**SB: 1**  
**CS: 1**

**1B: 6** **SF: 0**  
**2B: 0** **SAC: 1**  
**3B: 0** **DP: 1**  
**HR: 1** **HBP: 2**

**livebaseballscorecards.com**



Batter	1	2	3	4	5	6	7	8	9	AB R H RBI BB SO LOB	TOP											
<b>Craig Biggio, R</b> (1, 8) OBP: 0.328, SLG: 0.434	1-2 G5-3		0-2 P5		1-3 K		1-2 2-H 2B		2-2 2B 1B	5 1 2 2 0 1 0												
<b>Geoff Blum, S</b> (1, 5) OBP: 0.338, SLG: 0.419	0-1 F7		2-1 G3-1		0-0 P5		0-0 F8		2-1 2B 1B	5 0 1 1 0 0 1												
<b>5 Jeff Bagwell, R</b> (1, 3) OBP: 0.385, SLG: 0.547	2-3 K				0-0 P6		1-2 F7		0-3 K	5 0 0 0 0 2 2												
<b>17 Lance Berkman, S</b> (1, 7) OBP: 0.400, SLG: 0.467					0-0 WP 2B 1B		1-2 F9		1-2 F7	3 1 1 0 1 0 0												
<b>Richard Hidalgo, R</b> (1, 9) OBP: 0.411, SLG: 0.522					1 SAFE 2-2 2B 2B		2-2 HR		1-1 F9	4 2 2 2 0 0 1												
<b>Jose Vizcaino, S</b> (1, 4) OBP: 0.267, SLG: 0.282					2-2 2B 2B		0-1 1B		1-0 F9	4 0 3 1 0 0 0												
<b>Brad Ausmus, R</b> (1, 2) OBP: 0.277, SLG: 0.312					0-1 P4		3-3 K		0-1 28 G4-3 1B 2B	4 1 1 0 0 1 4												
<b>28 Adam Everett, R</b> (1, 6) OBP: 0.310, SLG: 0.410					2-0 P4		0-3 K		0-2 G4-3	4 0 0 0 0 1 4												
<b>44 Roy Oswalt, R</b> (1, 1) OBP: 0.273, SLG: 0.318					1-3 K		1-2 2B		1-3 K	3 1 1 0 0 2 0												
<b>Ricky Stone, R</b> (7, 1)										0 0 0 0 0 0 0												
<b>Octavio Dotel, R</b> (8, 1)										0 0 0 0 0 0 0												
<b>Orlando Merced, S</b> (9, PH) OBP: 0.345, SLG: 0.434										1 0 0 0 0 1 1												
<b>Billy Wagner, L</b> (9, 1)										0 0 0 0 0 0 0												
<b>Inning Stats</b>	R: 0 E: 0 K: 1 S: 9	H: 0 LOB: 0 BB: 0 P: 12	R: 0 E: 0 K: 0 S: 13	H: 1 LOB: 2 BB: 1 P: 24	R: 0 E: 0 K: 1 S: 10	H: 0 LOB: 0 BB: 0 P: 13	R: 2 E: 0 K: 0 S: 17	H: 3 LOB: 1 BB: 0 P: 23	R: 0 E: 0 K: 2 S: 9	H: 0 LOB: 0 BB: 0 P: 11	R: 1 E: 0 K: 1 S: 19	H: 2 LOB: 1 BB: 0 P: 26	R: 1 E: 0 K: 1 S: 12	H: 2 LOB: 1 BB: 0 P: 15	R: 0 E: 0 K: 0 S: 6	H: 0 LOB: 0 BB: 0 P: 9	R: 2 E: 0 K: 2 S: 16	H: 3 LOB: 1 BB: 0 P: 21	1B: 4 2B: 6 3B: 0 HR: 1	SF: 0 SAC: 0 DP: 0 HBP: 0	WP: 1 PB: 0 SB: 0 CS: 0	PA: 39
<b>PITCHER</b>	IP WLS BF H R ER SO BB IBB HBP BLK WP HR S P ERA WHIP																					
<b>Kris Benson, R</b> (1, 1) ERA: 3.81	6.0 L 25 6 3 3 5 1 0 0 0 1 1 77 109 4.50 1.167																					
<b>Brian Meadows, R</b> (7, 1) ERA: 3.14	3.0 14 5 3 3 3 0 0 0 0 0 0 34 45 9.00 1.667																					

**Houston Astros @ Pittsburgh Pirates**  
PNC Park, Pittsburgh, PA  
Thu May 15 2003, 12:35 PM EDT  
Att. 16,752 - Overcast - 63 F

[livebaseballscorecards.com](http://livebaseballscorecards.com)

<b>AB</b>	<b>38</b>
<b>R</b>	<b>6</b>
<b>H</b>	<b>11</b>
<b>RBI</b>	<b>6</b>
<b>BB</b>	<b>1</b>
<b>SO</b>	<b>8</b>
<b>LOB</b>	<b>13</b>



Batter	1	2	3	4	5	6	7	8	9
Kenny Lofton, L (1, 8) OBP: 0.348, SLG: 0.399 Kevin Young, R (9, PH) OBP: 0.254, SLG: 0.321	0-0 SH1-3 1B		1-1 G3 2 BB G4-3 1B	2-1 G4-3			3-1 B2-3		2-3 K
2 Jack Wilson, R (1, 6) OBP: 0.293, SLG: 0.343	0-0 SH1-3 1-2		4-0 G4-3 G3 1B BB		1-2 G3-6-1 1B			1-3 K	
Brian Giles, L (1, 7) OBP: 0.390, SLG: 0.383	1-1 F9		0-1 G3 1-2 2-3		0-3 K			0-3 K	
Randall Simon, L (1, 3) OBP: 0.333, SLG: 0.436	0-0 G4-3		1-2 G4-3 2-3 3-H		1-0 G3-6-1 1-2f			0-0 FC5 2B	
Matt Stairs, L (1, 9) OBP: 0.274, SLG: 0.263		1-1 G6-3	2-2 G3 2B 1B			2-3 K		4-2 BB	
Craig Wilson, R (1, 2) OBP: 0.361, SLG: 0.440		0-3 K	0-1 G3 1-H 2B			0-0 P5		1-2 FC5 2-3f	
Rob Mackowiak, L (1, 5) OBP: 0.292, SLG: 0.298 Brian Meadows, R (7, 1) 18 Jason Kendall, R (9, PH) OBP: 0.377, SLG: 0.387		2-2 1B 1B		4-2 SH2-4 BB		2-3 K		0-0 F9	
Abraham Nunez, S (1, 4) OBP: 0.300, SLG: 0.208	1 SAFE 1-1 F8 1-3 1B		2-2 F8			1-0 G3		2-3 K	
Kris Benson, R (1, 1) Jeff Reboulet, R (7, 5) OBP: 0.500, SLG: 0.500		0-3 K		0-0 SH2-4 1-2			2-1 G6-3		0-2 1B

AB	R	H	RBI	BB	SO	LOB
4	1	2	0	0	0	1
1	0	0	0	0	1	1
2	1	1	0	1	1	0
4	0	0	0	0	2	4
4	0	1	1	0	0	3
3	0	1	1	1	1	0
4	0	1	0	0	1	2
2	0	1	0	1	1	0
0	0	0	0	0	0	0
1	0	0	0	0	0	0
4	0	1	0	0	1	1
1	0	0	0	0	1	2
2	0	1	0	0	0	0

**BOTTOM**

**Houston Astros @ Pittsburgh Pirates**  
PNC Park, Pittsburgh, PA  
Thu May 15 2003, 12:35 PM EDT  
Att. 16,752 - Overcast - 63 F

livebaseballscorecards.com

AB	32
R	2
H	9
RBI	2
BB	3
SO	9
LOB	14



1B	2B	3B	HR	SF	SAC	DP	HBP
7	2	0	0	0	2	1	0
0	0	0	0	0	0	0	0

WP	PA
0	37
0	0
0	0

Inning	R	H	E	K	S	H	LOB	BB	P	ER	SO	BB	IBB	HBP	BLK	WP	HR	S	P	ERA	WHIP
1	0	1	0	5	6	2	1	0	1	0	5	0	0	0	0	0	0	56	83	3.00	1.500
2	0	2	0	2	19	0	2	0	0	0	5	0	0	0	0	0	0	5	11	0.00	0.000
3	2	3	0	0	12	0	2	0	0	0	2	0	0	0	0	0	0	16	22	0.00	2.000
4	0	0	0	8	16	0	0	0	0	0	0	0	0	0	0	0	0	14	18	0.00	1.000
5	0	1	0	8	10	0	0	0	0	0	0	0	0	0	0	0	0	0	0	0.00	0.000
6	0	0	0	2	12	0	0	0	0	0	0	0	0	0	0	0	0	0	0	0.00	0.000
7	0	0	0	5	11	0	0	0	0	0	0	0	0	0	0	0	0	0	0	0.00	0.000
8	0	1	0	16	22	0	0	0	0	0	0	0	0	0	0	0	0	0	0	0.00	2.000
9	0	1	0	14	18	0	0	0	0	0	0	0	0	0	0	0	0	0	0	0.00	1.000

PITCHER	IP	WLS	BF	H	R	ER	SO	BB	IBB	HBP	BLK	WP	HR	S	P	ERA	WHIP
44 Roy Oswalt, R (1, 1) ERA: 3.68	6.0	W	25	7	2	2	5	2	0	0	0	0	0	56	83	3.00	1.500
Ricky Stone, R (7, 1) ERA: 1.14	1.0	H	3	0	0	0	0	0	0	0	0	0	0	5	11	0.00	0.000
Octavio Dotel, R (8, 1) ERA: 1.59	1.0	H	5	1	0	0	2	1	0	0	0	0	0	16	22	0.00	2.000
Billy Wagner, L (9, 1) ERA: 1.96	1.0		4	1	0	0	2	0	0	0	0	0	0	14	18	0.00	1.000

WP	PA	ERA	WHIP
0	37	0.00	1.500
0	0	0.00	0.000
0	0	0.00	2.000
0	0	0.00	1.000

Batter	1	2	3	4	5	6	7	8	9	AB R H RBI BB SO LOB	TOP																
11 Jimmy Rollins, S OBP: 0.344, SLG: 0.404 (1, 6)	1-1 G4-3 2B 1B	1-1 FC1-2 FC6-4 1-2 2-3 3-H			2-0 S 1B 1B	0-1 F9			2-3 K	5 2 2 0 0 1 5																	
Placido Polanco, R OBP: 0.361, SLG: 0.385 (1, 4)	0-1 G4-3 1-3 2B	1-0 FC6-4 1-2f			1-0 B1-3 1-2			2-2 G6-3	5 0 1 0 0 0 4																		
Jim Thome, L OBP: 0.363, SLG: 0.464 (1, 3)	0-0 G4-3 2-3 3-H				1-0 F8 FC5-4 1B			2-0 F8	5 0 1 2 0 1 1																		
Pat Burrell, R OBP: 0.311, SLG: 0.419 (1, 7)	3-3 K				1-0 FC5-4 1-2f			3-3 K	4 0 0 0 0 3 2																		
Bobby Abreu, L OBP: 0.368, SLG: 0.420 (1, 9)	2-1 G4-3				1-2 F7			2-0 G4-3	4 0 0 0 0 0 2																		
Mike Lieberthal, R OBP: 0.406, SLG: 0.525 (1, 2)					4-2 G6-4-3 BB			2-3 K	3 0 1 0 1 1 0																		
David Bell, R OBP: 0.299, SLG: 0.290 (1, 5)					1-2 G6-4-3 1-2f			3-2 F8 1B 1B	4 0 2 0 0 0 1																		
Marlon Byrd, R OBP: 0.303, SLG: 0.293 (1, 8)					0-1 K 1B			3-2 K 1-2 1B	4 0 3 0 0 1 2																		
Vicente Padilla, R OBP: 0.143, SLG: 0.053 (1, 1)					1-3 K			4-2 K BB	2 0 1 0 1 1 1																		
Ricky Ledee, L OBP: 0.327, SLG: 0.467 (8, PH)					0-1 K 11 FC1-2			1-3 K	1 0 0 0 0 1 2																		
Turk Wendell, L (8, 1)									0 0 0 0 0 0 0																		
Rheal Cormier, L OBP: 1.000, SLG: 1.000 (8, 1)									0 0 0 0 0 0 0																		
Terry Adams, R (8, 1)									0 0 0 0 0 0 0																		
<b>Inning Stats</b>	R: 1 E: 0 K: 1 S: 10	H: 2 LOB: 1 BB: 0 P: 16	R: 0 E: 0 K: 1 S: 12	H: 3 LOB: 3 BB: 0 P: 18	R: 0 E: 0 K: 1 S: 10	H: 0 LOB: 0 BB: 0 P: 15	R: 0 E: 0 K: 1 S: 10	H: 1 LOB: 1 BB: 1 P: 16	R: 1 E: 0 K: 0 S: 7	H: 2 LOB: 1 BB: 0 P: 13	R: 0 E: 0 K: 0 S: 13	H: 1 LOB: 2 BB: 1 P: 20	R: 0 E: 0 K: 1 S: 10	H: 0 LOB: 0 BB: 0 P: 17	R: 0 E: 0 K: 2 S: 16	H: 2 LOB: 2 BB: 0 P: 27	R: 0 E: 0 K: 2 S: 12	H: 0 LOB: 0 BB: 0 P: 16	1B: 9 2B: 2 3B: 0 HR: 0	SF: 0 SAC: 0 DP: 1 HBP: 0	WP: 0 PB: 0 SB: 1 CS: 0	PA: 39					
<b>PITCHER</b>	IP WLS BF H R ER SO BB IBB HBP BLK WP HR S P ERA WHIP																										
Jerome Robertson, L ERA: 7.57 (1, 1)	6.0		28	9	2	2	4	2	0	0	0	0	0	62	98	3.00	1.833										
54 Brad Lidge, R ERA: 1.48 (7, 1)	1.0		3	0	0	0	1	0	0	0	0	0	0	10	17	0.00	0.000										
Octavio Dotel, R ERA: 1.52 (8, 1)	1.0	W	5	2	0	0	2	0	0	0	0	0	0	16	27	0.00	2.000										
Billy Wagner, L ERA: 1.88 (9, 1)	1.0	S	3	0	0	0	2	0	0	0	0	0	0	12	16	0.00	0.000										

Philadelphia Phillies @ Houston Astros  
Minute Maid Park, Houston, TX  
Fri May 16 2003, 7:05 PM CDT  
Att. 28,085 - Sunny - 88 F


livebaseballscorecards.com

AB 37  
R 2  
H 11  
RBI 2  
BB 2  
SO 9  
LOB 20



Batter	1	2	3	4	5	6	7	8	9
<b>Craig Biggio, R</b> OBP: 0.337, SLG: 0.438 (1, 8)	0-1 G1-3 1B		1-3 K		2-2 HR 1B		4-2 BB		
<b>Geoff Blum, S</b> OBP: 0.336, SLG: 0.436 (1, 5)	1-1 G1-3 1-2		0-0 F8		2-1 HR 1-H		1-1 F7		
<b>5 Jeff Bagwell, R</b> OBP: 0.367, SLG: 0.549 (1, 3)	3-3 K		4-2 BB		1-3 K			1-2 1B 17 1B 2B	
<b>Jeff Kent, R</b> OBP: 0.370, SLG: 0.545 (1, 4)	0-3 K		2-3 K			0-0 F9		1-0 G5-4-3 17 1B WP 1B	
<b>17 Lance Berkman, S</b> OBP: 0.396, SLG: 0.460 (1, 7)		3-2 G6-3		1-3 K		1-2 G4-3		0-0 G5-4-3 1B	
<b>Richard Hidalgo, R</b> OBP: 0.401, SLG: 0.507 (1, 9)		1-2 P5		2-2 G3		3-3 K		0-0 G5-4-3 1-2f 2-3	
<b>Gregg Zaun, S</b> OBP: 0.370, SLG: 0.400 <b>Brad Ausmus, R</b> OBP: 0.277, SLG: 0.312 (1, 2) (9, 2)		3-2 28 1B 2B		0-1 G3			0-1 G6-3	1-0 28 1B 1B	
<b>28 Adam Everett, R</b> OBP: 0.326, SLG: 0.419 (1, 6)		2-0 1B			0-0 F9		1-0 L6	1-2 1B	
<b>Jerome Robertson, L</b> OBP: 0.182, SLG: 0.182 <b>54 Brad Lidge, R</b> <b>Orlando Merced, S</b> OBP: 0.356, SLG: 0.463 <b>Octavio Dotel, R</b> <b>Jose Vizcaino, S</b> OBP: 0.263, SLG: 0.278 <b>Billy Wagner, L</b> (1, 1) (7, 1) (7, PH) (8, 1) (8, PH) (9, 1)		1-2 G1-3		2-2 F7			0-1 2B	1-2 G1-6-3	

AB	R	H	RBI	BB	SO	LOB
3	1	2	0	1	1	0
4	1	1	2	0	0	3
3	1	1	0	1	2	1
4	1	1	0	0	2	2
4	0	1	1	0	1	0
4	0	0	0	0	1	2
4	0	2	0	0	0	0
0	0	0	0	0	0	0
4	0	2	0	0	0	0
2	0	0	0	0	0	2
0	0	0	0	0	0	0
1	0	1	0	0	0	0
0	0	0	0	0	0	0
1	0	0	0	0	0	2
0	0	0	0	0	0	0

BOTTOM	
<b>Philadelphia Phillies @ Houston Astros</b> Minute Maid Park, Houston, TX Fri May 16 2003, 7:05 PM CDT Att: 28,085 - Sunny - 88 F	
<b>AB 34</b>	
<b>R 4</b>	
<b>H 11</b>	
<b>RBI 3</b>	
<b>BB 2</b>	
<b>SO 7</b>	
<b>LOB 12</b>	
	
1B: 7 SF: 0 WP: 1 PA: 36	
2B: 3 SAC: 0 PB: 0	
3B: 0 DP: 1 SB: 0	
HR: 1 HBP: 0 CS: 0	

Inning Stats		R	H	E	K	S	P	IP	WLS	BF	H	R	ER	SO	BB	IBB	HBP	BLK	WP	HR	S	P	ERA	WHIP
<b>PITCHER</b>		0	1	0	2	14	29	7.0		29	6	2	2	7	2	0	0	0	0	1	78	119	2.57	1.143
<b>Vicente Padilla, R</b> ERA: 4.23 (1, 1)		0	1	0	2	14	29	7.0		29	6	2	2	7	2	0	0	0	0	1	78	119	2.57	1.143
<b>Turk Wendell, R</b> ERA: 1.29 (8, 1)		0	0	0	0	0	0	0.0	L	2	2	2	0	0	0	0	0	0	0	0	5	7	∞	∞
<b>Rheal Cormier, L</b> ERA: 2.45 (8, 1)		0	0	0	0	0	0	0.0		1	1	0	0	0	0	0	0	0	0	0	1	1	∞	∞
<b>Terry Adams, R</b> ERA: 3.63 (8, 1)		0	0	0	0	0	0	1.0		4	2	0	0	0	0	0	0	0	1	0	8	11	0.00	2.000

PITCHER		IP	WLS	BF	H	R	ER	SO	BB	IBB	HBP	BLK	WP	HR	S	P	ERA	WHIP
<b>Vicente Padilla, R</b> ERA: 4.23 (1, 1)		7.0		29	6	2	2	7	2	0	0	0	0	1	78	119	2.57	1.143
<b>Turk Wendell, R</b> ERA: 1.29 (8, 1)		0.0	L	2	2	2	0	0	0	0	0	0	0	0	5	7	∞	∞
<b>Rheal Cormier, L</b> ERA: 2.45 (8, 1)		0.0		1	1	0	0	0	0	0	0	0	0	0	1	1	∞	∞
<b>Terry Adams, R</b> ERA: 3.63 (8, 1)		1.0		4	2	0	0	0	0	0	0	0	1	0	8	11	0.00	2.000

Philadelphia Phillies @ Houston Astros  
Minute Maid Park, Houston, TX

Sat May 17 2003, 3:05 PM CDT  
Att. 30,289 - Dome - 72 F

AB	30
R	9
H	10
RBI	8
BB	9
SO	2
LOB	22



Batter	1	2	3	4	5	6	7	8	9	AB	R	H	RBI	BB	SO	LOB
11 Jimmy Rollins, S OBP: 0.345, SLG: 0.404 (1, 6)	0-0 G3-5-3 1B		0-0 G6-4-3 1-2f				0-2 G6-3	1-1 1B		5	0	2	2	0	0	1
Placido Polanco, R OBP: 0.371, SLG: 0.431 (1, 4)	2-1 F9			2-1 WP SF8 1B		2-2 1B G3 2B	3-2 HR		1-0 G5-3	5	3	3	1	0	0	1
Jim Thome, L OBP: 0.369, SLG: 0.484 (1, 3)	0-0 G3-5-3 1-2f			2-3 K 1-3		1-2 G3 HBP BB 1B	4-1 BB BB		1-0 HR	4	2	2	1	1	1	2
Pat Burrell, R OBP: 0.319, SLG: 0.417 (1, 7)		4-1 G4-6-3 BB		3-2 SF8		1-0 BB G3 E HBP	4-1 G6-4-3 BB		1-1 G6-3	1	1	0	1	2	0	0
Bobby Abreu, L OBP: 0.368, SLG: 0.413 (1, 9)		3-2 G4-6-3 1-2f		4-2 S BB		3-1 G3	1-2 G6-4-3		4-1 FC5-4 BB	3	0	0	1	2	0	5
David Bell, R OBP: 0.309, SLG: 0.291 (1, 5)		4-2 BB		0-2 F7 1-2		4-0 E BB IBB		2-2 FC3-5 HBP 1B	2-2 FC5-4	3	0	1	0	2	0	2
Todd Pratt, R OBP: 0.512, SLG: 0.483 (1, 2)		2-3 K			1-0 1B G6-3 2B	4-2 E BB		2-0 G6-3 FC3-5 11 1B HBP		2	2	1	1	1	1	1
Marlon Byrd, R OBP: 0.300, SLG: 0.290 (1, 8)			0-2 G6-3		0-0 G6-3 1B	0-1 E6 G6-3		0-1 FC3-5 11 1B G6-3		4	1	1	1	0	0	4
Brandon Duckworth, R OBP: 0.429, SLG: 0.333 (1, 1)			4-1 11 G6-4-3 BB		0-2 G6-3 1-2f 3-H	1-1 G6-3		2-2 G6-3		1	0	0	0	1	0	1
Ricky Ledee, L OBP: 0.324, SLG: 0.462 (6, PH)										1	0	0	0	0	0	3
Terry Adams, R (6, 1)										0	0	0	0	0	0	0
Tomas Perez, S OBP: 0.293, SLG: 0.321 (8, PH)										1	0	0	0	0	0	2
Rheal Cormier, L OBP: 1.000, SLG: 1.000 (8, 1)										0	0	0	0	0	0	0

Inning Stats	R: 0	H: 1	E: 0	K: 0	S: 5	P: 6	R: 0	H: 0	E: 0	K: 1	S: 10	P: 23	R: 0	H: 0	E: 0	K: 0	S: 6	P: 10	R: 1	H: 1	E: 0	K: 1	S: 14	P: 25	R: 1	H: 2	E: 0	K: 0	S: 7	P: 10	R: 3	H: 2	E: 1	K: 0	S: 17	P: 33	R: 1	H: 1	E: 0	K: 0	S: 11	P: 23	R: 2	H: 2	E: 0	K: 0	S: 10	P: 17	R: 1	H: 1	E: 0	K: 0	S: 8	P: 17	1B: 6	SF: 1	2B: 2	SAC: 0	3B: 0	DP: 6	HR: 2	HBP: 2	WP: 2	PA: 42
--------------	------	------	------	------	------	------	------	------	------	------	-------	-------	------	------	------	------	------	-------	------	------	------	------	-------	-------	------	------	------	------	------	-------	------	------	------	------	-------	-------	------	------	------	------	-------	-------	------	------	------	------	-------	-------	------	------	------	------	------	-------	-------	-------	-------	--------	-------	-------	-------	--------	-------	--------

PITCHER	IP	WLS	BF	H	R	ER	SO	BB	IBB	HBP	BLK	WP	HR	S	P	ERA	WHIP
Scott Linebrink, R ERA: 3.71 (1, 1)	5.0		20	5	3	3	2	4	0	0	0	1	0	45	79	5.40	1.800
Nate Bland, L ERA: 5.4 (6, 1)	0.1	L	4	1	0	0	0	0	1	1	0	0	0	5	14	0.00	3.000
Pete Munro, R ERA: 3.95 (6, 1)	0.2		3	0	2	2	0	1	0	0	0	0	0	9	14	27.00	1.500
Ricky Stone, R ERA: 2.1 (7, 1)	2.0		10	3	3	3	0	2	0	1	0	0	1	21	40	13.50	2.500
Brandon Puffer, R ERA: 3.77 (9, 1)	1.0		5	1	1	1	0	1	0	0	0	0	1	8	17	9.00	2.000

Batter	1	2	3	4	5	6	7	8	9	AB R H RBI BB SO LOB
<b>Craig Biggio, R</b> OBP: 0.333, SLG: 0.431 (1, 8)	2-2 BB BB 17 1B 1B	2-1 G5-3		1-2 F9			2-2 G3		2-1 F7	5 1 1 0 0 0 1
<b>Morgan Ensberg, R</b> OBP: 0.400, SLG: 0.608 (1, 5)	4-2 17 1B 5 BB 1-2 BB BB	1-1 3B			4-2 17 FC4-6 1B BB		0-0 E7 2B 1B		0-0 2B	3 2 3 1 2 0 0
<b>5 Jeff Bagwell, R</b> OBP: 0.362, SLG: 0.536 (1, 3)	4-1 BB 17 1B 1-2 2-3 BB	0-0 F8			1-0 P4		1-3 K		1-1 P6	4 0 0 0 1 1 4
<b>Jeff Kent, R</b> OBP: 0.373, SLG: 0.551 (1, 4)	2-3 K			2-0 G5-3		1-2 17 FC4-6 1B		0-0 2B		4 0 2 1 0 1 3
<b>17 Lance Berkman, S</b> OBP: 0.392, SLG: 0.454 <b>Geoff Blum, S</b> OBP: 0.336, SLG: 0.436 (8, 7)	2-1 BB 1-2 2-3 3-H 1B		2-3 K		1-0 FC4-6		0-3 K			4 0 1 1 0 2 3 0 0 0 0 0 0 0
<b>Richard Hidalgo, R</b> OBP: 0.404, SLG: 0.500 (1, 9)	4-2 G4-6-3 1-2 2-3 3-H BB		4-2 HBP		3-2 P3		1-3 K			2 0 0 1 1 1 2
<b>Brad Ausmus, R</b> OBP: 0.270, SLG: 0.302 (1, 2)	0-0 G4-6-3 1-2f		0-3 K			1-3 K		1-0 F7		4 0 0 0 0 2 4
<b>28 Adam Everett, R</b> OBP: 0.320, SLG: 0.404 (1, 6)		1-2 SH1-4 3B 1B		0-1 F9		2-2 G6-3		0-3 K		4 1 1 0 0 1 0
<b>Scott Linebrink, R</b> Nate Bland, L Pete Munro, R Brian Hunter, R Ricky Stone, R Brandon Puffer, R Jose Vizcaino, S		0-0 SH1-4		1-1 F8		2-2 F8		2-3 K		1 0 1 0 1 0 0 0 0 1 0


Inning Stats	R: 2	H: 2	E: 0	LOB: 2	K: 14	S: 14	R: 1	H: 2	E: 0	LOB: 1	K: 0	S: 11	R: 0	H: 0	E: 0	LOB: 1	K: 2	S: 9	R: 0	H: 0	E: 0	LOB: 0	K: 0	S: 7	R: 0	H: 1	E: 0	LOB: 2	K: 0	S: 10	R: 0	H: 0	E: 0	LOB: 0	K: 1	S: 9	R: 1	H: 2	E: 1	LOB: 1	K: 2	S: 12	R: 0	H: 0	E: 0	LOB: 0	K: 2	S: 7	R: 0	H: 1	E: 0	LOB: 1	K: 1	S: 8	1B: 5	SF: 0	2B: 2	SAC: 1	3B: 1	DP: 1	HR: 0	HBP: 1	WP: 0	PA: 39
--------------	------	------	------	--------	-------	-------	------	------	------	--------	------	-------	------	------	------	--------	------	------	------	------	------	--------	------	------	------	------	------	--------	------	-------	------	------	------	--------	------	------	------	------	------	--------	------	-------	------	------	------	--------	------	------	------	------	------	--------	------	------	-------	-------	-------	--------	-------	-------	-------	--------	-------	--------

PITCHER	IP	WLS	BF	H	R	ER	SO	BB	IBB	HBP	BLK	WP	HR	S	P	ERA	WHIP
<b>Brandon Duckworth, R</b> ERA: 6.2 (1, 1)	5.0	W	24	5	3	3	3	4	0	0	0	0	0	51	93	5.40	1.800
<b>Terry Adams, R</b> ERA: 3.26 (6, 1)	2.0	H	8	2	1	0	3	0	0	0	0	0	0	21	29	0.00	1.000
<b>Rheal Cormier, L</b> ERA: 2.21 (8, 1)	2.0		7	1	0	0	3	0	0	0	0	0	0	15	22	0.00	0.500

**Philadelphia Phillies @ Houston Astros**  
Minute Maid Park, Houston, TX  
Sat May 17 2003, 3:05 PM CDT  
Att. 30,289 - Dome - 72 F

livebaseballscorecards.com

AB	33
R	4
H	8
RBI	4
BB	4
SO	9
LOB	17



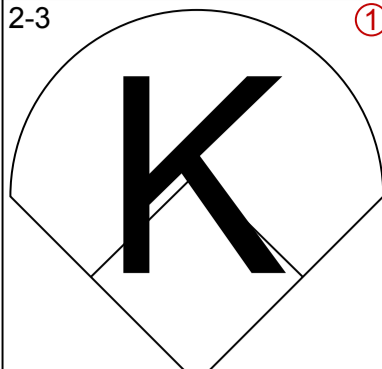
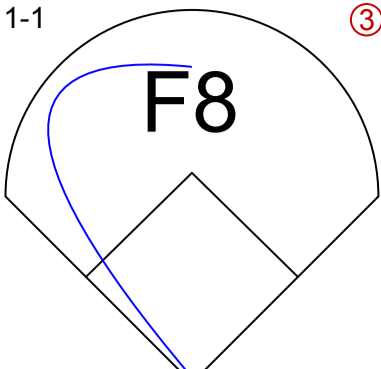
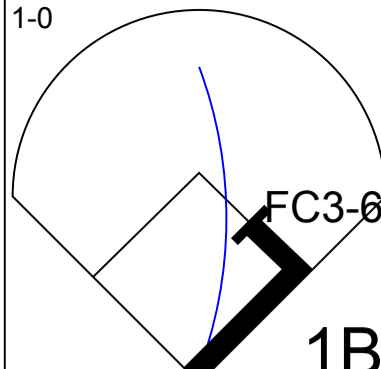
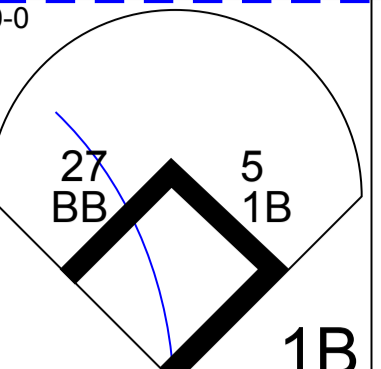
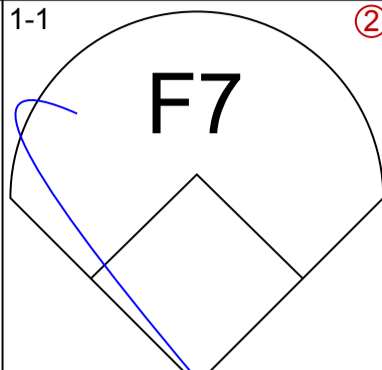
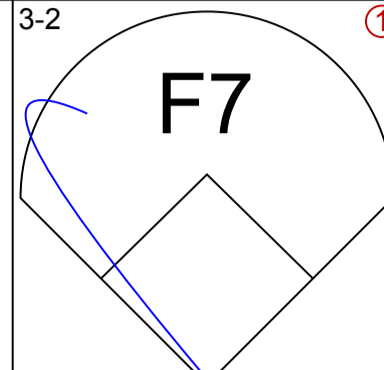
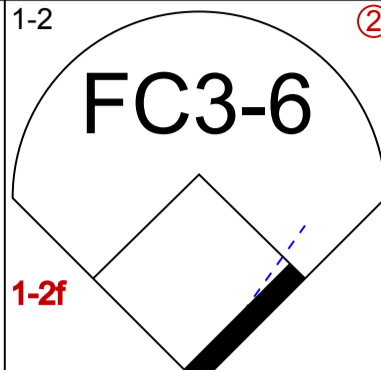
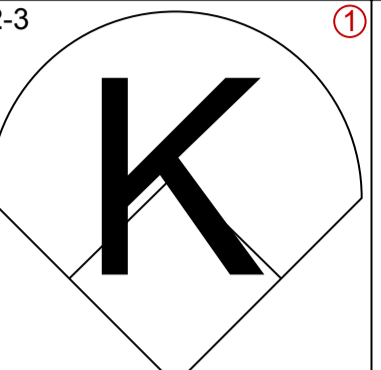
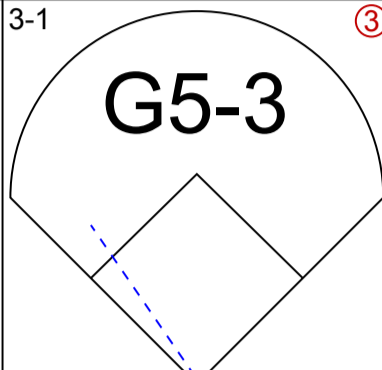
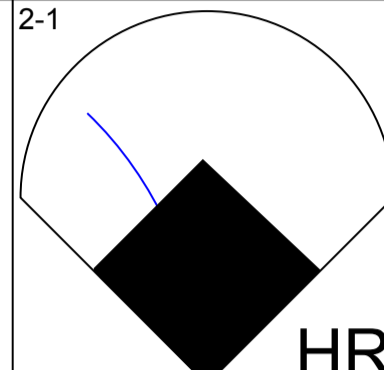
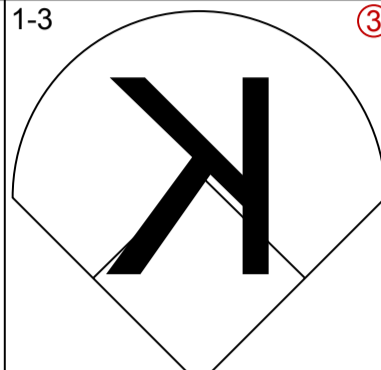
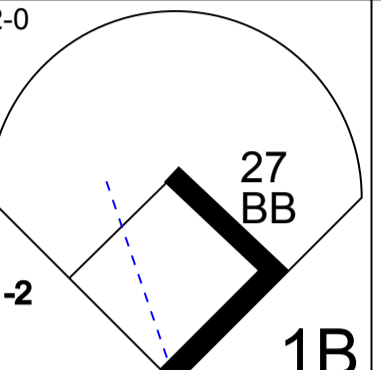
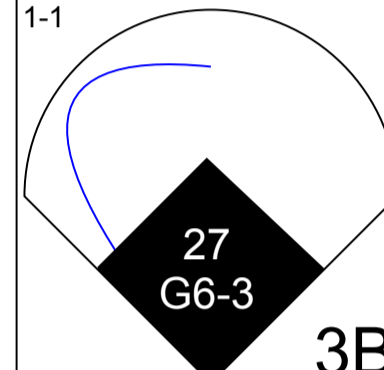
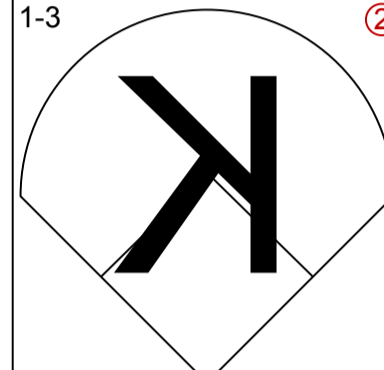
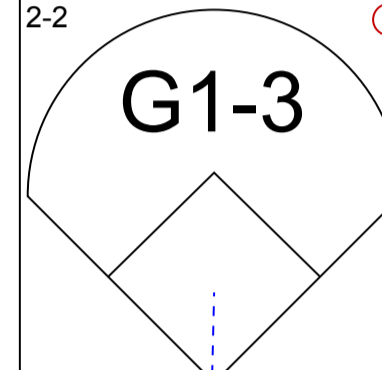
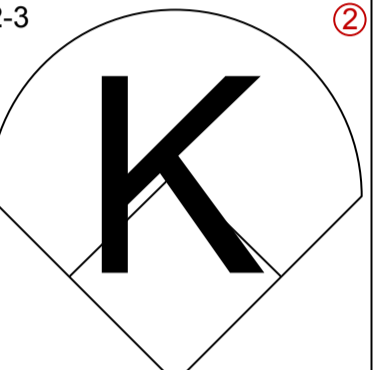
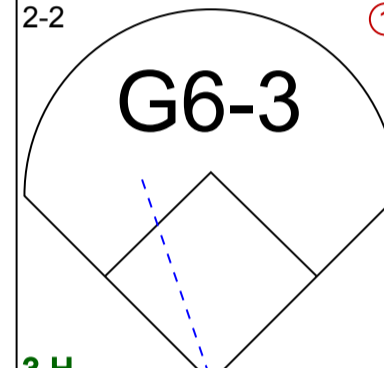
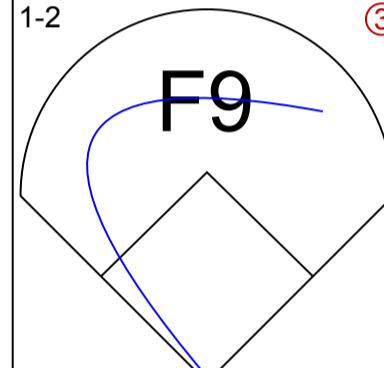
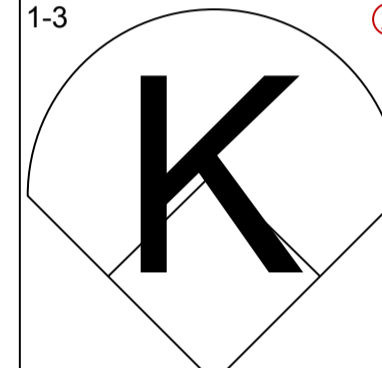
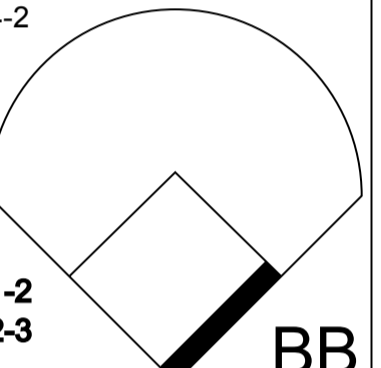
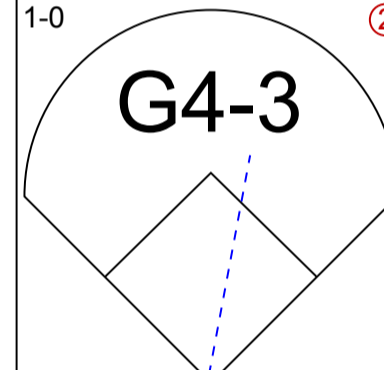
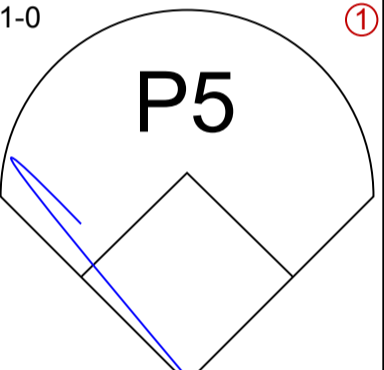
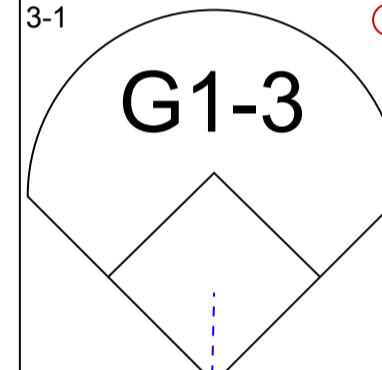
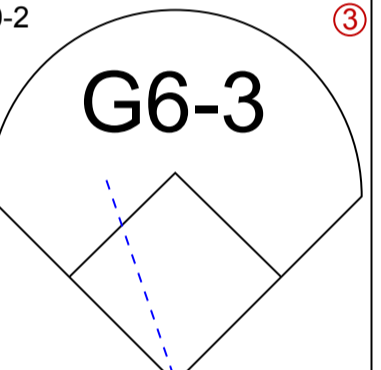
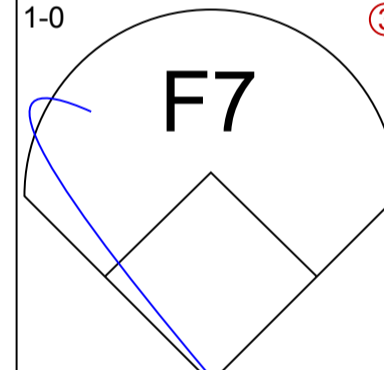
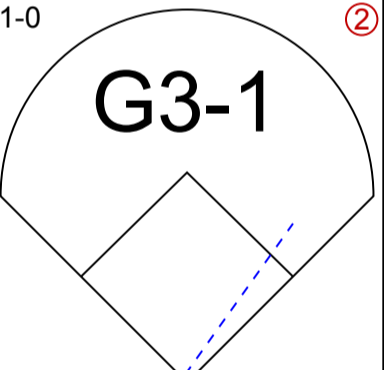
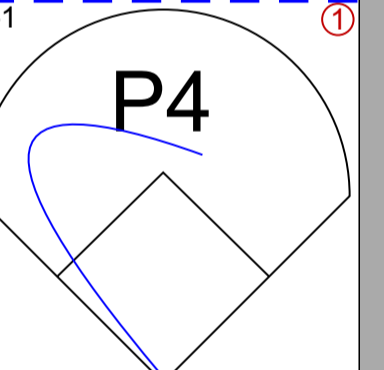
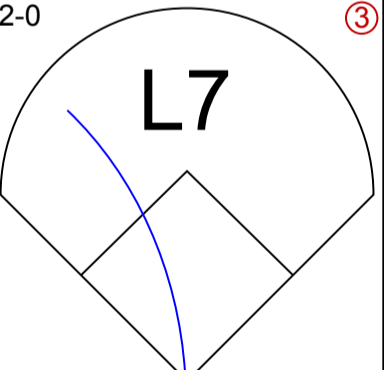
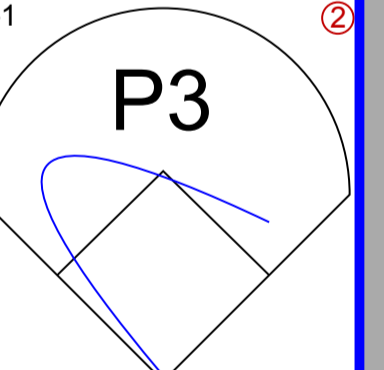
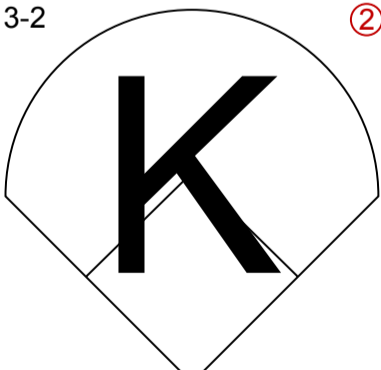
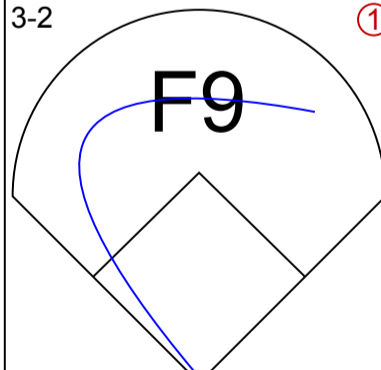
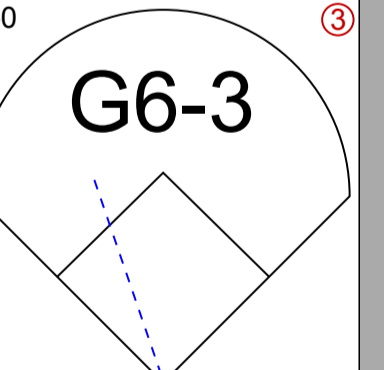
Batter	1	2	3	4	5	6	7	8	9	AB R H RBI BB SO LOB	TOP											
11 Jimmy Rollins, S OBP: 0.343, SLG: 0.401 (1, 6)	0-3 K	2-3 K		1-0 2-H 1B			1-1 G6-3			4 0 1 1 0 2 0	<b>Philadelphia Phillies @ Houston Astros</b> Minute Maid Park, Houston, TX Sun May 18 2003, 7:05 PM CDT Att. 28,585 - Sunny - 89 F											
Placido Polanco, R OBP: 0.359, SLG: 0.416 (1, 4)	1-1 G6-3	1-1 G6-3			3-2 F7			2-1 F8		4 0 0 0 0 0 0												
Jim Thome, L OBP: 0.372, SLG: 0.478 (1, 3)	4-2 3B BB		4-1 BB		1-0 L9			1-3 K		2 1 0 0 2 1 0												
Pat Burrell, R OBP: 0.317, SLG: 0.425 (1, 7)	1-1 1-H BB 3B		0-2 F7		2-3 K			3-3 K		4 1 1 1 0 2 1												
Bobby Abreu, L OBP: 0.366, SLG: 0.405 (1, 9)	4-2 BB S BB		1-1 F7		1-2 G4-3			3-2 G2-3		3 0 0 0 1 0 1												
Mike Lieberthal, R OBP: 0.401, SLG: 0.512 (1, 2)	4-2 BB 1-2 BB		1-2 P4		2-1 G5-3			2-2 F9		3 0 0 0 1 0 1												
David Bell, R OBP: 0.313, SLG: 0.299 (1, 5)	4-1 1-2 2-3 3-H BB			2-0 11 1B 2B		2-2 G6-3		0-0 L6		3 1 1 1 1 0 0												
Marlon Byrd, R OBP: 0.288, SLG: 0.277 (1, 8)	0-0 F9			2-1 G1-3			1-1 P4			3 0 0 0 0 0 4												
Kevin Millwood, R OBP: 0.130, SLG: 0.048 (1, 1)		3-3 K		2-3 K			0-3 K			3 0 0 0 0 3 1												
<b>Inning Stats</b>	R: 2 E: 0 K: 1 S: 16	H: 1 LOB: 3 BB: 4 P: 34	R: 0 E: 0 K: 2 S: 8	H: 0 LOB: 0 BB: 0 P: 14	R: 0 E: 0 K: 0 S: 9	H: 0 LOB: 1 BB: 1 P: 15	R: 1 E: 0 K: 1 S: 7	H: 2 LOB: 1 BB: 0 P: 14	R: 0 E: 0 K: 1 S: 8	H: 0 LOB: 0 BB: 0 P: 14		R: 0 E: 0 K: 0 S: 8	H: 0 LOB: 0 BB: 0 P: 13	R: 0 E: 0 K: 1 S: 7	H: 0 LOB: 0 BB: 0 P: 9	R: 0 E: 0 K: 2 S: 11	H: 0 LOB: 0 BB: 0 P: 17	R: 0 E: 0 K: 0 S: 9	H: 0 LOB: 0 BB: 0 P: 14	1B: 1 2B: 1 3B: 1 HR: 0	SF: 0 SAC: 0 DP: 0 HBP: 0	WP: 0 PB: 0 SB: 1 CS: 0
<b>PITCHER</b>	IP WLS BF H R ER SO BB IBB HBP BLK WP HR S P ERA WHIP																					
Tim Redding, R ERA: 3.47 (1, 1)	6.0 L 25 3 3 3 5 5 0 0 0 0 0 0 56 104 4.50 1.333																					
54 Brad Lidge, R ERA: 1.37 (7, 1)	2.0 6 0 0 0 3 0 0 0 0 0 0 0 18 26 0.00 0.000																					
Billy Wagner, L ERA: 1.8 (9, 1)	1.0 3 0 0 0 0 0 0 0 0 0 0 0 9 14 0.00 0.000																					

AB	29
R	3
H	3
RBI	3
BB	5
SO	8
LOB	8







Batter	1	2	3	4	5	6	7	8	9	AB R H RBI BB SO LOB	TOP											
<b>Fernando Vina, L</b> (1, 4) OBP: 0.299, SLG: 0.384	2-3 		1-1 			1-0 			0-0 	4 0 2 0 0 1 0												
<b>Orlando Palmeiro, L</b> (1, 9) OBP: 0.324, SLG: 0.326	1-1 			3-2 		1-2 			2-3 	3 0 0 0 0 0 1 1 0 0 0 0 1 1												
<b>Eduardo Perez, R</b> (9, PH) OBP: 0.429, SLG: 0.617																						
<b>5 Albert Pujols, R</b> (1, 7) OBP: 0.403, SLG: 0.655	3-1 			2-1 		1-3 			2-0 	4 1 2 1 0 1 1												
<b>15 Jim Edmonds, L</b> (1, 8) OBP: 0.384, SLG: 0.586		1-1 		1-3 			2-2 		2-3 	4 1 1 0 0 2 2												
<b>27 Scott Rolen, R</b> (1, 5) OBP: 0.419, SLG: 0.573		2-2 		1-2 		1-3 			4-2 	3 0 0 1 1 1 0												
<b>Tino Martinez, L</b> (1, 3) OBP: 0.315, SLG: 0.385		3-H 			1-0 		3-1 		0-2 	3 0 0 0 0 0 0 0 0 0 0 0 0 0 1 0 0 0 0 0 3												
<b>Kiko Calero, R</b> (7, 1) OBP: 0.500, SLG: 0.500																						
<b>Edgar Renteria, R</b> (9, PH) OBP: 0.393, SLG: 0.530																						
<b>Miguel Cairo, R</b> (1, 6) OBP: 0.304, SLG: 0.453		1-0 			1-0 				0-1 	3 0 0 0 0 0 0												
<b>Chris Widger, R</b> (1, 2)																						
<b>J.D. Drew, L</b> (8, PH) OBP: 0.317, SLG: 0.526						2-0 			0-1 	2 0 0 0 0 0 0 1 0 0 0 0 0 0 0 0 0 0 0 0 0												
<b>Mike Matheny, R</b> (8, 2) OBP: 0.327, SLG: 0.372																						
<b>Garrett Stephenson, R</b> (1, 1) OBP: 0.200, SLG: 0.111																						
<b>Kerry Robinson, L</b> (7, 7) OBP: 0.225, SLG: 0.184			3-2 			3-2 			1-0 	2 0 0 0 0 1 0 1 0 0 0 0 0 0												
<b>Inning Stats</b>	R: 0 E: 0 K: 1 S: 7	H: 0 LOB: 0 BB: 0 P: 13	R: 1 E: 0 K: 0 S: 7	H: 1 LOB: 0 BB: 0 P: 12	R: 0 E: 0 K: 1 S: 6	H: 0 LOB: 0 BB: 0 P: 10	R: 1 E: 0 K: 1 S: 12	H: 1 LOB: 0 BB: 0 P: 19	R: 0 E: 0 K: 0 S: 3	H: 0 LOB: 0 BB: 0 P: 7	R: 0 E: 0 K: 1 S: 11	H: 1 LOB: 1 BB: 0 P: 17	R: 0 E: 0 K: 1 S: 8	H: 0 LOB: 0 BB: 0 P: 14	R: 0 E: 0 K: 0 S: 5	H: 0 LOB: 0 BB: 0 P: 6	R: 0 E: 0 K: 2 S: 14	H: 2 LOB: 3 BB: 1 P: 24	1B: 3 2B: 0 3B: 1 HR: 1	SF: 0 SAC: 0 DP: 0 HBP: 0	WP: 0 PB: 0 SB: 0 CS: 0	PA: 33
<b>PITCHER</b>	IP WLS BF H R ER SO BB IBB HBP BLK WP HR S P ERA WHIP																					
<b>Wade Miller, R</b> (1, 1) ERA: 5.01	7.0 W 24 3 2 2 5 0 0 0 0 0 0 1 54 92 2.57 0.429																					
<b>Octavio Dotel, R</b> (8, 1) ERA: 1.46	1.0 H 3 0 0 0 0 0 0 0 0 0 0 0 5 6 0.00 0.000																					
<b>Billy Wagner, L</b> (9, 1) ERA: 1.73	1.0 S 6 2 0 0 2 1 0 0 0 0 0 0 0 14 24 0.00 3.000																					

St. Louis Cardinals @ Houston Astros  
Minute Maid Park, Houston, TX  
Tue May 20 2003, 7:05 PM CDT  
Att. 23,623 - Dome - 72 F

livebaseballscorecards.com

AB	32
R	2
H	5
RBI	2
BB	1
SO	7
LOB	8



Batter	1	2	3	4	5	6	7	8	9	AB R H RBI BB SO LOB
<b>Craig Biggio, R</b> OBP: 0.340, SLG: 0.439 (1, 8) X	0-0 F9	2-1 G5-3		1-1 F8		4-1 BB				3 0 0 0 1 0 2
<b>Morgan Ensberg, R</b> OBP: 0.391, SLG: 0.574 (1, 5) F H	1-1 HBP		2-2 G6-3		2-2 F8	1-3 K				3 0 0 0 0 1 2
<b>5 Jeff Bagwell, R</b> OBP: 0.387, SLG: 0.531 (1, 3) C F 1 SAFE X	0-2 F9		0-1 17 BB 1B		4-2 WP BB		0-3 K			3 0 1 0 1 1 1
<b>Jeff Kent, R</b> OBP: 0.368, SLG: 0.533 (1, 4) B B C F S	3-3 K		1-3 K		4-1 17 G4-6-3 BB		1-3 K			3 0 0 0 1 3 2
<b>17 Lance Berkman, S</b> OBP: 0.380, SLG: 0.431 (1, 7)		1-2 F8	4-2 BB		0-1 G4-6-3		3-2 P5			3 0 0 0 1 0 2
<b>Richard Hidalgo, R</b> OBP: 0.400, SLG: 0.493 (1, 9)		1-2 F8	1-1 F8			2-2 28 1B G1-3 1B		1-3 K		4 1 1 0 0 1 2
<b>Brad Ausmus, R</b> OBP: 0.277, SLG: 0.304 (1, 2) X		0-0 28 1B 2B 1B			2-2 HBP	1-0 G1-3		1-3 K2-3		3 1 1 0 0 1 1
<b>28 Adam Everett, R</b> OBP: 0.316, SLG: 0.389 (1, 6) B F X		1-1 2B 1B		2-2 F8		2-0 S 1B		1-2 G5-3		4 1 2 1 0 0 1
<b>Wade Miller, R</b> OBP: 0.263, SLG: 0.316 (1, 1) B X		1-0 2B		1-3 K		0-1 F8				3 0 1 2 0 1 2
<b>Octavio Dotel, R</b> (8, 1)		1-H 2B				1-2				0 0 0 0 0 0 0
<b>Billy Wagner, L</b> (9, 1)		3-H								0 0 0 0 0 0 0

Inning Stats	R: 0	H: 0	E: 0	K: 1	S: 8	H: 0	LOB: 1	BB: 0	P: 12	R: 2	H: 3	E: 0	K: 0	S: 14	R: 0	H: 1	E: 0	K: 1	S: 14	R: 0	H: 0	E: 0	K: 1	S: 14	R: 0	H: 0	E: 0	K: 0	S: 9	R: 1	H: 2	E: 0	K: 1	S: 11	R: 0	H: 0	E: 0	K: 2	S: 11	R: 0	H: 0	E: 0	K: 2	S: 9	1B: 5	SF: 0	2B: 1	SAC: 0	3B: 0	DP: 1	HR: 0	HBP: 2	WP: 1	PA: 35
--------------	------	------	------	------	------	------	--------	-------	-------	------	------	------	------	-------	------	------	------	------	-------	------	------	------	------	-------	------	------	------	------	------	------	------	------	------	-------	------	------	------	------	-------	------	------	------	------	------	-------	-------	-------	--------	-------	-------	-------	--------	-------	--------

PITCHER	IP	WLS	BF	H	R	ER	SO	BB	IBB	HBP	BLK	WP	HR	S	P	ERA	WHIP
<b>Garrett Stephenson, R</b> ERA: 4.23 (1, 1)	6.0	L	29	6	3	3	4	4	0	2	0	1	0	70	114	4.50	1.667
<b>Kiko Calero, R</b> ERA: 3.38 (7, 1)	2.0		6	0	0	0	4	0	0	0	0	0	0	20	27	0.00	0.000

**BOTTOM**

**St. Louis Cardinals @ Houston Astros**  
Minute Maid Park, Houston, TX  
Tue May 20 2003, 7:05 PM CDT  
Att. 23,623 - Dome - 72 F

[livebaseballscorecards.com](http://livebaseballscorecards.com)

<b>AB</b>	<b>29</b>
<b>R</b>	<b>3</b>
<b>H</b>	<b>6</b>
<b>RBI</b>	<b>3</b>
<b>BB</b>	<b>4</b>
<b>SO</b>	<b>8</b>
<b>LOB</b>	<b>15</b>



Batter	1	2	3	4	5	6	7	8	9	AB R H RBI BB SO LOB	TOP											
Fernando Vina, L (1, 4) OBP: 0.308, SLG: 0.400	1-1 5 HR 1B	1-1 G3-1		4-0 G4-6-3 BB		2-1 F9		1-1 3B		4 1 2 0 1 0 0												
J.D. Drew, L (1, 9) OBP: 0.338, SLG: 0.532	0-0 5 HR 1B		0-0 5 HBP 1B	1-1 G4-6-3		1-1 1B		3-2 K		5 2 3 0 0 1 3												
5 Albert Pujols, R (1, 7) OBP: 0.409, SLG: 0.671	3-2 1-H 2-H HR		1-0 15 1B G5-4-3 HBP	2-1 1B		3-1 G5-3			0-3 K	4 2 2 4 0 1 1												
15 Jim Edmonds, L (1, 8) OBP: 0.384, SLG: 0.579	1-0 G4-3		3-1 G5-4-3 27 BB 1B	1-3 K			2-3 K		1-1 S 1B	5 0 2 1 0 2 1												
27 Scott Rolen, R (1, 5) OBP: 0.419, SLG: 0.562	3-3 K		4-2 G5-4-3 BB		4-0 1B F9-2-5 BB		1-2 G5-3		1-1 F8	3 0 0 0 2 1 1												
Edgar Renteria, R (1, 6) OBP: 0.399, SLG: 0.550	3-1 1B		2-1 G5-4-3	1-3 1B		0-0 HR		1-3 K		5 1 3 1 0 1 3												
Tino Martinez, L (1, 3) OBP: 0.314, SLG: 0.377	0-0 G3		4-0 IBB		2-2 F9-2-5		1-2 L4			3 0 0 0 1 0 3												
Mike Matheny, R (1, 2) OBP: 0.318, SLG: 0.362		1-1 P5	1-0 G5-3		1-3 K			3-3 K		4 0 0 0 0 2 3												
Woody Williams, R (1, 1) OBP: 0.400, SLG: 0.333		2-1 G6-3		0-0 G4-6-3 5 BB 1B		3-2 F7		1-2 L1		4 1 1 0 0 0 0												
Mike Crudale, R (8, 1)										0 0 0 0 0 0 0												
Jeff Fassero, L (8, 1)										0 0 0 0 0 0 0												
Cal Eldred, R (8, 1)										0 0 0 0 0 0 0												
<b>Inning Stats</b>	R: 3 E: 0 K: 1 S: 14	H: 4 LOB: 1 BB: 0 P: 25	R: 0 E: 0 K: 0 S: 6	H: 0 LOB: 0 BB: 0 P: 10	R: 2 E: 0 K: 0 S: 10	H: 2 LOB: 2 BB: 2 P: 25	R: 1 E: 0 K: 1 S: 8	H: 2 LOB: 1 BB: 1 P: 16	R: 0 E: 0 K: 1 S: 9	H: 1 LOB: 1 BB: 1 P: 19	R: 0 E: 0 K: 0 S: 11	H: 1 LOB: 1 BB: 0 P: 20	R: 1 E: 0 K: 1 S: 10	H: 1 LOB: 0 BB: 0 P: 14	R: 0 E: 0 K: 2 S: 12	H: 1 LOB: 1 BB: 0 P: 20	R: 0 E: 0 K: 2 S: 10	H: 1 LOB: 1 BB: 0 P: 13	1B: 10 2B: 1 3B: 1 HR: 2	SF: 0 SAC: 0 DP: 3 HBP: 1	WP: 0 PB: 0 SB: 1 CS: 0	PA: 42
<b>PITCHER</b>	IP WLS BF H R ER SO BB IBB HBP BLK WP HR S P ERA WHIP																					
Pete Munro, R (1, 1) ERA: 5.22	2.0 L 14 6 5 5 1 1 0 0 0 0 1 27 50 22.50 3.500																					
Brandon Puffer, R (3, 1) ERA: 3.63	3.0 12 3 1 1 2 2 1 0 0 0 0 20 45 3.00 1.667																					
Nate Bland, L (6, 1) ERA: 5.19	2.0 8 2 1 1 1 0 0 0 0 0 1 21 34 4.50 1.000																					
Kirk Saarloos, R (8, 1) ERA: 13.5	1.0 4 1 0 0 2 0 0 0 0 0 0 12 20 0.00 1.000																					
54 Brad Lidge, R (9, 1) ERA: 1.32	1.0 4 1 0 0 2 0 0 0 0 0 0 10 13 0.00 1.000																					

St. Louis Cardinals @ Houston Astros  
Minute Maid Park, Houston, TX

AB 37  
R 7  
H 13  
RBI 6  
BB 4  
SO 8  
LOB 15



Wed May 21 2003, 7:05 PM CDT  
Att. 22,441 - Overcast - 84 F

livebaseballscorecards.com

Batter	1	2	3	4	5	6	7	8	9	AB R H RBI BB SO LOB
<b>Craig Biggio, R</b> OBP: 0.336, SLG: 0.432 (1, 8)	2-1 G5-3		2-1 G6-3		0-1 F8		0-0 G2-3		1-1 1B	5 0 1 0 0 0 2
<b>Morgan Ensberg, R</b> OBP: 0.391, SLG: 0.610 (1, 5)	2-3 K		1-3 K		1-1 G6-3			2-2 HR	1-2 1B	5 1 2 1 0 2 1
<b>5 Jeff Bagwell, R</b> OBP: 0.377, SLG: 0.517 (1, 3)	1-1 F9				0-0 G4-3			2-3 K	1-0 G4-3	5 0 0 0 0 2 3
<b>Jeff Kent, R</b> OBP: 0.376, SLG: 0.542 (1, 4)		3-2 17 1B E		1-0 BB G3 17 S HBP		0-3 K		2-2 BB 1B		3 2 2 0 0 1 0
<b>17 Lance Berkman, S</b> OBP: 0.382, SLG: 0.429 (1, 7)		2-2 CS 1B		4-2 G3 BB 1-2 BB		1-3 K		3-3 SAFE 1 SAFE 1 SAFE 1 D B		3 0 1 0 1 2 1
<b>Richard Hidalgo, R</b> OBP: 0.402, SLG: 0.487 (1, 9)		2-2 P3		4-1 G3 BB 1-2 2-3			2-2 G6-3	4-0 BB		2 0 0 0 2 0 2
<b>Brad Ausmus, R</b> OBP: 0.270, SLG: 0.295 (1, 2)		2-2 G6-3		2-2 G3 BB 1-2 2-3 3-H			1-0 E6 28 1B SF7	2-3 K		4 1 0 1 0 1 5
<b>28 Adam Everett, R</b> OBP: 0.344, SLG: 0.414 (1, 6)			1-2 G6-3 S 1B		1-2 G1-3		0-0 1-3 1B		0-1 1B 1B 1B	4 0 3 0 0 0 2
<b>Pete Munro, R</b> (1, 1)			3-3 K		1-1 P3		3-1 SF7		0-1 L4	0 0 0 0 0 0 0
<b>Brandon Puffer, R</b> (3, 1)										1 0 0 0 0 0 1 1
<b>Brian Hunter, R</b> OBP: 0.231, SLG: 0.243 (5, PH)										1 0 0 0 0 0 0 0
<b>Nate Bland, L</b> (8, 1)										0 0 0 0 0 0 0 0
<b>Orlando Merced, S</b> OBP: 0.326, SLG: 0.431 (7, PH)										0 0 0 1 0 0 0 0
<b>Kirk Saarloos, R</b> (8, 1)										0 0 0 0 0 0 0 0
<b>54 Brad Lidge, R</b> (9, 1)										0 0 0 0 0 0 0 0
<b>Jose Vizcaino, S</b> OBP: 0.253, SLG: 0.267 (9, PH)										1 0 0 0 0 0 0 1

Inning Stats	R: 0 E: 0 K: 1 S: 7	H: 0 LOB: 0 BB: 0 P: 12	R: 1 E: 0 K: 0 S: 14	H: 2 LOB: 0 BB: 0 P: 23	R: 0 E: 0 K: 2 S: 11	H: 1 LOB: 1 BB: 0 P: 18	R: 1 E: 0 K: 0 S: 11	H: 0 LOB: 2 BB: 2 P: 23	R: 0 E: 0 K: 0 S: 6	H: 0 LOB: 0 BB: 0 P: 8	R: 0 E: 0 K: 3 S: 11	H: 0 LOB: 0 BB: 0 P: 15	R: 1 E: 1 K: 0 S: 12	H: 1 LOB: 1 BB: 0 P: 18	R: 1 E: 0 K: 3 S: 20	H: 2 LOB: 2 BB: 1 P: 35	R: 0 E: 0 K: 0 S: 11	H: 3 LOB: 2 BB: 0 P: 14	1B: 7 2B: 1 3B: 0 HR: 1	SF: 1 SAC: 0 DP: 1 HBP: 1	WP: 0 PB: 0 SB: 2 CS: 1	PA: 39
--------------	------------------------------	----------------------------------	-------------------------------	----------------------------------	-------------------------------	----------------------------------	-------------------------------	----------------------------------	------------------------------	---------------------------------	-------------------------------	----------------------------------	-------------------------------	----------------------------------	-------------------------------	----------------------------------	-------------------------------	----------------------------------	----------------------------------	------------------------------------	----------------------------------	--------

PITCHER	IP	WLS	BF	H	R	ER	SO	BB	IBB	HBP	BLK	WP	HR	S	P	ERA	WHIP
<b>Woody Williams, R</b> ERA: 2.25 (1, 1)	7.0	W	29	5	4	2	6	2	0	0	0	0	1	76	123	2.57	1.000
<b>Mike Crudale, R</b> ERA: (8, 1)	0.1	H	2	1	0	0	1	0	0	0	0	0	0	6	10	0.00	3.000
<b>Jeff Fassero, L</b> ERA: 6.91 (8, 1)	0.1	H	1	0	0	0	1	0	0	0	0	0	0	6	9	0.00	0.000
<b>Cal Eldred, R</b> ERA: 3.5 (8, 1)	1.1	S	7	3	0	0	1	1	0	0	0	0	0	15	24	0.00	3.000

**BOTTOM**

**St. Louis Cardinals @ Houston Astros**  
Minute Maid Park, Houston, TX  
Wed May 21 2003, 7:05 PM CDT  
Att. 22,441 - Overcast - 84 F

livebaseballscorecards.com

<b>AB</b>	<b>34</b>
<b>R</b>	<b>4</b>
<b>H</b>	<b>9</b>
<b>RBI</b>	<b>3</b>
<b>BB</b>	<b>3</b>
<b>SO</b>	<b>9</b>
<b>LOB</b>	<b>18</b>



Batter	1	2	3	4	5	6	7	8	9	AB R H RBI BB SO LOB	TOP			
Fernando Vina, L (1, 4) OBP: 0.306, SLG: 0.396	2-1 CS 1B		0-3 K			0-0 G3	0-0 P6			4 0 1 0 0 1 2				
Miguel Cairo, R (1, 7) OBP: 0.292, SLG: 0.433 Kerry Robinson, L (8, PH) OBP: 0.220, SLG: 0.179 (8, 7)	0-3 K 1-2		0-2 F9			2-2 F8		1-0 P6		3 0 0 0 0 1 1 1 0 0 0 0 0 0				
5 Albert Pujols, R (1, 3) OBP: 0.411, SLG: 0.694	1-0 HR					1-1 G6-3 2B		2-2 F8		4 1 2 1 0 0 0				
27 Scott Rolen, R (1, 5) OBP: 0.410, SLG: 0.548	2-2 F8					0-0 L7		2-2 G6-3		4 0 0 0 0 0 1				
Eduardo Perez, R (1, 9) OBP: 0.400, SLG: 0.569						3-2 G5-3		1-1 G5-3		4 0 0 0 0 0 0				
Edgar Renteria, R (1, 6) OBP: 0.391, SLG: 0.537						1-2 G5-3		3-1 G5-3		4 0 0 0 0 1 0				
Mike Matheny, R (1, 2) OBP: 0.316, SLG: 0.359						1-2 G1-3		3-2 E6 1B 1B		4 1 1 0 0 0 0				
Orlando Palmeiro, L (1, 8) OBP: 0.333, SLG: 0.348						2-2 F8 2B		2-1 1B 1-2 1B		3 0 2 0 0 0 1				
Brett Tomko, R (1, 1) OBP: 0.316, SLG: 0.294 Dustin Hermanson, R (5, 1) J.D. Drew, L (7, PH) OBP: 0.348, SLG: 0.540 Mike Crudale, R (7, 1) Steve Kline, S (8, 1)			0-3 K			2-3 K		2-1 1-3 2-H 1B		2 0 0 0 0 2 1 0 0 0 0 0 0 0 1 0 1 1 0 0 0 0 0 0 0 0 0 0 0 0 0 0 0 0 0				
<b>Inning Stats</b>	R: 1 H: 2 E: 0 LOB: 0 K: 1 BB: 0 S: 9 P: 14	R: 0 H: 0 E: 1 LOB: 1 K: 0 BB: 0 S: 13 P: 18	R: 0 H: 0 E: 0 LOB: 0 K: 2 BB: 0 S: 9 P: 9	R: 0 H: 0 E: 0 LOB: 0 K: 0 BB: 0 S: 7 P: 12	R: 0 H: 1 E: 0 LOB: 1 K: 1 BB: 0 S: 14 P: 20	R: 0 H: 1 E: 0 LOB: 1 K: 0 BB: 0 S: 11 P: 16	R: 1 H: 3 E: 0 LOB: 2 K: 0 BB: 0 S: 12 P: 23	R: 0 H: 0 E: 0 LOB: 0 K: 0 BB: 0 S: 9 P: 14	R: 0 H: 0 E: 0 LOB: 0 K: 1 BB: 0 S: 11 P: 15	1B: 4 SF: 0 2B: 2 SAC: 0 3B: 0 DP: 0 HR: 1 HBP: 0	WP: 0 PA: 34 PB: 0 SB: 0 CS: 1			
<b>PITCHER</b>	IP WLS BF H R ER SO BB IBB HBP BLK WP HR S P ERA WHIP												<b>PITCHER</b>	IP WLS BF H R ER SO BB IBB HBP BLK WP HR S P ERA WHIP
Jerome Robertson, L (1, 1) ERA: 6.75	5.2 W 21 4 1 1 4 0 0 0 0 0 1 59 83 1.59 0.706													
Ricky Stone, R (6, 1) ERA: 2.36	1.0 5 2 1 1 0 0 0 0 0 0 0 13 24 9.00 2.000													
54 Brad Lidge, R (7, 1) ERA: 1.3	0.1 H 2 1 0 0 0 0 0 0 0 0 0 3 5 0.00 3.000													
Octavio Dotel, R (8, 1) ERA: 1.4	1.0 H 3 0 0 0 0 0 0 0 0 0 0 9 14 0.00 0.000													
Billy Wagner, L (9, 1) ERA: 1.67	1.0 S 3 0 0 0 1 0 0 0 0 0 0 0 11 15 0.00 0.000													

St. Louis Cardinals @ Houston Astros  
Minute Maid Park, Houston, TX  
Thu May 22 2003, 7:05 PM CDT  
Att. 23,866 - Cloudy - 86 F

livebaseballscorecards.com

AB	34
R	2
H	7
RBI	2
BB	0
SO	5
LOB	6



Batter	1	2	3	4	5	6	7	8	9
<b>Craig Biggio, R</b> OBP: 0.333, SLG: 0.423 (1, 8) C C B S	1-3 K ①		0-1 G5-3 ①	4-2 BB ③		0-3 K ②		3-1 G5-3 ②	
<b>Morgan Ensberg, R</b> OBP: 0.392, SLG: 0.587 (1, 5) F X	0-1 2B 1B		4-2 2B BB	2-1 F9 ③		1-2 G5-3 ③		1-3 K ③	
<b>5 Jeff Bagwell, R</b> OBP: 0.375, SLG: 0.511 (1, 3) B X	1-0 L6 ②		1-2 F8 ②		3-2 17 1B 1B		0-0 F9 ①		
<b>Jeff Kent, R</b> OBP: 0.383, SLG: 0.556 (1, 4) X	0-0 1-H 2B		0-0 1-H 2B		1-0 F8 ①		4-2 17 BB BB		
<b>17 Lance Berkman, S</b> OBP: 0.385, SLG: 0.427 (1, 7) S X	0-1 G3 ③		3-1 G4-3 ③		2-1 1B 1B 1B		4-1 SAFE BB BB		
<b>Richard Hidalgo, R</b> OBP: 0.404, SLG: 0.506 (1, 9)		1-1 F7 ①		3-2 HR	1-2 1B 1-3 3-H		1-3 K ②		
<b>Gregg Zaun, S</b> OBP: 0.400, SLG: 0.429 (1, 2)		3-2 2B		0-0 F7 ①	4-1 BB BB		4-1 1-2 BB		
<b>28 Adam Everett, R</b> OBP: 0.338, SLG: 0.452 (1, 6)		2-2 SAFE G6-3 ②		2-0 HR	0-0 P3 ③		1-2 G6-3 ③		
<b>Jerome Robertson, L</b> OBP: 0.154, SLG: 0.154 (6, 1) Ricky Stone, R (7, 1) 54 Brad Lidge, R Octavio Dotel, R (8, 1) Brian Hunter, R OBP: 0.225, SLG: 0.237 (8, PH) Billy Wagner, L (9, 1)		2-3 K ③		2-1 F7 ②		1-3 K ①		2-2 G6-3 ①	

Inning Stats	R: 1	H: 2	E: 0	K: 1	S: 9	R: 0	H: 1	E: 0	K: 1	S: 13	R: 1	H: 1	E: 0	K: 0	S: 12	R: 2	H: 2	E: 0	K: 0	S: 12	R: 1	H: 3	E: 0	K: 2	S: 11	R: 0	H: 0	E: 0	K: 1	S: 10	R: 0	H: 0	E: 0	K: 1	S: 12	R: 0	H: 0	E: 0	K: 1	S: 9
	LOB: 1	BB: 0	P: 11	LOB: 1	BB: 0	LOB: 1	BB: 0	LOB: 1	BB: 0	P: 21	LOB: 1	BB: 1	LOB: 1	BB: 1	P: 20	LOB: 1	BB: 1	LOB: 2	BB: 1	P: 22	LOB: 0	BB: 0	LOB: 3	BB: 3	P: 26	LOB: 0	BB: 0	LOB: 0	BB: 0	P: 15	LOB: 0	BB: 0	LOB: 0	BB: 0	P: 15	LOB: 0	BB: 0	LOB: 0	BB: 0	P: 15

PITCHER	IP	WLS	BF	H	R	ER	SO	BB	IBB	HBP	BLK	WP	HR	S	P	ERA	WHIP
<b>Brett Tomko, R</b> ERA: 4.35 (1, 1)	4.1	L	23	8	5	5	2	2	0	0	0	0	2	52	89	10.38	2.308
<b>Dustin Hermanson, R</b> ERA: 2.57 (5, 1)	1.2		6	1	0	0	2	1	0	0	0	0	0	15	22	0.00	1.200
<b>Mike Crudale, R</b> ERA: (7, 1)	1.0		6	0	0	0	1	3	0	0	0	0	0	12	26	0.00	3.000
<b>Steve Kline, L</b> ERA: 4.42 (8, 1)	1.0		3	0	0	0	1	0	0	0	0	0	0	9	15	0.00	0.000

**BOTTOM**


**St. Louis Cardinals @ Houston Astros**  
Minute Maid Park, Houston, TX

Thu May 22 2003, 7:05 PM CDT  
Att: 23,866 - Cloudy - 86 F

AB	R	H	RBI	BB	SO	LOB
4	0	0	0	1	2	0
4	2	1	0	1	1	1
4	1	1	0	0	0	2
3	0	2	2	1	0	1
3	0	1	0	1	0	2
4	1	2	2	0	1	2
2	0	1	0	2	0	0
4	1	1	1	0	0	6
2	0	0	0	0	1	1
1	0	0	0	0	1	0
0	0	0	0	0	0	0
0	0	0	0	0	0	0
1	0	0	0	0	0	0
0	0	0	0	0	0	0

AB	32
R	5
H	9
RBI	5
BB	6
SO	6
LOB	15

livebaseballscorecards.com



WP	PA
0	38
PB	0
SB	1
CS	0

Batter	1	2	3	4	5	6	7	8	9	AB R H RBI BB SO LOB
Mark Grudzielanek, R (1, 4) OBP: 0.359, SLG: 0.393	1-1 P2		2-2 F7	1-0 1B 2B		0-1 G5-4-3			1-1 1B 1B	5 1 2 1 0 0 1
Ramon Martinez, R (1, 6) OBP: 0.360, SLG: 0.406	2-2 HR 1B		0-1 1B	0-0 1B			4-1 G4-6-3 BB		0-0 1B 1B	4 1 4 1 1 0 0
Corey Patterson, L (1, 8) OBP: 0.337, SLG: 0.559	1-1 HR		2-0 WP HBP 1B	1-2 G3			1-2 G4-6-3		0-2 K	5 1 2 2 0 1 5
Moises Alou, R (1, 7) OBP: 0.357, SLG: 0.455	0-0 2B		2-0 HBP		2-2 F8		0-0 G1-4-3		1-0 1B	4 0 2 1 0 0 0
Troy O'Leary, L (1, 9) Alex Gonzalez, R (9, PH) OBP: 0.266, SLG: 0.333 OBP: 0.317, SLG: 0.383	1-2 F7		1-2 F7		4-1 BB			3-3 K	0-3 K	3 0 0 0 1 1 3 1 0 0 0 0 1 2
Eric Karros, R (1, 3) OBP: 0.381, SLG: 0.459	0-1 F8			0-0 P3	3-0 P4			1-2 G5-3		4 0 0 0 0 0 2
Mark Bellhorn, S (1, 5)		1-3 K		3-2 2B	1-0 P3			4-1 BB		3 1 1 0 1 1 1
Damian Miller, R (1, 2) Lenny Harris, L (8, PH) Paul Bako, L (8, 2) OBP: 0.346, SLG: 0.391 OBP: 0.291, SLG: 0.320 OBP: 0.314, SLG: 0.295		2-3 K		4-0 2B 1B BB		0-3 K		0-0 G4-3		2 1 0 0 1 2 0 1 0 0 0 0 0 1 0 0 0 0 0 0 0
22 Mark Prior, R (1, 1) Antonio Alfonseca, R (7, 1) Tom Goodwin, L (9, PH) OBP: 0.345, SLG: 0.552 OBP: 0.200, SLG: 0.275		3-1 G4-3		2-1 P3		0-1 G5-4-3 1B			0-0 G6-3	3 0 1 0 0 0 2 0 0 0 0 0 0 0 1 0 0 0 0 0 0

Inning Stats	R: 2 E: 0 K: 0 S: 18	H: 3 LOB: 1 BB: 0 P: 23	R: 0 E: 0 K: 2 S: 9	H: 0 LOB: 0 BB: 0 P: 15	R: 0 E: 0 K: 0 S: 11	H: 2 LOB: 2 BB: 0 P: 18	R: 2 E: 0 K: 0 S: 11	H: 3 LOB: 2 BB: 1 P: 22	R: 0 E: 0 K: 0 S: 7	H: 0 LOB: 1 BB: 1 P: 17	R: 0 E: 0 K: 1 S: 7	H: 1 LOB: 0 BB: 0 P: 7	R: 0 E: 0 K: 0 S: 5	H: 0 LOB: 0 BB: 1 P: 10	R: 0 E: 0 K: 1 S: 9	H: 0 LOB: 1 BB: 1 P: 17	R: 1 E: 0 K: 2 S: 11	H: 3 LOB: 2 BB: 0 P: 13	1B: 8 2B: 3 3B: 0 HR: 1	SF: 0 SAC: 0 DP: 2 HBP: 1	WP: 1 PB: 0 SB: 0 CS: 0	PA: 41
--------------	-------------------------------	----------------------------------	------------------------------	----------------------------------	-------------------------------	----------------------------------	-------------------------------	----------------------------------	------------------------------	----------------------------------	------------------------------	---------------------------------	------------------------------	----------------------------------	------------------------------	----------------------------------	-------------------------------	----------------------------------	----------------------------------	------------------------------------	----------------------------------	--------

PITCHER	IP	WLS	BF	H	R	ER	SO	BB	IBB	HBP	BLK	WP	HR	S	P	ERA	WHIP
Scott Linebrink, R (1, 1) ERA: 4.26	5.0	W	25	8	4	4	2	2	0	1	0	1	1	56	95	7.20	2.000
Kirk Saarloos, R (6, 1) ERA: 11.88	1.0	H	3	1	0	0	1	0	0	0	0	0	0	7	7	0.00	1.000
54 Brad Lidge, R (7, 1) ERA: 1.26	1.0	H	3	0	0	0	0	1	0	0	0	0	0	5	10	0.00	1.000
Octavio Dotel, R (8, 1) ERA: 1.35	1.0	H	4	0	0	0	1	1	0	0	0	0	0	9	17	0.00	1.000
Billy Wagner, L (9, 1) ERA: 1.93	1.0	S	6	3	1	1	2	0	0	0	0	0	0	11	13	9.00	3.000

Chicago Cubs @ Houston Astros  
Minute Maid Park, Houston, TX  
Fri May 23 2003, 7:05 PM CDT  
Att. 29,660 - Cloudy - 88 F

AB	36
R	5
H	12
RBI	5
BB	4
SO	6
LOB	17



WP: 1	PA: 41
PB: 0	
SB: 0	
CS: 0	





Batter	1	2	3	4	5	6	7	8	9	AB R H RBI BB SO LOB	TOP											
Mark Grudzielanek, R OBP: 0.365, SLG: 0.404 (1, 4)	1-0 G6-3		1-1 2B		2-2 1B		0-0 2B 1B	1-3 K		5 1 3 0 0 1 1												
Alex Gonzalez, R OBP: 0.319, SLG: 0.386 (1, 6)	1-2 K		4-2 HBP		3-1 F9		1-0 2B 2B	1-1 G1-3		4 1 1 1 0 1 1												
Corey Patterson, L OBP: 0.339, SLG: 0.560 (1, 8)	2-3 K		0-3 K			0-0 S 2B 1B	0-0 BB 2B	1-2 G6-3		5 1 2 1 0 2 3												
Moises Alou, R OBP: 0.363, SLG: 0.467 (1, 7)		2-0 G4-3		0-1 F9		1-0 G4-3 1B 2B	4-0 BB IBB	0-0 2B		4 0 2 1 1 0 0												
Hee-Seop Choi, L OBP: 0.409, SLG: 0.571 (1, 3)		2-1 F7		2-1 F8 2B		1-1 G4-3	4-0 BB	3-3 K		4 0 1 0 1 1 2												
Troy O'Leary, L OBP: 0.253, SLG: 0.315 (1, 9)		0-0 G4-3		2-0 F8 2B		1-1 FC6-2	3-3 K			4 0 0 0 0 1 5												
Lenny Harris, L OBP: 0.288, SLG: 0.315 (1, 5)			0-2 G1-4-3		3-0 F8	1-0 L9		0-0 SH1-4 1B		4 0 1 0 0 0 2												
Damian Miller, R OBP: 0.338, SLG: 0.381 (1, 2)			0-1 F9		2-2 G1-3		2-0 F9	0-0 SH1-4		3 0 0 0 0 0 0												
Shawn Estes, R OBP: 0.200, SLG: 0.158 (1, 1)			4-0 2B BB		1-2 F7		1-3 K2-3	0-3 K		2 0 0 0 1 1 0												
Mike Remlinger, L (7, 1)										0 0 0 0 0 0 0												
Mark Bellhorn, S (8, PH)										1 0 0 0 0 1 1												
Antonio Alfonseca, R (8, 1)										0 0 0 0 0 0 0												
Joe Borowski, R (9, 1)										0 0 0 0 0 0 0												
<b>Inning Stats</b>	R: 0 E: 0 K: 2 S: 9	H: 0 LOB: 0 BB: 0 P: 13	R: 0 E: 0 K: 0 S: 4	H: 0 LOB: 0 BB: 0 P: 8	R: 0 E: 0 K: 1 S: 17	H: 1 LOB: 3 BB: 1 P: 26	R: 0 E: 0 K: 0 S: 6	H: 1 LOB: 1 BB: 0 P: 13	R: 0 E: 0 K: 0 S: 12	H: 1 LOB: 1 BB: 0 P: 20	R: 1 E: 0 K: 0 S: 7	H: 2 LOB: 1 BB: 0 P: 12	R: 2 E: 0 K: 2 S: 12	H: 3 LOB: 3 BB: 2 P: 26	R: 0 E: 0 K: 2 S: 8	H: 1 LOB: 1 BB: 0 P: 9	R: 0 E: 0 K: 1 S: 10	H: 1 LOB: 1 BB: 0 P: 15	1B: 4 2B: 6 3B: 0 HR: 0	SF: 0 SAC: 1 DP: 0 HBP: 1	WP: 0 PB: 0 SB: 1 CS: 0	PA: 41
<b>PITCHER</b>	IP WLS BF H R ER SO BB IBB HBP BLK WP HR S P ERA WHIP																					
Tim Redding, R (1, 1) ERA: 3.54	6.2 L 29 7 3 3 4 1 0 1 0 0 0 0 63 103 4.05 1.200																					
Nate Bland, L (7, 1) ERA: 5.0	0.1 4 1 0 0 1 1 1 0 0 0 0 4 15 0.00 6.000																					
Brandon Puffer, R (8, 1) ERA: 3.44	1.0 4 1 0 0 2 0 0 0 0 0 0 8 9 0.00 1.000																					
Kirk Saarloos, R (9, 1) ERA: 10.61	1.0 4 1 0 0 1 0 0 0 0 0 0 10 15 0.00 1.000																					

Chicago Cubs @ Houston Astros  
Minute Maid Park, Houston, TX  
Sat May 24 2003, 6:05 PM CDT  
Att. 37,839 - Dome - 72 F

livebaseballscorecards.com

AB	36
R	3
H	10
RBI	3
BB	3
SO	8
LOB	15



BOTTOM

Chicago Cubs @ Houston Astros  
Minute Maid Park, Houston, TX

Sat May 24 2003, 6:05 PM CDT  
Att. 37,839 - Dome - 72 F

livebaseballscores.com

AB	33
R	2
H	8
RBI	2
BB	3
SO	7
LOB	20



WP:	0	PA:	37
PB:	0	SB:	1
CS:	0		

AB R H RBI BB SO LOB

4	0	0	0	1	0	2
4	0	1	0	0	1	4
4	0	1	0	0	1	2
4	1	2	0	0	1	1
4	1	1	0	0	0	2
3	0	1	0	0	1	1
0	0	0	0	0	0	0
1	0	0	0	0	0	1
0	0	0	0	0	0	0
1	0	0	0	1	0	1
1	0	1	2	1	0	0
3	0	0	0	0	0	3
2	0	1	0	0	1	0
0	0	0	0	0	0	0
2	0	0	0	0	2	3

Batter	1	2	3	4	5	6	7	8	9
<b>Craig Biggio, R</b> OBP: 0.333, SLG: 0.414 (1, 8)	0-2 G4-3		3-1 G5-3			3-2 FC6-4	4-0 IBB		0-0 F8
<b>Brian Hunter, R</b> OBP: 0.227, SLG: 0.238 (1, 9)	2-1 G6-4-3 1B			3-2 G4-3		3-1 F8	1-3 K		
<b>5 Jeff Bagwell, R</b> OBP: 0.366, SLG: 0.495 (1, 3)	0-1 G6-4-3 1-2f			1-3 K		0-1 F8		2-2 1B	
<b>Jeff Kent, R</b> OBP: 0.383, SLG: 0.553 (1, 4)			3-2 17 P3 2B		3-0 F9		2-2 1B 2B 1B	2-3 K	
<b>17 Lance Berkman, S</b> OBP: 0.379, SLG: 0.413 (1, 7)			1-2 P3		0-0 G5-3		1-1 1B 2B 1B	2-2 L6	
<b>Jose Vizcaino, S</b> OBP: 0.256, SLG: 0.305 (1, 5)			1-3 K2-3		2-1 L8		0-0 2B 1B	1-1 F8	
<b>Brandon Puffer, R</b> (8, 1)									
<b>Orlando Merced, S</b> OBP: 0.319, SLG: 0.413 (8, PH)									
<b>Kirk Saarloos, R</b> (9, 1)									
<b>Brad Ausmus, R</b> OBP: 0.272, SLG: 0.299 (1, 2)			3-0 G6-3		4-0 BB		1-1 2B		4-2 28 SH1-4 BB
<b>Morgan Ensberg, R</b> OBP: 0.425, SLG: 0.612 (7, PH) (8, 5)							1-3 2-H 3-H 2B		
<b>28 Adam Everett, R</b> OBP: 0.324, SLG: 0.431 (1, 6)			1-0 B2-3		0-1 G6-3		2-1 G3		0-0 SH1-4
<b>Tim Redding, R</b> OBP: 0.188, SLG: 0.200 (1, 1)									3-3 K
<b>Nate Bland, L</b> (7, 1)									
<b>Gregg Zaun, S</b> OBP: 0.385, SLG: 0.409 (7, PH) (8, 2)							0-0 FC6-4 1B		

Inning Stats	R: 0	H: 1	E: 0	LOB: 0	K: 0	S: 7	R: 0	H: 1	E: 0	LOB: 1	K: 1	S: 12	R: 0	H: 0	E: 0	LOB: 0	K: 1	S: 6	R: 0	H: 0	E: 0	LOB: 0	K: 1	S: 7	R: 0	H: 0	E: 0	LOB: 1	K: 0	S: 5	R: 0	H: 1	E: 0	LOB: 1	K: 0	S: 8	R: 2	H: 4	E: 0	LOB: 3	K: 2	S: 16	R: 0	H: 1	E: 0	LOB: 1	K: 1	S: 12	R: 0	H: 0	E: 0	LOB: 1	K: 1	S: 9	1B: 6	SF: 0	2B: 2	SAC: 1	3B: 0	DP: 1	HR: 0	HBP: 0	WP: 0	PA: 37
--------------	------	------	------	--------	------	------	------	------	------	--------	------	-------	------	------	------	--------	------	------	------	------	------	--------	------	------	------	------	------	--------	------	------	------	------	------	--------	------	------	------	------	------	--------	------	-------	------	------	------	--------	------	-------	------	------	------	--------	------	------	-------	-------	-------	--------	-------	-------	-------	--------	-------	--------

PITCHER	IP	WLS	BF	H	R	ER	SO	BB	IBB	HBP	BLK	WP	HR	S	P	ERA	WHIP
<b>Shawn Estes, L</b> ERA: 4.88 (1, 1)	6.0	W	25	7	2	2	3	1	0	0	0	0	0	53	91	3.00	1.333
<b>Mike Remlinger, L</b> ERA: 2.7 (7, 1)	1.0	H	4	0	0	0	2	0	1	0	0	0	0	8	16	0.00	0.000
<b>Antonio Alfonseca, R</b> ERA: 2.38 (8, 1)	1.0	H	4	1	0	0	1	0	0	0	0	0	0	12	19	0.00	1.000
<b>Joe Borowski, R</b> ERA: 1.96 (9, 1)	1.0	S	4	0	0	0	1	1	0	0	0	0	0	9	16	0.00	1.000

Batter	1	2	3	4	5	6	7	8	9	AB R H RBI BB SO LOB	TOP											
Tom Goodwin, L (1, 9) OBP: 0.222, SLG: 0.295	0-0 G3		0-1 G4-3 1B 2B		4-2 1B 1B S BB	0-0 G1-3		1-1 G4-3		4 2 1 0 1 0 1												
Mark Grudzielanek, R (1, 4) OBP: 0.366, SLG: 0.410	1-2 G6-3		0-1 G4-3		3-2 1B 1B		2-2 1B 1B 2B	2-0 G6-3		5 2 2 0 0 0 1												
Corey Patterson, L (1, 8) OBP: 0.340, SLG: 0.556	0-2 CS 1B		2-3 K		1-0 P4		1-0 1B FC6-4 1B		0-0 E3 G4-6-3	5 1 2 0 0 1 3												
Moises Alou, R (1, 7) OBP: 0.374, SLG: 0.473	2-1 CS 1-2	4-2 WP 1B BB BB	3-2 1B 3-H		1-0 1B 1-2 3-H 1B		2-1 FC6-4 1B 1-3 3-H 1B		2-2 L7	4 1 3 3 1 0 1												
Hee-Seop Choi, L (1, 3) OBP: 0.401, SLG: 0.550		4-2 WP 1B BB	1-1 G4-3		3-3 K		1-3 K		0-0 G4-6-3 1-2f	4 1 0 0 1 2 6												
Alex Gonzalez, R (1, 6) OBP: 0.317, SLG: 0.383		2-3 K 1-2 2-3		0-0 G5-3		2-2 1B 1-3 2-H 1B		1-0 FC6-4 BB 1-2f 3-H		4 0 1 2 0 1 3												
Lenny Harris, L (1, 5) OBP: 0.302, SLG: 0.316		0-0 1B 2-H 3-H		0-2 G4-3		2-3 K		4-1 BB 1-2		3 0 1 2 1 1 0												
Kyle Farnsworth, R (7, 1)										0 0 0 0 0 0 0												
Mike Remlinger, L (9, 1)										0 0 0 0 0 0 0												
Paul Bako, L (1, 2) OBP: 0.327, SLG: 0.298		0-3 K		0-0 1B		4-0 38 SH3 BB		3-2 F8		3 0 1 0 1 1 3												
38 Carlos Zambrano, S (1, 1) OBP: 0.167, SLG: 0.375		1-2 G1-3		1-3 K		0-1 SH3		2-2 G4-3		2 0 0 0 0 1 2												
Ramon Martinez, R (7, 5) OBP: 0.355, SLG: 0.400										1 0 0 0 0 0 0												
<b>Inning Stats</b>	R: 0 E: 0 K: 0 S: 10	H: 1 LOB: 0 BB: 0 P: 12	R: 2 E: 0 K: 2 S: 15	H: 1 LOB: 1 BB: 2 P: 26	R: 1 E: 0 K: 1 S: 16	H: 2 LOB: 1 BB: 0 P: 22	R: 0 E: 0 K: 1 S: 8	H: 1 LOB: 1 BB: 0 P: 9	R: 2 E: 0 K: 1 S: 15	H: 3 LOB: 2 BB: 1 P: 28	R: 0 E: 0 K: 1 S: 6	H: 0 LOB: 1 BB: 1 P: 12	R: 2 E: 0 K: 1 S: 14	H: 3 LOB: 2 BB: 1 P: 28	R: 0 E: 0 K: 0 S: 7	H: 0 LOB: 0 BB: 0 P: 12	R: 0 E: 1 K: 0 S: 7	H: 0 LOB: 0 BB: 0 P: 9	1B: 9 2B: 2 3B: 0 HR: 0	SF: 0 SAC: 1 DP: 1 HBP: 0	WP: 1 PB: 0 SB: 1 CS: 1	PA: 42
<b>PITCHER</b>	IP WLS BF H R ER SO BB IBB HBP BLK WP HR S P ERA WHIP												<b>PITCHER</b>	IP WLS BF H R ER SO BB IBB HBP BLK WP HR S P ERA WHIP								
Wade Miller, R (1, 1) ERA: 5.37	5.0 L 24 8 5 5 5 3 0 0 0 0 1 0 64 97 9.00 2.200																					
Nate Bland, L (6, 1) ERA: 6.3	1.0 6 2 2 2 1 1 0 0 0 0 0 0 10 19 18.00 3.000																					
Ricky Stone, R (7, 1) ERA: 2.12	3.0 11 1 0 0 1 1 0 0 0 0 0 0 24 42 0.00 0.667																					

Chicago Cubs @ Houston Astros  
Minute Maid Park, Houston, TX  
Sun May 25 2003, 1:05 PM CDT  
Att. 37,565 - Dome - 72 F

livebaseballscorecards.com

AB	35
R	7
H	11
RBI	7
BB	5
SO	7
LOB	20



Batter	1	2	3	4	5	6	7	8	9	AB	R	H	RBI	BB	SO	LOB
<b>Brian Hunter, R</b> OBP: 0.250, SLG: 0.244 (1, 8)	4-2 G5-3 1B BB		0-0 G6-4-3 1B		1-3 K		1-1 G6-3 2-H			3	1	1	1	1	1	0
<b>Morgan Ensberg, R</b> OBP: 0.405, SLG: 0.577 (1, 5)	0-0 G5-3 1-2		1-1 F8			1-0 F9	0-1 F7			4	0	0	0	0	0	2
<b>5 Jeff Bagwell, R</b> OBP: 0.359, SLG: 0.485 (1, 3)	0-0 F8		1-2 G6-4-3 1-2f			0-3 K		0-0 G5-3		4	0	0	0	0	1	2
<b>Jeff Kent, R</b> OBP: 0.390, SLG: 0.555 (1, 4)	3-2 17 BB 2-H 1B			4-1 FC3-6 17 BB BB		1-0 17 BB 1B		2-3 K		3	0	2	1	1	1	0
<b>17 Lance Berkman, S</b> OBP: 0.387, SLG: 0.414 (1, 7)	4-1 SAFE SAFE 1-2 BB			4-1 FC3-6 1-2 BB		0-0 1-3 1B		1-1 G6-3		2	0	1	0	2	0	0
<b>Orlando Merced, S</b> OBP: 0.306, SLG: 0.394 (1, 9)	2-1 L7			2-2 FC3-6 G4-6-3 1-2f 2-3		3-3 K		2-3 K		3	0	0	0	0	1	6
<b>Brad Ausmus, R</b> OBP: 0.272, SLG: 0.299 (1, 2)		1-2 L3		0-0 G4-6-3 1-2f		3-2 F9		1-2 2B		0	0	0	0	0	0	0
<b>Gregg Zaun, S</b> OBP: 0.375, SLG: 0.417 (2, 2)										4	0	1	0	0	0	2
<b>28 Adam Everett, R</b> OBP: 0.319, SLG: 0.412 (1, 6)		0-2 L3			3-3 K		4-1 2B BB		0-2 G5-3	3	1	0	0	1	1	1
<b>Wade Miller, R</b> OBP: 0.250, SLG: 0.300 (1, 1)		0-3 K			0-0 F9		3-2 WP G6-3 1-H 2B		2-3 K	1	0	0	0	0	1	0
<b>Tripp Cronin, R</b> OBP: 0.329, SLG: 0.432 (5, PH)										1	0	0	0	0	0	0
<b>Nate Bland, L</b> OBP: 0.253, SLG: 0.301 (6, 1)										0	0	0	0	0	0	0
<b>Ricky Stone, R</b> OBP: 0.253, SLG: 0.301 (7, 1)										0	0	0	0	0	0	0
<b>Geoff Blum, S</b> OBP: 0.253, SLG: 0.301 (7, 9)										2	1	1	1	0	1	1
<b>Jose Vizcaino, S</b> OBP: 0.253, SLG: 0.301 (9, PH)										1	0	0	0	0	1	0

Inning Stats	R: 1	H: 1	E: 0	K: 0	S: 12	H: 1	LOB: 2	BB: 2	P: 25	R: 0	H: 0	E: 0	K: 1	S: 9	H: 0	LOB: 0	BB: 0	P: 10	R: 0	H: 1	E: 0	K: 0	S: 6	H: 0	LOB: 1	BB: 2	P: 17	R: 0	H: 0	E: 0	K: 2	S: 9	H: 2	LOB: 2	BB: 0	P: 15	R: 2	H: 1	E: 0	K: 0	S: 13	H: 0	LOB: 0	BB: 1	P: 24	R: 0	H: 0	E: 0	K: 1	S: 6	H: 0	LOB: 0	BB: 0	P: 9	R: 0	H: 1	E: 0	K: 2	S: 14	H: 1	LOB: 1	BB: 0	P: 19	1B: 4	2B: 2	3B: 0	HR: 0	SF: 0	SAC: 0	DP: 2	HBP: 0	WP: 1	PB: 0	SB: 0	CS: 0	PA: 36
--------------	------	------	------	------	-------	------	--------	-------	-------	------	------	------	------	------	------	--------	-------	-------	------	------	------	------	------	------	--------	-------	-------	------	------	------	------	------	------	--------	-------	-------	------	------	------	------	-------	------	--------	-------	-------	------	------	------	------	------	------	--------	-------	------	------	------	------	------	-------	------	--------	-------	-------	-------	-------	-------	-------	-------	--------	-------	--------	-------	-------	-------	-------	--------

PITCHER	IP	WLS	BF	H	R	ER	SO	BB	IBB	HBP	BLK	WP	HR	S	P	ERA	WHIP
<b>38 Carlos Zambrano, R</b> ERA: 3.02 (1, 1)	6.1	W	27	5	3	3	5	5	0	0	0	0	0	62	107	4.26	1.579
<b>Kyle Farnsworth, R</b> ERA: 2.49 (7, 1)	1.2		5	0	0	0	1	0	0	0	0	1	0	10	14	0.00	0.000
<b>Mike Remlinger, L</b> ERA: 2.57 (9, 1)	1.0		4	1	0	0	2	0	0	0	0	0	0	14	19	0.00	1.000

**BOTTOM**

**Chicago Cubs @ Houston Astros**  
Minute Maid Park, Houston, TX  
Sun May 25 2003, 1:05 PM CDT  
Att. 37,565 - Dome - 72 F

livebaseballscorecards.com

<b>AB</b>	<b>31</b>
<b>R</b>	<b>3</b>
<b>H</b>	<b>6</b>
<b>RBI</b>	<b>3</b>
<b>BB</b>	<b>5</b>
<b>SO</b>	<b>8</b>
<b>LOB</b>	<b>14</b>





Batter	1	2	3	4	5	6	7	8	9	AB	R	H	RBI	BB	SO	LOB
Miguel Cairo, R OBP: 0.300, SLG: 0.427 (1, 4)	1-1 G6-3 1B	1-0 G5-3 1B		1-0 HR 1B	0-1 5 2B 1B		2-1 G1-3 1-2			5	2	2	0	0	0	1
J.D. Drew, L OBP: 0.359, SLG: 0.581 Jeff Fassero, L Gabe Molina, R Steve Kline, S (1, 9) (8, 1) (9, 1) (9, 1)	4-2 5 FC6-4 BB		2-3 K	3-1 1-H 3-H HR 1B	1-3 K		2-2 G4-3 2-3			4	1	1	3	1	2	3
5 Albert Pujols, R OBP: 0.415, SLG: 0.687 Eduardo Perez, R OBP: 0.417, SLG: 0.556 (1, 7) (7, PH) (8, 9) (9, 5)	0-0 FC6-4 15 2B 1-2f		1-0 15 E 27 WP SF9 1B	4-0 15 BB 27 2B BB	1-1 1-H 3-H 2B		0-3 K			3	3	2	2	1	0	1
15 Jim Edmonds, L OBP: 0.399, SLG: 0.623 (1, 8)	0-2 1-H 27 2B 2B		2-1 E4 1B	4-2 1-2 27 2B BB	0-1 G4-3		3-3 K			4	1	1	1	1	1	2
27 Scott Rolen, R OBP: 0.420, SLG: 0.599 Chris Widger, R (1, 5) (8, PH) (9, 9)	1-2 2-H 2B		1-1 SF9	3-2 1-H 2-H 2B		2-2 BB 1B	0-3 K			3	0	3	3	0	0	0
Edgar Renteria, R OBP: 0.380, SLG: 0.508 Wilson Delgado, S OBP: 0.216, SLG: 0.176 (1, 6) (6, PH) (7, 6)	4-0 BB		1-1 1-3 1B	1-2 F7		4-2 1-2 G6-4-3 BB	2-2 G6-3			2	0	1	0	1	0	1
Tino Martinez, L OBP: 0.300, SLG: 0.394 (1, 3)	3-2 G3		0-0 P5		0-2 HR	0-3 K				4	1	1	1	0	1	6
Mike Matheny, R OBP: 0.327, SLG: 0.369 (1, 2)		1-2 CS 1B		0-0 1B SH3 HR 1B	2-0 1B 5 2B 2B	2-1 G6-4-3 1-2f				4	2	3	0	0	0	2
Woody Williams, R OBP: 0.370, SLG: 0.304 Mike Crudale, R Orlando Palmeiro, L OBP: 0.346, SLG: 0.348 (1, 1) (7, 1) (7, PH) (8, 7)		2-3 K		0-0 SH3	0-3 K		4-0 G4-3 G1-3 BB			2	0	0	0	0	2	2


Inning Stats	R: 2	H: 2	E: 0	K: 0	S: 14	LOB: 2	BB: 2	P: 27	R: 0	H: 1	E: 0	K: 1	S: 8	LOB: 0	BB: 0	P: 11	R: 1	H: 2	E: 1	K: 1	S: 12	LOB: 2	BB: 0	P: 19	R: 4	H: 4	E: 0	K: 0	S: 14	LOB: 1	BB: 2	P: 30	R: 3	H: 4	E: 0	K: 2	S: 16	LOB: 1	BB: 0	P: 20	R: 0	H: 1	E: 0	K: 1	S: 11	LOB: 1	BB: 1	P: 19	R: 0	H: 0	E: 0	K: 1	S: 8	LOB: 1	BB: 1	P: 16	R: 0	H: 0	E: 0	K: 2	S: 10	LOB: 0	BB: 0	P: 15
--------------	------	------	------	------	-------	--------	-------	-------	------	------	------	------	------	--------	-------	-------	------	------	------	------	-------	--------	-------	-------	------	------	------	------	-------	--------	-------	-------	------	------	------	------	-------	--------	-------	-------	------	------	------	------	-------	--------	-------	-------	------	------	------	------	------	--------	-------	-------	------	------	------	------	-------	--------	-------	-------

PITCHER	IP	WLS	BF	H	R	ER	SO	BB	IBB	HBP	BLK	WP	HR	S	P	ERA	WHIP
Pete Munro, R ERA: 6.06 (1, 1)	3.1	L	20	8	6	5	2	2	0	0	0	1	1	39	66	13.50	3.000
Brandon Puffer, R ERA: 4.95 (4, 1)	1.2		11	5	4	4	2	2	0	0	0	0	1	25	41	21.60	4.200
Kirk Saarloos, R ERA: 8.03 (6, 1)	3.0		11	1	0	0	4	2	0	0	0	0	0	29	50	0.00	1.000

**BOTTOM**

**Houston Astros @ St. Louis Cardinals**  
 Busch Stadium, St. Louis, MO  
 Mon May 26 2003, 3:10 PM CDT  
 Att: 35,600 - Cloudy - 80 F

AB	34
R	10
H	14
RBI	10
BB	6
SO	8
LOB	19



1B:	7	SF:	1	WP:	1	PA:	42
2B:	6	SAC:	1	PB:	0	SB:	0
3B:	0	DP:	2	CS:	1		
HR:	2	HBP:	0				

livebaseballscores.com

Batter	1	2	3	4	5	6	7	8	9	AB R H RBI BB SO LOB	TOP											
<b>Craig Biggio, R</b> (1, 8) OBP: 0.349, SLG: 0.441	1-3 K		1-3 K		1-2 CS 1B		0-0 G4-3 2B		2-2 5 1B 2B	5 1 3 1 0 2 0												
<b>Morgan Ensberg, R</b> (1, 5) OBP: 0.383, SLG: 0.519	0-0 F9			3-2 5 1B HBP	1-2 G6-3		1-0 G4-3		0-3 K	4 1 0 1 0 1 3												
<b>5 Jeff Bagwell, R</b> (1, 3) OBP: 0.364, SLG: 0.485	2-0 1B			1-2 BB 1B	1-2 1B	1-1 17 1B 1B	2-1 P4		0-0 1B	5 1 4 1 0 0 1												
<b>Jeff Kent, R</b> (1, 4) OBP: 0.394, SLG: 0.566	2-3 K			0-1 BB 1B	1-2 2-H 1B	1-2 17 1B FC4-6 1B		2-1 HR	0-1 G4-3	5 2 3 2 0 1 2												
<b>17 Lance Berkman, S</b> (1, 7) OBP: 0.385, SLG: 0.429		3-2 F8		1-3 K		3-2 FC4-6 1B		2-1 G3-1		4 0 1 1 0 1 2												
<b>Orlando Merced, S</b> (1, 9) OBP: 0.309, SLG: 0.405		1-0 G4-3		4-0 BB		0-0 FC4-6 28 CS 1B		2-1 G4-3		3 0 0 1 1 0 1												
<b>Gregg Zaun, S</b> (1, 2) OBP: 0.350, SLG: 0.385		2-0 F8		0-0 P6		0-2 F9		0-3 K		4 0 0 0 0 1 4												
<b>Brad Ausmus, R</b> (8, 2) OBP: 0.265, SLG: 0.291										0 0 0 0 0 0 0												
<b>28 Adam Everett, R</b> (1, 6) OBP: 0.333, SLG: 0.403			2-2 G6-3		2-3 K		2-2 CS		1-0 SH5-3 2B HBP	2 2 0 0 1 1 3												
<b>Jerome Robertson, L</b> (1, 1) OBP: 0.133, SLG: 0.133			0-2 G3-1		0-3 K		0-1 B1		0-0 SH5-3	2 0 0 0 0 1 0												
<b>Tripp Cromer, R</b> (7, PH) OBP: 0.250, SLG: 0.750										1 0 0 0 0 0 1												
<b>54 Brad Lidge, R</b> (7, 1)										0 0 0 0 0 0 0												
<b>Octavio Dotel, R</b> (8, 1)										0 0 0 0 0 0 0												
<b>Jose Vizcaino, S</b> (9, PH) OBP: 0.258, SLG: 0.306										0 0 0 0 0 0 0												
<b>Billy Wagner, L</b> (8, 1)										0 0 0 0 0 0 0												
<b>Inning Stats</b>	R: 0 E: 0 K: 2 S: 8	H: 1 LOB: 1 BB: 0 P: 13	R: 0 E: 0 K: 0 S: 5	H: 0 LOB: 0 BB: 0 P: 11	R: 0 E: 0 K: 1 S: 12	H: 0 LOB: 0 BB: 0 P: 15	R: 1 E: 0 K: 2 S: 15	H: 2 LOB: 3 BB: 1 P: 26	R: 0 E: 0 K: 1 S: 9	H: 1 LOB: 0 BB: 0 P: 11	R: 2 E: 0 K: 0 S: 18	H: 3 LOB: 0 BB: 0 P: 25	R: 1 E: 0 K: 0 S: 8	H: 1 LOB: 1 BB: 1 P: 15	R: 1 E: 0 K: 1 S: 10	H: 1 LOB: 0 BB: 0 P: 16	R: 2 E: 0 K: 1 S: 10	H: 2 LOB: 1 BB: 0 P: 13	1B: 8 2B: 2 3B: 0 HR: 1	SF: 0 SAC: 1 DP: 0 HBP: 2	WP: 0 PB: 0 SB: 0 CS: 2	PA: 41
<b>PITCHER</b>	IP WLS BF H R ER SO BB IBB HBP BLK WP HR S P ERA WHIP												<b>PITCHER</b>	IP WLS BF H R ER SO BB IBB HBP BLK WP HR S P ERA WHIP								
<b>Brett Tomko, R</b> (1, 1) ERA: 4.43	7.0 L 30 8 4 4 6 2 0 1 0 0 0 0 75 116 5.14 1.429																					
<b>Kiko Calero, R</b> (8, 1) ERA: 3.32	1.0 4 1 1 1 1 0 0 0 0 0 0 1 10 16 9.00 1.000																					
<b>Esteban Yan, R</b> (9, 1) ERA: 7.4	1.0 6 2 2 2 1 0 0 1 0 0 0 0 10 13 18.00 2.000																					

**Houston Astros @ St. Louis Cardinals**  
 Busch Stadium, St. Louis, MO  
 Tue May 27 2003, 7:10 PM CDT  
 Att. 32,476 - Sunny - 74 F

[livebaseballscorecards.com](http://livebaseballscorecards.com)

<b>AB</b>	<b>35</b>
<b>R</b>	<b>7</b>
<b>H</b>	<b>11</b>
<b>RBI</b>	<b>7</b>
<b>BB</b>	<b>2</b>
<b>SO</b>	<b>8</b>
<b>LOB</b>	<b>17</b>





BOTTOM

Houston Astros @ St. Louis Cardinals  
Busch Stadium, St. Louis, MO  
Tue May 27 2003, 7:10 PM CDT  
Att. 32,476 - Sunny - 74 F

livebaseballscorecards.com

AB 35  
R 4  
H 11  
RBI 4  
BB 3  
SO 7  
LOB 18



WP: 1 PA: 39  
PB: 0  
SB: 0  
CS: 0

AB R H RBI BB SO LOB

5	0	2	0	0	1	2
5	0	0	0	0	3	3
5	1	2	0	0	0	1
4	1	2	0	0	0	1
4	1	1	1	0	2	2
3	1	2	1	1	1	1
3	0	1	1	0	0	4
0	0	0	0	0	0	0
1	0	0	0	1	0	1
1	0	0	0	1	0	2
0	0	0	0	0	0	0
1	0	0	0	0	0	0
2	0	1	1	0	0	0
1	0	0	0	0	0	1
0	0	0	0	0	0	0
1	0	0	0	0	0	0
1B: 8	SF: 0					
2B: 3	SAC: 0					
3B: 0	DP: 2					
HR: 0	HBP: 1					

Batter	1	2	3	4	5	6	7	8	9
Miguel Cairo, R OBP: 0.306, SLG: 0.425 (1, 4) (9, 7)	2-2 F7 ①	0-3 K ③			1-2 G4-3 ②		1-2 G4-6-3 1B		2-2 5 WP 15 DI 1B
15 Jim Edmonds, L OBP: 0.388, SLG: 0.604 (1, 8)	1-2 G1-3 ②		3-3 K ③		3-3 K ③		1-0 G4-6-3 ② ③ 1-2f		0-3 K ② 1-2
5 Albert Pujols, R OBP: 0.415, SLG: 0.678 (1, 3)	1-0 G6-3 ③		2-2 G4-3 ②			2-1 27 E 1B		1-2 27 1B G4-3 1B	1-2 G6-3 ③ 2-3
27 Scott Rolen, R OBP: 0.421, SLG: 0.602 (1, 5)		3-1 1B 2B 2B	2-2 P4 ③			3-2 F7 ① 1-2		0-0 G4-3 1B	
Eduardo Perez, R OBP: 0.408, SLG: 0.537 (1, 9)		0-0 2B 1B 1B		2-3 K ①		1-3 K ②		1-2 G4-3 ① 1-2 3-H	
Edgar Renteria, R OBP: 0.387, SLG: 0.521 (1, 6)		1-2 SAFE 1B 2B		0-0 1B 2B		4-0 IBB		1-3 K ②	
Chris Widger, R OBP: 0.071, SLG: 0.071 Wilson Delgado, S OBP: 0.237, SLG: 0.176 (8, PH) (9, 4)		1-1 P4 ①		1-1 G6-3 1B 2-H		0-1 G6-3 ③		2-0 HBP	
So Taguchi, R Orlando Palmeiro, L OBP: 0.349, SLG: 0.344 (7, PH) (8, 7) Esteban Yan, R (9, 1)		4-0 1B IBB		1-0 G6-3 ② ③ 1-2f		4-0 1B BB		1-0 F7 ③	
Brett Tomko, R OBP: 0.364, SLG: 0.350 J.D. Drew, L OBP: 0.354, SLG: 0.573 Kiko Calero, R OBP: 0.500, SLG: 0.500 Mike Matheny, R OBP: 0.326, SLG: 0.367 (1, 1) (7, PH) (8, 1) (9, 2)		2-2 1B ② 1-2 2-H 3-H		2-2 G4-3 ①		2-2 G4-3 ①		2-2 F8 ①	1-2 P4 ①

Inning Stats	R: 0 E: 0 K: 0 S: 10	H: 0 LOB: 0 BB: 0 P: 14	R: 2 E: 0 K: 1 S: 16	H: 4 LOB: 2 BB: 1 P: 25	R: 0 E: 0 K: 1 S: 11	H: 0 LOB: 0 BB: 0 P: 18	R: 1 E: 0 K: 1 S: 10	H: 2 LOB: 0 BB: 0 P: 14	R: 0 E: 0 K: 1 S: 9	H: 0 LOB: 0 BB: 0 P: 15	R: 0 E: 1 K: 1 S: 12	H: 1 LOB: 2 BB: 1 P: 22	R: 0 E: 0 K: 0 S: 10	H: 1 LOB: 1 BB: 1 P: 18	R: 1 E: 0 K: 1 S: 15	H: 2 LOB: 2 BB: 0 P: 21	R: 0 E: 0 K: 1 S: 15	H: 1 LOB: 1 BB: 0 P: 19	1B: 8 2B: 3 3B: 0 HR: 0	SF: 0 SAC: 0 DP: 2 HBP: 1
--------------	-------------------------------	----------------------------------	-------------------------------	----------------------------------	-------------------------------	----------------------------------	-------------------------------	----------------------------------	------------------------------	----------------------------------	-------------------------------	----------------------------------	-------------------------------	----------------------------------	-------------------------------	----------------------------------	-------------------------------	----------------------------------	----------------------------------	------------------------------------

PITCHER	IP	WLS	BF	H	R	ER	SO	BB	IBB	HBP	BLK	WP	HR	S	P	ERA	WHIP
Jerome Robertson, L ERA: 6.46 (1, 1)	6.0	W	25	7	3	3	5	0	0	0	0	0	0	68	108	4.50	1.167
54 Brad Lidge, R ERA: 1.21 (7, 1)	1.0	H	4	1	0	0	0	1	0	0	0	0	0	10	18	0.00	2.000
Octavio Dotel, R ERA: 1.63 (8, 1)	1.0	H	6	2	1	1	1	0	0	1	0	0	0	15	21	9.00	2.000
Billy Wagner, L ERA: 1.86 (9, 1)	1.0	S	4	1	0	0	1	0	0	0	0	1	0	15	19	0.00	1.000

Batter	1	2	3	4	5	6	7	8	9	AB R H RBI BB SO LOB	TOP																								
<b>Craig Biggio, R</b> (1, 8) OBP: 0.351, SLG: 0.440	1-3 K2-3		0-0 1B		3-0 HBP			0-1 G3-1		3 0 1 0 0 1 0																									
<b>Geoff Blum, S</b> (1, 5) OBP: 0.317, SLG: 0.414	0-1 P3		1-1 P4		0-0 G4-3			3-1 F8		4 0 0 0 0 0 3																									
<b>5 Jeff Bagwell, R</b> (1, 3) OBP: 0.362, SLG: 0.481	2-1 G6-3			0-0 F8		1-1 17 G4-6-3 1B		1-3 K		4 0 1 0 0 1 0																									
<b>17 Lance Berkman, S</b> (1, 7) OBP: 0.382, SLG: 0.442		1-0 G1-3		2-0 HR		2-2 G4-6-3 1-2f		3-3 K		4 1 1 1 0 1 1																									
<b>Brian Hunter, R</b> (1, 9) OBP: 0.259, SLG: 0.260		2-2 G6-3		1-3 K		1-2 2B		3-2 G6-3		4 0 1 0 0 1 0																									
<b>Jose Vizcaino, S</b> (1, 4) OBP: 0.261, SLG: 0.307		1-2		0-1 G3		1-0 G5-3		2-1 F7		3 0 1 0 0 0 1																									
<b>Ricky Stone, R</b> (6, 1)										0 0 0 0 0 0 0																									
<b>Orlando Merced, S</b> (9, PH) OBP: 0.305, SLG: 0.400										1 0 0 0 0 0 0																									
<b>Brad Ausmus, R</b> (1, 2) OBP: 0.261, SLG: 0.285		1-1 L8			2-2 G3		0-0 F7			3 0 0 0 0 0 1																									
<b>28 Adam Everett, R</b> (1, 6) OBP: 0.333, SLG: 0.413			2-2 G1-3		0-1 2B		1-2 G1-3			3 0 1 0 0 0 0																									
<b>Jonathan Johnson, R</b> (1, 1)					0-3 K		0-1 G5-3			2 0 0 0 0 1 1																									
<b>Morgan Ensberg, R</b> (6, 5) OBP: 0.379, SLG: 0.513			0-0 G4-3							1 0 0 0 0 0 0																									
<b>Inning Stats</b>	R: 0 E: 0 K: 1 S: 7	H: 0 LOB: 0 BB: 0 P: 10	R: 0 E: 0 K: 0 S: 9	H: 1 LOB: 1 BB: 0 P: 14	R: 0 E: 0 K: 0 S: 7	H: 1 LOB: 1 BB: 0 P: 10	R: 1 E: 0 K: 1 S: 7	H: 1 LOB: 0 BB: 0 P: 10	R: 0 E: 0 K: 1 S: 9	H: 2 LOB: 1 BB: 0 P: 14	R: 0 E: 0 K: 0 S: 6	H: 0 LOB: 0 BB: 0 P: 7	R: 0 E: 0 K: 1 S: 7	H: 0 LOB: 0 BB: 0 P: 11	R: 0 E: 0 K: 1 S: 8	H: 0 LOB: 0 BB: 0 P: 16	1B: 3 2B: 2 3B: 0 HR: 1	SF: 0 SAC: 0 DP: 1 HBP: 1	WP: 0 PA: 33 PB: 0 SB: 0 CS: 0																
<b>PITCHER</b> <b>Jason Simontacchi, R</b> (1, 1) ERA: 6.45	IP: 9.0 WLS: W BF: 33 H: 6 R: 1 ER: 1 SO: 5 BB: 0 IBB: 0 HBP: 1 BLK: 0 WP: 0 HR: 1 S: 69 P: 106 ERA: 1.00 WHIP: 0.667																																		
<b>PITCHER</b>	IP	WLS	BF	H	R	ER	SO	BB	IBB	HBP	BLK	WP	HR	S	P	ERA	WHIP																		

**Houston Astros @ St. Louis Cardinals**  
 Busch Stadium, St. Louis, MO  
 Wed May 28 2003, 7:10 PM CDT  
 Att. 28,667 - Cloudy - 89 F

AB	32
R	1
H	6
RBI	1
BB	0
SO	5
LOB	7



Batter	1	2	3	4	5	6	7	8	9	AB R H RBI BB SO LOB
Miguel Cairo, R OBP: 0.315, SLG: 0.434 (1, 4)	L7		L6		2B		FC3-6 HBP			3 1 1 1 0 0 0
J.D. Drew, L OBP: 0.361, SLG: 0.582 (1, 9)	G3-1			1B	2B		FC3-6 SH2-3 5 BB 1-2f			4 1 2 1 0 0 1
5 Albert Pujols, R OBP: 0.416, SLG: 0.671 (1, 7)	F8			F8	IBB		SH2-3 BB			2 0 0 0 2 0 1
15 Jim Edmonds, L OBP: 0.388, SLG: 0.604 Orlando Palmeiro, L OBP: 0.348, SLG: 0.344 (1, 8) (2, PH) (3, 8)	G6-3			1B	L6		SH2-3			0 0 0 0 0 0 0 3 0 1 0 0 0 2
27 Scott Rolen, R OBP: 0.423, SLG: 0.600 (1, 5)	G6-3			1B			G5-3			4 0 2 1 0 0 2
Edgar Renteria, R OBP: 0.384, SLG: 0.513 (1, 6)	BB			G4-3			G4-3			3 0 0 0 1 0 3
Tino Martinez, L OBP: 0.299, SLG: 0.396 (1, 3)	P6						P5			4 0 1 0 0 1 2
Mike Matheny, R OBP: 0.330, SLG: 0.370 (1, 2)	P6						FC1-6 1B			4 0 2 0 0 0 1
Jason Simontacchi, R OBP: 0.048, SLG: 0.048 (1, 1)							FC6-4 1B			4 1 0 0 0 1 4


Inning Stats		R: 0	H: 0	R: 0	H: 0	R: 0	H: 0	R: 1	H: 3	R: 2	H: 3	R: 0	H: 2	R: 0	H: 0	R: 0	H: 1
		E: 0	LOB: 0	E: 0	LOB: 1	E: 0	LOB: 0	E: 0	LOB: 1	E: 0	LOB: 2	E: 0	LOB: 2	E: 0	LOB: 2	E: 0	LOB: 1
		K: 0	BB: 0	K: 0	BB: 1	K: 1	BB: 0	K: 0	BB: 0	K: 1	BB: 1	K: 0	BB: 0	K: 0	BB: 1	K: 0	BB: 0
		S: 7	P: 11	S: 8	P: 13	S: 6	P: 11	S: 15	P: 22	S: 17	P: 28	S: 11	P: 14	S: 9	P: 15	S: 7	P: 8

**BOTTOM**

**Houston Astros @ St. Louis Cardinals**  
 Busch Stadium, St. Louis, MO  
 Wed May 28 2003, 7:10 PM CDT  
 Att. 28,667 - Cloudy - 89 F

AB	31
R	3
H	9
RBI	3
BB	3
SO	2
LOB	16

WP: 0 PA: 36  
 PB: 0  
 SB: 0  
 CS: 0



PITCHER		IP	WLS	BF	H	R	ER	SO	BB	IBB	HBP	BLK	WP	HR	S	P	ERA	WHIP
Jonathan Johnson, R ERA: 4.76 (1, 1)		5.2	L	26	8	3	3	2	1	1	0	0	0	0	61	96	4.76	1.588
Ricky Stone, R ERA: 1.97 (6, 1)		2.1		10	1	0	0	0	1	0	1	0	0	19	26	0.00	0.857	

Batter	1	2	3	4	5	6	7	8	9	AB R H RBI BB SO LOB	TOP																
Craig Biggio, R (1, 8) OBP: 0.352, SLG: 0.443	0-3 K		0-2 G4-3		1-2 F8		1-1 2B		1-1 5 BB 2B 1B	5 1 2 0 0 1 0																	
Geoff Blum, S (1, 5) OBP: 0.315, SLG: 0.429 Octavio Dotel, R (8, 1) Jose Vizcaino, S (9, PH) OBP: 0.258, SLG: 0.303 Billy Wagner, L (9, 1)	0-0 HR			1-1 F7	0-0 G6-3		2-3 K		1-3 K	4 1 1 1 0 1 1 0 0 0 0 0 0 0 1 0 0 0 0 1 1 0 0 0 0 0 0 0																	
5 Jeff Bagwell, R (1, 3) OBP: 0.363, SLG: 0.481	0-0 F9			0-1 17 1B FC3-6 2B		0-1 E5 17 E 17 1B SF8		1-3 K	1 SAFE 4-2 2B BB	4 3 1 0 1 1 0																	
Jeff Kent, R (1, 4) OBP: 0.399, SLG: 0.575	3-2 G6-3			4-2 FC3-6 17 1B BB		2-3 K		0-1 17 E 2B	0-0 1-H 2-H 2B	4 1 2 2 1 1 1																	
17 Lance Berkman, S (1, 7) OBP: 0.387, SLG: 0.444				3-2 FC3-6 1-2 2-3 1B		1-2 E7 1-3 1B		2-0 1B 2-H SF8	4-0 IBB	4 1 2 0 1 0 0																	
Orlando Merced, S (1, 9) OBP: 0.294, SLG: 0.390 54 Brad Lidge, R (6, 1) Nate Bland, L (7, 1) Kirk Saarloos, R (7, 1) Morgan Ensberg, R (7, 5) OBP: 0.381, SLG: 0.512 Brad Ausmus, R (1, 2) OBP: 0.260, SLG: 0.281				0-1 FC3-6 BB		1-0 SF8		0-0 SF8 1B	1-0 P3	2 0 0 2 0 0 2 0 2 0 1 0 0 0 2																	
28 Adam Everett, R (1, 6) OBP: 0.318, SLG: 0.392				4-1 28 FC6-4 1-2 BB		0-1 G1-3		0-0 SF8		2 0 0 1 1 0 1																	
Tim Redding, R (1, 1) OBP: 0.167, SLG: 0.176 Brian Hunter, R (6, 9) OBP: 0.250, SLG: 0.250				0-0 G1-3		0-1 FC6-4 1-2f		1-3 K	1-3 K	4 0 0 0 0 2 4																	
				1-1 G5-3		0-3 K		0-0 G4-3	3-1 G6-3	2 0 0 0 0 1 0 2 0 0 0 0 0 0																	
<b>Inning Stats</b>	R: 1 E: 0 K: 1 S: 10	H: 1 LOB: 0 BB: 0 P: 13	R: 0 E: 0 K: 0 S: 7	H: 0 LOB: 0 BB: 0 P: 11	R: 0 E: 0 K: 0 S: 6	H: 0 LOB: 0 BB: 0 P: 7	R: 1 E: 0 K: 0 S: 16	H: 2 LOB: 3 BB: 2 P: 28	R: 0 E: 0 K: 1 S: 8	H: 0 LOB: 0 BB: 0 P: 9	R: 1 E: 2 K: 1 S: 12	H: 1 LOB: 1 BB: 0 P: 16	R: 0 E: 0 K: 2 S: 9	H: 1 LOB: 1 BB: 0 P: 13	R: 2 E: 1 K: 2 S: 17	H: 2 LOB: 1 BB: 0 P: 21	R: 2 E: 0 K: 1 S: 11	H: 2 LOB: 2 BB: 2 P: 25	1B: 4 2B: 4 3B: 0 HR: 1	SF: 2 SAC: 0 DP: 0 HBP: 0	WP: 0 PB: 0 SB: 0 CS: 0	PA: 42					
<b>PITCHER</b>	IP WLS BF H R ER SO BB IBB HBP BLK WP HR S P ERA WHIP																										
Matt Morris, R (1, 1) ERA: 2.37	7.1		31	6	4	3	6	2	0	0	0	0	1	77	107	3.68	1.091										
Jeff Fassero, L (8, 1) ERA: 6.06	0.0	L	1	0	0	0	0	0	0	0	0	0	0	1	3	∞	∞										
Cal Eldred, R (8, 1) ERA: 4.43	1.1		7	2	3	2	2	1	0	0	0	0	0	16	26	13.50	2.250										
Mike Crudale, R (9, 1) ERA: 1.0	0.1		3	1	0	0	0	0	1	0	0	0	0	2	7	0.00	3.000										

Houston Astros @ St. Louis Cardinals  
 Busch Stadium, St. Louis, MO  
 Thu May 29 2003, 7:10 PM CDT  
 Att. 41,977 - Cloudy - 78 F

AB	36
R	7
H	9
RBI	6
BB	4
SO	8
LOB	12



WP: 0	PA: 42
PB: 0	
SB: 0	
CS: 0	

BOTTOM

Houston Astros @ St. Louis Cardinals  
Busch Stadium, St. Louis, MO

livebaseballscorecards.com

AB	35
R	4
H	11
RBI	3
BB	5
SO	8
LOB	22



WP:	0	PA:	41
PB:	1	SB:	0
CS:	0		

Thu May 29 2003, 7:10 PM CDT  
Att. 41,977 - Cloudy - 78 F

AB R H RBI BB SO LOB

4	1	2	0	1	1	0
5	1	1	0	0	0	2
5	1	2	0	0	1	2
4	0	1	1	0	0	1
4	0	1	0	1	2	3
4	1	3	1	0	0	1
3	0	1	1	1	0	4
0	0	0	0	0	0	0
0	0	0	0	0	0	0
2	0	0	0	2	1	4
3	0	0	0	0	3	5
0	0	0	0	0	0	0
1	0	0	0	0	0	0

1B:	9	SF:	1
2B:	2	SAC:	0
3B:	0	DP:	2
HR:	0	HBP:	0

IP	WLS	BF	H	R	ER	SO	BB	IBB	HBP	BLK	WP	HR	S	P	ERA	WHIP
5.2		25	7	1	1	3	2	0	0	0	0	0	66	97	1.59	1.588
1.0	B	8	3	3	2	2	2	0	0	0	0	0	21	33	18.00	5.000
0.0		1	0	0	0	0	1	0	0	0	0	0	2	6	∞	∞
0.1	W	1	0	0	0	1	0	0	0	0	0	0	3	5	0.00	0.000
1.0	H	3	0	0	0	1	0	0	0	0	0	0	7	10	0.00	0.000

Batter	1	2	3	4	5	6	7	8	9	AB	R	H	RBI	BB	SO	LOB
Miguel Cairo, R OBP: 0.330, SLG: 0.448 (1, 4) (9, 7)	1-2 G4-6-3 1B		2-2 G6-3 2B		0-1 F9		4-1 1B 5 SF8 1B BB	1-3 K		4	1	2	0	1	1	0
Orlando Palmeiro, L OBP: 0.342, SLG: 0.337 (1, 8) (8, 7) (9, 8)	2-2 F8 SAFE SAFE		1-2 G6-3		1-2 F8		0-2 5 SF8 1B 1B	1-1 F9		5	1	1	0	0	0	2
J.D. Drew, L OBP: 0.364, SLG: 0.571 (1, 9)	0-1 G4-6-3 1-2f		3-2 P2		1-3 K		0-2 1B PB 1B			5	1	2	0	0	1	2
5 Albert Pujols, R OBP: 0.411, SLG: 0.661 (1, 7) (8, 3)		0-2 G4-3		2-0 FC6-4 1B		0-0 F9	0-1 SF8		0-0 G5-4-3 1-2f	4	0	1	1	0	0	1
27 Scott Rolen, R OBP: 0.422, SLG: 0.592 (1, 5)		4-2 1B BB		2-1 F9		3-2 F9 1B 1B	2-3 K		2-3 K	4	0	1	0	1	2	3
Edgar Renteria, R OBP: 0.391, SLG: 0.518 (1, 6)		1-2 1B		0-0 FC6-4 2B 1-2f		1-2 BB 1B	1-2 PB 1B			4	1	3	1	0	0	1
Tino Martinez, L OBP: 0.303, SLG: 0.401 Jeff Fassero, L Cal Eldred, R Mike Crudale, R		1-2 P2		0-0 2B 1-H		1-0 F9	4-2 BB			3	0	1	1	1	0	4
Mike Matheny, R OBP: 0.333, SLG: 0.366 (1, 2)		0-1 F7		4-2 BB		4-2 BB	2-3 K			2	0	0	0	2	1	4
Matt Morris, R OBP: 0.233, SLG: 0.321 So Taguchi, R Wilson Delgado, S			1-3 K		0-3 K		1-3 K		1-1 G6-3	3	0	0	0	0	3	5

Inning Stats	R	H	E	K	S	H	LOB	BB	P	R	H	E	K	S	H	LOB	BB	P	R	H	E	K	S	H	LOB	BB	P	R	H	E	K	S	H	LOB	BB	P			
	0	1	0	12	15	0	0	0	15	0	1	0	0	15	0	2	0	19	0	1	0	0	13	1	2	0	20	0	0	0	10	0	0	0	10	0	0	0	10

Tim Redding, R ERA: 3.36 (1, 1)	IP	WLS	BF	H	R	ER	SO	BB	IBB	HBP	BLK	WP	HR	S	P	ERA	WHIP
54 Brad Lidge, R ERA: 1.76 (6, 1)	1.0	B	8	3	3	2	2	2	0	0	0	0	0	21	33	18.00	5.000
Nate Bland, L ERA: 6.3 (7, 1)	0.0		1	0	0	0	0	1	0	0	0	0	0	2	6	∞	∞
Kirk Saarloos, R ERA: 7.82 (7, 1)	0.1	W	1	0	0	0	1	0	0	0	0	0	0	3	5	0.00	0.000
Octavio Dotel, R ERA: 1.57 (8, 1)	1.0	H	3	0	0	0	1	0	0	0	0	0	0	7	10	0.00	0.000

Batter	1	2	3	4	5	6	7	8	9	AB R H RBI BB SO LOB	TOP													
Craig Biggio, R OBP: 0.347, SLG: 0.436 Colin Porter, L (8, 9)	3-1 G6-3		0-1 G6-3	2-1 L9	1-2 F8			1-3 K		4 0 0 0 0 0 2 1 0 0 0 0 1 0														
Jose Vizcaino, S OBP: 0.265, SLG: 0.301 (1, 6) (8, 4)	0-0 F9		1-1 G4-3		0-1 5 17 1B G5-3 1B	4-2 BB		1-3 K		4 1 1 0 1 1 0														
5 Jeff Bagwell, R OBP: 0.360, SLG: 0.475 (1, 3)	3-2 1B		0-1 F8		1-0 G5-3	3-3 K			1-2 P3	5 0 1 0 0 1 2														
Jeff Kent, R OBP: 0.396, SLG: 0.566 28 Adam Everett, R OBP: 0.314, SLG: 0.388 (1, 4) (8, 6)	0-0 G4-3			0-0 F8	4-1 17 1B 2B BB	2-3 K		1-1 G1-4-3		3 1 0 0 1 1 2 1 0 0 0 0 0 0														
17 Lance Berkman, S OBP: 0.388, SLG: 0.443 (1, 7)		2-2 G6-3		1-0 1B 2B 1B	1-0 2B BB	3-3 K		0-0 L6		5 2 2 1 0 1 1														
Morgan Ensberg, R OBP: 0.396, SLG: 0.548 (1, 5)		0-0 HR		4-0 1B 2B BB	4-2 2B E BB		3-3 K			2 3 1 1 2 1 0														
Brian Hunter, R OBP: 0.267, SLG: 0.286 (1, 9) (8, 8)		1-0 G6-3		2-1 2B 1B	0-0 E 2B		3-2 G4-3			4 1 2 2 0 0 0														
Brad Ausmus, R OBP: 0.266, SLG: 0.288 (1, 2)		4-1 BB		2-1 G1 WP 2B	3-2 FC6		3-3 K			3 1 1 3 1 1 1														
Wade Miller, R OBP: 0.208, SLG: 0.250 (1, 1)	0-0 G4-3			1-1 G1	2-1 P4			1-3 K		4 0 0 0 0 1 4														
<b>Inning Stats</b>	R: 0 E: 0 K: 0 S: 8	H: 1 LOB: 1 BB: 0 P: 14	R: 1 E: 0 K: 0 S: 8	H: 1 LOB: 1 BB: 1 P: 15	R: 0 E: 0 K: 0 S: 6	H: 0 LOB: 0 BB: 0 P: 7	R: 4 E: 0 K: 0 S: 10	H: 3 LOB: 0 BB: 1 P: 22	R: 4 E: 1 K: 0 S: 20	H: 3 LOB: 2 BB: 2 P: 36	R: 0 E: 0 K: 3 S: 13	H: 0 LOB: 1 BB: 1 P: 25	R: 0 E: 0 K: 2 S: 14	H: 0 LOB: 0 BB: 0 P: 23	R: 0 E: 0 K: 3 S: 9	H: 0 LOB: 0 BB: 0 P: 12	R: 0 E: 0 K: 0 S: 8	H: 0 LOB: 0 BB: 0 P: 10	1B: 5 2B: 2 3B: 0 HR: 1	SF: 0 SAC: 0 DP: 0 HBP: 0	WP: 1 PB: 0 SB: 0 CS: 0	PA: 41		
<b>PITCHER</b>	IP WLS BF H R ER SO BB IBB HBP BLK WP HR S P ERA WHIP																							
Shawn Estes, L ERA: 5.73 Juan Cruz, R ERA: 6.39 Kyle Farnsworth, R ERA: 2.38 Antonio Alfonseca, R ERA: 4.05	(1, 1) 4.1 L 23 7 8 8 0 3 0 0 0 1 1 37 69 16.61 2.308	(5, 1) 2.2 12 1 1 0 5 2 0 0 0 0 0 42 73 0.00 1.125	(8, 1) 1.0 3 0 0 0 3 0 0 0 0 0 0 9 12 0.00 0.000	(9, 1) 1.0 3 0 0 0 0 0 0 0 0 0 0 8 10 0.00 0.000																				

Houston Astros @ Chicago Cubs  
Wrigley Field, Chicago, IL  
Fri May 30 2003, 2:20 PM CDT  
Att. 36,687 - Overcast - 63 F

livebaseballscorecards.com

AB	36
R	9
H	8
RBI	7
BB	5
SO	8
LOB	12



Batter	1	2	3	4	5	6	7	8	9	AB R H RBI BB SO LOB
Mark Grudzielanek, R (1, 4) OBP: 0.350, SLG: 0.387	1-1 L3		2-1 PO	2-2 G3		1-2 F9			1-3 K	4 0 0 0 0 1 0
Alex Gonzalez, R (1, 6) OBP: 0.315, SLG: 0.391	0-3 K			1-3 K			0-1 G5-3		0-3 K	4 0 0 0 0 3 1
Sammy Sosa, R (1, 9) OBP: 0.433, SLG: 0.524	1-3 K			1-3 K			1-3 K		1-0 P2	4 0 0 0 0 3 1
Moises Alou, R (1, 7) OBP: 0.375, SLG: 0.464		0-0 F9			2-3 K		2-2 F7			2 0 0 0 0 1 0
Troy O'Leary, L (6, 7) OBP: 0.250, SLG: 0.317										1 0 0 0 0 0 0
Corey Patterson, L (1, 8) OBP: 0.330, SLG: 0.559		2-3 K			1-1 HR			1-2 G3-1		3 1 1 1 0 1 0
Hee-Seop Choi, L (1, 3) OBP: 0.395, SLG: 0.521		1-3 K			1-3 K			1-0 G4-3		3 0 0 0 0 2 0
Lenny Harris, L (1, 5) OBP: 0.284, SLG: 0.284			0-1 L6		0-0 P5			4-0 BB		2 0 0 0 1 0 0
Damian Miller, R (1, 2) OBP: 0.331, SLG: 0.392			1-1 PO SH1-4 1B			0-3 K		1-3 K		3 0 1 0 0 2 1
Shawn Estes, R (1, 1) OBP: 0.200, SLG: 0.158			0-0 SH1-4			0-1 G4-3			0-3 K	0 0 0 0 0 0 0
Juan Cruz, R (5, 1)										1 0 0 0 0 0 0
Kyle Farnsworth, R (8, 1)										0 0 0 0 0 0 0
Antonio Alfonseca, R (9, 1)										0 0 0 0 0 0 0
Mark Bellhorn, S (9, PH) OBP: 0.355, SLG: 0.325			1-2							1 0 0 0 0 1 0


Inning Stats	R: 0	H: 0	E: 0	K: 2	S: 8	R: 0	H: 0	E: 0	K: 2	S: 8	R: 0	H: 1	E: 0	K: 0	S: 6	R: 0	H: 0	E: 0	K: 2	S: 9	R: 1	H: 1	E: 0	K: 2	S: 9	R: 0	H: 0	E: 0	K: 1	S: 8	R: 0	H: 0	E: 0	K: 1	S: 8	R: 0	H: 0	E: 0	K: 1	S: 9	R: 0	H: 0	E: 0	K: 3	S: 11	R: 0	H: 0	E: 0	K: 3	S: 11
	0	0	0	2	8	0	0	0	2	8	0	1	0	0	6	0	0	0	2	9	1	1	0	0	0	9	0	0	0	1	8	0	0	0	1	8	0	0	0	3	11	0	0	0	3	11				

**BOTTOM**

**Houston Astros @ Chicago Cubs**  
Wrigley Field, Chicago, IL  
Fri May 30 2003, 2:20 PM CDT  
Att. 36,687 - Overcast - 63 F

livebaseballscorecards.com

AB	28
R	1
H	2
RBI	1
BB	1
SO	14
LOB	3



WP: 1	PA: 31
PB: 0	SB: 0
CS: 0	









BOTTOM

Houston Astros @ Chicago Cubs  
Wrigley Field, Chicago, IL  
Sun Jun 01 2003, 1:20 PM CDT  
Att. 37,787 - Sunny - 52 F

livebaseballscores.com

AB	33
R	3
H	8
RBI	3
BB	1
SO	4
LOB	13



WP	1	PA	35
PB	0		
SB	1		
CS	0		

AB R H RBI BB SO LOB

4 0 1 0 0 1 2

4 0 1 1 0 0 2

3 0 0 0 0 2 2

4 1 1 0 0 0 2

4 0 0 0 0 0 2

4 1 2 2 0 0 0

3 0 1 0 0 0 0

4 0 0 0 0 1 3

1B	5	SF	0
2B	2	SAC	0
3B	0	DP	2
HR	1	HBP	1

1B	5	SF	0
2B	2	SAC	0
3B	0	DP	2
HR	1	HBP	1

Batter	1	2	3	4	5	6	7	8	9
Mark Grudzielanek, R OBP: 0.342, SLG: 0.376	1-0 G4-3		2-0 1B			0-3 K		0-2 F9	
Alex Gonzalez, R OBP: 0.313, SLG: 0.387	3-2 1B		1-0 P4			1-1 G6-3		3-2 P3	
Corey Patterson, L OBP: 0.336, SLG: 0.550	0-3 K			4-1 G4-6-3 HBP		1-3 K		0-1 F7	
Sammy Sosa, R OBP: 0.417, SLG: 0.504	1-1 F8		3-2 P4			2-1 HR 2B		3-1 G6-3	
Moises Alou, R OBP: 0.363, SLG: 0.446		0-0 G5-3		0-0 G4-6-3		0-0 G6-3		2-2 L4	
Eric Karros, R OBP: 0.372, SLG: 0.512		2-1 G6-3			0-1 F8		0-1 HR 2B	0-2 1B	
Ramon Martinez, R OBP: 0.360, SLG: 0.382		3-1 F9			1-1 G6-3		1-2 G1-6-3 1B	1-0 2B	
Damian Miller, R OBP: 0.316, SLG: 0.371			1-1 L8		0-0 G5-3		1-1 G1-6-3	3-3 K	
34 Kerry Wood, R OBP: 0.187, SLG: 0.292 Tom Gooden, L OBP: 0.214, SLG: 0.259 Kyle Farnsworth, R Mike Remlinger, L Lenny Harris, L OBP: 0.283, SLG: 0.284 Mark Bellhorn, S OBP: 0.397, SLG: 0.336			2-0 G3-1			2-2 S BLK G6-3 1B		4-0 WP BB	

Inning Stats	R: 0	H: 1	E: 0	K: 1	S: 14	LOB: 1	BB: 0	P: 19	R: 0	H: 0	E: 0	K: 0	S: 5	LOB: 0	BB: 0	P: 10	R: 0	H: 1	E: 0	K: 0	S: 5	LOB: 1	BB: 0	P: 11	R: 0	H: 0	E: 0	K: 0	S: 5	LOB: 0	BB: 0	P: 12	R: 0	H: 0	E: 0	K: 0	S: 5	LOB: 0	BB: 0	P: 6	R: 1	H: 1	E: 0	K: 2	S: 11	LOB: 0	BB: 0	P: 15	R: 2	H: 3	E: 0	K: 0	S: 10	LOB: 0	BB: 0	P: 14	R: 0	H: 0	E: 0	K: 0	S: 9	LOB: 1	BB: 1	P: 16	R: 0	H: 2	E: 0	K: 1	S: 13	LOB: 2	BB: 0	P: 22	1B: 5	SF: 0	2B: 2	SAC: 0	3B: 0	DP: 2	HR: 1	HBP: 1	WP: 1	PA: 35
--------------	------	------	------	------	-------	--------	-------	-------	------	------	------	------	------	--------	-------	-------	------	------	------	------	------	--------	-------	-------	------	------	------	------	------	--------	-------	-------	------	------	------	------	------	--------	-------	------	------	------	------	------	-------	--------	-------	-------	------	------	------	------	-------	--------	-------	-------	------	------	------	------	------	--------	-------	-------	------	------	------	------	-------	--------	-------	-------	-------	-------	-------	--------	-------	-------	-------	--------	-------	--------

PITCHER	IP	WLS	BF	H	R	ER	SO	BB	IBB	HBP	BLK	WP	HR	S	P	ERA	WHIP
Jerome Robertson, L ERA: 6.08	(1, 1)	6.0	W	22	4	2	2	3	0	0	1	0	0	47	77	3.00	0.667
Ricky Stone, R ERA: 2.14	(7, 1)	0.1		3	2	1	1	0	0	0	0	0	1	6	7	27.00	6.000
Kirk Saarloos, R ERA: 7.43	(7, 1)	0.2	H	1	0	0	0	0	0	0	0	0	0	2	3	0.00	0.000
Octavio Dotel, R ERA: 1.42	(8, 1)	1.0		4	0	0	0	1	0	0	0	1	0	9	16	0.00	1.000
Pete Munro, R ERA: 5.88	(9, 1)	1.0		5	2	0	0	1	0	0	0	0	0	13	22	0.00	2.000

Batter	1	2	3	4	5	6	7	8	9	AB R H RBI BB SO LOB	TOP						
1 Brian Roberts, S OBP: 0.407, SLG: 0.529 (1, 4)	2-2 F8		3-2 1B 2B	2-0 1B		4-1 FC6-4 BB		0-0 FC4-6 2B		4 2 2 2 1 0 1							
Luis Matos, R OBP: 0.512, SLG: 0.780 (1, 8)	0-2 G6-3		3-2 FC5 1B	3-3 K		0-1 FC6-4		2-2 2B		5 0 2 2 0 1 3							
6 Melvin Mora, R OBP: 0.453, SLG: 0.593 (1, 7) (5, 6)	0-1 1B		2-0 FC5 1-3		0-1 1B 31 BB E 1B	3-2 G6-3		2-3 K		5 1 2 0 0 1 3							
Jeff Conine, R OBP: 0.339, SLG: 0.450 (1, 3)	3-1 L6			0-1 G6-3	1-1 F9		1-0 F8		0-2 P4	5 0 0 0 0 0 2							
31 Jay Gibbons, L OBP: 0.350, SLG: 0.467 (1, 9)			0-1 G3-1	0-1 HR	4-2 E BB		2-2 F7		1-1 FC5-4 1B	4 1 2 1 1 0 0							
Tony Batista, R OBP: 0.307, SLG: 0.413 (1, 5)			2-1 F7	0-2 L5	1-2 L5		1-2 1B 2B		2-2 FC5-4 1-2f	5 0 1 0 0 0 3							
Deivi Cruz, R OBP: 0.254, SLG: 0.356 (5, 1) B.J. Ryan, L (6, 1) Rick Bauer, R (7, PH) David Segui, S OBP: 0.391, SLG: 0.431 (7, 1) Willis Roberts, R (8, 1) Buddy Groom, L (8, 1) Kerry Ligtenberg, R (9, PH) 53 Carlos Mendez, R OBP: 0.290, SLG: 0.500			2-2 G6-3	1-2 1B 1B	1-0 E6 FC4-6 1B		2-2 1B		1-1 L8	3 1 2 0 0 0 0 0 0 0 0 0 0 0 0 0 0 0 0 0 0 1 0 1 0 0 0 0 0 0 0 0 0 0 0 0 0 0 0 0 0 0 1 0 0 0 0 0 1	AB 40 R 6 H 14 RBI 5 BB 3 SO 4 LOB 15						
Geronimo Gil, R OBP: 0.341, SLG: 0.362 (1, 2)			3-2 F8	1-1 1B BB 1B	0-1 FC4-6		0-3 K2-3			4 1 1 0 0 1 2							
Jason Johnson, R (1, 1) B.J. Surhoff, L (5, 7) OBP: 0.337, SLG: 0.385			0-3 K	4-2 1B BB		1-1 L5		0-0 FC4-6 1B		1 0 0 0 1 1 0 2 0 1 0 0 0 0							
<b>Inning Stats</b>	R: 0 H: 1 E: 0 LOB: 1 K: 0 BB: 0 S: 15 P: 20	R: 0 H: 0 E: 0 LOB: 0 K: 0 BB: 0 S: 7 P: 11	R: 1 H: 2 E: 0 LOB: 1 K: 1 BB: 0 S: 17 P: 28	R: 3 H: 4 E: 0 LOB: 2 K: 1 BB: 1 S: 19 P: 30	R: 1 H: 2 E: 1 LOB: 2 K: 0 BB: 1 S: 15 P: 21	R: 0 H: 0 E: 0 LOB: 1 K: 0 BB: 1 S: 8 P: 16	R: 0 H: 2 E: 0 LOB: 2 K: 0 BB: 0 S: 12 P: 18	R: 1 H: 2 E: 0 LOB: 1 K: 2 BB: 0 S: 13 P: 17	R: 0 H: 1 E: 0 LOB: 1 K: 0 BB: 0 S: 11 P: 15	1B: 10 SF: 0 2B: 3 SAC: 0 3B: 0 DP: 0 HR: 1 HBP: 0	WP: 0 PA: 43 PB: 0 SB: 3 CS: 0						
<b>PITCHER</b>	IP WLS BF H R ER SO BB IBB HBP BLK WP HR S P ERA WHIP											<b>PITCHER</b>	IP WLS BF H R ER SO BB IBB HBP BLK WP HR S P ERA WHIP				
Tim Redding, R (1, 1) ERA: 3.7	4.0		7 4 4 2 1 0 0 0 0 0 0 1 58 89 9.00 2.000											Ricky Stone, R (9, 1) ERA: 2.08	1.0		4 1 0 0 0 0 0 0 0 0 0 0 15 21 0.00 3.000
Jonathan Johnson, R (5, 1) ERA: 4.05	1.0		6 2 1 0 0 0 1 0 0 0 0 0 0 15 21 0.00 3.000														
Kirk Saarloos, R (6, 1) ERA: 6.91	1.0		4 0 0 0 0 0 1 0 0 0 0 0 0 8 16 0.00 1.000														
54 Brad Lidge, R (7, 1) ERA: 1.56	1.0		4 2 0 0 0 0 0 0 0 0 0 0 0 12 18 0.00 2.000														
Octavio Dotel, R (8, 1) ERA: 1.65	1.0	W	5 2 1 1 2 0 0 0 0 0 0 0 0 13 17 9.00 2.000														

**Baltimore Orioles @ Houston Astros**  
Minute Maid Park, Houston, TX  
Tue Jun 03 2003, 7:05 PM CDT  
Att. 25,545 - Dome - 72 F

livebaseballscorecards.com





Batter	1	2	3	4	5	6	7	8	9	AB R H RBI BB SO LOB	TOP		
1 Brian Roberts, S (1, 4) OBP: 0.413, SLG: 0.527	1-3 		0-1 E4			0-0 2B 31 2B 1B		3-2 6 BB 1B		4 1 2 0 0 1 0	<p><b>Baltimore Orioles @ Houston Astros</b> Minute Maid Park, Houston, TX</p> <p>Wed Jun 04 2003, 7:05 PM CDT Att. 25,712 - Dome - 72 F</p>		
Luis Matos, R (1, 8) OBP: 0.489, SLG: 0.756	1-3 		2-3 			1-0 31 2B 2B		0-3 		4 1 1 0 0 3 2			
6 Melvin Mora, R (1, 7) OBP: 0.464, SLG: 0.595	4-2 				0-0 1B	4-2 31 2B BB		4-1 1-2 		1 1 1 0 3 0 0			
Jeff Conine, R (1, 3) OBP: 0.333, SLG: 0.441	2-3 				0-3 	1-2 F9		1-2 F6		4 0 0 0 0 2 7			
31 Jay Gibbons, L (1, 9) OBP: 0.348, SLG: 0.468					3-1 F7	0-2 2B 1-H 2-H 3-H		1-0 F8		4 0 1 3 0 1 3			
Tony Batista, R (1, 5) OBP: 0.306, SLG: 0.424					1-2 F7	2-1 P4		1-2 HR		4 1 1 1 0 1 1			
Deivi Cruz, R (1, 6) OBP: 0.249, SLG: 0.348								0-1 L4		4 0 0 0 0 1 0			
Geronimo Gil, R (1, 2) OBP: 0.331, SLG: 0.350					0-0 G3	2-2 G6-3		0-3 K		4 0 0 0 0 1 0			
Pat Hentgen, R (1, 1) B.J. Ryan, L (7, 1) Rick Bauer, R (7, 1) David Segui, S (9, PH) OBP: 0.389, SLG: 0.428					0-2 G1-3	1-1 G6-3		0-0 G6-3		3 0 1 0 0 0 0 1 0			
<b>Inning Stats</b>	R: 0 H: 0 E: 0 LOB: 1 K: 3 BB: 1 S: 12 P: 20	R: 0 H: 0 E: 0 LOB: 0 K: 2 BB: 0 S: 9 P: 14	R: 0 H: 0 E: 1 LOB: 1 K: 1 BB: 0 S: 9 P: 11	R: 0 H: 1 E: 0 LOB: 1 K: 1 BB: 0 S: 9 P: 13	R: 0 H: 0 E: 0 LOB: 0 K: 0 BB: 0 S: 6 P: 10	R: 3 H: 3 E: 0 LOB: 0 K: 0 BB: 1 S: 12 P: 20	R: 0 H: 0 E: 0 LOB: 0 K: 1 BB: 0 S: 7 P: 12	R: 0 H: 1 E: 0 LOB: 2 K: 1 BB: 1 S: 12 P: 21	R: 1 H: 1 E: 0 LOB: 0 K: 2 BB: 0 S: 11 P: 15	1B: 3 SF: 0 2B: 2 SAC: 0 3B: 0 DP: 0 HR: 1 HBP: 0	WP: 0 PA: 36 PB: 0 SB: 0 CS: 0		
<b>PITCHER</b>	IP WLS BF H R ER SO BB IBB HBP BLK WP HR S P ERA WHIP											<b>PITCHER</b>	IP WLS BF H R ER SO BB IBB HBP BLK WP HR S P ERA WHIP
Wade Miller, R (1, 1) ERA: 4.67	7.0 W 27 4 3 3 8 2 0 0 0 0 0 0 64 100 3.86 0.857												
54 Brad Lidge, R (8, 1) ERA: 1.53	0.2 H 4 1 0 0 1 1 0 0 0 0 0 0 11 19 0.00 3.000												
Billy Wagner, L (8, 1) ERA: 1.89	1.1 S 5 1 1 1 2 0 0 0 0 0 0 1 12 17 6.75 0.750												

livebaseballscorecards.com

AB	33
R	4
H	6
RBI	4
BB	3
SO	11
LOB	13



Batter	1	2	3	4	5	6	7	8	9
<b>Craig Biggio, R</b> (1, 8) OBP: 0.345, SLG: 0.439	0-0 G1-3		2-2 L6		0-1 G1-4-3		0-1 WP 1B 2B		
<b>Geoff Blum, S</b> (1, 5) OBP: 0.301, SLG: 0.396	1-2 G3		0-1 F8		1-0 G3		2-1 5 5 1B		
<b>Gregg Zaun, S</b> (7, PH) OBP: 0.348, SLG: 0.379							2-H 3-H 3-3		
<b>28 Adam Everett, R</b> (7, PR) OBP: 0.295, SLG: 0.352									
<b>5 Jeff Bagwell, R</b> (1, 3) OBP: 0.358, SLG: 0.465	4-2 BB		0-0 G2-3			0-0 G4-3 1B			
<b>Jeff Kent, R</b> (1, 4) OBP: 0.387, SLG: 0.551	1-0 F8			3-1 F8		1-1 G4-3	0-1 G5-3		
<b>17 Lance Berkman, S</b> (1, 7) OBP: 0.404, SLG: 0.503					2-2 G3 2B			2-2 G1-3	
<b>Orlando Merced, S</b> (1, 9) OBP: 0.317, SLG: 0.387			1-1 P3		0-2 G3	3-0 G4-3		1-1 FC2-6 1B	
<b>Jose Vizcaino, S</b> (1, 6) OBP: 0.290, SLG: 0.353			0-1 HR		1-2 L8		0-2 G5-3	0-0 FC2-6 1B 1B	
<b>54 Brad Lidge, R</b> (8, 1)								1-2f 1B	
<b>Billy Wagner, L</b> (8, 1)									
<b>Brad Ausmus, R</b> (1, 2) OBP: 0.278, SLG: 0.287			0-0 G6-3		4-0 G1-4-3 G2-3 BB		0-2 BB 2B 1B	2-2 1B 1B	
<b>Wade Miller, R</b> (1, 1) OBP: 0.185, SLG: 0.222			1-1 G6-3		0-1 G2-3		4-2 2B WP BB	1-1 1-H 3-H 1B	
<b>Morgan Ensberg, R</b> (7, PH) OBP: 0.418, SLG: 0.620									


AB	R	H	RBI	BB	SO	LOB
4	1	1	1	0	0	1
3	0	0	0	0	0	1
1	0	1	1	0	0	0
0	0	0	0	0	0	0
3	0	1	0	1	1	1
4	0	0	0	0	0	4
4	1	3	0	0	0	0
4	0	1	0	0	0	3
3	1	1	2	0	0	1
0	0	0	0	0	0	0
1	1	0	0	0	0	1
3	1	2	0	1	0	0
2	0	0	0	0	0	1
1	1	1	1	1	0	0

**BOTTOM**

**Baltimore Orioles @ Houston Astros**  
Minute Maid Park, Houston, TX

Wed Jun 04 2003, 7:05 PM CDT  
Att: 25,712 - Dome - 72 F

<b>AB</b>	<b>33</b>
<b>R</b>	<b>6</b>
<b>H</b>	<b>11</b>
<b>RBI</b>	<b>5</b>
<b>BB</b>	<b>3</b>
<b>SO</b>	<b>1</b>
<b>LOB</b>	<b>13</b>



Inning Stats		R: 0	H: 0	E: 0	K: 0	S: 7	R: 2	H: 2	E: 0	K: 0	S: 9	R: 0	H: 0	E: 0	K: 0	S: 6	R: 0	H: 1	E: 0	K: 0	S: 12	R: 0	H: 0	E: 0	K: 0	S: 5	R: 0	H: 2	E: 0	K: 0	S: 6	R: 3	H: 3	E: 1	K: 1	S: 18	R: 1	H: 3	E: 0	K: 0	S: 11				
<b>Pat Hentgen, R</b> (1, 1) ERA: 5.25	IP: 6.1	WLS: L	BF: 28	H: 7	R: 5	ER: 5	SO: 0	BB: 3	IBB: 0	HBP: 0	BLK: 1	WP: 0	HR: 1	S: 56	P: 86	ERA: 7.11	WHIP: 1.579																												
<b>B.J. Ryan, L</b> (7, 1) ERA: 4.86	IP: 0.0	WLS: L	BF: 1	H: 1	R: 0	ER: 0	SO: 0	BB: 0	IBB: 0	HBP: 0	BLK: 0	WP: 1	HR: 0	S: 2	P: 4	ERA: ∞	WHIP: ∞																												
<b>Rick Bauer, R</b> (7, 1) ERA: 4.6	IP: 1.2	WLS: L	BF: 7	H: 3	R: 1	ER: 1	SO: 1	BB: 0	IBB: 0	HBP: 0	BLK: 0	WP: 0	HR: 0	S: 16	P: 25	ERA: 5.40	WHIP: 1.800																												

WP	HR	S	P	ERA	WHIP
1	1	17	36		
0	0	0			
0	0	0			
0	0	0			

Batter	1	2	3	4	5	6	7	8	9	AB R H RBI BB SO LOB	TOP											
1 Brian Roberts, S (1, 4) OBP: 0.412, SLG: 0.517	0-2 G3		0-1 1B		2-2 1B		1-3 K		2-3 K	5 0 2 1 0 2 0	<p><b>Baltimore Orioles @ Houston Astros</b> Minute Maid Park, Houston, TX</p> <p>Thu Jun 05 2003, 7:05 PM CDT Att. 26,883 - Dome - 72 F</p>											
6 Melvin Mora, R (1, 8) OBP: 0.465, SLG: 0.593	0-3 K		1-3 K		1-1 1B		1-2 1B			4 0 2 0 0 2 2												
David Segui, S (1, 3) OBP: 0.385, SLG: 0.423	1-0 1B		1-3 K		1-3 K		0-0 G3-1			4 0 1 0 0 2 5												
Jeff Conine, R (1, 7) OBP: 0.328, SLG: 0.434	1-1 L9		0-1 P6		1-3 K			0-2 P4		4 0 0 0 0 1 5												
31 Jay Gibbons, L (1, 9) OBP: 0.343, SLG: 0.459		0-1 G3		0-0 G1-3	1-3 K2-3			0-1 G4-3		4 0 0 0 0 1 2												
Tony Batista, R (1, 5) OBP: 0.310, SLG: 0.427		3-3 K		1-1 1B HBP		0-3 K		2-1 2B		3 0 1 0 0 2 0												
Deivi Cruz, R (1, 6) OBP: 0.243, SLG: 0.341		2-1 G5-3		0-1 F7		1-3 K		0-0 G6-3		4 0 0 0 0 1 2												
Brook Fordyce, R (1, 2) OBP: 0.300, SLG: 0.338			0-1 53 2B 1B	1-2 1B		0-1 F8		1-1 E1		4 1 2 0 0 0 0												
Omar Daal, L 53 Carlos Mendez, R Travis Dierker, R B.J. Surhoff, L Willie Roberts, R Jose Hernandez, S Kerry Ligtenberg, R Jorge Julio, R Geronimo Gil, R			2-0 1B	0-1 G4-3			1-3 K	0-0 G4-6-3		0 0 0 0 0 0 0 0 1 0 0 1 0 0 0 0 0 0 0 0 0 0 0 0 0 0 1 0 0 0 0 0 0 0 2 0 0 0 0 0 0 0 0 0 1 0 0 0 0 0 0 1 0 0 0 0 0 0 0 0 0 0 1 0 0 0 0 0 0 0 0 1 0 0 0 0 0 0 0 1												
<b>Inning Stats</b>	R: 0 E: 0 K: 1 S: 9	H: 1 LOB: 1 BB: 0 P: 11	R: 0 E: 0 K: 1 S: 7	H: 0 LOB: 0 BB: 0 P: 12	R: 1 E: 0 K: 2 S: 14	H: 3 LOB: 2 BB: 0 P: 18	R: 0 E: 0 K: 0 S: 9	H: 1 LOB: 2 BB: 0 P: 11	R: 0 E: 0 K: 3 S: 21	H: 2 LOB: 2 BB: 0 P: 27	R: 0 E: 0 K: 2 S: 9	H: 0 LOB: 0 BB: 0 P: 10	R: 0 E: 0 K: 2 S: 11	H: 1 LOB: 1 BB: 0 P: 14	R: 0 E: 0 K: 0 S: 9	H: 1 LOB: 1 BB: 0 P: 11	R: 0 E: 1 K: 1 S: 6	H: 0 LOB: 0 BB: 0 P: 9	1B: 7 2B: 2 3B: 0 HR: 0	SF: 0 SAC: 0 DP: 1 HBP: 1	WP: 0 PB: 0 SB: 0 CS: 0	PA: 37
<b>PITCHER</b>	IP WLS BF H R ER SO BB IBB HBP BLK WP HR S P ERA WHIP																					
44 Roy Oswalt, R (1, 1) ERA: 3.1	7.0 W 30 8 1 1 11 0 0 1 0 0 0 0 80 103 1.29 1.143																					
Pete Munro, R (8, 1) ERA: 5.71	1.0 4 1 0 0 0 0 0 0 0 0 0 0 9 11 0.00 1.000																					
Nate Bland, L (9, 1) ERA: 5.73	1.0 3 0 0 0 0 1 0 0 0 0 0 0 6 9 0.00 0.000																					

livebaseballscorecards.com

AB	36
R	1
H	9
RBI	1
BB	0
SO	12
LOB	19





Batter	1	2	3	4	5	6	7	8	9
<b>Craig Biggio, R</b> OBP: 0.347, SLG: 0.442 (1, 8)	1-0 1B	0-0 G4-3	0-1 F9			3-0 G6-4-3 HBP		0-2 HR 1B	
<b>Colin Porter, L</b> OBP: 0.333, SLG: 0.250 (5, PR) (6, 9)	1-0 1B	2-3 1B							
<b>Morgan Ensberg, R</b> OBP: 0.435, SLG: 0.656 (1, 5)	1-0 1B	2-2 1B			4-2 FC6-4 1B	0-0 G6-4-3		2-2 HR	
<b>5 Jeff Bagwell, R</b> OBP: 0.363, SLG: 0.464 <b>Pete Munro, R</b> (8, 1) <b>Nate Bland, L</b> (9, 1)	4-2 1B	3-0 1B			4-1 FC6-4 BB	1-3 K	0-1 G6-3		
<b>Jeff Kent, R</b> OBP: 0.386, SLG: 0.548 <b>Jose Vizcaino, S</b> OBP: 0.294, SLG: 0.356 (1, 4) (6, 4)	2-2 1B	2-0 F8			1-1 FC6-4 1B	0-0 WP 1B		2-2 G1-3	
<b>17 Lance Berkman, S</b> OBP: 0.413, SLG: 0.503 (1, 7)	2-0 P6		0-0 2B		4-0 1B	4-1 WP 1B		4-1 G5-4-3 BB	
<b>Brian Hunter, R</b> OBP: 0.304, SLG: 0.328 (1, 9) (6, 8)	0-1 E9		2-2 SF9		2-2 1B	1-2 G4-6-3 1B		2-1 G5-4-3	
<b>Brad Ausmus, R</b> OBP: 0.272, SLG: 0.282 (1, 2)	1-2 G6-4-3		1-0 SF9		0-3 K	0-0 G4-6-3			
<b>28 Adam Everett, R</b> OBP: 0.296, SLG: 0.352 (1, 6)		1-0 G4-3 1B	0-0 SH		3-3 K		0-1 P6		
<b>44 Roy Oswalt, R</b> OBP: 0.240, SLG: 0.280 <b>Geoff Blum, S</b> OBP: 0.299, SLG: 0.394 (7, PH) (8, 3)		0-0 SH2-4 1B	0-0 SH3-4			2-1 G1-3	3-2 G3		

AB	R	H	RBI	BB	SO	LOB
3	1	1	0	0	0	2
1	1	1	0	0	0	0
4	3	3	4	1	0	1
3	1	1	0	2	1	0
0	0	0	0	0	0	0
0	0	0	0	0	0	0
3	0	1	1	0	0	4
2	1	1	0	0	0	0
2	2	1	0	3	0	2
5	1	4	4	0	0	1
3	0	0	1	0	1	6
3	1	1	1	0	1	3
1	0	0	0	0	0	0
1	0	0	0	0	0	0

AB	R	H	RBI	BB	SO	LOB
31	11	14	11	6	3	19


Inning	R	H	E	K	S	IP	WLS	BF	H	R	ER	SO	BB	IBB	HBP	BLK	WP	HR	S	P	ERA	WHIP
1	3	4	1	0	13	2.0	L	13	7	4	4	0	1	0	0	0	0	0	22	41	18.00	4.000
2	1	3	0	0	9	1.0		6	2	2	2	0	0	0	0	0	0	0	9	12	18.00	2.000
3	0	2	0	2	15	3.0		15	3	3	3	3	4	0	1	0	1	0	31	60	9.00	2.333
4	0	2	0	0	5	1.0		5	2	2	2	0	0	0	0	0	0	1	14	19	18.00	2.000
5	0	0	0	0	3	1.0		3	0	0	0	0	1	0	0	0	0	0	6	14	0.00	1.000

**Baltimore Orioles @ Houston Astros**  
Minute Maid Park, Houston, TX

Thu Jun 05 2003, 7:05 PM CDT  
Att: 26,883 - Dome - 72 F

WP: 1	PA: 42
PB: 0	
SB: 1	
CS: 0	

[livebaseballscorecards.com](http://livebaseballscorecards.com)





Batter	1	2	3	4	5	6	7	8	9
<b>Craig Biggio, R</b> OBP: 0.352, SLG: 0.441 (1, 8)	4-1 HR BB	4-0 5 BB FC5-2 BB		0-0 G6-3		0-2 WP 1B		1-1 B3	
<b>Morgan Ensberg, R</b> OBP: 0.450, SLG: 0.687 (1, 5)	2-2 1-H HR	4-0 FC5-2 5 BB 17 SF8-3-5 BB		1-2 G5-3		4-2 1-2 BB		1-0 1-2 5 BB 1B	
<b>5 Jeff Bagwell, R</b> OBP: 0.367, SLG: 0.466 (1, 3)	3-2 1B 17 FC4-6 2B	4-1 FC5-2 17 SF8-3-5 BB		2-2 G5-3		0-3 K		4-2 1B 17 WP BB	
<b>Jeff Kent, R</b> OBP: 0.386, SLG: 0.545 (1, 4)	2-2 17 FC4-6 1B	2-1 FC5-2		0-0 F9		0-2 F8		1-2 17 G6-3 17 WP 1B	
<b>17 Lance Berkman, S</b> OBP: 0.408, SLG: 0.497 (1, 7)	3-2 FC4-6 28 HR 1-2f 3-H	SF8-3-5		1-0 2B 1B		0-1 G4-3		3-2 G6-3 1-3 3-H	
<b>Brian Hunter, R</b> OBP: 0.315, SLG: 0.343 (1, 9)	4-0 28 HR BB		0-0 E5		1-0 1-3 2B		1-0 F9		0-0 1B
<b>Octavio Dotel, R</b> (8, 1)									
<b>Geoff Blum, S</b> OBP: 0.303, SLG: 0.398 (8, PH)									
<b>Billy Wagner, L</b> (9, 1)									
<b>Gregg Zaun, S</b> OBP: 0.343, SLG: 0.361 (1, 2)	1-2 F7		0-0 F8		0-0 G5-3		4-1 BB	1-0 G6-3	
<b>Brad Ausmus, R</b> OBP: 0.271, SLG: 0.281 (8, 2)									
<b>28 Adam Everett, R</b> OBP: 0.294, SLG: 0.379 (1, 6)	1-1 1-H 2-H HR		1-1 F7		1-0 G5-3		1-3 K		
<b>Jerome Robertson, L</b> OBP: 0.100, SLG: 0.100 (1, 1)	0-2 G3		0-0 G4-3					0-0 5 BB 1B	
<b>Ricky Stone, R</b> (4, 1)									
<b>Nate Bland, L</b> (6, 1)									
<b>Jose Vizcaino, S</b> OBP: 0.291, SLG: 0.352 (6, PH)									
<b>54 Brad Lidge, R</b> (7, 1)									
<b>Orlando Merced, S</b> OBP: 0.324, SLG: 0.394 (8, 9)									

Inning Stats	R: 6	H: 4	E: 0	K: 0	S: 23	LOB: 0	BB: 2	P: 43	R: 1	H: 0	E: 0	K: 0	S: 5	LOB: 1	BB: 3	P: 19	R: 0	H: 0	E: 1	K: 0	S: 5	LOB: 1	BB: 0	P: 6	R: 0	H: 0	E: 0	K: 0	S: 8	LOB: 0	BB: 0	P: 11	R: 0	H: 2	E: 0	K: 0	S: 6	LOB: 2	BB: 0	P: 8	R: 0	H: 1	E: 0	K: 1	S: 16	LOB: 2	BB: 1	P: 22	R: 0	H: 0	E: 0	K: 1	S: 7	LOB: 1	BB: 1	P: 13	R: 4	H: 4	E: 0	K: 0	S: 14	LOB: 1	BB: 1	P: 25
--------------	------	------	------	------	-------	--------	-------	-------	------	------	------	------	------	--------	-------	-------	------	------	------	------	------	--------	-------	------	------	------	------	------	------	--------	-------	-------	------	------	------	------	------	--------	-------	------	------	------	------	------	-------	--------	-------	-------	------	------	------	------	------	--------	-------	-------	------	------	------	------	-------	--------	-------	-------

PITCHER		IP	WLS	BF	H	R	ER	SO	BB	IBB	HBP	BLK	WP	HR	S	P	ERA	WHIP
<b>Nick Bierbrodt, L</b> ERA: 9.68 (1, 1)		1.0		12	4	7	7	0	5	0	0	0	0	2	24	56	63.00	9.000
<b>Carlos Reyes, R</b> ERA: 5.06 (2, 1)		4.0		14	2	0	0	0	0	0	0	0	0	23	31	0.00	0.500	
<b>Jesus Colome, R</b> ERA: 3.58 (6, 1)		2.0		9	1	0	0	2	2	0	0	0	1	0	23	35	0.00	1.500
<b>Travis Harper, R</b> ERA: 4.01 (8, 1)	L	0.1		5	3	4	4	0	1	0	0	0	0	9	16	108.00	12.000	
<b>Mike Venafo, L</b> ERA: 3.24 (8, 1)		0.2		3	1	0	0	0	0	0	0	0	1	0	5	9	0.00	1.500

AB	R	H	RBI	BB	SO	LOB
3	1	1	0	2	0	1
3	3	2	2	2	0	0
3	2	1	0	2	1	2
5	1	2	2	0	0	5
4	1	1	2	0	0	2
3	1	1	0	1	0	0
0	0	0	0	0	0	0
1	0	1	1	0	0	0
0	0	0	0	0	0	0
3	0	0	0	1	0	5
1	0	0	0	0	0	1
4	1	1	3	0	1	4
2	0	0	0	0	0	1
0	0	0	0	0	0	0
0	0	0	0	0	0	0
1	0	0	0	0	0	0
1	1	1	0	0	0	0

WP	PA
2	43

**Tampa Bay Devil Rays @ Houston Astros**  
Minute Maid Park, Houston, TX  
Fri Jun 06 2003, 7:05 PM CDT  
Att. 27,546 - Dome - 72 F

livebaseballscorecards.com

AB	34
R	11
H	11
RBI	10
BB	8
SO	2
LOB	21



Batter	1	2	3	4	5	6	7	8	9	AB R H RBI BB SO LOB	TOP																
Marlon Anderson, L (1, 4) OBP: 0.325, SLG: 0.356	0-1 F9		2-1 G3-1		0-2 F8	3-2 K			0-3 K	5 0 0 0 0 2 3																	
5 Rocco Baldelli, R (1, 8) OBP: 0.356, SLG: 0.464	1-0 F9			1-1 HR	0-3 K2-3			1-1 G4-3	0-0 F8	5 1 1 1 0 1 0																	
Aubrey Huff, L (1, 9) OBP: 0.363, SLG: 0.571	2-2 G3-1			0-0 G4-3 1B 2B	3-3 K			1-3 K		4 1 1 0 0 2 0																	
Travis Lee, L (1, 3) OBP: 0.335, SLG: 0.410		0-2 2B		0-2 G4-3		1-2 F8		1-2 K		4 0 1 0 0 1 1																	
Toby Hall, R (1, 2) OBP: 0.319, SLG: 0.399		1-0 P4		2-1 3B 1B		0-0 HR		1-1 G4-3 2B		4 2 3 2 0 0 1																	
Jeff Liefer, L (1, 5) OBP: 0.208, SLG: 0.315		3-3 K		0-0 F7		1-1 G1-6-3		3-2 G4-3		4 0 0 0 0 1 3																	
18 Jared Sandberg, R (8, 5) OBP: 0.339, SLG: 0.481								2-3 G4-3		0 0 0 0 0 0 0																	
Julio Lugo, R (1, 6) OBP: 0.335, SLG: 0.319		1-0 F7		1-0 1-H 3B		4-2 E 13 S BB		3-3 K		3 0 1 1 1 1 2																	
13 Carl Crawford, L (1, 7) OBP: 0.301, SLG: 0.332			1-2 F7		4-0 IBB		4-0 E IBB	1-1 F7		2 0 0 0 2 0 1																	
Geremi Gonzalez, R (1, 1) Ben Grieve, L (6, PH) Al Levine, L (6, 1) Terry Shumpert, R (9, PH) OBP: 0.310, SLG: 0.431			0-3 K		0-1 B3		4-2 BB		2-2 F9	2 0 0 0 0 1 2																	
<b>Inning Stats</b>	R: 0 E: 0 K: 0 S: 6	H: 0 LOB: 0 BB: 0 P: 9	R: 0 E: 0 K: 1 S: 10	H: 1 LOB: 1 BB: 0 P: 15	R: 0 E: 0 K: 1 S: 8	H: 0 LOB: 0 BB: 0 P: 11	R: 3 E: 0 K: 0 S: 12	H: 4 LOB: 2 BB: 1 P: 20	R: 0 E: 0 K: 2 S: 9	H: 0 LOB: 0 BB: 0 P: 12	R: 1 E: 1 K: 1 S: 13	H: 1 LOB: 3 BB: 3 P: 30	R: 0 E: 0 K: 2 S: 9	H: 0 LOB: 0 BB: 0 P: 12	R: 0 E: 0 K: 1 S: 13	H: 1 LOB: 1 BB: 0 P: 20	R: 0 E: 0 K: 1 S: 8	H: 0 LOB: 0 BB: 0 P: 10	1B: 1 2B: 3 3B: 1 HR: 2	SF: 0 SAC: 0 DP: 0 HBP: 0	WP: 0 PB: 0 SB: 1 CS: 0	PA: 38					
<b>PITCHER</b>	IP WLS BF H R ER SO BB IBB HBP BLK WP HR S P ERA WHIP																										
Jonathan Johnson, R (1, 1) ERA: 5.11	5.2		27	6	4	4	4	2	2	0	0	0	2	55	91	6.35	1.412										
Nate Bland, L (6, 1) ERA: 4.73	1.1		4	0	0	0	3	0	0	0	0	0	0	12	18	0.00	0.000										
Kirk Saarloos, R (8, 1) ERA: 6.46	1.0	W	4	1	0	0	1	0	0	0	0	0	0	13	20	0.00	1.000										
Billy Wagner, L (9, 1) ERA: 1.78	1.0	S	3	0	0	0	1	0	0	0	0	0	0	8	10	0.00	0.000										

**Tampa Bay Devil Rays @ Houston Astros**  
 Minute Maid Park, Houston, TX  
 Sat Jun 07 2003, 6:05 PM CDT  
 Att. 32,408 - Dome - 72 F

AB	34
R	4
H	7
RBI	4
BB	4
SO	9
LOB	13



Batter	1	2	3	4	5	6	7	8	9	AB R H RBI BB SO LOB
--------	---	---	---	---	---	---	---	---	---	----------------------

<b>Craig Biggio, R</b> <small>OBP: 0.350, SLG: 0.435</small> <small>(1, 8)</small>	<small>0-3</small> 	<small>2-2</small> 			<small>1-0</small> 		<small>4-2</small> 			3 0 0 0 1 1 0
<b>Morgan Ensberg, R</b> <small>OBP: 0.444, SLG: 0.667</small> <small>(1, 5)</small>	<small>0-0</small> 		<small>0-0</small> 		<small>4-2</small> 		<small>1-3</small> 			3 0 0 0 1 1 1
<b>5 Jeff Bagwell, R</b> <small>OBP: 0.369, SLG: 0.471</small> <small>(1, 3)</small>	<small>3-2</small> 		<small>0-0</small> 		<small>0-0</small> 			<small>2-2</small> 		4 1 2 0 0 0 0
<b>Jeff Kent, R</b> <small>OBP: 0.392, SLG: 0.558</small> <small>(1, 4)</small>	<small>4-0</small> 		<small>2-1</small> 		<small>2-2</small> 			<small>3-2</small> 		2 2 1 1 1 0 2
<b>17 Lance Berkman, S</b> <small>OBP: 0.406, SLG: 0.507</small> <small>(1, 7)</small>	<small>1-0</small> 		<small>2-2</small> 		<small>0-0</small> 			<small>3-2</small> 		4 1 1 3 0 1 1
<b>Richard Hidalgo, R</b> <small>OBP: 0.412, SLG: 0.532</small> <small>(1, 9)</small>	<small>2-1</small> 		<small>2-0</small> 		<small>1-1</small> 			<small>1-0</small> 		4 1 3 1 0 0 0
<b>Brad Ausmus, R</b> <small>OBP: 0.265, SLG: 0.274</small> <small>(1, 2)</small>	<small>1-2</small> 		<small>0-1</small> 		<small>2-1</small> 			<small>1-1</small> 		4 0 0 0 0 0 2
<b>28 Adam Everett, R</b> <small>OBP: 0.286, SLG: 0.367</small> <small>(1, 6)</small>		<small>2-3</small> 		<small>0-3</small> 			<small>0-0</small> 			3 0 0 0 0 2 0
<b>Jonathan Johnson, R</b> <small>(1, 1)</small> <b>Nate Bland, L</b> <small>(6, 1)</small> <b>Geoff Blum, S</b> <small>OBP: 0.301, SLG: 0.395</small> <small>(7, PH)</small> <b>Kirk Saarloos, R</b> <small>(8, 1)</small> <b>Billy Wagner, L</b> <small>(9, 1)</small>		<small>0-0</small> 		<small>3-3</small> 		<small>2-1</small> 				2 0 0 0 0 1 0

Inning Stats	R: 3 H: 3 E: 0 K: 1 S: 13	H: 3 LOB: 1 BB: 1 P: 24	R: 0 H: 0 E: 0 K: 1 S: 12	H: 0 LOB: 0 BB: 0 P: 16	R: 0 H: 0 E: 0 K: 1 S: 6	H: 0 LOB: 1 BB: 0 P: 10	R: 0 H: 0 E: 0 K: 1 S: 6	H: 0 LOB: 0 BB: 0 P: 8	R: 0 H: 1 E: 0 K: 1 S: 13	H: 1 LOB: 2 BB: 1 P: 23	R: 0 H: 1 E: 0 K: 1 S: 5	H: 1 LOB: 0 BB: 0 P: 8	R: 0 H: 0 E: 0 K: 1 S: 8	H: 0 LOB: 1 BB: 1 P: 15	R: 2 H: 2 E: 0 K: 0 S: 14	H: 2 LOB: 0 BB: 0 P: 24	1B: 3 SF: 0 2B: 1 SAC: 0 3B: 0 DP: 0 HR: 3 HBP: 1
--------------	---------------------------	-------------------------	---------------------------	-------------------------	--------------------------	-------------------------	--------------------------	------------------------	---------------------------	-------------------------	--------------------------	------------------------	--------------------------	-------------------------	---------------------------	-------------------------	---

PITCHER	IP	WLS	BF	H	R	ER	SO	BB	IBB	HBP	BLK	WP	HR	S	P	ERA	WHIP
Geremi Gonzalez, R <small>ERA: 3.41</small>	(1, 1)	5.0	22	4	3	3	5	2	0	1	0	0	1	50	81	5.40	1.200
Al Levine, R <small>ERA: 1.74</small>	(6, 1)	3.0	L 12	3	2	2	1	1	0	0	0	0	2	27	47	6.00	1.333

**BOTTOM**

**Tampa Bay Devil Rays @ Houston Astros**  
Minute Maid Park, Houston, TX  
Sat Jun 07 2003, 6:05 PM CDT  
Att: 32,408 - Dome - 72 F

AB	30
R	5
H	7
RBI	5
BB	3
SO	6
LOB	6



WP: 0	PA: 34
PB: 0	
SB: 0	
CS: 1	

Batter	1	2	3	4	5	6	7	8	9	AB R H RBI BB SO LOB	TOP
<b>Marlon Anderson, L</b> (1, 4) OBP: 0.321, SLG: 0.351 <b>18 Jared Sandberg, R</b> (9, PH) OBP: 0.349, SLG: 0.491 <b>Jason Tyner, L</b> (9, PR) OBP: 0.459, SLG: 0.515	2-2 		3-2 			1-0 			0-0 	3 0 0 0 0 0 0 1 0 1 0 0 0 0 0 0 0 0 0 0 0	<b>Tampa Bay Devil Rays @ Houston Astros</b> Minute Maid Park, Houston, TX Sun Jun 08 2003, 1:05 PM CDT Att. 28,821 - Dome - 72 F  <b>AB 28</b> <b>R 1</b> <b>H 3</b> <b>RBI 0</b> <b>BB 1</b> <b>SO 7</b> <b>LOB 2</b>
<b>5 Rocco Baldelli, R</b> (1, 8) OBP: 0.354, SLG: 0.461	0-1 		1-1 			1-1 			1-2 	4 1 1 0 0 0 1	
<b>Aubrey Huff, L</b> (1, 9) OBP: 0.362, SLG: 0.567	4-1 				2-1 			0-1 		2 0 0 0 1 0 0	
<b>Travis Lee, L</b> (1, 3) OBP: 0.330, SLG: 0.403	1-2 				0-0 			0-1 		3 0 0 0 0 0 1	
<b>Toby Hall, R</b> (1, 2) OBP: 0.320, SLG: 0.398	0-2 				2-3 			1-0 		3 0 1 0 0 1 0	
<b>Jeff Liefer, L</b> (1, 5) OBP: 0.202, SLG: 0.305 <b>Lance Carter, R</b> (8, 1)			1-0 			2-3 			0-3 	3 0 0 0 0 2 0 0 0 0 0 0 0 0	
<b>Julio Lugo, R</b> (1, 6) OBP: 0.329, SLG: 0.312			0-2 			1-0 			3-1 	3 0 0 0 0 0 0	
<b>13 Carl Crawford, L</b> (1, 7) OBP: 0.297, SLG: 0.328			2-3 			2-1 			1-2 	3 0 0 0 0 1 0	
<b>Victor Zambrano, S</b> (1, 1) <b>Terry Shumpert, R</b> (8, 5) OBP: 0.305, SLG: 0.423			2-3 			1-3 			1-3 	2 0 0 0 0 2 0 1 0 0 0 0 1 0	
<b>Inning Stats</b>	R: 1 H: 2 E: 1 LOB: 2 K: 0 BB: 1 S: 12 P: 19	R: 0 H: 0 E: 0 LOB: 0 K: 1 BB: 0 S: 7 P: 10	R: 0 H: 0 E: 0 LOB: 0 K: 1 BB: 0 S: 12 P: 18	R: 0 H: 0 E: 0 LOB: 0 K: 1 BB: 0 S: 6 P: 10	R: 0 H: 0 E: 0 LOB: 0 K: 1 BB: 0 S: 6 P: 11	R: 0 H: 0 E: 0 LOB: 0 K: 1 BB: 0 S: 6 P: 9	R: 0 H: 0 E: 0 LOB: 0 K: 0 BB: 0 S: 5 P: 6	R: 0 H: 0 E: 0 LOB: 0 K: 1 BB: 0 S: 9 P: 13	R: 0 H: 1 E: 0 LOB: 1 K: 1 BB: 0 S: 7 P: 9	1B: 3 SF: 0 2B: 0 SAC: 0 3B: 0 DP: 0 HR: 0 HBP: 0	WP: 0 PA: 29 PB: 0 SB: 1 CS: 1
<b>PITCHER</b> <b>Tim Redding, R</b> (1, 1) ERA: 3.47 <b>Octavio Dotel, R</b> (8, 1) ERA: 1.82 <b>Billy Wagner, L</b> (9, 1) ERA: 1.73	IP WLS BF H R ER SO BB IBB HBP BLK WP HR S P ERA WHIP 7.0 W 23 2 1 1 5 1 0 0 0 0 0 0 54 83 1.29 0.429 1.0 H 3 0 0 0 1 0 0 0 0 0 0 0 9 13 0.00 0.000 1.0 S 3 1 0 0 1 0 0 0 0 0 0 0 7 9 0.00 1.000	<b>PITCHER</b> IP WLS BF H R ER SO BB IBB HBP BLK WP HR S P ERA WHIP									

**Tampa Bay Devil Rays @ Houston Astros**  
 Minute Maid Park, Houston, TX  
 Sun Jun 08 2003, 1:05 PM CDT  
 Att. 28,821 - Dome - 72 F

<b>AB</b>	<b>28</b>
<b>R</b>	<b>1</b>
<b>H</b>	<b>3</b>
<b>RBI</b>	<b>0</b>
<b>BB</b>	<b>1</b>
<b>SO</b>	<b>7</b>
<b>LOB</b>	<b>2</b>



Batter	1	2	3	4	5	6	7	8	9
<b>Craig Biggio, R</b> OBP: 0.345, SLG: 0.429 (1, 8) X	0-0 F7 ①		0-3 K ②			2-3 K ①		0-1 FC4-6 28 1B ①	
<b>Jose Vizcaino, S</b> OBP: 0.283, SLG: 0.343 <b>28 Adam Everett, R</b> OBP: 0.292, SLG: 0.374 (1, 6) C (8, 6) F X	0-2 G5-3 ②		2-0 G4-3 ③			0-0 F7 ②		1-0 1B ②	
<b>5 Jeff Bagwell, R</b> OBP: 0.367, SLG: 0.465 (1, 3) B X C	1-1 G5-3 ③				0-1 G6-3 ①	4-2 BB ①		1-3 K ②	
<b>Jeff Kent, R</b> OBP: 0.386, SLG: 0.548 (1, 4)		2-2 G5-3 ①		2-1 P4 ②		0-3 K ③		1-1 G1-3 ③	
<b>17 Lance Berkman, S</b> OBP: 0.405, SLG: 0.510 (1, 7)		0-0 3B 2B		0-0 G4-3 ③			2-1 G4-3 ①		
<b>Orlando Merced, S</b> OBP: 0.324, SLG: 0.412 (1, 9)		2-0 SF7 2-H 3B		3-2 G4-3 ①		0-1 F9 ②			
<b>Geoff Blum, S</b> OBP: 0.307, SLG: 0.402 (1, 5)		1-2 SF7 ②		1-0 1B		0-0 1B			
<b>Brad Ausmus, R</b> OBP: 0.261, SLG: 0.270 (1, 2)		2-2 G5-3 ③		0-0 F9 ②		1-1 G6-3 ③			
<b>Tim Redding, R</b> OBP: 0.190, SLG: 0.200 <b>Octavio Dotel, R</b> (8, 1)			0-1 F8 ①		0-2 G5-3 ③			2-2 FC4-6 1B	
<b>Morgan Ensberg, R</b> OBP: 0.448, SLG: 0.670 <b>Billy Wagner, L</b> (9, 1)									

AB	R	H	RBI	BB	SO	LOB
4	0	0	0	0	2	1
3	0	0	0	0	0	0
1	0	1	0	0	0	0
3	0	0	0	1	1	2
4	0	0	0	0	1	3
3	1	1	0	0	0	0
3	1	1	1	0	0	0
2	0	2	1	0	0	0
3	0	0	0	0	0	2
2	0	0	0	0	0	1
0	0	0	0	0	0	0
1	0	1	0	0	0	0
0	0	0	0	0	0	0


**BOTTOM**

**Tampa Bay Devil Rays @ Houston Astros**  
Minute Maid Park, Houston, TX

Sun Jun 08 2003, 1:05 PM CDT  
Att: 28,821 - Dome - 72 F

livebaseballscorecards.com

<b>AB</b>	<b>29</b>
<b>R</b>	<b>2</b>
<b>H</b>	<b>6</b>
<b>RBI</b>	<b>2</b>
<b>BB</b>	<b>1</b>
<b>SO</b>	<b>4</b>
<b>LOB</b>	<b>9</b>



WP: 0	PA: 31
PB: 0	SB: 0
CS: 0	

Inning Stats	R: 0	H: 0	E: 0	K: 0	S: 6	LOB: 0	BB: 0	P: 7
	2	2	0	0	11	0	0	18
	0	0	1	1	7	0	0	9
	0	0	0	0	5	0	0	7
	0	0	0	0	9	0	0	9
	0	1	0	0	13	1	0	13
	0	0	0	0	15	0	1	15
	0	1	0	0	10	0	0	10
	0	2	0	0	16	0	0	16

PITCHER	IP	WLS	BF	H	R	ER	SO	BB	IBB	HBP	BLK	WP	HR	S	P	ERA	WHIP
<b>Victor Zambrano, R</b> ERA: 4.76 (1, 1)	7.0	L	26	4	2	2	3	1	0	0	0	0	0	54	79	2.57	0.714
<b>Lance Carter, R</b> ERA: 3.06 (8, 1)	1.0		5	2	0	0	1	0	0	0	0	0	0	12	16	0.00	2.000

Batter	1	2	3	4	5	6	7	8	9	AB R H RBI BB SO LOB	TOP											
<b>Craig Biggio, R</b> (1, 8) OBP: 0.344, SLG: 0.438	1-2 G3		0-0 P4			1-0 1-H HR	1-2 G3			4 1 1 2 0 0 2	<b>Houston Astros @ New York Yankees</b> Yankee Stadium, Bronx, NY Tue Jun 10 2003, 7:05 PM EDT Att. 37,602 - Cloudy - 72 F											
<b>Morgan Ensberg, R</b> (1, 5) OBP: 0.450, SLG: 0.692	3-3 K			1-3 K		2-2 5 2B 1B		0-0 HR		4 1 2 1 0 2 0												
<b>5 Jeff Bagwell, R</b> (1, 3) OBP: 0.366, SLG: 0.466	1-3 K			1-2 G5-3		2-2 1-3 2B		1-1 L6		4 0 1 0 0 1 0												
<b>Jeff Kent, R</b> (1, 4) OBP: 0.380, SLG: 0.538		0-1 F9		3-3 K		0-3 K		2-2 P5		4 0 0 0 0 2 2												
<b>17 Lance Berkman, S</b> (1, 7) OBP: 0.406, SLG: 0.507		2-3 K			3-2 G4-6-3 1B 1B	4-0 L5-3 IBB		2-3 K		3 0 1 0 1 2 0												
<b>Richard Hidalgo, R</b> (1, 9) OBP: 0.408, SLG: 0.525		0-1 P2			0-2 G4-6-3 1B	1-0 L5-3		2-3 K		4 0 1 0 0 1 3												
<b>Orlando Merced, S</b> (1, 10) OBP: 0.313, SLG: 0.396			2-1 G3		1-2 G4-6-3 1-2f 2-3		1-2 F8		0-3 K	4 0 0 0 0 1 2												
<b>Brad Ausmus, R</b> (1, 2) OBP: 0.262, SLG: 0.276 <b>Gregg Zaun, S</b> (9, PH) OBP: 0.338, SLG: 0.355			2-2 G3		1-2 G4-3		1-1 2B		1-0 G4-3	3 0 1 0 0 0 1 1 0 0 0 0 0 0												
<b>28 Adam Everett, R</b> (1, 6) OBP: 0.303, SLG: 0.382			1-1 1B			1-1 HR 1B		0-2 G6-3		3 1 2 0 0 0 1												
<b>Inning Stats</b>	R: 0 E: 0 K: 2 S: 11	H: 0 LOB: 0 BB: 0 P: 16	R: 0 E: 0 K: 1 S: 7	H: 0 LOB: 0 BB: 0 P: 9	R: 0 E: 0 K: 0 S: 8	H: 1 LOB: 1 BB: 0 P: 13	R: 0 E: 0 K: 2 S: 9	H: 0 LOB: 0 BB: 0 P: 14	R: 0 E: 0 K: 0 S: 12	H: 2 LOB: 1 BB: 0 P: 17	R: 2 E: 0 K: 1 S: 14	H: 4 LOB: 2 BB: 1 P: 25	R: 0 E: 0 K: 0 S: 11	H: 1 LOB: 1 BB: 0 P: 14	R: 1 E: 0 K: 1 S: 10	H: 1 LOB: 0 BB: 0 P: 15	R: 0 E: 0 K: 2 S: 8	H: 0 LOB: 0 BB: 0 P: 11	1B: 5 2B: 3 3B: 0 HR: 2	SF: 0 SAC: 0 DP: 2 HBP: 0	WP: 0 PB: 0 SB: 0 CS: 0	PA: 35
<b>PITCHER</b>	IP WLS BF H R ER SO BB IBB HBP BLK WP HR S P ERA WHIP																					
<b>35 Mike Mussina, R</b> (1, 1) ERA: 3.05	7.0 W 28 8 2 2 6 0 0 0 0 0 0 1 72 108 2.57 1.143																					
<b>Antonio Osuna, R</b> (8, 1) ERA: 2.25	0.1 H 2 1 1 1 0 0 0 0 0 0 0 0 3 4 27.00 3.000																					
<b>Chris Hammond, L</b> (8, 1) ERA: 2.81	0.2 H 2 0 0 0 1 0 0 0 0 0 0 0 7 11 0.00 0.000																					
<b>42 Mariano Rivera, R</b> (9, 1) ERA: 2.35	1.0 S 3 0 0 0 2 0 0 0 0 0 0 0 8 11 0.00 0.000																					

livebaseballscorecards.com

<b>AB</b>	34
<b>R</b>	3
<b>H</b>	9
<b>RBI</b>	3
<b>BB</b>	1
<b>SO</b>	9
<b>LOB</b>	11







Batter	1	2	3	4	5	6	7	8	9	AB R H RBI BB SO LOB	TOP											
<b>Craig Biggio, R</b> (1, 8) OBP: 0.345, SLG: 0.441	0-1 F8 17 WP 2B	0-3 K		1-1 G4-3			X 0-0 FC3-6 1B	0-2 F9		5 1 2 0 0 1 3												
<b>Geoff Blum, S</b> (1, 5) OBP: 0.304, SLG: 0.397	1-0 F8 2-3		X 0-0 17 HR 1B		B F F B X 2-2 F8		B S X 1-1 FC3-6 5 1B 1-2 2-H		1-0 G4-3	5 1 1 0 0 0 2												
<b>5 Jeff Bagwell, R</b> (1, 3) OBP: 0.366, SLG: 0.468	1-1 G1-3		C X 0-1 F9		F B X 1-1 G5-3		F X 0-1 1-3 1B		2-2 F8 2B 2B	5 1 2 0 0 0 2												
<b>Jeff Kent, R</b> (1, 4) OBP: 0.381, SLG: 0.534	4-1 17 WP BB		F X 0-1 F7		C X 0-1 1B		X 0-0 F9		0-1 F8	4 0 1 0 1 0 4												
<b>17 Lance Berkman, S</b> (1, 7) OBP: 0.406, SLG: 0.517	2-2 G3-1 1-2 3-H		1 SAFE X 0-0 1-H HR		B C F B X 3-2 G1-6-3		B B F B X 2-3 K		4-0 2B IBB	4 2 1 2 1 1 4												
<b>Richard Hidalgo, R</b> (1, 9) OBP: 0.408, SLG: 0.533		X 0-0 G5-3	B X 2-0 G5-3			B S C X 1-2 G6-3		X 0-0 28 WP 1B 2B	0-2 1-H 3-H 2B	5 1 2 2 0 0 0												
<b>Orlando Merced, S</b> (1, 10) OBP: 0.308, SLG: 0.406		B B X 2-0 SF8 3B		X 0-0 F7		C B F X 1-2 G3-1		S B B T F S 3-3 K	1-0 G4-3	5 1 1 0 0 1 2												
<b>Jose Vizcaino, S</b> (1, 6) OBP: 0.284, SLG: 0.355		F X 0-1 SF8		X 0-2 2B		F C X 2-2 G3		B B X 2-0 P4		2 0 1 1 0 0 0												
<b>28 Adam Everett, R</b> (7, 6) OBP: 0.300, SLG: 0.379		3-H 2-1 1B		S F C X 0-3 K			X 0-0 1B E 1B		2-3 3-H 1B	1 0 0 0 0 0 1												
<b>Brad Ausmus, R</b> (1, 2) OBP: 0.272, SLG: 0.286										4 1 3 1 0 1 1												
<b>Inning Stats</b>	R: 1 E: 0 K: 0 S: 9	H: 1 LOB: 1 BB: 1 P: 17	R: 1 E: 0 K: 1 S: 9	H: 2 LOB: 1 BB: 0 P: 13	R: 2 E: 0 K: 0 S: 7	H: 2 LOB: 0 BB: 0 P: 9	R: 0 E: 0 K: 1 S: 9	H: 1 LOB: 1 BB: 0 P: 10	R: 0 E: 0 K: 0 S: 10	H: 0 LOB: 0 BB: 0 P: 16	R: 0 E: 0 K: 0 S: 9	H: 0 LOB: 0 BB: 0 P: 13	R: 1 E: 1 K: 1 S: 10	H: 3 LOB: 2 BB: 0 P: 13	R: 1 E: 0 K: 1 S: 11	H: 2 LOB: 1 BB: 0 P: 16	R: 2 E: 0 K: 0 S: 10	H: 2 LOB: 1 BB: 1 P: 18	1B: 7 2B: 5 3B: 1 HR: 1	SF: 1 SAC: 0 DP: 0 HBP: 0	WP: 2 PB: 0 SB: 0 CS: 0	PA: 43
<b>PITCHER</b>	IP WLS BF H R ER SO BB IBB HBP BLK WP HR S P ERA WHIP																					
<b>Jeff Weaver, R</b> (1, 1) ERA: 5.45	6.1 L 30 10 5 5 2 1 0 0 0 0 1 1 59 85 7.11 1.737																					
<b>Chris Hammond, L</b> (7, 1) ERA: 2.73	0.2 2 0 0 0 1 0 0 0 0 0 0 0 4 6 0.00 0.000																					
<b>Jason Anderson, R</b> (8, 1) ERA: 5.54	1.0 5 2 1 1 1 0 0 0 0 1 0 11 16 9.00 2.000																					
<b>Al Reyes, R</b> (9, 1) ERA: 5.0	1.0 6 2 2 2 0 0 0 1 0 0 0 0 10 18 18.00 2.000																					

**Houston Astros @ New York Yankees**  
**Yankee Stadium, Bronx, NY**  
 Wed Jun 11 2003, 7:05 PM EDT  
 Att. 29,905 - Cloudy - 76 F

[livebaseballscorecards.com](http://livebaseballscorecards.com)

<b>AB</b>	<b>40</b>
<b>R</b>	<b>8</b>
<b>H</b>	<b>14</b>
<b>RBI</b>	<b>6</b>
<b>BB</b>	<b>2</b>
<b>SO</b>	<b>4</b>
<b>LOB</b>	<b>19</b>



Batter	1	2	3	4	5	6	7	8	9	AB R H RBI BB SO LOB
Alfonso Soriano, R (1, 4) OBP: 0.351, SLG: 0.544	0-2 F8		2-2 E5 25 HBP 2 S		1-1 L7			0-3 K 25 DI		4 0 0 0 0 1 0
2 Derek Jeter, R (1, 6) OBP: 0.325, SLG: 0.426	3-3 K		4-0 25 HBP 1-2 BB		2-3 K			3-3 K		3 0 0 0 1 3 1
25 Jason Giambi, L (1, 10) OBP: 0.366, SLG: 0.464	3-3 K		3-2 1-2 2-3 HBP		0-0 F9			2-3 K		3 0 0 0 0 2 1
20 Jorge Posada, S (1, 2) OBP: 0.397, SLG: 0.546		4-2 BB	3-0 G3		3-2 F8			2-3 K		3 0 0 0 1 1 3
Robin Ventura, L (1, 5) OBP: 0.361, SLG: 0.464 Bubba Trammell, R (9, PH) OBP: 0.302, SLG: 0.319		2-0 F9		3-1 G4-3		0-1 L7		1-3 K		3 0 0 0 0 0 1 1 0 0 0 0 1 0
55 Hideki Matsui, L (1, 8) OBP: 0.329, SLG: 0.415		0-2 F8		1-0 G6-3			1-1 G6-3		0-0 G3-1	4 0 0 0 0 0 1
Todd Zeile, R (1, 3) OBP: 0.290, SLG: 0.391		3-3 K		4-2 BB			3-3 K			2 0 0 0 1 2 1
Raul Mondesi, R (1, 9) OBP: 0.353, SLG: 0.512			0-3 K		3-2 F7		1-3 K			3 0 0 0 0 2 1
Juan Rivera, R (1, 7) OBP: 0.243, SLG: 0.273			1-2 G5-3		0-0 G4-3			0-3 K		3 0 0 0 0 1 0

Inning Stats	R: 0 E: 0 K: 2 S: 15	H: 0 LOB: 0 BB: 0 P: 21	R: 0 E: 0 K: 1 S: 10	H: 0 LOB: 1 BB: 1 P: 19	R: 0 E: 1 K: 1 S: 12	H: 0 LOB: 3 BB: 1 P: 25	R: 0 E: 0 K: 0 S: 8	H: 0 LOB: 1 BB: 1 P: 19	R: 0 E: 0 K: 1 S: 7	H: 0 LOB: 0 BB: 0 P: 10	R: 0 E: 0 K: 0 S: 7	H: 0 LOB: 0 BB: 0 P: 10	R: 0 E: 0 K: 2 S: 8	H: 0 LOB: 0 BB: 0 P: 13	R: 0 E: 0 K: 4 S: 15	H: 0 LOB: 1 BB: 0 P: 20	R: 0 E: 0 K: 2 S: 11	H: 0 LOB: 0 BB: 0 P: 14	1B: 0 2B: 0 3B: 0 HR: 0	SF: 0 SAC: 0 DP: 0 HBP: 1	WP: 1 PB: 0 SB: 1 CS: 0	PA: 33
--------------	-------------------------------	----------------------------------	-------------------------------	----------------------------------	-------------------------------	----------------------------------	------------------------------	----------------------------------	------------------------------	----------------------------------	------------------------------	----------------------------------	------------------------------	----------------------------------	-------------------------------	----------------------------------	-------------------------------	----------------------------------	----------------------------------	------------------------------------	----------------------------------	--------

PITCHER	IP	WLS	BF	H	R	ER	SO	BB	IBB	HBP	BLK	WP	HR	S	P	ERA	WHIP
44 Roy Oswalt, R (1, 1) ERA: 3.05	1.0		3	0	0	0	2	0	0	0	0	0	0	15	21	0.00	0.000
Pete Munro, R (2, 1) ERA: 5.3	2.2		13	0	0	0	2	3	0	1	0	0	0	27	57	0.00	1.125
Kirk Saarloos, R (4, 1) ERA: 5.94	1.1		4	0	0	0	1	0	0	0	0	0	0	10	16	0.00	0.000
54 Brad Lidge, R (6, 1) ERA: 1.41	2.0	W	6	0	0	0	2	0	0	0	0	0	0	15	23	0.00	0.000
Octavio Dotel, R (8, 1) ERA: 1.77	1.0		4	0	0	0	4	0	0	0	0	1	0	15	20	0.00	0.000


**BOTTOM**

**Houston Astros @ New York Yankees**  
 Yankee Stadium, Bronx, NY

Wed Jun 11 2003, 7:05 PM EDT  
 Att. 29,905 - Cloudy - 76 F

livebaseballscorecards.com

AB	29
R	0
H	0
RBI	0
BB	3
SO	13
LOB	9



Batter	1	2	3	4	5	6	7	8	9	AB R H RBI BB SO LOB	TOP																									
<b>Craig Biggio, R</b> (1, 8) OBP: 0.349, SLG: 0.445	0-1 S 1B 2B	2-2 G6-3			0-1 5 G5-4-3 1B	1-0 HBP			1-3 K	4 1 2 0 0 1 1																										
<b>Morgan Ensberg, R</b> (1, 5) OBP: 0.440, SLG: 0.667	4-2 1B S SF8 BB		0-0 G5-3		1-3 SAFE K	2-2 G4-3		2-2 F9	2-2 F9	4 1 0 0 1 1 3																										
<b>5 Jeff Bagwell, R</b> (1, 3) OBP: 0.360, SLG: 0.459	1-1 P4		0-3 K		0-0 G5-4-3 1-2f			0-2 P6	0-0 F8	5 0 0 0 0 1 3																										
<b>Jeff Kent, R</b> (1, 4) OBP: 0.382, SLG: 0.533	2-1 1-3 2-H 1B		2-2 G5-3			2-0 17 1B SF7 1B		2-2 G6-3		4 1 2 1 0 0 0																										
<b>Richard Hidalgo, R</b> (1, 10) OBP: 0.410, SLG: 0.535	0-0 SF8			1-3 K		0-0 G1-3 17 28 2B 1B		0-1 1B		3 1 2 1 0 1 0																										
<b>17 Lance Berkman, S</b> (1, 7) OBP: 0.408, SLG: 0.516	0-1 3-H G1-3			1-1 FC6-4 1B		3-2 1-2 2-3 28 2B 1B		1 SAFE 0-0 F8		4 1 2 0 0 0 2																										
<b>Brian Hunter, R</b> (1, 9) OBP: 0.303, SLG: 0.333		1-1 G1-3		0-0 FC6-4 1B 1-2f		1-0 SF7		0-3 K		2 0 0 1 0 0 1																										
<b>Orlando Merced, S</b> (8, PH) (8, 9)				1-2 SAFE FC6-4 1B		0-1 3-H G1-3		2-2 G6-3		1 0 0 0 0 1 0																										
<b>Gregg Zaun, S</b> (1, 2) OBP: 0.347, SLG: 0.364		0-0 28 S 1B		1-2 1B		0-1 G1-3				4 0 2 0 0 0 2																										
<b>Brad Ausmus, R</b> (8, 2) OBP: 0.272, SLG: 0.286				1-2 1B		1-2 2-3				0 0 0 0 0 0 0																										
<b>28 Adam Everett, R</b> (1, 6) OBP: 0.298, SLG: 0.383		1 SAFE 3-3 K		2-0 F9		0-2 2-H 3-H 2B		0-0 B5-3		4 0 1 2 0 1 3																										
<b>Inning Stats</b>	R: 2 E: 0 K: 0 S: 14	H: 2 LOB: 1 BB: 1 P: 21	R: 0 E: 0 K: 1 S: 12	H: 1 LOB: 1 BB: 0 P: 18	R: 0 E: 0 K: 1 S: 8	H: 0 LOB: 0 BB: 0 P: 10	R: 0 E: 0 K: 1 S: 11	H: 2 LOB: 2 BB: 0 P: 16	R: 0 E: 0 K: 1 S: 9	H: 1 LOB: 0 BB: 0 P: 10	R: 3 E: 0 K: 0 S: 15	H: 4 LOB: 2 BB: 0 P: 24	R: 0 E: 0 K: 0 S: 11	H: 1 LOB: 1 BB: 0 P: 13	R: 0 E: 0 K: 1 S: 7	H: 0 LOB: 0 BB: 0 P: 9	R: 0 E: 0 K: 1 S: 7	H: 0 LOB: 0 BB: 0 P: 10	1B: 9 2B: 2 3B: 0 HR: 0	SF: 2 SAC: 0 DP: 1 HBP: 1	WP: 0 PB: 0 SB: 3 CS: 0	PA: 39														
<b>PITCHER</b>	IP WLS BF H R ER SO BB IBB HBP BLK WP HR S P ERA WHIP																																			
<b>David Wells, L</b> (1, 1) ERA: 3.63	6.0		29	10	5	5	4	1	0	1	0	0	0	69	99	7.50	1.833																			
<b>Antonio Osuna, R</b> (7, 1) ERA: 2.08	2.0	W	7	1	0	0	1	0	0	0	0	0	0	18	22	0.00	0.500																			
<b>42 Mariano Rivera, R</b> (9, 1) ERA: 2.2	1.0	S	3	0	0	0	1	0	0	0	0	0	0	7	10	0.00	0.000																			

**Houston Astros @ New York Yankees**  
**Yankee Stadium, Bronx, NY**  
 Thu Jun 12 2003, 1:05 PM EDT  
 Att. 39,888 - Overcast - 76 F

[livebaseballscorecards.com](http://livebaseballscorecards.com)

<b>AB</b>	<b>35</b>
<b>R</b>	<b>5</b>
<b>H</b>	<b>11</b>
<b>RBI</b>	<b>5</b>
<b>BB</b>	<b>1</b>
<b>SO</b>	<b>6</b>
<b>LOB</b>	<b>15</b>



BOTTOM

Houston Astros @ New York Yankees  
Yankee Stadium, Bronx, NY  
Thu Jun 12 2003, 1:05 PM EDT  
Att. 39,888 - Overcast - 76 F

livebaseballscores.com

AB 33  
R 6  
H 12  
RBI 6  
BB 4  
SO 4  
LOB 22



WP: 0 PA: 40  
PB: 0  
SB: 0  
CS: 1

AB	R	H	RBI	BB	SO	LOB
4	1	1	1	1	1	2
5	0	1	0	0	1	3
3	1	1	0	2	1	5
2	0	0	1	0	1	2
1	0	0	0	0	0	1
4	1	2	1	0	0	2
4	2	2	1	0	0	0
3	0	1	0	0	0	2
1	0	1	0	0	0	0
0	0	0	0	0	0	0
3	1	2	0	0	0	1
0	0	0	0	1	0	0
3	0	1	2	0	0	4
1B: 9	SF: 2	WP: 0	PA: 40	2B: 3	SAC: 0	PB: 0
3B: 0	DP: 0	SB: 0	CS: 1	HR: 0	HBP: 0	

Batter	1	2	3	4	5	6	7	8	9			
Alfonso Soriano, R (1, 4) OBP: 0.352, SLG: 0.540	4-2 FC6-4 25 2 1B SF7 BB		2-3 K 1	0-0 P6 3		0-2 P4 3		0-1 1B 1-2 2-3 3-H				
2 Derek Jeter, R (1, 6) OBP: 0.321, SLG: 0.417	0-0 FC6-4 25 1B 1-2		1-0 F8 2		1-2 G6-3 1		0-0 L9 1	1-3 K 2				
25 Jason Giambi, L (1, 3) OBP: 0.370, SLG: 0.467	0-1 FC6-4 SF7 1-2f 2-3 1		4-2 BB		4-1 BB		1-0 1B 2B	3-3 K 3				
Todd Zeile, R (1, 5) OBP: 0.284, SLG: 0.385 Robin Ventura, L (7, PH) OBP: 0.359, SLG: 0.462 (8, 5)	1-1 SF7 1-2 3-H 2		2-1 G6-3 3		2-3 K 2		2-0 F8 2					
Raul Mondesi, R (1, 9) OBP: 0.355, SLG: 0.516	2-2 F7 3			2-2 55 1B 2B		1-0 F8 3	3-2 55 CS 1B 2-H					
55 Hideki Matsui, L (1, 8)		3-2 1B		1-1 1B SF9 1B 2-H		1-1 G4-3 1	SAFE 2-1 CS 1-2	0-2 E3 1B				
Bubba Trammell, R (1, 10) OBP: 0.304, SLG: 0.320 Ruben Sierra, S (8, PH) OBP: 0.338, SLG: 0.400 Charles Gipson, R (8, PR) OBP: 0.222, SLG: 0.222		1-2 F7 1		1-0 F7 1		3-2 2B 1B		1-1 1B 20 BB 1B 1-3				
John Flaherty, R (1, 2) OBP: 0.310, SLG: 0.350 20 Jorge Posada, S (8, PH) OBP: 0.399, SLG: 0.546 (9, 2)		1-2 P5 2		1-0 1B 1-3		0-0 1B 2B 1-H		4-2 1B 1-2 BB				
Juan Rivera, R (1, 7) OBP: 0.243, SLG: 0.275		0-0 L6 3		1-2 SF9 2		3-2 1B 2-H		1-1 P4 1				
Inning Stats	R: 1 H: 1 E: 0 LOB: 1 K: 0 BB: 1 S: 11	R: 0 H: 1 E: 0 LOB: 1 K: 0 BB: 0 S: 11	R: 0 H: 0 E: 0 LOB: 1 K: 1 BB: 1 S: 11	R: 2 H: 3 E: 0 LOB: 1 K: 0 BB: 0 S: 11	R: 0 H: 0 E: 0 LOB: 1 K: 1 BB: 1 S: 8	R: 1 H: 3 E: 0 LOB: 1 K: 0 BB: 0 S: 15	R: 1 H: 2 E: 0 LOB: 0 K: 0 BB: 0 S: 9	R: 1 H: 2 E: 1 LOB: 3 K: 2 BB: 1 S: 19				
PITCHER	IP WLS BF H R ER SO BB IBB HBP BLK WP HR S P ERA WHIP											IP WLS BF H R ER SO BB IBB HBP BLK WP HR S P ERA WHIP
Jerome Robertson, L (1, 1) ERA: 6.18	5.2 0 26 7 4 4 2 3 0 0 0 0 0 0 61 100 6.35 1.765											
Kirk Saarloos, R (6, 1) ERA: 5.82	0.1 H 2 1 0 0 0 0 0 0 0 0 0 0 6 9 0.00 3.000											
54 Brad Lidge, R (7, 1) ERA: 1.6	1.0 B 4 2 1 1 0 0 0 0 0 0 0 0 9 15 9.00 2.000											
Octavio Dotel, R (8, 1) ERA: 1.72	1.0 L 7 2 1 0 2 1 0 0 0 0 0 0 19 29 0.00 3.000											

Batter	1	2	3	4	5	6	7	8	9	AB R H RBI BB SO LOB	TOP											
<b>Craig Biggio, R</b> (1, 8) OBP: 0.347, SLG: 0.441	1-1 G6-3		2-3 K		0-1 G5-3		0-1 E G5-3 1B		0-0 P5	5 0 1 0 0 1 0												
<b>Morgan Ensberg, R</b> (1, 5) OBP: 0.432, SLG: 0.672	0-0 F8		3-2 F9		0-0 HR		0-0 G5-3		3-2 F9	5 1 1 1 0 0 1												
<b>5 Jeff Bagwell, R</b> (1, 3) OBP: 0.358, SLG: 0.460	3-2 1B 2B		3-3 K		2-3 K		2-3 K			4 0 1 0 0 3 1												
<b>Jeff Kent, R</b> (1, 4) OBP: 0.384, SLG: 0.533	1-2 2-3 1B			1-0 F8	1-1 1B		1-0 E5 2-3 1B			4 0 2 0 0 0 1												
<b>17 Lance Berkman, S</b> (1, 7) OBP: 0.402, SLG: 0.507	2-2 P6			0-0 F9	3-2 F7		0-0 G1-3			4 0 0 0 0 0 5												
<b>Richard Hidalgo, R</b> (1, 9) OBP: 0.402, SLG: 0.523		0-2 G5-3		1-1 E6 2B		0-0 G1-3		0-0 G6-3		4 1 0 0 0 0 0												
<b>Orlando Merced, S</b> (1, 10) OBP: 0.311, SLG: 0.414		3-2 G3-1		1 SAFE 0-2 1-H E 2B		3-2 1B		2-3 K		4 1 2 1 0 1 0												
<b>Brad Ausmus, R</b> (1, 2) OBP: 0.278, SLG: 0.293		1-0 1B		3-1 E9 1B		1 SAFE 0-2 F7		0-1 G5-3		3 0 2 1 0 0 1												
<b>Gregg Zaun, S</b> (8, PH) (8, 2)				2-H 1B						1 0 0 0 0 0 0												
<b>28 Adam Everett, R</b> (1, 6) OBP: 0.291, SLG: 0.373		2-3 K		0-0 G4-3		2-2 P4			0-1 F9	3 0 0 0 0 1 3												
<b>Jose Vizcaino, S</b> (9, PH) OBP: 0.282, SLG: 0.351										1 0 0 0 0 0 0												
<b>Inning Stats</b>	R: 0 E: 0 K: 0 S: 12	H: 2 LOB: 2 BB: 0 P: 19	R: 0 E: 0 K: 1 S: 13	H: 1 LOB: 1 BB: 0 P: 19	R: 0 E: 0 K: 2 S: 10	H: 0 LOB: 0 BB: 0 P: 18	R: 2 E: 2 K: 0 S: 10	H: 2 LOB: 1 BB: 0 P: 15	R: 1 E: 0 K: 1 S: 12	H: 2 LOB: 1 BB: 0 P: 18	R: 0 E: 0 K: 0 S: 12	H: 1 LOB: 1 BB: 0 P: 17	R: 0 E: 1 K: 1 S: 8	H: 1 LOB: 2 BB: 0 P: 11	R: 0 E: 0 K: 1 S: 6	H: 0 LOB: 0 BB: 0 P: 8	R: 0 E: 0 K: 0 S: 6	H: 0 LOB: 0 BB: 0 P: 9	1B: 6 2B: 2 3B: 0 HR: 1	SF: 0 SAC: 0 DP: 0 HBP: 0	WP: 0 PB: 0 SB: 0 CS: 0	PA: 38
<b>PITCHER</b>	IP WLS BF H R ER SO BB IBB HBP BLK WP HR S P ERA WHIP																					
<b>Ryan Rupe, R</b> (1, 1) ERA: 1.5	6.0 W 27 8 3 1 4 0 0 0 0 0 0 1 69 106 1.50 1.333																					
<b>50 Mike Timlin, R</b> (7, 1) ERA: 3.55	2.0 H 8 1 0 0 2 0 0 0 0 0 0 0 14 19 0.00 0.500																					
<b>Brandon Lyon, R</b> (9, 1) ERA: 3.86	1.0 S 3 0 0 0 0 0 0 0 0 0 0 0 6 9 0.00 0.000																					

**Houston Astros @ Boston Red Sox**  
**Fenway Park, Boston, MA**  
 Fri Jun 13 2003, 7:05 PM EDT  
 Att. 33,244 - Cloudy - 58 F

livebaseballscorecards.com

<b>AB</b>	<b>38</b>
<b>R</b>	<b>3</b>
<b>H</b>	<b>9</b>
<b>RBI</b>	<b>3</b>
<b>BB</b>	<b>0</b>
<b>SO</b>	<b>6</b>
<b>LOB</b>	<b>12</b>



Batter	1	2	3	4	5	6	7	8	9
<b>18 Johnny Damon, L</b> OBP: 0.316, SLG: 0.408 (1, 8)	3-2 P4	4-1 BB		4-1 FC5-2 34 1B BB		1-0 HR		0-0 FC5-6 WP	
<b>Todd Walker, L</b> OBP: 0.356, SLG: 0.426 (1, 4)	4-0 34 1B BB	0-0 F8		2-3 K		2-1 F8		1-1 G5-3	
<b>Nomar Garciaparra, R</b> OBP: 0.359, SLG: 0.581 (1, 6)	2-1 F9		1-0 34 G3-1 SF8 1B	4-2 34 1B FC5-2 BB		0-1 F8		3-3 K	
<b>Manny Ramirez, R</b> OBP: 0.427, SLG: 0.576 (1, 7)	4-0 34 1B BB		4-2 SF8 34 G3-1 BB	1-1 FC5-2 34 1B		2-3 K			
<b>34 David Ortiz, L</b> OBP: 0.382, SLG: 0.515 (1, 10)	2-0 1B		1-0 G3-1	2-2 1B		1-2 G6-3			
<b>Kevin Millar, R</b> OBP: 0.368, SLG: 0.525 (1, 3)		0-0 CS 1B	4-0 BB	2-2 G5-3		1-2 G4-3			
<b>Bill Mueller, S</b> OBP: 0.403, SLG: 0.550 (1, 5)		3-3 K	1-1 SF8		0-1 F7		4-1 BB		
<b>Trot Nixon, L</b> OBP: 0.385, SLG: 0.521 (1, 9)		0-1 18 WP BB 1B	1-1 P2		3-1 P6		1-3 K		
<b>Jason Varitek, S</b> OBP: 0.368, SLG: 0.547 (1, 2)		4-1 18 WP BB		4-2 BB 18 BB FC5-2 BB		1-3 K		0-0 18 FC5-6 1B	

Inning Stats	R: 0 E: 0 K: 0 S: 6	H: 1 LOB: 2 BB: 2 P: 21	R: 0 E: 0 K: 1 S: 10	H: 2 LOB: 3 BB: 2 P: 21	R: 1 E: 0 K: 0 S: 8	H: 1 LOB: 2 BB: 2 P: 20	R: 2 E: 0 K: 1 S: 20	H: 1 LOB: 2 BB: 3 P: 39	R: 0 E: 0 K: 1 S: 7	H: 0 LOB: 0 BB: 0 P: 11	R: 1 E: 0 K: 1 S: 9	H: 1 LOB: 0 BB: 0 P: 14	R: 0 E: 0 K: 1 S: 11	H: 0 LOB: 1 BB: 1 P: 18	R: 0 E: 0 K: 1 S: 7	H: 1 LOB: 1 BB: 0 P: 11
--------------	------------------------------	----------------------------------	-------------------------------	----------------------------------	------------------------------	----------------------------------	-------------------------------	----------------------------------	------------------------------	----------------------------------	------------------------------	----------------------------------	-------------------------------	----------------------------------	------------------------------	----------------------------------

PITCHER															PITCHER																				
IP	WLS	BF	H	R	ER	SO	BB	IBB	HBP	BLK	WP	HR	S	P	ERA	WHIP	IP	WLS	BF	H	R	ER	SO	BB	IBB	HBP	BLK	WP	HR	S	P	ERA	WHIP		
Jonathan Johnson, R (1, 1)	3.0		19	4	3	3	1	8	0	0	0	1	0	30	76	9.00	4.000																		
Ricky Stone, R (4, 1)	3.0	L	12	2	1	1	3	1	0	0	0	0	1	30	50	3.00	1.000																		
Nate Bland, L (7, 1)	1.2		7	1	0	0	1	1	0	0	0	1	0	15	23	0.00	1.200																		
Pete Munro, R (8, 1)	0.1		1	0	0	0	1	0	0	0	0	0	0	3	6	0.00	0.000																		

**BOTTOM**

**Houston Astros @ Boston Red Sox**  
Fenway Park, Boston, MA  
Fri Jun 13 2003, 7:05 PM EDT  
Att: 33,244 - Cloudy - 58 F

[livebaseballscorecards.com](http://livebaseballscorecards.com)

<b>AB</b>	<b>28</b>
<b>R</b>	<b>4</b>
<b>H</b>	<b>7</b>
<b>RBI</b>	<b>4</b>
<b>BB</b>	<b>10</b>
<b>SO</b>	<b>6</b>
<b>LOB</b>	<b>20</b>



1B: 6	SF: 1	WP: 2	PA: 39
2B: 1	SAC: 0	PB: 0	
3B: 0	DP: 1	SB: 1	
HR: 1	HBP: 0	CS: 1	

Batter	1	2	3	4	5	6	7	8	9	AB R H RBI BB SO LOB	TOP											
<b>Craig Biggio, R</b> (1, 8) OBP: 0.344, SLG: 0.436	0-1 F8		1-3 K		0-1 G5-3 1B		2-1 G5-3		1-0 L5	5 0 1 0 0 1 0												
<b>Geoff Blum, S</b> (1, 5) OBP: 0.313, SLG: 0.418	0-1 HR		2-2 G5-3		4-2 G5-3 BB		2-2 G6-3 1B		2-2 G6-3 1B	3 2 2 1 1 0 0												
<b>5 Jeff Bagwell, R</b> (1, 3) OBP: 0.360, SLG: 0.475	0-1 G4-3		1-2 HR		1-1 G5-3		1-0 G5-3 2B		1-3 17 2B	4 2 2 1 0 0 2												
<b>Jeff Kent, R</b> (1, 4) OBP: 0.382, SLG: 0.528	2-1 17 1B		3-2 G5-3		0-0 G5-3		0-0 G6-3		0-0 G6-3	4 0 1 1 0 0 3												
<b>17 Lance Berkman, S</b> (1, 7) OBP: 0.403, SLG: 0.511	0-1 1-3 1B			3-1 G1-3		1-2 G6-3		0-0 G6-3 2B	0-0 G6-3 2B	4 0 2 1 0 0 0												
<b>Richard Hidalgo, R</b> (1, 9) OBP: 0.394, SLG: 0.511	3-2 G5-3			1-1 G5-3		0-0 G5-3		2-2 G6-3	2-2 G6-3	4 0 0 0 0 0 3												
<b>Orlando Merced, S</b> (1, 10) OBP: 0.310, SLG: 0.409		3-2 G6-3		0-0 FC6-4 1B		0-1 G4-3		2-3 K	2-3 K	4 0 1 0 0 1 1												
<b>Brad Ausmus, R</b> (1, 2) OBP: 0.272, SLG: 0.286		1-2 G4-3		0-1 FC6-4			0-0 G5-3		0-3 K	4 0 0 0 0 1 1												
<b>28 Adam Everett, R</b> (1, 6) OBP: 0.281, SLG: 0.360		0-2 G4-3			3-2 G4-3		0-1 G5-3		0-3 K	4 0 0 0 0 1 0												
<b>Inning Stats</b>	R: 1 E: 0 K: 0 S: 14	H: 3 LOB: 2 BB: 0 P: 19	R: 0 E: 0 K: 0 S: 13	H: 0 LOB: 0 BB: 0 P: 17	R: 1 E: 0 K: 1 S: 13	H: 1 LOB: 1 BB: 0 P: 11	R: 0 E: 0 K: 0 S: 7	H: 1 LOB: 1 BB: 0 P: 11	R: 0 E: 0 K: 0 S: 14	H: 1 LOB: 2 BB: 1 P: 22	R: 0 E: 0 K: 0 S: 6	H: 0 LOB: 0 BB: 0 P: 7	R: 0 E: 0 K: 0 S: 5	H: 0 LOB: 0 BB: 0 P: 7	R: 2 E: 0 K: 1 S: 12	H: 3 LOB: 1 BB: 0 P: 19	R: 0 E: 0 K: 2 S: 8	H: 0 LOB: 0 BB: 0 P: 9	1B: 5 2B: 2 3B: 0 HR: 2	SF: 0 SAC: 0 DP: 0 HBP: 0	WP: 0 PB: 0 SB: 1 CS: 0	PA: 37
<b>PITCHER</b>	IP WLS BF H R ER SO BB IBB HBP BLK WP HR S P ERA WHIP																					
<b>Derek Lowe, R</b> (1, 1) ERA: 4.68	7.1 W 32 9 4 4 1 1 0 0 0 0 0 2 78 112 4.91 1.364																					
<b>Jason Shiell, R</b> (8, 1) ERA: 3.94	0.2 2 0 0 0 1 0 0 0 0 0 0 6 10 0.00 0.000																					
<b>Alan Embree, L</b> (9, 1) ERA: 5.66	1.0 3 0 0 0 2 0 0 0 0 0 0 8 9 0.00 0.000																					

**Houston Astros @ Boston Red Sox**  
**Fenway Park, Boston, MA**  
 Sat Jun 14 2003, 7:05 PM EDT  
 Att. 34,562 - Overcast - 60 F

[livebaseballscorecards.com](http://livebaseballscorecards.com)

<b>AB</b>	36
<b>R</b>	4
<b>H</b>	9
<b>RBI</b>	4
<b>BB</b>	1
<b>SO</b>	4
<b>LOB</b>	10





Batter	1	2	3	4	5	6	7	8	9
<b>18 Johnny Damon, L</b> OBP: 0.321, SLG: 0.415 (1, 8) B C X	1-1 G6-4-3 1B 1B		2-2 S 1B		1-1 G4-3	1-1 3B 2B	3-2 F8		
<b>Todd Walker, L</b> OBP: 0.357, SLG: 0.434 (1, 4) B B SAFE SAFE X	2-0 G6-4-3 1B 1-2 1B		1-0 F8 1-2		2-1 F7	2-0 1B 3B 2-H		1-3 K	
<b>Nomar Garciaparra, R</b> OBP: 0.360, SLG: 0.576 (1, 6) B X	1-0 G6-4-3 1-2f 2-3			3-1 P4	4-0 34 2B E BB	0-1 1B G5-3 1B 3-H		1-2 F8	
<b>Manny Ramirez, R</b> OBP: 0.423, SLG: 0.568 (1, 7) C X	0-1 F7			2-1 BB 3B 1B	2-2 E3 34 2B	1-2 G5-3 1-2		1-0 G5-3	
<b>34 David Ortiz, L</b> OBP: 0.385, SLG: 0.518 (1, 10) B B X		2-0 G4-3		0-1 F9	2-2 2B 1-H 2-H 3-H	4-0 1B IBB			
<b>Kevin Millar, R</b> OBP: 0.375, SLG: 0.532 (1, 3) X		0-0 P5		4-2 3B BB	0-0 2B 2-H	0-1 1B 1-2 2-3			
<b>Trot Nixon, L</b> OBP: 0.387, SLG: 0.529 (1, 9) B B C X		3-2 G4-3		1-2 3B 1-H 2-H	4-0 IBB	3-3 K			
<b>Freddy Sanchez, R</b> OBP: 0.250, SLG: 0.333 (1, 5) C X			0-2 G5-3	1-3 K	0-2 G5-3		0-1 G4-3		
<b>Jason Varitek, S</b> OBP: 0.365, SLG: 0.545 (1, 2) B B F S X			2-2 F8		0-1 E 34 2B 2B	2-3 K	0-0 F7		

Inning Stats	R: 0	H: 2	E: 0	K: 0	S: 6	LOB: 1	BB: 0	P: 10	R: 0	H: 0	E: 0	K: 0	S: 5	LOB: 0	BB: 0	P: 10	R: 0	H: 1	E: 0	K: 0	S: 11	LOB: 1	BB: 0	P: 16	R: 2	H: 2	E: 0	K: 1	S: 15	LOB: 1	BB: 1	P: 26	R: 4	H: 3	E: 1	K: 0	S: 17	LOB: 2	BB: 2	P: 32	R: 2	H: 4	E: 0	K: 2	S: 17	LOB: 3	BB: 1	P: 30	R: 0	H: 0	E: 0	K: 0	S: 7	LOB: 0	BB: 0	P: 10	R: 0	H: 0	E: 0	K: 1	S: 8	LOB: 0	BB: 0	P: 11
--------------	------	------	------	------	------	--------	-------	-------	------	------	------	------	------	--------	-------	-------	------	------	------	------	-------	--------	-------	-------	------	------	------	------	-------	--------	-------	-------	------	------	------	------	-------	--------	-------	-------	------	------	------	------	-------	--------	-------	-------	------	------	------	------	------	--------	-------	-------	------	------	------	------	------	--------	-------	-------

PITCHER	IP	WLS	BF	H	R	ER	SO	BB	IBB	HBP	BLK	WP	HR	S	P	ERA	WHIP
<b>Tim Redding, R</b> ERA: 3.49 (1, 1)	4.2	L	25	8	6	2	1	2	1	0	0	0	0	51	91	3.86	2.143
<b>Kirk Saarloos, R</b> ERA: 6.05 (5, 1)	2.1		12	4	2	2	2	0	1	0	0	0	0	27	43	7.71	1.714
<b>Billy Wagner, L</b> ERA: 1.64 (8, 1)	1.0		3	0	0	0	1	0	0	0	0	0	0	8	11	0.00	0.000

**AB R H RBI BB SO LOB**

**5 1 3 0 0 0 1**

**5 1 2 1 0 1 2**

**4 1 1 1 1 0 2**

**5 2 1 0 0 0 4**

**3 1 1 3 1 0 1**

**3 1 2 1 1 0 0**

**3 0 1 2 1 1 3**

**4 0 0 0 0 1 3**

**4 1 1 0 0 1 0**

**AB 36**

**R 8**

**H 12**

**RBI 8**

**BB 4**

**SO 4**

**LOB 16**

**WP: 0 PA: 40**

**PB: 0**

**SB: 1**

**CS: 0**

**WP: 0**

**PA: 40**

**ERA**

**WHIP**

**1B: 6 SF: 0**

**2B: 4 SAC: 0**

**3B: 2 DP: 1**

**HR: 0 HBP: 0**

**WP: 0 PA: 40**

**PB: 0**

**SB: 1**

**CS: 0**

**ERA**


**WHIP**

**Houston Astros @ Boston Red Sox**

**Fenway Park, Boston, MA**

**Sat Jun 14 2003, 7:05 PM EDT**

**Att. 34,562 - Overcast - 60 F**



livebaseballscorecards.com

Batter	1	2	3	4	5	6	7	8	9	10	11	12	13	14	AB R H RBI BB SO LOB	TOP																			
<b>Craig Biggio, R</b> OBP: 0.341, SLG: 0.434 (1, 8)	2-3 <b>K</b>		2-2 <b>F8</b>		0-1 <b>G5-3</b>		1 SAFE 0-0 <b>SH</b> 5 G6-4-3		1-3 <b>K</b>		0-0 <b>P3</b>			1-1 <b>K</b> 2B	6 0 1 0 0 2 0																				
<b>Geoff Blum, S</b> OBP: 0.312, SLG: 0.418 (1, 5) (10, 6)	2-2 <b>G4-3</b>		0-2 <b>K</b> 1B		1-0 <b>F7</b>		0-0 <b>F7</b>		0-0 <b>K</b> 2B		2-2 <b>P2</b>			2-3 <b>K</b>	7 0 2 0 0 1 3																				
<b>5 Jeff Bagwell, R</b> OBP: 0.359, SLG: 0.469 (1, 3)	1-3 <b>K</b>		0-0 <b>P4</b>		0-0 <b>G5-3</b>		0-1 <b>G6-4-3</b> 1-2f		1-2 <b>G5-3</b>				0-0 <b>K</b> 1B	4-2 <b>K</b> BB	6 0 1 0 1 1 4																				
<b>Jeff Kent, R</b> OBP: 0.376, SLG: 0.518 (1, 4)			3-2 <b>K</b> 1B 1B		0-0 <b>P3</b>		1-2 <b>G5-3</b>		3-2 <b>G5-3</b>		3-2 <b>G3</b>		0-0 <b>G6-4-3</b> 1-2f	0-3 <b>K</b>	7 0 1 0 0 1 3																				
<b>17 Lance Berkman, S</b> OBP: 0.405, SLG: 0.509 (1, 7)			0-2 <b>F8</b>		4-2 <b>HR</b> BB		0-0 <b>K</b> 1B		1-0 <b>K</b> 1B		2-3 <b>K</b>		0-1 <b>F9</b>		5 1 2 0 1 1 1																				
<b>Richard Hidalgo, R</b> OBP: 0.402, SLG: 0.536 (1, 9)			2-3 <b>K</b>		0-0 <b>HR</b>		4-1 <b>K</b> 1B		1-1 <b>K</b> 1B		1-0 <b>K</b> 2B			0-2 <b>F9</b>	5 1 3 2 1 1 1																				
<b>Orlando Merced, S</b> OBP: 0.318, SLG: 0.408 (1, 10)			0-1 <b>K</b> 1B		1-2 <b>K</b> 1B		1-2 <b>F8</b>		1-2 <b>K</b>		4-0 <b>K</b> IBB			2-0 <b>G3-1</b>	5 0 2 0 1 1 4																				
<b>Jose Vizcaino, S</b> OBP: 0.273, SLG: 0.339 <b>28 Adam Everett, R</b> OBP: 0.281, SLG: 0.360 <b>Morgan Ensberg, R</b> OBP: 0.428, SLG: 0.661 (10, PH) (10, 5)			0-0 <b>L6</b>		1-1 <b>FC6-4</b> 1B		0-0 <b>P5</b>		1-1 <b>F7</b>		3-3 <b>K</b>			0-3 <b>K</b>	4 0 0 0 0 0 7 0 0 0 0 0 0 0 2 0 0 0 0 2 2																				
<b>Brad Ausmus, R</b> OBP: 0.269, SLG: 0.283 (1, 2)			0-3 <b>K</b>		0-0 <b>FC6</b>		1-2 <b>K</b> 1B		2-3 <b>K</b>		0-2 <b>F9</b>			3-2 <b>G4-3</b>	6 0 1 0 0 2 1																				
<b>Inning Stats</b>	R: 0 E: 0 K: 2 S: 11	H: 0 LOB: 0 BB: 0 P: 16	R: 0 E: 0 K: 1 S: 16	H: 2 LOB: 2 BB: 0 P: 21	R: 0 E: 0 K: 1 S: 10	H: 1 LOB: 1 BB: 0 P: 12	R: 2 E: 0 K: 0 S: 10	H: 2 LOB: 1 BB: 1 P: 16	R: 0 E: 0 K: 0 S: 4	H: 0 LOB: 0 BB: 0 P: 5	R: 0 E: 0 K: 0 S: 12	H: 1 LOB: 2 BB: 1 P: 18	R: 0 E: 1 K: 1 S: 7	H: 1 LOB: 1 BB: 0 P: 8	R: 0 E: 0 K: 1 S: 13	H: 2 LOB: 2 BB: 0 P: 20	R: 0 E: 0 K: 2 S: 12	H: 1 LOB: 1 BB: 0 P: 16	R: 0 E: 0 K: 2 S: 11	H: 0 LOB: 0 BB: 1 P: 24	R: 0 E: 0 K: 0 S: 7	H: 1 LOB: 0 BB: 0 P: 9	R: 0 E: 0 K: 1 S: 9	H: 0 LOB: 0 BB: 0 P: 11	R: 0 E: 0 K: 1 S: 18	H: 1 LOB: 2 BB: 1 P: 28	1B: 9 2B: 3 3B: 0 HR: 1	SF: 0 SAC: 1 DP: 2 HBP: 0	WP: 0 PB: 0 CS: 0	PA: 58					
<b>PITCHER</b>	IP WLS BF H R ER SO BB IBB HBP BLK WP HR S P ERA WHIP																																		
<b>Byung-Hyun Kim, R</b> ERA: 4.22 (1, 1)	6.0		28	7	2	2	4	2	0	0	0	0	0	0	0	1	67	93	3.00	1.500															
<b>50 Mike Timlin, R</b> ERA: 3.38 (7, 1)	2.0		7	2	0	0	1	0	0	0	0	0	0	0	0	0	16	23	0.00	1.000															
<b>Brandon Lyon, R</b> ERA: 3.63 (9, 1)	2.0		9	2	0	0	4	0	1	0	0	0	0	0	0	0	23	40	0.00	1.000															
<b>Alan Embree, L</b> ERA: 4.94 (11, 1)	3.0		9	1	0	0	1	0	0	0	0	0	0	0	0	0	20	24	0.00	0.333															
<b>Jason Shiell, R</b> ERA: 3.71 (14, 1)	1.0	W	5	1	0	0	2	1	0	0	0	0	0	0	0	0	18	28	0.00	2.000															

Houston Astros @ Boston Red Sox  
Fenway Park, Boston, MA  
Sun Jun 15 2003, 2:05 PM EDT  
Att. 34,085 - Cloudy - 65 F

livebaseballscorecards.com

AB	53
R	2
H	13
RBI	2
BB	4
SO	12
LOB	26



Batter	1	2	3	4	5	6	7	8	9	10	11	12	13	14	AB	R	H	RBI	BB	SO	LOB
Bill Mueller, S OBP: 0.401, SLG: 0.549 (1, 5)	G3-6-1 1B		G4-3		E7 1B 2B		P2		K		SH2-4		F8		6	0	2	0	0	1	3
Todd Walker, L OBP: 0.359, SLG: 0.431 (1, 4)	G3-6-1 1-2		G4-3					K	P1					SH1-3 1B	6	1	2	0	1	1	3
Nomar Garciaparra, R OBP: 0.366, SLG: 0.596 (1, 6)	F9													SH1-3 1B	6	1	4	0	0	0	3
Manny Ramirez, R OBP: 0.419, SLG: 0.560 (1, 10)		G5-3						SF8													
34 David Ortiz, L OBP: 0.383, SLG: 0.503 (1, 3)		K																			
Kevin Millar, R OBP: 0.374, SLG: 0.529 (1, 7)																					
Trot Nixon, L OBP: 0.390, SLG: 0.531 (1, 9)																					
Jason Varitek, S OBP: 0.363, SLG: 0.536 Freddy Sanchez, R OBP: 0.250, SLG: 0.333 Doug Mirabelli, R OBP: 0.287, SLG: 0.398 (1, 2)																					
Damian Jackson, R OBP: 0.308, SLG: 0.277 18 Johnny Damon, L OBP: 0.320, SLG: 0.413 (7, PH) (8, 8)																					

Inning Stats	R: 0	H: 1	E: 0	LOB: 0	K: 0	BB: 0	S: 5	P: 6	R: 0	H: 1	E: 0	LOB: 2	K: 2	BB: 1	S: 13	P: 18	R: 0	H: 0	E: 0	LOB: 0	K: 0	BB: 0	S: 11	P: 16	R: 0	H: 1	E: 0	LOB: 1	K: 0	BB: 1	S: 6	P: 13	R: 1	H: 3	E: 1	LOB: 2	K: 0	BB: 0	S: 13	P: 22	R: 1	H: 1	E: 0	LOB: 0	K: 0	BB: 0	S: 6	P: 12	R: 0	H: 1	E: 0	LOB: 1	K: 1	BB: 0	S: 12	P: 15	R: 0	H: 1	E: 0	LOB: 2	K: 3	BB: 1	S: 15	P: 28	R: 0	H: 1	E: 0	LOB: 2	K: 2	BB: 1	S: 14	P: 23	R: 0	H: 1	E: 1	LOB: 3	K: 0	BB: 1	S: 8	P: 15	R: 0	H: 0	E: 0	LOB: 0	K: 0	BB: 1	S: 7	P: 14	R: 0	H: 0	E: 0	LOB: 0	K: 0	BB: 0	S: 8	P: 11	R: 1	H: 2	E: 0	LOB: 1	K: 0	BB: 0	S: 8	P: 10	1B: 7	SF: 1	2B: 7	SAC: 2	3B: 1	DP: 3	HR: 0	HBP: 0
--------------	------	------	------	--------	------	-------	------	------	------	------	------	--------	------	-------	-------	-------	------	------	------	--------	------	-------	-------	-------	------	------	------	--------	------	-------	------	-------	------	------	------	--------	------	-------	-------	-------	------	------	------	--------	------	-------	------	-------	------	------	------	--------	------	-------	-------	-------	------	------	------	--------	------	-------	-------	-------	------	------	------	--------	------	-------	-------	-------	------	------	------	--------	------	-------	------	-------	------	------	------	--------	------	-------	------	-------	------	------	------	--------	------	-------	------	-------	------	------	------	--------	------	-------	------	-------	-------	-------	-------	--------	-------	-------	-------	--------

PITCHER	IP	WLS	BF	H	R	ER	SO	BB	IBB	HBP	BLK	WP	HR	S	P	ERA	WHIP
Wade Miller, R ERA: 4.7 (1, 1)	6.0	24	7	2	2	2	2	2	0	0	0	0	0	27	43	3.00	1.500
54 Brad Lidge, R ERA: 1.52 (7, 1)	2.0	9	2	0	0	4	0	1	0	0	0	0	0	27	43	0.00	1.000
Billy Wagner, L ERA: 1.6 (9, 1)	1.0	5	1	0	0	2	1	0	0	0	0	0	0	14	23	0.00	2.000
Octavio Dotel, R ERA: 1.63 (10, 1)	2.0	11	2	0	0	2	1	1	0	0	0	0	0	21	39	0.00	1.500
Nate Bland, L ERA: 4.08 (12, 1)	2.0	L 7	1	1	1	0	0	1	0	0	0	0	0	19	31	4.50	1.000

**BOTTOM**

**Houston Astros @ Boston Red Sox**  
Fenway Park, Boston, MA

Sun Jun 15 2003, 2:05 PM EDT  
Att. 34,085 - Cloudy - 65 F

livebaseballscorecards.com

AB	48
R	3
H	14
RBI	2
BB	7
SO	10
LOB	32



WP: 0	PA: 58
PB: 0	CS: 0

Batter	1	2	3	4	5	6	7	8	9	AB R H RBI BB SO LOB	TOP																
<b>Tony Womack, L</b> (1, 6) OBP: 0.264, SLG: 0.326	1-1 G4-3	1-3 K			2-2 G3-1		1-2 P6		3-2 G5-3	5 0 0 0 0 1 2																	
<b>Matt Kata, S</b> (1, 4) OBP: 0.400, SLG: 1.000	2-2 G6-3				0-0 1B HR		0-1 G4-3			4 1 2 1 0 0 0																	
<b>Alex Cintron, S</b> (1, 5) OBP: 0.375, SLG: 0.555	0-1 2B				0-0 1B HR		2-3 K			4 1 3 1 0 1 0																	
<b>Luis Gonzalez, L</b> (1, 7) OBP: 0.373, SLG: 0.538	2-0 F9				0-1 G3-1			4-2 BB		3 0 0 0 1 0 3																	
<b>Robby Hammock, R</b> (1, 9) OBP: 0.339, SLG: 0.600		1-1 FC1-6 1B			0-0 P3		1-1 G6-3		0-3 K	4 0 1 0 0 1 3																	
<b>Steve Finley, L</b> (1, 8) OBP: 0.368, SLG: 0.474		1-2 FC1-6 G1-3 1B			1-3 K		2-1 G3		0-3 K	4 1 0 0 0 2 4																	
<b>Lyle Overbay, L</b> (1, 3) OBP: 0.355, SLG: 0.387					0-0 G1-3		0-1 P6		2-1 G3	4 0 1 0 0 0 2																	
<b>Chad Moeller, R</b> (1, 2) OBP: 0.372, SLG: 0.485		4-0 1B IBB			0-0 G6-4-3 1B		2-0 E6		1-3 K	3 0 0 0 1 1 1																	
<b>Andrew Good, R</b> (1, 1) OBP: 0.200, SLG: 0.200		2-2 1B			2-1 G1-3		0-0 F8		2-2 G5-3	2 0 1 1 0 0 0																	
<b>Quinton McCracken, S</b> (8, PH) OBP: 0.245, SLG: 0.233										1 0 0 0 0 0 1																	
<b>Oscar Villarreal, L</b> (6, 1)										0 0 0 0 0 0 0																	
<b>Mike Myers, L</b> (8, 1)										0 0 0 0 0 0 0																	
<b>Mike Koplove, R</b> (8, 1)										0 0 0 0 0 0 0																	
<b>Carlos Baerga, S</b> (9, PH) OBP: 0.331, SLG: 0.471		1-3 2-H 1B								1 0 0 0 0 0 0																	
<b>Inning Stats</b>	R: 0 E: 0 K: 0 S: 8	H: 1 LOB: 1 BB: 0 P: 13	R: 1 E: 0 K: 1 S: 12	H: 2 LOB: 2 BB: 1 P: 21	R: 0 E: 0 K: 1 S: 9	H: 2 LOB: 2 BB: 0 P: 14	R: 0 E: 0 K: 0 S: 8	H: 1 LOB: 0 BB: 0 P: 11	R: 2 E: 0 K: 0 S: 11	H: 2 LOB: 0 BB: 0 P: 14	R: 0 E: 1 K: 0 S: 6	H: 0 LOB: 1 BB: 0 P: 10	R: 0 E: 0 K: 1 S: 11	H: 0 LOB: 0 BB: 0 P: 14	R: 0 E: 0 K: 2 S: 11	H: 0 LOB: 1 BB: 1 P: 17	R: 0 E: 0 K: 1 S: 9	H: 0 LOB: 0 BB: 0 P: 15	1B: 5 2B: 1 3B: 0 HR: 2	SF: 0 SAC: 0 DP: 1 HBP: 0	WP: 0 PB: 0 SB: 0 CS: 0	PA: 37					
<b>PITCHER</b>	IP WLS BF H R ER SO BB IBB HBP BLK WP HR S P ERA WHIP																										
<b>Jerome Robertson, L</b> (1, 1) ERA: 6.03	6.0		27	8	3	3	2	0	1	0	0	0	2	54	83	4.50	1.333										
<b>54 Brad Lidge, R</b> (7, 1) ERA: 1.49	1.0		3	0	0	0	1	0	0	0	0	0	0	11	14	0.00	0.000										
<b>Octavio Dotel, R</b> (8, 1) ERA: 1.59	1.0	W	4	0	0	0	2	1	0	0	0	0	0	11	17	0.00	1.000										
<b>Billy Wagner, L</b> (9, 1) ERA: 1.56	1.0	S	3	0	0	0	1	0	0	0	0	0	0	9	15	0.00	0.000										


**Arizona Diamondbacks @ Houston Astros**  
Minute Maid Park, Houston, TX  
Tue Jun 17 2003, 7:05 PM CDT  
Att. 30,530 - Dome - 72 F

AB	35
R	3
H	8
RBI	3
BB	2
SO	6
LOB	16



Batter	1	2	3	4	5	6	7	8	9
<b>Craig Biggio, R</b> OBP: 0.343, SLG: 0.433 (1, 8)	1-3 <b>K</b>		2-1 <b>L5</b>		3-2 <b>1B</b>			3-0 <b>SH1-3</b> <b>1B</b> <b>HBP</b>	
<b>Morgan Ensberg, R</b> OBP: 0.424, SLG: 0.678 (1, 5)	0-0 <b>HR</b>		1-0 <b>G6-3</b>		3-2 <b>F9</b>			1-0 <b>SH1-3</b>	
<b>5 Jeff Bagwell, R</b> OBP: 0.357, SLG: 0.464 (1, 3)	1-2 <b>G4-3</b>			0-2 <b>F7</b>		2-0 <b>G6-3</b>		4-0 <b>17 G5-3</b> <b>1B</b> <b>IBB</b>	
<b>Jeff Kent, R</b> OBP: 0.375, SLG: 0.513 (1, 4)	1-1 <b>P6</b>			0-0 <b>F9</b>		0-0 <b>G1-3</b>		1-1 <b>17 G5-3</b> <b>1B</b>	
<b>17 Lance Berkman, S</b> OBP: 0.403, SLG: 0.504 (1, 7)		2-2 <b>P5</b>		1-0 <b>P5</b>		1-1 <b>1B</b>		0-1 <b>G5-3</b>	
<b>Richard Hidalgo, R</b> OBP: 0.399, SLG: 0.545 (1, 9)		1-0 <b>HR</b>			2-3 <b>K</b>	3-2 <b>F8</b>		2-2 <b>G1-3</b>	
<b>Gregg Zaun, S</b> OBP: 0.346, SLG: 0.362 (1, 2)		2-2 <b>L4</b>			3-2 <b>1B</b> <b>1B</b>		1-0 <b>G5-3</b>		
<b>Brad Ausmus, R</b> OBP: 0.268, SLG: 0.281 (6, 2)									
<b>28 Adam Everett, R</b> OBP: 0.274, SLG: 0.350 (1, 6)		0-1 <b>G6-3</b>			0-0 <b>F9</b>		0-0 <b>F8</b>		
<b>Jerome Robertson, L</b> OBP: 0.136, SLG: 0.136 (1, 1)			0-3 <b>K</b>		0-1 <b>1B</b> <b>1B</b>		0-0 <b>F7</b>		
<b>54 Brad Lidge, R</b> ERA: 4.21 (7, 1)									
<b>Orlando Merced, S</b> OBP: 0.316, SLG: 0.405 (7, PH)									
<b>Octavio Dotel, R</b> ERA: 5.4 (8, 1)									
<b>Billy Wagner, L</b> ERA: 2.21 (9, 1)									

AB	R	H	RBI	BB	SO	LOB
3	1	1	1	0	1	0
3	1	1	1	0	0	2
3	0	0	0	1	0	0
4	0	1	1	0	0	0
4	0	1	0	0	0	2
4	1	1	1	0	1	3
2	1	1	0	0	0	0
1	0	0	0	0	0	0
3	0	0	0	0	0	1
2	0	1	0	0	1	0
0	0	0	0	0	0	0
1	0	0	0	0	0	0
0	0	0	0	0	0	0
0	0	0	0	0	0	0

BOTTOM	
<b>Arizona Diamondbacks @ Houston Astros</b>	
<b>Minute Maid Park, Houston, TX</b>	
Tue Jun 17 2003, 7:05 PM CDT	
Att: 30,530 - Dome - 72 F	
<b>AB 30</b>	
<b>R 4</b>	
<b>H 7</b>	
<b>RBI 4</b>	
<b>BB 1</b>	
<b>SO 3</b>	
<b>LOB 8</b>	
	
WP: 0 PA: 33	
PB: 1	
SB: 0	
CS: 0	

Inning Stats		R: 1	H: 1	E: 0	LOB: 0	K: 1	BB: 0	S: 9	R: 1	H: 1	E: 0	LOB: 0	K: 0	BB: 0	S: 9	R: 0	H: 0	E: 0	LOB: 0	K: 1	BB: 0	S: 6	R: 0	H: 0	E: 0	LOB: 0	K: 0	BB: 0	S: 5	R: 1	H: 3	E: 0	LOB: 2	K: 1	BB: 0	S: 17	R: 0	H: 1	E: 0	LOB: 1	K: 0	BB: 0	S: 7	R: 0	H: 0	E: 0	LOB: 0	K: 0	BB: 0	S: 3	R: 1	H: 1	E: 0	LOB: 2	K: 0	BB: 1	S: 8
<b>PITCHER</b>		IP	WLS	BF	H	R	ER	SO	BB	IBB	HBP	BLK	WP	HR	S	P	ERA	WHIP																																							
<b>Andrew Good, R</b> ERA: 4.21 (1, 1)		5.0		20	5	3	3	3	0	0	0	0	0	2	46	69	5.40	1.000																																							
<b>Oscar Villarreal, R</b> ERA: 3.07 (6, 1)		2.1	L	11	2	1	1	0	0	1	1	0	0	0	13	29	3.86	0.857																																							
<b>Mike Myers, L</b> ERA: 5.4 (8, 1)		0.1		1	0	0	0	0	0	0	0	0	0	0	2	2	0.00	0.000																																							
<b>Mike Koplove, R</b> ERA: 2.21 (8, 1)		0.1		1	0	0	0	0	0	0	0	0	0	0	3	5	0.00	0.000																																							

WP	HR	S	P	ERA	WHIP
0	0	0	0	0	0
0	0	0	0	0	0
0	0	0	0	0	0
0	0	0	0	0	0

Batter	1	2	3	4	5	6	7	8	9	AB R H RBI BB SO LOB	TOP																
<b>Matt Kata, S</b> (1, 4) OBP: 0.400, SLG: 0.625	1-1 P4		4-0 BB			4-2 CS BB		0-2 K	0-3 K	3 0 0 0 2 2 2																	
<b>Steve Finley, L</b> (1, 8) OBP: 0.362, SLG: 0.464	3-2 F8		0-2 K			0-3 K		3-1 P6		4 0 0 0 0 2 2																	
<b>Alex Cintron, S</b> (1, 6) OBP: 0.363, SLG: 0.535	0-0 G1-3				2-2 G3	2-1 G4-3		0-1 F9		4 0 0 0 0 0 1																	
<b>Luis Gonzalez, L</b> (1, 7) OBP: 0.378, SLG: 0.553		2-1 1B 1B			1-0 G4-3		2-1 FC2-6 1B		0-2 HR	4 1 3 1 0 0 0																	
<b>Robby Hammock, R</b> (1, 5) OBP: 0.333, SLG: 0.593		2-0 F7			1-1 F9		0-0 FC2-6 F8 1B		1-2 1B 2B	4 1 1 0 0 0 2																	
<b>Lyle Overbay, L</b> (1, 3) OBP: 0.363, SLG: 0.401		1-0 G5-4-3 1B			0-0 2B		1-0 BB 1B		1-3 K	4 0 3 0 0 1 1																	
<b>Chad Moeller, R</b> (1, 2) OBP: 0.367, SLG: 0.478		0-0 G5-4-3			0-0 B1		1-0 F8		0-3 K	2 0 0 0 0 0 3																	
<b>David Dellucci, L</b> (7, PH) OBP: 0.351, SLG: 0.475							2-3			1 0 0 0 0 0 2																	
<b>Rod Barajas, R</b> (7, 2) OBP: 0.291, SLG: 0.419										1 0 0 0 0 1 1																	
<b>Quinton McCracken, S</b> (1, 9) OBP: 0.255, SLG: 0.237			1-3 K		1-3 K		4-2 BB		0-0 1B	3 0 1 1 1 2 1																	
<b>17 Brandon Webb, R</b> (1, 1) OBP: 0.125, SLG: 0.067			0-3 K		1-3 K		1-3 K		4-0 IBB	2 0 0 0 0 0 2 1																	
<b>Carlos Baerenz, S</b> (7, PH) OBP: 0.328, SLG: 0.467										1 0 0 0 0 0 1 3																	
<b>Mike Koplove, R</b> (7, 1)										0 0 0 0 0 0 0 0																	
<b>Oscar Villarreal, L</b> (8, 1)										0 0 0 0 0 0 0 0																	
<b>Danny Bautista, R</b> (9, PH) OBP: 0.301, SLG: 0.329										0 0 0 0 0 1 0 0																	
<b>Eddie Cepeda, L</b> (9, 1)										0 0 0 0 0 0 0 0																	
<b>Jose Valverde, R</b> (9, 1)										0 0 0 0 0 0 0 0																	
<b>Inning Stats</b>	R: 0 E: 0 K: 0 S: 7	H: 0 LOB: 0 BB: 0 P: 11	R: 0 E: 0 K: 0 S: 5	H: 2 LOB: 1 BB: 0 P: 10	R: 0 E: 0 K: 3 S: 11	H: 0 LOB: 1 BB: 1 P: 16	R: 0 E: 0 K: 0 S: 7	H: 0 LOB: 0 BB: 0 P: 11	R: 0 E: 0 K: 2 S: 8	H: 1 LOB: 1 BB: 0 P: 10	R: 0 E: 0 K: 1 S: 8	H: 0 LOB: 0 BB: 1 P: 14	R: 0 E: 0 K: 1 S: 11	H: 2 LOB: 3 BB: 1 P: 20	R: 0 E: 0 K: 1 S: 7	H: 0 LOB: 0 BB: 0 P: 10	R: 2 E: 0 K: 3 S: 18	H: 3 LOB: 2 BB: 1 P: 24	1B: 5 2B: 2 3B: 0 HR: 1	SF: 0 SAC: 0 DP: 1 HBP: 0	WP: 0 PB: 0 SB: 0 CS: 1	PA: 37					
<b>PITCHER</b>	IP WLS BF H R ER SO BB IBB HBP BLK WP HR S P ERA WHIP																										
<b>Ron Villone, L</b> (1, 1) ERA: 1.47	6.1		24	5	0	0	6	2	0	0	0	0	0	50	79	0.00	1.105										
<b>54 Brad Lidge, R</b> (7, 1) ERA: 1.55	0.2	H	3	0	0	0	1	1	0	0	0	0	0	7	13	0.00	1.500										
<b>Octavio Dotel, R</b> (8, 1) ERA: 1.96	1.0	H	3	0	0	0	1	0	0	0	0	0	0	7	10	0.00	0.000										
<b>Billy Wagner, L</b> (9, 1)	1.0	L	7	3	2	2	3	0	1	0	0	0	1	18	24	18.00	3.000										

**Arizona Diamondbacks @ Houston Astros**  
 Minute Maid Park, Houston, TX  
 Wed Jun 18 2003, 7:05 PM CDT  
 Att. 30,031 - Dome - 72 F

AB	33
R	2
H	8
RBI	2
BB	4
SO	11
LOB	19



BOTTOM

Arizona Diamondbacks @ Houston Astros  
Minute Maid Park, Houston, TX  
Wed Jun 18 2003, 7:05 PM CDT  
Att: 30,031 - Dome - 72 F

livebaseballscores.com

AB 31  
R 1  
H 5  
RBI 1  
BB 3  
SO 6  
LOB 12



WP: 0 PA: 35  
PB: 0  
SB: 0  
CS: 0

AB R H RBI BB SO LOB

4 0 0 0 0 1 0

4 0 1 0 0 1 0

3 0 1 0 0 1 1

4 1 1 1 0 0 3

2 0 0 0 2 1 0

4 0 1 0 0 1 3

3 0 1 0 0 1 0

0 0 0 0 0 0 0

0 0 0 0 1 0 0

3 0 0 0 0 0 2

1 0 0 0 0 0 1

2 0 0 0 0 0 0

0 0 0 0 0 0 0

1 0 0 0 0 0 2

0 0 0 0 0 0 0

0 0 0 0 0 0 0

1B: 3 SF: 0  
2B: 1 SAC: 0  
3B: 0 DP: 1  
HR: 1 HBP: 1

ERA WHIP

ERA WHIP

9

R: 0 H: 0  
E: 0 LOB: 1  
K: 0 BB: 2  
S: 4 P: 13

R: 0 H: 0  
E: 0 LOB: 1  
K: 0 BB: 2  
S: 4 P: 13

R: 0 H: 0  
E: 0 LOB: 1  
K: 0 BB: 2  
S: 4 P: 13

R: 0 H: 0  
E: 0 LOB: 1  
K: 0 BB: 2  
S: 4 P: 13

R: 0 H: 0  
E: 0 LOB: 1  
K: 0 BB: 2  
S: 4 P: 13

R: 0 H: 0  
E: 0 LOB: 1  
K: 0 BB: 2  
S: 4 P: 13

R: 0 H: 0  
E: 0 LOB: 1  
K: 0 BB: 2  
S: 4 P: 13

R: 0 H: 0  
E: 0 LOB: 1  
K: 0 BB: 2  
S: 4 P: 13

R: 0 H: 0  
E: 0 LOB: 1  
K: 0 BB: 2  
S: 4 P: 13

R: 0 H: 0  
E: 0 LOB: 1  
K: 0 BB: 2  
S: 4 P: 13

8

R: 0 H: 0  
E: 0 LOB: 1  
K: 0 BB: 2  
S: 5 P: 8

R: 0 H: 0  
E: 0 LOB: 1  
K: 0 BB: 2  
S: 5 P: 8

R: 0 H: 0  
E: 0 LOB: 1  
K: 0 BB: 2  
S: 5 P: 8

R: 0 H: 0  
E: 0 LOB: 1  
K: 0 BB: 2  
S: 5 P: 8

R: 0 H: 0  
E: 0 LOB: 1  
K: 0 BB: 2  
S: 5 P: 8

R: 0 H: 0  
E: 0 LOB: 1  
K: 0 BB: 2  
S: 5 P: 8

R: 0 H: 0  
E: 0 LOB: 1  
K: 0 BB: 2  
S: 5 P: 8

R: 0 H: 0  
E: 0 LOB: 1  
K: 0 BB: 2  
S: 5 P: 8

R: 0 H: 0  
E: 0 LOB: 1  
K: 0 BB: 2  
S: 5 P: 8

R: 0 H: 0  
E: 0 LOB: 1  
K: 0 BB: 2  
S: 5 P: 8

7

R: 0 H: 2  
E: 0 LOB: 2  
K: 1 BB: 0  
S: 13 P: 18

R: 0 H: 2  
E: 0 LOB: 2  
K: 1 BB: 0  
S: 13 P: 18

R: 0 H: 2  
E: 0 LOB: 2  
K: 1 BB: 0  
S: 13 P: 18

R: 0 H: 2  
E: 0 LOB: 2  
K: 1 BB: 0  
S: 13 P: 18

R: 0 H: 2  
E: 0 LOB: 2  
K: 1 BB: 0  
S: 13 P: 18

R: 0 H: 2  
E: 0 LOB: 2  
K: 1 BB: 0  
S: 13 P: 18

R: 0 H: 2  
E: 0 LOB: 2  
K: 1 BB: 0  
S: 13 P: 18

R: 0 H: 2  
E: 0 LOB: 2  
K: 1 BB: 0  
S: 13 P: 18

R: 0 H: 2  
E: 0 LOB: 2  
K: 1 BB: 0  
S: 13 P: 18

R: 0 H: 2  
E: 0 LOB: 2  
K: 1 BB: 0  
S: 13 P: 18

6

R: 0 H: 1  
E: 0 LOB: 1  
K: 0 BB: 0  
S: 8 P: 13

R: 0 H: 1  
E: 0 LOB: 1  
K: 0 BB: 0  
S: 8 P: 13

R: 0 H: 1  
E: 0 LOB: 1  
K: 0 BB: 0  
S: 8 P: 13

R: 0 H: 1  
E: 0 LOB: 1  
K: 0 BB: 0  
S: 8 P: 13

R: 0 H: 1  
E: 0 LOB: 1  
K: 0 BB: 0  
S: 8 P: 13

R: 0 H: 1  
E: 0 LOB: 1  
K: 0 BB: 0  
S: 8 P: 13

R: 0 H: 1  
E: 0 LOB: 1  
K: 0 BB: 0  
S: 8 P: 13

R: 0 H: 1  
E: 0 LOB: 1  
K: 0 BB: 0  
S: 8 P: 13

R: 0 H: 1  
E: 0 LOB: 1  
K: 0 BB: 0  
S: 8 P: 13

R: 0 H: 1  
E: 0 LOB: 1  
K: 0 BB: 0  
S: 8 P: 13

5

R: 0 H: 0  
E: 0 LOB: 0  
K: 1 BB: 0  
S: 6 P: 9

R: 0 H: 0  
E: 0 LOB: 0  
K: 1 BB: 0  
S: 6 P: 9

R: 0 H: 0  
E: 0 LOB: 0  
K: 1 BB: 0  
S: 6 P: 9

R: 0 H: 0  
E: 0 LOB: 0  
K: 1 BB: 0  
S: 6 P: 9

R: 0 H: 0  
E: 0 LOB: 0  
K: 1 BB: 0  
S: 6 P: 9

R: 0 H: 0  
E: 0 LOB: 0  
K: 1 BB: 0  
S: 6 P: 9

R: 0 H: 0  
E: 0 LOB: 0  
K: 1 BB: 0  
S: 6 P: 9

R: 0 H: 0  
E: 0 LOB: 0  
K: 1 BB: 0  
S: 6 P: 9

R: 0 H: 0  
E: 0 LOB: 0  
K: 1 BB: 0  
S: 6 P: 9

R: 0 H: 0  
E: 0 LOB: 0  
K: 1 BB: 0  
S: 6 P: 9

4

R: 0 H: 1  
E: 0 LOB: 2  
K: 1 BB: 1  
S: 11 P: 16

R: 0 H: 1  
E: 0 LOB: 2  
K: 1 BB: 1  
S: 11 P: 16

R: 0 H: 1  
E: 0 LOB: 2  
K: 1 BB: 1  
S: 11 P: 16

R: 0 H: 1  
E: 0 LOB: 2  
K: 1 BB: 1  
S: 11 P: 16

R: 0 H: 1  
E: 0 LOB: 2  
K: 1 BB: 1  
S: 11 P: 16

R: 0 H: 1  
E: 0 LOB: 2  
K: 1 BB: 1  
S: 11 P: 16

R: 0 H: 1  
E: 0 LOB: 2  
K: 1 BB: 1  
S: 11 P: 16

R: 0 H: 1  
E: 0 LOB: 2  
K: 1 BB: 1  
S: 11 P: 16

R: 0 H: 1  
E: 0 LOB: 2  
K: 1 BB: 1  
S: 11 P: 16

R: 0 H: 1  
E: 0 LOB: 2  
K: 1 BB: 1  
S: 11 P: 16

3

R: 0 H: 0  
E: 0 LOB: 0  
K: 0 BB: 0  
S: 8 P: 10

R: 0 H: 0  
E: 0 LOB: 0  
K: 0 BB: 0  
S: 8 P: 10

R: 0 H: 0  
E: 0 LOB: 0  
K: 0 BB: 0  
S: 8 P: 10

R: 0 H: 0  
E: 0 LOB: 0  
K: 0 BB: 0  
S: 8 P: 10

R: 0 H: 0  
E: 0 LOB: 0  
K: 0 BB: 0  
S: 8 P: 10

R: 0 H: 0  
E: 0 LOB: 0  
K: 0 BB: 0  
S: 8 P: 10

R: 0 H: 0  
E: 0 LOB: 0  
K: 0 BB: 0  
S: 8 P: 10

R: 0 H: 0  
E: 0 LOB: 0  
K: 0 BB: 0  
S: 8 P: 10

R: 0 H: 0  
E: 0 LOB: 0  
K: 0 BB: 0  
S: 8 P: 10

R: 0 H: 0  
E: 0 LOB: 0  
K: 0 BB: 0  
S: 8 P: 10

2

R: 1 H: 1  
E: 0 LOB: 0  
K: 1 BB: 0  
S: 12 P: 14

R: 1 H: 1  
E: 0 LOB: 0  
K: 1 BB: 0  
S: 12 P: 14

R: 1 H: 1  
E: 0 LOB: 0  
K: 1 BB: 0  
S: 12 P: 14

R: 1 H: 1  
E: 0 LOB: 0  
K: 1 BB: 0  
S: 12 P: 14

R: 1 H: 1  
E: 0 LOB: 0  
K: 1 BB: 0  
S: 12 P: 14

R: 1 H: 1  
E: 0 LOB: 0  
K: 1 BB: 0  
S: 12 P: 14

R: 1 H: 1  
E: 0 LOB: 0  
K: 1 BB: 0  
S: 12 P: 14

R: 1 H: 1  
E: 0 LOB: 0  
K: 1 BB: 0  
S: 12 P: 14

R: 1 H: 1  
E: 0 LOB: 0  
K: 1 BB: 0  
S: 12 P: 14

R: 1 H: 1  
E: 0 LOB: 0  
K: 1 BB: 0  
S: 12 P: 14

1

R: 0 H: 0  
E: 0 LOB: 0  
K: 2 BB: 0  
S: 10 P: 15

R: 0 H: 0  
E: 0 LOB: 0  
K: 2 BB: 0  
S: 10 P: 15

R: 0 H: 0  
E: 0 LOB: 0  
K: 2 BB: 0  
S: 10 P: 15

R: 0 H: 0  
E: 0 LOB: 0  
K: 2 BB: 0  
S: 10 P: 15

R: 0 H: 0  
E: 0 LOB: 0  
K: 2 BB: 0  
S: 10 P: 15

R: 0 H: 0  
E: 0 LOB: 0  
K: 2 BB: 0  
S: 10 P: 15

R: 0 H: 0  
E: 0 LOB: 0  
K: 2 BB: 0  
S: 10 P: 15

R: 0 H: 0  
E: 0 LOB: 0  
K: 2 BB: 0  
S: 10 P: 15

R: 0 H: 0  
E: 0 LOB: 0  
K: 2 BB: 0  
S: 10 P: 15

R: 0 H: 0  
E: 0 LOB: 0  
K: 2 BB: 0  
S: 10 P: 15

Batter

Craig Biggio, R (1, 8)  
OBP: 0.339, SLG: 0.427

Geoff Blum, S (1, 5)  
OBP: 0.311, SLG: 0.420

5 Jeff Bagwell, R (1, 3)  
OBP: 0.359, SLG: 0.462

Jeff Kent, R (1, 4)  
OBP: 0.373, SLG: 0.521

17 Lance Berkman, S (1, 7)  
OBP: 0.404, SLG: 0.500

Richard Hidalgo, R (1, 9)  
OBP: 0.396, SLG: 0.539

Jose Vizcaino, S (1, 6)  
OBP: 0.274, SLG: 0.339

28 Adam Everett, R (7, PR)  
OBP: 0.274, SLG: 0.350

Morgan Ensberg, R (9, PH)  
OBP: 0.428, SLG: 0.678

Brad Ausmus, R (1, 2)  
OBP: 0.265, SLG: 0.277

Gregg Zaun, S (9, PH)  
OBP: 0.342, SLG: 0.357

Ron Villone, L (1, 1)

54 Brad Lidge, R (7, 1)

Orlando Merced, S (7, PH)  
OBP: 0.313, SLG: 0.402

Octavio Dotel, R (8, 1)

Billy Wagner, L (9, 1)

PITCHER

17 Brandon Webb, R (1, 1)  
ERA: 2.36

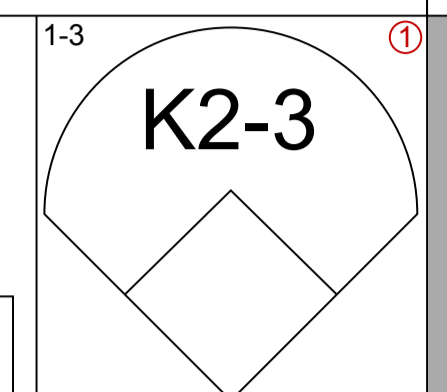
Mike Koplove, R (7, 1)  
ERA: 2.15

Oscar Villarreal, R (8, 1)  
ERA: 3.0

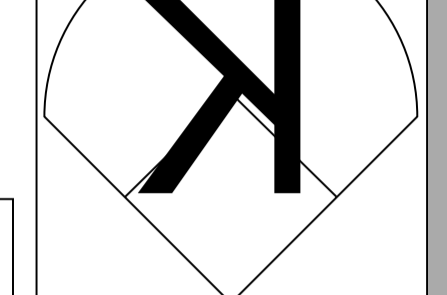
Eddie Oropesa, L (9, 1)  
ERA: 3.45

Jose Valverde, R (9, 1)  
ERA: 3.0

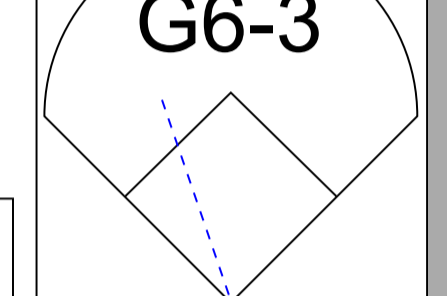
1-3 K2-3



2-3 K



2-2 G6-3



0-2 HR



1-1 P5



0-3 K



1-2 G4-3



1-1 G6-3



0-2 F7



R: 0 H: 0  
E: 0 LOB: 0  
K: 2 BB: 0  
S: 10 P: 15

IP WLS BF H R ER SO

6.0 0 22 3 1 1 5

1.0 0 5 2 0 0 1

1.0 W 4 0 0 0 0

0.0 0 1 0 0 0 0

1.0 S 3 0 0 0 0

2

R: 1 H: 1  
E: 0 LOB: 0  
K: 1 BB: 0  
S: 12 P: 14

R: 1 H: 1  
E: 0 LOB: 0  
K: 1 BB: 0  
S: 12 P: 14

R: 1 H: 1  
E: 0 LOB: 0  
K: 1 BB: 0  
S: 12 P: 14

R: 1 H: 1  
E: 0 LOB: 0  
K: 1 BB: 0  
S: 12 P: 14

R: 1 H: 1  
E: 0 LOB: 0  
K: 1 BB: 0  
S: 12 P: 14

R: 1 H: 1  
E: 0 LOB: 0  
K: 1 BB: 0  
S: 12 P: 14

R: 1 H: 1  
E: 0 LOB: 0  
K: 1 BB: 0  
S: 12 P: 14

R: 1 H: 1  
E: 0 LOB: 0  
K: 1 BB: 0  
S: 12 P: 14

IP WLS BF H R ER SO

1.0 0 5 2 0 0 1

1.0 W 4 0 0 0 0

0.0 0 1 0 0 0 0

1.0 S 3 0 0 0 0

3

R: 0 H: 0  
E: 0 LOB: 0  
K: 0 BB: 0  
S: 8 P: 10

R: 0 H: 0  
E: 0 LOB: 0  
K: 0 BB: 0  
S: 8 P: 10

R: 0 H: 0  
E: 0 LOB: 0  
K: 0 BB: 0  
S: 8 P: 10

R: 0 H: 0  
E: 0 LOB: 0  
K: 0 BB: 0  
S: 8 P: 10

R: 0 H: 0  
E: 0 LOB: 0  
K: 0 BB: 0  
S: 8 P: 10

R: 0 H: 0  
E: 0 LOB: 0  
K: 0 BB: 0  
S: 8 P: 10

R: 0 H: 0  
E: 0 LOB: 0  
K: 0 BB: 0  
S: 8 P: 10

R: 0 H: 0  
E: 0 LOB: 0  
K: 0 BB: 0  
S: 8 P: 10

IP WLS BF H R ER SO

6.0 0 22 3 1 1 5

1.0 0 5 2 0 0 1

1.0 W 4 0 0 0 0

0.0 0 1 0 0 0 0

1.0 S 3 0 0 0 0

4

R: 0 H: 1  
E:

Batter	1	2	3	4	5	6	7	8	9	AB R H RBI BB SO LOB	TOP									
<b>Tony Womack, L</b> (1, 6) OBP: 0.263, SLG: 0.323	2-2 S HR 1B	0-1 F8			1-1 F8		1-0 G1-3		0-1 L4	5 1 1 0 0 0 0										
<b>Matt Kata, S</b> (1, 4) OBP: 0.333, SLG: 0.538	1-3 SAFE K		0-0 F7		1-2 2B		1-3 K		2-1 F9	5 0 1 0 0 2 1										
<b>Alex Cintron, S</b> (1, 5) OBP: 0.352, SLG: 0.517	3-3 SAFE K		1-0 P6		1-1 F8		1-1 G4-3			4 0 0 0 0 1 2										
<b>Luis Gonzalez, L</b> (1, 7) OBP: 0.383, SLG: 0.565	2-2 2-H HR		1-0 F8		4-0 IBB			1-2 SH2-4 1B		3 1 2 2 1 0 0										
<b>David Dellucci, L</b> (1, 9) OBP: 0.350, SLG: 0.471 <b>Quinton McCracken, S</b> (8, 9) OBP: 0.255, SLG: 0.237	0-1 E6			1-0 1B SF7 1B		0-0 G3		0-0 SH2-4 1-2		3 1 1 0 0 0 2 0 0 0 0 0 0 0										
<b>Lyle Overbay, L</b> (1, 3) OBP: 0.361, SLG: 0.398	1-0 G3			0-0 SAFE G6-3 SF7 1-3 1B		1-2 G4-3		2-3 K		4 0 1 0 0 1 2										
<b>Steve Finley, L</b> (1, 8) OBP: 0.364, SLG: 0.474		2-2 SF7 3B		2-1 SF7		0-0 G4-3		4-1 FC5-4 BB		2 1 1 1 1 0 0										
<b>Rod Barajas, R</b> (1, 2) OBP: 0.289, SLG: 0.417		0-2 SF7		1-1 G6-3		2-2 G4-3		1-1 FC5-4 1-2f		3 0 1 1 0 0 3										
<b>Miguel Batista, R</b> (1, 1) OBP: 0.045, SLG: 0.045 <b>Jose Valverde, R</b> (9, 1)		3-3 K		2-3 K		1-3 K			0-0 G4-3	4 0 0 0 0 3 2 0 0 0 0 0 0 0										
<b>Inning Stats</b>	R: 2 E: 1 K: 2 S: 19	H: 2 LOB: 1 BB: 0 P: 28	R: 1 E: 0 K: 1 S: 11	H: 1 LOB: 0 BB: 0 P: 16	R: 0 E: 0 K: 0 S: 3	H: 0 LOB: 0 BB: 0 P: 5	R: 1 E: 0 K: 1 S: 9	H: 2 LOB: 1 BB: 0 P: 15	R: 0 E: 0 K: 0 S: 8	H: 1 LOB: 2 BB: 1 P: 15	R: 0 E: 0 K: 1 S: 6	H: 0 LOB: 0 BB: 0 P: 9	R: 0 E: 0 K: 1 S: 10	H: 1 LOB: 2 BB: 1 P: 18	R: 0 E: 0 K: 0 S: 5	H: 0 LOB: 0 BB: 0 P: 7	1B: 5 2B: 1 3B: 1 HR: 1	SF: 2 SAC: 1 DP: 0 HBP: 0	WP: 0 PB: 0 SB: 1 CS: 0	PA: 38
<b>PITCHER</b>	IP WLS BF H R ER SO BB IBB HBP BLK WP HR S P ERA WHIP																			
<b>Tim Redding, R</b> (1, 1) ERA: 3.63	7.0 L 30 7 4 4 6 0 1 0 0 0 0 1 69 105 5.14 1.000																			
<b>Nate Bland, L</b> (8, 1) ERA: 3.93	0.2 4 1 0 0 1 1 0 0 0 0 0 8 15 0.00 3.000																			
<b>Ricky Stone, R</b> (8, 1) ERA: 2.66	1.1 4 0 0 0 0 0 0 0 0 0 0 7 10 0.00 0.000																			

**Arizona Diamondbacks @ Houston Astros**  
Minute Maid Park, Houston, TX  
Thu Jun 19 2003, 7:05 PM CDT  
Att. 30,534 - Dome - 72 F

AB	33
R	4
H	8
RBI	4
BB	2
SO	7
LOB	12





Batter	1	2	3	4	5	6	7	8	9	AB R H RBI BB SO LOB
<b>Craig Biggio, R</b> OBP: 0.337, SLG: 0.425 (1, 8)	0-2 1B	0-0 F9			0-0 P4		2-2 F8			4 0 1 0 0 0 2
<b>Jose Vizcaino, S</b> OBP: 0.273, SLG: 0.336 (1, 4)	1-2 P6		0-1 F9			0-1 17 1B		2-3 K		4 0 1 0 0 1 1
<b>5 Jeff Bagwell, R</b> OBP: 0.354, SLG: 0.456 (1, 3)	0-0 P4		1-1 G5-3			2-3 K		3-2 G4-3		4 0 0 0 0 1 2
<b>17 Lance Berkman, S</b> OBP: 0.402, SLG: 0.496 (1, 7)	1-1 F7		1-3 K2-3			0-1 1-2 1B		2-2 P5		4 0 1 0 0 1 1
<b>Morgan Ensberg, R</b> OBP: 0.423, SLG: 0.672 (1, 5)		0-3 K			3-3 K	2-0 P3		1-1 G4-3 2B		4 0 1 0 0 2 2
<b>Richard Hidalgo, R</b> OBP: 0.389, SLG: 0.528 (1, 9)		0-0 F9			1-1 P4	3-3 K		2-3 K		4 0 0 0 0 2 3
<b>Brad Ausmus, R</b> OBP: 0.265, SLG: 0.278 (1, 2)		0-1 28 2B 1B			0-1 G5-3		0-3 K	0-1 G4-3		3 1 1 0 0 1 0
<b>Gregg Zaun, S</b> OBP: 0.338, SLG: 0.352 (9, PH)								2-3		1 0 0 0 0 0 1
<b>28 Adam Everett, R</b> OBP: 0.283, SLG: 0.361 (1, 6)		2-1 1B			2-0 F8	4-0 FC3-6 BB		2-0 F8		2 1 1 0 1 0 0
<b>Geoff Blum, S</b> OBP: 0.310, SLG: 0.418 (9, PH)		1-3 2B								1 0 0 0 0 0 1
<b>Tim Redding, R</b> OBP: 0.217, SLG: 0.227 (1, 1)		2-0 1B			0-1 F8		1-0 FC3-6			2 0 1 2 0 0 0
<b>Orlando Merced, S</b> OBP: 0.311, SLG: 0.398 (7, PH)										1 0 0 0 0 0 1
<b>Nate Bland, L</b> (8, 1)										0 0 0 0 0 0 0
<b>Ricky Stone, R</b> (8, 1)		2-H 3-H 1B								0 0 0 0 0 0 0


Inning Stats	R: 0	H: 1	E: 0	K: 0	S: 9	H: 1	LOB: 1	BB: 0	P: 11	R: 2	H: 3	E: 0	K: 1	S: 10	H: 0	LOB: 1	BB: 0	P: 14	R: 0	H: 0	E: 0	K: 1	S: 7	H: 0	LOB: 0	BB: 0	P: 9	R: 0	H: 0	E: 0	K: 1	S: 7	H: 0	LOB: 0	BB: 0	P: 11	R: 0	H: 2	E: 0	K: 2	S: 11	H: 0	LOB: 1	BB: 1	P: 14	R: 0	H: 0	E: 0	K: 1	S: 16	H: 0	LOB: 0	BB: 0	P: 23	R: 0	H: 1	E: 0	K: 1	S: 8	H: 1	LOB: 1	BB: 0	P: 13	1B: 5	SF: 0	2B: 2	SAC: 0	3B: 0	DP: 0	HR: 0	HBP: 0	WP: 0	PA: 35
--------------	------	------	------	------	------	------	--------	-------	-------	------	------	------	------	-------	------	--------	-------	-------	------	------	------	------	------	------	--------	-------	------	------	------	------	------	------	------	--------	-------	-------	------	------	------	------	-------	------	--------	-------	-------	------	------	------	------	-------	------	--------	-------	-------	------	------	------	------	------	------	--------	-------	-------	-------	-------	-------	--------	-------	-------	-------	--------	-------	--------

PITCHER	IP	WLS	BF	H	R	ER	SO	BB	IBB	HBP	BLK	WP	HR	S	P	ERA	WHIP
<b>Miguel Batista, R</b> ERA: 2.6 (1, 1)	8.0	W	32	7	2	2	7	1	0	0	0	0	0	73	109	2.25	1.000
<b>Jose Valverde, R</b> ERA: 2.57 (9, 1)	1.0	S	3	0	0	0	1	0	0	0	0	0	0	6	10	0.00	0.000

**Arizona Diamondbacks @ Houston Astros**  
Minute Maid Park, Houston, TX

Thu Jun 19 2003, 7:05 PM CDT  
Att: 30,534 - Dome - 72 F

<b>AB</b>	<b>34</b>
<b>R</b>	<b>2</b>
<b>H</b>	<b>7</b>
<b>RBI</b>	<b>2</b>
<b>BB</b>	<b>1</b>
<b>SO</b>	<b>8</b>
<b>LOB</b>	<b>14</b>



Batter	1	2	3	4	5	6	7	8	9	AB R H RBI BB SO LOB	TOP											
<b>Craig Biggio, R</b> OBP: 0.345, SLG: 0.431 (1, 8) C X	0-1 1B		2-2 L3 1B		0-0 3B 1B		1-1 F9		0-2 17 BB 5 1B 1B	5 2 4 1 0 0 0												
<b>Jose Vizcaino, S</b> OBP: 0.271, SLG: 0.346 (1, 4) F B 1 SAFE F S	2-3 K		0-0 L3 1-1		3-1 5 WP 3B 1-H 2-H			0-2 G6-3	0-0 L7	5 1 1 2 0 1 5												
<b>5 Jeff Bagwell, R</b> OBP: 0.352, SLG: 0.451 (1, 3) B C B C X	2-2 P4		3-1 F7		2-2 F8 3-H			1-0 G4-3	0-1 17 BB 1B	5 1 1 2 0 0 1												
<b>17 Lance Berkman, S</b> OBP: 0.405, SLG: 0.494 (1, 7) F F F X	0-2 G4-3			1-2 G4-3		4-0 2B WP BB		2-2 1B	4-2 1B 2B BB	3 2 1 0 2 0 1												
<b>Morgan Ensberg, R</b> OBP: 0.422, SLG: 0.669 (1, 5) C B B C		2-3 K		3-3 K		0-0 WP CS 2B		0-1 G1-3	1-0 2B 1B	5 1 2 2 0 2 1												
<b>Orlando Merced, S</b> OBP: 0.314, SLG: 0.406 (1, 10) B F B C X		2-2 P4		0-0 G4-3		2-0 G4-3 2-3 3-H			1B 2B	5 0 2 2 0 0 1												
<b>Brian Hunter, R</b> OBP: 0.309, SLG: 0.329 (1, 9) B F B C C B		4-2 BB			1-3 K	2-2 K			1-2 2B 1B 1B G3	4 1 1 0 1 2 2												
<b>Brad Ausmus, R</b> OBP: 0.270, SLG: 0.282 (1, 2) X		0-0 G4-3			1-2 1B 3B 1B			0-2 G1-3	1-1 1B 28 1B 5 1B 1B	4 2 2 0 0 0 1												
<b>28 Adam Everett, R</b> OBP: 0.290, SLG: 0.390 (1, 6) B X			1-0 HR		0-0 L9			1-2 F8	2-2 1B 5 1B 1B	4 2 2 1 0 0 1												
<b>Inning Stats</b>	R: 0 E: 0 K: 1 S: 12	H: 1 LOB: 1 BB: 0 P: 16	R: 0 E: 0 K: 1 S: 10	H: 0 LOB: 1 BB: 1 P: 18	R: 1 E: 0 K: 0 S: 8	H: 2 LOB: 0 BB: 0 P: 14	R: 0 E: 0 K: 1 S: 9	H: 0 LOB: 0 BB: 0 P: 13	R: 3 E: 0 K: 1 S: 14	H: 3 LOB: 0 BB: 0 P: 21	R: 1 E: 0 K: 1 S: 5	H: 1 LOB: 0 BB: 1 P: 13	R: 0 E: 0 K: 0 S: 8	H: 0 LOB: 0 BB: 0 P: 10	R: 0 E: 0 K: 0 S: 11	H: 1 LOB: 1 BB: 0 P: 14	R: 7 E: 0 K: 0 S: 28	H: 8 LOB: 1 BB: 1 P: 41	1B: 12 2B: 3 3B: 1 HR: 1	SF: 0 SAC: 0 DP: 1 HBP: 0	WP: 2 PB: 0 SB: 0 CS: 1	PA: 43
<b>PITCHER</b>	IP WLS BF H R ER SO BB IBB HBP BLK WP HR S P ERA WHIP																					
<b>John Thomson, R</b> ERA: 5.71 (1, 1)	7.0 L 28 7 5 5 5 2 0 0 0 2 1 66 105 6.43 1.286																					
<b>56 Rosman Garcia, R</b> ERA: 5.4 (8, 1)	1.0 4 1 0 0 0 0 0 0 0 0 0 0 11 14 0.00 1.000																					
<b>Aaron Fultz, L</b> ERA: 3.82 (9, 1)	0.2 8 6 6 6 0 1 0 0 0 0 0 0 21 29 81.00 10.500																					
<b>Victor Santos, R</b> ERA: 7.47 (9, 1)	0.1 3 2 1 1 0 0 0 0 0 0 0 0 7 12 27.00 6.000																					

**Houston Astros @ Texas Rangers**  
The Ballpark at Arlington, Arlington, TX  
Fri Jun 20 2003, 8:05 PM EDT  
Att. 37,587 - Sunny - 87 F

livebaseballscorecards.com

**AB 40**  
**R 12**  
**H 16**  
**RBI 10**  
**BB 3**  
**SO 5**  
**LOB 13**



Batter	1	2	3	4	5	6	7	8	9	AB	R	H	RBI	BB	SO	LOB
10 Michael Young, R OBP: 0.360, SLG: 0.454 (1, 4)	1-3 K		2-2 F8		2-3 SAFE K			1-1 G6-3		4	0	0	0	0	2	1
9 Hank Blalock, L OBP: 0.392, SLG: 0.550 (1, 5)	1-0 2B		1-0 2B		1-0 F8			1-1 F7		4	1	2	0	0	0	1
Alex Rodriguez, R OBP: 0.383, SLG: 0.562 (1, 6)	2-1 2B		3-2 G4-3		1-2 SAFE FC6-4			0-2 HR		4	1	2	2	0	0	2
Rafael Palmeiro, L OBP: 0.385, SLG: 0.500 (1, 10)	2-2 P5			4-2 1B		1-2 F9		0-2 P2		3	1	0	0	1	0	1
Carl Everett, S OBP: 0.363, SLG: 0.569 (1, 9)	1-1 G4-3			0-2 BB		0-1 G4-3			1-1 P6	4	0	0	0	0	0	2
Kevin Mench, R OBP: 0.351, SLG: 0.449 (1, 7)		0-1 G6-3		2-1 1B		3-2 F9			2-1 G6-3	4	0	1	0	0	0	0
23 Mark Teixeira, S OBP: 0.335, SLG: 0.449 (1, 3)		2-3 K		0-2 1B		0-3 K			1-0 E4	4	0	2	1	0	2	0
Einar Diaz, R OBP: 0.300, SLG: 0.352 (1, 2)		2-3 K		2-1 G6-4-3		0-0 F9			1-2 1B	4	0	1	0	0	1	2
Donnie Sadler, R OBP: 0.286, SLG: 0.256 (1, 8)			2-1 F9		2-2 FC6-4			1-3 K		4	0	1	0	0	1	2

Inning Stats	R: 1	H: 2	E: 0	K: 13	S: 13	R: 0	H: 0	E: 0	K: 9	S: 9	R: 0	H: 1	E: 0	K: 0	S: 9	R: 0	H: 1	E: 0	K: 12	S: 12	R: 0	H: 0	E: 0	K: 9	S: 9	R: 0	H: 1	E: 0	K: 11	S: 11	R: 0	H: 2	E: 1	K: 9	S: 9	1B: 5	2B: 3	3B: 0	HR: 1	SF: 0	SAC: 0	DP: 1	HBP: 0	WP: 0	PB: 0	SB: 0	CS: 0	PA: 36
--------------	------	------	------	-------	-------	------	------	------	------	------	------	------	------	------	------	------	------	------	-------	-------	------	------	------	------	------	------	------	------	-------	-------	------	------	------	------	------	-------	-------	-------	-------	-------	--------	-------	--------	-------	-------	-------	-------	--------

PITCHER	IP	WLS	BF	H	R	ER	SO	BB	IBB	HBP	BLK	WP	HR	S	P	ERA	WHIP
Wade Miller, R ERA: 4.58 (1, 1)	6.0	W	24	6	2	2	4	1	0	0	0	0	0	64	101	3.00	1.167
54 Brad Lidge, R ERA: 1.43 (7, 1)	1.0	H	3	0	0	0	2	0	0	0	0	0	0	8	9	0.00	0.000
Octavio Dotel, R ERA: 1.73 (8, 1)	1.0	H	4	1	1	1	0	0	0	0	0	0	1	11	13	9.00	1.000
Kirk Saarloos, R ERA: 5.75 (9, 1)	1.0		5	2	0	0	0	0	0	0	0	0	0	9	15	0.00	2.000

BOTTOM

Houston Astros @ Texas Rangers  
The Ballpark at Arlington, Arlington, TX  
Fri Jun 20 2003, 8:05 PM EDT  
Att: 37,587 - Sunny - 87 F

livebaseballscores.com

AB	35
R	3
H	9
RBI	3
BB	1
SO	6
LOB	11



Batter	1	2	3	4	5	6	7	8	9	AB R H RBI BB SO LOB	TOP											
Craig Biggio, R (1, 8) OBP: 0.348, SLG: 0.440 Brian Hunter, R (8, 8) OBP: 0.309, SLG: 0.329	0-0 HR	0-1 FC6-4 1-2f		1 SAFE 2-2 1 B 1 SAFE 1 F 1 H	1B 5 2B HBP			2-2 HBP		3 2 1 1 0 1 4 0 0 0 0 0 0 0												
Jose Vizcaino, S (1, 4) OBP: 0.268, SLG: 0.341	1-2 F8		0-0 G1-3		0-2 5 2B 1B		0-0 G4-3	0-0 F8		5 1 1 1 0 0 1												
5 Jeff Bagwell, R (1, 3) OBP: 0.356, SLG: 0.467	0-1 F8		1-1 HR 1B		0-0 1-H 3-H 2B		0-0 HR	0-2 F8		5 2 3 3 0 0 1												
17 Lance Berkman, S (1, 7) OBP: 0.399, SLG: 0.484	2-3 K		0-1 P3		3-1 P5		2-3 K	0-0 F8		5 0 0 0 0 2 2												
Richard Hidalgo, R (1, 9) OBP: 0.394, SLG: 0.555		1-1 1B SF7 2B	0-0 HR		0-0 1B 2B		3-3 K	2-1 G5-3		5 3 3 2 0 1 0												
Morgan Ensberg, R (1, 5) OBP: 0.415, SLG: 0.652		2-1 28 1B 1B	0-0 G5-3		1-0 G6-3		0-1 P5	1-3 K		5 0 1 0 0 1 1												
Orlando Merced, S (1, 10) OBP: 0.313, SLG: 0.397		1 SAFE 2-2 P5		0-1 F7	4-1 1B BB		2-2 G3-1			3 0 0 0 1 0 2												
Brad Ausmus, R (1, 2) OBP: 0.269, SLG: 0.283		1 SAFE 1 F 3 SAFE SF7		2-1 F9	0-0 1-2 2-H 1B		1-2 G6-3			3 0 1 2 0 0 0												
28 Adam Everett, R (1, 6) OBP: 0.296, SLG: 0.394		0-1 FC6-4 1B		2-1 1B HBP 1B	0-2 F7		2-2 F9			4 1 2 0 0 0 2												
<b>Inning Stats</b>	R: 1 E: 0 K: 1 S: 11	H: 1 LOB: 0 BB: 0 P: 14	R: 1 E: 0 K: 0 S: 13	H: 3 LOB: 2 BB: 0 P: 19	R: 2 E: 0 K: 0 S: 7	H: 2 LOB: 0 BB: 0 P: 8	R: 3 E: 0 K: 0 S: 14	H: 3 LOB: 1 BB: 0 P: 23	R: 1 E: 0 K: 1 S: 11	H: 2 LOB: 2 BB: 1 P: 19	R: 1 E: 0 K: 2 S: 8	H: 1 LOB: 0 BB: 0 P: 13	R: 0 E: 0 K: 0 S: 8	H: 0 LOB: 0 BB: 0 P: 11	R: 0 E: 0 K: 0 S: 12	H: 0 LOB: 1 BB: 0 P: 16	R: 0 E: 0 K: 1 S: 6	H: 0 LOB: 0 BB: 0 P: 9	1B: 6 2B: 3 3B: 0 HR: 3	SF: 1 SAC: 0 DP: 0 HBP: 2	WP: 0 PB: 0 SB: 0 CS: 0	PA: 42
<b>PITCHER</b>	IP WLS BF H R ER SO BB IBB HBP BLK WP HR S P ERA WHIP																					
Ismael Valdez, R (1, 1) ERA: 5.43	4.0 L 23 10 8 8 1 0 0 0 1 0 0 2 46 65 18.00 2.500																					
Jay Powell, R (5, 1) ERA: 10.38	2.0 9 2 1 1 3 1 0 0 0 0 0 1 18 31 4.50 1.500																					
Francisco Cordero, R (7, 1) ERA: 4.1	1.0 3 0 0 0 0 0 0 0 0 0 0 0 8 11 0.00 0.000																					
Erasmo Ramirez, L (8, 1) ERA: 6.52	1.0 4 0 0 0 0 0 0 0 1 0 0 0 12 16 0.00 0.000																					
Ugueth Urbina, R (9, 1) ERA: 3.07	1.0 3 0 0 0 0 1 0 0 0 0 0 0 6 9 0.00 0.000																					

Houston Astros @ Texas Rangers  
The Ballpark at Arlington, Arlington, TX  
Sat Jun 21 2003, 8:05 PM EDT  
Att. 44,072 - Sunny - 87 F

livebaseballscorecards.com

AB	38
R	9
H	12
RBI	9
BB	1
SO	5
LOB	13





Batter	1	2	3	4	5	6	7	8	9	AB R H RBI BB SO LOB	TOP											
<b>Craig Biggio, R</b> (1, 8) OBP: 0.349, SLG: 0.436	1-1 BB HBP		1-1 G4-3		0-1 G6-3		4-0 17 HBP BLK IBB		1-2 G4-3	3 0 0 0 1 0 2												
<b>Geoff Blum, S</b> (1, 5) OBP: 0.302, SLG: 0.407	0-3 K		1-2 P3			1-3 K	0-3 K		1-3 K2-3	5 0 0 0 0 4 5												
<b>Morgan Ensberg, R</b> (1, 10) OBP: 0.415, SLG: 0.638	4-1 SAFE 1-2 BB			2-3 K		1-2 P2	4-0 17 HBP BB		0-0 F8	3 0 0 0 2 1 2												
<b>17 Lance Berkman, S</b> (1, 7) OBP: 0.400, SLG: 0.494	3-3 K			3-3 K		0-0 HR	3-2 BB HBP			3 1 1 2 0 2 2												
<b>Richard Hidalgo, R</b> (1, 9) OBP: 0.396, SLG: 0.559	3-3 K			0-0 1B		0-0 3B 2B	2-2 L7			4 1 2 0 0 1 5												
<b>Jose Vizcaino, S</b> (1, 4) OBP: 0.268, SLG: 0.353		1-2 G5-3		0-2 P6 1B		0-2 3B		0-2 G6-3		4 0 1 1 0 0 1												
<b>Orlando Merced, S</b> (1, 3) OBP: 0.304, SLG: 0.385		1-3 K			1-3 K	2-3 K		1-0 G6-3		4 0 0 0 0 3 1												
<b>28 Adam Everett, R</b> (1, 6) OBP: 0.302, SLG: 0.405		2-2 G5-3			3-2 PB 2B		1-0 BLK 17 HBP SH1-4 1B	2-3 K		4 1 2 0 0 1 0												
<b>Gregg Zaun, S</b> (1, 2) OBP: 0.337, SLG: 0.351			1-0 F9		3-1 P3		0-0 SH1-4		1-2 G4-3 WP 1B	3 0 1 0 0 0 1												
<b>Brad Ausmus, R</b> (9, PR) OBP: 0.269, SLG: 0.283										0 0 0 0 0 0 0												
<b>Inning Stats</b>	R: 0 E: 0 K: 3 S: 12	H: 0 LOB: 2 BB: 1 P: 23	R: 0 E: 0 K: 1 S: 12	H: 0 LOB: 0 BB: 0 P: 16	R: 0 E: 0 K: 0 S: 6	H: 0 LOB: 0 BB: 0 P: 9	R: 0 E: 0 K: 2 S: 12	H: 1 LOB: 1 BB: 0 P: 17	R: 0 E: 0 K: 1 S: 10	H: 1 LOB: 1 BB: 0 P: 17	R: 2 E: 0 K: 2 S: 15	H: 3 LOB: 1 BB: 0 P: 19	R: 1 E: 0 K: 1 S: 12	H: 1 LOB: 3 BB: 2 P: 26	R: 0 E: 0 K: 1 S: 8	H: 0 LOB: 0 BB: 0 P: 11	R: 0 E: 0 K: 1 S: 13	H: 1 LOB: 2 BB: 0 P: 16	1B: 3 2B: 2 3B: 1 HR: 1	SF: 0 SAC: 1 DP: 0 HBP: 2	WP: 1 PB: 1 SB: 0 CS: 0	PA: 39
<b>53 Joaquin Benoit, R</b> (1, 1) ERA: 5.21	IP: 5.2 WLS: L BF: 24 H: 5 R: 2 ER: 2 SO: 8 BB: 1 IBB: 0 HBP: 1 BLK: 0 WP: 0 HR: 1 S: 63 P: 95 ERA: 3.18 WHIP: 1.059											<b>PITCHER</b>	IP WLS BF H R ER SO BB IBB HBP BLK WP HR S P ERA WHIP									
<b>Brian Shouse, L</b> (6, 1) ERA: 2.97	IP: 1.0 WLS: L BF: 5 H: 1 R: 1 ER: 1 SO: 2 BB: 0 IBB: 1 HBP: 0 BLK: 0 WP: 0 HR: 0 S: 10 P: 17 ERA: 9.00 WHIP: 1.000																					
<b>56 Rosman Garcia, R</b> (7, 1) ERA: 5.4	IP: 0.0 WLS: L BF: 1 H: 0 R: 0 ER: 0 SO: 0 BB: 1 IBB: 0 HBP: 0 BLK: 1 WP: 0 HR: 0 S: 4 P: 4 ERA: ∞ WHIP: ∞																					
<b>Aaron Fultz, L</b> (7, 1) ERA: 3.63	IP: 2.0 WLS: L BF: 8 H: 1 R: 0 ER: 0 SO: 2 BB: 0 IBB: 0 HBP: 1 BLK: 0 WP: 1 HR: 0 S: 26 P: 37 ERA: 0.00 WHIP: 0.500																					
<b>Jay Powell, R</b> (9, 1) ERA: 10.25	IP: 0.1 WLS: L BF: 1 H: 0 R: 0 ER: 0 SO: 0 BB: 0 IBB: 0 HBP: 0 BLK: 0 WP: 0 HR: 0 S: 1 P: 1 ERA: 0.00 WHIP: 0.000																					

**Houston Astros @ Texas Rangers**  
The Ballpark at Arlington, Arlington, TX  
Sun Jun 22 2003, 8:05 PM EDT  
Att. 35,442 - Sunny - 89 F

[livebaseballscorecards.com](http://livebaseballscorecards.com)

<b>AB</b>	33
<b>R</b>	3
<b>H</b>	7
<b>RBI</b>	3
<b>BB</b>	3
<b>SO</b>	12
<b>LOB</b>	19



Batter	1	2	3	4	5	6	7	8	9	AB R H RBI BB SO LOB
10 Michael Young, R OBP: 0.355, SLG: 0.450 (1, 4)	1-0 G5-3		1-2 SAFE SAFE SAFE 1-H 2B		2-2 F9		2-0 1-2 1B		1-3 K	5 0 2 0 0 1 1
23 Mark Teixeira, S OBP: 0.330, SLG: 0.459 (1, 9)	0-1 HR		3-2 P6			2-3 K	2-2 P4		1-2 L7	5 1 1 1 0 1 4
Alex Rodriguez, R OBP: 0.383, SLG: 0.553 (1, 6)	1-0 G5-4-3 1B			0-3 K		4-2 BB BB BB	0-1 P5			3 0 1 0 0 1 2
Juan Gonzalez, R OBP: 0.320, SLG: 0.555 (1, 10)	2-2 G5-4-3 1-2f			2-2 P2		4-1 1-2 BB BB		2-1 F9		3 0 0 0 1 0 1
Rafael Palmeiro, L OBP: 0.385, SLG: 0.504 (1, 3)		1-0 F9		4-2 BB BB		4-0 1-2 2-3 BB		1-0 E3 FC5-4		2 0 0 0 2 0 0
Kevin Mench, R OBP: 0.341, SLG: 0.413 (1, 7)		2-1 G6-3		4-2 1-2 BB		1-3 K		2-1 FC5-4 1-2f		3 0 0 0 1 1 4
9 Hank Blalock, L OBP: 0.391, SLG: 0.558 (1, 5)		2-1 F9		0-0 G4-3		3-3 K		0-3 K		4 0 0 0 0 2 6
Todd Greene, R OBP: 0.253, SLG: 0.421 (1, 2)			0-0 P3		1-1 P6		0-3 K		0-1 1B	4 0 1 0 0 1 0
Doug Glanville, R OBP: 0.241, SLG: 0.278 (1, 8)			2-1 10 2B 1B		1-3 K		1-1 10 1B 1B		2-2 F7	4 0 2 0 0 1 1

Inning Stats	R: 1 E: 0 K: 0 S: 10	H: 2 LOB: 0 BB: 0 P: 14	R: 0 E: 0 K: 0 S: 5	H: 0 LOB: 0 BB: 0 P: 10	R: 0 E: 0 K: 0 S: 13	H: 2 LOB: 1 BB: 0 P: 19	R: 0 E: 0 K: 1 S: 11	H: 0 LOB: 2 BB: 2 P: 21	R: 0 E: 0 K: 1 S: 10	H: 0 LOB: 0 BB: 0 P: 14	R: 0 E: 0 K: 3 S: 14	H: 0 LOB: 3 BB: 3 P: 32	R: 0 E: 0 K: 1 S: 11	H: 2 LOB: 2 BB: 0 P: 16	R: 0 E: 1 K: 1 S: 8	H: 0 LOB: 1 BB: 0 P: 13	R: 0 E: 0 K: 1 S: 13	H: 1 LOB: 1 BB: 0 P: 17	1B: 5 2B: 1 3B: 0 HR: 1	SF: 0 SAC: 0 DP: 1 HBP: 0	WP: 0 PB: 0 SB: 0 CS: 0	PA: 38
--------------	-------------------------------	----------------------------------	------------------------------	----------------------------------	-------------------------------	----------------------------------	-------------------------------	----------------------------------	-------------------------------	----------------------------------	-------------------------------	----------------------------------	-------------------------------	----------------------------------	------------------------------	----------------------------------	-------------------------------	----------------------------------	----------------------------------	------------------------------------	----------------------------------	--------

PITCHER	IP	WLS	BF	H	R	ER	SO	BB	IBB	HBP	BLK	WP	HR	S	P	ERA	WHIP
Jerome Robertson, L ERA: 5.72 (1, 1)	5.1	W	23	4	1	1	3	5	0	0	0	0	1	57	100	1.69	1.688
Kirk Saarloos, R ERA: 5.48 (6, 1)	1.0	H	5	2	0	0	3	0	0	0	0	0	0	12	19	0.00	2.000
Octavio Dotel, R ERA: 1.87 (7, 1)	1.1	H	5	0	0	0	0	0	0	0	0	0	0	10	17	0.00	0.000
Billy Wagner, L ERA: 1.85 (8, 1)	1.1	S	5	1	0	0	2	0	0	0	0	0	0	16	20	0.00	0.750

**BOTTOM**

**Houston Astros @ Texas Rangers**  
The Ballpark at Arlington, Arlington, TX

Sun Jun 22 2003, 8:05 PM EDT  
Att. 35,442 - Sunny - 89 F

livebaseballscorecards.com

<b>AB</b>	<b>33</b>
<b>R</b>	<b>1</b>
<b>H</b>	<b>7</b>
<b>RBI</b>	<b>1</b>
<b>BB</b>	<b>5</b>
<b>SO</b>	<b>8</b>
<b>LOB</b>	<b>19</b>



Batter	1	2	3	4	5	6	7	8	9	AB R H RBI BB SO LOB	TOP																										
<b>Craig Biggio, R</b> (1, 8) OBP: 0.347, SLG: 0.432	2-3 <b>K</b>		3-2 <b>G5-3</b>		2-1 <b>G5-3</b>			1-0 <b>G5-3</b>	2-1 <b>E</b> 5 1B	5 1 1 1 0 1 1																											
<b>Geoff Blum, S</b> (1, 5) OBP: 0.295, SLG: 0.397	0-0 <b>L6</b>			1-1 <b>G3-1</b>		0-1 <b>F7</b>		1-2 <b>F8</b>	1-0 <b>E1</b> 5 1B WP	5 1 0 0 0 0 2																											
<b>5 Jeff Bagwell, R</b> (1, 3) OBP: 0.360, SLG: 0.471	2-1 <b>G5-3</b>			4-0 <b>S</b> 1B BB		3-2 <b>F8</b>		1-2 <b>2B</b>	3-1 <b>WP</b> 1B	4 1 2 2 1 0 0																											
<b>17 Lance Berkman, S</b> (1, 7) OBP: 0.398, SLG: 0.488 <b>Morgan Ensberg, R</b> (9, PH) OBP: 0.418, SLG: 0.638		1-1 <b>G6-3</b>		2-3 <b>K</b>		1-0 <b>G4-3</b>		4-0 <b>IBB</b>	2-0 <b>HBP</b>	3 0 0 0 1 1 1 0 0 0 0 0 0 0																											
<b>Richard Hidalgo, R</b> (1, 9) OBP: 0.396, SLG: 0.553		1-2 <b>G1-3</b>		1-2 <b>3B</b> 1B			4-2 <b>G4-3</b> BB	3-3 <b>K</b>	0-2 <b>G5-3</b>	4 1 1 1 1 1 4																											
<b>Jose Vizcaino, S</b> (1, 4) OBP: 0.274, SLG: 0.379		1-2 <b>G4-3</b>		0-0 <b>1-H</b> 3B			0-0 <b>G4-3</b>		0-1 <b>FC6-4</b> 1B 2B	4 1 2 1 0 0 1																											
<b>Brad Ausmus, R</b> (1, 2) OBP: 0.269, SLG: 0.279			3-1 <b>G4-3</b>	1-0 <b>G5-3</b>			2-2 <b>G5-3</b>		4-0 <b>FC6-4</b> BB	3 0 0 0 1 0 2																											
<b>28 Adam Everett, R</b> (1, 6) OBP: 0.301, SLG: 0.396			1-1 <b>G5-3</b>		1-1 <b>G5-3</b>		4-0 <b>IBB</b>		1-3 <b>K</b>	3 0 0 0 1 1 2																											
<b>Ron Villone, L</b> (1, 1) <b>Orlando Merced, S</b> (7, PH) OBP: 0.302, SLG: 0.382 <b>Nate Bland, L</b> (7, 1) <b>Ricky Stone, R</b> (7, 1) <b>54 Brad Lidge, R</b> (8, 1) <b>Pete Munro, R</b> (8, 1) <b>Gregg Zaun, S</b> (9, PH) OBP: 0.333, SLG: 0.347			2-2 <b>HBP</b>		0-2 <b>F7</b>		2-2 <b>F8</b>		1-0 <b>FC6-4</b> 5 1B	1 0 0 0 0 0 0 1 0 0 0 0 0 2 0 1 1 0 0 0 0 2																											
<b>Inning Stats</b>	R: 0 E: 0 K: 1 S: 6	H: 0 LOB: 0 BB: 0 P: 10	R: 0 E: 0 K: 0 S: 9	H: 0 LOB: 0 BB: 0 P: 12	R: 0 E: 0 K: 0 S: 12	H: 0 LOB: 1 BB: 0 P: 21	R: 2 E: 0 K: 1 S: 11	H: 2 LOB: 1 BB: 1 P: 19	R: 0 E: 0 K: 0 S: 8	H: 0 LOB: 0 BB: 0 P: 11	R: 0 E: 0 K: 0 S: 7	H: 0 LOB: 0 BB: 0 P: 11	R: 0 E: 0 K: 0 S: 9	H: 0 LOB: 2 BB: 2 P: 21	R: 0 E: 0 K: 1 S: 13	H: 1 LOB: 2 BB: 1 P: 23	R: 4 E: 1 K: 1 S: 14	H: 3 LOB: 2 BB: 1 P: 28	1B: 3 2B: 2 3B: 1 HR: 0	SF: 0 SAC: 0 DP: 0 HBP: 2	WP: 1 PB: 0 SB: 1 CS: 0	PA: 41															
<b>PITCHER</b>	IP WLS BF H R ER SO BB IBB HBP BLK WP HR S P ERA WHIP																																				
<b>17 Brandon Webb, R</b> (1, 1) ERA: 2.38	7.0		27	2	2	2	2	2	2	1	1	0	0	0	62	105	2.57	0.571																			
<b>Ricky Bottalico, R</b> (8, 1) ERA:	1.0	W	5	1	0	0	1	0	1	0	0	0	0	13	23	0.00	1.000																				
<b>Oscar Villarreal, R</b> (9, 1) ERA: 3.28	0.2		7	3	4	1	1	1	0	0	0	0	0	11	23	13.50	6.000																				
<b>Mike Myers, L</b> (9, 1) ERA: 5.4	0.0		1	0	0	0	0	0	0	1	0	0	1	0	2	∞	∞																				
<b>Brady Raggio, R</b> (9, 1) ERA:	0.1	S	1	0	0	0	0	0	0	0	0	0	0	3	3	0.00	0.000																				

**Houston Astros @ Arizona Diamondbacks**  
**Bank One Ballpark, Phoenix, AZ**  
 Mon Jun 23 2003, 9:37 PM EDT  
 Att. 29,623 - Cloudy - 79 F

AB	34
R	6
H	6
RBI	5
BB	5
SO	4
LOB	17





Batter	1	2	3	4	5	6	7	8	9
<b>Matt Kata, S</b> OBP: 0.375, SLG: 0.571 (1, 4)	0-0 G3 1B 2B		1-1 FC1-4-6 1B		2-3 K			1-1 L7	
<b>Steve Finley, L</b> OBP: 0.376, SLG: 0.495 (1, 8)	1-1 G3 2-3		0-1 FC1-4-6 1-2f			3-1 G3-1		1-2 BB 3B 1B	
<b>Alex Cintron, S</b> OBP: 0.362, SLG: 0.550 (1, 6)	3-2 FC1-6 1B 3-H		0-0 F8			1-2 HR		4-0 3B BB 1-2	
<b>Luis Gonzalez, L</b> OBP: 0.384, SLG: 0.565 (1, 7)	1-2 FC1-6 1-2f		2-0 F7			4-0 G6-4-3 BB		3-2 3B 3B 1-H 2-H	
<b>Robby Hammock, R</b> OBP: 0.342, SLG: 0.563 (1, 5)	0-0 G6-3			0-1 CS 1B		0-0 G6-4-3 1-2f		0-3 K	
<b>Lyle Overbay, L</b> OBP: 0.374, SLG: 0.417 (1, 3)		0-0 G3-1		2-3 K 1-2			2-3 K	4-0 BB 3B IBB	
<b>Chad Moeller, R</b> OBP: 0.360, SLG: 0.479 (1, 2)		1-2 L4		3-2 F8			2-1 F8	4-2 3B BB 1-2	
<b>Quinton McCracken, S</b> OBP: 0.269, SLG: 0.265 (1, 9)		2-1 1B			0-0 G6-3		4-1 BB	0-2 3B 1-H 2-H 3-H	
17 <b>Brandon Webb, R</b> OBP: 0.111, SLG: 0.059 (7, PH) <b>Rod Barajas, R</b> OBP: 0.277, SLG: 0.398 (7, PH) <b>David Dellucci, L</b> OBP: 0.357, SLG: 0.454 (8, 1) <b>Ricky Bottalico, L</b> OBP: 0.357, SLG: 0.454 (8, PH) <b>Carlos Baerga, S</b> OBP: 0.296, SLG: 0.489 (9, 1) <b>Oscar Villarreal, L</b> OBP: 0.357, SLG: 0.454 (9, 1) <b>Mike Myers, L</b> OBP: 0.357, SLG: 0.454 (9, 1) <b>Brady Raggio, R</b> OBP: 0.357, SLG: 0.454 (9, 1)		1-2 G2			0-3 K		2-3 K	0-3 K	

AB	R	H	RBI	BB	SO	LOB
4	1	2	0	0	1	0
4	1	1	0	0	0	2
3	2	2	2	1	0	1
3	1	1	2	1	0	2
4	0	1	0	0	1	3
3	1	0	0	1	2	1
3	1	0	0	1	0	0
3	0	2	3	1	0	0
2	0	0	0	0	1	1
0	0	0	0	0	0	0
1	0	0	0	0	1	1
0	0	0	0	0	0	0
0	0	0	0	0	0	0
0	0	0	0	0	0	0
0	0	0	0	0	0	0
0	0	0	0	0	0	0

Inning Stats	R	H	E	K	S	LOB	BB	P
1	1	2	0	11	16	1	0	16
2	0	1	0	9	13	1	0	13
3	0	1	0	8	13	0	0	13
4	0	1	0	8	13	0	0	13
5	0	0	0	8	10	0	0	10
6	1	1	0	7	15	0	1	15
7	0	0	0	9	19	0	1	19
8	5	3	0	22	39	0	3	39
9	0	0	0	0	0	0	0	0

**BOTTOM**

**Houston Astros @ Arizona Diamondbacks**  
Bank One Ballpark, Phoenix, AZ  
Mon Jun 23 2003, 9:37 PM EDT  
Att. 29,623 - Cloudy - 79 F

livebaseballscorecards.com

<b>AB</b>	<b>31</b>
<b>R</b>	<b>7</b>
<b>H</b>	<b>9</b>
<b>RBI</b>	<b>7</b>
<b>BB</b>	<b>5</b>
<b>SO</b>	<b>7</b>
<b>LOB</b>	<b>12</b>



PITCHER	IP	WLS	BF	H	R	ER	SO	BB	IBB	HBP	BLK	WP	HR	S	P	ERA	WHIP
<b>Ron Villone, L</b> ERA: 1.46 (1, 1)	6.0		23	6	2	2	3	1	0	0	0	0	1	49	76	3.00	1.167
<b>Nate Bland, L</b> ERA: 3.79 (7, 1)	0.2		3	0	0	0	1	1	0	0	0	0	0	6	14	0.00	1.500
<b>Ricky Stone, R</b> ERA: 3.21 (7, 1)	0.1		1	0	0	0	1	0	0	0	0	0	0	3	5	0.00	0.000
<b>54 Brad Lidge, R</b> ERA: 2.36 (8, 1)	0.2	L	7	2	5	5	1	2	1	0	0	0	0	16	33	67.50	6.000
<b>Pete Munro, R</b> ERA: 5.17 (8, 1)	0.1		2	1	0	0	1	0	0	0	0	0	0	6	6	0.00	3.000

Batter	1	2	3	4	5	6	7	8	9	AB	R	H	RBI	BB	SO	LOB	TOP					
<b>Craig Biggio, R</b> OBP: 0.348, SLG: 0.438 (1, 8)	0-3 K		1-1 17 1B	0-1 2B		2-2 G4-3		2-3 K		5	1	2	1	0	2	3						
<b>Geoff Blum, S</b> OBP: 0.298, SLG: 0.391 (1, 5) (7, 4)	1-3 K2-3		2-1 17 1B HBP	0-0 G3				4-2 K	4-2 5 FC6-4 BB	3	0	0	0	1	2	1						
<b>5 Jeff Bagwell, R</b> OBP: 0.360, SLG: 0.468 (1, 3)	2-3 K		2-3 K		0-1 F8 17 BB 1B			4-1 HBP BB	1-1 FC6-4 17 FC6	4	0	1	1	1	2	4						
<b>17 Lance Berkman, S</b> OBP: 0.401, SLG: 0.492 (1, 7)		0-0 WP 1B 2B	0-1 FC6-4 1B		4-2 F8 BB			1-2 F9	3-1 FC6	4	1	2	1	1	0	3						
<b>Richard Hidalgo, R</b> OBP: 0.400, SLG: 0.557 (1, 9)		2-2 FC4-6 1B	3-3 K		1-0 F8			4-2 HBP BB	1-2 G4-3 2B	4	0	2	1	1	1	4						
<b>Jose Vizcaino, S</b> OBP: 0.273, SLG: 0.371 (1, 4)		0-2 FC4-6	0-1 FC6-4		2-3 K			2-1	1-2 G4-3	3	1	0	0	0	1	5						
<b>Jerome Robertson, L</b> OBP: 0.136, SLG: 0.136 (7, PR)		1 SAFE FC4-6								0	0	0	0	0	0	0						
<b>Ricky Stone, R</b> (7, 1)		1B 28 SF9								0	0	0	0	0	0	0						
<b>Orlando Merced, S</b> OBP: 0.300, SLG: 0.380 (9, PH)		1-2f	1-2f					1-2 2-3 HBP	2-3	1	0	0	0	0	0	1						
<b>Brad Ausmus, R</b> OBP: 0.274, SLG: 0.281 (1, 2)		0-0			4-1 28 FC1-6 BB			0-0 F8	0-1 P6	2	0	1	0	1	0	2						
<b>Gregg Zaun, S</b> OBP: 0.326, SLG: 0.338 (7, PH) (7, 2)		1-3 1B								2	0	0	0	0	0	4						
<b>28 Adam Everett, R</b> OBP: 0.304, SLG: 0.394 (1, 6)		1 SAFE SF9			0-1 FC1-6 G4-3 2B			4-1 CS BB	1-1 BB 5 FC6-4 1B	3	2	1	1	1	1	2						
<b>Tim Redding, R</b> OBP: 0.200, SLG: 0.208 (1, 1)		0-3 K			2-2 G4-3			0-2 P4		2	0	0	0	0	1	2						
<b>Brian Hunter, R</b> OBP: 0.305, SLG: 0.324 (6, PH)									3-2 5 FC6-4 BB	1	0	0	0	0	0	1						
<b>Nate Bland, L</b> (6, 1)									1-2 1B	0	0	0	0	0	0	0						
<b>Kirk Saarloos, R</b> (6, 1)										0	0	0	0	0	0	0						
<b>Morgan Ensberg, R</b> OBP: 0.422, SLG: 0.640 (7, 5)										1	0	1	0	0	0	0						
<b>Inning Stats</b>	R: 0 E: 0 K: 3 S: 11	H: 0 LOB: 0 BB: 0 P: 14	R: 2 E: 0 K: 1 S: 12	H: 3 LOB: 1 BB: 0 P: 15	R: 1 E: 0 K: 2 S: 13	H: 2 LOB: 2 BB: 1 P: 21	R: 1 E: 0 K: 0 S: 9	H: 1 LOB: 1 BB: 1 P: 15	R: 0 E: 0 K: 1 S: 12	H: 1 LOB: 2 BB: 1 P: 22	R: 0 E: 0 K: 0 S: 7	H: 0 LOB: 0 BB: 1 P: 13	R: 0 E: 0 K: 1 S: 17	H: 0 LOB: 3 BB: 2 P: 30	R: 1 E: 0 K: 1 S: 14	H: 2 LOB: 2 BB: 1 P: 28	R: 0 E: 0 K: 1 S: 11	H: 1 LOB: 1 BB: 0 P: 14	1B: 6 2B: 4 3B: 0 HR: 0	SF: 1 SAC: 0 DP: 0 HBP: 2	WP: 1 PB: 0 SB: 0 CS: 1	PA: 44
<b>PITCHER</b>	IP	WLS	BF	H	R	ER	SO	BB	IBB	HBP	BLK	WP	HR	S	P	ERA	WHIP					
<b>Miguel Batista, R</b> ERA: 2.83 (1, 1)	6.0	W	28	7	4	4	7	3	0	1	0	1	0	64	100	6.00	1.667					
<b>Stephen Randolph, L</b> ERA: 4.24 (7, 1)	0.2		5	0	0	0	1	2	0	1	0	0	0	16	29	0.00	3.000					
<b>Ricky Bottalico, R</b> ERA: 5.4 (7, 1)	0.2	H	5	2	1	1	1	1	0	0	0	0	0	11	21	13.50	4.500					
<b>Brady Raggio, R</b> ERA: (8, 1)	0.2	H	2	0	0	0	0	0	0	0	0	0	0	4	8	0.00	0.000					
<b>Jose Valverde, R</b> ERA: 1.64 (9, 1)	1.0		4	1	0	0	1	0	0	0	0	0	0	11	14	0.00	1.000					

**Houston Astros @ Arizona Diamondbacks**  
Bank One Ballpark, Phoenix, AZ  
Tue Jun 24 2003, 9:37 PM EDT  
Att. 38,134 - Sunny - 96 F

AB	35
R	5
H	10
RBI	5
BB	6
SO	10
LOB	32



WP: 1	PA: 44
PB: 0	
SB: 0	
CS: 1	

Batter	1	2	3	4	5	6	7	8	9
<b>Tony Womack, L</b> OBP: 0.280, SLG: 0.353 (1, 6)	4-1 CS BB	3-1 1B		2-2 E1 1B		0-1 F7	1-2 F8 2B	0-0 HR 1B	
<b>Matt Kata, S</b> OBP: 0.433, SLG: 0.680 (1, 4)	4-0 FC5-4 BB	1-0 1B		0-0 F7		4-2 WP HR BB	1-2 F8 2B	2-1 HR 1B	
<b>Alex Cintron, S</b> OBP: 0.367, SLG: 0.578 (1, 5)	1-2 FC5-4	1-0 F7			0-1 G4-3 1B	1-2 HR	0-0 1B 2B	1-1 G3-1	
<b>Luis Gonzalez, L</b> OBP: 0.385, SLG: 0.564 (1, 7)	1-0 G4-3		2-0 F9		1-0 G4-3 2B	1-0 L8	4-0 1B IBB		
<b>David Dellucci, L</b> OBP: 0.374, SLG: 0.487 (1, 9)		2-0 1B 2B 1B	1-1 3B		0-0 G4-3	3-2 1B	1-0 1B		
<b>Steve Finley, L</b> OBP: 0.380, SLG: 0.500 (1, 8)		3-1 2B 1B 1B	1-3 K		2-0 F9 2B	4-1 1B BB	1-2 P2		
<b>Lyle Overbay, L</b> OBP: 0.371, SLG: 0.413 (1, 3)		0-3 K	3-2 G3		0-1 F9	0-0 1B		0-2 G5-3	
<b>Ricky Bottalico, L</b> (7, 1)									
<b>Brady Raggio, R</b> (8, 1)									
<b>Quinton McCracken, S</b> OBP: 0.266, SLG: 0.263 (8, PH)									
<b>Jose Valverde, R</b> (9, 1)									
<b>Rod Barajas, R</b> OBP: 0.282, SLG: 0.402 (1, 2)		1-2 1B 1B 2B		0-0 G4-3	4-0 IBB	2-2 F8		2-2 F7	
<b>Miguel Batista, R</b> OBP: 0.040, SLG: 0.040 (1, 1)		1-3 K		3-3 K	0-0 G4-3		1-1 P4	1-1 HR 1B	
<b>Stephen Randolph, L</b> (7, 1)									
<b>Mark Grace, L</b> OBP: 0.297, SLG: 0.337 (7, 3)									

Inning Stats	R: 0	H: 0	E: 0	K: 5	S: 5	LOB: 1	BB: 2	P: 15
	R: 3	H: 5	E: 0	K: 2	S: 17	LOB: 2	BB: 0	P: 29
	R: 0	H: 1	E: 0	K: 1	S: 10	LOB: 1	BB: 0	P: 17
	R: 0	H: 1	E: 1	K: 1	S: 11	LOB: 1	BB: 0	P: 16
	R: 2	H: 3	E: 0	K: 0	S: 8	LOB: 2	BB: 1	P: 15
	R: 3	H: 3	E: 0	K: 0	S: 16	LOB: 2	BB: 2	P: 31
	R: 1	H: 3	E: 0	K: 0	S: 13	LOB: 3	BB: 1	P: 22
	R: 3	H: 3	E: 0	K: 0	S: 13	LOB: 0	BB: 0	P: 19

PITCHER	IP	WLS	BF	H	R	ER	SO	BB	IBB	HBP	BLK	WP	HR	S	P	ERA	WHIP
<b>Tim Redding, R</b> ERA: 3.93 (1, 1)	5.0	L	27	10	5	5	4	2	1	0	0	0	0	51	92	9.00	2.400
<b>Nate Bland, L</b> ERA: 5.03 (6, 1)	0.2		7	3	3	3	0	2	0	0	0	1	1	13	26	40.50	7.500
<b>Kirk Saarloos, R</b> ERA: 5.4 (6, 1)	0.1		1	0	0	0	0	0	0	0	0	0	0	3	5	0.00	0.000
<b>Ricky Stone, R</b> ERA: 3.89 (7, 1)	2.0		13	6	4	4	0	0	1	0	0	0	1	26	41	18.00	3.000

**AB R H RBI BB SO LOB**

5 2 4 1 1 0 0

4 2 2 4 2 0 2

6 2 3 3 0 0 3

4 1 1 0 1 0 1

5 2 4 1 0 0 1

4 1 2 1 1 1 4

4 0 1 1 0 1 4

0 0 0 0 0 0 0

0 0 0 0 0 0 0

1 0 0 0 0 0 0

0 0 0 0 0 0 0

4 1 1 1 1 0 2

3 0 0 0 0 2 4

0 0 0 0 0 0 0

2 1 1 0 0 0 0

**AB 42**

**R 12**

**H 19**

**RBI 12**

**BB 6**

**SO 4**

**LOB 21**

**WP: 2** **PA: 48**

**PB: 0**

**SB: 1**

**CS: 1**

**1B: 11** **SF: 0**

**2B: 5** **SAC: 0**

**3B: 1** **DP: 0**

**HR: 2** **HBP: 0**

**ERA** **WHIP**


**Houston Astros @ Arizona Diamondbacks**

**Bank One Ballpark, Phoenix, AZ**

Tue Jun 24 2003, 9:37 PM EDT

Att. 38,134 - Sunny - 96 F

livebaseballscorecards.com



Batter	1	2	3	4	5	6	7	8	9	AB R H RBI BB SO LOB	TOP											
<b>Brian Hunter, R</b> OBP: 0.302, SLG: 0.321 (1, 8) B X	1-1 P5		1-1 F8		2-1 G5-3		1-1 BLK 1B			4 0 1 0 0 0 2												
<b>Geoff Blum, S</b> OBP: 0.301, SLG: 0.393 (1, 4) C X	0-2 5 G6-4-3 1B			0-1 5 G5-3 1B		0-0 G3	1 SAFE 2-2 P3			4 0 2 0 0 0 1												
<b>5 Jeff Bagwell, R</b> OBP: 0.356, SLG: 0.462 (1, 3) X	0-0 G6-4-3 1-2f			2-2 G5-3 1-2		1-3 K	3-3 K			4 0 0 0 0 2 2												
<b>17 Lance Berkman, S</b> OBP: 0.406, SLG: 0.490 (1, 7) B B B B		4-0 G6-4-3 BB		1-3 K		4-2 BB	4-2 BB			1 0 0 0 3 1 1												
<b>Richard Hidalgo, R</b> OBP: 0.394, SLG: 0.546 (1, 9) S C C		0-3 K		1-0 E5 2-3		0-1 P4	0-1 P4			4 0 0 0 0 1 4												
<b>Morgan Ensberg, R</b> OBP: 0.418, SLG: 0.629 (1, 5) 1 SAFE C B X		1-1 G6-4-3 1-2f		2-2 F9		2-2 28 HR 1B	1-3 K			4 1 1 0 0 1 4												
<b>Brad Ausmus, R</b> OBP: 0.270, SLG: 0.277 (1, 2) <b>Orlando Merced, S</b> OBP: 0.298, SLG: 0.377 (9, PH)			1-1 F8		1-0 F8		0-0 F8		1-2 G3-1	3 0 0 0 0 0 1 1 0 0 0 0 0 0	<b>AB 31</b>											
<b>28 Adam Everett, R</b> OBP: 0.309, SLG: 0.418 (1, 6) B C C B S			2-3 K SH2-4		0-0 SH3-4 1B		1-0 1-H HR		2-2 P3	4 1 2 2 0 1 0	<b>R 2</b>											
<b>Wade Miller, R</b> OBP: 0.179, SLG: 0.214 (1, 1) <b>Octavio Dotel, R</b> (8, 1) <b>Gregg Zaun, S</b> OBP: 0.322, SLG: 0.333 (9, PH)			1-0 SH2-4		0-2 SH3-4		0-0 F7		0-2 G4-3	1 0 0 0 0 0 0 0 0 0 0 0 0 0 1 0 0 0 0 0 0	<b>H 6</b>											
<b>Inning Stats</b>	R: 0 E: 0 K: 0 S: 6	H: 1 LOB: 0 BB: 0 P: 7	R: 0 E: 0 K: 1 S: 5	H: 0 LOB: 0 BB: 1 P: 10	R: 0 E: 0 K: 1 S: 8	H: 0 LOB: 1 BB: 0 P: 13	R: 0 E: 0 K: 1 S: 16	H: 1 LOB: 2 BB: 0 P: 22	R: 0 E: 0 K: 1 S: 7	H: 1 LOB: 1 BB: 0 P: 10	R: 0 E: 0 K: 1 S: 10	H: 0 LOB: 1 BB: 1 P: 15	R: 2 E: 0 K: 0 S: 11	H: 3 LOB: 1 BB: 0 P: 17	R: 0 E: 0 K: 2 S: 13	H: 0 LOB: 1 BB: 1 P: 21	R: 0 E: 0 K: 0 S: 10	H: 0 LOB: 0 BB: 0 P: 13	1B: 5 2B: 0 3B: 0 HR: 1	SF: 0 SAC: 2 DP: 2 HBP: 0	WP: 0 PB: 1 SB: 0 CS: 0	PA: 36
<b>PITCHER</b>	IP WLS BF H R ER SO BB IBB HBP BLK WP HR S P ERA WHIP																					
<b>Elmer Dessens, R</b> ERA: 5.19 (1, 1)	6.2 W 28 6 2 2 4 2 0 0 0 0 1 60 89 2.70 1.200																					
<b>Stephen Randolph, L</b> ERA: 4.18 (7, 1)	0.1 H 1 0 0 0 0 0 0 0 0 0 1 0 0 3 5 0.00 0.000																					
<b>Brady Raggio, R</b> ERA: (8, 1)	1.0 H 4 0 0 0 2 1 0 0 0 0 0 0 0 13 21 0.00 1.000																					
<b>Jose Valverde, R</b> ERA: 1.5 (9, 1)	1.0 S 3 0 0 0 0 0 0 0 0 0 0 0 0 10 13 0.00 0.000																					

**Houston Astros @ Arizona Diamondbacks**  
Bank One Ballpark, Phoenix, AZ  
Wed Jun 25 2003, 6:05 PM EDT  
Att. 34,647 - Dome - 72 F

<b>AB</b>	31
<b>R</b>	2
<b>H</b>	6
<b>RBI</b>	2
<b>BB</b>	3
<b>SO</b>	6
<b>LOB</b>	15



WP: 0	PA: 36
-------	--------

PITCHER	IP	WLS	BF	H	R	ER	SO	BB	IBB	HBP	BLK	WP	HR	S	P	ERA	WHIP
Elmer Dessens, R	6.2	W	28	6	2	2	4	2	0	0	0	0	1	60	89	2.70	1.200
Stephen Randolph, L	0.1	H	1	0	0	0	0	0	0	0	1	0	0	3	5	0.00	0.000
Brady Raggio, R	1.0	H	4	0	0	0	2	1	0	0	0	0	0	13	21	0.00	1.000
Jose Valverde, R	1.0	S	3	0	0	0	0	0	0	0	0	0	0	10	13	0.00	0.000

Batter	1	2	3	4	5	6	7	8	9
Tony Womack, L OBP: 0.275, SLG: 0.346 (1, 6) C C C F B S	1-3 K		1-2 G6-3		1-0 P2			0-1 F7	
Matt Kata, S OBP: 0.412, SLG: 0.621 (1, 4) B F B X	2-1 1B		0-1 L4			2-0 F7		2-1 L8	
Alex Cintron, S OBP: 0.360, SLG: 0.565 (1, 5) C B 1 SAFE F S	1-3 K		0-0 G4-3			2-0 E6 G6-4-3			
Luis Gonzalez, L OBP: 0.384, SLG: 0.562 (1, 7) B F B X	2-1 P3			2-1 2B 1B		0-1 G6-4-3 1-2f			
David Dellucci, L OBP: 0.373, SLG: 0.491 (1, 9)		1-2 G4-3		2-0 FC9-5 1-H 2B		1-2 F9			
Steve Finley, L OBP: 0.383, SLG: 0.507 (1, 8)		2-2 HR 1B		2-2 FC9-5 2-3		1-0 2B			
Lyle Overbay, L OBP: 0.371, SLG: 0.428 (1, 3)		1-1 HR		3-3 K		2-3 K			
Rod Barajas, R OBP: 0.276, SLG: 0.392 (1, 2)		2-2 F7			2-0 F7		1-3 K		
Elmer Dessens, R OBP: 0.240, SLG: 0.250 Stephen Randolph, L Brady Raggio, R Quinton McCracken, S Jose Valverde, R		1-3 K			3-2 G4-3			1-0 G6-3	

Inning Stats	R: 0	H: 1	E: 0	LOB: 1	K: 2	BB: 0	S: 11	R: 2	H: 2	E: 0	LOB: 0	K: 1	BB: 0	S: 16	R: 0	H: 0	E: 0	LOB: 0	K: 0	BB: 0	S: 6	R: 1	H: 2	E: 0	LOB: 0	K: 1	BB: 0	S: 10	R: 0	H: 0	E: 1	LOB: 0	K: 0	BB: 0	S: 4	R: 0	H: 1	E: 0	LOB: 1	K: 2	BB: 0	S: 12	R: 0	H: 0	E: 0	LOB: 0	K: 0	BB: 0	S: 5	R: 0	H: 0	E: 0	LOB: 0	K: 0	BB: 0	S: 5	R: 0	H: 0	E: 0	LOB: 0	K: 0	BB: 0	S: 5
--------------	------	------	------	--------	------	-------	-------	------	------	------	--------	------	-------	-------	------	------	------	--------	------	-------	------	------	------	------	--------	------	-------	-------	------	------	------	--------	------	-------	------	------	------	------	--------	------	-------	-------	------	------	------	--------	------	-------	------	------	------	------	--------	------	-------	------	------	------	------	--------	------	-------	------

PITCHER	IP	WLS	BF	H	R	ER	SO	BB	IBB	HBP	BLK	WP	HR	S	P	ERA	WHIP
Wade Miller, R ERA: 4.53 (1, 1)	7.0	L	26	6	3	3	6	0	0	0	0	0	1	64	102	3.86	0.857
Octavio Dotel, R ERA: 1.64 (8, 1)	1.0		3	0	0	0	0	0	0	0	0	0	0	5	8	0.00	0.000

**BOTTOM**

**Houston Astros @ Arizona Diamondbacks**  
Bank One Ballpark, Phoenix, AZ

Wed Jun 25 2003, 6:05 PM EDT  
Att: 34,647 - Dome - 72 F

AB	R	H	RBI	BB	SO	LOB
4	0	0	0	0	1	0
4	0	1	0	0	0	0
3	0	0	0	0	1	1
3	1	1	0	0	0	2
3	0	1	1	0	0	0
3	1	2	0	0	0	1
3	1	1	2	0	2	1
3	0	0	0	0	1	1
2	0	0	0	0	1	0
0	0	0	0	0	0	0
0	0	0	0	0	0	0
1	0	0	0	0	0	0
0	0	0	0	0	0	0

AB	29
R	3
H	6
RBI	3
BB	0
SO	6
LOB	6



WP	PA
0	29
PB	0
SB	0
CS	0

Batter	1	2	3	4	5	6	7	8	9	AB	R	H	RBI	BB	SO	LOB	TOP								
10 Michael Young, R OBP: 0.355, SLG: 0.440 (1, 4)	1-0 G5-3		4-1 G3-6-3 BB		3-2 G6-3	1-1 F8		0-3 K		4	0	0	0	1	1	1									
9 Hank Blalock, L OBP: 0.389, SLG: 0.547 (1, 5)	1-3 K		0-0 G3-6-3		0-0 3B 1B		0-0 BB HR 1B		2-2 BB BB 1B 1B	5	3	3	0	0	1	1									
Alex Rodriguez, R OBP: 0.383, SLG: 0.553 (1, 6)	2-2 G5-3		1-0 CS HBP		0-1 SF8 3B		4-2 HR BB		0-0 F9	3	2	1	1	1	0	1									
Rafael Palmeiro, L OBP: 0.382, SLG: 0.525 (1, 3)		0-1 G1-3	1-0 CS	4-2 2B BB	0-0 SF8		0-0 HR		1-0 P3	3	2	1	4	1	0	1									
Carl Everett, S OBP: 0.356, SLG: 0.557 (1, 9) (9, 7)		1-2 2B		3-2 F8	1-0 P4		0-2 L6		4-1 BB 1B BB	4	1	1	0	1	0	1									
Kevin Mench, R OBP: 0.358, SLG: 0.424 (1, 7) Francisco Cordero, R (7, 1) Juan Gonzalez, R (9, PH) Ugueth Urbina, R (9, 1)		1-0 HBP		3-1 1B 2B		4-1 2B BB G3		1-3 K	4-2 1B BB 2-3	2	2	1	1	1	1	0									
Einar Diaz, R OBP: 0.303, SLG: 0.355 (1, 2)		3-3 K		0-1 1B		0-1 G3 2B		0-1 G5-3	2-2 1B	5	0	3	3	0	1	2									
Doug Glanville, R OBP: 0.228, SLG: 0.254 (1, 8)		4-0 IBB		0-2 F8		1-1 P4		3-2 G6-3	0-2 G1-3	4	0	0	0	1	0	5									
53 Joaquín Benoit, R (1, 1) Mike Lamb, L (6, PH) 56 Rosman Garcia, R (6, 1) 23 Mark Teixeira, S (7, 7) Donnie Sadler, R (9, 9)		1-2 F8		0-1 G4-3		0-0 G3		3-3 K		2	0	0	0	0	0	4									
<b>Inning Stats</b>	R: 0 E: 0 K: 1 S: 10	H: 0 LOB: 0 BB: 0 P: 14	R: 0 E: 0 K: 1 S: 12	H: 1 LOB: 3 BB: 1 P: 22	R: 0 E: 0 K: 0 S: 2	H: 0 LOB: 0 BB: 1 P: 8	R: 2 E: 0 K: 0 S: 15	H: 2 LOB: 1 BB: 1 P: 25	R: 2 E: 0 K: 0 S: 9	H: 2 LOB: 0 BB: 0 P: 13	R: 1 E: 0 K: 0 S: 8	H: 1 LOB: 1 BB: 1 P: 14	R: 3 E: 0 K: 1 S: 14	H: 2 LOB: 0 BB: 1 P: 19	R: 0 E: 0 K: 2 S: 10	H: 0 LOB: 0 BB: 2 P: 16	R: 2 E: 0 K: 0 S: 18	H: 2 LOB: 2 BB: 2 P: 31	1B: 5 2B: 3 3B: 1 HR: 1	SF: 1 SAC: 0 DP: 1 HBP: 2	WP: 0 PB: 0 SB: 2 CS: 1	PA: 45			
<b>PITCHER</b>	IP	WLS	BF	H	R	ER	SO	BB	IBB	HBP	BLK	WP	HR	S	P	ERA	WHIP								
60 Rodrigo Rosario, R (1, 1) ERA: 1.13	2.0		9	1	0	0	2	0	1	1	0	0	0	22	36	0.00	0.500								
Kirk Saarloos, R (3, 1) ERA: 5.63	2.1		10	2	2	2	0	2	0	1	0	0	0	21	40	7.71	1.714								
Nate Bland, L (5, 1) ERA: 5.75	0.2		4	2	2	2	0	0	0	0	0	0	0	5	6	27.00	3.000								
Tim Redding, R (6, 1) ERA: 3.99	1.0	L	5	1	1	1	0	1	0	0	0	0	0	8	14	9.00	2.000								
54 Brad Lidge, R (7, 1) ERA: 2.89	1.0		6	2	3	3	1	1	0	0	0	0	1	14	19	27.00	3.000								
<b>PITCHER</b>	IP	WLS	BF	H	R	ER	SO	BB	IBB	HBP	BLK	WP	HR	S	P	ERA	WHIP								
Octavio Dotel, R (8, 1) ERA: 1.6	1.0		3	0	0	0	2	0	0	0	0	0	0	10	16	0.00	0.000								
Billy Wagner, L (9, 1) ERA: 2.23	0.2		6	2	2	0	2	0	0	0	0	0	0	15	28	27.00	6.000								
Pete Munro, R (9, 1) ERA: 5.12	0.1		1	0	0	0	0	0	0	0	0	0	0	3	3	0.00	0.000								

Texas Rangers @ Houston Astros  
Minute Maid Park, Houston, TX  
Fri Jun 27 2003, 7:05 PM CDT  
Att. 37,440 - Dome - 72 F

AB	34
R	10
H	10
RBI	10
BB	7
SO	5
LOB	17



Batter	1	2	3	4	5	6	7	8	9	AB	R	H	RBI	BB	SO	LOB
<b>Craig Biggio, R</b> OBP: 0.346, SLG: 0.434 (1, 8)	2-3 K	0-0 F8			0-1 G5-3		2-0 2B 1B	1-3 K		5	1	1	0	0	2	2
<b>Geoff Blum, S</b> OBP: 0.303, SLG: 0.398 (1, 4)	0-0 5 FC5-4 1B		1-0 F9		0-1 P5		1-1 1-H 5 1B 2B	0-1 P1		5	1	2	1	0	0	0
<b>5 Jeff Bagwell, R</b> OBP: 0.357, SLG: 0.471 (1, 3)	1-1 FC5-4 17 HR		3-3 K		2-3 K		0-1 1B 2-H 1B	1-1 HR		5	2	2	2	0	2	1
<b>17 Lance Berkman, S</b> OBP: 0.406, SLG: 0.504 (1, 7)	2-0 1-H HR		2-1 2B		0-2 L3		2-0 F8	1-3 K		5	1	2	2	0	1	1
<b>Richard Hidalgo, R</b> OBP: 0.394, SLG: 0.548 (1, 9)	3-3 K		3-2 G5-3		2-1 2B		2-1 1-3 1B	3-2 F7		5	0	2	0	0	1	1
<b>Morgan Ensberg, R</b> OBP: 0.414, SLG: 0.639 (1, 5)		2-2 HR		0-0 P6		1-1 L3	1-3 K			4	1	1	1	0	1	3
<b>Brad Ausmus, R</b> OBP: 0.270, SLG: 0.274 (1, 2)		0-0 L5		2-1 G5-3		4-1 BB		0-0 G4-3		3	0	0	0	1	0	0
<b>28 Adam Everett, R</b> OBP: 0.308, SLG: 0.414 (1, 6)		1-2 G6-3		1-1 G6-3		2-3 K		2-1 G4-3 1B		4	0	1	0	0	1	2
<b>90 Rodrigo Rosario, R</b> Wade Miller, R Kirk Saarloos, R Nate Adams, L David Matranga, R Tim Redding, R 54 Brad Lidge, R 4 Eric Bruntlett, R Cecilio Delgado, R Gregory Zaun, S Billy Wagner, L Pete Munro, R		4-2 BB		1-1 HR		0-0 F8		0-1 G4-3		0	0	0	0	0	0	0

Inning Stats	R: 2	H: 2	E: 0	K: 2	S: 11	H: 2	LOB: 0	BB: 0	P: 19	R: 1	H: 1	E: 0	K: 0	S: 10	H: 1	LOB: 1	BB: 1	P: 17	R: 0	H: 1	E: 0	K: 1	S: 12	H: 0	LOB: 0	BB: 0	P: 21	R: 0	H: 0	E: 0	K: 0	S: 5	R: 1	H: 1	E: 0	K: 1	S: 9	H: 1	LOB: 2	BB: 1	P: 20	R: 2	H: 4	E: 0	K: 1	S: 12	H: 4	LOB: 2	BB: 0	P: 20	R: 0	H: 1	E: 0	K: 1	S: 9	H: 1	LOB: 1	BB: 0	P: 12	R: 1	H: 1	E: 0	K: 1	S: 10	H: 1	LOB: 0	BB: 0	P: 15	1B: 5	SF: 0	2B: 3	SAC: 0	3B: 0	DP: 0	HR: 4	HBP: 0	WP: 0	PA: 41
--------------	------	------	------	------	-------	------	--------	-------	-------	------	------	------	------	-------	------	--------	-------	-------	------	------	------	------	-------	------	--------	-------	-------	------	------	------	------	------	------	------	------	------	------	------	--------	-------	-------	------	------	------	------	-------	------	--------	-------	-------	------	------	------	------	------	------	--------	-------	-------	------	------	------	------	-------	------	--------	-------	-------	-------	-------	-------	--------	-------	-------	-------	--------	-------	--------

PITCHER	IP	WLS	BF	H	R	ER	SO	BB	IBB	HBP	BLK	WP	HR	S	P	ERA	WHIP
<b>53 Joaquín Benoit, R</b> ERA: 5.44 (1, 1)	5.0	W	21	5	4	4	4	1	0	0	0	0	3	47	77	7.20	1.200
<b>56 Rosman Garcia, R</b> ERA: 5.18 (6, 1)	1.1	H	9	4	2	2	1	1	0	0	0	0	0	17	29	13.50	3.750
<b>Francisco Cordero, R</b> ERA: 3.64 (7, 1)	1.2	H	7	2	0	0	2	0	0	0	0	0	0	15	23	0.00	1.200
<b>Ugueth Urbina, R</b> ERA: 4.41 (9, 1)	1.0		4	1	1	1	1	0	0	0	0	0	1	10	15	9.00	1.000

**BOTTOM**

**Texas Rangers @ Houston Astros**  
Minute Maid Park, Houston, TX  
Fri Jun 27 2003, 7:05 PM CDT  
Att: 37,440 - Dome - 72 F

AB	39
R	7
H	12
RBI	7
BB	2
SO	8
LOB	11



WP	PA	ERA	WHIP
0	41		

livebaseballscorecards.com

Batter	1	2	3	4	5	6	7	8	9	AB R H RBI BB SO LOB	TOP											
10 Michael Young, R (1, 4) OBP: 0.351, SLG: 0.435	3-2 F7		2-3 K			2-1 F8		0-0 F7		4 0 0 0 0 1 0												
Carl Everett, S (1, 8) OBP: 0.354, SLG: 0.551	4-2 BB		1-3 K			2-2 G6-3		0-1 G4-3		3 0 0 0 1 1 0												
Alex Rodriguez, R (1, 6) OBP: 0.382, SLG: 0.549	3-1 F8			1-0 G1-4-3 1B		2-2 P4		1-0 F9		4 0 1 0 0 0 1												
Rafael Palmeiro, L (1, 3) OBP: 0.381, SLG: 0.519	0-0 G1-3			0-0 F8			4-2 1B 1B BB	1-2 G1-6-3		3 0 0 0 1 0 2												
Juan Gonzalez, R (1, 9) OBP: 0.324, SLG: 0.548		0-0 PB 1B		0-1 G1-4-3 1-2f			3-1 1-2 1B	0-3 K		4 0 2 0 0 1 1												
Kevin Mench, R (1, 7) OBP: 0.356, SLG: 0.421		1-2 SAFE L9			3-1 G4-3		3-2 9 G4-6-3 1B			3 0 1 0 0 0 1												
Einar Diaz, R (1, 2) OBP: 0.303, SLG: 0.355		0-1 G5-3			1-1 B1-5-4 1B		1-3 K			3 0 1 0 0 1 4												
Donnie Sadler, R (1, 5) OBP: 0.306, SLG: 0.375		3-1 G1-3			0-1 SAFE 1B		2-1 G4-6-3			2 0 1 0 0 0 1												
9 Hank Blalock, L (7, PH) OBP: 0.388, SLG: 0.545					1-2 1B		1-2f 1B			1 0 0 0 0 0 3												
Tony Mounce, L (1, 1) Jay Powell, R (7, 1) Mike Lamb, L (8, PH) 32 Ron Mahay, L (8, 1)			0-3 K		0-1 B1-5-4 2-3f			0-1 P4		2 0 0 0 0 1 2												
<b>Inning Stats</b>	R: 0 E: 0 K: 0 S: 11	H: 0 LOB: 1 BB: 1 P: 21	R: 0 E: 0 K: 0 S: 9	H: 1 LOB: 1 BB: 0 P: 13	R: 0 E: 0 K: 3 S: 11	H: 0 LOB: 0 BB: 0 P: 14	R: 0 E: 0 K: 0 S: 4	H: 1 LOB: 0 BB: 0 P: 5	R: 0 E: 0 K: 0 S: 8	H: 2 LOB: 1 BB: 0 P: 12	R: 0 E: 0 K: 1 S: 8	H: 0 LOB: 0 BB: 0 P: 14	R: 0 E: 0 K: 1 S: 16	H: 2 LOB: 2 BB: 1 P: 29	R: 0 E: 0 K: 0 S: 5	H: 0 LOB: 0 BB: 0 P: 5	R: 0 E: 0 K: 1 S: 7	H: 0 LOB: 0 BB: 0 P: 9	1B: 6 2B: 0 3B: 0 HR: 0	SF: 0 SAC: 0 DP: 3 HBP: 0	WP: 0 PB: 1 SB: 0 CS: 0	PA: 32
<b>PITCHER</b>	IP WLS BF H R ER SO BB IBB HBP BLK WP HR S P ERA WHIP																					
Jerome Robertson, L (1, 1) ERA: 5.29	6.0 W 23 5 0 0 3 2 0 0 0 0 0 0 56 91 0.00 1.167																					
54 Brad Lidge, R (7, 1) ERA: 2.83	1.0 H 3 1 0 0 1 0 0 0 0 0 0 0 11 17 0.00 1.000																					
Octavio Dotel, R (8, 1) ERA: 1.57	1.0 H 3 0 0 0 0 0 0 0 0 0 0 0 5 5 0.00 0.000																					
Billy Wagner, L (9, 1) ERA: 2.18	1.0 S 3 0 0 0 1 0 0 0 0 0 0 0 7 9 0.00 0.000																					

Texas Rangers @ Houston Astros  
Minute Maid Park, Houston, TX  
Sat Jun 28 2003, 3:05 PM CDT  
Att: 43,077 - Dome - 72 F

livebaseballscorecards.com

AB	30
R	0
H	6
RBI	0
BB	2
SO	5
LOB	15





Batter	1	2	3	4	5	6	7	8	9
<b>Craig Biggio, R</b> OBP: 0.345, SLG: 0.430 (1, 8)	2-3 K			4-2 G6-4-3 BB	0-1 E5			2-2 F7	
<b>4 Eric Bruntlett, R</b> (1, 4)	3-2 F8			1-1 G6-4-3 1-2f	2-1 F9			1-3 K	
<b>5 Jeff Bagwell, R</b> OBP: 0.352, SLG: 0.465 (1, 3)	1-3 K			1-2 F8		1-1 F9		1-1 G1-4-3	
<b>Richard Hidalgo, R</b> OBP: 0.401, SLG: 0.552 (1, 9)			4-1 17 CS BB		2-2 17 FC6-4 28 1B 1B	0-0 CS 1B			
<b>Morgan Ensberg, R</b> OBP: 0.418, SLG: 0.638 (1, 5)			0-3 SAFE K		3-2 17 FC6-4 1B	4-1 17 S BB			
<b>17 Lance Berkman, S</b> OBP: 0.402, SLG: 0.498 (1, 7)			3-2 P6 1-2		1-1 28 FC6-4 1B BB E	2-3 K2-3			
<b>Gregg Zaun, S</b> OBP: 0.319, SLG: 0.321 (1, 2)				0-0 F7	4-0 E 28 1B BB		1-2 G6-3		
<b>Octavio Dotel, R</b> (8, 1)									
<b>Billy Wagner, L</b> (9, 1)									
<b>28 Adam Everett, R</b> OBP: 0.308, SLG: 0.412 (1, 6)				2-2 F9	0-1 E 1B		1-2 G6-3		
<b>Jerome Robertson, L</b> OBP: 0.125, SLG: 0.125 (1, 1)					1-2 2-3 3-H				
<b>54 Brad Lidge, R</b> (7, 1)					1-3 K		0-1 G6-3		
<b>Orlando Merced, S</b> OBP: 0.296, SLG: 0.374 (7, PH)									
<b>Brad Ausmus, R</b> OBP: 0.270, SLG: 0.274 (8, 2)									

Inning Stats	R: 0	H: 0	E: 0	K: 2	S: 9	LOB: 0	BB: 0	P: 15
	R: 0	H: 0	E: 0	K: 1	S: 11	LOB: 0	BB: 1	P: 18
	R: 0	H: 0	E: 0	K: 0	S: 5	LOB: 0	BB: 0	P: 7
	R: 0	H: 0	E: 0	K: 0	S: 7	LOB: 0	BB: 1	P: 13
	R: 2	H: 3	E: 1	K: 1	S: 17	LOB: 3	BB: 1	P: 30
	R: 0	H: 1	E: 0	K: 1	S: 7	LOB: 1	BB: 1	P: 14
	R: 0	H: 0	E: 0	K: 0	S: 8	LOB: 0	BB: 0	P: 10
	R: 0	H: 0	E: 0	K: 1	S: 8	LOB: 0	BB: 0	P: 12

PITCHER	IP	WLS	BF	H	R	ER	SO	BB	IBB	HBP	BLK	WP	HR	S	P	ERA	WHIP
<b>Tony Mounce, L</b> ERA: 3.0 (1, 1)	6.0	L	24	4	2	1	5	4	0	0	0	0	0	56	97	1.50	1.333
<b>Jay Powell, R</b> ERA: 10.31 (7, 1)	1.0		3	0	0	0	0	0	0	0	0	0	0	8	10	0.00	0.000
<b>32 Ron Mahay, L</b> ERA: (8, 1)	1.0		3	0	0	0	1	0	0	0	0	0	0	8	12	0.00	0.000

**AB R H RBI BB SO LOB**

**3 0 0 0 1 1 2**

**4 0 0 0 0 1 4**

**4 0 0 0 0 1 0**

**2 1 2 0 1 0 0**

**2 0 1 0 1 1 1**

**3 1 0 0 0 1 4**

**2 0 0 0 1 0 0**

**0 0 0 0 0 0 0**

**0 0 0 0 0 0 0**

**3 0 1 1 0 0 0**

**2 0 0 0 0 1 3**

**0 0 0 0 0 0 0**


**1 0 0 0 0 0 0**

**0 0 0 0 0 0 0**

**1B: 4 SF: 0**  
**2B: 0 SAC: 0**  
**3B: 0 DP: 1**  
**HR: 0 HBP: 0**

**WP: 0 PA: 30**  
**PB: 0**  
**SB: 1**  
**CS: 2**

**AB 26**  
**R 2**  
**H 4**  
**RBI 1**  
**BB 4**  
**SO 6**  
**LOB 14**



**Texas Rangers @ Houston Astros**  
Minute Maid Park, Houston, TX  
Sat Jun 28 2003, 3:05 PM CDT  
Att: 43,077 - Dome - 72 F

livebaseballscorecards.com

Batter	1	2	3	4	5	6	7	8	9	AB R H RBI BB SO LOB	TOP																
10 Michael Young, R (1, 4) OBP: 0.354, SLG: 0.437	2-1 G5-3			0-1 G4-3		1-1 BB 1B		1-2 3B 1B	0-0 FC1-2 1B	5 2 3 0 0 0 0																	
9 Hank Blalock, L (1, 5) OBP: 0.388, SLG: 0.539	0-3 K			2-3 K		0-0 F9		4-2 3B BB	4-0 FC1-2 1B IBB	3 2 0 0 2 2 1																	
Alex Rodriguez, R (1, 6) OBP: 0.382, SLG: 0.552	0-1 P3			1-2 P6		4-2 BB	1-2 BB	0-2 1B 3B	1-0 FC1-2 1B	4 1 1 2 1 0 3																	
Juan Gonzalez, R (1, 9) OBP: 0.325, SLG: 0.544		1-2 K			4-2 HR BB	0-0 P3		3-2 P4	0-2 1B	4 1 1 2 1 1 3																	
Rafael Palmeiro, L (1, 3) OBP: 0.381, SLG: 0.527		1-1 P4			3-1 P4		1-1 HR	4-0 1B IBB	2-2 G3-1	4 1 1 1 1 0 3																	
Kevin Mench, R (1, 7) Francisco Cordero, R (8, 1) Ugueth Urbina, R (9, 1)		2-0 G6-3			1-1 HR		3-2 F9	0-0 1B		4 1 2 3 0 0 0 0 0 0 0 0 0 0 0 0 0 0 0 0 0																	
Todd Greene, R (1, 2) OBP: 0.239, SLG: 0.388			2-3 K		1-1 P4		0-2 F9	0-2 K		4 0 0 0 0 2 2																	
Donnie Sadler, R (1, 8) 56 Rosman Garcia, R (7, 1) Doug Glanville, R (8, 8)			0-0 G6-3		1-3 K		4-1 CS BB		1-0 G6-3	2 0 0 0 1 1 0 0 0 0 0 0 0 0 1 0 0 0 0 0 0																	
Mario Ramos, L (1, 1) Victor Santos, R (4, 1) Carl Everett, S (7, PH) (7, 8) (8, 7)			0-3 K			2-3 K	1-0 CS	1-2 G3	4-2 FC1-2 BB	1 0 0 0 0 1 0 1 0 0 0 0 1 0 1 0 0 0 1 0 0																	
<b>Inning Stats</b>	R: 0 E: 0 K: 1 S: 7	H: 0 LOB: 0 BB: 0 P: 9	R: 0 E: 0 K: 1 S: 6	H: 0 LOB: 0 BB: 0 P: 10	R: 0 E: 0 K: 2 S: 10	H: 0 LOB: 0 BB: 0 P: 12	R: 0 E: 0 K: 1 S: 8	H: 0 LOB: 0 BB: 0 P: 11	R: 2 E: 0 K: 1 S: 11	H: 1 LOB: 0 BB: 1 P: 21	R: 0 E: 0 K: 1 S: 11	H: 1 LOB: 2 BB: 1 P: 18	R: 1 E: 0 K: 0 S: 10	H: 1 LOB: 0 BB: 1 P: 19	R: 3 E: 0 K: 1 S: 27	H: 3 LOB: 2 BB: 2 P: 40	R: 2 E: 0 K: 0 S: 14	H: 2 LOB: 2 BB: 2 P: 26	1B: 5 2B: 0 3B: 1 HR: 2	SF: 0 SAC: 0 DP: 0 HBP: 0	WP: 0 PB: 0 SB: 0 CS: 1	PA: 42					
<b>PITCHER</b>	IP WLS BF H R ER SO BB IBB HBP BLK WP HR S P ERA WHIP																										
Ron Villone, L (1, 1) ERA: 2.45	6.0		23	3	3	3	7	2	0	0	0	0	2	55	84	4.50	0.833										
Pete Munro, R (7, 1) ERA: 4.99	1.0		3	0	0	0	0	1	0	0	0	0	0	8	16	0.00	1.000										
Octavio Dotel, R (8, 1) ERA: 2.11	1.0	L	8	3	3	3	1	1	1	0	0	0	0	27	40	27.00	4.000										
Kirk Saarloos, R (9, 1) ERA: 6.29	0.1		4	1	2	2	0	1	1	0	0	0	0	5	14	54.00	6.000										
Ricky Stone, R (9, 1) ERA: 3.83	0.2		3	1	0	0	0	0	0	0	0	0	0	9	12	0.00	1.500										

Texas Rangers @ Houston Astros  
Minute Maid Park, Houston, TX  
Sun Jun 29 2003, 1:05 PM CDT  
Att. 38,704 - Dome - 72 F

livebaseballscorecards.com

AB	34
R	8
H	8
RBI	8
BB	7
SO	8
LOB	12



Batter	1	2	3	4	5	6	7	8	9	AB R H RBI BB SO LOB
<b>Craig Biggio, R</b> OBP: 0.345, SLG: 0.431 (1, 8)	2-1 P5	4-1 BB		1-0 SH1-3 L5 2B		3-3 K			1-3 K	4 0 1 0 1 2 1
<b>4 Eric Bruntlett, R</b> <b>Geoff Blum, S</b> OBP: 0.305, SLG: 0.404 (7, PH) (8, 4)	1-2 G4-3	0-0 F8		1-0 SH1-3 2-3			2-0 G4-3		1-2 5 3B 2B	2 0 0 0 0 0 1 2 1 1 0 0 0 0
<b>5 Jeff Bagwell, R</b> OBP: 0.353, SLG: 0.468 (1, 3)	4-0 2B 17 HBP BB	2-0 F8		1-0 L5 3-3			1-3 K		0-0 2-H 3-H 3B	4 1 1 2 1 1 2
<b>Richard Hidalgo, R</b> OBP: 0.401, SLG: 0.551 (1, 9)	2-0 17 HBP BB 2B	4-2 BB			0-2 P6		2-3 K		2-3 K	4 1 1 0 1 2 1
<b>Morgan Ensberg, R</b> OBP: 0.414, SLG: 0.625 (1, 5)	4-1 BB 28 BB BB	2-0 P4			2-2 F8			1-1 G6-3		3 1 0 0 1 0 2
<b>17 Lance Berkman, S</b> OBP: 0.403, SLG: 0.494 (1, 7)	1-2 28 BB HBP		1-1 P3		4-1 BB			1-1 P6		2 0 0 1 1 0 0
<b>Brad Ausmus, R</b> OBP: 0.274, SLG: 0.271 (1, 2)	4-1 28 BB BB		4-0 BB		1-0 P5			1-3 K		2 0 0 1 2 1 1
<b>28 Adam Everett, R</b> OBP: 0.307, SLG: 0.404 (1, 6)	4-0 BB		1-2 P6			2-0 F9			1-3 K	3 0 0 1 1 1 1
<b>Ron Villone, L</b> <b>Pete Munro, R</b> <b>Octavio Dotel, R</b> <b>Kirk Saarloos, R</b> <b>Ricky Stone, R</b> <b>Orlando Merced, S</b> OBP: 0.301, SLG: 0.379 (9, PH)	2-3 K		1-1 G3			1-3 K			0-1 2B 5 3B 1B	3 0 0 0 0 0 2 4 0 1 1 1 0 0 0 0 0

Inning Stats	R: 3 E: 0 K: 1 S: 15	H: 1 LOB: 3 BB: 4 P: 39	R: 0 E: 0 K: 0 S: 6	H: 0 LOB: 2 BB: 2 P: 18	R: 0 E: 0 K: 0 S: 7	H: 0 LOB: 1 BB: 1 P: 14	R: 0 E: 0 K: 0 S: 3	H: 1 LOB: 0 BB: 0 P: 6	R: 0 E: 0 K: 0 S: 8	H: 0 LOB: 1 BB: 1 P: 15	R: 0 E: 0 K: 2 S: 9	H: 0 LOB: 0 BB: 0 P: 15	R: 0 E: 0 K: 2 S: 7	H: 0 LOB: 0 BB: 0 P: 12	R: 0 E: 0 K: 1 S: 8	H: 0 LOB: 0 BB: 0 P: 11	R: 2 E: 0 K: 3 S: 15	H: 3 LOB: 1 BB: 0 P: 20	1B: 1 2B: 4 3B: 1 HR: 0	SF: 0 SAC: 1 DP: 1 HBP: 1	WP: 0 PB: 0 SB: 0 CS: 0	PA: 40
--------------	-------------------------------	----------------------------------	------------------------------	----------------------------------	------------------------------	----------------------------------	------------------------------	---------------------------------	------------------------------	----------------------------------	------------------------------	----------------------------------	------------------------------	----------------------------------	------------------------------	----------------------------------	-------------------------------	----------------------------------	----------------------------------	------------------------------------	----------------------------------	--------

PITCHER	IP	WLS	BF	H	R	ER	SO	BB	IBB	HBP	BLK	WP	HR	S	P	ERA	WHIP
<b>Mario Ramos, L</b> ERA: 6.23 (1, 1)	3.1		20	2	3	3	1	7	0	0	0	0	0	30	75	8.10	2.700
<b>Victor Santos, R</b> ERA: 5.85 (4, 1)	2.2		8	0	0	0	2	1	0	0	0	0	0	18	32	0.00	0.375
<b>56 Rosman Garcia, R</b> ERA: 4.97 (7, 1)	1.0	W	3	0	0	0	2	0	0	0	0	0	0	7	12	0.00	0.000
<b>Francisco Cordero, R</b> ERA: 3.92 (8, 1)	1.2	H	8	3	2	2	3	0	0	0	0	0	0	20	26	10.80	1.800
<b>Ugueth Urbina, R</b> ERA: 4.36 (9, 1)	0.1	S	1	0	0	0	1	0	0	0	0	0	0	3	5	0.00	0.000

**BOTTOM**

**Texas Rangers @ Houston Astros**  
Minute Maid Park, Houston, TX  
Sun Jun 29 2003, 1:05 PM CDT  
Att: 38,704 - Dome - 72 F

livebaseballscorecards.com

<b>AB</b>	<b>30</b>
<b>R</b>	<b>5</b>
<b>H</b>	<b>5</b>
<b>RBI</b>	<b>5</b>
<b>BB</b>	<b>8</b>
<b>SO</b>	<b>9</b>
<b>LOB</b>	<b>13</b>





Batter	1	2	3	4	5	6	7	8	9	10	AB	R	H	RBI	BB	SO	LOB
<b>Craig Biggio, R</b> OBP: 0.343, SLG: 0.426 (1, 8)	G5-3		5 BB 17 1B	FC6-4		F8		F9			4	1	0	0	1	0	5
<b>Geoff Blum, S</b> OBP: 0.307, SLG: 0.414 (1, 4)	BB		K		G6-3		G3		HR		4	1	1	1	1	1	1
<b>5 Jeff Bagwell, R</b> OBP: 0.354, SLG: 0.464 (1, 3)	F8		17 1B		K		HR		K		3	1	0	0	2	2	1
<b>17 Lance Berkman, S</b> OBP: 0.400, SLG: 0.489 (1, 7)	F7		1-3 2-H	1B	K		K		G4-3		5	0	1	1	0	2	2
<b>Richard Hidalgo, R</b> OBP: 0.404, SLG: 0.582 (1, 9)		2-1	L6			1-1	HR	1-H	HR		5	2	3	3	0	1	2
<b>Morgan Ensberg, R</b> OBP: 0.409, SLG: 0.618 (1, 5)		2-3			F7	3-3	K		F8		5	1	1	0	0	2	1
<b>Brad Ausmus, R</b> OBP: 0.276, SLG: 0.271 (1, 2)		2-1	G1-3		28 1B	3-2	G6-3		G6-3		4	0	1	0	1	0	1
<b>28 Adam Everett, R</b> OBP: 0.315, SLG: 0.406 (1, 6)		0-1	L7		FC6-4	0-0	BB		G5-3		4	0	2	0	1	0	1
<b>Wade Miller, R</b> OBP: 0.210, SLG: 0.200 (1, 1)					K2-3	0-3	K		E2		2	0	0	0	1	2	2
<b>54 Brad Lidge, R</b> ERA: 4.23 (8, 1)						SAFE					0	0	0	0	0	0	0
<b>Orlando Merced, S</b> OBP: 0.290, SLG: 0.376 (8, 1)											1	0	0	0	0	0	0
<b>Billy Wagner, L</b> OBP: 0.290, SLG: 0.376 (8, 1)											0	0	0	0	0	0	0
<b>Ricky Stone, R</b> OBP: 0.315, SLG: 0.321 (10, 1)											0	0	0	0	0	0	0
<b>Gregg Zaun, S</b> OBP: 0.315, SLG: 0.321 (10, PH)											0	0	0	1	0	0	0

Inning Stats	R: 0	H: 0	E: 0	K: 0	S: 7	R: 0	H: 1	E: 0	K: 1	S: 9	R: 1	H: 1	E: 0	K: 2	S: 13	R: 0	H: 2	E: 0	K: 1	S: 12	R: 0	H: 0	E: 0	K: 2	S: 7	R: 1	H: 2	E: 0	K: 1	S: 14	R: 2	H: 1	E: 0	K: 1	S: 12	R: 0	H: 0	E: 1	K: 0	S: 7	R: 1	H: 1	E: 0	K: 2	S: 10	R: 1	H: 1	E: 0	K: 0	S: 7	R: 1	H: 1	E: 0	K: 0	S: 7
<b>15 Ben Sheets, R</b> ERA: 4.23 (1, 1)	IP	WLS	BF	H	R	ER	SO	BB	IBB	HBP	BLK	WP	HR	S	P	ERA	WHIP																																						
<b>Dan Kolb, R</b> ERA: 4.91 (7, 1)	1.0	B	5	1	2	2	1	1	0	0	0	0	1	12	24	18.00	2.000																																						
<b>Leo Estrella, R</b> ERA: 1.26 (8, 1)	1.0		4	0	0	0	0	0	0	0	0	0	0	7	11	0.00	0.000																																						
<b>Mike DeJean, R</b> ERA: 4.79 (9, 1)	1.1	L	8	2	2	2	2	0	2	0	0	0	1	17	29	13.50	1.500																																						


**BOTTOM**

**Milwaukee Brewers @ Houston Astros**  
Minute Maid Park, Houston, TX

Tue Jul 01 2003, 7:05 PM CDT  
Att: 23,407 - Dome - 72 F

livebaseballscorecards.com

AB	37
R	6
H	9
RBI	6
BB	7
SO	10
LOB	16



WP: 0	PA: 45
PB: 1	
SB: 0	
CS: 0	

Batter	1	2	3	4	5	6	7	8	9	10	11	AB R H RBI BB SO LOB	TOP																			
Eric Young Sr., R OBP: 0.339, SLG: 0.435 (1, 4)	P2		HBP		HBP	1B			F8		2B	5 2 3 2 0 0 0	<b>Milwaukee Brewers @ Houston Astros</b> Minute Maid Park, Houston, TX Wed Jul 02 2003, 7:05 PM CDT Att. 24,340 - Dome - 72 F																			
Scott Podsednik, L OBP: 0.405, SLG: 0.451 (1, 8)	G1-3		F7		HBP	1B			K		2B	5 1 1 1 1 1 4																				
Geoff Jenkins, L OBP: 0.354, SLG: 0.542 (1, 7)	G3-1				BB	HBP			G6-3		G3-1	5 0 1 0 0 0 1																				
Richie Sexson, R OBP: 0.374, SLG: 0.505 (1, 3)		G4-3			HBP	1B						4 0 1 2 1 1 1																				
John Vander Wal, L OBP: 0.377, SLG: 0.500 Brady Clark, R OBP: 0.275, SLG: 0.308 (1, 9) (11, 9)		K			BB	1B			P5			4 0 0 0 1 2 2 0 0 0 0 0 0 0																				
Keith Ginter, R OBP: 0.344, SLG: 0.345 (1, 5)		K			BB	BB			F8			5 0 0 0 0 2 5																				
Keith Osik, R OBP: 0.331, SLG: 0.299 (1, 2)			SH2-4		G4-3	1B			G6-3		K	4 2 2 0 1 1 0																				
Royce Clayton, R OBP: 0.303, SLG: 0.353 (1, 6)			K		G4-3	1B			G4-3		F7	4 0 1 0 0 1 1																				
Wayne Franklin, L OBP: 0.118, SLG: 0.118 Wes Helms, R OBP: 0.320, SLG: 0.431 Luis Vizcaino, R OBP: 0.317, SLG: 0.524 Valerio De Los Santos, L OBP: 0.317, SLG: 0.524 Brooks Kieschnick, L OBP: 0.317, SLG: 0.524 Leo Estrella, R OBP: 0.317, SLG: 0.524 (1, 1) (8, PH) (8, 1) (8, 1) (11, PH) (11, 1)			SH2-4		G4-3	1B			P4		G4-3	2 0 1 0 0 0 2 1 0 1 0 0 0 0 0 1 0 0 0 0 0 0 0																				
<b>Inning Stats</b>	R: 0 E: 0 K: 0 S: 7	H: 0 LOB: 0 BB: 0 P: 13	R: 0 E: 0 K: 2 S: 7	H: 0 LOB: 0 BB: 0 P: 10	R: 0 E: 0 K: 1 S: 11	H: 1 LOB: 2 BB: 0 P: 18	R: 0 E: 0 K: 2 S: 12	H: 1 LOB: 1 BB: 0 P: 19	R: 3 E: 0 K: 0 S: 19	H: 4 LOB: 3 BB: 2 P: 33	R: 0 E: 0 K: 0 S: 14	H: 2 LOB: 2 BB: 0 P: 19		R: 0 E: 0 K: 0 S: 11	H: 0 LOB: 1 BB: 1 P: 16	R: 0 E: 0 K: 1 S: 10	H: 0 LOB: 0 BB: 0 P: 15	R: 0 E: 0 K: 1 S: 5	H: 0 LOB: 0 BB: 0 P: 9	R: 0 E: 0 K: 1 S: 7	H: 0 LOB: 0 BB: 0 P: 11	R: 2 E: 0 K: 0 S: 14	H: 2 LOB: 1 BB: 1 P: 22	1B: 8 2B: 2 3B: 0 HR: 0	SF: 0 SAC: 2 DP: 1 HBP: 2	WP: 0 PB: 0 SB: 2 CS: 0	PA: 48					
<b>PITCHER</b>	IP WLS BF H R ER SO BB IBB HBP BLK WP HR S P ERA WHIP															IP WLS BF H R ER SO BB IBB HBP BLK WP HR S P ERA WHIP																
Tim Redding, R ERA: 4.07 (1, 1)	4.2	23	6	3	3	5	2	0	2	0	0	0	0	0	54	90	5.79	1.714														
Pete Munro, R ERA: 4.87 (5, 1)	1.0	5	2	0	0	0	0	0	0	0	0	0	0	0	14	20	0.00	2.000														
Mike Gallo, L ERA: (6, 1)	1.0	4	0	0	0	0	1	0	0	0	0	0	0	0	10	15	0.00	1.000														
Kirk Saarloos, R ERA: 6.2 (7, 1)	0.1	1	0	0	0	0	0	0	0	0	0	0	0	0	3	3	0.00	0.000														
Octavio Dotel, R ERA: 2.06 (8, 1)	1.0	3	0	0	0	1	0	0	0	0	0	0	0	0	10	15	0.00	0.000														
Billy Wagner, L ERA: 2.47 (9, 1)	1.0	3	0	0	0	1	0	0	0	0	0	0	0	0	0	0	0.00	0.000														
54 Brad Lidge, R ERA: 2.72 (10, 1)	1.0	3	0	0	0	1	0	0	0	0	0	0	0	0	0	0	0.00	0.000														
Ricky Stone, R ERA: 4.05 (11, 1)	1.0	L	6	2	2	0	1	0	0	0	0	0	0	0	0	0	18.00	3.000														

livebaseballscorecards.com

AB	40
R	5
H	10
RBI	5
BB	4
SO	8
LOB	17





Batter	1	2	3	4	5	6	7	8	9	AB R H RBI BB SO LOB	TOP											
<b>Eric Young Sr., R</b> OBP: 0.344, SLG: 0.436 (1, 4)	2-2 G5-3		4-1 FC4-6 SF7 1B BB		4-2 CS BB		1-1 G6-3 1B			2 1 1 0 2 0 0												
<b>Scott Podsednik, L</b> OBP: 0.403, SLG: 0.448 (1, 8)	0-1 P5		1-1 FC4-6 1B		1-0 F9		3-2 G6-3 1-2f			4 0 1 0 0 0 2												
<b>Geoff Jenkins, L</b> OBP: 0.350, SLG: 0.535 (1, 7)	0-2 G1-3		1-2 FC4-6 1-2f 2-3		0-0 F9 1-2			1-2 F8		4 0 0 0 0 0 3												
<b>Richie Sexson, R</b> OBP: 0.372, SLG: 0.513 (1, 3)		3-2 F9	0-0 SF7		0-1 G5-3			0-0 HR		3 1 1 2 0 0 0												
<b>Brady Clark, R</b> OBP: 0.281, SLG: 0.314 (1, 9)		2-2 2B SF8 1B	1-1 G1-3		0-0 1B 1B			1-2 G6-3		4 1 2 0 0 0 1												
<b>Wes Helms, R</b> OBP: 0.319, SLG: 0.432 (1, 5)		3-1 1-3 2B		0-1 F9		1-0 P4		2-1 F7		4 0 1 0 0 0 1												
<b>Eddie Pérez, R</b> OBP: 0.333, SLG: 0.470 (1, 2)		1-2 SF8 3-H	4-0 BB		2-1 1B			3-2 G6-4-3 1B		2 0 2 1 1 0 0												
<b>Royce Clayton, R</b> OBP: 0.302, SLG: 0.349 (1, 6)		3-H 4-0 IBB	0-0 F7		2-2 G5-3			0-0 G6-4-3 1-2f		3 0 0 0 1 0 4												
<b>Matt Kinney, R</b> (1, 1)		0-3 K2-3	1-3 K				0-2 F9		0-0 F7	2 0 0 0 0 2 3												
<b>Keith Ginter, R</b> OBP: 0.342, SLG: 0.343 (7, PH)										1 0 0 0 0 0 0												
<b>Brooks Kieschnick, L</b> OBP: 0.317, SLG: 0.634 (7, 1)										0 0 0 0 0 0 0												
<b>Luis Vizcaino, R</b> (8, 1)										0 0 0 0 0 0 0												
<b>John Vander Wal, L</b> OBP: 0.375, SLG: 0.497 (9, PH)										1 0 0 0 0 0 0												
<b>Inning Stats</b>	R: 0 E: 0 K: 0 S: 8	H: 0 LOB: 0 BB: 0 P: 10	R: 1 E: 0 K: 1 S: 17	H: 2 LOB: 2 BB: 1 P: 30	R: 1 E: 0 K: 0 S: 9	H: 1 LOB: 1 BB: 1 P: 16	R: 0 E: 0 K: 1 S: 8	H: 0 LOB: 1 BB: 1 P: 13	R: 0 E: 0 K: 0 S: 4	H: 0 LOB: 0 BB: 1 P: 9	R: 0 E: 0 K: 0 S: 10	H: 2 LOB: 2 BB: 0 P: 15	R: 0 E: 0 K: 0 S: 8	H: 1 LOB: 0 BB: 0 P: 12	R: 1 E: 0 K: 0 S: 12	H: 1 LOB: 0 BB: 0 P: 16	R: 0 E: 0 K: 0 S: 6	H: 1 LOB: 0 BB: 0 P: 9	1B: 6 2B: 1 3B: 0 HR: 1	SF: 2 SAC: 0 DP: 2 HBP: 0	WP: 0 PB: 0 SB: 0 CS: 1	PA: 36
<b>PITCHER</b>	IP WLS BF H R ER SO BB IBB HBP BLK WP HR S P ERA WHIP																					
<b>Jerome Robertson, L</b> ERA: 5.15 (1, 1)	7.1 W 31 7 3 3 2 3 1 0 0 0 1 68 110 3.68 1.364																					
<b>Octavio Dotel, R</b> ERA: 1.99 (8, 1)	1.2 S 5 1 0 0 0 0 0 0 0 0 0 0 14 20 0.00 0.600																					

Milwaukee Brewers @ Houston Astros  
Minute Maid Park, Houston, TX  
Thu Jul 03 2003, 6:05 PM CDT  
Att: 31,379 - Dome - 72 F

livebaseballscorecards.com

AB	30
R	3
H	8
RBI	3
BB	4
SO	2
LOB	14





Batter	1	2	3	4	5	6	7	8	9	AB	R	H	RBI	BB	SO	LOB
<b>Craig Biggio, R</b> OBP: 0.346, SLG: 0.423 (1, 8)	2-2 G5-3		4-1 5 HR 1B BB		4-0 1-2 HR BB		3-2 G4-6-3 1B			2	2	1	0	2	0	0
<b>Geoff Blum, S</b> OBP: 0.310, SLG: 0.429 (1, 4)	3-2 F8		1-0 5 HR 1B		1-0 1-1 2-H HR		2-1 G4-6-3 1-2f			4	2	2	3	0	0	1
<b>5 Jeff Bagwell, R</b> OBP: 0.359, SLG: 0.471 (1, 3)	4-0 BB		1-2 1-1 2-H HR		2-2 G4-3			4-1 17 S G4-3 1B BB		2	2	1	3	2	0	0
<b>17 Lance Berkman, S</b> OBP: 0.391, SLG: 0.475 (1, 7)	0-2 P5		1-2 F8		0-0 G3			0-0 G4-3 1-2		4	0	0	0	0	0	2
<b>Richard Hidalgo, R</b> OBP: 0.402, SLG: 0.573 (1, 9)		0-1 P3		0-0 P6		0-2 G4-3 1B		2-2 2-H CS 1B		4	0	2	1	0	0	0
<b>Morgan Ensberg, R</b> OBP: 0.421, SLG: 0.636 (1, 5)		1-3 K		4-0 G4-3 BB		1-2 F9		4-0 1-2 BB		2	0	0	0	2	1	1
<b>Gregg Zaun, S</b> OBP: 0.299, SLG: 0.302 (1, 2)		0-1 F8		2-1 G4-3 1-2f		3-2 SAFE G4-3 1-2		2-1 F7		4	0	0	0	0	0	3
<b>28 Adam Everett, R</b> OBP: 0.307, SLG: 0.389 (1, 6)			1-2 P6		0-2 P3 L5		1-2 L5			3	0	0	0	0	0	1
<b>Jerome Robertson, L</b> OBP: 0.148, SLG: 0.148 (1, 1)			1-2 G6-3		2-2 BB HR 1B		3-2 G4-3			3	1	1	0	0	0	0
<b>Octavio Dotel, R</b> (8, 1)										0	0	0	0	0	0	0

Inning Stats	R: 0	H: 0	E: 0	K: 0	S: 10	R: 0	H: 0	E: 0	K: 1	S: 7	R: 3	H: 2	E: 0	K: 0	S: 15	R: 0	H: 0	E: 0	K: 0	S: 3	R: 3	H: 2	E: 0	K: 0	S: 11	R: 0	H: 1	E: 0	K: 0	S: 13	R: 0	H: 1	E: 0	K: 0	S: 8	R: 1	H: 1	E: 0	K: 0	S: 7
	LOB: 1	BB: 1	BB: 0	BB: 1	BB: 1	LOB: 0	LOB: 0	LOB: 0	BB: 0	BB: 0	LOB: 0	LOB: 0	LOB: 0	LOB: 1	LOB: 0	LOB: 1	LOB: 1	LOB: 1	LOB: 0	LOB: 0	LOB: 1	LOB: 0	LOB: 0	LOB: 0	LOB: 0	LOB: 0	LOB: 1	LOB: 1	LOB: 0	LOB: 0	LOB: 0	LOB: 1	LOB: 1	LOB: 1	LOB: 0	LOB: 0	LOB: 2	LOB: 1		

PITCHER	IP	WLS	BF	H	R	ER	SO	BB	IBB	HBP	BLK	WP	HR	S	P	ERA	WHIP
<b>Matt Kinney, R</b> ERA: 4.53 (1, 1)	6.0	L	26	5	6	6	1	4	0	0	0	0	2	59	98	9.00	1.500
<b>Brooks Kieschnick, R</b> ERA: 5.33 (7, 1)	1.1		5	1	1	1	0	1	0	0	0	0	0	10	22	6.75	1.500
<b>Luis Vizcaino, R</b> ERA: 8.72 (8, 1)	0.2		3	1	0	0	0	1	0	0	0	0	0	5	13	0.00	3.000


**BOTTOM**

**Milwaukee Brewers @ Houston Astros**  
Minute Maid Park, Houston, TX


Thu Jul 03 2003, 6:05 PM CDT  
Att: 31,379 - Dome - 72 F

livebaseballscorecards.com

<b>AB</b>	<b>28</b>
<b>R</b>	<b>7</b>
<b>H</b>	<b>7</b>
<b>RBI</b>	<b>7</b>
<b>BB</b>	<b>6</b>
<b>SO</b>	<b>1</b>
<b>LOB</b>	<b>8</b>



WP: 0	PA: 34
PB: 0	
SB: 1	
CS: 1	

Batter	1	2	3	4	5	6	7	8	9	AB R H RBI BB SO LOB	TOP																								
Brian Hunter, R (1, 8) OBP: 0.297, SLG: 0.329	1-3 K	1-1 G5-3			2-2 2B		0-2 SF7			3 0 1 1 0 1 2																									
Geoff Blum, S (1, 4) OBP: 0.309, SLG: 0.426	0-1 17 2B 1B		3-1 G3-1		1-2 F7		1-0 G6-3			4 1 1 0 0 0 2																									
5 Jeff Bagwell, R (1, 3) OBP: 0.355, SLG: 0.465	1-0 P4		1-1 G5-3		3-3 K			2-1 F9		4 0 0 0 0 1 2																									
17 Lance Berkman, S (1, 7) OBP: 0.392, SLG: 0.477	2-2 1-H 2B		1-1 G4-3			3-3 K		4-0 S BB		3 0 1 1 1 1 0																									
Richard Hidalgo, R (1, 9) OBP: 0.396, SLG: 0.563	0-0 P2			2-2 G6-3		0-1 F9		1-1 G5-3		4 0 0 0 0 0 2																									
Morgan Ensberg, R (1, 5) OBP: 0.412, SLG: 0.620			3-0 E5 4 FC6-4		0-1 P6		2-2 K	2-2 F7		4 0 0 0 0 1 1																									
Brad Ausmus, R (1, 2) OBP: 0.279, SLG: 0.271		1 SAFE 1-3 K		0-1 1B			2-2 28 SH1-4 4 1B SF7 HBP	1-2 L4		3 1 1 0 0 1 1	AB 32 R 2 H 6 RBI 2 BB 1 SO 6 LOB 12																								
4 Eric Bruntlett, R (1, 6) OBP: 0.143, SLG: 0.143 Pete Munro, R (7, 1) Gregg Zaun, S (9, PH) OBP: 0.296, SLG: 0.299			1-2 FC6-4 1B		0-3 K		0-0 28 SH1-4 1B	0-0 G1-3		3 0 1 0 0 1 2 0 0 0 0 0 0 0 1 0 0 0 0 0 0																									
Ron Villone, L (1, 1) OBP: 0.222, SLG: 0.125 Brandon Puffer, R (6, 1) Mike Gallo, L (6, 1) 28 Adam Everett, R (7, PH) OBP: 0.307, SLG: 0.399 Orlando Merced, S (9, PH) OBP: 0.297, SLG: 0.373			0-1 1B			1-2 L8	0-0 SH1-4	1-2 F7		2 0 1 0 1 0 0 0 0 0 0																									
<b>Inning Stats</b>	R: 1 E: 0 K: 1 S: 10	H: 2 LOB: 1 BB: 0 P: 14	R: 0 E: 1 K: 1 S: 11	H: 1 LOB: 2 BB: 0 P: 17	R: 0 E: 0 K: 0 S: 6	H: 0 LOB: 0 BB: 0 P: 11	R: 0 E: 0 K: 1 S: 11	H: 1 LOB: 1 BB: 0 P: 13	R: 0 E: 0 K: 1 S: 14	H: 1 LOB: 1 BB: 0 P: 21	R: 0 E: 0 K: 2 S: 9	H: 0 LOB: 0 BB: 0 P: 14	R: 1 E: 0 K: 0 S: 10	H: 1 LOB: 1 BB: 0 P: 13	R: 0 E: 0 K: 0 S: 7	H: 0 LOB: 1 BB: 1 P: 16	R: 0 E: 0 K: 0 S: 8	H: 0 LOB: 0 BB: 0 P: 10	1B: 4 2B: 2 3B: 0 HR: 0	SF: 1 SAC: 1 DP: 0 HBP: 1	WP: 0 PB: 0 SB: 1 CS: 0	PA: 36													
<b>PITCHER</b>	IP WLS BF H R ER SO BB IBB HBP BLK WP HR S P ERA WHIP																																		
Kris Benson, R (1, 1) ERA: 4.82	6.0	24	5	1	1	6	0	0	0	0	0	0	61	90	1.50	0.833																			
Brian Boehringer, R (7, 1) ERA: 7.24	2.0	W	9	1	1	0	1	0	1	0	0	0	17	29	4.50	1.000																			
Mike Williams, R (9, 1) ERA: 6.21	1.0	S	3	0	0	0	0	0	0	0	0	0	8	10	0.00	0.000																			

Houston Astros @ Pittsburgh Pirates  
PNC Park, Pittsburgh, PA  
Fri Jul 04 2003, 4:05 PM EDT  
Att. 30,082 - Sunny - 83 F

livebaseballscorecards.com

Batter	1	2	3	4	5	6	7	8	9
18 Jason Kendall, R OBP: 0.391, SLG: 0.405 (1, 2)	F9		BB		2B		F9		
Jeff Reboulet, R OBP: 0.358, SLG: 0.362 (1, 4)	K		K		F8		G6-3		
Brian Giles, L OBP: 0.452, SLG: 0.516 (7, 8)	P6			HBP		BB	L9		
Aramis Ramirez, R OBP: 0.334, SLG: 0.419 (1, 5)		K		K		F7		G5-3	
Reggie Sanders, R OBP: 0.319, SLG: 0.502 (7, 7)		K		P5		WP	HR		
Craig Wilson, R OBP: 0.348, SLG: 0.407 Mike Williams, R (9, 1)		K		HBP		K		G5-3	
Adam Hyzdu, R OBP: 0.345, SLG: 0.356 Matt Stairs, L OBP: 0.359, SLG: 0.532 (6, PH) (7, 9)			F9		G4-3		BB		K
2 Jack Wilson, R OBP: 0.296, SLG: 0.353 (1, 6)						E6			
Kris Benson, R (1, 1) Kenny Lofton, L OBP: 0.333, SLG: 0.434 (6, PH) Brian Boehringer, S (7, 1) Carlos Rivera, L OBP: 0.250, SLG: 0.333 (9, 3)			SH2-4		B2-6		FC6		


AB	R	H	RBI	BB	SO	LOB
3	0	1	0	1	0	0
4	0	0	0	0	2	3
2	1	0	0	1	0	0
4	0	0	0	0	2	2
4	2	2	1	0	1	1
3	0	0	0	0	2	2
0	0	0	0	0	0	0
2	0	0	0	0	0	2
1	0	0	0	1	1	0
3	0	2	1	0	0	0
1	0	0	0	0	0	1
1	0	0	0	0	0	2
0	0	0	0	0	0	0
0	0	0	0	0	0	0

WP	PA
2	34
0	
0	
0	

Inning Stats	R	H	E	K	S	H	LOB	BB	P	R	H	E	K	S	H	LOB	BB	P	ERA	WHIP
1	0	0	0	1	16	1	2	1	24	0	0	0	1	11	0	2	1	19	3.18	0.882
2	0	0	0	3	9	0	0	0	14	0	0	0	1	11	0	0	0	19	∞	∞
3	0	1	0	1	24	1	2	1	24	0	0	0	1	11	0	0	0	19	0.00	0.000
4	0	0	0	1	11	0	2	0	19	0	0	0	1	11	0	0	0	19	4.50	0.500
5	1	1	0	0	15	1	1	0	15	2	2	0	1	15	2	2	28			
6	0	0	0	0	7	0	0	0	13	0	0	0	0	7	0	0	0	13		
7	0	0	0	0	13	0	0	0	13	1	1	0	1	13	0	0	0	13		
8	0	0	0	0	11	0	0	0	11	0	0	0	0	11	0	0	0	11		
9	0	0	0	0	11	0	0	0	11	0	0	0	0	11	0	0	0	11		

**Houston Astros @ Pittsburgh Pirates**  
PNC Park, Pittsburgh, PA  
Fri Jul 04 2003, 4:05 PM EDT  
Att: 30,082 - Sunny - 83 F

AB	28
R	3
H	5
RBI	2
BB	3
SO	8
LOB	13



Batter	1	2	3	4	5	6	7	8	9	AB R H RBI BB SO LOB	TOP											
<b>Craig Biggio, R</b> OBP: 0.346, SLG: 0.419 (1, 8)	4-1 FC5-2 2B BB	0-2 G6-3			3-2 F8 1B		1-1 HBP 1B		0-0 G5-3	3 0 0 0 1 0 2												
<b>Geoff Blum, S</b> OBP: 0.315, SLG: 0.447 (1, 4) (8, 6)	1-1 FC5-2 17 2B		3-1 G3-1		0-1 HBP 1B		0-0 F8		1-0 HR	5 2 3 1 0 0 1												
<b>Morgan Ensberg, R</b> OBP: 0.412, SLG: 0.614 (1, 5)	0-2 FC5-2 17 2B		3-2 FC4-6 17 1B		0-2 F8		1-0 E 1B		1-3 K	5 1 2 0 0 1 4												
<b>17 Lance Berkman, S</b> OBP: 0.395, SLG: 0.479 (1, 7)	0-1 H 2B		3-0 FC4-6 FC6-4 1B		2-2 HBP		1-2 F9		4-0 BB	3 0 1 2 1 0 3												
<b>Richard Hidalgo, R</b> OBP: 0.389, SLG: 0.552 (1, 9)	0-2 F7		0-0 FC6-4		0-1 G4-3		0-0 G6-3		2-1 F9	5 0 0 0 0 0 8												
<b>Orlando Merced, S</b> OBP: 0.302, SLG: 0.390 (1, 3)	2-1 G4-3			2-1 G6-3		1-2 G4-3 2B		0-0 2B		4 0 2 0 0 0 1												
<b>Brad Ausmus, R</b> OBP: 0.279, SLG: 0.271 (1, 2)			1-2 SH1-3 1B		3-2 G4-3		0-1 G4-3		0-0 F8	4 0 1 0 0 0 2												
<b>28 Adam Everett, R</b> OBP: 0.303, SLG: 0.384 <b>Mike Gallo, L</b> (4, 1) <b>Brian Hunter, R</b> OBP: 0.293, SLG: 0.325 (6, PH) <b>Ricky Stone, R</b> (6, 1) <b>5 Jeff Bagwell, R</b> OBP: 0.394, SLG: 0.464 <b>David Mastrangelo, R</b> OBP: 0.500, SLG: 2.000 (8, 4)		1-3 K		0-1 F9		1-0 G4-3		0-0 F7		2 0 0 0 0 0 1 1 0 0 0 0 0 0 0 0 1 0 0 0 0 0 0 1 0 0 0 0 0 0 0 0 1 0 0 0 0 0 0 1 0 0 0 0 0 0 0 0												
<b>Kirk Saarloos, R</b> (1, 1) <b>4 Eric Bruntlett, R</b> OBP: 0.188, SLG: 0.188 (4, 6) <b>Gregg Zaun, S</b> OBP: 0.293, SLG: 0.295 (8, PH) <b>54 Brad Lidge, R</b> (8, 1)		1-2 SH1-3		0-0 1B		0-1 G1-3		2-3 K2-3		0 0 0 0 0 0 0 0 2 0 1 0 0 0 0 1 1 0 0 0 0 0 1 1 0 0 0 0 0 0 0 0												
<b>Inning Stats</b>	R: 2 E: 0 K: 0 S: 15	H: 2 LOB: 1 BB: 1 P: 22	R: 0 E: 0 K: 1 S: 16	H: 1 LOB: 1 BB: 0 P: 18	R: 0 E: 0 K: 0 S: 7	H: 1 LOB: 1 BB: 0 P: 16	R: 0 E: 0 K: 0 S: 9	H: 0 LOB: 0 BB: 0 P: 14	R: 0 E: 0 K: 0 S: 16	H: 2 LOB: 3 BB: 0 P: 21	R: 0 E: 0 K: 0 S: 8	H: 1 LOB: 1 BB: 0 P: 10	R: 0 E: 1 K: 0 S: 7	H: 1 LOB: 2 BB: 0 P: 10	R: 0 E: 0 K: 1 S: 8	H: 1 LOB: 1 BB: 0 P: 10	R: 1 E: 0 K: 1 S: 8	H: 1 LOB: 1 BB: 1 P: 16	1B: 5 2B: 4 3B: 0 HR: 1	SF: 0 SAC: 1 DP: 0 HBP: 2	WP: 0 PB: 0 SB: 0 CS: 0	PA: 41
<b>PITCHER</b>	IP WLS BF H R ER SO BB IBB HBP BLK WP HR S P ERA WHIP																					
<b>Jeff Suppan, R</b> ERA: 3.7 (1, 1)	7.0 W 32 8 2 2 1 1 0 2 0 0 0 78 111 2.57 1.286																					
<b>Mike Lincoln, R</b> ERA: 3.38 (8, 1)	1.0 H 4 1 0 0 1 0 0 0 0 0 0 8 10 0.00 1.000																					
<b>Mike Williams, R</b> ERA: 6.29 (9, 1)	1.0 S 5 1 1 1 1 1 0 0 0 0 0 1 8 16 9.00 2.000																					

Houston Astros @ Pittsburgh Pirates  
PNC Park, Pittsburgh, PA  
Sat Jul 05 2003, 7:05 PM EDT  
Att. 22,258 - Cloudy - 79 F

livebaseballscorecards.com

AB	36
R	3
H	10
RBI	3
BB	2
SO	3
LOB	26





Batter	1	2	3	4	5	6	7	8	9	AB R H RBI BB SO LOB	TOP
<b>Craig Biggio, R</b> (1, 8) OBP: 0.345, SLG: 0.417	0-1 P3			0-3 K		0-1 G4-3 1B		1-0 L5		4 0 1 0 0 1 0	
<b>Geoff Blum, S</b> (1, 4) OBP: 0.314, SLG: 0.444	1-1 G3			2-2 17 G4-3 1B		1-2 G4-3 1-2f		0-0 G4-3		4 1 1 0 0 0 1	
<b>5 Jeff Bagwell, R</b> (1, 3) OBP: 0.350, SLG: 0.458	0-0 F7			0-0 17 G4-3 1-3 E5		0-1 E5 17 BB G5-3		1-1 P4		4 0 0 0 0 0 1	
<b>17 Lance Berkman, S</b> (1, 7) OBP: 0.396, SLG: 0.488		1-0 G5-3		2-1 G4-3		4-0 G5-3 1-2 1B BB		1-1 HR		3 2 1 2 1 0 1	
<b>Morgan Ensberg, R</b> (1, 5) OBP: 0.409, SLG: 0.603		0-2 G5-3		0-0 G6-3		1-1 G5-3 1-2 2-3f		2-1 HBP		3 0 0 0 0 0 3	
<b>Orlando Merced, S</b> (1, 9) OBP: 0.301, SLG: 0.387		0-0 L8			3-2 P5	0-1 P5 2-H 1B		1-0 G1-3		4 0 1 1 0 0 1	
<b>Brad Ausmus, R</b> (1, 2) OBP: 0.276, SLG: 0.267			1-3 K		2-0 F9	0-0 F9				3 0 0 0 0 1 1	
<b>28 Adam Everett, R</b> (1, 6) OBP: 0.298, SLG: 0.377			0-1 F8		2-1 F9					3 0 0 0 0 0 0	
<b>Wade Miller, R</b> (1, 1) OBP: 0.206, SLG: 0.188			1-3 K			0-0 F8				2 0 0 0 0 1 0	
<b>Pete Munro, R</b> (6, 1)										0 0 0 0 0 0 0	
<b>Brian Hunter, R</b> (8, PH) OBP: 0.290, SLG: 0.321										1 0 0 0 0 0 0	
<b>Brandon Puffer, R</b> (8, 1)										0 0 0 0 0 0 0	
<b>Inning Stats</b>	R: 0 E: 0 K: 0 S: 5 H: 0 LOB: 0 BB: 0 P: 6	R: 0 E: 0 K: 0 S: 5 H: 0 LOB: 0 BB: 0 P: 6	R: 0 E: 0 K: 2 S: 8 H: 0 LOB: 0 BB: 0 P: 10	R: 1 E: 1 K: 1 S: 10 H: 1 LOB: 1 BB: 0 P: 14	R: 0 E: 0 K: 0 S: 7 H: 0 LOB: 0 BB: 0 P: 14	R: 0 E: 0 K: 0 S: 6 H: 1 LOB: 0 BB: 0 P: 7	R: 1 E: 1 K: 0 S: 7 H: 1 LOB: 1 BB: 1 P: 12	R: 0 E: 0 K: 0 S: 6 H: 0 LOB: 0 BB: 0 P: 9	R: 1 E: 0 K: 0 S: 7 H: 1 LOB: 1 BB: 0 P: 12	1B: 3 2B: 0 3B: 0 HR: 1 SF: 0 SAC: 0 DP: 2 HBP: 1	WP: 0 PB: 0 SB: 0 CS: 0 PA: 33
<b>PITCHER</b> <b>Jeff D'Amico, R</b> (1, 1) ERA: 3.87	IP: 9.0 WLS: W BF: 33 H: 4 R: 3 ER: 2 SO: 3 BB: 1 IBB: 0 HBP: 1 BLK: 0 WP: 0 HR: 1 S: 61 P: 90 ERA: 2.00 WHIP: 0.556										

**Houston Astros @ Pittsburgh Pirates**  
PNC Park, Pittsburgh, PA  
Sun Jul 06 2003, 1:35 PM EDT  
Att. 18,741 - Sunny - 88 F

[livebaseballscorecards.com](http://livebaseballscorecards.com)

AB	31
R	3
H	4
RBI	3
BB	1
SO	3
LOB	8




Batter	1	2	3	4	5	6	7	8	9	AB	R	H	RBI	BB	SO	LOB
<b>Kenny Lofton, L</b> (1, 8) OBP: 0.342, SLG: 0.442	1-0 F8	4-2 BB		3-2 F8		3-1 HR 2B		1-1 G6-3 1B 2B		4	2	2	0	1	0	1
<b>18 Jason Kendall, R</b> (1, 2) OBP: 0.386, SLG: 0.399	1-2 G6-3	0-0 L6		2-1 F7		0-2 HR 1B		2-1 G6-3		5	1	1	0	0	0	4
<b>Brian Giles, L</b> (1, 7) OBP: 0.448, SLG: 0.532	2-1 2B			2-0 HR		2-3 K		1-2 P6		5	1	2	1	0	1	3
<b>Aramis Ramirez, R</b> (1, 5) OBP: 0.340, SLG: 0.433	1-3 K			2-2 F9		0-0 P2		2-2 HR 1B		5	1	2	4	0	1	1
<b>Matt Stairs, L</b> (1, 3) OBP: 0.352, SLG: 0.510 (8, 9)				2-3 K		4-2 2 HBP BB		3-2 G4-3		4	1	1	0	1	1	1
<b>Craig Wilson, R</b> (1, 9) OBP: 0.359, SLG: 0.438 <b>Carlos Rivera, L</b> (8, 3) OBP: 0.250, SLG: 0.333				1-0 P3		2-0 2 HBP		1-0 2 G5-3 1B		3	1	2	1	0	0	1
<b>2 Jack Wilson, R</b> (1, 6) OBP: 0.298, SLG: 0.351				1-0 HR		1-2 HBP		1-2 G5-3 1B		0	0	0	0	0	0	0
<b>2 Jack Wilson, R</b> (1, 6) OBP: 0.298, SLG: 0.351				3-1 G5-3		3-2 HBP		1-0 G5-3		3	1	1	0	0	0	1
<b>Abraham Nunez, S</b> (1, 4) OBP: 0.268, SLG: 0.255				0-0 1B 2B		1-2 G4-3		0-0 F8		4	0	1	2	0	0	4
<b>Jeff D'Amico, R</b> (1, 1) OBP: 0.179, SLG: 0.148				0-0 BB 1B		0-0 1B		3-2 G6-3		4	0	2	0	0	1	1

Inning Stats	R: 0	H: 1	E: 0	K: 1	S: 9	H: 1	LOB: 1	BB: 0	P: 14	R: 2	H: 4	E: 0	K: 0	S: 12	H: 2	LOB: 0	BB: 0	P: 20	R: 0	H: 1	E: 0	K: 0	S: 10	H: 3	LOB: 1	BB: 0	P: 16	R: 0	H: 0	E: 0	K: 1	S: 13	R: 3	H: 3	E: 0	K: 1	S: 16	H: 3	LOB: 0	BB: 0	P: 25	R: 0	H: 1	E: 0	K: 0	S: 6	H: 2	LOB: 1	BB: 0	P: 11	R: 1	H: 2	E: 0	K: 0	S: 15	H: 2	LOB: 1	BB: 0	P: 22
1B: 7	2B: 4	3B: 0	HR: 3	SF: 0	SAC: 0	DP: 0	HBP: 2	WP: 0	PA: 41																																																		

**BOTTOM**

**Houston Astros @ Pittsburgh Pirates**  
PNC Park, Pittsburgh, PA  
Sun Jul 06 2003, 1:35 PM EDT  
Att. 18,741 - Sunny - 88 F

<b>AB</b>	<b>37</b>
<b>R</b>	<b>8</b>
<b>H</b>	<b>14</b>
<b>RBI</b>	<b>8</b>
<b>BB</b>	<b>2</b>
<b>SO</b>	<b>4</b>
<b>LOB</b>	<b>17</b>



PITCHER	IP	WLS	BF	H	R	ER	SO	BB	IBB	HBP	BLK	WP	HR	S	P	ERA	WHIP
<b>Wade Miller, R</b> (1, 1) ERA: 4.83	5.2	L	31	11	7	7	4	2	0	2	0	0	3	66	115	11.12	2.294
<b>Pete Munro, R</b> (6, 1) ERA: 4.7	1.1		5	1	0	0	0	0	0	0	0	0	0	10	18	0.00	0.750
<b>Brandon Puffer, R</b> (8, 1) ERA: 5.14	1.0		5	2	1	1	0	0	0	0	0	0	0	15	22	9.00	2.000

Batter	1	2	3	4	5	6	7	8	9	AB R H RBI BB SO LOB	TOP									
Adam Dunn, L (1, 7) OBP: 0.357, SLG: 0.517	1-2 HBP 1B		1-1 P6		3-2 P5			2-0 F9		4 1 1 0 0 0 0										
Barry Larkin, R (1, 6) OBP: 0.338, SLG: 0.378	1-0 SAFE F8		1-2 F9			0-2 F9			1-0 F8	4 0 0 0 0 0 1										
Ken Griffey Jr., L (1, 8) OBP: 0.358, SLG: 0.490	0-0 P3		1-1 F9			2-1 F8			0-0 P6	4 0 0 0 0 0 1										
Jose Guillen, R (1, 9) OBP: 0.402, SLG: 0.642	2-1 HBP			0-0 G6-3		1-3 K			3-3 K	3 0 0 0 0 2 0										
Aaron Boone, R (1, 5) OBP: 0.334, SLG: 0.471	1-2 1B			0-1 FC6-4 1B			1-3 K			3 0 2 1 0 1 0										
Sean Casey, L (1, 3) OBP: 0.348, SLG: 0.425		3-1 G4-3		0-3 K			3-2 G3-1			3 0 0 0 0 1 1										
Todd Van Poppel, R (7, 1)										0 0 0 0 0 0 0										
Kelly Stinnett, R (1, 2) OBP: 0.302, SLG: 0.431			0-1 F9		2-2 FC6-4 1-2f		0-3 K			3 0 0 0 0 1 1										
Ray Olmedo, S (1, 4) OBP: 0.315, SLG: 0.347		4-2 BB			0-0 F9			0-3 K2-3		2 0 0 0 1 1 0										
Ryan Dempster, R (1, 1) OBP: 0.077, SLG: 0.040		0-1 L4			2-3 K			1-1 1B		1 0 0 0 0 0 1										
Reggie Taylor, L (5, PH) OBP: 0.245, SLG: 0.340										1 0 0 0 0 1 0										
John Riedling, R (5, 1) OBP: 0.250, SLG: 0.250										0 0 0 0 0 0 0										
Russell Branyan, L (7, 3) OBP: 0.431, SLG: 0.500										1 0 1 0 0 0 0										
<b>Inning Stats</b>	R: 1 E: 0 K: 0 S: 9	H: 2 LOB: 2 BB: 0 P: 14	R: 0 E: 0 K: 0 S: 9	H: 0 LOB: 1 BB: 1 P: 16	R: 0 E: 0 K: 1 S: 7	H: 0 LOB: 0 BB: 0 P: 10	R: 0 E: 0 K: 1 S: 10	H: 1 LOB: 1 BB: 0 P: 12	R: 0 E: 0 K: 1 S: 7	H: 0 LOB: 0 BB: 0 P: 12	R: 0 E: 0 K: 2 S: 9	H: 0 LOB: 0 BB: 0 P: 13	R: 0 E: 0 K: 1 S: 6	H: 1 LOB: 0 BB: 0 P: 9	R: 0 E: 0 K: 1 S: 8	H: 0 LOB: 0 BB: 0 P: 12	1B: 4 2B: 0 3B: 0 HR: 0	SF: 0 SAC: 0 DP: 0 HBP: 1	WP: 0 PB: 0 SB: 0 CS: 0	PA: 31
<b>PITCHER</b>	IP WLS BF H R ER SO BB IBB HBP BLK WP HR S P ERA WHIP																			
44 Roy Oswalt, R (1, 1) ERA: 2.94	6.0 W 22 3 1 1 3 1 0 1 0 0 0 0 50 75 1.50 0.667																			
Ricky Stone, R (7, 1) ERA: 3.73	2.0 6 1 0 0 3 0 0 0 0 0 0 0 15 22 0.00 0.500																			
Billy Wagner, L (9, 1) ERA: 2.42	1.0 3 0 0 0 1 0 0 0 0 0 0 0 8 12 0.00 0.000																			

Cincinnati Reds @ Houston Astros  
Minute Maid Park, Houston, TX  
Mon Jul 07 2003, 7:05 PM CDT  
Att. 25,339 - Dome - 72 F

livebaseballscorecards.com

AB 29  
R 1  
H 4  
RBI 1  
BB 1  
SO 7  
LOB 5









Batter	1	2	3	4	5	6	7	8	9
<b>Craig Biggio, R</b> OBP: 0.347, SLG: 0.413 (1, 8)	0-1 G6-3		3-0 G5-3		0-0 G5-3	1-0 E2 1B		4-0 G4-6-3 IBB	
<b>Geoff Blum, S</b> OBP: 0.317, SLG: 0.442 (1, 4) (8, 5)	0-0 B1-3		0-1 G3		1-2 F7	3-2 1B		2-1 G4-6-3 1-2f	
<b>5 Jeff Bagwell, R</b> OBP: 0.353, SLG: 0.454 (1, 3)	4-1 BB		4-1 17 S BB		4-1 17 2B BB	1-1 G5-3			
<b>17 Lance Berkman, S</b> OBP: 0.393, SLG: 0.485 (1, 7)	2-3 K		3-3 K		1-1 2B		3-2 P4		
<b>Richard Hidalgo, R</b> OBP: 0.386, SLG: 0.547 (1, 9)		3-2 HR 1B		0-1 G5-3	0-0 F8		2-2 G5-3		
<b>Morgan Ensberg, R</b> OBP: 0.412, SLG: 0.635 <b>Billy Wagner, L</b> (8, 1)		1-1 HR		4-0 FC6-4 BB		2-2 G4-3	0-3 K		
<b>Brad Ausmus, R</b> OBP: 0.275, SLG: 0.264 (1, 2)		2-3 K		2-0 FC6-4 28 S 1-2f		0-2 G6-3	1-2 F7		
<b>28 Adam Everett, R</b> OBP: 0.303, SLG: 0.373 (1, 6)		3-3 K		4-0 1-2 IBB		2-1 E6 2B	4-2 4 2B BB		
<b>Tim Redding, R</b> OBP: 0.178, SLG: 0.185 <b>Mike Gallo, L</b> (6, 1) <b>Orlando Merced, S</b> OBP: 0.303, SLG: 0.395 <b>Octavio Dotel, R</b> (7, 1) <b>Pete Munro, R</b> (8, 1) <b>4 Eric Bruntlett, R</b> OBP: 0.236, SLG: 0.429 (8, 4)		0-3 K		2-3 K		2-2 E 2B	1-2 2B		

Inning Stats	R: 0 E: 0 K: 1 S: 8	H: 0 LOB: 1 BB: 1 P: 14	R: 2 E: 0 K: 3 S: 15	H: 2 LOB: 0 BB: 0 P: 24	R: 0 E: 0 K: 1 S: 7	H: 0 LOB: 1 BB: 1 P: 17	R: 0 E: 0 K: 1 S: 6	H: 0 LOB: 2 BB: 2 P: 18	R: 1 E: 0 K: 0 S: 8	H: 1 LOB: 1 BB: 1 P: 14	R: 3 E: 2 K: 0 S: 21	H: 3 LOB: 1 BB: 0 P: 32	R: 0 E: 0 K: 1 S: 16	H: 0 LOB: 0 BB: 0 P: 21	R: 0 E: 0 K: 0 S: 10	H: 1 LOB: 2 BB: 2 P: 22
--------------	------------------------------	----------------------------------	-------------------------------	----------------------------------	------------------------------	----------------------------------	------------------------------	----------------------------------	------------------------------	----------------------------------	-------------------------------	----------------------------------	-------------------------------	----------------------------------	-------------------------------	----------------------------------

PITCHER														PITCHER																				
IP	WLS	BF	H	R	ER	SO	BB	IBB	HBP	BLK	WP	HR	S	P	ERA	WHIP	IP	WLS	BF	H	R	ER	SO	BB	IBB	HBP	BLK	WP	HR	S	P	ERA	WHIP	
<b>Jimmy Haynes, R</b> ERA: 5.67 (1, 1)	5.2	L	29	6	6	3	6	4	1	0	0	1	63	116	4.76	1.765																		
<b>Scott Sullivan, R</b> ERA: 4.04 (6, 1)	0.1		1	0	0	0	0	0	0	0	0	0	2	3	0.00	0.000																		
<b>Chris Reitsma, R</b> ERA: 4.82 (7, 1)	1.0		3	0	0	1	0	0	0	0	0	0	16	21	0.00	0.000																		
<b>Brian Reith, R</b> ERA: 4.37 (8, 1)	1.0		5	1	0	0	1	1	0	0	0	0	10	22	0.00	2.000																		

**BOTTOM**

**Cincinnati Reds @ Houston Astros**  
Minute Maid Park, Houston, TX

Tue Jul 08 2003, 7:05 PM CDT  
Att: 29,091 - Dome - 72 F

AB	R	H	RBI	BB	SO	LOB
4	1	1	1	1	0	0
5	0	1	1	0	0	3
1	1	0	0	3	0	1
4	0	1	1	0	2	2
4	1	1	0	0	0	1
3	1	1	2	1	1	0
0	0	0	0	0	0	0
4	0	0	0	0	1	1
2	1	0	0	2	1	0
2	0	0	0	0	2	2
0	0	0	0	0	0	0
1	1	1	1	0	0	0
0	0	0	0	0	0	0
0	0	0	0	0	0	0
1	0	1	0	0	0	0

AB	31
R	6
H	7
RBI	6
BB	7
SO	7
LOB	10

livebaseballscorecards.com



WP: 0	PA: 38
PB: 0	
SB: 2	
CS: 0	

Batter	1	2	3	4	5	6	7	8	9	AB R H RBI BB SO LOB	TOP											
D'Angelo Jimenez, S OBP: 0.337, SLG: 0.410 (1, 4) (8, 5)	0-2 F9 1B		3-1 1B		2-1 G5-3 1-2			0-1 FC6-4 1B		4 0 2 0 0 0 1												
Adam Dunn, L OBP: 0.354, SLG: 0.518 (1, 3)	2-2 1B HBP		0-1 P6			3-3 K		1-1 FC6-4 FC5-4 1-2f		3 0 0 0 0 1 2												
Jose Guillen, R OBP: 0.392, SLG: 0.622 (1, 9)	3-2 1-2 1B		0-0 P4			3-1 G5-3		1-0 FC5-4 2B 1-2f		4 0 1 0 0 0 2												
Ken Griffey Jr., L OBP: 0.361, SLG: 0.523 Reggie Taylor, L OBP: 0.253, SLG: 0.358 (1, 8) (7, 8)	2-3 K			1-0 G4-3		2-2 HR		2-0 2B 1-3		3 1 1 1 0 1 2 1 0 1 0 0 0 0												
Aaron Boone, R OBP: 0.332, SLG: 0.464 Felix Heredia, L OBP: 0.333, SLG: 0.333 (1, 5) (8, 1)	0-0 F9			3-3 K		3-1 G6-3		2-2 G3		4 0 0 0 0 1 4 0 0 0 0 0 0 0												
Barry Larkin, R OBP: 0.333, SLG: 0.371 Scott Williamson, R Ray Olmedo, S OBP: 0.311, SLG: 0.342 (1, 6) (7, 1) (8, 4)		1-3 K		0-1 F8			2-3 K		1-0 G5-3	3 0 0 0 0 2 0 0 0 0 0 0 0 0 1 0 0 0 0 0 0												
Russell Branyan, L OBP: 0.393, SLG: 0.444 (1, 7)		1-3 K		0-1 F8			1-2 K		2-3 K	4 0 0 0 0 3 0												
Kelly Stinnett, R OBP: 0.306, SLG: 0.431 (1, 2)		1-2 P4		0-1 F8			3-2 F9		1-2 1B	4 0 1 0 0 0 0												
Danny Graves, R OBP: 0.132, SLG: 0.132 Todd Van Poppel, R Juan Castro, R OBP: 0.277, SLG: 0.383 (1, 1) (6, 1) (7, 6)			0-0 F8		2-1 1B			1-1 HR	1-1 F9	2 0 1 0 0 0 0 0 0 0 0 0 0 0 2 1 1 1 0 0 1												
<b>Inning Stats</b>	R: 0 E: 0 K: 1 S: 14	H: 1 LOB: 2 BB: 0 P: 21	R: 0 E: 0 K: 2 S: 11	H: 0 LOB: 0 BB: 0 P: 14	R: 0 E: 0 K: 0 S: 6	H: 1 LOB: 1 BB: 0 P: 9	R: 0 E: 0 K: 1 S: 8	H: 0 LOB: 0 BB: 0 P: 12	R: 0 E: 0 K: 0 S: 8	H: 1 LOB: 1 BB: 0 P: 12	R: 1 E: 0 K: 1 S: 11	H: 1 LOB: 0 BB: 0 P: 22	R: 0 E: 0 K: 2 S: 11	H: 0 LOB: 0 BB: 0 P: 17	R: 1 E: 0 K: 0 S: 11	H: 3 LOB: 2 BB: 0 P: 18	R: 0 E: 0 K: 1 S: 11	H: 1 LOB: 1 BB: 0 P: 16	1B: 5 2B: 1 3B: 0 HR: 2	SF: 0 SAC: 0 DP: 0 HBP: 1	WP: 0 PB: 0 SB: 1 CS: 0	PA: 36
<b>PITCHER</b>	IP WLS BF H R ER SO BB IBB HBP BLK WP HR S P ERA WHIP	IP WLS BF H R ER SO BB IBB HBP BLK WP HR S P ERA WHIP																				
Jerome Robertson, L ERA: 4.87 (1, 1)	7.0 W 26 4 1 1 7 0 0 1 0 0 1 69 107 1.29 0.571	Kirk Saarloos, R ERA: 6.53 (8, 1)	2.0 10 4 1 1 1 0 0 0 0 0 1 22 34 4.50 2.000																			

Cincinnati Reds @ Houston Astros  
Minute Maid Park, Houston, TX  
Wed Jul 09 2003, 7:05 PM CDT  
Att. 26,034 - Dome - 72 F

livebaseballscorecards.com

AB	35
R	2
H	8
RBI	2
BB	0
SO	8
LOB	12





Batter	1	2	3	4	5	6	7	8	9	AB R H RBI BB SO LOB	TOP			
D'Angelo Jimenez, S OBP: 0.335, SLG: 0.408 (1, 4) B F B X (6, 5)	2-2 F8 ①		0-0 P4 ②			2-1 1B ①		1-1 G6-3 ①		4 1 1 0 0 0 1				
Adam Dunn, L OBP: 0.350, SLG: 0.511 (1, 7) B F B X (6, 3)	3-2 F7 ②		3-2 P6 ③			3-3 1-2 ①		1-3 K ②		4 0 0 0 0 2 2				
Jose Guillen, R OBP: 0.390, SLG: 0.616 (1, 9) B B C X (6, 3)	3-2 F8 ③			0-0 F7 ①		3-2 2-H 1B ①		2-1 F9 ③		4 0 1 1 0 0 0				
Ken Griffey Jr., L OBP: 0.366, SLG: 0.542 Reggie Taylor, L OBP: 0.250, SLG: 0.354 (1, 8) (6, 8)		0-0 HR ①		2-1 P1 ②		4-2 FC4-6 1-2 BB ①		0-3 K ①	2 1 1 1 1 0 0 1 0 0 0 0 1 0					
Aaron Boone, R OBP: 0.330, SLG: 0.460 Russell Branyan, L OBP: 0.386, SLG: 0.435 (1, 5) (6, 7)		0-0 F9 ①		0-1 F7 ③		0-1 P2 ②		3-2 G4-3 ②	3 0 0 0 0 0 2 1 0 0 0 0 0 0					
Sean Casey, L OBP: 0.346, SLG: 0.422 Juan Castro, R OBP: 0.275, SLG: 0.381 (1, 3) (6, 4)		3-2 G1-3 ②			0-2 1B ①	0-2 FC4-6 1-2 ③		1-3 K ③	3 0 1 0 0 0 2 1 0 0 0 0 1 0					
Kelly Stinnett, R OBP: 0.299, SLG: 0.420 (1, 2)		2-1 P4 ③			0-0 F8 ①		0-0 G5-3 ①		3 0 0 0 0 0 1					
Ray Olmedo, S OBP: 0.312, SLG: 0.333 (1, 6)			4-1 SH1-3 BB ①		0-3 K ②		0-0 G4-3 ②		2 0 0 0 1 1 1					
Paul Wilson, R OBP: 0.094, SLG: 0.067 John Riedling, R OBP: 0.250, SLG: 0.250 Kent Mercker, L OBP: 0.331, SLG: 0.368 Brian Reith, R OBP: 0.125, SLG: 0.125 (1, 1) (1, 1) (4, 1) (5, PH) (5, 1) (8, 1)			1-1 SH1-3 ①		1-0 P3 ③		0-3 K ③		0 1 0 0 0 0 0 1 1 0 0 0 0 1 0 0 0 0 0 0 0 0					
<b>Inning Stats</b>	R: 0 H: 0 E: 0 LOB: 0 K: 0 BB: 0 S: 9 P: 17	R: 1 H: 1 E: 0 LOB: 0 K: 0 BB: 0 S: 7 P: 12	R: 0 H: 0 E: 0 LOB: 1 K: 0 BB: 1 S: 8 P: 16	R: 0 H: 0 E: 0 LOB: 0 K: 0 BB: 0 S: 5 P: 7	R: 0 H: 1 E: 0 LOB: 1 K: 1 BB: 0 S: 9 P: 10	R: 1 H: 2 E: 0 LOB: 2 K: 1 BB: 1 S: 18 P: 30	R: 0 H: 0 E: 0 LOB: 0 K: 1 BB: 0 S: 5 P: 5	R: 0 H: 0 E: 0 LOB: 0 K: 1 BB: 0 S: 7 P: 11	R: 0 H: 0 E: 0 LOB: 0 K: 2 BB: 0 S: 10 P: 14	1B: 3 SF: 0 2B: 0 SAC: 1 3B: 0 DP: 0 HR: 1 HBP: 0	WP: 0 PA: 33 PB: 0 SB: 0 CS: 0			
<b>PITCHER</b> Ron Villone, L ERA: 2.7 Ricky Stone, R ERA: 3.52 (1, 1) (7, 1)	IP WLS BF H R ER SO BB IBB HBP BLK WP HR S P ERA WHIP	6.0 W 24 4 2 2 2 2 2 0 0 0 0 0 1 56 92 3.00 1.000	3.0 S 9 0 0 0 4 0 0 0 0 0 0 0 22 30 0.00 0.000											

Cincinnati Reds @ Houston Astros  
Minute Maid Park, Houston, TX  
Thu Jul 10 2003, 7:05 PM CDT  
Att: 28,712 - Dome - 72 F

livebaseballscorecards.com

AB 30  
R 2  
H 4  
RBI 2  
BB 2  
SO 6  
LOB 10

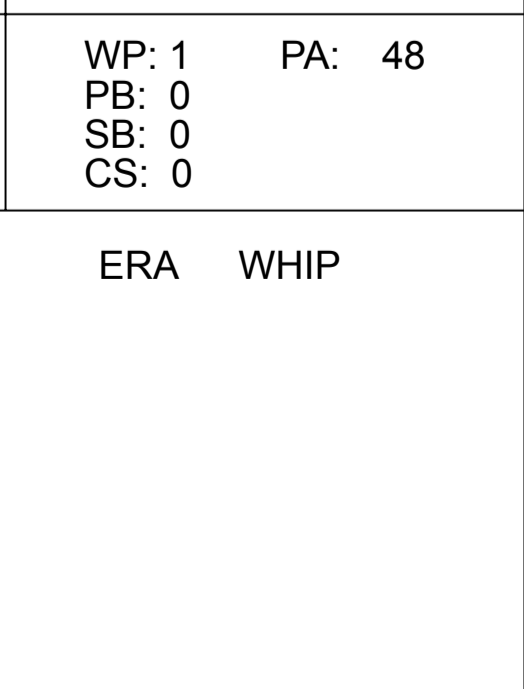


Batter	1	2	3	4	5	6	7	8	9	AB	R	H	RBI	BB	SO	LOB
<b>Craig Biggio, R</b> OBP: 0.352, SLG: 0.429 <b>Brian Hunter, R</b> OBP: 0.292, SLG: 0.345	E6 1B		G6-3	2B		3B		K		4	2	2	0	0	0	0
<b>Geoff Blum, S</b> OBP: 0.319, SLG: 0.438	1B		G3-1	G5-3		K		1B		6	1	3	2	0	1	2
<b>5 Jeff Bagwell, R</b> OBP: 0.356, SLG: 0.452 <b>Orlando Merced, S</b> OBP: 0.298, SLG: 0.387	1B		1B	L6				G3-1	G6-3	2	2	1	1	2	0	1
<b>17 Lance Berkman, S</b> OBP: 0.405, SLG: 0.507	BB		1B	1B		1B		1B	BB	2	2	2	1	3	0	0
<b>Richard Hidalgo, R</b> OBP: 0.391, SLG: 0.566 <b>4 Eric Bruntlett, R</b> OBP: 0.238, SLG: 0.429	2B		1B	1B		F8		F8		5	1	2	4	0	1	5
<b>Morgan Ensberg, R</b> OBP: 0.413, SLG: 0.624	1B		1B	BB		F9		BB	1B	4	1	2	0	1	0	4
<b>Brad Ausmus, R</b> OBP: 0.281, SLG: 0.268	1B	G6-3	1B	1B		K		BB	1B	4	1	2	2	1	1	1
<b>28 Adam Everett, R</b> OBP: 0.304, SLG: 0.388	1B	G5-3	L9			F9		G5-3		5	1	1	1	0	0	6
<b>Ron Villone, L</b> OBP: 0.167, SLG: 0.091 <b>David Matranga, R</b> OBP: 0.200, SLG: 0.800 <b>Ricky Stone, R</b>	K	K	G5-3			P4		G3-1		3	0	0	0	0	2	2


Inning Stats	R: 9	H: 8	E: 1	K: 2	S: 38	LOB: 3	BB: 3	P: 66	R: 0	H: 0	E: 0	K: 1	S: 8	LOB: 0	BB: 0	P: 15	R: 2	H: 3	E: 0	K: 0	S: 13	LOB: 3	BB: 2	P: 27	R: 0	H: 1	E: 0	K: 0	S: 12	LOB: 1	BB: 0	P: 17	R: 0	H: 1	E: 0	K: 1	S: 9	LOB: 1	BB: 0	P: 14	R: 0	H: 1	E: 0	K: 1	S: 9	LOB: 1	BB: 0	P: 13	R: 0	H: 1	E: 0	K: 0	S: 14	LOB: 3	BB: 2	P: 26	R: 0	H: 1	E: 0	K: 1	S: 11	LOB: 1	BB: 0	P: 12
--------------	------	------	------	------	-------	--------	-------	-------	------	------	------	------	------	--------	-------	-------	------	------	------	------	-------	--------	-------	-------	------	------	------	------	-------	--------	-------	-------	------	------	------	------	------	--------	-------	-------	------	------	------	------	------	--------	-------	-------	------	------	------	------	-------	--------	-------	-------	------	------	------	------	-------	--------	-------	-------

PITCHER	IP	WLS	BF	H	R	ER	SO	BB	IBB	HBP	BLK	WP	HR	S	P	ERA	WHIP
<b>Paul Wilson, R</b> ERA: 5.0	(1, 1)	0.0	L	8	6	8	0	1	0	0	0	1	0	25	41	∞	∞
<b>John Riedling, R</b> ERA: 6.31	(1, 1)	3.0		18	5	3	3	4	0	0	0	0	0	34	67	9.00	3.000
<b>Kent Mercker, L</b> ERA: 2.36	(4, 1)	1.0		4	1	0	0	0	0	0	0	0	0	12	17	0.00	1.000
<b>Brian Reith, R</b> ERA: 3.86	(5, 1)	3.0		14	3	0	2	2	0	0	0	0	0	32	53	0.00	1.667
<b>Chris Reitsma, R</b> ERA: 4.72	(8, 1)	1.0		4	1	0	1	0	0	0	0	0	0	11	12	0.00	1.000

BOTTOM															
<b>Cincinnati Reds @ Houston Astros</b> Minute Maid Park, Houston, TX Thu Jul 10 2003, 7:05 PM CDT Att: 28,712 - Dome - 72 F															
AB	41	R	11	H	16	RBI	11	BB	7	SO	6	LOB	22		
WP	1	PA	48	PB	0	SB	0	CS	0						



livebaseballscorecards.com

Batter	1	2	3	4	5	6	7	8	9	AB R H RBI BB SO LOB	TOP											
<b>Kenny Lofton, L</b> (1, 8) OBP: 0.336, SLG: 0.448	0-3 K		2-2 F8		1-2 1B			0-2 G4-3		4 0 1 0 0 1 0	<b>Pittsburgh Pirates @ Houston Astros</b> Minute Maid Park, Houston, TX Fri Jul 11 2003, 7:05 PM CDT Att: 31,474 - Dome - 72 F  livebaseballscorecards.com  <b>AB 30</b> <b>R 2</b> <b>H 6</b> <b>RBI 2</b> <b>BB 1</b> <b>SO 8</b> <b>LOB 7</b>  											
<b>18 Jason Kendall, R</b> (1, 2) OBP: 0.386, SLG: 0.403	1-1 F8			2-0 1B SF9 1B		2-3 K		1-1 F8		4 1 1 0 0 1 0												
<b>Brian Giles, L</b> (1, 7) OBP: 0.444, SLG: 0.517	4-2 BB			2-0 1B		2-1 G4-3		2-3 K		3 0 1 0 1 1 0												
<b>Aramis Ramirez, R</b> (1, 5) OBP: 0.330, SLG: 0.428	2-2 F7			1-1 1B		2-0 G6-3		1-2 F7		4 0 1 0 0 0 1												
<b>Matt Stairs, L</b> (1, 9) OBP: 0.351, SLG: 0.526		0-3 K		2-3 K		0-3 K		1-2 G5-3		2 0 0 0 0 2 3												
<b>Craig Wilson, R</b> (5, 9) OBP: 0.355, SLG: 0.417										2 0 0 0 0 1 0												
<b>Carlos Rivera, L</b> (1, 3) OBP: 0.231, SLG: 0.304		2-2 F8		2-1 SF9		0-1 G4-6-3 1B				2 0 1 1 0 0 0												
<b>2 Jack Wilson, R</b> (1, 6) OBP: 0.289, SLG: 0.345		0-0 F7		3-H 0-2 P2		0-1 G4-6-3 1-2f				3 0 0 0 0 0 3												
<b>Abraham Nunez, S</b> (1, 4) OBP: 0.270, SLG: 0.279			2-2 P4		1-2 F9			3-2 HR		3 1 1 1 0 0 0												
<b>Jeff D'Amico, R</b> (1, 1) OBP: 0.167, SLG: 0.138			0-0 F7		0-3 K			0-3 K		2 0 0 0 0 1 0												
<b>Joe Beimel, L</b> (7, 1)										0 0 0 0 0 0 0												
<b>Julian Tavarez, L</b> (7, 1)										0 0 0 0 0 0 0												
<b>Jeff Reboulet, R</b> (7, 4) OBP: 0.355, SLG: 0.366										1 0 0 0 0 1 0												
<b>Inning Stats</b>	R: 0 E: 0 K: 1 S: 12	H: 0 LOB: 1 BB: 1 P: 19	R: 0 E: 0 K: 1 S: 8	H: 0 LOB: 0 BB: 0 P: 10	R: 0 E: 0 K: 0 S: 7	H: 0 LOB: 0 BB: 0 P: 11	R: 1 E: 0 K: 1 S: 15	H: 3 LOB: 2 BB: 0 P: 24	R: 0 E: 0 K: 1 S: 12	H: 1 LOB: 1 BB: 0 P: 14	R: 0 E: 0 K: 1 S: 7	H: 0 LOB: 0 BB: 0 P: 13	R: 0 E: 0 K: 1 S: 7	H: 1 LOB: 0 BB: 0 P: 7	R: 1 E: 0 K: 1 S: 15	H: 1 LOB: 0 BB: 0 P: 19	R: 0 E: 0 K: 1 S: 9	H: 0 LOB: 0 BB: 0 P: 13	1B: 5 2B: 0 3B: 0 HR: 1	SF: 1 SAC: 0 DP: 1 HBP: 0	WP: 0 PB: 0 SB: 0 CS: 0	PA: 32
<b>PITCHER</b>	IP WLS BF H R ER SO BB IBB HBP BLK WP HR S P ERA WHIP																					
<b>Wade Miller, R</b> (1, 1) ERA: 4.66	6.0 W 22 4 1 1 5 1 0 0 0 0 0 0 61 91 1.50 0.833																					
<b>54 Brad Lidge, R</b> (7, 1) ERA: 2.61	1.0 H 3 1 0 0 1 0 0 0 0 0 0 0 7 7 0.00 1.000																					
<b>Octavio Dotel, R</b> (8, 1) ERA: 2.09	1.0 H 4 1 1 1 1 0 0 0 0 0 0 1 15 19 9.00 1.000																					
<b>Billy Wagner, L</b> (9, 1) ERA: 2.31	1.0 S 3 0 0 0 1 0 0 0 0 0 0 0 9 13 0.00 0.000																					



Batter	1	2	3	4	5	6	7	8	9	AB	R	H	RBI	BB	SO	LOB
<b>Craig Biggio, R</b> OBP: 0.353, SLG: 0.429 (1, 8)	F7		F7				G6-3	G1-3		5	0	2	1	0	0	2
<b>Geoff Blum, S</b> OBP: 0.318, SLG: 0.436 (1, 4)	P5		L5				17 BB 5 1B			4	0	1	0	0	0	3
<b>5 Jeff Bagwell, R</b> OBP: 0.358, SLG: 0.461 (1, 3)	HR						17 BB			4	1	2	1	0	0	2
<b>17 Lance Berkman, S</b> OBP: 0.403, SLG: 0.502 (1, 7)	F9						BB			3	0	0	0	1	0	0
<b>Richard Hidalgo, R</b> OBP: 0.389, SLG: 0.565 (1, 9)			K				1B	K		4	1	1	0	0	2	3
<b>Morgan Ensberg, R</b> OBP: 0.419, SLG: 0.627 (1, 5)							FC5-4 1B	WP SH1-3 1B		4	0	3	1	0	0	0
<b>Brad Ausmus, R</b> OBP: 0.278, SLG: 0.265 (1, 2)							FC5-4 28 2B	SH1-3		3	1	0	0	0	0	2
<b>28 Adam Everett, R</b> OBP: 0.303, SLG: 0.390 (1, 6)			P5				E 1B	P4		4	1	1	1	0	0	2
<b>Wade Miller, R</b> OBP: 0.184, SLG: 0.176 (7, 1)							E5 1B			2	0	0	0	0	0	1
<b>54 Brad Lidge, R</b> OBP: 0.289, SLG: 0.341 (7, PH)										0	0	0	0	0	0	0
<b>Brian Hunter, R</b> OBP: 0.289, SLG: 0.341 (8, 1)										1	0	0	0	0	1	0
<b>Octavio Dotel, R</b> OBP: 0.282, SLG: 0.387 (8, PH)										0	0	0	0	0	0	0
<b>Orlando Merced, S</b> OBP: 0.282, SLG: 0.387 (9, 1)										0	0	0	0	1	0	0
<b>Billy Wagner, L</b>										0	0	0	0	0	0	0

Inning Stats	R: 1	H: 1	E: 0	K: 0	S: 10	R: 0	H: 0	E: 0	K: 1	S: 7	R: 0	H: 1	E: 0	K: 0	S: 8	R: 0	H: 0	E: 0	K: 0	S: 10	R: 2	H: 3	E: 1	K: 0	S: 13	R: 1	H: 2	E: 0	K: 0	S: 11	R: 0	H: 2	E: 0	K: 2	S: 15	R: 0	H: 1	E: 0	K: 0	S: 9	1B: 7	2B: 2	3B: 0	HR: 1	SF: 0	SAC: 1	DP: 0	HBP: 0	WP: 1	PB: 0	SB: 0	CS: 0	PA: 37
--------------	------	------	------	------	-------	------	------	------	------	------	------	------	------	------	------	------	------	------	------	-------	------	------	------	------	-------	------	------	------	------	-------	------	------	------	------	-------	------	------	------	------	------	-------	-------	-------	-------	-------	--------	-------	--------	-------	-------	-------	-------	--------

PITCHER	IP	WLS	BF	H	R	ER	SO	BB	IBB	HBP	BLK	WP	HR	S	P	ERA	WHIP
<b>Jeff D'Amico, R</b> ERA: 3.97 (1, 1)	6.2	L	30	9	4	4	2	0	0	0	0	0	1	71	107	5.40	1.350
<b>Joe Beimel, L</b> ERA: 3.6 (7, 1)	0.0		1	0	0	0	0	1	0	0	0	0	0	4	4	∞	∞
<b>Julian Tavarez, R</b> ERA: 4.5 (7, 1)	1.1		6	1	0	0	1	1	0	0	0	1	0	12	22	0.00	1.500


**BOTTOM**

**Pittsburgh Pirates @ Houston Astros**  
Minute Maid Park, Houston, TX

Fri Jul 11 2003, 7:05 PM CDT  
Att: 31,474 - Dome - 72 F

livebaseballscorecards.com

<b>AB</b>	<b>34</b>
<b>R</b>	<b>4</b>
<b>H</b>	<b>10</b>
<b>RBI</b>	<b>4</b>
<b>BB</b>	<b>2</b>
<b>SO</b>	<b>3</b>
<b>LOB</b>	<b>15</b>



Batter	1	2	3	4	5	6	7	8	9	AB R H RBI BB SO LOB	TOP
<b>Kenny Lofton, L</b> (1, 8) <small>OBP: 0.338, SLG: 0.450</small> <b>Craig Wilson, R</b> (1, PR) <small>OBP: 0.346, SLG: 0.404</small> <b>Adam Hyzdu, R</b> (9, 8) <small>OBP: 0.339, SLG: 0.348</small>	0-2  1B	0-3  K		1-0  P6			3-1  F8		0-0  G6-3	1 0 1 0 0 0 0 4 1 0 0 0 1 1 0 0 0 0 0 0 0	
<b>18 Jason Kendall, R</b> (1, 2) <small>OBP: 0.387, SLG: 0.403</small>	1-2  E9 1-3  1B		2-0  E 1B		0-2  L6		0-2  G5-3		2-1  G5-3	5 1 2 0 0 0 0	
<b>Brian Giles, L</b> (1, 7) <small>OBP: 0.443, SLG: 0.514</small> (1, 8) (9, 7)	3-1  HR 1B		1-2  F7		1-0  G5-4-3 1B		2-2  F7		2-1  F8	5 1 2 2 0 0 1	
<b>Aramis Ramirez, R</b> (1, 5) <small>OBP: 0.329, SLG: 0.434</small>	3-2  HR		1-2  K		0-0  G5-4-3			1-3  K		4 1 1 2 0 2 2	
<b>Reggie Sanders, R</b> (1, 9) <small>OBP: 0.321, SLG: 0.504</small>	1-2  F9		2-2  E5		1-3  K		0-1  1B 3B			4 1 1 0 0 1 2	
<b>Carlos Rivera, L</b> (1, 3) <small>OBP: 0.267, SLG: 0.333</small>	1-0  G3-1		1-2  P6		1-0  BB 1B		0-2  BB 1B			4 0 2 1 0 0 3	
<b>2 Jack Wilson, R</b> (1, 6) <small>OBP: 0.286, SLG: 0.341</small>	1-1  F9			0-0  G6-3		1-3  K		0-3  K		4 0 0 0 0 2 3	
<b>Abraham Nunez, S</b> (1, 4) <small>OBP: 0.282, SLG: 0.282</small>		1-2  G1-3		3-2  1B		4-2  BB		4-2  BB		2 0 1 0 2 0 0	
<b>Kip Wells, R</b> (1, 1) <small>OBP: 0.189, SLG: 0.324</small> <b>Scott Sauerbeck, R</b> (7, 1) <b>Matt Stairs, L</b> (8, PH) <small>OBP: 0.349, SLG: 0.522</small> <b>Julian Tavarez, L</b> (8, 1) <b>Mike Williams, R</b> (9, 1)		1-3  K		0-1  F8		1-3  K		2-0  P2		3 0 0 0 0 2 3 0 0 0 0 0 0 0 1 0 0 0 0 0 2 0 0 0 0 0 0 0 0 0 0 0 0 0 0	
<b>Inning Stats</b>	R: 4 H: 4 E: 1 LOB: 1 K: 0 BB: 0 S: 21 P: 31	R: 0 H: 0 E: 0 LOB: 0 K: 2 BB: 0 S: 9 P: 11	R: 0 H: 1 E: 1 LOB: 2 K: 1 BB: 0 S: 13 P: 20	R: 0 H: 1 E: 0 LOB: 1 K: 0 BB: 0 S: 9 P: 13	R: 0 H: 1 E: 0 LOB: 0 K: 0 BB: 0 S: 5 P: 6	R: 0 H: 1 E: 0 LOB: 2 K: 3 BB: 1 S: 14 P: 22	R: 0 H: 0 E: 0 LOB: 0 K: 0 BB: 0 S: 9 P: 14	R: 1 H: 2 E: 0 LOB: 2 K: 2 BB: 1 S: 14 P: 21	R: 0 H: 0 E: 0 LOB: 0 K: 0 BB: 0 S: 5 P: 9	1B: 8 SF: 0 2B: 0 SAC: 0 3B: 1 DP: 1 HR: 1 HBP: 0	WP: 0 PA: 39 PB: 0 SB: 0 CS: 0
<b>44 Roy Oswalt, R</b> (1, 1) <small>ERA: 3.15</small> <b>54 Brad Lidge, R</b> (7, 1) <small>ERA: 2.56</small> <b>Octavio Dotel, R</b> (8, 1) <small>ERA: 2.22</small> <b>Kirk Saarloos, R</b> (9, 1) <small>ERA: 6.32</small>	IP WLS BF H R ER SO BB IBB HBP BLK WP HR S P ERA WHIP 6.0 L 27 8 4 4 6 1 0 0 0 0 0 1 71 103 6.00 1.500 1.0 3 0 0 0 0 0 0 0 0 0 0 0 9 14 0.00 0.000 1.0 6 2 1 1 2 1 0 0 0 0 0 0 14 21 9.00 3.000 1.0 3 0 0 0 0 0 0 0 0 0 0 0 5 9 0.00 0.000					PITCHER IP WLS BF H R ER SO BB IBB HBP BLK WP HR S P ERA WHIP 6.0 L 27 8 4 4 6 1 0 0 0 0 0 1 71 103 6.00 1.500 1.0 3 0 0 0 0 0 0 0 0 0 0 0 9 14 0.00 0.000 1.0 6 2 1 1 2 1 0 0 0 0 0 0 14 21 9.00 3.000 1.0 3 0 0 0 0 0 0 0 0 0 0 0 5 9 0.00 0.000					

**Pittsburgh Pirates @ Houston Astros**  
 Minute Maid Park, Houston, TX  
 Sat Jul 12 2003, 6:05 PM CDT  
 Att. 34,762 - Dome - 72 F

AB	37
R	5
H	10
RBI	5
BB	2
SO	8
LOB	17



Batter	1	2	3	4	5	6	7	8	9	AB	R	H	RBI	BB	SO	LOB
<b>Craig Biggio, R</b> OBP: 0.351, SLG: 0.424 (1, 8)	0-1 F9		0-0 F8		1-1 1B HBP		1-1 FC6-4 G1-3		0-1 G6-3	4	0	0	0	0	0	4
<b>Geoff Blum, S</b> OBP: 0.318, SLG: 0.434 (1, 4)	0-0 G4-3		1-0 F9		2-2 5 BB 1B		0-0 G1-3		1-3 K	3	0	1	0	0	0	1
<b>Brian Hunter, R</b> OBP: 0.286, SLG: 0.337 (7, PH)										1	0	0	0	0	0	2
<b>Octavio Dotel, R</b> (8, 1)										0	0	0	0	0	0	0
<b>Kirk Saarloos, R</b> (9, 1)										0	0	0	0	0	0	0
<b>Gregg Zaun, S</b> OBP: 0.298, SLG: 0.326 (9, PH)										1	0	0	0	0	1	1
<b>5 Jeff Bagwell, R</b> OBP: 0.362, SLG: 0.470 (1, 3)	3-2 F8			2-0 HR	4-0 1-2 BB		4-0 17 FC6-4 IBB			2	1	1	1	2	0	0
<b>17 Lance Berkman, S</b> OBP: 0.402, SLG: 0.505 (1, 7)		0-0 F7		0-0 G6-3 3B	0-0 P5		2-0 FC6-4			4	1	1	0	0	0	6
<b>Richard Hidalgo, R</b> OBP: 0.384, SLG: 0.556 (1, 9)		0-1 P4		0-1 G6-3		1-1 P6		0-0 G6-3		4	0	0	1	0	0	0
<b>Morgan Ensberg, R</b> OBP: 0.416, SLG: 0.617 (1, 5)		4-1 BB		0-0 L5		3-1 F9		2-1 P5		3	0	0	0	1	0	0
<b>Brad Ausmus, R</b> OBP: 0.274, SLG: 0.261 (1, 2)		2-3 K		2-1 L8		1-1 G1-3		0-0 G4-3		4	0	0	0	0	1	1
<b>28 Adam Everett, R</b> OBP: 0.307, SLG: 0.392 (1, 6)			1-1 F8 44 SH1-4 1B		0-1 G5-3		1-2 FC6-4 BB 1B		2-3 K	4	0	2	0	0	1	0
<b>44 Roy Oswalt, R</b> OBP: 0.250, SLG: 0.259 (1, 1)			1-0 SH1-4		1-2 G1		4-2 FC6-4 BB		2-1 2B	1	0	0	0	0	0	0
<b>54 Brad Lidge, R</b> (7, 1)										0	0	0	0	0	0	0
<b>Orlando Merced, S</b> OBP: 0.306, SLG: 0.387 (7, PH)										0	0	0	0	1	0	0
<b>4 Eric Bruntlett, R</b> OBP: 0.273, SLG: 0.500 (8, 4)										1	0	1	0	0	0	0

Inning Stats	R: 0	H: 0	E: 0	K: 6	S: 6	LOB: 0	BB: 0	P: 9	R: 0	H: 0	E: 0	K: 7	S: 7	LOB: 1	BB: 1	P: 13	R: 0	H: 1	E: 0	K: 5	S: 5	LOB: 1	BB: 0	P: 8	R: 2	H: 2	E: 0	K: 7	S: 7	LOB: 0	BB: 0	P: 11	R: 0	H: 1	E: 0	K: 10	S: 10	LOB: 3	BB: 1	P: 18	R: 0	H: 0	E: 0	K: 6	S: 6	LOB: 0	BB: 0	P: 11	R: 0	H: 1	E: 0	K: 12	S: 12	LOB: 3	BB: 2	P: 24	R: 0	H: 0	E: 0	K: 4	S: 4	LOB: 0	BB: 0	P: 6	R: 0	H: 1	E: 0	K: 10	S: 10	LOB: 1	BB: 0	P: 15	1B: 3	2B: 1	3B: 1	HR: 1	SF: 0	SAC: 1	DP: 0	HBP: 1	WP: 0	PB: 0	SB: 1	CS: 0	PA: 38
--------------	------	------	------	------	------	--------	-------	------	------	------	------	------	------	--------	-------	-------	------	------	------	------	------	--------	-------	------	------	------	------	------	------	--------	-------	-------	------	------	------	-------	-------	--------	-------	-------	------	------	------	------	------	--------	-------	-------	------	------	------	-------	-------	--------	-------	-------	------	------	------	------	------	--------	-------	------	------	------	------	-------	-------	--------	-------	-------	-------	-------	-------	-------	-------	--------	-------	--------	-------	-------	-------	-------	--------

PITCHER	IP	WLS	BF	H	R	ER	SO	BB	IBB	HBP	BLK	WP	HR	S	P	ERA	WHIP
<b>Kip Wells, R</b> ERA: 3.76 (1, 1)	6.1	W	28	5	2	2	1	3	0	1	0	0	0	51	86	2.84	1.263
<b>Scott Sauerbeck, L</b> ERA: 4.26 (7, 1)	0.2	H	3	0	0	0	0	0	1	0	0	0	0	2	8	0.00	0.000
<b>Julian Tavarez, R</b> ERA: 4.38 (8, 1)	1.0	H	3	0	0	0	0	0	0	0	0	0	0	4	6	0.00	0.000
<b>Mike Williams, R</b> ERA: 6.44 (9, 1)	1.0	S	4	1	0	0	2	0	0	0	0	0	0	10	15	0.00	1.000

BOTTOM

Pittsburgh Pirates @ Houston Astros  
Minute Maid Park, Houston, TX  
Sat Jul 12 2003, 6:05 PM CDT  
Att: 34,762 - Dome - 72 F

livebaseballscores.com

AB	32
R	2
H	6
RBI	2
BB	4
SO	3
LOB	15



Batter	1	2	3	4	5	6	7	8	9	AB R H RBI BB SO LOB	TOP									
18 Jason Kendall, R OBP: 0.388, SLG: 0.407 (1, 2)	3-2 F8		0-2 BB 1-2 1B		0-2 G6-3			2-1 G4-3 HR 2B		4 1 2 0 0 0 0										
2 Jack Wilson, R OBP: 0.282, SLG: 0.336 (1, 6)	1-1 P5		1-3 K			1-2 G5-3		0-2 G5-3		4 0 0 0 0 1 3										
Brian Giles, L OBP: 0.444, SLG: 0.512 (1, 8)	2-0 1B		4-2 1-2 2-3 BB			0-0 F9		1-2 G4-3		3 0 1 0 1 0 1										
Aramis Ramirez, R OBP: 0.328, SLG: 0.441 (1, 5)	2-2 P4		2-2 F8			0-0 G6-3		0-0 3-H HR		4 1 1 2 0 0 4										
Randall Simon, L OBP: 0.303, SLG: 0.418 (1, 3)		1-0 G6-3		1-2 1B			2-2 1B 1B	0-1 G3		4 0 2 0 0 0 0										
Reggie Sanders, R OBP: 0.316, SLG: 0.496 (1, 9)		0-3 K		1-0 F8			1-3 K	1-3 K		4 0 0 0 0 3 1										
Craig Wilson, R OBP: 0.344, SLG: 0.400 (1, 7)		1-3 K		3-2 G6-3			3-1 1-2 1B	0-0 P4		4 0 1 0 0 1 0										
Abraham Nunez, S OBP: 0.283, SLG: 0.283 (1, 4)			3-2 FC1-5 1B		0-3 K		1-3 K	0-1 G6-3		3 0 1 0 0 2 2										
Jeff Reboulet, R OBP: 0.352, SLG: 0.363 (9, PH)			FC1-5 BB 1B		1-3 K		2-0 G3			1 0 0 0 0 0 1										
Josh Fogg, R OBP: 0.286, SLG: 0.250 (1, 1)			2-1 FC1-5 1B		1-3 K					1 0 0 0 0 0 1										
16 Salomon Torres, R OBP: 0.347, SLG: 0.519 (3, 1)										1 0 0 0 0 1 0										
Matt Stairs, L OBP: 0.347, SLG: 0.519 (7, PH)										1 0 0 0 0 0 2										
Brian Boehringer, S OBP: 0.347, SLG: 0.519 (7, 1)										0 0 0 0 0 0 0										
Joe Beimel, L OBP: 0.347, SLG: 0.519 (8, 1)										0 0 0 0 0 0 0										
Mike Lincoln, R OBP: 0.347, SLG: 0.519 (8, 1)										0 0 0 0 0 0 0										
<b>Inning Stats</b>	R: 0 E: 0 K: 0 S: 10	H: 1 LOB: 1 BB: 0 P: 18	R: 0 E: 0 K: 2 S: 7	H: 0 LOB: 0 BB: 0 P: 9	R: 0 E: 0 K: 1 S: 18	H: 2 LOB: 3 BB: 1 P: 30	R: 0 E: 0 K: 0 S: 8	H: 1 LOB: 0 BB: 0 P: 13	R: 0 E: 0 K: 0 S: 9	H: 0 LOB: 0 BB: 0 P: 10	R: 0 E: 0 K: 2 S: 17	H: 2 LOB: 2 BB: 0 P: 26	R: 2 E: 0 K: 0 S: 12	H: 2 LOB: 0 BB: 0 P: 15	R: 0 E: 0 K: 1 S: 7	H: 0 LOB: 0 BB: 0 P: 8	1B: 6 2B: 1 3B: 0 HR: 1	SF: 0 SAC: 0 DP: 0 HBP: 0	WP: 0 PB: 0 SB: 1 CS: 0	PA: 35
<b>PITCHER</b>	IP WLS BF H R ER SO BB IBB HBP BLK WP HR S P ERA WHIP																			
Tim Redding, R ERA: 3.8 (1, 1)	6.0 W 23 5 0 0 5 1 0 0 0 0 0 0 65 96 0.00 1.000																			
54 Brad Lidge, R ERA: 2.52 (7, 1)	1.0 4 1 0 0 2 0 0 0 0 0 0 0 10 17 0.00 1.000																			
Octavio Dotel, R ERA: 2.52 (8, 1)	1.0 5 2 2 2 0 0 0 0 0 0 0 1 12 15 18.00 2.000																			
Billy Wagner, L ERA: 2.26 (9, 1)	1.0 S 3 0 0 0 1 0 0 0 0 0 0 0 7 8 0.00 0.000																			

Pittsburgh Pirates @ Houston Astros  
Minute Maid Park, Houston, TX  
Sun Jul 13 2003, 1:05 PM CDT  
Att. 32,273 - Dome - 72 F

livebaseballscorecards.com

AB	34
R	2
H	8
RBI	2
BB	1
SO	8
LOB	14



Batter	1	2	3	4	5	6	7	8	9
<b>Craig Biggio, R</b> OBP: 0.352, SLG: 0.424 (1, 8)	2-2 F7	0-0 1B		1-2 G4-3 5 1B		2-3 K		1-3 K	
<b>Geoff Blum, S</b> OBP: 0.316, SLG: 0.430 (1, 4)	3-2 F7	0-0 L8		0-0 G4-3		2-1 1B		0-1 G3	
<b>5 Jeff Bagwell, R</b> OBP: 0.363, SLG: 0.469 (1, 3)	4-2 HBP 17 BB HBP BB	0-0 F8		2-2 1B		2-3 K			
<b>17 Lance Berkman, S</b> OBP: 0.403, SLG: 0.513 (1, 7)	4-1 HBP 1-2 BB		3-2 HR	2-3 K			1-1 F8		
<b>Richard Hidalgo, R</b> OBP: 0.389, SLG: 0.558 (1, 9)	1-0 HBP 1-2 HBP		0-0 1B		1-0 G6-3 CS 1B		1-1 G5-3		
<b>Morgan Ensberg, R</b> OBP: 0.418, SLG: 0.613 (1, 5)	3-2 HBP		0-0 1B		2-2 G6-3		1-2 F8		
<b>Brad Ausmus, R</b> OBP: 0.274, SLG: 0.258 (1, 2)	2-0 G4-3		2-2 F8		2-2 F8			4-1 28 SH1-3 BB	
<b>28 Adam Everett, R</b> OBP: 0.307, SLG: 0.392 (1, 6)		1-1 1B	0-1 FC4-6			3-2 F8		0-0 SH1-3	
<b>Tim Redding, R</b> OBP: 0.200, SLG: 0.241 (1, 1)		2-1 SH1-4	1-3 K			0-0 1B		1-0 HBP	
<b>54 Brad Lidge, R</b> OBP: 0.293, SLG: 0.337 (7, 1)		1-2 SH1-4				2B			
<b>Octavio Dotel, R</b> OBP: 0.293, SLG: 0.337 (8, 1)									
<b>Brian Hunter, R</b> OBP: 0.293, SLG: 0.337 (8, PH)									
<b>Billy Wagner, L</b> OBP: 0.293, SLG: 0.337 (9, 1)									

Inning Stats	R: 1	H: 0	E: 0	K: 0	S: 12	L: 0	LOB: 3	BB: 2	P: 31	R: 1	H: 2	E: 0	K: 0	S: 7	L: 1	LOB: 1	BB: 0	P: 10	R: 1	H: 3	E: 0	K: 1	S: 15	R: 1	H: 2	E: 0	K: 1	S: 11	R: 0	H: 1	E: 0	K: 0	S: 8	R: 1	H: 2	E: 0	K: 2	S: 17	R: 0	H: 0	E: 0	K: 0	S: 7	R: 0	H: 0	E: 0	K: 1	S: 7	R: 0	H: 0	E: 0	K: 1	S: 7
--------------	------	------	------	------	-------	------	--------	-------	-------	------	------	------	------	------	------	--------	-------	-------	------	------	------	------	-------	------	------	------	------	-------	------	------	------	------	------	------	------	------	------	-------	------	------	------	------	------	------	------	------	------	------	------	------	------	------	------

PITCHER	IP	WLS	BF	H	R	ER	SO	BB	IBB	HBP	BLK	WP	HR	S	P	ERA	WHIP
<b>Josh Fogg, R</b> ERA: 4.68 (1, 1)	2.0	L	15	5	3	3	0	2	0	0	0	0	1	25	50	13.50	3.500
<b>16 Salomon Torres, R</b> ERA: 4.48 (3, 1)	4.0		15	5	2	2	4	0	0	0	0	0	0	45	66	4.50	1.250
<b>Brian Boehringer, R</b> ERA: 6.44 (7, 1)	1.0		3	0	0	0	0	0	0	0	0	0	0	7	10	0.00	0.000
<b>Joe Beimel, L</b> ERA: 3.57 (8, 1)	0.1		3	0	0	0	0	1	0	1	0	0	0	2	7	0.00	3.000
<b>Mike Lincoln, R</b> ERA: 2.57 (8, 1)	0.2		2	0	0	0	1	0	0	0	0	0	0	5	6	0.00	0.000

AB	R	H	RBI	BB	SO	LOB
5	1	2	1	0	2	3
5	0	1	1	0	0	4
3	1	1	1	1	1	2
3	1	1	1	1	1	0
3	0	2	0	0	0	0
3	0	1	1	0	0	1
3	0	0	0	1	0	6
3	1	1	0	0	0	2
2	1	1	0	0	1	2
0	0	0	0	0	0	0
0	0	0	0	0	0	0
0	0	0	0	0	0	0
0	0	0	0	0	0	0

AB	30	R	5	H	10	RBI	5	BB	3	SO	5	LOB	20
WP: 0	PA: 38	PB: 0	SB: 1	CS: 1	SF: 0	SAC: 2	DP: 0	HBP: 3	HR: 1	1B: 8	2B: 1	3B: 0	

**Pittsburgh Pirates @ Houston Astros**  
 Minute Maid Park, Houston, TX  
 Sun Jul 13 2003, 1:05 PM CDT  
 Att: 32,273 - Dome - 72 F

[livebaseballscorecards.com](http://livebaseballscorecards.com)



Batter	1	2	3	4	5	6	7	8	9	AB R H RBI BB SO LOB	TOP
<b>Craig Biggio, R</b> (1, 8) OBP: 0.351, SLG: 0.424	0-1 G5-3	0-1 1B 2B		0-1 G1-3			0-0 SH1-4		1-3 K	4 1 1 0 0 1 0	
<b>Geoff Blum, S</b> (1, 5) OBP: 0.314, SLG: 0.426	2-3 K	3-1 1B		0-0 L8			2-2 G3		1-3 K	5 0 1 2 0 2 1	
<b>5 Jeff Bagwell, R</b> (1, 3) OBP: 0.362, SLG: 0.466	0-0 F9	3-3 K						0-0 1B		4 0 1 0 0 2 1	
<b>Jeff Kent, R</b> (1, 4) OBP: 0.368, SLG: 0.513		0-0 P2	0-0 F9					0-0 G6-4-3		4 0 0 0 0 0 1	
<b>17 Lance Berkman, S</b> (1, 7) OBP: 0.404, SLG: 0.513		2-2 2B 1B	1-1 F7					3-1 BB 1B		4 1 2 0 0 1 0	
<b>Richard Hidalgo, R</b> (1, 9) OBP: 0.393, SLG: 0.564		3-2 2B 1B	0-0 BB 1B					1-1 BB 1B		4 1 3 1 0 0 0	
<b>Gregg Zaun, S</b> (1, 2) OBP: 0.315, SLG: 0.323		1-1 F9	4-1 BB					4-0 BB		1 0 0 0 3 0 1	
<b>Brad Ausmus, R</b> (8, 2) OBP: 0.274, SLG: 0.258			1-2 BB					1-2 BB		0 0 0 0 0 0 0	
<b>28 Adam Everett, R</b> (1, 6) OBP: 0.306, SLG: 0.394		2-1 1B 2B	0-0 F7					1-3 K		4 1 1 1 0 1 6	
<b>Jerome Robertson, L</b> Mike Gallo, L Ricky Stone, R 4 Eric Bruntlett, R 54 Brad Lidge, R Octavio Dotel, R Orlando Merced, S Brian Hunter, R Billy Wagner, L		1-1 2B 1B		1-1 G5-3				0-2 SH1-4	1-3 K	2 1 1 1 0	
<b>Inning Stats</b>	R: 0 H: 0 E: 0 LOB: 0 K: 1 BB: 0 S: 6 P: 8	R: 5 H: 6 E: 0 LOB: 1 K: 1 BB: 0 S: 21 P: 36	R: 0 H: 1 E: 0 LOB: 2 K: 0 BB: 1 S: 6 P: 11	R: 0 H: 0 E: 0 LOB: 0 K: 0 BB: 0 S: 5 P: 6	R: 0 H: 0 E: 0 LOB: 0 K: 2 BB: 0 S: 9 P: 15	R: 0 H: 0 E: 0 LOB: 0 K: 0 BB: 1 S: 3 P: 7	R: 0 H: 1 E: 0 LOB: 0 K: 0 BB: 0 S: 7 P: 9	R: 0 H: 3 E: 0 LOB: 3 K: 1 BB: 1 S: 9 P: 18	R: 0 H: 0 E: 0 LOB: 0 K: 3 BB: 0 S: 9 P: 12	1B: 7 SF: 0 2B: 4 SAC: 1 3B: 0 DP: 2 HR: 0 HBP: 0	WP: 0 PA: 38 PB: 0 SB: 0 CS: 0
<b>PITCHER</b>	IP WLS BF H R ER SO BB IBB HBP BLK WP HR S P ERA WHIP										
<b>Paul Wilson, R</b> (1, 1) ERA: 5.14	6.0 L 26 7 5 5 4 2 0 0 0 0 0 0 50 83 7.50 1.500										
<b>Chris Reitsma, R</b> (7, 1) ERA: 4.38	2.0 9 4 0 0 1 1 0 0 0 0 0 0 16 27 0.00 2.500										
<b>Kent Mercker, L</b> (9, 1) ERA: 2.28	1.0 3 0 0 0 0 3 0 0 0 0 0 0 9 12 0.00 0.000										

**Houston Astros @ Cincinnati Reds**  
Great American Ball Park, Cincinnati, OH

Thu Jul 17 2003, 7:10 PM EDT  
Att. 29,366 - Sunny - 83 F

livebaseballscorecards.com

AB	34
R	5
H	11
RBI	5
BB	3
SO	8
LOB	10



BOTTOM

Houston Astros @ Cincinnati Reds  
Great American Ball Park, Cincinnati, OH

Thu Jul 17 2003, 7:10 PM EDT  
Att. 29,366 - Sunny - 83 F

livebaseballscorecards.com

AB	37
R	4
H	9
RBI	4
BB	1
SO	6
LOB	18



WP	0	PA	39
PB	0		
SB	0		
CS	0		

AB R H RBI BB SO LOB

5	0	2	0	0	2	0
4	2	2	0	1	0	2
5	0	2	2	0	1	4
3	0	1	0	0	0	2
1	1	0	0	0	0	1
4	1	1	1	0	0	2
4	0	0	0	0	0	2
4	0	1	0	0	0	1
3	0	0	1	0	1	1
2	0	0	0	0	1	1
1	0	0	0	0	0	2
0	0	0	0	0	0	0
0	0	0	0	0	0	0
1	0	0	0	0	1	0

Batter	1	2	3	4	5	6	7	8	9
D'Angelo Jimenez, S (1, 4) OBP: 0.344, SLG: 0.415	0-1 P3		1-3 K		0-2 2B		2-3 K		2-1 E 1B
Barry Larkin, R (1, 6) OBP: 0.348, SLG: 0.392	2-1 2B		1-1 2B		2-2 F7		4-1 BB		2-2 E6
Jose Guillen, R (1, 9) OBP: 0.389, SLG: 0.620	3-1 2B		0-2 G5-3		0-0 G6-3		0-3 K		3-2 G3
Ken Griffey Jr., L (1, 8) OBP: 0.370, SLG: 0.566	2-1 F7		2-2 G5-3		1-0 1B		0-1 P4		
Reggie Taylor, L (6, PR) (7, 8) OBP: 0.243, SLG: 0.340			2-3		2B				
Aaron Boone, R (1, 5) OBP: 0.326, SLG: 0.453	3-2 F7		0-2 G5-3		0-0 E SF8		2-2 L8		
Sean Casey, L (1, 3) OBP: 0.354, SLG: 0.429		0-1 G3-1		0-0 F8		1-0 F8		3-2 G5-3	
Adam Dunn, L (1, 7) OBP: 0.344, SLG: 0.488		2-2 1B		1-1 P4		0-1 E2		1-0 G4-3	
Jason LaRue, R (1, 2) OBP: 0.333, SLG: 0.462		2-2 F8		1-0 P3		1-0 SF8			1-3 K
Paul Wilson, R (1, 1) OBP: 0.088, SLG: 0.063		0-0 P4			3-3 K		1-0 FC5-4		1-3 K
Brandon Larson, R (6, PH) OBP: 0.190, SLG: 0.082									
Chris Reitsma, R (7, 1) OBP: 0.125, SLG: 0.125									
Kent Mercker, L (9, 1)									
Juan Castro, R (9, PH) OBP: 0.272, SLG: 0.377									

Inning Stats	R: 1	H: 2	E: 0	K: 0	S: 11	H: 2	LOB: 1	BB: 0	P: 21	R: 0	H: 1	E: 0	K: 0	S: 11	H: 1	LOB: 1	BB: 0	P: 15	R: 0	H: 0	E: 0	K: 0	S: 4	R: 0	H: 1	E: 0	K: 1	S: 12	H: 2	LOB: 2	BB: 0	P: 11	R: 0	H: 0	E: 0	K: 2	S: 10	H: 0	LOB: 1	BB: 1	P: 16	R: 0	H: 0	E: 0	K: 0	S: 8	H: 0	LOB: 0	BB: 0	P: 14	R: 0	H: 1	E: 1	K: 2	S: 14	H: 1	LOB: 2	BB: 0	P: 23	1B: 3	SF: 1	2B: 6	SAC: 0	3B: 0	DP: 0	HR: 0	HBP: 0	WP: 0	PA: 39
--------------	------	------	------	------	-------	------	--------	-------	-------	------	------	------	------	-------	------	--------	-------	-------	------	------	------	------	------	------	------	------	------	-------	------	--------	-------	-------	------	------	------	------	-------	------	--------	-------	-------	------	------	------	------	------	------	--------	-------	-------	------	------	------	------	-------	------	--------	-------	-------	-------	-------	-------	--------	-------	-------	-------	--------	-------	--------

PITCHER	IP	WLS	BF	H	R	ER	SO	BB	IBB	HBP	BLK	WP	HR	S	P	ERA	WHIP
Jerome Robertson, L (1, 1) ERA: 4.89	5.0	W	23	8	4	3	2	0	0	0	0	0	0	55	81	5.40	1.600
Mike Gallo, L (6, 1) ERA:	0.2	H	3	0	0	0	0	0	0	0	0	0	0	4	6	0.00	0.000
Ricky Stone, R (6, 1) ERA: 3.5	0.1	H	1	0	0	0	0	0	0	0	0	0	0	1	2	0.00	0.000
54 Brad Lidge, R (7, 1) ERA: 2.47	1.0	H	4	0	0	0	2	1	0	0	0	0	0	10	16	0.00	1.000
Octavio Dotel, R (8, 1) ERA: 2.47	1.0	H	3	0	0	0	0	0	0	0	0	0	0	8	14	0.00	0.000

PITCHER	IP	WLS	BF	H	R	ER	SO	BB	IBB	HBP	BLK	WP	HR	S	P	ERA	WHIP
Billy Wagner, L (9, 1) ERA: 2.22	1.0	S	5	1	0	0	2	0	0	0	0	0	0	14	23	0.00	1.000

Houston Astros @ Cincinnati Reds  
Great American Ball Park, Cincinnati, OH

Fri Jul 18 2003, 7:10 PM EDT  
Att. 33,745 - Cloudy - 82 F

livebaseballscorecards.com

AB	36
R	5
H	10
RBI	5
BB	2
SO	6
LOB	13



Batter	1	2	3	4	5	6	7	8	9	AB	R	H	RBI	BB	SO	LOB
Craig Biggio, R (1, 8) OBP: 0.351, SLG: 0.423	1-3 K		0-1 5 HR BB 1B		1-1 F8		4-2 5 1B BB		2-1 F8	4	1	1	0	1	1	0
Geoff Blum, S (1, 5) OBP: 0.312, SLG: 0.420	2-2 G4-3		4-0 5 HR BB		0-1 G4-3		2-0 B2		2-1 F7	4	1	0	0	1	0	1
5 Jeff Bagwell, R (1, 3) OBP: 0.365, SLG: 0.477	3-2 1B		2-1 1-H 2-H HR		0-1 F9		0-0 17 FC6-4 1B		0-0 G6-3	5	1	3	3	0	0	0
Jeff Kent, R (1, 4) OBP: 0.366, SLG: 0.509	1-0 F9		1-1 1B		3-2 F7		0-3 K			4	0	1	0	0	1	3
17 Lance Berkman, S (1, 7) OBP: 0.399, SLG: 0.506		2-1 F9	1-2 P6		0-0 P5	SAFE	0-1 FC6-4			4	0	0	0	0	0	3
Richard Hidalgo, R (1, 9) OBP: 0.401, SLG: 0.591		0-2 G6-4-3 1B		1-0 HR		1-2 HR		2-2 1B		4	2	4	2	0	0	0
Brad Ausmus, R (1, 2) OBP: 0.273, SLG: 0.257		3-1 G6-4-3		0-2 P4		2-2 28 HBP 1B		1-0 F9		4	0	1	0	0	0	2
28 Adam Everett, R (1, 6) OBP: 0.307, SLG: 0.390			0-1 F7	2-3 K		2-2 HBP		2-2 F7		2	0	0	0	0	1	0
4 Eric Bruntlett, R (6, PR) OBP: 0.292, SLG: 0.542						1-2 K				1	0	0	0	0	0	1
44 Roy Oswalt, R (1, 1) OBP: 0.226, SLG: 0.233			3-3 K	0-0 G4-3		2-3 K		1-3 K		3	0	0	0	0	2	2
54 Brad Lidge, R (7, 1)										1	0	0	0	0	1	1
Billy Wagner, L (9, 1)										0	0	0	0	0	0	0

Inning Stats	R: 0	H: 1	R: 0	H: 1	R: 3	H: 3	R: 1	H: 1	R: 0	H: 0	R: 1	H: 2	R: 0	H: 1	R: 0	H: 0	R: 0	H: 0	R: 0	H: 0	1B: 7	SF: 0	WP: 0	PA: 39
	E: 0	LOB: 1	E: 0	LOB: 0	E: 0	LOB: 1	E: 0	LOB: 0	E: 0	LOB: 0	E: 0	LOB: 2	E: 0	LOB: 1	E: 0	LOB: 0	E: 0	LOB: 0	E: 0	LOB: 0	2B: 0	SAC: 0	PB: 0	
	K: 1	BB: 0	K: 0	BB: 0	K: 1	BB: 1	K: 1	BB: 0	K: 1	BB: 0	K: 0	BB: 0	K: 1	BB: 1	K: 0	BB: 0	K: 0	BB: 0	K: 0	BB: 0	3B: 0	DP: 1	SB: 0	
	S: 10	P: 17	S: 7	P: 12	S: 15	P: 26	S: 8	P: 11	S: 6	P: 7	S: 19	P: 29	S: 9	P: 15	S: 11	P: 17	S: 5	P: 9	S: 5	P: 9	HR: 3	HBP: 1	CS: 0	

PITCHER	IP	WLS	BF	H	R	ER	SO	BB	IBB	HBP	BLK	WP	HR	S	P	ERA	WHIP
Ryan Dempster, R (1, 1) ERA: 6.6	6.0	L	27	8	5	5	4	1	0	1	0	0	3	65	102	7.50	1.500
Felix Heredia, L (7, 1) ERA: 2.95	1.0		5	1	0	0	1	1	0	0	0	0	0	9	15	0.00	2.000
Brian Reith, R (8, 1) ERA: 3.45	1.0		4	1	0	0	1	0	0	0	0	0	0	11	17	0.00	1.000
Scott Williamson, R (9, 1) ERA: 3.29	1.0		3	0	0	0	0	0	0	0	0	0	0	5	9	0.00	0.000



BOTTOM

Houston Astros @ Cincinnati Reds  
Great American Ball Park, Cincinnati, OH

Fri Jul 18 2003, 7:10 PM EDT  
Att: 33,745 - Cloudy - 82 F

livebaseballscorecards.com

AB	31
R	3
H	6
RBI	3
BB	2
SO	7
LOB	10



WP:	1	PA:	33
PB:	0	SB:	0
CS:	1		

AB R H RBI BB SO LOB

4 0 1 0 0 0 1

4 0 0 0 0 1 2

4 0 0 0 0 2 0

4 0 0 0 0 1 1

4 1 2 1 0 1 1

3 0 0 0 1 1 1

3 0 0 0 0 0 2

3 1 2 1 0 0 2

1B:	3	SF:	0
2B:	1	SAC:	0
3B:	0	DP:	2
HR:	3	HBP:	0

Batter	1	2	3	4	5	6	7	8	9
D'Angelo Jimenez, S OBP: 0.343, SLG: 0.413 (1, 4)	0-1 G4-6-3 1B		3-2 F8			1-1 G4-3		1-0 FC4-6 CS	
Barry Larkin, R OBP: 0.340, SLG: 0.383 (1, 6)	2-2 G4-6-3 1-2f			3-1 G6-3		0-2 L5		3-3 K 1-2	
Jose Guillen, R OBP: 0.384, SLG: 0.610 (1, 9)	0-1 L9			0-2 G6-3		2-3 K			1-3 K
Sean Casey, L OBP: 0.350, SLG: 0.425 (1, 3)		1-2 G4-3		0-1 G6-3		1-2 G3-1			0-3 K
Aaron Boone, R OBP: 0.327, SLG: 0.462 (1, 5)		2-0 HR			0-3 K	0-2 F9 BB 1B		1-2 G5-3	
Adam Dunn, L OBP: 0.343, SLG: 0.483 (1, 7)		0-3 K		3-1 P6		4-0 BB BB BB		2-1 G5-3	
Jason LaRue, R OBP: 0.329, SLG: 0.455 (1, 2)		1-1 G5-3		0-0 P3		0-0 F9			2-3 F9
Reggie Taylor, L OBP: 0.255, SLG: 0.377 (1, 8)			2-0 K 1B			1-1 HR			
Ryan Dempster, R OBP: 0.087, SLG: 0.034 (6, PH)			0-3 K			2-1 HR		4-2 FC4-6 BB	
Ruben Mateo, R OBP: 0.286, SLG: 0.353 (7, 1)									
Felix Heredia, L OBP: 0.333, SLG: 0.333 (8, 1)									
Brian Keith, R (8, PH)									
Russell Branyan, L OBP: 0.383, SLG: 0.617 (9, 1)									
Scott Williamson, R (9, 1)									

Inning Stats	R: 0	H: 1	E: 0	LOB: 0	K: 0	S: 7	R: 1	H: 1	E: 0	LOB: 0	K: 1	S: 9	R: 0	H: 1	E: 0	LOB: 0	K: 1	S: 9	R: 0	H: 0	E: 0	LOB: 0	K: 0	S: 7	R: 0	H: 0	E: 0	LOB: 0	K: 1	S: 7	R: 2	H: 2	E: 0	LOB: 0	K: 1	S: 12	R: 0	H: 1	E: 0	LOB: 2	K: 0	S: 13	R: 0	H: 0	E: 0	LOB: 1	K: 1	S: 9	R: 0	H: 0	E: 1	LOB: 1	K: 2	S: 12	1B: 3	SF: 0	2B: 1	SAC: 0	3B: 0	DP: 2	HR: 3	HBP: 0	WP: 1	PA: 33
--------------	------	------	------	--------	------	------	------	------	------	--------	------	------	------	------	------	--------	------	------	------	------	------	--------	------	------	------	------	------	--------	------	------	------	------	------	--------	------	-------	------	------	------	--------	------	-------	------	------	------	--------	------	------	------	------	------	--------	------	-------	-------	-------	-------	--------	-------	-------	-------	--------	-------	--------

PITCHER	IP	WLS	BF	H	R	ER	SO	BB	IBB	HBP	BLK	WP	HR	S	P	ERA	WHIP
44 Roy Oswalt, R ERA: 3.22 (1, 1)	6.2	W	25	6	3	3	4	1	0	0	0	0	3	61	89	4.05	1.050
54 Brad Lidge, R ERA: 2.41 (7, 1)	1.1	H	4	0	0	0	1	1	0	0	0	0	0	12	23	0.00	0.750
Billy Wagner, L ERA: 2.18 (9, 1)	1.0	S	4	0	0	0	2	0	0	0	0	1	0	12	16	0.00	0.000

Batter	1	2	3	4	5	6	7	8	9	AB R H RBI BB SO LOB	TOP														
Craig Biggio, R Pete Munro, R Mike Gallo, L Orlando Merced, S Kirk Saarloos, R Octavio Dotel, R	1-1 5 HBP 17 HR 1B	1-1 2B 1B		0-1 E5 FC1-6		4-1 5 BB 17 BB BB	0-1 P3		4-0 1-2 BB	4 3 2 0 1 0 1 0 0 0 0 0 0 0 0 0 0 0 0 0 0 0 0															
Geoff Blum, S	2-2 F7	1-2 2B		3-1 FC1-6 5 G6-4-3		4-1 17 BB 5 BB BB		0-0 G3	0-2 G4-3	5 1 1 1 1 0 4															
5 Jeff Bagwell, R	1-0 17 HR HBP	4-2 BB		0-0 G6-4-3		4-0 BB 17 BB BB		1-1 G3-1		2 1 0 0 2 0 1															
17 Lance Berkman, S	1-0 HR	1-3 K				4-0 BB BB		4-1 1B BB		3 2 2 5 2 1 2															
Richard Hidalgo, R	0-1 HR	3-3 K				1-2 P3		2-2 1B		5 1 2 1 0 2 5															
Morgan Ensberg, R	2-0 HR			2-2 F9		4-2 1-2 2-3 3-H BB		1-1 L4		4 1 1 2 1 1 2															
Brad Ausmus, R	1-2 G6-3			1-3 K		0-1 1B			3-2 F9	5 0 1 0 0 1 3															
4 Eric Bruntlett, R	1-0 L8			3-2 E6 FC6-4		2-2 G3		1-2 F7	1-0 FC5-4 1B	5 0 1 0 0 0 1															
Ron Villone, L Brian Hunter, R		2-3 K		1-2 FC6-4		1-2 F7		1-3 K	3-2 FC5-4 BB	3 0 0 0 0 1 1 2 0 0 0 0 1 1															
<b>Inning Stats</b>	R: 5 E: 0 K: 0 S: 13	H: 4 LOB: 0 BB: 0 P: 22	R: 1 E: 0 K: 3 S: 19	H: 2 LOB: 2 BB: 1 P: 31	R: 0 E: 1 K: 1 S: 12	H: 0 LOB: 1 BB: 0 P: 19	R: 0 E: 1 K: 0 S: 5	H: 0 LOB: 0 BB: 0 P: 8	R: 1 E: 0 K: 1 S: 12	H: 2 LOB: 1 BB: 0 P: 15	R: 2 E: 0 K: 1 S: 16	H: 0 LOB: 3 BB: 5 P: 37	R: 0 E: 0 K: 1 S: 10	H: 0 LOB: 0 BB: 0 P: 12	R: 0 E: 0 K: 0 S: 10	H: 1 LOB: 2 BB: 1 P: 18	R: 0 E: 0 K: 0 S: 10	H: 1 LOB: 2 BB: 1 P: 21	1B: 5 2B: 1 3B: 0 HR: 4	SF: 0 SAC: 0 DP: 1 HBP: 1	WP: 0 PB: 0 SB: 0 CS: 0	PA: 47			
<b>PITCHER</b>	IP WLS BF H R ER SO BB IBB HBP BLK WP HR S P ERA WHIP																								
Jimmy Haynes, R John Riedling, R Brian Reith, R Kent Mercker, L Ryan Wagner, R	(1, 1) ERA: 5.86 (2, 1) ERA: 5.92 (5, 1) ERA: 4.2 (6, 1) ERA: 2.22 (7, 1) ERA:	1.1 L 9 9 0.2 5	12 0 2 4 5	6 0 3 0 0	6 0 3 0 0	1 3 1 1 1	1 0 0 2 0	0 0 0 0 0	0 0 0 0 0	0 0 0 0 0	0 0 1 0 0	3 24 17 11 13	25 38 33 19 16	42 0.00 20.25 0.00 0.00	5.250 0.000 3.750 3.000 0.000										
Felix Heredia, L Jose Acevedo, R	(8, 1) ERA: 2.93 (9, 1) ERA:	0.1 1.0	3 5	1 1	0 0	0 0	0 1	0 0	0 0	0 0	0 1	7 10	14 21	0.00 0.00	6.000 2.000										

Houston Astros @ Cincinnati Reds  
Great American Ball Park, Cincinnati, OH  
Sat Jul 19 2003, 1:20 PM EDT  
Att. 41,772 - Sunny - 74 F

livebaseballscorecards.com

AB	38
R	9
H	10
RBI	9
BB	8
SO	7
LOB	20





Batter	1	2	3	4	5	6	7	8	9	AB R H RBI BB SO LOB	TOP											
<b>Craig Biggio, R</b> (1, 8) OBP: 0.353, SLG: 0.424	0-2 G4-3 5 SF7 2B		1-2 G5-3			1-1 L6		2-2 G6-3		4 1 1 0 0 0 0												
<b>Morgan Ensberg, R</b> (1, 5) OBP: 0.415, SLG: 0.614	0-0 G4-3 2-3			0-0 5 HR 1B		1-1 G5-3		0-2 F7		4 1 1 0 0 0 1												
<b>5 Jeff Bagwell, R</b> (1, 3) OBP: 0.369, SLG: 0.492	0-0 SF7 3-H			0-0 1-H HR		2-1 HR		0-3 K		3 2 2 4 0 1 0												
<b>Jeff Kent, R</b> (1, 4) OBP: 0.368, SLG: 0.520	0-0 L8			1-0 17 G4-6-3 1B		0-1 F9		0-0 HR		4 1 2 1 0 0 0												
<b>17 Lance Berkman, S</b> (1, 7) OBP: 0.406, SLG: 0.528		0-1 F7		3-2 G4-6-3 1-2f		0-0 4 1B 2B		4-0 G6-3 WP BB		3 1 1 0 1 0 1												
<b>Richard Hidalgo, R</b> (1, 9) OBP: 0.399, SLG: 0.592		0-0 F8		0-2 F7		1-1 4 1B HBP		2-3 K 1-2		3 0 0 0 0 1 1												
<b>Brad Ausmus, R</b> (1, 2) OBP: 0.272, SLG: 0.256		1-2 L8			2-0 1B	2-1 F3		2-1 G6-3 2-3		4 0 1 0 0 0 3												
<b>4 Eric Bruntlett, R</b> (1, 6) OBP: 0.273, SLG: 0.455			1-2 F8		0-0 G5-3	1-0 G4-6-3 1B		2-3 K		4 0 1 1 0 1 1												
<b>Wade Miller, R</b> (1, 1) OBP: 0.164, SLG: 0.167			1-3 K		0-0 G1-3	2-2 G4-6-3 1-2f				2 0 0 0 0 0 1 0												
<b>Mike Gallo, L</b> (6, 1)										0 0 0 0 0 0 0 0												
<b>Orlando Merced, S</b> (7, PH) OBP: 0.396, SLG: 0.395										1 0 0 0 0 0 0 2												
<b>Ricky Stone, R</b> (7, 1)										0 0 0 0 0 0 0 0												
<b>54 Brad Lidge, R</b> (8, 1)										0 0 0 0 0 0 0 0												
<b>Billy Wagner, L</b> (8, 1)										0 0 0 0 0 0 0 0												
<b>Inning Stats</b>	R: 1 E: 0 K: 0 S: 6	H: 1 LOB: 0 BB: 0 P: 6	R: 0 E: 0 K: 0 S: 6	H: 0 LOB: 0 BB: 0 P: 7	R: 0 E: 0 K: 1 S: 10	H: 0 LOB: 0 BB: 0 P: 13	R: 2 E: 0 K: 0 S: 10	H: 3 LOB: 0 BB: 0 P: 14	R: 0 E: 0 K: 0 S: 3	H: 1 LOB: 0 BB: 0 P: 5	R: 1 E: 0 K: 0 S: 8	H: 1 LOB: 0 BB: 0 P: 12	R: 1 E: 0 K: 0 S: 9	H: 2 LOB: 1 BB: 0 P: 15	R: 0 E: 0 K: 1 S: 9	H: 0 LOB: 0 BB: 0 P: 11	R: 1 E: 0 K: 2 S: 11	H: 1 LOB: 1 BB: 1 P: 21	1B: 4 2B: 2 3B: 0 HR: 3	SF: 1 SAC: 0 DP: 2 HBP: 1	WP: 1 PB: 0 SB: 0 CS: 0	PA: 35
<b>PITCHER</b>	IP WLS BF H R ER SO BB IBB HBP BLK WP HR S P ERA WHIP																					
<b>Danny Graves, R</b> (1, 1) ERA: 5.59	6.1 L 26 8 5 5 1 0 0 1 0 0 2 48 66 7.11 1.263																					
<b>Chris Reitsma, R</b> (7, 1) ERA: 4.25	1.2 4 0 0 0 1 0 0 0 0 0 0 13 17 0.00 0.000																					
<b>Scott Williamson, R</b> (9, 1) ERA: 3.43	1.0 5 1 1 1 2 1 0 0 0 1 1 11 21 9.00 2.000																					

Houston Astros @ Cincinnati Reds  
Great American Ball Park, Cincinnati, OH  
Sun Jul 20 2003, 1:15 PM EDT  
Att. 32,062 - Cloudy - 82 F

livebaseballscorecards.com

AB	32
R	6
H	9
RBI	6
BB	1
SO	4
LOB	9



Batter	1	2	3	4	5	6	7	8	9	AB	R	H	RBI	BB	SO	LOB
D'Angelo Jimenez, S OBP: 0.342, SLG: 0.409 (1, 4)	G3-1 ①		L7 ③		K ③		FC4-6 1B			4	0	1	0	0	1	0
Reggie Taylor, L OBP: 0.256, SLG: 0.360 (1, 8)	K ②			K ①		K ①	FC4-6 1-2f			4	0	0	0	0	3	1
Jose Guillen, R OBP: 0.382, SLG: 0.601 (1, 9)	K ③			BB 1B		E4 1B HR		F9 ①		4	1	1	0	0	1	0
Sean Casey, L OBP: 0.360, SLG: 0.433 (1, 3)		FC5-4 BB		BB 1B		HR 1B		1B		2	1	2	0	2	0	0
Aaron Boone, R OBP: 0.333, SLG: 0.473 (1, 5)		FC5-4 1-2f		BB		HR		F9 ②		3	1	1	3	1	0	2
Adam Dunn, L OBP: 0.342, SLG: 0.478 Chris Reitsma, R OBP: 0.125, SLG: 0.125 Russell Branyan, L OBP: 0.371, SLG: 0.400 Scott Williamson, R (8, PH) (9, 1)		K 1-2		F4		P4		K ③		3	0	0	0	0	1	4
Jason LaRue, R OBP: 0.327, SLG: 0.463 (1, 2)	G5-3 ③			K ③		F9 ③				0	0	0	0	0	0	0
Juan Castro, R OBP: 0.267, SLG: 0.369 Barry Larkin, R OBP: 0.337, SLG: 0.374 (9, PH)			K ①		F9 ①		F9 ①		F7 ②	3	0	0	0	0	1	0
Danny Graves, R OBP: 0.122, SLG: 0.122 Ruben Mateo, R OBP: 0.286, SLG: 0.351 (7, 7)			K ②		G4-3 ②		G6-3 ②		K ③	1	0	0	0	0	0	0

Inning Stats	R: 0	H: 0	E: 0	K: 2	S: 12	H: 0	LOB: 0	BB: 0	P: 19	R: 0	H: 0	E: 0	K: 1	S: 14	H: 0	LOB: 1	BB: 1	P: 22	R: 0	H: 0	E: 0	K: 2	S: 11	H: 0	LOB: 0	BB: 0	P: 15	R: 0	H: 1	E: 0	K: 2	S: 15	H: 0	LOB: 3	BB: 2	P: 25	R: 0	H: 0	E: 0	K: 1	S: 7	H: 2	LOB: 0	BB: 0	P: 30	R: 3	H: 2	E: 1	K: 1	S: 20	H: 1	LOB: 1	BB: 0	P: 18	R: 0	H: 1	E: 0	K: 0	S: 12	H: 1	LOB: 1	BB: 0	P: 9	R: 0	H: 0	E: 0	K: 2	S: 9	H: 0	LOB: 0	BB: 0	P: 13	R: 0	H: 0	E: 0	K: 2	S: 9	H: 0	LOB: 0	BB: 0	P: 10	R: 0	H: 0	E: 0	K: 1	S: 7	H: 0	LOB: 0	BB: 0	P: 10	R: 0	H: 0	E: 0	K: 1	S: 7	H: 1	LOB: 0	BB: 0	P: 10	R: 0	H: 0	E: 0	K: 1	S: 7	H: 1	LOB: 1	BB: 0	P: 9	R: 0	H: 0	E: 0	K: 2	S: 9	H: 0	LOB: 0	BB: 0	P: 13	R: 0	H: 0	E: 0	K: 2	S: 9	H: 0	LOB: 0	BB: 0	P: 13	1B: 4	SF: 0	2B: 0	SAC: 0	3B: 0	DP: 0	HR: 1	HBP: 0
--------------	------	------	------	------	-------	------	--------	-------	-------	------	------	------	------	-------	------	--------	-------	-------	------	------	------	------	-------	------	--------	-------	-------	------	------	------	------	-------	------	--------	-------	-------	------	------	------	------	------	------	--------	-------	-------	------	------	------	------	-------	------	--------	-------	-------	------	------	------	------	-------	------	--------	-------	------	------	------	------	------	------	------	--------	-------	-------	------	------	------	------	------	------	--------	-------	-------	------	------	------	------	------	------	--------	-------	-------	------	------	------	------	------	------	--------	-------	-------	------	------	------	------	------	------	--------	-------	------	------	------	------	------	------	------	--------	-------	-------	------	------	------	------	------	------	--------	-------	-------	-------	-------	-------	--------	-------	-------	-------	--------

**BOTTOM**

**Houston Astros @ Cincinnati Reds**  
Great American Ball Park, Cincinnati, OH

Sun Jul 20 2003, 1:15 PM EDT  
Att: 32,062 - Cloudy - 82 F

AB	33
R	3
H	5
RBI	3
BB	3
SO	12
LOB	12

WP: 0 PA: 36  
PB: 0  
SB: 1  
CS: 0



PITCHER	IP	WLS	BF	H	R	ER	SO	BB	IBB	HBP	BLK	WP	HR	S	P	ERA	WHIP
Wade Miller, R ERA: 4.6 (1, 1)	5.1	W	23	3	3	2	9	3	0	0	0	0	1	73	111	3.38	1.125
Mike Gallo, L ERA: (6, 1)	0.2	H	2	0	0	0	0	0	0	0	0	0	0	6	10	0.00	0.000
Ricky Stone, R ERA: 3.44 (7, 1)	1.0	H	4	1	0	0	0	0	0	0	0	0	0	12	18	0.00	1.000
54 Brad Lidge, R ERA: 2.37 (8, 1)	1.0	H	4	1	0	0	1	0	0	0	0	0	0	7	9	0.00	1.000
Billy Wagner, L ERA: 2.14 (9, 1)	1.0	S	3	0	0	0	2	0	0	0	0	0	0	9	13	0.00	0.000

Batter	1	2	3	4	5	6	7	8	9	AB R H RBI BB SO LOB	TOP											
<b>Craig Biggio, R</b> (1, 8) OBP: 0.351, SLG: 0.424	2-2 F9		0-3 K		1-0 F7		0-1 G6-3		0-0 2B	5 0 1 0 0 1 1												
<b>Geoff Blum, S</b> (1, 6) OBP: 0.308, SLG: 0.412	2-2 G4-3		0-1 G4-3		3-1 FC6		1-1 G6-3		0-0 F8	5 0 0 0 0 0 3												
<b>5 Jeff Bagwell, R</b> (1, 3) OBP: 0.370, SLG: 0.499	4-2 BB		1-0 G5-3		2-0 HR		3-2 G5-3			3 1 1 1 1 0 0												
<b>Jeff Kent, R</b> (1, 4) OBP: 0.367, SLG: 0.527	3-1 F8		0-0 G6-3		0-1 HR		0-2 E5 17 G4-3			4 1 1 1 0 0 1												
<b>17 Lance Berkman, S</b> (1, 7) OBP: 0.406, SLG: 0.533		0-0 F9 1B 2B		2-0 2B		2-1 P5		1-0 G4-3		4 1 2 0 0 0 1												
<b>Richard Hidalgo, R</b> (1, 9) OBP: 0.397, SLG: 0.587		2-0 G6-3		0-3 K		3-1 1B 1B		1-0 G6-3		4 0 1 0 0 1 2												
<b>Morgan Ensberg, R</b> (1, 5) OBP: 0.408, SLG: 0.602		0-0 F9		2-2 G5-3		3-0 P4		0-0 B1-3		4 0 0 0 0 0 3												
<b>Brad Ausmus, R</b> (1, 2) OBP: 0.278, SLG: 0.263		1-1 1B		0-0 G4-3		0-1 FC6-4 1B		0-0 2B 1B		4 0 3 1 0 0 0												
<b>Tim Redding, R</b> (1, 1) OBP: 0.194, SLG: 0.233		2-1 G6-3		4-0 FC6 BB		1-2 FC6-4		0-2 F9		1 0 0 0 0 0 1												
<b>Pete Munro, R</b> (3, 1) OBP: 0.396, SLG: 0.392										0 0 0 0 1 0 0												
<b>Orlando Merced, S</b> (6, PH)										1 0 0 0 0 0 2												
<b>Mike Gallo, L</b> (6, 1)										0 0 0 0 0 0 0												
<b>Ricky Stone, R</b> (8, 1)										0 0 0 0 0 0 0												
<b>Gregg Zaun, S</b> (9, PH) OBP: 0.312, SLG: 0.319										1 0 0 0 0 0 1												
<b>Inning Stats</b>	R: 0 E: 0 K: 0 S: 10	H: 0 LOB: 1 BB: 1 P: 21	R: 1 E: 0 K: 0 S: 7	H: 2 LOB: 1 BB: 0 P: 12	R: 0 E: 0 K: 1 S: 6	H: 0 LOB: 0 BB: 0 P: 7	R: 0 E: 0 K: 1 S: 8	H: 1 LOB: 1 BB: 0 P: 12	R: 0 E: 0 K: 0 S: 4	H: 0 LOB: 1 BB: 1 P: 12	R: 2 E: 0 K: 0 S: 13	H: 4 LOB: 2 BB: 0 P: 24	R: 0 E: 0 K: 0 S: 7	H: 0 LOB: 0 BB: 0 P: 11	R: 0 E: 1 K: 0 S: 5	H: 0 LOB: 0 BB: 0 P: 7	R: 0 E: 0 K: 0 S: 7	H: 2 LOB: 2 BB: 0 P: 7	1B: 4 2B: 3 3B: 0 HR: 2	SF: 0 SAC: 0 DP: 1 HBP: 0	WP: 0 PB: 0 SB: 0 CS: 0	PA: 38
<b>PITCHER</b>	IP WLS BF H R ER SO BB IBB HBP BLK WP HR S P ERA WHIP																					
<b>Josh Fogg, R</b> (1, 1) ERA: 4.71	5.1 W 24 6 3 3 2 2 0 0 0 0 0 2 42 78 5.06 1.500																					
<b>Julian Tavarez, R</b> (6, 1) ERA: 4.33	1.2 H 7 1 0 0 0 0 0 0 0 0 0 0 16 24 0.00 0.600																					
<b>Scott Sauerbeck, L</b> (8, 1) ERA: 4.05	1.0 H 2 0 0 0 0 0 0 0 0 0 0 0 2 4 0.00 0.000																					
<b>Mike Lincoln, R</b> (9, 1) ERA: 1.59	1.0 S 5 2 0 0 0 0 0 0 0 0 0 0 7 7 0.00 2.000																					

Houston Astros @ Pittsburgh Pirates  
PNC Park, Pittsburgh, PA  
Mon Jul 21 2003, 7:05 PM EDT  
Att. 14,271 - Cloudy - 77 F

livebaseballscorecards.com

AB	36
R	3
H	9
RBI	3
BB	2
SO	2
LOB	15



Batter	1	2	3	4	5	6	7	8	9	AB	R	H	RBI	BB	SO	LOB
<b>Kenny Lofton, L</b> OBP: 0.334, SLG: 0.439 (1, 8)	3-1 L8	3-2 18 1B 2B	1-0 F9			0-2 G1-3		4-1 18 FC6-4 BB		4	1	1	0	1	0	3
<b>18 Jason Kendall, R</b> OBP: 0.390, SLG: 0.404 (1, 2)	0-1 2B 1B	0-1 2-H 1B			0-1 L6	4-0 IBB		2-1 FC6-4 1-2f		4	1	2	1	1	0	2
<b>Brian Giles, L</b> OBP: 0.440, SLG: 0.504 (1, 7)	1-1 1-H 1B 2B	0-1 P4			2-3 K	2-3 K				4	1	1	1	0	2	3
<b>Aramis Ramirez, R</b> OBP: 0.333, SLG: 0.453 (1, 5)	4-2 1B 2 1B BB	0-0 P4			0-0 G5-3			3-2 F8		3	1	0	0	1	0	1
<b>Matt Stairs, L</b> OBP: 0.357, SLG: 0.545 <b>Reggie Sanders, R</b> (7, PH) OBP: 0.319, SLG: 0.510 (8, 9)	3-2 2 1B 1-3 3-H 1B		3-1 HR		3-1 L9	4-2 2 CS BB				3	1	2	2	0	0	0
<b>Randall Simon, L</b> OBP: 0.298, SLG: 0.407 <b>Julian Tavarez, L</b> (6, 1) <b>Scott Sauerbeck, R</b> (8, 1) <b>Mike Lincoln, R</b> (9, 1)	0-0 F9		0-1 L9		1-1 G4-3	0-0 B4				3	0	0	0	0	0	2
<b>2 Jack Wilson, R</b> OBP: 0.293, SLG: 0.339 (1, 6)	1-0 1-2 3-H 1B		4-2 1B BB		0-2 G6-3	0-0 CS		3-2 SH5-4 1B		3	0	2	1	1	0	0
<b>Abraham Nunez, S</b> OBP: 0.285, SLG: 0.280 (1, 4)	1-3 K		1-0 F7		0-1 SH3-4 1B	0-1 SH5-4		1-1 SH5-4		3	0	1	0	0	1	3
<b>Josh Fogg, R</b> OBP: 0.304, SLG: 0.273 <b>Carlos Rivera, L</b> OBP: 0.235, SLG: 0.290 (6, 3)		0-1 G4-3	0-0 1-2 1B		1-0 SH3-4	0-0 F7		0-0 F7		2	0	1	0	0	0	0


Inning Stats	R: 3	H: 4	E: 0	K: 1	S: 16	L: 2	LOB: 2	BB: 1	P: 29	R: 1	H: 2	E: 0	K: 0	S: 11	R: 1	H: 2	E: 0	K: 0	S: 11	R: 0	H: 0	E: 0	K: 1	S: 6	R: 0	H: 0	E: 0	K: 0	S: 7	R: 0	H: 1	E: 0	K: 1	S: 9	R: 0	H: 0	E: 0	K: 0	S: 11	R: 0	H: 1	E: 0	K: 0	S: 10	1B: 7	2B: 2	3B: 0	HR: 1	SF: 0	SAC: 2	DP: 0	HBP: 0
--------------	------	------	------	------	-------	------	--------	-------	-------	------	------	------	------	-------	------	------	------	------	-------	------	------	------	------	------	------	------	------	------	------	------	------	------	------	------	------	------	------	------	-------	------	------	------	------	-------	-------	-------	-------	-------	-------	--------	-------	--------

PITCHER	IP	WLS	BF	H	R	ER	SO	BB	IBB	HBP	BLK	WP	HR	S	P	ERA	WHIP
<b>Tim Redding, R</b> ERA: 4.13 (1, 1)	2.1	L	16	7	5	5	1	2	0	0	0	0	1	35	58	19.29	3.857
<b>Pete Munro, R</b> ERA: 4.78 (3, 1)	2.2		9	1	0	0	1	0	0	0	0	0	0	16	24	0.00	0.375
<b>Mike Gallo, L</b> ERA: (6, 1)	2.0		8	1	0	0	1	1	1	0	0	0	0	20	34	0.00	1.000
<b>Ricky Stone, R</b> ERA: 3.38 (8, 1)	1.0		5	1	0	0	0	1	0	0	0	0	0	10	19	0.00	2.000

**BOTTOM**

**Houston Astros @ Pittsburgh Pirates**  
PNC Park, Pittsburgh, PA  
Mon Jul 21 2003, 7:05 PM EDT  
Att: 14,271 - Cloudy - 77 F

AB	31
R	5
H	10
RBI	5
BB	5
SO	3
LOB	16



WP	HR	S	P	ERA	WHIP
0	0	0	39	0	0

livebaseballscores.com

Batter	1	2	3	4	5	6	7	8	9	AB R H RBI BB SO LOB	TOP									
<b>Craig Biggio, R</b> OBP: 0.350, SLG: 0.420 (1, 8)	1-2 P4	2-2 FC5-4		2-1 G6-3			4-1 BB		0-0 F9	4 0 0 0 1 0 3										
<b>Morgan Ensberg, R</b> OBP: 0.406, SLG: 0.609 (1, 5)	0-0 F9		1-2 HR		0-0 G5-3		1-1 F8			4 1 1 1 0 0 1										
<b>5 Jeff Bagwell, R</b> OBP: 0.371, SLG: 0.497 (1, 3)	4-1 BB		1-2 F9		3-3 K			0-1 1B		3 0 1 0 1 1 0										
<b>Jeff Kent, R</b> OBP: 0.365, SLG: 0.526 (1, 4)	2-1 F8		0-0 HBP 2B		1-3 K			1-0 F9		4 0 1 0 0 1 2										
<b>17 Lance Berkman, S</b> OBP: 0.407, SLG: 0.532 (1, 7)		2-0 1B 1B	4-0 HBP IBB		3-1 E4 G6-3			2-2 K		3 1 1 0 1 1 1										
<b>Richard Hidalgo, R</b> OBP: 0.398, SLG: 0.585 (1, 9)		1-2 1B 1B	2-1 G6-4-3 HBP		1-1 F8			1-2 F7		3 0 1 0 0 0 2										
<b>Geoff Blum, S</b> OBP: 0.307, SLG: 0.410 (1, 6)		2-2 F9	0-2 G6-4-3		1-0 G6-3			0-1 FC3-6 1B		4 0 1 0 0 0 6										
<b>Gregg Zaun, S</b> OBP: 0.310, SLG: 0.316 (1, 2)		0-1 F7		1-0 B1-6-4 1B			0-0 F8	1-1 FC3-6		4 0 1 0 0 0 3										
<b>Jerome Robertson, L</b> OBP: 0.171, SLG: 0.171 (1, 1)		1-2 FC5-4 1B		0-0 B1-6-4			1-2 G1-3	0-2 F8		3 0 1 1 0 0 1										
<b>54 Brad Lidge, R</b> (8, 1)										0 0 0 0 0 0 0										
<b>Brian Hunter, R</b> OBP: 0.282, SLG: 0.323 (9, PH)										1 0 0 0 0 0 1										
<b>Billy Wagner, L</b> (9, 1)										0 0 0 0 0 0 0										
<b>Inning Stats</b>	R: 0 E: 0 K: 0 S: 7	H: 0 LOB: 1 BB: 1 P: 14	R: 1 E: 0 K: 0 S: 17	H: 3 LOB: 2 BB: 0 P: 25	R: 1 E: 0 K: 0 S: 12	H: 2 LOB: 2 BB: 1 P: 20	R: 0 E: 0 K: 0 S: 4	H: 1 LOB: 0 BB: 0 P: 7	R: 0 E: 1 K: 0 S: 5	H: 0 LOB: 0 BB: 0 P: 10	R: 0 E: 0 K: 0 S: 7	H: 0 LOB: 1 BB: 1 P: 13	R: 0 E: 0 K: 1 S: 10	H: 1 LOB: 1 BB: 0 P: 14	R: 0 E: 0 K: 0 S: 8	H: 1 LOB: 1 BB: 0 P: 9	1B: 6 2B: 1 3B: 0 HR: 1	SF: 0 SAC: 0 DP: 3 HBP: 1	WP: 0 PB: 0 SB: 0 CS: 0	PA: 37
<b>PITCHER</b>	IP WLS BF H R ER SO BB IBB HBP BLK WP HR S P ERA WHIP																			
<b>16 Salomon Torres, R</b> ERA: 4.31 (1, 1)	6.0 L 25 6 2 2 2 1 1 1 0 0 1 54 89 3.00 1.167																			
<b>Brian Boehringer, R</b> ERA: 5.95 (7, 1)	2.0 8 1 0 0 1 1 0 0 0 0 0 17 27 0.00 1.000																			
<b>Joe Beimel, L</b> ERA: 3.4 (9, 1)	1.0 4 1 0 0 0 0 0 0 0 0 0 8 9 0.00 1.000																			

**Houston Astros @ Pittsburgh Pirates**  
PNC Park, Pittsburgh, PA  
Tue Jul 22 2003, 7:05 PM EDT  
Att. 16,661 - Overcast - 68 F

[livebaseballscorecards.com](http://livebaseballscorecards.com)

<b>AB</b>	33
<b>R</b>	2
<b>H</b>	8
<b>RBI</b>	2
<b>BB</b>	3
<b>SO</b>	3
<b>LOB</b>	20





Batter	1	2	3	4	5	6	7	8	9	AB R H RBI BB SO LOB
Kenny Lofton, L OBP: 0.333, SLG: 0.437 (1, 8)	1-0 F9 ①		1-0 G6-4-3 18 1B		2-2 G4-3 ③			0-0 L3 ② ③ 1-1		4 0 1 0 0 0 2
18 Jason Kendall, R OBP: 0.386, SLG: 0.400 (1, 2)	3-2 F8 ②		2-1 G6-4-3 ① ② 1-2f		2-2 G4-3 ①			1-1 G4-3 ①		4 0 0 0 0 0 1
Brian Giles, L OBP: 0.438, SLG: 0.498 (1, 7)	1-0 FC5-4 HBP		3-2 G4-3 ③		0-0 F9 ②			2-2 G6-3 ②		3 0 0 0 0 0 0
Aramis Ramirez, R OBP: 0.330, SLG: 0.448 (1, 5)	0-0 FC5-4 ③ 1-2f			0-0 P4 ①		1-2 F8 ③		2-3 K ③		4 0 0 0 0 1 1
Reggie Sanders, R OBP: 0.316, SLG: 0.504 (1, 9)		1-1 F8 ①		3-3 K ②		3-2 G5-3 ①				3 0 0 0 0 1 0
Craig Wilson, R OBP: 0.345, SLG: 0.424 (1, 3)		0-0 F9 ②		1-2 G5-3 ③		0-1 G6-3 ②				3 0 0 0 0 0 0
2 Jack Wilson, R OBP: 0.294, SLG: 0.337 (1, 6)		4-1 BB BB		2-0 L5 ①		0-1 F7 ③				2 0 0 0 1 0 0
Jeff Reboulet, R OBP: 0.358, SLG: 0.350 (1, 4)		4-1 BB 1-2 BB		1-1 SH1-4 16 1B		1-1 G6-3 ①				2 0 1 0 1 0 0
16 Salomon Torres, R Brian Boehringer, S Adam Hyzdu, R Joe Beimel, L		0-3 K ③		0-0 SH1-4 ② 1-2				1-2 L3 1B		1 0 0 0 0 1 2 0 0 0 0 0 0 0 1 0 1 0 0 0 0 0 0 0 0 0 0 0

Inning Stats	R: 0	H: 0	E: 0	K: 0	S: 6	LOB: 1	BB: 0	P: 11	R: 0	H: 0	E: 0	K: 1	S: 9	LOB: 2	BB: 2	P: 18	R: 0	H: 1	E: 0	K: 0	S: 7	LOB: 0	BB: 0	P: 13	R: 0	H: 0	E: 0	K: 1	S: 7	LOB: 0	BB: 0	P: 11	R: 0	H: 1	E: 0	K: 0	S: 7	LOB: 1	BB: 0	P: 12	R: 0	H: 0	E: 0	K: 0	S: 8	LOB: 0	BB: 0	P: 11	R: 0	H: 0	E: 0	K: 0	S: 8	LOB: 0	BB: 0	P: 11	R: 0	H: 1	E: 0	K: 0	S: 6	LOB: 0	BB: 0	P: 8	R: 0	H: 0	E: 0	K: 1	S: 8	LOB: 0	BB: 0	P: 13	1B: 3	SF: 0	2B: 1	SAC: 1	3B: 0	DP: 2	HR: 0	HBP: 1	WP: 0	PA: 31
--------------	------	------	------	------	------	--------	-------	-------	------	------	------	------	------	--------	-------	-------	------	------	------	------	------	--------	-------	-------	------	------	------	------	------	--------	-------	-------	------	------	------	------	------	--------	-------	-------	------	------	------	------	------	--------	-------	-------	------	------	------	------	------	--------	-------	-------	------	------	------	------	------	--------	-------	------	------	------	------	------	------	--------	-------	-------	-------	-------	-------	--------	-------	-------	-------	--------	-------	--------


PITCHER	IP	WLS	BF	H	R	ER	SO	BB	IBB	HBP	BLK	WP	HR	S	P	ERA	WHIP
Jerome Robertson, L ERA: 4.56 (1, 1)	7.1	W	27	3	0	0	2	2	0	0	0	0	0	57	94	0.00	0.682
54 Brad Lidge, R ERA: 2.34 (8, 1)	0.2	H	1	0	0	0	0	0	0	0	0	0	0	1	1	0.00	0.000
Billy Wagner, L ERA: 2.1 (9, 1)	1.0	S	3	0	0	0	1	0	0	0	0	0	0	8	13	0.00	0.000

**BOTTOM**

**Houston Astros @ Pittsburgh Pirates**  
PNC Park, Pittsburgh, PA  
Tue Jul 22 2003, 7:05 PM EDT  
Att. 16,661 - Overcast - 68 F

livebaseballscorecards.com

AB	27
R	0
H	3
RBI	0
BB	2
SO	3
LOB	6



Batter	1	2	3	4	5	6	7	8	9	10	11	AB R H RBI BB SO LOB	TOP												
<b>Craig Biggio, R</b> OBP: 0.348, SLG: 0.417 (1, 8)	2-1 P6		0-0 5 BB 2B 1B		1-3 K			3-3 K		3-2 P3		5 1 1 0 0 2 0													
<b>Morgan Ensberg, R</b> OBP: 0.402, SLG: 0.598 (1, 5)	0-3 K		2-2 SAFE F9		1-1 F9			4-0 5 1B BB		2-1 G1-3		4 0 0 0 1 1 1													
<b>5 Jeff Bagwell, R</b> OBP: 0.374, SLG: 0.496 (1, 3)	4-2 1B BB		4-1 SAFE 2B 1-2 BB		0-2 P4			1-1 SAFE 1B		2-0 L7		3 0 1 0 2 0 0													
<b>Jeff Kent, R</b> OBP: 0.363, SLG: 0.521 (1, 4)	2-2 SAFE 1-2 1B		2-2 SAFE F4		1-0 F8			3-3 K		1-1 L7		5 0 1 0 0 1 4													
<b>Richard Hidalgo, R</b> OBP: 0.395, SLG: 0.582 (1, 9)	1-2 K		1-1 1-3 2-H 2B		1-2 K			2-3 K		1-3 K		5 0 1 1 0 4 4													
<b>17 Lance Berkman, S</b> OBP: 0.407, SLG: 0.541 (1, 7)		2-2 G4-3	1-1 P3		3-2 G5-3			0-0 SH5-4 4 SF9 2B		1-0 HR		5 2 2 1 0 0 2													
<b>Brad Ausmus, R</b> OBP: 0.274, SLG: 0.260 (1, 2)		2-2 G3		1-3 K			2-3 K	0-0 SH5-4		2-1 F8		4 0 0 0 0 2 0													
<b>4 Eric Bruntlett, R</b> OBP: 0.270, SLG: 0.444 (1, 6)		0-0 1B		0-3 K			1-3 K	2-0 SF9				3 0 1 1 0 2 0													
<b>44 Roy Oswalt, R</b> OBP: 0.212, SLG: 0.219 (1, 1)		2-2 G4-3		2-2 G6-3			1-3 K	3-3 K				2 0 0 0 0 0 1													
<b>Brian Hunter, R</b> OBP: 0.279, SLG: 0.319 (7, PH)												1 0 0 0 0 0 1													
<b>54 Brad Lidge, R</b> (7, 1)												0 0 0 0 0 0 0													
<b>Octavio Dotel, R</b> (8, 1)												0 0 0 0 0 0 0													
<b>Geoff Blum, S</b> OBP: 0.306, SLG: 0.409 (9, PH)												1 0 0 0 0 0 1													
<b>Ricky Stone, R</b> (9, 1)												0 0 0 0 0 0 0													
<b>Mike Gallo, L</b> (10, 1)												0 0 0 0 0 0 0													
<b>Billy Wagner, L</b> (11, 1)												0 0 0 0 0 0 0													
<b>Inning Stats</b>	R: 0 E: 0 K: 2 S: 13	H: 1 LOB: 2 BB: 1 P: 22	R: 0 E: 0 K: 0 S: 10	H: 1 LOB: 1 BB: 0 P: 16	R: 1 E: 0 K: 0 S: 13	H: 2 LOB: 2 BB: 1 P: 23	R: 0 E: 0 K: 2 S: 9	H: 0 LOB: 0 BB: 0 P: 12	R: 0 E: 0 K: 1 S: 8	H: 0 LOB: 0 BB: 0 P: 10	R: 0 E: 0 K: 3 S: 7	H: 0 LOB: 0 BB: 0 P: 12	R: 0 E: 0 K: 3 S: 11	H: 1 LOB: 2 BB: 1 P: 24	R: 1 E: 0 K: 1 S: 6	H: 1 LOB: 0 BB: 0 P: 11	R: 0 E: 0 K: 0 S: 6	H: 0 LOB: 0 BB: 0 P: 13	R: 1 E: 0 K: 1 S: 8	H: 1 LOB: 0 BB: 0 P: 13	1B: 4 2B: 2 3B: 0 HR: 1	SF: 1 SAC: 1 DP: 0 HBP: 0	WP: 0 PB: 0 SB: 0 CS: 0	PA: 43	
<b>PITCHER</b>	IP	WLS	BF	H	R	ER	SO	BB	IBB	HBP	BLK	WP	HR	S	P	ERA	WHIP								
<b>Glendon Rusch, L</b> ERA: 7.5 (1, 1)	7.0		27	4	1	1	9	2	0	0	0	0	0	70	109	1.29	0.857								
<b>Mike DeJean, R</b> ERA: 5.01 (8, 1)	1.0	H	5	1	0	0	3	1	0	0	0	0	0	11	24	0.00	2.000								
<b>Valerio De Los Santos, L</b> ERA: 3.58 (9, 1)	1.0	B	4	1	1	1	1	0	0	0	0	0	0	6	11	9.00	1.000								
<b>Dan Kolb, R</b> ERA: 2.84 (10, 1)	2.0	L	7	1	1	1	1	0	0	0	0	0	1	14	26	4.50	0.500								

**Houston Astros @ Milwaukee Brewers**  
Miller Park, Milwaukee, WI  
Wed Jul 23 2003, 7:05 PM CDT  
Att: 22,493 - Sunny - 70 F

AB	38
R	3
H	7
RBI	3
BB	3
SO	14
LOB	12



Batter	1	2	3	4	5	6	7	8	9	10	11	AB R H RBI BB SO LOB
<b>Eric Young Sr., R</b> OBP: 0.331, SLG: 0.413 (1, 4)	2-1 G5-3	1-1 G5-3			0-0 FC6-4 1B		1-3 K			1-0 G6-3		5 0 1 0 0 1 1
<b>Scott Podsednik, L</b> OBP: 0.382, SLG: 0.412 (1, 8)	3-2 F8		1-2 G4-3		2-0 FC6-4 CS 1-2f			0-3 K		0-1 1B		5 0 1 0 0 1 1
<b>Geoff Jenkins, L</b> OBP: 0.355, SLG: 0.516 (1, 7)	0-2 BB 1B		0-0 F8		3-1 CS 1-2	0-1 G3-1		0-3 K		3-3 SAFE K		5 0 1 0 0 2 1
<b>Richie Sexson, R</b> OBP: 0.372, SLG: 0.513 (1, 3)	4-0 1-2 BB		1-2 HR			4-0 G3 BB		0-2 F9			4-2 FC6-4 BB	2 1 1 1 3 0 0
<b>John Vander Wal, L</b> OBP: 0.371, SLG: 0.488 <b>Brady Clark, R</b> OBP: 0.301, SLG: 0.371 (1, 9) (9, 9)	3-1 F9		0-2 L1			1-0 G3 1-2			3-1 G6-3		1-1 FC6-4 1-2f	3 0 0 0 0 0 3 2 0 0 0 0 0 1
<b>Wes Helms, R</b> OBP: 0.327, SLG: 0.453 (1, 5)		2-2 SH1-3 2 G3 2B		1-3 K		4-2 BB		0-2 1B			3-3 K 1-3	4 1 2 0 1 2 1
<b>Eddie Pérez, R</b> OBP: 0.332, SLG: 0.468 <b>Enrique Cruz, R</b> OBP: 0.159, SLG: 0.103 (1, 2) (11, PR)		0-0 SH1-3 2-3		3-2 P3		3-2 G6-3		1-1 P4			4-0 IBB	3 0 0 0 1 0 3 0 0 0 0 0 0 0
<b>2 Bill Hall, R</b> OBP: 0.222, SLG: 0.556 <b>Dan Kolb, R</b> OBP: 0.326, SLG: 0.295 (1, 6) (10, 1) (11, PH)		1-2 G3 3-H		1-1 G4-3			1-2 G4-3		0-3 K		1-0 P2	4 0 0 1 0 1 1 0 0 0 0 0 0 0 1 0 0 0 0 0 2
<b>Glendon Rusch, L</b> OBP: 0.323, SLG: 0.250 <b>Keith Ginter, R</b> OBP: 0.338, SLG: 0.399 <b>Mike DeJean, R</b> <b>Valerio De Los Santos, L</b> <b>Royce Clayton, R</b> OBP: 0.280, SLG: 0.328 (1, 1) (7, PH) (8, 1) (9, 1) (10, 6)		0-0 1B		0-2 G4-3			0-3 K			1-0 G4-3		2 0 1 0 0 0 0 1 0 0 0 0 1 0 0 0 0 0 0 0 0 0 0 0 0 0 0 0 1 0 0 0 0 0 0

Inning Stats	R: 0	H: 1	E: 0	LOB: 2	K: 0	BB: 1	S: 11	P: 23	R: 1	H: 2	E: 0	LOB: 1	K: 0	BB: 0	S: 12	P: 16	R: 1	H: 1	E: 0	LOB: 0	K: 0	BB: 0	S: 10	P: 12	R: 0	H: 0	E: 0	LOB: 0	K: 1	BB: 0	S: 8	P: 13	R: 0	H: 1	E: 0	LOB: 0	K: 0	BB: 0	S: 7	P: 11	R: 0	H: 0	E: 0	LOB: 2	K: 2	BB: 0	S: 9	P: 11	R: 0	H: 0	E: 0	LOB: 0	K: 2	BB: 0	S: 11	P: 11	R: 0	H: 0	E: 0	LOB: 0	K: 1	BB: 0	S: 10	P: 14	R: 0	H: 1	E: 0	LOB: 1	K: 1	BB: 0	S: 8	P: 13	R: 0	H: 1	E: 0	LOB: 2	K: 1	BB: 2	S: 11	P: 24	1B: 5	SF: 0	2B: 1	SAC: 1	3B: 0	DP: 0	HR: 1	HBP: 0	WP: 0	PA: 45
<b>PITCHER</b>	IP	WLS	BF	H	R	ER	SO	BB	IBB	HBP	BLK	WP	HR	S	P	ERA	WHIP																			IP	WLS	BF	H	R	ER	SO	BB	IBB	HBP	BLK	WP	HR	S	P	ERA	WHIP																																						
<b>44 Roy Oswalt, R</b> ERA: 3.2 (1, 1)	6.0		25	5	2	2	1	3	0	0	0	0	1	59	98	3.00	1.333																			<b>Billy Wagner, L</b> ERA: 2.06 (11, 1)	1.0	S	5	0	0	0	1	1	1	0	0	0	0	11	24	0.00	1.000																																					
<b>54 Brad Lidge, R</b> ERA: 2.3 (7, 1)	1.0		3	0	0	0	2	0	0	0	0	0	0	9	11	0.00	0.000																																																																									
<b>Octavio Dotel, R</b> ERA: 2.56 (8, 1)	1.0		3	0	0	0	2	0	0	0	0	0	0	11	11	0.00	0.000																																																																									
<b>Ricky Stone, R</b> ERA: 3.28 (9, 1)	1.2		6	1	0	0	1	0	0	0	0	0	0	12	18	0.00	0.600																																																																									
<b>Mike Gallo, L</b> ERA: (10, 1)	0.1	W	2	1	0	0	1	0	0	0	0	0	0	6	9	0.00	3.000																																																																									

**Houston Astros @ Milwaukee Brewers**  
Miller Park, Milwaukee, WI  
Wed Jul 23 2003, 7:05 PM CDT  
Att: 22,493 - Sunny - 70 F

AB	38
R	2
H	7
RBI	2
BB	5
SO	8
LOB	14



Batter	1	2	3	4	5	6	7	8	9	AB R H RBI BB SO LOB	TOP	
<b>Brian Hunter, R</b> (1, 8) OBP: 0.278, SLG: 0.316	3-2 G5-3			0-0 1B		0-0 F8		2-2 FC5-4		4 0 1 0 0 0 1		
<b>Morgan Ensberg, R</b> (1, 5) OBP: 0.395, SLG: 0.587	0-1 P4			1-0 P4		3-2 F9		2-3 K		4 0 0 0 0 1 2		
<b>5 Jeff Bagwell, R</b> (1, 3) OBP: 0.373, SLG: 0.496	1-1 G1-3			3-2 2B		3-3 K		1-1 F8		4 0 1 0 0 1 1		
<b>Jeff Kent, R</b> (1, 4) OBP: 0.364, SLG: 0.519		0-0 G6-3		4-2 BB		1-0 SF9 1B		1-1 G5-3		3 1 1 0 1 0 0		
<b>17 Lance Berkman, S</b> (1, 7) OBP: 0.408, SLG: 0.540		3-2 F8		2-1 P6		0-0 SF9 1B		4-1 BB		3 0 1 0 1 0 3		
<b>Richard Hidalgo, R</b> (1, 9) OBP: 0.391, SLG: 0.576		0-0 P4		1-2 G6-3		3-2 SF9		0-0 P2		3 0 0 1 0 0 4		
<b>Brad Ausmus, R</b> (1, 2) OBP: 0.274, SLG: 0.260			3-1 28 G4-6-3 1B		0-1 L7		0-0 L8		1-0 G5-3	4 0 1 0 0 0 2		
<b>28 Adam Everett, R</b> (1, 6) OBP: 0.302, SLG: 0.384			1-1 G4-6-3		3-2 P3		0-1 F8			3 0 0 0 0 0 2		
<b>Ron Villone, L</b> (1, 1) OBP: 0.118, SLG: 0.063			0-3 K2-3		1-3 K			0-1 FC5-4 1B		2 0 0 0 0 2 0		
<b>Orlando Merced, S</b> (8, PH) OBP: 0.310, SLG: 0.386										1 0 1 0 0 0 0		
<b>Pete Munro, R</b> (8, 1)										0 0 0 0 0 0 0		
<b>Inning Stats</b>	R: 0 E: 0 K: 0 S: 8 H: 0 LOB: 0 BB: 0 P: 12	R: 0 E: 0 K: 0 S: 9 H: 0 LOB: 0 BB: 0 P: 12	R: 0 E: 0 K: 1 S: 7 H: 1 LOB: 0 BB: 0 P: 11	R: 0 E: 0 K: 0 S: 15 H: 2 LOB: 3 BB: 1 P: 25	R: 0 E: 0 K: 1 S: 11 H: 0 LOB: 0 BB: 0 P: 15	R: 0 E: 0 K: 1 S: 7 H: 0 LOB: 0 BB: 0 P: 13	R: 1 E: 0 K: 0 S: 9 H: 2 LOB: 1 BB: 0 P: 13	R: 0 E: 0 K: 1 S: 12 H: 1 LOB: 1 BB: 0 P: 17	R: 0 E: 0 K: 0 S: 5 H: 0 LOB: 1 BB: 1 P: 11	1B: 5 2B: 1 3B: 0 HR: 0 SF: 1 SAC: 0 DP: 1 HBP: 0	WP: 0 PB: 0 SB: 0 CS: 0 PA: 34	
<b>PITCHER</b>	IP WLS BF H R ER SO BB IBB HBP BLK WP HR S P ERA WHIP											
<b>15 Ben Sheets, R</b> (1, 1) ERA: 3.87	7.0 W 26 5 1 1 3 1 0 0 0 0 0 0 66 101 1.29 0.857											
<b>Brooks Kieschnick, R</b> (8, 1) ERA: 4.67	1.0 H 4 1 0 0 1 0 0 0 0 0 0 0 12 17 0.00 1.000											
<b>Leo Estrella, R</b> (9, 1) ERA: 2.9	1.0 S 4 0 0 0 0 1 0 0 0 0 0 0 5 11 0.00 1.000											

**Houston Astros @ Milwaukee Brewers**  
 Miller Park, Milwaukee, WI  
 Thu Jul 24 2003, 7:05 PM CDT  
 Att. 26,773 - Sunny - 77 F

[livebaseballscorecards.com](http://livebaseballscorecards.com)

**AB 31**  
**R 1**  
**H 6**  
**RBI 1**  
**BB 2**  
**SO 4**  
**LOB 15**



Batter	1	2	3	4	5	6	7	8	9
<b>Eric Young Sr., R</b> OBP: 0.332, SLG: 0.411 (1, 4)	4-0 1B BB		1-1 P3		4-2 1B BB		0-1 L9		
<b>Scott Podsednik, L</b> OBP: 0.380, SLG: 0.410 (1, 8)	1-3 K		2-1 F9		0-2 1B		2-3 K		
<b>Geoff Jenkins, L</b> OBP: 0.354, SLG: 0.514 (1, 7)	3-1 1B		2-3 K		0-0 P6		2-2 G3-1		
<b>Richie Sexson, R</b> OBP: 0.371, SLG: 0.509 (1, 3)	3-3 K			2-1 G6-3		4-2 F8 BB BB		1-2 G5-3	
<b>Brady Clark, R</b> OBP: 0.306, SLG: 0.366 (1, 9)		1-2 E6 2B		1-2 P4		4-2 1B BB		4-2 1B BB	
<b>Wes Helms, R</b> OBP: 0.332, SLG: 0.458 (1, 5)		0-2 2B		4-2 BB		0-0 F8		2-0 BB 1B 1B	
<b>Keith Osik, R</b> OBP: 0.330, SLG: 0.296 (1, 2)		4-2 BB		0-0 F9		1-1 P3		1-0 BB 1B	
<b>Royce Clayton, R</b> OBP: 0.280, SLG: 0.325 (1, 6)		0-0 P6			1-2 F9		2-1 G5-3		4-1 FC6 BB
<b>15 Ben Sheets, R</b> OBP: 0.106, SLG: 0.087 (1, 1)		0-0 B5-3			3-2 P3		1-0 HR		0-0 FC6
<b>Keith Ginter, R</b> OBP: 0.342, SLG: 0.419 (7, PH)									
<b>Brooks Kieschnick, L</b> OBP: 0.392, SLG: 0.625 (8, 1)									
<b>Leo Estrella, R</b> (9, 1)									

AB	R	H	RBI	BB	SO	LOB
2	0	0	0	2	0	0
4	0	1	0	0	2	1
4	0	1	0	0	1	2
3	0	0	0	1	1	1
2	1	0	0	2	0	0
3	0	2	1	1	0	2
3	0	1	0	1	0	3
3	0	0	0	1	0	3
2	0	0	0	0	0	1
1	1	1	1	1	0	0
1	0	0	0	0	0	3
0	0	0	0	0	0	0

WP	PA
0	36

Inning Stats	R	H	E	K	S	P	BB	IBB	HBP	BLK	WP	HR	S	P	ERA	WHIP
<b>Ron Villone, L</b> ERA: 2.3 (1, 1)	7	0	0	2	1	127	6	0	0	0	0	1	75	127	1.29	1.429
<b>Pete Munro, R</b> ERA: 4.68 (8, 1)	1	2	0	0	0	22	2	0	0	0	0	0	10	22	0.00	4.000

**Houston Astros @ Milwaukee Brewers**  
Miller Park, Milwaukee, WI  
Thu Jul 24 2003, 7:05 PM CDT  
Att. 26,773 - Sunny - 77 F

AB	28
R	2
H	6
RBI	2
BB	8
SO	4
LOB	16



Batter	1	2	3	4	5	6	7	8	9	AB R H RBI BB SO LOB	TOP											
<b>Kenny Lofton, L</b> (1, 8) OBP: 0.324, SLG: 0.423	1-1 G3		2-0 G1-3			0-0 1B	1-3 K		0-0 G5-3	5 1 1 0 0 1 2												
<b>Mark Grudzielanek, R</b> (1, 4) OBP: 0.366, SLG: 0.409	1-1 G6-3			4-2 BB		2-3 K		4-2 HR	2-2 F7	3 1 0 0 2 1 2												
<b>Sammy Sosa, R</b> (1, 9) OBP: 0.401, SLG: 0.574	1-3 K			2-3 K		4-2 1B		1-3 K		3 0 0 0 1 3 2												
<b>Moises Alou, R</b> (1, 7) OBP: 0.367, SLG: 0.495		0-1 1B		0-0 F9		0-1 1B		3-1 HR		4 1 3 3 0 0 1												
<b>16 Aramis Ramirez, R</b> (1, 5) OBP: 0.326, SLG: 0.439		0-0 G5-4-3		1-1 F9		2-0 F9		1-2 1B		4 0 1 0 0 0 4												
<b>Eric Karros, R</b> (1, 3) OBP: 0.392, SLG: 0.505		2-2 G5-3		1-1 1B		0-2 G1-3		1-1 F8		4 0 1 0 0 0 1												
<b>Alex Gonzalez, R</b> (1, 6) OBP: 0.301, SLG: 0.428			2-0 G6-3		1-1 G6-4-3		2-2 G6-3	0-2 G1-3		4 0 0 0 0 0 2												
<b>Paul Bako, L</b> (1, 2) OBP: 0.275, SLG: 0.287			1-2 HBP		2-3 K		3-1 38 HR		3-2 G5-3	3 1 2 0 0 1 0												
<b>38 Carlos Zambrano, S</b> (1, 1) OBP: 0.261, SLG: 0.467 <b>Joe Borowski, R</b> (9, 1)			0-1 SH3-4		0-3 K		0-2 HR		0-3 K	3 1 1 2 0 2 1 0 0 0 0 0 0 0												
<b>Inning Stats</b>	R: 0 E: 0 K: 1 S: 7	H: 0 LOB: 0 BB: 0 P: 10	R: 0 E: 0 K: 0 S: 6	H: 1 LOB: 0 BB: 0 P: 8	R: 0 E: 0 K: 0 S: 6	H: 0 LOB: 1 BB: 0 P: 11	R: 0 E: 0 K: 1 S: 8	H: 0 LOB: 1 BB: 1 P: 15	R: 0 E: 0 K: 1 S: 7	H: 1 LOB: 0 BB: 0 P: 11	R: 1 E: 0 K: 2 S: 13	H: 2 LOB: 2 BB: 1 P: 21	R: 2 E: 0 K: 1 S: 14	H: 2 LOB: 0 BB: 0 P: 20	R: 2 E: 0 K: 1 S: 18	H: 2 LOB: 1 BB: 1 P: 28	R: 0 E: 0 K: 1 S: 11	H: 1 LOB: 1 BB: 0 P: 16	1B: 6 2B: 1 3B: 0 HR: 2	SF: 0 SAC: 1 DP: 2 HBP: 1	WP: 0 PB: 0 SB: 1 CS: 0	PA: 38
<b>PITCHER</b>	IP WLS BF H R ER SO BB IBB HBP BLK WP HR S P ERA WHIP																					
<b>Wade Miller, R</b> (1, 1) ERA: 4.56	7.0		28	6	3	3	6	2	0	1	0	0	0	1	61	96	3.86	1.143				
<b>Octavio Dotel, R</b> (8, 1) ERA: 2.83	1.0	L	6	2	2	2	1	1	0	0	0	0	0	1	18	28	18.00	3.000				
<b>Mike Gallo, L</b> (9, 1) ERA:	0.2		3	1	0	0	1	0	0	0	0	0	0	0	8	11	0.00	1.500				
<b>Ricky Stone, R</b> (9, 1) ERA: 3.26	0.1		1	0	0	0	0	0	0	0	0	0	0	0	3	5	0.00	0.000				

**Chicago Cubs @ Houston Astros**  
Minute Maid Park, Houston, TX  
Fri Jul 25 2003, 7:05 PM CDT  
Att: 43,013 - Dome - 72 F

[livebaseballscorecards.com](http://livebaseballscorecards.com)

<b>AB</b>	<b>33</b>
<b>R</b>	<b>5</b>
<b>H</b>	<b>9</b>
<b>RBI</b>	<b>5</b>
<b>BB</b>	<b>3</b>
<b>SO</b>	<b>8</b>
<b>LOB</b>	<b>15</b>





Batter	1	2	3	4	5	6	7	8	9	AB R H RBI BB SO LOB	TOP											
<b>Kenny Lofton, L</b> (1, 8) OBP: 0.321, SLG: 0.419	2-2 G6-3			2-2 G6-3		1-2 F9		0-0 G1-3		4 0 0 0 0 0 1												
<b>Mark Grudzielanek, R</b> (1, 4) OBP: 0.363, SLG: 0.405	1-1 G5-3			1-2 F8		2-3 K		0-1 G6-3		4 0 0 0 0 1 0												
<b>Sammy Sosa, R</b> (1, 9) OBP: 0.397, SLG: 0.566	2-3 K			1-1 G6-3			2-0 G4-3		2-2 F7	4 0 0 0 0 1 0												
<b>Moises Alou, R</b> (1, 7) OBP: 0.363, SLG: 0.490		0-0 G5-3			1-1 L6		1-1 G6-3		2-3 K	4 0 0 0 0 1 0												
<b>16 Aramis Ramirez, R</b> (1, 5) OBP: 0.328, SLG: 0.446		1-2 F7			2-2 E 3B		1-1 1B			3 1 2 0 0 0 0												
<b>Eric Karros, R</b> (1, 3) OBP: 0.387, SLG: 0.498		2-1 F9			0-1 P2		3-3 K			3 0 0 0 0 1 2												
<b>Alex Gonzalez, R</b> (1, 6) OBP: 0.299, SLG: 0.424			3-2 F8		3-1 E5		0-0 F7			3 0 0 0 0 0 0												
<b>Paul Bako, L</b> (1, 2) OBP: 0.270, SLG: 0.282			0-1 G1-3		3-H F9		2-3 K			2 0 0 0 0 0 1												
<b>Lenny Harris, L</b> (8, PH) OBP: 0.254, SLG: 0.227					2-1 F9					1 0 0 0 0 1 0												
<b>Damian Miller, R</b> (8, 2) OBP: 0.312, SLG: 0.359										0 0 0 0 0 0 0												
<b>Juan Cruz, R</b> (1, 1)			2-3 K			1-2 G4-3		4-1 BB		2 0 0 0 0 1 0												
<b>Kyle Farnsworth, R</b> (7, 1)										0 0 0 0 0 0 0												
<b>Troy O'Leary, L</b> (8, PH) OBP: 0.279, SLG: 0.326										0 0 0 0 1 0 0												
<b>Mark Guthrie, R</b> (8, 1)										0 0 0 0 0 0 0												
<b>Antonio Alfonseca, R</b> (8, 1)										0 0 0 0 0 0 0												
<b>Inning Stats</b>	R: 0 E: 0 K: 1 S: 8	H: 0 LOB: 0 BB: 0 P: 13	R: 0 E: 0 K: 0 S: 7	H: 0 LOB: 0 BB: 0 P: 10	R: 0 E: 0 K: 1 S: 10	H: 0 LOB: 0 BB: 0 P: 15	R: 0 E: 0 K: 0 S: 8	H: 0 LOB: 0 BB: 0 P: 12	R: 1 E: 1 K: 0 S: 13	H: 1 LOB: 1 BB: 0 P: 21	R: 0 E: 0 K: 1 S: 10	H: 0 LOB: 0 BB: 0 P: 14	R: 0 E: 0 K: 1 S: 9	H: 1 LOB: 1 BB: 0 P: 16	R: 0 E: 0 K: 1 S: 6	H: 0 LOB: 1 BB: 1 P: 12	R: 0 E: 0 K: 1 S: 9	H: 0 LOB: 0 BB: 0 P: 13	1B: 1 2B: 0 3B: 1 HR: 0	SF: 0 SAC: 0 DP: 0 HBP: 0	WP: 0 PB: 0 SB: 0 CS: 0	PA: 31
<b>PITCHER</b>	IP WLS BF H R ER SO BB IBB HBP BLK WP HR S P ERA WHIP																					
<b>Tim Redding, R</b> (1, 1) ERA: 3.88	7.0 W 24 2 1 0 4 0 0 0 0 0 0 0 65 101 0.00 0.286																					
<b>54 Brad Lidge, R</b> (8, 1) ERA: 2.28	0.2 H 3 0 0 0 1 1 0 0 0 0 0 0 5 11 0.00 1.500																					
<b>Billy Wagner, L</b> (8, 1) ERA: 2.02	1.1 S 4 0 0 0 1 0 0 0 0 0 0 0 10 14 0.00 0.000																					

Chicago Cubs @ Houston Astros  
Minute Maid Park, Houston, TX

Sat Jul 26 2003, 12:20 PM CDT  
Att. 42,679 - Dome - 72 F

livebaseballscorecards.com

AB	30
R	1
H	2
RBI	0
BB	1
SO	6
LOB	4





Batter	1	2	3	4	5	6	7	8	9
<b>Craig Biggio, R</b> OBP: 0.349, SLG: 0.418 (1, 8) B C B X	2-1 FC4-6 WP G1-4-3 1B		3-2 G5-3		1-3 K		0-3 K		
<b>Geoff Blum, S</b> OBP: 0.305, SLG: 0.403 (1, 5) B B B (7, 4)	4-0 FC4-6 1-2 BB		0-0 P6			3-1 P4		1-1 G6-3	
<b>5 Jeff Bagwell, R</b> OBP: 0.368, SLG: 0.496 (1, 3) B X	1-0 FC4-6 17 2B 1-2f 2-3		0-1 P6			2-1 HR		0-0 G5-3	
<b>Jeff Kent, R</b> OBP: 0.356, SLG: 0.507 (1, 4) <b>Morgan Ensberg, R</b> OBP: 0.398, SLG: 0.589 (6, PH) (7, 5) X	0-0 G1-4-3 1-2 3-H			1-3 K		2-3 K		0-0 1B	
<b>17 Lance Berkman, S</b> OBP: 0.410, SLG: 0.539 (1, 7) B X	1-0 2B		1-1 G5-4-3 HBP			4-2 2B BB		0-1 F8	
<b>Richard Hidalgo, R</b> OBP: 0.389, SLG: 0.571 (1, 9) X	0-0 G6-3		0-1 G5-4-3 1-2f			1 SAFE 0-0 2B			
<b>Brad Ausmus, R</b> OBP: 0.272, SLG: 0.258 (1, 2) C B S T B C		1-3 K			0-1 F8		1-1 F9		
<b>28 Adam Everett, R</b> OBP: 0.294, SLG: 0.373 (1, 6) B B B X C B T B C S T B C		3-2 G5-3			1-1 G6-3		2-3 K		
<b>Tim Redding, R</b> OBP: 0.212, SLG: 0.226 (1, 1) <b>Orlando Merced, S</b> OBP: 0.307, SLG: 0.381 (7, PH) <b>54 Brad Lidge, R</b> <b>Billy Wagner, L</b> (8, 1)		1-3 K			4-0 WP BB		0-1 P4		

Inning Stats	R: 2 E: 0 K: 0 S: 6	H: 2 LOB: 1 BB: 1 P: 14	R: 0 E: 0 K: 2 S: 15	H: 0 LOB: 0 BB: 0 P: 20	R: 0 E: 0 K: 0 S: 6	H: 0 LOB: 0 BB: 0 P: 9	R: 0 E: 0 K: 1 S: 6	H: 0 LOB: 0 BB: 0 P: 8	R: 0 E: 0 K: 1 S: 7	H: 0 LOB: 1 BB: 1 P: 13	R: 1 E: 0 K: 1 S: 12	H: 2 LOB: 2 BB: 1 P: 24	R: 0 E: 0 K: 2 S: 8	H: 0 LOB: 0 BB: 0 P: 10	R: 0 E: 0 K: 0 S: 6	H: 1 LOB: 1 BB: 0 P: 7
--------------	------------------------------	----------------------------------	-------------------------------	----------------------------------	------------------------------	---------------------------------	------------------------------	---------------------------------	------------------------------	----------------------------------	-------------------------------	----------------------------------	------------------------------	----------------------------------	------------------------------	---------------------------------

PITCHER	IP	WLS	BF	H	R	ER	SO	BB	IBB	HBP	BLK	WP	HR	S	P	ERA	WHIP
<b>Juan Cruz, R</b> ERA: 6.47 (1, 1)	6.0	L	25	4	3	3	5	3	0	0	0	2	1	52	88	4.50	1.167
<b>Kyle Farnsworth, R</b> ERA: 3.35 (7, 1)	1.0		3	0	0	0	2	0	0	0	0	0	0	8	10	0.00	0.000
<b>Mark Guthrie, L</b> ERA: 2.1 (8, 1)	0.1		1	0	0	0	0	0	0	0	0	0	0	2	3	0.00	0.000
<b>Antonio Alfonseca, R</b> ERA: 5.22 (8, 1)	0.2		3	1	0	0	0	0	0	0	0	0	0	4	4	0.00	1.500

**BOTTOM**


**Chicago Cubs @ Houston Astros**  
Minute Maid Park, Houston, TX

Sat Jul 26 2003, 12:20 PM CDT  
Att: 42,679 - Dome - 72 F

AB	R	H	RBI	BB	SO	LOB
4	1	1	0	0	2	1
3	0	0	0	1	0	0
4	2	1	1	0	0	2
2	0	0	1	0	1	1
2	0	1	0	0	1	0
2	0	1	1	1	0	1
3	0	1	0	0	0	2
3	0	0	0	0	1	2
3	0	0	0	0	1	0
1	0	0	0	1	1	0
1	0	0	0	0	0	0
0	0	0	0	0	0	0
0	0	0	0	0	0	0

1B: 2	SF: 0	WP: 2	PA: 32
2B: 2	SAC: 0	PB: 0	
3B: 0	DP: 1	SB: 0	
HR: 1	HBP: 1	CS: 0	

AB 28  
R 3  
H 5  
RBI 3  
BB 3  
SO 7  
LOB 9



livebaseballscorecards.com

Chicago Cubs @ Houston Astros  
Minute Maid Park, Houston, TX

Sun Jul 27 2003, 1:05 PM CDT  
Att. 42,422 - Dome - 72 F

livebaseballscorecards.com

AB	34
R	5
H	10
RBI	4
BB	3
SO	5
LOB	11



Batter	1	2	3	4	5	6	7	8	9	AB R H RBI BB SO LOB	TOP											
<b>Kenny Lofton, L</b> (1, 8) OBP: 0.324, SLG: 0.429	1-1 E S F8 1B	0-2 2-H 3B			1-3 K		0-0 G4-3 WP 2B		0-1 FC4-6 1-2f	5 1 3 1 0 1 1												
<b>Mark Grudzielanek, R</b> (1, 4) OBP: 0.361, SLG: 0.410	0-0 F8 1-H	0-1 G5-3			0-0 HR		1-0 G4-3 2-3		1-1 G1-3	5 1 1 1 0 0 4												
<b>Sammy Sosa, R</b> (1, 9) OBP: 0.395, SLG: 0.572	2-2 HR		1-0 G6-3		0-0 G6-3		1-2 G6-3			4 1 1 1 0 0 0												
<b>Moises Alou, R</b> (1, 7) OBP: 0.362, SLG: 0.490	1-0 2B		1-0 G5-3		0-0 G4-3		3-H G6-3			4 0 1 0 0 0 0												
<b>16 Aramis Ramirez, R</b> (1, 5) OBP: 0.325, SLG: 0.442	0-0 G4-3		0-0 G5-3			1-2 G4-3		0-0 G1-4-3		4 0 0 0 0 0 1												
<b>Eric Karros, R</b> (1, 3) OBP: 0.393, SLG: 0.518		2-0 HR		4-2 G6-3 BB		2-2 2B		3-3 K		3 1 2 1 1 1 0												
<b>Ramon Martinez, R</b> (1, 6) OBP: 0.337, SLG: 0.404		2-3 K		0-2 G6-3 1-2f		2-0 G6-3		2-3 K		4 0 0 0 0 2 2												
<b>Damian Miller, R</b> (1, 2) OBP: 0.319, SLG: 0.363		0-0 SH1-4 3B 1B		2-1 FC6-4 1B		4-0 IBB		0-0 G6-3		3 1 2 0 1 0 0												
<b>Shawn Estes, R</b> (1, 1) OBP: 0.161, SLG: 0.233		0-0 SH1-4		1-1 FC6-4		1-3 K		4-2 FC4-6 BB		1 0 0 0 0 0 1 1 0 0 0 0 0 1 2 0 1 0 0 0 0 0 0 0 0 0 0												
<b>Lenny Harris, L</b> (8, PH) OBP: 0.252, SLG: 0.225																						
<b>Dave Veres, R</b> (6, 1)																						
<b>Kyle Farnsworth, R</b> (7, 1)																						
<b>Mark Guthrie, R</b> (8, 1)																						
<b>Trenidad Hubbard, R</b> (8, PH) OBP: 0.429, SLG: 0.313																						
<b>Joe Borowski, R</b> (9, 1)																						
<b>Inning Stats</b>	R: 1 E: 0 K: 0 S: 9	H: 3 LOB: 1 BB: 0 P: 13	R: 2 E: 0 K: 1 S: 13	H: 3 LOB: 1 BB: 0 P: 17	R: 0 E: 0 K: 0 S: 3	H: 0 LOB: 0 BB: 0 P: 5	R: 0 E: 0 K: 0 S: 9	H: 1 LOB: 1 BB: 1 P: 16	R: 1 E: 0 K: 1 S: 7	H: 1 LOB: 0 BB: 0 P: 8	R: 0 E: 0 K: 1 S: 10	H: 1 LOB: 2 BB: 1 P: 20	R: 1 E: 0 K: 0 S: 8	H: 1 LOB: 0 BB: 0 P: 13	R: 0 E: 0 K: 2 S: 10	H: 0 LOB: 0 BB: 0 P: 15	R: 0 E: 0 K: 0 S: 9	H: 0 LOB: 1 BB: 1 P: 14	1B: 3 2B: 3 3B: 1 HR: 3	SF: 0 SAC: 1 DP: 1 HBP: 0	WP: 1 PB: 0 SB: 1 CS: 0	PA: 38
<b>PITCHER</b>	IP WLS BF H R ER SO BB IBB HBP BLK WP HR S P ERA WHIP																					
<b>Jerome Robertson, L</b> (1, 1) ERA: 4.74	1.2 L 10 6 3 3 1 0 0 0 0 0 0 2 20 28 16.20 3.600																					
<b>Kirk Saarloos, R</b> (2, 1) ERA: 7.08	2.2 10 2 1 1 1 1 0 0 0 0 0 1 19 29 3.38 1.125																					
<b>Ricky Stone, R</b> (5, 1) ERA: 3.17	1.2 7 1 0 0 1 0 1 0 0 0 0 0 12 22 0.00 0.600																					
<b>54 Brad Lidge, R</b> (7, 1) ERA: 2.39	1.0 4 1 1 1 0 0 0 0 0 0 1 0 8 13 9.00 1.000																					
<b>Octavio Dotel, R</b> (8, 1) ERA: 2.78	1.0 3 0 0 0 2 0 0 0 0 0 0 0 10 15 0.00 0.000																					
<b>PITCHER</b>	IP WLS BF H R ER SO BB IBB HBP BLK WP HR S P ERA WHIP																					
<b>Mike Gallo, L</b> (9, 1) ERA:	1.0 4 0 0 0 0 1 0 0 0 0 0 0 9 14 0.00 1.000																					

Batter	1	2	3	4	5	6	7	8	9	AB	R	H	RBI	BB	SO	LOB
<b>Craig Biggio, R</b> OBP: 0.345, SLG: 0.413 (1, 8)	0-1 G6-3		1-3 K	2-3 K			3-3 K		1-2 F8	5	0	0	0	0	3	1
<b>Morgan Ensberg, R</b> OBP: 0.396, SLG: 0.583 (1, 5)	2-3 K		1-0 5 HR 1B			1-0 F8	2-2 G5-3			4	1	1	0	0	1	0
<b>5 Jeff Bagwell, R</b> OBP: 0.369, SLG: 0.503 (1, 3)	4-2 BB		1-1 1-H HR			0-0 G6-3	1-1 F9			3	1	1	2	1	0	0
<b>Jeff Kent, R</b> OBP: 0.352, SLG: 0.500 (1, 4)	2-3 K		3-0 G1-3			0-0 F8		0-0 F9		4	0	0	0	0	1	1
<b>Richard Hidalgo, R</b> OBP: 0.390, SLG: 0.580 (1, 9)		3-3 K	1-0 1B			1-1 HR		1-1 F8		4	1	2	1	0	1	0
<b>17 Lance Berkman, S</b> OBP: 0.411, SLG: 0.537 (1, 7)		0-1 BB 1B	1 SAFE 0-0 F8			0-0 G4-3		1-1 HBP		3	0	1	0	0	0	1
<b>Gregg Zaun, S</b> OBP: 0.308, SLG: 0.307 (1, 2)		4-2 BB				1-1 G5-3	2-3 K	3-3 K		3	0	0	0	1	2	1
<b>28 Adam Everett, R</b> OBP: 0.293, SLG: 0.370 (1, 6)		1-1 F7				0-3 K	2-2 1B		1-2 G5-3	4	0	1	0	0	1	2
<b>Jerome Robertson, L</b> OBP: 0.171, SLG: 0.171 (1, 1)		1-1 G6-3				4-1 BB	1-0 G4-3		1-3 K	0	0	0	0	0	0	0
<b>Kirk Saarloos, R</b> (2, 1)										1	0	0	0	1	0	2
<b>Ricky Stone, R</b> (5, 1)										0	0	0	0	0	0	0
<b>Orlando Merced, S</b> OBP: 0.305, SLG: 0.379 (6, PH)										1	0	0	0	0	0	1
<b>54 Brad Lidge, R</b> (7, 1)										0	0	0	0	0	0	0
<b>Octavio Dotel, R</b> (8, 1)										0	0	0	0	0	0	0
<b>Mike Gallo, L</b> (9, 1)										0	0	0	0	0	0	0
<b>Geoff Blum, S</b> OBP: 0.304, SLG: 0.401 (9, PH)										1	0	0	0	0	1	0

Inning Stats	R: 0	H: 0	E: 0	K: 2	S: 10	H: 0	LOB: 1	BB: 1	P: 18	R: 0	H: 1	E: 0	K: 1	S: 13	H: 3	LOB: 2	BB: 1	P: 22	R: 2	H: 3	E: 0	K: 1	S: 11	H: 0	LOB: 1	BB: 0	P: 18	R: 0	H: 0	E: 0	K: 2	S: 10	H: 2	LOB: 1	BB: 0	P: 16	R: 0	H: 0	E: 0	K: 1	S: 8	H: 0	LOB: 0	BB: 0	P: 14	R: 0	H: 0	E: 0	K: 1	S: 8	H: 0	LOB: 1	BB: 0	P: 13	R: 0	H: 0	E: 0	K: 1	S: 13	H: 0	LOB: 0	BB: 0	P: 16	1B: 4	SF: 0	2B: 0	SAC: 0	3B: 0	DP: 0	HR: 2	HBP: 1	WP: 0	PA: 37
--------------	------	------	------	------	-------	------	--------	-------	-------	------	------	------	------	-------	------	--------	-------	-------	------	------	------	------	-------	------	--------	-------	-------	------	------	------	------	-------	------	--------	-------	-------	------	------	------	------	------	------	--------	-------	-------	------	------	------	------	------	------	--------	-------	-------	------	------	------	------	-------	------	--------	-------	-------	-------	-------	-------	--------	-------	-------	-------	--------	-------	--------

PITCHER	IP	WLS	BF	H	R	ER	SO	BB	IBB	HBP	BLK	WP	HR	S	P	ERA	WHIP
<b>Shawn Estes, L</b> ERA: 5.89 (1, 1)	5.0	W	22	4	2	2	6	3	0	0	0	0	1	47	79	3.60	1.400
<b>Dave Veres, R</b> ERA: 3.63 (6, 1)	1.0	H	5	2	1	1	1	0	0	0	0	0	1	10	16	9.00	2.000
<b>Kyle Farnsworth, R</b> ERA: 3.24 (7, 1)	1.2	H	5	0	0	0	1	0	0	0	0	0	0	11	18	0.00	0.000
<b>Mark Guthrie, L</b> ERA: 2.08 (8, 1)	0.1	H	2	0	0	0	1	0	0	1	0	0	0	5	9	0.00	0.000
<b>Joe Borowski, R</b> ERA: 2.85 (9, 1)	1.0	S	3	0	0	0	1	0	0	0	0	0	0	13	16	0.00	0.000


**BOTTOM**

**Chicago Cubs @ Houston Astros**  
Minute Maid Park, Houston, TX

Sun Jul 27 2003, 1:05 PM CDT  
Att: 42,422 - Dome - 72 F

livebaseballscorecards.com

<b>AB</b>	<b>33</b>
<b>R</b>	<b>3</b>
<b>H</b>	<b>6</b>
<b>RBI</b>	<b>3</b>
<b>BB</b>	<b>3</b>
<b>SO</b>	<b>10</b>
<b>LOB</b>	<b>9</b>





Batter	1	2	3	4	5	6	7	8	9
Rafael Furcal, S OBP: 0.345, SLG: 0.457 (1, 6)	1-0 G4-3		1-1 G6-4-3 10 2B 1B		0-1 G4-3	4-2 1B BB		1-0 1B 1B	
Marcus Giles, R OBP: 0.387, SLG: 0.514 (1, 4)	2-0 BB 1B		0-0 G6-4-3 1-2 1B		1-0 HR 1B	0-2 1-2 3-H 1B		3-1 10 1B 1-2 1B	
Gary Sheffield, R OBP: 0.421, SLG: 0.593 (1, 9)	4-0 10 G6-4-3 1-2 BB		1-0 G6-4-3 1-2f 2-3		2-1 HR 1-H	3-3 K		0-0 1-2 2-H 1B	
10 Chipper Jones, S OBP: 0.389, SLG: 0.488 (1, 7)	2-2 G6-4-3 1-2f		3-1 3-H 2B		2-0 F9		1-0 F7	0-0 G6-4-3 1-2 2-3 1B	
Andruw Jones, R OBP: 0.365, SLG: 0.538 (1, 8)		3-2 1B FC9-2 1B	0-1 G6-3		1-2 S HBP		0-0 G5-3	0-0 G6-4-3 1-2f	
Robert Fick, L OBP: 0.373, SLG: 0.496 (1, 3)		1-1 1B		3-2 G6-3	2-1 P6		3-2 1B		
29 John Smoltz, R (9, 1)		1-3 1B		1-2 1B			1-3 1B		
Javy Lopez, R OBP: 0.370, SLG: 0.681 (1, 2)		1-1 L4		0-0 L6		0-1 L9	3-2 1B		
Mark DeRosa, R OBP: 0.293, SLG: 0.369 (1, 5)		3-1 FC9-2 3-H		2-0 1B		3-1 G6-3 1B 2B	1-3 K		
Russ Ortiz, R OBP: 0.310, SLG: 0.488 (1, 1)			1-0 HR	2-3 K		0-2 G6-3		0-0 G1-3	
Kevin Givonski, R (7, 1)									
Ray King, L (7, 1)									
Darren Holmes, R (8, 1)									
Julio Franco, R OBP: 0.380, SLG: 0.428 (8, PH)									

Inning Stats	R: 0 E: 0 K: 5 S: 5	H: 1 LOB: 1 BB: 1 P: 14	R: 0 E: 0 K: 0 S: 9	H: 2 LOB: 1 BB: 0 P: 17	R: 2 E: 0 K: 0 S: 9	H: 4 LOB: 1 BB: 0 P: 15	R: 0 E: 0 K: 1 S: 11	H: 1 LOB: 1 BB: 0 P: 18	R: 2 E: 0 K: 0 S: 10	H: 2 LOB: 1 BB: 0 P: 18	R: 1 E: 0 K: 1 S: 15	H: 2 LOB: 2 BB: 1 P: 25	R: 0 E: 0 K: 1 S: 15	H: 2 LOB: 2 BB: 0 P: 23	R: 1 E: 0 K: 0 S: 7	H: 4 LOB: 2 BB: 0 P: 11
--------------	------------------------------	----------------------------------	------------------------------	----------------------------------	------------------------------	----------------------------------	-------------------------------	----------------------------------	-------------------------------	----------------------------------	-------------------------------	----------------------------------	-------------------------------	----------------------------------	------------------------------	----------------------------------

PITCHER	IP	WLS	BF	H	R	ER	SO	BB	IBB	HBP	BLK	WP	HR	S	P	ERA	WHIP
44 Roy Oswalt, R ERA: 3.23 (1, 1)	2.0		9	4	1	1	0	1	0	0	0	0	0	15	33	4.50	2.500
Pete Munro, R ERA: 4.67 (3, 1)	2.0		9	4	1	1	1	0	0	0	0	0	0	19	31	4.50	2.000
Ricky Stone, R ERA: 3.52 (5, 1)	1.2	L	10	3	3	3	0	1	0	1	0	0	1	19	34	16.20	2.400
Kirk Saarloos, R ERA: 6.81 (6, 1)	1.1		7	3	0	0	2	0	0	0	0	0	0	21	32	0.00	2.250
Mike Gallo, L ERA: 0.93 (8, 1)	1.0		6	4	1	1	0	0	0	0	0	0	0	7	11	9.00	4.000

AB	R	H	RBI	BB	SO	LOB
4	2	2	0	1	0	0
5	1	5	1	0	0	0
4	1	2	3	1	1	4
5	0	2	1	0	0	2
4	0	1	0	0	0	4
4	0	2	0	0	0	1
0	0	0	0	0	0	0
4	0	1	0	0	0	2
4	1	2	0	0	1	4
3	1	1	1	0	1	2
0	0	0	0	0	0	0
0	0	0	0	0	0	0
0	0	0	0	0	0	0
1	0	0	0	0	0	0

WP	PA
0	41

**Houston Astros @ Atlanta Braves**  
 Turner Field, Atlanta, GA  
 Tue Jul 29 2003, 7:35 PM EDT  
 Att: 30,415 - Sunny - 85 F

AB	38
R	6
H	18
RBI	6
BB	2
SO	3
LOB	19



# Houston Astros @ Atlanta Braves

## Turner Field, Atlanta, GA

Wed Jul 30 2003, 7:05 PM EDT  
Att. 27,960 - Cloudy - 82 F

AB	36
R	7
H	13
RBI	7
BB	4
SO	2
LOB	22



WP	0	PA	42
PB	0		
SB	0		
CS	1		

Batter	1	2	3	4	5	6	7	8	9	AB	R	H	RBI	BB	SO	LOB
Craig Biggio, R (1, 8) OBP: 0.346, SLG: 0.413	0-1 F9 2B	1-1 P3		4-1 BB		1 SAFE 0-2 FC6		0-1 1B		4	1	2	2	1	0	1
Morgan Ensberg, R (1, 5) OBP: 0.393, SLG: 0.573	3-2 F9 2B	4-2 5 CS BB		1-2 G1-3		0-0 F9		0-2 1B		4	0	1	1	1	0	3
5 Jeff Bagwell, R (1, 3) OBP: 0.371, SLG: 0.499	4-2 2B FC4-6 BB	3-2 1B						0-2 F9		4	1	2	0	1	0	2
Jeff Kent, R (1, 4) OBP: 0.355, SLG: 0.500	0-1 FC4-6 28 1B 2B	2-2 L4								5	1	2	1	0	0	2
Richard Hidalgo, R (1, 9) OBP: 0.389, SLG: 0.571	4-0 FC4-6 IBB									4	0	1	0	1	1	3
Orlando Merced, S (1, 7) OBP: 0.301, SLG: 0.371	0-0 FC4-6 28 1B HBP									5	2	1	1	0	0	5
Brad Ausmus, R (1, 2) OBP: 0.275, SLG: 0.262	3-2 28 1B HBP									3	1	1	0	0	0	2
28 Adam Everett, R (1, 6) OBP: 0.299, SLG: 0.374	2-1 FC6-4 1B									3	1	2	2	0	0	0
Ron Villone, L (1, 1) OBP: 0.105, SLG: 0.056	0-1 FC6-4 3									2	0	0	0	0	0	2
4 Eric Bruntlett, R (6, PH) OBP: 0.282, SLG: 0.447										1	0	1	0	0	0	0
54 Brad Lidge, R (6, 1)										0	0	0	0	0	0	0
Octavio Dotel, R (7, 1)										1	0	0	0	0	1	2
Billy Wagner, L (9, 1)										0	0	0	0	0	0	0

Inning Stats	R	H	E	K	S	R	H	E	K	S	R	H	E	K	S	R	H	E	K	S	R	H	E	K	S	R	H	E	K	S	R	H	E	K	S	R	H	E	K	S
R: 4 E: 0 K: 0 S: 17	H: 3 LOB: 2 BB: 2 P: 33	R: 0 E: 0 K: 0 S: 13	H: 1 LOB: 1 BB: 1 P: 23	R: 0 E: 0 K: 0 S: 6	H: 1 LOB: 0 BB: 0 P: 8	R: 0 E: 0 K: 0 S: 9	H: 0 LOB: 1 BB: 1 P: 15	R: 0 E: 1 K: 1 S: 11	H: 1 LOB: 1 BB: 0 P: 19	R: 1 E: 0 K: 0 S: 10	H: 2 LOB: 1 BB: 0 P: 14	R: 0 E: 0 K: 0 S: 7	H: 1 LOB: 0 BB: 0 P: 9	R: 2 E: 0 K: 1 S: 19	H: 4 LOB: 2 BB: 0 P: 27	R: 0 E: 0 K: 0 S: 6	H: 0 LOB: 0 BB: 0 P: 9	1B: 11 2B: 2 3B: 0 HR: 0	SF: 0 SAC: 1 DP: 3 HBP: 1	WP: 0 PB: 0 SB: 0 CS: 1	PA: 42																			

PITCHER	IP	WLS	BF	H	R	ER	SO	BB	IBB	HBP	BLK	WP	HR	S	P	ERA	WHIP
Horacio Ramirez, L (1, 1) ERA: 4.33	5.1	L	27	8	5	5	1	3	1	1	0	0	0	62	108	8.44	2.062
Kevin Gryboski, R (6, 1) ERA: 4.38	0.2		2	0	0	0	0	0	0	0	0	0	0	4	4	0.00	0.000
Jason Marquis, R (7, 1) ERA: 7.32	2.0		10	5	2	2	1	0	0	0	0	0	0	26	36	9.00	2.500
Roberto Hernandez, R (9, 1) ERA: 4.4	1.0		3	0	0	0	0	0	0	0	0	0	0	6	9	0.00	0.000

Houston Astros @ Atlanta Braves  
 Turner Field, Atlanta, GA  
 Wed Jul 30 2003, 7:05 PM EDT  
 Att. 27,960 - Cloudy - 82 F

livebaseballscorecards.com

AB	34
R	3
H	8
RBI	3
BB	7
SO	9
LOB	25



WP	0	PA	42
PB	0		
SB	0		
CS	1		

Batter	1	2	3	4	5	6	7	8	9	AB	R	H	RBI	BB	SO	LOB
Mark DeRosa, R OBP: 0.291, SLG: 0.364 (1, 6)	G5-3		SF9 10 BB 1B		F8	G5-3		FC1-5 1-3 2-3f		5	1	1	0	0	0	3
Marcus Giles, R OBP: 0.385, SLG: 0.508 (1, 4)	F8		P6		G4-3		F8 1B BB	K		4	1	0	0	1	1	3
Gary Sheffield, R OBP: 0.423, SLG: 0.591 (1, 9)			E5 SF9 10 BB			1B BB	1B 1B	F9		3	1	1	0	2	0	3
10 Chipper Jones, S OBP: 0.389, SLG: 0.484 (1, 7)	K				1B BB		K		K	3	0	0	0	2	3	3
Andruw Jones, R OBP: 0.365, SLG: 0.537 (1, 8)			SF9		1B		F8	G5-3		3	0	1	2	1	0	2
Javy Lopez, R OBP: 0.368, SLG: 0.673 (1, 2)	K		F7		F8		1B	K		5	0	1	1	0	2	5
Julio Franco, R OBP: 0.386, SLG: 0.435 (1, 3)					F8		G6-3 2B	G6-3		2	0	1	0	1	0	0
Robert Fick, L OBP: 0.372, SLG: 0.495 (7, PH) (8, 3)										1	0	0	0	0	0	2
Vinny Castilla, R OBP: 0.316, SLG: 0.480 (1, 5)					F7		K	FC1-5 1B 1B		4	0	2	0	0	1	1
Horacio Ramirez, L OBP: 0.100, SLG: 0.150 (1, 1)										2	0	0	0	0	2	2
Kevin Gyooski, R (6, 1)										0	0	0	0	0	0	0
Matt Franco, L OBP: 0.358, SLG: 0.420 (6, PH)										1	0	0	0	0	0	1
Jason Marquis, L OBP: 0.650, SLG: 1.000 (7, 1)										0	0	0	0	0	0	0
Darren Bragg, L OBP: 0.298, SLG: 0.262 (8, PH)										1	0	1	0	0	0	0
Roberto Hernandez, R (9, 1)										0	0	0	0	0	0	0

Inning Stats	R	H	E	K	S	H	LOB	BB	P	R	H	E	K	S	H	LOB	BB	P	1B	SF	2B	3B	HR	SAC	DP	HBP
	0	0	0	10	20	1	2	2	11	0	0	0	2	11	1	2	2	23	7	1	2	0	0	1	0	
	0	0	0	11	21	1	2	1	6	0	0	0	1	6	1	2	2	8	0	0	0	0	0	0	0	
	1	1	0	10	21	0	2	0	10	1	1	0	1	10	1	2	10	1	1	2	0	0	1	0		
	0	0	0	15	26	0	2	0	15	0	0	0	1	15	0	2	15	2	0	0	0	0	0	0		
	0	0	0	9	15	0	2	0	9	0	0	0	1	9	0	2	15	0	0	0	0	0	0	0		

PITCHER	IP	WLS	BF	H	R	ER	SO	BB	IBB	HBP	BLK	WP	HR	S	P	ERA	WHIP
Ron Villone, L ERA: 2.25 (1, 1)	5.0	W	24	3	2	1	4	6	0	0	0	0	0	48	93	1.80	1.800
54 Brad Lidge, R ERA: 2.47 (6, 1)	1.2	H	8	2	1	1	2	1	0	0	0	0	0	18	27	5.40	1.800
Octavio Dotel, R ERA: 2.72 (7, 1)	1.1	H	7	3	0	0	1	0	0	0	0	0	0	18	24	0.00	2.250
Billy Wagner, L ERA: 1.98 (9, 1)	1.0		3	0	0	0	2	0	0	0	0	0	0	9	15	0.00	0.000

# Houston Astros @ Atlanta Braves

## Turner Field, Atlanta, GA

Thu Jul 31 2003, 7:35 PM EDT  
 Att. 30,047 - Overcast - 71 F

AB	32
R	4
H	6
RBI	4
BB	0
SO	3
LOB	6



Batter	1	2	3	4	5	6	7	8	9	AB	R	H	RBI	BB	SO	LOB									
Craig Biggio, R (1, 8) OBP: 0.347, SLG: 0.416	0-0 G6-3			1-1 5 1B		0-1 5 HR		2-3 K		4	2	2	0	0	1	0									
Morgan Ensberg, R (1, 5) OBP: 0.387, SLG: 0.563	1-2 F8			1-2 G5-3		0-0 P2		1-2 F8		4	0	0	0	0	0	3									
5 Jeff Bagwell, R (1, 3) OBP: 0.372, SLG: 0.506	0-0 F7			1-2 G5-4-3 2-H		1-0 HR			0-0 G5-3	4	1	2	4	0	0	0									
Jeff Kent, R (1, 4) OBP: 0.351, SLG: 0.494		0-0 L8		0-0 G5-4-3 1-2f		3-3 K			1-0 G5-3	4	0	0	0	0	1	1									
Richard Hidalgo, R (1, 9) OBP: 0.384, SLG: 0.564		3-2 G6-3			0-1 G6-3			2-2 G5-3	0-0 F7	4	0	0	0	0	0	0									
Orlando Merced, S (1, 7) OBP: 0.297, SLG: 0.367		2-2 F8			0-0 G4-3			1-2 G4-3		2	0	0	0	0	0	0									
Dan Miceli, R (5, 1)										0	0	0	0	0	0	0									
4 Eric Bruntlett, R (7, PH) OBP: 0.275, SLG: 0.436										1	0	0	0	0	0	0									
Brad Ausmus, R (1, 2) OBP: 0.275, SLG: 0.262					0-0 F8		0-1 G5-3		1-1 1B	3	0	1	0	0	0	0									
28 Adam Everett, R (1, 6) OBP: 0.299, SLG: 0.373					1-2 G4-3			3-2 5 HR	0-0 F8	3	1	1	0	0	0	1									
Kirk Saarloos, R (7, 1)										0	0	0	0	0	0	0									
Wade Miller, R (1, 1) OBP: 0.171, SLG: 0.154					0-0 G3			1-2 K	0-0 P6	1	0	0	0	0	0	0									
Pete Munro, R (3, 1)										0	0	0	0	0	0	0									
Colin Porter, L (5, 7) OBP: 0.273, SLG: 0.200										2	0	0	0	0	1	1									
<b>Inning Stats</b>	R: 0 E: 0 K: 0 S: 6	H: 0 LOB: 0 BB: 0 P: 7	R: 0 E: 0 K: 0 S: 8	H: 0 LOB: 0 BB: 0 P: 13	R: 0 E: 0 K: 0 S: 5	H: 0 LOB: 0 BB: 0 P: 6	R: 1 E: 0 K: 0 S: 9	H: 2 LOB: 0 BB: 0 P: 12	R: 0 E: 0 K: 0 S: 5	H: 0 LOB: 0 BB: 0 P: 5	R: 3 E: 0 K: 2 S: 13	H: 3 LOB: 0 BB: 0 P: 21	R: 0 E: 0 K: 0 S: 9	H: 1 LOB: 1 BB: 0 P: 13	R: 0 E: 0 K: 1 S: 7	H: 0 LOB: 0 BB: 0 P: 10	R: 0 E: 0 K: 0 S: 3	H: 0 LOB: 0 BB: 0 P: 4	1B: 4 2B: 1 3B: 0 HR: 1	SF: 0 SAC: 0 DP: 1 HBP: 0	WP: 0 PB: 0 SB: 0 CS: 0	PA: 32			
<b>PITCHER</b>	IP	WLS	BF	H	R	ER	SO	BB	IBB	HBP	BLK	WP	HR	S	P	ERA	WHIP								
Shane Reynolds, R (1, 1) ERA: 5.61	7.0	W	26	6	4	4	2	0	0	0	0	0	1	55	77	5.14	0.857								
Darren Holmes, R (8, 1) ERA: 3.82	1.0	H	3	0	0	0	1	0	0	0	0	0	0	7	10	0.00	0.000								
29 John Smoltz, R (9, 1) ERA: 0.81	1.0	S	3	0	0	0	0	0	0	0	0	0	0	3	4	0.00	0.000								

livebaseballscorecards.com



Batter	1	2	3	4	5	6	7	8	9
Rafael Furcal, S OBP: 0.343, SLG: 0.453 (1, 6)			G3		F7		G4-3		
Marcus Giles, R OBP: 0.388, SLG: 0.516 (1, 4)	4-2 B 10 E 1B 1-2 BB	G4-3		1-0 10 1B 3B		1-0 WP 2B		G6-3	
Gary Sheffield, R OBP: 0.427, SLG: 0.591 (1, 9)	2-1 10 E 1-2 1B	1-2 10 2B 1B		4-2 G5-4-3 10 1B BB		4-2 BB		G4-3	
10 Chipper Jones, S OBP: 0.389, SLG: 0.485 (1, 7)	3-1 E7 1B 1-2 HR 2-3	1-2 SAFE		2-1 G5-4-3 1B		1-0 P6		G4-3	
Andruw Jones, R OBP: 0.364, SLG: 0.534 (1, 8)	0-0 HR 1B	1-2 G5-3		0-1 G5-4-3		1-3 K		K	
Robert Fick, L OBP: 0.367, SLG: 0.488 (1, 3)	2-0 F4	2-3 K		1-0 G3		1-0 G3			
Javy Lopez, R OBP: 0.369, SLG: 0.681 (1, 2)	1-0 HR		G5-3		1-2 SH2-4 1B		0-0 G5-3		
Vinny Castilla, R OBP: 0.318, SLG: 0.480 (1, 5)	1-2 SH1-4 1B		2-2 SH1-4 1B		0-1 L5		2-3 K		
Shane Reynolds, R OBP: 0.105, SLG: 0.105 (1, 1)	0-2 SH1-4		0-0 SH1-4		0-1 SH2-4		2-2 1B		
Matt Franco, L OBP: 0.365, SLG: 0.427 (7, PH)									
Darren Holmes, R (8, 1)									
29 John Smoltz, R (9, 1)									

Inning Stats	R: 6	H: 4	E: 1	LOB: 1	K: 0	P: 25	R: 0	H: 2	E: 0	LOB: 2	K: 1	P: 19	R: 0	H: 1	E: 0	LOB: 1	K: 0	P: 10	R: 1	H: 2	E: 0	LOB: 1	K: 0	P: 9	R: 0	H: 1	E: 0	LOB: 1	K: 0	P: 12	R: 0	H: 1	E: 0	LOB: 2	K: 1	P: 9	R: 0	H: 1	E: 0	LOB: 1	K: 1	P: 10	R: 0	H: 0	E: 0	LOB: 0	K: 1	P: 7	
	S: 25	P: 42	S: 19	P: 26	S: 10	P: 14	S: 9	P: 17	S: 12	P: 13	S: 9	P: 17	S: 10	P: 14	S: 7	P: 11																																	

PITCHER	IP	WLS	BF	H	R	ER	SO	BB	IBB	HBP	BLK	WP	HR	S	P	ERA	WHIP
Wade Miller, R ERA: 4.83 (1, 1)	2.0	L	15	6	6	5	1	2	0	0	0	0	1	44	68	22.50	4.000
Pete Munro, R ERA: 4.67 (3, 1)	2.0		9	3	1	1	0	1	0	0	0	0	0	19	31	4.50	2.000
Dan Miceli, R ERA: 3.83 (5, 1)	2.0		9	2	0	0	1	1	0	0	0	1	0	21	30	0.00	1.500
Kirk Saarloos, R ERA: 6.45 (7, 1)	2.0		7	1	0	0	2	0	0	0	0	0	0	17	25	0.00	0.500

AB	R	H	RBI	BB	SO	LOB
4	1	0	0	1	0	4
4	2	2	0	1	0	0
3	1	2	1	2	0	0
5	1	2	1	0	1	4
4	1	1	2	0	1	6
4	0	0	0	0	1	7
4	1	2	3	0	0	0
4	0	2	0	0	1	1
0	0	0	0	0	0	0
1	0	1	0	0	0	0
0	0	0	0	0	0	0
0	0	0	0	0	0	0

AB	33	R	7	H	12	RBI	7	BB	4	SO	4	LOB	22
WP:	1	PA:	40	PB:	0	SB:	1	CS:	0				

**Houston Astros @ Atlanta Braves**  
 Turner Field, Atlanta, GA  
 Thu Jul 31 2003, 7:35 PM EDT  
 Att. 30,047 - Overcast - 71 F

livebaseballscorecards.com



Batter	1	2	3	4	5	6	7	8	9	AB R H RBI BB SO LOB	TOP											
<b>Craig Biggio, R</b> (1, 8) OBP: 0.344, SLG: 0.412	0-2 G5-3		2-3 K			0-0 G5-3			0-1 G6-3	4 0 0 0 0 1 0												
<b>Colin Porter, L</b> (1, 9) OBP: 0.267, SLG: 0.214	0-3 K			2-3 K		1-3 K			0-2 FC5-4 1B	4 0 1 0 0 3 0												
<b>5 Jeff Bagwell, R</b> (1, 3) OBP: 0.371, SLG: 0.509	0-0 F8			0-1 17 BLK 3B				0-1 F8	2-1 FC5-4 1-2f	4 1 1 0 0 0 1												
<b>Jeff Kent, R</b> (1, 4) OBP: 0.349, SLG: 0.500		3-2 HR		2-3 K		1-1 P3			3-3 K	4 1 1 1 0 2 2												
<b>17 Lance Berkman, S</b> (1, 7) OBP: 0.409, SLG: 0.532		2-3 K		1-3 K		3-0 F8				3 0 0 0 0 2 0												
<b>Geoff Blum, S</b> (1, 5) OBP: 0.299, SLG: 0.394		2-3 K		0-1 G4-3				0-0 G4-3		3 0 0 0 0 1 0												
<b>Brad Ausmus, R</b> (1, 2) OBP: 0.276, SLG: 0.263		0-2 G4-3		0-1 G5-3				1-1 28 G6-3 1B		3 0 1 0 0 0 0												
<b>28 Adam Everett, R</b> (1, 6) OBP: 0.285, SLG: 0.368			2-2 F9		3-2 F7			1-1 SAFE G6-3	1-2	3 0 0 0 0 0 1												
<b>Tim Redding, R</b> (1, 1) OBP: 0.200, SLG: 0.212			1-3 K		1-1 F9			0-0 G1-3		2 0 0 0 0 1 0												
<b>Morgan Ensberg, R</b> (8, PH) OBP: 0.386, SLG: 0.561										1 0 0 0 0 0 1												
<b>Octavio Dotel, R</b> (8, 1)										0 0 0 0 0 0 0												
<b>Billy Wagner, L</b> (9, 1)										0 0 0 0 0 0 0												
<b>Inning Stats</b>	R: 0 E: 0 K: 1 S: 7	H: 0 LOB: 0 BB: 0 P: 7	R: 1 E: 0 K: 2 S: 13	H: 1 LOB: 0 BB: 0 P: 20	R: 0 E: 0 K: 2 S: 14	H: 0 LOB: 0 BB: 0 P: 19	R: 1 E: 0 K: 3 S: 14	H: 1 LOB: 0 BB: 0 P: 19	R: 0 E: 0 K: 0 S: 7	H: 0 LOB: 0 BB: 0 P: 10	R: 0 E: 0 K: 1 S: 6	H: 0 LOB: 0 BB: 0 P: 8	R: 0 E: 0 K: 0 S: 5	H: 0 LOB: 0 BB: 0 P: 9	R: 0 E: 0 K: 0 S: 6	H: 1 LOB: 1 BB: 0 P: 8	R: 0 E: 0 K: 1 S: 11	H: 1 LOB: 1 BB: 0 P: 16	1B: 2 2B: 0 3B: 1 HR: 1	SF: 0 SAC: 0 DP: 0 HBP: 0	WP: 0 PB: 0 SB: 0 CS: 0	PA: 31
<b>PITCHER</b>	IP WLS BF H R ER SO BB IBB HBP BLK WP HR S P ERA WHIP												<b>PITCHER</b>	IP WLS BF H R ER SO BB IBB HBP BLK WP HR S P ERA WHIP								
<b>Josh Beckett, R</b> (1, 1) ERA: 3.18	7.0 L 23 2 2 2 9 0 0 0 1 0 1 66 92 2.57 0.286																					
<b>40 Nate Bump, R</b> (8, 1) ERA: 3.18	2.0 8 2 0 0 1 0 0 0 0 0 0 17 24 0.00 1.000																					

Houston Astros @ Florida Marlins  
 Pro Player Stadium, Miami, FL  
 Fri Aug 01 2003, 7:35 PM EDT  
 Att. 12,392 - Cloudy - 85 F

livebaseballscorecards.com

AB	31
R	2
H	4
RBI	1
BB	0
SO	10
LOB	5



Batter	1	2	3	4	5	6	7	8	9	AB	R	H	RBI	BB	SO	LOB
Juan Pierre, L (1, 8) OBP: 0.362, SLG: 0.359	2-1 G6-4-3 1B		1-0 G4-3		2-1 FC6-4 1B			0-1 L9		4	0	1	0	0	0	2
Luis Castillo, S (1, 4) OBP: 0.382, SLG: 0.410	0-0 G6-4-3 1B		2-2 S 1B		1-0 1-2 2-3 1B			0-3 K		4	0	3	1	0	1	0
Ivan Rodriguez, R (1, 2) OBP: 0.389, SLG: 0.513	2-1 G6-4-3 1-2f 2-3		3-3 K2-3 1-2		0-0 F9			2-2 K		4	0	0	0	0	2	5
Mike Lowell, R (1, 5) OBP: 0.386, SLG: 0.578 Mike Mordecai, R (9, PR) OBP: 0.266, SLG: 0.281	3-2 F7			1-0 P3				0-1 G5-3		3	0	0	0	1	0	1
Juan Encarnacion, R (1, 9) OBP: 0.314, SLG: 0.438		1-1 L6		1-0 F9				1-2 G3		4	0	0	0	0	0	1
Derrek Lee, R (1, 3) OBP: 0.369, SLG: 0.491		1-3 K		1-2 P6				3-2 G5-3		3	0	0	0	1	1	0
Miguel Cabrera, R (1, 7) OBP: 0.324, SLG: 0.516		4-1 BB		2-3 K				2-3 K		3	0	0	0	1	3	2
Alex Gonzalez, R (1, 6) OBP: 0.332, SLG: 0.488		2-1 P6		3-2 FC6-4 1B				0-2 G5-3		4	1	1	0	0	1	3
Josh Beckett, R (1, 1) OBP: 0.136, SLG: 0.182 Todd Hollandsworth, L (7, PH) OBP: 0.316, SLG: 0.438 40 Nate Bump, L (8, 1)			3-3 K		0-0 FC6-4 1B			1-0 P6		2	0	1	0	0	1	0
										1	0	0	0	0	0	0
										0	0	0	0	0	0	0

Inning Stats	R: 0	H: 2	E: 0	K: 0	S: 8	R: 0	H: 0	E: 0	K: 1	S: 8	R: 0	H: 1	E: 0	K: 2	S: 12	R: 0	H: 0	E: 0	K: 0	S: 7	R: 1	H: 3	E: 0	K: 1	S: 16	R: 0	H: 0	E: 0	K: 0	S: 9	R: 0	H: 0	E: 0	K: 1	S: 8	R: 0	H: 0	E: 0	K: 2	S: 9	R: 0	H: 0	E: 0	K: 2	S: 12	R: 0	H: 0	E: 0	K: 2	S: 11	R: 0	H: 0	E: 0	K: 2	S: 12	1B: 6	2B: 0	3B: 0	HR: 0	SF: 0	SAC: 0	DP: 1	HBP: 0	WP: 0	PB: 0	SB: 1	CS: 0	PA: 35
--------------	------	------	------	------	------	------	------	------	------	------	------	------	------	------	-------	------	------	------	------	------	------	------	------	------	-------	------	------	------	------	------	------	------	------	------	------	------	------	------	------	------	------	------	------	------	-------	------	------	------	------	-------	------	------	------	------	-------	-------	-------	-------	-------	-------	--------	-------	--------	-------	-------	-------	-------	--------

PITCHER	IP	WLS	BF	H	R	ER	SO	BB	IBB	HBP	BLK	WP	HR	S	P	ERA	WHIP
Tim Redding, R (1, 1) ERA: 3.73	7.0	W	27	6	1	1	5	1	0	0	0	0	0	68	110	1.29	1.000
Octavio Dotel, R (8, 1) ERA: 2.67	1.0	H	3	0	0	0	2	0	0	0	0	0	0	9	11	0.00	0.000
Billy Wagner, L (9, 1) ERA: 1.95	1.0	S	5	0	0	0	2	2	0	0	0	0	0	12	23	0.00	2.000

**BOTTOM**

**Houston Astros @ Florida Marlins**  
**Pro Player Stadium, Miami, FL**

Fri Aug 01 2003, 7:35 PM EDT  
 Att. 12,392 - Cloudy - 85 F

livebaseballscorecards.com

AB	32
R	1
H	6
RBI	1
BB	3
SO	9
LOB	14



Batter	1	2	3	4	5	6	7	8	9	AB R H RBI BB SO LOB	TOP											
<b>Craig Biggio, R</b> (1, 8) OBP: 0.344, SLG: 0.411	2-3 		1-1 			0-0 	1-0 			4 1 1 0 0 1 1												
<b>Morgan Ensberg, R</b> (1, 5) OBP: 0.384, SLG: 0.556	1-1 		3-2 			0-1 		1-3 		4 1 1 0 0 1 1												
<b>5 Jeff Bagwell, R</b> (1, 3) OBP: 0.370, SLG: 0.506	4-2 		1-3 			0-2 		0-0 		2 0 0 1 1 1 1												
<b>17 Lance Berkman, S</b> (1, 7) OBP: 0.407, SLG: 0.532	2-2 			0-0 		0-1 		0-0 		4 0 1 0 0 0 2												
<b>Richard Hidalgo, R</b> (1, 9) OBP: 0.383, SLG: 0.559	0-1 			4-1 		0-1 		0-3 		3 0 0 1 1 1 4												
<b>Geoff Blum, S</b> (1, 4) OBP: 0.298, SLG: 0.392		2-0 		1-1 		1-3 		1-1 		2 0 0 0 0 0 1												
<b>Jeff Kent, R</b> (6, PH) OBP: 0.347, SLG: 0.497										2 0 0 0 0 1 2												
<b>Gregg Zaun, S</b> (1, 2) OBP: 0.295, SLG: 0.292		2-2 			3-2 	2-1 			1-1 	4 0 0 0 0 0 2												
<b>28 Adam Everett, R</b> (1, 6) OBP: 0.290, SLG: 0.362		0-1 			1-1 		3-3 		1-1 	4 0 0 0 0 1 0												
<b>Jerome Robertson, L</b> (1, 1) OBP: 0.189, SLG: 0.167			4-0 		0-3 		1-2 			1 0 0 0 1 1 0												
<b>Dan Miceli, R</b> (5, 1)										0 0 0 0 0 0 0												
<b>4 Eric Bruntlett, R</b> (7, PH) OBP: 0.268, SLG: 0.425										1 0 0 0 0 0 0												
<b>Ricky Stone, R</b> (7, 1)										0 0 0 0 0 0 0												
<b>Kirk Saarloos, R</b> (8, 1)										0 0 0 0 0 0 0												
<b>Inning Stats</b>	R: 0 E: 1 K: 1 S: 14	H: 0 LOB: 2 BB: 1 P: 23	R: 0 E: 0 K: 0 S: 6	H: 0 LOB: 0 BB: 0 P: 10	R: 0 E: 0 K: 1 S: 12	H: 0 LOB: 1 BB: 1 P: 21	R: 0 E: 0 K: 0 S: 4	H: 0 LOB: 0 BB: 1 P: 9	R: 0 E: 0 K: 1 S: 8	H: 0 LOB: 0 BB: 0 P: 12	R: 2 E: 0 K: 1 S: 15	H: 3 LOB: 2 BB: 0 P: 18	R: 0 E: 0 K: 1 S: 9	H: 0 LOB: 0 BB: 0 P: 14	R: 0 E: 1 K: 2 S: 9	H: 0 LOB: 1 BB: 0 P: 10	R: 0 E: 0 K: 0 S: 6	H: 0 LOB: 0 BB: 0 P: 9	1B: 2 2B: 1 3B: 0 HR: 0	SF: 1 SAC: 0 DP: 1 HBP: 0	WP: 0 PB: 0 SB: 0 CS: 0	PA: 35
<b>PITCHER</b>	IP WLS BF H R ER SO BB IBB HBP BLK WP HR S P ERA WHIP																					
<b>Carl Pavano, R</b> (1, 1) ERA: 4.41	5.1 W 23 3 2 2 3 3 0 0 0 0 0 0 54 85 3.38 1.125																					
<b>Michael Tejera, L</b> (6, 1) ERA: 4.96	1.2 H 5 0 0 0 2 0 0 0 0 0 0 0 14 22 0.00 0.000																					
<b>Ugueth Urbina, R</b> (8, 1) ERA: 3.54	1.0 H 4 0 0 0 2 0 0 0 0 0 0 0 9 10 0.00 0.000																					
<b>Braden Loper, R</b> (9, 1) ERA: 2.95	1.0 S 3 0 0 0 0 0 0 0 0 0 0 0 6 9 0.00 0.000																					

Houston Astros @ Florida Marlins  
 Pro Player Stadium, Miami, FL  
 Sat Aug 02 2003, 6:05 PM EDT  
 Att. 25,206 - Cloudy - 84 F

livebaseballscorecards.com

AB 31  
 R 2  
 H 3  
 RBI 2  
 BB 3  
 SO 7  
 LOB 14



Batter	1	2	3	4	5	6	7	8	9	AB	R	H	RBI	BB	SO	LOB
Juan Pierre, L OBP: 0.361, SLG: 0.357 (1, 8)	0-1 G4-3	0-1 F8					1-2 F8			3	1	0	0	1	0	0
Luis Castillo, S OBP: 0.383, SLG: 0.410 (1, 4)	4-1 1B HR BB		1-0 G5-3			0-1 1B 1-3 1B	1-1 F7			3	1	1	0	1	0	0
Ivan Rodriguez, R OBP: 0.392, SLG: 0.519 (1, 2)	1-0 1-2 HR 1B		0-1 2B			0-0 1-3 3-H 1B	0-1 L7			4	1	3	1	0	0	0
Mike Lowell, R OBP: 0.365, SLG: 0.582 (1, 5)	2-0 1-H 2-H HR		1-1 P4			1-2 F9	0-0 E3 1B S			4	1	1	3	0	0	3
Juan Encarnacion, R OBP: 0.312, SLG: 0.433 (1, 9)	1-2 K		2-1 F9			0-0 L5	0-1 P5			4	0	0	0	0	1	4
Derrek Lee, R OBP: 0.370, SLG: 0.491 (1, 3)	2-3 K			3-1 G4-6-3 1B		3-2 G5-3	1-1 S 1-3 1B			4	0	2	0	0	1	2
Miguel Cabrera, R OBP: 0.322, SLG: 0.504 (1, 7)		0-0 F9		1-2 G4-6-3 1-2f		1-2 G5-3	4-1 S 1-2 IBB G6-4-3			3	0	0	0	1	0	1
Alex Gonzalez, R OBP: 0.334, SLG: 0.495 (1, 6)		1-1 HR		4-1 BB		0-2 F9	1-0 G6-4-3 1-2f			3	1	1	1	1	0	3
Carl Pavano, R OBP: 0.093, SLG: 0.119 (1, 1)		3-2 G6-3		1-1 F7		1-1 G3-1				2	0	0	0	0	0	1
Michael Tejera, L OBP: 0.071, SLG: 0.071 (6, 1)										1	0	0	0	0	0	0
Ugueth Urbina, R (8, 1)										0	0	0	0	0	0	0
Braden Loper, R OBP: 1.000, SLG: 1.000 (9, 1)										0	0	0	0	0	0	0

Inning Stats	R: 3	H: 2	E: 0	K: 2	S: 14	LOB: 0	BB: 1	P: 24	R: 1	H: 1	E: 0	K: 0	S: 8	LOB: 0	BB: 0	P: 12	R: 0	H: 1	E: 0	K: 0	S: 7	LOB: 1	BB: 0	P: 11	R: 0	H: 1	E: 0	K: 0	S: 8	LOB: 1	BB: 1	P: 17	R: 1	H: 2	E: 0	K: 0	S: 11	LOB: 2	BB: 1	P: 19	R: 0	H: 0	E: 0	K: 0	S: 8	LOB: 0	BB: 0	P: 10	R: 0	H: 0	E: 0	K: 0	S: 7	LOB: 0	BB: 0	P: 9	R: 0	H: 1	E: 1	K: 0	S: 7	LOB: 2	BB: 1	P: 13
--------------	------	------	------	------	-------	--------	-------	-------	------	------	------	------	------	--------	-------	-------	------	------	------	------	------	--------	-------	-------	------	------	------	------	------	--------	-------	-------	------	------	------	------	-------	--------	-------	-------	------	------	------	------	------	--------	-------	-------	------	------	------	------	------	--------	-------	------	------	------	------	------	------	--------	-------	-------

PITCHER	IP	WLS	BF	H	R	ER	SO	BB	IBB	HBP	BLK	WP	HR	S	P	ERA	WHIP
Jerome Robertson, L ERA: 4.97 (1, 1)	4.0	L	20	6	5	5	2	3	0	0	0	0	2	39	70	11.25	2.250
Dan Miceli, R ERA: 3.65 (5, 1)	2.0		7	1	0	0	0	0	0	0	0	0	0	17	23	0.00	0.500
Ricky Stone, R ERA: 3.47 (7, 1)	1.0		3	0	0	0	0	0	0	0	0	0	7	9	0.00	0.000	
Kirk Saarloos, R ERA: 6.28 (8, 1)	1.0		5	1	0	0	0	0	1	0	0	0	7	13	0.00	1.000	

**BOTTOM**

**Houston Astros @ Florida Marlins**  
Pro Player Stadium, Miami, FL

Sat Aug 02 2003, 6:05 PM EDT  
Att. 25,206 - Cloudy - 84 F

AB	31
R	5
H	8
RBI	5
BB	4
SO	2
LOB	14



WP	HR	S	P	ERA	WHIP
0	0	0	35		

Batter	1	2	3	4	5	6	7	8	9	AB R H RBI BB SO LOB	TOP
Orlando Merced, S (1, 9) OBP: 0.295, SLG: 0.379	2-1 G4-3		0-1 HR		2-2 F9		1-2 F8		1-3 K	5 1 1 1 0 1 2	
Morgan Ensberg, R (1, 5) OBP: 0.381, SLG: 0.552	0-0 G4-3		1-0 17 1B 2B		3-3 K			3-2 F9	1-2 FC6-4	5 1 1 0 0 1 1	
5 Jeff Bagwell, R (1, 3) OBP: 0.367, SLG: 0.501	3-3 K		2-0 G5-3		1-3 K			0-0 G6-3		4 0 0 0 0 2 1	
Jeff Kent, R (1, 4) OBP: 0.349, SLG: 0.497		3-1 17 BB 28 1B 1B	1-1 P3		1-1 F9			1-2 28 HBP 17 1B 1B		4 1 2 0 0 0 1	
17 Lance Berkman, S (1, 7) OBP: 0.410, SLG: 0.533		4-2 28 1B 1-2 BB	0-0 2-H 1B		2-3 K			0-0 28 HBP 1-2 1B		3 0 2 1 1 1 0	
28 Adam Everett, R (1, 6) OBP: 0.294, SLG: 0.361		0-0 1-3 2-H 1B	2-2 F8		0-0 B1-3			2-1 1-2 2-3 HBP		3 0 1 1 0 0 1	
Brad Ausmus, R (1, 2) OBP: 0.275, SLG: 0.263		1-0 P3		2-0 F8			3-2 1B	1-1 F9		4 0 1 0 0 0 5	
Colin Porter, L (1, 8) OBP: 0.263, SLG: 0.222		2-3 K		3-3 K			2-2 F8		0-0 FC6-4 1B	4 0 1 0 0 2 3	
Jared Fernandez, R (1, 1) 54 Brad Lidge, R (6, 1) Octavio Dotel, R (8, 1) 4 Eric Bruntlett, R (9, PH) Billy Wagner, L (9, 1)		0-1 G6-3		1-2 F9			0-3 K		1-0 B3	2 0 0 0 0 0 2 1 0 0 0 0 1 1 0 0 0 0 0 0 0 1 0 0 0 0 0 1 0 0 0 0 0 0 0	
<b>Inning Stats</b>	R: 0 E: 0 K: 1 S: 6 H: 0 LOB: 0 BB: 0 P: 11	R: 1 E: 0 K: 1 S: 12 H: 2 LOB: 2 BB: 1 P: 22	R: 2 E: 0 K: 0 S: 10 H: 3 LOB: 1 BB: 0 P: 16	R: 0 E: 0 K: 1 S: 9 H: 0 LOB: 0 BB: 0 P: 15	R: 0 E: 0 K: 2 S: 11 H: 0 LOB: 0 BB: 0 P: 17	R: 0 E: 0 K: 1 S: 8 H: 0 LOB: 0 BB: 0 P: 11	R: 0 E: 0 K: 1 S: 12 H: 1 LOB: 1 BB: 0 P: 18	R: 0 E: 0 K: 0 S: 14 H: 2 LOB: 3 BB: 0 P: 21	R: 0 E: 0 K: 1 S: 9 H: 1 LOB: 1 BB: 0 P: 12	1B: 7 2B: 1 3B: 0 HR: 1 SF: 0 SAC: 0 DP: 0 HBP: 1	WP: 0 PB: 0 SB: 0 CS: 0 PA: 38
<b>PITCHER</b>	IP WLS BF H R ER SO BB IBB HBP BLK WP HR S P ERA WHIP										
Mark Redman, L (1, 1) ERA: 2.92	8.0 L 34 8 3 3 7 1 0 1 0 0 1 82 131 3.38 1.125										
Armando Almanza, L (9, 1) ERA: 5.98	1.0 4 1 0 0 1 0 0 0 0 0 0 9 12 0.00 1.000										

Houston Astros @ Florida Marlins  
Pro Player Stadium, Miami, FL  
Sun Aug 03 2003, 1:35 PM EDT  
Att. 12,262 - Sunny - 83 F

livebaseballscorecards.com

AB 36  
R 3  
H 9  
RBI 3  
BB 1  
SO 8  
LOB 18



BOTTOM

Houston Astros @ Florida Marlins  
Pro Player Stadium, Miami, FL

Sun Aug 03 2003, 1:35 PM EDT  
Att. 12,262 - Sunny - 83 F

livebaseballscorecards.com

AB	30
R	1
H	5
RBI	1
BB	1
SO	8
LOB	10



WP:	1	PA:	32
PB:	0		
SB:	1		
CS:	2		

AB R H RBI BB SO LOB

2	0	1	0	1	0	0
4	0	1	0	0	0	2
3	0	0	0	0	1	3
1	0	0	0	0	1	1
4	0	1	0	0	2	0
0	0	0	0	0	0	0
4	1	1	0	0	0	2
3	0	0	0	0	0	1
3	0	1	1	0	2	0
3	0	0	0	0	1	1
2	0	0	0	0	1	0
1	0	0	0	0	0	0
0	0	0	0	0	0	0

Batter	1	2	3	4	5	6	7	8	9
Juan Pierre, L OBP: 0.365, SLG: 0.358 (1, 8)	4-2 CS S BB		0-1 B2			4-2 1B HBP			0-2 1B
Luis Castillo, S OBP: 0.382, SLG: 0.408 (1, 4)	3-2 G5-3		3-2 P6			0-1 CS 1B			1-2 F8
Ivan Rodriguez, R OBP: 0.389, SLG: 0.515 (1, 2)					0-1 G6-3				1-3 K
Mike Redmond, R OBP: 0.307, SLG: 0.333 (7, 2)						3-2 G5-3			
Mike Lowell, R OBP: 0.384, SLG: 0.579 (1, 5)		2-3 K			0-1 F8				3-2 1B
Mike Mordecai, R OBP: 0.266, SLG: 0.281 (9, PR)									1-3 1B
Juan Encarnacion, R OBP: 0.311, SLG: 0.434 (1, 9)		1-1 WP 1B 2B			1-1 F8				0-1 L6
Derrek Lee, R OBP: 0.367, SLG: 0.487 (1, 3)									
Miguel Cabrera, R OBP: 0.322, SLG: 0.500 (1, 7)									
Alex Gonzalez, R OBP: 0.332, SLG: 0.491 (1, 6)									
Mark Redman, L OBP: 0.024, SLG: 0.024 (1, 1)									
Andy Fox, L OBP: 0.289, SLG: 0.287 (8, PH)									
Armando Almanza, L (9, 1)									

Inning Stats	R: 0	H: 0	E: 0	K: 12	S: 17	R: 1	H: 2	E: 0	K: 11	S: 18	R: 0	H: 0	E: 0	K: 7	S: 11	R: 0	H: 0	E: 0	K: 6	S: 7	R: 0	H: 0	E: 0	K: 10	S: 18	R: 0	H: 0	E: 0	K: 8	S: 13	R: 0	H: 0	E: 0	K: 8	S: 10	R: 0	H: 2	E: 0	K: 15	S: 20
--------------	------	------	------	-------	-------	------	------	------	-------	-------	------	------	------	------	-------	------	------	------	------	------	------	------	------	-------	-------	------	------	------	------	-------	------	------	------	------	-------	------	------	------	-------	-------

PITCHER	IP	WLS	BF	H	R	ER	SO	BB	IBB	HBP	BLK	WP	HR	S	P	ERA	WHIP
Jared Fernandez, R ERA: 1.69 (1, 1)	5.1	W	20	3	1	1	4	1	0	0	0	1	0	49	76	1.69	0.750
54 Brad Lidge, R ERA: 2.4 (6, 1)	1.2	H	4	0	0	0	1	0	0	0	0	0	0	12	19	0.00	0.000
Octavio Dotel, R ERA: 2.63 (8, 1)	1.0	H	3	0	0	0	2	0	0	0	0	0	0	8	10	0.00	0.000
Billy Wagner, L ERA: 1.92 (9, 1)	1.0	S	5	2	0	0	1	0	0	0	0	0	0	15	20	0.00	2.000

Batter	1	2	3	4	5	6	7	8	9	AB R H RBI BB SO LOB	TOP		
Roger Cedeño, S (1, 9) OBP: 0.316, SLG: 0.374 Timo Perez, L (9, 9) OBP: 0.325, SLG: 0.365	2-2 K		1-2 7 2B 2B		1-1 7 1B 1B	2-2 P6		1-3 K		5 2 2 1 0 2 1 0 0 0 0 0 0 0			
7 José Reyes, S (1, 6) OBP: 0.302, SLG: 0.392	4-0 G4-3 BB		1-0 2B 2B		1-2 S 1B FC4-6 1B	0-0 G4-3		3-2 P5		4 2 2 1 1 0 0			
Cliff Floyd, L (1, 7) OBP: 0.365, SLG: 0.524 Dan Wheeler, R (7, 1) Joe DePastino, R (9, PH) Jaime Cerda, L (9, 1)	3-2 G4-3		2-1 2B		0-1 SF8		2-2 P5		1-2 G5-3	3 0 1 2 0 0 1 0 0 0 0 0 0 0 1 0 0 0 0 0 0 0 0 0 0 0 0 0			
Ty Wigginton, R (1, 5) OBP: 0.319, SLG: 0.405		2-2 K	1-3 K		0-0 FC4-6 S HR 1B		2-3 K		4-0 BB	4 1 1 1 1 3 1			
Tony Clark, S (1, 3) OBP: 0.310, SLG: 0.519		1-2 HR		1-0 G4-3	4-0 FC4-6 IBB		0-0 1B		0-1 G2-3	4 1 2 1 1 0 1			
Raul Gonzalez, R (1, 8) OBP: 0.346, SLG: 0.360		3-2 G6-3		0-2 G5-3	1-1 FC4-6 HR		1-1 G5-3			4 1 0 1 0 0 3			
Vance Wilson, R (1, 2) OBP: 0.288, SLG: 0.384		2-2 F9		2-1 F9	2-2 HR			3-1 G5-4-3 1B		4 1 2 3 0 0 0			
Joe McEwing, R (1, 4) OBP: 0.322, SLG: 0.318			3-2 K		1-1 1B G5-3			1-0 G5-4-3		4 1 1 0 0 1 1			
Al Leiter, L (1, 1) OBP: 0.086, SLG: 0.030 Jeff Duncan, L (7, 8) OBP: 0.380, SLG: 0.333			1-3 K		2-2 7 1B SF8 1B	2-2 L8		0-0 1B		3 1 1 0 0 1 0 1 0 1 0 0 0 0			
<b>Inning Stats</b>	R: 0 H: 0 E: 0 LOB: 0 K: 1 BB: 1 S: 6 P: 15	R: 1 H: 1 E: 0 LOB: 0 K: 1 BB: 0 S: 15 P: 23	R: 2 H: 3 E: 0 LOB: 1 K: 3 BB: 0 S: 18 P: 27	R: 0 H: 0 E: 0 LOB: 0 K: 0 BB: 0 S: 6 P: 9	R: 7 H: 6 E: 0 LOB: 0 K: 0 BB: 1 S: 22 P: 35	R: 0 H: 0 E: 0 LOB: 0 K: 0 BB: 0 S: 7 P: 11	R: 0 H: 1 E: 0 LOB: 1 K: 1 BB: 0 S: 10 P: 15	R: 0 H: 2 E: 0 LOB: 1 K: 1 BB: 0 S: 7 P: 12	R: 0 H: 0 E: 0 LOB: 1 K: 0 BB: 1 S: 11 P: 19	1B: 8 SF: 1 2B: 3 SAC: 0 3B: 0 DP: 1 HR: 2 HBP: 0	WP: 0 PA: 41 PB: 0 SB: 2 CS: 0		
<b>PITCHER</b>	IP WLS BF H R ER SO BB IBB HBP BLK WP HR S P ERA WHIP											<b>PITCHER</b>	IP WLS BF H R ER SO BB IBB HBP BLK WP HR S P ERA WHIP
Ron Villone, L (1, 1) ERA: 3.12	4.0 L 19 7 6 6 5 1 0 0 0 0 0 1 53 86 13.50 2.000												
Mike Gallo, L (5, 1) ERA: 4.35	0.2 6 3 4 4 0 0 0 1 0 0 0 1 12 20 54.00 4.500												
Kirk Saarloos, R (5, 1) ERA: 5.93	2.1 8 1 0 0 1 0 0 0 0 0 0 0 19 29 0.00 0.429												
Ricky Stone, R (8, 1) ERA: 3.41	1.0 4 2 0 0 1 0 0 0 0 0 0 0 7 12 0.00 2.000												
Dan Miceli, R (9, 1) ERA: 3.57	1.0 4 0 0 0 0 1 0 0 0 0 0 0 11 19 0.00 1.000												

**New York Mets @ Houston Astros**  
Minute Maid Park, Houston, TX  
Tue Aug 05 2003, 7:05 PM CDT  
Att: 31,582 - Dome - 72 F

livebaseballscorecards.com

**AB 37**  
**R 10**  
**H 13**  
**RBI 10**  
**BB 3**  
**SO 7**  
**LOB 8**





BOTTOM

New York Mets @ Houston Astros  
Minute Maid Park, Houston, TX

Tue Aug 05 2003, 7:05 PM CDT  
Att: 31,582 - Dome - 72 F

livebaseballscorecards.com

AB	33
R	1
H	7
RBI	0
BB	4
SO	7
LOB	14



WP:	0	PA:	37
PB:	0	SB:	0
CS:	1		

AB	R	H	RBI	BB	SO	LOB
3	0	0	0	1	2	2
0	0	0	0	0	0	0
0	0	0	0	0	0	0
1	0	0	0	0	0	0

4	0	2	0	0	0	2
---	---	---	---	---	---	---

2	0	0	0	1	0	1
1	0	0	0	0	0	1

3	1	1	0	1	0	0
---	---	---	---	---	---	---

4	0	1	0	0	1	3
---	---	---	---	---	---	---

3	0	0	0	0	2	1
1	0	0	0	0	0	1

3	0	1	0	1	0	1
---	---	---	---	---	---	---

4	0	0	0	0	2	2
---	---	---	---	---	---	---

2	0	2	0	0	0	0
0	0	0	0	0	0	0
0	0	0	0	0	0	0
2	0	0	0	0	0	0

1B:	5	SF:	0
2B:	2	SAC:	0
3B:	0	DP:	0
HR:	0	HBP:	0

Batter	1	2	3	4	5	6	7	8	9
<b>Craig Biggio, R</b> (1, 8) OBP: 0.343, SLG: 0.408	2-3 K	0-0 L4		4-2 BB			2-3 K		1-0 P5
<b>Ricky Stone, R</b> (8, 1)									
<b>Dan Miceli, R</b> (9, 1)									
<b>Gregg Zaun, S</b> (9, PH) OBP: 0.293, SLG: 0.290									
<b>Morgan Ensberg, R</b> (1, 5) OBP: 0.382, SLG: 0.552	2-1 BB 1B		2-2 F9	2-1 P6			2-2 1B		
<b>5 Jeff Bagwell, R</b> (1, 3) OBP: 0.367, SLG: 0.499	2-1 P6		4-2 2B 17 FC5-2 BB		1-2 G5-3		2-2 P6		
<b>Orlando Merced, S</b> (7, 3) OBP: 0.293, SLG: 0.377									
<b>Jeff Kent, R</b> (1, 4) OBP: 0.351, SLG: 0.498	SAFE 4-1 1-2 BB		2-1 1-3 17 FC5-2 2B		1-2 F7		1-1 G5-3		
<b>17 Lance Berkman, S</b> (1, 7) OBP: 0.409, SLG: 0.530	0-1 L7		0-0 FC5-2		2-3 K		0-0 FC4-8 1B		
<b>28 Adam Everett, R</b> (1, 6) OBP: 0.290, SLG: 0.357							0-0 G1-6-3		
<b>Geoff Blum, S</b> (8, 6) OBP: 0.297, SLG: 0.390								0-0 FC4-6	
<b>Brad Ausmus, R</b> (1, 2) OBP: 0.278, SLG: 0.263							1-0 F8	3-1 P4	
<b>Colin Porter, L</b> (1, 9) OBP: 0.217, SLG: 0.182							2-3 G3	0-1 P4	
<b>Ron Villone, L</b> (1, 1) OBP: 0.190, SLG: 0.200								2-1 G6-3	
<b>Mike Gallo, L</b> (5, 1)									
<b>Kirk Saarloos, R</b> (5, 1)									
<b>4 Eric Bruntlett, R</b> (7, PH) OBP: 0.250, SLG: 0.395							1-2 F8		

Inning Stats	R: 0	H: 1	E: 0	K: 1	S: 16	R: 0	H: 1	E: 0	K: 2	S: 15	R: 1	H: 1	E: 0	K: 1	S: 14	R: 0	H: 2	E: 0	K: 0	S: 12	R: 0	H: 0	E: 0	K: 1	S: 11	R: 0	H: 0	E: 0	K: 1	S: 7	R: 0	H: 1	E: 0	K: 1	S: 16	R: 0	H: 1	E: 0	K: 0	S: 6	R: 0	H: 0	E: 0	K: 0	S: 5
--------------	------	------	------	------	-------	------	------	------	------	-------	------	------	------	------	-------	------	------	------	------	-------	------	------	------	------	-------	------	------	------	------	------	------	------	------	------	-------	------	------	------	------	------	------	------	------	------	------

PITCHER	IP	WLS	BF	H	R	ER	SO	BB	IBB	HBP	BLK	WP	HR	S	P	ERA	WHIP
<b>Al Leiter, L</b> (1, 1) ERA: 4.65	6.0		26	5	1	1	6	4	0	0	0	0	0	75	120	1.50	1.500
<b>Dan Wheeler, R</b> (7, 1) ERA: 4.45	2.0		8	2	0	0	1	0	0	0	0	0	0	22	33	0.00	1.000
<b>Jaime Cerda, L</b> (9, 1) ERA: 5.86	1.0		3	0	0	0	0	0	0	0	0	0	0	5	8	0.00	0.000

PITCHER	IP	WLS	BF	H	R	ER	SO	BB	IBB	HBP	BLK	WP	HR	S	P	ERA	WHIP
---------	----	-----	----	---	---	----	----	----	-----	-----	-----	----	----	---	---	-----	------

Batter	1	2	3	4	5	6	7	8	9	AB R H RBI BB SO LOB	TOP									
Roger Cedeno, S OBP: 0.320, SLG: 0.381 (1, 9)	0-3 K		1-2 7 1B SF7 2B		2-0 7 FC6-4 1B		0-2 7 FC5-4 BB 1B		1-0 F7	5 1 3 0 0 1 1										
7 José Reyes, S OBP: 0.309, SLG: 0.395 (1, 6)	0-1 F8 BB 1B		1-1 2-3 1B		1-2 FC6-4		4-1 FC5-4 BB		1-2 FC4-6	4 0 2 0 1 0 3										
Cliff Floyd, L OBP: 0.365, SLG: 0.522 Jeff Duncan, L OBP: 0.370, SLG: 0.324 (1, 7) (5, 8)	4-2 1-2 BB		0-0 SF7		1-3 K		1-1 FC5-4		2-1 F8	1 0 0 1 1 1 2 2 0 0 0 0 0 3										
Tony Clark, S OBP: 0.304, SLG: 0.508 (1, 3)	1-1 F8		3-H 2-3 K		1-3 K		0-1 G3			4 0 0 0 0 2 7										
Timo Perez, L OBP: 0.324, SLG: 0.362 (1, 8) (5, 7)	1-2 F9		1-1 P5			1-1 1B		1-2 F9		4 0 1 0 0 0 3										
Ty Wigginton, R OBP: 0.317, SLG: 0.402 Jay Bell, R OBP: 0.358, SLG: 0.195 (1, 5) (7, 5)		2-2 L4		2-2 G5-3		2-3 K		0-0 1B		3 0 0 0 0 1 1 1 0 1 0 0 0 0										
Vance Wilson, R OBP: 0.287, SLG: 0.379 Mike Stanton, L (8, 1)		4-2 BB		2-3 K		2-3 K		1-2 F8		3 0 0 0 1 2 2 0 0 0 0 0 0 0										
Joe McEwing, R OBP: 0.318, SLG: 0.315 Pedro Feliciano, L John Franco, L Joe DePastino, R (1, 4) (4, 1) (7, 1) (8, PH) (8, 2)		1-2 P6		3-2 G5-3		0-1 F8		1-3 K		2 0 0 0 0 0 1 1 0 0 0 0 0 1 0 0 0 0 0 0 0 1 0 0 0 0 1 1										
Aaron Heilman, R Marco Scutaro, R OBP: 0.357, SLG: 0.360 (1, 1) (4, 4)		2-2 G2-3		1-0 7 FC6-4 1B			3-2 G5-3		4-2 7 FC4-6 BB	1 0 0 0 0 0 1 2 0 1 0 1 0 0										
Inning Stats	R: 0 E: 0 K: 1 S: 14	H: 1 LOB: 2 BB: 1 P: 20	R: 0 E: 0 K: 0 S: 14	H: 0 LOB: 1 BB: 1 P: 23	R: 1 E: 0 K: 1 S: 12	H: 2 LOB: 1 BB: 0 P: 16	R: 0 E: 0 K: 1 S: 10	H: 0 LOB: 0 BB: 0 P: 17	R: 0 E: 0 K: 2 S: 11	H: 1 LOB: 1 BB: 0 P: 16	R: 0 E: 0 K: 0 S: 11	H: 1 LOB: 2 BB: 1 P: 19	R: 0 E: 0 K: 1 S: 13	H: 1 LOB: 1 BB: 0 P: 16	R: 0 E: 0 K: 0 S: 11	H: 0 LOB: 1 BB: 1 P: 19	1B: 7 2B: 1 3B: 0 HR: 0	SF: 1 SAC: 0 DP: 0 HBP: 0	WP: 0 PB: 0 SB: 0 CS: 0	PA: 39
PITCHER	IP WLS BF H R ER SO BB IBB HBP BLK WP HR S P ERA WHIP																			
Wade Miller, R ERA: 4.69 (1, 1)	6.0 W 26 6 1 1 7 2 0 0 0 0 0 0 72 109 1.50 1.333																			
Ricky Stone, R ERA: 3.38 (7, 1)	1.0 5 1 0 0 0 1 0 0 0 0 0 0 11 19 0.00 2.000																			
Dan Miceli, R ERA: 3.5 (8, 1)	1.0 4 1 0 0 1 0 0 0 0 0 0 0 13 16 0.00 1.000																			
Kirk Saarloos, R ERA: 5.79 (9, 1)	1.0 4 0 0 0 0 1 0 0 0 0 0 0 11 19 0.00 1.000																			

New York Mets @ Houston Astros  
Minute Maid Park, Houston, TX  
Wed Aug 06 2003, 7:05 PM CDT  
Att. 30,154 - Dome - 72 F

livebaseballscorecards.com

AB 34  
R 1  
H 8  
RBI 1  
BB 4  
SO 8  
LOB 26



Batter	1	2	3	4	5	6	7	8	9	AB	R	H	RBI	BB	SO	LOB
<b>Craig Biggio, R</b> (1, 8) OBP: 0.345, SLG: 0.406 <b>Colin Porter, L</b> (9, 8) OBP: 0.217, SLG: 0.182	4-1 G5-4-3 BB	1-0 HBP		1-1 1B 5 2B HBP	2-2 K	1-0 G6-3				2	1	0	1	1	1	2
<b>Morgan Ensberg, R</b> (1, 5) OBP: 0.383, SLG: 0.549	2-2 G5-4-3 1-2f	1-3 K		0-2 1B 5 2B	2-0 1B 17 1B 5 WP		1-0 P4			5	1	2	0	0	1	4
<b>5 Jeff Bagwell, R</b> (1, 3) OBP: 0.369, SLG: 0.508 <b>Dan Miceli, R</b> (8, 1) <b>Kirk Saarloos, R</b> (9, 1)	3-3 K		1-0 HR	0-0 2B 1-H 3-H	4-2 BB 17 1B		0-0 F9			4	1	2	3	1	1	0
<b>17 Lance Berkman, S</b> (1, 7) OBP: 0.416, SLG: 0.540		3-1 1B 3B	2-2 HR 1B	2-1 HR 1B	1-1 1B 1-2 2-3		4-1 BB			4	3	4	0	1	0	0
<b>Richard Hidalgo, R</b> (1, 9) OBP: 0.386, SLG: 0.568		0-1 1B FC5-2-5 3-H	1-1 HR 1B	0-2 HR 1-H	G5-3		3-3 K			5	2	3	3	0	1	4
<b>Geoff Blum, S</b> (1, 4) OBP: 0.298, SLG: 0.400		0-2 28 BB HBP 1B 1-3	0-0 HR 1-H 2-H	2-3 K		0-0 P6		0-0 F7		5	2	2	3	0	1	0
<b>Brad Ausmus, R</b> (1, 2) OBP: 0.277, SLG: 0.260		0-1 FC5-2-5 HBP 28 BB 1-2 3-H	1-1 L6	1-3 K		4-2 1B BB		2-3 K		4	0	0	0	1	2	2
<b>28 Adam Everett, R</b> (1, 6) OBP: 0.292, SLG: 0.368		4-2 HBP BB 1-2 2-3	3-1 G5-3		0-0 IHR	0-0 P3		1-2 F8		4	1	1	1	1	0	1
<b>Wade Miller, R</b> (1, 1) OBP: 0.159, SLG: 0.143 <b>Orlando Merced, S</b> (6, PH) OBP: 0.297, SLG: 0.381 <b>Ricky Stone, R</b> (7, 1) <b>4 Eric Bruntlett, R</b> (8, 4) OBP: 0.250, SLG: 0.395		1-3 K	1-2 L6		0-0 F7	1-0 1B				3	0	0	0	0	1	3

Inning Stats	R: 0	H: 0	E: 0	K: 1	S: 7	L: 0	LOB: 0	BB: 1	P: 16	R: 2	H: 3	E: 0	K: 2	S: 17	L: 0	LOB: 3	BB: 1	P: 27	R: 4	H: 4	E: 0	K: 0	S: 14	R: 4	H: 4	E: 0	K: 2	S: 19	R: 1	H: 3	E: 0	K: 1	S: 11	R: 0	H: 1	E: 0	K: 1	S: 8	R: 0	H: 0	E: 0	K: 1	S: 7	R: 0	H: 0	E: 0	K: 1	S: 8	R: 0	H: 0	E: 0	K: 1	S: 8
--------------	------	------	------	------	------	------	--------	-------	-------	------	------	------	------	-------	------	--------	-------	-------	------	------	------	------	-------	------	------	------	------	-------	------	------	------	------	-------	------	------	------	------	------	------	------	------	------	------	------	------	------	------	------	------	------	------	------	------

PITCHER	IP	WLS	BF	H	R	ER	SO	BB	IBB	HBP	BLK	WP	HR	S	P	ERA	WHIP
<b>Aaron Heilman, R</b> (1, 1) ERA: 7.75	3.0	L	18	7	6	6	3	2	0	1	0	0	2	38	66	18.00	3.000
<b>Pedro Feliciano, L</b> (4, 1) ERA: 3.61	3.0		19	8	5	5	3	2	0	1	0	1	1	38	59	15.00	3.333
<b>John Franco, L</b> (7, 1) ERA: 3.15	1.0		4	0	0	0	1	1	0	0	0	0	0	7	15	0.00	1.000
<b>Mike Stanton, L</b> (8, 1) ERA: 5.04	1.0		3	0	0	0	1	0	0	0	0	0	0	8	11	0.00	0.000


**BOTTOM**

**New York Mets @ Houston Astros**  
Minute Maid Park, Houston, TX

Wed Aug 06 2003, 7:05 PM CDT  
Att: 30,154 - Dome - 72 F

livebaseballscorecards.com

<b>AB</b>	<b>37</b>
<b>R</b>	<b>11</b>
<b>H</b>	<b>15</b>
<b>RBI</b>	<b>11</b>
<b>BB</b>	<b>5</b>
<b>SO</b>	<b>8</b>
<b>LOB</b>	<b>16</b>



1B: 9	SF: 0	WP: 1	PA: 44
2B: 1	SAC: 0	PB: 0	
3B: 1	DP: 1	SB: 0	
HR: 4	HBP: 2	CS: 0	



BOTTOM

New York Mets @ Houston Astros  
Minute Maid Park, Houston, TX

Thu Aug 07 2003, 7:05 PM CDT  
Att: 31,250 - Dome - 72 F

AB	32
R	4
H	7
RBI	4
BB	5
SO	4
LOB	11



WP	0	PA	39
PB	0		
SB	0		
CS	0		

AB R H RBI BB SO LOB

4	0	0	0	1	2	2
5	1	2	0	0	0	2
5	2	2	3	0	0	1
3	0	0	0	1	1	0
3	1	1	0	1	0	0
2	0	0	1	0	0	3
0	0	0	0	0	0	0
1	0	0	0	0	0	0
0	0	0	0	0	0	0
0	0	0	0	0	0	0
2	0	1	0	2	0	0
4	0	0	0	0	0	3
1	0	1	0	0	0	0
2	0	0	0	0	1	0

Batter	1	2	3	4	5	6	7	8	9
<b>Craig Biggio, R</b> OBP: 0.344, SLG: 0.402 (1, 8)	3-2 P4 BB	4-0 FC6-4 BB		3-3 K BB		2-3 K BB			2-2 F8 BB
<b>Morgan Ensberg, R</b> OBP: 0.383, SLG: 0.546 (1, 5)	1-0 BB 17 BB 1B	2-2 FC6-4 1-2f			0-0 5 HR 1B	0-1 G4-3			1-2 F9 BB
<b>5 Jeff Bagwell, R</b> OBP: 0.369, SLG: 0.521 (1, 3)	2-1 F9 BB		0-0 G4-3 BB		0-1 HR 1-H		2-2 HR BB		1-1 G6-3 BB
<b>17 Lance Berkman, S</b> OBP: 0.414, SLG: 0.536 (1, 7)	1 SAFE BB 1-2 BB	4-0 BB 1-2 BB	2-1 G3 BB		0-0 G4-3 BB		1-3 K BB		
<b>Richard Hidalgo, R</b> OBP: 0.387, SLG: 0.572 (1, 9)	4-2 FC6-4 1-2 BB 2-3 BB		3-2 G6-3 BB		1-2 SF7 3B		2-2 F8 BB		
<b>Geoff Blum, S</b> OBP: 0.296, SLG: 0.398 (1, 4)	1-2 FC6-4 BB			0-1 F8 BB	1-1 SF7 3-H		3-2 G4-3 BB		
<b>54 Brad Lidge, R</b> (6, 1)									
<b>Orlando Merced, S</b> OBP: 0.295, SLG: 0.379 (7, PH)									
<b>Octavio Dotel, R</b> (8, 1)									
<b>Billy Wagner, L</b> (9, 1)									
<b>Brad Ausmus, R</b> OBP: 0.282, SLG: 0.262 (1, 2)		0-0 28 FC5-4 1B		4-1 1B BB	4-1 BB BB			2-0 F8 BB	
<b>28 Adam Everett, R</b> OBP: 0.288, SLG: 0.361 (1, 6)		1 SAFE 1 SAFE 2-2 FC5-4 SH3-4 1-2f		2-1 F7 BB	0-0 F8 BB			1-1 F7 BB	
<b>Tim Redding, R</b> OBP: 0.222, SLG: 0.235 (1, 1)		0-0 SH3-4 BB		1-1 1B BB		0-3 K BB		0-0 F9 BB	
<b>4 Eric Bruntlett, R</b> OBP: 0.239, SLG: 0.378 (6, 4)									

Inning Stats	R: 0	H: 1	E: 0	LOB: 3	K: 0	BB: 2	S: 12	R: 0	H: 1	E: 0	LOB: 2	K: 0	BB: 1	S: 8	R: 0	H: 0	E: 0	LOB: 0	K: 0	BB: 0	S: 6	R: 0	H: 1	E: 0	LOB: 2	K: 1	BB: 1	S: 11	R: 3	H: 3	E: 0	LOB: 1	K: 0	BB: 1	S: 12	R: 0	H: 0	E: 0	LOB: 0	K: 2	BB: 0	S: 10	R: 1	H: 1	E: 0	LOB: 0	K: 1	BB: 0	S: 17	R: 0	H: 0	E: 0	LOB: 0	K: 0	BB: 0	S: 4	R: 0	H: 0	E: 0	LOB: 0	K: 0	BB: 0	S: 9	R: 0	H: 0	E: 0	LOB: 0	K: 0	BB: 0	S: 9	1B: 4	SF: 1	2B: 0	SAC: 1	3B: 1	DP: 0	HR: 2	HBP: 0	WP: 0	PA: 39
--------------	------	------	------	--------	------	-------	-------	------	------	------	--------	------	-------	------	------	------	------	--------	------	-------	------	------	------	------	--------	------	-------	-------	------	------	------	--------	------	-------	-------	------	------	------	--------	------	-------	-------	------	------	------	--------	------	-------	-------	------	------	------	--------	------	-------	------	------	------	------	--------	------	-------	------	------	------	------	--------	------	-------	------	-------	-------	-------	--------	-------	-------	-------	--------	-------	--------

PITCHER	IP	WLS	BF	H	R	ER	SO	BB	IBB	HBP	BLK	WP	HR	S	P	ERA	WHIP
<b>Steve Trachsel, R</b> ERA: 4.58 (1, 1)	5.0	W	26	6	3	3	1	5	0	0	0	0	1	49	93	5.40	2.200
<b>Grant Roberts, R</b> ERA: (6, 1)	1.0	H	3	0	0	0	2	0	0	0	0	0	0	10	12	0.00	0.000
<b>David Weathers, R</b> ERA: 3.66 (7, 1)	2.0	H	7	1	1	1	1	0	0	0	0	0	1	21	32	4.50	0.500
<b>Mike Stanton, L</b> ERA: 4.88 (9, 1)	1.0	S	3	0	0	0	0	0	0	0	0	0	0	9	13	0.00	0.000

Batter	1	2	3	4	5	6	7	8	9	AB R H RBI BB SO LOB	TOP											
Jamey Carroll, R (1, 5) OBP: 0.335, SLG: 0.344 Ronald Calloway, L (7, PH) OBP: 0.281, SLG: 0.399 Luis Ayala, R (7, 1) Henry Mateo, S (8, 9) OBP: 0.330, SLG: 0.324	2-1 P6		1-1 G4-3		0-3 K		1-2 G4-3			3 0 0 0 0 1 1 1 0 0 0 0 0 2 0 0 0 0 0 0 0 0 0 0 0 0 0 0	<b>Montreal Expos @ Houston Astros</b> Minute Maid Park, Houston, TX Fri Aug 08 2003, 7:05 PM CDT Att: 30,037 - Dome - 72 F											
Jose Vidro, S (1, 4) OBP: 0.398, SLG: 0.476	1-1 1B		0-2 G5-3			1-1 G4-3		0-2 G6-3	4 0 1 0 0 0 0													
Vladimir Guerrero, R (1, 9) OBP: 0.409, SLG: 0.523 Roy Corcoran, R (8, 1)	2-0 P3			0-1 F7		1-0 FC5-4 1B		0-0 P3	4 0 1 0 0 0 1 0 0 0 0 0 0 0													
Orlando Cabrera, R (1, 6) OBP: 0.349, SLG: 0.485	0-0 1B			1-2 G5-3		0-0 FC5-4 1-2f		0-0 F8	4 0 1 0 0 0 1													
Wil Cordero, R (1, 3) OBP: 0.357, SLG: 0.448	3-1 1B			2-3 K		1-3 SAFE K		1-3 K	4 0 1 0 0 3 1													
Brad Wilkerson, L (1, 8) OBP: 0.377, SLG: 0.463 (7, 7)		2-2 F8			4-1 FC3-6 BB		2-2 K		1-1 F7	3 0 0 0 1 1 0												
Joe Vitiello, R (1, 7) OBP: 0.477, SLG: 0.568 Endy Chavez, L (7, PR) OBP: 0.288, SLG: 0.367 (7, 8)		1-1 L6			3-2 SAFE F9		4-2 BB BB		0-3 K	2 0 0 0 1 0 1 1 0 0 0 0 1 0												
Brian Schneider, L (1, 2) OBP: 0.332, SLG: 0.400		2-2 G3			0-0 FC3-6 1B 1-2f		4-2 BB BB			2 1 0 0 1 0 1												
Javier Vazquez, R (1, 1) OBP: 0.174, SLG: 0.156 Jose Macias, S (7, PH) OBP: 0.303, SLG: 0.389 (7, 5)			3-2 G4-3		1-1 2-H 1B		0-3 K			2 0 1 1 0 0 0 1 0 0 0 0 1 2												
<b>Inning Stats</b>	R: 0 E: 0 K: 0 S: 8	H: 3 LOB: 2 BB: 0 P: 16	R: 0 E: 0 K: 0 S: 8	H: 0 LOB: 0 BB: 0 P: 13	R: 0 E: 0 K: 0 S: 8	H: 0 LOB: 0 BB: 0 P: 12	R: 0 E: 0 K: 1 S: 8	H: 0 LOB: 0 BB: 0 P: 11	R: 1 E: 0 K: 1 S: 11	H: 1 LOB: 1 BB: 1 P: 19	R: 0 E: 0 K: 1 S: 7	H: 1 LOB: 1 BB: 0 P: 10	R: 0 E: 0 K: 2 S: 16	H: 0 LOB: 2 BB: 2 P: 27	R: 0 E: 0 K: 0 S: 6	H: 0 LOB: 0 BB: 0 P: 6	R: 0 E: 0 K: 2 S: 10	H: 0 LOB: 0 BB: 0 P: 12	1B: 5 2B: 0 3B: 0 HR: 0	SF: 0 SAC: 0 DP: 0 HBP: 0	WP: 0 PB: 0 SB: 0 CS: 0	PA: 34
<b>PITCHER</b>	IP WLS BF H R ER SO BB IBB HBP BLK WP HR S P ERA WHIP																					
Jerome Robertson, L (1, 1) ERA: 4.7	6.1 W 26 5 1 0 4 3 0 0 0 0 0 0 60 101 0.00 1.263																					
54 Brad Lidge, R (7, 1) ERA: 2.58	0.2 H 2 0 0 0 1 0 0 0 0 0 0 0 6 7 0.00 0.000																					
Octavio Dotel, R (8, 1) ERA: 2.51	2.0 6 0 0 0 2 0 0 0 0 0 0 0 16 18 0.00 0.000																					

livebaseballscorecards.com

AB	31
R	1
H	5
RBI	1
BB	3
SO	7
LOB	10



Batter	1	2	3	4	5	6	7	8	9
<b>Craig Biggio, R</b> OBP: 0.343, SLG: 0.400 (1, 8)	0-0 G3	4-2 1B BB			3-2 G6-3		2-2 G6-3		
<b>Morgan Ensberg, R</b> OBP: 0.384, SLG: 0.545 (1, 5)	2-2 F7	0-0 1B			1-2 G5-3			1-1 1B 1B	
<b>5 Jeff Bagwell, R</b> OBP: 0.366, SLG: 0.516 (1, 3)	0-1 F9			0-1 G6-3		2-3 K		0-0 F8	
<b>Jeff Kent, R</b> OBP: 0.352, SLG: 0.498 (1, 4)		2-2 17 2B 1B		1-3 K		1-0 P3		2-2 17 G1-6-3 1B	
<b>17 Lance Berkman, S</b> OBP: 0.413, SLG: 0.536 (1, 7)		1-1 BB 28 1B 2B		2-0 P5		3-0 G4-3		2-1 G1-6-3	
<b>Richard Hidalgo, R</b> OBP: 0.389, SLG: 0.571 (1, 9)		4-1 28 1B BB G1-2-3 BB		1-1 F9		2-2 G4-3 HR 1B			
<b>Gregg Zaun, S</b> OBP: 0.294, SLG: 0.284 (1, 2)		4-1 G1-2-3 28 1B BB		1-2 G4-3		2-2 SAFE G4-3		1-2 G4-3	
<b>Octavio Dotel, R</b> (8, 1)		1-2 2-3 1B BB		2-3 K		0-2 F7			
<b>28 Adam Everett, R</b> OBP: 0.288, SLG: 0.361 (1, 6)		2-1 G1-2-3 1B 1B							
<b>Jerome Robertson, L</b> OBP: 0.179, SLG: 0.158 (1, 1)		0-0 G1-2-3			2-2 G3		1-1 HR		
<b>54 Brad Lidge, R</b> (7, 1)									
<b>Orlando Merced, S</b> OBP: 0.299, SLG: 0.399 (7, PH)									
<b>Brad Ausmus, R</b> OBP: 0.282, SLG: 0.262 (8, 2)									

AB	R	H	RBI	BB	SO	LOB
3	0	0	0	1	0	0
4	0	2	1	0	0	0
4	0	0	0	0	1	1
4	1	2	0	0	1	0
4	1	1	1	0	0	2
2	1	1	0	1	0	0
2	1	0	0	1	0	1
0	0	0	0	0	0	0
3	0	1	1	0	1	1
2	0	0	0	0	0	3
0	0	0	0	0	0	0
1	1	1	2	0	0	0
0	0	0	0	0	0	0


**BOTTOM**

**Montreal Expos @ Houston Astros**  
Minute Maid Park, Houston, TX

Fri Aug 08 2003, 7:05 PM CDT  
Att: 30,037 - Dome - 72 F

livebaseballscorecards.com

<b>AB</b>	<b>29</b>
<b>R</b>	<b>5</b>
<b>H</b>	<b>8</b>
<b>RBI</b>	<b>5</b>
<b>BB</b>	<b>3</b>
<b>SO</b>	<b>3</b>
<b>LOB</b>	<b>8</b>



Inning Stats		R: 0	H: 0	E: 0	K: 0	S: 8	R: 3	H: 4	E: 0	K: 0	S: 15	R: 0	H: 0	E: 0	K: 1	S: 6	R: 0	H: 0	E: 0	K: 1	S: 9	R: 0	H: 0	E: 0	K: 0	S: 11	R: 0	H: 2	E: 0	K: 0	S: 21	R: 0	H: 2	E: 0	K: 0	S: 8
PITCHER		IP	WLS	BF	H	R	ER	SO	BB	IBB	HBP	BLK	WP	HR	S	P	ERA	WHIP																		
<b>Javier Vazquez, R</b> ERA: 3.59 (1, 1)		6.0	L	23	4	3	3	3	3	0	0	0	0	0	54	92	4.50	1.167																		
<b>Luis Ayala, R</b> ERA: 3.8 (7, 1)		1.0		5	2	2	2	0	0	0	0	0	0	1	21	28	18.00	2.000																		
<b>Roy Corcoran, R</b> ERA: (8, 1)		1.0		4	2	0	0	0	0	0	0	0	0	0	8	13	0.00	2.000																		

WP	PA	3B	DP	HR	S	P	ERA	WHIP
0	32	0	2	1	13	1	4.50	1.167
0	0	0	0	0	0	0	18.00	2.000
0	0	0	0	0	0	0	0.00	2.000







Batter	1	2	3	4	5	6	7	8	9	AB R H RBI BB SO LOB	TOP	
Jose Macias, S (1, 8) OBP: 0.298, SLG: 0.381	1-2 F8 ①		2-1 P5 ②			2-2 G4-3 ①		0-0 F7 ②		4 0 0 0 0 0 0	<b>Montreal Expos @ Houston Astros</b> Minute Maid Park, Houston, TX Sun Aug 10 2003, 1:05 PM CDT Att. 32,340 - Dome - 72 F  livebaseballscorecards.com  <b>AB 31</b> <b>R 2</b> <b>H 5</b> <b>RBI 2</b> <b>BB 1</b> <b>SO 9</b> <b>LOB 6</b>	
Jamey Carroll, R (1, 5) OBP: 0.330, SLG: 0.339	1-1 F8 ②		2-2 G3-1 ③			1-2 F7 ②		1-3 K2-3 ③		4 0 0 0 0 1 0		
Jose Vidro, S (1, 4) OBP: 0.399, SLG: 0.474	2-2 1B				1-1 F9 ①				3-2 G4-3 ①	4 0 1 0 0 1 0		
Vladimir Guerrero, R (1, 9) OBP: 0.410, SLG: 0.524	1-2 P3 ③				2-2 1B				3-2 1B ②	4 0 2 0 0 0 1		
Orlando Cabrera, R (1, 6) OBP: 0.355, SLG: 0.490					1-1 F9 ②				2-2 G5-3 ③	3 1 1 1 1 0 1		
Wil Cordero, R (1, 3) OBP: 0.357, SLG: 0.453					2-1 F7 ③					3 1 1 1 0 1 2		
Joe Vitiello, R (1, 7) OBP: 0.457, SLG: 0.538 Ronald Calloway, L (7, PH) OBP: 0.286, SLG: 0.397 (7, 7)										2 0 0 0 0 1 1 1 0 0 0 0 1 0		
Edwards Guzman, L (1, 2) OBP: 0.268, SLG: 0.306										3 0 0 0 0 2 1		
Scott Downs, L (1, 1) 52 T.J. Tucker, R (4, 1) OBP: 0.125, SLG: 0.125 Hector Almonte, R (7, 1) Henry Mateo, S (8, PH) OBP: 0.329, SLG: 0.321 Rocky Biddle, R (8, 1) Roy Corcoran, R (8, 1)										1 0 0 0 0 0 0 1 0 0 0 0 1 0 0 0 0 0 0 0 0 1 0 0 0 0 1 0 0 0 0 0 0 0 0 0 0 0 0 0 0 0		
<b>Inning Stats</b>	R: 0 H: 1 E: 0 LOB: 1 K: 0 BB: 0 S: 11 P: 16	R: 0 H: 0 E: 0 LOB: 1 K: 2 BB: 1 S: 12 P: 22	R: 0 H: 0 E: 0 LOB: 0 K: 0 BB: 0 S: 7 P: 11	R: 0 H: 1 E: 0 LOB: 1 K: 0 BB: 0 S: 10 P: 16	R: 0 H: 0 E: 0 LOB: 0 K: 2 BB: 0 S: 11 P: 14	R: 0 H: 0 E: 0 LOB: 0 K: 1 BB: 0 S: 10 P: 16	R: 2 H: 2 E: 0 LOB: 0 K: 2 BB: 0 S: 13 P: 19	R: 0 H: 0 E: 0 LOB: 0 K: 2 BB: 0 S: 7 P: 10	R: 0 H: 1 E: 0 LOB: 0 K: 0 BB: 0 S: 12 P: 20	1B: 3 SF: 0 2B: 0 SAC: 0 3B: 0 DP: 0 HR: 2 HBP: 0	WP: 1 PA: 32 PB: 0 SB: 0 CS: 0	
<b>PITCHER</b>	IP WLS BF H R ER SO BB IBB HBP BLK WP HR S P ERA WHIP											
Ron Villone, L (1, 1) ERA: 3.09	6.1 W 24 4 2 2 5 1 0 0 0 1 2 67 105 2.84 0.789											
54 Brad Lidge, R (7, 1) ERA: 2.51	1.2 H 5 0 0 0 4 0 0 0 0 0 0 14 19 0.00 0.000											
Dan Miceli, R (9, 1) ERA: 3.28	1.0 3 1 0 0 0 0 0 0 0 0 0 12 20 0.00 1.000											

**Montreal Expos @ Houston Astros**  
 Minute Maid Park, Houston, TX  
 Sun Aug 10 2003, 1:05 PM CDT  
 Att. 32,340 - Dome - 72 F

**AB 31**  
**R 2**  
**H 5**  
**RBI 2**  
**BB 1**  
**SO 9**  
**LOB 6**



Batter	1	2	3	4	5	6	7	8	9
Craig Biggio, R (1, 8) OBP: 0.343, SLG: 0.399 Dan Miceli, R (9, 1)	1-1 2B 5 2B 1B	3-2 F9		0-1 G1-3			2-3 K	0-2 F9	
Morgan Ensberg, R (1, 5) OBP: 0.378, SLG: 0.536	0-0 1-3 5 2B	3-1 G6-3		2-2 G6-3			0-0 P3		
5 Jeff Bagwell, R (1, 3) OBP: 0.365, SLG: 0.513	0-0 G4-3 28 BLK 2B	1-0 L9			3-2 P6		2-1 G6-3		
Jeff Kent, R (1, 4) OBP: 0.350, SLG: 0.504	3-1 G4-3		1-2 G4-3		2-3 K		2-2 HR		
Richard Hidalgo, R (1, 9) OBP: 0.386, SLG: 0.573	2-3 K		1-1 HR		0-0 F8		1-1 G5-3		
17 Lance Berkman, S (1, 7) OBP: 0.412, SLG: 0.539	4-0 28 BLK BB IBB		2-3 K			1-1 L3	0-1 HR		
Brad Ausmus, R (1, 2) OBP: 0.284, SLG: 0.274	4-1 28 BLK BB		2-0 HR			0-2 F9	3-2 28 3B 2B		
28 Adam Everett, R (1, 6) OBP: 0.295, SLG: 0.370	4-1 1-2 2-3 3-H IBB		0-3 K			3-2 PB HBP	2-2 2-H 3B		
Ron Villone, L (1, 1) OBP: 0.167, SLG: 0.174 54 Brad Lidge, R (7, 1)	1-3 K			0-0 F8		2-3 K	1-0 L6		
Orlando Merced, S (8, PH) Colin Porter, L (9, 8) OBP: 0.296, SLG: 0.394 OBP: 0.250, SLG: 0.217									

Inning Stats	R: 3 E: 0 K: 2 S: 15	H: 3 LOB: 3 BB: 3 P: 34	R: 0 E: 0 K: 0 S: 7	H: 0 LOB: 0 BB: 0 P: 14	R: 2 E: 0 K: 2 S: 12	H: 2 LOB: 0 BB: 0 P: 18	R: 0 E: 0 K: 0 S: 6	H: 0 LOB: 0 BB: 0 P: 8	R: 0 E: 0 K: 1 S: 7	H: 0 LOB: 1 BB: 0 P: 12	R: 0 E: 0 K: 1 S: 10	H: 0 LOB: 0 BB: 0 P: 11	R: 3 E: 0 K: 0 S: 20	H: 4 LOB: 1 BB: 0 P: 29
--------------	-------------------------------	----------------------------------	------------------------------	----------------------------------	-------------------------------	----------------------------------	------------------------------	---------------------------------	------------------------------	----------------------------------	-------------------------------	----------------------------------	-------------------------------	----------------------------------

PITCHER	IP	WLS	BF	H	R	ER	SO	BB	IBB	HBP	BLK	WP	HR	S	P	ERA	WHIP
Scott Downs, L (1, 1) ERA: 15.0	3.0	L	17	5	5	5	4	1	2	0	1	0	2	34	66	15.00	2.000
52 T.J. Tucker, R (4, 1) ERA: 5.16	3.0		10	0	0	0	2	0	0	1	0	0	0	23	36	0.00	0.000
Hector Almonte, R (7, 1) ERA: 9.0	1.0		3	0	0	0	1	0	0	0	0	0	0	7	11	0.00	0.000
Rocky Biddle, R (8, 1) ERA: 3.98	0.1		5	4	3	3	0	0	0	0	0	0	2	15	23	81.00	12.000
Roy Corcoran, R (8, 1) ERA:	0.2		2	0	0	0	0	0	0	0	0	0	0	5	6	0.00	0.000

AB	R	H	RBI	BB	SO	LOB
5	1	1	0	0	1	1
0	0	0	0	0	0	0
4	1	1	0	0	0	0
4	1	1	2	0	0	0
4	1	1	1	0	1	1
4	1	1	1	0	1	1
3	1	1	1	1	1	0
3	2	2	1	1	0	0
2	0	1	1	1	1	0
3	0	0	0	0	2	4
0	0	0	0	0	0	0
1	0	0	0	0	0	1
0	0	0	0	0	0	0

1B	2B	3B	HR	SF	SAC	DP	HBP	WP	PA
1	3	1	4	0	0	1	1	0	37
0	0	0	0	0	0	0	0	0	
0	0	0	0	0	0	0	0	0	
0	0	0	0	0	0	0	0	0	

**BOTTOM**

**Montreal Expos @ Houston Astros**  
Minute Maid Park, Houston, TX  
Sun Aug 10 2003, 1:05 PM CDT  
Att: 32,340 - Dome - 72 F

livebaseballscorecards.com

<b>AB</b>	<b>33</b>
<b>R</b>	<b>8</b>
<b>H</b>	<b>9</b>
<b>RBI</b>	<b>7</b>
<b>BB</b>	<b>3</b>
<b>SO</b>	<b>7</b>
<b>LOB</b>	<b>8</b>



Batter	1	2	3	4	5	6	7	8	9	AB R H RBI BB SO LOB	TOP											
<b>Craig Biggio, R</b> (1, 8) OBP: 0.342, SLG: 0.403	1-0 L8		0-3 K		0-0 G4-3	1-1 G4-3			0-0 HR	5 1 1 1 0 1 2												
<b>Geoff Blum, S</b> (1, 5) OBP: 0.295, SLG: 0.394 <b>Octavio Dotel, R</b> (7, 1) <b>4 Eric Bruntlett, R</b> (9, PH) OBP: 0.234, SLG: 0.370 <b>Billy Wagner, L</b> (9, 1)	0-2 K		0-3 K		0-0 5 1B 2B			0-1 F7	3-3 K	4 1 1 0 0 2 1 0 0 0 0 0 0 0 1 0 0 0 0 1 0 0 0 0 0 0 0 0												
<b>5 Jeff Bagwell, R</b> (1, 3) OBP: 0.368, SLG: 0.513	4-0 BB		4-2 BB		1-2 2B 1B			0-2 G6-3		2 1 1 0 2 0 0												
<b>Jeff Kent, R</b> (1, 4) OBP: 0.349, SLG: 0.504	1-0 G4-3		2-3 K		0-0 1-H 2-H 2B			0-3 K		4 0 1 2 0 2 3												
<b>17 Lance Berkman, S</b> (1, 7) OBP: 0.409, SLG: 0.533		2-3 K2-3		0-1 B2-3	2-0 P5			3-3 K		4 0 0 0 0 2 1												
<b>Richard Hidalgo, R</b> (1, 9) OBP: 0.383, SLG: 0.566		2-0 P6		1-3 K	1-3 K2-3			2-3 K		4 0 0 0 0 3 1												
<b>Brad Ausmus, R</b> (1, 2) OBP: 0.289, SLG: 0.283		0-0 1B		1-1 28 HBP 1B		0-2 28 SH1 2B		3-1 G6-3		4 0 3 0 0 0 0												
<b>28 Adam Everett, R</b> (1, 6) OBP: 0.296, SLG: 0.367		0-3 SAFE K		1-0 HBP	1-2 HBP			0-0 SH1	0-0 B1-3	2 0 0 0 0 1 1												
<b>Wade Miller, R</b> (1, 1) OBP: 0.170, SLG: 0.156 <b>Morgan Ensberg, R</b> (7, 5) OBP: 0.377, SLG: 0.535		1-2 5 BB 1B		1-2 L8		0-1 G5-3		1-0 G5-3		3 0 1 0 0 0 3 1 0 0 0 0 0 0												
<b>Inning Stats</b>	R: 0 E: 0 K: 1 S: 5	H: 0 LOB: 1 BB: 1 P: 11	R: 0 E: 0 K: 2 S: 9	H: 1 LOB: 1 BB: 0 P: 13	R: 0 E: 0 K: 3 S: 17	H: 1 LOB: 2 BB: 1 P: 24	R: 0 E: 0 K: 1 S: 11	H: 1 LOB: 2 BB: 0 P: 15	R: 2 E: 0 K: 1 S: 11	H: 3 LOB: 1 BB: 0 P: 15	R: 0 E: 0 K: 0 S: 8	H: 1 LOB: 1 BB: 0 P: 9	R: 0 E: 0 K: 1 S: 8	H: 0 LOB: 0 BB: 0 P: 8	R: 0 E: 0 K: 2 S: 9	H: 0 LOB: 0 BB: 0 P: 17	R: 1 E: 0 K: 1 S: 7	H: 1 LOB: 0 BB: 0 P: 11	1B: 5 2B: 2 3B: 0 HR: 1	SF: 0 SAC: 1 DP: 0 HBP: 1	WP: 0 PB: 0 SB: 0 CS: 0	PA: 38
<b>PITCHER</b>	IP WLS BF H R ER SO BB IBB HBP BLK WP HR S P ERA WHIP																					
<b>34 Kerry Wood, R</b> (1, 1) ERA: 3.4	7.0 L 31 7 2 2 9 2 0 1 0 0 0 0 69 95 2.57 1.286																					
<b>Kyle Farnsworth, R</b> (8, 1) ERA: 3.09	1.2 6 1 1 1 2 0 0 0 0 0 1 12 21 5.40 0.600																					
<b>Mark Guthrie, L</b> (9, 1) ERA: 1.84	0.1 1 0 0 0 1 0 0 0 0 0 0 4 7 0.00 0.000																					

Houston Astros @ Chicago Cubs  
Wrigley Field, Chicago, IL  
Mon Aug 11 2003, 7:05 PM CDT  
Att. 39,889 - Overcast - 69 F

livebaseballscorecards.com

AB	34
R	3
H	8
RBI	3
BB	2
SO	12
LOB	12



Batter	1	2	3	4	5	6	7	8	9	AB	R	H	RBI	BB	SO	LOB
Doug Glanville, R (1, 8) OBP: 0.287, SLG: 0.344	0-2 P2		3-2 X 1B		2-2 F8		0-2 G5-3		1-0 FC4-6	5	0	1	0	0	0	1
Ramon Martinez, R (1, 4) OBP: 0.346, SLG: 0.403	0-3 K		1-2 K		1-0 G6-3		1-1 1B			4	0	1	0	0	2	2
Sammy Sosa, R (1, 9) OBP: 0.388, SLG: 0.592	1-1 E5		1-3 K			3-2 16 1B 2B	0-2 P6			4	1	1	0	0	1	3
Moises Alou, R (1, 7) OBP: 0.358, SLG: 0.485	3-1 F9			0-2 16 BB 1B		0-2 P6		0-0 L5		4	0	1	0	0	0	2
16 Aramis Ramirez, R (1, 5) OBP: 0.316, SLG: 0.432		0-2 K		4-1 1B BB		1-0 1B		0-0 E9		3	0	1	0	1	1	0
Eric Karros, R (1, 3) OBP: 0.362, SLG: 0.477		2-2 L3		2-0 F8		2-3 1B		1-2 P5		4	0	1	1	0	0	2
Damian Miller, R (1, 2) OBP: 0.317, SLG: 0.357		1-3 K		3-3 K		1-3 K			0-2 FC4-6 1B	4	0	1	0	0	3	4
Augie Ojeda, S (1, 6) Troy O'Leary, L (9, PH) OBP: 0.273, SLG: 0.324			0-0 B1-3	0-3 K		3-1 P6			2-3 K	3	0	0	0	0	1	4
34 Kerry Wood, R (1, 1) Hee-Seop Choi, L (7, PH) Kyle Farnsworth, R (8, 1) Mark Guthrie, R (9, 1) Alex Gonzalez, R (9, PH) OBP: 0.281, SLG: 0.392			4-0 1B BB		2-3 K		0-3 K		1-3 K	1	0	0	0	0	1	0


Inning Stats	R: 0	H: 0	E: 1	K: 10	S: 10	LOB: 1	BB: 0	P: 14	R: 0	H: 0	E: 0	K: 2	S: 11	LOB: 0	BB: 0	P: 14	R: 0	H: 1	E: 0	K: 2	S: 15	LOB: 2	BB: 1	P: 24	R: 0	H: 0	E: 0	K: 1	S: 9	LOB: 0	BB: 0	P: 14	R: 1	H: 3	E: 0	K: 1	S: 15	LOB: 2	BB: 0	P: 24	R: 0	H: 1	E: 0	K: 1	S: 11	LOB: 1	BB: 0	P: 12	R: 0	H: 0	E: 1	K: 0	S: 5	LOB: 0	BB: 0	P: 6	R: 0	H: 1	E: 0	K: 2	S: 11	LOB: 1	BB: 0	P: 15	1B: 6	SF: 0	2B: 1	SAC: 0	3B: 0	DP: 0	HR: 0	HBP: 0	WP: 0	PA: 37
--------------	------	------	------	-------	-------	--------	-------	-------	------	------	------	------	-------	--------	-------	-------	------	------	------	------	-------	--------	-------	-------	------	------	------	------	------	--------	-------	-------	------	------	------	------	-------	--------	-------	-------	------	------	------	------	-------	--------	-------	-------	------	------	------	------	------	--------	-------	------	------	------	------	------	-------	--------	-------	-------	-------	-------	-------	--------	-------	-------	-------	--------	-------	--------

PITCHER	IP	WLS	BF	H	R	ER	SO	BB	IBB	HBP	BLK	WP	HR	S	P	ERA	WHIP
Wade Miller, R (1, 1) ERA: 4.55	6.0	W	26	5	1	1	9	2	0	0	0	0	0	72	111	1.50	1.167
Octavio Dotel, R (7, 1) ERA: 2.43	2.0	H	7	1	0	0	1	0	0	0	0	0	0	16	18	0.00	0.500
Billy Wagner, L (9, 1) ERA: 1.86	1.0	S	4	1	0	0	2	0	0	0	0	0	0	11	15	0.00	1.000

**BOTTOM**

**Houston Astros @ Chicago Cubs**  
Wrigley Field, Chicago, IL  
Mon Aug 11 2003, 7:05 PM CDT  
Att. 39,889 - Overcast - 69 F

<b>AB</b>	<b>35</b>
<b>R</b>	<b>1</b>
<b>H</b>	<b>7</b>
<b>RBI</b>	<b>1</b>
<b>BB</b>	<b>2</b>
<b>SO</b>	<b>12</b>
<b>LOB</b>	<b>20</b>



PITCHER	IP	WLS	BF	H	R	ER	SO	BB	IBB	HBP	BLK	WP	HR	S	P	ERA	WHIP
---------	----	-----	----	---	---	----	----	----	-----	-----	-----	----	----	---	---	-----	------

Batter	1	2	3	4	5	6	7	8	9	AB R H RBI BB SO LOB	TOP																									
<b>Craig Biggio, R</b> OBP: 0.343, SLG: 0.402 (1, 8) B X	1-0 G4-3		4-2 BB			2-3 K		2-1 1B HBP		2 0 0 0 1 1 0																										
<b>Geoff Blum, S</b> OBP: 0.294, SLG: 0.392 (1, 5) C F C	0-3 K		2-2 F7			1-3 K		1-0 5 FC5-4 1-3 1B		4 0 1 0 0 2 2																										
<b>5 Jeff Bagwell, R</b> OBP: 0.367, SLG: 0.509 (1, 3) B F F S	1-3 K			4-2 BB		0-0 G5-3		1-1 FC5-4 1-2f		3 0 0 0 1 1 2																										
<b>Jeff Kent, R</b> OBP: 0.348, SLG: 0.501 (1, 4) C S		0-3 K		1 SAFE 3-3 K			3-2 1B		1-1 F9	4 0 1 0 0 2 1																										
<b>17 Lance Berkman, S</b> OBP: 0.407, SLG: 0.530 (1, 7) B X		1-3 K		B X 1-0 P4			S 1 SAFE 2-3 K		F B B X 2-1 G6-3 1B	4 0 1 0 0 2 2																										
<b>Richard Hidalgo, R</b> OBP: 0.379, SLG: 0.560 (1, 9) C S B B F		2-3 K		S C F 0-3 K			C F C 0-2 P4		X 0-0 G6-3 1-2f	4 0 0 0 0 2 3																										
<b>Brad Ausmus, R</b> OBP: 0.290, SLG: 0.284 (1, 2) C X			0-1 G1-3		X 0-0 28 G5-4-3 1B		B B X SAFE 2-0 P6			3 0 1 0 0 0 1																										
<b>28 Adam Everett, R</b> OBP: 0.296, SLG: 0.371 (1, 6) B X			1-0 G6-3 2B		1 SAFE 1 SAFE G X 0-1 G5-4-3		B B C C C X 3-2 G5-3			3 0 1 0 0 0 1																										
<b>Tim Redding, R</b> OBP: 0.211, SLG: 0.222 (1, 1) <b>Ricky Stone, R</b> (7, 1) <b>Orlando Merced, S</b> OBP: 0.294, SLG: 0.392 (8, PH) <b>Kirk Saarloos, R</b> (8, 1)			0-0 G6-3		X 0-0 G5-3		B B B B X 3-2 G6-3			2 0 0 0 0 0 1																										
<b>Inning Stats</b>	R: 0 E: 0 K: 2 S: 7 H: 0 LOB: 0 BB: 0 P: 9	R: 0 E: 0 K: 3 S: 9 H: 0 LOB: 0 BB: 0 P: 12	R: 0 E: 0 K: 0 S: 9 H: 1 LOB: 2 BB: 1 P: 16	R: 0 E: 0 K: 2 S: 13 H: 0 LOB: 1 BB: 1 P: 21	R: 0 E: 0 K: 0 S: 4 H: 1 LOB: 0 BB: 0 P: 4	R: 0 E: 0 K: 2 S: 9 H: 0 LOB: 0 BB: 0 P: 12	R: 0 E: 0 K: 1 S: 12 H: 1 LOB: 1 BB: 0 P: 19	R: 0 E: 0 K: 0 S: 10 H: 1 LOB: 2 BB: 0 P: 20	R: 0 E: 0 K: 0 S: 5 H: 1 LOB: 0 BB: 0 P: 8	1B: 4 2B: 1 3B: 0 HR: 0 SF: 0 SAC: 0 DP: 2 HBP: 1	WP: 0 PB: 0 SB: 0 CS: 0 PA: 33																									
<b>PITCHER</b> 38 <b>Carlos Zambrano, R</b> (1, 1) ERA: 3.07	IP 9.0	WLS W	BF 33	H 5	R 0	ER 0	SO 10	BB 2	IBB 0	HBP 1	BLK 0	WP 0	HR 0	S 78	P 121	ERA 0.00	WHIP 0.778	<b>PITCHER</b>	IP 9.0	WLS W	BF 33	H 5	R 0	ER 0	SO 10	BB 2	IBB 0	HBP 1	BLK 0	WP 0	HR 0	S 78	P 121	ERA 0.00	WHIP 0.778	

**Houston Astros @ Chicago Cubs**  
**Wrigley Field, Chicago, IL**  
 Tue Aug 12 2003, 7:05 PM CDT  
 Att. 39,751 - Sunny - 74 F

[livebaseballscorecards.com](http://livebaseballscorecards.com)

AB	30
R	0
H	5
RBI	0
BB	2
SO	10
LOB	13



Batter	1	2	3	4	5	6	7	8	9	AB	R	H	RBI	BB	SO	LOB
<b>Kenny Lofton, L</b> OBP: 0.335, SLG: 0.440 (1, 8) B C B B X	3-1 HR 1B		3-2 WP SH2-3 1B		0-2 1-3 2B	2-0 FC6-4 1-2f				4	1	3	0	0	0	3
<b>Alex Gonzalez, R</b> OBP: 0.281, SLG: 0.399 (1, 6) B F SAFE P B B X	3-1 1-H HR		0-0 SH2-3 1-2		2-2 G1-3		1-2 P6			3	1	1	2	0	0	2
<b>Sammy Sosa, R</b> OBP: 0.369, SLG: 0.590 (1, 9) C X	0-1 F8		4-2 BB		2-0 G4-3		0-1 1B			3	0	1	0	1	0	2
<b>Moises Alou, R</b> OBP: 0.357, SLG: 0.483 (1, 7) B B F X	2-1 G5-3		0-0 F9			2-2 16 1B	2-3 K			4	1	1	0	0	1	3
<b>Hee-Seop Choi, L</b> OBP: 0.363, SLG: 0.444 (1, 3) B X	1-0 G4-3			2-1 F7		L SAFE S B SAFE B D	4-2 G5-3 16 1B BB	1-1 P6		3	0	0	0	1	0	1
<b>16 Aramis Ramirez, R</b> OBP: 0.316, SLG: 0.431 (1, 5) C F X		0-2 G4-3		1-0 G6-3		S X	0-1 G5-3 1B	2-2 G6-3		4	0	1	1	0	0	0
<b>Damian Miller, R</b> OBP: 0.316, SLG: 0.355 (1, 2) X		0-0 L4		0-1 F8		X	0-0 G5-3	0-0 FC4-6 1B		4	0	1	0	0	0	2
<b>Augie Ojeda, S</b> (1, 4) B F B C S F B B X		3-3 K			1-0 F9	B X	4-0 FC6-4 IBB	0-0 FC4-6 1-2f		3	0	0	0	1	1	1
<b>38 Carlos Zambrano, S</b> OBP: 0.232, SLG: 0.400 (1, 1) C S B X			1-2 G4-3		0-1 2B 1B	S X	0-3 K	0-0 G1-3		4	0	1	0	0	1	4

Inning Stats	R: 2	H: 2	E: 0	K: 10	S: 10	LOB: 0	BB: 0	P: 18	R: 0	H: 0	E: 0	K: 1	S: 8	LOB: 0	BB: 0	P: 11	R: 0	H: 1	E: 0	K: 0	S: 12	LOB: 2	BB: 1	P: 20	R: 0	H: 0	E: 0	K: 0	S: 5	LOB: 0	BB: 0	P: 8	R: 0	H: 2	E: 0	K: 10	S: 10	LOB: 2	BB: 0	P: 15	R: 1	H: 2	E: 0	K: 1	S: 13	LOB: 3	BB: 2	P: 25	R: 0	H: 1	E: 0	K: 1	S: 12	LOB: 1	BB: 0	P: 16	R: 0	H: 1	E: 0	K: 0	S: 6	LOB: 1	BB: 0	P: 8
--------------	------	------	------	-------	-------	--------	-------	-------	------	------	------	------	------	--------	-------	-------	------	------	------	------	-------	--------	-------	-------	------	------	------	------	------	--------	-------	------	------	------	------	-------	-------	--------	-------	-------	------	------	------	------	-------	--------	-------	-------	------	------	------	------	-------	--------	-------	-------	------	------	------	------	------	--------	-------	------


PITCHER	IP	WLS	BF	H	R	ER	SO	BB	IBB	HBP	BLK	WP	HR	S	P	ERA	WHIP
<b>Tim Redding, R</b> ERA: 3.76 (1, 1)	6.0	L	28	7	3	3	2	2	1	0	0	1	1	58	97	4.50	1.500
<b>Ricky Stone, R</b> ERA: 3.21 (7, 1)	1.0		4	1	0	0	1	0	0	0	0	0	0	12	16	0.00	1.000
<b>Kirk Saarloos, R</b> ERA: 5.65 (8, 1)	1.0		4	1	0	0	0	0	0	0	0	0	0	6	8	0.00	1.000

**BOTTOM**

**Houston Astros @ Chicago Cubs**  
Wrigley Field, Chicago, IL  
Tue Aug 12 2003, 7:05 PM CDT  
Att: 39,751 - Sunny - 74 F

livebaseballscorecards.com

<b>AB</b>	<b>32</b>
<b>R</b>	<b>3</b>
<b>H</b>	<b>9</b>
<b>RBI</b>	<b>3</b>
<b>BB</b>	<b>3</b>
<b>SO</b>	<b>3</b>
<b>LOB</b>	<b>18</b>



1B: 7	SF: 0	WP: 1	PA: 36
2B: 1	SAC: 1	PB: 0	
3B: 0	DP: 0	SB: 1	
HR: 1	HBP: 0	CS: 0	









Batter	1	2	3	4	5	6	7	8	9	AB R H RBI BB SO LOB
<b>Kenny Lofton, L</b> OBP: 0.337, SLG: 0.438 (1, 8)	1-1 S 2B 1B	1-2 CS 1-2	0-2 G1-3	0-1 SF8	0-0 F8			4-2 HR BB		3 2 1 1 1 0 3
<b>Alex Gonzalez, R</b> OBP: 0.287, SLG: 0.410 (1, 6)	4-1 2B BB		2-2 E 1B	0-0 1-H 2B		1-0 G5-3		1-0 HR		4 2 3 3 1 0 0
<b>Sammy Sosa, R</b> OBP: 0.383, SLG: 0.577 (1, 9)	0-3 K		0-2 E8 1-3	0-1 F8		0-3 K		4-2 BB BB		4 0 0 0 1 2 4
<b>Moises Alou, R</b> OBP: 0.361, SLG: 0.487 (1, 7)	0-0 F9		4-0 IBB		1-2 16 HBP BB HBP	0-0 P2		4-2 BB 1-2 BB		2 1 0 0 2 0 2
<b>Hee-Seop Choi, L</b> OBP: 0.362, SLG: 0.443 (1, 3)	3-2 1-H 2-H 2B		2-3 K		4-1 BB 16 HBP BB	1-0 B1-3		2-3 K		4 0 1 2 1 2 5
<b>16 Aramis Ramirez, R</b> OBP: 0.317, SLG: 0.433 (1, 5)	1-2 G4-3		1-2 F8		3-2 BB HBP	2-2 G6-3				3 0 0 0 0 0 4
<b>Augie Ojeda, S</b> (1, 4)		1-2 F9		1-0 1B SF8 HBP	2-3 K	2-1 G3				3 1 0 0 0 1 3
<b>Paul Bako, L</b> OBP: 0.300, SLG: 0.285 (1, 2)		4-2 CS BB		1 SAFE 1-3 2B 1B	4-2 BB 1-2 2-3 3-H BB		0-1 G4-3			2 1 1 1 2 0 0
<b>Matt Clement, R</b> OBP: 0.188, SLG: 0.200 (6, 1) <b>Dave Veres, R</b> (8, 1) <b>Mark Guthrie, R</b> (8, 1) <b>Kyle Farnsworth, R</b> (8, 1) <b>Troy O'Leary, L</b> OBP: 0.270, SLG: 0.320 (8, PH) <b>Joe Borowski, R</b> (9, 1)		1-3 K		1 SAFE 0-3 K	2-3 K		2-3 K			3 0 0 0 0 0 3 6 0 1 0 0 0 0 0 1 0 0 0 0 0 0 0 0 0

Inning Stats	R: 2 E: 0 K: 1 S: 16	H: 2 LOB: 1 BB: 1 P: 25	R: 0 E: 0 K: 1 S: 11	H: 0 LOB: 0 BB: 1 P: 18	R: 0 E: 1 K: 1 S: 16	H: 1 LOB: 3 BB: 1 P: 25	R: 2 E: 0 K: 1 S: 9	H: 2 LOB: 1 BB: 0 P: 10	R: 1 E: 0 K: 2 S: 19	H: 0 LOB: 3 BB: 2 P: 35	R: 0 E: 0 K: 1 S: 5	H: 0 LOB: 0 BB: 0 P: 6	R: 0 E: 0 K: 0 S: 8	H: 0 LOB: 0 BB: 0 P: 13	R: 2 E: 0 K: 2 S: 20	H: 1 LOB: 2 BB: 3 P: 37	1B: 3 2B: 2 3B: 0 HR: 1	SF: 1 SAC: 0 DP: 0 HBP: 3
--------------	-------------------------------	----------------------------------	-------------------------------	----------------------------------	-------------------------------	----------------------------------	------------------------------	----------------------------------	-------------------------------	----------------------------------	------------------------------	---------------------------------	------------------------------	----------------------------------	-------------------------------	----------------------------------	----------------------------------	------------------------------------

PITCHER	IP	WLS	BF	H	R	ER	SO	BB	IBB	HBP	BLK	WP	HR	S	P	ERA	WHIP
<b>Jared Fernandez, R</b> ERA: 5.27 (1, 1)	4.0	L	21	5	4	4	4	2	1	1	0	0	0	52	78	9.00	1.750
<b>Rick White, R</b> ERA: 6.66 (5, 1)	1.0		7	0	1	1	2	2	0	2	0	0	0	19	35	9.00	2.000
<b>Dan Miceli, R</b> ERA: 3.27 (6, 1)	2.0		6	0	0	0	1	0	0	0	0	0	0	13	19	0.00	0.000
<b>54 Brad Lidge, R</b> ERA: 2.74 (8, 1)	1.0		7	1	2	2	2	3	0	0	0	0	1	20	37	18.00	4.000


**BOTTOM**

**Houston Astros @ Chicago Cubs**  
Wrigley Field, Chicago, IL

Thu Aug 14 2003, 1:20 PM CDT  
Att: 39,769 - Cloudy - 84 F

AB	29
R	7
H	6
RBI	7
BB	8
SO	9
LOB	27

WP: 0 PA: 42  
PB: 0  
SB: 1  
CS: 1



PITCHER	IP	WLS	BF	H	R	ER	SO	BB	IBB	HBP	BLK	WP	HR	S	P	ERA	WHIP
---------	----	-----	----	---	---	----	----	----	-----	-----	-----	----	----	---	---	-----	------



Batter	1	2	3	4	5	6	7	8	9	10	AB	R	H	RBI	BB	SO	LOB
Ray Olmedo, S OBP: 0.325, SLG: 0.325 (1, 6)	4-0 HR BB		2-0 P4		2-2 G6-3		1-2 1B 2B		0-0 P4		4	2	1	2	1	0	0
Jason LaRue, R OBP: 0.332, SLG: 0.468 (1, 2)	1-0 HR		2-1 P4			0-0 G1-3	1-2 1B 1B		1-3 K		5	2	2	4	0	1	0
Ryan Wagner, R (10, 1)											0	0	0	0	0	0	0
D'Angelo Jimenez, S OBP: 0.353, SLG: 0.420 (1, 4)	2-2 G6-3		2-2 FC6-4 1B			3-2 G3-1	0-0 2-H 1B			1-2 BLK 1B	5	1	3	1	0	0	0
Sean Casey, L OBP: 0.354, SLG: 0.411 (1, 3)	2-2 G3-1		0-0 FC6-4			1-2 G3-1		0-0 E4		2-3 K	4	0	0	0	0	0	1
Wily Mo Peña, R OBP: 0.188, SLG: 0.210 (8, PR)			1-2							1-2	1	0	0	0	0	1	1
Adam Dunn, L OBP: 0.354, SLG: 0.465 (1, 7)	0-1 P6			0-0 P5			1-2 F7	1-2 SAFE K		1-1 HR	5	1	1	2	0	1	1
Ruben Mateo, R OBP: 0.317, SLG: 0.354 (1, 9)		4-1 K BB BB		3-2 L1			0-2 BB 1B 2B 1B	0-2 1B		2-H HR	3	1	2	0	1	0	0
Brandon Larson, R OBP: 0.210, SLG: 0.151 (1, 5)		4-2 BB		0-0 G6-3			1-1 F9	1-3 K			2	0	0	0	1	0	1
Juan Castro, R OBP: 0.277, SLG: 0.398 (8, 5)		1-2 BB									1	0	0	0	0	1	2
Reggie Taylor, L OBP: 0.251, SLG: 0.329 (1, 8)		2-3 SAFE K		1-0 F8			0-0 BB 2B 1B	1-2 F7			4	1	1	0	0	1	4
Danny Graves, R OBP: 0.115, SLG: 0.115 (7, PH)		1-0 P6		2-2 P6			4-0 2B 1B BB		1-3 K		2	0	0	0	0	0	1
Dermell Stenson, L (8, 1)											0	1	0	0	1	0	0
John Riedling, R OBP: 0.235, SLG: 0.235 (8, 1)											0	0	0	0	0	0	0
Chris Reitsma, R OBP: 0.125, SLG: 0.125 (8, 1)											0	0	0	0	0	0	0
Kelly Stineff, R OBP: 0.306, SLG: 0.384 (9, PH)											1	0	0	0	0	1	0
(10, 2)																	

Inning Stats	R: 2	H: 1	E: 0	LOB: 0	K: 0	S: 9	P: 18	R: 0	H: 0	E: 0	LOB: 1	K: 1	S: 8	P: 19	R: 0	H: 1	E: 0	LOB: 1	K: 0	S: 7	P: 13	R: 0	H: 0	E: 0	LOB: 0	K: 0	S: 7	P: 10	R: 0	H: 0	E: 0	LOB: 0	K: 0	S: 7	P: 12	R: 0	H: 0	E: 0	LOB: 0	K: 0	S: 9	P: 13	R: 5	H: 5	E: 0	LOB: 1	K: 0	S: 17	P: 25	R: 0	H: 1	E: 1	LOB: 2	K: 2	S: 13	P: 17	R: 0	H: 0	E: 0	LOB: 0	K: 2	S: 7	P: 9	R: 2	H: 2	E: 0	LOB: 0	K: 1	S: 8	P: 12	1B: 7	SF: 0	2B: 1	SAC: 0	3B: 0	DP: 0	HR: 2	HBP: 0	WP: 0	PA: 41
--------------	------	------	------	--------	------	------	-------	------	------	------	--------	------	------	-------	------	------	------	--------	------	------	-------	------	------	------	--------	------	------	-------	------	------	------	--------	------	------	-------	------	------	------	--------	------	------	-------	------	------	------	--------	------	-------	-------	------	------	------	--------	------	-------	-------	------	------	------	--------	------	------	------	------	------	------	--------	------	------	-------	-------	-------	-------	--------	-------	-------	-------	--------	-------	--------

PITCHER	IP	WLS	BF	H	R	ER	SO	BB	IBB	HBP	BLK	WP	HR	S	P	ERA	WHIP
Ron Villone, L ERA: 3.2 (1, 1)	6.1		24	3	3	3	1	3	0	0	0	0	1	54	93	4.26	0.947
Octavio Dotel, R ERA: 2.94 (7, 1)	0.2	B	6	4	4	4	0	1	0	0	0	0	0	10	17	54.00	7.500
Billy Wagner, L ERA: 1.8 (8, 1)	2.0		8	1	0	0	4	0	0	0	0	0	0	20	26	0.00	0.500
54 Brad Lidge, R ERA: 2.99 (10, 1)	0.1	L	3	2	2	2	1	0	0	0	1	0	1	8	12	54.00	6.000


**BOTTOM**

**Houston Astros @ Cincinnati Reds**  
Great American Ball Park, Cincinnati, OH

Fri Aug 15 2003, 7:10 PM EDT  
Att. 33,349 - Cloudy - 82 F

livebaseballscorecards.com

**AB 37**  
**R 9**  
**H 10**  
**RBI 9**  
**BB 4**  
**SO 6**  
**LOB 11**



# Houston Astros @ Cincinnati Reds

## Great American Ball Park, Cincinnati, OH

Sat Aug 16 2003, 1:20 PM EDT  
 Att. 29,902 - Cloudy - 85 F

[livebaseballscorecards.com](http://livebaseballscorecards.com)

AB	32
R	5
H	6
RBI	5
BB	5
SO	6
LOB	17



AB R H RBI BB SO LOB

TOP

Batter	1	2	3	4	5	6	7	8	9
<b>Craig Biggio, R</b> (1, 8) OBP: 0.341, SLG: 0.400	2-1 P6		2-0 5 SF8 1B HBP		3-2 F8		0-1 G3		4-0 BB
<b>Morgan Ensberg, R</b> (1, 5) OBP: 0.378, SLG: 0.529	0-0 F8		2-2 5 SF8 1B		0-1 5 BB 17 HR 1B		0-1 P3		2-2 F8
<b>5 Jeff Bagwell, R</b> (1, 3) OBP: 0.370, SLG: 0.501	0-0 G6-3		0-1 SF8		4-1 17 HR BB		4-0 BB		3-2 F8
<b>Jeff Kent, R</b> (1, 4) OBP: 0.344, SLG: 0.511		2-1 HR	1-0 F9		2-2 F8		2-1 L8		
<b>17 Lance Berkman, S</b> (1, 7) OBP: 0.407, SLG: 0.526		4-2 BB	1-1 P4		1-1 1-H 2-H HR			4-2 S BB	
<b>Richard Hidalgo, R</b> (1, 9) OBP: 0.376, SLG: 0.555		1-2 F8		0-0 F8	1-1 P3			1-3 K	
<b>Brad Ausmus, R</b> (1, 2) OBP: 0.293, SLG: 0.281		1 SAFE 1 SAFE 1 SAFE K	1-3 K	1-1 1B		0-1 B1-3		3-3 K	
<b>28 Adam Everett, R</b> (1, 6) OBP: 0.290, SLG: 0.361		1-2 F7		2-3 K		0-3 K		1-3 K	
<b>Wade Miller, R</b> (1, 1) OBP: 0.180, SLG: 0.167			0-1 1B 5 SF8 HBP 1B	1-0 P4		0-1 F9		1-0 F8	
<b>Rick White, R</b> (7, 1)									
<b>Octavio Dotel, R</b> (8, 1)									
<b>Orlando Merced, S</b> (9, PH) OBP: 0.288, SLG: 0.386									
<b>Billy Wagner, L</b> (9, 1)									

3	0	0	0	1	0	0
5	1	2	0	0	0	1
2	1	0	1	2	0	1
4	1	1	1	0	0	5
2	1	1	3	2	0	2
4	0	0	0	0	1	2
4	0	1	0	0	2	2
4	0	0	0	0	3	3
3	1	1	0	0	0	1
0	0	0	0	0	0	0
0	0	0	0	0	0	0
1	0	0	0	0	0	0
0	0	0	0	0	0	0

Inning Stats	R: 0	H: 0	E: 0	K: 0	S: 4	P: 6	R: 1	H: 1	E: 0	K: 1	S: 15	P: 24	R: 1	H: 2	E: 0	K: 0	S: 10	P: 16	R: 0	H: 1	E: 0	K: 1	S: 7	P: 11	R: 3	H: 2	E: 0	K: 0	S: 15	P: 26	R: 0	H: 0	E: 0	K: 1	S: 7	P: 7	R: 0	H: 0	E: 0	K: 0	S: 6	P: 12	R: 0	H: 0	E: 0	K: 3	S: 14	P: 23	R: 0	H: 0	E: 0	K: 0	S: 8	P: 18	1B: 4	SF: 1	2B: 0	SAC: 0	3B: 0	DP: 0	HR: 2	HBP: 1	WP: 0	PA: 39
--------------	------	------	------	------	------	------	------	------	------	------	-------	-------	------	------	------	------	-------	-------	------	------	------	------	------	-------	------	------	------	------	-------	-------	------	------	------	------	------	------	------	------	------	------	------	-------	------	------	------	------	-------	-------	------	------	------	------	------	-------	-------	-------	-------	--------	-------	-------	-------	--------	-------	--------

PITCHER	IP	WLS	BF	H	R	ER	SO	BB	IBB	HBP	BLK	WP	HR	S	P	ERA	WHIP
<b>Seth Etherton, R</b> (1, 1) ERA: 9.0	5.0	L	24	6	5	5	2	2	0	1	0	0	2	51	83	9.00	1.600
<b>Brian Reith, R</b> (6, 1) ERA: 3.79	2.0		7	0	0	0	1	1	0	0	0	0	0	13	19	0.00	0.500
<b>Scott Sullivan, R</b> (8, 1) ERA: 3.62	2.0		8	0	0	0	3	2	0	0	0	0	0	22	41	0.00	1.000

Batter	1	2	3	4	5	6	7	8	9	AB	R	H	RBI	BB	SO	LOB
Ray Olmedo, S OBP: 0.323, SLG: 0.316 (1, 6)	1-3 K ①		4-2 G3 BB ②		0-1 G6-3 ③		2-1 FC6-4 1-2f ③			3	0	0	0	1	1	1
Reggie Taylor, L OBP: 0.257, SLG: 0.329 (1, 8)	0-0 B3 ②		2-2 G3 1-2 2-3 3-H ②			4-2 FC4-6 BB ①		0-1 1B ①		3	0	1	1	1	0	2
D'Angelo Jimenez, S OBP: 0.350, SLG: 0.415 (1, 4)	3-1 F8 ③		1-2 G3 ③			3-1 F7 ①		1-0 F9 ①		4	0	0	0	0	0	4
Sean Casey, L OBP: 0.351, SLG: 0.407 (1, 3)		1-2 L9 ①		0-0 L9 ①		3-1 F8 ②		2-3 K ②		4	0	0	0	0	1	2
Ruben Mateo, R OBP: 0.309, SLG: 0.343 (1, 9)		3-3 K ②		1-0 G4-3 ②		1-2 FC4-6 1-2f ③		0-1 P3 ③		4	0	0	0	0	1	2
Dernell Stenson, L OBP: 0.571, SLG: 0.833 (1, 7)		3-3 K ③		2-0 2B ③			3-1 G6-3 1B 2B ①		1-1 FC6-4 1B ①	4	1	3	0	0	1	0
Kelly Stinnett, R OBP: 0.305, SLG: 0.377 (1, 2)			4-1 SH5-4 BB G3 BB ①	2-0 G1-3 ③			3-2 L9 ①		1-3 K ①	3	1	0	0	1	1	3
Brandon Larson, R OBP: 0.212, SLG: 0.146 (1, 5)			4-2 G3 SH5-4 BB ①		2-3 K ①		0-1 G6-3 ②		2-2 FC6-4 1-2f ②	3	0	0	0	1	1	2
Seth Etherton, R Corky Miller, R Brian Reith, R Wily Mo Peña, R Scott Sullivan, R Juan Castro, R (1, 1) (5, PH) (6, 1) (7, PH) (8, 1) (9, PH)			0-0 SH5-4 ①		1-1 G6-3 ②		1-1 FC6-4 1B ③		2-1 G1-3 ③	0	0	0	0	0	0	0

Inning Stats	R: 0	H: 0	E: 0	K: 1	S: 6	LOB: 0	BB: 0	P: 10	R: 0	H: 0	E: 0	K: 2	S: 12	LOB: 0	BB: 0	P: 19	R: 1	H: 0	E: 0	K: 0	S: 17	LOB: 2	BB: 3	P: 32	R: 0	H: 1	E: 0	K: 0	S: 4	LOB: 1	BB: 0	P: 9	R: 0	H: 0	E: 0	K: 1	S: 7	LOB: 0	BB: 0	P: 10	R: 0	H: 0	E: 0	K: 0	S: 10	LOB: 1	BB: 1	P: 21	R: 1	H: 2	E: 0	K: 0	S: 13	LOB: 1	BB: 0	P: 22	R: 0	H: 1	E: 0	K: 1	S: 9	LOB: 1	BB: 0	P: 12	R: 0	H: 1	E: 0	K: 1	S: 10	LOB: 1	BB: 0	P: 16	1B: 3	2B: 2	3B: 0	HR: 0	SF: 0	SAC: 1	DP: 0	HBP: 0	WP: 0	PA: 36
--------------	------	------	------	------	------	--------	-------	-------	------	------	------	------	-------	--------	-------	-------	------	------	------	------	-------	--------	-------	-------	------	------	------	------	------	--------	-------	------	------	------	------	------	------	--------	-------	-------	------	------	------	------	-------	--------	-------	-------	------	------	------	------	-------	--------	-------	-------	------	------	------	------	------	--------	-------	-------	------	------	------	------	-------	--------	-------	-------	-------	-------	-------	-------	-------	--------	-------	--------	-------	--------

PITCHER	IP	WLS	BF	H	R	ER	SO	BB	IBB	HBP	BLK	WP	HR	S	P	ERA	WHIP
Wade Miller, R ERA: 4.43 (1, 1)	6.0	W	23	1	1	1	4	4	0	0	0	0	0	56	101	1.50	0.833
Rick White, R ERA: 6.7 (7, 1)	1.0		5	2	1	1	0	0	0	0	0	0	0	13	22	9.00	2.000
Octavio Dotel, R ERA: 2.9 (8, 1)	1.0	H	4	1	0	0	1	0	0	0	0	0	0	9	12	0.00	1.000
Billy Wagner, L ERA: 1.77 (9, 1)	1.0	S	4	1	0	0	1	0	0	0	0	0	0	10	16	0.00	1.000


**BOTTOM**

**Houston Astros @ Cincinnati Reds**  
Great American Ball Park, Cincinnati, OH

Sat Aug 16 2003, 1:20 PM EDT  
Att. 29,902 - Cloudy - 85 F

livebaseballscorecards.com

AB	31
R	2
H	5
RBI	2
BB	4
SO	6
LOB	17



Batter	1	2	3	4	5	6	7	8	9	AB R H RBI BB SO LOB	TOP											
Colin Porter, L (1, 8) OBP: 0.233, SLG: 0.207	2-2 K		3-3 K		0-1 F8		0-3 K			4 0 0 0 0 3 3												
Morgan Ensberg, R (1, 5) OBP: 0.379, SLG: 0.527	3-2 F9			4-2 5 1B G5-3 BB		3-2 5 1B FC5-4 1B	1-1 FC5			3 2 1 0 1 0 2												
5 Jeff Bagwell, R (1, 3) OBP: 0.373, SLG: 0.509	1-0 HR			2-0 G5-3 1-2		0-0 FC5-4 1B		4-2 G5-4-3 BB		3 1 2 1 1 0 1												
Jeff Kent, R (1, 4) OBP: 0.343, SLG: 0.508	3-1 G6-3			0-1 2-H 1B		1-2 FC5-4 1-2f 3-H		3-1 G5-4-3 1-2f		4 0 1 2 0 0 2												
17 Lance Berkman, S (1, 7) OBP: 0.403, SLG: 0.521		2-2 P6		1-2 P5		3-3 SAFE K		2-1 F9		4 0 0 0 0 1 2												
Richard Hidalgo, R (1, 9) OBP: 0.372, SLG: 0.549		2-2 G5-3		2-2 G4-3		0-0 G4-3		2-1 F8		4 0 0 0 0 0 2												
Brad Ausmus, R (1, 2) OBP: 0.290, SLG: 0.279		1-3 K			1-2 G4-3		1-3 K		2-3 K	3 0 0 0 0 2 0	AB 32											
Gregg Zaun, S (9, PH) OBP: 0.295, SLG: 0.296									2-3 K	1 0 0 0 0 1 0	R 3											
28 Adam Everett, R (1, 6) OBP: 0.291, SLG: 0.361			0-1 F8		1-2 F7		3-2 FC5 BB 1B		2-3 K	3 0 1 0 0 0 0	H 6											
Geoff Blum, S (9, PH) OBP: 0.292, SLG: 0.389										1 0 0 0 0 1 0	RBI 3											
Tim Redding, R (1, 1) OBP: 0.225, SLG: 0.237		0-0 G5-3			2-2 1B		4-0 SAFE BB			2 0 1 0 0 0 0	BB 3											
Orlando Merced, S (7, PH) OBP: 0.291, SLG: 0.386										0 0 0 0 1 0 0	SO 8											
Mike Gallo, L (7, 1)										0 0 0 0 0 0 0	LOB 12											
Ricky Stone, R (8, 1)										0 0 0 0 0 0 0												
<b>Inning Stats</b>	R: 1 E: 0 K: 1 S: 9	H: 1 LOB: 0 BB: 0 P: 18	R: 0 E: 0 K: 1 S: 10	H: 0 LOB: 0 BB: 0 P: 15	R: 0 E: 0 K: 1 S: 7	H: 0 LOB: 0 BB: 0 P: 10	R: 1 E: 0 K: 0 S: 11	H: 1 LOB: 1 BB: 1 P: 20	R: 0 E: 0 K: 0 S: 16	H: 1 LOB: 1 BB: 0 P: 20	R: 1 E: 0 K: 1 S: 11	H: 2 LOB: 1 BB: 0 P: 18	R: 0 E: 0 K: 2 S: 11	H: 1 LOB: 2 BB: 1 P: 20	R: 0 E: 0 K: 0 S: 6	H: 0 LOB: 0 BB: 1 P: 15	R: 0 E: 0 K: 2 S: 11	H: 0 LOB: 0 BB: 0 P: 17	1B: 5 2B: 0 3B: 0 HR: 1	SF: 0 SAC: 0 DP: 1 HBP: 0	WP: 0 PB: 0 SB: 0 CS: 0	PA: 35
<b>PITCHER</b>	IP WLS BF H R ER SO BB IBB HBP BLK WP HR S P ERA WHIP																					
Paul Wilson, R (1, 1) ERA: 4.9	6.0 W 24 5 3 3 4 1 0 0 0 0 1 64 101 4.50 1.000																					
Ryan Wagner, R (7, 1) ERA: 2.57	1.0 H 5 1 0 0 2 1 0 0 0 0 0 0 11 20 0.00 2.000																					
Felix Heredia, L (8, 1) ERA: 2.83	1.0 H 3 0 0 0 0 1 0 0 0 0 0 0 6 15 0.00 1.000																					
Chris Reitsma, R (9, 1) ERA: 3.92	1.0 S 3 0 0 0 2 0 0 0 0 0 0 0 11 17 0.00 0.000																					

Houston Astros @ Cincinnati Reds  
Great American Ball Park, Cincinnati, OH

Sun Aug 17 2003, 1:15 PM EDT  
Att. 28,576 - Cloudy - 77 F

livebaseballscorecards.com





Batter	1	2	3	4	5	6	7	8	9	AB	R	H	RBI	BB	SO	LOB
Ray Olmedo, S OBP: 0.328, SLG: 0.322 (1, 6)	1-3 K		1-0 G2-3		1-0 1B		3-2 1B			4	0	2	0	0	1	0
Jason LaRue, R OBP: 0.331, SLG: 0.465 (1, 2)	1-1 L6-4 1B		2-2 K		1-3 K		2-2 G3			4	0	1	0	0	2	2
D'Angelo Jimenez, S OBP: 0.349, SLG: 0.412 (1, 4)	4-2 1-2 BB			2-1 E3 1B HR	0-0 F7			1-0 F9		3	1	0	0	1	0	1
Sean Casey, L OBP: 0.348, SLG: 0.404 (1, 3)	1-1 L6-4 2-2			0-3 K	3-2 G4-3			3-3 K		4	0	0	0	0	2	4
Ruben Mateo, R OBP: 0.301, SLG: 0.333 (1, 9)		1-2 F9		2-2 L6		0-0 L5		1-2 G5-3		4	0	0	0	0	0	1
Dernell Stenson, L OBP: 0.600, SLG: 1.111 (1, 7)		3-2 HR		0-1 1-3 HR 1B		1-3 K				3	2	2	1	0	1	0
Juan Castro, R OBP: 0.276, SLG: 0.409 (1, 5)		0-0 G4-3		1-0 1-H 3-H HR		1-1 F9				3	1	1	3	0	0	0
Reggie Taylor, L OBP: 0.259, SLG: 0.325 (1, 8)		2-3 K		4-2 BB			1-0 B2			2	0	0	0	1	1	0
Paul Wilson, R OBP: 0.146, SLG: 0.152 (1, 1)			1-3 K	2-3 K			2-1 P6			2	0	0	0	0	2	1
Ryan Wagner, R (7, 1)										0	0	0	0	0	0	0
Kelly Stinnett, R (7, PH)										1	0	0	0	0	0	0
Felix Heredia, L (8, 1)										0	0	0	0	0	0	0
Chris Reitsma, R (9, 1)										0	0	0	0	0	0	0

Inning Stats	R: 0	H: 1	E: 0	K: 1	S: 12	H: 1	LOB: 1	BB: 1	P: 19	R: 1	H: 1	E: 0	K: 1	S: 11	R: 0	H: 0	E: 0	K: 2	S: 10	R: 3	H: 2	E: 1	K: 2	S: 20	R: 0	H: 1	E: 0	K: 1	S: 12	R: 0	H: 0	E: 0	K: 1	S: 6	R: 0	H: 1	E: 0	K: 0	S: 11	R: 0	H: 0	E: 0	K: 1	S: 8	R: 0	H: 0	E: 0	K: 1	S: 8
--------------	------	------	------	------	-------	------	--------	-------	-------	------	------	------	------	-------	------	------	------	------	-------	------	------	------	------	-------	------	------	------	------	-------	------	------	------	------	------	------	------	------	------	-------	------	------	------	------	------	------	------	------	------	------

PITCHER	IP	WLS	BF	H	R	ER	SO	BB	IBB	HBP	BLK	WP	HR	S	P	ERA	WHIP
Tim Redding, R (1, 1) ERA: 3.66	6.0	L	25	5	4	1	8	2	0	0	0	0	2	71	105	1.50	1.167
Mike Gallo, L (7, 1) ERA: 3.29	1.2		6	1	0	0	1	0	0	0	0	0	0	16	28	0.00	0.600
Ricky Stone, R (8, 1) ERA: 3.1	0.1		1	0	0	0	0	0	0	0	0	0	0	3	4	0.00	0.000

**BOTTOM**

**Houston Astros @ Cincinnati Reds**  
Great American Ball Park, Cincinnati, OH

Sun Aug 17 2003, 1:15 PM EDT  
Att. 28,576 - Cloudy - 77 F

livebaseballscorecards.com

AB	30
R	4
H	6
RBI	4
BB	2
SO	9
LOB	9



1B:	4	SF:	0	WP:	0	PA:	32
2B:	1	SAC:	0	PB:	0		
3B:	0	DP:	1	SB:	1		
HR:	2	HBP:	0	CS:	0		

Batter	1	2	3	4	5	6	7	8	9	AB R H RBI BB SO LOB	TOP																								
Kenny Lofton, L (1, 8) OBP: 0.337, SLG: 0.434	2-1 1B HBP		1-0 G6-3 HR G5-3 1B		0-0 SH2-3		2-2 G1-3		2-2 FC5-4 DI 1-2f 2-3	3 1 1 0 0 0 3																									
Alex Gonzalez, R (1, 6) OBP: 0.292, SLG: 0.416 Antonio Alfonseca, R (7, 1) Doug Glanville, R (9, PH) OBP: 0.284, SLG: 0.340	2-2 F8 16 HR 1B		1-2 G5-3		2-3 K		3-2 HR		1-3 K 1-2	4 2 2 2 0 1 2 0 0 0 0 0 0 0 1 0 0 0 0 0 1 2																									
Sammy Sosa, R (1, 9) OBP: 0.377, SLG: 0.564	1-2 F8		0-1 G6-3		0-1 L4		1-2 G6-3		1-1 F9	5 0 0 0 0 0 5																									
Moises Alou, R (1, 7) OBP: 0.363, SLG: 0.489	4-0 16 HR IBB		0-1 HR		2-3 K		0-0 F9			3 2 1 2 1 1 0																									
16 Aramis Ramirez, R (1, 5) OBP: 0.321, SLG: 0.453	2-2 HR		1-0 F9		1-1 1B		4-1 FC4-6 BB			3 1 2 3 1 0 0																									
Eric Karros, R (1, 3) Tony Womack, L (7, 4) OBP: 0.251, SLG: 0.304	0-1 F9		1-2 F9		1-2 G1-6-4-3		2-2 FC4-6			3 0 0 0 0 0 1 1 0 0 0 0 0 1																									
Ramon Martinez, R (1, 4) OBP: 0.343, SLG: 0.396		0-0 G5-4-3 1B		1-2 E3 G6-4-3		1-1 2B 1B		2-2 P3		4 1 2 0 0 0 1																									
Damian Miller, R (1, 2) OBP: 0.320, SLG: 0.356		3-2 G5-4-3		0-0 G6-4-3		0-3 K		4-2 FC5-4 1B BB		3 0 0 0 1 1 3																									
Matt Clement, R (1, 1) Tom Goodwin, L (5, PH) Dave Veres, R (5, 1) Kyle Farnsworth, R (6, 1) Randall Simon, L (6, 3) OBP: 0.309, SLG: 0.422		1-3 K		3-2 SH2-3 2B		0-1 G1-3 HR 2B		0-0 FC5-4 1B		1 0 0 0 0 0 1 0 1 0 1 0 2 1 2 1 0 0 0 0																									
<b>Inning Stats</b>	R: 3 E: 0 K: 0 S: 13	H: 2 LOB: 0 BB: 1 P: 24	R: 0 E: 0 K: 0 S: 8	H: 1 LOB: 0 BB: 0 P: 12	R: 2 E: 0 K: 0 S: 9	H: 2 LOB: 0 BB: 0 P: 12	R: 0 E: 1 K: 0 S: 7	H: 0 LOB: 0 BB: 0 P: 9	R: 0 E: 0 K: 1 S: 9	H: 1 LOB: 1 BB: 0 P: 14	R: 0 E: 0 K: 1 S: 8	H: 1 LOB: 0 BB: 0 P: 12	R: 3 E: 0 K: 1 S: 16	H: 3 LOB: 0 BB: 0 P: 23	R: 0 E: 0 K: 0 S: 10	H: 0 LOB: 1 BB: 1 P: 18	R: 0 E: 0 K: 1 S: 15	H: 1 LOB: 2 BB: 1 P: 23	1B: 6 2B: 2 3B: 0 HR: 3	SF: 0 SAC: 1 DP: 3 HBP: 1	WP: 0 PA: 39 PB: 0 SB: 0 CS: 0														
<b>PITCHER</b>	IP WLS BF H R ER SO BB IBB HBP BLK WP HR S P ERA WHIP																																		
Jerome Robertson, L (1, 1) ERA: 5.16	3.0		5	5	5	1	0	1	1	0	0	2	30	48	15.00	1.667																			
Dan Miceli, R (4, 1) ERA: 3.15	2.0	W	7	1	0	0	1	0	0	0	0	0	16	23	0.00	0.500																			
Rick White, R (6, 1) ERA: 6.57	1.0	H	3	1	0	0	1	0	0	0	0	0	8	12	0.00	1.000																			
54 Brad Lidge, R (7, 1) ERA: 3.33	1.0		6	3	3	3	1	0	0	0	0	1	16	23	27.00	3.000																			
Octavio Dotel, R (8, 1) ERA: 2.86	1.0		4	0	0	0	0	1	0	0	0	0	10	18	0.00	1.000																			
<b>PITCHER</b>	IP WLS BF H R ER SO BB IBB HBP BLK WP HR S P ERA WHIP																																		
Billy Wagner, L (9, 1) ERA: 1.75	1.0		5	1	0	0	1	0	0	0	0	0	15	23	0.00	2.000																			

Chicago Cubs @ Houston Astros  
Minute Maid Park, Houston, TX  
Tue Aug 19 2003, 7:05 PM CDT  
Att: 32,707 - Dome - 72 F

AB	34
R	8
H	11
RBI	8
BB	3
SO	5
LOB	18



Batter	1	2	3	4	5	6	7	8	9	AB	R	H	RBI	BB	SO	LOB
<b>Craig Biggio, R</b> OBP: 0.338, SLG: 0.396 (1, 8)	3-2 P3	2-2 G5-3		1-1 G6-3	2-2 G4-6-3	1-3 K				5	0	0	0	0	1	4
<b>17 Lance Berkman, S</b> OBP: 0.407, SLG: 0.525 (1, 7)	2-1 1B	3-2 1B		4-2 5 BB HR		1-1 5 WP 2B	1-3 K			4	3	3	0	1	1	0
<b>5 Jeff Bagwell, R</b> OBP: 0.377, SLG: 0.509 (1, 3)	2-2 1B	4-0 FC6-4		4-1 1-2 HR		4-2 2B	1-0 F8			2	3	1	0	3	0	0
<b>Jeff Kent, R</b> OBP: 0.346, SLG: 0.520 (1, 4)	2-0 2B	2-1 FC6-4		1-1 1-H 2-H HR		0-0 1-H 2B	2-3 K			5	3	3	6	0	1	2
<b>Richard Hidalgo, R</b> OBP: 0.372, SLG: 0.549 (1, 9)	4-2 1-2 2B		2-2 P6	1-0 G6-3		0-0 1B 28 1B 2B	1-3 K			4	2	1	1	1	1	0
<b>Geoff Blum, S</b> OBP: 0.293, SLG: 0.395 (1, 5)	0-0 1-H 2-H 2B		0-1 1B	2-3 K		2-3 K	1-0 G4-3			5	1	2	2	0	2	1
<b>Gregg Zaun, S</b> OBP: 0.299, SLG: 0.300 (1, 2)	3-3 K		1-0 2-H 1B		2-2 G1-6-3	3-1 G3-1 28 1B	0-1 G6-3			5	0	2	1	0	1	1
<b>28 Adam Everett, R</b> OBP: 0.294, SLG: 0.363 (1, 6)	0-1 P2		0-1 F8		1-1 4 1B	1-0 G3-1	0-1 G6-3			4	0	2	1	0	0	2
<b>Jerome Robertson, L</b> 16 Jason Lane, R Dan Miceli, R 4 Eric Spurdick, R Rick White, R Orlando Merced, S 54 Brad Lidge, R Octavio Dotel, R Billy Wagner, L		3-3 K	0-1 F7		0-0 1-2 1B	0-2 G3-1				1	0	0	0	0	1	0


Inning Stats	R: 4	H: 4	E: 0	K: 1	S: 19	LOB: 1	BB: 1	P: 35	R: 0	H: 1	E: 0	K: 1	S: 15	LOB: 2	BB: 1	P: 29	R: 1	H: 2	E: 0	K: 0	S: 10	LOB: 1	BB: 0	P: 13	R: 3	H: 1	E: 0	K: 1	S: 12	LOB: 0	BB: 2	P: 25	R: 0	H: 2	E: 0	K: 0	S: 10	LOB: 1	BB: 0	P: 15	R: 4	H: 5	E: 0	K: 2	S: 19	LOB: 2	BB: 1	P: 31	R: 0	H: 0	E: 0	K: 2	S: 7	LOB: 0	BB: 0	P: 11	R: 0	H: 0	E: 0	K: 1	S: 6	LOB: 0	BB: 0	P: 8
1B: 9	SF: 0	2B: 5	SAC: 0	3B: 0	DP: 1	HR: 1	HBP: 0	WP: 2	PA: 43	PB: 0	SB: 0	CS: 0																																																				

PITCHER	IP	WLS	BF	H	R	ER	SO	BB	IBB	HBP	BLK	WP	HR	S	P	ERA	WHIP
<b>Matt Clement, R</b> ERA: 4.29 (1, 1)	4.0	L	24	8	8	8	3	4	0	0	0	1	1	56	102	18.00	3.000
<b>Dave Veres, R</b> ERA: 4.32 (5, 1)	1.0		7	4	3	3	0	1	0	0	0	1	0	16	26	27.00	5.000
<b>Kyle Farnsworth, R</b> ERA: 3.02 (6, 1)	1.0		6	3	1	1	2	0	0	0	0	0	0	13	20	9.00	3.000
<b>Antonio Alfonseca, R</b> ERA: 4.7 (7, 1)	2.0		6	0	0	0	3	0	0	0	0	0	0	13	19	0.00	0.000

**Chicago Cubs @ Houston Astros**  
Minute Maid Park, Houston, TX

Tue Aug 19 2003, 7:05 PM CDT  
Att: 32,707 - Dome - 72 F

<b>AB</b>	<b>38</b>
<b>R</b>	<b>12</b>
<b>H</b>	<b>15</b>
<b>RBI</b>	<b>11</b>
<b>BB</b>	<b>5</b>
<b>SO</b>	<b>8</b>
<b>LOB</b>	<b>13</b>



livebaseballscorecards.com

Batter	1	2	3	4	5	6	7	8	9	AB R H RBI BB SO LOB	TOP											
Kenny Lofton, L (1, 8) OBP: 0.334, SLG: 0.430 Eric Karros, R (9, PH) OBP: 0.353, SLG: 0.464 Joe Borowski, R (9, 1)	0-2 F8		0-2 L6		0-0 G3-1		0-0 G6-3		0-3 K	4 0 0 0 0 0 2 1 0 0 0 0 1 1 0 0 0 0 0 0 0												
Tony Womack, L (1, 4) OBP: 0.257, SLG: 0.317 Ramon Martinez, R (9, PH) OBP: 0.346, SLG: 0.399	0-1 G1-3			0-1 CS 1B		3-2 1B WP 1B	0-1 3B		2-1 G6-4-3 1B 1-2 1B	4 1 3 0 0 0 0 1 0 1 0 0 0 0												
Sammy Sosa, R (1, 9) OBP: 0.378, SLG: 0.562	1-0 1B			2-1 L7		1-2 WP HR 1B	0-1 G6-3		2-2 G6-4-3 1-2f	5 1 2 0 0 0 4												
Moises Alou, R (1, 7) OBP: 0.363, SLG: 0.487 Tom Goodwin, L (6, 7) OBP: 0.336, SLG: 0.375	0-1 F9			4-1 16 HR BB		1-3 1-2 3-H 4-0		0-2 1B 1B		2 1 0 0 1 1 2 1 0 1 0 0 0 0												
16 Aramis Ramirez, R (1, 5) OBP: 0.322, SLG: 0.459		0-0 P4		0-0 1-H HR		4-0 HR BB		0-0 L4		3 2 1 2 1 0 1												
Randall Simon, L (1, 3) OBP: 0.311, SLG: 0.432		1-0 G4-3		1-0 G4-3		0-1 1-H 2-H HR		0-1 1B		4 1 2 3 0 0 0												
Alex Gonzalez, R (1, 6) OBP: 0.289, SLG: 0.412			2-3 K		2-3 K		0-3 K		2-3 K	4 0 0 0 0 4 2												
Paul Bako, L (1, 2) OBP: 0.297, SLG: 0.290			0-0 E4 L6 22 SH1-4		1-2 22 SH2-4 1B		1-1 F8		0-1 P6	4 0 1 0 0 0 2												
22 Mark Prior, R (1, 1) OBP: 0.263, SLG: 0.345 Kyle Farnsworth, R (8, 1) Doug Glanville, R (9, PH) OBP: 0.287, SLG: 0.343			0-0 SH1-4		0-1 SH2-4		0-3 K		0-1 1B 1B	1 0 0 0 0 1 0 0 0 0 0 0 0 0 1 0 1 0 0 0 0												
<b>Inning Stats</b>	R: 0 E: 0 K: 0 S: 8	H: 1 LOB: 1 BB: 0 P: 9	R: 0 E: 0 K: 1 S: 5	H: 0 LOB: 0 BB: 0 P: 8	R: 0 E: 1 K: 0 S: 5	H: 0 LOB: 0 BB: 0 P: 5	R: 2 E: 0 K: 0 S: 8	H: 2 LOB: 0 BB: 1 P: 14	R: 0 E: 0 K: 1 S: 10	H: 1 LOB: 1 BB: 0 P: 13	R: 4 E: 0 K: 2 S: 19	H: 3 LOB: 0 BB: 1 P: 29	R: 0 E: 0 K: 1 S: 8	H: 1 LOB: 1 BB: 0 P: 8	R: 0 E: 0 K: 1 S: 11	H: 2 LOB: 2 BB: 0 P: 13	R: 0 E: 0 K: 1 S: 10	H: 2 LOB: 1 BB: 0 P: 14	1B: 9 2B: 1 3B: 1 HR: 2	SF: 0 SAC: 2 DP: 2 HBP: 0	WP: 1 PB: 0 SB: 0 CS: 1	PA: 39
<b>PITCHER</b>	IP WLS BF H R ER SO BB IBB HBP BLK WP HR S P ERA WHIP												<b>PITCHER</b>	IP WLS BF H R ER SO BB IBB HBP BLK WP HR S P ERA WHIP								
Jared Fernandez, R (1, 1) ERA: 5.68	5.1 L 22 6 4 4 3 1 0 0 0 1 1 47 65 6.75 1.312																					
Ricky Stone, R (6, 1) ERA: 3.28	1.2 8 2 2 2 2 1 0 0 0 0 1 16 21 10.80 1.800																					
Mike Gallo, L (8, 1) ERA: 2.87	2.0 9 4 0 0 2 0 0 0 0 0 0 21 27 0.00 2.000																					

Chicago Cubs @ Houston Astros  
Minute Maid Park, Houston, TX  
Wed Aug 20 2003, 7:05 PM CDT  
Att: 32,810 - Dome - 72 F

livebaseballscorecards.com

AB	35
R	6
H	12
RBI	5
BB	2
SO	7
LOB	14



Batter	1	2	3	4	5	6	7	8	9	AB	R	H	RBI	BB	SO	LOB
<b>Craig Biggio, R</b> (1, 8) OBP: 0.336, SLG: 0.393	0-3 K		1-0 L9			2-1 G6-3		1-3 K2-3		4	0	0	0	0	2	2
<b>17 Lance Berkman, S</b> (1, 7) OBP: 0.406, SLG: 0.522	1-3 K			0-1 G2-3		1-3 K		4-2 BB		3	0	0	0	1	2	1
<b>5 Jeff Bagwell, R</b> (1, 3) OBP: 0.376, SLG: 0.506	1-3 K			2-3 K			2-0 1B	3-3 K		4	0	1	0	0	3	1
<b>Jeff Kent, R</b> (1, 4) OBP: 0.343, SLG: 0.514		1-3 K		1-3 K			0-2 F9		3-2 P6	4	0	0	0	0	2	1
<b>Richard Hidalgo, R</b> (1, 9) OBP: 0.371, SLG: 0.546		2-3 K			0-0 P6		1-2 1B		1-2 P3	4	0	1	0	0	1	0
<b>Geoff Blum, S</b> (1, 5) OBP: 0.292, SLG: 0.393		2-2 L8			0-0 F7		3-2 F7		0-1 G6-3	2	0	0	0	0	0	0
<b>Ricky Stone, R</b> (6, 1)										0	0	0	0	0	0	0
<b>Orlando Merced, S</b> (7, PH) OBP: 0.288, SLG: 0.382										1	0	0	0	0	0	2
<b>Mike Gallo, L</b> (8, 1)										0	0	0	0	0	0	0
<b>16 Jason Lane, R</b> (9, PH)										1	0	0	0	0	0	0
<b>Brad Ausmus, R</b> (1, 2) OBP: 0.293, SLG: 0.280			4-2 SH3-4 BB		1-1 G4-3		0-2 1B			2	0	1	0	1	0	0
<b>28 Adam Everett, R</b> (1, 6) OBP: 0.294, SLG: 0.366			0-3 K			3-2 G6-3 2B		1-1 F9		3	0	1	0	0	1	4
<b>Jared Fernandez, R</b> (1, 1)			0-0 SH3-4			0-0 L6			1-2 G5-3	0	0	0	0	0	0	0
<b>Morgan Ensberg, R</b> (6, 5) OBP: 0.377, SLG: 0.524			1-2							2	0	0	0	0	0	1

Inning Stats	R: 0	H: 0	E: 0	K: 3	S: 9	R: 0	H: 0	E: 0	K: 2	S: 11	R: 0	H: 0	E: 0	K: 1	S: 10	R: 0	H: 0	E: 0	K: 2	S: 9	R: 0	H: 0	E: 0	K: 0	S: 4	R: 0	H: 1	E: 0	K: 1	S: 11	R: 0	H: 3	E: 0	K: 0	S: 17	R: 0	H: 0	E: 0	K: 2	S: 12	R: 0	H: 0	E: 0	K: 0	S: 11	1B: 3	SF: 0	2B: 1	SAC: 1	3B: 0	DP: 0	HR: 0	HBP: 0	WP: 0	PA: 33
<b>22 Mark Prior, R</b> (1, 1) ERA: 2.54	IP	WLS	BF	H	R	ER	SO	BB	IBB	HBP	BLK	WP	HR	S	P	ERA	WHIP																																						
<b>Kyle Farnsworth, R</b> (8, 1) ERA: 2.97	1.0		4	0	0	0	2	1	0	0	0	0	0	12	21	0.00	1.000																																						
<b>Joe Borowski, R</b> (9, 1) ERA: 3.11	1.0		3	0	0	0	0	0	0	0	0	0	0	11	15	0.00	0.000																																						

**BOTTOM**

**Chicago Cubs @ Houston Astros**  
Minute Maid Park, Houston, TX

Wed Aug 20 2003, 7:05 PM CDT  
Att: 32,810 - Dome - 72 F

<b>AB</b>	<b>30</b>
<b>R</b>	<b>0</b>
<b>H</b>	<b>4</b>
<b>RBI</b>	<b>0</b>
<b>BB</b>	<b>2</b>
<b>SO</b>	<b>11</b>
<b>LOB</b>	<b>12</b>



<b>WP: 0</b>	<b>PA: 33</b>
<b>PB: 0</b>	<b>SB: 0</b>
<b>CS: 0</b>	<b>ERA</b>
<b>WHIP</b>	

livebaseballscorecards.com

Batter	1	2	3	4	5	6	7	8	9	AB R H RBI BB SO LOB	TOP											
Doug Glanville, R (1, 8) OBP: 0.282, SLG: 0.338	1-1 P6		1-0 G5-3		1-0 SF9-3-5-6			0-0 P2		3 0 0 1 0 0 0												
Alex Gonzalez, R (1, 6) OBP: 0.291, SLG: 0.412	3-2 K		2-0 F7			0-1 G5-4-3 1B			1-2 1B HBP	3 1 1 0 0 1 0												
Sammy Sosa, R (1, 9) OBP: 0.376, SLG: 0.558	2-2 K			2-3 K		0-1 F9			0-0 2B 1B	4 1 1 0 0 2 1												
Moises Alou, R (1, 7) OBP: 0.364, SLG: 0.489		1-2 16 BB 1B		2-2 F8		1-2 G5-4-3 1-2f			1-0 FC6-5 1-H 2-H 2B	4 0 2 2 0 0 1												
16 Aramis Ramirez, R (1, 5) OBP: 0.322, SLG: 0.456		4-2 BB 1-2 BB		0-0 F8			1-2 G5-3		2-0 F8	3 0 0 0 1 0 1												
Eric Karros, R (1, 3) OBP: 0.355, SLG: 0.462		4-1 G5-4-3 1-2 2-3 BB			2-2 BB 1B SF9-3-5-6 1B		0-0 L9		2-1 FC6-5 1B 2-3	3 1 1 0 1 0 1												
Ramon Martinez, R (1, 4) OBP: 0.348, SLG: 0.401		2-1 F9			2-0 SF9-3-5-6 1-2 1B		0-2 G6-3		1-1 1B	4 0 2 0 0 0 3												
Damian Miller, R (1, 2) OBP: 0.320, SLG: 0.354		0-0 G5-4-3			4-2 1-2 2-3 BB			3-3 K	1-0 G4-3	2 0 0 0 1 1 3 1 0 0 0 0 0 2												
Randall Simon, L (9, PH) OBP: 0.310, SLG: 0.431					2-2 K			1-2 G3-1														
34 Kerry Wood, R (1, 1) OBP: 0.143, SLG: 0.250			2-3 K							1 0 0 0 0 0 1 0 1 0 0 0 0 0 1 3 0 1 0 0 0 0 0 0 0 0 0 0 0 0 0 0 0												
Tom Goodwin, L (5, PH) OBP: 0.333, SLG: 0.372																						
Dave Veres, R (5, 1)																						
Antonio Alfonseca, R (6, 1)																						
Mark Guthrie, R (7, 1)																						
Troy O'Leary, L (8, PH) OBP: 0.273, SLG: 0.318																						
Mike Remlinger, L (8, 1)																						
<b>Inning Stats</b>	R: 0 E: 0 K: 2 S: 8	H: 0 LOB: 0 BB: 0 P: 14	R: 0 E: 0 K: 0 S: 9	H: 1 LOB: 2 BB: 2 P: 20	R: 0 E: 0 K: 1 S: 6	H: 0 LOB: 0 BB: 0 P: 11	R: 0 E: 0 K: 1 S: 7	H: 0 LOB: 0 BB: 0 P: 11	R: 1 E: 0 K: 1 S: 11	H: 2 LOB: 1 BB: 1 P: 22	R: 0 E: 0 K: 0 S: 7	H: 1 LOB: 0 BB: 0 P: 8	R: 0 E: 0 K: 0 S: 9	H: 0 LOB: 0 BB: 0 P: 10	R: 0 E: 0 K: 1 S: 10	H: 0 LOB: 0 BB: 0 P: 14	R: 2 E: 0 K: 0 S: 11	H: 3 LOB: 2 BB: 0 P: 19	1B: 6 2B: 2 3B: 0 HR: 0	SF: 1 SAC: 0 DP: 3 HBP: 1	WP: 0 PB: 0 SB: 0 CS: 0	PA: 35
<b>PITCHER</b>	IP WLS BF H R ER SO BB IBB HBP BLK WP HR S P ERA WHIP																					
Ron Villone, L (1, 1) ERA: 3.1	5.0 W 19 3 1 1 5 3 0 0 0 0 0 0 41 78 1.80 1.200																					
Rick White, R (6, 1) ERA: 6.32	2.0 6 1 0 0 0 0 0 0 0 0 0 0 16 18 0.00 0.500																					
Dan Miceli, R (8, 1) ERA: 3.36	2.0 10 3 2 2 1 0 0 0 1 0 0 0 21 33 9.00 1.500																					

Chicago Cubs @ Houston Astros  
Minute Maid Park, Houston, TX  
Thu Aug 21 2003, 7:05 PM CDT  
Att. 29,555 - Dome - 72 F

livebaseballscorecards.com

AB	30
R	3
H	7
RBI	3
BB	3
SO	6
LOB	15





Batter	1	2	3	4	5	6	7	8	9	AB R H RBI BB SO LOB	TOP											
Reggie Taylor, L (1, 8) OBP: 0.263, SLG: 0.345	3-2 F7		2-1 G1-3			0-0 F7		0-2 L3		4 0 0 0 0 0 1												
Barry Larkin, R (1, 6) OBP: 0.345, SLG: 0.382	1-1 1B SF9		0-3 K			2-3 K		1-0 1B		2 1 1 0 0 1 0												
Ray Olmedo, S (4, 6) OBP: 0.321, SLG: 0.315								1B		2 0 1 0 0 1 1												
D'Angelo Jimenez, S (1, 4) OBP: 0.348, SLG: 0.405	1-2 1-3 1B				2-1 F7		2-3 K	1-1 FC4-6 1B		4 0 2 0 0 1 1												
Sean Casey, L (1, 3) OBP: 0.351, SLG: 0.403	2-2 SF9				1-3 K		0-1 2B G3-1 1B	1-2 FC4-6		3 1 1 1 0 1 2												
Ruben Mateo, R (1, 9) OBP: 0.303, SLG: 0.340	1-2 P4				1-2 G5-3		1-0 G3-1 SF9 2B	1-2 P3		4 1 1 0 0 0 1												
Dernell Stenson, L (1, 7) OBP: 0.381, SLG: 0.579			3-2 G4-3		1-1 G4-3		2-1 G3-1	0-0 HR		3 0 0 1 0 0 1												
6 Ryan Freel, R (9, PH) OBP: 0.357, SLG: 0.431							2-3 3-H SF9			1 1 1 1 0 0 0												
Juan Castro, R (1, 5) OBP: 0.276, SLG: 0.403			1-3 K		1-3 K		2-2 3-H SF9	2-3 K		3 0 0 1 0 3 0												
Corky Miller, R (1, 2)			0-2 P4		1-0 G5-3		2-3 K	2-2 P3		3 0 0 0 0 1 0												
Ryan Wagner, R (7, 1)										0 0 0 0 0 0 0												
Kelly Stinnett, R (9, PH) OBP: 0.303, SLG: 0.373										1 0 0 0 0 0 0												
Chris Reitsma, R (9, 1) OBP: 0.125, SLG: 0.125										0 0 0 0 0 0 0												
Seth Etherton, R (1, 1) OBP: 0.500, SLG: 0.500					0-0 G6-3		1-1 1B	1-2 G5-3		2 0 1 0 0 0 0												
Jason LaRue, R (7, 2) OBP: 0.322, SLG: 0.451										1 0 0 0 0 0 0												
<b>Inning Stats</b>	R: 1 E: 0 K: 0 S: 18	H: 2 LOB: 1 BB: 0 P: 26	R: 0 E: 0 K: 1 S: 10	H: 0 LOB: 0 BB: 0 P: 14	R: 0 E: 0 K: 1 S: 6	H: 0 LOB: 0 BB: 0 P: 8	R: 0 E: 0 K: 1 S: 11	H: 0 LOB: 0 BB: 0 P: 15	R: 0 E: 0 K: 1 S: 6	H: 0 LOB: 0 BB: 0 P: 9	R: 0 E: 0 K: 2 S: 9	H: 1 LOB: 1 BB: 0 P: 14	R: 2 E: 0 K: 1 S: 13	H: 2 LOB: 0 BB: 0 P: 20	R: 0 E: 0 K: 0 S: 13	H: 2 LOB: 2 BB: 0 P: 17	R: 1 E: 0 K: 1 S: 12	H: 1 LOB: 0 BB: 0 P: 17	1B: 6 2B: 1 3B: 0 HR: 1	SF: 2 SAC: 0 DP: 0 HBP: 0	WP: 0 PB: 0 SB: 1 CS: 0	PA: 35
<b>PITCHER</b>	IP WLS BF H R ER SO BB IBB HBP BLK WP HR S P ERA WHIP																					
Wade Miller, R (1, 1) ERA: 4.4	7.0 L 26 5 3 3 7 0 0 0 0 0 0 0 73 106 3.86 0.714																					
Octavio Dotel, R (8, 1) ERA: 2.82	1.0 5 2 0 0 0 0 0 0 0 0 0 0 13 17 0.00 2.000																					
Billy Wagner, L (9, 1) ERA: 1.85	1.0 4 1 1 1 1 0 0 0 0 0 0 1 12 17 9.00 1.000																					

Cincinnati Reds @ Houston Astros  
Minute Maid Park, Houston, TX

Fri Aug 22 2003, 7:05 PM CDT  
Att: 26,627 - Dome - 72 F

livebaseballscorecards.com

AB	33
R	4
H	8
RBI	4
BB	0
SO	8
LOB	7





Batter	1	2	3	4	5	6	7	8	9	AB	R	H	RBI	BB	SO	LOB
<b>Craig Biggio, R</b> OBP: 0.340, SLG: 0.407 (1, 8)	1-0 1B		1-0 2B		1-1 2B		1-1 E5		1-1 1B	5	1	4	1	0	0	0
<b>17 Lance Berkman, S</b> OBP: 0.402, SLG: 0.521 (1, 7)	2-3 K		2-0 2B		1-2 G3		1-2 K		2-2 FC1-6 1B	5	1	1	1	0	2	4
<b>5 Jeff Bagwell, R</b> OBP: 0.376, SLG: 0.504 (1, 3)	1-3 K		1-3 K		2-2 G6-3			1-1 E6 1B	1-2 1B	5	0	1	0	0	2	3
<b>Jeff Kent, R</b> OBP: 0.344, SLG: 0.509 (1, 4)	0-0 F9		0-0 L5			2-2 F9		2-2 F7	0-0 1B	5	0	1	1	0	0	3
<b>Geoff Blum, S</b> OBP: 0.296, SLG: 0.394 (1, 5)		1-0 F8		3-2 P6		1-3 K		1-2 1B	1-1 F7	4	0	1	0	0	1	0
<b>16 Jason Lane, R</b> (8, PR) (9, 9)								1-3 BB 1B		1	0	0	0	0	0	2
<b>Richard Hidalgo, R</b> OBP: 0.375, SLG: 0.548 (1, 9)		1-0 F7		0-1 P5		4-0 BB		4-0 BB		2	0	0	0	2	0	0
<b>Raul Chavez, R</b> OBP: 1.000, SLG: 4.000 (9, 2)								1-2 BB		0	0	0	0	0	0	0
<b>Brad Ausmus, R</b> OBP: 0.295, SLG: 0.284 (1, 2)		4-2 BB 28		1-2 G5-3		0-0 F9		1-3 K		2	0	0	0	1	0	1
<b>Orlando Merced, S</b> OBP: 0.287, SLG: 0.380 (8, PH)										1	0	0	0	0	1	3
<b>Billy Wagner, L</b> (9, 1)										0	0	0	0	0	0	0
<b>28 Adam Everett, R</b> OBP: 0.295, SLG: 0.367 (1, 6)		3-2 F9			0-0 SH2-4 2B		0-0 G6-3	1-2 FC4-6		4	1	1	0	0	0	4
<b>Wade Miller, R</b> OBP: 0.176, SLG: 0.163 (1, 1)																
<b>Jose Vizcaino, S</b> OBP: 0.270, SLG: 0.366 (7, PH)																
<b>Octavio Dotel, R</b> (8, 1)																
<b>Morgan Ensberg, R</b> OBP: 0.376, SLG: 0.522 (9, 5)																

Inning Stats	R: 0	H: 1	E: 0	K: 2	S: 8	H: 0	LOB: 1	BB: 0	P: 12	R: 0	H: 0	E: 0	K: 0	S: 9	R: 0	H: 0	E: 0	K: 0	S: 10	R: 1	H: 2	E: 0	K: 1	S: 8	R: 0	H: 0	E: 0	K: 1	S: 12	R: 0	H: 0	E: 0	K: 1	S: 8	R: 0	H: 1	E: 1	K: 1	S: 15	R: 1	H: 3	E: 0	K: 0	S: 12	1B: 5	2B: 4	3B: 0	HR: 0	SF: 0	SAC: 1	DP: 0	HBP: 0	WP: 0	PB: 0	SB: 1	CS: 0	PA: 41
--------------	------	------	------	------	------	------	--------	-------	-------	------	------	------	------	------	------	------	------	------	-------	------	------	------	------	------	------	------	------	------	-------	------	------	------	------	------	------	------	------	------	-------	------	------	------	------	-------	-------	-------	-------	-------	-------	--------	-------	--------	-------	-------	-------	-------	--------

PITCHER	IP	WLS	BF	H	R	ER	SO	BB	IBB	HBP	BLK	WP	HR	S	P	ERA	WHIP
<b>Seth Etherton, R</b> ERA: 5.73 (1, 1)	6.0	W	25	5	2	2	4	2	0	0	0	0	0	55	89	3.00	1.167
<b>Ryan Wagner, R</b> ERA: 2.12 (7, 1)	2.0	H	10	1	0	0	2	1	0	0	0	0	0	23	37	0.00	1.000
<b>Chris Reitsma, R</b> ERA: 3.93 (9, 1)	1.0	S	6	3	1	1	0	0	0	0	0	0	0	12	17	9.00	3.000

**BOTTOM**

**Cincinnati Reds @ Houston Astros**  
Minute Maid Park, Houston, TX

Fri Aug 22 2003, 7:05 PM CDT  
Att: 26,627 - Dome - 72 F

livebaseballscores.com

<b>AB</b>	<b>37</b>
<b>R</b>	<b>3</b>
<b>H</b>	<b>9</b>
<b>RBI</b>	<b>3</b>
<b>BB</b>	<b>3</b>
<b>SO</b>	<b>6</b>
<b>LOB</b>	<b>20</b>



Batter	1	2	3	4	5	6	7	8	9	AB R H RBI BB SO LOB	TOP											
Reggie Taylor, L (1, 8) OBP: 0.267, SLG: 0.352	0-3 K	0-2 K			0-0 1B 2B		0-2 1B		3-3 K	5 1 2 0 0 3 4												
Ray Olmedo, S (1, 6) OBP: 0.317, SLG: 0.306	0-0 G5-3	4-0 1-2 BB			0-3 K		0-0 P6		1-1 F8	4 0 0 0 1 1 4												
D'Angelo Jimenez, S (1, 4) OBP: 0.349, SLG: 0.404	4-1 BB	3-1 F7			2-0 1B		1-0 P3			3 0 1 1 1 0 4												
Sean Casey, L (1, 3) OBP: 0.350, SLG: 0.402	1-1 F7				0-0 F7				3-2 F8	4 0 1 0 0 0 2												
Ruben Mateo, R (1, 9) OBP: 0.302, SLG: 0.333		1-0 2B HBP			3-2 G5-3				0-0 F9	3 1 0 0 0 1 1												
Dernell Stenson, L (1, 7) OBP: 0.360, SLG: 0.500		4-2 2B HBP			2-1 G6-3				2-3 K	3 1 0 0 1 2 0												
Felix Heredia, L (8, 1) OBP: 0.333, SLG: 0.333										0 0 0 0 0 0 0												
Chris Reitsma, R (9, 1) OBP: 0.125, SLG: 0.125		1-2 2B BB								0 0 0 0 0 0 0												
Juan Castro, R (1, 5) OBP: 0.279, SLG: 0.409					1-1 B2				0-1 FC6-4 HBP 1B	4 0 2 2 0 0 0												
Jason LaRue, R (1, 2) OBP: 0.322, SLG: 0.446		0-3 K			1-3 K				2-0 FC6-4 HBP	3 0 0 0 0 2 1												
Paul Wilson, R (1, 1) OBP: 0.157, SLG: 0.146		4-0 BB BB			0-0 P6				2-2 FC6-4	2 0 0 0 1 1 0												
6 Ryan Freel, R (8, 7) OBP: 0.351, SLG: 0.423									1-2 1-2f 2-3	1 0 0 0 0 0 2												
<b>Inning Stats</b>	R: 0 E: 0 K: 1 S: 10	H: 0 LOB: 1 BB: 1 P: 15	R: 2 E: 0 K: 2 S: 11	H: 1 LOB: 3 BB: 3 P: 27	R: 0 E: 0 K: 1 S: 9	H: 1 LOB: 0 BB: 0 P: 12	R: 0 E: 0 K: 1 S: 6	H: 0 LOB: 0 BB: 0 P: 8	R: 1 E: 0 K: 1 S: 10	H: 2 LOB: 1 BB: 0 P: 14	R: 0 E: 0 K: 1 S: 9	H: 0 LOB: 0 BB: 0 P: 17	R: 0 E: 0 K: 1 S: 9	H: 1 LOB: 1 BB: 0 P: 12	R: 0 E: 0 K: 1 S: 7	H: 0 LOB: 0 BB: 0 P: 12	R: 0 E: 0 K: 1 S: 13	H: 1 LOB: 2 BB: 0 P: 21	1B: 4 2B: 2 3B: 0 HR: 0	SF: 0 SAC: 0 DP: 0 HBP: 2	WP: 0 PB: 0 SB: 2 CS: 0	PA: 38
<b>PITCHER</b>	IP WLS BF H R ER SO BB IBB HBP BLK WP HR S P ERA WHIP																					
Tim Redding, R (1, 1) ERA: 3.7	6.0 L 26 4 3 3 7 4 0 1 0 0 0 55 93 4.50 1.333																					
Mike Gallo, L (7, 1) ERA: 2.7	1.0 4 1 0 0 1 0 0 0 0 0 0 9 12 0.00 1.000																					
54 Brad Lidge, R (8, 1) ERA: 3.28	1.0 3 0 0 0 1 0 0 0 0 0 0 7 12 0.00 0.000																					
Rick White, R (9, 1) ERA: 6.2	1.0 5 1 0 0 1 0 0 1 0 0 0 13 21 0.00 1.000																					

Cincinnati Reds @ Houston Astros  
Minute Maid Park, Houston, TX  
Sat Aug 23 2003, 6:05 PM CDT  
Att. 32,560 - Dome - 72 F

AB	32
R	3
H	6
RBI	3
BB	4
SO	10
LOB	18



Batter	1	2	3	4	5	6	7	8	9	AB	R	H	RBI	BB	SO	LOB
<b>Craig Biggio, R</b> OBP: 0.338, SLG: 0.404 (1, 8)	0-1 P4		2-1 P4			0-2 FC6-4		0-3 K		4	0	0	0	0	1	1
<b>17 Lance Berkman, S</b> OBP: 0.399, SLG: 0.516 (1, 7)	2-2 F7			0-0 F8		0-0 F9		0-0 G4-3		4	0	0	0	0	0	1
<b>5 Jeff Bagwell, R</b> OBP: 0.373, SLG: 0.500 (1, 3)	1-3 K			2-1 F7		2-2 F7			2-1 G5-3	4	0	0	0	0	1	1
<b>Jeff Kent, R</b> OBP: 0.341, SLG: 0.504 (1, 4)		0-1 G6-3		0-0 F9			0-0 G5-3		0-0 G6-3	4	0	0	0	0	0	0
<b>Morgan Ensberg, R</b> OBP: 0.374, SLG: 0.522 (1, 5)		0-0 2B			2-1 G4-3		1-3 K		2-2 G6-3	4	0	1	0	0	1	0
<b>Richard Hidalgo, R</b> OBP: 0.377, SLG: 0.551 (1, 9)		3-2 F7			0-1 1B		1-0 1B			3	1	2	0	0	0	1
<b>Brad Ausmus, R</b> OBP: 0.298, SLG: 0.287 (1, 2)		0-2 G4-3			2-1 1B		1-1 1B			3	0	2	1	0	0	1
<b>28 Adam Everett, R</b> OBP: 0.293, SLG: 0.364 (1, 6)			0-2 F9		1-0 G1-4-3		2-1 P5			2	0	0	0	0	0	2
<b>Jose Vizcaino, S</b> OBP: 0.268, SLG: 0.363 (7, PH) (8, 6)					1-2 1B					1	0	0	0	0	0	1
<b>Tim Redding, R</b> OBP: 0.228, SLG: 0.231 (1, 1)			1-3 K			4-0 FC6-4		1-1 P5		1	0	0	0	0	1	0
<b>Geoff Blum, S</b> OBP: 0.297, SLG: 0.394 (8, PH)										0	0	0	0	1	0	0
<b>Mike Gallo, L</b> OBP: 0.297, SLG: 0.394 (7, 1)										0	0	0	0	0	0	0
<b>54 Brad Lidge, R</b> OBP: 0.297, SLG: 0.394 (8, 1)										0	0	0	0	0	0	0
<b>Orlando Merced, S</b> OBP: 0.289, SLG: 0.378 (8, PH)										1	0	0	0	0	0	0
<b>Rick White, R</b> OBP: 0.289, SLG: 0.378 (9, 1)										0	0	0	0	0	0	0

Inning Stats	R: 0	H: 0	E: 0	K: 1	S: 8	R: 0	H: 1	E: 0	K: 0	S: 12	R: 0	H: 0	E: 0	K: 1	S: 8	R: 0	H: 0	E: 0	K: 0	S: 4	R: 0	H: 2	E: 0	K: 0	S: 7	R: 0	H: 0	E: 0	K: 0	S: 8	R: 1	H: 2	E: 0	K: 1	S: 9	R: 0	H: 0	E: 0	K: 1	S: 6	R: 0	H: 0	E: 0	K: 0	S: 6	R: 0	H: 0	E: 0	K: 0	S: 10	1B: 3	SF: 0	2B: 2	SAC: 0	3B: 0	DP: 1	HR: 0	HBP: 0	WP: 0	PA: 32
--------------	------	------	------	------	------	------	------	------	------	-------	------	------	------	------	------	------	------	------	------	------	------	------	------	------	------	------	------	------	------	------	------	------	------	------	------	------	------	------	------	------	------	------	------	------	------	------	------	------	------	-------	-------	-------	-------	--------	-------	-------	-------	--------	-------	--------

PITCHER	IP	WLS	BF	H	R	ER	SO	BB	IBB	HBP	BLK	WP	HR	S	P	ERA	WHIP
<b>Paul Wilson, R</b> ERA: 4.74 (1, 1)	7.0	W	26	5	1	1	3	1	0	0	0	0	0	56	83	1.29	0.857
<b>Felix Heredia, L</b> ERA: 3.0 (8, 1)	1.0	H	3	0	0	0	1	0	0	0	0	0	0	6	7	0.00	0.000
<b>Chris Reitsma, R</b> ERA: 3.88 (9, 1)	1.0	S	3	0	0	0	0	0	0	0	0	0	0	6	10	0.00	0.000

**BOTTOM**

**Cincinnati Reds @ Houston Astros**  
Minute Maid Park, Houston, TX

Sat Aug 23 2003, 6:05 PM CDT  
Att: 32,560 - Dome - 72 F

[livebaseballscorecards.com](http://livebaseballscorecards.com)

<b>AB</b>	<b>31</b>
<b>R</b>	<b>1</b>
<b>H</b>	<b>5</b>
<b>RBI</b>	<b>1</b>
<b>BB</b>	<b>1</b>
<b>SO</b>	<b>4</b>
<b>LOB</b>	<b>8</b>



Batter	1	2	3	4	5	6	7	8	9	AB R H RBI BB SO LOB	TOP											
6 Ryan Freel, R OBP: 0.344, SLG: 0.400 (1, 7) (8, 8)	1-2 G5-3		4-0 1B BB		1-2 P4		2-1 L6			3 0 0 0 1 0 0												
Ray Olmedo, S OBP: 0.315, SLG: 0.304 (1, 6) (8, 8)	1-1 P3		3-2 1-3 1B		2-1 F7		0-0 F9			4 0 1 0 0 0 0												
D'Angelo Jimenez, S OBP: 0.350, SLG: 0.411 (1, 4) (8, 8)	0-0 G4-3		1-0 F7		4-0 BB		2-2 HR			3 1 1 1 1 0 1												
Sean Casey, L OBP: 0.349, SLG: 0.407 (1, 3) (8, 8)		2-1 HR		0-2 G4-3		1-3 K		0-2 F7		4 1 1 1 0 1 1												
Ruben Mateo, R OBP: 0.301, SLG: 0.338 (1, 9) (8, 8)		0-1 F8		3-2 1B 2B		0-0 F8		0-3 K		4 1 1 0 0 1 0												
Juan Castro, R OBP: 0.275, SLG: 0.402 Joe Valentine, R (8, 1)		0-0 G3-1		0-0 G6-3		2-3 K		1-3 K		4 0 0 0 0 2 1 0 0 0 0 0 0 0												
Jason LaRue, R OBP: 0.327, SLG: 0.446 (1, 2) (8, 7)		4-0 BB		0-0 2-H 1B		4-0 FC6-4 BB		1-3 K		2 0 1 1 2 1 0												
Wily Mo Peña, R OBP: 0.205, SLG: 0.203 John Riedling, R OBP: 0.235, SLG: 0.235 Jim Chamblee, R (8, 5)		3-3 K		4-0 IBB		0-2 FC6-4		2-3 K		2 0 0 0 1 1 2 0 0 0 0 0 0 0 1 0 0 0 0 1 0												
John Bale, L Brian Reith, R Reggie Taylor, L OBP: 0.266, SLG: 0.350 Corky Miller, R (8, 2)			0-1 G1-3		1-3 K		0-0 G4-3		1-1 G1-5-3	2 0 0 0 0 1 2 0 0 0 0 0 0 0 1 0 0 0 0 0 0 1 0 0 0 0 0 0												
<b>Inning Stats</b>	R: 0 E: 0 K: 0 S: 6	H: 0 LOB: 0 BB: 0 P: 8	R: 1 E: 0 K: 1 S: 8	H: 1 LOB: 1 BB: 1 P: 17	R: 0 E: 0 K: 0 S: 6	H: 1 LOB: 1 BB: 1 P: 14	R: 1 E: 0 K: 1 S: 13	H: 2 LOB: 2 BB: 1 P: 21	R: 0 E: 0 K: 1 S: 9	H: 0 LOB: 1 BB: 1 P: 17	R: 0 E: 0 K: 1 S: 7	H: 0 LOB: 1 BB: 1 P: 13	R: 0 E: 0 K: 0 S: 4	H: 0 LOB: 0 BB: 0 P: 6	R: 1 E: 0 K: 2 S: 13	H: 1 LOB: 0 BB: 0 P: 16	R: 0 E: 0 K: 2 S: 9	H: 0 LOB: 0 BB: 0 P: 13	1B: 2 2B: 1 3B: 0 HR: 2	SF: 0 SAC: 0 DP: 0 HBP: 0	WP: 0 PB: 0 SB: 0 CS: 0	PA: 36
<b>PITCHER</b>	IP WLS BF H R ER SO BB IBB HBP BLK WP HR S P ERA WHIP																				IP WLS BF H R ER SO BB IBB HBP BLK WP HR S P ERA WHIP	
Jerome Robertson, L ERA: 5.02 Octavio Dotel, R ERA: 2.9 Billy Wagner, L ERA: 1.83	(1, 1) (8, 1) (9, 1)	7.0 W 29 4 2 2 4 4 1 0 0 0 1 53 96 2.57 1.143																				(1, 1) (8, 1) (9, 1)

Cincinnati Reds @ Houston Astros  
Minute Maid Park, Houston, TX  
Sun Aug 24 2003, 1:05 PM CDT  
Att. 35,730 - Dome - 72 F

livebaseballscorecards.com

AB	31
R	3
H	5
RBI	3
BB	5
SO	8
LOB	7





Batter	1	2	3	4	5	6	7	8	9	AB R H RBI BB SO LOB	TOP											
<b>Dave Roberts, L</b> (1, 8) OBP: 0.334, SLG: 0.309	2-2 S BB E 1B	4-2 BB			3-2 CS 1B		1-2 E1 G6-4-3		3-2 G3	4 1 2 0 1 0 0												
<b>Paul Lo Duca, R</b> (1, 2) OBP: 0.346, SLG: 0.399 <b>Alex Cora, L</b> (7, 4) OBP: 0.273, SLG: 0.311	4-0 E HR BB	0-0 P6			3-2 1-2 2B		2-2 G6-4-3 1-2f		2-2 F7	3 1 1 0 1 0 4 1 0 0 0 0 0 0												
<b>Shawn Green, L</b> (1, 9) OBP: 0.344, SLG: 0.436 <b>Paul Shuey, R</b> (7, 1) <b>Paul Quantrill, L</b> (8, 1)	1-3 K	0-2 G6-3			1-0 P2		1-3 K			4 0 0 0 0 2 6 0 0 0 0 0 0 0 0 0 0 0 0 0 0												
<b>Fred McGriff, L</b> (1, 3) OBP: 0.310, SLG: 0.429 <b>Ron Coomer, R</b> (7, 3) OBP: 0.314, SLG: 0.301	2-1 1-H 2-H HR				3-3 K			1-2 BB 1B		3 1 1 2 0 2 1 1 0 1 0 0 0 0												
<b>Adrián Beltré, R</b> (1, 5) OBP: 0.281, SLG: 0.399	3-2 F9				1-0 G5-3		2-3 K		0-0 F9	4 0 0 0 0 1 1												
<b>Jolbert Cabrera, R</b> (1, 4) OBP: 0.327, SLG: 0.434	0-1 G1-3				2-3 K		2-2 FC6-4 1B		4-2 BB	3 0 1 0 1 1 0												
<b>Mike Kinkade, R</b> (1, 7) OBP: 0.328, SLG: 0.355					0-2 P5		0-0 P3		1-3 K	3 0 0 0 0 1 3												
<b>Cesar Izturis, S</b> (1, 6) OBP: 0.281, SLG: 0.306					0-1 G4-3		0-0 FC6-4		1-1 F7	4 0 1 0 0 0 3												
<b>Odalis Perez, L</b> (1, 1) OBP: 0.085, SLG: 0.065 <b>57 Victor Alvarez, L</b> (5, 1) <b>David Ross, R</b> (7, PH) OBP: 0.287, SLG: 0.495					2-2 P5				2-0 G5-3	1 0 0 0 0 0 0 0 0 0 0 0 0 0 2 1 1 1 0 0 0												
<b>Inning Stats</b>	R: 3 E: 0 K: 1 S: 14	H: 2 LOB: 0 BB: 1 P: 26	R: 0 E: 0 K: 0 S: 9	H: 1 LOB: 3 BB: 1 P: 16	R: 0 E: 0 K: 2 S: 7	H: 0 LOB: 0 BB: 0 P: 12	R: 0 E: 0 K: 0 S: 9	H: 0 LOB: 0 BB: 0 P: 11	R: 0 E: 0 K: 1 S: 11	H: 2 LOB: 1 BB: 0 P: 21	R: 0 E: 0 K: 1 S: 8	H: 1 LOB: 1 BB: 0 P: 12	R: 1 E: 1 K: 1 S: 11	H: 1 LOB: 0 BB: 0 P: 15	R: 0 E: 0 K: 1 S: 11	H: 1 LOB: 2 BB: 1 P: 18	R: 0 E: 0 K: 0 S: 7	H: 0 LOB: 0 BB: 0 P: 14	1B: 5 2B: 1 3B: 0 HR: 2	SF: 0 SAC: 1 DP: 1 HBP: 1	WP: 0 PB: 0 SB: 1 CS: 1	PA: 38
<b>PITCHER</b>	IP WLS BF H R ER SO BB IBB HBP BLK WP HR S P ERA WHIP																					
<b>Ron Villone, L</b> (1, 1) ERA: 3.21	6.0 W 26 6 3 3 5 2 0 1 0 0 1 58 98 4.50 1.333																					
<b>Mike Gallo, L</b> (7, 1) ERA: 3.06	1.0 4 1 1 1 1 0 0 0 0 0 1 11 15 9.00 1.000																					
<b>Ricky Stone, R</b> (8, 1) ERA: 3.24	1.0 5 1 0 0 1 1 0 0 0 0 0 11 18 0.00 2.000																					
<b>Jared Fernandez, R</b> (9, 1) ERA: 5.4	1.0 3 0 0 0 0 0 0 0 0 0 0 7 14 0.00 0.000																					

**Los Angeles Dodgers @ Houston Astros**  
Minute Maid Park, Houston, TX  
Tue Aug 26 2003, 7:05 PM CDT  
Att. 24,752 - Dome - 72 F

AB	33
R	4
H	8
RBI	3
BB	3
SO	7
LOB	18



Batter	1	2	3	4	5	6	7	8	9
<b>Craig Biggio, R</b> (1, 8) OBP: 0.343, SLG: 0.410 <b>Mike Gallo, L</b> (7, 1) <b>Geoff Blum, S</b> (7, PH) OBP: 0.297, SLG: 0.393 <b>Ricky Stone, R</b> (8, 1) <b>Jared Fernandez, R</b> (9, 1)	0-1 G5-3	2-1 G5-3							
<b>Morgan Ensberg, R</b> (1, 5) OBP: 0.372, SLG: 0.511	4-2 F8 HR BB		3-3 K						
<b>5 Jeff Bagwell, R</b> (1, 3) OBP: 0.375, SLG: 0.505 <b>Orlando Merced, S</b> (7, 3) OBP: 0.288, SLG: 0.379	1-1 F8		2-1 HR						
<b>Jeff Kent, R</b> (1, 4) OBP: 0.344, SLG: 0.513 <b>Jose Vizcaino, S</b> (7, PH) OBP: 0.269, SLG: 0.362	1-0 HR		3-2 G5-3						
<b>Richard Hidalgo, R</b> (1, 9) OBP: 0.376, SLG: 0.559	1-0 G5-3		0-3 K						
<b>17 Lance Berkman, S</b> (1, 7) OBP: 0.403, SLG: 0.520		0-2 2B							
<b>Brad Ausmus, R</b> (1, 2) OBP: 0.301, SLG: 0.298		2-1 2B							
<b>28 Adam Everett, R</b> (1, 6) OBP: 0.298, SLG: 0.363		0-3 K							
<b>Ron Villone, L</b> (1, 1) OBP: 0.219, SLG: 0.323 <b>16 Jason Lane, R</b> (6, PH) OBP: 0.300, SLG: 0.700		2-3 K							

Inning Stats	R: 2 E: 0 K: 0 S: 8	H: 1 LOB: 0 BB: 1 P: 15	R: 1 E: 0 K: 2 S: 13	H: 2 LOB: 1 BB: 0 P: 19	R: 1 E: 0 K: 2 S: 11	H: 1 LOB: 0 BB: 0 P: 19	R: 0 E: 0 K: 1 S: 7	H: 0 LOB: 0 BB: 0 P: 11	R: 6 E: 0 K: 1 S: 24	H: 6 LOB: 3 BB: 3 P: 44	R: 5 E: 0 K: 1 S: 17	H: 3 LOB: 1 BB: 3 P: 31	R: 3 E: 1 K: 0 S: 22	H: 3 LOB: 2 BB: 2 P: 39	R: 0 E: 0 K: 1 S: 8	H: 1 LOB: 0 BB: 0 P: 11
--------------	------------------------------	----------------------------------	-------------------------------	----------------------------------	-------------------------------	----------------------------------	------------------------------	----------------------------------	-------------------------------	----------------------------------	-------------------------------	----------------------------------	-------------------------------	----------------------------------	------------------------------	----------------------------------

PITCHER	IP	WLS	BF	H	R	ER	SO	BB	IBB	HBP	BLK	WP	HR	S	P	ERA	WHIP
<b>Odalys Perez, L</b> (1, 1) ERA: 4.76	4.2	L	27	10	10	10	6	3	0	0	0	0	2	59	98	19.29	2.786
<b>57 Victor Alvarez, L</b> (5, 1) ERA: 12.71	1.1		11	3	5	5	1	4	0	0	0	0	0	21	41	33.75	5.250
<b>Paul Shuey, R</b> (7, 1) ERA: 2.59	1.0		8	3	3	3	0	2	0	0	0	0	0	22	39	27.00	5.000
<b>Paul Quantrill, R</b> (8, 1) ERA: 1.79	1.0		3	1	0	0	1	0	0	0	0	0	0	8	11	0.00	1.000

**AB R H RBI BB SO LOB**

4	1	2	1	1	0	1
0	0	0	0	0	0	0
1	0	0	0	0	0	2
0	0	0	0	0	0	0
0	0	0	0	0	0	0
4	2	0	0	2	2	4
3	3	2	1	1	0	1
2	0	1	0	0	0	0
4	3	3	5	0	0	0
2	1	1	0	0	0	1
5	0	0	0	0	2	4
3	3	2	1	2	1	0
4	3	2	4	1	0	2
3	1	1	1	2	1	1
3	0	1	1	0	2	1
2	1	2	3	0	0	0


**AB 40**  
**R 18**  
**H 17**  
**RBI 17**  
**BB 9**  
**SO 8**  
**LOB 17**

**WP: 0 PA: 49**  
**PB: 0**  
**SB: 2**  
**CS: 0**

**1B: 9 SF: 0**  
**2B: 5 SAC: 0**  
**3B: 1 DP: 1**  
**HR: 2 HBP: 0**

**Los Angeles Dodgers @ Houston Astros**  
Minute Maid Park, Houston, TX

Tue Aug 26 2003, 7:05 PM CDT  
Att: 24,752 - Dome - 72 F



Batter	1	2	3	4	5	6	7	8	9	AB R H RBI BB SO LOB	TOP									
<b>Dave Roberts, L</b> (1, 8) OBP: 0.333, SLG: 0.309	2-2 F7		0-1 E3 BB 1B		0-0 G6-3 1B		2-3 K			4 1 1 0 0 1 0										
<b>Paul Lo Duca, R</b> (1, 2) OBP: 0.348, SLG: 0.400	0-1 F6 1B		0-0 1B 1B		2-2 G6-3 1-2f		1-3 K			4 0 2 0 0 1 1										
<b>Shawn Green, L</b> (1, 9) OBP: 0.346, SLG: 0.438	1-1 F6 1B		4-2 1B BB		0-0 1B		2-3 K			3 0 2 0 1 1 0										
<b>Jeremy Burnitz, L</b> (1, 7) OBP: 0.325, SLG: 0.518	0-0 F6		1-1 F7		2-3 K2-3		2-1 G6-3			4 0 0 0 0 1 6										
<b>Adrián Beltré, R</b> (1, 5) OBP: 0.281, SLG: 0.398	3-2 G6-3		0-2 1B		0-0 G6-3		2-2 F8			4 0 1 1 0 0 2										
<b>Robin Ventura, L</b> (1, 3) OBP: 0.347, SLG: 0.399		3-2 P5		0-3 K		3-1 L3		1-1 F7		4 0 0 0 0 1 0										
<b>Alex Cora, L</b> (1, 4) OBP: 0.271, SLG: 0.308		1-1 G4-3		0-2 P4		1-2 G1-3		2-3 K		3 0 0 0 0 0 0										
<b>Guillermo Mota, R</b> (6, 1) OBP: 0.250, SLG: 0.625										0 0 0 0 0 0 0										
<b>Andy Ashby, R</b> (8, 1)										0 0 0 0 0 0 0										
<b>Mike Kinkade, R</b> (9, PH) OBP: 0.326, SLG: 0.353										1 0 0 0 0 1 0										
<b>Cesar Izturis, S</b> (1, 6) OBP: 0.281, SLG: 0.306		0-2 L7		0-2 1B		0-2 G3				3 0 1 0 0 0 0										
<b>Hideo Nomo, R</b> (1, 1) OBP: 0.175, SLG: 0.200			2-3 K		0-1 G1-3		1-3 K			2 0 0 0 0 1 1										
<b>Jolbert Cabrera, R</b> (6, 4) OBP: 0.326, SLG: 0.432										1 0 0 0 0 1 0										
<b>Inning Stats</b>	R: 0 E: 0 K: 0 S: 12	H: 2 LOB: 2 BB: 0 P: 18	R: 0 E: 0 K: 0 S: 10	H: 0 LOB: 0 BB: 0 P: 14	R: 1 E: 1 K: 1 S: 14	H: 2 LOB: 2 BB: 1 P: 21	R: 0 E: 0 K: 1 S: 11	H: 1 LOB: 1 BB: 0 P: 11	R: 0 E: 0 K: 1 S: 8	H: 2 LOB: 1 BB: 0 P: 12	R: 0 E: 0 K: 2 S: 9	H: 0 LOB: 0 BB: 0 P: 12	R: 0 E: 0 K: 2 S: 10	H: 0 LOB: 0 BB: 0 P: 15	R: 0 E: 0 K: 1 S: 8	H: 0 LOB: 0 BB: 0 P: 13	1B: 7 2B: 0 3B: 0 HR: 0	SF: 0 SAC: 0 DP: 1 HBP: 0	WP: 0 PB: 0 SB: 0 CS: 0	PA: 34
<b>PITCHER</b>	IP WLS BF H R ER SO BB IBB HBP BLK WP HR S P ERA WHIP																			
<b>Wade Miller, R</b> (1, 1) ERA: 4.21	7.0 W 28 7 1 0 5 1 0 0 0 0 0 0 70 98 0.00 1.143																			
<b>54 Brad Lidge, R</b> (8, 1) ERA: 3.24	1.0 3 0 0 0 2 0 0 0 0 0 0 0 10 15 0.00 0.000																			
<b>Dan Miceli, R</b> (9, 1) ERA: 3.3	1.0 3 0 0 0 1 0 0 0 0 0 0 0 8 13 0.00 0.000																			

**Los Angeles Dodgers @ Houston Astros**  
Minute Maid Park, Houston, TX

AB	33
R	1
H	7
RBI	1
BB	1
SO	8
LOB	10



Wed Aug 27 2003, 7:05 PM CDT  
Att: 23,094 - Dome - 72 F

[livebaseballscorecards.com](http://livebaseballscorecards.com)



Batter	1	2	3	4	5	6	7	8	9
<b>Craig Biggio, R</b> OBP: 0.342, SLG: 0.407 (1, 8)	2-3 K 1B 5 HR	2-0 G5-3		4-0 BB		0-1 G5-3		0-3 K	
<b>Geoff Blum, S</b> OBP: 0.296, SLG: 0.392 (1, 5)	2-2 5 HR 1B	1-0 G4-3		2-0 F9		0-2 G4-3			
<b>5 Jeff Bagwell, R</b> OBP: 0.378, SLG: 0.514 (1, 3)	1-1 HR	0-0 F7			0-1 1B 2B	4-0 BB			
<b>Jeff Kent, R</b> OBP: 0.343, SLG: 0.510 (1, 4)	0-0 17 2B 1B		3-1 G6-3		3-2 P5	1-3 K			
<b>17 Lance Berkman, S</b> OBP: 0.405, SLG: 0.522 (1, 7)	3-1 2B		4-2 BB		4-0 1B 1B IBB		1-1 G4-3		
<b>Richard Hidalgo, R</b> OBP: 0.373, SLG: 0.553 (1, 9)	2-3 K		2-3 K		2-2 F9		3-3 K		
<b>Brad Ausmus, R</b> OBP: 0.301, SLG: 0.297 (1, 2)	3-3 K		1-0 F9		1-1 28 1B 1-2 2-H 1B		1-0 F8		
<b>28 Adam Everett, R</b> OBP: 0.301, SLG: 0.363 (1, 6)	4-1 BB			2-0 F9		0-1 1B		2-1 G1-3	
<b>Wade Miller, R</b> OBP: 0.167, SLG: 0.154 (1, 1)	0-0 P4			0-0 P5		2-1 P3		1-1 F9	
<b>54 Brad Lidge, R</b> (8, 1)									
<b>Jose Vizcaino, S</b> OBP: 0.268, SLG: 0.360 (8, PH)									
<b>Dan Miceli, R</b> (9, 1)									

AB	R	H	RBI	BB	SO	LOB
4	1	0	0	1	2	0
4	1	1	0	0	0	1
3	2	2	3	1	0	0
4	1	1	0	0	1	2
2	1	1	1	2	0	0
4	0	0	0	0	3	4
4	0	1	1	0	1	2
3	0	1	1	1	0	0
3	0	0	0	0	0	4
0	0	0	0	0	0	0
1	0	0	0	0	0	0
0	0	0	0	0	0	0

AB	R	H	RBI	BB	SO	LOB
32	6	7	6	5	7	13

Inning Stats	R	H	E	K	S	H	LOB	BB	P	R	H	E	K	S	H	LOB	BB	P
	4	4	1	3	19	0	0	0	6	0	0	0	0	3	0	0	0	19
	0	0	0	0	3	0	0	0	6	0	0	0	0	0	0	0	0	11
	2	3	0	0	14	0	0	0	26	0	0	0	0	0	0	0	0	14
	0	0	0	0	9	0	0	0	10	0	0	0	0	0	0	0	0	10

PITCHER	IP	WLS	BF	H	R	ER	SO	BB	IBB	HBP	BLK	WP	HR	S	P	ERA	WHIP
<b>Hideo Nomo, R</b> ERA: 2.86 (1, 1)	5.0	L	27	7	6	5	4	3	1	0	0	0	1	48	98	9.00	2.000
<b>Guillermo Mota, R</b> ERA: 1.6 (6, 1)	2.0		7	0	0	0	2	1	0	0	0	0	0	15	25	0.00	0.500
<b>Andy Ashby, R</b> ERA: 5.2 (8, 1)	1.0		3	0	0	0	1	0	0	0	0	0	0	7	10	0.00	0.000

**Los Angeles Dodgers @ Houston Astros**  
Minute Maid Park, Houston, TX

Wed Aug 27 2003, 7:05 PM CDT  
Att: 23,094 - Dome - 72 F

[livebaseballscorecards.com](http://livebaseballscorecards.com)

AB	32
R	6
H	7
RBI	6
BB	5
SO	7
LOB	13

WP	0	PA	37
PB	0	SB	0
CS	0		



**Los Angeles Dodgers @ Houston Astros**  
 Minute Maid Park, Houston, TX

Thu Aug 28 2003, 7:05 PM CDT  
 Att. 24,054 - Dome - 72 F

AB	37
R	6
H	11
RBI	6
BB	2
SO	4
LOB	18



WP	1	PA	39
PB	0		
SB	1		
CS	0		

Batter	1	2	3	4	5	6	7	8	9	AB	R	H	RBI	BB	SO	LOB					
<b>Dave Roberts, L</b> (1, 8) OBP: 0.334, SLG: 0.308	4-1 FC6-4 BB	0-1 F7		3-2 S 1B			3-2 L7		1-1 P4	4	0	1	0	1	0	2					
<b>Paul Lo Duca, R</b> (1, 2) OBP: 0.346, SLG: 0.398	1-2 FC6-4 BB 1B 1-2f	2-1 FC6-4		1-1 P4 1-2			0-0 P6		3-2 FC6 1B 2-H	5	1	1	1	0	0	3					
<b>Shawn Green, L</b> (1, 9) OBP: 0.347, SLG: 0.437	1-1 1B BB 1-2 FC6-4 1B		1-2 1B 2B 1B	0-1 F8			1-1 G3-1		0-0 FC6 1-2f	5	2	2	0	0	0	2					
<b>Fred McGriff, L</b> (1, 3) OBP: 0.313, SLG: 0.428 <b>Robin Ventura, L</b> (8, 3) OBP: 0.347, SLG: 0.399	4-2 FC6-4 1B 1-2 2-3 BB		1-1 2B 1-2 G4-3 1B		1-3 K			0-3 K		3	1	1	0	1	2	0					
<b>Adrián Beltré, R</b> (1, 5) OBP: 0.280, SLG: 0.396	0-1 FC6-4 1B 1-2 2-3 3-H		3-1 L7		1-1 L8			0-2 F8		4	0	1	1	0	0	2					
<b>Jeremy Burnitz, L</b> (1, 7) OBP: 0.327, SLG: 0.529 <b>Eric Gagne, R</b> (8, 1)	0-2 FC6-4 1-2f 2-3 3-H		1-0 G4-3 1-3 2-H 2B		0-3 K			0-1 HR		4	1	2	3	0	1	2					
<b>Alex Cora, L</b> (1, 4) OBP: 0.271, SLG: 0.308	1-2 G6-3		2-0 G4-3 2-3 3-H		2-2 G4-6-3 1B			1-2 G4-3		4	0	1	1	0	0	3					
<b>Cesar Izturis, S</b> (1, 6) OBP: 0.283, SLG: 0.312		0-1 FC2-5 2B	0-1 P6		1 SAFE G4-6-3 1-2f			0-0 WP 1B 2B		4	1	2	0	0	0	2					
<b>Wilson Alvarez, L</b> (1, 1) OBP: 0.222, SLG: 0.222 <b>Paul Shuey, R</b> (5, 1) <b>Paul Quantrill, L</b> (7, 1) <b>Guillermo Mota, R</b> (8, 1) OBP: 0.250, SLG: 0.625 <b>Jolbert Cabrera, R</b> (8, 7) OBP: 0.325, SLG: 0.431		0-1 FC2-5 FC6-4 2-3		1-2 G4-3		1-0 L9		1-3 K		2	0	0	0	0	0	1					
<b>Inning Stats</b>	R: 2 E: 0 K: 0 S: 17	H: 2 LOB: 2 BB: 2 P: 28	R: 0 E: 0 K: 0 S: 8	H: 1 LOB: 1 BB: 0 P: 10	R: 2 E: 0 K: 0 S: 12	H: 3 LOB: 1 BB: 0 P: 19	R: 0 E: 0 K: 0 S: 10	H: 1 LOB: 1 BB: 0 P: 15	R: 0 E: 0 K: 2 S: 8	H: 0 LOB: 0 BB: 0 P: 10	R: 0 E: 0 K: 0 S: 5	H: 1 LOB: 0 BB: 0 P: 8	R: 0 E: 0 K: 0 S: 7	H: 0 LOB: 0 BB: 0 P: 11	R: 1 E: 0 K: 1 S: 12	H: 1 LOB: 0 BB: 0 P: 13	R: 1 E: 0 K: 1 S: 11	H: 2 LOB: 1 BB: 0 P: 16	1B: 7 2B: 3 3B: 0 HR: 1	SF: 0 SAC: 0 DP: 1 HBP: 0	WP: 1 PA: 39
<b>PITCHER</b>	IP WLS BF H R ER SO BB IBB HBP BLK WP HR S P ERA WHIP	IP WLS BF H R ER SO BB IBB HBP BLK WP HR S P ERA WHIP																			
<b>Tim Redding, R</b> (1, 1) ERA: 3.87	3.0 L 17 6 4 4 0 2 0 0 0 0 0 0 37 57 12.00 2.667		<b>Rick White, R</b> (9, 1) ERA: 6.26	1.0 5 2 1 1 1 0 0 0 0 0 1 12 13 9.00 1.000																	
<b>Dan Miceli, R</b> (4, 1) ERA: 3.19	2.0 7 1 0 0 2 0 0 0 0 0 0 0 18 25 0.00 0.500																				
<b>Mike Gallo, L</b> (6, 1) ERA: 2.89	1.0 3 1 0 0 0 0 0 0 0 0 0 0 5 8 0.00 1.000																				
<b>54 Brad Lidge, R</b> (7, 1) ERA: 3.19	1.0 3 0 0 0 0 0 0 0 0 0 0 0 7 11 0.00 0.000																				
<b>Octavio Dotel, R</b> (8, 1) ERA: 2.99	1.0 4 1 1 1 1 0 0 0 0 0 0 1 12 13 9.00 1.000																				

livebaseballscorecards.com

BOTTOM

Los Angeles Dodgers @ Houston Astros  
Minute Maid Park, Houston, TX  
Thu Aug 28 2003, 7:05 PM CDT  
Att. 24,054 - Dome - 72 F

livebaseballscorecards.com

AB 33  
R 3  
H 8  
RBI 3  
BB 2  
SO 11  
LOB 12



WP: 0 PA: 35  
PB: 0  
SB: 1  
CS: 0

AB R H RBI BB SO LOB

4 0 1 0 0 1 2

4 1 2 0 0 0 1

3 1 0 0 1 0 3

4 0 1 0 0 3 2

3 0 1 2 1 1 1

4 0 0 0 0 2 2

4 0 0 0 0 3 0

4 1 2 1 0 0 0

1B: 6 SF: 0  
2B: 1 SAC: 0  
3B: 0 DP: 1  
HR: 1 HBP: 0

Batter	1	2	3	4	5	6	7	8	9
Craig Biggio, R OBP: 0.341, SLG: 0.405 (1, 8)	3-3 K		0-0 FC1-6 1B		0-1 F8		2-2 G4-3		
Jose Vizcaino, S OBP: 0.273, SLG: 0.364 (1, 4)	1-1 5 BB 17 2B 1B		1-2 FC1-6 5 G6-3 1-2f		1-0 1 SAFE 1 SAFE 1-2 1B		3-2 P5		
5 Jeff Bagwell, R OBP: 0.377, SLG: 0.511 (1, 3)	4-2 17 2B BB		1-2 G6-3 1-2		2-2 G1-3		1-1 G5-3		
Richard Hidalgo, R OBP: 0.372, SLG: 0.550 (1, 9)	3-3 K			0-3 K		2-3 K	0-0 1B		
17 Lance Berkman, S OBP: 0.406, SLG: 0.523 (1, 7)	0-0 1-H 2-H 2B			4-1 G6-4-3 BB		3-3 K	1-0 F8		
Morgan Ensberg, R OBP: 0.368, SLG: 0.505 (1, 5)	1-3 K			1-0 G6-4-3 1-2f		1-2 G6-3		3-3 K	
Brad Ausmus, R OBP: 0.298, SLG: 0.294 (1, 2)		1-3 K			2-3 K		2-2 G1-3		2-3 K
28 Adam Everett, R OBP: 0.303, SLG: 0.375 (1, 6)			3-2 F9		0-0 HR		1-1 1B		2-2 F9
Tim Redding, R OBP: 0.212, SLG: 0.225 (1, 1)							2-0 F7		
Dan Miceli, R OBP: 0.364, SLG: 0.727 (5, PH)									
16 Jason Lane, R OBP: 0.364, SLG: 0.727 (6, 1)									
54 Brad Lidge, R OBP: 0.286, SLG: 0.378 (7, PH)									
Orlando Merced, S OBP: 0.286, SLG: 0.378 (8, 1)									
Rick White, R (9, 1)									

Inning Stats	R: 2	H: 2	E: 0	K: 3	S: 17	H: 2	LOB: 1	BB: 1	P: 29	R: 0	H: 0	E: 0	K: 2	S: 12	H: 0	LOB: 0	BB: 0	P: 16	R: 0	H: 1	E: 0	K: 0	S: 8	H: 0	LOB: 1	BB: 0	P: 10	R: 0	H: 0	E: 0	K: 1	S: 5	H: 3	LOB: 2	BB: 0	P: 19	R: 0	H: 0	E: 0	K: 2	S: 11	H: 0	LOB: 0	BB: 0	P: 17	R: 0	H: 1	E: 0	K: 0	S: 11	H: 1	LOB: 1	BB: 0	P: 18	R: 0	H: 1	E: 0	K: 0	S: 7	H: 1	LOB: 1	BB: 0	P: 12	R: 0	H: 0	E: 0	K: 2	S: 9	H: 0	LOB: 0	BB: 0	P: 16	1B: 6	SF: 0	2B: 1	SAC: 0	3B: 0	DP: 1	HR: 1	HBP: 0	WP: 0	PA: 35
--------------	------	------	------	------	-------	------	--------	-------	-------	------	------	------	------	-------	------	--------	-------	-------	------	------	------	------	------	------	--------	-------	-------	------	------	------	------	------	------	--------	-------	-------	------	------	------	------	-------	------	--------	-------	-------	------	------	------	------	-------	------	--------	-------	-------	------	------	------	------	------	------	--------	-------	-------	------	------	------	------	------	------	--------	-------	-------	-------	-------	-------	--------	-------	-------	-------	--------	-------	--------

PITCHER	IP	WLS	BF	H	R	ER	SO	BB	IBB	HBP	BLK	WP	HR	S	P	ERA	WHIP
Wilson Alvarez, L ERA: 2.64 (1, 1)	4.2		20	6	3	3	7	2	0	0	0	0	1	52	79	5.79	1.714
Paul Shuey, R ERA: 2.53 (5, 1)	1.1	W	4	0	0	0	2	0	0	0	0	0	0	14	22	0.00	0.000
Paul Quantrill, R ERA: 1.76 (7, 1)	1.0	H	4	1	0	0	0	0	0	0	0	0	0	11	18	0.00	1.000
Guillermo Mota, R ERA: 1.59 (8, 1)	0.2	H	3	1	0	0	0	0	0	0	0	0	0	6	10	0.00	1.500
Eric Gagne, R ERA: 1.47 (8, 1)	1.1	S	4	0	0	0	2	0	0	0	0	0	0	10	18	0.00	0.000

Batter	1	2	3	4	5	6	7	8	9	AB R H RBI BB SO LOB	TOP										
Sean Burroughs, L OBP: 0.363, SLG: 0.422 (1, 5)	3-2 G3-1	1-2 FC6-4 1B			0-2 G6-3	0-0 G4-3		2-2 F7	0-2 F7	6 0 1 0 0 0 3											
Mark Loretta, R OBP: 0.378, SLG: 0.439 (1, 4)	0-2 HR	2-2 FC6-4 1-2f			0-0 24 BB 1B	1-2 24 G6-3 1B		1-1 F8		5 2 3 1 0 0 2											
24 Brian Giles, L OBP: 0.432, SLG: 0.518 (1, 7)	2-2 G3			0-0 G3-1	4-0 1B 2B BB	0-0 G6-3 1-2f		0-1 1B 1B		4 1 1 0 1 0 1											
Phil Nevin, R OBP: 0.321, SLG: 0.427 Mike Matthews, L (8, 1) Scott Linebrink, R OBP: 0.167, SLG: 0.250 (9, 1)	3-2 HR			4-2 BB	0-0 F9		4-1 2B FC6-2-5 BB	0-2 1-3 2-H 1B		3 1 2 2 2 0 2 0 0 0 0 0 0 0 0 0 0 0 0 0 0											
Ryan Klesko, L OBP: 0.357, SLG: 0.459 (1, 3)	1-0 1B 1B			3-3 K	3-2 2B 1B 1B		1-3 K	0-0 F7		5 1 2 1 0 2 4											
Mark Kotsay, L OBP: 0.345, SLG: 0.377 (1, 8)	0-0 1-2 1B			3-2 G3	0-0 1B E 2B		2-1 FC6-2-5 2B		0-0 E6 FC5-4	5 1 3 1 0 0 1											
Gary Bennett, R OBP: 0.290, SLG: 0.290 (1, 2)	0-1 F8			2-3 K	4-2 E BB		1-0 FC6-2-5 S		1-2 FC5-4 1B 1-2f	4 0 0 0 1 1 5											
Ramón Vázquez, L OBP: 0.329, SLG: 0.332 (1, 6)		0-1 F8		1-3 K	3-2 E5 1-3 2-H 3-H 1B		2-2 G4-3		1-1 1-2 1B	5 0 2 1 0 1 2											
Adam Eaton, R OBP: 0.275, SLG: 0.404 Brian Buchanan, R OBP: 0.353, SLG: 0.468 (8, PH) (8, 9)		2-3 K		3-3 K	3-3 K			4-1 24 1B BB	2-3 K	3 0 0 0 0 3 2 1 1 0 0 1 1 2											
<b>Inning Stats</b>	R: 2 E: 0 K: 0 S: 17	H: 4 LOB: 2 BB: 0 P: 26	R: 0 E: 0 K: 1 S: 13	H: 1 LOB: 1 BB: 0 P: 18	R: 0 E: 0 K: 1 S: 12	H: 0 LOB: 1 BB: 1 P: 22	R: 0 E: 0 K: 3 S: 9	H: 0 LOB: 0 BB: 0 P: 15	R: 4 E: 1 K: 1 S: 19	H: 4 LOB: 2 BB: 2 P: 36	R: 0 E: 0 K: 0 S: 6	H: 1 LOB: 0 BB: 0 P: 7	R: 0 E: 0 K: 1 S: 10	H: 1 LOB: 2 BB: 1 P: 20	R: 1 E: 0 K: 0 S: 15	H: 2 LOB: 2 BB: 1 P: 22	R: 0 E: 1 K: 1 S: 12	H: 1 LOB: 2 BB: 0 P: 16	1B: 10 2B: 2 3B: 0 HR: 2	SF: 0 SAC: 0 DP: 1 HBP: 0	WP: 0 PA: 46 PB: 0 SB: 1 CS: 0
<b>PITCHER</b>	IP WLS BF H R ER SO BB IBB HBP BLK WP HR S P ERA WHIP																				
Jerome Robertson, L ERA: 5.18 (1, 1)	4.2 L 24 8 6 5 5 2 0 0 0 0 0 2 60 97 9.64 2.143																				
Rick White, R ERA: 6.0 (5, 1)	2.1 11 3 0 0 2 2 0 0 0 0 0 0 26 47 0.00 2.143																				
Mike Gallo, L ERA: 3.2 (8, 1)	1.0 6 2 1 1 0 1 0 0 0 0 0 0 15 22 9.00 3.000																				
Billy Wagner, L ERA: 1.8 (9, 1)	1.0 5 1 0 0 1 0 0 0 0 0 0 0 12 16 0.00 1.000																				

**San Diego Padres @ Houston Astros**  
 Minute Maid Park, Houston, TX  
 Fri Aug 29 2003, 7:05 PM CDT  
 Att: 26,241 - Dome - 72 F

livebaseballscorecards.com

AB	41
R	7
H	14
RBI	6
BB	5
SO	8
LOB	24



Batter	1	2	3	4	5	6	7	8	9	AB	R	H	RBI	BB	SO	LOB
<b>Craig Biggio, R</b> OBP: 0.341, SLG: 0.404 (1, 8)	1-0 P4		3-2 1B			0-1 G6-3	1-1 G1-3			4	0	1	0	0	0	2
<b>Jose Vizcaino, S</b> OBP: 0.267, SLG: 0.354 (1, 4)	1-2 G1-3		2-2 F8			2-2 F9		0-2 G6-3		4	0	0	0	0	0	1
<b>5 Jeff Bagwell, R</b> OBP: 0.378, SLG: 0.517 (1, 3)	0-0 HR				3-3 K	1-1 17 BB		3-3 K		4	1	2	1	0	2	0
<b>17 Lance Berkman, S</b> OBP: 0.407, SLG: 0.520 (1, 7)	3-3 K				4-0 1B	4-2 1B		3-2 F7		2	0	0	0	2	1	0
<b>Richard Hidalgo, R</b> OBP: 0.371, SLG: 0.547 (1, 9)		2-0 P3			0-0 1B	1-2 G5-4-3		1-0 F8		4	0	1	0	0	1	2
<b>Geoff Blum, S</b> OBP: 0.295, SLG: 0.390 (1, 5)		1-2 F8			0-2 G5-4-3			1-1 G3		2	0	0	0	0	0	2
<b>Rick White, R</b> (5, 1)										0	0	0	0	0	0	0
<b>Orlando Merced, S</b> OBP: 0.284, SLG: 0.374 (7, PH)										2	0	0	0	0	0	0
<b>Raul Chavez, R</b> OBP: 0.400, SLG: 0.778 (1, 2)		0-2 L5						0-3 K		4	0	0	0	0	1	0
<b>28 Adam Everett, R</b> OBP: 0.304, SLG: 0.375 (1, 6)			1-3 K			0-0 F9		1-2 1B		3	0	1	0	0	1	0
<b>Jerome Robertson, L</b> OBP: 0.159, SLG: 0.140 (1, 1)										1	0	0	0	0	0	0
<b>Morgan Ensberg, R</b> OBP: 0.369, SLG: 0.505 (5, 5)										2	0	1	0	0	0	0
<b>Mike Gallo, L</b> (8, 1)										0	0	0	0	0	0	0
<b>Billy Wagner, L</b> (9, 1)										0	0	0	0	0	0	0

Inning Stats	R: 1	H: 1	E: 0	K: 1	S: 8	LOB: 0	BB: 0	P: 13	R: 0	H: 0	E: 0	K: 0	S: 9	LOB: 0	BB: 0	P: 12	R: 0	H: 1	E: 0	K: 1	S: 11	LOB: 1	BB: 0	P: 17	R: 0	H: 1	E: 0	K: 1	S: 7	LOB: 1	BB: 1	P: 14	R: 0	H: 0	E: 0	K: 0	S: 7	LOB: 0	BB: 0	P: 13	R: 0	H: 1	E: 0	K: 10	S: 18	LOB: 2	BB: 1	R: 0	H: 2	E: 0	K: 1	S: 12	LOB: 2	BB: 0	P: 15	R: 0	H: 0	E: 0	K: 1	S: 14	LOB: 0	BB: 0	P: 20	R: 0	H: 0	E: 0	K: 1	S: 13	LOB: 0	BB: 0	P: 17	1B: 5	SF: 0	2B: 0	SAC: 0	3B: 0	DP: 1	HR: 1	HBP: 0	WP: 0	PA: 34
--------------	------	------	------	------	------	--------	-------	-------	------	------	------	------	------	--------	-------	-------	------	------	------	------	-------	--------	-------	-------	------	------	------	------	------	--------	-------	-------	------	------	------	------	------	--------	-------	-------	------	------	------	-------	-------	--------	-------	------	------	------	------	-------	--------	-------	-------	------	------	------	------	-------	--------	-------	-------	------	------	------	------	-------	--------	-------	-------	-------	-------	-------	--------	-------	-------	-------	--------	-------	--------

PITCHER	IP	WLS	BF	H	R	ER	SO	BB	IBB	HBP	BLK	WP	HR	S	P	ERA	WHIP
<b>Adam Eaton, R</b> ERA: 4.05 (1, 1)	7.0	W	28	6	1	1	4	2	0	0	0	0	1	64	102	1.29	1.143
<b>Mike Matthews, L</b> ERA: 4.81 (8, 1)	1.0		3	0	0	0	1	0	0	0	0	0	0	14	20	0.00	0.000
<b>Scott Linebrink, R</b> ERA: 3.29 (9, 1)	1.0		3	0	0	0	1	0	0	0	0	0	0	13	17	0.00	0.000

**BOTTOM**

**San Diego Padres @ Houston Astros**  
Minute Maid Park, Houston, TX

Fri Aug 29 2003, 7:05 PM CDT  
Att. 26,241 - Dome - 72 F

<b>AB</b>	<b>32</b>
<b>R</b>	<b>1</b>
<b>H</b>	<b>6</b>
<b>RBI</b>	<b>1</b>
<b>BB</b>	<b>2</b>
<b>SO</b>	<b>6</b>
<b>LOB</b>	<b>7</b>



PITCHER	IP	WLS	BF	H	R	ER	SO	BB	IBB	HBP	BLK	WP	HR	S	P	ERA	WHIP
---------	----	-----	----	---	---	----	----	----	-----	-----	-----	----	----	---	---	-----	------





Batter	1	2	3	4	5	6	7	8	9	AB R H RBI BB SO LOB	TOP											
Sean Burroughs, L (1, 5) OBP: 0.363, SLG: 0.420	1-2 G5-3		2-2 1B			2-3 K	4-2 1B BB		0-0 G4-6-3	4 0 1 1 1 1 2												
Mark Loretta, R (1, 4) OBP: 0.379, SLG: 0.438	1-1 F7		1-2 P3			1-1 FC3-6 1B	0-2 1B			4 0 2 2 0 0 2												
24 Brian Giles, L (1, 7) OBP: 0.428, SLG: 0.514	1-2 L6				0-0 F8	0-0 FC3-6 1-2f	1-2 P2			4 0 0 0 0 0 3												
Phil Nevin, R (1, 3) OBP: 0.322, SLG: 0.417		2-3 K			1-2 G3-1	2-3 K		2-2 F9		4 0 0 0 0 2 1												
Gary Matthews, S (1, 9) OBP: 0.311, SLG: 0.362		1-2 L3 1B			0-3 K		1-0 G4-3 BB 2B	1-3 K		4 1 2 0 0 2 0												
Mark Kotsay, L (1, 8) OBP: 0.342, SLG: 0.373		2-1 L3 1-1			0-3 K		1-1 B2	2-1 G6-3		4 0 0 0 0 1 2												
Gary Bennett, R (1, 2) OBP: 0.285, SLG: 0.284			2-1 P4		2-2 F7		2 SAFE 2-2 G4-3		3-2 G6-3	4 0 0 0 0 0 1												
Ramón Vázquez, L (1, 6) OBP: 0.340, SLG: 0.340			1-2 1B 1B		1-1 1B		4-2 BB BB 1B BB	0-2 1B 1B		3 1 3 0 1 0 0												
44 Jake Peavy, R (1, 1) OBP: 0.160, SLG: 0.087 Brian Buchanan, R (7, PH) OBP: 0.355, SLG: 0.466 Scott Linebrink, R (7, 1) OBP: 0.167, SLG: 0.250 Mike Matthews, L (7, 1) Jay Witasick, R (8, 1) Ryan Klesko, L (8, PH) OBP: 0.354, SLG: 0.456 Rod Beck, R (9, 1)			1-3 K		3-2 P4		1 SAFE 4-1 1B BB	3-1 G4-6-3 1B		2 0 0 0 0 0 1 2 0 1 0 0 1 0 1 0 1 0 0 0 0 0 0 0 0 0 0 0 0 0												
<b>Inning Stats</b>	R: 0 E: 0 K: 0 S: 8	H: 0 LOB: 0 BB: 0 P: 11	R: 0 E: 0 K: 1 S: 8	H: 1 LOB: 0 BB: 0 P: 13	R: 0 E: 0 K: 1 S: 14	H: 2 LOB: 2 BB: 0 P: 21	R: 0 E: 0 K: 1 S: 7	H: 0 LOB: 0 BB: 0 P: 8	R: 0 E: 0 K: 1 S: 13	H: 1 LOB: 1 BB: 0 P: 19	R: 0 E: 0 K: 2 S: 9	H: 1 LOB: 1 BB: 0 P: 14	R: 3 E: 0 K: 0 S: 19	H: 2 LOB: 2 BB: 3 P: 36	R: 0 E: 0 K: 1 S: 8	H: 0 LOB: 0 BB: 0 P: 13	R: 0 E: 0 K: 0 S: 14	H: 2 LOB: 1 BB: 0 P: 20	1B: 8 2B: 2 3B: 0 HR: 0	SF: 0 SAC: 0 DP: 2 HBP: 0	WP: 0 PA: 37 PB: 0 SB: 0 CS: 0	
<b>PITCHER</b>	IP WLS BF H R ER SO BB IBB HBP BLK WP HR S P ERA WHIP																				<b>PITCHER</b>	IP WLS BF H R ER SO BB IBB HBP BLK WP HR S P ERA WHIP
Ron Villone, L (1, 1) ERA: 3.28	6.2 L 28 6 3 3 6 3 0 0 0 0 0 72 115 4.05 1.350																					
54 Brad Lidge, R (7, 1) ERA: 3.67	0.1 2 1 0 0 0 0 0 0 0 0 0 0 6 7 0.00 3.000																					
Ricky Stone, R (8, 1) ERA: 3.15	2.0 7 2 0 0 0 1 0 0 0 0 0 0 22 33 0.00 1.000																					

San Diego Padres @ Houston Astros  
Minute Maid Park, Houston, TX

Sun Aug 31 2003, 1:05 PM CDT  
Att: 31,408 - Dome - 72 F

livebaseballscorecards.com

AB	34
R	3
H	9
RBI	3
BB	3
SO	7
LOB	13





Batter	1	2	3	4	5	6	7	8	9	AB	R	H	RBI	BB	SO	LOB
<b>Craig Biggio, R</b> OBP: 0.341, SLG: 0.402 (1, 8)	1-1 P6		2-0 5 BB HBP		2-3 K			2-2 G5-3		3	0	0	0	0	1	0
<b>Morgan Ensberg, R</b> OBP: 0.373, SLG: 0.522 (1, 5)	2-1 HR		2-2 F9			1-3 K		1-1 5 1B		4	1	2	1	0	1	1
<b>5 Jeff Bagwell, R</b> OBP: 0.379, SLG: 0.513 (1, 3)	4-2 17 S BB		4-0 FC6-4 BB			0-0 F9		0-1 1B		2	0	1	0	2	0	0
<b>Jeff Kent, R</b> OBP: 0.340, SLG: 0.505 (1, 4)	0-1 F8		1-1 FC6-4			0-0 P3		1-2 F7		4	0	0	0	0	0	5
<b>17 Lance Berkman, S</b> OBP: 0.407, SLG: 0.522 (1, 7)	2-3 K				2-3 K			2-2 F7		4	0	0	0	0	3	3
<b>Richard Hidalgo, R</b> OBP: 0.372, SLG: 0.546 (1, 9)		2-2 K			0-0 F9			4-0 FC6-4 HBP BB		3	0	0	0	1	2	0
<b>Brad Ausmus, R</b> OBP: 0.300, SLG: 0.293 (1, 2) <b>Mitch Meluskey, S</b> (9, PH)		1-3 K			3-3 K			3-2 FC6-4 HBP		2	0	0	0	0	2	0
<b>28 Adam Everett, R</b> OBP: 0.300, SLG: 0.367 (1, 6) <b>Jose Vizcaino, S</b> (7, PH) OBP: 0.269, SLG: 0.360 (8, 6)		2-3 K				3-2 F8		0-1 FC6-4		2	0	0	0	0	1	0
<b>Ron Villone, L</b> OBP: 0.206, SLG: 0.303 (1, 1) <b>54 Brad Lidge, R</b> (7, 1) <b>16 Jason Lane, R</b> (7, PH) OBP: 0.333, SLG: 0.667 <b>Ricky Stone, R</b> (8, 1)			2-3 K			1-3 K		0-1 L6		2	0	0	0	0	2	0

Inning Stats	R: 1	H: 1	E: 0	K: 13	S: 13	LOB: 1	BB: 1	P: 22	R: 0	H: 0	E: 0	K: 3	S: 11	LOB: 0	BB: 0	P: 16	R: 0	H: 0	E: 0	K: 2	S: 11	LOB: 0	BB: 0	P: 16	R: 0	H: 0	E: 0	K: 1	S: 5	LOB: 0	BB: 0	P: 6	R: 0	H: 2	E: 0	K: 13	S: 13	LOB: 2	BB: 0	P: 19	R: 0	H: 0	E: 0	K: 2	S: 8	LOB: 0	BB: 0	P: 9	1B: 2	2B: 0	3B: 0	HR: 1	SF: 0	SAC: 0	DP: 0	HBP: 2	WP: 0	PB: 0	SB: 1	CS: 0	PA: 35
--------------	------	------	------	-------	-------	--------	-------	-------	------	------	------	------	-------	--------	-------	-------	------	------	------	------	-------	--------	-------	-------	------	------	------	------	------	--------	-------	------	------	------	------	-------	-------	--------	-------	-------	------	------	------	------	------	--------	-------	------	-------	-------	-------	-------	-------	--------	-------	--------	-------	-------	-------	-------	--------

PITCHER	IP	WLS	BF	H	R	ER	SO	BB	IBB	HBP	BLK	WP	HR	S	P	ERA	WHIP
<b>44 Jake Peavy, R</b> ERA: 4.25 (1, 1)	6.0	W	22	1	1	1	10	2	0	1	0	0	1	58	95	1.50	0.500
<b>Scott Linebrink, R</b> ERA: 3.28 (7, 1)	0.1	H	3	0	0	0	0	1	0	1	0	0	0	8	17	0.00	3.000
<b>Mike Matthews, L</b> ERA: 4.73 (7, 1)	0.2	H	2	0	0	0	0	0	0	0	0	0	0	4	4	0.00	0.000
<b>Jay Witasick, R</b> ERA: 3.72 (8, 1)	1.0	H	5	2	0	0	1	0	0	0	0	0	0	13	19	0.00	2.000
<b>Rod Beck, R</b> ERA: 1.55 (9, 1)	1.0	S	3	0	0	0	2	0	0	0	0	0	0	8	9	0.00	0.000

**BOTTOM**

**San Diego Padres @ Houston Astros**  
Minute Maid Park, Houston, TX

Sun Aug 31 2003, 1:05 PM CDT  
Att: 31,408 - Dome - 72 F

AB	30
R	1
H	3
RBI	1
BB	3
SO	13
LOB	13



Batter	1	2	3	4	5	6	7	8	9	AB R H RBI BB SO LOB
--------	---	---	---	---	---	---	---	---	---	----------------------

<b>Craig Biggio, R</b> (1, 8) <small>OBP: 0.343, SLG: 0.407</small> <b>16 Jason Lane, R</b> (9, 8) <small>OBP: 0.333, SLG: 0.667</small>	0-2  2B		0-1  2B	2-3  K			0-1  G6-3		1-2  HR 1B	5 3 3 0 0 1 2 0 0 0 0 0 0 0
<b>Geoff Blum, S</b> (1, 5) <small>OBP: 0.299, SLG: 0.393</small>	0-0  F8		1-1  1B		1-0  P5		1-1  1B		1-0  HR 1B	5 2 3 1 0 0 1
<b>5 Jeff Bagwell, R</b> (1, 3) <small>OBP: 0.379, SLG: 0.511</small> <b>Rick White, R</b> (9, 1)	0-3  K		1-2  F9		3-2  1B		1-0  F7		4-2  HR BB	4 1 1 0 1 1 3 0 0 0 0 0 0 0
<b>Jeff Kent, R</b> (1, 4) <small>OBP: 0.343, SLG: 0.516</small>	0-1  2B		0-2  1B		0-0  L7		0-0  F9		0-0  HR	5 1 3 6 0 0 1
<b>17 Lance Berkman, S</b> (1, 7) <small>OBP: 0.405, SLG: 0.519</small>	3-1  P5		3-3  K		0-2  CS	2-1  CS 1B		1-0  G5-3	2-2  G4-3	5 0 1 0 0 1 2
<b>Richard Hidalgo, R</b> (1, 9) <small>OBP: 0.372, SLG: 0.547</small>		0-1  1B		0-0  F8		2-2  F8		2-2  1B 2B	2-2  G6-3	5 1 2 0 0 0 1
<b>Brad Ausmus, R</b> (1, 2) <small>OBP: 0.301, SLG: 0.302</small>		0-0  L4-6		2-1  HR		1-1  F8		0-0  28 1B	0-1  G5-3	5 1 2 2 0 0 2
<b>28 Adam Everett, R</b> (1, 6) <small>OBP: 0.303, SLG: 0.369</small>		1-0  G6-3		1-2  G5-3		1-0  SH1-4 1B		1-2  1B		4 1 2 0 0 0 0
<b>Wade Miller, R</b> (1, 1) <small>OBP: 0.179, SLG: 0.167</small> <b>Octavio Dotel, R</b> (7, 1) <small>OBP: 0.284, SLG: 0.374</small> <b>Orlando Merced, S</b> (9, 3)			0-0  G5-3	2-0  1B		0-0  SH1-4		0-3  K		2 0 1 0 0 0 0 1 0 0 0 0 1 2 0 0 0 0 0 0 0

TOP

Houston Astros @ Los Angeles Dodgers  
 Dodger Stadium, Los Angeles, CA  
 Mon Sep 01 2003, 5:10 PM PDT  
 Att. 41,182 - Sunny - 69 F

livebaseballscorecards.com

AB	41
R	10
H	18
RBI	9
BB	1
SO	4
LOB	14



Inning Stats	R: 1	H: 2	R: 0	H: 1	R: 2	H: 3	R: 1	H: 2	R: 0	H: 1	R: 0	H: 1	R: 1	H: 2	R: 1	H: 3	R: 4	H: 3
	E: 0	LOB: 1	E: 0	LOB: 0	E: 1	LOB: 1	E: 0	LOB: 1	E: 0	LOB: 0	E: 0	LOB: 0	E: 0	LOB: 1	E: 0	LOB: 2	E: 0	LOB: 0
	K: 1	BB: 0	K: 0	BB: 0	K: 1	BB: 0	K: 1	BB: 0	K: 0	BB: 0	K: 0	BB: 0	K: 0	BB: 0	K: 1	BB: 1	K: 0	BB: 1
	S: 11	P: 14	S: 4	P: 5	S: 17	P: 22	S: 11	P: 18	S: 11	P: 15	S: 7	P: 12	S: 7	P: 10	S: 12	P: 16	S: 16	P: 26

PITCHER	IP	WLS	BF	H	R	ER	SO	BB	IBB	HBP	BLK	WP	HR	S	P	ERA	WHIP
<b>Hideo Nomo, R</b> (1, 1) <small>ERA: 2.88</small>	5.0	L	22	9	4	2	3	0	0	0	0	1	1	54	74	3.60	1.800
<b>Andy Ashby, R</b> (6, 1) <small>ERA: 5.18</small>	2.0		8	3	1	1	0	0	0	0	0	0	0	14	22	4.50	1.500
<b>Steve Colyer, L</b> (8, 1) <small>ERA: 3.72</small>	1.0		6	3	1	1	1	0	0	0	0	0	0	12	16	9.00	3.000
<b>Rodney Myers, R</b> (9, 1) <small>ERA: 36.0</small>	1.0		7	3	4	4	0	1	0	0	0	0	1	16	26	36.00	4.000

WP: 1	PA: 44
PB: 1	
SB: 0	
CS: 2	

Batter	1	2	3	4	5	6	7	8	9	AB	R	H	RBI	BB	SO	LOB
<b>Dave Roberts, L</b> OBP: 0.333, SLG: 0.304 (1, 8)	1-3 <b>K</b>		3-3 <b>K</b>		1-0 <b>L8</b>		2-1 <b>FC1-6</b>		3-2 <b>G6-3</b>	5	0	0	0	0	2	2
<b>Paul Lo Duca, R</b> OBP: 0.346, SLG: 0.395 (1, 2)	4-0 <b>G3-1</b> <b>BB</b>		3-2 <b>F9</b>		4-2 <b>BB</b>		2-3 <b>K</b>			1	0	0	0	1	0	0
<b>David Ross, R</b> OBP: 0.291, SLG: 0.491 (4, 2)					1-2 <b>BB</b>		1-2 <b>K</b>			1	0	0	0	1	1	1
<b>Shawn Green, L</b> OBP: 0.348, SLG: 0.435 (1, 9)	4-2 <b>G3-1</b> <b>BB</b>		0-1 <b>G4-3</b>		1-2 <b>F9</b>			2-3 <b>K</b>		3	0	0	0	1	1	2
<b>Fred McGriff, L</b> OBP: 0.319, SLG: 0.425 (1, 3)	2-1 <b>G3-1</b>			1-0 <b>1B</b>		2-0 <b>F8</b>		4-2 <b>1B</b> <b>BB</b>		3	0	1	0	1	0	2
<b>Adrián Beltré, R</b> OBP: 0.276, SLG: 0.393 (1, 5)	0-0 <b>G4-3</b>			1-0 <b>L8</b>		0-1 <b>L7</b>		0-0 <b>P2</b>		4	0	0	0	0	0	4
<b>Jeromy Burnitz, L</b> OBP: 0.325, SLG: 0.524 (1, 7)		0-2 <b>P3</b>		1-0 <b>P6</b>		1-1 <b>F9</b>		0-0 <b>1B</b>		4	0	1	0	0	0	1
<b>Alex Cora, L</b> OBP: 0.274, SLG: 0.323 (1, 4)		3-2 <b>2B</b>		2-1 <b>F8</b>		0-2 <b>HR</b>		0-0 <b>F8</b>		4	1	2	1	0	0	3
<b>Cesar Izturis, S</b> OBP: 0.278, SLG: 0.309 (1, 6)		0-0 <b>L3</b>		3-2 <b>P6</b>		0-1 <b>F7</b>		0-2 <b>G3</b>		4	0	0	0	0	0	1
<b>Hideo Nomo, R</b> OBP: 0.172, SLG: 0.197 (1, 1)		1-1 <b>G4-3</b>		3-2 <b>1B</b>		4-0 <b>FC1-6</b> <b>BB</b>		0-3 <b>K</b>		1	0	0	0	0	0	1
<b>Rickey Henderson, R</b> OBP: 0.329, SLG: 0.324 (5, PH)										1	0	1	0	0	0	0
<b>Andy Ashby, R</b> OBP: 0.348, SLG: 0.398 (6, 1)										0	0	0	0	0	0	0
<b>Robin Ventura, L</b> OBP: 0.348, SLG: 0.398 (7, PH)										0	0	0	0	1	0	0
<b>Steve Colyer, L</b> OBP: 0.348, SLG: 0.398 (8, 1)										0	0	0	0	0	0	0
<b>Rodney Myers, R</b> OBP: 0.348, SLG: 0.398 (9, 1)										0	0	0	0	0	0	0
<b>Todd Hundley, S</b> OBP: 0.382, SLG: 0.346 (9, PH)										1	0	0	0	0	1	0

Inning Stats	R: 0	H: 0	E: 0	K: 1	S: 10	R: 0	H: 1	E: 0	K: 0	S: 9	R: 0	H: 0	E: 0	K: 1	S: 12	R: 0	H: 1	E: 0	K: 0	S: 5	R: 0	H: 1	E: 0	K: 0	S: 18	R: 0	H: 0	E: 0	K: 0	S: 8	R: 1	H: 1	E: 0	K: 1	S: 10	R: 0	H: 1	E: 0	K: 1	S: 9	R: 0	H: 0	E: 0	K: 1	S: 9	1B: 3	SF: 0	2B: 1	SAC: 0	3B: 0	DP: 0	HR: 1	HBP: 0	WP: 0	PA: 37
<b>PITCHER</b>	IP	WLS	BF	H	R	ER	SO	BB	IBB	HBP	BLK	WP	HR	S	P	ERA	WHIP																																						
<b>Wade Miller, R</b> ERA: 4.1 (1, 1)	6.2	W	28	4	1	1	2	4	0	0	0	0	1	66	113	1.35	1.200																																						
<b>Octavio Dotel, R</b> ERA: 2.89 (7, 1)	1.1		6	1	0	0	2	1	0	0	0	0	0	12	20	0.00	1.500																																						
<b>Rick White, R</b> ERA: 5.9 (9, 1)	1.0		3	0	0	0	1	0	0	0	0	0	0	9	12	0.00	0.000																																						


**BOTTOM**

**Houston Astros @ Los Angeles Dodgers**  
Dodger Stadium, Los Angeles, CA

Mon Sep 01 2003, 5:10 PM PDT  
Att: 41,182 - Sunny - 69 F

livebaseballscorecards.com

<b>AB</b>	<b>32</b>
<b>R</b>	<b>1</b>
<b>H</b>	<b>5</b>
<b>RBI</b>	<b>1</b>
<b>BB</b>	<b>5</b>
<b>SO</b>	<b>5</b>
<b>LOB</b>	<b>17</b>



Batter	1	2	3	4	5	6	7	8	9	AB R H RBI BB SO LOB	TOP											
<b>Craig Biggio, R</b> (1, 8) OBP: 0.342, SLG: 0.406	3-2 G4-3		1-1 F7		3-1 2B 1B		1-2 F8		0-3 K	5 0 1 0 0 1 1												
<b>Morgan Ensberg, R</b> (1, 5) OBP: 0.369, SLG: 0.515	3-2 F7		1-1 G5-3		0-1 F8		1-2 G6-3			4 0 0 0 0 0 2												
<b>5 Jeff Bagwell, R</b> (1, 3) OBP: 0.378, SLG: 0.509	2-2 G1-3		0-0 1B		0-1 F9		3-1 G6-3			4 0 1 0 0 0 2												
<b>Jeff Kent, R</b> (1, 4) OBP: 0.344, SLG: 0.518		3-0 17 1B FC5-4 1B	1-3 K		1-0 1-3 2B		2-2 L9			4 1 2 0 0 1 1												
<b>Richard Hidalgo, R</b> (1, 9) OBP: 0.371, SLG: 0.547		3-1 F8		2-3 K	3-1 F7		3-2 2B			4 0 1 0 0 1 3												
<b>17 Lance Berkman, S</b> (1, 7) OBP: 0.404, SLG: 0.516		0-1 FC5-4 1-3 1B		0-0 G1-3		2-0 P5	1-3 K			4 0 1 0 0 1 1												
<b>Brad Ausmus, R</b> (1, 2) OBP: 0.301, SLG: 0.299		1-1 FC5-4 28 HBP		4-2 PB 28 1B BB		2-3 K	1-3 K			3 0 0 1 1 2 2												
<b>28 Adam Everett, R</b> (1, 6) OBP: 0.306, SLG: 0.370		2-2 HBP		0-2 PB 1B		1-3 K		3-2 P6		2 0 1 0 0 1 0												
<b>Mike Gallo, L</b> (6, 1)		1-2 HBP		1-2 1B						0 0 0 0 0 0 0												
<b>Mitch Meluskey, S</b> (9, PH)		0-1 F9		3-2 F8		0-0 G6-3 1B		0-0 L8		1 0 0 0 0 0 0												
<b>Tim Redding, R</b> (1, 1) OBP: 0.205, SLG: 0.214										2 0 0 0 0 0 4												
<b>Jose Vizcaino, S</b> (6, 6) OBP: 0.272, SLG: 0.361										2 0 1 0 0 0 0												
<b>Inning Stats</b>	R: 0 E: 0 K: 0 S: 10	H: 0 LOB: 0 BB: 0 P: 18	R: 1 E: 0 K: 0 S: 12	H: 2 LOB: 2 BB: 0 P: 21	R: 0 E: 0 K: 1 S: 10	H: 1 LOB: 1 BB: 0 P: 13	R: 0 E: 0 K: 1 S: 15	H: 1 LOB: 2 BB: 1 P: 24	R: 0 E: 0 K: 0 S: 9	H: 2 LOB: 2 BB: 0 P: 16	R: 0 E: 0 K: 2 S: 8	H: 0 LOB: 0 BB: 0 P: 13	R: 0 E: 0 K: 0 S: 12	H: 1 LOB: 1 BB: 0 P: 17	R: 0 E: 0 K: 2 S: 13	H: 1 LOB: 1 BB: 0 P: 20	R: 0 E: 0 K: 1 S: 11	H: 0 LOB: 0 BB: 0 P: 14	1B: 6 2B: 2 3B: 0 HR: 0	SF: 0 SAC: 0 DP: 0 HBP: 1	WP: 0 PB: 1 SB: 0 CS: 0	PA: 37
<b>PITCHER</b>	IP WLS BF H R ER SO BB IBB HBP BLK WP HR S P ERA WHIP																					
<b>Wilson Alvarez, L</b> (1, 1) ERA: 2.57	5.0 W 23 6 1 1 2 1 0 1 0 0 0 0 56 92 1.80 1.400																					
<b>Guillermo Mota, R</b> (6, 1) ERA: 1.52	2.0 H 7 1 0 0 2 0 0 0 0 0 0 0 20 30 0.00 0.500																					
<b>Paul Quantrill, R</b> (8, 1) ERA: 1.73	0.1 H 2 1 0 0 0 0 0 0 0 0 0 0 7 12 0.00 3.000																					
<b>Tom Martin, L</b> (8, 1) ERA: 3.12	0.1 H 1 0 0 0 1 0 0 0 0 0 0 0 3 4 0.00 0.000																					
<b>Eric Gagne, R</b> (8, 1) ERA: 1.4	1.1 S 4 0 0 0 2 0 0 0 0 0 0 0 14 18 0.00 0.000																					

Houston Astros @ Los Angeles Dodgers  
Dodger Stadium, Los Angeles, CA

Tue Sep 02 2003, 7:10 PM PDT  
Att. 28,406 - Sunny - 76 F

livebaseballscorecards.com

AB 35  
R 1  
H 8  
RBI 1  
BB 1  
SO 7  
LOB 16



Batter	1	2	3	4	5	6	7	8	9	AB	R	H	RBI	BB	SO	LOB
Dave Roberts, L (1, 8) OBP: 0.330, SLG: 0.300	1-1 G4-3			3-2 E6	3-2 G1-3		1-0 P6			4	1	0	0	0	0	2
Cesar Izturis, S (1, 6) OBP: 0.276, SLG: 0.306	2-2 G6-3			2-2 K		1-0 F9		2-2 G6-3		4	0	0	0	0	1	1
Shawn Green, L (1, 9) OBP: 0.348, SLG: 0.435	2-3 K			1-0 E6 1-H HR 2B		0-1 L4		0-0 F7		4	1	1	1	0	1	0
Fred McGriff, L (1, 3) OBP: 0.325, SLG: 0.453			0-2 P5	0-0 HR		3-1 1B		1-1 HR		4	2	3	3	0	0	0
Jolbert Cabrera, R (9, 7) OBP: 0.331, SLG: 0.436				3-H HR		1B				0	0	0	0	0	0	0
Adrian Beltré, R (1, 5) OBP: 0.276, SLG: 0.392			0-2 G4-3	0-0 G4-3		1B		2-3 K		4	0	1	0	0	1	0
Jeremy Burnitz, L (1, 7) OBP: 0.323, SLG: 0.520			0-0 G1-3	2-2 P5		F7				3	0	0	0	0	0	2
Robin Ventura, L (9, 3) OBP: 0.348, SLG: 0.398										0	0	0	0	0	0	0
David Ross, R (1, 2) OBP: 0.292, SLG: 0.482			2-3 K		1-0 L4		4-1 SH5-4 BB			2	0	0	0	1	1	0
Alex Cora, L (1, 4) OBP: 0.275, SLG: 0.326			2-1 G4-3		0-2 2B		0-1 SH5-4			2	0	1	0	0	0	0
Wilson Alvarez, L (1, 1) OBP: 0.211, SLG: 0.211			0-3 K		0-0 F9		3-2 P2			1	0	0	0	0	1	0
Joe Thurston, L (5, PH)										1	0	0	0	0	0	1
Guillermo Mota, R (6, 1) OBP: 0.222, SLG: 0.556										0	0	0	0	0	0	0
Ron Coomer, R (7, PH) OBP: 0.310, SLG: 0.327										1	0	0	0	0	0	1
Paul Quantrill, L (8, 1)										0	0	0	0	0	0	0
Tom Martin, L (8, 1)										0	0	0	0	0	0	0
Eric Gagne, R (8, 1)										0	0	0	0	0	0	0

Inning Stats	R: 0	H: 0	E: 0	K: 1	S: 9	R: 0	H: 0	E: 0	K: 0	S: 7	R: 0	H: 0	E: 0	K: 2	S: 8	R: 3	H: 2	E: 2	K: 1	S: 17	R: 0	H: 1	E: 0	K: 0	S: 13	R: 0	H: 2	E: 0	K: 10	R: 0	H: 0	E: 0	K: 0	S: 7	R: 1	H: 1	E: 0	K: 1	S: 11
	LOB: 0	BB: 0	LOB: 0	BB: 0	P: 14	LOB: 0	BB: 0	LOB: 0	BB: 0	P: 7	LOB: 0	BB: 0	LOB: 0	BB: 0	P: 12	LOB: 0	BB: 0	LOB: 1	BB: 0	P: 17	LOB: 2	BB: 0	LOB: 1	BB: 0	P: 15	LOB: 0	BB: 1	LOB: 0	BB: 0	P: 16	LOB: 0	BB: 0	LOB: 0	BB: 0	P: 0	LOB: 0	BB: 0	P: 0	

PITCHER	IP	WLS	BF	H	R	ER	SO	BB	IBB	HBP	BLK	WP	HR	S	P	ERA	WHIP
Tim Redding, R (1, 1) ERA: 3.84	5.2	L	23	5	3	2	4	0	0	0	0	0	1	60	84	3.18	0.882
Mike Gallo, L (6, 1) ERA: 3.22	2.1		9	1	1	1	1	1	0	0	0	0	1	22	35	3.86	0.857

**BOTTOM**

**Houston Astros @ Los Angeles Dodgers**  
Dodger Stadium, Los Angeles, CA

Tue Sep 02 2003, 7:10 PM PDT  
Att. 28,406 - Sunny - 76 F

AB	30
R	4
H	6
RBI	4
BB	1
SO	5
LOB	7

livebaseballscorecards.com



PITCHER	IP	WLS	BF	H	R	ER	SO	BB	IBB	HBP	BLK	WP	HR	S	P	ERA	WHIP
Tim Redding, R (1, 1) ERA: 3.84	5.2	L	23	5	3	2	4	0	0	0	0	0	1	60	84	3.18	0.882
Mike Gallo, L (6, 1) ERA: 3.22	2.1		9	1	1	1	1	1	0	0	0	0	1	22	35	3.86	0.857

Batter	1	2	3	4	5	6	7	8	9	AB R H RBI BB SO LOB	TOP											
<b>Craig Biggio, R</b> (1, 8) OBP: 0.340, SLG: 0.403	2-3 K	1-1 SH1-3 HBP		2-2 G5-3			2-3 K		2-1 FC4-6 28 DI 1B	4 1 0 1 0 2 2												
<b>Jose Vizcaino, S</b> (1, 6) OBP: 0.267, SLG: 0.355 <b>28 Adam Everett, R</b> (8, 6) OBP: 0.308, SLG: 0.372	0-1 G5-3	0-0 SH1-3			0-0 G4-3			1-3 K	2-0 1B	3 0 0 0 0 1 0 1 0 1 2 0 0 0												
<b>5 Jeff Bagwell, R</b> (1, 3) OBP: 0.377, SLG: 0.506	1-0 1B	1-0 FC9-2			3-2 F9			1-3 K	0-3 K	5 1 1 0 0 2 4												
<b>Jeff Kent, R</b> (1, 4) OBP: 0.346, SLG: 0.518	1-2 1B				1-3 K			2-2 L8		4 1 2 0 0 1 0												
<b>17 Lance Berkman, S</b> (1, 7) OBP: 0.407, SLG: 0.517	4-0 1B				1-0 G6-4-3 1B		2-3 K		2-1 2B BB 1B	3 2 2 0 1 1 0												
<b>Richard Hidalgo, R</b> (1, 9) OBP: 0.372, SLG: 0.548	2-1 2B 1B				2-0 F9		0-0 G5-3		3-1 BB FC4-6 2B	4 2 2 2 0 0 2												
<b>Geoff Blum, S</b> (1, 5) OBP: 0.300, SLG: 0.395 <b>54 Brad Lidge, R</b> (8, 1) <b>Octavio Dotel, R</b> (8, 1) <b>Mitch Meluskey, S</b> (9, PH) <b>Colin Porter, L</b> (9, PR) <b>Brad Ausmus, R</b> (9, 2) OBP: 0.301, SLG: 0.299	1-1 2B				0-2 G6-4-3		2-1 G2-3		4-1 FC4-6 BB 28 DI 1B BB	3 0 1 2 0 0 2 0 0 0 0 0 0 0 0 0 0 0 0 0 0 0 0 0 0 1 0 0 0 1 0 0 0 0 0 0 0 0 0 0 0 0												
<b>Raul Chavez, R</b> (1, 2) OBP: 0.286, SLG: 0.538 <b>Orlando Merced, S</b> (9, PH) <b>Billy Wagner, L</b> (9, 1)	1-3 K				1-1 F7		1-0 G5-3		4-0 FC4-6 BB	3 0 0 0 0 1 1 0 0 0 1 1 0 0 0 0 0 0 0 0 0												
<b>Jerome Robertson, L</b> (1, 1) OBP: 0.152, SLG: 0.133 <b>Morgan Ensberg, R</b> (6, 5) OBP: 0.367, SLG: 0.512		0-2 E2 SH1-3 5 FC9-2 HBP			0-2 G1-3		0-2 F9		0-0 P3	2 0 0 0 0 0 0 2 0 0 0 0 0 3												
<b>Inning Stats</b>	R: 4 E: 0 K: 2 S: 19	H: 4 LOB: 1 BB: 1 P: 31	R: 0 E: 1 K: 0 S: 6	H: 0 LOB: 1 BB: 0 P: 8	R: 0 E: 0 K: 0 S: 6	H: 2 LOB: 1 BB: 0 P: 9	R: 0 E: 0 K: 0 S: 10	H: 0 LOB: 0 BB: 0 P: 13	R: 0 E: 0 K: 1 S: 7	H: 0 LOB: 0 BB: 0 P: 11	R: 0 E: 0 K: 1 S: 6	H: 0 LOB: 0 BB: 0 P: 10	R: 0 E: 0 K: 1 S: 7	H: 0 LOB: 0 BB: 0 P: 10	R: 0 E: 0 K: 2 S: 12	H: 0 LOB: 0 BB: 0 P: 16	R: 4 E: 0 K: 1 S: 13	H: 3 LOB: 2 BB: 2 P: 30	1B: 7 2B: 3 3B: 0 HR: 0	SF: 0 SAC: 1 DP: 2 HBP: 1	WP: 0 PB: 0 SB: 0 CS: 0	PA: 39
<b>PITCHER</b>	IP WLS BF H R ER SO BB IBB HBP BLK WP HR S P ERA WHIP																					
<b>Kevin Brown, R</b> (1, 1) ERA: 2.37	7.0 L 28 6 4 4 5 1 0 1 0 0 0 0 61 92 5.14 1.000																					
<b>Paul Shuey, R</b> (8, 1) ERA: 3.05	1.0 7 2 4 4 2 2 0 0 0 0 0 0 17 34 36.00 4.000																					
<b>Paul Quantrill, R</b> (9, 1) ERA: 1.7	1.0 4 1 0 0 1 0 0 0 0 0 0 0 8 12 0.00 1.000																					

Houston Astros @ Los Angeles Dodgers  
Dodger Stadium, Los Angeles, CA

Wed Sep 03 2003, 7:10 PM PDT  
Att. 31,027 - Sunny - 74 F

livebaseballscorecards.com

AB	34
R	8
H	9
RBI	8
BB	3
SO	8
LOB	14



Batter	1	2	3	4	5	6	7	8	9	AB	R	H	RBI	BB	SO	LOB
<b>Dave Roberts, L</b> (1, 8) OBP: 0.326, SLG: 0.296	1-1 B3-1		1-1 G3		3-3 K			2-1 P6		4	0	0	0	0	1	0
<b>Rickey Henderson, R</b> (1, 7) OBP: 0.317, SLG: 0.310 <b>Robin Ventura, L</b> (8, PH) OBP: 0.350, SLG: 0.398 <b>Jason Romano, R</b> (8, PR) OBP: 0.097, SLG: 0.067	1-2 L7		1-1 L7		0-2 F7			4-2 BB		3	0	0	0	0	0	0
<b>Shawn Green, L</b> (1, 9) OBP: 0.345, SLG: 0.432	3-3 K		3-3 K				1-2 F8	0-0 F9		4	0	0	0	0	2	1
<b>Fred McGriff, L</b> (1, 3) OBP: 0.324, SLG: 0.450		0-2 2B 1B 1B		3-3 K		0-0 F7		0-0 P6		4	1	1	0	0	1	1
<b>Paul Lo Duca, R</b> (1, 2) OBP: 0.349, SLG: 0.399		2-2 1B FC5-4 2B		1-2 1B 1B		4-2 BB		0-0 L8		3	1	2	0	1	0	0
<b>Adrian Beltré, R</b> (1, 5) OBP: 0.276, SLG: 0.391		0-0 G1-3		0-0 1B		1-1 F9		1-3 K		4	0	1	0	0	1	3
<b>Jolbert Cabrera, R</b> (1, 4) OBP: 0.333, SLG: 0.437		0-0 FC5-4 1B		2-2 P3		2-1 F9		2-1 F9		4	0	2	1	0	0	2
<b>Cesar Izturis, S</b> (1, 6) OBP: 0.274, SLG: 0.304 <b>Mike Kinkade, R</b> (9, PH) OBP: 0.320, SLG: 0.346		1-0 FC5-4		2-1 P3		0-0 B5-3		0-3 K		3	0	0	1	0	0	3
<b>Kevin Brown, R</b> (1, 1) OBP: 0.175, SLG: 0.232 <b>Joe Thurston, L</b> (7, PH) <b>Paul Shuey, R</b> (8, 1) <b>Paul Quantrill, L</b> (9, 1)		1-3 K		1-3 K		1-3 K		2-2 P6		2	0	0	0	0	2	1

Inning Stats	R: 0	H: 0	E: 0	K: 1	S: 8	R: 2	H: 3	E: 0	K: 1	S: 12	R: 0	H: 0	E: 0	K: 1	S: 7	R: 0	H: 2	E: 0	K: 1	S: 13	R: 0	H: 0	E: 0	K: 2	S: 13	R: 0	H: 0	E: 0	K: 0	S: 8	R: 0	H: 0	E: 0	K: 0	S: 7	R: 0	H: 0	E: 0	K: 0	S: 6	R: 0	H: 1	E: 0	K: 2	S: 10	1B: 5	2B: 1	3B: 0	HR: 0	SF: 0	SAC: 0	DP: 0	HBP: 0	WP: 0	PB: 0	SB: 0	CS: 0	PA: 35
--------------	------	------	------	------	------	------	------	------	------	-------	------	------	------	------	------	------	------	------	------	-------	------	------	------	------	-------	------	------	------	------	------	------	------	------	------	------	------	------	------	------	------	------	------	------	------	-------	-------	-------	-------	-------	-------	--------	-------	--------	-------	-------	-------	-------	--------

PITCHER	IP	WLS	BF	H	R	ER	SO	BB	IBB	HBP	BLK	WP	HR	S	P	ERA	WHIP
<b>Jerome Robertson, L</b> (1, 1) ERA: 5.1	5.2	W	22	5	2	2	6	0	0	0	0	0	0	57	84	3.18	0.882
<b>54 Brad Lidge, R</b> (6, 1) ERA: 3.6	1.1	H	5	0	0	0	0	1	0	0	0	0	0	11	20	0.00	0.750
<b>Octavio Dotel, R</b> (8, 1) ERA: 2.85	1.0	H	4	0	0	0	0	1	0	0	0	0	0	6	12	0.00	1.000
<b>Billy Wagner, L</b> (9, 1) ERA: 1.74	1.0		4	1	0	0	2	0	0	0	0	0	0	10	12	0.00	1.000

**BOTTOM**

**Houston Astros @ Los Angeles Dodgers**  
**Dodger Stadium, Los Angeles, CA**  
 Wed Sep 03 2003, 7:10 PM PDT  
 Att: 31,027 - Sunny - 74 F

livebaseballscores.com

<b>AB</b>	<b>33</b>
<b>R</b>	<b>2</b>
<b>H</b>	<b>6</b>
<b>RBI</b>	<b>2</b>
<b>BB</b>	<b>2</b>
<b>SO</b>	<b>8</b>
<b>LOB</b>	<b>12</b>



Batter	1	2	3	4	5	6	7	8	9	AB R H RBI BB SO LOB	TOP									
<b>Craig Biggio, R</b> (1, 8) OBP: 0.343, SLG: 0.409	1-1 P6		3-2 HR		2-2 5 HR 1B		1-2 L7		4-1 FC6-4 BB	4 2 2 1 1 0 0										
<b>Geoff Blum, S</b> (1, 5) OBP: 0.302, SLG: 0.396	1-2 G3		1-2 L5		0-0 5 HR 1B		2-2 5 G5-4-3 1B		2-1 FC6-4 1-2f	4 1 2 0 0 0 0 0 0 0 0 0 0 0 1 0 0 0 0 0 1										
<b>Octavio Dotel, R</b> (7, 1) <b>Raul Chavez, R</b> (8, 2) OBP: 0.267, SLG: 0.500	1-3 K		3-0 1B		0-0 1-H 2-H HR		0-1 G5-4-3 1-2f			4 1 2 3 0 1 1										
<b>5 Jeff Bagwell, R</b> (1, 3) OBP: 0.377, SLG: 0.512										4 0 0 0 0 1 1										
<b>Jeff Kent, R</b> (1, 4) OBP: 0.343, SLG: 0.513		2-1 P4	3-1 F8		1-3 K		0-0 F9			4 0 0 0 0 1 1										
<b>17 Lance Berkman, S</b> (1, 7) OBP: 0.406, SLG: 0.515		3-1 2B 1B	2-3 K		2-0 G5-3		2-3 K			4 1 1 0 0 2 1										
<b>Richard Hidalgo, R</b> (1, 9) OBP: 0.376, SLG: 0.554		1-1 1-H 2B		4-2 28 G4-3 S BB	0-1 F7		2-2 2B			3 0 2 1 1 0 0										
<b>Brad Ausmus, R</b> (1, 2) OBP: 0.298, SLG: 0.296		1-2 F9		3-3 SAFE K	0-0 F8		1-0 L9			4 0 0 0 0 1 3 0 0 0 0 0 0 0										
<b>Billy Wagner, L</b> (8, 1)				1-2 K																
<b>28 Adam Everett, R</b> (1, 6) OBP: 0.307, SLG: 0.368		4-0 IBB		3-2 G4-3	2-3 K		3-3 K		0-1 F9	3 0 0 0 1 1 1										
<b>Jared Fernandez, R</b> (1, 1)		0-3 K		0-0 G4-3	0-0 L7		1-1 L7		0-0 F7	2 0 0 0 0 1 3 1 0 1 0 0 0 0 0 0										
<b>Orlando Merced, S</b> (8, PH) OBP: 0.286, SLG: 0.372																				
<b>Dan Miceli, R</b> (6, 1)																				
<b>Mike Gallo, L</b> (6, 1)																				
<b>54 Brad Lidge, R</b> (7, 1)																				
<b>Morgan Ensberg, R</b> (7, 5) OBP: 0.366, SLG: 0.511																				
<b>Inning Stats</b>	R: 0 E: 0 K: 1 S: 9	H: 0 LOB: 0 BB: 0 P: 12	R: 1 E: 0 K: 1 S: 12	H: 2 LOB: 2 BB: 1 P: 23	R: 1 E: 0 K: 1 S: 14	H: 2 LOB: 1 BB: 0 P: 26	R: 0 E: 0 K: 1 S: 10	H: 0 LOB: 1 BB: 1 P: 20	R: 3 E: 0 K: 1 S: 12	H: 3 LOB: 0 BB: 0 P: 17	R: 0 E: 0 K: 0 S: 9	H: 1 LOB: 0 BB: 0 P: 12	R: 0 E: 0 K: 1 S: 8	H: 1 LOB: 1 BB: 0 P: 13	R: 0 E: 0 K: 0 S: 6	H: 0 LOB: 1 BB: 1 P: 12	1B: 5 2B: 2 3B: 0 HR: 2	SF: 0 SAC: 0 DP: 1 HBP: 0	WP: 0 PB: 0 SB: 1 CS: 0	PA: 38
<b>PITCHER</b>	IP WLS BF H R ER SO BB IBB HBP BLK WP HR S P ERA WHIP																			
<b>Adam Eaton, R</b> (1, 1) ERA: 4.18	6.0 L 27 7 5 5 6 1 1 0 0 0 2 64 109 7.50 1.333																			
<b>Scott Linebrink, R</b> (7, 1) ERA: 3.24	1.0 3 1 0 0 0 0 0 0 0 0 0 9 12 0.00 1.000																			
<b>Trevor Hoffman, R</b> (8, 1) ERA:	1.0 4 1 0 0 1 0 0 0 0 0 0 8 13 0.00 1.000																			
<b>Jay Witasick, R</b> (9, 1) ERA: 3.62	1.0 4 0 0 0 0 1 0 0 0 0 0 6 12 0.00 1.000																			

Houston Astros @ San Diego Padres  
Qualcomm Stadium, San Diego, CA

Fri Sep 05 2003, 10:05 PM EDT  
Att. 20,738 - Cloudy - 81 F

livebaseballscorecards.com

AB 35  
R 5  
H 9  
RBI 5  
BB 3  
SO 7  
LOB 11





BOTTOM

Houston Astros @ San Diego Padres  
Qualcomm Stadium, San Diego, CA

Fri Sep 05 2003, 10:05 PM EDT  
Att: 20,738 - Cloudy - 81 F

livebaseballscorecards.com

AB	33
R	4
H	8
RBI	4
BB	4
SO	4
LOB	13



WP:	0	PA:	37
PB:	0		
SB:	3		
CS:	0		

AB R H RBI BB SO LOB

4	1	2	1	1	0	0
4	0	0	0	0	2	3
3	1	1	0	1	0	0
4	1	1	3	0	0	2
3	0	1	0	1	0	2
4	0	2	0	0	0	1
4	0	0	0	0	1	3
3	1	1	0	1	0	0
2	0	0	0	0	0	1
0	0	0	0	0	0	0
1	0	0	0	0	1	1
0	0	0	0	0	0	0
0	0	0	0	0	0	0
1	0	0	0	0	0	0

Batter	1	2	3	4	5	6	7	8	9
Sean Burroughs, L (1, 5) OBP: 0.369, SLG: 0.422	2-1 1B		4-1 HR 24 1B BB		1-2 F8		0-1 1B		3-2 G1-3
Mark Loretta, R (1, 4) OBP: 0.384, SLG: 0.446	1-2 G1-3		2-3 K		0-0 G1-3		2-3 K		
24 Brian Giles, L (1, 7) OBP: 0.430, SLG: 0.511	4-1 BB		1-2 HR 1B		0-0 F8			1-0 G6-3	
Phil Nevin, R (1, 3) OBP: 0.323, SLG: 0.451	0-2 F8		3-2 HR 1-H 2-H		1-1 L9			1-2 G1-3	
Gary Matthews, S (1, 9) OBP: 0.313, SLG: 0.368	0-1 G3		0-0 G3-1		3-2 1B G5-4-3			4-1 1B BB	
Mark Kotsay, L (1, 8)		0-0 1B G6-4-3	0-1 F7		1-1 G5-4-3			0-1 1B	
3 Khalil Greene, R (1, 6)		1 SAFE SAFE 0-0 1B G6-4-3		2-1 G6-3			2-3 K	0-0 F9	
Gary Bennett, R (1, 2) OBP: 0.291, SLG: 0.288		1-1 1B		1-2 G4-3			4-2 1B BB	1-0 F9	
Adam Eaton, R (1, 1) OBP: 0.294, SLG: 0.388		3-1 F7		3-2 G6-3			3-3 K	2-2 F8	
Scott Linebrink, R (7, 1) OBP: 0.167, SLG: 0.250									
Dave Hansen, L (7, PH) OBP: 0.353, SLG: 0.320									
Trevor Hoffman, R (8, 1)									
Jay Witasick, R (9, 1)									
Brian Buchanan, R (9, PH) OBP: 0.359, SLG: 0.466									

Inning Stats	R: 0	H: 1	E: 0	K: 0	S: 12	H: 2	LOB: 2	BB: 1	P: 19	R: 0	H: 2	E: 0	K: 0	S: 6	H: 2	LOB: 0	BB: 1	P: 23	R: 0	H: 0	E: 0	K: 0	S: 10	R: 0	H: 0	E: 0	K: 0	S: 5	H: 1	LOB: 0	BB: 0	P: 12	R: 1	H: 1	E: 0	K: 3	S: 14	H: 1	LOB: 1	BB: 1	P: 25	R: 0	H: 1	E: 0	K: 0	S: 9	H: 0	LOB: 0	BB: 0	P: 14	1B: 7	SF: 0	2B: 0	SAC: 0	3B: 0	DP: 2	HR: 1	HBP: 0	WP: 0	PA: 37
--------------	------	------	------	------	-------	------	--------	-------	-------	------	------	------	------	------	------	--------	-------	-------	------	------	------	------	-------	------	------	------	------	------	------	--------	-------	-------	------	------	------	------	-------	------	--------	-------	-------	------	------	------	------	------	------	--------	-------	-------	-------	-------	-------	--------	-------	-------	-------	--------	-------	--------

PITCHER	IP	WLS	BF	H	R	ER	SO	BB	IBB	HBP	BLK	WP	HR	S	P	ERA	WHIP
Jared Fernandez, R (1, 1) ERA: 4.65	5.0	W	21	5	3	3	1	2	0	0	0	0	1	46	74	5.40	1.400
Dan Miceli, R (6, 1) ERA: 3.3	0.1	H	2	1	0	0	0	0	0	0	0	0	0	5	9	0.00	3.000
Mike Gallo, L (6, 1) ERA: 3.13	0.2	H	1	0	0	0	0	0	0	0	0	0	0	2	3	0.00	0.000
54 Brad Lidge, R (7, 1) ERA: 3.69	0.2	H	4	1	1	1	2	1	0	0	0	0	0	10	19	13.50	3.000
Octavio Dotel, R (7, 1) ERA: 2.82	1.0	H	4	0	0	0	1	1	0	0	0	0	0	10	18	0.00	1.000

PITCHER	IP	WLS	BF	H	R	ER	SO	BB	IBB	HBP	BLK	WP	HR	S	P	ERA	WHIP
Billy Wagner, L (8, 1) ERA: 1.71	1.1	S	5	1	0	0	0	0	0	0	0	0	0	11	17	0.00	0.750



BOTTOM

Houston Astros @ San Diego Padres  
Qualcomm Stadium, San Diego, CA

Sat Sep 06 2003, 10:05 PM EDT  
Att. 24,383 - Sunny - 78 F

livebaseballscorecards.com

AB	31
R	4
H	5
RBI	4
BB	7
SO	6
LOB	14



WP:	0	PA:	38
PB:	1	SB:	0
CS:	0		

AB R H RBI BB SO LOB

4	0	0	0	1	0	0
3	1	0	0	2	1	1
3	2	1	0	1	0	1
4	1	3	4	0	0	1
3	0	0	0	1	1	1
2	0	0	0	2	1	1
4	0	1	0	0	1	4
3	0	0	0	0	2	2
1	0	0	0	0	0	3
0	0	0	0	0	0	0
0	0	0	0	0	0	0
1	0	0	0	0	0	0
0	0	0	0	0	0	0
1	0	0	0	0	0	0

Batter	1	2	3	4	5	6	7	8	9
Sean Burroughs, L (1, 5) OBP: 0.367, SLG: 0.419	2-2 G4-3	2-2 P3		0-0 F7			4-0 BB		1-2 G5-3
Mark Loretta, R (1, 4) OBP: 0.384, SLG: 0.444	4-2 24 BB HR BB	2-2 K			4-0 G4-6-3 BB		1-2 L9		2-1 G6-3
24 Brian Giles, L (1, 7) OBP: 0.430, SLG: 0.510	4-2 1-2 HR BB		0-0 2B 1B		0-1 F8			0-2 G3	
Phil Nevin, R (1, 3) OBP: 0.333, SLG: 0.486	0-0 1-H 2-H HR		2-1 G4-3 1-H 2B		1-0 G4-6-3 1-2f			2-2 PB BB 1B	
Gary Matthews, S (1, 9) OBP: 0.312, SLG: 0.366	2-3 K		1-2 G4-3		1-0 P3			4-2 PB BB	
Mark Kotsay, L (1, 8) OBP: 0.346, SLG: 0.371	4-2 3 1B BB		0-3 K		3-1 F9			4-0 1-2 2-3 BB	
3 Khalil Greene, R (1, 6) OBP: 0.111, SLG: 0.111	2-1 1-2 1B		0-0 F7		2-0 G5-3			2-3 K	
Gary Bennett, R (1, 2) OBP: 0.288, SLG: 0.285	2-3 K			1-0 G5-3			2-3 K	1-1 P2	
Brian Buchanan, R (8, PH) OBP: 0.357, SLG: 0.463									
Luther Hackman, R (9, 1)									
Mike Bynum, L (9, 1) OBP: 0.400, SLG: 0.400									
Joe Roa, R (9, 1) OBP: 0.286, SLG: 0.286									
Kevin Jarvis, L (1, 1) OBP: 0.280, SLG: 0.143		3-2 F8		0-1 P5			1-1 F8		0-0 L7
Brandon Villaflorte, R (5, 1)									
Scott Linebrink, R (7, 1) OBP: 0.187, SLG: 0.250									
Keith Lockhart, L (7, PH) OBP: 0.343, SLG: 0.427									
Jay Witasick, R (8, 1)									
Humberto Quintero, R (9, 2) OBP: 0.500, SLG: 0.500									

Inning Stats	R: 3	H: 2	E: 0	K: 2	S: 20	LOB: 2	BB: 3	P: 40	R: 0	H: 0	E: 0	K: 1	S: 12	LOB: 0	BB: 0	P: 19	R: 1	H: 2	E: 0	K: 1	S: 10	LOB: 1	BB: 0	P: 13	R: 0	H: 0	E: 0	K: 0	S: 4	LOB: 0	BB: 0	P: 5	R: 0	H: 0	E: 0	K: 0	S: 3	LOB: 0	BB: 1	P: 8	R: 0	H: 0	E: 0	K: 0	S: 4	LOB: 0	BB: 0	P: 10	R: 0	H: 0	E: 0	K: 1	S: 8	LOB: 1	BB: 1	P: 16	R: 0	H: 1	E: 0	K: 1	S: 16	LOB: 3	BB: 2	P: 29	R: 0	H: 0	E: 0	K: 0	S: 6	LOB: 0	BB: 0	P: 9	1B: 3	SF: 0	2B: 1	SAC: 0	3B: 0	DP: 1	HR: 1	HBP: 0	WP: 0	PA: 38
--------------	------	------	------	------	-------	--------	-------	-------	------	------	------	------	-------	--------	-------	-------	------	------	------	------	-------	--------	-------	-------	------	------	------	------	------	--------	-------	------	------	------	------	------	------	--------	-------	------	------	------	------	------	------	--------	-------	-------	------	------	------	------	------	--------	-------	-------	------	------	------	------	-------	--------	-------	-------	------	------	------	------	------	--------	-------	------	-------	-------	-------	--------	-------	-------	-------	--------	-------	--------

PITCHER	IP	WLS	BF	H	R	ER	SO	BB	IBB	HBP	BLK	WP	HR	S	P	ERA	WHIP
Ron Villone, L (1, 1) ERA: 3.63	2.0		13	4	4	4	3	3	0	0	0	0	1	35	64	18.00	3.500
Rick White, R (3, 1) ERA: 5.8	1.0		3	0	0	0	1	0	0	0	0	0	0	7	8	0.00	0.000
Dan Miceli, R (4, 1) ERA: 3.19	2.0		6	0	0	0	0	1	0	0	0	0	0	7	13	0.00	0.500
Mike Gallo, L (6, 1) ERA: 3.0	1.0		3	0	0	0	0	0	0	0	0	0	0	4	10	0.00	0.000
54 Brad Lidge, R (7, 1) ERA: 3.64	1.0	W	4	0	0	0	1	1	0	0	0	0	0	8	16	0.00	1.000

PITCHER	IP	WLS	BF	H	R	ER	SO	BB	IBB	HBP	BLK	WP	HR	S	P	ERA	WHIP
Octavio Dotel, R (8, 1) ERA: 2.81	0.1		3	1	0	0	0	1	0	0	0	0	0	11	17	0.00	6.000
Billy Wagner, L (8, 1) ERA: 1.67	1.2	S	6	0	0	0	1	1	0	0	0	0	0	11	21	0.00	0.600

Batter	1	2	3	4	5	6	7	8	9	AB R H RBI BB SO LOB	TOP											
<b>Craig Biggio, R</b> OBP: 0.344, SLG: 0.411 (1, 8)	4-2 5 G4-3 1B BB		2-3 K		1-2 F9			0-1 G4-3	4-2 1-2 BB	3 0 0 0 2 1 0												
<b>Morgan Ensberg, R</b> OBP: 0.375, SLG: 0.519 (1, 5)	2-2 1-2 5 G4-3 1B			4-2 5 G1-4-3 BB	2-2 K			0-0 G4-3	0-2 F8	4 0 1 0 1 1 2												
<b>5 Jeff Bagwell, R</b> OBP: 0.375, SLG: 0.508 (1, 3)	2-2 1-2f 2-3 G4-3			2-2 1-2f G1-4-3		3-2 P2		3-2 1B 2B		4 0 1 0 0 0 3												
<b>Jeff Kent, R</b> OBP: 0.340, SLG: 0.514 (1, 4)	0-3 K			1-0 HR		2-3 K		2-1 17 BB 1B		4 1 2 1 0 2 1												
<b>17 Lance Berkman, S</b> OBP: 0.408, SLG: 0.511 (1, 7)				4-1 BB BB BB		1-1 P6		4-2 1-2 BB		2 0 0 0 2 0 0												
<b>Richard Hidalgo, R</b> OBP: 0.379, SLG: 0.553 (1, 9)				1 SAFE 1-2 BB BB			0-1 G1-3	3-1 P2		3 0 0 0 1 0 3												
<b>Brad Ausmus, R</b> OBP: 0.304, SLG: 0.298 (1, 2)				4-2 1-2 2-3 BB			2-2 G4-3		1-2 F7	2 0 0 0 1 1 0												
<b>Kirk Saarloos, R</b> (7, 1)										0 0 0 0 0 0 0												
<b>Kirk Bullinger, R</b> (8, 1)										0 0 0 0 0 0 0												
<b>Mitch Meluskey, S</b> (9, PH)										1 0 0 0 0 0 0												
<b>28 Adam Everett, R</b> OBP: 0.309, SLG: 0.366 (1, 6)				0-0 B1		2-3 K		0-2 1B	1-3 K	3 0 1 0 0 1 3												
<b>Raul Chavez, R</b> OBP: 0.250, SLG: 0.467 (7, 2)										1 0 0 0 0 1 0												
<b>Wade Miller, R</b> OBP: 0.172, SLG: 0.161 (1, 1)				1-2 L6		3-2 L5		0-1 G6-3	0-0 E6 PB	2 0 0 0 0 0 0												
<b>Mike Gallo, L</b> (5, 1)										0 0 0 0 0 0 0												
<b>Ricky Stone, R</b> (6, 1)										0 0 0 0 0 0 0												
<b>Jose Vizcaino, S</b> OBP: 0.268, SLG: 0.355 (7, PH) (7, 6)										2 0 0 0 0 0 1												
<b>Inning Stats</b>	R: 0 E: 0 K: 1 S: 12	H: 1 LOB: 1 BB: 1 P: 20	R: 0 E: 0 K: 1 S: 7	H: 0 LOB: 0 BB: 0 P: 12	R: 0 E: 0 K: 1 S: 8	H: 0 LOB: 0 BB: 0 P: 11	R: 1 E: 0 K: 1 S: 16	H: 1 LOB: 3 BB: 4 P: 37	R: 0 E: 0 K: 1 S: 9	H: 0 LOB: 0 BB: 0 P: 15	R: 0 E: 0 K: 1 S: 8	H: 0 LOB: 0 BB: 0 P: 14	R: 0 E: 0 K: 0 S: 12	H: 1 LOB: 1 BB: 0 P: 14	R: 0 E: 0 K: 0 S: 12	H: 2 LOB: 3 BB: 1 P: 24	R: 0 E: 1 K: 1 S: 13	H: 0 LOB: 2 BB: 1 P: 19	1B: 3 2B: 1 3B: 0 HR: 1	SF: 0 SAC: 0 DP: 2 HBP: 0	WP: 0 PB: 1 SB: 0 CS: 0	PA: 38
<b>PITCHER</b>	IP WLS BF H R ER SO BB IBB HBP BLK WP HR S P ERA WHIP																					
<b>44 Jake Peavy, R</b> ERA: 4.15 (1, 1)	6.0 W 23 2 1 1 6 5 0 0 0 0 1 60 109 1.50 1.167																					
<b>Brandon Villafuerte, R</b> ERA: 4.13 (7, 1)	1.0 4 1 0 0 0 0 0 0 0 0 0 12 14 0.00 1.000																					
<b>Joe Roa, R</b> ERA: 5.83 (8, 1)	0.2 4 2 0 0 0 0 0 0 0 0 0 8 13 0.00 3.000																					
<b>Kevin Walker, L</b> ERA: 27.0 (8, 1)	0.0 1 0 0 0 0 1 0 0 0 0 0 2 6 ∞ ∞																					
<b>Scott Linebrink, R</b> ERA: 3.15 (8, 1)	1.1 6 0 0 0 1 1 0 0 0 0 0 15 24 0.00 0.750																					

Houston Astros @ San Diego Padres  
Qualcomm Stadium, San Diego, CA

Sun Sep 07 2003, 5:00 PM EDT  
Att. 24,761 - Sunny - 83 F

livebaseballscorecards.com

AB 31  
R 1  
H 5  
RBI 1  
BB 7  
SO 7  
LOB 13



BOTTOM

Houston Astros @ San Diego Padres  
Qualcomm Stadium, San Diego, CA

Sun Sep 07 2003, 5:00 PM EDT  
Att. 24,761 - Sunny - 83 F

AB	29
R	7
H	8
RBI	7
BB	3
SO	7
LOB	11



WP:	0	PA:	37
PB:	0		
SB:	0		
CS:	1		

AB	R	H	RBI	BB	SO	LOB
3	1	1	0	0	0	1
3	0	1	1	0	1	1
3	1	2	3	1	0	1
4	0	0	0	0	1	4
3	1	1	0	1	1	1
3	1	1	0	1	0	0
3	1	0	0	0	1	2
4	2	2	3	0	1	0
1	0	0	0	0	1	0
1	0	0	0	0	0	1
0	0	0	0	0	0	0
0	0	0	0	0	0	0
0	0	0	0	0	0	0
0	0	0	0	0	0	0
1	0	0	0	0	1	0
1B:	4	SF:	0			
2B:	3	SAC:	1			
3B:	0	DP:	1			
HR:	1	HBP:	3			

Batter	1	2	3	4	5	6	7	8	9
Sean Burroughs, L OBP: 0.368, SLG: 0.420 (1, 5) CF X	0-2 24 HR 2B		1-0 F8		H 1-0 24 BB HBP	2-0 G3-4			
Ramón Vázquez, L OBP: 0.338, SLG: 0.337 (1, 4) B X	1-0 F9		2-3 K		H 1-0 24 BB HBP	1-1 1B			
24 Brian Giles, L OBP: 0.433, SLG: 0.520 (1, 7) B C X	1-1 2-H HR			X 0-0 G4-3 2B	B B B B 4-0 G6-4-3 BB	2-0 G4-3			
Phil Nevin, R OBP: 0.325, SLG: 0.473 (1, 3) B S X	1-1 G4-3		X 0-0 G4-3		B B C X 2-1 G6-4-3		B C C B B 3-3 K		
Gary Matthews, S OBP: 0.314, SLG: 0.366 (1, 9) B C C B B	4-2 CS BB		S T B B S 2-3 K		B B X 2-0 1B 2B 1B	1-0 G3			
Mark Kotsay, L OBP: 0.348, SLG: 0.371 (1, 8) B 1 SAFE SAFE C	2-1 CS 1-2		0-0 G2-3		B X 4-0 IBB	1-0 3 HBP 2B 1B	2-2 G4-3		
3 Khalil Greene, R OBP: 0.154, SLG: 0.083 (1, 6) B C B B X		B C B B C 3-3 K		C B B X 2-1 L3		B H 2-0 2B HBP	C X 0-1 G5-3		
Gary Bennett, R OBP: 0.291, SLG: 0.292 (1, 2) B C B B C		B C B B C 2-3 K		B X 1-0 HBP 24 BB SH1-4 1B		C X 0-1 G6-3 1B 2B	B X 1-0 P6		
44 Jake Peavy, R OBP: 0.197, SLG: 0.085 (6, PH) Dave Hansen, L OBP: 0.351, SLG: 0.318 Brandon Villafuerte, R OBP: 0.288, SLG: 0.286 Joe Roa, R OBP: 0.288, SLG: 0.286 Kevin Walker, L OBP: 0.167, SLG: 0.250 Scott Linebrink, R OBP: 0.305, SLG: 0.370 Xavier Nady, R OBP: 0.305, SLG: 0.370 (8, 9) C T B B S		C T B B S 3-3 K		X 0-0 SH1-4		B B X 2-0 G6-3	C B B S 1-3 K		

Inning	R	H	E	K	S	R	H	E	K	S	R	H	E	K	S	R	H	E	K	S	R	H	E	K	S
1	2	2	0	0	11	0	0	0	2	11	0	0	0	2	16	1	1	0	0	4	21	0	0	0	6
2	0	0	0	2	11	0	0	0	2	11	0	0	0	2	16	0	0	0	0	0	0	0	0	0	0
3	0	0	0	2	11	0	0	0	2	11	0	0	0	2	16	0	0	0	0	0	0	0	0	0	0
4	0	1	0	1	8	0	0	0	1	16	0	0	0	1	13	0	0	0	0	0	0	0	0	0	0
5	0	0	0	2	8	0	0	0	2	13	0	0	0	2	13	0	0	0	0	0	0	0	0	0	0
6	0	4	0	0	9	0	0	0	0	21	0	0	0	0	21	0	0	0	0	0	0	0	0	0	0
7	0	0	0	1	7	0	0	0	1	13	0	0	0	0	13	0	0	0	0	0	0	0	0	0	0
8	0	0	0	1	6	0	0	0	1	8	0	0	0	0	8	0	0	0	0	0	0	0	0	0	0
9	0	0	0	0	0	0	0	0	0	0	0	0	0	0	0	0	0	0	0	0	0	0	0	0	0

PITCHER	IP	WLS	BF	H	R	ER	SO	BB	IBB	HBP	BLK	WP	HR	S	P	ERA	WHIP
Wade Miller, R ERA: 4.15 (1, 1)	4.1	L	21	4	3	3	5	2	1	2	0	0	0	41	76	6.23	1.385
Mike Gallo, L ERA: 3.65 (5, 1)	0.2		3	2	2	2	0	0	0	0	0	0	0	4	9	27.00	3.000
Ricky Stone, R ERA: 3.35 (6, 1)	1.0		6	2	2	2	0	0	0	1	0	0	0	7	16	18.00	2.000
Kirk Saarloos, R ERA: 5.52 (7, 1)	1.0		3	0	0	0	1	0	0	0	0	0	0	7	13	0.00	0.000
Kirk Bullinger, R ERA: (8, 1)	1.0		3	0	0	0	1	0	0	0	0	0	0	6	8	0.00	0.000

Batter	1	2	3	4	5	6	7	8	9	AB	R	H	RBI	BB	SO	LOB	TOP										
<b>Craig Biggio, R</b> OBP: 0.344, SLG: 0.414 (1, 8)	1-0 G6-3 17 2B	0-0 F7		1-2 5 HR	2-2 F7		1-2 G6-3		0-1 SF7	5	2	2	1	0	0	3											
<b>Morgan Ensberg, R</b> OBP: 0.372, SLG: 0.513 (1, 5)	3-2 G6-3	0-0 B1		2-0 L8		1-1 5 2B		2-3 K	3-H 2-3 K	6	1	1	0	0	2	4											
<b>5 Jeff Bagwell, R</b> OBP: 0.375, SLG: 0.514 (1, 3)	3-3 K		0-2 G5-3	3-1 2-H HR		0-0 17 S 2B		2-2 G6-3		5	1	2	3	0	1	1											
<b>Jeff Kent, R</b> OBP: 0.343, SLG: 0.515 (1, 4)	4-1 17 2B BB		2-0 1B 2B	1-0 P4		3-3 K		4-1 WP BB		3	1	1	0	2	1	1											
<b>Richard Hidalgo, R</b> OBP: 0.381, SLG: 0.558 (1, 9)	4-2 17 2B BB		0-0 F9		1-2 HR	4-2 17 S BB		0-3 K	1-2 K	3	2	1	1	2	1	2											
<b>17 Lance Berkman, S</b> OBP: 0.408, SLG: 0.511 (1, 7)	3-2 1-H 2-H 3-H 2B		4-1 1B BB		2-2 P3	3-2 K		0-2 G4-3		4	0	1	3	1	1	4											
<b>Brad Ausmus, R</b> OBP: 0.307, SLG: 0.302 (1, 2)	1-2 L4		2-2 28 FC6 1B		0-1 44 SH1-4 28 BB 1B	2-0 G6-3			1-2 G3-1 28 SH SF7 1B	5	1	3	0	0	0	3											
<b>28 Adam Everett, R</b> OBP: 0.311, SLG: 0.364 (1, 6)		1-1 F9	1-0 FC6		4-0 44 SH1-4 BB		2-2 G4-6-3 HBP		0-0 SH G3-1	2	0	0	0	1	0	3											
<b>44 Roy Oswalt, R</b> OBP: 0.222, SLG: 0.229 (1, 1)		0-1 1B			1-1 G6-3		0-0 SH1-4		0-2 G3-1	2	0	1	0	0	0	0											
<b>Ricky Stone, R</b> (6, 1)										0	0	0	0	0	0	0											
<b>Jose Vizcaino, S</b> OBP: 0.297, SLG: 0.353 (7, PH)										1	0	0	0	0	0	1											
<b>Dan Miceli, R</b> (7, 1)										0	0	0	0	0	0	0											
<b>54 Brad Lidge, R</b> (8, 1)										0	0	0	0	0	0	0											
<b>Mitch Meluskey, S</b> (8, PH)										1	0	0	0	0	0	2											
<b>Billy Wagner, L</b> (9, 1)										0	0	0	0	0	0	0											
<b>Inning Stats</b>	R: 3 E: 0 K: 1 S: 18	H: 2 LOB: 1 BB: 2 P: 37	R: 0 E: 0 K: 0 S: 6	H: 1 LOB: 1 BB: 0 P: 7	R: 0 E: 0 K: 0 S: 10	H: 2 LOB: 3 BB: 1 P: 19	R: 2 E: 0 K: 0 S: 10	H: 2 LOB: 0 BB: 0 P: 18	R: 1 E: 0 K: 0 S: 15	H: 2 LOB: 2 BB: 1 P: 24	R: 1 E: 0 K: 2 S: 13	H: 2 LOB: 2 BB: 1 P: 26	R: 0 E: 0 K: 0 S: 10	H: 0 LOB: 0 BB: 0 P: 14	R: 0 E: 0 K: 2 S: 17	H: 0 LOB: 2 BB: 1 P: 25	R: 1 E: 0 K: 1 S: 13	H: 1 LOB: 1 BB: 0 P: 16	1B: 5 2B: 5 3B: 0 HR: 2	SF: 1 SAC: 2 DP: 1 HBP: 1	WP: 1 PB: 0 SB: 2 CS: 0	PA: 47					
<b>PITCHER</b>	IP	WLS	BF	H	R	ER	SO	BB	IBB	HBP	BLK	WP	HR	S	P	ERA	WHIP										
<b>Wayne Franklin, L</b> ERA: 5.39 (1, 1)	4.1	L	26	9	6	6	1	4	0	0	0	0	2	53	97	12.46	3.000										
<b>Dave Burba, R</b> ERA: 3.31 (5, 1)	2.2		11	2	1	1	2	1	0	1	0	0	0	29	48	3.38	1.125										
<b>Brooks Kieschnick, R</b> ERA: 4.72 (8, 1)	1.1		8	1	1	1	2	1	0	0	0	1	0	25	34	6.75	1.500										
<b>Luis Vizcaino, R</b> ERA: 6.79 (9, 1)	0.2		2	0	0	0	1	0	0	0	0	0	0	5	7	0.00	0.000										

**Houston Astros @ Milwaukee Brewers**  
 Miller Park, Milwaukee, WI  
 Mon Sep 08 2003, 7:05 PM CDT  
 Att. 10,202 - Cloudy - 80 F

[livebaseballscorecards.com](http://livebaseballscorecards.com)

<b>AB</b>	37
<b>R</b>	8
<b>H</b>	12
<b>RBI</b>	8
<b>BB</b>	6
<b>SO</b>	6
<b>LOB</b>	24



Batter	1	2	3	4	5	6	7	8	9	AB	R	H	RBI	BB	SO	LOB
Scott Podsednik, L (1, 8) OBP: 0.382, SLG: 0.427	1-2 G4-3		2-1 G3-1		2-3 K			0-3 K		4	0	0	0	0	2	2
2 Bill Hall, R (1, 6) OBP: 0.278, SLG: 0.452	2-3 K			0-2 G5-3	3-2 1B			0-3 K		4	0	1	1	0	2	0
Brady Clark, R (1, 7) OBP: 0.358, SLG: 0.436	0-0 B5-3			3-2 F8	2-2 P6			4-1 BB		3	0	0	0	1	0	1
Richie Sexson, R (1, 3) OBP: 0.375, SLG: 0.532		0-2 K		3-2 HR 2B		2-3 K		1-3 K		4	1	1	0	0	3	1
Keith Ginter, R (1, 4) OBP: 0.364, SLG: 0.440		2-3 K		3-1 HR HBP		2-2 G6-3		0-1 F9		3	1	0	0	0	1	0
Wes Helms, R (1, 5) OBP: 0.330, SLG: 0.453		1-1 F9		1-1 HR		3-3 K		0-1 F8		4	1	1	3	0	1	0
Jason Conti, L (1, 9) OBP: 0.250, SLG: 0.391			0-2 G1-3	0-2 G4-3			2-2 K		3-2 G4-3	3	0	0	0	0	1	0
Mark Smith, R (9, PH) OBP: 0.265, SLG: 0.613										1	0	0	0	0	0	0
Keith Osik, R (1, 2) OBP: 0.331, SLG: 0.318			0-0 SH3 1B		2-2 SH5-4 2B 1B		2-3 K			3	1	2	0	0	1	0
Wayne Franklin, L (1, 1) OBP: 0.145, SLG: 0.145			0-0 SH3		0-0 SH5-4		0-0 G3-1			0	0	0	0	0	0	0
Dave Burba, R (5, 1)										0	0	0	0	0	0	0
Peter Zoccolillo, L (7, PH)										1	0	0	0	0	0	0
Brooks Kieschnick, L (8, 1)										0	0	0	0	0	0	0
Luis Vizcaino, R (9, 1)										0	0	0	0	0	0	0

Inning Stats	R: 0	H: 0	E: 0	K: 1	S: 7	R: 0	H: 0	E: 0	K: 2	S: 8	R: 0	H: 1	E: 0	K: 0	S: 8	R: 3	H: 2	E: 0	K: 0	S: 17	R: 1	H: 2	E: 0	K: 1	S: 19	R: 0	H: 0	E: 0	K: 2	S: 10	R: 0	H: 0	E: 0	K: 2	S: 9	R: 0	H: 0	E: 0	K: 3	S: 13	R: 0	H: 0	E: 0	K: 0	S: 7	1B: 3	2B: 1	3B: 0	HR: 1	SF: 0	SAC: 2	DP: 0	HBP: 1	WP: 0	PA: 34
--------------	------	------	------	------	------	------	------	------	------	------	------	------	------	------	------	------	------	------	------	-------	------	------	------	------	-------	------	------	------	------	-------	------	------	------	------	------	------	------	------	------	-------	------	------	------	------	------	-------	-------	-------	-------	-------	--------	-------	--------	-------	--------

PITCHER	IP	WLS	BF	H	R	ER	SO	BB	IBB	HBP	BLK	WP	HR	S	P	ERA	WHIP
44 Roy Oswalt, R (1, 1) ERA: 3.42	5.0	W	21	5	4	4	4	0	0	0	0	0	1	59	86	7.20	1.000
Ricky Stone, R (6, 1) ERA: 3.3	1.0	H	3	0	0	0	2	0	0	0	0	0	0	10	17	0.00	0.000
Dan Miceli, R (7, 1) ERA: 3.14	1.0	H	3	0	0	0	2	0	0	0	0	0	0	9	13	0.00	0.000
54 Brad Lidge, R (8, 1) ERA: 3.59	1.0	H	4	0	0	0	3	1	0	0	0	0	0	13	18	0.00	1.000
Billy Wagner, L (9, 1) ERA: 1.65	1.0		3	0	0	0	0	0	0	0	0	0	0	7	10	0.00	0.000

**BOTTOM**

**Houston Astros @ Milwaukee Brewers**  
Miller Park, Milwaukee, WI

Mon Sep 08 2003, 7:05 PM CDT  
Att: 10,202 - Cloudy - 80 F

livebaseballscorecards.com

AB	30
R	4
H	5
RBI	4
BB	1
SO	11
LOB	4



Batter	1	2	3	4	5	6	7	8	9	AB R H RBI BB SO LOB	TOP												
<b>Craig Biggio, R</b> OBP: 0.345, SLG: 0.414 (1, 8) B C L S	2-3 K		1-0 1B 1B		1-0 FC3-6 1B		0-0 P5		2-2 G4-3	5 0 2 0 0 1 0													
<b>Geoff Blum, S</b> OBP: 0.307, SLG: 0.402 (1, 5) C X	0-1 1B		1-1 1B		0-0 FC3-6 1B		4-0 G6-4-3 BB		1-2 G6-3	4 0 2 0 1 0 2													
<b>5 Jeff Bagwell, R</b> OBP: 0.373, SLG: 0.510 (1, 3) S C B S	1-3 K		0-0 P5		0-0 FC5		1-2 G6-4-3		4-2 1B 17 2B BB	4 1 0 1 1 1 5													
<b>Jeff Kent, R</b> OBP: 0.342, SLG: 0.511 (1, 4) B X	1-0 F9		0-1 L8		0-3 K			0-1 F9	1-0 17 2B 1B	5 0 1 0 0 1 5													
<b>17 Lance Berkman, S</b> OBP: 0.410, SLG: 0.516 (1, 7) C B C B X		2-2 HR 1B	0-0 G3-1		0-1 L6			2-2 HR 2B	3-1 1B 2B	5 2 3 1 0 0 4													
<b>Richard Hidalgo, R</b> OBP: 0.383, SLG: 0.563 (1, 9) B B X		2-0 HR		1-1 G6-3		1-2 P4		4-1 HR BB	4-0 IBB	3 2 1 2 2 0 0													
<b>Brad Ausmus, R</b> OBP: 0.304, SLG: 0.298 (1, 2) C X		0-1 G3		1-3 K		1-0 G6-3		1-1 P2	2-2 F8	5 0 0 0 0 1 5													
<b>28 Adam Everett, R</b> OBP: 0.311, SLG: 0.364 (8, PH) <b>Jose Vizcaino, S</b> OBP: 0.271, SLG: 0.374 (8, 6)		1-0 F9		1-0 F8		1-0 1B		0-0 HR		3 0 1 0 0 0 0 1 1 1 3 0 0 0													
<b>Tim Redding, R</b> OBP: 0.213, SLG: 0.222 (6, 1) <b>Rick White, R</b> (6, 1) <b>Ricky Stone, R</b> (8, PH) <b>54 Brad Lidge, R</b> (8, 1) <b>Billy Wagner, L</b> (8, 1)		1-0 G5-3		0-2 FC3-6 1B 5 E 1B		0-2 G4-3		1-0 G1-3		3 1 1 0 0 0 1 0 0 0 0 0 0 0 0 0 0 0 0 0 0 1 0													
<b>Inning Stats</b>	R: 0 E: 0 K: 2 S: 9	H: 1 LOB: 1 BB: 0 P: 13	R: 2 E: 0 K: 0 S: 8	H: 2 LOB: 0 BB: 0 P: 14	R: 0 E: 0 K: 0 S: 7	H: 2 LOB: 2 BB: 0 P: 9	R: 0 E: 0 K: 1 S: 6	H: 0 LOB: 0 BB: 0 P: 9	R: 1 E: 1 K: 1 S: 11	H: 2 LOB: 2 BB: 0 P: 12	R: 0 E: 0 K: 0 S: 8	H: 1 LOB: 1 BB: 0 P: 11	R: 0 E: 0 K: 0 S: 4	H: 0 LOB: 0 BB: 1 P: 9	R: 3 E: 0 K: 0 S: 11	H: 2 LOB: 0 BB: 1 P: 19	R: 1 E: 0 K: 0 S: 16	H: 2 LOB: 3 BB: 2 P: 33	1B: 8 2B: 2 3B: 0 HR: 2	SF: 0 SAC: 0 DP: 1 HBP: 0	WP: 0 PB: 0 SB: 0 CS: 0	PA: 43	
<b>PITCHER</b> <b>Wes Obermueller, R</b> ERA: 4.56 <b>Mike Crudale, R</b> ERA: 2.87 <b>Luis Vizcaino, R</b> ERA: 6.87 <b>Dan Kolb, R</b> ERA: 2.06	IP 6.0 1.1 0.2 1.0	WLS H B L	BF 27 6 3 7	H 8 1 1 2	R 3 2 1	ER 3 2 1 1	SO 4 0 0 0	BB 0 2 0 1	IBB 0 0 0 1	HBP 0 0 0 0	BLK 0 0 0 0	WP 0 0 0 0	HR 1 0 1 0	S 49 11 4 16	P 68 22 6 33	ERA 4.50 13.50 13.50 9.00	WHIP 1.333 2.250 1.500 3.000						<b>PITCHER</b> IP WLS BF H R ER SO BB IBB HBP BLK WP HR S P ERA WHIP

**Houston Astros @ Milwaukee Brewers**  
Miller Park, Milwaukee, WI  
Tue Sep 09 2003, 7:05 PM CDT  
Att. 10,102 - Sunny - 74 F

livebaseballscorecards.com

AB	39
R	7
H	12
RBI	7
BB	4
SO	4
LOB	22





Batter	1	2	3	4	5	6	7	8	9	AB R H RBI BB SO LOB
Scott Podsednik, L (1, 8) OBP: 0.382, SLG: 0.426	0-0 F7		1-2 FC3-6 HBP 1B		2-2 1B	4-2 1B BB		0-2 G4-6-3		4 1 1 1 1 0 3
Keith Ginter, R (1, 4) OBP: 0.364, SLG: 0.438	1-3 K		4-1 HBP 1B BB		1-0 P2	1-0 1B		0-3 K		4 1 1 2 1 2 1
Brady Clark, R (1, 7) OBP: 0.359, SLG: 0.433	1-3 K		2-1 1B HBP		1 SAFE 2-2 1B FC6-4	1-1 G5-3		1-2 F8		4 0 1 1 0 1 2
Richie Sexson, R (1, 3) OBP: 0.375, SLG: 0.530		0-0 G4-3	1-2 1B		1-2 FC6-4		2-1 G5-3		4-1 BB	4 0 1 2 1 0 2
Peter Zoccolillo, L (1, 9) OBP: 0.091, SLG: 0.091		0-3 K	0-0 G3			0-1 SH 1B FC5-2 1B		1-3 K		4 0 1 0 0 1 2
Jason Conti, L (8, 9) OBP: 0.250, SLG: 0.391										0 0 0 0 0 0 0
Mark Smith, R (9, PH) OBP: 0.257, SLG: 0.594										1 0 0 0 0 1 1
Wes Helms, R (1, 5) OBP: 0.331, SLG: 0.452		1-2 G5-3		2-3 K		0-0 FC5-2 SH 1B	4-1 FC6-4 BB			3 1 1 0 1 1 0
Eddie Pérez, R (1, 2) OBP: 0.302, SLG: 0.410			0-1 FC3-5 2B	1-1 G6-3		1-1 SH 1B FC5-2	2-2 FC6-4			3 1 1 0 0 0 1
Royce Clayton, R (1, 6) OBP: 0.298, SLG: 0.330			4-0 FC3-6 HBP BB	0-0 G6-3		0-0 FC5-2 1B		3-1 G4-6-3 1B		3 2 1 0 1 0 3
Wes Obermueller, R (1, 1) OBP: 0.118, SLG: 0.118			0-1 FC3-5		0-0 G4-3	0-3 K		2-1 F9		2 0 0 0 0 0 2
John Vander Wal, L (6, PH) OBP: 0.383, SLG: 0.470										1 0 0 0 0 0 1 3
Mike Crudale, R (7, 1)										0 0 0 0 0 0 0 0
Luis Vizcaino, R (8, 1)										0 0 0 0 0 0 0 0
2 Bill Hall, R (8, PH) OBP: 0.278, SLG: 0.447										1 0 0 0 0 0 0 1
Dan Kolb, R (9, 1)										0 0 0 0 0 0 0 0

Inning Stats	R: 0 E: 0 K: 2 S: 7	H: 0 LOB: 0 BB: 0 P: 9	R: 0 E: 0 K: 1 S: 7	H: 0 LOB: 0 BB: 0 P: 8	R: 3 E: 0 K: 0 S: 14	H: 2 LOB: 2 BB: 2 P: 26	R: 0 E: 0 K: 1 S: 6	H: 0 LOB: 0 BB: 0 P: 9	R: 0 E: 0 K: 0 S: 13	H: 2 LOB: 2 BB: 0 P: 19	R: 3 E: 1 K: 1 S: 15	H: 3 LOB: 2 BB: 1 P: 22	R: 0 E: 0 K: 0 S: 8	H: 0 LOB: 1 BB: 1 P: 17	R: 0 E: 0 K: 0 S: 8	H: 1 LOB: 0 BB: 0 P: 13	R: 0 E: 0 K: 2 S: 10	H: 0 LOB: 1 BB: 1 P: 16	1B: 7 2B: 1 3B: 0 HR: 0	SF: 0 SAC: 1 DP: 1 HBP: 1	WP: 0 PB: 0 SB: 1 CS: 0	PA: 41
--------------	------------------------------	---------------------------------	------------------------------	---------------------------------	-------------------------------	----------------------------------	------------------------------	---------------------------------	-------------------------------	----------------------------------	-------------------------------	----------------------------------	------------------------------	----------------------------------	------------------------------	----------------------------------	-------------------------------	----------------------------------	----------------------------------	------------------------------------	----------------------------------	--------

PITCHER	IP	WLS	BF	H	R	ER	SO	BB	IBB	HBP	BLK	WP	HR	S	P	ERA	WHIP
Tim Redding, R (1, 1) ERA: 3.89	5.0		24	6	5	3	4	2	0	1	0	0	0	50	74	5.40	1.600
Rick White, R (6, 1) ERA: 5.73	0.2		5	1	1	0	1	1	0	0	0	0	0	10	16	0.00	3.000
Ricky Stone, R (6, 1) ERA: 3.24	1.1		5	0	0	0	0	1	0	0	0	0	0	10	20	0.00	0.750
54 Brad Lidge, R (8, 1) ERA: 3.55	1.0	W	3	1	0	0	0	0	0	0	0	0	0	8	13	0.00	1.000
Billy Wagner, L (9, 1) ERA: 1.63	1.0	S	4	0	0	0	2	1	0	0	0	0	0	10	16	0.00	1.000


**BOTTOM**

**Houston Astros @ Milwaukee Brewers**  
Miller Park, Milwaukee, WI

Tue Sep 09 2003, 7:05 PM CDT  
Att. 10,102 - Sunny - 74 F

AB	34
R	6
H	8
RBI	6
BB	5
SO	7
LOB	21

[livebaseballscorecards.com](http://livebaseballscorecards.com)



Batter	1	2	3	4	5	6	7	8	9	AB R H RBI BB SO LOB	TOP											
<b>Craig Biggio, R</b> OBP: 0.344, SLG: 0.412 (1, 8) F X	0-1 F8	0-1 SH1-3		0-2 P3		0-1 G5-3		1-0 1B HBP		3 0 0 0 0 0 0												
<b>Morgan Ensberg, R</b> OBP: 0.372, SLG: 0.510 (1, 5) B X	1-0 G5-3	0-0 F7		4-1 BB		2-2 P4		0-0 1B		4 0 1 0 1 0 1												
<b>5 Jeff Bagwell, R</b> OBP: 0.375, SLG: 0.510 (1, 3) C B B B B	4-1 2B 17 BB BB	0-1 BB 1B		2-3 K		3-1 1B 1B		3-3 K		4 1 2 0 1 2 3												
<b>Jeff Kent, R</b> OBP: 0.344, SLG: 0.513 (1, 4) C B X	1-1 17 BB 1B 2B	4-1 BB		2-0 P3		0-0 17 WP 1B		0-1 G6-3		4 1 2 0 1 0 1												
<b>Richard Hidalgo, R</b> OBP: 0.385, SLG: 0.562 (1, 9) C B B B B	4-0 17 BB 1B IBB	2-3 K		4-1 G4-6-3 17 WP BB		2-2 P5		2-0 17 S 1B		3 1 1 0 2 1 5												
<b>17 Lance Berkman, S</b> OBP: 0.411, SLG: 0.514 (1, 7) D B B B B	4-1 1B BB		2-2 F9		4-0 G4-6-3 BB		4-0 G6-4-3 IBB		1-2 G1-3		2 0 0 1 3 0 1											
<b>Raul Chavez, R</b> OBP: 0.238, SLG: 0.400 (1, 2) B B B B X	2-1 1B		0-1 L9		0-0 G4-6-3		0-2 G6-4-3		3-3 K		5 0 1 2 0 1 6											
<b>28 Adam Everett, R</b> OBP: 0.310, SLG: 0.363 (1, 6) B B B B X	3-2 G6-3		0-0 1B		2-2 G6-3		3-3 K		3-3 G6-3		4 0 1 0 0 1 3											
<b>Jerome Robertson, L</b> OBP: 0.163, SLG: 0.146 (1, 1) <b>Mike Gallo, L</b> (7, 1) <b>Kirk Bullinger, R</b> (8, 1) <b>Billy Wagner, L</b> (9, 1)		3-1 5 1B SH1-3 1B	1-1 G3		0-0 B1-3						3 0 1 0 0 0 1 1 0											
<b>Inning Stats</b>	R: 3 E: 0 K: 0 S: 12	H: 2 LOB: 2 BB: 3 P: 31	R: 0 E: 0 K: 1 S: 11	H: 2 LOB: 3 BB: 1 P: 20	R: 0 E: 0 K: 0 S: 10	H: 1 LOB: 1 BB: 0 P: 13	R: 0 E: 0 K: 1 S: 10	H: 0 LOB: 1 BB: 1 P: 18	R: 0 E: 0 K: 0 S: 5	H: 0 LOB: 1 BB: 2 P: 15	R: 0 E: 0 K: 0 S: 7	H: 0 LOB: 0 BB: 0 P: 9	R: 0 E: 0 K: 0 S: 9	H: 2 LOB: 2 BB: 1 P: 18	R: 0 E: 0 K: 2 S: 14	H: 1 LOB: 2 BB: 0 P: 24	R: 0 E: 0 K: 1 S: 11	H: 1 LOB: 1 BB: 0 P: 17	1B: 8 2B: 1 3B: 0 HR: 0	SF: 0 SAC: 1 DP: 2 HBP: 1	WP: 2 PB: 0 SB: 1 CS: 0	PA: 43
<b>PITCHER</b>	IP WLS BF H R ER SO BB IBB HBP BLK WP HR S P ERA WHIP																					
<b>Luis Martinez, L</b> ERA: 6.0 (1, 1)	5.0 L 26 5 3 3 2 6 1 0 0 1 0 48 97 5.40 2.200																					
<b>Dave Burba, R</b> ERA: 3.13 (6, 1)	2.0 8 2 0 0 0 0 0 1 0 0 1 0 16 27 0.00 1.000																					
<b>Leo Estrella, R</b> ERA: 4.06 (8, 1)	1.1 6 1 0 0 2 0 0 0 1 0 0 0 16 26 0.00 0.750																					
<b>Shane Nance, L</b> ERA: 5.59 (9, 1)	0.2 3 1 0 0 1 0 0 0 0 0 0 0 9 15 0.00 1.500																					

**Houston Astros @ Milwaukee Brewers**  
Miller Park, Milwaukee, WI  
Wed Sep 10 2003, 7:05 PM CDT  
Att. 19,793 - Sunny - 71 F

livebaseballscorecards.com

AB	33
R	3
H	9
RBI	3
BB	8
SO	5
LOB	21



Batter	1	2	3	4	5	6	7	8	9	AB	R	H	RBI	BB	SO	LOB
Scott Podsednik, L (1, 8) OBP: 0.383, SLG: 0.427	2-1 CS 1B		0-1 G6-3		1-0 L8			1-2 G6-3 1B		4	0	2	0	0	0	1
Keith Ginter, R (1, 4) OBP: 0.360, SLG: 0.432	2-2 SAFE 1-2 G5-3		0-1 F8		1-2 L7			0-1 G6-3 1-2		4	0	0	0	0	0	3
Brady Clark, R (1, 7) OBP: 0.357, SLG: 0.428	0-2 L8		1-0 G5-3			2-0 G5-3		1-2 FC5-4 HBP		3	0	0	0	0	0	0
Richie Sexson, R (1, 3) OBP: 0.377, SLG: 0.531		1-2 2 BB 1B 1B		2-1 G4-6-3 1B		0-1 1B		1-0 F9		4	0	3	0	0	0	2
Mark Smith, R (1, 9) OBP: 0.231, SLG: 0.528		0-3 K		0-1 G4-6-3 1-2f		1-3 K		1-0 FC5-4 1-2f		4	0	0	0	0	2	5
Wes Helms, R (1, 5) OBP: 0.331, SLG: 0.450		2-1 2 BB 1-2 1B		1-3 K		0-0 G3			2-3 K	4	0	1	0	0	2	1
Eddie Pérez, R (1, 2) OBP: 0.304, SLG: 0.419		1-1 F9			0-0 HR		4-1 2 FC1-6 BB		3-2 L9	3	1	1	1	1	0	2
2 Bill Hall, R (1, 6) OBP: 0.275, SLG: 0.433		4-0 1-2 2-3 BB		2-3 K		1-1 FC1-6 G6-3 1-2f			2-3 K	3	0	0	0	1	2	1
Luis Martinez, L (1, 1) Royce Clayton, R (5, PH) Dave Burd, R (6, 1) Enrique Cruz, R (7, PH) Leo Estrella, R (8, 1) Shane Nance, L (9, 1)		0-3 K		4-1 BB		0-0 G6-3 1-2f				1	0	0	0	0	1	3

Inning Stats	R: 0	H: 1	E: 0	LOB: 0	K: 0	P: 13	R: 0	H: 2	E: 0	LOB: 3	K: 2	P: 22	R: 0	H: 0	E: 0	LOB: 0	K: 0	P: 6	R: 0	H: 1	E: 0	LOB: 0	K: 1	P: 10	R: 1	H: 1	E: 0	LOB: 1	K: 1	P: 21	R: 0	H: 1	E: 0	LOB: 1	K: 1	P: 11	R: 0	H: 0	E: 0	LOB: 0	K: 0	P: 9	R: 0	H: 1	E: 0	LOB: 2	K: 0	P: 13	R: 0	H: 0	E: 0	LOB: 0	K: 2	P: 19	1B: 6	SF: 0	2B: 0	SAC: 0	3B: 0	DP: 2	HR: 1	HBP: 1	WP: 0	PA: 35
--------------	------	------	------	--------	------	-------	------	------	------	--------	------	-------	------	------	------	--------	------	------	------	------	------	--------	------	-------	------	------	------	--------	------	-------	------	------	------	--------	------	-------	------	------	------	--------	------	------	------	------	------	--------	------	-------	------	------	------	--------	------	-------	-------	-------	-------	--------	-------	-------	-------	--------	-------	--------

PITCHER	IP	WLS	BF	H	R	ER	SO	BB	IBB	HBP	BLK	WP	HR	S	P	ERA	WHIP
Jerome Robertson, L (1, 1) ERA: 4.95	6.0	W	25	6	1	1	5	3	0	0	0	0	1	57	88	1.50	1.500
Mike Gallo, L (7, 1) ERA: 3.46	1.1	H	5	1	0	0	0	0	0	1	0	0	0	10	13	0.00	0.750
Kirk Bullinger, R (8, 1) ERA:	0.2	H	2	0	0	0	0	0	0	0	0	0	0	2	4	0.00	0.000
Billy Wagner, L (9, 1) ERA: 1.61	1.0	S	3	0	0	0	2	0	0	0	0	0	0	12	19	0.00	0.000

**BOTTOM**

**Houston Astros @ Milwaukee Brewers**  
Miller Park, Milwaukee, WI

Wed Sep 10 2003, 7:05 PM CDT  
Att: 19,793 - Sunny - 71 F

livebaseballscorecards.com

AB	31
R	1
H	7
RBI	1
BB	3
SO	7
LOB	19



Batter	1	2	3	4	5	6	7	8	9	AB R H RBI BB SO LOB	TOP		
16 Jason Lane, R (1, 8) OBP: 0.235, SLG: 0.471	0-2 P4		0-2 P4		0-2 L9		2-0 G4-3		1-2 F9	5 0 0 0 0 0 3			
Jose Vizcaino, S (1, 4) OBP: 0.276, SLG: 0.373	0-2 F9			1-0 17 FC4-6 1B	4-0 BB			3-3 K		3 0 1 0 1 1 0			
5 Jeff Bagwell, R (1, 3) OBP: 0.374, SLG: 0.510	1-3 K			1-3 1 SAFE 1 SAFE K	2-2 F8			1-1 17 1B 2B		4 1 1 0 0 2 2			
17 Lance Berkman, S (1, 7) OBP: 0.410, SLG: 0.511		2-2 P6		2-2 FC4-6 1B E 1-2f		2-2 F7		1-1 2-H 1B		4 1 1 1 0 0 1			
Richard Hidalgo, R (1, 9) OBP: 0.386, SLG: 0.561		0-1 1B		3-2 E S 1B 1B		1-1 P3		3-2 F8		4 1 2 0 0 0 1			
Geoff Blum, S (1, 5) (7, 6) OBP: 0.307, SLG: 0.400		0-2 F7		2-1 1B 1B 1-H 3-H		2-2 G4-3		0-1 L3		4 0 1 1 0 0 2			
Brad Ausmus, R (1, 2) OBP: 0.303, SLG: 0.297		1 SAFE 1B G4-3		0-2 28 FC4-6 1B 1-2			2-1 P2		0-1 F9	4 0 1 0 0 0 1			
28 Adam Everett, R (1, 6) OBP: 0.309, SLG: 0.360			2-2 G6-3		1-1 FC4-6		1-1 F8 2B		1-1 2B	2 0 0 0 0 0 2			
Orlando Merced, S (7, PH) OBP: 0.288, SLG: 0.378										1 0 1 0 0 0 0			
Colin Porter, L (7, PR) OBP: 0.233, SLG: 0.207										0 0 0 0 0 0 0			
Morgan Ensberg, R (7, 5) OBP: 0.374, SLG: 0.514										1 0 1 0 0 0 0			
Ron Villone, L (1, 1) OBP: 0.189, SLG: 0.278			1-3 K			0-1 G5-3			1-2 P4	2 0 0 0 0 0 1 0			
Mitch Meluskey, S (7, PH)										1 0 0 0 0 0 0 1			
Ricky Stone, R (7, 1)										0 0 0 0 0 0 0 0			
Dan Miceli, R (7, 1)										0 0 0 0 0 0 0 0			
Kirk Bullinger, R (7, 1)										0 0 0 0 0 0 0 0			
Kirk Saarloos, R (8, 1)										0 0 0 0 0 0 0 0			
Craig Biggio, R (9, PH) OBP: 0.344, SLG: 0.411							2-3 F8			1 0 0 0 0 0 0 1			
<b>Inning Stats</b>	R: 0 H: 0 E: 0 LOB: 0 K: 1 BB: 0 S: 10 P: 11	R: 0 H: 1 E: 0 LOB: 1 K: 0 BB: 0 S: 10 P: 13	R: 0 H: 0 E: 0 LOB: 0 K: 1 BB: 0 S: 9 P: 12	R: 2 H: 4 E: 0 LOB: 2 K: 1 BB: 0 S: 17 P: 27	R: 0 H: 0 E: 0 LOB: 1 K: 0 BB: 1 S: 9 P: 15	R: 0 H: 0 E: 0 LOB: 0 K: 0 BB: 0 S: 8 P: 13	R: 0 H: 1 E: 0 LOB: 2 K: 0 BB: 0 S: 7 P: 14	R: 1 H: 2 E: 0 LOB: 1 K: 1 BB: 0 S: 12 P: 20	R: 0 H: 1 E: 0 LOB: 1 K: 0 BB: 0 S: 11 P: 14	1B: 6 SF: 0 2B: 3 SAC: 0 3B: 0 DP: 0 HR: 0 HBP: 0	WP: 0 PA: 37 PB: 0 SB: 1 CS: 0		
<b>PITCHER</b>	IP WLS BF H R ER SO BB IBB HBP BLK WP HR S P ERA WHIP											<b>PITCHER</b>	IP WLS BF H R ER SO BB IBB HBP BLK WP HR S P ERA WHIP
15 Ben Sheets, R (1, 1) ERA: 4.22	8.0 W 33 8 3 3 4 1 0 0 0 0 0 0 82 125 3.38 1.125												
Dan Kolb, R (9, 1) ERA: 2.0	1.0 S 4 1 0 0 0 0 0 0 0 0 0 0 11 14 0.00 1.000												

Houston Astros @ Milwaukee Brewers  
Miller Park, Milwaukee, WI  
Thu Sep 11 2003, 1:05 PM CDT  
Att. 11,826 - Sunny - 82 F

livebaseballscorecards.com

AB	36
R	3
H	9
RBI	2
BB	1
SO	4
LOB	14



Batter	1	2	3	4	5	6	7	8	9	AB	R	H	RBI	BB	SO	LOB
Scott Podsednik, L OBP: 0.384, SLG: 0.433 (1, 8)	1-1 HR		3-3 K		1-1 L9		2-1 3B 1B			4	2	2	2	0	1	0
Keith Ginter, R OBP: 0.365, SLG: 0.444 (1, 4)	1-1 G4-3 2B		4-0 BB		1-2 G5-3		0-1 1-H 3B			3	0	2	1	1	0	0
Brady Clark, R OBP: 0.353, SLG: 0.421 (1, 9) (9, 7)	1-1 G1-3		1-2 F7		1-2 G5-3		2-1 G6-3			4	0	0	0	0	0	3
Richie Sexson, R OBP: 0.376, SLG: 0.529 (1, 3)	0-2 G4-3			0-2 2B 1B		1-0 G6-3		3-3 K		4	1	1	0	0	1	1
Wes Helms, R OBP: 0.328, SLG: 0.446 (1, 5)	0-1 F7			3-3 K		0-0 G6-3		0-2 F9		4	0	0	0	0	1	2
Mark Smith, R OBP: 0.256, SLG: 0.550 Royce Clayton, R OBP: 0.300, SLG: 0.330 (1, 7) (9, 6)		1-2 P1		0-0 2B 2B		1-1 P3		2-2 1B 1B		4	1	2	0	0	0	0
Keith Osik, R OBP: 0.341, SLG: 0.332 (1, 2)		4-0 G6-4-3 BB		1-1 2B 2B			2-2 1B 1B	0-1 1B		3	1	3	2	1	0	0
2 Bill Hall, R OBP: 0.264, SLG: 0.416 Dan Kolb, R (1, 6) (9, 1)		1-2 G6-4-3		3-2 F8			1 SAFE G3	1-1 G4-3		4	0	0	0	0	0	5
15 Ben Sheets, R OBP: 0.092, SLG: 0.078 Jason Conti, L OBP: 0.250, SLG: 0.391 (1, 1) (9, 9)			3-3 K		1-1 G5-3		1-3 K			0	0	0	0	0	2	2

Inning Stats	R: 1	H: 2	E: 0	K: 0	S: 11	H: 0	LOB: 1	BB: 0	P: 14	R: 0	H: 0	E: 0	K: 0	S: 12	H: 0	LOB: 0	BB: 1	P: 18	R: 0	H: 0	E: 0	K: 2	S: 12	H: 0	LOB: 1	BB: 1	P: 23	R: 2	H: 3	E: 0	K: 1	S: 16	R: 0	H: 0	E: 0	K: 0	S: 12	R: 0	H: 0	E: 0	K: 0	S: 4	R: 2	H: 3	E: 0	K: 1	S: 15	R: 0	H: 2	E: 0	K: 1	S: 18	H: 2	LOB: 2	BB: 0	P: 24	1B: 5	SF: 0	2B: 3	SAC: 0	3B: 1	DP: 1	HR: 1	HBP: 0	WP: 0	PA: 35
--------------	------	------	------	------	-------	------	--------	-------	-------	------	------	------	------	-------	------	--------	-------	-------	------	------	------	------	-------	------	--------	-------	-------	------	------	------	------	-------	------	------	------	------	-------	------	------	------	------	------	------	------	------	------	-------	------	------	------	------	-------	------	--------	-------	-------	-------	-------	-------	--------	-------	-------	-------	--------	-------	--------

PITCHER	IP	WLS	BF	H	R	ER	SO	BB	IBB	HBP	BLK	WP	HR	S	P	ERA	WHIP
Ron Villone, L ERA: 3.69 (1, 1)	6.0	L	24	5	3	3	3	2	0	0	0	0	1	67	100	4.50	1.167
Ricky Stone, R ERA: 3.33 (7, 1)	0.2		3	1	1	1	1	0	0	0	0	0	0	9	14	13.50	1.500
Dan Miceli, R ERA: 3.29 (7, 1)	0.0		1	1	0	0	0	0	0	0	0	0	0	2	4	∞	∞
Kirk Bullinger, R ERA: (7, 1)	0.1		2	1	1	1	0	0	0	0	0	0	0	4	6	27.00	3.000
Kirk Saarloos, R ERA: 5.4 (8, 1)	1.0		5	2	0	0	1	0	0	0	0	0	0	18	24	0.00	2.000

**BOTTOM**

**Houston Astros @ Milwaukee Brewers**  
Miller Park, Milwaukee, WI

Thu Sep 11 2003, 1:05 PM CDT  
Att. 11,826 - Sunny - 82 F

<b>AB</b>	<b>33</b>
<b>R</b>	<b>5</b>
<b>H</b>	<b>10</b>
<b>RBI</b>	<b>5</b>
<b>BB</b>	<b>2</b>
<b>SO</b>	<b>5</b>
<b>LOB</b>	<b>13</b>



PITCHER	IP	WLS	BF	H	R	ER	SO	BB	IBB	HBP	BLK	WP	HR	S	P	ERA	WHIP
---------	----	-----	----	---	---	----	----	----	-----	-----	-----	----	----	---	---	-----	------

Batter	1	2	3	4	5	6	7	8	9	AB R H RBI BB SO LOB	TOP											
Fernando Vina, L (1, 4) OBP: 0.326, SLG: 0.416	0-0 G4-3		3-2 F9			1-2 G1-3 1B		2-1 F9		4 0 1 0 0 0 1												
15 Jim Edmonds, L (1, 8) OBP: 0.386, SLG: 0.613	0-3 K			3-3 K		1-3 K		2-2 G6-4-3 1B		4 0 1 0 0 3 1												
5 Albert Pujols, R (1, 7) OBP: 0.441, SLG: 0.683	0-2 F9			1-2 P3		0-1 G1-3		0-0 G6-4-3 1-2f		4 0 0 0 0 0 2												
27 Scott Rolen, R (1, 5) OBP: 0.377, SLG: 0.528		2-1 P4		2-2 2B		2-3 K		0-3 K		4 0 1 0 0 2 1												
Edgar Renteria, R (1, 6) OBP: 0.386, SLG: 0.473		2-3 K		0-1 G6-3			1-0 G4-3			3 0 0 0 0 1 1												
Tino Martinez, L (1, 3) OBP: 0.352, SLG: 0.425		1-3 K		3-2 G4-3			1-2 F8			3 0 0 0 0 1 0												
J.D. Drew, L (1, 9) OBP: 0.368, SLG: 0.522			0-0 1B		0-0 P3		1-0 F9			3 0 1 0 0 0 0												
Mike Matheny, R (1, 2) OBP: 0.315, SLG: 0.348			2-0 P3		2-2 1B		3-3 K			1 0 0 0 0 0 1												
Chris Widger, R (3, 2) OBP: 0.253, SLG: 0.265										1 0 1 0 0 0 0												
Kerry Robinson, L (8, PH) OBP: 0.295, SLG: 0.338										1 0 0 0 0 1 0												
Mike DeJean, R (8, 1)										0 0 0 0 0 0 0												
Matt Morris, R (1, 1) OBP: 0.216, SLG: 0.286		1 SAFE 0-3 K		1-3 K			3-2 F7			2 0 0 0 0 2 2												
Orlando Palmeiro, L (8, PH) OBP: 0.331, SLG: 0.334										1 0 0 0 0 0 0												
Joe Girardi, R (8, 2) OBP: 0.150, SLG: 0.056										0 0 0 0 0 0 0												
<b>Inning Stats</b>	R: 0 E: 0 K: 1 S: 7	H: 0 LOB: 0 BB: 0 P: 7	R: 0 E: 0 K: 2 S: 8	H: 0 LOB: 0 BB: 0 P: 13	R: 0 E: 0 K: 1 S: 8	H: 1 LOB: 1 BB: 0 P: 13	R: 0 E: 0 K: 1 S: 13	H: 1 LOB: 1 BB: 0 P: 19	R: 0 E: 0 K: 1 S: 12	H: 1 LOB: 1 BB: 0 P: 18	R: 0 E: 0 K: 2 S: 12	H: 1 LOB: 1 BB: 0 P: 16	R: 0 E: 0 K: 0 S: 5	H: 0 LOB: 0 BB: 0 P: 8	R: 0 E: 0 K: 1 S: 9	H: 0 LOB: 0 BB: 0 P: 17	R: 0 E: 0 K: 1 S: 7	H: 1 LOB: 0 BB: 0 P: 9	1B: 4 2B: 1 3B: 0 HR: 0	SF: 0 SAC: 0 DP: 1 HBP: 0	WP: 0 PB: 0 SB: 0 CS: 0	PA: 31
<b>PITCHER</b>	IP WLS BF H R ER SO BB IBB HBP BLK WP HR S P ERA WHIP																					
44 Roy Oswalt, R (1, 1) ERA: 3.2	7.0 W 25 4 0 0 8 0 0 0 0 0 0 0 65 94 0.00 0.571																					
Octavio Dotel, R (8, 1) ERA: 2.77	1.0 H 3 0 0 0 1 0 0 0 0 0 0 0 9 17 0.00 0.000																					
Billy Wagner, L (9, 1) ERA: 1.59	1.0 S 3 1 0 0 1 0 0 0 0 0 0 0 7 9 0.00 1.000																					

St. Louis Cardinals @ Houston Astros  
Minute Maid Park, Houston, TX  
Sat Sep 13 2003, 6:05 PM CDT  
Att: 42,435 - Dome - 72 F

livebaseballscorecards.com

AB	31
R	0
H	5
RBI	0
BB	0
SO	10
LOB	9





Batter	1	2	3	4	5	6	7	8	9	AB R H RBI BB SO LOB	TOP									
Fernando Vina, L (1, 4) OBP: 0.321, SLG: 0.409	2-1 F9		2-2 F9			1-2 F7			2-2 G4-3	4 0 0 0 0 0 1										
15 Jim Edmonds, L (1, 8) OBP: 0.385, SLG: 0.608	1-3 K			4-2 5 1B 27 G5-4-3 BB		1-2 G4-3			2-3 K	3 1 0 0 1 2 1										
5 Albert Pujols, R (1, 7) OBP: 0.441, SLG: 0.683	2-1 2B			1-0 27 G5-4-3 1B		2-3 G6-3			1-2 E6	4 0 2 0 0 0 1										
27 Scott Rolen, R (1, 5) OBP: 0.374, SLG: 0.524	0-1 P4			0-0 G5-4-3 1-2f 3-H			1-3 K		0-2 F7	4 0 0 0 0 1 3										
Edgar Renteria, R (1, 6) OBP: 0.384, SLG: 0.471		2-2 F8		3-2 G1-3			2-2 P3			3 0 0 0 0 0 0										
Tino Martinez, L (1, 3) OBP: 0.350, SLG: 0.422		0-0 F8			2-0 G3		3-2 F7			3 0 0 0 0 0 0										
Kerry Robinson, L (1, 9) OBP: 0.290, SLG: 0.333		0-1 G1-3			0-1 G5-3			3-2 G4-3		3 0 0 0 0 0 0										
Mike Matheny, R (1, 2) OBP: 0.314, SLG: 0.346			3-1 G6-3		1-2 F7			1-1 G3		2 0 0 0 0 0 0										
Orlando Palmeiro, L (8, PH) OBP: 0.330, SLG: 0.333										1 0 0 0 0 0 0										
Mike DeJean, R (8, 1)										0 0 0 0 0 0 0										
Dan Haren, R (1, 1) OBP: 0.148, SLG: 0.180			1-1 G4-3			2-1 15 G4-3 2B		2-2 P3		1 0 0 0 0 0 0										
Jason Simontacchi, R (4, 1) OBP: 0.135, SLG: 0.182										0 0 0 0 0 0 0										
Eli Marrero, R (6, PH) OBP: 0.273, SLG: 0.385										1 0 1 0 0 0 0										
Cal Eldred, R (6, 1) OBP: 0.590, SLG: 0.590										0 0 0 0 0 0 0										
J.D. Drew, L (8, PH) OBP: 0.387, SLG: 0.520										1 0 0 0 0 0 0										
Chris Widger, R (8, 2) OBP: 0.253, SLG: 0.285										0 0 0 0 0 0 0										
<b>Inning Stats</b>	R: 0 E: 0 K: 1 S: 9	H: 1 LOB: 1 BB: 0 P: 14	R: 0 E: 0 K: 0 S: 6	H: 0 LOB: 0 BB: 0 P: 8	R: 0 E: 0 K: 0 S: 8	H: 0 LOB: 0 BB: 0 P: 14	R: 1 E: 0 K: 0 S: 8	H: 1 LOB: 0 BB: 1 P: 16	R: 0 E: 0 K: 0 S: 6	H: 0 LOB: 0 BB: 0 P: 9	R: 0 E: 0 K: 1 S: 9	H: 0 LOB: 0 BB: 0 P: 15	R: 0 E: 0 K: 0 S: 8	H: 0 LOB: 0 BB: 0 P: 14	R: 0 E: 1 K: 1 S: 14	H: 0 LOB: 1 BB: 0 P: 19	1B: 1 2B: 2 3B: 0 HR: 0	SF: 0 SAC: 0 DP: 1 HBP: 0	WP: 0 PB: 0 SB: 0 CS: 0	PA: 31
<b>PITCHER</b>	IP WLS BF H R ER SO BB IBB HBP BLK WP HR S P ERA WHIP																			
Tim Redding, R (1, 1) ERA: 3.8	6.0 W 21 3 1 1 1 1 1 0 0 0 0 0 47 78 1.50 0.667																			
54 Brad Lidge, R (7, 1) ERA: 3.5	1.0 H 3 0 0 0 1 0 0 0 0 0 0 0 9 15 0.00 0.000																			
Octavio Dotel, R (8, 1) ERA: 2.73	1.0 H 3 0 0 0 0 0 0 0 0 0 0 0 8 14 0.00 0.000																			
Billy Wagner, L (9, 1) ERA: 1.57	1.0 S 4 0 0 0 1 0 0 0 0 0 0 0 14 19 0.00 0.000																			

St. Louis Cardinals @ Houston Astros  
Minute Maid Park, Houston, TX  
Sun Sep 14 2003, 1:05 PM CDT  
Att: 37,548 - Dome - 72 F

livebaseballscorecards.com

AB	30
R	1
H	3
RBI	0
BB	1
SO	3
LOB	6





Batter	1	2	3	4	5	6	7	8	9	AB	R	H	RBI	BB	SO	LOB
<b>Craig Biggio, R</b> OBP: 0.351, SLG: 0.414 (1, 8)	1-0 FC5-4 HBP		2-2 FC5-4 2-H 1B	3-2 1B 2-H 3-H			2-1 F8			3	0	2	3	0	0	0
<b>Morgan Ensberg, R</b> OBP: 0.372, SLG: 0.509 (1, 5)	3-1 P4		1-0 FC5-4 BB 1-2f	1-1 G4-3			0-2 G5-3			4	0	0	0	0	0	3
<b>5 Jeff Bagwell, R</b> OBP: 0.372, SLG: 0.514 (1, 3)	3-3 K		3-0 F9				1-0 F9			4	0	0	0	0	2	2
<b>Jeff Kent, R</b> OBP: 0.350, SLG: 0.519 (1, 4)	2-1 FC5-4 1-2f		4-1 BB 1-2			1-1 17 CS 2B		4-2 G6-4-3 BB		2	0	1	0	2	0	1
<b>17 Lance Berkman, S</b> OBP: 0.406, SLG: 0.508 (1, 7)		0-0 SF8 3B	1-3 K			2-3 K 2-3		3-3 K		4	1	1	0	0	3	4
<b>Richard Hidalgo, R</b> OBP: 0.385, SLG: 0.565 (1, 9)		0-0 SF8		2-1 F8		1-1 P4		1-1 G6-4-3 1-2f		3	0	0	1	0	0	1
<b>Brad Ausmus, R</b> OBP: 0.305, SLG: 0.297 (1, 2)		0-0 F8		2-0 G6-3 28 HBP 1B		1-2 G1-4-3				3	1	1	0	0	0	0
<b>28 Adam Everett, R</b> OBP: 0.313, SLG: 0.365 (1, 6)		1-1 G5-3		3-0 G6-3 1B HBP		4-2 BB				1	1	0	0	1	0	0
<b>Tim Redding, R</b> OBP: 0.224, SLG: 0.255 (1, 1)			0-0 1B			0-1 P4				2	1	1	0	0	0	2
<b>Orlando Merced, S</b> OBP: 0.286, SLG: 0.376 (6, PH)				3-2 G6-3						1	0	0	0	0	0	1
<b>54 Brad Lidge, R</b> (7, 1)										0	0	0	0	0	0	0
<b>Octavio Dotel, R</b> (8, 1)										0	0	0	0	0	0	0
<b>Billy Wagner, L</b> (9, 1)				1-2 2-3						0	0	0	0	0	0	0

Inning Stats	R: 0	H: 0	E: 0	K: 1	S: 7	H: 0	LOB: 1	BB: 0	P: 16	R: 1	H: 1	E: 0	K: 0	S: 5	R: 1	H: 2	E: 0	K: 1	S: 10	R: 2	H: 2	E: 0	K: 2	S: 9	R: 0	H: 0	E: 0	K: 0	S: 10	R: 0	H: 0	E: 0	K: 0	S: 6	R: 0	H: 0	E: 0	K: 1	S: 7	R: 0	H: 0	E: 0	K: 1	S: 15	1B: 3	SF: 1	2B: 2	SAC: 0	3B: 1	DP: 1	HR: 0	HBP: 2	WP: 0	PA: 33
--------------	------	------	------	------	------	------	--------	-------	-------	------	------	------	------	------	------	------	------	------	-------	------	------	------	------	------	------	------	------	------	-------	------	------	------	------	------	------	------	------	------	------	------	------	------	------	-------	-------	-------	-------	--------	-------	-------	-------	--------	-------	--------

PITCHER	IP	WLS	BF	H	R	ER	SO	BB	IBB	HBP	BLK	WP	HR	S	P	ERA	WHIP
<b>Dan Haren, R</b> ERA: 5.08 (1, 1)	3.2	L	19	5	4	4	2	1	0	0	0	0	0	31	65	9.82	1.636
<b>Jason Simontacchi, R</b> ERA: 5.53 (4, 1)	1.1		4	1	0	0	2	0	0	0	0	0	0	11	17	0.00	0.750
<b>Cal Eldred, R</b> ERA: 4.05 (6, 1)	2.0		7	0	0	0	0	1	0	0	0	0	0	16	25	0.00	0.500
<b>Mike DeJean, R</b> ERA: 4.79 (8, 1)	1.0		3	0	0	0	1	1	0	0	0	0	0	7	15	0.00	1.000


**BOTTOM**

**St. Louis Cardinals @ Houston Astros**  
Minute Maid Park, Houston, TX

Sun Sep 14 2003, 1:05 PM CDT  
Att: 37,548 - Dome - 72 F

livebaseballscorecards.com

<b>AB</b>	<b>27</b>
<b>R</b>	<b>4</b>
<b>H</b>	<b>6</b>
<b>RBI</b>	<b>4</b>
<b>BB</b>	<b>3</b>
<b>SO</b>	<b>5</b>
<b>LOB</b>	<b>14</b>



Batter	1	2	3	4	5	6	7	8	9	AB	R	H	RBI	BB	SO	LOB	TOP								
Craig Biggio, R (1, 8) OBP: 0.351, SLG: 0.413 Colin Porter, L (8, 8) OBP: 0.233, SLG: 0.207	F7		P6		G6-4-3 1B HBP	G5-4-3 1B	G5-3			4	1	1	1	0	0	1									
Morgan Ensberg, R (1, 5) OBP: 0.369, SLG: 0.513	F9		G6-3		E5 G6-4-3	F8		HR	5	1	1	1	0	0	2										
5 Jeff Bagwell, R (1, 3) OBP: 0.370, SLG: 0.510			F9		G6-4-3	G5-4-3		G5-3	4	0	0	0	1	0	3										
Jeff Kent, R (1, 4) OBP: 0.353, SLG: 0.527 Jose Vizcaino, S (8, PH) OBP: 0.277, SLG: 0.372 (8, 4)	P2				FC5 G3 1B	HR 1B		HR	4	2	3	2	0	0	1										
17 Lance Berkman, S (1, 7) OBP: 0.405, SLG: 0.504 Kirk Bullinger, R (8, 1) Jared Fernandez, R (9, 1)			G3-1		G3	HR BB		P2	4	1	0	0	1	0	1										
Richard Hidalgo, R (1, 9) OBP: 0.369, SLG: 0.566					FC5 28 HR BB	HR		HR	0	0	0	0	0	0	0										
Raul Chavez, R (1, 2) OBP: 0.231, SLG: 0.360					FC5 28 HR	G4-3		G6-3	4	4	3	5	1	1	0										
28 Adam Everett, R (1, 6) OBP: 0.314, SLG: 0.375								E6 3B	5	1	1	0	0	0	2										
Jerome Robertson, L (1, 1) OBP: 0.173, SLG: 0.196 16 Jason Lane, R (8, 7) OBP: 0.222, SLG: 0.444					G6-3	SH 1B			5	3	2	3	0	2	1										
									3	1	1	1	0	0	1										
									0	0	0	0	0	0	0										
Inning Stats	R: 0 E: 0 K: 0 S: 10	H: 0 LOB: 1 BB: 1 P: 18	R: 1 E: 0 K: 1 S: 10	H: 2 LOB: 1 BB: 0 P: 15	R: 0 E: 0 K: 0 S: 8	H: 0 LOB: 0 BB: 0 P: 9	R: 3 E: 0 K: 0 S: 17	H: 2 LOB: 0 BB: 1 P: 28	R: 4 E: 1 K: 0 S: 12	H: 2 LOB: 0 BB: 1 P: 23	R: 2 E: 1 K: 0 S: 7	H: 2 LOB: 0 BB: 0 P: 10	R: 3 E: 1 K: 0 S: 15	H: 3 LOB: 1 BB: 0 P: 20	R: 1 E: 0 K: 0 S: 6	H: 1 LOB: 0 BB: 0 P: 9	R: 0 E: 0 K: 2 S: 10	H: 0 LOB: 0 BB: 0 P: 16	1B: 5 2B: 0 3B: 1 HR: 6	SF: 0 SAC: 1 DP: 2 HBP: 1	WP: 0 PB: 0 SB: 0 CS: 0	PA: 44			
PITCHER	IP	WLS	BF	H	R	ER	SO	BB	IBB	HBP	BLK	WP	HR	S	P	ERA	WHIP								
Chin-hui Tsao, R (1, 1) ERA: 6.69	4.0	L	20	4	6	6	1	2	0	1	0	0	2	47	76	13.50	1.500								
28 Aaron Cook, R (5, 1) ERA: 5.7	1.0		5	2	2	1	0	1	0	0	0	0	1	10	17	9.00	3.000								
Adam Bernero, R (6, 1) ERA: 5.95	2.0		12	5	5	3	0	0	0	0	0	0	2	22	30	13.50	2.500								
Javier López, L (8, 1) ERA: 3.93	1.0		4	1	1	1	0	0	0	0	0	0	1	6	9	9.00	1.000								
Justin Speier, R (9, 1) ERA: 3.28	1.0		3	0	0	0	2	0	0	0	0	0	0	10	16	0.00	0.000								

Houston Astros @ Colorado Rockies  
Coors Field, Denver, CO  
Tue Sep 16 2003, 7:05 PM MDT  
Att. 22,328 - Cloudy - 77 F

livebaseballscorecards.com

AB	39
R	14
H	12
RBI	13
BB	3
SO	3
LOB	12



BOTTOM

Houston Astros @ Colorado Rockies  
Coors Field, Denver, CO  
Tue Sep 16 2003, 7:05 PM MDT  
Att. 22,328 - Cloudy - 77 F

livebaseballscorecards.com

AB 35  
R 4  
H 9  
RBI 4  
BB 3  
SO 2  
LOB 14



WP: 0 PA: 38  
PB: 0  
SB: 0  
CS: 0

AB R H RBI BB SO LOB

5 2 3 1 0 0 1

3 0 0 0 0 0 1  
2 1 1 0 0 0 1

3 0 2 1 0 0 0  
1 1 1 2 0 0 0

3 0 0 0 0 0 2  
1 0 0 0 0 0 0

2 0 0 0 1 0 0  
1 0 0 0 0 0 0

3 0 0 0 1 0 2

1 0 0 0 1 0 1  
2 0 1 0 0 0 1

4 0 1 0 0 1 4

1 0 0 0 0 0 0  
0 0 0 0 0 0 0  
1 0 0 0 0 0 0  
0 0 0 0 0 0 0  
1 0 0 0 0 0 1  
0 0 0 0 0 0 0  
0 0 0 0 0 0 0  
0 0 0 0 0 0 0  
1 0 0 0 0 0 0

1B: 4 SF: 0  
2B: 3 SAC: 0  
3B: 0 DP: 1  
HR: 2 HBP: 0

Table with 10 columns (Batter, 1-9) and 10 rows of player data. Each cell contains a batting order diagram (diamond) with pitch counts, hit types (e.g., HR, BB, FC6-4), and player names. Batter names include Ronnie Belliard, Chris Stynes, Mark Sweeney, Todd Helton, Greg Norton, Preston Wilson, Mark Bellhorn, Larry Walker, Rene Reyes, Jay Payton, Gregg Zaun, Kit Pellow, Clint Barnes, Chin-hui Tsao, Aaron Cook, Pablo Ozuna, Adam Benero, Garrett Atkins, Javier Lopez, Justin Speier, and Juan Uribe.

Inning Stats table with columns for R, H, E, K, S, LOB, BB, P, and rows for each of the 9 innings.

Pitcher stats table with columns for IP, WLS, BF, H, R, ER, SO, BB, IBB, HBP, BLK, WP, HR, S, P, ERA, WHIP, and rows for Jerome Robertson, Kirk Bullinger, and Jared Fernandez.

Batter	1	2	3	4	5	6	7	8	9	AB	R	H	RBI	BB	SO	LOB	TOP										
<b>Craig Biggio, R</b> (1, 8) OBP: 0.351, SLG: 0.413	1-1 F9	0-0 E5		3-2 L5		2-2 1B		0-0 5 FC5 BB		5	0	2	1	0	0	1											
<b>Morgan Ensberg, R</b> (1, 5) OBP: 0.374, SLG: 0.517	0-1 PB	1-0 5 FC5-4			3-2 5 FC5-4	1-2 G3		4-2 BB		3	0	3	1	0	0	0											
<b>Jose Vizcaino, S</b> (6, PH) OBP: 0.279, SLG: 0.370										1	0	0	0	1	0	2											
<b>Colin Porter, L</b> (8, PR) OBP: 0.233, SLG: 0.207										0	0	0	0	0	0	0											
<b>54 Brad Lidge, R</b> (8, 1)										0	0	0	0	0	0	0											
<b>5 Jeff Bagwell, R</b> (1, 3) OBP: 0.367, SLG: 0.505	1-2 F7	0-1 FC5-4			1 SAFE 3-2 FC5-4			3-2 FC5		5	0	0	0	0	1	7											
<b>Jeff Kent, R</b> (1, 4) OBP: 0.354, SLG: 0.527	4-2 FC6-4 BB			2-1 L6						4	1	1	0	1	2	1											
<b>Richard Hidalgo, R</b> (1, 9) OBP: 0.389, SLG: 0.584	0-0 FC6-4			1-3 K						5	1	2	1	0	2	2											
<b>17 Lance Berkman, S</b> (1, 7) OBP: 0.406, SLG: 0.504																											
<b>Brad Ausmus, R</b> (1, 2) OBP: 0.304, SLG: 0.295																											
<b>Mitch Meluskey, S</b> (9, PH)																											
<b>28 Adam Everett, R</b> (1, 6) OBP: 0.316, SLG: 0.376																											
<b>Orlando Merced, S</b> (9, PH) OBP: 0.285, SLG: 0.374																											
<b>Ron Villone, L</b> (1, 1) OBP: 0.184, SLG: 0.270																											
<b>Ricky Stone, R</b> (5, 1)																											
<b>16 Jason Lane, R</b> (6, PH) OBP: 0.271, SLG: 0.421																											
<b>Dan Miceli, R</b> (6, 1)																											
<b>Raul Chavez, R</b> (8, PH) OBP: 0.222, SLG: 0.346																											
<b>Geoff Blum, S</b> (8, 5) OBP: 0.306, SLG: 0.396																											
<b>Inning Stats</b>	R: 0 E: 0 K: 0 S: 11	H: 1 LOB: 2 BB: 1 P: 17	R: 2 E: 1 K: 0 S: 13	H: 3 LOB: 2 BB: 0 P: 18	R: 0 E: 0 K: 1 S: 9	H: 1 LOB: 1 BB: 0 P: 15	R: 0 E: 0 K: 1 S: 8	H: 0 LOB: 0 BB: 0 P: 14	R: 0 E: 0 K: 1 S: 12	H: 2 LOB: 2 BB: 0 P: 20	R: 0 E: 0 K: 3 S: 11	H: 0 LOB: 0 BB: 0 P: 15	R: 1 E: 0 K: 0 S: 20	H: 1 LOB: 3 BB: 3 P: 38	R: 2 E: 1 K: 2 S: 13	H: 2 LOB: 0 BB: 0 P: 19	1B: 11 2B: 1 3B: 0 HR: 0	SF: 1 SAC: 1 DP: 0 HBP: 0	WP: 0 PB: 1 SB: 2 CS: 0	PA: 44							
<b>PITCHER</b>	IP	WLS	BF	H	R	ER	SO	BB	IBB	HBP	BLK	WP	HR	S	P	ERA	WHIP										
<b>Darren Oliver, L</b> (1, 1) ERA: 4.84	5.2	W	28	9	2	0	3	1	0	0	0	0	0	64	100	0.00	1.765										
<b>Steve Reed, R</b> (6, 1) ERA: 3.38	1.1	H	4	0	0	0	3	0	0	0	0	0	0	14	19	0.00	0.000										
<b>40 Brian Fuentes, L</b> (8, 1) ERA: 2.54	0.2	H	4	0	1	1	0	2	0	0	0	0	0	12	23	13.50	3.000										
<b>Justin Speier, R</b> (8, 1) ERA: 3.34	1.1	S	8	3	2	1	2	1	0	0	0	0	0	21	34	6.75	3.000										

# Houston Astros @ Colorado Rockies

Coors Field, Denver, CO

Wed Sep 17 2003, 7:05 PM MDT

Att. 22,454 - Overcast - 45 F

[livebaseballscorecards.com](http://livebaseballscorecards.com)

AB	38
R	5
H	12
RBI	4
BB	4
SO	8
LOB	23



Batter	1	2	3	4	5	6	7	8	9
Ronnie Belliard, R (1, 4) OBP: 0.343, SLG: 0.379	4-0 HBP BB BB	0-0 G4-6-3 1-2f		3-2 G4-3		1-1 P4		0-2 G5-3	
27 Garrett Atkins, R (1, 5) OBP: 0.224, SLG: 0.204 Chris Stynes, R (7, 5) OBP: 0.337, SLG: 0.424	0-3 SAFE K		0-3 K	2-3 K		2-2 L7		0-0 2B	
17 Todd Helton, L (1, 3) OBP: 0.452, SLG: 0.627	2-3 K		1-3 K		2-0 HR	0-2 G6-3		4-0 FC5-4 IBB	
Preston Wilson, R (1, 8) OBP: 0.349, SLG: 0.543	4-2 HBP 1-2 BB		0-1 1B 1B		0-0 P6		0-0 G6-3	0-0 FC5-4 1-2f	
Larry Walker, L (1, 9) OBP: 0.416, SLG: 0.459	2-1 HBP		2-0 1B 1B		3-1 1B 1B 2B		1-3 K		
Jay Payton, R (1, 7) OBP: 0.364, SLG: 0.523 Justin Speier, R (8, 1)	0-2 K		3-2 E 1B		4-0 1B 1B IBB		4-2 CS BB		
Charles Johnson, R (1, 2) OBP: 0.317, SLG: 0.453		0-1 P6	0-2 E5		0-1 FC3-6-5 1B 1B		1-1 CS	1-1 HR	
Juan Uribe, R (1, 6) OBP: 0.290, SLG: 0.399 Mark Sweeney, L (5, PH) OBP: 0.309, SLG: 0.404 12 Clint Barnes, R (6, 6) OBP: 0.333, SLG: 0.444		2-1 1B 3B	2-3 K		0-1 FC3-6-5 1B		0-0 SH1-4 2B 1B		
Darren Oliver, R (1, 1) OBP: 0.299, SLG: 0.359 Steve Reed, R (6, 1) 40 Brian Fuentes, L (8, 1) Rene Reyes, S (8, 7) OBP: 0.303, SLG: 0.379		2-1 G4-6-3 1B 3-H		2-3 K		1-0 FC3-6-5 1-2 2-3		1-1 SH1-4 1-2	

Inning Stats	R: 0 E: 0 K: 3 S: 13	H: 0 LOB: 3 BB: 2 P: 25	R: 1 E: 0 K: 0 S: 7	H: 2 LOB: 0 BB: 0 P: 11	R: 1 E: 1 K: 3 S: 21	H: 3 LOB: 3 BB: 0 P: 29	R: 0 E: 0 K: 2 S: 11	H: 0 LOB: 0 BB: 0 P: 18	R: 3 E: 0 K: 0 S: 9	H: 4 LOB: 1 BB: 1 P: 19	R: 0 E: 0 K: 0 S: 9	H: 0 LOB: 0 BB: 0 P: 12	R: 0 E: 0 K: 1 S: 8	H: 0 LOB: 0 BB: 1 P: 13	R: 2 E: 0 K: 0 S: 10	H: 3 LOB: 2 BB: 1 P: 16
--------------	-------------------------------	----------------------------------	------------------------------	----------------------------------	-------------------------------	----------------------------------	-------------------------------	----------------------------------	------------------------------	----------------------------------	------------------------------	----------------------------------	------------------------------	----------------------------------	-------------------------------	----------------------------------

PITCHER	IP	WLS	BF	H	R	ER	SO	BB	IBB	HBP	BLK	WP	HR	S	P	ERA	WHIP
Ron Villone, L (1, 1) ERA: 3.99	4.1	L	24	7	5	5	8	2	1	1	0	0	1	56	96	10.38	2.077
Ricky Stone, R (5, 1) ERA: 3.3	0.2		3	2	0	0	0	0	0	0	0	0	0	5	6	0.00	3.000
Dan Miceli, R (6, 1) ERA: 3.17	2.0		6	0	0	0	1	1	0	0	0	0	0	17	25	0.00	0.500
54 Brad Lidge, R (8, 1) ERA: 3.68	1.0		7	3	2	2	0	0	1	0	0	0	1	10	16	18.00	3.000

**BOTTOM**

**Houston Astros @ Colorado Rockies**  
Coors Field, Denver, CO

Wed Sep 17 2003, 7:05 PM MDT  
Att: 22,454 - Overcast - 45 F

AB	R	H	RBI	BB	SO	LOB
4	0	0	0	1	0	2
4	0	0	0	0	3	1
1	0	1	1	0	0	0
4	1	1	1	1	2	1
4	1	1	0	1	0	2
3	1	2	0	0	1	0
2	1	1	1	2	1	3
0	0	0	0	0	0	0
4	1	2	1	0	0	2
2	1	1	0	0	1	3
1	0	1	2	0	0	0
1	1	1	0	0	0	0
3	0	1	1	0	1	2
0	0	0	0	0	0	0
0	0	0	0	0	0	0
0	0	0	0	0	0	0

AB	33
R	7
H	12
RBI	7
BB	5
SO	9
LOB	16

livebaseballscores.com

WP	PA
0	41
0	0
0	0
0	0



Houston Astros @ Colorado Rockies  
 Coors Field, Denver, CO  
 Thu Sep 18 2003, 1:05 PM MDT  
 Att. 21,718 - Sunny - 55 F

livebaseballscorecards.com

AB	40
R	6
H	14
RBI	6
BB	1
SO	4
LOB	21



Batter	1	2	3	4	5	6	7	8	9	AB	R	H	RBI	BB	SO	LOB						
Craig Biggio, R (1, 8) OBP: 0.355, SLG: 0.419	G6-3 3B	H 1-0 G4-6-3 HBP		K 1-3			F8 5 1B WP 1B		S 0-1 5 HR 1B	4	3	3	0	0	1	1						
Geoff Blum, S (1, 5) OBP: 0.303, SLG: 0.391	G6-3	SAFE 1-2 SAFE SAFE			L9 3-1		F8 1-2 1-3		F7 1-2	5	0	0	1	0	0	3						
5 Jeff Bagwell, R (1, 3) OBP: 0.369, SLG: 0.513	3-H 2-2 1B 17 1B 2B				P3 0-2		F9 2-2		17 E 17 S 1B 2-H	5	2	3	3	0	0	0						
Jeff Kent, R (1, 4) OBP: 0.356, SLG: 0.527	3-0 17 1B 2-3 1B				F9 0-2		17 FC4-6 BB 4-2		17 WP 1B 0-2	4	1	2	0	1	1	1						
17 Lance Berkman, S (1, 7) OBP: 0.406, SLG: 0.503	1-0 1B 1-2 3-H 1B				3-1 1B 3-1		FC4-6 1-2f 1B 2-2		P5 1-2 1-3	5	0	2	1	0	0	3						
Richard Hidalgo, R (1, 9) OBP: 0.389, SLG: 0.582	F7 0-1				F8 1-2		G5-3 1B 0-0		E5 0-1 1B	5	0	2	0	0	0	4						
Brad Ausmus, R (1, 2) OBP: 0.304, SLG: 0.295	2-1 1-2 2-H 1B				G5-3 1-1		G5-3 0-1 1-2		G6-3 1-2	4	0	1	1	0	0	2						
28 Adam Everett, R (1, 6) OBP: 0.315, SLG: 0.377	G5-3 3-1				G5-3 2-2 2B		G6-3 0-1		P4 3-2	4	0	1	0	0	0	4						
Wade Miller, R (1, 1) OBP: 0.185, SLG: 0.206					K 0-3		G6-3 3-3		G4-3 1-2	3	0	0	0	0	2	2						
Octavio Dotel, R (7, 1)										1	0	0	0	0	0	1						
Mike Gallo, L (9, 1)										0	0	0	0	0	0	0						
<b>Inning Stats</b>	R: 3 E: 0 K: 0 S: 17	H: 5 LOB: 2 BB: 0 P: 33	R: 0 E: 0 K: 1 S: 6	H: 0 LOB: 0 BB: 0 P: 7	R: 0 E: 0 K: 0 S: 11	H: 1 LOB: 1 BB: 0 P: 15	R: 0 E: 0 K: 2 S: 11	H: 1 LOB: 1 BB: 0 P: 18	R: 0 E: 0 K: 0 S: 10	H: 0 LOB: 1 BB: 1 P: 21	R: 0 E: 0 K: 0 S: 6	H: 1 LOB: 1 BB: 0 P: 7	R: 1 E: 0 K: 1 S: 16	H: 2 LOB: 1 BB: 0 P: 24	R: 0 E: 1 K: 0 S: 13	H: 1 LOB: 1 BB: 0 P: 18	R: 2 E: 0 K: 0 S: 16	H: 3 LOB: 1 BB: 0 P: 19	1B: 10 2B: 2 3B: 1 HR: 1	SF: 0 SAC: 0 DP: 1 HBP: 1	WP: 2 PB: 0 SB: 2 CS: 0	PA: 42
<b>PITCHER</b>	IP WLS BF H R ER SO BB IBB HBP BLK WP HR S P ERA WHIP																	IP WLS BF H R ER SO BB IBB HBP BLK WP HR S P ERA WHIP				
Jose Jimenez, R (1, 1) ERA: 5.17	6.0 L 27 8 3 3 3 1 0 1 0 0 0 61 101 4.50 1.500																					
Denny Stark, R (7, 1) ERA: 6.24	1.0 5 2 1 1 1 1 0 0 0 0 1 0 16 24 9.00 2.000																					
Jason Young, R (8, 1) ERA: 7.85	1.1 8 4 2 2 0 0 0 0 0 0 0 1 23 29 13.50 3.000																					
Jesus Sanchez, L (9, 1) ERA: 9.53	0.2 2 0 0 0 0 0 0 0 0 0 1 0 6 8 0.00 0.000																					

Batter	1	2	3	4	5	6	7	8	9	AB	R	H	RBI	BB	SO	LOB
Rene Reyes, S OBP: 0.291, SLG: 0.364 (1, 9)	0-1 G6-3		2-2 G3-1		0-0 G5-3			1-0 F7		4	0	0	0	0	0	0
Chris Stynes, R OBP: 0.340, SLG: 0.424 (1, 4)	4-0 17 BB BB		4-0 17 2B BB		0-3 K			0-2 17 G4-3 1B		2	0	1	0	2	1	0
17 Todd Helton, L OBP: 0.452, SLG: 0.627 (1, 3)	4-1 1-2 BB		0-0 1-3 2B			1-3 K		2-2 G4-3		3	0	1	0	1	1	1
Preston Wilson, R OBP: 0.347, SLG: 0.539 (1, 8)	3-3 K		0-1 G4-3			0-0 G5-3		2-3 K		4	0	0	0	0	2	5
Greg Norton, S OBP: 0.319, SLG: 0.428 (1, 5)	0-1 G3-1			2-3 K		1-2 P6		2-3 K		4	0	0	0	0	2	2
Jay Payton, R OBP: 0.363, SLG: 0.521 (1, 7)		2-1 G6-3		3-1 F8 1B			1-2 G6-3		2-2 F9	4	0	1	0	0	0	0
Gregg Zaun, S OBP: 0.302, SLG: 0.336 (1, 2)		2-2 G4-3		2-2 F8			4-1 BB BB		2-3 K	2	0	0	0	1	0	1
Kit Pellow, R OBP: 0.333, SLG: 0.545 (9, PH)				1-2 K						1	0	0	0	0	1	0
12 Clint Barmes, R OBP: 0.300, SLG: 0.400 (1, 6)		1-3 K		0-3 K			4-2 G4-6-3 BB			2	0	0	0	0	2	1
Mark Bellhorn, S OBP: 0.352, SLG: 0.291 (7, PH) (8, 6)							1-2 BB			0	0	0	0	1	0	0
Jose Jimenez, R OBP: 0.200, SLG: 0.200 (1, 1)			0-0 G6-3		1-3 K		2-0 G4-6-3			2	0	0	0	0	1	0
Denny Stark, R (7, 1)										0	0	0	0	0	0	0
Mark Sweeney, L OBP: 0.306, SLG: 0.400 (7, PH)										1	0	0	0	0	0	2
Jason Young, R OBP: 0.429, SLG: 0.500 (8, 1)										0	0	0	0	0	0	0
Jesus Sanchez, L (9, 1)										0	0	0	0	0	0	0

Inning Stats	R: 0	H: 0	E: 0	K: 1	S: 8	R: 0	H: 0	E: 0	K: 1	S: 9	R: 0	H: 1	E: 0	K: 0	S: 8	R: 0	H: 1	E: 0	K: 2	S: 14	R: 0	H: 0	E: 0	K: 1	S: 7	R: 0	H: 0	E: 0	K: 0	S: 7	R: 0	H: 1	E: 0	K: 1	S: 11	R: 0	H: 0	E: 0	K: 2	S: 9	1B: 2	2B: 1	3B: 0	HR: 0	SF: 0	SAC: 0	DP: 1	HBP: 0	WP: 0	PB: 0	SB: 0	CS: 0	PA: 34
--------------	------	------	------	------	------	------	------	------	------	------	------	------	------	------	------	------	------	------	------	-------	------	------	------	------	------	------	------	------	------	------	------	------	------	------	-------	------	------	------	------	------	-------	-------	-------	-------	-------	--------	-------	--------	-------	-------	-------	-------	--------

PITCHER	IP	WLS	BF	H	R	ER	SO	BB	IBB	HBP	BLK	WP	HR	S	P	ERA	WHIP
Wade Miller, R ERA: 3.97 (1, 1)	6.1	W	26	2	0	0	7	5	0	0	0	0	0	59	100	0.00	1.105
Octavio Dotel, R ERA: 2.68 (7, 1)	1.2	H	5	1	0	0	1	0	0	0	0	0	0	12	19	0.00	0.600
Mike Gallo, L ERA: 3.33 (9, 1)	1.0		3	0	0	0	2	0	0	0	0	0	0	9	15	0.00	0.000

**BOTTOM**

**Houston Astros @ Colorado Rockies**  
**Coors Field, Denver, CO**  
 Thu Sep 18 2003, 1:05 PM MDT  
 Att: 21,718 - Sunny - 55 F

livebaseballscorecards.com

<b>AB</b>	<b>29</b>
<b>R</b>	<b>0</b>
<b>H</b>	<b>3</b>
<b>RBI</b>	<b>0</b>
<b>BB</b>	<b>5</b>
<b>SO</b>	<b>10</b>
<b>LOB</b>	<b>12</b>



Batter	1	2	3	4	5	6	7	8	9	AB	R	H	RBI	BB	SO	LOB	TOP										
<b>Craig Biggio, R</b> OBP: 0.355, SLG: 0.417 (1, 8) F B H	2-1 5 HR HBP	0-0 L5			0-2 G3-1	4-1 G5-4-3 BB		2-2 P4		3	1	0	0	1	0	1											
<b>Geoff Blum, S</b> OBP: 0.302, SLG: 0.389 (1, 5) C B B B X	3-2 F7		1-0 G4-3		0-0 5 2B 1B	1-0 G5-4-3			0-2 F9	5	1	1	0	0	0	3											
<b>5 Jeff Bagwell, R</b> OBP: 0.371, SLG: 0.521 (1, 3) C X	0-1 1-H HR		3-2 G6-3		1-2 1B 2B		1-0 F9		1-2 FC1-4 1B	5	2	3	3	0	0	0											
<b>Jeff Kent, R</b> OBP: 0.355, SLG: 0.523 (1, 4) S C C	0-3 K		2-3 K		0-0 F9 17 1B 1B		2-3 K		1-0 FC1-4 17 BB 1B	5	1	1	1	0	3	1											
<b>17 Lance Berkman, S</b> OBP: 0.409, SLG: 0.506 (1, 7) C B F B S	2-3 K			4-1 FC6-4 BB	2-1 FC6-4 1B		2-0 2B		4-2 1B BB	3	1	2	0	2	1	0											
<b>Richard Hidalgo, R</b> OBP: 0.391, SLG: 0.588 (1, 9) B B X T B B		2-1 HR		0-0 FC6-4 28 BB 1-2f	0-0 F9		4-0 IBB		2-0 1B BB	4	1	2	2	1	0	3											
<b>Brad Ausmus, R</b> OBP: 0.305, SLG: 0.296 (1, 2) B C X		1-1 28 3B 1B		2-1 F9 1 SAFE	2-1 FC6-4		2-1 G5-3		0-0 28 FC6-4 1B	5	1	2	1	0	0	5											
<b>28 Adam Everett, R</b> OBP: 0.319, SLG: 0.384 (1, 6) B X		1-0 L5 3B		4-0 BB		1-1 44 SH1-4 1B		2-3 K	0-0 FC6-4	4	0	2	1	1	1	2											
<b>44 Roy Oswalt, R</b> OBP: 0.205, SLG: 0.211 <b>Jose Vizcaino, S</b> OBP: 0.277, SLG: 0.368 <b>54 Brad Lidge, R</b> <b>Billy Wagner, L</b>	(1, 1) (8, PH) (8, 1) (9, 1)	2-1 P4		1-3 K		0-0 SH1-4		0-1 F8		2	0	0	0	0	1	3											
<b>Inning Stats</b>	R: 2 E: 0 K: 2 S: 12	H: 1 LOB: 0 BB: 0 P: 19	R: 2 E: 0 K: 0 S: 8	H: 3 LOB: 0 BB: 0 P: 14	R: 0 E: 0 K: 1 S: 10	H: 0 LOB: 0 BB: 0 P: 16	R: 0 E: 0 K: 1 S: 9	H: 0 LOB: 2 BB: 2 P: 19	R: 2 E: 0 K: 0 S: 14	H: 4 LOB: 2 BB: 0 P: 19	R: 0 E: 0 K: 0 S: 5	H: 1 LOB: 1 BB: 1 P: 11	R: 0 E: 0 K: 1 S: 8	H: 1 LOB: 2 BB: 1 P: 19	R: 0 E: 0 K: 1 S: 9	H: 0 LOB: 0 BB: 0 P: 13	R: 2 E: 0 K: 0 S: 14	H: 3 LOB: 2 BB: 1 P: 22	1B: 8 2B: 3 3B: 1 HR: 2	SF: 0 SAC: 1 DP: 2 HBP: 1	WP: 0 PB: 0 SB: 0 CS: 0	PA: 44					
<b>PITCHER</b>	IP	WLS	BF	H	R	ER	SO	BB	IBB	HBP	BLK	WP	HR	S	P	ERA	WHIP										
<b>Matt Morris, R</b> ERA: 3.76	(1, 1)	5.0	L	25	8	6	6	4	2	0	1	0	2	53	87	10.80	2.000										
<b>Jeff Fassero, L</b> ERA: 5.73	(6, 1)	2.0		9	2	0	0	1	1	1	0	0	0	13	30	0.00	1.500										
<b>Russ Springer, R</b> ERA: 8.64	(8, 1)	1.0		3	0	0	0	1	0	0	0	0	0	9	13	0.00	0.000										
<b>Jimmy Journell, R</b> ERA: 6.0	(9, 1)	0.2		6	3	2	2	0	1	0	0	0	0	13	21	27.00	6.000										
<b>Jason Simontacchi, R</b> ERA: 5.53	(9, 1)	0.1		1	0	0	0	0	0	0	0	0	0	1	1	0.00	0.000										

Houston Astros @ St. Louis Cardinals  
 Busch Stadium, St. Louis, MO  
 Fri Sep 19 2003, 7:10 PM CDT  
 Att. 38,997 - Sunny - 68 F

livebaseballscorecards.com

AB	37
R	8
H	13
RBI	8
BB	5
SO	6
LOB	18





Batter	1	2	3	4	5	6	7	8	9	AB R H RBI BB SO LOB
<b>Bo Hart, R</b> (1, 4) OBP: 0.320, SLG: 0.401	0-3 <b>K</b>		0-0 <b>B5-3</b>		0-2 <b>FC6-4</b>			1-1 <b>1B</b>		4 0 1 0 0 1 1
<b>Orlando Palmeiro, L</b> (1, 7) OBP: 0.331, SLG: 0.341	1-2 <b>G6-4-3</b> <b>1B</b>		0-1 <b>G4-3</b>			0-0 <b>P5</b>		0-0 <b>G4-3</b>		4 0 1 0 0 0 1
<b>5 Albert Pujols, R</b> (1, 3) OBP: 0.442, SLG: 0.679	0-0 <b>G6-4-3</b> <b>1-2f</b>			3-1 <b>G4-6-3</b> <b>1B</b>		2-1 <b>P5</b>		1-0 <b>L8</b>		4 0 1 0 0 0 1
<b>J.D. Drew, L</b> (1, 8) OBP: 0.368, SLG: 0.508 <b>Eli Marrero, R</b> (9, PH) OBP: 0.284, SLG: 0.394		4-0 <b>2B</b> <b>BB</b>		1-2 <b>G4-6-3</b> <b>1B</b>		2-2 <b>G6-3</b>		1-2 <b>F8</b>		2 1 1 0 1 0 0 1 0 0 0 0 0 0
<b>27 Scott Rolen, R</b> (1, 5) OBP: 0.379, SLG: 0.532		0-3 <b>K</b>		1-2 <b>G4-6-3</b> <b>1-2f</b> <b>2-3</b>		2-1 <b>P6</b>		0-0 <b>L9</b>		4 0 0 0 0 1 3
<b>Edgar Renteria, R</b> (1, 6) OBP: 0.393, SLG: 0.483		1-1 <b>F9</b>		3-2 <b>G4-3</b>		0-0 <b>F9</b>				3 0 0 0 0 0 2
<b>Eduardo Perez, R</b> (1, 9) OBP: 0.364, SLG: 0.467		3-2 <b>1B</b> <b>2B</b> <b>1-H</b>		1-3 <b>K</b>		1-3 <b>K</b>				3 0 1 1 0 2 0
<b>Mike Matheny, R</b> (1, 2) OBP: 0.316, SLG: 0.350 <b>Kerry Robinson, L</b> (8, PH) OBP: 0.286, SLG: 0.328 <b>Jimmy Journell, R</b> (9, 1) <b>Jason Simontacchi, R</b> (9, 1) OBP: 0.135, SLG: 0.162		0-1 <b>1B</b> <b>2-H</b>		2-3 <b>K</b>		1-3 <b>K</b>		1-3 <b>K</b>		2 0 1 0 0 1 0 1 0 0 0 0 1 0 0 0 0 0 0 0 0 0 0 0 0 0 0 0
<b>Matt Morris, R</b> (1, 1) OBP: 0.212, SLG: 0.280 <b>Joe Girardi, R</b> (5, PH) OBP: 0.217, SLG: 0.100 <b>Jeff Fassero, L</b> (8, 1) <b>Russ Springer, R</b> (8, 1) <b>So Taguchi, R</b> (8, PH) OBP: 0.304, SLG: 0.442 <b>Chris Widger, R</b> (9, 2) OBP: 0.277, SLG: 0.304			3-2 <b>L9</b>		4-2 <b>FC6-4</b> <b>BB</b>			1-3 <b>K</b>		1 0 0 0 0 0 0 0 0 0 0 0 1 0 0 0 0 0 0 0 0 0 0 0 0 0 0 0 0 0 0 1 0 0 0 0 1 0 0 0 0 0 0 0 0 0 0

Inning Stats	R: 0	H: 1	E: 0	K: 1	S: 8	P: 9	R: 1	H: 2	E: 0	K: 1	S: 11	P: 19	R: 0	H: 0	E: 0	K: 0	S: 11	R: 0	H: 2	E: 0	K: 0	S: 12	P: 20	R: 0	H: 0	E: 0	K: 2	S: 13	P: 20	R: 0	H: 0	E: 0	K: 1	S: 7	P: 10	R: 0	H: 1	E: 0	K: 2	S: 11	P: 14	R: 0	H: 0	E: 0	K: 0	S: 5	P: 7	1B: 5	SF: 0	2B: 1	SAC: 0	3B: 0	DP: 2	HR: 0	HBP: 0	WP: 0	PA: 32
--------------	------	------	------	------	------	------	------	------	------	------	-------	-------	------	------	------	------	-------	------	------	------	------	-------	-------	------	------	------	------	-------	-------	------	------	------	------	------	-------	------	------	------	------	-------	-------	------	------	------	------	------	------	-------	-------	-------	--------	-------	-------	-------	--------	-------	--------

PITCHER	IP	WLS	BF	H	R	ER	SO	BB	IBB	HBP	BLK	WP	HR	S	P	ERA	WHIP
<b>44 Roy Oswalt, R</b> (1, 1) ERA: 3.09	7.0		25	5	1	1	5	2	0	0	0	0	0	68	102	1.29	1.000
<b>54 Brad Lidge, R</b> (8, 1) ERA: 3.64	1.0		4	1	0	0	2	0	0	0	0	0	0	11	14	0.00	1.000
<b>Billy Wagner, L</b> (9, 1) ERA: 1.55	1.0		3	0	0	0	0	0	0	0	0	0	0	5	7	0.00	0.000

**BOTTOM**

**Houston Astros @ St. Louis Cardinals**  
 Busch Stadium, St. Louis, MO  
 Fri Sep 19 2003, 7:10 PM CDT  
 Att: 38,997 - Sunny - 68 F

[livebaseballscorecards.com](http://livebaseballscorecards.com)

<b>AB</b>	<b>30</b>
<b>R</b>	<b>1</b>
<b>H</b>	<b>6</b>
<b>RBI</b>	<b>1</b>
<b>BB</b>	<b>2</b>
<b>SO</b>	<b>7</b>
<b>LOB</b>	<b>8</b>



Batter	1	2	3	4	5	6	7	8	9	10	11	12	13	AB R H RBI BB SO LOB	TOP																	
<b>Craig Biggio, R</b> OBP: 0.355, SLG: 0.415 (1, 8)	G3		1B	P3			E5		F9			SH5-3 BB		5 1 1 0 1 0 2	<b>Houston Astros @ St. Louis Cardinals</b> Busch Stadium, St. Louis, MO Sat Sep 20 2003, 1:10 PM CDT Att: 44,878 - Cloudy - 75 F																	
<b>Geoff Blum, S</b> OBP: 0.303, SLG: 0.389 (1, 5)	P4		1B				G4-6-3					SH5-3		5 0 2 0 0 0 2																		
<b>5 Jeff Bagwell, R</b> OBP: 0.371, SLG: 0.517 (1, 3)	FC5-4 BB		K				G4-6-3					1B		4 0 0 0 2 2 4																		
<b>Jeff Kent, R</b> OBP: 0.352, SLG: 0.519 (1, 4)	FC5-4		1B				F9					P4		6 0 1 2 0 1 4																		
<b>17 Lance Berkman, S</b> OBP: 0.408, SLG: 0.520 (8, 1)			G3-1				F9					FC5-4 BB		3 0 0 0 1 1 2																		
<b>Jose Vizcaino, S</b> OBP: 0.270, SLG: 0.365 (10, PH)			K									FC5-4 BB		0 0 0 0 0 0 0																		
<b>Billy Wagner, L</b> (10, 1)														0 0 0 0 0 0 0																		
<b>Morgan Ensberg, R</b> OBP: 0.373, SLG: 0.515 (12, PH)														0 0 0 0 0 0 0																		
<b>Dan Miceli, R</b> (12, 1)														0 0 0 0 0 0 0																		
<b>Richard Hidalgo, R</b> OBP: 0.390, SLG: 0.586 (1, 9)			G3-1				F9					FC5-4		0 0 0 0 0 0 0																		
<b>Brad Ausmus, R</b> OBP: 0.305, SLG: 0.295 (1, 2)			2B				F7							5 0 1 0 1 2 1																		
<b>28 Adam Everett, R</b> OBP: 0.315, SLG: 0.379 (1, 6)			BB				P4							5 0 1 0 1 2 4																		
<b>Tim Redding, R</b> Ricky Stone, R Mike Gallo, L Orlando Martinez, S Colin Porter, L 84 Brad Lodge, R 18 Jason Lane, B Mitch Melchiorri, S 4 Eric Burnsett, R			G6-3				K					28 SH3-4 1B		5 0 0 0 0 1 2																		
<b>Inning Stats</b>	R: 0 E: 0 K: 0 S: 14	H: 0 LOB: 1 BB: 1 P: 21	R: 0 E: 0 K: 1 S: 10	H: 1 LOB: 1 BB: 0 P: 14	R: 2 E: 0 K: 3 S: 17	H: 4 LOB: 3 BB: 1 P: 31	R: 0 E: 0 K: 1 S: 13	H: 0 LOB: 0 BB: 0 P: 17	R: 0 E: 0 K: 1 S: 5	H: 0 LOB: 0 BB: 0 P: 6	R: 0 E: 0 K: 1 S: 8	H: 0 LOB: 0 BB: 0 P: 12	R: 0 E: 0 K: 1 S: 8	H: 1 LOB: 2 BB: 0 P: 10	R: 0 E: 0 K: 1 S: 6	H: 1 LOB: 1 BB: 0 P: 10	R: 0 E: 0 K: 2 S: 9	H: 1 LOB: 1 BB: 0 P: 16	R: 0 E: 0 K: 2 S: 13	H: 0 LOB: 1 BB: 1 P: 22	R: 0 E: 0 K: 0 S: 8	H: 0 LOB: 2 BB: 2 P: 18	R: 0 E: 0 K: 1 S: 8	H: 0 LOB: 0 BB: 0 P: 13	1B: 7 2B: 1 3B: 0 HR: 0	SF: 0 SAC: 2 DP: 1 HBP: 0	WP: 0 PB: 0 SB: 1 CS: 0	PA: 53				
<b>PITCHER</b>	IP WLS BF H R ER SO BB IBB HBP BLK WP HR S P ERA WHIP																															
<b>Brett Tomko, R</b> ERA: 5.2 (1, 1)	6.0	25	5	2	2	6	2	0	0	0	0	0	0	0	67	101	3.00	1.167														
<b>Cal Eldred, R</b> ERA: 3.78 (7, 1)	2.0	8	1	0	0	0	1	0	0	0	0	0	0	14	23	0.00	1.000															
<b>44 Jason Isringhausen, R</b> ERA: 2.68 (9, 1)	1.0	4	1	0	0	1	0	0	0	0	0	0	0	6	10	0.00	1.000															
<b>Mike DeJean, R</b> ERA: 4.61 (10, 1)	2.0	8	1	0	0	4	1	0	0	0	0	0	0	22	38	0.00	1.000															
<b>Jason Simontacchi, R</b> ERA: 5.44 (12, 1)	2.0	W	8	0	0	1	2	0	0	0	0	0	0	16	31	0.00	1.000															

livebaseballscorecards.com

AB	45
R	2
H	8
RBI	2
BB	6
SO	12
LOB	26





Batter	1	2	3	4	5	6	7	8	9	AB R H RBI BB SO LOB	TOP											
<b>Craig Biggio, R</b> (1, 8) OBP: 0.355, SLG: 0.415	0-3 K	1-0 F9		4-1 BB		1-1 G4-3			0-0 2B	4 0 1 0 1 1 2												
<b>Morgan Ensberg, R</b> (1, 5) OBP: 0.371, SLG: 0.510	1-3 K		4-2 5 FC3-6 BB		1-0 F8		3-2 F8	1-0 G1-3	4 0 0 0 1 1 1													
<b>5 Jeff Bagwell, R</b> (1, 3) OBP: 0.372, SLG: 0.519	2-2 FC6-4 1B		2-1 FC3-6 G5-4-3 1-2f		0-2 1B 2B		3-2 F7	4-2 G5-4-3 BB	4 1 2 0 1 0 1													
<b>Jeff Kent, R</b> (1, 4) OBP: 0.353, SLG: 0.518	2-2 FC6-4 1-2f		3-1 G5-4-3 1-2f		3-1 S 1B		1-1 1B	0-0 G5-4-3 1-2f	5 0 2 1 0 0 4													
<b>Richard Hidalgo, R</b> (1, 9) OBP: 0.389, SLG: 0.582		1-3 K		4-2 17 HR BB		2-2 G5-3 1-2		0-3 K	3 1 0 0 1 2 2													
<b>17 Lance Berkman, S</b> (1, 7) OBP: 0.412, SLG: 0.512		2-2 28 1B 1B		1-0 1-H HR		4-0 IBB		0-0 28 FC4-6 1B	3 2 3 2 1 0 0													
<b>Raul Chavez, R</b> (1, 2) OBP: 0.258, SLG: 0.367		0-1 28 1B 1-2 1B		3-2 BB SH3-4 1B		1-3 K		1-1 P4	4 0 2 0 0 1 3													
<b>28 Adam Everett, R</b> (1, 6) OBP: 0.314, SLG: 0.378		1-2 1B		3-2 SAFE L8		3-2 P2		1-2 SAFE FC4-6 1B 1-2f	4 0 1 1 0 0 2													
<b>Jerome Robertson, L</b> (1, 1) OBP: 0.170, SLG: 0.192		1-3 K		0-0 SH3-4		3-2 G4-3		1-2 1-3 1B	1 0 0 0 0 0 1 2													
<b>Ricky Stone, R</b> (5, 1)									0 0 0 0 0 0 0 0													
<b>Mitch Meluskey, S</b> (6, PH)									1 0 0 0 0 0 0 0													
<b>Rick White, R</b> (6, 1)									0 0 0 0 0 0 0 0													
<b>Jared Fernandez, R</b> (6, 1)									0 0 0 0 0 0 0 0													
<b>Jose Vizcaino, S</b> (8, PH) OBP: 0.280, SLG: 0.370									1 0 1 0 0 0 0 0													
<b>Kirk Saarloos, R</b> (8, 1)									0 0 0 0 0 0 0 0													
<b>Mike Gallo, L</b> (8, 1)									0 0 0 0 0 0 0 0													
<b>Inning Stats</b>	R: 0 E: 0 K: 2 S: 12	H: 1 LOB: 1 BB: 0 P: 17	R: 1 E: 0 K: 2 S: 16	H: 3 LOB: 2 BB: 0 P: 22	R: 0 E: 0 K: 0 S: 7	H: 0 LOB: 0 BB: 1 P: 16	R: 2 E: 0 K: 0 S: 13	H: 2 LOB: 1 BB: 2 P: 28	R: 1 E: 0 K: 1 S: 13	H: 2 LOB: 2 BB: 1 P: 24	R: 0 E: 0 K: 0 S: 9	H: 0 LOB: 0 BB: 0 P: 16	R: 0 E: 0 K: 1 S: 11	H: 1 LOB: 1 BB: 0 P: 18	R: 0 E: 0 K: 0 S: 9	H: 2 LOB: 2 BB: 0 P: 12	R: 0 E: 0 K: 0 S: 6	H: 1 LOB: 1 BB: 1 P: 11	1B: 9 2B: 2 3B: 0 HR: 1	SF: 0 SAC: 1 DP: 2 HBP: 0	WP: 0 PB: 0 SB: 1 CS: 0	PA: 40
<b>PITCHER</b>	IP WLS BF H R ER SO BB IBB HBP BLK WP HR S P ERA WHIP																					
<b>Sterling Hitchcock, L</b> (1, 1) ERA: 4.92	5.0 W 25 8 4 4 5 3 1 0 0 0 1 61 107 7.20 2.200																					
<b>54 Josh Pearce, R</b> (6, 1) ERA: 3.0	1.0 H 3 0 0 0 0 0 0 0 0 0 0 9 16 0.00 0.000																					
<b>Cal Eldred, R</b> (7, 1) ERA: 3.72	1.0 H 4 1 0 0 1 0 0 0 0 0 0 11 18 0.00 1.000																					
<b>Steve Kline, L</b> (8, 1) ERA: 3.84	1.0 H 4 2 0 0 0 0 0 0 0 0 0 9 12 0.00 2.000																					
<b>44 Jason Isringhausen, R</b> (9, 1) ERA: 2.61	1.0 S 4 1 0 0 0 1 0 0 0 0 0 6 11 0.00 2.000																					

**Houston Astros @ St. Louis Cardinals**  
 Busch Stadium, St. Louis, MO  
 Sun Sep 21 2003, 1:10 PM CDT  
 Att. 41,397 - Sunny - 75 F

[livebaseballscorecards.com](http://livebaseballscorecards.com)

<b>AB</b>	34
<b>R</b>	4
<b>H</b>	12
<b>RBI</b>	4
<b>BB</b>	5
<b>SO</b>	6
<b>LOB</b>	17



BOTTOM

Houston Astros @ St. Louis Cardinals  
Busch Stadium, St. Louis, MO  
Sun Sep 21 2003, 1:10 PM CDT  
Att. 41,397 - Sunny - 75 F

livebaseballscores.com

AB 30  
R 6  
H 7  
RBI 6  
BB 6  
SO 4  
LOB 14



WP: 0 PA: 37  
PB: 0  
SB: 0  
CS: 1

AB R H RBI BB SO LOB

5 0 0 0 0 0 1

4 1 3 0 0 0 0  
0 0 0 0 0 0 0

1 2 0 0 3 0 1

2 1 1 1 1 1 2

3 1 1 2 1 0 3

4 0 1 1 0 0 2

4 0 0 0 0 0 3

4 1 1 2 0 2 2

2 0 0 0 0 0 1 0  
0 0 0 0 0 0 0 0  
1 0 0 0 0 0 0 0  
0 0 0 0 0 0 0 0  
0 0 0 0 0 0 0 0  
0 0 0 0 1 0 0 0  
0 0 0 0 0 0 0 0

1B: 3 SF: 0  
2B: 3 SAC: 0  
3B: 0 DP: 0  
HR: 1 HBP: 1

Batter	1	2	3	4	5	6	7	8	9				
Fernando Vina, L (1, 4) OBP: 0.321, SLG: 0.400	0-1 G6-3		1-1 G3-1		2-2 F8	0-0 L3		2-1 F9					
Eduardo Perez, R (1, 9) OBP: 0.368, SLG: 0.474 Orlando Palmeiro, L (9, 9) OBP: 0.331, SLG: 0.341	0-1 FC5-4 1B		1-0 5 BB 1B		0-0 27 BB 2B	0-1 G4-3							
5 Albert Pujols, R (1, 3) OBP: 0.443, SLG: 0.679	0-0 FC5-4 27 HBP 1-2f		4-2 1-2 BB		4-0 27 BB 2B		4-1 27 BB 2B						
27 Scott Rolen, R (1, 5) OBP: 0.381, SLG: 0.530	3-2 FC5-4 1-2 HBP		2-3 K		4-1 2B 1-2 2-3 1B		3-2 SAFE SAFE 1-H 2B						
Edgar Renteria, R (1, 6) OBP: 0.395, SLG: 0.484	0-0 FC5-4 1-2f			4-1 G4-3 G5-3 HR BB	2-1 1B 1-3 2-H 3-H 2B		1-1 G6-3						
Eli Marrero, R (1, 7) OBP: 0.270, SLG: 0.369		2-2 F7		0-1 G5-3 1-2	0-1 1B		2-1 F9 2-3						
Mike Matheny, R (1, 2) OBP: 0.314, SLG: 0.348		0-0 L5		1-0 G4-3 2-3	0-0 P4		0-2 G6-3						
So Taguchi, R (1, 8) OBP: 0.308, SLG: 0.479		1-1 G4-3		0-0 HR	3-3 K		2-3 K						
Sterling Hitchcock, L (1, 1) OBP: 0.111, SLG: 0.111 54 Josh Pearce, R (6, 1) Kerry Robinson, L (6, PH) OBP: 0.284, SLG: 0.325 Cal Eldred, R (7, 1) OBP: 0.500, SLG: 0.500 Steve Kline, S (8, 1) OBP: 0.100, SLG: 1.000 J.D. Drew, L (8, PH) OBP: 0.376, SLG: 0.511 44 Jason Iiringhausen, R (9, 1) OBP: 0.500, SLG: 1.500			1-1 G1-3		0-3 K		2-1 G6-3		4-0 BB				
Inning Stats	R: 0 H: 1 E: 0 LOB: 2 K: 0 BB: 0 S: 8 P: 11	R: 0 H: 0 E: 0 LOB: 0 K: 0 BB: 0 S: 8 P: 11	R: 0 H: 1 E: 0 LOB: 2 K: 1 BB: 1 S: 10 P: 19	R: 2 H: 1 E: 0 LOB: 0 K: 1 BB: 1 S: 8 P: 13	R: 3 H: 3 E: 0 LOB: 2 K: 1 BB: 2 S: 13 P: 28	R: 0 H: 0 E: 0 LOB: 0 K: 0 BB: 0 S: 5 P: 7	R: 1 H: 1 E: 0 LOB: 0 K: 0 BB: 1 S: 13 P: 23	R: 0 H: 0 E: 0 LOB: 1 K: 1 BB: 1 S: 10 P: 18					
PITCHER	IP WLS BF H R ER SO BB IBB HBP BLK WP HR S P ERA WHIP											PITCHER	IP WLS BF H R ER SO BB IBB HBP BLK WP HR S P ERA WHIP
Jerome Robertson, L (1, 1) ERA: 5.0	4.1 L 23 5 5 5 2 4 0 0 0 0 0 1 41 73 10.38 2.077											Mike Gallo, L (8, 1) ERA: 3.25	0.1 0 2 0 0 0 1 0 0 0 0 0 0 0 0 0.00 3.000
Ricky Stone, R (5, 1) ERA: 3.25	0.2 3 1 0 0 1 0 0 0 0 0 0 0 6 9 0.00 1.500												
Rick White, R (6, 1) ERA: 5.95	0.2 2 0 0 0 0 0 0 0 0 0 0 0 3 5 0.00 0.000												
Jared Fernandez, R (6, 1) ERA: 4.46	1.1 5 1 1 1 0 1 0 0 0 0 0 0 15 25 6.75 1.500												
Kirk Saarloos, R (8, 1) ERA: 5.32	0.2 2 0 0 0 1 0 0 0 0 0 0 0 8 10 0.00 0.000												

Batter	1	2	3	4	5	6	7	8	9	AB R H RBI BB SO LOB	TOP															
Ray Durham, S OBP: 0.366, SLG: 0.435 (1, 4)	3-3 K		3-2 FC6-4 BB 1B 1-2f		1-3 K		4-1 BB		1-1 HR	4 1 1 2 1 2 1																
Marquis Grissom, R OBP: 0.321, SLG: 0.465 (1, 8)	0-0 HR		1-0 BB 1-2 1B		1-0 G6-3		0-3 K		2-1 F8	5 1 2 1 0 1 3																
Rich Aurilia, R OBP: 0.320, SLG: 0.402 Tim Worrell, R (1, 6) (9, 1)	1-0 L7		4-1 G6-3 BB 1-2 2-3		0-0 P4		0-2 FC4-5 1B		2-3 K	4 0 1 0 1 1 0 0 0 0 0 0 0 0																
Barry Bonds, L OBP: 0.529, SLG: 0.748 (1, 7)	3-2 F9		1-1 G6-3 1-2f		2-1 G6-3		2-2 FC4-5 1-2f			4 0 0 0 0 0 4																
Edgardo Alfonzo, R OBP: 0.330, SLG: 0.380 Joe Nathan, R Neifi Perez, S OBP: 0.289, SLG: 0.353 (1, 5) (8, 1) (9, 6)		0-2 G5-3		1-1 P4		2-2 P2		3-1 F7		4 0 0 0 0 0 1 0 0 0 0 0 0 0 0 0 0 0 0 0 0																
Benito Santiago, R OBP: 0.327, SLG: 0.425 Yorvit Torrealba, R OBP: 0.319, SLG: 0.405 (1, 2) (9, 2)		1-2 G4-3		2-3 K		0-1 F8		2-3 K		4 0 0 0 0 2 1 0 0 0 0 0 0 0																
Andres Galarraga, R OBP: 0.352, SLG: 0.496 (1, 3)		1-2 HR		3-2 L7		4-0 BB BB BB BB		0-0 G5-3		3 2 1 1 1 0 0																
José Cruz Jr., S OBP: 0.362, SLG: 0.406 (1, 9)		0-0 G5-3		1-0 F9		4-1 BB BB BB BB		1-1 HR 1B		3 1 1 0 1 0 0																
Jerome Williams, R OBP: 0.114, SLG: 0.143 J.T. Snow, L OBP: 0.388, SLG: 0.424 Cody Ransom, R OBP: 0.280, SLG: 0.417 Felix Rodriguez, R OBP: 1.000, SLG: 1.000 Pedro Feliz, R OBP: 0.269, SLG: 0.480 (1, 1) (7, PH) (7, PR) (7, 1) (8, 5)			2-1 FC6-4 1B		1-3 K		4-0 BB BB 1-2 2-3 BB		3-2 HR	2 0 1 0 0 1 0 0 0 0 0 1 0 0 0 0 0 0 0 0 0 0 0 0 0 0 0 0 1 1 1 2 0 0 0																
<b>Inning Stats</b>	R: 1 E: 0 K: 1 S: 10	H: 1 LOB: 0 BB: 0 P: 17	R: 1 E: 0 K: 0 S: 10	H: 1 LOB: 0 BB: 0 P: 12	R: 0 E: 0 K: 0 S: 10	H: 2 LOB: 2 BB: 1 P: 21	R: 0 E: 0 K: 1 S: 10	H: 0 LOB: 0 BB: 0 P: 16	R: 0 E: 0 K: 2 S: 8	H: 0 LOB: 0 BB: 0 P: 11	R: 0 E: 0 K: 0 S: 4	H: 0 LOB: 0 BB: 0 P: 7	R: 1 E: 0 K: 1 S: 10	H: 0 LOB: 3 BB: 4 P: 28	R: 0 E: 0 K: 1 S: 13	H: 1 LOB: 1 BB: 0 P: 20	R: 3 E: 0 K: 1 S: 18	H: 3 LOB: 0 BB: 0 P: 27	1B: 4 2B: 0 3B: 0 HR: 4	SF: 0 SAC: 0 DP: 1 HBP: 0	WP: 0 PB: 0 SB: 0 CS: 0	PA: 39				
<b>PITCHER</b>	IP WLS BF H R ER SO BB IBB HBP BLK WP HR S P ERA WHIP	IP WLS BF H R ER SO BB IBB HBP BLK WP HR S P ERA WHIP	IP WLS BF H R ER SO BB IBB HBP BLK WP HR S P ERA WHIP	IP WLS BF H R ER SO BB IBB HBP BLK WP HR S P ERA WHIP	IP WLS BF H R ER SO BB IBB HBP BLK WP HR S P ERA WHIP	IP WLS BF H R ER SO BB IBB HBP BLK WP HR S P ERA WHIP	IP WLS BF H R ER SO BB IBB HBP BLK WP HR S P ERA WHIP	IP WLS BF H R ER SO BB IBB HBP BLK WP HR S P ERA WHIP	IP WLS BF H R ER SO BB IBB HBP BLK WP HR S P ERA WHIP	IP WLS BF H R ER SO BB IBB HBP BLK WP HR S P ERA WHIP	IP WLS BF H R ER SO BB IBB HBP BLK WP HR S P ERA WHIP	IP WLS BF H R ER SO BB IBB HBP BLK WP HR S P ERA WHIP	IP WLS BF H R ER SO BB IBB HBP BLK WP HR S P ERA WHIP	IP WLS BF H R ER SO BB IBB HBP BLK WP HR S P ERA WHIP	IP WLS BF H R ER SO BB IBB HBP BLK WP HR S P ERA WHIP	IP WLS BF H R ER SO BB IBB HBP BLK WP HR S P ERA WHIP	IP WLS BF H R ER SO BB IBB HBP BLK WP HR S P ERA WHIP	IP WLS BF H R ER SO BB IBB HBP BLK WP HR S P ERA WHIP	IP WLS BF H R ER SO BB IBB HBP BLK WP HR S P ERA WHIP	IP WLS BF H R ER SO BB IBB HBP BLK WP HR S P ERA WHIP	IP WLS BF H R ER SO BB IBB HBP BLK WP HR S P ERA WHIP	IP WLS BF H R ER SO BB IBB HBP BLK WP HR S P ERA WHIP	IP WLS BF H R ER SO BB IBB HBP BLK WP HR S P ERA WHIP	IP WLS BF H R ER SO BB IBB HBP BLK WP HR S P ERA WHIP	IP WLS BF H R ER SO BB IBB HBP BLK WP HR S P ERA WHIP	IP WLS BF H R ER SO BB IBB HBP BLK WP HR S P ERA WHIP

San Francisco Giants @ Houston Astros  
Minute Maid Park, Houston, TX  
Mon Sep 22 2003, 7:05 PM CDT  
Att. 36,372 - Cloudy - 82 F

AB	34
R	6
H	8
RBI	6
BB	5
SO	7
LOB	10



Batter	1	2	3	4	5	6	7	8	9	AB	R	H	RBI	BB	SO	LOB
<b>Craig Biggio, R</b> OBP: 0.354, SLG: 0.414 (1, 8)	0-1 P3		1-2 G5-3		1-2 G6-3	0-0 1B			0-2 P6	5	0	1	0	0	0	0
<b>Morgan Ensberg, R</b> OBP: 0.374, SLG: 0.512 (1, 5)	1-0 G6-3		1-1 G1-3		0-1 5 1B 2B			2-0 5 G5-3 1B	4-0 BB	4	0	2	0	1	0	0
<b>5 Jeff Bagwell, R</b> OBP: 0.372, SLG: 0.517 (1, 3)	4-2 BB		0-2 K		1-0 HBP 1B			0-0 G5-3	2-3 K	4	0	1	0	1	2	2
<b>Jeff Kent, R</b> OBP: 0.352, SLG: 0.513 (1, 4)	0-2 P4			1-2 G6-3	1-0 HBP			2-2 G1-3	1-3 K	4	0	0	0	0	1	3
<b>17 Lance Berkman, S</b> OBP: 0.414, SLG: 0.514 (1, 7)		0-0 1B G4-6-3 2B		2-2 3B 1B	1-3 K			4-0 BB		3	2	2	0	1	1	3
<b>Richard Hidalgo, R</b> OBP: 0.390, SLG: 0.586 (1, 9)		2-2 G4-6-3 1B		1-1 1-H SH1-3 3B	0-0 P3			2-2 G3		4	1	2	1	0	0	5
<b>Brad Ausmus, R</b> OBP: 0.304, SLG: 0.294 (1, 2)		0-2 G4-6-3		1-0 SH1-3		0-1 G5-3		0-3 K		2	0	0	1	0	0	1
<b>Jose Vizcaino, S</b> OBP: 0.278, SLG: 0.368 (8, PH)		1-2f 3-H G4-6-3		3-H 2-1 G6-3		2-1 G6-3		2-2 F7		1	0	0	0	0	1	0
<b>Raul Chavez, R</b> OBP: 0.258, SLG: 0.367 (9, 2)		0-2 WP 2B		2-1 1B		0-0 1B		2-3 K		4	0	2	0	0	0	0
<b>28 Adam Everett, R</b> OBP: 0.316, SLG: 0.382 (1, 6)		1-3 K		0-2 G6-3						3	0	1	0	0	1	2
<b>Ron Villone, L</b> OBP: 0.196, SLG: 0.275 (7, 1)										0	0	0	0	0	0	0
<b>54 Brad Lodge, R</b> OBP: 0.287, SLG: 0.376 (7, 1)										0	0	0	0	0	0	0
<b>Octavio Dotel, R</b> OBP: 0.287, SLG: 0.376 (8, PH)										1	0	0	0	0	1	0
<b>Orlando Merced, S</b> OBP: 0.287, SLG: 0.376 (9, 1)										0	0	0	0	0	0	0
<b>Billy Wagner, L</b> OBP: 0.287, SLG: 0.376 (9, 1)										0	0	0	0	0	0	0

Inning Stats	R: 0	H: 0	E: 0	K: 9	S: 9	R: 1	H: 3	E: 0	K: 1	S: 17	R: 0	H: 0	E: 0	K: 1	S: 9	R: 2	H: 3	E: 0	K: 0	S: 14	R: 0	H: 2	E: 0	K: 1	S: 11	R: 0	H: 2	E: 0	K: 0	S: 6	R: 0	H: 1	E: 0	K: 0	S: 8	R: 0	H: 0	E: 0	K: 2	S: 13	R: 0	H: 0	E: 0	K: 2	S: 9	1B: 7	2B: 3	3B: 1	SF: 0	SAC: 1	DP: 1	HBP: 1	WP: 1	PB: 0	SB: 0	CS: 0	PA: 40
--------------	------	------	------	------	------	------	------	------	------	-------	------	------	------	------	------	------	------	------	------	-------	------	------	------	------	-------	------	------	------	------	------	------	------	------	------	------	------	------	------	------	-------	------	------	------	------	------	-------	-------	-------	-------	--------	-------	--------	-------	-------	-------	-------	--------

PITCHER	IP	WLS	BF	H	R	ER	SO	BB	IBB	HBP	BLK	WP	HR	S	P	ERA	WHIP
<b>Jerome Williams, R</b> ERA: 3.36 (1, 1)	6.0		28	10	3	3	3	1	0	1	0	1	0	66	89	4.50	1.833
<b>Felix Rodriguez, R</b> ERA: 3.05 (7, 1)	1.0		5	1	0	0	0	1	0	0	0	0	0	8	18	0.00	2.000
<b>Joe Nathan, R</b> ERA: 3.0 (8, 1)	1.0	W	3	0	0	0	2	0	0	0	0	0	0	13	17	0.00	0.000
<b>Tim Worrell, R</b> ERA: 2.47 (9, 1)	1.0	S	4	0	0	0	2	1	0	0	0	0	0	9	16	0.00	1.000


**BOTTOM**

**San Francisco Giants @ Houston Astros**  
Minute Maid Park, Houston, TX  
Mon Sep 22 2003, 7:05 PM CDT  
Att: 36,372 - Cloudy - 82 F

livebaseballscores.com

<b>AB</b>	<b>35</b>
<b>R</b>	<b>3</b>
<b>H</b>	<b>11</b>
<b>RBI</b>	<b>2</b>
<b>BB</b>	<b>3</b>
<b>SO</b>	<b>7</b>
<b>LOB</b>	<b>16</b>



Batter	1	2	3	4	5	6	7	8	9	AB R H RBI BB SO LOB	TOP											
Ray Durham, S (1, 4) OBP: 0.364, SLG: 0.432	2-3 K	0-1 FC5-2 BB 1B E	0-2 G4-3			1-2 F9			2-0 1B	5 1 1 0 0 1 3												
J.T. Snow, L (1, 3) OBP: 0.387, SLG: 0.422 Lance Niekro, R (8, 3)	2-3 K	3-2 E BB BB	2-1 G5-3			1-0 G4-3			1-2 K	4 1 1 1 0 1 0 1 0 0 0 0 1 1												
Rich Aurilia, R (1, 6) OBP: 0.321, SLG: 0.402 Cody Ransom, R (8, 6) OBP: 0.269, SLG: 0.400	1-1 1B	4-2 BB E HR BB	2-2 F8			1-2 F9			0-3 K	3 1 1 1 1 0 0 1 0 0 0 0 1 1												
Barry Bonds, L (1, 7) OBP: 0.528, SLG: 0.745 Todd Linden, S (6, 7) OBP: 0.241, SLG: 0.379	2-0 P5	1-2 E3 HR BB		0-0 G1-6-3 1B		1-0 F8			0-0 G4-3	3 1 1 0 0 0 3 2 0 0 0 0 0 1												
Marquis Grissom, R (1, 8) OBP: 0.321, SLG: 0.469				0-1 G1-6-3		2-3 K				4 1 1 1 0 1 4												
Benito Santiago, R (1, 2) OBP: 0.329, SLG: 0.424 Alberto Castillo, R (8, 2) OBP: 0.200, SLG: 0.467				3-3 K		2-2 F9				3 2 1 1 1 1 0 0 0 0 0 0 0 0												
Edgardo Alfonzo, R (1, 5) OBP: 0.332, SLG: 0.387 Pedro Feliz, R (8, 5) OBP: 0.269, SLG: 0.480					0-1 P6			1-0 G5-3		4 1 2 4 0 0 0 0 0 0 0 0 0 0	AB 37 R 10 H 10 RBI 9 BB 3 SO 7 LOB 14											
José Cruz Jr., S (1, 9) OBP: 0.363, SLG: 0.411					3-2 G5-3			2-2 F9		4 1 2 1 0 0 0												
Jason Schmidt, R (1, 1) OBP: 0.095, SLG: 0.066 Marvin Benard, L (8, PH) OBP: 0.232, SLG: 0.250 Matt Herge, L (8, 1) OBP: 0.333, SLG: 0.333 Jason Christiansen, R (9, 1)					0-1 G5-3			0-0 G1-3		2 1 0 0 1 1 1 1 0												
<b>Inning Stats</b>	R: 0 E: 0 K: 2 S: 11	H: 1 LOB: 1 BB: 0 P: 18	R: 10 E: 1 K: 1 S: 31	H: 7 LOB: 1 BB: 3 P: 57	R: 0 E: 0 K: 0 S: 9	H: 0 LOB: 0 BB: 0 P: 13	R: 0 E: 0 K: 1 S: 6	H: 1 LOB: 0 BB: 0 P: 9	R: 0 E: 0 K: 0 S: 7	H: 0 LOB: 0 BB: 0 P: 10	R: 0 E: 0 K: 0 S: 8	H: 0 LOB: 0 BB: 0 P: 11	R: 0 E: 0 K: 1 S: 8	H: 0 LOB: 0 BB: 0 P: 13	R: 0 E: 0 K: 0 S: 5	H: 0 LOB: 0 BB: 0 P: 8	R: 0 E: 0 K: 2 S: 11	H: 1 LOB: 1 BB: 0 P: 14	1B: 6 2B: 2 3B: 0 HR: 2	SF: 0 SAC: 0 DP: 1 HBP: 0	WP: 0 PB: 0 SB: 0 CS: 0	PA: 40
<b>PITCHER</b>	IP WLS BF H R ER SO BB IBB HBP BLK WP HR S P ERA WHIP																					
Wade Miller, R (1, 1) ERA: 4.13	1.2 L 15 6 9 5 2 3 0 0 0 0 0 1 32 60 27.00 5.400																					
Ricky Stone, R (2, 1) ERA: 3.35	0.1 3 2 1 0 1 0 0 0 0 0 0 1 10 15 0.00 6.000																					
Jared Fernandez, R (3, 1) ERA: 4.1	3.0 9 1 0 0 1 0 0 0 0 0 0 0 22 32 0.00 0.333																					
Rick White, R (6, 1) ERA: 5.77	2.0 6 0 0 0 1 0 0 0 0 0 0 0 16 24 0.00 0.000																					
Kirk Bullinger, R (8, 1) ERA: 3.6	2.0 7 1 0 0 2 0 0 0 0 0 0 0 16 22 0.00 0.500																					

**San Francisco Giants @ Houston Astros**  
Minute Maid Park, Houston, TX

Tue Sep 23 2003, 7:05 PM CDT  
Att. 36,390 - Overcast - 82 F

[livebaseballscorecards.com](http://livebaseballscorecards.com)





Batter	1	2	3	4	5	6	7	8	9	AB	R	H	RBI	BB	SO	LOB
Craig Biggio, R OBP: 0.353, SLG: 0.412 Morgan Ensberg, R OBP: 0.372, SLG: 0.509	0-0 F7		0-2 F9			1-2 G5-3		3-3 K		2	0	0	0	0	0	0
Geoff Blum, S OBP: 0.300, SLG: 0.385	0-1 G3		0-2 G6-3			0-1 F8			2-2 F7	4	0	0	0	0	0	0
5 Jeff Bagwell, R OBP: 0.371, SLG: 0.515 Orlando Merced, S OBP: 0.289, SLG: 0.382	1-0 G4-3				0-3 K			1-0 16 HR 2B	2-3 K	2	0	0	0	0	1	0
Jeff Kent, R OBP: 0.352, SLG: 0.513 16 Jason Lane, R OBP: 0.273, SLG: 0.727		2-2 F8 BB 1B		1-2 F8		1-1 2-H HR		2-0 HR		2	0	1	0	0	0	0
17 Lance Berkman, S OBP: 0.412, SLG: 0.511		0-0 F8		0-2 F8		0-1 G3-4-1		3-2 P4		4	0	0	0	0	0	1
Richard Hidalgo, R OBP: 0.390, SLG: 0.583 Kirk Bullinger, R		4-1 28 FC6 BB		3-1 F8		1-1 F9				2	0	0	0	1	0	0
Brad Ausmus, R OBP: 0.303, SLG: 0.292 Raul Chavez, R OBP: 0.250, SLG: 0.355		1-2 F8		1-1 F9		0-0 G1-3				2	0	0	0	0	0	2
28 Adam Everett, R OBP: 0.315, SLG: 0.380 Rick White, R Colin Porter, L OBP: 0.226, SLG: 0.200		0-1 FC6		2-2 F7				0-0 P4		2	0	0	0	0	0	2
Wade Miller, R OBP: 0.185, SLG: 0.206 Ricky Stone, R Jared Fernandez, R 4 Eric Bruntlett, R OBP: 0.231, SLG: 0.353			1-2 K		0-2 G4-3			2-1 F9		0	0	0	0	0	0	0

Inning Stats	R: 0	H: 0	E: 0	K: 0	S: 4	R: 0	H: 1	E: 0	K: 0	S: 10	R: 0	H: 0	E: 0	K: 1	S: 11	R: 0	H: 0	E: 0	K: 1	S: 14	R: 0	H: 0	E: 0	K: 0	S: 7	R: 0	H: 0	E: 0	K: 0	S: 8	R: 2	H: 2	E: 0	K: 0	S: 8	R: 0	H: 0	E: 0	K: 1	S: 6	R: 1	H: 1	E: 0	K: 1	S: 14	1B: 1	2B: 1	3B: 0	HR: 2	SF: 0	SAC: 0	DP: 0	HBP: 0	WP: 0	PB: 0	SB: 0	CS: 0	PA: 32
--------------	------	------	------	------	------	------	------	------	------	-------	------	------	------	------	-------	------	------	------	------	-------	------	------	------	------	------	------	------	------	------	------	------	------	------	------	------	------	------	------	------	------	------	------	------	------	-------	-------	-------	-------	-------	-------	--------	-------	--------	-------	-------	-------	-------	--------

PITCHER	IP	WLS	BF	H	R	ER	SO	BB	IBB	HBP	BLK	WP	HR	S	P	ERA	WHIP
Jason Schmidt, R ERA: 2.34	(1, 1)	7.0	W	25	3	2	2	1	0	0	0	0	1	62	82	2.57	0.571
Matt Herges, R ERA: 2.69	(8, 1)	1.0		3	0	0	1	0	0	0	0	0	0	6	11	0.00	0.000
Jason Christiansen, L ERA: 5.63	(9, 1)	1.0		4	1	1	1	0	0	0	0	0	1	14	23	9.00	1.000

**BOTTOM**

**San Francisco Giants @ Houston Astros**  
Minute Maid Park, Houston, TX  
Tue Sep 23 2003, 7:05 PM CDT  
Att. 36,390 - Overcast - 82 F

livebaseballscores.com

<b>AB</b>	<b>31</b>
<b>R</b>	<b>3</b>
<b>H</b>	<b>4</b>
<b>RBI</b>	<b>3</b>
<b>BB</b>	<b>1</b>
<b>SO</b>	<b>4</b>
<b>LOB</b>	<b>5</b>



Batter	1	2	3	4	5	6	7	8	9	AB R H RBI BB SO LOB	TOP	
Eric Young Sr. R (1, 4) OBP: 0.336, SLG: 0.394	2-1 G6-3		0-2 G5-3			2-3 K			1-0 P4	4 0 0 0 0 1 0	<b>San Francisco Giants @ Houston Astros</b> Minute Maid Park, Houston, TX Wed Sep 24 2003, 1:05 PM CDT Att. 31,525 - Dome - 72 F <a href="http://livebaseballscorecards.com">livebaseballscorecards.com</a>	
Marvin Benard, L (1, 7) OBP: 0.222, SLG: 0.239 Ray Durham, S (9, PH) OBP: 0.364, SLG: 0.431	2-3 K			0-1 G4-3			0-0 L8	3-2 P6	3 0 0 0 0 1 0 1 0 0 0 0 0 0			
Jeffrey Hammonds, R (1, 8) OBP: 0.333, SLG: 0.427	0-2 F9			0-2 F9			0-0 G5-3		3 0 0 0 0 0 0			
Andres Galarraga, R (1, 3) OBP: 0.352, SLG: 0.494		2-1 F8		2-2 G5-3			3-2 1B		3 0 1 0 0 0 0			
Pedro Feliz, R (1, 5) OBP: 0.274, SLG: 0.496		1-0 HR			0-0 G6-3 1B		3-3 K		3 1 2 1 0 1 1			
Neifi Perez, S (1, 6) OBP: 0.286, SLG: 0.350		0-0 P6			2-0 G6-3 1-2f		0-0 F7		3 0 0 0 0 0 1			
Todd Linden, S (1, 9) OBP: 0.219, SLG: 0.344		1-1 F9			0-0 G4-3		0-3 K		3 0 0 0 0 1 0			
Yorvit Torrealba, R (1, 2) OBP: 0.314, SLG: 0.399			1-1 F7			2-2 G5-3		2-0 G4-3	3 0 0 0 0 0 0			
Sidney Ponson, R (1, 1) OBP: 0.074, SLG: 0.111 Scott Eyre, L (8, 1) OBP: 0.500, SLG: 0.500 Felix Rodriguez, R (8, 1) OBP: 1.000, SLG: 1.000 Barry Bonds, L (9, PH) OBP: 0.527, SLG: 0.743			1-3 K			0-3 K		3-3 K	2 0 0 0 0 2 0 0 0 0 0 0 0 0 0 0 0 0 0 0 0 1 0 0 0 0 1 0			
<b>Inning Stats</b>	R: 0 H: 0 E: 0 LOB: 0 K: 1 BB: 0 S: 10 P: 14	R: 1 H: 1 E: 0 LOB: 0 K: 0 BB: 0 S: 6 P: 10	R: 0 H: 0 E: 0 LOB: 0 K: 1 BB: 0 S: 8 P: 10	R: 0 H: 0 E: 0 LOB: 0 K: 0 BB: 0 S: 8 P: 10	R: 0 H: 1 E: 0 LOB: 0 K: 0 BB: 0 S: 3 P: 5	R: 0 H: 0 E: 0 LOB: 0 K: 2 BB: 0 S: 10 P: 14	R: 0 H: 1 E: 0 LOB: 1 K: 1 BB: 0 S: 10 P: 16	R: 0 H: 0 E: 0 LOB: 0 K: 1 BB: 0 S: 5 P: 7	R: 0 H: 0 E: 0 LOB: 0 K: 1 BB: 0 S: 9 P: 16	1B: 2 SF: 0 2B: 0 SAC: 0 3B: 0 DP: 1 HR: 1 HBP: 0	WP: 0 PA: 29 PB: 0 SB: 0 CS: 0	
<b>PITCHER</b>	IP WLS BF H R ER SO BB IBB HBP BLK WP HR S P ERA WHIP											
44 Roy Oswalt, R (1, 1) ERA: 2.97	8.0 W 26 3 1 1 6 0 0 0 0 0 0 1 60 86 1.12 0.375											
Billy Wagner, L (9, 1) ERA: 1.8	1.0 S 3 0 0 0 1 0 0 0 0 0 0 0 9 16 0.00 0.000											

Batter	1	2	3	4	5	6	7	8	9
<b>Craig Biggio, R</b> OBP: 0.351, SLG: 0.409 (1, 8)	1-1 G6-3		0-1 G5-3			0-0 G5-4-3		1-2 FC1-6	
<b>Geoff Blum, S</b> OBP: 0.297, SLG: 0.381 (1, 5)	1-1 G4-3			0-0 G3-1			1-1 G4-3	3-2 P2	
<b>5 Jeff Bagwell, R</b> OBP: 0.371, SLG: 0.514 (1, 3)	0-0 G5-3			2-2 17 CS 1B			0-1 G5-3		
<b>Jeff Kent, R</b> OBP: 0.354, SLG: 0.513 (1, 4)		0-1 17 G4-6-3 1B		3-3 1 SAFE K			3-2 17 2B 1B HBP		
<b>17 Lance Berkman, S</b> OBP: 0.413, SLG: 0.512 (1, 7)		0-0 G4-6-3		1-0 CS	4-0	G1-6-3 BB	1-0 1B 2B		
<b>Richard Hidalgo, R</b> OBP: 0.391, SLG: 0.582 (1, 9)		4-0 BB		1-1 G1-6-3		1-2	4-0 1B IBB		
<b>Brad Ausmus, R</b> OBP: 0.302, SLG: 0.291 (1, 2)		0-0 G5-3		2-2 F8			0-1 1B		
<b>Jose Vizcaino, S</b> OBP: 0.282, SLG: 0.371 (7, PH)							1-3 2-H 3-H		
<b>Raul Chavez, R</b> OBP: 0.250, SLG: 0.355 (8, 2)									
<b>28 Adam Everett, R</b> OBP: 0.315, SLG: 0.378 (1, 6)			0-1 F9			2-2 F9		4-2 FC1-6 BB	
<b>44 Roy Oswalt, R</b> OBP: 0.220, SLG: 0.205 (1, 1)			1-3 K			4-1 G5-4-3 BB		1-2 K	
<b>16 Jason Lane, R</b> OBP: 0.273, SLG: 0.727 (8, PH)									
<b>Orlando Merced, S</b> OBP: 0.288, SLG: 0.380 (8, PH)									
<b>Billy Wagner, L</b> OBP: 0.250, SLG: 0.355 (9, 1)									

AB	R	H	RBI	BB	SO	LOB
4	0	0	0	0	0	2
4	0	0	0	0	0	1
3	0	1	0	0	0	0
2	1	1	0	0	1	1
2	1	1	0	1	0	1
1	0	0	0	2	0	1
2	0	0	0	0	0	1
1	0	1	2	0	0	0
0	0	0	0	0	0	0
2	0	0	0	1	0	0
1	0	0	0	1	1	0
0	0	0	0	0	0	0
1	0	0	0	0	1	1
0	0	0	0	0	0	0

WP	PA
0	30

Inning	1	2	3	4	5	6	7	8	9
R: 0	R: 0	R: 0	R: 0	R: 0	R: 0	R: 0	R: 2	R: 0	R: 0
E: 0	E: 0	E: 0	E: 0	E: 0	E: 0	E: 0	E: 0	E: 1	E: 0
K: 0	K: 0	K: 0	K: 1	K: 1	K: 0	K: 0	K: 0	K: 1	K: 1
S: 5	S: 4	S: 4	S: 7	S: 9	S: 5	S: 8	S: 10	S: 15	S: 15
H: 0	H: 1	H: 0	H: 0	H: 1	H: 0	H: 0	H: 2	H: 0	H: 0
LOB: 0	LOB: 1	LOB: 0	LOB: 0	LOB: 0	LOB: 0	LOB: 0	LOB: 2	LOB: 1	LOB: 1
BB: 0	BB: 1	BB: 0	BB: 0	BB: 0	BB: 1	BB: 1	BB: 1	BB: 1	BB: 1
P: 7	P: 8	P: 8	P: 8	P: 15	P: 12	P: 14	P: 19	P: 24	P: 24

PITCHER	IP	WLS	BF	H	R	ER	SO	BB	IBB	HBP	BLK	WP	HR	S	P	ERA	WHIP
<b>Sidney Ponson, R</b> ERA: 3.75 (1, 1)	7.0	L	25	4	2	2	2	3	1	1	0	0	0	48	83	2.57	1.000
<b>Scott Eyre, L</b> ERA: 3.42 (8, 1)	0.0		1	0	0	0	0	1	0	0	0	0	0	4	8	∞	∞
<b>Felix Rodriguez, R</b> ERA: 3.0 (8, 1)	1.0		3	0	0	0	1	0	0	0	0	0	0	11	16	0.00	0.000

**San Francisco Giants @ Houston Astros**  
Minute Maid Park, Houston, TX

Wed Sep 24 2003, 1:05 PM CDT  
Att: 31,525 - Dome - 72 F

livebaseballscorecards.com

<b>AB</b>	<b>23</b>
<b>R</b>	<b>2</b>
<b>H</b>	<b>4</b>
<b>RBI</b>	<b>2</b>
<b>BB</b>	<b>5</b>
<b>SO</b>	<b>3</b>
<b>LOB</b>	<b>8</b>



Batter	1	2	3	4	5	6	7	8	9	AB R H RBI BB SO LOB	TOP														
Scott Podsednik, L (1, 8) OBP: 0.378, SLG: 0.429										3 0 0 0 1 2 1															
Keith Ginter, R (1, 4) OBP: 0.352, SLG: 0.427										2 0 0 0 0 0 2															
2 Bill Hall, R (4, 4) OBP: 0.299, SLG: 0.465										2 0 1 0 0 0 1															
Brady Clark, R (1, 9) OBP: 0.333, SLG: 0.412										4 0 0 0 0 0 4															
Richie Sexson, R (1, 3) OBP: 0.379, SLG: 0.541										4 1 2 1 0 0 0															
Brooks Kieschnick, L (1, 7) OBP: 0.353, SLG: 0.614										3 0 0 0 1 1 2															
Wes Helms, R (1, 5) OBP: 0.328, SLG: 0.445										4 0 2 0 0 2 1															
Eddie Pérez, R (1, 2) OBP: 0.305, SLG: 0.423										3 0 0 0 0 1 3															
Royce Clayton, R (1, 6) OBP: 0.297, SLG: 0.328										3 0 1 0 0 1 0															
Doug Davis, R (1, 1) OBP: 0.095, SLG: 0.095										2 0 0 0 0 1 1															
Luis Vizcaino, R (7, 1)										0 0 0 0 0 0 0															
Peter Zoccolillo, L (8, PH) OBP: 0.176, SLG: 0.156										0 0 0 0 1 0 0															
Leo Estrella, R (8, 1)										0 0 0 0 0 0 0															
<b>Inning Stats</b>	R: 0 E: 0 K: 1 S: 15	H: 0 LOB: 0 BB: 0 P: 18	R: 0 E: 0 K: 1 S: 6	H: 1 LOB: 1 BB: 0 P: 9	R: 0 E: 0 K: 1 S: 11	H: 1 LOB: 2 BB: 1 P: 16	R: 1 E: 0 K: 1 S: 8	H: 1 LOB: 0 BB: 1 P: 14	R: 0 E: 0 K: 0 S: 4	H: 0 LOB: 0 BB: 0 P: 6	R: 0 E: 0 K: 0 S: 9	H: 2 LOB: 1 BB: 0 P: 11	R: 0 E: 0 K: 1 S: 6	H: 1 LOB: 0 BB: 0 P: 10	R: 0 E: 0 K: 1 S: 8	H: 0 LOB: 1 BB: 1 P: 14	R: 0 E: 0 K: 2 S: 10	H: 0 LOB: 0 BB: 0 P: 14	1B: 5 2B: 1 3B: 0 HR: 1	SF: 0 SAC: 0 DP: 3 HBP: 0	WP: 0 PB: 0 SB: 1 CS: 0	PA: 33			
<b>PITCHER</b>	IP	WLS	BF	H	R	ER	SO	BB	IBB	HBP	BLK	WP	HR	S	P	ERA	WHIP								
Tim Redding, R (1, 1) ERA: 3.68	5.1	W	21	4	1	1	4	2	0	0	0	0	1	50	71	1.69	1.125								
54 Brad Lidge, R (6, 1) ERA: 3.61	1.2	H	5	2	0	0	1	0	0	0	0	0	0	9	13	0.00	1.200								
Octavio Dotel, R (8, 1) ERA: 2.54	1.0	H	4	0	0	0	1	1	0	0	0	0	0	8	14	0.00	1.000								
Dan Miceli, R (9, 1) ERA: 3.19	1.0		3	0	0	0	2	0	0	0	0	0	0	10	14	0.00	0.000								

Milwaukee Brewers @ Houston Astros  
Minute Maid Park, Houston, TX  
Thu Sep 25 2003, 7:05 PM CDT  
Att. 27,934 - Cloudy - 86 F

livebaseballscorecards.com

AB 30  
R 1  
H 6  
RBI 1  
BB 3  
SO 8  
LOB 15





# Milwaukee Brewers @ Houston Astros

## Minute Maid Park, Houston, TX

Fri Sep 26 2003, 7:05 PM CDT  
Att: 37,259 - Dome - 72 F

[livebaseballscorecards.com](http://livebaseballscorecards.com)



AB	40
R	12
H	12
RBI	10
BB	8
SO	7
LOB	18

WP:	0	PA:	48
PB:	0		
SB:	1		
CS:	1		

Batter	1	2	3	4	5	6	7	8	9	AB	R	H	RBI	BB	SO	LOB
Scott Podsednik, L (1, 8) OBP: 0.376, SLG: 0.425	E1 FC1-6	G1-3		G3 1-2					G6-3	5	0	0	0	1	0	2
2 Bill Hall, R (1, 4) OBP: 0.287, SLG: 0.444	FC1-6 BB 1B 1-2f	F7			K 1-3				P3	6	2	0	0	0	1	4
Brady Clark, R (1, 9) OBP: 0.333, SLG: 0.408	BB BB 1B 1-2				F8 0-2				G4-3	5	2	1	0	1	0	1
Richie Sexson, R (1, 3) OBP: 0.382, SLG: 0.554	1B BB 1-2 2-3				F8 1-0					4	4	3	4	1	0	0
Mark Smith, R (1, 7) OBP: 0.297, SLG: 0.483	BB BB 1B 1-2 2-3 3-H									3	1	2	2	2	0	0
Glendon Rusch, L (7, 1) OBP: 0.270, SLG: 0.206	BB BB 1B 1-2 2-3 3-H									0	0	0	0	0	0	0
Wes Helms, R (1, 5) OBP: 0.328, SLG: 0.444	BB BB 1B 1-2 2-3 3-H									4	1	1	1	1	1	2
Keith Osik, R (1, 2) OBP: 0.343, SLG: 0.321	BB BB BB 1-2 2-3 3-H									3	1	1	1	2	0	0
Royce Clayton, R (1, 6) OBP: 0.300, SLG: 0.331	K 0-3									5	1	3	1	0	1	3
Wayne Franklin, L (1, 1) OBP: 0.169, SLG: 0.186	K 0-3									2	0	1	1	0	1	3
Dave Burba, R (3, 1)	K									1	0	0	0	0	1	2
Peter Zoccolillo, L (6, PH) OBP: 0.171, SLG: 0.152	K									1	0	0	0	0	1	0
Luis Vizcaino, R (6, 1)	K									0	0	0	0	0	0	0
Jason Conti, L (7, 9) OBP: 0.244, SLG: 0.395	K 1-2 3-H									1	0	0	0	0	1	1

Batter	1	2	3	4	5	6	7	8	9
Scott Podsednik, L (1, 8) OBP: 0.376, SLG: 0.425	E1 FC1-6	G1-3		G3 1-2					G6-3
2 Bill Hall, R (1, 4) OBP: 0.287, SLG: 0.444	FC1-6 BB 1B 1-2f	F7			K 1-3				P3
Brady Clark, R (1, 9) OBP: 0.333, SLG: 0.408	BB BB 1B 1-2				F8 0-2				G4-3
Richie Sexson, R (1, 3) OBP: 0.382, SLG: 0.554	1B BB 1-2 2-3				F8 1-0				
Mark Smith, R (1, 7) OBP: 0.297, SLG: 0.483	BB BB 1B 1-2 2-3 3-H								
Glendon Rusch, L (7, 1) OBP: 0.270, SLG: 0.206	BB BB 1B 1-2 2-3 3-H								
Wes Helms, R (1, 5) OBP: 0.328, SLG: 0.444	BB BB 1B 1-2 2-3 3-H								
Keith Osik, R (1, 2) OBP: 0.343, SLG: 0.321	BB BB BB 1-2 2-3 3-H								
Royce Clayton, R (1, 6) OBP: 0.300, SLG: 0.331	K 0-3								
Wayne Franklin, L (1, 1) OBP: 0.169, SLG: 0.186	K 0-3								
Dave Burba, R (3, 1)	K								
Peter Zoccolillo, L (6, PH) OBP: 0.171, SLG: 0.152	K								
Luis Vizcaino, R (6, 1)	K								
Jason Conti, L (7, 9) OBP: 0.244, SLG: 0.395	K 1-2 3-H								

Inning Stats	R: 3	H: 2	R: 6	H: 4	R: 0	H: 1	R: 0	H: 2	R: 1	H: 1	R: 0	H: 0	R: 2	H: 1	R: 0	H: 1	R: 0	H: 0
	E: 1	LOB: 3	E: 2	LOB: 2	E: 0	LOB: 1	E: 0	LOB: 1	E: 0	LOB: 1	E: 0	LOB: 0	E: 0	LOB: 0	E: 0	LOB: 1	E: 0	LOB: 0
	K: 2	BB: 3	K: 0	BB: 3	K: 0	BB: 0	K: 1	BB: 0	K: 2	BB: 1	K: 1	BB: 0	K: 0	BB: 1	K: 1	BB: 0	K: 0	BB: 0
	S: 13	P: 28	S: 23	P: 42	S: 6	P: 8	S: 8	P: 11	S: 12	P: 19	S: 15	P: 17	S: 16	P: 24	S: 12	P: 14	S: 9	P: 13

PITCHER	IP	WLS	BF	H	R	ER	SO	BB	IBB	HBP	BLK	WP	HR	S	P	ERA	WHIP
Jerome Robertson, L (1, 1) ERA: 5.1	0.1	L	6	2	3	2	0	2	0	0	0	0	0	7	18	54.00	12.000
Ricky Stone, R (1, 1) ERA: 3.73	1.1		9	2	4	4	2	2	1	0	0	0	0	20	36	27.00	3.000
Kirk Saarloos, R (2, 1) ERA: 5.24	0.1		5	2	2	0	0	1	0	0	0	0	0	9	16	0.00	9.000
Jared Fernandez, R (3, 1) ERA: 3.99	1.0		4	1	0	0	0	0	0	0	0	0	0	6	8	0.00	1.000
Rick White, R (4, 1) ERA: 5.73	2.0		9	3	1	1	3	1	0	0	0	0	1	20	30	4.50	2.000

PITCHER	IP	WLS	BF	H	R	ER	SO	BB	IBB	HBP	BLK	WP	HR	S	P	ERA	WHIP
Kirk Bullinger, R (6, 1) ERA: 5.14	2.0		8	1	2	2	1	1	0	0	0	0	1	31	41	9.00	1.000
Mike Gallo, L (8, 1) ERA: 3.14	1.0		4	1	0	0	1	0	0	0	0	0	0	12	14	0.00	1.000
Dan Miceli, R (9, 1) ERA: 3.15	1.0		3	0	0	0	0	0	0	0	0	0	0	9	13	0.00	0.000

Batter	1	2	3	4	5	6	7	8	9	AB	R	H	RBI	BB	SO	LOB
<b>Craig Biggio, R</b> OBP: 0.350, SLG: 0.413 (1, 8)	0-1 L7 1B	0-0 G6-4-3 1B		0-1 E6 G4-3 1B		1-3 K 1B		0-0 CS 1B		5	0	2	1	0	1	0
<b>Morgan Ensberg, R</b> OBP: 0.375, SLG: 0.524 (1, 5)	3-2 5 2B 1B	3-1 G6-4-3 1-2f 3-H 1B		2-1 G4-3 1-2f 1B		3-2 5 BB 1B		3-3 1-2 1B		5	1	2	0	0	1	3
<b>5 Jeff Bagwell, R</b> OBP: 0.374, SLG: 0.516 (1, 3)	3-2 FC5-4 1-H 2B	0-1 P6 1B		2-0 1B		4-0 FC6-4 1-2 BB			0-1 1B	4	0	3	1	1	0	0
<b>Jeff Kent, R</b> OBP: 0.352, SLG: 0.511 (1, 4)	4-2 FC5-4 BB		0-0 SF9 3B	2-3 K		2-2 P4			1-1 L3	4	1	1	0	1	1	4
<b>Richard Hidalgo, R</b> OBP: 0.387, SLG: 0.577 (1, 9)	2-1 FC5-4 1-2f 2-3		0-1 SF9		1-3 K	2-2 FC6-4 1-2f			0-3 K	4	0	0	1	0	2	5
<b>17 Lance Berkman, S</b> OBP: 0.412, SLG: 0.508 (1, 7)	0-0 L7		0-1 G1-3		2-3 K		0-0 F8		0-0 F9	5	0	0	0	0	1	3
<b>Raul Chavez, R</b> OBP: 0.306, SLG: 0.457 (1, 2)		2-2 2B 3B	3-2 28 1B 1B		3-2 28 1B 1B		1-3 K			4	1	3	0	0	1	0
<b>28 Adam Everett, R</b> OBP: 0.321, SLG: 0.382 (1, 6)		4-2 2B 1B BB	0-1 1B		3-2 1B		3-2 P4			3	1	2	0	1	0	0
<b>Jerome Robertson, L</b> Ricky Stone, R Kirk Saarloos, R Mitch Meluskey, S James Fernandez, R Orlando Merced, S Rick White, R Geoff Blum, S Kirk Bullinger, R Mike Gallo, L 16 Jason Lane, R Dan Miceli, R		3-2 1B G6-4-3 2B	3-2 F7		2-1 P5		0-0 F8			0	0	0	0	0	0	0

Inning Stats	R: 1	H: 2	E: 0	K: 0	S: 18	H: 2	LOB: 2	BB: 1	P: 30	R: 3	H: 3	E: 0	K: 0	S: 18	H: 3	LOB: 0	BB: 1	P: 30	R: 0	H: 1	E: 0	K: 1	S: 10	H: 2	LOB: 2	BB: 0	P: 28	R: 0	H: 1	E: 0	K: 1	S: 13	H: 0	LOB: 0	BB: 0	P: 10	R: 0	H: 1	E: 0	K: 1	S: 7	H: 1	LOB: 0	BB: 0	P: 10	R: 0	H: 1	E: 0	K: 1	S: 8	H: 1	LOB: 1	BB: 0	P: 9	1B: 10	SF: 1	3B: 2	DP: 2	HR: 0	HBP: 0	WP: 0	PA: 42
--------------	------	------	------	------	-------	------	--------	-------	-------	------	------	------	------	-------	------	--------	-------	-------	------	------	------	------	-------	------	--------	-------	-------	------	------	------	------	-------	------	--------	-------	-------	------	------	------	------	------	------	--------	-------	-------	------	------	------	------	------	------	--------	-------	------	--------	-------	-------	-------	-------	--------	-------	--------

PITCHER	IP	WLS	BF	H	R	ER	SO	BB	IBB	HBP	BLK	WP	HR	S	P	ERA	WHIP
<b>Wayne Franklin, L</b> ERA: 5.5	(1, 1)	2.2	16	7	5	5	0	2	0	0	0	0	0	44	71	16.88	3.375
<b>Dave Burba, R</b> ERA: 3.53	(3, 1)	2.1	11	4	0	0	3	0	0	0	0	0	0	32	52	0.00	1.714
<b>Luis Vizcaino, R</b> ERA: 6.39	(6, 1)	1.0	5	1	0	0	1	1	0	0	0	0	0	13	25	0.00	2.000
<b>Glendon Rusch, L</b> ERA: 6.42	(7, 1)	3.0	10	2	0	0	3	0	0	0	0	0	0	22	29	0.00	0.667


**BOTTOM**

**Milwaukee Brewers @ Houston Astros**  
Minute Maid Park, Houston, TX

Fri Sep 26 2003, 7:05 PM CDT  
Att: 37,259 - Dome - 72 F

livebaseballscores.com

<b>AB</b>	<b>38</b>
<b>R</b>	<b>5</b>
<b>H</b>	<b>14</b>
<b>RBI</b>	<b>4</b>
<b>BB</b>	<b>3</b>
<b>SO</b>	<b>7</b>
<b>LOB</b>	<b>19</b>



Batter	1	2	3	4	5	6	7	8	9	AB R H RBI BB SO LOB	TOP											
Scott Podsednik, L (1, 8) OBP: 0.378, SLG: 0.434	2-3 K		2-2 2-H 3B		1-2 2B	1-1 1-3 2-H 3-H 2B			1-1 F7	5 1 3 3 0 1 0												
2 Bill Hall, R (1, 4) OBP: 0.291, SLG: 0.439	0-3 K		0-0 E6 1B		4-1 BB	1-2 K			0-0 G6-3	4 0 1 1 1 2 2												
Brady Clark, R (1, 9) OBP: 0.330, SLG: 0.403	3-1 F9		0-2 G3-1		1-0 P4				2-0 P5	4 0 0 0 0 0 3												
Richie Sexson, R (1, 3) OBP: 0.380, SLG: 0.551		1-0 G1-3		0-0 G1-3		2-1 G3			0-2 G5-3	4 0 0 0 0 0 0												
Mark Smith, R (1, 7) OBP: 0.284, SLG: 0.459		1-2 F9		2-3 K		1-2 P2			1-2 P5	3 0 0 0 0 1 0												
Jason Conti, L (6, 9) OBP: 0.239, SLG: 0.386										1 0 0 0 0 0 0												
Wes Helms, R (1, 5) OBP: 0.330, SLG: 0.449		2-2 G4-3		4-0 BB		0-0 HR			2-3 K	3 1 1 1 1 1 0												
Eddie Pérez, R (1, 2) OBP: 0.304, SLG: 0.421			2-3 K		1-1 F8	2-2 1B 2B 1B			0-2 G4-3	4 1 1 0 0 1 1												
Royce Clayton, R (1, 6) OBP: 0.301, SLG: 0.334			1-2 3B 2B		3-3 K	1-0 1B 2B 1B			0-3 K	4 2 2 0 0 2 0												
Wes Obermueller, R (1, 1) OBP: 0.130, SLG: 0.130			0-3 K		0-0 F9	1-1 2B 1B			1-3 K	3 0 1 0 0 1 1												
Rickie Weeks Jr., R (9, PH) OBP: 0.300, SLG: 0.125										1 0 0 0 0 1 0												
Dan Kolb, R (9, 1)										0 0 0 0 0 0 0												
<b>Inning Stats</b>	R: 0 E: 0 K: 2 S: 9	H: 0 LOB: 0 BB: 0 P: 14	R: 0 E: 0 K: 0 S: 7	H: 0 LOB: 0 BB: 0 P: 11	R: 2 E: 1 K: 2 S: 21	H: 3 LOB: 1 BB: 0 P: 26	R: 0 E: 0 K: 1 S: 6	H: 0 LOB: 1 BB: 1 P: 13	R: 0 E: 0 K: 1 S: 10	H: 1 LOB: 2 BB: 1 P: 19	R: 3 E: 0 K: 1 S: 20	H: 5 LOB: 2 BB: 0 P: 29	R: 0 E: 0 K: 0 S: 10	H: 0 LOB: 0 BB: 0 P: 13	R: 0 E: 0 K: 2 S: 9	H: 0 LOB: 0 BB: 0 P: 11	R: 0 E: 0 K: 1 S: 6	H: 0 LOB: 0 BB: 0 P: 8	1B: 4 2B: 3 3B: 1 HR: 1	SF: 0 SAC: 0 DP: 0 HBP: 0	WP: 0 PB: 0 SB: 0 CS: 0	PA: 38
<b>PITCHER</b>	IP WLS BF H R ER SO BB IBB HBP BLK WP HR S P ERA WHIP																					
Ron Villone, L (1, 1) ERA: 4.13	5.2 L 27 8 5 5 6 2 0 0 0 0 0 1 66 103 7.94 1.765																					
54 Brad Lidge, R (6, 1) ERA: 3.6	0.1 2 1 0 0 1 0 0 0 0 0 0 0 7 9 0.00 3.000																					
Octavio Dotel, R (7, 1) ERA: 2.48	2.0 6 0 0 0 2 0 0 0 0 0 0 0 19 24 0.00 0.000																					
Billy Wagner, L (9, 1) ERA: 1.78	1.0 3 0 0 0 1 0 0 0 0 0 0 0 6 8 0.00 0.000																					

Milwaukee Brewers @ Houston Astros  
Minute Maid Park, Houston, TX  
Sat Sep 27 2003, 12:25 PM CDT  
Att: 38,627 - Dome - 72 F

livebaseballscorecards.com

AB	36
R	5
H	9
RBI	5
BB	2
SO	10
LOB	7





Batter	1	2	3	4	5	6	7	8	9	AB	R	H	RBI	BB	SO	LOB
<b>Craig Biggio, R</b> OBP: 0.349, SLG: 0.411 (1, 8)	2-1 FC6-4 1B 1B	0-0 FC6-4 1-2f		1-3 K 1-2			2-1 L6		1-0 P4	5	1	1	0	0	1	2
<b>Morgan Ensberg, R</b> OBP: 0.376, SLG: 0.531 (1, 5)	1-1 FC6-4 1B		2-1 F9		0-0 L9		0-1 HR			4	1	2	1	0	0	0
<b>5 Jeff Bagwell, R</b> OBP: 0.371, SLG: 0.512 (1, 3)	0-0 FC6-4 1B		0-1 E7 1B		0-0 F8		2-2 G4-3			4	0	0	0	0	0	2
<b>Jeff Kent, R</b> OBP: 0.353, SLG: 0.511 (1, 4)	1-0 G5-3 1B		0-1 1B		0-2 F9		2-0 G1-3			4	0	2	1	0	0	0
<b>17 Lance Berkman, S</b> OBP: 0.412, SLG: 0.509 (1, 7)	0-1 E3 1-2 2-3		0-3 K		0-1 1B 2B			0-0 G6-4-3 1B		4	0	2	0	0	1	4
<b>Richard Hidalgo, R</b> OBP: 0.384, SLG: 0.572 (1, 9)	0-1 G5-3 2-3f		2-0 F9		1-2 F9		0-0 G6-4-3 1-2f			4	0	0	0	0	0	7
<b>Brad Ausmus, R</b> OBP: 0.305, SLG: 0.293 (1, 2)		3-2 FC1-6 1B		0-0 G4-3		1-2 1B		1-1 G5-3		4	0	2	0	0	0	0
<b>28 Adam Everett, R</b> OBP: 0.321, SLG: 0.381 (1, 6)		2-1 F9		2-2 S 1B		0-0 F9			2-2 F8	4	0	1	0	0	0	3
<b>Ron Villone, L</b> OBP: 0.186, SLG: 0.262 (5, 1) <b>54 Brad Lodge, R</b> OBP: 0.284, SLG: 0.369 (6, PH) <b>Jose Vizcaino, S</b> OBP: 0.284, SLG: 0.369 (7, 1) <b>Octavio Dotel, R</b> OBP: 0.285, SLG: 0.376 (9, PH)		0-1 FC1-6 FC6-4 1-2f		0-0 B2		1-0 G6-3			2-3 K	2	0	0	0	0	0	2

Inning Stats	R: 1	H: 3	E: 1	K: 0	S: 10	LOB: 2	BB: 0	P: 14	R: 0	H: 1	E: 0	K: 0	S: 8	LOB: 1	BB: 0	P: 13	R: 0	H: 1	E: 1	K: 1	S: 10	LOB: 2	BB: 0	P: 14	R: 0	H: 0	E: 0	K: 0	S: 6	LOB: 0	BB: 0	P: 6	R: 0	H: 2	E: 0	K: 0	S: 11	LOB: 2	BB: 0	P: 14	R: 1	H: 1	E: 0	K: 0	S: 8	LOB: 0	BB: 0	P: 14	R: 0	H: 1	E: 0	K: 0	S: 4	LOB: 0	BB: 0	P: 5	R: 0	H: 0	E: 0	K: 1	S: 8	LOB: 0	BB: 0	P: 13	1B: 8	SF: 0	2B: 1	SAC: 0	3B: 0	DP: 2	HR: 1	HBP: 0	WP: 0	PA: 37
--------------	------	------	------	------	-------	--------	-------	-------	------	------	------	------	------	--------	-------	-------	------	------	------	------	-------	--------	-------	-------	------	------	------	------	------	--------	-------	------	------	------	------	------	-------	--------	-------	-------	------	------	------	------	------	--------	-------	-------	------	------	------	------	------	--------	-------	------	------	------	------	------	------	--------	-------	-------	-------	-------	-------	--------	-------	-------	-------	--------	-------	--------

PITCHER	IP	WLS	BF	H	R	ER	SO	BB	IBB	HBP	BLK	WP	HR	S	P	ERA	WHIP
<b>Wes Obermueller, R</b> ERA: 5.07 (1, 1)	8.0	W	34	10	2	2	2	0	0	0	0	0	1	66	92	2.25	1.250
<b>Dan Kolb, R</b> ERA: 1.96 (9, 1)	1.0	S	3	0	0	0	1	0	0	0	0	0	0	8	13	0.00	0.000


**BOTTOM**

**Milwaukee Brewers @ Houston Astros**  
Minute Maid Park, Houston, TX

Sat Sep 27 2003, 12:25 PM CDT  
Att: 38,627 - Dome - 72 F

livebaseballscorecards.com

<b>AB</b>	<b>37</b>
<b>R</b>	<b>2</b>
<b>H</b>	<b>10</b>
<b>RBI</b>	<b>2</b>
<b>BB</b>	<b>0</b>
<b>SO</b>	<b>3</b>
<b>LOB</b>	<b>22</b>



Batter	1	2	3	4	5	6	7	8	9	AB R H RBI BB SO LOB	TOP
Scott Podsednik, L (1, 8) OBP: 0.379, SLG: 0.443 Ruben Quevedo, R (6, 1) OBP: 0.300, SLG: 0.300 Shane Nance, L (7, 1) Eddie Pérez, R (8, PH) OBP: 0.394, SLG: 0.420 Leo Estrella, R (8, 1) Royce Clayton, R (9, PH) OBP: 0.301, SLG: 0.333	3-1  G4-3 2B		2-3  K			0-0  HR		2-2  G3	0-2  G4-3	3 2 2 1 0 1 0 0 0 0 0 0 0 0 0 0 0 0 0 0 0 1 0 0 0 0 0 1 0 0 0 0 0 0 0 1 0 0 1 0 0 0	
Jason Conti, L (1, 9) OBP: 0.255, SLG: 0.396 (6, 8)	0-1  P4			4-2  G4-6-3 BB		1-1  2B		1-3  K BB E	0-1  G4-3	4 0 1 0 1 1 2	
Peter Zoccolillo, L (1, 7) OBP: 0.154, SLG: 0.135	3-2  G4-3 2-H			0-0  F7		2-2  F9		2-1  E4 BB		4 0 0 2 0 0 3	
Richie Sexson, R (1, 3) OBP: 0.379, SLG: 0.548	2-1  P3			2-1  G4-6-3 1-2f		3-3  K		4-2  BB		3 0 0 0 1 1 2	
Wes Helms, R (1, 5) OBP: 0.330, SLG: 0.450 Matt Kinney, R (5, 1) OBP: 0.070, SLG: 0.055 Mark Smith, R (6, PH) OBP: 0.275, SLG: 0.444 (6, 9)			0-3  K		1-1  2B 1B	1-1  G5-3		3-3  K		2 0 1 0 0 1 0 0 0 0 0 0 0 0 2 0 0 0 0 1 4	
Keith Osik, R (1, 2) OBP: 0.342, SLG: 0.324			2-3  K		1-2  2B		1-2  G5-3	2-1  F9		4 0 1 0 0 1 3	
Rickie Weeks Jr., R (1, 4) OBP: 0.286, SLG: 0.250			1-3  K		1-3  K		2-1  P5		0-0  2 3B 2B	4 1 1 0 0 2 2	
Enrique Cruz, R (1, 6) OBP: 0.145, SLG: 0.099			3-3  K		2-3  K		1-0  G6-3		1-3  K	4 0 0 0 0 3 3	
Luis Martinez, L (1, 1) 2 Bill Hall, R (5, PH) OBP: 0.298, SLG: 0.458 (5, 5)			3-3  K		1-3  K			1-2  WP G3 E 1B	0-1  G4-3 3B 2-H	1 0 0 0 0 1 0 3 2 2 1 0 1 2	
<b>Inning Stats</b>	R: 1 H: 1 E: 1 LOB: 0 K: 0 BB: 0 S: 9 P: 17	R: 0 H: 0 E: 0 LOB: 0 K: 3 BB: 0 S: 11 P: 14	R: 0 H: 0 E: 0 LOB: 0 K: 3 BB: 0 S: 11 P: 19	R: 0 H: 0 E: 0 LOB: 0 K: 0 BB: 1 S: 5 P: 11	R: 0 H: 2 E: 0 LOB: 2 K: 3 BB: 0 S: 14 P: 20	R: 1 H: 2 E: 0 LOB: 1 K: 1 BB: 0 S: 11 P: 18	R: 0 H: 0 E: 0 LOB: 0 K: 0 BB: 0 S: 6 P: 10	R: 1 H: 1 E: 1 LOB: 3 K: 2 BB: 1 S: 18 P: 33	R: 2 H: 2 E: 0 LOB: 0 K: 1 BB: 0 S: 11 P: 12	1B: 2 SF: 0 2B: 4 SAC: 0 3B: 1 DP: 1 HR: 1 HBP: 0	WP: 1 PA: 38 PB: 0 SB: 0 CS: 0
<b>PITCHER</b> Kirk Saarloos, R (1, 1) ERA: 4.93 Mike Gallo, L (4, 1) ERA: 3.0 Dan Miceli, R (5, 1) ERA: 3.2 Ricky Stone, R (7, 1) ERA: 3.69 Rick White, R (8, 1) ERA: 5.78	IP WLS BF H R ER SO BB IBB HBP BLK WP HR S P ERA WHIP 3.0 0 10 1 1 0 6 0 0 0 0 0 0 31 50 0.00 0.333 1.1 0 6 2 0 0 1 1 0 0 0 0 0 13 22 0.00 2.250 1.2 0 7 2 1 1 3 0 0 0 0 0 1 17 27 5.40 1.200 1.0 W 3 0 0 0 0 0 0 0 0 0 0 0 6 10 0.00 0.000 1.0 0 7 1 1 1 2 1 0 0 0 1 0 18 33 9.00 2.000				<b>PITCHER</b> Kirk Bullinger, R (9, 1) ERA: 6.75	IP WLS BF H R ER SO BB IBB HBP BLK WP HR S P ERA WHIP 1.0 0 5 2 2 2 1 0 0 0 0 0 0 13 12 18.00 2.000					

Milwaukee Brewers @ Houston Astros  
 Minute Maid Park, Houston, TX  
 Sun Sep 28 2003, 1:05 PM CDT  
 Att: 37,977 - Dome - 72 F

livebaseballscorecards.com

AB	36
R	5
H	8
RBI	5
BB	2
SO	13
LOB	22



Batter	1	2	3	4	5	6	7	8	9	AB	R	H	RBI	BB	SO	LOB
16 Jason Lane, R OBP: 0.296, SLG: 0.815 (1, 8) (5, 9)	0-2 L5		1-3 K		1-0 F8 2B		2-2 B X 1-H HR			4	1	2	2	0	1	1
Morgan Ensberg, R OBP: 0.377, SLG: 0.530 (1, 5)	1-0 P2		0-1 5 HR 1B		2-1 F8		4-2 E BB			3	1	1	0	1	0	1
5 Jeff Bagwell, R OBP: 0.373, SLG: 0.524 Orlando Merced, S OBP: 0.283, SLG: 0.373 (1, 3) (4, 3) (5, 7)	1-2 HR		0-0 1-H 3-H HR		1-3 K		2-3 K			2	2	2	4	0	0	0
Jeff Kent, R OBP: 0.351, SLG: 0.509 Geoff Blum, S OBP: 0.295, SLG: 0.379 (1, 4) (4, 4)	2-3 K		1-0 F8		1-0 L8		2-0 E5			2	0	0	0	0	1	0
Richard Hidalgo, R OBP: 0.385, SLG: 0.572 Colin Porter, L OBP: 0.212, SLG: 0.188 (1, 9) (4, PR) (5, 8)		2-3 K		1-0 17 HR 1B		2-1 F8		0-3 K		2	0	1	0	0	1	0
17 Lance Berkman, S OBP: 0.412, SLG: 0.515 Jose Vizcaino, S OBP: 0.281, SLG: 0.365 (1, 7) (5, 3)		1-0 G2-3		1-1 1-H HR		0-0 G3-1		1-0 F8		2	1	1	2	0	0	0
Brad Ausmus, R OBP: 0.303, SLG: 0.291 Ricky Stone, R Rick White, R Craig Biggio, R OBP: 0.350, SLG: 0.412 Kirk Bullinger, R (1, 2) (7, 1) (8, 1) (8, PH) (9, 1)		2-2 G5-3		2-1 F8		0-1 L7		0-0 G6-4-3 1B		3	0	0	0	0	0	1
28 Adam Everett, R OBP: 0.320, SLG: 0.380 Mike Gallo, L Dan Miceli, R Raul Chavez, R OBP: 0.289, SLG: 0.432 (1, 6) (4, 1) (5, 1) (7, 2)			1-0 F8		0-0 F8		1-0 F8		2-1 G6-4-3	1	0	0	0	0	0	0
Kirk Saarloos, R 4 Eric Bruntlett, R OBP: 0.255, SLG: 0.370 (1, 1) (3, PH) (4, 6)			1-1 1B 5 HR 1B		0-1 F9		0-1 16 HR 1B			1	0	0	0	0	0	0

Inning Stats	R: 1	H: 1	E: 0	K: 1	S: 10	R: 0	H: 0	E: 0	K: 1	S: 13	R: 3	H: 3	E: 0	K: 1	S: 10	R: 2	H: 2	E: 0	K: 0	S: 8	R: 0	H: 1	E: 0	K: 1	S: 7	R: 0	H: 0	E: 0	K: 0	S: 5	R: 2	H: 2	E: 1	K: 2	S: 22	R: 0	H: 1	E: 0	K: 0	S: 4	R: 0	H: 0	E: 0	K: 0	S: 4	1B: 5	2B: 1	3B: 0	HR: 4	SF: 0	SAC: 0	DP: 1	HBP: 0	WP: 0	PB: 0	SB: 0	CS: 0	PA: 35
--------------	------	------	------	------	-------	------	------	------	------	-------	------	------	------	------	-------	------	------	------	------	------	------	------	------	------	------	------	------	------	------	------	------	------	------	------	-------	------	------	------	------	------	------	------	------	------	------	-------	-------	-------	-------	-------	--------	-------	--------	-------	-------	-------	-------	--------


PITCHER	IP	WLS	BF	H	R	ER	SO	BB	IBB	HBP	BLK	WP	HR	S	P	ERA	WHIP
Luis Martinez, L ERA: 9.92	(1, 1)	4.0	18	6	6	6	3	0	0	0	0	0	0	41	58	13.50	1.500
Matt Kinney, R ERA: 5.19	(5, 1)	1.0	4	1	0	0	1	0	0	0	0	0	0	7	12	0.00	1.000
Ruben Quevedo, R ERA: 6.75	(6, 1)	1.1	7	2	2	2	0	1	0	0	0	0	1	19	28	13.50	2.250
Shane Nance, L ERA: 4.81	(7, 1)	0.2	3	0	0	0	2	0	0	0	0	0	0	8	12	0.00	0.000
Leo Estrella, R ERA: 4.36	(8, 1)	1.0	3	1	0	0	0	0	0	0	0	0	0	4	7	0.00	1.000

**BOTTOM**

**Milwaukee Brewers @ Houston Astros**  
Minute Maid Park, Houston, TX

Sun Sep 28 2003, 1:05 PM CDT  
Att: 37,977 - Dome - 72 F

AB	34
R	8
H	10
RBI	8
BB	1
SO	6
LOB	12



PITCHER	IP	WLS	BF	H	R	ER	SO	BB	IBB	HBP	BLK	WP	HR	S	P	ERA	WHIP
---------	----	-----	----	---	---	----	----	----	-----	-----	-----	----	----	---	---	-----	------