

Houston Astros - 2003

Batter	1	2	3	4	5	6	7	8	9	AB	R	H	RBI	BB	SO	LOB	TOP		
Ronnie Belliard, R OBP: 0.200, SLG: 0.200	G3		G3			G3			G5-3	5	0	1	0	0	0	3			
Jay Payton, R OBP: 0.177, SLG: 0.177	P3		E4			P2			G4-3	5	0	0	0	0	0	1			
17 Todd Helton, L OBP: 0.400, SLG: 0.600	G4-3		P6						F7	5	1	2	0	0	0	1			
Larry Walker, L OBP: 0.500, SLG: 1.000										3	1	1	1	1	0	2			
Preston Wilson, R OBP: 0.500, SLG: 0.750										4	1	2	1	0	0	3			
José Hernández, R OBP: 0.500, SLG: 0.500										4	0	2	1	0	0	0			
Charles Johnson, R OBP: 0.122, SLG: 0.122										4	0	0	0	0	2	3			
Chris Stynes, R OBP: 0.152, SLG: 0.152										3	1	0	0	1	0	0			
Jason Jennings, L Dan Miceli, R Chris Richard, L Justin Speier, R Greg Norton, S Javier López, L										1	0	0	0	0	0	0			
Inning Stats	R: 0 E: 0 K: 0 S: 8	H: 0 LOB: 0 BB: 0 P: 14	R: 1 E: 0 K: 1 S: 10	H: 2 LOB: 1 BB: 0 P: 15	R: 1 E: 2 K: 0 S: 8	H: 0 LOB: 1 BB: 0 P: 14	R: 0 E: 0 K: 0 S: 3	H: 0 LOB: 0 BB: 0 P: 8	R: 0 E: 0 K: 0 S: 16	H: 2 LOB: 2 BB: 0 P: 22	R: 0 E: 1 K: 0 S: 9	H: 0 LOB: 2 BB: 1 P: 15	R: 2 E: 0 K: 1 S: 14	H: 4 LOB: 3 BB: 1 P: 22	R: 0 E: 0 K: 0 S: 9	H: 0 LOB: 0 BB: 0 P: 11	1B: 5 2B: 3 3B: 1 HR: 0	SF: 0 SAC: 1 DP: 2 HBP: 0	WP: 0 PA: 39 PB: 0 SB: 1 CS: 1
PITCHER	IP WLS BF H R ER SO BB IBB HBP BLK WP HR S P ERA WHIP	7.0 W 28 4 2 1 1 2 0 0 0 0 0 60 96 1.29 0.857	0.1 4 3 2 2 0 0 0 0 0 0 0 6 9 54.00 9.000	0.2 4 1 0 0 1 1 0 0 0 0 0 8 13 0.00 3.000	1.0 3 0 0 0 0 0 0 0 0 0 0 9 11 0.00 0.000														

Colorado Rockies @ Houston Astros
Minute Maid Park, Houston, TX
Tue Apr 01 2003, 6:05 PM CST
Att: 43,241 - Dome - 72 F

AB	35
R	4
H	8
RBI	3
BB	3
SO	2
LOB	16



Batter	1	2	3	4	5	6	7	8	9	AB	R	H	RBI	BB	SO	LOB	BOTTOM		
Craig Biggio, R OBP: 0.200, SLG: 0.200	G5-3									5	1	1	0	0	2	3			
Geoff Blum, S OBP: 0.400, SLG: 1.200	G4-3									5	2	2	3	0	1	0			
5 Jeff Bagwell, R OBP: 0.800, SLG: 2.000	F7									4	2	2	3	1	0	0			
17 Lance Berkman, S OBP: 0.177, SLG: 0.177										4	1	0	0	1	1	1			
Jeff Kent, R OBP: 0.600, SLG: 1.200										5	2	3	1	0	0	1			
Richard Hidalgo, R OBP: 0.500, SLG: 0.750										4	1	2	1	0	1	1			
Brad Ausmus, R OBP: 0.750, SLG: 1.000										2	0	2	1	1	0	0			
Julio Lugo, R OBP: 0.250, SLG: 0.250										4	0	1	1	0	0	3			
44 Roy Oswalt, R Orlando Merced, S Bruce Chen, L Ricky Stone, R Octavio Dotel, R										2	1	1	0	0	1	1			
Inning Stats	R: 0 E: 0 K: 0 S: 10	H: 0 LOB: 0 BB: 0 P: 16	R: 1 E: 0 K: 2 S: 13	H: 2 LOB: 1 BB: 0 P: 19	R: 6 E: 0 K: 1 S: 24	H: 6 LOB: 1 BB: 1 P: 42	R: 1 E: 0 K: 2 S: 10	H: 1 LOB: 0 BB: 0 P: 18	R: 1 E: 0 K: 1 S: 15	H: 3 LOB: 2 BB: 0 P: 21	R: 1 E: 0 K: 0 S: 9	H: 2 LOB: 1 BB: 0 P: 13	R: 0 E: 0 K: 0 S: 10	H: 0 LOB: 1 BB: 1 P: 16	R: 0 E: 0 K: 0 S: 7	H: 0 LOB: 1 BB: 1 P: 11	1B: 8 2B: 2 3B: 0 HR: 4	SF: 1 SAC: 1 DP: 0 HBP: 0	WP: 1 PA: 41 PB: 0 SB: 0 CS: 0
PITCHER	IP WLS BF H R ER SO BB IBB HBP BLK WP HR S P ERA WHIP	4.0 L 22 5 2 2 1 0 0 0 0 0 1 1 24 34 9.00 2.500	2.0 11 5 2 2 1 0 0 0 0 0 1 1 24 34 9.00 2.500	1.0 4 0 0 0 0 1 0 0 0 0 0 0 10 16 0.00 1.000	1.0 4 0 0 0 0 1 0 0 0 0 0 0 7 11 0.00 1.000														

Colorado Rockies @ Houston Astros
Minute Maid Park, Houston, TX
Tue Apr 01 2003, 6:05 PM CST
Att: 43,241 - Dome - 72 F

AB	36
R	10
H	14
RBI	10
BB	3
SO	6
LOB	11



Batter	1	2	3	4	5	6	7	8	9	AB	R	H	RBI	BB	SO	LOB	TOP										
Ronnie Belliard, R OBP: 0.400, SLG: 0.333	G4-3	1B					G5-3			4	1	2	2	1	0	0											
Jay Payton, R OBP: 0.400, SLG: 0.250	1B	1B						F9		3	1	2	1	2	0	0											
17 Todd Helton, L OBP: 0.500, SLG: 0.700	F7	1B								5	0	3	1	0	0	3											
Larry Walker, L OBP: 0.222, SLG: 0.375	FC6									5	0	0	0	0	1	3											
Preston Wilson, R OBP: 0.444, SLG: 0.500										4	0	1	0	1	2	1											
José Hernández, R OBP: 0.444, SLG: 0.286										3	1	0	0	2	2	3											
Charles Johnson, R OBP: 0.111, SLG: 0.111										5	1	1	0	0	1	3											
Chris Stynes, R OBP: 0.444, SLG: 0.500										5	2	3	0	0	0	1											
28 Aaron Cook, R Chris Richard, L Justin Speier, R Greg Norton, S Steve Reed, R Todd Jones, L Brent Butler, R Jose Jimenez, R										1	1	1	1	0	0	0											
Inning Stats	R: 0 E: 0 K: 0 S: 8	H: 1 LOB: 1 BB: 0 P: 16	R: 3 E: 0 K: 2 S: 23	H: 5 LOB: 2 BB: 1 P: 40	R: 0 E: 0 K: 0 S: 8	H: 0 LOB: 1 BB: 1 P: 16	R: 3 E: 1 K: 1 S: 16	H: 2 LOB: 2 BB: 3 P: 36	R: 1 E: 0 K: 0 S: 11	H: 2 LOB: 2 BB: 1 P: 19	R: 0 E: 0 K: 1 S: 9	H: 1 LOB: 1 BB: 0 P: 12	R: 0 E: 0 K: 0 S: 6	H: 0 LOB: 0 BB: 0 P: 9	R: 0 E: 0 K: 1 S: 9	H: 1 LOB: 1 BB: 0 P: 14	R: 0 E: 0 K: 1 S: 8	H: 1 LOB: 1 BB: 0 P: 14	1B: 11 2B: 2 3B: 0 HR: 0	SF: 0 SAC: 1 DP: 0 HBP: 0	WP: 0 PB: 0 SB: 1 CS: 0	PA: 45					
PITCHER	IP	WLS	BF	H	R	ER	SO	BB	IBB	HBP	BLK	WP	HR	S	P	ERA	WHIP										
Wade Miller, R ERA: 13.5	3.1		19	7	5	5	2	3	0	0	0	0	0	41	79	13.50	3.000										
Pete Munro, R ERA: 5.4	1.2		11	3	2	1	1	3	0	0	0	0	0	25	48	5.40	3.600										
Ricky Stone, R ERA: 5.4	2.0		7	1	0	0	1	0	0	0	0	0	0	15	21	0.00	0.500										
54 Brad Lidge, R ERA: 5.4	1.0		4	1	0	0	1	0	0	0	0	0	0	9	14	0.00	1.000										
Billy Wagner, L ERA: 5.4	1.0	W	4	1	0	0	1	0	0	0	0	0	0	8	14	0.00	1.000										

Colorado Rockies @ Houston Astros
Minute Maid Park, Houston, TX
Wed Apr 02 2003, 7:05 PM CST
Att: 21,082 - Cloudy - 67 F

livebaseballscores.com

AB 38
R 7
H 13
RBI 5
BB 6
SO 6
LOB 16



Batter	1	2	3	4	5	6	7	8	9	AB	R	H	RBI	BB	SO	LOB	BOTTOM										
Craig Biggio, R OBP: 0.355, SLG: 0.333	G3-6-1	1B					G4-3			4	1	2	3	1	1	1											
Geoff Blum, S OBP: 0.200, SLG: 0.600	G3-6-1	P6						F9		5	0	0	0	0	0	4											
5 Jeff Bagwell, R OBP: 0.700, SLG: 1.375	WP	1B								4	1	3	1	1	0	0											
17 Lance Berkman, S OBP: 0.500, SLG: 0.286	WP	1B								3	1	2	0	2	0	2											
Jeff Kent, R OBP: 0.600, SLG: 0.889										4	0	2	0	1	1	3											
Richard Hidalgo, R OBP: 0.444, SLG: 0.556	F8									5	1	2	2	0	1	5											
Brad Ausmus, R OBP: 0.444, SLG: 0.571										5	2	1	0	0	0	4											
Julio Lugo, R OBP: 0.250, SLG: 0.250										4	1	1	0	0	1	2											
54 Brad Lidge, R										0	0	0	0	0	0	0											
Billy Wagner, L										0	0	0	0	0	0	0											
Orlando Merced, S										1	0	1	1	0	0	0											
Brian Hunter, R										0	1	0	0	0	0	0											
Wade Miller, R										2	0	0	0	0	2	4											
Pete Munro, R										0	0	0	0	0	0	0											
Gregg Zaun, S OBP: 1.000, SLG: 2.000										1	0	1	0	0	0	0											
Ricky Stone, R										0	0	0	0	0	0	0											
Jose Vizcaino, S										1	0	0	0	1	0	0											
Inning Stats	R: 0 E: 0 K: 0 S: 9	H: 2 LOB: 3 BB: 1 P: 21	R: 2 E: 0 K: 1 S: 16	H: 4 LOB: 2 BB: 0 P: 25	R: 0 E: 0 K: 2 S: 16	H: 2 LOB: 2 BB: 0 P: 24	R: 1 E: 1 K: 0 S: 14	H: 0 LOB: 2 BB: 3 P: 29	R: 0 E: 0 K: 0 S: 16	H: 1 LOB: 1 BB: 0 P: 22	R: 0 E: 0 K: 1 S: 10	H: 0 LOB: 1 BB: 1 P: 16	R: 0 E: 0 K: 1 S: 8	H: 0 LOB: 0 BB: 0 P: 13	R: 0 E: 0 K: 1 S: 10	H: 0 LOB: 0 BB: 0 P: 16	R: 0 E: 0 K: 1 S: 10	H: 0 LOB: 2 BB: 1 P: 19	1B: 12 2B: 3 3B: 0 HR: 0	SF: 0 SAC: 0 DP: 1 HBP: 1	WP: 2 PB: 0 SB: 1 CS: 0	PA: 46					
PITCHER	IP	WLS	BF	H	R	ER	SO	BB	IBB	HBP	BLK	WP	HR	S	P	ERA	WHIP										
28 Aaron Cook, R ERA: 4.5	4.0		24	8	3	2	3	4	0	1	0	0	0	55	99	4.50	3.000										
Justin Speier, R ERA: 4.5	2.0		8	1	0	0	1	1	0	0	0	0	0	26	38	0.00	1.000										
Steve Reed, R ERA: 4.5	1.0		3	0	0	0	1	0	0	0	0	0	0	8	13	0.00	0.000										
Todd Jones, R ERA: 4.5	1.0		3	0	0	0	1	0	0	0	0	0	0	10	16	0.00	0.000										
Jose Jimenez, R ERA: 135.0	0.1	L	8	6	5	5	0	0	1	0	0	0	0	11	19	135.00	18.000										

Colorado Rockies @ Houston Astros
Minute Maid Park, Houston, TX
Wed Apr 02 2003, 7:05 PM CST
Att: 21,082 - Cloudy - 67 F

livebaseballscores.com

AB 39
R 8
H 15
RBI 7
BB 6
SO 6
LOB 25



Batter	1	2	3	4	5	6	7	8	9	AB	R	H	RBI	BB	SO	LOB	TOP										
Craig Biggio, R OBP: 0.346, SLG: 0.435 (1, 8)										4	0	0	0	0	1	0											
Geoff Blum, S OBP: 0.273, SLG: 0.400 (1, 5)										2	0	0	0	1	1	0											
Brian Hunter, R (9, PH)										1	0	0	0	0	0	0											
Morgan Ensberg, R (9, 5)										0	0	0	0	0	0	0											
5 Jeff Bagwell, R OBP: 0.417, SLG: 0.636 (1, 3)										4	0	2	0	0	1	1											
17 Lance Berkman, S OBP: 0.435, SLG: 0.235 (1, 7)										3	1	2	0	0	0	1											
Jeff Kent, R OBP: 0.391, SLG: 0.524 (1, 4)										4	1	1	0	0	3	4											
Richard Hidalgo, R OBP: 0.455, SLG: 0.474 (1, 9)										4	0	1	1	0	1	4											
Brad Ausmus, R OBP: 0.500, SLG: 0.933 (1, 2)										3	0	1	1	1	0	2											
Julio Lugo, R OBP: 0.158, SLG: 0.158 (1, 6)										3	0	0	0	0	1	2											
Tim Redding, R (1, 1)										2	0	0	0	0	2	0											
Orlando Merced, S OBP: 0.500, SLG: 0.750 (8, PH)										1	0	0	0	0	0	0											
Bruce Chen, L (8, 1)										0	0	0	0	0	0	0											
Pete Munro, R (8, 1)										0	0	0	0	0	0	0											
Billy Wagner, L (9, 1)										0	0	0	0	0	0	0											
Inning Stats	R: 0 E: 0 K: 1 S: 9	H: 0 LOB: 0 BB: 1 P: 14	R: 0 E: 0 K: 2 S: 9	H: 1 LOB: 1 BB: 0 P: 13	R: 0 E: 0 K: 1 S: 7	H: 0 LOB: 0 BB: 0 P: 8	R: 0 E: 0 K: 2 S: 9	H: 0 LOB: 0 BB: 0 P: 11	R: 0 E: 0 K: 1 S: 9	H: 0 LOB: 2 BB: 0 P: 20	R: 0 E: 0 K: 1 S: 9	H: 2 LOB: 2 BB: 0 P: 11	R: 0 E: 0 K: 1 S: 11	H: 0 LOB: 0 BB: 0 P: 15	R: 2 E: 0 K: 0 S: 14	H: 4 LOB: 2 BB: 0 P: 21	1B: 6 2B: 2 3B: 0 HR: 0	SF: 0 SAC: 0 DP: 2 HBP: 1	WP: 0 PA: 34 PB: 0 SB: 0 CS: 1								
PITCHER	IP	WLS	BF	H	R	ER	SO	BB	IBB	HBP	BLK	WP	HR	S	P	ERA	WHIP										
Matt Morris, R ERA: 3.0 (1, 1)	8.0		28	3	0	0	10	2	0	1	0	0	0	71	103	0.00	0.625										
Jeff Fassero, L ERA: 9.0 (9, 1)	0.2	L	5	3	2	2	0	0	0	0	0	0	0	11	16	27.00	4.500										
Dustin Hermanson, R ERA: (9, 1)	0.1		1	1	0	0	0	0	0	0	0	0	0	3	5	0.00	3.000										

Houston Astros @ St. Louis Cardinals
 Busch Stadium, St. Louis, MO
 Sat Apr 05 2003, 1:10 PM CST
 Att: 33,878 - Cloudy - 41 F

AB 31
 R 2
 H 7
 RBI 2
 BB 2
 SO 10
 LOB 14



Batter	1	2	3	4	5	6	7	8	9	AB	R	H	RBI	BB	SO	LOB	BOTTOM										
Fernando Vina, L OBP: 0.280, SLG: 0.318 (1, 4)										4	0	0	0	0	0	1											
Edgar Renteria, R OBP: 0.400, SLG: 0.609 (1, 6)										4	0	1	0	0	1	0											
Orlando Palmeiro, L OBP: 0.700, SLG: 0.975 (1, 9)										2	0	1	0	0	0	0											
5 Albert Pujols, R OBP: 0.429, SLG: 0.778 (8, PH)										1	0	0	0	0	0	0											
Jeff Fassero, L (9, 1)										0	0	0	0	0	0	0											
Dustin Hermanson, R (9, 1)										0	0	0	0	0	0	0											
Miguel Cairo, R (1, 7)										4	0	0	0	0	0	2											
27 Scott Rolen, R OBP: 0.522, SLG: 0.588 (1, 5)										4	0	1	0	0	1	1											
Tino Martinez, L OBP: 0.273, SLG: 0.476 (1, 3)										4	0	0	0	0	2	1											
Mike Matheny, R OBP: 0.500, SLG: 0.550 (1, 2)										3	1	2	0	0	0	0											
Kerry Robinson, L OBP: 0.417, SLG: 0.364 (1, 8)										3	0	2	1	0	0	1											
Matt Morris, R OBP: 0.250, SLG: 0.500 (1, 1)										2	0	0	0	0	0	1											
15 Jim Edmonds, L OBP: 0.500, SLG: 1.300 (9, 8)										0	0	0	0	0	0	0											
Inning Stats	R: 0 E: 0 K: 0 S: 10	H: 1 LOB: 1 BB: 0 P: 15	R: 0 E: 0 K: 1 S: 11	H: 1 LOB: 0 BB: 0 P: 19	R: 0 E: 0 K: 0 S: 7	H: 0 LOB: 0 BB: 0 P: 12	R: 0 E: 0 K: 0 S: 8	H: 1 LOB: 1 BB: 0 P: 15	R: 0 E: 0 K: 0 S: 7	H: 1 LOB: 1 BB: 0 P: 13	R: 1 E: 0 K: 0 S: 9	H: 2 LOB: 0 BB: 0 P: 13	R: 0 E: 0 K: 1 S: 9	H: 0 LOB: 0 BB: 0 P: 15	R: 0 E: 0 K: 2 S: 9	H: 0 LOB: 0 BB: 0 P: 16	1B: 5 2B: 2 3B: 0 HR: 0	SF: 0 SAC: 2 DP: 0 HBP: 0	WP: 0 PA: 33 PB: 0 SB: 0 CS: 1								
PITCHER	IP	WLS	BF	H	R	ER	SO	BB	IBB	HBP	BLK	WP	HR	S	P	ERA	WHIP										
Tim Redding, R ERA: 1.29 (1, 1)	7.0		27	7	1	1	1	0	0	0	0	0	0	6	12	0.00	1.000										
Bruce Chen, L ERA: 9.82 (8, 1)	0.2		2	0	0	0	1	0	0	0	0	0	0	3	3	0.00	0.000										
Pete Munro, R ERA: 2.7 (8, 1)	0.1	W	1	0	0	0	0	0	0	0	0	0	0	3	3	0.00	0.000										
Billy Wagner, L ERA: (9, 1)	1.0	S	3	0	0	0	2	0	0	0	0	0	0	9	16	0.00	0.000										

Houston Astros @ St. Louis Cardinals
 Busch Stadium, St. Louis, MO
 Sat Apr 05 2003, 1:10 PM CST
 Att: 33,878 - Cloudy - 41 F

AB 31
 R 1
 H 7
 RBI 1
 BB 0
 SO 4
 LOB 7




Batter	1	2	3	4	5	6	7	8	9	10	AB	R	H	RBI	BB	SO	LOB					
Barry Larkin, R OBP: 0.267, SLG: 0.286 Scott Williamson, R (10, 1)	G4-3		G4-3		F9			P5		K	5	0	0	0	0	1	1					
Aaron Boone, R OBP: 0.250, SLG: 0.548 (1, 4)	1B		G3-1			G6-3				L4	4	0	1	0	1	0	0					
Adam Dunn, L OBP: 0.250, SLG: 0.520 (1, 7)	P4		K			G4-3					4	0	0	0	0	2	3					
Austin Kearns, R OBP: 0.454, SLG: 0.739 (9, 9)	G1-3				G6-3					FC1-6 BB	3	0	0	0	1	0	1					
Sean Casey, L OBP: 0.250, SLG: 0.481 (1, 3)			K		G4-3			G4-3		FC1-6 BB	4	0	0	0	0	1	1					
Brandon Larson, R OBP: 0.227, SLG: 0.111 (1, 5)			F8					L4			2	0	0	0	2	0	0					
Reggie Taylor, L OBP: 0.300, SLG: 0.500 Jose Guillen, R (9, PH) (9, 9)			1B					G4-3		G4-6-3 BB	3	1	1	0	0	1	1					
Jason LaRue, R OBP: 0.370, SLG: 0.478 (1, 2)			3B					G4-3		G4-6-3	1	0	0	0	0	0	2					
Ryan Dempster, R Felipe Lopez, S OBP: 0.250, SLG: 0.200 (10, PH) (10, 6)			1B					WP 1B		HR	4	1	3	2	0	0	0					
Inning Stats	R: 0 E: 0 K: 0 S: 7	H: 1 LOB: 1 BB: 0 P: 11	R: 1 E: 0 K: 1 S: 13	H: 2 LOB: 1 BB: 0 P: 18	R: 0 E: 0 K: 1 S: 10	H: 0 LOB: 0 BB: 1 P: 15	R: 0 E: 0 K: 1 S: 15	H: 0 LOB: 0 BB: 1 P: 25	R: 0 E: 0 K: 1 S: 6	H: 0 LOB: 0 BB: 0 P: 10	R: 0 E: 0 K: 0 S: 3	H: 0 LOB: 0 BB: 0 P: 4	R: 0 E: 0 K: 0 S: 6	H: 0 LOB: 2 BB: 1 P: 10	R: 0 E: 0 K: 0 S: 7	H: 0 LOB: 1 BB: 2 P: 18	R: 1 E: 0 K: 2 S: 12	H: 1 LOB: 0 BB: 0 P: 16	1B: 3 2B: 0 3B: 1 HR: 1	SF: 0 SAC: 0 DP: 1 HBP: 0	WP: 1 PB: 0 SB: 0 CS: 0	PA: 38
PITCHER	IP	WLS	BF	H	R	ER	SO	BB	IBB	HBP	BLK	WP	HR	S	P	ERA	WHIP					
44 Roy Oswalt, R ERA: 1.2	(1, 1)	8.0	30	4	1	1	6	2	0	0	0	0	0	7	119	1.12	0.750					
Billy Wagner, L ERA	(9, 1)	1.0	4	0	0	0	0	2	0	0	0	0	0	7	18	0.00	2.000					
Octavio Dotel, R ERA: 2.25	(10, 1)	1.0	4	1	1	1	2	0	0	0	0	0	1	12	16	9.00	1.000					

TOP

Cincinnati Reds @ Houston Astros
Minute Maid Park, Houston, TX
Tue Apr 08 2003, 7:05 PM CDT
Att. 18,594 - Dome - 72 F

livebaseballscorecards.com

AB	34
R	2
H	5
RBI	2
BB	4
SO	8
LOB	11




Batter	1	2	3	4	5	6	7	8	9	10	AB	R	H	RBI	BB	SO	LOB					
Craig Biggio, R OBP: 0.355, SLG: 0.429 (1, 8)	FC4 BB 17 G4-6-3 1B		G1-3					F8		G6-3	5	1	2	0	0	0	0					
Geoff Blum, S OBP: 0.269, SLG: 0.375 (1, 5)	FC4 17 S4-6-3 5 BB							G6-4-3			4	0	1	0	0	0	3					
5 Jeff Bagwell, R OBP: 0.429, SLG: 0.600 (1, 3)	17 G4-6-3 BB		L6					E6			3	0	1	0	1	0	1					
17 Lance Berkman, S OBP: 0.407, SLG: 0.200 (1, 7)	G4-6-3							G4-3			3	0	0	0	1	0	3					
Jeff Kent, R OBP: 0.370, SLG: 0.480 (1, 4)	F9							G5-4-3			4	0	1	0	0	0	3					
Richard Hidalgo, R OBP: 0.462, SLG: 0.455 (1, 9)								F8			3	0	1	0	0	0	2					
Brad Ausmus, R OBP: 0.409, SLG: 0.737 (1, 2)	L4									L6-3	4	0	0	0	0	1	3					
Julio Lugo, R OBP: 0.136, SLG: 0.136 Orlando Merced, S OBP: 0.400, SLG: 0.600 (10, PH)	G5-4-3									G4-3	3	0	0	0	0	1	1					
44 Roy Oswalt, R OBP: 0.400, SLG: 0.400 Billy Wagner, L Octavio Dotel, R Jose Vizcaino, S OBP: 0.333, SLG: 0.200 (10, PH)			K							F7	1	0	0	0	0	0	0					
Inning Stats	R: 1 E: 0 K: 0 S: 7	H: 1 LOB: 1 BB: 1 P: 13	R: 0 E: 0 K: 0 S: 6	H: 0 LOB: 0 BB: 0 P: 9	R: 0 E: 0 K: 1 S: 9	H: 1 LOB: 1 BB: 0 P: 10	R: 0 E: 0 K: 0 S: 5	H: 1 LOB: 1 BB: 0 P: 8	R: 0 E: 0 K: 0 S: 11	H: 2 LOB: 1 BB: 0 P: 17	R: 0 E: 0 K: 0 S: 7	H: 1 LOB: 1 BB: 1 P: 14	R: 0 E: 1 K: 0 S: 6	H: 0 LOB: 1 BB: 0 P: 7	R: 0 E: 0 K: 0 S: 6	H: 1 LOB: 0 BB: 0 P: 7	R: 0 E: 0 K: 0 S: 5	H: 0 LOB: 0 BB: 0 P: 9	1B: 7 2B: 1 3B: 0 HR: 0	SF: 0 SAC: 0 DP: 5 HBP: 1	WP: 0 PB: 0 SB: 0 CS: 0	PA: 37
PITCHER	IP	WLS	BF	H	R	ER	SO	BB	IBB	HBP	BLK	WP	HR	S	P	ERA	WHIP					
Ryan Dempster, R ERA: 2.3	(1, 1)	9.0	34	7	1	1	3	2	0	1	0	0	0	6	97	1.00	1.000					
Scott Williamson, R ERA	(10, 1)	1.0	3	0	0	0	0	0	0	0	0	0	0	5	9	0.00	0.000					

BOTTOM

Cincinnati Reds @ Houston Astros
Minute Maid Park, Houston, TX
Tue Apr 08 2003, 7:05 PM CDT
Att. 18,594 - Dome - 72 F

livebaseballscorecards.com

AB	34
R	1
H	7
RBI	0
BB	2
SO	3
LOB	16



Batter	1	2	3	4	5	6	7	8	9	AB	R	H	RBI	BB	SO	LOB	TOP			
Barry Larkin, R OBP: 0.286, SLG: 0.281 (1, 6)										4	1	1	0	0	0	2				
Aaron Boone, R OBP: 0.250, SLG: 0.514 (1, 4)										4	0	1	1	0	0	1				
Adam Dunn, L OBP: 0.219, SLG: 0.448 (1, 7)										4	0	0	0	0	4	1				
Austin Kearns, R OBP: 0.438, SLG: 0.654 (1, 9)										3	0	0	0	0	0	0				
Sean Casey, L OBP: 0.315, SLG: 0.548 (1, 3)										4	0	3	0	0	0	1				
Brandon Larson, R OBP: 0.200, SLG: 0.095 (6, 1)										3	0	0	0	0	0	1				
Josias Manzanillo, R (6, 1)										0	0	0	0	0	0	0				
Gabe White, L (7, 1)										0	0	0	0	0	0	0				
John Riedling, R (7, 1)										0	0	0	0	0	0	0				
Jose Guillen, R (9, PH)										0	0	0	0	1	0	0				
Reggie Taylor, L OBP: 0.308, SLG: 0.462 (9, PH)										3	0	1	0	0	2	1				
Ruben Mateo, R (9, PH)										0	0	0	0	1	0	0				
Jason LaRue, R OBP: 0.355, SLG: 0.423 (1, 2)										3	1	0	0	0	0	4				
Jimmy Anderson, L (1, 1)										1	1	0	0	1	0	0				
Felipe Lopez, S OBP: 0.214, SLG: 0.167 (6, 5)										2	0	0	0	0	1	2				
Inning Stats	R: 0 E: 0 K: 1 S: 7	H: 1 LOB: 0 BB: 0 P: 12	R: 0 E: 0 K: 0 S: 8	H: 2 LOB: 2 BB: 0 P: 14	R: 0 E: 0 K: 0 S: 7	H: 0 LOB: 0 BB: 0 P: 12	R: 0 E: 0 K: 1 S: 8	H: 1 LOB: 1 BB: 0 P: 14	R: 3 E: 1 K: 3 S: 17	H: 1 LOB: 1 BB: 1 P: 29	R: 0 E: 0 K: 0 S: 8	H: 0 LOB: 0 BB: 0 P: 12	R: 0 E: 0 K: 1 S: 7	H: 0 LOB: 1 BB: 0 P: 12	R: 0 E: 0 K: 1 S: 11	H: 0 LOB: 2 BB: 2 P: 20	1B: 5 2B: 1 3B: 0 HR: 0	SF: 0 SAC: 0 DP: 1 HBP: 3	WP: 0 PB: 0 SB: 0 CS: 0	PA: 37
PITCHER	IP	WLS	BF	H	R	ER	SO	BB	IBB	HBP	BLK	WP	HR	S	P	ERA	WHIP			
Wade Miller, R ERA: 5.79 (1, 1)	6.0		25	6	3	1	6	1	0	2	0	0	0	55	91	1.50	1.167			
54 Brad Lidge, R ERA: (7, 1)	2.0	W	7	0	0	0	1	0	0	1	0	0	0	15	24	0.00	0.000			
Billy Wagner, L ERA: (9, 1)	1.0	S	5	0	0	0	1	2	0	0	0	0	0	11	20	0.00	2.000			

Cincinnati Reds @ Houston Astros
Minute Maid Park, Houston, TX
Wed Apr 09 2003, 7:05 PM CDT
Att: 20,794 - Dome - 72 F

AB	31
R	3
H	6
RBI	1
BB	3
SO	8
LOB	14



Batter	1	2	3	4	5	6	7	8	9	AB	R	H	RBI	BB	SO	LOB	BOTTOM			
Craig Biggio, R OBP: 0.361, SLG: 0.424 (1, 8)										5	1	2	0	0	1	1				
Jose Vizcaino, S OBP: 0.300, SLG: 0.222 (1, 6)										4	0	1	0	0	0	2				
5 Jeff Bagwell, R OBP: 0.406, SLG: 0.552 (1, 3)										4	0	1	0	0	0	0				
17 Lance Berkman, S OBP: 0.419, SLG: 0.182 (1, 7)										2	1	0	0	2	1	3				
Jeff Kent, R OBP: 0.355, SLG: 0.464 (1, 4)										3	0	1	1	0	0	2				
Richard Hidalgo, R OBP: 0.433, SLG: 0.423 (1, 9)										4	1	1	0	0	1	4				
Brad Ausmus, R OBP: 0.423, SLG: 0.773 (1, 2)										3	1	1	1	1	0	0				
Morgan Ensberg, R (1, 5)										1	0	0	1	1	0	0				
Orlando Merced, S OBP: 0.333, SLG: 0.500 (8, PH)										1	0	0	0	0	0	0				
Billy Wagner, L (9, 1)										0	0	0	0	0	0	0				
Wade Miller, R OBP: 0.250, SLG: 0.250 (1, 1)										2	0	1	0	0	0	3				
Gregg Zaun, S OBP: 0.333, SLG: 0.800 (6, PH)										1	0	0	0	0	0	0				
54 Brad Lidge, R (7, 1)										0	0	0	0	0	0	0				
Geoff Blum, S OBP: 0.296, SLG: 0.375 (8, PH)										0	0	0	0	1	0	0				
Inning Stats	R: 0 E: 0 K: 1 S: 8	H: 0 LOB: 0 BB: 0 P: 16	R: 0 E: 0 K: 0 S: 8	H: 1 LOB: 3 BB: 2 P: 20	R: 0 E: 0 K: 0 S: 6	H: 0 LOB: 0 BB: 0 P: 10	R: 3 E: 1 K: 0 S: 14	H: 4 LOB: 2 BB: 1 P: 23	R: 0 E: 0 K: 0 S: 6	H: 0 LOB: 1 BB: 1 P: 17	R: 0 E: 0 K: 0 S: 5	H: 0 LOB: 0 BB: 0 P: 9	R: 1 E: 0 K: 2 S: 16	H: 3 LOB: 0 BB: 0 P: 23	R: 0 E: 0 K: 0 S: 7	H: 0 LOB: 1 BB: 1 P: 14	1B: 7 2B: 0 3B: 1 HR: 0	SF: 2 SAC: 0 DP: 0 HBP: 0	WP: 0 PB: 0 SB: 1 CS: 0	PA: 37
PITCHER	IP	WLS	BF	H	R	ER	SO	BB	IBB	HBP	BLK	WP	HR	S	P	ERA	WHIP			
Jimmy Anderson, L ERA: 8.44 (1, 1)	5.0		24	5	3	3	1	4	0	0	0	0	0	42	86	5.40	1.800			
Josias Manzanillo, R ERA: 6.23 (6, 1)	1.0	L	6	3	1	1	0	0	0	0	0	0	0	3	5	9.00	3.000			
Gabe White, L ERA: 2.08 (7, 1)	0.1		1	0	0	0	1	0	0	0	0	0	0	3	5	0.00	0.000			
John Riedling, R ERA: 9.64 (7, 1)	1.2		6	0	0	0	1	1	0	0	0	0	0	12	20	0.00	0.600			

Cincinnati Reds @ Houston Astros
Minute Maid Park, Houston, TX
Wed Apr 09 2003, 7:05 PM CDT
Att: 20,794 - Dome - 72 F

AB	30
R	4
H	8
RBI	3
BB	5
SO	3
LOB	15



Batter	1	2	3	4	5	6	7	8	9	AB	R	H	RBI	BB	SO	LOB	TOP								
Barry Larkin, R OBP: 0.282, SLG: 0.333	2-2 P6			1-1 F8		0-0 G6-3			1-2 1B 3B	4	1	1	0	0	0	0	Cincinnati Reds @ Houston Astros Minute Maid Park, Houston, TX Thu Apr 10 2003, 7:05 PM CDT Att: 20,842 - Cloudy - 72 F								
Aaron Boone, R OBP: 0.275, SLG: 0.486	4-2 G6-4-3 BB			4-1 BB 1B BB		0-1 F7			0-0 P3	2	1	0	0	2	0	1									
Austin Kearns, R OBP: 0.444, SLG: 0.621	2-2 G6-4-3			4-2 CS 1B BB		3-3 K			1-1 1B	3	0	1	1	1	1	1									
Sean Casey, L OBP: 0.333, SLG: 0.543 Wily Mo Peña, R (9, PR)		2-3 K		0-1 CS 1B					0-2 1B	4	0	2	1	0	1	0									
Jose Guillen, R OBP: 0.333, SLG: 0.200		0-0 CS 1B		3-3 K2					1-2 P3	4	0	1	0	0	1	4									
Ruben Mateo, R (1, 8)		1-0 F9		3-3 K					0-3 K	4	0	0	0	0	2	5									
Brandon Larson, R OBP: 0.179, SLG: 0.083		2-2 CS 1-2		1-0 P4		0-0 F8			1-3 K	3	0	0	0	0	1	0									
Jason LaRue, R OBP: 0.324, SLG: 0.379				3-3 K		3-3 K			0-3 K	3	0	0	0	0	3	0									
Danny Graves, R Kent Mercker, L Scott Sullivan, R Reggie Taylor, L Josias Manzanillo, R				2-3 K		0-3 K			1-3 K	2	0	0	0	0	2	0									
Inning Stats	R: 0 E: 0 K: 0 S: 9	H: 0 LOB: 0 BB: 1 P: 17	R: 0 E: 0 K: 1 S: 7	H: 1 LOB: 0 BB: 0 P: 12	R: 0 E: 0 K: 2 S: 7	H: 0 LOB: 0 BB: 0 P: 13	R: 1 E: 0 K: 2 S: 14	H: 1 LOB: 2 BB: 2 P: 29	R: 0 E: 0 K: 1 S: 7	H: 0 LOB: 0 BB: 0 P: 10	R: 0 E: 0 K: 1 S: 8	H: 0 LOB: 0 BB: 0 P: 11	R: 0 E: 0 K: 0 S: 6	H: 0 LOB: 0 BB: 0 P: 9	R: 0 E: 0 K: 3 S: 10	H: 0 LOB: 0 BB: 0 P: 12		R: 1 E: 0 K: 1 S: 15	H: 3 LOB: 2 BB: 0 P: 18	1B: 4 2B: 0 3B: 1 HR: 0	SF: 0 SAC: 0 DP: 1 HBP: 0	WP: 0 PB: 0 SB: 0 CS: 3	PA: 34		
PITCHER	IP	WLS	BF	H	R	ER	SO	BB	IBB	HBP	BLK	WP	HR	S	P	ERA	WHIP								
Jerome Robertson, L ERA: 7.19	7.0	W	24	2	1	1	8	3	0	0	0	0	0	58	101	1.29	0.714								
Octavio Dotel, R ERA: 1.8	1.0	H	3	0	0	0	3	0	0	0	0	0	0	10	12	0.00	0.000								
Billy Wagner, L ERA: 1.29	1.0	S	6	3	1	1	1	0	0	0	0	0	0	15	18	9.00	3.000								

AB	30
R	2
H	5
RBI	2
BB	3
SO	12
LOB	11



Batter	1	2	3	4	5	6	7	8	9	AB	R	H	RBI	BB	SO	LOB	BOTTOM								
Craig Biggio, R OBP: 0.341, SLG: 0.474	1-1 HR	1-2 F7		3-1 F7		0-0 P5		2-0 G5-3		5	1	1	1	0	0	0	Cincinnati Reds @ Houston Astros Minute Maid Park, Houston, TX Thu Apr 10 2003, 7:05 PM CDT Att: 20,842 - Cloudy - 72 F								
Geoff Blum, S OBP: 0.313, SLG: 0.379	1-2 2B	1-1 5 HBP 1B		0-1 F8		2-2 G3		2-1 F9		5	1	2	0	0	0	0									
5 Jeff Bagwell, R OBP: 0.378, SLG: 0.485	0-0 F9	1-2 HBP		0-0 P4		1-0 E6 17 S		0-0 F9		4	0	0	0	0	0	1									
17 Lance Berkman, S OBP: 0.371, SLG: 0.154	0-1 F7	1-0 F8				1-1 E7 1B		2-3 K		4	1	0	0	0	1	4									
Jeff Kent, R OBP: 0.343, SLG: 0.469	3-2 1B 2B			2-1 E7 G4-3		0-0 F9		2-3 K		4	1	1	1	0	1	1									
Richard Hidalgo, R OBP: 0.441, SLG: 0.414	2-1 BB 1B			3-2 L7		0-1 G5-3		1-1 BB HBP		3	0	1	1	0	0	2									
Gregg Zaun, S OBP: 0.400, SLG: 0.625 Brad Ausmus, R OBP: 0.423, SLG: 0.773	4-1 BB			0-1 G4-3		2-1 1B		1-1 P4		3	0	1	1	1	0	2									
Julio Lugo, R OBP: 0.231, SLG: 0.167	2-2 F9			4-0 FC4-6 IBB		3-H 1B		4-1 BB		2	0	1	0	2	0	2									
Jerome Robertson, L Orlando Merced, S Octavio Dotel, R Billy Wagner, L		0-1 G1-3		2-2 FC4-6		2-1 G4-3		2-2 F7		3	0	0	0	0	0	4									
Inning Stats	R: 3 E: 0 K: 0 S: 18	H: 4 LOB: 2 BB: 1 P: 31	R: 0 E: 0 K: 0 S: 10	H: 1 LOB: 0 BB: 0 P: 14	R: 0 E: 1 K: 0 S: 10	H: 0 LOB: 2 BB: 1 P: 21	R: 0 E: 0 K: 0 S: 5	H: 0 LOB: 0 BB: 0 P: 8	R: 1 E: 1 K: 0 S: 13	H: 2 LOB: 2 BB: 0 P: 19	R: 0 E: 1 K: 1 S: 11	H: 0 LOB: 1 BB: 0 P: 16	R: 0 E: 0 K: 1 S: 11	H: 0 LOB: 2 BB: 1 P: 21	R: 0 E: 0 K: 0 S: 4	H: 0 LOB: 0 BB: 0 P: 8		R: 0 E: 0 K: 0 S: 4	H: 0 LOB: 0 BB: 0 P: 8	1B: 5 2B: 1 3B: 0 HR: 1	SF: 0 SAC: 0 DP: 0 HBP: 2	WP: 0 PB: 0 SB: 1 CS: 0	PA: 39		
PITCHER	IP	WLS	BF	H	R	ER	SO	BB	IBB	HBP	BLK	WP	HR	S	P	ERA	WHIP								
Danny Graves, R ERA: 7.99	5.2	L	30	7	4	3	0	1	1	1	0	0	0	61	101	4.76	1.412								
Kent Mercker, L ERA: 1.69	0.1		1	0	0	0	1	0	0	0	0	0	0	6	8	0.00	0.000								
Scott Sullivan, R ERA: 1.69	1.0		5	0	0	0	1	1	0	1	0	0	0	11	21	0.00	1.000								
Josias Manzanillo, R ERA: 5.06	1.0		3	0	0	0	0	0	0	0	0	0	0	4	8	0.00	0.000								

AB	34
R	4
H	7
RBI	4
BB	3
SO	2
LOB	18



Batter	1	2	3	4	5	6	7	8	9	AB R H RBI BB SO LOB	TOP																	
Miguel Cairo, R (1,4) OBP: 0.133, SLG: 0.200	F9		G5-4-3 1B		G5-4-3 1-2			K		4 0 1 0 0 1 1	St. Louis Cardinals @ Houston Astros Minute Maid Park, Houston, TX Fri Apr 11 2003, 7:05 PM CDT Att: 25,185 - Cloudy - 75 F																	
Edgar Renteria, R (1,6) OBP: 0.391, SLG: 0.500	F9		G5-4-3 1-2		G4-3		K		4 0 0 0 0 1 1																			
15 Jim Edmonds, L (1,8) OBP: 0.593, SLG: 1.217	HR		BB		K		K		3 1 1 1 1 2 0																			
5 Albert Pujols, R (1,7) OBP: 0.395, SLG: 0.563	27 2B 1B		G1-3		27 BB BB			2-1 G4-6-3 27 BB 1B	3 1 2 0 1 0 1																			
27 Scott Rolen, R (1,5) OBP: 0.512, SLG: 0.667	2B			F9		BB		4-2 G4-6-3 BB	2 0 1 1 2 0 0																			
Tino Martinez, L (1,3) OBP: 0.333, SLG: 0.421	G4-3				G5-3			1-2 G4-6-3 1-2 2-3	4 0 1 0 0 0 5																			
Eli Marrero, R (1,9) OBP: 0.176, SLG: 0.067		P3			F8-4-3 1-2		G5-3		3-2 F8	4 0 0 0 0 0 2																		
Mike Matheny, R (1,2) OBP: 0.436, SLG: 0.568		G5-3			G6-3		F8			3 0 0 0 0 0 0																		
Matt Morris, R (1,1) OBP: 0.286, SLG: 0.429		G5-3			G5-4-3 1B		F9			3 0 1 0 0 0 0																		
Inning Stats	R: 2 E: 0 K: 0 S: 11	H: 3 LOB: 1 BB: 0 P: 18	R: 0 E: 0 K: 0 S: 4	H: 0 LOB: 0 BB: 0 P: 7	R: 0 E: 0 K: 0 S: 8	H: 1 LOB: 1 BB: 1 P: 16	R: 0 E: 0 K: 0 S: 3	H: 1 LOB: 0 BB: 0 P: 4	R: 0 E: 0 K: 1 S: 13	H: 0 LOB: 0 BB: 2 P: 27	R: 0 E: 0 K: 0 S: 7	H: 0 LOB: 0 BB: 0 P: 8	R: 0 E: 0 K: 3 S: 10	H: 0 LOB: 0 BB: 1 P: 16	R: 0 E: 0 K: 0 S: 12	H: 1 LOB: 1 BB: 1 P: 22	1B: 5 2B: 2 3B: 0 HR: 1	SF: 0 SAC: 0 DP: 4 HBP: 0	WP: 0 PB: 0 SB: 0 CS: 0	PA: 34								
PITCHER	IP WLS BF H R ER SO BB IBB HBP BLK WP HR S P ERA WHIP											IP WLS BF H R ER SO BB IBB HBP BLK WP HR S P ERA WHIP																
Brian Moehler, R (1,1) ERA: 6.52	5.0	19	6	2	2	0	1	0	0	0	0	0	0	0	0	0	3.60	1.400										
Pete Munro, R (6,1) ERA: 1.59	2.0	8	0	0	0	1	2	0	0	0	0	0	0	20	35	0.00	1.000											
54 Brad Lidge, R (8,1) ERA: 1.59	1.0	3	0	0	0	3	0	0	0	0	0	0	0	10	16	0.00	0.000											
Octavio Dotel, R (9,1) ERA: 1.5	1.0	W 4	1	0	0	0	1	0	0	0	0	0	0	12	22	0.00	2.000											

AB 30
R 2
H 7
RBI 2
BB 4
SO 4
LOB 10



Batter	1	2	3	4	5	6	7	8	9	AB R H RBI BB SO LOB	BOTTOM																
Craig Biggio, R (1,8) OBP: 0.311, SLG: 0.429	G6-3		K		G5-4-3 1-2			K		4 0 0 0 0 2 1	St. Louis Cardinals @ Houston Astros Minute Maid Park, Houston, TX Fri Apr 11 2003, 7:05 PM CDT Att: 25,185 - Cloudy - 75 F																
Geoff Blum, S (1,5) OBP: 0.306, SLG: 0.394	2B		P5		G6-3			F8		4 0 1 0 0 0 0																	
5 Jeff Bagwell, R (1,3) OBP: 0.390, SLG: 0.556	BB		HR		G5-3			F9		3 1 1 1 1 0 0																	
17 Lance Berkman, S (1,7) OBP: 0.359, SLG: 0.167	K		F7		F8			HR 1B		4 1 1 0 0 1 2																	
Jeff Kent, R (1,4) OBP: 0.333, SLG: 0.528	F8			G4-3			F9		4 1 1 2 0 0 2																		
Richard Hidalgo, R (1,9) OBP: 0.405, SLG: 0.375		G6-3		K			G6-3		3 0 0 0 0 1 0																		
Brad Ausmus, R (1,2) OBP: 0.379, SLG: 0.680		F9		G4-3			G5-3		3 0 0 0 0 0 0																		
Julio Lugo, R (1,6) OBP: 0.276, SLG: 0.222					G5-4-3 1B			G5-3		3 0 2 0 0 0 0																	
Brian Moehler, R (1,1) Gregg Zaun, S (5, PH) Pete Munro, R (6,1) 54 Brad Lidge, R (8,1) Orlando Merced, S (8, PH) Octavio Dotel, R (9,1)					F9			G4-3		1 0 0 0 0 0 1 1 0 1 0 0 0 0 0 0 0 0 0 0 0 0 0																	
Inning Stats	R: 0 E: 0 K: 1 S: 12	H: 1 LOB: 2 BB: 1 P: 22	R: 0 E: 0 K: 1 S: 10	H: 1 LOB: 0 BB: 0 P: 16	R: 1 E: 0 K: 1 S: 11	H: 1 LOB: 0 BB: 0 P: 18	R: 0 E: 0 K: 1 S: 8	H: 0 LOB: 0 BB: 0 P: 13	R: 0 E: 0 K: 0 S: 10	H: 1 LOB: 0 BB: 0 P: 15	R: 0 E: 0 K: 0 S: 4	H: 0 LOB: 0 BB: 0 P: 7	R: 0 E: 0 K: 0 S: 5	H: 0 LOB: 0 BB: 0 P: 7	R: 0 E: 0 K: 1 S: 9	H: 0 LOB: 0 BB: 0 P: 13	R: 2 E: 0 K: 0 S: 5	H: 2 LOB: 0 BB: 0 P: 8	1B: 3 2B: 1 3B: 0 HR: 2	SF: 0 SAC: 0 DP: 1 HBP: 0	WP: 0 PB: 0 SB: 0 CS: 0	PA: 32					
PITCHER	IP WLS BF H R ER SO BB IBB HBP BLK WP HR S P ERA WHIP											IP WLS BF H R ER SO BB IBB HBP BLK WP HR S P ERA WHIP															
Matt Morris, R (1,1) ERA: 3.04	8.2	L 32	6	3	3	5	1	0	0	0	0	0	2	74	119	3.12	0.808										

AB 31
R 3
H 6
RBI 3
BB 1
SO 5
LOB 7



Batter	1	2	3	4	5	6	7	8	9	AB	R	H	RBI	BB	SO	LOB	TOP		
Orlando Palmeiro, L OBP: 0.480, SLG: 0.450	4-1 BB 27 BB 5 1B		3-2 G4-3			1-2 K	1-1 G1-3		2-0 FC5-4 HBP	3	0	0	0	1	1	4			
Wilson Delgado, S OBP: 0.143, SLG: 0.143	1-2 P6		1-2 G6-3			1-3 K		1-2 G4-6-3 15 BB	1-2 FC5-4	5	0	1	0	0	1	5			
15 Jim Edmonds, L OBP: 0.594, SLG: 1.115	3-2 F8		4-2 BB			2-2 1B		4-1 G4-6-3 5 BB	1-1 G5-3	3	0	1	1	2	0	1			
5 Albert Pujols, R OBP: 0.395, SLG: 0.541	2-1 1B 27 BB		0-2 F9			2-3 K		0-2 G4-6-3	1-2 F9 27 BB 1B	5	1	2	0	0	1	5			
27 Scott Rolen, R OBP: 0.542, SLG: 0.647	4-2 BB			0-2 L6				4-0 1B G4-6-3 BB	4-1 1B	1	1	0	0	4	0	0			
Tino Martinez, L OBP: 0.318, SLG: 0.395	0-1 F9			2-0 F8				1-0 G4-6-3 1B	0-1 F9	5	0	1	0	0	1	7			
Edgar Renteria, R OBP: 0.392, SLG: 0.478		0-3 K		0-0 G5-3				1-1 G4-6-3 1-2 3-H	4-1 SH1-4 BB	4	0	1	1	1	1	1			
Mike Matheny, R OBP: 0.432, SLG: 0.548		2-1 F7				1-1 15 1B 1B		2-2 1B	0-0 F7 FC6-4	5	1	2	0	0	0	3			
Woody Williams, R OBP: 0.400, SLG: 0.400		1-0 P3				2-0 15 1B 1B		0-0 1B	0-1 SH1-4	3	0	2	0	0	0	0			
Russ Springer, R ERA: 9.00										0	0	0	0	0	0	0			
Jeff Fassero, L ERA: 9.00										0	0	0	0	0	0	0			
Dustin Hermanson, R ERA: 9.00										0	0	0	0	0	0	0			
Inning Stats	R: 0 E: 0 K: 0 S: 16	H: 1 LOB: 3 BB: 2 P: 30	R: 0 E: 0 K: 1 S: 6	H: 0 LOB: 0 BB: 0 P: 9	R: 0 E: 0 K: 0 S: 15	H: 0 LOB: 1 BB: 1 P: 23	R: 0 E: 0 K: 0 S: 6	H: 0 LOB: 0 BB: 0 P: 8	R: 1 E: 0 K: 3 S: 17	H: 3 LOB: 2 BB: 0 P: 26	R: 0 E: 0 K: 1 S: 10	H: 1 LOB: 2 BB: 2 P: 20	R: 0 E: 0 K: 0 S: 7	H: 0 LOB: 2 BB: 1 P: 14	R: 1 E: 0 K: 0 S: 13	H: 2 LOB: 2 BB: 1 P: 19	1B: 10 2B: 0 3B: 0 HR: 0	SF: 0 SAC: 1 DP: 2 HBP: 1	WP: 0 PA: 44 PB: 0 SB: 0 CS: 0
PITCHER	IP WLS BF H R ER SO BB IBB HBP BLK WP HR S P ERA WHIP	IP WLS BF H R ER SO BB IBB HBP BLK WP HR S P ERA WHIP	IP WLS BF H R ER SO BB IBB HBP BLK WP HR S P ERA WHIP	IP WLS BF H R ER SO BB IBB HBP BLK WP HR S P ERA WHIP	IP WLS BF H R ER SO BB IBB HBP BLK WP HR S P ERA WHIP	IP WLS BF H R ER SO BB IBB HBP BLK WP HR S P ERA WHIP	IP WLS BF H R ER SO BB IBB HBP BLK WP HR S P ERA WHIP	IP WLS BF H R ER SO BB IBB HBP BLK WP HR S P ERA WHIP	IP WLS BF H R ER SO BB IBB HBP BLK WP HR S P ERA WHIP	IP WLS BF H R ER SO BB IBB HBP BLK WP HR S P ERA WHIP	IP WLS BF H R ER SO BB IBB HBP BLK WP HR S P ERA WHIP	IP WLS BF H R ER SO BB IBB HBP BLK WP HR S P ERA WHIP	IP WLS BF H R ER SO BB IBB HBP BLK WP HR S P ERA WHIP	IP WLS BF H R ER SO BB IBB HBP BLK WP HR S P ERA WHIP	IP WLS BF H R ER SO BB IBB HBP BLK WP HR S P ERA WHIP	IP WLS BF H R ER SO BB IBB HBP BLK WP HR S P ERA WHIP	IP WLS BF H R ER SO BB IBB HBP BLK WP HR S P ERA WHIP		
Tim Redding, R ERA: 2.25	5.0 L 24 5 2 2 4 4 0 0 0 0 0 0 62 103 3.60 1.800																		
Ricky Stone, R ERA: 9.00	1.0 4 2 0 0 0 0 0 0 0 0 0 0 0 9 13 0.00 2.000																		
Bruce Chen, L ERA: 6.35	2.0 10 1 0 0 1 2 1 1 0 0 0 0 0 17 34 0.00 1.500																		
54 Brad Lidge, R ERA: 1.13	1.0 6 2 1 1 0 1 0 0 0 0 0 0 0 13 19 9.00 3.000																		

St. Louis Cardinals @ Houston Astros
Minute Maid Park, Houston, TX
Sat Apr 12 2003, 7:05 PM CDT
Att: 33,509 - Sunny - 77 F

AB 34
R 3
H 10
RBI 2
BB 8
SO 5
LOB 26



Batter	1	2	3	4	5	6	7	8	9	AB	R	H	RBI	BB	SO	LOB	BOTTOM				
Craig Biggio, R OBP: 0.286, SLG: 0.391	3-1 F9		2-2 G4-3			2-1 L8		1-0 F7		4	0	0	0	0	0	1					
Geoff Blum, S OBP: 0.325, SLG: 0.405	1-2 5 2B 17 FC3-2 1B		1-2 G4-3			2-2 5 G5-4-3 1B		1-0 P6		4	0	2	0	0	0	0					
5 Jeff Bagwell, R OBP: 0.422, SLG: 0.590	0-0 17 FC3-2 1B		2-1 17 CS 1B			2-1 G5-4-3 1-2		3-1 HBP		3	0	2	0	0	0	1					
17 Lance Berkman, S OBP: 0.349, SLG: 0.176	3-1 FC3-2 BB		2-2 CS	1-0 F8		1-0 1B		0-1 G1-3		4	0	1	0	0	0	3					
Jeff Kent, R OBP: 0.349, SLG: 0.513	4-2 2-3 3-H		1-2 F8	0-1 F8		0-0 1B		1-2 1B		3	0	1	0	1	0	0					
Richard Hidalgo, R OBP: 0.375, SLG: 0.343	2-2 F8		0-1 P2			0-0 F8		0-0 F8		3	0	0	0	0	0	5					
Bruce Chen, L ERA: 9.00										0	0	0	0	0	0	0					
54 Brad Lidge, R ERA: 9.00										0	0	0	0	0	0	0					
Jose Vizcaino, S OBP: 0.273, SLG: 0.200										1	0	0	0	0	0	0					
Brad Ausmus, R OBP: 0.333, SLG: 0.586		2-1 F8				1-0 F8		2-2 P4		4	0	0	0	0	0	0					
Julio Lugo, R OBP: 0.281, SLG: 0.207		2-3 K				4-2 SH3-4 BB		2-2 L4		2	0	0	0	1	1	0					
Tim Redding, R ERA: 2.25		1-3 K				2-1 SH3-4 BB		1-0 F9		1	0	0	0	0	1	0					
Ricky Stone, R ERA: 9.00										0	0	0	0	0	0	0					
Orlando Merced, S OBP: 0.222, SLG: 0.333										1	0	0	0	0	0	0					
Inning Stats	R: 0 E: 0 K: 0 S: 13	H: 2 LOB: 3 BB: 1 P: 26	R: 0 E: 0 K: 2 S: 8	H: 0 LOB: 0 BB: 0 P: 13	R: 0 E: 0 K: 0 S: 13	H: 1 LOB: 0 BB: 0 P: 20	R: 0 E: 0 K: 0 S: 5	H: 0 LOB: 0 BB: 0 P: 6	R: 0 E: 0 K: 0 S: 8	H: 0 LOB: 1 BB: 1 P: 17	R: 0 E: 0 K: 0 S: 8	H: 3 LOB: 2 BB: 0 P: 13	R: 0 E: 0 K: 0 S: 8	H: 0 LOB: 0 BB: 0 P: 13	R: 0 E: 0 K: 0 S: 5	H: 0 LOB: 1 BB: 0 P: 10	R: 0 E: 0 K: 0 S: 6	H: 0 LOB: 0 BB: 0 P: 11	1B: 5 2B: 1 3B: 0 HR: 0	SF: 0 SAC: 1 DP: 1 HBP: 1	WP: 0 PA: 35 PB: 0 SB: 0 CS: 1
PITCHER	IP WLS BF H R ER SO BB IBB HBP BLK WP HR S P ERA WHIP	IP WLS BF H R ER SO BB IBB HBP BLK WP HR S P ERA WHIP	IP WLS BF H R ER SO BB IBB HBP BLK WP HR S P ERA WHIP	IP WLS BF H R ER SO BB IBB HBP BLK WP HR S P ERA WHIP	IP WLS BF H R ER SO BB IBB HBP BLK WP HR S P ERA WHIP	IP WLS BF H R ER SO BB IBB HBP BLK WP HR S P ERA WHIP	IP WLS BF H R ER SO BB IBB HBP BLK WP HR S P ERA WHIP	IP WLS BF H R ER SO BB IBB HBP BLK WP HR S P ERA WHIP	IP WLS BF H R ER SO BB IBB HBP BLK WP HR S P ERA WHIP	IP WLS BF H R ER SO BB IBB HBP BLK WP HR S P ERA WHIP	IP WLS BF H R ER SO BB IBB HBP BLK WP HR S P ERA WHIP	IP WLS BF H R ER SO BB IBB HBP BLK WP HR S P ERA WHIP	IP WLS BF H R ER SO BB IBB HBP BLK WP HR S P ERA WHIP	IP WLS BF H R ER SO BB IBB HBP BLK WP HR S P ERA WHIP	IP WLS BF H R ER SO BB IBB HBP BLK WP HR S P ERA WHIP	IP WLS BF H R ER SO BB IBB HBP BLK WP HR S P ERA WHIP	IP WLS BF H R ER SO BB IBB HBP BLK WP HR S P ERA WHIP				
Woody Williams, R ERA: 3.38	6.0 W 24 6 0 0 0 2 0 0 0 0 0 0 11 21 0.00 0.000																				
Russ Springer, R ERA: 9.00	1.2 H 6 0 0 0 0 0 0 0 0 0 0 0 2 2 0.00 0.000																				
Jeff Fassero, L ERA: 9.00	0.1 H 1 0 0 0 0 0 0 0 0 0 0 0 2 2 0.00 0.000																				
Dustin Hermanson, R ERA: 2.08	1.0 S 3 0 0 0 0 0 0 0 0 0 0 0 6 11 0.00 0.000																				

St. Louis Cardinals @ Houston Astros
Minute Maid Park, Houston, TX
Sat Apr 12 2003, 7:05 PM CDT
Att: 33,509 - Sunny - 77 F

AB 30
R 0
H 6
RBI 0
BB 2
SO 2
LOB 10



Batter	1	2	3	4	5	6	7	8	9	AB	R	H	RBI	BB	SO	LOB	TOP					
Orlando Palmeiro, L OBP: 0.500, SLG: 0.458 (1.9) (7.7)	F8		G4-3		G5-3 27 2B BB		2-2 1B E	1-2 1B		4	2	2	0	1	0	0						
Eli Marrero, R OBP: 0.182, SLG: 0.100 (1.2) (7.9)	K		K		G5-3		1-3 27 E	1-1 P1		5	1	1	1	0	2	2						
27 Scott Rolen, R OBP: 0.509, SLG: 0.615 (1.5) (7.9)	G5-3		F8		1-2 2H 2B		1-2 3H 1-2 2B 1B	1-3 E6 2B HR		5	1	1	1	0	1	2						
5 Albert Pujols, R OBP: 0.404, SLG: 0.525 Cal Eldred, R (1.7) (7.1)		1-2 1B G4-3 SF7 1B		4-0 HR BB		2-2 G6-3		1-3 K		3	2	1	0	1	1	3						
Eduardo Perez, R OBP: 0.333, SLG: 0.308 Dustin Hermanson, R Jeff Fassero, L (9. Ph) (9.1) (9.1)		0-1 G4-3		0-3 K			0-2 F8	2-1 HR 2B		5	1	1	1	0	1	2						
Tino Martinez, L OBP: 0.308, SLG: 0.396 (1.3) (7.9)		4-1 SF7 1B BB		0-0 HR			1-3 K	1-1 HR		4	2	2	5	1	1	0						
Edgar Renteria, R OBP: 0.411, SLG: 0.600 (1.6) (7.9)		0-2 E 1B		1-0 G4-3			0-0 G4-3	3-2 F7		4	0	1	0	0	0	0						
Kerry Robinson, L OBP: 0.350, SLG: 0.316 (1.8) (7.9)		0-1 SF7		1-3 K			0-2 1B 1B	2-1 HR		3	2	2	2	0	1	0						
Miguel Cairo, R OBP: 0.211, SLG: 0.444 (1.4) (7.9)		1-2 2-3 3-H K		0-0 G6-3			1-3 K	0-1 G1-3		2	0	0	0	0	1	2						
Jason Simontacchi, R OBP: 0.250, SLG: 0.250 Kiko Calero, R (1.1) (5.1)										0	0	0	0	0	0	0						
15 Jim Edmonds, L OBP: 0.519, SLG: 1.074 Mike Matheny, R OBP: 0.422, SLG: 0.535 (7. Ph) (7.2)										1	0	0	0	0	1	1						
										1	0	0	0	0	0	0						
Inning Stats	R: 0 E: 0 K: 1 S: 7	H: 0 LOB: 0 BB: 0 P: 9	R: 1 E: 1 K: 1 S: 15	H: 2 LOB: 2 BB: 1 P: 20	R: 0 E: 0 K: 1 S: 8	H: 0 LOB: 0 BB: 0 P: 8	R: 2 E: 0 K: 2 S: 9	H: 1 LOB: 1 BB: 1 P: 15	R: 1 E: 0 K: 0 S: 8	H: 1 LOB: 1 BB: 0 P: 8	R: 6 E: 1 K: 2 S: 24	H: 5 LOB: 0 BB: 0 P: 35	R: 1 E: 0 K: 1 S: 16	H: 2 LOB: 1 BB: 0 P: 21	R: 0 E: 0 K: 0 S: 8	H: 0 LOB: 0 BB: 0 P: 11	1B: 6 2B: 2 3B: 0 HR: 3	SF: 1 SAC: 0 DP: 0 HBP: 0	WP: 0 PB: 0 SB: 0 CS: 0	PA: 42		
PITCHER	IP WLS BF H R ER SO BB IBB HBP BLK WP HR S P ERA WHIP	IP WLS BF H R ER SO BB IBB HBP BLK WP HR S P ERA WHIP	IP WLS BF H R ER SO BB IBB HBP BLK WP HR S P ERA WHIP	IP WLS BF H R ER SO BB IBB HBP BLK WP HR S P ERA WHIP	IP WLS BF H R ER SO BB IBB HBP BLK WP HR S P ERA WHIP	IP WLS BF H R ER SO BB IBB HBP BLK WP HR S P ERA WHIP	IP WLS BF H R ER SO BB IBB HBP BLK WP HR S P ERA WHIP	IP WLS BF H R ER SO BB IBB HBP BLK WP HR S P ERA WHIP	IP WLS BF H R ER SO BB IBB HBP BLK WP HR S P ERA WHIP	IP WLS BF H R ER SO BB IBB HBP BLK WP HR S P ERA WHIP	IP WLS BF H R ER SO BB IBB HBP BLK WP HR S P ERA WHIP	IP WLS BF H R ER SO BB IBB HBP BLK WP HR S P ERA WHIP	IP WLS BF H R ER SO BB IBB HBP BLK WP HR S P ERA WHIP	IP WLS BF H R ER SO BB IBB HBP BLK WP HR S P ERA WHIP	IP WLS BF H R ER SO BB IBB HBP BLK WP HR S P ERA WHIP	IP WLS BF H R ER SO BB IBB HBP BLK WP HR S P ERA WHIP	IP WLS BF H R ER SO BB IBB HBP BLK WP HR S P ERA WHIP	IP WLS BF H R ER SO BB IBB HBP BLK WP HR S P ERA WHIP	IP WLS BF H R ER SO BB IBB HBP BLK WP HR S P ERA WHIP	IP WLS BF H R ER SO BB IBB HBP BLK WP HR S P ERA WHIP	IP WLS BF H R ER SO BB IBB HBP BLK WP HR S P ERA WHIP	IP WLS BF H R ER SO BB IBB HBP BLK WP HR S P ERA WHIP

St. Louis Cardinals @ Houston Astros
Minute Maid Park, Houston, TX
Sun Apr 13 2003, 1:05 PM CDT
Att: 30,078 - Sunny - 78 F

AB 38
R 11
H 11
RBI 10
BB 3
SO 9
LOB 12



Batter	1	2	3	4	5	6	7	8	9	AB	R	H	RBI	BB	SO	LOB	BOTTOM						
Craig Biggio, R OBP: 0.296, SLG: 0.451 (1.8) (7.9)	G6-3			0-2 HR					3-2 G4-3 5 HR 1B	5	2	2	1	0	1	0							
Geoff Blum, S OBP: 0.333, SLG: 0.390 (1.5) (7.9)	5 BB 1B BB		2-2 G4-3	0-0 F8			2-2 5 G5-4-3 1B		1-2 G4-3	4	1	1	0	1	0	1							
5 Jeff Bagwell, R OBP: 0.360, SLG: 0.738 (1.3) (7.9)	4-2 1B 2B BB		1-2 HR	4-1 BB			G5-4-3 1-2 1B		3-2 HR	3	3	2	3	2	0	1							
17 Lance Berkman, S OBP: 0.375, SLG: 0.308 (1.7) (7.9)	1-1 2B 1B		0-1 HR	2-1 L9			2-1 1B		0-0 L9	5	2	3	2	0	0	1							
Jeff Kent, R OBP: 0.340, SLG: 0.512 (1.4) (7.9)	1-0 2B		1-3 K		1-0 F9		0-1 L7			4	0	1	2	0	1	1							
Richard Hidalgo, R OBP: 0.384, SLG: 0.359 (1.9) (7.9)	1-H 2-H 2B		2-2 2B		0-3 K				0-2 G5-3	4	0	1	0	0	1	1							
Brad Ausmus, R OBP: 0.324, SLG: 0.531 (1.2) (7.9)	1-1 P3		4-2 BB		0-0 P4				1-1 F9	3	0	0	0	1	0	1							
Jose Vizcaino, S OBP: 0.200, SLG: 0.143 (1.6) (7.9)		0-0 G4-3		0-0 F9			0-3 K		1-1 F7	4	0	0	0	0	1	2							
44 Roy Oswalt, R OBP: 0.250, SLG: 0.250 Pete Munro, R (1.1) (7.1)		1-1 P4		1-3 K			1-2 P5		3-3 K	3	0	0	0	0	1	0							
Orlando Merced, S OBP: 0.200, SLG: 0.300 (9. Ph) (9.1)										1	0	0	0	0	1	0							
Inning Stats	R: 3 E: 0 K: 0 S: 12	H: 2 LOB: 1 BB: 2 P: 23	R: 0 E: 0 K: 1 S: 6	H: 0 LOB: 0 BB: 0 P: 7	R: 2 E: 0 K: 1 S: 18	H: 3 LOB: 2 BB: 1 P: 28	R: 1 E: 0 K: 1 S: 11	H: 1 LOB: 1 BB: 1 P: 18	R: 0 E: 0 K: 1 S: 5	H: 0 LOB: 0 BB: 0 P: 6	R: 0 E: 0 K: 1 S: 8	H: 0 LOB: 0 BB: 0 P: 9	R: 0 E: 0 K: 0 S: 9	H: 2 LOB: 1 BB: 0 P: 15	R: 0 E: 0 K: 0 S: 7	H: 0 LOB: 0 BB: 0 P: 9	R: 2 E: 0 K: 1 S: 15	H: 2 LOB: 0 BB: 0 P: 25	1B: 4 2B: 2 3B: 0 HR: 4	SF: 0 SAC: 0 DP: 1 HBP: 0	WP: 0 PB: 0 SB: 1 CS: 0	PA: 40	
PITCHER	IP WLS BF H R ER SO BB IBB HBP BLK WP HR S P ERA WHIP	IP WLS BF H R ER SO BB IBB HBP BLK WP HR S P ERA WHIP	IP WLS BF H R ER SO BB IBB HBP BLK WP HR S P ERA WHIP	IP WLS BF H R ER SO BB IBB HBP BLK WP HR S P ERA WHIP	IP WLS BF H R ER SO BB IBB HBP BLK WP HR S P ERA WHIP	IP WLS BF H R ER SO BB IBB HBP BLK WP HR S P ERA WHIP	IP WLS BF H R ER SO BB IBB HBP BLK WP HR S P ERA WHIP	IP WLS BF H R ER SO BB IBB HBP BLK WP HR S P ERA WHIP	IP WLS BF H R ER SO BB IBB HBP BLK WP HR S P ERA WHIP	IP WLS BF H R ER SO BB IBB HBP BLK WP HR S P ERA WHIP	IP WLS BF H R ER SO BB IBB HBP BLK WP HR S P ERA WHIP	IP WLS BF H R ER SO BB IBB HBP BLK WP HR S P ERA WHIP	IP WLS BF H R ER SO BB IBB HBP BLK WP HR S P ERA WHIP	IP WLS BF H R ER SO BB IBB HBP BLK WP HR S P ERA WHIP	IP WLS BF H R ER SO BB IBB HBP BLK WP HR S P ERA WHIP	IP WLS BF H R ER SO BB IBB HBP BLK WP HR S P ERA WHIP	IP WLS BF H R ER SO BB IBB HBP BLK WP HR S P ERA WHIP	IP WLS BF H R ER SO BB IBB HBP BLK WP HR S P ERA WHIP	IP WLS BF H R ER SO BB IBB HBP BLK WP HR S P ERA WHIP	IP WLS BF H R ER SO BB IBB HBP BLK WP HR S P ERA WHIP	IP WLS BF H R ER SO BB IBB HBP BLK WP HR S P ERA WHIP	IP WLS BF H R ER SO BB IBB HBP BLK WP HR S P ERA WHIP	IP WLS BF H R ER SO BB IBB HBP BLK WP HR S P ERA WHIP

St. Louis Cardinals @ Houston Astros
Minute Maid Park, Houston, TX
Sun Apr 13 2003, 1:05 PM CDT
Att: 30,078 - Sunny - 78 F


AB 36
R 8
H 10
RBI 8
BB 4
SO 6
LOB 8



Batter	1	2	3	4	5	6	7	8	9	AB	R	H	RBI	BB	SO	LOB	TOP								
Craig Biggio, R OBP: 0.271, SLG: 0.411 (1, 8)	F8		G5-3		G6-3		K		G3	5	0	0	0	0	1	1	Houston Astros @ San Francisco Giants PacBell Park, San Francisco, CA Mon Apr 14 2003, 10:15 PM EDT Att: 35,919 - Cloudy - 55 F								
Brian Hunter, R OBP: 0.167, SLG: 0.167 (1, 7)	G5-3		G6-3		5 BB 1B		K			4	1	1	0	0	1	0									
5 Jeff Bagwell, R OBP: 0.481, SLG: 0.733 (1, 3)	BB 1B		1B		1B BB		G4-3			3	0	2	0	1	0	0									
Jeff Kent, R OBP: 0.373, SLG: 0.511 (1, 4)	BB		L8		1B BB		BB		BB	2	0	1	1	2	0	1									
Richard Hidalgo, R OBP: 0.354, SLG: 0.333 (1, 9)	K			WP BB			F8		L8	3	0	0	0	1	1	3									
Brad Ausmus, R OBP: 0.317, SLG: 0.500 (1, 2)		WP 1B		F8			E6 G6-4-3		P3	4	0	1	0	0	0	1									
Morgan Ensberg, R OBP: 0.182, SLG: 0.273 (9, PH)	F8		K		G6-4-3				F7	3	0	0	0	0	1	3									
Orlando Merced, S OBP: 0.182, SLG: 0.273 (9, PH)										0	0	0	0	0	0	0									
Julio Lugo, R OBP: 0.257, SLG: 0.188 (9, PH)	K		G1-3				G5-3		2B 1B	3	0	0	0	0	1	2									
Gregg Zaun, S OBP: 0.417, SLG: 0.600 (9, PH)										1	1	1	0	0	0	0									
Wade Miller, R OBP: 0.167, SLG: 0.167 (6, 5)	P6				G6-3		L8		2B	2	0	0	0	0	0	1									
Geoff Blum, S OBP: 0.340, SLG: 0.419 (6, 5)									1-H 2B	2	0	1	1	0	0	0									
Inning Stats	R: 0 E: 0 K: 1 S: 11	H: 1 LOB: 2 BB: 1 P: 22	R: 0 E: 0 K: 1 S: 8	H: 1 LOB: 1 BB: 0 P: 16	R: 0 E: 0 K: 0 S: 7	H: 1 LOB: 1 BB: 0 P: 12	R: 0 E: 0 K: 1 S: 7	H: 0 LOB: 1 BB: 1 P: 15	R: 1 E: 0 K: 0 S: 14	H: 2 LOB: 2 BB: 1 P: 21	R: 0 E: 0 K: 0 S: 5	H: 0 LOB: 0 BB: 0 P: 6	R: 0 E: 0 K: 1 S: 8	H: 0 LOB: 1 BB: 1 P: 10	R: 0 E: 0 K: 1 S: 14	H: 0 LOB: 1 BB: 1 P: 22	R: 1 E: 0 K: 0 S: 11	H: 2 LOB: 1 BB: 0 P: 17	1B: 6 2B: 1 3B: 0 HR: 0	SF: 0 SAC: 0 DP: 1 HBP: 0	WP: 2 PB: 0 SB: 0 CS: 0	PA: 37			
PITCHER	IP	WLS	BF	H	R	ER	SO	BB	IBB	HBP	BLK	WP	HR	S	P	ERA	WHIP								
Damian Moss, L ERA: 3.24 (1, 1)	6.0	W	25	5	1	1	3	3	0	0	0	2	0	52	92	1.50	1.333								
Jesse Foppert, R ERA: (7, 1)	2.0	H	7	0	0	0	2	1	0	0	0	0	0	22	32	0.00	0.500								
Tim Worrell, R ERA: 2.79 (9, 1)	1.0	S	5	2	1	1	0	0	0	0	0	0	0	11	17	9.00	2.000								

Batter	1	2	3	4	5	6	7	8	9	AB	R	H	RBI	BB	SO	LOB	BOTTOM								
Marquis Grissom, R OBP: 0.240, SLG: 0.313 (1, 8)	K		G6-3		K		WP S G3-2-3 1B			4	0	1	0	0	2	1	Houston Astros @ San Francisco Giants PacBell Park, San Francisco, CA Mon Apr 14 2003, 10:15 PM EDT Att: 35,919 - Cloudy - 55 F								
Edgardo Alfonzo, R OBP: 0.354, SLG: 0.270 (1, 5)	G6-3			G5-3		P3	G3-2-3 BB		BB	3	0	0	0	1	0	0									
Rich Aurilia, R OBP: 0.339, SLG: 0.490 (1, 6)	G5-3			G6-3		BB BB 1B	G3-2-3 BB		BB	3	1	1	0	1	0	0									
Barry Bonds, L OBP: 0.500, SLG: 0.744 (1, 7)		HR		1B 1B		BB BB BB	G3-2-3		BB	3	2	2	1	1	0	3									
José Cruz Jr., S OBP: 0.468, SLG: 0.714 (1, 9)	K			FC5-4 1B		BB BB BB	FC4-6 BB		IBB	2	1	1	0	2	1	0									
Benito Santiago, R OBP: 0.415, SLG: 0.676 (1, 2)	K			FC5-4		FC4-6 BB	F8			3	0	0	1	1	1	5									
J.T. Snow, L OBP: 0.489, SLG: 0.579 (1, 3)	F7				G4-3	FC4-6 BB			G4-6-3 1B	3	0	1	1	1	0	0									
Nelfi Perez, S OBP: 0.050, SLG: 0.050 (1, 4)			G4-3		L1	FC4-6			G4-6-3	4	0	0	1	0	0	3									
Damian Moss, R OBP: 0.333, SLG: 0.200 (6, PH)										1	0	0	0	1	1	0									
Marvin Benard, L OBP: 0.200, SLG: 0.400 (7, 1)										1	0	0	0	0	1	2									
Jesse Foppert, R OBP: 0.333, SLG: 0.273 (8, PH)										0	0	0	0	0	0	0									
Andres Galarraga, R OBP: 0.333, SLG: 0.273 (9, 1)										0	0	0	0	0	1	0									
Tim Worrell, R ERA: (9, 1)										0	0	0	0	0	0	0									
Inning Stats	R: 0 E: 0 K: 1 S: 12	H: 0 LOB: 0 BB: 0 P: 16	R: 1 E: 0 K: 2 S: 16	H: 1 LOB: 0 BB: 0 P: 21	R: 0 E: 0 K: 1 S: 11	H: 0 LOB: 0 BB: 0 P: 17	R: 0 E: 0 K: 0 S: 9	H: 2 LOB: 2 BB: 0 P: 13	R: 0 E: 0 K: 1 S: 13	H: 0 LOB: 1 BB: 1 P: 23	R: 3 E: 0 K: 1 S: 14	H: 1 LOB: 2 BB: 4 P: 34	R: 0 E: 0 K: 0 S: 7	H: 1 LOB: 3 BB: 3 P: 25	R: 0 E: 0 K: 1 S: 5	H: 1 LOB: 0 BB: 0 P: 5	1B: 5 2B: 0 3B: 0 HR: 1	SF: 0 SAC: 0 DP: 2 HBP: 0	WP: 1 PB: 0 SB: 1 CS: 0	PA: 36					
PITCHER	IP	WLS	BF	H	R	ER	SO	BB	IBB	HBP	BLK	WP	HR	S	P	ERA	WHIP								
Wade Miller, R ERA: 6.14 (1, 1)	5.1	L	24	4	4	4	5	4	0	0	0	1	0	68	111	6.75	1.500								
Ricky Stone, R ERA: (6, 1)	2.2		12	2	0	0	2	3	1	0	0	1	0	19	43	0.00	1.875								

AB	33
R	2
H	7
RBI	2
BB	4
SO	5
LOB	12



Batter	1	2	3	4	5	6	7	8	9	AB	R	H	RBI	BB	SO	LOB	TOP										
Craig Biggio, R OBP: 0.266, SLG: 0.393 (1, 8)	L5	K					G5-3		G5-3	5	1	1	0	0	1	1	Houston Astros @ San Francisco Giants PacBell Park, San Francisco, CA Tue Apr 15 2003, 10:15 PM EDT Att: 36,629 - Overcast - 57 F										
Geoff Blum, S OBP: 0.346, SLG: 0.391 (1, 5)	F8		K				BB		BB	3	0	0	0	2	2	1											
5 Jeff Bagwell, R OBP: 0.475, SLG: 0.740 (1, 3)	2B		G4-3				2B		F8	5	0	2	0	0	1	2											
17 Lance Berkman, S OBP: 0.377, SLG: 0.326 (1, 7)	BB		G3				2B		G4-3	4	0	1	1	1	1	3											
Jeff Kent, R OBP: 0.345, SLG: 0.469 (1, 4)	P3				F8		F8		P4	4	0	0	0	0	0	3											
Orlando Merced, S OBP: 0.214, SLG: 0.500 Brian Hunter, R OBP: 0.286, SLG: 0.286 (8, PH) (8, 9)	HR				L7		G6-3		WP 1B	3	1	1	1	0	0	0											
Gregg Zaun, S OBP: 0.375, SLG: 0.500 (1, 2)	F8				F9		L9		WP 1B	4	0	1	0	0	0	0											
Julio Lugo, R OBP: 0.263, SLG: 0.229 Pete Munro, R OBP: 0.347, SLG: 0.326 Richard Hidalgo, R OBP: 0.347, SLG: 0.326 Billy Wagner, L (8, 1)	G6-3				HR 2B		K		K	3	1	1	0	0	1	0											
Jerome Robertson, L OBP: 0.200, SLG: 0.200 Raul Chavez, R OBP: 1.000, SLG: 4.000 Bruce Chen, L (5, 1) Jose Vizcaino, S OBP: 0.176, SLG: 0.125 (6, 6)	1B				HR		G3-1		L7	1	0	1	1	0	0	0											
Inning Stats	R: 0 E: 0 K: 0 S: 13	H: 1 LOB: 2 BB: 1 P: 21	R: 1 E: 0 K: 1 S: 12	H: 2 LOB: 1 BB: 0 P: 15	R: 0 E: 0 K: 1 S: 5	H: 0 LOB: 0 BB: 0 P: 7	R: 0 E: 0 K: 0 S: 6	H: 0 LOB: 0 BB: 0 P: 9	R: 3 E: 0 K: 1 S: 17	H: 4 LOB: 1 BB: 0 P: 27	R: 0 E: 0 K: 1 S: 8	H: 1 LOB: 2 BB: 1 P: 20	R: 0 E: 0 K: 1 S: 14	H: 2 LOB: 2 BB: 0 P: 21	R: 0 E: 0 K: 0 S: 9	H: 0 LOB: 1 BB: 1 P: 15		1B: 4 2B: 4 3B: 0 HR: 2	SF: 0 SAC: 0 DP: 0 HBP: 0	WP: 1 PB: 0 SB: 0 CS: 0	PA: 40						
PITCHER	IP	WLS	BF	H	R	ER	SO	BB	IBB	HBP	BLK	WP	HR	S	P	ERA	WHIP										
Kurt Ainsworth, R ERA: 3.79 Joe Nathan, R ERA: Scott Eyre, L ERA: 2.84 Felix Rodriguez, R ERA: 3.86	5.0	W	23	7	4	4	4	1	0	0	0	0	2	53	79	7.20	1.600										

Batter	1	2	3	4	5	6	7	8	9	AB	R	H	RBI	BB	SO	LOB	BOTTOM										
Marquis Grissom, R OBP: 0.255, SLG: 0.358 (1, 8)	1B	G4-3	G6-3				F9		K	5	2	2	1	0	1	4	Houston Astros @ San Francisco Giants PacBell Park, San Francisco, CA Tue Apr 15 2003, 10:15 PM EDT Att: 36,629 - Overcast - 57 F										
Edgardo Alfonzo, R OBP: 0.340, SLG: 0.282 (1, 5)	FC5-4	G4-3				F8	G6-3		E9	5	0	1	0	0	0	1											
Rich Aurilia, R OBP: 0.328, SLG: 0.481 (1, 6)	K	E				F9	K		F8	5	1	1	1	0	2	3											
Barry Bonds, L OBP: 0.500, SLG: 0.707 (1, 7)	FC5-4	E				K	F8			2	1	0	0	2	1	0											
José Cruz Jr., S OBP: 0.455, SLG: 0.698 Felix Rodriguez, R OBP: 1.000, SLG: 1.000 (8, 1)	FC5-4	E9				G4-3	G6-3		G6-3	4	2	1	1	0	0	3											
Benito Santiago, R OBP: 0.422, SLG: 0.650 (1, 2)	BB	E				G4-3	G4-3		G1-6-3	3	0	1	0	1	0	1											
J.T. Snow, L OBP: 0.471, SLG: 0.548 (1, 3)	K					G6-3	SH2-3		G1-6-3	4	0	1	1	0	1	4											
Neftali Perez, S OBP: 0.174, SLG: 0.136 (1, 4)		BLK				SH2-3	SH2-3		E	2	2	2	0	1	0	0											
Kurt Ainsworth, R OBP: 0.167, SLG: 0.167 Bruce Chen, L ERA: 6.75 Pete Munro, R ERA: 1.86 Billy Wagner, L ERA: 1.13 (8, 1)	K	SH2-4				SH2-4	BB		K	1	0	0	0	0	0	0											
Inning Stats	R: 1 E: 0 K: 2 S: 13	H: 2 LOB: 3 BB: 2 P: 28	R: 5 E: 1 K: 1 S: 18	H: 2 LOB: 0 BB: 2 P: 28	R: 0 E: 0 K: 0 S: 6	H: 1 LOB: 1 BB: 0 P: 8	R: 0 E: 0 K: 1 S: 9	H: 0 LOB: 0 BB: 0 P: 14	R: 1 E: 0 K: 0 S: 13	H: 2 LOB: 2 BB: 1 P: 24	R: 0 E: 0 K: 0 S: 4	H: 1 LOB: 0 BB: 0 P: 5	R: 1 E: 1 K: 2 S: 17	H: 1 LOB: 1 BB: 0 P: 23	R: 0 E: 0 K: 0 S: 9	H: 0 LOB: 0 BB: 0 P: 16		1B: 5 2B: 4 3B: 0 HR: 0	SF: 0 SAC: 2 DP: 1 HBP: 0	WP: 1 PB: 0 SB: 1 CS: 0	PA: 39						
PITCHER	IP	WLS	BF	H	R	ER	SO	BB	IBB	HBP	BLK	WP	HR	S	P	ERA	WHIP										
Jerome Robertson, L ERA: 7.04 Bruce Chen, L ERA: 6.75 Pete Munro, R ERA: 1.86 Billy Wagner, L ERA: 1.13	4.0	L	22	5	2	1	1	0	1	0	0	0	0	13	24	9.00	3.000										



Batter	1	2	3	4	5	6	7	8	9	AB	R	H	RBI	BB	SO	LOB	TOP									
Craig Biggio, R OBP: 0.271, SLG: 0.433 (1, 8)	G1-3		G6-3		HR	1B	L7		G3	6	1	2	3	0	0	2	Houston Astros @ San Francisco Giants PacBell Park, San Francisco, CA Wed Apr 16 2003, 7:05 PM EDT Att: 37,679 - Cloudy - 57 F									
Morgan Ensberg, R OBP: 0.167, SLG: 0.100 Geoff Blum, S OBP: 0.364, SLG: 0.408 (6, PH) (6, 5)	P3		G4-3		1B	1B		SF7	1B	3	1	1	0	0	0	0										
5 Jeff Bagwell, R OBP: 0.384, SLG: 0.741 (1, 3)	1B		L9		F8	BB		1B	2B	4	1	2	0	1	0	1										
17 Lance Berkman, S OBP: 0.362, SLG: 0.313 (1, 7)	G3			G3-1	1B	G4-6-3		G3		5	1	1	0	0	0	6										
Jeff Kent, R OBP: 0.350, SLG: 0.472 (1, 4)		L5		G4-3	2B		F8	1B	IBB	4	0	1	2	1	0	0										
Richard Hidalgo, R OBP: 0.370, SLG: 0.370 (1, 9)		F8		1B	BB		1B	2B	SF7	3	1	2	1	1	0	0										
Brad Ausmus, R OBP: 0.348, SLG: 0.487 (1, 2)		1B	BB	FC5-4	1B	FC4-6	BB	1B	2B	3	0	1	1	2	0	3										
Julio Lugo, R OBP: 0.293, SLG: 0.263 54 Brad Lidge, R (5, 1)										3	1	2	0	0	0	2										
Orlando Merced, S OBP: 0.267, SLG: 0.533 Octavio Dotel, R (7, 1)										0	0	0	0	0	0	0										
Billy Wagner, L (9, 1)										1	0	1	1	0	0	0										
Brian Moehler, R (1, 1)										1	0	0	0	0	1	2										
Raul Chavez, R OBP: 1.000, SLG: 4.000 Jose Vizcaino, S OBP: 0.150, SLG: 0.105 (5, PH) (5, 6)					HR	BB		G5-3	L7		0	1	0	0	1	0	0									
G5-3 OBP: 0.150, SLG: 0.105 (5, 6)										3	0	0	0	0	0	2										
Inning Stats	R: 0 E: 0 K: 0 S: 9	H: 1 LOB: 1 BB: 0 P: 16	R: 0 E: 0 K: 1 S: 13	H: 1 LOB: 2 BB: 1 P: 25	R: 0 E: 0 K: 0 S: 6	H: 0 LOB: 0 BB: 0 P: 9	R: 0 E: 0 K: 0 S: 9	H: 1 LOB: 1 BB: 0 P: 17	R: 5 E: 0 K: 0 S: 18	H: 5 LOB: 2 BB: 2 P: 35	R: 0 E: 0 K: 0 S: 14	H: 2 LOB: 2 BB: 1 P: 23	R: 1 E: 0 K: 0 S: 12	H: 2 LOB: 2 BB: 1 P: 21	R: 2 E: 0 K: 1 S: 9	H: 3 LOB: 2 BB: 0 P: 19	R: 0 E: 0 K: 0 S: 4	H: 0 LOB: 0 BB: 0 P: 7	1B: 11 2B: 3 3B: 0 HR: 1	SF: 1 SAC: 0 DP: 1 HBP: 0	WP: 1 PB: 0 SB: 0 CS: 0	PA: 47				
PITCHER	IP	WLS	BF	H	R	ER	SO	BB	IBB	HBP	BLK	WP	HR	S	P	ERA	WHIP									
Kirk Rueter, L ERA: 2.74 (1, 1)	4.1		23	8	5	5	1	2	0	0	0	0	0	1	48	89	10.38	2.308								
Jim Brower, R ERA: 2.7 (5, 1)	2.0	L	11	3	1	1	0	3	0	0	0	0	0	0	27	46	4.50	3.000								
Scott Eyre, L ERA: 2.57 (7, 1)	0.2		3	1	0	0	0	0	0	0	0	0	0	6	11	0.00	1.500									
Jesse Foppert, R ERA: 6.0 (8, 1)	1.0		7	3	2	2	1	0	1	0	0	1	0	9	19	18.00	3.000									
41 Chad Zerbe, L ERA: 7.71 (9, 1)	1.0		3	0	0	0	0	0	0	0	0	0	0	4	7	0.00	0.000									
Batter	1	2	3	4	5	6	7	8	9	AB	R	H	RBI	BB	SO	LOB	BOTTOM									
Ray Durham, S OBP: 0.389, SLG: 0.467 Neifi Perez, S OBP: 0.200, SLG: 0.167 (5, PH) (6, 4)	G1-3			SF8	3B					3	1	1	0	0	1	1	Houston Astros @ San Francisco Giants PacBell Park, San Francisco, CA Wed Apr 16 2003, 7:05 PM EDT Att: 37,679 - Cloudy - 57 F									
Edgardo Alfonzo, R OBP: 0.328, SLG: 0.281 41 Chad Zerbe, L (9, 1)	1B	G4-3		SF8		G4-3		F8	1B	4	0	1	1	0	0	2										
Rich Aurilia, R OBP: 0.318, SLG: 0.458 (1, 6)	FC5-4		L7			FC5-4	1B			5	1	1	0	0	2	2										
José Cruz Jr., S OBP: 0.451, SLG: 0.661 (1, 9)	1B	2B	BB							3	1	0	0	2	2	1										
Bento Santiago, R OBP: 0.420, SLG: 0.622 (1, 2)	1B			L9		FC5-4				5	2	2	1	0	0	2										
J.T. Snow, L OBP: 0.464, SLG: 0.574 (1, 3)	2B									5	0	2	3	0	1	0										
Marquis Grissom, R OBP: 0.271, SLG: 0.386 (1, 8)	F9									4	0	2	0	0	0	1										
Marvin Benard, L OBP: 0.444, SLG: 0.429 (1, 7)										2	0	1	0	2	0	0										
Kirk Rueter, L OBP: 0.222, SLG: 0.222 Jim Brower, R OBP: 1.000, SLG: 1.000 Scott Eyre, L (7, 1)										1	0	0	0	0	0	3										
Jesse Foppert, R Pedro Feliz, R OBP: 0.358, SLG: 0.358 (8, PH) (9, 5)										0	0	0	0	0	0	0										
Inning Stats	R: 3 E: 1 K: 0 S: 15	H: 3 LOB: 1 BB: 1 P: 27	R: 0 E: 0 K: 1 S: 10	H: 1 LOB: 0 BB: 0 P: 15	R: 1 E: 0 K: 1 S: 14	H: 3 LOB: 3 BB: 1 P: 23	R: 1 E: 0 K: 1 S: 7	H: 1 LOB: 1 BB: 1 P: 13	R: 0 E: 0 K: 2 S: 11	H: 1 LOB: 2 BB: 1 P: 21	R: 0 E: 0 K: 1 S: 12	H: 1 LOB: 1 BB: 0 P: 14	R: 0 E: 0 K: 0 S: 12	H: 0 LOB: 0 BB: 0 P: 17	R: 0 E: 0 K: 2 S: 9	H: 1 LOB: 1 BB: 0 P: 13	R: 0 E: 0 K: 0 S: 5	H: 0 LOB: 0 BB: 0 P: 10	1B: 7 2B: 3 3B: 1 HR: 0	SF: 1 SAC: 2 DP: 0 HBP: 0	WP: 0 PB: 0 SB: 0 CS: 0	PA: 42				
PITCHER	IP	WLS	BF	H	R	ER	SO	BB	IBB	HBP	BLK	WP	HR	S	P	ERA	WHIP									
Brian Moehler, R ERA: 7.9 (1, 1)	4.0		23	8	5	5	3	3	0	0	0	0	0	46	78	11.25	2.750									
54 Brad Lidge, R ERA: 0.5 (5, 1)	2.0	W	9	2	0	0	3	1	0	0	0	0	0	23	35	0.00	1.500									
Octavio Dotel, R ERA: 1.13 (7, 1)	2.0	H	7	1	0	0	2	0	0	0	0	0	0	21	30	0.00	0.500									
Billy Wagner, L ERA: 1.0 (9, 1)	1.0	S	3	0	0	0	0	0	0	0	0	0	0	5	10	0.00	0.000									
PITCHER	IP	WLS	BF	H	R	ER	SO	BB	IBB	HBP	BLK	WP	HR	S	P	ERA	WHIP									
Brian Moehler, R ERA: 7.9 (1, 1)	4.0		23	8	5	5	3	3	0	0	0	0	0	46	78	11.25	2.750									
54 Brad Lidge, R ERA: 0.5 (5, 1)	2.0	W	9	2	0	0	3	1	0	0	0	0	0	23	35	0.00	1.500									
Octavio Dotel, R ERA: 1.13 (7, 1)	2.0	H	7	1	0	0	2	0	0	0	0	0	0	21	30	0.00	0.500									
Billy Wagner, L ERA: 1.0 (9, 1)	1.0	S	3	0	0	0	0	0	0	0	0	0	0	5	10	0.00	0.000									

Batter	1	2	3	4	5	6	7	8	9	AB	R	H	RBI	BB	SO	LOB	TOP																					
Brian Hunter, R OBP: 0.273, SLG: 0.273 (1, 8)	F9		K			1B		F8		4	0	1	0	0	1	1	Houston Astros @ Milwaukee Brewers Miller Park, Milwaukee, WI Thu Apr 17 2003, 7:05 PM CDT Att: 11,022 - Dome - 72 F																					
Geoff Blum, S OBP: 0.345, SLG: 0.385 (1, 5) Gregg Zaun, S OBP: 0.353, SLG: 0.467 (9, PH)	G6-3		F8			L7		G6-3		3	0	0	0	0	0	2																						
5 Jeff Bagwell, R OBP: 0.471, SLG: 0.759 (1, 3)	K					F9		HR		4	1	1	1	0	1	1																						
Orlando Merced, S OBP: 0.316, SLG: 0.526 (1, 7)								G4-3		4	0	2	0	0	1	0																						
Richard Hidalgo, R OBP: 0.379, SLG: 0.440 (1, 9)	F7							HR		4	1	2	1	0	1	1																						
Jose Vizcaino, S OBP: 0.130, SLG: 0.091 (1, 4) Jeff Kent, R OBP: 0.344, SLG: 0.463 (9, PH)	K					L8		F8		3	0	0	0	0	1	3																						
Brad Ausmus, R OBP: 0.327, SLG: 0.452 (1, 2)	F8					G4-3				3	0	0	0	0	1	2																						
Julio Lugo, R OBP: 0.295, SLG: 0.250 (1, 6)						F9		G5-3		2	0	0	0	1	0	0																						
Tim Redding, R (1, 1) Ricky Stone, R (4, 1) Morgan Ensberg, R (6, PH) Pete Munro, R (6, 1) Craig Biggio, R (8, PH) Bruce Chen, L (8, 1)	F8					P3		K		1	0	0	0	0	0	1																						
Inning Stats	R: 0 E: 0 K: 1 S: 7	H: 0 LOB: 0 BB: 0 P: 9	R: 0 E: 0 K: 1 S: 10	H: 1 LOB: 1 BB: 0 P: 16	R: 0 E: 0 K: 1 S: 13	H: 0 LOB: 1 BB: 1 P: 22	R: 0 E: 0 K: 2 S: 10	H: 0 LOB: 0 BB: 0 P: 14	R: 0 E: 0 K: 0 S: 3	H: 0 LOB: 0 BB: 0 P: 4	R: 0 E: 0 K: 1 S: 9	H: 1 LOB: 1 BB: 0 P: 15	R: 0 E: 0 K: 1 S: 7	H: 2 LOB: 1 BB: 0 P: 13	R: 0 E: 0 K: 1 S: 7	H: 0 LOB: 0 BB: 0 P: 10		R: 2 E: 0 K: 0 S: 15	H: 2 LOB: 0 BB: 0 P: 20	1B: 4 2B: 0 3B: 0 HR: 2	SF: 0 SAC: 0 DP: 1 HBP: 0	WP: 0 PB: 0 SB: 2 CS: 0	PA: 33															
PITCHER	IP	WLS	BF	H	R	ER	SO	BB	IBB	HBP	BLK	WP	HR	S	P	ERA	WHIP	PITCHER		IP	WLS	BF	H	R	ER	SO	BB	IBB	HBP	BLK	WP	HR	S	P	ERA	WHIP		
Matt Kinney, R ERA: 3.0 (1, 1)	7.0	W	25	4	0	0	6	1	0	0	0	0	0	59	93	0.00	0.714			7.0	W	25	4	0	0	0	6	1	0	0	0	0	0	0	59	93	0.00	0.714
Valerio De Los Santos, L ERA: 4.05 (8, 1)	2.0	S	8	2	2	2	1	0	0	0	0	0	0	2	22	9.00	1.000			2.0	S	8	2	2	2	1	0	0	0	0	0	0	2	22	9.00	1.000		

AB	32
R	2
H	6
RBI	2
BB	1
SO	7
LOB	11



Batter	1	2	3	4	5	6	7	8	9	AB	R	H	RBI	BB	SO	LOB	BOTTOM																			
Alex Sanchez, L OBP: 0.356, SLG: 0.478 (1, 8)	F7			L6-4 HBP 1B		F7		L6		5	0	1	0	0	1	2	Houston Astros @ Milwaukee Brewers Miller Park, Milwaukee, WI Thu Apr 17 2003, 7:05 PM CDT Att: 11,022 - Dome - 72 F																			
Eric Young Sr., R OBP: 0.382, SLG: 0.459 (1, 4) Keith Ginter, R OBP: 0.304, SLG: 0.200 (5, 4)	G1-3			HBP		G4-3				2	0	1	1	0	0	0																				
Richie Sexson, R OBP: 0.417, SLG: 0.583 (1, 3)	HR			L6-4				G5-3		5	1	2	1	0	0	6																				
Geoff Jenkins, L OBP: 0.395, SLG: 0.703 (1, 7)	HR			1B 2B		F8		K		4	1	2	1	0	1	1																				
John Vander Wal, L OBP: 0.333, SLG: 0.444 (1, 9) Valerio De Los Santos, L (8, 1)	S 1B							G6-3		4	0	2	0	0	1	1																				
Wes Helms, R OBP: 0.286, SLG: 0.358 (1, 5)	F8			G5-3		FC1 BB 1B		L3		4	0	0	0	0	0	3																				
Eddie Pérez, R OBP: 0.350, SLG: 0.500 (1, 2)				FC1-5 1B 1B				F7		3	0	2	0	1	0	0																				
Royce Clayton, R OBP: 0.453, SLG: 0.648 (1, 6)				FC1-5 1B 1B				G6-3		3	1	1	0	1	1	3																				
Matt Kinney, R (1, 1) Scott Podsednik, L OBP: 0.273, SLG: 0.381 (8, 9)	FC1-5 1B					F8		HR		3	0	0	0	0	1	6																				
Inning Stats	R: 2 E: 0 K: 0 S: 14	H: 3 LOB: 1 BB: 0 P: 18	R: 1 E: 0 K: 1 S: 11	H: 3 LOB: 2 BB: 0 P: 19	R: 0 E: 0 K: 1 S: 11	H: 2 LOB: 2 BB: 0 P: 22	R: 0 E: 0 K: 1 S: 9	H: 1 LOB: 2 BB: 1 P: 19	R: 0 E: 0 K: 1 S: 18	H: 1 LOB: 3 BB: 1 P: 27	R: 0 E: 0 K: 1 S: 8	H: 1 LOB: 1 BB: 0 P: 14	R: 0 E: 0 K: 0 S: 6	H: 0 LOB: 0 BB: 0 P: 8	R: 1 E: 0 K: 0 S: 14	H: 1 LOB: 1 BB: 1 P: 24		1B: 8 2B: 2 3B: 0 HR: 3	SF: 0 SAC: 0 DP: 1 HBP: 1	WP: 0 PB: 0 SB: 2 CS: 0	PA: 39															
PITCHER	IP	WLS	BF	H	R	ER	SO	BB	IBB	HBP	BLK	WP	HR	S	P	ERA	WHIP	PITCHER		IP	WLS	BF	H	R	ER	SO	BB	IBB	HBP	BLK	WP	HR	S	P	ERA	WHIP
Tim Redding, R ERA: 3.52 (1, 1)	3.1	L	18	8	3	3	3	1	0	0	0	0	0	24	68	8.10	2.700			3.1	L	18	8	3	3	3	1	0	0	0	0	24	68	8.10	2.700	
Ricky Stone, R ERA (4, 1)	1.2		9	2	0	0	1	1	0	1	0	0	0	14	22	0.00	0.500			1.2		9	2	0	0	1	1	0	1	0	14	22	0.00	0.500		
Pete Munro, R ERA: 1.54 (6, 1)	2.0		7	1	0	0	1	0	0	0	0	0	0	14	22	0.00	0.500			2.0		7	1	0	0	1	0	0	0	0	14	22	0.00	0.500		
Bruce Chen, L ERA: 7.04 (8, 1)	1.0		5	1	1	1	0	1	0	0	0	0	1	14	24	9.00	2.000			1.0		5	1	1	1	0	1	0	0	0	14	24	9.00	2.000		



Batter	1	2	3	4	5	6	7	8	9	AB	R	H	RBI	BB	SO	LOB	TOP										
Craig Biggio, R OBP: 0.273, SLG: 0.459	F9		G5-3	G5-3		K		HR		6	1	2	2	0	1	3	Houston Astros @ Milwaukee Brewers Miller Park, Milwaukee, WI Fri Apr 18 2003, 7:05 PM CDT Att: 14,867 - Dome - 72 F										
Morgan Ensberg, R OBP: 0.283, SLG: 0.412 Scott Linebrink, R (9, 1)	1B		K	1B		G6-3		HR	F9	6	1	3	3	0	1	3											
5 Jeff Bagwell, R OBP: 0.366, SLG: 0.774	1B			HR			G6-3	L9		4	1	1	1	1	0	1											
Jeff Kent, R OBP: 0.364, SLG: 0.466	P3			BB	1B		2B	1B	K	4	2	2	0	1	1	2											
Richard Hidalgo, R OBP: 0.413, SLG: 0.463	G1-3			2B	1B		2B	1B	S	4	2	3	0	1	0	2											
Brad Ausmus, R OBP: 0.333, SLG: 0.468	K			1B	2B		F9		BB	5	2	2	2	0	1	4											
Brian Hunter, R OBP: 0.286, SLG: 0.286 Orlando Merced, S OBP: 0.333, SLG: 0.571	K2-3			2B	1B		G6-3		K	3	1	1	1	0	1	1											
Julio Lugo, R OBP: 0.327, SLG: 0.295	K			1B	2B				1B	4	1	2	1	1	2	2											
44 Roy Oswalt, R ERA: 8.57 Wes Helms, R OBP: 0.283, SLG: 0.339 Pete Munro, R ERA: 2.13 54 Brad Lidge, R ERA: 0.82 Jose Vizcaino, R ERA: 1.0 Octavio Dotel, R ERA: 1.0 Geoff Blum, S ERA: 1.23	K		K	K		K		K	K	2	0	0	0	0	2	2											
Inning Stats	R: 0 E: 0 K: 0 S: 7	H: 1 LOB: 2 BB: 1 P: 15	R: 0 E: 0 K: 3 S: 10	H: 0 LOB: 0 BB: 0 P: 15	R: 0 E: 0 K: 2 S: 8	H: 0 LOB: 0 BB: 0 P: 11	R: 6 E: 0 K: 1 S: 25	H: 6 LOB: 1 BB: 1 P: 40	R: 0 E: 0 K: 0 S: 6	H: 1 LOB: 1 BB: 1 P: 15	R: 1 E: 0 K: 1 S: 14	H: 3 LOB: 2 BB: 0 P: 28	R: 2 E: 0 K: 2 S: 12	H: 2 LOB: 0 BB: 0 P: 17	R: 2 E: 0 K: 2 S: 19	H: 3 LOB: 2 BB: 1 P: 37		1B: 11 2B: 3 3B: 0 HR: 3	SF: 0 SAC: 0 DP: 1 HBP: 0	WP: 1 PB: 0 SB: 2 CS: 0	PA: 47						
PITCHER	IP	WLS	BF	H	R	ER	SO	BB	IBB	HBP	BLK	WP	HR	S	P	ERA	WHIP										
Glendon Rusch, L ERA: 8.57	4.0	L	21	7	6	6	6	2	0	0	0	1	1	50	81	13.50	2.250										
Shane Nance, L ERA: 4.05	1.1		6	2	0	0	1	1	0	0	0	0	0	13	27	0.00	2.250										
Curt Leskanic, R ERA: 3.52	1.2		8	3	1	1	2	0	0	0	0	0	0	19	37	5.40	1.800										
Luis Vizcaino, R ERA: 19.5	1.0		7	4	4	4	2	0	0	0	0	0	2	16	26	36.00	4.000										
Matt Ford, L ERA: 1.23	1.0		5	1	0	0	2	1	0	0	0	0	0	15	28	0.00	2.000										
Alex Sanchez, L OBP: 0.372, SLG: 0.486	FC5-4																5	1	3	1	0	1	0				
Keith Ginter, R OBP: 0.357, SLG: 0.250	1B																4	1	2	0	0	0	1				
Richie Sexson, R OBP: 0.390, SLG: 0.538	1B																5	0	0	0	0	0	2	6			
Geoff Jenkins, L OBP: 0.395, SLG: 0.762	K																5	2	2	3	0	2	2				
Scott Podsednik, L OBP: 0.346, SLG: 0.480	G3																4	0	3	0	0	0	0	2			
Wes Helms, R OBP: 0.283, SLG: 0.339	K																3	0	0	0	0	0	3	2			
Keith Osik, R OBP: 0.214, SLG: 0.160 Curt Leskanic, R ERA: 2.13 Brady Clark, R (7, PH) Luis Vizcaino, R ERA: 1.0 Matt Ford, S ERA: 1.23	F8																3	0	0	0	0	0	0	4			
Royce Clayton, R OBP: 0.441, SLG: 0.638	K																4	1	1	1	0	2	2				
Glendon Rusch, L ERA: 8.57 John Vander Wal, L OBP: 0.326, SLG: 0.432 Shane Nance, L ERA: 4.05 Eddie Pérez, R OBP: 0.333, SLG: 0.475	K																1	0	0	0	0	1	0				
Inning Stats	R: 0 E: 0 K: 1 S: 16	H: 2 LOB: 2 BB: 0 P: 23	R: 0 E: 0 K: 2 S: 9	H: 0 LOB: 0 BB: 0 P: 15	R: 0 E: 0 K: 3 S: 11	H: 0 LOB: 1 BB: 0 P: 17	R: 1 E: 0 K: 0 S: 16	H: 2 LOB: 2 BB: 0 P: 26	R: 3 E: 0 K: 1 S: 20	H: 4 LOB: 1 BB: 0 P: 29	R: 1 E: 0 K: 0 S: 9	H: 2 LOB: 1 BB: 0 P: 11	R: 0 E: 0 K: 1 S: 13	H: 1 LOB: 1 BB: 0 P: 20	R: 0 E: 0 K: 1 S: 5	H: 0 LOB: 0 BB: 0 P: 7	R: 0 E: 0 K: 2 S: 9	H: 0 LOB: 0 BB: 0 P: 12	1B: 7 2B: 3 3B: 0 HR: 1	SF: 0 SAC: 0 DP: 0 HBP: 2	WP: 0 PB: 0 SB: 0 CS: 0	PA: 40					
PITCHER	IP	WLS	BF	H	R	ER	SO	BB	IBB	HBP	BLK	WP	HR	S	P	ERA	WHIP										
44 Roy Oswalt, R ERA: 3.71	5.0	W	25	8	4	4	7	0	0	0	0	0	0	9	11	9.00	2.000										
Pete Munro, R ERA: 2.13	1.0	H	5	2	1	1	0	0	0	0	0	0	0	9	11	9.00	2.000										
54 Brad Lidge, R ERA: 0.82	1.0	H	4	1	0	0	1	0	0	0	0	0	0	13	20	0.00	1.000										
Octavio Dotel, R ERA: 1.0	1.0		3	0	0	0	1	0	0	0	0	0	0	5	7	0.00	0.000										
Scott Linebrink, R ERA: 1.23	1.0		3	0	0	0	2	0	0	0	0	0	0	9	12	0.00	0.000										
AB											38																
R											5																
H											11																
RBI											5																
BB											0																
SO											11																
LOB											23																

Batter	1	2	3	4	5	6	7	8	9	10	11	12	13	14	AB	R	H	RBI	BB	SO	LOB	TOP					
Craig Biggio, R OBP: 0.274, SLG: 0.438 (1, 8)															6	1	1	0	0	2	1						
Geoff Blum, S OBP: 0.379, SLG: 0.433 (1, 5)															7	0	5	0	0	0	1	2					
5 Jeff Bagwell, R OBP: 0.438, SLG: 0.706 (1, 3)															6	0	0	1	1	1	5						
Jeff Kent, R OBP: 0.356, SLG: 0.462 (1, 4)															7	1	2	0	0	0	5						
Orlando Merced, S Morgan Ensberg, R Octavio Dotel, R Billy Wagner, L Jose Vizcaino, S OBP: 0.115, SLG: 0.080 (11, 7)															1	0	0	0	2	0	1						
Richard Hidalgo, R OBP: 0.391, SLG: 0.433 (1, 9)															6	0	1	0	0	0	3						
Brad Ausmus, R OBP: 0.333, SLG: 0.442 (1, 2)															5	0	1	0	1	0	3						
Juli Lugo, R OBP: 0.200, SLG: 0.286 (8, 1)															5	0	1	0	0	2	1						
54 Brad Lidge, R OBP: 0.333, SLG: 0.438 (11, 1)															0	0	0	0	0	0	0						
Wade Miller, R OBP: 0.200, SLG: 0.200 (1, 1)															3	0	1	0	0	0	0						
Brian Hunter, R OBP: 0.235, SLG: 0.235 (8, 7)															3	0	0	0	0	2	3						
Inning Stats	R: 1 E: 0 K: 0 S: 9	H: 1 LOB: 1 BB: 0 P: 12	R: 0 E: 0 K: 1 S: 5	H: 0 LOB: 0 BB: 0 P: 9	R: 0 E: 0 K: 1 S: 8	H: 1 LOB: 2 BB: 1 P: 12	R: 0 E: 0 K: 0 S: 10	H: 0 LOB: 1 BB: 1 P: 23	R: 0 E: 0 K: 1 S: 10	H: 1 LOB: 1 BB: 0 P: 16	R: 0 E: 0 K: 0 S: 4	H: 0 LOB: 0 BB: 1 P: 11	R: 0 E: 0 K: 1 S: 8	H: 2 LOB: 1 BB: 0 P: 10	R: 0 E: 0 K: 1 S: 9	H: 0 LOB: 0 BB: 0 P: 11	R: 0 E: 0 K: 1 S: 10	H: 1 LOB: 2 BB: 0 P: 18	R: 0 E: 0 K: 0 S: 8	H: 1 LOB: 1 BB: 1 P: 17	R: 0 E: 0 K: 2 S: 10	H: 2 LOB: 1 BB: 0 P: 18	1B: 11 2B: 2 3B: 0 HR: 0	SF: 0 SAC: 0 DP: 2 HBP: 1	WP: 0 PB: 0 SB: 1 CS: 0	PA: 58	
PITCHER	IP	WLS	BF	H	R	ER	SO	BB	IBB	HBP	BLK	WP	HR	S	P	ERA	WHIP										
Todd Ritchie, R ERA: 4.83 (1, 1)	5.1		23	3	1	1	1	0	0	0	0	0	0	10	14	0.00	0.600										
Wayne Franklin, L ERA: 6.35 (8, 1)	1.2		6	1	0	0	1	0	0	0	0	0	0	15	21	4.50	1.000										
Valerio De Los Santos, L ERA: 4.15 (8, 1)	2.0		8	2	1	1	2	0	0	0	0	0	0	22	32	0.00	1.333										
Mike DeJean, R ERA: 4.9 (10, 1)	3.0		13	4	0	0	2	0	0	0	0	0	0	18	35	0.00	2.000										
John Foster, L ERA: 6.75 (13, 1)	2.0	W	8	3	0	0	2	1	0	0	0	0	0	18	35	0.00	2.000										

Houston Astros @ Milwaukee Brewers
Miller Park, Milwaukee, WI
Sat Apr 19 2003, 1:05 PM CDT
Att. 19,239 - Dome - 72 F

AB	53
R	13
H	12
RBI	2
BB	4
SO	8
LOB	28



Batter	1	2	3	4	5	6	7	8	9	10	11	12	13	14	AB	R	H	RBI	BB	SO	LOB	BOTTOM					
Alex Sanchez, L OBP: 0.378, SLG: 0.480 (1, 8)															3	0	1	0	0	0	2						
Valerio De Los Santos, L ERA: 4.15 (8, 1)															4	1	0	0	0	3	4						
Eddie Pérez, R OBP: 0.333, SLG: 0.452 (10, 2)															1	0	1	1	0	0	0						
Keith Ginter, R OBP: 0.333, SLG: 0.214 ERA: 4.83 (1, 4)															5	0	0	0	1	1	1						
Mike DeJean, R (10, 1)															5	0	1	0	1	0	1						
Enrique Cruz, R (12, PH)															4	0	2	1	2	1	1						
John Foster, L (13, 1)															6	0	0	0	0	2	6						
Glendon Rusch, L ERA: 4.9 (14, PH)															6	0	0	0	0	2	6						
Richie Sexson, R OBP: 0.373, SLG: 0.500 (1, 3)															5	0	0	0	1	1	1						
Geoff Jenkins, L OBP: 0.388, SLG: 0.702 (1, 7)															5	0	1	0	1	0	1						
Scott Podsednik, L OBP: 0.406, SLG: 0.483 (1, 9)															4	0	2	1	2	1	1						
Wes Helms, R OBP: 0.258, SLG: 0.306 (1, 5)															6	0	0	0	0	2	6						
Keith Osik, R OBP: 0.194, SLG: 0.143 (1, 2)														3	0	0	0	0	1	0							
Eric Young Sr., R OBP: 0.388, SLG: 0.492 (9, PH)															2	2	2	0	0	0	0						
Royce Clayton, R OBP: 0.425, SLG: 0.603 (1, 6)														5	0	1	0	0	1	2							
Todd Ritchie, R OBP: 0.194, SLG: 0.286 (1, 1)															2	0	2	0	0	0	0						
Wayne Franklin, L OBP: 0.143, SLG: 0.143 (6, 1)															0	0	0	0	0	0	0						
John Vander Wal, L OBP: 0.318, SLG: 0.421 (7, PH)															1	0	0	0	0	0	1						
Brady Clark, R OBP: 0.500, SLG: 0.400 (8, 8)															3	0	2	1	0	0	2						
Inning Stats	R: 0 E: 0 K: 0 S: 8	H: 1 LOB: 0 BB: 0 P: 12	R: 0 E: 0 K: 0 S: 6	H: 0 LOB: 0 BB: 1 P: 11	R: 0 E: 0 K: 1 S: 10	H: 1 LOB: 2 BB: 1 P: 18	R: 0 E: 0 K: 0 S: 9	H: 1 LOB: 1 BB: 0 P: 15	R: 0 E: 0 K: 1 S: 13	H: 1 LOB: 1 BB: 0 P: 18	R: 1 E: 0 K: 2 S: 18	H: 2 LOB: 1 BB: 1 P: 23	R: 0 E: 0 K: 1 S: 8	H: 0 LOB: 0 BB: 0 P: 15	R: 0 E: 0 K: 1 S: 9	H: 1 LOB: 0 BB: 0 P: 14	R: 0 E: 0 K: 0 S: 6	H: 1 LOB: 1 BB: 0 P: 10	R: 1 E: 1 K: 0 S: 11	H: 2 LOB: 3 BB: 1 P: 18	1B: 11 2B: 2 3B: 0 HR: 0	SF: 0 SAC: 1 DP: 2 HBP: 3	WP: 0 PB: 0 SB: 1 CS: 3	PA: 56			
PITCHER	IP	WLS	BF	H	R	ER	SO	BB	IBB	HBP	BLK	WP	HR	S	P	ERA	WHIP										
Wade Miller, R ERA: 4.15 (1, 1)	7.0		28	5	0	0	3	0	0	0	0	0	0	15	104	0.00	1.143										
Octavio Dotel, R ERA: 1.8 (8, 1)	1.0	H	5	1	1	1	2	0	0	1	0	0	0	15	21	9.00	1.000										
Billy Wagner, L ERA: 1.64 (9, 1)	2.0	B	8	2	1	1	3	1	0	0	0	0	0	26	38	4.50	1.500										
54 Brad Lidge, R ERA: 0.69 (11, 1)	2.0		6	1	0	0	1	0	0	1	0	0	0	18	26	0.00	0.500										
Scott Linebrink, R ERA: 3.86 (13, 1)	1.1	L	9	3	1	1	0	0	1	0	0	0	0	17	28	6.75	2.250										

Houston Astros @ Milwaukee Brewers
Miller Park, Milwaukee, WI
Sat Apr 19 2003, 1:05 PM CDT
Att. 19,239 - Dome - 72 F

AB	47
R	3
H	12
RBI	3
BB	5
SO	9
LOB	22




Batter	1	2	3	4	5	6	7	8	9	AB	R	H	RBI	BB	SO	LOB	TOP								
Craig Biggio, R OBP: 0.292, SLG: 0.482 (1, 8)										5	1	3	2	0	2	0	Houston Astros @ Milwaukee Brewers Miller Park, Milwaukee, WI Sun Apr 20 2003, 1:05 PM CDT Att: 10,125 - Dome - 72 F								
Geoff Blum, S OBP: 0.357, SLG: 0.406 (1, 5)										4	0	0	0	0	0	1									
5 Jeff Bagwell, R OBP: 0.429, SLG: 0.722 (1, 3)										4	1	1	1	0	0	1									
Jeff Kent, R OBP: 0.364, SLG: 0.456 (1, 4)										3	0	1	0	1	0	0									
Orlando Merced, S OBP: 0.357, SLG: 0.480 (1, 7)										3	0	0	0	1	0	1									
Richard Hidalgo, R OBP: 0.411, SLG: 0.508 (1, 9)										3	1	2	1	1	0	0									
Gregg Zaun, S OBP: 0.333, SLG: 0.389 (1, 2)										2	0	0	0	0	0	0									
Pete Munro, R OBP: 0.111, SLG: 0.077 (8, PH)										0	0	0	0	0	0	0									
Jose Vizcaino, S OBP: 0.111, SLG: 0.077 (8, PH)										1	0	0	0	0	1	3									
Ricky Stone, R OBP: 0.111, SLG: 0.077 (8, 1)										0	0	0	0	0	0	0									
Julio Lugo, R OBP: 0.316, SLG: 0.275 (1, 6)										2	0	0	0	1	1	3									
Morgan Ensberg, R OBP: 0.286, SLG: 0.421 (9, PH)										1	0	0	0	0	0	0									
Jerome Robertson, L OBP: 0.286, SLG: 0.286 (1, 1)										2	1	1	0	0	0	3									
Brad Ausmus, R OBP: 0.323, SLG: 0.426 (6, 2)										2	0	0	0	0	1	1									
Inning Stats	R: 0 E: 0 K: 0 S: 5	H: 1 LOB: 0 BB: 0 P: 8	R: 0 E: 0 K: 1 S: 10	H: 2 LOB: 3 BB: 0 P: 16	R: 0 E: 0 K: 1 S: 9	H: 0 LOB: 0 BB: 0 P: 13	R: 1 E: 0 K: 0 S: 14	H: 1 LOB: 0 BB: 0 P: 19	R: 3 E: 0 K: 0 S: 12	H: 3 LOB: 0 BB: 0 P: 21	R: 0 E: 0 K: 0 S: 9	H: 0 LOB: 0 BB: 0 P: 12	R: 0 E: 0 K: 1 S: 9	H: 1 LOB: 0 BB: 1 P: 16	R: 0 E: 0 K: 1 S: 12	H: 0 LOB: 3 BB: 3 P: 24	R: 0 E: 0 K: 1 S: 7	H: 0 LOB: 0 BB: 0 P: 10	1B: 4 2B: 1 3B: 0 HR: 3	SF: 0 SAC: 0 DP: 1 HBP: 1	WP: 0 PB: 0 SB: 0 CS: 2	PA: 38			
PITCHER	IP	WLS	BF	H	R	ER	SO	BB	IBB	HBP	BLK	WP	HR	S	P	ERA	WHIP								
15 Ben Sheets, R ERA: 3.97 (1, 1)	6.0		25	7	4	4	2	0	0	1	0	0	0	3	89	6.00	1.167								
Curt Leskanic, R ERA: 2.89 (7, 1)	1.2	W	7	1	0	0	1	3	0	0	0	0	0	14	29	0.00	2.400								
Luis Vizcaino, R ERA: 18.47 (8, 1)	0.1	H	2	0	0	0	1	1	0	0	0	0	0	7	11	0.00	3.000								
Mike DeJean, R ERA: 3.6 (9, 1)	1.0	S	3	0	0	0	1	0	0	0	0	0	0	7	10	0.00	0.000								

Batter	1	2	3	4	5	6	7	8	9	AB	R	H	RBI	BB	SO	LOB	BOTTOM									
Scott Podsednik, L OBP: 0.417, SLG: 0.469 (1, 9)										3	2	1	0	1	0	1	Houston Astros @ Milwaukee Brewers Miller Park, Milwaukee, WI Sun Apr 20 2003, 1:05 PM CDT Att: 10,125 - Dome - 72 F									
Eric Young Sr., R OBP: 0.382, SLG: 0.478 (1, 4)										4	1	1	0	0	1	3										
Richie Sexson, R OBP: 0.368, SLG: 0.479 (1, 3)										3	0	0	0	1	0	3										
Geoff Jenkins, L OBP: 0.415, SLG: 0.714 (1, 7)										2	2	1	1	2	0	0										
Brady Clark, R OBP: 0.600, SLG: 0.571 (1, 8)										2	0	2	1	1	0	0										
Keith Ginter, R OBP: 0.351, SLG: 0.250 (1, 5)										4	0	2	3	0	1	3										
Eddie Pérez, R OBP: 0.313, SLG: 0.422 (1, 2)										3	0	0	0	0	1	5										
Royce Clayton, R OBP: 0.416, SLG: 0.582 (1, 6)										4	0	1	0	0	1	2										
15 Ben Sheets, R ERA: 6.93 (1, 1)	5.1		25	7	3	3	4	2	0	0	0	0	0	49	77	5.06		1.688								
Pete Munro, R ERA: 3.14 (6, 1)	1.2	L	9	1	2	2	1	2	1	0	0	0	0	22	40	10.80		1.800								
Ricky Stone, R ERA: (8, 1)	1.0		3	1	0	0	0	0	0	0	0	0	0	8	12	0.00	1.000									
Inning Stats	R: 2 E: 0 K: 1 S: 11	H: 2 LOB: 2 BB: 2 P: 24	R: 0 E: 0 K: 1 S: 6	H: 0 LOB: 0 BB: 0 P: 9	R: 0 E: 0 K: 0 S: 6	H: 0 LOB: 0 BB: 0 P: 8	R: 0 E: 0 K: 1 S: 10	H: 1 LOB: 0 BB: 0 P: 13	R: 0 E: 0 K: 1 S: 7	H: 1 LOB: 2 BB: 0 P: 12	R: 1 E: 0 K: 0 S: 20	H: 3 LOB: 2 BB: 0 P: 26	R: 2 E: 0 K: 0 S: 11	H: 1 LOB: 2 BB: 3 P: 25	R: 0 E: 0 K: 0 S: 8	H: 1 LOB: 0 BB: 0 P: 12	1B: 8 2B: 2 3B: 0 HR: 0	SF: 1 SAC: 2 DP: 1 HBP: 0	WP: 0 PB: 0 SB: 0 CS: 1	PA: 37						
PITCHER	IP	WLS	BF	H	R	ER	SO	BB	IBB	HBP	BLK	WP	HR	S	P	ERA	WHIP									
Jerome Robertson, L ERA: 6.93 (1, 1)	5.1		25	7	3	3	4	2	0	0	0	0	0	49	77	5.06	1.688									
Pete Munro, R ERA: 3.14 (6, 1)	1.2	L	9	1	2	2	1	2	1	0	0	0	0	22	40	10.80	1.800									
Ricky Stone, R ERA: (8, 1)	1.0		3	1	0	0	0	0	0	0	0	0	0	8	12	0.00	1.000									

Batter	1	2	3	4	5	6	7	8	9	AB	R	H	RBI	BB	SO	LOB	TOP				
Craig Biggio, R OBP: 0.309, SLG: 0.489 (1, 8)	4-1 FC5-4 BB	4-1 BB BB		3-2 1B 5 2B 2B		1-2 F7			0-1 F9	3	1	1	1	2	0	0					
Geoff Blum, S OBP: 0.360, SLG: 0.397 (1, 5)	0-2 FC5-4 2B	4-1 BB		0-0 5 2B 1B		2-1 F8			3-2 F9	4	1	1	0	1	0	1					
5 Jeff Bagwell, R OBP: 0.427, SLG: 0.714 (1, 3)	0-1 F9	2-3 BB		1-1 1B				1-0 G1-3	1-1 1B	5	0	2	1	0	1	4					
Jeff Kent, R OBP: 0.366, SLG: 0.479 (1, 4)	2-1 1H 2B		0-2 G5-3	0-0 G5-3				0-0 1B 2B	2-2 P6	5	2	2	1	0	0	3					
Orlando Merced, S OBP: 0.375, SLG: 0.517 54 Brad Lidge, R Scott Linebrink, R Billy Wagner, L (1, 7) (7, 1) (9, 1) (9, 1)	0-0 2H 2B		2-2 G3-1	0-0 F7				1-0 G6-4-3 1B		4	0	2	2	0	0	2					
Richard Hidalgo, R OBP: 0.403, SLG: 0.537 (1, 9)	2-2 P4		2-1 HR		3-3 K			1-0 G6-4-3 1-2		4	1	1	1	0	1	2					
Brad Ausmus, R OBP: 0.333, SLG: 0.431 (1, 2)		3-2 BB SH1-4 1B	1-1 CS 1B		0-0 G6-3			0-0 G1-3		4	0	2	0	0	0	0					
Jose Vizcaino, S OBP: 0.129, SLG: 0.100 (1, 6)		1 SAFE 1 SAFE F8	3-1 CS	3-2 CS	1-1 SH1-4 2B 1B	1-1 G1-3		3-1 P4		4	1	1	0	0	0	1					
Tim Redding, R Brian Hunter, R (1, 1) (7, 7)	1-2 SH1-4		1-2 SH1-4		2-2 SH1-4		1-3 K	0-1 L9		1	0	0	0	0	1	0					
Inning Stats	R: 2 E: 0 K: 0 S: 12	H: 2 LOB: 1 BB: 1 P: 20	R: 0 E: 0 K: 1 S: 14	H: 1 LOB: 3 BB: 2 P: 31	R: 1 E: 0 K: 0 S: 12	H: 2 LOB: 0 BB: 0 P: 20	R: 2 E: 0 K: 0 S: 17	H: 4 LOB: 2 BB: 0 P: 26	R: 0 E: 0 K: 1 S: 9	H: 0 LOB: 0 BB: 0 P: 13	R: 1 E: 0 K: 0 S: 4	H: 2 LOB: 0 BB: 0 P: 7	R: 0 E: 0 K: 0 S: 5	H: 0 LOB: 0 BB: 0 P: 8	R: 0 E: 0 K: 0 S: 11	H: 1 LOB: 1 BB: 0 P: 17	1B: 6 2B: 5 3B: 0 HR: 1	SF: 0 SAC: 2 DP: 1 HBP: 0	WP: 0 PB: 0 SB: 0 CS: 1	PA: 41	
PITCHER	IP WLS BF H R ER SO BB IBB HBP BLK WP HR S P ERA WHIP	IP WLS BF H R ER SO BB IBB HBP BLK WP HR S P ERA WHIP	IP WLS BF H R ER SO BB IBB HBP BLK WP HR S P ERA WHIP	IP WLS BF H R ER SO BB IBB HBP BLK WP HR S P ERA WHIP	IP WLS BF H R ER SO BB IBB HBP BLK WP HR S P ERA WHIP	IP WLS BF H R ER SO BB IBB HBP BLK WP HR S P ERA WHIP	IP WLS BF H R ER SO BB IBB HBP BLK WP HR S P ERA WHIP	IP WLS BF H R ER SO BB IBB HBP BLK WP HR S P ERA WHIP	IP WLS BF H R ER SO BB IBB HBP BLK WP HR S P ERA WHIP	IP WLS BF H R ER SO BB IBB HBP BLK WP HR S P ERA WHIP	IP WLS BF H R ER SO BB IBB HBP BLK WP HR S P ERA WHIP	IP WLS BF H R ER SO BB IBB HBP BLK WP HR S P ERA WHIP	IP WLS BF H R ER SO BB IBB HBP BLK WP HR S P ERA WHIP	IP WLS BF H R ER SO BB IBB HBP BLK WP HR S P ERA WHIP	IP WLS BF H R ER SO BB IBB HBP BLK WP HR S P ERA WHIP	IP WLS BF H R ER SO BB IBB HBP BLK WP HR S P ERA WHIP	IP WLS BF H R ER SO BB IBB HBP BLK WP HR S P ERA WHIP	IP WLS BF H R ER SO BB IBB HBP BLK WP HR S P ERA WHIP	IP WLS BF H R ER SO BB IBB HBP BLK WP HR S P ERA WHIP	IP WLS BF H R ER SO BB IBB HBP BLK WP HR S P ERA WHIP	IP WLS BF H R ER SO BB IBB HBP BLK WP HR S P ERA WHIP

Houston Astros @ New York Mets
Shea Stadium, Flushing, NY
Tue Apr 22 2003, 7:10 PM EDT
Att: 31,733 - Cloudy - 56 F


AB 35
R 6
H 12
RBI 6
BB 3
SO 3
LOB 13



Batter	1	2	3	4	5	6	7	8	9	AB	R	H	RBI	BB	SO	LOB	BOTTOM					
Roberto Alomar, S OBP: 0.388, SLG: 0.411 (1, 4)	2-1 2B		4-0 BB		2-1 G6-3			0-3 K		3	0	1	0	1	1	0						
Timo Perez, L OBP: 0.235, SLG: 0.281 (1, 7)	3-2 K		1-1 F7		1-2 G4-3			2-3 K2-3		4	0	0	0	0	2	2						
Mo Vaughn, L OBP: 0.303, SLG: 0.362 (1, 3)	1-1 L9		3-2 F7			2-2 G3			1-2 P6	4	0	0	0	0	0	2						
31 Mike Piazza, R OBP: 0.333, SLG: 0.463 (1, 2)	4-0 BB		2-2 2B 2B			0-0 G5-3			1-1 HR	3	2	2	1	1	0	0						
Ty Wigginton, R OBP: 0.383, SLG: 0.433 (1, 5)	1-3 K		2-3 K			0-0 F8			3-2 G1-3 HBP 1B	4	0	1	0	0	2	3						
Jeremy Burnitz, L OBP: 0.364, SLG: 0.515 (1, 9)		1-3 K		2-0 2B			2-3 K		1-0 G1-3 HBP	3	0	1	1	0	2	0						
Rey Sanchez, R OBP: 0.169, SLG: 0.129 (1, 6)		1-0 F9		2-2 F7			0-1 F9		1-1 G1-3	4	0	0	0	0	0	3						
Roger Cedeno, S OBP: 0.227, SLG: 0.242 Graeme Lloyd, L Scott Strickland, R Jay Bell, R (1, 8) (8, 1) (9, 1) (9, PH)		3-3 K		1-2 G1-3			0-3 K		4-2 BB	3	0	0	0	0	2	1						
David Cone, L OBP: 0.250, SLG: 0.250 Jae Weong Seo, R OBP: 0.111, SLG: 0.111 Tsuyoshi Shinjo, R OBP: 0.167, SLG: 0.174 (1, 1) (3, 1) (8, 8)			0-0 G1-3		2-3 K			3-2 P4	1-0 L7	0	0	0	0	0	0	0						
Inning Stats	R: 0 E: 0 K: 2 S: 11	H: 1 LOB: 2 BB: 1 P: 22	R: 0 E: 0 K: 2 S: 7	H: 0 LOB: 0 BB: 0 P: 12	R: 0 E: 0 K: 0 S: 6	H: 0 LOB: 1 BB: 1 P: 14	R: 1 E: 0 K: 1 S: 13	H: 2 LOB: 1 BB: 0 P: 22	R: 0 E: 0 K: 0 S: 10	H: 0 LOB: 0 BB: 0 P: 15	R: 0 E: 0 K: 2 S: 5	H: 0 LOB: 0 BB: 0 P: 7	R: 0 E: 0 K: 2 S: 8	H: 0 LOB: 0 BB: 0 P: 10	R: 0 E: 0 K: 2 S: 9	H: 0 LOB: 0 BB: 0 P: 14	R: 1 E: 0 K: 0 S: 16	H: 2 LOB: 3 BB: 1 P: 28	1B: 1 2B: 3 3B: 0 HR: 1	SF: 0 SAC: 0 DP: 0 HBP: 1	WP: 0 PB: 0 SB: 0 CS: 0	PA: 36
PITCHER	IP WLS BF H R ER SO BB IBB HBP BLK WP HR S P ERA WHIP	IP WLS BF H R ER SO BB IBB HBP BLK WP HR S P ERA WHIP	IP WLS BF H R ER SO BB IBB HBP BLK WP HR S P ERA WHIP	IP WLS BF H R ER SO BB IBB HBP BLK WP HR S P ERA WHIP	IP WLS BF H R ER SO BB IBB HBP BLK WP HR S P ERA WHIP	IP WLS BF H R ER SO BB IBB HBP BLK WP HR S P ERA WHIP	IP WLS BF H R ER SO BB IBB HBP BLK WP HR S P ERA WHIP	IP WLS BF H R ER SO BB IBB HBP BLK WP HR S P ERA WHIP	IP WLS BF H R ER SO BB IBB HBP BLK WP HR S P ERA WHIP	IP WLS BF H R ER SO BB IBB HBP BLK WP HR S P ERA WHIP	IP WLS BF H R ER SO BB IBB HBP BLK WP HR S P ERA WHIP	IP WLS BF H R ER SO BB IBB HBP BLK WP HR S P ERA WHIP	IP WLS BF H R ER SO BB IBB HBP BLK WP HR S P ERA WHIP	IP WLS BF H R ER SO BB IBB HBP BLK WP HR S P ERA WHIP	IP WLS BF H R ER SO BB IBB HBP BLK WP HR S P ERA WHIP	IP WLS BF H R ER SO BB IBB HBP BLK WP HR S P ERA WHIP	IP WLS BF H R ER SO BB IBB HBP BLK WP HR S P ERA WHIP	IP WLS BF H R ER SO BB IBB HBP BLK WP HR S P ERA WHIP	IP WLS BF H R ER SO BB IBB HBP BLK WP HR S P ERA WHIP	IP WLS BF H R ER SO BB IBB HBP BLK WP HR S P ERA WHIP	IP WLS BF H R ER SO BB IBB HBP BLK WP HR S P ERA WHIP	

Houston Astros @ New York Mets
Shea Stadium, Flushing, NY
Tue Apr 22 2003, 7:10 PM EDT
Att: 31,733 - Cloudy - 56 F

AB 32
R 2
H 5
RBI 2
BB 3
SO 10
LOB 14



Batter	1	2	3	4	5	6	7	8	9	AB	R	H	RBI	BB	SO	LOB	TOP				
Craig Biggio, R OBP: 0.303, SLG: 0.473 (1, 8)	G4-3		E5		SH5-3 1B	K			G6-3	5	1	1	0	0	1	3					
Jose Vizcaino, S OBP: 0.145, SLG: 0.091 (1, 6)	G4-3		G6-3		SH5-3			CS BB	K	3	0	0	0	1	1	2					
5 Jeff Bagwell, R OBP: 0.430, SLG: 0.700 (1, 3)			G4-3						K	3	0	1	2	1	1	1					
17 Lance Berkman, S OBP: 0.355, SLG: 0.308 (1, 7)	G4-3								K	4	0	1	0	0	2	2					
Jeff Kent, R OBP: 0.360, SLG: 0.481 (1, 4)									F9	4	0	1	0	0	1	2					
Richard Hidalgo, R OBP: 0.395, SLG: 0.514 (1, 9)									G2-3	3	0	0	0	1	1	2					
Brad Ausmus, R OBP: 0.329, SLG: 0.419 (1, 2)									G4-3	4	0	1	0	0	1	2					
Morgan Ensberg, R OBP: 0.292, SLG: 0.381 (9, PH)									F7	2	0	0	0	1	0	3					
Geoff Blum, S OBP: 0.355, SLG: 0.391 (9, PH)										1	0	0	0	0	0	0					
44 Roy Oswalt, R OBP: 0.308, SLG: 0.308 (7, 1)									F9	3	1	2	0	0	0	2					
Bruce Chen, L OBP: 0.394, SLG: 0.567 (8, 1)										0	0	0	0	0	0	0					
Orlando Merced, S OBP: 0.394, SLG: 0.567 (8, PH)										1	0	1	0	0	0	0					
Inning Stats	R: 0 E: 0 K: 0 S: 10	H: 0 LOB: 1 BB: 1 P: 16	R: 0 E: 0 K: 2 S: 10	H: 1 LOB: 2 BB: 1 P: 18	R: 0 E: 1 K: 0 S: 8	H: 0 LOB: 0 BB: 0 P: 13	R: 0 E: 0 K: 1 S: 10	H: 2 LOB: 2 BB: 0 P: 17	R: 2 E: 0 K: 1 S: 11	H: 3 LOB: 1 BB: 0 P: 17	R: 0 E: 0 K: 1 S: 17	H: 1 LOB: 2 BB: 1 P: 28	R: 0 E: 0 K: 0 S: 4	H: 0 LOB: 0 BB: 0 P: 7	R: 0 E: 0 K: 1 S: 13	H: 1 LOB: 1 BB: 0 P: 20	1B: 6 2B: 3 3B: 0 HR: 0	SF: 0 SAC: 1 DP: 2 HBP: 0	WP: 0 PB: 0 SB: 0 CS: 1	PA: 38	
PITCHER	IP	WLS	BF	H	R	ER	SO	BB	IBB	HBP	BLK	WP	HR	S	P	ERA	WHIP				
Al Leiter, L ERA: 2.35 (1, 1)	6.0	W	28	7	2	2	5	2	1	0	0	0	0	66	109	3.00	1.500				
David Weathers, R ERA: 2.35 (7, 1)	2.0	H	6	0	0	0	2	1	0	0	0	0	0	15	27	0.00	0.500				
Armando Benitez, R ERA: 6.35 (9, 1)	1.0	S	4	1	0	0	1	0	0	0	0	0	0	13	20	0.00	1.000				

Houston Astros @ New York Mets
Shea Stadium, Flushing, NY
Wed Apr 23 2003, 7:10 PM EDT
Att: 20,322 - Cloudy - 46 F


AB	33
R	2
H	8
RBI	2
BB	4
SO	8
LOB	19



Batter	1	2	3	4	5	6	7	8	9	AB	R	H	RBI	BB	SO	LOB	BOTTOM				
Roberto Alomar, S OBP: 0.378, SLG: 0.397 (1, 4)	G1-3					G3			G1-3	5	0	1	0	0	0	3					
Timo Perez, L OBP: 0.263, SLG: 0.286 (8, 7)									G6-3	3	1	1	0	1	1	1					
Cliff Floyd, L OBP: 0.324, SLG: 0.415 (1, 7)									F9	4	1	2	0	0	0	0					
Tsuyoshi Shinjo, R OBP: 0.167, SLG: 0.174 (8, 8)									F7	0	0	0	0	0	0	0					
31 Mike Piazza, R OBP: 0.328, SLG: 0.439 (1, 2)									G6-3	3	0	0	0	1	0	1					
Vance Wilson, R OBP: 0.316, SLG: 0.471 (9, 2)										0	0	0	0	0	0	0					
Mo Vaughn, L OBP: 0.329, SLG: 0.367 (1, 3)										2	0	1	1	1	0	2					
Roger Cedeno, S OBP: 0.227, SLG: 0.242 (8, PR)										0	0	0	0	0	0	0					
Armando Benitez, R OBP: 0.355, SLG: 0.391 (9, 1)										0	0	0	0	0	0	0					
Ty Wigginton, R OBP: 0.388, SLG: 0.429 (1, 5)										3	1	1	1	1	1	3					
Raul Gonzalez, R OBP: 0.750, SLG: 1.667 (1, 9)										3	1	2	1	1	1	2					
Rey Sanchez, R OBP: 0.159, SLG: 0.121 (1, 6)										4	0	0	0	0	0	6					
Al Leiter, L ERA: 3.86 (1, 1)										2	0	0	0	0	1	0					
Tony Clark, S OBP: 0.211, SLG: 0.684 (6, PH)										1	0	0	0	0	1	1					
David Weathers, R ERA: 6.23 (7, 1)										0	0	0	0	0	0	0					
Jay Bell, R OBP: 0.450, SLG: 0.231 (8, PH)										0	0	0	1	0	0	0					
Inning Stats	R: 1 E: 0 K: 1 S: 16	H: 1 LOB: 2 BB: 2 P: 26	R: 1 E: 0 K: 1 S: 12	H: 2 LOB: 0 BB: 0 P: 19	R: 1 E: 0 K: 1 S: 18	H: 3 LOB: 2 BB: 0 P: 22	R: 0 E: 0 K: 1 S: 9	H: 1 LOB: 0 BB: 0 P: 13	R: 0 E: 0 K: 0 S: 9	H: 0 LOB: 1 BB: 1 P: 16	R: 0 E: 0 K: 1 S: 11	H: 0 LOB: 1 BB: 1 P: 17	R: 0 E: 0 K: 0 S: 7	H: 0 LOB: 0 BB: 0 P: 12	R: 1 E: 0 K: 0 S: 8	H: 1 LOB: 2 BB: 1 P: 18	1B: 6 2B: 1 3B: 0 HR: 1	SF: 1 SAC: 0 DP: 0 HBP: 1	WP: 0 PB: 0 SB: 0 CS: 1	PA: 38	
PITCHER	IP	WLS	BF	H	R	ER	SO	BB	IBB	HBP	BLK	WP	HR	S	P	ERA	WHIP				
44 Roy Oswalt, R ERA: 3.86 (1, 1)	6.0	L	28	7	3	3	5	4	0	0	0	0	0	75	113	4.50	1.833				
Bruce Chen, L ERA: 6.23 (7, 1)	1.0		3	0	0	0	0	0	0	0	0	0	0	7	12	0.00	0.000				
Octavio Dotel, R ERA: 2.45 (8, 1)	1.0		6	1	1	1	0	1	0	1	0	0	0	8	18	9.00	2.000				

Houston Astros @ New York Mets
Shea Stadium, Flushing, NY
Wed Apr 23 2003, 7:10 PM EDT
Att: 20,322 - Cloudy - 46 F

AB	30
R	4
H	8
RBI	4
BB	5
SO	5
LOB	19



Batter	1	2	3	4	5	6	7	8	9	AB	R	H	RBI	BB	SO	LOB	TOP								
Craig Biggio, R OBP: 0.311, SLG: 0.469 (1, 8)										3	2	1	0	0	0	2	Houston Astros @ New York Mets Shea Stadium, Flushing, NY Thu Apr 24 2003, 7:10 PM EDT Att: 31,656 - Cloudy - 61 F								
Geoff Blum, S OBP: 0.350, SLG: 0.384 (1, 5)										4	0	1	0	0	0	2									
5 Jeff Bagwell, R OBP: 0.423, SLG: 0.679 (1, 3)										4	0	1	1	0	1	1									
17 Lance Berkman, S OBP: 0.364, SLG: 0.364 (1, 7)										3	1	1	1	1	1	1									
Jeff Kent, R OBP: 0.356, SLG: 0.506 (1, 4)										4	1	1	1	0	1	1									
Richard Hidalgo, R OBP: 0.388, SLG: 0.500 (1, 9)										4	0	1	0	0	1	0									
Brad Ausmus, R OBP: 0.324, SLG: 0.409 (1, 2)										4	0	1	0	0	1	1									
Julio Lugo, R OBP: 0.317, SLG: 0.278 Orlando Merced, S OBP: 0.382, SLG: 0.548 (9, PH)										3	0	1	0	0	0	1									
Wade Miller, R OBP: 0.200, SLG: 0.200 Bruce Chen, L Pete Munro, R Jose Vizcaino, S Ricky Stone, R Gregg Zaun, S Billy Wagner, L (1, 1) (4, 1) (4, 1) (6, PH) (6, 1) (6, PH) (8, 1)										0	0	0	0	0	0	0									
Inning Stats	R: 1 E: 0 K: 0 S: 9	H: 1 LOB: 0 BB: 0 P: 13	R: 0 E: 0 K: 2 S: 9	H: 0 LOB: 0 BB: 0 P: 14	R: 0 E: 1 K: 0 S: 6	H: 0 LOB: 0 BB: 0 P: 8	R: 0 E: 0 K: 1 S: 9	H: 1 LOB: 1 BB: 1 P: 17	R: 0 E: 0 K: 0 S: 7	H: 1 LOB: 0 BB: 0 P: 10	R: 1 E: 0 K: 1 S: 16	H: 2 LOB: 1 BB: 0 P: 23	R: 0 E: 0 K: 0 S: 8	H: 0 LOB: 0 BB: 0 P: 10	R: 0 E: 0 K: 0 S: 10	H: 1 LOB: 1 BB: 0 P: 18		R: 2 E: 0 K: 1 S: 14	H: 3 LOB: 1 BB: 0 P: 20	1B: 6 2B: 1 3B: 0 HR: 2	SF: 0 SAC: 1 DP: 3 HBP: 1	WP: 0 PB: 0 SB: 0 CS: 0	PA: 35		
PITCHER	IP	WLS	BF	H	R	ER	SO	BB	IBB	HBP	BLK	WP	HR	S	P	ERA	WHIP								
Pedro Astacio, R ERA: 3.0 Scott Strickland, R ERA: 1.88 Jaime Cerda, L ERA: 4.82 Armando Benitez, R ERA: 6.17	(1, 1) (7, 1) (9, 1) (9, 1)	6.0 2.0 0.2 0.1	W 7 5 S	22 4 3 1	4 0 2 0	2 0 2 0	2 0 1 0	4 0 2 0	0 0 0 0	0 0 0 0	1 0 0 0	0 0 0 0	0 0 2 0	56 18 12 2	85 28 18 2	3.00 0.00 27.00 0.00	0.833 0.500 4.500 0.000								

Batter	1	2	3	4	5	6	7	8	9	AB	R	H	RBI	BB	SO	LOB	BOTTOM								
Roberto Alomar, S OBP: 0.400, SLG: 0.432 (1, 4)										3	2	2	2	2	0	0	Houston Astros @ New York Mets Shea Stadium, Flushing, NY Thu Apr 24 2003, 7:10 PM EDT Att: 31,656 - Cloudy - 61 F								
Jay Bell, R OBP: 0.480, SLG: 0.250 (1, 5)										3	1	1	0	1	2	1									
Cliff Floyd, L OBP: 0.320, SLG: 0.403 Tsuyoshi Shinjo, R OBP: 0.160, SLG: 0.167 (1, 7) (6, PH) (9, 8)										2	0	0	1	1	0	4									
Mo Vaughn, L OBP: 0.311, SLG: 0.344 Tony Clark, S OBP: 0.200, SLG: 0.650 (1, 3) (6, PH) (9, 3)										4	0	0	2	0	1	4									
Raul Gonzalez, R OBP: 0.750, SLG: 1.167 (1, 9)										3	1	2	1	1	0	0									
Timo Perez, L OBP: 0.286, SLG: 0.333 (1, 8) (9, 7)										4	0	2	1	0	0	2									
Vance Wilson, R OBP: 0.304, SLG: 0.429 (1, 2)										4	1	1	0	0	3	3									
Joe McEwing, R OBP: 0.200, SLG: 0.200 (1, 6)										4	1	1	0	0	0	3									
Pedro Astacio, R OBP: 0.500, SLG: 0.500 Scott Strickland, R Jaime Cerda, L Armando Benitez, R (1, 1) (7, 1) (9, 1) (9, 1)										2	1	1	0	0	0	1									
Inning Stats	R: 1 E: 0 K: 0 S: 10	H: 1 LOB: 2 BB: 2 P: 21	R: 1 E: 0 K: 0 S: 11	H: 2 LOB: 0 BB: 0 P: 19	R: 0 E: 0 K: 1 S: 15	H: 2 LOB: 2 BB: 0 P: 26	R: 4 E: 0 K: 1 S: 15	H: 3 LOB: 1 BB: 2 P: 29	R: 1 E: 0 K: 2 S: 15	H: 2 LOB: 2 BB: 1 P: 27	R: 0 E: 0 K: 1 S: 8	H: 0 LOB: 0 BB: 0 P: 11	R: 0 E: 0 K: 0 S: 7	H: 0 LOB: 0 BB: 0 P: 9	R: 0 E: 0 K: 2 S: 10	H: 0 LOB: 0 BB: 0 P: 16		1B: 7 2B: 3 3B: 0 HR: 0	SF: 1 SAC: 1 DP: 0 HBP: 1	WP: 2 PB: 0 SB: 0 CS: 0	PA: 40				
PITCHER	IP	WLS	BF	H	R	ER	SO	BB	IBB	HBP	BLK	WP	HR	S	P	ERA	WHIP								
Wade Miller, R ERA: 5.47 Bruce Chen, L ERA: 6.75 Pete Munro, R ERA: 3.45 Ricky Stone, R ERA: Billy Wagner, L ERA: 1.42	(1, 1) (4, 1) (4, 1) (6, 1) (8, 1)	3.0 0.2 1.1 2.0 1.0	L 4 7 6 3	20 2 2 0 0	5 1 1 0 0	5 1 1 0 0	5 1 3 1 2	0 0 1 0 0	0 0 0 0 0	0 0 0 0 0	0 0 0 0 0	0 0 0 0 0	0 0 15 0 10	42 9 30 20 16	15.00 13.50 6.75 0.00 0.00	3.333 3.000 2.250 0.000 0.000									

AB	32
R	4
H	8
RBI	3
BB	1
SO	5
LOB	11



Batter	1	2	3	4	5	6	7	8	9	AB	R	H	RBI	BB	SO	LOB	TOP			
Craig Biggio, R OBP: 0.306, SLG: 0.450 (1, 8)	4-1 5B BB	0-0 G6-3			3-2 G6-3		0-0 F7		0-1 E5	4	0	0	1	1	0	6				
Geoff Blum, S OBP: 0.329, SLG: 0.359 (1, 5) (8, 3)	1-0 F7		0-2 G6-3			1-1 G4-3		1-1 G1-3	1-1 P5	5	0	0	0	0	0	4				
5 Jeff Bagwell, R OBP: 0.416, SLG: 0.659 Octavio Dotel, R (8, 1)	2-2 SAFE 1B		2-3 K			0-0 G6-3		1-0 P3	1-1 L1	4	0	1	0	0	1	0				
Brian Hunter, R OBP: 0.211, SLG: 0.211 (9, FH)	1-2 1B									0	0	0	0	0	0	0				
17 Lance Berkman, S OBP: 0.357, SLG: 0.345 (1, 7)	0-0 L7		3-1 L7			4-2 FC4-6 BB		0-0 G1-3		3	0	0	0	1	0	2				
Jeff Kent, R OBP: 0.344, SLG: 0.488 Jose Vizcaino, S OBP: 0.135, SLG: 0.086 (1, 4) (8, 4)	1-3 K			0-3 K					1-2 G6-3	3	0	0	0	0	2	3				
Richard Hidalgo, R OBP: 0.393, SLG: 0.506 (1, 9)		1-0 F8		1-1 G6-3			1-1 1B		4-2 1B BB 1B	3	1	1	0	1	0	0				
Gregg Zaun, S OBP: 0.346, SLG: 0.364 (1, 2)		1-0 SH1-3 1B		1-2 G4-3			1-0 L8		4-1 1B 1B BB	3	1	1	0	1	0	1				
Julio Lugo, R OBP: 0.344, SLG: 0.298 (1, 6)		4-2 SH1-3 BB			2-2 G1-3		0-1 1B		0-2 E 1B	3	0	2	0	1	0	0				
Jerome Robertson, L OBP: 0.286, SLG: 0.286 Brandon Puffer, R (4, 1)		1-1 SH1-3		3-3 K			0-0 F7		0-0 E	0	0	0	0	0	0	0				
Orlando Merced, S OBP: 0.371, SLG: 0.531 Ricky Stone, R (7, 1)										1	0	0	0	0	1	0				
Morgan Ensberg, R OBP: 0.330, SLG: 0.409 (8, 5)		1-2 2-3							1-2 2-3 3-H	1	0	1	1	0	0	0				
Inning Stats	R: 0 E: 0 K: 1 S: 10	H: 1 LOB: 2 BB: 1 P: 18	R: 0 E: 0 K: 0 S: 9	H: 1 LOB: 2 BB: 1 P: 16	R: 0 E: 0 K: 1 S: 8	H: 0 LOB: 0 BB: 0 P: 13	R: 0 E: 0 K: 1 S: 9	H: 0 LOB: 0 BB: 0 P: 11	R: 0 E: 0 K: 0 S: 6	H: 0 LOB: 1 BB: 1 P: 11	R: 0 E: 0 K: 0 S: 7	H: 2 LOB: 2 BB: 0 P: 9	R: 0 E: 0 K: 0 S: 4	H: 0 LOB: 0 BB: 0 P: 6	R: 2 E: 1 K: 0 S: 19	H: 2 LOB: 3 BB: 2 P: 30	1B: 5 2B: 3 3B: 0 HR: 0	SF: 0 SAC: 1 DP: 0 HBP: 0	WP: 0 PB: 0 SB: 0 CS: 0	PA: 39
PITCHER	IP WLS BF H R ER SO	IP WLS BF H R ER SO	IP WLS BF H R ER SO	IP WLS BF H R ER SO	IP WLS BF H R ER SO	IP WLS BF H R ER SO	IP WLS BF H R ER SO	IP WLS BF H R ER SO	IP WLS BF H R ER SO	IP WLS BF H R ER SO	IP WLS BF H R ER SO	IP WLS BF H R ER SO	IP WLS BF H R ER SO	IP WLS BF H R ER SO	IP WLS BF H R ER SO	IP WLS BF H R ER SO	ERA WHIP	ERA WHIP		
Zach Day, R ERA: 2.48 (1, 1)	8.1 W 37 6 2 2 4	0.2 2 0 0 0 0																2.16 1.320		
Luis Ayala, R ERA: 4.35 (9, 1)																		0.00 0.000		

Houston Astros @ Montreal Expos
Olympic Stadium, Montreal, QB
Fri Apr 25 2003, 7:05 PM EDT
Att. 6,863 - Dome - 72 F


AB 33
R 2
H 6
RBI 2
BB 5
SO 4
LOB 21



Batter	1	2	3	4	5	6	7	8	9	AB	R	H	RBI	BB	SO	LOB	BOTTOM		
Endy Chavez, L OBP: 0.322, SLG: 0.412 (1, 8)	4-0 2B BB	0-2 G6-3		2-1 1B BB G6-4-3 1B		2-2 L9	1-1 1B			4	2	2	1	1	0	0			
Jose Vidro, S OBP: 0.417, SLG: 0.646 Henry Mateo, S OBP: 0.462, SLG: 0.417 (1, 4) (7, FH) (8, 4)	3-2 2B 2B	0-0 L3		4-0 G6-4-3 1B BB		1-2 2B	1-1 1B			3	1	2	1	1	0	0			
Vladimir Guerrero, R OBP: 0.411, SLG: 0.514 Jose Macias, S OBP: 0.381, SLG: 0.294 (1, 9) (8, 9)	4-1 2B BB	2-1 G6-3		0-0 G6-4-3 1B		4-0 FC6-4 IBB	2-3 K			3	1	1	0	2	1	2			
Orlando Cabrera, R OBP: 0.304, SLG: 0.417 (1, 6)	1-2 1B 2B		3-1 HR 1B	0-1 G6-4-3		1-1 FC6-4	1-3 K			5	2	2	2	0	1	4			
Fernando Tatis, R OBP: 0.337, SLG: 0.397 Jamey Carroll, R OBP: 0.364, SLG: 0.500 (1, 5) (8, PR) (9, 5)	0-0 1B 1B		0-2 L7	3-2 F8			2-3 K	1-1 G5-3 1B		5	0	2	1	0	1	2			
Wil Cordero, R OBP: 0.304, SLG: 0.327 (1, 3)	0-2 1B		2-1 HR		2-0 F7		4-2 1B 1B BB	0-2 G5-3		4	2	2	2	1	0	1			
Brad Wilkerson, L OBP: 0.346, SLG: 0.420 (1, 7)	2-3 K		0-1 E6		3-3 K		0-0 G4-3 1B 1B	4-2 BB		4	1	1	0	1	2	2			
Michael Barrett, R OBP: 0.125, SLG: 0.148 (1, 2)	2-0 F3		1-1 F7		1-0 G1-3		0-0 1B 1B	3-2 G4-3		5	1	1	0	0	0	5			
Zach Day, R Luis Ayala, R (1, 1) (9, 1)	0-3 K		1-3 K			1-0 G1-3	2-2 G4-3			4	0	0	1	0	2	5			
Inning Stats	R: 4 E: 0 K: 2 S: 21	H: 4 LOB: 2 BB: 2 P: 37	R: 0 E: 0 K: 0 S: 6	H: 0 LOB: 0 BB: 0 P: 8	R: 2 E: 1 K: 1 S: 16	H: 2 LOB: 1 BB: 0 P: 23	R: 1 E: 0 K: 0 S: 8	H: 2 LOB: 1 BB: 1 P: 17	R: 0 E: 0 K: 0 S: 9	H: 1 LOB: 2 BB: 1 P: 18	R: 3 E: 0 K: 2 S: 19	H: 4 LOB: 2 BB: 1 P: 31	R: 0 E: 0 K: 1 S: 13	H: 1 LOB: 2 BB: 1 P: 22	1B: 10 2B: 3 3B: 0 HR: 1	SF: 0 SAC: 0 DP: 1 HBP: 0	WP: 0 PB: 0 SB: 0 CS: 0	PA: 44	
PITCHER	IP WLS BF H R ER SO	IP WLS BF H R ER SO	IP WLS BF H R ER SO	IP WLS BF H R ER SO	IP WLS BF H R ER SO	IP WLS BF H R ER SO	IP WLS BF H R ER SO	IP WLS BF H R ER SO	IP WLS BF H R ER SO	IP WLS BF H R ER SO	IP WLS BF H R ER SO	IP WLS BF H R ER SO	IP WLS BF H R ER SO	IP WLS BF H R ER SO	IP WLS BF H R ER SO	IP WLS BF H R ER SO	ERA WHIP	ERA WHIP	
Jerome Robertson, L ERA: 7.99 (4, 1)	3.0 L 18 3 1 1 1																	18.00 2.667	
Brandon Puffer, R ERA: 3.0 (7, 1)	1.0 8 4 3 3 2																	3.00 1.333	
Ricky Stone, R ERA: 2.08 (8, 1)	1.0 5 1 0 0 1																	27.00 5.000	
Octavio Dotel, R ERA: 2.25 (8, 1)																		0.00 2.000	

Houston Astros @ Montreal Expos
Olympic Stadium, Montreal, QB
Fri Apr 25 2003, 7:05 PM EDT
Att. 6,863 - Dome - 72 F

AB 38
R 10
H 14
RBI 9
BB 6
SO 7
LOB 21



Batter	1	2	3	4	5	6	7	8	9	AB	R	H	RBI	BB	SO	LOB	TOP					
Rafael Furcal, S OBP: 0.376, SLG: 0.440 Darren Bragg, L OBP: 0.222, SLG: 0.160	G6-3		F7	F7		1B 10 2B HBP IBB	FC6-4 1B		G4-3 HBP	4	1	1	0	1	0	2	0 0 0 0 0 0					
Marcus Giles, R OBP: 0.431, SLG: 0.618	1B 2B		G5-3		1B 2B	1B 10 2B HBP	FC6-4 1B		G4-3	5	2	2	1	0	0	3	5 2 2 1 0 0 3					
Gary Sheffield, R OBP: 0.435, SLG: 0.629 Darren Holmes, R OBP: 0.353, SLG: 0.406 Trey Hodges, R OBP: 0.353, SLG: 0.406	FC6-4 1B			10 2B BB	10 S SF9 1B	10 2B 1B		HR	K	4	4	4	3	1	0	0	4 4 3 1 0 0 0					
10 Chipper Jones, S OBP: 0.375, SLG: 0.478	K			1B 2B	G4-3	1B 2B		BB 1B		5	1	3	4	0	1	3	5 1 3 4 0 1 3					
Andruw Jones, R OBP: 0.357, SLG: 0.490	FC6-4			1B BB	SF9	K		K		3	0	0	1	1	2	4	3 0 0 1 1 2 4					
Robert Fick, L OBP: 0.383, SLG: 0.462 Julio Franco, R OBP: 0.471, SLG: 0.442	K	1-3		1-2 F9	G1-3			BB		4	0	1	1	0	1	1	4 0 1 1 0 1 1					
Vinny Castilla, R OBP: 0.305, SLG: 0.388	F9			FC5-4-2-5 1B		E4 SH1-4 BB HBP	F7	P3		5	2	0	0	0	0	4	5 2 0 0 0 0 4					
Javy Lopez, R OBP: 0.282, SLG: 0.471	F8			1B		HBP SH1-4 BB	K	K		4	1	1	0	1	2	2	4 1 1 0 1 2 2					
Mike Hampton, R OBP: 0.333, SLG: 0.200 Mark DeRosa, R OBP: 0.143, SLG: 0.143	G6-3			1-2 2H 1B	SH1-4			G6-3		2	0	1	1	1	0	0	2 0 1 1 1 0 0					
Inning Stats	R: 0 H: 2 E: 0 K: 1 S: 15	H: 2 LOB: 2 BB: 0 P: 21	R: 0 H: 0 E: 0 K: 1 S: 6	H: 0 LOB: 0 BB: 0 P: 7	R: 0 H: 0 E: 0 K: 0 S: 7	H: 0 LOB: 0 BB: 0 P: 9	R: 3 H: 4 E: 0 K: 0 S: 12	H: 4 LOB: 2 BB: 2 P: 29	R: 2 H: 2 E: 0 K: 0 S: 8	H: 2 LOB: 0 BB: 0 P: 13	R: 5 H: 2 E: 1 K: 1 S: 20	H: 2 LOB: 1 BB: 2 P: 35	R: 0 H: 1 E: 0 K: 1 S: 17	H: 1 LOB: 2 BB: 1 P: 26	R: 1 H: 2 E: 0 K: 2 S: 15	H: 2 LOB: 2 BB: 1 P: 19	R: 0 H: 0 E: 0 K: 1 S: 14	H: 0 LOB: 1 BB: 0 P: 19	1B: 8 2B: 5 3B: 0 HR: 1	SF: 1 SAC: 1 DP: 1 HBP: 2	WP: 0 PA: 48 PB: 0 SB: 1 CS: 0	
PITCHER	IP WLS BF H R ER SO BB IBB HBP BLK WP HR S P ERA WHIP	IP WLS BF H R ER SO BB IBB HBP BLK WP HR S P ERA WHIP	IP WLS BF H R ER SO BB IBB HBP BLK WP HR S P ERA WHIP	IP WLS BF H R ER SO BB IBB HBP BLK WP HR S P ERA WHIP	IP WLS BF H R ER SO BB IBB HBP BLK WP HR S P ERA WHIP	IP WLS BF H R ER SO BB IBB HBP BLK WP HR S P ERA WHIP	IP WLS BF H R ER SO BB IBB HBP BLK WP HR S P ERA WHIP	IP WLS BF H R ER SO BB IBB HBP BLK WP HR S P ERA WHIP	IP WLS BF H R ER SO BB IBB HBP BLK WP HR S P ERA WHIP	IP WLS BF H R ER SO BB IBB HBP BLK WP HR S P ERA WHIP	IP WLS BF H R ER SO BB IBB HBP BLK WP HR S P ERA WHIP	IP WLS BF H R ER SO BB IBB HBP BLK WP HR S P ERA WHIP	IP WLS BF H R ER SO BB IBB HBP BLK WP HR S P ERA WHIP	IP WLS BF H R ER SO BB IBB HBP BLK WP HR S P ERA WHIP	IP WLS BF H R ER SO BB IBB HBP BLK WP HR S P ERA WHIP	IP WLS BF H R ER SO BB IBB HBP BLK WP HR S P ERA WHIP	IP WLS BF H R ER SO BB IBB HBP BLK WP HR S P ERA WHIP	IP WLS BF H R ER SO BB IBB HBP BLK WP HR S P ERA WHIP	IP WLS BF H R ER SO BB IBB HBP BLK WP HR S P ERA WHIP	IP WLS BF H R ER SO BB IBB HBP BLK WP HR S P ERA WHIP	IP WLS BF H R ER SO BB IBB HBP BLK WP HR S P ERA WHIP	IP WLS BF H R ER SO BB IBB HBP BLK WP HR S P ERA WHIP

Atlanta Braves @ Houston Astros
Minute Maid Park, Houston, TX
Wed Apr 30 2003, 7:05 PM CDT
Att: 24,018 - Cloudy - 82 F

AB 38
R 11
H 13
RBI 11
BB 6
SO 7
LOB 20



Batter	1	2	3	4	5	6	7	8	9	AB	R	H	RBI	BB	SO	LOB	BOTTOM					
Craig Biggio, R OBP: 0.306, SLG: 0.423	F8			F8		G4-3		P4		4	0	0	0	0	0	0	4 0 0 0 0 0 0					
Morgan Ensberg, R OBP: 0.306, SLG: 0.438	G1-3			HR		F8		K		4	1	1	1	0	1	0	4 1 1 1 0 1 0					
5 Jeff Bagwell, R OBP: 0.390, SLG: 0.648 Orlando Merced, S OBP: 0.378, SLG: 0.559	P5			G4-3		P4		2B		3	0	0	0	0	0	0	3 0 0 0 0 0 0					
Jeff Kent, R OBP: 0.349, SLG: 0.520 Geoff Blum, S OBP: 0.323, SLG: 0.341	G1-3			CS 1B		2B 1B		G1-3		3	0	2	0	0	0	0	3 0 2 0 0 0 0					
Richard Hidalgo, R OBP: 0.377, SLG: 0.511	G5-3			P4		F8		G6-3		4	0	0	0	0	0	3	4 0 0 0 0 0 3					
17 Lance Berkman, S OBP: 0.337, SLG: 0.319	G6-3					F9		P2		4	0	0	0	0	0	2	4 0 0 0 0 0 2					
Brad Ausmus, R OBP: 0.303, SLG: 0.383				G6-3		K		2B		3	0	1	0	0	1	0	3 0 1 0 0 1 0					
Julio Lugo, R OBP: 0.338, SLG: 0.292 Bruce Chen, L				G1-3				G3-1		2	0	0	0	1	0	2	2 0 0 0 0 1 2					
Wade Miller, R OBP: 0.182, SLG: 0.182 Brian Hunter, R OBP: 0.222, SLG: 0.269 Brandon Puffer, R OBP: 0.186, SLG: 0.150	F8					BB		G6-3		1	0	0	0	0	0	0	1 0 0 0 0 0 0					
Inning Stats	R: 0 H: 0 E: 0 K: 0 S: 6	H: 0 LOB: 0 BB: 0 P: 10	R: 0 H: 0 E: 0 K: 0 S: 5	H: 0 LOB: 0 BB: 0 P: 8	R: 0 H: 0 E: 0 K: 0 S: 8	H: 0 LOB: 0 BB: 0 P: 12	R: 1 H: 2 E: 0 K: 0 S: 10	H: 2 LOB: 1 BB: 0 P: 18	R: 0 H: 0 E: 0 K: 2 S: 9	H: 0 LOB: 1 BB: 1 P: 15	R: 0 H: 0 E: 0 K: 0 S: 6	H: 0 LOB: 0 BB: 0 P: 8	R: 0 H: 2 E: 0 K: 0 S: 9	H: 2 LOB: 2 BB: 0 P: 14	R: 0 H: 0 E: 0 K: 1 S: 7	H: 0 LOB: 0 BB: 0 P: 11	R: 0 H: 1 E: 0 K: 0 S: 7	H: 1 LOB: 1 BB: 0 P: 14	1B: 2 2B: 2 3B: 0 HR: 1	SF: 0 SAC: 0 DP: 0 HBP: 0	WP: 0 PA: 33 PB: 0 SB: 0 CS: 1	
PITCHER	IP WLS BF H R ER SO BB IBB HBP BLK WP HR S P ERA WHIP	IP WLS BF H R ER SO BB IBB HBP BLK WP HR S P ERA WHIP	IP WLS BF H R ER SO BB IBB HBP BLK WP HR S P ERA WHIP	IP WLS BF H R ER SO BB IBB HBP BLK WP HR S P ERA WHIP	IP WLS BF H R ER SO BB IBB HBP BLK WP HR S P ERA WHIP	IP WLS BF H R ER SO BB IBB HBP BLK WP HR S P ERA WHIP	IP WLS BF H R ER SO BB IBB HBP BLK WP HR S P ERA WHIP	IP WLS BF H R ER SO BB IBB HBP BLK WP HR S P ERA WHIP	IP WLS BF H R ER SO BB IBB HBP BLK WP HR S P ERA WHIP	IP WLS BF H R ER SO BB IBB HBP BLK WP HR S P ERA WHIP	IP WLS BF H R ER SO BB IBB HBP BLK WP HR S P ERA WHIP	IP WLS BF H R ER SO BB IBB HBP BLK WP HR S P ERA WHIP	IP WLS BF H R ER SO BB IBB HBP BLK WP HR S P ERA WHIP	IP WLS BF H R ER SO BB IBB HBP BLK WP HR S P ERA WHIP	IP WLS BF H R ER SO BB IBB HBP BLK WP HR S P ERA WHIP	IP WLS BF H R ER SO BB IBB HBP BLK WP HR S P ERA WHIP	IP WLS BF H R ER SO BB IBB HBP BLK WP HR S P ERA WHIP	IP WLS BF H R ER SO BB IBB HBP BLK WP HR S P ERA WHIP	IP WLS BF H R ER SO BB IBB HBP BLK WP HR S P ERA WHIP	IP WLS BF H R ER SO BB IBB HBP BLK WP HR S P ERA WHIP	IP WLS BF H R ER SO BB IBB HBP BLK WP HR S P ERA WHIP	IP WLS BF H R ER SO BB IBB HBP BLK WP HR S P ERA WHIP

Atlanta Braves @ Houston Astros
Minute Maid Park, Houston, TX
Wed Apr 30 2003, 7:05 PM CDT
Att: 24,018 - Cloudy - 82 F

AB 32
R 1
H 5
RBI 1
BB 1
SO 3
LOB 9



Batter	1	2	3	4	5	6	7	8	9	AB	R	H	RBI	BB	SO	LOB	TOP								
Juan Pierre, L (1.8) OBP: 0.319, SLG: 0.333	K2-3		G6-3			P4	FC6-4		G3	5	0	0	0	0	1	1									
Luis Castillo, S (1.4) OBP: 0.359, SLG: 0.400	G3		2B			F7				3	1	1	0	1	0	0									
Ivan Rodriguez, R (1.2) OBP: 0.403, SLG: 0.460	K		2B			G4-3	E5			4	0	1	1	0	1	2									
Mike Lowell, R (1.5) OBP: 0.353, SLG: 0.561		G6-3	L5			SH1-3	G1-3			4	0	1	0	0	0	4									
Juan Encarnacion, R (1.9) OBP: 0.308, SLG: 0.456		HR				SH1-3	G4-3			2	1	1	1	1	0	0									
Derrek Lee, R (1.3) OBP: 0.353, SLG: 0.412		G6-3	L5			G6-3	K			4	0	0	0	0	1	3									
Alex Gonzalez, R (1.6) OBP: 0.382, SLG: 0.647		HR				F9	F8			4	1	2	1	0	0	1									
Todd Hollandsworth, L (1.7) OBP: 0.330, SLG: 0.446						F8				3	0	1	0	0	0	1									
Gerald Williams, R (9. PH) OBP: 0.125, SLG: 0.045			2B							1	0	0	0	0	0	0									
Brad Penny, R (1.1) OBP: 0.063, SLG: 0.333			G6-3							2	0	0	0	0	1	2									
Mike Mordecai, R (7. PH) OBP: 0.351, SLG: 0.389										0	0	0	0	1	0	0									
Tim Spooneybarger, R (7.1) OBP: 0.125, SLG: 0.045										0	0	0	0	0	0	0									
Mike Redmond, R (9. PH) OBP: 0.250, SLG: 0.364							FC6-4			1	0	0	0	0	0	0									
Inning Stats	R: 0 E: 0 K: 2 S: 9	H: 0 LOB: 0 BB: 0 P: 12	R: 2 E: 0 K: 0 S: 15	H: 3 LOB: 1 BB: 0 P: 22	R: 1 E: 0 K: 0 S: 17	H: 2 LOB: 2 BB: 1 P: 30	R: 0 E: 0 K: 1 S: 8	H: 1 LOB: 1 BB: 0 P: 10	R: 0 E: 0 K: 0 S: 6	H: 0 LOB: 0 BB: 0 P: 8	R: 0 E: 0 K: 0 S: 6	H: 1 LOB: 1 BB: 0 P: 7	R: 0 E: 0 K: 0 S: 16	H: 0 LOB: 3 BB: 2 P: 27	R: 0 E: 0 K: 1 S: 8	H: 0 LOB: 0 BB: 0 P: 9	R: 0 E: 0 K: 0 S: 9	H: 0 LOB: 0 BB: 0 P: 11	1B: 2 2B: 4 3B: 0 HR: 2	SF: 0 SAC: 1 DP: 1 HBP: 0	WP: 0 PB: 0 SB: 3 CS: 1	PA: 37			
PITCHER	IP	WLS	BF	H	R	ER	SO	BB	IBB	HBP	BLK	WP	HR	S	P	ERA	WHIP								
Scott Linebrink, R (1.1) ERA: 4.15	5.0		21	6	3	3	3	1	0	0	0	0	2	55	82	5.40	1.400								
Ricky Stone, R (6.1) ERA: 1.8	1.0	W	4	1	0	0	0	0	0	0	0	0	0	6	7	0.00	1.000								
Bruce Chen, L (7.1) ERA: 6.0	0.2	H	3	0	0	0	0	1	0	0	0	0	0	6	12	0.00	1.500								
Brandon Puffer, R (7.1) ERA: 8.44	0.1	H	3	0	0	0	0	1	0	0	0	0	0	10	15	0.00	3.000								
54 Brad Lidge, R (8.1) ERA: 0.96	1.0	H	3	0	0	0	1	0	0	0	0	0	0	8	9	0.00	0.000								
PITCHER	IP	WLS	BF	H	R	ER	SO	BB	IBB	HBP	BLK	WP	HR	S	P	ERA	WHIP								
Billy Wagner, L (9.1) ERA: 2.65	1.0	S	3	0	0	0	0	0	0	0	0	0	0	9	11	0.00	0.000								

Florida Marlins @ Houston Astros
Minute Maid Park, Houston, TX
Fri May 02 2003, 7:05 PM CDT
Att: 22,659 - Cloudy - 87 F

AB 33
R 3
H 7
RBI 3
BB 3
SO 4
LOB 14



Batter	1	2	3	4	5	6	7	8	9	AB	R	H	RBI	BB	SO	LOB	BOTTOM								
Craig Biggio, R (1.8) OBP: 0.300, SLG: 0.403	F9					G6-3				3	0	1	1	1	0	2									
Geoff Blum, S (1.5) OBP: 0.324, SLG: 0.351	F8		G4-3				K2-3			4	0	1	1	0	1	2									
5 Jeff Bagwell, R (1.3) OBP: 0.386, SLG: 0.623	F7						K			4	0	0	0	0	1	2									
Jeff Kent, R (1.4) OBP: 0.356, SLG: 0.528		G5-3					G6-3			4	0	0	0	0	0	2									
17 Lance Berkman, S (1.7) OBP: 0.347, SLG: 0.383		G6-3					K			4	0	0	0	0	1	0									
Orlando Merced, S (1.9) OBP: 0.357, SLG: 0.513		G3-1					F7			4	1	1	0	0	1	0									
Billy Wagner, L (9.1)							K			0	0	0	0	0	0	0									
Brad Ausmus, R (1.2) OBP: 0.298, SLG: 0.372										4	1	1	0	0	1	0									
28 Adam Everett, R (1.6) OBP: 0.667, SLG: 1.333										3	1	2	1	0	0	1									
Scott Linebrink, R (1.1) ERA: 4.15										1	0	0	0	0	1	1									
Richard Hidalgo, R (5. PH) OBP: 0.276, SLG: 0.490										0	1	0	0	1	0	0									
Ricky Stone, R (6.1) ERA: 1.8										0	0	0	0	0	0	0									
Jose Vizcaino, S (6. PH) OBP: 0.224, SLG: 0.178										1	0	1	0	0	0	0									
Bruce Chen, L (7.1) ERA: 6.0										0	0	0	0	0	0	0									
Brandon Puffer, R (7.1) ERA: 8.44										0	0	0	0	0	0	0									
54 Brad Lidge, R (8.1) ERA: 0.96										0	0	0	0	0	0	0									
Brian Hunter, R (9.9) OBP: 0.222, SLG: 0.269										0	0	0	0	0	0	0									
Inning Stats	R: 0 E: 0 K: 0 S: 6	H: 0 LOB: 0 BB: 0 P: 9	R: 0 E: 0 K: 0 S: 10	H: 0 LOB: 0 BB: 0 P: 16	R: 0 E: 0 K: 2 S: 12	H: 1 LOB: 2 BB: 1 P: 21	R: 0 E: 0 K: 0 S: 8	H: 0 LOB: 0 BB: 0 P: 11	R: 3 E: 0 K: 0 S: 14	H: 4 LOB: 2 BB: 1 P: 25	R: 1 E: 1 K: 1 S: 13	H: 2 LOB: 2 BB: 0 P: 23	R: 0 E: 0 K: 2 S: 8	H: 0 LOB: 0 BB: 0 P: 10	R: 0 E: 0 K: 1 S: 5	H: 0 LOB: 0 BB: 0 P: 9	1B: 6 2B: 0 3B: 1 HR: 0	SF: 0 SAC: 0 DP: 0 HBP: 0	WP: 1 PB: 0 SB: 0 CS: 0	PA: 34					
PITCHER	IP	WLS	BF	H	R	ER	SO	BB	IBB	HBP	BLK	WP	HR	S	P	ERA	WHIP								
Brad Penny, R (1.1) ERA: 4.15	6.0	L	28	7	4	3	3	2	0	0	0	0	0	63	105	4.50	1.500								
Tim Spooneybarger, R (7.1) ERA: 5.4	2.0		6	0	0	0	3	0	0	0	0	0	0	13	19	0.00	0.000								

Florida Marlins @ Houston Astros
Minute Maid Park, Houston, TX
Fri May 02 2003, 7:05 PM CDT
Att: 22,659 - Cloudy - 87 F

AB 32
R 4
H 7
RBI 4
BB 2
SO 6
LOB 10



Batter	1	2	3	4	5	6	7	8	9	AB	R	H	RBI	BB	SO	LOB	TOP				
Juan Pierre, L (1.8)	B2-3		G6-3 1B				FC1-5 1B		F9	4	0	1	0	1	0	2					
Luis Castillo, S (1.4)	F8		G6-3				F7			4	0	1	0	0	0	3					
Ivan Rodriguez, R (1.2)	G4-3		G6-3				P4			4	0	0	0	0	0	6					
Mike Lowell, R (1.5)			G6-3				F8			4	0	1	0	0	0	0					
Juan Encarnacion, R (1.9)			G1-3				K2-3			4	0	1	0	0	1	1					
Derrek Lee, R (1.3)			HR				HR			4	2	3	2	0	0	1					
Alex Gonzalez, R (1.6)			2B				F7			4	0	1	0	0	0	3					
Todd Hollandsworth, L (1.7)			G1-3				G1-3			3	0	0	0	1	1	1					
Justin Wayne, R (1.1)							G5-3			0	0	0	0	0	0	0					
Tommy Phelps, L (1.1)										1	0	0	0	0	0	0					
Mike Mordcaai, R (5. PH)										0	0	0	0	0	1	0					
Allen Levraut, R (5.1)										0	0	0	0	0	0	0					
Andy Fox, L (7. PH)										1	0	1	0	0	0	0					
Toby Borland, R (7.1)										0	0	0	0	0	0	0					
Armando Almanza, L (8.1)										0	0	0	0	0	0	0					
Mike Redmond, R (9. PH)										1	0	0	0	0	0	0					
Inning Stats	R: 0 E: 0 K: 0 S: 6	H: 0 LOB: 0 BB: 0 P: 9	R: 1 E: 0 K: 0 S: 11	H: 2 LOB: 1 BB: 0 P: 19	R: 0 E: 0 K: 0 S: 12	H: 1 LOB: 1 BB: 0 P: 20	R: 1 E: 0 K: 1 S: 12	H: 1 LOB: 0 BB: 2 P: 16	R: 0 E: 0 K: 0 S: 9	H: 0 LOB: 2 BB: 2 P: 18	R: 0 E: 0 K: 0 S: 10	H: 1 LOB: 1 BB: 0 P: 15	R: 0 E: 0 K: 0 S: 11	H: 2 LOB: 2 BB: 1 P: 19	R: 0 E: 0 K: 0 S: 6	H: 2 LOB: 1 BB: 0 P: 7	R: 0 E: 0 K: 1 S: 8	H: 0 LOB: 0 BB: 0 P: 10	1B: 6 2B: 1 3B: 0 HR: 2	SF: 0 SAC: 0 DP: 2 HBP: 0	WP: 0 PA: 37 PB: 0 SB: 0 CS: 0
PITCHER	IP WLS BF H R ER SO BB IBB HBP BLK WP HR S P ERA WHIP																				
Tim Redding, R (1.1)	5.0 W 22 5 2 2 1 2 0 0 0 0 0 2 55 88 3.60 1.400																				
Ricky Stone, R (6.1)	1.0 H 3 0 0 0 0 0 0 0 0 0 0 0 5 9 0.00 0.000																				
Pete Munro, R (7.1)	2.0 H 9 4 0 0 0 0 1 0 0 0 0 0 0 17 26 0.00 2.500																				
Octavio Dotel, R (9.1)	1.0 S 3 0 0 0 0 1 0 0 0 0 0 0 0 8 10 0.00 0.000																				

Florida Marlins @ Houston Astros
Minute Maid Park, Houston, TX

AB 34
R 2
H 9
RBI 2
BB 3
SO 2
LOB 17



Sat May 03 2003, 6:05 PM CDT
Att: 28,188 - Overcast - 84 F

Batter	1	2	3	4	5	6	7	8	9	AB	R	H	RBI	BB	SO	LOB	BOTTOM		
Craig Biggio, R (1.8)	2B 1B	G4-3 2B				F8				5	2	3	0	0	0	2			
Geoff Blum, S (1.5)	BB 17 HBP 2B	G4-3				K				5	1	2	1	0	2	3			
5 Jeff Bagwell, R (1.3)	17 HBP BB BB	G1-3								3	1	2	0	1	0	1			
Jeff Kent, R (1.4)	BB 17 HBP G5-2-3 BB					F7				2	0	1	2	2	0	2			
17 Lance Berkman, S (1.7)	G5-2-3 HBP	FC6-4								3	0	0	1	0	0	5			
Richard Hidalgo, R (1.9)	G5-2-3 BB					F7				2	0	0	1	2	0	0			
Brad Ausmus, R (1.2)	G5-2-3									4	0	0	0	0	1	4			
28 Adam Everett, R (1.6)		IBB								3	0	1	0	1	1	1			
Tim Redding, R (1.1)	G5-3									2	0	1	0	0	0	3			
Ricky Stone, R (6.1)										0	0	0	0	0	0	0			
Jose Vizcaino, S (6. PH)										1	1	0	0	0	0	1			
Pete Munro, R (7.1)										1	0	0	0	0	0	1			
Octavio Dotel, R (9.1)										0	0	0	0	0	0	0			
Inning Stats	R: 3 E: 0 K: 0 S: 9	H: 2 LOB: 3 BB: 4 P: 33	R: 0 E: 0 K: 0 S: 12	H: 1 LOB: 2 BB: 1 P: 19	R: 0 E: 0 K: 0 S: 7	H: 0 LOB: 0 BB: 0 P: 9	R: 0 E: 0 K: 1 S: 13	H: 2 LOB: 0 BB: 0 P: 17	R: 0 E: 0 K: 0 S: 8	H: 0 LOB: 0 BB: 0 P: 13	R: 1 E: 0 K: 0 S: 19	H: 3 LOB: 3 BB: 0 P: 27	R: 0 E: 0 K: 1 S: 8	H: 0 LOB: 1 BB: 1 P: 14	R: 1 E: 0 K: 1 S: 9	H: 2 LOB: 0 BB: 0 P: 13	1B: 6 2B: 5 3B: 0 HR: 0	SF: 1 SAC: 0 DP: 2 HBP: 2	WP: 0 PA: 40 PB: 0 SB: 0 CS: 0
PITCHER	IP WLS BF H R ER SO BB IBB HBP BLK WP HR S P ERA WHIP																		
Justin Wayne, R (1.1)	0.0 L 6 2 3 3 0 1 1 1 0 0 0 0 0 37 55 0.00 1.000																		
Tommy Phelps, L (1.1)	4.0 16 3 0 0 0 1 1 1 0 0 0 0 0 37 55 0.00 1.000																		
Allen Levraut, R (5.1)	2.0 10 3 1 1 1 0 0 0 1 0 0 0 0 27 40 4.50 1.500																		
Toby Borland, R (7.1)	1.0 4 0 0 0 0 1 1 0 0 0 0 0 0 8 14 0.00 1.000																		
Armando Almanza, L (8.1)	1.0 4 2 1 1 1 0 0 0 0 0 0 0 0 9 13 9.00 2.000																		

Florida Marlins @ Houston Astros
Minute Maid Park, Houston, TX

AB 31
R 5
H 10
RBI 5
BB 6
SO 4
LOB 23



Sat May 03 2003, 6:05 PM CDT
Att: 28,188 - Overcast - 84 F

Batter	1	2	3	4	5	6	7	8	9	AB	R	H	RBI	BB	SO	LOB	TOP										
Kenny Lofton, L OBP: 0.289, SLG: 0.304 (1, 8)	B1-3			F9		F7			G4-3 1B	4	0	1	0	0	0	1											
2 Jack Wilson, R OBP: 0.295, SLG: 0.349 (1, 6)	G3-1			G6-3			G4-3		G4-3	4	0	0	0	0	0	1											
18 Jason Kendall, R OBP: 0.395, SLG: 0.438 Craig Wilson, R OBP: 0.370, SLG: 0.405 (8, 2)	G6-3			G6-3					K	2	0	0	0	1	0	0											
Randall Simon, L OBP: 0.321, SLG: 0.413 (1, 3)		G1-3			G3				G1-3	4	0	1	0	0	0	1											
Aramis Ramirez, R OBP: 0.292, SLG: 0.339 (1, 5)		K			F7					3	0	0	0	0	1	2											
Matt Stairs, L OBP: 0.277, SLG: 0.300 (1, 7)		F8								3	1	1	1	0	1	0											
Reggie Sanders, R OBP: 0.333, SLG: 0.462 (1, 9)				G5-3					F7	3	0	0	0	0	0	0											
Pokey Reese, R OBP: 0.263, SLG: 0.284 (1, 4)				G6-3					P4	3	0	1	0	0	0	0											
Kris Benson, R (1, 1)										1	0	0	0	0	1	0											
Brian Meadows, R (3, 1)										0	0	0	0	0	0	0											
Rob Mackowiak, L OBP: 0.250, SLG: 0.313 Dennys Reyes, R (8, 1)				K					K	1	0	0	0	0	1	0											
Inning Stats	R: 0 E: 0 K: 0 S: 7	H: 0 LOB: 0 BB: 0 P: 11	R: 0 E: 0 K: 1 S: 9	H: 0 LOB: 0 BB: 0 P: 12	R: 0 E: 0 K: 1 S: 9	H: 0 LOB: 0 BB: 0 P: 13	R: 0 E: 0 K: 0 S: 11	H: 0 LOB: 0 BB: 0 P: 13	R: 0 E: 0 K: 1 S: 7	H: 1 LOB: 1 BB: 0 P: 10	R: 0 E: 0 K: 0 S: 8	H: 1 LOB: 1 BB: 1 P: 15	R: 1 E: 0 K: 1 S: 8	H: 1 LOB: 0 BB: 0 P: 11	R: 0 E: 0 K: 1 S: 9	H: 1 LOB: 1 BB: 0 P: 16	1B: 3 2B: 0 3B: 0 HR: 1	SF: 0 SAC: 1 DP: 1 HBP: 0	WP: 0 PB: 0 SB: 0 CS: 0	PA: 31							
PITCHER	IP	WLS	BF	H	R	ER	SO	BB	IBB	HBP	BLK	WP	HR	S	P	ERA	WHIP										
Wade Miller, R ERA: 5.02 (1, 1)	8.0	W	27	3	1	1	4	1	0	0	0	0	1	66	97	1.12	0.500										
Nate Bland, L ERA: (9, 1)	0.0		1	1	0	0	0	0	0	0	0	0	0	1	2	∞	∞										
Ricky Stone, R ERA: 1.59 (9, 1)	1.0		3	0	0	0	1	0	0	0	0	0	0	8	14	0.00	0.000										

Pittsburgh Pirates @ Houston Astros
Minute Maid Park, Houston, TX
Mon May 05 2003, 7:05 PM CDT
Att: 22,765 - Dome - 72 F

livebaseballscores.com

AB 29
R 1
H 4
RBI 1
BB 1
SO 5
LOB 6




Batter	1	2	3	4	5	6	7	8	9	AB	R	H	RBI	BB	SO	LOB	BOTTOM										
Craig Biggio, R OBP: 0.314, SLG: 0.426 (1, 8)	F9		SF8 5 HR 2B	G6-3		P4				5	1	2	1	0	0	1											
Geoff Blum, S OBP: 0.321, SLG: 0.388 (1, 5)	HR		SF8	F9			G4-3	G5-3		4	1	1	2	0	0	1											
5 Jeff Bagwell, R OBP: 0.397, SLG: 0.624 (1, 3)	L5		HR		G5-3					5	2	2	2	0	1	1											
Jeff Kent, R OBP: 0.375, SLG: 0.522 (1, 4)	F8		HR 17 1B 2B		F9					3	1	1	0	1	0	0											
17 Lance Berkman, S OBP: 0.355, SLG: 0.374 (1, 7)		G4-3	2B 1B							3	1	1	0	1	1	2											
Richard Hidalgo, R OBP: 0.411, SLG: 0.543 (1, 9)			1B 2B							4	0	3	3	0	0	1											
Brad Ausmus, R OBP: 0.283, SLG: 0.347 (1, 2)		P4	G3-1							4	0	1	0	0	0	4											
28 Adam Everett, R OBP: 0.333, SLG: 0.571 (1, 6)		G5-3	F8							4	1	1	0	0	0	3											
Wade Miller, R OBP: 0.214, SLG: 0.214 Brian Hunter, R OBP: 0.194, SLG: 0.233 Nate Bland, L Ricky Stone, R (9, 1)			2B SF8 1B		F8					3	1	1	0	0	0	1											
Inning Stats	R: 1 E: 0 K: 0 S: 7	H: 1 LOB: 0 BB: 0 P: 12	R: 0 E: 0 K: 0 S: 7	H: 1 LOB: 1 BB: 0 P: 12	R: 5 E: 0 K: 0 S: 17	H: 6 LOB: 1 BB: 0 P: 29	R: 0 E: 0 K: 0 S: 9	H: 0 LOB: 0 BB: 0 P: 10	R: 0 E: 0 K: 0 S: 7	H: 1 LOB: 1 BB: 0 P: 10	R: 1 E: 0 K: 1 S: 19	H: 2 LOB: 2 BB: 1 P: 30	R: 1 E: 0 K: 2 S: 12	H: 2 LOB: 1 BB: 0 P: 17	1B: 8 2B: 3 3B: 0 HR: 2	SF: 1 SAC: 0 DP: 0 HBP: 0	WP: 0 PB: 0 SB: 1 CS: 0	PA: 39									
PITCHER	IP	WLS	BF	H	R	ER	SO	BB	IBB	HBP	BLK	WP	HR	S	P	ERA	WHIP										
Kris Benson, R ERA: 4.01 (1, 1)	2.1	L	15	8	6	6	0	0	0	0	0	0	2	28	49	23.14	3.429										
Brian Meadows, R ERA: 2.45 (3, 1)	4.2		19	3	1	1	1	2	0	0	0	0	0	47	68	1.93	1.071										
Dennys Reyes, L ERA: 3.12 (8, 1)	1.0		5	2	1	1	2	0	0	0	0	0	0	12	17	9.00	2.000										

Pittsburgh Pirates @ Houston Astros
Minute Maid Park, Houston, TX
Mon May 05 2003, 7:05 PM CDT
Att: 22,765 - Dome - 72 F

livebaseballscores.com

AB 36
R 8
H 13
RBI 8
BB 2
SO 3
LOB 15



Batter	1	2	3	4	5	6	7	8	9	AB	R	H	RBI	BB	SO	LOB	TOP								
Kenny Lofton, L OBP: 0.310, SLG: 0.353	4-2 E 18 S BB	2-1 SAFE SAFE 1B 2B		2-1 CS 1B		3-2 HR	3-2 F8			4	3	3	1	1	0	2									
Reggie Sanders, R OBP: 0.336, SLG: 0.490	0-3 K	2-2 1B		0-1 CS	2-3 K	1-1 HR		1-3 K		5	1	2	3	0	3	1									
18 Jason Kendall, R OBP: 0.403, SLG: 0.435	SAFE E BB	4-1 K			4-0 1B 2B	1-1 FC5-4 1B		2-1 G6-3		3	2	1	0	2	1	1									
Randall Simon, L OBP: 0.330, SLG: 0.429	0-1 E6 SF8 2B			0-0 E6 G4-3	1-0 2B	0-1 F7		0-0 2B		4	2	2	2	0	0	1									
Kevin Young, R OBP: 0.255, SLG: 0.327					1-2 1B					1	0	1	0	0	0	0									
Aramis Ramirez, R OBP: 0.289, SLG: 0.344	0-0 SF8			1-2 P5	1-1 2B	0-0 FC5-4		0-0 P2		4	0	1	3	0	0	3									
Matt Stairs, L OBP: 0.275, SLG: 0.286	2-3 K			1-2 G4-3	4-0 IBB			2-0 P3		3	0	0	0	1	1										
Craig Wilson, R OBP: 0.362, SLG: 0.395				2-3				3-2 G6-3		1	0	0	0	0	0	0									
Pokey Reese, R OBP: 0.260, SLG: 0.272		1-2 F9		2-3 K	1-2 L7		4-2 S 2B BB	1-3 K		4	0	0	0	1	2	3									
2 Jack Wilson, R OBP: 0.299, SLG: 0.351		1-1 2B 1B		1-0 G6-3	1-1 F8		1-1 S 1B	0-0 F8		5	1	2	0	0	0	2									
Kip Wells, R OBP: 0.226, SLG: 0.500		0-3 K		0-0 G1-3		1-1 G6-3		0-3 K		3	0	0	0	0	1	1									
Adam Ljubicic, R OBP: 0.328, SLG: 0.330										1	0	0	0	0	1	2									
Brian Boehringer, S ERA: 8.14										0	0	0	0	0	0	0									
Scott Sauerbeck, R ERA: 5.54										0	0	0	0	0	0	0									
Mike Williams, R OBP: 0.278, SLG: 0.295										0	0	0	0	0	0	0									
Abraham Nunez, S OBP: 0.278, SLG: 0.295										0	0	0	0	0	0	0									
Inning Stats	R: 3 E: 1 K: 2 S: 13	H: 1 LOB: 0 BB: 2 P: 23	R: 2 E: 0 K: 2 S: 16	H: 3 LOB: 1 BB: 0 P: 23	R: 0 E: 1 K: 1 S: 10	H: 0 LOB: 1 BB: 0 P: 14	R: 0 E: 0 K: 0 S: 5	H: 1 LOB: 0 BB: 2 P: 8	R: 2 E: 0 K: 1 S: 11	H: 2 LOB: 2 BB: 2 P: 25	R: 2 E: 0 K: 0 S: 12	H: 3 LOB: 1 BB: 0 P: 18	R: 0 E: 0 K: 1 S: 14	H: 1 LOB: 2 BB: 1 P: 24	R: 0 E: 0 K: 1 S: 8	H: 1 LOB: 1 BB: 0 P: 11	R: 0 E: 0 K: 1 S: 11	H: 0 LOB: 0 BB: 0 P: 15	1B: 6 2B: 4 3B: 0 HR: 2	SF: 1 SAC: 0 DP: 0 HBP: 0	WP: 0 PB: 0 SB: 3 CS: 1	PA: 45			
PITCHER	IP	WLS	BF	H	R	ER	SO	BB	IBB	HBP	BLK	WP	HR	S	P	ERA	WHIP								
Kirk Saarloos, R ERA: 18.0	2.0		12	4	5	4	4	2	0	0	0	0	0	29	46	18.00	3.000								
Brandon Puffer, R ERA: 8.14	2.0		7	1	0	0	1	0	0	0	0	0	0	15	22	0.00	0.500								
Pete Munro, R ERA: 3.86	2.0		13	5	4	4	1	1	1	0	0	0	2	23	43	18.00	3.000								
Nate Bland, L ERA: 2.37	2.0	W	9	2	0	0	2	1	0	0	0	0	0	22	35	0.00	1.500								
Billy Wagner, L ERA: 2.37	1.0	S	3	0	0	0	1	0	0	0	0	0	0	11	15	0.00	0.000								

Pittsburgh Pirates @ Houston Astros
Minute Maid Park, Houston, TX
Tue May 06 2003, 7:05 PM CDT
Att: 27,023 - Cloudy - 81 F

AB 38
R 9
H 12
RBI 9
BB 5
SO 9
LOB 17



Batter	1	2	3	4	5	6	7	8	9	AB	R	H	RBI	BB	SO	LOB	BOTTOM									
Craig Biggio, R OBP: 0.310, SLG: 0.425	0-1 2B		1-2 G6-3	2-3 K			0-0 F7	1-1 L6		5	0	1	0	0	1	2										
Geoff Blum, S OBP: 0.316, SLG: 0.383	2-0 L4		1-2 F7	3-2 G3			1-0 1B	2-2 SF8		4	0	1	1	0	0	1										
5 Jeff Bagwell, R OBP: 0.397, SLG: 0.612	3-3 K		4-2 17 PB BB		2-2 F7		1-3 K	3-H FC5-4 1B		4	0	1	1	1	2	2										
Jeff Kent, R OBP: 0.376, SLG: 0.513	2-2 F8		4-0 17 PB BB		0-2 G3			BB 17 1B FC5-4		4	1	1	0	1	0	2										
17 Lance Berkman, S OBP: 0.360, SLG: 0.404		0-0 HR	3-1 G4-3		2-2 F7			4-2 BB BB BB		3	2	1	1	1	0	2										
Richard Hidalgo, R OBP: 0.422, SLG: 0.542	4-1 28 E BB		2-2 28 FC5-4 1B			3-3 K		4-2 BB BB 1B BB		2	2	1	0	2	1	0										
Gregg Zaun, S OBP: 0.364, SLG: 0.357	2-3 K		0-0 28 FC5-4 1B		1-2 1B	2-1 G3		4-0 BB BB 1B BB		3	1	1	1	1	1	1										
28 Adam Everett, R OBP: 0.278, SLG: 0.471	2-2 K		1-2 FC5-4 HR			2-2 G4-3		4-0 1B BB SF8 BB		3	1	0	0	0	1	3										
Nate Bland, L OBP: 0.219, SLG: 0.233	1-2 K		1-2 HR					1-2 2-3 3-H		0	0	0	0	0	0	0										
Brian Hunter, R OBP: 0.219, SLG: 0.233			0-0 L9		0-0 HR			2-1 5 S 1B		0	0	0	0	0	0	0										
Kirk Saarloos, R ERA: 3.25	6.0		5	4	4	5	3	0	0	0	0	0	0	0	0	1										
Brian Boehringer, R ERA: 10.03	1.0		2	3	3	1	2	0	0	0	0	0	0	0	0	0										
Scott Sauerbeck, L ERA: 5.54	0.0	L	3	1	1	1	2	0	0	0	0	0	0	2	12	∞										
Mike Williams, R ERA: 5.68	1.0	B	4	1	2	2	0	0	0	0	0	0	0	13	19	18.00	1.000									
PITCHER	IP	WLS	BF	H	R	ER	SO	BB	IBB	HBP	BLK	WP	HR	S	P	ERA	WHIP									
Kip Wells, R ERA: 3.25	6.0		26	5	4	4	5	3	0	0	0	0	0	2	63	11	6.00	1.333								
Brian Boehringer, R ERA: 10.03	1.0		7	2	3	3	1	2	0	0	0	0	0	15	25	27.00	4.000									
Scott Sauerbeck, L ERA: 5.54	0.0	L	3	1	1	1	0	2	0	0	0	0	0	2	12	∞	∞									
Mike Williams, R ERA: 5.68	1.0	B	4	1	2	2	0	0	0	0	0	0	0	13	19	18.00	1.000									
Inning Stats	R: 0 E: 0 K: 1 S: 9	H: 1 LOB: 1 BB: 0 P: 16	R: 1 E: 1 K: 2 S: 10	H: 1 LOB: 1 BB: 1 P: 18	R: 0 E: 0 K: 0 S: 11	H: 0 LOB: 2 BB: 2 P: 24	R: 3 E: 0 K: 1 S: 15	H: 3 LOB: 0 BB: 0 P: 23	R: 0 E: 0 K: 0 S: 9	H: 0 LOB: 0 BB: 0 P: 13	R: 0 E: 0 K: 1 S: 9	H: 0 LOB: 0 BB: 0 P: 16	R: 0 E: 0 K: 1 S: 10	H: 1 LOB: 1 BB: 0 P: 12	R: 6 E: 0 K: 0 S: 20	H: 3 LOB: 1 BB: 4 P: 44	1B: 6 2B: 1 3B: 0 HR: 2	SF: 1 SAC: 0 DP: 0 HBP: 0	WP: 0 PB: 1 SB: 1 CS: 0	PA: 40						

Pittsburgh Pirates @ Houston Astros
Minute Maid Park, Houston, TX
Tue May 06 2003, 7:05 PM CDT
Att: 27,023 - Cloudy - 81 F

AB 32
R 10
H 9
RBI 10
BB 7
SO 6
LOB 14



Batter	1	2	3	4	5	6	7	8	9	AB	R	H	RBI	BB	SO	LOB	TOP			
Craig Biggio, R OBP: 0.321, SLG: 0.421 (1, 8)										4	1	1	0	1	1	4	Houston Astros @ Philadelphia Phillies Veterans Stadium, Philadelphia, PA Fri May 09 2003, 7:05 PM EDT Att: 20,109 - Overcast - 58 F			
Geoff Blum, S OBP: 0.341, SLG: 0.409 (1, 5)										3	0	0	0	0	1	1				
Morgan Ensberg, R OBP: 0.375, SLG: 0.512 (7, PH)										2	0	0	0	0	1	5				
5 Jeff Bagwell, R OBP: 0.396, SLG: 0.586 (1, 3)										3	0	0	0	1	0	0				
Jeff Kent, R OBP: 0.377, SLG: 0.531 (1, 4)										4	0	0	0	0	1	2				
17 Lance Berkman, S OBP: 0.371, SLG: 0.402 (1, 7)										2	0	0	0	2	2	0				
Richard Hidalgo, R OBP: 0.410, SLG: 0.517 (1, 9)										4	2	3	1	0	0	0				
Brad Ausmus, R OBP: 0.265, SLG: 0.321 (1, 2)										4	0	1	0	0	0	1				
28 Adam Everett, R OBP: 0.265, SLG: 0.321 (1, 6)										2	0	1	0	0	0	0				
44 Roy Oswalt, R OBP: 0.263, SLG: 0.263 (1, 1)										2	0	0	0	0	1	1				
Inning Stats	R: 1 E: 0 K: 1 S: 12	H: 2 LOB: 2 BB: 2 P: 20	R: 0 E: 0 K: 1 S: 10	H: 1 LOB: 1 BB: 0 P: 13	R: 0 E: 0 K: 1 S: 7	H: 0 LOB: 0 BB: 0 P: 9	R: 0 E: 0 K: 1 S: 9	H: 0 LOB: 0 BB: 0 P: 12	R: 0 E: 0 K: 2 S: 9	H: 0 LOB: 0 BB: 0 P: 13	R: 0 E: 0 K: 0 S: 7	H: 3 LOB: 3 BB: 1 P: 23	R: 0 E: 0 K: 1 S: 10	H: 0 LOB: 0 BB: 0 P: 16	R: 1 E: 0 K: 2 S: 15	H: 2 LOB: 2 BB: 1 P: 24	1B: 7 2B: 1 3B: 0 HR: 0	SF: 0 SAC: 0 DP: 0 HBP: 1	WP: 0 PB: 0 SB: 0 CS: 0	PA: 38
PITCHER	IP WLS BF H R ER SO BB IBB HBP BLK WP HR S P ERA WHIP																			
39 Brett Myers, R ERA: 2.2 (1, 1)	6.1 W 25 5 2 2 6 3 0 0 0 0 0 0 61 91 2.84 1.263																			
Terry Adams, R ERA: 4.5 (7, 1)	0.1 H 3 1 0 0 0 0 0 0 1 0 0 0 5 7 0.00 3.000																			
Rheal Cormier, L ERA: 2.65 (7, 1)	0.1 H 1 0 0 0 0 0 0 0 0 0 0 0 2 2 0.00 0.000																			
Turk Wendell, R ERA: 3.86 (8, 1)	1.0 H 3 0 0 0 1 0 0 0 0 0 0 0 10 16 0.00 0.000																			
Jose Mesa, R ERA: 3.86 (9, 1)	1.0 S 6 2 1 1 2 1 0 0 0 0 0 0 15 24 9.00 3.000																			

AB	33
R	3
H	8
RBI	3
BB	4
SO	9
LOB	15



Batter	1	2	3	4	5	6	7	8	9	AB	R	H	RBI	BB	SO	LOB	BOTTOM			
11 Jimmy Rollins, S OBP: 0.351, SLG: 0.425 (1, 6)										4	1	2	0	0	1	0	Houston Astros @ Philadelphia Phillies Veterans Stadium, Philadelphia, PA Fri May 09 2003, 7:05 PM EDT Att: 20,109 - Overcast - 58 F			
Placido Polanco, R OBP: 0.408, SLG: 0.440 (1, 4)										4	0	2	1	0	0	0				
Bobby Abreu, L OBP: 0.379, SLG: 0.422 (1, 9)										3	0	1	2	1	1	0				
Jim Thome, L OBP: 0.369, SLG: 0.485 (1, 3)										4	1	1	1	0	1	3				
Mike Lieberthal, R OBP: 0.423, SLG: 0.565 (1, 2)										4	1	3	1	0	0	2				
Pat Burrell, R OBP: 0.296, SLG: 0.397 (1, 7)										3	0	0	0	1	1	2				
David Bell, R OBP: 0.296, SLG: 0.280 (1, 5)										3	0	0	0	1	0	2				
Ricky Ledee, L OBP: 0.330, SLG: 0.476 (1, 8)										3	2	1	0	1	1	2				
39 Brett Myers, R ERA: 2.2 (1, 1)	6.0 L 25 6 3 3 6 3 0 0 0 0 0 0 67 102 4.50 1.500																			
Pete Munro, R ERA: 4.5 (7, 1)	0.1 4 3 2 2 0 0 0 0 0 0 0 6 7 54.00 9.000																			
Nate Bland, L ERA: 4.5 (7, 1)	0.1 2 1 0 0 0 0 0 0 0 0 0 5 10 0.00 3.000																			
Brandon Puffer, R ERA: 4.66 (7, 1)	1.1 5 0 0 0 0 1 0 0 0 0 0 13 23 0.00 0.750																			
Inning Stats	R: 0 E: 0 K: 2 S: 11	H: 0 LOB: 0 BB: 0 P: 16	R: 1 E: 0 K: 2 S: 14	H: 1 LOB: 1 BB: 1 P: 19	R: 0 E: 0 K: 0 S: 7	H: 0 LOB: 0 BB: 0 P: 11	R: 0 E: 0 K: 1 S: 11	H: 1 LOB: 1 BB: 1 P: 18	R: 1 E: 0 K: 0 S: 11	H: 2 LOB: 1 BB: 1 P: 20	R: 1 E: 0 K: 0 S: 11	H: 2 LOB: 1 BB: 0 P: 18	R: 2 E: 0 K: 0 S: 13	H: 4 LOB: 2 BB: 0 P: 21	R: 0 E: 0 K: 0 S: 11	H: 0 LOB: 1 BB: 1 P: 19	1B: 8 2B: 0 3B: 0 HR: 2	SF: 0 SAC: 0 DP: 1 HBP: 0	WP: 0 PB: 0 SB: 0 CS: 0	PA: 36
PITCHER	IP WLS BF H R ER SO BB IBB HBP BLK WP HR S P ERA WHIP																			
44 Roy Oswalt, R ERA: 3.76 (1, 1)	6.0 L 25 6 3 3 6 3 0 0 0 0 0 0 67 102 4.50 1.500																			
Pete Munro, R ERA: 4.5 (7, 1)	0.1 4 3 2 2 0 0 0 0 0 0 0 6 7 54.00 9.000																			
Nate Bland, L ERA: 4.5 (7, 1)	0.1 2 1 0 0 0 0 0 0 0 0 0 5 10 0.00 3.000																			
Brandon Puffer, R ERA: 4.66 (7, 1)	1.1 5 0 0 0 0 1 0 0 0 0 0 13 23 0.00 0.750																			



Batter	1	2	3	4	5	6	7	8	9	AB	R	H	RBI	BB	SO	LOB	TOP					
Craig Biggio, R OBP: 0.319, SLG: 0.423 (1, 8)										4	0	1	0	0	1	3						
Morgan Ensberg, R OBP: 0.346, SLG: 0.467 (1, 5)										4	0	0	0	0	0	2						
5 Jeff Bagwell, R OBP: 0.367, SLG: 0.569 (1, 3)										4	0	0	0	0	1	1						
Jeff Kent, R OBP: 0.373, SLG: 0.522 (1, 4)										4	0	1	0	0	1	1						
Richard Hidalgo, R OBP: 0.406, SLG: 0.508 (1, 9)										4	0	1	0	0	0	1						
17 Lance Berkman, S OBP: 0.362, SLG: 0.390 (1, 7)										3	0	0	0	0	1	0						
Brad Ausmus, R OBP: 0.258, SLG: 0.313 (1, 2)										3	0	0	0	0	0	0						
28 Adam Everett, R OBP: 0.357, SLG: 0.480 (1, 6)										2	0	1	0	1	1	0						
Wade Miller, R OBP: 0.214, SLG: 0.214 (1, 1)										0	0	0	0	0	0	0						
Brandon Puffer, R OBP: 0.275, SLG: 0.275 (1, 1)										1	0	0	0	0	0	0						
Ricky Stone, R OBP: 0.275, SLG: 0.275 (5, 1)										1	0	0	0	0	1	1						
54 Brad Lidge, R OBP: 0.275, SLG: 0.275 (7, 1)										0	0	0	0	0	0	0						
Brian Hunter, R OBP: 0.275, SLG: 0.275 (8, PH)										1	0	1	0	0	0	0						
Octavio Dotel, R OBP: 0.275, SLG: 0.275 (8, 1)										0	0	0	0	0	0	0						
Inning Stats	R: 0 E: 0 K: 1 S: 8	H: 1 LOB: 1 BB: 0 P: 12	R: 0 E: 0 K: 1 S: 8	H: 0 LOB: 0 BB: 0 P: 12	R: 0 E: 0 K: 1 S: 6	H: 0 LOB: 0 BB: 0 P: 8	R: 0 E: 0 K: 0 S: 11	H: 0 LOB: 0 BB: 0 P: 15	R: 0 E: 0 K: 0 S: 9	H: 1 LOB: 0 BB: 0 P: 10	R: 0 E: 0 K: 2 S: 9	H: 1 LOB: 1 BB: 0 P: 14	R: 0 E: 0 K: 1 S: 8	H: 0 LOB: 0 BB: 0 P: 13	R: 0 E: 0 K: 0 S: 10	H: 1 LOB: 2 BB: 1 P: 17	R: 0 E: 0 K: 0 S: 8	H: 1 LOB: 1 BB: 0 P: 12	1B: 4 2B: 1 3B: 0 HR: 0	SF: 0 SAC: 0 DP: 0 HBP: 0	WP: 0 PA: 32 PB: 0 SB: 1 CS: 0	
PITCHER Randy Wolf, L ERA: 2.92 (1, 1)	IP: 9.0 WLS: W BF: 32 H: 5 R: 0 ER: 0 SO: 6 BB: 1 IBB: 0 HBP: 0 BLK: 0 WP: 0 HR: 0 S: 77 P: 113 ERA: 0.00 WHIP: 0.667																					

Houston Astros @ Philadelphia Phillies
Veterans Stadium, Philadelphia, PA

Sat May 10 2003, 7:05 PM EDT
Att: 20,726 - Overcast - 65 F

AB	31
R	0
H	5
RBI	0
BB	1
SO	6
LOB	9




Batter	1	2	3	4	5	6	7	8	9	AB	R	H	RBI	BB	SO	LOB	BOTTOM				
11 Jimmy Rollins, S OBP: 0.360, SLG: 0.426 (1, 6)										2	1	1	0	2	0	0					
Placido Polanco, R OBP: 0.392, SLG: 0.420 (1, 4)										4	0	0	0	0	0	3					
Bobby Abreu, L OBP: 0.376, SLG: 0.417 (1, 9)										4	1	1	1	0	1	1					
Jim Thome, L OBP: 0.373, SLG: 0.481 (1, 3)										3	0	1	0	1	1	0					
Mike Lieberthal, R OBP: 0.425, SLG: 0.563 (1, 2)										4	0	2	1	0	1	0					
Pat Burrell, R OBP: 0.304, SLG: 0.396 (1, 7)										3	0	1	0	1	1	0					
David Bell, R OBP: 0.290, SLG: 0.273 (1, 5)										3	0	0	0	0	0	5					
Ricky Ledee, L OBP: 0.330, SLG: 0.464 (1, 8)										2	0	0	0	1	0	3					
Randy Wolf, L OBP: 0.190, SLG: 0.200 (1, 1)										3	0	0	0	0	0	1					
Inning Stats	R: 2 E: 0 K: 0 S: 12	H: 3 LOB: 3 BB: 2 P: 24	R: 0 E: 0 K: 0 S: 9	H: 0 LOB: 1 BB: 1 P: 16	R: 0 E: 0 K: 0 S: 10	H: 2 LOB: 1 BB: 1 P: 20	R: 0 E: 0 K: 0 S: 6	H: 1 LOB: 1 BB: 0 P: 9	R: 0 E: 0 K: 1 S: 7	H: 0 LOB: 0 BB: 0 P: 12	R: 0 E: 0 K: 0 S: 6	H: 0 LOB: 1 BB: 1 P: 12	R: 0 E: 0 K: 1 S: 9	H: 0 LOB: 0 BB: 0 P: 14	R: 0 E: 0 K: 2 S: 13	H: 0 LOB: 0 BB: 0 P: 21	1B: 6 2B: 0 3B: 0 HR: 0	SF: 0 SAC: 0 DP: 1 HBP: 0	WP: 0 PA: 33 PB: 0 SB: 1 CS: 0		
PITCHER Wade Miller, R ERA: 5.45 (1, 1)	IP: 0.1 WLS: L BF: 4 H: 2 R: 2 ER: 2 SO: 0 BB: 1 IBB: 0 HBP: 0 BLK: 0 WP: 0 HR: 0 S: 8 P: 15 ERA: 54.00 WHIP: 9.000																				
Brandon Puffer, R ERA: 3.59 (1, 1)	IP: 3.2 WLS: W BF: 16 H: 4 R: 0 ER: 0 SO: 0 BB: 3 IBB: 0 HBP: 0 BLK: 0 WP: 0 HR: 0 S: 29 P: 54 ERA: 0.00 WHIP: 1.909																				
Ricky Stone, R ERA: 1.29 (5, 1)	IP: 2.0 WLS: W BF: 7 H: 0 R: 0 ER: 0 SO: 1 BB: 1 IBB: 0 HBP: 0 BLK: 0 WP: 0 HR: 0 S: 13 P: 24 ERA: 0.00 WHIP: 0.500																				
54 Brad Lidge, R ERA: 1.71 (7, 1)	IP: 1.0 WLS: W BF: 3 H: 0 R: 0 ER: 0 SO: 1 BB: 0 IBB: 0 HBP: 0 BLK: 0 WP: 0 HR: 0 S: 9 P: 14 ERA: 0.00 WHIP: 0.000																				
Octavio Dotel, R ERA: 1.83 (8, 1)	IP: 1.0 WLS: W BF: 3 H: 0 R: 0 ER: 0 SO: 2 BB: 0 IBB: 0 HBP: 0 BLK: 0 WP: 0 HR: 0 S: 13 P: 21 ERA: 0.00 WHIP: 0.000																				

Houston Astros @ Philadelphia Phillies
Veterans Stadium, Philadelphia, PA

Sat May 10 2003, 7:05 PM EDT
Att: 20,726 - Overcast - 65 F

AB	28
R	2
H	6
RBI	2
BB	5
SO	4
LOB	13



Batter	1	2	3	4	5	6	7	8	9	AB	R	H	RBI	BB	SO	LOB	TOP											
Craig Biggio, R OBP: 0.325, SLG: 0.429										5	1	2	1	0	2	3	Houston Astros @ Philadelphia Phillies Veterans Stadium, Philadelphia, PA Sun May 11 2003, 1:35 PM EDT Att: 29,054 - Cloudy - 71 F											
Geoff Blum, S OBP: 0.341, SLG: 0.430										6	1	2	1	0	0	5												
Orlando Merced, S OBP: 0.377, SLG: 0.479										4	2	1	0	1	0	2												
Jeff Kent, R OBP: 0.368, SLG: 0.522										4	0	1	1	0	0	1												
17 Lance Berkman, S OBP: 0.379, SLG: 0.435										3	2	2	2	2	0	0												
Richard Hidalgo, R OBP: 0.405, SLG: 0.496										3	2	0	0	2	0	3												
Gregg Zaun, S Nate Bland, L										4	1	1	1	0	1	1												
54 Brad Lidge, R Jose Vizcaino, S Octavio Dotel, R Billy Wagner, L										5	1	3	2	0	1	2												
28 Adam Everett, R OBP: 0.394, SLG: 0.533										1	0	0	1	0	0	1												
Kirk Saarloos, R										0	0	0	0	0	0	0												
Pete Munro, R										1	0	0	0	1	0	1												
Brad Ausmus, R OBP: 0.262, SLG: 0.310										0	0	0	0	0	0	0												
Inning Stats	R: 2 E: 0 K: 0 S: 7	H: 3 LOB: 8 BB: 0 P: 12	R: 0 E: 0 K: 0 S: 13	H: 1 LOB: 2 BB: 0 P: 18	R: 4 E: 1 K: 0 S: 19	H: 1 LOB: 1 BB: 3 P: 35	R: 1 E: 0 K: 0 S: 8	H: 1 LOB: 0 BB: 1 P: 13	R: 2 E: 0 K: 1 S: 21	H: 3 LOB: 2 BB: 1 P: 31	R: 1 E: 0 K: 1 S: 8	H: 1 LOB: 0 BB: 0 P: 10	R: 0 E: 0 K: 1 S: 10	H: 1 LOB: 1 BB: 0 P: 14	R: 0 E: 0 K: 2 S: 15	H: 1 LOB: 2 BB: 1 P: 23	R: 0 E: 0 K: 2 S: 15	H: 0 LOB: 1 BB: 1 P: 22	1B: 6 2B: 4 3B: 0 HR: 2	SF: 1 SAC: 2 DP: 0 HBP: 1	WP: 0 PB: 0 SB: 2 CS: 0	PA: 47						
PITCHER	IP	WLS	BF	H	R	ER	SO	BB	IBB	HBP	BLK	WP	HR	S	P	ERA	WHIP											
Vicente Padilla, R ERA: 4.47	(1, 1)	3.0	L	19	5	6	4	0	3	0	1	0	0	0	39	65	12.00	2.667										
Eric Junge, R ERA: 3.52	(4, 1)	1.0		4	1	1	1	0	0	0	0	0	0	1	8	13	9.00	1.000										
Carlos Silva, R ERA: 3.33	(5, 1)	2.0		11	4	3	3	1	1	0	0	0	0	1	29	41	13.50	2.500										
Terry Adams, R ERA: 3.94	(7, 1)	2.0		9	2	0	0	1	0	1	0	0	0	0	25	37	0.00	1.000										
Turk Wendell, R ERA:	(9, 1)	1.0		4	0	0	0	2	1	0	0	0	0	0	15	22	0.00	1.000										

Batter	1	2	3	4	5	6	7	8	9	AB	R	H	RBI	BB	SO	LOB	BOTTOM										
11 Jimmy Rollins, S OBP: 0.350, SLG: 0.413										5	0	0	0	0	1	1	Houston Astros @ Philadelphia Phillies Veterans Stadium, Philadelphia, PA Sun May 11 2003, 1:35 PM EDT Att: 29,054 - Cloudy - 71 F										
Tomas Perez, S OBP: 0.315, SLG: 0.346										5	2	2	0	0	0	0											
Bobby Abreu, L OBP: 0.376, SLG: 0.413										4	2	1	0	1	2	1											
Jim Thome, L OBP: 0.376, SLG: 0.500										3	2	1	3	1	2	1											
Pat Burrell, R OBP: 0.315, SLG: 0.423										3	1	2	2	1	1	0											
David Bell, R OBP: 0.282, SLG: 0.264										4	0	0	1	0	0	4											
Todd Pratt, R OBP: 0.455, SLG: 0.462										3	0	0	0	0	0	0											
Marlon Byrd, R OBP: 0.271, SLG: 0.250										4	0	1	1	0	1	2											
Vicente Padilla, R Jason Michaels, R Eric Junge, R 2 Starlin Castro, L Carlos Silva, R Randy Lerner, L Terry Adams, R Phaedro Polanco, R Turk Wendell, L										0	0	0	0	0	0	0											
Inning Stats	R: 0 E: 0 K: 1 S: 8	H: 0 LOB: 0 BB: 0 P: 13	R: 0 E: 0 K: 2 S: 8	H: 0 LOB: 0 BB: 0 P: 13	R: 0 E: 0 K: 0 S: 11	H: 1 LOB: 1 BB: 0 P: 14	R: 3 E: 0 K: 0 S: 14	H: 3 LOB: 2 BB: 1 P: 23	R: 4 E: 0 K: 0 S: 12	H: 3 LOB: 0 BB: 1 P: 27	R: 0 E: 0 K: 1 S: 3	H: 0 LOB: 0 BB: 0 P: 6	R: 0 E: 1 K: 1 S: 11	H: 0 LOB: 2 BB: 1 P: 20	R: 0 E: 0 K: 2 S: 8	H: 0 LOB: 0 BB: 0 P: 15		R: 0 E: 0 K: 2 S: 9	H: 0 LOB: 0 BB: 0 P: 11	1B: 4 2B: 1 3B: 0 HR: 2	SF: 0 SAC: 0 DP: 0 HBP: 1	WP: 1 PB: 0 SB: 0 CS: 0	PA: 39				
PITCHER	IP	WLS	BF	H	R	ER	SO	BB	IBB	HBP	BLK	WP	HR	S	P	ERA	WHIP										
Kirk Saarloos, R ERA: 15.63	(1, 1)	4.1		23	7	7	3	2	0	0	0	0	0	4	11	0.00	0.000										
Pete Munro, R ERA: 4.32	(5, 1)	1.0	W	3	0	0	0	0	0	0	0	0	0	4	11	0.00	0.000										
Nate Bland, L ERA:	(6, 1)	1.1	H	5	0	0	0	1	0	0	0	0	0	11	16	0.00	0.000										
54 Brad Lidge, R ERA: 1.89	(7, 1)	0.1	H	2	0	0	0	0	1	0	0	0	0	2	8	0.00	3.000										
Octavio Dotel, R ERA: 1.74	(8, 1)	1.0	H	3	0	0	0	2	0	0	0	0	0	8	15	0.00	0.000										

Batter	1	2	3	4	5	6	7	8	9	AB	R	H	RBI	BB	SO	LOB	TOP			
Craig Biggio, R OBP: 0.339, SLG: 0.443 (1, 8) HBP	1-1 G6-4-3		0-0 2B		2-3 K		2-2 1B		0-0 1B WP	4	1	3	0	0	1	0				
Morgan Ensberg, R OBP: 0.345, SLG: 0.521 Geoff Blum, S OBP: 0.336, SLG: 0.423 (7, PH) 1-2f	2-1 G6-4-3		0-3 K		1-1 HR		1-2 FC6-4		0-1 F9	3	1	1	1	0	1	2				
5 Jeff Bagwell, R OBP: 0.393, SLG: 0.570 (1, 3) 1B	0-1 PB		1-2 L4		0-0 1B		3-3 K		1-1 1B WP	5	1	3	0	0	1	2				
Jeff Kent, R OBP: 0.369, SLG: 0.535 (1, 4) F8	3-2 F8			0-0 HR	3-0 F7			1-2 L9	4-0 1B WP	4	2	1	1	1	0	2				
17 Lance Berkman, S OBP: 0.394, SLG: 0.482 (1, 7) HR		1-0 HR		3-3 K		2-2 2B		4-2 G5-3 1B	3-1 G4-3 WP	4	3	3	3	1	1	0				
Richard Hidalgo, R OBP: 0.405, SLG: 0.488 (1, 9) F9	2-2 F9		28 L4 BB	1-1 HBP		3-3 K		1-0 G5-3 1B	1-1 G4-3	4	1	1	0	0	1	2				
Brad Ausmus, R OBP: 0.268, SLG: 0.302 (1, 2) F9	0-0 F9			4-2 BB		2-1 G6-3		1-1 G5-3	4-1 BB	3	0	0	0	2	0	3				
28 Adam Everett, R Ricky Stone, R Orlando Merced, S Brian Hunter, R Octavio Dotel, R Gregg Zaun, R Nate Bland, L (1, 6) (8, PH) (8, PH) (8, PH) (8, PH) (8, PH) (8, PH)	0-1 F7			1-2 L4		1-3 K		2-2 E6	4-2 BB	3	0	0	0	0	0	1	3			
Scott Linebrink, R Jerome Robertson, L Jose Vizcaino, S (1, 1) (4, 1) (6, 6)			1-3 K		1-3 K		0-1 F7	2-1 G6-3	2-3 K	1	0	0	0	0	1	0				
Inning Stats	R: 0 E: 0 K: 0 S: 8	H: 1 LOB: 1 BB: 0 P: 14	R: 1 E: 0 K: 0 S: 8	H: 1 LOB: 0 BB: 0 P: 11	R: 0 E: 0 K: 2 S: 10	H: 1 LOB: 1 BB: 0 P: 12	R: 1 E: 0 K: 1 S: 12	H: 2 LOB: 1 BB: 0 P: 21	R: 0 E: 0 K: 2 S: 11	H: 1 LOB: 1 BB: 0 P: 19	R: 0 E: 0 K: 1 S: 13	H: 1 LOB: 1 BB: 0 P: 19	R: 2 E: 1 K: 0 S: 18	H: 1 LOB: 1 BB: 1 P: 29	R: 4 E: 0 K: 1 S: 18	H: 3 LOB: 2 BB: 3 P: 37	1B: 7 2B: 3 3B: 0 HR: 3	SF: 0 SAC: 0 DP: 2 HBP: 2	WP: 2 PB: 1 SB: 0 CS: 0	PA: 45
PITCHER	IP WLS BF H R ER SO BB IBB HBP BLK WP HR S P ERA WHIP	5.0 L 22 6 3 3 5 1 0 2 0 0 3 48 75 5.40 1.400	2.0 8 2 0 0 3 0 0 0 0 0 0 24 38 0.00 1.000	0.2 4 1 2 0 0 1 0 0 0 0 0 10 17 0.00 3.000	0.1 2 0 0 0 0 0 0 0 0 0 0 8 12 0.00 0.000	0.2 8 3 4 4 0 2 1 0 0 2 0 15 32 54.00 7.500	PITCHER Scott Sauerbeck, L ERA: 4.91	0.1 1 0 0 0 1 0 0 0 0 0 0 3 5 0.00 0.000												

Houston Astros @ Pittsburgh Pirates
PNC Park, Pittsburgh, PA
Mon May 12, 2003, 7:05 PM EDT
Att: 9,095 - Cloudy - 47 F

AB 38
R 9
H 12
RBI 5
BB 5
SO 9
LOB 19



Batter	1	2	3	4	5	6	7	8	9	AB	R	H	RBI	BB	SO	LOB	BOTTOM			
Kenny Lofton, L OBP: 0.329, SLG: 0.365 (1, 8) F7	3-2 F7		3-3 K		2-1 SF8 BB			4-0 BB		4	0	1	0	1	1	3				
18 Jason Kendall, R OBP: 0.382, SLG: 0.403 (1, 2) F8	1-1 F8		3-2 BB		1-2 FC1-6 1B		0-2 P6		1-1 L5	5	1	2	0	0	0	4				
Brian Giles, L OBP: 0.431, SLG: 0.449 (1, 7) BB	4-2 BB		4-0 BB		3-0 FC1-6 1B		4-1 BB		0-1 F8	2	0	1	0	3	0	2				
Aramis Ramirez, R OBP: 0.288, SLG: 0.324 (1, 5) 1B	0-2 1B		2-3 K		0-0 FC1-6 1B		0-1 SF8		0-1 P6	4	0	1	1	0	1	6				
Randall Simon, L OBP: 0.333, SLG: 0.438 Kevin Young, R OBP: 0.299, SLG: 0.327 (1, 3) (9, PH)	3-2 F9		4-2 G6-4-3 BB		1-0 BB		1-0 G4-3		1-1 G5-4-3 1B	3	0	1	1	1	0	4				
Reggie Sanders, R OBP: 0.313, SLG: 0.443 (1, 9) 2B	3-1 F9		2-0 G6-4-3		4-0 BB		1-3 K		0-0 G5-4-3	4	0	1	0	1	1	4				
2 Jack Wilson, R OBP: 0.291, SLG: 0.348 (1, 6) F9	3-2 F9			0-0 WP	0-2 P3		1-3 K		2-1 HR	5	1	2	0	0	1	4				
Pokey Reese, R Brian Meadows, R Matt Stairs, L Julian Tavares, L Joe Beimel, L Dennys Reyes, R Scott Sauerbeck, R Craig Wilson, R 16 Salomon Torres, R (1, 4) (8, PH) (8, PH) (8, PH) (8, PH) (8, PH) (8, PH) (8, PH) (8, PH) (1, 1)	4-0 16 SH3-4			2-3 K	0-1 P4		2-1 P6		2-2 HR	2	0	0	0	1	1	4				
Abraham Nunez, S OBP: 0.300, SLG: 0.222 (6, 4) SH3-4	3-2 SH3-4			3-3 K		4-2 BB		1-2 BB	1-0 G1-3	2	1	1	0	1	0	0				
Inning Stats	R: 0 E: 0 K: 0 S: 15	H: 1 LOB: 2 BB: 1 P: 26	R: 0 E: 0 K: 0 S: 10	H: 1 LOB: 2 BB: 1 P: 25	R: 0 E: 0 K: 1 S: 11	H: 1 LOB: 2 BB: 2 P: 26	R: 0 E: 0 K: 3 S: 10	H: 1 LOB: 1 BB: 0 P: 18	R: 1 E: 0 K: 0 S: 15	H: 3 LOB: 2 BB: 2 P: 27	R: 0 E: 0 K: 2 S: 10	H: 0 LOB: 0 BB: 0 P: 14	R: 0 E: 0 K: 0 S: 9	H: 1 LOB: 2 BB: 1 P: 15	R: 2 E: 0 K: 0 S: 9	H: 3 LOB: 0 BB: 0 P: 15	1B: 9 2B: 2 3B: 0 HR: 1	SF: 1 SAC: 1 DP: 2 HBP: 0	WP: 2 PB: 0 SB: 0 CS: 0	PA: 45
PITCHER	IP WLS BF H R ER SO BB IBB HBP BLK WP HR S P ERA WHIP	3.2 18 4 2 2 1 3 0 0 0 0 0 25 47 10.80 4.200	1.2 W 5 0 0 0 2 0 0 0 0 0 15 21 0.00 0.000	1.0 H 5 1 0 0 0 1 0 0 0 0 9 15 0.00 2.000	1.0 5 3 2 2 0 0 0 0 0 0 1 9 15 18.00 3.000	PITCHER	IP WLS BF H R ER SO BB IBB HBP BLK WP HR S P ERA WHIP	0.1 1 0 0 0 1 0 0 0 0 0 0 3 5 0.00 0.000												

Houston Astros @ Pittsburgh Pirates
PNC Park, Pittsburgh, PA
Mon May 12, 2003, 7:05 PM EDT
Att: 9,095 - Cloudy - 47 F

AB 35
R 4
H 12
RBI 4
BB 8
SO 6
LOB 32



Batter	1	2	3	4	5	6	7	8	9	AB	R	H	RBI	BB	SO	LOB	TOP					
Craig Biggio, R OBP: 0.330, SLG: 0.429 (1, 8)	F9		G4-3		K		G6-3		F9	5	0	0	0	0	1	2						
Geoff Blum, S OBP: 0.338, SLG: 0.422 (1, 5)	G4-3		K				1B		G4-3	5	0	2	0	0	1	2						
5 Jeff Bagwell, R OBP: 0.393, SLG: 0.562 (1, 3)	K				K		FC5-4		1B	4	1	1	0	1	2	1						
Jeff Kent, R OBP: 0.376, SLG: 0.541 (1, 4)		G6-3					G5-4-3		2B	4	3	2	0	1	0	2						
17 Lance Berkman, S OBP: 0.408, SLG: 0.487 (1, 7)	F7						2B		1B	3	2	2	0	2	0	0						
Orlando Merced, S OBP: 0.357, SLG: 0.451 (1, 9)	G4-3						F9		K	3	0	0	0	0	0	4						
Richard Hidalgo, R OBP: 0.406, SLG: 0.496 (8, PH)									2B	2	0	1	3	0	1	1						
Jose Vizcaino, S OBP: 0.246, SLG: 0.246 (1, 6)									G4-6-3	5	0	3	3	0	0	2						
Billy Wagner, L (9, 1)									G5-3	0	0	0	0	0	0	0						
Brad Ausmus, R OBP: 0.275, SLG: 0.303 (1, 2)										3	0	1	0	1	0	3						
Tim Redding, R OBP: 0.167, SLG: 0.182 (1, 1)										2	0	0	0	0	2	1						
54 Brad Lidge, R ERA: 2.72 (7, 1)										0	0	0	0	0	0	0						
Gregg Zaun, S OBP: 0.375, SLG: 0.382 (8, PH)										1	0	0	0	0	0	2						
Pete Munro, R ERA: 5.0 (8, 1)										0	0	0	0	0	0	0						
28 Adam Everett, R OBP: 0.361, SLG: 0.485 (9, 6)										0	0	0	0	0	0	0						
Inning Stats	R: 0 E: 0 K: 1 S: 6	H: 0 LOB: 0 BB: 0 P: 7	R: 0 E: 0 K: 0 S: 8	H: 0 LOB: 0 BB: 0 P: 12	R: 0 E: 0 K: 1 S: 8	H: 2 LOB: 2 BB: 0 P: 11	R: 1 E: 0 K: 1 S: 15	H: 2 LOB: 2 BB: 1 P: 26	R: 0 E: 0 K: 2 S: 14	H: 1 LOB: 1 BB: 0 P: 16	R: 2 E: 0 K: 1 S: 13	H: 2 LOB: 1 BB: 0 P: 23	R: 0 E: 0 K: 0 S: 6	H: 2 LOB: 1 BB: 0 P: 7	R: 0 E: 0 K: 1 S: 12	H: 1 LOB: 2 BB: 1 P: 18	R: 3 E: 0 K: 0 S: 12	H: 2 LOB: 1 BB: 2 P: 25	1B: 9 2B: 3 3B: 0 HR: 0	SF: 0 SAC: 1 DP: 1 HBP: 0	WP: 0 PB: 0 SB: 0 CS: 0	PA: 43
PITCHER	IP	WLS	BF	H	R	ER	SO	BB	IBB	HBP	BLK	WP	HR	S	P	ERA	WHIP					
Jeff Suppan, R ERA: 2.72 (1, 1)	7.0		31	9	3	3	6	2	0	0	0	0	0	70	102	3.86	1.571					
Scott Sauerbeck, L ERA: 4.91 (8, 1)	0.0		1	1	0	0	0	0	0	0	0	0	0	5	7	∞	∞					
Brian Boehringer, R ERA: 5.0 (8, 1)	1.0		4	0	0	0	1	1	0	0	0	0	0	7	11	0.00	1.000					
Mike Williams, R ERA: 6.91 (9, 1)	1.0	L	7	2	3	3	0	1	1	0	0	0	0	12	25	27.00	3.000					

Houston Astros @ Pittsburgh Pirates
PNC Park, Pittsburgh, PA
Tue May 13 2003, 7:05 PM EDT
Att. 10,535 - Sunny - 59 F

AB	37
R	6
H	12
RBI	6
BB	5
SO	7
LOB	20

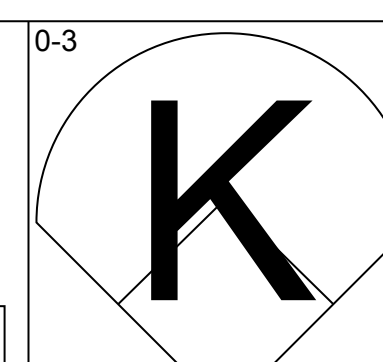
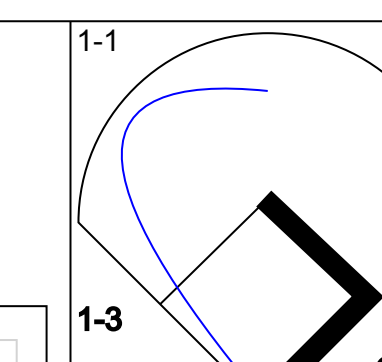
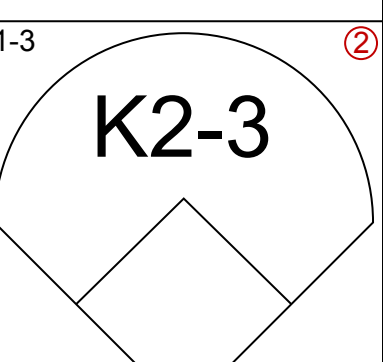
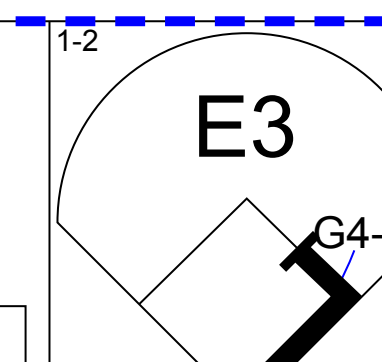
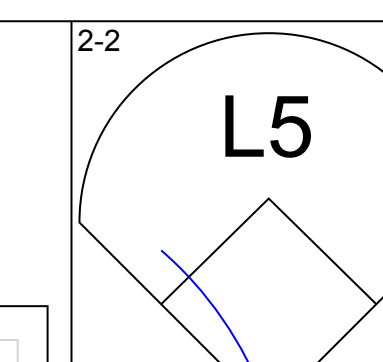
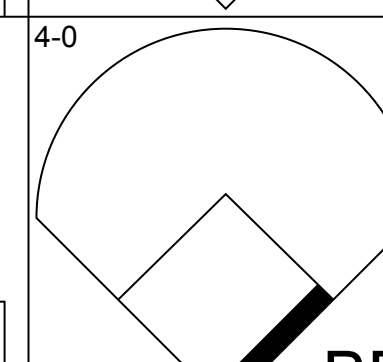
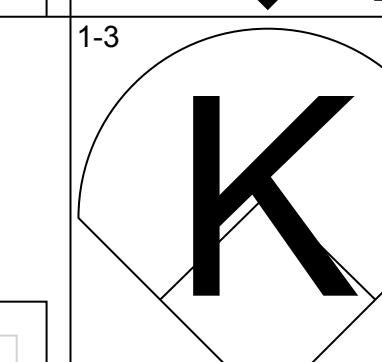
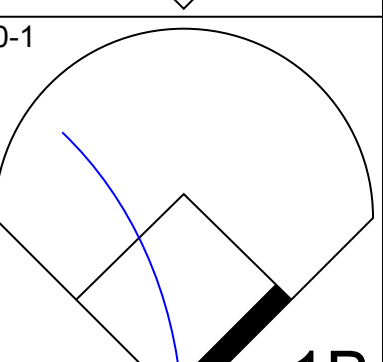
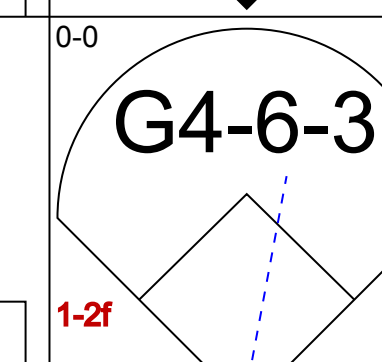
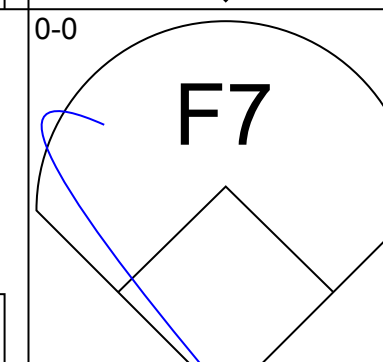
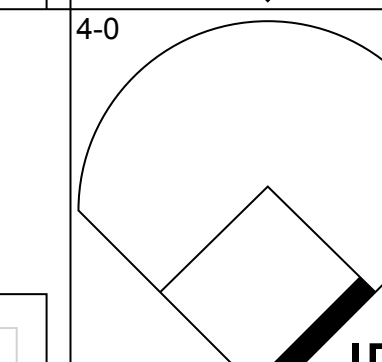
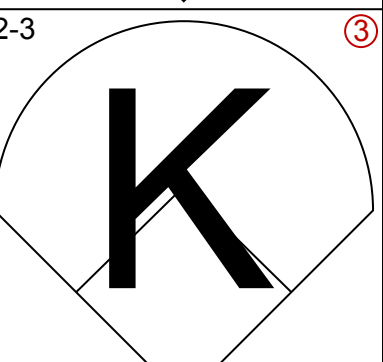
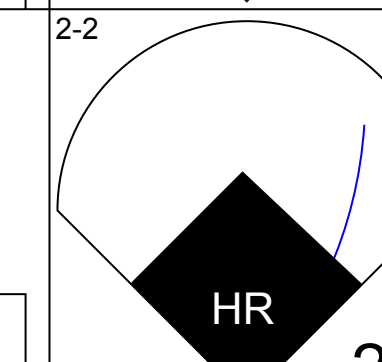
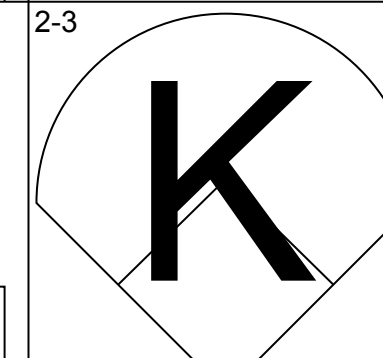
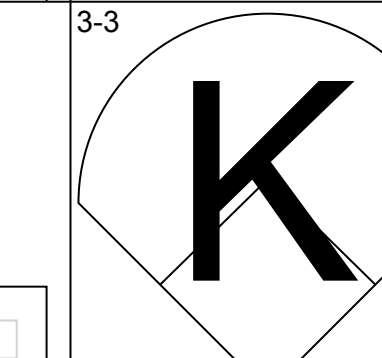

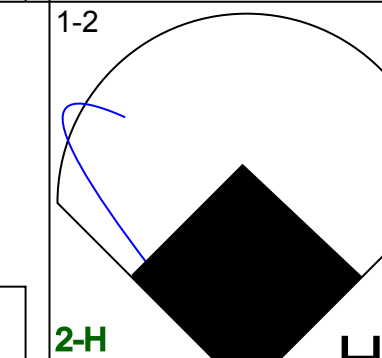
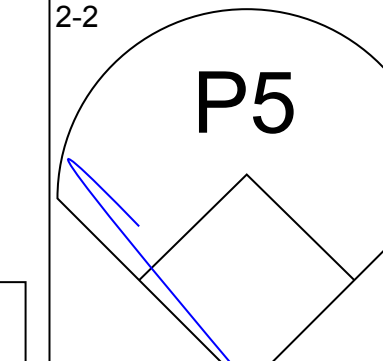
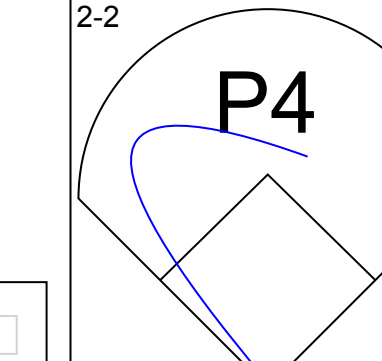
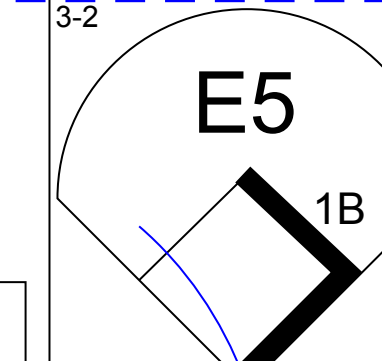

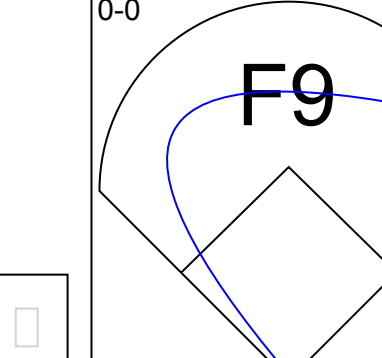
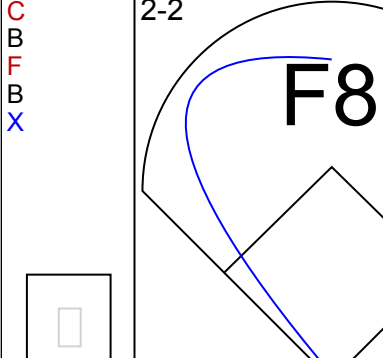

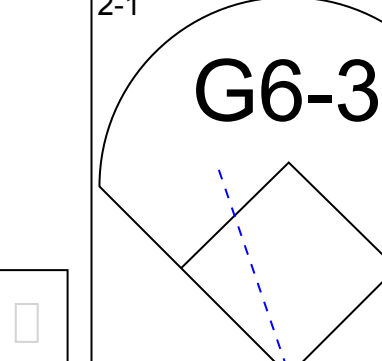
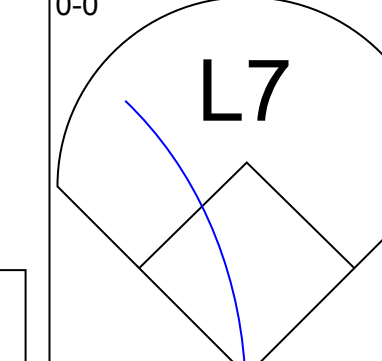

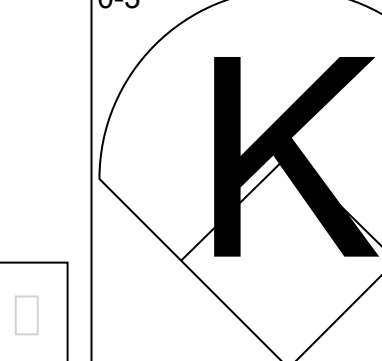

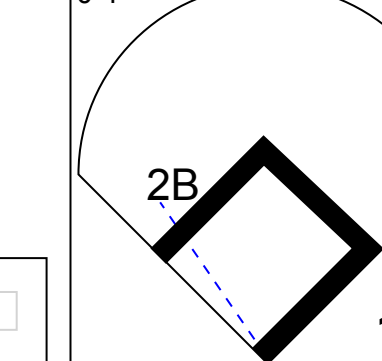
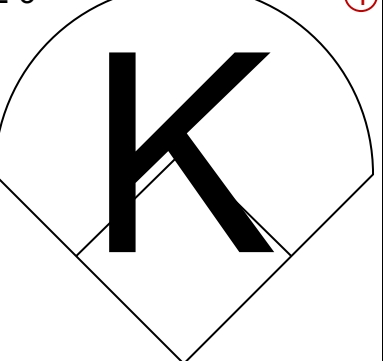

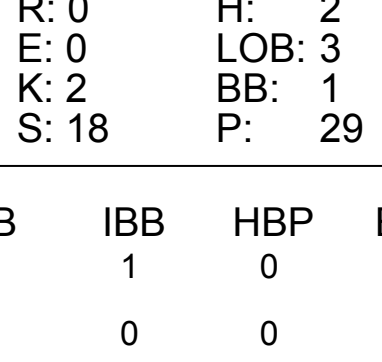
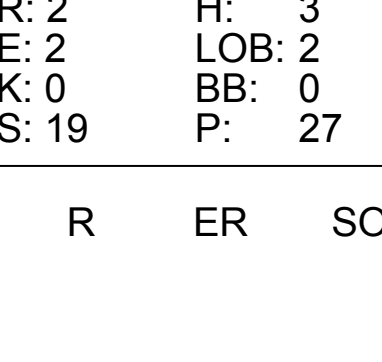


Batter	1	2	3	4	5	6	7	8	9	AB	R	H	RBI	BB	SO	LOB	BOTTOM					
Kenny Lofton, L OBP: 0.331, SLG: 0.366 (1, 8)	G1-3		1B				G4-3		F7	5	1	2	1	0	0	0						
18 Jason Kendall, R OBP: 0.376, SLG: 0.396 (1, 2)	F8		1B				F9		K	5	0	1	0	0	1	2						
Brian Giles, L OBP: 0.435, SLG: 0.442 (1, 7)	G5-3		E1				L3			3	0	1	1	1	0	0						
Aramis Ramirez, R OBP: 0.288, SLG: 0.317 (1, 5)	F8		BB				F8			3	0	0	0	1	0	1						
Randall Simon, L OBP: 0.330, SLG: 0.431 (1, 3)	1B		G1-2-3				G3-1			4	0	1	0	0	0	4						
Craig Wilson, R OBP: 0.397, SLG: 0.435 (1, 9)	F8									3	0	1	0	0	0	1						
Pokey Reese, R OBP: 0.271, SLG: 0.262 (8, PR)										0	0	0	0	0	0	0						
Abraham Nunez, S OBP: 0.321, SLG: 0.217 (1, 4)	K									1	1	0	0	2	1	1						
2 Jack Wilson, R OBP: 0.285, SLG: 0.341 (1, 6)										3	0	0	0	0	0	2						
Matt Stairs, L OBP: 0.263, SLG: 0.260 (8, PH)										1	0	0	0	0	0	2						
Mike Williams, R ERA: 1.61 (9, 1)										0	0	0	0	0	0	0						
Jeff Suppan, R OBP: 0.333, SLG: 0.294 (1, 1)										3	1	2	0	0	0	1						
Scott Sauerbeck, R ERA: 4.91 (8, 1)										0	0	0	0	0	0	0						
Brian Boehringer, S ERA: 5.0 (8, 1)										0	0	0	0	0	0	0						
Rob Mackowiak, L OBP: 0.274, SLG: 0.291 (9, 9)										0	0	0	0	0	0	0						
Reggie Sanders, R OBP: 0.310, SLG: 0.440 (9, PH)										1	0	0	0	0	1	0						
Inning Stats	R: 0 E: 0 K: 0 S: 4	H: 1 LOB: 1 BB: 0 P: 8	R: 0 E: 0 K: 1 S: 11	H: 1 LOB: 1 BB: 0 P: 16	R: 2 E: 1 K: 0 S: 13	H: 4 LOB: 2 BB: 1 P: 25	R: 1 E: 0 K: 0 S: 10	H: 2 LOB: 2 BB: 1 P: 19	R: 0 E: 0 K: 0 S: 6	H: 1 LOB: 1 BB: 0 P: 7	R: 0 E: 0 K: 0 S: 4	H: 0 LOB: 0 BB: 0 P: 6	R: 0 E: 0 K: 0 S: 9	H: 0 LOB: 2 BB: 1 P: 20	R: 0 E: 0 K: 2 S: 12	H: 0 LOB: 0 BB: 0 P: 14	1B: 8 2B: 0 3B: 0 HR: 0	SF: 0 SAC: 1 DP: 2 HBP: 1	WP: 0 PB: 0 SB: 0 CS: 0	PA: 38		
PITCHER	IP	WLS	BF	H	R	ER	SO	BB	IBB	HBP	BLK	WP	HR	S	P	ERA	WHIP					
Tim Redding, R ERA: 3.32 (1, 1)	6.0		27	8	3	3	3	3	0	0	0	0	0	49	86	4.50	1.833					
54 Brad Lidge, R ERA: 1.61 (7, 1)	1.0		3	0	0	0	0	0	0	0	0	0	0	4	6	0.00	0.000					
Pete Munro, R ERA: 4.15 (8, 1)	1.0	W	5	0	0	0	0	1	0	1	0	0	0	9	20	0.00	1.000					
Billy Wagner, L ERA: 2.05 (9, 1)	1.0	S	3	0	0	0	2	0	0	0	0	0	0	12	14	0.00	0.000					

Houston Astros @ Pittsburgh Pirates
PNC Park, Pittsburgh, PA
Tue May 13 2003, 7:05 PM EDT
Att. 10,535 - Sunny - 59 F

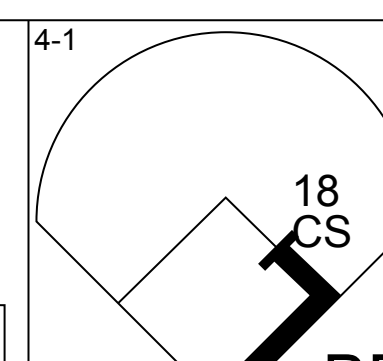
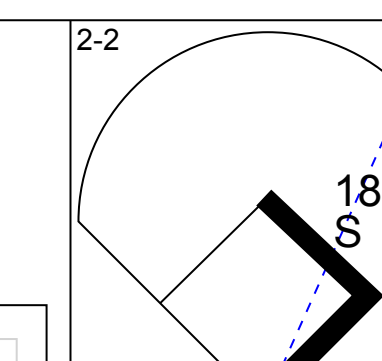
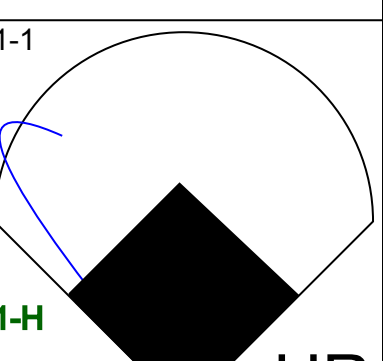
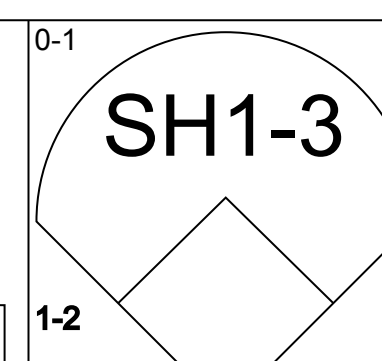
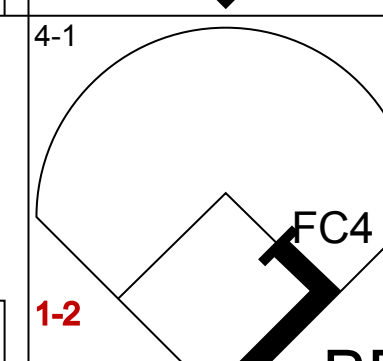
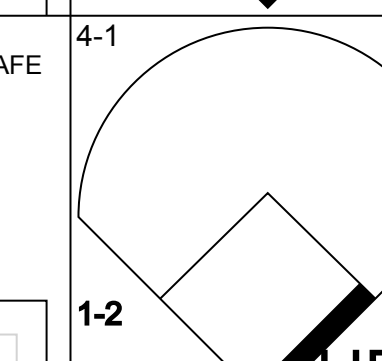
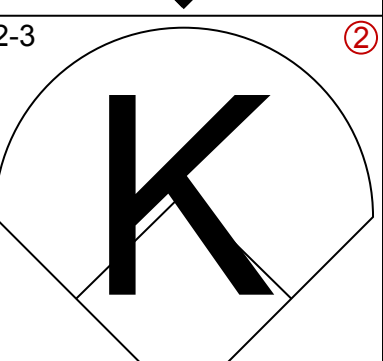
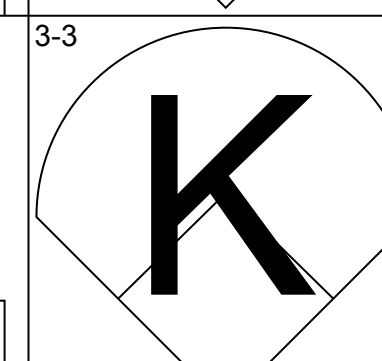
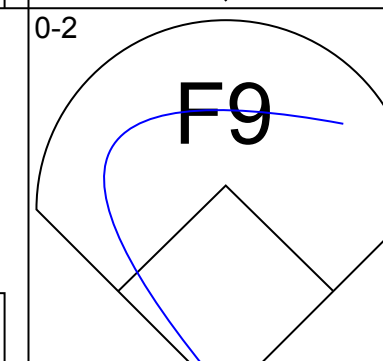
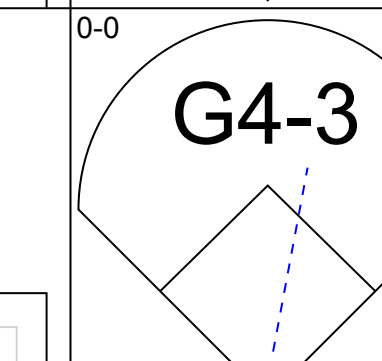
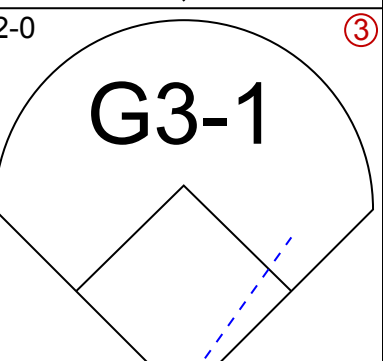
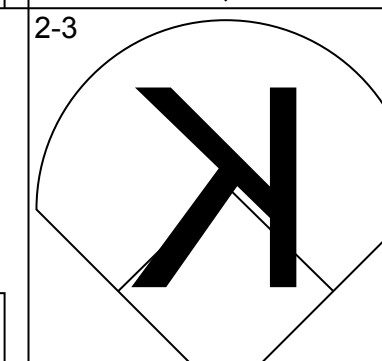
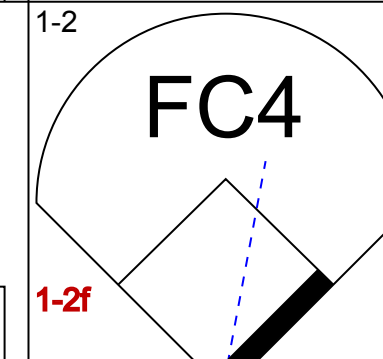
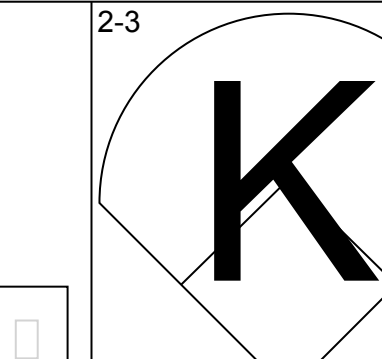
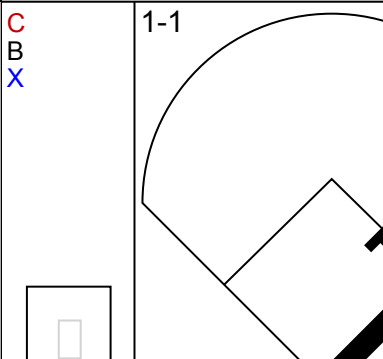
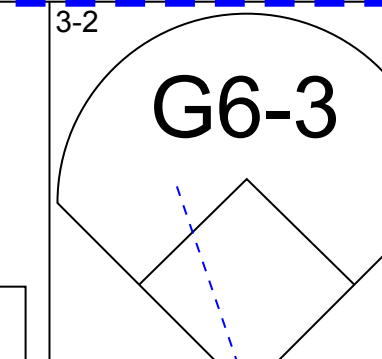
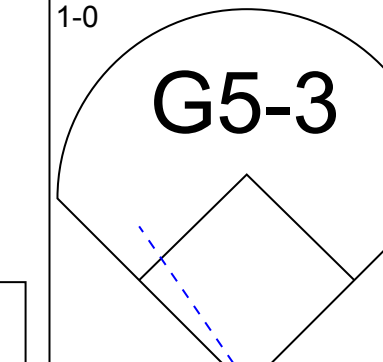
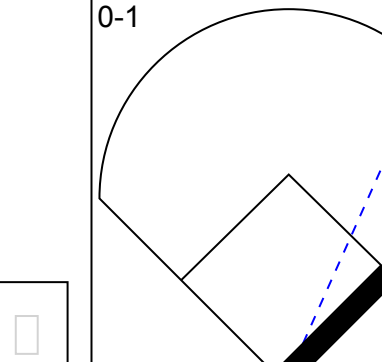
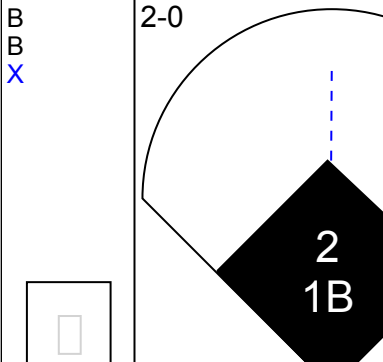
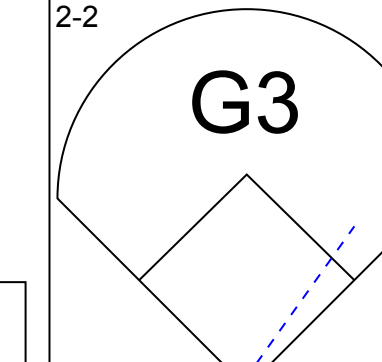
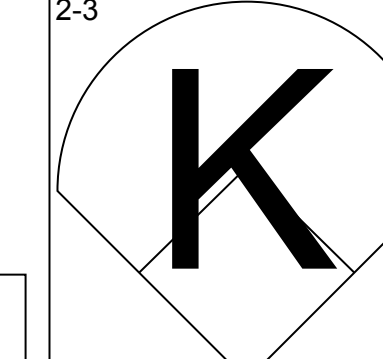
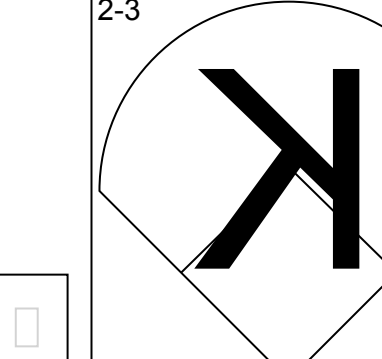
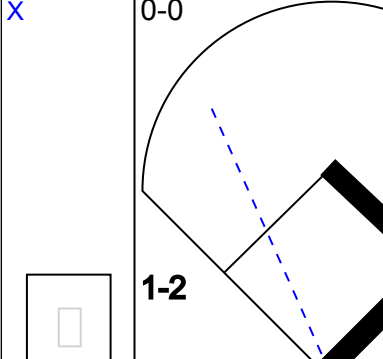
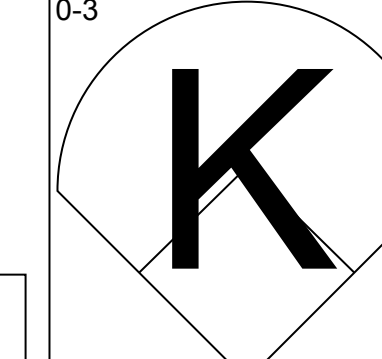
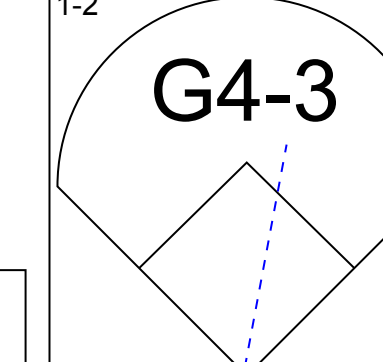
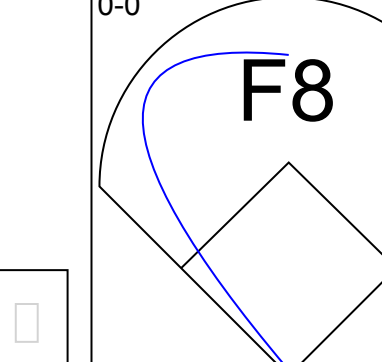
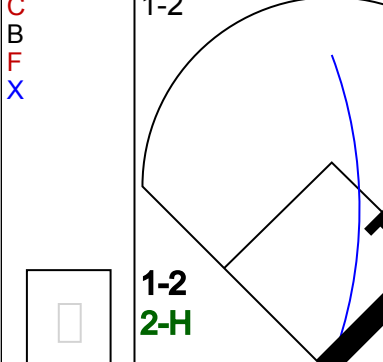

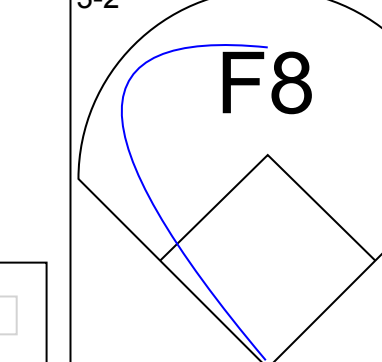
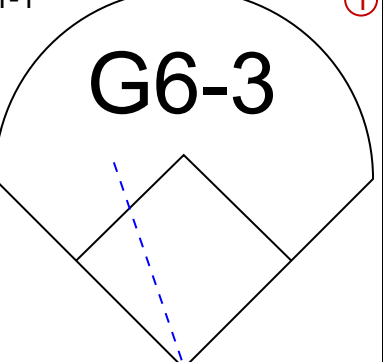
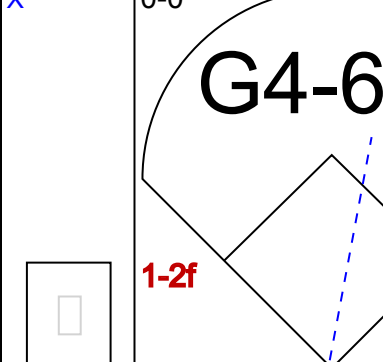
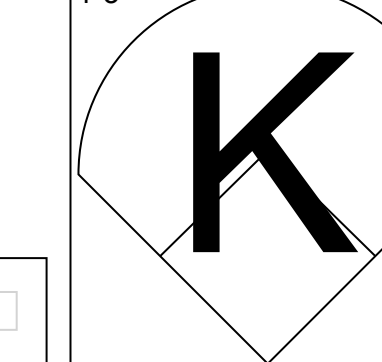
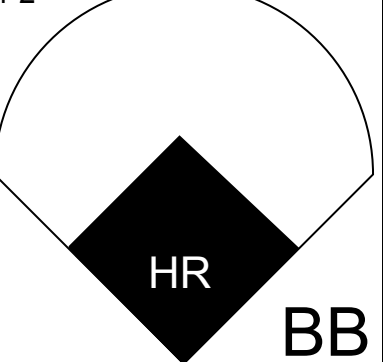
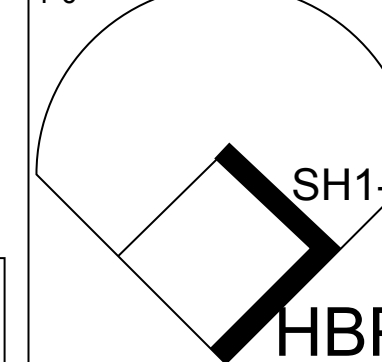
AB	32
R	3
H	8
RBI	2
BB	4
SO	3
LOB	14



Batter	1	2	3	4	5	6	7	8	9	AB	R	H	RBI	BB	SO	LOB	TOP						
Craig Biggio, R OBP: 0.326, SLG: 0.429 (1, 8)										5	0	1	0	0	2	0	Houston Astros @ Pittsburgh Pirates PNC Park, Pittsburgh, PA Wed May 14, 2003, 7:05 PM EDT Att: 11,730 - Sunny - 67 F						
Geoff Blum, S OBP: 0.343, SLG: 0.420 (1, 5)										3	0	1	0	1	1	3							
5 Jeff Bagwell, R OBP: 0.395, SLG: 0.564 (1, 3)										3	1	1	0	1	1	2							
Jeff Kent, R OBP: 0.373, SLG: 0.553 (1, 4)										4	1	1	2	0	3	4							
17 Lance Berkman, S OBP: 0.397, SLG: 0.471 (1, 7)										4	0	0	0	0	0	3							
Richard Hidalgo, R OBP: 0.409, SLG: 0.493 (1, 9)										3	0	1	0	1	0	0							
Brad Ausmus, R Jose Vizcaino, S (7, PH) (7, 6)										2	0	1	0	0	0	0							
28 Adam Everett, R Gregg Zaun, S (7, PH) (7, 2)										2	0	0	0	0	1	2							
Wade Miller, R Pete Munro, R (6, 1) (6, 1)										2	0	1	0	0	1	0							
Brian Hunter, R Nate Bland, L (7, PH) (7, 1)										1	0	0	0	0	0	0							
54 Brad Lidge, R Orlando Merced, S (6, PH) (6, PH)										1	0	0	0	0	0	0							
Inning Stats	R: 0 E: 0 K: 2 S: 7	H: 0 LOB: 1 BB: 1 P: 13	R: 0 E: 0 K: 0 S: 11	H: 1 LOB: 1 BB: 1 P: 19	R: 0 E: 0 K: 2 S: 18	H: 2 LOB: 3 BB: 1 P: 29	R: 0 E: 0 K: 1 S: 7	H: 0 LOB: 0 BB: 0 P: 9	R: 0 E: 0 K: 3 S: 12	H: 1 LOB: 1 BB: 0 P: 17	R: 0 E: 0 K: 1 S: 9	H: 0 LOB: 0 BB: 0 P: 14	R: 0 E: 0 K: 1 S: 7	H: 0 LOB: 0 BB: 0 P: 9	R: 2 E: 2 K: 0 S: 19	H: 3 LOB: 2 BB: 0 P: 27	R: 0 E: 0 K: 0 S: 7	H: 0 LOB: 0 BB: 0 P: 12	1B: 4 2B: 2 3B: 0 HR: 1	SF: 0 SAC: 0 DP: 2 HBP: 0	WP: 0 PB: 0 SB: 0 CS: 0	PA: 37	
PITCHER	IP WLS BF H R ER SO BB IBB HBP BLK WP HR S P ERA WHIP	IP WLS BF H R ER SO BB IBB HBP BLK WP HR S P ERA WHIP	IP WLS BF H R ER SO BB IBB HBP BLK WP HR S P ERA WHIP	IP WLS BF H R ER SO BB IBB HBP BLK WP HR S P ERA WHIP	IP WLS BF H R ER SO BB IBB HBP BLK WP HR S P ERA WHIP	IP WLS BF H R ER SO BB IBB HBP BLK WP HR S P ERA WHIP	IP WLS BF H R ER SO BB IBB HBP BLK WP HR S P ERA WHIP	IP WLS BF H R ER SO BB IBB HBP BLK WP HR S P ERA WHIP	IP WLS BF H R ER SO BB IBB HBP BLK WP HR S P ERA WHIP	IP WLS BF H R ER SO BB IBB HBP BLK WP HR S P ERA WHIP	IP WLS BF H R ER SO BB IBB HBP BLK WP HR S P ERA WHIP	IP WLS BF H R ER SO BB IBB HBP BLK WP HR S P ERA WHIP	IP WLS BF H R ER SO BB IBB HBP BLK WP HR S P ERA WHIP	IP WLS BF H R ER SO BB IBB HBP BLK WP HR S P ERA WHIP	IP WLS BF H R ER SO BB IBB HBP BLK WP HR S P ERA WHIP	IP WLS BF H R ER SO BB IBB HBP BLK WP HR S P ERA WHIP	IP WLS BF H R ER SO BB IBB HBP BLK WP HR S P ERA WHIP	IP WLS BF H R ER SO BB IBB HBP BLK WP HR S P ERA WHIP	IP WLS BF H R ER SO BB IBB HBP BLK WP HR S P ERA WHIP	IP WLS BF H R ER SO BB IBB HBP BLK WP HR S P ERA WHIP	IP WLS BF H R ER SO BB IBB HBP BLK WP HR S P ERA WHIP	IP WLS BF H R ER SO BB IBB HBP BLK WP HR S P ERA WHIP	IP WLS BF H R ER SO BB IBB HBP BLK WP HR S P ERA WHIP

AB	34
R	2
H	7
RBI	2
BB	3
SO	10
LOB	16



Batter	1	2	3	4	5	6	7	8	9	AB	R	H	RBI	BB	SO	LOB	BOTTOM					
Kenny Lofton, L OBP: 0.344, SLG: 0.396 (1, 8)										2	1	2	2	1	0	0	Houston Astros @ Pittsburgh Pirates PNC Park, Pittsburgh, PA Wed May 14, 2003, 7:05 PM EDT Att: 11,730 - Sunny - 67 F					
18 Jason Kendall, R OBP: 0.379, SLG: 0.390 (1, 2)										2	0	0	0	1	2	1						
Brian Giles, L OBP: 0.411, SLG: 0.411 (1, 7)										4	0	0	0	0	1	4						
Aramis Ramirez, R OBP: 0.287, SLG: 0.315 (1, 5)										4	0	1	0	0	1	1						
Randall Simon, L Mike Williams, R (1, 3) (9, 1)										4	1	2	0	0	0	0						
Reggie Sanders, R OBP: 0.308, SLG: 0.433 (1, 9)										4	0	1	0	0	3	1						
2 Jack Wilson, R OBP: 0.286, SLG: 0.340 (1, 6)										3	0	1	1	0	0	1						
Abraham Nunez, S OBP: 0.304, SLG: 0.294 (1, 4)										3	0	0	0	0	0	2						
Jeff D'Amico, R Craig Wilson, R Brian Boehringer, S Scott Sauerbeck, R Julian Tavarez, L Kevin Young, R (1, 1) (7, PH) (6, 1) (6, 1) (6, 1) (9, 3)										1	1	0	0	1	1	0						
Inning Stats	R: 0 E: 0 K: 0 S: 8	H: 0 LOB: 2 BB: 2 P: 17	R: 0 E: 0 K: 1 S: 7	H: 0 LOB: 0 BB: 0 P: 11	R: 0 E: 0 K: 1 S: 12	H: 1 LOB: 0 BB: 0 P: 21	R: 0 E: 0 K: 2 S: 12	H: 1 LOB: 1 BB: 0 P: 16	R: 2 E: 0 K: 0 S: 10	H: 4 LOB: 1 BB: 1 P: 20	R: 1 E: 0 K: 0 S: 8	H: 4 LOB: 1 BB: 0 P: 12	R: 0 E: 0 K: 2 S: 9	H: 0 LOB: 0 BB: 0 P: 15	R: 0 E: 0 K: 1 S: 12	H: 0 LOB: 0 BB: 0 P: 17		1B: 6 2B: 0 3B: 0 HR: 1	SF: 0 SAC: 1 DP: 1 HBP: 2	WP: 0 PB: 0 SB: 1 CS: 1	PA: 33	
PITCHER	IP WLS BF H R ER SO BB IBB HBP BLK WP HR S P ERA WHIP	IP WLS BF H R ER SO BB IBB HBP BLK WP HR S P ERA WHIP	IP WLS BF H R ER SO BB IBB HBP BLK WP HR S P ERA WHIP	IP WLS BF H R ER SO BB IBB HBP BLK WP HR S P ERA WHIP	IP WLS BF H R ER SO BB IBB HBP BLK WP HR S P ERA WHIP	IP WLS BF H R ER SO BB IBB HBP BLK WP HR S P ERA WHIP	IP WLS BF H R ER SO BB IBB HBP BLK WP HR S P ERA WHIP	IP WLS BF H R ER SO BB IBB HBP BLK WP HR S P ERA WHIP	IP WLS BF H R ER SO BB IBB HBP BLK WP HR S P ERA WHIP	IP WLS BF H R ER SO BB IBB HBP BLK WP HR S P ERA WHIP	IP WLS BF H R ER SO BB IBB HBP BLK WP HR S P ERA WHIP	IP WLS BF H R ER SO BB IBB HBP BLK WP HR S P ERA WHIP	IP WLS BF H R ER SO BB IBB HBP BLK WP HR S P ERA WHIP	IP WLS BF H R ER SO BB IBB HBP BLK WP HR S P ERA WHIP	IP WLS BF H R ER SO BB IBB HBP BLK WP HR S P ERA WHIP	IP WLS BF H R ER SO BB IBB HBP BLK WP HR S P ERA WHIP	IP WLS BF H R ER SO BB IBB HBP BLK WP HR S P ERA WHIP	IP WLS BF H R ER SO BB IBB HBP BLK WP HR S P ERA WHIP	IP WLS BF H R ER SO BB IBB HBP BLK WP HR S P ERA WHIP	IP WLS BF H R ER SO BB IBB HBP BLK WP HR S P ERA WHIP	IP WLS BF H R ER SO BB IBB HBP BLK WP HR S P ERA WHIP	IP WLS BF H R ER SO BB IBB HBP BLK WP HR S P ERA WHIP



Batter	1	2	3	4	5	6	7	8	9	AB	R	H	RBI	BB	SO	LOB	TOP					
11 Jimmy Rollins, S OBP: 0.344, SLG: 0.404										5	2	2	0	0	1	5						
Placido Polanco, R OBP: 0.361, SLG: 0.385										5	0	1	0	0	0	4						
Jim Thome, L OBP: 0.363, SLG: 0.464										5	0	1	2	0	1	1						
Pat Burrell, R OBP: 0.311, SLG: 0.419										4	0	0	0	0	3	2						
Bobby Abreu, L OBP: 0.368, SLG: 0.420										4	0	0	0	0	0	2						
Mike Lieberthal, R OBP: 0.406, SLG: 0.525										3	0	1	0	1	1	0						
David Bell, R OBP: 0.299, SLG: 0.290										4	0	2	0	0	0	1						
Marlon Byrd, R OBP: 0.303, SLG: 0.293										4	0	3	0	0	1	2						
Vicente Padilla, R OBP: 0.143, SLG: 0.053										2	0	1	0	1	1	1						
Ricky Ledee, L OBP: 0.327, SLG: 0.467										1	0	0	0	0	1	2						
Turk Wendell, L OBP: 1.000, SLG: 1.000										0	0	0	0	0	0	0						
Rheal Cormier, L OBP: 1.000, SLG: 1.000										0	0	0	0	0	0	0						
Terry Adams, R OBP: 1.000, SLG: 1.000										0	0	0	0	0	0	0						
Inning Stats	R: 1 E: 0 K: 1 S: 10	H: 2 LOB: 1 BB: 0 P: 16	R: 0 E: 0 K: 1 S: 12	H: 3 LOB: 3 BB: 0 P: 18	R: 0 E: 0 K: 1 S: 10	H: 0 LOB: 0 BB: 0 P: 15	R: 0 E: 0 K: 1 S: 10	H: 1 LOB: 1 BB: 1 P: 16	R: 1 E: 0 K: 0 S: 7	H: 2 LOB: 1 BB: 0 P: 13	R: 0 E: 0 K: 0 S: 13	H: 1 LOB: 2 BB: 1 P: 20	R: 0 E: 0 K: 1 S: 10	H: 0 LOB: 0 BB: 0 P: 17	R: 0 E: 0 K: 2 S: 16	H: 2 LOB: 2 BB: 0 P: 27	R: 0 E: 0 K: 2 S: 12	H: 0 LOB: 0 BB: 0 P: 16	1B: 9 2B: 2 3B: 0 HR: 0	SF: 0 SAC: 0 DP: 1 HBP: 0	WP: 0 PB: 0 SB: 1 CS: 0	PA: 39
PITCHER	IP WLS BF H R ER SO BB IBB HBP BLK WP HR S P ERA WHIP																					
Jerome Robertson, L ERA: 7.57	6.0 28 9 2 2 4 2 0 0 0 0 0 0 62 98 3.00 1.833																					
54 Brad Lidge, R ERA: 1.48	1.0 3 0 0 0 1 0 0 0 0 0 0 0 10 17 0.00 0.000																					
Octavio Dotel, R ERA: 1.52	1.0 W 5 2 0 0 2 0 0 0 0 0 0 0 16 27 0.00 2.000																					
Billy Wagner, L ERA: 1.88	1.0 S 3 0 0 0 2 0 0 0 0 0 0 0 12 16 0.00 0.000																					

Philadelphia Phillies @ Houston Astros
Minute Maid Park, Houston, TX
Fri May 16 2003, 7:05 PM CDT
Att: 28,085 - Sunny - 88 F

AB 37
R 2
H 11
RBI 2
BB 2
SO 9
LOB 20



Batter	1	2	3	4	5	6	7	8	9	AB	R	H	RBI	BB	SO	LOB	BOTTOM			
Craig Biggio, R OBP: 0.337, SLG: 0.438										3	1	2	0	1	1	0				
Geoff Blum, S OBP: 0.336, SLG: 0.436										4	1	1	2	0	0	3				
5 Jeff Bagwell, R OBP: 0.387, SLG: 0.549										3	1	1	0	1	2	1				
Jeff Kent, R OBP: 0.370, SLG: 0.545										4	1	1	0	0	2	2				
17 Lance Berkman, S OBP: 0.396, SLG: 0.460										4	0	1	1	0	1	0				
Richard Hidalgo, R OBP: 0.401, SLG: 0.507										4	0	0	0	0	1	2				
Gregg Zaun, S OBP: 0.182, SLG: 0.182										4	0	2	0	0	0	0				
Brad Ausmus, R OBP: 0.277, SLG: 0.312										0	0	0	0	0	0	0				
28 Adam Everett, R OBP: 0.326, SLG: 0.419										4	0	2	0	0	0	0				
Jerome Robertson, L ERA: 7.57										2	0	0	0	0	0	2				
54 Brad Lidge, R ERA: 1.48										0	0	0	0	0	0	0				
Orlando Merced, S ERA: 1.29										1	0	0	0	0	0	0				
Octavio Dotel, R ERA: 1.52										0	0	0	0	0	0	0				
Jose Vizcaino, S OBP: 0.202, SLG: 0.278										1	0	0	0	0	0	2				
Billy Wagner, L ERA: 1.88										0	0	0	0	0	0	0				
Inning Stats	R: 0 E: 0 K: 2 S: 10	H: 1 LOB: 1 BB: 0 P: 14	R: 0 E: 0 K: 0 S: 16	H: 2 LOB: 2 BB: 0 P: 26	R: 0 E: 0 K: 2 S: 11	H: 0 LOB: 1 BB: 1 P: 18	R: 0 E: 0 K: 1 S: 8	H: 0 LOB: 0 BB: 0 P: 11	R: 2 E: 0 K: 1 S: 16	H: 2 LOB: 0 BB: 0 P: 23	R: 0 E: 0 K: 1 S: 8	H: 0 LOB: 0 BB: 0 P: 12	R: 0 E: 0 K: 0 S: 9	H: 1 LOB: 2 BB: 1 P: 15	R: 2 E: 0 K: 0 S: 14	H: 5 LOB: 2 BB: 0 P: 19	1B: 7 2B: 3 3B: 0 HR: 1	SF: 0 SAC: 0 DP: 1 HBP: 0	WP: 1 PB: 0 SB: 0 CS: 0	PA: 36
PITCHER	IP WLS BF H R ER SO BB IBB HBP BLK WP HR S P ERA WHIP																			
Vicente Padilla, R ERA: 4.23	7.0 29 6 2 2 7 2 0 0 0 0 0 0 5 78 2.57 1.143																			
Turk Wendell, L ERA: 1.29	0.0 L 2 2 2 2 0 0 0 0 0 0 0 0 5 7 0.00 0.000																			
Rheal Cormier, L ERA: 2.45	0.0 1 1 0 0 0 0 0 0 0 0 0 0 1 1 0.00 0.000																			
Terry Adams, R ERA: 3.63	1.0 4 2 0 0 0 0 0 0 0 0 0 0 8 11 0.00 2.000																			

Philadelphia Phillies @ Houston Astros
Minute Maid Park, Houston, TX
Fri May 16 2003, 7:05 PM CDT
Att: 28,085 - Sunny - 88 F

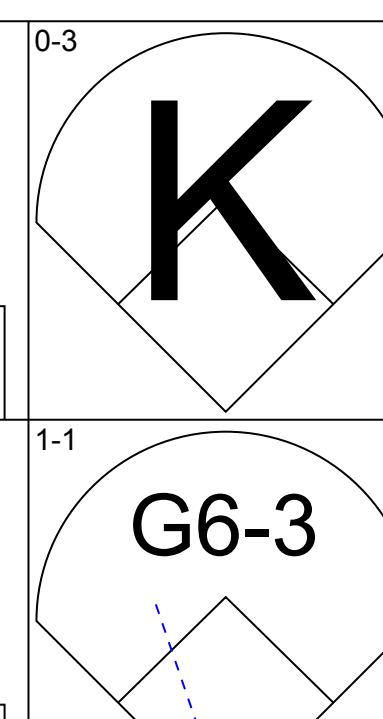
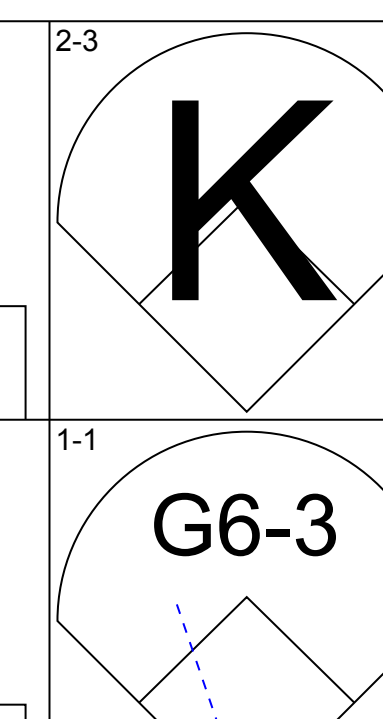
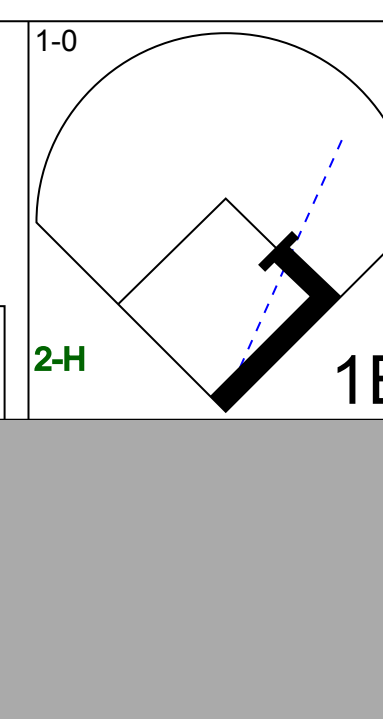
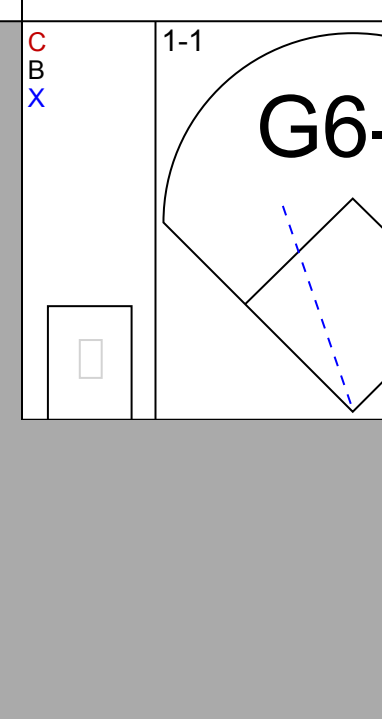
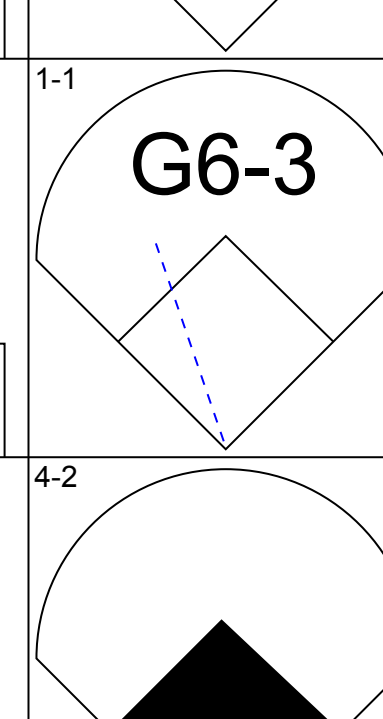
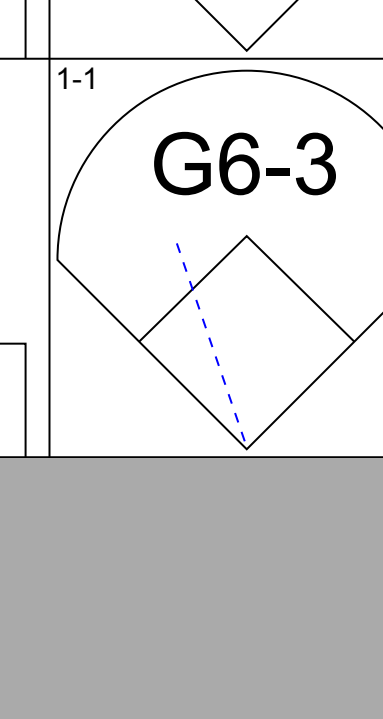
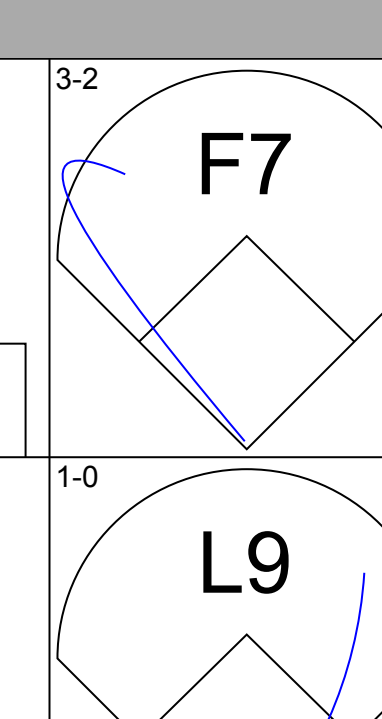
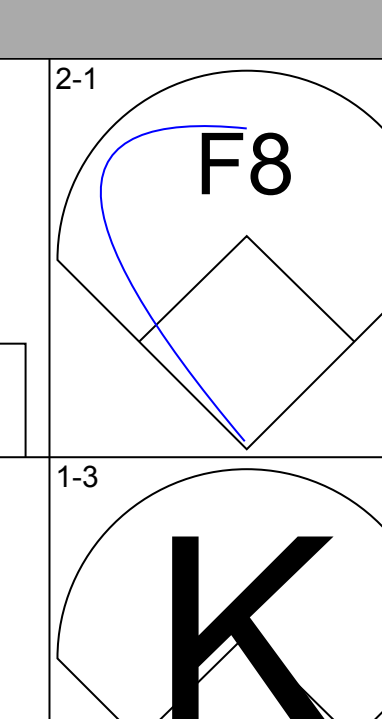
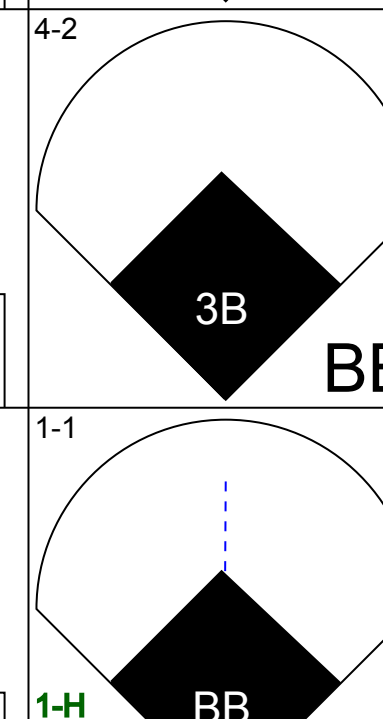
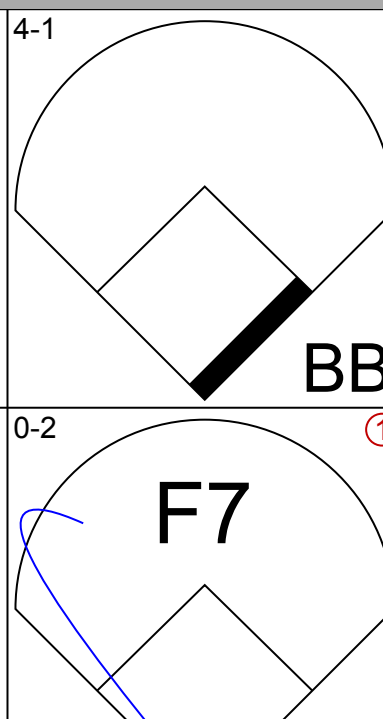
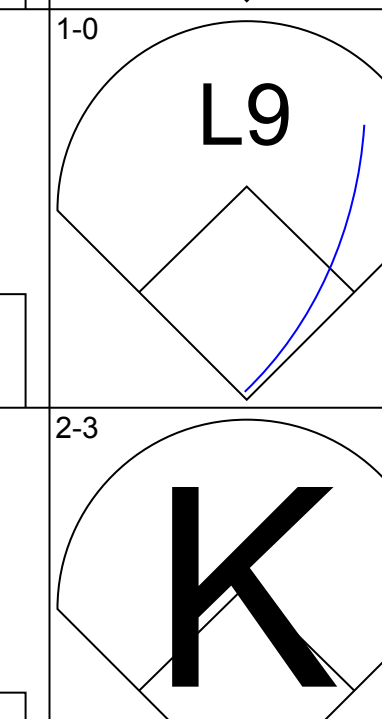
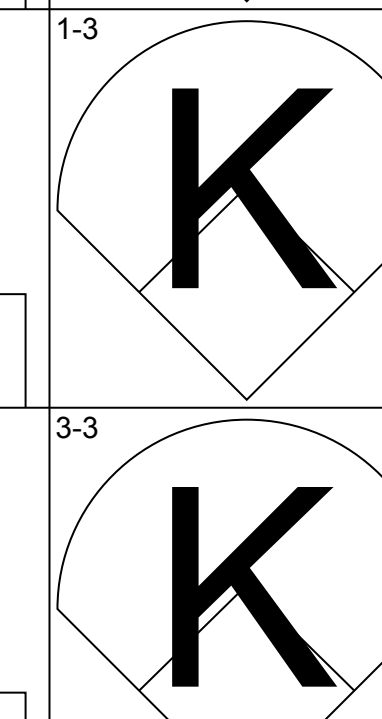
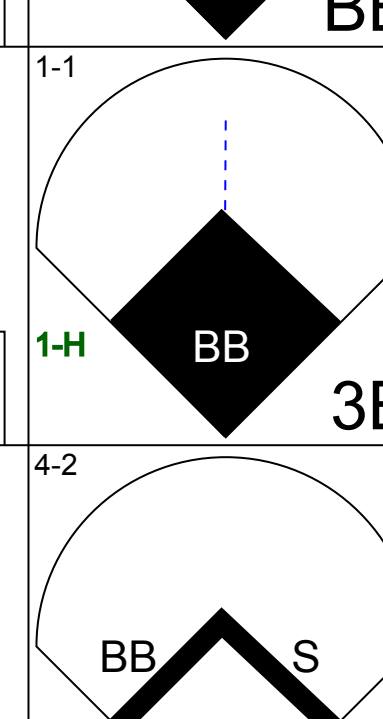
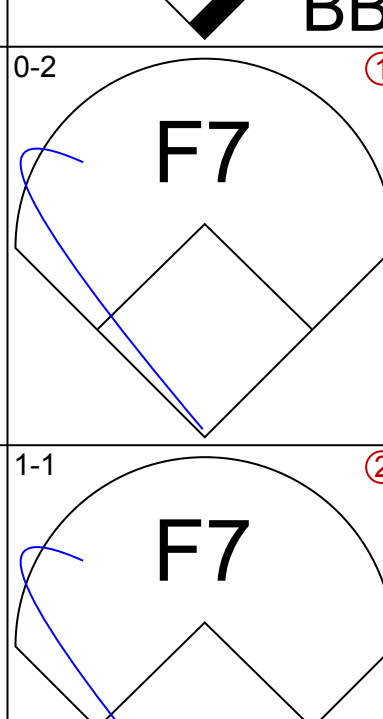
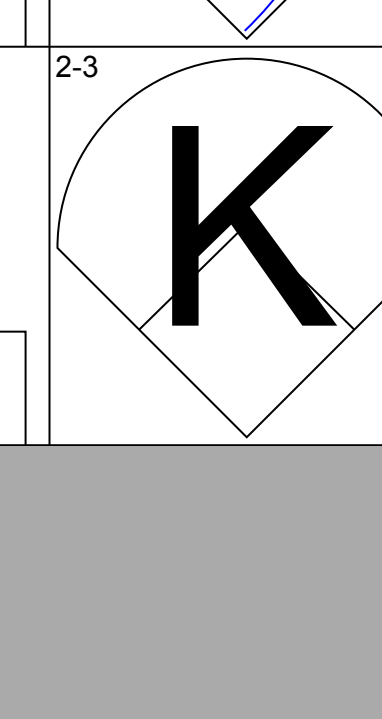
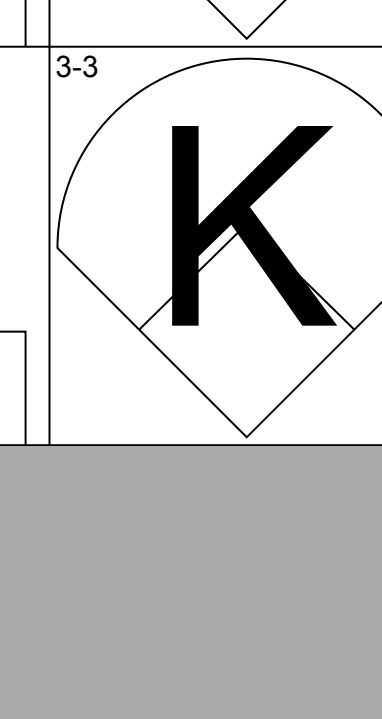
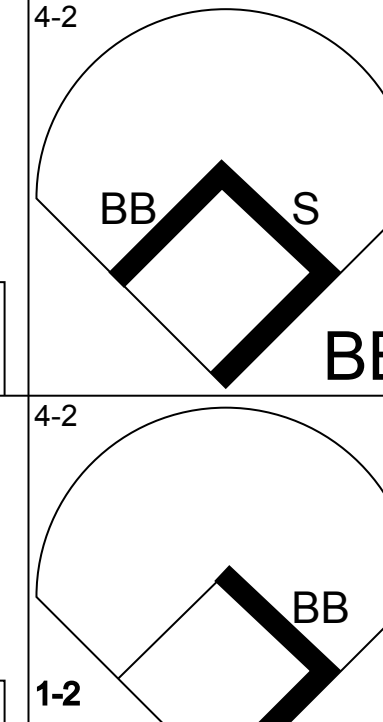
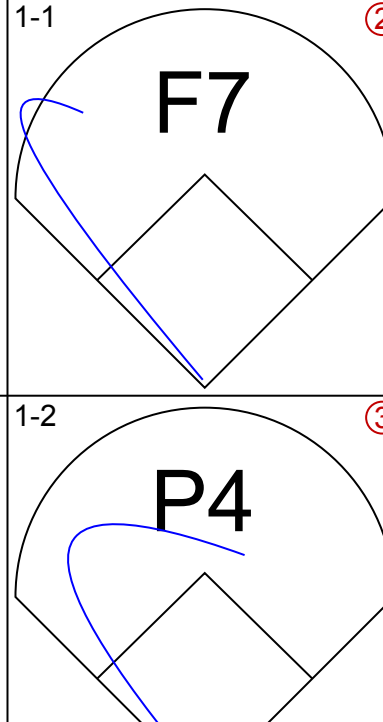
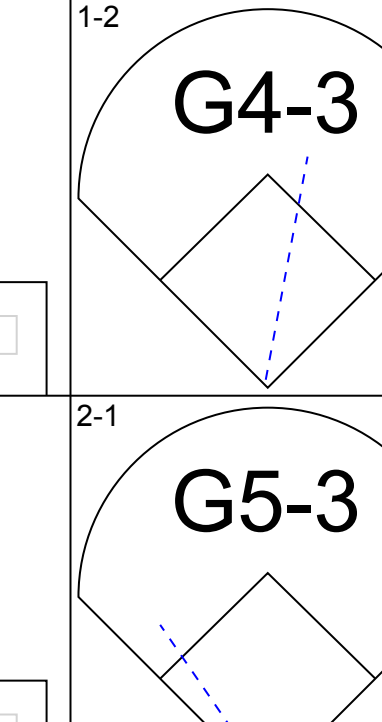
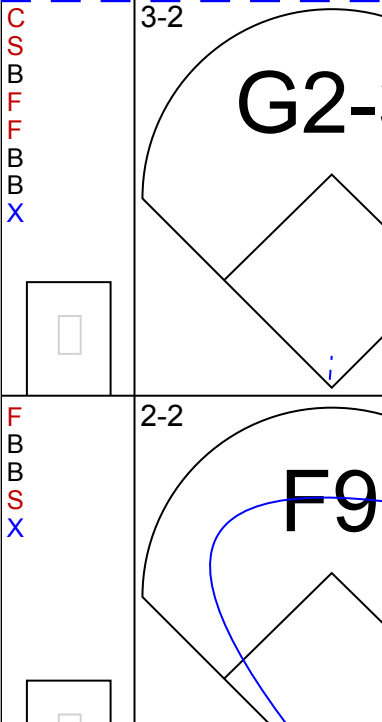
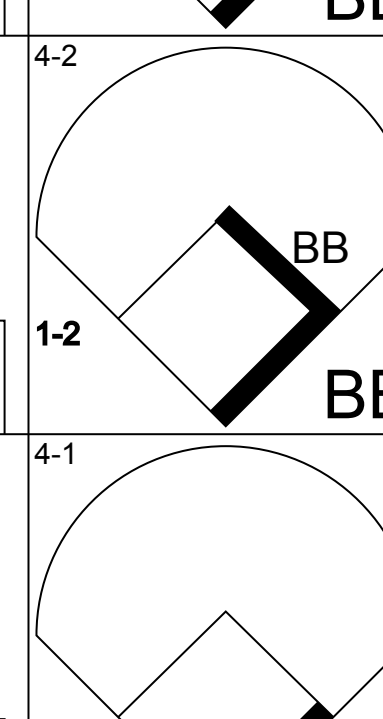
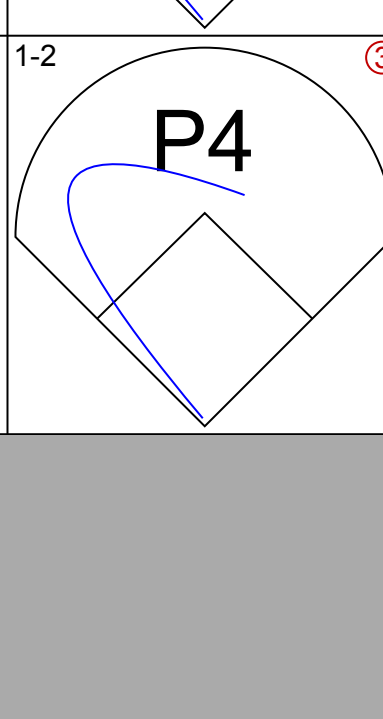
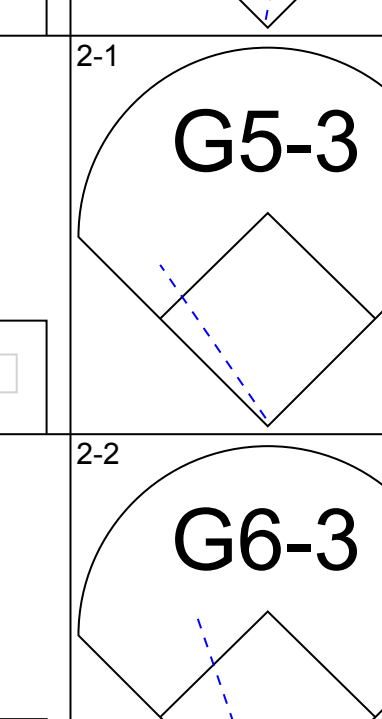
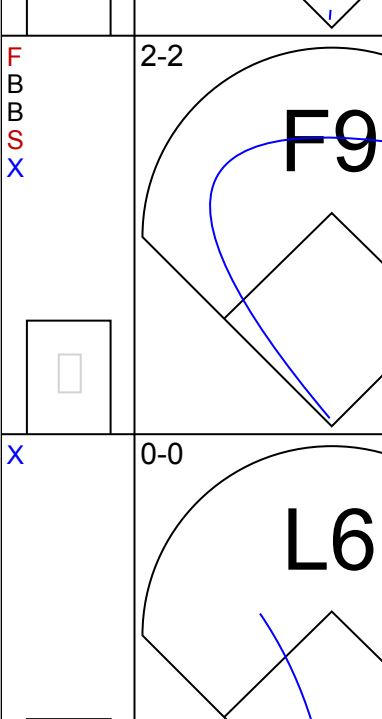
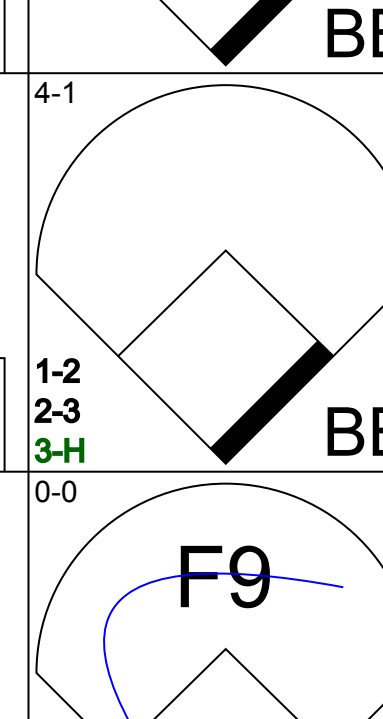
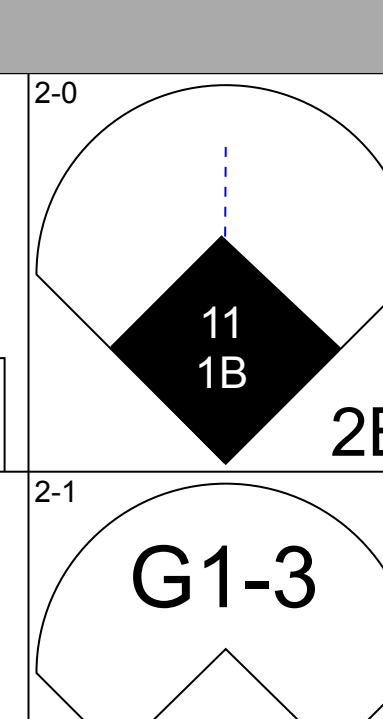
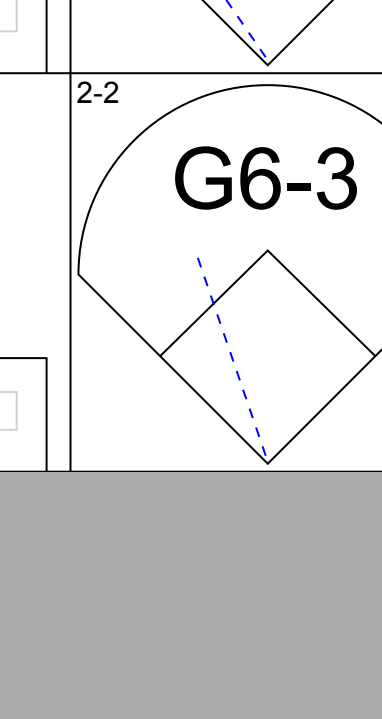
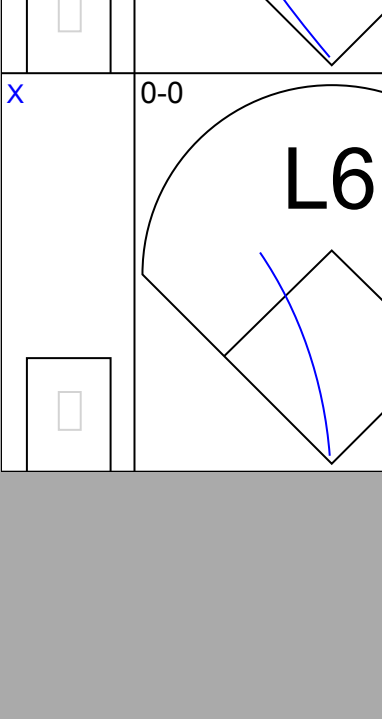
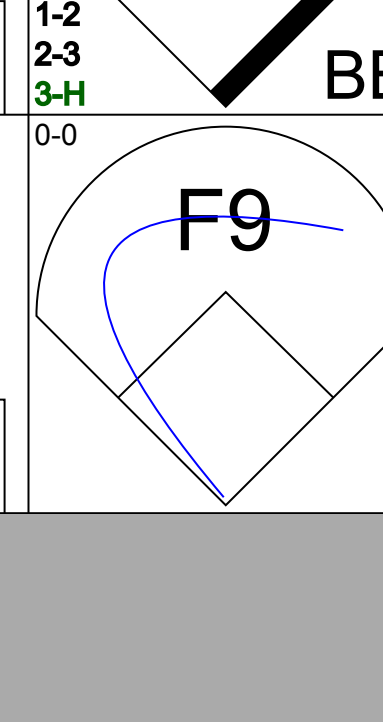
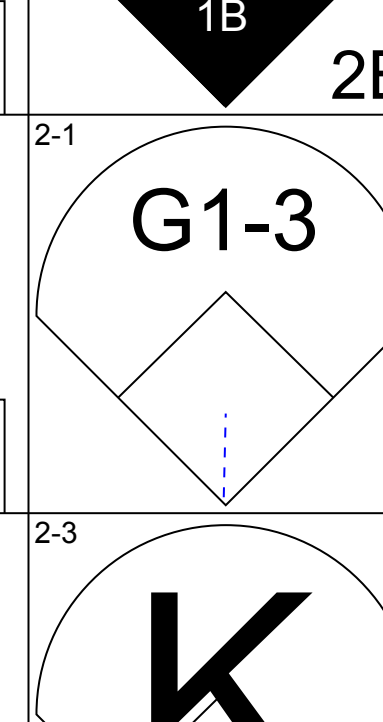
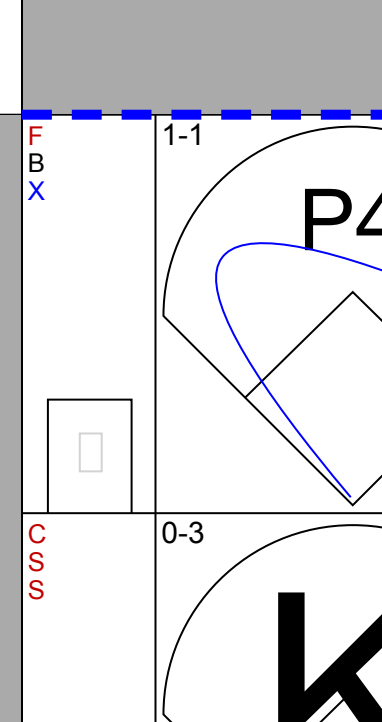
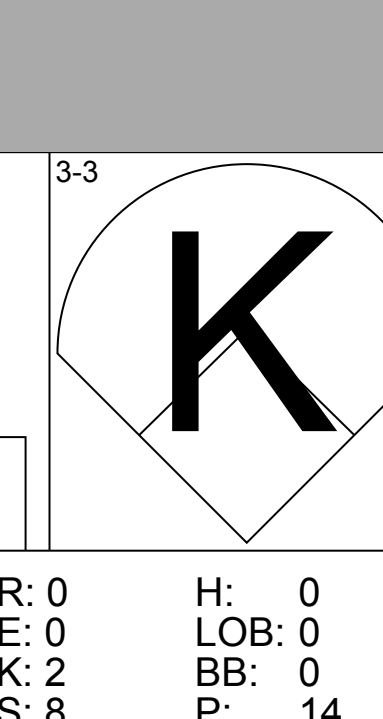
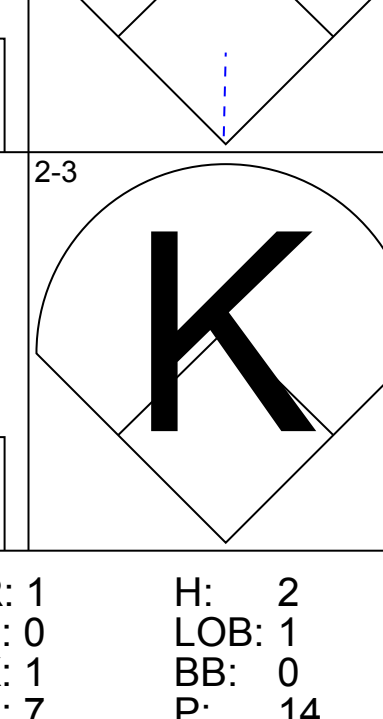
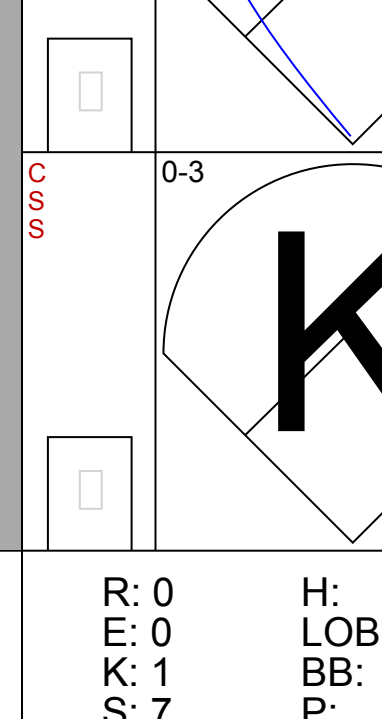
AB 34
R 4
H 11
RBI 3
BB 2
SO 7
LOB 12

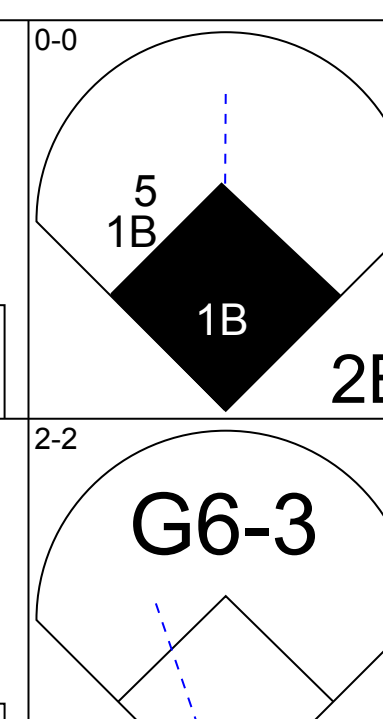
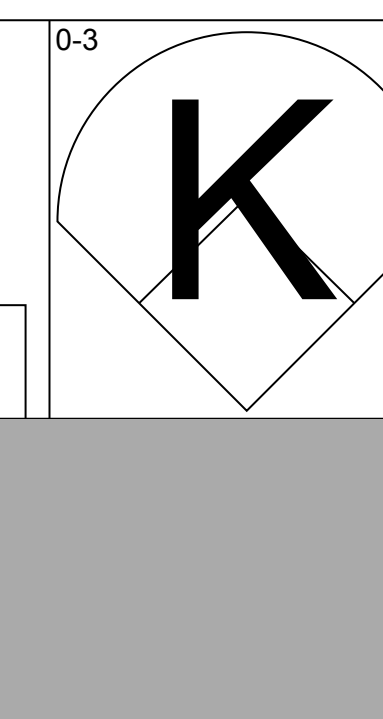
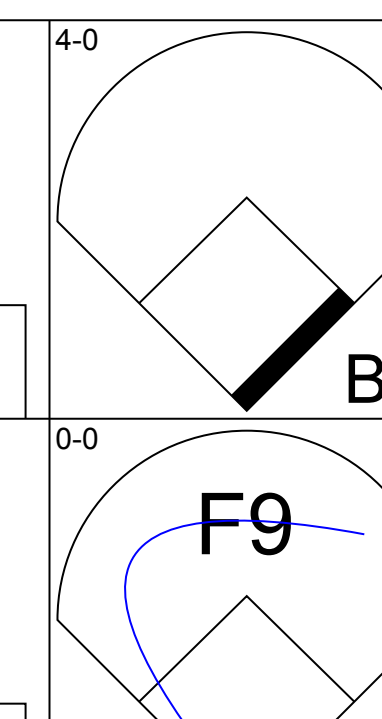
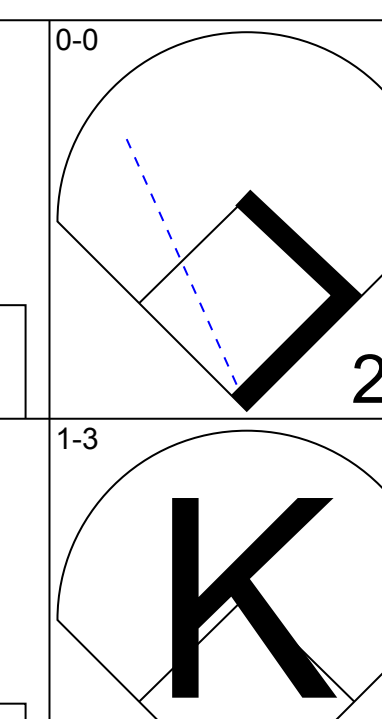
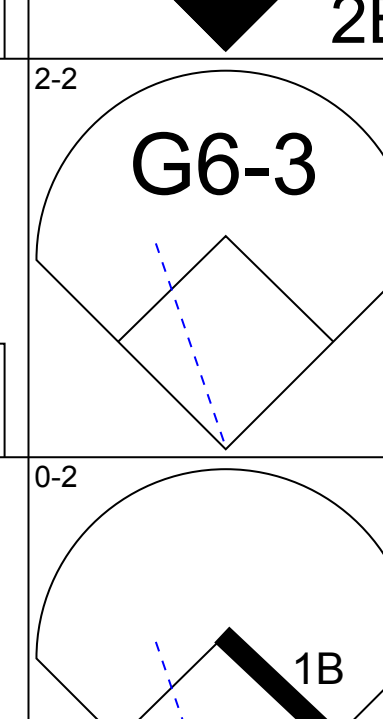
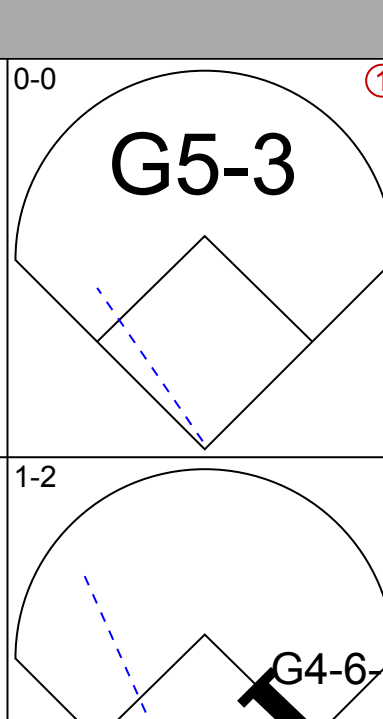
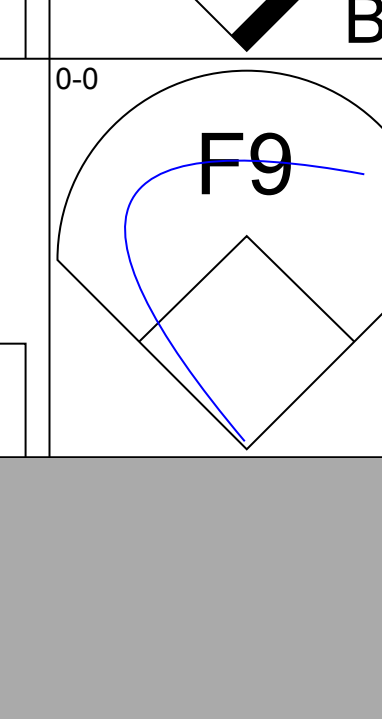
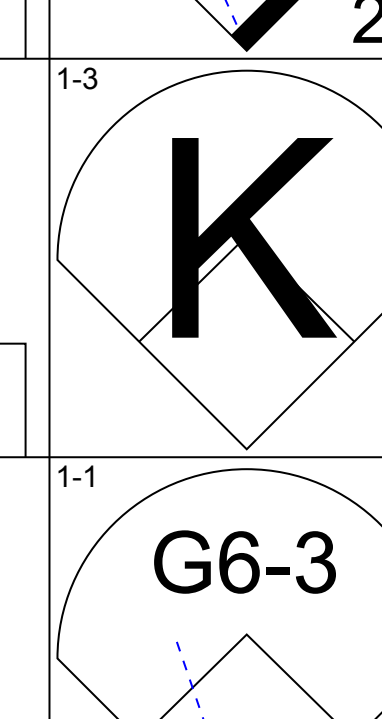
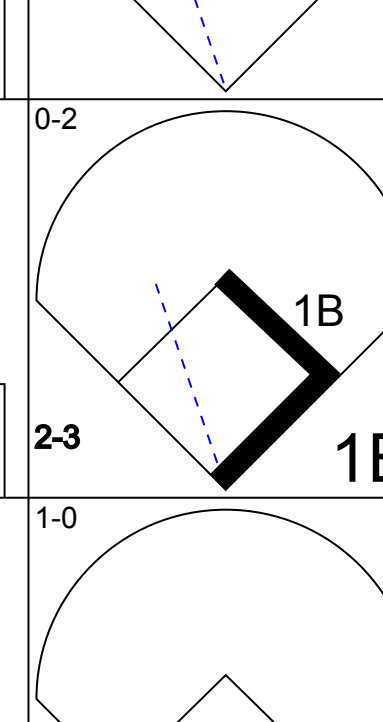
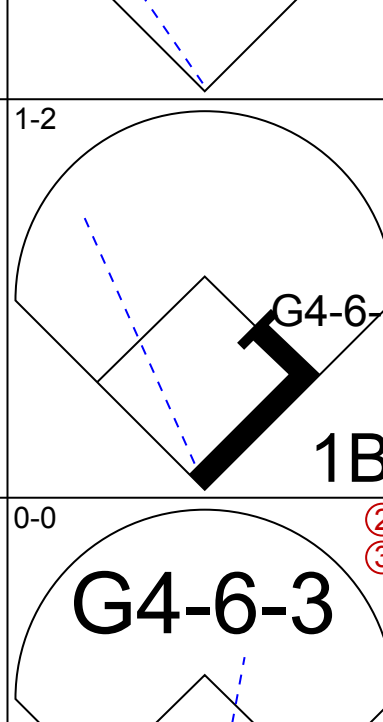
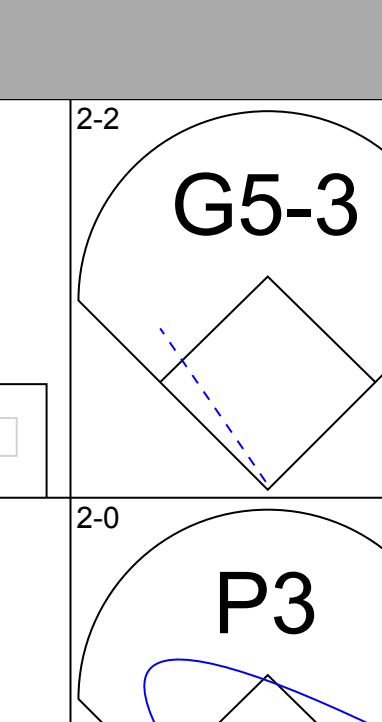
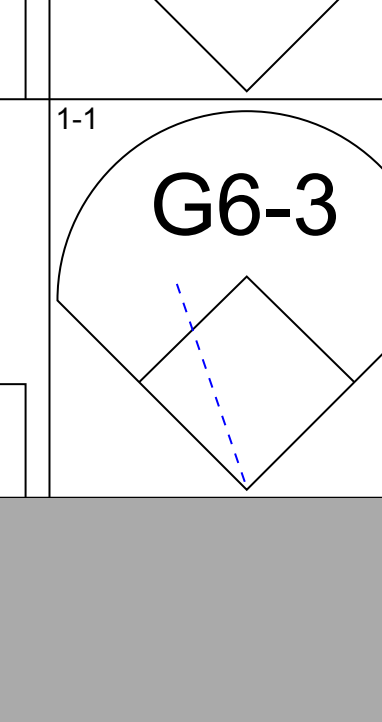
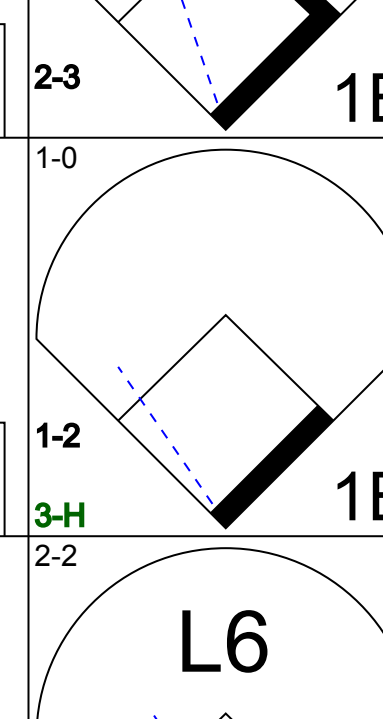
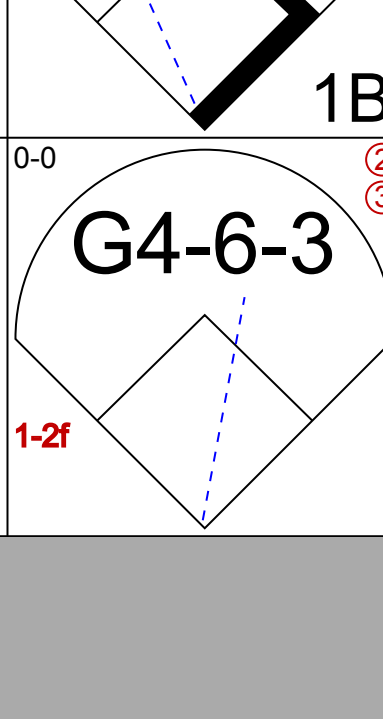
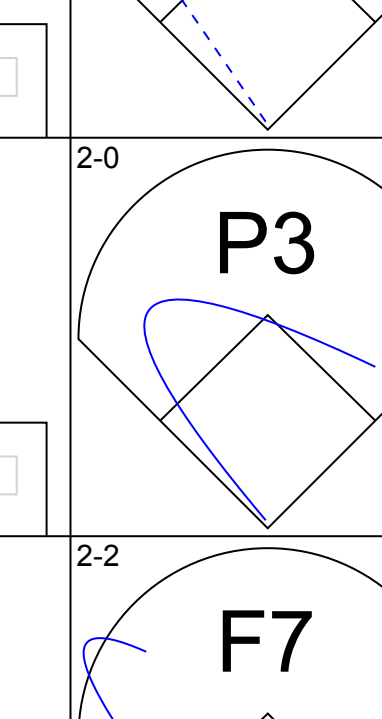
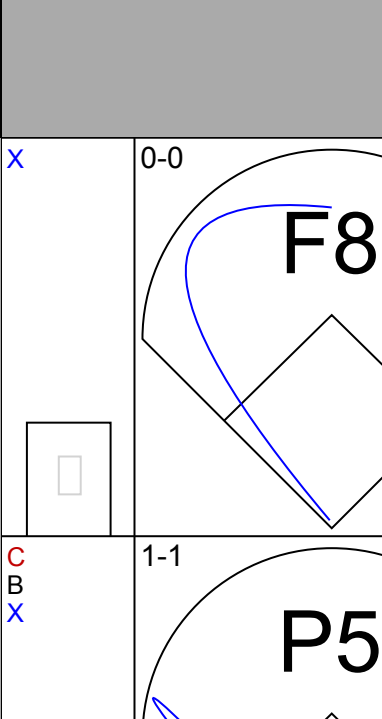
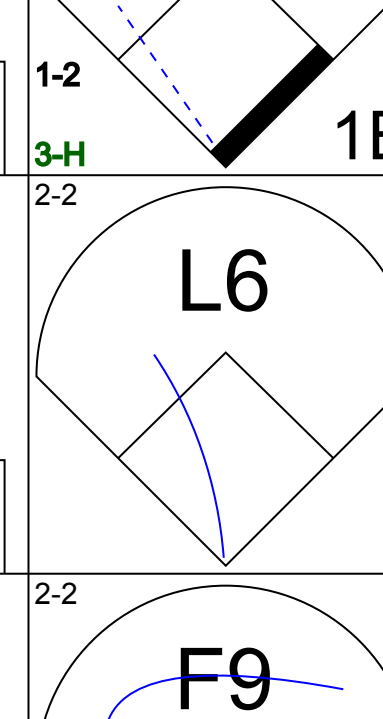
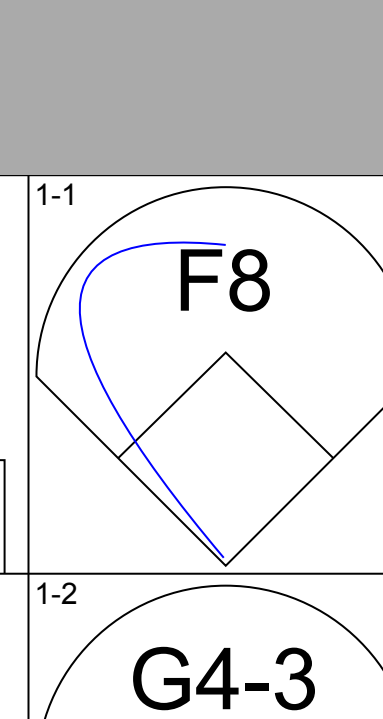
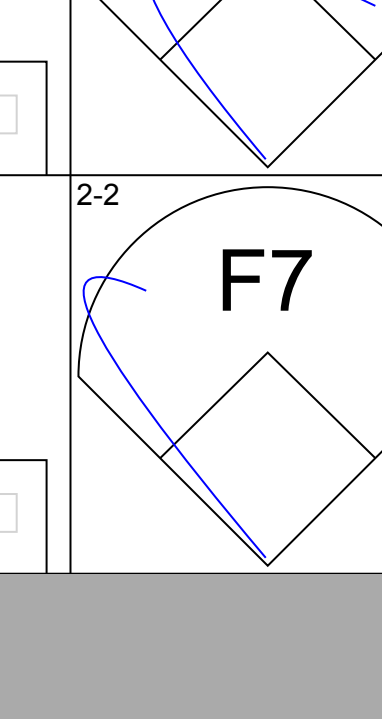
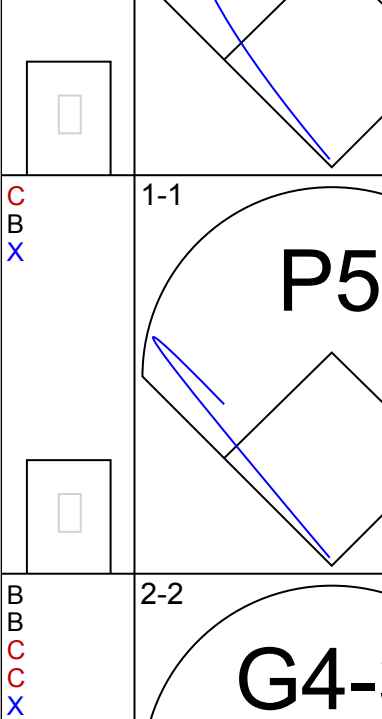
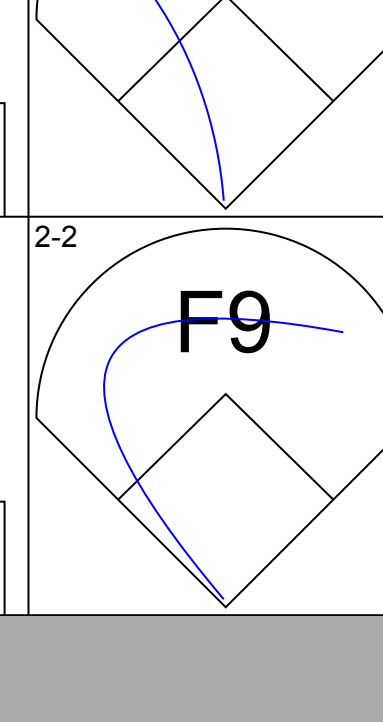
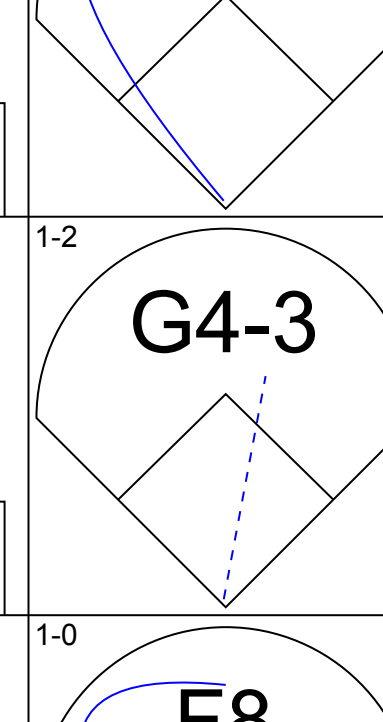
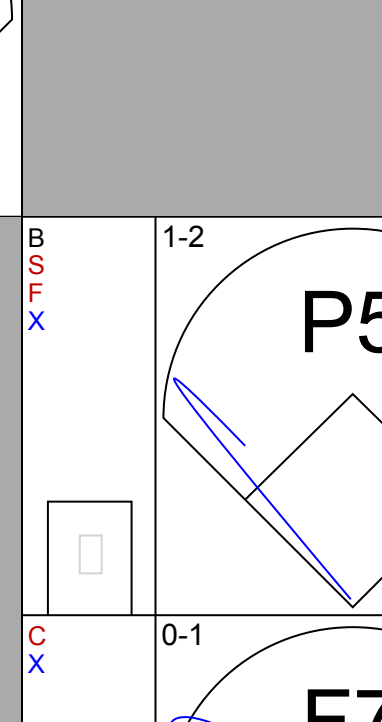
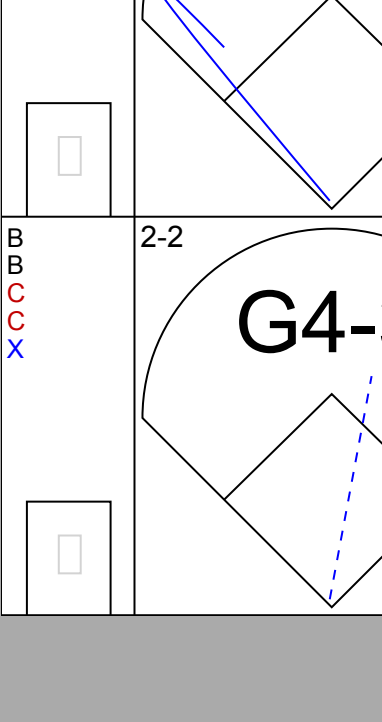
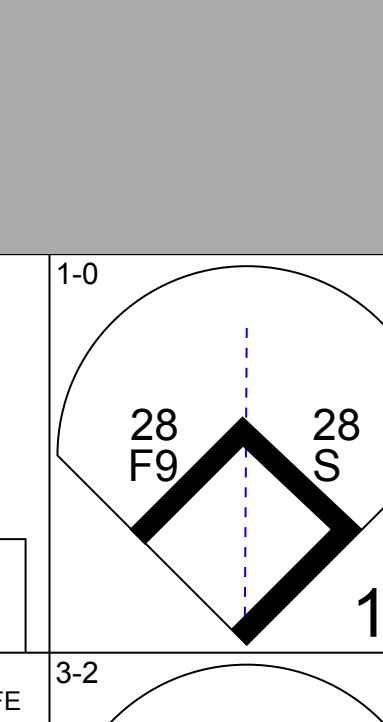
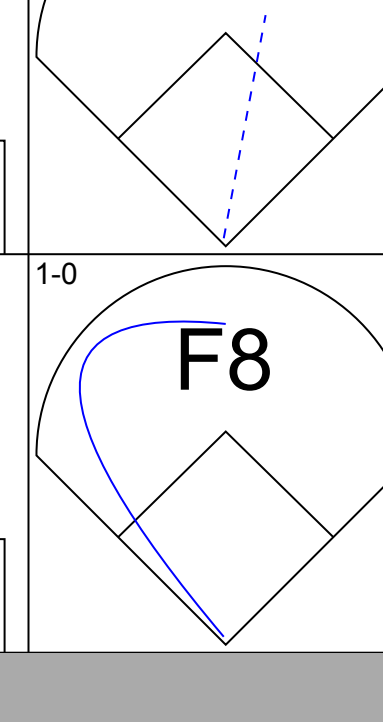
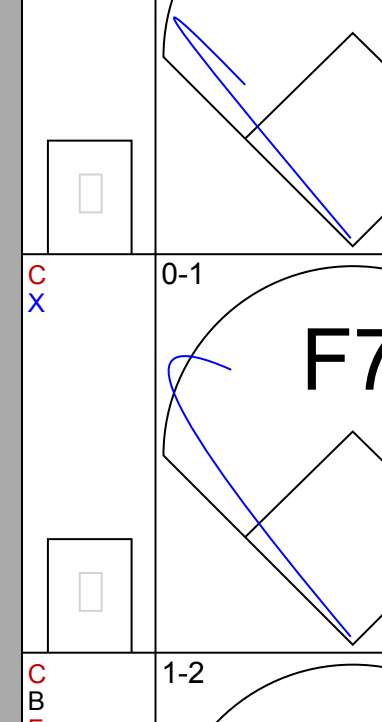
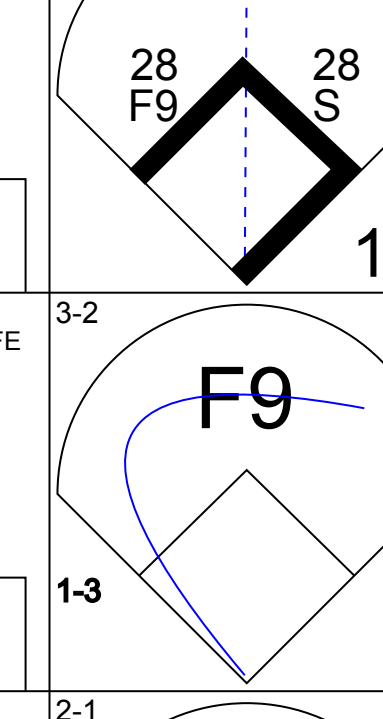
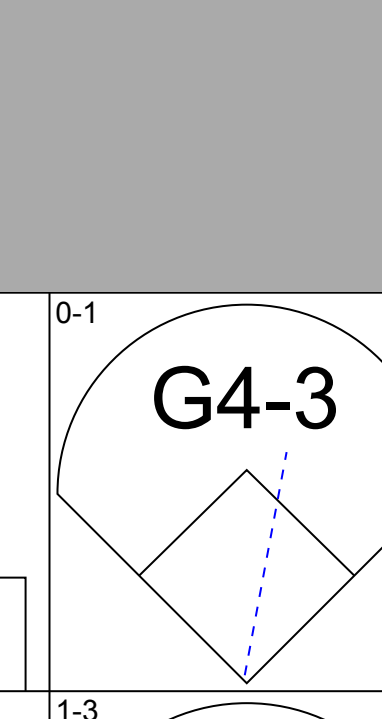
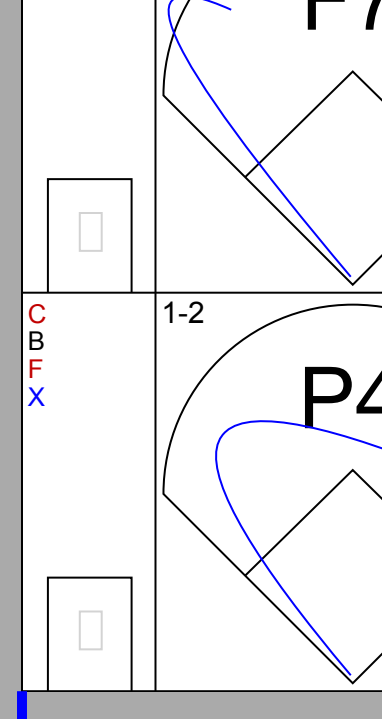


Batter	1	2	3	4	5	6	7	8	9	AB	R	H	RBI	BB	SO	LOB	TOP									
11 Jimmy Rollins, S OBP: 0.345, SLG: 0.404										5	0	2	2	0	0	1	Philadelphia Phillies @ Houston Astros Minute Maid Park, Houston, TX Sat May 17 2003, 3:05 PM CDT Att: 30,289 - Dome - 72 F									
Placido Polanco, R OBP: 0.371, SLG: 0.431										5	3	3	1	0	0	1										
Jim Thome, L OBP: 0.369, SLG: 0.484										4	2	2	1	1	1	2										
Pat Burrell, R OBP: 0.319, SLG: 0.417										1	1	0	1	2	0	0										
Bobby Abreu, L OBP: 0.368, SLG: 0.413										3	0	0	1	2	0	5										
David Bell, R OBP: 0.309, SLG: 0.291										3	0	1	0	2	0	2										
Todd Pratt, R OBP: 0.512, SLG: 0.483										2	2	1	1	1	1	1										
Marlon Byrd, R OBP: 0.300, SLG: 0.290										4	1	1	1	0	0	4										
Brandon Duckworth, R OBP: 0.429, SLG: 0.333										1	0	0	0	1	0	1										
Ricky Ledee, L OBP: 0.324, SLG: 0.462										1	0	0	0	0	0	3										
Terry Adams, R										0	0	0	0	0	0	0										
Tomas Perez, S										1	0	0	0	0	0	2										
Rheal Cormier, L OBP: 1.000, SLG: 1.000										0	0	0	0	0	0	0										
Inning Stats	R: 0 E: 0 K: 0 S: 5	H: 1 LOB: 0 BB: 0 P: 6	R: 0 E: 0 K: 1 S: 10	H: 0 LOB: 1 BB: 2 P: 23	R: 0 E: 0 K: 0 S: 6	H: 0 LOB: 0 BB: 1 P: 10	R: 1 E: 0 K: 1 S: 14	H: 1 LOB: 1 BB: 1 P: 25	R: 1 E: 0 K: 0 S: 7	H: 2 LOB: 2 BB: 0 P: 10	R: 3 E: 1 K: 0 S: 17	H: 2 LOB: 2 BB: 2 P: 33	R: 1 E: 0 K: 0 S: 11	H: 1 LOB: 1 BB: 2 P: 23	R: 2 E: 0 K: 0 S: 10	H: 2 LOB: 1 BB: 0 P: 17	R: 1 E: 0 K: 0 S: 8	H: 1 LOB: 1 BB: 1 P: 17	1B: 6 2B: 2 3B: 0 HR: 2	SF: 1 SAC: 0 DP: 6 HBP: 2	WP: 2 PB: 0 SB: 1 CS: 0	PA: 42				
PITCHER	IP	WLS	BF	H	R	ER	SO	BB	IBB	HBP	BLK	WP	HR	S	P	ERA	WHIP									
Scott Linebrink, R ERA: 3.71	(1, 1)	5.0		20	5	3	3	2	4	0	0	0	1	0	45	79	5.40	1.800								
Nate Bland, L ERA: 5.4	(6, 1)	0.1	L	4	1	0	0	0	0	1	1	0	0	0	5	14	0.00	3.000								
Pete Munro, R ERA: 3.95	(6, 1)	0.2		3	0	2	2	0	1	0	0	0	0	0	9	14	27.00	1.500								
Ricky Stone, R ERA: 2.1	(7, 1)	2.0		10	3	3	3	0	2	0	1	0	0	1	21	40	13.50	2.500								
Brandon Puffer, R ERA: 3.77	(9, 1)	1.0		5	1	1	1	0	1	0	0	0	0	1	8	17	9.00	2.000								



Batter	1	2	3	4	5	6	7	8	9	AB	R	H	RBI	BB	SO	LOB	BOTTOM								
Craig Biggio, R OBP: 0.333, SLG: 0.431										5	1	1	0	0	0	1	Philadelphia Phillies @ Houston Astros Minute Maid Park, Houston, TX Sat May 17 2003, 3:05 PM CDT Att: 30,289 - Dome - 72 F								
Morgan Ensberg, R OBP: 0.400, SLG: 0.608										3	2	3	1	2	0	0									
5 Jeff Bagwell, R OBP: 0.382, SLG: 0.536										4	0	0	0	1	1	4									
Jeff Kent, R OBP: 0.373, SLG: 0.551										4	0	2	1	0	1	3									
17 Lance Berkman, S OBP: 0.392, SLG: 0.454										4	0	1	1	0	2	3									
Geoff Blum, S OBP: 0.336, SLG: 0.436										0	0	0	0	0	0	0									
Richard Hidalgo, R OBP: 0.404, SLG: 0.500										2	0	0	1	1	1	2									
Brad Ausmus, R OBP: 0.270, SLG: 0.302										4	0	0	0	0	2	4									
28 Adam Everett, R OBP: 0.320, SLG: 0.404										4	1	1	0	0	1	0									
Scott Linebrink, R ERA: 6.2	(1, 1)	5.0		24	5	3	3	3	4	0	0	1	0	0	93	5.40		1.800							
Terry Adams, R ERA: 3.26	(6, 1)	2.0	H	8	2	1	0	3	0	0	0	0	0	21	29	0.00	1.000								
Rheal Cormier, L ERA: 2.21	(8, 1)	2.0		7	1	0	0	3	0	0	0	0	0	15	22	0.00	0.500								
Inning Stats	R: 2 E: 0 K: 1 S: 14	H: 2 LOB: 2 BB: 3 P: 32	R: 1 E: 0 K: 0 S: 11	H: 2 LOB: 1 BB: 0 P: 15	R: 0 E: 0 K: 2 S: 9	H: 0 LOB: 0 BB: 0 P: 17	R: 0 E: 0 K: 0 S: 7	H: 0 LOB: 0 BB: 0 P: 9	R: 0 E: 0 K: 1 S: 9	H: 0 LOB: 0 BB: 0 P: 14	R: 1 E: 1 K: 2 S: 12	H: 2 LOB: 1 BB: 0 P: 15	R: 0 E: 0 K: 2 S: 7	H: 0 LOB: 0 BB: 0 P: 9	R: 0 E: 0 K: 1 S: 8	H: 1 LOB: 1 BB: 0 P: 13	1B: 5 2B: 2 3B: 1 HR: 0	SF: 0 SAC: 1 DP: 1 HBP: 1	WP: 0 PB: 0 SB: 0 CS: 0	PA: 39					
PITCHER	IP	WLS	BF	H	R	ER	SO	BB	IBB	HBP	BLK	WP	HR	S	P	ERA	WHIP								
Brandon Duckworth, R ERA: 6.2	(1, 1)	5.0		24	5	3	3	3	4	0	0	1	0	0	93	5.40	1.800								
Terry Adams, R ERA: 3.26	(6, 1)	2.0	H	8	2	1	0	3	0	0	0	0	0	21	29	0.00	1.000								
Rheal Cormier, L ERA: 2.21	(8, 1)	2.0		7	1	0	0	3	0	0	0	0	0	15	22	0.00	0.500								

Batter	1	2	3	4	5	6	7	8	9	AB	R	H	RBI	BB	SO	LOB	TOP
11 Jimmy Rollins, S OBP: 0.343, SLG: 0.401										4	0	1	1	0	2	0	Philadelphia Phillies @ Houston Astros Minute Maid Park, Houston, TX Sun May 18 2003, 7:05 PM CDT Att: 28,585 - Sunny - 89 F
Placido Polanco, R OBP: 0.369, SLG: 0.416										4	0	0	0	0	0	0	
Jim Thome, L OBP: 0.372, SLG: 0.478										2	1	0	0	2	1	0	
Pat Burrell, R OBP: 0.317, SLG: 0.425										4	1	1	1	0	2	1	
Bobby Abreu, L OBP: 0.366, SLG: 0.405										3	0	0	0	1	0	1	
Mike Lieberthal, R OBP: 0.401, SLG: 0.512										3	0	0	0	1	0	1	
David Bell, R OBP: 0.313, SLG: 0.299										3	1	1	1	1	0	0	
Marlon Byrd, R OBP: 0.288, SLG: 0.277										3	0	0	0	0	0	4	
Kevin Millwood, R OBP: 0.130, SLG: 0.048										3	0	0	0	0	3	1	
Inning Stats	R: 2 H: 1 E: 0 K: 1 S: 16	H: 3 LOB: 3 BB: 4 P: 34	R: 0 H: 0 E: 0 K: 2 S: 8	H: 0 LOB: 0 BB: 0 P: 14	R: 0 H: 0 E: 0 K: 0 S: 9	H: 0 LOB: 1 BB: 1 P: 15	R: 1 H: 2 E: 0 K: 1 S: 7	H: 0 LOB: 0 BB: 0 P: 14	R: 0 H: 0 E: 0 K: 0 S: 8	H: 0 LOB: 0 BB: 0 P: 13	R: 0 H: 0 E: 0 K: 2 S: 11	H: 0 LOB: 0 BB: 0 P: 17	R: 0 H: 0 E: 0 K: 0 S: 9	H: 0 LOB: 0 BB: 0 P: 14	1B: 1 2B: 1 3B: 1 HR: 0	SF: 0 SAC: 0 DP: 0 HBP: 0	
PITCHER	IP WLS BF H R ER SO BB IBB HBP BLK WP HR S P ERA WHIP																
Tim Redding, R ERA: 3.47	(1, 1)	6.0 L 25 3 3 3 5 5 0 0 0 0 0 0 56 104 4.50 1.333															
54 Brad Lidge, R ERA: 1.37	(7, 1)	2.0 6 0 0 0 3 0 0 0 0 0 0 0 18 26 0.00 0.000															
Billy Wagner, L ERA: 1.8	(9, 1)	1.0 3 0 0 0 0 0 0 0 0 0 0 0 9 14 0.00 0.000															

Batter	1	2	3	4	5	6	7	8	9	AB	R	H	RBI	BB	SO	LOB	BOTTOM	
Craig Biggio, R OBP: 0.342, SLG: 0.446										3	1	2	0	1	1	1	Philadelphia Phillies @ Houston Astros Minute Maid Park, Houston, TX Sun May 18 2003, 7:05 PM CDT Att: 28,585 - Sunny - 89 F	
Geoff Blum, S OBP: 0.327, SLG: 0.424										4	0	0	0	0	1	3		
5 Jeff Bagwell, R OBP: 0.385, SLG: 0.535										4	0	2	0	0	0	1		
Jeff Kent, R OBP: 0.370, SLG: 0.543										4	0	1	1	0	0	1		
17 Lance Berkman, S OBP: 0.383, SLG: 0.440										4	0	0	0	0	0	2		
Orlando Merced, S OBP: 0.333, SLG: 0.431										4	0	0	0	0	0	2		
Brad Ausmus, R OBP: 0.271, SLG: 0.303										3	0	1	0	0	0	0		
28 Adam Everett, R OBP: 0.302, SLG: 0.380										3	0	0	0	0	0	1		
Tim Redding, R OBP: 0.143, SLG: 0.154	(1, 1)	9.0 W 33 6 1 1 4 1 0 0 0 0 0 0 75 113 1.00 0.778																
54 Brad Lidge, R Jose Vizcaino, S OBP: 0.256, SLG: 0.270 Billy Wagner, L	(7, 1) (8, PH) (9, 1)	2.1 3 0 0 0 0 0 0 0 0 0 0 0 18 26 0.00 0.000																
Inning Stats	R: 1 H: 3 E: 0 K: 0 S: 15	H: 1 LOB: 1 BB: 0 P: 16	R: 0 H: 1 E: 0 K: 0 S: 5	H: 0 LOB: 0 BB: 0 P: 6	R: 0 H: 0 E: 0 K: 0 S: 6	H: 0 LOB: 0 BB: 0 P: 9	R: 0 H: 0 E: 0 K: 1 S: 6	H: 0 LOB: 1 BB: 1 P: 11	R: 0 H: 0 E: 0 K: 0 S: 9	H: 0 LOB: 0 BB: 0 P: 15	R: 0 H: 0 E: 0 K: 2 S: 10	H: 1 LOB: 0 BB: 0 P: 15	R: 0 H: 0 E: 0 K: 0 S: 6	H: 0 LOB: 0 BB: 0 P: 9	1B: 4 2B: 2 3B: 0 HR: 0	SF: 0 SAC: 0 DP: 1 HBP: 0	WP: 0 PA: 33 PB: 0 SB: 1 CS: 0	
PITCHER	IP WLS BF H R ER SO BB IBB HBP BLK WP HR S P ERA WHIP																	
Kevin Millwood, R ERA: 2.87	(1, 1)	9.0 W 33 6 1 1 4 1 0 0 0 0 0 0 75 113 1.00 0.778																

Batter	1	2	3	4	5	6	7	8	9	AB	R	H	RBI	BB	SO	LOB	TOP					
Fernando Vina, L (1,4) OBP: 0.299, SLG: 0.384	K		F8			FC3-6 1B			27 BB 5 1B 1B	4	0	2	0	0	1	0						
Orlando Palmeiro, L (1,9) OBP: 0.324, SLG: 0.326	F7			F7		FC3-6 1-2f			K	3	0	0	0	0	0	1						
Eduardo Perez, R (9,PH) OBP: 0.429, SLG: 0.617									K	1	0	0	0	0	1	1						
5 Albert Pujols, R (1,7) OBP: 0.403, SLG: 0.655	G5-3			HR					27 BB 1-2 1B	4	1	2	1	0	1	1						
15 Jim Edmonds, L (1,8) OBP: 0.384, SLG: 0.586			27 G6-3 3B						K	4	1	1	0	0	2	2						
27 Scott Rolen, R (1,5) OBP: 0.419, SLG: 0.573			G6-3						K	3	0	0	1	1	1	0						
Tino Martinez, L (1,3) OBP: 0.315, SLG: 0.385																						
Kiko Calero, R (7,1) OBP: 0.500, SLG: 0.500																						
Edgar Renteria, R (9,PH) OBP: 0.393, SLG: 0.530									BB													
Miguel Cairo, R (1,6) OBP: 0.304, SLG: 0.453									G6-3	3	0	0	0	0	0	0						
Chris Widger, R (1,2)																						
J.D. Drew, L (8,PH) OBP: 0.317, SLG: 0.526																						
Mike Matheny, R (8,2) OBP: 0.327, SLG: 0.372																						
Garrett Stephenson, R (1,1) OBP: 0.200, SLG: 0.111																						
Kerry Robinson, L (7,7) OBP: 0.225, SLG: 0.184																						
Inning Stats	R: 0 E: 0 K: 1 S: 7	H: 0 LOB: 0 BB: 0 P: 13	R: 1 E: 0 K: 0 S: 7	H: 1 LOB: 0 BB: 0 P: 12	R: 0 E: 0 K: 1 S: 6	H: 0 LOB: 0 BB: 0 P: 10	R: 1 E: 0 K: 1 S: 12	H: 1 LOB: 0 BB: 0 P: 19	R: 0 E: 0 K: 0 S: 3	H: 0 LOB: 0 BB: 0 P: 7	R: 0 E: 0 K: 1 S: 11	H: 1 LOB: 1 BB: 0 P: 17	R: 0 E: 0 K: 1 S: 8	H: 0 LOB: 0 BB: 0 P: 14	R: 0 E: 0 K: 0 S: 5	H: 0 LOB: 0 BB: 0 P: 6	R: 0 E: 0 K: 2 S: 14	H: 2 LOB: 3 BB: 1 P: 24	1B: 3 2B: 0 3B: 1 HR: 1	SF: 0 SAC: 0 DP: 0 HBP: 0	WP: 0 PB: 0 SB: 0 CS: 0	PA: 33
PITCHER	IP WLS BF H R ER SO BB IBB HBP BLK WP HR S P ERA WHIP																					
Wade Miller, R (1,1) ERA: 5.01	7.0 W 24 3 2 2 5 0 0 0 0 0 1 54 92 2.57 0.429																					
Octavio Dotel, R (8,1) ERA: 1.46	1.0 H 3 0 0 0 0 0 0 0 0 0 0 5 6 0.00 0.000																					
Billy Wagner, L (9,1) ERA: 1.73	1.0 S 6 2 0 0 2 1 0 0 0 0 0 0 14 24 0.00 3.000																					

St. Louis Cardinals @ Houston Astros
Minute Maid Park, Houston, TX
Tue May 20 2003, 7:05 PM CDT
Att: 23,623 - Dome - 72 F

AB 32
R 2
H 5
RBI 2
BB 1
SO 7
LOB 8



Batter	1	2	3	4	5	6	7	8	9	AB	R	H	RBI	BB	SO	LOB	BOTTOM			
Craig Biggio, R (1,8) OBP: 0.340, SLG: 0.439	F9	G5-3		F8						3	0	0	0	1	0	2				
Morgan Ensberg, R (1,5) OBP: 0.391, SLG: 0.574				G6-3						3	0	0	0	0	1	2				
5 Jeff Bagwell, R (1,3) OBP: 0.387, SLG: 0.531				HBP						3	0	1	0	1	1	1				
Jeff Kent, R (1,4) OBP: 0.368, SLG: 0.533										3	0	0	0	1	3	2				
17 Lance Berkman, S (1,7) OBP: 0.380, SLG: 0.431										3	0	0	0	1	0	2				
Richard Hidalgo, R (1,9) OBP: 0.400, SLG: 0.493										4	1	1	0	0	1	2				
Brad Ausmus, R (1,2) OBP: 0.277, SLG: 0.304										3	1	1	0	0	1	1				
28 Adam Everett, R (1,6) OBP: 0.316, SLG: 0.389										4	1	2	1	0	0	1				
Wade Miller, R (1,1) OBP: 0.263, SLG: 0.316										3	0	1	2	0	1	2				
Octavio Dotel, R (8,1)										0	0	0	0	0	0	0				
Billy Wagner, L (9,1)										0	0	0	0	0	0	0				
Inning Stats	R: 0 E: 0 K: 1 S: 8	H: 0 LOB: 1 BB: 0 P: 12	R: 2 E: 0 K: 0 S: 14	H: 3 LOB: 1 BB: 0 P: 20	R: 0 E: 0 K: 1 S: 14	H: 1 LOB: 2 BB: 1 P: 22	R: 0 E: 0 K: 1 S: 14	H: 0 LOB: 1 BB: 0 P: 20	R: 0 E: 0 K: 0 S: 9	H: 0 LOB: 2 BB: 2 P: 19	R: 1 E: 0 K: 1 S: 11	H: 2 LOB: 2 BB: 1 P: 21	R: 0 E: 0 K: 2 S: 11	H: 0 LOB: 0 BB: 0 P: 15	R: 0 E: 0 K: 2 S: 9	H: 0 LOB: 0 BB: 0 P: 12	1B: 5 2B: 1 3B: 0 HR: 0	SF: 0 SAC: 0 DP: 1 HBP: 2	WP: 1 PB: 0 SB: 1 CS: 0	PA: 35
PITCHER	IP WLS BF H R ER SO BB IBB HBP BLK WP HR S P ERA WHIP																			
Garrett Stephenson, R (1,1) ERA: 4.25	6.0 L 29 6 3 3 4 4 0 2 0 0 1 0 70 114 4.50 1.667																			
Kiko Calero, R (7,1) ERA: 3.38	2.0 6 0 0 0 4 0 0 0 0 0 0 0 20 27 0.00 0.000																			

St. Louis Cardinals @ Houston Astros
Minute Maid Park, Houston, TX
Tue May 20 2003, 7:05 PM CDT
Att: 23,623 - Dome - 72 F

AB 29
R 3
H 6
RBI 3
BB 4
SO 8
LOB 15



Batter	1	2	3	4	5	6	7	8	9	AB	R	H	RBI	BB	SO	LOB	TOP				
Mark Grudzielanek, R OBP: 0.359, SLG: 0.393	1-1 P2		2-2 F7	1-0 1B		0-1 G5-4-3			1-1 1B	5	1	2	1	0	0	1					
Ramon Martinez, R OBP: 0.380, SLG: 0.406	2-2 HR		0-1 1B	0-0 1B			4-1 BB		0-0 1B	4	1	4	1	1	0	0					
Corey Patterson, L OBP: 0.337, SLG: 0.559	1-1 HR		2-0 1B	2-3 3H			1-2 G4-6-3		0-2 K	5	1	2	2	0	1	5					
Moises Alou, R OBP: 0.357, SLG: 0.455	0-0 2B		2-0 HBP			2-2 F8			1-0 1B	4	0	2	1	0	0	0					
Troy O'Leary, L OBP: 0.266, SLG: 0.333	1-2 F7		1-2 F7			4-1 BB			0-3 K	3	0	0	0	1	1	3					
Alex Gonzalez, R OBP: 0.317, SLG: 0.383			2-3 F7						0-3 K	1	0	0	0	0	1	2					
Eric Karros, R OBP: 0.381, SLG: 0.459	0-1 F8			0-0 P3					1-2 G5-3	4	0	0	0	0	0	2					
Mark Bellhorn, S OBP: 0.361, SLG: 0.330		1-3 K		3-2 2B					4-1 BB	3	1	1	0	1	1	1	AB 36				
Damian Miller, R OBP: 0.346, SLG: 0.391		2-3 K		4-0 2B					0-0 G4-3	2	1	0	0	1	2	0	R 5				
Lenny Harris, L OBP: 0.291, SLG: 0.320				2B						1	0	0	0	0	0	1	H 12				
Paul Bako, L OBP: 0.314, SLG: 0.295				1B						0	0	0	0	0	0	0	RBI 5				
22 Mark Prior, R OBP: 0.345, SLG: 0.552		3-1 G4-3		2-1 P3						3	0	1	0	0	0	2	BB 4				
Antonio Alfonseca, R OBP: 0.200, SLG: 0.275									0-0 G6-3	0	0	0	0	0	0	0	SO 6				
Tom Goodwin, L OBP: 0.200, SLG: 0.275										1	0	0	0	0	0	0	LOB 17				
Inning Stats	R: 2 E: 0 K: 0 S: 18	H: 3 LOB: 1 BB: 0 P: 23	R: 0 E: 0 K: 2 S: 9	H: 0 LOB: 0 BB: 0 P: 15	R: 0 E: 0 K: 0 S: 11	H: 2 LOB: 2 BB: 0 P: 18	R: 2 E: 0 K: 0 S: 11	H: 3 LOB: 2 BB: 1 P: 22	R: 0 E: 0 K: 1 S: 7	H: 1 LOB: 0 BB: 0 P: 7	R: 0 E: 0 K: 0 S: 5	H: 0 LOB: 1 BB: 1 P: 10	R: 0 E: 0 K: 1 S: 9	H: 0 LOB: 1 BB: 1 P: 17	R: 1 E: 0 K: 2 S: 11	H: 3 LOB: 2 BB: 0 P: 13	1B: 8 2B: 3 3B: 0 HR: 1	SF: 0 SAC: 0 DP: 2 HBP: 1	WP: 1 PB: 0 SB: 0 CS: 0	PA: 41	
PITCHER	IP WLS BF H R ER SO BB IBB HBP BLK WP HR S P ERA WHIP	IP WLS BF H R ER SO BB IBB HBP BLK WP HR S P ERA WHIP	IP WLS BF H R ER SO BB IBB HBP BLK WP HR S P ERA WHIP	IP WLS BF H R ER SO BB IBB HBP BLK WP HR S P ERA WHIP	IP WLS BF H R ER SO BB IBB HBP BLK WP HR S P ERA WHIP	IP WLS BF H R ER SO BB IBB HBP BLK WP HR S P ERA WHIP	IP WLS BF H R ER SO BB IBB HBP BLK WP HR S P ERA WHIP	IP WLS BF H R ER SO BB IBB HBP BLK WP HR S P ERA WHIP	IP WLS BF H R ER SO BB IBB HBP BLK WP HR S P ERA WHIP	IP WLS BF H R ER SO BB IBB HBP BLK WP HR S P ERA WHIP	IP WLS BF H R ER SO BB IBB HBP BLK WP HR S P ERA WHIP	IP WLS BF H R ER SO BB IBB HBP BLK WP HR S P ERA WHIP	IP WLS BF H R ER SO BB IBB HBP BLK WP HR S P ERA WHIP	IP WLS BF H R ER SO BB IBB HBP BLK WP HR S P ERA WHIP	IP WLS BF H R ER SO BB IBB HBP BLK WP HR S P ERA WHIP	IP WLS BF H R ER SO BB IBB HBP BLK WP HR S P ERA WHIP	IP WLS BF H R ER SO BB IBB HBP BLK WP HR S P ERA WHIP	IP WLS BF H R ER SO BB IBB HBP BLK WP HR S P ERA WHIP	IP WLS BF H R ER SO BB IBB HBP BLK WP HR S P ERA WHIP	IP WLS BF H R ER SO BB IBB HBP BLK WP HR S P ERA WHIP	IP WLS BF H R ER SO BB IBB HBP BLK WP HR S P ERA WHIP

Chicago Cubs @ Houston Astros
Minute Maid Park, Houston, TX
Fri May 23 2003, 7:05 PM CDT
Att: 29,660 - Cloudy - 88 F

AB	36
R	5
H	12
RBI	5
BB	4
SO	6
LOB	17



Batter	1	2	3	4	5	6	7	8	9	AB	R	H	RBI	BB	SO	LOB	BOTTOM				
Craig Biggio, R OBP: 0.336, SLG: 0.422	1-1 E6 5 PB 1B FC5			4-0 BB			0-0 F8			3	1	1	0	1	0	0					
Morgan Ensberg, R OBP: 0.410, SLG: 0.591	0-0 17 BB 5 PB 1B			4-1 5 G4-6-3 BB			0-1 5 WP 1B			3	2	2	0	1	0	1					
5 Jeff Bagwell, R OBP: 0.368, SLG: 0.500	1-0 P6			1-0 G4-6-3			2-2 G6-3			4	0	0	0	0	1	7					
Jeff Kent, R OBP: 0.381, SLG: 0.549	2-1 FC5 17 BB 1B			2-3 K			0-0 17 S 1B			4	1	1	2	0	1	2					
17 Lance Berkman, S OBP: 0.382, SLG: 0.418	4-2 1B HR BB			2-3 K2-3			2-1 L7			3	1	0	0	1	2	1					
Orlando Merced, S OBP: 0.324, SLG: 0.419	0-1 HR			3-2 G5-3			0-1 G4-3			4	1	1	2	0	0	0					
Jose Vizcaino, S OBP: 0.253, SLG: 0.304	0-0 HR			3-2 F7			1-0 G3-1			4	1	1	3	0	0	0					
Billy Wagner, L										0	0	0	0	0	0	0	AB 32				
Brad Ausmus, R OBP: 0.269, SLG: 0.301										4	0	1	0	0	1	0	R 7				
Scott Linebrink, R										2	0	0	0	0	1	1	H 7				
Kirk Saarloos, R										1	0	0	0	0	0	0	RBI 7				
54 Brad Lidge, R										0	0	0	0	0	0	0	BB 3				
Octavio Dotel, R										0	0	0	0	0	0	0	SO 6				
28 Adam Everett, R OBP: 0.338, SLG: 0.452										0	0	0	0	0	0	0	LOB 12				
Inning Stats	R: 6 E: 1 K: 1 S: 17	H: 3 LOB: 0 BB: 1 P: 28	R: 0 E: 0 K: 1 S: 10	H: 1 LOB: 0 BB: 0 P: 16	R: 0 E: 0 K: 1 S: 11	H: 0 LOB: 0 BB: 0 P: 19	R: 0 E: 0 K: 1 S: 6	H: 1 LOB: 2 BB: 2 P: 16	R: 0 E: 0 K: 2 S: 8	H: 0 LOB: 0 BB: 0 P: 13	R: 0 E: 0 K: 0 S: 7	H: 0 LOB: 1 BB: 0 P: 8	R: 1 E: 0 K: 0 S: 11	H: 2 LOB: 1 BB: 0 P: 15	R: 0 E: 0 K: 0 S: 5	H: 0 LOB: 0 BB: 0 P: 6	1B: 5 2B: 1 3B: 0 HR: 1	SF: 0 SAC: 0 DP: 1 HBP: 0	WP: 1 PB: 1 SB: 1 CS: 0	PA: 35	
PITCHER	IP WLS BF H R ER SO BB IBB HBP BLK WP HR S P ERA WHIP	IP WLS BF H R ER SO BB IBB HBP BLK WP HR S P ERA WHIP	IP WLS BF H R ER SO BB IBB HBP BLK WP HR S P ERA WHIP	IP WLS BF H R ER SO BB IBB HBP BLK WP HR S P ERA WHIP	IP WLS BF H R ER SO BB IBB HBP BLK WP HR S P ERA WHIP	IP WLS BF H R ER SO BB IBB HBP BLK WP HR S P ERA WHIP	IP WLS BF H R ER SO BB IBB HBP BLK WP HR S P ERA WHIP	IP WLS BF H R ER SO BB IBB HBP BLK WP HR S P ERA WHIP	IP WLS BF H R ER SO BB IBB HBP BLK WP HR S P ERA WHIP	IP WLS BF H R ER SO BB IBB HBP BLK WP HR S P ERA WHIP	IP WLS BF H R ER SO BB IBB HBP BLK WP HR S P ERA WHIP	IP WLS BF H R ER SO BB IBB HBP BLK WP HR S P ERA WHIP	IP WLS BF H R ER SO BB IBB HBP BLK WP HR S P ERA WHIP	IP WLS BF H R ER SO BB IBB HBP BLK WP HR S P ERA WHIP	IP WLS BF H R ER SO BB IBB HBP BLK WP HR S P ERA WHIP	IP WLS BF H R ER SO BB IBB HBP BLK WP HR S P ERA WHIP	IP WLS BF H R ER SO BB IBB HBP BLK WP HR S P ERA WHIP	IP WLS BF H R ER SO BB IBB HBP BLK WP HR S P ERA WHIP	IP WLS BF H R ER SO BB IBB HBP BLK WP HR S P ERA WHIP	IP WLS BF H R ER SO BB IBB HBP BLK WP HR S P ERA WHIP	IP WLS BF H R ER SO BB IBB HBP BLK WP HR S P ERA WHIP

Chicago Cubs @ Houston Astros
Minute Maid Park, Houston, TX
Fri May 23 2003, 7:05 PM CDT
Att: 29,660 - Cloudy - 88 F

AB	32
R	7
H	7
RBI	7
BB	3
SO	6
LOB	12



Batter	1	2	3	4	5	6	7	8	9	AB	R	H	RBI	BB	SO	LOB	TOP								
Mark Grudzielanek, R OBP: 0.365, SLG: 0.404	G6-3		1-3 2B		2-2 1B		0-0 2B 1B	1-3 K		5	1	3	0	0	1	1									
Alex Gonzalez, R OBP: 0.319, SLG: 0.386	K		4-2 HBP		3-1 F9		1-0 2B 2B		1-1 G1-3	4	1	1	1	0	1	1									
Corey Patterson, L OBP: 0.339, SLG: 0.560	K		0-3 K			0-0 2B 1B	0-0 2B 2B		1-2 G6-3	5	1	2	1	0	2	3									
Moises Alou, R OBP: 0.363, SLG: 0.467		2-0 G4-3			0-1 F9		2-0 2B 2B		0-0 2B	4	0	2	1	1	0	0									
Hee-Seop Choi, L OBP: 0.409, SLG: 0.571	F7		2-1 F8 2B		2-1 F8 2B		1-1 G4-3		3-3 K	4	0	1	0	1	1	2									
Troy O'Leary, L OBP: 0.253, SLG: 0.315	G4-3				2-0 F8		1-1 FC6-2			4	0	0	0	0	1	5									
Lenny Harris, L OBP: 0.288, SLG: 0.315			0-2 G1-4-3		3-0 F8		1-0 L9		0-0 SH1-4 1B	4	0	1	0	0	0	2									
Damian Miller, R OBP: 0.338, SLG: 0.381			0-1 F9			2-2 G1-3		0-0 F9	0-0 SH1-4	3	0	0	0	0	0	0									
Shawn Estes, R OBP: 0.200, SLG: 0.158			4-0 2B		1-2 F7		1-3 K2-3		0-3 K	2	0	0	0	1	1	0									
Mike Remlinger, L OBP: 0.339, SLG: 0.328										0	0	0	0	0	0	0									
Antonio Alfonseca, R OBP: 0.339, SLG: 0.328										1	0	0	0	0	1	1									
Joe Borowski, R OBP: 0.339, SLG: 0.328										0	0	0	0	0	0	0									
Joe Borowski, R OBP: 0.339, SLG: 0.328										0	0	0	0	0	0	0									
Inning Stats	R: 0 H: 0 E: 0 K: 2 S: 9	H: 0 LOB: 0 BB: 0 P: 13	R: 0 H: 0 E: 0 K: 0 S: 4	H: 0 LOB: 0 BB: 0 P: 8	R: 0 H: 1 E: 0 K: 1 S: 17	LOB: 3 BB: 1 P: 26	R: 0 H: 1 E: 0 K: 0 S: 6	LOB: 1 BB: 0 P: 13	R: 0 H: 1 E: 0 K: 0 S: 12	LOB: 1 BB: 0 P: 20	R: 1 H: 2 E: 0 K: 0 S: 7	H: 2 LOB: 1 BB: 0 P: 12	R: 2 H: 3 E: 0 K: 2 S: 12	LOB: 3 BB: 2 P: 26	R: 0 H: 1 E: 0 K: 2 S: 8	H: 1 LOB: 1 BB: 0 P: 9	R: 0 H: 1 E: 0 K: 1 S: 10	H: 1 LOB: 1 BB: 0 P: 15	1B: 4 2B: 6 3B: 0 HR: 0	SF: 0 SAC: 1 DP: 0 HBP: 1	WP: 0 PB: 0 SB: 1 CS: 0	PA: 41			
PITCHER	IP	WLS	BF	H	R	ER	SO	BB	IBB	HBP	BLK	WP	HR	S	P	ERA	WHIP								
Tim Redding, R ERA: 3.54	6.2	L	29	7	3	3	4	1	0	1	0	0	0	63	103	4.05	1.200								
Nate Bland, L ERA: 5.0	0.1		4	1	0	0	1	1	1	0	0	0	0	4	15	0.00	6.000								
Brandon Puffer, R ERA: 3.44	1.0		4	1	0	0	2	0	0	0	0	0	0	8	9	0.00	1.000								
Kirk Saarloos, R ERA: 10.61	1.0		4	1	0	0	1	0	0	0	0	0	0	10	15	0.00	1.000								

Chicago Cubs @ Houston Astros
Minute Maid Park, Houston, TX
Sat May 24 2003, 6:05 PM CDT
Att: 37,839 - Dome - 72 F

AB	36
R	3
H	10
RBI	3
BB	3
SO	8
LOB	15



Batter	1	2	3	4	5	6	7	8	9	AB	R	H	RBI	BB	SO	LOB	BOTTOM								
Craig Biggio, R OBP: 0.333, SLG: 0.414	G4-3		3-1 G5-3			3-2 FC6-4			0-0 F8	4	0	0	0	1	0	2									
Brian Hunter, R OBP: 0.227, SLG: 0.238	G6-4-3 1B				3-2 G4-3		3-1 F8			4	0	1	0	0	1	4									
5 Jeff Bagwell, R OBP: 0.366, SLG: 0.495	G6-4-3				1-3 K		0-1 F8			4	0	1	0	0	1	2									
Jeff Kent, R OBP: 0.383, SLG: 0.553		3-2 17 P3 2B			3-0 F9		2-2 1B 2B 1B		2-3 K	4	1	2	0	0	1	1									
17 Lance Berkman, S OBP: 0.379, SLG: 0.413		1-2 P3				0-0 G5-3		1-1 2B 1B	2-2 L6	4	1	1	0	0	0	2									
Jose Vizcaino, S OBP: 0.295, SLG: 0.305		2-3				2-1 L8		1-2 2B 1B		3	0	1	0	0	1	1									
Brandon Puffer, R OBP: 0.339, SLG: 0.413		K2-3				L8		0-0 2B		0	0	0	0	0	0	0									
Orlando Merced, S OBP: 0.339, SLG: 0.413								1-2 2B 1B		1	0	0	0	0	0	1									
Kirk Saarloos, R OBP: 0.339, SLG: 0.413										0	0	0	0	0	0	0									
Brad Ausmus, R OBP: 0.272, SLG: 0.299		3-0 G6-3				4-0 BB		1-1 2B		1	0	0	0	1	0	1									
Morgan Ensberg, R OBP: 0.425, SLG: 0.612								1-3 2H 3H 2B		1	0	1	2	1	0	0									
28 Adam Everett, R OBP: 0.324, SLG: 0.431			1-0 B2-3			0-1 G6-3		0-0 G3		3	0	0	0	0	0	3									
Tim Redding, R OBP: 0.188, SLG: 0.200																									
Nate Bland, L OBP: 0.188, SLG: 0.200																									
Gregg Zaun, S OBP: 0.385, SLG: 0.409																									
Inning Stats	R: 0 H: 1 E: 0 K: 0 S: 7	H: 1 LOB: 0 BB: 0 P: 9	R: 0 H: 1 E: 0 K: 1 S: 12	H: 1 LOB: 0 BB: 0 P: 20	R: 0 H: 0 E: 0 K: 1 S: 6	LOB: 0 BB: 0 P: 11	R: 0 H: 0 E: 0 K: 1 S: 7	LOB: 0 BB: 0 P: 14	R: 0 H: 1 E: 0 K: 0 S: 5	LOB: 1 BB: 1 P: 11	R: 0 H: 1 E: 0 K: 0 S: 8	H: 1 LOB: 1 BB: 0 P: 14	R: 2 H: 4 E: 0 K: 2 S: 16	LOB: 3 BB: 1 P: 28	R: 0 H: 1 E: 0 K: 1 S: 12	H: 1 LOB: 1 BB: 0 P: 19	R: 0 H: 0 E: 0 K: 1 S: 9	H: 0 LOB: 1 BB: 1 P: 16	1B: 6 2B: 2 3B: 0 HR: 0	SF: 0 SAC: 1 DP: 1 HBP: 0	WP: 0 PB: 0 SB: 1 CS: 0	PA: 37			
PITCHER	IP	WLS	BF	H	R	ER	SO	BB	IBB	HBP	BLK	WP	HR	S	P	ERA	WHIP								
Shawn Estes, L ERA: 4.88	6.0	W	25	7	2	2	3	1	0	0	0	0	0	53	91	3.00	1.333								
Mike Remlinger, L ERA: 2.7	1.0	H	4	0	0	0	2	0	1	0	0	0	0	8	16	0.00	0.000								
Antonio Alfonseca, R ERA: 2.38	1.0	H	4	1	0	0	1	0	0	0	0	0	0	12	19	0.00	1.000								
Joe Borowski, R ERA: 1.96	1.0	S	4	0	0	0	1	1	0	0	0	0	0	9	16	0.00	1.000								

Chicago Cubs @ Houston Astros
Minute Maid Park, Houston, TX
Sat May 24 2003, 6:05 PM CDT
Att: 37,839 - Dome - 72 F

AB	33
R	2
H	8
RBI	2
BB	3
SO	7
LOB	20



Batter	1	2	3	4	5	6	7	8	9	AB	R	H	RBI	BB	SO	LOB	TOP								
Craig Biggio, R OBP: 0.343, SLG: 0.428	1-1 F9 HBP 1B	1-2 P3					1-0 FC4 1B		2-2 17 HR 2B	5	1	4	0	0	0	1									
Morgan Ensberg, R OBP: 0.393, SLG: 0.547	1-1 HBP 1-2 HBP		2-0 L5			3-3 1B	1-1 F8		3-1 P3	4	0	0	0	0	1	4									
5 Jeff Bagwell, R OBP: 0.354, SLG: 0.477	0-0 F9		3-2 G5-3			0-0 F9	0-2 FC4 3B		4-2 17 HR BB	3	0	0	0	0	0	4									
Brian Hunter, R OBP: 0.260, SLG: 0.239	2-3 F9						1-2 3B			1	2	0	0	1	0	1									
Jeff Kent, R OBP: 0.389, SLG: 0.549	4-2 HBP		2-3 K			0-1 F8	3-2 3B		1-2 F9	2	0	0	0	0	1	2									
Tripp Cromer, R OBP: 0.333, SLG: 1.000	1-2 HBP						1-H 3B			2	0	1	1	0	0	2									
17 Lance Berkman, S OBP: 0.387, SLG: 0.433	0-3 K					1-1 F7	0-0 2B G3-1 1B		2-2 17 HR HR	5	2	2	3	0	1	4									
Orlando Merced, S OBP: 0.312, SLG: 0.423	0-1 F7					1-2 E3 FC6-4	0-1 G3-1 1-3 2B		2-1 F8 2B	5	0	2	0	0	1	3									
Brad Ausmus, R OBP: 0.265, SLG: 0.291		2-3 K				2-2 F8	1-2 G3-1		0-0 F8	4	0	0	1	0	1	3									
28 Adam Everett, R OBP: 0.324, SLG: 0.414		0-1 SH3				1-2 FC6-4	2-3 3-H 1-3 K		0-0 G1-3	2	0	1	0	0	0	1									
Brandon Puffer, R OBP: 0.325, SLG: 0.426						1-2 1-2 FC6-4				2	0	0	0	0	0	0									
Geoff Blum, S OBP: 0.325, SLG: 0.426										2	0	0	0	0	1	2									
Pete Munro, R OBP: 0.258, SLG: 0.306		1-1 SH3					3-1 P5		0-0 G1-3	0	0	0	0	0	0	0									
Jose Vizcaino, S OBP: 0.258, SLG: 0.306										2	0	1	0	0	0	1									
Kirk Saarloos, R OBP: 0.258, SLG: 0.306										1	0	0	0	0	0	1									
Inning Stats	R: 0 E: 0 K: 1 S: 11	H: 1 LOB: 3 BB: 0 P: 17	R: 0 E: 0 K: 1 S: 11	H: 1 LOB: 1 BB: 0 P: 15	R: 0 E: 0 K: 1 S: 7	H: 0 LOB: 0 BB: 0 P: 14	R: 0 E: 0 K: 0 S: 13	H: 0 LOB: 1 BB: 0 P: 18	R: 0 E: 0 K: 1 S: 12	H: 2 LOB: 2 BB: 0 P: 16	R: 1 E: 0 K: 0 S: 13	H: 2 LOB: 1 BB: 0 P: 18	R: 1 E: 0 K: 0 S: 13	H: 2 LOB: 1 BB: 0 P: 20	R: 0 E: 0 K: 0 S: 5	H: 1 LOB: 1 BB: 0 P: 7	R: 3 E: 0 K: 1 S: 22	H: 2 LOB: 0 BB: 1 P: 35	1B: 6 2B: 3 3B: 1 HR: 1	SF: 0 SAC: 1 DP: 0 HBP: 2	WP: 0 PB: 0 SB: 0 CS: 0	PA: 42			
PITCHER	IP	WLS	BF	H	R	ER	SO	BB	IBB	HBP	BLK	WP	HR	S	P	ERA	WHIP								
Woody Williams, R ERA: 2.19	6.0	W	27	6	1	1	5	0	0	2	0	0	0	67	28	1.50	1.000								
Mike Crudate, R ERA: 1.94	1.0		5	2	1	1	0	0	0	0	0	0	0	13	20	9.00	2.000								
Jeff Fassero, L ERA: 6.06	1.0		4	1	0	0	0	0	0	0	0	0	0	5	7	0.00	1.000								
Gabe Molina, R ERA: 13.5	0.2		5	2	3	3	0	1	0	0	0	0	1	19	31	40.50	4.500								
Steve Kline, L ERA: 4.12	0.1		1	0	0	0	1	0	0	0	0	0	0	3	4	0.00	0.000								
Batter	1	2	3	4	5	6	7	8	9	AB	R	H	RBI	BB	SO	LOB	BOTTOM								
Miguel Cairo, R OBP: 0.300, SLG: 0.427	1-1 G6-3	1-0 G5-3					2-1 G1-3			5	2	2	0	0	0	1									
J.D. Drew, L OBP: 0.355, SLG: 0.581	4-2 5 FC6-4 BB		2-3 K	3-1 HR 1B	1-3 K		2-2 G4-3			4	1	1	3	1	2	3									
Jeff Fassero, L OBP: 0.355, SLG: 0.581										0	0	0	0	0	0	0									
Gabe Molina, R OBP: 0.355, SLG: 0.581										0	0	0	0	0	0	0									
Steve Kline, S OBP: 0.355, SLG: 0.581										0	0	0	0	0	0	0									
5 Albert Pujols, R OBP: 0.415, SLG: 0.687	0-0 FC6-4		1-0 15 E 27 SF9 1B	1-1 15 BB 27 2B BB	1-1 15 BB 27 2B BB		0-3 K			3	3	2	2	1	0	1									
Eduardo Perez, R OBP: 0.417, SLG: 0.556										1	0	0	0	0	1	1									
15 Jim Edmonds, L OBP: 0.399, SLG: 0.623	0-2 1-H 27 2B 2B		2-1 E4 1B	4-2 27 2B BB	0-1 G4-3		3-3 K			4	1	1	1	1	1	2									
27 Scott Rolen, R OBP: 0.420, SLG: 0.599	1-2 2B		1-1 SF9	3-2 2B		2-2 BB 1B				3	0	3	3	0	0	0									
Chris Widger, R OBP: 0.420, SLG: 0.599										1	0	0	0	0	1	0									
Edgar Renteria, R OBP: 0.380, SLG: 0.508	4-0 2B		1-1 3-H 1B	1-2 F7		4-2 G6-4-3 BB				2	0	1	0	1	0	1									
Wilson Delgado, S OBP: 0.216, SLG: 0.176										1	0	0	0	1	0	0									
Tino Martinez, L OBP: 0.300, SLG: 0.394	3-2 G3		0-0 P5			0-2 HR	0-3 K			4	1	1	1	0	1	6									
Mike Matheny, R OBP: 0.327, SLG: 0.369		1-2 CS 1B		0-0 1B SH3 HR 1B	2-0 1B 5 2B 2B	2-1 G6-4-3				4	2	3	0	0	0	2									
Woody Williams, R OBP: 0.370, SLG: 0.304		2-3 K		0-0 SH3						2	0	0	0	0	2	2									
Mike Crudate, R OBP: 0.370, SLG: 0.304										0	0	0	0	0	0	0									
Orlando Palmeiro, L OBP: 0.340, SLG: 0.348		1-2 K		0-0 K						0	0	0	0	1	0	0									
Inning Stats	R: 2 E: 0 K: 0 S: 14	H: 2 LOB: 2 BB: 2 P: 27	R: 0 E: 0 K: 1 S: 8	H: 1 LOB: 0 BB: 0 P: 11	R: 1 E: 1 K: 1 S: 12	H: 2 LOB: 0 BB: 0 P: 19	R: 4 E: 0 K: 0 S: 14	H: 4 LOB: 1 BB: 2 P: 30	R: 3 E: 0 K: 2 S: 16	H: 4 LOB: 1 BB: 0 P: 20	R: 0 E: 0 K: 1 S: 11	H: 1 LOB: 1 BB: 1 P: 19	R: 0 E: 0 K: 1 S: 8	H: 0 LOB: 1 BB: 1 P: 16	R: 0 E: 0 K: 2 S: 10	H: 0 LOB: 0 BB: 0 P: 15	1B: 7 2B: 6 3B: 0 HR: 2	SF: 1 SAC: 1 DP: 2 HBP: 0	WP: 1 PB: 0 SB: 0 CS: 1	PA: 42					
PITCHER	IP	WLS	BF	H	R	ER	SO	BB	IBB	HBP	BLK	WP	HR	S	P	ERA	WHIP								
Pete Munro, R ERA: 6.06	3.1	L	20	8	5	5	2	2	0	0	0	0	1	25	41	21.60	4.200								
Brandon Puffer, R ERA: 4.95	1.2		11	5	4	4	2	2	0	0	0	0	0	29	50	0.00	1.000								
Kirk Saarloos, R ERA: 8.03	3.0		11	1	0	0	4	2	0	0	0	0	0	29	50	0.00	1.000								

Houston Astros @ St. Louis Cardinals
 Busch Stadium, St. Louis, MO
 Mon May 26 2003, 3:10 PM CDT
 Att: 35,600 - Cloudy - 80 F

AB 38
 R 5
 H 11
 RBI 5
 BB 1
 SO 6
 LOB 29



Houston Astros @ St. Louis Cardinals
 Busch Stadium, St. Louis, MO
 Mon May 26 2003, 3:10 PM CDT
 Att: 35,600 - Cloudy - 80 F

AB 34
 R 10
 H 14
 RBI 10
 BB 6
 SO 8
 LOB 19



Batter	1	2	3	4	5	6	7	8	9	AB	R	H	RBI	BB	SO	LOB	TOP							
Craig Biggio, R OBP: 0.349, SLG: 0.441 (1, 8)										5	1	3	1	0	2	0	Houston Astros @ St. Louis Cardinals Busch Stadium, St. Louis, MO Tue May 27 2003, 7:10 PM CDT Att: 32,476 - Sunny - 74 F							
Morgan Ensberg, R OBP: 0.383, SLG: 0.519 (1, 5)										4	1	0	1	0	1	3								
5 Jeff Bagwell, R OBP: 0.364, SLG: 0.485 (1, 3)										5	1	4	1	0	0	1								
Jeff Kent, R OBP: 0.394, SLG: 0.566 (1, 4)										5	2	3	2	0	1	2								
17 Lance Berkman, S OBP: 0.385, SLG: 0.429 (1, 7)										4	0	1	1	0	1	2								
Orlando Merced, S OBP: 0.309, SLG: 0.405 (1, 9)										3	0	0	1	1	0	1								
Gregg Zaun, S OBP: 0.350, SLG: 0.385 (1, 2)										4	0	0	0	0	1	4								
Brad Ausmus, R OBP: 0.265, SLG: 0.291 (8, 2)										0	0	0	0	0	0	0								
28 Adam Everett, R OBP: 0.333, SLG: 0.403 (1, 6)										2	2	0	0	1	1	3								
Jerome Robertson, L OBP: 0.133, SLG: 0.133 (7, PH) 54 Brad Lidge, R OBP: 1.290, SLG: 0.750 (7, 1) Octavio Dotel, R OBP: 0.358, SLG: 0.306 (8, 1) Jose Vizcaino, S OBP: 0.358, SLG: 0.306 (9, PH) Billy Wagner, L (9, 1)										2	0	0	0	0	1	0								
Inning Stats	R: 0 E: 0 K: 2 S: 8	H: 1 LOB: 1 BB: 0 P: 13	R: 0 E: 0 K: 0 S: 5	H: 0 LOB: 0 BB: 0 P: 11	R: 0 E: 0 K: 1 S: 12	H: 0 LOB: 0 BB: 0 P: 15	R: 1 E: 0 K: 2 S: 15	H: 2 LOB: 3 BB: 1 P: 26	R: 0 E: 0 K: 1 S: 9	H: 1 LOB: 0 BB: 0 P: 11	R: 2 E: 0 K: 0 S: 18	H: 3 LOB: 0 BB: 0 P: 25	R: 1 E: 0 K: 0 S: 8	H: 1 LOB: 1 BB: 1 P: 15	R: 1 E: 0 K: 1 S: 10	H: 1 LOB: 0 BB: 0 P: 16	R: 2 E: 0 K: 1 S: 10	H: 2 LOB: 1 BB: 0 P: 13	1B: 8 2B: 2 3B: 0 HR: 1	SF: 0 SAC: 1 DP: 0 HBP: 2	WP: 0 PB: 0 SB: 0 CS: 2	PA: 41		
PITCHER	IP WLS BF H R ER SO BB IBB HBP BLK WP HR S P ERA WHIP	IP WLS BF H R ER SO BB IBB HBP BLK WP HR S P ERA WHIP	IP WLS BF H R ER SO BB IBB HBP BLK WP HR S P ERA WHIP	IP WLS BF H R ER SO BB IBB HBP BLK WP HR S P ERA WHIP	IP WLS BF H R ER SO BB IBB HBP BLK WP HR S P ERA WHIP	IP WLS BF H R ER SO BB IBB HBP BLK WP HR S P ERA WHIP	IP WLS BF H R ER SO BB IBB HBP BLK WP HR S P ERA WHIP	IP WLS BF H R ER SO BB IBB HBP BLK WP HR S P ERA WHIP	IP WLS BF H R ER SO BB IBB HBP BLK WP HR S P ERA WHIP	IP WLS BF H R ER SO BB IBB HBP BLK WP HR S P ERA WHIP	IP WLS BF H R ER SO BB IBB HBP BLK WP HR S P ERA WHIP	IP WLS BF H R ER SO BB IBB HBP BLK WP HR S P ERA WHIP	IP WLS BF H R ER SO BB IBB HBP BLK WP HR S P ERA WHIP	IP WLS BF H R ER SO BB IBB HBP BLK WP HR S P ERA WHIP	IP WLS BF H R ER SO BB IBB HBP BLK WP HR S P ERA WHIP	IP WLS BF H R ER SO BB IBB HBP BLK WP HR S P ERA WHIP	IP WLS BF H R ER SO BB IBB HBP BLK WP HR S P ERA WHIP	IP WLS BF H R ER SO BB IBB HBP BLK WP HR S P ERA WHIP	IP WLS BF H R ER SO BB IBB HBP BLK WP HR S P ERA WHIP	IP WLS BF H R ER SO BB IBB HBP BLK WP HR S P ERA WHIP	IP WLS BF H R ER SO BB IBB HBP BLK WP HR S P ERA WHIP	IP WLS BF H R ER SO BB IBB HBP BLK WP HR S P ERA WHIP	IP WLS BF H R ER SO BB IBB HBP BLK WP HR S P ERA WHIP	IP WLS BF H R ER SO BB IBB HBP BLK WP HR S P ERA WHIP

AB	35
R	7
H	11
RBI	7
BB	2
SO	8
LOB	17



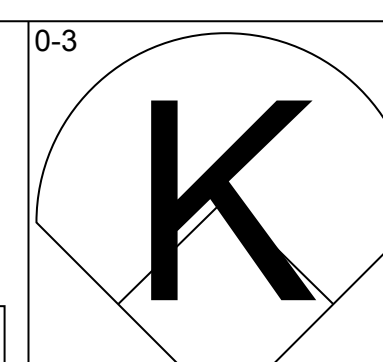
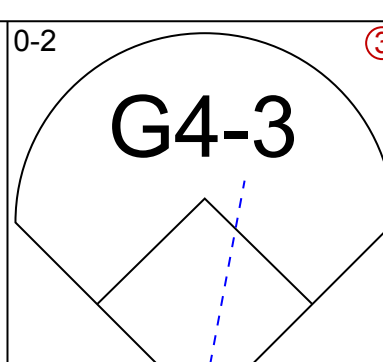
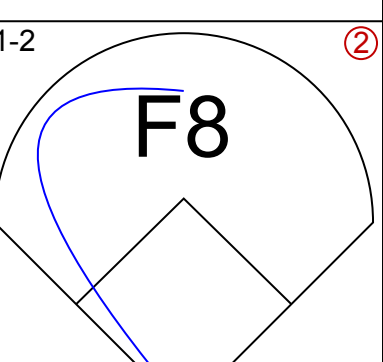
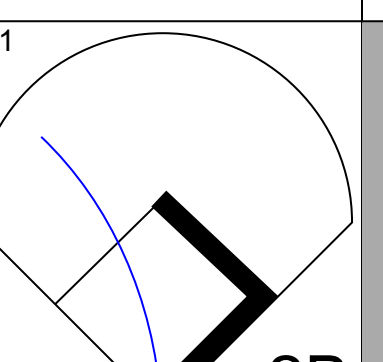
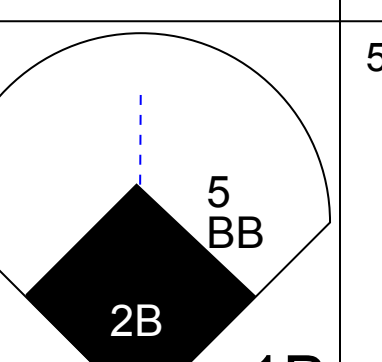
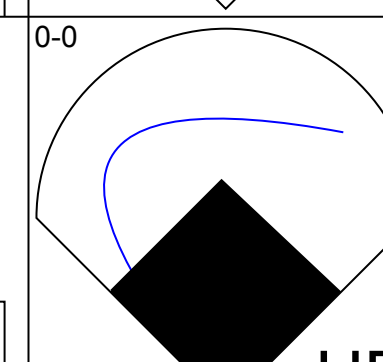
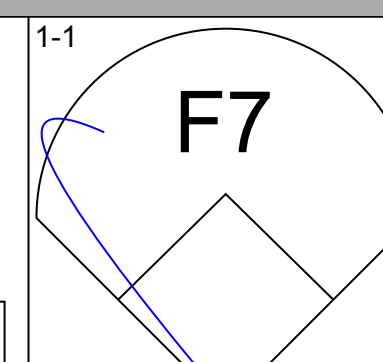
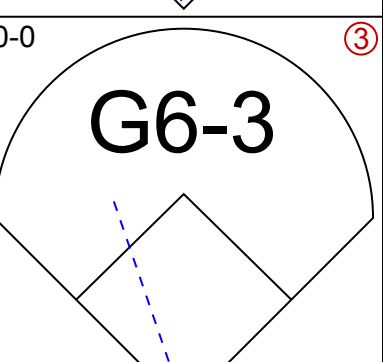
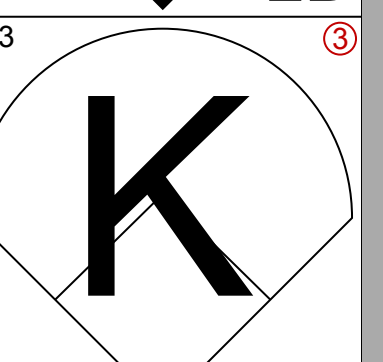
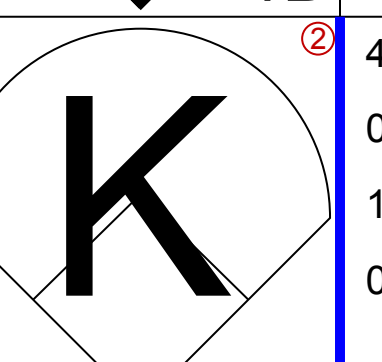
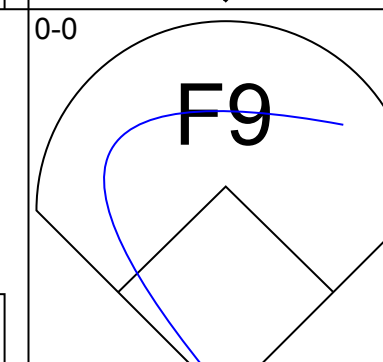
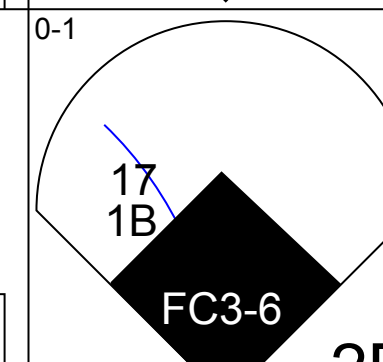
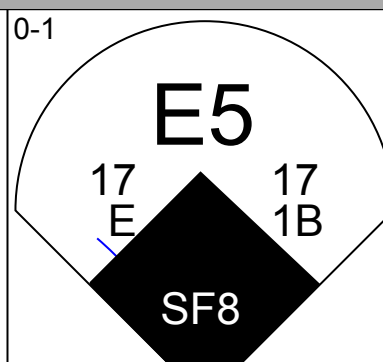
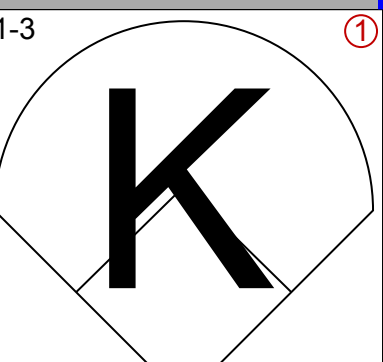
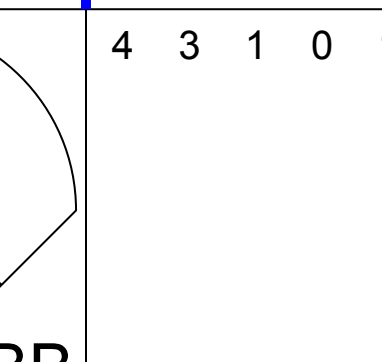
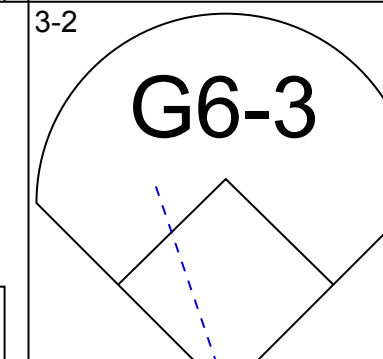
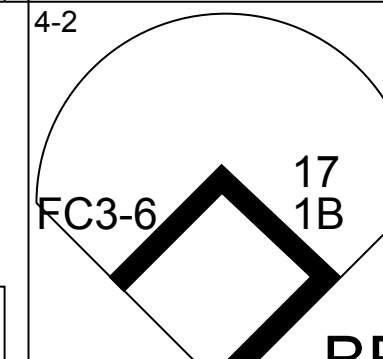
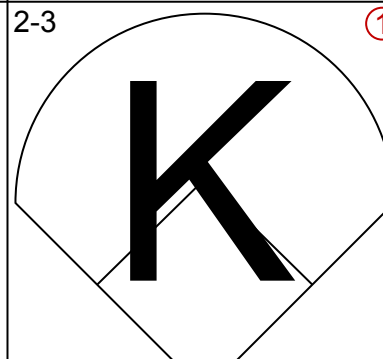
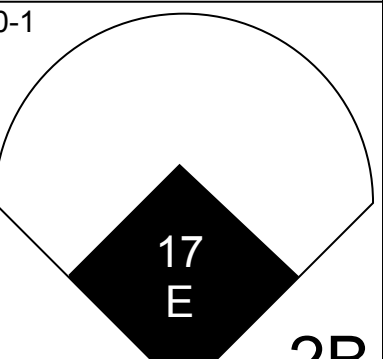
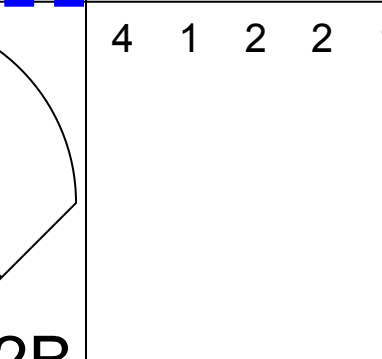
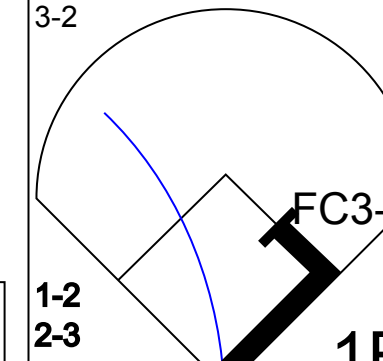
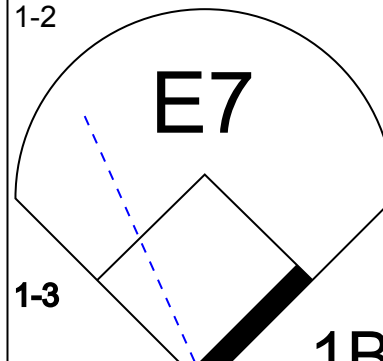
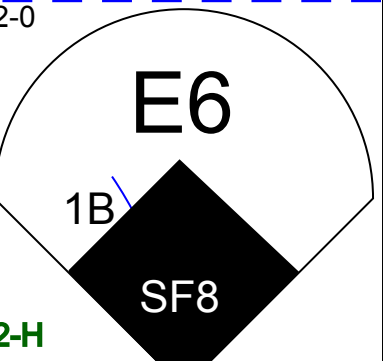
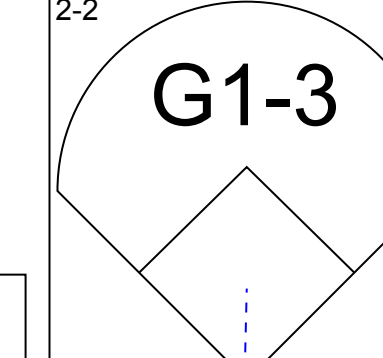
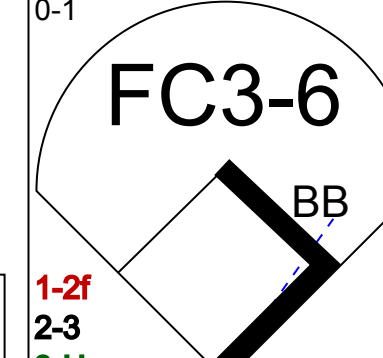
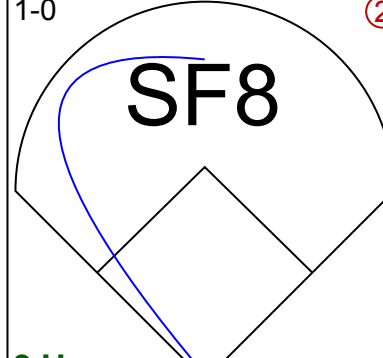
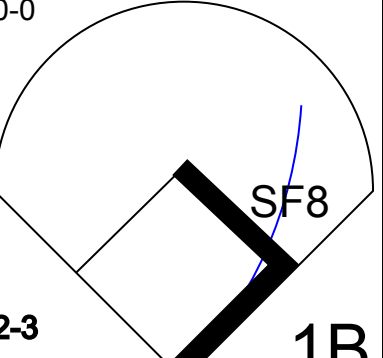
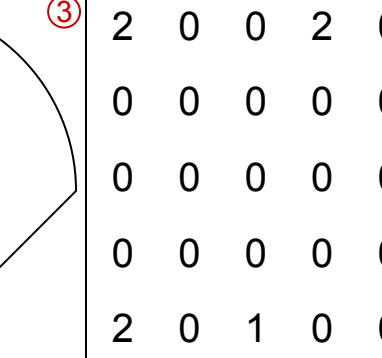
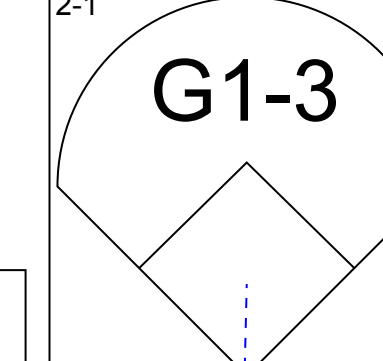
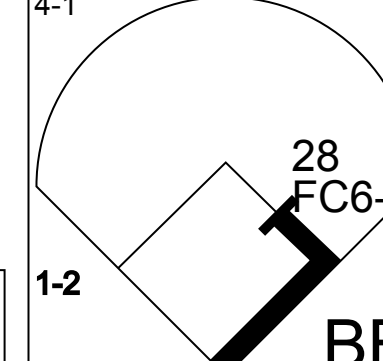
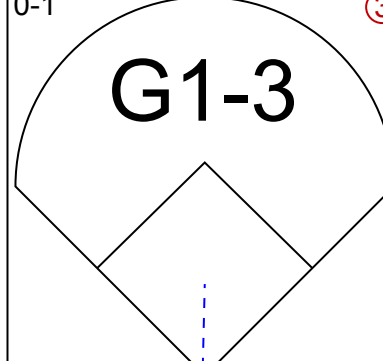
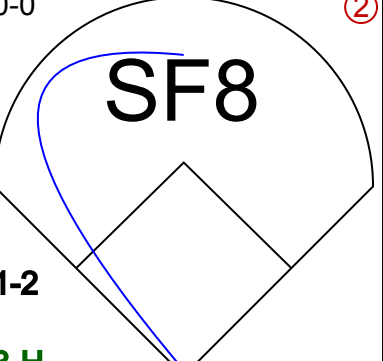
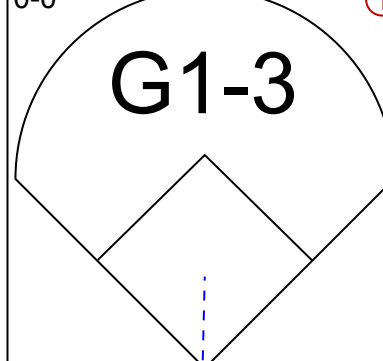
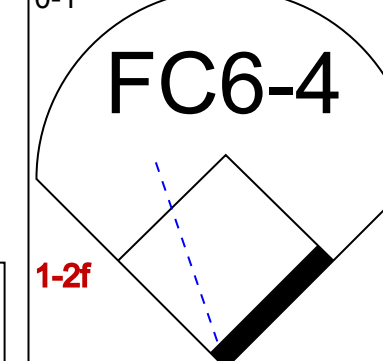
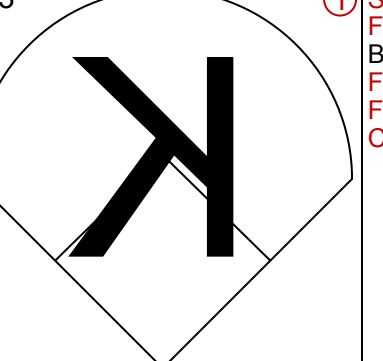

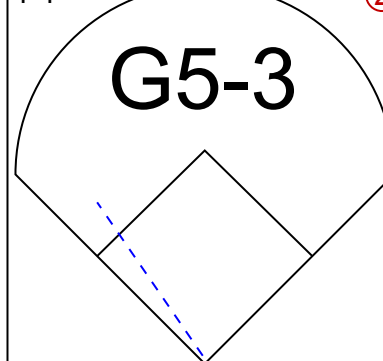
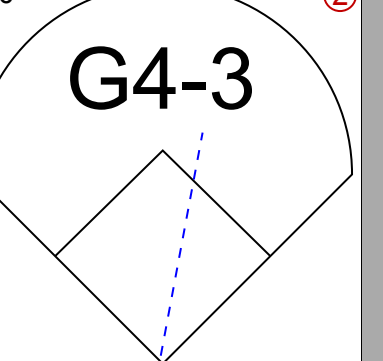
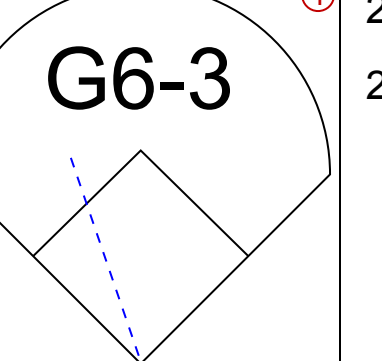
Batter	1	2	3	4	5	6	7	8	9	AB	R	H	RBI	BB	SO	LOB	BOTTOM							
Miguel Cairo, R OBP: 0.306, SLG: 0.425 (1, 4)										5	0	2	0	0	1	2	Houston Astros @ St. Louis Cardinals Busch Stadium, St. Louis, MO Tue May 27 2003, 7:10 PM CDT Att: 32,476 - Sunny - 74 F							
15 Jim Edmonds, L OBP: 0.388, SLG: 0.604 (1, 8)										5	0	0	0	0	3	3								
5 Albert Pujols, R OBP: 0.415, SLG: 0.678 (1, 3)										5	1	2	0	0	0	1								
27 Scott Rolen, R OBP: 0.421, SLG: 0.602 (1, 5)										4	1	2	0	0	0	1								
Eduardo Perez, R OBP: 0.408, SLG: 0.537 (1, 9)										4	1	1	1	1	0	2								
Edgar Renteria, R OBP: 0.387, SLG: 0.521 (1, 6)										3	1	2	1	1	1	1								
Chris Widger, R OBP: 0.071, SLG: 0.071 (1, 2)										3	0	1	1	0	0	4								
Wilson Delgado, S OBP: 0.237, SLG: 0.176 (8, PH)										0	0	0	0	0	0	0								
So Taguchi, R OBP: 0.349, SLG: 0.344 (7, PH)										1	0	0	0	1	0	1								
Orlando Palmeiro, L OBP: 0.349, SLG: 0.344 (8, 7)										1	0	0	0	1	0	2								
Esteban Yan, R OBP: 0.326, SLG: 0.367 (9, 1)										0	0	0	0	0	0	0								
Brett Tomko, R OBP: 0.364, SLG: 0.350 (1, 1)										2	0	1	1	0	0	0								
J.D. Drew, L OBP: 0.354, SLG: 0.573 (7, PH)										1	0	0	0	0	0	1								
Kiko Calero, R OBP: 0.500, SLG: 0.500 (8, 1)										0	0	0	0	0	0	0								
Mike Matheny, R OBP: 0.326, SLG: 0.367 (9, 2)										1	0	0	0	0	0	0								
Inning Stats	R: 0 E: 0 K: 0 S: 10	H: 0 LOB: 0 BB: 0 P: 14	R: 2 E: 0 K: 1 S: 16	H: 4 LOB: 2 BB: 1 P: 25	R: 0 E: 0 K: 1 S: 11	H: 0 LOB: 0 BB: 0 P: 18	R: 1 E: 0 K: 1 S: 10	H: 2 LOB: 0 BB: 0 P: 14	R: 0 E: 0 K: 1 S: 9	H: 0 LOB: 0 BB: 0 P: 15	R: 0 E: 0 K: 1 S: 12	H: 1 LOB: 2 BB: 1 P: 22	R: 0 E: 0 K: 0 S: 10	H: 1 LOB: 1 BB: 1 P: 18	R: 1 E: 0 K: 1 S: 15	H: 2 LOB: 0 BB: 0 P: 21	R: 0 E: 0 K: 1 S: 15	H: 1 LOB: 1 BB: 0 P: 19	1B: 8 2B: 3 3B: 0 HR: 0	SF: 0 SAC: 0 DP: 2 HBP: 1	WP: 1 PB: 0 SB: 0 CS: 0	PA: 39		
PITCHER	IP WLS BF H R ER SO BB IBB HBP BLK WP HR S P ERA WHIP	IP WLS BF H R ER SO BB IBB HBP BLK WP HR S P ERA WHIP	IP WLS BF H R ER SO BB IBB HBP BLK WP HR S P ERA WHIP	IP WLS BF H R ER SO BB IBB HBP BLK WP HR S P ERA WHIP	IP WLS BF H R ER SO BB IBB HBP BLK WP HR S P ERA WHIP	IP WLS BF H R ER SO BB IBB HBP BLK WP HR S P ERA WHIP	IP WLS BF H R ER SO BB IBB HBP BLK WP HR S P ERA WHIP	IP WLS BF H R ER SO BB IBB HBP BLK WP HR S P ERA WHIP	IP WLS BF H R ER SO BB IBB HBP BLK WP HR S P ERA WHIP	IP WLS BF H R ER SO BB IBB HBP BLK WP HR S P ERA WHIP	IP WLS BF H R ER SO BB IBB HBP BLK WP HR S P ERA WHIP	IP WLS BF H R ER SO BB IBB HBP BLK WP HR S P ERA WHIP	IP WLS BF H R ER SO BB IBB HBP BLK WP HR S P ERA WHIP	IP WLS BF H R ER SO BB IBB HBP BLK WP HR S P ERA WHIP	IP WLS BF H R ER SO BB IBB HBP BLK WP HR S P ERA WHIP	IP WLS BF H R ER SO BB IBB HBP BLK WP HR S P ERA WHIP	IP WLS BF H R ER SO BB IBB HBP BLK WP HR S P ERA WHIP	IP WLS BF H R ER SO BB IBB HBP BLK WP HR S P ERA WHIP	IP WLS BF H R ER SO BB IBB HBP BLK WP HR S P ERA WHIP	IP WLS BF H R ER SO BB IBB HBP BLK WP HR S P ERA WHIP	IP WLS BF H R ER SO BB IBB HBP BLK WP HR S P ERA WHIP	IP WLS BF H R ER SO BB IBB HBP BLK WP HR S P ERA WHIP	IP WLS BF H R ER SO BB IBB HBP BLK WP HR S P ERA WHIP	IP WLS BF H R ER SO BB IBB HBP BLK WP HR S P ERA WHIP

AB	35
R	4
H	11
RBI	4
BB	3
SO	7
LOB	18



Batter	1	2	3	4	5	6	7	8	9	AB	R	H	RBI	BB	SO	LOB	TOP
Craig Biggio, R OBP: 0.351, SLG: 0.440 (1, 8)	K2-3		1B					G3-1		3	0	1	0	0	1	0	Houston Astros @ St. Louis Cardinals Busch Stadium, St. Louis, MO Wed May 28 2003, 7:10 PM CDT Att: 28,667 - Cloudy - 89 F
Geoff Blum, S OBP: 0.317, SLG: 0.414 (1, 5) (6, 4)	P3		P4		G4-3			F8		4	0	0	0	0	0	3	
5 Jeff Bagwell, R OBP: 0.362, SLG: 0.481 (1, 3)	G6-3				F8			K		4	0	1	0	0	1	0	
17 Lance Berkman, S OBP: 0.382, SLG: 0.442 (1, 7)		G1-3			G4-6-3			K		4	1	1	1	0	1	1	
Brian Hunter, R OBP: 0.259, SLG: 0.260 (1, 9)		G6-3		HR				G6-3		4	0	1	0	0	1	0	
Jose Vizcaino, S OBP: 0.281, SLG: 0.307 (6, 1)																	
Ricky Stone, R (6, PH)																	
Orlando Merced, S OBP: 0.305, SLG: 0.400 (6, PH)																	
Brad Ausmus, R OBP: 0.261, SLG: 0.285 (1, 2)																	
28 Adam Everett, R OBP: 0.333, SLG: 0.413 (1, 6)																	
Jonathan Johnson, R (1, 1)																	
Morgan Ensberg, R OBP: 0.379, SLG: 0.513 (6, 5)																	
Inning Stats	R: 0 E: 0 K: 1 S: 7	H: 0 LOB: 0 BB: 0 P: 10	R: 0 E: 0 K: 0 S: 9	H: 1 LOB: 1 BB: 0 P: 14	R: 0 E: 0 K: 0 S: 7	H: 1 LOB: 1 BB: 0 P: 10	R: 1 E: 0 K: 1 S: 7	H: 1 LOB: 0 BB: 0 P: 10	R: 0 E: 0 K: 1 S: 9	H: 2 LOB: 1 BB: 0 P: 14	R: 0 E: 0 K: 0 S: 6	H: 0 LOB: 0 BB: 0 P: 7	R: 0 E: 0 K: 1 S: 8	H: 0 LOB: 0 BB: 0 P: 16	1B: 3 2B: 2 3B: 0 HR: 1	SF: 0 SAC: 0 DP: 1 HBP: 1	WP: 0 PA: 33 PB: 0 SB: 0 CS: 0
PITCHER Jason Simontacchi, R ERA: 6.45 (1, 1)	IP: 9.0 WLS: W BF: 33 H: 6 R: 1 ER: 1 SO: 5 BB: 0 IBB: 0 HBP: 1 BLK: 0 WP: 0 HR: 1 S: 69 P: 106 ERA: 1.00 WHIP: 0.667											PITCHER	IP: 9.0 WLS: W BF: 33 H: 6 R: 1 ER: 1 SO: 5 BB: 0 IBB: 0 HBP: 1 BLK: 0 WP: 0 HR: 1 S: 69 P: 106 ERA: 1.00 WHIP: 0.667				

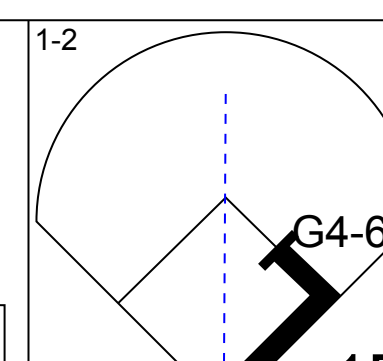
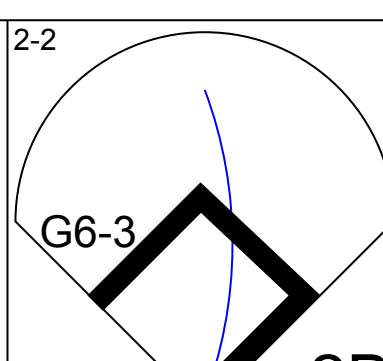
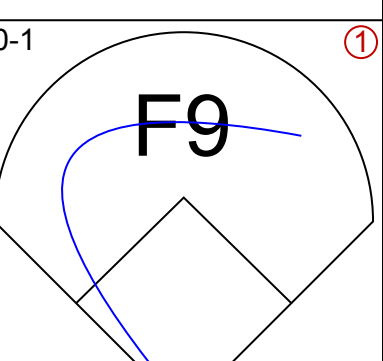
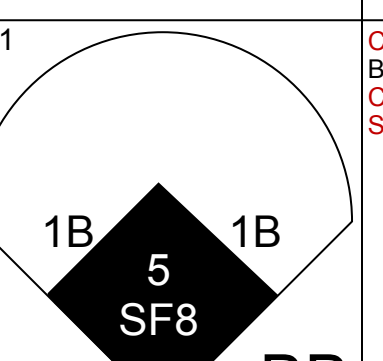

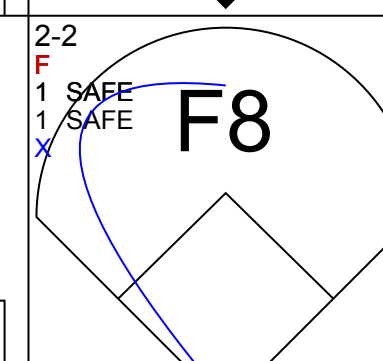
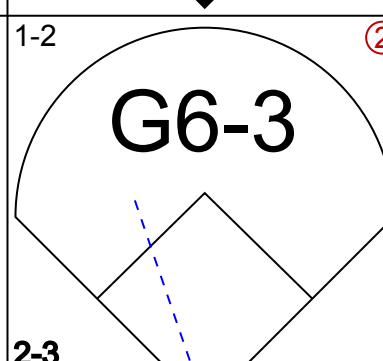
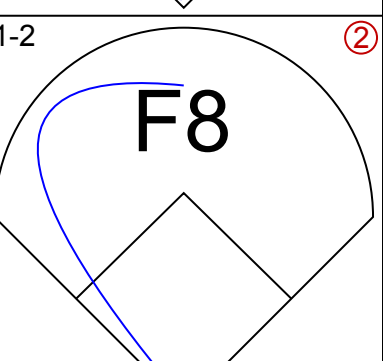
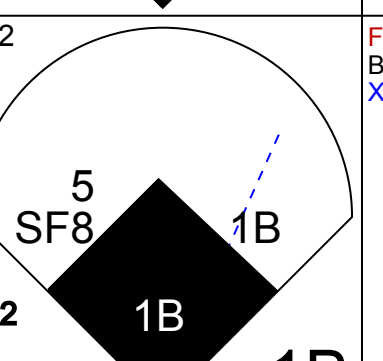

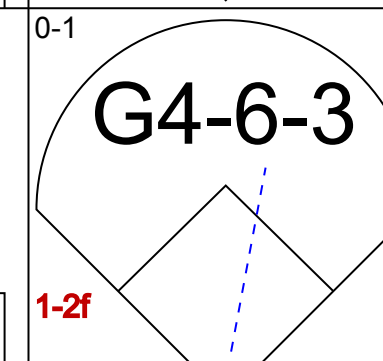
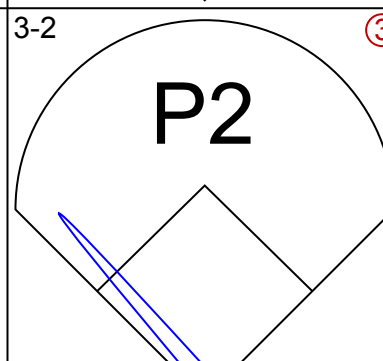
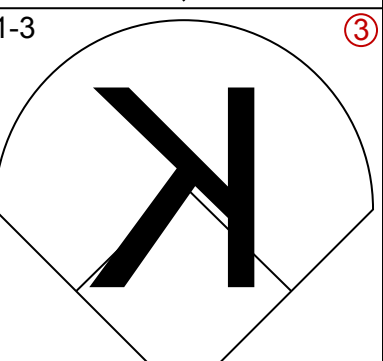
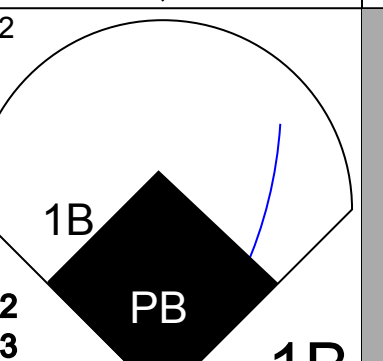
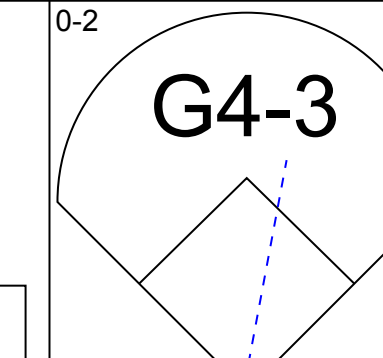
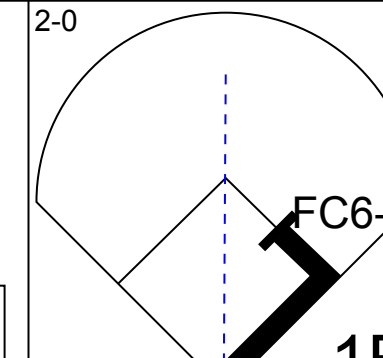
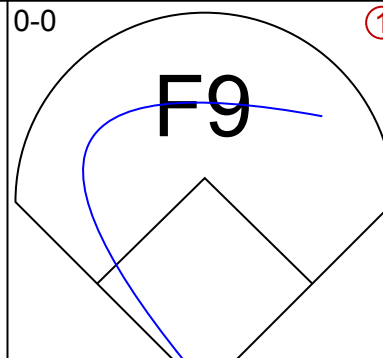

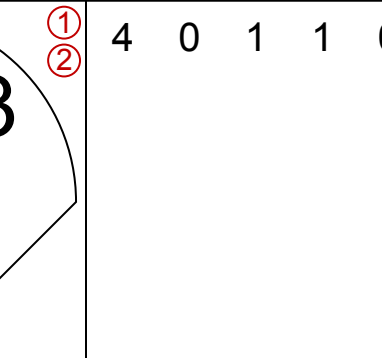
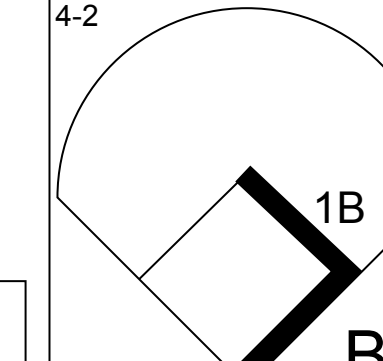
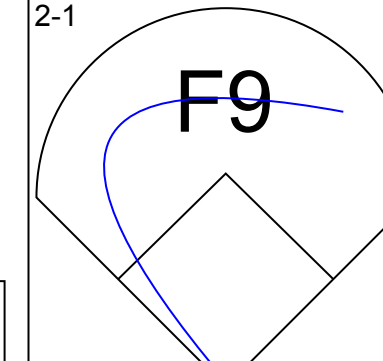
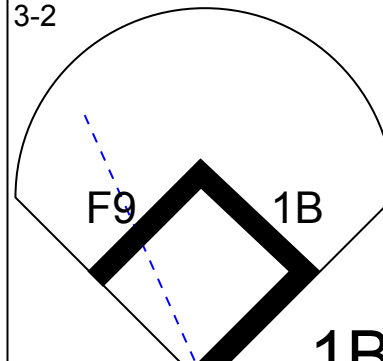

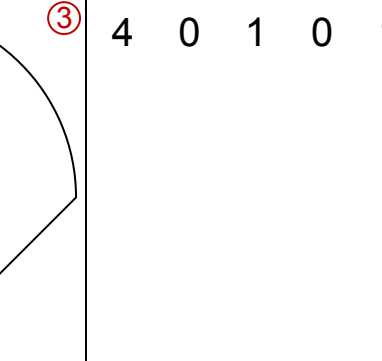
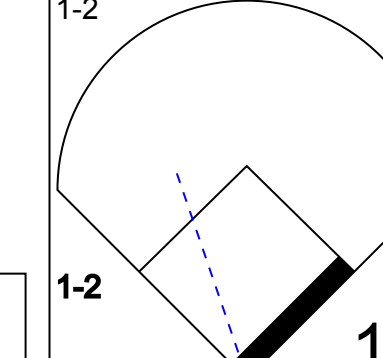
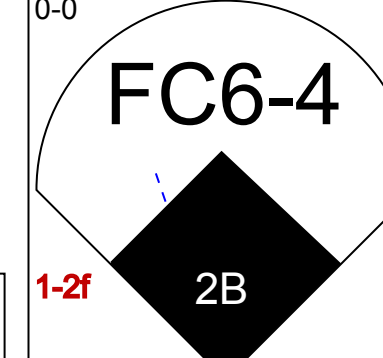
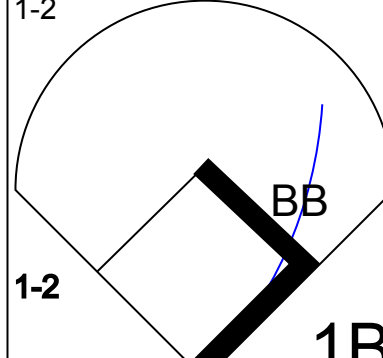

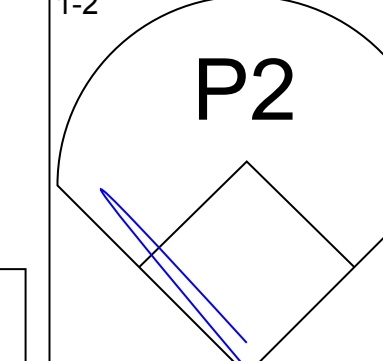
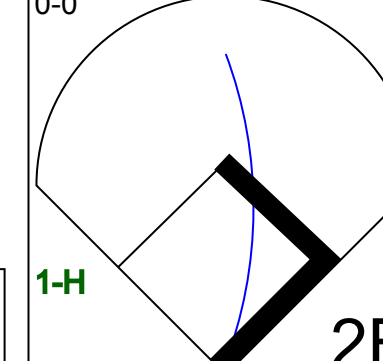
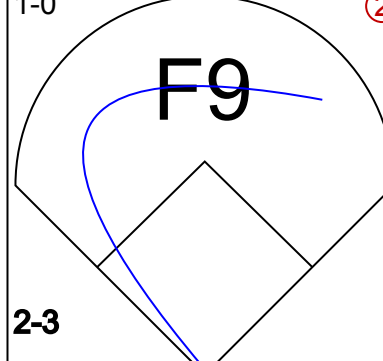



Batter	1	2	3	4	5	6	7	8	9	AB	R	H	RBI	BB	SO	LOB	BOTTOM		
Miguel Cairo, R OBP: 0.315, SLG: 0.434 (1, 4)	L7		L6					FC3-6		3	1	1	1	0	0	0	Houston Astros @ St. Louis Cardinals Busch Stadium, St. Louis, MO Wed May 28 2003, 7:10 PM CDT Att: 28,667 - Cloudy - 89 F		
J.D. Drew, L OBP: 0.361, SLG: 0.582 (1, 9)	G3-1							FC3-6		4	1	2	1	0	0	1			
5 Albert Pujols, R OBP: 0.416, SLG: 0.671 (1, 7)	F8							SH2-3		2	0	0	0	2	0	1			
15 Jim Edmonds, L OBP: 0.389, SLG: 0.604 (2, PH)																			
Orlando Palmeiro, L OBP: 0.348, SLG: 0.344 (3, 8)																			
27 Scott Rolen, R OBP: 0.423, SLG: 0.600 (1, 5)																			
Edgar Renteria, R OBP: 0.384, SLG: 0.513 (1, 6)																			
Tino Martinez, L OBP: 0.299, SLG: 0.396 (1, 3)																			
Mike Matheny, R OBP: 0.330, SLG: 0.370 (1, 2)																			
Jason Simontacchi, R OBP: 0.048, SLG: 0.048 (1, 1)																			
Inning Stats	R: 0 E: 0 K: 0 S: 7	H: 0 LOB: 0 BB: 0 P: 11	R: 0 E: 0 K: 0 S: 8	H: 0 LOB: 1 BB: 1 P: 13	R: 0 E: 0 K: 1 S: 6	H: 0 LOB: 0 BB: 0 P: 11	R: 1 E: 0 K: 0 S: 15	H: 3 LOB: 1 BB: 0 P: 22	R: 2 E: 0 K: 1 S: 17	H: 3 LOB: 2 BB: 1 P: 28	R: 0 E: 0 K: 0 S: 11	H: 2 LOB: 2 BB: 0 P: 14	R: 0 E: 0 K: 0 S: 9	H: 0 LOB: 1 BB: 1 P: 15	R: 0 E: 0 K: 0 S: 7	H: 1 LOB: 1 BB: 0 P: 8	1B: 6 2B: 3 3B: 0 HR: 0	SF: 0 SAC: 1 DP: 1 HBP: 1	WP: 0 PA: 36 PB: 0 SB: 0 CS: 0
PITCHER Jonathan Johnson, R ERA: 4.76 (1, 1)	IP: 5.2 WLS: L BF: 26 H: 8 R: 3 ER: 3 SO: 2 BB: 1 IBB: 1 HBP: 0 BLK: 0 WP: 0 HR: 0 S: 61 P: 96 ERA: 4.76 WHIP: 1.588											PITCHER Ricky Stone, R ERA: 1.97 (6, 1)	IP: 2.1 WLS: L BF: 10 H: 1 R: 0 ER: 0 SO: 0 BB: 0 IBB: 0 HBP: 0 BLK: 0 WP: 0 HR: 0 S: 19 P: 26 ERA: 0.00 WHIP: 0.857						

Batter	1	2	3	4	5	6	7	8	9	AB	R	H	RBI	BB	SO	LOB	TOP					
Craig Biggio, R OBP: 0.352, SLG: 0.443 (1, 8)																	5 1 2 0 0 1 0					
Geoff Blum, S OBP: 0.315, SLG: 0.429 Octavio Dotel, R (8, 1)																		4 1 1 1 1 0 1 1 0 0 0 0 0 0 0 0 1 0 0 0 0 0 1 1 0 0 0 0 0 0 0 0				
Jose Vizcaino, S OBP: 0.259, SLG: 0.303 Billy Wagner, L (9, 1)																						
5 Jeff Bagwell, R OBP: 0.363, SLG: 0.481 (1, 3)																		4 3 1 0 1 1 1 0				
Jeff Kent, R OBP: 0.399, SLG: 0.575 (1, 4)																		4 1 2 2 1 1 1 1				
17 Lance Berkman, S OBP: 0.387, SLG: 0.444 (1, 7)																		4 1 2 0 1 0 0 0				
Orlando Merced, S OBP: 0.294, SLG: 0.390 54 Brad Lidge, R (6, 1)																		2 0 0 2 0 0 2 0				
Nate Bland, L (7, 1)																						
Kirk Saarloos, R (7, 1)																						
Morgan Ensberg, R OBP: 0.381, SLG: 0.512 (7, 5)																						
Brad Ausmus, R OBP: 0.260, SLG: 0.281 (1, 2)																		2 0 0 1 1 0 1 1				
28 Adam Everett, R OBP: 0.318, SLG: 0.392 (1, 6)																						
Tim Redding, R OBP: 0.167, SLG: 0.176 Brian Hunter, R OBP: 0.250, SLG: 0.250 (6, 9)																		4 0 0 0 0 2 4				
Tim Redding, R OBP: 0.167, SLG: 0.176 Brian Hunter, R OBP: 0.250, SLG: 0.250 (1, 1)																		2 0 0 0 0 1 0 2 0 0 0 0 0 0 0				
Inning Stats	R: 1 E: 0 K: 1 S: 10	H: 1 LOB: 0 BB: 0 P: 13	R: 0 E: 0 K: 0 S: 7	H: 0 LOB: 0 BB: 0 P: 11	R: 0 E: 0 K: 0 S: 6	H: 0 LOB: 0 BB: 0 P: 7	R: 1 E: 0 K: 0 S: 16	H: 2 LOB: 3 BB: 2 P: 28	R: 0 E: 0 K: 1 S: 8	H: 0 LOB: 0 BB: 0 P: 9	R: 1 E: 2 K: 1 S: 12	H: 1 LOB: 1 BB: 0 P: 16	R: 0 E: 0 K: 2 S: 9	H: 1 LOB: 1 BB: 0 P: 13	R: 2 E: 1 K: 2 S: 17	H: 2 LOB: 1 BB: 2 P: 21	R: 2 E: 0 K: 1 S: 11	H: 2 LOB: 2 BB: 2 P: 25	1B: 4 2B: 4 3B: 0 HR: 1	SF: 2 SAC: 0 DP: 0 HBP: 0	WP: 0 PB: 0 SB: 0 CS: 0	PA: 42
PITCHER	IP	WLS	BF	H	R	ER	SO	BB	IBB	HBP	BLK	WP	HR	S	P	ERA	WHIP					
Matt Morris, R ERA: 2.37 (1, 1)	7.1		31	6	4	3	6	2	0	0	0	0	1	77	107	3.68	1.091					
Jeff Fassero, L ERA: 5.06 (8, 1)	0.0	L	1	0	0	0	0	0	0	0	0	0	0	1	3	∞	∞					
Cal Eldred, R ERA: 4.43 (8, 1)	1.1		7	2	3	2	2	1	0	0	0	0	0	16	26	13.50	2.250					
Mike Crudale, R ERA: 1.0 (9, 1)	0.1		3	1	0	0	0	0	1	0	0	0	0	2	7	0.00	3.000					

Houston Astros @ St. Louis Cardinals
Busch Stadium, St. Louis, MO
Thu May 29 2003, 7:10 PM CDT
Att: 41,977 - Cloudy - 78 F

AB 36
R 7
H 9
RBI 6
BB 4
SO 8
LOB 12



Batter	1	2	3	4	5	6	7	8	9	AB	R	H	RBI	BB	SO	LOB	BOTTOM					
Miguel Cairo, R OBP: 0.330, SLG: 0.448 (1, 4)																	4 1 2 0 1 1 0					
Orlando Palmeiro, L OBP: 0.342, SLG: 0.337 (1, 8)																	5 1 1 0 0 0 2					
J.D. Drew, L OBP: 0.364, SLG: 0.571 (1, 9)																	5 1 2 0 0 1 2					
5 Albert Pujols, R OBP: 0.411, SLG: 0.661 (8, 3)																	4 0 1 1 0 0 1					
27 Scott Rolen, R OBP: 0.422, SLG: 0.592 (1, 5)																	4 0 1 0 1 2 3					
Edgar Renteria, R OBP: 0.391, SLG: 0.518 (1, 6)																	4 1 3 1 0 0 1					
Tino Martinez, L OBP: 0.303, SLG: 0.401 Jeff Fassero, L (8, 1)																	3 0 1 1 1 0 4					
Cal Eldred, R (8, 1)																						
Mike Crudale, R (9, 1)																						
Mike Matheny, R OBP: 0.333, SLG: 0.366 (1, 2)																		2 0 0 0 2 1 4				
Matt Morris, R OBP: 0.233, SLG: 0.321 So Taguchi, R (8, 8)																		3 0 0 0 0 3 5				
Wilson Delgado, S OBP: 0.231, SLG: 0.171 (9, 4)																		0 0 0 0 0 0 0 1 0 0 0 0 0 0				
Inning Stats	R: 0 E: 0 K: 0 S: 12	H: 1 LOB: 0 BB: 0 P: 15	R: 0 E: 0 K: 0 S: 13	H: 1 LOB: 1 BB: 1 P: 19	R: 0 E: 0 K: 1 S: 13	H: 1 LOB: 0 BB: 0 P: 20	R: 1 E: 0 K: 1 S: 12	H: 2 LOB: 1 BB: 1 P: 20	R: 0 E: 0 K: 1 S: 8	H: 0 LOB: 0 BB: 0 P: 10	R: 0 E: 0 K: 1 S: 13	H: 2 LOB: 3 BB: 1 P: 23	R: 3 E: 0 K: 2 S: 21	H: 3 LOB: 2 BB: 2 P: 34	R: 0 E: 0 K: 1 S: 7	H: 0 LOB: 0 BB: 0 P: 10	R: 0 E: 0 K: 1 S: 5	H: 1 LOB: 0 BB: 0 P: 7	1B: 9 2B: 2 3B: 0 HR: 0	SF: 1 SAC: 0 DP: 2 HBP: 0	WP: 0 PB: 1 SB: 0 CS: 0	PA: 41
PITCHER	IP	WLS	BF	H	R	ER	SO	BB	IBB	HBP	BLK	WP	HR	S	P	ERA	WHIP					
Tim Redding, R ERA: 3.36 (1, 1)	5.2		25	7	1	1	3	2	0	0	0	0	0	66	97	1.59	1.588					
54 Brad Lidge, R ERA: 1.76 (6, 1)	1.0	B	8	3	3	2	2	2	0	0	0	0	0	21	33	18.00	5.000					
Nate Bland, L ERA: 6.3 (7, 1)	0.0		1	0	0	0	0	1	0	0	0	0	0	2	6	∞	∞					
Kirk Saarloos, R ERA: 7.82 Octavio Dotel, R ERA: 1.57 (8, 1)	1.0	H	3	0	0	0	1	0	0	0	0	0	0	7	10	0.00	0.000					

Houston Astros @ St. Louis Cardinals
Busch Stadium, St. Louis, MO
Thu May 29 2003, 7:10 PM CDT
Att: 41,977 - Cloudy - 78 F

AB 35
R 4
H 11
RBI 3
BB 5
SO 8
LOB 22



Batter	1	2	3	4	5	6	7	8	9	AB	R	H	RBI	BB	SO	LOB	TOP										
Craig Biggio, R OBP: 0.347, SLG: 0.436 Colin Porter, L (8, FH) (8, 9)	3-1 G6-3		0-1 G6-3	2-1 L9	1-2 F8			1-3 K		4	0	0	0	0	0	2											
Jose Vizcaino, S OBP: 0.265, SLG: 0.301 (1, 6) (8, 4)	0-0 F9		1-1 G4-3		0-1 G5-3 17 1B	4-2 BB		1-3 K		4	1	1	0	1	1	0											
5 Jeff Bagwell, R OBP: 0.360, SLG: 0.475 (1, 3)	3-2 1B		0-1 F8		1-0 G5-3	3-3 K		1-2 P3		5	0	1	0	0	1	2											
Jeff Kent, R OBP: 0.396, SLG: 0.566 28 Adam Everett, R OBP: 0.314, SLG: 0.388 (1, 4) (8, 6)	0-0 G4-3			0-0 F8	4-1 17 1B 2B	2-3 K		1-1 G1-4-3		3	1	0	0	1	1	2											
17 Lance Berkman, S OBP: 0.388, SLG: 0.443 (1, 7)		2-2 G6-3		1-0 1B 2B	1-0 2B	3-3 K		0-0 L6		5	2	2	1	0	1	1											
Morgan Ensberg, R OBP: 0.396, SLG: 0.548 (1, 5)		0-0 HR		4-0 1B 2B	4-2 2B E		3-3 K			2	3	1	1	2	1	0											
Brian Hunter, R OBP: 0.267, SLG: 0.286 (1, 9) (8, 8)		1-0 G6-3		2-1 2B	0-0 E		3-2 G4-3			4	1	2	2	0	0	0											
Brad Ausmus, R OBP: 0.266, SLG: 0.288 (1, 2)		4-1 BB		2-1 G1 WP 2B	3-2 FC6		3-3 K			3	1	1	3	1	1	1											
Wade Miller, R OBP: 0.208, SLG: 0.250 (1, 1)	0-0 G4-3		1-1 G1	2-3 G1	2-1 P4		1-3 K			4	0	0	0	0	1	4											
Inning Stats	R: 0 E: 0 K: 0 S: 8	H: 1 LOB: 1 BB: 0 P: 14	R: 1 E: 0 K: 0 S: 8	H: 1 LOB: 1 BB: 1 P: 15	R: 0 E: 0 K: 0 S: 6	H: 0 LOB: 0 BB: 0 P: 7	R: 4 E: 0 K: 0 S: 10	H: 3 LOB: 0 BB: 1 P: 22	R: 4 E: 1 K: 0 S: 20	H: 3 LOB: 2 BB: 2 P: 36	R: 0 E: 0 K: 0 S: 13	H: 0 LOB: 1 BB: 1 P: 25	R: 0 E: 0 K: 0 S: 14	H: 0 LOB: 0 BB: 0 P: 23	R: 0 E: 0 K: 0 S: 9	H: 0 LOB: 0 BB: 0 P: 12	R: 0 E: 0 K: 0 S: 8	H: 0 LOB: 0 BB: 0 P: 10	1B: 5 2B: 2 3B: 0 HR: 1	SF: 0 SAC: 0 DP: 0 HBP: 0	WP: 1 PB: 0 SB: 0 CS: 0	PA: 41					
PITCHER	IP	WLS	BF	H	R	ER	SO	BB	IBB	HBP	BLK	WP	HR	S	P	ERA	WHIP										
Shawn Estes, L ERA: 5.73	4.1	L	23	7	8	8	0	3	0	0	0	1	1	37	69	16.61	2.308										
Juan Cruz, R ERA: 6.39	2.2		12	1	1	0	5	2	0	0	0	0	0	42	73	0.00	1.125										
Kyle Farnsworth, R ERA: 2.35	1.0		3	0	0	0	3	0	0	0	0	0	0	9	12	0.00	0.000										
Antonio Alfonseca, R ERA: 4.05	1.0		3	0	0	0	0	0	0	0	0	0	0	8	10	0.00	0.000										

Houston Astros @ Chicago Cubs
Wrigley Field, Chicago, IL
Fri May 30 2003, 2:20 PM CDT
Att: 36,687 - Overcast - 63 F

AB 36
R 9
H 8
RBI 7
BB 5
SO 8
LOB 12



Batter	1	2	3	4	5	6	7	8	9	AB	R	H	RBI	BB	SO	LOB	BOTTOM										
Mark Grudzielanek, R OBP: 0.350, SLG: 0.387 (1, 4)	1-1 L3		2-1 PO	2-2 G3		1-2 F9		1-3 K		4	0	0	0	0	1	0											
Alex Gonzalez, R OBP: 0.315, SLG: 0.391 (1, 6)	0-3 K			1-3 K		0-1 G5-3		0-3 K		4	0	0	0	0	3	1											
Sammy Sosa, R OBP: 0.433, SLG: 0.524 (1, 9)	1-3 K			1-3 K		1-3 K		1-0 P2		4	0	0	0	0	3	1											
Moises Alou, R OBP: 0.375, SLG: 0.464 Troy O'Leary, L OBP: 0.250, SLG: 0.317 (1, 7) (6, 7)		0-0 F9			2-3 K		2-2 F7			2	0	0	0	0	1	0											
Corey Patterson, L OBP: 0.330, SLG: 0.559 (1, 8)		2-3 K			1-1 HR			1-2 G3-1		3	1	1	1	0	1	0											
Hee-Seop Choi, L OBP: 0.395, SLG: 0.521 (1, 3)		1-3 K			1-3 K			1-0 G4-3		3	0	0	0	0	2	0											
Lenny Harris, L OBP: 0.284, SLG: 0.284 (1, 5)			0-1 L6		0-0 P5			4-0 BB		2	0	0	0	1	0	0											
Damian Miller, R OBP: 0.331, SLG: 0.392 (1, 2)			1-1 PO SH1-4 1B			0-3 K		1-3 K		3	0	1	0	0	2	1											
Shawn Estes, R OBP: 0.200, SLG: 0.158 Juan Cruz, R (5, 1) Kyle Farnsworth, R (8, 1) Antonio Alfonseca, R (9, 1) Mark Bellhorn, S OBP: 0.356, SLG: 0.325 (9, PH)			0-0 SH1-4		0-1 G4-3			0-3 K		0	0	0	0	0	0	0											
Inning Stats	R: 0 E: 0 K: 2 S: 8	H: 0 LOB: 0 BB: 0 P: 10	R: 0 E: 0 K: 2 S: 8	H: 0 LOB: 0 BB: 0 P: 11	R: 0 E: 0 K: 0 S: 6	H: 1 LOB: 0 BB: 0 P: 9	R: 0 E: 0 K: 2 S: 9	H: 0 LOB: 0 BB: 0 P: 13	R: 1 E: 0 K: 2 S: 9	H: 1 LOB: 0 BB: 0 P: 13	R: 0 E: 0 K: 1 S: 8	H: 0 LOB: 0 BB: 0 P: 9	R: 0 E: 0 K: 1 S: 8	H: 0 LOB: 0 BB: 0 P: 11	R: 0 E: 0 K: 1 S: 9	H: 0 LOB: 1 BB: 1 P: 16	R: 0 E: 0 K: 3 S: 11	H: 0 LOB: 1 BB: 0 P: 13	1B: 1 2B: 0 3B: 0 HR: 1	SF: 0 SAC: 1 DP: 0 HBP: 0	WP: 1 PB: 0 SB: 0 CS: 0	PA: 31					
PITCHER	IP	WLS	BF	H	R	ER	SO	BB	IBB	HBP	BLK	WP	HR	S	P	ERA	WHIP										
Wade Miller, R ERA: 4.76	9.0	W	30	2	1	1	14	1	0	0	0	1	1	76	105	1.00	0.333										

Houston Astros @ Chicago Cubs
Wrigley Field, Chicago, IL
Fri May 30 2003, 2:20 PM CDT
Att: 36,687 - Overcast - 63 F

AB 28
R 1
H 2
RBI 1
BB 1
SO 14
LOB 3



Batter	1	2	3	4	5	6	7	8	9	10	11	12	13	14	15	16	AB	R	H	RBI	BB	SO	LOB	TOP						
Craig Biggio, R OBP: 0.349, SLG: 0.430 (1.8)	F8			G5-3			FC2-6 HBP	BB			SH1-4 1B		K		G6-3		5	0	1	0	1	1	0							
Geoff Blum, S OBP: 0.306, SLG: 0.414 (1.9)	K			K			FC2-6 1B	L3			SH1-4			F8		G4-3	6	0	0	0	0	2	4							
17 Lance Berkman, S OBP: 0.389, SLG: 0.436 (1.7)	G6-3			G6-3			BB				K			BB WP 1B		K	5	0	1	0	2	2	1							
Jeff Kent, R OBP: 0.384, SLG: 0.547 (1.4)		F7			F8		F8				F9			K		K	7	0	0	0	0	3	5							
Oriando Merced, S OBP: 0.297, SLG: 0.376 (1.5)		G4-6-3 1B			G4-3		F9				G4-3			BB IBB			5	0	1	0	1	1	3							
Colin Porter, L OBP: 0.295, SLG: 0.250 (9. PH)				G4-6-3													3	0	1	0	0	1	1							
Morgan Ensberg, R OBP: 0.402, SLG: 0.553 (9. PH)																	1	0	1	0	0	0	0							
Brian Hunter, R OBP: 0.274, SLG: 0.281 (9.9)																	1	0	0	0	1	0	0							
Brad Ausmus, R OBP: 0.303, SLG: 0.280 (1.2)				BB			G6-3				FC1-6 2B FC6-4			G5-3			5	0	0	0	1	0	4							
2B Adam Everett, R OBP: 0.304, SLG: 0.365 (1.6)				G6-4-3			P3				FC6-4 1B			L6-3 BB			5	0	0	0	1	2	2							
44 Roy Oswalt, R ERA: 2.49 (1.1)				G6-3							L6-3			F8			5	0	0	0	0	1	0							
38 Carlos Zambrano, S ERA: 2.19 (1.1)																	5	0	0	0	1	0	4							
Inning Stats	R: 0 E: 0 K: 1 S: 11	H: 0 LOB: 0 BB: 0 P: 17	R: 0 E: 0 K: 0 S: 6	H: 1 LOB: 0 BB: 0 P: 9	R: 0 E: 0 K: 0 S: 4	H: 0 LOB: 0 BB: 1 P: 10	R: 0 E: 0 K: 1 S: 5	H: 0 LOB: 0 BB: 0 P: 8	R: 0 E: 0 K: 1 S: 5	H: 0 LOB: 2 BB: 0 P: 14	R: 0 E: 0 K: 0 S: 4	H: 2 LOB: 3 BB: 1 P: 24	R: 0 E: 0 K: 1 S: 9	H: 1 LOB: 2 BB: 1 P: 19	R: 0 E: 0 K: 1 S: 6	H: 0 LOB: 0 BB: 1 P: 13	R: 0 E: 0 K: 1 S: 7	H: 0 LOB: 0 BB: 0 P: 12	R: 0 E: 0 K: 2 S: 11	H: 0 LOB: 0 BB: 0 P: 17	R: 0 E: 0 K: 1 S: 14	H: 1 LOB: 3 BB: 2 P: 29	R: 0 E: 0 K: 2 S: 10	H: 0 LOB: 0 BB: 0 P: 15	R: 0 E: 0 K: 2 S: 9	H: 0 LOB: 0 BB: 0 P: 16	1B: 6 2B: 1 3B: 0 HR: 0	SF: 0 DP: 3 HBP: 1	WP: 2 PB: 0 SB: 0 CS: 0	PA: 58
PITCHER	IP	WLS	BF	H	R	ER	SO	BB	IBB	HBP	BLK	WP	HR	S	P	ERA	WHIP													
38 Carlos Zambrano, R ERA: 2.19 (1.1)	8.0	29	3	0	0	0	102	0	0	0	0	0	0	8	17	0.00	0.750													
Mike Reiminger, L ERA: 2.49 (9.1)	0.2	3	0	0	0	1	1	0	0	0	0	0	0	0	8	17	0.00	1.500												
Antonio Alfonseca, R ERA: 3.89 (9.1)	1.1	4	1	0	0	0	0	0	0	0	0	0	0	7	15	0.00	1.500													
Joe Borowski, R ERA: 1.53 (11.1)	2.0	7	1	0	0	2	0	0	0	0	0	0	0	15	22	0.00	0.500													
Kyle Farnsworth, R ERA: 2.19 (13.1)	2.0	9	1	0	0	3	1	1	0	0	0	1	0	25	46	0.00	1.000													

Houston Astros @ Chicago Cubs
Wrigley Field, Chicago, IL
Sat May 31 2003, 3:05 PM CDT
Att: 37,719 - Sunny - 51 F

AB 49
R 0
H 6
RBI 0
BB 7
SO 14
LOB 21



Batter	1	2	3	4	5	6	7	8	9	10	11	12	13	14	15	16	AB	R	H	RBI	BB	SO	LOB	BOTTOM								
Mark Grudzielanek, R OBP: 0.344, SLG: 0.379 (1.4)	1B			G6-3				F9			K			K		F8	7	0	1	0	0	3	2									
Alex Gonzalez, R OBP: 0.314, SLG: 0.389 (1.6)	L5			F8				K			K			K		E 1B BB	6	1	1	0	1	3	3									
Corey Patterson, L OBP: 0.338, SLG: 0.558 (1.8)	FC6-4 1B			P6				FC6-4 1B			K			K		E9 1B	6	0	3	0	1	2	0									
Sammy Sosa, R OBP: 0.421, SLG: 0.594 (1.9)	K			K				K			K					G6-3	7	0	1	1	0	5	5									
Moises Alou, R OBP: 0.369, SLG: 0.455 (1.7)	FC6-4			CS				FC6-4			G6-3					G6-3	6	0	1	0	0	1	3									
Hee-Seop Choi, L OBP: 0.386, SLG: 0.504 (1.3)				CS				K			F7					K	6	0	1	0	0	4	1									
Todd Wellemeyer, R ERA: 1.51 (15.1)								K			1B					K	0	0	0	0	0	0	0									
Ramon Martinez, R OBP: 0.360, SLG: 0.384 (1.5)				G6-4-3 1B				G6-3			SH1-4 BB					F8	5	0	2	0	1	0	0									
44 Roy Oswalt, R ERA: 2.49 (1.1)				G6-4-3				F7			SH1-4 BB					F7	2	0	0	0	0	1	0									
38 Carlos Zambrano, S ERA: 2.19 (1.1)								G6-3			F8					F8	2	0	0	0	0	1	0									
Lenny Harris, L OBP: 0.294, SLG: 0.284 (9. PH)											SH1-4					F7	2	0	0	0	0	0	0									
Damian Miller, R OBP: 0.324, SLG: 0.383 (9.2)											SH1-4					K	3	0	0	0	0	3	2									
Inning Stats	R: 0 E: 0 K: 1 S: 10	H: 2 LOB: 2 BB: 0 P: 14	R: 0 E: 0 K: 1 S: 8	H: 1 LOB: 0 BB: 0 P: 12	R: 0 E: 0 K: 0 S: 10	H: 0 LOB: 0 BB: 0 P: 11	R: 0 E: 0 K: 1 S: 11	H: 1 LOB: 0 BB: 0 P: 16	R: 0 E: 0 K: 1 S: 10	H: 0 LOB: 0 BB: 0 P: 16	R: 0 E: 0 K: 2 S: 10	H: 1 LOB: 1 BB: 0 P: 14	R: 0 E: 0 K: 2 S: 10	H: 0 LOB: 2 BB: 2 P: 21	R: 0 E: 0 K: 2 S: 9	H: 0 LOB: 0 BB: 0 P: 11	R: 0 E: 0 K: 3 S: 10	H: 1 LOB: 2 BB: 1 P: 19	R: 0 E: 0 K: 2 S: 13	H: 2 LOB: 2 BB: 0 P: 22	R: 0 E: 0 K: 3 S: 9	H: 0 LOB: 0 BB: 0 P: 17	R: 0 E: 0 K: 1 S: 7	H: 0 LOB: 0 BB: 0 P: 10	R: 0 E: 0 K: 1 S: 8	H: 0 LOB: 0 BB: 0 P: 11	R: 1 E: 1 K: 0 S: 9	H: 2 LOB: 2 BB: 1 P: 15	1B: 9 2B: 1 3B: 0 HR: 0	SF: 0 DP: 1 HBP: 0	WP: 0 PB: 0 SB: 0 CS: 1	PA: 59
PITCHER	IP	WLS	BF	H	R	ER	SO	BB	IBB	HBP	BLK	WP	HR	S	P	ERA	WHIP															
44 Roy Oswalt, R ERA: 2.49 (1.1)	7.0	24	5	0	0	0	8	0	0	0	0	0	0	18	32	0.00	1.000															
Octavio Dotel, R ERA: 1.47 (8.1)	2.0	8	0	0	0	4	2	0	0	0	0	0	0	18	32	0.00	1.000															
54 Brad Lidge, R ERA: 1.6 (10.1)	3.0	13	3	0	0	6	0	0	1	0	0	0	0	32	53	0.00	1.000															
Billy Wagner, L ERA: 1.6 (13.1)	2.0	6	0	0	0	4	0	0	0	0	0	0	0	16	22	0.00	0.000															
Ricky Stone, R ERA: 1.89 (15.1)	1.1	L	7	2	1	0	1	1	0	0	0	0	0	17	26	0.00	2.250															

Houston Astros @ Chicago Cubs
Wrigley Field, Chicago, IL
Sat May 31 2003, 3:05 PM CDT
Att: 37,719 - Sunny - 51 F

AB 53
R 1
H 10
RBI 1
BB 4
SO 23
LOB 19



Batter	1	2	3	4	5	6	7	8	9	AB	R	H	RBI	BB	SO	LOB	TOP					
Orlando Merced, S OBP: 0.302, SLG: 0.372 (1, 9)	G5-3			1B 2B BB	1B WP		F7	K		4	2	1	0	1	1	1						
Geoff Blum, S OBP: 0.302, SLG: 0.404 (1, 5)	F7			K	P3		P2		5 G5-4-3 BB	4	0	0	0	1	1	2						
5 Jeff Bagwell, R OBP: 0.351, SLG: 0.462 (1, 3)	K			K	K		F9		G5-4-3 1-2	5	0	0	0	0	3	3						
Jeff Kent, R OBP: 0.393, SLG: 0.551 (1, 4)		L6		17 2B 1B	WP 17 BB			17 HR		4	2	3	0	1	0	0						
17 Lance Berkman, S OBP: 0.394, SLG: 0.459 (1, 7)	K			1B	WP			HR		4	2	2	3	1	2	1						
Colin Porter, L OBP: 0.286, SLG: 0.167 (8, PH)				1B	BB					2	1	0	0	1	2	2						
Brian Hunter, R OBP: 0.270, SLG: 0.276 (8, 8)	K			1B						1	0	0	0	0	1	0						
Jose Vizcaino, S OBP: 0.282, SLG: 0.316 (8, PR)										4	0	2	1	0	1	0						
28 Adam Everett, R OBP: 0.304, SLG: 0.365 (8, 6)							G3-1	E6 G4-3 HR		0	1	0	0	0	0	0						
Gregg Zaun, S OBP: 0.338, SLG: 0.368 (1, 2)				P2	1B		P5	G4-3		4	0	1	2	0	0	1						
Jerome Robertson, L OBP: 0.111, SLG: 0.111 (7, 1)										3	0	0	0	0	0	3	2					
Ricky Stone, R OBP: 0.111, SLG: 0.111 (7, 1)										0	0	0	0	0	0	0	0					
Kirk Saarloos, R OBP: 0.111, SLG: 0.111 (7, 1)										0	0	0	0	0	0	0	0					
Morgan Ensberg, R OBP: 0.111, SLG: 0.111 (8, PH)										1	1	1	2	0	0	0	0					
Octavio Dotel, R OBP: 0.111, SLG: 0.111 (8, 1)										0	0	0	0	0	0	0	0					
Pete Munro, R OBP: 0.111, SLG: 0.111 (9, 1)										0	0	0	0	0	0	0	0					
Inning Stats	R: 0 E: 0 K: 1 S: 7	H: 0 LOB: 0 BB: 0 P: 10	R: 0 E: 0 K: 2 S: 7	H: 0 LOB: 0 BB: 0 P: 10	R: 0 E: 0 K: 2 S: 10	H: 0 LOB: 0 BB: 0 P: 11	R: 4 E: 0 K: 3 S: 26	H: 4 LOB: 2 BB: 2 P: 41	R: 1 E: 0 K: 2 S: 15	H: 2 LOB: 2 BB: 1 P: 27	R: 0 E: 0 K: 1 S: 6	H: 0 LOB: 0 BB: 0 P: 10	R: 0 E: 0 K: 0 S: 8	H: 0 LOB: 0 BB: 0 P: 12	R: 4 E: 1 K: 2 S: 18	H: 4 LOB: 1 BB: 2 P: 26	R: 0 E: 0 K: 1 S: 5	H: 0 LOB: 1 BB: 2 P: 15	1B: 7 2B: 1 3B: 0 HR: 2	SF: 0 SAC: 0 DP: 1 HBP: 0	WP: 1 PB: 0 SB: 1 CS: 0	PA: 41
PITCHER	IP	WLS	BF	H	R	ER	SO	BB	IBB	HBP	BLK	WP	HR	S	P	ERA	WHIP					
34 Kerry Wood, R ERA: 3.14 (1, 1)	6.0	L	27	6	5	5	11	3	0	0	0	1	0	71	109	7.50	1.500					
Kyle Farnsworth, R ERA: 2.45 (7, 1)	1.0		4	1	1	1	0	0	0	0	0	0	0	12	19	9.00	1.000					
Mike Reminger, L ERA: 3.38 (8, 1)	2.0		10	3	3	3	3	2	0	0	0	0	2	19	34	13.50	2.500					

Houston Astros @ Chicago Cubs
Wrigley Field, Chicago, IL
Sun Jun 01 2003, 1:20 PM CDT
Att: 37,787 - Sunny - 52 F

AB	36
R	9
H	10
RBI	8
BB	5
SO	14
LOB	12



Batter	1	2	3	4	5	6	7	8	9	AB	R	H	RBI	BB	SO	LOB	BOTTOM						
Mark Grudzielanek, R OBP: 0.342, SLG: 0.376 (1, 4)	G4-3		1B			K		F9		4	0	1	0	0	1	2							
Alex Gonzalez, R OBP: 0.313, SLG: 0.387 (1, 6)	1B		P4			G6-3		P3		4	0	1	1	0	0	2							
Corey Patterson, L OBP: 0.336, SLG: 0.550 (1, 8)	K			G4-6-3 HBP		K		F7		3	0	0	0	0	2	2							
Sammy Sosa, R OBP: 0.417, SLG: 0.504 (1, 9)	F8			P4			HR		G6-3	4	1	1	0	0	0	2							
Moises Alou, R OBP: 0.363, SLG: 0.446 (1, 7)		G5-3		G4-6-3			G6-3		L4	4	0	0	0	0	0	2							
Eric Karros, R OBP: 0.372, SLG: 0.512 (1, 3)		G6-3				F8		HR		4	1	2	2	0	0	0							
Ramon Martinez, R OBP: 0.360, SLG: 0.382 (1, 5)		F9				G6-3		G1-6-3		3	0	1	0	0	0	0							
Damian Miller, R OBP: 0.316, SLG: 0.371 (1, 2)			L8			G5-3		G1-6-3		4	0	0	0	0	1	3							
34 Kerry Wood, R ERA: 6.08 (5, PH)	6.0	W	22	4	2	2	3	0	0	1	1	1	1	1	1	7	3.00						
Tom Gooden, L ERA: 2.14 (7, 1)	0.1		3	2	1	1	0	0	0	0	0	0	0	0	0	7	27.00						
Kyle Farnsworth, R ERA: 2.14 (7, 1)	0.2	H	1	0	0	0	0	0	0	0	0	0	0	0	2	3	0.00						
Octavio Dotel, R ERA: 1.42 (8, 1)	1.0		4	0	0	0	0	1	0	0	0	1	0	9	16	0.00	1.000						
Pete Munro, R ERA: 3.86 (9, 1)	1.0		5	2	0	0	1	0	0	0	0	0	0	13	22	0.00	2.000						
Inning Stats	R: 0 E: 0 K: 1 S: 14	H: 1 LOB: 1 BB: 0 P: 19	R: 0 E: 0 K: 0 S: 5	H: 0 LOB: 0 BB: 0 P: 10	R: 0 E: 0 K: 0 S: 5	H: 1 LOB: 1 BB: 0 P: 11	R: 0 E: 0 K: 0 S: 5	H: 0 LOB: 0 BB: 0 P: 12	R: 0 E: 0 K: 0 S: 5	H: 0 LOB: 0 BB: 0 P: 6	R: 1 E: 0 K: 2 S: 11	H: 1 LOB: 0 BB: 0 P: 15	R: 2 E: 0 K: 0 S: 10	H: 3 LOB: 0 BB: 0 P: 14	R: 0 E: 0 K: 0 S: 9	H: 0 LOB: 1 BB: 1 P: 16	R: 0 E: 0 K: 1 S: 13	H: 2 LOB: 2 BB: 0 P: 22	1B: 5 2B: 2 3B: 0 HR: 1	SF: 0 SAC: 0 DP: 2 HBP: 1	WP: 1 PB: 0 SB: 1 CS: 0	PA: 35	
PITCHER	IP	WLS	BF	H	R	ER	SO	BB	IBB	HBP	BLK	WP	HR	S	P	ERA	WHIP						
Jerome Robertson, L ERA: 6.08 (1, 1)	6.0		22	4	2	2	3	0	0	1	1	1	1	1	1	7	3.00	0.667					
Ricky Stone, R ERA: 2.14 (7, 1)	0.1		3	2	1	1	0	0	0	0	0	0	0	0	0	7	27.00	6.000					
Kirk Saarloos, R ERA: 1.42 (7, 1)	0.2	H	1	0	0	0	0	0	0	0	0	0	0	0	2	3	0.00	0.000					
Octavio Dotel, R ERA: 1.42 (8, 1)	1.0		4	0	0	0	0	1	0	0	0	1	0	9	16	0.00	1.000						
Pete Munro, R ERA: 3.86 (9, 1)	1.0		5	2	0	0	1	0	0	0	0	0	0	13	22	0.00	2.000						

Houston Astros @ Chicago Cubs
Wrigley Field, Chicago, IL
Sun Jun 01 2003, 1:20 PM CDT
Att: 37,787 - Sunny - 52 F

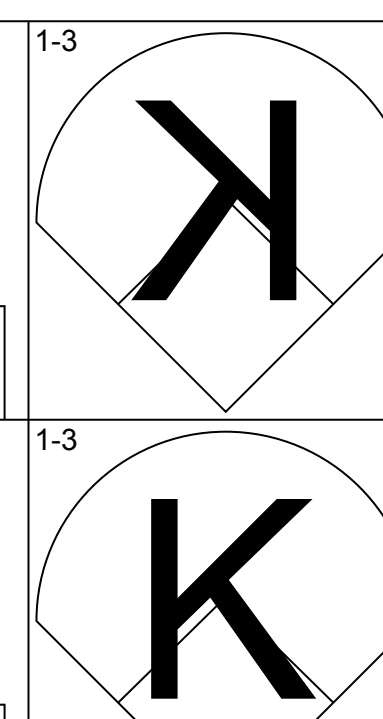
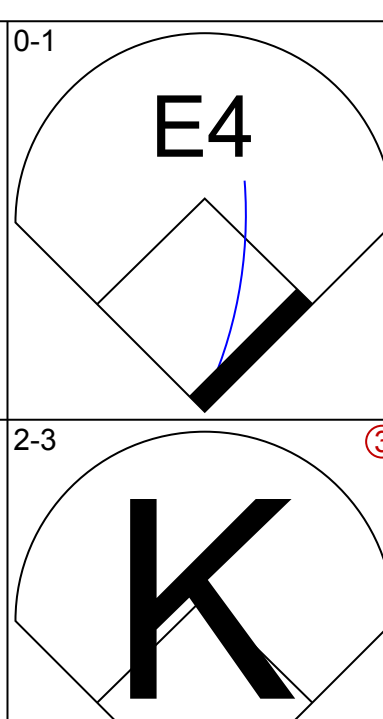
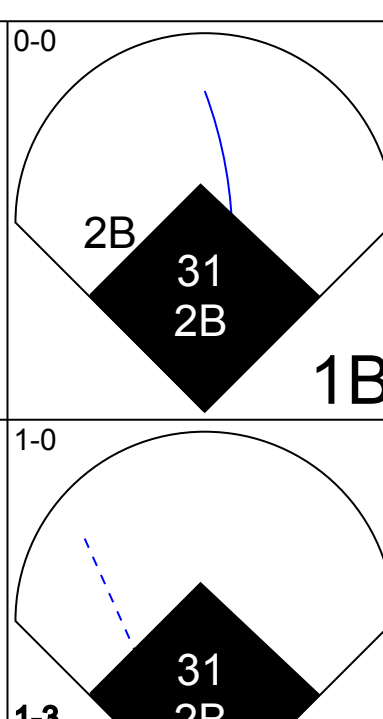
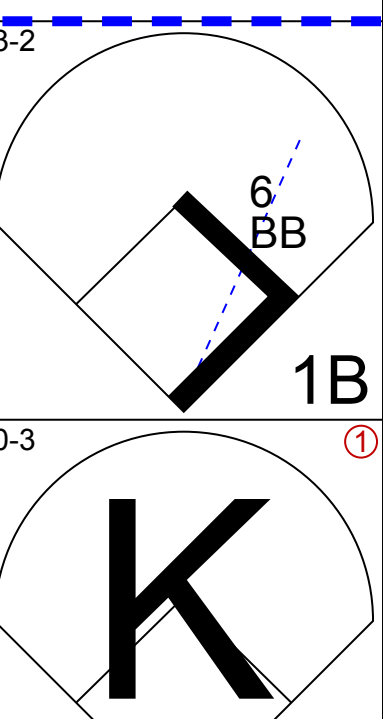
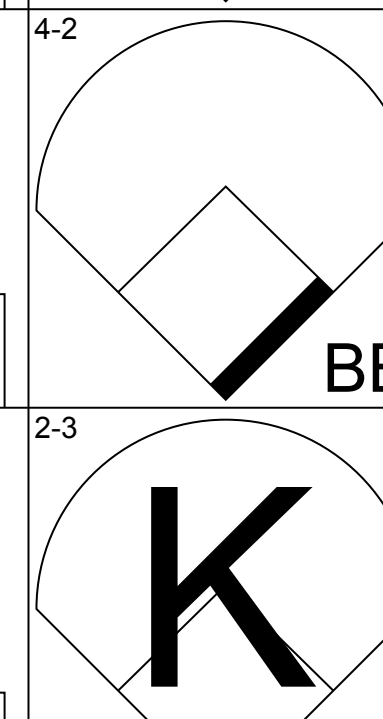

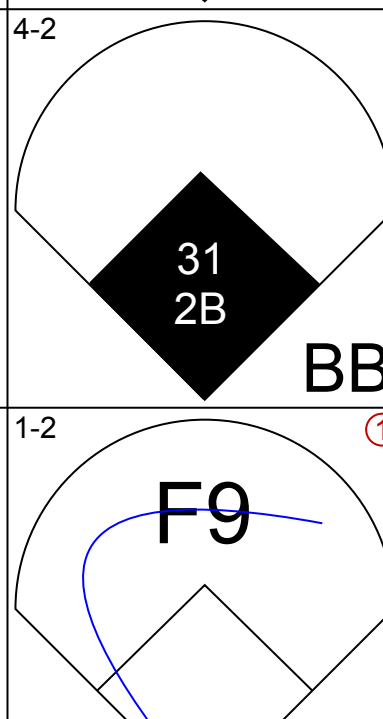
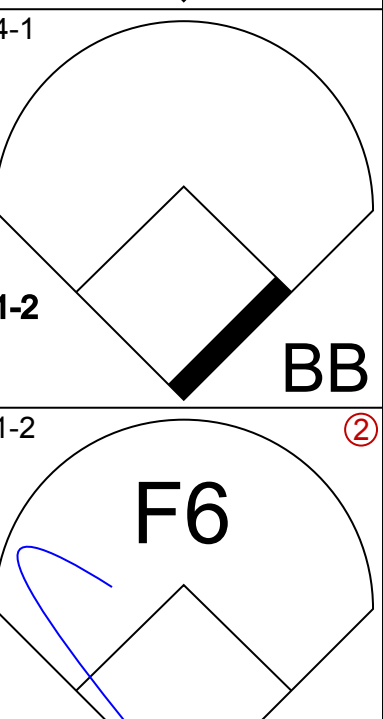

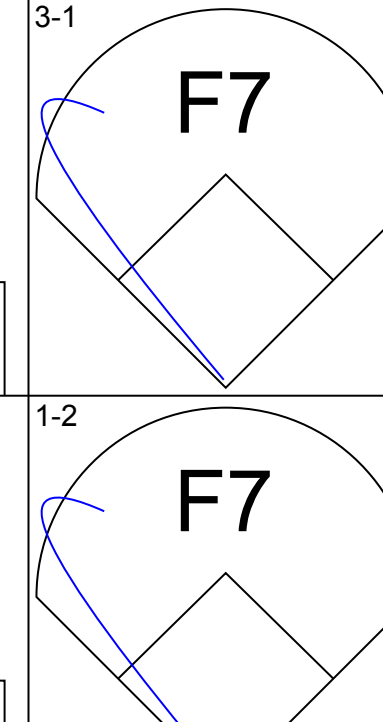
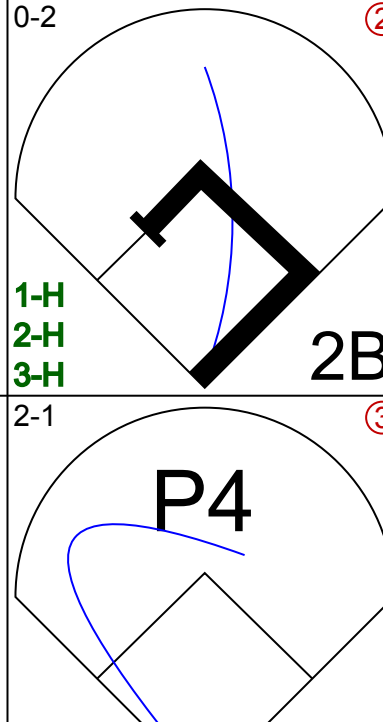
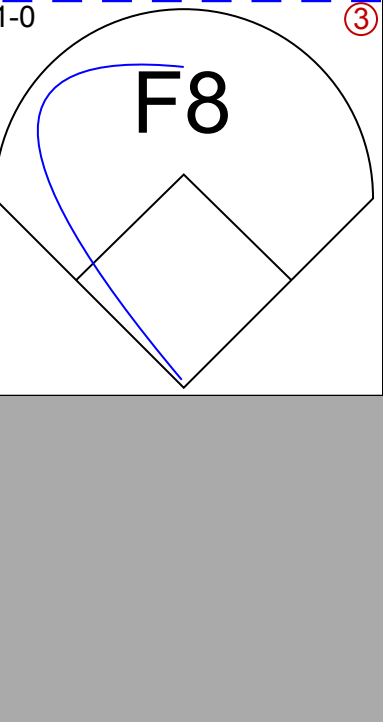




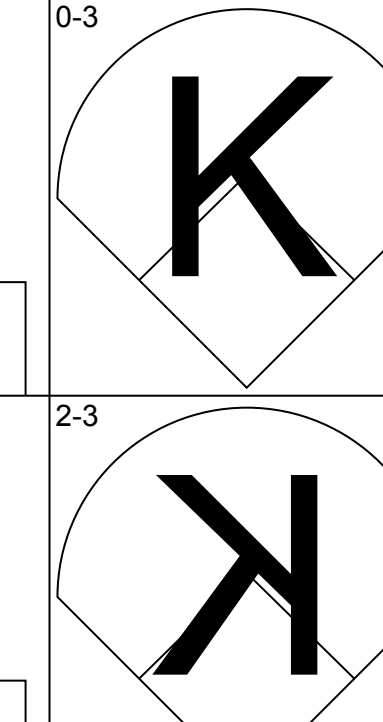
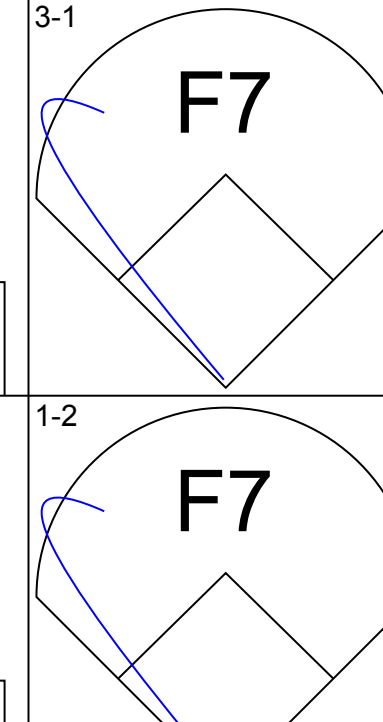
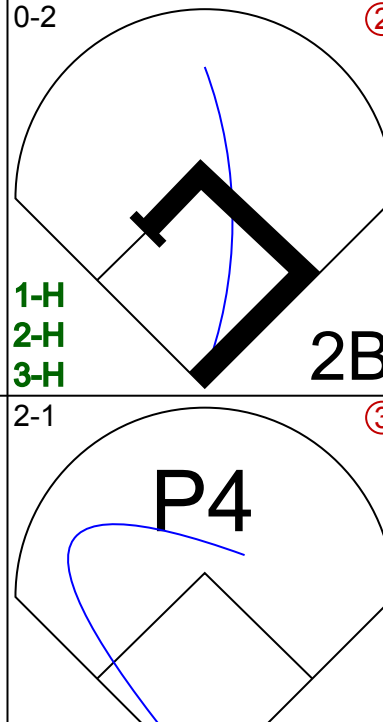
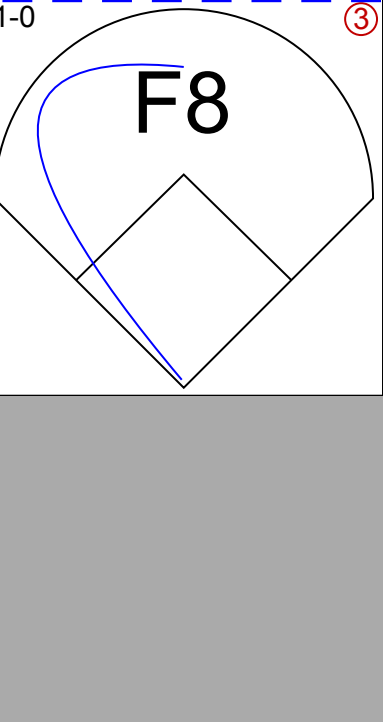

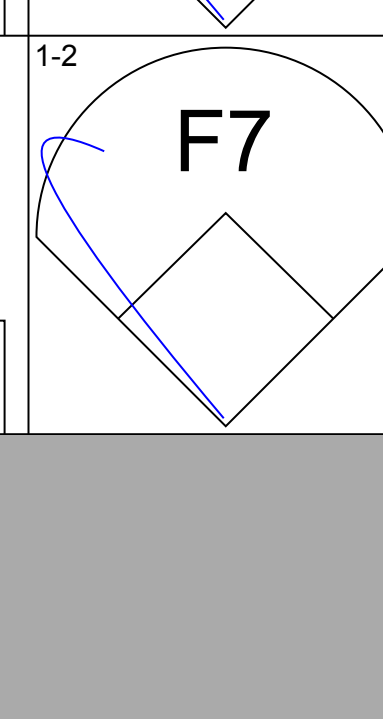
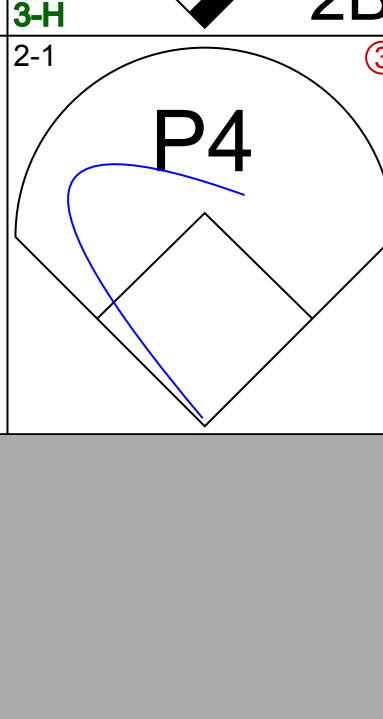
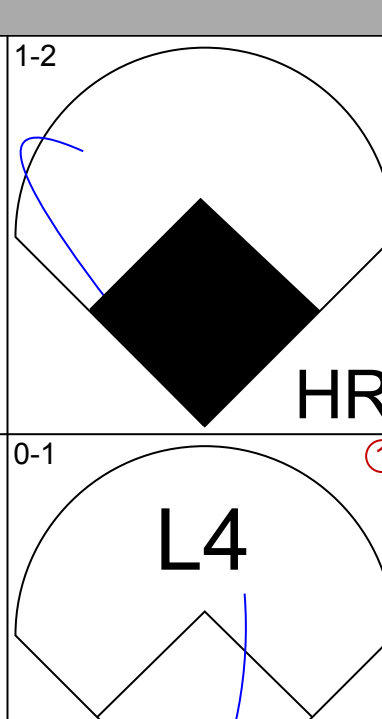

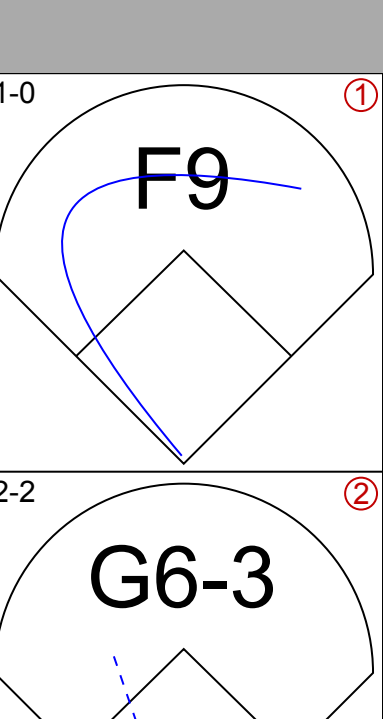
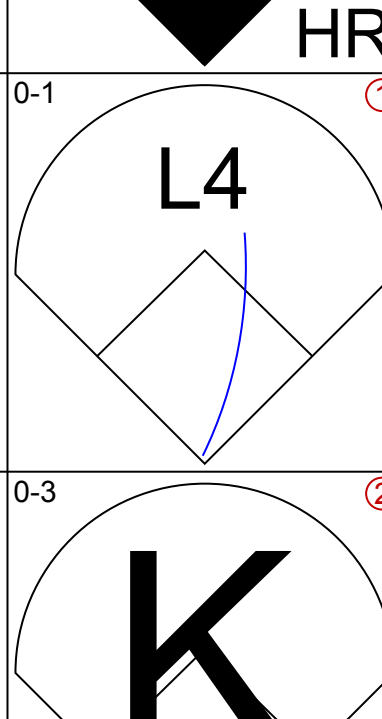
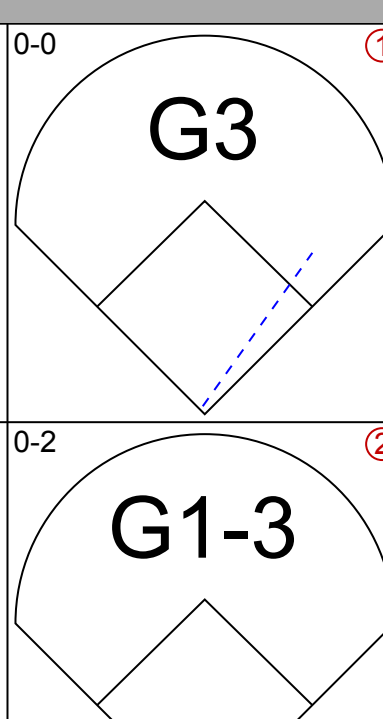
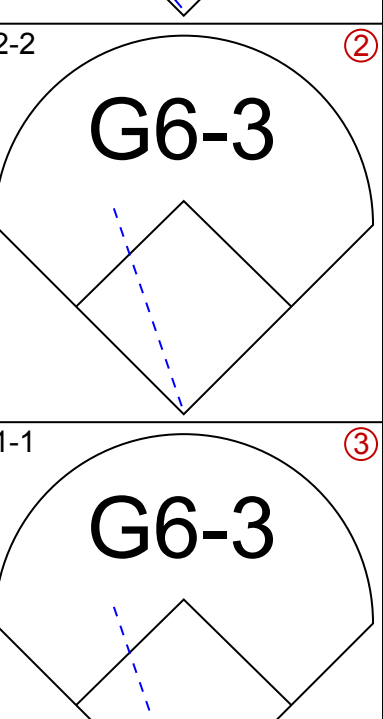
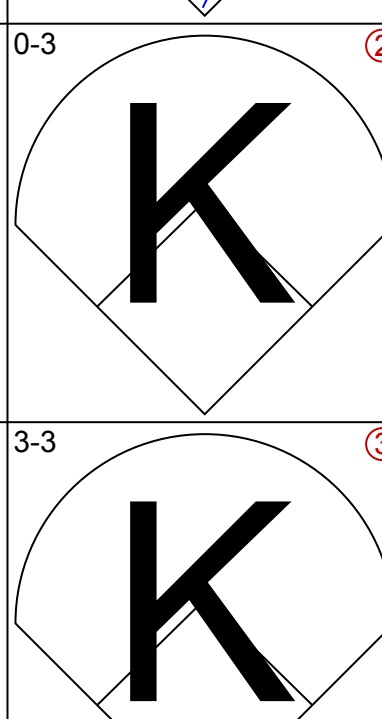
AB	33
R	3
H	8
RBI	3
BB	1
SO	4
LOB	13



Batter	1	2	3	4	5	6	7	8	9	AB	R	H	RBI	BB	SO	LOB	TOP																			
1 Brian Roberts, S OBP: 0.407, SLG: 0.529 (1, 4)	F8		1B	1B		FC6-4		FC4-6		4	2	2	2	1	0	1	Baltimore Orioles @ Houston Astros Minute Maid Park, Houston, TX Tue Jun 03 2003, 7:05 PM CDT Att: 25,545 - Dome - 72 F																			
Luis Matos, R OBP: 0.512, SLG: 0.780 (1, 8)	G6-3		FC5	K		FC6-4		FC6-4		5	0	2	2	0	1	3																				
6 Melvin Mora, R OBP: 0.453, SLG: 0.593 (1, 7) (5, 6)	1B		FC5			G6-3		K		5	1	2	0	0	1	3																				
Jeff Conine, R OBP: 0.339, SLG: 0.450 (1, 3)	L6			G6-3	F9			F8	P4	5	0	0	0	0	0	2																				
31 Jay Gibbons, L OBP: 0.350, SLG: 0.467 (1, 9)		G3-1		HR	BB			F7	FC5-4	4	1	2	1	1	0	0																				
Tony Batista, R OBP: 0.307, SLG: 0.413 (1, 5)	F7			L5	L5			1B	FC5-4	5	0	1	0	0	0	3																				
Delvi Cruz, R OBP: 0.350, SLG: 0.350 (5, 1) B.J. Ryan, L ERA: 3.7 (5, 1)	G6-3			1B	E6			2B	L8	3	1	2	0	0	0	0																				
Rick Bauer, R ERA: 4.05 (6, 1) David Spivey, S ERA: 5.91 (7, PH) Willis Roberts, R ERA: 5.04 (7, 1) Buddy Groom, L ERA: 7.41 (8, 1) Kerry Ligtenberg, R ERA: 4.55 (8, 1) 53 Carlos Mendez, R ERA: 2.90, SLG: 0.500 (9, PH)				1B	FC4-6			1B		1	0	0	0	0	0	0																				
Geronomo Gil, R OBP: 0.341, SLG: 0.362 (1, 2)			F8	BB	FC4-6			K2-3		4	1	1	0	0	1	2																				
Jason Johnson, R ERA: 3.7 (1, 1) B.J. Surhoff, L OBP: 0.337, SLG: 0.385 (5, 7)			K	1B	L5			1B		1	0	0	0	1	1	0																				
Inning Stats	R: 0 E: 0 K: 0 S: 15	H: 1 LOB: 1 BB: 0 P: 20	R: 0 E: 0 K: 0 S: 7	H: 0 LOB: 0 BB: 0 P: 11	R: 1 E: 0 K: 1 S: 17	H: 2 LOB: 1 BB: 0 P: 28	R: 3 E: 0 K: 1 S: 19	H: 4 LOB: 2 BB: 1 P: 30	R: 1 E: 0 K: 0 S: 15	H: 2 LOB: 2 BB: 1 P: 21	R: 0 E: 0 K: 0 S: 8	H: 0 LOB: 1 BB: 1 P: 16	R: 0 E: 0 K: 0 S: 12	H: 2 LOB: 0 BB: 0 P: 18	R: 1 E: 0 K: 2 S: 13	H: 2 LOB: 1 BB: 0 P: 17	R: 0 E: 0 K: 0 S: 11	H: 1 LOB: 1 BB: 0 P: 15	1B: 10 2B: 3 3B: 0 HR: 1	SF: 0 SAC: 0 DP: 0 HBP: 0	WP: 0 PA: 43 PB: 0 SB: 3 CS: 0															
PITCHER	IP	WLS	BF	H	R	ER	SO	BB	IBB	HBP	BLK	WP	HR	S	P	ERA	WHIP	PITCHER		IP	WLS	BF	H	R	ER	SO	BB	IBB	HBP	BLK	WP	HR	S	P	ERA	WHIP
Tim Redding, R ERA: 3.7 (1, 1)	4.0		20	7	4	4	2	1	0	0	0	0	1	58	89	9.00	2.000	Ricky Stone, R ERA: 2.08 (9, 1)		1.0		4	1	0	0	0	0	0	0	0	0	0	11	15	0.00	1.000

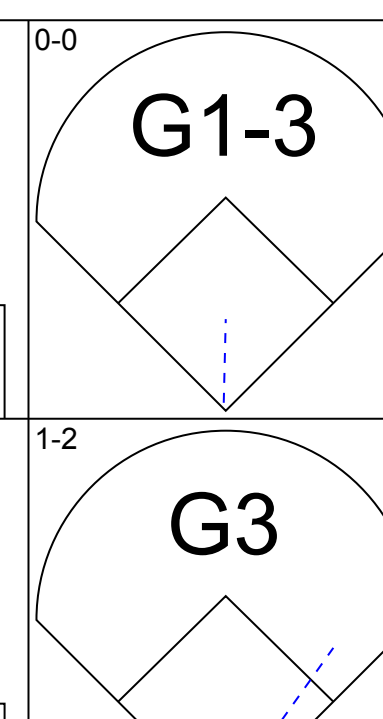
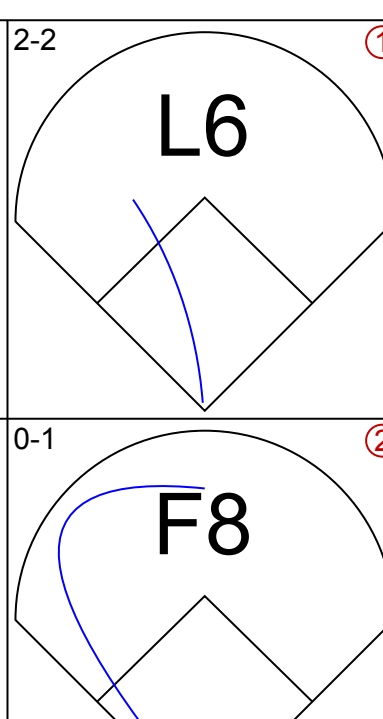
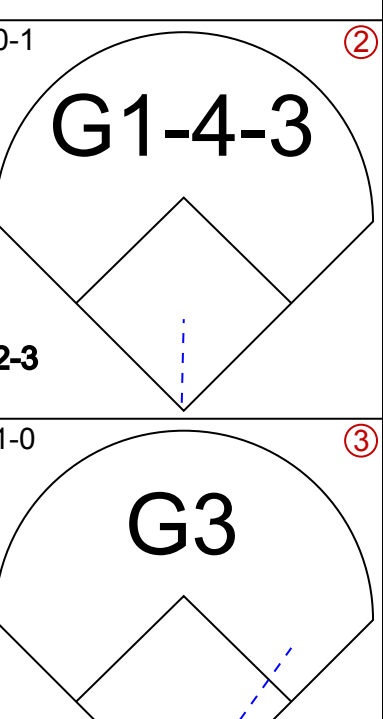
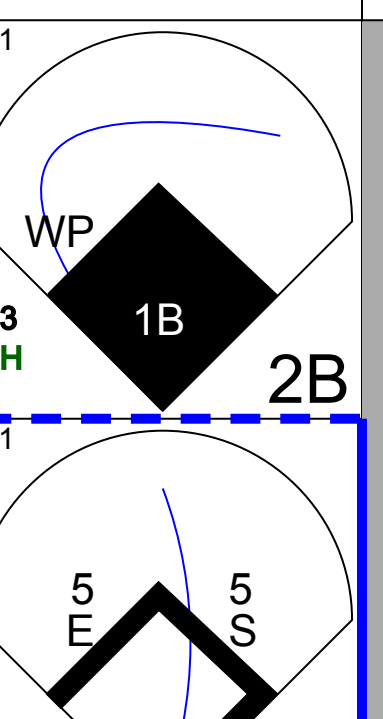
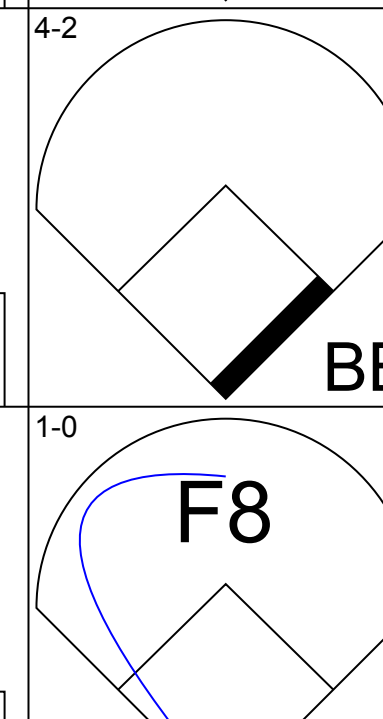
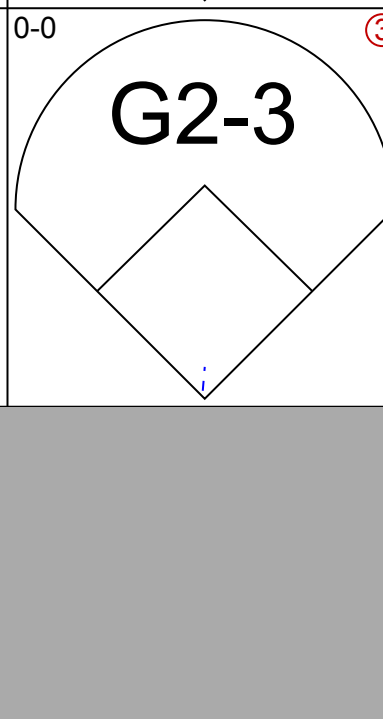

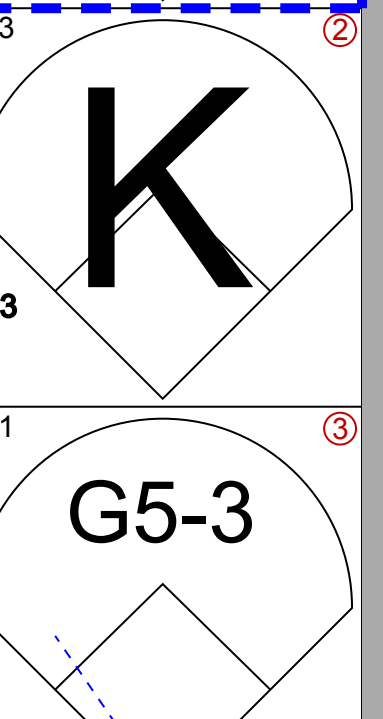

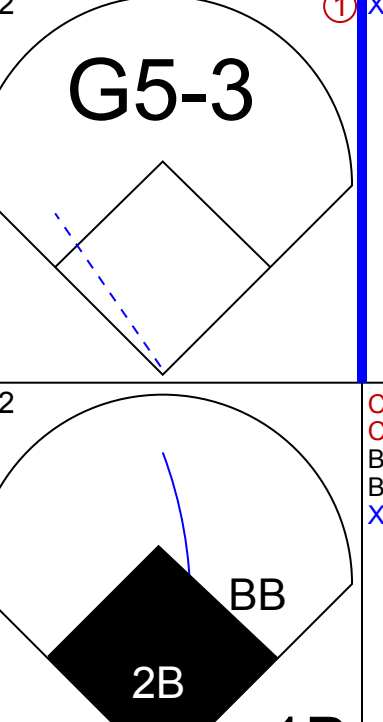
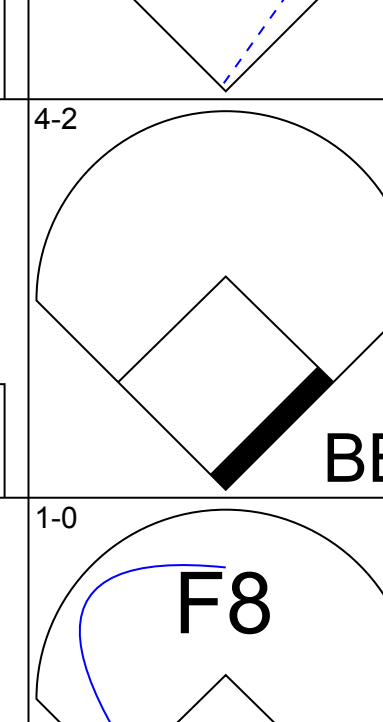
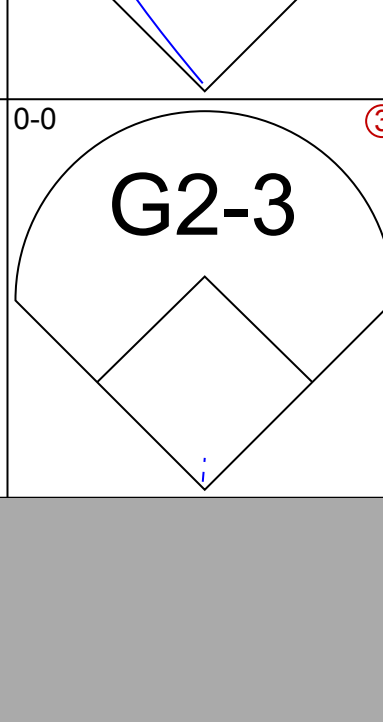
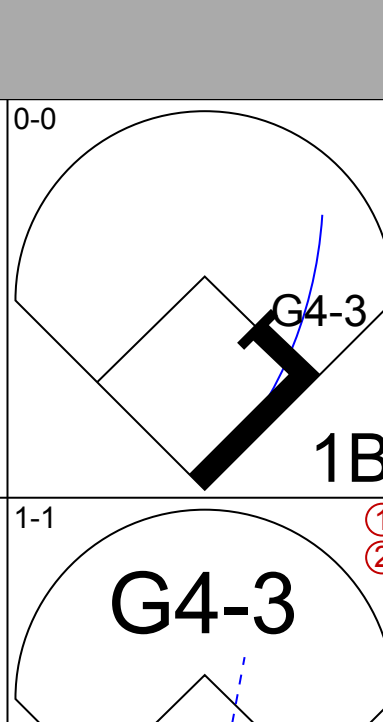

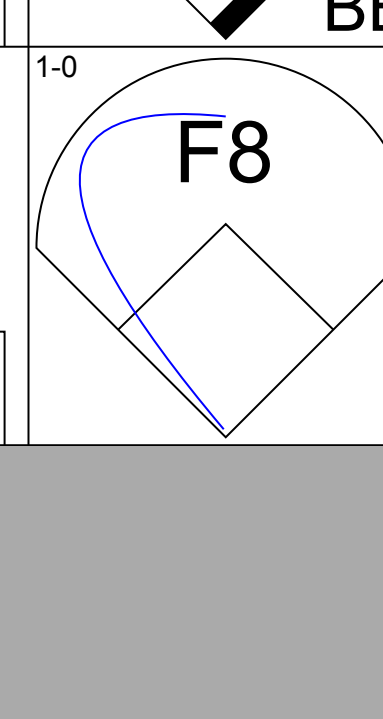
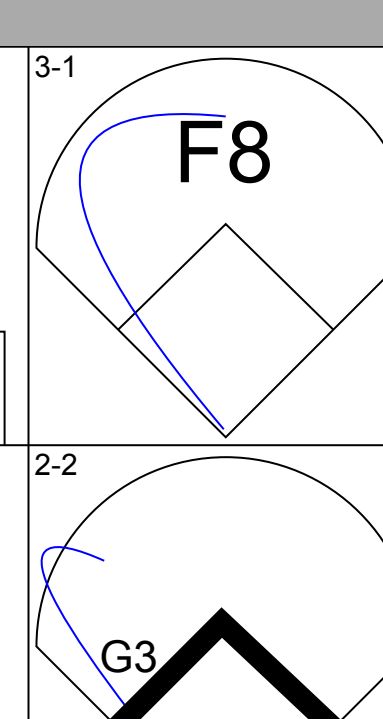
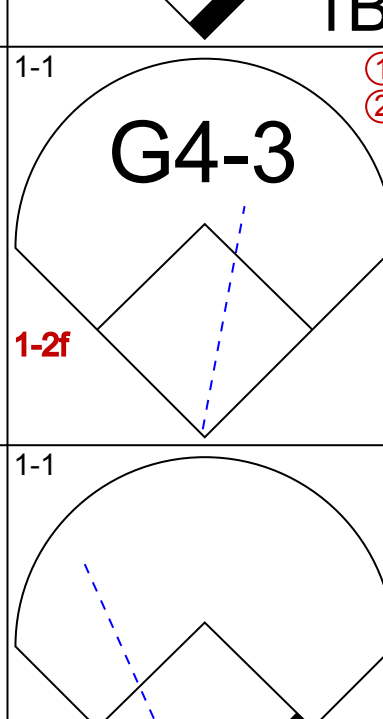
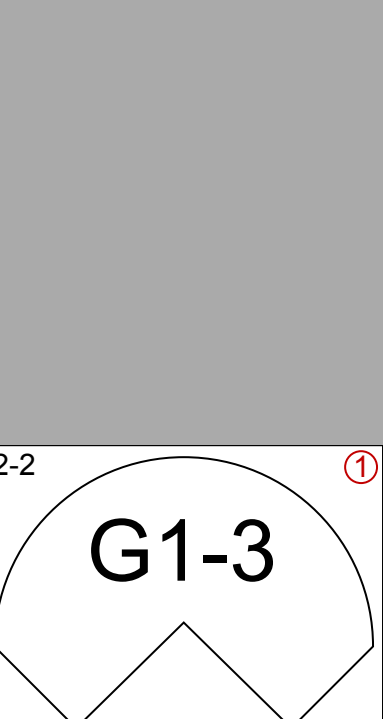

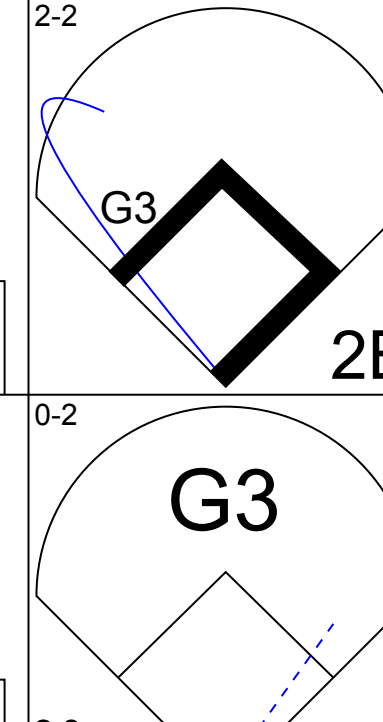
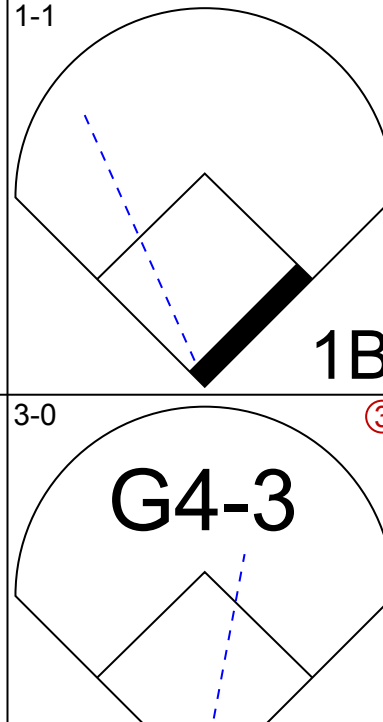
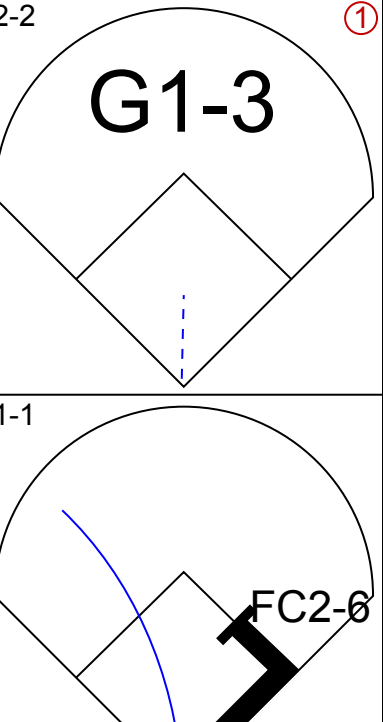
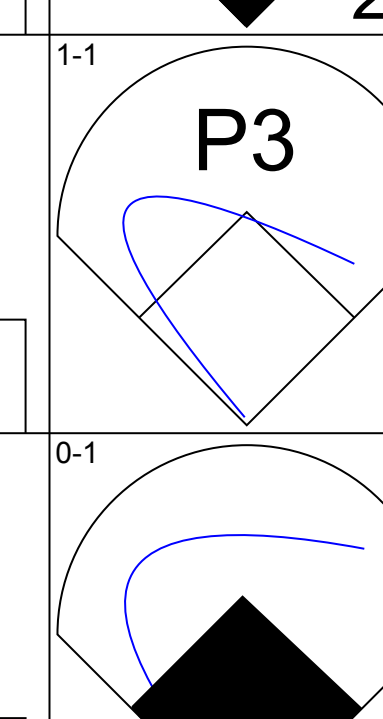
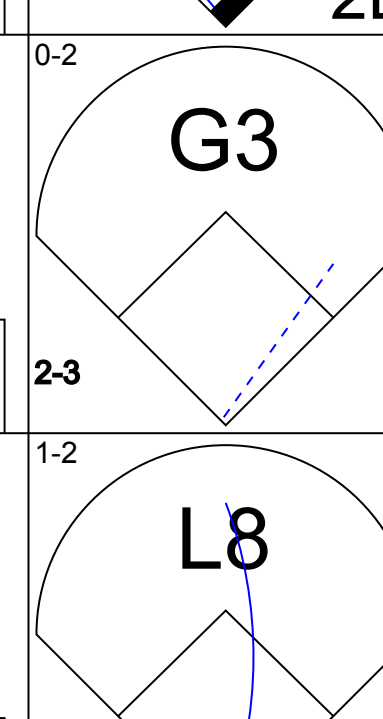
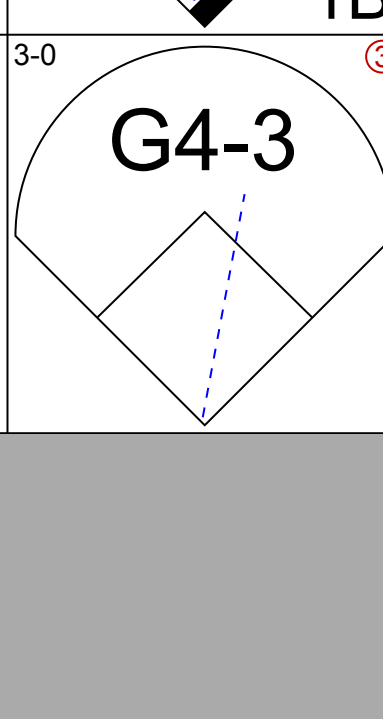
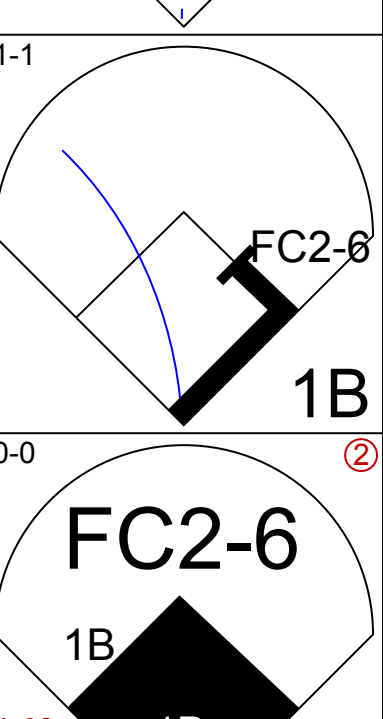
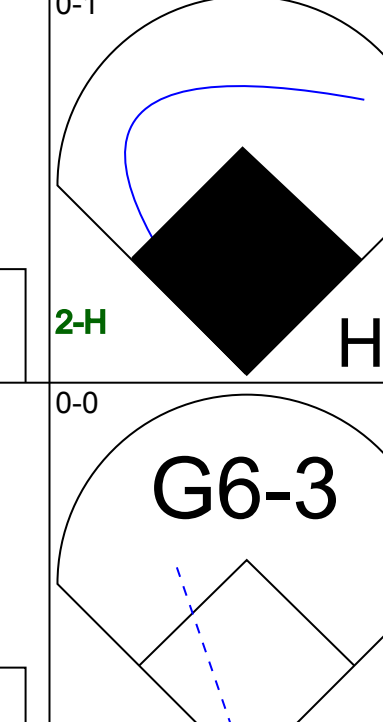
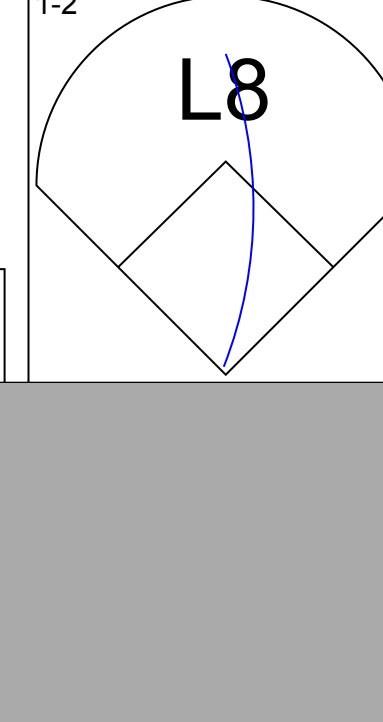
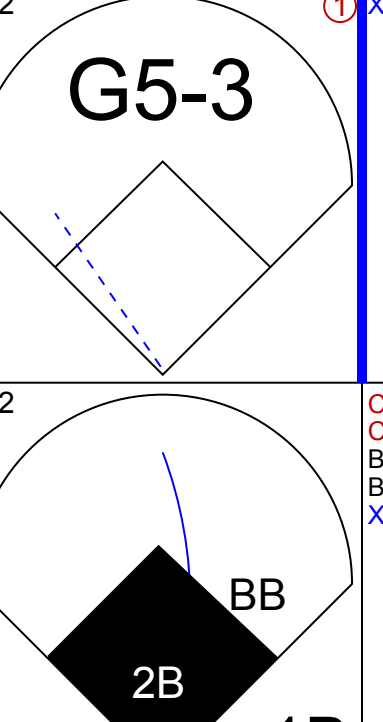
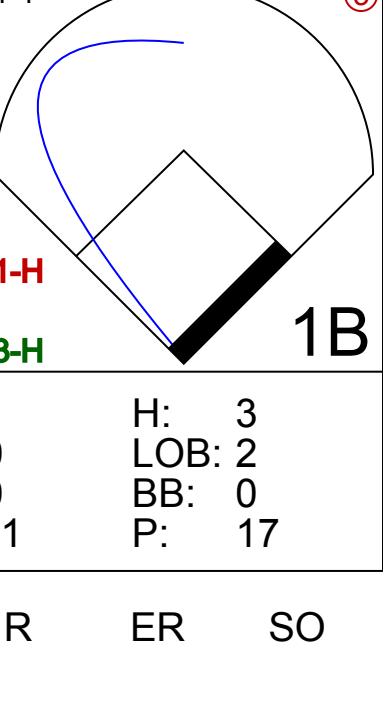

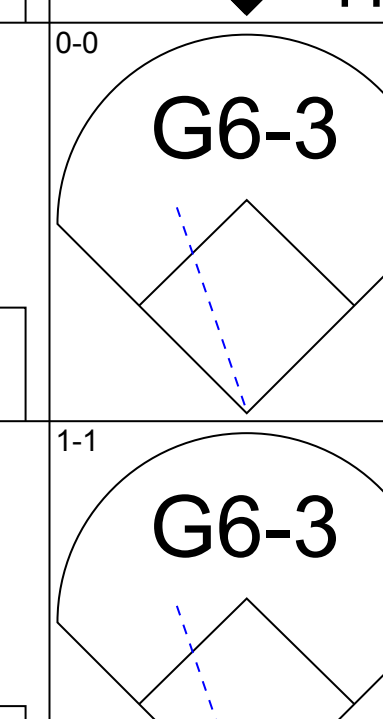
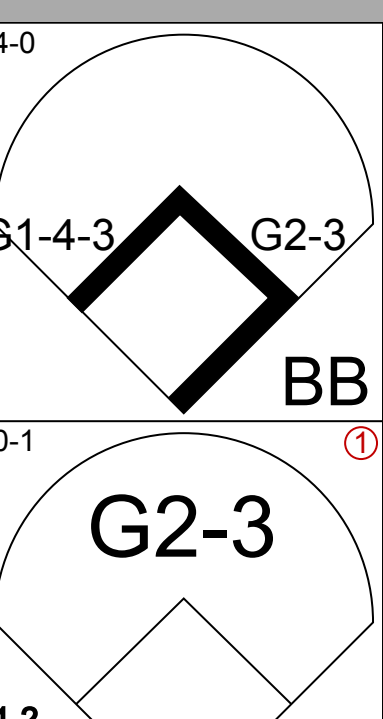
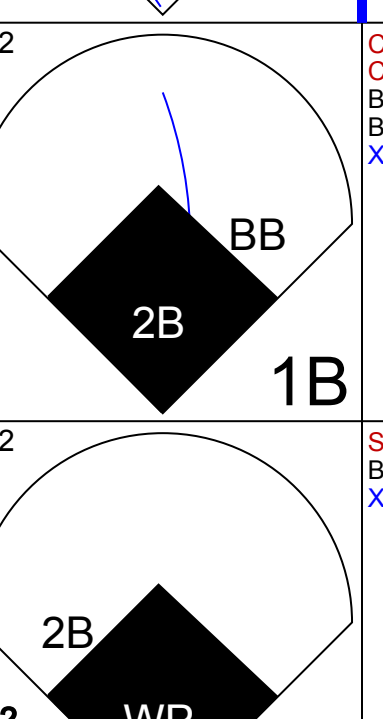
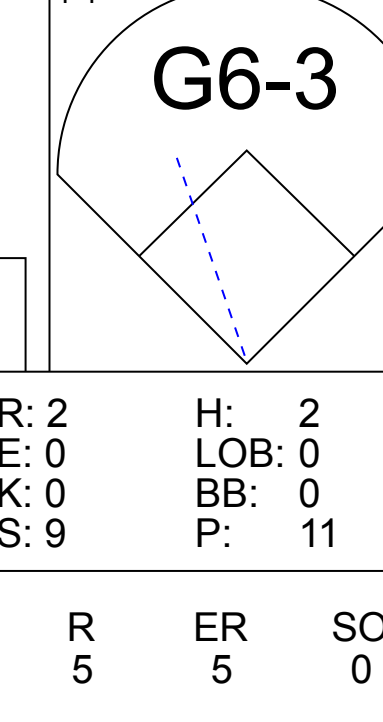
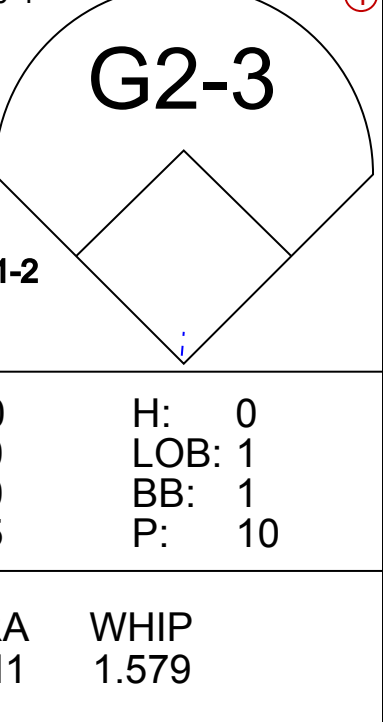
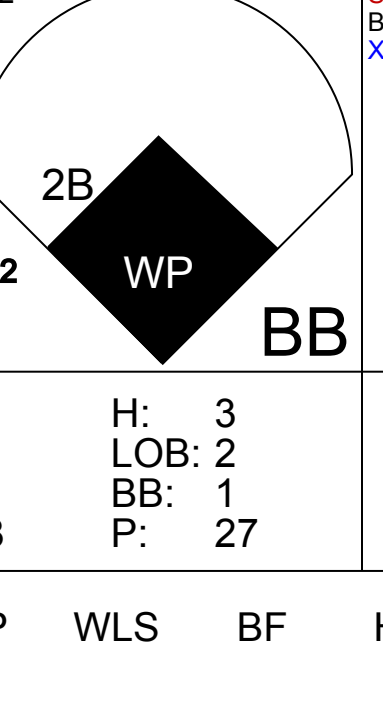

Batter	1	2	3	4	5	6	7	8	9	AB	R	H	RBI	BB	SO	LOB	BOTTOM																			
Craig Biggio, R OBP: 0.346, SLG: 0.438 (1, 8)	K	L9			HR	G5-4-3		K		5	1	1	1	0	2	6	Baltimore Orioles @ Houston Astros Minute Maid Park, Houston, TX Tue Jun 03 2003, 7:05 PM CDT Att: 25,545 - Dome - 72 F																			
Morgan Ensberg, R OBP: 0.407, SLG: 0.615 (1, 5)	K		17 WP		G5-3		F8	HR		5	1	2	4	0	1	0																				
5 Jeff Bagwell, R OBP: 0.356, SLG: 0.467 (1, 3)	PB		F8		HR		G4-3	17 BB		4	2	2	0	1	0	1																				
Jeff Kent, R OBP: 0.393, SLG: 0.561 (1, 4)	1B		F8		HR		G6-3	K		5	1	2	3	0	1	3																				
17 Lance Berkman, S OBP: 0.398, SLG: 0.487 (1, 7)	K		K		HR			3B		4	2	2	1	1	2	2																				
Orlando Merced, S OBP: 0.320, SLG: 0.393 (1, 9) Brian Hunter, R OBP: 0.266, SLG: 0.271 (8, FR) (9, 9)		CS		K	1B			2B	G4-3	3	0	2	1	1	1	0																				
Brad Ausmus, R OBP: 0.288, SLG: 0.280 (1, 2)	1B		G1-3		K			HR	BB	3	1	1	0	1	1	1																				
28 Adam Everett, R OBP: 0.295, SLG: 0.352 (1, 6)	P4		F7				K	SH		3	1	0	0	0	1	1																				
Tim Redding, R ERA: 3.7 (1, 1) Jonathan Johnson, R ERA: 4.80 (1, 1) Delvi Cruz, R ERA: 2.90, SLG: 0.500 (1, 1) Willis Roberts, R ERA: 5.04 (1, 1) Buddy Groom, L ERA: 7.41 (1, 1) Geoff Blum, S ERA: 3.00 (1, 1) Ricky Stone, R ERA: 2.08 (1, 1)			G6-3		G5-4-3			HR	IBB	1	0	0	0	0	0	0																				
Inning Stats	R: 1 E: 0 K: 3 S: 16	H: 1 LOB: 1 BB: 1 P: 27	R: 0 E: 0 K: 0 S: 12	H: 2 LOB: 1 BB: 1 P: 17	R: 0 E: 0 K: 1 S: 15	H: 1 LOB: 0 BB: 0 P: 23	R: 0 E: 0 K: 1 S: 13	H: 0 LOB: 0 BB: 0 P: 16	R: 4 E: 0 K: 1 S: 22	H: 5 LOB: 1 BB: 0 P: 28	R: 0 E: 0 K: 1 S: 6	H: 1 LOB: 0 BB: 0 P: 9	R: 0 E: 0 K: 0 S: 10	H: 0 LOB: 0 BB: 0 P: 17	R: 6 E: 1 K: 2 S: 20	H: 4 LOB: 2 BB: 3 P: 40		R: 0 E: 0 K: 0 S: 11	H: 1 LOB: 1 BB: 0 P: 15	1B: 7 2B: 2 3B: 1 HR: 4	SF: 0 SAC: 1 DP: 1 HBP: 0	WP: 1 PA: 42 PB: 1 SB: 0 CS: 1														
PITCHER	IP	WLS	BF	H	R	ER	SO	BB	IBB	HBP	BLK	WP	HR	S	P	ERA	WHIP	PITCHER		IP	WLS	BF	H	R	ER	SO	BB	IBB	HBP	BLK	WP	HR	S	P	ERA	WHIP
Jason Johnson, R ERA: 3.63 (1, 1)	4.2		23	8	5	4	5	2	0	0	0	0	1	3	73	10.3	7.71	Kerry Ligtenberg, R ERA: 3.0 (8, 1)		1.0		8	2	3	2	2	1	1	0	0	1	15	31	18.00	3.000	



Batter	1	2	3	4	5	6	7	8	9	AB	R	H	RBI	BB	SO	LOB	TOP								
1 Brian Roberts, S OBP: 0.413, SLG: 0.527 (1,4)										4	1	2	0	0	1	0	Baltimore Orioles @ Houston Astros Minute Maid Park, Houston, TX Wed Jun 04 2003, 7:05 PM CDT Att: 25,712 - Dome - 72 F								
Luis Matos, R OBP: 0.489, SLG: 0.756 (1,8)										4	1	1	0	0	3	2									
6 Melvin Mora, R OBP: 0.464, SLG: 0.595 (1,7)										1	1	1	0	3	0	0									
Jeff Conine, R OBP: 0.333, SLG: 0.441 (1,3)										4	0	0	0	0	2	7									
31 Jay Gibbons, L OBP: 0.348, SLG: 0.468 (1,9)										4	0	1	3	0	1	3									
Tony Batista, R OBP: 0.306, SLG: 0.424 (1,5)										4	1	1	1	0	1	1									
Deivi Cruz, R OBP: 0.249, SLG: 0.348 (1,6)										4	0	0	0	0	1	0									
Geronimo Gil, R OBP: 0.331, SLG: 0.350 (1,2)										4	0	0	0	0	1	0									
Pat Hentgen, R (1,1)																									
B.J. Ryan, L (7,1)																									
Rick Bauer, R (7,1)																									
David Segui, S OBP: 0.389, SLG: 0.428 (9, PH)																									
Inning Stats	R: 0 E: 0 K: 3 S: 12	H: 0 LOB: 1 BB: 1 P: 20	R: 0 E: 0 K: 2 S: 9	H: 0 LOB: 0 BB: 0 P: 14	R: 0 E: 1 K: 1 S: 9	H: 0 LOB: 1 BB: 0 P: 11	R: 0 E: 0 K: 1 S: 9	H: 1 LOB: 1 BB: 0 P: 13	R: 0 E: 0 K: 0 S: 6	H: 0 LOB: 0 BB: 0 P: 10	R: 3 E: 0 K: 0 S: 12	H: 3 LOB: 0 BB: 1 P: 20	R: 0 E: 0 K: 1 S: 7	H: 0 LOB: 2 BB: 0 P: 12	R: 0 E: 0 K: 1 S: 12	H: 1 LOB: 2 BB: 1 P: 21	R: 1 E: 0 K: 2 S: 11	H: 1 LOB: 0 BB: 0 P: 15	1B: 3 2B: 2 3B: 0 HR: 1	SF: 0 SAC: 0 DP: 0 HBP: 0	WP: 0 PB: 0 SB: 0 CS: 0	PA: 36			
PITCHER	IP	WLS	BF	H	R	ER	SO	BB	IBB	HBP	BLK	WP	HR	S	P	ERA	WHIP								
Wade Miller, R ERA: 4.67 (1,1)	7.0	W	27	4	3	3	8	2	0	0	0	0	0	64	100	3.86	0.857								
54 Brad Lidge, R ERA: 1.53 (8,1)	0.2	H	4	1	0	0	1	1	0	0	0	0	0	11	19	0.00	3.000								
Billy Wagner, L ERA: 1.89 (8,1)	1.1	S	5	1	1	1	2	0	0	0	0	0	1	12	17	6.75	0.750								

AB	33
R	4
H	6
RBI	4
BB	3
SO	11
LOB	13



Batter	1	2	3	4	5	6	7	8	9	AB	R	H	RBI	BB	SO	LOB	BOTTOM								
Craig Biggio, R OBP: 0.345, SLG: 0.439 (1,8)										4	1	1	1	0	0	1	Baltimore Orioles @ Houston Astros Minute Maid Park, Houston, TX Wed Jun 04 2003, 7:05 PM CDT Att: 25,712 - Dome - 72 F								
Geoff Blum, S OBP: 0.301, SLG: 0.396 (1,5)										3	0	0	0	0	0	1									
Gregg Zaun, S OBP: 0.348, SLG: 0.379 (7, PH)										1	0	1	1	0	0	0									
28 Adam Everett, R OBP: 0.295, SLG: 0.352 (7, PR)										0	0	0	0	0	0	0									
5 Jeff Bagwell, R OBP: 0.358, SLG: 0.465 (1,3)										3	0	1	0	1	1	1									
Jeff Kent, R OBP: 0.387, SLG: 0.551 (1,4)										4	0	0	0	0	0	4									
17 Lance Berkman, S OBP: 0.404, SLG: 0.503 (1,7)										4	1	3	0	0	0	0									
Orlando Merced, S OBP: 0.317, SLG: 0.387 (1,9)										4	0	1	0	0	0	3									
Jose Vizcaino, S OBP: 0.185, SLG: 0.222 (1,6)										3	1	1	2	0	0	1									
54 Brad Lidge, R (8,1)										0	0	0	0	0	0	0									
Billy Wagner, L (8,1)										1	1	0	0	0	0	1									
Brad Ausmus, R OBP: 0.278, SLG: 0.287 (1,2)										3	1	2	0	1	0	0									
Wade Miller, R OBP: 0.185, SLG: 0.222 (1,1)										2	0	0	0	0	0	1									
Morgan Ensberg, R OBP: 0.418, SLG: 0.620 (7, PH)										1	1	1	1	1	0	0									
Inning Stats	R: 0 E: 0 K: 0 S: 7	H: 0 LOB: 1 BB: 1 P: 13	R: 2 E: 0 K: 0 S: 9	H: 2 LOB: 0 BB: 0 P: 11	R: 0 E: 0 K: 0 S: 6	H: 0 LOB: 0 BB: 0 P: 8	R: 0 E: 0 K: 0 S: 12	H: 1 LOB: 1 BB: 0 P: 18	R: 0 E: 0 K: 0 S: 5	H: 2 LOB: 1 BB: 1 P: 10	R: 0 E: 0 K: 0 S: 6	H: 2 LOB: 1 BB: 0 P: 11	R: 3 E: 1 K: 1 S: 18	H: 3 LOB: 2 BB: 1 P: 27	R: 0 E: 0 K: 0 S: 11	H: 3 LOB: 2 BB: 0 P: 17	1B: 7 2B: 3 3B: 0 HR: 1	SF: 0 SAC: 0 DP: 1 HBP: 0	WP: 1 PB: 0 SB: 1 CS: 0	PA: 36					
PITCHER	IP	WLS	BF	H	R	ER	SO	BB	IBB	HBP	BLK	WP	HR	S	P	ERA	WHIP								
Pat Hentgen, R ERA: 5.25 (1,1)	6.1	L	28	7	5	5	0	3	0	0	1	0	1	56	6	7.11	1.579								
B.J. Ryan, L ERA: 4.86 (7,1)	0.0		1	1	0	0	0	0	0	0	0	1	0	2	4	∞	∞								
Rick Bauer, R ERA: 4.6 (7,1)	1.2		7	3	1	1	1	0	0	0	0	0	0	16	25	5.40	1.800								



Batter	1	2	3	4	5	6	7	8	9	AB	R	H	RBI	BB	SO	LOB	TOP					
1 Brian Roberts, S (1.4) OBP: 0.412, SLG: 0.517	G3		1B		1B		K		K	5	0	2	1	0	2	0	<p>Baltimore Orioles @ Houston Astros</p> <p>Minute Maid Park, Houston, TX</p> <p>Thu Jun 05 2003, 7:05 PM CDT</p> <p>Att: 26,883 - Dome - 72 F</p>					
6 Melvin Mora, R (1.8) OBP: 0.465, SLG: 0.593	K		K		1B		1B			4	0	2	0	0	2	2						
David Segui, S (1.3) OBP: 0.385, SLG: 0.423	1B		K		K		G3-1			4	0	1	0	0	2	5						
Jeff Conine, R (1.7) OBP: 0.328, SLG: 0.434	L9		P6		K			P4		4	0	0	0	0	1	5						
31 Jay Gibbons, L (1.9) OBP: 0.343, SLG: 0.459		G3		G1-3	K2-3			G4-3		4	0	0	0	0	1	2						
Tony Batista, R (1.5) OBP: 0.310, SLG: 0.427	K		HBP		K			2B		3	0	1	0	0	2	0						
Deivi Cruz, R (1.6) OBP: 0.243, SLG: 0.341	G5-3		F7		K			G6-3		4	0	0	0	0	1	2						
Brook Fordyce, R (1.2) OBP: 0.300, SLG: 0.338			1B		F8			E1		4	1	2	0	0	0	0						
Omar Daal, L (1.1) ERA: 4.91			1B		G4-3			G4-6-3		8	1	0	0	0	0	0						
Travis Driskill, R (3.1) ERA: 5.3			2B							1	0	0	0	0	0	0						
Wills Roberts, R (4.1) ERA: 5.46										0	0	0	0	0	0	0						
Kerry Ligtenberg, R (7.1) ERA: 3.6										0	0	0	0	0	0	0						
Jorge Julio, R (8.1) ERA: 3.8										0	0	0	0	0	0	0						
Inning Stats	R: 0 E: 0 K: 1 S: 9	H: 1 LOB: 1 BB: 0 P: 11	R: 0 E: 0 K: 1 S: 7	H: 0 LOB: 0 BB: 0 P: 12	R: 1 E: 0 K: 2 S: 14	H: 3 LOB: 2 BB: 0 P: 18	R: 0 E: 0 K: 0 S: 9	H: 1 LOB: 2 BB: 0 P: 11	R: 0 E: 0 K: 3 S: 21	H: 2 LOB: 2 BB: 0 P: 27	R: 0 E: 0 K: 2 S: 9	H: 0 LOB: 0 BB: 0 P: 10	R: 0 E: 0 K: 1 S: 11	H: 1 LOB: 1 BB: 0 P: 14	R: 0 E: 0 K: 0 S: 9	H: 1 LOB: 1 BB: 0 P: 11	R: 0 E: 1 K: 1 S: 6	H: 0 LOB: 0 BB: 0 P: 9	1B: 7 2B: 2 3B: 0 HR: 0	SF: 0 SAC: 0 DP: 1 HBP: 1	WP: 0 PB: 0 SB: 0 CS: 0	PA: 37
PITCHER	IP WLS BF H R ER SO BB IBB HBP BLK WP HR S P ERA WHIP																					
44 Roy Oswalt, R (1.1) ERA: 3.1	7.0 W 30 8 1 1 11 0 0 0 0 0 0 80 103 1.29 1.143																					
Pete Munro, R (8.1) ERA: 5.71	1.0 4 1 0 0 0 0 0 0 0 0 0 9 11 0.00 1.000																					
Nate Bland, L (9.1) ERA: 5.73	1.0 3 0 0 0 1 0 0 0 0 0 0 6 9 0.00 0.000																					

Batter	1	2	3	4	5	6	7	8	9	AB	R	H	RBI	BB	SO	LOB	BOTTOM			
Craig Biggio, R (1.8) OBP: 0.347, SLG: 0.442	1B									3	1	1	0	0	0	2	<p>Baltimore Orioles @ Houston Astros</p> <p>Minute Maid Park, Houston, TX</p> <p>Thu Jun 05 2003, 7:05 PM CDT</p> <p>Att: 26,883 - Dome - 72 F</p>			
Colin Porter, L (5.9) OBP: 0.333, SLG: 0.250	2B									1	1	1	0	0	0	0				
Morgan Ensberg, R (1.5) OBP: 0.435, SLG: 0.656	1B									4	3	3	4	1	0	1				
5 Jeff Bagwell, R (1.3) OBP: 0.363, SLG: 0.464	1B									3	1	1	0	2	1	0				
Pete Munro, R (8.1) ERA: 5.71	1B									0	0	0	0	0	0	0				
Nate Bland, L (9.1) ERA: 5.73	1B									0	0	0	0	0	0	0				
Jeff Kent, R (1.4) OBP: 0.386, SLG: 0.548	1B									3	0	1	1	0	0	4				
Jose Vizcaino, S (6.4) OBP: 0.294, SLG: 0.356	1B									2	1	1	0	0	0	0				
17 Lance Berkman, S (1.7) OBP: 0.413, SLG: 0.503	P6									2	2	1	0	3	0	2				
Brian Hunter, R (1.9) OBP: 0.304, SLG: 0.328	E9									5	1	4	4	0	0	1				
Brad Ausmus, R (1.2) OBP: 0.272, SLG: 0.282	G6-4-3									3	0	0	1	0	1	6				
28 Adam Everett, R (1.6) OBP: 0.296, SLG: 0.352										3	1	1	1	0	1	3				
44 Roy Oswalt, R (1.1) ERA: 3.1										1	0	0	0	0	0	0				
Geoff Blum, S (7.3) OBP: 0.299, SLG: 0.394										1	0	0	0	0	0	0				
Inning Stats	R: 3 E: 1 K: 0 S: 13	H: 4 LOB: 1 BB: 1 P: 24	R: 1 E: 0 K: 0 S: 9	H: 3 LOB: 2 BB: 0 P: 17	R: 2 E: 0 K: 0 S: 9	H: 2 LOB: 1 BB: 0 P: 12	R: 1 E: 0 K: 2 S: 19	H: 1 LOB: 3 BB: 3 P: 37	R: 0 E: 0 K: 0 S: 3	H: 0 LOB: 1 BB: 0 P: 8	R: 2 E: 0 K: 1 S: 9	H: 2 LOB: 0 BB: 1 P: 15	R: 2 E: 0 K: 0 S: 14	H: 2 LOB: 0 BB: 0 P: 19	R: 0 E: 0 K: 0 S: 6	H: 0 LOB: 0 BB: 1 P: 14	1B: 11 2B: 2 3B: 0 HR: 1	SF: 1 SAC: 3 DP: 4 HBP: 1	WP: 1 PB: 0 SB: 1 CS: 0	PA: 42
PITCHER	IP WLS BF H R ER SO BB IBB HBP BLK WP HR S P ERA WHIP																			
Omar Daal, L (1.1) ERA: 4.91	2.0 L 13 7 4 4 0 0 1 0 0 0 0 0 22 41 18.00 4.000																			
Travis Driskill, R (3.1) ERA: 5.3	1.0 6 2 2 2 0 0 0 0 0 0 0 9 12 18.00 2.000																			
Wills Roberts, R (4.1) ERA: 5.46	3.0 15 3 3 3 3 4 0 1 0 1 0 31 60 9.00 2.333																			
Kerry Ligtenberg, R (7.1) ERA: 3.6	1.0 5 2 2 2 0 0 0 0 0 0 0 1 14 19 18.00 2.000																			
Jorge Julio, R (8.1) ERA: 3.8	1.0 3 0 0 0 0 1 0 0 0 0 0 6 14 0.00 1.000																			

AB	36
R	1
H	9
RBI	1
BB	0
SO	12
LOB	19

AB	31
R	11
H	14
RBI	11
BB	6
SO	3
LOB	19



Batter	1	2	3	4	5	6	7	8	9	AB	R	H	RBI	BB	SO	LOB	TOP					
Julio Lugo, R OBP: 0.331, SLG: 0.303	G5-3		F9	K		G4-3		2B		5	1	1	0	0	1	4						
Marlon Anderson, L OBP: 0.335, SLG: 0.366	G3-1			G4-3		HR		G4-3		5	1	2	2	0	0	0						
5 Rocco Baldelli, R OBP: 0.359, SLG: 0.457	G6-3			P3		G6-4-3		K		5	1	1	0	0	2	1						
Aubrey Huff, L OBP: 0.364, SLG: 0.573		F8		1B		G6-4-3		G3		5	1	1	0	0	1	2						
Toby Hall, R OBP: 0.310, SLG: 0.367	P5			1B		G6-3		E		4	1	1	0	1	0	0						
Travis Lee, L OBP: 0.337, SLG: 0.408	K			1B				E5		5	2	2	3	0	2	1						
18 Jared Sandberg, R OBP: 0.339, SLG: 0.481				P4						3	1	2	2	0	0	0						
Jason Tyner, L OBP: 0.459, SLG: 0.515				E1				G4-3		1	0	0	0	0	0	2	AB 39					
Terry Shumpert, R OBP: 0.316, SLG: 0.440				1B						0	0	0	0	0	0	0	R 8					
13 Carl Crawford, L OBP: 0.298, SLG: 0.335				1B				L6		3	0	1	0	1	0	0	H 11					
Nick Bierbrodt, L OBP: 0.295, SLG: 0.402				1B				L6		0	0	0	0	0	0	0	RBI 7					
Ben Grieco, L OBP: 0.295, SLG: 0.402				1B				L6		0	0	0	0	0	0	0	BB 3					
Jesus Colome, R OBP: 0.295, SLG: 0.402				1B				L6		0	0	0	0	0	0	0	SO 7					
Al Martin, L OBP: 0.295, SLG: 0.402				1B				L6		0	0	0	0	0	0	0	LOB 11					
Travis Harper, L OBP: 0.295, SLG: 0.402				1B				L6		0	0	0	0	0	0	0						
Mike Venafro, L OBP: 0.295, SLG: 0.402				1B				L6		0	0	0	0	0	0	0						
Inning Stats	R: 0 E: 0 K: 0 S: 8	H: 0 LOB: 0 BB: 0 P: 12	R: 0 E: 0 K: 1 S: 7	H: 0 LOB: 0 BB: 0 P: 12	R: 0 E: 0 K: 0 S: 8	H: 1 LOB: 1 BB: 0 P: 9	R: 3 E: 1 K: 1 S: 26	H: 4 LOB: 2 BB: 2 P: 41	R: 1 E: 0 K: 0 S: 7	H: 2 LOB: 0 BB: 0 P: 11	R: 2 E: 0 K: 1 S: 12	H: 2 LOB: 0 BB: 0 P: 18	R: 1 E: 1 K: 1 S: 16	H: 0 LOB: 2 BB: 1 P: 26	R: 1 E: 0 K: 1 S: 13	H: 2 LOB: 1 BB: 0 P: 18	R: 0 E: 0 K: 2 S: 13	H: 0 LOB: 0 BB: 0 P: 19	1B: 6 2B: 2 3B: 0 HR: 3	SF: 0 SAC: 0 DP: 1 HBP: 0	WP: 1 PB: 0 SB: 1 CS: 0	PA: 42
PITCHER	IP	WLS	BF	H	R	ER	SO	BB	IBB	HBP	BLK	WP	HR	S	P	ERA	WHIP					
Jerome Robertson, L ERA: 6.18	3.2		18	5	3	3	1	2	0	0	0	0	1	46	69	7.36	1.909					
Ricky Stone, R ERA: 2.75	1.1		7	4	3	3	1	0	0	0	0	0	2	14	22	20.25	3.000					
Nate Bland, L ERA: 5.25	1.0	H	3	0	0	0	1	0	0	0	0	0	0	8	12	0.00	0.000					
54 Brad Lidge, R ERA: 1.49	1.0	B	6	0	1	0	1	1	0	0	0	1	0	16	26	0.00	1.000					
Octavio Dotel, R ERA: 1.87	1.0	W	5	2	1	1	1	0	0	0	0	0	0	13	18	9.00	2.000					

Tampa Bay Devil Rays @ Houston Astros
Minute Maid Park, Houston, TX
Fri Jun 06 2003, 7:05 PM CDT
Att: 27,546 - Dome - 72 F

livebaseballscorecards.com

AB 39
R 8
H 11
RBI 7
BB 3
SO 7
LOB 11



Batter	1	2	3	4	5	6	7	8	9	AB	R	H	RBI	BB	SO	LOB	BOTTOM				
Craig Biggio, R OBP: 0.352, SLG: 0.441	HR	5 BB		G6-3		WP		B3		3	1	1	0	2	0	1					
Morgan Ensberg, R OBP: 0.450, SLG: 0.687	HR	5 BB		G5-3		BB		1B		3	3	2	2	2	0	0					
5 Jeff Bagwell, R OBP: 0.367, SLG: 0.466	1B	17 FC4-6		G5-3		K		1B		3	2	1	0	2	1	2					
Jeff Kent, R OBP: 0.386, SLG: 0.545	1B	17 FC4-6		F9		F8		1B		5	1	2	2	0	0	5					
17 Lance Berkman, S OBP: 0.408, SLG: 0.497	FC4-6	SF8-3-5		G4-3		2B		G6-3		4	1	1	2	0	0	2					
Brian Hunter, R OBP: 0.315, SLG: 0.343	HR			E5		1B		F9		3	1	1	0	1	0	0					
Octavio Dotel, R										0	0	0	0	0	0	0					
Geoff Blum, S OBP: 0.303, SLG: 0.398	HR					2B		1B		1	0	1	1	0	0	0					
Billy Wagner, L										0	0	0	0	0	0	0					
Gregg Zaun, S OBP: 0.361	F7			F8		G5-3		G6-3		3	0	0	0	1	0	5					
Brad Ausmus, R OBP: 0.271, SLG: 0.281										1	0	0	0	0	0	1	AB 34				
28 Adam Everett, R OBP: 0.294, SLG: 0.379	HR			F7		G5-3		K		4	1	1	3	0	1	4	R 11				
Jerome Robertson, L OBP: 0.100, SLG: 0.100										2	0	0	0	0	0	1	H 11				
Ricky Stone, R ERA: 5.00				G4-3		F9		1B		0	0	0	0	0	0	0	RBI 10				
Nate Bland, L										0	0	0	0	0	0	0	BB 8				
Jose Vizcaino, S OBP: 0.303, SLG: 0.392										1	1	1	0	0	0	0	SO 2				
54 Brad Lidge, R ERA: 1.49										1	1	1	0	0	0	0	LOB 21				
Orlando Merced, S OBP: 0.235, SLG: 0.395										2	0	0	0	0	0	1					
Inning Stats	R: 6 E: 0 K: 0 S: 23	H: 4 LOB: 2 BB: 2 P: 43	R: 1 E: 0 K: 0 S: 5	H: 0 LOB: 3 BB: 3 P: 19	R: 0 E: 1 K: 0 S: 5	H: 0 LOB: 1 BB: 0 P: 6	R: 0 E: 0 K: 0 S: 8	H: 0 LOB: 0 BB: 0 P: 11	R: 0 E: 0 K: 1 S: 16	H: 2 LOB: 2 BB: 1 P: 22	R: 0 E: 0 K: 1 S: 7	H: 0 LOB: 1 BB: 1 P: 13	R: 4 E: 0 K: 0 S: 14	H: 4 LOB: 1 BB: 1 P: 25	R: 0 E: 0 K: 2 S: 13	H: 0 LOB: 0 BB: 0 P: 19	1B: 7 2B: 3 3B: 0 HR: 2	SF: 1 SAC: 0 DP: 1 HBP: 0	WP: 2 PB: 0 SB: 0 CS: 0	PA: 43	
PITCHER	IP	WLS	BF	H	R	ER	SO	BB	IBB	HBP	BLK	WP	HR	S	P	ERA	WHIP				
Nick Bierbrodt, L ERA: 9.68	1.0		12	4	7	7	0	5	0	0	0	0	0	23	31	0.00	0.500				
Carlos Reyes, R ERA: 5.00	4.0		14	2	0	0	0	0	0	0	0	0	0	23	31	0.00	0.500				
Jesus Colome, R ERA: 3.58	2.0		9	1	0	0	2	2	0	0	0	1	0	23	35	0.00	1.500				
Travis Harper, R ERA: 4.01	0.1	L	5	3	4	4	0	1	0	0	0	0	0	9	16	108.00	12.000				
Mike Venafro, L ERA: 3.24	0.2		3	1	0	0	0	0	0	0	0	1	0	5	9	0.00	1.500				

Tampa Bay Devil Rays @ Houston Astros
Minute Maid Park, Houston, TX
Fri Jun 06 2003, 7:05 PM CDT
Att: 27,546 - Dome - 72 F

livebaseballscorecards.com

AB 34
R 11
H 11
RBI 10
BB 8
SO 2
LOB 21



Batter	1	2	3	4	5	6	7	8	9	AB	R	H	RBI	BB	SO	LOB	TOP								
Marlon Anderson, L (1,4) OBP: 0.325, SLG: 0.356	F9		G3-1		F8	K			K	5	0	0	0	0	2	3									
5 Rocco Baldelli, R (1,8) OBP: 0.356, SLG: 0.464	F9			HR	K2-3		G4-3		F8	5	1	1	1	0	1	0									
Aubrey Huff, L (1,9) OBP: 0.363, SLG: 0.571	G3-1		G4-3 1B	2B	K		K			4	1	1	0	0	2	0									
Travis Lee, L (1,3) OBP: 0.335, SLG: 0.410				G4-3 2B		F8	K			4	0	1	0	0	1	1									
Toby Hall, R (1,2) OBP: 0.319, SLG: 0.399		P4		3B 1B		HR		G4-3 2B		4	2	3	2	0	0	1									
Jeff Liefer, L (1,5) OBP: 0.208, SLG: 0.315				F7		G1-6-3		G4-3		4	0	0	0	0	1	3									
18 Jared Sandberg, R (8,5) OBP: 0.339, SLG: 0.481				F7						0	0	0	0	0	0	0									
Julio Lugo, R (1,6) OBP: 0.335, SLG: 0.319				1-H 3B		E 13 BB		K		3	0	1	1	1	1	2									
13 Carl Crawford, L (1,7) OBP: 0.301, SLG: 0.332			F7					F7		2	0	0	0	2	0	1									
Geremi Gonzalez, R (1,1)			K		B3			F9		2	0	0	0	0	1	2									
Ben Grieve, L (6,PH) OBP: 0.376, SLG: 0.402										0	0	0	0	1	0	0									
Al Levine, L (6,1)										0	0	0	0	0	0	0									
Terry Shumpert, R (9,PH) OBP: 0.310, SLG: 0.431										1	0	0	0	0	0	0									
Inning Stats	R: 0 E: 0 K: 1 S: 6	H: 0 LOB: 0 BB: 0 P: 9	R: 0 E: 0 K: 1 S: 10	H: 1 LOB: 1 BB: 0 P: 15	R: 0 E: 0 K: 1 S: 8	H: 0 LOB: 0 BB: 0 P: 11	R: 3 E: 0 K: 0 S: 12	H: 4 LOB: 2 BB: 1 P: 20	R: 0 E: 0 K: 2 S: 9	H: 0 LOB: 0 BB: 0 P: 12	R: 1 E: 1 K: 1 S: 13	H: 1 LOB: 3 BB: 3 P: 30	R: 0 E: 0 K: 2 S: 9	H: 0 LOB: 0 BB: 0 P: 12	R: 0 E: 0 K: 1 S: 13	H: 1 LOB: 1 BB: 0 P: 20	R: 0 E: 0 K: 1 S: 8	H: 0 LOB: 0 BB: 0 P: 10	1B: 1 2B: 3 3B: 1 HR: 2	SF: 0 SAC: 0 DP: 0 HBP: 0	WP: 0 PB: 0 SB: 1 CS: 0	PA: 38			
PITCHER	IP	WLS	BF	H	R	ER	SO	BB	IBB	HBP	BLK	WP	HR	S	P	ERA	WHIP								
Jonathan Johnson, R (1,1) ERA: 5.11	5.2		27	6	4	4	4	2	2	0	0	0	2	55	91	6.35	1.412								
Nate Bland, L (6,1) ERA: 4.73	1.1	4	0	0	0	3	0	0	0	0	0	0	0	12	18	0.00	0.000								
Kirk Saarloos, R (8,1) ERA: 6.46	1.0	W	4	1	0	0	1	0	0	0	0	0	0	13	20	0.00	1.000								
Billy Wagner, L (9,1) ERA: 1.78	1.0	S	3	0	0	0	1	0	0	0	0	0	0	8	10	0.00	0.000								

Tampa Bay Devil Rays @ Houston Astros
Minute Maid Park, Houston, TX
Sat Jun 07 2003, 6:05 PM CDT
Att: 32,408 - Dome - 72 F

AB 34
R 4
H 7
RBI 4
BB 4
SO 9
LOB 13



Batter	1	2	3	4	5	6	7	8	9	AB	R	H	RBI	BB	SO	LOB	BOTTOM								
Craig Biggio, R (1,8) OBP: 0.350, SLG: 0.435	K	F8			F8		BB			3	0	0	0	1	1	0									
Morgan Ensberg, R (1,5) OBP: 0.444, SLG: 0.667	G5-3		P3		5 1B BB		K			3	0	0	0	1	1	1									
5 Jeff Bagwell, R (1,3) OBP: 0.369, SLG: 0.471	17 HR 2B		F8		1-2 1B			G3		4	1	2	0	0	0	0									
Jeff Kent, R (1,4) OBP: 0.392, SLG: 0.558	17 HR BB			HBP	P3			HR		2	2	1	1	1	0	2									
17 Lance Berkman, S (1,7) OBP: 0.406, SLG: 0.507	1-H 2-H HR		K			G4-3		G6-3		4	1	1	3	0	1	1									
Richard Hidalgo, R (1,9) OBP: 0.412, SLG: 0.532				G5-3		CS 1B		HR		4	1	3	1	0	0	0									
Brad Ausmus, R (1,2) OBP: 0.265, SLG: 0.274		G3		F7		P6		G5-3		4	0	0	0	0	0	2									
28 Adam Everett, R (1,6) OBP: 0.286, SLG: 0.367			K		K			F8		3	0	0	0	0	2	0									
Jonathan Johnson, R (1,1)										2	0	0	0	0	1	0									
Nate Bland, L (6,1)										0	0	0	0	0	0	0									
Geoff Blum, S (7,PH) OBP: 0.301, SLG: 0.395										1	0	0	0	0	0	0									
Kirk Saarloos, R (8,1)										0	0	0	0	0	0	0									
Billy Wagner, L (9,1)										0	0	0	0	0	0	0									
Inning Stats	R: 3 E: 0 K: 1 S: 13	H: 3 LOB: 1 BB: 1 P: 24	R: 0 E: 0 K: 1 S: 12	H: 0 LOB: 0 BB: 0 P: 16	R: 0 E: 0 K: 1 S: 6	H: 0 LOB: 1 BB: 0 P: 10	R: 0 E: 0 K: 1 S: 6	H: 0 LOB: 0 BB: 0 P: 8	R: 0 E: 0 K: 0 S: 5	H: 1 LOB: 2 BB: 1 P: 8	R: 0 E: 0 K: 1 S: 8	H: 1 LOB: 0 BB: 1 P: 15	R: 2 E: 0 K: 0 S: 14	H: 2 LOB: 0 BB: 0 P: 24	1B: 3 2B: 1 3B: 0 HR: 3	SF: 0 SAC: 0 DP: 0 HBP: 1	WP: 0 PB: 0 SB: 0 CS: 1	PA: 34							
PITCHER	IP	WLS	BF	H	R	ER	SO	BB	IBB	HBP	BLK	WP	HR	S	P	ERA	WHIP								
Geremi Gonzalez, R (1,1) ERA: 3.41	5.0		22	4	3	3	5	2	0	1	0	0	1	50	81	5.40	1.200								
Al Levine, R (6,1) ERA: 1.74	3.0	L	12	3	2	2	1	1	0	0	0	0	2	27	47	6.00	1.333								

Tampa Bay Devil Rays @ Houston Astros
Minute Maid Park, Houston, TX
Sat Jun 07 2003, 6:05 PM CDT
Att: 32,408 - Dome - 72 F

AB 30
R 5
H 7
RBI 5
BB 3
SO 6
LOB 6



Batter	1	2	3	4	5	6	7	8	9	AB R H RBI BB SO LOB	TOP
Marlon Anderson, L (1, 4) <small>OBP: 0.321, SLG: 0.351</small> 18 Jared Sandberg, R (9, PH) <small>OBP: 0.349, SLG: 0.491</small> Jason Tyner, L (9, PR) <small>OBP: 0.459, SLG: 0.515</small>	F8		F7			L4				3 0 0 0 0 0 0	Tampa Bay Devil Rays @ Houston Astros Minute Maid Park, Houston, TX Sun Jun 08 2003, 1:05 PM CDT Att: 28,821 - Dome - 72 F livebaseballscorecards.com
5 Rocco Baldelli, R (1, 8) <small>OBP: 0.354, SLG: 0.461</small>			G5-3			F9				4 1 1 0 0 0 1	
Aubrey Huff, L (1, 9) <small>OBP: 0.362, SLG: 0.567</small>						G4-3				2 0 0 0 1 0 0	
Travis Lee, L (1, 3) <small>OBP: 0.330, SLG: 0.403</small>						F7				3 0 0 0 0 0 1	
Toby Hall, R (1, 2) <small>OBP: 0.320, SLG: 0.398</small>						F8				3 0 1 0 0 1 0	
Jeff Liefer, L (1, 5) <small>OBP: 0.202, SLG: 0.305</small> Lance Carter, R (8, 1)						K				3 0 0 0 0 2 0	
Julio Lugo, R (1, 6) <small>OBP: 0.329, SLG: 0.312</small>						L5				0 0 0 0 0 0 0	
13 Carl Crawford, L (1, 7) <small>OBP: 0.297, SLG: 0.328</small>						F8				3 0 0 0 0 1 0	
Victor Zambrano, S (1, 1) Terry Shumpert, R (8, 5) <small>OBP: 0.305, SLG: 0.423</small>						K				2 0 0 0 0 2 0	
Inning Stats	R: 1 H: 2 E: 1 LOB: 2 K: 0 BB: 1 S: 12 P: 19	R: 0 H: 0 E: 0 LOB: 0 K: 1 BB: 0 S: 7 P: 10	R: 0 H: 0 E: 0 LOB: 0 K: 1 BB: 0 S: 12 P: 18	R: 0 H: 0 E: 0 LOB: 0 K: 1 BB: 0 S: 6 P: 10	R: 0 H: 0 E: 0 LOB: 0 K: 1 BB: 0 S: 6 P: 11	R: 0 H: 0 E: 0 LOB: 0 K: 1 BB: 0 S: 6 P: 9	R: 0 H: 0 E: 0 LOB: 0 K: 0 BB: 0 S: 5 P: 6	R: 0 H: 0 E: 0 LOB: 0 K: 1 BB: 0 S: 9 P: 13	R: 0 H: 1 E: 0 LOB: 1 K: 1 BB: 0 S: 7 P: 9	1B: 3 SF: 0 2B: 0 SAC: 0 3B: 0 DP: 0 HR: 0 HBP: 0	
PITCHER	IP WLS BF H R ER SO BB IBB HBP BLK WP HR S P ERA WHIP										
Tim Redding, R (1, 1) <small>ERA: 3.47</small>	7.0 W 23 2 1 1 5 1 0 0 0 0 0 0 54 83 1.29 0.429										
Octavio Dotel, R (8, 1) <small>ERA: 1.92</small>	1.0 H 3 0 0 0 1 0 0 0 0 0 0 0 9 13 0.00 0.000										
Billy Wagner, L (9, 1) <small>ERA: 1.73</small>	1.0 S 3 1 0 0 1 0 0 0 0 0 0 0 7 9 0.00 1.000										

Batter	1	2	3	4	5	6	7	8	9	AB R H RBI BB SO LOB	BOTTOM
Craig Biggio, R (1, 8) <small>OBP: 0.345, SLG: 0.429</small>	F7		K			K				4 0 0 0 0 2 1	Tampa Bay Devil Rays @ Houston Astros Minute Maid Park, Houston, TX Sun Jun 08 2003, 1:05 PM CDT Att: 28,821 - Dome - 72 F livebaseballscorecards.com
Jose Vizcaino, S (1, 6) <small>OBP: 0.283, SLG: 0.343</small> 28 Adam Everett, R (8, 6) <small>OBP: 0.292, SLG: 0.374</small>	G5-3		G4-3			F7				3 0 0 0 0 0 0	
5 Jeff Bagwell, R (1, 3) <small>OBP: 0.367, SLG: 0.465</small>	G5-3					G6-3				3 0 0 0 1 1 2	
Jeff Kent, R (1, 4) <small>OBP: 0.386, SLG: 0.548</small>			G5-3			P4				4 0 0 0 0 1 3	
17 Lance Berkman, S (1, 7) <small>OBP: 0.405, SLG: 0.510</small>						G4-3				3 1 1 0 0 0 0	
Orlando Merced, S (1, 9) <small>OBP: 0.324, SLG: 0.412</small>			G5-3			G4-3				3 1 1 1 0 0 0	
Geoff Blum, S (1, 5) <small>OBP: 0.307, SLG: 0.402</small>			SF7			G4-3				2 0 2 1 0 0 0	
Brad Ausmus, R (1, 2) <small>OBP: 0.261, SLG: 0.270</small>			SF7			G5-3				3 0 0 0 0 0 2	
Tim Redding, R (1, 1) <small>OBP: 0.190, SLG: 0.200</small> Octavio Dotel, R (8, 1) <small>ERA: 1.92</small> Morgan Ensberg, R (8, PH) <small>OBP: 0.448, SLG: 0.670</small> Billy Wagner, L (9, 1) <small>ERA: 1.73</small>						F8				2 0 0 0 0 0 1	
Inning Stats	R: 0 H: 0 E: 0 LOB: 0 K: 0 BB: 0 S: 6 P: 7	R: 2 H: 2 E: 0 LOB: 0 K: 0 BB: 0 S: 11 P: 18	R: 0 H: 0 E: 0 LOB: 0 K: 1 BB: 0 S: 7 P: 9	R: 0 H: 0 E: 0 LOB: 0 K: 0 BB: 0 S: 5 P: 7	R: 0 H: 1 E: 0 LOB: 1 K: 0 BB: 0 S: 9 P: 13	R: 0 H: 0 E: 0 LOB: 1 K: 2 BB: 1 S: 9 P: 15	R: 0 H: 1 E: 0 LOB: 1 K: 0 BB: 0 S: 7 P: 10	R: 0 H: 2 E: 0 LOB: 2 K: 1 BB: 0 S: 12 P: 16	1B: 4 SF: 1 2B: 1 SAC: 0 3B: 1 DP: 0 HR: 0 HBP: 0	WP: 0 PA: 31 PB: 0 SB: 0 CS: 0	
PITCHER	IP WLS BF H R ER SO BB IBB HBP BLK WP HR S P ERA WHIP										
Victor Zambrano, R (1, 1) <small>ERA: 4.76</small>	7.0 L 26 4 2 2 3 1 0 0 0 0 0 0 54 79 2.57 0.714										
Lance Carter, R (8, 1) <small>ERA: 3.06</small>	1.0 5 2 0 0 1 0 0 0 0 0 0 0 12 16 0.00 2.000										



Batter	1	2	3	4	5	6	7	8	9	AB	R	H	RBI	BB	SO	LOB	TOP										
Craig Biggio, R OBP: 0.344, SLG: 0.438 (1, 8)	G3		P4			HR	G3			4	1	1	2	0	0	2	Houston Astros @ New York Yankees Yankee Stadium, Bronx, NY Tue Jun 10 2003, 7:05 PM EDT Att: 37,602 - Cloudy - 72 F										
Morgan Ensberg, R OBP: 0.450, SLG: 0.692 (1, 5)	K			K		1B		HR		4	1	2	1	0	2	0											
5 Jeff Bagwell, R OBP: 0.366, SLG: 0.466 (1, 3)	K			G5-3		2B		L6		4	0	1	0	0	1	0											
Jeff Kent, R OBP: 0.380, SLG: 0.538 (1, 4)		F9		K		K		P5		4	0	0	0	0	2	2											
17 Lance Berkman, S OBP: 0.406, SLG: 0.507 (1, 7)		K			G4-6-3	1B		L5-3		3	0	1	0	1	2	0											
Richard Hidalgo, R OBP: 0.408, SLG: 0.525 (1, 9)		P2			G4-6-3	1B		L5-3		4	0	1	0	0	1	3											
Orlando Merced, S OBP: 0.313, SLG: 0.396 (1, 10)			G3		G4-6-3			F8		4	0	0	0	0	1	2											
Brad Ausmus, R OBP: 0.262, SLG: 0.276 (1, 2)			G3		G4-3			G4-3		3	0	1	0	0	0	1											
Gregg Zaun, S OBP: 0.336, SLG: 0.355 (9, PH)			G3		G4-3			G4-3		1	0	0	0	0	0	0											
2B Adam Everett, R OBP: 0.303, SLG: 0.382 (1, 6)						HR		G6-3		3	1	2	0	0	0	1											
Inning Stats	R: 0 E: 0 K: 2 S: 11	H: 0 LOB: 0 BB: 0 P: 16	R: 0 E: 0 K: 1 S: 7	H: 0 LOB: 0 BB: 0 P: 9	R: 0 E: 0 K: 0 S: 8	H: 1 LOB: 1 BB: 0 P: 13	R: 0 E: 0 K: 2 S: 9	H: 0 LOB: 0 BB: 0 P: 14	R: 0 E: 0 K: 0 S: 12	H: 2 LOB: 1 BB: 0 P: 17	R: 2 E: 0 K: 1 S: 14	H: 4 LOB: 2 BB: 1 P: 25	R: 0 E: 0 K: 0 S: 11	H: 1 LOB: 1 BB: 0 P: 14	R: 1 E: 0 K: 1 S: 10	H: 1 LOB: 0 BB: 0 P: 15	R: 0 E: 0 K: 2 S: 8	H: 0 LOB: 0 BB: 0 P: 11	1B: 5 2B: 3 3B: 0 HR: 2	SF: 0 SAC: 0 DP: 2 HBP: 0	WP: 0 PB: 0 SB: 0 CS: 0	PA: 35					
PITCHER	IP	WLS	BF	H	R	ER	SO	BB	IBB	HBP	BLK	WP	HR	S	P	ERA	WHIP										
35 Mike Mussina, R ERA: 3.05 (1, 1)	7.0	W	28	8	2	2	6	0	1	0	0	0	1	72	108	2.57	1.143										
Antonio Osuna, R ERA: 2.25 (8, 1)	0.1	H	2	1	1	1	0	0	0	0	0	0	1	3	4	27.00	3.000										
Chris Hammond, L ERA: 2.81 (8, 1)	0.2	H	2	0	0	0	1	0	0	0	0	0	0	7	11	0.00	0.000										
42 Mariano Rivera, R ERA: 2.35 (9, 1)	1.0	S	3	0	0	0	2	0	0	0	0	0	0	8	11	0.00	0.000										

AB	34
R	3
H	9
RBI	3
BB	1
SO	9
LOB	11



Batter	1	2	3	4	5	6	7	8	9	AB	R	H	RBI	BB	SO	LOB	BOTTOM										
Alfonso Soriano, R OBP: 0.356, SLG: 0.552 (1, 4)	G6-3		FC6-5							4	1	1	0	0	1	1	Houston Astros @ New York Yankees Yankee Stadium, Bronx, NY Tue Jun 10 2003, 7:05 PM EDT Att: 37,602 - Cloudy - 72 F										
2 Derek Jeter, R OBP: 0.328, SLG: 0.438 (1, 6)	K				G4-3			G6-3		3	0	0	0	1	1	1											
25 Jason Giambi, L OBP: 0.368, SLG: 0.471 (1, 3)	P5		F9					K		4	1	1	1	0	1	1											
20 Jorge Posada, S OBP: 0.399, SLG: 0.555 (1, 2)		G4-3								2	2	1	2	2	0	0											
Robin Ventura, L OBP: 0.366, SLG: 0.472 (1, 5)										2	0	0	0	1	1	1											
55 Hideki Matsui, L OBP: 0.333, SLG: 0.421 (1, 8)										4	1	3	1	0	0	1											
Ruben Sierra, S OBP: 0.333, SLG: 0.396 (1, 10)										4	0	1	0	0	1	4											
Raul Mondesi, R OBP: 0.357, SLG: 0.519 (1, 9)										4	0	0	1	0	1	5											
Juan Rivera, R OBP: 0.254, SLG: 0.286 (1, 7)										3	0	1	0	0	0	0											
Inning Stats	R: 0 E: 0 K: 1 S: 8	H: 0 LOB: 0 BB: 0 P: 11	R: 0 E: 0 K: 0 S: 11	H: 1 LOB: 2 BB: 1 P: 21	R: 0 E: 0 K: 0 S: 9	H: 1 LOB: 1 BB: 1 P: 13	R: 0 E: 0 K: 2 S: 9	H: 1 LOB: 2 BB: 1 P: 18	R: 3 E: 0 K: 0 S: 12	H: 3 LOB: 0 BB: 0 P: 15	R: 1 E: 0 K: 0 S: 9	H: 1 LOB: 0 BB: 0 P: 14	R: 0 E: 0 K: 2 S: 10	H: 0 LOB: 0 BB: 0 P: 16	R: 1 E: 0 K: 1 S: 8	H: 1 LOB: 1 BB: 1 P: 16		R: 1 E: 0 K: 1 S: 8	H: 1 LOB: 1 BB: 1 P: 16	1B: 5 2B: 2 3B: 0 HR: 1	SF: 0 SAC: 1 DP: 0 HBP: 0	WP: 1 PB: 0 SB: 0 CS: 1	PA: 35				
PITCHER	IP	WLS	BF	H	R	ER	SO	BB	IBB	HBP	BLK	WP	HR	S	P	ERA	WHIP										
Wade Miller, R ERA: 4.83 (1, 1)	7.0	L	31	7	5	5	5	4	0	0	0	0	1	68	112	6.43	1.571										
Nate Bland, L ERA: 4.5 (8, 1)	0.2		3	1	0	0	1	0	0	0	0	1	0	6	9	0.00	1.500										
Ricky Stone, R ERA: 2.72 (8, 1)	0.1		1	0	0	0	0	0	0	0	0	0	0	2	3	0.00	0.000										

AB	30
R	5
H	8
RBI	5
BB	4
SO	6
LOB	14



Batter	1	2	3	4	5	6	7	8	9	AB	R	H	RBI	BB	SO	LOB	TOP										
Craig Biggio, R OBP: 0.345, SLG: 0.441 (1, 8)										5	1	2	0	0	1	3											
Geoff Blum, S OBP: 0.304, SLG: 0.397 (1, 5)											5	1	1	0	0	2											
5 Jeff Bagwell, R OBP: 0.366, SLG: 0.468 (1, 3)											5	1	2	0	0	2											
Jeff Kent, R OBP: 0.381, SLG: 0.534 (1, 4)											4	0	1	0	1	4											
17 Lance Berkman, S OBP: 0.406, SLG: 0.517 (1, 7)											4	2	1	2	1	4											
Richard Hidalgo, R OBP: 0.408, SLG: 0.533 (1, 9)											5	1	2	2	0	0											
Orlando Merced, S OBP: 0.308, SLG: 0.406 (1, 10)											5	1	1	0	0	1											
Jose Vizcaino, S OBP: 0.284, SLG: 0.355 28 Adam Everett, R OBP: 0.300, SLG: 0.379 (7, 6)										2	0	1	1	0	0	0											
Brad Ausmus, R OBP: 0.272, SLG: 0.286 (1, 2)										4	1	3	1	0	1	1											
Inning Stats	R: 1 E: 0 K: 0 S: 9	H: 1 LOB: 1 BB: 1 P: 17	R: 1 E: 0 K: 1 S: 9	H: 2 LOB: 1 BB: 0 P: 13	R: 2 E: 0 K: 0 S: 7	H: 2 LOB: 0 BB: 0 P: 9	R: 0 E: 0 K: 1 S: 9	H: 1 LOB: 1 BB: 0 P: 10	R: 0 E: 0 K: 0 S: 10	H: 0 LOB: 0 BB: 0 P: 13	R: 1 E: 1 K: 1 S: 10	H: 3 LOB: 2 BB: 0 P: 13	R: 1 E: 0 K: 1 S: 11	H: 2 LOB: 1 BB: 0 P: 16	R: 2 E: 0 K: 0 S: 10	H: 2 LOB: 1 BB: 1 P: 18	1B: 7 2B: 5 3B: 1 HR: 1	SF: 1 SAC: 0 DP: 0 HBP: 0	WP: 2 PB: 2 SB: 0 CS: 0	PA: 43							
PITCHER	IP	WLS	BF	H	R	ER	SO	BB	IBB	HBP	BLK	WP	HR	S	P	ERA	WHIP										
Jeff Weaver, R ERA: 5.45 (1, 1)	6.1	L	30	10	5	5	2	1	0	0	0	1	1	59	85	7.11	1.737										
Chris Hammond, L ERA: 2.73 (7, 1)	0.2		2	0	0	0	1	0	0	0	0	0	0	4	6	0.00	0.000										
Jason Anderson, R ERA: 5.54 (8, 1)	1.0		5	2	1	1	1	0	0	0	0	1	0	11	16	9.00	2.000										
Al Reyes, R ERA: 5.0 (9, 1)	1.0		6	2	2	2	0	0	1	0	0	0	0	10	18	18.00	2.000										

Houston Astros @ New York Yankees
Yankee Stadium, Bronx, NY
Wed Jun 11 2003, 7:05 PM EDT
Att: 29,905 - Cloudy - 76 F

AB 40
R 8
H 14
RBI 6
BB 2
SO 4
LOB 19



Batter	1	2	3	4	5	6	7	8	9	AB	R	H	RBI	BB	SO	LOB	BOTTOM										
Alfonso Soriano, R OBP: 0.351, SLG: 0.544 (1, 4)										4	0	0	0	0	1	0											
2 Derek Jeter, R OBP: 0.325, SLG: 0.426 (1, 6)										3	0	0	0	1	3	1											
25 Jason Giambi, L OBP: 0.366, SLG: 0.464 (1, 10)										3	0	0	0	0	2	1											
20 Jorge Posada, S OBP: 0.397, SLG: 0.546 (1, 2)										3	0	0	0	1	1	3											
Robin Ventura, L OBP: 0.361, SLG: 0.464 Bubba Trammell, R OBP: 0.302, SLG: 0.319 (9, PH)										3	0	0	0	0	0	1											
55 Hideki Matsui, L OBP: 0.329, SLG: 0.415 (1, 8)										4	0	0	0	0	0	1											
Todd Zeile, R OBP: 0.290, SLG: 0.391 (1, 3)										2	0	0	0	1	2	1											
Raul Mondesi, R OBP: 0.353, SLG: 0.512 (1, 9)										3	0	0	0	0	2	1											
Juan Rivera, R OBP: 0.243, SLG: 0.273 (1, 7)										3	0	0	0	0	1	0											
Inning Stats	R: 0 E: 0 K: 2 S: 15	H: 0 LOB: 0 BB: 0 P: 21	R: 0 E: 0 K: 1 S: 10	H: 0 LOB: 1 BB: 1 P: 19	R: 0 E: 1 K: 1 S: 12	H: 0 LOB: 3 BB: 1 P: 25	R: 0 E: 0 K: 0 S: 8	H: 0 LOB: 1 BB: 1 P: 19	R: 0 E: 0 K: 1 S: 7	H: 0 LOB: 0 BB: 0 P: 10	R: 0 E: 0 K: 0 S: 7	H: 0 LOB: 0 BB: 0 P: 10	R: 0 E: 0 K: 2 S: 8	H: 0 LOB: 1 BB: 0 P: 13	R: 0 E: 0 K: 4 S: 15	H: 0 LOB: 0 BB: 0 P: 20	R: 0 E: 0 K: 2 S: 11	H: 0 LOB: 0 BB: 0 P: 14	1B: 0 2B: 0 3B: 0 HR: 0	SF: 0 SAC: 0 DP: 0 HBP: 1	WP: 1 PB: 0 SB: 1 CS: 0	PA: 33					
PITCHER	IP	WLS	BF	H	R	ER	SO	BB	IBB	HBP	BLK	WP	HR	S	P	ERA	WHIP										
44 Roy Oswalt, R ERA: 3.05 (1, 1)	1.0		3	0	0	0	2	3	0	1	0	0	0	27	57	0.00	1.125										
Pete Munro, R ERA: 5.3 (2, 1)	2.2		13	0	0	0	2	3	0	1	0	0	0	27	57	0.00	1.125										
Kirk Saarloos, R ERA: 5.94 (4, 1)	1.1		4	0	0	0	1	0	0	0	0	0	0	10	16	0.00	0.000										
54 Brad Lidge, R ERA: 1.41 (6, 1)	2.0	W	6	0	0	0	2	0	0	0	0	0	0	15	23	0.00	0.000										
Octavio Dotel, R ERA: 1.77 (8, 1)	1.0		4	0	0	0	4	0	0	0	0	1	0	15	20	0.00	0.000										

Houston Astros @ New York Yankees
Yankee Stadium, Bronx, NY
Wed Jun 11 2003, 7:05 PM EDT
Att: 29,905 - Cloudy - 76 F

AB 29
R 0
H 0
RBI 0
BB 3
SO 13
LOB 9



Batter	1	2	3	4	5	6	7	8	9	AB	R	H	RBI	BB	SO	LOB	TOP					
Craig Biggio, R OBP: 0.349, SLG: 0.445 (1, 8)										4	1	2	0	0	1	1						
Morgan Ensberg, R OBP: 0.440, SLG: 0.667 (1, 5)										4	1	0	0	1	1	3						
5 Jeff Bagwell, R OBP: 0.360, SLG: 0.459 (1, 3)										5	0	0	0	0	1	3						
Jeff Kent, R OBP: 0.382, SLG: 0.533 (1, 4)										4	1	2	1	0	0	0						
Richard Hidalgo, R OBP: 0.410, SLG: 0.535 (1, 10)										3	1	2	1	0	1	0						
17 Lance Berkman, S OBP: 0.408, SLG: 0.516 (1, 7)										4	1	2	0	0	0	2						
Brian Hunter, R OBP: 0.303, SLG: 0.333 (1, 9)										2	0	0	1	0	0	1						
Orlando Merced, S OBP: 0.305, SLG: 0.402 (8, PH)										1	0	0	0	0	1	0						
Gregg Zaun, S OBP: 0.347, SLG: 0.364 (1, 2)										4	0	2	0	0	0	2						
Brad Ausmus, R OBP: 0.272, SLG: 0.286 (8, 2)										0	0	0	0	0	0	0						
2B Adam Everett, R OBP: 0.298, SLG: 0.383 (1, 6)										4	0	1	2	0	1	3						
Inning Stats	R: 2 E: 0 K: 0 S: 14	H: 2 LOB: 1 BB: 1 P: 21	R: 0 E: 0 K: 1 S: 12	H: 1 LOB: 1 BB: 0 P: 18	R: 0 E: 0 K: 1 S: 8	H: 0 LOB: 0 BB: 0 P: 10	R: 0 E: 0 K: 1 S: 11	H: 2 LOB: 2 BB: 0 P: 16	R: 0 E: 0 K: 1 S: 9	H: 1 LOB: 0 BB: 0 P: 10	R: 3 E: 0 K: 0 S: 15	H: 4 LOB: 2 BB: 0 P: 24	R: 0 E: 0 K: 0 S: 11	H: 1 LOB: 1 BB: 0 P: 13	R: 0 E: 0 K: 1 S: 7	H: 0 LOB: 0 BB: 0 P: 9	R: 0 E: 0 K: 1 S: 7	H: 0 LOB: 0 BB: 0 P: 10	1B: 9 2B: 2 3B: 0 HR: 0	SF: 2 SAC: 0 DP: 1 HBP: 1	WP: 0 PB: 0 SB: 3 CS: 0	PA: 39
PITCHER	IP	WLS	BF	H	R	ER	SO	BB	IBB	HBP	BLK	WP	HR	S	P	ERA	WHIP					
David Wells, L ERA: 3.63	6.0		29	10	5	5	4	1	0	1	0	0	0	69	99	7.50	1.833					
Antonio Osuna, R ERA: 2.08	2.0	W	7	1	0	0	1	0	0	0	0	0	0	18	22	0.00	0.500					
42 Mariano Rivera, R ERA: 2.2	1.0	S	3	0	0	0	1	0	0	0	0	0	0	7	10	0.00	0.000					

Houston Astros @ New York Yankees
Yankee Stadium, Bronx, NY
Thu Jun 12 2003, 1:05 PM EDT
Att: 39,888 - Overcast - 76 F

AB 35
R 5
H 11
RBI 5
BB 1
SO 6
LOB 15



Batter	1	2	3	4	5	6	7	8	9	AB	R	H	RBI	BB	SO	LOB	BOTTOM					
Alfonso Soriano, R OBP: 0.352, SLG: 0.540 (1, 4)										4	1	1	1	1	1	2						
2 Derek Jeter, R OBP: 0.321, SLG: 0.417 (1, 6)										5	0	1	0	0	1	3						
25 Jason Giambi, L OBP: 0.370, SLG: 0.467 (1, 3)										3	1	1	0	2	1	5						
Todd Zeile, R OBP: 0.284, SLG: 0.385 (1, 5)										2	0	0	1	0	1	2						
Robin Ventura, L OBP: 0.359, SLG: 0.462 (7, PH)										1	0	0	0	0	0	1						
Raul Mondesi, R OBP: 0.355, SLG: 0.516 (1, 9)										4	1	2	1	0	0	2						
55 Hideki Matsui, L OBP: 0.331, SLG: 0.416 (1, 8)											4	2	2	1	0	0						
Bubba Trammell, R ERA: 6.18										3	0	1	0	0	0	2						
Ruben Sierra, S OBP: 0.338, SLG: 0.400 (8, PH)										1	0	1	0	0	0	0						
Charles Gipson, R OBP: 0.222, SLG: 0.222 (8, PR)										0	0	0	0	0	0	0						
John Flaherty, R OBP: 0.310, SLG: 0.350 (1, 2)										3	1	2	0	0	0	1						
20 Jorge Posada, S OBP: 0.359, SLG: 0.546 (8, PH)										0	0	0	0	1	0	0						
Juan Rivera, R OBP: 0.243, SLG: 0.275 (1, 7)										3	0	1	2	0	0	4						
Inning Stats	R: 1 E: 0 K: 0 S: 11	H: 1 LOB: 1 BB: 1 P: 18	R: 0 E: 0 K: 0 S: 11	H: 1 LOB: 0 BB: 0 P: 16	R: 0 E: 0 K: 1 S: 11	H: 0 LOB: 1 BB: 1 P: 20	R: 2 E: 0 K: 0 S: 11	H: 3 LOB: 1 BB: 0 P: 17	R: 0 E: 0 K: 1 S: 8	H: 0 LOB: 1 BB: 1 P: 16	R: 1 E: 0 K: 0 S: 15	H: 3 LOB: 1 BB: 0 P: 22	R: 1 E: 0 K: 0 S: 9	H: 2 LOB: 0 BB: 0 P: 15	R: 1 E: 1 K: 2 S: 19	H: 2 LOB: 3 BB: 1 P: 29	R: 1 E: 0 K: 2 S: 19	H: 2 LOB: 0 BB: 0 P: 10	1B: 9 2B: 3 3B: 0 HR: 0	SF: 2 SAC: 0 DP: 0 HBP: 0	WP: 0 PB: 0 SB: 0 CS: 1	PA: 40
PITCHER	IP	WLS	BF	H	R	ER	SO	BB	IBB	HBP	BLK	WP	HR	S	P	ERA	WHIP					
Jerome Robertson, L ERA: 5.82	5.2		26	7	4	4	2	3	0	0	0	0	0	61	100	6.35	1.765					
Kirk Saarloos, R ERA: 5.82	0.1	H	2	1	0	0	0	0	0	0	0	0	0	6	9	0.00	3.000					
54 Brad Lidge, R ERA: 1.6	1.0	B	4	2	1	1	0	0	0	0	0	0	0	9	15	9.00	2.000					
Octavio Dotel, R ERA: 1.72	1.0	L	7	2	1	0	2	1	0	0	0	0	0	19	29	0.00	3.000					

Houston Astros @ New York Yankees
Yankee Stadium, Bronx, NY
Thu Jun 12 2003, 1:05 PM EDT
Att: 39,888 - Overcast - 76 F

AB 33
R 6
H 12
RBI 6
BB 4
SO 4
LOB 22



Batter	1	2	3	4	5	6	7	8	9	AB	R	H	RBI	BB	SO	LOB	TOP										
Craig Biggio, R OBP: 0.347, SLG: 0.441 (1, 8)	1-1 G6-3		2-3 K		0-1 G5-3		0-1 E G5-3 1B		0-0 P5	5	0	1	0	0	1	0											
Morgan Ensberg, R OBP: 0.432, SLG: 0.672 (1, 5)	0-0 F8		3-2 F9		0-0 HR		0-0 G5-3		3-2 F9	5	1	1	1	0	0	1											
5 Jeff Bagwell, R OBP: 0.358, SLG: 0.460 (1, 3)	3-2 1B 2B		3-3 K		2-3 K		2-3 K			4	0	1	0	0	3	1											
Jeff Kent, R OBP: 0.384, SLG: 0.533 (1, 4)	1-2 1B			1-0 F8	1-1 1B		1-0 E5			4	0	2	0	0	0	1											
17 Lance Berkman, S OBP: 0.402, SLG: 0.507 (1, 7)	2-2 P6			0-0 F9	3-2 F7		0-0 G1-3			4	0	0	0	0	0	5											
Richard Hidalgo, R OBP: 0.422, SLG: 0.523 (1, 9)		0-2 G5-3		1-1 E6 2B		0-0 G1-3		0-0 G6-3		4	1	0	0	0	0	0											
Orlando Merced, S OBP: 0.311, SLG: 0.414 (1, 10)		3-2 G3-1		0-2 E 2B		3-2 1B		2-3 K		4	1	2	1	0	1	0											
Brad Ausmus, R OBP: 0.278, SLG: 0.293 (8, PH)		1-0 1B		3-1 E9 2H		0-2 F7		0-1 G5-3		3	0	2	1	0	0	1											
Gregg Zaun, S OBP: 0.342, SLG: 0.358 (8, 2)				2H 1B						1	0	0	0	0	0	0											
2B Adam Everett, R OBP: 0.291, SLG: 0.373 (9, PH)		2-3 K		0-0 G4-3		2-2 P4			0-1 F9	3	0	0	0	0	1	3											
Jose Vizcaino, S OBP: 0.282, SLG: 0.351 (9, PH)										1	0	0	0	0	0	0											
Inning Stats	R: 0 E: 0 K: 0 S: 12	H: 2 LOB: 2 BB: 0 P: 19	R: 0 E: 0 K: 1 S: 13	H: 1 LOB: 1 BB: 0 P: 19	R: 0 E: 0 K: 2 S: 10	H: 0 LOB: 0 BB: 0 P: 18	R: 2 E: 2 K: 0 S: 10	H: 2 LOB: 1 BB: 0 P: 15	R: 1 E: 0 K: 1 S: 12	H: 2 LOB: 1 BB: 0 P: 18	R: 0 E: 1 K: 1 S: 8	H: 1 LOB: 2 BB: 0 P: 11	R: 0 E: 0 K: 1 S: 6	H: 0 LOB: 0 BB: 0 P: 8	R: 0 E: 0 K: 0 S: 6	H: 0 LOB: 0 BB: 0 P: 9	1B: 6 2B: 2 3B: 0 HR: 1	SF: 0 SAC: 0 DP: 0 HBP: 0	WP: 0 PB: 0 SB: 0 CS: 0	PA: 38							
PITCHER	IP	WLS	BF	H	R	ER	SO	BB	IBB	HBP	BLK	WP	HR	S	P	ERA	WHIP										
Ryan Rupe, R ERA: 1.5 (1, 1)	6.0	W	27	8	3	1	4	0	0	0	0	0	1	69	106	1.50	1.333										
50 Mike Timlin, R ERA: 3.55 (7, 1)	2.0	H	8	1	0	0	2	0	0	0	0	0	0	14	19	0.00	0.500										
Brandon Lyon, R ERA: 3.86 (9, 1)	1.0	S	3	0	0	0	0	0	0	0	0	0	0	6	9	0.00	0.000										

Houston Astros @ Boston Red Sox
Fenway Park, Boston, MA
Fri Jun 13 2003, 7:05 PM EDT
Att: 33,244 - Cloudy - 58 F

AB 38
R 3
H 9
RBI 3
BB 0
SO 6
LOB 12



Batter	1	2	3	4	5	6	7	8	9	AB	R	H	RBI	BB	SO	LOB	BOTTOM										
18 Johnny Damon, L OBP: 0.316, SLG: 0.408 (1, 8)	3-2 P4			4-1 FC5-2 34 1B BB		1-0 HR		0-0 FC5-6 WP		3	2	1	1	2	0	1											
Todd Walker, L OBP: 0.356, SLG: 0.426 (1, 4)	4-0 34 1B BB	0-0 F8		2-3 K		2-1 F8		1-1 G5-3		4	0	0	0	1	1	6											
Nomar Garciaparra, R OBP: 0.359, SLG: 0.591 (1, 6)	2-1 F9		1-0 34 G3-1 SF8 1B	4-2 34 1B FC5-2 BB		0-1 F8		3-3 K		4	2	1	0	1	1	2											
Manny Ramirez, R OBP: 0.427, SLG: 0.576 (1, 7)	4-0 34 1B BB		4-2 SF8 34 G3-1 BB	1-1 FC5-2 34 1B BB		2-3 K				2	0	0	0	2	1	3											
34 David Ortiz, L OBP: 0.382, SLG: 0.515 (1, 10)	2-0 1-2 2H 1B		1-0 G3-1	1-2 2-3 3H 1B		1-2 G6-3		1-2 G4-3		4	0	2	2	0	0	2											
Kevin Millar, R OBP: 0.368, SLG: 0.525 (1, 3)		0-0 CS 1B	4-0 K	4-0 G5-3		1-2 G6-3		1-2 G4-3		3	0	1	0	1	0	2											
Bill Mueller, S OBP: 0.403, SLG: 0.550 (1, 5)		3-3 K	1-1 SF8		0-1 F7		4-1 BB			2	0	0	1	1	1	1											
Trot Nixon, L OBP: 0.385, SLG: 0.521 (1, 9)		0-1 18 WP BB 1B		3-1 P2		1-1 P6		1-3 K		4	0	1	0	0	1	3											
Jason Varitek, S OBP: 0.368, SLG: 0.547 (1, 2)		4-1 18 WP BB		4-2 BB 18 FC5-2 BB		1-3 K		0-0 18 FC5-6 1B		2	0	1	0	2	1	0											
Inning Stats	R: 0 E: 0 K: 0 S: 6	H: 1 LOB: 2 BB: 2 P: 21	R: 0 E: 0 K: 1 S: 10	H: 2 LOB: 2 BB: 2 P: 21	R: 1 E: 0 K: 0 S: 8	H: 1 LOB: 2 BB: 3 P: 20	R: 2 E: 0 K: 1 S: 20	H: 1 LOB: 0 BB: 0 P: 11	R: 1 E: 0 K: 1 S: 9	H: 1 LOB: 0 BB: 0 P: 14	R: 0 E: 0 K: 1 S: 11	H: 0 LOB: 1 BB: 1 P: 18	R: 0 E: 0 K: 1 S: 7	H: 1 LOB: 1 BB: 0 P: 11	1B: 6 2B: 1 3B: 0 HR: 1	SF: 1 SAC: 0 DP: 1 HBP: 0	WP: 2 PB: 0 SB: 1 CS: 1	PA: 39									
PITCHER	IP	WLS	BF	H	R	ER	SO	BB	IBB	HBP	BLK	WP	HR	S	P	ERA	WHIP										
Jonathan Johnson, R ERA: 5.87 (1, 1)	3.0	L	12	2	1	1	3	1	0	0	0	0	1	30	50	3.00	1.000										
Ricky Stone, R ERA: 2.75 (4, 1)	3.0	L	12	2	1	1	3	1	0	0	0	0	1	30	50	3.00	1.000										
Nate Bland, L ERA: 4.02 (7, 1)	1.2	7	1	0	0	0	1	1	0	0	0	1	0	15	23	0.00	1.200										
Pete Munro, R ERA: 5.26 (8, 1)	0.1	1	0	0	0	0	1	0	0	0	0	0	0	3	6	0.00	0.000										

Houston Astros @ Boston Red Sox
Fenway Park, Boston, MA
Fri Jun 13 2003, 7:05 PM EDT
Att: 33,244 - Cloudy - 58 F

AB 28
R 4
H 7
RBI 4
BB 10
SO 6
LOB 20



Batter	1	2	3	4	5	6	7	8	9	AB	R	H	RBI	BB	SO	LOB	TOP										
Craig Biggio, R OBP: 0.344, SLG: 0.436 (1, 8)	F8		K		G5-3		G5-3		L5	5	0	1	0	0	1	0											
Geoff Blum, S OBP: 0.313, SLG: 0.418 (1, 5)	HR		G5-3		G5-3				G6-3	3	2	2	1	1	0	0											
5 Jeff Bagwell, R OBP: 0.360, SLG: 0.475 (1, 3)	G4-3		HR		G5-3				17 2B	4	2	2	1	0	0	2											
Jeff Kent, R OBP: 0.382, SLG: 0.528 (1, 4)	17 1B		G5-3		G5-3				G6-3	4	0	1	1	0	0	3											
17 Lance Berkman, S OBP: 0.403, SLG: 0.511 (1, 7)	1B				G1-3				G6-3	4	0	2	1	0	0	0											
Richard Hidalgo, R OBP: 0.394, SLG: 0.511 (1, 9)	G5-3				G5-3				G6-3	4	0	0	0	0	0	3											
Orlando Merced, S OBP: 0.310, SLG: 0.409 (1, 10)			G6-3		FC6-4				K	4	0	1	0	0	1	1											
Brad Ausmus, R OBP: 0.272, SLG: 0.286 (1, 2)	G4-3				FC6-4				K	4	0	0	0	0	1	1											
2B Adam Everett, R OBP: 0.281, SLG: 0.360 (1, 6)	G4-3				G4-3				K	4	0	0	0	0	1	0											
Inning Stats	R: 1 E: 0 K: 0 S: 14	H: 3 LOB: 2 BB: 0 P: 19	R: 0 E: 0 K: 0 S: 13	H: 0 LOB: 0 BB: 0 P: 17	R: 1 E: 0 K: 1 S: 13	H: 1 LOB: 1 BB: 0 P: 20	R: 0 E: 0 K: 0 S: 7	H: 1 LOB: 1 BB: 0 P: 11	R: 0 E: 0 K: 0 S: 14	H: 0 LOB: 2 BB: 1 P: 22	R: 0 E: 0 K: 0 S: 5	H: 0 LOB: 0 BB: 0 P: 7	R: 0 E: 0 K: 1 S: 12	H: 3 LOB: 1 BB: 0 P: 19	R: 0 E: 0 K: 2 S: 8	H: 0 LOB: 0 BB: 0 P: 9	1B: 5 2B: 2 3B: 0 HR: 2	SF: 0 SAC: 0 DP: 0 HBP: 0	WP: 0 PB: 0 SB: 1 CS: 0	PA: 37							
PITCHER	IP	WLS	BF	H	R	ER	SO	BB	IBB	HBP	BLK	WP	HR	S	P	ERA	WHIP										
Derek Lowe, R ERA: 4.68 (1, 1)	7.1	W	32	9	4	4	1	1	0	0	0	0	2	78	112	4.91	1.364										
Jason Shiell, R ERA: 3.94 (8, 1)	0.2		2	0	0	0	1	0	0	0	0	0	0	6	10	0.00	0.000										
Alan Embree, L ERA: 5.66 (9, 1)	1.0		3	0	0	0	2	0	0	0	0	0	0	8	9	0.00	0.000										

Houston Astros @ Boston Red Sox
Fenway Park, Boston, MA
Sat Jun 14 2003, 7:05 PM EDT
Att: 34,562 - Overcast - 60 F

AB	36
R	4
H	9
RBI	4
BB	1
SO	4
LOB	10

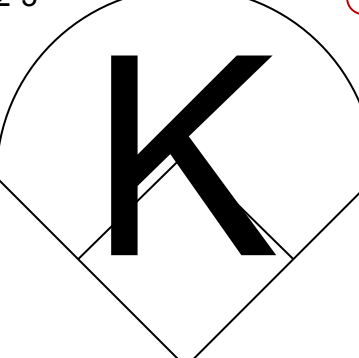
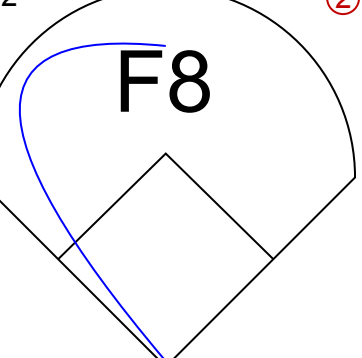
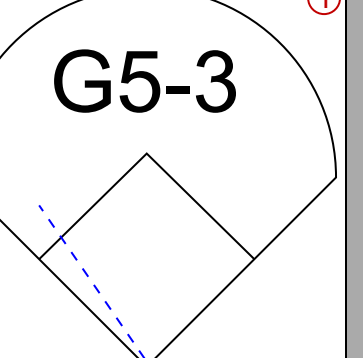
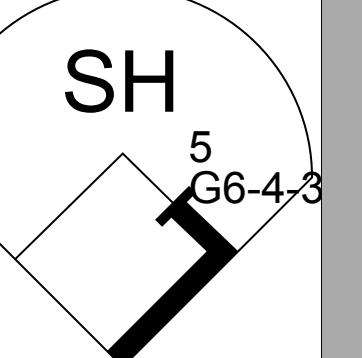

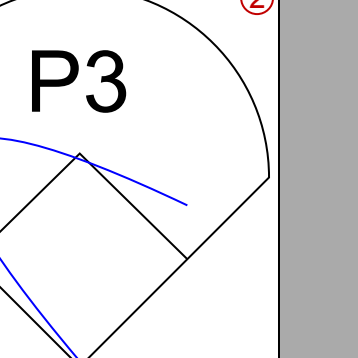
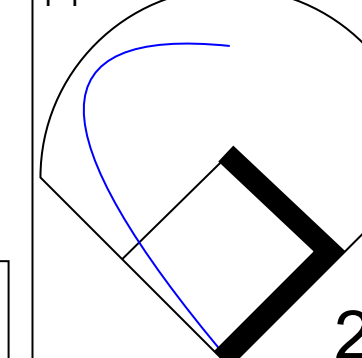
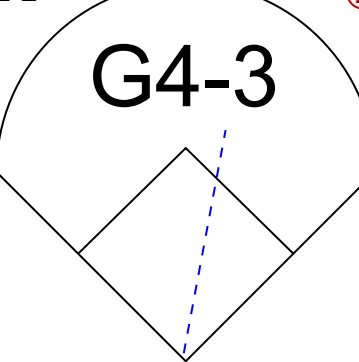
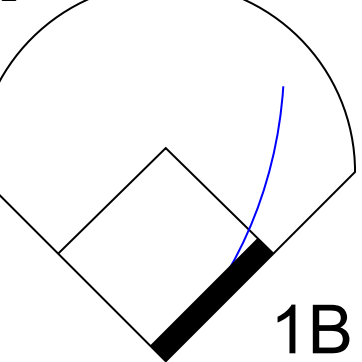
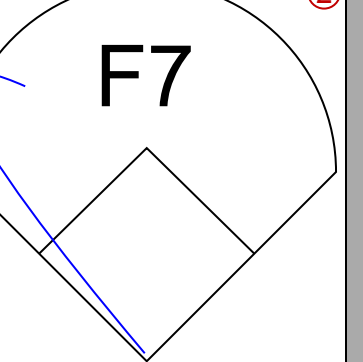
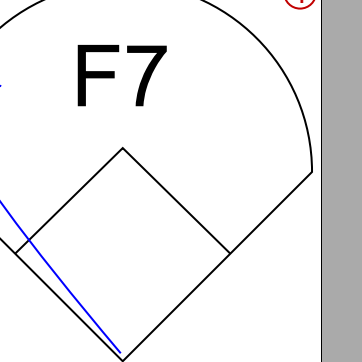
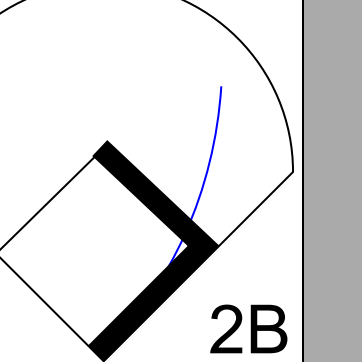
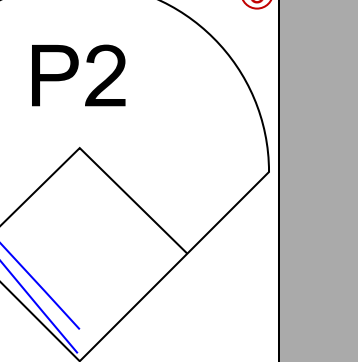
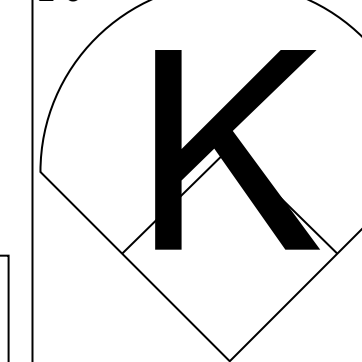
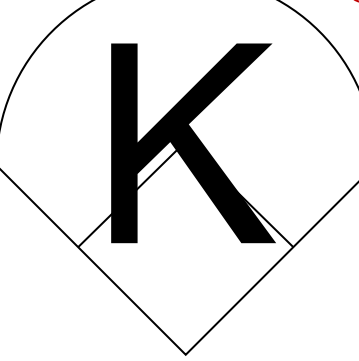
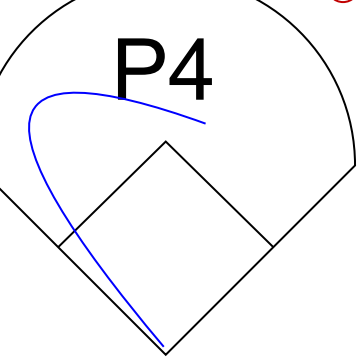
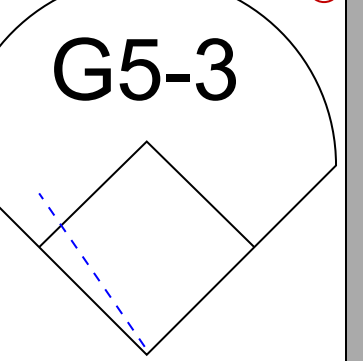
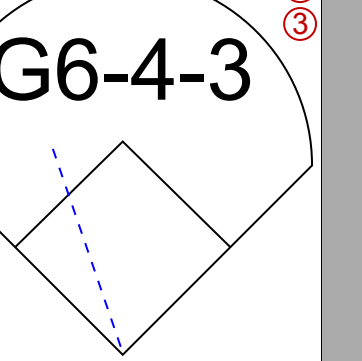
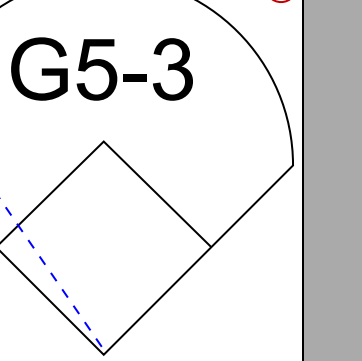
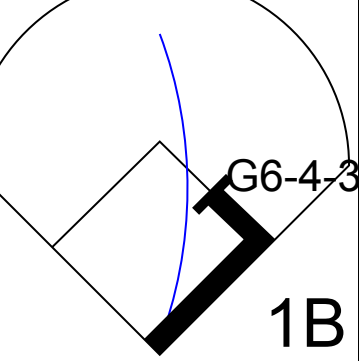
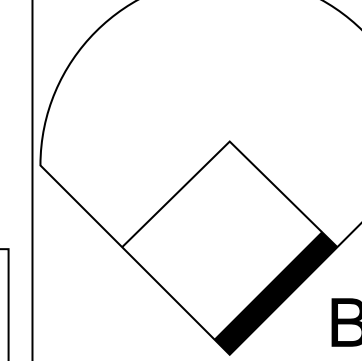
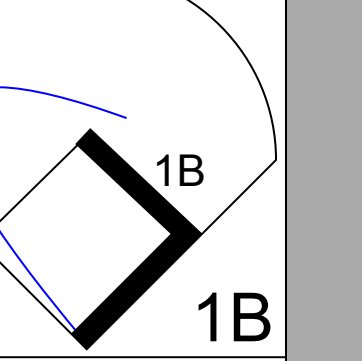

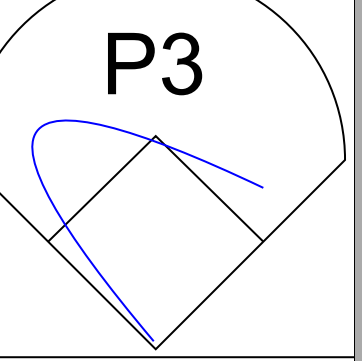
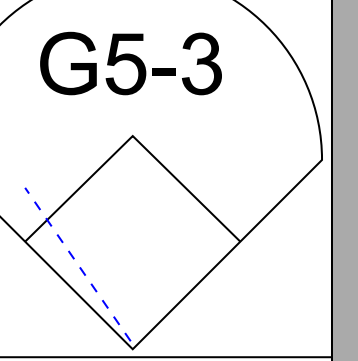
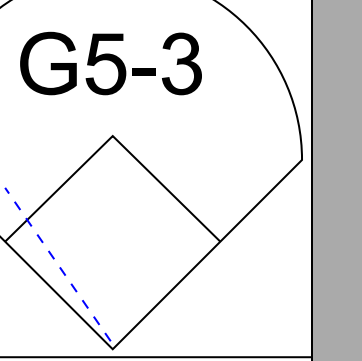
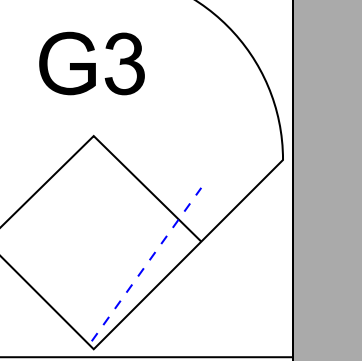
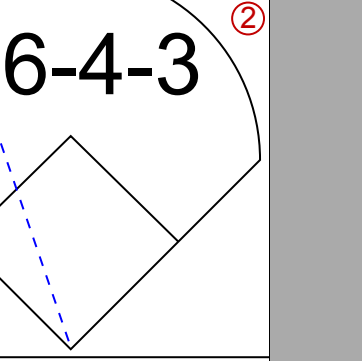
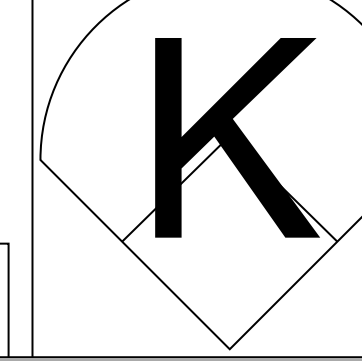

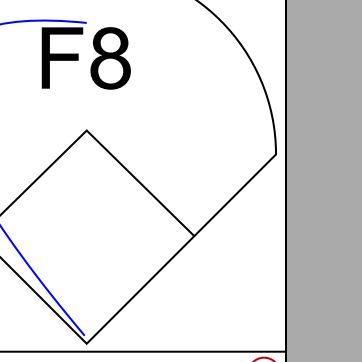

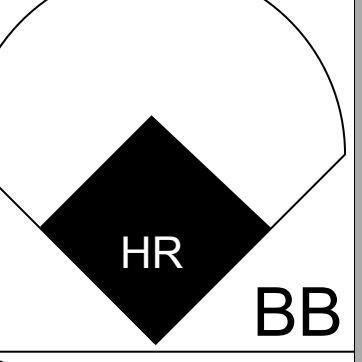
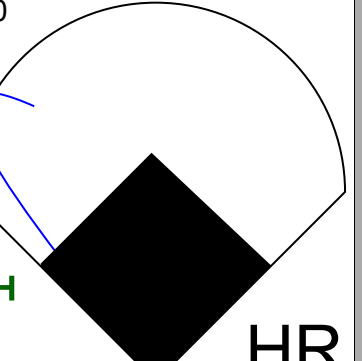
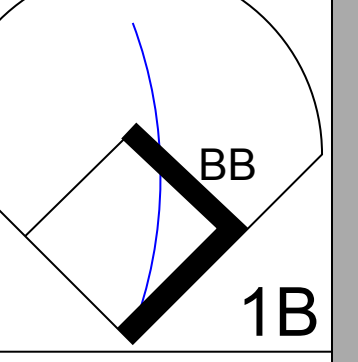
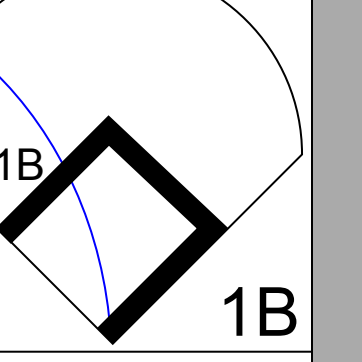
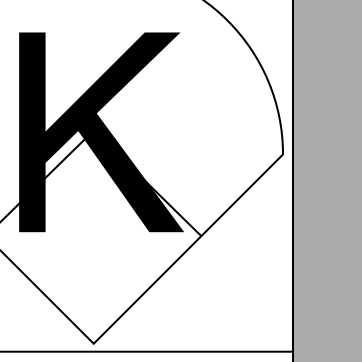
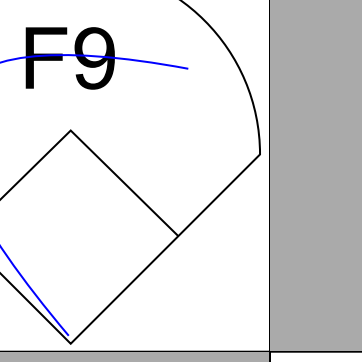

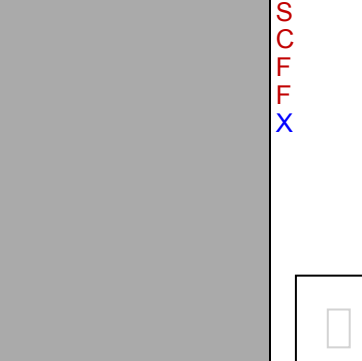
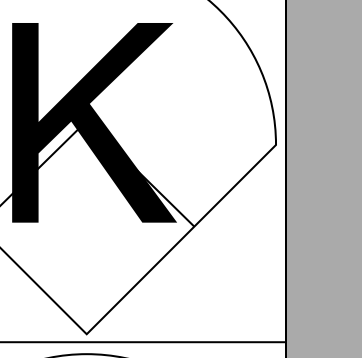
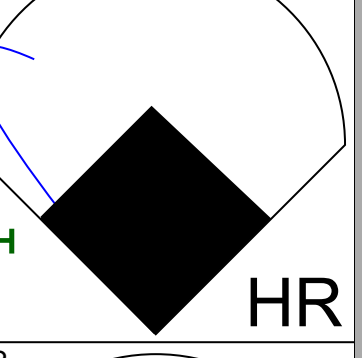
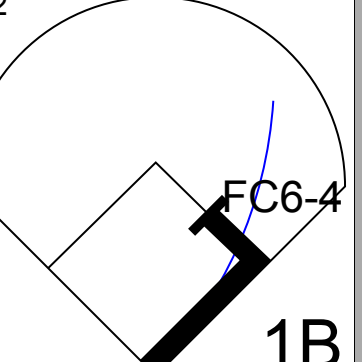
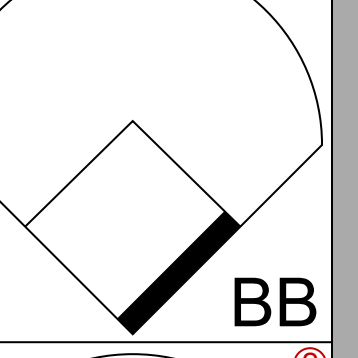
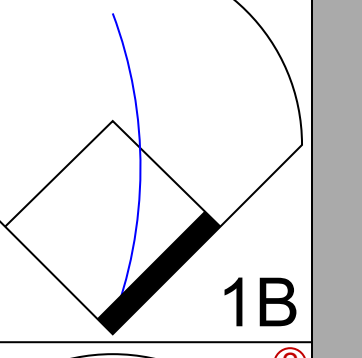
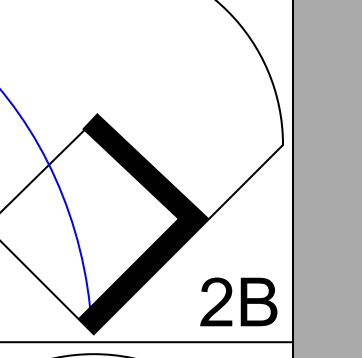
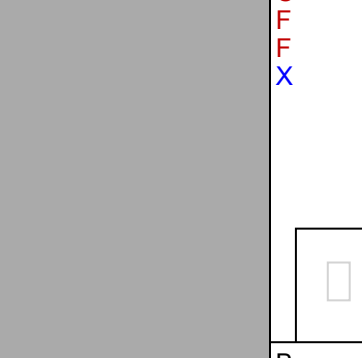


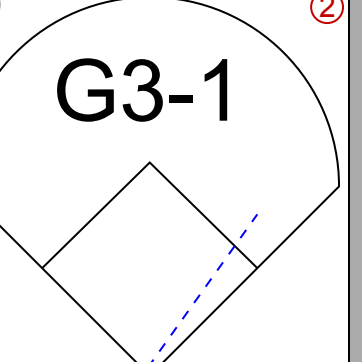
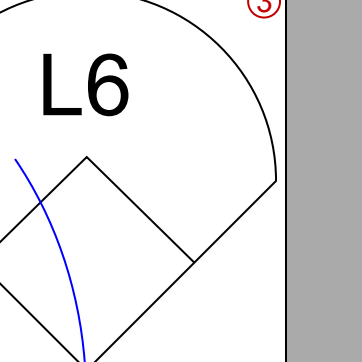
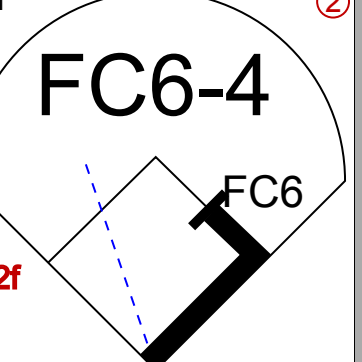
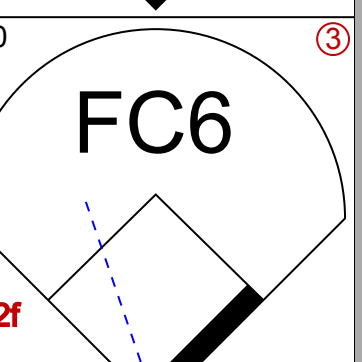
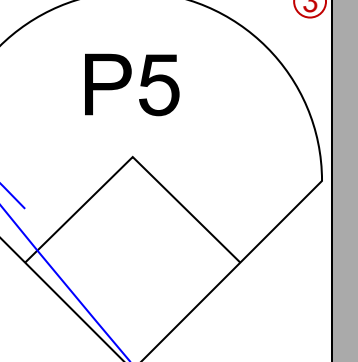
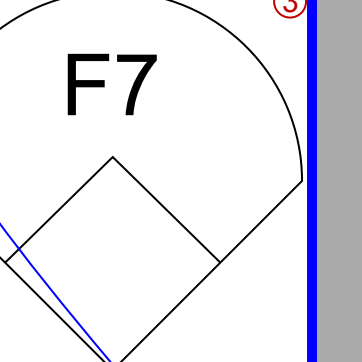






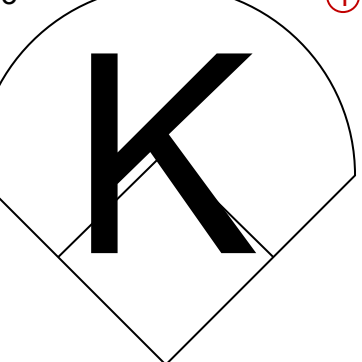
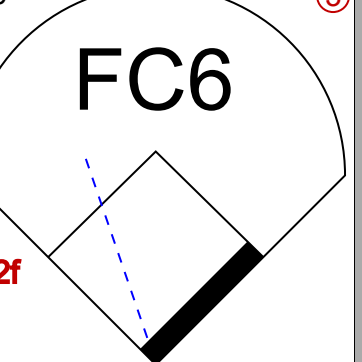


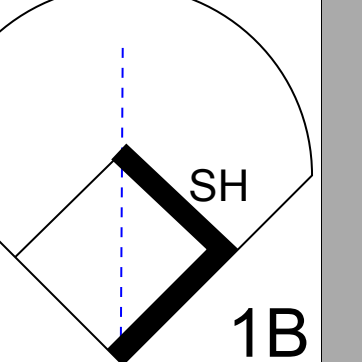

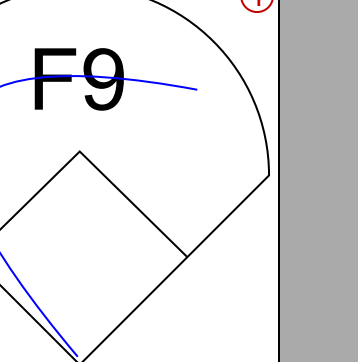

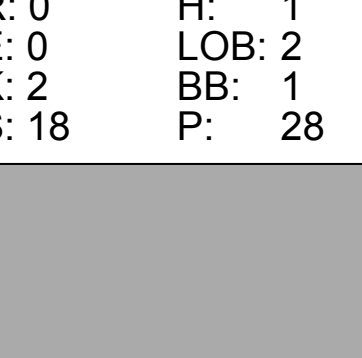
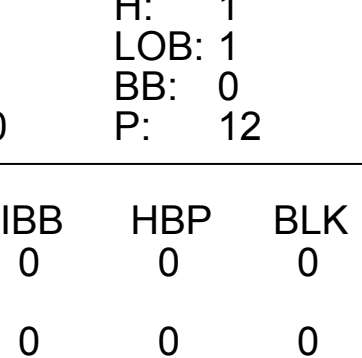
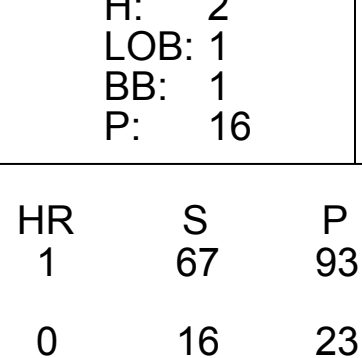
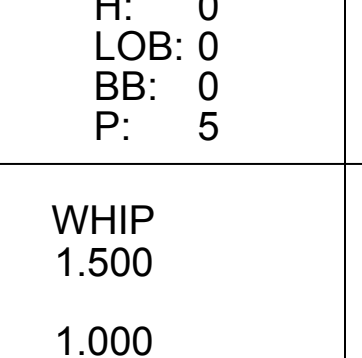
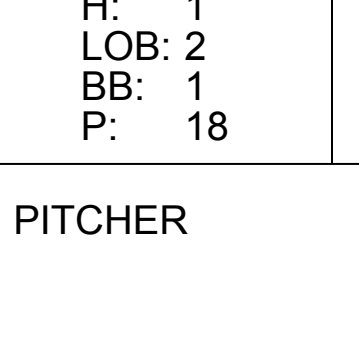
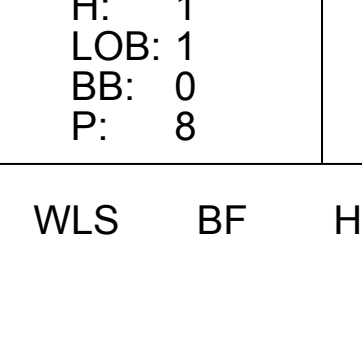
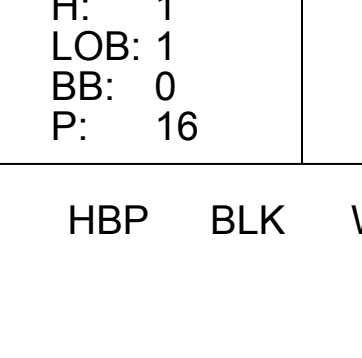
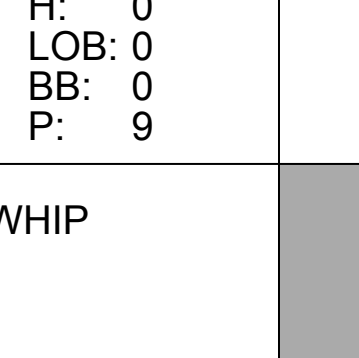
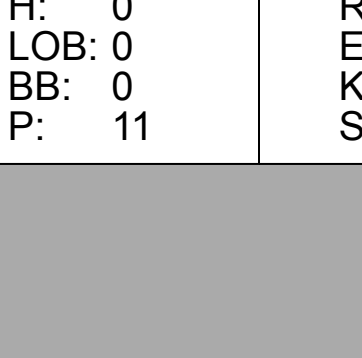

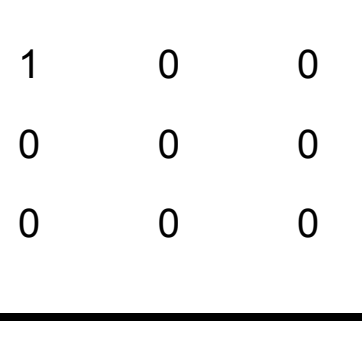








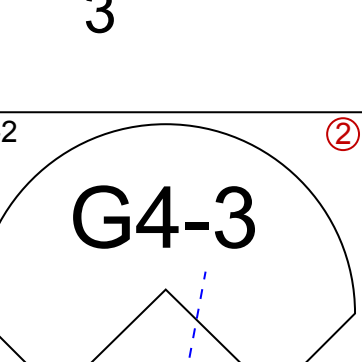

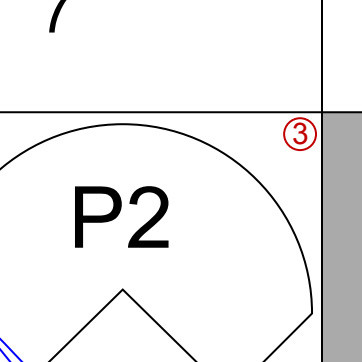
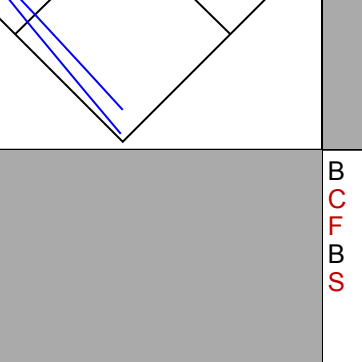
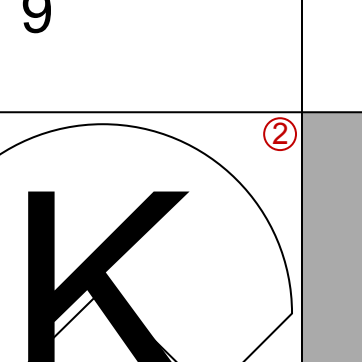
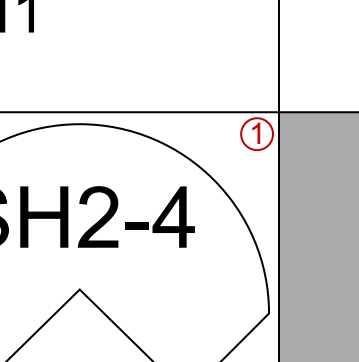
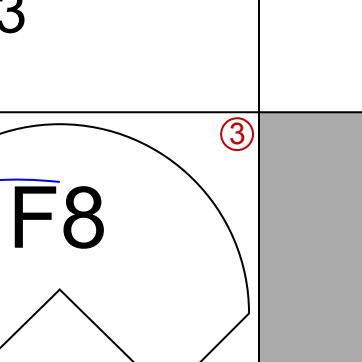


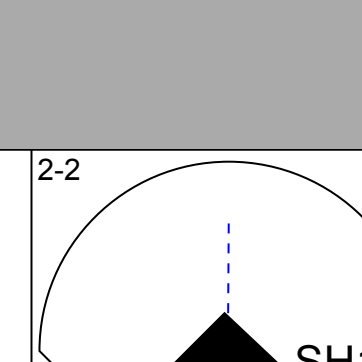


Batter	1	2	3	4	5	6	7	8	9	AB	R	H	RBI	BB	SO	LOB	BOTTOM										
1B Johnny Damon, L OBP: 0.321, SLG: 0.415 (1, 8)	G6-4-3		S		G4-3		F8			5	1	3	0	0	0	1											
Todd Walker, L OBP: 0.357, SLG: 0.434 (1, 4)	G6-4-3		F8		F7				K	5	1	2	1	0	1	2											
Nomar Garciaparra, R OBP: 0.360, SLG: 0.576 (1, 6)	G6-4-3				P4				F8	4	1	1	1	1	0	2											
Manny Ramirez, R OBP: 0.423, SLG: 0.568 (1, 7)	F7				E3				G5-3	5	2	1	0	0	0	4											
34 David Ortiz, L OBP: 0.385, SLG: 0.518 (1, 10)	G4-3				F9				2B	3	1	1	3	1	0	1											
Kevin Millar, R OBP: 0.375, SLG: 0.532 (1, 3)	P5				3B				1B	3	1	2	1	1	0	0											
Trot Nixon, L OBP: 0.387, SLG: 0.529 (1, 9)	G4-3				3B				K	3	0	1	2	1	1	3											
Freddy Sanchez, R OBP: 0.250, SLG: 0.333 (1, 5)			G5-3		K				G4-3	4	0	0	0	0	1	3											
Jason Varitek, S OBP: 0.365, SLG: 0.545 (1, 2)	F8				F8				F7	4	1	1	0	0	1	0											
Inning Stats	R: 0 E: 0 K: 0 S: 6	H: 2 LOB: 1 BB: 0 P: 10	R: 0 E: 0 K: 0 S: 5	H: 0 LOB: 0 BB: 0 P: 10	R: 0 E: 0 K: 0 S: 11	H: 1 LOB: 1 BB: 0 P: 16	R: 2 E: 0 K: 1 S: 15	H: 2 LOB: 1 BB: 1 P: 26	R: 4 E: 1 K: 0 S: 17	H: 3 LOB: 2 BB: 2 P: 32	R: 2 E: 0 K: 2 S: 17	H: 4 LOB: 3 BB: 1 P: 30	R: 0 E: 0 K: 0 S: 7	H: 0 LOB: 0 BB: 0 P: 10	R: 0 E: 0 K: 1 S: 8	H: 0 LOB: 0 BB: 0 P: 11	1B: 6 2B: 4 3B: 2 HR: 0	SF: 0 SAC: 0 DP: 1 HBP: 0	WP: 0 PB: 0 SB: 1 CS: 0	PA: 40							
PITCHER	IP	WLS	BF	H	R	ER	SO	BB	IBB	HBP	BLK	WP	HR	S	P	ERA	WHIP										
Tim Lincecum, R ERA: 3.49 (1, 1)	4.2	L	25	8	6	2	1	2	1	0	0	0	0	51	91	3.86	2.143										
Kirk Saarloos, R ERA: 6.05 (5, 1)	2.1		12	4	2	2	2	0	1	0	0	0	0	27	43	7.71	1.714										
Billy Wagner, L ERA: 1.64 (8, 1)	1.0		3	0	0	0	1	0	0	0	0	0	0	8	11	0.00	0.000										

Houston Astros @ Boston Red Sox
Fenway Park, Boston, MA
Sat Jun 14 2003, 7:05 PM EDT
Att: 34,562 - Overcast - 60 F

AB	36
R	8
H	12
RBI	8
BB	4
SO	4
LOB	16

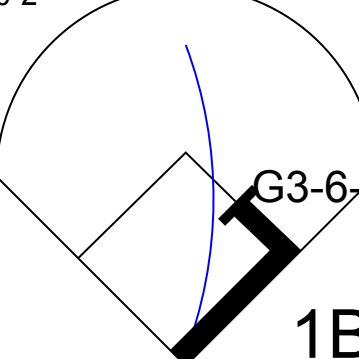
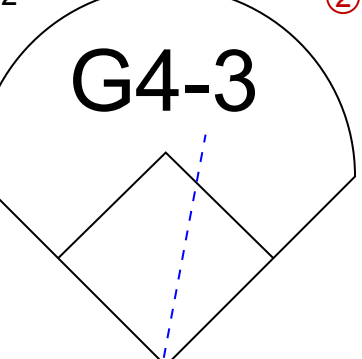
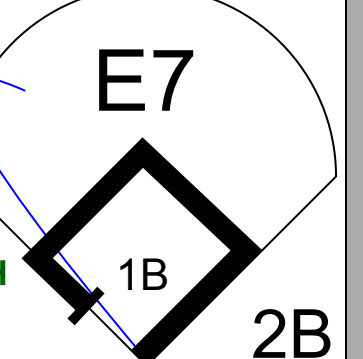
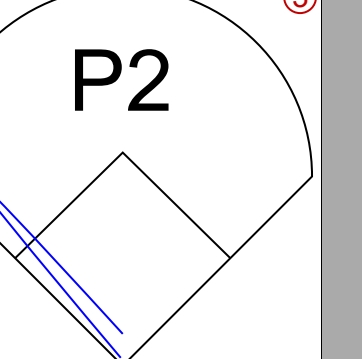

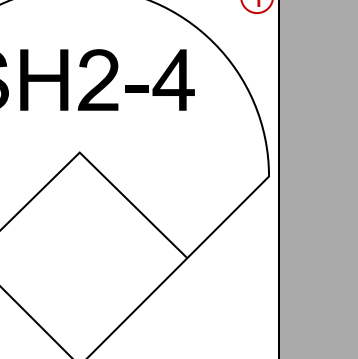
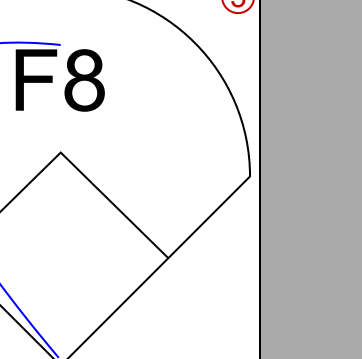
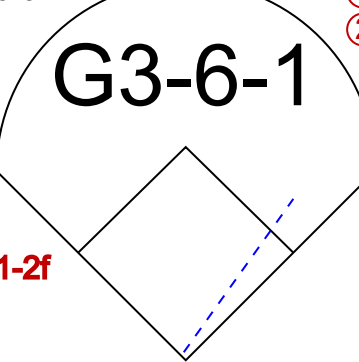
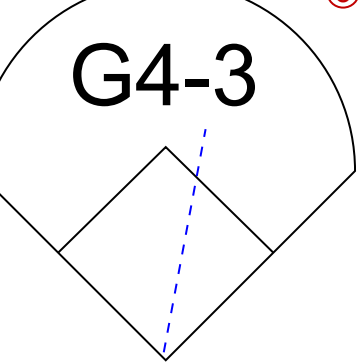
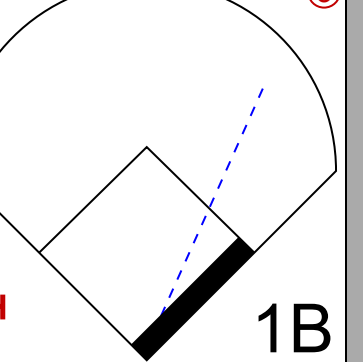

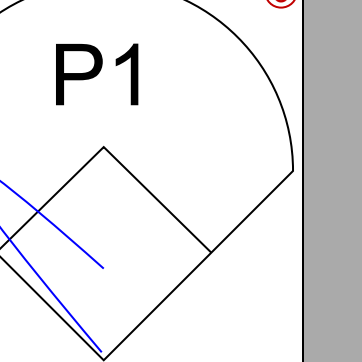
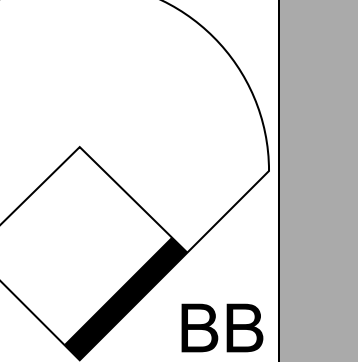
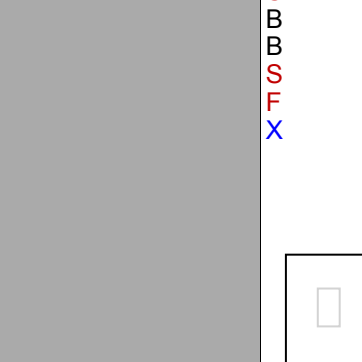
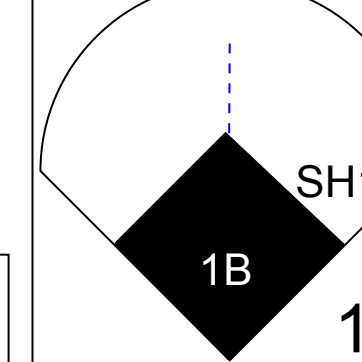
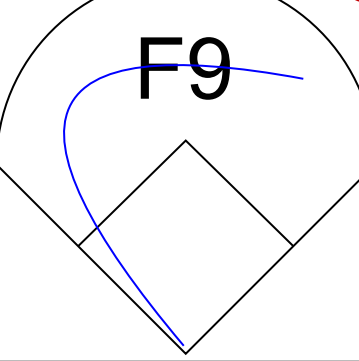
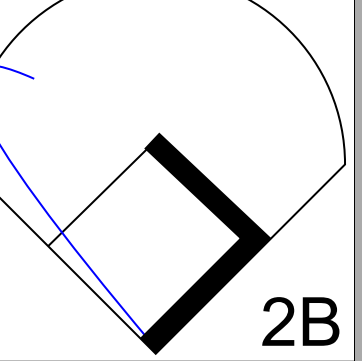
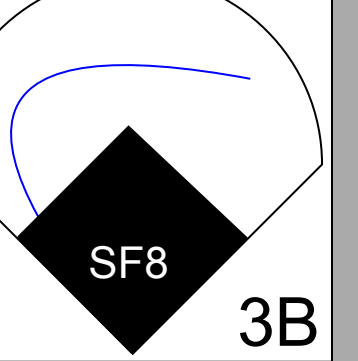
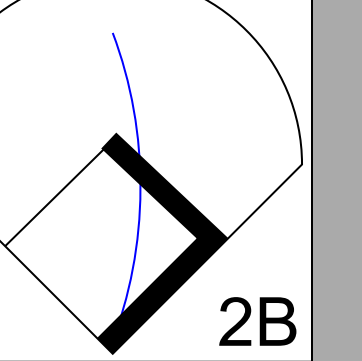
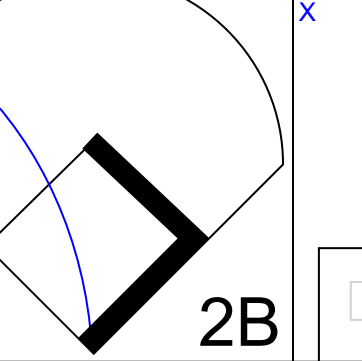
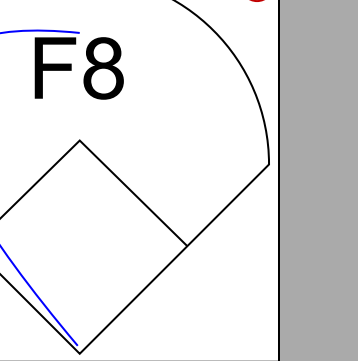

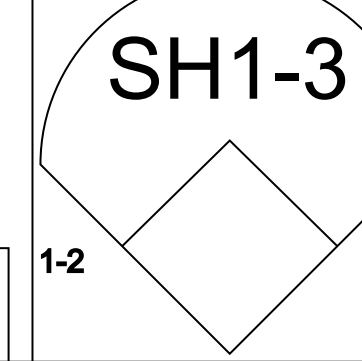
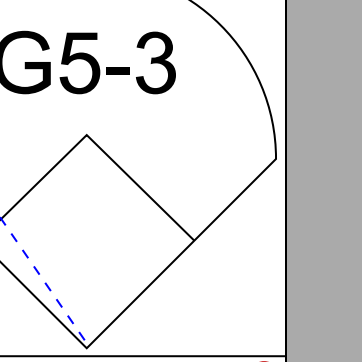
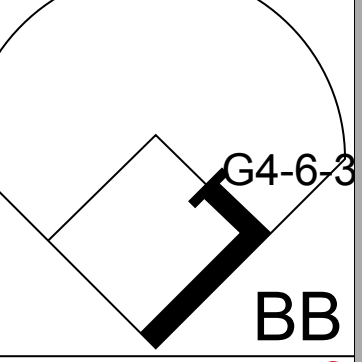

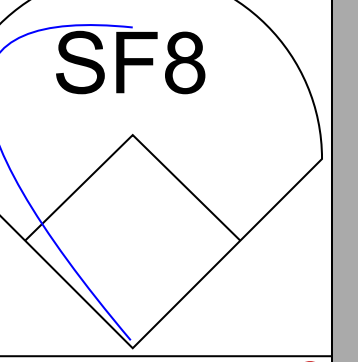
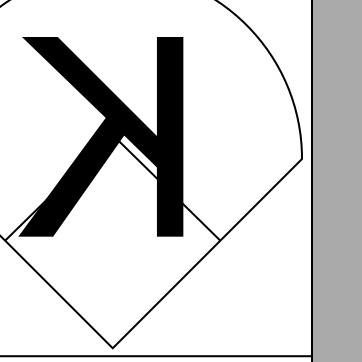
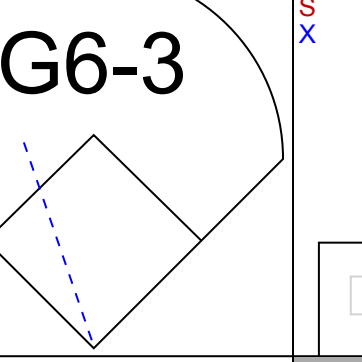
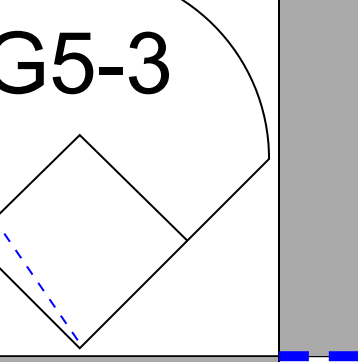


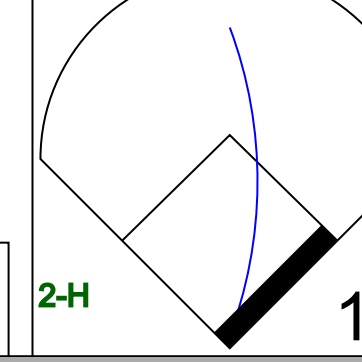
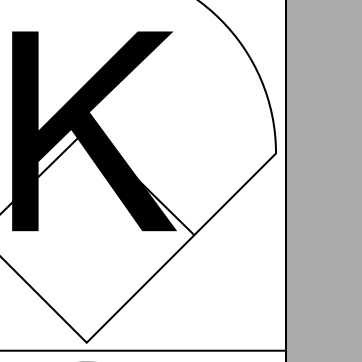
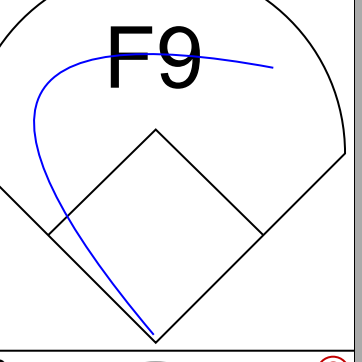

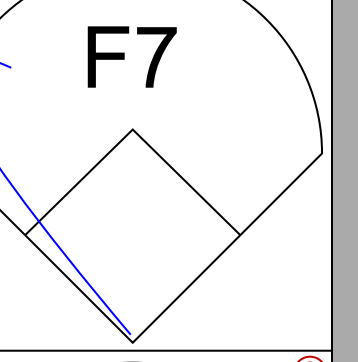
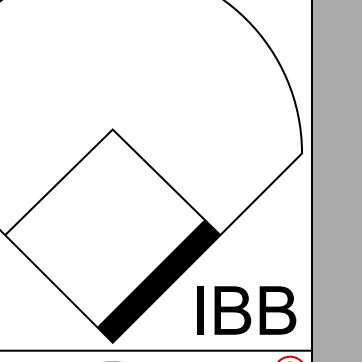
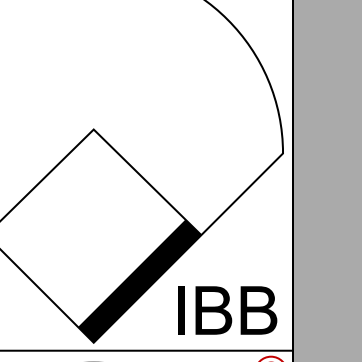
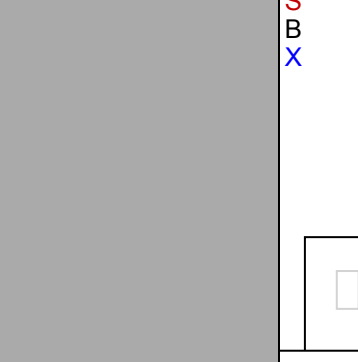
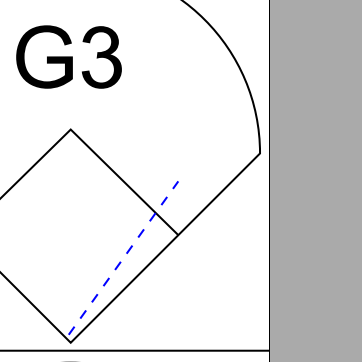


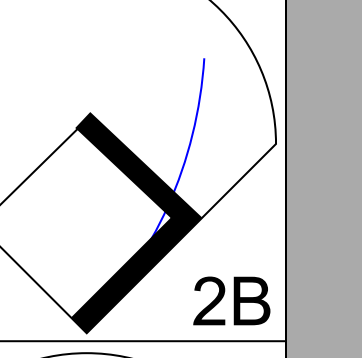
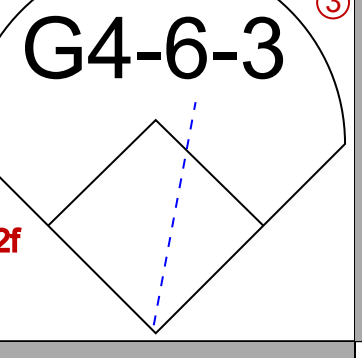

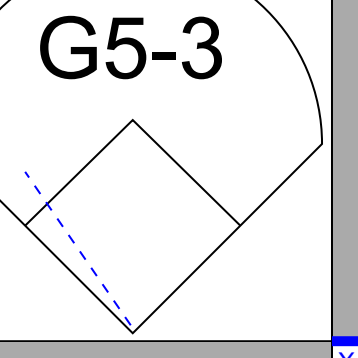

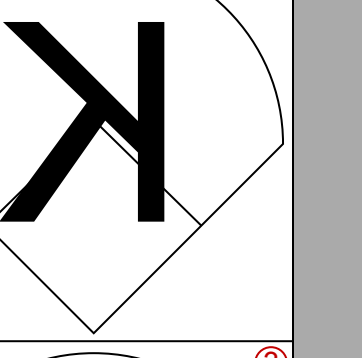

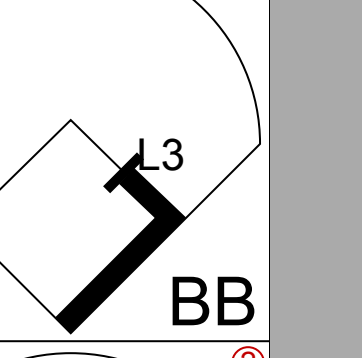


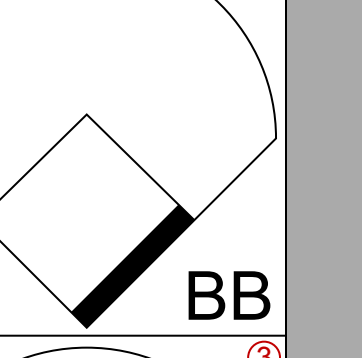

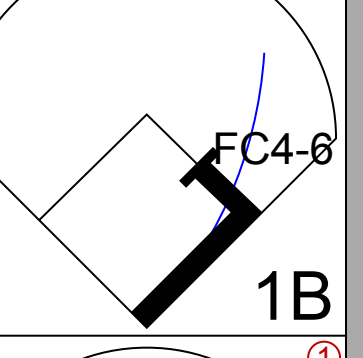

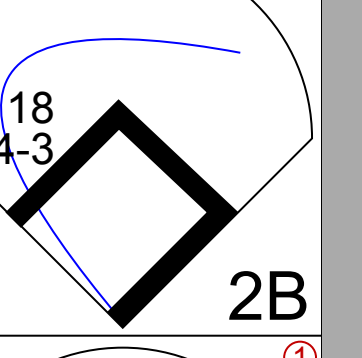
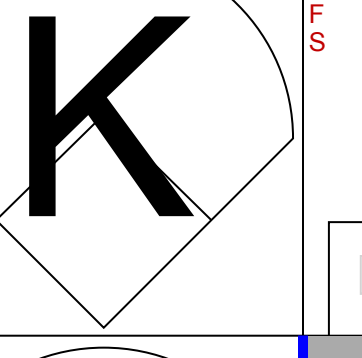
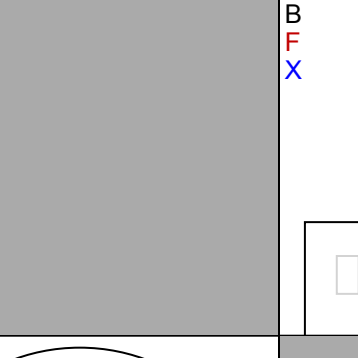

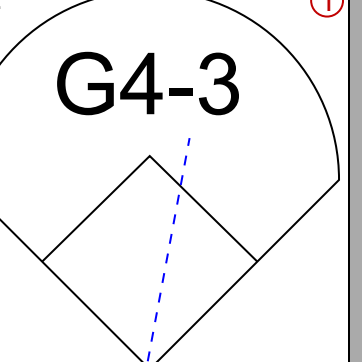

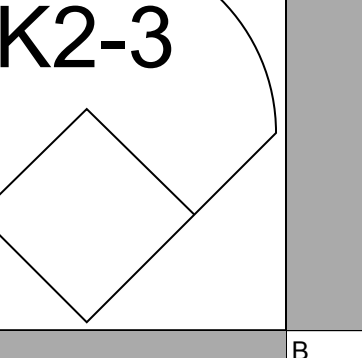

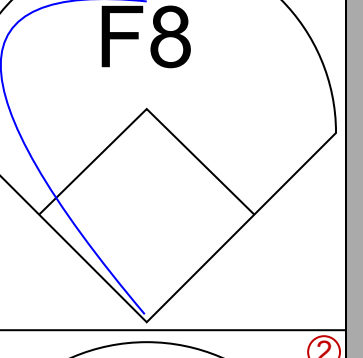

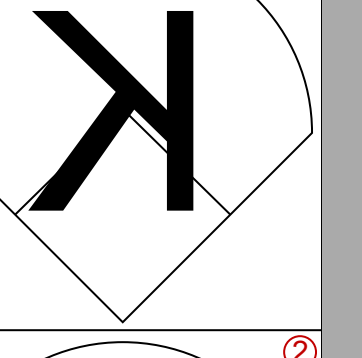
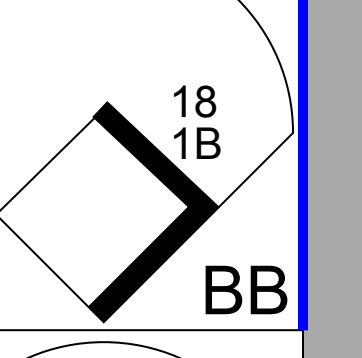

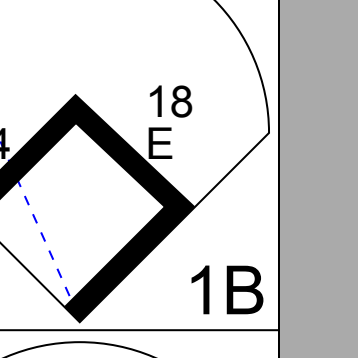
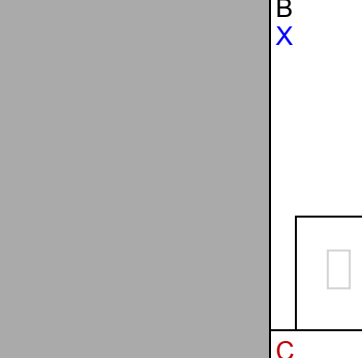
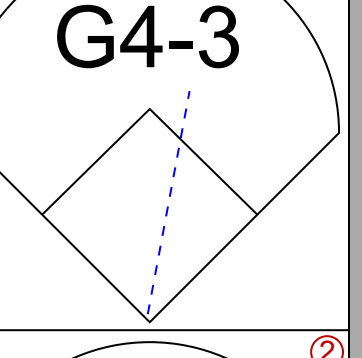
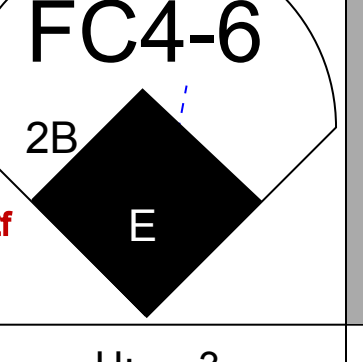
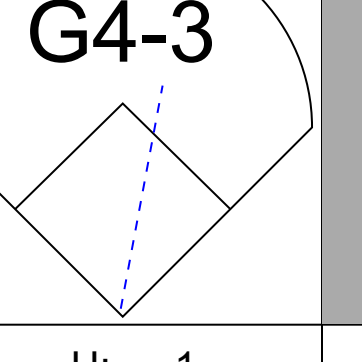
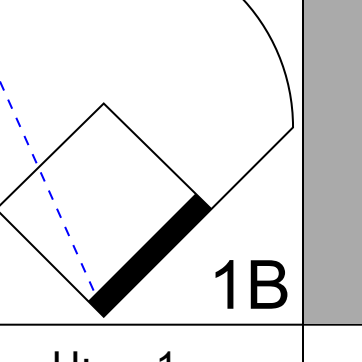
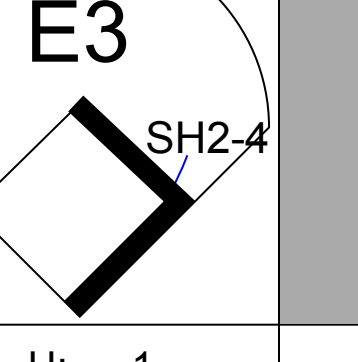

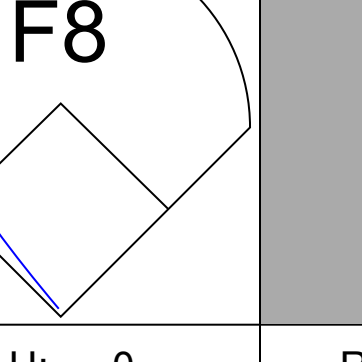

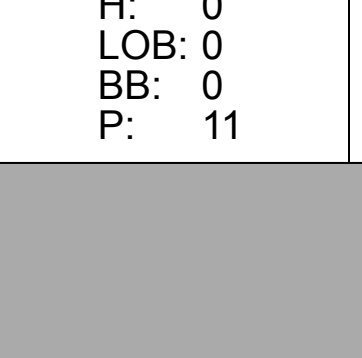
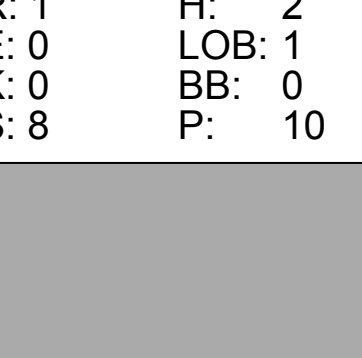
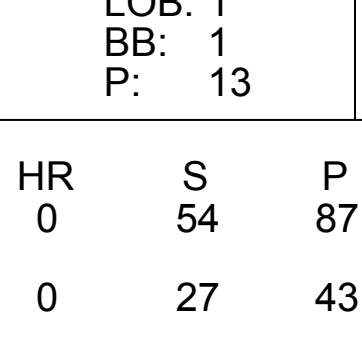
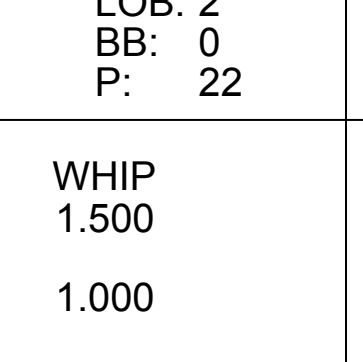
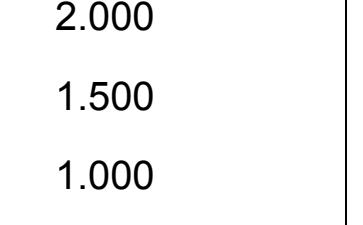
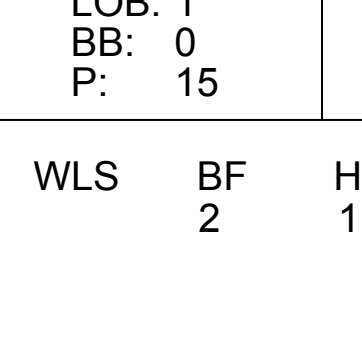
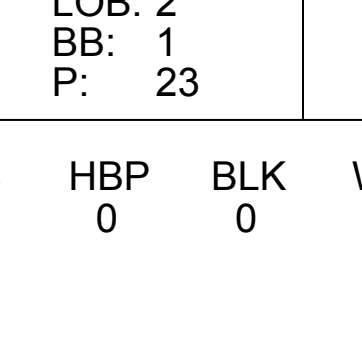
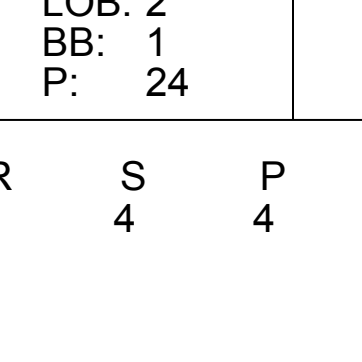
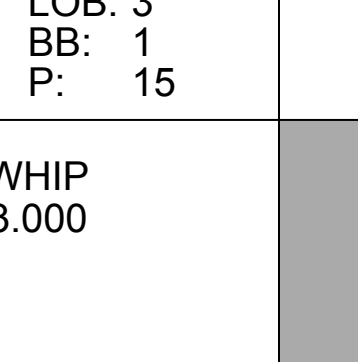

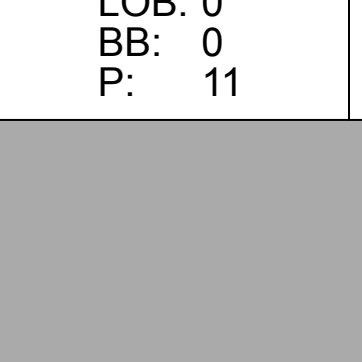

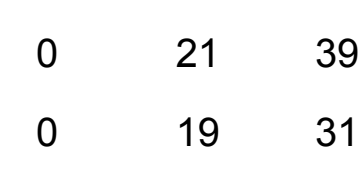
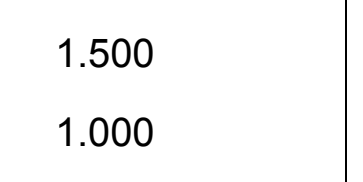








Batter	1	2	3	4	5	6	7	8	9	10	11	12	13	14	AB	R	H	RBI	BB	SO	LOB	TOP								
Craig Biggio, R OBP: 0.341, SLG: 0.434 (1, 8)															6	0	1	0	0	2	0									
Geoff Blum, S OBP: 0.312, SLG: 0.418 (10, 6)															7	0	2	0	0	1	3									
5 Jeff Bagwell, R OBP: 0.359, SLG: 0.469 (1, 3)															6	0	1	0	1	1	4									
Jeff Kent, R OBP: 0.376, SLG: 0.518 (1, 4)															7	0	1	0	0	1	3									
17 Lance Berkman, S OBP: 0.405, SLG: 0.509 (1, 7)															5	1	2	0	1	1	1									
Richard Hidalgo, R OBP: 0.402, SLG: 0.536 (1, 9)															5	1	3	2	1	1	1									
Orlando Merced, S OBP: 0.318, SLG: 0.408 (1, 10)															5	0	2	0	1	1	4									
Jose Vizcaino, S OBP: 0.273, SLG: 0.339 (1, 6)														4	0	0	0	0	0	7										
28 Adam Everett, R OBP: 0.281, SLG: 0.360 (8, 6)														4	0	0	0	0	0	0	0									
Morgan Ensberg, R OBP: 0.426, SLG: 0.661 (10, PH) (10, 5)														2	0	0	0	0	2	2										
Brad Ausmus, R OBP: 0.269, SLG: 0.283 (1, 2)														6	0	1	0	0	2	1										
Inning Stats	R: 0 E: 0 K: 2 S: 11	H: 0 LOB: 0 BB: 0 P: 16	R: 0 E: 0 K: 1 S: 16	H: 2 LOB: 2 BB: 0 P: 21	R: 0 E: 0 K: 1 S: 10	H: 1 LOB: 1 BB: 0 P: 12	R: 2 E: 0 K: 0 S: 10	H: 2 LOB: 1 BB: 1 P: 16	R: 0 E: 0 K: 0 S: 4	H: 0 LOB: 0 BB: 0 P: 5	R: 0 E: 0 K: 0 S: 12	H: 1 LOB: 1 BB: 1 P: 18	R: 0 E: 1 K: 0 S: 7	H: 1 LOB: 1 BB: 1 P: 8	R: 0 E: 0 K: 1 S: 13	H: 2 LOB: 2 BB: 0 P: 20	R: 0 E: 0 K: 2 S: 12	H: 1 LOB: 1 BB: 0 P: 16	R: 0 E: 0 K: 0 S: 7	H: 0 LOB: 0 BB: 0 P: 9	R: 0 E: 0 K: 0 S: 4	H: 1 LOB: 0 BB: 0 P: 4	R: 0 E: 0 K: 1 S: 9	H: 0 LOB: 0 BB: 0 P: 11	R: 0 E: 0 K: 2 S: 18	H: 1 LOB: 2 BB: 1 P: 28	1B: 9 2B: 3 3B: 0 HR: 1	SF: 0 SAC: 1 DP: 2 HBP: 0	WP: 0 PB: 0 SB: 0 CS: 0	PA: 58
PITCHER	IP WLS BF H R ER SO BB IBB HBP BLK WP HR S P ERA WHIP	6.0 2.0 2.0 3.0 1.0	7 2 2 9 5	2 0 0 0 0	0 0 0 0 0	0 0 0 0 0	0 0 0 0 0	16 23 40 24 18	0.00 0.00 0.00 0.00 0.00	1.500 1.000 1.000 0.333 2.000	PITCHER	IP WLS BF H R ER SO BB IBB HBP BLK WP HR S P ERA WHIP	6.0 2.0 2.0 3.0 1.0	7 2 2 9 5	2 0 0 0 0	0 0 0 0 0	0 0 0 0 0	0 0 0 0 0	16 23 40 24 18	0.00 0.00 0.00 0.00 0.00	1.500 1.000 1.000 0.333 2.000									

Houston Astros @ Boston Red Sox
Fenway Park, Boston, MA
Sun Jun 15 2003, 2:05 PM EDT
Att: 34,085 - Cloudy - 65 F

AB	53
R	2
H	13
RBI	2
BB	4
SO	12
LOB	26



Batter	1	2	3	4	5	6	7	8	9	10	11	12	13	14	AB	R	H	RBI	BB	SO	LOB	BOTTOM
Bill Mueller, S OBP: 0.401, SLG: 0.549 (1, 5)															6	0	2	0	0	1	3	
Todd Walker, L OBP: 0.359, SLG: 0.431 (1, 4)															6	1	4	0	0	0	3	
Nomar Garciaparra, R OBP: 0.368, SLG: 0.566 (1, 6)															6	1	4	0	0	0	3	
Manny Ramirez, R OBP: 0.419, SLG: 0.560 (1, 10)															5	0	1	2	1	1	5	
34 David Ortiz, L OBP: 0.383, SLG: 0.503 (1, 3)															4	0	0	0	2	1	2	
Kevin Millar, R OBP: 0.374, SLG: 0.529 (1, 7)															5	0	1	0	1	2	6	
Trot Nixon, L OBP: 0.390, SLG: 0.531 (1, 9)															5	0	2	0	1	2	3	
Jason Varitek, S OBP: 0.363, SLG: 0.536 (1, 2)															3	0	0	0	1	2	4	
Freddy Sanchez, R OBP: 0.250, SLG: 0.333 (9, PR)															0	0	0	0	0	0	0	
Doug Mientkiewicz, R OBP: 0.291, SLG: 0.398 (10, 2)															2	1	0	0	0	0	1	
Damian Jackson, R OBP: 0.320, SLG: 0.413 (7, PH) (8, 8)															4	0	1	0	0	0	2	
Inning Stats	R: 0 E: 0 K: 5 S: 5	H: 1 LOB: 0 BB: 0 P: 6	R: 0 E: 0 K: 2 S: 13	H: 1 LOB: 2 BB: 1 P: 18	R: 0 E: 0 K: 0 S: 11	H: 0 LOB: 0 BB: 0 P: 16	R: 0 E: 0 K: 0 S: 6	H: 1 LOB: 1 BB: 1 P: 13	R: 1 E: 0 K: 0 S: 6	H: 1 LOB: 0 BB: 0 P: 12	R: 0 E: 0 K: 1 S: 12	H: 1 LOB: 1 BB: 1 P: 15	R: 0 E: 0 K: 0 S: 7	H: 0 LOB: 0 BB: 0 P: 14	R: 0 E: 0 K: 0 S: 8	H: 0 LOB: 0 BB: 0 P: 11	R: 0 E: 0 K: 1 S: 8	H: 2 LOB: 1 BB: 0 P: 10	1B: 7 2B: 7 3B: 1 HR: 0	SF: 1 SAC: 2 DP: 3 HBP: 0	WP: 0 PB: 0 SB: 0 CS: 0	PA: 58
PITCHER	IP WLS BF H R ER SO BB IBB HBP BLK WP HR S P ERA WHIP	6.0 2.0 1.0 2.0 2.0	7 2 0 0 0	2 0 0 0 0	0 0 0 0 0	0 0 0 0 0	0 0 0 0 0	27 43 14 39 19	0.00 0.00 0.00 0.00 4.50	1.500 1.000 2.000 1.500 1.000	PITCHER	IP WLS BF H R ER SO BB IBB HBP BLK WP HR S P ERA WHIP	6.0 2.0 2.0 3.0 1.0	7 2 2 9 5	2 0 0 0 0	0 0 0 0 0	0 0 0 0 0	0 0 0 0 0	16 23 40 24 18			

Batter	1	2	3	4	5	6	7	8	9	AB	R	H	RBI	BB	SO	LOB	TOP										
Matt Kata, S OBP: 0.400, SLG: 0.625 (1,4)	1-1 P4		4-0 BB			4-2 CS BB		0-2 K	0-3 K	3	0	0	0	2	2	2											
Steve Finley, L OBP: 0.362, SLG: 0.464 (1,8)	3-2 F8		0-2 K			0-3 K		3-1 P6		4	0	0	0	0	2	2											
Alex Cintron, S OBP: 0.363, SLG: 0.535 (1,6)	0-0 G1-3			2-2 G3		2-1 G4-3		0-1 F9		4	0	0	0	0	0	1											
Luis Gonzalez, L OBP: 0.378, SLG: 0.553 (1,7)		2-1 1B		1-0 G4-3		2-1 FC2-6 1B		0-2 HR		4	1	3	1	0	0	0											
Robby Hammock, R OBP: 0.333, SLG: 0.593 (1,5)	2-0 F7		1-1 F9			0-0 FC2-6 F8 1B		1-2 1B		4	1	1	0	0	0	2											
Lyle Overbay, L OBP: 0.363, SLG: 0.401 (1,3)	1-0 G5-4-3 1B			0-0 2B		1-0 BB 1-2 1B		1-3 K		4	0	3	0	0	1	1											
Chad Moeller, R David DeLucci, L OBP: 0.351, SLG: 0.475 (7, PH) Rod Barajas, R OBP: 0.291, SLG: 0.419 (7,2)	0-0 G5-4-3			0-0 B1		1-0 F8		0-3 K		2	0	0	0	0	0	3											
Quinton McCracken, S OBP: 0.255, SLG: 0.237 (1,9)			1-3 K		1-3 K		4-2 BB 1-2 BB		0-0 1B	3	0	1	1	1	2	1											
17 Brandon Webb, R OBP: 0.125, SLG: 0.067 (7, PH) Carlos Estephan, S OBP: 0.287, SLG: 0.467 (7,1) Mike Koplove, R OBP: 0.287, SLG: 0.467 (7,1) Oscar Villarreal, L OBP: 0.301, SLG: 0.323 (8,1) Danny Bautista, R OBP: 0.301, SLG: 0.323 (8,1) Eddie Oropesa, L OBP: 0.301, SLG: 0.323 (8,1) Jose Valverde, R OBP: 0.301, SLG: 0.323 (8,1)			0-3 K		1-3 K		1-3 K		4-0 IBB	2	0	0	0	0	2	1											
Inning Stats	R: 0 E: 0 K: 0 S: 7	H: 0 LOB: 0 BB: 0 P: 11	R: 0 E: 0 K: 0 S: 5	H: 2 LOB: 1 BB: 0 P: 10	R: 0 E: 0 K: 3 S: 11	H: 0 LOB: 1 BB: 1 P: 16	R: 0 E: 0 K: 0 S: 7	H: 0 LOB: 0 BB: 0 P: 11	R: 0 E: 0 K: 2 S: 8	H: 1 LOB: 1 BB: 0 P: 10	R: 0 E: 0 K: 1 S: 8	H: 0 LOB: 3 BB: 1 P: 14	R: 0 E: 0 K: 1 S: 11	H: 2 LOB: 3 BB: 1 P: 20	R: 0 E: 0 K: 1 S: 7	H: 0 LOB: 0 BB: 0 P: 10	R: 2 E: 0 K: 3 S: 18	H: 3 LOB: 2 BB: 1 P: 24	1B: 5 2B: 2 3B: 0 HR: 1	SF: 0 SAC: 0 DP: 1 HBP: 0	WP: 0 PB: 0 SB: 0 CS: 1	PA: 37					
PITCHER	IP	WLS	BF	H	R	ER	SO	BB	IBB	HBP	BLK	WP	HR	S	P	ERA	WHIP										
Ron Villone, L ERA: 1.47	6.1		24	5	0	0	6	2	0	0	0	0	0	50	79	0.00	1.105										
54 Brad Lidge, R ERA: 1.55	0.2	H	3	0	0	0	1	1	0	0	0	0	0	7	13	0.00	1.500										
Octavio Dotel, R ERA: 1.96	1.0	H	3	0	0	0	1	0	0	0	0	0	0	7	10	0.00	0.000										
Billy Wagner, L	1.0	L	7	3	2	2	3	0	1	0	0	0	1	18	24	18.00	3.000										

Arizona Diamondbacks @ Houston Astros
Minute Maid Park, Houston, TX
Wed Jun 18 2003, 7:05 PM CDT
Att: 30,031 - Dome - 72 F

AB	33
R	2
H	8
RBI	2
BB	4
SO	11
LOB	19



Batter	1	2	3	4	5	6	7	8	9	AB	R	H	RBI	BB	SO	LOB	BOTTOM										
Craig Biggio, R OBP: 0.339, SLG: 0.427 (1,8)	1-3 K2-3		1-1 G2-3			1-1 G6-3		1-0 G5-3		4	0	0	0	0	1	0											
Geoff Blum, S OBP: 0.311, SLG: 0.420 (1,5)	2-3 K			0-2 2B		2-2 G3		1-1 P5		4	0	1	0	0	1	0											
5 Jeff Bagwell, R OBP: 0.359, SLG: 0.462 (1,3)	2-2 G6-3			1-3 K		0-0 FC4 1B		1-0 FC6-4 HBP		3	0	1	0	0	1	1											
Jeff Kent, R OBP: 0.373, SLG: 0.521 (1,4)		0-2 HR		0-0 G5-3		2-1 FC4		0-1 FC6-4		4	1	1	1	0	0	3											
17 Lance Berkman, S OBP: 0.404, SLG: 0.500 (1,7)	1-1 P5			4-0 IBB				1-3 K		2	0	0	0	2	1	0											
Richard Hidalgo, R OBP: 0.396, SLG: 0.539 (1,9)	0-3 K			0-2 G6-3		1-2 FC6-4 1B		1-0 G5-4-3 BB		4	0	1	0	0	1	3											
Jose Vizcaino, S OBP: 0.274, SLG: 0.339 (1,6) 28 Adam Everett, R OBP: 0.274, SLG: 0.350 (8,6)	1-2 G4-3				2-3 K		0-0 FC6-4 1B		4-1 BB	3	0	1	0	0	1	0											
Morgan Ensberg, R OBP: 0.428, SLG: 0.678 (9, PH)						1-2 1B		0-0 BB		0	0	0	0	1	0	0											
Brad Ausmus, R OBP: 0.265, SLG: 0.277 (1,2) Gregg Zaun, S OBP: 0.342, SLG: 0.357 (9, PH)				1-1 G6-3		0-0 G6-3		1-1 FC6-4 1B		3	0	0	0	0	0	2											
Ron Villone, L OBP: 0.313, SLG: 0.402 (7, PH) Octavio Dotel, R OBP: 0.313, SLG: 0.402 (8,1) Billy Wagner, L OBP: 0.313, SLG: 0.402 (9,1)				0-2 F7		1-1 G1-3		2-2 G3		2	0	0	0	0	0	0											
Inning Stats	R: 0 E: 0 K: 2 S: 10	H: 0 LOB: 0 BB: 0 P: 15	R: 1 E: 0 K: 1 S: 12	H: 1 LOB: 0 BB: 0 P: 14	R: 0 E: 0 K: 0 S: 8	H: 0 LOB: 0 BB: 0 P: 10	R: 0 E: 0 K: 1 S: 11	H: 1 LOB: 2 BB: 1 P: 16	R: 0 E: 0 K: 1 S: 6	H: 0 LOB: 0 BB: 0 P: 9	R: 0 E: 0 K: 0 S: 8	H: 1 LOB: 1 BB: 0 P: 13	R: 0 E: 0 K: 1 S: 13	H: 2 LOB: 2 BB: 0 P: 18	R: 0 E: 0 K: 0 S: 5	H: 0 LOB: 1 BB: 2 P: 8	R: 0 E: 0 K: 0 S: 4	H: 0 LOB: 1 BB: 2 P: 13	1B: 3 2B: 1 3B: 0 HR: 1	SF: 0 SAC: 0 DP: 1 HBP: 1	WP: 0 PB: 0 SB: 0 CS: 0	PA: 35					
PITCHER	IP	WLS	BF	H	R	ER	SO	BB	IBB	HBP	BLK	WP	HR	S	P	ERA	WHIP										
17 Brandon Webb, R ERA: 2.36	6.0		22	3	1	1	5	0	1	0	0	0	0	55	77	1.50	0.500										
Mike Koplove, R ERA: 2.15	1.0	W	5	2	0	0	1	0	0	0	0	0	0	13	18	0.00	2.000										
Oscar Villarreal, L ERA: 3.0	1.0	W	4	0	0	0	0	0	0	1	0	0	0	5	8	0.00	0.000										
Eddie Oropesa, L ERA: 3.45	0.0		1	0	0	0	0	1	0	0	0	0	0	1	5	=	=										
Jose Valverde, R ERA: 3.0	1.0	S	3	0	0	0	0	1	0	0	0	0	0	3	8	0.00	1.000										

Arizona Diamondbacks @ Houston Astros
Minute Maid Park, Houston, TX
Wed Jun 18 2003, 7:05 PM CDT
Att: 30,031 - Dome - 72 F

AB	31
R	1
H	5
RBI	1
BB	3
SO	6
LOB	12



Batter	1	2	3	4	5	6	7	8	9	AB	R	H	RBI	BB	SO	LOB	TOP		
Tony Womack, L (1, 6) OBP: 0.263, SLG: 0.323	2-2 S HR 1B	0-1 F8			1-1 F8		1-0 G1-3		0-1 L4	5	1	1	0	0	0	0			
Matt Kata, S (1, 4) OBP: 0.333, SLG: 0.538	1-3 SAFE K		0-0 F7		1-2 2B		1-3 K		2-1 F9	5	0	1	0	0	2	1			
Alex Cintron, S (1, 5) OBP: 0.352, SLG: 0.517	3-3 SAFE K		1-0 P6		1-1 F8		1-1 G4-3			4	0	0	0	0	1	2			
Luis Gonzalez, L (1, 7) OBP: 0.383, SLG: 0.565	2-2 2H HR		1-0 F8		4-0 IBB			1-2 SH2-4 1B		3	1	2	2	1	0	0			
David Dellucci, L (1, 9) Quinton McCracken, S (8, 9) OBP: 0.350, SLG: 0.471 OBP: 0.255, SLG: 0.237	0-1 E6		1-0 1B SF7 1B		0-0 G3			0-0 SH2-4 1-2		3	1	1	0	0	0	2			
Lyle Overbay, L (1, 3) OBP: 0.361, SLG: 0.398	1-0 G3		0-0 G6-3 SF7 1B		1-2 G4-3			2-3 K		4	0	1	0	0	1	2			
Steve Finley, L (1, 8) OBP: 0.364, SLG: 0.474		2-2 SF7 3B		2-1 SF7		0-0 G4-3		4-1 FC5-4 BB		2	1	1	1	1	0	0			
Rod Barajas, R (1, 2) OBP: 0.289, SLG: 0.417		0-2 SF7		1-1 G6-3		2-2 1B		1-1 FC5-4 1-2		3	0	1	1	0	0	3			
Miguel Batista, R (1, 1) Jose Valverde, R (9, 1) OBP: 0.045, SLG: 0.045		3-3 K		2-3 K		1-3 K			0-0 G4-3	4	0	0	0	0	3	2			
										0	0	0	0	0	0	0			
Inning Stats	R: 2 E: 1 K: 2 S: 19	H: 2 LOB: 1 BB: 0 P: 28	R: 1 E: 0 K: 1 S: 11	H: 1 LOB: 0 BB: 0 P: 16	R: 0 E: 0 K: 0 S: 3	H: 0 LOB: 0 BB: 0 P: 5	R: 1 E: 0 K: 1 S: 9	H: 2 LOB: 1 BB: 0 P: 15	R: 0 E: 0 K: 0 S: 8	H: 1 LOB: 2 BB: 1 P: 15	R: 0 E: 0 K: 1 S: 6	H: 0 LOB: 0 BB: 0 P: 9	R: 0 E: 0 K: 1 S: 10	H: 1 LOB: 2 BB: 1 P: 18	R: 0 E: 0 K: 0 S: 5	H: 0 LOB: 0 BB: 0 P: 7	1B: 5 2B: 1 3B: 1 HR: 1	SF: 2 SAC: 1 DP: 0 HBP: 0	WP: 0 PA: 38 PB: 0 SB: 1 CS: 0
PITCHER	IP WLS BF H R ER SO BB IBB HBP BLK WP HR S P ERA WHIP																		
Tim Redding, R (1, 1) ERA: 3.63	7.0	L	30	7	4	4	6	0	1	0	0	0	0	0	1	69	105	5.14	1.000
Nate Bland, L (8, 1) ERA: 3.53	0.2		4	1	0	0	1	1	0	0	0	0	0	0	8	15	0.00	3.000	
Ricky Stone, R (8, 1) ERA: 2.66	1.1		4	0	0	0	0	0	0	0	0	0	0	7	10	0.00	0.000		

Arizona Diamondbacks @ Houston Astros
Minute Maid Park, Houston, TX

AB 33
R 4
H 8
RBI 4
BB 2
SO 7
LOB 12



Thu Jun 19 2003, 7:05 PM CDT
Att: 30,534 - Dome - 72 F

Batter	1	2	3	4	5	6	7	8	9	AB	R	H	RBI	BB	SO	LOB	BOTTOM				
Craig Biggio, R (1, 8) OBP: 0.337, SLG: 0.425	0-2 1B		0-0 F9		0-0 P4		2-2 F8			4	0	1	0	0	0	2					
Jose Vizcaino, S (1, 4) OBP: 0.273, SLG: 0.336	1-2 P6		0-1 F9			0-1 17 1B		2-3 K		4	0	1	0	0	1	1					
5 Jeff Bagwell, R (1, 3) OBP: 0.354, SLG: 0.456	0-0 P4		1-1 G5-3			2-3 K		3-2 G4-3		4	0	0	0	0	1	2					
17 Lance Berkman, S (1, 7) OBP: 0.402, SLG: 0.496	1-1 F7		1-3 K2-3			0-1 1B		2-2 P5		4	0	1	0	0	1	1					
Morgan Ensberg, R (1, 5) OBP: 0.423, SLG: 0.672		0-3 K		3-3 K		2-0 P3		1-1 G4-3 2B		4	0	1	0	0	2	2					
Richard Hidalgo, R (1, 9) OBP: 0.386, SLG: 0.528		0-0 F9		1-1 P4		3-3 K		2-3 K		4	0	0	0	0	2	3					
Brad Ausmus, R (1, 2) Gregg Zaun, S (9, PH) OBP: 0.265, SLG: 0.278 OBP: 0.338, SLG: 0.352	0-1 28 2B 1B		0-1 G5-3				0-3 K		0-1 G4-3	3	1	1	0	0	1	0					
28 Adam Everett, R (1, 6) Geoff Blum, S (9, PH) OBP: 0.283, SLG: 0.361 OBP: 0.310, SLG: 0.418	2-1 1B 2B		2-0 F8		2-0 F8		4-0 FC3-6 BB		2-0 F8	2	1	1	0	1	0	0					
Tim Redding, R (1, 1) Orlando Merced, S (7, PH) Nate Bland, L (8, 1) Ricky Stone, R (8, 1) OBP: 0.217, SLG: 0.227 OBP: 0.311, SLG: 0.398	2-0 1B 2B		0-1 F8		0-1 F8		1-0 FC3-6			2	0	1	2	0	0	0					
										1	0	0	0	0	0	1					
										0	0	0	0	0	0	0					
										0	0	0	0	0	0	0					
Inning Stats	R: 0 E: 0 K: 0 S: 9	H: 1 LOB: 1 BB: 0 P: 11	R: 2 E: 0 K: 1 S: 10	H: 3 LOB: 1 BB: 0 P: 14	R: 0 E: 0 K: 1 S: 7	H: 0 LOB: 0 BB: 0 P: 9	R: 0 E: 0 K: 1 S: 7	H: 0 LOB: 0 BB: 0 P: 11	R: 0 E: 0 K: 0 S: 4	H: 0 LOB: 0 BB: 0 P: 6	R: 0 E: 0 K: 2 S: 11	H: 2 LOB: 2 BB: 0 P: 18	R: 0 E: 0 K: 1 S: 7	H: 0 LOB: 1 BB: 1 P: 14	R: 0 E: 0 K: 1 S: 16	H: 0 LOB: 0 BB: 0 P: 23	R: 0 E: 0 K: 1 S: 8	H: 1 LOB: 1 BB: 0 P: 13	1B: 5 2B: 2 3B: 0 HR: 0	SF: 0 SAC: 0 DP: 0 HBP: 0	WP: 0 PA: 35 PB: 0 SB: 0 CS: 0
PITCHER	IP WLS BF H R ER SO BB IBB HBP BLK WP HR S P ERA WHIP																				
Miguel Batista, R (1, 1) ERA: 2.6	8.0	W	32	7	2	2	7	1	0	0	0	0	0	0	7	109	2.25	1.000			
Jose Valverde, R (9, 1) ERA: 2.57	1.0	S	3	0	0	0	1	0	0	0	0	0	0	6	10	0.00	0.000				

Arizona Diamondbacks @ Houston Astros
Minute Maid Park, Houston, TX

AB 34
R 2
H 7
RBI 2
BB 1
SO 8
LOB 14



Thu Jun 19 2003, 7:05 PM CDT
Att: 30,534 - Dome - 72 F

Batter	1	2	3	4	5	6	7	8	9	AB R H RBI BB SO LOB	TOP											
Craig Biggio, R (1, 8) OBP: 0.345, SLG: 0.431	0-1 1B		2-2 L3 1B		0-0 3B 1B		1-1 F9		0-2 17 BB 5 1B 1B	5 2 4 1 0 0 0	Houston Astros @ Texas Rangers The Ballpark at Arlington, Arlington, TX Fri Jun 20 2003, 8:05 PM EDT Att: 37,587 - Sunny - 87 F											
Jose Vizcaino, S (1, 4) OBP: 0.271, SLG: 0.346	2-3 K		0-0 L3		3-1 5 WP 3B			0-2 G6-3	0-0 L7	5 1 1 2 0 1 5												
5 Jeff Bagwell, R (1, 3) OBP: 0.352, SLG: 0.451	2-2 P4		3-1 F7		2-2 F8			1-0 G4-3	0-1 17 BB 1B	5 1 1 2 0 0 1												
17 Lance Berkman, S (1, 7) OBP: 0.405, SLG: 0.494	0-2 G4-3			1-2 G4-3		4-0 2B WP BB		2-2 1B	4-2 1B 2B BB	3 2 1 0 2 0 1												
Morgan Ensberg, R (1, 5) OBP: 0.422, SLG: 0.669		2-3 K		3-3 K		0-0 WP CS 2B		0-1 G1-3	1-0 2B 1B	5 1 2 2 0 2 1												
Orlando Merced, S (1, 10) OBP: 0.314, SLG: 0.406		2-2 P4		0-0 G4-3		2-0 G4-3			1-2 2B 1B	5 0 2 2 0 0 1												
Brian Hunter, R (1, 9) OBP: 0.309, SLG: 0.329		4-2 BB			1-3 K				1-2 2B 1B	4 1 1 0 1 2 2												
Brad Ausmus, R (1, 2) OBP: 0.270, SLG: 0.282		0-0 G4-3			1-2 1B 3B 1B		0-2 G1-3		1-1 2B 5 1B 1B	4 2 2 0 0 0 1												
2B Adam Everett, R (1, 6) OBP: 0.290, SLG: 0.390					0-0 L9		1-2 F8		2-2 5 1B 1B	4 2 2 1 0 0 1												
Inning Stats	R: 0 E: 0 K: 1 S: 12	H: 1 LOB: 1 BB: 0 P: 16	R: 0 E: 0 K: 1 S: 10	H: 0 LOB: 1 BB: 1 P: 18	R: 1 E: 0 K: 0 S: 8	H: 2 LOB: 0 BB: 0 P: 14	R: 0 E: 0 K: 1 S: 9	H: 0 LOB: 0 BB: 0 P: 13	R: 3 E: 0 K: 1 S: 14	H: 3 LOB: 0 BB: 0 P: 21	R: 1 E: 0 K: 1 S: 5	H: 1 LOB: 0 BB: 1 P: 13	R: 0 E: 0 K: 0 S: 8	H: 0 LOB: 0 BB: 0 P: 10	R: 0 E: 0 K: 0 S: 11	H: 1 LOB: 1 BB: 0 P: 14	R: 7 E: 0 K: 0 S: 28	H: 8 LOB: 1 BB: 1 P: 41	1B: 12 2B: 3 3B: 1 HR: 1	SF: 0 SAC: 0 DP: 1 HBP: 0	WP: 2 PB: 0 SB: 0 CS: 1	PA: 43
PITCHER	IP WLS BF H R ER SO BB IBB HBP BLK WP HR S P ERA WHIP											PITCHER	IP WLS BF H R ER SO BB IBB HBP BLK WP HR S P ERA WHIP									
John Thomson, R (1, 1) ERA: 5.71	7.0 L 28 7 5 5 5 2 0 0 0 0 2 1 66 105 6.43 1.286																					
56 Rosman Garcia, R (8, 1) ERA: 5.4	1.0 4 1 0 0 0 0 0 0 0 0 0 11 14 0.00 1.000																					
Aaron Fultz, L (9, 1) ERA: 3.82	0.2 8 6 6 6 0 1 0 0 0 0 0 0 21 29 81.00 10.500																					
Victor Santos, R (9, 1) ERA: 7.47	0.1 3 2 1 1 0 0 0 0 0 0 0 0 7 12 27.00 6.000																					

Batter	1	2	3	4	5	6	7	8	9	AB R H RBI BB SO LOB	BOTTOM									
10 Michael Young, R (1, 4) OBP: 0.360, SLG: 0.454	1-3 K		2-2 F8		2-3 K			1-1 G6-3		4 0 0 0 0 2 1	Houston Astros @ Texas Rangers The Ballpark at Arlington, Arlington, TX Fri Jun 20 2003, 8:05 PM EDT Att: 37,587 - Sunny - 87 F									
9 Hank Blalock, L (1, 5) OBP: 0.392, SLG: 0.550	1-0 2B		1-0 2B		1-0 F8			1-1 F7		4 1 2 0 0 0 1										
Alex Rodriguez, R (1, 6) OBP: 0.383, SLG: 0.562	2-1 2B		3-2 G4-3		1-2 FC6-4			0-2 HR		4 1 2 2 0 0 2										
Rafael Palmeiro, L (1, 10) OBP: 0.385, SLG: 0.500	2-2 P5			4-2 23 1B 1B BB		1-2 F9		0-2 P2		3 1 0 0 1 0 1										
Carl Everett, S (1, 9) OBP: 0.363, SLG: 0.569	1-1 G4-3			0-2 P4		0-1 G4-3			1-1 P6	4 0 0 0 0 0 2										
Kevin Mench, R (1, 7) OBP: 0.351, SLG: 0.449		0-1 G6-3		2-1 23 1B 1B		3-2 F9			2-1 G6-3	4 0 1 0 0 0 0										
23 Mark Teixeira, S (1, 3) OBP: 0.335, SLG: 0.449		2-3 K		0-2 G6-4-3 1B		0-3 K		1-0 E4 1B		4 0 2 1 0 2 0										
Einar Diaz, R (1, 2) OBP: 0.300, SLG: 0.352		2-3 K		2-1 G6-4-3		0-0 F9		1-2 1B		4 0 1 0 0 1 2										
Donnie Sadler, R (1, 8) OBP: 0.286, SLG: 0.256			2-1 F9		2-2 FC6-4 1B		1-3 K		1-0 P4	4 0 1 0 0 1 2										
Inning Stats	R: 1 E: 0 K: 1 S: 13	H: 2 LOB: 1 BB: 0 P: 20	R: 0 E: 0 K: 2 S: 9	H: 0 LOB: 0 BB: 0 P: 13	R: 0 E: 0 K: 0 S: 9	H: 1 LOB: 1 BB: 0 P: 17	R: 1 E: 0 K: 0 S: 12	H: 2 LOB: 1 BB: 1 P: 20	R: 0 E: 0 K: 1 S: 12	H: 1 LOB: 0 BB: 0 P: 18	R: 0 E: 0 K: 0 S: 9	H: 0 LOB: 0 BB: 0 P: 9	R: 0 E: 0 K: 2 S: 11	H: 1 LOB: 0 BB: 0 P: 13	R: 0 E: 1 K: 0 S: 9	H: 2 LOB: 2 BB: 0 P: 15	1B: 5 2B: 3 3B: 0 HR: 1	SF: 0 SAC: 0 DP: 1 HBP: 0	WP: 0 PB: 0 SB: 0 CS: 0	PA: 36
PITCHER	IP WLS BF H R ER SO BB IBB HBP BLK WP HR S P ERA WHIP											PITCHER	IP WLS BF H R ER SO BB IBB HBP BLK WP HR S P ERA WHIP							
Wade Miller, R (1, 1) ERA: 4.58	6.0 W 24 6 2 2 4 1 0 0 0 0 0 0 8 9 0.00 0.000																			
54 Brad Lidge, R (7, 1) ERA: 1.43	1.0 H 3 0 0 0 2 0 0 0 0 0 0 0 8 9 0.00 0.000																			
Octavio Dotel, R (8, 1) ERA: 1.73	1.0 H 4 1 1 1 0 0 0 0 0 0 0 1 11 13 9.00 1.000																			
Kirk Saarloos, R (9, 1) ERA: 5.75	1.0 5 2 0 0 0 0 0 0 0 0 0 0 9 15 0.00 2.000																			

Batter	1	2	3	4	5	6	7	8	9	AB	R	H	RBI	BB	SO	LOB	TOP										
Craig Biggio, R (1, 8) OBP: 0.348, SLG: 0.440 Brian Hunter, R (8, 8) OBP: 0.309, SLG: 0.329	0-0 HR	0-1 FC6-4		2-2 1B 5 2B HBP	3-3 K			2-2 HBP		3	2	1	1	0	1	4											
Jose Vizcaino, S (1, 4) OBP: 0.298, SLG: 0.341	1-2 F8		0-0 G1-3	0-2 5 2B 1B		0-0 G4-3		0-0 F8		5	1	1	1	0	0	1											
5 Jeff Bagwell, R (1, 3) OBP: 0.356, SLG: 0.467	0-1 F8		1-1 HR	0-0 1B		0-0 HR		0-2 F8		5	2	3	3	0	0	1											
17 Lance Berkman, S (1, 7) OBP: 0.399, SLG: 0.484	2-3 K		0-1 P3	3-1 P5		2-3 K		0-0 F8		5	0	0	0	0	2	2											
Richard Hidalgo, R (1, 9) OBP: 0.394, SLG: 0.555		1-1 1B SF7 2B	0-0 HR	0-0 1B 2B		3-3 K		2-1 G5-3		5	3	3	2	0	1	0											
Morgan Ensberg, R (1, 5) OBP: 0.415, SLG: 0.652	2-1 2B 1B		0-0 G5-3	1-6 G6-3		0-1 P5		1-3 K		5	0	1	0	0	1	1											
Orlando Merced, S (1, 10) OBP: 0.313, SLG: 0.397	2-2 P5		0-1 F7	4-1 1B BB		2-2 G3-1				3	0	0	0	1	0	2											
Brad Ausmus, R (1, 2) OBP: 0.269, SLG: 0.283	1-1 SF7		2-1 F9	0-0 1B		1-2 G6-3				3	0	1	2	0	0	0											
2B Adam Everett, R (1, 6) OBP: 0.296, SLG: 0.394	0-1 FC6-4 1B		2-1 HBP 1B	0-2 F7		2-2 F9				4	1	2	0	0	0	2											
Inning Stats	R: 1 E: 0 K: 1 S: 11	H: 1 LOB: 0 BB: 0 P: 14	R: 1 E: 0 K: 0 S: 13	H: 3 LOB: 2 BB: 0 P: 19	R: 2 E: 0 K: 0 S: 7	H: 2 LOB: 0 BB: 0 P: 8	R: 3 E: 0 K: 0 S: 14	H: 3 LOB: 1 BB: 0 P: 23	R: 1 E: 0 K: 1 S: 11	H: 2 LOB: 2 BB: 1 P: 19	R: 0 E: 0 K: 0 S: 8	H: 0 LOB: 0 BB: 0 P: 11	R: 0 E: 0 K: 1 S: 12	H: 0 LOB: 1 BB: 0 P: 16	R: 0 E: 0 K: 1 S: 6	H: 0 LOB: 0 BB: 0 P: 9	1B: 6 2B: 3 3B: 0 HR: 3	SF: 1 SAC: 0 DP: 0 HBP: 2	WP: 0 PB: 0 SB: 0 CS: 0	PA: 42							
PITCHER	IP	WLS	BF	H	R	ER	SO	BB	IBB	HBP	BLK	WP	HR	S	P	ERA	WHIP										
Ismael Valdez, R (1, 1) ERA: 5.43	4.0	L	23	10	8	8	1	0	0	1	0	0	2	46	65	18.00	2.500										
Jay Powell, R (5, 1) ERA: 10.38	2.0		9	2	1	1	3	1	0	0	0	0	1	18	31	4.50	1.500										
Francisco Cordero, R (7, 1) ERA: 4.1	1.0		3	0	0	0	0	0	0	0	0	0	0	8	11	0.00	0.000										
Erasmio Ramirez, L (8, 1) ERA: 6.52	1.0		4	0	0	0	0	0	0	1	0	0	0	12	16	0.00	0.000										
Ugueth Urbina, R (9, 1) ERA: 3.07	1.0		3	0	0	0	1	0	0	0	0	0	0	6	9	0.00	0.000										

Houston Astros @ Texas Rangers
The Ballpark at Arlington, Arlington, TX
Sat Jun 21 2003, 8:05 PM EDT
Att: 44,072 - Sunny - 87 F

AB 38
R 9
H 12
RBI 9
BB 1
SO 5
LOB 13



Batter	1	2	3	4	5	6	7	8	9	AB	R	H	RBI	BB	SO	LOB	BOTTOM										
Carl Everett, S (1, 9) OBP: 0.360, SLG: 0.560	4-0 9 2B G4-3 BB		0-0 F9		0-1 F8		0-3 K		2-3 K2-3	4	1	0	0	1	2	3											
9 Hank Blalock, L (1, 5) OBP: 0.396, SLG: 0.567	1-1 G4-3 1-3 2B		3-1 L6		1-1 WP 1B		2-0 HR		2-3 K	5	1	3	1	0	1	2											
Alex Rodriguez, R (1, 6) OBP: 0.382, SLG: 0.556	0-2 G4-3		0-1 F9		1-1 P4		1-1 DI HR HBP			3	1	0	1	0	0	3											
Rafael Palmeiro, L (1, 10) OBP: 0.383, SLG: 0.508	2-3 3-H P4		0-1 G1-3		1-0 F7		2-1 1-H HR		1-0 HR	4	1	1	2	0	0	2											
Kevin Mench, R (1, 7) OBP: 0.346, SLG: 0.431	1-3 K		4-2 BB		2-1 P5		1-0 G6-3			3	0	0	0	1	1	2											
23 Mark Teixeira, S (1, 3) OBP: 0.333, SLG: 0.450		1-3 K		0-2 K		3-1 10 F9 E 2B		2-2 F7		4	1	1	0	0	2	1											
10 Michael Young, R (1, 4) OBP: 0.355, SLG: 0.448		1-2 F8		3-2 F9		0-0 F9		1-2 G4-3		4	0	0	0	0	0	2											
Einar Diaz, R (1, 2) OBP: 0.293, SLG: 0.343		1-3 K		0-1 F8		2-1 F8		2-1 G5-3		4	0	0	0	0	1	1											
Doug Glanville, R (1, 8) OBP: 0.231, SLG: 0.269			1-2 1B		1-0 G4-3		1-1 E5		1-1 WP 1B	4	0	2	0	0	0	0											
Inning Stats	R: 1 E: 0 K: 1 S: 10	H: 1 LOB: 1 BB: 1 P: 16	R: 0 E: 0 K: 2 S: 11	H: 0 LOB: 0 BB: 0 P: 14	R: 0 E: 0 K: 0 S: 9	H: 1 LOB: 1 BB: 0 P: 13	R: 0 E: 0 K: 1 S: 9	H: 0 LOB: 1 BB: 1 P: 17	R: 0 E: 0 K: 0 S: 5	H: 0 LOB: 0 BB: 0 P: 6	R: 0 E: 0 K: 0 S: 8	H: 1 LOB: 1 BB: 0 P: 15	R: 1 E: 1 K: 1 S: 10	H: 1 LOB: 1 BB: 0 P: 16	R: 3 E: 0 K: 0 S: 12	H: 2 LOB: 0 BB: 0 P: 21	R: 0 E: 0 K: 2 S: 12	H: 1 LOB: 0 BB: 0 P: 19	1B: 3 2B: 2 3B: 0 HR: 2	SF: 0 SAC: 0 DP: 0 HBP: 1	WP: 2 PB: 0 SB: 0 CS: 0	PA: 38					
PITCHER	IP	WLS	BF	H	R	ER	SO	BB	IBB	HBP	BLK	WP	HR	S	P	ERA	WHIP										
60 Rodrigo Rosario, R (1, 1) ERA: 1.5	6.0	W	24	4	2	1	4	2	0	0	0	0	0	54	86	1.50	1.000										
Ricky Stone, R (7, 1) ERA: 3.24	1.0		7	2	3	3	1	0	0	1	0	0	2	12	20	27.00	2.000										
54 Brad Lidge, R (8, 1) ERA: 1.4	1.0		3	0	0	0	0	0	0	0	0	0	0	8	12	0.00	0.000										
Billy Wagner, L (9, 1) ERA: 1.91	1.0		4	1	0	0	2	0	0	0	0	1	0	12	19	0.00	1.000										

Houston Astros @ Texas Rangers
The Ballpark at Arlington, Arlington, TX
Sat Jun 21 2003, 8:05 PM EDT
Att: 44,072 - Sunny - 87 F

AB 35
R 5
H 7
RBI 4
BB 2
SO 7
LOB 16



Batter	1	2	3	4	5	6	7	8	9	AB	R	H	RBI	BB	SO	LOB	TOP										
Craig Biggio, R OBP: 0.347, SLG: 0.432										5	1	1	1	0	1	1											
Geoff Blum, S OBP: 0.295, SLG: 0.397										5	1	0	0	0	0	2											
5 Jeff Bagwell, R OBP: 0.360, SLG: 0.471										4	1	2	2	1	0	0											
17 Lance Berkman, S OBP: 0.398, SLG: 0.488										3	0	0	0	1	1												
Morgan Ensberg, R OBP: 0.416, SLG: 0.539										0	0	0	0	0	0												
Richard Hidalgo, R OBP: 0.396, SLG: 0.553										4	1	1	1	1	1	4											
Jose Vizcaino, S OBP: 0.274, SLG: 0.379										4	1	2	1	0	0	1											
Brad Ausmus, R OBP: 0.269, SLG: 0.279										3	0	0	0	1	0	2											
28 Adam Everett, R OBP: 0.301, SLG: 0.396										3	0	0	0	1	1	2											
Ron Villone, L ERA: 3.28										1	0	0	0	0	0	0											
Orlando Merced, S ERA: 2.36										1	0	0	0	0	0	2											
Nate Bland, L ERA: 3.79										0	0	0	0	0	0	0											
Ricky Stone, R ERA: 3.21										0	0	0	0	0	0	0											
54 Brad Lidge, R ERA: 2.36										0	0	0	0	0	0	0											
Pete Munro, R ERA: 5.17										0	0	0	0	0	0	0											
Gregg Zaun, S ERA: 5.17										1	1	0	0	0	0	2											
Inning Stats	R: 0 E: 0 K: 1 S: 6	H: 0 LOB: 0 BB: 0 P: 10	R: 0 E: 0 K: 0 S: 9	H: 0 LOB: 0 BB: 0 P: 12	R: 0 E: 0 K: 0 S: 12	H: 0 LOB: 1 BB: 0 P: 21	R: 2 E: 0 K: 1 S: 11	H: 2 LOB: 1 BB: 1 P: 19	R: 0 E: 0 K: 0 S: 8	H: 0 LOB: 0 BB: 0 P: 11	R: 0 E: 0 K: 0 S: 9	H: 0 LOB: 2 BB: 2 P: 21	R: 0 E: 0 K: 1 S: 13	H: 1 LOB: 2 BB: 1 P: 23	R: 4 E: 1 K: 1 S: 14	H: 3 LOB: 2 BB: 1 P: 28	1B: 3 2B: 2 3B: 1 HR: 0	SF: 0 SAC: 0 DP: 0 HBP: 2	WP: 1 PB: 0 SB: 1 CS: 0	PA: 41							
PITCHER	IP	WLS	BF	H	R	ER	SO	BB	IBB	HBP	BLK	WP	HR	S	P	ERA	WHIP										
17 Brandon Webb, R ERA: 2.36	7.0		27	2	2	2	2	2	1	1	0	0	0	62	105	2.57	0.571										
Ricky Bottalico, R ERA: 2.36	1.0	W	5	1	0	0	1	0	1	0	0	0	0	13	23	0.00	1.000										
Oscar Villarreal, R ERA: 3.28	0.2		7	3	4	1	1	1	0	0	0	0	0	11	23	13.50	6.000										
Mike Myers, L ERA: 5.4	0.0		1	0	0	0	0	0	0	1	0	1	0	0	2	=	=										
Brady Raggio, R ERA: 5.4	0.1	S	1	0	0	0	0	0	0	0	0	0	0	3	3	0.00	0.000										

Houston Astros @ Arizona Diamondbacks
Bank One Ballpark, Phoenix, AZ
Mon Jun 23 2003, 9:37 PM EDT
Att: 29,623 - Cloudy - 79 F

AB 34
R 6
H 6
RBI 5
BB 5
SO 4
LOB 17



Batter	1	2	3	4	5	6	7	8	9	AB	R	H	RBI	BB	SO	LOB	BOTTOM										
Matt Kata, S OBP: 0.375, SLG: 0.571										4	1	2	0	0	1	0											
Steve Finley, L OBP: 0.376, SLG: 0.495										4	1	1	0	0	0	2											
Alex Cintron, S OBP: 0.362, SLG: 0.550										3	2	2	2	1	0	1											
Luis Gonzalez, L OBP: 0.384, SLG: 0.565										3	1	1	2	1	0	2											
Robby Hammock, R OBP: 0.342, SLG: 0.563										4	0	1	0	0	1	3											
Lyle Overbay, L OBP: 0.374, SLG: 0.417										3	1	0	0	1	2	1											
Chad Moeller, R OBP: 0.360, SLG: 0.479										3	1	0	0	1	0	0											
Quinton McCracken, S OBP: 0.269, SLG: 0.265										3	0	2	3	1	0	0											
17 Brandon Webb, R ERA: 2.36										2	0	0	0	0	1	1											
Rod Barajas, C ERA: 2.36										0	0	0	0	0	0	0											
David DeJesus, L ERA: 3.79										1	0	0	0	0	1	1											
Ricky Bottalico, L ERA: 3.21										0	0	0	0	0	0	0											
Carlos Baerena, S ERA: 5.17										1	0	0	0	0	1	1											
Oscar Villarreal, L ERA: 3.28										0	0	0	0	0	0	0											
Mike Myers, L ERA: 5.4										0	0	0	0	0	0	0											
Brady Raggio, R ERA: 5.4										0	0	0	0	0	0	0											
Inning Stats	R: 1 E: 0 K: 0 S: 11	H: 2 LOB: 1 BB: 0 P: 16	R: 0 E: 0 K: 0 S: 9	H: 1 LOB: 1 BB: 0 P: 13	R: 0 E: 0 K: 0 S: 6	H: 1 LOB: 1 BB: 0 P: 9	R: 0 E: 0 K: 1 S: 8	H: 1 LOB: 0 BB: 0 P: 13	R: 0 E: 0 K: 2 S: 8	H: 1 LOB: 0 BB: 1 P: 15	R: 0 E: 0 K: 2 S: 9	H: 0 LOB: 1 BB: 1 P: 19	R: 5 E: 0 K: 2 S: 22	H: 3 LOB: 1 BB: 3 P: 39	1B: 5 2B: 1 3B: 2 HR: 1	SF: 0 SAC: 0 DP: 1 HBP: 0	WP: 0 PB: 0 SB: 0 CS: 1	PA: 36									
PITCHER	IP	WLS	BF	H	R	ER	SO	BB	IBB	HBP	BLK	WP	HR	S	P	ERA	WHIP										
Ron Villone, L ERA: 1.46	6.0		23	6	2	2	3	1	0	0	0	0	0	49	76	3.00	1.167										
Nate Bland, L ERA: 3.79	0.2		3	0	0	0	1	1	0	0	0	0	0	6	14	0.00	1.500										
Ricky Stone, R ERA: 3.21	0.1		1	0	0	0	1	0	0	0	0	0	0	3	5	0.00	0.000										
54 Brad Lidge, R ERA: 2.36	0.2	L	7	2	5	5	1	2	1	0	0	0	0	16	33	67.50	6.000										
Pete Munro, R ERA: 5.17	0.1		2	1	0	0	1	0	0	0	0	0	0	6	6	0.00	3.000										

Houston Astros @ Arizona Diamondbacks
Bank One Ballpark, Phoenix, AZ
Mon Jun 23 2003, 9:37 PM EDT
Att: 29,623 - Cloudy - 79 F

AB 31
R 7
H 9
RBI 7
BB 5
SO 7
LOB 12



Batter	1	2	3	4	5	6	7	8	9	AB	R	H	RBI	BB	SO	LOB	TOP				
Brian Hunter, R OBP: 0.302, SLG: 0.321 (1, 8)	P5		F8		G5-3		BLK 1B			4	0	1	0	0	0	2					
Geoff Blum, S OBP: 0.301, SLG: 0.393 (1, 4)	G6-4-3 1B			G5-3 1B		G3	P3			4	0	2	0	0	0	1					
5 Jeff Bagwell, R OBP: 0.356, SLG: 0.462 (1, 3)	G6-4-3			G5-3		K		K		4	0	0	0	0	2	2					
17 Lance Berkman, S OBP: 0.406, SLG: 0.490 (1, 7)		G6-4-3 BB		K						1	0	0	0	3	1	1					
Richard Hidalgo, R OBP: 0.394, SLG: 0.546 (1, 9)	K			E5		P4		P4		4	0	0	0	0	1	4					
Morgan Ensberg, R OBP: 0.418, SLG: 0.629 (1, 5)	G6-4-3			F9				K		4	1	1	0	0	1	4					
Brad Ausmus, R OBP: 0.270, SLG: 0.277 Orlando Merced, S OBP: 0.298, SLG: 0.377 (9, PH)			F8		F8		F8		G3-1	3	0	0	0	0	0	1	AB 31				
28 Adam Everett, R OBP: 0.309, SLG: 0.418 (1, 6)			K SH2-4				HR		P3	4	1	2	2	0	1	0	R 2				
Wade Miller, R OBP: 0.179, SLG: 0.214 Octavio Dotel, R (8, 1)			SH2-4		SH3-4		F7		G4-3	1	0	0	0	0	0	0	H 6				
Gregg Zaun, S OBP: 0.322, SLG: 0.333 (9, PH)										0	0	0	0	0	0	0	RBI 2				
										1	0	0	0	0	0	0	BB 3				
										0	0	0	0	0	0	0	SO 6				
										1	0	0	0	0	0	0	LOB 15				
Inning Stats	R: 0 E: 0 K: 0 S: 6	H: 1 LOB: 0 BB: 0 P: 7	R: 0 E: 0 K: 1 S: 5	H: 0 LOB: 0 BB: 1 P: 10	R: 0 E: 0 K: 1 S: 8	H: 0 LOB: 1 BB: 0 P: 13	R: 0 E: 1 K: 1 S: 16	H: 1 LOB: 2 BB: 0 P: 22	R: 0 E: 0 K: 0 S: 7	H: 1 LOB: 1 BB: 0 P: 10	R: 2 E: 0 K: 0 S: 11	H: 3 LOB: 1 BB: 0 P: 17	R: 0 E: 0 K: 2 S: 13	H: 0 LOB: 1 BB: 1 P: 21	R: 0 E: 0 K: 0 S: 10	H: 0 LOB: 0 BB: 0 P: 13	1B: 5 2B: 0 3B: 0 HR: 1	SF: 0 SAC: 2 DP: 2 HBP: 0	WP: 0 PB: 1 SB: 0 CS: 0	PA: 36	
PITCHER	IP	WLS	BF	H	R	ER	SO	BB	IBB	HBP	BLK	WP	HR	S	P	ERA	WHIP				
Elmer Dessens, R ERA: 5.19	(1, 1)	6.2	W	28	6	2	4	2	0	0	0	0	1	60	89	2.70	1.200				
Stephen Randolph, L ERA: 4.18	(7, 1)	0.1	H	1	0	0	0	0	0	0	1	0	0	3	5	0.00	0.000				
Brady Raggio, R ERA:	(8, 1)	1.0	H	4	0	0	2	1	0	0	0	0	0	13	21	0.00	1.000				
Jose Valverde, R ERA: 1.5	(9, 1)	1.0	S	3	0	0	0	0	0	0	0	0	0	10	13	0.00	0.000				

Houston Astros @ Arizona Diamondbacks
Bank One Ballpark, Phoenix, AZ
Wed Jun 25 2003, 6:05 PM EDT
Att: 34,647 - Dome - 72 F

AB	31
R	2
H	6
RBI	2
BB	3
SO	6
LOB	15



Batter	1	2	3	4	5	6	7	8	9	AB	R	H	RBI	BB	SO	LOB	BOTTOM				
Tony Womack, L OBP: 0.275, SLG: 0.346 (1, 6)	K		G6-3		P2			F7		4	0	0	0	0	1	0					
Matt Kata, S OBP: 0.412, SLG: 0.621 (1, 4)			L4			F7		L8		4	0	1	0	0	0	0					
Alex Cintron, S OBP: 0.360, SLG: 0.565 (1, 5)	K		G4-3			E6 G6-4-3				3	0	0	0	0	1	1					
Luis Gonzalez, L OBP: 0.384, SLG: 0.562 (1, 7)	P3				2B 1B	G6-4-3				3	1	1	0	0	0	2					
David Dellucci, L OBP: 0.373, SLG: 0.491 (1, 9)		G4-3		FC9-5 1H 2B		F9				3	0	1	1	0	0	0					
Steve Finley, L OBP: 0.383, SLG: 0.507 (1, 8)				HR 1B	FC9-5		2B			3	1	2	0	0	0	1					
Lyle Overbay, L OBP: 0.371, SLG: 0.428 (1, 3)							K			3	1	1	2	0	2	1	AB 29				
Rod Barajas, R OBP: 0.276, SLG: 0.392 (1, 2)										3	0	0	0	0	1	1	R 3				
Elmer Dessens, R OBP: 0.240, SLG: 0.250 Stephen Randolph, L ERA: 4.53	(1, 1)									2	0	0	0	0	1	0	H 6				
Brady Raggio, R ERA:	(8, 1)									0	0	0	0	0	0	0	RBI 3				
Quinton McCracken, S OBP: 0.264, SLG: 0.260 Jose Valverde, R ERA: 1.5	(9, 1)									0	0	0	0	0	0	0	BB 0				
										1	0	0	0	0	0	0	SO 6				
										0	0	0	0	0	0	0	LOB 6				
Inning Stats	R: 0 E: 0 K: 2 S: 11	H: 1 LOB: 1 BB: 0 P: 17	R: 2 E: 0 K: 1 S: 16	H: 2 LOB: 0 BB: 0 P: 23	R: 0 E: 0 K: 0 S: 6	H: 0 LOB: 0 BB: 0 P: 7	R: 1 E: 0 K: 1 S: 10	H: 2 LOB: 0 BB: 0 P: 19	R: 0 E: 0 K: 0 S: 5	H: 0 LOB: 0 BB: 0 P: 11	R: 0 E: 1 K: 0 S: 4	H: 0 LOB: 0 BB: 0 P: 8	R: 0 E: 0 K: 2 S: 12	H: 1 LOB: 1 BB: 0 P: 17	R: 0 E: 0 K: 0 S: 5	H: 0 LOB: 0 BB: 0 P: 8	1B: 3 2B: 3 3B: 0 HR: 1	SF: 0 SAC: 0 DP: 2 HBP: 0	WP: 0 PB: 0 SB: 0 CS: 0	PA: 29	
PITCHER	IP	WLS	BF	H	R	ER	SO	BB	IBB	HBP	BLK	WP	HR	S	P	ERA	WHIP				
Wade Miller, R ERA: 4.53	(1, 1)	7.0	L	26	6	3	6	0	0	0	0	0	1	64	102	3.86	0.857				
Octavio Dotel, R ERA: 1.64	(8, 1)	1.0		3	0	0	0	0	0	0	0	0	0	5	8	0.00	0.000				

Houston Astros @ Arizona Diamondbacks
Bank One Ballpark, Phoenix, AZ
Wed Jun 25 2003, 6:05 PM EDT
Att: 34,647 - Dome - 72 F

AB	29
R	3
H	6
RBI	3
BB	0
SO	6
LOB	6



Batter	1	2	3	4	5	6	7	8	9	10	11	AB	R	H	RBI	BB	SO	LOB	TOP				
Eric Young Sr., R OBP: 0.339, SLG: 0.435	P2		HBP		HBP	1B	1B		F8		2B	5	2	3	2	0	0	0					
Scott Podsednik, L OBP: 0.405, SLG: 0.451	G1-3		F7		HBP	1B	F7		K		2B	5	1	1	1	1	1	4					
Geoff Jenkins, L OBP: 0.354, SLG: 0.542	G3-1								G6-3		G3-1	5	0	1	0	0	0	1					
Richie Sexson, R OBP: 0.374, SLG: 0.505		G4-3									P4	4	0	1	2	1	1	1					
John Vander Wal, L OBP: 0.377, SLG: 0.500												4	0	0	0	1	2	2					
Brady Clark, R OBP: 0.275, SLG: 0.308											G4-3	0	0	0	0	0	0	0					
Keith Glinter, R OBP: 0.344, SLG: 0.345												5	0	0	0	0	2	5					
Keith Osik, R OBP: 0.331, SLG: 0.299												4	2	2	0	1	1	0					
Royce Clayton, R OBP: 0.303, SLG: 0.353												4	0	1	0	0	1	1					
Wayne Franklin, L OBP: 0.317, SLG: 0.518												2	0	1	0	0	0	2					
Wes Helms, R OBP: 0.317, SLG: 0.431												1	0	0	0	0	0	0					
Luis Vizcaino, R OBP: 0.312, SLG: 0.431												0	0	0	0	0	0	0					
Valerio De Los Santos, L OBP: 0.317, SLG: 0.431												1	0	0	0	0	0	0					
Brooks Kieschnick, L OBP: 0.317, SLG: 0.431												1	0	0	0	0	0	1					
Leo Estrella, R OBP: 0.317, SLG: 0.431												0	0	0	0	0	0	0					
Inning Stats	R: 0 E: 0 K: 0 S: 7	H: 0 LOB: 0 BB: 0 P: 13	R: 0 E: 0 K: 2 S: 7	H: 0 LOB: 0 BB: 0 P: 10	R: 0 E: 0 K: 1 S: 11	H: 1 LOB: 2 BB: 0 P: 18	R: 0 E: 0 K: 2 S: 12	H: 1 LOB: 1 BB: 0 P: 19	R: 3 E: 0 K: 0 S: 19	H: 4 LOB: 3 BB: 2 P: 33	R: 0 E: 0 K: 0 S: 14	H: 0 LOB: 1 BB: 0 P: 16	R: 0 E: 0 K: 1 S: 10	H: 0 LOB: 0 BB: 0 P: 15	R: 0 E: 0 K: 1 S: 7	H: 0 LOB: 0 BB: 0 P: 11	R: 2 E: 0 K: 0 S: 14	H: 2 LOB: 1 BB: 1 P: 22	1B: 8 2B: 2 3B: 0 HR: 0	SF: 0 SAC: 2 DP: 1 HBP: 2	WP: 0 PB: 0 SB: 2 CS: 0	PA: 48	
PITCHER	IP: 1.1 WLS: 4.07 BF: 23 H: 6 R: 3 ER: 3 SO: 5 BB: 2 IBB: 0 HBP: 0 BLK: 0 WP: 0 HR: 0 S: 54 P: 90 ERA: 5.79 WHIP: 1.714											PITCHER	IP: 9.1 WLS: 2.47 BF: 37 H: 10 R: 0 ER: 0 SO: 1 BB: 0 IBB: 0 HBP: 0 BLK: 0 WP: 0 HR: 0 S: 54 P: 111 ERA: 0.00 WHIP: 0.000										
Tim Redding, R ERA: 4.07											Billy Wagner, L ERA: 2.47												
Pete Munro, R ERA: 4.87											54 Brad Lidge, R ERA: 2.72												
Mike Gallo, L ERA: 6.2											Ricky Stone, R ERA: 4.05												
Kirk Saarloos, R ERA: 6.2																							
Oclavio Dotel, R ERA: 2.08																							

Milwaukee Brewers @ Houston Astros
Minute Maid Park, Houston, TX
Wed Jul 02 2003, 7:05 PM CDT
Att: 24,340 - Dome - 72 F

AB 40
R 5
H 10
RBI 5
BB 4
SO 8
LOB 17



Batter	1	2	3	4	5	6	7	8	9	10	11	AB	R	H	RBI	BB	SO	LOB	BOTTOM				
Craig Biggio, R OBP: 0.341, SLG: 0.422	F8		1B		P2		F8			F7		5	0	1	0	0	0	2					
28 Adam Everett, R OBP: 0.312, SLG: 0.396	G6-4-3		P3		G4-3				G4-3		F8	4	0	0	0	1	0	2					
5 Jeff Bagwell, R OBP: 0.354, SLG: 0.461	G6-4-3											4	1	1	0	1	1	1					
Richard Hidalgo, R OBP: 0.401, SLG: 0.574		P4			F8		L1-4		G5-3			5	0	1	0	0	0	2					
Morgan Ensberg, R OBP: 0.419, SLG: 0.644												3	1	2	2	2	0	0					
17 Lance Berkman, S OBP: 0.395, SLG: 0.482												4	0	0	0	0	0	3					
Brad Ausmus, R OBP: 0.276, SLG: 0.270												4	1	1	0	0	1	2					
Gregg Zaun, S OBP: 0.312, SLG: 0.317												1	0	0	0	0	0	2					
4 Eric Bruntlett, R OBP: 0.091, SLG: 0.091												4	0	1	0	0	0	1					
Inning Stats	R: 0 E: 0 K: 0 S: 3	H: 0 LOB: 0 BB: 1 P: 8	R: 0 E: 0 K: 0 S: 9	H: 1 LOB: 1 BB: 0 P: 13	R: 0 E: 0 K: 0 S: 7	H: 1 LOB: 1 BB: 0 P: 9	R: 2 E: 0 K: 1 S: 12	H: 2 LOB: 0 BB: 0 P: 20	R: 0 E: 0 K: 0 S: 5	H: 0 LOB: 0 BB: 1 P: 14	R: 1 E: 0 K: 0 S: 11	H: 2 LOB: 1 BB: 0 P: 16	R: 0 E: 0 K: 1 S: 8	H: 0 LOB: 0 BB: 0 P: 13	R: 0 E: 0 K: 1 S: 8	H: 0 LOB: 0 BB: 0 P: 11	R: 0 E: 0 K: 0 S: 16	H: 1 LOB: 2 BB: 1 P: 25	1B: 5 2B: 2 3B: 0 HR: 1	SF: 0 SAC: 2 DP: 2 HBP: 0	WP: 0 PB: 0 SB: 0 CS: 0	PA: 43	
PITCHER	IP: 7.0 WLS: 4.95 BF: 28 H: 6 R: 3 ER: 3 SO: 1 BB: 2 IBB: 0 HBP: 0 BLK: 1 WP: 0 HR: 1 S: 55 P: 91 ERA: 3.86 WHIP: 1.143											PITCHER	IP: 8.1 WLS: 8.19 BF: 33 H: 13 R: 0 ER: 0 SO: 11 BB: 1 IBB: 0 HBP: 0 BLK: 0 WP: 0 HR: 0 S: 48 P: 111 ERA: 0.000 WHIP: 0.500										
Wayne Franklin, L ERA: 4.95											Luis Vizcaino, R ERA: 8.19												
Valerio De Los Santos, L ERA: 3.96											4 Eric Bruntlett, R ERA: 1.21												
Leo Estrella, R ERA: 1.21																							

Milwaukee Brewers @ Houston Astros
Minute Maid Park, Houston, TX
Wed Jul 02 2003, 7:05 PM CDT
Att: 24,340 - Dome - 72 F

AB 37
R 3
H 7
RBI 3
BB 4
SO 3
LOB 16



Batter	1	2	3	4	5	6	7	8	9	AB	R	H	RBI	BB	SO	LOB	TOP										
Eric Young Sr. R (1.4) OBP: 0.344, SLG: 0.436	G5-3		FC4-6 1B SF7 BB				CS BB										2 1 1 0 2 0 0										
Scott Podsednik L (1.8) OBP: 0.403, SLG: 0.448	P5		FC4-6 1B				F9										4 0 1 0 0 0 2										
Geoff Jenkins L (1.7) OBP: 0.350, SLG: 0.535	G1-3		FC4-6 1-2 1B				F9										4 0 0 0 0 0 3										
Richie Sexson R (1.3) OBP: 0.372, SLG: 0.513			F9				G5-3										3 1 1 2 0 0 0										
Brady Clark R (1.9) OBP: 0.281, SLG: 0.314			2B SF8 1B				G1-3										4 1 2 0 0 0 1										
Wes Helms R (1.5) OBP: 0.319, SLG: 0.432			3-1 1-3 2B				F9										4 0 1 0 0 0 1										
Eddie Pérez R (1.2) OBP: 0.333, SLG: 0.470			1-2 SF8				4-0 BB										2 0 2 1 1 0 0										
Royce Clayton R (1.6) OBP: 0.302, SLG: 0.349			3-H 4-0 IBB				F7										3 0 0 0 1 0 4										
Matt Kinney R (1.1) OBP: 0.342, SLG: 0.343			0-3 K2-3				1-3 K										2 0 0 0 0 0 2 3										
Keith Ginter R (7. PH) OBP: 0.317, SLG: 0.634																	1 0 0 0 0 0 0 0										
Brooks Kieschnick L (7.1) OBP: 0.317, SLG: 0.634																	0 0 0 0 0 0 0 0										
Luis Vizcaino R (8.1)																	0 0 0 0 0 0 0 0										
John Vander Wal L (9. PH) OBP: 0.375, SLG: 0.497																	1 0 0 0 0 0 0 0										
Inning Stats	R: 0 E: 0 K: 0 S: 8	H: 0 LOB: 0 BB: 0 P: 10	R: 1 E: 0 K: 1 S: 17	H: 2 LOB: 2 BB: 1 P: 30	R: 1 E: 0 K: 0 S: 9	H: 1 LOB: 1 BB: 1 P: 16	R: 0 E: 0 K: 1 S: 8	H: 0 LOB: 1 BB: 1 P: 13	R: 0 E: 0 K: 0 S: 4	H: 2 LOB: 2 BB: 0 P: 9	R: 0 E: 0 K: 0 S: 10	H: 1 LOB: 0 BB: 0 P: 12	R: 1 E: 0 K: 0 S: 12	H: 1 LOB: 0 BB: 0 P: 16	R: 0 E: 0 K: 0 S: 6	H: 1 LOB: 0 BB: 0 P: 9	1B: 6 2B: 1 3B: 0 HR: 1	SF: 2 SAC: 0 DP: 2 HBP: 0	WP: 0 PA: 36 PB: 0 SB: 0 CS: 1								
PITCHER	IP	WLS	BF	H	R	ER	SO	BB	IBB	HBP	BLK	WP	HR	S	P	ERA	WHIP										
Jerome Robertson L (1.1) ERA: 5.15	7.1	W	31	7	3	3	2	3	1	0	0	0	1	68	110	3.68	1.364										
Octavio Dotel R (8.1) ERA: 1.99	1.2	S	5	1	0	0	0	0	0	0	0	0	0	14	20	0.00	0.600										

Milwaukee Brewers @ Houston Astros
Minute Maid Park, Houston, TX
Thu Jul 03 2003, 6:05 PM CDT
Att: 31,379 - Dome - 72 F

AB	30
R	3
H	8
RBI	3
BB	4
SO	2
LOB	14



Batter	1	2	3	4	5	6	7	8	9	AB	R	H	RBI	BB	SO	LOB	BOTTOM										
Craig Biggio R (1.8) OBP: 0.346, SLG: 0.423	G5-3		5 HR 1B BB				HR BB										2 2 1 0 2 0 0										
Geoff Blum S (1.4) OBP: 0.310, SLG: 0.429	F8		5 HR 1B				1-H 2-H HR										4 2 2 3 0 0 1										
5 Jeff Bagwell R (1.3) OBP: 0.359, SLG: 0.471			1-2 1-H 2-H HR				G4-3										2 2 1 3 2 0 0										
17 Lance Berkman S (1.7) OBP: 0.391, SLG: 0.475	P5		F8				G3										4 0 0 0 0 0 2										
Richard Hidalgo R (1.9) OBP: 0.402, SLG: 0.573			P3				P6										4 0 2 1 0 0 0										
Morgan Ensberg R (1.5) OBP: 0.421, SLG: 0.636			K				G4-3 BB										2 0 0 0 2 1 1										
Gregg Zaun S (1.2) OBP: 0.299, SLG: 0.302			F8				G4-3										4 0 0 0 0 0 3										
28 Adam Everett R (1.6) OBP: 0.307, SLG: 0.389							P6										3 0 0 0 0 0 1										
Jerome Robertson L (1.1) ERA: 4.53							G6-3										3 1 1 0 0 0 0 0										
Octavio Dotel R (8.1) ERA: 9.72																	0 0 0 0 0 0 0 0										
Inning Stats	R: 0 E: 0 K: 0 S: 10	H: 0 LOB: 1 BB: 1 P: 19	R: 0 E: 0 K: 1 S: 7	H: 0 LOB: 0 BB: 0 P: 8	R: 3 E: 0 K: 0 S: 15	H: 2 LOB: 0 BB: 1 P: 24	R: 0 E: 0 K: 0 S: 3	H: 0 LOB: 0 BB: 1 P: 9	R: 3 E: 0 K: 0 S: 11	H: 2 LOB: 0 BB: 1 P: 20	R: 0 E: 0 K: 0 S: 13	H: 1 LOB: 1 BB: 0 P: 18	R: 0 E: 0 K: 0 S: 8	H: 1 LOB: 0 BB: 0 P: 16	R: 1 E: 0 K: 0 S: 7	H: 1 LOB: 2 BB: 2 P: 19	1B: 5 2B: 0 3B: 0 HR: 2	SF: 0 SAC: 0 DP: 2 HBP: 0	WP: 0 PA: 34 PB: 0 SB: 1 CS: 1								
PITCHER	IP	WLS	BF	H	R	ER	SO	BB	IBB	HBP	BLK	WP	HR	S	P	ERA	WHIP										
Matt Kinney R (1.1) ERA: 4.53	6.0	L	26	5	6	6	1	4	0	0	0	0	0	10	22	6.75	1.500										
Brooks Kieschnick R (7.1) ERA: 5.33	1.1		5	1	1	1	0	1	0	0	0	0	0	5	13	0.00	3.000										
Luis Vizcaino R (8.1) ERA: 9.72	0.2		3	1	0	0	0	1	0	0	0	0	0	5	13	0.00	3.000										

Milwaukee Brewers @ Houston Astros
Minute Maid Park, Houston, TX
Thu Jul 03 2003, 6:05 PM CDT
Att: 31,379 - Dome - 72 F

AB	28
R	7
H	7
RBI	7
BB	6
SO	1
LOB	8




Batter	1	2	3	4	5	6	7	8	9	AB	R	H	RBI	BB	SO	LOB	TOP									
Craig Biggio, R OBP: 0.346, SLG: 0.419 (1, 8)	4-1 FC5-2 2B BB	0-2 G6-3			3-2 F8		1-1 17 F9 1B HBP		0-0 G5-3	3	0	0	0	1	0	2										
Geoff Blum, S OBP: 0.315, SLG: 0.447 (8, 6)	1-1 FC5-2 17 2B 2B		3-1 G3-1		0-1 17 HBP 1B		0-0 F8		1-0 HR	5	2	3	1	0	0	1										
Morgan Ensberg, R OBP: 0.412, SLG: 0.614 (1, 5)	0-2 FC5-2 17 2B		3-2 17 FC4-6 1B		0-2 F8		1-0 17 E 1B		1-3 K	5	1	2	0	0	1	4										
17 Lance Berkman, S OBP: 0.395, SLG: 0.479 (1, 7)	0-1 1-H 3-H 2B		3-0 FC4-6 FC6-4 1-2		2-2 HBP		1-2 F9		4-0 BB	3	0	1	2	1	0	3										
Richard Hidalgo, R OBP: 0.389, SLG: 0.552 (1, 9)	0-2 F7		0-0 FC6-4 1-2		0-1 G4-3		0-0 G6-3		2-1 F9	5	0	0	0	0	0	8										
Orlando Merced, S OBP: 0.302, SLG: 0.390 (1, 3)	2-1 G4-3			2-1 G6-3		1-2 G4-3 2B		0-0 2B		4	0	2	0	0	0	1										
Brad Ausmus, R OBP: 0.279, SLG: 0.271 (1, 2)		1-2 SH1-3 1B		3-2 G4-3		0-1 G4-3		0-0 F8		4	0	1	0	0	0	2										
28 Adam Everett, R OBP: 0.203, SLG: 0.384 (4, 1)		1-3 K		0-1 F9		1-0 G4-3		0-0 F7		2	0	0	0	0	0	1										
Brian Hunter, R OBP: 0.320, SLG: 0.325 (8, 1)										1	0	0	0	0	0	1										
Ricky Stone, R OBP: 0.295, SLG: 0.454 (8, 4)										0	0	0	0	0	0	0										
5 Jeff Bagwell, R OBP: 0.306, SLG: 0.280 (8, 4)										1	0	0	0	0	0	1										
David Matranga, R OBP: 0.295, SLG: 0.280 (8, 4)										0	0	0	0	0	0	0										
Kirk Saarloos, R (1, 1)		1-2 SH1-3								0	0	0	0	0	0	0										
4 Eric Bruntlett, R OBP: 0.188, SLG: 0.188 (8, 1)										2	0	1	0	0	0	1										
Gregg Zaun, S OBP: 0.293, SLG: 0.295 (8, 1)										1	0	0	0	0	1	1										
54 Brad Lidge, R (8, 1)										0	0	0	0	0	0	0										
Inning Stats	R: 2 E: 0 K: 0 S: 15	H: 2 LOB: 1 BB: 1 P: 22	R: 0 E: 0 K: 1 S: 16	H: 1 LOB: 1 BB: 0 P: 18	R: 0 E: 0 K: 0 S: 7	H: 1 LOB: 1 BB: 0 P: 16	R: 0 E: 0 K: 0 S: 9	H: 0 LOB: 0 BB: 0 P: 14	R: 0 E: 0 K: 0 S: 16	H: 2 LOB: 3 BB: 0 P: 21	R: 0 E: 0 K: 0 S: 8	H: 1 LOB: 1 BB: 0 P: 10	R: 0 E: 1 K: 0 S: 7	H: 1 LOB: 2 BB: 0 P: 10	R: 0 E: 0 K: 1 S: 8	H: 1 LOB: 1 BB: 1 P: 16	R: 1 E: 0 K: 1 S: 8	H: 1 LOB: 1 BB: 1 P: 16	1B: 5 2B: 4 3B: 0 HR: 1	SF: 0 SAC: 1 DP: 0 HBP: 2	WP: 0 PB: 0 SB: 0 CS: 0	PA: 41				
PITCHER	IP	WLS	BF	H	R	ER	SO	BB	IBB	HBP	BLK	WP	HR	S	P	ERA	WHIP									
Jeff Suppan, R ERA: 3.7	(1, 1)	7.0	W	32	8	2	2	1	1	0	2	0	0	0	78	111	2.57	1.286								
Mike Lincoln, R ERA: 3.39	(8, 1)	1.0	H	4	1	0	0	1	0	0	0	0	0	8	10	0.00	1.000									
Mike Williams, R ERA: 6.29	(9, 1)	1.0	S	5	1	1	1	1	1	0	0	0	0	1	8	16	9.00	2.000								

Houston Astros @ Pittsburgh Pirates
PNC Park, Pittsburgh, PA
Sat Jul 05 2003, 7:05 PM EDT
Att: 22,258 - Cloudy - 79 F

livebaseballscorecards.com

AB 36
R 3
H 10
RBI 3
BB 2
SO 3
LOB 26




Batter	1	2	3	4	5	6	7	8	9	AB	R	H	RBI	BB	SO	LOB	BOTTOM								
Kenny Lofton, L OBP: 0.338, SLG: 0.434 (1, 8)	2-1 18 1B 2B	1-0 P5		1-2 P5			1-0 18 CS 1B			4	1	2	0	0	0	2									
18 Jason Kendall, R OBP: 0.385, SLG: 0.403 (1, 2)	2-2 2B 1B	2-2 G6-3			0-0 F8		2-2 G6-3 1-2			4	1	1	0	0	0	2									
Brian Giles, L OBP: 0.449, SLG: 0.516 (1, 7)	0-0 1-H 3-H 2B		0-3 K		0-0 F9		2-0 G3-1			4	1	1	2	0	1	0									
Aramis Ramirez, R OBP: 0.339, SLG: 0.425 (1, 5)	1-0 1B		3-2 F8		3-2 2B			4-2 BB		3	0	2	1	1	0	0									
Matt Stairs, L OBP: 0.350, SLG: 0.517 (1, 3)	3-3 K		0-1 L8		0-1 G3-1			2-3 K		4	0	0	0	0	2	3									
Mike Williams, R (9, 1)										0	0	0	0	0	0	0									
Reggie Sanders, R OBP: 0.313, SLG: 0.494 (1, 9)	2-1 P6		1-3 K			3-2 G6-3		0-0 F8		4	0	0	0	0	1	2									
2 Jack Wilson, R OBP: 0.295, SLG: 0.351 (1, 6)	3-2 F7		2-2 G3			2-2 G4-3 1B		2-3 K2-3		4	0	1	0	0	1	2									
Jeff Reboulet, R OBP: 0.366, SLG: 0.374 (1, 4)		3-2 SH3-4 HBP		3-2 2B 2B		3-2 G4-3		1-2		2	1	1	0	0	0	1									
Jeff Suppan, R OBP: 0.344, SLG: 0.333 (1, 1)			0-0 SH3-4		0-1 2B		0-3 K			2	0	1	1	0	1	1									
Mike Lincoln, R (8, 1)										0	0	0	0	0	0	0									
Carlos Rivera, L OBP: 0.250, SLG: 0.333 (9, 3)										0	0	0	0	0	0	0									
Inning Stats	R: 3 E: 0 K: 1 S: 15	H: 4 LOB: 1 BB: 0 P: 28	R: 0 E: 0 K: 0 S: 7	H: 0 LOB: 0 BB: 0 P: 13	R: 0 E: 0 K: 1 S: 10	H: 0 LOB: 0 BB: 0 P: 13	R: 1 E: 0 K: 1 S: 15	H: 2 LOB: 1 BB: 0 P: 22	R: 0 E: 0 K: 0 S: 10	H: 1 LOB: 1 BB: 0 P: 13	R: 0 E: 0 K: 1 S: 13	H: 1 LOB: 1 BB: 0 P: 21	R: 0 E: 0 K: 0 S: 7	H: 1 LOB: 0 BB: 0 P: 11	R: 0 E: 0 K: 2 S: 12	H: 0 LOB: 1 BB: 1 P: 20	R: 0 E: 0 K: 2 S: 12	H: 0 LOB: 1 BB: 1 P: 20	1B: 5 2B: 4 3B: 0 HR: 0	SF: 0 SAC: 1 DP: 0 HBP: 1	WP: 0 PB: 0 SB: 1 CS: 1	PA: 34			
PITCHER	IP	WLS	BF	H	R	ER	SO	BB	IBB	HBP	BLK	WP	HR	S	P	ERA	WHIP								
Kirk Saarloos, R ERA: 6.67	(1, 1)	3.2	L	18	6	4	4	3	0	0	1	0	0	44	72	9.82	1.636								
Mike Gallo, L ERA: 3.88	(4, 1)	1.1		5	1	0	0	0	0	0	0	0	0	13	17	0.00	0.750								
Ricky Stone, R ERA: 3.88	(6, 1)	2.0		7	2	0	0	1	0	0	0	0	0	20	32	0.00	1.000								
54 Brad Lidge, R ERA: 2.66	(8, 1)	1.0		4	0	0	0	2	1	0	0	0	0	12	20	0.00	1.000								

Houston Astros @ Pittsburgh Pirates
PNC Park, Pittsburgh, PA
Sat Jul 05 2003, 7:05 PM EDT
Att: 22,258 - Cloudy - 79 F

livebaseballscorecards.com

AB 31
R 4
H 9
RBI 4
BB 1
SO 6
LOB 13



Batter	1	2	3	4	5	6	7	8	9	AB	R	H	RBI	BB	SO	LOB	TOP			
Craig Biggio, R OBP: 0.345, SLG: 0.417 (1, 8)										4	0	1	0	0	1	0	Houston Astros @ Pittsburgh Pirates PNC Park, Pittsburgh, PA Sun Jul 06 2003, 1:35 PM EDT Att: 18,741 - Sunny - 88 F			
Geoff Blum, S OBP: 0.314, SLG: 0.444 (1, 4)										4	1	1	0	0	0	1				
5 Jeff Bagwell, R OBP: 0.350, SLG: 0.458 (1, 3)										4	0	0	0	0	0	1				
17 Lance Berkman, S OBP: 0.396, SLG: 0.488 (1, 7)										3	2	1	2	1	0	1				
Morgan Ensberg, R OBP: 0.409, SLG: 0.603 (1, 5)										3	0	0	0	0	0	3				
Orlando Merced, S OBP: 0.301, SLG: 0.387 (1, 9)										4	0	1	1	0	0	1				
Brad Ausmus, R OBP: 0.276, SLG: 0.267 (1, 2)										3	0	0	0	0	1	1				
28 Adam Everett, R OBP: 0.298, SLG: 0.377 (1, 6)										3	0	0	0	0	0	0				
Wade Miller, R OBP: 0.206, SLG: 0.188 Pete Munro, R (6, 1)										2	0	0	0	0	1	0				
Brian Hunter, R OBP: 0.290, SLG: 0.321 Brandon Puffer, R (8, 1)										0	0	0	0	0	0	0				
Inning Stats	R: 0 E: 0 K: 0 S: 5	H: 0 LOB: 0 BB: 0 P: 6	R: 0 E: 0 K: 0 S: 5	H: 0 LOB: 0 BB: 0 P: 6	R: 0 E: 0 K: 1 S: 8	H: 0 LOB: 0 BB: 0 P: 10	R: 1 E: 1 K: 1 S: 10	H: 1 LOB: 1 BB: 0 P: 14	R: 0 E: 0 K: 0 S: 6	H: 1 LOB: 0 BB: 0 P: 7	R: 1 E: 1 K: 0 S: 7	H: 1 LOB: 1 BB: 1 P: 12	R: 0 E: 0 K: 0 S: 6	H: 0 LOB: 0 BB: 0 P: 9	R: 1 E: 0 K: 0 S: 7	H: 1 LOB: 1 BB: 0 P: 12	1B: 3 2B: 0 3B: 0 HR: 1	SF: 0 SAC: 0 DP: 2 HBP: 1	WP: 0 PB: 0 SB: 0 CS: 0	PA: 33
PITCHER Jeff D'Amico, R ERA: 3.87 (1, 1)	IP: 9.0 WLS: W BF: 33	H: 4 R: 3 ER: 2 SO: 3	BB: 1 IBB: 0 HBP: 1 BLK: 0	WP: 0 HR: 1 S: 61 P: 90	ERA: 2.00 WHIP: 0.556	PITCHER										IP: 9.0 WLS: W BF: 33	H: 4 R: 3 ER: 2 SO: 3	BB: 1 IBB: 0 HBP: 1 BLK: 0	WP: 0 HR: 1 S: 61 P: 90	ERA: 2.00 WHIP: 0.556

AB	31
R	3
H	4
RBI	3
BB	1
SO	3
LOB	8



Batter	1	2	3	4	5	6	7	8	9	AB	R	H	RBI	BB	SO	LOB	BOTTOM			
Kenny Lofton, L OBP: 0.342, SLG: 0.442 (1, 8)										4	2	2	0	1	0	1	Houston Astros @ Pittsburgh Pirates PNC Park, Pittsburgh, PA Sun Jul 06 2003, 1:35 PM EDT Att: 18,741 - Sunny - 88 F			
18 Jason Kendall, R OBP: 0.396, SLG: 0.399 (1, 2)										5	1	1	0	0	0	4				
Brian Giles, L OBP: 0.448, SLG: 0.532 (1, 7)										5	1	2	1	0	1	3				
Aramis Ramirez, R OBP: 0.340, SLG: 0.433 (1, 5)										5	1	2	4	0	1	1				
Matt Stairs, L OBP: 0.352, SLG: 0.510 (8, 9)										4	1	1	0	1	1	1				
Craig Wilson, R OBP: 0.359, SLG: 0.438 Carlos Rivera, L OBP: 0.250, SLG: 0.333 (8, 3)										3	1	2	1	0	0	1				
2 Jack Wilson, R OBP: 0.298, SLG: 0.351 (1, 6)										3	1	1	0	0	0	1				
Abraham Nunez, S OBP: 0.268, SLG: 0.255 (1, 4)										4	0	1	2	0	0	4				
Jeff D'Amico, R OBP: 0.179, SLG: 0.148 (1, 1)										4	0	2	0	0	1	1				
Inning Stats	R: 0 E: 0 K: 1 S: 9	H: 1 LOB: 1 BB: 0 P: 14	R: 2 E: 0 K: 0 S: 12	H: 4 LOB: 2 BB: 1 P: 22	R: 2 E: 0 K: 1 S: 10	H: 2 LOB: 0 BB: 0 P: 20	R: 0 E: 0 K: 0 S: 10	H: 1 LOB: 1 BB: 0 P: 16	R: 0 E: 0 K: 1 S: 13	H: 0 LOB: 3 BB: 1 P: 25	R: 3 E: 0 K: 1 S: 16	H: 3 LOB: 0 BB: 0 P: 25	R: 0 E: 0 K: 0 S: 6	H: 1 LOB: 1 BB: 0 P: 11	R: 1 E: 0 K: 0 S: 15	H: 2 LOB: 1 BB: 0 P: 22		1B: 7 2B: 4 3B: 0 HR: 3	SF: 0 SAC: 0 DP: 0 HBP: 2	WP: 0 PB: 0 SB: 0 CS: 0
PITCHER Wade Miller, R ERA: 4.83 Pete Munro, R ERA: 4.7 Brandon Puffer, R ERA: 5.14 (8, 1)	IP: 1.1 WLS: L BF: 5	H: 1 R: 0 ER: 0 SO: 0	BB: 0 IBB: 0 HBP: 0 BLK: 0	WP: 0 HR: 0 S: 10 P: 15	ERA: 0.00 WHIP: 0.750	PITCHER										IP: 1.1 WLS: L BF: 5	H: 1 R: 0 ER: 0 SO: 0	BB: 0 IBB: 0 HBP: 0 BLK: 0	WP: 0 HR: 0 S: 10 P: 15	ERA: 9.00 WHIP: 2.000



Batter	1	2	3	4	5	6	7	8	9	AB	R	H	RBI	BB	SO	LOB	TOP								
Adam Dunn, L (1, 7) OBP: 0.397, SLG: 0.517	1-2 HBP 1B		1-1 P6		3-2 P5			2-0 F9		4	1	1	0	0	0	0									
Barry Larkin, R (1, 6) OBP: 0.338, SLG: 0.378	1-0 SAFE F8		1-2 F9			0-2 F9		1-0 F8		4	0	0	0	0	0	1									
Ken Griffey Jr., L (1, 8) OBP: 0.358, SLG: 0.490	0-0 P3		1-1 F9			2-1 F8		0-0 P6		4	0	0	0	0	0	1									
Jose Guillen, R (1, 9) OBP: 0.402, SLG: 0.642	2-1 SAFE HBP 1B			0-0 G6-3		1-3 K		3-3 K		3	0	0	0	0	2	0									
Aaron Boone, R (1, 5) OBP: 0.334, SLG: 0.471	1-2 SAFE 1B			0-1 FC6-4 1B		1-3 K				3	0	2	1	0	1	0									
Sean Casey, L (1, 3) OBP: 0.348, SLG: 0.425		3-1 G4-3		0-3 K		3-2 G3-1				3	0	0	0	0	1	1									
Todd Van Poppel, R (7, 1)										0	0	0	0	0	0	0									
Kelly Stinnett, R (1, 2) OBP: 0.302, SLG: 0.431		0-1 F9		2-2 FC6-4 1-2		0-3 K				3	0	0	0	0	1	1									
Ray Olmedo, S (1, 4) OBP: 0.315, SLG: 0.347		4-2 BB			0-0 F9			0-3 K2-3		2	0	0	0	1	1	0									
Ryan Dempster, R (1, 1) OBP: 0.077, SLG: 0.040		0-1 L4			2-3 K			1-1 1B		1	0	0	0	0	0	1									
Reggie Taylor, L (5, PH) OBP: 0.245, SLG: 0.340										1	0	0	0	0	1	0									
John Riedling, R (5, 1) OBP: 0.250, SLG: 0.250										0	0	0	0	0	0	0									
Russell Branyan, L (7, 3) OBP: 0.431, SLG: 0.500										1	0	1	0	0	0	0									
Inning Stats	R: 1 E: 0 K: 0 S: 9	H: 2 LOB: 2 BB: 0 P: 14	R: 0 E: 0 K: 0 S: 9	H: 0 LOB: 1 BB: 1 P: 16	R: 0 E: 0 K: 0 S: 7	H: 0 LOB: 0 BB: 0 P: 10	R: 0 E: 0 K: 1 S: 10	H: 1 LOB: 1 BB: 0 P: 12	R: 0 E: 0 K: 1 S: 7	H: 0 LOB: 0 BB: 0 P: 12	R: 0 E: 0 K: 2 S: 8	H: 0 LOB: 0 BB: 0 P: 11	R: 0 E: 0 K: 2 S: 9	H: 0 LOB: 0 BB: 0 P: 13	R: 0 E: 0 K: 1 S: 6	H: 1 LOB: 0 BB: 0 P: 9	R: 0 E: 0 K: 1 S: 8	H: 0 LOB: 0 BB: 0 P: 12	1B: 4 2B: 0 3B: 0 HR: 0	SF: 0 SAC: 0 DP: 0 HBP: 1	WP: 0 PB: 0 SB: 0 CS: 0	PA: 31			
PITCHER	IP	WLS	BF	H	R	ER	SO	BB	IBB	HBP	BLK	WP	HR	S	P	ERA	WHIP								
44 Roy Oswalt, R (1, 1) ERA: 2.94	6.0	W	22	3	1	1	3	1	0	1	0	0	0	50	75	1.50	0.667								
Ricky Stone, R (7, 1) ERA: 3.73	2.0		6	1	0	0	3	0	0	0	0	0	0	15	22	0.00	0.500								
Billy Wagner, L (9, 1) ERA: 2.42	1.0		3	0	0	0	1	0	0	0	0	0	0	8	12	0.00	0.000								

Cincinnati Reds @ Houston Astros
Minute Maid Park, Houston, TX
Mon Jul 07 2003, 7:05 PM CDT
Att: 25,339 - Dome - 72 F

AB	29
R	1
H	4
RBI	1
BB	1
SO	7
LOB	5



Batter	1	2	3	4	5	6	7	8	9	AB	R	H	RBI	BB	SO	LOB	BOTTOM								
Craig Biggio, R (1, 8) OBP: 0.346, SLG: 0.415	0-0 G5-3		4-2 5 1B 1B E BB	1-1 F8		2-1 G5-3		0-0 1B		4	1	1	0	1	0	0									
Geoff Blum, S (1, 4) OBP: 0.318, SLG: 0.447	3-2 F9		0-0 5 1B 1B E 2-3	2-2 1B		2-2 1B		0-0 G3		5	1	3	0	0	0	1									
5 Jeff Bagwell, R (1, 3) OBP: 0.349, SLG: 0.456	1-1 G5-3		2-0 1B E 1-2 2-3 3-H	3-3 K		3-2 G4-3				4	1	1	1	0	1	2									
17 Lance Berkman, S (1, 7) OBP: 0.394, SLG: 0.485		0-0 FC5-4 1B	3-3 K		1-0 F8		2-2 F7			4	0	1	0	0	1	3									
Richard Hidalgo, R (1, 9) OBP: 0.388, SLG: 0.551		1-1 F7	2-2 E8 1-H 2-H 3-H 2B		1-1 F7		1-1 F8			4	0	1	3	0	0	1									
Morgan Ensberg, R (1, 5) OBP: 0.410, SLG: 0.624		3-2 FC5-4 1-2	3-3 K		0-0 2B		0-1 HR			4	1	2	1	0	1	2									
Brad Ausmus, R (1, 2) OBP: 0.279, SLG: 0.268		3-2 SAFE G5-3		0-0 4 HR 1B		4-2 BB		0-0 P1-3		3	1	1	0	1	0	1									
4 Eric Bruntlett, R (1, 6) OBP: 0.200, SLG: 0.350			0-3 K		0-0 HR		1-3 K			4	1	1	2	0	2	2									
44 Roy Oswalt, R (1, 1) OBP: 0.299, SLG: 0.269			4-0 5 1B BB BB		1-3 HR					1	1	0	0	1	1	0									
David Matranga, R (6, PH) OBP: 0.333, SLG: 1.333						0-2 G5-3		1-1 F9		1	0	0	0	0	0	0									
Ricky Stone, R (7, 1) ERA: 6.17										0	0	0	0	0	0	0									
Orlando Merced, S (8, PH) OBP: 0.299, SLG: 0.384										1	0	0	0	0	0	0									
Billy Wagner, L (9, 1) ERA: 8.47										0	0	0	0	0	0	0									
Inning Stats	R: 0 E: 0 K: 0 S: 6	H: 0 LOB: 0 BB: 0 P: 10	R: 0 E: 0 K: 0 S: 11	H: 1 LOB: 1 BB: 0 P: 18	R: 4 E: 1 K: 3 S: 17	H: 3 LOB: 1 BB: 2 P: 35	R: 2 E: 0 K: 2 S: 14	H: 3 LOB: 1 BB: 0 P: 21	R: 0 E: 0 K: 1 S: 13	H: 1 LOB: 2 BB: 1 P: 20	R: 0 E: 0 K: 0 S: 8	H: 1 LOB: 0 BB: 0 P: 11	R: 1 E: 0 K: 0 S: 8	H: 1 LOB: 0 BB: 0 P: 11	R: 0 E: 0 K: 0 S: 5	H: 1 LOB: 1 BB: 0 P: 7	1B: 7 2B: 2 3B: 0 HR: 2	SF: 0 SAC: 0 DP: 0 HBP: 0	WP: 0 PB: 0 SB: 0 CS: 0	PA: 38					
PITCHER	IP	WLS	BF	H	R	ER	SO	BB	IBB	HBP	BLK	WP	HR	S	P	ERA	WHIP								
Ryan Dempster, R (1, 1) ERA: 6.95	4.0	L	21	7	6	6	5	2	0	0	0	0	0	48	84	13.50	2.250								
John Riedling, R (5, 1) ERA: 6.17	2.0		9	2	0	0	1	1	0	0	0	0	0	26	40	0.00	1.500								
Todd Van Poppel, R (7, 1) ERA: 8.47	2.0		8	2	1	1	0	0	0	0	0	0	1	13	18	4.50	1.000								

Cincinnati Reds @ Houston Astros
Minute Maid Park, Houston, TX
Mon Jul 07 2003, 7:05 PM CDT
Att: 25,339 - Dome - 72 F

AB	35
R	7
H	11
RBI	7
BB	3
SO	6
LOB	12



Batter	1	2	3	4	5	6	7	8	9	AB	R	H	RBI	BB	SO	LOB	TOP					
Barry Larkin, R OBP: 0.340, SLG: 0.378	G5-3		G5-3							5	0	2	1	0	1	1	<p>Cincinnati Reds @ Houston Astros</p> <p>Minute Maid Park, Houston, TX</p> <p>Tue Jul 08 2003, 7:05 PM CDT</p> <p>Att: 29,091 - Dome - 72 F</p>					
Jose Guillen, R OBP: 0.394, SLG: 0.628	G4-3		F9							5	0	0	0	0	2	3						
Ken Griffey Jr., L OBP: 0.361, SLG: 0.507	K		F9							3	1	1	1	0	1	0						
Adam Dunn, L OBP: 0.355, SLG: 0.524										4	1	1	1	0	0	1						
Aaron Boone, R OBP: 0.336, SLG: 0.470										3	0	1	0	0	0	0						
Sean Casey, L OBP: 0.346, SLG: 0.422										2	0	0	0	0	0	0						
Austin Kearns, R OBP: 0.364, SLG: 0.455										2	0	0	0	0	1	3						
D'Angelo Jimenez, S OBP: 0.334, SLG: 0.499										3	1	1	0	1	0	3						
Brian Reith, R										0	0	0	0	0	0	0						
Kelly Stinnett, R OBP: 0.308, SLG: 0.438										3	0	1	0	0	0	1						
Jimmy Haynes, R OBP: 0.278, SLG: 0.333										2	0	0	0	0	1	3						
Scott Sullivan, R										0	0	0	0	0	0	0						
Russell Branyan, L OBP: 0.423, SLG: 0.488										1	0	0	0	0	1	1						
Chris Reitsma, R OBP: 0.125, SLG: 0.125										0	0	0	0	0	0	0						
Juan Castro, R OBP: 0.274, SLG: 0.365										1	0	0	0	0	0	0						
Inning Stats	R: 0 E: 0 K: 1 S: 8	H: 0 LOB: 0 BB: 0 P: 12	R: 1 E: 0 K: 0 S: 20	H: 1 LOB: 2 BB: 1 P: 31	R: 0 E: 0 K: 0 S: 6	H: 0 LOB: 0 BB: 0 P: 10	R: 0 E: 0 K: 0 S: 8	H: 0 LOB: 0 BB: 0 P: 13	R: 1 E: 0 K: 1 S: 16	H: 2 LOB: 1 BB: 0 P: 23	R: 0 E: 0 K: 1 S: 14	H: 1 LOB: 2 BB: 0 P: 24	R: 0 E: 0 K: 3 S: 12	H: 1 LOB: 1 BB: 0 P: 16	R: 1 E: 0 K: 0 S: 14	H: 1 LOB: 1 BB: 0 P: 24	R: 0 E: 0 K: 0 S: 10	H: 1 LOB: 1 BB: 0 P: 13	1B: 4 2B: 1 3B: 0 HR: 2	SF: 0 SAC: 0 DP: 0 HBP: 3	WP: 1 PB: 0 SB: 0 CS: 0	PA: 38
PITCHER	IP WLS BF H R ER SO BB IBB HBP BLK WP HR S P ERA WHIP																					
Tim Redding, R ERA: 4.02	5.2 W 24 4 2 2 4 1 0 2 0 1 1 70 108 3.18 0.882																					
Mike Gallo, L ERA	0.1 H 1 0 0 0 0 0 0 0 0 0 0 2 5 0.00 0.000																					
Octavio Dotel, R ERA: 1.95	1.0 4 1 0 0 3 0 0 0 0 0 0 12 16 0.00 1.000																					
Pete Munro, R ERA: 4.84	0.2 4 1 1 1 0 0 0 1 0 0 1 11 19 13.50 1.500																					
Billy Wagner, L ERA: 2.36	1.1 S 5 1 0 0 0 0 0 0 0 0 0 13 18 0.00 0.750																					

AB 34
R 3
H 7
RBI 3
BB 1
SO 7
LOB 16



Batter	1	2	3	4	5	6	7	8	9	AB	R	H	RBI	BB	SO	LOB	BOTTOM			
Craig Biggio, R OBP: 0.347, SLG: 0.413	G6-3		G5-3							4	1	1	1	1	0	0	<p>Cincinnati Reds @ Houston Astros</p> <p>Minute Maid Park, Houston, TX</p> <p>Tue Jul 08 2003, 7:05 PM CDT</p> <p>Att: 29,091 - Dome - 72 F</p>			
Geoff Blum, S OBP: 0.317, SLG: 0.442	B1-3		G3							5	0	1	1	0	0	3				
5 Jeff Bagwell, R OBP: 0.353, SLG: 0.454										1	1	0	0	3	0	1				
17 Lance Berkman, S OBP: 0.393, SLG: 0.485										4	0	1	1	0	2	2				
Richard Hidalgo, R OBP: 0.386, SLG: 0.547										4	1	1	0	0	0	1				
Morgan Ensberg, R OBP: 0.412, SLG: 0.635										3	1	1	2	1	1	0				
Billy Wagner, L										0	0	0	0	0	0	0				
Brad Ausmus, R OBP: 0.275, SLG: 0.264										4	0	0	0	0	1	1				
28 Adam Everett, R OBP: 0.303, SLG: 0.373										2	1	0	0	2	1	0				
Tim Redding, R OBP: 0.179, SLG: 0.185										2	0	0	0	0	2	2				
Mike Gallo, L ERA: 4.04										0	0	0	0	0	0	0				
Orlando Merced, S OBP: 0.305, SLG: 0.395										1	1	1	0	0	0	0				
Octavio Dotel, R										0	0	0	0	0	0	0				
Pete Munro, R										0	0	0	0	0	0	0				
4 Eric Bruntlett, R OBP: 0.238, SLG: 0.429										1	0	1	0	0	0	0				
Inning Stats	R: 0 E: 0 K: 1 S: 8	H: 0 LOB: 1 BB: 1 P: 14	R: 2 E: 0 K: 3 S: 15	H: 2 LOB: 0 BB: 0 P: 24	R: 0 E: 0 K: 1 S: 7	H: 0 LOB: 2 BB: 1 P: 17	R: 0 E: 0 K: 1 S: 6	H: 0 LOB: 2 BB: 2 P: 18	R: 1 E: 0 K: 0 S: 8	H: 1 LOB: 1 BB: 1 P: 14	R: 3 E: 2 K: 0 S: 21	H: 3 LOB: 1 BB: 0 P: 32	R: 0 E: 0 K: 1 S: 16	H: 0 LOB: 0 BB: 0 P: 21	R: 0 E: 0 K: 0 S: 10	H: 1 LOB: 2 BB: 2 P: 22	1B: 3 2B: 3 3B: 0 HR: 1	SF: 0 SAC: 0 DP: 1 HBP: 0	WP: 0 PB: 0 SB: 2 CS: 0	PA: 38
PITCHER	IP WLS BF H R ER SO BB IBB HBP BLK WP HR S P ERA WHIP																			
Jimmy Haynes, R ERA: 5.67	5.2 L 29 6 6 3 6 4 1 0 0 0 0 0 63 116 4.76 1.765																			
Scott Sullivan, R ERA: 4.04	0.1 1 0 0 0 0 0 0 0 0 0 0 2 3 0.00 0.000																			
Chris Reitsma, R ERA: 4.82	1.0 3 0 0 0 1 0 0 0 0 0 0 16 21 0.00 0.000																			
Brian Reith, R ERA: 4.37	1.0 5 1 0 0 0 1 1 0 0 0 0 10 22 0.00 2.000																			

AB 31
R 6
H 7
RBI 6
BB 7
SO 7
LOB 10



Batter	1	2	3	4	5	6	7	8	9	AB	R	H	RBI	BB	SO	LOB	TOP		
D'Angelo Jimenez, S OBP: 0.335, SLG: 0.408	(1,4) F8		(2) P4			(2-1) 1B		(1-1) G6-3		4	1	1	0	0	0	1	Cincinnati Reds @ Houston Astros Minute Maid Park, Houston, TX Thu Jul 10 2003, 7:05 PM CDT Att: 28,712 - Dome - 72 F		
Adam Dunn, L OBP: 0.350, SLG: 0.511	(1,7) F7		(3) P6			(3-3) 1B		(1-3) K		4	0	0	0	0	2	2			
Jose Guillen, R OBP: 0.390, SLG: 0.616	(1,9) F8				(0-0) F7	(3-2) 1B		(2-1) F9		4	0	1	1	0	0	0			
Ken Griffey Jr., L OBP: 0.366, SLG: 0.542 Reggie Taylor, L OBP: 0.250, SLG: 0.354					(2-1) P1	(4-2) 1B		(0-3) K		2	1	1	1	1	0	0			
Aaron Boone, R OBP: 0.330, SLG: 0.460 Russell Branyan, L OBP: 0.386, SLG: 0.435					(0-1) F7	(0-1) P2		(3-2) G4-3		3	0	0	0	0	0	2			
Sean Casey, L OBP: 0.346, SLG: 0.422 Juan Castro, R OBP: 0.275, SLG: 0.381						(0-2) 1B		(1-3) K		3	0	1	0	0	0	2			
Kelly Stinnett, R OBP: 0.299, SLG: 0.420					(0-0) F8			(0-0) G5-3		3	0	0	0	0	0	1			
Ray Olmedo, S OBP: 0.312, SLG: 0.333						(0-3) K		(0-0) G4-3		2	0	0	0	1	1	1			
Paul Wilson, R OBP: 0.294, SLG: 0.087 John Riedling, R OBP: 0.290, SLG: 0.250 Kent Mercker, L OBP: 0.300, SLG: 0.368 Barry Larkin, R OBP: 0.350, SLG: 0.500 Brian Reith, R OBP: 0.275, SLG: 0.125 Chris Reitsma, R OBP: 0.125, SLG: 0.125					(4-1) SH1-3	(1-1) SH1-3				0	0	0	0	0	0	0			
Inning Stats	R: 0 E: 0 K: 0 S: 9	H: 0 LOB: 0 BB: 0 P: 17	R: 1 E: 0 K: 0 S: 7	H: 1 LOB: 0 BB: 0 P: 12	R: 0 E: 0 K: 0 S: 8	H: 0 LOB: 1 BB: 1 P: 16	R: 0 E: 0 K: 0 S: 5	H: 0 LOB: 0 BB: 0 P: 7	R: 0 E: 0 K: 1 S: 18	H: 1 LOB: 1 BB: 0 P: 10	R: 1 E: 0 K: 1 S: 18	H: 2 LOB: 2 BB: 1 P: 30	R: 0 E: 0 K: 1 S: 5	H: 0 LOB: 0 BB: 0 P: 5	R: 0 E: 0 K: 2 S: 10	H: 0 LOB: 0 BB: 0 P: 14		1B: 3 2B: 0 3B: 0 HR: 1	SF: 0 SAC: 1 DP: 0 HBP: 0
PITCHER	IP	WLS	BF	H	R	ER	SO	BB	IBB	HBP	BLK	WP	HR	S	P	ERA	WHIP		
Ron Villone, L ERA: 2.7	6.0	W	24	4	2	2	2	2	0	0	0	0	1	56	92	3.00	1.000		
Ricky Stone, R ERA: 3.52	3.0	S	9	0	0	0	4	0	0	0	0	0	0	22	30	0.00	0.000		

Batter	1	2	3	4	5	6	7	8	9	AB	R	H	RBI	BB	SO	LOB	BOTTOM		
Craig Biggio, R OBP: 0.352, SLG: 0.429 Brian Hunter, R OBP: 0.292, SLG: 0.345	(1,8) E6		(1-0) G6-3	(0-1) 2B		(1-1) 3B		(0-3) K		4	2	2	0	0	0	0	Cincinnati Reds @ Houston Astros Minute Maid Park, Houston, TX Thu Jul 10 2003, 7:05 PM CDT Att: 28,712 - Dome - 72 F		
Geoff Blum, S OBP: 0.319, SLG: 0.438			(1-0) G3-1	(3-2) G5-3		(2-3) K		(0-2) 1B		6	1	3	2	0	1	2			
5 Jeff Bagwell, R OBP: 0.356, SLG: 0.452 Orlando Merced, S OBP: 0.298, SLG: 0.387			(4-2) 1B	(1-2) L6				(0-1) G3-1		2	2	1	1	2	0	1			
17 Lance Berkman, S OBP: 0.405, SLG: 0.507			(2-2) 1B					(1-1) G6-3		2	2	2	1	3	0	0			
Richard Hidalgo, R OBP: 0.391, SLG: 0.566 4 Eric Bruntlett, R OBP: 0.238, SLG: 0.429			(2-1) 1B	(1-2) 1B		(2-0) F8		(1-0) F8		5	1	2	4	0	1	5			
Morgan Ensberg, R OBP: 0.413, SLG: 0.624			(1-2) 1B	(4-0) 1B		(1-1) F9		(2-2) 1B		4	1	2	0	1	0	4			
Brad Ausmus, R OBP: 0.281, SLG: 0.268			(0-1) 1B	(1-2) G6-3		(1-3) K		(4-2) 1B		4	1	2	2	1	1	1			
28 Adam Everett, R OBP: 0.304, SLG: 0.388			(2-2) 1B	(3-1) G5-3		(0-0) L9		(0-0) F9		5	1	1	1	0	0	6			
Ron Villone, L OBP: 0.167, SLG: 0.091 David Matranga, R OBP: 0.200, SLG: 0.800 Ricky Stone, R	(1,1) K		(3-3) K	(1-2) G5-3		(1-1) P4		(0-1) G3-1		3	0	0	0	0	2	2			
Inning Stats	R: 9 E: 1 K: 2 S: 38	H: 8 LOB: 3 BB: 3 P: 66	R: 0 E: 0 K: 1 S: 8	H: 0 LOB: 0 BB: 0 P: 15	R: 2 E: 0 K: 0 S: 13	H: 3 LOB: 3 BB: 2 P: 27	R: 0 E: 0 K: 0 S: 12	H: 1 LOB: 1 BB: 0 P: 17	R: 0 E: 0 K: 1 S: 9	H: 1 LOB: 1 BB: 0 P: 14	R: 0 E: 0 K: 1 S: 9	H: 1 LOB: 1 BB: 0 P: 13	R: 0 E: 0 K: 0 S: 14	H: 1 LOB: 3 BB: 2 P: 26	R: 0 E: 0 K: 1 S: 11	H: 1 LOB: 1 BB: 0 P: 12		1B: 13 2B: 2 3B: 1 HR: 0	SF: 0 SAC: 0 DP: 0 HBP: 0
PITCHER	IP	WLS	BF	H	R	ER	SO	BB	IBB	HBP	BLK	WP	HR	S	P	ERA	WHIP		
Paul Wilson, R ERA: 5.0	0.0	L	18	5	3	3	3	4	0	0	0	0	0	34	67	9.00	3.000		
John Riedling, R ERA: 6.31	1.0		4	1	0	0	0	0	0	0	0	0	0	12	17	0.00	1.000		
Kent Mercker, L ERA: 2.36	3.0		14	3	0	0	2	2	0	0	0	0	0	32	53	0.00	1.667		
Brian Reith, R ERA: 3.86 Chris Reitsma, R ERA: 4.72	1.0		4	1	0	0	1	0	0	0	0	0	0	11	12	0.00	1.000		

Batter	1	2	3	4	5	6	7	8	9	AB	R	H	RBI	BB	SO	LOB	TOP					
Kenny Lofton, L (1, 8) OBP: 0.338, SLG: 0.450	0-2 18 E 1B	0-3 K		1 SAFE 1-0 P6			3-1 F8		0-0 G6-3	1	1	0	1	0	0	0						
Craig Wilson, R (1, 7) OBP: 0.346, SLG: 0.404										4	1	0	0	0	1	1						
Adam Hyzdu, R (9, 8) OBP: 0.339, SLG: 0.348										0	0	0	0	0	0	0						
18 Jason Kendall, R (1, 2) OBP: 0.387, SLG: 0.403	1-2 E9 1B		2-0 E		0-2 L6		0-2 G5-3		2-1 G5-3	5	1	2	0	0	0	0						
Brian Giles, L (1, 7) OBP: 0.443, SLG: 0.514	3-1 HR		1-2 F7		1-0 G5-4-3		2-2 F7		2-1 F8	5	1	2	2	0	0	1						
Aramis Ramirez, R (1, 5) OBP: 0.329, SLG: 0.434	3-2 2-H 3-H 1B		1 SAFE 1-2 K		0-0 G5-4-3			1-3 K		4	1	1	2	0	2	2						
Reggie Sanders, R (1, 9) OBP: 0.321, SLG: 0.504	1-2 F9		2-2 E5		1-3 K			0-1 1B		4	1	1	0	0	1	2						
Carlos Rivera, L (1, 3) OBP: 0.287, SLG: 0.333	1-0 G3-1		1-2 P6		1-0 BB			0-2 BB		4	0	2	1	0	0	3						
2 Jack Wilson, R (1, 6) OBP: 0.286, SLG: 0.341	1-1 F9		0-0 G6-3		1-3 K			0-3 K		4	0	0	0	0	2	3						
Abraham Nunez, S (1, 4) OBP: 0.282, SLG: 0.282		1-2 G1-3		3-2 1B		4-2 BB		4-2 BB		2	0	1	0	2	0	0						
Kip Wells, R (1, 1) OBP: 0.189, SLG: 0.324		1-3 K		0-1 F8		1-3 K		2-0 P2		3	0	0	0	0	2	3						
Scott Sauerbeck, R (7, 1)										0	0	0	0	0	0	0						
Matt Stairs, L (8, PH) OBP: 0.349, SLG: 0.522										1	0	0	0	0	0	2						
Julian Tavaréz, L (8, 1)										0	0	0	0	0	0	0						
Mike Williams, R (9, 1)										0	0	0	0	0	0	0						
Inning Stats	R: 4 E: 1 K: 0 S: 21	H: 4 LOB: 1 BB: 0 P: 31	R: 0 E: 0 K: 2 S: 9	H: 0 LOB: 0 BB: 0 P: 11	R: 0 E: 1 K: 1 S: 13	H: 1 LOB: 2 BB: 0 P: 20	R: 0 E: 0 K: 0 S: 9	H: 1 LOB: 1 BB: 0 P: 13	R: 0 E: 0 K: 0 S: 5	H: 1 LOB: 0 BB: 0 P: 6	R: 0 E: 0 K: 3 S: 14	H: 1 LOB: 2 BB: 0 P: 22	R: 0 E: 0 K: 0 S: 9	H: 0 LOB: 0 BB: 0 P: 14	R: 1 E: 0 K: 2 S: 14	H: 2 LOB: 2 BB: 1 P: 21	R: 0 E: 0 K: 0 S: 5	H: 0 LOB: 0 BB: 0 P: 9	1B: 8 2B: 0 3B: 1 HR: 1	SF: 0 SAC: 0 DP: 1 HBP: 0	WP: 0 PB: 0 SB: 0 CS: 0	PA: 39
PITCHER	IP WLS BF H R ER SO BB IBB HBP BLK WP HR S P ERA WHIP																					
44 Roy Oswalt, R (1, 1) ERA: 3.15	6.0 L 27 8 4 4 6 1 0 0 0 0 0 1 71 103 6.00 1.500																					
54 Brad Lidge, R (7, 1) ERA: 2.56	1.0 3 0 0 0 0 0 0 0 0 0 0 0 9 14 0.00 0.000																					
Octavio Dotel, R (8, 1) ERA: 2.22	1.0 6 2 1 1 2 1 0 0 0 0 0 0 14 21 9.00 3.000																					
Kirk Saarloos, R (9, 1) ERA: 6.32	1.0 3 0 0 0 0 0 0 0 0 0 0 0 5 9 0.00 0.000																					

Pittsburgh Pirates @ Houston Astros
Minute Maid Park, Houston, TX

AB 37
R 5
H 10
RBI 5
BB 2
SO 8
LOB 17



WP: 0 PA: 39
PB: 0
SB: 0
CS: 0

Pittsburgh Pirates @ Houston Astros
Minute Maid Park, Houston, TX

AB 32
R 2
H 6
RBI 2
BB 4
SO 3
LOB 15



WP: 0 PA: 38
PB: 0
SB: 1
CS: 0

Batter	1	2	3	4	5	6	7	8	9	AB	R	H	RBI	BB	SO	LOB	BOTTOM					
Craig Biggio, R (1, 8) OBP: 0.351, SLG: 0.424	0-1 F9		0-0 F8		1-1 1B		1-1 FC6-4		0-1 G6-3	4	0	0	0	0	0	4						
Geoff Blum, S (1, 4) OBP: 0.318, SLG: 0.434			2-3 F9		2-2 HBP		0-0 G1-3		1-3 K	3	0	1	0	0	0	1						
Brian Hunter, R (7, PH) OBP: 0.286, SLG: 0.337					5 BB					1	0	0	0	0	0	2						
Octavio Dotel, R (8, 1)										0	0	0	0	0	0	0						
Kirk Saarloos, R (9, 1)										1	0	0	0	0	1	1						
Gregg Zaun, S (9, PH) OBP: 0.298, SLG: 0.326										2	1	1	1	2	0	0						
5 Jeff Bagwell, R (1, 3) OBP: 0.362, SLG: 0.470	3-2 F8			2-0 HR	4-0 BB		4-0 FC6-4			2	1	1	1	2	0	0						
17 Lance Berkman, S (1, 7) OBP: 0.402, SLG: 0.505			0-0 F7		0-0 P5		2-0 FC6-4			4	1	1	0	0	0	6						
					3B G6-3																	
Richard Hidalgo, R (1, 9) OBP: 0.384, SLG: 0.556		0-1 P4		0-1 G6-3		1-1 P6		0-0 G6-3		4	0	0	1	0	0	0						
Morgan Ensberg, R (1, 5) OBP: 0.416, SLG: 0.617		4-1 S BB		0-0 L5		3-1 F9		2-1 P5		3	0	0	0	1	0	0						
Brad Ausmus, R (1, 2) OBP: 0.274, SLG: 0.261		2-3 K		2-1 L8		1-1 G1-3		0-0 G4-3		4	0	0	0	0	1	1						
28 Adam Everett, R (1, 6) OBP: 0.307, SLG: 0.392			1-1 F8		0-1 G5-3		1-2 FC6-4		2-3 K	4	0	2	0	0	1	0						
44 Roy Oswalt, R (1, 1) OBP: 0.250, SLG: 0.259			1-0 SH1-4		1-2 G1		4-2 FC6-4		2-1 K	1	0	0	0	0	0	0						
54 Brad Lidge, R (7, 1) ERA: 4.29										0	0	0	0	0	0	0						
Orlando Merced, S (7, PH) OBP: 0.306, SLG: 0.387										0	0	0	0	1	0	0						
4 Eric Bruntlett, R (8, 4) OBP: 0.273, SLG: 0.500			1-2 K				1-2 BB			1	0	1	0	0	0	0						
Inning Stats	R: 0 E: 0 K: 0 S: 6	H: 0 LOB: 0 BB: 0 P: 9	R: 0 E: 1 K: 1 S: 7	H: 0 LOB: 1 BB: 1 P: 13	R: 0 E: 0 K: 0 S: 5	H: 1 LOB: 1 BB: 0 P: 8	R: 2 E: 0 K: 0 S: 7	H: 2 LOB: 0 BB: 0 P: 11	R: 0 E: 0 K: 0 S: 10	H: 1 LOB: 3 BB: 1 P: 18	R: 0 E: 0 K: 0 S: 6	H: 0 LOB: 0 BB: 0 P: 11	R: 0 E: 0 K: 0 S: 12	H: 1 LOB: 2 BB: 2 P: 24	R: 0 E: 0 K: 0 S: 4	H: 0 LOB: 0 BB: 0 P: 6	R: 0 E: 0 K: 2 S: 10	H: 1 LOB: 1 BB: 0 P: 15	1B: 3 2B: 1 3B: 1 HR: 1	SF: 0 SAC: 1 DP: 0 HBP: 1	WP: 0 PB: 0 SB: 1 CS: 0	PA: 38
PITCHER	IP WLS BF H R ER SO BB IBB HBP BLK WP HR S P ERA WHIP																					
Kip Wells, R (1, 1) ERA: 3.76	6.1 W 28 5 2 2 1 3 0 1 0 0 0 0 2 8 2.84 1.263																					
Scott Sauerbeck, L (7, 1) ERA: 4.29	0.2 H 3 0 0 0 0 0 0 1 0 0 0 0 2 8 0.00 0.000																					
Julian Tavaréz, R (8, 1) ERA: 4.38	1.0 H 3 0 0 0 0 0 0 0 0 0 0 0 4 6 0.00 0.000																					
Mike Williams, R (9, 1) ERA: 6.44	1.0 S 4 1 0 0 2 0 0 0 0 0 0 0 10 15 0.00 1.000																					

Batter	1	2	3	4	5	6	7	8	9	AB	R	H	RBI	BB	SO	LOB	TOP		
18 Jason Kendall, R OBP: 0.388, SLG: 0.407	F8		BB 1B		G6-3			G4-3 HR 2B		4	1	2	0	0	0	0			
2 Jack Wilson, R OBP: 0.282, SLG: 0.336	P5		K			G5-3		G5-3		4	0	0	0	0	1	3			
Brian Giles, L OBP: 0.444, SLG: 0.512	1B		BB			F9		G4-3		3	0	1	0	1	0	1			
Aramis Ramirez, R OBP: 0.328, SLG: 0.441	P4		F8			G6-3		HR		4	1	1	2	0	0	4			
Randall Simon, L OBP: 0.303, SLG: 0.418		G6-3			1B			G3		4	0	2	0	0	0	0			
Reggie Sanders, R OBP: 0.316, SLG: 0.496	K		F8			K		K		4	0	0	0	0	3	1			
Craig Wilson, R OBP: 0.344, SLG: 0.400	K		G6-3			1B		P4		4	0	1	0	0	1	0			
Abraham Nunez, S OBP: 0.283, SLG: 0.283			FC1-5 1B		K			G6-3		3	0	1	0	0	2	2			
Jeff Reboulet, R OBP: 0.352, SLG: 0.363			BB 1B		K			G3		1	0	0	0	0	0	0			
Josh Fogg, R 16 Salomon Torres, R Matt Stairs, L Brian Boehringer, S Joe Beimel, L Mike Lincoln, R			FC1-5 1B		K			G3		1	0	0	0	0	0	0			
Inning Stats	R: 0 E: 0 K: 0 S: 10	H: 1 LOB: 1 BB: 0 P: 18	R: 0 E: 0 K: 2 S: 7	H: 0 LOB: 0 BB: 0 P: 9	R: 0 E: 0 K: 1 S: 18	H: 2 LOB: 3 BB: 1 P: 30	R: 0 E: 0 K: 0 S: 8	H: 1 LOB: 0 BB: 0 P: 13	R: 0 E: 0 K: 2 S: 9	H: 0 LOB: 0 BB: 0 P: 10	R: 0 E: 0 K: 2 S: 17	H: 2 LOB: 2 BB: 0 P: 26	R: 2 E: 0 K: 0 S: 12	H: 2 LOB: 0 BB: 0 P: 15	R: 0 E: 0 K: 1 S: 7	H: 0 LOB: 0 BB: 0 P: 8	1B: 6 2B: 1 3B: 0 HR: 1	SF: 0 SAC: 0 DP: 0 HBP: 0	WP: 0 PA: 35 PB: 0 SB: 1 CS: 0
PITCHER	IP WLS BF H R ER SO BB IBB HBP BLK WP HR S P ERA WHIP																		
Tim Redding, R ERA: 3.8	(1, 1) 6.0 W 23 5 0 0 5 1 0 0 0 0 0 0 65 96 0.00 1.000																		
54 Brad Lidge, R ERA: 2.52	(7, 1) 1.0 4 1 0 0 2 0 0 0 0 0 0 0 10 17 0.00 1.000																		
Octavio Dotel, R ERA: 2.52	(8, 1) 1.0 5 2 2 2 0 0 0 0 0 0 0 1 12 15 18.00 2.000																		
Billy Wagner, L ERA: 2.26	(9, 1) 1.0 S 3 0 0 0 1 0 0 0 0 0 0 0 7 8 0.00 0.000																		

Pittsburgh Pirates @ Houston Astros
Minute Maid Park, Houston, TX
Sun Jul 13 2003, 1:05 PM CDT
Att: 32,273 - Dome - 72 F

AB	34
R	2
H	8
RBI	2
BB	1
SO	8
LOB	14



Batter	1	2	3	4	5	6	7	8	9	AB	R	H	RBI	BB	SO	LOB	BOTTOM		
Craig Biggio, R OBP: 0.352, SLG: 0.424	F7	2H 1B		G4-3 5 1B		K		K		5	1	2	1	0	2	3			
Geoff Blum, S OBP: 0.316, SLG: 0.430	F7	L8		G4-3		2H 1B		G3		5	0	1	1	0	0	4			
5 Jeff Bagwell, R OBP: 0.363, SLG: 0.469	HBP 17 BB HBP	F8		2H 1B		K		K		3	1	1	1	1	1	2			
17 Lance Berkman, S OBP: 0.403, SLG: 0.513	HBP 1-2 BB		HR	K		F8		F8		3	1	1	1	1	1	0			
Richard Hidalgo, R OBP: 0.389, SLG: 0.558	HBP	HBP	28 FC4-6 1B	G6-3 CS 1B		G5-3		G3		3	0	2	0	0	0	0			
Morgan Ensberg, R OBP: 0.418, SLG: 0.613	HBP	HBP	28 FC4-6 1B	G6-3		F8		F8		3	0	1	1	0	0	1			
Brad Ausmus, R OBP: 0.274, SLG: 0.258	G4-3		F8	F8		F8		28 SH1-3 BB		3	0	0	0	1	0	6			
28 Adam Everett, R OBP: 0.307, SLG: 0.392		SH1-4 1B	FC4-6	F8		F8		SH1-3		3	1	1	0	0	0	2			
Tim Redding, R OBP: 0.200, SLG: 0.241	SAFE	SAFE	SH1-4	K		2B		HBP		2	1	1	0	0	1	2			
54 Brad Lidge, R	SAFE	SAFE	SH1-4	K		2B		HBP		0	0	0	0	0	0	0			
Octavio Dotel, R	SAFE	SAFE	SH1-4	K		2B		HBP		0	0	0	0	0	0	0			
Brian Hunter, R OBP: 0.293, SLG: 0.337	SAFE	SAFE	SH1-4	K		2B		HBP		0	0	0	0	0	0	0			
Billy Wagner, L	SAFE	SAFE	SH1-4	K		2B		HBP		0	0	0	0	0	0	0			
Inning Stats	R: 1 E: 0 K: 0 S: 12	H: 0 LOB: 3 BB: 2 P: 31	R: 1 E: 0 K: 0 S: 7	H: 2 LOB: 1 BB: 0 P: 10	R: 1 E: 0 K: 1 S: 15	H: 3 LOB: 2 BB: 0 P: 21	R: 1 E: 0 K: 1 S: 11	H: 2 LOB: 0 BB: 0 P: 16	R: 0 E: 0 K: 2 S: 17	H: 1 LOB: 0 BB: 0 P: 12	R: 1 E: 0 K: 2 S: 17	H: 2 LOB: 1 BB: 0 P: 26	R: 0 E: 0 K: 0 S: 7	H: 0 LOB: 0 BB: 0 P: 10	R: 0 E: 0 K: 1 S: 7	H: 0 LOB: 2 BB: 1 P: 13	1B: 8 2B: 1 3B: 0 HR: 1	SF: 0 SAC: 2 DP: 0 HBP: 3	WP: 0 PA: 38 PB: 0 SB: 1 CS: 1
PITCHER	IP WLS BF H R ER SO BB IBB HBP BLK WP HR S P ERA WHIP																		
Josh Fogg, R ERA: 3.8	(1, 1) 2.0 L 15 5 3 3 0 2 0 0 0 0 0 0 25 50 13.50 3.500																		
16 Salomon Torres, R ERA: 4.48	(3, 1) 4.0 15 5 2 2 4 0 0 0 0 0 0 0 45 66 4.50 1.250																		
Brian Boehringer, R ERA: 4.48	(7, 1) 1.0 3 0 0 0 0 0 0 0 0 0 0 0 7 10 0.00 0.000																		
Joe Beimel, L ERA: 3.57	(8, 1) 0.1 3 0 0 0 0 0 1 0 0 0 0 0 2 7 0.00 3.000																		
Mike Lincoln, R ERA: 2.57	(8, 1) 0.2 2 0 0 0 0 1 0 0 0 0 0 0 5 6 0.00 0.000																		


Pittsburgh Pirates @ Houston Astros
Minute Maid Park, Houston, TX
Sun Jul 13 2003, 1:05 PM CDT
Att: 32,273 - Dome - 72 F

AB	30
R	5
H	10
RBI	5
BB	3
SO	5
LOB	20



Batter	1	2	3	4	5	6	7	8	9	AB	R	H	RBI	BB	SO	LOB	TOP										
Craig Biggio, R OBP: 0.351, SLG: 0.424	G5-3			G1-3			SH1-4		K	4	1	1	0	0	1	0	Houston Astros @ Cincinnati Reds Great American Ball Park, Cincinnati, OH Thu Jul 17 2003, 7:10 PM EDT Att: 29,366 - Sunny - 83 F										
Geoff Blum, S OBP: 0.314, SLG: 0.426	K			L8			G3		K	5	0	1	2	0	2	1											
5 Jeff Bagwell, R OBP: 0.362, SLG: 0.466	F9								K	4	0	1	0	0	2	1											
Jeff Kent, R OBP: 0.368, SLG: 0.513									K	4	0	0	0	0	0	1											
17 Lance Berkman, S OBP: 0.404, SLG: 0.513									K	4	1	2	0	0	1	0											
Richard Hidalgo, R OBP: 0.393, SLG: 0.564									K	4	1	3	1	0	0	0											
Gregg Zaun, S OBP: 0.315, SLG: 0.323									K	1	0	0	0	3	0	1											
Brad Ausmus, R OBP: 0.274, SLG: 0.258									K	0	0	0	0	0	0	0											
2B Adam Everett, R OBP: 0.306, SLG: 0.394									K	4	1	1	1	0	1	6											
Jerome Robertson, L ERA: 4.89									K	2	0	1	1	0	0	0											
Inning Stats	R: 0 E: 0 K: 1 S: 6	H: 0 LOB: 0 BB: 0 P: 8	R: 5 E: 0 K: 1 S: 21	H: 6 LOB: 1 BB: 0 P: 36	R: 0 E: 0 K: 0 S: 6	H: 1 LOB: 2 BB: 1 P: 11	R: 0 E: 0 K: 0 S: 5	H: 0 LOB: 0 BB: 0 P: 6	R: 0 E: 0 K: 2 S: 9	H: 0 LOB: 0 BB: 1 P: 15	R: 0 E: 0 K: 0 S: 3	H: 0 LOB: 0 BB: 0 P: 7	R: 0 E: 0 K: 1 S: 7	H: 1 LOB: 0 BB: 0 P: 9	R: 0 E: 0 K: 1 S: 9	H: 3 LOB: 3 BB: 1 P: 18	R: 0 E: 0 K: 3 S: 9	H: 0 LOB: 0 BB: 0 P: 12	1B: 7 2B: 4 3B: 0 HR: 0	SF: 0 SAC: 1 DP: 2 HBP: 0	WP: 0 PB: 0 SB: 0 CS: 0	PA: 38					
PITCHER	IP	WLS	BF	H	R	ER	SO	BB	IBB	HBP	BLK	WP	HR	S	P	ERA	WHIP										
Paul Wilson, R ERA: 5.14	6.0	L	26	7	5	5	4	2	0	0	0	0	0	50	83	7.50	1.500										
Chris Reitsma, R ERA: 4.38	2.0		9	4	0	0	1	1	0	0	0	0	0	16	27	0.00	2.500										
Kent Mercker, L ERA: 2.28	1.0		3	0	0	0	3	0	0	0	0	0	0	9	12	0.00	0.000										

AB	34
R	5
H	11
RBI	5
BB	3
SO	8
LOB	10



Batter	1	2	3	4	5	6	7	8	9	AB	R	H	RBI	BB	SO	LOB	BOTTOM										
D'Angelo Jimenez, S OBP: 0.344, SLG: 0.415	P3			K					K	5	0	2	0	0	2	0	Houston Astros @ Cincinnati Reds Great American Ball Park, Cincinnati, OH Thu Jul 17 2003, 7:10 PM EDT Att: 29,366 - Sunny - 83 F										
Barry Larkin, R OBP: 0.348, SLG: 0.392	2B			2B					E6	4	2	2	0	1	0	2											
Jose Guillen, R OBP: 0.389, SLG: 0.620	2B			2B					E6	5	0	2	2	0	1	4											
Ken Griffey Jr., L OBP: 0.370, SLG: 0.566	F7			G5-3					G3	3	0	1	0	0	0	2											
Reggie Taylor, R OBP: 0.243, SLG: 0.340	F7			G5-3					P4	1	1	0	0	0	0	1											
Aaron Boone, R OBP: 0.326, SLG: 0.453	F7			G5-3					P4	4	1	1	1	0	0	2											
Sean Casey, L OBP: 0.354, SLG: 0.429				G5-3					L8	4	1	1	1	0	0	2											
Adam Dunn, L OBP: 0.344, SLG: 0.488				G5-3					L8	4	0	0	0	0	0	2											
Jason LaRue, R OBP: 0.333, SLG: 0.462				G5-3					G5-3	4	0	1	0	0	0	1											
Paul Wilson, R ERA: 4.89				G5-3					G5-3	4	0	0	0	0	0	2											
Brandon Larson, R OBP: 0.190, SLG: 0.082				G5-3					G5-3	4	0	1	0	0	0	1											
Chris Reitsma, R OBP: 0.125, SLG: 0.125				G5-3					G5-3	3	0	0	1	0	1	1											
Kent Mercker, L ERA: 2.28				G5-3					G5-3	2	0	0	0	0	1	1											
Juan Castro, R OBP: 0.272, SLG: 0.377				G5-3					G5-3	1	0	0	0	0	1	1											
Inning Stats	R: 1 E: 0 K: 0 S: 11	H: 2 LOB: 1 BB: 0 P: 21	R: 0 E: 0 K: 0 S: 11	H: 1 LOB: 0 BB: 0 P: 15	R: 1 E: 0 K: 1 S: 15	H: 2 LOB: 1 BB: 0 P: 19	R: 0 E: 0 K: 0 S: 4	H: 0 LOB: 0 BB: 0 P: 6	R: 0 E: 0 K: 1 S: 12	H: 1 LOB: 1 BB: 0 P: 17	R: 2 E: 1 K: 0 S: 7	H: 2 LOB: 2 BB: 0 P: 11	R: 0 E: 0 K: 2 S: 10	H: 0 LOB: 1 BB: 1 P: 16	R: 0 E: 0 K: 0 S: 8	H: 0 LOB: 0 BB: 0 P: 14	R: 0 E: 1 K: 2 S: 14	H: 1 LOB: 2 BB: 0 P: 23	1B: 3 2B: 6 3B: 0 HR: 0	SF: 1 SAC: 0 DP: 0 HBP: 0	WP: 0 PB: 0 SB: 0 CS: 0	PA: 39					
PITCHER	IP	WLS	BF	H	R	ER	SO	BB	IBB	HBP	BLK	WP	HR	S	P	ERA	WHIP										
Jerome Robertson, L ERA: 4.89	5.0	W	23	8	4	3	2	0	0	0	0	0	0	55	81	5.40	1.600										
Mike Gallo, L ERA: 4.89	0.2	H	3	0	0	0	0	0	0	0	0	0	0	4	6	0.00	0.000										
Ricky Stone, R ERA: 3.6	0.1	H	1	0	0	0	0	0	0	0	0	0	0	1	2	0.00	0.000										
54 Brad Lidge, R ERA: 2.47	1.0	H	4	0	0	0	2	1	0	0	0	0	0	10	16	0.00	1.000										
Oclavio Dotel, R ERA: 2.47	1.0	H	3	0	0	0	0	0	0	0	0	0	0	8	14	0.00	0.000										

AB	37
R	4
H	9
RBI	4
BB	1
SO	6
LOB	18



Batter	1	2	3	4	5	6	7	8	9	AB	R	H	RBI	BB	SO	LOB	TOP										
Craig Biggio, R OBP: 0.351, SLG: 0.424	F9		K		F7		G6-3		F9	5	0	1	0	0	1	1											
Geoff Blum, S OBP: 0.308, SLG: 0.412	G4-3		G4-3		FC6		G6-3		F8	5	0	0	0	0	0	3											
5 Jeff Bagwell, R OBP: 0.370, SLG: 0.499		BB	G5-3			HR	G5-3			3	1	1	1	1	0	0											
Jeff Kent, R OBP: 0.367, SLG: 0.527	F8			G6-3		HR		E5		4	1	1	1	0	0	1											
17 Lance Berkman, S OBP: 0.406, SLG: 0.533		F9	2B			P5		G4-3		4	1	2	0	0	0	1											
Richard Hidalgo, R OBP: 0.397, SLG: 0.587		G6-3		K				G6-3		4	0	1	0	0	1	2											
Morgan Ensberg, R OBP: 0.408, SLG: 0.602		F9		G5-3			P4		B1-3	4	0	0	0	0	0	3											
Brad Ausmus, R OBP: 0.278, SLG: 0.263					G4-3					4	0	3	1	0	0	0											
Tim Redding, R Pete Munro, R																											
Orlando Merced, S Mike Gallo, L																											
Ricky Stone, R Gregg Zaun, S																											
Inning Stats	R: 0 E: 0 K: 0 S: 10	H: 0 LOB: 1 BB: 1 P: 21	R: 1 E: 0 K: 0 S: 7	H: 2 LOB: 1 BB: 0 P: 12	R: 0 E: 0 K: 1 S: 6	H: 0 LOB: 0 BB: 0 P: 7	R: 0 E: 0 K: 1 S: 8	H: 1 LOB: 1 BB: 0 P: 10	R: 0 E: 0 K: 0 S: 4	H: 0 LOB: 1 BB: 1 P: 12	R: 2 E: 0 K: 0 S: 13	H: 4 LOB: 2 BB: 0 P: 24	R: 0 E: 0 K: 0 S: 5	H: 0 LOB: 0 BB: 0 P: 11	R: 0 E: 1 K: 0 S: 5	H: 0 LOB: 0 BB: 0 P: 7	R: 0 E: 0 K: 0 S: 7	H: 2 LOB: 2 BB: 0 P: 7	1B: 4 2B: 3 3B: 0 HR: 2	SF: 0 SAC: 0 DP: 1 HBP: 0	WP: 0 PB: 0 SB: 0 CS: 0	PA: 38					
PITCHER	IP	WLS	BF	H	R	ER	SO	BB	IBB	HBP	BLK	WP	HR	S	P	ERA	WHIP										
Josh Fogg, R ERA: 4.71	5.1	W	24	6	3	3	2	2	0	0	0	0	2	42	78	5.06	1.500										
Julian Tavarez, R ERA: 4.33	1.2	H	7	1	0	0	0	0	0	0	0	0	0	16	24	0.00	0.600										
Scott Sauerbeck, L ERA: 4.05	1.0	H	2	0	0	0	0	0	0	0	0	0	0	2	4	0.00	0.000										
Mike Lincoln, R ERA: 1.59	1.0	S	5	2	0	0	0	0	0	0	0	0	0	7	7	0.00	2.000										

Houston Astros @ Pittsburgh Pirates
PNC Park, Pittsburgh, PA
Mon Jul 21 2003, 7:05 PM EDT
Att: 14,271 - Cloudy - 77 F

AB 36
R 3
H 9
RBI 3
BB 2
SO 2
LOB 15



Batter	1	2	3	4	5	6	7	8	9	AB	R	H	RBI	BB	SO	LOB	BOTTOM										
Kenny Lofton, L OBP: 0.334, SLG: 0.439	L8		F9			G1-3				4	1	1	0	1	0	3											
18 Jason Kendall, R OBP: 0.390, SLG: 0.404					L6					4	1	2	1	1	0	2											
Brian Giles, L OBP: 0.440, SLG: 0.504										4	1	1	1	0	2	3											
Aramis Ramirez, R OBP: 0.333, SLG: 0.453										3	1	0	0	1	0	1											
Matt Stairs, L OBP: 0.397, SLG: 0.545										3	1	2	2	0	0	0											
Reggie Sanders, R OBP: 0.319, SLG: 0.510										0	0	0	0	1	0	0											
Randall Simon, L OBP: 0.298, SLG: 0.407										3	0	0	0	0	0	2											
Julian Tavarez, L ERA: 4.33										1	0	0	0	0	0	1											
Scott Sauerbeck, R ERA: 4.05										0	0	0	0	0	0	0											
Mike Lincoln, R ERA: 1.59										0	0	0	0	0	0	0											
2 Jack Wilson, R OBP: 0.293, SLG: 0.339										3	0	2	1	1	0	0											
Abraham Nunez, S OBP: 0.285, SLG: 0.280										3	0	1	0	0	1	3											
Josh Fogg, R OBP: 0.304, SLG: 0.273										2	0	1	0	0	0	0											
Carlos Rivera, L OBP: 0.235, SLG: 0.290										1	0	0	0	0	0	1											
Inning Stats	R: 3 E: 0 K: 1 S: 16	H: 4 LOB: 2 BB: 1 P: 29	R: 1 E: 0 K: 0 S: 11	H: 2 LOB: 1 BB: 0 P: 14	R: 1 E: 0 K: 0 S: 11	H: 2 LOB: 2 BB: 1 P: 20	R: 0 E: 0 K: 1 S: 6	H: 0 LOB: 0 BB: 0 P: 8	R: 0 E: 0 K: 0 S: 7	H: 0 LOB: 0 BB: 0 P: 11	R: 0 E: 0 K: 1 S: 9	H: 1 LOB: 2 BB: 1 P: 16	R: 0 E: 0 K: 0 S: 11	H: 0 LOB: 0 BB: 1 P: 18	R: 0 E: 0 K: 0 S: 10	H: 1 LOB: 2 BB: 1 P: 19	R: 0 E: 0 K: 0 S: 7	H: 0 LOB: 0 BB: 0 P: 7	1B: 7 2B: 2 3B: 0 HR: 1	SF: 0 SAC: 2 DP: 0 HBP: 0	WP: 0 PB: 0 SB: 0 CS: 1	PA: 39					
PITCHER	IP	WLS	BF	H	R	ER	SO	BB	IBB	HBP	BLK	WP	HR	S	P	ERA	WHIP										
Tim Redding, R ERA: 4.13	2.1	L	16	7	5	5	1	2	0	0	0	0	0	16	24	0.00	0.375										
Pete Munro, R ERA: 4.78	2.2		9	1	0	0	1	0	0	0	0	0	0	20	34	0.00	1.000										
Mike Gallo, L ERA:	2.0		8	1	0	0	1	1	1	0	0	0	0	10	19	0.00	2.000										
Ricky Stone, R ERA: 3.38	1.0		5	1	0	0	0	1	0	0	0	0	0	10	19	0.00	2.000										

Houston Astros @ Pittsburgh Pirates
PNC Park, Pittsburgh, PA
Mon Jul 21 2003, 7:05 PM EDT
Att: 14,271 - Cloudy - 77 F

AB 31
R 5
H 10
RBI 5
BB 5
SO 3
LOB 16



Batter	1	2	3	4	5	6	7	8	9	AB	R	H	RBI	BB	SO	LOB	TOP										
Craig Biggio, R OBP: 0.350, SLG: 0.420 (1, 8)	1-2 P4	2-2 FC5-4		2-1 G6-3			4-1 BB		0-0 F9	4	0	0	0	1	0	3											
Morgan Ensberg, R OBP: 0.406, SLG: 0.609 (1, 5)	0-0 F9		1-2 HR		0-0 G5-3		1-1 F8			4	1	1	1	0	0	1											
5 Jeff Bagwell, R OBP: 0.371, SLG: 0.497 (1, 3)	4-1 BB		1-2 F9		3-3 K			0-1 1B		3	0	1	0	1	1	0											
Jeff Kent, R OBP: 0.365, SLG: 0.526 (1, 4)	2-1 F8		0-0 HBP		1-3 K			1-0 F9		4	0	1	0	0	1	2											
17 Lance Berkman, S OBP: 0.407, SLG: 0.532 (1, 7)		2-0 1B		4-0 HBP		3-1 E4		2-2 K		3	1	1	0	1	1	1											
Richard Hidalgo, R OBP: 0.396, SLG: 0.585 (1, 9)	1 SAFE 1-2 1B	1-2 1B	2-1 G6-4-3 HBP		1-1 F8		1-1 F7			3	0	1	0	0	0	2											
Geoff Blum, S OBP: 0.307, SLG: 0.410 (1, 6)		2-2 F9	0-2 G6-4-3		1-0 G6-3			0-1 FC3-6		4	0	1	0	0	0	6											
Gregg Zaun, S OBP: 0.310, SLG: 0.316 (1, 2)	0-1 F7			1-0 B1-6-4			0-0 F8	1-1 FC3-6		4	0	1	0	0	0	3											
Jerome Robertson, L OBP: 0.171, SLG: 0.171 (1, 1)	1-2 FC5-4		0-0 B1-6-4		1-2 G1-3			0-2 F8		3	0	1	1	0	0	1											
54 Brad Lidge, R (8, 1)										0	0	0	0	0	0	0											
Brian Hunter, R OBP: 0.282, SLG: 0.323 (9, PH)										1	0	0	0	0	0	1											
Billy Wagner, L (9, 1)										0	0	0	0	0	0	0											
Inning Stats	R: 0 E: 0 K: 0 S: 7	H: 0 LOB: 1 BB: 1 P: 14	R: 1 E: 0 K: 0 S: 17	H: 3 LOB: 2 BB: 0 P: 25	R: 1 E: 0 K: 0 S: 12	H: 2 LOB: 0 BB: 1 P: 20	R: 0 E: 0 K: 0 S: 4	H: 1 LOB: 0 BB: 0 P: 7	R: 0 E: 0 K: 0 S: 9	H: 0 LOB: 0 BB: 0 P: 13	R: 0 E: 0 K: 0 S: 7	H: 0 LOB: 1 BB: 1 P: 13	R: 0 E: 0 K: 1 S: 10	H: 1 LOB: 1 BB: 0 P: 14	R: 0 E: 0 K: 0 S: 8	H: 1 LOB: 1 BB: 0 P: 9	1B: 6 2B: 1 3B: 0 HR: 1	SF: 0 SAC: 0 DP: 3 HBP: 1	WP: 0 PB: 0 SB: 0 CS: 0	PA: 37							
PITCHER	IP	WLS	BF	H	R	ER	SO	BB	IBB	HBP	BLK	WP	HR	S	P	ERA	WHIP										
16 Salomon Torres, R ERA: 4.31 (1, 1)	6.0	L	25	6	2	2	2	1	1	1	0	0	1	54	89	3.00	1.167										
Brian Boehringer, R ERA: 5.95 (7, 1)	2.0		8	1	0	0	1	1	0	0	0	0	0	17	27	0.00	1.000										
Joe Beimel, L ERA: 3.4 (9, 1)	1.0		4	1	0	0	0	0	0	0	0	0	0	8	9	0.00	1.000										

Houston Astros @ Pittsburgh Pirates
PNC Park, Pittsburgh, PA
Tue Jul 22 2003, 7:05 PM EDT
Att: 16,661 - Overcast - 68 F

AB	33
R	2
H	8
RBI	2
BB	3
SO	3
LOB	20



Batter	1	2	3	4	5	6	7	8	9	AB	R	H	RBI	BB	SO	LOB	BOTTOM										
Kenny Lofton, L OBP: 0.333, SLG: 0.437 (1, 8)	1-0 F9		1-0 G6-4-3		2-2 G4-3			0-0 L3		4	0	1	0	0	0	2											
18 Jason Kendall, R OBP: 0.386, SLG: 0.400 (1, 2)	3-2 F8		1 SAFE 2-1 G6-4-3		2-2 G4-3			1-1 G4-3		4	0	0	0	0	0	1											
Brian Giles, L OBP: 0.438, SLG: 0.498 (1, 7)	1-0 FC5-4		3-2 G4-3		0-0 F9			2-2 G6-3		3	0	0	0	0	0	0											
Aramis Ramirez, R OBP: 0.330, SLG: 0.448 (1, 5)	0-0 FC5-4			0-0 P4		1-2 F8		2-3 K		4	0	0	0	0	1	1											
Reggie Sanders, R OBP: 0.316, SLG: 0.504 (1, 9)		1-1 F8		3-3 K		3-2 G5-3				3	0	0	0	0	1	0											
Craig Wilson, R OBP: 0.345, SLG: 0.424 (1, 3)		0-0 F9		1-2 G5-3			0-1 G6-3			3	0	0	0	0	0	0											
2 Jack Wilson, R OBP: 0.294, SLG: 0.337 (1, 6)		4-1 BB			2-0 L5			0-1 F7		2	0	0	0	1	0	0											
Jeff Reboulet, R OBP: 0.358, SLG: 0.350 (1, 4)		4-1 BB			1-1 SH1-4			1-1 G6-3		2	0	1	0	1	0	0											
16 Salomon Torres, R (1, 1)					0-0 SH1-4			1-2 L3		1	0	0	0	0	1	2											
Brian Boehringer, S (7, 1)										0	0	0	0	0	0	0											
Adam Hyzdu, R OBP: 0.317, SLG: 0.327 (8, PH)										1	0	1	0	0	0	0											
Joe Beimel, L (9, 1)										0	0	0	0	0	0	0											
Inning Stats	R: 0 E: 0 K: 0 S: 6	H: 0 LOB: 1 BB: 0 P: 11	R: 0 E: 0 K: 1 S: 9	H: 0 LOB: 2 BB: 2 P: 18	R: 0 E: 0 K: 0 S: 7	H: 1 LOB: 0 BB: 0 P: 13	R: 0 E: 0 K: 1 S: 7	H: 0 LOB: 0 BB: 0 P: 11	R: 0 E: 0 K: 0 S: 8	H: 0 LOB: 0 BB: 0 P: 11	R: 0 E: 0 K: 0 S: 8	H: 0 LOB: 0 BB: 0 P: 11	R: 0 E: 0 K: 0 S: 6	H: 1 LOB: 0 BB: 0 P: 8	R: 0 E: 0 K: 1 S: 8	H: 0 LOB: 0 BB: 0 P: 13	1B: 3 2B: 1 3B: 0 HR: 0	SF: 0 SAC: 1 DP: 2 HBP: 1	WP: 0 PB: 0 SB: 0 CS: 0	PA: 31							
PITCHER	IP	WLS	BF	H	R	ER	SO	BB	IBB	HBP	BLK	WP	HR	S	P	ERA	WHIP										
Jerome Robertson, L ERA: 4.56 (1, 1)	7.1	W	27	3	0	0	2	2	0	1	0	0	0	57	94	0.00	0.682										
54 Brad Lidge, R ERA: 2.34 (8, 1)	0.2	H	1	0	0	0	0	0	0	0	0	0	0	1	1	0.00	0.000										
Billy Wagner, L ERA: 2.1 (9, 1)	1.0	S	3	0	0	0	1	0	0	0	0	0	0	8	13	0.00	0.000										

Houston Astros @ Pittsburgh Pirates
PNC Park, Pittsburgh, PA
Tue Jul 22 2003, 7:05 PM EDT
Att: 16,661 - Overcast - 68 F

AB	27
R	0
H	3
RBI	0
BB	2
SO	3
LOB	6



Batter	1	2	3	4	5	6	7	8	9	10	11	AB	R	H	RBI	BB	SO	LOB	TOP					
Craig Biggio, R OBP: 0.348, SLG: 0.417	(1,8) P6		(0,0) 2B		(1,3) K			(3,3) K		(3,2) P3		5	1	1	0	0	2	0						
Morgan Ensberg, R OBP: 0.402, SLG: 0.598	(1,5) K		(2,2) F9		(1,1) F9			(4,0) BB		(2,1) G1-3		4	0	0	0	1	1	1						
5 Jeff Bagwell, R OBP: 0.374, SLG: 0.496	(1,3) BB		(4,1) BB		(0,2) P4			(1,1) BB		(2,0) L7		3	0	1	0	2	0	0						
Jeff Kent, R OBP: 0.363, SLG: 0.521	(1,4) BB		(2,2) F4		(1,0) F8			(3,3) K		(1,1) L7		5	0	1	0	0	1	4						
Richard Hidalgo, R OBP: 0.395, SLG: 0.582	(1,9) K		(1,1) 2B		(1,2) K			(2,3) K		(1,3) K		5	0	1	1	0	4	4						
17 Lance Berkman, S OBP: 0.407, SLG: 0.541		(2,2) G4-3	(1,1) P3		(3,2) G5-3			(0,0) SH5-4		(1,0) HR		5	2	2	1	0	0	2						
Brad Ausmus, R OBP: 0.274, SLG: 0.260		(2,2) G3		(1,3) K			(2,3) K	(0,0) SH5-4		(2,1) F8		4	0	0	0	0	2	0						
4 Eric Bruntlett, R OBP: 0.270, SLG: 0.444		(0,0) BB		(0,3) K			(1,3) K	(2,0) SF9				3	0	1	1	0	2	0						
44 Roy Oswalt, R OBP: 0.301, SLG: 0.219		(2,2) G4-3		(2,2) G6-3			(1,3) K	(3,3) K				2	0	0	0	0	0	1						
Brian Hunter, R OBP: 0.275, SLG: 0.319												1	0	0	0	0	0	0						
54 Brad Lidge, R OBP: 0.338, SLG: 0.399												0	0	0	0	0	0	0						
Octavio Dotel, R OBP: 0.343, SLG: 0.409												1	0	0	0	0	0	0						
Geoff Blum, S OBP: 0.289, SLG: 0.249												0	0	0	0	0	0	0						
Ricky Stone, R OBP: 0.289, SLG: 0.249												0	0	0	0	0	0	0						
Mike Gallo, L OBP: 0.289, SLG: 0.249												0	0	0	0	0	0	0						
Billy Wagner, L OBP: 0.289, SLG: 0.249												0	0	0	0	0	0	0						
Inning Stats	R: 0 E: 0 K: 2 S: 13	H: 1 LOB: 2 BB: 1 P: 22	R: 0 E: 0 K: 0 S: 10	H: 1 LOB: 1 BB: 0 P: 16	R: 1 E: 0 K: 0 S: 13	H: 2 LOB: 2 BB: 1 P: 23	R: 0 E: 0 K: 2 S: 9	H: 0 LOB: 0 BB: 0 P: 12	R: 0 E: 0 K: 1 S: 7	H: 0 LOB: 0 BB: 0 P: 12	R: 0 E: 0 K: 3 S: 10	H: 0 LOB: 0 BB: 1 P: 14	R: 0 E: 0 K: 3 S: 11	H: 1 LOB: 2 BB: 1 P: 24	R: 1 E: 0 K: 1 S: 6	H: 1 LOB: 0 BB: 0 P: 11	R: 0 E: 0 K: 0 S: 6	H: 0 LOB: 0 BB: 0 P: 13	R: 1 E: 0 K: 1 S: 8	H: 1 LOB: 0 BB: 0 P: 13	1B: 4 2B: 2 3B: 0 HR: 1	SF: 1 SAC: 1 DP: 0 HBP: 0	WP: 0 PB: 0 SB: 0 CS: 0	PA: 43
PITCHER	Glendon Rusch, L ERA: 7.5	IP: 7.0 WLS: 27 BF: 27	H: 4 R: 1 ER: 1 SO: 9	BB: 2 IBB: 0 HBP: 0 BLK: 0	WP: 0 HR: 0 S: 70 P: 109	ERA: 1.29 WHIP: 0.857																		
Mike DeJean, R ERA: 3.01	1.0 H: 5 K: 1 S: 1	1.0 B: 4 K: 1 S: 1	1.0 R: 1 ER: 1 SO: 1	1.0 BB: 0 HBP: 0 BLK: 0	1.0 WP: 0 HR: 0 S: 11 P: 24	0.00 2.000																		
Valerio De Los Santos, L ERA: 3.98	1.0 B: 4 K: 1 S: 1	1.0 R: 1 ER: 1 SO: 1	1.0 BB: 0 HBP: 0 BLK: 0	1.0 WP: 0 HR: 0 S: 11 P: 26	4.50 0.500																			
Dan Kolb, R ERA: 2.84	2.0 L: 7 K: 1 S: 1	2.0 R: 1 ER: 1 SO: 1	2.0 BB: 0 HBP: 0 BLK: 0	2.0 WP: 0 HR: 1 S: 14 P: 26	4.50 0.500																			

Houston Astros @ Milwaukee Brewers
Miller Park, Milwaukee, WI
Wed Jul 23 2003, 7:05 PM CDT
Att: 22,493 - Sunny - 70 F


AB 38
R 3
H 7
RBI 3
BB 3
SO 14
LOB 12



Batter	1	2	3	4	5	6	7	8	9	10	11	AB	R	H	RBI	BB	SO	LOB	BOTTOM			
Eric Young Sr., R OBP: 0.331, SLG: 0.413	(1,4) G5-3	(1,1) G5-3			(0,0) FC6-4		(1,3) K			(1,0) G6-3		5	0	1	0	0	1	1				
Scott Podsednik, L OBP: 0.362, SLG: 0.412	(1,8) F8		(1,2) G4-3		(2,0) FC6-4		(0,3) K			(0,1) BB		5	0	1	0	0	1	1				
Geoff Jenkins, L OBP: 0.355, SLG: 0.516	(1,7) BB		(0,0) F8		(3,1) CS		(0,1) G3-1		(0,3) K	(3,3) K		5	0	1	0	0	2	1				
Richie Sexson, R OBP: 0.372, SLG: 0.513	(1,3) BB		(1,2) HR		(4,0) G3		(4,0) BB		(0,2) F9		(4,2) FC6-4	2	1	1	1	3	0	0				
John Vander Wal, L OBP: 0.371, SLG: 0.488	(1,9) F9		(0,2) L1		(1,0) G3		(1,2) G3		(3,1) G6-3		(1,1) FC6-4	3	0	0	0	0	0	3				
Brady Clark, R OBP: 0.301, SLG: 0.371											(1,2) FC6-4	2	0	0	0	0	0	1				
Wes Helms, R OBP: 0.327, SLG: 0.453		(2,2) SH1-3		(1,3) K		(4,2) BB			(0,2) BB		(3,3) K	4	1	2	0	1	2	1				
Eddie Pérez, R OBP: 0.332, SLG: 0.468		(0,0) SH1-3		(3,2) P3		(3,2) G6-3			(1,1) P4		(4,0) IBB	3	0	0	0	1	0	3				
Enrique Cruz, R OBP: 0.199, SLG: 0.103		(2,3) BB										0	0	0	0	0	0	0				
2 Bill Hall, R OBP: 0.222, SLG: 0.556	(1,6) G3		(1,2) G3		(1,1) G4-3		(1,2) G4-3		(0,3) K		(1,0) P2	4	0	0	1	0	1	1				
Dan Kolb, R OBP: 0.326, SLG: 0.295	(10,1) K		(3,1) G4-3									1	0	0	0	0	0	2				
Glendon Rusch, L ERA: 3.2	(1,1) IP: 6.0 WLS: 25 BF: 25	H: 3 R: 2 ER: 2 SO: 1	BB: 3 IBB: 0 HBP: 0 BLK: 0	WP: 0 HR: 1 S: 59 P: 98	ERA: 3.00 WHIP: 1.333																	
54 Brad Lidge, R ERA: 2.3	1.0 3 0 0 0 2	1.0 3 0 0 0 2	1.0 BB: 0 HBP: 0 BLK: 0	1.0 WP: 0 HR: 0 S: 11 P: 11	0.00 0.000																	
Octavio Dotel, R ERA: 2.59	1.0 3 0 0 0 2	1.0 3 0 0 0 2	1.0 BB: 0 HBP: 0 BLK: 0	1.0 WP: 0 HR: 0 S: 11 P: 11	0.00 0.000																	
Ricky Stone, R ERA: 3.28	1.2 6 1 0 0 1	1.2 6 1 0 0 1	1.2 BB: 0 HBP: 0 BLK: 0	1.2 WP: 0 HR: 0 S: 12 P: 18	0.00 0.600																	
Mike Gallo, L ERA: 2.06	10.1 0.1 W: 2 1 0 0 1	10.1 0.1 W: 2 1 0 0 1	10.1 BB: 0 HBP: 0 BLK: 0	10.1 WP: 0 HR: 0 S: 6 P: 9	0.00 3.000																	
Inning Stats	R: 0 E: 0 K: 0 S: 11	H: 1 LOB: 2 BB: 1 P: 23	R: 1 E: 0 K: 0 S: 12	H: 2 LOB: 1 BB: 0 P: 16	R: 1 E: 0 K: 0 S: 10	H: 1 LOB: 0 BB: 0 P: 12	R: 0 E: 0 K: 1 S: 8	H: 0 LOB: 0 BB: 0 P: 13	R: 0 E: 0 K: 2 S: 9	H: 0 LOB: 0 BB: 0 P: 11	R: 0 E: 0 K: 2 S: 11	H: 0 LOB: 0 BB: 0 P: 11	R: 0 E: 0 K: 1 S: 10	H: 1 LOB: 1 BB: 0 P: 14	R: 0 E: 0 K: 1 S: 8	H: 0 LOB: 1 BB: 0 P: 13	R: 0 E: 0 K: 1 S: 11	H: 0 LOB: 2 BB: 2 P: 24	1B: 5 2B: 1 3B: 0 HR: 1	SF: 0 SAC: 1 DP: 0 HBP: 0	WP: 0 PB: 0 SB: 2 CS: 1	PA: 45
PITCHER	44 Roy Oswalt, R ERA: 3.2	IP: 6.0 WLS: 25 BF: 25	H: 3 R: 2 ER: 2 SO: 1	BB: 3 IBB: 0 HBP: 0 BLK: 0	WP: 0 HR: 1 S: 59 P: 98	ERA: 3.00 WHIP: 1.333																
Billy Wagner, L ERA: 2.06	(11,1) IP: 1.0 WLS: 5 BF: 5	H: 0 R: 0 ER: 0 SO: 1	BB: 1 IBB: 1 HBP: 0 BLK: 0	WP: 0 HR: 0 S: 11 P: 24	0.00 1.000																	

Houston Astros @ Milwaukee Brewers
Miller Park, Milwaukee, WI
Wed Jul 23 2003, 7:05 PM CDT
Att: 22,493 - Sunny - 70 F

AB 38
R 2
H 7
RBI 2
BB 5
SO 8
LOB 14




Batter	1	2	3	4	5	6	7	8	9	AB	R	H	RBI	BB	SO	LOB	TOP					
Kenny Lofton, L OBP: 0.324, SLG: 0.423	G3		G1-3			1B	K		G5-3	5	1	1	0	0	1	2						
Mark Grudzielanek, R OBP: 0.366, SLG: 0.409	G6-3			BB		K		HR	F7	3	1	0	0	2	1	2						
Sammy Sosa, R OBP: 0.401, SLG: 0.574	K			K		1B		K		3	0	0	0	1	3	2						
Moises Alou, R OBP: 0.367, SLG: 0.495				F9		1B		HR		4	1	3	3	0	0	1						
16 Aramis Ramirez, R OBP: 0.326, SLG: 0.439	G5-4-3			F9		F9		1B		4	0	1	0	0	0	4						
Eric Karros, R OBP: 0.382, SLG: 0.505	G5-3							1B		4	0	1	0	0	0	1						
Alex Gonzalez, R OBP: 0.301, SLG: 0.428			G6-3	G6-4-3		G6-3		G1-3		4	0	0	0	0	0	2						
Paul Bako, L OBP: 0.275, SLG: 0.287				K		K			G5-3	3	1	2	0	0	1	0						
38 Carlos Zambrano, S OBP: 0.261, SLG: 0.467				HBP				HR		3	1	1	2	0	2	1						
Joe Borowski, R (9, 1)			SH3-4			K			K	0	0	0	0	0	0	0						
Inning Stats	R: 0 E: 0 K: 1 S: 7	H: 0 LOB: 0 BB: 0 P: 10	R: 0 E: 0 K: 0 S: 6	H: 1 LOB: 0 BB: 0 P: 8	R: 0 E: 0 K: 0 S: 6	H: 0 LOB: 1 BB: 0 P: 11	R: 0 E: 0 K: 1 S: 8	H: 0 LOB: 1 BB: 1 P: 15	R: 0 E: 0 K: 1 S: 7	H: 1 LOB: 0 BB: 0 P: 11	R: 1 E: 0 K: 2 S: 13	H: 2 LOB: 2 BB: 1 P: 21	R: 2 E: 0 K: 1 S: 14	H: 2 LOB: 0 BB: 0 P: 20	R: 2 E: 0 K: 1 S: 18	H: 2 LOB: 1 BB: 0 P: 28	R: 0 E: 0 K: 1 S: 11	H: 1 LOB: 1 BB: 0 P: 16	1B: 6 2B: 1 3B: 0 HR: 2	SF: 0 SAC: 1 DP: 2 HBP: 1	WP: 0 PB: 0 SB: 1 CS: 0	PA: 38
PITCHER	IP	WLS	BF	H	R	ER	SO	BB	IBB	HBP	BLK	WP	HR	S	P	ERA	WHIP					
Wade Miller, R ERA: 4.56	7.0		28	6	3	3	6	2	0	1	0	0	1	61	96	3.86	1.143					
Octavio Dotel, R ERA: 2.53	1.0	L	6	2	2	2	1	1	0	0	0	0	1	18	28	18.00	3.000					
Mike Gallo, L ERA:	0.2		3	1	0	0	1	0	0	0	0	0	0	8	11	0.00	1.500					
Ricky Stone, R ERA: 3.26	0.1		1	0	0	0	0	0	0	0	0	0	0	3	5	0.00	0.000					

Chicago Cubs @ Houston Astros
Minute Maid Park, Houston, TX
Fri Jul 25 2003, 7:05 PM CDT
Att: 43,013 - Dome - 72 F

livebaseballscores.com

AB 33
R 5
H 9
RBI 5
BB 3
SO 8
LOB 15



Batter	1	2	3	4	5	6	7	8	9	AB	R	H	RBI	BB	SO	LOB	BOTTOM					
Craig Biggio, R OBP: 0.349, SLG: 0.420	1B	F7			2B			G6-3		4	1	2	0	0	0	0						
Geoff Blum, S OBP: 0.305, SLG: 0.407	1B	G3			P4			K		4	1	1	0	0	1	1						
5 Jeff Bagwell, R OBP: 0.369, SLG: 0.491	K				F8			K		4	0	0	0	0	3	3						
Jeff Kent, R OBP: 0.360, SLG: 0.512	F8				K			G6-3		4	0	0	0	0	1	2						
17 Lance Berkman, S OBP: 0.407, SLG: 0.536	E5				G6-3			G4-3		4	1	1	0	0	0	1						
Richard Hidalgo, R OBP: 0.386, SLG: 0.571	1B				G1-3			G5-3		3	0	0	0	1	0	1						
Brad Ausmus, R OBP: 0.175, SLG: 0.158	IBB				G5-3					3	0	1	2	0	1	0						
Orlando Merced, S OBP: 0.309, SLG: 0.384	1B							K		1	0	0	0	0	0	1						
28 Adam Everett, R OBP: 0.298, SLG: 0.378	P3				G6-3			G6-3		3	0	0	0	0	0	2						
Wade Miller, R OBP: 0.175, SLG: 0.158					G1-3			G1-3		2	0	0	0	0	1	0						
4 Eric Bruntlett, R OBP: 0.263, SLG: 0.432										1	0	0	0	0	0	0						
Octavio Dotel, R (9, PH)										0	0	0	0	0	0	0						
Mike Gallo, L (9, 1)										0	0	0	0	0	0	0						
Ricky Stone, R (9, 1)										0	0	0	0	0	0	0						
Inning Stats	R: 3 E: 1 K: 1 S: 18	H: 3 LOB: 2 BB: 1 P: 34	R: 0 E: 0 K: 1 S: 9	H: 0 LOB: 0 BB: 0 P: 14	R: 0 E: 0 K: 2 S: 7	H: 0 LOB: 0 BB: 0 P: 13	R: 0 E: 0 K: 0 S: 8	H: 0 LOB: 0 BB: 0 P: 10	R: 0 E: 0 K: 0 S: 6	H: 1 LOB: 1 BB: 0 P: 8	R: 0 E: 0 K: 0 S: 6	H: 0 LOB: 0 BB: 0 P: 9	R: 0 E: 0 K: 1 S: 10	H: 0 LOB: 0 BB: 0 P: 15	R: 0 E: 0 K: 2 S: 8	H: 0 LOB: 0 BB: 0 P: 9	R: 0 E: 0 K: 0 S: 9	H: 1 LOB: 1 BB: 0 P: 14	1B: 4 2B: 1 3B: 0 HR: 0	SF: 0 SAC: 0 DP: 0 HBP: 0	WP: 0 PB: 0 SB: 0 CS: 0	PA: 34
PITCHER	IP	WLS	BF	H	R	ER	SO	BB	IBB	HBP	BLK	WP	HR	S	P	ERA	WHIP					
38 Carlos Zambrano, R ERA: 3.26	8.1	W	32	5	3	0	7	0	0	0	0	0	0	75	118	0.00	0.600					
Joe Borowski, R ERA: 2.91	0.2	S	2	0	0	0	0	0	0	0	0	0	0	6	8	0.00	0.000					

Chicago Cubs @ Houston Astros
Minute Maid Park, Houston, TX
Fri Jul 25 2003, 7:05 PM CDT
Att: 43,013 - Dome - 72 F

livebaseballscores.com

AB 33
R 3
H 5
RBI 2
BB 1
SO 7
LOB 11



Batter	1	2	3	4	5	6	7	8	9	AB	R	H	RBI	BB	SO	LOB	TOP								
Kenny Lofton, L OBP: 0.321, SLG: 0.419	G6-3			G6-3		F9		G1-3		4	0	0	0	0	0	1									
Mark Grudzielanek, R OBP: 0.363, SLG: 0.405	G5-3			F8		K			G6-3	4	0	0	0	0	1	0									
Sammy Sosa, R OBP: 0.397, SLG: 0.566	K			G6-3			G4-3		F7	4	0	0	0	0	1	0									
Moises Alou, R OBP: 0.363, SLG: 0.490		G5-3			L6		G6-3		K	4	0	0	0	0	1	0									
16 Aramis Ramirez, R OBP: 0.328, SLG: 0.446		F7			E	3B				3	1	2	0	0	0	0									
Eric Karros, R OBP: 0.387, SLG: 0.498		F9			P2					3	0	0	0	0	1	2									
Alex Gonzalez, R OBP: 0.299, SLG: 0.424			F8		E5			F7		3	0	0	0	0	0	0									
Paul Bako, L OBP: 0.270, SLG: 0.282				G1-3		F9				2	0	0	0	0	0	1									
Lenny Harris, L OBP: 0.254, SLG: 0.227										1	0	0	0	0	1	0									
Damian Miller, R OBP: 0.312, SLG: 0.359								K		0	0	0	0	0	0	0									
Juan Cruz, R				K						2	0	0	0	0	1	0									
Kyle Farnsworth, R										0	0	0	0	0	0	0									
Troy O'Leary, L OBP: 0.279, SLG: 0.326										0	0	0	0	1	0	0									
Mark Guthrie, R										0	0	0	0	0	0	0									
Antonio Alfonseca, R										0	0	0	0	0	0	0									
Inning Stats	R: 0 E: 0 K: 1 S: 8	H: 0 LOB: 0 BB: 0 P: 13	R: 0 E: 0 K: 0 S: 7	H: 0 LOB: 0 BB: 0 P: 10	R: 0 E: 0 K: 1 S: 10	H: 0 LOB: 0 BB: 0 P: 15	R: 0 E: 0 K: 0 S: 8	H: 0 LOB: 0 BB: 0 P: 12	R: 1 E: 1 K: 0 S: 13	H: 1 LOB: 1 BB: 0 P: 21	R: 0 E: 0 K: 1 S: 10	H: 0 LOB: 0 BB: 0 P: 14	R: 0 E: 0 K: 1 S: 9	H: 1 LOB: 1 BB: 0 P: 16	R: 0 E: 0 K: 1 S: 6	H: 0 LOB: 1 BB: 1 P: 12	R: 0 E: 0 K: 1 S: 9	H: 0 LOB: 0 BB: 0 P: 13	1B: 1 2B: 0 3B: 1 HR: 0	SF: 0 SAC: 0 DP: 0 HBP: 0	WP: 0 PB: 0 SB: 0 CS: 0	PA: 31			
PITCHER	IP	WLS	BF	H	R	ER	SO	BB	IBB	HBP	BLK	WP	HR	S	P	ERA	WHIP								
Tim Redding, R ERA: 3.88	7.0	W	24	2	1	0	4	0	0	0	0	0	0	65	101	0.00	0.286								
54 Brad Lidge, R ERA: 2.29	0.2	H	3	0	0	0	1	1	0	0	0	0	0	5	11	0.00	1.500								
Billy Wagner, L ERA: 2.02	1.1	S	4	0	0	0	1	0	0	0	0	0	0	10	14	0.00	0.000								

Chicago Cubs @ Houston Astros
Minute Maid Park, Houston, TX
Sat Jul 26 2003, 12:20 PM CDT
Att: 42,679 - Dome - 72 F

AB	30
R	1
H	2
RBI	0
BB	1
SO	6
LOB	4



Batter	1	2	3	4	5	6	7	8	9	AB	R	H	RBI	BB	SO	LOB	BOTTOM								
Craig Biggio, R OBP: 0.349, SLG: 0.418	FC4-6 G1-4-3 1B		G5-3		K		K			4	1	1	0	0	2	1									
Geoff Blum, S OBP: 0.305, SLG: 0.403	FC4-6 1B BB		P6			P4		G6-3		3	0	0	0	1	0	0									
5 Jeff Bagwell, R OBP: 0.368, SLG: 0.496	FC4-6 G1-4-3 1B 2B		P6			HR		G5-3		4	2	1	1	0	0	2									
Jeff Kent, R OBP: 0.356, SLG: 0.507	G1-4-3				K					2	0	0	1	0	1	1									
Morgan Ensberg, R OBP: 0.307, SLG: 0.589										2	0	1	0	0	1	0									
17 Lance Berkman, S OBP: 0.410, SLG: 0.539	2B				G5-4-3 HBP		2B		F8	2	0	1	1	1	0	1									
Richard Hidalgo, R OBP: 0.386, SLG: 0.571	G6-3			G5-4-3						3	0	1	0	0	0	2									
Brad Ausmus, R OBP: 0.272, SLG: 0.258			K			F8		F9		3	0	0	0	0	1	2									
28 Adam Everett, R OBP: 0.294, SLG: 0.373		G5-3				G6-3			K	3	0	0	0	0	1	0									
Tim Redding, R OBP: 0.212, SLG: 0.226										1	0	0	0	1	1	0									
Orlando Merced, S OBP: 0.307, SLG: 0.381										1	0	0	0	0	0	0									
54 Brad Lidge, R										0	0	0	0	0	0	0									
Billy Wagner, L										0	0	0	0	0	0	0									
Inning Stats	R: 2 E: 0 K: 0 S: 6	H: 2 LOB: 1 BB: 1 P: 14	R: 0 E: 0 K: 2 S: 15	H: 0 LOB: 0 BB: 0 P: 20	R: 0 E: 0 K: 1 S: 6	H: 0 LOB: 0 BB: 0 P: 9	R: 0 E: 0 K: 1 S: 6	H: 0 LOB: 0 BB: 0 P: 8	R: 0 E: 0 K: 1 S: 7	H: 0 LOB: 1 BB: 1 P: 13	R: 1 E: 0 K: 0 S: 12	H: 2 LOB: 2 BB: 1 P: 24	R: 0 E: 0 K: 2 S: 8	H: 0 LOB: 0 BB: 0 P: 10	R: 0 E: 0 K: 0 S: 6	H: 1 LOB: 1 BB: 0 P: 7	1B: 2 2B: 2 3B: 0 HR: 1	SF: 0 SAC: 0 DP: 1 HBP: 1	WP: 2 PB: 0 SB: 0 CS: 0	PA: 32					
PITCHER	IP	WLS	BF	H	R	ER	SO	BB	IBB	HBP	BLK	WP	HR	S	P	ERA	WHIP								
Juan Cruz, R ERA: 6.47	6.0	L	25	4	3	3	5	3	0	1	0	0	0	52	88	4.50	1.167								
Kyle Farnsworth, R ERA: 3.35	1.0		3	0	0	0	2	0	0	0	0	0	0	8	10	0.00	0.000								
Mark Guthrie, L ERA: 2.1	0.1		1	0	0	0	0	0	0	0	0	0	0	2	3	0.00	0.000								
Antonio Alfonseca, R ERA: 5.22	0.2		3	1	0	0	0	0	0	0	0	0	0	4	4	0.00	1.500								

Chicago Cubs @ Houston Astros
Minute Maid Park, Houston, TX
Sat Jul 26 2003, 12:20 PM CDT
Att: 42,679 - Dome - 72 F

AB	28
R	3
H	5
RBI	3
BB	3
SO	7
LOB	9



Batter	1	2	3	4	5	6	7	8	9	AB R H RBI BB SO LOB	TOP									
Kenny Lofton, L OBP: 0.324, SLG: 0.429	1-1 E S F8 1B	0-2 2H 3B			1-3 K		0-0 G4-3 WP 2B		0-1 FC4-6 1-2F	5 1 3 1 0 1 1	Chicago Cubs @ Houston Astros Minute Maid Park, Houston, TX Sun Jul 27 2003, 1:05 PM CDT Att: 42,422 - Dome - 72 F livebaseballscores.com AB 34 R 5 H 10 RBI 4 BB 3 SO 5 LOB 11									
Mark Grudzielanek, R OBP: 0.361, SLG: 0.410	0-0 F8 1-H	0-1 G5-3			0-0 HR		1-0 G4-3 2-3	1-1 G1-3	5 1 1 1 0 0 4											
Sammy Sosa, R OBP: 0.395, SLG: 0.572	2-2 HR		1-0 G6-3		0-0 G6-3		1-2 G6-3		4 1 1 1 0 0 0											
Moises Alou, R OBP: 0.362, SLG: 0.490	1-0 2B		1-0 G5-3		0-0 G4-3		3-H 3-2 G6-3		4 0 1 0 0 0 0											
16 Aramis Ramirez, R OBP: 0.325, SLG: 0.442	0-0 G4-3		0-0 G5-3			1-2 G4-3		0-0 G1-4-3	4 0 0 0 0 0 1											
Eric Karpis, R OBP: 0.393, SLG: 0.518		2-0 HR		4-2 G6-3 BB		2-2 2B		3-3 K	3 1 2 1 1 1 0											
Ramon Martinez, R OBP: 0.337, SLG: 0.404		2-3 K		0-2 G6-3 1-2F		2-0 G6-3		2-3 K	4 0 0 0 0 2 2											
Damian Miller, R OBP: 0.319, SLG: 0.363		0-0 SH1-4 3B 1B		2-1 FC6-4 1B		4-0 IBB		0-0 G6-3	3 1 2 0 1 0 0											
Shawn Estes, R ERA: 4.74 Lenny Harris, L ERA: 2.87, SLG: 0.225 Dave Veres, R ERA: 3.17 Kyle Farnsworth, R ERA: 3.24 Mark Guthrie, L ERA: 2.08 Trenidad Hubbard, R OBP: 0.429, SLG: 0.533 Joe Borowski, R ERA: 2.85	0-0 SH1-4 1 SAFE		1-1 FC6-4 1-2F		1-3 K			4-2 FC4-6 BB	1 0 0 0 0 0 0 1 1 0 0 0 0 0 1 2 0 1 0 0 0 0 0 0 0 0 0 0											
Inning Stats	R: 1 E: 0 K: 0 S: 9	H: 3 LOB: 1 BB: 0 P: 13	R: 2 E: 0 K: 1 S: 13	H: 3 LOB: 1 BB: 0 P: 17	R: 0 E: 0 K: 0 S: 3	H: 0 LOB: 0 BB: 0 P: 5	R: 0 E: 0 K: 0 S: 9	H: 1 LOB: 1 BB: 1 P: 16	R: 1 E: 0 K: 1 S: 10	H: 1 LOB: 2 BB: 1 P: 20	R: 1 E: 0 K: 0 S: 8	H: 1 LOB: 0 BB: 0 P: 13	R: 0 E: 0 K: 2 S: 10	H: 0 LOB: 0 BB: 0 P: 15	R: 0 E: 0 K: 0 S: 9	H: 0 LOB: 1 BB: 1 P: 14	1B: 3 2B: 3 3B: 1 HR: 3	SF: 0 SAC: 1 DP: 1 HBP: 0	WP: 1 PB: 0 SB: 1 CS: 0	PA: 38
PITCHER	IP WLS BF H R ER SO BB IBB HBP BLK WP HR S P ERA WHIP	IP WLS BF H R ER SO BB IBB HBP BLK WP HR S P ERA WHIP																		
Jerome Robertson, L ERA: 4.74	(1, 1) 1.2 L 10 6 3 3 1 0 0 0 0 0 0 2 20 28 16.20 3.600																			
Kirk Saarloos, R ERA: 7.08	(2, 1) 2.2 10 2 1 1 1 1 0 0 0 0 0 1 19 29 3.38 1.125																			
Ricky Stone, R ERA: 3.17	(5, 1) 1.2 7 1 0 0 1 0 1 0 0 0 0 0 12 22 0.00 0.600																			
54 Brad Lidge, R ERA: 2.39	(7, 1) 1.0 4 1 1 1 0 0 0 0 0 0 1 0 8 13 9.00 1.000																			
Octavio Dotel, R ERA: 2.78	(8, 1) 1.0 3 0 0 0 2 0 0 0 0 0 0 0 10 15 0.00 0.000																			

Batter	1	2	3	4	5	6	7	8	9	AB R H RBI BB SO LOB	BOTTOM									
Craig Biggio, R OBP: 0.345, SLG: 0.413	0-1 G6-3		1-3 K	2-3 K			3-3 K		1-2 F8	5 0 0 0 0 3 1	Chicago Cubs @ Houston Astros Minute Maid Park, Houston, TX Sun Jul 27 2003, 1:05 PM CDT Att: 42,422 - Dome - 72 F livebaseballscores.com AB 33 R 3 H 6 RBI 3 BB 3 SO 10 LOB 9									
Morgan Ensberg, R OBP: 0.396, SLG: 0.583	2-3 K		1-0 5 HR 1B		1-0 F8		2-2 G5-3			4 1 1 0 0 1 0										
5 Jeff Bagwell, R OBP: 0.369, SLG: 0.503	4-2 BB		1-1 1-H HR		0-0 G6-3		1-1 F9			3 1 1 2 1 0 0										
Jeff Kent, R OBP: 0.352, SLG: 0.500	2-3 K		3-0 G1-3		0-0 F8			0-0 F9		4 0 0 0 0 1 1										
Richard Hidalgo, R OBP: 0.390, SLG: 0.580		3-3 K	1-0 1B		1-1 HR		1-1 F8			4 1 2 1 0 1 0										
17 Lance Berkman, S OBP: 0.411, SLG: 0.537		0-1 BB 1B	0-0 F8		0-0 G4-3		1-1 HBP			3 0 1 0 0 0 1										
Gregg Zaun, S OBP: 0.308, SLG: 0.307		4-2 BB		1-1 G5-3		2-3 K		3-3 K		3 0 0 0 1 2 1										
28 Adam Everett, R OBP: 0.293, SLG: 0.370		1-1 F7		0-3 K		2-2 1B		1-2 G5-3		4 0 1 0 0 1 2										
Jerome Robertson, L ERA: 4.74 Kirk Saarloos, R ERA: 7.08 Ricky Stone, R ERA: 3.17 Orlando Merced, S ERA: 3.63 54 Brad Lidge, R ERA: 2.39 Octavio Dotel, R ERA: 2.78 Mike Gallo, L ERA: 3.36, SLG: 0.401	1-1 G6-3		1-1 BB		4-1 BB		1-0 G4-3		1-3 K	0 0 0 0 0 0 0 0 1 0 0 0 0 1 0 2 0 0 0 0 0 0 0 0 1 0 0 0 0 0 0 1 0 1 0 0 0 0 0 1 0										
Inning Stats	R: 0 E: 0 K: 2 S: 10	H: 0 LOB: 1 BB: 1 P: 18	R: 0 E: 0 K: 1 S: 13	H: 1 LOB: 1 BB: 1 P: 22	R: 2 E: 0 K: 1 S: 11	H: 3 LOB: 0 BB: 0 P: 18	R: 0 E: 0 K: 2 S: 10	H: 0 LOB: 1 BB: 0 P: 17	R: 0 E: 0 K: 1 S: 3	H: 2 LOB: 1 BB: 0 P: 4	R: 0 E: 0 K: 1 S: 8	H: 0 LOB: 0 BB: 0 P: 14	R: 0 E: 0 K: 1 S: 8	H: 0 LOB: 1 BB: 0 P: 13	R: 0 E: 0 K: 1 S: 13	H: 0 LOB: 0 BB: 0 P: 16	1B: 4 2B: 0 3B: 0 HR: 2	SF: 0 SAC: 0 DP: 0 HBP: 1	WP: 0 PB: 0 SB: 0 CS: 0	PA: 37
PITCHER	IP WLS BF H R ER SO BB IBB HBP BLK WP HR S P ERA WHIP	IP WLS BF H R ER SO BB IBB HBP BLK WP HR S P ERA WHIP																		
Shawn Estes, L ERA: 5.89	(1, 1) 5.0 W 22 4 2 2 2 6 3 0 0 0 0 0 1 47 79 3.60 1.400																			
Dave Veres, R ERA: 3.63	(6, 1) 1.0 H 5 2 1 1 1 0 0 0 0 0 0 1 10 16 9.00 2.000																			
Kyle Farnsworth, R ERA: 3.24	(7, 1) 1.2 H 5 0 0 0 1 0 0 0 0 0 0 0 11 18 0.00 0.000																			
Mark Guthrie, L ERA: 2.08	(8, 1) 0.1 H 2 0 0 0 1 0 0 0 1 0 0 0 5 9 0.00 0.000																			
Joe Borowski, R ERA: 2.85	(9, 1) 1.0 S 3 0 0 0 1 0 0 0 0 0 0 0 13 16 0.00 0.000																			

Batter	1	2	3	4	5	6	7	8	9	AB	R	H	RBI	BB	SO	LOB	TOP										
Craig Biggio, R OBP: 0.343, SLG: 0.410 (1, 8)	F8		F8		E5		1B FC4-6 BB		G5-3	4	1	0	1	1	0	1											
Geoff Blum, S OBP: 0.302, SLG: 0.398 (6, 6)	F8		G6-3		F7		1B FC4-6		P3	5	0	1	0	0	0	2											
5 Jeff Bagwell, R OBP: 0.368, SLG: 0.499 (1, 3)	E 17 1B BB		F9		P5		FC4-6 1B			3	1	0	1	1	0	3											
Jeff Kent, R OBP: 0.354, SLG: 0.498 (1, 4)	17 1B BB				F7		F9			3	0	1	0	1	0	0											
17 Lance Berkman, S OBP: 0.412, SLG: 0.537 (1, 7)					G6-3		PB 1B		G4-3	4	0	2	1	0	0	2											
Richard Hidalgo, R OBP: 0.388, SLG: 0.575 (1, 9)	K				K		BB		K	3	0	0	0	1	3	2											
Brad Ausmus, R OBP: 0.272, SLG: 0.261 (1, 2)			E5 44 CS				P3		G4-3	4	1	1	0	0	0	2											
28 Adam Everett, R OBP: 0.294, SLG: 0.370 Kirk Saarloos, R (6, 1)			K				G4-3		G4-3	3	0	1	0	0	1	3											
Gregg Zaun, S OBP: 0.305, SLG: 0.304 Mike Gallo, L (8, PH) (8, 1)							1B			0	0	0	0	0	0	0											
44 Roy Oswalt, R OBP: 0.206, SLG: 0.212 Pete Munro, R (3, 1)			P4				F8		F9	1	0	0	0	0	0	1											
Orlando Merced, S OBP: 0.303, SLG: 0.377 Ricky Stone, R (5, PH) (5, 1)									K	1	0	0	0	0	0	2											
Morgan Ensberg, R OBP: 0.393, SLG: 0.578 (6, 5)										2	0	0	0	0	1	0											
Inning Stats	R: 1 E: 0 K: 1 S: 10	H: 1 LOB: 2 BB: 2 P: 23	R: 0 E: 1 K: 1 S: 9	H: 0 LOB: 0 BB: 0 P: 13	R: 0 E: 0 K: 0 S: 7	H: 0 LOB: 0 BB: 0 P: 12	R: 0 E: 0 K: 1 S: 6	H: 0 LOB: 0 BB: 0 P: 9	R: 1 E: 1 K: 0 S: 14	H: 2 LOB: 2 BB: 0 P: 19	R: 0 E: 0 K: 0 S: 12	H: 1 LOB: 2 BB: 1 P: 21	R: 1 E: 0 K: 0 S: 12	H: 2 LOB: 2 BB: 1 P: 21	R: 0 E: 0 K: 1 S: 7	H: 0 LOB: 0 BB: 0 P: 9	R: 0 E: 0 K: 1 S: 7	H: 0 LOB: 0 BB: 0 P: 7	1B: 5 2B: 1 3B: 0 HR: 0	SF: 0 SAC: 0 DP: 0 HBP: 0	WP: 0 PB: 1 SB: 1 CS: 1	PA: 38					
PITCHER	IP	WLS	BF	H	R	ER	SO	BB	IBB	HBP	BLK	WP	HR	S	P	ERA	WHIP										
Russ Ortiz, R ERA: 3.58	6.1	W	29	5	3	3	3	4	0	0	0	0	0	65	112	4.26	1.421										
Kevin Gryboski, R ERA: 4.46	0.1	H	2	1	0	0	0	0	0	0	0	0	0	4	5	0.00	3.000										
Ray King, L ERA: 4.08	0.1	H	1	0	0	0	0	0	0	0	0	0	0	1	1	0.00	0.000										
Darren Holmes, R ERA: 3.93	1.0	H	3	0	0	0	1	0	0	0	0	0	0	7	9	0.00	0.000										
29 John Smoltz, R ERA: 0.93	1.0	S	3	0	0	0	1	0	0	0	0	0	0	7	7	0.00	0.000										

Houston Astros @ Atlanta Braves
Turner Field, Atlanta, GA
Tue Jul 29 2003, 7:35 PM EDT
Att: 30,415 - Sunny - 85 F

AB 34
R 3
H 6
RBI 3
BB 4
SO 5
LOB 18



Batter	1	2	3	4	5	6	7	8	9	AB	R	H	RBI	BB	SO	LOB	BOTTOM										
Rafael Furcal, S OBP: 0.345, SLG: 0.457 (1, 6)	G4-3		G6-4-3 1B 2B		G4-3		1B BB		1B 1B	4	2	2	0	1	0	0											
Marcus Giles, R OBP: 0.387, SLG: 0.514 (1, 4)	BB 1B		G6-4-3 1B		HR 1B		1B 1B		1B 1B	5	1	5	1	0	0	0											
Gary Sheffield, R OBP: 0.421, SLG: 0.593 (1, 9)	10 G6-4-3 BB		G6-4-3 1B		HR 1B		K		10 1B 1B	4	1	2	3	1	1	4											
10 Chipper Jones, S OBP: 0.389, SLG: 0.488 (1, 7)	G6-4-3		2B		F9		F7		G6-4-3 1B	5	0	2	1	0	0	2											
Andrew Jones, R OBP: 0.365, SLG: 0.538 (1, 8)			G6-3		G6-3		G5-3		G6-4-3	4	0	1	0	0	0	4											
Robert Fick, L OBP: 0.373, SLG: 0.496 29 John Smoltz, R (9, 1)			FC9-2 1B		G6-3		HBP		G6-4-3	4	0	2	0	0	0	1											
Javy Lopez, R OBP: 0.370, SLG: 0.681 (1, 2)			1B		P6		1B		1B	0	0	0	0	0	0	0											
Mark DeRosa, R OBP: 0.293, SLG: 0.369 (1, 5)			L4		L6		L9		1B	4	0	1	0	0	0	2											
Mark DeRosa, R OBP: 0.293, SLG: 0.369 (1, 5)			FC9-2		L6		K		K	4	1	2	0	0	1	4											
Russ Ortiz, R ERA: 3.58 Kevin Gryboski, R ERA: 4.46 Ray King, L ERA: 4.08 Darren Holmes, R ERA: 3.93 Julio Franco, R OBP: 0.380, SLG: 0.428 (9, 3)			HR		K		G6-3		G1-3	3	1	1	1	0	1	2											
Inning Stats	R: 0 E: 0 K: 0 S: 5	H: 1 LOB: 1 BB: 1 P: 14	R: 0 E: 0 K: 0 S: 9	H: 2 LOB: 0 BB: 0 P: 17	R: 2 E: 0 K: 0 S: 9	H: 4 LOB: 1 BB: 0 P: 15	R: 0 E: 0 K: 1 S: 11	H: 1 LOB: 1 BB: 0 P: 18	R: 2 E: 0 K: 0 S: 10	H: 2 LOB: 1 BB: 0 P: 18	R: 1 E: 0 K: 0 S: 15	H: 2 LOB: 2 BB: 1 P: 25	R: 0 E: 0 K: 1 S: 15	H: 2 LOB: 2 BB: 0 P: 23	R: 1 E: 0 K: 0 S: 7	H: 4 LOB: 2 BB: 0 P: 11	1B: 14 2B: 3 3B: 0 HR: 2	SF: 0 SAC: 0 DP: 4 HBP: 1	WP: 0 PB: 0 SB: 1 CS: 0	PA: 41							
PITCHER	IP	WLS	BF	H	R	ER	SO	BB	IBB	HBP	BLK	WP	HR	S	P	ERA	WHIP										
44 Roy Oswalt, R ERA: 3.23	2.0		9	4	1	1	1	0	0	0	0	0	0	19	31	4.50	2.500										
Pete Munro, R ERA: 4.67	2.0	L	10	3	3	3	0	1	0	1	0	0	1	19	34	16.20	2.400										
Ricky Stone, R ERA: 3.52	1.1		7	3	0	0	2	0	0	0	0	0	0	21	32	0.00	2.250										
Kirk Saarloos, R ERA: 6.81	1.0		6	4	1	1	0	0	0	0	0	0	0	7	11	9.00	4.000										

Houston Astros @ Atlanta Braves
Turner Field, Atlanta, GA
Tue Jul 29 2003, 7:35 PM EDT
Att: 30,415 - Sunny - 85 F


AB 38
R 6
H 18
RBI 6
BB 2
SO 3
LOB 19




Batter	1	2	3	4	5	6	7	8	9	AB	R	H	RBI	BB	SO	LOB	TOP					
Craig Biggio, R OBP: 0.346, SLG: 0.413 (1, 8)										4	1	2	2	1	0	1	Houston Astros @ Atlanta Braves Turner Field, Atlanta, GA Wed Jul 30 2003, 7:05 PM EDT Att: 27,960 - Cloudy - 82 F					
Morgan Ensberg, R OBP: 0.393, SLG: 0.573 (1, 5)										4	0	1	1	1	0	3						
5 Jeff Bagwell, R OBP: 0.371, SLG: 0.499 (1, 3)										4	1	2	0	1	0	2						
Jeff Kent, R OBP: 0.355, SLG: 0.500 (1, 4)											5	1	2	1	0	2						
Richard Hidalgo, R OBP: 0.389, SLG: 0.571 (1, 9)											4	0	1	0	1	3						
Orlando Merced, S OBP: 0.301, SLG: 0.371 (1, 7)											5	2	1	1	0	5						
Brad Ausmus, R OBP: 0.275, SLG: 0.262 (1, 2)										3	1	1	0	0	2							
28 Adam Everett, R OBP: 0.299, SLG: 0.374 (1, 6)										3	1	2	2	0	0							
Ron Villone, L OBP: 0.105, SLG: 0.056 (6, PH)											2	0	0	0	0	2						
4 Eric Bruntlett, R OBP: 0.282, SLG: 0.447 54 Brad Lidge, R OBP: 0.282, SLG: 0.447 Octavio Dotel, R OBP: 0.282, SLG: 0.447 Billy Wagner, L OBP: 0.282, SLG: 0.447										1	0	1	0	0	0							
Inning Stats	R: 4 E: 0 K: 0 S: 17	H: 3 LOB: 2 BB: 2 P: 33	R: 0 E: 0 K: 0 S: 13	H: 1 LOB: 1 BB: 1 P: 23	R: 0 E: 0 K: 0 S: 6	H: 1 LOB: 0 BB: 0 P: 8	R: 0 E: 0 K: 0 S: 9	H: 0 LOB: 1 BB: 1 P: 15	R: 0 E: 0 K: 1 S: 11	H: 1 LOB: 1 BB: 0 P: 19	R: 1 E: 0 K: 0 S: 10	H: 2 LOB: 1 BB: 0 P: 14	R: 0 E: 0 K: 0 S: 7	H: 1 LOB: 0 BB: 0 P: 9	R: 2 E: 0 K: 1 S: 19	H: 4 LOB: 2 BB: 0 P: 27	R: 0 E: 0 K: 0 S: 6	H: 0 LOB: 0 BB: 0 P: 9	1B: 11 2B: 2 3B: 0 HR: 0	SF: 0 SAC: 1 DP: 3 HBP: 1	WP: 0 PB: 0 SB: 0 CS: 1	PA: 42
PITCHER	IP WLS BF H R ER SO BB IBB HBP BLK WP HR S P ERA WHIP																					
Horacio Ramirez, L ERA: 4.33	5.1 L 27 8 5 5 1 3 1 1 0 0 0 0 62 108 8.44 2.062																					
Kevin Gnyboski, R ERA: 4.38	0.2 2 0 0 0 0 0 0 0 0 0 0 0 0 4 4 0.00 0.000																					
Jason Marquis, R ERA: 7.32	2.0 10 5 2 2 1 0 0 0 0 0 0 0 26 36 9.00 2.500																					
Roberto Hernandez, R ERA: 4.4	1.0 3 0 0 0 0 0 0 0 0 0 0 0 6 9 0.00 0.000																					

Batter	1	2	3	4	5	6	7	8	9	AB	R	H	RBI	BB	SO	LOB	BOTTOM					
Mark DeRosa, R OBP: 0.291, SLG: 0.364 (1, 6)										5	1	1	0	0	0	3	Houston Astros @ Atlanta Braves Turner Field, Atlanta, GA Wed Jul 30 2003, 7:05 PM EDT Att: 27,960 - Cloudy - 82 F					
Marcus Giles, R OBP: 0.385, SLG: 0.508 (1, 4)										4	1	0	0	1	1	3						
Gary Sheffield, R OBP: 0.423, SLG: 0.591 (1, 9)										3	1	1	0	2	0	3						
10 Chipper Jones, S OBP: 0.389, SLG: 0.484 (1, 7)											3	0	0	0	2	3						
Andruw Jones, R OBP: 0.365, SLG: 0.537 (1, 8)											3	0	1	2	1	2						
Javy Lopez, R OBP: 0.368, SLG: 0.673 (1, 2)											5	0	1	1	0	2		5				
Julio Franco, R OBP: 0.386, SLG: 0.435 Robert Fick, L OBP: 0.372, SLG: 0.495 (8, 3)										2	0	1	0	1	0	0						
Vinny Castilla, R OBP: 0.316, SLG: 0.480 (1, 5)										4	0	2	0	0	1	1						
Horacio Ramirez, L ERA: 4.33 Kevin Gnyboski, R ERA: 4.38 Matt Franco, L ERA: 2.47 Jason Marquis, R ERA: 7.32 Darren Briggs, L ERA: 2.92 Roberto Hernandez, R ERA: 4.4										2	0	0	0	0	2	2						
Inning Stats	R: 0 E: 0 K: 1 S: 10	H: 0 LOB: 1 BB: 1 P: 20	R: 0 E: 0 K: 2 S: 11	H: 1 LOB: 2 BB: 2 P: 23	R: 1 E: 1 K: 0 S: 11	H: 1 LOB: 2 BB: 1 P: 21	R: 0 E: 0 K: 1 S: 6	H: 0 LOB: 0 BB: 0 P: 8	R: 1 E: 0 K: 0 S: 10	H: 1 LOB: 1 BB: 2 P: 21	R: 0 E: 0 K: 1 S: 9	H: 1 LOB: 1 BB: 0 P: 10	R: 1 E: 0 K: 0 S: 15	H: 2 LOB: 2 BB: 1 P: 26	R: 0 E: 1 K: 1 S: 12	H: 2 LOB: 2 BB: 0 P: 15		R: 0 E: 0 K: 2 S: 9	H: 0 LOB: 0 BB: 0 P: 15	1B: 7 2B: 2 3B: 0 HR: 0	SF: 1 SAC: 0 DP: 1 HBP: 0	WP: 0 PB: 0 SB: 0 CS: 1
PITCHER	IP WLS BF H R ER SO BB IBB HBP BLK WP HR S P ERA WHIP																					
Ron Villone, L ERA: 2.25	5.0 W 24 3 2 1 4 6 0 0 0 0 0 0 48 93 1.80 1.800																					
54 Brad Lidge, R ERA: 2.47	1.2 H 8 2 1 1 2 1 0 0 0 0 0 0 18 27 5.40 1.800																					
Octavio Dotel, R ERA: 2.72	1.1 H 7 3 0 0 1 0 0 0 0 0 0 0 18 24 0.00 2.250																					
Billy Wagner, L ERA: 1.98	1.0 3 0 0 0 2 0 0 0 0 0 0 0 9 15 0.00 0.000																					

AB 36
R 7
H 13
RBI 7
BB 4
SO 2
LOB 22



AB 34
R 3
H 8
RBI 3
BB 7
SO 9
LOB 25



Batter	1	2	3	4	5	6	7	8	9	AB	R	H	RBI	BB	SO	LOB	TOP								
Craig Biggio, R OBP: 0.347, SLG: 0.416 (1, 8)	G6-3			5 1B 2B		5 HR 1B		K		4	2	2	0	0	1	0	Houston Astros @ Atlanta Braves Turner Field, Atlanta, GA Thu Jul 31 2003, 7:35 PM EDT Att: 30,047 - Overcast - 71 F								
Morgan Ensberg, R OBP: 0.387, SLG: 0.563 (1, 5)	F8		G5-3			P2		F8		4	0	0	0	0	0	3									
5 Jeff Bagwell, R OBP: 0.372, SLG: 0.506 (1, 3)	F7		G5-4-3 2-H 1B			1-H 2-H HR			G5-3	4	1	2	4	0	0	0									
Jeff Kent, R OBP: 0.351, SLG: 0.494 (1, 4)		L8		G5-4-3 1-2		K		G5-3	4	0	0	0	0	1	1										
Richard Hidalgo, R OBP: 0.384, SLG: 0.564 (1, 9)	G6-3				G6-3		G5-3		F7	4	0	0	0	0	0	0									
Orlando Merced, S OBP: 0.297, SLG: 0.367 (1, 7)		F8			G4-3		G4-3			2	0	0	0	0	0	0									
Dan Miceli, R (5, 1)										0	0	0	0	0	0	0									
4 Eric Bruntlett, R OBP: 0.275, SLG: 0.436 (7, PH) (7, 6)										1	0	0	0	0	0	0									
Brad Ausmus, R OBP: 0.275, SLG: 0.262 (1, 2)			F8		G5-3		1B			3	0	1	0	0	0	0									
28 Adam Everett, R OBP: 0.299, SLG: 0.373 (1, 6)			G4-3			5 HR 1B		F8	3	1	1	0	0	0	1										
Kirk Saarloos, R (7, 1)										0	0	0	0	0	0	0									
Wade Miller, R OBP: 0.171, SLG: 0.154 (1, 1)			G3					P6	1	0	0	0	0	0	0	0									
Pete Munro, R (3, 1)										0	0	0	0	0	0	0									
Colin Porter, L OBP: 0.273, SLG: 0.200 (5, 7)										2	0	0	0	1	1										
Inning Stats	R: 0 E: 0 K: 0 S: 6	H: 0 LOB: 0 BB: 0 P: 7	R: 0 E: 0 K: 0 S: 8	H: 0 LOB: 0 BB: 0 P: 13	R: 0 E: 0 K: 0 S: 5	H: 0 LOB: 0 BB: 0 P: 6	R: 1 E: 0 K: 0 S: 9	H: 2 LOB: 0 BB: 0 P: 12	R: 0 E: 0 K: 0 S: 5	H: 0 LOB: 0 BB: 0 P: 5	R: 3 E: 0 K: 2 S: 13	H: 3 LOB: 0 BB: 0 P: 21	R: 0 E: 0 K: 0 S: 9	H: 1 LOB: 1 BB: 0 P: 13	R: 0 E: 0 K: 1 S: 7	H: 0 LOB: 0 BB: 0 P: 10	R: 0 E: 0 K: 0 S: 3	H: 0 LOB: 0 BB: 0 P: 4	1B: 4 2B: 1 3B: 0 HR: 1	SF: 0 SAC: 0 DP: 1 HBP: 0	WP: 0 PB: 0 SB: 0 CS: 0	PA: 32			
PITCHER	IP	WLS	BF	H	R	ER	SO	BB	IBB	HBP	BLK	WP	HR	S	P	ERA	WHIP								
Shane Reynolds, R ERA: 5.61 (1, 1)	7.0	W	26	6	4	4	2	0	0	0	0	0	1	55	77	5.14	0.857								
Darren Holmes, R ERA: 3.82 (8, 1)	1.0	H	3	0	0	0	1	0	0	0	0	0	0	7	10	0.00	0.000								
29 John Smoltz, R ERA: 0.81 (9, 1)	1.0	S	3	0	0	0	0	0	0	0	0	0	0	3	4	0.00	0.000								

Batter	1	2	3	4	5	6	7	8	9	AB	R	H	RBI	BB	SO	LOB	BOTTOM								
Rafael Furcal, S OBP: 0.343, SLG: 0.453 (1, 6)			G3		F7		G4-3			4	1	0	0	1	0	4	Houston Astros @ Atlanta Braves Turner Field, Atlanta, GA Thu Jul 31 2003, 7:35 PM EDT Att: 30,047 - Overcast - 71 F								
Marcus Giles, R OBP: 0.388, SLG: 0.516 (1, 4)	10 E 1B BB	G4-3		10 1B 3B		WP 2B		G6-3	4	2	2	0	1	0	0										
Gary Sheffield, R OBP: 0.427, SLG: 0.591 (1, 9)	10 E 1B 1B	10 2B 1B		10 1B BB		2-3 BB		G4-3	3	1	2	1	2	0	0										
10 Chipper Jones, S OBP: 0.389, SLG: 0.485 (1, 7)	E7 1B HR			G5-4-3 1B		P6		K	5	1	2	1	0	1	4										
Andrew Jones, R OBP: 0.364, SLG: 0.534 (1, 8)	1-2 2-H 1B	G5-3		G5-4-3 1-2 2-3		K			4	1	1	2	0	1	6										
Robert Fick, L OBP: 0.367, SLG: 0.488 (1, 3)	F4		K	G3		G3			4	0	0	0	0	1	7										
Javy Lopez, R OBP: 0.369, SLG: 0.681 (1, 2)	1-H 2-H HR		G5-3		SH2-4 1B		G5-3		4	1	2	3	0	0	0										
Vinny Castilla, R OBP: 0.318, SLG: 0.480 (1, 5)	SH1-4 1B		SH1-4 1B		L5		K		4	0	2	0	0	1	1										
Shane Reynolds, R OBP: 0.105, SLG: 0.105 (1, 1)	SH1-4		SH1-4		SH2-4				0	0	0	0	0	0	0	0									
Matt Franco, L OBP: 0.365, SLG: 0.427 (7, PH)			SH1-4						1	0	1	0	0	0	0	0									
Darren Holmes, R (8, 1)									0	0	0	0	0	0	0	0									
29 John Smoltz, R (9, 1)									0	0	0	0	0	0	0	0									
Inning Stats	R: 6 E: 1 K: 0 S: 25	H: 4 LOB: 1 BB: 2 P: 42	R: 0 E: 0 K: 1 S: 19	H: 2 LOB: 2 BB: 0 P: 26	R: 0 E: 0 K: 0 S: 10	H: 1 LOB: 1 BB: 0 P: 14	R: 1 E: 0 K: 0 S: 9	H: 2 LOB: 1 BB: 1 P: 17	R: 0 E: 0 K: 1 S: 9	H: 1 LOB: 2 BB: 1 P: 17	R: 0 E: 0 K: 1 S: 10	H: 1 LOB: 1 BB: 0 P: 14	R: 0 E: 0 K: 1 S: 7	H: 0 LOB: 0 BB: 0 P: 11	R: 0 E: 0 K: 1 S: 3	H: 0 LOB: 0 BB: 0 P: 4		1B: 8 2B: 2 3B: 1 HR: 1	SF: 0 SAC: 3 DP: 1 HBP: 0	WP: 1 PB: 0 SB: 1 CS: 0	PA: 40				
PITCHER	IP	WLS	BF	H	R	ER	SO	BB	IBB	HBP	BLK	WP	HR	S	P	ERA	WHIP								
Wade Miller, R ERA: 4.83 (1, 1)	2.0	L	15	6	6	5	1	2	0	0	0	0	0	14	68	22.50	4.000								
Pete Munro, R ERA: 4.67 (3, 1)	2.0		9	3	1	1	0	1	0	0	0	1	0	19	31	4.50	2.000								
Dan Miceli, R ERA: 3.83 (5, 1)	2.0		9	2	0	0	1	1	0	0	0	1	0	21	30	0.00	1.500								
Kirk Saarloos, R ERA: 6.45 (7, 1)	2.0		7	1	0	0	2	0	0	0	0	0	0	17	25	0.00	0.500								

AB	32
R	4
H	6
RBI	4
BB	0
SO	3
LOB	6




Batter	1	2	3	4	5	6	7	8	9	AB	R	H	RBI	BB	SO	LOB	TOP					
Craig Biggio, R OBP: 0.344, SLG: 0.412 (1, 8)	G5-3		K			G5-3			G6-3	4	0	0	0	0	1	0	Houston Astros @ Florida Marlins Pro Player Stadium, Miami, FL Fri Aug 01 2003, 7:35 PM EDT Att: 12,392 - Cloudy - 85 F					
Colin Porter, L OBP: 0.297, SLG: 0.214 (1, 9)	K			K		K			FC5-4 1B	4	0	1	0	0	3	0						
5 Jeff Bagwell, R OBP: 0.371, SLG: 0.509 (1, 3)	F8			17 BLK 3B					FC5-4 1-2	4	1	1	0	0	0	1						
Jeff Kent, R OBP: 0.349, SLG: 0.500 (1, 4)		HR		K			P3		K	4	1	1	1	0	2	2						
17 Lance Berkman, S OBP: 0.409, SLG: 0.532 (1, 7)	K			K						3	0	0	0	0	2	0						
Geoff Blum, S OBP: 0.299, SLG: 0.394 (1, 5)	K				G4-3				G4-3	3	0	0	0	0	1	0						
Brad Ausmus, R OBP: 0.276, SLG: 0.263 (1, 2)	G4-3				G5-3				28 G6-3 1B	3	0	1	0	0	0	0						
28 Adam Everett, R OBP: 0.295, SLG: 0.368 (1, 6)			F9		F7				G6-3 1-2	3	0	0	0	0	0	1						
Tim Redding, R OBP: 0.200, SLG: 0.212 (1, 1)									G1-3	2	0	0	0	0	1	0						
Morgan Ensberg, R (8, PH) OBP: 0.386, SLG: 0.561 Octavio Dotel, R (8, 1) Billy Wagner, L (9, 1)			K			F9				1	0	0	0	0	0	1						
										0	0	0	0	0	0	0						
										0	0	0	0	0	0	0						
Inning Stats	R: 0 E: 0 K: 1 S: 7	H: 0 LOB: 0 BB: 0 P: 7	R: 1 E: 0 K: 2 S: 13	H: 1 LOB: 0 BB: 0 P: 20	R: 0 E: 0 K: 2 S: 14	H: 0 LOB: 0 BB: 0 P: 19	R: 1 E: 0 K: 3 S: 14	H: 1 LOB: 0 BB: 0 P: 19	R: 0 E: 0 K: 0 S: 7	H: 0 LOB: 0 BB: 0 P: 10	R: 0 E: 0 K: 1 S: 6	H: 0 LOB: 0 BB: 0 P: 8	R: 0 E: 0 K: 0 S: 5	H: 0 LOB: 0 BB: 0 P: 9	R: 0 E: 0 K: 0 S: 6	H: 1 LOB: 1 BB: 0 P: 8	R: 0 E: 0 K: 1 S: 11	H: 1 LOB: 1 BB: 0 P: 16	1B: 2 2B: 0 3B: 1 HR: 1	SF: 0 SAC: 0 DP: 0 HBP: 0	WP: 0 PB: 0 SB: 0 CS: 0	PA: 31
PITCHER	IP	WLS	BF	H	R	ER	SO	BB	IBB	HBP	BLK	WP	HR	S	P	ERA	WHIP					
Josh Beckett, R ERA: 3.18 40 Nate Bump, R ERA: 3.18	(1, 1)	7.0	L	23	2	2	9	0	0	0	1	0	1	66	92	2.57	0.286					
	(8, 1)	2.0		8	2	0	1	0	0	0	0	0	0	17	24	0.00	1.000					

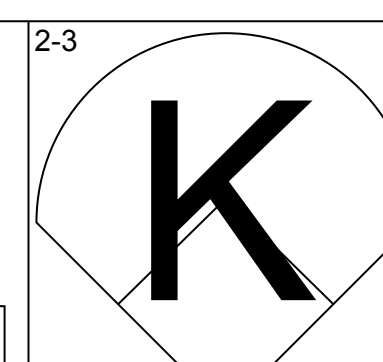
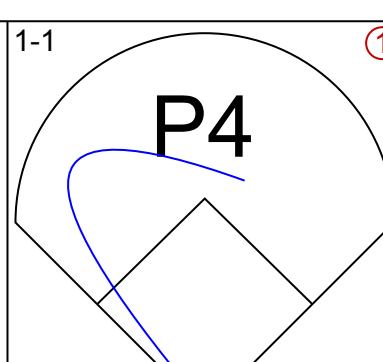
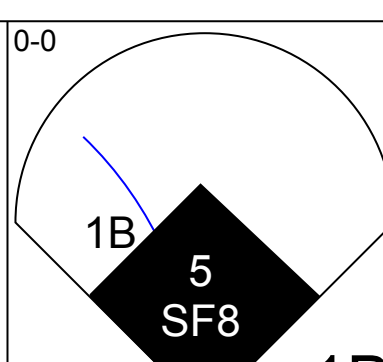
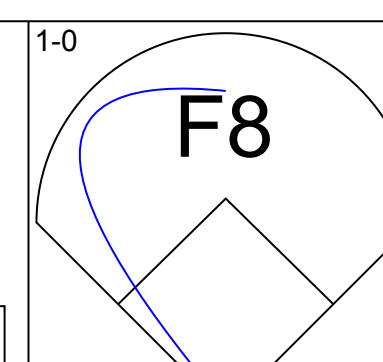
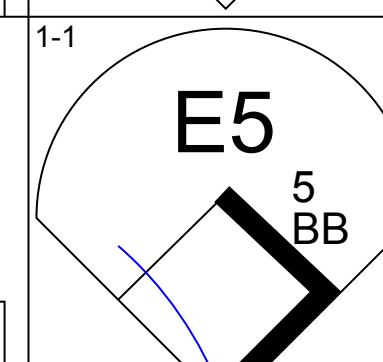
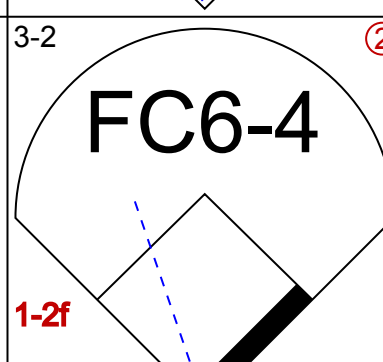
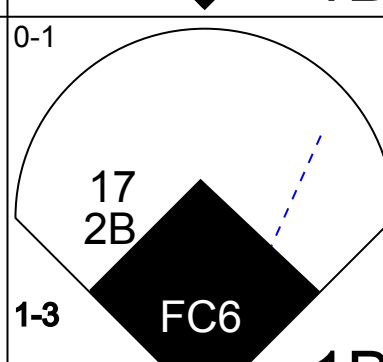
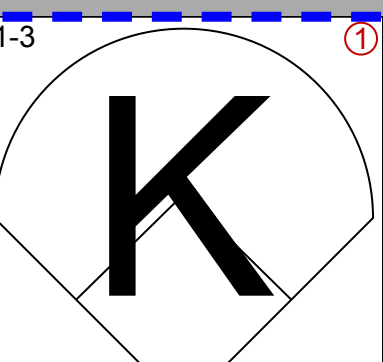
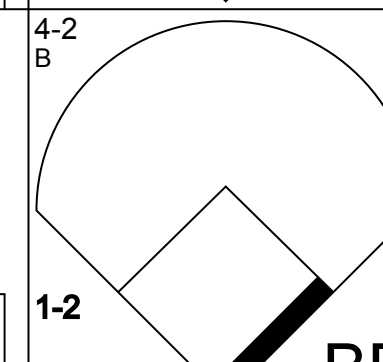
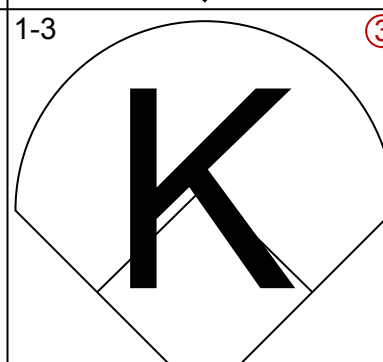
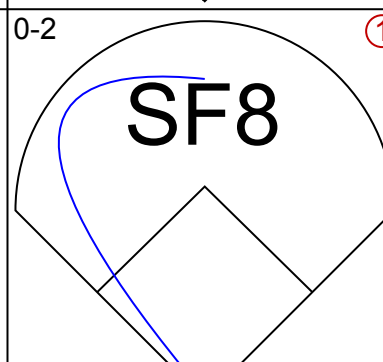
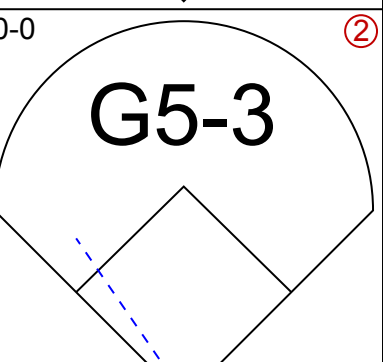
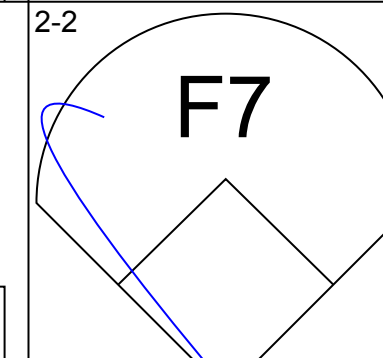
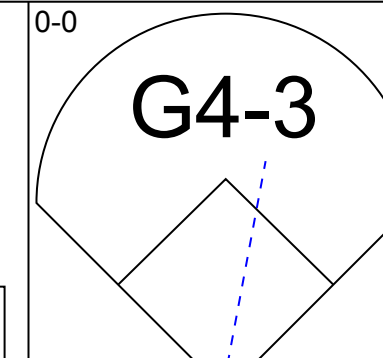
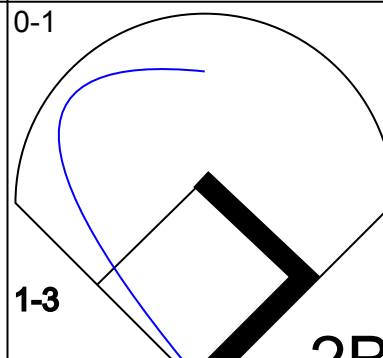
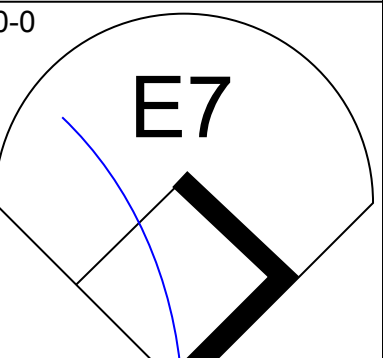
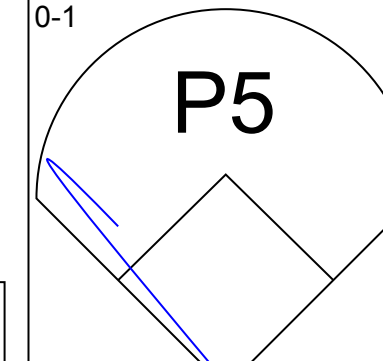
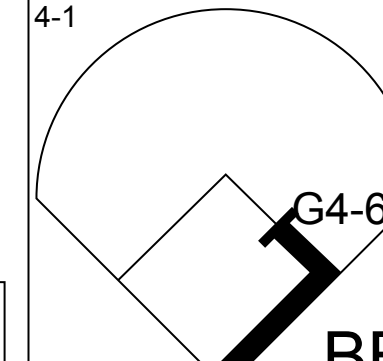
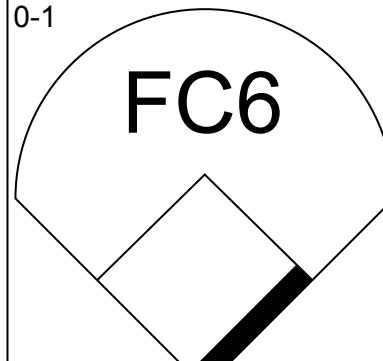
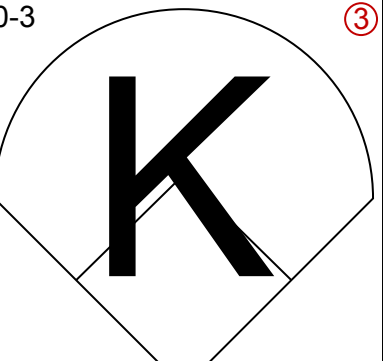
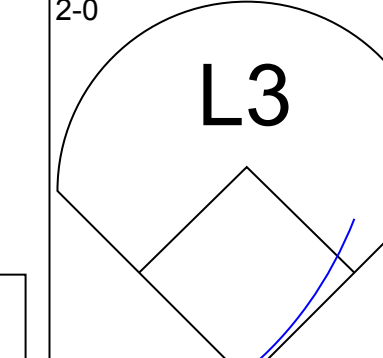
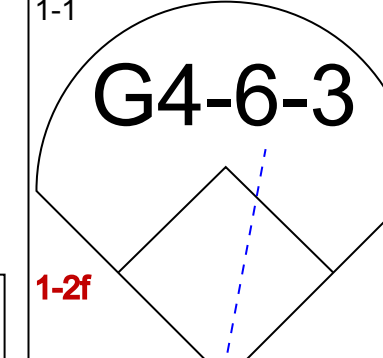
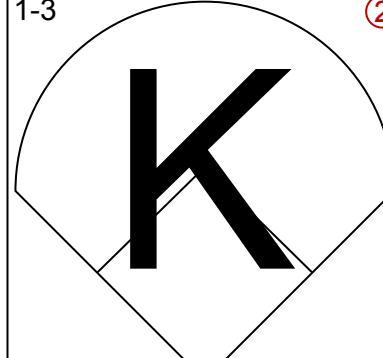
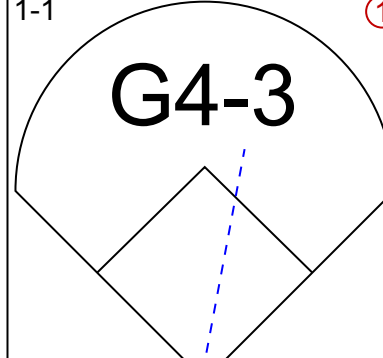
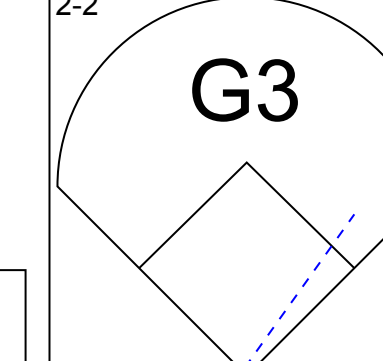
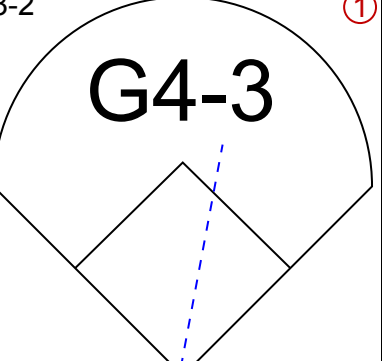
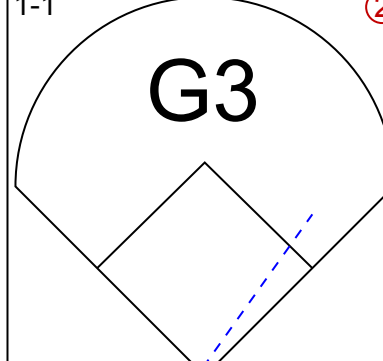
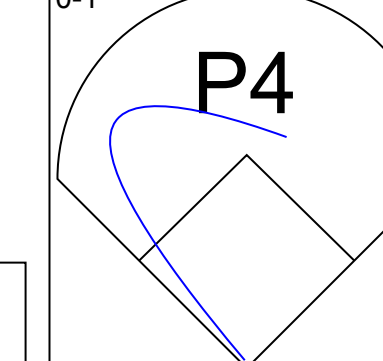
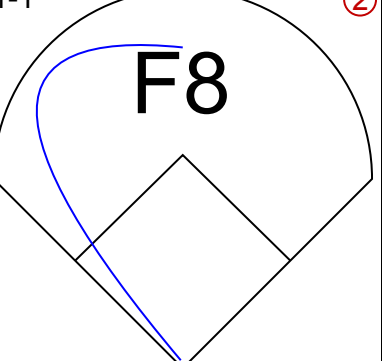
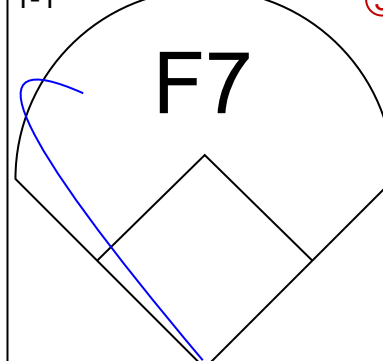
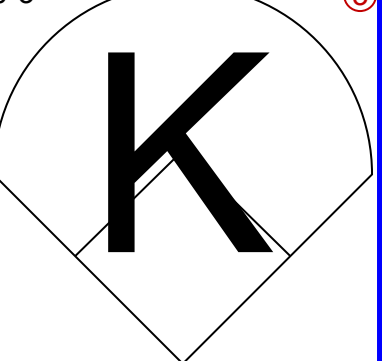
AB	31
R	2
H	4
RBI	1
BB	0
SO	10
LOB	5

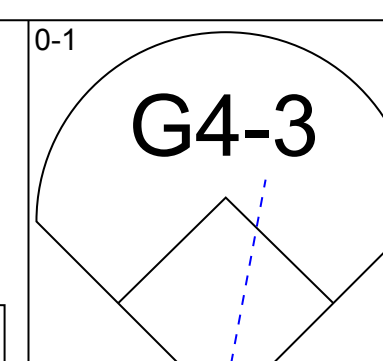
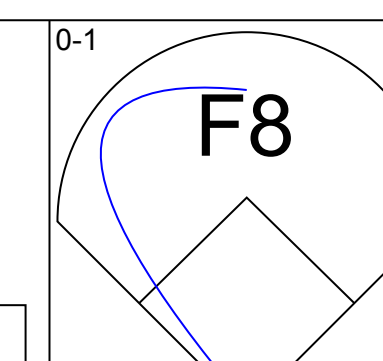
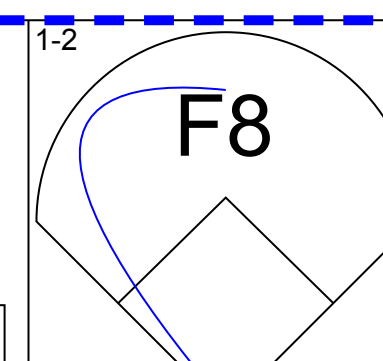
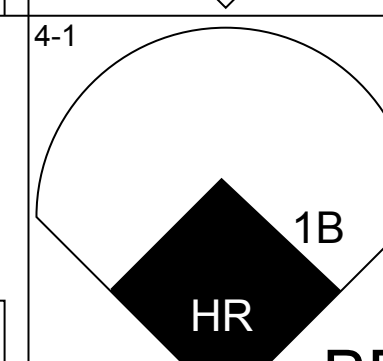
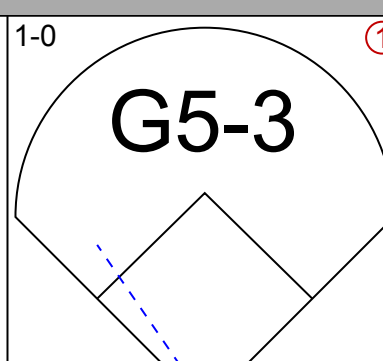
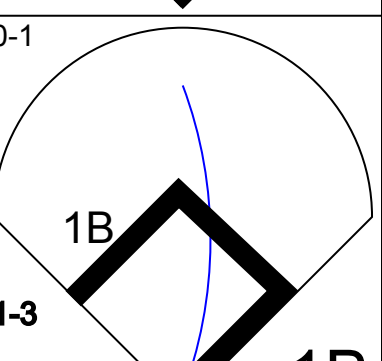
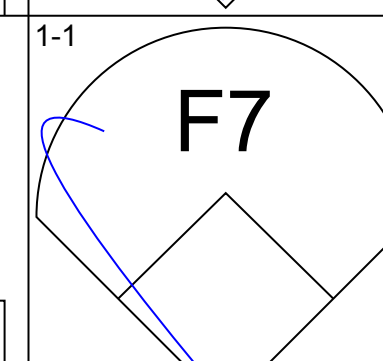
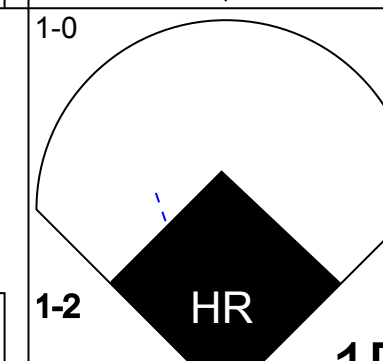
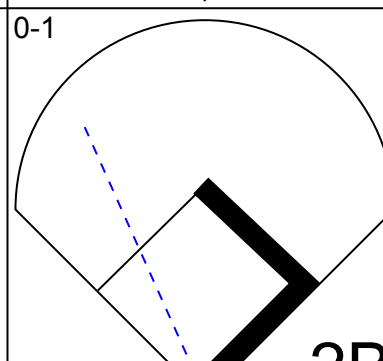
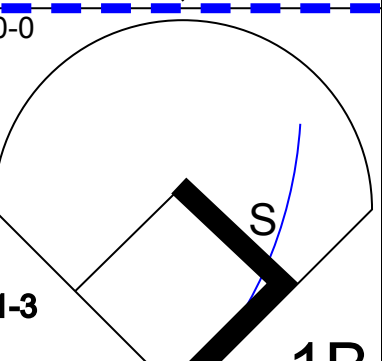
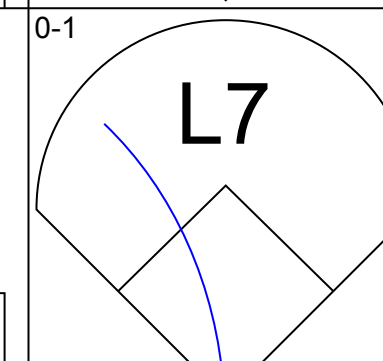
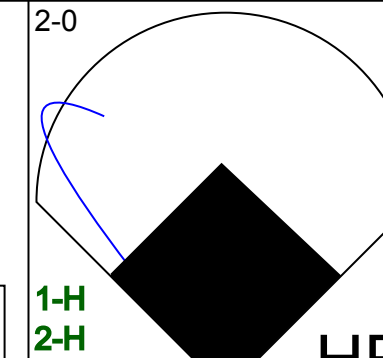
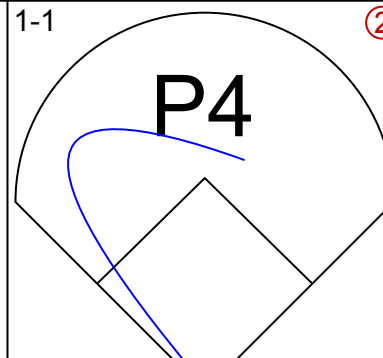
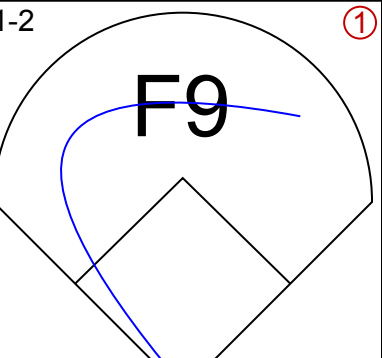
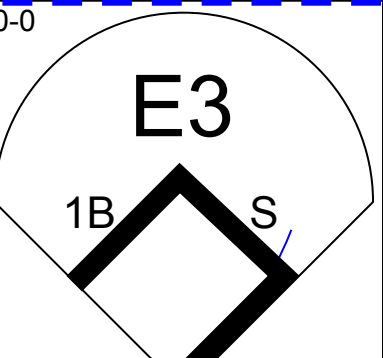
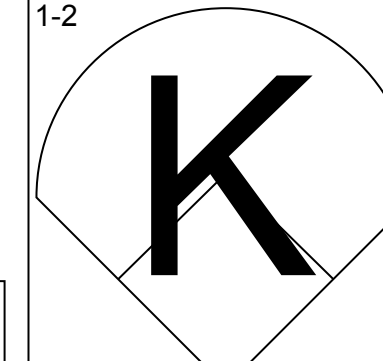
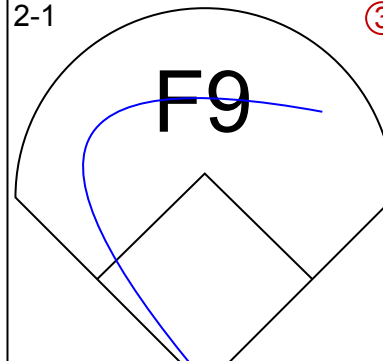
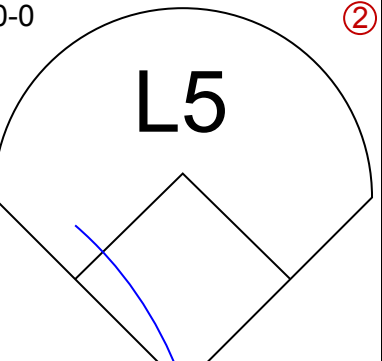
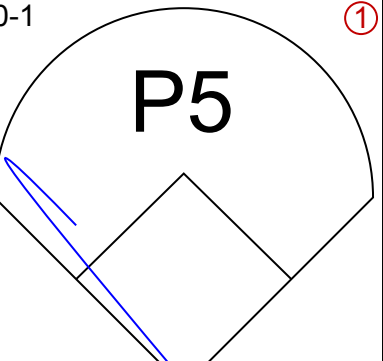
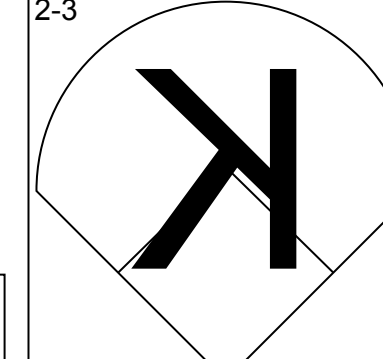
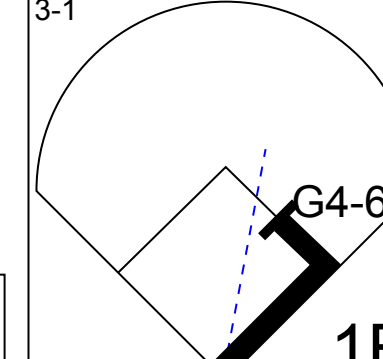
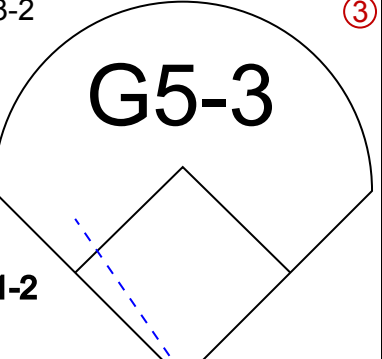
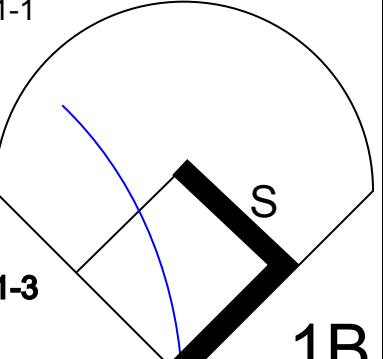
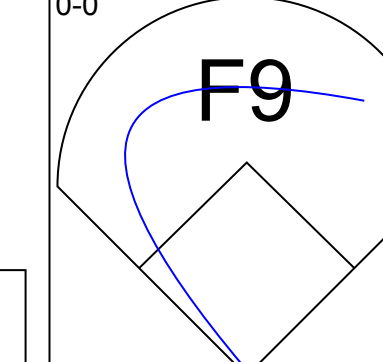
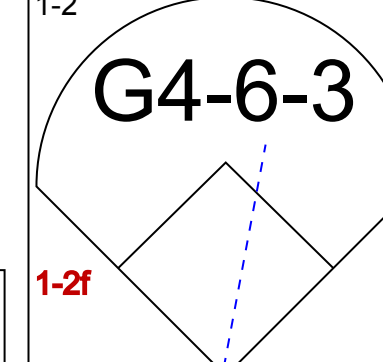
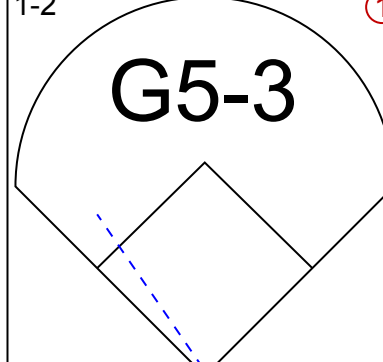
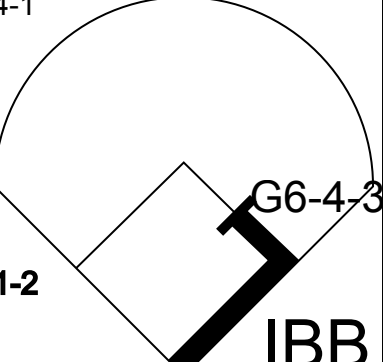
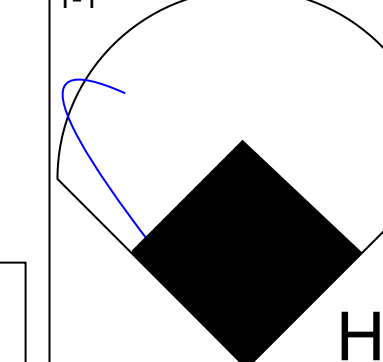
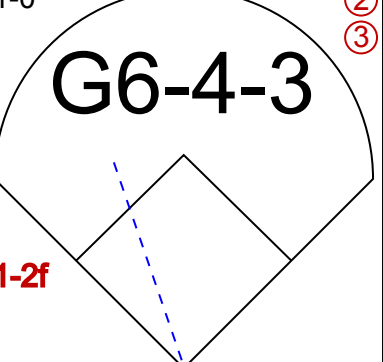


Batter	1	2	3	4	5	6	7	8	9	AB	R	H	RBI	BB	SO	LOB	BOTTOM					
Juan Pierre, L OBP: 0.362, SLG: 0.359 (1, 8)	G6-4-3 1B		G4-3			FC6-4 1B		L9		4	0	1	0	0	0	2	Houston Astros @ Florida Marlins Pro Player Stadium, Miami, FL Fri Aug 01 2003, 7:35 PM EDT Att: 12,392 - Cloudy - 85 F					
Luis Castillo, S OBP: 0.382, SLG: 0.410 (1, 4)	G6-4-3 1B		S					K		4	0	3	1	0	1	0						
Ivan Rodriguez, R OBP: 0.389, SLG: 0.513 (1, 2)	G6-4-3 1-2 2-3		K2-3		F9			K		4	0	0	0	0	2	5						
Mike Lowell, R OBP: 0.366, SLG: 0.578 (9, PR) Mike Mordecai, R OBP: 0.296, SLG: 0.281	F7			P3		G5-3			BB BB	3	0	0	0	1	0	1						
Juan Encarnacion, R OBP: 0.314, SLG: 0.438 (1, 9)		L6		F9		G3		B1		4	0	0	0	0	0	1						
Derek Lee, R OBP: 0.369, SLG: 0.491 (1, 3)		K		P6		G5-3			BB	3	0	0	0	1	1	0						
Miguel Cabrera, R OBP: 0.324, SLG: 0.516 (1, 7)					K			K		3	0	0	0	1	3	2						
Alex Gonzalez, R OBP: 0.332, SLG: 0.488 (1, 6)		P6			FC6-4 1B		G5-3		K	4	1	1	0	0	1	3						
Josh Beckett, R OBP: 0.136, SLG: 0.182 Todd Hollandsworth, L OBP: 0.316, SLG: 0.438 40 Nate Bump, L			K					P6		2	0	1	0	0	1	0						
										1	0	0	0	0	0	0						
										0	0	0	0	0	0	0						
Inning Stats	R: 0 E: 0 K: 0 S: 8	H: 2 LOB: 1 BB: 0 P: 15	R: 0 E: 0 K: 1 S: 8	H: 0 LOB: 1 BB: 1 P: 16	R: 0 E: 0 K: 2 S: 12	H: 1 LOB: 0 BB: 0 P: 21	R: 0 E: 0 K: 0 S: 7	H: 0 LOB: 0 BB: 0 P: 10	R: 1 E: 0 K: 1 S: 16	H: 3 LOB: 2 BB: 0 P: 24	R: 0 E: 0 K: 0 S: 9	H: 0 LOB: 0 BB: 0 P: 13	R: 0 E: 0 K: 1 S: 8	H: 0 LOB: 0 BB: 0 P: 11	R: 0 E: 0 K: 2 S: 9	H: 0 LOB: 0 BB: 0 P: 11	R: 0 E: 0 K: 2 S: 12	H: 0 LOB: 2 BB: 2 P: 23	1B: 6 2B: 0 3B: 0 HR: 0	SF: 0 SAC: 0 DP: 1 HBP: 0	WP: 0 PB: 0 SB: 1 CS: 0	PA: 35
PITCHER	IP	WLS	BF	H	R	ER	SO	BB	IBB	HBP	BLK	WP	HR	S	P	ERA	WHIP					
Tim Redding, R ERA: 3.73 Octavio Dotel, R ERA: 2.07 Billy Wagner, L ERA: 1.95	(1, 1)	7.0	W	27	6	1	5	1	0	0	0	0	0	68	110	1.29	1.000					
	(8, 1)	1.0	H	3	0	0	0	0	0	0	0	0	0	9	11	0.00	0.000					
	(9, 1)	1.0	S	5	0	0	0	2	0	0	0	0	0	12	23	0.00	2.000					

AB	32
R	1
H	6
RBI	1
BB	3
SO	9
LOB	14



Batter	1	2	3	4	5	6	7	8	9	AB	R	H	RBI	BB	SO	LOB	TOP			
Craig Biggio, R OBP: 0.344, SLG: 0.411										4	1	1	0	0	1	1	Houston Astros @ Florida Marlins Pro Player Stadium, Miami, FL Sat Aug 02 2003, 6:05 PM EDT Att: 25,206 - Cloudy - 84 F			
Morgan Ensberg, R OBP: 0.384, SLG: 0.556										4	1	1	0	0	1	1				
5 Jeff Bagwell, R OBP: 0.370, SLG: 0.506										2	0	0	1	1	1	1				
17 Lance Berkman, S OBP: 0.407, SLG: 0.532										4	0	1	0	0	0	2				
Richard Hidalgo, R OBP: 0.383, SLG: 0.559										3	0	0	1	1	1	4				
Geoff Blum, S OBP: 0.288, SLG: 0.392										2	0	0	0	0	0	1				
Jeff Kent, R OBP: 0.347, SLG: 0.497										2	0	0	0	0	1	2				
Gregg Zaun, S OBP: 0.295, SLG: 0.292										4	0	0	0	0	0	2				
28 Adam Everett, R OBP: 0.290, SLG: 0.362										4	0	0	0	0	1	0				
Jerome Robertson, L OBP: 0.189, SLG: 0.167										1	0	0	0	1	1	0				
Dan Miceli, R OBP: 0.071, SLG: 0.071										0	0	0	0	0	0	0				
4 Eric Brunnett, R OBP: 0.288, SLG: 0.425										0	0	0	0	0	0	0				
Ricky Stone, R OBP: 0.347, SLG: 0.497										0	0	0	0	0	0	0				
Kirk Saarloos, R OBP: 0.290, SLG: 0.362										0	0	0	0	0	0	0				
Inning Stats	R: 0 E: 1 K: 1 S: 14	H: 0 LOB: 2 BB: 1 P: 23	R: 0 E: 0 K: 0 S: 6	H: 0 LOB: 0 BB: 0 P: 10	R: 0 E: 0 K: 1 S: 12	H: 0 LOB: 1 BB: 1 P: 21	R: 0 E: 0 K: 0 S: 4	H: 0 LOB: 0 BB: 0 P: 9	R: 0 E: 0 K: 1 S: 8	H: 0 LOB: 0 BB: 0 P: 12	R: 2 E: 0 K: 1 S: 15	H: 3 LOB: 2 BB: 0 P: 18	R: 0 E: 1 K: 2 S: 9	H: 0 LOB: 1 BB: 0 P: 14	R: 0 E: 1 K: 0 S: 6	H: 0 LOB: 1 BB: 0 P: 9	1B: 2 2B: 1 3B: 0 HR: 0	SF: 1 SAC: 0 DP: 1 HBP: 0	WP: 0 PB: 0 SB: 0 CS: 0	PA: 35
PITCHER	IP WLS BF H R ER SO BB IBB HBP BLK WP HR S P ERA WHIP																			
Carl Pavano, R ERA: 4.41	5.1 W 23 3 2 2 3 3 0 0 0 0 0 0 54 85 3.38 1.125																			
Michael Tejera, L ERA: 4.96	1.2 H 5 0 0 0 2 0 0 0 0 0 0 0 14 22 0.00 0.000																			
Ugueth Urbina, R ERA: 3.54	1.0 H 4 0 0 0 2 0 0 0 0 0 0 0 9 10 0.00 0.000																			
Braden Looper, R ERA: 2.95	1.0 S 3 0 0 0 0 0 0 0 0 0 0 0 6 9 0.00 0.000																			

Batter	1	2	3	4	5	6	7	8	9	AB	R	H	RBI	BB	SO	LOB	BOTTOM			
Juan Pierre, L OBP: 0.361, SLG: 0.357										3	1	0	0	1	0	0	Houston Astros @ Florida Marlins Pro Player Stadium, Miami, FL Sat Aug 02 2003, 6:05 PM EDT Att: 25,206 - Cloudy - 84 F			
Luis Castillo, S OBP: 0.383, SLG: 0.410										3	1	1	0	1	0	0				
Ivan Rodriguez, R OBP: 0.392, SLG: 0.519										4	1	3	1	0	0	0				
Mike Lowell, R OBP: 0.365, SLG: 0.582										4	1	1	3	0	0	3				
Juan Encarnacion, R OBP: 0.312, SLG: 0.433										4	0	0	0	0	1	4				
Derrek Lee, R OBP: 0.370, SLG: 0.491										4	0	2	0	0	1	2				
Miguel Cabrera, R OBP: 0.322, SLG: 0.504										3	0	0	0	1	0	1				
Alex Gonzalez, R OBP: 0.334, SLG: 0.495										3	1	1	1	1	0	3				
Carl Pavano, R OBP: 0.093, SLG: 0.119										2	0	0	0	0	0	1				
Michael Tejera, L OBP: 0.071, SLG: 0.071										1	0	0	0	0	0	0				
Ugueth Urbina, R OBP: 0.071, SLG: 0.071										0	0	0	0	0	0	0				
Braden Looper, R OBP: 1.000, SLG: 1.000										0	0	0	0	0	0	0				
Inning Stats	R: 3 E: 0 K: 2 S: 14	H: 2 LOB: 0 BB: 1 P: 24	R: 1 E: 0 K: 0 S: 8	H: 1 LOB: 0 BB: 0 P: 12	R: 0 E: 0 K: 0 S: 7	H: 1 LOB: 1 BB: 0 P: 11	R: 0 E: 0 K: 0 S: 8	H: 1 LOB: 1 BB: 1 P: 17	R: 1 E: 0 K: 0 S: 11	H: 2 LOB: 2 BB: 1 P: 19	R: 0 E: 0 K: 0 S: 8	H: 0 LOB: 0 BB: 0 P: 10	R: 0 E: 1 K: 0 S: 7	H: 0 LOB: 0 BB: 0 P: 9	R: 0 E: 1 K: 0 S: 7	H: 1 LOB: 2 BB: 1 P: 13	1B: 5 2B: 1 3B: 0 HR: 2	SF: 0 SAC: 0 DP: 2 HBP: 0	WP: 0 PB: 0 SB: 3 CS: 0	PA: 35
PITCHER	IP WLS BF H R ER SO BB IBB HBP BLK WP HR S P ERA WHIP																			
Jerome Robertson, L ERA: 4.97	4.0 L 20 6 5 5 2 3 0 0 0 0 0 0 39 70 11.25 2.250																			
Dan Miceli, R ERA: 3.65	2.0 7 1 0 0 0 0 0 0 0 0 0 0 17 23 0.00 0.500																			
Ricky Stone, R ERA: 3.47	1.0 3 0 0 0 0 0 0 0 0 0 0 0 7 9 0.00 0.000																			
Kirk Saarloos, R ERA: 6.28	1.0 5 1 0 0 0 0 0 1 0 0 0 0 7 13 0.00 1.000																			

Batter	1	2	3	4	5	6	7	8	9	AB	R	H	RBI	BB	SO	LOB	TOP				
Orlando Merced, S (1,9) OBP: 0.295, SLG: 0.379	G4-3		HR		F9		F8		K	5	1	1	1	0	1	2					
Morgan Ensberg, R (1,5) OBP: 0.381, SLG: 0.552	G4-3		2B		K			F9	FC6-4	5	1	1	0	0	1	1					
5 Jeff Bagwell, R (1,3) OBP: 0.367, SLG: 0.501	K		G5-3		K			G6-3		4	0	0	0	0	2	1					
Jeff Kent, R (1,4) OBP: 0.349, SLG: 0.497		1B	P3		F9			1B		4	1	2	0	0	0	1					
17 Lance Berkman, S (1,7) OBP: 0.410, SLG: 0.533		1B	1B		K			1B		3	0	2	1	1	1	0					
28 Adam Everett, R (1,6) OBP: 0.294, SLG: 0.361		BB	F8		B1-3			1B		3	0	1	1	0	0	1					
Brad Ausmus, R (1,2) OBP: 0.275, SLG: 0.263		P3			F8			F9		4	0	1	0	0	0	5					
Colin Porter, L (1,8) OBP: 0.263, SLG: 0.222		K			K			F8	FC6-4	4	0	1	0	0	2	3					
Jared Fernandez, R (1,1)		G6-3			F9				B3	2	0	0	0	0	0	2					
54 Brad Lidge, R (6,1)										1	0	0	0	0	1	1					
Octavio Dotel, R (8,1)										0	0	0	0	0	0	0					
4 Eric Bruntlett, R (9,PH) OBP: 0.262, SLG: 0.415										1	0	0	0	0	0	1					
Billy Wagner, L (9,1)										0	0	0	0	0	0	0					
Inning Stats	R: 0 E: 0 K: 1 S: 6	H: 0 LOB: 0 BB: 0 P: 11	R: 1 E: 0 K: 1 S: 12	H: 2 LOB: 2 BB: 1 P: 22	R: 2 E: 0 K: 0 S: 10	H: 3 LOB: 1 BB: 0 P: 16	R: 0 E: 0 K: 1 S: 9	H: 0 LOB: 0 BB: 0 P: 15	R: 0 E: 0 K: 2 S: 11	H: 0 LOB: 0 BB: 0 P: 17	R: 0 E: 0 K: 1 S: 8	H: 1 LOB: 1 BB: 0 P: 18	R: 0 E: 0 K: 0 S: 14	H: 2 LOB: 3 BB: 0 P: 21	R: 0 E: 0 K: 1 S: 9	H: 1 LOB: 1 BB: 0 P: 12	1B: 7 2B: 1 3B: 0 HR: 1	SF: 0 SAC: 0 DP: 0 HBP: 1	WP: 0 PB: 0 SB: 0 CS: 0	PA: 38	
PITCHER	IP WLS BF H R ER SO BB IBB HBP BLK WP HR S P ERA WHIP	IP WLS BF H R ER SO BB IBB HBP BLK WP HR S P ERA WHIP	IP WLS BF H R ER SO BB IBB HBP BLK WP HR S P ERA WHIP	IP WLS BF H R ER SO BB IBB HBP BLK WP HR S P ERA WHIP	IP WLS BF H R ER SO BB IBB HBP BLK WP HR S P ERA WHIP	IP WLS BF H R ER SO BB IBB HBP BLK WP HR S P ERA WHIP	IP WLS BF H R ER SO BB IBB HBP BLK WP HR S P ERA WHIP	IP WLS BF H R ER SO BB IBB HBP BLK WP HR S P ERA WHIP	IP WLS BF H R ER SO BB IBB HBP BLK WP HR S P ERA WHIP	IP WLS BF H R ER SO BB IBB HBP BLK WP HR S P ERA WHIP	IP WLS BF H R ER SO BB IBB HBP BLK WP HR S P ERA WHIP	IP WLS BF H R ER SO BB IBB HBP BLK WP HR S P ERA WHIP	IP WLS BF H R ER SO BB IBB HBP BLK WP HR S P ERA WHIP	IP WLS BF H R ER SO BB IBB HBP BLK WP HR S P ERA WHIP	IP WLS BF H R ER SO BB IBB HBP BLK WP HR S P ERA WHIP	IP WLS BF H R ER SO BB IBB HBP BLK WP HR S P ERA WHIP	IP WLS BF H R ER SO BB IBB HBP BLK WP HR S P ERA WHIP	IP WLS BF H R ER SO BB IBB HBP BLK WP HR S P ERA WHIP	IP WLS BF H R ER SO BB IBB HBP BLK WP HR S P ERA WHIP	IP WLS BF H R ER SO BB IBB HBP BLK WP HR S P ERA WHIP	IP WLS BF H R ER SO BB IBB HBP BLK WP HR S P ERA WHIP

Houston Astros @ Florida Marlins
Pro Player Stadium, Miami, FL
Sun Aug 03 2003, 1:35 PM EDT
Att. 12,262 - Sunny - 83 F

AB 36
R 3
H 9
RBI 3
BB 1
SO 8
LOB 18



Batter	1	2	3	4	5	6	7	8	9	AB	R	H	RBI	BB	SO	LOB	BOTTOM				
Juan Pierre, L (1,8) OBP: 0.365, SLG: 0.358	CS		B2			1B			1B	2	0	1	0	1	0	0					
Luis Castillo, S (1,4) OBP: 0.382, SLG: 0.408	G5-3		P6			CS		F8		4	0	1	0	0	0	2					
Ivan Rodriguez, R (1,2) OBP: 0.389, SLG: 0.515					G6-3				K	3	0	0	0	0	1	3					
Mike Redmond, R (7,2) OBP: 0.307, SLG: 0.333	K				G5-3				K	1	0	0	0	0	1	1					
Mike Lowell, R (1,5) OBP: 0.364, SLG: 0.579		K			F8				1B	4	0	1	0	0	2	0					
Mike Mordecai, R (9,PR) OBP: 0.296, SLG: 0.281									1B	0	0	0	0	0	0	0					
Juan Encarnacion, R (1,9) OBP: 0.311, SLG: 0.434		WP			F8			F9	L6	4	1	1	0	0	0	2					
Derrek Lee, R (1,3) OBP: 0.367, SLG: 0.487		G6-3			F8			F9		3	0	0	0	0	0	1					
Miguel Cabrera, R (1,7) OBP: 0.322, SLG: 0.500									K	3	0	1	1	0	2	0					
Alex Gonzalez, R (1,6) OBP: 0.332, SLG: 0.491									K	3	0	0	0	0	1	1					
Mark Redman, L (1,1) OBP: 0.024, SLG: 0.024									G4-3	2	0	0	0	0	1	0					
Andy Fox, L (8,PH) OBP: 0.269, SLG: 0.287					P5					1	0	0	0	0	0	0					
Armando Almanza, L (9,1) ERA: 1.92										0	0	0	0	0	0	0					
Inning Stats	R: 0 E: 0 K: 1 S: 12	H: 0 LOB: 0 BB: 1 P: 17	R: 1 E: 0 K: 1 S: 11	H: 2 LOB: 1 BB: 0 P: 18	R: 0 E: 0 K: 0 S: 7	H: 0 LOB: 0 BB: 0 P: 11	R: 0 E: 0 K: 0 S: 6	H: 0 LOB: 0 BB: 0 P: 7	R: 0 E: 0 K: 1 S: 10	H: 1 LOB: 1 BB: 0 P: 18	R: 0 E: 0 K: 1 S: 9	H: 0 LOB: 0 BB: 0 P: 13	R: 0 E: 0 K: 2 S: 8	H: 0 LOB: 0 BB: 0 P: 10	R: 0 E: 0 K: 1 S: 15	H: 2 LOB: 2 BB: 0 P: 20	1B: 4 2B: 1 3B: 0 HR: 0	SF: 0 SAC: 0 DP: 0 HBP: 1	WP: 1 PB: 0 SB: 1 CS: 2	PA: 32	
PITCHER	IP WLS BF H R ER SO BB IBB HBP BLK WP HR S P ERA WHIP	IP WLS BF H R ER SO BB IBB HBP BLK WP HR S P ERA WHIP	IP WLS BF H R ER SO BB IBB HBP BLK WP HR S P ERA WHIP	IP WLS BF H R ER SO BB IBB HBP BLK WP HR S P ERA WHIP	IP WLS BF H R ER SO BB IBB HBP BLK WP HR S P ERA WHIP	IP WLS BF H R ER SO BB IBB HBP BLK WP HR S P ERA WHIP	IP WLS BF H R ER SO BB IBB HBP BLK WP HR S P ERA WHIP	IP WLS BF H R ER SO BB IBB HBP BLK WP HR S P ERA WHIP	IP WLS BF H R ER SO BB IBB HBP BLK WP HR S P ERA WHIP	IP WLS BF H R ER SO BB IBB HBP BLK WP HR S P ERA WHIP	IP WLS BF H R ER SO BB IBB HBP BLK WP HR S P ERA WHIP	IP WLS BF H R ER SO BB IBB HBP BLK WP HR S P ERA WHIP	IP WLS BF H R ER SO BB IBB HBP BLK WP HR S P ERA WHIP	IP WLS BF H R ER SO BB IBB HBP BLK WP HR S P ERA WHIP	IP WLS BF H R ER SO BB IBB HBP BLK WP HR S P ERA WHIP	IP WLS BF H R ER SO BB IBB HBP BLK WP HR S P ERA WHIP	IP WLS BF H R ER SO BB IBB HBP BLK WP HR S P ERA WHIP	IP WLS BF H R ER SO BB IBB HBP BLK WP HR S P ERA WHIP	IP WLS BF H R ER SO BB IBB HBP BLK WP HR S P ERA WHIP	IP WLS BF H R ER SO BB IBB HBP BLK WP HR S P ERA WHIP	IP WLS BF H R ER SO BB IBB HBP BLK WP HR S P ERA WHIP

Houston Astros @ Florida Marlins
Pro Player Stadium, Miami, FL
Sun Aug 03 2003, 1:35 PM EDT
Att. 12,262 - Sunny - 83 F

AB 30
R 1
H 5
RBI 1
BB 1
SO 8
LOB 10



Batter	1	2	3	4	5	6	7	8	9	AB	R	H	RBI	BB	SO	LOB	TOP										
Roger Cedeno, S OBP: 0.320, SLG: 0.381 (1, 9)										5	1	3	0	0	1	1											
7 José Reyes, S OBP: 0.306, SLG: 0.395 (1, 6)										4	0	2	0	1	0	3											
Cliff Floyd, L OBP: 0.365, SLG: 0.522 Jeff Duncan, L OBP: 0.370, SLG: 0.324 (1, 7) (5, 8)										1	0	0	1	1	1	2											
Tony Clark, S OBP: 0.304, SLG: 0.508 (1, 3)										4	0	0	0	0	2	7											
Timo Perez, L OBP: 0.324, SLG: 0.362 (1, 8) (5, 7)									4	0	1	0	0	0	3												
Ty Wigginton, R OBP: 0.317, SLG: 0.402 Jay Bell, R OBP: 0.358, SLG: 0.195 (1, 5) (7, 5)									3	0	0	0	0	1	1												
Vance Wilson, R OBP: 0.379, SLG: 0.379 Mike Stanton, L (8, 1)									3	0	0	0	1	2	2												
Joe McEwing, R OBP: 0.318, SLG: 0.315 Pedro Feliciano, L (4, 1) John Franco, L (7, 1) Joe DePastino, R (8, PH) (8, 2)									2	0	0	0	0	0	1												
Aaron Heilman, R (1, 1) Marco Scutaro, R OBP: 0.357, SLG: 0.360 (4, 4)										1	0	0	0	0	1												
Inning Stats	R: 0 E: 0 K: 1 S: 14	H: 1 LOB: 2 BB: 1 P: 20	R: 0 E: 0 K: 0 S: 14	H: 0 LOB: 1 BB: 1 P: 23	R: 1 E: 0 K: 1 S: 12	H: 2 LOB: 1 BB: 0 P: 16	R: 0 E: 0 K: 1 S: 10	H: 0 LOB: 0 BB: 0 P: 17	R: 0 E: 0 K: 2 S: 11	H: 1 LOB: 1 BB: 0 P: 16	R: 0 E: 0 K: 0 S: 11	H: 1 LOB: 2 BB: 1 P: 19	R: 0 E: 0 K: 1 S: 13	H: 1 LOB: 1 BB: 0 P: 16	R: 0 E: 0 K: 0 S: 11	H: 0 LOB: 1 BB: 1 P: 19	1B: 7 2B: 1 3B: 0 HR: 0	SF: 1 SAC: 0 DP: 0 HBP: 0	WP: 0 PB: 0 SB: 0 CS: 0	PA: 39							
PITCHER	IP	WLS	BF	H	R	ER	SO	BB	IBB	HBP	BLK	WP	HR	S	P	ERA	WHIP										
Wade Miller, R ERA: 4.69 (1, 1)	6.0	W	26	6	1	1	7	2	0	0	0	0	0	72	109	1.50	1.333										
Ricky Stone, R ERA: 3.36 (7, 1)	1.0		5	1	0	0	0	1	0	0	0	0	0	11	19	0.00	2.000										
Dan Miceli, R ERA: 3.5 (8, 1)	1.0		4	1	0	0	1	0	0	0	0	0	0	13	16	0.00	1.000										
Kirk Saarloos, R ERA: 5.79 (9, 1)	1.0		4	0	0	0	0	1	0	0	0	0	0	11	19	0.00	1.000										

New York Mets @ Houston Astros
Minute Maid Park, Houston, TX
Wed Aug 06 2003, 7:05 PM CDT
Att: 30,154 - Dome - 72 F

AB 34
R 1
H 8
RBI 1
BB 4
SO 8
LOB 26



Batter	1	2	3	4	5	6	7	8	9	AB	R	H	RBI	BB	SO	LOB	BOTTOM										
Craig Biggio, R OBP: 0.345, SLG: 0.406 Colin Porter, L OBP: 0.217, SLG: 0.182 (1, 8) (9, 8)										2	1	0	1	1	1	2											
Morgan Ensberg, R OBP: 0.383, SLG: 0.549 (1, 5)										5	1	2	0	0	1	4											
5 Jeff Bagwell, R OBP: 0.369, SLG: 0.508 Dan Miceli, R (8, 1) Kirk Saarloos, R (9, 1)										4	1	2	3	1	1	0											
17 Lance Berkman, S OBP: 0.416, SLG: 0.540 (1, 7)										4	3	4	0	1	0	0											
Richard Hidalgo, R OBP: 0.386, SLG: 0.568 (1, 9)										5	2	3	3	0	1	4											
Geoff Blum, S OBP: 0.298, SLG: 0.400 (1, 4) (8, 3)									5	2	2	3	0	1	0												
Brad Ausmus, R OBP: 0.277, SLG: 0.260 (1, 2)										4	0	0	0	1	2	2											
28 Adam Everett, R OBP: 0.292, SLG: 0.368 (1, 6)										4	1	1	1	1	0	1											
Wade Miller, R OBP: 0.199, SLG: 0.143 Orlando Merced, S OBP: 0.297, SLG: 0.381 Ricky Stone, R (7, 1) 4 Eric Bruntlett, R OBP: 0.250, SLG: 0.395 (8, 4)									3	0	0	0	0	1	3												
Inning Stats	R: 0 E: 0 K: 1 S: 7	H: 0 LOB: 0 BB: 1 P: 16	R: 2 E: 0 K: 2 S: 17	H: 3 LOB: 3 BB: 1 P: 27	R: 4 E: 0 K: 0 S: 14	H: 4 LOB: 0 BB: 0 P: 23	R: 4 E: 0 K: 2 S: 19	H: 4 LOB: 0 BB: 0 P: 25	R: 1 E: 0 K: 1 S: 11	H: 3 LOB: 3 BB: 1 P: 20	R: 0 E: 0 K: 0 S: 8	H: 1 LOB: 2 BB: 1 P: 14	R: 0 E: 0 K: 1 S: 7	H: 0 LOB: 1 BB: 1 P: 15	R: 0 E: 0 K: 1 S: 8	H: 0 LOB: 0 BB: 0 P: 11	1B: 9 2B: 1 3B: 1 HR: 4	SF: 0 SAC: 0 DP: 1 HBP: 2	WP: 1 PB: 0 SB: 0 CS: 0	PA: 44							
PITCHER	IP	WLS	BF	H	R	ER	SO	BB	IBB	HBP	BLK	WP	HR	S	P	ERA	WHIP										
Aaron Heilman, R ERA: 7.75 (1, 1)	3.0	L	18	7	6	6	3	2	0	1	0	1	1	38	59	15.00	3.333										
Pedro Feliciano, L ERA: 3.61 (4, 1)	3.0		19	8	5	5	3	2	0	1	0	1	1	38	59	15.00	3.333										
John Franco, L ERA: 3.15 (7, 1)	1.0		4	0	0	0	1	1	0	0	0	0	0	7	15	0.00	1.000										
Mike Stanton, L ERA: 5.04 (8, 1)	1.0		3	0	0	0	1	0	0	0	0	0	0	8	11	0.00	0.000										

New York Mets @ Houston Astros
Minute Maid Park, Houston, TX
Wed Aug 06 2003, 7:05 PM CDT
Att: 30,154 - Dome - 72 F

AB 37
R 11
H 15
RBI 11
BB 5
SO 8
LOB 16



Batter	1	2	3	4	5	6	7	8	9	AB	R	H	RBI	BB	SO	LOB	TOP				
Roger Cedeno, S (1,9) OBP: 0.319, SLG: 0.384 Raul Gonzalez, R (7,9) OBP: 0.348, SLG: 0.360	0-1 2B		3-2 G4-3		1-1 G3-1		0-1 SF8			3	0	1	1	0	0	0					
7 José Reyes, S (1,6) OBP: 0.313, SLG: 0.397	1-1 B1		1-0 E 1B		3-2 1B		0-2 G4-3			4	1	2	0	0	0	1					
Cliff Floyd, L (1,7) OBP: 0.361, SLG: 0.516 David Weathers, R (7,1) Mike Stanton, L (9,1)	2-3 K		3-3 K		1-0 P6		1-2 P3			4	0	0	0	0	2	3					
Jason Phillips, R (1,2) OBP: 0.392, SLG: 0.464	1-2 G6-3		0-1 E5 1B		0-0 F8			1-0 P3		4	0	1	0	0	0	2					
Timo Perez, L (1,8) OBP: 0.323, SLG: 0.375		1-2 HR	1-1 P6			2-1 F8		1-2 G6-3		4	1	1	1	0	0	1					
Ty Wigginton, R (1,5) OBP: 0.317, SLG: 0.400		4-2 BB		0-0 P4		2-0 P3		2-3 K		3	0	0	0	1	1	0					
Tony Clark, S (1,3) OBP: 0.303, SLG: 0.518		1-0 P3		3-3 K		0-0 HR			0-3 K	4	1	1	1	0	2	1					
Marco Scutaro, R (1,4) OBP: 0.344, SLG: 0.448		2-3 K		3-1 HR		3-3 K			0-0 F8	4	1	1	1	0	2	1					
Steve Trachsel, R (1,1) OBP: 0.100, SLG: 0.105 Grant Roberts, R (6,1) Jeff Duncan, L (7,PH) OBP: 0.373, SLG: 0.357	0-2 G6-3		2-2 F9				0-1 SF8 3B		2-3 K	2	0	0	0	0	0	1					
Inning Stats	R: 0 E: 0 K: 1 S: 11	H: 1 LOB: 1 BB: 0 P: 15	R: 1 E: 0 K: 1 S: 20	H: 1 LOB: 1 BB: 1 P: 28	R: 1 E: 1 K: 1 S: 13	H: 2 LOB: 1 BB: 0 P: 21	R: 1 E: 0 K: 1 S: 11	H: 1 LOB: 0 BB: 0 P: 19	R: 0 E: 0 K: 0 S: 8	H: 1 LOB: 1 BB: 0 P: 13	R: 1 E: 0 K: 1 S: 10	H: 1 LOB: 0 BB: 0 P: 11	R: 0 E: 0 K: 1 S: 7	H: 0 LOB: 0 BB: 0 P: 11	R: 0 E: 0 K: 2 S: 8	H: 0 LOB: 0 BB: 0 P: 10	1B: 3 2B: 1 3B: 1 HR: 3	SF: 1 SAC: 0 DP: 0 HBP: 0	WP: 0 PB: 0 SB: 1 CS: 0	PA: 36	
PITCHER	IP	WLS	BF	H	R	ER	SO	BB	IBB	HBP	BLK	WP	HR	S	P	ERA	WHIP				
Tim Redding, R (1,1) ERA: 3.73	5.0		22	6	3	2	4	1	0	0	0	0	2	63	96	3.60	1.400				
54 Brad Lidge, R (6,1) ERA: 2.5	2.0	L	8	2	2	2	1	0	0	0	0	0	1	18	26	9.00	1.000				
Octavio Dotel, R (8,1) ERA: 2.59	1.0		3	0	0	0	1	0	0	0	0	0	0	7	11	0.00	0.000				
Billy Wagner, L (9,1) ERA: 1.89	1.0		3	0	0	0	2	0	0	0	0	0	0	8	10	0.00	0.000				

New York Mets @ Houston Astros
Minute Maid Park, Houston, TX
Thu Aug 07 2003, 7:05 PM CDT
Att: 31,250 - Dome - 72 F

AB 34
R 5
H 8
RBI 4
BB 1
SO 8
LOB 10



Batter	1	2	3	4	5	6	7	8	9	AB	R	H	RBI	BB	SO	LOB	BOTTOM					
Craig Biggio, R (1,8) OBP: 0.344, SLG: 0.402	3-2 P4								2-2 F8	4	0	0	0	1	2	2						
Morgan Ensberg, R (1,5) OBP: 0.383, SLG: 0.546	1-0 BB 17 1B	2-2 FC6-4 1-2 1B			0-0 5 HR 1B		0-1 G4-3		1-2 F9	5	1	2	0	0	0	2						
5 Jeff Bagwell, R (1,3) OBP: 0.369, SLG: 0.521	2-1 F9		0-0 G4-3		0-1 1-H HR		2-2 HR		1-1 G6-3	5	2	2	3	0	0	1						
17 Lance Berkman, S (1,7) OBP: 0.414, SLG: 0.536	4-0 BB 1-2 BB		2-1 G3		0-0 G4-3		1-3 K			3	0	0	0	1	1	0						
Richard Hidalgo, R (1,9) OBP: 0.397, SLG: 0.572	4-2 FC6-4 1-2 2-3 BB		3-2 G6-3		1-2 SF7 3B		2-2 F8			3	1	1	0	1	0	0						
Geoff Blum, S (1,4) OBP: 0.296, SLG: 0.398 54 Brad Lidge, R (6,1) Orlando Merced, S (7,PH) OBP: 0.295, SLG: 0.379 Octavio Dotel, R (8,1) Billy Wagner, L (9,1)	1-2 FC6-4		0-1 F8		1-1 SF7		3-2 G4-3			2	0	0	1	0	0	3						
Brad Ausmus, R (1,2) OBP: 0.282, SLG: 0.262		0-0 28 FC5-4 1B		4-1 1B BB		4-1 BB		2-0 F8		2	0	1	0	2	0	0						
28 Adam Everett, R (1,6) OBP: 0.288, SLG: 0.361		1 SAFE 2-2 FC5-4 SH3-4 1-2		2-1 F7		0-0 F8		1-1 F7		4	0	0	0	0	0	3						
Tim Redding, R (1,1) OBP: 0.222, SLG: 0.235 4 Eric Bruntlett, R (6,4) OBP: 0.239, SLG: 0.378		0-0 SH3-4		1-1 1B			0-3 K		0-0 F9	1	0	1	0	0	0	0						
Inning Stats	R: 0 E: 0 K: 0 S: 12	H: 1 LOB: 3 BB: 2 P: 27	R: 0 E: 0 K: 0 S: 8	H: 1 LOB: 2 BB: 1 P: 16	R: 0 E: 0 K: 1 S: 6	H: 0 LOB: 0 BB: 0 P: 11	R: 0 E: 0 K: 1 S: 11	H: 1 LOB: 2 BB: 1 P: 21	R: 3 E: 0 K: 0 S: 12	H: 3 LOB: 1 BB: 1 P: 18	R: 0 E: 0 K: 2 S: 10	H: 0 LOB: 0 BB: 0 P: 12	R: 1 E: 0 K: 1 S: 17	H: 1 LOB: 0 BB: 0 P: 25	R: 0 E: 0 K: 0 S: 4	H: 0 LOB: 0 BB: 0 P: 7	R: 0 E: 0 K: 0 S: 9	H: 0 LOB: 0 BB: 0 P: 13	1B: 4 2B: 0 3B: 1 HR: 2	SF: 1 SAC: 1 DP: 0 HBP: 0	WP: 0 PB: 0 SB: 0 CS: 0	PA: 39
PITCHER	IP	WLS	BF	H	R	ER	SO	BB	IBB	HBP	BLK	WP	HR	S	P	ERA	WHIP					
Steve Trachsel, R (1,1) ERA: 4.58	5.0		26	6	3	3	1	5	0	0	0	0	0	10	12	0.00	0.000					
Grant Roberts, R (6,1) ERA: 3.66	1.0	H	3	0	0	0	2	0	0	0	0	0	0	1	21	32	4.50	0.500				
David Weathers, R (7,1) ERA: 3.66	2.0	H	7	1	1	1	1	0	0	0	0	0	1	21	32	4.50	0.500					
Mike Stanton, L (9,1) ERA: 4.88	1.0	S	3	0	0	0	0	0	0	0	0	0	0	9	13	0.00	0.000					

New York Mets @ Houston Astros
Minute Maid Park, Houston, TX
Thu Aug 07 2003, 7:05 PM CDT
Att: 31,250 - Dome - 72 F

AB 32
R 4
H 7
RBI 4
BB 5
SO 4
LOB 11



Batter	1	2	3	4	5	6	7	8	9	AB	R	H	RBI	BB	SO	LOB	TOP						
Jamey Carroll, R (1,5) OBP: 0.335, SLG: 0.344 Ronald Calloway, L (7,PH) Luis Ayala, R (7,1) Henry Mateo, S (8,9) OBP: 0.330, SLG: 0.324	2-1 P6		1-1 G4-3		0-3 K		1-2 G4-3			3	0	0	0	0	1	1	Montreal Expos @ Houston Astros Minute Maid Park, Houston, TX Fri Aug 08 2003, 7:05 PM CDT Att: 30,037 - Dome - 72 F						
Jose Vidro, S (1,4) OBP: 0.396, SLG: 0.476	1-1 1B		0-2 G5-3			1-1 G4-3		0-2 G6-3	4	0	1	0	0	0	0								
Vladimir Guerrero, R (1,9) Roy Corcoran, R (8,1)	2-0 P3			0-1 F7		1-0 FC5-4		0-0 P3	4	0	1	0	0	0	1								
Orlando Cabrera, R (1,6) OBP: 0.349, SLG: 0.485	0-0 1B			1-2 G5-3		0-0 FC5-4		0-0 F8	4	0	1	0	0	0	1								
Wil Cordero, R (1,3) OBP: 0.357, SLG: 0.448	3-1 1B			2-3 K		1-3 K			4	0	1	0	0	3	1								
Brad Wilkerson, L (1,8) OBP: 0.377, SLG: 0.463		2-2 F8			4-1 FC3-6				3	0	0	0	1	1	0								
Joe Vitiello, R (1,7) Endy Chavez, L (7,PR) OBP: 0.288, SLG: 0.367		1-1 L6			3-2 F9				2	0	0	0	1	0	1								
Brian Schneider, L (1,2) OBP: 0.332, SLG: 0.400		2-2 G3			0-0 FC3-6				2	1	0	0	1	0	1								
Javier Vazquez, R (1,1) OBP: 0.174, SLG: 0.156 Jose Macias, S (7,PH) OBP: 0.303, SLG: 0.389			3-2 G4-3		1-1 2H		0-3 K		2	0	1	1	0	0	0								
									1	0	0	0	0	1	2								
Inning Stats	R: 0 E: 0 K: 0 S: 8	H: 3 LOB: 2 BB: 0 P: 16	R: 0 E: 0 K: 0 S: 8	H: 0 LOB: 0 BB: 0 P: 13	R: 0 E: 0 K: 1 S: 8	H: 0 LOB: 0 BB: 0 P: 12	R: 0 E: 0 K: 1 S: 8	H: 0 LOB: 0 BB: 0 P: 11	R: 1 E: 1 K: 1 S: 11	H: 1 LOB: 1 BB: 1 P: 19	R: 0 E: 0 K: 1 S: 7	H: 1 LOB: 1 BB: 0 P: 10	R: 0 E: 0 K: 2 S: 16	H: 0 LOB: 2 BB: 2 P: 27	R: 0 E: 0 K: 0 S: 6	H: 0 LOB: 0 BB: 0 P: 6	R: 0 E: 0 K: 2 S: 10	H: 0 LOB: 0 BB: 0 P: 12	1B: 5 2B: 0 3B: 0 HR: 0	SF: 0 SAC: 0 DP: 0 HBP: 0	WP: 0 PB: 0 SB: 0 CS: 0	PA: 34	
PITCHER	IP WLS BF H R ER SO BB IBB HBP BLK WP HR S P ERA WHIP																						
Jerome Robertson, L (1,1) ERA: 4.7	6.1 W 26	5 1 0 4	3 0 0 0	0 0 0 0	0 0 0 0	0 0 6 7	0.00 1.263																
54 Brad Lidge, R (8,1) ERA: 2.58	0.2 H 2	0 0 0 1	0 0 0 0	0 0 0 0	0 0 0 0	0 0 16 18	0.00 0.000																
Octavio Dotel, R (8,1) ERA: 2.51	2.0	6 0 0 2	0 0 0 0	0 0 0 0	0 0 0 0	0 0 0 0	0.00 0.000																

AB	31
R	1
H	5
RBI	1
BB	3
SO	7
LOB	10



Batter	1	2	3	4	5	6	7	8	9	AB	R	H	RBI	BB	SO	LOB	BOTTOM					
Craig Biggio, R (1,8) OBP: 0.343, SLG: 0.400	0-0 G3				3-2 G6-3		2-2 G6-3			3	0	0	0	1	0	0	Montreal Expos @ Houston Astros Minute Maid Park, Houston, TX Fri Aug 08 2003, 7:05 PM CDT Att: 30,037 - Dome - 72 F					
Morgan Ensberg, R (1,5) OBP: 0.384, SLG: 0.545	2-2 F7				1-2 G5-3			1-1 1B	4	0	2	1	0	0	0							
5 Jeff Bagwell, R (1,3) OBP: 0.366, SLG: 0.516	0-1 F9			0-1 G6-3		2-3 K		0-0 F8	4	0	0	0	0	1	1							
Jeff Kent, R (1,4) OBP: 0.352, SLG: 0.498		2-2 17 2B		1-3 K		1-0 P3		2-2 17 G1-6-3	4	1	2	0	0	1	0							
17 Lance Berkman, S (1,7) OBP: 0.413, SLG: 0.536		1-1 BB 28 1B		2-0 P5		3-0 G4-3		2-1 G1-6-3	4	1	1	1	0	0	2							
Richard Hidalgo, R (1,9) OBP: 0.386, SLG: 0.571		4-1 28 1B		1-1 F9		2-2 G4-3		1B	2	1	1	0	1	0	0							
Gregg Zaun, S (1,2) Octavio Dotel, R (8,1)		4-1 G1-2-3		1-2 G4-3		2-2 G4-3		1-2	2	1	0	0	1	0	1							
28 Adam Everett, R (1,6) OBP: 0.288, SLG: 0.361		2-1 G1-2-3		2-3 K		0-2 F7			3	0	1	1	0	1	1							
Jerome Robertson, L (1,1) 54 Brad Lidge, R (7,1) Orlando Mercado, S (7,PH) Brad Ausmus, R (8,2)		0-0 G1-2-3		2-2 G3		1-1			2	0	0	0	0	0	3							
									0	0	0	0	0	0	0							
Inning Stats	R: 0 E: 0 K: 0 S: 8	H: 4 LOB: 2 BB: 3 P: 32	R: 0 E: 0 K: 1 S: 6	H: 0 LOB: 0 BB: 0 P: 9	R: 0 E: 0 K: 1 S: 9	H: 0 LOB: 0 BB: 0 P: 13	R: 0 E: 0 K: 1 S: 5	H: 0 LOB: 0 BB: 0 P: 11	R: 2 E: 0 K: 0 S: 21	H: 2 LOB: 0 BB: 0 P: 28	R: 0 E: 0 K: 0 S: 8	H: 2 LOB: 1 BB: 0 P: 13	1B: 6 2B: 1 3B: 0 HR: 1	SF: 0 SAC: 0 DP: 2 HBP: 0	WP: 0 PB: 0 SB: 0 CS: 0	PA: 32						
PITCHER	IP WLS BF H R ER SO BB IBB HBP BLK WP HR S P ERA WHIP																					
Javier Vazquez, R (1,1) ERA: 3.59	6.0 L 23	4 3 3 0	0 0 0 0	0 0 0 0	0 0 1 21	18.00 2.000																
Luis Ayala, R (7,1) ERA: 3.8	1.0	5 2 2 0	0 0 0 0	0 0 0 0	0 0 8 13	0.00 2.000																
Roy Corcoran, R (8,1) ERA:	1.0	4 2 0 0	0 0 0 0	0 0 0 0	0 0 0 0	0.00 2.000																

AB	29
R	5
H	8
RBI	5
BB	3
SO	3
LOB	8



Batter	1	2	3	4	5	6	7	8	9	AB	R	H	RBI	BB	SO	LOB	TOP					
Jamey Carroll, R OBP: 0.337, SLG: 0.346 (1, 5)	F9	G6-4-3		FC5 1B		G5-3		WP BLK 1B		5	0	2	0	0	0	3						
Brad Wilkerson, L OBP: 0.372, SLG: 0.457 (1, 8)	F8		K	K		G3-1		K		5	0	0	0	0	3	3						
Jose Vidro, S OBP: 0.400, SLG: 0.476 (1, 4)	G6-3		1B	1B			G4-3			4	0	2	0	1	0	0						
Vladimir Guerrero, R OBP: 0.409, SLG: 0.525 (1, 9)		G3 1B	1B	FC5			G5-3	P4		5	1	2	0	0	0	5						
Orlando Cabrera, R OBP: 0.354, SLG: 0.485 (1, 6)	G3					F9 1B	BB			2	1	1	0	3	0	1						
Wil Cordero, R OBP: 0.357, SLG: 0.445 (1, 3)	1B WP		K			F9				4	1	1	1	1	2	5						
Ronald Calloway, L OBP: 0.287, SLG: 0.398 (1, 7)	E 1B		K			G3-6-1				3	0	1	1	2	1	4						
Brian Schneider, L OBP: 0.331, SLG: 0.397 (1, 2)	E 1B				G3	G3-6-1				4	0	1	0	0	0	4						
Livan Hernandez, R OBP: 0.218, SLG: 0.222 (1, 1)	E6			1B		G4-3		G1-3		4	0	1	1	0	0	2						
Inning Stats	R: 0 E: 0 K: 0 S: 9	H: 0 LOB: 0 BB: 0 P: 14	R: 2 E: 1 K: 0 S: 13	H: 3 LOB: 2 BB: 1 P: 24	R: 0 E: 0 K: 3 S: 16	H: 2 LOB: 3 BB: 1 P: 30	R: 0 E: 0 K: 1 S: 17	H: 3 LOB: 3 BB: 0 P: 22	R: 1 E: 0 K: 0 S: 12	H: 1 LOB: 0 BB: 1 P: 21	R: 0 E: 0 K: 0 S: 7	H: 0 LOB: 0 BB: 0 P: 11	R: 0 E: 0 K: 0 S: 12	H: 0 LOB: 3 BB: 3 P: 26	R: 0 E: 0 K: 1 S: 15	H: 1 LOB: 2 BB: 1 P: 24	R: 0 E: 0 K: 1 S: 6	H: 1 LOB: 0 BB: 0 P: 8	1B: 10 2B: 1 3B: 0 HR: 0	SF: 0 SAC: 0 DP: 3 HBP: 0	WP: 2 PB: 0 SB: 2 CS: 0	PA: 43
PITCHER	IP	WLS	BF	H	R	ER	SO	BB	IBB	HBP	BLK	WP	HR	S	P	ERA	WHIP					
Jared Fernandez, R ERA: 3.72 (1, 1)	4.1	L	25	9	3	3	4	2	1	0	0	1	0	63	106	6.23	2.538					
Mike Gallo, L ERA: 4.09 (5, 1)	0.2	1	0	0	0	0	0	0	0	0	0	0	0	4	5	0.00	0.000					
Ricky Stone, R ERA: 3.26 (6, 1)	2.0	9	0	0	0	0	0	3	0	0	0	1	0	19	37	0.00	1.500					
Dan Miceli, R ERA: 3.35 (8, 1)	2.0	8	2	0	0	2	2	1	0	0	1	1	0	21	32	0.00	1.500					

Montreal Expos @ Houston Astros
Minute Maid Park, Houston, TX

AB 36
R 3
H 11
RBI 3
BB 7
SO 6
LOB 27



Sat Aug 09 2003, 6:05 PM CDT
Att: 35,295 - Dome - 72 F

Batter	1	2	3	4	5	6	7	8	9	AB	R	H	RBI	BB	SO	LOB	BOTTOM					
Craig Biggio, R OBP: 0.344, SLG: 0.401 (1, 8)	FC5-4					K				3	0	1	0	1	2	2						
Morgan Ensberg, R OBP: 0.378, SLG: 0.537 (1, 5)	F9		P4			F9				4	0	0	0	0	1	3						
5 Jeff Bagwell, R OBP: 0.365, SLG: 0.513 (1, 3)	FC5-4		F8			F8		F9		3	0	0	0	1	0	1						
Jeff Kent, R OBP: 0.351, SLG: 0.499 (1, 4)	FC5-4			P3		17 1B		G6-3		4	1	1	0	0	0	2						
17 Lance Berkman, S OBP: 0.411, SLG: 0.533 (1, 7)	F8			G4-3		1B		K		4	0	1	1	0	1	2						
Richard Hidalgo, R OBP: 0.386, SLG: 0.568 (1, 9)	G6-3			K						4	0	1	0	0	2	0						
Geoff Blum, S OBP: 0.295, SLG: 0.396 (1, 6)	L1					K2-3				4	0	1	0	0	1	2						
Brad Ausmus, R OBP: 0.279, SLG: 0.258 (1, 2)	K				FC5-4			G6-3		4	0	0	0	0	2	1						
Jared Fernandez, R (1, 1)										1	0	0	0	0	0	0						
Mike Gallo, L (5, 1)										0	0	0	0	0	0	0						
Orlando Merced, S OBP: 0.297, SLG: 0.397 (6, 1)										1	0	0	0	0	0	1						
Ricky Stone, R (8, 1)										0	0	0	0	0	0	0						
Colin Porter, L OBP: 0.299, SLG: 0.217 (7, 1)										1	0	1	0	0	0	0						
Dan Miceli, R (8, 1)										0	0	0	0	0	0	0						
Inning Stats	R: 0 E: 0 K: 0 S: 7	H: 0 LOB: 2 BB: 2 P: 17	R: 0 E: 0 K: 1 S: 8	H: 0 LOB: 0 BB: 0 P: 12	R: 0 E: 0 K: 1 S: 9	H: 1 LOB: 1 BB: 0 P: 9	R: 0 E: 0 K: 1 S: 9	H: 0 LOB: 0 BB: 0 P: 15	R: 0 E: 0 K: 1 S: 8	H: 1 LOB: 1 BB: 0 P: 13	R: 1 E: 0 K: 2 S: 16	H: 3 LOB: 2 BB: 0 P: 25	R: 0 E: 0 K: 2 S: 9	H: 1 LOB: 1 BB: 0 P: 12	R: 0 E: 0 K: 1 S: 8	H: 0 LOB: 0 BB: 0 P: 11	R: 0 E: 0 K: 2 S: 9	H: 0 LOB: 0 BB: 0 P: 11	1B: 4 2B: 2 3B: 0 HR: 0	SF: 0 SAC: 0 DP: 0 HBP: 0	WP: 0 PB: 0 SB: 0 CS: 0	PA: 35
PITCHER	IP	WLS	BF	H	R	ER	SO	BB	IBB	HBP	BLK	WP	HR	S	P	ERA	WHIP					
Livan Hernandez, R ERA: 3.2 (1, 1)	9.0	W	35	6	1	1	9	2	0	0	0	0	0	80	126	1.00	0.889					

Montreal Expos @ Houston Astros
Minute Maid Park, Houston, TX

AB 33
R 1
H 6
RBI 1
BB 2
SO 9
LOB 14



Sat Aug 09 2003, 6:05 PM CDT
Att: 35,295 - Dome - 72 F

Batter	1	2	3	4	5	6	7	8	9	AB	R	H	RBI	BB	SO	LOB	TOP				
Craig Biggio, R OBP: 0.342, SLG: 0.403 (1, 8)	L8		K		G4-3	G4-3			HR	5	1	1	1	0	1	2					
Geoff Blum, S OBP: 0.295, SLG: 0.394 Octavio Dotel, R (7, 1)	K		K				F7		K	4	1	1	0	0	2	1					
4 Eric Bruntlett, R OBP: 0.234, SLG: 0.370 Billy Wagner, L (9, 1)						2B				1	0	0	0	0	0	0					
5 Jeff Bagwell, R OBP: 0.368, SLG: 0.513 (1, 3)						2B		G6-3		2	1	1	0	2	0	0					
Jeff Kent, R OBP: 0.349, SLG: 0.504 (1, 4)	G4-3		K							4	0	1	2	0	2	3					
17 Lance Berkman, S OBP: 0.409, SLG: 0.533 (1, 7)		K2-3		B2-3	P5				K	4	0	0	0	0	2	1					
Richard Hidalgo, R OBP: 0.383, SLG: 0.566 (1, 9)		P6		K	K2-3				K	4	0	0	0	0	3	1					
Brad Ausmus, R OBP: 0.289, SLG: 0.283 (1, 2)									G6-3	4	0	3	0	0	0	0					
28 Adam Everett, R OBP: 0.296, SLG: 0.367 (1, 6)										2	0	0	0	0	1	1					
Wade Miller, R OBP: 0.170, SLG: 0.156 Morgan Ensberg, R OBP: 0.377, SLG: 0.535 (7, 5)										3	0	1	0	0	0	3					
Inning Stats	R: 0 E: 0 K: 1 S: 5	H: 0 LOB: 1 BB: 1 P: 11	R: 0 E: 0 K: 2 S: 9	H: 1 LOB: 1 BB: 0 P: 13	R: 0 E: 0 K: 3 S: 17	H: 1 LOB: 2 BB: 1 P: 24	R: 0 E: 0 K: 1 S: 11	H: 1 LOB: 2 BB: 0 P: 15	R: 2 E: 0 K: 1 S: 11	H: 3 LOB: 1 BB: 0 P: 9	R: 0 E: 0 K: 1 S: 8	H: 0 LOB: 0 BB: 0 P: 8	R: 0 E: 0 K: 2 S: 9	H: 0 LOB: 0 BB: 0 P: 17	R: 1 E: 0 K: 1 S: 7	H: 1 LOB: 0 BB: 0 P: 11	1B: 5 2B: 2 3B: 0 HR: 1	SF: 0 SAC: 1 DP: 0 HBP: 1	WP: 0 PB: 0 SB: 0 CS: 0	PA: 38	
PITCHER	IP	WLS	BF	H	R	ER	SO	BB	IBB	HBP	BLK	WP	HR	S	P	ERA	WHIP				
34 Kerry Wood, R ERA: 3.4 (1, 1)	7.0	L	31	7	2	2	9	2	0	1	0	0	0	69	95	2.57	1.286				
Kyle Farnsworth, R ERA: 3.09 (8, 1)	1.2		6	1	1	1	2	0	0	0	0	0	1	12	21	5.40	0.600				
Mark Guthrie, L ERA: 1.84 (9, 1)	0.1		1	0	0	0	1	0	0	0	0	0	0	4	7	0.00	0.000				

Houston Astros @ Chicago Cubs
Wrigley Field, Chicago, IL
Mon Aug 11 2003, 7:05 PM CDT
Att: 39,889 - Overcast - 69 F

AB	34
R	3
H	8
RBI	3
BB	2
SO	12
LOB	12



Batter	1	2	3	4	5	6	7	8	9	AB	R	H	RBI	BB	SO	LOB	BOTTOM					
Doug Glanville, R OBP: 0.287, SLG: 0.344 (1, 8)	P2		1B		F8		G5-3		FC4-6	5	0	1	0	0	0	1						
Ramon Martinez, R OBP: 0.346, SLG: 0.403 (1, 4)	K		K		G6-3					4	0	1	0	0	2	2						
Sammy Sosa, R OBP: 0.388, SLG: 0.592 (1, 9)	E5		K							4	1	1	0	0	1	3						
Moises Alou, R OBP: 0.358, SLG: 0.485 (1, 7)	F9									4	0	1	0	0	0	2						
16 Aramis Ramirez, R OBP: 0.316, SLG: 0.432 (1, 5)		K								3	0	1	0	1	1	0						
Eric Karros, R OBP: 0.362, SLG: 0.477 (1, 3)		L3			F8					4	0	1	1	0	0	2						
Damian Miller, R OBP: 0.317, SLG: 0.357 (1, 2)		K								4	0	1	0	0	3	4						
Augie Ojeda, S (1, 6)										3	0	0	0	0	1	4						
Troy O'Leary, L OBP: 0.273, SLG: 0.324 (9, PH)			B1-3		K					1	0	0	0	0	1	1						
34 Kerry Wood, R OBP: 0.128, SLG: 0.239 Hee-Seop Choi, L OBP: 0.365, SLG: 0.451 Kyle Farnsworth, R (8, 1)										1	0	0	0	1	1	0						
Mark Guthrie, R (9, 1)										0	0	0	0	0	0	0						
Alex Gonzalez, R OBP: 0.281, SLG: 0.392 (9, PH)										1	0	0	0	0	1	1						
Inning Stats	R: 0 E: 1 K: 1 S: 10	H: 0 LOB: 0 BB: 0 P: 14	R: 0 E: 0 K: 2 S: 11	H: 0 LOB: 0 BB: 0 P: 14	R: 0 E: 0 K: 2 S: 15	H: 1 LOB: 2 BB: 1 P: 24	R: 0 E: 0 K: 2 S: 12	H: 1 LOB: 2 BB: 1 P: 21	R: 0 E: 0 K: 1 S: 9	H: 0 LOB: 0 BB: 0 P: 14	R: 1 E: 0 K: 1 S: 15	H: 3 LOB: 1 BB: 0 P: 24	R: 0 E: 0 K: 1 S: 11	H: 1 LOB: 1 BB: 0 P: 12	R: 0 E: 1 K: 0 S: 5	H: 0 LOB: 0 BB: 0 P: 6	R: 0 E: 0 K: 2 S: 11	H: 1 LOB: 1 BB: 0 P: 15	1B: 6 2B: 1 3B: 0 HR: 0	SF: 0 SAC: 0 DP: 0 HBP: 0	WP: 0 PB: 0 SB: 0 CS: 0	PA: 37
PITCHER	IP	WLS	BF	H	R	ER	SO	BB	IBB	HBP	BLK	WP	HR	S	P	ERA	WHIP					
Wade Miller, R ERA: 4.55 (1, 1)	6.0	W	26	5	1	1	9	2	0	0	0	0	0	72	111	1.50	1.167					
Octavio Dotel, R ERA: 2.43 (7, 1)	2.0	H	7	1	0	0	1	0	0	0	0	0	0	16	18	0.00	0.500					
Billy Wagner, L ERA: 1.86 (9, 1)	1.0	S	4	1	0	0	2	0	0	0	0	0	0	11	15	0.00	1.000					

Houston Astros @ Chicago Cubs
Wrigley Field, Chicago, IL
Mon Aug 11 2003, 7:05 PM CDT
Att: 39,889 - Overcast - 69 F

AB	35
R	1
H	7
RBI	1
BB	2
SO	12
LOB	20



Batter	1	2	3	4	5	6	7	8	9	AB	R	H	RBI	BB	SO	LOB	TOP					
Craig Biggio, R OBP: 0.343, SLG: 0.402 (1, 8)	G4-3		BB			K		1B HBP		2	0	0	0	1	1	0						
Geoff Blum, S OBP: 0.294, SLG: 0.392 (1, 5)	K		F7			K		1B FC5-4		4	0	1	0	0	2	2						
5 Jeff Bagwell, R OBP: 0.367, SLG: 0.509 (1, 3)	K					G5-3		FC5-4		3	0	0	0	1	1	2						
Jeff Kent, R OBP: 0.348, SLG: 0.501 (1, 4)		K				K		1B	F9	4	0	1	0	0	2	1						
17 Lance Berkman, S OBP: 0.407, SLG: 0.530 (1, 7)	K					P4		K	G6-3 1B	4	0	1	0	0	2	2						
Richard Hidalgo, R OBP: 0.379, SLG: 0.560 (1, 9)	K					K		P4	G6-3 1B	4	0	0	0	0	2	3						
Brad Ausmus, R OBP: 0.290, SLG: 0.284 (1, 2)			G1-3			1B G5-4-3		P6		3	0	1	0	0	0	1						
28 Adam Everett, R OBP: 0.296, SLG: 0.371 (1, 6)			G6-3 2B			G5-4-3		G5-3		3	0	1	0	0	0	1						
Tim Redding, R OBP: 0.211, SLG: 0.222 (1, 1)			G6-3			G5-3		G6-3		2	0	0	0	0	0	1						
Ricky Stone, R (7, 1)						G5-3		G6-3		0	0	0	0	0	0	0						
Orlando Merced, S OBP: 0.294, SLG: 0.392 (8, PH)										1	0	0	0	0	0	0						
Kirk Saarloos, R (8, 1)										0	0	0	0	0	0	0						
Inning Stats	R: 0 E: 0 K: 2 S: 7	H: 0 LOB: 0 BB: 0 P: 9	R: 0 E: 0 K: 3 S: 9	H: 0 LOB: 0 BB: 0 P: 12	R: 0 E: 0 K: 0 S: 9	H: 1 LOB: 2 BB: 1 P: 16	R: 0 E: 0 K: 2 S: 13	H: 0 LOB: 1 BB: 1 P: 21	R: 0 E: 0 K: 0 S: 4	H: 1 LOB: 0 BB: 0 P: 4	R: 0 E: 0 K: 1 S: 9	H: 1 LOB: 1 BB: 0 P: 12	R: 0 E: 0 K: 1 S: 12	H: 1 LOB: 1 BB: 0 P: 19	R: 0 E: 0 K: 0 S: 10	H: 1 LOB: 2 BB: 0 P: 20	R: 0 E: 0 K: 0 S: 5	H: 1 LOB: 0 BB: 0 P: 8	1B: 4 2B: 1 3B: 0 HR: 0	SF: 0 SAC: 0 DP: 2 HBP: 1	WP: 0 PB: 0 SB: 0 CS: 0	PA: 33
PITCHER 3B Carlos Zambrano, R ERA: 3.07 (1, 1)	IP: 9.0 WLS: W BF: 33 H: 5 R: 0 ER: 0 SO: 10 BB: 2 IBB: 0 HBP: 1 BLK: 0 WP: 0 HR: 0 S: 78 P: 121 ERA: 0.00 WHIP: 0.778															PITCHER IP: WLS: BF: H: R: ER: SO: BB: IBB: HBP: BLK: WP: HR: S: P: ERA: WHIP:						

Houston Astros @ Chicago Cubs
Wrigley Field, Chicago, IL
Tue Aug 12 2003, 7:05 PM CDT
Att: 39,751 - Sunny - 74 F

AB	30
R	0
H	5
RBI	0
BB	2
SO	10
LOB	13



Batter	1	2	3	4	5	6	7	8	9	AB	R	H	RBI	BB	SO	LOB	BOTTOM			
Kenny Lofton, L OBP: 0.335, SLG: 0.440 (1, 8)	HR 1B		WP SH2-3 1B			FC6-4				4	1	3	0	0	0	3				
Alex Gonzalez, R OBP: 0.281, SLG: 0.399 (1, 6)	HR		SH2-3			G1-3		P6		3	1	1	2	0	0	2				
Sammy Sosa, R OBP: 0.389, SLG: 0.590 (1, 9)	F8		4-2 BB			G4-3		1B		3	0	1	0	1	0	2				
Moises Alou, R OBP: 0.357, SLG: 0.483 (1, 7)	G5-3		F9			16 1B		K		4	1	1	0	0	1	3				
Hee-Seop Choi, L OBP: 0.363, SLG: 0.444 (1, 3)	G4-3		F7			G5-3 16 1B BB		P6		3	0	0	0	1	0	1				
16 Aramis Ramirez, R OBP: 0.316, SLG: 0.431 (1, 5)		G4-3				G6-3		G6-3		4	0	1	1	0	0	0				
Damian Miller, R OBP: 0.316, SLG: 0.355 (1, 2)		L4				F8		G5-3		4	0	1	0	0	0	2				
Augie Ojeda, S (1, 4)		K				F9		FC4-6 1B		3	0	0	0	1	1	1				
3B Carlos Zambrano, S OBP: 0.232, SLG: 0.400 (1, 1)			G4-3			2B 1B		K		4	0	1	0	0	1	4				
Inning Stats	R: 2 E: 0 K: 0 S: 10	H: 2 LOB: 0 BB: 0 P: 18	R: 0 E: 0 K: 1 S: 8	H: 0 LOB: 0 BB: 0 P: 11	R: 0 E: 0 K: 0 S: 12	H: 1 LOB: 2 BB: 1 P: 20	R: 0 E: 0 K: 0 S: 5	H: 0 LOB: 0 BB: 0 P: 8	R: 0 E: 0 K: 0 S: 10	H: 2 LOB: 2 BB: 0 P: 15	R: 1 E: 0 K: 0 S: 13	H: 2 LOB: 3 BB: 2 P: 25	R: 0 E: 0 K: 1 S: 12	H: 1 LOB: 1 BB: 0 P: 16	R: 0 E: 0 K: 0 S: 6	H: 1 LOB: 1 BB: 0 P: 8	1B: 7 2B: 1 3B: 0 HR: 1	SF: 0 SAC: 1 DP: 0 HBP: 0	WP: 1 PB: 0 SB: 1 CS: 0	PA: 36
PITCHER Tim Redding, R ERA: 3.76 (1, 1)	IP: 6.0 WLS: L BF: 28 H: 7 R: 3 ER: 3 SO: 2 BB: 2 IBB: 1 HBP: 0 BLK: 0 WP: 1 HR: 1 S: 58 P: 97 ERA: 4.50 WHIP: 1.500															PITCHER IP: WLS: BF: H: R: ER: SO: BB: IBB: HBP: BLK: WP: HR: S: P: ERA: WHIP:				
Ricky Stone, R ERA: 3.21 (7, 1)	1.0	4	1	0	0	1	0	0	0	0	0	12	16	0.00	1.000					
Kirk Saarloos, R ERA: 5.65 (8, 1)	1.0	4	1	0	0	0	0	0	0	0	0	6	8	0.00	1.000					

Houston Astros @ Chicago Cubs
Wrigley Field, Chicago, IL
Tue Aug 12 2003, 7:05 PM CDT
Att: 39,751 - Sunny - 74 F

AB	32
R	3
H	9
RBI	3
BB	3
SO	3
LOB	18



Batter	1	2	3	4	5	6	7	8	9	AB	R	H	RBI	BB	SO	LOB	TOP				
Craig Biggio, R OBP: 0.342, SLG: 0.398 (1, 8)	2-1 G5-3		2-3 K			4-1 E BB BB	2-3 K		1-1 F8	4	1	0	0	1	2	1					
Morgan Ensberg, R OBP: 0.380, SLG: 0.538 (1, 5)	0-3 K		3-2 1B 2B			4-0 BB 17 SF9 BB	1-1 G5-3		2-2 5 1B	4	2	2	0	1	1	1					
5 Jeff Bagwell, R OBP: 0.369, SLG: 0.508 (1, 3)	4-1 BB		4-1 17 CS 1B BB			1-3 K		0-3 K	0-0 1B	3	0	1	0	2	2	2					
Jeff Kent, R OBP: 0.346, SLG: 0.497 (1, 4)	0-0 G1-3		2-1 1-2 2H 1B			0-0 E6 BB		2-2 P4	1-0 F9	5	0	1	1	0	0	5					
Richard Hidalgo, R OBP: 0.380, SLG: 0.566 (1, 9)		3-1 HR	3-2 F7			4-0 1-2 2-3 3H BB		1-3 K		3	1	1	2	1	1	2					
17 Lance Berkman, S OBP: 0.404, SLG: 0.526 (1, 7)		1-2 G4-3	1-0 CS		3-1 G5-3	3-1 SF9		2-2 F8		3	0	0	1	0	0	0					
Gregg Zaun, S OBP: 0.292, SLG: 0.283 (1, 2)		2-2 P6			0-0 28 FC6-4 1B	3-2 G5-3		1-3 K		4	0	1	0	0	1	2					
28 Adam Everett, R OBP: 0.296, SLG: 0.373 (1, 6)		0-1 2B			1-2 SAFE FC6-4			2-2 L4	0-3 K	4	0	1	0	0	1	1					
Jerome Robertson, L OBP: 0.177, SLG: 0.150 (5, 1)		0-1 G6-3			0-3 SAFE K			0-2 1B		2	0	0	0	0	1	2					
Dan Miceli, R OBP: 0.265, SLG: 0.250 (6, 1)										1	0	0	0	0	0	0					
Colin Porter, L OBP: 0.265, SLG: 0.250 (6, 1)										0	0	0	0	0	0	0					
Mike Gallo, L OBP: 0.265, SLG: 0.250 (6, 1)										0	0	0	0	0	0	0					
Ricky Stone, R OBP: 0.265, SLG: 0.250 (7, 1)										0	0	0	0	0	0	0					
Orlando Merced, S OBP: 0.223, SLG: 0.330 (6, 1)										1	0	0	0	0	1	0					
Inning Stats	R: 0 E: 0 K: 1 S: 7	H: 0 LOB: 1 BB: 1 P: 13	R: 1 E: 0 K: 0 S: 12	H: 2 LOB: 1 BB: 0 P: 18	R: 1 E: 0 K: 1 S: 15	H: 2 LOB: 1 BB: 1 P: 30	R: 0 E: 0 K: 1 S: 10	H: 1 LOB: 1 BB: 0 P: 14	R: 2 E: 1 K: 1 S: 12	H: 0 LOB: 2 BB: 3 P: 28	R: 0 E: 0 K: 2 S: 11	H: 1 LOB: 1 BB: 0 P: 16	R: 0 E: 0 K: 2 S: 11	H: 0 LOB: 0 BB: 0 P: 14	R: 0 E: 0 K: 2 S: 11	H: 0 LOB: 0 BB: 0 P: 14	R: 0 E: 0 K: 1 S: 10	H: 2 LOB: 2 BB: 0 P: 15	1B: 5 2B: 2 3B: 0 HR: 1	SF: 1 SAC: 0 DP: 0 HBP: 0	WP: 0 PA: 41 PB: 0 SB: 1 CS: 1
PITCHER	IP	WLS	BF	H	R	ER	SO	BB	IBB	HBP	BLK	WP	HR	S	P	ERA	WHIP				
Shawn Estes, L ERA: 5.48 (1, 1)	4.1		23	5	4	2	4	5	0	0	0	0	1	49	93	4.15	2.308				
Mark Guthrie, L ERA: 1.8 (5, 1)	0.2	W	2	0	0	0	0	0	0	0	0	0	0	7	10	0.00	0.000				
Antonio Alfonseca, R ERA: 5.01 (6, 1)	1.0	H	4	1	0	0	1	0	0	0	0	0	0	11	16	0.00	1.000				
Kyle Farnsworth, R ERA: 3.04 (7, 1)	1.0	H	3	0	0	0	2	0	0	0	0	0	0	11	14	0.00	0.000				
Mike Remlinger, L ERA: 3.81 (8, 1)	1.0	H	3	0	0	0	2	0	0	0	0	0	0	11	14	0.00	0.000				

Houston Astros @ Chicago Cubs
Wrigley Field, Chicago, IL
Wed Aug 13 2003, 1:20 PM CDT
Att: 39,631 - Sunny - 75 F

AB 34
R 4
H 8
RBI 4
BB 5
SO 10
LOB 16



Batter	1	2	3	4	5	6	7	8	9	AB	R	H	RBI	BB	SO	LOB	BOTTOM				
Kenny Lofton, L OBP: 0.336, SLG: 0.439 (1, 8)	1-0 CS HBP		0-1 G1-3			0-0 1B HR		2-1 G4-3		3	1	1	0	0	0	1					
Alex Gonzalez, R OBP: 0.281, SLG: 0.397 (1, 6)	1 SAFE 1 SAFE 1 SAFE 1 SAFE F9		3-1 G5-3			0-2 1-2 HR 1B		0-1 F8		4	1	1	0	0	0	1					
Sammy Sosa, R OBP: 0.385, SLG: 0.583 (1, 9)	1 SAFE K		3-2 G5-3			2-3 K		1-3 K		4	0	0	0	0	3	3					
Moises Alou, R OBP: 0.358, SLG: 0.490 (1, 7)	1 SAFE CS		0-0 16 2B 1B			2-2 E5		1-3 K		4	2	2	3	0	1	0					
Eric Karros, R OBP: 0.361, SLG: 0.472 (1, 3)		4-1 16 2B BB	2-2 P4			0-2 L7		2-2 G4-3		3	1	0	0	1	0	1					
16 Aramis Ramirez, R OBP: 0.317, SLG: 0.436 (1, 5)		2-1 1-3 2H 2B			1-2 G1-3	1-2 E6		0-0 G4-3 E6		4	1	2	1	0	0	0					
Damian Miller, R OBP: 0.322, SLG: 0.362 (1, 2)		0-0 2H 3H 2B			2-1 1B	1-0 L5		4-1 G4-3 BB		3	0	2	2	1	0	1					
Augie Ojeda, S (1, 4)		1-0 L8			1-2 F7			3-2 G4-3		4	0	0	0	0	1	4					
Shawn Estes, R ERA: 4.92 (5, 1)	4.0	L	20	5	5	3	1	0	0	0	0	0	1	15	20	9.00	2.000				
Dan Miceli, R ERA: 3.4 (6, 1)	1.0		5	2	1	1	1	0	0	0	0	0	0	10	17	0.00	0.000				
Mike Gallo, L ERA: 3.75 (7, 1)	1.0		3	0	0	0	2	0	0	0	0	0	0	19	32	0.00	0.500				
Ricky Stone, R ERA: 3.12 (8, 1)	2.0		8	0	0	2	1	0	0	0	0	0	0	19	32	0.00	0.500				
Inning Stats	R: 0 E: 0 K: 1 S: 9	H: 0 LOB: 0 BB: 0 P: 13	R: 3 E: 0 K: 1 S: 12	H: 3 LOB: 1 BB: 1 P: 19	R: 0 E: 1 K: 0 S: 10	H: 0 LOB: 1 BB: 0 P: 18	R: 0 E: 0 K: 1 S: 12	H: 1 LOB: 1 BB: 0 P: 16	R: 3 E: 0 K: 1 S: 19	H: 4 LOB: 1 BB: 0 P: 24	R: 0 E: 0 K: 2 S: 10	H: 0 LOB: 0 BB: 0 P: 17	R: 0 E: 0 K: 2 S: 8	H: 0 LOB: 0 BB: 0 P: 10	R: 0 E: 1 K: 0 S: 11	H: 0 LOB: 2 BB: 1 P: 22	R: 0 E: 1 K: 0 S: 11	H: 0 LOB: 2 BB: 1 P: 22	1B: 4 2B: 3 3B: 0 HR: 1	SF: 0 SAC: 0 DP: 0 HBP: 1	WP: 0 PA: 37 PB: 0 SB: 0 CS: 1
PITCHER	IP	WLS	BF	H	R	ER	SO	BB	IBB	HBP	BLK	WP	HR	S	P	ERA	WHIP				
Jerome Robertson, L ERA: 4.92 (1, 1)	4.0		20	5	5	3	1	0	0	0	0	0	1	15	20	9.00	2.000				
Dan Miceli, R ERA: 3.4 (5, 1)	1.0		5	2	1	1	1	0	0	0	0	0	0	10	17	0.00	0.000				
Mike Gallo, L ERA: 3.75 (6, 1)	1.0		3	0	0	0	2	0	0	0	0	0	0	19	32	0.00	0.500				
Ricky Stone, R ERA: 3.12 (7, 1)	2.0		8	0	0	2	1	0	0	0	0	0	0	19	32	0.00	0.500				

Houston Astros @ Chicago Cubs
Wrigley Field, Chicago, IL
Wed Aug 13 2003, 1:20 PM CDT
Att: 39,631 - Sunny - 75 F

AB 33
R 6
H 8
RBI 6
BB 2
SO 8
LOB 15




Batter	1	2	3	4	5	6	7	8	9	AB	R	H	RBI	BB	SO	LOB	TOP					
Craig Biggio, R OBP: 0.338, SLG: 0.394 (1, 8)	G3-1		F7		K		F7		F8	5	0	0	0	0	1	2	Houston Astros @ Chicago Cubs Wrigley Field, Chicago, IL Thu Aug 14 2003, 1:20 PM CDT Att: 39,769 - Cloudy - 84 F					
Orlando Merced, S OBP: 0.291, SLG: 0.390 (1, 9)	P6		F7		FC4		K		F8	5	0	1	0	0	1	2						
5 Jeff Bagwell, R OBP: 0.371, SLG: 0.507 (1, 3)					F8		F7		F8	3	1	1	0	2	0	1						
Jeff Kent, R OBP: 0.344, SLG: 0.496 (1, 4)					WP		E1		F8	5	0	1	0	0	1	5						
17 Lance Berkman, S OBP: 0.402, SLG: 0.521 (1, 7)					K		K		K	4	0	0	0	1	4	5						
Geoff Blum, S OBP: 0.294, SLG: 0.392 (1, 5)					K					3	0	1	0	0	2	2						
Gregg Zaun, S OBP: 0.298, SLG: 0.298 (8, PH)					K					1	0	1	0	0	0	0						
4 Eric Bruntlett, R OBP: 0.234, SLG: 0.370 (8, 5)					K					0	0	0	0	0	0	0						
Brad Ausmus, R OBP: 0.292, SLG: 0.282 (1, 2)										2	0	0	0	2	0	4						
28 Adam Everett, R OBP: 0.296, SLG: 0.370 (1, 6)										2	0	0	1	1	0	3						
Jared Fernandez, R OBP: 0.275, SLG: 0.395 (8, PH)										1	0	0	0	0	1	0						
Colin Porter, L OBP: 0.240, SLG: 0.240 (8, PH)										1	0	0	0	0	1	2						
Rick White, R OBP: 0.250, SLG: 0.330 (8, PH)										0	0	0	0	0	0	0						
Morgan Ensberg, R OBP: 0.250, SLG: 0.330 (8, PH)										1	0	0	0	0	0	3						
Dan Miceli, R OBP: 0.250, SLG: 0.330 (8, PH)										0	0	0	0	0	0	0						
Richard Hidalgo, R OBP: 0.250, SLG: 0.330 (8, PH)										1	0	0	0	0	1	2						
54 Brad Lidge, R (8, 1)										0	0	0	0	0	0	0						
Inning Stats	R: 0 E: 0 K: 1 S: 6	H: 1 LOB: 1 BB: 0 P: 9	R: 0 E: 0 K: 1 S: 11	H: 0 LOB: 1 BB: 1 P: 20	R: 0 E: 0 K: 1 S: 7	H: 0 LOB: 0 BB: 0 P: 9	R: 0 E: 0 K: 2 S: 13	H: 1 LOB: 1 BB: 1 P: 17	R: 0 E: 1 K: 2 S: 15	H: 0 LOB: 2 BB: 1 P: 24	R: 1 E: 1 K: 1 S: 11	H: 1 LOB: 3 BB: 2 P: 20	R: 0 E: 0 K: 1 S: 11	H: 0 LOB: 1 BB: 0 P: 17	R: 0 E: 0 K: 2 S: 17	H: 1 LOB: 2 BB: 1 P: 24	R: 0 E: 0 K: 1 S: 15	H: 1 LOB: 2 BB: 1 P: 21	1B: 2 2B: 3 3B: 0 HR: 0	SF: 0 SAC: 1 DP: 0 HBP: 0	WP: 1 PB: 1 SB: 0 CS: 0	PA: 41
PITCHER	IP	WLS	BF	H	R	ER	SO	BB	IBB	HBP	BLK	WP	HR	S	P	ERA	WHIP					
Matt Clement, R ERA: 3.93	(1, 1)	5.2	W	26	3	1	0	8	4	0	0	0	1	0	62	19	0.00	1.235				
Dave Veres, R ERA: 3.92	(6, 1)	1.1	H	5	0	0	0	1	0	0	0	0	0	0	12	19	0.00	0.000				
Mark Guthrie, L ERA: 1.78	(8, 1)	0.1		2	1	0	0	1	0	0	0	0	0	6	9	0.00	3.000					
Kyle Farnsworth, R ERA: 3.0	(8, 1)	0.2		3	0	0	0	1	1	0	0	0	0	11	15	0.00	1.500					
Joe Borowski, R ERA: 3.17	(9, 1)	1.0		5	1	0	0	1	1	0	0	0	0	15	21	0.00	2.000					

AB	34
R	1
H	5
RBI	1
BB	6
SO	12
LOB	31



Batter	1	2	3	4	5	6	7	8	9	AB	R	H	RBI	BB	SO	LOB	BOTTOM					
Kenny Lofton, L OBP: 0.337, SLG: 0.438 (1, 8)	S		G1-3	SF8	F8			HR		3	2	1	1	1	0	3	Houston Astros @ Chicago Cubs Wrigley Field, Chicago, IL Thu Aug 14 2003, 1:20 PM CDT Att: 39,769 - Cloudy - 84 F					
Alex Gonzalez, R OBP: 0.287, SLG: 0.410 (1, 6)			E				G5-3			4	2	3	3	1	0	0						
Sammy Sosa, R OBP: 0.383, SLG: 0.577 (1, 9)			E8		F8		K			4	0	0	0	1	2	4						
Moises Alou, R OBP: 0.361, SLG: 0.487 (1, 7)			F9				P2			2	1	0	0	2	0	2						
Hee-Seop Choi, L OBP: 0.362, SLG: 0.443 (1, 3)							B1-3			4	0	1	2	1	2	5						
16 Aramis Ramirez, R OBP: 0.317, SLG: 0.433 (1, 5)			G4-3		F8		G6-3			3	0	0	0	0	0	4						
Augie Ojeda, S (1, 4)			F9				G3			3	1	0	0	0	1	3						
Paul Bako, L OBP: 0.300, SLG: 0.285 (1, 2)							G4-3			2	1	1	1	2	0	0						
Matt Clement, R ERA: 3.93	(1, 1)	4.0	L	21	5	4	4	4	2	1	1	0	2	2	0	0						
Dave Veres, R ERA: 3.92	(6, 1)	1.0		7	0	1	1	2	2	0	2	0	0	0	0	0						
Mark Guthrie, R ERA: 1.78	(8, 1)	2.0		6	0	0	0	1	0	0	0	0	0	0	0	0						
Kyle Farnsworth, R ERA: 3.27	(8, 1)	1.0		7	1	2	2	2	3	0	0	0	0	0	0	0						
Troy O'Leary, L ERA: 3.20	(8, PH)									3	0	0	0	0	0	0						
Joe Borowski, R ERA: 3.17	(9, 1)									0	0	0	0	0	0	0						
Inning Stats	R: 2 E: 0 K: 1 S: 16	H: 2 LOB: 1 BB: 1 P: 25	R: 0 E: 0 K: 1 S: 11	H: 0 LOB: 0 BB: 1 P: 18	R: 0 E: 1 K: 1 S: 16	H: 1 LOB: 3 BB: 1 P: 25	R: 2 E: 0 K: 1 S: 9	H: 2 LOB: 1 BB: 0 P: 10	R: 1 E: 0 K: 2 S: 19	H: 0 LOB: 3 BB: 2 P: 35	R: 0 E: 0 K: 1 S: 5	H: 0 LOB: 0 BB: 0 P: 6	R: 0 E: 0 K: 0 S: 8	H: 0 LOB: 0 BB: 0 P: 13	R: 2 E: 0 K: 2 S: 20	H: 1 LOB: 2 BB: 3 P: 37	R: 2 E: 0 K: 2 S: 16	H: 1 LOB: 2 BB: 3 P: 37	1B: 3 2B: 2 3B: 0 HR: 1	SF: 1 SAC: 0 DP: 0 HBP: 3	WP: 0 PB: 0 SB: 1 CS: 1	PA: 42
PITCHER	IP	WLS	BF	H	R	ER	SO	BB	IBB	HBP	BLK	WP	HR	S	P	ERA	WHIP					
Jared Fernandez, R ERA: 5.27	(1, 1)	4.0	L	21	5	4	4	4	2	1	1	0	2	2	0	0	9.00	1.750				
Rick White, R ERA: 8.66	(5, 1)	1.0		7	0	1	1	2	2	0	2	0	0	0	0	0	9.00	2.000				
Dan Miceli, R ERA: 3.27	(6, 1)	2.0		6	0	0	0	1	0	0	0	0	0	0	0	0	0.00	0.000				
54 Brad Lidge, R ERA: 2.74	(8, 1)	1.0		7	1	2	2	2	3	0	0	0	0	0	1	20	18.00	4.000				

AB	29
R	7
H	6
RBI	7
BB	8
SO	9
LOB	27



Batter	1	2	3	4	5	6	7	8	9	AB	R	H	RBI	BB	SO	LOB	TOP										
Craig Biggio, R OBP: 0.341, SLG: 0.400 (1, 8)	2-1 P6		2-0 5 SF8 1B HBP		3-2 F8		0-1 G3		4-0 BB	3	0	0	0	1	0	0	Houston Astros @ Cincinnati Reds Great American Ball Park, Cincinnati, OH Sat Aug 16 2003, 1:20 PM EDT Att: 29,902 - Cloudy - 85 F										
Morgan Ensberg, R OBP: 0.378, SLG: 0.529 (1, 5)	0-0 F8		2-2 5 SF8 1B		0-1 17 HR 1B		0-1 P3		2-2 F8	5	1	2	0	0	0	1											
5 Jeff Bagwell, R OBP: 0.370, SLG: 0.501 (1, 3)	0-0 G6-3		0-1 SF8		4-1 17 HR BB		4-0 BB		3-2 F8	2	1	0	1	2	0	1											
Jeff Kent, R OBP: 0.344, SLG: 0.511 (1, 4)		2-1 HR	F9		2-2 F8		2-1 L8			4	1	1	1	0	0	5											
17 Lance Berkman, S OBP: 0.407, SLG: 0.526 (1, 7)		4-2 BB	P4		1-1 1-H 2-H HR		4-2 S BB			2	1	1	3	2	0	2											
Richard Hidalgo, R OBP: 0.376, SLG: 0.555 (1, 9)	1-2 F8			0-0 F8	1-1 P3		1-3 K		1-2 K	4	0	0	0	0	1	2											
Brad Ausmus, R OBP: 0.293, SLG: 0.281 (1, 2)	1-3 K			1-1 1B		0-1 B1-3		3-3 K		4	0	1	0	0	2	2											
28 Adam Everett, R OBP: 0.290, SLG: 0.361 (1, 6)	1-2 F7			2-3 K		0-3 K		1-3 K		4	0	0	0	0	3	3											
Wade Miller, R OBP: 0.180, SLG: 0.167 Rick White, R (7, 1)				1-0 P4		0-1 F9			1-0 F8	3	1	1	0	0	0	1											
Octavio Dotel, R OBP: 0.288, SLG: 0.386 Orlando Merced, S Billy Wagner, L (9, 1)			1B 5 SF8 HBP 1B							0	0	0	0	0	0	0											
Inning Stats	R: 0 E: 0 K: 0 S: 4	H: 0 LOB: 0 BB: 0 P: 6	R: 1 E: 0 K: 1 S: 15	H: 1 LOB: 1 BB: 1 P: 24	R: 1 E: 0 K: 0 S: 10	H: 2 LOB: 2 BB: 0 P: 16	R: 0 E: 0 K: 1 S: 7	H: 1 LOB: 1 BB: 0 P: 11	R: 3 E: 0 K: 0 S: 15	H: 2 LOB: 0 BB: 1 P: 26	R: 0 E: 0 K: 1 S: 7	H: 0 LOB: 0 BB: 0 P: 7	R: 0 E: 0 K: 0 S: 6	H: 0 LOB: 1 BB: 1 P: 12	R: 0 E: 0 K: 3 S: 14	H: 0 LOB: 1 BB: 1 P: 23	R: 0 E: 0 K: 0 S: 8	H: 0 LOB: 1 BB: 1 P: 18	1B: 4 2B: 0 3B: 0 HR: 2	SF: 1 SAC: 0 DP: 0 HBP: 1	WP: 0 PB: 0 SB: 1 CS: 0	PA: 39					
PITCHER	IP	WLS	BF	H	R	ER	SO	BB	IBB	HBP	BLK	WP	HR	S	P	ERA	WHIP										
Seth Etherton, R ERA: 9.0	5.0	L	24	6	5	5	2	2	0	1	0	0	2	51	83	9.00	1.600										
Brian Reith, R ERA: 3.79	2.0		7	0	0	0	1	1	0	0	0	0	0	13	19	0.00	0.500										
Scott Sullivan, R ERA: 3.62	2.0		8	0	0	0	3	2	0	0	0	0	0	22	41	0.00	1.000										


AB	32
R	5
H	6
RBI	5
BB	5
SO	6
LOB	17




Batter	1	2	3	4	5	6	7	8	9	AB	R	H	RBI	BB	SO	LOB	BOTTOM										
Ray Olmedo, S OBP: 0.323, SLG: 0.316 (1, 6)	1-3 K		4-2 G3 BB		0-1 G6-3		2-1 FC6-4			3	0	0	0	1	1	1	Houston Astros @ Cincinnati Reds Great American Ball Park, Cincinnati, OH Sat Aug 16 2003, 1:20 PM EDT Att: 29,902 - Cloudy - 85 F										
Reggie Taylor, L OBP: 0.257, SLG: 0.329 (1, 8)	0-0 B3		2-2 G3			4-2 FC4-6 BB		0-1 1B		3	0	1	1	1	0	2											
D'Angelo Jimenez, S OBP: 0.350, SLG: 0.415 (1, 4)	3-1 F8		G3			3-1 F7		1-0 F9		4	0	0	0	0	0	4											
Sean Casey, L OBP: 0.351, SLG: 0.407 (1, 3)		1-2 L9		0-0 L9		3-1 F8		2-3 K		4	0	0	0	0	1	2											
Ruben Mateo, R OBP: 0.309, SLG: 0.343 (1, 9)		3-3 K		1-0 G4-3		1-2 FC4-6		0-1 P3		4	0	0	0	0	1	2											
Demell Stenson, L OBP: 0.571, SLG: 0.833 (1, 7)		3-3 K		2-0 2B			3-1 G6-3 1B 2B		1-1 FC6-4 1B	4	1	3	0	0	1	0											
Kelly Stinnett, R OBP: 0.305, SLG: 0.377 (1, 2)			4-1 SH5-4 BB G3 BB		2-0 G1-3		3-2 L9		1-3 K	3	1	0	0	1	1	3											
Brandon Larson, R OBP: 0.212, SLG: 0.146 (1, 5)			4-2 G3 SH5-4 BB			2-3 K		0-1 G6-3		3	0	0	0	1	1	2											
Seth Etherton, R Corky Miller, R Brian Reith, R Wily Mo Peña, R Scott Sullivan, R Juan Castro, R (1, 1) (5, PH) (6, 1) (7, PH) (8, 1) (9, PH)			0-0 SH5-4		1-1 G6-3		1-1 FC6-4 1B		2-1 G1-3	0	0	0	0	0	0	0											
Inning Stats	R: 0 E: 0 K: 1 S: 6	H: 0 LOB: 0 BB: 0 P: 10	R: 0 E: 0 K: 2 S: 12	H: 0 LOB: 0 BB: 0 P: 19	R: 1 E: 0 K: 0 S: 17	H: 0 LOB: 2 BB: 3 P: 32	R: 0 E: 0 K: 0 S: 4	H: 1 LOB: 1 BB: 0 P: 9	R: 0 E: 0 K: 1 S: 7	H: 0 LOB: 0 BB: 0 P: 10	R: 0 E: 0 K: 0 S: 10	H: 0 LOB: 1 BB: 1 P: 21	R: 1 E: 0 K: 0 S: 13	H: 2 LOB: 1 BB: 0 P: 22	R: 0 E: 0 K: 1 S: 9	H: 1 LOB: 1 BB: 0 P: 12		R: 0 E: 0 K: 1 S: 10	H: 1 LOB: 1 BB: 0 P: 16	1B: 3 2B: 2 3B: 0 HR: 0	SF: 0 SAC: 1 DP: 0 HBP: 0	WP: 0 PB: 0 SB: 0 CS: 0	PA: 36				
PITCHER	IP	WLS	BF	H	R	ER	SO	BB	IBB	HBP	BLK	WP	HR	S	P	ERA	WHIP										
Wade Miller, R ERA: 4.43	6.0	W	23	1	1	1	4	4	0	0	0	0	0	13	22	9.00	2.000										
Rick White, R ERA: 5.7	1.0		5	2	1	1	0	0	0	0	0	0	0	9	12	0.00	1.000										
Octavio Dotel, R ERA: 2.9	1.0	H	4	1	0	0	1	0	0	0	0	0	0	10	16	0.00	1.000										
Billy Wagner, L ERA: 1.77	1.0	S	4	1	0	0	1	0	0	0	0	0	0	10	16	0.00	1.000										

AB	31
R	2
H	5
RBI	2
BB	4
SO	6
LOB	17



Batter	1	2	3	4	5	6	7	8	9	AB	R	H	RBI	BB	SO	LOB	TOP			
Kenny Lofton, L OBP: 0.337, SLG: 0.434	2-1 HBP		1-0 HR		0-0 SH2-3		2-2 G1-3		2-2 FC5-4	3	1	1	0	0	0	3	Chicago Cubs @ Houston Astros Minute Maid Park, Houston, TX Tue Aug 19 2003, 7:05 PM CDT Att: 32,707 - Dome - 72 F AB 34 R 8 H 11 RBI 8 BB 3 SO 5 LOB 18 			
Alex Gonzalez, R OBP: 0.292, SLG: 0.416	SAFE		1-2 G5-3		2-3 K		3-2 HR		1-3 K	4	2	2	2	0	1	2				
Antonio Alfonseca, R OBP: 0.284, SLG: 0.340	16 HR		1-2 1B		0-1 L4		3-H G6-3		1-1 F9	5	0	0	0	0	0	5				
Sammy Sosa, R OBP: 0.377, SLG: 0.564	F8		2-3 G6-3		0-1 L4		1-2 G6-3		1-1 F9	5	0	0	0	0	0	5				
Moises Alou, R OBP: 0.363, SLG: 0.489	16 HR		3-H HR		2-3 K		0-0 F9		4-1 FC4-6	3	2	1	2	1	1	0				
16 Aramis Ramirez, R OBP: 0.321, SLG: 0.453	1-H 2-H HR		1-0 F9		1-1 1B		2-2 BB		4-1 FC4-6	3	1	2	3	1	0	0				
Eric Karros, R OBP: 0.355, SLG: 0.465	F9		1-2 F9		1-2 G1-6-4-3		2-2 FC4-6		2-2 BB	3	0	0	0	0	0	1				
Tony Womack, L OBP: 0.251, SLG: 0.304	F9		1-2 F9		1-2 G1-6-4-3		1-2 FC4-6		2-2 BB	1	0	0	0	0	0	1				
Ramon Martinez, R OBP: 0.343, SLG: 0.396			G5-4-3 1B		1-2 E3		1-1 2B		2-2 P3	4	1	2	0	0	0	1				
Damian Miller, R OBP: 0.320, SLG: 0.356			G5-4-3		0-0 G6-4-3		0-3 K		4-2 FC5-4 1B BB	3	0	0	0	1	1	3				
Matt Clement, R OBP: 0.152, SLG: 0.196			K		3-2 SH2-3 2B		0-1 G1-3 HR		0-0 FC5-4 1B	1	0	0	0	0	1	0				
Tom Goodwin, L OBP: 0.331, SLG: 0.370			K		3-2 SH2-3 2B		1-H HR		1-2 FC5-4 1B	0	0	0	0	0	0	0				
Dave Veres, R			K		3-2 SH2-3 2B		1-H HR		1-2 FC5-4 1B	0	0	0	0	0	0	0				
Kyle Farnsworth, R			K		3-2 SH2-3 2B		1-H HR		1-2 FC5-4 1B	0	0	0	0	0	0	0				
Randall Simon, L OBP: 0.309, SLG: 0.422			K		3-2 SH2-3 2B		1-H HR		1-2 FC5-4 1B	2	1	2	1	0	0	0				
Inning Stats	R: 3 E: 0 K: 0 S: 13	H: 2 LOB: 0 BB: 1 P: 24	R: 0 E: 0 K: 1 S: 8	H: 1 LOB: 0 BB: 0 P: 12	R: 2 E: 0 K: 0 S: 9	H: 2 LOB: 0 BB: 0 P: 12	R: 0 E: 1 K: 0 S: 7	H: 0 LOB: 0 BB: 0 P: 9	R: 0 E: 0 K: 1 S: 9	H: 1 LOB: 1 BB: 0 P: 14	R: 3 E: 0 K: 1 S: 16	H: 3 LOB: 0 BB: 0 P: 23	R: 0 E: 0 K: 0 S: 10	H: 0 LOB: 1 BB: 1 P: 18	R: 0 E: 0 K: 1 S: 15	H: 1 LOB: 2 BB: 1 P: 23	1B: 6 2B: 2 3B: 0 HR: 3	SF: 0 SAC: 1 DP: 3 HBP: 1	WP: 0 PB: 0 SB: 0 CS: 0	PA: 39
PITCHER	IP WLS BF H R ER SO	IP WLS BF H R ER SO	IP WLS BF H R ER SO	IP WLS BF H R ER SO	IP WLS BF H R ER SO	IP WLS BF H R ER SO	IP WLS BF H R ER SO	IP WLS BF H R ER SO	IP WLS BF H R ER SO	IP WLS BF H R ER SO	IP WLS BF H R ER SO	IP WLS BF H R ER SO	IP WLS BF H R ER SO	IP WLS BF H R ER SO	IP WLS BF H R ER SO	IP WLS BF H R ER SO	ERA WHIP	ERA WHIP		
Jerome Robertson, L ERA: 5.16	(1, 1)	3.0	14	5	5	5	1	0	0	1	1	0	0	0	0	0	0	15.00	1.667	
Dan Miceli, R ERA: 3.15	(4, 1)	2.0	7	1	0	0	1	0	0	0	0	0	0	0	0	0	0	0.00	0.500	
Rick White, R ERA: 0.57	(6, 1)	1.0	3	1	0	0	1	0	0	0	0	0	0	0	0	0	0	0.00	1.000	
54 Brad Lidge, R ERA: 3.33	(7, 1)	1.0	6	3	3	3	1	0	0	0	0	0	0	0	0	0	0	27.00	3.000	
Octavio Dotel, R ERA: 2.98	(8, 1)	1.0	4	0	0	0	0	1	0	0	0	0	0	0	0	0	0	0.00	1.000	

Batter	1	2	3	4	5	6	7	8	9	AB	R	H	RBI	BB	SO	LOB	BOTTOM			
Craig Biggio, R OBP: 0.338, SLG: 0.396	P3	G5-3		G6-3	G4-6-3	K				5	0	0	0	0	1	4	Chicago Cubs @ Houston Astros Minute Maid Park, Houston, TX Tue Aug 19 2003, 7:05 PM CDT Att: 32,707 - Dome - 72 F AB 38 R 12 H 15 RBI 11 BB 5 SO 8 LOB 13 			
17 Lance Berkman, S OBP: 0.407, SLG: 0.525	5 1B	5 BB		5 BB		5 2B	K			4	3	3	0	1	1	0				
5 Jeff Bagwell, R OBP: 0.377, SLG: 0.509	1B	FC6-4		HR		2B	F8			2	3	1	0	3	0	0				
Jeff Kent, R OBP: 0.346, SLG: 0.520	WP	BB		HR		2B	K			5	3	3	6	0	1	2				
Richard Hidalgo, R OBP: 0.372, SLG: 0.549	2B	BB		HR		2B	K			4	2	1	1	1	1	0				
Geoff Blum, S OBP: 0.293, SLG: 0.395	2B			K		K	G4-3			5	1	2	2	0	2	1				
Gregg Zaun, S OBP: 0.299, SLG: 0.300	K			K		K	G6-3			5	0	2	1	0	1	1				
28 Adam Everett, R OBP: 0.294, SLG: 0.363	P2			K		K	G6-3			4	0	2	1	0	0	2				
Jerome Robertson, L ERA: 5.16	(1, 1)	3.0	14	5	5	5	1	0	0	0	1	1	0	0	0	0		15.00	1.667	
Dan Miceli, R ERA: 3.15	(4, 1)	2.0	7	1	0	0	1	0	0	0	0	0	0	0	0	0		0.00	0.500	
Rick White, R ERA: 0.57	(6, 1)	1.0	3	1	0	0	1	0	0	0	0	0	0	0	0	0		0.00	1.000	
54 Brad Lidge, R ERA: 3.33	(7, 1)	1.0	6	3	3	3	1	0	0	0	0	0	0	0	0	0		27.00	3.000	
Octavio Dotel, R ERA: 2.98	(8, 1)	1.0	4	0	0	0	0	1	0	0	0	0	0	0	0	0		0.00	1.000	
Inning Stats	R: 4 E: 0 K: 1 S: 19	H: 4 LOB: 1 BB: 1 P: 35	R: 0 E: 0 K: 1 S: 15	H: 1 LOB: 2 BB: 1 P: 29	R: 1 E: 0 K: 0 S: 10	H: 2 LOB: 1 BB: 0 P: 13	R: 3 E: 0 K: 1 S: 12	H: 1 LOB: 0 BB: 2 P: 25	R: 0 E: 0 K: 0 S: 10	H: 2 LOB: 1 BB: 0 P: 15	R: 4 E: 0 K: 2 S: 19	H: 5 LOB: 2 BB: 1 P: 31	R: 0 E: 0 K: 2 S: 7	H: 0 LOB: 0 BB: 0 P: 11	R: 0 E: 0 K: 1 S: 6	H: 0 LOB: 0 BB: 0 P: 8	1B: 9 2B: 5 3B: 0 HR: 1	SF: 0 SAC: 0 DP: 1 HBP: 0	WP: 2 PB: 0 SB: 0 CS: 0	PA: 43
PITCHER	IP WLS BF H R ER SO	IP WLS BF H R ER SO	IP WLS BF H R ER SO	IP WLS BF H R ER SO	IP WLS BF H R ER SO	IP WLS BF H R ER SO	IP WLS BF H R ER SO	IP WLS BF H R ER SO	IP WLS BF H R ER SO	IP WLS BF H R ER SO	IP WLS BF H R ER SO	IP WLS BF H R ER SO	IP WLS BF H R ER SO	IP WLS BF H R ER SO	IP WLS BF H R ER SO	IP WLS BF H R ER SO	ERA WHIP	ERA WHIP		
Matt Clement, R ERA: 4.29	(1, 1)	4.0	24	8	8	8	3	4	0	0	0	0	0	0	0	0	18.00	3.000		
Dave Veres, R ERA: 4.32	(5, 1)	1.0	7	4	3	3	0	1	0	0	0	0	0	0	0	0	27.00	5.000		
Kyle Farnsworth, R ERA: 3.02	(6, 1)	1.0	6	3	1	1	2	0	0	0	0	0	0	0	0	0	9.00	3.000		
Antonio Alfonseca, R ERA: 4.7	(7, 1)	2.0	6	0	0	0	3	0	0	0	0	0	0	0	0	0	0.00	0.000		

Batter	1	2	3	4	5	6	7	8	9	AB	R	H	RBI	BB	SO	LOB	TOP								
Kenny Lofton, L OBP: 0.334, SLG: 0.430 Eric Karros, R OBP: 0.353, SLG: 0.464 Joe Borowski, R (9, 1)	F8		L6		G3-1		G6-3		K	4	0	0	0	0	0	2									
Tony Womack, L OBP: 0.297, SLG: 0.317 Ramon Martinez, R OBP: 0.346, SLG: 0.399 (9, 4)	G1-3				1B		1B		G6-4-3	4	1	3	0	0	0	0									
Sammy Sosa, R OBP: 0.378, SLG: 0.562 (1, 9)	1B				L7		G6-3		G6-4-3	5	1	2	0	0	0	4									
Moises Alou, R OBP: 0.363, SLG: 0.487 Tom Goodwin, L OBP: 0.336, SLG: 0.375 (6, 7)	F9				16 HR		K		1B	2	1	0	0	1	1	2									
16 Aramis Ramirez, R OBP: 0.322, SLG: 0.459 (1, 5)		P4			HR		HR		L4	3	2	1	2	1	0	1									
Randall Simon, L OBP: 0.311, SLG: 0.432 (1, 3)	G4-3				G4-3		HR		1B	4	1	2	3	0	0	0									
Alex Gonzalez, R OBP: 0.289, SLG: 0.412 (1, 6)							K		K	4	0	0	0	0	4	2									
Paul Bako, L OBP: 0.297, SLG: 0.290 (1, 2)					E4		F8		P6	4	0	1	0	0	0	2									
22 Mark Prior, R OBP: 0.263, SLG: 0.345 Kyle Farnsworth, R (8, 1)					SH1-4		SH2-4		1B	1	0	0	0	0	1	0									
Doug Glanville, R OBP: 0.287, SLG: 0.343 (9, 8)							K		1B	0	0	0	0	0	0	0									
Inning Stats	R: 0 E: 0 K: 0 S: 8	H: 1 LOB: 1 BB: 0 P: 9	R: 0 E: 0 K: 1 S: 5	H: 0 LOB: 0 BB: 0 P: 8	R: 0 E: 1 K: 0 S: 5	H: 0 LOB: 0 BB: 0 P: 5	R: 2 E: 0 K: 0 S: 8	H: 2 LOB: 0 BB: 1 P: 14	R: 0 E: 0 K: 1 S: 10	H: 1 LOB: 1 BB: 0 P: 13	R: 4 E: 0 K: 2 S: 19	H: 3 LOB: 1 BB: 1 P: 29	R: 0 E: 0 K: 1 S: 8	H: 1 LOB: 0 BB: 0 P: 8	R: 0 E: 0 K: 1 S: 11	H: 2 LOB: 2 BB: 0 P: 13	R: 0 E: 0 K: 1 S: 10	H: 2 LOB: 1 BB: 0 P: 14	1B: 9 2B: 1 3B: 1 HR: 2	SF: 0 SAC: 2 DP: 2 HBP: 0	WP: 1 PB: 0 SB: 0 CS: 1	PA: 39			
PITCHER	IP	WLS	BF	H	R	ER	SO	BB	IBB	HBP	BLK	WP	HR	S	P	ERA	WHIP								
Jared Fernandez, R ERA: 5.68	5.1	L	22	6	4	4	3	1	0	0	0	1	1	47	65	6.75	1.312								
Ricky Stone, R ERA: 3.29	1.2		8	2	2	2	2	1	0	0	0	0	1	16	21	10.80	1.800								
Mike Gallo, L ERA: 2.87	2.0		9	4	0	0	2	0	0	0	0	0	0	21	27	0.00	2.000								

Chicago Cubs @ Houston Astros
Minute Maid Park, Houston, TX
Wed Aug 20 2003, 7:05 PM CDT
Att: 32,810 - Dome - 72 F

AB	35
R	6
H	12
RBI	5
BB	2
SO	7
LOB	14



Batter	1	2	3	4	5	6	7	8	9	AB	R	H	RBI	BB	SO	LOB	BOTTOM								
Craig Biggio, R OBP: 0.336, SLG: 0.393 (1, 8)	K		L9			G6-3		K2-3		4	0	0	0	0	2	2									
17 Lance Berkman, S OBP: 0.406, SLG: 0.522 (1, 7)	K				G2-3		K		BB	3	0	0	0	1	2	1									
5 Jeff Bagwell, R OBP: 0.376, SLG: 0.506 (1, 3)	K				K		1B		K	4	0	1	0	0	3	1									
Jeff Kent, R OBP: 0.343, SLG: 0.514 (1, 4)					K		F9		P6	4	0	0	0	0	2	1									
Richard Hidalgo, R OBP: 0.371, SLG: 0.546 (1, 9)					P6		1B		P3	4	0	1	0	0	1	0									
Geoff Blum, S OBP: 0.292, SLG: 0.393 Ricky Stone, R (6, 1)					L8		F7		G6-3	2	0	0	0	0	0	0									
Orlando Merced, S OBP: 0.289, SLG: 0.382 Mike Gallo, L (7, PH)							F7			1	0	0	0	0	2										
16 Jason Lane, R (9, PH)										1	0	0	0	0	0	0									
Brad Ausmus, R OBP: 0.293, SLG: 0.280 (1, 2)					G4-3		1B			2	0	1	0	1	0	0									
28 Adam Everett, R OBP: 0.294, SLG: 0.366 (1, 6)					K		G6-3		F9	3	0	1	0	0	1	4									
Jared Fernandez, R (1, 1)					SH3-4		L6		G5-3	0	0	0	0	0	0	0									
Morgan Ensberg, R OBP: 0.377, SLG: 0.524 (6, 5)					SH3-4					2	0	0	0	0	0	1									
Inning Stats	R: 0 E: 0 K: 3 S: 9	H: 0 LOB: 0 BB: 0 P: 11	R: 0 E: 0 K: 2 S: 11	H: 0 LOB: 0 BB: 0 P: 16	R: 0 E: 0 K: 1 S: 10	H: 0 LOB: 1 BB: 1 P: 15	R: 0 E: 0 K: 2 S: 9	H: 0 LOB: 0 BB: 0 P: 12	R: 0 E: 0 K: 0 S: 4	H: 0 LOB: 0 BB: 0 P: 5	R: 0 E: 0 K: 1 S: 11	H: 1 LOB: 1 BB: 0 P: 17	R: 0 E: 0 K: 0 S: 17	H: 3 LOB: 3 BB: 0 P: 24	R: 0 E: 0 K: 2 S: 12	H: 0 LOB: 1 BB: 1 P: 21	R: 0 E: 0 K: 0 S: 11	H: 0 LOB: 0 BB: 0 P: 15	1B: 3 2B: 1 3B: 0 HR: 0	SF: 0 SAC: 1 DP: 0 HBP: 0	WP: 0 PB: 0 SB: 0 CS: 0	PA: 33			
PITCHER	IP	WLS	BF	H	R	ER	SO	BB	IBB	HBP	BLK	WP	HR	S	P	ERA	WHIP								
22 Mark Prior, R ERA: 2.54	7.0	W	26	4	0	0	9	1	0	0	0	0	0	71	100	0.00	0.714								
Kyle Farnsworth, R ERA: 2.97	1.0		4	0	0	0	2	1	0	0	0	0	0	12	21	0.00	1.000								
Joe Borowski, R ERA: 3.11	1.0		3	0	0	0	0	0	0	0	0	0	0	11	15	0.00	0.000								

Chicago Cubs @ Houston Astros
Minute Maid Park, Houston, TX
Wed Aug 20 2003, 7:05 PM CDT
Att: 32,810 - Dome - 72 F

AB	30
R	0
H	4
RBI	0
BB	2
SO	11
LOB	12



Batter	1	2	3	4	5	6	7	8	9	AB	R	H	RBI	BB	SO	LOB	TOP			
Reggie Taylor, L (1, 8) OBP: 0.283, SLG: 0.345	F7		G1-3			F7		L3		4	0	0	0	0	0	1	Cincinnati Reds @ Houston Astros Minute Maid Park, Houston, TX Fri Aug 22 2003, 7:05 PM CDT Att: 26,627 - Dome - 72 F			
Barry Larkin, R (1, 6) OBP: 0.345, SLG: 0.382 Ray Olmedo, S (4, 6) OBP: 0.321, SLG: 0.315	1B SF9		K			K		1B		2	1	1	0	0	1	0				
D'Angelo Jimenez, S (1, 4) OBP: 0.349, SLG: 0.495	1-2 S 1B			2-1 F7		K		1-1 FC4-6 1B		4	0	2	0	0	1	1				
Sean Casey, L (1, 3) OBP: 0.351, SLG: 0.403	2-2 SF9			1-3 K			0-1 2B G3-1 1B	1-2 FC4-6		3	1	1	1	0	1	2				
Ruben Mateo, R (1, 9) OBP: 0.303, SLG: 0.340	1-2 SAFE P4			1-2 G5-3			1-0 G3-1 1-3 SF9 2B	1-2 P3		4	1	1	0	0	0	1				
Demell Stenson, L (1, 7) OBP: 0.381, SLG: 0.579 6 Ryan Freel, R (9, PH) OBP: 0.357, SLG: 0.431		3-2 G4-3			1-1 G4-3		2-1 G3-1	0-0 HR		3	0	0	1	0	0	1				
Juan Castro, R (1, 5) OBP: 0.276, SLG: 0.403		1-3 K			1-3 K		2-3 3-H 2-2 SF9	2-3 K		3	0	0	1	0	3	0				
Corky Miller, R (1, 2) Ryan Wagner, R (7, 1) Kelly Stinnett, R (9, PH) OBP: 0.303, SLG: 0.373 Chris Reitsma, R (9, 1) OBP: 0.125, SLG: 0.125		0-2 P4			1-0 G5-3		3-H 2-3 K	2-2 P3		3	0	0	0	0	1	0				
Seth Etherton, R (1, 1) OBP: 0.500, SLG: 0.500 Jason LaRue, R (7, 2) OBP: 0.322, SLG: 0.451			0-0 G6-3			1-1 1B		1-2 G5-3		2	0	1	0	0	0	0				
										1	0	0	0	0	0	0				
Inning Stats	R: 1 E: 0 K: 0 S: 18	H: 2 LOB: 1 BB: 0 P: 26	R: 0 E: 0 K: 1 S: 10	H: 0 LOB: 0 BB: 0 P: 14	R: 0 E: 0 K: 1 S: 6	H: 0 LOB: 0 BB: 0 P: 8	R: 0 E: 0 K: 1 S: 11	H: 0 LOB: 0 BB: 0 P: 15	R: 0 E: 0 K: 1 S: 6	H: 1 LOB: 1 BB: 0 P: 9	R: 2 E: 0 K: 1 S: 13	H: 2 LOB: 2 BB: 0 P: 20	R: 0 E: 0 K: 0 S: 13	H: 2 LOB: 2 BB: 0 P: 17	R: 1 E: 0 K: 1 S: 12	H: 1 LOB: 0 BB: 0 P: 17	1B: 6 2B: 1 3B: 0 HR: 1	SF: 2 SAC: 0 DP: 0 HBP: 0	WP: 0 PA: 35 PB: 0 SB: 1 CS: 0	
PITCHER	IP WLS BF H R ER SO BB IBB HBP BLK WP HR S P ERA WHIP	7.0 L 26 5 3 3 7 0 0 0 0 0 0 73 106 3.86 0.714	1.0 5 2 0 0 0 0 0 0 0 0 0 0 13 17 0.00 2.000	1.0 4 1 1 1 1 0 0 0 0 0 0 1 12 17 9.00 1.000																

Batter	1	2	3	4	5	6	7	8	9	AB	R	H	RBI	BB	SO	LOB	BOTTOM				
Craig Biggio, R (1, 8) OBP: 0.340, SLG: 0.407	1-0 1B		1-0 2B		1-1 17 G3 2B		1-1 E5		1-1 17 FC1-6 1B	5	1	4	1	0	0	0	Cincinnati Reds @ Houston Astros Minute Maid Park, Houston, TX Fri Aug 22 2003, 7:05 PM CDT Att: 26,627 - Dome - 72 F				
17 Lance Berkman, S (1, 7) OBP: 0.402, SLG: 0.521	2-3 K		2-0 2B		3-H 1-2 G3		1-2 K		2-2 FC1-6 1B	5	1	1	1	0	2	4					
5 Jeff Bagwell, R (1, 3) OBP: 0.376, SLG: 0.504	1-3 K		1-3 K		2-3 G6-3			1-1 E6 1B	1-2 1B	5	0	1	0	0	2	3					
Jeff Kent, R (1, 4) OBP: 0.344, SLG: 0.509	0-0 F9		0-0 L5			2-2 F9		2-2 F7	0-0 1B	5	0	1	1	0	0	3					
Geoff Blum, S (1, 5) OBP: 0.296, SLG: 0.394 16 Jason Lane, R (8, PR) (9, 9)		1-0 F8		3-2 P6		1-3 K		1-2 BB 1B	1-1 F7	4	0	1	0	0	1	0					
Richard Hidalgo, R (1, 9) OBP: 0.375, SLG: 0.548 Raul Chavez, R (9, 2) OBP: 1.000, SLG: 4.000		1-0 F7		0-1 P5		4-0 BB		4-0 FC4-6 BB	1-2 BB	2	0	0	0	2	0	0					
Brad Ausmus, R (1, 2) OBP: 0.295, SLG: 0.284 Orlando Merced, S (8, PH) OBP: 0.287, SLG: 0.380 Billy Wagner, L (9, 1)		4-2 28 S BB		1-2 G5-3		0-0 F9		1-3 K		2	0	0	0	1	0	1					
28 Adam Everett, R (1, 6) OBP: 0.295, SLG: 0.367		3-2 F9			0-0 SH2-4 2B		0-0 G6-3	1-2 FC4-6		4	1	1	0	0	0	4					
Wade Miller, R (1, 1) OBP: 0.176, SLG: 0.163 Jose Vizcaino, S (7, PH) OBP: 0.270, SLG: 0.366 Octavio Dotel, R (8, 1) Morgan Enberg, R (9, 5) OBP: 0.376, SLG: 0.522			1-1 F9		1-2 SH2-4		2-1 G4-3		0-0 F9	1	0	0	0	0	0	0					
										1	0	0	0	0	0	0					
Inning Stats	R: 0 E: 0 K: 2 S: 8	H: 1 LOB: 1 BB: 0 P: 12	R: 0 E: 0 K: 0 S: 9	H: 0 LOB: 1 BB: 1 P: 18	R: 1 E: 0 K: 1 S: 8	H: 2 LOB: 1 BB: 0 P: 13	R: 0 E: 0 K: 0 S: 10	H: 0 LOB: 0 BB: 0 P: 14	R: 1 E: 0 K: 0 S: 12	H: 2 LOB: 1 BB: 0 P: 17	R: 0 E: 0 K: 1 S: 8	H: 0 LOB: 1 BB: 1 P: 15	R: 0 E: 1 K: 1 S: 8	H: 0 LOB: 1 BB: 0 P: 12	R: 0 E: 1 K: 1 S: 15	H: 1 LOB: 3 BB: 1 P: 25	R: 1 E: 0 K: 0 S: 12	H: 3 LOB: 2 BB: 0 P: 17	1B: 5 2B: 4 3B: 0 HR: 0	SF: 0 SAC: 1 DP: 0 HBP: 0	WP: 0 PA: 41 PB: 0 SB: 1 CS: 0
PITCHER	IP WLS BF H R ER SO BB IBB HBP BLK WP HR S P ERA WHIP	6.0 W 25 6 0 2 4 2 0 0 0 0 0 55 89 3.00 1.167	2.0 H 10 1 0 0 2 1 0 0 0 0 0 23 37 0.00 1.000	1.0 S 6 3 1 1 0 0 0 0 0 0 0 12 17 9.00 3.000																	

AB	33
R	4
H	8
RBI	4
BB	0
SO	8
LOB	7

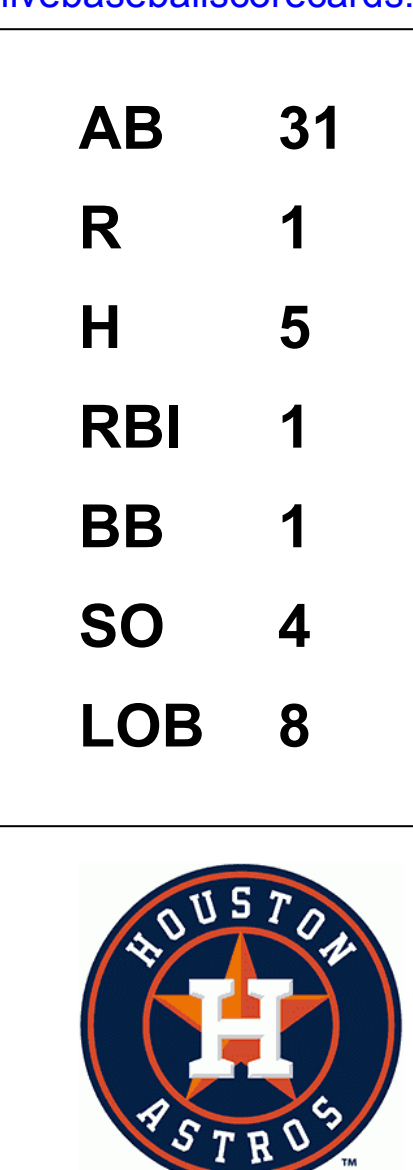


Batter	1	2	3	4	5	6	7	8	9	AB	R	H	RBI	BB	SO	LOB	TOP					
Reggie Taylor, L (1, 8) OBP: 0.267, SLG: 0.352	0-3 K	0-2 K			0-0 1B 2B		0-2 1B		3-3 K	5	1	2	0	0	3	4	Cincinnati Reds @ Houston Astros Minute Maid Park, Houston, TX Sat Aug 23 2003, 6:05 PM CDT Att: 32,560 - Dome - 72 F					
Ray Olmedo, S (1, 6) OBP: 0.317, SLG: 0.306	0-0 G5-3	4-0 1-2 BB			0-3 K		0-0 P6		1-1 F8	4	0	0	0	1	1	4						
D'Angelo Jimenez, S (1, 4) OBP: 0.349, SLG: 0.404	4-1 BB	3-1 F7			2-0 2H 1B		1-0 P3			3	0	1	1	1	0	4						
Sean Casey, L (1, 3) OBP: 0.350, SLG: 0.402	1-1 F7		1-2 1B		0-0 F7			3-2 F8		4	0	1	0	0	0	2						
Ruben Mateo, R (1, 9) OBP: 0.302, SLG: 0.333		1-0 BB 2B HBP	0-3 K		3-2 G5-3			0-0 F9		3	1	0	0	0	1	1						
Demell Stenson, L (1, 7) OBP: 0.380, SLG: 0.500		4-2 BB HBP	2-1 G6-3			2-3 K			2-3 K	3	1	0	0	1	2	0						
Felix Heredia, L (8, 1) OBP: 0.333, SLG: 0.333		1-2 BB								0	0	0	0	0	0	0						
Chris Reitsma, R (9, 1) OBP: 0.125, SLG: 0.125										0	0	0	0	0	0	0						
Juan Castro, R (1, 5) OBP: 0.279, SLG: 0.409		0-0 1H 2H 2B		1-1 B2		3-2 L3			0-1 FC6-4 HBP 1B	4	0	2	2	0	0	0						
Jason LaRue, R (1, 2) OBP: 0.322, SLG: 0.446		0-3 K		1-3 K		3-1 G6-3			2-0 FC6-4 HBP	3	0	0	0	0	2	1						
Paul Wilson, R (1, 1) OBP: 0.157, SLG: 0.146		4-0 BB		0-0 P6			2-3 K		2-2 FC6-4	2	0	0	0	1	1	0						
6 Ryan Freel, R (8, 7) OBP: 0.351, SLG: 0.423									1-2 2-3	1	0	0	0	0	0	2						
Inning Stats	R: 0 E: 0 K: 1 S: 10	H: 0 LOB: 1 BB: 1 P: 15	R: 2 E: 0 K: 2 S: 11	H: 1 LOB: 3 BB: 3 P: 27	R: 0 E: 0 K: 1 S: 9	H: 1 LOB: 0 BB: 0 P: 12	R: 0 E: 0 K: 1 S: 6	H: 0 LOB: 0 BB: 0 P: 8	R: 1 E: 0 K: 1 S: 10	H: 2 LOB: 1 BB: 0 P: 14	R: 0 E: 0 K: 1 S: 9	H: 0 LOB: 1 BB: 0 P: 17	R: 0 E: 0 K: 1 S: 9	H: 1 LOB: 0 BB: 0 P: 12	R: 0 E: 0 K: 1 S: 7	H: 0 LOB: 0 BB: 0 P: 12	R: 0 E: 0 K: 13 S: 13	H: 1 LOB: 2 BB: 0 P: 21	1B: 4 2B: 2 3B: 0 HR: 0	SF: 0 SAC: 0 DP: 0 HBP: 2	WP: 0 PB: 0 SB: 2 CS: 0	PA: 38
PITCHER	IP WLS BF H R ER SO BB IBB HBP BLK WP HR S P ERA WHIP																					
Tim Redding, R (1, 1) ERA: 3.7	6.0 L 26 4 3 3 7 4 0 1 0 0 0 55 93 4.50 1.333																					
Mike Gallo, L (7, 1) ERA: 2.7	1.0 4 1 0 0 1 0 0 0 0 0 0 9 12 0.00 1.000																					
54 Brad Lidge, R (8, 1) ERA: 3.28	1.0 3 0 0 0 1 0 0 0 0 0 0 7 12 0.00 0.000																					
Rick White, R (9, 1) ERA: 6.2	1.0 5 1 0 0 1 0 0 1 0 0 0 13 21 0.00 1.000																					

AB	32
R	3
H	6
RBI	3
BB	4
SO	10
LOB	18



Batter	1	2	3	4	5	6	7	8	9	AB	R	H	RBI	BB	SO	LOB	BOTTOM					
Craig Biggio, R (1, 8) OBP: 0.338, SLG: 0.404	0-1 P4		2-1 P4			0-2 FC6-4		0-3 K		4	0	0	0	0	1	1	Cincinnati Reds @ Houston Astros Minute Maid Park, Houston, TX Sat Aug 23 2003, 6:05 PM CDT Att: 32,560 - Dome - 72 F					
17 Lance Berkman, S (1, 7) OBP: 0.395, SLG: 0.516	2-2 F7			0-0 F8		0-0 F9		0-0 G4-3		4	0	0	0	0	0	1						
5 Jeff Bagwell, R (1, 3) OBP: 0.373, SLG: 0.500	1-3 K			2-1 F7		2-2 F7			2-1 G5-3	4	0	0	0	0	1	1						
Jeff Kent, R (1, 4) OBP: 0.341, SLG: 0.504		0-1 G6-3		0-0 F9		0-0 G5-3			0-0 G6-3	4	0	0	0	0	0	0						
Morgan Ensberg, R (1, 5) OBP: 0.374, SLG: 0.522		0-0 2B			2-1 G4-3		1-3 K		2-2 G6-3	4	0	1	0	0	1	0						
Richard Hidalgo, R (1, 9) OBP: 0.377, SLG: 0.551		3-2 F7			0-1 1B		1-0 1B 2B			3	1	2	0	0	0	1						
Brad Ausmus, R (1, 2) OBP: 0.298, SLG: 0.287		0-2 G4-3			2-1 2B G1-4-3		1-1 1B			3	0	2	1	0	0	1						
28 Adam Everett, R (1, 6) OBP: 0.293, SLG: 0.364			0-2 F9		1-0 G1-4-3		2-1 P5			2	0	0	0	0	0	2						
Jose Vizcaino, S (7, PH) OBP: 0.268, SLG: 0.363					1-2 1B					1	0	0	0	0	0	1						
Tim Redding, R (1, 1) ERA: 3.28			1-3 K			4-0 FC6-4 BB			1-1 P5	1	0	0	0	0	1	0						
Geoff Blum, S (6, PH) OBP: 0.228, SLG: 0.231										0	0	0	0	0	1	0						
Mike Gallo, L (7, 1) ERA: 2.7										0	0	0	0	0	0	0						
54 Brad Lidge, R (8, 1) ERA: 3.28										0	0	0	0	0	0	0						
Orlando Merced, S (8, PH) OBP: 0.268, SLG: 0.316										1	0	0	0	0	0	0						
Rick White, R (9, 1) ERA: 6.2										0	0	0	0	0	0	0						
Inning Stats	R: 0 E: 0 K: 1 S: 8	H: 0 LOB: 0 BB: 0 P: 11	R: 0 E: 0 K: 0 S: 12	H: 1 LOB: 1 BB: 0 P: 15	R: 0 E: 0 K: 1 S: 8	H: 0 LOB: 0 BB: 0 P: 11	R: 0 E: 0 K: 0 S: 4	H: 0 LOB: 0 BB: 0 P: 6	R: 0 E: 0 K: 0 S: 7	H: 2 LOB: 1 BB: 0 P: 12	R: 0 E: 0 K: 0 S: 8	H: 0 LOB: 1 BB: 1 P: 14	R: 1 E: 0 K: 1 S: 9	H: 2 LOB: 1 BB: 0 P: 14	R: 0 E: 0 K: 1 S: 6	H: 0 LOB: 0 BB: 0 P: 7	R: 0 E: 0 K: 0 S: 6	H: 0 LOB: 0 BB: 0 P: 10	1B: 3 2B: 2 3B: 0 HR: 0	SF: 0 SAC: 0 DP: 1 HBP: 0	WP: 0 PB: 0 SB: 0 CS: 0	PA: 32
PITCHER	IP WLS BF H R ER SO BB IBB HBP BLK WP HR S P ERA WHIP																					
Paul Wilson, R (1, 1) ERA: 4.74	7.0 W 26 5 1 1 3 1 0 0 0 0 0 56 83 1.29 0.857																					
Felix Heredia, L (8, 1) ERA: 3.0	1.0 H 3 0 0 0 1 0 0 0 0 0 0 6 7 0.00 0.000																					
Chris Reitsma, R (9, 1) ERA: 3.88	1.0 S 3 0 0 0 0 0 0 0 0 0 0 6 10 0.00 0.000																					



Batter	1	2	3	4	5	6	7	8	9	AB	R	H	RBI	BB	SO	LOB	TOP				
6 Ryan Freel, R OBP: 0.344, SLG: 0.400 (1, 7)	G5-3		1B		P4		L6			3	0	0	0	1	0	0	Cincinnati Reds @ Houston Astros Minute Maid Park, Houston, TX Sun Aug 24 2003, 1:05 PM CDT Att: 35,730 - Dome - 72 F				
Ray Olmedo, S OBP: 0.315, SLG: 0.304 (1, 6)	P3		1B		F7		F9			4	0	1	0	0	0	0					
D'Angelo Jimenez, S OBP: 0.350, SLG: 0.411 (1, 4)	G4-3		F7					HR		3	1	1	1	1	0	1					
Sean Casey, L OBP: 0.349, SLG: 0.407 (1, 3)		HR		G4-3	K			F7		4	1	1	1	0	1	1					
Ruben Mateo, R OBP: 0.301, SLG: 0.338 (1, 9)	F8			1B				K		4	1	1	0	0	1	0					
Juan Castro, R OBP: 0.275, SLG: 0.402 Joe Valentine, R (8, 1)	G3-1			G6-3	K			K		4	0	0	0	0	2	1					
Jason LaRue, R OBP: 0.327, SLG: 0.446 (8, 7)										2	0	1	1	2	1	0					
Wily Mo Peña, R OBP: 0.205, SLG: 0.203 John Riedling, R OBP: 0.235, SLG: 0.235 Jim Chamblee, R (8, 5)	K				FC6-4			K		2	0	0	0	1	1	2					
John Bale, L Brian Reith, R Reggie Taylor, L Corky Miller, R (8, 2)			G1-3					G4-3		2	0	0	0	0	1	2					
										1	0	0	0	0	0	0					
										1	0	0	0	0	0	0					
Inning Stats	R: 0 E: 0 K: 0 S: 6	H: 0 LOB: 0 BB: 0 P: 8	R: 1 E: 0 K: 1 S: 8	H: 1 LOB: 1 BB: 1 P: 17	R: 0 E: 0 K: 0 S: 6	H: 1 LOB: 1 BB: 1 P: 14	R: 1 E: 0 K: 1 S: 13	H: 2 LOB: 2 BB: 1 P: 21	R: 0 E: 0 K: 1 S: 9	H: 0 LOB: 1 BB: 1 P: 13	R: 0 E: 0 K: 0 S: 4	H: 0 LOB: 0 BB: 0 P: 6	R: 1 E: 0 K: 2 S: 13	H: 1 LOB: 0 BB: 0 P: 16	R: 0 E: 0 K: 2 S: 9	H: 0 LOB: 0 BB: 0 P: 13	1B: 2 2B: 1 3B: 0 HR: 2	SF: 0 SAC: 0 DP: 0 HBP: 0	WP: 0 PB: 0 SB: 0 CS: 0	PA: 36	
PITCHER	IP WLS BF H R ER SO BB IBB HBP BLK WP HR S P ERA WHIP	IP WLS BF H R ER SO BB IBB HBP BLK WP HR S P ERA WHIP	IP WLS BF H R ER SO BB IBB HBP BLK WP HR S P ERA WHIP	IP WLS BF H R ER SO BB IBB HBP BLK WP HR S P ERA WHIP	IP WLS BF H R ER SO BB IBB HBP BLK WP HR S P ERA WHIP	IP WLS BF H R ER SO BB IBB HBP BLK WP HR S P ERA WHIP	IP WLS BF H R ER SO BB IBB HBP BLK WP HR S P ERA WHIP	IP WLS BF H R ER SO BB IBB HBP BLK WP HR S P ERA WHIP	IP WLS BF H R ER SO BB IBB HBP BLK WP HR S P ERA WHIP	IP WLS BF H R ER SO BB IBB HBP BLK WP HR S P ERA WHIP	IP WLS BF H R ER SO BB IBB HBP BLK WP HR S P ERA WHIP	IP WLS BF H R ER SO BB IBB HBP BLK WP HR S P ERA WHIP	IP WLS BF H R ER SO BB IBB HBP BLK WP HR S P ERA WHIP	IP WLS BF H R ER SO BB IBB HBP BLK WP HR S P ERA WHIP	IP WLS BF H R ER SO BB IBB HBP BLK WP HR S P ERA WHIP	IP WLS BF H R ER SO BB IBB HBP BLK WP HR S P ERA WHIP	IP WLS BF H R ER SO BB IBB HBP BLK WP HR S P ERA WHIP	IP WLS BF H R ER SO BB IBB HBP BLK WP HR S P ERA WHIP	IP WLS BF H R ER SO BB IBB HBP BLK WP HR S P ERA WHIP	IP WLS BF H R ER SO BB IBB HBP BLK WP HR S P ERA WHIP	IP WLS BF H R ER SO BB IBB HBP BLK WP HR S P ERA WHIP

AB	31
R	3
H	5
RBI	3
BB	5
SO	8
LOB	7



Batter	1	2	3	4	5	6	7	8	9	AB	R	H	RBI	BB	SO	LOB	BOTTOM				
Craig Biggio, R OBP: 0.341, SLG: 0.407 (1, 8)	G6-4-3		1B		S		F7			3	0	2	1	1	0	0	Cincinnati Reds @ Houston Astros Minute Maid Park, Houston, TX Sun Aug 24 2003, 1:05 PM CDT Att: 35,730 - Dome - 72 F				
Morgan Ensberg, R OBP: 0.373, SLG: 0.518 (1, 5)	G6-4-3		2B		F7		K			4	0	1	0	0	1	3					
5 Jeff Bagwell, R OBP: 0.373, SLG: 0.498 (1, 3)	K		G6-4-3							4	1	1	0	0	1	2					
Jeff Kent, R OBP: 0.340, SLG: 0.500 (1, 4)		K		F9						3	1	0	0	1	1	1					
Richard Hidalgo, R OBP: 0.380, SLG: 0.566 (1, 9)		HR		K						4	2	3	3	0	1	0					
16 Jason Lane, R OBP: 0.125, SLG: 0.500 (1, 7)				G5-3						4	1	1	2	0	0	1					
Raul Chavez, R OBP: 0.667, SLG: 1.400 (1, 2)	F8				G4-3			F8		4	0	2	0	0	0	1					
28 Adam Everett, R OBP: 0.294, SLG: 0.364 (1, 6)			SH1-4		F7					3	1	1	0	0	0	2					
Jerome Robertson, L OBP: 0.163, SLG: 0.143 Jose Vizcaino, S OBP: 0.296, SLG: 0.361 Octavio Dotel, R Billy Wagner, L (9, 1)			SH1-4		G4-3					1	0	0	0	0	0	1					
										1	0	0	0	0	0	0					
										0	0	0	0	0	0	0					
										0	0	0	0	0	0	0					
Inning Stats	R: 0 E: 0 K: 1 S: 10	H: 1 LOB: 0 BB: 0 P: 15	R: 1 E: 0 K: 1 S: 8	H: 1 LOB: 0 BB: 0 P: 13	R: 1 E: 0 K: 0 S: 13	H: 3 LOB: 1 BB: 0 P: 20	R: 0 E: 0 K: 1 S: 9	H: 0 LOB: 0 BB: 0 P: 13	R: 0 E: 0 K: 0 S: 11	H: 1 LOB: 2 BB: 1 P: 17	R: 3 E: 0 K: 0 S: 14	H: 3 LOB: 0 BB: 1 P: 24	R: 0 E: 0 K: 1 S: 6	H: 0 LOB: 0 BB: 0 P: 9	R: 1 E: 0 K: 0 S: 18	H: 2 LOB: 1 BB: 0 P: 28	1B: 6 2B: 2 3B: 1 HR: 2	SF: 0 SAC: 1 DP: 3 HBP: 0	WP: 0 PB: 0 SB: 4 CS: 0	PA: 34	
PITCHER	IP WLS BF H R ER SO BB IBB HBP BLK WP HR S P ERA WHIP	IP WLS BF H R ER SO BB IBB HBP BLK WP HR S P ERA WHIP	IP WLS BF H R ER SO BB IBB HBP BLK WP HR S P ERA WHIP	IP WLS BF H R ER SO BB IBB HBP BLK WP HR S P ERA WHIP	IP WLS BF H R ER SO BB IBB HBP BLK WP HR S P ERA WHIP	IP WLS BF H R ER SO BB IBB HBP BLK WP HR S P ERA WHIP	IP WLS BF H R ER SO BB IBB HBP BLK WP HR S P ERA WHIP	IP WLS BF H R ER SO BB IBB HBP BLK WP HR S P ERA WHIP	IP WLS BF H R ER SO BB IBB HBP BLK WP HR S P ERA WHIP	IP WLS BF H R ER SO BB IBB HBP BLK WP HR S P ERA WHIP	IP WLS BF H R ER SO BB IBB HBP BLK WP HR S P ERA WHIP	IP WLS BF H R ER SO BB IBB HBP BLK WP HR S P ERA WHIP	IP WLS BF H R ER SO BB IBB HBP BLK WP HR S P ERA WHIP	IP WLS BF H R ER SO BB IBB HBP BLK WP HR S P ERA WHIP	IP WLS BF H R ER SO BB IBB HBP BLK WP HR S P ERA WHIP	IP WLS BF H R ER SO BB IBB HBP BLK WP HR S P ERA WHIP	IP WLS BF H R ER SO BB IBB HBP BLK WP HR S P ERA WHIP	IP WLS BF H R ER SO BB IBB HBP BLK WP HR S P ERA WHIP	IP WLS BF H R ER SO BB IBB HBP BLK WP HR S P ERA WHIP	IP WLS BF H R ER SO BB IBB HBP BLK WP HR S P ERA WHIP	IP WLS BF H R ER SO BB IBB HBP BLK WP HR S P ERA WHIP



Batter	1	2	3	4	5	6	7	8	9	AB	R	H	RBI	BB	SO	LOB	TOP										
Dave Roberts, L (1, 8) OBP: 0.333, SLG: 0.309	F7		E3 BB 1B 1B		G6-3 1B		K			4	1	1	0	0	1	0	Los Angeles Dodgers @ Houston Astros Minute Maid Park, Houston, TX Wed Aug 27 2003, 7:05 PM CDT Att: 23,094 - Dome - 72 F livebaseballscorecards.com										
Paul Lo Duca, R (1, 2) OBP: 0.348, SLG: 0.400	F6 1B		G6-3 1B 1B		G6-3 1-2		K		4	0	2	0	0	1	1												
Shawn Green, L (1, 9) OBP: 0.346, SLG: 0.438	F6 1B		F7 1B BB		G6-3 1B		K		3	0	2	0	1	1	0												
Jeremy Burnitz, L (1, 7) OBP: 0.325, SLG: 0.518	F6		F7		K2-3		G6-3		4	0	0	0	0	1	6												
Adrián Beltré, R (1, 5) OBP: 0.281, SLG: 0.398	G6-3		G6-3 1-2 2H 3H		G6-3		F8		4	0	1	1	0	0	2												
Robin Ventura, L (1, 3) OBP: 0.347, SLG: 0.399		P5		K		L3		F7	4	0	0	0	0	1	0												
Alex Cora, L (1, 4) OBP: 0.271, SLG: 0.308		G4-3		P4		G1-3		K	3	0	0	0	0	0	0												
Guillermo Mota, R (6, 1) OBP: 0.250, SLG: 0.625									0	0	0	0	0	0	0												
Andy Ashby, R (8, 1)									0	0	0	0	0	0	0												
Mike Kinkade, R (9, PH) OBP: 0.326, SLG: 0.353									1	0	0	0	0	1	0												
Cesar Izturis, S (1, 6) OBP: 0.281, SLG: 0.306		L7					G3		3	0	1	0	0	0	0												
Hideo Nomo, R (1, 1) OBP: 0.175, SLG: 0.200									2	0	0	0	0	1	1												
Jolbert Cabrera, R (6, 4) OBP: 0.326, SLG: 0.432					G1-3		K		1	0	0	0	0	1	0												
Inning Stats	R: 0 E: 0 K: 0 S: 12	H: 2 LOB: 2 BB: 0 P: 18	R: 0 E: 0 K: 0 S: 10	H: 0 LOB: 0 BB: 0 P: 14	R: 1 E: 1 K: 1 S: 14	H: 2 LOB: 2 BB: 1 P: 21	R: 0 E: 0 K: 1 S: 11	H: 1 LOB: 1 BB: 0 P: 11	R: 0 E: 0 K: 0 S: 6	H: 0 LOB: 0 BB: 0 P: 10	R: 0 E: 0 K: 2 S: 9	H: 0 LOB: 0 BB: 0 P: 12	R: 0 E: 0 K: 2 S: 10	H: 0 LOB: 0 BB: 0 P: 15	R: 0 E: 0 K: 1 S: 8	H: 0 LOB: 0 BB: 0 P: 13	1B: 7 2B: 2 3B: 0 HR: 0	SF: 0 SAC: 0 DP: 1 HBP: 0	WP: 0 PB: 0 SB: 0 CS: 0	PA: 34							
PITCHER	IP	WLS	BF	H	R	ER	SO	BB	IBB	HBP	BLK	WP	HR	S	P	ERA	WHIP										
Wade Miller, R (1, 1) ERA: 4.21	7.0	W	28	7	1	0	5	1	0	0	0	0	0	70	98	0.00	1.143										
54 Brad Lidge, R (8, 1) ERA: 3.24	1.0		3	0	0	0	2	0	0	0	0	0	0	10	15	0.00	0.000										
Dan Miceli, R (9, 1) ERA: 3.3	1.0		3	0	0	0	1	0	0	0	0	0	0	8	13	0.00	0.000										

Batter	1	2	3	4	5	6	7	8	9	AB	R	H	RBI	BB	SO	LOB	BOTTOM										
Craig Biggio, R (1, 8) OBP: 0.342, SLG: 0.407	K 1B 5 HR	G5-3				G5-3		K		4	1	0	0	1	2	0	Los Angeles Dodgers @ Houston Astros Minute Maid Park, Houston, TX Wed Aug 27 2003, 7:05 PM CDT Att: 23,094 - Dome - 72 F livebaseballscorecards.com										
Geoff Blum, S (1, 5) OBP: 0.296, SLG: 0.392	F9 5 HR	G4-3			F9	G4-3				4	1	1	0	0	1												
5 Jeff Bagwell, R (1, 3) OBP: 0.378, SLG: 0.514	F7 1H 3H HR									3	2	2	3	1	0	0											
Jeff Kent, R (1, 4) OBP: 0.343, SLG: 0.510	G6-3 17 2B 1B		G6-3		P5	K				4	1	1	0	0	1	2											
17 Lance Berkman, S (1, 7) OBP: 0.405, SLG: 0.522	G4-3 1H 2B							G4-3		2	1	1	1	2	0	0											
Richard Hidalgo, R (1, 9) OBP: 0.373, SLG: 0.553	K		K		F9	K		K		4	0	0	0	0	3	4											
Brad Ausmus, R (1, 2) OBP: 0.301, SLG: 0.297	K		F9					F8		4	0	1	1	0	1	2											
28 Adam Everett, R (1, 6) OBP: 0.301, SLG: 0.363					F9			G1-3		3	0	1	1	1	0	0											
Wade Miller, R (1, 1) OBP: 0.167, SLG: 0.154								F9		3	0	0	0	0	0	4											
54 Brad Lidge, R (8, 1)										0	0	0	0	0	0	0											
Jose Vizcaino, S (6, PH) OBP: 0.268, SLG: 0.360										1	0	0	0	0	0	0											
Dan Miceli, R (9, 1)										0	0	0	0	0	0	0											
Inning Stats	R: 4 E: 1 K: 3 S: 19	H: 4 LOB: 2 BB: 1 P: 36	R: 0 E: 0 K: 0 S: 3	H: 0 LOB: 0 BB: 0 P: 6	R: 0 E: 0 K: 1 S: 9	H: 0 LOB: 1 BB: 1 P: 19	R: 0 E: 0 K: 0 S: 3	H: 0 LOB: 1 BB: 1 P: 11	R: 2 E: 0 K: 1 S: 9	H: 3 LOB: 2 BB: 1 P: 14	R: 0 E: 0 K: 1 S: 6	H: 0 LOB: 0 BB: 0 P: 11	R: 0 E: 0 K: 1 S: 7	H: 0 LOB: 0 BB: 0 P: 10	1B: 4 2B: 2 3B: 0 HR: 1	SF: 0 SAC: 0 DP: 0 HBP: 0	WP: 0 PB: 0 SB: 0 CS: 0	PA: 37									
PITCHER	IP	WLS	BF	H	R	ER	SO	BB	IBB	HBP	BLK	WP	HR	S	P	ERA	WHIP										
Hideo Nomo, R (1, 1) ERA: 2.86	5.0	L	27	7	6	5	4	3	1	0	0	0	0	48	98	9.00	2.000										
Guillermo Mota, R (6, 1) ERA: 1.6	2.0		7	0	0	0	2	1	0	0	0	0	0	15	25	0.00	0.500										
Andy Ashby, R (8, 1) ERA: 5.2	1.0		3	0	0	0	1	0	0	0	0	0	0	7	10	0.00	0.000										



Batter	1	2	3	4	5	6	7	8	9	AB	R	H	RBI	BB	SO	LOB	TOP								
Dave Roberts, L OBP: 0.334, SLG: 0.308	4-1 FC6-4 BB	0-1 F7		3-2 1B			3-2 L7		1-1 P4	4	0	1	0	1	0	2									
Paul Lo Duca, R OBP: 0.346, SLG: 0.398	1-2 FC6-4 BB 1B	2-1 FC6-4		1-1 P4			0-0 P6		3-2 FC6 1B	5	1	1	1	1	0	3									
Shawn Green, L OBP: 0.347, SLG: 0.437	1-1 1B BB FC6-4 1B		1-2 1B	0-1 F8			1-1 G3-1		0-0 FC6	5	2	2	0	0	0	2									
Fred McGriff, L OBP: 0.313, SLG: 0.428	4-2 FC6-4 1B BB		1-1 2B G4-3 1B		1-3 K				0-3 K	3	1	1	0	1	2	0									
Robin Ventura, L OBP: 0.347, SLG: 0.399	1-2 2-3 3-H		1-2 1B							0	0	0	0	0	0	0									
Adrián Beltré, R OBP: 0.280, SLG: 0.396	0-1 FC6-4 1B		3-1 L7		1-1 L8				0-2 F8	4	0	1	1	0	0	2									
Jeremy Burnitz, L OBP: 0.327, SLG: 0.529	0-2 FC6-4		1-0 G4-3 2B		0-3 K				0-1 HR	4	1	2	3	0	1	2									
Eric Gagne, R OBP: 0.325, SLG: 0.431	1-2 2-3 3-H		2-0 G4-3						1-2 G4-3	4	0	1	1	0	0	3									
Alex Cora, L OBP: 0.271, SLG: 0.308			2-3 3-H		2-2 G4-6-3 1B					4	1	2	0	0	0	2									
Cesar Izturis, S OBP: 0.283, SLG: 0.312			0-1 FC2-5 2B		0-0 G4-6-3				0-0 WP 1B 2B	4	1	2	0	0	0	2									
Wilson Alvarez, L OBP: 0.222, SLG: 0.222			0-1 FC2-5		1-2 G4-3				1-3 K	2	0	0	0	0	0	1									
Paul Shuey, R ERA: 3.19										1	0	0	0	0	0	0									
Paul Quantrill, L ERA: 2.89										0	0	0	0	0	0	0									
Guillermo Mota, R OBP: 0.250, SLG: 0.625			2-3							0	0	0	0	0	0	0									
Jobert Cabrera, R ERA: 2.99										1	0	0	0	0	1	1									
Inning Stats	R: 2 E: 0 K: 0 S: 17	H: 2 LOB: 2 BB: 2 P: 28	R: 0 E: 0 K: 0 S: 8	H: 1 LOB: 1 BB: 0 P: 10	R: 2 E: 0 K: 0 S: 12	H: 3 LOB: 1 BB: 0 P: 19	R: 0 E: 0 K: 0 S: 10	H: 1 LOB: 1 BB: 0 P: 15	R: 0 E: 0 K: 2 S: 8	H: 0 LOB: 0 BB: 0 P: 10	R: 0 E: 0 K: 0 S: 5	H: 1 LOB: 0 BB: 0 P: 8	R: 0 E: 0 K: 0 S: 7	H: 0 LOB: 0 BB: 0 P: 11	R: 1 E: 0 K: 1 S: 12	H: 1 LOB: 1 BB: 0 P: 13	R: 1 E: 0 K: 1 S: 11	H: 2 LOB: 1 BB: 0 P: 16	1B: 7 2B: 3 3B: 0 HR: 1	SF: 0 SAC: 0 DP: 1 HBP: 0	WP: 1 PB: 0 SB: 1 CS: 0	PA: 39			
PITCHER	IP WLS BF H R ER SO BB IBB HBP BLK WP HR S P ERA WHIP	IP WLS BF H R ER SO BB IBB HBP BLK WP HR S P ERA WHIP															IP WLS BF H R ER SO BB IBB HBP BLK WP HR S P ERA WHIP								
Tim Redding, R ERA: 3.87	(1.1)	3.0	L	17	6	4	4	0	2	0	0	0	0	0	0	0	0	0	0	0	0	37	57	12.00	2.667
Dan Miceli, R ERA: 3.19	(4.1)	2.0		7	1	0	0	2	0	0	0	0	0	0	0	0	0	0	0	0	0	18	25	0.00	0.500
Mike Gallo, L ERA: 2.89	(6.1)	1.0		3	1	0	0	0	0	0	0	0	0	0	0	0	0	0	0	0	5	8	0.00	1.000	
54 Brad Lidge, R ERA: 3.19	(7.1)	1.0		3	0	0	0	0	0	0	0	0	0	0	0	0	0	0	0	0	7	11	0.00	0.000	
Octavio Dotel, R ERA: 2.99	(8.1)	1.0		4	1	1	1	1	0	0	0	0	0	0	0	0	1	12	13	9.00	1.000				

Los Angeles Dodgers @ Houston Astros
 Minute Maid Park, Houston, TX
 Thu Aug 28 2003, 7:05 PM CDT
 Att: 24,054 - Dome - 72 F

AB	37
R	6
H	11
RBI	6
BB	2
SO	4
LOB	18



Batter	1	2	3	4	5	6	7	8	9	AB	R	H	RBI	BB	SO	LOB	BOTTOM			
Craig Biggio, R OBP: 0.341, SLG: 0.405			0-0 FC1-6 1B		0-1 F8		2-2 G4-3			4	0	1	0	0	1	2				
Jose Vizcaino, S OBP: 0.273, SLG: 0.364	1-1 5 BB 17 2B 1B		1-2 FC1-6 5 G6-3		1-0 1B				3-2 P5	4	1	2	0	0	0	1				
5 Jeff Bagwell, R OBP: 0.377, SLG: 0.511	4-2 17 2B BB		1-2 G6-3		2-2 G1-3				1-1 G5-3	3	1	0	0	1	0	3				
Richard Hidalgo, R OBP: 0.372, SLG: 0.550	3-3 K				0-3 K		2-3 K		0-0 1B	4	0	1	0	0	3	2				
17 Lance Berkman, S OBP: 0.406, SLG: 0.523	0-0 1H 2H 2B				4-1 G6-4-3 BB		3-3 K		1-0 F8	3	0	1	2	1	1	1				
Morgan Ensberg, R OBP: 0.388, SLG: 0.505	1-3 K				1-0 G6-4-3		1-2 G6-3		3-3 K	4	0	0	0	0	2	2				
Brad Ausmus, R OBP: 0.298, SLG: 0.294			1-3 K		2-3 K		2-2 G1-3		2-3 K	4	0	0	0	0	3	0				
28 Adam Everett, R OBP: 0.303, SLG: 0.375			3-2 F9		0-0 HR		1-1 1B		2-2 F9	4	1	2	1	0	0	0				
Tim Redding, R ERA: 2.64	(1.1)	4.2			0-3 K		2-0 F7			1	0	0	0	0	1	0				
16 Jason Lane, R ERA: 2.53	(5.1)	1.1								0	0	0	0	0	0	0				
Mike Gallo, L ERA: 1.76	(6.1)	1.0								0	0	0	0	0	0	0				
54 Brad Lidge, R ERA: 1.59	(7.1)	0.2								0	0	0	0	0	0	0				
Orlando Merced, S ERA: 1.47	(8.1)	1.1								1	0	0	0	0	0	0				
Eric Gagne, R ERA: 1.47	(8.1)	1.1								0	0	0	0	0	0	0				
Inning Stats	R: 2 E: 0 K: 3 S: 17	H: 2 LOB: 1 BB: 1 P: 29	R: 0 E: 0 K: 2 S: 12	H: 0 LOB: 0 BB: 0 P: 16	R: 0 E: 0 K: 1 S: 5	H: 1 LOB: 1 BB: 0 P: 10	R: 0 E: 0 K: 1 S: 13	H: 0 LOB: 2 BB: 0 P: 19	R: 0 E: 0 K: 2 S: 11	H: 0 LOB: 1 BB: 0 P: 17	R: 0 E: 0 K: 0 S: 11	H: 1 LOB: 1 BB: 0 P: 18	R: 0 E: 0 K: 0 S: 7	H: 1 LOB: 1 BB: 0 P: 12	R: 0 E: 0 K: 2 S: 9	H: 0 LOB: 0 BB: 0 P: 16	1B: 6 2B: 1 3B: 0 HR: 1	SF: 0 SAC: 0 DP: 1 HBP: 0	WP: 0 PB: 0 SB: 1 CS: 0	PA: 35
PITCHER	IP WLS BF H R ER SO BB IBB HBP BLK WP HR S P ERA WHIP	IP WLS BF H R ER SO BB IBB HBP BLK WP HR S P ERA WHIP															IP WLS BF H R ER SO BB IBB HBP BLK WP HR S P ERA WHIP			
Wilson Alvarez, L ERA: 2.64	(1.1)	4.2			0-3 K		2-3 K		2-0 F7											
Paul Shuey, R ERA: 2.53	(5.1)	1.1	W	4	0	0	0	2	0	0	0	0	0	0	0	0				
Paul Quantrill, R ERA: 1.76	(7.1)	1.0	H	4	1	0	0	0	0	0	0	0	0	0	0	0				
Guillermo Mota, R ERA: 1.59	(8.1)	0.2	H	3	1	0	0	0	0	0	0	0	0	0	0	0				
Eric Gagne, R ERA: 1.47	(8.1)	1.1	S	4	0	0	0	2	0	0	0	0	0	0	0	0				

Los Angeles Dodgers @ Houston Astros
 Minute Maid Park, Houston, TX
 Thu Aug 28 2003, 7:05 PM CDT
 Att: 24,054 - Dome - 72 F

AB	33
R	3
H	8
RBI	3
BB	2
SO	11
LOB	12



Batter	1	2	3	4	5	6	7	8	9	AB	R	H	RBI	BB	SO	LOB	TOP					
Sean Burroughs, L (1.5) OBP: 0.363, SLG: 0.422	P4		F8		G4-3		1B	HBP		5	1	2	1	0	0	1	San Diego Padres @ Houston Astros Minute Maid Park, Houston, TX Sat Aug 30 2003, 6:05 PM CDT Att: 33,641 - Dome - 72 F livebaseballscorecards.com					
Mark Loretta, R (1.4) OBP: 0.376, SLG: 0.438	G1-3		F7		G5-3		1B	HBP		4	1	1	1	0	0	1						
24 Brian Giles, L (1.7) OBP: 0.431, SLG: 0.519	1B			FC3-6		F9	P6	G6-3		5	1	2	0	0	0	5						
Phil Nevin, R (1.9) OBP: 0.331, SLG: 0.430	K			FC3-6		FC1-6	BB		G6-3	4	0	2	1	1	1	1						
Ryan Klesko, L (1.3) OBP: 0.353, SLG: 0.455		G4-3		FC3-6		FC1-6	SF8		K	4	0	0	2	0	1	2						
Mark Kotsay, L (1.5) OBP: 0.388, SLG: 0.376										3	0	1	0	0	0	2						
Joe Rizzo, R (6.5) OBP: 0.288, SLG: 0.286										0	0	0	0	0	0	0						
Brian Buckenberger, R (7.9) OBP: 0.381, SLG: 0.286										0	0	0	0	0	0	0						
Luther Hackman, R (7.1) OBP: 0.381, SLG: 0.286										0	0	0	0	0	0	0						
Kevin Walker, L (8.1) OBP: 0.381, SLG: 0.286										0	0	0	0	0	0	0						
Jay Witasick, R (8.1) OBP: 0.381, SLG: 0.286										0	0	0	0	0	0	0						
Mike Matthews, L (8.1) OBP: 0.381, SLG: 0.286										0	0	0	0	0	0	0						
Gary Bennett, R (9.9) OBP: 0.289, SLG: 0.289										1	0	0	0	0	0	0						
Miguel Ojeda, R (1.2) OBP: 0.349, SLG: 0.388		G6-3								3	1	0	0	0	0	2						
Ramón Vázquez, L (1.6) OBP: 0.333, SLG: 0.335										3	1	2	0	1	0	1						
Kevin Jarvis, L (1.1) OBP: 0.304, SLG: 0.158										1	0	0	0	0	1	0						
Gary Matthews, S (6.8) OBP: 0.309, SLG: 0.358										1	1	0	0	1	0	1						
Inning Stats	R: 0 E: 0 K: 1 S: 11	H: 1 LOB: 1 BB: 0 P: 17	R: 0 E: 0 K: 0 S: 8	H: 1 LOB: 1 BB: 0 P: 13	R: 0 E: 0 K: 1 S: 7	H: 0 LOB: 0 BB: 0 P: 13	R: 1 E: 0 K: 0 S: 10	H: 2 LOB: 1 BB: 0 P: 13	R: 0 E: 0 K: 0 S: 10	H: 1 LOB: 1 BB: 0 P: 14	R: 0 E: 0 K: 0 S: 6	H: 0 LOB: 1 BB: 1 P: 12	R: 5 E: 0 K: 1 S: 21	H: 4 LOB: 1 BB: 1 P: 34	R: 0 E: 0 K: 0 S: 12	H: 1 LOB: 3 BB: 1 P: 20	R: 0 E: 0 K: 1 S: 10	H: 0 LOB: 0 BB: 0 P: 14	1B: 9 2B: 1 3B: 0 HR: 0	SF: 1 SAC: 1 DP: 0 HBP: 2	WP: 1 PB: 0 SB: 0 CS: 0	PA: 42
PITCHER	IP	WLS	BF	H	R	ER	SO	BB	IBB	HBP	BLK	WP	HR	S	P	ERA	WHIP					
Jared Fernandez, R (1.1) ERA: 4.5	6.0	W	24	5	1	1	2	1	0	0	0	0	0	52	82	1.50	1.000					
54 Brad Lidge, R (7.1) ERA: 3.58	0.0		4	2	4	4	0	1	0	1	0	1	0	9	18	∞	∞					
Dan Miceli, R (7.1) ERA: 3.32	0.1	H	3	2	0	0	0	0	0	0	0	0	0	7	11	0.00	6.000					
Mike Gallo, L (7.1) ERA: 3.15	0.1	H	1	0	1	1	0	0	0	0	0	0	0	2	2	27.00	0.000					
Octavio Dotel, R (7.1) ERA: 2.95	1.0	H	4	0	0	0	1	1	0	0	0	0	0	8	12	0.00	1.000					

Batter	1	2	3	4	5	6	7	8	9	AB	R	H	RBI	BB	SO	LOB	BOTTOM					
Craig Biggio, R (1.8) OBP: 0.341, SLG: 0.404	L6									5	0	2	1	0	0	3	San Diego Padres @ Houston Astros Minute Maid Park, Houston, TX Sat Aug 30 2003, 6:05 PM CDT Att: 33,641 - Dome - 72 F livebaseballscorecards.com					
Jose Vizcaino, S (1.4) OBP: 0.272, SLG: 0.364										4	0	2	2	0	0	1						
Octavio Dotel, R (7.1) OBP: 0.364, SLG: 0.700										0	0	0	0	0	0	0						
Raul Chavez, R (8.2) OBP: 0.364, SLG: 0.700										1	1	0	0	0	0	1						
5 Jeff Bagwell, R (1.3) OBP: 0.376, SLG: 0.513										4	1	0	0	0	2	4						
17 Lance Berkman, S (1.7) OBP: 0.410, SLG: 0.527										2	3	1	1	3	0	0						
Richard Hidalgo, R (1.9) OBP: 0.373, SLG: 0.550										5	1	3	2	0	1	0						
Morgan Ensberg, R (1.5) OBP: 0.372, SLG: 0.513										3	2	1	1	2	0	2						
Brad Ausmus, R (1.2) OBP: 0.300, SLG: 0.294										3	2	1	1	1	0	2						
Billy Wagner, L (8.1) ERA: 5.14										0	0	0	1	1	0	0						
28 Adam Everett, R (1.6) OBP: 0.302, SLG: 0.370										4	0	0	1	1	0	6						
Jared Fernandez, R (1.1) ERA: 5.75										2	1	0	0	0	0	2						
Mitch Meluskey, S (6.9) ERA: 3.86										0	0	0	0	0	1	0						
54 Brad Lidge, R (7.1) ERA: 3.86										0	0	0	0	0	0	0						
Dan Miceli, R (7.1) ERA: 3.86										0	0	0	0	0	0	0						
Mike Gallo, L (7.1) ERA: 3.86										0	0	0	0	0	0	0						
Geoff Blum, S (7.4) OBP: 0.296, SLG: 0.390										2	0	1	0	0	0	3						
Inning Stats	R: 0 E: 0 K: 0 S: 4	H: 0 LOB: 0 BB: 0 P: 7	R: 4 E: 1 K: 1 S: 17	H: 4 LOB: 2 BB: 2 P: 30	R: 1 E: 1 K: 0 S: 13	H: 1 LOB: 1 BB: 0 P: 20	R: 0 E: 0 K: 0 S: 9	H: 1 LOB: 1 BB: 0 P: 13	R: 0 E: 0 K: 0 S: 10	H: 0 LOB: 0 BB: 0 P: 13	R: 2 E: 0 K: 1 S: 13	H: 2 LOB: 2 BB: 2 P: 28	R: 0 E: 0 K: 0 S: 7	H: 1 LOB: 2 BB: 1 P: 13	R: 4 E: 0 K: 0 S: 19	H: 2 LOB: 3 BB: 4 P: 41	R: 0 E: 0 K: 0 S: 10	H: 0 LOB: 0 BB: 0 P: 14	1B: 7 2B: 2 3B: 0 HR: 2	SF: 0 SAC: 0 DP: 0 HBP: 1	WP: 0 PB: 0 SB: 0 CS: 0	PA: 45
PITCHER	IP	WLS	BF	H	R	ER	SO	BB	IBB	HBP	BLK	WP	HR	S	P	ERA	WHIP					
Kevin Jarvis, R (1.1) ERA: 5.75	5.1	L	26	7	7	7	2	3	0	0	0	0	0	57	94	11.81	1.875					
Joe Roa, R (6.1) ERA: 6.14	0.2		4	1	0	0	1	1	0	0	0	0	0	9	17	0.00	3.000					
Luther Hackman, R (7.1) ERA: 3.86	1.2		9	2	2	2	0	1	0	1	0	0	0	15	24	10.80	1.800					
Kevin Walker, L (8.1) ERA: 3.86	0.0		1	0	0	0	0	1	0	0	0	0	0	2	6	∞	∞					
Jay Witasick, R (8.1) ERA: 3.86	0.0		4	1	2	2	0	3	0	0	0	0	0	6	19	∞	∞					

Batter	1	2	3	4	5	6	7	8	9	AB	R	H	RBI	BB	SO	LOB	TOP										
Sean Burroughs, L (1.5) OBP: 0.363, SLG: 0.420	G5-3		1B			K	1B		G4-6-3	4	0	1	1	1	1	2											
Mark Loretta, R (1.4) OBP: 0.379, SLG: 0.438	F7		P3			1B	1B			4	0	2	2	0	0	2											
24 Brian Giles, L (1.7) OBP: 0.428, SLG: 0.514	L6					FC3-6	P2			4	0	0	0	0	0	3											
Phil Nevin, R (1.3) OBP: 0.322, SLG: 0.417		K				K			F9	4	0	0	0	0	2	1											
Gary Matthews, S (1.9) OBP: 0.311, SLG: 0.362		1B							K	4	1	2	0	0	2	0											
Mark Kotsay, L (1.8) OBP: 0.342, SLG: 0.373	L3					K			G6-3	4	0	0	0	0	1	2											
Gary Bennett, R (1.2) OBP: 0.285, SLG: 0.284			P4			F7			G6-3	4	0	0	0	0	0	1											
Ramón Vázquez, L (1.6) OBP: 0.340, SLG: 0.340			1B			1B			1B	3	1	3	0	1	0	0											
44 Jake Peavy, R (1.1) OBP: 0.360, SLG: 0.460 Brian Buchanan, R (7. PH) OBP: 0.325, SLG: 0.460 Scott Linebrink, R (7.1) OBP: 0.347, SLG: 0.550 Mike Matthews, L (7.1) OBP: 0.311, SLG: 0.362 Jay Witasick, R (8.1) OBP: 0.300, SLG: 0.400 Ryan Klesko, L (8. PH) OBP: 0.300, SLG: 0.400 Rod Beck, R (8.1) OBP: 0.300, SLG: 0.400			K			P4			G4-6-3	2	0	0	0	0	1	2											
Inning Stats	R: 0 E: 0 K: 0 S: 8	H: 0 LOB: 0 BB: 0 P: 11	R: 0 E: 0 K: 1 S: 8	H: 1 LOB: 0 BB: 0 P: 13	R: 0 E: 0 K: 1 S: 14	H: 2 LOB: 2 BB: 0 P: 21	R: 0 E: 0 K: 1 S: 7	H: 0 LOB: 0 BB: 0 P: 8	R: 0 E: 0 K: 1 S: 13	H: 1 LOB: 1 BB: 0 P: 19	R: 0 E: 0 K: 2 S: 9	H: 1 LOB: 1 BB: 0 P: 14	R: 3 E: 0 K: 0 S: 19	H: 2 LOB: 2 BB: 3 P: 36	R: 0 E: 0 K: 1 S: 8	H: 0 LOB: 0 BB: 0 P: 13	R: 0 E: 0 K: 0 S: 14	H: 2 LOB: 1 BB: 0 P: 20	1B: 8 2B: 2 3B: 0 HR: 0	SF: 0 SAC: 0 DP: 2 HBP: 0	WP: 0 PB: 0 SB: 0 CS: 0	PA: 37					
PITCHER	IP	WLS	BF	H	R	ER	SO	BB	IBB	HBP	BLK	WP	HR	S	P	ERA	WHIP										
Ron Villone, L (1.1) ERA: 3.28	6.2	L	28	6	3	3	6	3	0	0	0	0	0	72	115	4.05	1.350										
54 Brad Lidge, R (7.1) ERA: 3.67	0.1		2	1	0	0	0	0	0	0	0	0	0	6	7	0.00	3.000										
Ricky Stone, R (8.1) ERA: 3.15	2.0		7	2	0	0	1	0	0	0	0	0	0	22	33	0.00	1.000										

San Diego Padres @ Houston Astros
Minute Maid Park, Houston, TX
Sun Aug 31 2003, 1:05 PM CDT
Att: 31,408 - Dome - 72 F

AB 34
R 3
H 9
RBI 3
BB 3
SO 7
LOB 13



Batter	1	2	3	4	5	6	7	8	9	AB	R	H	RBI	BB	SO	LOB	BOTTOM										
Craig Biggio, R (1.8) OBP: 0.341, SLG: 0.402	P6		HBP			K			G5-3	3	0	0	0	0	1	0											
Morgan Ensberg, R (1.5) OBP: 0.373, SLG: 0.522	HR		F9			K			1B	4	1	2	1	0	1	1											
5 Jeff Bagwell, R (1.3) OBP: 0.379, SLG: 0.513	BB		FC6-4			F9			1B	2	0	1	0	2	0	0											
Jeff Kent, R (1.4) OBP: 0.340, SLG: 0.505	F8		FC6-4			P3			F7	4	0	0	0	0	0	5											
17 Lance Berkman, S (1.7) OBP: 0.407, SLG: 0.522	K					K			K	4	0	0	0	0	3	3											
Richard Hidalgo, R (1.9) OBP: 0.372, SLG: 0.546		K				F9			K	3	0	0	0	1	2	0											
Brad Ausmus, R (1.2) OBP: 0.300, SLG: 0.293 Mitch Meluskey, S (9. PH) OBP: 0.269, SLG: 0.360		K				K			K	2	0	0	0	0	2	0											
28 Adam Everett, R (1.6) OBP: 0.300, SLG: 0.367 Jose Vizcaino, S (7. PH) OBP: 0.269, SLG: 0.360		K				F8			F7	2	0	0	0	0	1	0											
Ron Villone, L (1.1) OBP: 0.206, SLG: 0.303 54 Brad Lidge, R (7.1) OBP: 0.333, SLG: 0.667 16 Jason Lane, R (7. PH) OBP: 0.333, SLG: 0.667 Ricky Stone, R (8.1) OBP: 0.300, SLG: 0.400		K				K			L6	2	0	0	0	0	2	0											
Inning Stats	R: 1 E: 0 K: 1 S: 13	H: 1 LOB: 1 BB: 1 P: 22	R: 0 E: 0 K: 3 S: 11	H: 0 LOB: 0 BB: 0 P: 16	R: 0 E: 0 K: 1 S: 8	H: 0 LOB: 2 BB: 1 P: 19	R: 0 E: 0 K: 2 S: 11	H: 0 LOB: 0 BB: 0 P: 16	R: 0 E: 0 K: 2 S: 10	H: 0 LOB: 0 BB: 0 P: 16	R: 0 E: 0 K: 1 S: 5	H: 0 LOB: 0 BB: 0 P: 6	R: 0 E: 0 K: 0 S: 12	H: 0 LOB: 2 BB: 1 P: 21	R: 0 E: 0 K: 1 S: 13	H: 2 LOB: 2 BB: 0 P: 19	R: 0 E: 0 K: 2 S: 8	H: 0 LOB: 0 BB: 0 P: 9	1B: 2 2B: 0 3B: 0 HR: 1	SF: 0 SAC: 0 DP: 0 HBP: 2	WP: 0 PB: 0 SB: 1 CS: 0	PA: 35					
PITCHER	IP	WLS	BF	H	R	ER	SO	BB	IBB	HBP	BLK	WP	HR	S	P	ERA	WHIP										
44 Jake Peavy, R (1.1) ERA: 4.25	6.0	W	22	1	1	1	10	2	0	1	0	0	0	8	17	0.00	3.000										
Scott Linebrink, R (7.1) ERA: 3.28	0.1	H	3	0	0	0	0	1	0	1	0	0	0	8	17	0.00	3.000										
Mike Matthews, L (7.1) ERA: 4.73	0.2	H	2	0	0	0	0	0	0	0	0	0	0	4	4	0.00	0.000										
Jay Witasick, R (8.1) ERA: 3.72	1.0	H	5	2	0	0	1	0	0	0	0	0	0	13	19	0.00	2.000										
Rod Beck, R (9.1) ERA: 1.55	1.0	S	3	0	0	0	2	0	0	0	0	0	0	8	9	0.00	0.000										

San Diego Padres @ Houston Astros
Minute Maid Park, Houston, TX
Sun Aug 31 2003, 1:05 PM CDT
Att: 31,408 - Dome - 72 F

AB 30
R 1
H 3
RBI 1
BB 3
SO 13
LOB 13



Batter	1	2	3	4	5	6	7	8	9	AB	R	H	RBI	BB	SO	LOB	TOP										
Craig Biggio, R OBP: 0.343, SLG: 0.407 16 Jason Lane, R OBP: 0.333, SLG: 0.667	0-2 F8 2B		0-1 1B 2B	2-3 K			0-1 G6-3		1-2 5 PB 1B	5	3	3	0	0	1	2	Houston Astros @ Los Angeles Dodgers Dodger Stadium, Los Angeles, CA Mon Sep 01 2003, 5:10 PM PDT Att: 41,182 - Sunny - 69 F										
Geoff Blum, S OBP: 0.299, SLG: 0.393	0-0 F8 2-3		1-1 5 PB 1B		1-0 P5		1-1 2H 1B		1-0 5 PB 1B	5	2	3	1	0	0	1											
5 Jeff Bagwell, R OBP: 0.379, SLG: 0.511 Rick White, R (9, 1)	0-3 K		1-2 F9		3-2 17 CS 1B		1-0 F7		4-2 1B	4	1	1	0	1	1	3											
Jeff Kent, R OBP: 0.343, SLG: 0.516	0-1 2B		1-3 3H 1B		0-0 L7				1-2 2-3 HR	5	1	3	6	0	0	1											
17 Lance Berkman, S OBP: 0.405, SLG: 0.519	3-1 P5		3-3 K		0-2 CS		2-1 CS 1B		1-0 G5-3	5	0	1	0	0	1	2											
Richard Hidalgo, R OBP: 0.372, SLG: 0.547		0-1 L4-6 1B		0-0 F8		2-2 F8		2-2 1B	2-2 G6-3	5	1	2	0	0	0	1											
Brad Ausmus, R OBP: 0.301, SLG: 0.302	0-0 L4-6		1-1 HR		1-1 F8			0-0 28 1B	0-1 G5-3	5	1	2	2	0	0	2											
28 Adam Everett, R OBP: 0.303, SLG: 0.369	1-0 G6-3		1-2 G5-3				1-0 SH1-4 1B	1-2 1B		4	1	2	0	0	0	0											
Wade Miller, R OBP: 0.179, SLG: 0.167 Octavio Dotel, R (7, 1) Orlando Merced, S OBP: 0.284, SLG: 0.374			0-0 G5-3		2-0 1B		0-0 SH1-4	0-3 K		2	0	1	0	0	0	0											
Inning Stats	R: 1 E: 0 K: 1 S: 11	H: 2 LOB: 1 BB: 0 P: 14	R: 0 E: 0 K: 0 S: 4	H: 1 LOB: 0 BB: 0 P: 5	R: 2 E: 1 K: 1 S: 17	H: 3 LOB: 1 BB: 0 P: 22	R: 1 E: 0 K: 1 S: 11	H: 2 LOB: 1 BB: 0 P: 18	R: 0 E: 0 K: 0 S: 7	H: 1 LOB: 0 BB: 0 P: 15	R: 0 E: 0 K: 0 S: 7	H: 1 LOB: 0 BB: 0 P: 12	R: 1 E: 0 K: 0 S: 7	H: 2 LOB: 1 BB: 0 P: 10	R: 1 E: 0 K: 1 S: 12	H: 3 LOB: 2 BB: 0 P: 16		R: 4 E: 0 K: 0 S: 16	H: 3 LOB: 0 BB: 1 P: 26	1B: 12 2B: 5 3B: 0 HR: 2	SF: 0 SAC: 1 DP: 1 HBP: 0	WP: 1 PB: 1 SB: 0 CS: 2	PA: 44				
PITCHER	IP	WLS	BF	H	R	ER	SO	BB	IBB	HBP	BLK	WP	HR	S	P	ERA	WHIP										
Hideo Nomo, R ERA: 2.88 Andy Ashby, R ERA: 5.18 Steve Colyer, L ERA: 3.72 Rodney Myers, R ERA: 36.0	(1, 1) 5.0 (6, 1) 2.0 (8, 1) 1.0 (9, 1) 1.0	2 L	22	9	4	2	3	0	0	0	0	1	1	54	74	3.60	1.800										

AB	41
R	10
H	18
RBI	9
BB	1
SO	4
LOB	14

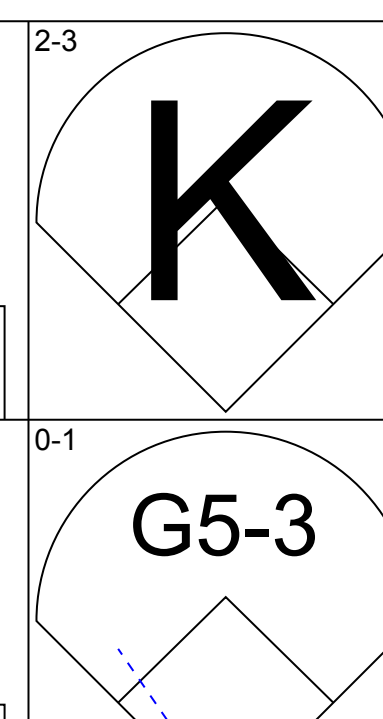
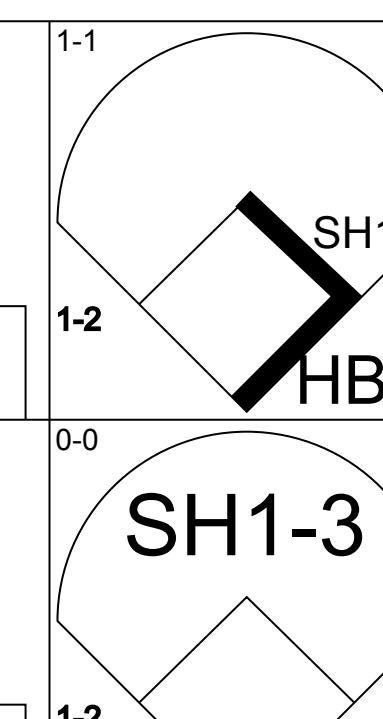
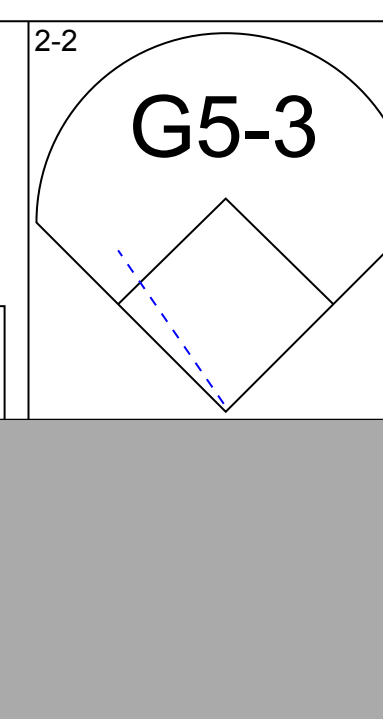

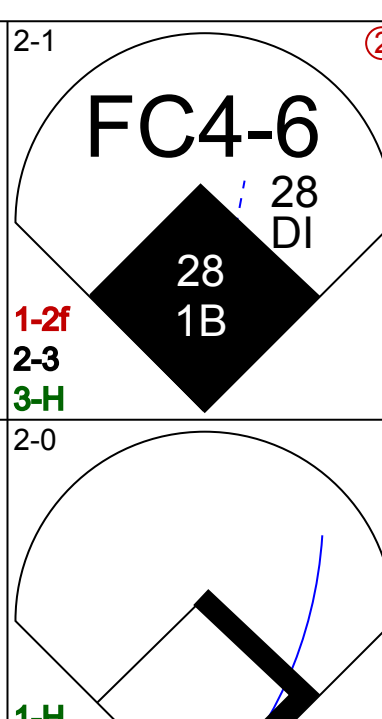
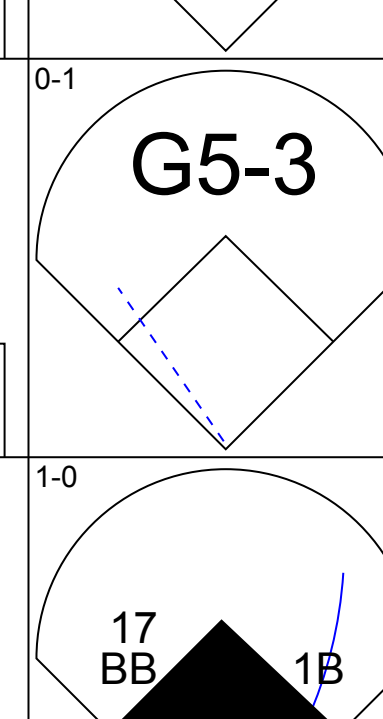
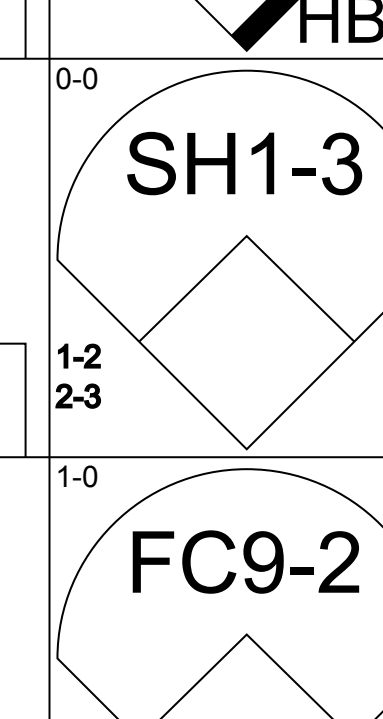
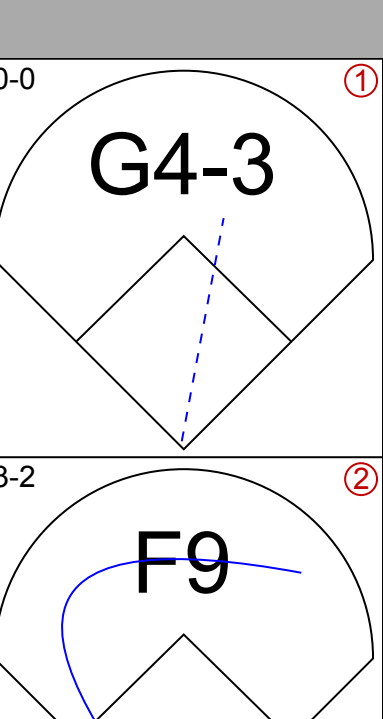
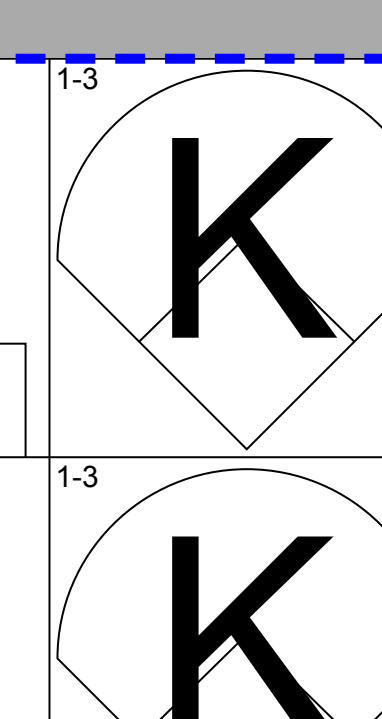
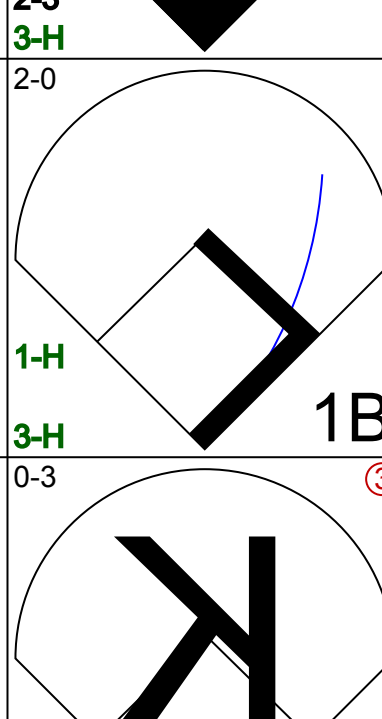
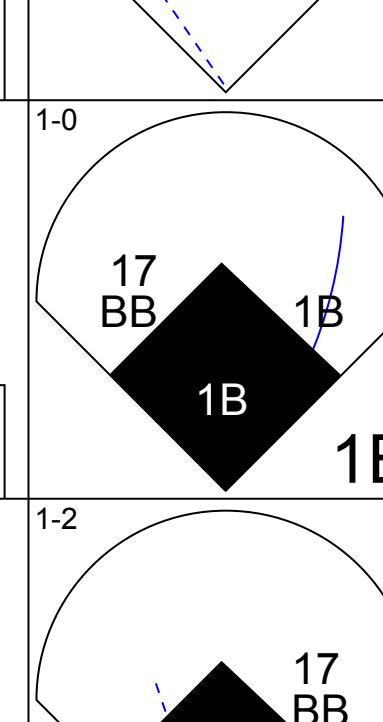
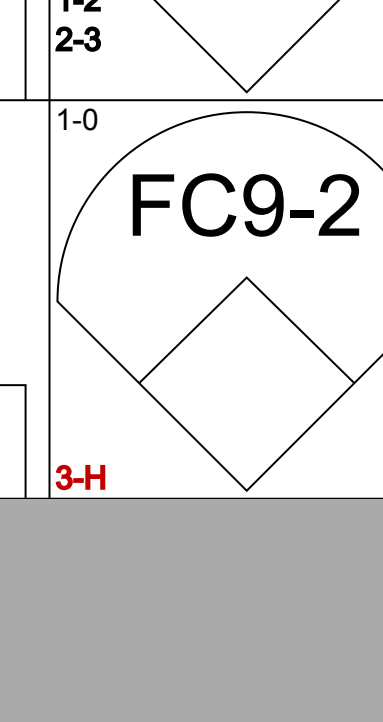
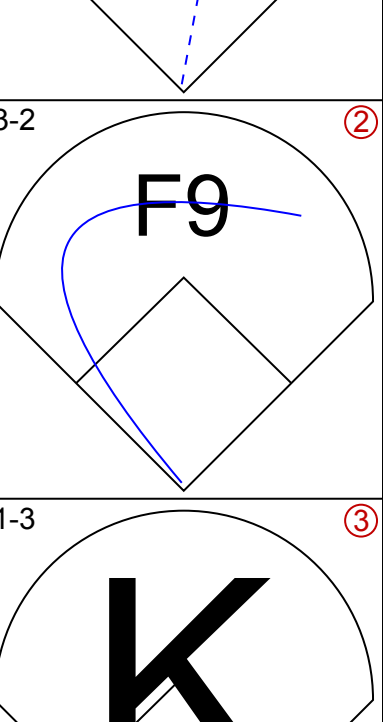
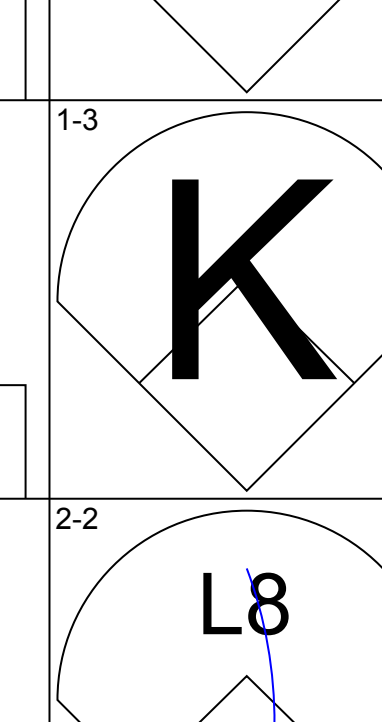
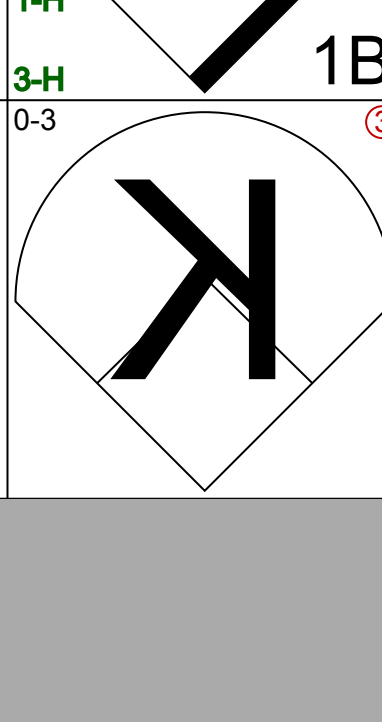
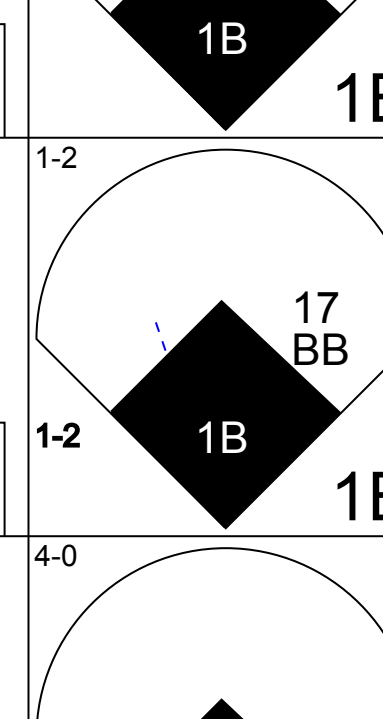


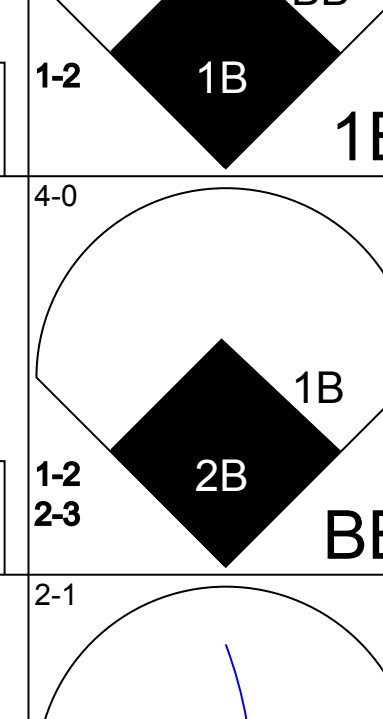


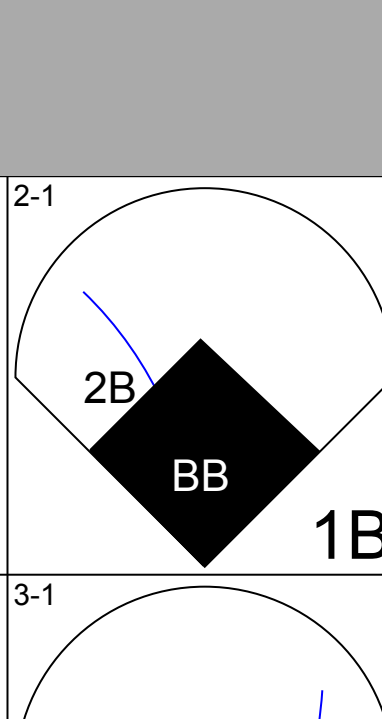
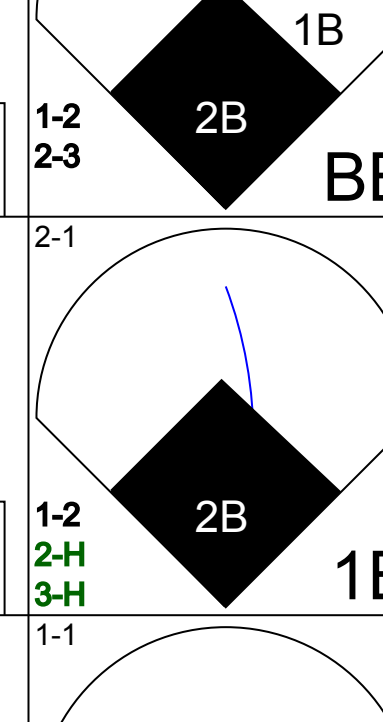

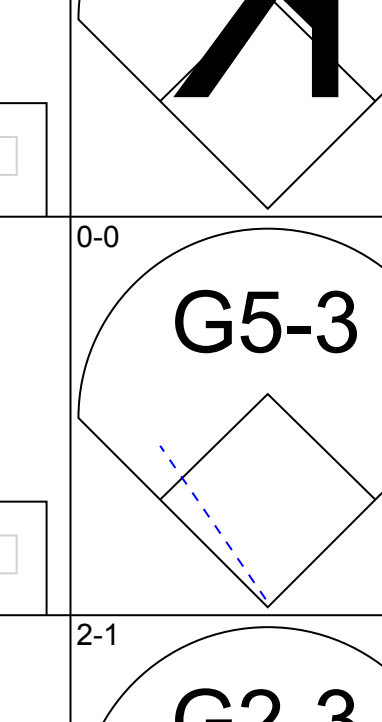
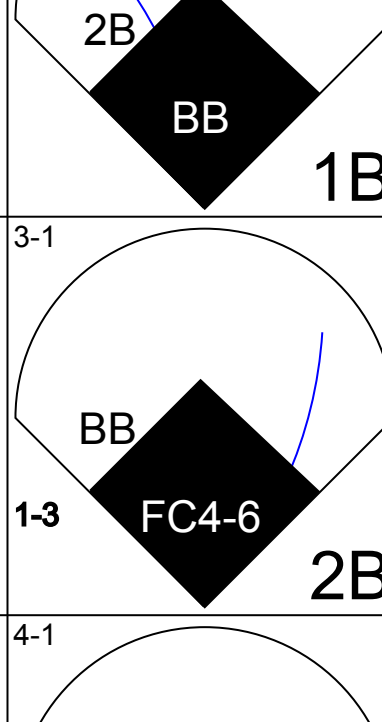
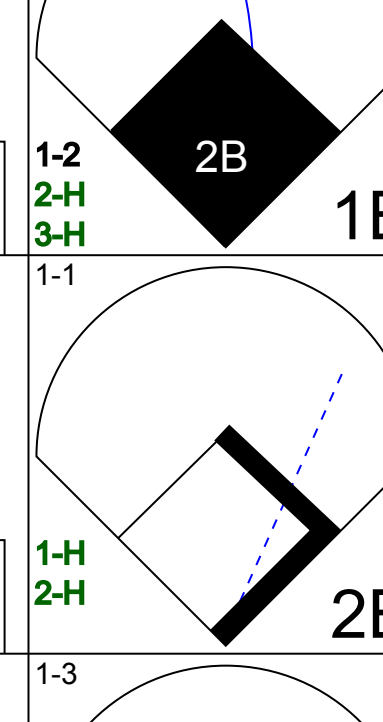

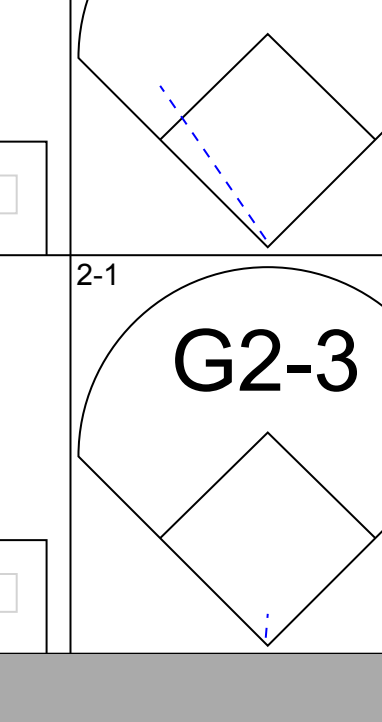
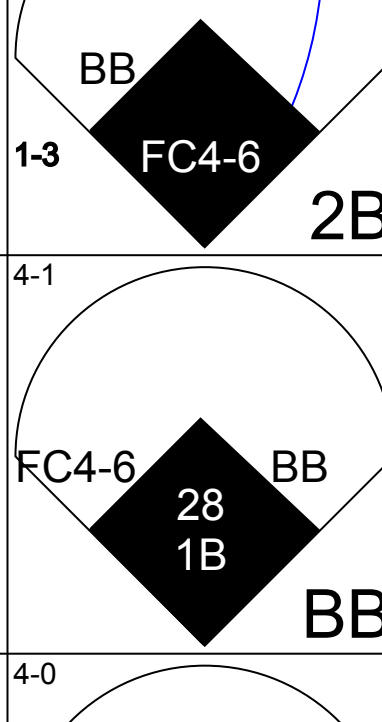
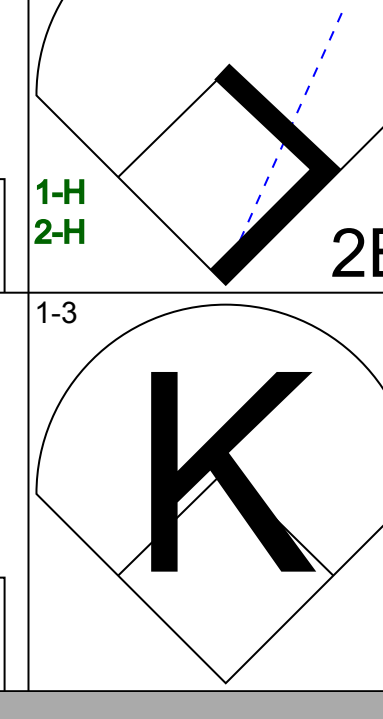
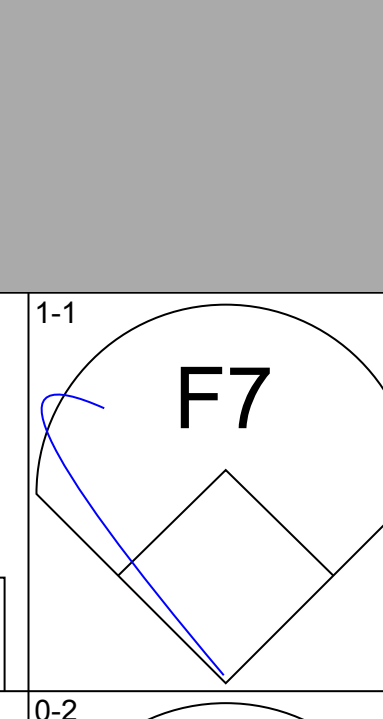
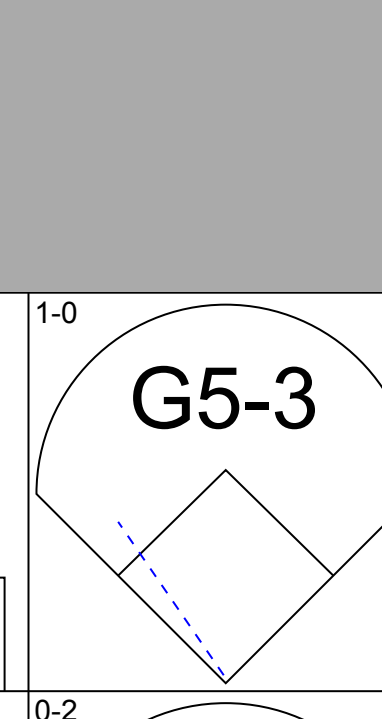
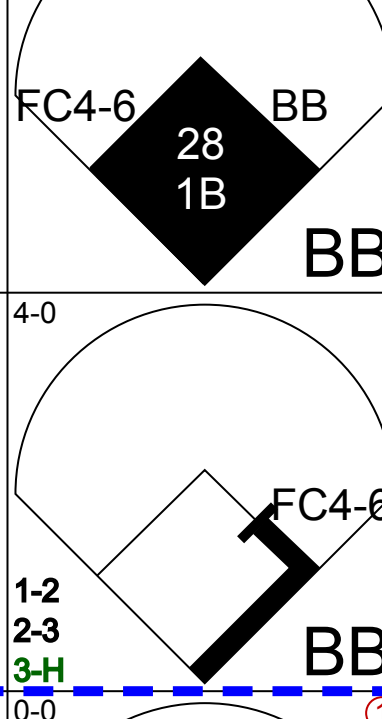
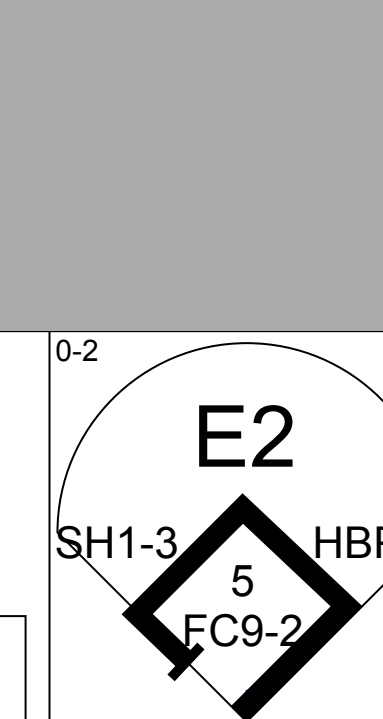
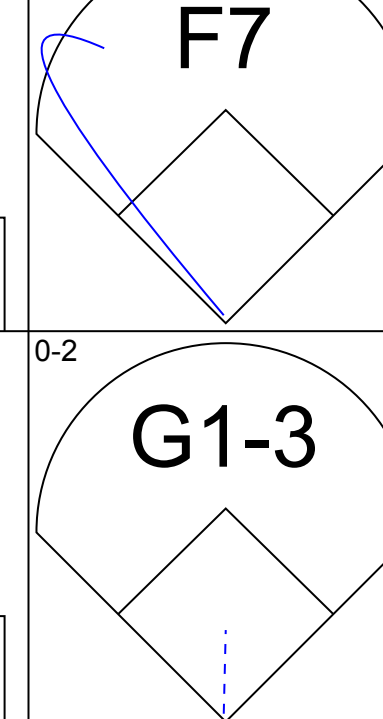
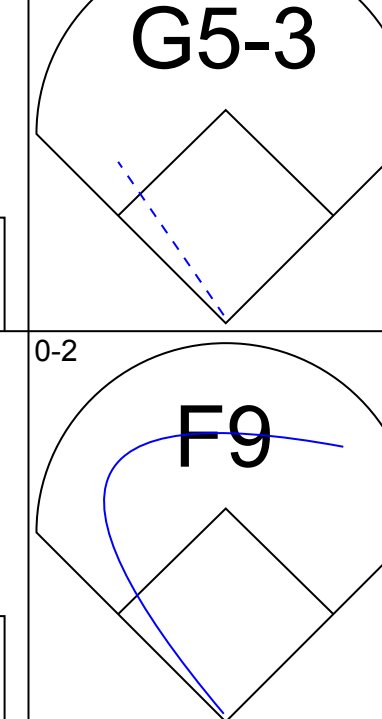
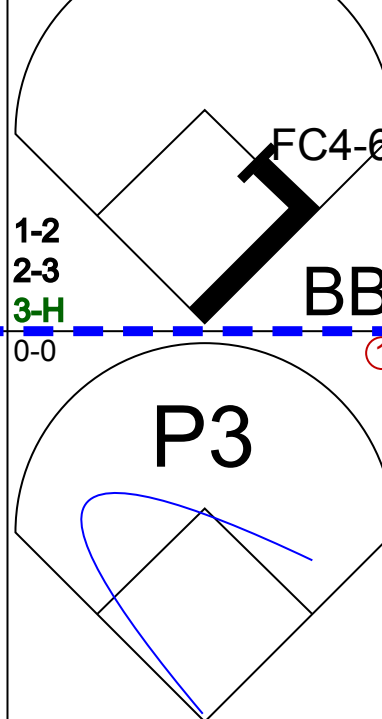


Batter	1	2	3	4	5	6	7	8	9	AB	R	H	RBI	BB	SO	LOB	BOTTOM										
Dave Roberts, L OBP: 0.333, SLG: 0.304	1-3 K		3-3 K		1-0 L8		2-1 FC1-6 S		3-2 G6-3	5	0	0	0	0	2	2	Houston Astros @ Los Angeles Dodgers Dodger Stadium, Los Angeles, CA Mon Sep 01 2003, 5:10 PM PDT Att: 41,182 - Sunny - 69 F										
Paul Lo Duca, R OBP: 0.346, SLG: 0.395 David Ross, R OBP: 0.291, SLG: 0.491	4-0 G3-1 BB		3-2 F9		4-2 1B		2-3 K			1	0	0	0	1	0	0											
Shawn Green, L OBP: 0.348, SLG: 0.435	4-2 G3-1 BB		0-1 G4-3		1-2 F9				2-3 K	3	0	0	0	1	1	2											
Fred McGriff, L OBP: 0.319, SLG: 0.425	2-1 G3-1				1-0 1B		2-0 F8		4-2 1B BB	3	0	1	0	1	0	2											
Adrián Beltré, R OBP: 0.276, SLG: 0.393	0-0 G4-3				1-0 L8		0-1 L7		0-0 P2	4	0	0	0	0	0	4											
Jeromy Burnitz, L OBP: 0.325, SLG: 0.524		0-2 P3		1-0 P6		1-1 F9		0-0 1B		4	0	1	0	0	0	1											
Alex Cora, L OBP: 0.274, SLG: 0.323		3-2 2B		2-1 F8			0-2 HR		0-0 F8	4	1	2	1	0	0	3											
Cesar Izturis, S OBP: 0.278, SLG: 0.309		0-0 L3			3-2 P6		0-1 F7		0-2 G3	4	0	0	0	0	0	1											
Hideo Nomo, R ERA: 2.88 Ricky Henderson, R ERA: 3.29 Andy Ashby, R ERA: 5.18 Robin Ventura, L OBP: 0.346, SLG: 0.398 Steve Colyer, L OBP: 0.284, SLG: 0.374 Rodney Myers, R ERA: 36.0 Todd Hundley, S OBP: 0.284, SLG: 0.374	(1, 1) 5.0 (5, PH) 2.0 (8, 1) 1.0 (9, 1) 1.0 (9, PH) 1.0 (9, PH) 1.0	0 LOB: 2 BB: 2 P: 21	R: 0 E: 0 K: 0 S: 9	H: 1 LOB: 1 BB: 0 P: 13	R: 0 E: 0 K: 1 S: 12	H: 0 LOB: 0 BB: 0 P: 18	R: 0 E: 0 K: 0 S: 5	H: 1 LOB: 1 BB: 0 P: 10	R: 0 E: 0 K: 0 S: 18	H: 1 LOB: 2 BB: 1 P: 30	R: 0 E: 0 K: 0 S: 5	H: 0 LOB: 0 BB: 0 P: 8	R: 1 E: 0 K: 1 S: 10	H: 1 LOB: 1 BB: 1 P: 18	R: 0 E: 0 K: 1 S: 9	H: 1 LOB: 2 BB: 1 P: 15		R: 0 E: 0 K: 1 S: 9	H: 0 LOB: 0 BB: 0 P: 12	1B: 3 2B: 1 3B: 0 HR: 1	SF: 0 SAC: 0 DP: 0 HBP: 0	WP: 0 PB: 0 SB: 1 CS: 0	PA: 37				
PITCHER	IP	WLS	BF	H	R	ER	SO	BB	IBB	HBP	BLK	WP	HR	S	P	ERA		WHIP									
Wade Miller, R ERA: 4.1 Octavio Dotel, R ERA: 2.69 Rick White, R ERA: 5.9	(1, 1) 6.2 (7, 1) 1.1 (9, 1) 1.0	28	4	1	1	2	2	1	0	0	0	0	0	12	20	0.00	1.500										

AB	32
R	1
H	5
RBI	1
BB	5
SO	5
LOB	17



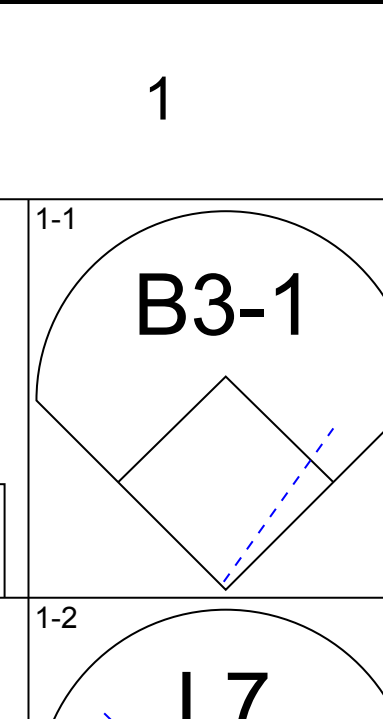
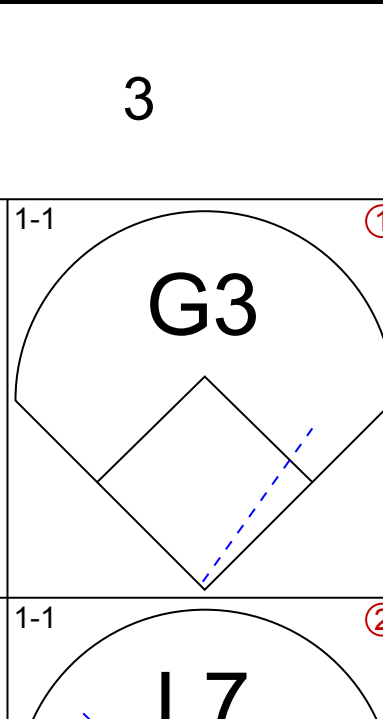
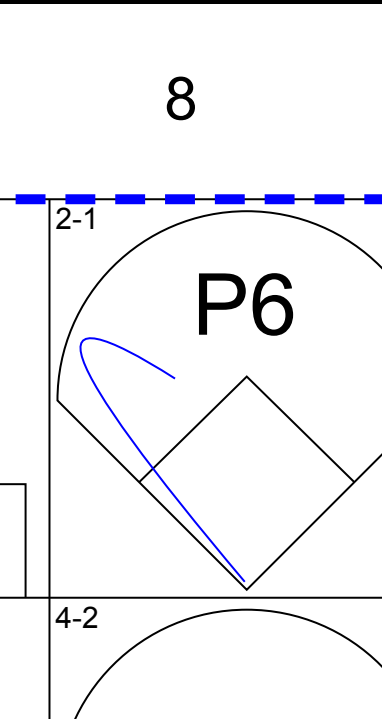
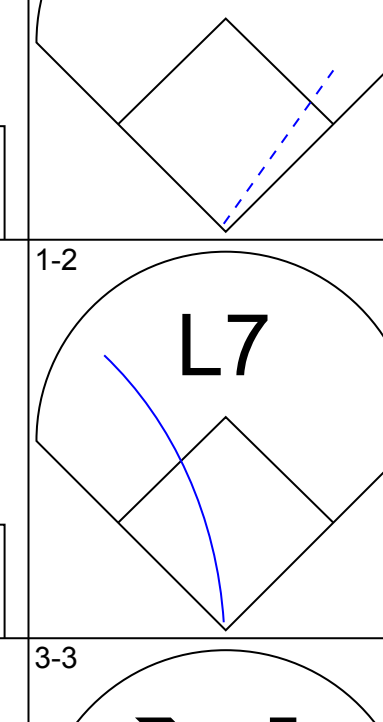
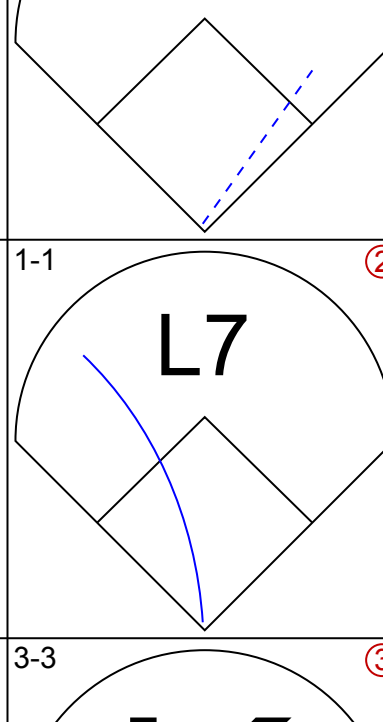
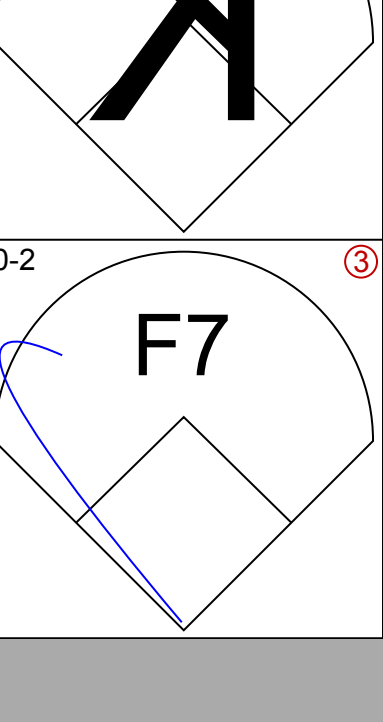
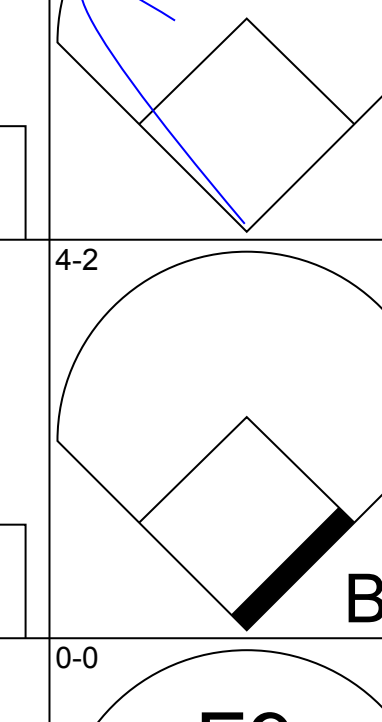
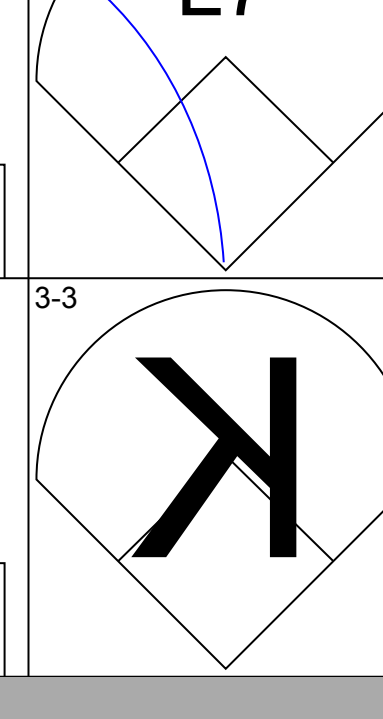
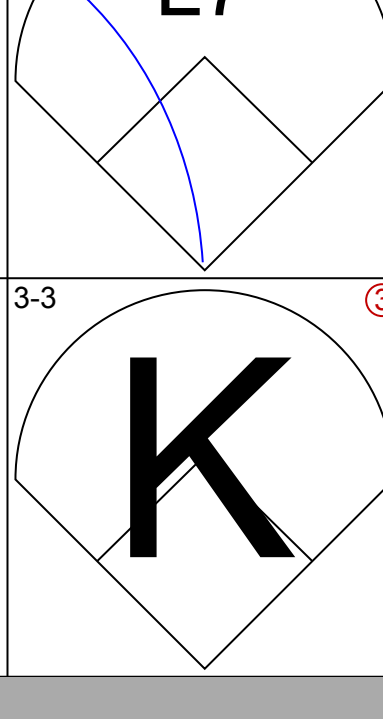
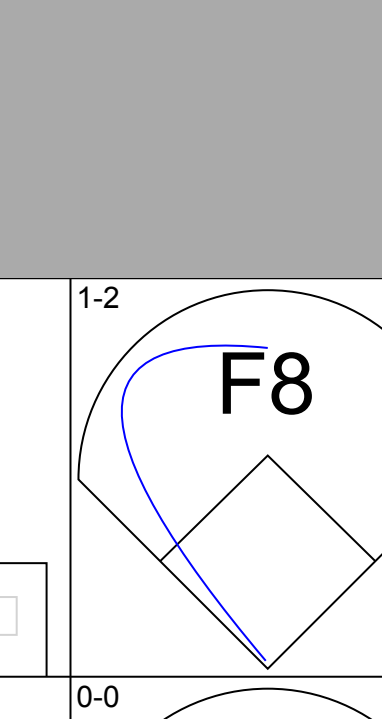
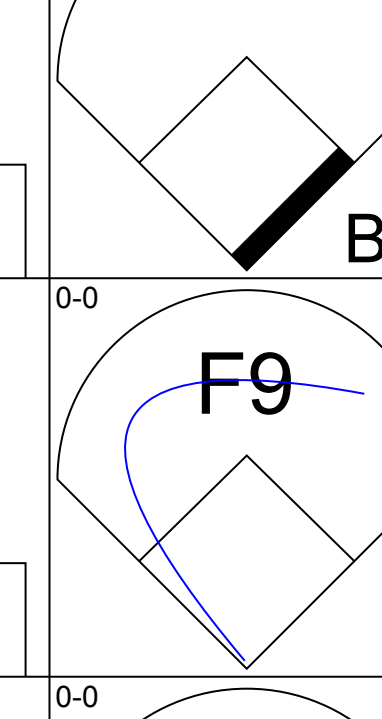
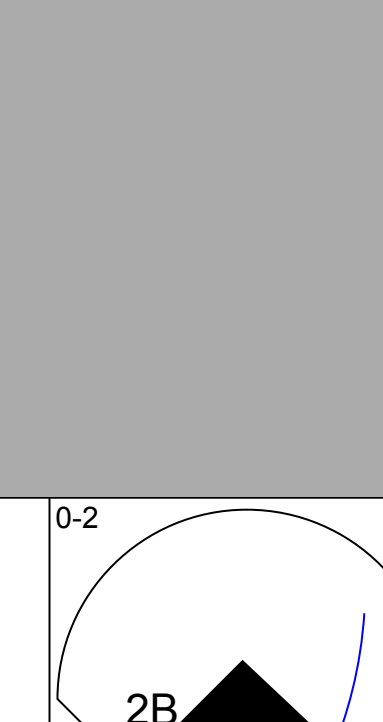
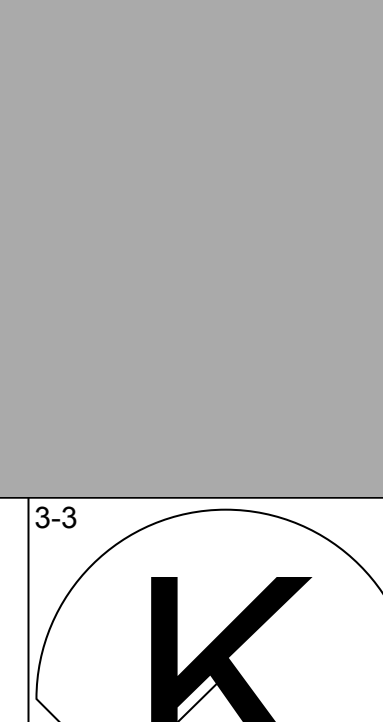
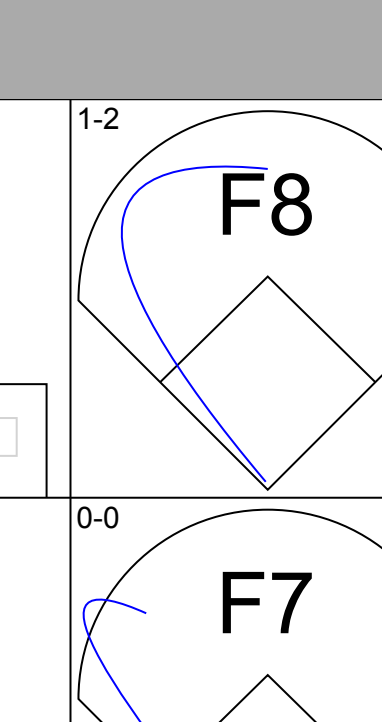
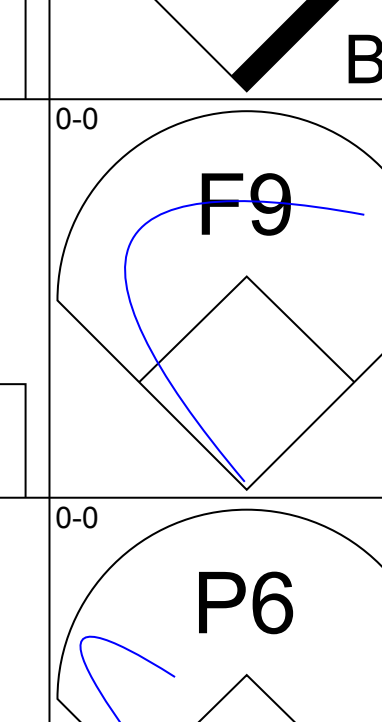
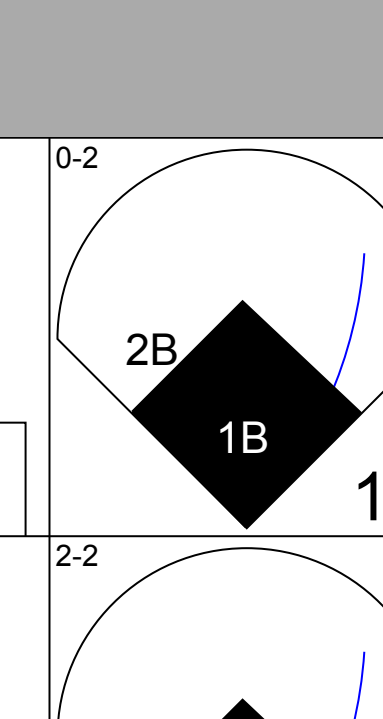
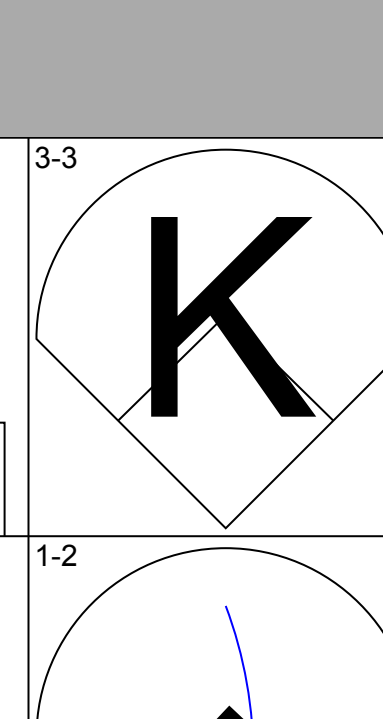
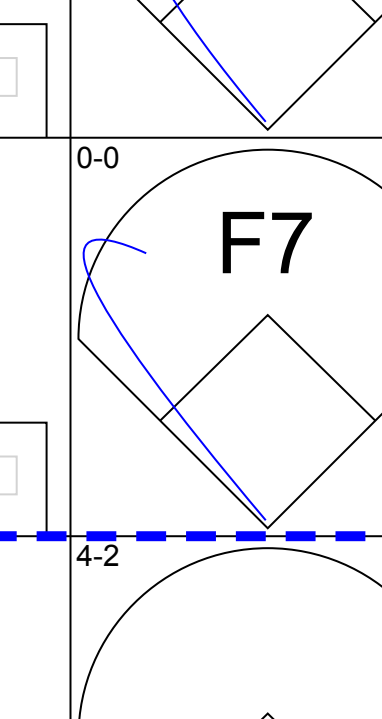

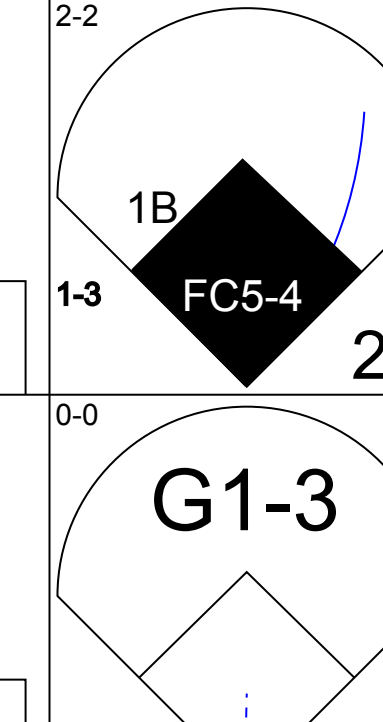
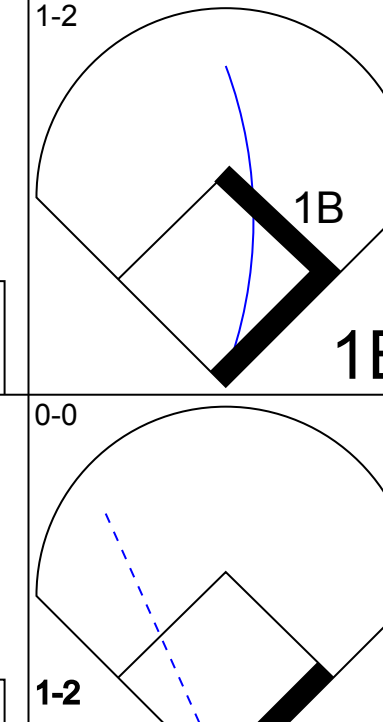
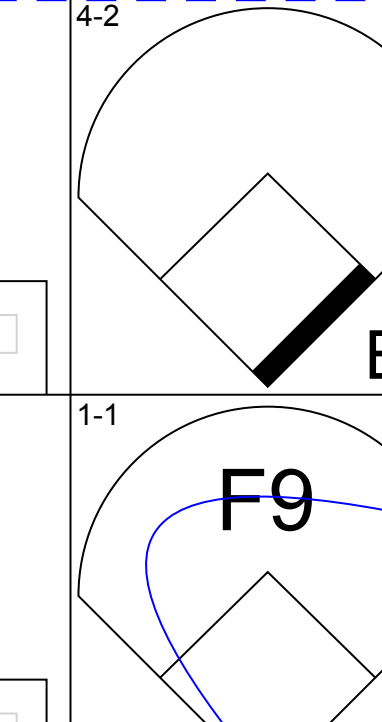
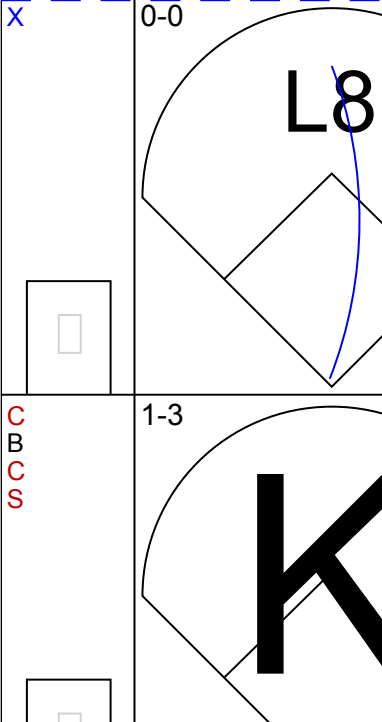
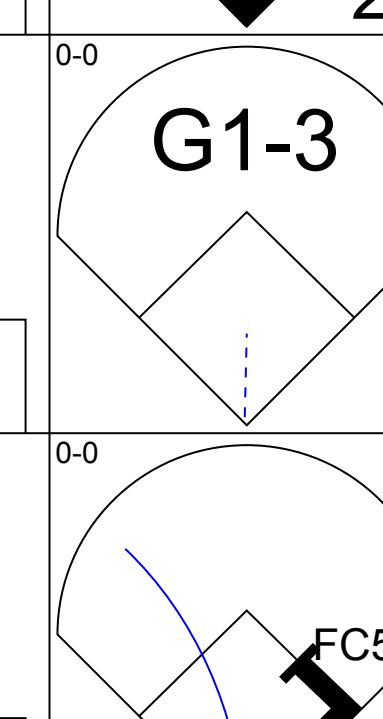
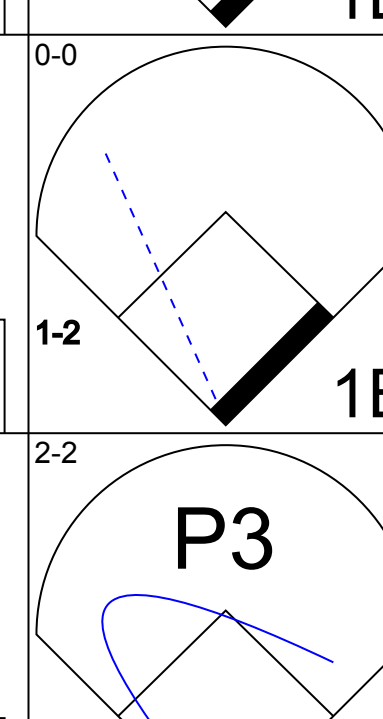
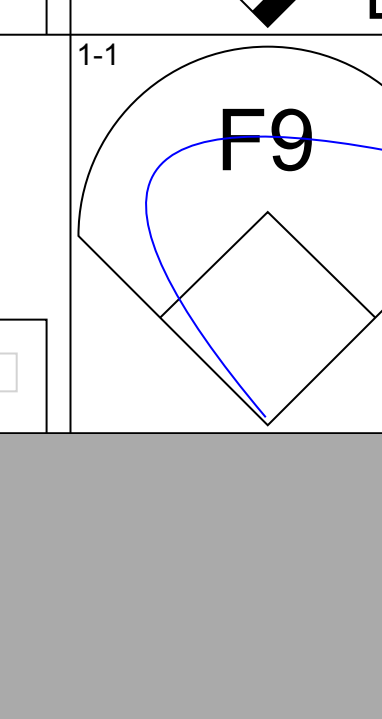
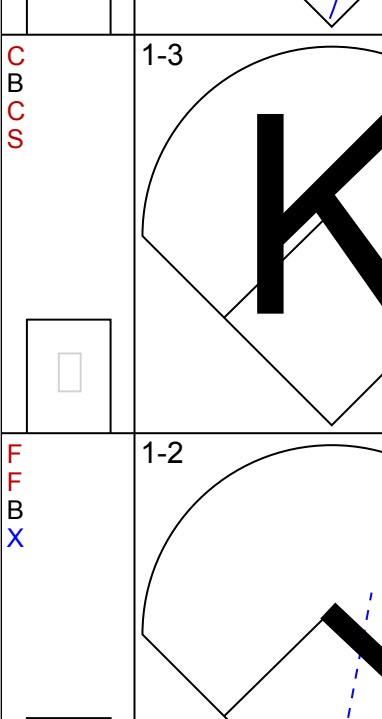
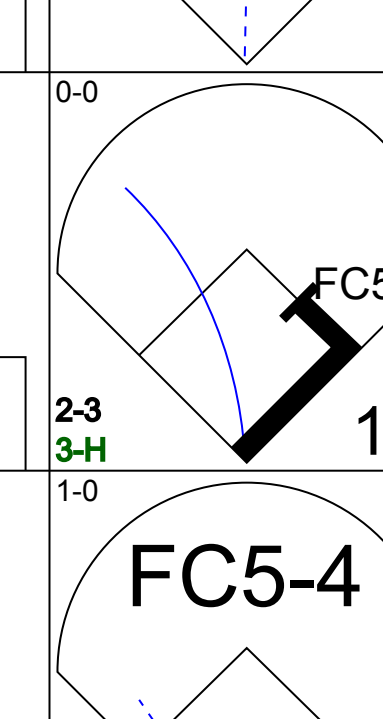
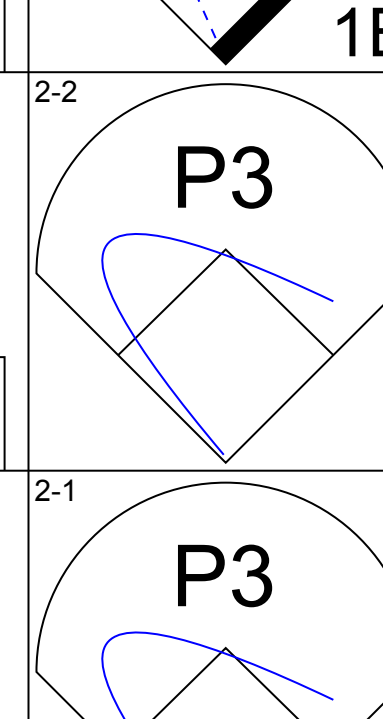

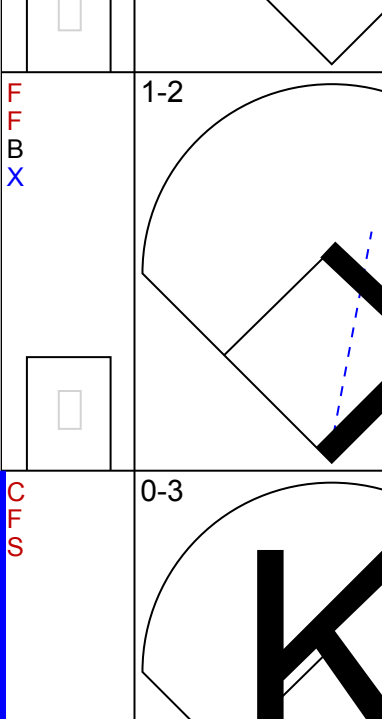


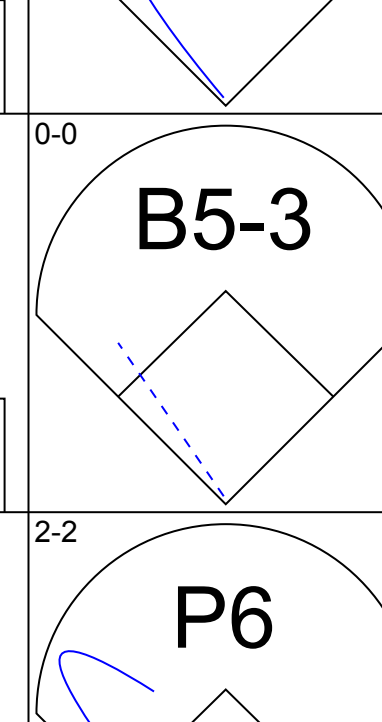
Batter	1	2	3	4	5	6	7	8	9	AB	R	H	RBI	BB	SO	LOB	TOP										
Craig Biggio, R OBP: 0.342, SLG: 0.406 (1, 8)	G4-3		F7		2B		F8		K	5	0	1	0	0	1	1	Houston Astros @ Los Angeles Dodgers Dodger Stadium, Los Angeles, CA Tue Sep 02 2003, 7:10 PM PDT Att: 28,406 - Sunny - 76 F										
Morgan Ensberg, R OBP: 0.369, SLG: 0.515 (1, 5)	F7		G5-3		F8		G6-3			4	0	0	0	0	2												
5 Jeff Bagwell, R OBP: 0.378, SLG: 0.509 (1, 3)	G1-3		1B		F9		G6-3			4	0	1	0	0	2												
Jeff Kent, R OBP: 0.344, SLG: 0.518 (1, 4)		FC5-4	K		2B		L9			4	1	2	0	0	1												
Richard Hidalgo, R OBP: 0.371, SLG: 0.547 (1, 9)	F8			K	F7					4	0	1	0	0	1												
17 Lance Berkman, S OBP: 0.404, SLG: 0.516 (1, 7)	FC5-4			G1-3		P5		K		4	0	1	0	0	1												
Brad Ausmus, R OBP: 0.301, SLG: 0.299 (1, 2)	FC5-4			PB		K		K		3	0	0	1	1	2												
28 Adam Everett, R OBP: 0.306, SLG: 0.370 (1, 6)										2	0	1	0	0	1												
Mike Gallo, L (6, 1)										0	0	0	0	0	0												
Mitch Meluskey, S (9, PH)										1	0	0	0	0	0												
Tim Redding, R OBP: 0.205, SLG: 0.214 (1, 1)										2	0	0	0	0	4												
Jose Vizcaino, S OBP: 0.272, SLG: 0.361 (6, 6)										2	0	1	0	0	0												
Inning Stats	R: 0 E: 0 K: 0 S: 10	H: 0 LOB: 0 BB: 0 P: 18	R: 1 E: 0 K: 0 S: 12	H: 2 LOB: 2 BB: 0 P: 21	R: 0 E: 0 K: 1 S: 10	H: 1 LOB: 1 BB: 0 P: 13	R: 0 E: 0 K: 1 S: 15	H: 1 LOB: 2 BB: 0 P: 24	R: 0 E: 0 K: 2 S: 9	H: 0 LOB: 0 BB: 0 P: 13	R: 0 E: 0 K: 0 S: 12	H: 1 LOB: 1 BB: 0 P: 17	R: 0 E: 0 K: 2 S: 13	H: 1 LOB: 1 BB: 0 P: 20	R: 0 E: 0 K: 1 S: 11	H: 0 LOB: 0 BB: 0 P: 14	1B: 6 2B: 2 3B: 0 HR: 0	SF: 0 SAC: 0 DP: 0 HBP: 1	WP: 0 PB: 1 SB: 0 CS: 0	PA: 37							
PITCHER	IP	WLS	BF	H	R	ER	SO	BB	IBB	HBP	BLK	WP	HR	S	P	ERA	WHIP										
Wilson Alvarez, L ERA: 2.57 (1, 1)	5.0	W	23	6	1	1	2	1	0	1	0	0	0	56	92	1.80	1.400										
Guillermo Mota, R ERA: 1.52 (6, 1)	2.0	H	7	1	0	0	2	0	0	0	0	0	0	20	30	0.00	0.500										
Paul Quantrill, R ERA: 1.73 (8, 1)	0.1	H	2	1	0	0	0	0	0	0	0	0	0	7	12	0.00	3.000										
Tom Martin, L ERA: 3.12 (8, 1)	0.1	H	1	0	0	0	1	0	0	0	0	0	0	3	4	0.00	0.000										
Eric Gagne, R ERA: 1.4 (8, 1)	1.1	S	4	0	0	0	2	0	0	0	0	0	0	14	18	0.00	0.000										
Batter	1	2	3	4	5	6	7	8	9	AB	R	H	RBI	BB	SO	LOB	BOTTOM										
Dave Roberts, L OBP: 0.330, SLG: 0.300 (1, 8)	G4-3			E6	G1-3		P6			4	1	0	0	0	2	Houston Astros @ Los Angeles Dodgers Dodger Stadium, Los Angeles, CA Tue Sep 02 2003, 7:10 PM PDT Att: 28,406 - Sunny - 76 F											
Cesar Izturis, S OBP: 0.276, SLG: 0.306 (1, 6)	G6-3			K		F9		G6-3		4	0	0	0	1	1												
Shawn Green, L OBP: 0.348, SLG: 0.435 (1, 9)	K			E6	L4		F7			4	1	1	1	0	1												
Fred McGriff, L OBP: 0.325, SLG: 0.453 (1, 3)		P5								4	2	3	3	0	0												
Jolbert Cabrera, R OBP: 0.331, SLG: 0.436 (9, 7)				HR	1B					0	0	0	0	0	0												
Adrian Beltré, R OBP: 0.276, SLG: 0.392 (1, 5)	G4-3			G4-3	1B					4	0	1	0	0	1												
Jeremy Burnitz, L OBP: 0.323, SLG: 0.520 (1, 7)										3	0	0	0	0	2												
Robin Ventura, L OBP: 0.348, SLG: 0.398 (9, 3)	G1-3			P5		F7				0	0	0	0	0	0												
David Ross, R OBP: 0.292, SLG: 0.482 (1, 2)				K	L4		SH5-4			2	0	0	0	1	1												
Alex Cora, L OBP: 0.275, SLG: 0.326 (1, 4)				G4-3		SH5-4				2	0	1	0	0	0												
Wilson Alvarez, L OBP: 0.211, SLG: 0.211 (1, 1)										1	0	0	0	0	1												
Joe Thurston, L (5, PH)										1	0	0	0	0	0												
Guillermo Mota, R OBP: 0.222, SLG: 0.256 (8, 1)										0	0	0	0	0	0												
Ron Cockerill, R OBP: 0.240, SLG: 0.327 (7, PH)										1	0	0	0	0	1												
Paul Quantrill, R (8, 1)										0	0	0	0	0	0												
Tom Martin, L (8, 1)										0	0	0	0	0	0												
Eric Gagne, R (8, 1)										0	0	0	0	0	0												
Inning Stats	R: 0 E: 0 K: 1 S: 9	H: 0 LOB: 0 BB: 0 P: 14	R: 0 E: 0 K: 0 S: 7	H: 0 LOB: 0 BB: 0 P: 7	R: 0 E: 0 K: 2 S: 8	H: 0 LOB: 0 BB: 0 P: 12	R: 3 E: 2 K: 1 S: 17	H: 2 LOB: 0 BB: 0 P: 24	R: 0 E: 0 K: 0 S: 13	H: 1 LOB: 1 BB: 0 P: 17	R: 0 E: 0 K: 0 S: 10	H: 2 LOB: 2 BB: 0 P: 14	R: 0 E: 0 K: 0 S: 7	H: 0 LOB: 1 BB: 1 P: 15	R: 1 E: 0 K: 1 S: 11	H: 1 LOB: 0 BB: 0 P: 16	1B: 2 2B: 2 3B: 0 HR: 2	SF: 0 SAC: 1 DP: 0 HBP: 0	WP: 0 PB: 0 SB: 0 CS: 0	PA: 32							
PITCHER	IP	WLS	BF	H	R	ER	SO	BB	IBB	HBP	BLK	WP	HR	S	P	ERA	WHIP										
Tim Redding, R ERA: 3.84 (1, 1)	5.2	L	23	5	3	2	4	0	0	0	0	0	1	22	35	3.86	0.857										
Mike Gallo, L ERA: 3.22 (6, 1)	2.1		9	1	1	1	1	1	0	0	0	0	0	22	35	3.86	0.857										

Batter	1	2	3	4	5	6	7	8	9	AB	R	H	RBI	BB	SO	LOB	TOP			
Craig Biggio, R OBP: 0.340, SLG: 0.403										4	1	0	1	0	2	2				
Jose Vizcaino, S OBP: 0.287, SLG: 0.355 28 Adam Everett, R OBP: 0.308, SLG: 0.372										3	0	0	0	0	1	0				
5 Jeff Bagwell, R OBP: 0.377, SLG: 0.506										5	1	1	0	0	2	4				
Jeff Kent, R OBP: 0.346, SLG: 0.518										4	1	2	0	0	1	0				
17 Lance Berkman, S OBP: 0.407, SLG: 0.517										3	2	2	0	1	1	0				
Richard Hidalgo, R OBP: 0.372, SLG: 0.548										4	2	2	2	0	0	2				
Geoff Blum, S OBP: 0.300, SLG: 0.360 54 Brad Lidge, R OBP: 0.233, SLG: 0.207 Octavio Dotel, R OBP: 0.233, SLG: 0.207 Colin Porter, L OBP: 0.301, SLG: 0.290										3	0	1	2	0	0	2				
Raul Chavez, R OBP: 0.286, SLG: 0.538 Orlando Merced, S OBP: 0.297, SLG: 0.374 Billy Wagner, L										3	0	0	0	0	1	1				
Jerome Robertson, L OBP: 0.152, SLG: 0.133 Morgan Ensberg, R OBP: 0.357, SLG: 0.512										2	0	0	0	0	0	0				
Inning Stats	R: 4 E: 0 K: 2 S: 19	H: 4 LOB: 1 BB: 1 P: 31	R: 0 E: 1 K: 0 S: 6	H: 0 LOB: 1 BB: 0 P: 8	R: 0 E: 0 K: 0 S: 6	H: 2 LOB: 1 BB: 0 P: 9	R: 0 E: 0 K: 0 S: 10	H: 0 LOB: 0 BB: 0 P: 13	R: 0 E: 0 K: 1 S: 7	H: 0 LOB: 0 BB: 0 P: 11	R: 0 E: 0 K: 1 S: 6	H: 0 LOB: 0 BB: 0 P: 10	R: 0 E: 0 K: 2 S: 12	H: 0 LOB: 0 BB: 0 P: 16	R: 4 E: 0 K: 1 S: 13	H: 3 LOB: 2 BB: 2 P: 30	1B: 7 2B: 3 3B: 0 HR: 0	SF: 0 SAC: 1 DP: 2 HBP: 1	WP: 0 PB: 0 SB: 0 CS: 0	PA: 39
PITCHER	IP	WLS	BF	H	R	ER	SO	BB	IBB	HBP	BLK	WP	HR	S	P	ERA	WHIP			
Kevin Brown, R ERA: 2.37	(1, 1)	7.0	L 28	6	4	4	5	1	0	1	0	0	0	61	92	5.14	1.000			
Paul Shuey, R ERA: 3.05	(8, 1)	1.0	7	2	4	4	2	2	0	0	0	0	0	17	34	36.00	4.000			
Paul Quantrill, R ERA: 1.7	(9, 1)	1.0	4	1	0	0	1	0	0	0	0	0	0	8	12	0.00	1.000			

Houston Astros @ Los Angeles Dodgers
Dodger Stadium, Los Angeles, CA
Wed Sep 03 2003, 7:10 PM PDT
Att: 31,027 - Sunny - 74 F

AB	34
R	8
H	9
RBI	8
BB	3
SO	8
LOB	14



Batter	1	2	3	4	5	6	7	8	9	AB	R	H	RBI	BB	SO	LOB	BOTTOM					
Dave Roberts, L OBP: 0.326, SLG: 0.296										4	0	0	0	0	1	0						
Rickey Henderson, R OBP: 0.317, SLG: 0.310 Robin Ventura, L OBP: 0.350, SLG: 0.398 Jason Romano, R OBP: 0.097, SLG: 0.067										3	0	0	0	0	0	0						
Shawn Green, L OBP: 0.345, SLG: 0.432										4	0	0	0	0	2	1						
Fred McGriff, L OBP: 0.324, SLG: 0.450										4	1	1	0	0	1	1						
Paul Lo Duca, R OBP: 0.349, SLG: 0.399										3	1	2	0	1	0	0						
Adrian Beltré, R OBP: 0.276, SLG: 0.391										4	0	1	0	0	1	3						
Jolbert Cabrera, R OBP: 0.333, SLG: 0.437										4	0	2	1	0	0	2						
Cesar Izturis, S OBP: 0.274, SLG: 0.304 Mike Kinkade, R OBP: 0.320, SLG: 0.346										3	0	0	1	0	0	3						
Kevin Brown, R OBP: 0.175, SLG: 0.232 Joe Thurston, L Paul Shuey, R Paul Quantrill, L										2	0	0	0	0	2	1						
Inning Stats	R: 0 E: 0 K: 1 S: 8	H: 3 LOB: 1 BB: 0 P: 13	R: 2 E: 0 K: 1 S: 12	H: 3 LOB: 0 BB: 0 P: 16	R: 0 E: 0 K: 1 S: 7	H: 0 LOB: 0 BB: 0 P: 12	R: 0 E: 0 K: 1 S: 13	H: 2 LOB: 2 BB: 0 P: 21	R: 0 E: 0 K: 2 S: 13	H: 0 LOB: 0 BB: 0 P: 17	R: 0 E: 0 K: 0 S: 8	H: 0 LOB: 1 BB: 1 P: 14	R: 0 E: 0 K: 0 S: 7	H: 0 LOB: 0 BB: 0 P: 11	R: 0 E: 0 K: 0 S: 6	H: 0 LOB: 1 BB: 1 P: 12	R: 0 E: 0 K: 2 S: 10	H: 1 LOB: 1 BB: 0 P: 12	1B: 5 2B: 1 3B: 0 HR: 0	SF: 0 SAC: 0 DP: 0 HBP: 0	WP: 0 PB: 0 SB: 0 CS: 0	PA: 35
PITCHER	IP	WLS	BF	H	R	ER	SO	BB	IBB	HBP	BLK	WP	HR	S	P	ERA	WHIP					
Jerome Robertson, L ERA: 5.1	(1, 1)	5.2	W 22	5	2	2	6	1	0	0	0	0	0	11	20	0.00	0.750					
54 Brad Lidge, R ERA: 3.6	(8, 1)	1.1	H 5	0	0	0	0	1	0	0	0	0	0	6	12	0.00	1.000					
Octavio Dotel, R ERA: 2.85	(8, 1)	1.0	H 4	0	0	0	0	1	0	0	0	0	0	10	12	0.00	1.000					
Billy Wagner, L ERA: 1.74	(9, 1)	1.0	4	1	0	0	2	0	0	0	0	0	0	10	12	0.00	1.000					

Houston Astros @ Los Angeles Dodgers
Dodger Stadium, Los Angeles, CA
Wed Sep 03 2003, 7:10 PM PDT
Att: 31,027 - Sunny - 74 F

AB	33
R	2
H	6
RBI	2
BB	2
SO	8
LOB	12



Batter	1	2	3	4	5	6	7	8	9	AB	R	H	RBI	BB	SO	LOB	TOP										
Craig Biggio, R OBP: 0.343, SLG: 0.409 (1, 8)	1-1 P6		3-2 HR		2-2 5 HR 1B		1-2 L7		4-1 FC6-4 BB	4	2	2	1	1	0	0											
Geoff Blum, S OBP: 0.302, SLG: 0.396 Octavio Dotel, R (7, 1)	1-2 G3		1-2 L5		0-0 5 HR 1B		2-2 5 G5-4-3 1B		2-1 FC6-4 1-2	4	1	2	0	0	0	0											
Raul Chavez, R OBP: 0.267, SLG: 0.500 (8, 2)										1	0	0	0	0	0	1											
5 Jeff Bagwell, R OBP: 0.377, SLG: 0.512 (1, 3)	1-3 K		3-0 1B		0-0 1-H 2-H HR		0-1 G5-4-3 1-2			4	1	2	3	0	1	1											
Jeff Kent, R OBP: 0.343, SLG: 0.513 (1, 4)		2-1 P4	3-1 F8		1-3 K		0-0 F9			4	0	0	0	0	1	1											
17 Lance Berkman, S OBP: 0.406, SLG: 0.515 (1, 7)		3-1 2B 1B	2-3 K		2-0 G5-3		2-3 K			4	1	1	0	0	2	1											
Richard Hidalgo, R OBP: 0.376, SLG: 0.554 (1, 9)		1-1 1-H 2B		4-2 28 G4-3 S BB	0-1 F7		2-2 2B			3	0	2	1	1	0	0											
Brad Ausmus, R Billy Wagner, L (1, 2) (8, 1)	1-2 F9		3-3 K		0-0 F8		1-0 L9			4	0	0	0	0	1	3											
28 Adam Everett, R OBP: 0.307, SLG: 0.368 (1, 6)		4-0 IBB	3-2 G4-3		3-3 K		0-1 F9			3	0	0	0	1	1	1											
Jared Fernandez, R Orlando Merced, S Dan Miceli, R Mike Gallo, L 54 Brad Lidge, R Morgan Ensberg, R (1, 1) (6, PH) (8, 1) (8, 1) (7, 1) (7, 9)	0-3 K		0-0 G4-3		1-1 L7		0-0 F7			2	0	0	0	0	1	3											
Inning Stats	R: 0 E: 0 K: 1 S: 9	H: 0 LOB: 0 BB: 0 P: 12	R: 1 E: 0 K: 1 S: 12	H: 2 LOB: 2 BB: 1 P: 23	R: 1 E: 0 K: 1 S: 14	H: 2 LOB: 1 BB: 0 P: 26	R: 0 E: 0 K: 1 S: 10	H: 0 LOB: 1 BB: 1 P: 20	R: 3 E: 0 K: 1 S: 12	H: 3 LOB: 0 BB: 0 P: 17	R: 0 E: 0 K: 0 S: 7	H: 0 LOB: 0 BB: 0 P: 11	R: 0 E: 0 K: 0 S: 9	H: 1 LOB: 0 BB: 0 P: 12	R: 0 E: 0 K: 1 S: 8	H: 1 LOB: 1 BB: 0 P: 13	R: 0 E: 0 K: 0 S: 6	H: 0 LOB: 1 BB: 1 P: 12	1B: 5 2B: 2 3B: 0 HR: 2	SF: 0 SAC: 0 DP: 1 HBP: 0	WP: 0 PB: 0 SB: 1 CS: 0	PA: 38					
PITCHER	IP	WLS	BF	H	R	ER	SO	BB	IBB	HBP	BLK	WP	HR	S	P	ERA	WHIP										
Adam Eaton, R ERA: 4.18 Scott Linebrink, R ERA: 3.24 Trevor Hoffman, R ERA: Jay Witasick, R ERA: 3.62	(1, 1) (7, 1) (8, 1) (9, 1)	6.0 1.0 1.0 1.0	L 3 4 4	27 1 1 0	7 0 1 0	5 0 0 0	5 0 1 0	6 0 1 0	1 0 0 1	1 0 0 0	0 0 0 0	0 0 0 0	0 0 8 6	2 9 13 12	109 12 13 12	7.50 0.00 0.00 0.00	1.333 1.000 1.000 1.000										

Houston Astros @ San Diego Padres
Qualcomm Stadium, San Diego, CA
Fri Sep 05 2003, 10:05 PM EDT
Att: 20,738 - Cloudy - 81 F

AB 35
R 5
H 9
RBI 5
BB 3
SO 7
LOB 11



Batter	1	2	3	4	5	6	7	8	9	AB	R	H	RBI	BB	SO	LOB	BOTTOM										
Sean Burroughs, L OBP: 0.369, SLG: 0.422 (1, 5)	2-1 S 1B		4-1 24 1B HR BB		1-2 F8		0-1 S 1B		3-2 G1-3	4	1	2	1	1	0	0											
Mark Loretta, R OBP: 0.384, SLG: 0.446 (1, 4)	1-2 G1-3		2-3 K		0-0 G1-3		2-3 K			4	0	0	0	0	2	3											
24 Brian Giles, L OBP: 0.430, SLG: 0.511 (1, 7)	4-1 BB		1-2 HR 1B		0-0 F8		1-0 G6-3			3	1	1	0	1	0	0											
Phil Nevin, R OBP: 0.323, SLG: 0.451 (1, 3)	0-2 F8		3-2 1-H 2-H HR		1-1 L9		1-2 G1-3			4	1	1	3	0	0	2											
Gary Matthews, S OBP: 0.313, SLG: 0.368 (1, 9)	0-1 G3		0-0 G3-1		3-2 G5-4-3 1B		4-1 1B BB			3	0	1	0	1	0	2											
Mark Kotsay, L OBP: 0.345, SLG: 0.373 (1, 8)		0-0 3 G6-4-3 1B	0-1 F7		1-1 G5-4-3 1-2		0-1 1B			4	0	2	0	0	0	1											
3 Khalil Greene, R (1, 6)		0-0 1 SAFE 1 SAFE G6-4-3 1-2		2-1 G6-3		2-3 K		0-0 F9		4	0	0	0	0	1	3											
Gary Bennett, R OBP: 0.291, SLG: 0.288 (1, 2)		1-1 1B	1-2 G4-3		4-2 S 1B BB		1-0 F9			3	1	1	0	1	0	0											
Adam Eaton, R Scott Linebrink, R Dave Hightower, R Trevor Hoffman, R Jay Witasick, R Brian Buchanan, R (1, 1) (7, 1) (6, PH) (8, 1) (9, 1) (9, PH)	3-1 F7		3-2 G6-3		1-2 K		2-2 F8			2	0	0	0	0	0	1											
Inning Stats	R: 0 E: 0 K: 0 S: 12	H: 1 LOB: 2 BB: 1 P: 19	R: 0 E: 0 K: 0 S: 6	H: 2 LOB: 1 BB: 0 P: 10	R: 3 E: 0 K: 1 S: 13	H: 2 LOB: 0 BB: 1 P: 23	R: 0 E: 0 K: 0 S: 10	H: 0 LOB: 0 BB: 0 P: 16	R: 0 E: 0 K: 0 S: 7	H: 1 LOB: 0 BB: 0 P: 12	R: 1 E: 0 K: 3 S: 14	H: 1 LOB: 1 BB: 1 P: 25	R: 0 E: 0 K: 0 S: 9	H: 1 LOB: 2 BB: 1 P: 15	R: 0 E: 0 K: 0 S: 8	H: 0 LOB: 0 BB: 0 P: 14	1B: 7 2B: 0 3B: 0 HR: 1	SF: 0 SAC: 0 DP: 2 HBP: 0	WP: 0 PB: 0 SB: 3 CS: 0	PA: 37							
PITCHER	IP	WLS	BF	H	R	ER	SO	BB	IBB	HBP	BLK	WP	HR	S	P	ERA	WHIP										
Jared Fernandez, R ERA: 4.65 Dan Miceli, R ERA: 3.3 Mike Gallo, L ERA: 3.13 54 Brad Lidge, R ERA: 3.69 Octavio Dotel, R ERA: 2.82	(1, 1) (6, 1) (6, 1) (7, 1) (7, 1)	5.0 0.1 0.2 0.2 1.0	W H H H H	21 2 1 4 4	5 1 1 1 0	3 0 0 1 0	3 0 0 1 0	1 0 0 2 1	0 0 0 0 1	0 0 0 0 0	0 0 0 0 0	0 0 0 0 0	0 0 0 0 0	0 0 5 2 10	9 3 3 19 18	0.00 0.00 0.00 13.50 0.00	3.000 0.000 0.000 3.000 1.000										
Billy Wagner, L ERA: 1.71 (8, 1)	1.1 S	5 S	1 S	0 S	0 S	0 S	0 S	0 S	0 S	0 S	0 S	0 S	0 S	0 S	0 S	0 S	0.00 0.750										

Houston Astros @ San Diego Padres
Qualcomm Stadium, San Diego, CA
Fri Sep 05 2003, 10:05 PM EDT
Att: 20,738 - Cloudy - 81 F

AB 33
R 4
H 8
RBI 4
BB 4
SO 4
LOB 13



Batter	1	2	3	4	5	6	7	8	9	AB	R	H	RBI	BB	SO	LOB	TOP						
Craig Biggio, R OBP: 0.344, SLG: 0.413 (1, 8)	0-1 HR		1-3 K	4-2 1B BB		0-3 K		0-0 L7	4-2 FC4-6 BB	4	1	1	1	2	2	2							
Morgan Ensberg, R OBP: 0.375, SLG: 0.523 Billy Wagner, L (8, 1)	1-1 2B		0-0 1B	0-0 E7 1B		4-1 BB		1-2 5 1B 2B	0-2 FC4-6 2B	4	0	4	4	1	0	0							
5 Jeff Bagwell, R OBP: 0.375, SLG: 0.508 (1, 3)	0-1 L9		2-3 K		1-1 G6-3	0-0 P6		2-1 2B	1-3 K	6	0	1	0	0	2	5							
Jeff Kent, R OBP: 0.339, SLG: 0.507 (1, 4)	2-2 P5		2-2 G6-3		1-2 L4			1-2 G6-3	2-0 G6-3	5	0	0	0	0	0	2							
17 Lance Berkman, S OBP: 0.407, SLG: 0.513 (1, 7)	4-2 BB			1-1 G3-1	1-1 BB HBP			0-1 P4	4-2 BB 1B HBP	2	1	0	0	2	0	0							
Richard Hidalgo, R OBP: 0.380, SLG: 0.557 (1, 9)	1-3 K		1-0 1B 2B	1-0 1B HBP	1-1 BB HBP			4-2 CS BB	2-1 2B HBP	3	2	2	0	1	1	2							
Brad Ausmus, R OBP: 0.304, SLG: 0.299 (1, 2)		0-0 F9		1-1 BB 1B	4-1 BB 2B			1-0 CS	2-2 2B FC3-6 1B	3	2	2	0	2	0	0							
28 Adam Everett, R OBP: 0.309, SLG: 0.367 (1, 6)	1-3 K		1-0 1B	1-2 BB 1B	1-3 K			0-0 FC3-6 2B	1-2 2B HBP	4	3	1	2	0	2	4							
Ron Villone, L ERA: 5.85 Rock Wills, R ERA: 4.26 Orlando Martinez, S ERA: 3.22 Drew Miller, R ERA: 4.26 4 Eric Burdick, R ERA: 3.99 Mike Gallo, L ERA: 3.19 54 Brad Lidge, R ERA: 3.00 Jose Valverde, S ERA: 4.56 Cavan Biggio, R ERA: 3.00 Oswaldo Arcia, R ERA: 3.00 Geoff Blum, S ERA: 3.00	0-1 G3		1-3 K		0-0 P4			1-0 2B	3-2 FC4-6 2B	1	0	0	0	0	0	0							
Inning Stats	R: 1 E: 0 K: 1 S: 16	H: 2 LOB: 2 BB: 1 P: 24	R: 0 E: 0 K: 1 S: 6	H: 0 LOB: 0 BB: 0 P: 7	R: 0 E: 0 K: 2 S: 12	H: 1 LOB: 1 BB: 0 P: 17	R: 3 E: 1 K: 1 S: 12	H: 4 LOB: 2 BB: 1 P: 21	R: 0 E: 0 K: 1 S: 6	H: 0 LOB: 1 BB: 1 P: 10	R: 0 E: 0 K: 0 S: 8	H: 0 LOB: 0 BB: 1 P: 14	R: 2 E: 0 K: 0 S: 13	H: 4 LOB: 2 BB: 0 P: 19	R: 4 E: 0 K: 1 S: 25	H: 2 LOB: 2 BB: 3 P: 46	1B: 8 2B: 4 3B: 0 HR: 1	SF: 0 SAC: 0 DP: 0 HBP: 3	WP: 0 PB: 0 SB: 0 CS: 1	PA: 49			
PITCHER	IP WLS BF H R ER SO BB IBB HBP BLK WP HR S P ERA WHIP	IP WLS BF H R ER SO BB IBB HBP BLK WP HR S P ERA WHIP	IP WLS BF H R ER SO BB IBB HBP BLK WP HR S P ERA WHIP	IP WLS BF H R ER SO BB IBB HBP BLK WP HR S P ERA WHIP	IP WLS BF H R ER SO BB IBB HBP BLK WP HR S P ERA WHIP	IP WLS BF H R ER SO BB IBB HBP BLK WP HR S P ERA WHIP	IP WLS BF H R ER SO BB IBB HBP BLK WP HR S P ERA WHIP	IP WLS BF H R ER SO BB IBB HBP BLK WP HR S P ERA WHIP	IP WLS BF H R ER SO BB IBB HBP BLK WP HR S P ERA WHIP	IP WLS BF H R ER SO BB IBB HBP BLK WP HR S P ERA WHIP	IP WLS BF H R ER SO BB IBB HBP BLK WP HR S P ERA WHIP	IP WLS BF H R ER SO BB IBB HBP BLK WP HR S P ERA WHIP	IP WLS BF H R ER SO BB IBB HBP BLK WP HR S P ERA WHIP	IP WLS BF H R ER SO BB IBB HBP BLK WP HR S P ERA WHIP	IP WLS BF H R ER SO BB IBB HBP BLK WP HR S P ERA WHIP	IP WLS BF H R ER SO BB IBB HBP BLK WP HR S P ERA WHIP	IP WLS BF H R ER SO BB IBB HBP BLK WP HR S P ERA WHIP	IP WLS BF H R ER SO BB IBB HBP BLK WP HR S P ERA WHIP	IP WLS BF H R ER SO BB IBB HBP BLK WP HR S P ERA WHIP	IP WLS BF H R ER SO BB IBB HBP BLK WP HR S P ERA WHIP	IP WLS BF H R ER SO BB IBB HBP BLK WP HR S P ERA WHIP	IP WLS BF H R ER SO BB IBB HBP BLK WP HR S P ERA WHIP	
Sean Burroughs, L OBP: 0.367, SLG: 0.419 (1, 5)	2-2 G4-3		2-2 P3		0-0 F7			4-0 BB	1-2 G5-3	4	0	0	0	1	0	0							
Mark Loretta, R OBP: 0.384, SLG: 0.444 (1, 4)	4-2 24 BB HR		2-2 K		4-0 G4-6-3 BB			1-2 L9	2-1 G6-3	3	1	0	0	2	1	1							
24 Brian Giles, L OBP: 0.430, SLG: 0.510 (1, 7)	4-2 1-2 BB HR		0-0 2B 1B		0-1 F8			0-2 G3		3	2	1	0	1	0	1							
Phil Nevin, R OBP: 0.333, SLG: 0.486 (1, 3)	0-0 HR		2-1 G4-3 2B		1-0 G4-6-3			2-2 PB BB 1B		4	1	3	4	0	0	1							
Gary Matthews, S OBP: 0.312, SLG: 0.366 (1, 9)	2-3 K		1-2 G4-3		1-0 P3			4-2 PB BB		3	0	0	0	1	1	1							
Mark Kotsay, L OBP: 0.346, SLG: 0.371 (1, 8)	4-2 3 BB		0-3 K		3-1 F9			4-0 BB		2	0	0	0	2	1	1							
3 Khalil Greene, R OBP: 0.111, SLG: 0.111 (1, 6)	2-1 1B		0-0 F7		2-0 G5-3			2-3 K		4	0	1	0	0	1	4							
Gary Bennett, R OBP: 0.288, SLG: 0.285 Brian Buchanan, R OBP: 0.357, SLG: 0.463 Luther Hackman, R (9, 1)	2-3 K		1-0 G5-3		2-3 K			1-1 P2		3	0	0	0	0	2	2							
Mike Bynum, L OBP: 0.400, SLG: 0.400 Joe Roa, R OBP: 0.286, SLG: 0.286 (9, 1)			0-1 F8		1-1 P5			1-1 F8		2	0	0	0	0	0	0							
Kevin Jarvis, L OBP: 0.288, SLG: 0.143 Brandon Villafuerte, R OBP: 0.290, SLG: 0.290 Scott Linebrink, R OBP: 0.427, SLG: 0.427 Keith Lockhart, L OBP: 0.286, SLG: 0.286 Jay Witasick, R OBP: 0.286, SLG: 0.286 Humberto Quintero, R OBP: 0.286, SLG: 0.286 (9, 2)			3-2 F8					0-0 L7		2	0	0	0	0	0	0							
Inning Stats	R: 3 E: 0 K: 2 S: 20	H: 2 LOB: 2 BB: 3 P: 40	R: 0 E: 0 K: 1 S: 12	H: 0 LOB: 0 BB: 0 P: 19	R: 1 E: 0 K: 1 S: 10	H: 2 LOB: 1 BB: 0 P: 13	R: 0 E: 0 K: 0 S: 4	H: 0 LOB: 0 BB: 0 P: 5	R: 0 E: 0 K: 0 S: 3	H: 0 LOB: 0 BB: 1 P: 8	R: 0 E: 0 K: 1 S: 4	H: 0 LOB: 1 BB: 1 P: 10	R: 0 E: 0 K: 1 S: 8	H: 0 LOB: 1 BB: 1 P: 16	R: 0 E: 0 K: 1 S: 16	H: 1 LOB: 3 BB: 2 P: 29	R: 0 E: 0 K: 1 S: 6	H: 0 LOB: 0 BB: 0 P: 9	1B: 3 2B: 1 3B: 0 HR: 1	SF: 0 SAC: 0 DP: 1 HBP: 0	WP: 0 PB: 1 SB: 0 CS: 0	PA: 38	
PITCHER	IP WLS BF H R ER SO BB IBB HBP BLK WP HR S P ERA WHIP	IP WLS BF H R ER SO BB IBB HBP BLK WP HR S P ERA WHIP	IP WLS BF H R ER SO BB IBB HBP BLK WP HR S P ERA WHIP	IP WLS BF H R ER SO BB IBB HBP BLK WP HR S P ERA WHIP	IP WLS BF H R ER SO BB IBB HBP BLK WP HR S P ERA WHIP	IP WLS BF H R ER SO BB IBB HBP BLK WP HR S P ERA WHIP	IP WLS BF H R ER SO BB IBB HBP BLK WP HR S P ERA WHIP	IP WLS BF H R ER SO BB IBB HBP BLK WP HR S P ERA WHIP	IP WLS BF H R ER SO BB IBB HBP BLK WP HR S P ERA WHIP	IP WLS BF H R ER SO BB IBB HBP BLK WP HR S P ERA WHIP	IP WLS BF H R ER SO BB IBB HBP BLK WP HR S P ERA WHIP	IP WLS BF H R ER SO BB IBB HBP BLK WP HR S P ERA WHIP	IP WLS BF H R ER SO BB IBB HBP BLK WP HR S P ERA WHIP	IP WLS BF H R ER SO BB IBB HBP BLK WP HR S P ERA WHIP	IP WLS BF H R ER SO BB IBB HBP BLK WP HR S P ERA WHIP	IP WLS BF H R ER SO BB IBB HBP BLK WP HR S P ERA WHIP	IP WLS BF H R ER SO BB IBB HBP BLK WP HR S P ERA WHIP	IP WLS BF H R ER SO BB IBB HBP BLK WP HR S P ERA WHIP	IP WLS BF H R ER SO BB IBB HBP BLK WP HR S P ERA WHIP	IP WLS BF H R ER SO BB IBB HBP BLK WP HR S P ERA WHIP	IP WLS BF H R ER SO BB IBB HBP BLK WP HR S P ERA WHIP	IP WLS BF H R ER SO BB IBB HBP BLK WP HR S P ERA WHIP	
Ron Villone, L ERA: 3.63 Rick White, R ERA: 5.8 Dan Miceli, R ERA: 3.19 Mike Gallo, L ERA: 3.0 54 Brad Lidge, R ERA: 3.64	IP WLS BF H R ER SO BB IBB HBP BLK WP HR S P ERA WHIP	IP WLS BF H R ER SO BB IBB HBP BLK WP HR S P ERA WHIP	IP WLS BF H R ER SO BB IBB HBP BLK WP HR S P ERA WHIP	IP WLS BF H R ER SO BB IBB HBP BLK WP HR S P ERA WHIP	IP WLS BF H R ER SO BB IBB HBP BLK WP HR S P ERA WHIP	IP WLS BF H R ER SO BB IBB HBP BLK WP HR S P ERA WHIP	IP WLS BF H R ER SO BB IBB HBP BLK WP HR S P ERA WHIP	IP WLS BF H R ER SO BB IBB HBP BLK WP HR S P ERA WHIP	IP WLS BF H R ER SO BB IBB HBP BLK WP HR S P ERA WHIP	IP WLS BF H R ER SO BB IBB HBP BLK WP HR S P ERA WHIP	IP WLS BF H R ER SO BB IBB HBP BLK WP HR S P ERA WHIP	IP WLS BF H R ER SO BB IBB HBP BLK WP HR S P ERA WHIP	IP WLS BF H R ER SO BB IBB HBP BLK WP HR S P ERA WHIP	IP WLS BF H R ER SO BB IBB HBP BLK WP HR S P ERA WHIP	IP WLS BF H R ER SO BB IBB HBP BLK WP HR S P ERA WHIP	IP WLS BF H R ER SO BB IBB HBP BLK WP HR S P ERA WHIP	IP WLS BF H R ER SO BB IBB HBP BLK WP HR S P ERA WHIP	IP WLS BF H R ER SO BB IBB HBP BLK WP HR S P ERA WHIP	IP WLS BF H R ER SO BB IBB HBP BLK WP HR S P ERA WHIP	IP WLS BF H R ER SO BB IBB HBP BLK WP HR S P ERA WHIP	IP WLS BF H R ER SO BB IBB HBP BLK WP HR S P ERA WHIP	IP WLS BF H R ER SO BB IBB HBP BLK WP HR S P ERA WHIP	IP WLS BF H R ER SO BB IBB HBP BLK WP HR S P ERA WHIP

Houston Astros @ San Diego Padres
Qualcomm Stadium, San Diego, CA
Sat Sep 06 2003, 10:05 PM EDT
Att: 24,383 - Sunny - 78 F

AB	37
R	10
H	13
RBI	10
BB	8
SO	8
LOB	19



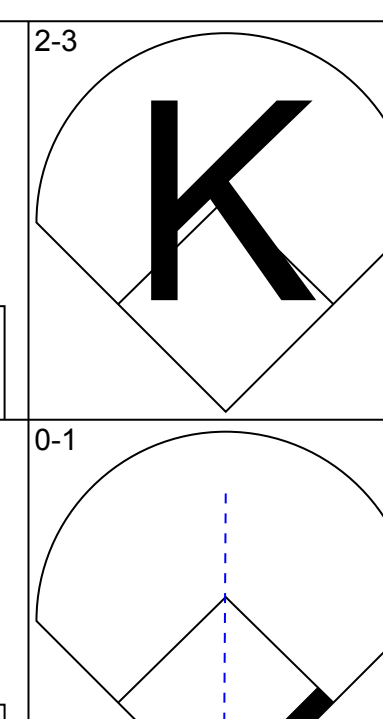
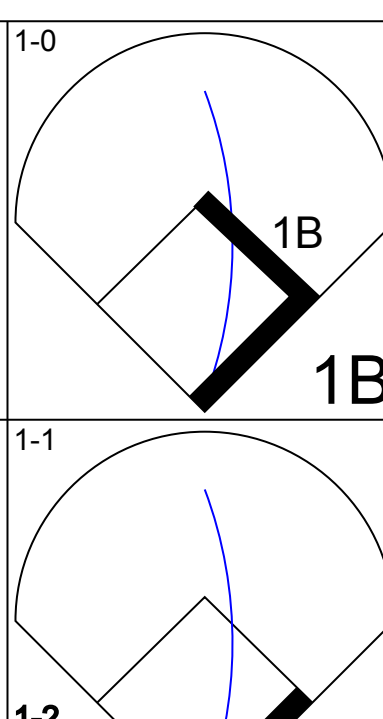
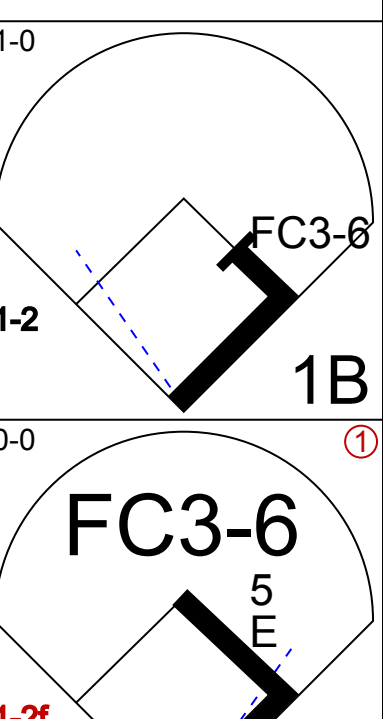
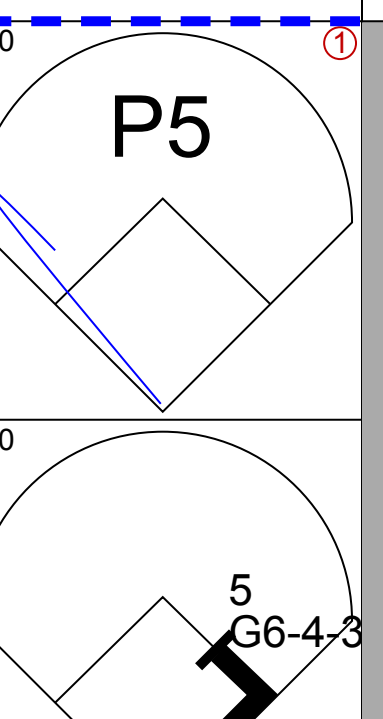
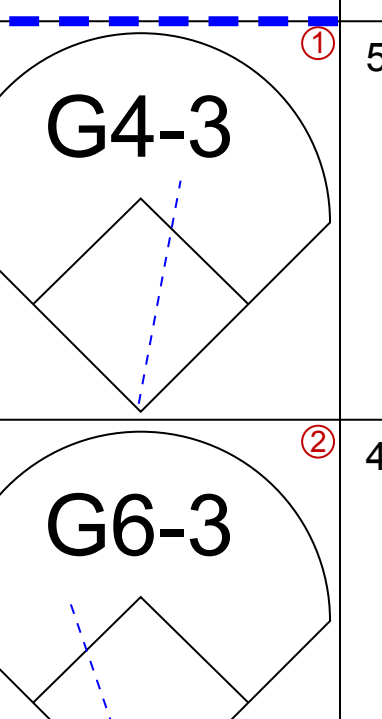
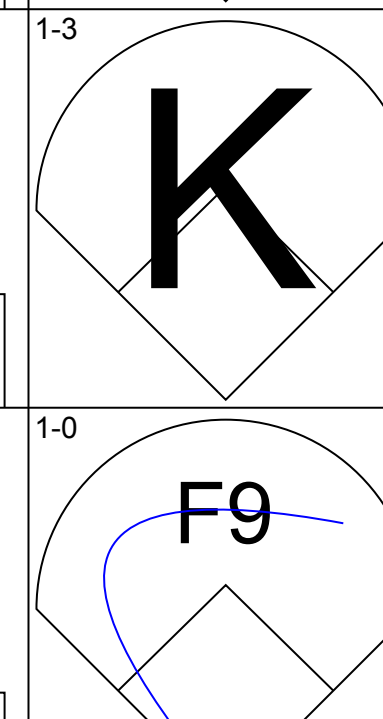
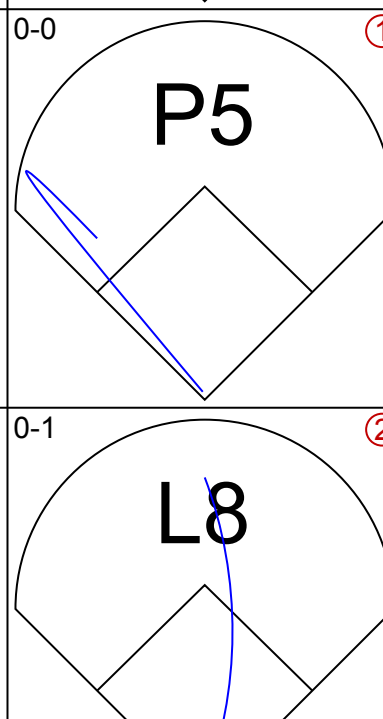
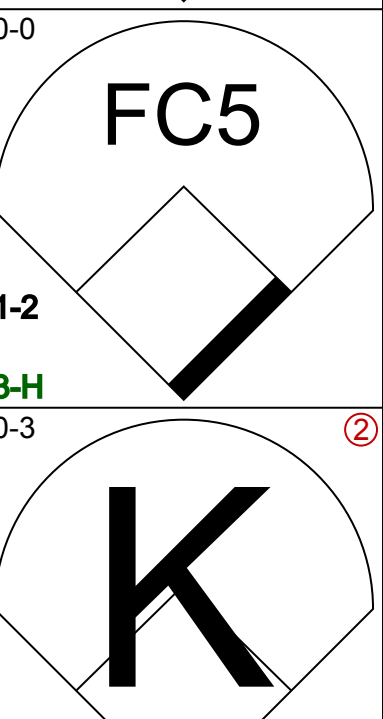
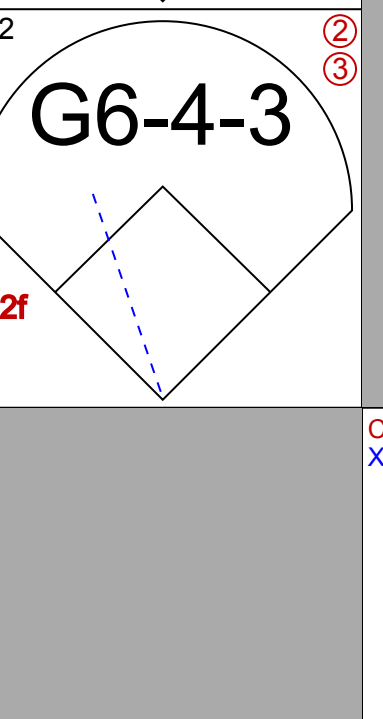
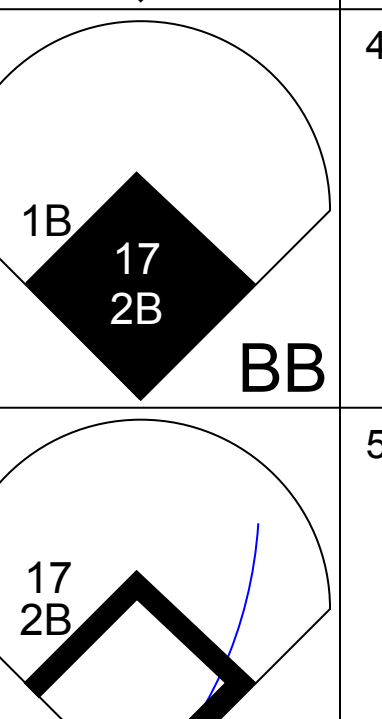

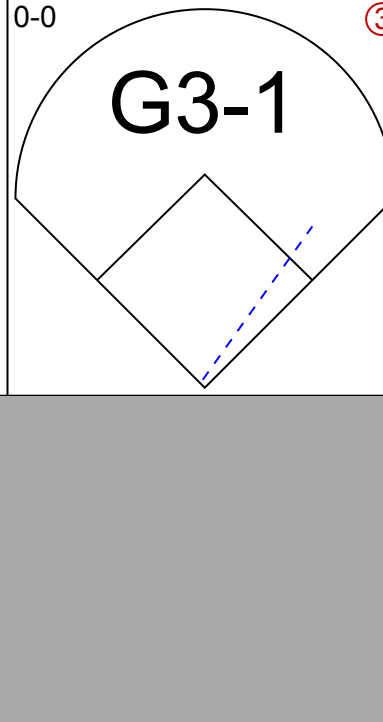
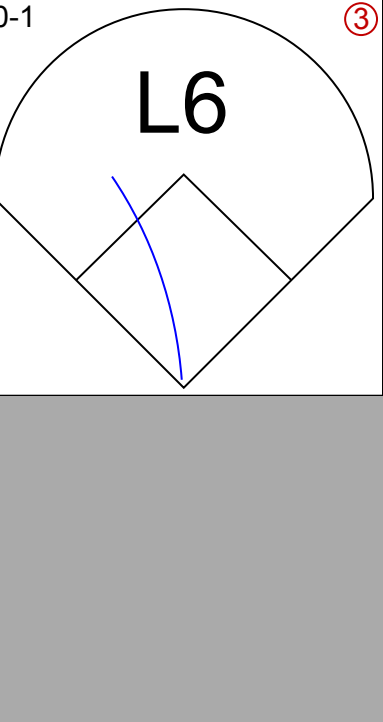

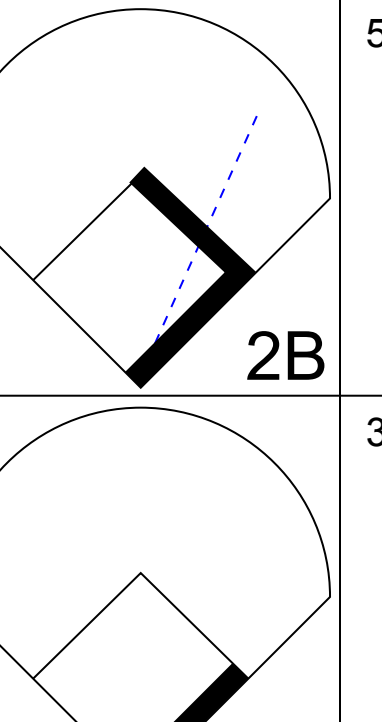



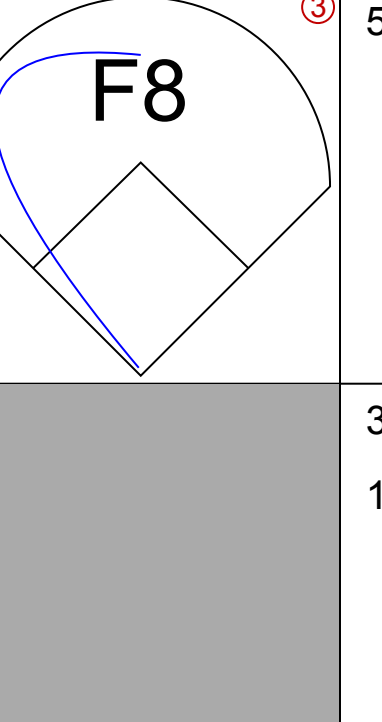
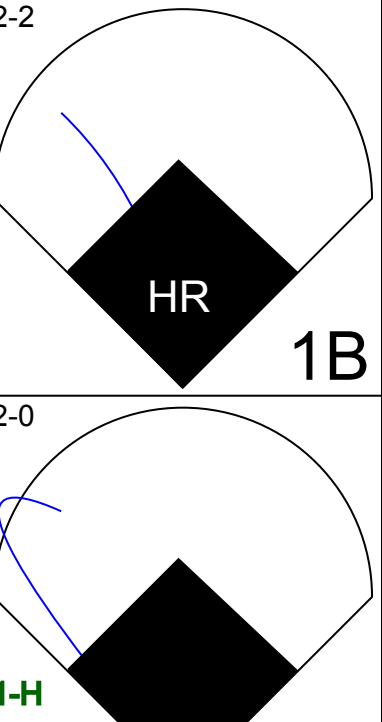
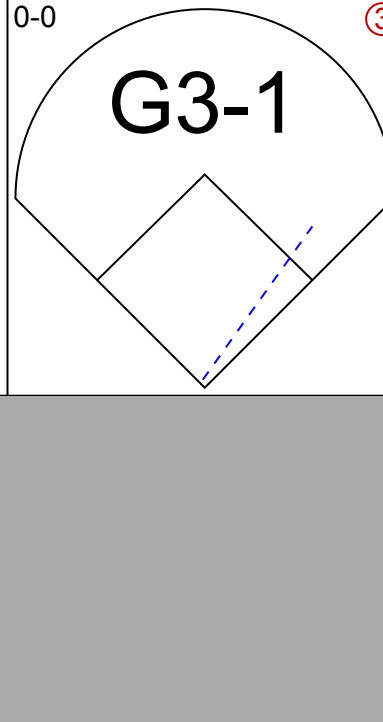
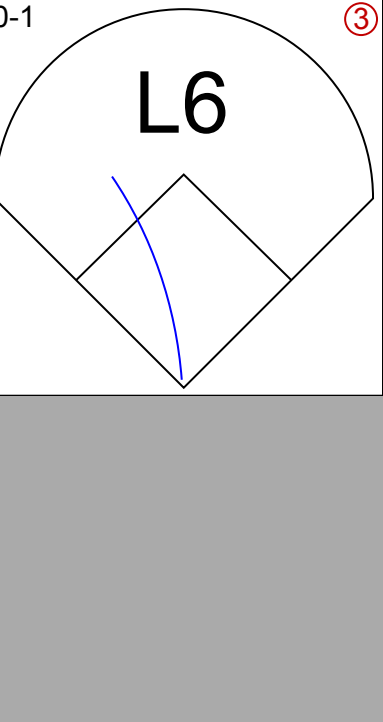
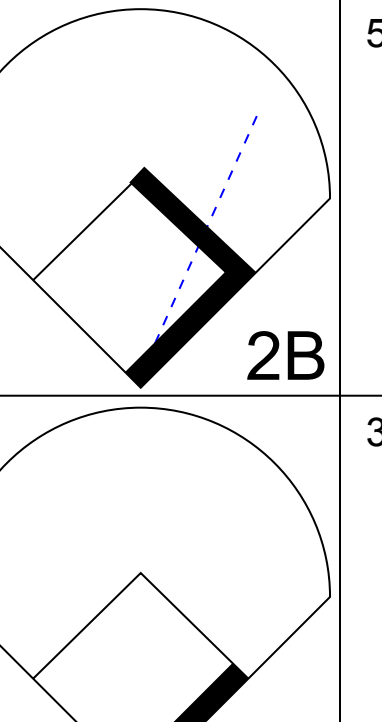
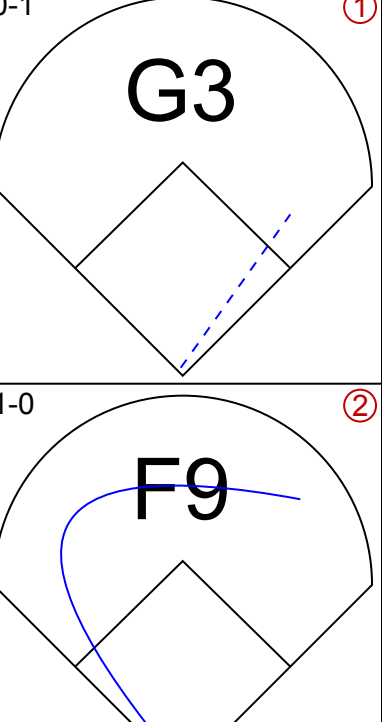
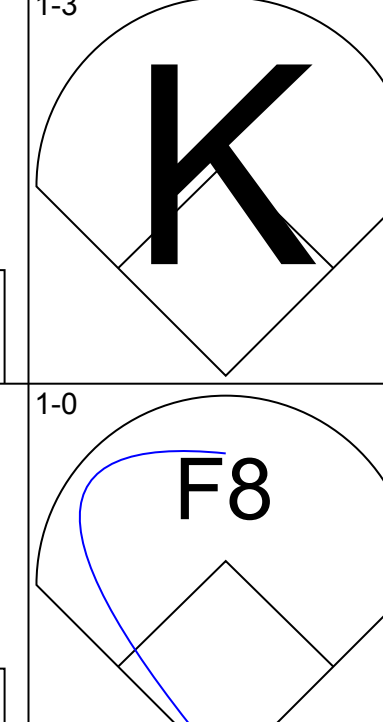
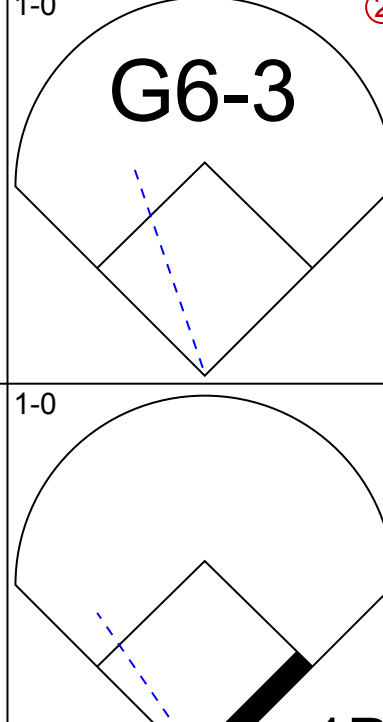
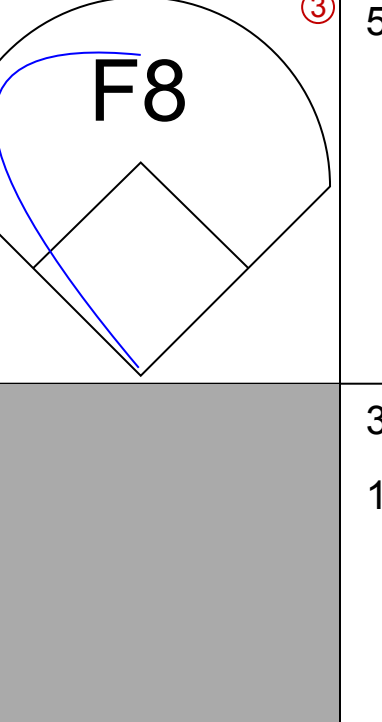
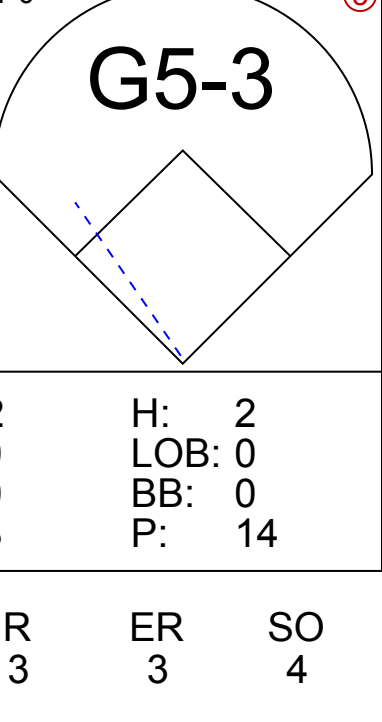

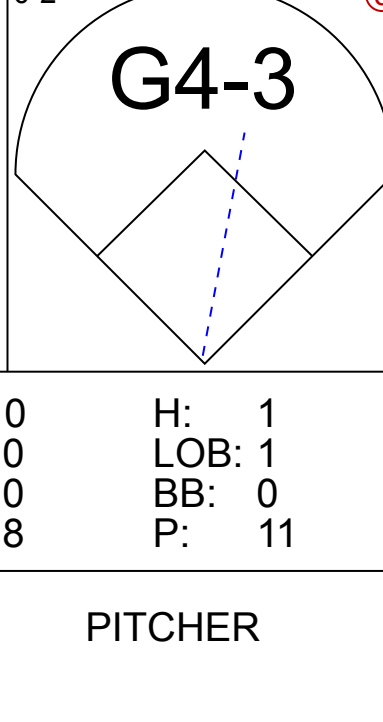
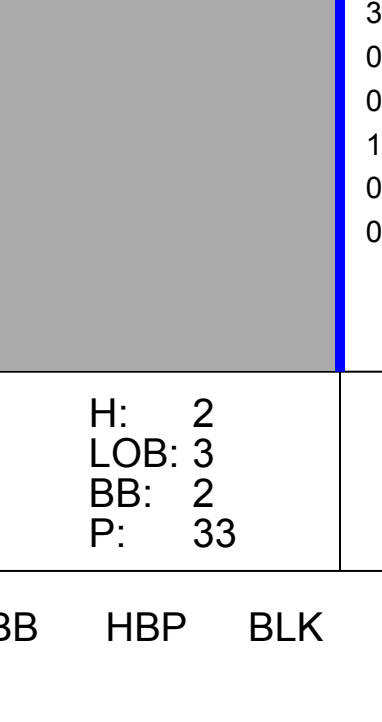
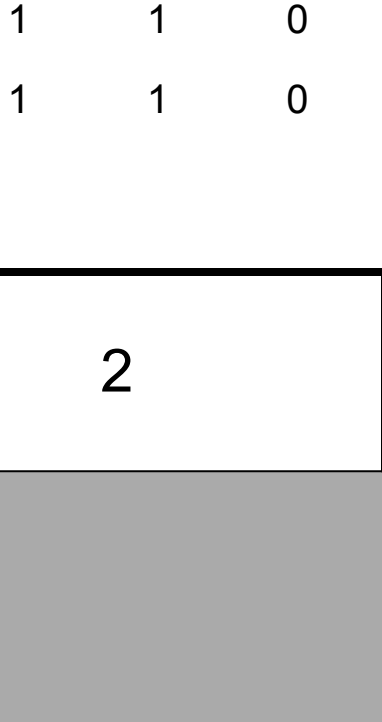
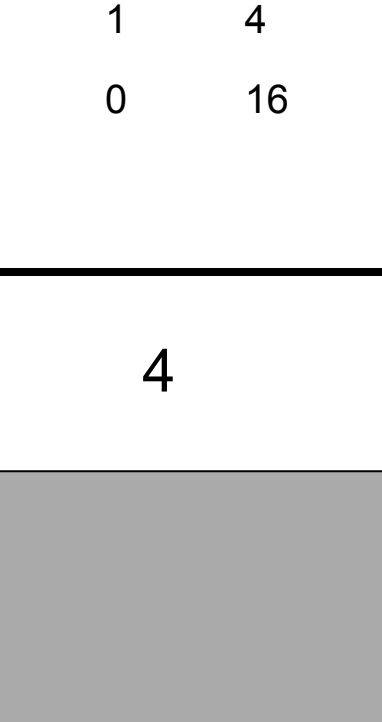
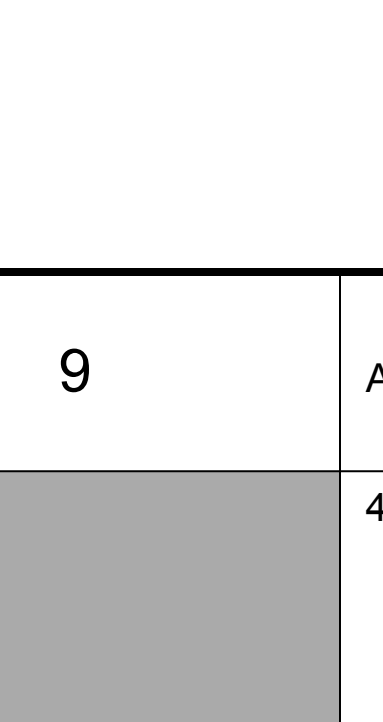
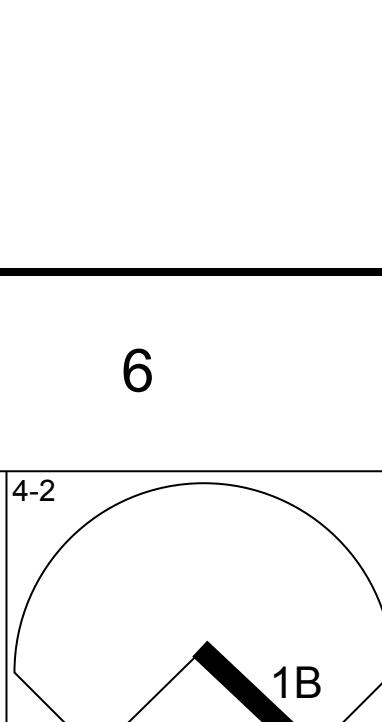

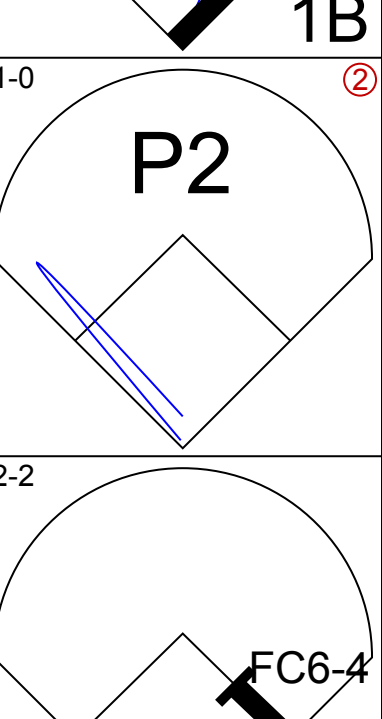
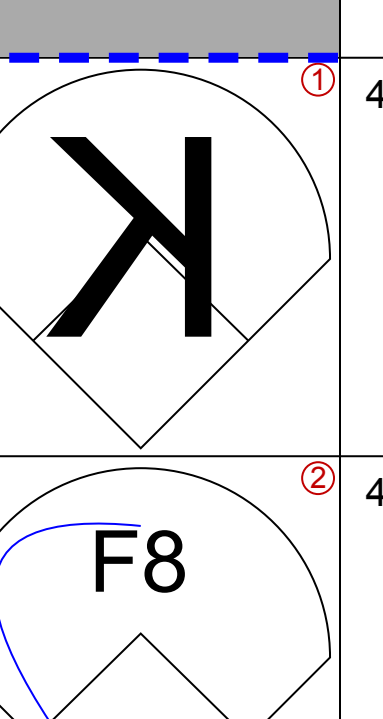
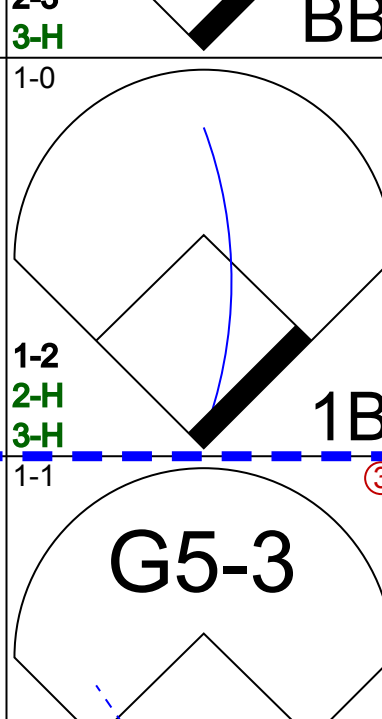
Houston Astros @ San Diego Padres
Qualcomm Stadium, San Diego, CA
Sat Sep 06 2003, 10:05 PM EDT
Att: 24,383 - Sunny - 78 F

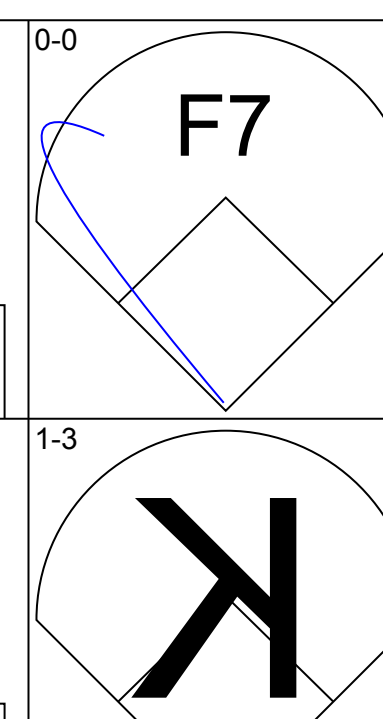
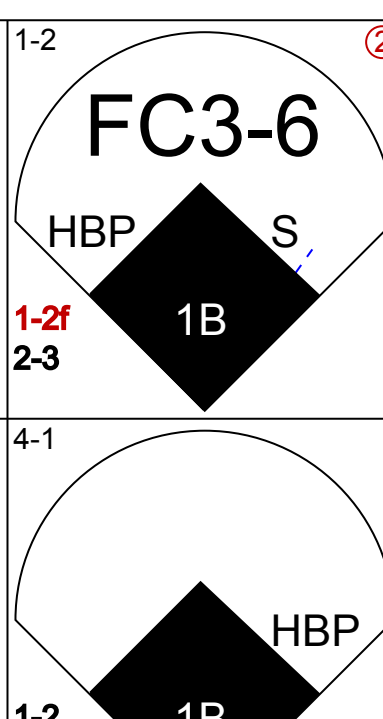
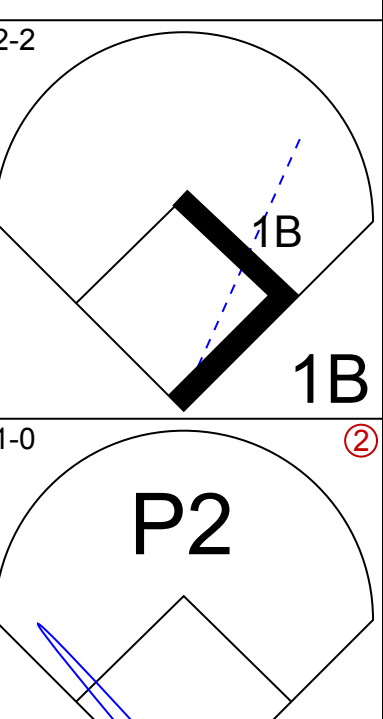
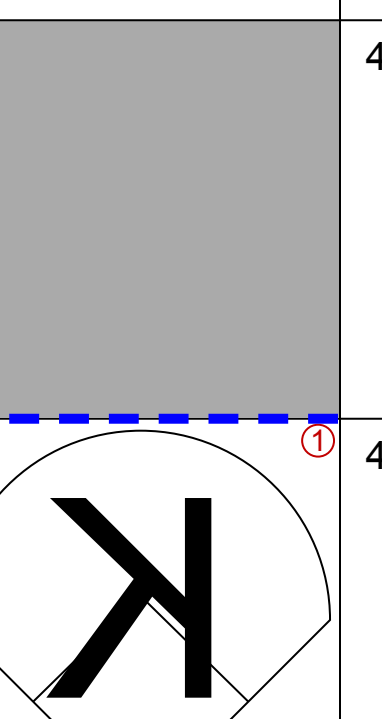

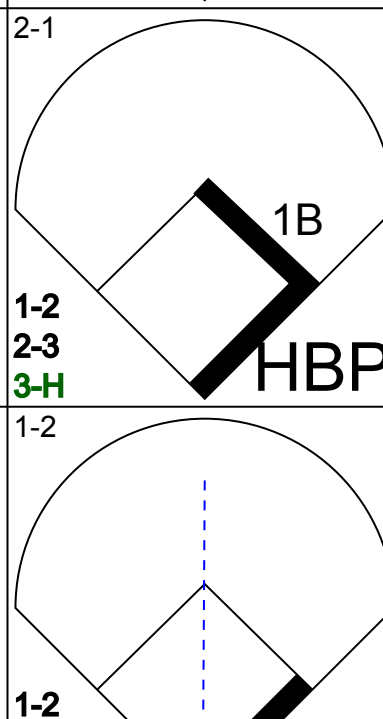
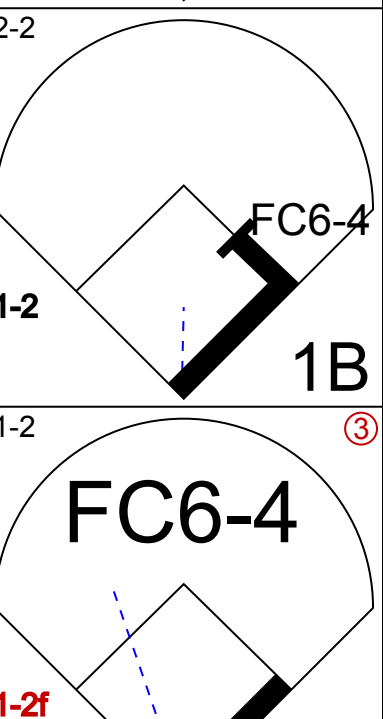
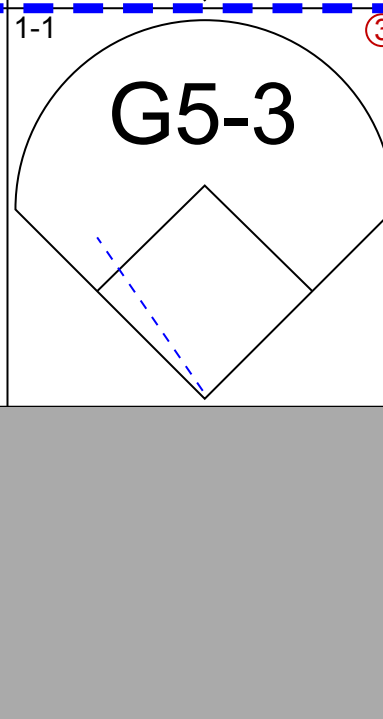
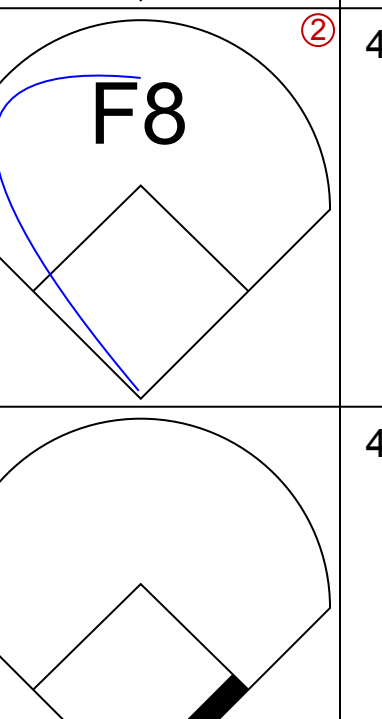

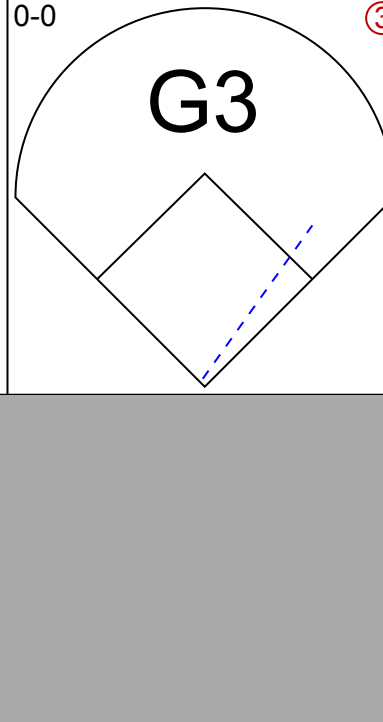

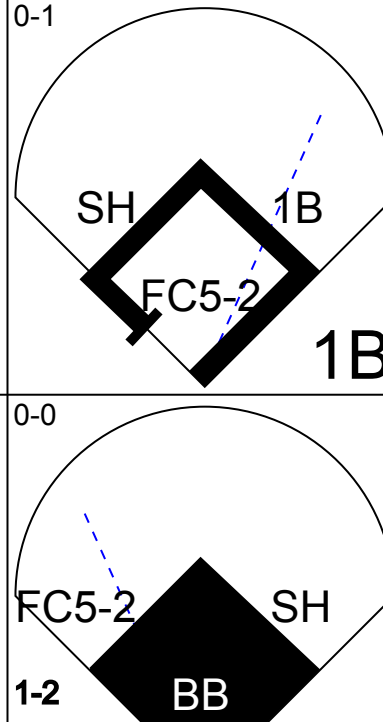
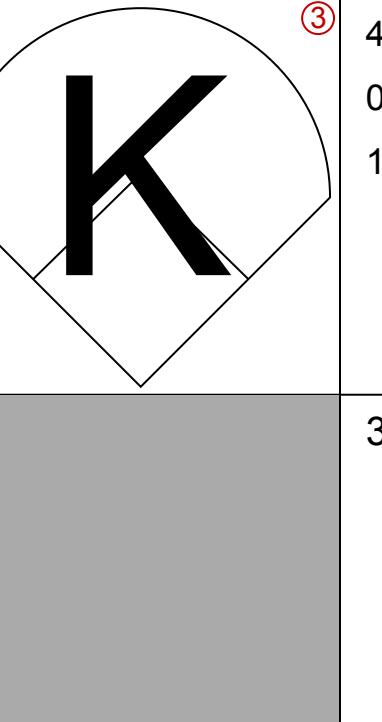
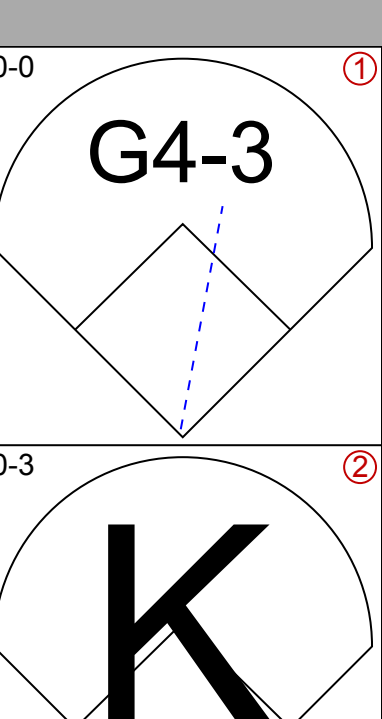
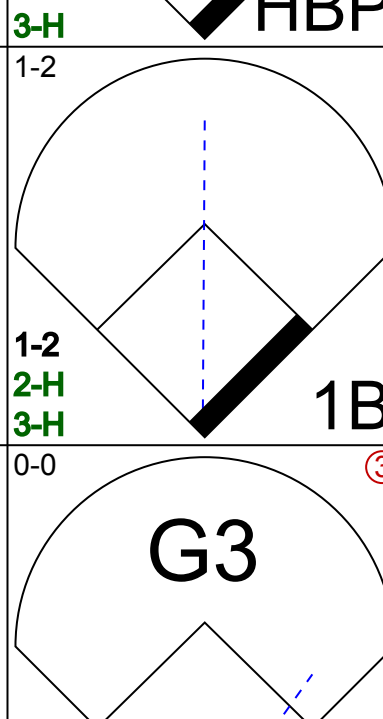
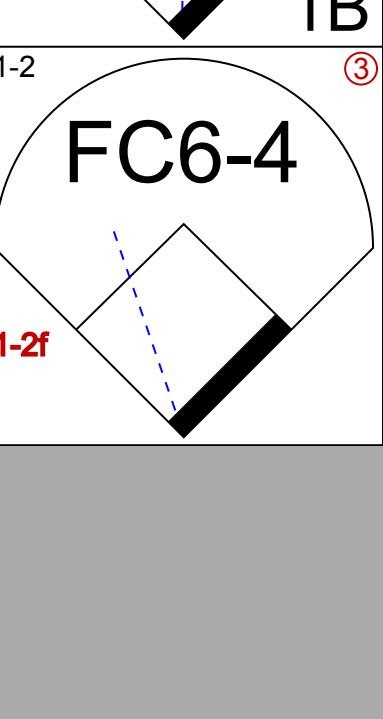
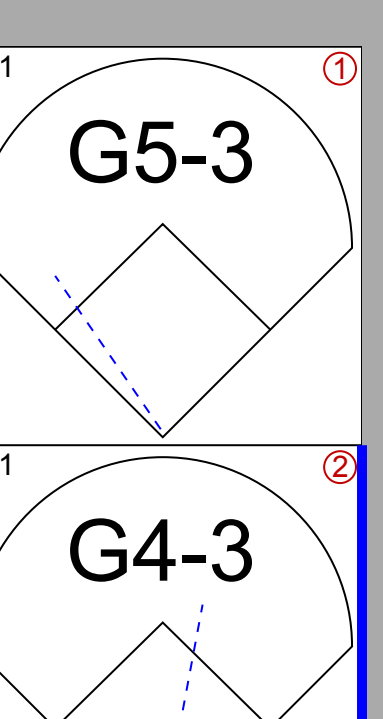
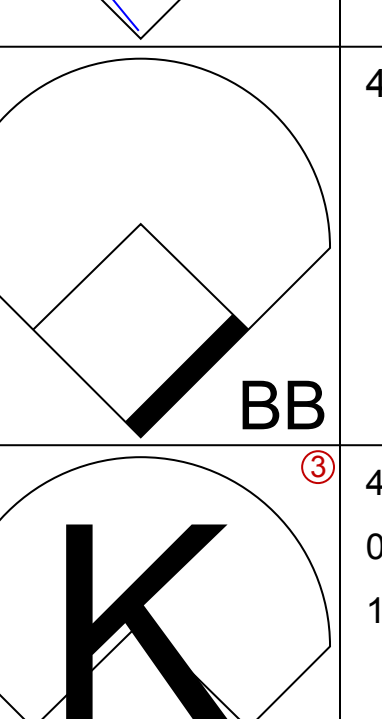
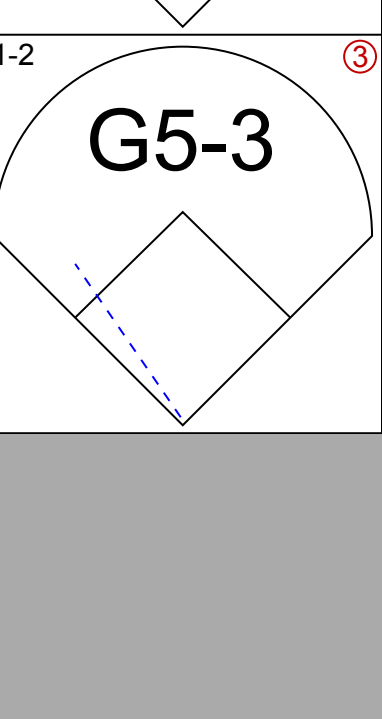
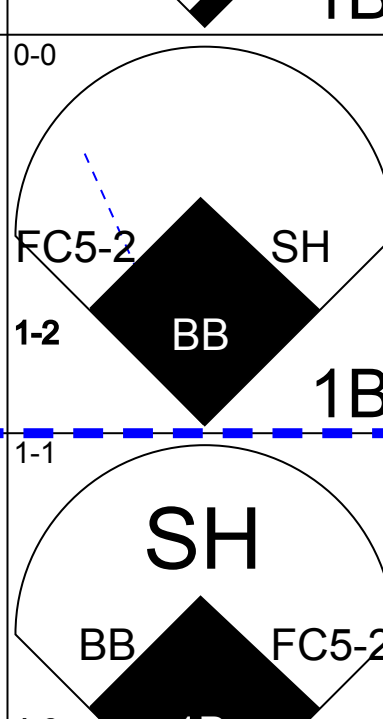


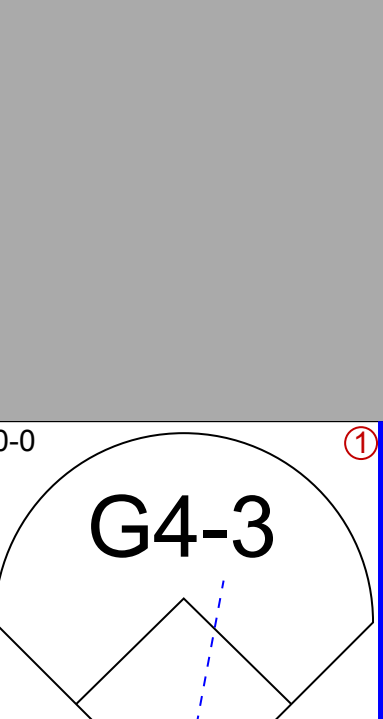

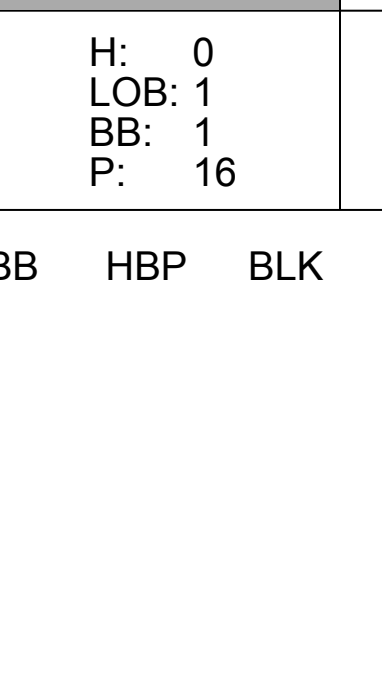
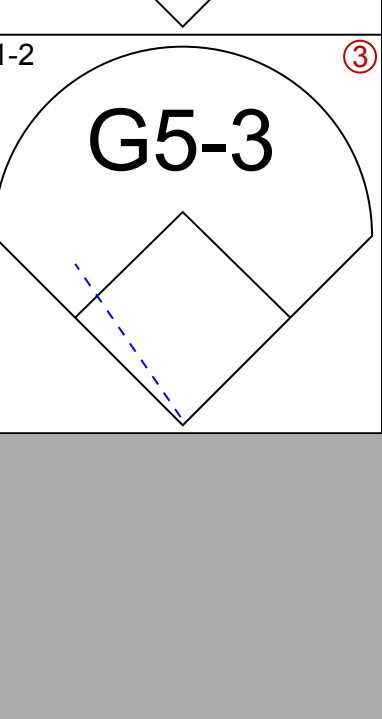
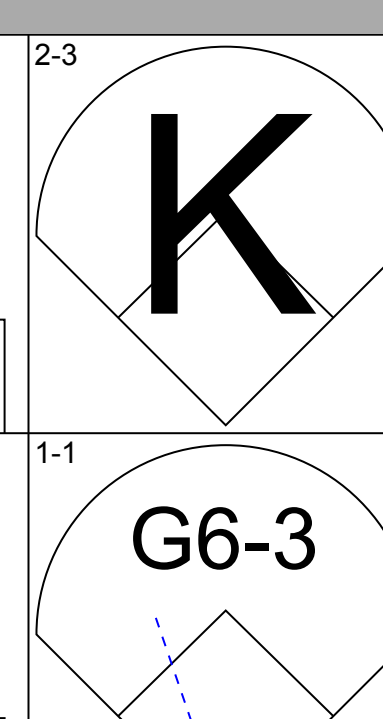
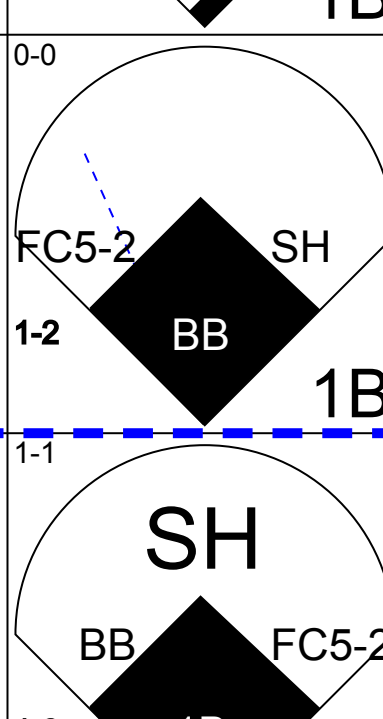
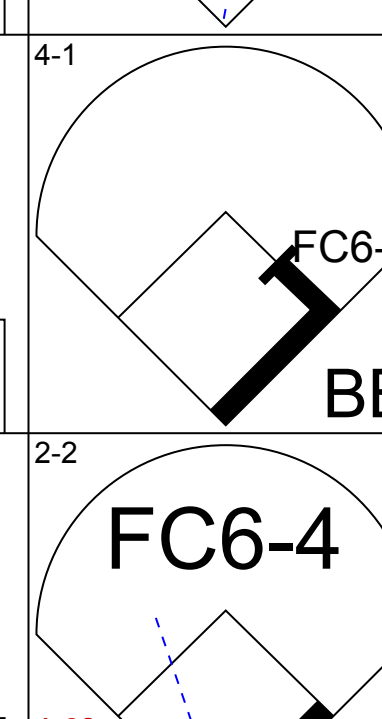

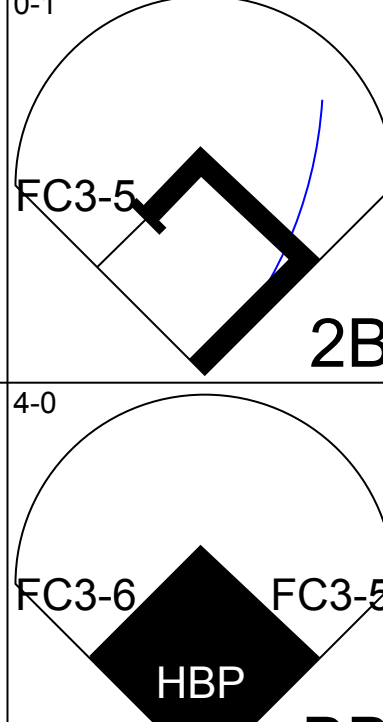
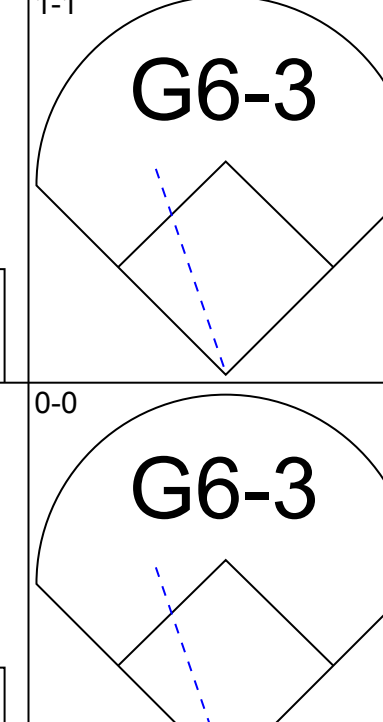
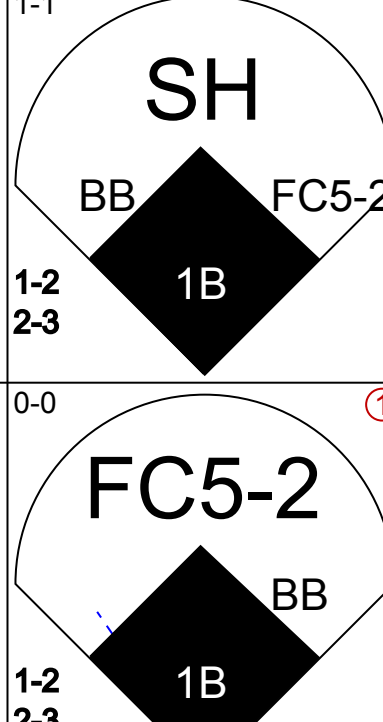
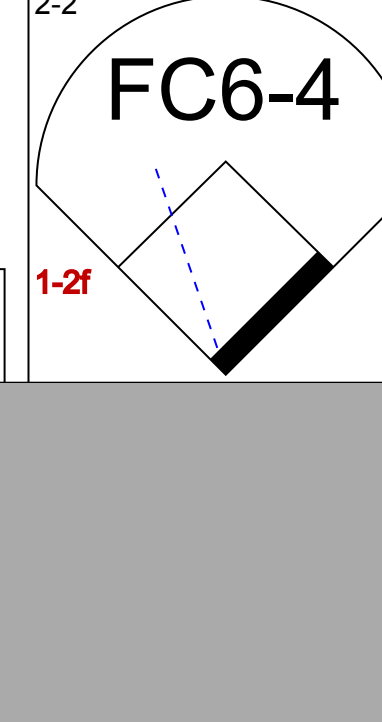
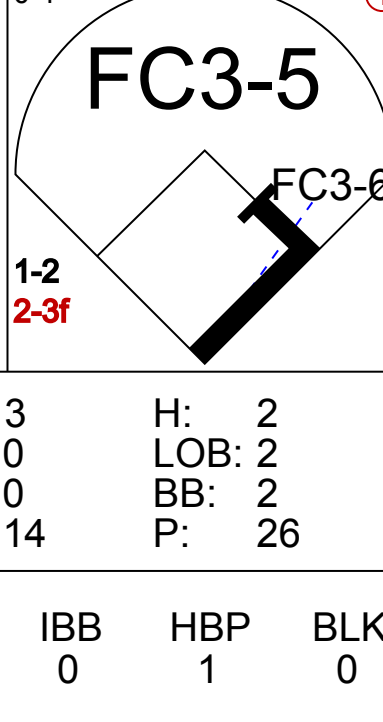

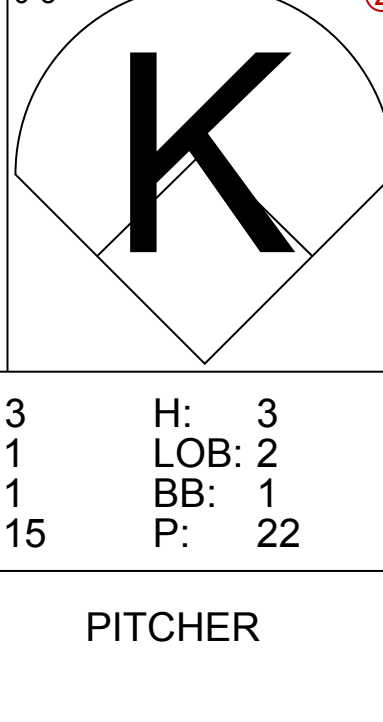
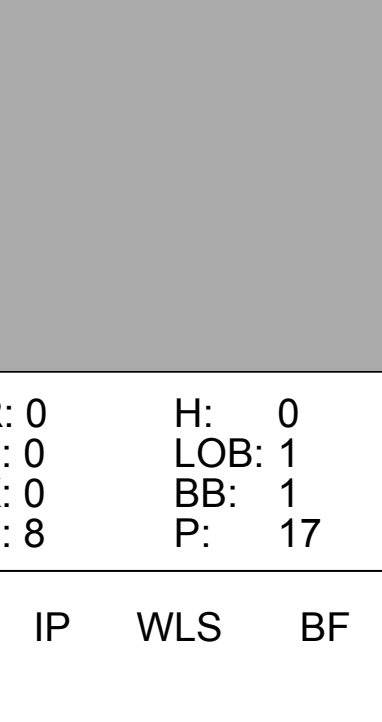
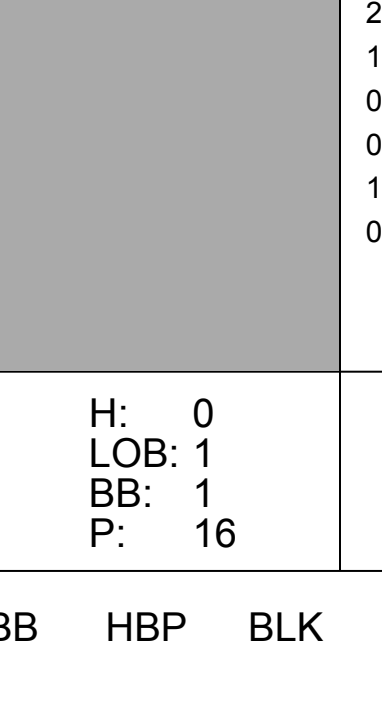

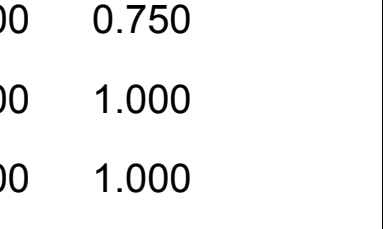

AB	31
R	4
H	5
RBI	4
BB	7
SO	6
LOB	14



Batter	1	2	3	4	5	6	7	8	9	AB	R	H	RBI	BB	SO	LOB	TOP										
Craig Biggio, R OBP: 0.344, SLG: 0.411 (1, 8)										3	0	0	0	2	1	0	Houston Astros @ San Diego Padres Qualcomm Stadium, San Diego, CA Sun Sep 07 2003, 5:00 PM EDT Att: 24,761 - Sunny - 83 F										
Morgan Ensberg, R OBP: 0.375, SLG: 0.519 (1, 5)										4	0	1	0	1	1	2											
5 Jeff Bagwell, R OBP: 0.375, SLG: 0.508 (1, 3)										4	0	1	0	0	0	3											
Jeff Kent, R OBP: 0.340, SLG: 0.514 (1, 4)										4	1	2	1	0	2	1											
17 Lance Berkman, S OBP: 0.408, SLG: 0.511 (1, 7)										2	0	0	0	2	0	0											
Richard Hidalgo, R OBP: 0.379, SLG: 0.553 (1, 9)										3	0	0	0	1	0	3											
Brad Ausmus, R OBP: 0.304, SLG: 0.298 Kirk Saarloos, R (7, 1)										2	0	0	0	1	1	0		AB 31 R 1 H 5 RBI 1 BB 7 SO 7 LOB 13									
Kirk Bullinger, R (8, 1)										0	0	0	0	0	0	0											
Mitch Meluskey, S (9, PH)										1	0	0	0	0	0	0											
28 Adam Everett, R OBP: 0.309, SLG: 0.366 Raul Chavez, R OBP: 0.250, SLG: 0.467 (7, 2)										3	0	1	0	0	1	3											
Wade Miller, R OBP: 0.172, SLG: 0.161 Mike Gallo, L (5, 1)										2	0	0	0	0	0	0											
Ricky Stone, R (6, 1)										0	0	0	0	0	0	0											
Jose Vizcaino, S OBP: 0.268, SLG: 0.355 (7, PH)										2	0	0	0	0	0	1											
Inning Stats	R: 0 E: 0 K: 1 S: 12	H: 1 LOB: 1 BB: 1 P: 20	R: 0 E: 0 K: 1 S: 7	H: 0 LOB: 0 BB: 0 P: 12	R: 0 E: 0 K: 1 S: 8	H: 0 LOB: 0 BB: 0 P: 11	R: 1 E: 0 K: 1 S: 16	H: 1 LOB: 3 BB: 4 P: 37	R: 0 E: 0 K: 1 S: 9	H: 0 LOB: 0 BB: 0 P: 15	R: 0 E: 0 K: 1 S: 12	H: 1 LOB: 1 BB: 0 P: 14	R: 0 E: 0 K: 0 S: 12	H: 2 LOB: 3 BB: 1 P: 24	R: 0 E: 1 K: 1 S: 13	H: 0 LOB: 2 BB: 1 P: 19	1B: 3 2B: 1 3B: 0 HR: 1	SF: 0 SAC: 0 DP: 2 HBP: 0	WP: 0 PB: 1 SB: 0 CS: 0	PA: 38							
PITCHER	IP	WLS	BF	H	R	ER	SO	BB	IBB	HBP	BLK	WP	HR	S	P	ERA	WHIP										
44 Jake Peavy, R ERA: 4.15	6.0	W	23	2	1	1	6	5	0	0	0	0	1	60	109	1.50	1.167										
Brandon Villafuerte, R ERA: 4.13	1.0		4	1	0	0	0	0	0	0	0	0	0	12	14	0.00	1.000										
Joe Roa, R ERA: 5.83	0.2		2	2	0	0	0	0	0	0	0	0	0	8	13	0.00	3.000										
Kevin Walker, L ERA: 27.0	0.0		1	0	0	0	0	1	0	0	0	0	0	2	6	=	=										
Scott Linebrink, R ERA: 3.15	1.1		6	0	0	0	1	1	0	0	0	0	0	15	24	0.00	0.750										

Batter	1	2	3	4	5	6	7	8	9	AB	R	H	RBI	BB	SO	LOB	BOTTOM										
Sean Burroughs, L OBP: 0.368, SLG: 0.420 (1, 5)										3	1	1	0	0	0	1	Houston Astros @ San Diego Padres Qualcomm Stadium, San Diego, CA Sun Sep 07 2003, 5:00 PM EDT Att: 24,761 - Sunny - 83 F										
Ramón Vázquez, L OBP: 0.338, SLG: 0.337 (1, 4)										3	0	1	1	0	1	1											
24 Brian Giles, L OBP: 0.433, SLG: 0.520 (1, 7)										3	1	2	3	1	0	1											
Phil Nevin, R OBP: 0.325, SLG: 0.473 (1, 3)										4	0	0	0	0	1	4											
Gary Matthews, S OBP: 0.314, SLG: 0.366 (1, 9)										3	1	1	0	1	1	1											
Mark Kotsay, L OBP: 0.348, SLG: 0.371 (1, 8)										3	1	1	0	1	0	0											
3 Khalil Greene, R OBP: 0.154, SLG: 0.083 (1, 6)										3	1	0	0	0	1	2		AB 29 R 7 H 8 RBI 7 BB 3 SO 7 LOB 11									
Gary Bennett, R OBP: 0.291, SLG: 0.292 (1, 2)										4	2	2	3	0	1	0											
44 Jake Peavy, R ERA: 4.15 Dave Hansen, L ERA: 3.65 Brandon Villafuerte, R ERA: 3.65 Joe Roa, R ERA: 5.82 Kevin Walker, L ERA: 27.0 Scott Linebrink, R ERA: 3.15 Xavier Nady, R ERA: 3.70										1	0	0	0	0	1	0											
Inning Stats	R: 2 E: 0 K: 0 S: 11	H: 2 LOB: 0 BB: 1 P: 20	R: 0 E: 0 K: 2 S: 11	H: 0 LOB: 0 BB: 0 P: 16	R: 0 E: 0 K: 2 S: 9	H: 0 LOB: 0 BB: 0 P: 15	R: 0 E: 0 K: 1 S: 8	H: 1 LOB: 2 BB: 1 P: 16	R: 1 E: 0 K: 0 S: 4	H: 1 LOB: 2 BB: 1 P: 13	R: 4 E: 0 K: 0 S: 9	H: 4 LOB: 1 BB: 0 P: 21	R: 0 E: 0 K: 1 S: 7	H: 0 LOB: 0 BB: 0 P: 13	R: 0 E: 0 K: 1 S: 6	H: 0 LOB: 0 BB: 0 P: 8		1B: 4 2B: 3 3B: 0 HR: 1	SF: 0 SAC: 1 DP: 1 HBP: 3	WP: 0 PB: 0 SB: 0 CS: 1	PA: 37						
PITCHER	IP	WLS	BF	H	R	ER	SO	BB	IBB	HBP	BLK	WP	HR	S	P	ERA	WHIP										
Wade Miller, R ERA: 4.15	4.1	L	21	4	3	3	5	2	1	2	0	0	1	41	76	6.23	1.385										
Mike Gallo, L ERA: 3.65	0.2		3	2	2	2	0	0	0	0	0	0	0	4	9	27.00	3.000										
Ricky Stone, R ERA: 3.35	1.0		6	2	2	2	0	0	0	1	0	0	0	7	16	18.00	2.000										
Kirk Saarloos, R ERA: 5.52	1.0		3	0	0	0	1	0	0	0	0	0	0	7	13	0.00	0.000										
Kirk Bullinger, R ERA: 3.65	1.0		3	0	0	0	1	0	0	0	0	0	0	6	8	0.00	0.000										

Batter	1	2	3	4	5	6	7	8	9	AB	R	H	RBI	BB	SO	LOB	TOP																	
Craig Biggio, R OBP: 0.345, SLG: 0.414 (1, 8)										5	0	2	0	0	1	0	Houston Astros @ Milwaukee Brewers Miller Park, Milwaukee, WI Tue Sep 09 2003, 7:05 PM CDT Att: 10,102 - Sunny - 74 F																	
Geoff Blum, S OBP: 0.307, SLG: 0.402 (1, 5)									4	0	2	0	1	0	2																			
5 Jeff Bagwell, R OBP: 0.373, SLG: 0.510 (1, 3)									4	1	0	1	1	1	5																			
Jeff Kent, R OBP: 0.342, SLG: 0.511 (1, 4)									5	0	1	0	0	1	5																			
17 Lance Berkman, S OBP: 0.410, SLG: 0.516 (1, 7)									5	2	3	1	0	0	4																			
Richard Hidalgo, R OBP: 0.383, SLG: 0.563 (1, 9)									3	2	1	2	2	0	0																			
Brad Ausmus, R OBP: 0.304, SLG: 0.298 (1, 2)									5	0	0	0	0	1	5																			
28 Adam Everett, R OBP: 0.311, SLG: 0.364 (8, PH)									3	0	1	0	0	0	0																			
Jose Vizcaino, S OBP: 0.271, SLG: 0.374 (8, 6)									1	1	1	3	0	0	0																			
Tim Redding, R OBP: 0.217, SLG: 0.222 (8, 1)									3	1	1	0	0	0	1																			
Rick White, R OBP: 0.271, SLG: 0.470 (8, PH)									0	0	0	0	0	0	0																			
Ricky Stone, R OBP: 0.271, SLG: 0.470 (8, PH)									0	0	0	0	0	0	0																			
Mitch Meluskey, S OBP: 0.271, SLG: 0.470 (8, PH)									0	0	0	0	0	0	0																			
54 Brad Lidge, R OBP: 0.271, SLG: 0.470 (8, PH)									0	0	0	0	0	0	0																			
Billy Wagner, L OBP: 0.271, SLG: 0.470 (8, PH)									0	0	0	0	0	0	0																			
Inning Stats	R: 0 E: 0 K: 2 S: 9	H: 1 LOB: 1 BB: 0 P: 13	R: 2 E: 0 K: 0 S: 8	H: 2 LOB: 0 BB: 0 P: 14	R: 0 E: 0 K: 0 S: 7	H: 2 LOB: 2 BB: 0 P: 9	R: 0 E: 0 K: 1 S: 6	H: 0 LOB: 0 BB: 0 P: 9	R: 1 E: 1 K: 1 S: 11	H: 2 LOB: 2 BB: 0 P: 12	R: 0 E: 0 K: 0 S: 8	H: 1 LOB: 1 BB: 0 P: 11	R: 0 E: 0 K: 0 S: 4	H: 0 LOB: 0 BB: 1 P: 9	R: 3 E: 0 K: 0 S: 11	H: 2 LOB: 3 BB: 1 P: 19	R: 1 E: 0 K: 0 S: 16	H: 2 LOB: 2 BB: 2 P: 33	1B: 8 2B: 2 3B: 0 HR: 2	SF: 0 SAC: 0 DP: 1 HBP: 0	WP: 0 PA: 43 PB: 0 SB: 0 CS: 0													
PITCHER	IP WLS BF H R ER SO BB IBB HBP BLK WP HR S P ERA WHIP																																	
Wes Obermueller, R ERA: 4.56	6.0	27	8	3	3	4	0	0	0	0	0	0	0	1	49	68	4.50	1.333																
Mike Crudate, R ERA: 2.87	1.1	6	1	2	2	0	2	0	0	0	0	0	0	0	11	22	13.50	2.250																
Luis Vizcaino, R ERA: 6.87	0.2	3	1	1	1	0	0	0	0	0	0	0	0	1	4	6	13.50	1.500																
Dan Kolb, R ERA: 2.06	1.0	7	2	1	1	0	1	1	0	0	0	0	0	0	16	33	9.00	3.000																

Batter	1	2	3	4	5	6	7	8	9	AB	R	H	RBI	BB	SO	LOB	BOTTOM																
Scott Podsednik, L OBP: 0.382, SLG: 0.426 (1, 8)										4	1	1	1	1	0	3	Houston Astros @ Milwaukee Brewers Miller Park, Milwaukee, WI Tue Sep 09 2003, 7:05 PM CDT Att: 10,102 - Sunny - 74 F																
Keith Ginter, R OBP: 0.364, SLG: 0.438 (1, 4)										4	1	1	2	1	2	1																	
Brady Clark, R OBP: 0.359, SLG: 0.433 (1, 7)										4	0	1	1	0	1	2																	
Richie Sexson, R OBP: 0.375, SLG: 0.530 (1, 3)										4	0	1	2	1	0	2																	
Peter Zoccolillo, L OBP: 0.091, SLG: 0.091 (8, 9)									4	0	1	0	0	0	1	2																	
Jason Conti, L OBP: 0.250, SLG: 0.391 (8, PH)										0	0	0	0	0	0	0																	
Mark Smith, R OBP: 0.297, SLG: 0.594 (8, PH)										1	0	0	0	0	1	1																	
Wes Helms, R OBP: 0.331, SLG: 0.452 (1, 5)										3	1	1	0	1	1	0																	
Eddie Pérez, R OBP: 0.302, SLG: 0.410 (1, 2)										3	1	1	0	0	0	1																	
Royce Clayton, R OBP: 0.298, SLG: 0.330 (1, 6)										3	2	1	0	1	0	3																	
Wes Obermueller, R OBP: 0.118, SLG: 0.118 (8, PH)									2	0	0	0	0	0	0	2																	
John Vander Wal, L OBP: 0.201, SLG: 0.270 (7, 1)										1	0	0	0	0	1	3																	
Mike Crudate, R OBP: 0.271, SLG: 0.470 (8, PH)										0	0	0	0	0	0	0																	
Luis Vizcaino, R OBP: 0.271, SLG: 0.470 (8, PH)										0	0	0	0	0	0	0																	
2 Bill Hall, R OBP: 0.271, SLG: 0.470 (8, PH)										1	0	0	0	0	0	1																	
Dan Kolb, R OBP: 0.271, SLG: 0.470 (8, PH)										0	0	0	0	0	0	0																	
Inning Stats	R: 0 E: 0 K: 2 S: 7	H: 0 LOB: 0 BB: 0 P: 9	R: 0 E: 0 K: 1 S: 7	H: 0 LOB: 0 BB: 0 P: 8	R: 3 E: 0 K: 0 S: 14	H: 2 LOB: 2 BB: 2 P: 26	R: 0 E: 0 K: 1 S: 6	H: 0 LOB: 0 BB: 0 P: 9	R: 0 E: 0 K: 1 S: 13	H: 2 LOB: 2 BB: 0 P: 19	R: 3 E: 1 K: 1 S: 15	H: 3 LOB: 2 BB: 1 P: 22	R: 0 E: 0 K: 0 S: 8	H: 0 LOB: 1 BB: 1 P: 17	R: 0 E: 0 K: 0 S: 8	H: 1 LOB: 0 BB: 0 P: 13	R: 0 E: 0 K: 2 S: 10	H: 0 LOB: 1 BB: 1 P: 16	1B: 7 2B: 1 3B: 0 HR: 0	SF: 0 SAC: 1 DP: 1 HBP: 1	WP: 0 PA: 41 PB: 0 SB: 1 CS: 0												
PITCHER	IP WLS BF H R ER SO BB IBB HBP BLK WP HR S P ERA WHIP																																
Tim Redding, R ERA: 3.89	5.0	24	6	5	3	4	2	0	0	0	0	0	0	10	74	5.40	1.600																
Rick White, R ERA: 5.73	0.2	5	1	1	0	1	1	0	0	0	0	0	0	10	16	0.00	3.000																
Ricky Stone, R ERA: 3.24	1.1	5	0	0	0	0	1	0	0	0	0	0	0	10	20	0.00	0.750																
54 Brad Lidge, R ERA: 3.55	1.0	W	3	1	0	0	0	0	0	0	0	0	0	8	13	0.00	1.000																
Billy Wagner, L ERA: 1.63	1.0	S	4	0	0	0	2	1	0	0	0	0	0	10	16	0.00	1.000																

Batter	1	2	3	4	5	6	7	8	9	AB	R	H	RBI	BB	SO	LOB	TOP										
Craig Biggio, R OBP: 0.344, SLG: 0.412 (1, 8)	F8	SH1-3		P3		G5-3		1B HBP		3	0	0	0	0	0	0	Houston Astros @ Milwaukee Brewers Miller Park, Milwaukee, WI Wed Sep 10 2003, 7:05 PM CDT Att: 19,793 - Sunny - 71 F										
Morgan Ensberg, R OBP: 0.372, SLG: 0.510 (1, 5)	G5-3	F7				P4		1B		4	0	1	0	1	0	1											
5 Jeff Bagwell, R OBP: 0.375, SLG: 0.510 (1, 3)	2B 17 BB	BB		K				1B	K	4	1	2	0	1	2	3											
Jeff Kent, R OBP: 0.344, SLG: 0.513 (1, 4)	17 BB 1B	2B		P3				1B	G6-3	4	1	2	0	1	0	1											
Richard Hidalgo, R OBP: 0.385, SLG: 0.562 (1, 9)	17 BB 1B	IBB				G4-6-3 17 WP		P5	1B	3	1	1	0	2	1	5											
17 Lance Berkman, S OBP: 0.411, SLG: 0.514 (1, 7)	1B BB			F9		G4-6-3 BB			G1-3	2	0	0	1	3	0	1											
Raul Chavez, R OBP: 0.238, SLG: 0.400 (1, 2)	1B			L9		G4-6-3		G6-4-3	K	5	0	1	2	0	1	6											
28 Adam Everett, R OBP: 0.310, SLG: 0.363 (1, 6)	G6-3					G6-3			K	4	0	1	0	0	1	3											
Jerome Robertson, L OBP: 0.163, SLG: 0.146 (7, 1)									G6-3	3	0	1	0	0	0	1											
Mike Gallo, L (7, 1)										1	0	0	0	0	0	0											
Kirk Bullinger, R (8, 1)										0	0	0	0	0	0	0											
Billy Wagner, L (9, 1)										0	0	0	0	0	0	0											
Inning Stats	R: 3 E: 0 K: 0 S: 12	H: 2 LOB: 2 BB: 3 P: 31	R: 0 E: 0 K: 1 S: 11	H: 2 LOB: 3 BB: 1 P: 20	R: 0 E: 0 K: 0 S: 10	H: 1 LOB: 1 BB: 0 P: 13	R: 0 E: 0 K: 1 S: 10	H: 0 LOB: 1 BB: 1 P: 18	R: 0 E: 0 K: 0 S: 7	H: 0 LOB: 0 BB: 0 P: 9	R: 0 E: 0 K: 0 S: 9	H: 2 LOB: 2 BB: 1 P: 18	R: 0 E: 0 K: 2 S: 14	H: 1 LOB: 2 BB: 0 P: 24	R: 0 E: 0 K: 1 S: 11	H: 1 LOB: 1 BB: 0 P: 17	1B: 8 2B: 1 3B: 0 HR: 0	SF: 0 SAC: 1 DP: 2 HBP: 1	WP: 2 PB: 2 SB: 1 CS: 0	PA: 43							
PITCHER	IP	WLS	BF	H	R	ER	SO	BB	IBB	HBP	BLK	WP	HR	S	P	ERA	WHIP										
Luis Martinez, L ERA: 6.0 (1, 1)	5.0	L	26	5	3	3	2	6	1	0	0	1	0	48	97	5.40	2.200										
Dave Burba, R ERA: 3.13 (6, 1)	2.0		8	2	0	0	0	0	1	0	0	1	0	16	27	0.00	1.000										
Leo Estrella, R ERA: 4.06 (8, 1)	1.1		6	1	0	0	2	0	0	1	0	0	0	16	26	0.00	0.750										
Shane Nance, L ERA: 5.59 (9, 1)	0.2		3	1	0	0	1	0	0	0	0	0	0	9	15	0.00	1.500										

AB 33
R 3
H 9
RBI 3
BB 8
SO 5
LOB 21



Batter	1	2	3	4	5	6	7	8	9	AB	R	H	RBI	BB	SO	LOB	BOTTOM										
Scott Podsednik, L OBP: 0.383, SLG: 0.427 (1, 8)	CS 1B		G6-3		L8			G6-3 1B		4	0	2	0	0	0	1	Houston Astros @ Milwaukee Brewers Miller Park, Milwaukee, WI Wed Sep 10 2003, 7:05 PM CDT Att: 19,793 - Sunny - 71 F										
Keith Ginter, R OBP: 0.360, SLG: 0.432 (1, 4)	G5-3		F8		L7			G6-3		4	0	0	0	0	0	3											
Brady Clark, R OBP: 0.357, SLG: 0.428 (1, 7)	L8		G5-3				G5-3		FC5-4 HBP	3	0	0	0	0	0	0											
Richie Sexson, R OBP: 0.377, SLG: 0.531 (1, 3)		2B 1B		G4-6-3 1B				F9		4	0	3	0	0	0	2											
Mark Smith, R OBP: 0.231, SLG: 0.528 (1, 9)		K		G4-6-3			K	FC5-4		4	0	0	0	0	2	5											
Wes Helms, R OBP: 0.331, SLG: 0.450 (1, 5)		2 BB 1B		K			G3		K	4	0	1	0	0	2	1											
Eddie Pérez, R OBP: 0.304, SLG: 0.419 (1, 2)		F9						L9		3	1	1	1	1	0	2											
2 Bill Hall, R OBP: 0.275, SLG: 0.433 (1, 6)					K			K		3	0	0	0	1	2	1											
Luis Martinez, L ERA: 4.95 (5, 9th)										1	0	0	0	0	1	3											
Royce Clayton, R ERA: 3.46 (6, 1)										0	0	0	0	0	1	0											
Dave Burba, R (8, 1)										0	0	0	0	0	0	0											
Enrique Cruz, R OBP: 0.127, SLG: 0.108 (7, 9th)										1	0	0	0	0	0	1											
Leo Estrella, R (8, 1)										0	0	0	0	0	0	0											
Shane Nance, L (9, 1)										0	0	0	0	0	0	0											
Inning Stats	R: 0 E: 0 K: 0 S: 9	H: 1 LOB: 0 BB: 0 P: 13	R: 0 E: 0 K: 2 S: 14	H: 2 LOB: 3 BB: 1 P: 22	R: 0 E: 0 K: 0 S: 5	H: 0 LOB: 0 BB: 0 P: 6	R: 0 E: 0 K: 1 S: 7	H: 1 LOB: 0 BB: 0 P: 10	R: 1 E: 0 K: 1 S: 13	H: 1 LOB: 1 BB: 1 P: 21	R: 0 E: 0 K: 1 S: 8	H: 1 LOB: 1 BB: 0 P: 11	R: 0 E: 0 K: 0 S: 4	H: 0 LOB: 0 BB: 1 P: 9	R: 0 E: 0 K: 0 S: 9	H: 1 LOB: 2 BB: 0 P: 13	R: 0 E: 0 K: 2 S: 12	H: 0 LOB: 0 BB: 0 P: 19	1B: 6 2B: 0 3B: 0 HR: 1	SF: 0 SAC: 0 DP: 2 HBP: 1	WP: 0 PB: 0 SB: 0 CS: 1	PA: 35					
PITCHER	IP	WLS	BF	H	R	ER	SO	BB	IBB	HBP	BLK	WP	HR	S	P	ERA	WHIP										
Jerome Robertson, L ERA: 4.95 (1, 1)	6.0	W	25	6	1	1	5	3	0	0	0	0	1	57	88	1.50	1.500										
Mike Gallo, L ERA: 3.46 (7, 1)	1.1	H	5	1	0	0	0	0	0	1	0	0	0	10	13	0.00	0.750										
Kirk Bullinger, R ERA: 1.61 (8, 1)	0.2	H	2	0	0	0	0	0	0	0	0	0	0	2	4	0.00	0.000										
Billy Wagner, L ERA: 1.61 (9, 1)	1.0	S	3	0	0	0	2	0	0	0	0	0	0	12	19	0.00	0.000										

AB 31
R 1
H 7
RBI 1
BB 3
SO 7
LOB 19



Batter	1	2	3	4	5	6	7	8	9	AB	R	H	RBI	BB	SO	LOB	TOP					
16 Jason Lane, R OBP: 0.235, SLG: 0.471 (1, 8)	P4		P4		L9		G4-3		F9	5	0	0	0	0	0	3	Houston Astros @ Milwaukee Brewers Miller Park, Milwaukee, WI Thu Sep 11 2003, 1:05 PM CDT Att: 11,826 - Sunny - 82 F					
Jose Vizcaino, S OBP: 0.276, SLG: 0.373 (1, 4)	F9			17 FC4-6 1B				K		3	0	1	0	1	1	0						
5 Jeff Bagwell, R OBP: 0.374, SLG: 0.510 (1, 3)	K			1-3 SAFE K			F8	17 1B	2B	4	1	1	0	0	2	2						
17 Lance Berkman, S OBP: 0.410, SLG: 0.511 (1, 7)		2-2 P6		2-2 FC4-6 1B			F7		1-1 2H 1B	4	1	1	1	0	0	1						
Richard Hidalgo, R OBP: 0.386, SLG: 0.561 (1, 9)		0-1 1B		3-2 E S 1B			P3		3-2 F8	4	1	2	0	0	0	1						
Geoff Blum, S OBP: 0.307, SLG: 0.400 (1, 5) (7, 6)	F7			2-1 1B			G4-3		2-2 L3	4	0	1	1	0	0	2						
Brad Ausmus, R OBP: 0.303, SLG: 0.297 (1, 2)	G4-3			0-2 1B					2-1 P2	4	0	1	0	0	0	1						
28 Adam Everett, R OBP: 0.309, SLG: 0.360 (7, PH)			2-2 G6-3		1-1 FC4-6				1-1 F9	2	0	0	0	0	0	2						
Orlando Merced, S OBP: 0.288, SLG: 0.378 (7, PH)					1-1 FC4-6				1-1 K	1	0	1	0	0	0	0						
Colin Porter, L OBP: 0.233, SLG: 0.207 (7, PH)					1-2 K				2B	1	0	0	0	0	0	0						
Morgan Ensberg, R OBP: 0.374, SLG: 0.514 (7, 5)					1-2 K				2B	1	0	1	0	0	0	0						
Ron Villone, L OBP: 0.185, SLG: 0.278 (7, PH)			1-3 K						1-2 P4	2	0	0	0	0	1	0						
Mitch Meluskey, S (7, PH)										1	0	0	0	0	0	1						
Ricky Stone, R (7, 1)										0	0	0	0	0	0	0						
Dan Miceli, R (7, 1)										0	0	0	0	0	0	0						
Kirk Bullinger, R (8, 1)										0	0	0	0	0	0	0						
Kirk Saarloos, R (8, 1)										0	0	0	0	0	0	0						
Craig Biggio, R OBP: 0.344, SLG: 0.441 (9, PH)										1	0	0	0	0	0	1						
Inning Stats	R: 0 E: 0 K: 1 S: 10	H: 0 LOB: 0 BB: 0 P: 11	R: 0 E: 0 K: 0 S: 10	H: 1 LOB: 1 BB: 0 P: 13	R: 0 E: 0 K: 1 S: 9	H: 0 LOB: 0 BB: 0 P: 12	R: 2 E: 0 K: 1 S: 17	H: 4 LOB: 2 BB: 0 P: 27	R: 0 E: 0 K: 0 S: 9	H: 0 LOB: 0 BB: 1 P: 15	R: 0 E: 0 K: 0 S: 8	H: 0 LOB: 0 BB: 0 P: 13	R: 0 E: 0 K: 0 S: 7	H: 1 LOB: 2 BB: 0 P: 14	R: 1 E: 0 K: 1 S: 12	H: 2 LOB: 1 BB: 0 P: 20	R: 0 E: 0 K: 0 S: 11	H: 1 LOB: 1 BB: 0 P: 14	1B: 6 2B: 3 3B: 0 HR: 0	SF: 0 SAC: 0 DP: 0 HBP: 0	WP: 0 PB: 0 SB: 1 CS: 0	PA: 37
PITCHER	IP WLS BF H R ER SO BB IBB HBP BLK WP HR S P ERA WHIP																					
15 Ben Sheets, R ERA: 4.22 (1, 1)	8.0 W 33 8 3 3 4 1 0 0 0 0 0 82 125 3.38 1.125																					
Dan Kolb, R ERA: 2.0 (9, 1)	1.0 S 4 1 0 0 0 0 0 0 0 0 0 0 11 14 0.00 1.000																					

Batter	1	2	3	4	5	6	7	8	9	AB	R	H	RBI	BB	SO	LOB	BOTTOM			
Scott Podsednik, L OBP: 0.384, SLG: 0.433 (1, 8)	HR		K		L9		3B 1B			4	2	2	2	0	1	0	Houston Astros @ Milwaukee Brewers Miller Park, Milwaukee, WI Thu Sep 11 2003, 1:05 PM CDT Att: 11,826 - Sunny - 82 F			
Keith Ginter, R OBP: 0.365, SLG: 0.444 (1, 4)	G4-3 2B				G5-3		1-2 1H 3B			3	0	2	1	1	0	0				
Brady Clark, R OBP: 0.353, SLG: 0.421 (1, 9) (9, 7)	G1-3			1-2 F7			2-1 G6-3			4	0	0	0	0	0	3				
Richie Sexson, R OBP: 0.376, SLG: 0.529 (1, 3)	G4-3			2B 1B			G6-3		3-3 K	4	1	1	0	0	1	1				
Wes Helms, R OBP: 0.328, SLG: 0.446 (1, 5)	F7			K			G6-3		0-2 F9	4	0	0	0	0	1	2				
Mark Smith, R OBP: 0.256, SLG: 0.550 (1, 7)		1-2 P1					1-1 P3		2-2 1B	4	1	2	0	0	0	0				
Royce Clayton, R OBP: 0.300, SLG: 0.330 (9, 6)				1-3 2B					1B	0	0	0	0	0	0	0				
Keith Osik, R OBP: 0.341, SLG: 0.332 (1, 2)		4-0 2 G6-4-3 BB		1-1 2H 3H 2B			2-2 2 G3 1B		0-1 1-2 1B	3	1	3	2	1	0	0				
2 Bill Hall, R OBP: 0.264, SLG: 0.416 (1, 6) (9, 1)		1-2 G6-4-3		3-2 F8			1-2 G3		1-1 G4-3	4	0	0	0	0	0	5				
15 Ben Sheets, R OBP: 0.092, SLG: 0.078 (1, 1)			3-3 K		G5-3					3	0	0	0	0	2	2				
Jason Conti, L OBP: 0.250, SLG: 0.391 (9, 9)							K			0	0	0	0	0	0	0				
Inning Stats	R: 1 E: 0 K: 0 S: 11	H: 2 LOB: 1 BB: 0 P: 14	R: 0 E: 0 K: 0 S: 12	H: 0 LOB: 1 BB: 1 P: 18	R: 0 E: 0 K: 2 S: 12	H: 0 LOB: 1 BB: 1 P: 23	R: 2 E: 0 K: 1 S: 16	H: 3 LOB: 1 BB: 0 P: 24	R: 0 E: 0 K: 0 S: 12	H: 0 LOB: 0 BB: 0 P: 15	R: 0 E: 0 K: 0 S: 4	H: 0 LOB: 0 BB: 0 P: 6	R: 2 E: 0 K: 1 S: 15	H: 3 LOB: 1 BB: 0 P: 24	R: 0 E: 0 K: 1 S: 18	H: 2 LOB: 2 BB: 0 P: 24	1B: 5 2B: 3 3B: 1 HR: 1	SF: 0 SAC: 0 DP: 1 HBP: 0	WP: 0 PB: 0 SB: 1 CS: 0	PA: 35
PITCHER	IP WLS BF H R ER SO BB IBB HBP BLK WP HR S P ERA WHIP																			
Ron Villone, L ERA: 3.69 (1, 1)	6.0 L 24 5 3 3 3 2 0 0 0 0 0 0 9 14 4.50 1.167																			
Ricky Stone, R ERA: 3.33 (7, 1)	0.2 3 1 1 1 1 0 0 0 0 0 0 0 9 14 13.50 1.500																			
Dan Miceli, R ERA: 3.29 (7, 1)	0.0 1 1 0 0 0 0 0 0 0 0 0 0 2 4 ∞ ∞																			
Kirk Bullinger, R ERA (7, 1)	0.1 2 1 1 1 0 0 0 0 0 0 0 0 4 6 27.00 3.000																			
Kirk Saarloos, R ERA: 5.4 (8, 1)	1.0 5 2 0 0 1 0 0 0 0 0 0 0 18 24 0.00 2.000																			

Batter	1	2	3	4	5	6	7	8	9	AB	R	H	RBI	BB	SO	LOB	TOP			
Fernando Vina, L (1.4) OBP: 0.326, SLG: 0.416	G4-3		F9			G1-3		F9		4	0	1	0	0	0	1				
15 Jim Edmonds, L (1.8) OBP: 0.386, SLG: 0.613	K			K		K		G6-4-3		4	0	1	0	0	3	1				
5 Albert Pujols, R (1.7) OBP: 0.441, SLG: 0.683	F9			P3		G1-3		G6-4-3		4	0	0	0	0	0	2				
27 Scott Rolen, R (1.5) OBP: 0.377, SLG: 0.528		P4				K		K		4	0	1	0	0	2	1				
Edgar Renteria, R (1.6) OBP: 0.386, SLG: 0.473	K			G6-3				G4-3		3	0	0	0	0	1	1				
Tino Martinez, L (1.3) OBP: 0.352, SLG: 0.425	K					G4-3		F8		3	0	0	0	0	1	0				
J.D. Drew, L (1.9) OBP: 0.368, SLG: 0.522						P3		F9		3	0	1	0	0	0	0				
Mike Matheny, R (1.2) OBP: 0.315, SLG: 0.348				P3				K		1	0	0	0	0	0	1				
Chris Widger, R (3.2) OBP: 0.253, SLG: 0.265										1	0	1	0	0	0	0				
Kerry Robinson, L (8. PH) OBP: 0.295, SLG: 0.338										1	0	0	0	0	1	0				
Mike DeJean, R (8.1) OBP: 0.150, SLG: 0.056										0	0	0	0	0	0	0				
Matt Morris, R (1.1) OBP: 0.216, SLG: 0.286										2	0	0	0	0	2	2				
Orlando Palmeiro, L (8. PH) OBP: 0.331, SLG: 0.334										1	0	0	0	0	0	0				
Joe Girardi, R (8.2) OBP: 0.150, SLG: 0.056										0	0	0	0	0	0	0				
Inning Stats	R: 0 E: 0 K: 1 S: 7	H: 0 LOB: 0 BB: 0 P: 7	R: 0 E: 0 K: 2 S: 8	H: 0 LOB: 0 BB: 0 P: 13	R: 0 E: 0 K: 1 S: 8	H: 1 LOB: 1 BB: 0 P: 13	R: 0 E: 0 K: 1 S: 13	H: 1 LOB: 1 BB: 0 P: 19	R: 0 E: 0 K: 1 S: 12	H: 1 LOB: 1 BB: 0 P: 18	R: 0 E: 0 K: 0 S: 5	H: 0 LOB: 0 BB: 0 P: 8	R: 0 E: 0 K: 1 S: 9	H: 0 LOB: 0 BB: 0 P: 17	R: 0 E: 0 K: 1 S: 7	H: 1 LOB: 0 BB: 0 P: 9	1B: 4 2B: 1 3B: 0 HR: 0	SF: 0 SAC: 0 DP: 1 HBP: 0	WP: 0 PB: 0 SB: 0 CS: 0	PA: 31
PITCHER	IP WLS BF H R ER SO BB IBB HBP BLK WP HR S P ERA WHIP																			
44 Roy Oswalt, R (1.1) ERA: 3.2	7.0 W 25 4 0 0 8 0 0 0 0 0 0 0 65 94 0.00 0.571																			
Octavio Dotel, R (8.1) ERA: 2.77	1.0 H 3 0 0 0 1 0 0 0 0 0 0 0 9 17 0.00 0.000																			
Billy Wagner, L (9.1) ERA: 1.59	1.0 S 3 1 0 0 1 0 0 0 0 0 0 0 7 9 0.00 1.000																			

St. Louis Cardinals @ Houston Astros
Minute Maid Park, Houston, TX
Sat Sep 13 2003, 6:05 PM CDT
Att: 42,435 - Dome - 72 F

AB 31
R 0
H 5
RBI 0
BB 0
SO 10
LOB 9



Batter	1	2	3	4	5	6	7	8	9	AB	R	H	RBI	BB	SO	LOB	BOTTOM			
Craig Biggio, R (1.8) OBP: 0.348, SLG: 0.413	G6-3		F7					G3		3	0	1	1	1	0	0				
Geoff Blum, S (1.5) OBP: 0.306, SLG: 0.396	P2			G4-1		F8		G3		4	0	0	0	0	0	2				
5 Jeff Bagwell, R (1.3) OBP: 0.374, SLG: 0.517	K							P4		4	1	1	1	0	2	1				
Jeff Kent, R (1.4) OBP: 0.347, SLG: 0.517								G1-3		2	0	1	0	1	0	0				
17 Lance Berkman, S (1.7) OBP: 0.407, SLG: 0.506		G6-3		F7		P4				3	0	0	0	0	0	2				
Richard Hidalgo, R (1.9) OBP: 0.386, SLG: 0.569		F9						F8		3	0	0	0	0	1	2				
Brad Ausmus, R (1.2) OBP: 0.305, SLG: 0.297		K						F8		3	1	1	0	0	1	1				
28 Adam Everett, R (1.6) OBP: 0.310, SLG: 0.367				K				L3		3	0	0	0	0	1	1				
44 Roy Oswalt, R (1.1) ERA: 3.54				G4-3				P5		1	0	0	0	0	0	0				
Octavio Dotel, R (8.1) ERA: 4.66										0	0	0	0	0	0	0				
Jose Vizcaino, S (8. PH) OBP: 0.278, SLG: 0.374										1	0	0	0	0	0	0				
Billy Wagner, L (9.1) ERA: 1.59										0	0	0	0	0	0	0				
Inning Stats	R: 0 E: 0 K: 1 S: 8	H: 0 LOB: 0 BB: 0 P: 12	R: 0 E: 0 K: 1 S: 8	H: 1 LOB: 1 BB: 0 P: 15	R: 0 E: 0 K: 1 S: 5	H: 0 LOB: 0 BB: 0 P: 8	R: 1 E: 0 K: 1 S: 11	H: 1 LOB: 1 BB: 1 P: 17	R: 1 E: 0 K: 0 S: 6	H: 2 LOB: 1 BB: 0 P: 10	R: 0 E: 0 K: 1 S: 5	H: 0 LOB: 0 BB: 0 P: 8	R: 0 E: 0 K: 0 S: 9	H: 0 LOB: 1 BB: 1 P: 13	R: 0 E: 0 K: 0 S: 9	H: 0 LOB: 1 BB: 1 P: 17	1B: 2 2B: 1 3B: 0 HR: 1	SF: 0 SAC: 1 DP: 0 HBP: 0	WP: 0 PB: 0 SB: 1 CS: 0	PA: 30
PITCHER	IP WLS BF H R ER SO BB IBB HBP BLK WP HR S P ERA WHIP																			
Matt Morris, R (1.1) ERA: 3.54	7.0 L 26 4 2 2 2 1 0 0 0 0 0 0 9 17 0.00 0.714																			
Mike DeJean, R (8.1) ERA: 4.66	1.0 4 0 0 0 0 1 0 0 0 0 0 0 9 17 0.00 1.000																			

St. Louis Cardinals @ Houston Astros
Minute Maid Park, Houston, TX
Sat Sep 13 2003, 6:05 PM CDT
Att: 42,435 - Dome - 72 F

AB 27
R 2
H 4
RBI 2
BB 2
SO 5
LOB 9



Batter	1	2	3	4	5	6	7	8	9	AB	R	H	RBI	BB	SO	LOB	TOP					
Fernando Vina, L OBP: 0.321, SLG: 0.409	F9		F9			F7			G4-3	4	0	0	0	0	0	1	St. Louis Cardinals @ Houston Astros Minute Maid Park, Houston, TX Sun Sep 14 2003, 1:05 PM CDT Att: 37,548 - Dome - 72 F livebaseballscores.com AB 30 R 1 H 3 RBI 0 BB 1 SO 3 LOB 6					
15 Jim Edmonds, L OBP: 0.385, SLG: 0.608	K			5 1B 27 G5-4-3 BB		G4-3			K	3	1	0	0	1	2	1						
5 Albert Pujols, R OBP: 0.441, SLG: 0.683				27 G5-4-3 1B		G6-3			E6	4	0	2	0	0	0	1						
27 Scott Rolen, R OBP: 0.374, SLG: 0.524	P4			G5-4-3					F7	4	0	0	0	0	1	3						
Edgar Renteria, R OBP: 0.384, SLG: 0.471		F8		G1-3					P3	3	0	0	0	0	0	0						
Tino Martinez, L OBP: 0.350, SLG: 0.422		F8				G3			F7	3	0	0	0	0	0	0						
Kerry Robinson, L OBP: 0.290, SLG: 0.333						G5-3			G4-3	3	0	0	0	0	0	0						
Mike Matheny, R OBP: 0.314, SLG: 0.346						F7			G3	2	0	0	0	0	0	0						
Orlando Palmeiro, L OBP: 0.330, SLG: 0.333									G3	1	0	0	0	0	0	0						
Mike DeJean, R									P3	0	0	0	0	0	0	0						
Dan Haren, R Jason Simonacchi, R Eli Marrero, L Cal Eldred, R J.D. Drew, L Chris Wiggler, R						G4-3				1	0	0	0	0	0	0						
Inning Stats	R: 0 E: 0 K: 1 S: 9	H: 1 LOB: 1 BB: 0 P: 14	R: 0 E: 0 K: 0 S: 6	H: 0 LOB: 0 BB: 0 P: 8	R: 0 E: 0 K: 0 S: 8	H: 0 LOB: 0 BB: 1 P: 14	R: 1 E: 0 K: 0 S: 8	H: 1 LOB: 0 BB: 1 P: 16	R: 0 E: 0 K: 0 S: 6	H: 0 LOB: 0 BB: 0 P: 9	R: 0 E: 0 K: 1 S: 10	H: 1 LOB: 1 BB: 0 P: 17	R: 0 E: 0 K: 1 S: 9	H: 0 LOB: 0 BB: 0 P: 15	R: 0 E: 0 K: 0 S: 8	H: 0 LOB: 0 BB: 0 P: 14	R: 0 E: 1 K: 1 S: 14	H: 0 LOB: 1 BB: 0 P: 19	1B: 1 2B: 2 3B: 0 HR: 0	SF: 0 SAC: 0 DP: 1 HBP: 0	WP: 0 PB: 0 SB: 0 CS: 0	PA: 31
PITCHER	IP WLS BF H R ER SO BB IBB HBP BLK WP HR S P ERA WHIP																					
Tim Redding, R ERA: 3.8	6.0 W 21 3 1 1 1 1 1 0 0 0 0 0 0 0 0 0 1.50 0.667																					
54 Brad Lidge, R ERA: 3.5	1.0 H 3 0 0 0 1 0 0 0 0 0 0 0 9 15 0.00 0.000																					
Octavio Dotel, R ERA: 2.73	1.0 H 3 0 0 0 0 0 0 0 0 0 0 8 14 0.00 0.000																					
Billy Wagner, L ERA: 1.57	1.0 S 4 0 0 0 1 0 0 0 0 0 0 0 14 19 0.00 0.000																					

Batter	1	2	3	4	5	6	7	8	9	AB	R	H	RBI	BB	SO	LOB	BOTTOM			
Craig Biggio, R OBP: 0.351, SLG: 0.414				FC5-4 HBP			F8			3	0	2	3	0	0	0	St. Louis Cardinals @ Houston Astros Minute Maid Park, Houston, TX Sun Sep 14 2003, 1:05 PM CDT Att: 37,548 - Dome - 72 F livebaseballscores.com AB 27 R 4 H 6 RBI 4 BB 3 SO 5 LOB 14			
Morgan Ensberg, R OBP: 0.372, SLG: 0.509	P4		FC5-4 BB	G4-3			G5-3			4	0	0	0	0	0	3				
5 Jeff Bagwell, R OBP: 0.372, SLG: 0.514	K		F9				F9			4	0	0	0	0	2	2				
Jeff Kent, R OBP: 0.350, SLG: 0.519	FC5-4						17 CS 2B		G6-4-3 BB	2	0	1	0	2	0	1				
17 Lance Berkman, S OBP: 0.406, SLG: 0.508		SF8 3B	K				K		K	4	1	1	0	0	3	4				
Richard Hidalgo, R OBP: 0.385, SLG: 0.565		SF8		F8			P4		G6-4-3	3	0	0	1	0	0	1				
Brad Ausmus, R OBP: 0.305, SLG: 0.297		F8		G6-3 HBP 1B			G1-4-3			3	1	1	0	0	0	0				
28 Adam Everett, R OBP: 0.313, SLG: 0.365		G5-3		G6-3 HBP 1B			BB			1	1	0	0	1	0	0				
Tim Redding, R OBP: 0.224, SLG: 0.255										2	1	1	0	0	0	2				
Orlando Merced, S OBP: 0.286, SLG: 0.376							P4			1	0	0	0	0	0	1				
54 Brad Lidge, R										0	0	0	0	0	0	0				
Octavio Dotel, R										0	0	0	0	0	0	0				
Billy Wagner, L										0	0	0	0	0	0	0				
Inning Stats	R: 0 E: 0 K: 1 S: 7	H: 0 LOB: 1 BB: 0 P: 16	R: 1 E: 0 K: 0 S: 5	H: 1 LOB: 0 BB: 0 P: 6	R: 1 E: 0 K: 1 S: 10	H: 2 LOB: 2 BB: 1 P: 21	R: 2 E: 0 K: 0 S: 11	H: 2 LOB: 1 BB: 0 P: 25	R: 0 E: 0 K: 2 S: 9	H: 1 LOB: 0 BB: 0 P: 14	R: 0 E: 0 K: 0 S: 10	H: 0 LOB: 1 BB: 1 P: 16	R: 0 E: 0 K: 0 S: 6	H: 0 LOB: 0 BB: 0 P: 9	R: 0 E: 0 K: 1 S: 7	H: 0 LOB: 0 BB: 1 P: 15	1B: 3 2B: 2 3B: 1 HR: 0	SF: 1 SAC: 0 DP: 1 HBP: 2	WP: 0 PB: 0 SB: 0 CS: 1	PA: 33
PITCHER	IP WLS BF H R ER SO BB IBB HBP BLK WP HR S P ERA WHIP																			
Dan Haren, R ERA: 5.08	3.2 L 19 4 1 0 0 2 0 0 0 0 0 0 0 11 17 0.00 0.750																			
Jason Simonacchi, R ERA: 5.53	1.1 4 1 0 0 2 0 0 0 0 0 0 0 11 17 0.00 0.750																			
Cal Eldred, R ERA: 4.05	2.0 7 0 0 0 0 1 0 0 0 0 0 0 16 25 0.00 0.500																			
Mike DeJean, R ERA: 4.79	1.0 3 0 0 0 1 1 0 0 0 0 0 0 7 15 0.00 1.000																			

Batter	1	2	3	4	5	6	7	8	9	AB	R	H	RBI	BB	SO	LOB	TOP					
Craig Biggio, R OBP: 0.302, SLG: 0.413 Colin Porter, L OBP: 0.233, SLG: 0.207	F7		P6		G6-4-3 1B HBP	G5-4-3 1B	G5-3			4	1	1	1	0	0	1						
Morgan Ensberg, R OBP: 0.389, SLG: 0.513	F9		G6-3		E5 G6-4-3	F8		HR	5	1	1	1	0	0	2							
5 Jeff Bagwell, R OBP: 0.370, SLG: 0.510			F9		G6-4-3	G5-4-3		G5-3	4	0	0	0	1	0	3							
Jeff Kent, R OBP: 0.353, SLG: 0.527 Jose Vizcaino, S OBP: 0.277, SLG: 0.372					FC5 17 G3 1B	HR 1B		G1-3	4	2	3	2	0	0	1							
17 Lance Berkman, S OBP: 0.405, SLG: 0.504 Kirk Bullinger, R Jared Fernandez, R			G3-1		G3	HR		G3	4	1	0	0	1	0	1							
Richard Hidalgo, R OBP: 0.389, SLG: 0.586			HR		FC5 28 HR BB	HR		HR	4	4	3	5	1	1	0							
Raul Chavez, R OBP: 0.231, SLG: 0.360			FC4-6 1B		FC5 28 HR	G4-3		G6-3	5	1	1	0	0	0	2							
28 Adam Everett, R OBP: 0.314, SLG: 0.375			K		HR			E6 3B	5	3	2	3	0	2	1							
Jerome Robertson, L OBP: 0.173, SLG: 0.196 16 Jason Lane, R OBP: 0.222, SLG: 0.444			FC4-6		G6-3	SH 1B		SH 3B	3	1	1	1	0	0	1							
Inning Stats	R: 0 E: 0 K: 0 S: 10	H: 0 LOB: 1 BB: 1 P: 18	R: 1 E: 0 K: 1 S: 10	H: 2 LOB: 1 BB: 0 P: 15	R: 0 E: 0 K: 0 S: 8	H: 0 LOB: 0 BB: 0 P: 9	R: 3 E: 0 K: 0 S: 17	H: 2 LOB: 0 BB: 1 P: 28	R: 4 E: 1 K: 0 S: 12	H: 2 LOB: 0 BB: 0 P: 23	R: 2 E: 1 K: 0 S: 7	H: 2 LOB: 0 BB: 0 P: 10	R: 3 E: 1 K: 0 S: 15	H: 3 LOB: 1 BB: 0 P: 20	R: 1 E: 0 K: 0 S: 6	H: 1 LOB: 0 BB: 0 P: 9	R: 0 E: 0 K: 2 S: 10	H: 0 LOB: 0 BB: 0 P: 16	1B: 5 2B: 0 3B: 1 HR: 6	SF: 0 SAC: 1 DP: 2 HBP: 1	WP: 0 PB: 0 SB: 0 CS: 0	PA: 44
PITCHER	IP	WLS	BF	H	R	ER	SO	BB	IBB	HBP	BLK	WP	HR	S	P	ERA	WHIP					
Chin-hui Tsao, R ERA: 6.69	4.0	L	20	4	6	6	1	2	0	1	0	0	2	47	76	13.50	1.500					
28 Aaron Cook, R ERA: 5.7	1.0		5	2	2	1	0	1	0	0	0	0	1	10	17	9.00	3.000					
Adam Bernero, R ERA: 5.95	2.0		12	5	5	3	0	0	0	0	0	0	2	22	30	13.50	2.500					
Javier López, L ERA: 3.93	1.0		4	1	1	1	0	0	0	0	0	0	1	6	9	9.00	1.000					
Justin Speier, R ERA: 3.29	1.0		3	0	0	0	2	0	0	0	0	0	0	10	16	0.00	0.000					

Houston Astros @ Colorado Rockies
Coors Field, Denver, CO
Tue Sep 16 2003, 7:05 PM MDT
Att: 22,328 - Cloudy - 77 F

AB 39
R 14
H 12
RBI 13
BB 3
SO 3
LOB 12



Batter	1	2	3	4	5	6	7	8	9	AB	R	H	RBI	BB	SO	LOB	BOTTOM					
Ronnie Belliard, R OBP: 0.345, SLG: 0.382	G6-3 17 1B 2B		L7		HR	G6-3				5	2	3	1	0	0	1						
Chris Stynes, R OBP: 0.335, SLG: 0.420 Mark Sweeney, L OBP: 0.302, SLG: 0.398	G6-3		P3		G4-3			HR	3	0	0	0	0	0	1							
17 Todd Helton, L OBP: 0.453, SLG: 0.624 Greg Norton, S OBP: 0.326, SLG: 0.438					G4-3			HR	3	0	2	1	0	0	0							
Preston Wilson, R OBP: 0.348, SLG: 0.545 Mark Bellhorn, S OBP: 0.349, SLG: 0.291	G5-4-3				G5-3			L4	3	0	0	0	0	0	2							
Larry Walker, L OBP: 0.413, SLG: 0.455 Rene Reyes, S OBP: 0.303, SLG: 0.379			G1-3		FC6-4 BB			G6-3	2	0	0	0	1	0	0							
Jay Payton, R OBP: 0.361, SLG: 0.523					FC6-4 BB			E4 FC6-4	3	0	0	0	1	0	2							
Gregg Zaun, S OBP: 0.302, SLG: 0.340 Kit Pellow, R OBP: 0.364, SLG: 0.600	F9				FC5-4 BB			FC6-4	1	0	0	0	1	0	1							
12 Clint Barmes, R OBP: 0.294, SLG: 0.412					FC5-4			K	4	0	1	0	0	1	4							
Chin-hui Tsao, R OBP: 0.187, SLG: 0.250 28 Aaron Cook, R OBP: 0.226, SLG: 0.172 Pablo Ozuna, R OBP: 0.186, SLG: 0.194 Adam Bernero, R 27 Garrett Atkins, R OBP: 0.341, SLG: 0.325 Javier López, L OBP: 0.295, SLG: 0.290 Justin Speier, R OBP: 0.289, SLG: 0.391			G6-3		G6-3			K	1	0	0	0	0	0	0							
Inning Stats	R: 1 E: 0 K: 0 S: 7	H: 2 LOB: 0 BB: 0 P: 12	R: 0 E: 0 K: 0 S: 4	H: 1 LOB: 2 BB: 1 P: 11	R: 0 E: 0 K: 0 S: 4	H: 0 LOB: 0 BB: 0 P: 5	R: 0 E: 0 K: 0 S: 11	H: 1 LOB: 3 BB: 2 P: 22	R: 1 E: 0 K: 0 S: 11	H: 1 LOB: 0 BB: 0 P: 16	R: 0 E: 0 K: 2 S: 3	H: 0 LOB: 0 BB: 0 P: 6	R: 0 E: 0 K: 2 S: 10	H: 1 LOB: 1 BB: 0 P: 18	R: 2 E: 1 K: 0 S: 9	H: 2 LOB: 1 BB: 0 P: 18	R: 0 E: 0 K: 0 S: 8	H: 1 LOB: 1 BB: 0 P: 12	1B: 4 2B: 3 3B: 0 HR: 2	SF: 0 SAC: 0 DP: 1 HBP: 0	WP: 0 PB: 0 SB: 0 CS: 0	PA: 38
PITCHER	IP	WLS	BF	H	R	ER	SO	BB	IBB	HBP	BLK	WP	HR	S	P	ERA	WHIP					
Jerome Robertson, L ERA: 4.85	7.0	W	28	6	2	2	2	3	0	0	0	0	0	50	90	2.57	1.286					
Kirk Bullinger, R ERA: 6.0	1.0		6	2	2	2	0	0	0	0	0	0	1	9	18	18.00	2.000					
Jared Fernandez, R ERA: 4.36	1.0		4	1	0	0	0	0	0	0	0	0	0	8	12	0.00	1.000					

Houston Astros @ Colorado Rockies
Coors Field, Denver, CO
Tue Sep 16 2003, 7:05 PM MDT
Att: 22,328 - Cloudy - 77 F

AB 35
R 4
H 9
RBI 4
BB 3
SO 2
LOB 14



Batter	1	2	3	4	5	6	7	8	9	AB	R	H	RBI	BB	SO	LOB	TOP										
Craig Biggio, R OBP: 0.355, SLG: 0.419										4	3	3	0	0	1	1	Houston Astros @ Colorado Rockies Coors Field, Denver, CO Thu Sep 18 2003, 1:05 PM MDT Att: 21,718 - Sunny - 55 F										
Geoff Blum, S OBP: 0.303, SLG: 0.391										5	0	0	1	0	0	3											
5 Jeff Bagwell, R OBP: 0.369, SLG: 0.513										5	2	3	3	0	0	0											
Jeff Kent, R OBP: 0.356, SLG: 0.527										4	1	2	0	1	1	1											
17 Lance Berkman, S OBP: 0.406, SLG: 0.503										5	0	2	1	0	0	3											
Richard Hidalgo, R OBP: 0.389, SLG: 0.582										5	0	2	0	0	0	4											
Brad Ausmus, R OBP: 0.304, SLG: 0.295										4	0	1	1	0	0	2											
28 Adam Everett, R OBP: 0.315, SLG: 0.377										4	0	1	0	0	0	4											
Wade Miller, R OBP: 0.185, SLG: 0.206										3	0	0	0	0	2	2											
Octavio Dotel, R ERA: 2.64										1	0	0	0	0	0	1											
Mike Gallo, L ERA: 9.53										0	0	0	0	0	0	0											
Inning Stats	R: 3 E: 0 K: 0 S: 17	H: 5 LOB: 2 BB: 0 P: 33	R: 0 E: 0 K: 1 S: 6	H: 0 LOB: 0 BB: 0 P: 7	R: 0 E: 0 K: 0 S: 11	H: 1 LOB: 1 BB: 0 P: 15	R: 0 E: 0 K: 2 S: 11	H: 1 LOB: 1 BB: 0 P: 18	R: 0 E: 0 K: 0 S: 10	H: 0 LOB: 1 BB: 1 P: 21	R: 0 E: 0 K: 1 S: 6	H: 1 LOB: 1 BB: 0 P: 7	R: 1 E: 0 K: 1 S: 16	H: 2 LOB: 1 BB: 0 P: 24	R: 0 E: 1 K: 0 S: 13	H: 1 LOB: 1 BB: 0 P: 18	R: 2 E: 0 K: 0 S: 16	H: 3 LOB: 1 BB: 0 P: 19	1B: 10 2B: 2 3B: 1 HR: 1	SF: 0 SAC: 0 DP: 1 HBP: 1	WP: 2 PB: 0 SB: 2 CS: 0	PA: 42					
PITCHER	IP	WLS	BF	H	R	ER	SO	BB	IBB	HBP	BLK	WP	HR	S	P	ERA	WHIP										
Jose Jimenez, R ERA: 5.17	6.0	L	27	8	3	3	3	1	0	1	0	0	0	61	101	4.50	1.500										
Denny Stark, R ERA: 9.24	1.0		5	2	1	1	1	0	0	0	0	1	0	16	24	9.00	2.000										
Jason Young, R ERA: 7.85	1.1		8	4	2	2	0	0	0	0	0	0	1	23	29	13.50	3.000										
Jesus Sanchez, L ERA: 9.53	0.2		2	0	0	0	0	0	0	0	0	1	0	6	8	0.00	0.000										

AB	40
R	6
H	14
RBI	6
BB	1
SO	4
LOB	21



Batter	1	2	3	4	5	6	7	8	9	AB	R	H	RBI	BB	SO	LOB	BOTTOM										
Rene Reyes, S OBP: 0.291, SLG: 0.364										4	0	0	0	0	0	0	Houston Astros @ Colorado Rockies Coors Field, Denver, CO Thu Sep 18 2003, 1:05 PM MDT Att: 21,718 - Sunny - 55 F										
Chris Stynes, R OBP: 0.340, SLG: 0.424										2	0	1	0	2	1	0											
17 Todd Helton, L OBP: 0.452, SLG: 0.627										3	0	1	0	1	1	1											
Preston Wilson, R OBP: 0.347, SLG: 0.539										4	0	0	0	0	2	5											
Greg Norton, S OBP: 0.319, SLG: 0.428										4	0	0	0	0	2	2											
Jay Payton, R OBP: 0.363, SLG: 0.521										4	0	1	0	0	0	0											
Gregg Zaun, S OBP: 0.302, SLG: 0.336										2	0	0	0	1	0	1											
Kit Pellow, R OBP: 0.333, SLG: 0.545										1	0	0	0	0	1	0											
12 Clint Barmes, R OBP: 0.300, SLG: 0.400										2	0	0	0	0	2	1											
Mark Bellhorn, S OBP: 0.352, SLG: 0.291										0	0	0	0	1	0	0											
Jose Jimenez, R OBP: 0.200, SLG: 0.200										2	0	0	0	0	1	0											
Denny Stark, R ERA: 9.24										0	0	0	0	0	0	0											
Mark Sweeney, L OBP: 0.306, SLG: 0.400										1	0	0	0	0	0	2											
Jason Young, R OBP: 0.429, SLG: 0.500										0	0	0	0	0	0	0											
Jesus Sanchez, L ERA: 9.53										0	0	0	0	0	0	0											
Inning Stats	R: 0 E: 0 K: 1 S: 8	H: 0 LOB: 2 BB: 2 P: 19	R: 0 E: 0 K: 1 S: 9	H: 0 LOB: 0 BB: 0 P: 14	R: 0 E: 0 K: 0 S: 8	H: 1 LOB: 2 BB: 1 P: 14	R: 0 E: 0 K: 2 S: 14	H: 1 LOB: 1 BB: 0 P: 21	R: 0 E: 0 K: 2 S: 7	H: 0 LOB: 0 BB: 0 P: 8	R: 0 E: 0 K: 1 S: 7	H: 0 LOB: 1 BB: 2 P: 9	R: 0 E: 0 K: 0 S: 7	H: 0 LOB: 1 BB: 2 P: 18	R: 0 E: 0 K: 1 S: 11	H: 1 LOB: 1 BB: 0 P: 16	R: 0 E: 0 K: 2 S: 9	H: 0 LOB: 0 BB: 0 P: 15	1B: 2 2B: 1 3B: 0 HR: 0	SF: 0 SAC: 0 DP: 1 HBP: 0	WP: 0 PB: 0 SB: 0 CS: 0	PA: 34					
PITCHER	IP	WLS	BF	H	R	ER	SO	BB	IBB	HBP	BLK	WP	HR	S	P	ERA	WHIP										
Wade Miller, R ERA: 3.97	6.1	W	26	2	0	0	7	5	0	0	0	0	0	59	100	0.00	1.105										
Octavio Dotel, R ERA: 2.69	1.2	H	5	1	0	0	1	0	0	0	0	0	0	12	19	0.00	0.600										
Mike Gallo, L ERA: 3.33	1.0		3	0	0	0	2	0	0	0	0	0	0	9	15	0.00	0.000										

AB	29
R	0
H	3
RBI	0
BB	5
SO	10
LOB	12



Batter	1	2	3	4	5	6	7	8	9	10	11	12	13	AB	R	H	RBI	BB	SO	LOB	TOP							
Craig Biggio, R OBP: 0.353, SLG: 0.415 (1, 8)	G3		P3				E5		F9			SH5-3 BB		5	1	1	0	1	0	2								
Geoff Blum, S OBP: 0.303, SLG: 0.389 (1, 5)	P4		BB 1B			G3-1	G4-6-3				1B	SH5-3		5	0	2	0	0	0	2								
5 Jeff Bagwell, R OBP: 0.371, SLG: 0.517 (1, 3)	FC5-4 BB		K			F9		L8		K		FC5-4 BB		4	0	0	0	2	2	4								
Jeff Kent, R OBP: 0.352, SLG: 0.519 (1, 4)	FC5-4		BB 1B			F9		G4-3		K		P4		6	0	1	2	0	1	4								
17 Lance Berkman, S OBP: 0.404, SLG: 0.543 Octavio Dotel, R Jose Vizcaino, S Jose Willingham, L Morgan Ensberg, R Dan Miceli, R (1, 7) (8, 1) (16, PH) (10, 1) (12, PH) (12, 1) (12, 1)		G3-1	K			F9				F7		FC5-4		3	0	0	0	0	1	1	2							
Richard Hidalgo, R OBP: 0.390, SLG: 0.586 (1, 9)						F7		P4			K			5	0	1	0	1	2	1								
Brad Ausmus, R OBP: 0.305, SLG: 0.295 (1, 2)		G6-3	K							28 SH3-4 1B		28 BB		5	0	1	0	1	2	4								
28 Adam Everett, R OBP: 0.315, SLG: 0.379 (1, 6)	K					L5		P3		SH3-4		F7		5	0	0	0	0	1	2								
11 Hector G. Rios, R OBP: 0.282, SLG: 0.355 Hector Rios, R Octavio Dotel, R Jose Vizcaino, S Jose Willingham, L Morgan Ensberg, R Dan Miceli, R (1, 1) (1, 1) (1, 1) (1, 1) (1, 1) (1, 1) (1, 1)			BB 1B			K		E		K		K		2	1	1	0	0	0	0	0							
Inning Stats	R: 0 E: 0 K: 0 S: 14	H: 0 LOB: 1 BB: 1 P: 21	R: 0 E: 0 K: 1 S: 10	H: 1 LOB: 1 BB: 0 P: 14	R: 2 E: 0 K: 3 S: 17	H: 4 LOB: 3 BB: 31 P: 31	R: 0 E: 0 K: 1 S: 13	H: 0 LOB: 0 BB: 0 P: 17	R: 0 E: 0 K: 1 S: 8	H: 0 LOB: 0 BB: 0 P: 6	R: 0 E: 1 K: 0 S: 5	H: 1 LOB: 2 BB: 0 P: 10	R: 0 E: 0 K: 0 S: 6	H: 0 LOB: 1 BB: 1 P: 13	R: 0 E: 0 K: 1 S: 6	H: 1 LOB: 1 BB: 0 P: 10	R: 0 E: 0 K: 2 S: 9	H: 0 LOB: 1 BB: 1 P: 16	R: 0 E: 0 K: 2 S: 13	H: 0 LOB: 1 BB: 2 P: 22	R: 0 E: 0 K: 0 S: 8	H: 0 LOB: 2 BB: 2 P: 18	R: 0 E: 0 K: 1 S: 8	H: 0 LOB: 0 BB: 0 P: 13	1B: 7 2B: 1 3B: 0 HR: 0	SF: 0 SAC: 2 DP: 1 HBP: 0	WIP: 0 PB: 0 SB: 1 CS: 0	PA: 53
PITCHER	IP	WLS	BF	H	R	ER	SO	BB	IBB	HBP	BLK	WP	HR	S	P	ERA	WHIP											
Brett Tomko, R ERA: 5.2 (7, 1)	6.0	25	5	2	2	6	6	2	0	0	0	0	0	67	101	3.00	1.167											
Cal Eldred, R ERA: 3.78 (9, 1)	2.0	8	1	0	0	0	1	0	0	0	0	0	0	14	23	0.00	1.000											
44 Jason Langhousen, R ERA: 2.88 (10, 1)	1.0	4	1	0	0	1	0	0	0	0	0	0	0	6	10	0.00	1.000											
Mike DeJean, R ERA: 4.61 (12, 1)	2.0	8	1	0	0	4	1	0	0	0	0	0	0	22	38	0.00	1.000											
Jason Simontacchi, R ERA: 5.44 (12, 1)	2.0	W	8	0	0	0	1	2	0	0	0	0	0	16	31	0.00	1.000											

Houston Astros @ St. Louis Cardinals
Busch Stadium, St. Louis, MO
Sat Sep 20 2003, 1:10 PM CDT
Att. 44,878 - Cloudy - 75 F

AB 45
R 2
H 8
RBI 2
BB 6
SO 12
LOB 26

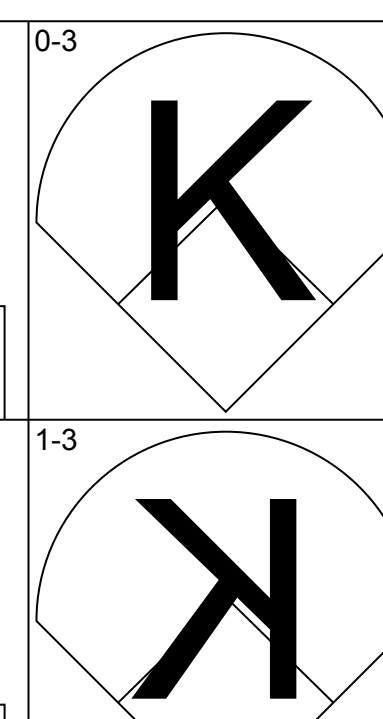
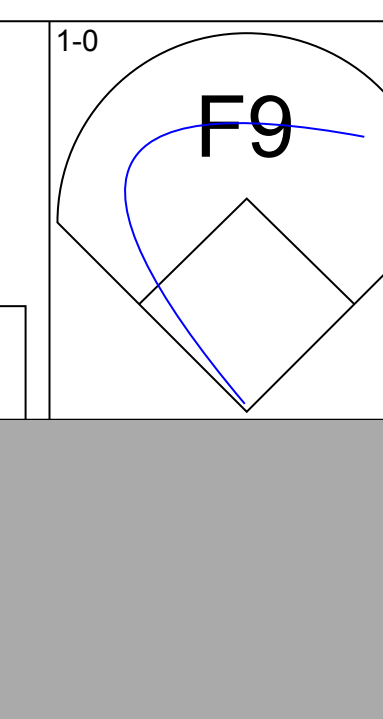
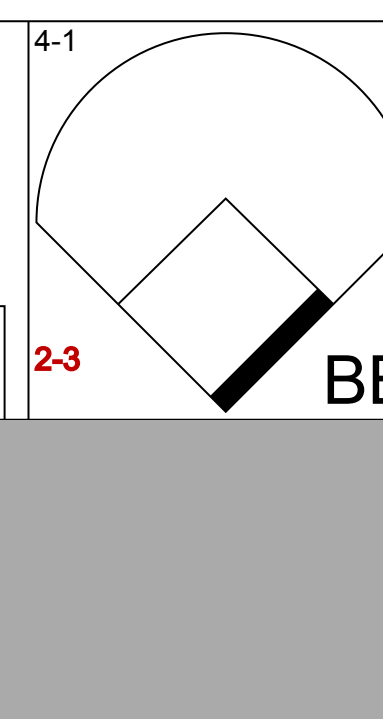
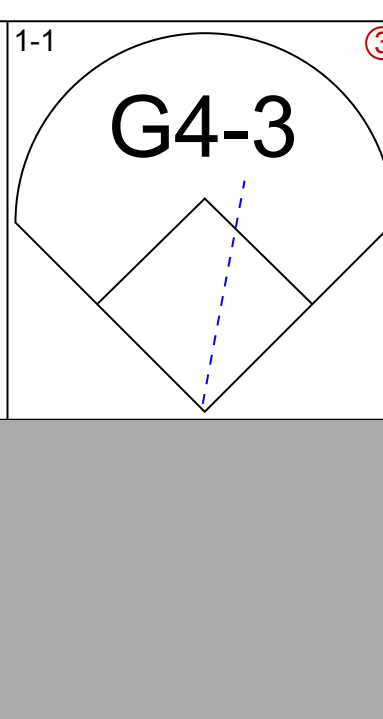
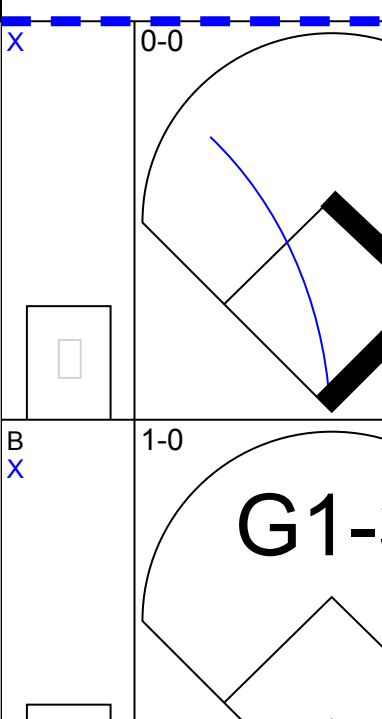
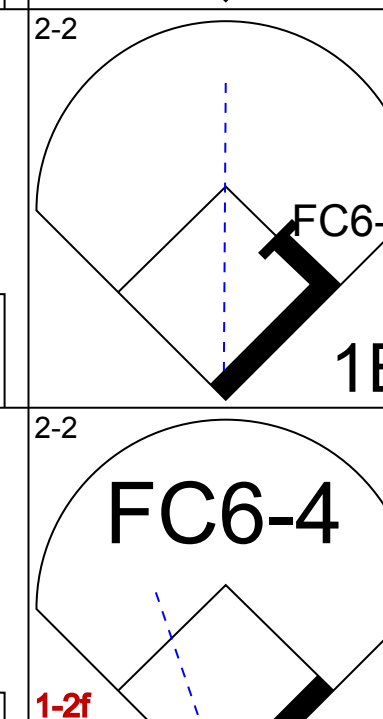
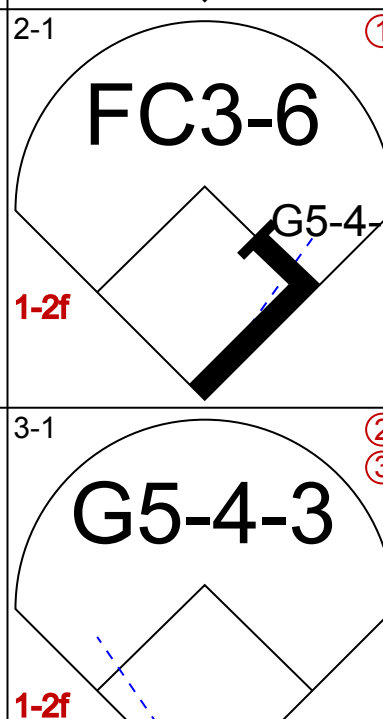
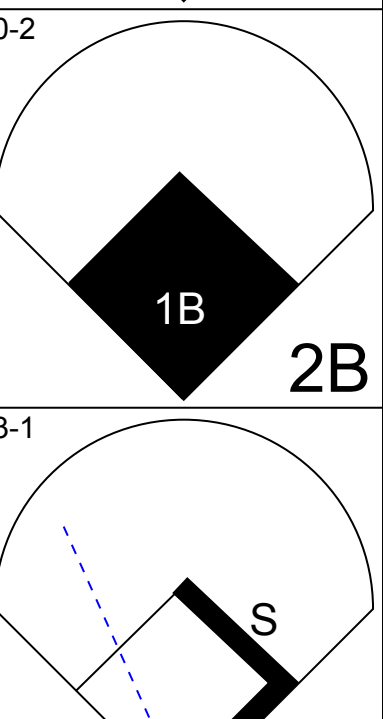
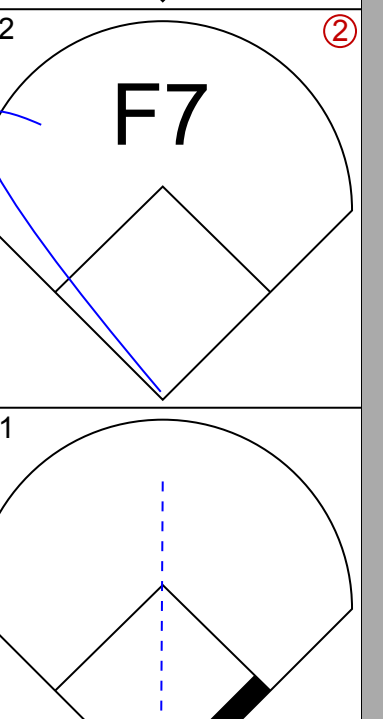
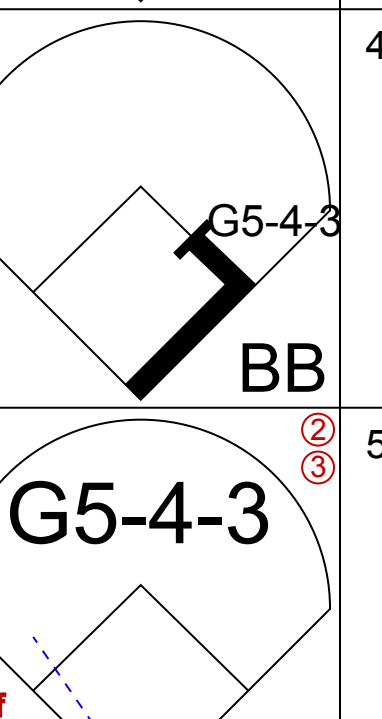


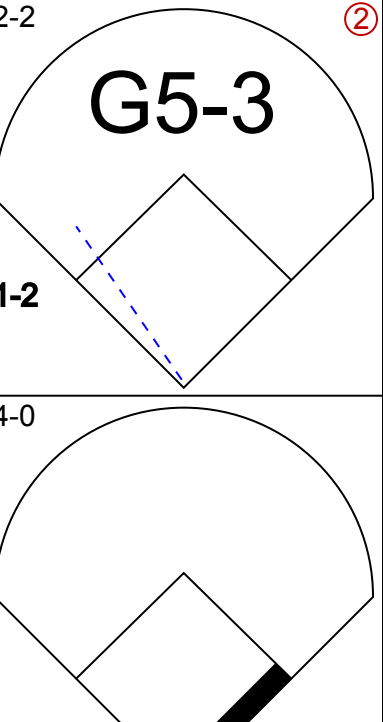
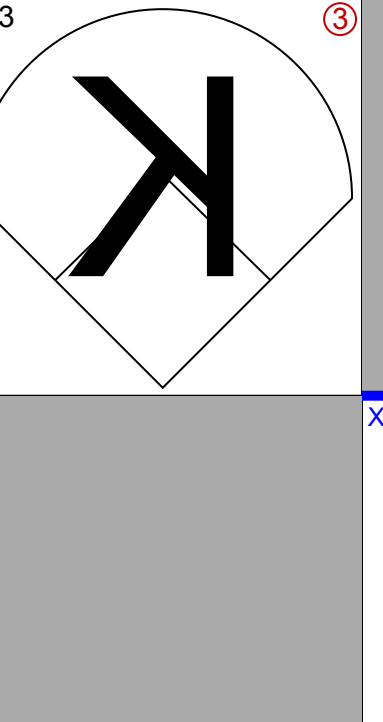






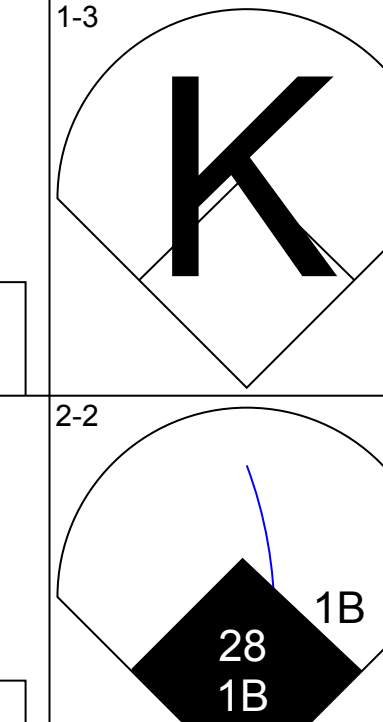
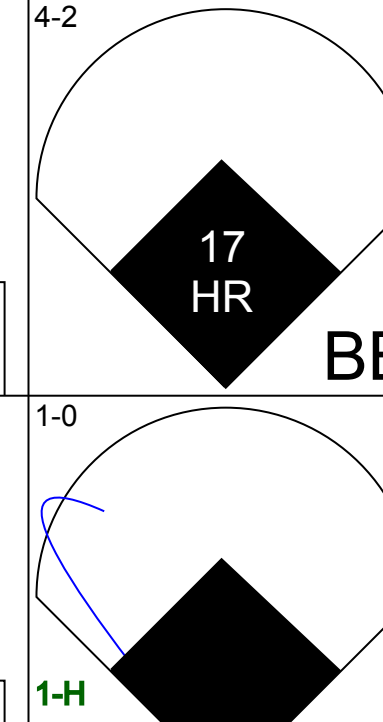

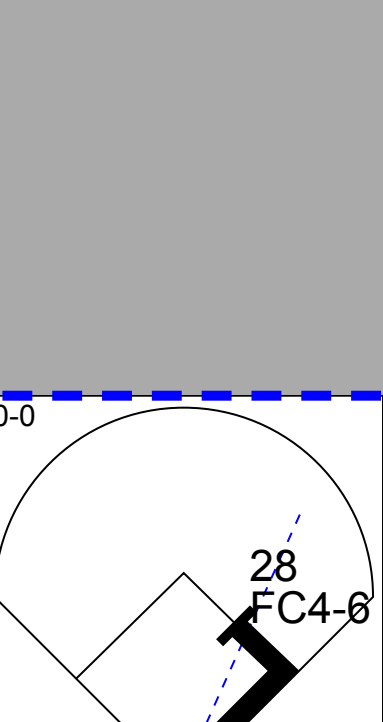
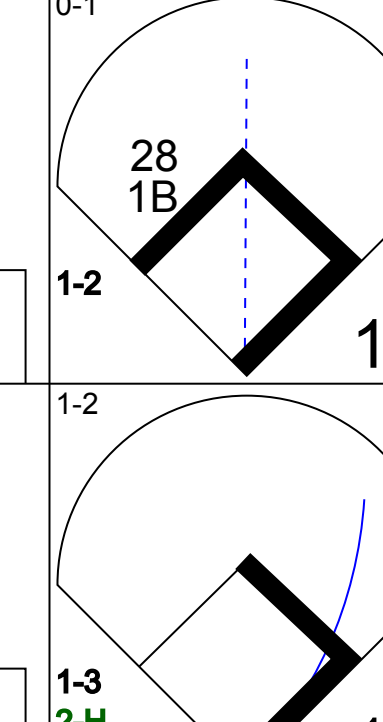
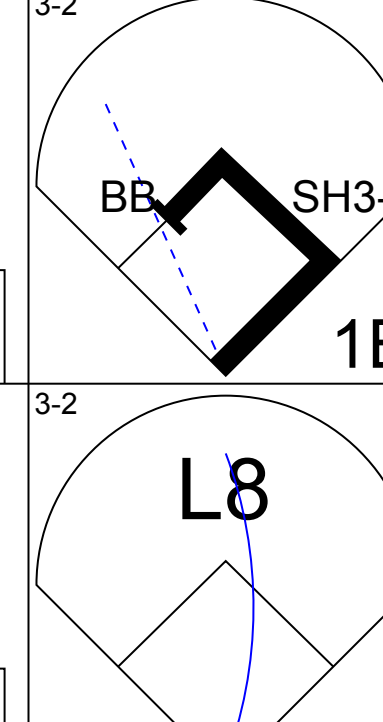
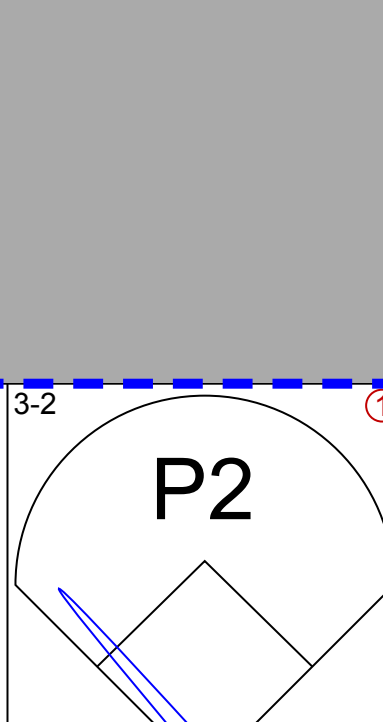
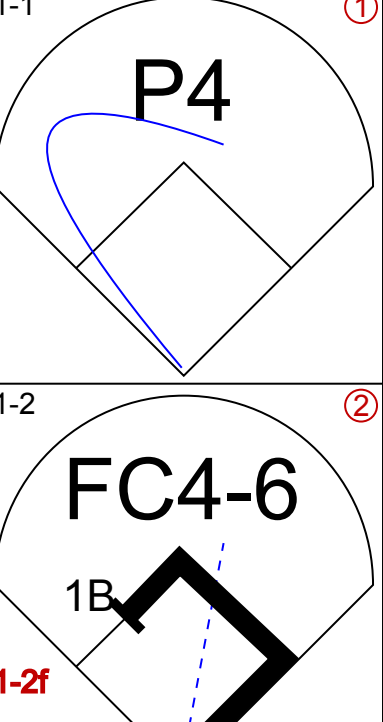
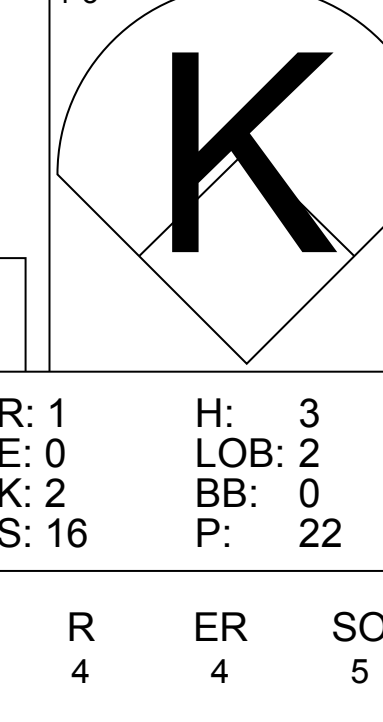
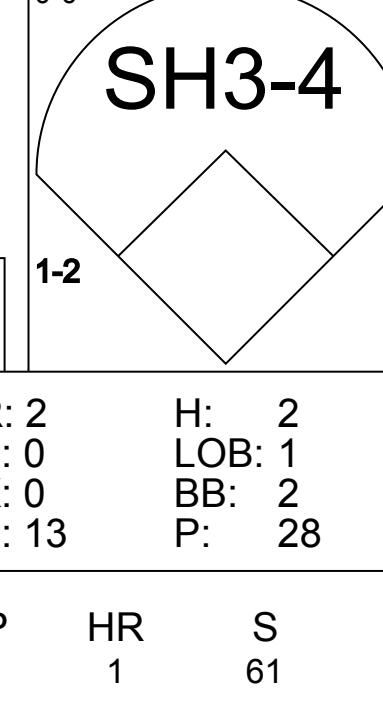
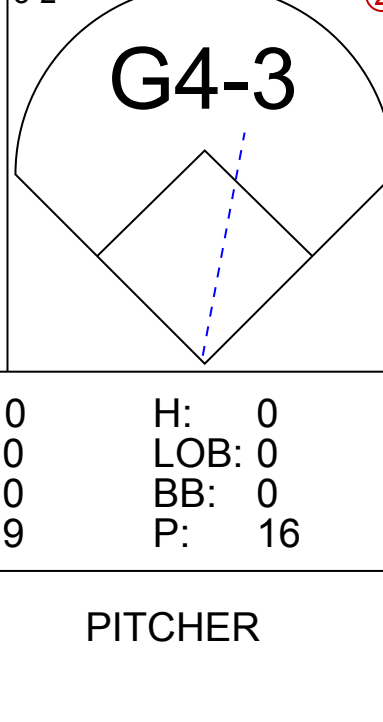
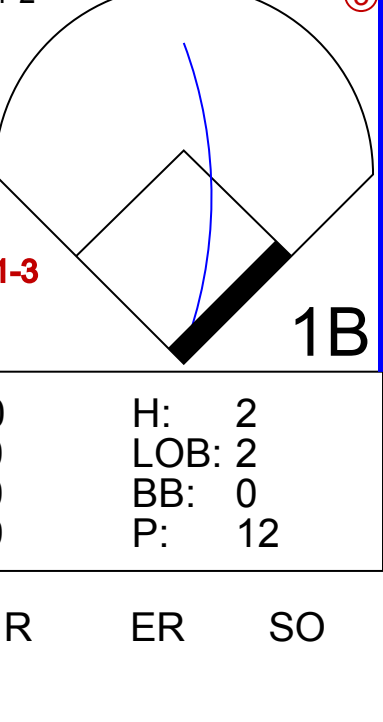
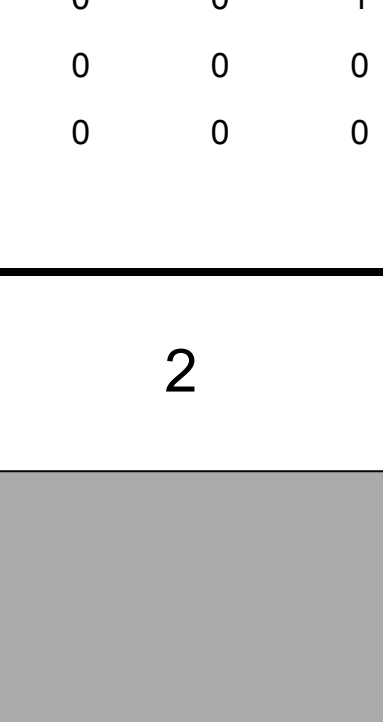
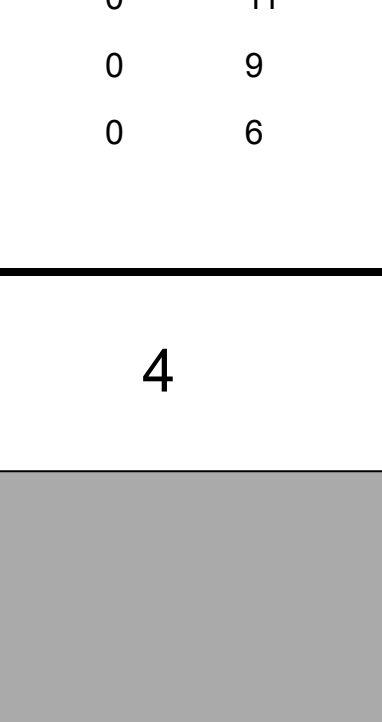
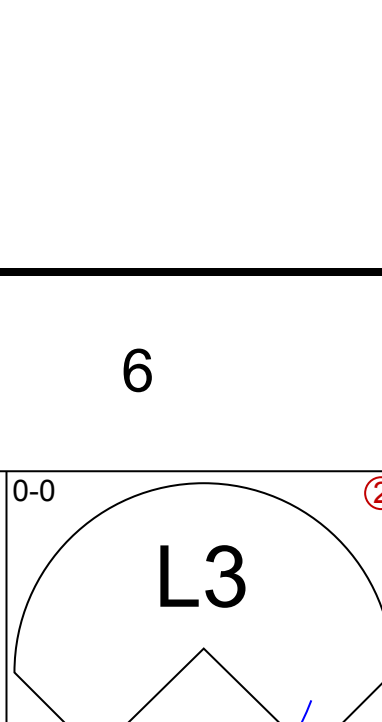
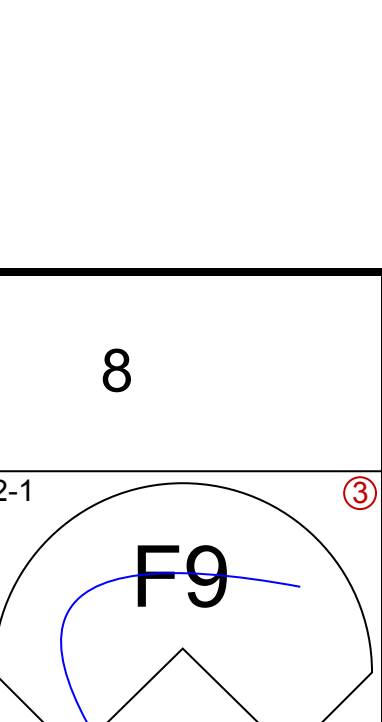


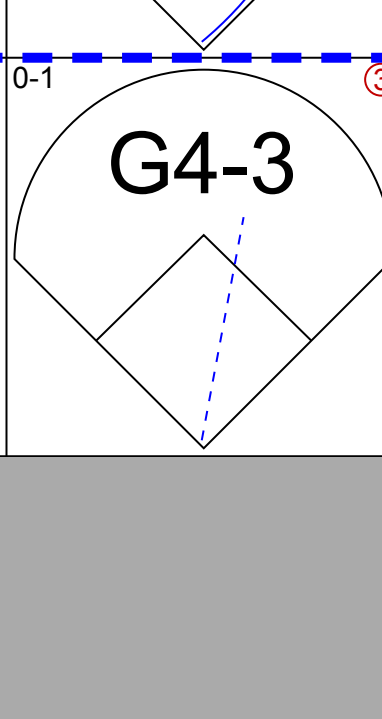



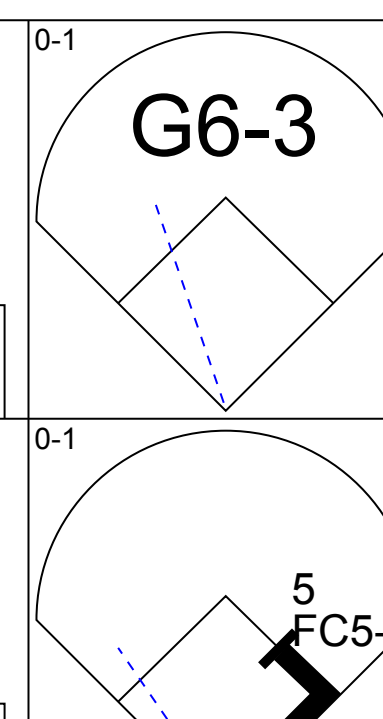
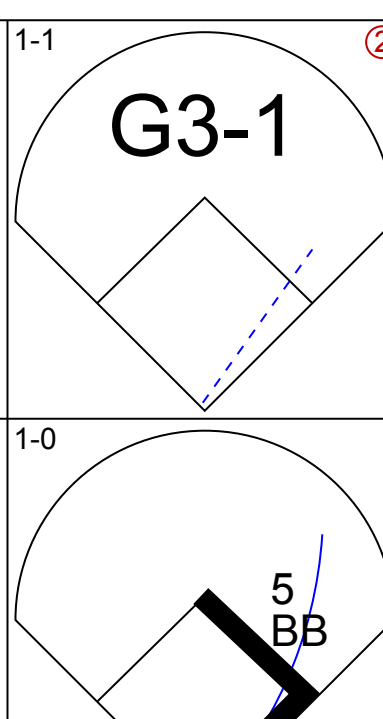
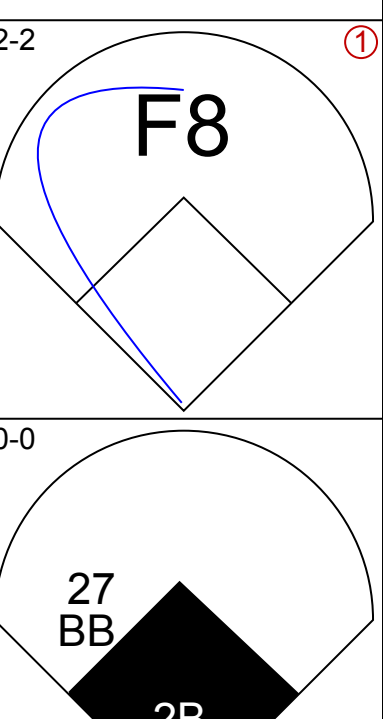
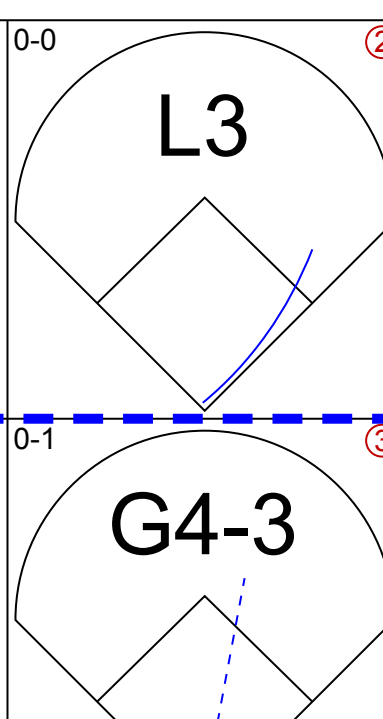
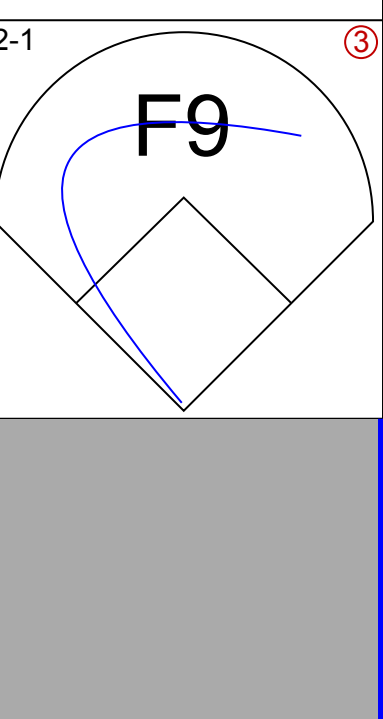
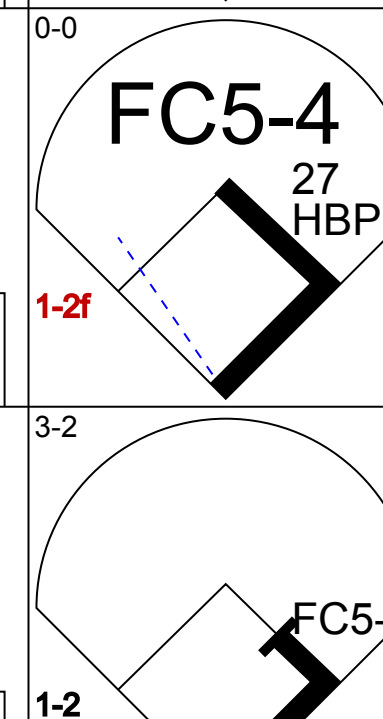
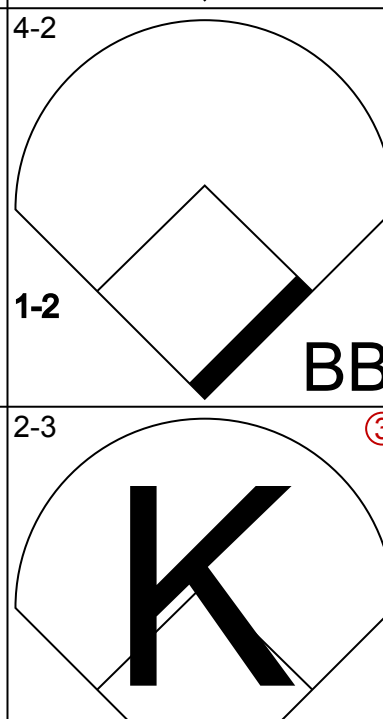
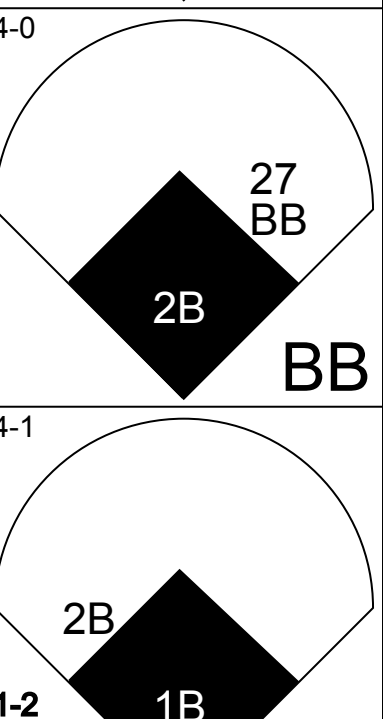

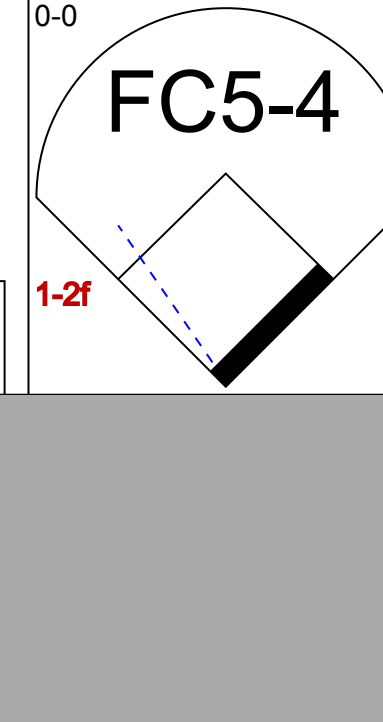

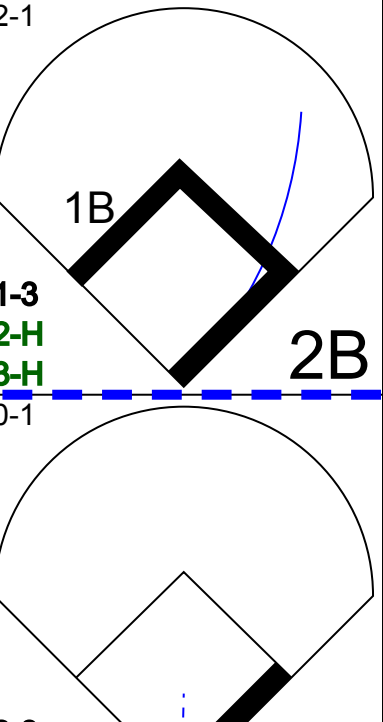


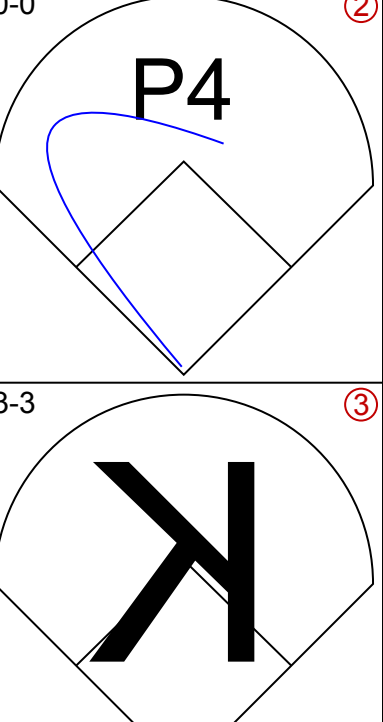

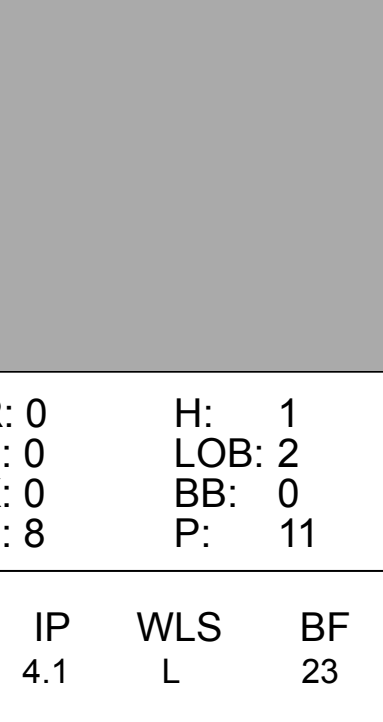
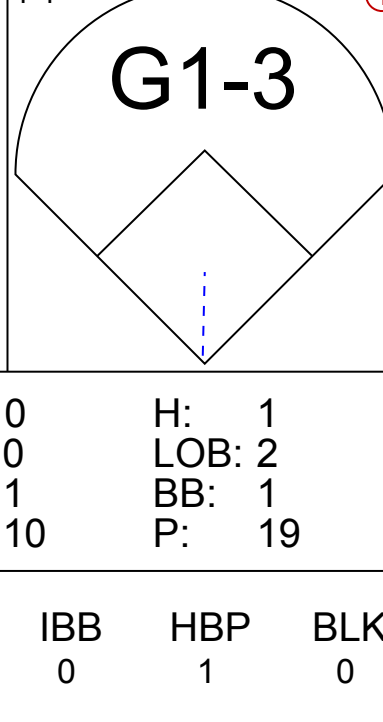
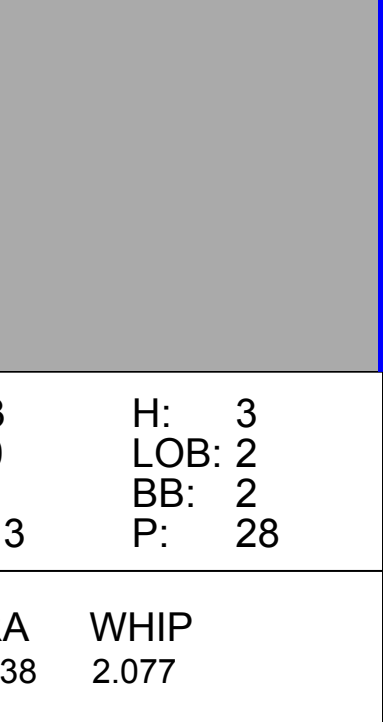
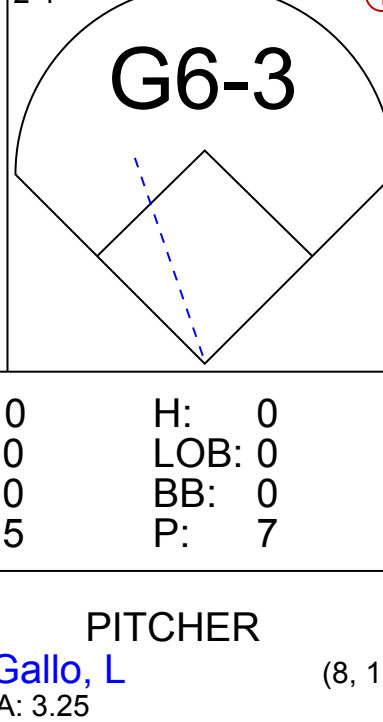
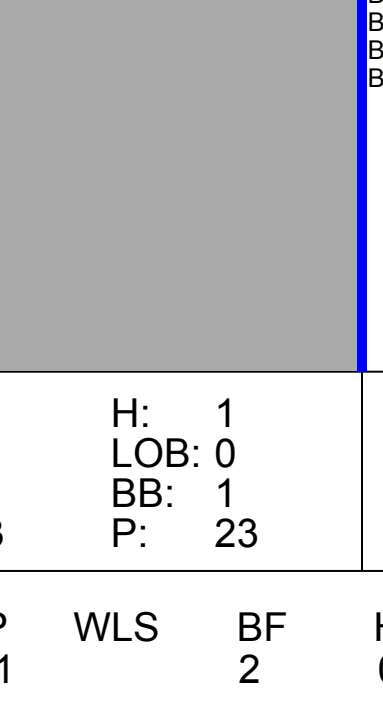





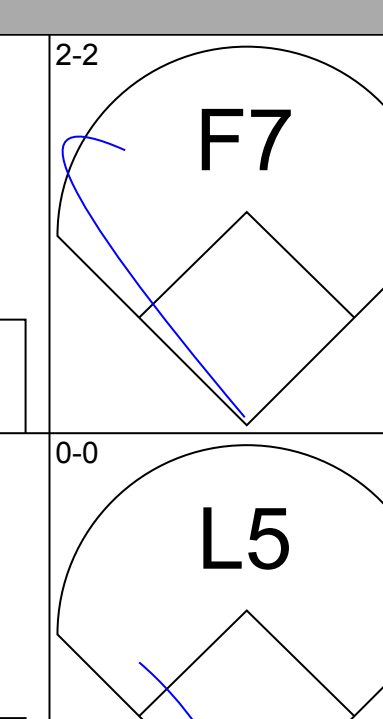
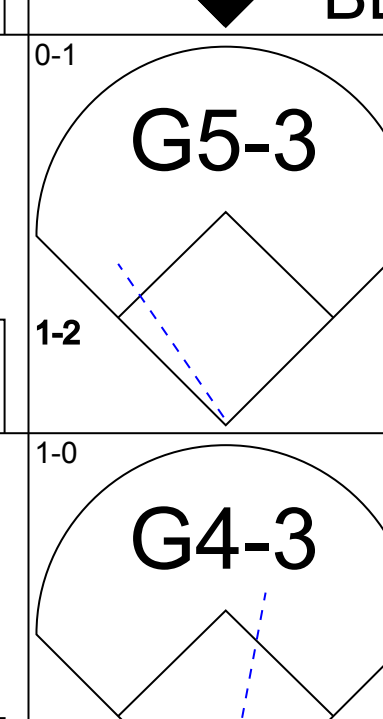

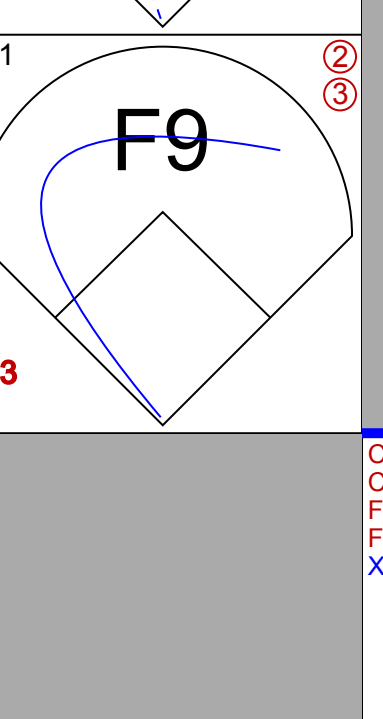
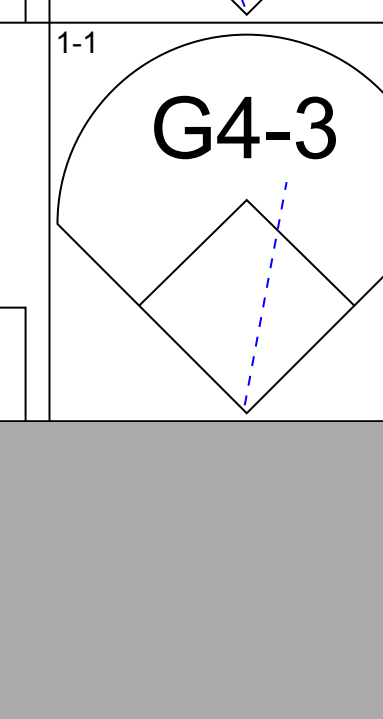
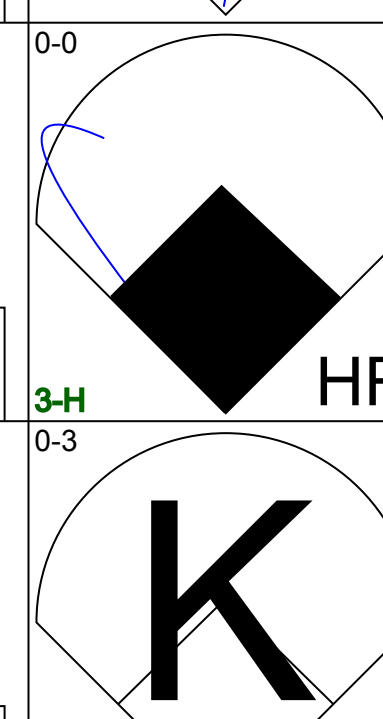
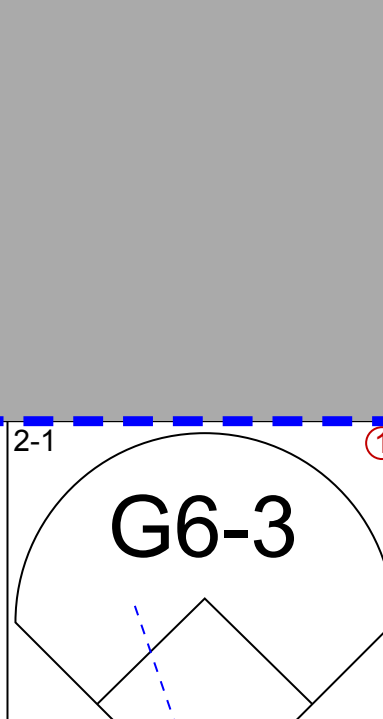

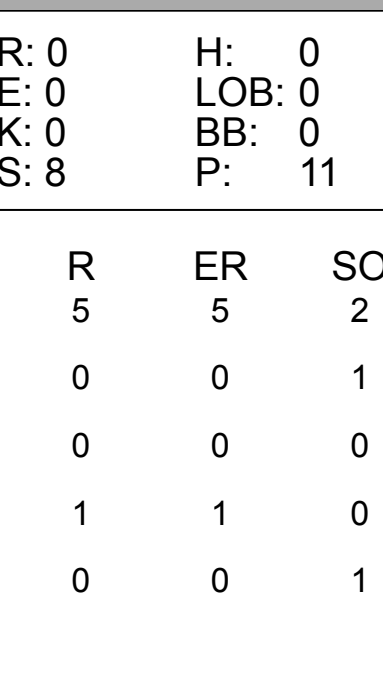
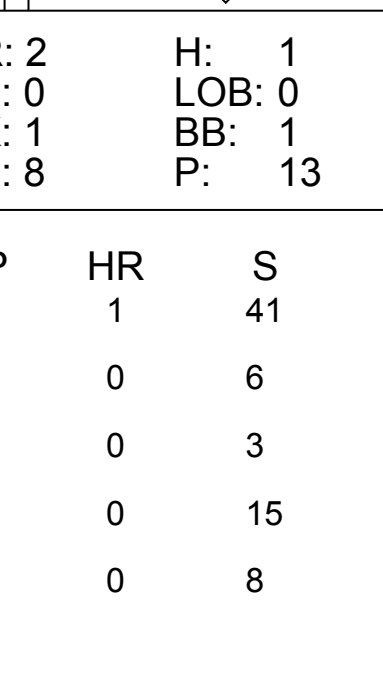
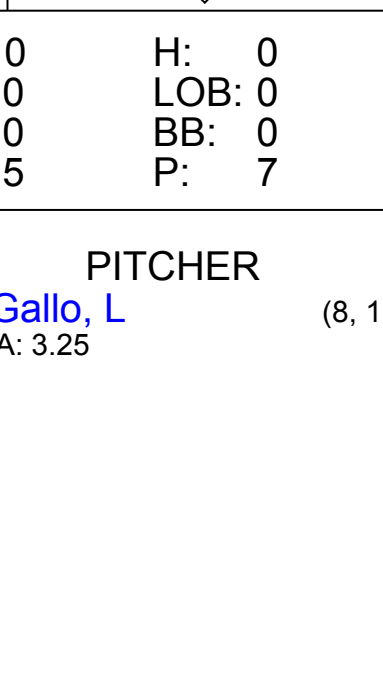
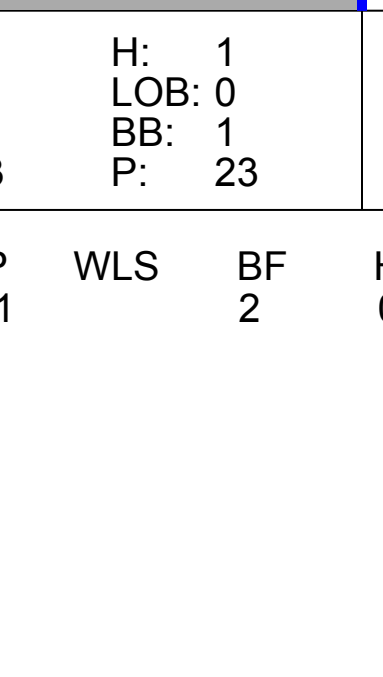
Batter	1	2	3	4	5	6	7	8	9	10	11	12	13	AB	R	H	RBI	BB	SO	LOB	BOTTOM							
Fernando Vina, L OBP: 0.327, SLG: 0.409 (1, 4)	FC5-4 1B		BB 1B			CS	5 FC5-4 BB		P6		SH5-4	F8		5	0	3	0	1	0	4								
Eli Marrero, R OBP: 0.271, SLG: 0.374 Mike DeJean, R (7, 1) (10, 1)	L5		F8			K			K		K			5	0	0	0	0	3	6								
Bo Hart, R OBP: 0.310, SLG: 0.399 Jason Simontacchi, R OBP: 0.132, SLG: 0.158 (11, PH) (12, 1)														0	0	0	0	0	0	0								
5 Albert Pujols, R OBP: 0.441, SLG: 0.680 (1, 7)	FC5-4 BB		F8			BB			FC5-4		G5-3			5	1	1	1	2	0	4								
J.D. Drew, L OBP: 0.374, SLG: 0.511 (1, 8)						BB			F8		FC3-6	G1-3		4	0	2	1	2	0	4								
27 Scott Rolen, R OBP: 0.379, SLG: 0.529 (1, 5)	G6-3		G4-3			P3			F9		FC3-6 IBB			5	0	1	0	1	0	7								
Tino Martinez, L OBP: 0.347, SLG: 0.418 (1, 3)		F9				F7			K		FC3-6 IBB			6	0	0	0	0	1	3								
Edgar Renteria, R OBP: 0.394, SLG: 0.483 (1, 6)		P3				G4-3			K		FC6-4 IBB			4	1	1	0	2	1	0								
Chris Widger, R OBP: 0.269, SLG: 0.295 Kerry Robinson, L (9, PH) (10, 9)	G6-3					K			K		FC6-4 IBB			3	0	0	0	0	1	1								
So Taguchi, R OBP: 0.313, SLG: 0.432 (10, PH) (11, 9)												FC8-2 BB		1	0	0	0	1	0	3								
11 Hector G. Rios, R OBP: 0.282, SLG: 0.355 Hector Rios, R Octavio Dotel, R Jose Vizcaino, S Jose Willingham, L Morgan Ensberg, R Dan Miceli, R (1, 1) (1, 1) (1, 1) (1, 1) (1, 1) (1, 1) (1, 1)			K			G5-3		E4			SH5-4	FC8-2		2	1	0	0	0	0	0								
Inning Stats	R: 0 E: 0 K: 0 S: 11	H: 1 LOB: 2 BB: 1 P: 20	R: 0 E: 0 K: 0 S: 7	H: 0 LOB: 0 BB: 0 P: 10	R: 1 E: 0 K: 1 S: 14	H: 2 LOB: 2 BB: 23 P: 23	R: 0 E: 0 K: 1 S: 9	H: 0 LOB: 0 BB: 0 P: 15	R: 0 E: 1 K: 0 S: 8	H: 1 LOB: 0 BB: 0 P: 13	R: 0 E: 0 K: 1 S: 10	H: 0 LOB: 1 BB: 1 P: 17	R: 0 E: 0 K: 2 S: 13	H: 0 LOB: 0 BB: 0 P: 14	R: 0 E: 0 K: 2 S: 9	H: 1 LOB: 3 BB: 2 P: 23	R: 0 E: 0 K: 1 S: 7	H: 1 LOB: 3 BB: 1 P: 15	R: 0 E: 0 K: 0 S: 10	H: 1 LOB: 3 BB: 3 P: 25	R: 1 E: 0 K: 1 S: 6	H: 1 LOB: 0 BB: 0 P: 8	1B: 6 2B: 2 3B: 0 HR: 1	SF: 0 SAC: 1 DP: 0 HBP: 0	WIP: 2 PB: 0 SB: 1 CS: 1	PA: 58		
PITCHER	IP	WLS	BF	H	R	ER	SO	BB	IBB	HBP	BLK	WP	HR	S	P	ERA	WHIP											
Tim Redding, R ERA: 3.74 (6, 1)	5.0	23	4	1	1	3	3	3	0	0	0	0	0	6	10	0.00	1.500											
Ricky Stone, R ERA: 3.28 (6, 1)	0.2	H	3	1	1	0	0	0	0	0	0	0	0	2	3	0.00	0.000											
Mike Gallo, L ERA: 3.29 (7, 1)	0.1	B	1	0	0	0	0	0	0	0	0	0	0	2	3	0.00	0.000											
54 Brad Lidge, R ERA: 3.59 (8, 1)	1.0	4	0	0	0	1	1	0	0	0	0	0	0	10	17	0.00	1.000											
Octavio Dotel, R ERA: 2.61 (8, 1)	2.0	7	0	0	0	4	1	0	0	0	0	0	0	23	36	0.00	0.500											
PITCHER	IP	WLS	BF	H	R	ER	SO	BB	IBB	HBP	BLK	WP	HR	S	P	ERA	WHIP											
Billy Wagner, L ERA: 1.51 Dan Miceli, R ERA: 3.24 (10, 1) (12, 1)	2.0	11	2	0	0	1	0	0	3	0	0	0	0	1	0	0.00	1.000											
11 Hector G. Rios, R OBP: 0.282, SLG: 0.355 Hector Rios, R Octavio Dotel, R Jose Vizcaino, S Jose Willingham, L Morgan Ensberg, R Dan Miceli, R (1, 1) (1, 1) (1, 1) (1, 1) (1, 1) (1, 1) (1, 1)	1.1	L	8	2	1	1	1	1	1	0	0	0	0	1	16	33	6.75	2.250										

Houston Astros @ St. Louis Cardinals
Busch Stadium, St. Louis, MO
Sat Sep 20 2003, 1:10 PM CDT
Att. 44,878 - Cloudy - 75 F

AB 46
R 3
H 9
RBI 2
BB 10
SO 10
LOB 37



Batter	1	2	3	4	5	6	7	8	9	AB	R	H	RBI	BB	SO	LOB	TOP																						
Craig Biggio, R OBP: 0.355, SLG: 0.415 (1, 8)										4	0	1	0	1	1	2	Houston Astros @ St. Louis Cardinals Busch Stadium, St. Louis, MO Sun Sep 21 2003, 1:10 PM CDT Att: 41,397 - Sunny - 75 F																						
Morgan Ensberg, R OBP: 0.371, SLG: 0.510 (1, 5)										4	0	0	0	1	1	1																							
5 Jeff Bagwell, R OBP: 0.372, SLG: 0.519 (1, 3)										4	1	2	0	1	0	1																							
Jeff Kent, R OBP: 0.353, SLG: 0.518 (1, 4)										5	0	2	1	0	0	4																							
Richard Hidalgo, R OBP: 0.389, SLG: 0.582 (1, 9)										3	1	0	0	1	2	2																							
17 Lance Berkman, S OBP: 0.412, SLG: 0.512 (1, 7)										3	2	3	2	1	0	0																							
Raul Chavez, R OBP: 0.258, SLG: 0.367 (1, 2)										4	0	2	0	0	1	3																							
28 Adam Everett, R OBP: 0.314, SLG: 0.378 (1, 6)										4	0	1	1	0	0	2																							
Jerome Robertson, L OBP: 0.176, SLG: 0.192 (5, 1)										1	0	0	0	0	0	0																							
Ricky Stone, R ERA: 4.92 (5, 1)										0	0	0	0	0	0	0																							
Mitch Meluskey, S ERA: 3.72 (5, 1)										0	0	0	0	0	0	0																							
Rick White, R ERA: 5.95 (5, 1)										0	0	0	0	0	0	0																							
Jared Fernandez, R ERA: 4.46 (5, 1)										0	0	0	0	0	0	0																							
Jose Vizcaino, S ERA: 5.92, SLG: 0.370 (5, 1)										0	0	0	0	0	0	0																							
Kirk Saarloos, R ERA: 5.32 (5, 1)										0	0	0	0	0	0	0																							
Mike Gallo, L ERA: 2.61 (5, 1)										0	0	0	0	0	0	0																							
Inning Stats	R: 0 E: 0 K: 2 S: 12	H: 1 LOB: 1 BB: 0 P: 17	R: 1 E: 0 K: 2 S: 16	H: 3 LOB: 2 BB: 0 P: 22	R: 0 E: 0 K: 0 S: 7	H: 0 LOB: 0 BB: 1 P: 16	R: 2 E: 0 K: 0 S: 13	H: 2 LOB: 1 BB: 2 P: 28	R: 1 E: 0 K: 1 S: 13	H: 2 LOB: 2 BB: 1 P: 24	R: 0 E: 0 K: 0 S: 9	H: 0 LOB: 0 BB: 0 P: 16	R: 0 E: 0 K: 1 S: 11	H: 1 LOB: 1 BB: 0 P: 18	R: 0 E: 0 K: 0 S: 9	H: 2 LOB: 2 BB: 0 P: 12	R: 0 E: 0 K: 0 S: 6	H: 1 LOB: 1 BB: 1 P: 11	1B: 9 2B: 2 3B: 0 HR: 1	SF: 0 SAC: 1 DP: 2 HBP: 0	WP: 0 PA: 40 PB: 0 SB: 1 CS: 0																		
PITCHER	IP	WLS	BF	H	R	ER	SO	BB	IBB	HBP	BLK	WP	HR	S	P	ERA	WHIP	PITCHER				IP	WLS	BF	H	R	ER	SO	BB	IBB	HBP	BLK	WP	HR	S	P	ERA	WHIP	
Sterling Hitchcock, L ERA: 4.92 (1, 1)	5.0	W	25	8	4	4	5	3	1	0	0	0	1	61	107	7.20	2.200					0.1		2	0	0	0	0	1	0	0	0	0	0	0	0.00	1.500		
54 Josh Pearce, R ERA: 3.0 (6, 1)	1.0	H	3	0	0	0	0	0	0	0	0	0	0	9	16	0.00	0.000					0.1		0	0	0	0	0	0	0	0	0	0	0	0	0	0.00	1.000	
Cal Eldred, R ERA: 3.72 (7, 1)	1.0	H	4	1	0	0	1	0	0	0	0	0	0	11	18	0.00	1.000					0.1		0	0	0	0	0	0	0	0	0	0	0	0	0	0.00	2.000	
Steve Kline, L ERA: 3.84 (8, 1)	1.0	H	4	2	0	0	0	0	0	0	0	0	0	9	12	0.00	2.000					0.1		0	0	0	0	0	0	0	0	0	0	0	0	0	0	0.00	2.000
44 Jason Istringhausen, R ERA: 2.61 (9, 1)	1.0	S	4	1	0	0	0	1	0	0	0	0	0	6	11	0.00	2.000					0.1		0	0	0	0	0	0	0	0	0	0	0	0	0	0	0.00	2.000

Batter	1	2	3	4	5	6	7	8	9	AB	R	H	RBI	BB	SO	LOB	BOTTOM																					
Fernando Vina, L OBP: 0.321, SLG: 0.400 (1, 4)										5	0	0	0	0	0	1	Houston Astros @ St. Louis Cardinals Busch Stadium, St. Louis, MO Sun Sep 21 2003, 1:10 PM CDT Att: 41,397 - Sunny - 75 F																					
Eduardo Perez, R OBP: 0.369, SLG: 0.474 (1, 9)										4	1	3	0	0	0	0																						
Orlando Palmeiro, L OBP: 0.331, SLG: 0.341 (9, 9)										0	0	0	0	0	0	0																						
5 Albert Pujols, R OBP: 0.443, SLG: 0.679 (1, 3)										1	2	0	0	3	0	1																						
27 Scott Rolen, R OBP: 0.381, SLG: 0.530 (1, 5)										2	1	1	1	1	1	2																						
Edgar Renteria, R OBP: 0.395, SLG: 0.484 (1, 6)										3	1	1	2	1	0	3																						
Eli Marrero, R OBP: 0.270, SLG: 0.369 (1, 7)										4	0	1	1	0	0	2																						
Mike Matheny, R OBP: 0.314, SLG: 0.348 (1, 2)										4	0	0	0	0	0	3																						
So Taguchi, R OBP: 0.308, SLG: 0.479 (1, 8)										4	1	1	2	0	2	2																						
Sterling Hitchcock, L ERA: 4.92 (1, 1)										2	0	0	0	0	1	0																						
Kerry Robinson, L ERA: 3.25 (5, 1)										0	0	0	0	0	0	0																						
Cal Eldred, R ERA: 3.72 (7, 1)										0	0	0	0	0	0	0																						
Steve Kline, L ERA: 3.84 (8, 1)										0	0	0	0	0	0	0																						
J.D. Drew, L ERA: 5.92, SLG: 0.511 (5, 1)										0	0	0	0	1	0	0																						
44 Jason Istringhausen, R ERA: 2.61 (5, 1)										0	0	0	0	0	0	0																						
Inning Stats	R: 0 E: 0 K: 0 S: 8	H: 1 LOB: 2 BB: 0 P: 11	R: 0 E: 0 K: 0 S: 8	H: 0 LOB: 0 BB: 0 P: 11	R: 0 E: 0 K: 1 S: 10	H: 1 LOB: 2 BB: 1 P: 19	R: 2 E: 0 K: 1 S: 8	H: 1 LOB: 0 BB: 1 P: 13	R: 3 E: 0 K: 1 S: 13	H: 3 LOB: 2 BB: 2 P: 28	R: 0 E: 0 K: 0 S: 5	H: 0 LOB: 0 BB: 0 P: 7	R: 1 E: 0 K: 0 S: 13	H: 1 LOB: 0 BB: 1 P: 23	R: 0 E: 0 K: 1 S: 10	H: 0 LOB: 1 BB: 1 P: 18	1B: 3 2B: 3 3B: 0 HR: 1	SF: 0 SAC: 0 DP: 0 HBP: 1	WP: 0 PA: 37 PB: 0 SB: 0 CS: 1																			
PITCHER	IP	WLS	BF	H	R	ER	SO	BB	IBB	HBP	BLK	WP	HR	S	P	ERA	WHIP	PITCHER				IP	WLS	BF	H	R	ER	SO	BB	IBB	HBP	BLK	WP	HR	S	P	ERA	WHIP
Jerome Robertson, L ERA: 5.0 (1, 1)	4.1	L	23	5	5	5	2	4	0	1	0	0	0	41	73	10.38	2.077					0.1		2	0	0	0	0	1	0	0	0	0	0	0	0.00	3.000	
Ricky Stone, R ERA: 3.25 (5, 1)	0.2		3	1	0	0	1	0	0	0	0	0	0	6	9	0.00	1.500					0.1		0	0	0	0	0	0	0	0	0	0	0	0	0	0.00	1.500
Rick White, R ERA: 5.95 (5, 1)	0.2		2	0	0	0	0	0	0	0	0	0	0	3	5	0.00	0.000					0.1		0	0	0	0	0	0	0	0	0	0	0	0	0	0.00	0.000
Jared Fernandez, R ERA: 4.46 (5, 1)	1.1		5	1	1	1	0	1	0	0	0	0	0	15	25	6.75	1.500					0.1		0	0	0	0	0	0	0	0	0	0	0	0	0	0.00	0.000
Kirk Saarloos, R ERA: 5.32 (8, 1)	0.2		2	0	0	0	1	0	0	0	0	0	0	8	10	0.00	0.000					0.1		0	0	0	0	0	0	0	0	0	0	0	0	0	0.00	0.000

Houston Astros @ St. Louis Cardinals
 Busch Stadium, St. Louis, MO
 Sun Sep 21 2003, 1:10 PM CDT
 Att: 41,397 - Sunny - 75 F

Houston Astros @ St. Louis Cardinals
 Busch Stadium, St. Louis, MO
 Sun Sep 21 2003, 1:10 PM CDT
 Att: 41,397 - Sunny - 75 F

AB 34
 R 4
 H 12
 RBI 4
 BB 5
 SO 6
 LOB 17

AB 30
 R 6
 H 7
 RBI 6
 BB 6
 SO 4
 LOB 14



Batter	1	2	3	4	5	6	7	8	9	AB	R	H	RBI	BB	SO	LOB	TOP										
Ray Durham, S OBP: 0.366, SLG: 0.435	3-3 K		3-2 FC6-4 BB 1B		1-3 K		4-1 BB		1-1 HR	4	1	2	1	2	1		San Francisco Giants @ Houston Astros Minute Maid Park, Houston, TX Mon Sep 22 2003, 7:05 PM CDT Att: 36,372 - Cloudy - 82 F										
Marquis Grissom, R OBP: 0.321, SLG: 0.465	0-0 HR		1-0 BB 1B			1-0 G6-3	0-3 K		2-1 F8	5	1	2	1	0	1	3											
Rich Aurilia, R OBP: 0.329, SLG: 0.402 Tim Worrell, R	1-0 L7		4-1 G6-3 BB			0-0 P4		0-2 FC4-5 1B	2-3 K	4	0	1	0	1	1	0											
Barry Bonds, L OBP: 0.529, SLG: 0.748	3-2 F9		1-1 G6-3			2-1 G6-3		2-2 FC4-5		4	0	0	0	0	0	4											
Edgardo Alfonzo, R OBP: 0.330, SLG: 0.380 Joe Nathan, R		0-2 G5-3		1-1 P4			2-2 P2	3-1 F7		4	0	0	0	0	0	1											
Nefti Perez, S OBP: 0.289, SLG: 0.353										0	0	0	0	0	0	0											
Benito Santiago, R OBP: 0.327, SLG: 0.425 Yorvit Torrealba, R OBP: 0.319, SLG: 0.405		1-2 G4-3		2-3 K			0-1 F8	2-3 K		4	0	0	0	0	2	1											
Andres Galarraga, R OBP: 0.352, SLG: 0.496		1-2 HR		3-2 L7			4-0 BB BB		0-0 G5-3	3	2	1	1	1	0	0											
José Cruz Jr., S OBP: 0.362, SLG: 0.406		0-0 G5-3			1-0 F9		4-1 BB BB	1-1 HR 1B		3	1	1	0	1	0	0											
Jerome Williams, R OBP: 0.114, SLG: 0.143 J.T. Snow, L OBP: 0.368, SLG: 0.424 Cody Ransom, R OBP: 0.280, SLG: 0.417 Felix Rodriguez, R OBP: 1.000, SLG: 1.000 Pedro Feliz, R OBP: 0.269, SLG: 0.480			2-1 FC6-4 1B		1-3 K		4-0 BB	3-2 HR		2	0	1	0	0	1	0											
Inning Stats	R: 1 E: 0 K: 10 S: 10	H: 1 LOB: 0 BB: 0 P: 17	R: 1 E: 0 K: 10 S: 10	H: 1 LOB: 0 BB: 0 P: 12	R: 0 E: 0 K: 10 S: 10	H: 2 LOB: 2 BB: 1 P: 21	R: 0 E: 0 K: 10 S: 10	H: 0 LOB: 0 BB: 0 P: 16	R: 0 E: 0 K: 8 S: 8	H: 0 LOB: 0 BB: 0 P: 11	R: 0 E: 0 K: 10 S: 4	H: 0 LOB: 0 BB: 0 P: 7	R: 1 E: 0 K: 10 S: 10	H: 0 LOB: 3 BB: 4 P: 28	R: 0 E: 0 K: 13 S: 13	H: 1 LOB: 1 BB: 0 P: 20	R: 3 E: 0 K: 18 S: 18	H: 3 LOB: 0 BB: 0 P: 27	1B: 4 2B: 0 3B: 0 HR: 4	SF: 0 SAC: 0 DP: 1 HBP: 0	WP: 0 PB: 0 SB: 0 CS: 0	PA: 39					
PITCHER	IP	WLS	BF	H	R	ER	SO	BB	IBB	HBP	BLK	WP	HR	S	P	ERA	WHIP										
Ron Villone, L ERA: 3.92	6.1		23	4	2	2	4	1	0	0	0	0	2	55	89	2.84	0.789										
54 Brad Lidge, R ERA: 3.69	0.1	H	3	0	0	0	0	2	0	0	0	0	0	3	11	0.00	6.000										
Octavio Dotel, R ERA: 2.57	1.1	B	7	1	1	1	2	2	0	0	0	0	0	17	32	6.75	2.250										
Billy Wagner, L ERA: 1.82	0.2	L	5	3	3	3	0	0	0	0	0	0	2	11	18	40.50	4.500										
Kirk Saarloos, R ERA: 5.29	0.1		1	0	0	0	1	0	0	0	0	0	0	7	9	0.00	0.000										

Batter	1	2	3	4	5	6	7	8	9	AB	R	H	RBI	BB	SO	LOB	BOTTOM										
Craig Biggio, R OBP: 0.354, SLG: 0.414	0-1 P3		1-2 G5-3		1-2 G6-3	0-0 1B			0-2 P6	5	0	1	0	0	0	0	San Francisco Giants @ Houston Astros Minute Maid Park, Houston, TX Mon Sep 22 2003, 7:05 PM CDT Att: 36,372 - Cloudy - 82 F										
Morgan Ensberg, R OBP: 0.374, SLG: 0.512	1-0 G6-3		1-1 G1-3		0-1 5 1B 2B		2-0 5 G5-3 1B	4-0 BB		4	0	2	0	1	0	0											
5 Jeff Bagwell, R OBP: 0.372, SLG: 0.517	4-2 BB		0-2 K		1-0 HBP 1B		0-0 G5-3	2-3 K		4	0	1	0	1	2	2											
Jeff Kent, R OBP: 0.352, SLG: 0.513	0-2 P4			1-2 G6-3	1-0 HBP		2-2 G1-3	1-3 K		4	0	0	0	0	1	3											
17 Lance Berkman, S OBP: 0.414, SLG: 0.514		0-0 1B G4-6-3 2B		2-2 3B 1B	1-3 K		4-0 BB			3	2	2	0	1	1	3											
Richard Hidalgo, R OBP: 0.390, SLG: 0.586		2-2 G4-6-3 1B		1-1 SH1-3 3B	0-0 P3		2-2 G3			4	1	2	1	0	0	5											
Brad Ausmus, R OBP: 0.304, SLG: 0.294 Jose Vizcaino, S OBP: 0.278, SLG: 0.368 Raul Chavez, R OBP: 0.258, SLG: 0.367		0-2 G4-6-3		1-0 SH1-3		0-1 G5-3		0-3 K		2	0	0	1	0	0	1											
28 Adam Everett, R OBP: 0.316, SLG: 0.382		0-2 WP 2B		0-2 G6-3		2-1 G6-3		2-2 F7		4	0	2	0	0	0	0											
Ron Villone, L ERA: 3.36 54 Brad Lidge, R ERA: 3.69 Octavio Dotel, R ERA: 2.57 Orlando Merced, S ERA: 3.0 Billy Wagner, L ERA: 1.82 Kirk Saarloos, R ERA: 5.29		1-3 K		0-2 G6-3		0-0 1B		2-3 K		3	0	1	0	0	1	2											
Inning Stats	R: 0 E: 0 K: 0 S: 9	H: 0 LOB: 1 BB: 1 P: 14	R: 1 E: 0 K: 1 S: 17	H: 3 LOB: 1 BB: 0 P: 20	R: 0 E: 0 K: 1 S: 9	H: 0 LOB: 0 BB: 0 P: 11	R: 2 E: 0 K: 0 S: 14	H: 3 LOB: 1 BB: 0 P: 21	R: 0 E: 0 K: 1 S: 11	H: 2 LOB: 3 BB: 0 P: 15	R: 0 E: 0 K: 6 S: 6	H: 2 LOB: 2 BB: 0 P: 8	R: 0 E: 0 K: 2 S: 8	H: 1 LOB: 2 BB: 1 P: 18	R: 0 E: 0 K: 2 S: 13	H: 0 LOB: 0 BB: 0 P: 17		R: 0 E: 0 K: 2 S: 9	H: 0 LOB: 1 BB: 1 P: 16	1B: 7 2B: 3 3B: 1 HR: 0	SF: 0 SAC: 1 DP: 1 HBP: 1	WP: 1 PB: 0 SB: 0 CS: 0	PA: 40				
PITCHER	IP	WLS	BF	H	R	ER	SO	BB	IBB	HBP	BLK	WP	HR	S	P	ERA	WHIP										
Jerome Williams, R ERA: 3.36	6.0		28	10	3	3	3	1	0	1	0	0	0	66	89	4.50	1.833										
Felix Rodriguez, R ERA: 3.05	1.0		5	1	0	0	0	1	0	0	0	0	0	8	18	0.00	2.000										
Joe Nathan, R ERA: 3.0	1.0	W	3	0	0	0	2	0	0	0	0	0	0	13	17	0.00	0.000										
Tim Worrell, R ERA: 2.47	1.0	S	4	0	0	0	2	1	0	0	0	0	0	9	16	0.00	1.000										

AB	34
R	6
H	8
RBI	6
BB	5
SO	7
LOB	10



AB	35
R	3
H	11
RBI	2
BB	3
SO	7
LOB	16



Batter	1	2	3	4	5	6	7	8	9	AB	R	H	RBI	BB	SO	LOB	TOP										
Ray Durham, S OBP: 0.364, SLG: 0.432	(1,4) K	(1,1) FC5-2 BB 1B E	(1,2) G4-3			(1,2) F9			(2,0) K 1B	5	1	1	0	0	1	3											
J.T. Snow, L OBP: 0.387, SLG: 0.422 Lance Niekro, R (8,3)	(1,3) K	(3,2) F BB 1B	(2,1) G5-3			(1,0) G4-3			(1,2) K	4	1	1	1	0	1	0											
Rich Aurilia, R OBP: 0.321, SLG: 0.402 Cody Ransom, R OBP: 0.269, SLG: 0.400	(1,6) K 1B	(4,2) BB HR BB	(2,2) F8			(1,2) F9			(0,3) K	3	1	1	1	1	0	0											
Barry Bonds, L OBP: 0.528, SLG: 0.745 Todd Linden, S OBP: 0.241, SLG: 0.379	(1,7) P5	(1,2) E3 HR BB							(0,0) G4-3	3	1	1	0	0	0	3											
Marquis Grissom, R OBP: 0.321, SLG: 0.469									(2,3) K	4	1	1	1	0	1	4											
Benito Santiago, R OBP: 0.339, SLG: 0.424 Alberto Castillo, R OBP: 0.200, SLG: 0.467									(2,2) F9	3	2	1	1	1	1	0											
Edgardo Alfonzo, R OBP: 0.332, SLG: 0.387 Pedro Feliz, R OBP: 0.269, SLG: 0.480									(1,0) G5-3	4	1	2	4	0	0	0											
José Cruz Jr., S OBP: 0.363, SLG: 0.411									(2,2) F9	4	1	2	1	0	0	0											
Jason Schmidt, R OBP: 0.095, SLG: 0.066 Marvin Bernard, L OBP: 0.232, SLG: 0.250 Matt Herges, L OBP: 0.333, SLG: 0.333 Jason Christiansen, R (9,1)									(0,0) G1-3	2	1	0	0	1	1	1											
Inning Stats	R: 0 E: 0 K: 2 S: 11	H: 1 LOB: 1 BB: 0 P: 18	R: 10 E: 1 K: 1 S: 31	H: 7 LOB: 1 BB: 3 P: 57	R: 0 E: 0 K: 0 S: 9	H: 0 LOB: 0 BB: 0 P: 13	R: 0 E: 0 K: 1 S: 6	H: 1 LOB: 0 BB: 0 P: 9	R: 0 E: 0 K: 0 S: 7	H: 0 LOB: 0 BB: 0 P: 10	R: 0 E: 0 K: 0 S: 8	H: 0 LOB: 0 BB: 0 P: 11	R: 0 E: 0 K: 1 S: 8	H: 0 LOB: 0 BB: 0 P: 13	R: 0 E: 0 K: 0 S: 5	H: 0 LOB: 0 BB: 0 P: 8	R: 0 E: 0 K: 2 S: 11	H: 1 LOB: 1 BB: 0 P: 14	1B: 6 2B: 2 3B: 0 HR: 2	SF: 0 SAC: 0 DP: 1 HBP: 0	WP: 0 PB: 0 SB: 0 CS: 0	PA: 40					
PITCHER	IP	WLS	BF	H	R	ER	SO	BB	IBB	HBP	BLK	WP	HR	S	P	ERA	WHIP										
Wade Miller, R ERA: 4.13	(1,1) 1.2	L	15	6	9	5	2	3	0	0	0	0	1	32	60	27.00	5.400										
Ricky Stone, R ERA: 3.35	(2,1) 0.1		3	2	1	0	1	0	0	0	0	0	1	10	15	0.00	6.000										
Jared Fernandez, R ERA: 4.1	(3,1) 3.0		9	1	0	0	1	0	0	0	0	0	0	22	32	0.00	0.333										
Rick White, R ERA: 5.77	(6,1) 2.0		6	0	0	0	1	0	0	0	0	0	0	16	24	0.00	0.000										
Kirk Bullinger, R ERA: 3.6	(8,1) 2.0		7	1	0	0	2	0	0	0	0	0	0	16	22	0.00	0.500										

San Francisco Giants @ Houston Astros
Minute Maid Park, Houston, TX

AB 37
R 10
H 10
RBI 9
BB 3
SO 7
LOB 14



WP: 0 PA: 40
PB: 0
SB: 0
CS: 0

Batter	1	2	3	4	5	6	7	8	9	AB	R	H	RBI	BB	SO	LOB	BOTTOM										
Craig Biggio, R OBP: 0.353, SLG: 0.412 Morgan Ensberg, R OBP: 0.372, SLG: 0.509	(1,8) F7		(2,2) F9			(1,2) G5-3			(3,3) K	2	0	0	0	0	0	0											
Geoff Blum, S OBP: 0.300, SLG: 0.385	(1,5) G3		(0,2) G6-3			(0,1) F8			(2,2) F7	4	0	0	0	0	0	0											
5 Jeff Bagwell, R OBP: 0.371, SLG: 0.515 Orlando Merced, S OBP: 0.289, SLG: 0.382	(1,3) G4-3								(2,3) K	2	0	0	0	0	1	0											
Jeff Kent, R OBP: 0.352, SLG: 0.513 16 Jason Lane, R OBP: 0.273, SLG: 0.727									(2,0) K 1B	2	0	1	0	0	0	0											
17 Lance Berkman, S OBP: 0.412, SLG: 0.511									(2,0) K HR	2	2	2	3	0	0	0											
Richard Hidalgo, R OBP: 0.390, SLG: 0.583 Kirk Bullinger, R (8,1)									(3,2) P4	4	0	0	0	0	0	1											
Brad Ausmus, R OBP: 0.303, SLG: 0.292 Raul Chavez, R OBP: 0.250, SLG: 0.355									(1,1) F8 28 FC6 BB	2	0	0	0	1	0	0											
28 Adam Everett, R OBP: 0.315, SLG: 0.380 Rick White, R (6,1)									(1,2) F8	2	0	0	0	0	0	2											
Colin Porter, L OBP: 0.226, SLG: 0.200									(2,3) F8	1	0	0	0	0	0	0											
28 Adam Everett, R OBP: 0.315, SLG: 0.380 Rick White, R (6,1)									(0,1) FC6	2	0	0	0	0	0	2											
Colin Porter, L OBP: 0.226, SLG: 0.200									(1,2) F7	1	0	0	0	0	0	0											
Wade Miller, R OBP: 0.185, SLG: 0.206 Ricky Stone, R (2,1)									(1,2) K	0	0	0	0	0	0	0											
Jared Fernandez, R (3,1)									(0,0) P4	1	0	0	0	0	1	0											
4 Eric Bruntlett, R OBP: 0.231, SLG: 0.353									(2,1) F9	2	0	0	0	0	0	0											
Inning Stats	R: 0 E: 0 K: 0 S: 4	H: 0 LOB: 0 BB: 0 P: 5	R: 0 E: 0 K: 0 S: 10	H: 1 LOB: 2 BB: 1 P: 17	R: 0 E: 0 K: 1 S: 11	H: 0 LOB: 0 BB: 0 P: 12	R: 0 E: 0 K: 1 S: 14	H: 0 LOB: 0 BB: 0 P: 15	R: 0 E: 0 K: 0 S: 7	H: 0 LOB: 0 BB: 0 P: 13	R: 0 E: 0 K: 0 S: 8	H: 0 LOB: 0 BB: 0 P: 9	R: 2 E: 0 K: 0 S: 8	H: 2 LOB: 0 BB: 0 P: 11	R: 0 E: 0 K: 1 S: 6	H: 0 LOB: 0 BB: 0 P: 11	R: 1 E: 0 K: 1 S: 14	H: 1 LOB: 0 BB: 0 P: 23	1B: 1 2B: 1 3B: 0 HR: 2	SF: 0 SAC: 0 DP: 0 HBP: 0	WP: 0 PB: 0 SB: 0 CS: 0	PA: 32					
PITCHER	IP	WLS	BF	H	R	ER	SO	BB	IBB	HBP	BLK	WP	HR	S	P	ERA	WHIP										
Jason Schmidt, R ERA: 2.94	(1,1) 7.0	W	25	3	2	2	2	1	0	0	0	0	1	62	82	2.57	0.571										
Matt Herges, R ERA: 2.69	(8,1) 1.0		3	0	0	0	1	0	0	0	0	0	0	6	11	0.00	0.000										
Jason Christiansen, L ERA: 5.63	(9,1) 1.0		4	1	1	1	1	0	0	0	0	0	1	14	23	9.00	1.000										

San Francisco Giants @ Houston Astros
Minute Maid Park, Houston, TX

AB 31
R 3
H 4
RBI 3
BB 1
SO 4
LOB 5



WP: 0 PA: 32
PB: 0
SB: 0
CS: 0


Batter	1	2	3	4	5	6	7	8	9	AB	R	H	RBI	BB	SO	LOB	TOP		
Eric Young Sr., R OBP: 0.336, SLG: 0.394 (1, 4)	G6-3		G5-3			K			P4	4	0	0	0	0	1	0	San Francisco Giants @ Houston Astros Minute Maid Park, Houston, TX Wed Sep 24 2003, 1:05 PM CDT Att: 31,525 - Dome - 72 F livebaseballscorecards.com		
Marvin Benard, L OBP: 0.222, SLG: 0.239 Ray Durham, S OBP: 0.364, SLG: 0.431 (1, 7)	K			G4-3			L8		P6	3	0	0	0	0	1	0			
Jeffrey Hammonds, R OBP: 0.333, SLG: 0.427 (1, 8)	F9			F9			G5-3			3	0	0	0	0	0	0			
Andres Galarraga, R OBP: 0.352, SLG: 0.494 (1, 3)		F8		G5-3			1B			3	0	1	1	0	0	0			
Pedro Feliz, R OBP: 0.274, SLG: 0.496 (1, 5)		HR			G6-3		K			3	1	2	1	0	1	1			
Neifi Perez, S OBP: 0.286, SLG: 0.350 (1, 6)	P6				G6-3			F7		3	0	0	0	0	0	1			
Todd Linden, S OBP: 0.219, SLG: 0.344 (1, 9)	F9				G4-3			K		3	0	0	0	0	1	0			
Yorvit Torrealba, R OBP: 0.314, SLG: 0.399 (1, 2)			F7			G5-3		G4-3		3	0	0	0	0	0	0			
Sidney Ponson, R OBP: 0.074, SLG: 0.111 Scott Eyre, L OBP: 0.500, SLG: 0.500 Felix Rodriguez, R OBP: 1.000, SLG: 1.000 Barry Bonds, L OBP: 0.527, SLG: 0.743 (8, 1)			K			K		K		2	0	0	0	0	2	0			
Inning Stats	R: 0 E: 0 K: 1 S: 10	H: 0 LOB: 0 BB: 0 P: 14	R: 1 E: 0 K: 0 S: 6	H: 1 LOB: 0 BB: 0 P: 10	R: 0 E: 0 K: 1 S: 8	H: 0 LOB: 0 BB: 0 P: 10	R: 0 E: 0 K: 0 S: 3	H: 0 LOB: 0 BB: 0 P: 5	R: 0 E: 0 K: 2 S: 10	H: 0 LOB: 0 BB: 0 P: 14	R: 0 E: 0 K: 1 S: 10	H: 1 LOB: 1 BB: 0 P: 16	R: 0 E: 0 K: 1 S: 5	H: 0 LOB: 0 BB: 0 P: 7	R: 0 E: 0 K: 1 S: 9	H: 0 LOB: 0 BB: 0 P: 16		1B: 2 2B: 0 3B: 0 HR: 1	SF: 0 SAC: 0 DP: 1 HBP: 0
PITCHER	IP	WLS	BF	H	R	ER	SO	BB	IBB	HBP	BLK	WP	HR	S	P	ERA	WHIP		
44 Roy Oswalt, R ERA: 2.97 Billy Wagner, L ERA: 1.6	(1, 1)	8.0	W	26	3	1	1	6	0	0	0	0	1	60	86	1.12	0.375		
(9, 1)	1.0	S	3	0	0	0	1	0	0	0	0	0	0	9	16	0.00	0.000		

Batter	1	2	3	4	5	6	7	8	9	AB	R	H	RBI	BB	SO	LOB	BOTTOM		
Craig Biggio, R OBP: 0.351, SLG: 0.409 (1, 8)	G6-3		G5-3			G5-4-3		FC1-6		4	0	0	0	0	0	2	San Francisco Giants @ Houston Astros Minute Maid Park, Houston, TX Wed Sep 24 2003, 1:05 PM CDT Att: 31,525 - Dome - 72 F livebaseballscorecards.com		
Geoff Blum, S OBP: 0.297, SLG: 0.381 (1, 5)	G4-3			G3-1			G4-3	P2		4	0	0	0	0	1				
5 Jeff Bagwell, R OBP: 0.371, SLG: 0.514 (1, 3)	G5-3			17 CS			G5-3			3	0	1	0	0	0	0			
Jeff Kent, R OBP: 0.354, SLG: 0.513 (1, 4)			17 G4-6-3		K		17 2B	1B HBP		2	1	1	0	0	1	1			
17 Lance Berkman, S OBP: 0.413, SLG: 0.512 (1, 7)		G4-6-3		CS		G1-6-3		1B 2B		2	1	1	0	1	0	1			
Richard Hidalgo, R OBP: 0.391, SLG: 0.582 (1, 9)		BB			G1-6-3		1B	1B IBB		1	0	0	0	2	0	1			
Brad Ausmus, R OBP: 0.302, SLG: 0.291 Jose Vizcaino, S OBP: 0.282, SLG: 0.371 Raul Chavez, R OBP: 0.250, SLG: 0.355 (1, 2)		G5-3			F8		1-3 2-H 3-H	1B		2	0	0	0	0	0	1			
28 Adam Everett, R OBP: 0.315, SLG: 0.378 (1, 6)			F9			F9		FC1-6	BB	2	0	0	0	1	0	0			
44 Roy Oswalt, R OBP: 0.220, SLG: 0.205 16 Jason Lane, R OBP: 0.273, SLG: 0.727 Orlando Merced, S OBP: 0.288, SLG: 0.380 Billy Wagner, L (9, 1)			K			G5-4-3		K		1	0	0	0	1	1	0			
Inning Stats	R: 0 E: 0 K: 0 S: 5	H: 0 LOB: 0 BB: 0 P: 7	R: 0 E: 0 K: 0 S: 4	H: 1 LOB: 1 BB: 1 P: 8	R: 0 E: 0 K: 1 S: 7	H: 0 LOB: 0 BB: 0 P: 8	R: 0 E: 0 K: 1 S: 9	H: 1 LOB: 0 BB: 0 P: 15	R: 0 E: 0 K: 0 S: 5	H: 0 LOB: 0 BB: 1 P: 12	R: 0 E: 0 K: 0 S: 8	H: 0 LOB: 0 BB: 1 P: 14	R: 2 E: 0 K: 0 S: 10	H: 2 LOB: 2 BB: 1 P: 19	R: 0 E: 1 K: 1 S: 15	H: 0 LOB: 1 BB: 1 P: 24		1B: 3 2B: 1 3B: 0 HR: 0	SF: 0 SAC: 0 DP: 3 HBP: 1
PITCHER	IP	WLS	BF	H	R	ER	SO	BB	IBB	HBP	BLK	WP	HR	S	P	ERA	WHIP		
Sidney Ponson, R ERA: 3.75 Scott Eyre, L ERA: 3.42 Felix Rodriguez, R ERA: 3.0	(1, 1)	7.0	L	25	4	2	2	2	3	1	0	0	0	48	83	2.57	1.000		
(8, 1)	0.0	1	0	0	0	0	0	1	0	0	0	0	0	4	8	∞	∞		
(8, 1)	1.0	3	0	0	0	1	0	0	0	0	0	0	0	11	16	0.00	0.000		

Batter	1	2	3	4	5	6	7	8	9	AB	R	H	RBI	BB	SO	LOB	TOP								
Scott Podsednik, L (1, 8) OBP: 0.378, SLG: 0.429										3	0	0	0	1	2	1	Milwaukee Brewers @ Houston Astros Minute Maid Park, Houston, TX Thu Sep 25 2003, 7:05 PM CDT Att: 27,934 - Cloudy - 86 F								
Keith Ginter, R (1, 4) OBP: 0.352, SLG: 0.427 2 Bill Hall, R (4, 4) OBP: 0.299, SLG: 0.465										2	0	0	0	0	0	2									
Brady Clark, R (1, 9) OBP: 0.333, SLG: 0.412										4	0	0	0	0	0	4									
Richie Sexson, R (1, 3) OBP: 0.379, SLG: 0.541										4	1	2	1	0	0	0									
Brooks Kieschnick, L (1, 7) OBP: 0.355, SLG: 0.614										3	0	0	0	1	1	2									
Wes Helms, R (1, 5) OBP: 0.328, SLG: 0.445											4	0	2	0	0	2									
Eddie Pérez, R (1, 2) OBP: 0.305, SLG: 0.423										3	0	0	0	0	1	3									
Royce Clayton, R (1, 6) OBP: 0.297, SLG: 0.328										3	0	1	0	0	1	0									
Doug Davis, R (1, 1) OBP: 0.095, SLG: 0.095 Luis Vizcaino, R (7, 1) OBP: 0.178, SLG: 0.156 Peter Zoccolillo, L (8, PH) OBP: 0.178, SLG: 0.156 Leo Estrella, R (8, 1)										2	0	0	0	0	1	1									
										0	0	0	0	0	0	0									
										0	0	0	0	0	0	0									
										0	0	0	0	0	0	0									
										0	0	0	0	0	0	0									
Inning Stats	R: 0 E: 0 K: 1 S: 15	H: 0 LOB: 0 BB: 0 P: 18	R: 0 E: 0 K: 1 S: 6	H: 1 LOB: 1 BB: 0 P: 9	R: 0 E: 0 K: 1 S: 11	H: 1 LOB: 2 BB: 1 P: 16	R: 1 E: 0 K: 1 S: 8	H: 1 LOB: 0 BB: 1 P: 14	R: 0 E: 0 K: 0 S: 4	H: 0 LOB: 0 BB: 0 P: 6	R: 0 E: 0 K: 0 S: 9	H: 2 LOB: 1 BB: 0 P: 11	R: 0 E: 0 K: 1 S: 6	H: 1 LOB: 0 BB: 0 P: 10	R: 0 E: 0 K: 1 S: 8	H: 0 LOB: 1 BB: 1 P: 14	R: 0 E: 0 K: 2 S: 10	H: 0 LOB: 0 BB: 0 P: 14	1B: 5 2B: 1 3B: 0 HR: 1	SF: 0 SAC: 0 DP: 3 HBP: 0	WP: 0 PB: 0 SB: 1 CS: 0	PA: 33			
PITCHER	IP	WLS	BF	H	R	ER	SO	BB	IBB	HBP	BLK	WP	HR	S	P	ERA	WHIP								
Tim Redding, R (1, 1) ERA: 3.68	5.1	W	21	4	1	1	4	2	0	0	0	0	1	50	71	1.69	1.125								
54 Brad Lidge, R (6, 1) ERA: 3.51	1.2	H	5	2	0	0	1	0	0	0	0	0	0	9	13	0.00	1.200								
Octavio Dotel, R (8, 1) ERA: 2.54	1.0	H	4	0	0	0	1	1	0	0	0	0	0	8	14	0.00	1.000								
Dan Miceli, R (9, 1) ERA: 3.19	1.0		3	0	0	0	2	0	0	0	0	0	0	10	14	0.00	0.000								

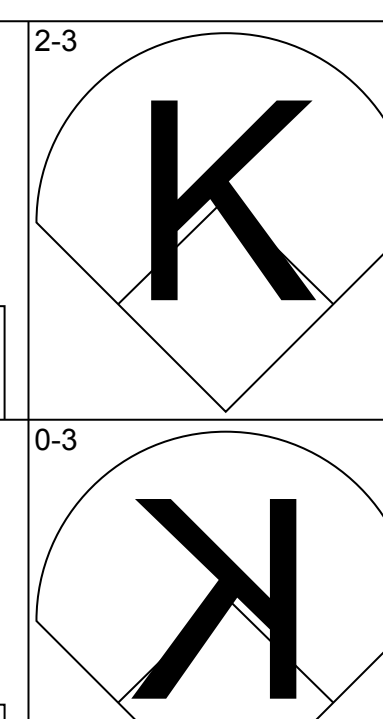
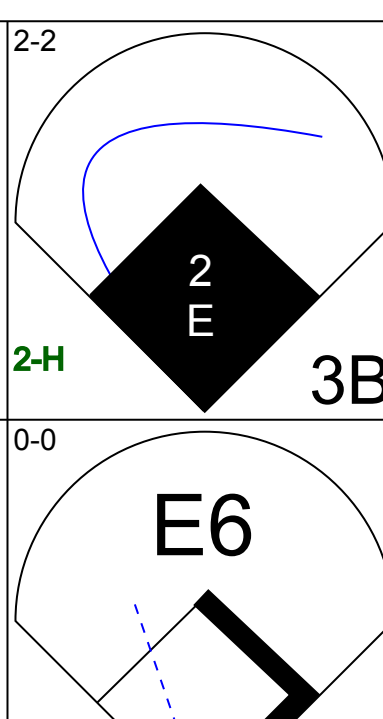
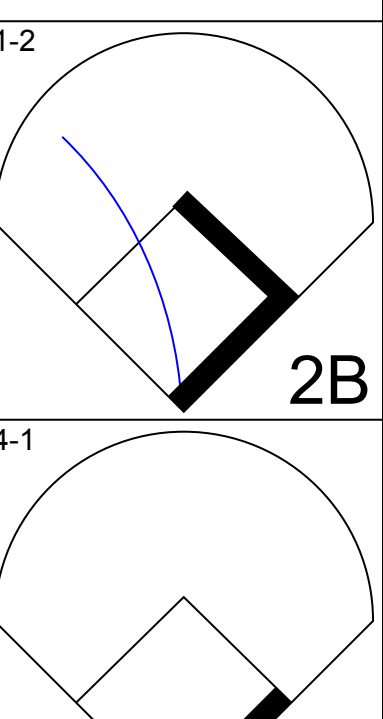
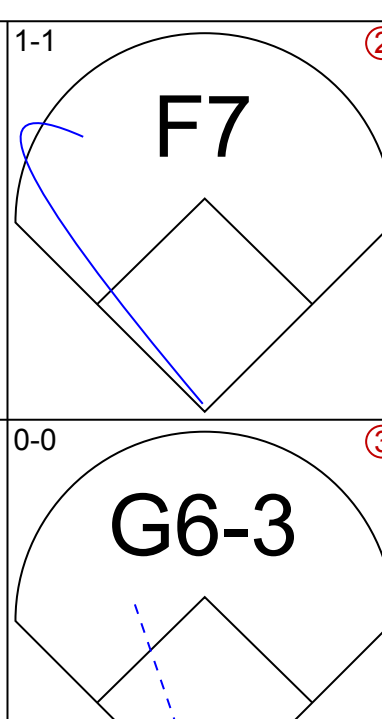
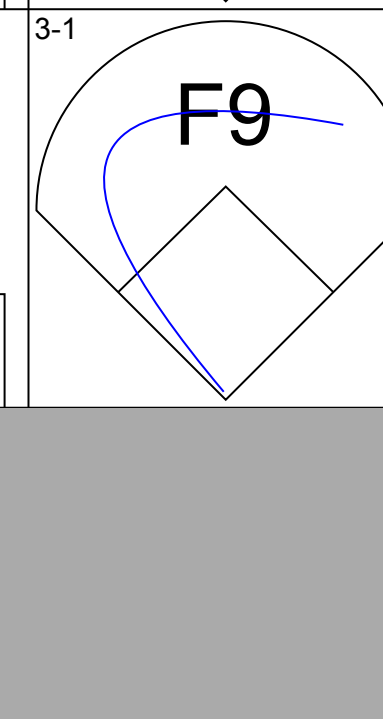
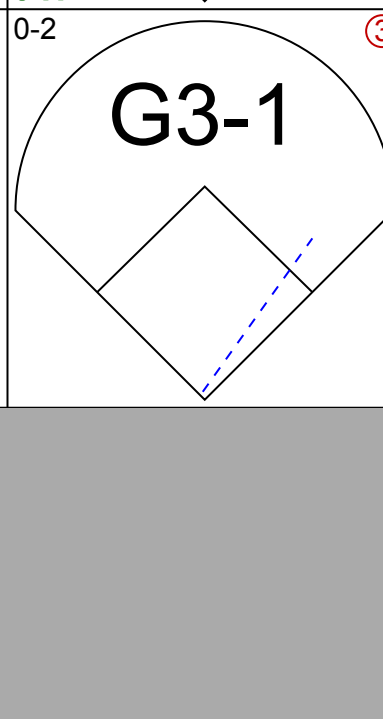
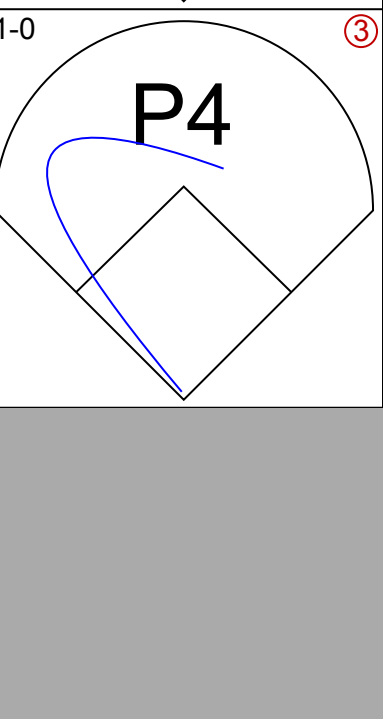




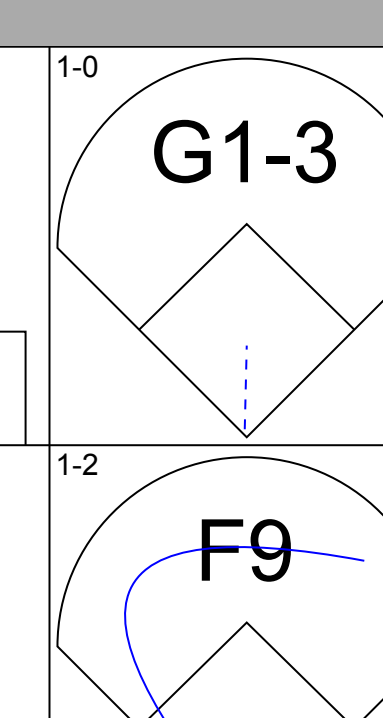
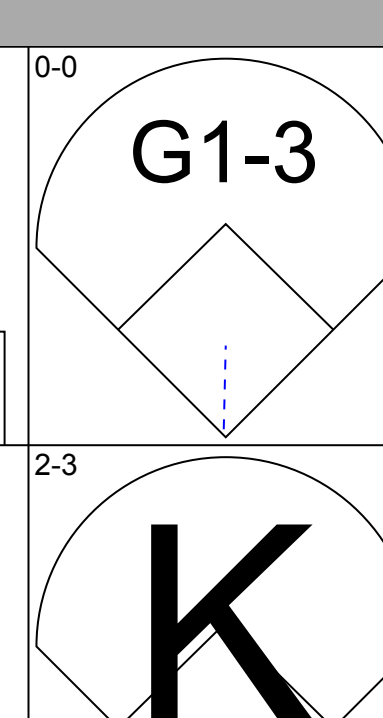
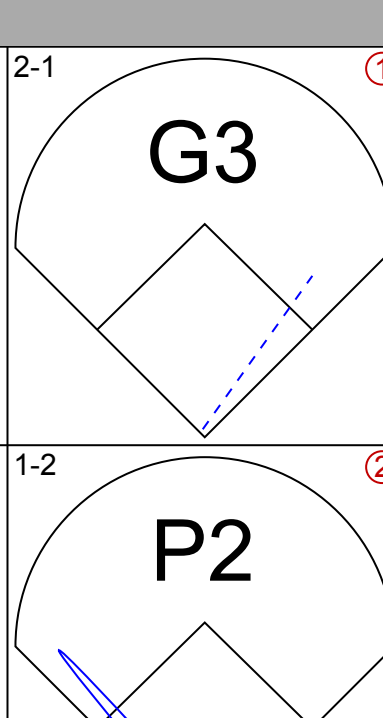


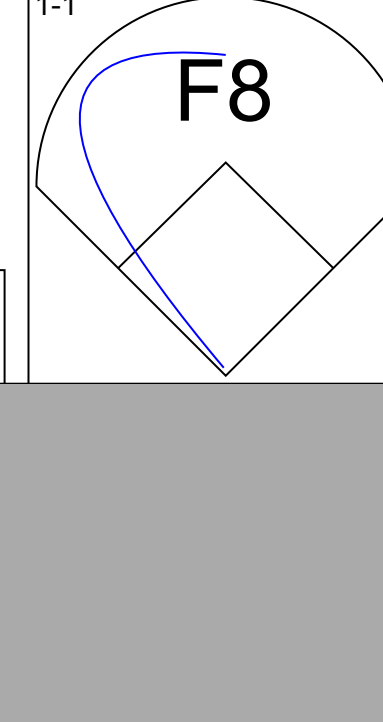
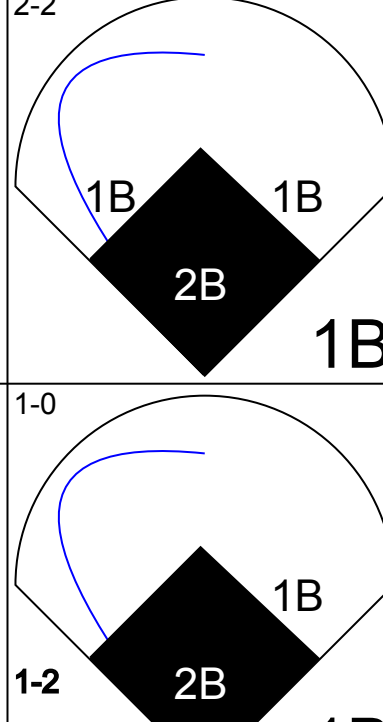
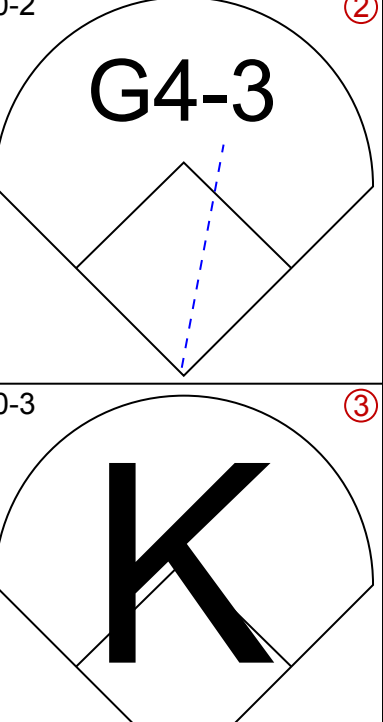
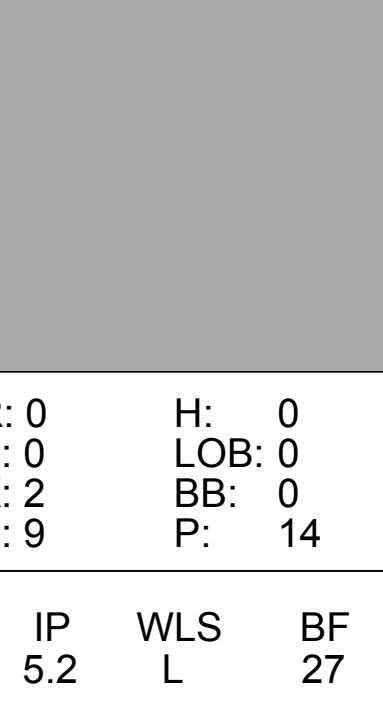

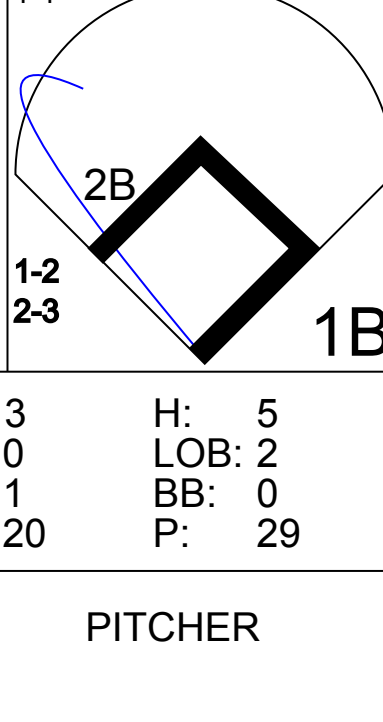
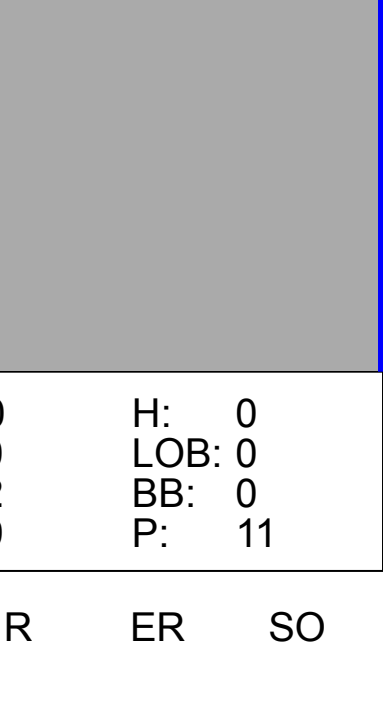
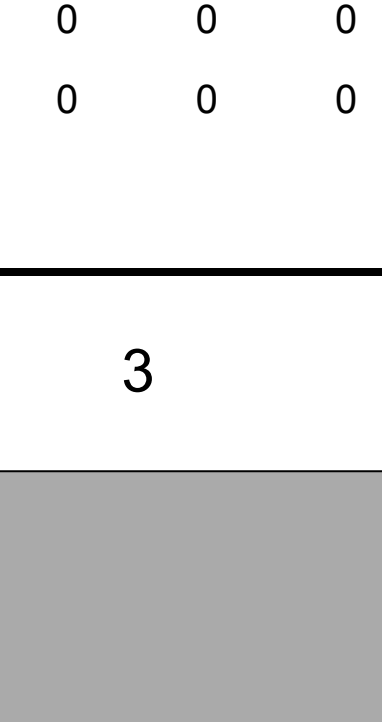
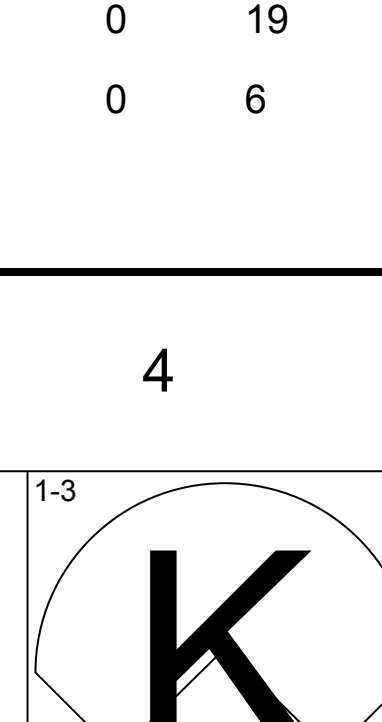
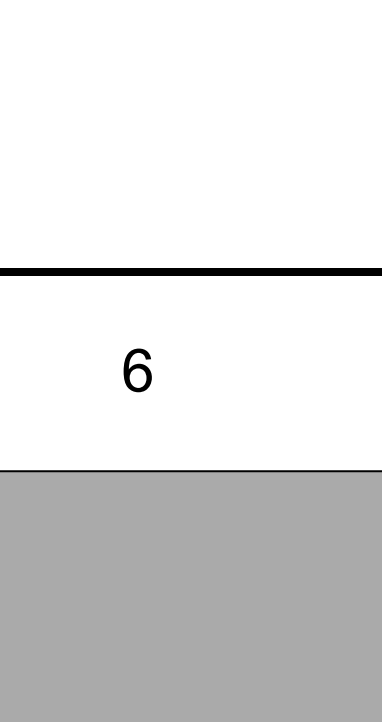
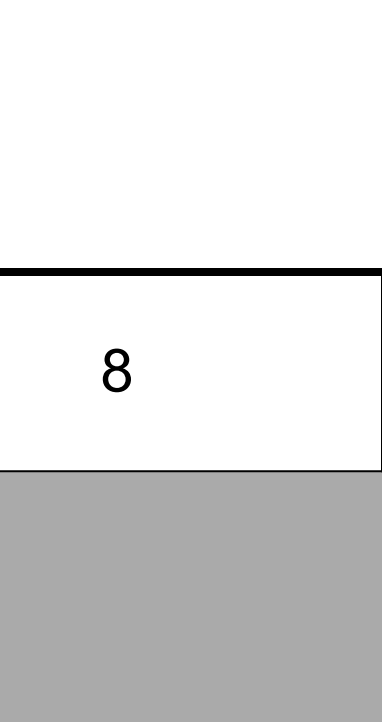
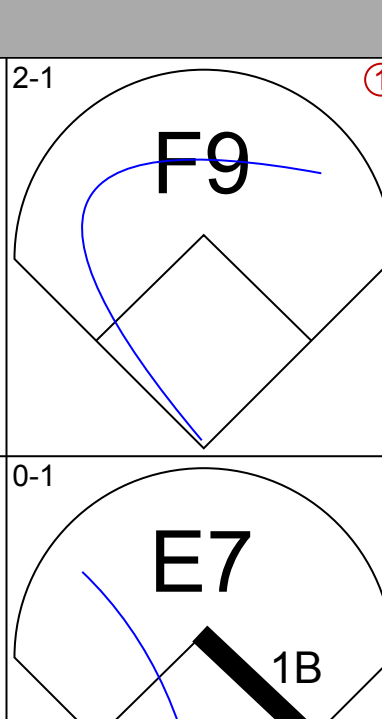
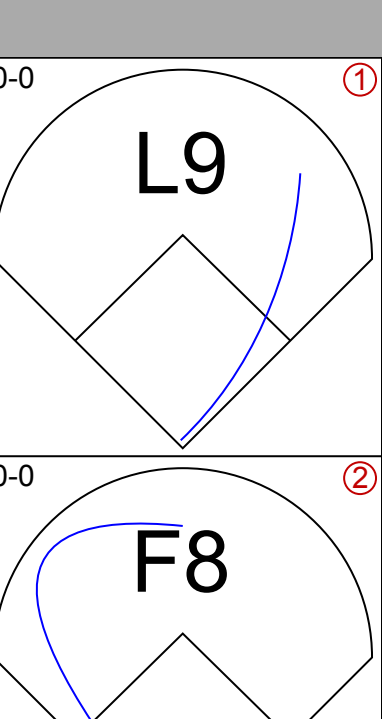

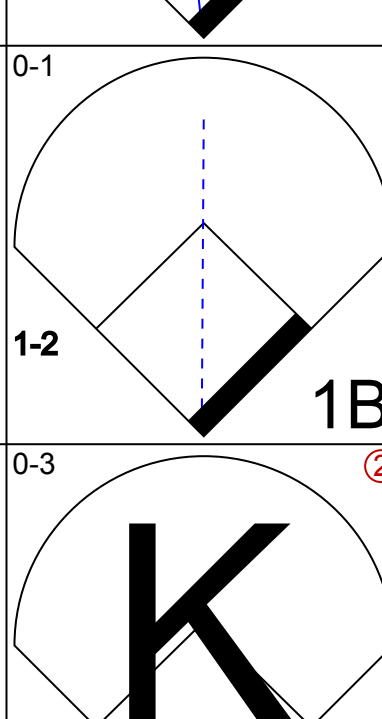
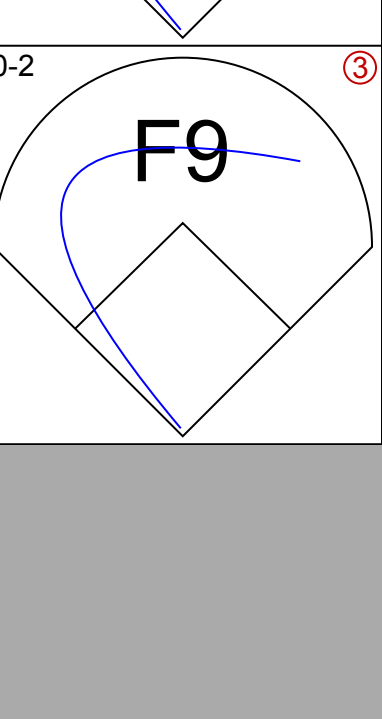
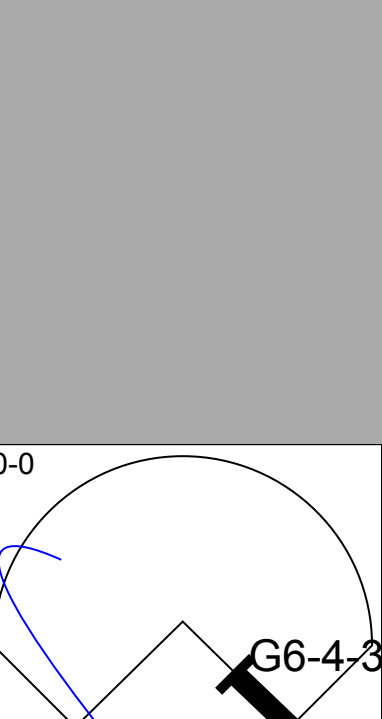
Batter	1	2	3	4	5	6	7	8	9	AB	R	H	RBI	BB	SO	LOB	BOTTOM								
Craig Biggio, R (1, 8) OBP: 0.350, SLG: 0.413										4	1	1	2	0	1	4	Milwaukee Brewers @ Houston Astros Minute Maid Park, Houston, TX Thu Sep 25 2003, 7:05 PM CDT Att: 27,934 - Cloudy - 86 F								
Morgan Ensberg, R (1, 5) OBP: 0.375, SLG: 0.525										4	2	2	2	1	0	2									
5 Jeff Bagwell, R (1, 3) OBP: 0.370, SLG: 0.513										4	0	1	0	0	2	1									
Jeff Kent, R (1, 4) OBP: 0.351, SLG: 0.509										4	0	0	0	0	1	2									
Richard Hidalgo, R (1, 9) OBP: 0.390, SLG: 0.581										4	1	1	0	0	2	2									
17 Lance Berkman, S (1, 7) OBP: 0.415, SLG: 0.512										2	2	1	0	2	0	0									
Brad Ausmus, R (1, 2) OBP: 0.303, SLG: 0.291										3	0	1	1	1	1	2									
28 Adam Everett, R (1, 6) OBP: 0.317, SLG: 0.380										3	0	2	1	0	0	1									
Tim Redding, R (1, 1) ERA: 4.03 54 Brad Lidge, R (6, 1) ERA: 3.51 Octavio Dotel, R (8, 1) ERA: 2.54 Jose Vizcaino, S (8, PH) OBP: 0.178, SLG: 0.156 Colin Porter, R (8, PH) OBP: 0.178, SLG: 0.156 Dan Miceli, R (9, 1)										1	0	0	0	0	1	2									
										1	0	0	0	0	1	1									
										0	0	0	0	0	0	0									
										0	0	0	0	0	0	0									
										0	0	0	0	0	0	0									
										0	0	0	0	0	0	0									
Inning Stats	R: 1 E: 0 K: 2 S: 18	H: 2 LOB: 1 BB: 0 P: 28	R: 0 E: 0 K: 2 S: 9	H: 2 LOB: 2 BB: 0 P: 14	R: 0 E: 0 K: 2 S: 10	H: 0 LOB: 1 BB: 1 P: 18	R: 1 E: 1 K: 0 S: 10	H: 1 LOB: 1 BB: 1 P: 18	R: 1 E: 0 K: 1 S: 12	H: 1 LOB: 0 BB: 0 P: 16	R: 0 E: 0 K: 1 S: 8	H: 0 LOB: 1 BB: 1 P: 16	R: 1 E: 0 K: 1 S: 10	H: 1 LOB: 0 BB: 0 P: 15	R: 2 E: 0 K: 0 S: 10	H: 2 LOB: 2 BB: 2 P: 23	R: 0 E: 0 K: 0 S: 10	H: 0 LOB: 0 BB: 2 P: 14	1B: 5 2B: 2 3B: 0 HR: 3	SF: 1 SAC: 2 DP: 1 HBP: 0	WP: 1 PB: 0 SB: 0 CS: 0	PA: 38			
PITCHER	IP	WLS	BF	H	R	ER	SO	BB	IBB	HBP	BLK	WP	HR	S	P	ERA	WHIP								
Doug Davis, L (1, 1) ERA: 4.03	6.0	L	27	6	3	3	8	3	0	0	0	0	2	67	110	4.50	1.500								
Luis Vizcaino, R (7, 1) ERA: 6.49	1.0		4	1	1	1	1	0	0	0	0	0	1	10	15	9.00	1.000								
Leo Estrella, R (8, 1) ERA: 4.43	1.0		7	2	2	2	0	1	1	0	0	1	0	10	23	18.00	3.000								

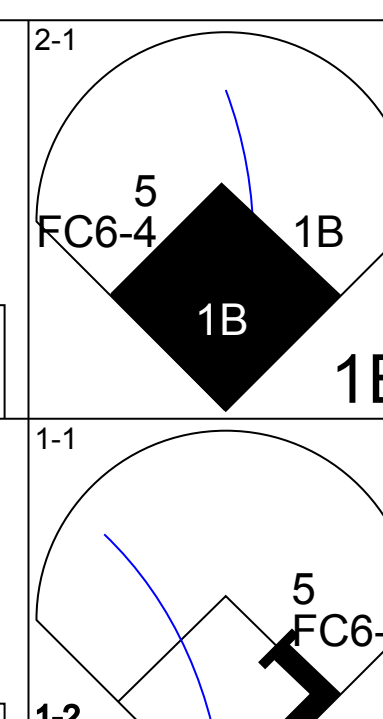
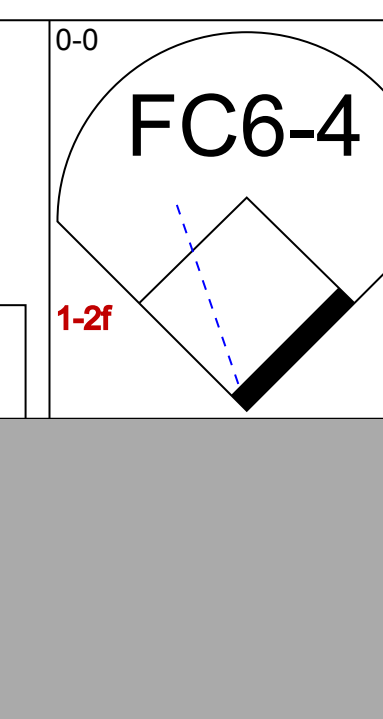
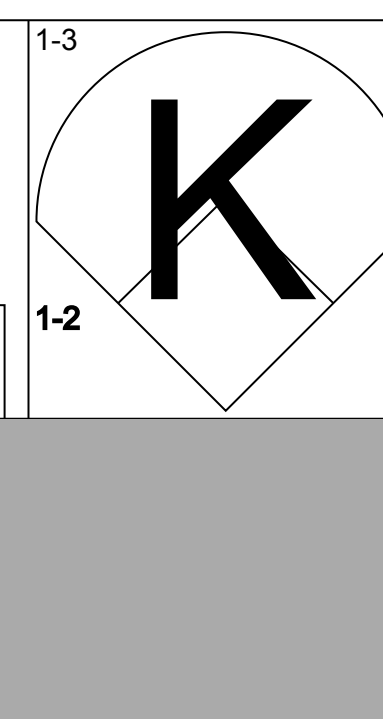
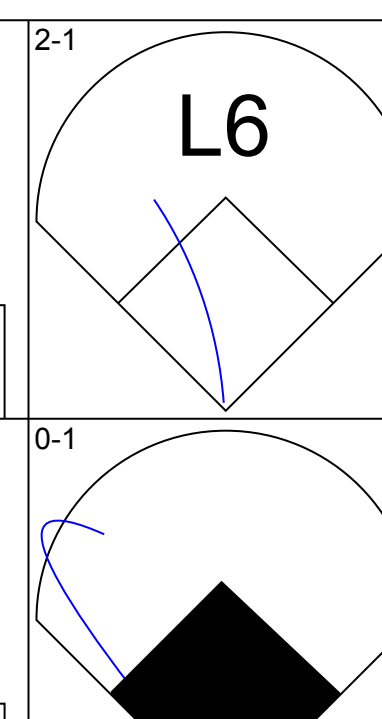
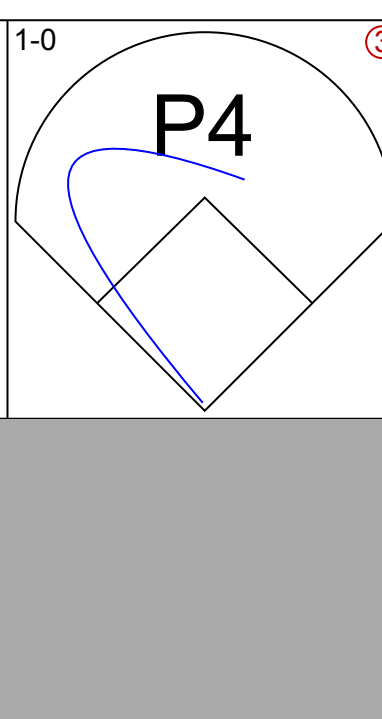
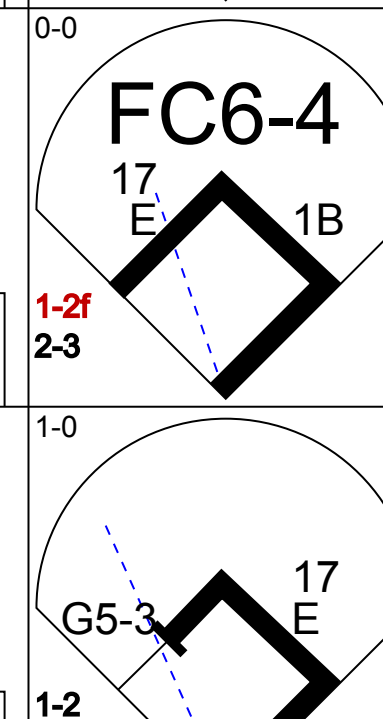
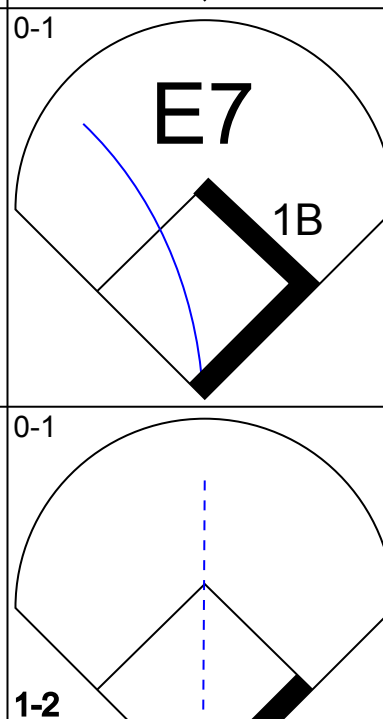
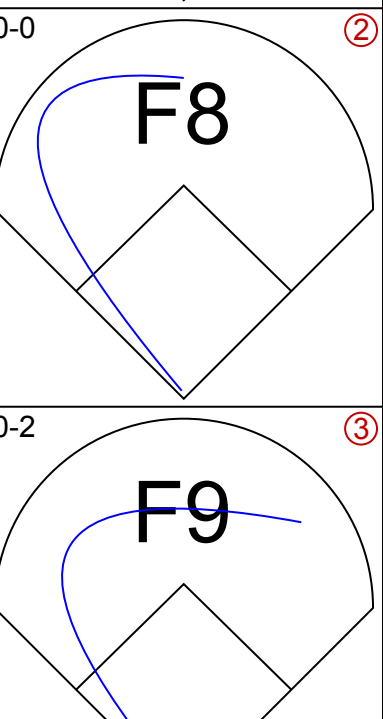
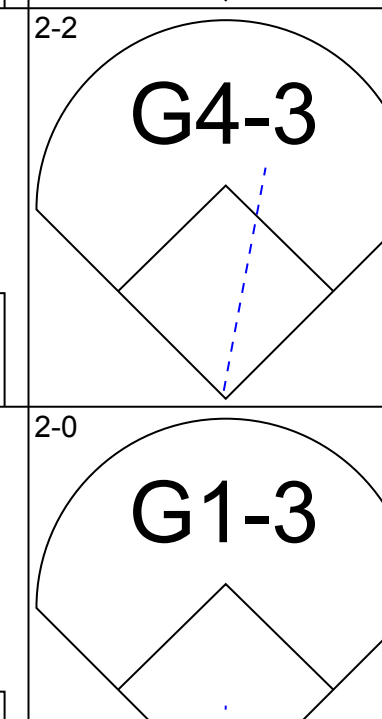
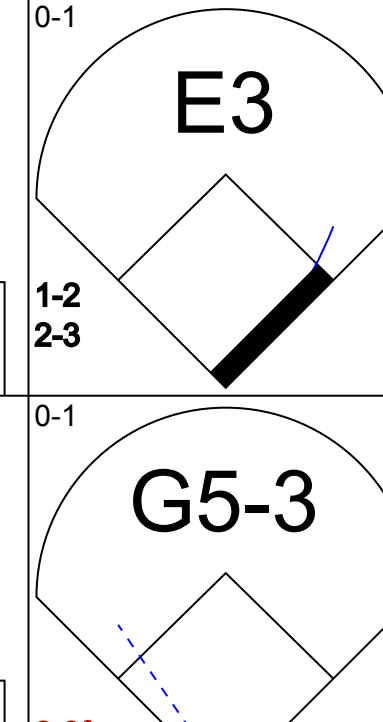
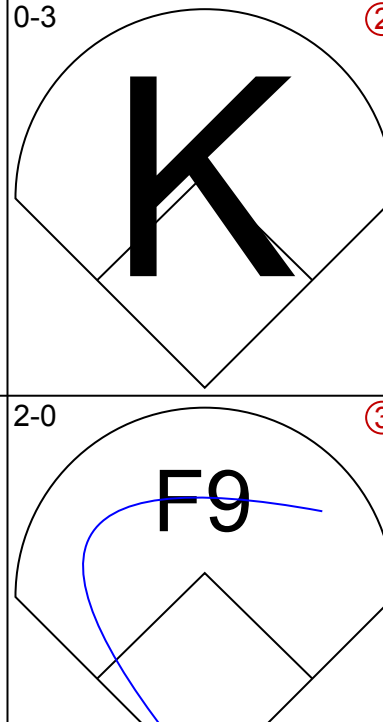







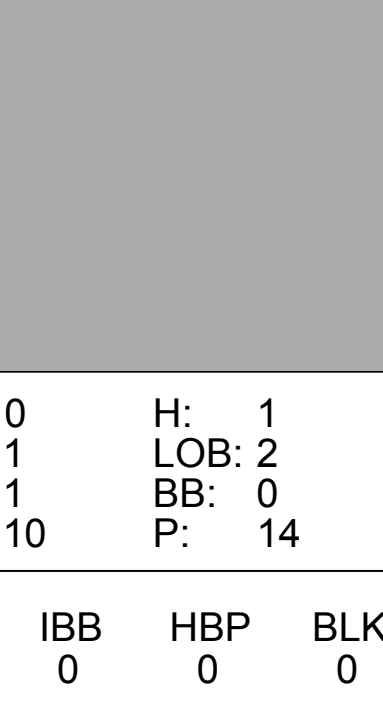
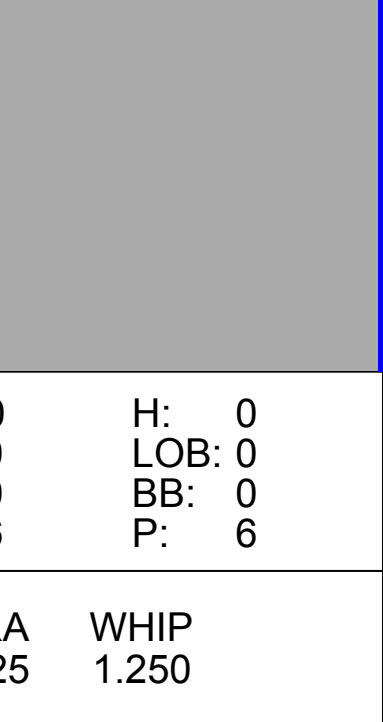
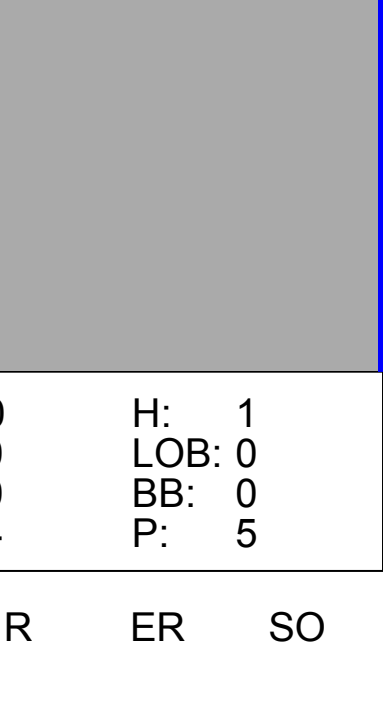




AB 30
R 1
H 6
RBI 1
BB 3
SO 8
LOB 15



AB 30
R 6
H 9
RBI 6
BB 5
SO 9
LOB 17



Batter	1	2	3	4	5	6	7	8	9	AB	R	H	RBI	BB	SO	LOB	TOP								
Scott Podsednik, L (1, 8) OBP: 0.378, SLG: 0.434										5	1	3	3	0	1	0	Milwaukee Brewers @ Houston Astros Minute Maid Park, Houston, TX Sat Sep 27 2003, 12:25 PM CDT Att: 38,627 - Dome - 72 F								
2 Bill Hall, R (1, 4) OBP: 0.291, SLG: 0.439										4	0	1	1	1	2	2									
Brady Clark, R (1, 9) OBP: 0.330, SLG: 0.403										4	0	0	0	0	0	3									
Richie Sexson, R (1, 3) OBP: 0.380, SLG: 0.551										4	0	0	0	0	0	0									
Mark Smith, R (1, 7) OBP: 0.284, SLG: 0.459 Jason Conti, L (6, 9) OBP: 0.239, SLG: 0.386										3	0	0	0	0	1	0									
Wes Helms, R (1, 5) OBP: 0.330, SLG: 0.449										3	1	1	1	1	1	0									
Eddie Pérez, R (1, 2) OBP: 0.304, SLG: 0.421										4	1	1	0	0	1	1									
Royce Clayton, R (1, 6) OBP: 0.301, SLG: 0.334										4	2	2	0	0	2	0									
Wes Obermueller, R (1, 1) OBP: 0.130, SLG: 0.130 Rickie Weeks Jr., R (9, PH) OBP: 0.300, SLG: 0.125 Dan Kolb, R (9, 1)										3	0	1	0	0	1	1									
Inning Stats	R: 0 E: 0 K: 2 S: 9	H: 0 LOB: 0 BB: 0 P: 14	R: 0 E: 0 K: 0 S: 7	H: 0 LOB: 0 BB: 0 P: 11	R: 2 E: 1 K: 2 S: 21	H: 3 LOB: 1 BB: 0 P: 26	R: 0 E: 0 K: 1 S: 6	H: 0 LOB: 1 BB: 1 P: 13	R: 0 E: 0 K: 1 S: 10	H: 1 LOB: 2 BB: 1 P: 19	R: 3 E: 0 K: 1 S: 20	H: 5 LOB: 2 BB: 0 P: 29	R: 0 E: 0 K: 0 S: 10	H: 0 LOB: 0 BB: 0 P: 13	R: 0 E: 0 K: 2 S: 9	H: 0 LOB: 0 BB: 0 P: 11		R: 0 E: 0 K: 1 S: 6	H: 0 LOB: 0 BB: 0 P: 8	1B: 4 2B: 3 3B: 1 HR: 1	SF: 0 SAC: 0 DP: 0 HBP: 0	WP: 0 PB: 0 SB: 0 CS: 0	PA: 38		
PITCHER	IP	WLS	BF	H	R	ER	SO	BB	IBB	HBP	BLK	WP	HR	S	P	ERA	WHIP								
Ron Villone, L (1, 1) ERA: 4.13	5.2	L	27	8	5	5	6	2	0	0	0	0	1	66	103	7.94	1.765								
54 Brad Lidge, R (6, 1) ERA: 3.5	0.1		2	1	0	0	1	0	0	0	0	0	0	7	9	0.00	3.000								
Octavio Dotel, R (7, 1) ERA: 2.48	2.0		6	0	0	0	2	0	0	0	0	0	0	19	24	0.00	0.000								
Billy Wagner, L (9, 1) ERA: 1.78	1.0		3	0	0	0	1	0	0	0	0	0	0	6	8	0.00	0.000								

Batter	1	2	3	4	5	6	7	8	9	AB	R	H	RBI	BB	SO	LOB	BOTTOM								
Craig Biggio, R (1, 8) OBP: 0.349, SLG: 0.411										5	1	1	0	0	1	2	Milwaukee Brewers @ Houston Astros Minute Maid Park, Houston, TX Sat Sep 27 2003, 12:25 PM CDT Att: 38,627 - Dome - 72 F								
Morgan Ensberg, R (1, 5) OBP: 0.376, SLG: 0.531										4	1	2	1	0	0	0									
5 Jeff Bagwell, R (1, 3) OBP: 0.371, SLG: 0.512										4	0	0	0	0	0	2									
Jeff Kent, R (1, 4) OBP: 0.353, SLG: 0.511										4	0	2	1	0	0	0									
17 Lance Berkman, S (1, 7) OBP: 0.412, SLG: 0.509										4	0	2	0	0	1	4									
Richard Hidalgo, R (1, 9) OBP: 0.384, SLG: 0.572										4	0	0	0	0	0	7									
Brad Ausmus, R (1, 2) OBP: 0.305, SLG: 0.293										4	0	2	0	0	0	0									
28 Adam Everett, R (1, 6) OBP: 0.321, SLG: 0.381										4	0	1	0	0	0	3									
Ron Villone, L (1, 1) OBP: 0.136, SLG: 0.262 54 Brad Lidge, R (6, PH) OBP: 0.296, SLG: 0.369 Jose Vizcaino, S (6, PH) OBP: 0.296, SLG: 0.369 Octavio Dotel, R (7, 1) OBP: 0.296, SLG: 0.369 Billy Wagner, L (9, PH) OBP: 0.296, SLG: 0.369 Orlando Merced, S (9, PH) OBP: 0.296, SLG: 0.369										2	0	0	0	0	0	2									
Inning Stats	R: 1 E: 1 K: 0 S: 10	H: 3 LOB: 2 BB: 0 P: 14	R: 0 E: 0 K: 0 S: 8	H: 1 LOB: 1 BB: 0 P: 13	R: 0 E: 1 K: 1 S: 10	H: 1 LOB: 2 BB: 0 P: 14	R: 0 E: 0 K: 1 S: 9	H: 1 LOB: 1 BB: 0 P: 12	R: 0 E: 0 K: 0 S: 6	H: 0 LOB: 0 BB: 0 P: 6	R: 0 E: 0 K: 0 S: 11	H: 2 LOB: 2 BB: 0 P: 14	R: 1 E: 0 K: 0 S: 8	H: 1 LOB: 0 BB: 0 P: 14	R: 0 E: 0 K: 0 S: 4	H: 1 LOB: 0 BB: 0 P: 5		R: 0 E: 0 K: 1 S: 8	H: 0 LOB: 0 BB: 0 P: 13	1B: 8 2B: 1 3B: 0 HR: 1	SF: 0 SAC: 0 DP: 2 HBP: 0	WP: 0 PB: 0 SB: 1 CS: 0	PA: 37		
PITCHER	IP	WLS	BF	H	R	ER	SO	BB	IBB	HBP	BLK	WP	HR	S	P	ERA	WHIP								
Wes Obermueller, R (1, 1) ERA: 5.07	8.0	W	34	10	2	2	2	0	0	0	0	0	1	66	92	2.25	1.250								
Dan Kolb, R (9, 1) ERA: 1.96	1.0	S	3	0	0	0	1	0	0	0	0	0	0	8	13	0.00	0.000								

